

San Diego Padres - 1972

Batter	1	2	3	4	5	6	7	8	9	AB R H RBI BB SO LOB	TOP											
Felix Millan, R OBP: 0.200, SLG: 0.200 (1, 4)	0-0 1B		0-0 1-5-3		0-0 L7		0-0 4-3	0-0 4-3		5 0 1 1 0 0 3												
Ralph Garr, L OBP: 0.400, SLG: 0.500 (1, 7)	0-0 B5		0-0 4-3		0-0 2B		4-0 1B BB	0-3 K		4 1 1 2 1 1 2												
Hank Aaron, R (1, 9) (5, 3)	0-3 K			0-0 6-3	4-0 FC5-4 IBB		4-0 1B BB		0-0 6-3	3 0 0 0 2 1 1												
Orlando Cepeda, R Dusty Baker Jr., R OBP: 0.333, SLG: 0.333 (1, 3) (5, PH) (5, 9)	0-0 F9			4-0 FC1-6 BB	0-0 FC5-4		0-0 1B		0-0 6-3	1 0 0 0 1 0 1 3 0 1 1 0 0 2												
Earl Williams, R OBP: 0.400, SLG: 0.500 (1, 2)		0-3 K		0-0 FC1-6		4-0 G4-6-3 1B BB	0-0 F8		0-0 2B	4 0 1 0 1 1 3												
Mike Lum, L OBP: 0.600, SLG: 0.333 (1, 8)		0-3 K		0-0 5-3		0-0 G4-6-3 1B		4-0 2B BB	4-0 BB	3 1 1 0 2 1 1												
Darrell Evans, L OBP: 0.600, SLG: 0.500 (1, 5)						0-0 FC5-6 1B	0-0 G4-6-3	4-0 2B 4-3 BB	0-3 K	4 1 2 0 1 1 4												
Marty Perez, R OBP: 0.500, SLG: 0.750 (1, 6)						0-0 FC5-6 2B 1B	0-0 L7			4 1 2 1 0 0 2												
Phil Niekro, R Jim Nash, R Oscar Brown, R Steve Barber, L (1, 1) (6, 1) (8, PH) (8, 1)			0-0 L1		0-0 FC5-6 2B			0-3 K	0-0 F9	2 1 0 0 0 0 2 1 0 0 0 0 1 0 1 0 0 0 0 0 2 0 0 0 0 0 0 0												
Inning Stats	R: 0 E: 0 K: 1 S: 6	H: 1 LOB: 1 BB: 0 P: 6	R: 0 E: 0 K: 2 S: 8	H: 1 LOB: 1 BB: 0 P: 8	R: 0 E: 0 K: 0 S: 3	H: 0 LOB: 0 BB: 0 P: 3	R: 0 E: 0 K: 0 S: 3	H: 0 LOB: 1 BB: 1 P: 7	R: 2 E: 0 K: 0 S: 6	H: 3 LOB: 2 BB: 1 P: 10	R: 0 E: 0 K: 0 S: 3	H: 1 LOB: 1 BB: 1 P: 7	R: 1 E: 0 K: 1 S: 6	H: 1 LOB: 2 BB: 2 P: 14	R: 2 E: 0 K: 1 S: 6	H: 1 LOB: 1 BB: 2 P: 14	R: 0 E: 0 K: 1 S: 6	H: 1 LOB: 2 BB: 1 P: 10	1B: 6 2B: 3 3B: 0 HR: 0	SF: 0 SAC: 0 DP: 1 HBP: 0	WP: 0 PB: 0 SB: 1 CS: 0	PA: 43
PITCHER	IP WLS BF H R ER SO BB IBB HBP BLK WP HR S P ERA WHIP																				IP WLS BF H R ER SO BB IBB HBP BLK WP HR S P ERA WHIP	
Clay Kirby, R ERA: 3.0 (1, 1)	6.0 W 26 6 2 2 3 2 1 0 0 0 0 29 41 3.00 1.333																					
Gary Ross, R ERA: 18.0 (7, 1)	1.0 7 1 2 2 1 3 0 0 0 0 0 0 6 18 18.00 4.000																					
Mike Caldwell, L ERA: 4.5 (8, 1)	2.0 S 10 2 1 1 2 2 0 0 0 0 0 12 20 4.50 2.000																					

Atlanta Braves @ San Diego Padres
San Diego Stadium, San Diego, CA
Sat Apr 15 1972, 9:05 PM EST
Att. 16,655 - Unknown

livebaseballscorecards.com

AB	35
R	5
H	9
RBI	5
BB	8
SO	6
LOB	23



Batter	1	2	3	4	5	6	7	8	9
Enzo Hernandez, R (1, 6) OBP: 0.333, SLG: 0.667	0-3 K		0-0 SH1-4			0-0 1B E 2B	0-0 6-3		
Derrel Thomas, S (1, 4) OBP: 0.750, SLG: 0.750	0-0 G1-6-3 1B		0-0 4-3			0-0 2-3 1B 1B	0-0 1B		
Leron Lee, L (1, 7) Johnny Jeter, R (9, 8)	0-0 G1-6-3 1-2f		0-0 L7			0-3 1-2 3-H K		0-0 F8	
Nate Colbert, R (1, 3) OBP: 0.750, SLG: 1.500		0-0 4-3 3B		0-3 K		4-0 1B 1B BB		4-0 BB	
Larry Stahl, L (1, 9) Ollie Brown, R (8, PH) (9, 9)		0-0 4-3		0-0 4-3		0-0 L4		0-0 L4	
Jerry Morales, R (1, 8) OBP: 0.250, SLG: 0.250 (9, 7)		0-0 3-H L4		0-0 5-3		0-0 1-3 2-H 1B 1B		0-0 3-1	
Bob Barton, R (1, 2) OBP: 0.333, SLG: 0.333		0-0 4-3			0-0 6-3	0-0 2-H 3-H 1B			
Dave Campbell, R (1, 5) OBP: 0.333, SLG: 0.333			0-0 SH1-4 1B 4-3 1B		0-0 F2	0-0 F9			
Clay Kirby, R (1, 1) OBP: 0.500, SLG: 0.500 Gary Ross, R (7, 1) Mike Caldwell, R (8, 1)			0-0 4-3 SH1-4 1-2 1B		0-0 F7		0-3 K		

AB	R	H	RBI	BB	SO	LOB
3	1	1	0	0	1	0
4	1	3	1	0	0	1
4	0	0	0	0	1	3
0	0	0	0	0	0	0
2	2	1	0	2	1	0
3	0	0	1	0	0	2
1	0	0	0	0	0	1
4	1	1	1	0	0	1
3	0	1	2	0	0	0
3	1	1	0	0	0	1
2	0	1	0	0	0	0
1	0	0	0	0	1	0
0	0	0	0	0	0	0


BOTTOM

Atlanta Braves @ San Diego Padres
San Diego Stadium, San Diego, CA

Sat Apr 15 1972, 9:05 PM EST
Att. 16,655 - Unknown

livebaseballscorecards.com

AB	30
R	6
H	9
RBI	5
BB	2
SO	4
LOB	9



Inning Stats														Inning Stats																									
R	H	E	K	S	R	H	E	K	S	R	H	E	K	S	R	H	E	K	S	R	H	E	K	S	R	H	E	K	S	R	H	E	K	S					
0	1	0	1	5	1	1	0	0	4	1	2	0	0	5	0	0	0	1	3	4	4	1	1	9	0	1	0	1	5	0	0	0	0	7	0	0	0	0	7

PITCHER														PITCHER																																			
IP	WLS	BF	H	R	ER	SO	BB	IBB	HBP	BLK	WP	HR	S	P	ERA	WHIP	IP	WLS	BF	H	R	ER	SO	BB	IBB	HBP	BLK	WP	HR	S	P	ERA	WHIP																
5.2	L	25	8	6	6	3	1	0	0	0	0	0	30	34	9.53	1.588	1.1		4	1	0	0	1	0	0	0	0	0	6	6	0.00	0.750	1.0		4	0	0	0	0	1	0	0	0	0	0	3	7	0.00	1.000

Batter	1	2	3	4	5	6	7	8	9	AB R H RBI BB SO LOB	TOP		
Felix Millan, R (1, 4) OBP: 0.300, SLG: 0.333	0-3 K	0-0 2B			4-0 6-4-3 1B BB	0-3 K		0-0 6-3		4 0 1 2 1 2 3			
Ralph Garr, L (1, 7) OBP: 0.600, SLG: 0.667	0-0 WP S 1B	0-0 6-3			0-0 6-4-3 1B		0-0 E4 6-3 2B 1B		0-0 BB 1B	5 2 4 0 0 0 1			
Hank Aaron, R (1, 3) OBP: 0.500, SLG: 0.571	4-0 1-3 BB				0-0 G6-4-3 1-2 2-3 1B		0-0 6-3 2-3		0-3 K	4 0 0 0 1 1 4			
Earl Williams, R (1, 2) OBP: 0.500, SLG: 0.571	0-3 K				0-0 6-3 L3 BB		0-0 6-3 3-H 1B 2B		4-0 1B 1-2 BB	3 0 1 1 2 1 3			
Darrell Evans, L (1, 5) OBP: 0.500, SLG: 0.444	0-0 F6				0-0 L3		0-0 SH1-4 SF8 1B		0-0 1-3 2-H 1B	5 1 2 1 0 1 4			
Mike Lum, L (1, 9) OBP: 0.500, SLG: 0.286					0-0 F7		4-0 SF8 SH1-4 1-2 BB 2-H 1B		0-0 L8	4 0 1 0 1 0 1			
Dusty Baker Jr., R (1, 8) OBP: 0.167, SLG: 0.167					0-0 F3		0-0 SH1-4 1-2 2-3		0-3 K	3 0 0 0 0 2 0			
Marty Perez, R (1, 6) OBP: 0.625, SLG: 0.667					4-0 BB BB BB BB BB BB		4-0 IBB		0-3 K	2 1 1 0 2 1 0			
Ron Reed, R (1, 1) OBP: 0.333, SLG: 0.500					0-0 6-3		0-0 SF8		4-0 BB	2 1 1 1 0 0 1			
Rico Carty, R (8, PH)										0 0 0 0 1 0 0			
George Stone, L (8, PR)										0 0 0 0 0 0 0			
Cecil Upshaw, R (8, 1)										0 0 0 0 0 0 0			
Inning Stats	R: 0 E: 0 K: 2 S: 8 H: 1 LOB: 2 BB: 1 P: 12	R: 2 E: 0 K: 1 S: 8 H: 3 LOB: 1 BB: 0 P: 8	R: 0 E: 0 K: 0 S: 2 H: 0 LOB: 0 BB: 1 P: 6	R: 0 E: 0 K: 0 S: 3 H: 0 LOB: 1 BB: 1 P: 7	R: 0 E: 0 K: 0 S: 3 H: 1 LOB: 1 BB: 1 P: 7	R: 1 E: 0 K: 1 S: 6 H: 1 LOB: 2 BB: 2 P: 14	R: 1 E: 1 K: 1 S: 7 H: 3 LOB: 2 BB: 0 P: 7	R: 0 E: 0 K: 2 S: 7 H: 0 LOB: 1 BB: 1 P: 11	R: 1 E: 0 K: 1 S: 6 H: 2 LOB: 1 BB: 1 P: 10	1B: 9 2B: 3 3B: 0 HR: 0 SF: 1 SAC: 1 DP: 2 HBP: 0	WP: 1 PB: 0 SB: 1 CS: 0 PA: 42		
PITCHER	IP WLS BF H R ER SO BB IBB HBP BLK WP HR S P ERA WHIP											PITCHER	IP WLS BF H R ER SO BB IBB HBP BLK WP HR S P ERA WHIP
Steve Arlin, R (1, 1) ERA: 3.6	5.0 L 22 5 2 2 3 4 0 0 0 1 0 24 40 3.60 1.800												
Fred Norman, L (6, 1) ERA: 6.0	3.0 15 4 2 2 4 2 1 0 0 0 0 20 32 6.00 2.000												
Ed Acosta, R (9, 1) ERA: 9.0	1.0 5 2 1 1 1 1 0 0 0 0 0 6 10 9.00 3.000												

Atlanta Braves @ San Diego Padres
San Diego Stadium, San Diego, CA
Sun Apr 16 1972, 6:33 AM EST
Unknown

livebaseballscorecards.com

AB	32
R	5
H	11
RBI	5
BB	8
SO	8
LOB	17



Batter	1	2	3	4	5	6	7	8	9	AB	R	H	RBI	BB	SO	LOB
Enzo Hernandez, R (1, 6) OBP: 0.286, SLG: 0.429	0-0 E6 SH1-3 1B		0-3 K			0-0 6-3		0-0 1B		4	1	1	0	0	1	1
Derrel Thomas, S (1, 4) OBP: 0.429, SLG: 0.429	0-0 SH1-3 1-2		0-0 FC6-4 1-2f			0-0 F8		0-0 L8		3	0	0	0	0	0	2
Leron Lee, L (1, 7) OBP: 0.250, SLG: 0.250	0-0 CS 2-H 1B			0-0 FC6-4 1B		0-0 L7		0-0 4-3		4	0	2	1	0	0	1
Nate Colbert, R (1, 3) OBP: 0.375, SLG: 0.500	0-3 K 1-2			0-0 F3			0-0 6-3		0-0 F9	4	0	0	0	0	1	2
Ollie Brown, R (1, 9) OBP: 0.200, SLG: 0.200		0-0 5-3		0-0 F9			0-0 1B 1B		0-0 L8	4	0	1	0	0	0	1
Jerry Morales, R (1, 8) OBP: 0.250, SLG: 0.250		0-0 L7		0-0 FC6-4 1-2f		0-3 K		0-0 1B	0-0 1B	4	0	1	0	0	1	2
Fred Kendall, R (1, 2) OBP: 0.250, SLG: 0.250		0-0 4-3			0-0 1-2-3		0-0 1B		0-0 F8	4	0	1	0	0	0	1
Dave Campbell, R (1, 5) OBP: 0.167, SLG: 0.167			0-3 K		0-0 5-3		0-0 F8			3	0	0	0	0	1	2
Steve Arlin, R (1, 1)			1-0 FC6-4 HBP		0-0 5-3			0-0 1-3		0	0	0	0	0	0	0
Cito Gaston, R (5, PH)										1	0	0	0	0	0	0
Fred Norman, S (6, 1)										0	0	0	0	0	0	0
Don Mason, L (8, PH)										1	0	0	0	0	0	0
Ed Acosta, S (9, 1)										0	0	0	0	0	0	0

Inning Stats	R: 1	H: 1	E: 1	K: 1	S: 6	LOB: 1	BB: 0	P: 6	R: 0	H: 0	E: 0	K: 0	S: 3	LOB: 0	BB: 0	P: 3	R: 0	H: 0	E: 0	K: 2	S: 7	LOB: 1	BB: 0	P: 8	R: 0	H: 1	E: 0	K: 0	S: 4	LOB: 1	BB: 0	P: 4	R: 0	H: 0	E: 0	K: 0	S: 3	LOB: 0	BB: 0	P: 3	R: 0	H: 2	E: 0	K: 1	S: 7	LOB: 2	BB: 0	P: 7	R: 0	H: 1	E: 0	K: 0	S: 4	LOB: 1	BB: 0	P: 4	R: 0	H: 1	E: 0	K: 0	S: 4	LOB: 1	BB: 0	P: 4	1B: 6	2B: 1	3B: 0	HR: 0	SF: 0	SAC: 1	DP: 1	HBP: 1	WP: 0	PB: 0	SB: 0	CS: 1	PA: 34
PITCHER	IP	WLS	BF	H	R	ER	SO	BB	IBB	HBP	BLK	WP	HR	S	P	ERA	WHIP																																																												
Ron Reed, R (1, 1) ERA:	7.0	W	26	4	1	0	4	0	0	1	0	0	0	33	34	0.00	0.571																																																												
Cecil Upshaw, R (8, 1) ERA:	2.0	S	8	2	0	0	0	0	0	0	0	0	0	8	8	0.00	1.000																																																												


BOTTOM

Atlanta Braves @ San Diego Padres
San Diego Stadium, San Diego, CA
Sun Apr 16 1972, 6:33 AM EST
Unknown

livebaseballscores.com

AB	32
R	1
H	6
RBI	1
BB	0
SO	4
LOB	12



Batter	1	2	3	4	5	6	7	8	9	AB R H RBI BB SO LOB	TOP														
Felix Millan, R (1, 4) OBP: 0.333, SLG: 0.308	0-0 F9 SH1-3 1B		4-0 BB 1B BB		0-0 F8		0-0 FC6-4 1B 1-2f		0-0 L8	4 0 1 0 1 0 1	<p>Atlanta Braves @ San Diego Padres San Diego Stadium, San Diego, CA</p> <p>Sun Apr 16 1972, 6:38 AM EST Att. 8,772 - Unknown</p> <p>livebaseballscorecards.com</p> <table border="1"> <tr><td>AB</td><td>33</td></tr> <tr><td>R</td><td>0</td></tr> <tr><td>H</td><td>6</td></tr> <tr><td>RBI</td><td>0</td></tr> <tr><td>BB</td><td>3</td></tr> <tr><td>SO</td><td>8</td></tr> <tr><td>LOB</td><td>23</td></tr> </table> 	AB	33	R	0	H	6	RBI	0	BB	3	SO	8	LOB	23
AB	33																								
R	0																								
H	6																								
RBI	0																								
BB	3																								
SO	8																								
LOB	23																								
Ralph Garr, L (1, 7) OBP: 0.615, SLG: 0.667	0-0 SH1-3 1-2		0-0 BB 1B		0-0 1-3		0-0 2-3 1B			3 0 2 0 0 0 0															
Darrell Evans, L (1, 5) OBP: 0.429, SLG: 0.333	0-0 F9 2-3		4-0 BB 1-2 2-3		0-0 F8		0-0 L8			3 0 0 0 1 0 3															
Earl Williams, R (1, 2) OBP: 0.500, SLG: 0.636 Paul Casanova, R (8, 2)	0-0 F2		0-3 K			0-0 4-3 2B		0-0 1B		4 0 2 0 0 1 4 0 0 0 0 0 0 0															
Jim Breazeale, L (1, 3)		0-0 5-3	0-3 K			0-0 4-3 2-3		0-0 F2		4 0 0 0 0 1 5															
Mike Lum, L (1, 9) OBP: 0.357, SLG: 0.182		0-0 G3	0-0 5-3			0-3 K		0-3 K		4 0 0 0 0 2 5															
Dusty Baker Jr., R (1, 8) OBP: 0.100, SLG: 0.100		0-0 E4		0-0 6-3		0-3 K		0-3 K		4 0 0 0 0 2 2															
Marty Perez, R (1, 6) OBP: 0.583, SLG: 0.556		4-0 BB		0-0 F4			0-0 FC6-4 1B		0-0 F9	3 0 1 0 1 0 0															
Pat Jarvis, R (1, 1) Oscar Brown, R (7, PH) Ron Schueler, R (7, 1) Rico Carty, R (9, PH)		0-3 K		0-0 6-3			0-0 B5		0-3 K	2 0 0 0 0 1 2 1 0 0 0 0 0 1 0 0 0 0 0 0 0 1 0 0 0 0 1 0															
Inning Stats	R: 0 H: 1 E: 0 LOB: 1 K: 0 BB: 0 S: 4 P: 4	R: 0 H: 0 E: 1 LOB: 2 K: 1 BB: 1 S: 6 P: 10	R: 0 H: 1 E: 0 LOB: 3 K: 2 BB: 2 S: 8 P: 16	R: 0 H: 0 E: 0 LOB: 0 K: 0 BB: 0 S: 3 P: 3	R: 0 H: 0 E: 0 LOB: 0 K: 0 BB: 0 S: 3 P: 3	R: 0 H: 1 E: 0 LOB: 1 K: 2 BB: 0 S: 8 P: 8	R: 0 H: 2 E: 1 LOB: 2 K: 0 BB: 0 S: 5 P: 5	R: 0 H: 1 E: 0 LOB: 1 K: 2 BB: 0 S: 8 P: 8	R: 0 H: 0 E: 0 LOB: 0 K: 1 BB: 0 S: 5 P: 5	1B: 5 SF: 0 2B: 1 SAC: 1 3B: 0 DP: 0 HR: 0 HBP: 0	WP: 0 PA: 37 PB: 0 SB: 0 CS: 0														
PITCHER Bill Greif, R (1, 1) ERA:	IP WLS BF H R ER SO BB IBB HBP BLK WP HR S P ERA WHIP	9.0 W 37 6 0 0 8 3 0 0 0 0 0 0 50 62 0.00 1.000																							

Batter	1	2	3	4	5	6	7	8	9
Rafael Robles, R (1, 6) SS	0-3 K	0-0 L3		0-0 4-3			0-0 4-3		
Don Mason, L (1, 4) X	0-0 L7	0-0 F6		0-0 4-3			0-0 4-1		
Johnny Jeter, R (1, 8) OBP: 0.750, SLG: 0.750 X	0-0 2B 1B		0-0 2B 1B		0-0 F9		0-0 CS 1B		
Nate Colbert, R (1, 3) OBP: 0.333, SLG: 0.500 X	0-0 1B 2B		0-3 K		0-0 6-3		0-0 CS	0-3 K	
Larry Stahl, L (1, 9) OBP: 0.143, SLG: 0.143 X	0-0 1B		0-3 K		0-3 K			0-0 1-3	
Cito Gaston, R (1, 7) OBP: 0.400, SLG: 0.600 X	0-0 F8		0-0 2B			0-0 1B		0-0 E5	
Bob Barton, R (1, 2) OBP: 0.286, SLG: 0.286 X		0-0 E S 1B	0-3 K			0-0 F8		0-3 K	
Garry Jestadt, R (1, 5) OBP: 0.667, SLG: 0.667 X		0-0 E2 1B		0-0 4-3 SH3 1B		0-0 F4			
Bill Greif, R (1, 1) BB BB BB X		4-0 L3 BB		0-0 SH3		0-0 F9			

Inning Stats	R: 2	H: 3	E: 0	K: 1	S: 8	LOB: 1	BB: 0	P: 8
	R: 0	H: 2	E: 1	K: 0	S: 4	LOB: 2	BB: 1	P: 8
	R: 1	H: 2	E: 0	K: 3	S: 11	LOB: 1	BB: 0	P: 11
	R: 0	H: 1	E: 0	K: 0	S: 4	LOB: 1	BB: 0	P: 4
	R: 0	H: 0	E: 0	K: 1	S: 5	LOB: 0	BB: 0	P: 5
	R: 0	H: 1	E: 0	K: 0	S: 4	LOB: 1	BB: 0	P: 4
	R: 0	H: 1	E: 0	K: 0	S: 3	LOB: 0	BB: 0	P: 3
	R: 0	H: 0	E: 1	K: 2	S: 8	LOB: 1	BB: 0	P: 8

PITCHER	IP	WLS	BF	H	R	ER	SO	BB	IBB	HBP	BLK	WP	HR	S	P	ERA	WHIP
Pat Jarvis, R (1, 1) ERA: 4.5	6.0	L	27	9	3	3	5	1	0	0	0	0	0	36	40	4.50	1.667
Ron Schueler, R (7, 1) ERA:	2.0		7	1	0	0	2	0	0	0	0	0	0	11	11	0.00	0.500

AB R H RBI BB SO LOB

4	0	0	0	0	1	4
4	0	0	0	0	0	3
4	2	3	0	0	0	0
4	1	1	1	0	2	1
4	0	1	1	0	2	1
4	0	2	1	0	0	1
4	0	1	0	0	2	3
3	0	2	0	0	0	1
1	0	0	0	1	0	1

1B: 8	SF: 0	WP: 0	PA: 35
2B: 3	SAC: 1	PB: 0	
3B: 0	DP: 1	SB: 2	
HR: 0	HBP: 0	CS: 1	

ERA WHIP

Atlanta Braves @ San Diego Padres
San Diego Stadium, San Diego, CA
 Sun Apr 16 1972, 6:38 AM EST
 Att. 8,772 - Unknown

livebaseballscorecards.com

AB	32
R	3
H	10
RBI	3
BB	1
SO	7
LOB	15



Batter	1	2	3	4	5	6	7	8	9	AB R H RBI BB SO LOB	TOP	
Willie Mays, R (1, 8) OBP: 0.278, SLG: 0.071	0-3 K		4-0 BB		4-0 S BB	0-3 K			4-0 L9 1B BB	2 0 0 0 3 2 2		
Tito Fuentes, S (1, 4) OBP: 0.278, SLG: 0.500	0-0 1-3		0-0 4-3		0-3 K		0-0 4-3		0-0 1-2 1B	5 0 1 0 0 1 3		
Ken Henderson, S (1, 7) OBP: 0.167, SLG: 0.118	0-3 K			0-3 K		0-0 F9	4-0 1B BB		0-0 L9 2-3	4 0 0 0 1 2 2		
Willie McCovey, L (1, 3) Jim Howarth, L (1, 3) OBP: 0.385, SLG: 0.667 OBP: 0.571, SLG: 0.250		0-0 3-1		4-0 HR BB		4-0 1B HR BB	0-0 G6-4-3 1B		0-3 K	0 0 0 0 0 0 0 3 2 1 0 2 1 2		
Bobby Bonds, R (1, 9) OBP: 0.389, SLG: 0.625		0-0 F8		0-0 HR		0-0 HR 1B	0-0 G6-4-3		0-0 5-3	5 2 2 2 0 0 4		
Dave Kingman, R (1, 5) OBP: 0.294, SLG: 0.647		0-0 5-3		0-0 6-3		0-3 K		0-3 K		4 0 0 0 0 2 2		
Fran Healy, R (1, 2) OBP: 0.412, SLG: 0.462			4-0 BLK BB		0-3 K2-3		0-0 HR	4-0 BB		2 1 1 3 2 1 0		
Chris Speier, R (1, 6) OBP: 0.188, SLG: 0.071			0-0 F9		0-3 K	4-0 WP 1B BB		0-0 F9		3 0 0 0 1 1 2		
Don Carrithers, R (1, 1) Jerry Johnson, R (8, 1) OBP: 0.250, SLG: 0.250			0-0 1-3		0-3 K	0-0 1B		0-0 L4		4 0 1 0 0 1 2 0 0 0 0 0 0 0		
Inning Stats	R: 0 E: 0 K: 2 S: 7 H: 0 LOB: 0 BB: 0 P: 7	R: 0 E: 0 K: 0 S: 3 H: 0 LOB: 0 BB: 0 P: 3	R: 0 E: 0 K: 0 S: 3 H: 0 LOB: 2 BB: 2 P: 11	R: 2 E: 0 K: 2 S: 8 H: 1 LOB: 0 BB: 1 P: 12	R: 0 E: 0 K: 3 S: 9 H: 0 LOB: 1 BB: 1 P: 13	R: 3 E: 0 K: 2 S: 10 H: 3 LOB: 2 BB: 2 P: 18	R: 0 E: 0 K: 0 S: 3 H: 1 LOB: 1 BB: 1 P: 7	R: 0 E: 0 K: 1 S: 5 H: 0 LOB: 1 BB: 1 P: 9	R: 0 E: 0 K: 1 S: 6 H: 1 LOB: 2 BB: 1 P: 10	1B: 4 2B: 0 3B: 0 HR: 2 SF: 0 SAC: 0 DP: 1 HBP: 0	WP: 1 PB: 0 SB: 1 CS: 0 PA: 41	
PITCHER	IP WLS BF H R ER SO BB IBB HBP BLK WP HR S P ERA WHIP											
Tom Phoebus, R (1, 1) ERA: 7.94	5.2 L 26 3 5 5 8 6 0 0 1 0 2 36 60 7.94 1.588											
Mike Corkins, R (6, 1) ERA:	1.1 6 2 0 0 1 1 0 0 0 1 0 7 11 0.00 2.250											
Mark Schaeffer, L (8, 1) ERA:	2.0 9 1 0 0 2 2 0 0 0 0 0 11 19 0.00 1.500											

San Francisco Giants @ San Diego Padres
San Diego Stadium, San Diego, CA
Tue Apr 18 1972, 9:05 PM EST
Att. 3,786 - Unknown

AB	32
R	5
H	6
RBI	5
BB	9
SO	11
LOB	19



Batter	1	2	3	4	5	6	7	8	9	AB	R	H	RBI	BB	SO	LOB
Enzo Hernandez, R OBP: 0.250, SLG: 0.273 (1, 6)	4-0 1B S FC6-4 BB		0-0 4-3			0-0 1-3		0-0 4-3	0-0 F4	4	1	0	0	1	0	2
Derrel Thomas, S OBP: 0.545, SLG: 0.444 (1, 4)	0-0 1-3 FC6-4 1B		0-0 3-1			4-0 4-3 BB		1-0 1B HBP		2	0	1	0	1	0	0
Johnny Jeter, R OBP: 0.600, SLG: 0.600 Jerry Morales, R OBP: 0.273, SLG: 0.273 (1, PR) (2, 8)	0-0 FC6-4 S 1-2f 3-H		0-3 K			0-0 4-3		0-0 1-2 1B		1	0	0	1	0	0	1
Nate Colbert, R OBP: 0.250, SLG: 0.357 (1, 3)	0-3 K			0-0 F8		0-0 6-3		0-3 K		4	0	0	0	0	2	4
Leron Lee, L OBP: 0.167, SLG: 0.167 (1, 7)	0-3 K			0-0 F8			0-0 F6	0-0 F8		4	0	0	0	0	1	4
Larry Stahl, L OBP: 0.182, SLG: 0.100 (1, 9)		0-0 F7		0-0 F3			0-0 E1 FC6-4		4-0 1B BB	3	0	0	0	1	0	0
Bob Barton, R OBP: 0.182, SLG: 0.182 (1, 2)		0-3 K			0-0 5-3		0-0 FC6-4 1B 1-2f		0-0 L6	4	0	0	0	0	1	2
Dave Campbell, R OBP: 0.300, SLG: 0.222 (1, 5)		4-0 BB			0-0 5-3		0-0 1-3 1B		0-0 F3	3	0	1	0	1	0	1
Tom Phoebus, R Mike Corkins, R Ollie Brown, R Mark Schaeffer, L Cito Gaston, R OBP: 0.500, SLG: 0.667 (1, 1) (6, 1) (7, PH) (8, 1) (9, PH)		0-0 1-3			0-3 K		0-0 6-3		0-0 1B	2	0	0	0	0	1	1

Inning Stats	R: 1	H: 1	E: 0	K: 2	S: 8	H: 1	LOB: 2	BB: 1	P: 12	R: 0	H: 0	E: 0	K: 1	S: 5	H: 0	LOB: 1	BB: 1	P: 9	R: 0	H: 0	E: 0	K: 1	S: 5	H: 0	LOB: 0	BB: 0	P: 5	R: 0	H: 0	E: 0	K: 1	S: 5	H: 0	LOB: 0	BB: 0	P: 3	R: 0	H: 0	E: 0	K: 0	S: 3	R: 0	H: 0	E: 0	K: 1	S: 5	H: 0	LOB: 1	BB: 1	P: 7	R: 0	H: 1	E: 1	K: 0	S: 5	H: 1	LOB: 2	BB: 0	P: 7	R: 0	H: 1	E: 0	K: 1	S: 6	H: 1	LOB: 2	BB: 0	P: 7	R: 0	H: 1	E: 0	K: 0	S: 4	H: 1	LOB: 2	BB: 1	P: 8	1B: 4	2B: 0	3B: 0	HR: 0	SF: 0	SAC: 0	DP: 0	HBP: 1	WP: 0	PB: 0	SB: 2	CS: 0	PA: 37
--------------	------	------	------	------	------	------	--------	-------	-------	------	------	------	------	------	------	--------	-------	------	------	------	------	------	------	------	--------	-------	------	------	------	------	------	------	------	--------	-------	------	------	------	------	------	------	------	------	------	------	------	------	--------	-------	------	------	------	------	------	------	------	--------	-------	------	------	------	------	------	------	------	--------	-------	------	------	------	------	------	------	------	--------	-------	------	-------	-------	-------	-------	-------	--------	-------	--------	-------	-------	-------	-------	--------

PITCHER	IP	WLS	BF	H	R	ER	SO	BB	IBB	HBP	BLK	WP	HR	S	P	ERA	WHIP
Don Carrithers, R ERA: 1.23 (1, 1)	7.1	W	30	3	1	1	5	3	0	1	0	0	0	36	49	1.23	0.818
Jerry Johnson, R ERA: (8, 1)	1.2	S	7	1	0	0	1	1	0	0	0	0	0	8	12	0.00	1.200

BOTTOM

San Francisco Giants @ San Diego Padres
San Diego Stadium, San Diego, CA
Tue Apr 18 1972, 9:05 PM EST
Att. 3,786 - Unknown

AB	32
R	1
H	4
RBI	1
BB	4
SO	6
LOB	18



WP: 0	PA: 37
PB: 0	
SB: 2	
CS: 0	

Batter	1	2	3	4	5	6	7	8	9	AB R H RBI BB SO LOB	TOP	
Willie Mays, R OBP: 0.318, SLG: 0.176 (1, 8) X	0-0 SH5-3 1B 2B		4-0 FC3-8 BB		0-0 6-3		0-0 5-3			3 1 1 0 1 0 1		
Tito Fuentes, S OBP: 0.286, SLG: 0.476 (1, 4) X	0-0 SH5-3 2-3		0-0 F6		0-0 4-3			0-0 WP 1B 1B		3 1 1 0 0 0 1		
Ken Henderson, S OBP: 0.227, SLG: 0.150 Jim Howarth, L OBP: 0.571, SLG: 0.250 (1, 7) H (8, 7)	1-0 1B HBP		0-0 FC3-6 CS 1-2f			0-0 L9		0-0 1B 1B		3 0 1 1 0 0 1 0 0 0 0 0 0 0		
Bobby Bonds, R OBP: 0.455, SLG: 0.632 (1, 9) X	0-0 1-2 3-H 1B		0-0 CS 1-2	0-0 FC6 1B 1B		4-0 FC5-4 BB		0-0 5-3		3 1 2 1 1 0 1		
Dave Kingman, R OBP: 0.286, SLG: 0.571 (1, 3) S S S	0-3 K			0-0 FC6 1-2 1B		0-0 FC5-4 1-2f S		0-3 K		4 0 1 0 0 2 4		
Al Gallagher, R (1, 5) X	0-0 4-3			0-0 FC6 1B 1-2f 2-3		0-3 K 1-2		0-0 4-3		4 0 0 0 0 1 6		
Fran Healy, R OBP: 0.381, SLG: 0.412 (1, 2) X		0-0 F9		0-0 CS 1-3 3-H 1B		0-0 6-3		0-3 K		4 0 1 1 0 1 0		
Chris Speier, R OBP: 0.250, SLG: 0.063 (1, 6) S S		0-3 K		0-0 4-3 1-2		4-0 FC6 BB		4-0 B1-4 BB		2 0 0 0 2 1 2		
Juan Marichal, R OBP: 0.286, SLG: 0.429 (1, 1) X		0-0 6-3			0-0 6-3		0-0 FC6 1-2f		0-0 B1-4 1-2f		4 0 0 0 0 0 2	
Inning Stats	R: 1 E: 0 K: 1 S: 7 H: 2 LOB: 2 BB: 0 P: 8	R: 0 E: 0 K: 1 S: 5 H: 0 LOB: 0 BB: 0 P: 5	R: 0 E: 0 K: 0 S: 2 H: 0 LOB: 0 BB: 1 P: 6	R: 1 E: 0 K: 0 S: 5 H: 3 LOB: 1 BB: 0 P: 5	R: 0 E: 0 K: 0 S: 3 H: 0 LOB: 0 BB: 0 P: 3	R: 0 E: 0 K: 1 S: 5 H: 0 LOB: 1 BB: 1 P: 9	R: 0 E: 0 K: 0 S: 3 H: 0 LOB: 1 BB: 1 P: 7	R: 1 E: 0 K: 1 S: 7 H: 2 LOB: 1 BB: 0 P: 7	R: 0 E: 0 K: 1 S: 4 H: 0 LOB: 0 BB: 1 P: 8	1B: 6 2B: 2 3B: 0 HR: 0 SF: 0 SAC: 1 DP: 1 HBP: 1	WP: 1 PB: 0 SB: 1 CS: 2 PA: 37	
PITCHER Clay Kirby, R ERA: 3.21 Mike Caldwell, L ERA: 3.0	IP WLS BF H R ER SO BB IBB HBP BLK WP HR S P ERA WHIP											
	(1, 1) 8.0 0 33 7 3 3 4 3 0 1 0 1 0 37 50 3.38 1.250											
	(9, 1) 1.0 W 3 0 0 0 1 1 0 0 0 0 0 0 4 8 0.00 1.000											

San Francisco Giants @ San Diego Padres
San Diego Stadium, San Diego, CA
Wed Apr 19 1972, 9:05 PM EST
Att. 7,705 - Unknown

AB	30
R	3
H	7
RBI	3
BB	4
SO	5
LOB	18



Batter	1	2	3	4	5	6	7	8	9	AB R H RBI BB SO LOB
Enzo Hernandez, R (1, 6) OBP: 0.200, SLG: 0.214 Ollie Brown, R (9, PH) OBP: 0.143, SLG: 0.143	0-0 1-3 ①			0-0 5-3 ①		0-0 2-3 ②			0-0 1-3 ①	3 0 0 0 0 0 0 1 0 0 0 0 0 0
Derrel Thomas, S (1, 4) OBP: 0.533, SLG: 0.417	0-0 F4 ②			0-0 F9 ②		4-0 FC6-4 BB ③			0-0 HR 1B	3 1 1 0 1 0 0
Johnny Jeter, R (1, 8) OBP: 0.556, SLG: 0.889	0-0 5-3 ③			0-0 HR 1B		0-0 FC6-4 1-2f ③			0-0 HR 1-H	4 2 2 2 0 0 1
Nate Colbert, R (1, 3) OBP: 0.263, SLG: 0.529		0-0 4-3 ①		0-0 HR 1-H ③		0-0 5-3 ①				3 1 1 2 0 0 0
Leron Lee, L (1, 7) OBP: 0.200, SLG: 0.200		0-0 4-3 ②		0-0 4-3 ③		0-0 CS 1B				3 0 1 0 0 0 0
Larry Stahl, L (1, 9) OBP: 0.143, SLG: 0.077		0-0 4-3 ③			0-0 4-3 ①		0-3 K ② ③			3 0 0 0 0 1 1
Dave Campbell, R (1, 5) OBP: 0.231, SLG: 0.167			0-0 6-3 ①		0-0 F8 ②			0-0 L9 ①		3 0 0 0 0 0 0
Bob Barton, R (1, 2) OBP: 0.143, SLG: 0.143			0-0 4-3 ②		0-0 4-3 ③			0-0 6-3 ②		3 0 0 0 0 0 0
Clay Kirby, R (1, 1) OBP: 0.250, SLG: 0.250 Cito Gaston, R (8, PH) OBP: 0.429, SLG: 0.571 Mike Caldwell, R (9, 1)			0-3 K ③			0-0 G2 ①		0-0 F8 ③		2 0 0 0 0 1 0 1 0 0 0 0 0 0 0 0 0 0 0 0 0

Inning Stats	R: 0	H: 0	E: 0	LOB: 0	K: 0	BB: 0	S: 3	P: 3	R: 0	H: 0	E: 0	LOB: 0	K: 1	BB: 0	S: 5	R: 2	H: 2	E: 0	LOB: 0	K: 0	BB: 0	S: 5	R: 0	H: 0	E: 0	LOB: 0	K: 0	BB: 0	S: 3	R: 0	H: 1	E: 0	LOB: 0	K: 1	BB: 0	S: 5	R: 0	H: 0	E: 0	LOB: 0	K: 0	BB: 0	S: 3	R: 2	H: 2	E: 0	LOB: 0	K: 0	BB: 0	S: 3	1B: 3	SF: 0	2B: 0	SAC: 0	3B: 0	DP: 0	HR: 2	HBP: 0	WP: 0	PA: 30
--------------	------	------	------	--------	------	-------	------	------	------	------	------	--------	------	-------	------	------	------	------	--------	------	-------	------	------	------	------	--------	------	-------	------	------	------	------	--------	------	-------	------	------	------	------	--------	------	-------	------	------	------	------	--------	------	-------	------	-------	-------	-------	--------	-------	-------	-------	--------	-------	--------

PITCHER	IP	WLS	BF	H	R	ER	SO	BB	IBB	HBP	BLK	WP	HR	S	P	ERA	WHIP	PITCHER	IP	WLS	BF	H	R	ER	SO	BB	IBB	HBP	BLK	WP	HR	S	P	ERA	WHIP																	
Juan Marichal, R (1, 1) ERA: 2.2	8.1	L	30	5	4	4	2	1	0	0	0	0	2	33	37	4.32	0.720																																			


BOTTOM

San Francisco Giants @ San Diego Padres
San Diego Stadium, San Diego, CA

Wed Apr 19 1972, 9:05 PM EST
Att. 7,705 - Unknown

livebaseballscorecards.com

AB	29
R	4
H	5
RBI	4
BB	1
SO	2
LOB	2



Batter	1	2	3	4	5	6	7	8	9	AB R H RBI BB SO LOB	TOP											
Willie Mays, R OBP: 0.333, SLG: 0.238 (1, 8) X	0-0 4-3		4-0 4-3 S BB		0-0 G3 2-H 1B 2B	0-0 1-3		0-0 E4 1-3		4 1 1 1 1 0 3	San Francisco Giants @ San Diego Padres San Diego Stadium, San Diego, CA Thu Apr 20 1972, 9:05 PM EST Att. 7,168 - Unknown livebaseballscorecards.com											
Tito Fuentes, S OBP: 0.269, SLG: 0.423 (1, 4) X	0-0 L8		0-0 4-3 1-3		0-0 G3 2-3		0-0 1B S 1B	0-0 F5		5 0 1 0 0 0 4												
Ken Henderson, S OBP: 0.222, SLG: 0.125 (1, 7) X	0-0 F9		0-0 3-1		4-0 1B BB		0-3 K 1-2	0-3 K		4 0 0 0 1 2 2												
Bobby Bonds, R OBP: 0.407, SLG: 0.542 (1, 9) X		0-0 E5 BB		0-0 F4	0-0 1-2 3-H 1B		0-0 L6	0-0 F4		5 0 1 1 0 0 1												
Dave Kingman, R OBP: 0.269, SLG: 0.500 (1, 3) X		0-0 L7		0-0 6-3	0-0 5-3		0-0 2-3 1B	0-0 F9		5 0 1 0 0 0 3												
Fran Healy, R OBP: 0.360, SLG: 0.350 (1, 2) X		0-0 F4		4-0 BB		0-3 K	0-0 F7			3 0 0 0 1 1 3												
Al Gallagher, R (1, 5)		4-0 1-2 BB		0-3 K		0-0 6-3		0-0 6-3		3 0 0 0 1 1 1												
Chris Speier, R OBP: 0.333, SLG: 0.200 (1, 6) X		0-3 K			0-0 SH3 2B 1B	0-0 BB 1B		0-0 E 1B		4 1 3 0 0 1 2												
Sam McDowell, L OBP: 0.250, SLG: 0.250 (1, 1) X			0-0 1-3		0-0 SH3	4-0 BB 1B		0-3 K		1 0 0 0 0 0 0												
Jim Howarth, L OBP: 0.625, SLG: 0.250 (6, PH)					1-2 BB					0 0 0 0 1 0 0												
Jim Barr, R (6, 1)										0 0 0 0 0 0 0												
Bernie Williams, R (8, PH)										1 0 0 0 0 1 1												
Jerry Johnson, R (8, 1)										0 0 0 0 0 0 0												
Inning Stats	R: 0 E: 0 K: 0 S: 3	H: 0 LOB: 0 BB: 0 P: 3	R: 0 E: 1 K: 1 S: 6	H: 0 LOB: 2 BB: 1 P: 10	R: 0 E: 0 K: 0 S: 3	H: 0 LOB: 1 BB: 1 P: 7	R: 0 E: 0 K: 1 S: 5	H: 0 LOB: 1 BB: 1 P: 9	R: 2 E: 0 K: 0 S: 6	H: 3 LOB: 2 BB: 1 P: 10	R: 0 E: 0 K: 1 S: 6	H: 1 LOB: 2 BB: 1 P: 10	R: 0 E: 0 K: 1 S: 7	H: 2 LOB: 2 BB: 0 P: 7	R: 0 E: 1 K: 1 S: 7	H: 1 LOB: 2 BB: 0 P: 7	R: 0 E: 0 K: 1 S: 5	H: 0 LOB: 0 BB: 0 P: 5	1B: 6 2B: 1 3B: 0 HR: 0	SF: 0 SAC: 1 DP: 0 HBP: 0	WP: 0 PB: 0 SB: 2 CS: 0	PA: 41
PITCHER	IP WLS BF H R ER SO BB IBB HBP BLK WP HR S P ERA WHIP																					
Steve Arlin, R ERA: 2.77 (1, 1)	8.0 L 38 7 2 2 5 5 0 0 0 0 0 0 43 63 2.25 1.500																					
Mike Corkins, R ERA: (9, 1)	1.0 3 0 0 0 1 0 0 0 0 0 0 0 5 5 0.00 0.000																					



Batter	1	2	3	4	5	6	7	8	9	AB	R	H	RBI	BB	SO	LOB
Enzo Hernandez, R (1, 6) OBP: 0.167, SLG: 0.176 Larry Stahl, L (8, PH) OBP: 0.133, SLG: 0.071 Rafael Robles, R (9, 6)	0-0 F5		0-0 F9		0-0 L6			0-0 F7		3	0	0	0	0	0	1
Derrel Thomas, S (1, 4) OBP: 0.474, SLG: 0.333	4-0 1B BB		0-3 K			0-0 F7		0-0 F7		3	0	0	0	1	1	1
Johnny Jeter, R (1, 8) OBP: 0.615, SLG: 0.846	0-0 1B			0-0 CS 1B 1B		0-0 4-3			0-0 FC5-4 1B	4	0	3	0	0	0	0
Nate Colbert, R (1, 3) OBP: 0.261, SLG: 0.619	0-3 K		0-3 K		0-0 HR			0-3 K		4	1	1	1	0	3	4
Ollie Brown, R (1, 9) OBP: 0.182, SLG: 0.182	0-3 K			0-0 1B		0-0 6-3		0-0 FC5-4		4	0	1	0	0	1	3
Cito Gaston, R (1, 7) OBP: 0.273, SLG: 0.364		0-3 K		0-3 K			0-0 6-3		0-3 K	4	0	0	0	0	3	3
Fred Kendall, R (1, 2) OBP: 0.286, SLG: 0.286		0-0 G5-4-3 1B			0-0 6-3		0-0 4-3			3	0	1	0	0	0	0
Garry Jesteadt, R (1, 5) OBP: 0.333, SLG: 0.333		0-0 G5-4-3			0-0 5-3		0-0 F9			3	0	0	0	0	0	1
Steve Arjin, R (1, 1) OBP: 0.667, SLG: 1.000 Leron Lee, L (8, PH) OBP: 0.250, SLG: 0.250 Don Mason, L (8, PR) Mike Corkins, R (9, 1)			0-3 K					0-0 F7		2	0	1	0	0	1	0

Inning Stats	R: 0	H: 1	E: 0	LOB: 2	K: 2	BB: 1	S: 8	P: 12	R: 0	H: 1	E: 0	LOB: 0	K: 1	BB: 0	S: 5	P: 5	R: 0	H: 0	E: 0	LOB: 0	K: 2	BB: 0	S: 7	P: 7	R: 0	H: 2	E: 0	LOB: 2	K: 2	BB: 0	S: 8	P: 8	R: 0	H: 1	E: 0	LOB: 1	K: 0	BB: 0	S: 4	P: 4	R: 1	H: 1	E: 0	LOB: 0	K: 0	BB: 0	S: 4	P: 4	R: 0	H: 0	E: 0	LOB: 0	K: 0	BB: 0	S: 3	P: 3	R: 0	H: 1	E: 0	LOB: 1	K: 0	BB: 0	S: 3	P: 3	R: 0	H: 1	E: 0	LOB: 1	K: 2	BB: 0	S: 8	P: 8	1B: 6	SF: 0	2B: 2	SAC: 0	3B: 0	DP: 2	HR: 1	HBP: 0	WP: 0	PA: 33
--------------	------	------	------	--------	------	-------	------	-------	------	------	------	--------	------	-------	------	------	------	------	------	--------	------	-------	------	------	------	------	------	--------	------	-------	------	------	------	------	------	--------	------	-------	------	------	------	------	------	--------	------	-------	------	------	------	------	------	--------	------	-------	------	------	------	------	------	--------	------	-------	------	------	------	------	------	--------	------	-------	------	------	-------	-------	-------	--------	-------	-------	-------	--------	-------	--------

PITCHER	IP	WLS	BF	H	R	ER	SO	BB	IBB	HBP	BLK	WP	HR	S	P	ERA	WHIP
Sam McDowell, L (1, 1) ERA: 5.06	5.0		19	5	0	0	7	1	0	0	0	0	0	32	36	0.00	1.200
Jim Barr, R (6, 1) ERA: 3.86	2.0		7	1	1	1	0	0	0	0	0	0	1	7	7	4.50	0.500
Jerry Johnson, R (8, 1) ERA:	2.0	S	7	2	0	0	2	0	0	0	0	0	0	11	11	0.00	1.000


BOTTOM

San Francisco Giants @ San Diego Padres
San Diego Stadium, San Diego, CA

Thu Apr 20 1972, 9:05 PM EST
Att. 7,168 - Unknown

livebaseballscorecards.com

AB	32
R	1
H	8
RBI	1
BB	1
SO	9
LOB	14



Batter	1	2	3	4	5	6	7	8	9	AB R H RBI BB SO LOB	TOP
Enzo Hernandez, R (1, 6) OBP: 0.143, SLG: 0.150 Gary Ross, R (6, 1) Jerry Morales, R (8, PH) OBP: 0.250, SLG: 0.250 Ron Taylor, R (8, 1)	0-0 4-3		0-0 4-3			0-0 5-3		0-0 P6		3 0 0 0 0 0 1 0 0 0 0 0 0 0 1 0 0 0 0 0 1 0 0 0 0 0 0 0	San Diego Padres @ Los Angeles Dodgers Dodger Stadium, Los Angeles, CA Fri Apr 21 1972, 6:05 PM PST Att. 30,320 - Unknown livebaseballscorecards.com
Derrel Thomas, S (1, 4) OBP: 0.435, SLG: 0.368	0-0 6-3			0-3 K		0-3 K		0-0 FC5 1-H 2B		4 0 1 1 0 2 0	
Johnny Jeter, R (1, 8) OBP: 0.529, SLG: 0.688	0-0 F7			4-0 BB			0-0 F8	0-0 FC5 2-3		3 0 0 0 1 0 1	
Nate Colbert, R (1, 3) OBP: 0.222, SLG: 0.520		0-0 6-3		0-0 L6		0-3 K		0-0 E6 1B 1B		4 1 0 0 0 1 1	
Ollie Brown, R (1, 9) OBP: 0.267, SLG: 0.214		0-0 F4		0-0 L6		4-0 1B BB		0-0 G6-4-3 1-2 1B 1B		3 0 1 0 1 0 1	
Cito Gaston, R (1, 7) OBP: 0.333, SLG: 0.400		0-3 K			0-0 6-3		0-0 1-2 FC6-4 1B	0-0 1-2 2-H G6-4-3 1B		4 0 2 1 0 1 0	
Dave Campbell, R (1, 5) OBP: 0.235, SLG: 0.188			0-0 1B		0-0 F3		0-0 1-2f FC6-4	0-0 1-2f 2-3 G6-4-3		4 0 1 0 0 0 4	
Bob Barton, R (1, 2) OBP: 0.111, SLG: 0.111			0-3 K		0-0 6-3			0-0 6-3 F9		4 0 0 0 0 1 2	
Bill Greif, R (1, 1) Ed Acosta, S (2, 1) Rafael Robles, R (6, PH) OBP: 0.167, SLG: 0.167			0-3 K			0-0 6-3		0-0 2B 1B		0 0 0 0 0 0 0 1 0 0 0 0 1 1 2 1 1 0 0 0 0	
Inning Stats	R: 0 E: 0 K: 0 S: 3 H: 0 LOB: 0 BB: 0 P: 3	R: 0 E: 0 K: 1 S: 5 H: 0 LOB: 0 BB: 0 P: 5	R: 0 E: 0 K: 2 S: 8 H: 1 LOB: 1 BB: 0 P: 8	R: 0 E: 0 K: 1 S: 5 H: 0 LOB: 1 BB: 1 P: 9	R: 0 E: 0 K: 0 S: 3 H: 0 LOB: 0 BB: 0 P: 3	R: 0 E: 0 K: 1 S: 5 H: 0 LOB: 0 BB: 0 P: 5	R: 0 E: 0 K: 1 S: 6 H: 1 LOB: 2 BB: 1 P: 10	R: 1 E: 0 K: 0 S: 5 H: 2 LOB: 1 BB: 0 P: 5	R: 1 E: 1 K: 0 S: 5 H: 2 LOB: 1 BB: 0 P: 5	1B: 5 2B: 1 3B: 0 HR: 0 SF: 0 SAC: 0 DP: 1 HBP: 0	
PITCHER Al Downing, L (1, 1) ERA: 1.72	IP: 9.0 WLS: W BF: 35 H: 6 R: 2 ER: 1 SO: 6 BB: 2 IBB: 0 HBP: 0 BLK: 0 WP: 0 HR: 0 S: 45 P: 53 ERA: 1.00 WHIP: 0.889										



Batter	1	2	3	4	5	6	7	8	9	AB	R	H	RBI	BB	SO	LOB
Maury Wills, S OBP: 0.143, SLG: 0.214 Bill Russell, R (5, PH) (6, 6)	0-0 1B FC3-2-5-3 1B	0-0 SH5-4	0-0 F5		0-3 K		0-0 6-3			2	0	1	0	0	0	1
Manny Mota, R OBP: 0.524, SLG: 0.789 Bill Buckner, L OBP: 0.200, SLG: 0.214 (1, 7) (6, 9)	0-0 1B FC3-2-5-3 1B	0-0 F9 1B 2-H 3-H	0-0 F9			0-0 4-3		0-0 F7		3	2	2	2	0	0	1
Willie Davis, L OBP: 0.419, SLG: 0.667 Billy Grabarkewitz, R (1, 8) (9, 4)	0-0 FC3-2-5-3 1B 3-H	0-0 F9		0-0 2B SF8 1B		0-3 K		0-0 HR		5	3	2	1	0	1	3
Frank Robinson, R OBP: 0.364, SLG: 0.263 Willie Crawford, L OBP: 0.353, SLG: 0.533 (1, 9) (3, 9) (6, 7)	0-0 4-3 1B 2-H 3-H	0-0 HR 1B		0-0 SF8 2B 1-3		4-0 1B BB		0-0 HR		2	2	2	3	0	0	0
Jim Lefebvre, S OBP: 0.393, SLG: 0.571 Bobby Valentine, R (1, 4) (7, 4) (9, 8)	0-0 4-3 2-3	0-0 HR		0-0 F8 1-3		0-0 1B		0-0 L3		4	1	2	2	0	0	3
Wes Parker, S OBP: 0.316, SLG: 0.294 (1, 3)	0-0 WP 1B 3-H	4-0 BB		0-0 SF8 2-3 3-H		0-0 L1		0-0 L6		3	1	1	2	1	0	2
Steve Garvey, R OBP: 0.348, SLG: 0.409 (1, 5)	0-0 1B 1-H	4-3		0-0 6-3			0-0 FC3-6 1B			4	0	2	1	0	0	2
Chris Cannizzaro, R OBP: 0.429, SLG: 0.600 (1, 2)		0-0 SH5-4 1B BB	0-0 4-3		0-3 K		0-0 FC3-6 1-2f			4	1	1	0	0	1	1
Al Downing, R OBP: 0.333, SLG: 0.200 (1, 1)		4-0 SH5-4 1B BB	0-0		0-3 K		0-0 4-3			3	1	1	0	1	1	1

Inning Stats	R: 4	H: 5	E: 0	LOB: 1	K: 0	P: 7	R: 5	H: 4	E: 0	LOB: 1	K: 0	P: 15	R: 0	H: 1	E: 0	LOB: 1	K: 0	P: 4	R: 1	H: 2	E: 0	LOB: 1	K: 0	P: 5	R: 0	H: 0	E: 0	LOB: 0	K: 3	P: 9	R: 0	H: 1	E: 0	LOB: 2	K: 1	P: 10	R: 0	H: 1	E: 1	LOB: 1	K: 0	P: 4	R: 2	H: 2	E: 0	LOB: 0	K: 0	P: 5
--------------	------	------	------	--------	------	------	------	------	------	--------	------	-------	------	------	------	--------	------	------	------	------	------	--------	------	------	------	------	------	--------	------	------	------	------	------	--------	------	-------	------	------	------	--------	------	------	------	------	------	--------	------	------

PITCHER	IP	WLS	BF	H	R	ER	SO	BB	IBB	HBP	BLK	WP	HR	S	P	ERA	WHIP
Bill Greif, R ERA: 6.1 (1, 1)	1.1	L	11	7	7	7	0	1	0	0	0	1	0	10	14	47.25	6.000
Ed Acosta, R ERA: 7.71 (2, 1)	3.2		17	5	3	3	3	1	0	0	0	0	1	22	26	7.36	1.636
Gary Ross, R ERA: 6.0 (6, 1)	2.0		9	2	0	0	1	1	0	0	0	0	0	10	14	0.00	1.500
Ron Taylor, R ERA: 18.0 (8, 1)	1.0		5	2	2	2	0	0	0	0	0	0	2	5	5	18.00	2.000

BOTTOM

San Diego Padres @ Los Angeles Dodgers
Dodger Stadium, Los Angeles, CA

Fri Apr 21 1972, 6:05 PM PST
Att. 30,320 - Unknown

AB	37
R	12
H	16
RBI	12
BB	3
SO	4
LOB	15

WP: 1 PA: 42
PB: 0
SB: 0
CS: 0



PITCHER	IP	WLS	BF	H	R	ER	SO	BB	IBB	HBP	BLK	WP	HR	S	P	ERA	WHIP
---------	----	-----	----	---	---	----	----	----	-----	-----	-----	----	----	---	---	-----	------

Batter	1	2	3	4	5	6	7	8	9	AB R H RBI BB SO LOB	TOP
Dave Campbell, R (1, 5) OBP: 0.250, SLG: 0.167 Larry Stahl, L (8, PH) OBP: 0.125, SLG: 0.067 Garry Jestead, R (8, 5) OBP: 0.333, SLG: 0.333	4-0 	0-3 			0-0 			0-0 		2 0 0 0 1 1 2 1 0 0 0 0 0 0 0 0 0 0 0 0 0	San Diego Padres @ Los Angeles Dodgers Dodger Stadium, Los Angeles, CA Sat Apr 22 1972, 6:05 PM PST Att. 27,973 - Unknown livebaseballscorecards.com
Derrel Thomas, S (1, 4) OBP: 0.423, SLG: 0.364	0-0 		0-0 		0-3 			0-0 		3 0 1 0 0 1 0	
Johnny Jeter, R (1, 8) OBP: 0.524, SLG: 0.650	0-0 		0-3 			0-0 		0-3 		4 0 2 0 0 2 1	
Nate Colbert, R (1, 3) OBP: 0.194, SLG: 0.448	0-3 		0-0 			0-0 			0-0 	4 0 0 0 0 1 3	
Leron Lee, L (1, 7) OBP: 0.250, SLG: 0.250	0-0 			0-0 		0-0 			0-0 	4 0 1 0 0 0 2	
Ollie Brown, R (1, 9) OBP: 0.211, SLG: 0.167		0-0 		0-0 		0-0 			0-0 	4 0 0 0 0 0 1	
Bob Barton, R (1, 2) OBP: 0.143, SLG: 0.143		0-0 		0-0 			0-0 			3 0 1 0 0 0 0	
Enzo Hernandez, R (1, 6) OBP: 0.167, SLG: 0.174		0-0 		0-0 			0-0 			3 0 1 0 0 0 1	
Fred Norman, S (1, 1) OBP: 0.333, SLG: 0.333		0-0 		0-3 			0-0 			3 0 1 0 0 1 0	
Inning Stats	R: 0 H: 1 E: 0 LOB: 2 K: 1 BB: 1 S: 6 P: 10	R: 0 H: 2 E: 0 LOB: 2 K: 1 BB: 0 S: 7 P: 7	R: 0 H: 0 E: 0 LOB: 0 K: 1 BB: 0 S: 5 P: 5	R: 0 H: 1 E: 0 LOB: 1 K: 0 BB: 0 S: 4 P: 4	R: 0 H: 0 E: 0 LOB: 0 K: 2 BB: 0 S: 7 P: 7	R: 0 H: 2 E: 0 LOB: 1 K: 0 BB: 0 S: 4 P: 4	R: 0 H: 0 E: 0 LOB: 0 K: 0 BB: 0 S: 3 P: 3	R: 0 H: 1 E: 0 LOB: 1 K: 1 BB: 0 S: 5 P: 5	R: 0 H: 0 E: 0 LOB: 0 K: 0 BB: 0 S: 3 P: 3	1B: 7 SF: 0 2B: 1 SAC: 1 3B: 0 DP: 2 HR: 0 HBP: 0	WP: 0 PA: 33 PB: 0 SB: 1 CS: 1
PITCHER Bill Singer, R (1, 1) ERA: 1.13	IP WLS BF H R ER SO BB IBB HBP BLK WP HR S P ERA WHIP 9.0 W 33 7 0 0 6 1 0 0 0 0 0 0 44 48 0.00 0.889										

Batter	1	2	3	4	5	6	7	8	9
Maury Wills, S OBP: 0.125, SLG: 0.188 (1, 6)	0-0 5-3		0-3 K			0-0 F5		0-0 5-3	
Manny Mota, R OBP: 0.440, SLG: 0.652 (1, 7)	0-0 F9			0-0 F8		0-0 F8		0-0 F9	
Willie Davis, L OBP: 0.371, SLG: 0.588 (1, 8)	0-0 4-3			0-0 3-1		0-0 3-1		0-0 F9	
Frank Robinson, R OBP: 0.320, SLG: 0.227 (1, 9)		0-0 F7		0-3 K			0-0 6-3		
Jim Lefebvre, S OBP: 0.387, SLG: 0.645 (1, 4)		0-0 5-3			0-0 F7		0-0 HR		
Wes Parker, S OBP: 0.409, SLG: 0.368 (1, 3)		0-0 1B			4-0 F7 BB		0-0 1B 1B		
Steve Garvey, R OBP: 0.346, SLG: 0.400 (1, 5)		0-0 P3			0-0 F7 1-2		0-0 FC5-4 1B		
Chris Cannizzaro, R OBP: 0.417, SLG: 0.545 (1, 2)			0-0 4-3		4-0 IBB		0-3 K		
Bill Singer, R OBP: 0.167, SLG: 0.167 (1, 1)			0-3 K		0-3 K		0-0 FC5-4 1-2f		

Inning Stats	R: 0	H: 0	E: 0	K: 0	S: 3	R: 0	H: 1	E: 0	K: 0	S: 4	R: 0	H: 0	E: 0	K: 2	S: 7	R: 0	H: 0	E: 0	K: 1	S: 5	R: 0	H: 0	E: 0	K: 1	S: 5	R: 0	H: 0	E: 0	K: 0	S: 3	R: 1	H: 3	E: 0	K: 1	S: 8	R: 0	H: 0	E: 0	K: 0	S: 3
	LOB: 0	BB: 0	P: 3	LOB: 1	BB: 0	P: 4	LOB: 0	BB: 0	P: 7	LOB: 2	BB: 2	P: 13	LOB: 0	BB: 0	P: 3	LOB: 2	BB: 2	P: 8	LOB: 0	BB: 0	P: 3	LOB: 0	BB: 0	P: 3	LOB: 0	BB: 0	P: 3	SF: 0	SAC: 0	DP: 0	HBP: 0	WP: 0	PA: 30	CS: 0						

PITCHER	IP	WLS	BF	H	R	ER	SO	BB	IBB	HBP	BLK	WP	HR	S	P	ERA	WHIP
Fred Norman, L ERA: 2.45 (1, 1)	8.0	L	30	4	1	1	5	1	1	0	0	0	1	38	46	1.12	0.625

BOTTOM

San Diego Padres @ Los Angeles Dodgers
 Dodger Stadium, Los Angeles, CA
 Sat Apr 22 1972, 6:05 PM PST
 Att. 27,973 - Unknown

AB	28
R	1
H	4
RBI	1
BB	2
SO	5
LOB	8



WP	PA	CS
0	30	0

Batter	1	2	3	4	5	6	7	8	9	AB R H RBI BB SO LOB	TOP											
Dave Campbell, R (1, 5) OBP: 0.250, SLG: 0.182	0-0 5-3			0-0 F7		0-0 E8 1B		0-0 F6		4 0 1 1 0 0 3	San Diego Padres @ Los Angeles Dodgers Dodger Stadium, Los Angeles, CA Sun Apr 23 1972, 3:33 AM PST Att. 24,752 - Unknown livebaseballscorecards.com											
Derrel Thomas, S (1, 4) OBP: 0.400, SLG: 0.360	0-0 5-3			0-0 6-3		0-0 G6-4-3 1B		0-0 SF8		3 0 1 1 0 0 0												
Johnny Jeter, R (1, 8) OBP: 0.480, SLG: 0.583	0-3 K			0-0 1B		0-0 G6-4-3 1-2f		0-0 F4		4 0 1 0 0 1 4												
Nate Colbert, R (1, 3) OBP: 0.200, SLG: 0.424		0-0 G5-4-3 1B		0-0 F2			0-3 K		0-0 6-3	4 0 1 0 0 1 1												
Cito Gaston, R (1, 7) OBP: 0.263, SLG: 0.316		0-0 G5-4-3 1-2f		0-0 6-3			0-0 6-3		0-0 5-3	4 0 0 0 0 0 1												
Ollie Brown, R (1, 9) OBP: 0.174, SLG: 0.136		0-3 K		0-0 5-3			0-3 K		0-0 4-3	4 0 0 0 0 2 0												
Bob Barton, R (1, 2) OBP: 0.167, SLG: 0.167 Don Mason, L (8, PR) Fred Kendall, R (8, 2) OBP: 0.286, SLG: 0.286			0-0 6-3		0-0 L9			0-0 SH SF8 1B		3 0 1 0 0 0 0 0 1 0 0 0 0 0 0 0 0 0 0 0 0												
Enzo Hernandez, R (1, 6) OBP: 0.222, SLG: 0.231			0-0 6-3		0-0 SH3-4 E 1B		0-0 SF8 SH 1B			3 1 2 0 0 0 0												
Clay Kirby, R (1, 1) OBP: 0.200, SLG: 0.200			0-3 K		0-0 SH3-4		0-0 SH			1 0 0 0 0 1 0												
Inning Stats	R: 0 E: 0 K: 1 S: 5	H: 0 LOB: 0 BB: 0 P: 5	R: 0 E: 0 K: 1 S: 5	H: 1 LOB: 0 BB: 0 P: 5	R: 0 E: 0 K: 1 S: 5	H: 0 LOB: 0 BB: 0 P: 5	R: 0 E: 0 K: 0 S: 4	H: 1 LOB: 1 BB: 0 P: 4	R: 0 E: 0 K: 0 S: 3	H: 0 LOB: 0 BB: 0 P: 3		R: 1 E: 1 K: 0 S: 5	H: 3 LOB: 1 BB: 0 P: 5	R: 0 E: 0 K: 2 S: 7	H: 0 LOB: 0 BB: 0 P: 7	R: 1 E: 0 K: 0 S: 6	H: 2 LOB: 2 BB: 0 P: 6	R: 0 E: 0 K: 0 S: 3	H: 0 LOB: 0 BB: 0 P: 3	1B: 7 2B: 0 3B: 0 HR: 0	SF: 1 SAC: 2 DP: 2 HBP: 0	WP: 0 PB: 0 SB: 0 CS: 0
PITCHER	IP WLS BF H R ER SO BB IBB HBP BLK WP HR S P ERA WHIP																					
Tommy John, L (1, 1) ERA: 1.93	7.0 L 27 7 2 2 5 0 0 0 0 0 0 0 0 37 37 2.57 1.000																					
Jim Brewer, L (8, 1) ERA:	2.0 6 0 0 0 0 0 0 0 0 0 0 0 0 6 6 0.00 0.000																					

San Diego Padres @ Los Angeles Dodgers
Dodger Stadium, Los Angeles, CA
 Sun Apr 23 1972, 3:33 AM PST
 Att. 24,752 - Unknown

AB	30
R	2
H	7
RBI	2
BB	0
SO	5
LOB	9



Batter	1	2	3	4	5	6	7	8	9	AB R H RBI BB SO LOB
Maury Wills, S OBP: 0.162, SLG: 0.222 (1, 6)	0-0 WP 2B	0-0 F3			0-3 K		4-0 FC6-4 BB		0-0 F7	4 0 1 0 1 1 2
Bill Buckner, L OBP: 0.250, SLG: 0.222 (1, 9)	4-0 WP BB		0-0 FC4-6 1B		0-0 4-3		0-0 FC6-4 FC3-6 1-2f		0-0 6-3	4 0 1 0 1 0 1
Willie Davis, L OBP: 0.350, SLG: 0.526 (1, 8)	0-0 F8 1-2 2-3		0-0 FC4-6 1-2f		4-0 WP S BB		0-0 FC3-6 BB 1-2f		0-0 F7	4 0 0 0 1 0 4
Jim Lefebvre, S OBP: 0.371, SLG: 0.588 (1, 4)	0-3 K		0-3 K		0-3 K		4-0 FC6-4 BB 1-2			3 0 0 0 1 3 4
Willie Crawford, L OBP: 0.333, SLG: 0.632 (1, 7)	0-3 K		0-0 F7			0-0 HR	0-0 FC6-4 1-2f			4 1 1 1 0 1 5
Wes Parker, S OBP: 0.346, SLG: 0.304 (1, 3)		0-0 F6		0-0 F9		0-0 L7		0-0 3-1		4 0 0 0 0 0 0
Steve Garvey, R OBP: 0.333, SLG: 0.379 (1, 5)		0-0 FC4-6 1B		0-0 F4		0-0 F8		0-0 6-3		4 0 1 0 0 0 0
Chris Cannizzaro, R OBP: 0.464, SLG: 0.542 (1, 2)		0-0 FC4-6 1B 1-2f		4-0 BB		0-0 1B		4-0 BB		2 0 1 0 2 0 1
Bill Russell, R (8, PR)										0 0 0 0 0 0 0
Dick Dietz, R (9, 2)										0 0 0 0 0 0 0
Tommy John, R OBP: 0.167, SLG: 0.167 (1, 1)		0-0 1B		0-0 F3		0-0 4-3		0-0 F7		3 0 1 0 0 0 2
Jim Brewer, L (8, 1)										0 0 0 0 0 0 0
Manny Mota, R OBP: 0.423, SLG: 0.625 (8, 7)		1-2 1B								1 0 0 0 0 0 1

Inning Stats	R: 0 E: 0 K: 2 S: 8	H: 1 LOB: 2 BB: 1 P: 12	R: 0 E: 0 K: 0 S: 5	H: 2 LOB: 2 BB: 0 P: 5	R: 0 E: 0 K: 1 S: 6	H: 1 LOB: 1 BB: 0 P: 6	R: 0 E: 0 K: 0 S: 3	H: 0 LOB: 1 BB: 1 P: 7	R: 0 E: 0 K: 2 S: 7	H: 0 LOB: 1 BB: 1 P: 11	R: 1 E: 0 K: 0 S: 5	H: 2 LOB: 1 BB: 0 P: 5	R: 0 E: 0 K: 0 S: 3	H: 0 LOB: 2 BB: 2 P: 11	R: 0 E: 0 K: 0 S: 3	H: 0 LOB: 1 BB: 1 P: 7	R: 0 E: 0 K: 0 S: 3	H: 0 LOB: 0 BB: 0 P: 3	1B: 4 2B: 1 3B: 0 HR: 1	SF: 0 SAC: 0 DP: 0 HBP: 0	WP: 2 PB: 0 SB: 1 CS: 0	PA: 39
PITCHER Clay Kirby, R ERA: 2.35 (1, 1)	IP 9.0	WLS W	BF 39	H 6	R 1	ER 1	SO 5	BB 6	IBB 0	HBP 0	BLK 0	WP 2	HR 1	S 43	P 67	ERA 1.00	WHIP 1.333					


BOTTOM

San Diego Padres @ Los Angeles Dodgers
Dodger Stadium, Los Angeles, CA

Sun Apr 23 1972, 3:33 AM PST
Att. 24,752 - Unknown

livebaseballscorecards.com

AB	33
R	1
H	6
RBI	1
BB	6
SO	5
LOB	20



New York Mets @ San Diego Padres
 San Diego Stadium, San Diego, CA

Tue Apr 25 1972, 9:05 PM EST
 Att. 5,588 - Unknown

livebaseballscorecards.com



WP: 0 PA: 36
 PB: 0
 SB: 0
 CS: 0

Batter	1	2	3	4	5	6	7	8	9	AB	R	H	RBI	BB	SO	LOB
Bud Harrelson, S OBP: 0.300, SLG: 0.286 (1, 6)	0-0 4-3		0-0 L9			0-0 SH1-4		0-0 4-3		3	0	0	0	0	0	0
Ken Boswell, L OBP: 0.219, SLG: 0.233 (1, 4)	0-0 4-3			0-0 1B		0-0 L7		0-0 1-3		4	0	1	0	0	0	1
Tommie Agee, R OBP: 0.323, SLG: 0.269 (1, 8)	0-0 4-3			0-3 K		0-0 PO	0-0 E 1B	0-0 4-3		4	1	1	0	0	1	1
Rusty Staub, L OBP: 0.438, SLG: 0.370 (1, 9)		0-3 K		0-0 P1		0-0 E 1-2 E 1B		0-0 1-3		4	1	1	0	0	1	1
Cleon Jones, R OBP: 0.448, SLG: 0.560 (1, 7)		1-0 5-3 HBP		0-3 K		0-0 F2	0-0 1-3 2-H	4-0 FC4-6 1B BB		2	0	0	0	1	1	2
Jim Fregosi, R OBP: 0.310, SLG: 0.423 (1, 5)		0-0 5-3		0-0 F8		0-0 F7		0-0 FC4-6 1B		4	0	1	0	0	0	2
Ed Kranepool, L OBP: 0.308, SLG: 0.364 (1, 3)		0-0 F8		0-0 6-3		0-0 E9	0-0 3-H 4-0	0-0 FC4-6 FC6-4		4	0	0	0	0	0	3
Jerry Grote, R OBP: 0.320, SLG: 0.286 (1, 2)			0-0 P4		0-0 5-3		0-0 IBB	0-0 FC6-4		3	0	0	0	1	0	2
Buzz Capra, R (1, 1)			0-3 K			4-0 PO SH1-4 BB	0-3 K			1	0	0	0	1	1	0
John Milner, L (7, PH)										1	0	0	0	0	1	2
Chuck Taylor, R (7, 1)										0	0	0	0	0	0	0

Batter	1	2	3	4	5	6	7	8	9
Bud Harrelson, S OBP: 0.300, SLG: 0.286 (1, 6)	0-0 4-3		0-0 L9			0-0 SH1-4		0-0 4-3	
Ken Boswell, L OBP: 0.219, SLG: 0.233 (1, 4)	0-0 4-3			0-0 1B		0-0 L7		0-0 1-3	
Tommie Agee, R OBP: 0.323, SLG: 0.269 (1, 8)	0-0 4-3			0-3 K		0-0 PO	0-0 E 1B	0-0 4-3	
Rusty Staub, L OBP: 0.438, SLG: 0.370 (1, 9)		0-3 K		0-0 P1		0-0 E 1-2 E 1B		0-0 1-3	
Cleon Jones, R OBP: 0.448, SLG: 0.560 (1, 7)		1-0 5-3 HBP		0-3 K		0-0 F2	0-0 1-3 2-H	4-0 FC4-6 1B BB	
Jim Fregosi, R OBP: 0.310, SLG: 0.423 (1, 5)		0-0 5-3		0-0 F8		0-0 F7		0-0 FC4-6 1B	
Ed Kranepool, L OBP: 0.308, SLG: 0.364 (1, 3)		0-0 F8		0-0 6-3		0-0 E9	0-0 3-H 4-0	0-0 FC4-6 FC6-4	
Jerry Grote, R OBP: 0.320, SLG: 0.286 (1, 2)			0-0 P4		0-0 5-3		0-0 IBB	0-0 FC6-4	
Buzz Capra, R (1, 1)			0-3 K			4-0 PO SH1-4 BB	0-3 K		
John Milner, L (7, PH)									
Chuck Taylor, R (7, 1)									

Inning Stats	R: 0	H: 0	E: 0	K: 0	S: 3	P: 3	R: 0	H: 0	E: 0	K: 1	S: 5	P: 6	R: 0	H: 0	E: 0	K: 1	S: 5	P: 5	R: 0	H: 1	E: 0	K: 2	S: 8	P: 8	R: 0	H: 0	E: 0	K: 0	S: 3	P: 3	R: 2	H: 2	E: 2	K: 1	S: 8	P: 12	R: 0	H: 0	E: 0	K: 0	S: 3	P: 3	R: 0	H: 1	E: 0	K: 0	S: 4	P: 8	R: 0	H: 1	E: 0	K: 0	S: 4	P: 8	1B: 4	SF: 0	2B: 0	SAC: 1	3B: 0	DP: 0	HR: 0	HBP: 1	WP: 0	PA: 36
--------------	------	------	------	------	------	------	------	------	------	------	------	------	------	------	------	------	------	------	------	------	------	------	------	------	------	------	------	------	------	------	------	------	------	------	------	-------	------	------	------	------	------	------	------	------	------	------	------	------	------	------	------	------	------	------	-------	-------	-------	--------	-------	-------	-------	--------	-------	--------

PITCHER	IP	WLS	BF	H	R	ER	SO	BB	IBB	HBP	BLK	WP	HR	S	P	ERA	WHIP
Steve Arlin, R (1, 1)	7.0	L	27	3	2	0	5	1	1	1	0	0	0	34	43	0.00	0.571
Mike Caldwell, L (8, 1)	2.0		8	1	0	0	0	1	0	0	0	0	0	7	11	0.00	1.000

PITCHER	IP	WLS	BF	H	R	ER	SO	BB	IBB	HBP	BLK	WP	HR	S	P	ERA	WHIP
---------	----	-----	----	---	---	----	----	----	-----	-----	-----	----	----	---	---	-----	------

Batter	1	2	3	4	5	6	7	8	9	AB	R	H	RBI	BB	SO	LOB
Dave Campbell, R (1, 5) OBP: 0.222, SLG: 0.160 Cito Gaston, R (7, PH) OBP: 0.250, SLG: 0.300 Garry Jestadt, R (8, 5) OBP: 0.333, SLG: 0.333	0-0 F3		0-0 4-3		0-0 P5		0-0 1-3			3	0	0	0	0	0	1
Derrel Thomas, S (1, 4) OBP: 0.353, SLG: 0.310	0-0 4-3		0-0 4-3		0-0 P6			0-3 K		4	0	0	0	0	1	1
Johnny Jeter, R (1, 8) OBP: 0.448, SLG: 0.536	0-3 K		0-0 CS 1B		0-0 6-3			0-3 K		4	0	1	0	0	2	0
Nate Colbert, R (1, 3) OBP: 0.231, SLG: 0.514		0-0 HR	0-0 CS	0-0 F3		0-0 S 1B		0-0 E5		4	1	2	1	0	0	0
Leron Lee, L (1, 7) OBP: 0.292, SLG: 0.227		4-0 CS BB		0-0 L3		4-0 G1-6-3 BB		0-0 F7		2	0	0	0	2	0	1
Larry Stahl, L (1, 9) OBP: 0.200, SLG: 0.111		4-0 FC1-5 1B BB		0-0 1B		0-0 G1-6-3			0-0 4-3	3	0	1	0	1	0	2
Fred Kendall, R (1, 2) OBP: 0.273, SLG: 0.273		0-0 FC1-5 1B		0-0 6-3			0-0 F8		0-0 P6	4	0	1	0	0	0	1
Enzo Hernandez, R (1, 6) OBP: 0.200, SLG: 0.207 Jerry Morales, R (9, PH) OBP: 0.231, SLG: 0.231		0-0 FC1-5		0-0 E6 S			0-0 P4		0-0 F8	3	0	0	0	0	0	2
Steve Arlin, R (1, 1) OBP: 0.400, SLG: 0.500 Ollie Brown, R (7, PH) OBP: 0.208, SLG: 0.217 Mike Caldwell, R (8, 1)		0-0 L7		0-3 K			0-0 2B			1	0	1	0	0	0	0

Inning Stats	R: 0	H: 0	E: 0	K: 1	S: 5	R: 1	H: 2	E: 0	K: 0	S: 4	R: 0	H: 1	E: 0	K: 0	S: 3	R: 0	H: 1	E: 0	K: 0	S: 4	R: 0	H: 0	E: 1	K: 1	S: 6	R: 0	H: 1	E: 0	K: 0	S: 3	R: 0	H: 1	E: 0	K: 0	S: 4	R: 0	H: 0	E: 1	K: 2	S: 8	R: 0	H: 0	E: 0	K: 0	S: 3	R: 0	H: 0	E: 0	K: 0	S: 3	1B: 4	SF: 0	2B: 1	3B: 0	HR: 1	WP: 0	PB: 0	SB: 2	CS: 2	PA: 36
--------------	------	------	------	------	------	------	------	------	------	------	------	------	------	------	------	------	------	------	------	------	------	------	------	------	------	------	------	------	------	------	------	------	------	------	------	------	------	------	------	------	------	------	------	------	------	------	------	------	------	------	-------	-------	-------	-------	-------	-------	-------	-------	-------	--------

PITCHER	IP	WLS	BF	H	R	ER	SO	BB	IBB	HBP	BLK	WP	HR	S	P	ERA	WHIP
Buzz Capra, R (1, 1) ERA: 1.13	6.0	W	24	5	1	1	2	3	0	0	0	0	1	25	37	1.50	1.333
Chuck Taylor, R (7, 1) ERA:	3.0	S	11	1	0	0	2	0	0	0	0	0	0	15	15	0.00	0.333


BOTTOM

New York Mets @ San Diego Padres
San Diego Stadium, San Diego, CA

Tue Apr 25 1972, 9:05 PM EST
Att. 5,588 - Unknown

livebaseballscorecards.com

AB	32
R	1
H	6
RBI	1
BB	3
SO	4
LOB	12



Batter	1	2	3	4	5	6	7	8	9	AB	R	H	RBI	BB	SO	LOB	TOP										
Bud Harrelson, S OBP: 0.314, SLG: 0.281 (1, 6) X	0-0 4-3		0-0 P4		H 1-0 HBP		0-0 WP HR 1B	0-0 G1-4-3 1-2f		4	1	1	0	0	0	1											
Ken Boswell, L OBP: 0.216, SLG: 0.229 (1, 4) X	0-0 BLK 1B		0-0 4-3		0-0 L3		0-0 F6 1-2		0-0 L8	5	0	1	0	0	0	3											
Tommie Agee, R OBP: 0.333, SLG: 0.387 (1, 8) X	0-0 F7 1-2		0-0 P3		0-0 E7 1B HR 1B		0-0 HR 2-H		0-0 F8	5	2	2	2	0	0	1											
Rusty Staub, L OBP: 0.405, SLG: 0.323 (1, 9)	4-0 IBB			S S S 0-3 K		0-0 F2	0-0 F7		0-0 4-3	4	0	0	0	1	1	1											
John Milner, L OBP: 0.375, SLG: 0.375 (1, 7) X	0-0 4-3			0-0 4-3		0-0 HR 1B	0-0 WP BB 1B			4	1	2	0	0	0	2											
Jim Fregosi, R OBP: 0.333, SLG: 0.517 (1, 5) X		0-0 F9		0-0 F7		0-0 HR 1B	4-0 WP BB			3	1	1	3	1	0	0											
Ed Kranepool, L OBP: 0.333, SLG: 0.385 (1, 3) X		0-0 1B			0-0 F5	0-0 HBP 1B	0-3 K			4	0	2	0	0	1	2											
Jerry Grote, R OBP: 0.310, SLG: 0.250 (1, 2) X		0-0 F2			0-0 6-3	1-0 G5-4-3 HBP		0-0 F3		3	0	0	0	0	0	1											
Tom Seaver, R OBP: 0.222, SLG: 0.333 (1, 1) X		0-3 K			0-0 2B	0-0 G5-4-3 1-2f		0-0 G1-4-3 1B		4	0	2	0	0	1	3											
Inning Stats	R: 0 E: 0 K: 0 S: 4	H: 1 LOB: 2 BB: 1 P: 8	R: 0 E: 0 K: 1 S: 6	H: 1 LOB: 1 BB: 0 P: 6	R: 0 E: 0 K: 0 S: 3	H: 0 LOB: 0 BB: 0 P: 3	R: 0 E: 0 K: 1 S: 5	H: 0 LOB: 0 BB: 0 P: 5	R: 0 E: 0 K: 0 S: 4	H: 1 LOB: 2 BB: 0 P: 5	R: 3 E: 1 K: 0 S: 6	H: 4 LOB: 1 BB: 0 P: 7	R: 2 E: 0 K: 1 S: 8	H: 3 LOB: 2 BB: 1 P: 12	R: 0 E: 0 K: 0 S: 3	H: 1 LOB: 0 BB: 0 P: 3	R: 0 E: 0 K: 0 S: 3	H: 0 LOB: 0 BB: 0 P: 3	1B: 8 2B: 1 3B: 0 HR: 2	SF: 0 SAC: 0 DP: 2 HBP: 2	WP: 2 PB: 0 SB: 0 CS: 0	PA: 40					
PITCHER	IP	WLS	BF	H	R	ER	SO	BB	IBB	HBP	BLK	WP	HR	S	P	ERA	WHIP										
Bill Greif, R ERA: 5.74 (1, 1)	5.1	L	26	7	3	3	2	0	1	2	1	0	1	27	33	5.06	1.312										
Gary Ross, R ERA: 4.91 (6, 1)	0.2		1	0	0	0	0	0	0	0	0	0	0	1	1	0.00	0.000										
Mike Corkins, R ERA: 6.0 (7, 1)	0.2		6	3	2	2	0	1	0	0	0	1	1	5	9	27.00	6.000										
Mark Schaeffer, L ERA: (7, 1)	1.1		4	1	0	0	1	0	0	0	0	1	0	6	6	0.00	0.750										
Ron Taylor, R ERA: 9.0 (9, 1)	1.0		3	0	0	0	0	0	0	0	0	0	0	3	3	0.00	0.000										

New York Mets @ San Diego Padres
San Diego Stadium, San Diego, CA
 Wed Apr 26 1972, 9:05 PM EST
 Att. 6,463 - Unknown

livebaseballscorecards.com

AB	36
R	5
H	11
RBI	5
BB	2
SO	3
LOB	14



Batter	1	2	3	4	5	6	7	8	9	AB	R	H	RBI	BB	SO	LOB
Dave Campbell, R (1, 5) OBP: 0.226, SLG: 0.172	0-3 K		0-0 P5			0-0 F7		0-0 1B		4	0	1	0	0	1	0
Derrel Thomas, S (1, 4) OBP: 0.342, SLG: 0.333	0-0 2B			0-0 L7		0-0 G3		0-0 L9		4	0	1	0	0	0	1
Johnny Jeter, R (1, 8) OBP: 0.394, SLG: 0.469 Ron Taylor, R (9, 1)	0-0 F8			0-3 K			0-3 K	0-0 F8		4	0	0	0	0	2	2
Nate Colbert, R (1, 3) OBP: 0.233, SLG: 0.488	0-0 6-3			0-0 F7			0-0 6-3		0-0 FC4-6 1B	4	0	1	0	0	0	1
Leron Lee, L (1, 7) OBP: 0.321, SLG: 0.269		0-0 F7			0-0 FC1-6 1B		0-0 1B 1B		0-0 FC4-6	4	1	2	0	0	0	1
Larry Stahl, L (1, 9) OBP: 0.208, SLG: 0.136		0-3 K			0-0 FC1-6 5-3 1-2f		0-0 1B 1B		0-0 F7	4	0	1	0	0	1	2
Bob Barton, R (1, 2) OBP: 0.179, SLG: 0.179		0-0 5-3			0-0 5-3 1-2		0-0 1B 1B		0-3 K	4	0	1	1	0	1	2
Enzo Hernandez, R (1, 6) OBP: 0.188, SLG: 0.194 Ollie Brown, R (7, PH) OBP: 0.200, SLG: 0.208 Rafael Robles, R (8, 6) OBP: 0.167, SLG: 0.167			0-0 B1-3		0-0 L9		0-0 F2			2	0	0	0	0	0	1
Bill Greif, R (1, 1) Gary Ross, R (6, 1) Don Mason, L (6, PH) Mike Corkins, R (7, 1) Mark Schaeffer, L (7, 1) Jerry Morales, R (8, PH) OBP: 0.214, SLG: 0.214			0-3 K			0-0 F9		0-0 F7		1	0	0	0	0	1	0

Inning Stats	R: 0	H: 1	E: 0	LOB: 1	K: 1	BB: 0	S: 6	P: 6	R: 0	H: 0	E: 0	LOB: 0	K: 1	BB: 0	S: 5	P: 5	R: 0	H: 0	E: 0	LOB: 0	K: 1	BB: 0	S: 5	P: 5	R: 0	H: 1	E: 0	LOB: 1	K: 0	BB: 0	S: 4	P: 4	R: 1	H: 3	E: 0	LOB: 2	K: 1	BB: 0	S: 8	P: 8	R: 0	H: 1	E: 0	LOB: 1	K: 0	BB: 0	S: 4	P: 4	R: 0	H: 1	E: 0	LOB: 1	K: 1	BB: 0	S: 6	P: 6	1B: 6	SF: 0	2B: 1	SAC: 0	3B: 0	DP: 0	HR: 0	HBP: 0	WP: 0	PA: 34
PITCHER Tom Seaver, R (1, 1) ERA: 0.38	IP	WLS	BF	H	R	ER	SO	BB	IBB	HBP	BLK	WP	HR	S	P	ERA	WHIP	IP	WLS	BF	H	R	ER	SO	BB	IBB	HBP	BLK	WP	HR	S	P	ERA	WHIP	IP	WLS	BF	H	R	ER	SO	BB	IBB	HBP	BLK	WP	HR	S	P	ERA	WHIP															


BOTTOM

New York Mets @ San Diego Padres
San Diego Stadium, San Diego, CA

Wed Apr 26 1972, 9:05 PM EST
Att. 6,463 - Unknown

livebaseballscorecards.com

AB	34
R	1
H	7
RBI	1
BB	0
SO	6
LOB	12



Batter	1	2	3	4	5	6	7	8	9	AB R H RBI BB SO LOB	TOP
Bud Harrelson, S OBP: 0.300, SLG: 0.297 (1, 6) X	0-0 P4 ①		0-0 5-3 ①		0-0 5-3 ③		0-0 2B		0-0 F8 ③	5 0 1 0 0 0 1	
Ted Martinez, R (1, 4) S	0-3 K ②		0-0 F8 ②		0-0 L5 ①		0-0 F6 ③			4 0 0 0 0 1 1	
Tommie Agee, R OBP: 0.325, SLG: 0.400 (1, 8) X	0-0 F8 ③		0-0 P4 ③		0-0 1B 2B				0-3 K ①	4 1 1 0 0 1 0	
Rusty Staub, L OBP: 0.415, SLG: 0.429 (1, 9) X		0-0 HR		0-0 F8 ①		0-0 4-3 ②		0-0 BB 1B		4 1 2 1 0 0 1	
Cleon Jones, R OBP: 0.455, SLG: 0.536 (1, 7) S	0-3 K ①		0-0 F9 ②		0-0 2-3 1B			4-0 BB 1B		3 0 1 1 1 1 0	
Jim Fregosi, R OBP: 0.351, SLG: 0.500 (1, 5) S		4-0 3B BB		0-0 1B		0-0 5-3 ③		0-0 BB		3 1 1 0 1 0 3	
Jim Beauchamp, R OBP: 0.250, SLG: 0.250 (1, 3) X	0-0 F8 ②		0-0 F9 ③					0-0 G6-4-3		3 1 1 0 1 0 3	
Ed Kranepool, L OBP: 0.323, SLG: 0.370 (8, 3) X								0-0 1-2			
Jerry Grote, R OBP: 0.364, SLG: 0.500 (1, 2) X		0-0 3B		0-0 F9 ③		0-0 P3 ①		0-0 L8 ①		3 0 0 0 0 0 2	
Gary Gentry, R (1, 1) S		0-3 K ③		0-0 6-3 ①		0-0 HR		0-0 WP SH2-3 1B		4 1 3 2 0 0 0	
Tug McGraw, R OBP: 0.500, SLG: 0.500 (8, 1) S				0-0 1-3 ②		0-3 K ②		0-0 SH2-3 ②		3 0 0 0 0 2 1	
Inning Stats	R: 0 H: 0 E: 0 LOB: 0 K: 1 BB: 0 S: 5 P: 5	R: 2 H: 2 E: 0 LOB: 1 K: 2 BB: 1 S: 9 P: 13	R: 0 H: 0 E: 0 LOB: 0 K: 0 BB: 0 S: 3 P: 3	R: 0 H: 1 E: 0 LOB: 1 K: 0 BB: 0 S: 4 P: 4	R: 0 H: 0 E: 0 LOB: 0 K: 0 BB: 0 S: 3 P: 3	R: 1 H: 2 E: 0 LOB: 1 K: 0 BB: 0 S: 5 P: 5	R: 1 H: 2 E: 0 LOB: 1 K: 1 BB: 0 S: 7 P: 7	R: 0 H: 1 E: 0 LOB: 1 K: 1 BB: 1 S: 5 P: 9	R: 0 H: 1 E: 0 LOB: 1 K: 0 BB: 0 S: 4 P: 4	1B: 4 SF: 0 2B: 2 SAC: 1 3B: 1 DP: 1 HR: 2 HBP: 0	WP: 1 PA: 37 PB: 0 SB: 0 CS: 0
PITCHER Fred Norman, L ERA: 3.5 (1, 1)	IP: 7.0 WLS: L BF: 29 H: 7 R: 4 ER: 4 SO: 4 BB: 1 IBB: 0 HBP: 0 BLK: 0 WP: 0 HR: 2 S: 36 P: 40 ERA: 5.14 WHIP: 1.143										
Gary Ross, R ERA: 3.18 (8, 1)	IP: 2.0 WLS: L BF: 8 H: 2 R: 0 ER: 0 SO: 1 BB: 1 IBB: 0 HBP: 0 BLK: 0 WP: 1 HR: 0 S: 9 P: 13 ERA: 0.00 WHIP: 1.500										

New York Mets @ San Diego Padres
 San Diego Stadium, San Diego, CA
 Thu Apr 27 1972, 9:05 PM EST
 Att. 4,459 - Unknown

livebaseballscorecards.com

AB	34
R	4
H	9
RBI	4
BB	2
SO	5
LOB	9



Batter	1	2	3	4	5	6	7	8	9	AB	R	H	RBI	BB	SO	LOB
Derrel Thomas, S (1, 4) OBP: 0.333, SLG: 0.306	4-0 CS BB		0-3 K		0-0 4-3		0-3 K			3	0	0	0	1	2	4
Enzo Hernandez, R (1, 6) OBP: 0.194, SLG: 0.229	0-0 G3 1-2		0-0 L8			0-0 6-3		0-0 5-3 SF7 2B		4	1	1	0	0	0	1
Johnny Jeter, R (1, 8) OBP: 0.351, SLG: 0.417	0-3 K		0-3 K			0-0 6-3		0-0 5-3 2-3		4	0	0	0	0	2	1
Nate Colbert, R (1, 3) OBP: 0.234, SLG: 0.500		0-0 WP 6-3 2B		0-0 5-3		0-0 F8		0-0 SF7 3-H		3	1	1	1	0	0	0
Cito Gaston, R (1, 7) OBP: 0.250, SLG: 0.261		4-0 6-3 WP 2B BB		0-0 4-3		0-0 6-3		0-0 L5		3	1	0	0	1	0	0
Ollie Brown, R (1, 9) OBP: 0.207, SLG: 0.214		0-0 6-3 1-3 2-H		0-0 6-3		0-0 F2		0-0 SH3-4 1B		4	0	1	1	0	0	1
Dave Campbell, R (1, 5) OBP: 0.265, SLG: 0.250		0-0 3-H 2B		0-3 K		0-0 1B 1B		0-0 SH3-4 1-2		3	0	2	1	0	1	0
Bob Barton, R (1, 2) OBP: 0.226, SLG: 0.200		0-3 K		4-0 FC5-6 BB		0-0 1B 1B		0-3 K		2	0	1	0	1	1	1
Don Mason, L (7, PR)										0	0	0	0	0	0	0
Fred Kendall, R (8, 2) OBP: 0.250, SLG: 0.250										1	0	0	0	0	1	1
Fred Norman, S (1, 1) OBP: 0.200, SLG: 0.200		0-0 F8		0-0 FC5-6		0-0 1-2 2-3 1B		0-3 K		2	0	0	0	0	0	2
Leron Lee, L (7, PH) OBP: 0.345, SLG: 0.296										1	0	1	0	0	0	0
Gary Ross, R (8, 1)										0	0	0	0	0	0	0
Jerry Morales, R (9, PH) OBP: 0.200, SLG: 0.200										1	0	0	0	0	1	1

Inning Stats	R: 0	H: 0	E: 0	K: 1	S: 4	P: 8	R: 2	H: 2	E: 0	K: 1	S: 7	R: 0	H: 0	E: 0	K: 2	S: 7	R: 0	H: 0	E: 0	K: 0	S: 3	R: 0	H: 0	E: 0	K: 1	S: 5	R: 0	H: 0	E: 0	K: 0	S: 3	R: 0	H: 3	E: 1	K: 0	S: 4	R: 0	H: 1	E: 0	K: 2	S: 8	R: 1	H: 1	E: 0	K: 0	S: 4	R: 0	H: 1	E: 0	K: 2	S: 8	1B: 4	2B: 3	3B: 0	HR: 0	SF: 1	SAC: 1	DP: 0	HBP: 0	WP: 1	PB: 0	SB: 0	CS: 1	PA: 36
--------------	------	------	------	------	------	------	------	------	------	------	------	------	------	------	------	------	------	------	------	------	------	------	------	------	------	------	------	------	------	------	------	------	------	------	------	------	------	------	------	------	------	------	------	------	------	------	------	------	------	------	------	-------	-------	-------	-------	-------	--------	-------	--------	-------	-------	-------	-------	--------

PITCHER	IP	WLS	BF	H	R	ER	SO	BB	IBB	HBP	BLK	WP	HR	S	P	ERA	WHIP
Gary Gentry, R (1, 1) ERA: 2.0	7.0	W	29	6	3	3	6	3	0	0	0	1	0	38	50	3.86	1.286
Tug McGraw, L (8, 1) ERA: 0.82	2.0	S	7	1	0	0	2	0	0	0	0	0	0	11	11	0.00	0.500


BOTTOM

New York Mets @ San Diego Padres
San Diego Stadium, San Diego, CA

Thu Apr 27 1972, 9:05 PM EST
Att. 4,459 - Unknown

livebaseballscorecards.com

AB	31
R	3
H	7
RBI	3
BB	3
SO	8
LOB	12



Batter	1	2	3	4	5	6	7	8	9	AB R H RBI BB SO LOB	TOP
Larry Bowa, S OBP: 0.229, SLG: 0.271 (1, 6) X	0-0 4-3		0-0 P4	0-0 FC5-2			0-0 F9		0-0 1-3	5 0 0 0 0 0 3	
Tim McCarver, L OBP: 0.262, SLG: 0.425 (1, 2) S S S	0-3 K		4-0 BB		4-0 G6-4-3 1B 2B BB		0-0 HR			2 2 1 1 2 1 0	
Willie Montanez, L OBP: 0.375, SLG: 0.463 (1, 8) S S S	0-3 K		0-0 F9		0-0 G6-4-3 1B 1-2		0-0 F9			4 0 1 0 0 1 1	
Greg Luzinski, R OBP: 0.356, SLG: 0.700 (1, 7) S S S		0-3 K		0-0 1B 1B 1B	0-0 G6-4-3 1-2F 2-3		0-0 4-3			4 1 1 0 0 1 2	
Tom Hutton, L OBP: 0.714, SLG: 0.857 (1, 3) S S S		0-3 K		0-0 1B 1B FC5-2 1B	0-0 2B		0-0 1-3			4 0 2 1 0 1 0	
Don Money, R OBP: 0.333, SLG: 0.474 (1, 5) B B B B		4-0 FC5 BB		0-0 1B 1B 1-2 2-3	0-3 K		0-3 K			3 0 1 0 1 2 1	
Mike Anderson, R OBP: 0.310, SLG: 0.250 (1, 9) X		0-0 FC5		0-3 K		0-0 F9		0-0 4-3		4 0 0 0 0 1 4	
Denny Doyle, L OBP: 0.382, SLG: 0.310 (1, 4) X		0-0 F9		0-0 1B 1-2 2-3 3-H		0-0 6-3		0-0 F8		4 0 1 1 0 0 2	
Woodie Fryman, R OBP: 0.143, SLG: 0.571 (1, 1) X			0-0 6-3	0-0 F2		0-3 K		0-0 5-3		4 0 0 0 0 1 3	
Inning Stats	R: 0 H: 0 E: 0 LOB: 0 K: 2 BB: 0 S: 7 P: 7	R: 0 H: 0 E: 0 LOB: 2 K: 2 BB: 1 S: 8 P: 12	R: 0 H: 0 E: 0 LOB: 1 K: 0 BB: 1 S: 3 P: 7	R: 1 H: 4 E: 0 LOB: 3 K: 1 BB: 0 S: 9 P: 9	R: 1 H: 2 E: 0 LOB: 1 K: 1 BB: 1 S: 6 P: 10	R: 0 H: 0 E: 0 LOB: 0 K: 1 BB: 0 S: 5 P: 5	R: 1 H: 1 E: 0 LOB: 0 K: 0 BB: 0 S: 4 P: 4	R: 0 H: 0 E: 0 LOB: 0 K: 1 BB: 0 S: 5 P: 5	R: 0 H: 0 E: 0 LOB: 0 K: 0 BB: 0 S: 3 P: 3	1B: 5 SF: 0 2B: 1 SAC: 0 3B: 0 DP: 1 HR: 1 HBP: 0	WP: 0 PA: 37 PB: 0 SB: 0 CS: 0
PITCHER	IP WLS BF H R ER SO BB IBB HBP BLK WP HR S P ERA WHIP										
Clay Kirby, R ERA: 2.61 (1, 1)	8.0 L 34 7 3 3 8 3 0 0 0 0 0 1 47 59 3.38 1.250										
Ed Acosta, R ERA: 6.35 (9, 1)	1.0 3 0 0 0 0 0 0 0 0 0 0 0 3 3 0.00 0.000										

Philadelphia Phillies @ San Diego Padres
San Diego Stadium, San Diego, CA
Fri Apr 28 1972, 9:05 PM EST
Att. 7,272 - Unknown

AB	34
R	3
H	7
RBI	3
BB	3
SO	8
LOB	16



Batter	1	2	3	4	5	6	7	8	9	AB R H RBI BB SO LOB
Derrel Thomas, S (1, 4) OBP: 0.326, SLG: 0.300	0-0 1-3 		0-3 K 			0-0 1B 		0-0 FC4-6 		4 0 1 0 0 1 1
Enzo Hernandez, R (1, 6) OBP: 0.200, SLG: 0.256	0-0 F8 2B 			0-0 6-3 		0-0 F8 		0-0 G3 		4 0 1 0 0 0 2
Johnny Jeter, R (1, 8) OBP: 0.341, SLG: 0.425	0-0 F8 			0-0 6-3 2B 		0-3 K 			0-0 4-3 	4 0 1 0 0 1 2
Nate Colbert, R (1, 3) OBP: 0.235, SLG: 0.479	0-0 F3 			0-0 6-3 			0-0 1B 		0-0 1-3 	4 0 1 0 0 0 2
Cito Gaston, R (1, 7) OBP: 0.250, SLG: 0.259		0-0 6-3 		0-0 1-3 			0-0 F9 		0-0 1B 	4 0 1 0 0 0 2
Ollie Brown, R (1, 9) OBP: 0.182, SLG: 0.188		0-0 1-3 			0-0 F8 		0-0 F8 		0-0 F3 	4 0 0 0 0 0 2
Dave Campbell, R (1, 5) OBP: 0.243, SLG: 0.229		0-0 F8 			0-0 5-3 		0-0 5-3 			3 0 0 0 0 0 1
Bob Barton, R (1, 2) OBP: 0.206, SLG: 0.182			0-0 L4 		0-0 6-3 			0-0 F9 		3 0 0 0 0 0 0
Clay Kirby, R (1, 1) OBP: 0.143, SLG: 0.143			0-0 L3 			0-0 3-1 		0-0 FC4-6 		2 0 0 0 0 0 0
Garry Jestadt, R (8, PH) OBP: 0.429, SLG: 0.429										1 0 1 0 0 0 0
Ed Acosta, S (9, 1)										0 0 0 0 0 0 0

Inning Stats	R: 0	H: 1	E: 0	LOB: 1	K: 0	BB: 0	S: 4	P: 4	R: 0	H: 0	E: 0	LOB: 0	K: 0	BB: 0	S: 3	P: 3	R: 0	H: 0	E: 0	LOB: 0	K: 1	BB: 0	S: 5	P: 5	R: 0	H: 1	E: 0	LOB: 1	K: 0	BB: 0	S: 4	P: 4	R: 0	H: 0	E: 0	LOB: 0	K: 0	BB: 0	S: 3	P: 3	R: 0	H: 1	E: 0	LOB: 1	K: 1	BB: 0	S: 6	P: 6	R: 0	H: 1	E: 0	LOB: 1	K: 0	BB: 0	S: 4	P: 4	R: 0	H: 1	E: 0	LOB: 1	K: 0	BB: 0	S: 4	P: 4	R: 0	H: 1	E: 0	LOB: 1	K: 0	BB: 0	S: 4	P: 4	R: 0	H: 1	E: 0	LOB: 1	K: 0	BB: 0	S: 4	P: 4
1B: 4	SF: 0	2B: 2	SAC: 0	3B: 0	DP: 0	HR: 0	HBP: 0	WP: 0	HR: 0	S: 37	P: 37	ERA: 0.00	WHIP: 0.667	IP: 9.0	WLS: 0	BF: 33	H: 6	R: 0	ER: 0	SO: 2	BB: 0	IBB: 0	HBP: 0	BLK: 0	WP: 0	HR: 0	S: 37	P: 37	ERA: 0.00	WHIP: 0.667	IP: 9.0	WLS: 0	BF: 33	H: 6	R: 0	ER: 0	SO: 2	BB: 0	IBB: 0	HBP: 0	BLK: 0	WP: 0	HR: 0	S: 37	P: 37	ERA: 0.00	WHIP: 0.667	IP: 9.0	WLS: 0	BF: 33	H: 6	R: 0	ER: 0	SO: 2	BB: 0	IBB: 0	HBP: 0	BLK: 0	WP: 0	HR: 0	S: 37	P: 37	ERA: 0.00	WHIP: 0.667																


BOTTOM

Philadelphia Phillies @ San Diego Padres
San Diego Stadium, San Diego, CA

Fri Apr 28 1972, 9:05 PM EST
Att. 7,272 - Unknown

livebaseballscorecards.com

AB	33
R	0
H	6
RBI	0
BB	0
SO	2
LOB	12



Batter	1	2	3	4	5	6	7	8	9	AB R H RBI BB SO LOB	TOP											
Larry Bowa, S (1, 6) OBP: 0.212, SLG: 0.250	0-0 P6		0-0 P3		0-3 K		0-0 SH5-3		0-0 4-3	4 0 0 0 0 1 1												
Tim McCarver, L (1, 2) OBP: 0.304, SLG: 0.452	0-0 4-3		0-0 2B		1-0 HBP		4-0 IBB			2 0 1 0 1 0 0												
Willie Montanez, L (1, 8) Byron Browne, R (6, 9) OBP: 0.373, SLG: 0.442 OBP: 0.667, SLG: 0.500	0-3 K		4-0 IBB		0-0 F8		4-0 BB			2 0 0 0 1 1 1 0 0 0 0 1 0 0												
Greg Luzinski, R (1, 7) OBP: 0.367, SLG: 0.705		0-0 BB 1B	0-0 F3		0-0 G3 2B		0-0 F8			4 0 2 0 0 0 6												
Tom Hutton, L (1, 3) OBP: 0.455, SLG: 0.545		0-0 F7	0-0 F8		0-0 G3		0-0 1-3			4 0 0 0 0 0 5												
Don Money, R (1, 5) OBP: 0.327, SLG: 0.439		4-0 BB		0-3 K		0-0 5-3		0-0 5-3		3 0 0 0 1 1 1												
Mike Anderson, R (1, 9) OBP: 0.283, SLG: 0.225		0-3 K		0-3 K		0-0 6-3		0-0 F9		4 0 0 0 0 2 3												
Denny Doyle, L (1, 4) OBP: 0.342, SLG: 0.273		0-3 K		0-0 G3		0-0 F7		0-0 6-3		4 0 0 0 0 1 2												
Steve Carlton, L (1, 1) Ron Stone, L (9, PH) OBP: 0.417, SLG: 0.500 OBP: 0.333, SLG: 0.200			0-0 2B 1B		0-0 4-3		0-0 SH5-3 2B		0-0 G3	3 0 2 0 0 0 0 1 0 0 0 0 0 0												
Inning Stats	R: 0 E: 0 K: 1 S: 5	H: 0 LOB: 0 BB: 0 P: 5	R: 0 E: 0 K: 2 S: 8	H: 1 LOB: 2 BB: 1 P: 12	R: 0 E: 0 K: 0 S: 5	H: 2 LOB: 3 BB: 1 P: 9	R: 0 E: 0 K: 2 S: 7	H: 0 LOB: 0 BB: 0 P: 7	R: 0 E: 0 K: 1 S: 5	H: 0 LOB: 1 BB: 0 P: 6	R: 0 E: 0 K: 0 S: 4	H: 1 LOB: 1 BB: 0 P: 4	R: 0 E: 0 K: 0 S: 4	H: 1 LOB: 3 BB: 2 P: 12	R: 0 E: 0 K: 0 S: 3	H: 0 LOB: 0 BB: 0 P: 3	R: 0 E: 0 K: 0 S: 3	H: 0 LOB: 0 BB: 0 P: 3	1B: 2 2B: 3 3B: 0 HR: 0	SF: 0 SAC: 1 DP: 0 HBP: 1	WP: 0 PB: 0 SB: 0 CS: 0	PA: 37
PITCHER Steve Arlin, R (1, 1) ERA: 1.24	IP 9.0 WLS W BF 37 H 5 R 0 ER 0 SO 6 BB 2 IBB 2 HBP 1 BLK 0 WP 0 HR 0 S 44 P 61 ERA 0.00 WHIP 0.778											PITCHER	IP WLS BF H R ER SO BB IBB HBP BLK WP HR S P ERA WHIP									

Philadelphia Phillies @ San Diego Padres
San Diego Stadium, San Diego, CA
Sat Apr 29 1972, 10:05 PM EST
Att. 7,859 - Unknown

livebaseballscorecards.com

AB	31
R	0
H	5
RBI	0
BB	4
SO	6
LOB	19



Batter	1	2	3	4	5	6	7	8	9	AB R H RBI BB SO LOB	TOP	
Larry Bowa, S OBP: 0.246, SLG: 0.281 (1, 6) X	0-0 2B 1B	0-0 1-3 1B 1B		0-0 F8			0-0 1B 1B		0-0 6-3	5 3 3 0 0 0 1		
Denny Doyle, L OBP: 0.372, SLG: 0.342 (1, 4) X	0-0 BLK 1B 2B	0-0 2-3-4-3-6 1B		0-0 FC6-4 1-2f			0-0 CS 1B 1B		0-0 F7	5 1 3 3 0 0 1		
Ron Stone, L OBP: 0.364, SLG: 0.300 (1, 9) X	0-0 1B 1B	0-0 6-3-4-3-6 1-2f					0-0 P6		0-0 E 1B 1B	5 0 2 1 0 0 3		
Greg Luzinski, R OBP: 0.389, SLG: 0.694 (1, 7) X	0-0 FC5-4 1-2 1B		0-0 F8				0-0 1-2 3-H 1B		0-0 E 1B	5 0 3 1 0 1 0		
Tom Hutton, L OBP: 0.375, SLG: 0.438 (1, 3) X	0-0 F9		0-0 FC5-4 1B				0-0 4-3		0-0 E4 1-2 2-3	5 0 1 0 0 1 6		
Don Money, R OBP: 0.296, SLG: 0.391 (1, 5) X	0-0 FC5-4 FC6-4 1-2f		0-0 FC5-4 S 1-2f				0-0 F8		0-3 K	5 0 0 0 0 2 6		
Mike Anderson, R OBP: 0.280, SLG: 0.295 (1, 8) X	0-0 FC6-4 1-2f		0-3 K 1-2				0-0 HR		0-0 4-3	4 1 1 1 0 1 3		
Mike Ryan, R OBP: 0.545, SLG: 0.444 (1, 2) X		0-0 1B 1B		0-0 FC6-4 1B			0-0 6-3		0-0 1B	4 1 3 0 0 0 0		
Barry Lersch, S (1, 1)		0-3 K		0-3 K			0-0 6-3		0-0 F7	4 0 0 0 0 2 3		
Inning Stats	R: 2 E: 1 K: 0 S: 7 H: 4 LOB: 2 BB: 0 P: 7	R: 2 E: 0 K: 1 S: 7 H: 3 LOB: 0 BB: 0 P: 7	R: 0 E: 0 K: 1 S: 6 H: 1 LOB: 1 BB: 0 P: 6	R: 0 E: 0 K: 1 S: 6 H: 1 LOB: 1 BB: 0 P: 6	R: 0 E: 0 K: 1 S: 5 H: 0 LOB: 0 BB: 0 P: 5	R: 1 E: 0 K: 0 S: 4 H: 1 LOB: 0 BB: 0 P: 4	R: 1 E: 0 K: 1 S: 7 H: 3 LOB: 2 BB: 0 P: 7	R: 0 E: 0 K: 1 S: 6 H: 1 LOB: 1 BB: 0 P: 6	R: 0 E: 1 K: 1 S: 8 H: 2 LOB: 3 BB: 0 P: 8	1B: 14 2B: 3 3B: 0 HR: 1 SF: 0 SAC: 0 DP: 2 HBP: 0	WP: 0 PB: 0 SB: 1 CS: 1 PA: 42	
PITCHER	IP WLS BF H R ER SO BB IBB HBP BLK WP HR S P ERA WHIP											
Bill Greif, R ERA: 6.88 (1, 1)	1.1 L 10 6 4 3 1 0 0 0 0 1 0 0 12 12 20.25 4.500											
Mark Schaeffer, L ERA: (2, 1)	3.2 13 3 0 0 3 0 0 0 0 0 0 0 19 19 0.00 0.818											
Ron Taylor, R ERA: 10.8 (6, 1)	1.1 8 4 2 2 0 0 0 0 0 0 0 1 8 8 13.50 3.000											
Gary Ross, R ERA: 2.84 (7, 1)	0.2 1 0 0 0 1 0 0 0 0 0 0 0 3 3 0.00 0.000											
Ed Acosta, R ERA: 4.7 (8, 1)	2.0 10 3 0 0 2 0 0 0 0 0 0 0 14 14 0.00 1.500											

Philadelphia Phillies @ San Diego Padres
San Diego Stadium, San Diego, CA
Sun Apr 30 1972, 6:33 AM EDT
Unknown

AB	42
R	6
H	16
RBI	6
BB	0
SO	7
LOB	23



livebaseballscorecards.com

Batter	1	2	3	4	5	6	7	8	9	AB	R	H	RBI	BB	SO	LOB
Derrel Thomas, S OBP: 0.333, SLG: 0.283 (1, 4) (9, 6)	0-0 F7		0-0 1B		0-0 G3		0-0 F8			4	0	1	0	0	0	3
Enzo Hernandez, R OBP: 0.174, SLG: 0.222 Don Mason, L (8, PH) (9, 4)	0-0 P4		0-0 P4			0-0 F3		0-0 G3		3	0	0	0	0	0	1
Johnny Jeter, R OBP: 0.306, SLG: 0.375 (1, 8)	0-0 6-3		0-0 F8			0-3 K		0-0 5-3		4	0	0	0	0	1	1
Nate Colbert, R OBP: 0.271, SLG: 0.527 (1, 3)		0-0 HR	0-0 1B			0-0 F8		0-0 6-3		4	1	2	1	0	0	0
Cito Gaston, R OBP: 0.306, SLG: 0.353 (1, 7)		0-0 FC6-4 1B		4-0 BB		0-0 6-3		0-0 F9		3	0	1	0	1	0	0
Ollie Brown, R OBP: 0.195, SLG: 0.179 (1, 9)		0-0 FC6-4 BB		0-0 G6-4-3		0-0 F8		0-0 F8		4	0	0	0	0	0	2
Dave Campbell, R OBP: 0.233, SLG: 0.200 Larry Stahl, L (9, PH) OBP: 0.200, SLG: 0.130		0-0 F9		0-0 F7		4-0 BB 1B BB		0-0 P6		2	0	0	0	1	0	1
Bob Barton, R OBP: 0.250, SLG: 0.211 (1, 2)		4-0 1-2 BB		0-0 5-3		0-0 5-3		0-0 BB 1B		2	0	1	0	1	0	0
Bill Greif, R Mark Schaeffer, L Garry Jesteadt, R OBP: 0.375, SLG: 0.375 Ron Taylor, R Gary Ross, R Leron Lee, L OBP: 0.367, SLG: 0.296 Ed Acosta, S (8, 1)		0-3 K		0-0 5-3		4-0 BB 1B BB		0-0 1-2 2-3 BB		0	0	0	0	0	0	0

Inning Stats	R: 0	H: 0	E: 0	K: 0	S: 3	R: 1	H: 2	E: 0	K: 1	S: 7	R: 0	H: 2	E: 0	K: 0	S: 4	R: 0	H: 0	E: 0	K: 0	S: 2	R: 0	H: 0	E: 0	K: 1	S: 5	R: 0	H: 1	E: 0	K: 0	S: 4	R: 0	H: 0	E: 0	K: 0	S: 3	R: 0	H: 0	E: 0	K: 0	S: 3	R: 0	H: 0	E: 0	K: 0	S: 3	1B: 4	2B: 0	3B: 0	HR: 1	SF: 0	SAC: 0	DP: 1	HBP: 0	WP: 0	PB: 0	SB: 0	CS: 0	PA: 34
--------------	------	------	------	------	------	------	------	------	------	------	------	------	------	------	------	------	------	------	------	------	------	------	------	------	------	------	------	------	------	------	------	------	------	------	------	------	------	------	------	------	------	------	------	------	------	-------	-------	-------	-------	-------	--------	-------	--------	-------	-------	-------	-------	--------

PITCHER	IP	WLS	BF	H	R	ER	SO	BB	IBB	HBP	BLK	WP	HR	S	P	ERA	WHIP	PITCHER	IP	WLS	BF	H	R	ER	SO	BB	IBB	HBP	BLK	WP	HR	S	P	ERA	WHIP															
Barry Lersch, R ERA: 1.23 (1, 1)	9.0	W	34	5	1	1	2	4	0	0	0	0	1	34	50	1.00	1.000																																	

BOTTOM

Philadelphia Phillies @ San Diego Padres
San Diego Stadium, San Diego, CA
Sun Apr 30 1972, 6:33 AM EDT
Unknown

livebaseballscores.com

AB	30
R	1
H	5
RBI	1
BB	4
SO	2
LOB	10



Batter	1	2	3	4	5	6	7	8	9	AB R H RBI BB SO LOB	TOP		
Larry Bowa, S OBP: 0.258, SLG: 0.279 (1, 6) X	0-0 4-3		0-0 1B		4-0 1B SF8 BB	0-0 5-3		0-0 F7		4 1 1 0 1 0 0			
Tim McCarver, L OBP: 0.294, SLG: 0.426 (1, 2) X	0-0 E4 FC4-6		0-0 F7		0-0 1B 1B		0-0 3-1		0-0 4-3	5 1 1 0 0 0 1			
Willie Montanez, L OBP: 0.357, SLG: 0.426 (1, 8) X	0-0 FC4-6 1-2f			0-0 4-3	0-0 SF8		0-0 G1 1B 1B		0-0 F7	4 0 1 1 0 0 1			
Greg Luzinski, R OBP: 0.424, SLG: 0.717 (1, 7) X	0-0 F9			0-0 BB 2B	0-0 1B 1B		0-0 G1 1B		4-0 BB	4 0 3 0 1 0 1			
Tom Hutton, L OBP: 0.333, SLG: 0.350 (1, 3) X		0-0 F7		4-0 BB IBB	0-0 P4		0-0 G1		0-0 F8	4 0 0 0 1 0 5			
Don Money, R OBP: 0.328, SLG: 0.396 (1, 5) X		0-0 F9		4-0 1-2 2-3 BB	0-0 1-2 1B		4-0 IBB			2 0 1 1 2 0 0			
Mike Anderson, R OBP: 0.259, SLG: 0.271 (1, 9) X		0-3 K		0-3 K	0-3 K		0-3 K			4 0 0 0 0 4 8			
Denny Doyle, L OBP: 0.340, SLG: 0.310 (1, 4) X			0-0 4-3	0-0 1-3		0-0 1-3		0-3 K		4 0 0 0 0 1 3			
Bill Champion, R OBP: 0.143, SLG: 0.571 (1, 1) X			0-0 F9		0-0 HR		0-0 6-3		0-3 K	4 1 1 1 0 1 0			
Inning Stats	R: 0 E: 1 K: 0 S: 4 H: 0 LOB: 1 BB: 0 P: 4	R: 0 E: 0 K: 1 S: 5 H: 0 LOB: 0 BB: 0 P: 5	R: 0 E: 0 K: 0 S: 4 H: 1 LOB: 1 BB: 0 P: 4	R: 0 E: 0 K: 1 S: 6 H: 1 LOB: 3 BB: 2 P: 14	R: 3 E: 0 K: 1 S: 9 H: 4 LOB: 2 BB: 1 P: 13	R: 0 E: 0 K: 0 S: 3 H: 0 LOB: 0 BB: 0 P: 3	R: 0 E: 0 K: 1 S: 7 H: 2 LOB: 3 BB: 1 P: 11	R: 0 E: 0 K: 2 S: 7 H: 0 LOB: 0 BB: 0 P: 7	R: 0 E: 0 K: 0 S: 3 H: 0 LOB: 1 BB: 1 P: 7	1B: 6 2B: 1 3B: 0 HR: 1 SF: 1 SAC: 0 DP: 0 HBP: 0	WP: 0 PB: 0 SB: 0 CS: 0 PA: 41		
PITCHER	IP WLS BF H R ER SO BB IBB HBP BLK WP HR S P ERA WHIP											PITCHER	IP WLS BF H R ER SO BB IBB HBP BLK WP HR S P ERA WHIP
Mike Corkins, R ERA: 6.14 (1, 1)	4.1 L 22 5 3 3 2 2 1 0 0 0 1 23 35 6.23 1.615												
Mike Caldwell, L ERA: 1.17 (5, 1)	2.2 12 3 0 0 2 0 1 0 0 0 0 15 19 0.00 1.125												
Gary Ross, R ERA: 2.16 (8, 1)	2.0 7 0 0 0 2 1 0 0 0 0 0 10 14 0.00 0.500												

Philadelphia Phillies @ San Diego Padres
San Diego Stadium, San Diego, CA
Sun Apr 30 1972, 6:38 AM EDT
Att. 8,411 - Unknown

AB	35
R	3
H	8
RBI	3
BB	5
SO	6
LOB	19



Batter	1	2	3	4	5	6	7	8	9	AB	R	H	RBI	BB	SO	LOB
Don Mason, L (1, 4) OBP: 0.182, SLG: 0.100	4-0 1B 1-3 BB		0-0 F7		0-3 K		0-0 G4-6-3 1-2 1B			3	0	1	0	1	1	1
Rafael Robles, R (1, 6) OBP: 0.100, SLG: 0.100	0-0 1-3 1-2		0-0 6-3		0-0 4-3		0-0 G4-6-3 1-2f			4	0	0	0	0	0	4
Leron Lee, L (1, 7) OBP: 0.412, SLG: 0.387	0-0 G6-4-3 2-3 1B			0-0 1B 2B	0-0 1B			0-0 F8		4	1	3	0	0	0	0
Nate Colbert, R (1, 3) OBP: 0.270, SLG: 0.508	0-0 G6-4-3 1-2f			0-0 IBB 1B 1B	0-3 K			0-0 6-3		4	0	1	1	0	1	3
Cito Gaston, R (1, 8) OBP: 0.324, SLG: 0.353		1-0 G6-4-3 HBP		0-0 FC6-4 1-2 1B		0-0 P3		0-3 K		0	0	0	0	0	0	0
Johnny Jeter, R (2, PR) OBP: 0.308, SLG: 0.373										3	0	1	0	0	1	0
Larry Stahl, L (1, 9) OBP: 0.207, SLG: 0.148		0-0 F8		0-0 FC6-4 1-2f IBB		0-0 F8		0-0 1-3 1B		4	0	1	0	0	0	3
Fred Kendall, R (1, 2) OBP: 0.188, SLG: 0.188		0-0 G6-4-3 1-2f		0-0 F7		0-0 6-3		0-0 F8		4	0	0	0	0	0	4
Garry Jestadt, R (1, 5) OBP: 0.417, SLG: 0.364			0-0 SH3-6-4 1B	4-0 FC6-4 1-2 2-3 IBB		0-0 F8		0-0 1-3		3	0	1	0	1	0	1
Mike Corkins, R (1, 1)			0-0 SH3-6-4	0-0 FC6-4			4-0 BB BB BB		0-0 P5		1	0	0	0	0	3
Mike Caldwell, R (5, 1)										0	0	0	0	0	0	0
Jerry Morales, R (7, PH) OBP: 0.250, SLG: 0.200										0	0	0	0	1	0	0
Gary Ross, R (8, 1)										0	0	0	0	0	0	0
Ollie Brown, R (9, PH) OBP: 0.190, SLG: 0.175			1-2	1-2f						1	0	0	0	0	0	1

Inning Stats	R: 0	H: 1	E: 0	K: 0	S: 3	R: 0	H: 0	E: 0	K: 0	S: 2	R: 0	H: 1	E: 0	K: 0	S: 4	R: 1	H: 3	E: 0	K: 0	S: 6	R: 0	H: 1	E: 0	K: 2	S: 8	R: 0	H: 0	E: 0	K: 0	S: 3	R: 0	H: 0	E: 0	K: 1	S: 5	R: 0	H: 1	E: 0	K: 0	S: 4	R: 0	H: 1	E: 0	K: 0	S: 4	1B: 7	2B: 1	3B: 0	HR: 0	SF: 0	SAC: 1	DP: 3	HBP: 1	WP: 0	PB: 0	SB: 0	CS: 0	PA: 36
PITCHER Bill Champion, R (1, 1) ERA: 2.61	IP: 9.0	WLS: W	BF: 36	H: 8	R: 1	ER: 1	SO: 3	BB: 2	IBB: 1	HBP: 1	BLK: 0	WP: 0	HR: 0	S: 38	P: 51	ERA: 1.00	WHIP: 1.111																																									
PITCHER	IP	WLS	BF	H	R	ER	SO	BB	IBB	HBP	BLK	WP	HR	S	P	ERA	WHIP																																									


BOTTOM

Philadelphia Phillies @ San Diego Padres
San Diego Stadium, San Diego, CA

Sun Apr 30 1972, 6:38 AM EDT
Att: 8,411 - Unknown

livebaseballscores.com

AB	31
R	1
H	8
RBI	1
BB	3
SO	3
LOB	20



Batter	1	2	3	4	5	6	7	8	9	AB R H RBI BB SO LOB	TOP									
Ron Hunt, R (1, 4) OBP: 0.310, SLG: 0.208	0-0 F2			0-0 F8		0-0 5-3			0-0 F9	4 0 0 0 0 0 0										
Ron Fairly, L (1, 9) OBP: 0.225, SLG: 0.167	0-0 L8			0-3 K			0-0 3-1		0-0 2B 1B	4 1 1 0 0 1 0										
Clyde Mashore, R (1, 8) OBP: 0.364, SLG: 0.389	0-0 6-3			0-3 K			0-0 1B		0-0 2B 1-H	4 0 2 1 0 1 0										
Bob Bailey, R (1, 5) OBP: 0.322, SLG: 0.283		0-0 5-3			0-0 6-3		0-0 F7		0-0 1-3	4 0 0 0 0 0 2										
Ken Singleton, S (1, 7) OBP: 0.411, SLG: 0.511		0-0 F9			0-0 L6		0-0 F8			3 0 0 0 0 0 1										
Tim Foli, R (1, 6) OBP: 0.327, SLG: 0.378		0-0 F4			0-0 1B			0-0 F7		3 0 1 0 0 0 0										
Mike Jorgensen, L (1, 3) OBP: 0.370, SLG: 0.432			0-0 G3		0-0 G3			0-3 K		3 0 0 0 0 1 1										
John Boccabella, R (1, 2) OBP: 0.208, SLG: 0.200			0-0 F8			0-0 6-3		0-3 K		3 0 0 0 0 1 0										
Steve Renko, R (1, 1) John Strohmayr, R (8, 1) Ron Woods, R (9, PH) OBP: 0.273, SLG: 0.250			0-0 F3		0-3 K			0-0 6-3		2 0 0 0 0 1 0 0 0 0 0 0 0 0 1 0 0 0 0 0 0										
Inning Stats	R: 0 E: 0 K: 0 S: 3	H: 0 LOB: 0 BB: 0 P: 3	R: 0 E: 0 K: 0 S: 3	H: 0 LOB: 0 BB: 0 P: 3	R: 0 E: 0 K: 2 S: 7	H: 0 LOB: 0 BB: 0 P: 7	R: 0 E: 0 K: 0 S: 4	H: 1 LOB: 1 BB: 0 P: 4	R: 0 E: 0 K: 1 S: 5	H: 0 LOB: 0 BB: 0 P: 5	R: 0 E: 0 K: 0 S: 4	H: 1 LOB: 1 BB: 0 P: 4	R: 0 E: 0 K: 2 S: 7	H: 0 LOB: 0 BB: 0 P: 7	R: 1 E: 0 K: 0 S: 5	H: 2 LOB: 1 BB: 0 P: 5	1B: 3 2B: 1 3B: 0 HR: 0	SF: 0 SAC: 0 DP: 0 HBP: 0	WP: 0 PB: 0 SB: 0 CS: 0	PA: 31
PITCHER Fred Norman, L (1, 1) ERA: 2.67	IP: 9.0 WLS: W BF: 31 H: 4 R: 1 ER: 1 SO: 5 BB: 0 IBB: 0 HBP: 0 BLK: 0 WP: 0 HR: 0 S: 41 P: 41 ERA: 1.00 WHIP: 0.444																			
PITCHER	IP	WLS	BF	H	R	ER	SO	BB	IBB	HBP	BLK	WP	HR	S	P	ERA	WHIP			

Montreal Expos @ San Diego Padres
San Diego Stadium, San Diego, CA
Tue May 02 1972, 10:05 PM EDT
Att. 3,634 - Unknown

livebaseballscorecards.com

AB	31
R	1
H	4
RBI	1
BB	0
SO	5
LOB	4



Batter	1	2	3	4	5	6	7	8	9
Derrel Thomas, S (1, 4) OBP: 0.322, SLG: 0.260	4-0 CS BB		0-0 FC4-6 1-2f		0-0 F7		0-0 L9	0-0 E6 FC4 2-3	
Enzo Hernandez, R (1, 6) OBP: 0.176, SLG: 0.204	0-0 F6 1-2		0-0 5-3			4-0 3B BB	0-3 K	0-0 FC4 1-2f	
Leron Lee, L (1, 7) OBP: 0.474, SLG: 0.576	4-0 BB			0-0 HR		0-0 7-2 3B		4-0 1B SH BB	
Nate Colbert, R (1, 3) OBP: 0.299, SLG: 0.508	0-3 K			4-0 5-3 BB		4-0 WP BB		0-0 SH SF7 1B 1-2	
Johnny Jeter, R (1, 8) OBP: 0.309, SLG: 0.358		4-0 CS BB		0-3 K		0-0 F2 1-2		0-0 SH 2B 1-3 2-H	
Ollie Brown, R (1, 9) OBP: 0.196, SLG: 0.167		0-3 K 1-2		0-0 5-3 1-2		4-0 IBB		0-0 SF7 1-2 3-H	
Bob Barton, R (1, 2) OBP: 0.227, SLG: 0.190		0-0 L8		0-0 F8		0-0 7-2 3-Hf		0-0 F9	
Dave Campbell, R (1, 5) OBP: 0.277, SLG: 0.256			0-0 FC4-6 1B		0-0 F8		0-0 2B	4-0 2B IBB	
Fred Norman, S (1, 1) OBP: 0.222, SLG: 0.333			0-3 K		0-0 F5		0-3 K	0-0 E 1-H 2-H 2B	

Inning Stats	R: 0	H: 0	E: 0	K: 1	S: 4	LOB: 1	BB: 2	P: 12
	R: 0	H: 0	E: 0	K: 1	S: 4	LOB: 0	BB: 1	P: 8
	R: 0	H: 1	E: 0	K: 1	S: 6	LOB: 1	BB: 0	P: 6
	R: 1	H: 1	E: 0	K: 1	S: 6	LOB: 1	BB: 1	P: 10
	R: 0	H: 0	E: 0	K: 0	S: 3	LOB: 0	BB: 0	P: 3
	R: 1	H: 1	E: 0	K: 0	S: 3	LOB: 2	BB: 3	P: 15
	R: 0	H: 1	E: 0	K: 2	S: 8	LOB: 1	BB: 0	P: 8
	R: 4	H: 2	E: 2	K: 0	S: 7	LOB: 2	BB: 2	P: 15

AB	R	H	RBI	BB	SO	LOB
4	0	0	0	1	0	3
4	1	0	0	1	1	5
2	2	2	2	2	0	0
2	1	1	0	2	1	1
2	1	0	0	1	1	3
2	0	0	1	1	1	2
4	0	0	0	0	0	5
3	1	2	0	1	0	0
4	0	1	2	0	2	2

PITCHER	IP	WLS	BF	H	R	ER	SO	BB	IBB	HBP	BLK	WP	HR	S	P	ERA	WHIP
Steve Renko, R (1, 1) ERA: 5.14	7.0	L	32	5	5	4	6	7	1	0	0	1	1	36	68	5.14	1.714
John Strohmayr, R (8, 1) ERA: 4.05	1.0		6	1	1	0	0	0	1	0	0	0	0	5	9	0.00	1.000

AB R H RBI BB SO LOB

BOTTOM

4 0 0 0 1 0 3

4 1 0 0 1 1 5

2 2 2 2 2 0 0

2 1 1 0 2 1 1

2 1 0 0 1 1 3

2 0 0 1 1 1 2

4 0 0 0 0 0 5

3 1 2 0 1 0 0

4 0 1 2 0 2 2

1B: 2 SF: 1
2B: 4 SAC: 1
3B: 1 DP: 2
HR: 1 HBP: 0

WP: 1 PA: 38
PB: 0
SB: 1
CS: 2

Montreal Expos @ San Diego Padres
San Diego Stadium, San Diego, CA
 Tue May 02 1972, 10:05 PM EDT
 Att. 3,634 - Unknown

livebaseballscorecards.com

AB	27
R	6
H	6
RBI	5
BB	9
SO	6
LOB	21



Batter	1	2	3	4	5	6	7	8	9	10	11	12	13	14	AB	R	H	RBI	BB	SO	LOB							
Ron Hunt, R OBP: 0.313, SLG: 0.241 Tom Walker, R (13, 1) Denny Lemaster, R OBP: 0.667, SLG: 0.500 (14, 1)	0-0 L7			0-0 4-3			0-0 6-3 1B 2B		0-0 3B 1B		0-0 B2		0-0 5-3		6	2	2	0	0	0	1							
Bob Bailey, R OBP: 0.338, SLG: 0.328 (1, 5)	4-0 CS BB			0-0 F9			0-0 6-3 2-3		0-0 1B FC3-2-4 3B		0-0 FC6-4 1B			0-3 K	5	0	2	1	1	1	1							
Mike Jorgensen, L OBP: 0.367, SLG: 0.408 (1, 3)	0-3 K			0-3 K			4-0 1B IBB		0-0 FC3-2-5 3B		0-0 F7			0-0 S 1B	5	0	1	0	1	2	4							
Ron Fairly, L OBP: 0.233, SLG: 0.179 Ron Woods, R OBP: 0.240, SLG: 0.217 (9, PH) (9, 8)	0-0 CS 1-2	0-0 G3			0-3 K		0-0 G3-6-1 1B		0-3 K		0-0 FC6-4			0-3 K	3	0	1	1	0	1	0							
Ken Singleton, S OBP: 0.387, SLG: 0.462 (1, 7)		0-3 K			0-0 6-3		0-0 G3-6-1 1B			0-3 K			0-0 6-3	4-0 IBB	5	0	0	0	1	2	2							
Boots Day, L OBP: 0.222, SLG: 0.206 Bobby Wine, R (13, 4)		0-0 F8			0-0 L9			0-0 6-3		0-0 F9			0-3 K	0-0 L9	3	0	0	0	0	0	0							
John Boccabella, R OBP: 0.208, SLG: 0.200 (1, 2)			0-3 K				0-0 F8		0-0 5-3		0-0 1B		0-0 6-3		5	0	1	0	0	1	0							
Tim Foli, R OBP: 0.296, SLG: 0.340 (1, 6)			0-0 5-3				0-0 F5		0-0 1-3		0-0 F9			0-0 F8	5	0	0	0	0	0	1							
Mike Torrez, R Mike Marshall, R Clyde Mashore, R OBP: 0.348, SLG: 0.368 (8, 9) (8, 9) (8, 9) Jim Fairley, L OBP: 0.444, SLG: 0.556 (11, PH) (11, 9)			0-0 F4				0-0 6-3		0-3 K			0-0 1B 1B		0-0 F9	2	0	0	0	0	0	0							
Inning Stats	R: 0 E: 0 S: 4	H: 0 LOB: 0 BB: 1 P: 8	R: 0 E: 0 S: 5	H: 0 LOB: 0 BB: 0 P: 5	R: 0 E: 0 S: 5	H: 0 LOB: 0 BB: 0 P: 5	R: 0 E: 0 S: 5	H: 0 LOB: 0 BB: 0 P: 5	R: 0 E: 0 S: 3	H: 0 LOB: 0 BB: 0 P: 3	R: 1 E: 0 S: 4	H: 2 LOB: 1 BB: 1 P: 8	R: 0 E: 0 S: 3	H: 0 LOB: 0 BB: 0 P: 3	R: 1 E: 0 S: 9	H: 2 LOB: 1 BB: 0 P: 9	R: 0 E: 0 S: 6	H: 1 LOB: 1 BB: 0 P: 6	R: 0 E: 0 S: 5	H: 0 LOB: 0 BB: 0 P: 5	R: 0 E: 0 S: 3	H: 0 LOB: 0 BB: 0 P: 3	R: 0 E: 0 S: 8	H: 1 LOB: 2 BB: 1 P: 12	1B: 6 2B: 1 3B: 1 HR: 0	SF: 0 SAC: 0 DP: 1 HBP: 0	WP: 0 PB: 0 SB: 1 CS: 1	PA: 52
PITCHER	IP	WLS	BF	H	R	ER	SO	BB	IBB	HBP	BLK	WP	HR	S	P	ERA	WHIP											
Clay Kirby, R ERA: 2.31 (1, 1)	8.0		26	2	1	1	5	1	1	0	0	0	0	34	42	1.12	0.375											
Mike Caldwell, L ERA: 2.08 (9, 1)	1.0		5	2	1	1	2	0	0	0	0	0	0	9	9	9.00	2.000											
Gary Ross, R ERA: 1.86 (10, 1)	1.1		7	3	0	0	1	0	0	0	0	0	0	9	9	0.00	2.250											
Mark Schaeffer, L ERA: (11, 1)	0.1		1	0	0	0	0	0	0	0	0	0	0	1	1	0.00	0.000											
Mike Corkins, R ERA: 5.87 (11, 1)	0.1		1	0	0	0	0	0	0	0	0	0	0	1	1	0.00	0.000											
PITCHER	IP	WLS	BF	H	R	ER	SO	BB	IBB	HBP	BLK	WP	HR	S	P	ERA	WHIP											
Ed Acosta, R ERA: 3.38 (12, 1)	3.0		11	1	0	0	3	0	1	0	0	0	0	16	20	0.00	0.333											

Montreal Expos @ San Diego Padres
San Diego Stadium, San Diego, CA
Wed May 03 1972, 6:33 AM EDT
Att: 4,018 - Unknown

AB	48
R	2
H	8
RBI	2
BB	3
SO	11
LOB	15



livebaseballscorecards.com

Batter	1	2	3	4	5	6	7	8	9	10	11	12	13	14	AB	R	H	RBI	BB	SO	LOB
Derrel Thomas, S (1, 4) OBP: 0.303, SLG: 0.232	G3		G3			FC6-4 BB		FC3 SH1-4		K	F3			FC5-6 FC6	6	0	0	1	1	1	5
Enzo Hernandez, R (1, 6) OBP: 0.158, SLG: 0.182	6-3			F6		FC6-4		SH1-4		F3		4-3		FC6 1B	6	1	0	1	0	0	2
Leron Lee, L (1, 7) OBP: 0.444, SLG: 0.513	4-3			G3			6-3	L8		1B BB		K		1B	6	0	1	1	1	1	2
Nate Colbert, R (1, 3) OBP: 0.315, SLG: 0.492		F8		K			5-3		FC1-6 1B	1B BB		WP BB		1B	4	0	1	0	2	1	0
Johnny Jeter, R (1, 8) OBP: 0.295, SLG: 0.339		F6		1-3			F4		FC1-6 1B FC1-2	1-2 2-3	1B	K		1-3	6	0	1	0	0	1	2
Ollie Brown, R (1, 9) OBP: 0.231, SLG: 0.229		2B		F9				FC3 1B	FC1-2 1B	L5			4-3		6	1	3	0	0	0	3
Bob Barton, R (1, 2) OBP: 0.222, SLG: 0.186			6-3				L5		FC3 SH1-4 BB	FC1-2 1B		F8		F8	1	0	0	0	0	0	0
Fred Kendall, R (4, 2) OBP: 0.238, SLG: 0.200									FC3 SH1-4 BB	FC1-2 1B				F8	4	1	1	0	1	0	0
Dave Campbell, R (1, 5) OBP: 0.283, SLG: 0.306						F7		K	FC1-2				K		6	0	2	0	0	2	5
Clay Kirby, R Larry Stahl, L Mike Caldwell, R Gary Janssen, R Gary Kohn, R Mark Schaeffer, L Mike Corkins, R Wesley Matlock, R Ed Arcidiacono, R Dion Mason, L							6-3		SH1-4 FC3 BB	F8			K		2	0	0	0	0	0	1

Inning Stats	R: 0	H: 0	E: 0	K: 0	S: 3	R: 0	H: 1	E: 0	K: 0	S: 3	R: 0	H: 1	E: 0	K: 1	S: 6	R: 0	H: 0	E: 0	K: 1	S: 5	R: 0	H: 0	E: 0	K: 0	S: 3	R: 0	H: 0	E: 0	K: 0	S: 3	R: 2	H: 1	E: 1	K: 1	S: 7	R: 0	H: 3	E: 0	K: 1	S: 6	R: 0	H: 1	E: 0	K: 1	S: 6	R: 0	H: 0	E: 0	K: 2	S: 7	R: 0	H: 0	E: 0	K: 1	S: 5	R: 1	H: 2	E: 0	K: 0	S: 4	1B: 7	2B: 3	3B: 0	HR: 0	SF: 0	SAC: 1	DP: 0	HBP: 0	WP: 2	PA: 57
Mike Torrez, R (1, 1) ERA: 1.62	IP	WLS	BF	H	R	ER	SO	BB	IBB	HBP	BLK	WP	HR	S	P	ERA	WHIP																																																					
Mike Marshall, R (8, 1) ERA: 1.26	5.0		25	5	0	0	5	4	0	0	0	1	0	31	47	0.00	1.800																																																					
Tom Walker, R (13, 1) ERA: 4.5	1.2	L	6	1	1	1	1	0	0	0	0	0	0	8	8	5.40	0.600																																																					
Denny Lemaster, L (14, 1) ERA: 12.27	0.0		1	1	0	0	0	0	0	0	0	0	0	1	1	∞	∞																																																					

Montreal Expos @ San Diego Padres
San Diego Stadium, San Diego, CA
Wed May 03 1972, 6:33 AM EDT
Att: 4,018 - Unknown

livebaseballscorecards.com

AB	50
R	3
H	10
RBI	3
BB	6
SO	8
LOB	24



Batter	1	2	3	4	5	6	7	8	9	AB R H RBI BB SO LOB
--------	---	---	---	---	---	---	---	---	---	----------------------

Derrel Thomas, S (1, 4) <small>OBP: 0.296, SLG: 0.246</small>	0-0 1-3		0-0 B2-3	0-0 2B			0-3 K		0-0 6-3	5 0 1 3 0 1 0
Enzo Hernandez, R (1, 6) <small>OBP: 0.177, SLG: 0.200</small>	0-0 L5		0-0 F8	0-0 F8			0-0 1B		0-0 1B	5 0 2 0 0 0 1
Johnny Jeter, R (1, 8) <small>OBP: 0.303, SLG: 0.333</small>	0-0 HR 1B		0-3 K		0-3 K		0-3 K		4-0 1B BB	4 1 1 0 1 3 1
Nate Colbert, R (1, 3) <small>OBP: 0.333, SLG: 0.536</small>	0-0 HR			0-0 F2	0-0 F9		4-0 IBB		0-0 1B	4 1 2 2 1 0 0
Ollie Brown, R (1, 9) <small>OBP: 0.226, SLG: 0.226</small>	0-0 F8			0-0 1B 2B 1B	0-3 K		0-3 K		0-0 1-6-3	5 1 1 0 0 2 5
Fred Kendall, R (1, 2) <small>OBP: 0.240, SLG: 0.208</small>		0-0 F9		0-0 2B 1B		0-0 L9		0-0 P6		4 1 1 0 0 0 0
Jerry Morales, R (1, 7) <small>OBP: 0.381, SLG: 0.444</small>		4-0 BB		0-0 2B 2B		0-0 3B		4-0 BB		2 1 2 1 2 0 0
Dave Campbell, R (1, 5) <small>OBP: 0.281, SLG: 0.288</small>		0-0 F9		4-0 2B IBB		0-0 P5		0-0 G5-4-3		3 1 0 0 1 0 3
Steve Arlin, R (1, 1) <small>OBP: 0.167, SLG: 0.182</small>		0-0 F8		0-3 K		0-0 6-3		0-3 K		4 0 0 0 0 2 5

TOP

San Diego Padres @ New York Mets
 Shea Stadium, Flushing, NY
 Fri May 05 1972, 7:05 PM EDT
 Att. 21,262 - Unknown

livebaseballscorecards.com

AB	36
R	6
H	10
RBI	6
BB	5
SO	8
LOB	15



Inning Stats	R: 2	H: 2	E: 0	K: 0	S: 5	P: 5	R: 0	H: 0	E: 0	K: 0	S: 3	P: 7	R: 0	H: 0	E: 0	K: 1	S: 5	P: 5	R: 4	H: 4	E: 0	K: 1	S: 9	P: 13	R: 0	H: 0	E: 0	K: 2	S: 7	P: 7	R: 0	H: 1	E: 0	K: 0	S: 4	P: 4	R: 0	H: 1	E: 0	K: 3	S: 10	P: 14	R: 0	H: 0	E: 0	K: 0	S: 2	P: 6	R: 0	H: 2	E: 0	K: 1	S: 7	P: 11	1B: 6	2B: 2	3B: 1	HR: 1	SF: 0	SAC: 0	DP: 1	HBP: 0	WP: 0	PA: 41
--------------	------	------	------	------	------	------	------	------	------	------	------	------	------	------	------	------	------	------	------	------	------	------	------	-------	------	------	------	------	------	------	------	------	------	------	------	------	------	------	------	------	-------	-------	------	------	------	------	------	------	------	------	------	------	------	-------	-------	-------	-------	-------	-------	--------	-------	--------	-------	--------

PITCHER	IP	WLS	BF	H	R	ER	SO	BB	IBB	HBP	BLK	WP	HR	S	P	ERA	WHIP
Jerry Koosman, L (1, 1) <small>ERA: 10.57</small>	3.2	L	19	6	6	6	2	1	1	0	0	0	1	21	29	14.73	1.909
Buzz Capra, R (4, 1) <small>ERA: 5.14</small>	2.1		8	1	0	0	2	0	0	0	0	0	0	12	12	0.00	0.429
Jim McAndrew, R (7, 1) <small>ERA: 1.69</small>	2.0		8	1	0	0	3	1	1	0	0	0	0	12	20	0.00	1.000
Ray Sadecki, L (9, 1) <small>ERA: 8.1</small>	1.0		6	2	0	0	1	1	0	0	0	0	0	7	11	0.00	3.000

PITCHER	IP	WLS	BF	H	R	ER	SO	BB	IBB	HBP	BLK	WP	HR	S	P	ERA	WHIP
---------	----	-----	----	---	---	----	----	----	-----	-----	-----	----	----	---	---	-----	------

Batter	1	2	3	4	5	6	7	8	9	AB R H RBI BB SO LOB
Bud Harrelson, S OBP: 0.310, SLG: 0.338 (1, 6)	0-0 G4-6-3 1B		0-0 P1			0-0 P6		0-0 F8		4 0 1 0 0 0 4
Ken Boswell, L OBP: 0.264, SLG: 0.229 (1, 4)	0-0 G4-6-3 1-2f		0-0 4-3			0-0 FC4-6 1-2f		0-0 P9		4 0 0 0 0 0 5
Tommy Agee, R OBP: 0.348, SLG: 0.459 (1, 8)	4-0 BB			0-3 K		0-0 FC6-4 1-2f			4-0 FC4-6 BB	2 0 0 0 2 1 1
Rusty Staub, L OBP: 0.366, SLG: 0.365 (1, 9)	0-0 4-3			0-0 G3			0-0 L7		0-0 FC4-6 1B 1-2f	4 0 0 0 0 0 2
Cleon Jones, R OBP: 0.387, SLG: 0.474 (1, 7)		0-0 G4-6-3 1B		0-0 6-3			0-3 K		0-3 K	4 0 1 0 0 2 1
Jim Fregosi, R OBP: 0.343, SLG: 0.467 (1, 5)		0-3 K			0-3 K		0-0 6-3		0-0 1B	4 0 1 0 0 2 1
Ed Kranepool, L OBP: 0.250, SLG: 0.313 (1, 3)		0-0 G4-6-3 1-2f			0-0 1-3			0-3 K	0-0 P6	4 0 0 0 0 1 3
Jerry Grote, R OBP: 0.400, SLG: 0.468 (1, 2)			0-0 2B		0-0 F3			4-0 BB BB		2 0 1 0 1 0 0
Jerry Koosman, R OBP: 0.353, SLG: 0.333 (4, 1) Don Hahn, R (6, PH) Jim McAndrew, R (7, 1) Dave Marshall, L (8, PH) Ray Sadecki, L (9, 1)			0-3 K			4-0 FC4-6 BB		4-0 BB 1-2		1 0 0 0 0 0 1 1 0 0 0 0 0 0 0 0 0 0 0 0 0 1 0 0 0 0 0 0 0 0 0 0 0 0 0 0 0 1 0 0 0 0 0 0 0 0 0 0

Inning Stats	R: 0 E: 0 K: 0 S: 3	H: 1 LOB: 1 BB: 1 P: 7	R: 0 E: 0 K: 1 S: 5	H: 1 LOB: 0 BB: 0 P: 5	R: 0 E: 0 K: 1 S: 6	H: 1 LOB: 1 BB: 0 P: 6	R: 0 E: 0 K: 1 S: 5	H: 0 LOB: 0 BB: 0 P: 5	R: 0 E: 0 K: 1 S: 5	H: 0 LOB: 0 BB: 0 P: 5	R: 0 E: 0 K: 0 S: 3	H: 0 LOB: 1 BB: 1 P: 7	R: 0 E: 0 K: 1 S: 5	H: 0 LOB: 0 BB: 0 P: 5	R: 0 E: 0 K: 1 S: 5	H: 0 LOB: 2 BB: 2 P: 13	R: 0 E: 0 K: 1 S: 6	H: 1 LOB: 2 BB: 1 P: 10	1B: 3 2B: 1 3B: 0 HR: 0	SF: 0 SAC: 0 DP: 2 HBP: 0	WP: 0 PB: 0 SB: 0 CS: 0	PA: 34
PITCHER Steve Arlin, R ERA: 0.95 (1, 1)	IP: 9.0 WLS: W BF: 34 H: 4 R: 0 ER: 0 SO: 7 BB: 5 IBB: 0 HBP: 0 BLK: 0 WP: 0 HR: 0 S: 43 P: 63 ERA: 0.00 WHIP: 1.000																					

BOTTOM

San Diego Padres @ New York Mets
Shea Stadium, Flushing, NY
Fri May 05 1972, 7:05 PM EDT
Att. 21,262 - Unknown

livebaseballscorecards.com

AB 29
R 0
H 4
RBI 0
BB 5
SO 7
LOB 18



Batter	1	2	3	4	5	6	7	8	9	AB R H RBI BB SO LOB	TOP
Derrel Thomas, S (1, 4) OBP: 0.276, SLG: 0.227	0-3 K		0-0 1-3		0-3 K		0-0 CS	0-0 F7	0-3 K	5 0 0 0 0 3 2	
Enzo Hernandez, R (1, 6) OBP: 0.179, SLG: 0.200	0-0 F9		0-0 B3			0-0 E5 1B 2B		0-0 2B 1B	0-0 P6	5 2 1 0 0 0 0	
Leron Lee, L (1, 7) OBP: 0.469, SLG: 0.581	0-0 2B			0-0 6-3		0-0 2B 1B		0-0 HR 2B		4 2 3 1 0 0 0	
Nate Colbert, R (1, 3) OBP: 0.354, SLG: 0.597	4-0 BB			0-0 P6		0-0 2B		0-0 HR		3 1 2 4 1 0 0	
Larry Stahl, L (1, 8) OBP: 0.235, SLG: 0.161	0-3 K			0-3 K		0-0 P5		0-0 1B E 1B		4 1 1 0 0 2 2	
Ollie Brown, R (1, 9) OBP: 0.246, SLG: 0.232		0-0 F8			4-0 SH1-4 BB 1B	0-0 P4		0-0 1B		3 0 1 0 1 0 0	
Fred Kendall, R (1, 2) OBP: 0.276, SLG: 0.250		0-3 K			0-0 SH1-4 1B		0-0 FC5-4 1B	0-0 E5 WP		4 0 2 0 0 1 0	
Dave Campbell, R (1, 5) OBP: 0.267, SLG: 0.273		0-0 F7			0-0 SH1-4		0-0 FC5-4 CS	0-3 K		3 0 0 0 0 1 2	
Bill Greif, R (1, 1) Mike Caldwell, R (8, 1)			0-3 K		0-3 K		0-0 B5		0-0 F8	3 0 0 0 0 2 3 1 0 0 0 0 0 0	
Inning Stats	R: 0 H: 1 E: 0 LOB: 2 K: 2 BB: 1 S: 8 P: 12	R: 0 H: 0 E: 0 LOB: 0 K: 1 BB: 0 S: 5 P: 5	R: 0 H: 0 E: 0 LOB: 0 K: 1 BB: 0 S: 5 P: 5	R: 0 H: 0 E: 0 LOB: 0 K: 1 BB: 0 S: 5 P: 5	R: 0 H: 1 E: 0 LOB: 2 K: 2 BB: 1 S: 8 P: 12	R: 2 H: 2 E: 1 LOB: 0 K: 0 BB: 0 S: 5 P: 5	R: 0 H: 1 E: 0 LOB: 0 K: 0 BB: 0 S: 3 P: 3	R: 4 H: 5 E: 1 LOB: 1 K: 1 BB: 0 S: 10 P: 10	R: 0 H: 0 E: 0 LOB: 0 K: 1 BB: 0 S: 5 P: 5	1B: 6 SF: 0 2B: 3 SAC: 1 3B: 0 DP: 0 HR: 1 HBP: 0	WP: 1 PA: 39 PB: 0 SB: 0 CS: 1
PITCHER	IP WLS BF H R ER SO BB IBB HBP BLK WP HR S P ERA WHIP										
Tom Seaver, R (1, 1) ERA: 2.09	8.0 L 35 10 6 4 8 2 0 0 0 1 1 49 57 4.50 1.500										
Danny Frisella, R (9, 1) ERA: 2.25	1.0 3 0 0 0 1 0 0 0 0 0 0 5 5 0.00 0.000										

San Diego Padres @ New York Mets
Shea Stadium, Flushing, NY
Sat May 06 1972, 3:33 AM EDT
Att: 19,048 - Unknown

livebaseballscorecards.com

AB 35
R 6
H 10
RBI 5
BB 2
SO 9
LOB 9



Batter	1	2	3	4	5	6	7	8	9	AB	R	H	RBI	BB	SO	LOB
Bud Harrelson, S (1, 6) OBP: 0.320, SLG: 0.338	1-0 E S HBP	0-3 K			0-0 CS 1B		0-0 F9			3	0	1	0	0	1	1
Ken Boswell, L (1, 4) OBP: 0.246, SLG: 0.212	0-0 L8 1-2		0-3 K		0-0 3-1 1-2			0-0 F7		4	0	0	0	0	1	2
Tommy Agee, R (1, 8) OBP: 0.342, SLG: 0.438	0-3 K		0-3 K		0-0 6-3			4-0 FC6-4 1B BB		3	0	0	0	1	2	1
Rusty Staub, L (1, 9) OBP: 0.360, SLG: 0.358	0-0 E1 FC5-4 2-3		0-0 F8		0-0 3-1			0-0 FC6-4 1B 1-2		4	0	1	0	0	0	1
Cleon Jones, R (1, 7) OBP: 0.364, SLG: 0.443	0-0 FC5-4 1-2f		0-0 4-3		0-3 K			0-0 FC6-4 1-2f 2-3		4	0	0	0	0	1	4
Jim Fregosi, R (1, 5) OBP: 0.338, SLG: 0.453		0-0 HR 1B		0-0 P6		0-0 F7		0-3 K		4	1	1	0	0	1	2
Ed Kranepool, L (1, 3) OBP: 0.291, SLG: 0.431		0-0 HR		0-0 2B		0-0 6-3 SH3-4 1B		0-0 6-3		3	1	3	2	0	0	0
Ted Martinez, R (9, PH) OBP: 0.278, SLG: 0.444		1-H HR		4-0 IBB		0-0 SH3-4 1-2		0-3 K		1	0	0	0	0	0	0
Jerry Grote, R (1, 2) OBP: 0.397, SLG: 0.449		0-3 K		4-0 IBB		0-0 SH3-4 1-2		0-3 K		2	0	0	0	1	2	0
Tom Seaver, R (1, 1) OBP: 0.133, SLG: 0.200		0-3 K		0-3 K		0-0 6-3 2-3		0-3 K		3	0	0	0	0	2	3
Danny Frisella, L (9, 1) OBP: 0.154, SLG: 0.154		0-3 K		0-3 K				0-3 K		0	0	0	0	0	0	0
Jim Beauchamp, R (9, PH) OBP: 0.154, SLG: 0.154		0-3 K		0-3 K				0-3 K		1	0	0	0	0	1	0

BOTTOM

San Diego Padres @ New York Mets
Shea Stadium, Flushing, NY
Sat May 06 1972, 3:33 AM EDT
Att. 19,048 - Unknown

livebaseballscorecards.com

AB	32
R	2
H	6
RBI	2
BB	2
SO	11
LOB	14



Inning Stats	R: 0	H: 0	E: 1	K: 1	S: 6	R: 2	H: 2	E: 0	K: 3	S: 11	R: 0	H: 0	E: 0	K: 2	S: 7	R: 0	H: 1	E: 0	K: 1	S: 6	R: 0	H: 1	E: 0	K: 0	S: 3	R: 0	H: 0	E: 0	K: 1	S: 5	R: 0	H: 1	E: 0	K: 0	S: 4	R: 0	H: 1	E: 0	K: 1	S: 6	R: 0	H: 0	E: 0	K: 2	S: 7	R: 0	H: 0	E: 0	K: 2	S: 7	R: 0	H: 1	E: 0	K: 1	S: 6	R: 0	H: 0	E: 0	K: 2	S: 7	1B: 4	SF: 0	2B: 1	SAC: 1	3B: 0	DP: 0	HR: 1	HBP: 1	WP: 0	PA: 36
--------------	------	------	------	------	------	------	------	------	------	-------	------	------	------	------	------	------	------	------	------	------	------	------	------	------	------	------	------	------	------	------	------	------	------	------	------	------	------	------	------	------	------	------	------	------	------	------	------	------	------	------	------	------	------	------	------	------	------	------	------	------	-------	-------	-------	--------	-------	-------	-------	--------	-------	--------

PITCHER	IP	WLS	BF	H	R	ER	SO	BB	IBB	HBP	BLK	WP	HR	S	P	ERA	WHIP
Bill Greif, R (1, 1) ERA: 5.55	7.1	W	30	5	2	2	8	1	1	1	0	0	1	43	52	2.46	0.818
Mike Caldwell, L (8, 1) ERA: 1.74	1.2	S	6	1	0	0	3	0	0	0	0	0	0	12	12	0.00	0.600

Batter	1	2	3	4	5	6	7	8	9	10	AB R H RBI BB SO LOB	TOP
Derrel Thomas, S (1, 4) X OBP: 0.284, SLG: 0.296	0-0 SH3 FC6-4 2B		0-3 K		0-0 HR	0-0 CS	0-0 3-1		0-3 K		5 2 2 2 0 2 0	San Diego Padres @ New York Mets Shea Stadium, Flushing, NY Sun May 07 1972, 3:33 AM EDT Att. 21,906 - Unknown
Enzo Hernandez, R (1, 6) X OBP: 0.183, SLG: 0.203	0-0 SH3 2-3		0-0 P4		0-0 F8		0-0 3-1 1B		0-0 F7		4 0 1 0 0 0 0	
Leron Lee, L (1, 7) B B B OBP: 0.463, SLG: 0.596	4-0 FC6-4 BB		0-0 L8		0-0 3B		0-0 3-1 1-2		0-0 6-3		4 0 1 0 1 0 1	
Nate Colbert, R (1, 3) X OBP: 0.333, SLG: 0.558	0-0 FC6-4 1-2f 3-H			0-3 K	0-0 F8		0-0 5-3		0-3 K		5 0 0 1 0 2 3	
Ollie Brown, R (1, 9) X OBP: 0.227, SLG: 0.213	0-0 F8			0-0 F9		0-0 3-1		0-0 5-3		0-0 5-3	5 0 0 0 0 0 1	
Fred Kendall, R (1, 2) S S S OBP: 0.333, SLG: 0.290		0-3 K		4-0 FC6-4 BB		0-0 HR 1B		0-0 FC6-4 1B			3 1 2 0 1 1 0	
Johnny Jeter, R (1, 8) X OBP: 0.314, SLG: 0.433		0-0 HR		0-0 FC6-4 1-2f		0-0 HR 1-2f		0-0 FC6-4 1-2f			4 2 2 3 0 0 2	
Dave Campbell, R (1, 5) X OBP: 0.266, SLG: 0.271		0-0 F9		0-0 F8		0-0 CS 1B		0-0 L9			4 0 1 0 0 0 1	
Fred Norman, S (1, 1) S S S Gary Ross, R (8, 1) Mike Caldwell, R (8, 1) Mike Corkins, R (8, 1) Mark Schaeffer, L (8, 1) Ed Acosta, S (8, 1)		0-3 K		0-0 HR 1B		0-0 F7		0-3 K			3 1 1 0 0 1 1 0 0 0 0 0 0 0 1 0 0 0 0 1 0	
Inning Stats	R: 1 H: 1 E: 0 LOB: 1 K: 0 BB: 1 S: 4 P: 8	R: 1 H: 1 E: 0 LOB: 0 K: 2 BB: 0 S: 8 P: 8	R: 0 H: 0 E: 0 LOB: 0 K: 1 BB: 0 S: 5 P: 5	R: 0 H: 0 E: 0 LOB: 1 K: 1 BB: 1 S: 5 P: 9	R: 2 H: 3 E: 0 LOB: 1 K: 0 BB: 0 S: 6 P: 6	R: 2 H: 3 E: 0 LOB: 0 K: 0 BB: 0 S: 5 P: 5	R: 0 H: 1 E: 0 LOB: 1 K: 0 BB: 0 S: 4 P: 4	R: 0 H: 1 E: 0 LOB: 1 K: 0 BB: 0 S: 4 P: 4	R: 0 H: 0 E: 0 LOB: 0 K: 2 BB: 0 S: 7 P: 7	R: 0 H: 0 E: 0 LOB: 0 K: 1 BB: 0 S: 5 P: 5	1B: 5 SF: 0 2B: 1 SAC: 1 3B: 1 DP: 0 HR: 3 HBP: 0	
PITCHER	IP WLS BF H R ER SO BB IBB HBP BLK WP HR S P ERA WHIP											
Gary Gentry, R (1, 1) ERA: 2.81	5.0											
Buzz Capra, R (6, 1) ERA: 5.63	2.0	9	4	2	2	0	0	0	0	0	0	9.00 2.000
Chuck Taylor, R (8, 1) ERA: 5.4	1.0	4	1	0	0	0	0	0	0	0	0	0.00 1.000
Tug McGraw, L (9, 1) ERA: 0.56	2.0	W 6	0	0	0	3	0	0	0	0	0	0.00 0.000

AB	38
R	6
H	10
RBI	6
BB	2
SO	7
LOB	9



BOTTOM

San Diego Padres @ New York Mets
Shea Stadium, Flushing, NY
Sun May 07 1972, 3:33 AM EDT
Att: 21,906 - Unknown

livebaseballscorecards.com

AB 40
R 8
H 11
RBI 8
BB 6
SO 4
LOB 22



WP: 0 PA: 48
PB: 0
SB: 0
CS: 0

AB R H RBI BB SO LOB

5 1 0 0 1 0 3

6 2 2 0 0 0 3

6 2 3 3 0 1 0

2 1 1 1 2 0 1

5 1 2 1 0 0 4

4 1 1 1 1 1 4

3 0 0 0 0 1 2

0 0 0 1 1 0 0

5 0 1 0 0 0 4

1 0 0 0 0 1 0
1 0 0 0 0 0 1
0 0 0 0 0 0 0
0 0 0 0 1 0 0
0 0 0 0 0 0 0
1 0 1 1 0 0 0
1 0 0 0 0 0 0

1B: 7 SF: 1
2B: 3 SAC: 1
3B: 0 DP: 2
HR: 1 HBP: 0

E6
HR

P6

HR

SH3-4

L9

BB

FC6-4

1-3

1-3

E7
1B

SH3-4
1B

SH3-4

L9

FC6-4

FC6-4

1-3

1-3

2B
1B

1B
2B

E1
1B
2B

2B
1B

SF8
2B

6-3

2B

F2

FC6-4

K

1B
BB

G6-3

5-3

6-3

BB

F7

FC6-4

K

1B
BB

G6-3

5-3

6-3

BB

F9

4-3

5-3

FC5
E
BB

K

FC5

FC6-4
1B

F7

F9

4-3

5-3

FC5
E
BB

K

FC5

FC6-4
1B

F7

F9

4-3

5-3

FC5
E
BB

K

FC5

FC6-4
1B

F7

F9

4-3

5-3

FC5
E
BB

K

FC5

FC6-4
1B

F7

G6-4-3
BB

G6-4-3

E4
1B

FC6-4
1B

FC6-4

F7

P6

K

4-0

0-0

0-0

0-0

0-0

0-0

0-0

0-3

R: 0 H: 1
E: 1 LOB: 2
K: 0 BB: 1
S: 4 P: 8

R: 0 H: 0
E: 0 LOB: 0
K: 1 BB: 0
S: 5 P: 5

R: 0 H: 0
E: 0 LOB: 0
K: 1 BB: 0
S: 5 P: 5

R: 0 H: 0
E: 1 LOB: 2
K: 1 BB: 1
S: 6 P: 10

R: 0 H: 1
E: 0 LOB: 1
K: 0 BB: 0
S: 4 P: 4

R: 0 H: 1
E: 0 LOB: 1
K: 1 BB: 1
S: 5 P: 9

R: 0 H: 0
E: 0 LOB: 1
K: 0 BB: 1
S: 3 P: 7

R: 5 H: 5
E: 1 LOB: 1
K: 0 BB: 0
S: 9 P: 9

R: 1 H: 2
E: 1 LOB: 3
K: 0 BB: 2
S: 5 P: 13

R: 2 H: 1
E: 1 LOB: 0
K: 0 BB: 0
S: 4 P: 4

Batter	1	2	3	4	5	6	7	8	9	10	AB	R	H	RBI	BB	SO	LOB
Bud Harrelson, S OBP: 0.309, SLG: 0.315	4-0 BB		0-0 F9		0-0 F7		0-0 F2	0-0 1-3		0-0 E6 HR	5	1	0	0	1	0	3
Ted Martinez, R OBP: 0.292, SLG: 0.417	0-0 G6-4-3		0-0 4-3		0-0 FC6-4			0-0 2B 1B	0-0 E7 1B	0-0 P6	6	2	2	0	0	0	3
Tommie Agee, R OBP: 0.354, SLG: 0.500	0-0 E4 1B			0-0 5-3		0-3 K		0-0 E 1B 2B	0-0 BB SH3-4 1B	0-0 HR	6	2	3	3	0	1	0
Rusty Staub, L OBP: 0.380, SLG: 0.362	0-0 FC6-4 1B			4-0 FC5 E BB		4-0 1B BB		0-0 E1 1B 2B	0-0 SH3-4		2	1	1	1	2	0	1
Cleon Jones, R OBP: 0.366, SLG: 0.439	0-0 FC6-4			0-0 E4		0-0 G6-3 1B		0-0 2B SF8 1B	0-0 L9		5	1	2	1	0	0	4
Jim Fregosi, R OBP: 0.342, SLG: 0.456		0-0 F7		0-3 K		0-0 G6-3		0-0 6-3 2B	4-0 BB BB		4	1	1	1	1	1	4
Jim Beauchamp, R OBP: 0.125, SLG: 0.125		0-3 K		0-0 FC5			0-0 5-3	0-0 SF8	4-0 BB BB		3	0	0	0	0	1	2
Ed Kranepool, L OBP: 0.298, SLG: 0.431				0-0 FC5				0-0 SF8	4-0 FC6-4 BB		0	0	0	1	1	0	0
Jerry Grote, R OBP: 0.381, SLG: 0.426		0-0 P6			0-0 FC6-4 1B		0-0 6-3	0-0 6-3	0-0 FC6-4		5	0	1	0	0	0	4
Gary Gentry, R OBP: 0.169, SLG: 0.100			0-3 K		0-0 F7		4-0 BB	0-0 2B		0-0 1-3	1	0	0	0	0	1	0
Don Hahn, R											1	0	0	0	0	0	1
Buzz Capra, R											0	0	0	0	0	0	0
John Milner, L											0	0	0	0	1	0	0
Chuck Taylor, R											0	0	0	0	0	0	0
Duffy Dyer, R											1	0	1	1	0	0	0
Tug McGraw, R											1	0	0	0	0	0	0

Inning Stats	R	H	E	K	S	H	LOB	BB	IBB	HBP	BLK	WP	HR	S	P	ERA	WHIP
	0	1	1	0	4	1	2	1	0	0	0	0	0	1	1	5.14	1.429
	0	0	0	1	5	0	0	0	0	0	0	0	0	1	1	∞	∞
	0	0	0	1	5	0	0	0	0	0	0	0	0	7	7	6.75	2.250
	0	0	0	0	0	0	0	1	0	0	0	0	0	1	5	0.00	3.000
	0	0	0	0	0	0	0	1	0	0	0	0	0	0	4	∞	∞

PITCHER	IP	WLS	BF	H	R	ER	SO	BB	IBB	HBP	BLK	WP	HR	S	P	ERA	WHIP
Fred Norman, L ERA: 2.91	7.0		32	6	4	4	4	4	0	0	0	0	0	36	52	5.14	1.429
Gary Ross, R ERA: 2.79	0.0		1	1	0	0	0	0	0	0	0	0	0	1	1	∞	∞
Mike Caldwell, L ERA: 2.31	1.1		7	3	2	1	0	0	0	0	0	0	0	7	7	6.75	2.250
Mike Corkins, R ERA: 5.63	0.1		2	0	0	0	0	1	0	0	0	0	0	1	5	0.00	3.000
Mark Schaeffer, L ERA:	0.0		1	0	0	0	0	1	0	0	0	0	0	0	4	∞	∞

PITCHER	IP	WLS	BF	H	R	ER	SO	BB	IBB	HBP	BLK	WP	HR	S	P	ERA	WHIP
Ed Acosta, R ERA: 3.09	1.0		5	1	2	0	0	0	0	0	0	0	1	5	5	0.00	1.000

Batter	1	2	3	4	5	6	7	8	9	AB R H RBI BB SO LOB	TOP													
Derrel Thomas, S (1, 4) OBP: 0.274, SLG: 0.284	0-3 K		0-0 SH2-4		0-0 5-3		0-0 9-6			3 0 0 0 0 1 1														
Enzo Hernandez, R (1, 6) OBP: 0.173, SLG: 0.192	0-0 5-3		0-0 6-3		0-0 F9			0-0 6-3		4 0 0 1 0 0 1														
Johnny Jeter, R (1, 8) OBP: 0.311, SLG: 0.451	0-0 F2		0-3 K		0-0 3B			0-0 5-3		4 0 1 0 0 1 1														
Nate Colbert, R (1, 3) OBP: 0.341, SLG: 0.605		0-0 HR		0-0 1B 2B		0-0 5-3		0-0 5-3		4 2 2 1 0 0 1														
Ollie Brown, R (1, 9) OBP: 0.229, SLG: 0.215		0-0 4-3		0-0 HR 1B		0-0 6-3		0-0 F8		4 1 1 1 0 0 0														
Jerry Morales, R (1, 7) OBP: 0.360, SLG: 0.409		0-0 6-3		0-0 F8		0-0 F7		0-0 CS 1B		4 0 1 0 0 0 1														
Fred Kendall, R (1, 2) OBP: 0.324, SLG: 0.371		0-3 K		0-0 1-H HR		0-3 K		0-0 F7		4 1 1 2 0 2 1														
Dave Campbell, R (1, 5) OBP: 0.284, SLG: 0.279			4-0 SH2-4 1B 6-3 BB		0-0 P3		0-0 9-6 5-3 1B			2 1 1 0 1 0 0														
Clay Kirby, R (1, 1) OBP: 0.167, SLG: 0.167			0-0 SH2-4 1-2 1B		0-3 K		0-0 5-3			3 0 1 0 0 1 1														
Inning Stats	R: 0 E: 0 K: 1 S: 5	H: 0 LOB: 0 BB: 0 P: 5	R: 1 E: 0 K: 1 S: 6	H: 1 LOB: 0 BB: 0 P: 6	R: 1 E: 0 K: 1 S: 6	H: 1 LOB: 1 BB: 1 P: 10	R: 3 E: 0 K: 1 S: 8	H: 3 LOB: 0 BB: 0 P: 8	R: 0 E: 0 K: 0 S: 4	H: 1 LOB: 1 BB: 0 P: 4	R: 0 E: 0 K: 1 S: 5	H: 0 LOB: 0 BB: 0 P: 5	R: 0 E: 0 K: 0 S: 3	H: 1 LOB: 0 BB: 0 P: 3	R: 0 E: 0 K: 0 S: 3	H: 0 LOB: 0 BB: 0 P: 3	R: 0 E: 0 K: 0 S: 3	H: 1 LOB: 0 BB: 0 P: 3	R: 0 E: 0 K: 0 S: 3	H: 1 LOB: 0 BB: 0 P: 3	1B: 4 2B: 2 3B: 1 HR: 2	SF: 0 SAC: 1 DP: 1 HBP: 0	WP: 0 PB: 0 SB: 0 CS: 1	PA: 34
PITCHER	IP WLS BF H R ER SO BB IBB HBP BLK WP HR S P ERA WHIP																							
Woodie Fryman, L (1, 1) ERA: 3.26	5.0 L 22 6 5 5 4 1 0 0 0 0 0 2 29 33 9.00 1.400																							
Barry Lersch, R (6, 1) ERA: 1.53	3.0 9 1 0 0 1 0 0 0 0 0 0 0 11 11 0.00 0.333																							
Wayne Twitchell, R (9, 1) ERA: 7.0	1.0 3 1 0 0 0 0 0 0 0 0 0 0 3 3 0.00 1.000																							

San Diego Padres @ Philadelphia Phillies
Veterans Stadium, Philadelphia, PA
Wed May 10 1972, 7:05 PM EDT
Att. 7,601 - Unknown

AB	32
R	5
H	8
RBI	5
BB	1
SO	5
LOB	7



Batter	1	2	3	4	5	6	7	8	9	10	11	12	AB R H RBI BB SO LOB	TOP			
Derrel Thomas, S (1, 4) OBP: 0.256, SLG: 0.263	0-0 F5		0-0 G3		0-0 1-3		0-3 K2-3		0-0 1-6-3			0-0 FC5-6 1B	6 0 0 0 0 1 1	San Diego Padres @ Philadelphia Phillies Veterans Stadium, Philadelphia, PA Thu May 11 1972, 7:05 PM EDT Att: 9,224 - Unknown livebaseballscorecards.com			
Enzo Hernandez, R (1, 6) OBP: 0.198, SLG: 0.228	0-0 1-3		0-0 E 2B		0-0 E S 1B		0-0 F8		0-0 F2			0-0 1B	6 1 3 0 0 0 0				
Leron Lee, L (1, 7) OBP: 0.466, SLG: 0.588 Jerry Morales, R (10, PH) OBP: 0.333, SLG: 0.375 (10, 7)	0-0 G3		0-0 E5 HR 1B		0-0 F8 1-3		0-0 FC6-4 1B		0-0 F9			0-0 P5	4 1 2 0 0 0 1 2 0 0 0 0 0 2				
Nate Colbert, R (1, 3) OBP: 0.340, SLG: 0.632		0-0 4-3 E 2B	0-0 1-H HR		0-0 P4		0-0 FC6-4 1-2f		0-3 K			0-0 F8	6 2 2 2 0 1 4				
Johnny Jeter, R (1, 8) OBP: 0.316, SLG: 0.480		0-0 4-3 2-3	4-0 S BB			0-0 HR		0-0 5-3				0-0 F8	4 1 1 1 1 0 1				
Ollie Brown, R (1, 9) OBP: 0.213, SLG: 0.200		0-0 E5 FC1-5 3-H	0-0 F8 1-2			0-0 5-3		0-3 K				0-0 6-3	5 0 0 0 0 1 1				
Fred Kendall, R (1, 2) OBP: 0.310, SLG: 0.350		0-0 FC1-5 2-3		0-0 6-3		0-3 K		0-0 FC6-4 1B				0-0 F8	5 0 1 0 0 1 1				
Dave Campbell, R (1, 5) OBP: 0.306, SLG: 0.303		0-0 L6		0-0 G5-4-3 1B		0-0 1B		0-0 FC6-4 1-2f				0-0 1B	5 0 3 0 0 0 2				
Steve Arlin, R (1, 1) OBP: 0.143, SLG: 0.154 Ed Acosta, S (5, 1) Garry Jestadt, R (9, PH) Mike Caldwell, R (9, 1) Larry Stahl, L (12, PH) Gary Ross, R (12, 1)			0-0 5-3	0-0 G5-4-3 1-2f		0-3 K		0-3 K				4-0 FC5-8 BB	2 0 0 0 0 0 1 1 0 0 0 0 1 1 1 0 0 0 0 0 1 0 0 0 0 0 0 0 0 0 0 0 0 1 0 0 0 0 0 0 0 0				
Inning Stats	R: 0 H: 0 E: 0 LOB: 0 K: 0 BB: 0 S: 3 P: 3	R: 1 H: 1 E: 1 LOB: 1 K: 0 BB: 0 S: 5 P: 5	R: 3 H: 3 E: 1 LOB: 1 K: 0 BB: 1 S: 6 P: 10	R: 0 H: 1 E: 0 LOB: 0 K: 0 BB: 0 S: 3 P: 3	R: 0 H: 1 E: 0 LOB: 1 K: 2 BB: 0 S: 4 P: 9	R: 1 H: 2 E: 0 LOB: 1 K: 2 BB: 0 S: 9 P: 9	R: 0 H: 1 E: 0 LOB: 1 K: 1 BB: 0 S: 6 P: 6	R: 0 H: 1 E: 0 LOB: 1 K: 1 BB: 0 S: 6 P: 6	R: 0 H: 0 E: 0 LOB: 0 K: 1 BB: 0 S: 5 P: 5	R: 0 H: 0 E: 0 LOB: 0 K: 1 BB: 0 S: 5 P: 5	R: 0 H: 1 E: 0 LOB: 1 K: 0 BB: 0 S: 3 P: 3	R: 0 H: 1 E: 0 LOB: 2 K: 0 BB: 1 S: 4 P: 8	1B: 8 SF: 0 2B: 2 SAC: 0 3B: 0 DP: 1 HR: 2 HBP: 0		WP: 0 PA: 49 PB: 0 SB: 2 CS: 0		
PITCHER	IP WLS BF H R ER SO BB IBB HBP BLK WP HR S P ERA WHIP																
Bill Champion, R (1, 1) ERA: 2.94	4.0	18	5	4	3	0	0	0	0	0	0	0	0		0	0	6.75
Darrell Brandon, R (5, 1) ERA: 4.15	4.0	17	5	1	1	4	0	0	0	0	1	25	25	2.25	1.250		
Joe Hoerner, L (9, 1) ERA: 3.68	2.0	6	0	0	0	2	0	0	0	0	0	10	10	0.00	0.000		
Barry Lersch, R (11, 1) ERA: 1.45	1.0	3	1	0	0	0	0	0	0	0	0	3	3	0.00	1.000		
Wayne Twitchell, R (12, 1) ERA: 6.3	1.0	W 5	1	0	0	0	1	0	0	0	0	4	8	0.00	2.000		

Batter	1	2	3	4	5	6	7	8	9	10	11	12	AB R H RBI BB SO LOB
Larry Bowa, S OBP: 0.289, SLG: 0.275 (1, 6)	4-0 BB S	0-3 K		0-0 F8		0-0 1B		0-0 1B		4-0 IBB		0-0 SH5-4	4 0 2 0 2 1 3
Tim McCarver, L OBP: 0.329, SLG: 0.403 (1, 2)	0-3 K		0-0 4-3		4-0 3B BB	0-0 F8		0-0 F5		0-0 3-1		4-0 1B IBB	5 1 0 0 2 1 6
Willie Montanez, L OBP: 0.333, SLG: 0.420 (1, 8)	0-0 F7		0-3 K		0-0 F8	0-0 F7			0-0 3-1		0-0 F7	0-3 K	7 0 0 0 0 2 5
Greg Luzinski, R OBP: 0.368, SLG: 0.588 (1, 7)	0-0 6-3		0-0 5-3		0-0 1B 3B		0-0 F3		0-0 4-3		0-0 4-3 2B	0-0 1B	7 1 3 2 0 0 1
Tom Hutton, L OBP: 0.382, SLG: 0.392 (1, 3)		0-0 1B SF9 1B		0-0 F8	4-0 1B BB		0-0 F9		0-0 F8		0-0 4-3		5 1 1 0 1 0 1
Don Money, R OBP: 0.370, SLG: 0.436 (1, 5)		0-0 WP 1B 1B		0-0 E 1B	0-0 1B 3-H	0-0 1B	0-0 1B			4-0 5-3 SH1-4 BB	4-0 IBB		4 1 4 1 2 0 0
Mike Anderson, R OBP: 0.296, SLG: 0.290 (1, 9)		0-0 SF9		4-0 E BB	0-3 K	0-3 K	0-3 K			0-0 SH1-4	4-0 IBB		2 1 0 1 2 2 3
Denny Doyle, L OBP: 0.271, SLG: 0.364 (10, PH)		0-0 3-H WP 1B		0-0 E4 2B	0-0 G3			0-0 P4		4-0 5-3 IBB	0-3 K		4 0 2 2 0 0 2 0 0 0 0 1 0 0 0 0 0 0 0 0 0 0 0 0 0 0 0 0 1 0 0 0 0 1 3 0 0 0 0 0 0 0
Barry Lersch, S OBP: 0.300, SLG: 0.500 (11, PH)		0-3 K		0-3 K		0-3 K				0-0 5-3		4-0 SH5-4 1B BB	1 0 0 0 0 1 2 1 0 0 0 0 1 1 1 0 0 0 0 1 0 1 0 0 0 0 1 0 0 0 0 0 0 0 0 1 1 0 0 1 0 2
Wayne Twitchell, R (12, 1)		1-2 2-3											

Inning Stats	R: 0	H: 0	E: 0	K: 1	S: 5	LOB: 1	PB: 1	BB: 1	9	R: 1	H: 3	E: 0	K: 2	S: 10	LOB: 2	BB: 0	P: 10	R: 0	H: 0	E: 0	K: 1	S: 5	LOB: 0	BB: 0	P: 5	R: 2	H: 2	E: 1	K: 1	S: 7	LOB: 1	BB: 1	P: 11	R: 2	H: 2	E: 0	K: 1	S: 7	LOB: 2	BB: 2	P: 15	R: 0	H: 1	E: 0	K: 1	S: 6	LOB: 1	BB: 0	P: 6	R: 0	H: 1	E: 0	K: 1	S: 6	LOB: 1	BB: 0	P: 6	R: 0	H: 1	E: 0	K: 1	S: 6	LOB: 1	BB: 0	P: 6	R: 0	H: 0	E: 0	K: 0	S: 3	LOB: 0	BB: 0	P: 3	R: 0	H: 0	E: 0	K: 0	S: 3	LOB: 3	BB: 3	P: 15	R: 0	H: 1	E: 0	K: 1	S: 6	LOB: 3	BB: 2	P: 14	R: 1	H: 1	E: 0	K: 1	S: 5	LOB: 2	BB: 2	P: 13	1B: 9	SF: 1	2B: 2	SAC: 2	3B: 1	DP: 0	HR: 0	HBP: 0	WP: 1	PA: 58
--------------	------	------	------	------	------	--------	-------	-------	---	------	------	------	------	-------	--------	-------	-------	------	------	------	------	------	--------	-------	------	------	------	------	------	------	--------	-------	-------	------	------	------	------	------	--------	-------	-------	------	------	------	------	------	--------	-------	------	------	------	------	------	------	--------	-------	------	------	------	------	------	------	--------	-------	------	------	------	------	------	------	--------	-------	------	------	------	------	------	------	--------	-------	-------	------	------	------	------	------	--------	-------	-------	------	------	------	------	------	--------	-------	-------	-------	-------	-------	--------	-------	-------	-------	--------	-------	--------

PITCHER	IP	WLS	BF	H	R	ER	SO	BB	IBB	HBP	BLK	WP	HR	S	P	ERA	WHIP
Steve Arlin, R ERA: 1.91 (1, 1)	4.1		23	6	5	5	5	4	0	0	0	1	0	29	45	10.38	2.308
Ed Acosta, R ERA: 2.35 (5, 1)	3.2		15	4	0	0	4	0	0	0	0	0	0	23	23	0.00	1.091
Mike Caldwell, L ERA: 1.84 (9, 1)	3.0		15	1	0	0	1	1	4	0	0	0	0	12	32	0.00	0.667
Gary Ross, R ERA: 3.48 (12, 1)	0.2	L	5	1	1	1	1	1	1	0	0	0	0	5	13	13.50	3.000

San Diego Padres @ Philadelphia Phillies
Veterans Stadium, Philadelphia, PA
Thu May 11 1972, 7:05 PM EDT
Att. 9,224 - Unknown

livebaseballscorecards.com

AB	44
R	6
H	12
RBI	6
BB	11
SO	11
LOB	29



Batter	1	2	3	4	5	6	7	8	9	AB R H RBI BB SO LOB	TOP											
Derrel Thomas, S (1, 4) OBP: 0.263, SLG: 0.262	0-0 5-3		0-0 F7		4-0 HR BB		0-0 F9		0-0 1-2 1B	4 1 1 0 1 0 0												
Enzo Hernandez, R (1, 6) OBP: 0.209, SLG: 0.220	4-0 4-3 BB		0-0 5-3		4-0 1-2 HR BB		0-0 F8		0-0 F3	3 1 0 0 2 0 2												
Leron Lee, L (1, 7) OBP: 0.468, SLG: 0.636	0-0 4-3 1-2			0-0 1B 1B	0-0 1-H 2-H HR		0-0 L7			4 2 2 3 0 0 1												
Nate Colbert, R (1, 3) OBP: 0.337, SLG: 0.611	4-0 BB			0-3 K	0-0 F6		0-0 F9			3 0 0 0 1 1 1												
Larry Stahl, L (1, 9) OBP: 0.256, SLG: 0.147	0-0 6-3			4-0 1-2 1B BB	0-0 L7		0-0 F8			3 1 0 0 1 0 2												
Johnny Jeter, R (1, 8) OBP: 0.313, SLG: 0.468		0-0 5-3		0-0 1-2 2-H 1B 1B		0-0 6-3		0-3 K		4 0 1 1 0 1 0												
Fred Kendall, R (1, 2) OBP: 0.283, SLG: 0.318		0-0 6-3		0-0 F9		0-0 F3		0-0 5-3		4 0 0 0 0 0 2												
Dave Campbell, R (1, 5) OBP: 0.316, SLG: 0.314		0-0 5-3		0-0 1-3 2-H 1B		0-0 1B		0-0 F2		4 0 2 1 0 0 0												
Bill Greif, R (1, 1)			0-3 K		0-0 G3		0-3 K		0-0 E1 1B	3 0 0 0 0 2 1												
Mark Schaeffer, L (7, 1)										0 0 0 0 0 0 0												
Mike Corkins, R (8, 1)										1 0 0 0 0 0 0												
Inning Stats	R: 0 E: 0 K: 0 S: 3	H: 0 LOB: 2 BB: 2 P: 11	R: 0 E: 0 K: 0 S: 3	H: 0 LOB: 0 BB: 0 P: 3	R: 0 E: 0 K: 1 S: 5	H: 0 LOB: 0 BB: 0 P: 5	R: 2 E: 0 K: 1 S: 7	H: 3 LOB: 2 BB: 1 P: 11	R: 3 E: 0 K: 0 S: 4	H: 1 LOB: 0 BB: 2 P: 12	R: 0 E: 0 K: 1 S: 6	H: 1 LOB: 1 BB: 0 P: 6	R: 0 E: 0 K: 0 S: 3	H: 0 LOB: 0 BB: 0 P: 3	R: 0 E: 0 K: 1 S: 5	H: 0 LOB: 0 BB: 0 P: 5	R: 0 E: 1 K: 0 S: 5	H: 1 LOB: 2 BB: 0 P: 5	1B: 5 2B: 0 3B: 0 HR: 1	SF: 0 SAC: 0 DP: 0 HBP: 0	WP: 0 PB: 0 SB: 0 CS: 0	PA: 38
PITCHER	IP WLS BF H R ER SO BB IBB HBP BLK WP HR S P ERA WHIP																					
Carl Morton, R (1, 1) ERA: 2.73	5.0 L 23 4 5 5 2 5 0 0 0 0 0 1 22 42 9.00 1.800																					
John Strohmayr, R (6, 1) ERA: 2.53	2.0 7 1 0 0 1 0 0 0 0 0 0 0 9 9 0.00 0.500																					
Tom Walker, R (8, 1) ERA: 4.32	2.0 8 1 0 0 1 0 0 0 0 0 0 0 10 10 0.00 0.500																					

San Diego Padres @ Montreal Expos
 Jarry Park, Montreal, QB
 Fri May 12 1972, 7:05 PM EDT
 Att: 11,263 - Unknown

livebaseballscorecards.com

AB	33
R	5
H	6
RBI	5
BB	5
SO	4
LOB	9



Batter	1	2	3	4	5	6	7	8	9	AB	R	H	RBI	BB	SO	LOB
Ron Hunt, R OBP: 0.320, SLG: 0.265 (1, 4)	0-0 F8 1B		0-0 1B		0-0 F7 1B		4-0 BB		0-0 1B	4	0	2	0	1	0	1
Mike Jorgensen, L OBP: 0.366, SLG: 0.410 (1, 3)	0-0 F6		0-0 L9		0-0 1-H HR		0-3 K		0-0 3-1	5	1	1	2	0	1	4
Ken Singleton, S OBP: 0.380, SLG: 0.403 (1, 7)	0-0 F8			0-0 5-3 1B	4-0 BB		0-3 K			3	1	1	0	1	1	2
Bob Bailey, R OBP: 0.316, SLG: 0.318 (1, 5)		0-0 F8		0-0 5-3 1-2	0-3 K			4-0 BB		3	0	0	0	1	1	2
Ron Fairly, L OBP: 0.283, SLG: 0.208 (1, 9)		0-0 4-3 1B		0-0 L7		0-0 F9		0-0 F8		4	0	1	0	0	0	2
Boots Day, L OBP: 0.213, SLG: 0.200 (1, 8)		0-0 4-3		0-0 L7		0-3 K		0-3 K		3	0	1	1	0	1	1
Clyde Mashore, R OBP: 0.359, SLG: 0.364 (8, PH) (9, 8)		0-0 4-3		0-0 2-H 1B		0-3 K		0-3 K		1	0	0	0	0	1	1
John Bateman, R OBP: 0.357, SLG: 0.385 (1, 2)		0-0 F7		0-0 L9		0-0 6-3		0-3 K		4	0	0	0	0	1	3
Tim Foli, R OBP: 0.224, SLG: 0.243 (1, 6)			0-0 F4		0-0 F7		0-0 F8		0-0 5-3	4	0	0	0	0	0	0
Carl Morton, R Ron Woods, R John Strohmayr, R Jim Fairey, L Tom Walker, R John Boccabella, R OBP: 0.225, SLG: 0.254 (1, 1) (5, PH) (6, 1) (7, PH) (8, 1) (9, PH)			0-0 F4		0-0 HR 1B		0-0 2B		0-3 K	1	0	0	0	0	0	0

Inning Stats	R: 0	H: 0	E: 0	K: 0	S: 3	P: 3	R: 0	H: 1	E: 0	K: 0	S: 4	P: 4	R: 0	H: 1	E: 0	K: 0	S: 4	P: 4	R: 1	H: 2	E: 0	K: 0	S: 5	P: 5	R: 2	H: 2	E: 0	K: 1	S: 7	P: 11	R: 0	H: 0	E: 0	K: 1	S: 5	P: 5	R: 0	H: 1	E: 0	K: 2	S: 8	P: 12	R: 0	H: 0	E: 0	K: 2	S: 7	P: 11	R: 0	H: 1	E: 0	K: 1	S: 6	P: 6	1B: 6	SF: 0	2B: 1	SAC: 0	3B: 0	DP: 0	HR: 1	HBP: 0	WP: 0	PA: 38
--------------	------	------	------	------	------	------	------	------	------	------	------	------	------	------	------	------	------	------	------	------	------	------	------	------	------	------	------	------	------	-------	------	------	------	------	------	------	------	------	------	------	------	-------	------	------	------	------	------	-------	------	------	------	------	------	------	-------	-------	-------	--------	-------	-------	-------	--------	-------	--------


PITCHER	IP	WLS	BF	H	R	ER	SO	BB	IBB	HBP	BLK	WP	HR	S	P	ERA	WHIP
Bill Greif, R ERA: 5.28 (1, 1)	6.1	W	28	7	3	3	2	2	0	0	0	0	1	30	38	4.26	1.421
Mark Schaeffer, L ERA: (7, 1)	1.0		4	0	0	0	2	1	0	0	0	0	0	7	11	0.00	1.000
Mike Corkins, R ERA: 4.66 (8, 1)	1.2	S	6	1	0	0	3	0	0	0	0	0	0	12	12	0.00	0.600

BOTTOM

San Diego Padres @ Montreal Expos
 Jarry Park, Montreal, QB
 Fri May 12 1972, 7:05 PM EDT
 Att. 11,263 - Unknown

livebaseballscorecards.com

AB	35
R	3
H	8
RBI	3
BB	3
SO	7
LOB	16



Batter	1	2	3	4	5	6	7	8	9	AB R H RBI BB SO LOB	TOP											
Derrel Thomas, S (1, 4) OBP: 0.263, SLG: 0.261	0-0 1-3		0-0 4-3			0-0 G3		0-0 2B SF8 1B		4 1 1 0 0 0 1	San Diego Padres @ Montreal Expos Jarry Park, Montreal, QB Sat May 13 1972, 7:05 PM EDT Att. 16,150 - Unknown											
Enzo Hernandez, R (1, 6) OBP: 0.200, SLG: 0.212	0-0 F2		0-0 3-1			0-0 1-6-3		0-0 SF8		3 0 0 1 0 0 1												
Leron Lee, L (1, 7) OBP: 0.455, SLG: 0.627	0-3 K				0-0 3-1	0-0 5-3		0-0 HR 2B		4 1 1 1 0 1 0												
Nate Colbert, R (1, 3) OBP: 0.333, SLG: 0.628		0-3 K			0-0 6-3		0-0 F9	0-0 HR		4 1 1 2 0 1 0												
Larry Stahl, L (1, 9) OBP: 0.279, SLG: 0.289		0-0 HR			0-0 4-3		0-0 4-3	0-0 2B		4 1 2 1 0 0 0												
Johnny Jeter, R (1, 8) OBP: 0.310, SLG: 0.458		0-3 K			0-0 F3		0-0 FC6-4 1B	0-0 L9		4 0 1 0 0 1 1												
Fred Kendall, R (1, 2) OBP: 0.260, SLG: 0.292		0-3 K			0-0 F7		0-0 FC6-4 1-2f		0-3 K	4 0 0 0 0 2 1												
Dave Campbell, R (1, 5) OBP: 0.338, SLG: 0.342			0-0 SH5-3 2B		4-0 BB			0-0 1B SF8 1B	0-0 5-3	3 1 2 0 1 0 0												
Fred Norman, S (1, 1) OBP: 0.214, SLG: 0.286			0-0 SH5-3		0-0 L7			0-0 SH1	0-0 G3	2 0 0 0 0 0 1												
Inning Stats	R: 0 E: 0 K: 1 S: 5	H: 0 LOB: 0 BB: 0 P: 5	R: 1 E: 0 K: 3 S: 10	H: 1 LOB: 0 BB: 0 P: 10	R: 0 E: 0 K: 0 S: 4	H: 1 LOB: 1 BB: 0 P: 4	R: 0 E: 0 K: 0 S: 3	H: 0 LOB: 0 BB: 0 P: 3	R: 0 E: 0 K: 0 S: 3	H: 0 LOB: 1 BB: 1 P: 7	R: 0 E: 0 K: 0 S: 3	H: 0 LOB: 0 BB: 0 P: 3	R: 0 E: 0 K: 0 S: 4	H: 1 LOB: 1 BB: 0 P: 4	R: 4 E: 0 K: 0 S: 8	H: 5 LOB: 1 BB: 0 P: 8	R: 0 E: 0 K: 1 S: 5	H: 0 LOB: 0 BB: 0 P: 5	1B: 3 2B: 3 3B: 0 HR: 2	SF: 1 SAC: 2 DP: 0 HBP: 0	WP: 0 PB: 0 SB: 0 CS: 0	PA: 36
PITCHER	IP WLS BF H R ER SO BB IBB HBP BLK WP HR S P ERA WHIP																					
Ernie McAnally, R (1, 1) ERA: 5.27	7.2 L 32 8 5 5 4 1 0 0 0 0 0 2 39 43 5.87 1.174																					
Mike Marshall, R (8, 1) ERA: 1.93	0.1 1 0 0 0 0 0 0 0 0 0 0 0 1 1 0.00 0.000																					
John Strohmayr, R (9, 1) ERA: 2.42	1.0 3 0 0 0 0 1 0 0 0 0 0 0 0 5 5 0.00 0.000																					

livebaseballscorecards.com

AB	32
R	5
H	8
RBI	5
BB	1
SO	5
LOB	5



Batter	1	2	3	4	5	6	7	8	9	AB R H RBI BB SO LOB
Ron Hunt, R OBP: 0.317, SLG: 0.264 (1, 4)	0-0 6-3		0-0 F7			0-0 F7			0-0 4-3 1B	4 0 1 0 0 0 1
Mike Jorgensen, L OBP: 0.351, SLG: 0.390 (1, 3)	0-0 G3			0-0 F9			0-0 F8		0-0 4-3 1-2	4 0 0 0 0 0 1
Clyde Mashore, R OBP: 0.326, SLG: 0.324 (1, 9)	0-0 6-3			0-0 F7			0-3 K		0-0 F8	4 0 0 0 0 1 1
Bob Bailey, R OBP: 0.323, SLG: 0.310 (1, 5)		0-0 L9		0-0 6-3			4-0 BB		4-0 FC6-4 BB	2 0 0 0 2 0 0
Ken Singleton, S OBP: 0.375, SLG: 0.395 (1, 7)			0-0 G1-6-3 1B		0-0 F7		0-0 F4		0-0 FC6-4 1-2f	4 0 1 0 0 0 3
Ron Woods, R OBP: 0.277, SLG: 0.250 (1, 8)		0-0 G1-6-3 1-2f			0-0 5-3			0-0 F8		3 0 0 0 0 0 1
Tim Foli, R OBP: 0.228, SLG: 0.236 (1, 6)			0-0 F7		1-0 CS HBP			0-0 5-3		2 0 0 0 0 0 0
John Bateman, R OBP: 0.412, SLG: 0.438 (1, 2)			0-0 SH1-4 1B		0-0 CS 1-2	0-0 6-3		0-0 1B		3 0 2 0 0 0 0
Ernie McAnally, R OBP: 0.143, SLG: 0.167 (1, 1)			0-0 SH1-4			0-3 K		0-0 L3		1 0 0 0 0 1 0
Mike Marshall, R (8, 1)										0 0 0 0 0 0 0
Bobby Wine, R (8, PH)										1 0 0 0 0 0 1
John Strohmayer, R (9, 1)			1-2							0 0 0 0 0 0 0

Inning Stats	R: 0	H: 0	E: 0	K: 0	S: 3	R: 0	H: 1	E: 0	K: 0	S: 3	R: 0	H: 0	E: 0	K: 0	S: 3	R: 0	H: 0	E: 0	K: 0	S: 2	R: 0	H: 0	E: 0	K: 1	S: 5	R: 0	H: 0	E: 0	K: 1	S: 5	R: 0	H: 1	E: 0	K: 0	S: 4	R: 0	H: 1	E: 0	K: 0	S: 4	R: 0	H: 1	E: 0	K: 0	S: 4	1B: 4	2B: 0	3B: 0	HR: 0	SF: 0	SAC: 1	DP: 1	HBP: 1	WP: 0	PA: 33
PITCHER Fred Norman, L ERA: 2.3 (1, 1)	IP: 9.0	WLS: W	BF: 32	H: 4	R: 0	ER: 0	SO: 2	BB: 2	IBB: 0	HBP: 1	BLK: 0	WP: 0	HR: 0	S: 33	P: 42	ERA: 0.00	WHIP: 0.667																																						
																												PITCHER	IP	WLS	BF	H	R	ER	SO	BB	IBB	HBP	BLK	WP	HR	S	P	ERA	WHIP										

BOTTOM

San Diego Padres @ Montreal Expos
 Jarry Park, Montreal, QB
 Sat May 13 1972, 7:05 PM EDT
 Att. 16,150 - Unknown

livebaseballscorecards.com

AB	28
R	0
H	4
RBI	0
BB	2
SO	2
LOB	8



Batter	1	2	3	4	5	6	7	8	9	AB R H RBI BB SO LOB	TOP											
Derrel Thomas, S (1, 4) OBP: 0.262, SLG: 0.261	0-0 4-3			0-0 F9		0-0 1B		0-3 K		4 0 1 0 0 1 0	<p style="text-align: center;">San Diego Padres @ Montreal Expos</p> <p style="text-align: center;">Jarry Park, Montreal, QB</p> <p style="text-align: center;">Sun May 14 1972, 3:33 AM EDT</p> <p style="text-align: center;">Att. 22,276 - Unknown</p>											
Enzo Hernandez, R (1, 6) OBP: 0.191, SLG: 0.202	0-0 4-3			0-3 K		0-0 L4		0-0 F5		4 0 0 0 0 1 1												
Leron Lee, L (1, 7) OBP: 0.443, SLG: 0.603	0-0 5-3			0-0 4-3			0-0 1B	0-0 F9		4 1 1 0 0 0 0												
Nate Colbert, R (1, 3) OBP: 0.321, SLG: 0.602		0-3 K			0-0 L7		0-0 5-3		0-0 1-3	4 0 0 0 0 1 1												
Larry Stahl, L (1, 9) OBP: 0.255, SLG: 0.262		0-0 6-3			0-3 K		0-0 4-3		0-3 K	4 0 0 0 0 2 1												
Johnny Jeter, R (1, 8) OBP: 0.308, SLG: 0.448		0-3 K			0-0 E5		0-0 FC6-4		0-3 K	4 0 1 1 0 2 0												
Fred Kendall, R (1, 2) OBP: 0.245, SLG: 0.275			0-3 K		0-0 F3		0-0 FC6-4			3 0 0 0 0 1 2												
Dave Campbell, R (1, 5) OBP: 0.349, SLG: 0.347			0-0 5-3			0-0 G1-6-4		4-0 HR		2 1 1 0 1 0 0												
Clay Kirby, R (1, 1) OBP: 0.143, SLG: 0.143			0-3 K			0-0 G1-6-4		0-0 HR		2 0 0 0 0 1 1												
Ron Taylor, R (6, 1)										0 0 0 0 0 0 0												
Garry Jestadt, R (8, PH) OBP: 0.400, SLG: 0.571										1 1 1 2 0 0 0												
Gary Ross, R (8, 1)										0 0 0 0 0 0 0												
Inning Stats	R: 0 E: 0 K: 0 S: 3	H: 0 LOB: 0 BB: 0 P: 3	R: 0 E: 0 K: 2 S: 7	H: 0 LOB: 0 BB: 0 P: 7	R: 0 E: 0 K: 2 S: 7	H: 0 LOB: 0 BB: 0 P: 7	R: 0 E: 0 K: 1 S: 5	H: 0 LOB: 0 BB: 0 P: 5	R: 0 E: 1 K: 1 S: 6	H: 0 LOB: 1 BB: 0 P: 6	R: 0 E: 0 K: 0 S: 4	H: 2 LOB: 1 BB: 0 P: 4	R: 1 E: 0 K: 0 S: 5	H: 2 LOB: 1 BB: 0 P: 5	R: 2 E: 0 K: 1 S: 6	H: 1 LOB: 0 BB: 1 P: 10	R: 0 E: 0 K: 2 S: 7	H: 0 LOB: 0 BB: 0 P: 7	1B: 4 2B: 0 3B: 0 HR: 1	SF: 0 SAC: 0 DP: 1 HBP: 0	WP: 0 PB: 0 SB: 0 CS: 0	PA: 33
PITCHER	IP WLS BF H R ER SO BB IBB HBP BLK WP HR S P ERA WHIP																					
Mike Torrez, R (1, 1) ERA: 1.87	8.0 W 30 5 3 3 7 1 0 0 0 0 1 43 47 3.38 0.750																					
Mike Marshall, R (9, 1) ERA: 1.83	1.0 S 3 0 0 0 2 0 0 0 0 0 0 7 7 0.00 0.000																					

AB	32
R	3
H	5
RBI	3
BB	1
SO	9
LOB	6



Batter	1	2	3	4	5	6	7	8	9
Ron Hunt, R OBP: 0.333, SLG: 0.286 (1, 4)	0-0 BB SH5-3 1B	0-0 6-3			0-0 SH1-4		0-0 HR 1B	0-0 1-2 2-H 1B	
Boots Day, L OBP: 0.200, SLG: 0.188 (1, 8)	0-0 SH5-3 1-2	0-0 G3			0-0 F9		0-0 F5	0-0 PO 2-3	
Mike Jorgensen, L OBP: 0.347, SLG: 0.419 (1, 3)	0-3 K		0-0 F8		0-3 K		0-0 1-H HR		
Ron Fairly, L OBP: 0.313, SLG: 0.304 (1, 9)	4-0 BB 1B BB		0-0 G3		0-0 4-3 2B 2B		0-0 HR		
Ken Singleton, S OBP: 0.370, SLG: 0.381 (1, 7)	4-0 1B 2B BB		0-0 3-1		0-0 4-3 2-3		0-0 G3		
Bob Bailey, R OBP: 0.333, SLG: 0.333 (1, 5)	0-0 2B 1B		0-3 K		0-0 2B		0-0 SH1-3 1B 1B		
Bobby Wine, R OBP: 0.375, SLG: 0.500 (7, 5)	1-2 2-H 3-H		0-3 K		0-0 5-3		0-0 SH1-3		
Tim Foli, R OBP: 0.232, SLG: 0.253 (1, 6)	0-0 1-H 2-H 2B		0-3 K		0-0 1-3		0-0 5-3		
John Boccabella, R OBP: 0.213, SLG: 0.239 (1, 2)	0-0 F7		0-0 F7				0-0 F9	4-0 PO 1B IBB	
Mike Torrez, R OBP: 0.167, SLG: 0.167 (1, 1)		0-0 6-3			0-0 SH1-4 1B				
Jim Fairey, L OBP: 0.545, SLG: 0.700 (8, PH)									
Mike Marshall, R (9, 1)									

AB	R	H	RBI	BB	SO	LOB
4	2	3	1	0	0	0
3	0	0	0	0	0	2
4	1	1	2	0	2	2
3	3	2	1	1	0	0
3	1	0	0	1	0	1
3	1	2	3	0	1	0
1	1	1	0	0	0	0
3	0	1	2	0	1	1
4	0	0	0	0	0	3
3	0	1	0	0	0	0
0	0	0	0	1	0	0
0	0	0	0	0	0	0
1B: 6	SF: 0					
2B: 3	SAC: 3					
3B: 0	DP: 0					
HR: 2	HBP: 0					

BOTTOM

San Diego Padres @ Montreal Expos
 Jarry Park, Montreal, QB
 Sun May 14 1972, 3:33 AM EDT
 Att. 22,276 - Unknown

AB	31
R	9
H	11
RBI	9
BB	3
SO	4
LOB	9



Inning Stats	R	H	E	K	S	IP	WLS	BF	H	R	ER	SO	BB	IBB	HBP	BLK	WP	HR	S	P	ERA	WHIP	
R: 4 E: 0 K: 1 S: 8	H: 3 LOB: 1 BB: 2 P: 16																						
R: 0 E: 0 K: 0 S: 3	H: 0 LOB: 0 BB: 0 P: 3																						
R: 0 E: 0 K: 0 S: 3	H: 0 LOB: 0 BB: 0 P: 3																						
R: 0 E: 0 K: 1 S: 6	H: 1 LOB: 1 BB: 0 P: 6																						
R: 1 E: 0 K: 0 S: 5	H: 2 LOB: 1 BB: 0 P: 5																						
R: 3 E: 0 K: 0 S: 6	H: 3 LOB: 0 BB: 0 P: 6																						
R: 1 E: 0 K: 0 S: 4	H: 2 LOB: 1 BB: 1 P: 8																						
PITCHER	IP	WLS	BF	H	R	ER	SO	BB	IBB	HBP	BLK	WP	HR	S	P	ERA	WHIP						
Clay Kirby, R ERA: 3.04 (1, 1)	5.1	L	24	6	5	5	4	2	0	0	0	0	0	30	38	8.44	1.500						
Ron Taylor, R ERA: 12.6 (8, 1)	1.2		8	3	3	3	0	0	0	0	0	0	2	8	8	16.20	1.800						
Gary Ross, R ERA: 3.97 (8, 1)	1.0		5	2	1	1	0	0	1	0	0	0	0	4	8	9.00	2.000						

WP	PA	ERA	WHIP
0	38		
0			
0			

Batter	1	2	3	4	5	6	7	8	9	AB R H RBI BB SO LOB	TOP																									
Bill Russell, R (1, 6) OBP: 0.483, SLG: 0.717	0-0 5-3		0-0 5-3		1-0 HBP			0-0 G4-3 1B		3 0 1 0 0 0 0	Los Angeles Dodgers @ San Diego Padres San Diego Stadium, San Diego, CA Mon May 15 1972, 10:05 PM EDT Att. 16,095 - Unknown																									
Bill Buckner, L (1, 3) OBP: 0.226, SLG: 0.220	0-0 F4 2B		0-0 F9		0-0 G3			0-0 G4-3 1-2f		4 0 1 0 0 0 3																										
Willie Davis, L (1, 8) OBP: 0.303, SLG: 0.457	0-0 F4 2-3		0-3 K						0-0 BB 1B 2B	4 1 1 0 0 1 1																										
Frank Robinson, R (1, 9) OBP: 0.368, SLG: 0.407		4-0 SH3 PB 1B BB		0-0 F7					0-0 F9	3 1 0 0 1 0 1																										
Willie Crawford, L (1, 7) OBP: 0.353, SLG: 0.639 Manny Mota, R (9, PH) OBP: 0.302, SLG: 0.390		0-0 SH3 1-3		0-0 F8					4-0 1B BB IBB	2 0 0 0 0 0 0 0 0 0 0 1 0 0																										
Billy Grabarkewitz, R (1, 5) OBP: 0.250, SLG: 0.222		0-0 5-3		0-3 K					4-0 1-2 2-3 BB	3 0 0 0 1 1 1																										
Duke Sims, L (1, 2) OBP: 0.231, SLG: 0.297 Chris Cannizzaro, R (9, PH) OBP: 0.410, SLG: 0.441		4-0 1B BB			0-0 FC6-4 1B				0-0 1-2 2-3 3-H 1B	2 0 1 0 1 0 0 1 0 1 1 0 0 0																										
Bobby Valentine, R (1, 4) OBP: 0.391, SLG: 0.300 Jim Brewer, L (7, 1)		0-0 1B BB			0-0 FC6-4 E SH2 1-2f				0-0 K	3 0 1 1 0 0 1 0 0 0 0 0 0 0																										
Steve Garvey, R (9, PH) OBP: 0.345, SLG: 0.420 Pete Mikkelsen, R (9, 1)		1-3 3-H 1B			0-0 SH2 1-2				0-3 K	1 0 0 0 0 1 3 0 0 0 0 0 0 0																										
Al Downing, R (1, 1) OBP: 0.286, SLG: 0.308 Jim Lefebvre, S (7, 4) OBP: 0.302, SLG: 0.356		0-3 K						0-0 6-3	0-3 K	1 0 0 0 0 1 2 2 0 0 0 0 1 3																										
Inning Stats	R: 0 E: 0 K: 0 S: 3	H: 1 LOB: 0 BB: 0 P: 3	R: 1 E: 0 K: 1 S: 6	H: 1 LOB: 2 BB: 2 P: 14	R: 0 E: 0 K: 1 S: 5	H: 0 LOB: 0 BB: 0 P: 5	R: 0 E: 1 K: 0 S: 4	H: 1 LOB: 2 BB: 0 P: 5	R: 0 E: 0 K: 0 S: 3	H: 0 LOB: 0 BB: 0 P: 3	R: 0 E: 0 K: 0 S: 3	H: 0 LOB: 0 BB: 0 P: 3	R: 0 E: 0 K: 0 S: 3	H: 1 LOB: 0 BB: 0 P: 3	R: 1 E: 0 K: 2 S: 9	H: 2 LOB: 3 BB: 2 P: 17	1B: 4 2B: 2 3B: 0 HR: 0	SF: 0 SAC: 2 DP: 1 HBP: 1	WP: 0 PB: 1 SB: 0 CS: 0	PA: 36																
PITCHER	IP WLS BF H R ER SO BB IBB HBP BLK WP HR S P ERA WHIP																																			
Steve Arlin, R (1, 1) ERA: 1.82	7.0		26	3	1	1	3	2	0	1	0	0	0	29	38	1.29	0.714																			
Mike Caldwell, L (8, 1) ERA: 2.25	1.1	L	8	3	1	1	0	1	1	0	0	0	0	6	14	6.75	3.000																			
Mike Corkins, R (9, 1) ERA: 4.35	0.2		2	0	0	0	2	0	0	0	0	0	0	6	6	0.00	0.000																			

AB	29
R	2
H	6
RBI	2
BB	4
SO	5
LOB	15



livebaseballscorecards.com

Batter	1	2	3	4	5	6	7	8	9	AB	R	H	RBI	BB	SO	LOB
Derrel Thomas, S (1, 4) OBP: 0.264, SLG: 0.263 Garry Jesteadt, R (7, PH) OBP: 0.353, SLG: 0.500 (8, 4)	0-3 K ①		0-3 K ②			X 0-0 G3 SH1-4 1B	0-3 K ③		X 0-0 F2 ④	3	0	1	0	0	2	0
Enzo Hernandez, R (1, 6) OBP: 0.196, SLG: 0.207	0-0 F5 ②		0-0 E8			X 0-0 SH1-4 1-2		X 0-0 SH5-3 1B SF8 1B		3	1	1	0	0	0	0
Leron Lee, L (1, 7) OBP: 0.432, SLG: 0.582	0-0 L7 ③		0-0 1-3 ③			X 0-0 G3 2-3		X 0-0 SH5-3 1B 1-2		4	0	1	0	0	0	2
Nate Colbert, R (1, 3) OBP: 0.313, SLG: 0.584		X 0-0 5-3 ①		0-3 K ①		S 0-3 K ③		X 0-0 SH5-3 ① 1-2 2-3		3	0	0	0	0	2	1
Johnny Jeter, R (1, 8) OBP: 0.305, SLG: 0.433		X 0-0 F8 ②		0-3 K ②		X 0-0 1-3 ①		X 4-0 IBB		3	0	0	0	1	1	0
Jerry Morales, R (1, 9) OBP: 0.355, SLG: 0.481		X 0-0 3B		X 0-0 L8 ③		X 0-0 BB 1B 1B		X 0-0 SF8 ② 3-H		3	0	2	1	0	0	0
Fred Kendall, R (1, 2) OBP: 0.246, SLG: 0.259		BB BB 4-0 BB			X 0-0 F8 ①	X 0-0 F7 ②		X 0-3 K ③		3	0	0	0	1	1	3
Dave Campbell, R (1, 5) OBP: 0.345, SLG: 0.342		X 0-0 F7 ③			X 0-0 6-3 ②	X 0-0 6-3 ③		X 0-0 BB 1B 1-2		4	0	1	0	0	0	2
Steve Arlin, R (1, 1) OBP: 0.125, SLG: 0.133 Ollie Brown, R (7, PH) OBP: 0.224, SLG: 0.200 Mike Caldwell, R (8, 1) Mike Corkins, R (9, 1) Ed Spiezio, R (9, PH)			X 0-0 1-3 ①		X 0-0 6-3 ③		X 4-0 BB BB 1-2 2-3 BB		X 0-0 F5 ②	2	0	0	0	0	0	0

Inning Stats	R: 0	H: 0	E: 0	K: 1	S: 5	R: 0	H: 1	E: 0	K: 0	S: 4	R: 0	H: 0	E: 1	K: 1	S: 6	R: 0	H: 0	E: 0	K: 2	S: 7	R: 0	H: 0	E: 0	K: 0	S: 3	R: 0	H: 1	E: 0	K: 1	S: 6	R: 0	H: 2	E: 0	K: 1	S: 7	R: 1	H: 2	E: 0	K: 1	S: 7	R: 0	H: 0	E: 0	K: 0	S: 3	1B: 5	2B: 0	3B: 1	SF: 1	SAC: 2	DP: 0	HBP: 0	WP: 0	PB: 0	SB: 0	CS: 0	PA: 37
--------------	------	------	------	------	------	------	------	------	------	------	------	------	------	------	------	------	------	------	------	------	------	------	------	------	------	------	------	------	------	------	------	------	------	------	------	------	------	------	------	------	------	------	------	------	------	-------	-------	-------	-------	--------	-------	--------	-------	-------	-------	-------	--------

PITCHER	IP	WLS	BF	H	R	ER	SO	BB	IBB	HBP	BLK	WP	HR	S	P	ERA	WHIP
Al Downing, L (1, 1) ERA: 2.83	6.2		27	4	0	0	5	2	0	0	0	0	0	35	43	0.00	0.900
Jim Brewer, L (7, 1) ERA: 1.08	1.1	W	7	2	1	1	2	0	1	0	0	0	0	10	14	6.75	1.500
Pete Mikkelsen, R (9, 1) ERA: 6.1	1.0	S	3	0	0	0	0	0	0	0	0	0	0	3	3	0.00	0.000

BOTTOM

Los Angeles Dodgers @ San Diego Padres
San Diego Stadium, San Diego, CA
 Mon May 15 1972, 10:05 PM EDT
 Att. 16,095 - Unknown

AB	31
R	1
H	6
RBI	1
BB	3
SO	7
LOB	11



PITCHER	IP	WLS	BF	H	R	ER	SO	BB	IBB	HBP	BLK	WP	HR	S	P	ERA	WHIP
---------	----	-----	----	---	---	----	----	----	-----	-----	-----	----	----	---	---	-----	------

Batter	1	2	3	4	5	6	7	8	9	AB R H RBI BB SO LOB	TOP									
Bill Russell, R (1, 6) OBP: 0.444, SLG: 0.655	0-0 F5		0-0 3-1		0-0 F9			0-0 5-3	0-0 FC1-4	5 0 0 0 0 0 4										
Bill Buckner, L (1, 3) OBP: 0.276, SLG: 0.273	0-0 1B			0-0 G6-4-3 1B		0-0 G3-6 1B		0-0 3B 1B	0-0 1-3	5 1 4 0 0 0 1										
Willie Davis, L (1, 8) OBP: 0.301, SLG: 0.467	0-0 L4			0-0 F6		0-0 G3-6		0-0 FC2 3B		4 0 1 1 0 0 3										
Frank Robinson, R (1, 9) OBP: 0.364, SLG: 0.393	0-3 K			0-0 G6-4-3		0-3 K		1-0 BB FC2 HBP		3 0 0 0 0 2 2										
Willie Crawford, L (1, 7) OBP: 0.347, SLG: 0.609		0-0 F5			4-0 BB S BB		0-0 4-3	0-0 FC2 BB		3 0 0 0 1 0 2										
Billy Grabarkewitz, R (1, 5) OBP: 0.278, SLG: 0.233		0-0 F9			0-0 F3		0-0 2B 1B	4-0 1-2 2-3 BB		3 1 1 0 1 0 1										
Duke Sims, L (1, 2) OBP: 0.233, SLG: 0.317		0-0 1-3			0-0 F9		0-0 1B 2B	0-0 F7		4 0 1 1 0 0 4										
Bobby Valentine, R (1, 4) OBP: 0.444, SLG: 0.348			0-0 B2-4 1B		4-0 BB IBB		0-0 2B 1B		0-0 6-3	3 0 2 0 1 0 0										
Bill Singer, R (1, 1) OBP: 0.176, SLG: 0.125			0-0 B2-4		4-0 BB		0-3 K		0-0 FC1-4 1B	3 0 1 0 1 1 2										
Inning Stats	R: 0 E: 0 K: 1 S: 6	H: 1 LOB: 1 BB: 0 P: 6	R: 0 E: 0 K: 0 S: 3	H: 0 LOB: 0 BB: 0 P: 3	R: 0 E: 0 K: 0 S: 3	H: 1 LOB: 0 BB: 0 P: 3	R: 0 E: 0 K: 0 S: 3	H: 0 LOB: 3 BB: 3 P: 15	R: 0 E: 0 K: 1 S: 5	H: 1 LOB: 0 BB: 0 P: 5	R: 1 E: 0 K: 1 S: 7	H: 3 LOB: 1 BB: 0 P: 7	R: 1 E: 0 K: 0 S: 5	H: 2 LOB: 3 BB: 1 P: 10	R: 0 E: 0 K: 0 S: 4	H: 1 LOB: 1 BB: 0 P: 4	1B: 8 2B: 2 3B: 1 HR: 0	SF: 0 SAC: 0 DP: 3 HBP: 1	WP: 0 PB: 0 SB: 1 CS: 0	PA: 38
PITCHER	IP WLS BF H R ER SO BB IBB HBP BLK WP HR S P ERA WHIP																			
Bill Greif, R (1, 1) ERA: 4.74	7.1 L 29 8 2 2 3 2 1 0 0 0 0 0 32 44 2.46 1.364																			
Mark Schaeffer, L (8, 1) ERA:	0.0 1 1 0 0 0 0 0 0 0 0 0 0 1 1 ∞ ∞																			
Ed Acosta, R (8, 1) ERA: 2.25	0.2 4 0 0 0 0 1 0 1 0 0 0 0 2 7 0.00 1.500																			
Mike Caldwell, L (9, 1) ERA: 2.12	1.0 4 1 0 0 0 0 0 0 0 0 0 0 4 4 0.00 1.000																			

Los Angeles Dodgers @ San Diego Padres
San Diego Stadium, San Diego, CA
Tue May 16 1972, 10:05 PM EDT
Att. 13,326 - Unknown

AB	33
R	2
H	10
RBI	2
BB	4
SO	3
LOB	19



Batter	1	2	3	4	5	6	7	8	9	AB R H RBI BB SO LOB	TOP												
Bill Russell, R (1, 6) OBP: 0.418, SLG: 0.613	0-0 F2		0-3 K		0-0 F8		0-3 K			4 0 0 0 0 2 4	Los Angeles Dodgers @ San Diego Padres San Diego Stadium, San Diego, CA Wed May 17 1972, 10:05 PM EDT Att: 12,995 - Unknown livebaseballscorecards.com												
Manny Mota, R (1, 7) OBP: 0.284, SLG: 0.365	0-0 5-3		0-0 FC5-4			0-0 5-3		0-3 K		4 0 0 0 0 1 1													
Willie Davis, L (1, 8) OBP: 0.291, SLG: 0.452	0-0 4-3			0-0 F5		0-3 K		0-0 1-3		4 0 0 0 0 1 0													
Frank Robinson, R (1, 9) OBP: 0.379, SLG: 0.407		4-0 BB		4-0 BB		0-0 2B		0-0 6-3		2 0 1 0 2 0 0													
Steve Garvey, R (1, 3) OBP: 0.341, SLG: 0.412		0-0 L8		0-0 F9		0-3 K		0-0 G4-6-3 1B		4 0 1 0 0 1 3													
Billy Grabarkewitz, R (1, 5) OBP: 0.275, SLG: 0.235		0-3 K		0-0 F8			0-0 1B 1B	0-0 G4-6-3 1B		4 0 1 0 0 1 3													
Chris Cannizzaro, R (1, 2) OBP: 0.372, SLG: 0.395		0-0 6-3		0-0 L6		0-0 F8		0-3 K		4 0 0 0 0 1 2													
Bobby Valentine, R (1, 4) OBP: 0.467, SLG: 0.385			0-3 K		0-0 1B		0-0 1B 1B			3 0 2 0 0 1 0													
Tommy John, R (1, 1) OBP: 0.125, SLG: 0.125			0-0 FC5-4 1B		0-3 K		0-0 F7			2 0 1 0 0 1 1													
Jim Lefebvre, S (7, PH) OBP: 0.299, SLG: 0.352										1 0 0 0 0 0 2													
Hoyt Wilhelm, R (7, 1)										0 0 0 0 0 0 0													
Pete Richert, L (8, 1)										0 0 0 0 0 0 0													
Inning Stats	R: 0 E: 0 K: 0 S: 3	H: 0 LOB: 0 BB: 0 P: 3	R: 0 E: 0 K: 1 S: 5	H: 0 LOB: 1 BB: 1 P: 9	R: 0 E: 0 K: 2 S: 8	H: 1 LOB: 1 BB: 0 P: 8	R: 0 E: 0 K: 0 S: 3	H: 0 LOB: 1 BB: 1 P: 7	R: 0 E: 0 K: 1 S: 6	H: 1 LOB: 1 BB: 0 P: 6	R: 0 E: 0 K: 2 S: 8	H: 1 LOB: 1 BB: 0 P: 8	R: 0 E: 0 K: 1 S: 7	H: 2 LOB: 2 BB: 0 P: 7	R: 0 E: 0 K: 1 S: 5	H: 0 LOB: 0 BB: 0 P: 5	R: 0 E: 0 K: 1 S: 5	H: 1 LOB: 0 BB: 0 P: 5	1B: 5 2B: 1 3B: 0 HR: 0	SF: 0 SAC: 0 DP: 1 HBP: 0	WP: 0 PB: 0 SB: 0 CS: 0	PA: 34	
PITCHER Fred Norman, L (1, 1) ERA: 1.9	IP 9.0	WLS W	BF 34	H 6	R 0	ER 0	SO 9	BB 2	IBB 0	HBP 0	BLK 0	WP 0	HR 0	S 50	P 58	ERA 0.00	WHIP 0.889					ERA 0.00	WHIP 0.889



Batter	1	2	3	4	5	6	7	8	9	AB	R	H	RBI	BB	SO	LOB
Derrel Thomas, S OBP: 0.274, SLG: 0.267 (1, 4)	0-0 3-1 1-3 1B		0-0 SH3 1-2		0-0 F9			4-0 WP SH1-3 SF8 BB		2	1	1	0	1	0	0
Jerry Morales, R OBP: 0.343, SLG: 0.433 (1, 9) (9, 7)	0-0 1-3 1-2		0-0 FC6 F8 2-H			4-0 G1-4-3 BB		0-0 SH1-3 1-2		2	0	0	0	1	0	1
Leron Lee, L OBP: 0.407, SLG: 0.541 (1, 7) Garry Jestadt, R OBP: 0.316, SLG: 0.471 (8, PH) Larry Stahl, L OBP: 0.280, SLG: 0.289 (9, 9)	0-0 3-1 2-3		0-0 F8 2-3			0-0 F7		0-0 SF8 2-H		3	0	0	0	0	0	3
Nate Colbert, R OBP: 0.317, SLG: 0.561 (1, 3)	4-0 FC5-4 BB		0-0 F4			0-0 G1-4-3 1-2f		0-0 1B		3	0	1	0	1	0	2
Johnny Jeter, R OBP: 0.284, SLG: 0.402 (1, 8)	0-0 FC5-4 1-2f			0-0 5-3			0-0 4-3	0-0 F8		4	0	0	0	0	0	3
Bob Barton, R OBP: 0.208, SLG: 0.174 (1, 2)		0-0 5-3		0-0 F9			0-0 L8			3	0	0	0	0	0	0
Dave Campbell, R OBP: 0.333, SLG: 0.321 (1, 5)		0-0 F7		0-0 L6			4-0 1B BB			2	0	0	0	1	0	0
Enzo Hernandez, R OBP: 0.204, SLG: 0.206 (1, 6)		0-0 L5			0-0 5-3		0-0 1-2 1B			3	0	1	0	0	0	0
Fred Norman, S OBP: 0.235, SLG: 0.294 (1, 1)			0-0 SH3 E 1B			0-0 1-3		0-0 1-3		3	1	1	0	0	0	2

Inning Stats	R: 0	H: 1	E: 0	LOB: 2	K: 0	BB: 1	S: 4	P: 8	R: 0	H: 0	E: 0	LOB: 0	K: 0	BB: 0	S: 3	P: 3	R: 1	H: 1	E: 1	LOB: 1	K: 0	BB: 0	S: 5	P: 5	R: 0	H: 0	E: 0	LOB: 0	K: 0	BB: 0	S: 3	P: 3	R: 0	H: 0	E: 0	LOB: 0	K: 0	BB: 1	S: 2	P: 6	R: 0	H: 1	E: 0	LOB: 2	K: 0	BB: 1	S: 4	P: 8	R: 1	H: 1	E: 0	LOB: 1	K: 0	BB: 1	S: 4	P: 8
--------------	------	------	------	--------	------	-------	------	------	------	------	------	--------	------	-------	------	------	------	------	------	--------	------	-------	------	------	------	------	------	--------	------	-------	------	------	------	------	------	--------	------	-------	------	------	------	------	------	--------	------	-------	------	------	------	------	------	--------	------	-------	------	------

PITCHER	IP	WLS	BF	H	R	ER	SO	BB	IBB	HBP	BLK	WP	HR	S	P	ERA	WHIP
Tommy John, L ERA: 1.73 (1, 1)	6.0	L	22	2	1	0	0	2	0	0	0	0	0	20	28	0.00	0.667
Hoyt Wilhelm, R ERA: 6.0 (7, 1)	1.1		7	1	1	1	0	2	0	0	0	0	0	5	13	6.75	2.250
Pete Richert, L ERA: 3.86 (8, 1)	0.2		3	1	0	0	0	0	0	0	0	1	0	3	3	0.00	1.500

BOTTOM

Los Angeles Dodgers @ San Diego Padres
San Diego Stadium, San Diego, CA

Wed May 17 1972, 10:05 PM EDT
Att. 12,995 - Unknown

AB	25
R	2
H	4
RBI	1
BB	4
SO	0
LOB	11



WP	HR	S	P	ERA	WHIP
1	0	8	32		

Batter	1	2	3	4	5	6	7	8	9	AB R H RBI BB SO LOB	TOP
Pete Rose, S OBP: 0.309, SLG: 0.291 (1, 7) X	0-0 1-3 BB SF9 1B		0-0 4-3		0-0 1B		0-0 1-2 1B			4 1 3 0 0 0 0	
Joe Morgan, L OBP: 0.430, SLG: 0.518 (1, 4) B B B	4-0 SF9 1-2 BB		0-0 P3		0-0 G3		0-3 K			3 0 0 0 1 1 3	
Bobby Tolan, L OBP: 0.405, SLG: 0.589 (1, 8) X	0-0 1-3 1-2 2-3			0-0 F7		0-0 F9	0-3 K			4 0 0 0 0 1 4	
Johnny Bench, R OBP: 0.311, SLG: 0.385 (1, 2) X	0-0 SF9 2-3 3-H			4-0 1B BB		0-0 4-3		0-0 F8		2 0 0 1 1 0 0	
Joe Hague, L OBP: 0.374, SLG: 0.443 (1, 3) X	0-0 G3			0-0 1-2 1B		4-0 1B BB		0-0 F2		3 0 1 0 1 0 1	
Hal McRae, R OBP: 0.294, SLG: 0.333 (1, 5)		0-0 FC6-4 1B		0-0 L9		0-0 1-2 1B		0-0 F9		4 0 2 0 0 0 2	
Darrel Chaney, S OBP: 0.636, SLG: 0.556 (8, 6)										0 0 0 0 0 0 0	
Ted Uhlaender, L OBP: 0.263, SLG: 0.216 (1, 9)		0-0 FC6-4 G6-3 1-2f		0-0 G3		0-0 F6		0-0 F8		4 0 0 0 0 0 5	
Cesar Geronimo, L OBP: 0.278, SLG: 0.438 (9, 9)										0 0 0 0 0 0 0	
Dave Concepcion, R OBP: 0.305, SLG: 0.333 (1, 6) (8, 5) X		0-0 G6-3 1-2f			0-0 6-3		0-3 K		0-0 4-3	4 0 0 0 0 1 1	
Jim McGlothlin, R OBP: 0.250, SLG: 0.182 (1, 1) X			0-0 L7		0-3 K		0-0 1B 1B		0-3 K	4 0 1 0 0 2 0	
Inning Stats	R: 1 E: 0 K: 0 S: 4 H: 1 LOB: 1 BB: 1 P: 8	R: 0 E: 0 K: 0 S: 3 H: 1 LOB: 0 BB: 0 P: 3	R: 0 E: 0 K: 0 S: 3 H: 0 LOB: 0 BB: 0 P: 3	R: 0 E: 0 K: 0 S: 4 H: 1 LOB: 2 BB: 1 P: 8	R: 0 E: 0 K: 1 S: 6 H: 1 LOB: 1 BB: 0 P: 6	R: 0 E: 0 K: 0 S: 4 H: 1 LOB: 2 BB: 1 P: 8	R: 0 E: 0 K: 3 S: 11 H: 2 LOB: 2 BB: 0 P: 11	R: 0 E: 0 K: 0 S: 3 H: 0 LOB: 0 BB: 0 P: 3	R: 0 E: 0 K: 1 S: 5 H: 0 LOB: 0 BB: 0 P: 5	1B: 7 2B: 0 3B: 0 HR: 0 SF: 1 SAC: 0 DP: 1 HBP: 0	WP: 0 PB: 0 SB: 0 CS: 0 PA: 36
PITCHER Clay Kirby, R ERA: 2.79 (1, 1)	IP: 8.0 WLS: L BF: 33 H: 7 R: 1 ER: 1 SO: 4 BB: 3 IBB: 0 HBP: 0 BLK: 0 WP: 0 HR: 0 S: 38 P: 50 ERA: 1.12 WHIP: 1.250					PITCHER Mike Corkins, R ERA: 3.97 (9, 1)	IP: 1.0 WLS: 3 BF: 0 H: 0 R: 0 ER: 0 SO: 1 BB: 0 IBB: 0 HBP: 0 BLK: 0 WP: 0 HR: 0 S: 5 P: 5 ERA: 0.00 WHIP: 0.000				

Cincinnati Reds @ San Diego Padres
San Diego Stadium, San Diego, CA
 Fri May 19 1972, 10:05 PM EDT
 Att: 35,423 - Unknown

livebaseballscorecards.com

AB	32
R	1
H	7
RBI	1
BB	3
SO	5
LOB	16



Batter	1	2	3	4	5	6	7	8	9	AB R H RBI BB SO LOB
Derrel Thomas, S (1, 4) OBP: 0.274, SLG: 0.267	0-0 4-3		0-0 6-3			0-3 K		0-0 1B		4 0 1 0 0 1 0
Johnny Jeter, R (1, 8) OBP: 0.274, SLG: 0.386	0-0 6-3		0-3 K			0-0 6-3		0-3 K		4 0 0 0 0 2 1
Leron Lee, L (1, 7) OBP: 0.412, SLG: 0.532	0-0 1B			0-0 F8		4-0 FC6 BB		0-0 F7		3 0 1 0 1 0 1
Nate Colbert, R (1, 3) OBP: 0.315, SLG: 0.545	0-3 K			4-0 CS BB		0-0 FC6 1-2f		0-3 K		3 0 0 0 1 2 2
Larry Stahl, L (1, 9) OBP: 0.259, SLG: 0.265		0-0 F7		0-0 1-3 1-2			0-0 4-3		0-0 3-1	4 0 0 0 0 0 1
Bob Barton, R (1, 2) OBP: 0.216, SLG: 0.184 Ed Spiezio, R (9, PH)		0-0 FC6-4 1B			0-3 K		0-3 K		0-0 F8	3 0 1 0 0 2 0 1 0 0 0 0 0 0
Dave Campbell, R (1, 5) OBP: 0.344, SLG: 0.326		0-0 F9			4-0 CS BB		0-0 1B			2 0 1 0 1 0 1
Enzo Hernandez, R (1, 6) OBP: 0.200, SLG: 0.202 Garry Jesteadt, R (7, PH) Rafael Robles, R (8, 6) OBP: 0.100, SLG: 0.100		0-0 FC6-4 1-2f			0-0 E5 1-2		0-3 K			2 0 0 0 0 0 2 1 0 0 0 0 1 1 0 0 0 0 0 0 0
Clay Kirby, R (1, 1) OBP: 0.125, SLG: 0.125 Curt Blefary, L (8, PH) Mike Corkins, R (9, 1)			0-3 K			0-3 K		0-0 F9		2 0 0 0 0 2 1 1 0 0 0 0 0 0 0 0 0 0 0 0 0

Inning Stats	R: 0	H: 1	E: 0	LOB: 1	K: 1	BB: 0	S: 6	P: 6	R: 0	H: 1	E: 0	LOB: 1	K: 0	BB: 0	S: 4	P: 4	R: 0	H: 0	E: 0	LOB: 0	K: 2	BB: 0	S: 7	P: 7	R: 0	H: 0	E: 0	LOB: 0	K: 0	BB: 1	S: 2	P: 6	R: 0	H: 0	E: 0	LOB: 1	K: 2	BB: 1	S: 7	P: 11	R: 0	H: 0	E: 0	LOB: 1	K: 1	BB: 1	S: 5	P: 9	R: 0	H: 1	E: 0	LOB: 1	K: 2	BB: 0	S: 8	P: 8	R: 0	H: 1	E: 0	LOB: 1	K: 1	BB: 0	S: 6	P: 6	R: 0	H: 0	E: 0	LOB: 0	K: 1	BB: 0	S: 5	P: 5
--------------	------	------	------	--------	------	-------	------	------	------	------	------	--------	------	-------	------	------	------	------	------	--------	------	-------	------	------	------	------	------	--------	------	-------	------	------	------	------	------	--------	------	-------	------	-------	------	------	------	--------	------	-------	------	------	------	------	------	--------	------	-------	------	------	------	------	------	--------	------	-------	------	------	------	------	------	--------	------	-------	------	------

PITCHER	IP	WLS	BF	H	R	ER	SO	BB	IBB	HBP	BLK	WP	HR	S	P	ERA	WHIP
Jim McGlothlin, R (1, 1) ERA: 4.04	9.0	W	33	4	0	0	10	3	0	0	0	0	0	50	62	0.00	0.778

BOTTOM

Cincinnati Reds @ San Diego Padres
San Diego Stadium, San Diego, CA
 Fri May 19 1972, 10:05 PM EDT
 Att. 35,423 - Unknown

AB	30
R	0
H	4
RBI	0
BB	3
SO	10
LOB	10



WP	PA	33
PB	0	
SB	0	
CS	2	

Batter	1	2	3	4	5	6	7	8	9	AB R H RBI BB SO LOB	TOP									
Pete Rose, S (1, 7) OBP: 0.301, SLG: 0.282	0-0 4-3		0-0 3-1		0-0 F8		0-0 PO	0-0 F8		4 0 0 0 0 0 0										
Joe Morgan, L (1, 4) OBP: 0.432, SLG: 0.513	0-0 G3		0-0 1B			4-0 SF7 BB		0-0 F9		3 1 1 0 1 0 0										
Bobby Tolan, L (1, 8) OBP: 0.400, SLG: 0.574	1-0 HBP		0-0 F8			0-0 4-3 1-3		0-0 F8		3 0 0 0 0 0 2										
Johnny Bench, R (1, 2) OBP: 0.317, SLG: 0.421	0-0 4-3			0-0 1B		0-0 SF7 3-H			0-0 HR	3 1 2 2 0 0 1										
Joe Hague, L (1, 3) OBP: 0.379, SLG: 0.439		0-0 P5		0-0 F8		4-0 BB			0-0 BB 1B	3 1 1 0 1 0 1										
Hal McRae, R (1, 5) OBP: 0.286, SLG: 0.316		0-0 1B		0-0 F8		0-0 F7			0-0 L7	4 0 1 0 0 0 3										
Ted Uhlaender, L (1, 9) OBP: 0.262, SLG: 0.204		0-0 F7		0-0 1-3			0-0 F9		4-0 FC6-4 BB	3 0 0 0 1 0 2										
Dave Concepcion, R (1, 6) OBP: 0.294, SLG: 0.320		0-3 K			0-0 1-3		0-0 B2		0-0 FC6-4 1-2f 2-H	4 0 0 0 0 1 2										
Jack Billingham, R (1, 1) OBP: 0.133, SLG: 0.071			0-0 1-3		0-3 K		0-0 E4 PO		0-0 L5	2 0 0 0 0 1 0										
Cesar Geronimo, L (7, PH) OBP: 0.270, SLG: 0.424										1 0 0 0 0 0 0										
Ed Sprague, R (7, 1)										0 0 0 0 0 0 0										
George Foster, R (9, PH) OBP: 0.219, SLG: 0.207										1 0 0 0 0 0 1										
Inning Stats	R: 0 E: 0 K: 0 S: 3	H: 0 LOB: 1 BB: 0 P: 4	R: 0 E: 0 K: 1 S: 6	H: 1 LOB: 1 BB: 0 P: 6	R: 0 E: 0 K: 0 S: 4	H: 1 LOB: 1 BB: 0 P: 4	R: 0 E: 0 K: 1 S: 5	H: 0 LOB: 0 BB: 0 P: 5	R: 1 E: 0 K: 0 S: 3	H: 0 LOB: 1 BB: 2 P: 11	R: 0 E: 1 K: 0 S: 3	H: 0 LOB: 0 BB: 0 P: 3	R: 0 E: 0 K: 0 S: 3	H: 0 LOB: 0 BB: 0 P: 3	R: 2 E: 1 K: 0 S: 5	H: 2 LOB: 1 BB: 1 P: 9	1B: 4 2B: 0 3B: 0 HR: 1	SF: 1 SAC: 0 DP: 0 HBP: 1	WP: 0 PB: 0 SB: 1 CS: 0	PA: 37
PITCHER	IP WLS BF H R ER SO BB IBB HBP BLK WP HR S P ERA WHIP																			
Steve Arlin, R (1, 1) ERA: 1.86	8.2 W 35 5 3 2 2 3 0 1 0 0 1 35 48 2.08 0.923																			
Mike Corkins, R (9, 1) ERA: 3.86	0.1 S 1 0 0 0 0 0 0 0 0 0 0 0 1 1 0.00 0.000																			

Cincinnati Reds @ San Diego Padres
San Diego Stadium, San Diego, CA
Sat May 20 1972, 10:05 PM EDT
Att. 8,102 - Unknown

livebaseballscorecards.com

AB	31
R	3
H	5
RBI	2
BB	3
SO	2
LOB	12



Batter	1	2	3	4	5	6	7	8	9
Derrel Thomas, S OBP: 0.289, SLG: 0.294 (1, 4)	0-0 1B 1B	0-0 1-2 1B			0-0 F4		0-0 F8 2-H 2B		
Curt Blefary, L OBP: 0.412, SLG: 0.533 Johnny Jeter, R OBP: 0.274, SLG: 0.386 (7, PR) (8, 8)	0-0 6-3 1-3 1B 1B	0-3 K			0-0 F2		4-0 BB BB BB		
Leron Lee, L OBP: 0.416, SLG: 0.568 Jerry Morales, R OBP: 0.343, SLG: 0.433 (1, 7) (8, 7)	0-0 6-3 1-2 3-H 1B 1B		0-0 6-3		0-0 HR		0-0 F8 2-3		
Nate Colbert, R OBP: 0.305, SLG: 0.526 (1, 3)	0-3 K		0-0 5-3		0-0 6-3		0-0 5-3		
Larry Stahl, L OBP: 0.241, SLG: 0.245 (1, 8) (8, 9)	0-0 6-3 1-2 2-3		0-0 1-3			0-0 4-3		0-0 4-3	
Bob Barton, R OBP: 0.218, SLG: 0.189 (1, 2)	0-0 2-H 3-H 1B		0-3 K		0-0 6-3		0-3 K		
Dave Campbell, R OBP: 0.350, SLG: 0.326 (1, 5)		0-0 L7	4-0 BB BB BB		0-0 CS 1B		0-0 L1		
Enzo Hernandez, R OBP: 0.213, SLG: 0.208 (1, 6)		0-0 FC5-6 1B	0-0 F7		0-0 CS		4-0 SH3-4 2B BB		
Steve Arlin, R OBP: 0.111, SLG: 0.118 Mike Corkins, R (9, 1)		0-0 FC5-6 1B	0-3 K		0-0 SH3-4				

Inning Stats	R: 3	H: 4	E: 0	LOB: 1	K: 1	S: 8	P: 8	R: 0	H: 2	E: 0	LOB: 2	K: 1	S: 7	P: 7	R: 0	H: 0	E: 0	LOB: 0	K: 0	S: 3	P: 3	R: 0	H: 0	E: 0	LOB: 1	K: 2	S: 7	P: 11	R: 1	H: 1	E: 0	LOB: 0	K: 0	S: 3	P: 3	R: 0	H: 1	E: 0	LOB: 0	K: 0	S: 4	P: 4	R: 1	H: 1	E: 0	LOB: 2	K: 0	S: 4	P: 12	R: 0	H: 0	E: 0	LOB: 0	K: 1	S: 5	P: 5
--------------	------	------	------	--------	------	------	------	------	------	------	--------	------	------	------	------	------	------	--------	------	------	------	------	------	------	--------	------	------	-------	------	------	------	--------	------	------	------	------	------	------	--------	------	------	------	------	------	------	--------	------	------	-------	------	------	------	--------	------	------	------

PITCHER	IP	WLS	BF	H	R	ER	SO	BB	IBB	HBP	BLK	WP	HR	S	P	ERA	WHIP
Jack Billingham, R ERA: 5.21 (1, 1)	6.0	L	25	8	4	4	4	1	0	0	0	0	1	32	36	6.00	1.500
Ed Sprague, R ERA: 4.5 (7, 1)	2.0		9	1	1	1	1	2	0	0	0	0	0	9	17	4.50	1.500

BOTTOM

Cincinnati Reds @ San Diego Padres
San Diego Stadium, San Diego, CA
 Sat May 20 1972, 10:05 PM EDT
 Att. 8,102 - Unknown

AB	R	H	RBI	BB	SO	LOB
4	1	3	1	0	0	0
3	1	1	0	1	1	2
0	0	0	0	0	0	0
4	2	2	2	0	0	2
0	0	0	0	0	0	0
4	0	0	0	0	1	4
4	0	0	0	0	0	2
4	0	1	2	0	2	0
3	0	1	0	1	0	0
2	1	1	0	1	0	1
2	0	0	0	0	1	2
0	0	0	0	0	0	0

AB	30
R	5
H	9
RBI	5
BB	3
SO	5
LOB	13



WP	PA
0	35
PB	0
SB	0
CS	1

PITCHER	IP	WLS	BF	H	R	ER	SO	BB	IBB	HBP	BLK	WP	HR	S	P	ERA	WHIP
---------	----	-----	----	---	---	----	----	----	-----	-----	-----	----	----	---	---	-----	------

Batter	1	2	3	4	5	6	7	8	9	AB	R	H	RBI	BB	SO	LOB	TOP								
Pete Rose, S (1, 7) OBP: 0.297, SLG: 0.287	0-0 G3	0-0 G6-4-3		0-0 E	0-0 4-3		0-0 P6			5	1	1	0	0	0	5									
Joe Morgan, L (1, 4) OBP: 0.434, SLG: 0.509	0-3 K		0-0 4-3	4-0 BB E SF8		0-0 FC3-6		0-0 6-3		3	1	1	0	1	1	0									
Dave Concepcion, R (7, 6) OBP: 0.291, SLG: 0.317										1	0	0	0	0	0	0									
Bobby Tolan, L (1, 8) OBP: 0.396, SLG: 0.563	0-0 4-3		0-0 1B BB SF9	0-3 K		0-0 FC3-6		0-0 L5		4	1	1	0	0	1	3									
Cesar Geronimo, L (6, PR) OBP: 0.263, SLG: 0.412										1	0	0	0	0	0	0									
Johnny Bench, R (1, 2) OBP: 0.328, SLG: 0.418		0-0 1B BB 1B	4-0 BB 1B	0-0 E5		4-0 G6-3		0-0 5-3		3	2	1	0	2	0	1									
Joe Hague, L (1, 3) OBP: 0.398, SLG: 0.440		4-0 1B 1B BB	0-0 1B BB	4-0 BB		0-0 G6-3				2	2	1	0	3	0	2									
Hal McRae, R (1, 5) OBP: 0.292, SLG: 0.350		0-0 BB 1B FC5-2	0-0 SF9	0-0 SF8				0-0 5-3		1	0	1	2	0	0	0									
Denis Menke, R (6, 5) OBP: 0.307, SLG: 0.322		1-2 2-3 3-H								2	0	0	0	0	0	1									
Ted Uhlaender, L (1, 9) OBP: 0.292, SLG: 0.214		0-0 FC5-2	4-0 1B BB	0-0 4-3		4-0 FC4-6		0-3 K		2	0	1	1	2	0	2									
George Foster, R (9, PH) OBP: 0.212, SLG: 0.200		1-2 2-3 3-H								1	0	0	0	0	1	1									
Darrel Chaney, S (1, 6) OBP: 0.563, SLG: 0.462		4-0 FC5-2	0-0 1B			0-0 4-3		0-0 FC4-6		4	0	1	3	1	1	2									
Gary Nolan, R (1, 1) OBP: 0.091, SLG: 0.048		1-2 2-3 3-H	0-0 FC5-2	0-3 K		0-3 K		0-0 1B		4	0	1	0	0	2	5									
Inning Stats	R: 0 E: 0 K: 1 S: 5	H: 0 LOB: 0 BB: 0 P: 5	R: 2 E: 0 K: 0 S: 5	H: 3 LOB: 2 BB: 2 P: 13	R: 3 E: 0 K: 1 S: 8	H: 3 LOB: 2 BB: 2 P: 16	R: 2 E: 1 K: 1 S: 7	H: 1 LOB: 2 BB: 2 P: 15	R: 0 E: 0 K: 1 S: 5	H: 0 LOB: 0 BB: 0 P: 5	R: 0 E: 0 K: 0 S: 3	H: 1 LOB: 2 BB: 1 P: 7	R: 0 E: 0 K: 0 S: 4	H: 1 LOB: 2 BB: 1 P: 8	R: 0 E: 0 K: 0 S: 3	H: 0 LOB: 0 BB: 0 P: 3	R: 0 E: 0 K: 2 S: 7	H: 0 LOB: 1 BB: 1 P: 11	1B: 8 2B: 1 3B: 0 HR: 0	SF: 2 SAC: 0 DP: 2 HBP: 0	WP: 0 PB: 0 SB: 0 CS: 0	PA: 44			
PITCHER	IP	WLS	BF	H	R	ER	SO	BB	IBB	HBP	BLK	WP	HR	S	P	ERA	WHIP								
Bill Greif, R (1, 1) ERA: 5.08	1.0	L	7	3	2	2	1	1	0	0	0	0	0	8	12	18.00	4.000								
Mark Schaeffer, L (2, 1) ERA: 2.7	1.2		9	2	3	3	0	3	0	0	0	0	0	6	18	16.20	3.000								
Gary Ross, R (3, 1) ERA: 2.7	5.1		24	4	2	0	3	4	0	0	0	0	0	26	42	0.00	1.500								
Mike Kilkenny, L (9, 1) ERA: 3.0	1.0		4	0	0	0	2	1	0	0	0	0	0	7	11	0.00	1.000								

Cincinnati Reds @ San Diego Padres
San Diego Stadium, San Diego, CA
Sun May 21 1972, 6:33 AM EDT
Unknown

livebaseballscorecards.com

AB	33
R	7
H	9
RBI	6
BB	9
SO	6
LOB	22



Batter	1	2	3	4	5	6	7	8	9	AB R H RBI BB SO LOB	TOP												
Pete Rose, S (1, 7) OBP: 0.316, SLG: 0.302	0-0 L6-3 1B		0-0 2-H 1B			0-0 1B		4-0 BB BB BB 1B		3 0 3 0 1 0 0													
Joe Morgan, L (1, 4) OBP: 0.422, SLG: 0.492	0-3 K			0-3 K		0-3 K		0-0 6-3 1-2		4 0 0 0 0 3 3													
Bobby Tolan, L (1, 8) OBP: 0.384, SLG: 0.545	0-0 L6-3 1-2			0-0 E4 FC6-4		0-0 L9			0-0 G3	4 0 0 0 0 0 2													
Johnny Bench, R (1, 3) OBP: 0.333, SLG: 0.416		4-0 BB BB BB BB		0-0 F8		0-0 FC6-4 1B			0-0 1-3	3 0 1 0 1 0 1													
Hal McRae, R (1, 5) OBP: 0.250, SLG: 0.292		0-0 F7		0-0 FC6-4 1-2f		0-0 F9			0-3 K	4 0 0 0 0 1 3													
Dave Concepcion, R (1, 6) OBP: 0.283, SLG: 0.308		0-0 L3 1-2			0-3 K		0-0 FC6-4 1-2f			3 0 0 0 0 1 2													
George Foster, R (1, 9) OBP: 0.222, SLG: 0.212			0-0 SH2-4 1B 1B		0-3 K		0-3 K			3 0 1 0 0 2 1													
Bill Plummer, R (1, 2)			0-3 K		0-0 F2			0-3 K		3 0 0 0 0 2 1													
Tom Hall, L (1, 1) Pedro Borbon, R (5, 1) Julian Javier, R (6, PH) Ed Sprague, R (6, 1) Denis Menke, R (8, PH) Don Guilett, R (8, 1)			0-0 SH2-4 1-2			0-0 F8		0-0 F5		0 1 0 0 0 0 0 0 0 0 0 0 0 0 0 1 0 0 0 0 0 0 0 0 0 0 0 0 0													
Inning Stats	R: 0 E: 0 K: 1 S: 5	H: 1 LOB: 0 BB: 0 P: 5	R: 0 E: 0 K: 0 S: 2	H: 0 LOB: 0 BB: 1 P: 6	R: 0 E: 0 K: 1 S: 6	H: 2 LOB: 2 BB: 0 P: 6	R: 0 E: 1 K: 1 S: 6	H: 0 LOB: 1 BB: 0 P: 6	R: 0 E: 0 K: 2 S: 7	H: 0 LOB: 0 BB: 0 P: 7	R: 0 E: 0 K: 1 S: 6	H: 1 LOB: 1 BB: 0 P: 6	R: 0 E: 0 K: 1 S: 6	H: 1 LOB: 1 BB: 0 P: 6	R: 0 E: 0 K: 1 S: 5	H: 0 LOB: 1 BB: 1 P: 9	R: 0 E: 0 K: 1 S: 5	H: 0 LOB: 0 BB: 0 P: 5	1B: 5 2B: 2 3B: 0 HR: 0	SF: 0 SAC: 1 DP: 2 HBP: 0	WP: 0 PB: 0 SB: 1 CS: 0	PA: 32	
PITCHER Fred Norman, L (1, 1) ERA: 1.62	IP 9.0	WLS W	BF 32	H 5	R 0	ER 0	SO 9	BB 2	IBB 0	HBP 0	BLK 0	WP 0	HR 0	S 48	P 56	ERA 0.00	WHIP 0.778						PITCHER IP WLS BF H R ER SO BB IBB HBP BLK WP HR S P ERA WHIP

Cincinnati Reds @ San Diego Padres
San Diego Stadium, San Diego, CA
Sun May 21 1972, 6:38 AM EDT
Att. 17,543 - Unknown

livebaseballscorecards.com

AB	29
R	0
H	5
RBI	0
BB	2
SO	9
LOB	13



Batter	1	2	3	4	5	6	7	8	9	AB R H RBI BB SO LOB
Garry Jestadt, R OBP: 0.280, SLG: 0.391 (1, 4)	0-3 K		0-0 P6		0-0 SH3	0-0 G3		0-0 E 1B		4 0 1 1 0 1 0
Jerry Morales, R OBP: 0.409, SLG: 0.553 (1, 7)	0-0 F7		0-0 5-3		0-0 2B 2B		0-0 E 2B	4-0 E BB		4 1 2 0 1 0 0
Johnny Jeter, R OBP: 0.270, SLG: 0.371 (1, 8)	0-0 P4			0-0 F7	4-0 2B 2B IBB		0-3 K	0-0 F7		4 1 0 0 1 1 3
Nate Colbert, R OBP: 0.309, SLG: 0.533 (1, 3)		0-0 2B 2B		0-3 K	0-0 2B 2B		0-0 F7			4 2 2 2 0 1 1
Ed Spiezio, R OBP: 0.400, SLG: 0.800 (1, 5)		0-0 2B		0-0 E5 1B	0-0 4-3 2B		0-0 E2			3 1 2 3 0 0 0
Dave Campbell, R OBP: 0.333, SLG: 0.309 (6, 5)		2-H 2B			2-H 3-H 2B		2-3 2B			1 0 0 0 0 0 1
Ivan Murrell, R OBP: 0.250, SLG: 0.250 (1, 9)		0-3 K		0-0 E 1B	0-0 4-3		0-0 1-3			4 0 1 1 0 1 4
Fred Kendall, R OBP: 0.219, SLG: 0.230 (1, 2)		0-0 P6		0-0 E1	0-0 1-3			0-0 F8		4 0 0 0 0 0 3
Enzo Hernandez, R OBP: 0.211, SLG: 0.215 (1, 6)		0-0 F9		0-0 L8		0-0 F9		0-0 1B 2B		4 1 1 0 0 0 3
Fred Norman, S OBP: 0.238, SLG: 0.286 (1, 1)			0-3 K		0-0 2B SH3 2B 1B	0-0 6-3		0-0 F7		4 1 1 0 0 1 1

Inning Stats	R: 0	H: 0	E: 0	K: 1	S: 5	LOB: 0	BB: 0	P: 5	R: 1	H: 2	E: 0	K: 1	S: 7	LOB: 1	BB: 0	P: 7	R: 0	H: 0	E: 0	K: 1	S: 5	LOB: 0	BB: 0	P: 5	R: 1	H: 1	E: 2	K: 1	S: 8	LOB: 2	BB: 0	P: 8	R: 4	H: 4	E: 0	K: 0	S: 7	LOB: 1	BB: 1	P: 11	R: 0	H: 0	E: 0	K: 0	S: 3	LOB: 0	BB: 0	P: 3	R: 0	H: 1	E: 1	K: 1	S: 7	LOB: 2	BB: 0	P: 7	R: 1	H: 2	E: 1	K: 0	S: 5	LOB: 2	BB: 1	P: 9	R: 0	H: 0	E: 0	K: 0	S: 0	LOB: 0	BB: 0	P: 0
--------------	------	------	------	------	------	--------	-------	------	------	------	------	------	------	--------	-------	------	------	------	------	------	------	--------	-------	------	------	------	------	------	------	--------	-------	------	------	------	------	------	------	--------	-------	-------	------	------	------	------	------	--------	-------	------	------	------	------	------	------	--------	-------	------	------	------	------	------	------	--------	-------	------	------	------	------	------	------	--------	-------	------

PITCHER	IP	WLS	BF	H	R	ER	SO	BB	IBB	HBP	BLK	WP	HR	S	P	ERA	WHIP
Tom Hall, L ERA: 3.16 (1, 1)	4.1	L	21	5	5	4	4	0	0	0	0	0	0	28	32	8.31	1.154
Pedro Borbon, R ERA: 4.68 (5, 1)	0.2		4	2	1	1	0	0	0	0	0	0	0	4	4	13.50	3.000
Ed Sprague, R ERA: 4.0 (6, 1)	2.0		8	1	0	0	1	0	0	0	0	0	0	10	10	0.00	0.500
Don Gullett, L ERA: 10.7 (8, 1)	1.0		6	2	1	1	0	1	0	0	0	0	0	5	9	9.00	3.000

BOTTOM

Cincinnati Reds @ San Diego Padres
San Diego Stadium, San Diego, CA
 Sun May 21 1972, 6:38 AM EDT
 Att. 17,543 - Unknown

AB	36
R	7
H	10
RBI	7
BB	2
SO	5
LOB	16

livebaseballscorecards.com



WP: 0	PA: 39
PB: 0	
SB: 0	
CS: 0	

Batter	1	2	3	4	5	6	7	8	9	AB R H RBI BB SO LOB	TOP		
Roger Metzger, S OBP: 0.275, SLG: 0.229 (1, 6) X	0-0 4-3 HR 1B		0-0 6-3		0-0 FC6-4 CS 1-2f			0-0 PB SF8 1B	0-3 K	5 2 2 0 0 1 2			
Cesar Cedeno, R OBP: 0.373, SLG: 0.402 (1, 8) X	0-0 4-3 1-2		0-0 5-3		0-0 CS 1-2	0-0 CS 1B		0-0 SF8 PB HR 1B	0-3 K	5 1 2 0 0 1 2			
Jimmy Wynn, R OBP: 0.382, SLG: 0.524 (1, 9) BBB	4-0 HR BB		0-3 K			0-0 F6		0-0 SF8 1-3 2-H		2 1 0 1 1 1 1			
Lee May, R OBP: 0.378, SLG: 0.583 (1, 3) X	0-0 F7			0-0 4-3		0-0 L7 1-2		0-0 HR 3-H		4 1 1 2 0 0 3			
Bob Watson, R OBP: 0.355, SLG: 0.471 (1, 7) X	0-0 HR 1-H 2-H			0-0 6-3			0-0 1B 1B	0-0 L8		4 1 2 3 0 0 0			
Johnny Edwards, L OBP: 0.360, SLG: 0.432 (1, 2) X	0-0 4-3			4-0 BB			0-0 L7	0-3 K		3 0 0 0 1 1 1			
Doug Rader, R OBP: 0.267, SLG: 0.379 (1, 5) X		0-0 4-3		0-0 L8			0-3 K		0-0 F2	4 0 0 0 0 1 2			
Bobby Fenwick, R OBP: 0.350, SLG: 0.474 (1, 4) X		0-0 4-3			0-0 5-3		0-0 1B		0-0 WP 1B 2B	4 1 2 0 0 0 0			
Larry Dierker, R OBP: 0.263, SLG: 0.222 (1, 1) X		0-0 5-3			0-0 FC6-4 1B		0-0 P6		0-0 1B 2-H	4 0 2 1 0 0 2			
Inning Stats	R: 3 E: 0 K: 0 S: 5 H: 2 LOB: 0 BB: 1 P: 9	R: 0 E: 0 K: 0 S: 3 H: 0 LOB: 0 BB: 0 P: 3	R: 0 E: 0 K: 1 S: 5 H: 0 LOB: 0 BB: 0 P: 5	R: 0 E: 0 K: 0 S: 3 H: 0 LOB: 1 BB: 1 P: 7	R: 0 E: 0 K: 0 S: 3 H: 1 LOB: 0 BB: 0 P: 3	R: 0 E: 0 K: 0 S: 3 H: 1 LOB: 0 BB: 0 P: 3	R: 0 E: 0 K: 1 S: 7 H: 2 LOB: 2 BB: 0 P: 7	R: 3 E: 0 K: 1 S: 8 H: 3 LOB: 0 BB: 0 P: 8	R: 1 E: 0 K: 2 S: 9 H: 2 LOB: 1 BB: 0 P: 9	1B: 8 2B: 1 3B: 0 HR: 2 SF: 1 SAC: 0 DP: 0 HBP: 0	WP: 1 PB: 1 SB: 0 CS: 2 PA: 39		
PITCHER	IP WLS BF H R ER SO BB IBB HBP BLK WP HR S P ERA WHIP											PITCHER	IP WLS BF H R ER SO BB IBB HBP BLK WP HR S P ERA WHIP
Ed Acosta, R ERA: 3.75 (1, 1)	8.0 L 33 9 6 6 3 2 0 0 0 0 0 2 37 45 6.75 1.375												
Mike Kilkenny, L ERA: 4.5 (9, 1)	1.0 5 2 1 1 2 0 0 0 0 1 0 9 9 9.00 2.000												

Houston Astros @ San Diego Padres
San Diego Stadium, San Diego, CA
Mon May 22 1972, 10:05 PM EDT
Att. 4,498 - Unknown

livebaseballscorecards.com

AB 35
R 7
H 11
RBI 7
BB 2
SO 5
LOB 13



Batter	1	2	3	4	5	6	7	8	9	AB	R	H	RBI	BB	SO	LOB
Jerry Morales, R (1, 8) OBP: 0.375, SLG: 0.500	0-0 F8		0-0 F4			0-0 FC6			0-0 6-3	4	0	0	0	0	0	1
Garry Jestead, R (1, 4) OBP: 0.276, SLG: 0.370	0-0 F8			0-0 6-3		0-3 K			0-0 1B	4	0	1	0	0	1	1
Leron Lee, L (1, 7) OBP: 0.412, SLG: 0.562	0-0 1B			0-0 6-3			0-0 F9		0-0 1B	4	0	2	0	0	0	0
Nate Colbert, R (1, 3) OBP: 0.300, SLG: 0.516	0-0 F4			0-0 F5			0-0 6-3		0-0 F8	4	0	0	0	0	0	3
Curt Blefary, L (1, 9) OBP: 0.350, SLG: 0.444		0-0 F8			0-0 E4			0-0 F7		3	0	0	0	0	0	0
Ed Spiezio, R (1, 5) OBP: 0.250, SLG: 0.500		0-0 6-3			0-0 G6-4-3			0-3 K		3	0	0	0	0	1	1
Bob Barton, R (1, 2) OBP: 0.213, SLG: 0.186		0-3 K			0-3 K			0-0 5-3		2	0	0	0	0	2	0
Derrel Thomas, S (8, PH) OBP: 0.278, SLG: 0.281										1	0	0	0	0	0	0
Enzo Hernandez, R (1, 6) OBP: 0.216, SLG: 0.220			0-0 F9			0-0 FC6		0-0 F2		2	0	1	0	0	0	0
Ivan Murrell, R (8, PH) OBP: 0.200, SLG: 0.200						0-0 1B				1	0	0	0	0	0	0
Fred Kendall, R (9, 2) OBP: 0.219, SLG: 0.230										0	0	0	0	0	0	0
Ed Acosta, S (1, 1)			0-0 4-3			0-0 F3			0-0 5-3	2	0	0	0	0	0	1
Mike Kilkenny, R (9, 1)										0	0	0	0	0	0	0
Rafael Robles, R (9, PH) OBP: 0.083, SLG: 0.083										1	0	0	0	0	0	0

Inning Stats	R: 0	H: 1	E: 0	LOB: 1	K: 0	BB: 0	S: 4	P: 4	R: 0	H: 0	E: 0	LOB: 0	K: 1	BB: 0	S: 5	P: 5	R: 0	H: 0	E: 0	LOB: 0	K: 0	BB: 0	S: 3	P: 3	R: 0	H: 0	E: 1	LOB: 0	K: 1	BB: 0	S: 5	P: 5	R: 0	H: 1	E: 0	LOB: 1	K: 1	BB: 0	S: 6	P: 6	R: 0	H: 0	E: 0	LOB: 0	K: 0	BB: 0	S: 3	P: 3	R: 0	H: 0	E: 0	LOB: 0	K: 1	BB: 0	S: 5	P: 5	R: 0	H: 2	E: 0	LOB: 2	K: 0	BB: 0	S: 5	P: 5	R: 0	H: 0	E: 0	LOB: 0	K: 0	BB: 0	S: 5	P: 5	R: 0	H: 2	E: 0	LOB: 2	K: 0	BB: 0	S: 5	P: 5
PITCHER Larry Dierker, R (1, 1) ERA: 2.77	IP	WLS	BF	H	R	ER	SO	BB	IBB	HBP	BLK	WP	HR	S	P	ERA	WHIP	IP	WLS	BF	H	R	ER	SO	BB	IBB	HBP	BLK	WP	HR	S	P	ERA	WHIP	IP	WLS	BF	H	R	ER	SO	BB	IBB	HBP	BLK	WP	HR	S	P	ERA	WHIP																													


BOTTOM

Houston Astros @ San Diego Padres
San Diego Stadium, San Diego, CA

Mon May 22 1972, 10:05 PM EDT
Att. 4,498 - Unknown

livebaseballscorecards.com

AB	31
R	0
H	4
RBI	0
BB	0
SO	4
LOB	7



WP: 0	PA: 31
PB: 0	
SB: 0	
CS: 0	

Batter	1	2	3	4	5	6	7	8	9	AB R H RBI BB SO LOB	TOP											
Roger Metzger, S (1, 6) OBP: 0.279, SLG: 0.226	0-3 K		4-0 E BB		0-0 F8		4-0 FC6-4 1B BB	0-0 SF7		2 0 0 1 2 1 0												
Cesar Cedeno, R (1, 8) OBP: 0.367, SLG: 0.394	0-0 1-3		0-0 F4 1-3		0-0 4-3		0-0 FC6-4 1B	0-0 F7		5 0 1 0 0 0 3												
Jimmy Wynn, R (1, 9) OBP: 0.376, SLG: 0.508	4-0 BB		0-0 5-3		0-0 5-3		0-0 L7		0-0 6-3	4 0 0 0 1 0 3												
Lee May, R (1, 3) OBP: 0.371, SLG: 0.566 Norm Miller, L (9, PR) OBP: 0.353, SLG: 0.400	0-0 4-3			0-3 K		0-0 1-3	0-0 FC6-4 FC6-4 1-2f 2-3		0-0 1B 1B	5 0 1 0 0 1 3 0 0 0 0 0 0 0												
Bob Watson, R (1, 7) OBP: 0.359, SLG: 0.504 Jack Hiatt, R (7, 2) OBP: 0.235, SLG: 0.200		0-3 K		0-0 HR		0-0 HR 2B	0-0 FC6-4 1-2f		0-3 K	4 2 2 1 0 1 2 1 0 0 0 0 1 1												
Johnny Edwards, L (1, 2) OBP: 0.388, SLG: 0.454 Jimmy Stewart, S (7, 7) OBP: 0.278, SLG: 0.382		0-3 K		0-0 1B 3B		4-0 HR IBB		4-0 1B 1B SF7 BB	0-0 1B	2 2 1 0 1 1 0 1 1 1 0 1 0 0												
Doug Rader, R (1, 5) OBP: 0.264, SLG: 0.395		0-0 F4		0-0 L6		0-0 HR 1-H 2-H		0-0 F7	0-0 5-3	5 1 1 3 0 0 4												
Tommy Helms, R (1, 4) OBP: 0.248, SLG: 0.279			0-0 F8		0-0 1B		0-0 6-3		0-0 1B 1B	4 0 2 1 0 0 0												
Tom Griffin, R (1, 1) OBP: 0.400, SLG: 1.000			0-0 HR		0-3 K		0-3 K		0-0 1B 1-2 2-3	4 1 2 1 0 2 1												
Inning Stats	R: 0 E: 0 K: 1 S: 5	H: 0 LOB: 1 BB: 1 P: 9	R: 0 E: 0 K: 2 S: 7	H: 0 LOB: 0 BB: 0 P: 7	R: 1 E: 1 K: 0 S: 4	H: 1 LOB: 1 BB: 1 P: 8	R: 2 E: 0 K: 2 S: 10	H: 3 LOB: 1 BB: 0 P: 10	R: 0 E: 0 K: 0 S: 3	H: 0 LOB: 0 BB: 0 P: 3	R: 3 E: 0 K: 1 S: 7	H: 2 LOB: 0 BB: 1 P: 11	R: 0 E: 0 K: 0 S: 4	H: 1 LOB: 2 BB: 1 P: 8	R: 1 E: 0 K: 0 S: 5	H: 2 LOB: 2 BB: 1 P: 9	R: 0 E: 0 K: 1 S: 7	H: 2 LOB: 2 BB: 0 P: 7	1B: 6 2B: 1 3B: 1 HR: 3	SF: 1 SAC: 0 DP: 0 HBP: 0	WP: 0 PB: 0 SB: 0 CS: 0	PA: 43
PITCHER	IP WLS BF H R ER SO BB IBB HBP BLK WP HR S P ERA WHIP																					
Clay Kirby, R (1, 1) ERA: 3.38	5.1 L 25 6 6 6 5 2 1 0 0 0 3 32 44 10.12 1.500																					
Mark Schaeffer, L (6, 1) ERA: 2.53	0.2 2 0 0 0 1 0 0 0 0 0 0 4 4 0.00 0.000																					
Gary Ross, R (7, 1) ERA: 2.89	2.0 11 3 1 1 0 2 0 0 0 0 0 9 17 4.50 2.500																					
Mike Kilkenny, L (9, 1) ERA: 3.6	1.0 5 2 0 0 1 0 0 0 0 0 0 7 7 0.00 2.000																					

Houston Astros @ San Diego Padres
San Diego Stadium, San Diego, CA
Tue May 23 1972, 10:05 PM EDT
Unknown

livebaseballscorecards.com

AB	37
R	7
H	11
RBI	7
BB	5
SO	7
LOB	17



Batter	1	2	3	4	5	6	7	8	9	AB	R	H	RBI	BB	SO	LOB
Derrel Thomas, S OBP: 0.269, SLG: 0.271 (1, 4)	0-0 1-3		0-0 F7			0-0 FC6-4 BB		0-0 F9		4	0	0	0	0	0	2
Jerry Morales, R OBP: 0.365, SLG: 0.467 (1, 8)	0-0 6-3		0-0 F9			4-0 1-2 BB		0-0 FC6-4 1-2f		3	0	0	0	1	0	1
Leron Lee, L OBP: 0.396, SLG: 0.538 (1, 7)	0-3 K				0-3 K	0-0 F7			0-0 4-3	4	0	0	0	0	2	2
Nate Colbert, R OBP: 0.299, SLG: 0.504 (1, 3)		4-0 1B BB		0-0 5-3		0-0 F9			0-3 K	3	0	0	0	1	1	2
Curt Blefary, L OBP: 0.333, SLG: 0.409 (1, 9)		0-3 K		0-0 4-3					0-0 F5	4	0	1	0	0	1	1
Dave Campbell, R OBP: 0.324, SLG: 0.299 (1, 5)					0-0 6-3				0-3 K	3	0	0	0	0	1	2
Bob Barton, R OBP: 0.219, SLG: 0.194 (1, 2)					0-0 4-3				0-0 G4-6-3 1B	3	0	1	0	0	0	1
Enzo Hernandez, R OBP: 0.212, SLG: 0.216 Rafael Robles, R OBP: 0.154, SLG: 0.154 (1, 6) (8, 6)					0-0 F3				0-0 FC6-4 1B	2	0	0	0	0	0	2
Clay Kirby, R OBP: 0.118, SLG: 0.118 Mark Schaeffer, L OBP: 0.333, SLG: 0.556 Ed Spiezio, R OBP: 0.236, SLG: 0.241 Gary Ross, R OBP: 0.154, SLG: 0.154 Larry Stahl, L OBP: 0.236, SLG: 0.241 Mike Kilkenny, R OBP: 0.154, SLG: 0.154 (1, 1) (6, 1) (6, PH) (7, 1) (8, PH) (9, 1)					0-0 B1				0-0 F9	1	0	0	0	0	0	0

Inning Stats	R: 0	H: 0	E: 0	K: 1	S: 5	R: 0	H: 1	E: 0	K: 1	S: 6	R: 0	H: 0	E: 0	K: 0	S: 3	R: 0	H: 0	E: 0	K: 1	S: 5	R: 0	H: 0	E: 0	K: 0	S: 3	R: 0	H: 1	E: 0	K: 1	S: 4	R: 0	H: 1	E: 0	K: 0	S: 4	R: 0	H: 1	E: 0	K: 0	S: 5	R: 0	H: 0	E: 0	K: 1	S: 5	1B: 4	2B: 0	3B: 0	HR: 0	SF: 0	SAC: 0	DP: 1	HBP: 0	WP: 0	PA: 32
PITCHER Tom Griffin, R ERA: (1, 1)	IP: 9.0	WLS: W	BF: 32	H: 4	R: 0	ER: 0	SO: 5	BB: 2	IBB: 0	HBP: 0	BLK: 0	WP: 0	HR: 0	S: 40	P: 48	ERA: 0.00	WHIP: 0.667																																						


BOTTOM

Houston Astros @ San Diego Padres
San Diego Stadium, San Diego, CA

Tue May 23 1972, 10:05 PM EDT
Unknown

livebaseballscorecards.com

AB	30
R	0
H	4
RBI	0
BB	2
SO	5
LOB	14



Batter	1	2	3	4	5	6	7	8	9	AB R H RBI BB SO LOB	TOP											
Roger Metzger, S (1, 6) OBP: 0.283, SLG: 0.232	0-0 6-3		0-0 S 1B		0-0 E S 1B		0-3 K		0-0 5-3	5 0 2 0 0 1 0	Houston Astros @ San Diego Padres San Diego Stadium, San Diego, CA Tue May 23 1972, 10:05 PM EDT Att. 9,766 - Unknown											
Cesar Cedeno, R (1, 8) OBP: 0.368, SLG: 0.385	4-0 F9 S BB		0-0 F9 1-2		0-3 K 1-3		4-0 E S BB		0-0 1-3	3 0 0 0 2 1 2												
Norm Miller, L (1, 9) OBP: 0.333, SLG: 0.333	0-0 F9 1-3		4-0 BB		0-0 4-3		0-3 K 1-3		0-3 K 1-3	3 0 0 0 1 1 3												
Lee May, R (1, 3) OBP: 0.359, SLG: 0.547	0-0 6-3		0-3 K		0-3 K		0-3 K		0-3 K	4 0 0 0 0 3 5												
Bob Watson, R (1, 7) OBP: 0.363, SLG: 0.528		0-0 HR		0-0 F8		0-0 E 1B 1B		0-0 L9		4 2 2 1 0 0 0 0 0 0 0 0 0 0												
Jimmy Stewart, S (8, 7) OBP: 0.278, SLG: 0.382																						
Doug Rader, R (1, 5) OBP: 0.257, SLG: 0.383		0-3 K		0-3 K		0-0 E4 1B FC5-2		0-0 F8		4 0 0 0 0 2 1												
Tommy Helms, R (1, 4) OBP: 0.264, SLG: 0.304		0-0 L8		0-0 2B		0-0 FC5-2 1-3 2-H 1B		0-0 1B		4 0 3 1 0 0 0												
Jack Hiatt, R (1, 2) OBP: 0.238, SLG: 0.167		0-0 F9		4-0 IBB		0-0 FC5-2 G4-3		0-3 K		3 0 0 0 1 1 3												
Ken Forsch, R (1, 1) OBP: 0.111, SLG: 0.059			0-3 K		0-0 F3		0-0 G4-3 1-2f		0-3 K	4 0 0 0 0 2 4												
Inning Stats	R: 0 E: 0 K: 0 S: 3	H: 0 LOB: 1 BB: 1 P: 7	R: 1 E: 0 K: 1 S: 6	H: 1 LOB: 0 BB: 0 P: 6	R: 0 E: 0 K: 2 S: 8	H: 1 LOB: 2 BB: 1 P: 12	R: 0 E: 0 K: 1 S: 6	H: 1 LOB: 2 BB: 1 P: 10	R: 0 E: 0 K: 2 S: 8	H: 1 LOB: 1 BB: 0 P: 8	R: 1 E: 1 K: 0 S: 5	H: 2 LOB: 1 BB: 0 P: 5	R: 0 E: 1 K: 3 S: 9	H: 0 LOB: 1 BB: 1 P: 13	R: 0 E: 0 K: 1 S: 6	H: 1 LOB: 1 BB: 0 P: 6	R: 0 E: 0 K: 1 S: 5	H: 0 LOB: 0 BB: 0 P: 5	1B: 5 2B: 1 3B: 0 HR: 1	SF: 0 SAC: 0 DP: 1 HBP: 0	WP: 0 PB: 0 SB: 4 CS: 0	PA: 38
PITCHER	IP WLS BF H R ER SO BB IBB HBP BLK WP HR S P ERA WHIP												IP WLS BF H R ER SO BB IBB HBP BLK WP HR S P ERA WHIP									
Bill Greif, R (1, 1) ERA: 4.7	7.0 L 31 6 2 2 9 3 1 0 0 0 1 45 61 2.57 1.286																					
Mike Corkins, R (8, 1) ERA: 3.29	2.0 7 1 0 0 2 0 0 0 0 0 0 0 11 11 0.00 0.500																					

livebaseballscorecards.com

AB	34
R	2
H	7
RBI	2
BB	4
SO	11
LOB	18



Batter	1	2	3	4	5	6	7	8	9	AB	R	H	RBI	BB	SO	LOB
Derrel Thomas, S OBP: 0.269, SLG: 0.270 (1, 4)	0-3 K		0-0 CS 1B		0-0 4-3		0-0 F6			4	0	1	0	0	1	2
Rafael Robles, R OBP: 0.176, SLG: 0.176 (1, 6)	0-0 6-3		0-0 1B 1B		0-0 4-3			0-0 4-3		4	0	1	0	0	0	0
Leron Lee, L OBP: 0.400, SLG: 0.557 (1, 7)	0-0 1B 3B		0-0 1B		0-0 F5			0-0 F6		4	1	2	0	0	0	0
Nate Colbert, R OBP: 0.304, SLG: 0.500 (1, 3)	0-0 1B		0-3 K		0-0 4-3			4-0 BB		3	0	1	1	1	1	2
Larry Stahl, L OBP: 0.239, SLG: 0.230 (1, 9)	0-3 K		0-0 3-1		4-0 BB			0-0 4-3		3	0	0	0	1	1	4
Johnny Jeter, R OBP: 0.270, SLG: 0.361 (1, 8)		4-0 BB BB	0-3 K		0-0 6-3			0-3 K		3	0	0	0	1	2	1
Fred Kendall, R OBP: 0.221, SLG: 0.231 (1, 2)		0-0 6-3	0-0 BB		0-0 G5-4-3 1B		0-3 K		0-0 6-3	4	0	1	0	0	1	1
Garry Jesteadt, R OBP: 0.281, SLG: 0.367 (1, 5)		0-0 F8	0-0 G5-4-3		0-0 G5-4-3		0-0 FC6-4 1B		0-0 F3	3	0	1	0	0	0	2
Ivan Murrell, R OBP: 0.200, SLG: 0.200 (7, PR)										0	0	0	0	0	0	0
Mike Corkins, R (8, 1)										0	0	0	0	0	0	0
Ed Spiezio, R OBP: 0.300, SLG: 0.500 (9, PH)										1	0	0	0	0	0	0
Bill Greif, R (1, 1)		0-0 4-3			0-0 5-3		0-0 FC6-4			2	0	0	0	0	0	1
Curt Blefary, L OBP: 0.320, SLG: 0.391 (7, PH)										1	0	0	0	0	0	1
Dave Campbell, R OBP: 0.324, SLG: 0.299 (8, 5)										0	0	0	0	0	0	0

Inning Stats	R: 1	H: 2	E: 0	K: 2	S: 9	LOB: 1	BB: 0	P: 9	R: 0	H: 0	E: 0	K: 0	S: 3	LOB: 0	BB: 1	P: 7	R: 0	H: 3	E: 0	K: 1	S: 7	LOB: 2	BB: 0	P: 7	R: 0	H: 1	E: 0	K: 1	S: 5	LOB: 0	BB: 0	P: 5	R: 0	H: 0	E: 0	K: 0	S: 3	LOB: 1	BB: 1	P: 7	R: 0	H: 1	E: 1	K: 1	S: 6	LOB: 2	BB: 0	P: 6	R: 0	H: 0	E: 0	K: 0	S: 3	LOB: 1	BB: 1	P: 7	R: 0	H: 0	E: 0	K: 1	S: 5	LOB: 0	BB: 0	P: 5	R: 0	H: 0	E: 0	K: 1	S: 5	LOB: 0	BB: 0	P: 5
1B: 6	SF: 0	2B: 0	SAC: 0	3B: 1	DP: 1	HR: 0	HBP: 0	WP: 0	PA: 35	ERA: 1.00	WHIP: 1.111																																																													
PITCHER Ken Forsch, R ERA: 2.89 (1, 1)	IP	WLS	BF	H	R	ER	SO	BB	IBB	HBP	BLK	WP	HR	S	P	ERA	WHIP																																																							
	9.0	W	35	7	1	1	6	3	0	0	0	0	0	44	56	1.00	1.111																																																							


BOTTOM

Houston Astros @ San Diego Padres
San Diego Stadium, San Diego, CA

Tue May 23 1972, 10:05 PM EDT
Att. 9,766 - Unknown

livebaseballscorecards.com

AB	32
R	1
H	7
RBI	1
BB	3
SO	6
LOB	14



Batter	1	2	3	4	5	6	7	8	9	AB R H RBI BB SO LOB	TOP		
Roger Metzger, S (1, 6) OBP: 0.287, SLG: 0.245	0-3 K		0-0 4-3		0-0 1-2 1B		0-0 2B		0-0 6-3	5 0 2 0 0 1 0	Houston Astros @ San Diego Padres San Diego Stadium, San Diego, CA Wed May 24 1972, 10:05 PM EDT Att. 7,625 - Unknown livebaseballscorecards.com		
Cesar Cedeno, R (1, 8) OBP: 0.365, SLG: 0.381 Norm Miller, L (7, 9) OBP: 0.333, SLG: 0.333	0-0 F5			0-0 WP S HR 1B	0-0 F8		0-0 5-3		4 1 1 0 0 0 3 0 0 0 0 0 0 0				
Jimmy Wynn, R (1, 9) OBP: 0.379, SLG: 0.511 (7, 8)	4-0 BB			0-3 K 1-3		0-0 1B SF7 2B	0-0 F8		3 1 1 0 1 1 2				
Lee May, R (1, 3) OBP: 0.356, SLG: 0.562	0-3 K			0-0 3-H HR		0-0 5-3	0-0 F3		4 1 1 2 0 1 3				
Bob Watson, R (1, 7) OBP: 0.367, SLG: 0.527			0-0 G4-6-3 1B		0-0 6-3		0-0 6-3		4 1 2 0 0 0 0				
Johnny Edwards, L (1, 2) OBP: 0.364, SLG: 0.440			0-0 G4-6-3 1-2f		0-3 K		4-0 1B IBB		3 0 0 0 1 1 1				
Doug Rader, R (1, 5) OBP: 0.250, SLG: 0.375			0-0 6-3		0-0 L9		0-0 SF7		3 0 0 1 0 0 0				
Tommy Helms, R (1, 4) OBP: 0.264, SLG: 0.303			0-0 4-3		0-0 L8		0-0 3-H 1-2 2-H 1B		4 0 1 1 0 0 0				
Don Wilson, R (1, 1) OBP: 0.118, SLG: 0.063			0-0 5-3		4-0 1B BB		0-0 6-3		3 0 0 0 1 1 2				
Inning Stats	R: 0 E: 0 K: 2 S: 7 H: 0 LOB: 1 BB: 1 P: 11	R: 0 E: 0 K: 0 S: 3 H: 1 LOB: 0 BB: 0 P: 3	R: 0 E: 0 K: 0 S: 3 H: 0 LOB: 0 BB: 0 P: 3	R: 2 E: 0 K: 2 S: 9 H: 2 LOB: 0 BB: 0 P: 9	R: 0 E: 0 K: 0 S: 4 H: 1 LOB: 2 BB: 1 P: 8	R: 2 E: 0 K: 0 S: 6 H: 3 LOB: 2 BB: 1 P: 10	R: 0 E: 0 K: 0 S: 4 H: 1 LOB: 1 BB: 0 P: 4	R: 0 E: 0 K: 0 S: 3 H: 0 LOB: 0 BB: 0 P: 3	R: 0 E: 0 K: 1 S: 5 H: 0 LOB: 0 BB: 0 P: 5	1B: 5 2B: 2 3B: 0 HR: 1 SF: 1 SAC: 0 DP: 1 HBP: 0		WP: 1 PA: 37 PB: 0 SB: 1 CS: 0	
PITCHER	IP WLS BF H R ER SO BB IBB HBP BLK WP HR S P ERA WHIP											PITCHER	IP WLS BF H R ER SO BB IBB HBP BLK WP HR S P ERA WHIP
Steve Arlin, R (1, 1) ERA: 2.22	7.0 L 31 8 4 4 4 2 1 0 0 0 1 1 36 48 5.14 1.429												
Mike Caldwell, L (8, 1) ERA: 1.89	2.0 6 0 0 0 1 0 0 0 0 0 0 0 8 8 0.00 0.000												



Batter	1	2	3	4	5	6	7	8	9	AB	R	H	RBI	BB	SO	LOB
Derrel Thomas, S (1, 4) OBP: 0.268, SLG: 0.270	0-0 SH1-3 HR 1B		0-0 3-1		0-0 5-3		0-0 F6			4	1	1	0	0	0	0
Garry Jestead, R (1, 5) OBP: 0.286, SLG: 0.364	0-0 SH1-3 1-2		0-0 1B		0-0 F7			0-0 1-3		3	0	1	0	0	0	0
Leron Lee, L (1, 7) OBP: 0.404, SLG: 0.594	0-0 2-H HR		0-0 F6			0-0 F7		0-0 2B		4	1	2	2	0	0	1
Nate Colbert, R (1, 3) OBP: 0.303, SLG: 0.489	0-3 K		0-3 K			4-0 1B BB		0-0 6-3		3	0	0	0	1	2	2
Larry Stahl, L (1, 9) OBP: 0.239, SLG: 0.231	0-0 G3			0-0 E9 1B		0-3 K		0-0 4-3		4	0	1	0	0	1	2
Johnny Jeter, R (1, 8) OBP: 0.277, SLG: 0.360		H 1-0 HBP		0-3 K		0-0 1-2 1B			0-3 K	3	0	1	0	0	2	1
Bob Barton, R (1, 2) OBP: 0.212, SLG: 0.188		0-3 K		0-3 K		0-0 F8			0-0 1B	2	0	0	0	0	2	2
Curt Biefary, L (6, PH) OBP: 0.333, SLG: 0.400		1-2 K								2	0	1	0	0	0	2
Enzo Hernandez, R (1, 6) OBP: 0.208, SLG: 0.212		0-3 K		0-0 F9			0-0 F8		0-3 K	2	0	0	0	0	1	2
Jerry Morales, R (7, PH) OBP: 0.358, SLG: 0.457										1	0	0	0	0	0	0
Rafael Robles, R (8, 6) OBP: 0.167, SLG: 0.167										1	0	0	0	0	1	1
Steve Arlin, R (1, 1) OBP: 0.100, SLG: 0.105		0-3 K				0-0 B2		0-0 F4		2	0	0	0	0	1	1
Ed Spiezio, R (7, PH) OBP: 0.273, SLG: 0.455										1	0	0	0	0	0	0
Mike Caldwell, R (8, 1)										0	0	0	0	0	0	0
Ivan Murrell, R (9, PH) OBP: 0.167, SLG: 0.167										1	0	0	0	0	1	1

Inning Stats	R: 2	H: 2	E: 0	K: 1	S: 7	H: 2	LOB: 0	BB: 0	P: 7	R: 0	H: 0	E: 0	K: 3	S: 9	H: 0	LOB: 1	BB: 0	P: 10	R: 0	H: 1	E: 0	K: 1	S: 6	H: 1	LOB: 1	BB: 0	P: 6	R: 0	H: 1	E: 1	K: 2	S: 8	H: 0	LOB: 0	BB: 0	P: 3	R: 0	H: 1	E: 0	K: 1	S: 6	H: 1	LOB: 2	BB: 1	P: 10	R: 0	H: 0	E: 0	K: 0	S: 3	H: 0	LOB: 0	BB: 0	P: 3	R: 0	H: 1	E: 0	K: 0	S: 4	H: 1	LOB: 1	BB: 0	P: 4	R: 0	H: 1	E: 0	K: 3	S: 10	H: 1	LOB: 1	BB: 0	P: 10	R: 0	H: 1	E: 0	K: 3	S: 10	H: 1	LOB: 1	BB: 0	P: 10	1B: 5	2B: 1	3B: 0	HR: 1	SF: 0	SAC: 1	DP: 0	HBP: 1	WP: 0	PB: 0	SB: 1	CS: 0	PA: 36
PITCHER Don Wilson, R (1, 1) ERA: 3.15	IP	WLS	BF	H	R	ER	SO	BB	IBB	HBP	BLK	WP	HR	S	P	ERA	WHIP																																																																													


BOTTOM

Houston Astros @ San Diego Padres
San Diego Stadium, San Diego, CA

Wed May 24 1972, 10:05 PM EDT
Att. 7,625 - Unknown

livebaseballscorecards.com

AB	33
R	2
H	7
RBI	2
BB	1
SO	11
LOB	15



Batter	1	2	3	4	5	6	7	8	9	AB R H RBI BB SO LOB	TOP	
Derrel Thomas, S (1, 4) OBP: 0.268, SLG: 0.269	0-0 FC5 1B 1B		0-0 4-3		0-0 6-3			0-3 K		4 0 1 0 0 1 0		
Garry Jestadt, R (1, 5) OBP: 0.282, SLG: 0.351	0-0 BB FC5 1-2 1B		0-0 F7			0-0 F7			0-0 L6	4 0 1 0 0 0 0		
Leron Lee, L (1, 7) OBP: 0.407, SLG: 0.590	0-0 FC5 BB 1-2 2-3f		0-0 1B			0-3 K			0-0 G6-4-3 1B	4 0 2 0 0 1 2		
Nate Colbert, R (1, 3) OBP: 0.295, SLG: 0.475	0-3 K		0-0 F9			0-0 6-3			0-0 G6-4-3 1-2f	4 0 0 0 0 1 4		
Larry Stahl, L (1, 9) OBP: 0.270, SLG: 0.242	4-0 BB BB 1-2 2-3 BB			0-0 G3-6 1B				4-0 BB BB FC4-6 BB		1 0 1 0 2 0 0		
Johnny Jeter, R (1, 8) OBP: 0.270, SLG: 0.351	0-3 K		0-0 G3-6 1-2f			0-0 FC4-6 G6-4-3 1-2f				3 0 0 0 0 1 5		
Bob Barton, R (1, 2) OBP: 0.203, SLG: 0.179		0-0 5-3		0-0 6-3			0-0 G6-4-3 1-2f			3 0 0 0 0 0 1		
Enzo Hernandez, R (1, 6) OBP: 0.205, SLG: 0.209		0-0 P3			0-3 K			0-0 5-3		2 0 0 0 0 1 0		
Ed Spiezio, R (8, PH) OBP: 0.250, SLG: 0.417										1 0 0 0 0 0 0		
Rafael Robles, R (8, 6) OBP: 0.167, SLG: 0.167										0 0 0 0 0 0 0		
Fred Norman, S (1, 1) OBP: 0.217, SLG: 0.261		0-3 K			0-0 P6			0-0 F5		2 0 0 0 0 1 0		
Ed Acosta, S (6, 1)										0 0 0 0 0 0 0		
Mike Kilkenny, R (6, 1)										0 0 0 0 0 0 0		
Gary Ross, R (6, 1)										0 0 0 0 0 0 0		
Curt Blefary, L (8, PH) OBP: 0.321, SLG: 0.385										1 0 0 0 0 0 0		
Mark Schaeffer, L (8, 1)										0 0 0 0 0 0 0		
Bill Greif, R (8, 1)										0 0 0 0 0 0 0		
Inning Stats	R: 0 H: 2 E: 0 LOB: 3 K: 2 BB: 1 S: 9 P: 13	R: 0 H: 0 E: 0 LOB: 0 K: 1 BB: 0 S: 5 P: 5	R: 0 H: 1 E: 0 LOB: 1 K: 0 BB: 0 S: 4 P: 4	R: 0 H: 1 E: 0 LOB: 0 K: 0 BB: 0 S: 3 P: 3	R: 0 H: 0 E: 0 LOB: 0 K: 1 BB: 0 S: 5 P: 5	R: 0 H: 0 E: 0 LOB: 0 K: 1 BB: 0 S: 5 P: 5	R: 0 H: 0 E: 0 LOB: 0 K: 0 BB: 1 S: 2 P: 6	R: 0 H: 0 E: 0 LOB: 0 K: 1 BB: 0 S: 5 P: 5	R: 0 H: 1 E: 0 LOB: 0 K: 0 BB: 0 S: 3 P: 3	1B: 5 SF: 0 2B: 0 SAC: 0 3B: 0 DP: 3 HR: 0 HBP: 0	WP: 0 PA: 31 PB: 0 SB: 0 CS: 0	
PITCHER Gary Nolan, R (1, 1) ERA: 2.25	IP WLS BF H R ER SO BB IBB HBP BLK WP HR S P ERA WHIP	9.0 W 31 5 0 0 6 2 0 0 0 0 0 0 41 49 0.00 0.778										

San Diego Padres @ Cincinnati Reds
Riverfront Stadium, Cincinnati, OH
Fri May 26 1972, 7:05 PM EDT
Att. 15,270 - Unknown

livebaseballscorecards.com

AB	29
R	0
H	5
RBI	0
BB	2
SO	6
LOB	12



Batter	1	2	3	4	5	6	7	8	9
Pete Rose, S OBP: 0.307, SLG: 0.303 (1, 7) X	0-0 5-3		0-0 P3		0-0 SH1-4 1B	4-0 FC1-2 BB		0-3 K	
Joe Morgan, L OBP: 0.431, SLG: 0.504 (1, 4) X	0-0 HR		0-0 L5		4-0 SH1-4 1B	4-0 FC1-2 BB		0-0 1B	
Bobby Tolan, L OBP: 0.367, SLG: 0.511 (1, 8) X	0-0 1-3		0-0 3-1		0-0 SH1-4	0-0 FC1-2		0-0 FC5-4 1B	
Tony Perez, R OBP: 0.342, SLG: 0.500 (1, 3) B B B	4-0 BB			0-0 6-3	4-0 FC6-4 1B	0-0 F8		0-0 FC5-4	
Johnny Bench, R OBP: 0.342, SLG: 0.434 (1, 2) X	0-0 P6			0-0 2B SF7	0-0 FC6-4 1B		0-0 4-3		
Denis Menke, R OBP: 0.333, SLG: 0.347 (1, 5) B B B		4-0 BB		0-0 1-3 2B	0-0 FC6-4		0-0 6-3		
George Foster, R OBP: 0.250, SLG: 0.222 (1, 9) X		0-0 P4		4-0 IBB	0-3 K		0-0 1B		
Dave Concepcion, R OBP: 0.290, SLG: 0.325 (1, 6) X		0-0 F8		0-0 SF7		0-0 BB SH1-4 FC1-2 1B	0-0 L3		
Gary Nolan, R OBP: 0.080, SLG: 0.042 (1, 1) S S S		0-3 K		0-0 F8		0-0 SH1-4		0-3 K	

Inning Stats	R: 1	H: 1	E: 0	K: 0	S: 4	R: 0	H: 0	E: 0	K: 1	S: 5	R: 0	H: 0	E: 0	K: 0	S: 3	R: 1	H: 2	E: 0	K: 0	S: 5	R: 2	H: 2	E: 0	K: 1	S: 7	R: 0	H: 1	E: 0	K: 0	S: 4	R: 0	H: 1	E: 0	K: 0	S: 4	R: 0	H: 2	E: 0	K: 2	S: 9
	LOB: 1	BB: 1	P: 8	LOB: 1	BB: 1	P: 9	LOB: 0	BB: 0	P: 3	LOB: 2	BB: 1	P: 9	LOB: 2	BB: 2	P: 15	LOB: 3	BB: 2	P: 12	LOB: 1	BB: 0	P: 4	LOB: 2	BB: 0	P: 9	LOB: 2	BB: 0	P: 9	LOB: 0	BB: 0	P: 0	LOB: 0	BB: 0	P: 0	LOB: 0	BB: 0	P: 0	LOB: 0	BB: 0	P: 0	

PITCHER	IP	WLS	BF	H	R	ER	SO	BB	IBB	HBP	BLK	WP	HR	S	P	ERA	WHIP
Fred Norman, L ERA: 2.07 (1, 1)	4.1	L	23	5	4	4	1	3	2	0	0	0	1	20	40	8.31	1.846
Ed Acosta, R ERA: 3.6 (5, 1)	1.0		5	1	0	0	1	1	0	0	0	0	0	6	10	0.00	2.000
Mike Kilkenny, L ERA: 3.38 (6, 1)	0.1		2	0	0	0	0	1	0	0	0	0	0	1	5	0.00	3.000
Gary Ross, R ERA: 2.7 (6, 1)	1.1		5	1	0	0	0	0	0	0	0	0	0	5	5	0.00	0.750
Mark Schaeffer, L ERA: 2.38 (8, 1)	0.2		4	2	0	0	2	0	0	0	0	0	0	8	8	0.00	3.000

BOTTOM

San Diego Padres @ Cincinnati Reds
Riverfront Stadium, Cincinnati, OH

Fri May 26 1972, 7:05 PM EDT
Att. 15,270 - Unknown

AB	R	H	RBI	BB	SO	LOB
4	1	1	0	1	1	0
3	2	2	1	2	0	0
4	0	1	0	0	0	3
3	0	0	0	2	0	5
4	1	2	2	0	0	1
3	0	1	0	1	0	2
3	0	1	0	1	1	3
3	0	1	1	0	0	2
3	0	0	0	0	2	3

AB	30
R	4
H	9
RBI	4
BB	7
SO	4
LOB	19

WP: 0 PA: 40
PB: 0
SB: 0
CS: 0



PITCHER	IP	WLS	BF	H	R	ER	SO	BB	IBB	HBP	BLK	WP	HR	S	P	ERA	WHIP
Bill Greif, R ERA: 4.66 (8, 1)	0.1		1	0	0	0	0	0	0	0	0	0	0	1	1	0.00	0.000

Batter	1	2	3	4	5	6	7	8	9	AB R H RBI BB SO LOB	TOP											
Derrel Thomas, S (1, 4) OBP: 0.267, SLG: 0.269	0-0 1-3		0-0 F5			0-0 G3 1B 1-2 5-3 1B		0-0 1-3		4 1 1 0 0 0 1												
Garry Jestadt, R (1, 5) OBP: 0.279, SLG: 0.341	0-0 6-3		0-0 FC6-4			0-0 5-3 G3 1-2 2-H 1B		0-0 E6		4 0 1 1 0 0 1												
Leron Lee, L (1, 7) OBP: 0.393, SLG: 0.569	0-3 K					0-0 G3		0-0 G3		4 0 0 0 0 1 3												
Nate Colbert, R (1, 3) OBP: 0.288, SLG: 0.462		0-0 F5				0-0 6-3		0-0 5-3	0-3 K	4 0 0 1 0 1 1												
Larry Stahl, L (1, 9) OBP: 0.269, SLG: 0.243		0-3 K				0-0 G3		0-0 F9	0-0 HR 1B	4 1 1 0 0 1 1												
Johnny Jeter, R (1, 8) OBP: 0.278, SLG: 0.390		0-0 2B				0-0 P5		0-0 5-3	0-0 HR	4 1 2 2 0 0 0												
Bob Barton, R (1, 2) OBP: 0.205, SLG: 0.183		0-0 4-3				0-0 6-3		0-0 L9	0-0 1B 1B	4 0 1 0 0 0 1												
Enzo Hernandez, R (1, 6) OBP: 0.202, SLG: 0.205			0-0 F3			0-0 F8		0-0 6-3	0-0 G4-6-3 1B	2 0 0 0 0 0 0												
Rafael Robles, R (6, 6) OBP: 0.200, SLG: 0.200									1-2 G4-6-3 1B	2 0 1 0 0 0 0												
Clay Kirby, R (1, 1) OBP: 0.167, SLG: 0.118			4-0 BB						0-0 F7	0 0 0 0 0 1 0 0												
Ed Acosta, S (4, 1) OBP: 0.239, SLG: 0.242									0-0 G4-6-3	0 0 0 0 0 0 0 0												
Fred Kendall, R (6, PH) OBP: 0.239, SLG: 0.242									1-2 G4-6-3	1 1 1 0 0 0 0 0												
Mark Schaeffer, L (6, 1) OBP: 0.231, SLG: 0.385									1-2 G4-6-3	0 0 0 0 0 0 0 0												
Ed Spiezio, R (8, PH) OBP: 0.231, SLG: 0.385									1-2 G4-6-3	1 0 0 0 0 0 0 0												
Mike Laidwell, R (8, 1) OBP: 0.310, SLG: 0.370									1-2 G4-6-3	0 0 0 0 0 0 0 0												
Curt Blefary, L (9, PH) OBP: 0.310, SLG: 0.370									1-2 G4-6-3	1 0 0 0 0 0 0 2												
Inning Stats	R: 0 E: 0 K: 1 S: 5	H: 0 LOB: 0 BB: 0 P: 5	R: 0 E: 0 K: 1 S: 6	H: 1 LOB: 1 BB: 0 P: 6	R: 0 E: 0 K: 0 S: 3	H: 0 LOB: 1 BB: 1 P: 7	R: 0 E: 0 K: 0 S: 3	H: 0 LOB: 0 BB: 0 P: 3	R: 0 E: 0 K: 0 S: 3	H: 0 LOB: 0 BB: 0 P: 3	R: 2 E: 0 K: 0 S: 6	H: 3 LOB: 1 BB: 0 P: 6	R: 0 E: 0 K: 0 S: 3	H: 0 LOB: 0 BB: 0 P: 3	R: 0 E: 1 K: 0 S: 4	H: 0 LOB: 1 BB: 0 P: 4	R: 2 E: 0 K: 1 S: 8	H: 4 LOB: 1 BB: 0 P: 8	1B: 6 2B: 1 3B: 0 HR: 1	SF: 0 SAC: 0 DP: 1 HBP: 0	WP: 0 PB: 0 SB: 0 CS: 0	PA: 36
PITCHER	IP WLS BF H R ER SO BB IBB HBP BLK WP HR S P ERA WHIP																					
Jim McGlothlin, R (1, 1) ERA: 4.11	8.1 W 35 8 4 4 3 1 0 0 0 0 0 1 40 44 4.32 1.080																					
Clay Carroll, R (9, 1) ERA: 2.35	0.2 S 1 0 0 0 0 0 0 0 0 0 0 0 1 1 0.00 0.000																					

San Diego Padres @ Cincinnati Reds
Riverfront Stadium, Cincinnati, OH
Sat May 27 1972, 7:05 PM EDT
Att. 15,055 - Unknown

livebaseballscorecards.com

AB	35
R	4
H	8
RBI	4
BB	1
SO	3
LOB	10



BOTTOM

San Diego Padres @ Cincinnati Reds
Riverfront Stadium, Cincinnati, OH

Sat May 27 1972, 7:05 PM EDT
Att. 15,055 - Unknown

livebaseballscorecards.com

AB	30
R	9
H	9
RBI	8
BB	6
SO	3
LOB	13



WP	1	PA	38
PB	0		
SB	0		
CS	1		

AB R H RBI BB SO LOB

5 0 1 2 0 0 0

5 1 1 1 0 0 1

3 1 1 0 1 1 0

0 0 0 0 0 0 0

1 0 0 0 0 0 0

3 0 1 0 0 0 1

3 2 3 0 1 0 0

2 2 0 0 2 1 4

1 1 0 1 1 0 2

3 1 1 3 1 0 2

4 1 1 1 0 1 3

0 0 0 0 0 0 0

1B: 6 SF: 1

2B: 0 SAC: 1

3B: 1 DP: 1

HR: 2 HBP: 0

Batter	1	2	3	4	5	6	7	8	9
Pete Rose, S (1, 7) OBP: 0.304, SLG: 0.299	0-0 2-3		0-0 F8	0-0 1B		0-0 F7		0-0 6-3	
Joe Morgan, L (1, 4) OBP: 0.424, SLG: 0.515	0-0 F8		0-0 HR	0-0 4-3		0-0 4-3		0-0 6-3	
Bobby Tolan, L (1, 8) OBP: 0.370, SLG: 0.507	0-3 K		0-0 G4-6-3 1B		4-0 1B SF9 BB		0-0 3-1		
George Foster, R (8, 9) OBP: 0.250, SLG: 0.222									
Tony Perez, R (1, 3) OBP: 0.339, SLG: 0.495		0-0 6-3	0-0 G4-6-3		0-0 1B		0-0 F9		
Joe Hogue, L (3, 3) OBP: 0.387, SLG: 0.447			1-2f		1-2 1B				
Johnny Bench, R (1, 2) OBP: 0.360, SLG: 0.448		0-0 BB 3B 1B		0-0 SH1-4 WP 1B	0-0 1-2 2-3 1B		4-0 BB BB		
Denis Menke, R (1, 5) OBP: 0.339, SLG: 0.340		4-0 BB 3B BB		0-0 E4 WP 1B	0-3 K		4-0 FC6-4 BB		
Dave Concepcion, R (1, 6) OBP: 0.291, SLG: 0.322		4-0 BB 3B BB		0-0 SH1-4	0-0 SF9		0-0 FC6-4		
Cesar Geronimo, L (1, 9) OBP: 0.279, SLG: 0.447		0-0 CS 3B		4-0 WP 1B IBB	0-0 3-1		0-0 6-3		
Jim McGlothlin, R (1, 1) OBP: 0.250, SLG: 0.400		0-0 F7		0-3 K		0-0 F2		0-0 HR	
Clay Carroll, R (9, 1) OBP: 0.250, SLG: 0.400									

Inning Stats	R: 0	H: 0	E: 0	K: 1	S: 5	LOB: 0	BB: 0	P: 5
R: 3	H: 2	E: 0	K: 0	S: 4	LOB: 0	BB: 2	P: 12	
R: 1	H: 2	E: 0	K: 0	S: 4	LOB: 0	BB: 0	P: 4	
R: 3	H: 2	E: 1	K: 1	S: 8	LOB: 1	BB: 1	P: 12	
R: 1	H: 2	E: 0	K: 1	S: 7	LOB: 2	BB: 1	P: 11	
R: 0	H: 0	E: 0	K: 0	S: 3	LOB: 0	BB: 0	P: 3	
R: 0	H: 0	E: 0	K: 0	S: 3	LOB: 2	BB: 2	P: 11	
R: 1	H: 1	E: 0	K: 0	S: 4	LOB: 0	BB: 0	P: 4	

PITCHER	IP	WLS	BF	H	R	ER	SO	BB	IBB	HBP	BLK	WP	HR	S	P	ERA	WHIP
Clay Kirby, R (1, 1) ERA: 3.71	3.2	L	19	6	7	4	2	2	1	0	0	1	1	20	32	9.82	2.182
Ed Acosta, R (4, 1) ERA: 3.76	1.1		7	2	1	1	1	1	0	0	0	0	0	8	12	6.75	2.250
Mark Schaeffer, L (6, 1) ERA: 2.03	2.0		8	0	0	0	0	2	0	0	0	0	0	6	14	0.00	1.000
Mike Caldwell, L (8, 1) ERA: 2.25	1.0		4	1	1	1	0	0	0	0	0	0	1	4	4	9.00	1.000

Batter	1	2	3	4	5	6	7	8	9	AB R H RBI BB SO LOB	TOP		
Derrel Thomas, S (1, 4) OBP: 0.272, SLG: 0.283	0-0 1B 3B		0-0 F9		0-0 6-3	4-0 BB 1-2 2-3		0-0 G3		4 1 1 0 1 0 2			
Garry Jestadt, R (1, 5) OBP: 0.271, SLG: 0.326	0-0 FC6-4 1B		0-0 FC6 1-2f		0-0 5-3	0-3 K		0-0 6-3	5 0 1 1 0 1 4				
Leron Lee, L (1, 7) OBP: 0.393, SLG: 0.588	0-3 K			0-0 HR	0-0 G3		0-0 4-3	0-0 G6-4-3 1B	5 1 2 1 0 1 1				
Nate Colbert, R (1, 3) OBP: 0.297, SLG: 0.486	0-0 FC6-4 CS 1-2f			0-0 2B 1B	0-0 E 1B		0-0 HR	0-0 G6-4-3 1-2f	5 2 3 1 0 0 2				
Johnny Jeter, R (1, 8) OBP: 0.269, SLG: 0.377	0-0 CS 1-2	0-0 1-3		0-0 P4	0-0 E8 SH1-3 1-H		0-0 F8		4 1 0 0 0 0 1				
Jerry Morales, R (1, 9) OBP: 0.333, SLG: 0.420		0-3 K		0-0 F9	0-0 5-3		0-0 F2		4 0 0 0 0 1 2				
Bob Barton, R (1, 2) OBP: 0.224, SLG: 0.216		0-0 5-3		0-0 2B	0-0 SH1-3		0-0 4-3 1B		3 0 2 1 0 0 0				
Enzo Hernandez, R (1, 6) OBP: 0.219, SLG: 0.225			0-0 FC1-6 1B	4-0 IBB	0-0 BB 2B		0-0 4-3 1-2		3 0 2 0 1 0 1				
Steve Arlin, R (1, 1) OBP: 0.125, SLG: 0.091			0-0 FC1-6 FC6 1-2f	0-0 F3	4-0 BB BB		0-0 1-3		3 0 0 0 1 0 5				
Inning Stats	R: 1 E: 0 K: 1 S: 6 H: 2 LOB: 0 BB: 0 P: 6	R: 0 E: 0 K: 1 S: 5 H: 0 LOB: 0 BB: 0 P: 5	R: 0 E: 0 K: 0 S: 4 H: 1 LOB: 1 BB: 0 P: 4	R: 1 E: 0 K: 0 S: 6 H: 3 LOB: 3 BB: 1 P: 10	R: 0 E: 0 K: 0 S: 3 H: 0 LOB: 0 BB: 0 P: 3	R: 2 E: 1 K: 1 S: 8 H: 2 LOB: 3 BB: 2 P: 16	R: 1 E: 0 K: 0 S: 4 H: 1 LOB: 0 BB: 0 P: 4	R: 0 E: 0 K: 0 S: 4 H: 1 LOB: 1 BB: 0 P: 4	R: 0 E: 0 K: 0 S: 3 H: 1 LOB: 0 BB: 0 P: 3	1B: 6 2B: 2 3B: 1 HR: 2 SF: 0 SAC: 1 DP: 1 HBP: 0	WP: 0 PB: 0 SB: 0 CS: 1 PA: 41		
PITCHER	IP WLS BF H R ER SO BB IBB HBP BLK WP HR S P ERA WHIP											PITCHER	IP WLS BF H R ER SO BB IBB HBP BLK WP HR S P ERA WHIP
Ross Grimsley, L (1, 1) ERA: 2.17	5.2 L 27 8 4 2 2 1 1 0 0 0 1 29 37 3.18 1.588												
Tom Hall, L (6, 1) ERA: 3.31	1.1 6 1 1 1 1 1 0 0 0 0 1 7 11 6.75 1.500												
Pedro Borbon, R (8, 1) ERA: 4.33	2.0 7 2 0 0 0 0 0 0 0 0 0 0 7 7 0.00 1.000												

San Diego Padres @ Cincinnati Reds
 Riverfront Stadium, Cincinnati, OH
 Sun May 28 1972, 3:33 AM EDT
 Att. 19,647 - Unknown

livebaseballscorecards.com

AB	36
R	5
H	11
RBI	4
BB	3
SO	3
LOB	18



Batter	1	2	3	4	5	6	7	8	9	AB	R	H	RBI	BB	SO	LOB
Pete Rose, S OBP: 0.309, SLG: 0.306 (1, 7) X	0-0 2B	4-0 BB 1-2 2-3 3-H BB			0-0 F8		0-0 L9			3	0	1	1	1	0	0
Joe Morgan, L OBP: 0.414, SLG: 0.500 (1, 4) X	0-0 L9	0-0 F8			0-0 G3			0-0 P4		4	0	0	0	0	0	4
Bobby Tolan, L OBP: 0.361, SLG: 0.493 (1, 8) X	0-0 F2		0-3 K		0-3 K			0-0 6-3		4	0	0	0	0	2	1
Johnny Bench, R OBP: 0.357, SLG: 0.457 (1, 2) S S S	0-3 K		0-0 3B			0-0 6-3		0-0 F8		4	1	1	0	0	1	1
Joe Hague, L OBP: 0.390, SLG: 0.464 (1, 3)		4-0 BB BB BB BB	0-0 CS 3B		0-0 F8			0-0 L3		3	1	1	1	1	0	0
Denis Menke, R OBP: 0.336, SLG: 0.337 (1, 5) X		0-0 F9	0-3 K		0-0 1B			0-0 5-3		4	0	1	0	0	1	2
Dave Concepcion, R OBP: 0.282, SLG: 0.311 (1, 6) S S S		0-3 K		0-0 F7		0-0 F8		0-3 K		4	0	0	0	0	2	2
Cesar Geronimo, L OBP: 0.283, SLG: 0.425 (1, 9) S S S		4-0 BB BB BB	0-3 K		0-0 1-3					2	0	0	0	1	1	0
Ross Grimsley, L OBP: 0.286, SLG: 0.167 (1, 1) S S S		4-0 BB BB BB		0-0 F8						1	0	0	0	1	0	0
Tom Hall, L (6, 1) S S S										0	0	0	0	0	0	0
Ted Uhlaender, L OBP: 0.271, SLG: 0.197 (7, PH)		4-0 BB BB								1	0	0	0	0	0	0
Pedro Borbon, R (8, 1) 1-2 2-3										0	0	0	0	0	0	0

Inning Stats	R: 0	H: 1	E: 0	LOB: 1	K: 1	BB: 0	S: 6	P: 6	R: 1	H: 0	E: 0	LOB: 3	K: 1	BB: 4	S: 5	P: 21	R: 1	H: 2	E: 0	LOB: 0	K: 2	BB: 0	S: 8	P: 8	R: 0	H: 0	E: 0	LOB: 0	K: 1	BB: 0	S: 5	P: 5	R: 0	H: 1	E: 0	LOB: 1	K: 0	BB: 0	S: 4	P: 4	R: 0	H: 0	E: 0	LOB: 0	K: 0	BB: 0	S: 3	P: 3	R: 0	H: 0	E: 0	LOB: 0	K: 0	BB: 0	S: 3	P: 3	R: 0	H: 0	E: 0	LOB: 0	K: 1	BB: 0	S: 5	P: 5	1B: 1	SF: 0	2B: 1	SAC: 0	3B: 2	DP: 0	HR: 0	HBP: 0	WP: 0	PA: 34
Steve Arlin, R ERA: 2.19 (1, 1)	IP	WLS	BF	H	R	ER	SO	BB	IBB	HBP	BLK	WP	HR	S	P	ERA	WHIP	IP	WLS	BF	H	R	ER	SO	BB	IBB	HBP	BLK	WP	HR	S	P	ERA	WHIP	IP	WLS	BF	H	R	ER	SO	BB	IBB	HBP	BLK	WP	HR	S	P	ERA	WHIP																							


BOTTOM

San Diego Padres @ Cincinnati Reds
Riverfront Stadium, Cincinnati, OH

Sun May 28 1972, 3:33 AM EDT
Att. 19,647 - Unknown

livebaseballscorecards.com

AB	30
R	2
H	4
RBI	2
BB	4
SO	7
LOB	10



Batter	1	2	3	4	5	6	7	8	9	AB R H RBI BB SO LOB	TOP															
Derrel Thomas, S (1, 4) OBP: 0.277, SLG: 0.296	0-0 4-3		0-0 6-3			0-0 F8 2B		0-0 E S 1B		4 0 2 0 0 0 0	San Diego Padres @ Atlanta Braves Atlanta Stadium, Atlanta, GA Mon May 29 1972, 7:05 PM EDT Att. 6,021 - Unknown															
Garry Jestadt, R (1, 5) OBP: 0.269, SLG: 0.320	0-0 WP 1B		0-0 4-3			0-0 F8		0-0 FC5 G4-6-3 1-3		4 0 1 0 0 0 2																
Leron Lee, L (1, 7) OBP: 0.381, SLG: 0.568 Jerry Morales, R (9, 7) OBP: 0.333, SLG: 0.420	0-3 K 1-2		0-3 K			0-0 F8 2-3		0-0 G4-6-3 1-2f		4 0 0 0 0 2 4 0 0 0 0 0 0 0																
Nate Colbert, R (1, 3) OBP: 0.296, SLG: 0.477	4-0 BB			0-0 5-3		0-0 F8			0-0 F8	3 0 0 0 1 0 1																
Larry Stahl, L (1, 9) OBP: 0.268, SLG: 0.233	0-3 K			0-0 F8			4-0 1B WP SF8 BB		0-0 F2	3 1 0 0 1 1 2																
Johnny Jeter, R (1, 8) OBP: 0.276, SLG: 0.381		0-3 K		0-0 L7			0-0 G4-3 1B		0-0 1B	4 0 2 0 0 1 0																
Bob Barton, R (1, 2) OBP: 0.215, SLG: 0.211		0-0 F7			0-0 F8		0-0 SF8			2 0 0 1 0 0 0																
Enzo Hernandez, R (1, 6) OBP: 0.221, SLG: 0.221		4-0 S BB			0-0 F4		0-0 G4-3 1-2f			2 0 0 0 1 0 1																
Bill Greif, R (1, 1) Mike Corkins, R (9, 1)		0-3 K 1-2			0-3 K			0-0 4-3		3 0 0 0 0 2 1 0 0 0 0 0 0 0																
Inning Stats	R: 0 H: 1 E: 0 LOB: 2 K: 2 BB: 1 S: 8 P: 12	R: 0 H: 0 E: 0 LOB: 1 K: 2 BB: 1 S: 7 P: 11	R: 0 H: 0 E: 0 LOB: 0 K: 1 BB: 0 S: 5 P: 5	R: 0 H: 0 E: 0 LOB: 0 K: 0 BB: 0 S: 3 P: 3	R: 0 H: 0 E: 0 LOB: 0 K: 1 BB: 0 S: 5 P: 5	R: 0 H: 1 E: 0 LOB: 1 K: 0 BB: 0 S: 4 P: 4	R: 1 H: 1 E: 0 LOB: 0 K: 0 BB: 1 S: 3 P: 7	R: 0 H: 1 E: 1 LOB: 1 K: 0 BB: 0 S: 4 P: 4	R: 0 H: 1 E: 0 LOB: 1 K: 0 BB: 0 S: 3 P: 3	1B: 4 SF: 1 2B: 1 SAC: 0 3B: 0 DP: 2 HR: 0 HBP: 0	WP: 2 PA: 33 PB: 0 SB: 2 CS: 0															
PITCHER	IP WLS BF H R ER SO BB IBB HBP BLK WP HR S P ERA WHIP											PITCHER	IP WLS BF H R ER SO BB IBB HBP BLK WP HR S P ERA WHIP													
Jim Nash, R (1, 1) ERA: 5.12	8.0	30	4	1	1	6	3	0	0	0	2	0	39	51	1.12	0.875										
Pat Jarvis, R (9, 1) ERA: 5.66	1.0	W	3	1	0	0	0	0	0	0	0	0	3	3	0.00	1.000										

AB	29
R	1
H	5
RBI	1
BB	3
SO	6
LOB	11



livebaseballscorecards.com

Batter	1	2	3	4	5	6	7	8	9	AB	R	H	RBI	BB	SO	LOB
Felix Millan, R OBP: 0.319, SLG: 0.315 (1, 4)	0-0 F3		0-3 K		0-0 L8			0-0 FC3-6 FC4		4	0	0	0	0	1	2
Ralph Garr, L OBP: 0.316, SLG: 0.384 (1, 9)	0-0 4-3		0-0 3-1			0-0 F6		0-0 FC4 FC5-4		4	0	0	0	0	0	2
Hank Aaron, R OBP: 0.386, SLG: 0.475 (1, 3)	0-3 K			0-0 F8		0-0 L7		0-0 FC5-4		4	0	0	0	0	1	1
Rico Carty, R OBP: 0.429, SLG: 0.444 (1, 7)		0-0 F8		4-0 FC6-4 BB		0-0 F4			0-0 1B 1B	3	0	1	0	1	0	0
Oscar Brown, R OBP: 0.294, SLG: 0.625 (9, PR)										0	1	0	0	0	0	0
Darrell Evans, L OBP: 0.410, SLG: 0.482 (1, 5)		0-0 F9		4-0 FC6-4 BB			0-0 G5-4-3 1B		0-0 1B HBP	3	1	2	0	1	0	0
Earl Williams, R OBP: 0.311, SLG: 0.380 (1, 2)		0-0 1B		0-0 FC6-4 1-2f 2-3			0-0 G5-4-3 1-2f		1-0 1B HBP	3	0	1	0	0	0	3
Dusty Baker Jr., R OBP: 0.374, SLG: 0.415 (1, 8)		0-0 4-3		0-0 L7			0-0 2B		0-0 1B 1-2 2-H 3-H	4	0	2	2	0	0	3
Marty Perez, R OBP: 0.287, SLG: 0.309 (1, 6)			4-0 E BB		0-3 K		0-0 F2			2	0	0	0	1	1	1
Jim Nash, R OBP: 0.250, SLG: 0.250 (1, 1)			0-3 K		0-3 K			4-0 FC3-8 BB		2	0	0	0	0	2	1
Mike Lum, L OBP: 0.310, SLG: 0.297 (8, PH)										0	0	0	0	1	0	0
Pat Jarvis, R (9, 1)										0	0	0	0	0	0	0

BOTTOM

San Diego Padres @ Atlanta Braves
 Atlanta Stadium, Atlanta, GA
 Mon May 29 1972, 7:05 PM EDT
 Att. 6,021 - Unknown

livebaseballscorecards.com

AB	29
R	2
H	6
RBI	2
BB	4
SO	5
LOB	13



Inning Stats	R: 0	H: 0	E: 0	K: 1	S: 5	R: 0	H: 1	E: 0	K: 0	S: 4	R: 0	H: 0	E: 1	K: 2	S: 7	R: 0	H: 0	E: 0	K: 0	S: 3	R: 0	H: 0	E: 0	K: 2	S: 7	R: 0	H: 2	E: 0	K: 0	S: 4	R: 0	H: 0	E: 0	K: 0	S: 3	R: 2	H: 3	E: 0	K: 0	S: 3	1B: 5	SF: 0	2B: 1	SAC: 0	3B: 0	DP: 1	HR: 0	HBP: 1	WP: 0	PA: 34
--------------	------	------	------	------	------	------	------	------	------	------	------	------	------	------	------	------	------	------	------	------	------	------	------	------	------	------	------	------	------	------	------	------	------	------	------	------	------	------	------	------	-------	-------	-------	--------	-------	-------	-------	--------	-------	--------

PITCHER	IP	WLS	BF	H	R	ER	SO	BB	IBB	HBP	BLK	WP	HR	S	P	ERA	WHIP
Bill Greif, R (1, 1)	8.0	L	32	5	2	2	5	4	0	0	0	0	0	38	54	2.25	1.125
Mike Corkins, R (9, 1)	0.0		2	1	0	0	0	0	0	1	0	0	0	1	2	∞	∞

Batter	1	2	3	4	5	6	7	8	9	AB R H RBI BB SO LOB	TOP											
Derrel Thomas, S (1, 4) OBP: 0.288, SLG: 0.301	0-0 4-3		0-0 FC6-4 1B		4-0 1B BB		0-0 1B		0-0 F8	4 0 2 0 1 0 0	San Diego Padres @ Atlanta Braves Atlanta Stadium, Atlanta, GA Wed May 31 1972, 7:05 PM EDT Att. 5,757 - Unknown											
Garry Jestadt, R (1, 5) OBP: 0.281, SLG: 0.327	0-0 1B		0-0 FC6-4 1-2f		0-0 1B 1-2 2-3 3-H		0-0 F7		0-0 5-3	5 0 2 1 0 0 2												
Leron Lee, L (1, 7) OBP: 0.377, SLG: 0.566	0-0 F7			0-3 K	0-3 K			0-0 1B 2B		4 1 1 0 0 2 4												
Nate Colbert, R (1, 3) OBP: 0.295, SLG: 0.471	0-3 K			0-3 K		0-0 6-3		0-0 2-H 1B G4-3		4 0 1 1 0 2 1												
Johnny Jeter, R (1, 8) OBP: 0.275, SLG: 0.372		4-0 BB BB BB G6-4-3 BB		0-0 F8		0-0 F5		0-0 1-2f G4-3		3 0 0 0 1 0 1												
Jerry Morales, R (1, 9) OBP: 0.328, SLG: 0.396		0-0 1-2f G6-4-3			0-0 F8	4-0 BB		0-3 K		3 0 0 0 1 1 1												
Bob Barton, R (1, 2) OBP: 0.207, SLG: 0.203		0-0 6-3			0-0 E6 3-1 1B	0-3 K		4-0 HR BB		3 1 0 0 0 1 1												
Curt Blefary, L (9, PH) OBP: 0.333, SLG: 0.370										0 1 0 0 1 0 0												
Enzo Hernandez, R (1, 6) OBP: 0.226, SLG: 0.226			0-0 F5		0-0 1B 3-1 1B		0-0 4-3		0-0 HR 1-H	2 0 1 0 0 0 0												
Rafael Robles, R (7, PH) OBP: 0.190, SLG: 0.190										1 0 0 0 0 0 0												
Larry Stahl, L (9, PH) OBP: 0.277, SLG: 0.284			0-0 F7		0-0 3-1		0-3 K		0-0 4-3	1 1 1 2 0 0 0												
Fred Norman, S (1, 1) OBP: 0.208, SLG: 0.250										1 0 0 0 0 0 0												
Ed Acosta, S (3, 1) OBP: 0.214, SLG: 0.357										0 0 0 0 0 0 0												
Ed Spiezio, R (5, PH) OBP: 0.143, SLG: 0.143										1 0 0 0 0 0 2												
Gary Ross, R (5, 1) OBP: 0.143, SLG: 0.143										0 0 0 0 0 0 0												
Ivan Murrell, R (7, PH) OBP: 0.143, SLG: 0.143										1 0 0 0 0 1 0												
Mike Caldwell, R (7, 1) OBP: 0.143, SLG: 0.143										0 0 0 0 0 0 0												
Mike Corkins, R (8, 1) OBP: 0.229, SLG: 0.239										0 0 0 0 0 0 0												
Fred Kendall, R (9, PH) OBP: 0.229, SLG: 0.239										1 0 0 0 0 0 0												
Inning Stats	R: 0 E: 0 K: 1 S: 6	H: 1 LOB: 1 BB: 0 P: 6	R: 0 E: 0 K: 0 S: 2	H: 0 LOB: 0 BB: 1 P: 6	R: 0 E: 0 K: 0 S: 4	H: 1 LOB: 1 BB: 0 P: 4	R: 0 E: 0 K: 2 S: 7	H: 0 LOB: 0 BB: 0 P: 7	R: 1 E: 1 K: 1 S: 8	H: 2 LOB: 3 BB: 1 P: 12	R: 0 E: 0 K: 1 S: 5	H: 0 LOB: 1 BB: 1 P: 9	R: 0 E: 0 K: 1 S: 6	H: 1 LOB: 1 BB: 0 P: 6	R: 1 E: 0 K: 1 S: 6	H: 2 LOB: 0 BB: 0 P: 6	R: 2 E: 0 K: 0 S: 4	H: 1 LOB: 0 BB: 1 P: 8	1B: 6 2B: 1 3B: 0 HR: 1	SF: 0 SAC: 0 DP: 2 HBP: 0	WP: 0 PB: 0 SB: 0 CS: 0	PA: 38
PITCHER	IP WLS BF H R ER SO BB IBB HBP BLK WP HR S P ERA WHIP																					
Ron Reed, R (1, 1) ERA: 4.39	8.0 W 35 8 4 3 7 4 0 0 0 0 0 1 45 61 3.38 1.500																					
Cecil Upshaw, R (9, 1) ERA: 3.09	1.0 S 3 0 0 0 0 0 0 0 0 0 0 0 3 3 0.00 0.000																					

AB	34
R	4
H	8
RBI	4
BB	4
SO	7
LOB	12



Batter	1	2	3	4	5	6	7	8	9
Felix Millan, R OBP: 0.310, SLG: 0.306 (1, 4)	0-0 5-3	0-0 6-3		0-0 4-3		0-0 4-3		0-0 6-3	
Ralph Garr, L OBP: 0.320, SLG: 0.383 (1, 9)	0-0 4-3		0-0 WP 1B	4-0 G4-3 BB		0-0 6-3			
Hank Aaron, R OBP: 0.383, SLG: 0.492 (1, 3)	0-0 HR		0-0 F3	0-0 G4-3 1-2f		0-3 K			
Rico Carty, R OBP: 0.431, SLG: 0.447 (1, 7)	0-0 BB 1B		0-0 E4 BB WP BB		0-0 5-3 E 1B	0-0 6-3			
Mike Lum, L OBP: 0.310, SLG: 0.297 (8, 7)									
Dusty Baker Jr., R OBP: 0.388, SLG: 0.400 (1, 8)	4-0 1B 1-2 BB		0-0 F6		0-0 E6 5-3	0-0 6-3			
Earl Williams, R OBP: 0.322, SLG: 0.382 (1, 2)	0-0 1-3 2-H 1B		0-0 BB BB IBB		0-0 5-3		4-0 SH1-4 BB SF9 BB		
Darrell Evans, L OBP: 0.420, SLG: 0.477 (1, 5)	0-0 G3		4-0 BB BB 1-2 2-3 BB		4-0 G6-4-3 IBB	4-0 SH1-4 BB			
Marty Perez, R OBP: 0.288, SLG: 0.305 (1, 6)		0-0 L8	4-0 1-2 2-3 3-H BB		0-0 G6-4-3	0-0 SH1-4			
Ron Reed, R OBP: 0.087, SLG: 0.143 (1, 1)		0-3 K	0-3 K			0-3 K			
Cecil Upshaw, R (9, 1)								0-0 SF9	

AB	R	H	RBI	BB	SO	LOB
5	0	0	0	0	0	1
3	1	1	0	1	0	0
4	1	1	1	0	1	2
4	2	2	0	0	0	1
0	0	0	0	0	0	0
3	0	0	0	1	0	2
2	1	1	1	2	0	2
1	0	0	0	3	0	2
2	0	0	1	1	0	3
3	0	0	1	0	3	3
0	0	0	0	0	0	0

BOTTOM

San Diego Padres @ Atlanta Braves
Atlanta Stadium, Atlanta, GA

Wed May 31 1972, 7:05 PM EDT
Att. 5,757 - Unknown

AB	27
R	5
H	5
RBI	4
BB	8
SO	4
LOB	16

WP: 1 PA: 37
PB: 0
SB: 0
CS: 0

Inning Stats	R	H	E	K	S	IP	WLS	BF	H	R	ER	SO	BB	IBB	HBP	BLK	WP	HR	S	P	ERA	WHIP
Fred Norman, L ERA: 2.25 (1, 1)	2	3	0	0	6	2.2	L	16	4	4	2	1	2	1	0	0	1	1	15	27	6.75	2.250
Ed Acosta, R ERA: 3.58 (3, 1)	0	0	0	0	0	1.1		5	0	0	0	1	2	0	0	0	0	0	5	13	0.00	1.500
Gary Ross, R ERA: 2.45 (5, 1)	0	0	0	0	0	2.0		8	1	0	0	1	0	1	0	0	0	0	9	13	0.00	0.500
Mike Caldwell, L ERA: 2.53 (7, 1)	0	0	0	0	0	1.1		6	0	1	1	1	2	0	0	0	0	0	6	14	6.75	1.500
Mike Corkins, R ERA: 3.14 (8, 1)	0	0	0	0	0	0.2		2	0	0	0	0	0	0	0	0	0	0	2	2	0.00	0.000

PITCHER	IP	WLS	BF	H	R	ER	SO	BB	IBB	HBP	BLK	WP	HR	S	P	ERA	WHIP
Fred Norman, L	2.2	L	16	4	4	2	1	2	1	0	0	1	1	15	27	6.75	2.250
Ed Acosta, R	1.1		5	0	0	0	1	2	0	0	0	0	0	5	13	0.00	1.500
Gary Ross, R	2.0		8	1	0	0	1	0	1	0	0	0	0	9	13	0.00	0.500
Mike Caldwell, L	1.1		6	0	1	1	1	2	0	0	0	0	0	6	14	6.75	1.500
Mike Corkins, R	0.2		2	0	0	0	0	0	0	0	0	0	0	2	2	0.00	0.000



Batter	1	2	3	4	5	6	7	8	9	10	AB R H RBI BB SO LOB	TOP
Don Kessinger, S OBP: 0.354, SLG: 0.307 (1, 6) BB	4-0 4-3 BB		X 0-0 4-3 2-3			X 0-0 4-3		X 0-0 G4-6-3 1-2f 3-H		4-0 IBB	3 0 0 0 2 0 2	Chicago Cubs @ San Diego Padres San Diego Stadium, San Diego, CA Fri Jun 02 1972, 10:05 PM EDT Att. 10,888 - Unknown livebaseballscorecards.com
Glenn Beckert, R OBP: 0.260, SLG: 0.286 (1, 4) X	0-0 4-3 1-2		X 0-0 6-3			X 0-0 F4		X 0-0 6-3		0-0 F9	5 0 0 0 0 0 5	
Billy Williams, L OBP: 0.324, SLG: 0.436 (1, 7) S	0-3 K			X 0-0 F4			X 0-0 F8		X 0-0 4-3		4 0 0 0 0 1 1	
Ron Santo, R OBP: 0.582 Bill North, S OBP: 0.200, SLG: 0.167 Carmen Fanzone, R OBP: 0.363, SLG: 0.462 (1, 5) X (7, PR) (7, 5)	0-0 6-3			S 0-3 K			X 0-0 1B S 1B		X 0-0 F7		3 0 1 0 0 1 1 0 0 0 0 0 0 0 1 0 0 0 0 0 0	
Rick Monday, L OBP: 0.434, SLG: 0.504 (1, 8) S		S 0-3 K		X 0-0 F7			X 0-0 L9		S 0-3 K		4 0 0 0 0 2 1	
Jim Hickman, R OBP: 0.370, SLG: 0.457 (1, 3) X		X 0-0 5-3			S 0-3 K		X 0-0 FC6-4 1B			B 4-0 FC3-6 BB	3 0 1 0 1 1 0	
Jose Cardenal, R OBP: 0.329, SLG: 0.489 (1, 9) X		X 0-0 CS 1B		X 0-0 F7			X 0-0 FC6-4 1-2f		X 0-0 FC3-6 E		4 1 1 0 0 0 3	
J.C. Martin, L OBP: 0.500, SLG: 0.667 Gene Hiser, L OBP: 0.400, SLG: 0.294 Jack Aker, R (8, 1) Paul Popovich, S OBP: 0.217, SLG: 0.190 Tom Phoebus, R (10, 1)		0-0 CS 1-2	X 0-0 CS	0-0 4-3 SH4 1B		X 0-0 1-3		X 0-0 1B G4-6-3 1B		X 0-0 P5 1-2	3 0 2 0 0 0 0 0 1 0 0 0 0 0 0 0 0 0 0 0 0 1 0 0 0 0 0 1 0 0 0 0 0 0 0	
Burt Hooton, R OBP: 0.120, SLG: 0.043 Art Shamsky, L OBP: 0.235, SLG: 0.071 Ken Rudolph, R OBP: 0.321, SLG: 0.462 (1, 1) (8, PH) (8, 2)			X 0-0 SH4 1-2			X 0-0 L5		X 0-0 G4-6-3 1B		X 0-0 E2 2-H 1B	1 0 0 0 0 0 0 1 0 1 0 0 0 0 1 0 1 0 0 0 0	
Inning Stats	R: 0 H: 0 E: 0 LOB: 1 K: 1 BB: 1 S: 5 P: 9	R: 0 H: 1 E: 0 LOB: 0 K: 1 BB: 0 S: 5 P: 5	R: 0 H: 1 E: 0 LOB: 1 K: 0 BB: 0 S: 4 P: 4	R: 0 H: 0 E: 0 LOB: 0 K: 1 BB: 0 S: 5 P: 5	R: 0 H: 0 E: 0 LOB: 0 K: 1 BB: 0 S: 5 P: 5	R: 0 H: 0 E: 0 LOB: 0 K: 0 BB: 0 S: 3 P: 3	R: 0 H: 2 E: 0 LOB: 2 K: 0 BB: 0 S: 5 P: 5	R: 1 H: 2 E: 0 LOB: 1 K: 0 BB: 0 S: 4 P: 4	R: 0 H: 0 E: 0 LOB: 0 K: 1 BB: 0 S: 5 P: 5	R: 1 H: 1 E: 1 LOB: 2 K: 0 BB: 2 S: 4 P: 12	1B: 7 SF: 0 2B: 0 SAC: 1 3B: 0 DP: 1 HR: 0 HBP: 0	
PITCHER Clay Kirby, R ERA: 3.36 (1, 1)	IP WLS BF H R ER SO BB IBB HBP BLK WP HR S P ERA WHIP 10.0 L 38 7 2 1 5 2 1 0 0 0 0 0 45 57 0.90 0.900											



Batter	1	2	3	4	5	6	7	8	9	10	AB	R	H	RBI	BB	SO	LOB
Enzo Hernandez, R OBP: 0.226, SLG: 0.227 (1, 6)	0-0 1B		0-0 FC6-5 FC5-4		0-0 G4-3			0-3 K			4	0	1	0	0	1	3
Garry Jesteadt, R OBP: 0.262, SLG: 0.305 (1, 5) (8, 4)	0-0 B1		0-0 FC5-4		0-0 1-4-3			0-0 1-3			4	0	0	0	0	0	3
Leron Lee, L OBP: 0.373, SLG: 0.563 (1, 7) (10, 9)	0-0 L7			0-0 SH1-3 1B 2B			0-0 F7		0-0 F8		4	1	1	0	0	0	1
Nate Colbert, R OBP: 0.295, SLG: 0.465 (1, 3)	0-3 K			0-0 SH1-3			0-3 K		4-0 1B BB		2	0	0	0	1	2	1
Johnny Jeter, R OBP: 0.275, SLG: 0.368 (1, 8)		0-0 P3		0-3 K			0-0 4-3		0-0 1B BB		4	0	1	0	0	1	1
Jerry Morales, R OBP: 0.338, SLG: 0.404 (1, 9) (10, 7)		0-0 L8		0-0 S 1B			0-0 1B		0-0 G6-4-3 1B		4	0	2	1	0	0	2
Dave Campbell, R OBP: 0.315, SLG: 0.290 Rafael Robles, R OBP: 0.182, SLG: 0.182 (1, 4) (8, 5)		0-0 L8		0-0 5-3			0-0 5-3			0-0 6-3	3	0	0	0	0	0	1
Bob Barton, R OBP: 0.224, SLG: 0.220 Cito Gaston, R OBP: 0.316, SLG: 0.343 (1, 2) (10, PH)			0-0 FC6-5 S 1B		0-0 G4-3 1B		0-0 6-3			0-3 K	3	0	2	0	0	0	0
Clay Kirby, R OBP: 0.190, SLG: 0.150 Curt Biefary, L OBP: 0.323, SLG: 0.357 (1, 1) (10, PH)			0-3 K		0-0 G4-3 1B			0-0 5-3		0-0 F8	3	0	1	0	0	1	1

Inning Stats	R: 0	H: 1	R: 0	H: 0	R: 0	H: 1	R: 1	H: 2	R: 0	H: 2	R: 0	H: 1	R: 0	H: 0	R: 0	H: 1	R: 0	H: 0	R: 0	H: 1	R: 0	H: 0	R: 0	H: 0	R: 0	H: 0	R: 0	H: 0	R: 0	H: 0	1B: 7	SF: 0	WP: 0	PA: 36
	E: 0	LOB: 1	E: 0	LOB: 0	E: 0	LOB: 1	E: 0	LOB: 1	E: 0	LOB: 1	E: 0	LOB: 0	E: 0	LOB: 0	E: 0	LOB: 0	E: 0	LOB: 0	E: 0	LOB: 1	E: 0	LOB: 0	E: 0	LOB: 0	E: 0	LOB: 0	E: 0	LOB: 0	E: 0	LOB: 0	2B: 1 <td>SAC: 1 <td>PB: 0 </td></td>	SAC: 1 <td>PB: 0 </td>	PB: 0	
	K: 1	BB: 0	K: 0	BB: 0	K: 1	BB: 0	K: 1	BB: 0	K: 0	BB: 0	K: 0	BB: 0	K: 1	BB: 0	K: 0	BB: 0	K: 1	BB: 0	K: 0	BB: 0	K: 1	BB: 1	K: 1	BB: 0	K: 0	BB: 1	K: 1	BB: 0	K: 1	BB: 0	3B: 0	DP: 2 <td>SB: 2 </td>	SB: 2	
	S: 6	P: 6	S: 3	P: 3	S: 6	P: 6	S: 7	P: 7	S: 4	P: 4	S: 5	P: 5	S: 3	P: 3	S: 5	P: 5	S: 3	P: 7	S: 5	P: 5	S: 5	P: 5	S: 3	P: 7	S: 5	P: 5	S: 5	P: 5	HR: 0	HBP: 0	CS: 0			

PITCHER	IP	WLS	BF	H	R	ER	SO	BB	IBB	HBP	BLK	WP	HR	S	P	ERA	WHIP
Burt Hooton, R ERA: 2.58 (1, 1)	7.0		26	7	1	1	4	0	0	0	0	0	0	34	34	1.29	1.000
Jack Aker, R ERA: 1.69 (8, 1)	2.0	W	7	1	0	0	1	1	0	0	0	0	0	8	12	0.00	1.000
Tom Phoebus, R ERA: 4.64 (10, 1)	1.0	S	3	0	0	0	1	0	0	0	0	0	0	5	5	0.00	0.000

PITCHER	IP	WLS	BF	H	R	ER	SO	BB	IBB	HBP	BLK	WP	HR	S	P	ERA	WHIP

Chicago Cubs @ San Diego Padres
San Diego Stadium, San Diego, CA
Fri Jun 02 1972, 10:05 PM EDT
Att: 10,888 - Unknown

AB	34
R	1
H	8
RBI	1
BB	1
SO	6
LOB	13



Batter	1	2	3	4	5	6	7	8	9	AB R H RBI BB SO LOB	TOP		
Don Kessinger, S (1, 6) OBP: 0.368, SLG: 0.309	1-0 1B SF8 HBP		0-3 K	4-0 IBB		4-0 1B IBB		0-0 WP 1B G4-6-3 1B		2 3 1 0 2 1 0			
Glenn Beckert, R (1, 4) OBP: 0.275, SLG: 0.301	0-0 1B		0-0 WP HR 1B	0-0 F8		0-0 1B 1B		0-0 G4-6-3 WP 1B		5 1 4 2 0 0 3			
Billy Williams, L (1, 7) OBP: 0.331, SLG: 0.456	0-3 K		0-0 HR		0-0 F5	0-0 BB 1B		4-0 G4-6-3 IBB		4 1 2 3 1 1 2			
Ron Santo, R (1, 5) OBP: 0.372, SLG: 0.561	0-0 SF8		4-0 BB		0-0 F9	0-3 K		0-0 G4-6-3		3 0 0 1 1 1 4			
Rick Monday, L (1, 8) OBP: 0.427, SLG: 0.488	0-0 F7		0-3 K		0-0 F9	4-0 BB		0-3 K		4 0 0 0 1 2 3			
Carmen Fanzone, R (1, 3) OBP: 0.375, SLG: 0.450		4-0 G4-3 BB		4-0 SH1-4 1B BB		HBP BB K		0-0 F5		2 1 0 0 3 1 3			
Jose Cardenal, R (1, 9) OBP: 0.331, SLG: 0.483		0-0 G4-3		0-0 F7		1-0 SH 1B HBP	0-0 F8	0-0 G4-6-3 1B		4 1 1 0 0 0 2			
Ken Rudolph, R (1, 2) OBP: 0.313, SLG: 0.433		0-0 L9		0-0 SH1-4 1B		0-0 SH 1B	0-0 4-3	0-0 G4-6-3		4 1 1 0 0 0 1			
Milt Pappas, R (1, 1) OBP: 0.350, SLG: 0.316			0-0 L6		0-0 SH1-4	0-3 K	0-3 K			0 0 0 0 0 0 0			
Tom Phoebus, R (2, 1)										3 0 0 0 0 2 2			
Inning Stats	R: 1 H: 1 E: 0 LOB: 1 K: 1 BB: 0 S: 6 P: 7	R: 0 H: 0 E: 0 LOB: 0 K: 0 BB: 1 S: 2 P: 6	R: 2 H: 2 E: 0 LOB: 1 K: 2 BB: 1 S: 9 P: 13	R: 0 H: 1 E: 0 LOB: 3 K: 0 BB: 2 S: 4 P: 12	R: 0 H: 0 E: 0 LOB: 0 K: 0 BB: 0 S: 3 P: 3	R: 4 H: 2 E: 1 LOB: 3 K: 3 BB: 3 S: 12 P: 25	R: 0 H: 0 E: 0 LOB: 0 K: 1 BB: 0 S: 5 P: 5	R: 1 H: 2 E: 0 LOB: 1 K: 1 BB: 1 S: 6 P: 10	R: 0 H: 1 E: 0 LOB: 0 K: 0 BB: 0 S: 3 P: 3	1B: 8 SF: 1 2B: 0 SAC: 2 3B: 0 DP: 3 HR: 1 HBP: 2	WP: 2 PA: 44 PB: 0 SB: 0 CS: 0		
PITCHER	IP WLS BF H R ER SO BB IBB HBP BLK WP HR S P ERA WHIP											PITCHER	IP WLS BF H R ER SO BB IBB HBP BLK WP HR S P ERA WHIP
Steve Arlin, R (1, 1) ERA: 2.84	5.1 L 29 5 7 7 4 4 2 2 0 1 1 29 55 11.81 1.688												
Mike Caldwell, L (6, 1) ERA: 2.49	0.1 3 1 0 0 1 1 0 0 0 0 0 4 8 0.00 6.000												
Gary Ross, R (6, 1) ERA: 2.42	0.1 1 0 0 0 1 0 0 0 0 0 0 3 3 0.00 0.000												
Ed Acosta, R (7, 1) ERA: 3.52	3.0 11 3 1 1 2 0 1 0 0 1 0 14 18 3.00 1.000												

Chicago Cubs @ San Diego Padres
San Diego Stadium, San Diego, CA
Sat Jun 03 1972, 10:05 PM EDT
Att: 8,979 - Cloudy - 64 F

livebaseballscorecards.com

AB 31
R 8
H 9
RBI 6
BB 8
SO 8
LOB 20



Batter	1	2	3	4	5	6	7	8	9	AB R H RBI BB SO LOB
Enzo Hernandez, R (1, 6) OBP: 0.234, SLG: 0.229 Derrel Thomas, S (9, PH) OBP: 0.292, SLG: 0.301	0-0 1B 1B 1B	0-3 K		4-0 S BB		0-0 B2			4-0 1B BB	3 0 1 0 1 1 2 0 0 0 0 1 0 0
Garry Jesteadt, R (1, 4) OBP: 0.288, SLG: 0.328	0-0 1B 1-2 1B	0-0 1B 3-H 1B		0-0 6-3 1-2			0-0 L7		0-0 FC5-4 1B	5 0 3 1 0 0 1
Leron Lee, L (1, 7) OBP: 0.374, SLG: 0.557	0-0 1-2 2-3 1B	0-0 1-2 1B		0-3 K			0-0 6-3		0-3 K	5 0 2 0 0 2 3
Nate Colbert, R (1, 3) OBP: 0.287, SLG: 0.451	0-3 K	0-3 K			0-0 5-3		0-0 F8		0-0 FC5-4	5 0 0 0 0 2 7
Johnny Jeter, R (1, 8) OBP: 0.274, SLG: 0.365	0-0 G6-4-3 1-2f		0-0 4-3		0-0 6-3			0-0 4-3 1B		4 0 1 0 0 0 3
Ed Spiezio, R (1, 5) OBP: 0.222, SLG: 0.333		0-0 E5 3B BB	0-0 S 1B		0-0 5-3			0-3 K		4 1 1 0 0 1 1
Jerry Morales, R (1, 9) OBP: 0.333, SLG: 0.383		4-0 3B 1-2 BB	0-3 K			0-3 K		0-0 4-3 1-2		3 1 0 0 1 2 2
Bob Barton, R (1, 2) OBP: 0.216, SLG: 0.212 Curt Biefary, L (8, PH) OBP: 0.313, SLG: 0.345 (9, 2)		0-3 K	0-0 F3			0-0 L8		0-3 K		3 0 0 0 0 1 3 1 0 0 0 0 1 1
Steve Arlin, R (1, 1) OBP: 0.154, SLG: 0.208 Mike Caltwell, R (6, 1) Gary Ross, R (6, 1) Cito Gaston, R (6, PH) Fred Norman, S (6, PR) Ed Acosta, S (7, 1) Larry Stahl, L (9, PH) OBP: 0.274, SLG: 0.280		0-0 1B 3B 1-H 2-H		0-3 K		0-0 1B			0-0 G3	2 1 1 2 0 1 0 0 0 0 0 0 0 0 0 0 0 0 0 0 0 1 0 1 0 0 0 0 0 0 0 0 0 0 0 0 0 0 0 0 0 0 1 0 0 0 0 0 0

Inning Stats	R: 0 E: 0 K: 1 S: 7	H: 3 LOB: 2 BB: 0 P: 7	R: 3 E: 1 K: 3 S: 13	H: 3 LOB: 2 BB: 1 P: 17	R: 0 E: 0 K: 1 S: 6	H: 1 LOB: 1 BB: 0 P: 6	R: 0 E: 0 K: 2 S: 7	H: 0 LOB: 1 BB: 1 P: 11	R: 0 E: 0 K: 0 S: 3	H: 0 LOB: 0 BB: 0 P: 3	R: 0 E: 0 K: 1 S: 6	H: 1 LOB: 1 BB: 0 P: 6	R: 0 E: 0 K: 0 S: 3	H: 0 LOB: 0 BB: 0 P: 3	R: 0 E: 0 K: 2 S: 8	H: 1 LOB: 1 BB: 0 P: 8	R: 0 E: 0 K: 1 S: 6	H: 1 LOB: 2 BB: 1 P: 10	1B: 9 2B: 0 3B: 1 HR: 0	SF: 0 SAC: 0 DP: 1 HBP: 0	WP: 0 PB: 0 SB: 2 CS: 0	PA: 40
--------------	------------------------------	---------------------------------	-------------------------------	----------------------------------	------------------------------	---------------------------------	------------------------------	----------------------------------	------------------------------	---------------------------------	------------------------------	---------------------------------	------------------------------	---------------------------------	------------------------------	---------------------------------	------------------------------	----------------------------------	----------------------------------	------------------------------------	----------------------------------	--------

PITCHER	IP	WLS	BF	H	R	ER	SO	BB	IBB	HBP	BLK	WP	HR	S	P	ERA	WHIP
Milt Pappas, R (1, 1) ERA: 2.6	1.2		12	6	3	1	3	1	0	0	0	0	0	17	21	5.40	4.200
Tom Phoebus, R (2, 1) ERA: 3.45	7.1	W	28	4	0	0	8	2	0	0	0	0	0	42	50	0.00	0.818

BOTTOM

Chicago Cubs @ San Diego Padres
San Diego Stadium, San Diego, CA
 Sat Jun 03 1972, 10:05 PM EDT
 Att. 8,979 - Cloudy - 64 F

livebaseballscorecards.com

AB	37
R	3
H	10
RBI	3
BB	3
SO	11
LOB	23



Batter	1	2	3	4	5	6	7	8	9	AB R H RBI BB SO LOB	TOP											
Don Kessinger, S (1, 6) OBP: 0.365, SLG: 0.308	0-0 F5		0-0 G3		0-0 4-3		0-0 1B			4 0 1 0 0 0 1	Chicago Cubs @ San Diego Padres San Diego Stadium, San Diego, CA Sun Jun 04 1972, 6:33 AM EDT Att. 17,842 - Sunny - 70 F											
Glenn Beckert, R (1, 4) OBP: 0.280, SLG: 0.302	0-0 1B		4-0 BB		0-0 6-3		0-0 4-3			3 1 1 0 1 0 1												
Billy Williams, L (1, 7) OBP: 0.330, SLG: 0.451	0-0 1B		0-0 L8		0-0 F7		0-3 K			4 0 1 0 0 1 1												
Ron Santo, R (1, 5) OBP: 0.367, SLG: 0.553	0-0 1B		0-0 F7		0-0 1B		0-0 5-3			3 1 1 1 0 0 1												
Rick Monday, L (1, 8) OBP: 0.429, SLG: 0.480		4-0 BB		0-0 F6		4-0 1B		0-0 F7		2 0 0 0 2 0 0												
Carmen Fanzone, R (1, 3) OBP: 0.380, SLG: 0.464		0-0 2B		0-0 F7		0-0 1B		0-0 E5		4 0 2 1 0 0 0												
Jose Cardenal, R (1, 9) OBP: 0.329, SLG: 0.477		0-3 K		0-0 F9		0-0 1B		0-0 1B		4 0 1 0 0 1 4												
Randy Hundley, R (1, 2) OBP: 0.268, SLG: 0.279		0-3 K		0-0 HR		0-0 2-3		0-0 G6-4-3		4 1 1 1 0 1 4												
Fergie Jenkins, R (1, 1) OBP: 0.268, SLG: 0.256		0-0 F6		0-0 2B		0-0 6-3				3 0 1 0 0 0 2												
Inning Stats	R: 1 E: 0 K: 0 S: 4	H: 2 LOB: 0 BB: 0 P: 4	R: 0 E: 0 K: 2 S: 8	H: 1 LOB: 2 BB: 1 P: 12	R: 0 E: 0 K: 0 S: 3	H: 0 LOB: 0 BB: 1 P: 7	R: 0 E: 0 K: 0 S: 3	H: 0 LOB: 0 BB: 0 P: 3	R: 1 E: 0 K: 0 S: 4	H: 2 LOB: 0 BB: 0 P: 4	R: 1 E: 0 K: 0 S: 4	H: 2 LOB: 1 BB: 1 P: 8	R: 0 E: 0 K: 1 S: 4	H: 1 LOB: 1 BB: 0 P: 4	R: 0 E: 0 K: 1 S: 5	H: 0 LOB: 0 BB: 0 P: 5	R: 0 E: 1 K: 0 S: 3	H: 1 LOB: 0 BB: 0 P: 3	1B: 6 2B: 3 3B: 1 HR: 1	SF: 1 SAC: 0 DP: 2 HBP: 0	WP: 0 PB: 0 SB: 1 CS: 0	PA: 35
PITCHER	IP WLS BF H R ER SO BB IBB HBP BLK WP HR S P ERA WHIP																					
Bill Greif, R (1, 1) ERA: 4.37	5.1 L 24 7 3 3 2 3 0 0 0 0 0 1 25 37 5.06 1.875																					
Mike Corkins, R (6, 1) ERA: 2.65	2.2 8 1 0 0 1 0 0 0 0 0 0 10 10 0.00 0.375																					
Mike Caldwell, L (9, 1) ERA: 2.38	1.0 3 1 0 0 0 0 0 0 0 0 0 3 3 0.00 1.000																					

livebaseballscorecards.com

AB	31
R	3
H	9
RBI	3
BB	3
SO	3
LOB	14



Batter	1	2	3	4	5	6	7	8	9	AB R H RBI BB SO LOB
Derrel Thomas, S (1, 4) OBP: 0.291, SLG: 0.300	0-0 6-3			0-0 SH1-4 1B		0-0 6-3		0-3 K		4 1 1 0 0 1 1
Garry Jestead, R (1, 5) OBP: 0.275, SLG: 0.313	0-0 1-3			0-0 SH1-4 1-2		0-0 F8			0-0 F7	3 0 0 0 0 0 0
Leron Lee, L (1, 7) OBP: 0.364, SLG: 0.541	0-0 4-3			0-0 6-3		0-0 4-3			0-0 4-3	4 0 0 0 0 0 1
Nate Colbert, R (1, 3) OBP: 0.292, SLG: 0.452		0-0 F9		0-0 S 1B		0-0 6-3			0-0 BB 1B	4 0 2 1 0 0 0
Larry Stahl, L (1, 9) OBP: 0.273, SLG: 0.269		0-0 F9		0-3 K 1-2		0-0 4-3			4-0 BB 1-2 BB	3 0 0 0 1 1 1
Fred Kendall, R (1, 2) OBP: 0.230, SLG: 0.239		0-3 K			0-0 1B		0-0 F7		0-0 F8	4 0 1 0 0 1 2
Johnny Jeter, R (1, 8) OBP: 0.275, SLG: 0.364			0-0 6-3		0-0 L8			0-0 FC5-4 1B		3 0 1 0 0 0 1
Enzo Hernandez, R (1, 6) OBP: 0.231, SLG: 0.226			0-0 5-3		0-0 F2		0-3 K			2 0 0 0 0 0 1
Curt Biefary, L (8, PH) OBP: 0.303, SLG: 0.333								0-3 K		1 0 0 0 0 1 1
Rafael Robles, R (9, 6) OBP: 0.182, SLG: 0.182										0 0 0 0 0 0 0
Bill Greif, R (1, 1)			0-3 K		0-3 K			0-0 FC5-4 1-2		2 0 0 0 0 2 1
Mike Corkins, R (6, 1)										0 0 0 0 0 0 0
Ed Spiezio, R (8, PH) OBP: 0.211, SLG: 0.316										1 0 0 0 0 0 1
Mike Caldwell, R (9, 1)										0 0 0 0 0 0 0

Inning Stats	R: 0 E: 0 K: 0 S: 3	H: 0 LOB: 0 BB: 0 P: 3	R: 0 E: 0 K: 1 S: 5	H: 0 LOB: 0 BB: 0 P: 5	R: 0 E: 0 K: 1 S: 5	H: 0 LOB: 0 BB: 0 P: 5	R: 1 E: 0 K: 1 S: 7	H: 2 LOB: 1 BB: 0 P: 7	R: 0 E: 0 K: 1 S: 6	H: 1 LOB: 1 BB: 0 P: 6	R: 0 E: 0 K: 0 S: 3	H: 0 LOB: 0 BB: 0 P: 3	R: 0 E: 0 K: 2 S: 8	H: 1 LOB: 1 BB: 0 P: 8	R: 0 E: 0 K: 0 S: 4	H: 1 LOB: 2 BB: 1 P: 8	1B: 5 2B: 0 3B: 0 HR: 0	SF: 0 SAC: 1 DP: 0 HBP: 0
--------------	------------------------------	---------------------------------	------------------------------	---------------------------------	------------------------------	---------------------------------	------------------------------	---------------------------------	------------------------------	---------------------------------	------------------------------	---------------------------------	------------------------------	---------------------------------	------------------------------	---------------------------------	----------------------------------	------------------------------------

PITCHER	IP	WLS	BF	H	R	ER	SO	BB	IBB	HBP	BLK	WP	HR	S	P	ERA	WHIP
Fergie Jenkins, R (1, 1) ERA: 2.49	9.0	W	33	5	1	1	6	1	0	0	0	0	0	44	48	1.00	0.667

BOTTOM

Chicago Cubs @ San Diego Padres
San Diego Stadium, San Diego, CA
 Sun Jun 04 1972, 6:33 AM EDT
 Att. 17,842 - Sunny - 70 F

AB	31
R	1
H	5
RBI	1
BB	1
SO	6
LOB	10



WP	PA	ERA	WHIP
0	33		

livebaseballscores.com

Batter	1	2	3	4	5	6	7	8	9	AB R H RBI BB SO LOB	TOP											
Dave Cash, R OBP: 0.318, SLG: 0.414 (1, 4) X	0-0 6-3	0-0 		0-0 HR	0-0 L6-3 1B		0-0 FC6-4	0-0 FC6-4		6 1 3 3 0 0 3												
Gene Clines, R OBP: 0.377, SLG: 0.417 (1, 7) X	0-0 HR 2B	0-3 K		0-0 2B 1B	0-0 L6-3 1-2 2-H		0-3 K		0-0 FC6-4 1B	6 2 3 0 0 2 4												
Roberto Clemente, R OBP: 0.374, SLG: 0.484 (1, 9) B B B	4-0 HR BB		0-3 K	0-0 1-H 2B		0-0 6-3		0-0 HR 1B	0-0 FC6-4 1B	5 2 2 1 1 1 1												
Willie Stargell, L OBP: 0.381, SLG: 0.646 (1, 3) X	0-0 HR		0-0 E2 2B	0-0 F8		4-0 BB		0-0 HR	0-0 2-3 1B	5 2 3 5 1 0 1												
Manny Sanguillen, R OBP: 0.367, SLG: 0.462 (1, 2) X	0-0 F8		0-0 1-3 2B		0-0 1B 1B	0-0 F8		0-0 3-1 1B	0-0 F2	6 1 2 0 0 0 3												
Al Oliver, L OBP: 0.368, SLG: 0.440 (1, 8) X	0-0 1B		0-3 K		0-0 1-3 1B 1B	0-0 4-3		0-0 WP 1B 1B	0-0 F5	6 2 3 0 0 1 5												
Jose Pagan, R OBP: 0.364, SLG: 0.569 (1, 5) S S S	0-3 K		0-0 F7		0-0 F4		0-0 E FC6-4 2B	0-0 1-H 1B 1B		5 1 2 1 0 1 5												
Gene Alley, R OBP: 0.387, SLG: 0.313 (1, 6)		0-3 K		0-0 4-3	4-0 1-2 1B BB		0-0 2-3 E4 FC6-4	0-0 1-2 FC6-4 1B		4 1 1 0 1 1 1												
Nelson Briles, R OBP: 0.071, SLG: 0.154 (1, 1)		0-3 K		0-3 K	0-0 1B 1B		0-3 K	0-3 K		2 0 0 0 0 2 0												
Bob Johnson, L OBP: 0.263, SLG: 0.222 (4, 1)					1-2 2-H 3-H					3 0 1 2 0 2 4												
Inning Stats	R: 3 E: 0 K: 1 S: 8	H: 3 LOB: 1 BB: 1 P: 12	R: 0 E: 0 K: 3 S: 10	H: 1 LOB: 1 BB: 0 P: 10	R: 0 E: 1 K: 2 S: 9	H: 1 LOB: 2 BB: 0 P: 9	R: 2 E: 0 K: 1 S: 8	H: 3 LOB: 1 BB: 0 P: 8	R: 3 E: 0 K: 0 S: 6	H: 4 LOB: 1 BB: 1 P: 10	R: 0 E: 0 K: 0 S: 3	H: 0 LOB: 1 BB: 1 P: 7	R: 1 E: 1 K: 2 S: 9	H: 1 LOB: 1 BB: 0 P: 9	R: 3 E: 0 K: 1 S: 10	H: 5 LOB: 2 BB: 0 P: 10	R: 0 E: 1 K: 0 S: 5	H: 2 LOB: 2 BB: 0 P: 5	1B: 12 2B: 4 3B: 1 HR: 3	SF: 0 SAC: 0 DP: 1 HBP: 0	WP: 1 PB: 0 SB: 0 CS: 0	PA: 51
PITCHER	IP WLS BF H R ER SO BB IBB HBP BLK WP HR S P ERA WHIP																					
Fred Norman, L ERA: 2.75 (1, 1)	4.0 L 22 8 5 5 7 1 0 0 0 0 2 35 39 11.25 2.250																					
Ed Acosta, R ERA: 4.35 (5, 1)	0.1 5 3 3 3 0 1 0 0 0 0 0 4 8 81.00 12.000																					
Gary Ross, R ERA: 2.25 (5, 1)	1.2 6 1 0 0 0 1 0 0 0 0 0 5 9 0.00 1.200																					
Mike Caldwell, L ERA: 3.38 (7, 1)	1.1 10 5 4 3 2 0 0 0 0 1 1 14 14 20.25 3.750																					
Mark Schaeffer, L ERA: 1.8 (8, 1)	1.2 8 3 0 0 1 0 0 0 0 0 0 10 10 0.00 1.800																					

Pittsburgh Pirates @ San Diego Padres
San Diego Stadium, San Diego, CA
Wed Jun 07 1972, 10:05 PM EDT
Unknown

AB	48
R	12
H	20
RBI	12
BB	3
SO	10
LOB	27



WP	1	PA	51
PB	0		
SB	0		
CS	0		

livebaseballscorecards.com

Batter	1	2	3	4	5	6	7	8	9	AB	R	H	RBI	BB	SO	LOB
Derrel Thomas, S (1, 4) OBP: 0.306, SLG: 0.312	0-3 K		0-0 SH1-4 1B	0-0 E8 1B			4-0 2B BB		0-0 1B	4	0	3	1	1	1	0
Garry Jestead, R (1, 5) OBP: 0.260, SLG: 0.296	0-0 F8		0-0 SH1-4	0-3 K			0-0 F3		0-0 F9	4	0	0	0	0	1	4
Leron Lee, L (1, 7) OBP: 0.365, SLG: 0.547	0-0 4-3		0-0 SF7				0-0 2B		0-0 4-3	4	0	2	1	0	0	1
Nate Colbert, R (1, 3) OBP: 0.291, SLG: 0.465		0-0 HR	0-0 5-3			0-3 K		0-0 F9		4	1	1	1	0	1	3
Larry Stahl, L (1, 9) OBP: 0.272, SLG: 0.280		0-0 6-3		0-0 1B 2B		0-3 K		0-0 F8		4	1	1	0	0	1	1
Fred Kendall, R (1, 2) OBP: 0.244, SLG: 0.267		0-0 2B		0-0 1B 1B		0-3 K		0-0 6-3		4	1	2	0	0	1	1
Johnny Jeter, R (1, 8) OBP: 0.268, SLG: 0.354		0-0 F6		0-0 L8			0-3 K		0-3 K	4	0	0	0	0	2	3
Enzo Hernandez, R (1, 6) OBP: 0.233, SLG: 0.228		0-0 L7		0-0 E 1B 1B			0-3 K		0-0 HR	3	0	1	1	0	1	1
Jerry Morales, R (9, PH) OBP: 0.343, SLG: 0.443				1-2 2-H						1	1	1	1	0	0	0
Fred Norman, S (1, 1) OBP: 0.240, SLG: 0.280			0-0 SH1-4 1B						0-0 F8	1	1	1	0	0	0	0
Ed Spiezo, R (4, PH) OBP: 0.200, SLG: 0.300										0	0	0	0	0	0	2
Ed Acosta, S (5, 1)										0	0	0	0	0	0	0
Gary Ross, R (5, 1)										0	0	0	0	0	0	0
Rafael Robles, R (6, PH) OBP: 0.174, SLG: 0.174										1	0	0	0	0	0	0
Mike Caldwell, R (7, 1)										0	0	0	0	0	0	0
Mark Schaeffer, L (8, 1)										0	0	0	0	0	0	0
Curt Blefary, L (9, PH) OBP: 0.294, SLG: 0.323										1	0	0	0	0	0	0

Inning Stats	R: 0	H: 0	E: 0	K: 1	S: 5	R: 1	H: 2	E: 0	K: 0	S: 5	R: 1	H: 2	E: 0	K: 0	S: 5	R: 2	H: 4	E: 1	K: 1	S: 9	R: 0	H: 1	E: 0	K: 3	S: 10	R: 0	H: 0	E: 0	K: 2	S: 7	R: 0	H: 1	E: 0	K: 0	S: 3	R: 0	H: 0	E: 0	K: 1	S: 5	R: 1	H: 2	E: 0	K: 0	S: 5	R: 1	H: 2	E: 0	K: 0	S: 5	1B: 7	SF: 1	2B: 3	SAC: 1	3B: 0	DP: 0	HR: 2	HBP: 0	WP: 0	PA: 39
--------------	------	------	------	------	------	------	------	------	------	------	------	------	------	------	------	------	------	------	------	------	------	------	------	------	-------	------	------	------	------	------	------	------	------	------	------	------	------	------	------	------	------	------	------	------	------	------	------	------	------	------	-------	-------	-------	--------	-------	-------	-------	--------	-------	--------


PITCHER	IP	WLS	BF	H	R	ER	SO	BB	IBB	HBP	BLK	WP	HR	S	P	ERA	WHIP
Nelson Briles, R (1, 1) ERA: 4.79	3.2		19	8	4	4	1	0	0	0	0	0	1	21	21	9.82	2.182
Bob Johnson, R (4, 1) ERA: 4.3	5.1	W	20	4	1	1	7	1	0	0	0	0	1	33	37	1.69	0.938


BOTTOM

Pittsburgh Pirates @ San Diego Padres
 San Diego Stadium, San Diego, CA
 Wed Jun 07 1972, 10:05 PM EDT
 Unknown

livebaseballscorecards.com

AB	36
R	5
H	12
RBI	5
BB	1
SO	8
LOB	16



Batter	1	2	3	4	5	6	7	8	9	10	11	12	13	14	15	16	17	18	AB	R	H	RBI	BB	SO	LOB	TOP														
Dave Cash, R OBP: 0.320, SLG: 0.418 (1, 4)	L8		L8			SH1-3 1B		L7		6-3			6-3						8	0	3	0	0	0	2															
Vic Davallito, L OBP: 0.419, SLG: 0.494 (1, 7)	1-3			F5-6 1B		SH1-3 1-3		F3			F5				F5		K		7	0	2	0	0	1	3															
Al Oliver, L OBP: 0.399, SLG: 0.427 (1, 8)	4-3			FC 1-2		F6			G3		F7		K		F8			S BB 1B	8	1	1	0	0	1	4															
Willie Stargell, L OBP: 0.392, SLG: 0.641 (1, 3)		BB		F5-6 1-2 2-3		F9				FC3-6 1B						K			6	0	3	0	2	1	3															
Richie Hebner, L OBP: 0.373, SLG: 0.484 (1, 5)		K			E BB		4-3			FC3-6 1-2			F2			4-3			7	0	0	0	1	3	7															
Milt May, L OBP: 0.250, SLG: 0.222 (1, 2)		F7		F8			4-3			4-3			4-3						6	0	0	0	1	0	4															
Steve Glass, R OBP: 0.250, SLG: 0.259 (16, PR)																FC4-6 BB			0	0	0	0	0	0	0															
Bob Miller, R (16, 1)																			0	0	0	0	0	0	0															
Bill Mazeroski, R (18, PH)																			0	0	0	0	1	0	0															
Bob Johnson, L OBP: 0.263, SLG: 0.222 (18, 1)				1-2 2-3															0	0	0	0	0	0	0															
Gene Clines, R OBP: 0.378, SLG: 0.416 (1, 9)			L3			L1-3													5	0	2	0	0	1	1															
Gene Alley, R OBP: 0.365, SLG: 0.305 (12, 6)																FC4-6 1-2 2-3			2	0	0	1	1	1	1															
Jackie Hernandez, R OBP: 0.241, SLG: 0.263 (1, 6)													E S 1B						4	0	0	0	0	2	1															
Bob Robertson, R OBP: 0.281, SLG: 0.237 (12, PH)																			1	0	0	0	0	1	1															
Ramon Hernandez, S (12, 1)																			1	0	0	0	0	0	0															
Manny Sanguillen, R OBP: 0.363, SLG: 0.456 (16, 2)																			2	0	0	0	0	1	3															
Dock Ellis, S OBP: 0.105, SLG: 0.105 (1, 1)																			3	0	1	0	0	0	0															
Rennie Stennett, R OBP: 0.360, SLG: 0.551 (10, PH)																			1	0	0	0	0	1	1															
Dave Giusti, R (10, 1)																			0	0	0	0	0	0	0															
Roberto Clemente, R OBP: 0.369, SLG: 0.473 (12, PH)																			4	0	0	0	0	0	4															
Inning Stats	R: 0 E: 0 K: 0 S: 3	H: 0 LOB: 0 BB: 0 P: 3	R: 0 E: 0 K: 1 S: 5	H: 0 LOB: 1 BB: 1 P: 9	R: 0 E: 0 K: 0 S: 3	H: 1 LOB: 2 BB: 1 P: 8	R: 0 E: 0 K: 0 S: 3	H: 0 LOB: 0 BB: 0 P: 3	R: 0 E: 0 K: 0 S: 4	H: 1 LOB: 1 BB: 0 P: 4	R: 0 E: 0 K: 1 S: 6	H: 1 LOB: 1 BB: 0 P: 6	R: 0 E: 0 K: 0 S: 4	H: 1 LOB: 1 BB: 0 P: 4	R: 0 E: 0 K: 1 S: 6	H: 0 LOB: 0 BB: 0 P: 5	R: 0 E: 0 K: 0 S: 4	H: 1 LOB: 1 BB: 0 P: 4	R: 0 E: 0 K: 1 S: 5	H: 0 LOB: 0 BB: 0 P: 9	R: 1 E: 0 K: 1 S: 6	H: 1 LOB: 3 BB: 2 P: 6	R: 1 E: 0 K: 2 S: 9	H: 2 LOB: 3 BB: 2 P: 17	RBI: 11 SF: 0 3B: 0 HR: 0	SF: 0 SAC: 1 DP: 1 HBP: 0	WP: 0 PB: 0 SB: 5 CS: 0	PA: 72												
PITCHER	IP	WLS	BF	H	R	ER	SO	BB	IBB	HBP	BLK	WP	HR	S	P	ERA	WHIP																							
Clay Kirby, R ERA: 2.99 (1, 1)	13.0		50	8	0	0	8	2	1	0	0	0	0	63	75	0.00	0.769																							
Mike Corkins, R ERA: 2.45 (14, 1)	5.0	L	22	4	1	1	5	2	1	0	0	0	0	29	41	1.80	1.200																							
																							AB	R	H	RBI	BB	SO	LOB											
																							65	1	12	1	6	13	35											
																																								

Pittsburgh Pirates @ San Diego Padres
San Diego Stadium, San Diego, CA
Wed Jun 07 1972, 10:05 PM EDT
Att. 7,371 - Unknown

livebaseballscores.com

Batter	1	2	3	4	5	6	7	8	9	10	11	12	13	14	15	16	17	18	AB	R	H	RBI	BB	SO	LOB	BOTTOM											
Derrel Thomas, S (1, 4) OBP: 0.305, SLG: 0.311	0-0 1-3		0-0 1-3			0-0 4-3			0-0 SH2-3 1B		0-0 1B			0-3 K		0-0 L7			7	0	2	0	0	1	0												
Garry Jestadt, R (1, 5) OBP: 0.253, SLG: 0.286 (12, 6)	0-0 F8		0-0 5-3			0-0 6-3			0-0 SH2-3 1-2		0-0 L3			0-0 F9		0-0 G4-3-6 1B			6	0	1	0	0	0	2												
Leron Lee, L (1, 7) OBP: 0.368, SLG: 0.531	1-0 HBP		0-0 4-3			0-0 L9			4-0 IBB		0-0 F6			4-0 BB		0-0 G4-3-6 1-2f			4	0	0	0	2	0	3												
Nate Colbert, R (1, 3) OBP: 0.281, SLG: 0.446	0-0 F8		0-0 F8			0-0 F7			0-0 L8					0-0 1-3		0-3 K			7	0	0	0	0	1	4												
Larry Stahl, L (1, 9) OBP: 0.273, SLG: 0.281		0-0 FC6-4 1B		0-0 4-3		0-0 4-3			0-0 L8		0-0 3-1			0-0 4-3		0-0 SH1-4 1B			7	0	2	0	0	0	0												
Jerry Morales, R (1, 8) OBP: 0.316, SLG: 0.403		0-0 FC6-4 1-2f			0-0 6-3				0-0 6-3		0-3 K			0-0 6-3		0-0 SH1-4			6	0	0	0	0	1	1												
Bob Barton, R (1, 2) OBP: 0.209, SLG: 0.205		0-3 K			0-3 K				0-0 1-3		0-0 4-3			0-0 G6-4-3 1B		4-0 IBB			3	0	0	0	0	2	1												
Cito Gaston, R (10, PH) OBP: 0.325, SLG: 0.351		K			K				0-0 K					0-0 K		0-3 K			1	0	0	0	0	0	0												
Fred Kendall, R (11, 2) OBP: 0.259, SLG: 0.273																			2	0	1	0	1	0	0												
Enzo Hernandez, R (1, 6) OBP: 0.229, SLG: 0.223		0-0 FC6-4			0-0 6-3				0-0 F3		0-0 E3 FC5-4			0-0 K		0-3 K			3	0	0	0	0	0	1												
Curt Blefary, L (11, PH) OBP: 0.286, SLG: 0.313																			1	0	0	0	0	0	0												
Johnny Jeter, R (11, PR) OBP: 0.268, SLG: 0.354		1-2f																	0	0	0	0	0	0	0												
Dave Roberts, R (12, 5)																			3	0	0	0	0	2	3												
Clay Kirby, R (1, 1) OBP: 0.160, SLG: 0.125											0-0 L9								4	0	0	0	0	1	1												
Ed Spiezio, R (13, PH) OBP: 0.150, SLG: 0.286																			1	0	0	0	0	0	1												
Mike Corkins, R (14, 1)																			2	0	0	0	0	0	2												
Inning Stats	R:0 E:0 K:0 S:3	H:0 LOB:1 BB:4 P:4	R:0 E:0 K:1 S:6	H:1 LOB:1 BB:6 P:6	R:0 E:0 K:1 S:5	H:0 LOB:0 BB:5 P:5	R:0 E:0 K:0 S:3	H:0 LOB:0 BB:3 P:3	R:0 E:0 K:0 S:3	H:0 LOB:0 BB:0 P:3	R:0 E:0 K:0 S:3	H:0 LOB:0 BB:0 P:3	R:0 E:0 K:1 S:5	H:0 LOB:0 BB:0 P:5	R:0 E:0 K:0 S:3	H:0 LOB:0 BB:0 P:3	R:0 E:0 K:1 S:6	H:1 LOB:2 BB:1 P:10	R:0 E:0 K:0 S:3	H:1 LOB:0 BB:0 P:3	R:0 E:0 K:1 S:5	H:0 LOB:0 BB:0 P:5	R:0 E:0 K:0 S:3	H:1 LOB:0 BB:0 P:3	R:0 E:0 K:0 S:3	H:0 LOB:0 BB:0 P:5	R:0 E:0 K:0 S:3	H:0 LOB:0 BB:0 P:5	1B:6 2B:0 3B:0 HR:0	SF:0 SAC:2 DP:2 HBP:1	WP:0 PB:0 SB:0 CS:0	PA:63					
PITCHER	IP WLS BF H R ER SO BB IBB HBP BLK WP HR S P ERA WHIP																																				
Dock Ellis, R (1, 1) ERA: 2.33	9.0		31	2	0	0	3	0	1	1	0	0	0	0	0	35	40	0.00	0.222																		
Dave Giusti, R (10, 1) ERA: 3.18	2.0	8	1	0	0	1	0	0	0	0	0	0	0	0	10	10	0.00	0.500																			
Ramon Hernandez, L (12, 1) ERA: 0.39	4.0	15	2	0	0	3	1	1	0	0	0	0	0	0	19	27	0.00	0.750																			
Bob Miller, R (16, 1) ERA: 0.79	2.0	W	6	1	0	0	1	0	0	0	0	0	0	0	8	8	0.00	0.500																			
Bob Johnson, R (16, 1) ERA: 4.22	1.0	S	3	0	0	0	0	0	0	0	0	0	0	0	3	3	0.00	0.000																			

Pittsburgh Pirates @ San Diego Padres
San Diego Stadium, San Diego, CA
Wed Jun 07 1972, 10:05 PM EDT
Att. 7,371 - Unknown

livebaseballscorecards.com
AB 57
R 0
H 6
RBI 0
BB 3
SO 8
LOB 19



Batter	1	2	3	4	5	6	7	8	9	AB R H RBI BB SO LOB	TOP											
Dave Cash, R (1, 4) OBP: 0.332, SLG: 0.423	0-0 4-3		0-0 E 1B		0-0 F3		0-0 1B BB 1B	0-0 2B 1B	4-0 BB BB BB BB 1-2 BB	5 3 3 0 1 0 0												
Vic Davalillo, L (1, 9) OBP: 0.435, SLG: 0.524	0-0 3-1		0-0 E6 1-H 2B		0-0 1B		4-0 1B 1-2 2-3 HR BB	0-0 1-3 2-H 2B	0-3 K	5 2 3 2 1 1 2												
Al Oliver, L (1, 8) OBP: 0.360, SLG: 0.426	0-0 1-3		0-0 1-3		0-0 F8		0-0 1-3 2-H 3-H HR 1B	0-0 G4-3 1B		5 1 2 4 0 0 2												
Willie Stargell, L (1, 3) OBP: 0.389, SLG: 0.650 Bob Robertson, R (7, 3) OBP: 0.278, SLG: 0.234		0-0 F7		0-0 F8	0-0 F6		0-0 1-H 3-H HR	0-0 G4-3		4 1 1 3 0 0 1 1 0 0 0 0 0 1												
Richie Hebner, L (1, 5) OBP: 0.374, SLG: 0.504		0-0 3-1		0-0 HR		0-0 G3	0-0 F8	0-0 1B		5 1 2 1 0 0 0												
Manny Sanguillen, R (1, 2) OBP: 0.364, SLG: 0.451		4-0 CS BB BB		0-0 F3		0-3 K	0-0 1B	0-0 F3		4 0 1 0 1 1 1												
Rennie Stennett, R (1, 7) OBP: 0.362, SLG: 0.538		4-0 1-2 BB BB		0-0 BB 1B		0-0 6-3	0-0 F9		0-0 L8	4 0 1 0 1 0 1												
Jackie Hernandez, R (1, 6) OBP: 0.262, SLG: 0.304		0-0 CS 2-3	0-3 K	4-0 1-2 BB		0-0 HR 1-3			4-0 BB BB	3 1 1 1 2 1 1												
Bob Moose, R (1, 1) OBP: 0.231, SLG: 0.200			0-0 4-3	0-3 K		4-0 BB 1B BB	0-0 1B 2B 1B	0-3 K		4 2 1 0 1 2 3												
Inning Stats	R: 0 E: 0 K: 0 S: 3	H: 0 LOB: 0 BB: 0 P: 3	R: 0 E: 0 K: 0 S: 2	H: 0 LOB: 1 BB: 2 P: 10	R: 1 E: 1 K: 1 S: 7	H: 2 LOB: 1 BB: 0 P: 7	R: 1 E: 0 K: 1 S: 7	H: 2 LOB: 2 BB: 1 P: 11	R: 0 E: 0 K: 0 S: 4	H: 1 LOB: 1 BB: 0 P: 4	R: 0 E: 0 K: 1 S: 5	H: 0 LOB: 0 BB: 0 P: 5	R: 6 E: 0 K: 0 S: 8	H: 5 LOB: 1 BB: 2 P: 16	R: 3 E: 0 K: 0 S: 7	H: 5 LOB: 1 BB: 0 P: 7	R: 0 E: 0 K: 2 S: 7	H: 0 LOB: 2 BB: 2 P: 15	1B: 10 2B: 2 3B: 0 HR: 3	SF: 0 SAC: 0 DP: 1 HBP: 0	WP: 0 PB: 0 SB: 0 CS: 1	PA: 48
PITCHER	IP WLS BF H R ER SO BB IBB HBP BLK WP HR S P ERA WHIP																					
Steve Arlin, R (1, 1) ERA: 3.16	6.0 L 28 7 5 5 3 4 0 0 0 0 0 2 30 46 7.50 1.833																					
Mike Kilkenny, L (7, 1) ERA: 7.11	1.0 7 3 3 3 0 1 0 0 0 0 0 1 6 10 27.00 4.000																					
Mark Schaeffer, L (8, 1) ERA: 3.18	2.0 12 5 3 3 2 2 0 0 0 0 0 0 14 22 13.50 3.500																					

Pittsburgh Pirates @ San Diego Padres
San Diego Stadium, San Diego, CA
Thu Jun 08 1972, 10:05 PM EDT
Att. 2,949 - Unknown

livebaseballscorecards.com

AB	40
R	11
H	15
RBI	11
BB	7
SO	5
LOB	12



Batter	1	2	3	4	5	6	7	8	9	AB	R	H	RBI	BB	SO	LOB
Derrel Thomas, S OBP: 0.297, SLG: 0.301 (1, 4)	0-0 4-3 ①		0-0 L7 ③		0-0 F7 ②		0-0 3-1 ③		0-0 4-3 ③	5	0	0	0	0	0	5
Garry Jestead, R OBP: 0.253, SLG: 0.284 (1, 5) (8, 6)	0-0 6-3 ②			0-0 L7 ①	0-0 F8 ③			0-0 FC4-6 1B		4	0	1	0	0	0	2
Leron Lee, L OBP: 0.365, SLG: 0.524 (1, 7)	0-0 4-3 ③			0-0 1B 1B		0-3 K ①		0-0 FC4-6 L4-3 1-2f		4	0	1	0	0	1	1
Nate Colbert, R OBP: 0.275, SLG: 0.436 (1, 3)		0-0 5-3 ①		0-3 K ②		0-0 F6 ②		0-0 L4-3 1-2		4	0	0	0	0	1	2
Larry Stahl, L OBP: 0.291, SLG: 0.312 (1, 9)		0-3 K ②		0-0 1-2 1B		0-0 2B			0-0 3B 1B	4	1	3	0	0	1	0
Fred Kendall, R OBP: 0.247, SLG: 0.259 (1, 2)		0-0 F3 ③		0-3 K ③		0-0 4-3 ③			0-3 K ①	4	0	0	0	0	2	4
Johnny Jeter, R OBP: 0.280, SLG: 0.378 (1, 8)			0-0 E6 SH1-3		0-0 SH2-4 1B 1B		0-0 FC5-4 1B		0-0 SF8 3B	4	1	3	1	0	0	0
Enzo Hernandez, R OBP: 0.233, SLG: 0.229 Ed Spiezio, R OBP: 0.174, SLG: 0.273 (7, PH) (8, 5)			0-0 SH1-3 ①		0-0 SH2-4 1B		0-0 FC5-4 1-2f		0-0 SF8 ②	1	0	1	0	0	0	0
Steve Arlin, R OBP: 0.148, SLG: 0.200 Mike Kilkenny, R (7, 1) Curt Biefary, L OBP: 0.276, SLG: 0.303 Mark Schaeffer, L (8, 1) Jerry Morales, R OBP: 0.325, SLG: 0.412 (9, PH)			0-3 K ②		0-0 SH2-4 ①		0-0 F8 ②		0-0 1B 3-H	1	0	0	0	0	1	1
			0-0 K ②		1-2 2-3					0	0	0	0	0	0	0
			0-0 K ②		1-2 2-3					1	0	0	0	0	0	0
			0-0 K ②		1-2 2-3					1	0	1	0	0	0	0


Inning Stats	R: 0	H: 0	E: 0	LOB: 0	K: 0	BB: 0	S: 3	P: 3	R: 0	H: 0	E: 0	LOB: 0	K: 1	BB: 0	S: 5	P: 5	R: 0	H: 2	E: 0	LOB: 2	K: 2	BB: 0	S: 9	P: 9	R: 0	H: 2	E: 0	LOB: 2	K: 0	BB: 0	S: 5	P: 5	R: 0	H: 1	E: 0	LOB: 1	K: 1	BB: 0	S: 6	P: 6	R: 0	H: 1	E: 0	LOB: 1	K: 0	BB: 0	S: 4	P: 4	R: 0	H: 1	E: 0	LOB: 0	K: 0	BB: 0	S: 3	P: 3	R: 2	H: 3	E: 0	LOB: 1	K: 1	BB: 0	S: 8	P: 8	1B: 8	SF: 1	2B: 2	SAC: 2	3B: 1	DP: 1	HR: 0	HBP: 0
PITCHER Bob Moose, R ERA: 3.24 (1, 1)	IP	WLS	BF	H	R	ER	SO	BB	IBB	HBP	BLK	WP	HR	S	P	ERA	WHIP	IP	WLS	BF	H	R	ER	SO	BB	IBB	HBP	BLK	WP	HR	S	P	ERA	WHIP	IP	WLS	BF	H	R	ER	SO	BB	IBB	HBP	BLK	WP	HR	S	P	ERA	WHIP																					

BOTTOM

Pittsburgh Pirates @ San Diego Padres
San Diego Stadium, San Diego, CA

Thu Jun 08 1972, 10:05 PM EDT
Att. 2,949 - Unknown

AB	34
R	2
H	10
RBI	2
BB	0
SO	6
LOB	17



Batter	1	2	3	4	5	6	7	8	9	AB R H RBI BB SO LOB	TOP											
Lou Brock, L (1, 7) OBP: 0.324, SLG: 0.372	0-3 K		0-0 PO 1B			0-0 WP 3B		0-0 F8		4 1 2 0 0 1 0												
Bernie Carbo, L (1, 9) OBP: 0.385, SLG: 0.211	1-0 HBP		0-0 PO		0-0 F8	0-0 F5		0-3 K		3 0 0 0 0 1 0												
Matty Alou, L (1, 3) OBP: 0.373, SLG: 0.429	0-0 1-3				0-0 S 1B	0-0 HR		0-0 G3		4 1 2 1 0 0 1												
Joe Torre, R (1, 5) OBP: 0.388, SLG: 0.549	0-0 P4				0-0 F7	0-3 K			0-0 HR	4 1 1 1 0 1 2												
Ted Simmons, S (1, 2) OBP: 0.308, SLG: 0.422			0-0 F7		0-3 K	0-0 P4			0-0 F7	4 0 0 0 0 1 1												
Jose Cruz, L (1, 8) OBP: 0.286, SLG: 0.241			0-0 F8		0-0 4-3		1-0 S HBP		0-0 FC3-6 1B	3 0 1 0 0 0 0												
Ed Crosby, L (1, 4) OBP: 0.289, SLG: 0.254			0-0 F2		0-0 2B		0-0 F7		0-0 FC3-6	4 0 1 0 0 0 2												
Dal Maxvill, R (1, 6) OBP: 0.225, SLG: 0.157			0-0 F9		0-3 K		0-0 F9		0-0 F9	4 0 0 0 0 1 3												
Bob Gibson, R (1, 1) OBP: 0.103, SLG: 0.241			0-0 1B 2B		0-0 F8		0-3 K			3 0 1 0 0 1 2												
Inning Stats	R: 0 E: 0 K: 1 S: 5	H: 0 LOB: 1 BB: 0 P: 6	R: 0 E: 0 K: 0 S: 3	H: 0 LOB: 0 BB: 0 P: 3	R: 0 E: 0 K: 0 S: 3	H: 2 LOB: 0 BB: 0 P: 3	R: 0 E: 0 K: 1 S: 6	H: 1 LOB: 1 BB: 0 P: 6	R: 0 E: 0 K: 1 S: 6	H: 1 LOB: 1 BB: 0 P: 6	R: 2 E: 0 K: 1 S: 7	H: 2 LOB: 0 BB: 0 P: 7	R: 0 E: 0 K: 1 S: 5	H: 0 LOB: 1 BB: 0 P: 6	R: 0 E: 0 K: 1 S: 5	H: 0 LOB: 0 BB: 0 P: 5	R: 1 E: 0 K: 0 S: 5	H: 2 LOB: 1 BB: 0 P: 5	1B: 3 2B: 2 3B: 1 HR: 2	SF: 0 SAC: 0 DP: 0 HBP: 2	WP: 1 PB: 0 SB: 2 CS: 0	PA: 36
PITCHER Bill Greif, R (1, 1) ERA: 4.19	IP: 9.0 WLS: L BF: 35 H: 8 R: 3 ER: 3 SO: 6 BB: 0 IBB: 0 HBP: 2 BLK: 0 WP: 1 HR: 2 S: 45 P: 47 ERA: 3.00 WHIP: 0.889											PITCHER	IP: 9.0 WLS: L BF: 35 H: 8 R: 3 ER: 3 SO: 6 BB: 0 IBB: 0 HBP: 2 BLK: 0 WP: 1 HR: 2 S: 45 P: 47 ERA: 3.00 WHIP: 0.889									

St. Louis Cardinals @ San Diego Padres
San Diego Stadium, San Diego, CA
Fri Jun 09 1972, 10:05 PM EDT
Att. 4,779 - Unknown

livebaseballscorecards.com

AB	33
R	3
H	8
RBI	2
BB	0
SO	6
LOB	11



Batter	1	2	3	4	5	6	7	8	9	AB R H RBI BB SO LOB
Derrel Thomas, S OBP: 0.290, SLG: 0.294 (1, 4) X	0-0 F9 ①		0-3 K ③		0-3 K ①		0-0 L8 ③			4 0 0 0 0 2 1
Garry Jestadt, R OBP: 0.253, SLG: 0.282 (1, 5) X	0-0 F8 ②			0-0 BB 1B ①	0-0 P3 ②			0-0 3-1 ①		4 1 1 0 0 0 0
Leron Lee, L OBP: 0.362, SLG: 0.517 (1, 7) X	0-0 S 1B ①			0-3 K ①	0-0 6-3 ③			0-0 P4 ②		4 0 1 0 0 1 1
Nate Colbert, R OBP: 0.275, SLG: 0.429 (1, 3) X	0-0 1-3 ③			4-0 BB 1B 1-2 ①		0-0 P4 ①		0-0 L7 ③		3 1 0 0 1 0 1
Larry Stahl, L OBP: 0.299, SLG: 0.313 (1, 9)		0-3 K ①		0-0 BB 1B 1-3 2-H ①		4-0 CS BB ①		0-0 P5 ①		3 0 1 1 1 1 0
Fred Kendall, R OBP: 0.247, SLG: 0.259 (1, 2) X		0-0 F8 ②		0-0 F8 1B 1-3 3-H ①		0-3 K ③		0-0 6-3 ②		4 0 1 1 0 1 1
Johnny Jeter, R OBP: 0.273, SLG: 0.368 (1, 8)			0-3 K ③		0-0 F8 1B 1-2 ②		0-3 K ①		0-3 K ③	4 0 0 0 0 3 2
Enzo Hernandez, R OBP: 0.242, SLG: 0.232 (1, 6)				0-0 6-3 ①	4-0 IBB ①		0-0 SH1-4 1B ①			2 0 1 0 1 0 0
Bill Greif, R (1, 1)			0-3 K ③		0-3 K ③		0-0 SH1-4 1B ②			2 0 0 0 0 2 3

Inning Stats	R: 0	H: 1	E: 0	LOB: 1	K: 0	BB: 0	S: 4	P: 4	R: 0	H: 0	E: 0	LOB: 0	K: 2	BB: 0	S: 7	P: 7	R: 0	H: 0	E: 0	LOB: 0	K: 2	BB: 0	S: 7	P: 7	R: 2	H: 3	E: 0	LOB: 3	K: 2	BB: 2	S: 10	P: 18	R: 0	H: 0	E: 0	LOB: 0	K: 1	BB: 0	S: 5	P: 5	R: 0	H: 0	E: 0	LOB: 0	K: 1	BB: 1	S: 4	P: 8	R: 0	H: 1	E: 0	LOB: 1	K: 1	BB: 0	S: 6	P: 6	R: 0	H: 0	E: 0	LOB: 0	K: 0	BB: 0	S: 3	P: 3	R: 0	H: 0	E: 0	LOB: 0	K: 1	BB: 0	S: 5	P: 5	1B: 5	SF: 0	2B: 0	SAC: 1	3B: 0	DP: 0	HR: 0	HBP: 0	WP: 0	PA: 34
PITCHER Bob Gibson, R ERA: 3.08 (1, 1)	IP	WLS	BF	H	R	ER	SO	BB	IBB	HBP	BLK	WP	HR	S	P	ERA	WHIP	IP	WLS	BF	H	R	ER	SO	BB	IBB	HBP	BLK	WP	HR	S	P	ERA	WHIP	IP	WLS	BF	H	R	ER	SO	BB	IBB	HBP	BLK	WP	HR	S	P	ERA	WHIP																															


BOTTOM

St. Louis Cardinals @ San Diego Padres
San Diego Stadium, San Diego, CA

Fri Jun 09 1972, 10:05 PM EDT
Att. 4,779 - Unknown

livebaseballscorecards.com

AB	30
R	2
H	5
RBI	2
BB	3
SO	10
LOB	9



Batter	1	2	3	4	5	6	7	8	9	AB R H RBI BB SO LOB	TOP	
Lou Brock, L (1, 7) OBP: 0.326, SLG: 0.373	0-0 1-3		0-0 HR 1B	0-0 1-3			0-0 1B 1B		0-0 G3	5 1 2 0 0 0 0		
Matty Alou, L (1, 9) OBP: 0.363, SLG: 0.416 Jose Cruz, L (9, 8) OBP: 0.266, SLG: 0.241	0-0 F8		0-0 G3		0-0 6-3		0-0 F9		0-0 4-3	5 0 0 0 0 0 3 0 0 0 0 0 0 0		
Donn Clendenon, R (1, 3) OBP: 0.281, SLG: 0.351 Mike Fiore, L (9, 3) OBP: 0.250, SLG: 0.100	4-0 CS BB		0-3 K		0-3 K		0-0 G6-4-3 1B		0-0 5-3	4 0 1 0 1 2 2 0 0 0 0 0 0 0		
Joe Torre, R (1, 5) OBP: 0.385, SLG: 0.540	0-0 CS	0-0 5-3	4-0 HR IBB		0-0 F8		0-0 G6-4-3			3 1 0 0 1 0 2		
Ted Simmons, S (1, 2) OBP: 0.312, SLG: 0.440		0-0 P6	0-0 HR		0-0 5-3		0-0 1B 1B			4 1 2 4 0 0 0		
Luis Melendez, R (1, 8) OBP: 0.268, SLG: 0.324		0-0 1B 1B	4-0 BB		0-0 F9		0-0 1-2 1B			3 0 2 0 1 0 0		
Dwain Anderson, R (1, 6) OBP: 0.200, SLG: 0.211		0-0 1-2 1B	0-0 6-3		0-0 E5 WP 2B		0-3 K			4 1 1 0 0 1 3		
Dal Maxvill, R (1, 4) OBP: 0.226, SLG: 0.176		0-0 4-3		0-3 K		0-0 1-4 2B		0-3 K		4 0 1 1 0 2 4		
Al Santorini, R (1, 1) OBP: 0.250, SLG: 0.182 Diego Segui, R (8, 1) OBP: 0.125, SLG: 0.125			0-0 HR 1B 1B	0-3 K		0-0 5-3		0-0 F9		4 1 1 0 0 1 3 0 0 0 0 0 0 0		
Inning Stats	R: 0 E: 0 K: 0 S: 2 H: 0 LOB: 0 BB: 1 P: 6	R: 0 E: 0 K: 0 S: 5 H: 2 LOB: 2 BB: 0 P: 5	R: 4 E: 1 K: 1 S: 8 H: 3 LOB: 1 BB: 2 P: 16	R: 0 E: 0 K: 2 S: 7 H: 0 LOB: 0 BB: 0 P: 7	R: 0 E: 0 K: 1 S: 5 H: 0 LOB: 0 BB: 0 P: 5	R: 1 E: 1 K: 0 S: 5 H: 1 LOB: 1 BB: 0 P: 5	R: 0 E: 0 K: 0 S: 4 H: 2 LOB: 1 BB: 0 P: 4	R: 0 E: 0 K: 2 S: 9 H: 2 LOB: 2 BB: 0 P: 9	R: 0 E: 0 K: 0 S: 3 H: 0 LOB: 0 BB: 0 P: 3	1B: 8 2B: 1 3B: 0 HR: 1 SF: 0 SAC: 0 DP: 1 HBP: 0	WP: 1 PB: 0 SB: 0 CS: 1 PA: 40	
PITCHER	IP WLS BF H R ER SO BB IBB HBP BLK WP HR S P ERA WHIP											
Mike Caldwell, L (1, 1) ERA: 2.67	6.1 L 30 8 5 0 4 2 1 0 0 0 1 1 35 47 0.00 1.579											
Gary Ross, R (7, 1) ERA: 2.19	0.2 1 0 0 0 0 0 0 0 0 0 0 0 1 1 0.00 0.000											
Ed Acosta, R (8, 1) ERA: 4.09	2.0 8 2 0 0 0 2 0 0 0 0 0 0 0 12 12 0.00 1.000											

St. Louis Cardinals @ San Diego Padres
San Diego Stadium, San Diego, CA

AB 36
R 5
H 10
RBI 5
BB 3
SO 6
LOB 17



Sat Jun 10 1972, 10:05 PM EDT
Att. 6,261 - Unknown

livebaseballscorecards.com

Batter	1	2	3	4	5	6	7	8	9	AB	R	H	RBI	BB	SO	LOB
Derrel Thomas, S (1, 4) OBP: 0.289, SLG: 0.293	0-0 4-3		0-0 WP 1B		0-0 5-3			0-0 F8		4	0	1	0	0	0	0
Johnny Jeter, R (1, 8) OBP: 0.279, SLG: 0.372	0-0 F8		0-0 F9 1-2		0-0 1B			0-0 1B 1B		4	0	2	0	0	0	1
Leron Lee, L (1, 7) OBP: 0.365, SLG: 0.516	0-0 1B 3B 1B		0-0 P6		0-0 F8			0-0 1-3 1B		4	1	2	0	0	0	2
Nate Colbert, R (1, 3) OBP: 0.274, SLG: 0.426	0-0 1-3 3B 1B		0-0 5-3		0-0 F9			0-0 P4		4	1	1	0	0	0	3
Larry Stahl, L (1, 9) OBP: 0.297, SLG: 0.330	0-0 1-H 3-H 3B		0-0 6-3		0-3 K			0-3 K		4	0	1	2	0	2	2
Fred Kendall, R (1, 2) OBP: 0.239, SLG: 0.250	0-3 K		0-0 4-3		0-0 P4			0-0 F8		3	0	0	0	0	1	1
Garry Jesteadt, R (9, PH) OBP: 0.250, SLG: 0.279										1	0	0	0	0	0	0
Dave Roberts, R (1, 5) OBP: 0.286, SLG: 0.429		0-3 K		0-0 FC6-4 1B				0-0 F8		4	0	2	0	0	1	0
Enzo Hernandez, R (1, 6) OBP: 0.239, SLG: 0.229		0-0 F8		0-0 FC6-4				0-3 K		2	0	0	0	0	0	1
Rafael Robles, R (7, PH) OBP: 0.167, SLG: 0.167				1-2f				4-0 BB BB BB		1	0	0	0	0	1	0
Curt Blefary, L (9, PH) OBP: 0.297, SLG: 0.303								2-3 BB		0	0	0	0	1	0	0
Mike Caldwell, R (1, 1) Gary Ross, R (7, 1) Jerry Morales, R (7, PH) OBP: 0.321, SLG: 0.406 Ed Acosta, S (8, 1) Cito Gaston, R (9, PH) OBP: 0.317, SLG: 0.342		0-0 4-3		0-0 5-3				0-0 G4-6-3 1-2f		2	0	0	0	0	0	0

Inning Stats	R: 2	H: 3	E: 0	K: 1	S: 8	LOB: 1	BB: 0	P: 8	R: 0	H: 0	E: 0	K: 1	S: 5	LOB: 0	BB: 0	P: 5	R: 0	H: 1	E: 0	K: 0	S: 4	LOB: 1	BB: 0	P: 4	R: 0	H: 1	E: 0	K: 0	S: 4	LOB: 1	BB: 0	P: 4	R: 0	H: 0	E: 0	K: 1	S: 5	LOB: 0	BB: 0	P: 5	R: 0	H: 0	E: 0	K: 1	S: 5	LOB: 0	BB: 0	P: 5	R: 0	H: 2	E: 0	K: 1	S: 7	LOB: 2	BB: 0	P: 7	R: 0	H: 1	E: 0	K: 0	S: 3	LOB: 1	BB: 1	P: 7	1B: 7	2B: 1	3B: 1	HR: 0	SF: 0	SAC: 0	DP: 1	HBP: 0	WP: 2	PB: 0	SB: 0	CS: 0	PA: 36
PITCHER	IP	WLS	BF	H	R	ER	SO	BB	IBB	HBP	BLK	WP	HR	S	P	ERA	WHIP																																																												
Al Santorini, R (1, 1) ERA: 4.78	7.1	W	30	8	2	2	4	0	0	0	0	1	0	38	38	2.46	1.091																																																												
Diego Segui, R (8, 1) ERA: 2.96	1.2	S	6	1	0	0	1	1	0	0	0	1	0	7	11	0.00	1.200																																																												

BOTTOM

St. Louis Cardinals @ San Diego Padres
San Diego Stadium, San Diego, CA
Sat Jun 10 1972, 10:05 PM EDT
Att. 6,261 - Unknown

livebaseballscorecards.com

AB	35
R	2
H	9
RBI	2
BB	1
SO	5
LOB	12



Batter	1	2	3	4	5	6	7	8	9	10	AB	R	H	RBI	BB	SO	LOB	TOP			
Lou Brock, L OBP: 0.319, SLG: 0.364 (1, 7)	0-0 4-3		0-0 F7		0-0 1-3		0-3 K		0-0 6-3		5	0	0	0	0	1	3				
Matty Alou, L OBP: 0.366, SLG: 0.415 Jose Cruz, L OBP: 0.271, SLG: 0.241 (1, 9) (7, 8)	0-0 G6-4-3 1B			4-0 S 1B BB		0-0 4-3	0-0 4-3			4-0 BB SH3-4 BB	3	1	1	0	1	0	1				
Donn Clendenon, R OBP: 0.294, SLG: 0.339 Mike Fiore, L OBP: 0.250, SLG: 0.100 (1, 3) (8, 3)	0-0 G6-4-3 1-2f			0-0 L7 1-2		4-0 1B 2B BB		4-0 BB		0-0 SH3-4 1-2	2	1	0	0	2	0	2				
Joe Torre, R OBP: 0.386, SLG: 0.534 (1, 5)		0-0 F7		0-0 F3		0-0 2B 1B FC5-2		0-0 F8		4-0 BB IBB	4	0	1	0	1	0	2				
Jerry McNertney, R OBP: 0.440, SLG: 0.524 (1, 2)		4-0 G6-4-3 BB		0-0 E 1B		0-0 FC5-2 2B		0-3 K		4-0 FC6 BB	3	1	2	2	2	1	1				
Luis Melendez, R OBP: 0.259, SLG: 0.312 Ted Simmons, S OBP: 0.310, SLG: 0.438 Bernie Carbo, L OBP: 0.385, SLG: 0.211 (1, 8) (7, 9) (10, PH) (10, 9)	0-0 G6-4-3 1-2f		0-0 E5 2-H		0-0 FC5-2 2B		0-0 F3		0-3 K		4	0	0	0	0	0	4				
Dwain Anderson, R OBP: 0.208, SLG: 0.217 Ed Crosby, L OBP: 0.287, SLG: 0.252 (1, 6) (10, PH) (10, 6)			0-3 K		0-0 6-3		0-0 6-3		0-0 SH1-4 1B		4	0	1	0	0	1	3				
Dal Maxvill, R OBP: 0.230, SLG: 0.171 (1, 4)			0-0 6-3		0-0 4-3		4-0 FC1-6 BB		0-0 SH1-4 1-2		2	0	0	0	1	0	0				
Rick Wise, R OBP: 0.216, SLG: 0.222 Joe Grzenda, R (1, 1) (10, 1)			0-0 1B		0-3 K		0-0 FC1-6		0-3 K		4	0	1	0	0	2	2				
											0	0	0	0	0	0	0				
Inning Stats	R: 0 E: 0 K: 0 S: 3	H: 1 LOB: 0 BB: 0 P: 3	R: 0 E: 0 K: 0 S: 2	H: 0 LOB: 0 BB: 1 P: 6	R: 0 E: 0 K: 1 S: 6	H: 1 LOB: 1 BB: 0 P: 6	R: 2 E: 1 K: 0 S: 5	H: 1 LOB: 1 BB: 1 P: 9	R: 0 E: 0 K: 1 S: 5	H: 0 LOB: 1 BB: 1 P: 9	R: 0 E: 0 K: 1 S: 5	H: 0 LOB: 1 BB: 1 P: 9	R: 0 E: 0 K: 1 S: 6	H: 1 LOB: 1 BB: 0 P: 6	R: 0 E: 0 K: 1 S: 5	H: 0 LOB: 3 BB: 3 P: 17	1B: 5 2B: 1 3B: 0 HR: 0	SF: 0 SAC: 2 DP: 2 HBP: 0	WP: 0 PB: 0 SB: 1 CS: 0	PA: 43	
PITCHER	IP WLS BF H R ER SO BB IBB HBP BLK WP HR S P ERA WHIP																				
Fred Norman, L ERA: 2.79 Gary Ross, R ERA: 2.13 Mike Corkins, R ERA: 2.25 Ed Acosta, R ERA: 4.01 Mark Schaeffer, L ERA: 3.12	(1, 1) (6, 1) (7, 1) (9, 1) (9, 1)	5.1 0.2 2.0 0.2 0.1	23 2 8 3 2	5 0 0 1 0	3 0 0 0 0	2 0 0 1 0	2 0 0 0 0	0 0 0 0 0	2 0 0 0 0	0 0 0 0 0	0 0 0 0 0	0 0 0 0 0	0 0 0 0 0	0 0 0 0 0	0 0 0 0 0	0 0 0 0 0	0 0 0 0 0				
PITCHER	IP WLS BF H R ER SO BB IBB HBP BLK WP HR S P ERA WHIP																				
Steve Arlin, R ERA: 3.13	(10, 1)	1.0	5	0	0	0	1	1	0	0	0	0	0	0	0	0	0				

St. Louis Cardinals @ San Diego Padres
San Diego Stadium, San Diego, CA
Sun Jun 11 1972, 6:33 AM EDT
Att: 8,494 - Unknown

AB	33
R	3
H	6
RBI	2
BB	8
SO	6
LOB	24



Batter	1	2	3	4	5	6	7	8	9	10	AB R H RBI BB SO LOB
Enzo Hernandez, R (1, 6) Cito Gaston, R (8, PH) Clay Kirby, R (8, PR) Ed Acosta, S (9, 1) Mark Schaeffer, L (9, 1) Steve Arlin, R (10, 1) OBP: 0.234, SLG: 0.224 OBP: 0.333, SLG: 0.359 OBP: 0.169, SLG: 0.125 OBP: 0.148, SLG: 0.200	X 0-0 F7 ①		X 0-0 4-3 ②			X 0-0 F8 ②		X 0-0 1B 1B ①		X 0-0 SH 1B ①	3 0 0 0 0 0 1
Derrel Thomas, S (1, 4) OBP: 0.297, SLG: 0.302	X 0-0 1B ①		X 0-0 L7 ③			X 0-0 F7 ③		X 0-0 1B ①		X 0-0 1B ①	5 0 3 2 0 0 1
Leron Lee, L (1, 7) OBP: 0.357, SLG: 0.503	S 0-3 K 1-2 ②			X 0-0 4-3 ①		S 0-3 K ①		X 0-0 F7 ③			4 0 0 0 0 2 3
Nate Colbert, R (1, 3) OBP: 0.274, SLG: 0.438	X 0-0 F9 ③			0-0 K ②		X 0-0 5-3 ②			X 0-0 HR ①		4 1 1 1 0 1 1
Larry Stahl, L (1, 9) OBP: 0.304, SLG: 0.365		X 0-0 6-3 ①		X 0-0 4-3 ③		X 0-0 1B ③			X 0-0 HR ①		4 1 2 1 0 0 0
Dave Roberts, R (1, 5) OBP: 0.182, SLG: 0.273		X 0-0 F8 ②			X 0-0 6-3 ①		X 0-0 4-3 ③		X 0-0 4-3 ①		4 0 0 0 0 0 1
Johnny Jeter, R (1, 8) OBP: 0.272, SLG: 0.363		S 0-3 K ③			X 0-0 5-3 ②			X 0-0 F8 ①	X 0-0 G3 ②		4 0 0 0 0 1 0
Fred Kendall, R (1, 2) OBP: 0.250, SLG: 0.261			X 0-0 4-3 SH1-4 1B ①		X 0-0 6-3 ③			X 0-0 1B 1B ①	S 0-3 K ③		4 1 2 0 0 1 0
Fred Norman, S (1, 1) Gary Ross, R (6, 1) Ed Spiezo, R (6, PH) Mike Corlins, R (7, 1) Curt Biefary, L (8, PH) Garry Jesteadt, R (9, 6) Jerry Morales, R (10, PR) OBP: 0.240, SLG: 0.280 OBP: 0.167, SLG: 0.261 OBP: 0.266, SLG: 0.294 OBP: 0.226, SLG: 0.287 OBP: 0.321, SLG: 0.406			X 0-0 SH1-4 ①			S 0-3 K ①		X 0-0 F8 ②		X 0-0 SH 1B ①	0 0 0 0 0 0 0

BOTTOM

St. Louis Cardinals @ San Diego Padres

San Diego Stadium, San Diego, CA

Sun Jun 11 1972, 6:33 AM EDT
Att. 8,494 - Unknown

livebaseballscorecards.com

AB	36
R	4
H	10
RBI	4
BB	0
SO	6
LOB	8



Inning Stats	R: 0 E: 0 K: 1 S: 6	H: 1 LOB: 1 BB: 0 P: 6	R: 0 E: 0 K: 1 S: 5	H: 0 LOB: 0 BB: 0 P: 5	R: 0 E: 0 K: 0 S: 4	H: 1 LOB: 1 BB: 0 P: 4	R: 0 E: 0 K: 1 S: 5	H: 0 LOB: 0 BB: 0 P: 5	R: 0 E: 0 K: 0 S: 3	H: 0 LOB: 0 BB: 0 P: 3	R: 0 E: 0 K: 1 S: 5	H: 0 LOB: 0 BB: 0 P: 5	R: 0 E: 0 K: 1 S: 6	H: 1 LOB: 1 BB: 0 P: 6	R: 1 E: 0 K: 0 S: 6	H: 3 LOB: 2 BB: 0 P: 6	R: 2 E: 0 K: 1 S: 7	H: 2 LOB: 0 BB: 0 P: 7	R: 1 E: 0 K: 0 S: 3	H: 2 LOB: 2 BB: 0 P: 3	1B: 8 2B: 0 3B: 0 HR: 2	SF: 0 SAC: 2 DP: 0 HBP: 0	WP: 0 PB: 0 SB: 1 CS: 0	PA: 38	
PITCHER												PITCHER													
Rick Wise, R (1, 1) ERA: 3.74	IP: 9.0	WLS: L	BF: 37	H: 9	R: 4	ER: 4	SO: 6	BB: 0	IBB: 0	HBP: 0	BLK: 0	WP: 0	HR: 2	S: 49	P: 49	ERA: 4.00	WHIP: 1.000								
Joe Grzenda, L (10, 1) ERA: 7.36	IP: 0.0	WLS: L	BF: 1	H: 1	R: 0	ER: 0	SO: 0	BB: 0	IBB: 0	HBP: 0	BLK: 0	WP: 0	HR: 0	S: 1	P: 1	ERA: ∞	WHIP: ∞								

Batter	1	2	3	4	5	6	7	8	9	AB R H RBI BB SO LOB	TOP									
Derrel Thomas, S OBP: 0.305, SLG: 0.311 (1, 4)	0-0 6-3		0-0 SH3 2B 1B		0-0 6-3 2B		4-0 FC6-4 BB		0-0 4-3	4 1 2 0 1 0 0	<p>San Diego Padres @ Chicago Cubs</p> <p>Wrigley Field, Chicago, IL</p> <p>Tue Jun 13 1972, 3:33 AM CDT</p> <p>Att. 14,605 - Cloudy</p>									
Jerry Morales, R OBP: 0.329, SLG: 0.411 (1, 8)	0-0 HR 1B		0-0 SH3 1-2		0-3 K		0-0 FC6-4 1B FC5-4		0-0 1B	4 2 2 0 0 1 2										
Leron Lee, L OBP: 0.364, SLG: 0.530 (1, 7)	0-0 HR 1-H		0-0 2B 2-H		0-0 6-3 2-3		0-0 FC5-4 1B		0-3 K	5 1 3 3 0 1 2										
Nate Colbert, R OBP: 0.272, SLG: 0.429 (1, 3)	0-0 5-3		0-3 K		1-0 HBP		0-0 FC5-4 1B		0-0 F8	4 0 0 1 0 1 3										
Larry Stahl, L OBP: 0.303, SLG: 0.361 (1, 9)	0-3 K		0-0 G3		0-0 G3 1-2		0-0 1B			4 0 1 0 0 1 3										
Dave Roberts, R OBP: 0.200, SLG: 0.267 (1, 5)		0-0 5-3		0-0 5-3		0-0 1B		0-3 K		4 0 1 0 0 1 2										
Pat Corrales, R OBP: 0.429, SLG: 0.200 (1, 2)		0-3 K		0-0 1-3		0-0 G6-3 1B		0-3 K		4 0 1 0 0 2 0										
Enzo Hernandez, R OBP: 0.241, SLG: 0.238 (1, 6)		0-0 1B		0-0 2B		0-0 G6-3 1-2f		0-0 F8		4 0 2 0 0 0 2										
Clay Kirby, R OBP: 0.138, SLG: 0.107 (1, 1)		0-0 1-3		0-0 5-3		0-0 4-3		0-3 K		4 0 0 0 0 1 3										
Mike Corkins, R (8, 1)										0 0 0 0 0 0 0										
Inning Stats	R: 2 E: 0 K: 1 S: 7	H: 2 LOB: 0 BB: 0 P: 7	R: 0 E: 0 K: 1 S: 6	H: 1 LOB: 1 BB: 0 P: 6	R: 1 E: 0 K: 1 S: 7	H: 2 LOB: 1 BB: 0 P: 7	R: 0 E: 0 K: 0 S: 4	H: 1 LOB: 1 BB: 0 P: 4	R: 0 E: 0 K: 1 S: 6	H: 2 LOB: 2 BB: 0 P: 7	R: 1 E: 0 K: 1 S: 7	H: 2 LOB: 2 BB: 1 P: 11	R: 0 E: 0 K: 2 S: 7	H: 0 LOB: 0 BB: 0 P: 7	R: 0 E: 0 K: 1 S: 6	H: 1 LOB: 1 BB: 0 P: 6	1B: 8 2B: 3 3B: 0 HR: 1	SF: 0 SAC: 1 DP: 1 HBP: 1	WP: 0 PB: 0 SB: 1 CS: 0	PA: 40
PITCHER	IP WLS BF H R ER SO BB IBB HBP BLK WP HR S P ERA WHIP																			
Milt Pappas, R ERA: 2.79 (1, 1)	6.0 L 27 9 3 3 4 0 0 1 0 0 0 1 34 35 4.50 1.500																			
Juan Pizarro, L ERA: 2.79 (7, 1)	0.2 5 2 1 1 0 1 0 0 0 0 0 0 4 8 13.50 4.500																			
Jack Aker, R ERA: 1.5 (7, 1)	0.1 1 0 0 0 0 1 0 0 0 0 0 0 3 3 0.00 0.000																			
Dan McGinn, L ERA: 2.78 (8, 1)	2.0 7 1 0 0 0 3 0 0 0 0 0 0 13 13 0.00 0.500																			

livebaseballscorecards.com

AB	37
R	4
H	12
RBI	4
BB	1
SO	8
LOB	17



BOTTOM

San Diego Padres @ Chicago Cubs
Wrigley Field, Chicago, IL
Tue Jun 13 1972, 3:33 AM CDT
Att. 14,605 - Cloudy

livebaseballscorecards.com

AB	35
R	3
H	10
RBI	3
BB	5
SO	7
LOB	24



WP:	1	PA:	40
PB:	0		
SB:	0		
CS:	0		

AB R H RBI BB SO LOB

3	0	1	0	2	0	1
5	1	2	0	0	0	4
4	1	2	3	1	1	2
5	0	0	0	0	2	5
3	0	1	0	1	1	1
3	0	1	0	1	0	0
4	0	1	0	0	1	4
4	0	0	0	0	0	5
2	0	0	0	0	2	2
0	0	0	0	0	0	0
0	0	0	0	0	0	0
1	0	1	0	0	0	0
0	0	0	0	0	0	0
1	0	1	0	0	0	0
0	1	0	0	0	0	0

Batter	1	2	3	4	5	6	7	8	9
Don Kessinger, S (1, 6) OBP: 0.355, SLG: 0.294	4-0 BB 6-3		X 0-0 FC6-4 1B		X 0-0 6-3		X 0-0 G6-3 1-2f		B 4-0 BB G6-4-3 1-2 BB
Glenn Beckert, R (1, 4) OBP: 0.286, SLG: 0.313	X 0-0 6-3		X 0-0 FC6-4 2B		X 0-0 2B		X 0-0 1B		X 0-0 G6-4-3 1-2f 2-3
Billy Williams, L (1, 7) OBP: 0.335, SLG: 0.462	X 0-0 L9		X 0-0 1-H 2B		B 4-0 BB BB		B 0-3 SS K		X 0-0 3-H HR
Carmen Fanzone, R (1, 3) OBP: 0.352, SLG: 0.417	S 0-3 SS K		S 0-3 SS K		X 0-0 F3		X 0-0 F4		X 0-0 F9
Rick Monday, L (1, 8) OBP: 0.422, SLG: 0.483		B 4-0 BB BB	S 0-3 SS K		X 0-0 5-3		X 0-0 2B 1B		
Jose Cardenal, R (1, 9) OBP: 0.339, SLG: 0.474		B 4-0 BB BB		X 0-0 F2		X 0-0 F9		X 0-0 1-3 2B	
Ron Santo, R (1, 5) OBP: 0.347, SLG: 0.505		X 0-0 F8		X 0-0 6-3		X 0-0 FC6-4 1B		B 0-3 SS K	
Randy Hundley, R (1, 2) OBP: 0.260, SLG: 0.271		X 0-0 F8		X 0-0 F7		X 0-0 FC6-4 1-2f		X 0-0 5-3	
Milt Pappas, R (1, 1) OBP: 0.318, SLG: 0.286		S 0-3 SS K		S 0-3 SS K			X 0-0 G6-3 1B		X 0-0 G6-4-3 HR WP 1B

Inning Stats	R: 0	H: 0	E: 0	K: 1	S: 5	R: 0	H: 0	E: 0	K: 1	S: 5	R: 0	H: 2	E: 0	K: 2	S: 9	R: 0	H: 0	E: 0	K: 0	S: 3	R: 0	H: 1	E: 0	K: 1	S: 6	R: 0	H: 1	E: 0	K: 1	S: 4	R: 0	H: 2	E: 0	K: 1	S: 6	R: 0	H: 2	E: 0	K: 1	S: 7	R: 2	H: 2	E: 0	K: 0	S: 4	1B: 6	SF: 0	2B: 3	SAC: 0	3B: 0	DP: 2	HR: 1	HBP: 0	WP: 1	PA: 40																				

PITCHER	IP	WLS	BF	H	R	ER	SO	BB	IBB	HBP	BLK	WP	HR	S	P	ERA	WHIP
Clay Kirby, R (1, 1) ERA: 2.77	7.1	W	32	7	1	1	6	4	0	0	0	0	0	40	56	1.23	1.500
Mike Corkins, R (8, 1) ERA: 2.81	1.2	S	8	3	2	2	1	1	0	0	0	1	1	9	13	10.80	2.400

Batter	1	2	3	4	5	6	7	8	9	AB R H RBI BB SO LOB	TOP
Derrel Thomas, S OBP: 0.307, SLG: 0.314 (1, 4) X	0-0 F4		0-0 G4-6-3		0-0 1B		0-0 FC5-4	0-0 FC6-4		5 1 2 1 0 0 2	
Jerry Morales, R OBP: 0.322, SLG: 0.397 (1, 8) S S S	0-3 K		0-0 6-3		0-3 K		0-0 FC5-4	0-0 FC5-4		5 0 1 0 0 2 2	
Leron Lee, L OBP: 0.370, SLG: 0.542 (1, 7) X	0-0 2B			0-0 6-3 1B 2B		0-0 G3	0-0 FC5-4	0-0 F7		4 1 2 0 1 0 1	
Curt Blefary, L OBP: 0.293, SLG: 0.297 (1, 3) S S S	0-3 K			0-0 F5		0-0 BB 1B HR	0-0 FC5-4		4-0 1B BB	3 1 1 0 0 1 2 1 0 0 1 1 0 2	
Fred Kendall, R OBP: 0.255, SLG: 0.258 (7, PH) (7, 3)							0-0 FC4-6				
Larry Stahl, L OBP: 0.306, SLG: 0.389 (1, 9) X		0-0 HR		0-0 6-3		0-0 1-2 HR 1B	0-0 F5		0-3 K	5 2 2 1 0 1 4	
Dave Roberts, R OBP: 0.250, SLG: 0.300 (1, 5) X		0-0 F2		0-0 FC6-4		0-3 K	0-0 FC4-6		0-0 1-2 1B	5 0 2 1 0 1 4	
Pat Corrales, R OBP: 0.455, SLG: 0.250 (1, 2) X		0-0 5-3		0-0 FC6-4		4-0 HR BB		0-0 1B 1B	0-3 K	3 2 1 0 1 0 1 1 0 0 0 0 1 2	
Nate Colbert, R OBP: 0.271, SLG: 0.426 (9, PH)											
Enzo Hernandez, R OBP: 0.238, SLG: 0.235 (1, 6) X		0-0 4-3					0-0 F6	0-0 1B FC6-4	0-0 F9	2 0 0 0 0 0 0 1 1 1 4 0 0 0 2 1 1 0 0 0 2	
Cito Gaston, R OBP: 0.349, SLG: 0.450 (6, PH)											
Fred Stanley, R OBP: 0.313, SLG: 0.286 (6, 6) X											
Steve Arlin, R OBP: 0.148, SLG: 0.200 (1, 1) X			0-0 G4-6-3 1B			0-3 K	0-3 K		0-0 FC6-4	0 0 0 0 0 0 0 1 0 1 0 0 0 0 1 0 0 0 0 0 1 0 1 0 0 0 0 0 1 0 0 0 0 0 0 0 0 0 0 0 0 0 0 0 0 0 1 0 1 1 0 0 0 0 0 0 0 0 0 0 0 0	
Gary Ross, R OBP: 0.250, SLG: 0.250 (2, 1) S S S											
Ed Spiezio, R OBP: 0.160, SLG: 0.250 (5, PH)											
Ed Acosta, S OBP: 0.160, SLG: 0.250 (5, 1) X											
Mike Caldwell, R OBP: 0.160, SLG: 0.250 (6, 1)											
Mike Corkins, R OBP: 0.160, SLG: 0.250 (6, 1)											
Garry Jesteadt, R OBP: 0.287, SLG: 0.295 (8, PH)											
Mark Schaeffer, L OBP: 0.287, SLG: 0.295 (8, 1)											
Inning Stats	R: 0 H: 1 E: 0 LOB: 1 K: 2 BB: 0 S: 8 P: 8	R: 1 H: 1 E: 0 LOB: 0 K: 0 BB: 0 S: 4 P: 4	R: 0 H: 1 E: 0 LOB: 0 K: 0 BB: 0 S: 3 P: 3	R: 1 H: 2 E: 0 LOB: 1 K: 0 BB: 0 S: 5 P: 5	R: 0 H: 1 E: 0 LOB: 1 K: 2 BB: 0 S: 8 P: 8	R: 4 H: 3 E: 0 LOB: 0 K: 2 BB: 1 S: 10 P: 14	R: 1 H: 2 E: 0 LOB: 2 K: 0 BB: 1 S: 5 P: 9	R: 2 H: 3 E: 0 LOB: 1 K: 0 BB: 0 S: 6 P: 6	R: 0 H: 1 E: 0 LOB: 2 K: 2 BB: 1 S: 8 P: 12	1B: 11 SF: 0 2B: 2 SAC: 0 3B: 0 DP: 1 HR: 2 HBP: 0	WP: 0 PA: 44 PB: 0 SB: 0 CS: 0
PITCHER	IP WLS BF H R ER SO BB IBB HBP BLK WP HR S P ERA WHIP										
Fergie Jenkins, R ERA: 2.86 (1, 1)	6.0 W 29 11 7 7 6 1 0 0 0 0 0 2 40 44 10.50 2.000										
Dan McGinn, L ERA: 3.42 (7, 1)	1.0 7 3 2 2 0 1 0 0 0 0 0 0 6 10 18.00 4.000										
Tom Phoebus, R ERA: 3.0 (8, 1)	2.0 S 8 1 0 0 2 1 0 0 0 0 0 0 11 15 0.00 1.000										

San Diego Padres @ Chicago Cubs
 Wrigley Field, Chicago, IL
 Wed Jun 14 1972, 3:33 AM CDT
 Att. 12,171 - Sunny - 85 F

AB	41
R	9
H	15
RBI	9
BB	3
SO	8
LOB	22



WP: 0	PA: 44
PB: 0	
SB: 0	
CS: 0	

	AB	R	H	RBI	BB	SO	LOB
	41	9	15	9	3	8	22

Batter	1	2	3	4	5	6	7	8	9	AB	R	H	RBI	BB	SO	LOB
Don Kessinger, S OBP: 0.361, SLG: 0.305 (1, 6)	4-0 HR BB	0-0 1B 2B 1-H 2-H	0-0 1-3			0-0 1B 2B 1B	0-0 6-3			4	3	2	1	1	0	2
Glenn Beckert, R OBP: 0.289, SLG: 0.315 (1, 4)	0-0 F8	0-0 1B 1B 2-H			0-3 K	0-3 K	0-0 1B			5	0	2	1	0	2	2
Billy Williams, L OBP: 0.341, SLG: 0.480 (1, 7)	0-0 HR	0-0 FC5-4 1B 1-3			0-0 L7	0-0 2B 1B 1-3	0-0 F6			5	2	3	2	0	0	1
Jim Hickman, R OBP: 0.364, SLG: 0.448 Bill North, S OBP: 0.185, SLG: 0.154 (1, 3) (7, 9)	0-0 F9	0-0 FC5-4 1-2f			0-3 K	0-0 1B 2B 1-3				4	1	1	1	0	1	2
Jose Cardenal, R OBP: 0.346, SLG: 0.497 Gene Hiser, L OBP: 0.408, SLG: 0.316 Carmen Fanzone, R OBP: 0.354, SLG: 0.413 (1, 9) (4, 9) (6, PH) (7, 3)	0-0 HR		0-0 BB 1B 1B		0-0 1-3	0-0 1B HR IBB	0-0 F8			2	2	2	1	0	0	0
Rick Monday, L OBP: 0.422, SLG: 0.480 (1, 8)	0-0 4-3		0-0 F8		0-0 1B	0-0 HR 1B 1-2 2-H 3-H	0-0 4-3			5	1	2	2	0	0	1
Ron Santo, R OBP: 0.359, SLG: 0.536 (1, 5)		0-0 1B 2B 1B BB	4-0 1B BB 1-2		0-0 F8	0-0 HR 1B 1-H 2-H				3	2	2	3	1	0	1
Randy Hundley, R OBP: 0.260, SLG: 0.270 (1, 2)		0-0 F7	0-0 1B 1-2 2-H		0-0 5-3	0-0 6-3				4	0	1	1	0	0	2
Fergie Jenkins, R OBP: 0.255, SLG: 0.244 Dan McGinn, L OBP: 0.500, SLG: 1.000 Tom Phoebus, R (1, 1) (7, 1) (8, 1)		0-0 2B 1B 1-2	0-0 F9			0-0 6-3	0-0 L8			3	0	1	0	0	0	2

Inning Stats	R: 3	H: 2	E: 0	K: 0	S: 5	LOB: 0	BB: 1	P: 9	R: 2	H: 5	E: 0	K: 0	S: 7	LOB: 2	BB: 0	P: 7	R: 1	H: 2	E: 0	K: 0	S: 5	LOB: 2	BB: 1	P: 9	R: 0	H: 0	E: 0	K: 2	S: 7	LOB: 0	BB: 0	P: 7	R: 0	H: 1	E: 0	K: 0	S: 4	LOB: 1	BB: 0	P: 4	R: 6	H: 5	E: 0	K: 1	S: 10	LOB: 0	BB: 1	P: 14	R: 0	H: 1	E: 0	K: 0	S: 4	LOB: 1	BB: 0	P: 4	R: 0	H: 0	E: 0	K: 1	S: 5	LOB: 0	BB: 0	P: 5
--------------	------	------	------	------	------	--------	-------	------	------	------	------	------	------	--------	-------	------	------	------	------	------	------	--------	-------	------	------	------	------	------	------	--------	-------	------	------	------	------	------	------	--------	-------	------	------	------	------	------	-------	--------	-------	-------	------	------	------	------	------	--------	-------	------	------	------	------	------	------	--------	-------	------


PITCHER	IP	WLS	BF	H	R	ER	SO	BB	IBB	HBP	BLK	WP	HR	S	P	ERA	WHIP
Steve Arlin, R ERA: 3.58 (1, 1)	1.2		11	6	5	5	0	1	0	0	0	0	2	10	14	27.00	4.200
Gary Ross, R ERA: 2.28 (2, 1)	2.1		11	3	1	1	2	1	0	0	0	0	0	14	18	3.86	1.714
Ed Acosta, R ERA: 4.08 (5, 1)	1.2	L	7	2	1	1	1	0	0	0	0	0	0	9	9	5.40	1.200
Mike Caldwell, L ERA: 3.86 (6, 1)	0.0		4	3	2	2	0	0	1	0	0	0	0	3	7	∞	∞
Mike Corkins, R ERA: 3.0 (6, 1)	1.1		6	2	3	3	0	0	0	0	0	0	1	6	6	20.25	1.500

BOTTOM

San Diego Padres @ Chicago Cubs
 Wrigley Field, Chicago, IL
 Wed Jun 14 1972, 3:33 AM CDT
 Att: 12,171 - Sunny - 85 F

livebaseballscorecards.com

AB	39
R	12
H	16
RBI	12
BB	3
SO	4
LOB	13



WP: 0	PA: 42
PB: 0	CS: 0
SB: 0	
CS: 0	

Batter	1	2	3	4	5	6	7	8	9	AB R H RBI BB SO LOB	TOP																				
Derrel Thomas, S (1, 4) OBP: 0.306, SLG: 0.309	0-0 1-3		0-0 1-3			4-0 BB G3 2B		0-0 6-3		3 1 0 0 1 0 0	<p>San Diego Padres @ Chicago Cubs Wrigley Field, Chicago, IL Thu Jun 15 1972, 3:33 AM CDT Att. 13,746 - Sunny - 80 F</p>																				
Jerry Morales, R (1, 8) OBP: 0.341, SLG: 0.420	0-0 F8			0-0 FC6 1B		0-0 G3 1-3 2B		4-0 BB		3 0 2 0 1 0 0																					
Leron Lee, L (1, 7) OBP: 0.362, SLG: 0.529	0-0 F2			0-0 F6		0-0 G3		0-3 K		4 0 0 1 0 1 3																					
Nate Colbert, R (1, 3) OBP: 0.266, SLG: 0.418		0-0 F8		0-3 K		0-0 F4		0-3 K		4 0 0 0 0 2 2																					
Larry Stahl, L (1, 9) OBP: 0.305, SLG: 0.385		0-3 K		0-0 FC6 1-2f		0-0 L8		0-0 G5-4-3 1B		4 0 1 0 0 1 1																					
Dave Roberts, R (1, 5) OBP: 0.250, SLG: 0.333		0-0 2B			0-3 K		0-0 6-3	0-0 G5-4-3 1-2f		4 0 1 0 0 1 1																					
Pat Corrales, R (1, 2) OBP: 0.385, SLG: 0.200		0-0 6-3			0-0 5-3		0-0 1B			2 0 0 0 0 0 1																					
Fred Kendall, R (6, 2) OBP: 0.263, SLG: 0.266										1 0 1 0 0 0 0																					
Enzo Hernandez, R (1, 6) OBP: 0.235, SLG: 0.232			0-0 6-3		0-0 L4		0-3 K			2 0 0 0 0 0 0																					
Cito Gaston, R (7, PH) OBP: 0.341, SLG: 0.439										1 0 0 0 0 1 1																					
Fred Stanley, R (7, 6) OBP: 0.313, SLG: 0.286										0 0 0 0 0 0 0																					
Bill Greif, R (1, 1) OBP: 0.250, SLG: 0.250			0-0 6-3			0-3 K		0-0 5-3		1 0 0 0 0 0 0																					
Gary Ross, R (4, 1) OBP: 0.271, SLG: 0.360										0 0 0 0 0 0 0																					
Johnny Jeter, R (6, PH) OBP: 0.271, SLG: 0.360										1 0 0 0 0 1 0																					
Ed Acosta, S (6, 1) OBP: 0.154, SLG: 0.240										0 0 0 0 0 0 0																					
Ed Spiezio, R (8, PH) OBP: 0.154, SLG: 0.240										1 0 0 0 0 0 0																					
Mark Schaeffer, L (8, 1) OBP: 0.154, SLG: 0.240										0 0 0 0 0 0 0																					
Inning Stats	R: 0 E: 0 K: 0 S: 3	H: 0 LOB: 0 BB: 0 P: 3	R: 0 E: 0 K: 1 S: 6	H: 1 LOB: 1 BB: 0 P: 6	R: 0 E: 0 K: 0 S: 3	H: 0 LOB: 0 BB: 0 P: 3	R: 0 E: 0 K: 1 S: 6	H: 1 LOB: 1 BB: 0 P: 6	R: 0 E: 0 K: 1 S: 5	H: 0 LOB: 0 BB: 0 P: 5	R: 1 E: 0 K: 1 S: 6	H: 1 LOB: 1 BB: 1 P: 10	R: 0 E: 0 K: 1 S: 6	H: 1 LOB: 1 BB: 0 P: 6	R: 0 E: 0 K: 1 S: 5	H: 0 LOB: 1 BB: 1 P: 9	R: 0 E: 0 K: 1 S: 5	H: 1 LOB: 0 BB: 0 P: 5	1B: 3 2B: 2 3B: 0 HR: 0	SF: 0 SAC: 0 DP: 1 HBP: 0	WP: 0 PB: 0 SB: 0 CS: 0	PA: 33									
PITCHER Bill Hands, R (1, 1) ERA: 2.34	IP 9.0	WLS W	BF 33	H 5	R 1	ER 1	SO 7	BB 2	IBB 0	HBP 0	BLK 0	WP 0	HR 0	S 45	P 53	ERA 1.00	WHIP 0.778														
											PITCHER	IP	WLS	BF	H	R	ER	SO	BB	IBB	HBP	BLK	WP	HR	S	P	ERA	WHIP			

livebaseballscorecards.com

AB	31
R	1
H	5
RBI	1
BB	2
SO	7
LOB	9



Batter	1	2	3	4	5	6	7	8	9
Don Kessinger, S OBP: 0.353, SLG: 0.296 (1, 6)	0-3 K		0-0 F7	0-0 F7		0-0 E1		0-0 F6	
Glenn Beckert, R OBP: 0.287, SLG: 0.308 (1, 4)	0-3 K			4-0 HR BB	0-0 6-3	0-0 L7		0-3 K	
Billy Williams, L OBP: 0.342, SLG: 0.507 (1, 7)	0-3 K			0-0 1-H HR	0-0 HR	0-3 K		0-0 1-6-3	
Jim Hickman, R OBP: 0.368, SLG: 0.445 (1, 3)		0-0 5-3		4-0 2B BB	0-0 3B 1B		0-0 F8		
Jose Cardenal, R OBP: 0.354, SLG: 0.525 Bill North, S OBP: 0.185, SLG: 0.154 (7, PR) (8, 9)		0-0 6-3		0-0 1B 2B	0-0 1-H S 3B		0-0 4-3 2B		
Rick Monday, L OBP: 0.418, SLG: 0.470 (1, 8)		0-3 K		4-0 1B BB	0-0 4-3		0-0 4-3		
Ron Santo, R OBP: 0.379, SLG: 0.553 (1, 5)			0-0 SH2-4 1B	4-0 1B BB	1-0 S HBP		0-0 3-H 2B		
Randy Hundley, R OBP: 0.260, SLG: 0.270 (1, 2)			0-3 K	0-0 1B	0-0 L7		0-0 F4		
Bill Hands, R (1, 1)			0-0 SH2-4	0-0 G6-4-3		0-0 5-3		4-0 WP BB	


Inning Stats	R: 0 E: 0 K: 3 S: 9	H: 0 LOB: 0 BB: 0 P: 9	R: 0 E: 0 K: 1 S: 5	H: 0 LOB: 0 BB: 0 P: 5	R: 0 E: 0 K: 1 S: 6	H: 1 LOB: 1 BB: 0 P: 6	R: 6 E: 0 K: 0 S: 5	H: 3 LOB: 0 BB: 4 P: 21	R: 3 E: 0 K: 0 S: 6	H: 3 LOB: 1 BB: 0 P: 7	R: 0 E: 1 K: 1 S: 6	H: 0 LOB: 1 BB: 0 P: 6	R: 1 E: 0 K: 0 S: 5	H: 2 LOB: 1 BB: 0 P: 5	R: 0 E: 0 K: 1 S: 5	H: 0 LOB: 1 BB: 1 P: 9
1B: 3 2B: 3 3B: 1 HR: 2	SF: 0 SAC: 1 DP: 1 HBP: 1	WP: 1 PB: 0 SB: 2 CS: 0														

PITCHER	IP	WLS	BF	H	R	ER	SO	BB	IBB	HBP	BLK	WP	HR	S	P	ERA	WHIP
Bill Greif, R ERA: 4.77 (1, 1)	3.0	L	16	3	6	6	5	4	0	0	0	0	1	22	38	18.00	2.333
Gary Ross, R ERA: 3.03 (4, 1)	2.0		10	4	3	3	0	0	0	1	0	0	1	9	10	13.50	2.000
Ed Acosta, R ERA: 4.1 (6, 1)	2.0		9	2	1	1	1	0	0	0	0	0	0	11	11	4.50	1.000
Mark Schaeffer, L ERA: 2.79 (8, 1)	1.0		4	0	0	0	1	1	0	0	0	1	0	5	9	0.00	1.000

BOTTOM

San Diego Padres @ Chicago Cubs
Wrigley Field, Chicago, IL
 Thu Jun 15 1972, 3:33 AM CDT
 Att. 13,746 - Sunny - 80 F

AB	32
R	10
H	9
RBI	8
BB	5
SO	7
LOB	12



WP: 1 PA: 39
 PB: 0
 SB: 2
 CS: 0

PITCHER	IP	WLS	BF	H	R	ER	SO	BB	IBB	HBP	BLK	WP	HR	S	P	ERA	WHIP
Bill Greif, R ERA: 4.77 (1, 1)	3.0	L	16	3	6	6	5	4	0	0	0	0	1	22	38	18.00	2.333
Gary Ross, R ERA: 3.03 (4, 1)	2.0		10	4	3	3	0	0	0	1	0	0	1	9	10	13.50	2.000
Ed Acosta, R ERA: 4.1 (6, 1)	2.0		9	2	1	1	1	0	0	0	0	0	0	11	11	4.50	1.000
Mark Schaeffer, L ERA: 2.79 (8, 1)	1.0		4	0	0	0	1	1	0	0	0	1	0	5	9	0.00	1.000

Batter	1	2	3	4	5	6	7	8	9	AB R H RBI BB SO LOB	TOP											
Derrel Thomas, S (1, 4) OBP: 0.305, SLG: 0.308	0-0 G3		0-3 K			0-3 K			0-0 G3 1-6-3 2B 1B	4 1 1 0 0 2 0												
Fred Stanley, R (1, 6) OBP: 0.350, SLG: 0.333	0-0 G4-6-3 1B		0-0 S 1B			0-0 6-3			0-0 1-6-3 1-2	4 0 2 0 0 0 1												
Leron Lee, L (1, 7) OBP: 0.354, SLG: 0.517	0-0 G4-6-3 1-2f		0-3 K 1-2			0-3 K			0-0 G3 2-3	4 0 0 0 0 2 3												
Nate Colbert, R (1, 3) OBP: 0.270, SLG: 0.422		4-0 1B BB		0-0 L8		0-0 6-3			0-0 2B 3-H	3 0 1 1 1 0 0												
Larry Stahl, L (1, 9) OBP: 0.295, SLG: 0.372		0-0 F6		0-0 F7		0-3 K			0-0 4-3	4 0 0 0 0 1 2												
Jerry Morales, R (1, 8) OBP: 0.340, SLG: 0.417		0-0 1-2 1B		0-0 F6		0-3 K				3 0 1 0 0 1 0												
Dave Roberts, R (1, 5) OBP: 0.222, SLG: 0.296		0-0 L8		0-0 5-3		0-0 1-3				3 0 0 0 0 0 2												
Pat Corrales, R (1, 2) OBP: 0.313, SLG: 0.154		0-3 K		0-0 F9		0-3 K				3 0 0 0 0 2 2												
Fred Norman, S (1, 1) OBP: 0.222, SLG: 0.259			0-0 F8		0-0 F4			0-3 K		2 0 0 0 0 0 0												
Cito Gaston, R (8, PH) OBP: 0.333, SLG: 0.429										1 0 0 0 0 1 0												
Mike Corkins, R (8, 1)										0 0 0 0 0 0 0												
Inning Stats	R: 0 E: 0 K: 0 S: 3	H: 1 LOB: 0 BB: 0 P: 3	R: 0 E: 0 K: 1 S: 6	H: 1 LOB: 2 BB: 1 P: 10	R: 0 E: 0 K: 2 S: 8	H: 1 LOB: 1 BB: 0 P: 8	R: 0 E: 0 K: 0 S: 3	H: 0 LOB: 0 BB: 0 P: 3	R: 0 E: 0 K: 2 S: 7	H: 0 LOB: 0 BB: 0 P: 7	R: 0 E: 0 K: 2 S: 7	H: 0 LOB: 0 BB: 0 P: 7	R: 0 E: 0 K: 2 S: 7	H: 0 LOB: 0 BB: 0 P: 7	R: 1 E: 0 K: 0 S: 5	H: 2 LOB: 1 BB: 0 P: 5	1B: 4 2B: 1 3B: 0 HR: 0	SF: 0 SAC: 0 DP: 1 HBP: 0	WP: 0 PB: 0 SB: 1 CS: 0	PA: 32		
PITCHER Steve Blass, R (1, 1) ERA: 2.7	IP 9.0	WLS W	BF 32	H 5	R 1	ER 1	SO 9	BB 1	IBB 0	HBP 0	BLK 0	WP 0	HR 0	S 49	P 53	ERA 1.00	WHIP 0.667					
PITCHER	IP	WLS	BF	H	R	ER	SO	BB	IBB	HBP	BLK	WP	HR	S	P	ERA	WHIP					

San Diego Padres @ Pittsburgh Pirates
 Three Rivers Stadium, Pittsburgh, PA
 Fri Jun 16 1972, 7:05 PM EDT
 Att: 17,020 - Unknown

AB	31
R	1
H	5
RBI	1
BB	1
SO	9
LOB	10



Batter	1	2	3	4	5	6	7	8	9
Dave Cash, R OBP: 0.320, SLG: 0.393 (1, 4)	0-3 K	0-0 F4		4-0 3-1 BB		0-0 F7		0-3 K	
Al Oliver, L OBP: 0.361, SLG: 0.429 (1, 8)	4-0 1B FC BB		0-0 FC6-4 1B	0-0 3-1		0-0 4-3			
Roberto Clemente, R OBP: 0.371, SLG: 0.476 (1, 9)	0-0 FC 1B		0-0 FC6-4 BB 1B	4-0 IBB		0-3 K			
Willie Stargell, L OBP: 0.388, SLG: 0.634 (1, 7)	0-0 FC		4-0 BLK 1B BB	0-3 K		0-0 4-3			
Manny Sanguillen, R OBP: 0.364, SLG: 0.452 (1, 2)	0-0 F7		0-0 BLK 1B		0-0 L8		0-0 1B		
Bob Robertson, R OBP: 0.261, SLG: 0.217 (1, 3)	0-0 F6		0-0 F4		0-0 5-3		0-0 F2		
Jose Pagan, R OBP: 0.342, SLG: 0.515 (1, 5)		0-0 1B	0-0 F6		0-0 2B		0-0 F9		
Jackie Hernandez, R OBP: 0.242, SLG: 0.278 (8, 5)									
Gene Alley, R OBP: 0.384, SLG: 0.313 (1, 6)		0-3 K		0-0 F8	4-0 IBB		0-0 6-3		
Steve Blass, R OBP: 0.229, SLG: 0.235 (1, 1)		0-3 K		0-0 3-1 BB 1B	0-0 5-3		0-0 L8		

AB	R	H	RBI	BB	SO	LOB
4	0	0	0	1	2	1
3	1	1	0	1	0	2
3	1	1	0	1	1	1
3	0	0	1	1	1	4
4	0	2	1	0	0	2
4	0	0	0	0	0	5
4	0	2	0	0	0	3
0	0	0	0	0	0	0
3	0	0	0	1	1	1
4	0	1	0	0	1	3

BOTTOM

San Diego Padres @ Pittsburgh Pirates
Three Rivers Stadium, Pittsburgh, PA

Fri Jun 16 1972, 7:05 PM EDT
Att. 17,020 - Unknown

livebaseballscorecards.com

AB	32
R	2
H	7
RBI	2
BB	5
SO	6
LOB	22



Inning Stats	R: 1	H: 1	E: 0	K: 1	S: 7	LOB: 2	BB: 1	P: 11
Gene Alley, R OBP: 0.384, SLG: 0.313 (1, 6)	R: 0	H: 1	E: 0	K: 2	S: 8	LOB: 1	BB: 0	P: 8
Steve Blass, R OBP: 0.229, SLG: 0.235 (1, 1)	R: 1	H: 2	E: 0	K: 0	S: 5	LOB: 2	BB: 1	P: 9
Dave Cash, R OBP: 0.320, SLG: 0.393 (1, 4)	R: 0	H: 1	E: 0	K: 1	S: 6	LOB: 3	BB: 2	P: 14
Bob Robertson, R OBP: 0.261, SLG: 0.217 (1, 3)	R: 0	H: 1	E: 0	K: 0	S: 4	LOB: 2	BB: 1	P: 8
Al Oliver, L OBP: 0.361, SLG: 0.429 (1, 8)	R: 0	H: 0	E: 0	K: 1	S: 5	LOB: 0	BB: 0	P: 5
Roberto Clemente, R OBP: 0.371, SLG: 0.476 (1, 9)	R: 0	H: 1	E: 0	K: 0	S: 4	LOB: 1	BB: 0	P: 4
Willie Stargell, L OBP: 0.388, SLG: 0.634 (1, 7)	R: 0	H: 0	E: 0	K: 1	S: 5	LOB: 0	BB: 0	P: 5
Manny Sanguillen, R OBP: 0.364, SLG: 0.452 (1, 2)	R: 0	H: 0	E: 0	K: 1	S: 5	LOB: 0	BB: 0	P: 5
Jose Pagan, R OBP: 0.342, SLG: 0.515 (1, 5)	R: 0	H: 0	E: 0	K: 1	S: 5	LOB: 0	BB: 0	P: 5
Jackie Hernandez, R OBP: 0.242, SLG: 0.278 (8, 5)	R: 0	H: 0	E: 0	K: 1	S: 5	LOB: 0	BB: 0	P: 5

WP	HR	S	P	ERA	WHIP
WP: 0	HR: 0	S: 0	P: 37	ERA: 2.77	WHIP: 1.429
PB: 0	SAC: 0	DP: 0	CS: 0	ERA: 2.89	WHIP: 0.000

Batter	1	2	3	4	5	6	7	8	9	AB R H RBI BB SO LOB	TOP
Derrel Thomas, S OBP: 0.306, SLG: 0.313 Enzo Hernandez, R OBP: 0.238, SLG: 0.236	0-0 G3 SF9 2B	0-0 L8		0-0 G3			0-0 CS 1B		0-0 4-3	3 1 1 0 0 0 1 2 0 1 0 0 0 0	
Fred Stanley, R OBP: 0.375, SLG: 0.333	0-0 G3 2-3		0-0 BB 2B 1B		0-3 K		1-0 HBP			3 1 1 0 0 1 1	
Leron Lee, L OBP: 0.358, SLG: 0.514	0-0 1B 1B		4-0 1-2 2B BB		0-0 L9		0-0 F8			3 1 1 0 1 0 1	
Nate Colbert, R OBP: 0.274, SLG: 0.444	0-0 SF9 3-H		0-0 F8 1-H 2-H 2B		0-0 HR			0-0 5-3		3 1 2 4 0 0 0	
Jerry Morales, R OBP: 0.337, SLG: 0.409	0-0 1-2 1B		0-0 F8 2-3		0-0 5-3			0-0 F4		4 0 1 0 0 0 1	
Dave Roberts, R OBP: 0.226, SLG: 0.323	0-3 K		0-3 K			0-3 K		0-0 2B		4 0 1 0 0 3 3	
Johnny Jeter, R OBP: 0.264, SLG: 0.352		0-0 6-3	0-0 4-3			0-0 L3		0-0 F8		4 0 0 0 0 0 2	
Pat Corrales, R OBP: 0.300, SLG: 0.176		0-0 1B		0-0 4-3		0-0 F8			0-0 4-3	4 0 1 0 0 0 0	
Clay Kirby, R OBP: 0.121, SLG: 0.094		0-3 K		0-0 1-6-3			0-3 K		0-0 6-3	4 0 0 0 0 2 1	


Inning Stats	R: 1 E: 0 K: 1 S: 8	H: 3 LOB: 2 BB: 0 P: 8	R: 0 E: 0 K: 1 S: 6	H: 1 LOB: 1 BB: 0 P: 6	R: 2 E: 0 K: 1 S: 7	H: 2 LOB: 1 BB: 1 P: 11	R: 0 E: 0 K: 0 S: 3	H: 0 LOB: 0 BB: 0 P: 3	R: 1 E: 0 K: 1 S: 6	H: 1 LOB: 0 BB: 0 P: 6	R: 0 E: 0 K: 1 S: 5	H: 0 LOB: 0 BB: 0 P: 5	R: 0 E: 0 K: 1 S: 5	H: 1 LOB: 1 BB: 0 P: 6	R: 0 E: 0 K: 0 S: 4	H: 1 LOB: 1 BB: 0 P: 4	R: 0 E: 0 K: 0 S: 3	H: 0 LOB: 0 BB: 0 P: 3	1B: 5 2B: 3 3B: 0 HR: 1	SF: 1 SAC: 0 DP: 0 HBP: 1	WP: 0 PB: 0 SB: 0 CS: 1	PA: 37
--------------	------------------------------	---------------------------------	------------------------------	---------------------------------	------------------------------	----------------------------------	------------------------------	---------------------------------	------------------------------	---------------------------------	------------------------------	---------------------------------	------------------------------	---------------------------------	------------------------------	---------------------------------	------------------------------	---------------------------------	----------------------------------	------------------------------------	----------------------------------	--------

PITCHER	IP	WLS	BF	H	R	ER	SO	BB	IBB	HBP	BLK	WP	HR	S	P	ERA	WHIP
Luke Walker, L ERA: 3.53	(1, 1)	3.0	L	16	6	3	3	1	0	0	0	0	0	21	25	9.00	2.333
Bob Johnson, R ERA: 4.08	(4, 1)	4.0		14	2	1	3	0	0	1	0	0	1	19	20	2.25	0.500
Bob Miller, R ERA: 1.35	(8, 1)	2.0		7	1	0	0	0	0	0	0	0	0	7	7	0.00	0.500

San Diego Padres @ Pittsburgh Pirates
Three Rivers Stadium, Pittsburgh, PA

Sat Jun 17 1972, 7:05 PM EDT
Att: 20,718 - Unknown

AB	34
R	4
H	9
RBI	4
BB	1
SO	6
LOB	10



Batter	1	2	3	4	5	6	7	8	9	AB	R	H	RBI	BB	SO	LOB
Dave Cash, R OBP: 0.319, SLG: 0.390 (1, 4)	0-0 L9 ①		0-0 FC5 1-2 1B		0-0 L8 ①		0-0 L8 ③			4	0	1	0	0	0	1
Vic Davalillo, L OBP: 0.410, SLG: 0.495 (1, 9)	0-0 2B ②		0-0 L8 ①		0-0 4-3 ②			0-0 6-3 ①		4	0	1	0	0	0	3
Al Oliver, L OBP: 0.360, SLG: 0.426 (1, 8)	0-0 1B		0-0 FC5 1-2 2-3f		0-0 G3			0-3 K ②		4	0	1	0	0	1	3
Willie Stargell, L OBP: 0.385, SLG: 0.625 (1, 3)	0-3 K ③		0-0 L6 ③			0-3 K ①		0-0 1B ③		4	0	1	0	0	2	3
Richie Hebner, L OBP: 0.393, SLG: 0.496 (1, 5)		4-0 BB G1-6-3		0-0 G3 ①		4-0 BB		0-0 F2 ③		2	0	0	0	2	0	1
Manny Sanguillen, R OBP: 0.362, SLG: 0.448 (1, 2)		0-0 G1-6-3 1-2f		0-0 4-3 ②		0-0 F2 ②		0-0 WP 1B		4	0	1	0	0	0	2
Gene Clines, R OBP: 0.389, SLG: 0.427 (1, 7)		0-0 1B S		0-0 1B ③		0-0 L9 ③		0-0 L8 1-2		4	0	2	0	0	0	2
Gene Alley, R OBP: 0.371, SLG: 0.300 (1, 6)		0-3 K 1-2		0-3 K ③			0-0 F9 ①	0-0 F4 ②		4	0	0	0	0	2	3
Luke Walker, L (1, 1) Bill Mazerowski, R (3, PH) Bob Johnson, L (4, 1) Rennie Stennett, R (7, PH) Bob Miller, R (8, 1) Milt May, L (9, PH)			0-0 FC5 1B		0-0 2B		0-0 6-3 ②	0-0 F4 ③		0	0	0	0	0	0	0

Inning Stats	R: 0	H: 2	R: 0	H: 1	R: 0	H: 2	R: 0	H: 1	R: 0	H: 0	R: 0	H: 0	R: 0	H: 1	R: 0	H: 1	R: 0	H: 1	R: 0	H: 1	1B: 7	SF: 0	WP: 1	PA: 36	
E: 0	LOB: 1	E: 0	LOB: 1	E: 0	LOB: 2	E: 0	LOB: 1	E: 0	LOB: 1	E: 0	LOB: 1	E: 0	LOB: 0	E: 0	LOB: 1	E: 0	LOB: 1	E: 0	LOB: 1	E: 0	LOB: 1	2B: 2 <td>SAC: 0 <td>PB: 0 <td></td> </td></td>	SAC: 0 <td>PB: 0 <td></td> </td>	PB: 0 <td></td>	
K: 1	BB: 0	K: 1	BB: 1	K: 0	BB: 0	K: 1	BB: 0	K: 0	BB: 0	K: 1	BB: 1	K: 0	BB: 0	K: 1	BB: 0	K: 0	BB: 0	K: 1	BB: 0	K: 0	BB: 0	3B: 0 <td>DP: 1 <td>SB: 1 <td></td> </td></td>	DP: 1 <td>SB: 1 <td></td> </td>	SB: 1 <td></td>	
S: 6	P: 6	S: 5	P: 9	S: 5	P: 5	S: 6	P: 6	S: 4	P: 4	S: 5	P: 9	S: 3	P: 3	S: 6	P: 6	S: 4	P: 4	S: 4	P: 4	S: 4	P: 4	HR: 0 <td>HBP: 0 <td>CS: 0 <td></td> </td></td>	HBP: 0 <td>CS: 0 <td></td> </td>	CS: 0 <td></td>	

PITCHER	IP	WLS	BF	H	R	ER	SO	BB	IBB	HBP	BLK	WP	HR	S	P	ERA	WHIP	PITCHER	IP	WLS	BF	H	R	ER	SO	BB	IBB	HBP	BLK	WP	HR	S	P	ERA	WHIP	
Clay Kirby, R ERA: 2.54 (1, 1)	9.0	W	36	9	0	0	5	2	0	0	0	1	0	44	52	0.00	1.222																			

BOTTOM

San Diego Padres @ Pittsburgh Pirates
 Three Rivers Stadium, Pittsburgh, PA

Sat Jun 17 1972, 7:05 PM EDT
 Att. 20,718 - Unknown

livebaseballscorecards.com

AB	34
R	0
H	9
RBI	0
BB	2
SO	5
LOB	19



Batter	1	2	3	4	5	6	7	8	9	AB R H RBI BB SO LOB	TOP	
Jerry Morales, R OBP: 0.353, SLG: 0.422 (1, 8) X	0-0 4-3 2B		4-0 BB		0-0 6-3			4-0 CS BB		2 1 1 0 2 0 0		
Fred Stanley, R OBP: 0.321, SLG: 0.280 (1, 4) X	0-0 4-3 2-3		0-0 F9 BB			0-0 4-3		0-0 CS 1-2	0-3 K	4 0 0 0 0 1 2		
Leron Lee, L OBP: 0.350, SLG: 0.503 (1, 7) X	0-0 4-3 3-H		0-0 5-3			0-0 F8			0-0 4-3	4 0 0 1 0 0 1		
Nate Colbert, R OBP: 0.278, SLG: 0.443 (1, 3) X	0-0 5-3			0-3 K		0-0 CS 1B			4-0 BB	3 0 1 0 1 1 0		
Larry Stahl, L OBP: 0.287, SLG: 0.360 (1, 9) X		0-0 4-3		0-3 K		0-0 CS 1-2	0-0 6-3		0-3 K	4 0 0 0 0 2 1		
Dave Roberts, R OBP: 0.265, SLG: 0.364 (1, 5) X		4-0 BB		0-0 2B			0-3 K			2 0 1 0 1 1 0		
Pat Corrales, R OBP: 0.261, SLG: 0.150 (1, 2) X		0-3 K		0-0 6-3			0-0 5-3			3 0 0 0 0 1 2		
Enzo Hernandez, R OBP: 0.234, SLG: 0.231 (1, 6) X		0-0 F4			0-0 F9			0-0 5-3		3 0 0 0 0 0 1		
Steve Arlin, R OBP: 0.133, SLG: 0.179 (1, 1) X			0-3 K		0-3 K			0-3 K		3 0 0 0 0 3 0		
Inning Stats	R: 1 E: 0 K: 0 S: 4 H: 1 LOB: 0 BB: 0 P: 4	R: 0 E: 0 K: 1 S: 5 H: 0 LOB: 1 BB: 1 P: 9	R: 0 E: 0 K: 1 S: 5 H: 0 LOB: 1 BB: 1 P: 9	R: 0 E: 0 K: 2 S: 8 H: 1 LOB: 1 BB: 0 P: 8	R: 0 E: 0 K: 1 S: 5 H: 0 LOB: 0 BB: 0 P: 5	R: 0 E: 0 K: 0 S: 3 H: 1 LOB: 0 BB: 0 P: 3	R: 0 E: 0 K: 1 S: 5 H: 0 LOB: 0 BB: 0 P: 5	R: 0 E: 0 K: 1 S: 4 H: 0 LOB: 0 BB: 1 P: 8	R: 0 E: 0 K: 2 S: 7 H: 0 LOB: 1 BB: 1 P: 11	1B: 1 2B: 2 3B: 0 HR: 0 SF: 0 SAC: 0 DP: 0 HBP: 0	WP: 0 PB: 0 SB: 0 CS: 2 PA: 34	
PITCHER Bruce Kison, R (1, 1) ERA: 2.23 Dave Giusti, R (9, 1) ERA: 2.97	IP WLS BF H R ER SO BB IBB HBP BLK WP HR S P ERA WHIP											
	8.0 L 28 3 1 1 7 3 0 0 0 0 0 0 39 51 1.12 0.750											
	1.0 4 0 0 0 2 1 0 0 0 0 0 0 7 11 0.00 1.000											

San Diego Padres @ Pittsburgh Pirates
 Three Rivers Stadium, Pittsburgh, PA
 Sun Jun 18 1972, 3:33 AM EDT
 Att. 27,143 - Unknown

AB	28
R	1
H	3
RBI	1
BB	4
SO	9
LOB	7



Batter	1	2	3	4	5	6	7	8	9	AB R H RBI BB SO LOB
Rennie Stennett, R OBP: 0.351, SLG: 0.500 (1, 4)	0-0 F8		0-3 K			0-0 F8		4-0 BB		3 0 0 0 1 1 0
Vic Davalillo, L OBP: 0.404, SLG: 0.485 (1, 7)	0-0 4-3			0-0 1B		0-0 3-1		0-0 F5		4 0 1 0 0 0 3
Roberto Clemente, R OBP: 0.364, SLG: 0.467 (1, 9)	0-0 6-3			0-0 F4			0-0 F4		0-3 K	4 0 0 0 0 1 1
Willie Stargell, L OBP: 0.377, SLG: 0.611 (1, 3)		0-0 G3		0-3 K			0-0 F6		0-3 K	4 0 0 0 0 2 1
Al Oliver, L OBP: 0.354, SLG: 0.419 (1, 8)		0-0 4-3		0-0 F7			0-0 F4		0-0 F4	4 0 0 0 0 0 1
Richie Hebner, L OBP: 0.398, SLG: 0.497 (1, 5)		4-0 BB			0-3 K			0-0 FC1-6 1B		2 0 1 0 1 1 0
Milt May, L OBP: 0.229, SLG: 0.227 (1, 2)		0-3 K			0-3 K			0-0 FC1-6 WP BB 1-2f		3 0 0 0 0 2 2 0 0 0 0 0 0 0 0 0 0 0 0 0 0
Gene Clines, R OBP: 0.389, SLG: 0.427 (8, PR)										
Dave Giusti, R (9, 1)										
Gene Alley, R OBP: 0.370, SLG: 0.294 (1, 6)			0-0 L9		0-0 F9			4-0 WP 1-2 BB		2 0 0 0 1 0 0
Bruce Kison, R OBP: 0.231, SLG: 0.308 (1, 1)			0-3 K			0-3 K		0-0 L7 1-2 2-3		2 0 0 0 0 2 0 1 0 0 0 0 0 2
Manny Sanguillen, R OBP: 0.360, SLG: 0.446 (8, PH) (9, 2)										


Inning Stats	R: 0	H: 0	E: 0	LOB: 0	K: 0	S: 3	P: 3	R: 0	H: 0	E: 0	LOB: 1	K: 1	BB: 1	S: 5	P: 9	R: 0	H: 0	E: 0	LOB: 0	K: 2	BB: 0	S: 7	P: 7	R: 0	H: 1	E: 0	LOB: 1	K: 1	BB: 0	S: 6	P: 6	R: 0	H: 0	E: 0	LOB: 0	K: 2	BB: 0	S: 7	P: 7	R: 0	H: 0	E: 0	LOB: 0	K: 0	BB: 0	S: 3	P: 3	R: 0	H: 1	E: 0	LOB: 3	K: 0	BB: 2	S: 4	P: 12	R: 0	H: 0	E: 0	LOB: 0	K: 2	BB: 0	S: 7	P: 7	1B: 2	SF: 0	2B: 0	SAC: 0	3B: 0	DP: 0	HR: 0	HBP: 0
Steve Arlin, R ERA: 3.25 (1, 1)	IP	WLS	BF	H	R	ER	SO	BB	IBB	HBP	BLK	WP	HR	S	P	ERA	WHIP											IP	WLS	BF	H	R	ER	SO	BB	IBB	HBP	BLK	WP	HR	S	P	ERA	WHIP																											

BOTTOM

San Diego Padres @ Pittsburgh Pirates
Three Rivers Stadium, Pittsburgh, PA

Sun Jun 18 1972, 3:33 AM EDT
Att. 27,143 - Unknown

AB	29
R	0
H	2
RBI	0
BB	3
SO	9
LOB	10



WP: 1	PA: 32
PB: 0	
SB: 0	
CS: 0	

livebaseballscorecards.com

Batter	1	2	3	4	5	6	7	8	9	10	AB R H RBI BB SO LOB	TOP												
Jerry Morales, R (1, 8) OBP: 0.358, SLG: 0.457	0-0 CS 1B			0-0 F7		0-0 6-3		0-0 1-H HR			4 1 2 2 0 0 0	San Diego Padres @ St. Louis Cardinals Busch Stadium, St. Louis, MO Tue Jun 20 1972, 7:05 PM CDT Att. 11,885 - Unknown												
Fred Stanley, R (1, 4) OBP: 0.313, SLG: 0.310 (8, 6)	0-0 6-3 1-2			0-0 3B 2B		0-3 K		0-3 K			4 1 1 0 0 2 2													
Leron Lee, L (1, 7) OBP: 0.353, SLG: 0.511	0-0 F7			0-0 2-H 1B 3B		4-0 FC6-4 BB		0-0 4-3			3 1 1 1 1 0 1													
Nate Colbert, R (1, 3) OBP: 0.277, SLG: 0.439		0-0 F5		0-0 3-H 1B G6-4-3		0-0 1-2f FC6-4		0-3 K			4 0 1 1 0 1 1													
Cito Gaston, R (1, 9) OBP: 0.327, SLG: 0.413		0-0 G1-6-3 1B		0-0 1-2f G6-4-3		0-0 F8		0-0 6-3			4 0 1 0 0 0 1													
Dave Roberts, R (1, 5) OBP: 0.237, SLG: 0.324		0-0 G1-6-3 1-2f			0-0 F8		0-0 6-3		0-0 G3		4 0 0 0 0 0 1													
Pat Corrales, R (1, 2) OBP: 0.259, SLG: 0.167			0-3 K		0-0 1B		0-0 F9			0-3 K	4 0 1 0 0 2 0													
Enzo Hernandez, R (1, 6) OBP: 0.231, SLG: 0.228			0-0 4-3		0-3 K			0-0 HR 1B		0-0 4-3	2 0 0 0 0 1 1													
Curt Blefary, L (8, PH) OBP: 0.310, SLG: 0.316			0-0 6-3		0-0 F5					0-3 K	1 0 1 0 0 0 0													
Derrel Thomas, S (8, PR) OBP: 0.304, SLG: 0.312 (8, 4)											1 1 0 0 0 0 0													
Fred Norman, S (1, 1) OBP: 0.214, SLG: 0.250											1 0 0 0 0 0 0													
Ed Acosta, S (3, 1)											0 0 0 0 0 0 0													
Mike Fiore, L (5, PH) OBP: 0.231, SLG: 0.091											1 0 0 0 0 0 1													
Mike Corkins, R (5, 1)											0 0 0 0 0 0 0													
Larry Stahl, L (8, PH) OBP: 0.285, SLG: 0.357											1 0 0 0 0 0 1													
Mike Carlwell, R (8, 1)											1 0 0 0 0 1 0													
Gary Ross, R (10, 1) OBP: 0.250, SLG: 0.250											0 0 0 0 0 0 0													
Inning Stats	R: 0 E: 0 K: 0 S: 3	H: 1 LOB: 0 BB: 0 P: 3	R: 0 E: 0 K: 0 S: 3	H: 1 LOB: 0 BB: 0 P: 3	R: 0 E: 0 K: 1 S: 5	H: 0 LOB: 0 BB: 0 P: 5	R: 2 E: 0 K: 0 S: 5	H: 3 LOB: 0 BB: 0 P: 5	R: 0 E: 0 K: 1 S: 6	H: 1 LOB: 1 BB: 0 P: 6	R: 0 E: 0 K: 1 S: 5	H: 0 LOB: 1 BB: 1 P: 9	R: 0 E: 0 K: 0 S: 3	H: 0 LOB: 0 BB: 0 P: 3	R: 2 E: 0 K: 1 S: 7	H: 2 LOB: 1 BB: 0 P: 7	R: 0 E: 0 K: 1 S: 5	H: 0 LOB: 0 BB: 0 P: 5	R: 0 E: 0 K: 2 S: 7	H: 0 LOB: 0 BB: 0 P: 7	1B: 5 2B: 1 3B: 1 HR: 1	SF: 0 SAC: 0 DP: 2 HBP: 0	WP: 0 PB: 0 SB: 0 CS: 1	PA: 36
PITCHER Rick Wise, R (1, 1) ERA: 3.98	IP 10.0	WLS W	BF 36	H 8	R 4	ER 4	SO 7	BB 1	IBB 0	HBP 0	BLK 0	WP 0	HR 1	S 49	P 53	ERA 3.60	WHIP 0.900							

livebaseballscorecards.com

AB	35
R	4
H	8
RBI	4
BB	1
SO	7
LOB	9



Batter	1	2	3	4	5	6	7	8	9	AB R H RBI BB SO LOB	TOP									
Jerry Morales, R (1, 8) OBP: 0.373, SLG: 0.490	0-0 F2			x 0-0 WP 1B		x 0-0 2B		x 0-0 E 2B		4 1 3 0 0 0 0										
Fred Stanley, R (1, 4) OBP: 0.306, SLG: 0.303 (8, 6)	0-0 F8			x 0-0 F9 1-2		x 0-0 F8		x 0-0 E2 1B 2-H		4 0 1 0 0 0 2										
Leron Lee, L (1, 7) OBP: 0.351, SLG: 0.511	0-0 5-3			x 0-0 L3			x 0-0 F8 WP 2B	x 0-0 4-3		4 1 1 0 0 0 2										
Nate Colbert, R (1, 3) OBP: 0.273, SLG: 0.431		x 0-0 F9		s s s 0-3 K		x 0-0 F8 2-3		s s s 0-3 K		4 0 0 0 0 2 2										
Cito Gaston, R (1, 9) OBP: 0.302, SLG: 0.380		x 0-0 6-3			x 0-0 F9		s s s 0-3 K	x 0-0 3-1		4 0 0 0 0 1 0										
Dave Roberts, R (1, 5) OBP: 0.214, SLG: 0.293		s s s 0-3 K			x 0-0 3-1		x 3-H 0-0 6-3	x 0-0 F8		4 0 0 0 0 1 0										
Fred Kendall, R (1, 2) OBP: 0.255, SLG: 0.258			s s s 0-3 K		s s s 0-3 K			x 0-0 F7		3 0 0 0 0 2 0										
Enzo Hernandez, R (1, 6) OBP: 0.229, SLG: 0.226			x 0-0 F2			x 0-0 5-3		x 0-0 HR		2 0 0 0 0 0 0										
Curt Blefary, L (8, PH) OBP: 0.326, SLG: 0.410										1 1 1 1 0 0 0										
Garry Jestadt, R (8, 4) OBP: 0.267, SLG: 0.295										0 0 0 0 0 0 0										
Clay Kirby, R (1, 1) OBP: 0.121, SLG: 0.094			s s s 0-3 K			x 0-0 F8		x 0-0 4-3		0 0 0 0 0 0 0										
Ed Acosta, S (2, 1) OBP: 0.214, SLG: 0.083										1 0 0 0 0 1 0										
Mike Fiore, L (6, PH)										1 0 0 0 0 0 0										
Mark Schaeffer, L (6, 1)										0 0 0 0 0 0 0										
Larry Stahl, L (8, PH) OBP: 0.283, SLG: 0.354										1 0 0 0 0 0 0										
Gary Cross, R (8, 1) OBP: 0.250, SLG: 0.250										0 0 0 0 0 0 0										
Inning Stats	R: 0 E: 0 K: 0 S: 3	H: 0 LOB: 0 BB: 0 P: 3	R: 0 E: 0 K: 1 S: 5	H: 0 LOB: 0 BB: 0 P: 5	R: 0 E: 0 K: 2 S: 7	H: 0 LOB: 0 BB: 0 P: 7	R: 0 E: 0 K: 1 S: 6	H: 1 LOB: 1 BB: 0 P: 6	R: 0 E: 0 K: 1 S: 5	H: 0 LOB: 0 BB: 0 P: 5	R: 1 E: 0 K: 1 S: 6	H: 1 LOB: 0 BB: 0 P: 6	R: 2 E: 1 K: 0 S: 6	H: 3 LOB: 1 BB: 0 P: 6	R: 0 E: 0 K: 1 S: 5	H: 0 LOB: 0 BB: 0 P: 5	1B: 2 2B: 3 3B: 0 HR: 1	SF: 0 SAC: 0 DP: 0 HBP: 0	WP: 2 PB: 0 SB: 0 CS: 0	PA: 33
PITCHER	IP WLS BF H R ER SO BB IBB HBP BLK WP HR S P ERA WHIP																			
Bob Gibson, R (1, 1) ERA: 2.95	7.0 W 24 3 1 1 6 0 0 0 0 2 0 36 36 1.29 0.429																			
Moe Drabowsky, R (8, 1) ERA: 2.57	2.0 S 9 3 2 1 1 0 0 0 0 0 1 11 11 4.50 1.500																			

San Diego Padres @ St. Louis Cardinals
 Busch Stadium, St. Louis, MO
 Wed Jun 21 1972, 7:05 PM CDT
 Att. 10,686 - Unknown

livebaseballscorecards.com

AB	33
R	3
H	6
RBI	1
BB	0
SO	7
LOB	6



Batter	1	2	3	4	5	6	7	8	9	AB	R	H	RBI	BB	SO	LOB
Lou Brock, L (1, 7) Luis Melendez, R (7, 7) OBP: 0.338, SLG: 0.393 OBP: 0.267, SLG: 0.303	0-0 S 1B 1B	0-0 1-H 1B 3B	0-0 2-H 3-H WP 3B			0-0 4-3	1-0 BB 1B HBP			4	3	3	3	0	0	0
Ed Crosby, L (1, 4) OBP: 0.293, SLG: 0.250	0-0 1-H HR 1B	0-0 3-H 2B 1B	0-0 3-H 4-3			0-0 3-1	4-0 1B 1-2 BB			4	2	2	2	1	0	0
Matty Alou, L (1, 3) OBP: 0.364, SLG: 0.405	0-0 1-2 HR 1B	0-3 K			0-0 F9	0-0 1B	0-0 1-3 2-H 1B			5	1	3	1	0	1	1
Joe Torre, R (1, 5) Dwain Anderson, R (7, PH) OBP: 0.356, SLG: 0.495 OBP: 0.317, SLG: 0.270	0-0 1-H 2-H HR	0-0 L4			0-0 5-3	0-0 F8	0-0 6-3			4	1	1	3	0	0	2
Ted Simmons, S (1, 2) Jerry McNertney, R (8, 2) OBP: 0.320, SLG: 0.449 OBP: 0.414, SLG: 0.520	4-0 FC3-6 BB	0-0 1-H 2B			0-0 1B		0-0 L8	0-0 4-3		3	0	2	1	1	0	0
Jose Cruz, L (1, 8) OBP: 0.262, SLG: 0.237	0-0 FC3-6 S 1-2f		0-0 F8		0-0 F9		0-0 G3	0-0 3-1		5	0	0	0	0	0	2
Bernie Carbo, L (1, 9) OBP: 0.373, SLG: 0.209	4-0 G4-6-3 BB		4-0 SH2-3 1B 3B BB		0-0 G5-4-3 1B		4-0 1B HR BB	1-0 HBP		1	2	1	0	3	0	0
Dal Maxvill, R (1, 6) OBP: 0.250, SLG: 0.202	0-0 G4-6-3 1-2f		0-0 SH2-3 3B 1B		0-0 G5-4-3 1-2f		0-0 1-2 HR 1B	0-0 F9		5	2	2	0	0	0	4
Bob Gibson, R (1, 1) Moe Drabowsky, R (8, 1) OBP: 0.156, SLG: 0.375		0-0 3B 1B	0-0 SH2-3		0-0 6-3		0-0 1-H 2-H HR			3	2	2	3	0	0	0

Inning Stats	R: 4	H: 4	E: 0	LOB: 1	K: 0	P: 14	R: 3	H: 4	E: 0	LOB: 1	K: 1	P: 8	R: 3	H: 2	E: 0	LOB: 0	K: 0	P: 9	R: 0	H: 1	E: 0	LOB: 1	K: 0	P: 4	R: 0	H: 1	E: 0	LOB: 0	K: 0	P: 3	R: 0	H: 1	E: 0	LOB: 1	K: 0	P: 4	R: 4	H: 3	E: 0	LOB: 2	K: 0	P: 15	R: 0	H: 0	E: 0	LOB: 1	K: 0	P: 4	R: 0	H: 0	E: 0	LOB: 0	K: 0	P: 4
1B: 11	SF: 0	2B: 1	SAC: 1	3B: 2	DP: 2	HR: 2	HR: 2	WP: 1	PA: 44	1B: 11	SF: 0	2B: 1	SAC: 1	3B: 2	DP: 2	HR: 2	HR: 2	WP: 1	PA: 44	1B: 11	SF: 0	2B: 1	SAC: 1	3B: 2	DP: 2	HR: 2	HR: 2	WP: 1	PA: 44	1B: 11	SF: 0	2B: 1	SAC: 1	3B: 2	DP: 2	HR: 2	HR: 2	WP: 1	PA: 44	1B: 11	SF: 0	2B: 1	SAC: 1	3B: 2	DP: 2	HR: 2	HR: 2	WP: 1	PA: 44					

PITCHER	IP	WLS	BF	H	R	ER	SO	BB	IBB	HBP	BLK	WP	HR	S	P	ERA	WHIP
Clay Kirby, R (1, 1) ERA: 3.01	1.0	L	10	6	6	6	0	2	0	0	0	0	1	8	16	54.00	8.000
Ed Acosta, R (2, 1) ERA: 4.43	4.0		17	6	4	4	1	1	0	0	0	1	0	18	22	9.00	1.750
Mark Schaeffer, L (6, 1) ERA: 4.22	2.0		13	4	4	4	0	2	0	1	0	0	1	10	19	18.00	3.000
Gary Ross, R (8, 1) ERA: 2.93	1.0		4	0	0	0	0	0	0	1	0	0	0	3	4	0.00	0.000

BOTTOM

San Diego Padres @ St. Louis Cardinals
 Busch Stadium, St. Louis, MO
 Wed Jun 21 1972, 7:05 PM CDT
 Att. 10,686 - Unknown

AB	36
R	14
H	16
RBI	13
BB	5
SO	1
LOB	11



WP: 1	PA: 44
PB: 0	
SB: 2	
CS: 0	

Batter	1	2	3	4	5	6	7	8	9	AB R H RBI BB SO LOB	TOP									
Bobby Bonds, R (1, 9) OBP: 0.317, SLG: 0.454	0-3 K		0-0 F7			0-0 5-3		4-0 BB		3 0 0 0 1 1 0	San Francisco Giants @ San Diego Padres San Diego Stadium, San Diego, CA Fri Jun 23 1972, 10:05 PM EDT Att: 21,319 - Unknown livebaseballscorecards.com									
Chris Speier, R (1, 6) OBP: 0.332, SLG: 0.390	0-0 6-3		0-3 K			0-0 5-3		0-0 F4		4 0 0 0 0 1 1										
Dave Kingman, R (1, 7) OBP: 0.299, SLG: 0.481	0-3 K					0-0 F6				4 0 0 0 0 3 0										
Willie McCovey, L (1, 3) OBP: 0.309, SLG: 0.333		0-0 5-3				4-0 BB		0-0 6-3		3 0 0 0 1 0 0										
Garry Maddox, R (1, 8) OBP: 0.287, SLG: 0.455		0-0 SF8 3B				0-0 F7		0-0 F9		4 1 1 0 0 0 1										
Dave Rader, L (1, 2) OBP: 0.303, SLG: 0.316		1-0 HBP				0-0 F8		4-0 BB		1 0 0 0 1 0 1										
Al Gallagher, R (1, 5) OBP: 0.377, SLG: 0.337		0-0 SF8				0-0 4-3		0-0 4-3		2 0 0 1 0 0 1										
Tito Fuentes, S (1, 4) OBP: 0.302, SLG: 0.369		0-3 K				0-3 K		0-0 4-3		3 0 0 0 0 2 1										
Sam McDowell, L (1, 1) Randy Moffitt, R (8, 1)		0-3 K				0-0 4-3		0-0 B1		3 0 0 0 0 1 0 0 0 0 0 0 0 0										
Inning Stats	R: 0 E: 0 K: 2 S: 7	H: 0 LOB: 0 BB: 0 P: 7	R: 1 E: 0 K: 1 S: 6	H: 1 LOB: 1 BB: 0 P: 7	R: 0 E: 0 K: 2 S: 7	H: 0 LOB: 0 BB: 0 P: 7	R: 0 E: 0 K: 1 S: 5	H: 0 LOB: 1 BB: 1 P: 9	R: 0 E: 0 K: 1 S: 5	H: 0 LOB: 0 BB: 0 P: 5	R: 0 E: 0 K: 0 S: 3	H: 0 LOB: 0 BB: 0 P: 3	R: 0 E: 0 K: 0 S: 3	H: 0 LOB: 1 BB: 1 P: 7	R: 0 E: 0 K: 1 S: 5	H: 0 LOB: 0 BB: 0 P: 5	1B: 0 2B: 0 3B: 1 HR: 0	SF: 1 SAC: 0 DP: 0 HBP: 1	WP: 0 PB: 0 SB: 0 CS: 0	PA: 32
PITCHER Steve Arlin, R (1, 1) ERA: 3.06	IP: 9.0 WLS: W BF: 32 H: 1 R: 1 ER: 1 SO: 8 BB: 3 IBB: 0 HBP: 1 BLK: 0 WP: 0 HR: 0 S: 44 P: 57 ERA: 1.00 WHIP: 0.444											PITCHER IP: WLS: BF: H: R: ER: SO: BB: IBB: HBP: BLK: WP: HR: S: P: ERA: WHIP:								



Batter	1	2	3	4	5	6	7	8	9
Jerry Morales, R OBP: 0.360, SLG: 0.471 (1, 8) (8, 9)	0-0 6-3		0-0 1-3		0-0 L6		0-0 F9		
Fred Stanley, R OBP: 0.325, SLG: 0.306 (1, 4) S S S	0-3 K			4-0 BB		0-0 1-3		0-0 1B HR 1B	
Leron Lee, L OBP: 0.354, SLG: 0.510 (1, 7) X	0-0 1B			0-0 F7		0-0 G3		0-0 1-2 HR 1B	
Nate Colbert, R OBP: 0.272, SLG: 0.441 (1, 3) S S S	0-3 K			0-3 K		0-0 L7		0-0 1-H 2-H HR	
Cito Gaston, R OBP: 0.304, SLG: 0.377 Johnny Jeter, R OBP: 0.269, SLG: 0.355 (7, PR) (8, 8)		0-0 6-3		0-0 F8			0-0 BB SH1 1B	0-0 5-3 4-3 1B	
Dave Roberts, R OBP: 0.222, SLG: 0.318 (1, 5)		0-3 K			0-0 WP FC6-4 2B		0-0 SH1	0-0 4-3	
Pat Corrales, R OBP: 0.258, SLG: 0.148 (1, 2)		0-0 6-3			4-0 FC6-4 BB		0-0 L3	0-0 5-3	
Enzo Hernandez, R OBP: 0.230, SLG: 0.223 (1, 6)			0-0 F4		0-0 FC6-4 SH1-4		4-0 BB IBB		
Steve Arlin, R OBP: 0.156, SLG: 0.172 (1, 1)			0-0 F3		0-0 SH1-4		4-0 1-2 2-3 BB		

Inning Stats	R: 0	H: 1	E: 0	K: 2	S: 8	R: 0	H: 0	E: 0	K: 1	S: 5	R: 0	H: 0	E: 0	K: 0	S: 3	R: 1	H: 1	E: 0	K: 0	S: 4	R: 0	H: 0	E: 0	K: 0	S: 3	R: 0	H: 1	E: 0	K: 0	S: 4	R: 3	H: 4	E: 0	K: 0	S: 6
	LOB: 1	BB: 0	P: 8			LOB: 0	BB: 0	P: 5			LOB: 1	BB: 1	P: 9			LOB: 1	BB: 1	P: 8			LOB: 0	BB: 0	P: 3			LOB: 3	BB: 2	P: 12	LOB: 0	BB: 0	P: 6				

PITCHER	IP	WLS	BF	H	R	ER	SO	BB	IBB	HBP	BLK	WP	HR	S	P	ERA	WHIP
Sam McDowell, L ERA: 4.31 (1, 1)	7.0	L	31	6	4	4	4	3	1	0	0	1	1	35	51	5.14	1.286
Randy Moffitt, R ERA: 5.63 (8, 1)	1.0		3	1	0	0	0	0	0	0	0	0	0	3	3	0.00	1.000

AB R H RBI BB SO LOB

4	0	0	0	0	0	4
3	1	1	0	1	1	0
4	1	2	0	0	0	1
4	1	1	3	0	2	2
3	0	1	0	0	0	1
1	0	1	0	0	0	0
3	1	1	0	0	1	1
3	0	0	0	1	0	3
2	0	0	1	1	0	1
1	0	0	0	1	0	0

AB	28
R	4
H	7
RBI	4
BB	4
SO	4
LOB	13



San Francisco Giants @ San Diego Padres
San Diego Stadium, San Diego, CA

livebaseballscores.com

WP	HR	S	P	ERA	WHIP
1	1	3	3	0.00	1.000

1B	SF	WP	PA
5	0	1	34

Fri Jun 23 1972, 10:05 PM EDT
Att. 21,319 - Unknown

Batter	1	2	3	4	5	6	7	8	9	10	11	AB R H RBI BB SO LOB	TOP													
Bobby Bonds, R OBP: 0.318, SLG: 0.447 (1, 9)	1-3 K		0-0 F9	3-1 6-3			3-3 K		4-2 F3-1 BB		4-0 E IBB	4 1 0 0 2 2 1														
Chris Speier, R OBP: 0.336, SLG: 0.397 (1, 6)	0-3 K		1-1 3B 2B			3-1 F3		1-2 1B 1B	2-0 F3-1		0-0 E5 1B	6 2 3 2 0 1 1														
Garry Maddox, R OBP: 0.289, SLG: 0.458 (1, 8)	0-0 E6		0-0 1B 3B			4-0 CS BB		0-0 L7		3-1 F8	0-1 F3	5 1 1 1 1 0 3														
Ed Goodson, L OBP: 0.329, SLG: 0.444 Ken Henderson, S OBP: 0.274, SLG: 0.337 (1, 3) (8, PR) (8, 7)	1-2 F4		0-2 BB 1B			0-1 F7		0-1 G3 1B		1-2 4-3		4 0 2 1 0 0 2 1 0 0 0 0 0 0														
Dave Kingman, R OBP: 0.301, SLG: 0.480 (1, 7) (8, 3)		1-1 L9	1-0 BB 1B			1-1 CS	2-3 K	0-0 G3 1B		2-1 L7		5 0 2 1 0 1 0														
Dave Rader, L OBP: 0.306, SLG: 0.314 Fran Healy, R OBP: 0.244, SLG: 0.233 (1, 2) (11, PR) (11, 2)		0-0 F9	4-1 BB			2-2 F5		0-0 G3			1-0 SH1-4 1B 1B	4 0 1 0 1 0 2 0 1 0 0 0 0 0														
Al Gallagher, R OBP: 0.378, SLG: 0.333 Damaso Blanco, R OBP: 0.400, SLG: 0.400 (1, 5) (11, PR) (11, 5)		1-0 F8	1-2 4-3			1-3 K		4-0 FC6-4 IBB			2-2 1B SH1-4 1B	4 0 1 0 1 1 3 0 1 0 0 0 0 0														
Tito Fuentes, S OBP: 0.301, SLG: 0.365 (1, 4)			1-1 SH3-4 2B HBP	0-1 4-3			1-0 G3	2-2 FC6-4			2-1 SH1-4	3 1 0 0 0 0 3														
Don Carrithers, R OBP: 0.125, SLG: 0.125 Jim Howarth, L OBP: 0.396, SLG: 0.364 Randy Moffitt, R OBP: 0.329, SLG: 0.368 Chris Arnold, R OBP: 0.329, SLG: 0.368 Jerry Johnson, R OBP: 0.190, SLG: 0.268 Bernie Williams, R OBP: 0.190, SLG: 0.268 Don McMahon, R OBP: 0.190, SLG: 0.268 (1, 1) (7, PH) (7, 1) (9, PH) (9, 1) (11, PH) (11, 1)			0-0 SH3-4 K	1-3 K			2-3 K		2-3 K		0-0 L4	1 0 0 0 0 0 1 0 1 0 0 0 0 0 1 0 0 0 0 0 0 0 0 0 1 0 0 0 0 0 1 0 1 0 0 0 0 0 0 0 1 0 0 0 0 0 0 3 0 0 0 0 0 0 0 0														
Inning Stats	R: 0 E: 1 K: 2 S: 12	H: 0 LOB: 1 BB: 0 P: 14	R: 0 E: 0 K: 0 S: 4	H: 0 LOB: 0 BB: 0 P: 6	R: 3 E: 0 K: 0 S: 14	H: 4 LOB: 3 BB: 1 P: 22	R: 0 E: 0 K: 1 S: 7	H: 0 LOB: 0 BB: 0 P: 11	R: 0 E: 0 K: 0 S: 5	H: 0 LOB: 0 BB: 1 P: 13	R: 0 E: 0 K: 2 S: 9	H: 0 LOB: 0 BB: 0 P: 14	R: 0 E: 0 K: 2 S: 9	H: 0 LOB: 0 BB: 0 P: 15	R: 1 E: 1 K: 0 S: 12	H: 3 LOB: 3 BB: 1 P: 19	R: 0 E: 0 K: 1 S: 8	H: 0 LOB: 0 BB: 1 P: 16	R: 0 E: 0 K: 0 S: 7	H: 0 LOB: 0 BB: 0 P: 13	R: 3 E: 1 K: 0 S: 10	H: 3 LOB: 2 BB: 1 P: 19	1B: 8 2B: 2 3B: 1 HR: 0	SF: 0 SAC: 2 DP: 1 HBP: 1	WP: 0 PB: 0 SB: 0 CS: 1	PA: 49
PITCHER	IP	WLS	BF	H	R	ER	SO	BB	IBB	HBP	BLK	WP	HR	S	P	ERA	WHIP									
Bill Greif, R ERA: 4.96 (1, 1)	2.2		14	4	3	3	2	0	0	1	0	0	0	26	33	10.12	1.500									
Mike Corkins, R ERA: 2.52 (3, 1)	4.2		18	3	1	1	5	2	0	0	0	0	0	41	70	1.93	1.071									
Mike Caldwell, L ERA: 3.44 (8, 1)	1.0		5	0	0	0	1	1	1	0	0	0	0	12	24	0.00	1.000									
Gary Ross, R ERA: 2.87 (9, 1)	0.2		1	0	0	0	0	0	0	0	0	0	0	1	3	0.00	0.000									
Ed Acosta, R ERA: 4.43 (10, 1)	2.0	L	10	3	3	1	0	0	1	0	0	0	0	17	32	4.50	1.500									

San Francisco Giants @ San Diego Padres
San Diego Stadium, San Diego, CA
Sat Jun 24 1972, 10:05 PM EDT
Att. 11,129 - Unknown

AB	40
R	7
H	10
RBI	5
BB	5
SO	8
LOB	18



Batter	1	2	3	4	5	6	7	8	9	10	11	AB R H RBI BB SO LOB
Jerry Morales, R OBP: 0.345, SLG: 0.449 (1, 8)	0-0 4-3		2-1 6-3		3-2 6-3		2-2 6-3			1-0 6-3		5 0 0 0 0 0 1
Fred Stanley, R OBP: 0.311, SLG: 0.275 (1, 4) (10, 6)	2-2 4-3			4-2 FC4-6 1B 4-3 BB	3-2 F9			1-3 K		1-3 K		4 1 0 0 1 2 0
Leron Lee, L OBP: 0.355, SLG: 0.510 (1, 7)	1-2 3-1			3-2 4-3 1-2		0-0 F7		0-1 WP 2B		4-2 BB BB		4 0 1 0 1 0 1
Nate Colbert, R OBP: 0.279, SLG: 0.440 (1, 3)		0-1 5-3		4-1 FC4-6 BB 1B		2-0 1B		1-1 6-3 2-3		4-0 BB BB		3 0 1 0 2 0 1
Cito Gaston, R OBP: 0.295, SLG: 0.414 (1, 9)		3-1 HR		3-0 FC4-6 PB 1B 1-2 2-3		0-3 K		3-2 G3		2-3 K		5 2 1 1 0 2 6
Dave Roberts, R OBP: 0.220, SLG: 0.306 (1, 5)		1-0 1-3		0-1 PB 1B 1-2 3-H		3-1 F9			1-2 E5		0-2 F3	5 1 1 1 0 0 1
Pat Corrales, R OBP: 0.250, SLG: 0.156 (1, 2)		1-2 4-3		3-2 FC6 1B 1-H 2-H			0-0 L8		1-3 K		1-2 4-3	5 0 1 2 0 1 1
Enzo Hernandez, R OBP: 0.232, SLG: 0.220 (1, 6)			1-2 F8	1-1 FC6 1-2			4-1 S BB		2-0 F6		0-0 F8	2 0 0 0 1 0 1
Curt Blefary, L OBP: 0.318, SLG: 0.400 (9, PH)												1 0 0 0 0 0 1
Garry Jestadt, R OBP: 0.264, SLG: 0.292 (10, 4)												1 0 0 0 0 0 0
Bill Greif, R (1, 1)			2-1 F3		2-1 6-3		2-3 K		1-3 K			0 0 0 0 0 0 0
Mike Corkins, R (3, 1)												3 0 0 0 0 0 1 1
Mike Caldwell, R (8, 1)												0 0 0 0 0 0 0 0
Gary Ross, R OBP: 0.250, SLG: 0.250 (9, 1)												0 0 0 0 0 0 0 0
Larry Stahl, L OBP: 0.261, SLG: 0.352 (9, PH)												1 0 0 0 0 0 1 1
Ed Acosta, S (10, 1)												0 0 0 0 0 0 0 0

Inning Stats	R: 0	H: 0	R: 1	H: 1	R: 0	H: 0	R: 3	H: 2	R: 0	H: 0	R: 0	H: 1	R: 0	H: 0	R: 0	H: 1	R: 0	H: 0	R: 0	H: 0	R: 0	H: 0	R: 0	H: 0	R: 0	H: 0	R: 0	H: 0	R: 0	H: 0	R: 0	H: 0	R: 0	H: 0	R: 0	H: 0		
	E: 0	LOB: 0	E: 0	LOB: 0	E: 0	LOB: 0	E: 0	LOB: 1	E: 0	LOB: 0	E: 0	LOB: 1	E: 0	LOB: 1	E: 1	LOB: 1	E: 0	LOB: 2	E: 0	LOB: 2	E: 0	LOB: 0	E: 0	LOB: 0	E: 0	LOB: 0	E: 0	LOB: 0	E: 0	LOB: 0	E: 0	LOB: 0	E: 0	LOB: 0	E: 0	LOB: 0	E: 0	LOB: 0
	K: 0	BB: 0	K: 0	BB: 0	K: 0	BB: 0	K: 0	BB: 2	K: 1	BB: 0	K: 1	BB: 0	K: 1	BB: 1	K: 2	BB: 0	K: 1	BB: 2	K: 2	BB: 2	K: 0	BB: 0	K: 0	BB: 0	K: 0	BB: 0	K: 0	BB: 0	K: 0	BB: 0	K: 0	BB: 0	K: 0	BB: 0	K: 0	BB: 0	K: 0	BB: 0
	S: 8	P: 11	S: 10	P: 15	S: 7	P: 12	S: 15	P: 33	S: 9	P: 17	S: 7	P: 12	S: 9	P: 17	S: 10	P: 15	S: 10	P: 15	S: 10	P: 15	S: 9	P: 21	S: 7	P: 8	S: 7	P: 8	S: 7	P: 8	S: 7	P: 8	S: 7	P: 8	S: 7	P: 8	S: 7	P: 8	S: 7	P: 8


BOTTOM

San Francisco Giants @ San Diego Padres
San Diego Stadium, San Diego, CA

Sat Jun 24 1972, 10:05 PM EDT
Att. 11,129 - Unknown

livebaseballscorecards.com

AB	39
R	4
H	5
RBI	4
BB	5
SO	7
LOB	15



PITCHER	IP	WLS	BF	H	R	ER	SO	BB	IBB	HBP	BLK	WP	HR	S	P	ERA	WHIP
Don Carrithers, R ERA: 4.64 (1, 1)	6.0		24	4	4	3	1	2	0	0	0	0	1	56	100	4.50	1.000
Randy Moffitt, R ERA: 4.5 (7, 1)	2.0		8	1	0	0	2	1	0	0	0	1	0	19	32	0.00	1.000
Jerry Johnson, R ERA: 6.61 (9, 1)	2.0	W	9	0	0	0	4	2	0	0	0	0	0	19	36	0.00	1.000
Don McMahon, R ERA: 3.31 (11, 1)	1.0	S	3	0	0	0	0	0	0	0	0	0	0	7	8	0.00	0.000

Batter	1	2	3	4	5	6	7	8	9	10	11	12	13	14	AB	R	H	RBI	BB	SO	LOB	TOP										
Bobby Bonds, R OBP: 0.320, SLG: 0.443 (1, 9)	L6		F8			1B FC4-6			1B 1B		6-3		K		5	2	1	0	2	1	0											
Chris Speier, R OBP: 0.341, SLG: 0.406 (1, 6)	K					1B FC4-6			SH SF8-5		1B				7	1	4	0	0	1	3											
Garry Maddox, R OBP: 0.293, SLG: 0.462 Jim Howarth, L OBP: 0.396, SLG: 0.364 (1, 8) (14, 9)	F3		K			1B FC4-6			SH SF8-5		F9				7	1	3	2	0	1	3											
Ed Goodson, L OBP: 0.319, SLG: 0.425 (1, 3)						1B 1B			SH		F8				0	0	0	0	0	0	0											
Dave Kingman, R OBP: 0.304, SLG: 0.478 (1, 5)						1B 1B			SH						6	0	1	0	0	0	2											
Ken Henderson, S OBP: 0.271, SLG: 0.332 (1, 7)						1B 1B			SF8-5						5	1	2	1	1	1	1											
Tito Fuentes, S OBP: 0.299, SLG: 0.362 (1, 4)						1B 1B			F9						6	0	1	0	0	1	6											
Dave Rader, L OBP: 0.307, SLG: 0.333 (1, 2)						1B 1B			F9						5	0	1	1	0	2	2											
Jim Barr, R Randy Moffitt, R Jerry Johnson, R Al Gallagher, R Don McMahon, R (1, 1) (6, 1) (9, 1) (13, PH) (13, 1)						1B 1B			K						6	1	2	1	0	0	1											
Jim Barr, R Randy Moffitt, R Jerry Johnson, R Al Gallagher, R Don McMahon, R (1, 1) (6, 1) (9, 1) (13, PH) (13, 1)						1B 1B			K						2	0	0	0	0	0	0											
Jim Barr, R Randy Moffitt, R Jerry Johnson, R Al Gallagher, R Don McMahon, R (1, 1) (6, 1) (9, 1) (13, PH) (13, 1)						1B 1B			K						1	0	0	0	0	0	0											
Jim Barr, R Randy Moffitt, R Jerry Johnson, R Al Gallagher, R Don McMahon, R (1, 1) (6, 1) (9, 1) (13, PH) (13, 1)						1B 1B			K						1	0	0	0	0	1	0											
Jim Barr, R Randy Moffitt, R Jerry Johnson, R Al Gallagher, R Don McMahon, R (1, 1) (6, 1) (9, 1) (13, PH) (13, 1)						1B 1B			K						0	0	0	0	0	0	0											
Inning Stats	R: 0 E: 0 S: 5	H: 0 LOB: 0 BB: 9 P: 9	R: 1 E: 0 K: 10 S: 10	H: 2 LOB: 1 BB: 0 P: 17	R: 0 E: 0 K: 8 S: 8	H: 1 LOB: 1 BB: 0 P: 10	R: 0 E: 1 K: 7 S: 7	H: 0 LOB: 1 BB: 1 P: 11	R: 2 E: 0 K: 13 S: 13	H: 4 LOB: 3 BB: 1 P: 20	R: 0 E: 1 K: 8 S: 8	H: 2 LOB: 2 BB: 1 P: 19	R: 0 E: 0 K: 6 S: 6	H: 1 LOB: 0 BB: 0 P: 10	R: 0 E: 0 K: 9 S: 9	H: 0 LOB: 0 BB: 0 P: 12	R: 2 E: 1 K: 11 S: 11	H: 3 LOB: 1 BB: 0 P: 15	R: 0 E: 0 K: 7 S: 7	H: 0 LOB: 0 BB: 0 P: 9	R: 0 E: 0 K: 10 S: 10	H: 1 LOB: 1 BB: 0 P: 16	R: 0 E: 0 K: 7 S: 7	H: 0 LOB: 0 BB: 0 P: 8	R: 0 E: 0 K: 9 S: 9	H: 0 LOB: 0 BB: 0 P: 15	R: 1 E: 1 K: 7 S: 7	H: 1 LOB: 0 BB: 0 P: 10	1B: 12 2B: 3 3B: 0 HR: 1	SF: 2 SAC: 2 DP: 3 HBP: 0	WP: 0 PB: 0 SB: 0 CS: 0	PA: 59
PITCHER	IP	WLS	BF	H	R	ER	SO	BB	IBB	HBP	BLK	WP	HR	S	P	ERA	WHIP															
Fred Norman, L ERA: 3.15 (1, 1)	4.1		20	5	3	3	2	2	0	0	1	0	1	36	57	6.23	1.615															
Gary Ross, R ERA: 2.57 (5, 1)	3.2		16	5	0	0	1	0	1	0	0	0	0	30	51	0.00	1.364															
Ed Acosta, R ERA: 4.84 (9, 1)	0.0		3	3	2	2	0	0	0	0	0	0	0	5	8	∞	∞															
Mike Caldwell, L ERA: 2.93 (9, 1)	6.0	L	20	2	1	0	6	0	0	0	0	0	0	46	65	0.00	0.333															

San Francisco Giants @ San Diego Padres
San Diego Stadium, San Diego, CA
Sun Jun 25 1972, 6:33 AM EDT
Att: 6,523 - Unknown

AB	52
R	6
H	15
RBI	5
BB	3
SO	9
LOB	18




Batter	1	2	3	4	5	6	7	8	9	10	11	12	13	14	AB	R	H	RBI	BB	SO	LOB
Jerry Morales, R OBP: 0.357, SLG: 0.446	2-1 G3 E 1B	1-1 FC5-4		0-0 F2		4-2 1-2 BB			0-0 HR 1B	4-0 FC5-4 1-2 2-3 IBB		2-0 E4			5	2	2	0	2	0	1
Fred Stanley, R OBP: 0.292, SLG: 0.256	0-0 E1		1-2 6-3		0-1 4-3	1-2 4-3			1-2 HR 1B	0-1 FC5-4		1-1 1-3			3	1	0	0	0	0	1
Curt Blefary, L OBP: 0.311, SLG: 0.390	1-2 G3 1B														1	0	0	0	0	0	2
Garry Jesteadt, R OBP: 0.266, SLG: 0.326															3	1	1	2	0	0	4
Leron Lee, L OBP: 0.352, SLG: 0.505	0-0 G3		1-1 F7		2-3 K			1-3 K			0-0 1B		1-3 K		2	0	0	0	0	0	2
Larry Stahl, L OBP: 0.278, SLG: 0.346	1-2 2-3														5	0	1	0	0	4	0
Nate Colbert, R OBP: 0.283, SLG: 0.440	2-0 S 1B		2-2 1B 1B		0-1 1B S 1B			0-0 3-1	2-3 K		0-3 K		2-3 K		7	1	3	2	0	3	1
Cito Gaston, R OBP: 0.309, SLG: 0.406	1-3 K		0-0 1B		2-2 1B	1-3 1B		2-1 6-3	3-1 F7		1-3 K		4-1 BB		6	0	2	0	1	2	2
Dave Roberts, R OBP: 0.246, SLG: 0.309	1-2 5-3		2-2 1B		1-0 F8			1-0 6-3 1B		0-1 1-3	4-0 FC5-4 IBB		0-2 4-3		6	0	2	1	1	0	4
Pat Corrales, R OBP: 0.214, SLG: 0.132		0-0 F4	1-2 1-3			3-2 F9		3-2 6-3		2-3 K	1-2 FC5-4			0-0 F3	6	0	0	0	0	1	5
Fred Kendall, R OBP: 0.252, SLG: 0.255								1-2			1-2				1	0	0	0	0	0	0
Enzo Hernandez, R OBP: 0.228, SLG: 0.216		1-3 K		0-0 6-3		0-0 F8		2-3 K		4-2 WP E BB		1-0 6-3		1-0 6-3	3	0	0	0	0	1	0
Ed Spiezio, R OBP: 0.167, SLG: 0.214															3	0	0	0	1	1	1
Fred Norman, S OBP: 0.233, SLG: 0.241		4-1 FC5-4 BB		1-2 6-3		0-0 BB 1B		1-1 F8		1-1 E4 WP		1-3 K		2-3 K	1	0	0	0	1	0	0
Gary Ross, R OBP: 0.400, SLG: 0.400															1	0	1	0	0	0	0
Mike Flores, L OBP: 0.200, SLG: 0.077															1	0	0	0	0	0	1
Ed Acosta, S OBP: 0.207, SLG: 0.353															0	0	0	0	0	0	0
Mike Caldwell, R OBP: 0.207, SLG: 0.353															2	0	0	0	0	1	1
Johnny Jeter, R OBP: 0.207, SLG: 0.353															1	0	0	0	0	1	0

Inning Stats	R: 2	H: 2	E: 1	LOB: 1	K: 1	BB: 0	S: 12	P: 18	R: 0	H: 0	E: 0	LOB: 1	K: 1	BB: 1	S: 7	P: 13	R: 1	H: 3	E: 0	LOB: 2	K: 0	BB: 0	S: 17	P: 24	R: 0	H: 0	E: 0	LOB: 0	K: 0	BB: 0	S: 5	P: 6	R: 0	H: 2	E: 0	LOB: 2	K: 1	BB: 0	S: 12	P: 17	R: 0	H: 1	E: 0	LOB: 2	K: 0	BB: 1	S: 13	P: 21	R: 0	H: 0	E: 0	LOB: 0	K: 1	BB: 0	S: 6	P: 9	R: 0	H: 1	E: 0	LOB: 1	K: 1	BB: 0	S: 10	P: 17	R: 2	H: 2	E: 0	LOB: 0	K: 2	BB: 0	S: 13	P: 20	R: 0	H: 0	E: 1	LOB: 3	K: 1	BB: 2	S: 12	P: 23	R: 0	H: 1	E: 0	LOB: 2	K: 2	BB: 1	S: 11	P: 17	R: 0	H: 0	E: 1	LOB: 1	K: 1	BB: 0	S: 7	P: 12	R: 0	H: 0	E: 0	LOB: 1	K: 2	BB: 1	S: 10	P: 17	R: 0	H: 0	E: 0	LOB: 1	K: 2	BB: 1	S: 10	P: 17	R: 0	H: 0	E: 0	LOB: 0	K: 1	BB: 0	S: 7	P: 10	1B: 11	SF: 0	2B: 0	SAC: 0	3B: 0	DP: 0	HR: 1	HBP: 0	WP: 1	PA: 63
PITCHER	IP	WLS	BF	H	R	ER	SO	BB	IBB	HBP	BLK	WP	HR	S	P	ERA	WHIP																																																																																																																	
Jim Barr, R ERA: 3.18	(1, 1)		5.2	27	8	3	1	0	0	0	0	0	0	1	28	44	7.71	1.714																																																																																																																
Randy Moffitt, R ERA: 5.11	(6, 1)		2.1	11	3	2	2	1	0	0	0	0	1	28	44	7.71	1.714																																																																																																																	
Jerry Johnson, R ERA: 5.89	(9, 1)		4.0	18	1	0	0	6	1	2	0	0	1	0	38	66	0.00	0.500																																																																																																																
Don McMahon, R ERA: 3.12	(13, 1)	W	2.0	7	0	0	0	3	1	0	0	0	0	0	17	27	0.00	0.500																																																																																																																

San Francisco Giants @ San Diego Padres
San Diego Stadium, San Diego, CA
Sun Jun 25 1972, 6:33 AM EDT
Att: 6,523 - Unknown

livebaseballscorecards.com

AB	57
R	5
H	12
RBI	5
BB	6
SO	14
LOB	25



Batter	1	2	3	4	5	6	7	8	9	AB R H RBI BB SO LOB
Roger Metzger, S (1, 6) OBP: 0.279, SLG: 0.243	0-3 K		0-0 4-3		4-0 HR BB		0-0 P6	0-0 1B 2B		4 2 1 0 1 1 0
Cesar Cedeno, R (1, 8) OBP: 0.421, SLG: 0.559	4-0 HR BB		0-0 P3		0-0 HR		0-0 2B 1B	0-0 FC6-4 1B		4 3 3 4 1 0 0
Jimmy Wynn, R (1, 9) OBP: 0.384, SLG: 0.489	0-0 HR		0-0 5-3		0-3 K		0-0 2B	0-0 FC6-4		5 1 2 3 0 1 1
Lee May, R (1, 3) OBP: 0.341, SLG: 0.510	0-0 1-3			0-0 HR		0-0 P4	0-0 1-3		0-0 E8 BB E	5 2 1 1 0 0 1
Bob Watson, R (1, 7) OBP: 0.371, SLG: 0.487	0-0 F9			0-0 6-3		0-3 K		0-3 K	4-0 E SF7 BB	4 1 0 0 1 2 0
Doug Rader, R (1, 5) OBP: 0.309, SLG: 0.472		0-0 HR		0-0 F8		0-0 HR		0-0 5-3	0-0 E6	5 2 2 2 0 0 1
Johnny Edwards, L (1, 2) OBP: 0.351, SLG: 0.384		0-0 G3		0-0 4-3		4-0 FC5-4 BB		4-0 3B BB	0-0 SF7	2 1 0 1 2 0 0
Tommy Helms, R (1, 4) OBP: 0.279, SLG: 0.337		0-0 F8		0-0 5-3		0-0 FC5-4		0-0 1B 3B	0-0 P6	5 1 1 1 0 0 2
Don Wilson, R (1, 1) OBP: 0.125, SLG: 0.087		0-3 K		0-3 K			0-0 P6	0-0 2B 1B	0-3 K	0 0 0 0 0 0 0
Tom Griffin, R (1, 1) OBP: 0.250, SLG: 0.583										1 0 0 0 0 1 0
George Culver, R (2, 1) OBP: 0.182, SLG: 0.273										4 1 1 1 0 2 1

Inning Stats	R: 2 E: 0 K: 1 S: 6	H: 1 LOB: 0 BB: 1 P: 10	R: 1 E: 0 K: 1 S: 6	H: 1 LOB: 0 BB: 0 P: 6	R: 0 E: 0 K: 0 S: 3	H: 0 LOB: 0 BB: 0 P: 3	R: 1 E: 0 K: 0 S: 4	H: 1 LOB: 0 BB: 0 P: 4	R: 2 E: 0 K: 2 S: 8	H: 1 LOB: 0 BB: 1 P: 12	R: 1 E: 0 K: 1 S: 6	H: 1 LOB: 1 BB: 1 P: 10	R: 1 E: 0 K: 0 S: 5	H: 2 LOB: 1 BB: 0 P: 5	R: 4 E: 0 K: 1 S: 9	H: 4 LOB: 1 BB: 1 P: 13	R: 2 E: 2 K: 1 S: 7	H: 0 LOB: 1 BB: 1 P: 11	1B: 3 2B: 2 3B: 1 HR: 5	SF: 1 SAC: 0 DP: 0 HBP: 0	WP: 0 PB: 0 SB: 2 CS: 0	PA: 45
--------------	------------------------------	----------------------------------	------------------------------	---------------------------------	------------------------------	---------------------------------	------------------------------	---------------------------------	------------------------------	----------------------------------	------------------------------	----------------------------------	------------------------------	---------------------------------	------------------------------	----------------------------------	------------------------------	----------------------------------	----------------------------------	------------------------------------	----------------------------------	--------


PITCHER	IP	WLS	BF	H	R	ER	SO	BB	IBB	HBP	BLK	WP	HR	S	P	ERA	WHIP
Clay Kirby, R (1, 1) ERA: 3.35	5.0		21	4	6	6	4	2	0	0	0	0	4	27	35	10.80	1.200
Bill Greif, R (6, 1) ERA: 5.49	2.2	L	16	6	6	6	2	2	0	0	0	0	1	18	26	20.25	3.000
Ed Acosta, R (8, 1) ERA: 4.8	0.1		2	1	0	0	0	0	0	0	0	0	0	2	2	0.00	3.000
Al Severinsen, R (9, 1) ERA:	1.0		6	0	2	0	1	1	0	0	0	0	0	7	11	0.00	1.000

TOP

Houston Astros @ San Diego Padres
San Diego Stadium, San Diego, CA

Mon Jun 26 1972, 10:05 PM EDT
Att. 4,561 - Unknown

AB	39
R	14
H	11
RBI	13
BB	5
SO	7
LOB	6



livebaseballscorecards.com

Batter	1	2	3	4	5	6	7	8	9	AB	R	H	RBI	BB	SO	LOB
Jerry Morales, R OBP: 0.351, SLG: 0.436 (1, 8)										5	1	1	0	0	0	3
Dave Roberts, R OBP: 0.242, SLG: 0.288 (1, 5)										4	1	0	0	1	1	0
Larry Stahl, L OBP: 0.295, SLG: 0.370 (1, 9)										5	1	4	2	0	1	0
Nate Colbert, R OBP: 0.285, SLG: 0.443 (1, 3)										5	1	2	1	0	2	3
Cito Gaston, R OBP: 0.329, SLG: 0.412 (1, 7)										4	2	2	0	1	0	1
Fred Stanley, R OBP: 0.308, SLG: 0.244 (1, 4) (9, 6)										2	1	0	0	2	1	2
Pat Corrales, R OBP: 0.217, SLG: 0.143 (1, 2)										4	0	1	1	0	1	3
Enzo Hernandez, R OBP: 0.235, SLG: 0.224 (1, 6)										3	0	2	1	0	0	0
Garry Jestadt, R OBP: 0.263, SLG: 0.323 (8, PH) (9, 4)										1	0	0	0	0	0	0
Clay Kirby, R OBP: 0.143, SLG: 0.091 (1, 1)										1	0	0	1	1	0	2
Mike Fiore, L OBP: 0.188, SLG: 0.071 (5, PH)										1	0	0	0	0	1	0
Bill Greif, R (6, 1)										0	0	0	0	0	0	0
Ed Acosta, S (8, 1)										0	0	0	0	0	0	0
Curt Blefary, L OBP: 0.304, SLG: 0.381 (8, PH)										1	0	0	0	0	0	0
Al Severinsen, R (9, 1)										0	0	0	0	0	0	0

Inning Stats	R: 4	H: 4	E: 0	LOB: 3	K: 1	S: 9	R: 3	H: 4	E: 1	LOB: 2	K: 0	S: 7	R: 0	H: 1	E: 0	LOB: 1	K: 2	S: 8	R: 0	H: 0	E: 0	LOB: 0	K: 1	S: 5	R: 0	H: 0	E: 0	LOB: 0	K: 1	S: 5	R: 0	H: 1	E: 0	LOB: 0	K: 1	S: 5	R: 0	H: 1	E: 0	LOB: 0	K: 0	S: 2	R: 0	H: 0	E: 0	LOB: 0	K: 0	S: 3	R: 0	H: 1	E: 0	LOB: 1	K: 1	S: 6	1B: 10	SF: 0	2B: 2	SAC: 0	3B: 0	DP: 1	HR: 0	HBP: 0	WP: 0	PA: 41
PITCHER	IP	WLS	BF	H	R	ER	SO	BB	IBB	HBP	BLK	WP	HR	S	P	ERA	WHIP																																															
Don Wilson, R ERA: 3.57 (1, 1)	0.2		9	4	4	4	1	3	0	0	0	0	0	8	20	54.00	10.500																																															
Tom Griffin, R ERA: 1.85 (1, 1)	1.0		5	2	2	2	0	0	0	0	0	0	0	5	5	18.00	2.000																																															
George Culver, R ERA: 2.06 (2, 1)	7.1	W	27	6	1	1	6	2	0	0	0	0	0	37	45	1.23	1.091																																															

BOTTOM

Houston Astros @ San Diego Padres
San Diego Stadium, San Diego, CA

Mon Jun 26 1972, 10:05 PM EDT
Att. 4,561 - Unknown

livebaseballscorecards.com

AB	36
R	7
H	12
RBI	6
BB	5
SO	7
LOB	14

Batter	1	2	3	4	5	6	7	8	9	AB R H RBI BB SO LOB	TOP											
Roger Metzger, S OBP: 0.282, SLG: 0.246 (1, 6) X	0-0 S 1B 1B	0-0 L7		0-0 1B 1-2 1B		0-0 4-3 1-2 1B		0-0 SH3-4 1-2 1B		4 1 2 0 0 0 1	<p>Houston Astros @ San Diego Padres</p> <p>San Diego Stadium, San Diego, CA</p> <p>Tue Jun 27 1972, 10:05 PM EDT</p> <p>Att. 6,497 - Unknown</p>											
Cesar Cedeno, R OBP: 0.420, SLG: 0.556 (1, 8) S S S	0-3 K 1-2 1B		0-0 1B WP FC6-4 1B	0-0 1-2 1B		0-0 3-1 1-2 1B		0-3 K 1-2 1B		5 1 2 0 0 2 2												
Jimmy Wynn, R OBP: 0.384, SLG: 0.484 (1, 9) X	0-0 2B 1B 2-H		0-3 K 1-2 1B	0-3 K 1-2 1B		0-3 K 1-2 1B		0-0 BB 1-2 1B		4 1 1 1 1 3 3												
Lee May, R OBP: 0.346, SLG: 0.514 (1, 3) X	0-0 1B 1-3 2B		4-0 FC6-4 1B BB	0-3 K 1-2 1B			0-0 BB E 1B	0-0 F5 1-2 1B		4 1 2 0 1 1 4												
Bob Watson, R OBP: 0.379, SLG: 0.500 (1, 7) X	0-0 7-5 1B 2-3 3-H		0-0 FC6-4 1B 1-2 2-3		0-0 6-3		4-0 FC6 BB 1-2	0-0 FC 3B		4 1 3 1 1 0 0												
Doug Rader, R OBP: 0.307, SLG: 0.466 (1, 5) X	0-0 7-5 1-2f		0-0 FC6-4 BB 1-2f 2-3 3-H		0-0 2B 1B		0-3 K 1-2 1B	0-3 K 1-2 1B		5 1 1 1 0 2 7												
Johnny Edwards, L OBP: 0.353, SLG: 0.387 (1, 2) S S S		0-3 K 1-2 1B	4-0 1-2 BB		0-0 1-H 2B		0-0 FC6 1-2f 2-H	0-0 FC 3-H		4 0 1 2 1 1 1												
Tommy Helms, R OBP: 0.277, SLG: 0.333 (1, 4) X		0-0 1B	0-0 F2 1-2 1B		0-0 6-3		0-0 6-3	0-0 F7 1-2 1B		5 0 1 0 0 0 6												
Dave Roberts, L OBP: 0.297, SLG: 0.389 (1, 1) X		0-0 F8 1-2 1B		0-0 CS 1B		0-0 L9		0-0 SH3-4 1B	0-3 K 1-2 1B	5 0 2 0 0 1 3												
Inning Stats	R: 2 E: 0 K: 1 S: 8	H: 4 LOB: 1 BB: 0 P: 8	R: 0 E: 0 K: 1 S: 6	H: 1 LOB: 1 BB: 0 P: 6	R: 1 E: 0 K: 1 S: 7	H: 2 LOB: 3 BB: 2 P: 15	R: 0 E: 0 K: 2 S: 9	H: 3 LOB: 2 BB: 0 P: 9	R: 1 E: 0 K: 0 S: 5	H: 2 LOB: 1 BB: 0 P: 5	R: 0 E: 0 K: 1 S: 5	H: 0 LOB: 0 BB: 0 P: 5	R: 1 E: 1 K: 1 S: 6	H: 1 LOB: 1 BB: 1 P: 10	R: 0 E: 0 K: 1 S: 6	H: 1 LOB: 2 BB: 1 P: 10	R: 1 E: 0 K: 2 S: 9	H: 1 LOB: 1 BB: 0 P: 9	1B: 12 2B: 3 3B: 1 HR: 0	SF: 0 SAC: 1 DP: 1 HBP: 0	WP: 1 PB: 0 SB: 1 CS: 1	PA: 45
PITCHER	IP WLS BF H R ER SO BB IBB HBP BLK WP HR S P ERA WHIP	IP WLS BF H R ER SO BB IBB HBP BLK WP HR S P ERA WHIP											IP WLS BF H R ER SO BB IBB HBP BLK WP HR S P ERA WHIP									
Steve Arlin, R ERA: 3.16 (1, 1)	8.0 L 40 14 5 4 8 4 0 0 0 1 0 52 68 4.50 2.250																					
Mark Schaeffer, L ERA: 4.43 (9, 1)	1.0 5 1 1 1 2 0 0 0 0 0 0 9 9 9.00 1.000																					

livebaseballscores.com

AB	40
R	6
H	15
RBI	5
BB	4
SO	10
LOB	27



Batter	1	2	3	4	5	6	7	8	9	AB	R	H	RBI	BB	SO	LOB
Jerry Morales, R OBP: 0.356, SLG: 0.438 (1, 9)	0-0 G5-4-3 1B		0-0 F9			0-0 1B		0-3 K		4	0	2	0	0	1	2
Dave Roberts, R OBP: 0.242, SLG: 0.286 (1, 5)	0-0 G5-4-3 1-2f			0-0 L8		0-0 1B		0-0 F3		4	0	1	0	0	0	2
Garry Jestead, R OBP: 0.263, SLG: 0.320 (1, 4)	0-0 6-3			0-0 1B		0-0 F9			0-0 5-3	4	0	1	0	0	0	2
Nate Colbert, R OBP: 0.281, SLG: 0.436 (1, 3)		0-3 K		0-0 F8		0-0 4-3			0-0 F9	4	0	0	0	0	1	3
Cito Gaston, R OBP: 0.312, SLG: 0.389 (1, 7)		0-0 5-3		0-0 F8			0-0 F7		0-0 F4	4	0	0	0	0	0	1
Johnny Jeter, R OBP: 0.263, SLG: 0.347 (1, 8)		0-3 K			0-3 K		0-3 K			3	0	0	0	0	3	0
Pat Corrales, R OBP: 0.204, SLG: 0.133 (1, 2)			0-0 5-3		0-3 K		0-0 L4			3	0	0	0	0	1	0
Enzo Hernandez, R OBP: 0.237, SLG: 0.226 (1, 6)			0-0 6-3		0-0 5-3			0-0 WP 1B		3	0	1	0	0	0	0
Steve Arlin, R OBP: 0.176, SLG: 0.194 (1, 1)			0-0			0-0 5-3		0-3 K		2	0	1	0	0	0	0
Ed Spiezio, R OBP: 0.161, SLG: 0.207 (8, PH)										1	0	0	0	0	1	1
Mark Schaeffer, L (9, 1)										0	0	0	0	0	0	0

Inning Stats	R: 0	H: 1	E: 0	LOB: 0	K: 0	S: 3	P: 3	R: 0	H: 0	E: 0	LOB: 0	K: 2	S: 7	P: 7	R: 0	H: 1	E: 0	LOB: 1	K: 0	S: 4	P: 4	R: 0	H: 0	E: 0	LOB: 0	K: 2	S: 7	P: 7	R: 0	H: 2	E: 0	LOB: 2	K: 0	S: 5	P: 5	R: 0	H: 0	E: 0	LOB: 0	K: 1	S: 5	P: 5	R: 0	H: 1	E: 0	LOB: 1	K: 2	S: 8	P: 8	R: 0	H: 0	E: 0	LOB: 0	K: 0	S: 3	P: 3	1B: 6	SF: 0	2B: 0	SAC: 0	3B: 0	DP: 1	HR: 0	HBP: 0	WP: 1	PA: 32
--------------	------	------	------	--------	------	------	------	------	------	------	--------	------	------	------	------	------	------	--------	------	------	------	------	------	------	--------	------	------	------	------	------	------	--------	------	------	------	------	------	------	--------	------	------	------	------	------	------	--------	------	------	------	------	------	------	--------	------	------	------	-------	-------	-------	--------	-------	-------	-------	--------	-------	--------


PITCHER	IP	WLS	BF	H	R	ER	SO	BB	IBB	HBP	BLK	WP	HR	S	P	ERA	WHIP
Dave Roberts, L ERA: 4.23 (1, 1)	9.0	W	32	6	0	0	7	0	0	0	0	1	0	46	46	0.00	0.667

BOTTOM

Houston Astros @ San Diego Padres
San Diego Stadium, San Diego, CA
 Tue Jun 27 1972, 10:05 PM EDT
 Att. 6,497 - Unknown

livebaseballscorecards.com

AB	32
R	0
H	6
RBI	0
BB	0
SO	7
LOB	11



Batter	1	2	3	4	5	6	7	8	9	AB R H RBI BB SO LOB	TOP	
Felix Millan, R OBP: 0.296, SLG: 0.320 (1, 4) X	0-0 BB BB 5-3 1B		X 0-0 L8		X 0-0 F9		X 0-0 6-3		X 0-0 F7	5 1 1 0 0 0 1		
Ralph Garr, L OBP: 0.341, SLG: 0.371 (1, 9) S S S	0-3 K		X 0-0 F6		X 0-0 1-3		X 0-0 1B 1B		X 0-0 HR 1B	5 2 2 0 0 1 2		
Hank Aaron, R OBP: 0.368, SLG: 0.477 (1, 3) B B B	4-0 5-3 BB 1-2 BB		B B B B 4-0 1B BB		X 0-0 F7		X 0-0 1B 1B		X 0-0 HR	3 1 2 2 2 0 1		
Rico Carty, R OBP: 0.420, SLG: 0.440 Oscar Brown, R OBP: 0.281, SLG: 0.484 (1, 7) B B B (9, 7) B B	4-0 5-3 BB 1-2 2-3 BB		X 0-0 1B		X 0-0 L9		X 0-0 L9		X 0-0 L8	4 0 1 0 1 0 2 0 0 0 0 0 0 0		
Mike Lum, L OBP: 0.321, SLG: 0.331 (1, 8) X	0-0 5-3 1-2 2-3 3-H		S S S 0-3 K		X 0-0 1B BB 1B		X 0-0 1B		X 0-0 F6	5 0 2 2 0 1 4		
Earl Williams, R OBP: 0.332, SLG: 0.382 (1, 5) S S S	0-3 K		S S S 0-3 K		X 0-0 1B BB 1B		X 0-0 1-3			3 0 0 0 1 2 4		
Paul Casanova, R OBP: 0.197, SLG: 0.203 (1, 2) X		X 0-0 CS 1B		S S S 0-3 K		X 0-0 F3		S S S 0-3 K		4 0 1 0 0 2 2		
Marty Perez, R OBP: 0.290, SLG: 0.289 (1, 6) S S S		S S S 0-3 K		X 0-0 L8		X 0-0 FC4-6 1B		X 0-0 F4		4 0 1 0 0 1 1		
Ron Schueler, R OBP: 0.190, SLG: 0.200 (1, 1) X		X 0-0 F8		X 0-0 1-3 1B		X 0-0 FC4-6		S S S 0-3 K		4 0 1 0 0 1 3		
Inning Stats	R: 1 H: 1 E: 0 LOB: 2 K: 2 BB: 2 S: 8 P: 16	R: 0 H: 1 E: 0 LOB: 0 K: 1 BB: 0 S: 5 P: 5	R: 0 H: 1 E: 0 LOB: 2 K: 1 BB: 1 S: 6 P: 10	R: 0 H: 0 E: 0 LOB: 0 K: 2 BB: 0 S: 7 P: 7	R: 0 H: 1 E: 0 LOB: 1 K: 0 BB: 0 S: 4 P: 4	R: 0 H: 2 E: 0 LOB: 3 K: 0 BB: 1 S: 5 P: 9	R: 1 H: 3 E: 0 LOB: 2 K: 0 BB: 0 S: 6 P: 6	R: 0 H: 0 E: 0 LOB: 0 K: 2 BB: 0 S: 7 P: 7	R: 2 H: 2 E: 0 LOB: 0 K: 0 BB: 0 S: 5 P: 5	1B: 10 SF: 0 2B: 0 SAC: 0 3B: 0 DP: 0 HR: 1 HBP: 0	WP: 0 PA: 41 PB: 0 SB: 0 CS: 1	
PITCHER Mike Corkins, R ERA: 2.82 (1, 1)	IP WLS BF H R ER SO BB IBB HBP BLK WP HR S P ERA WHIP											PITCHER IP WLS BF H R ER SO BB IBB HBP BLK WP HR S P ERA WHIP
	9.0 L 41 11 4 4 8 4 0 0 0 0 0 1 53 69 4.00 1.667											

Atlanta Braves @ San Diego Padres
San Diego Stadium, San Diego, CA
Wed Jun 28 1972, 10:05 PM EDT
Unknown

livebaseballscorecards.com

AB	37
R	4
H	11
RBI	4
BB	4
SO	8
LOB	20



Batter	1	2	3	4	5	6	7	8	9	AB	R	H	RBI	BB	SO	LOB
Jerry Morales, R OBP: 0.360, SLG: 0.448 (1, 8)	0-3 K		0-0 4-3		0-0 6-3 2B			0-0 FC1-8 1B		4	0	2	0	0	1	0
Dave Roberts, R OBP: 0.257, SLG: 0.303 (1, 5)	4-0 BB BB		0-0 2B 2B		0-0 6-3			0-0 FC1-6 1-2f		3	1	1	0	1	0	2
Cito Gaston, R OBP: 0.296, SLG: 0.368 (1, 7)	0-0 F4		0-0 5-3		0-0 6-3			0-0 F9 1-2		4	0	0	0	0	0	4
Nate Colbert, R OBP: 0.284, SLG: 0.439 (1, 3)	4-0 1-2 BB		0-0 2B		0-0 L7			0-0 6-3		3	0	1	1	1	0	1
Larry Stahl, L OBP: 0.288, SLG: 0.359 (1, 9)	0-3 K		0-0 L5		0-0 F7			0-3 K		4	0	0	0	0	2	3
Garry Jesteadt, R OBP: 0.252, SLG: 0.307 (1, 4)		0-0 F3		0-0 F8		0-0 F7		0-0 E6 4-3		4	0	0	0	0	0	0
Pat Corrales, R OBP: 0.192, SLG: 0.125 (1, 2)		0-0 4-3		0-3 K		0-0 F8		0-0 4-3		3	0	0	0	0	1	0
Leron Lee, L OBP: 0.350, SLG: 0.502 (9, PH)		0-0 4-3		0-3 K		0-0 K		0-0 4-3		1	0	0	0	0	0	1
Enzo Hernandez, R OBP: 0.233, SLG: 0.222 (1, 6)		0-0 1-3		0-3 K		0-3 K		0-0 K		3	0	0	0	0	2	0
Curt Biefary, L OBP: 0.298, SLG: 0.372 (9, PH)										1	0	0	0	0	0	1
Mike Corkins, R OBP: 0.100, SLG: 0.400 (1, 1)			0-0 HR		0-3 K			0-0 6-3		3	1	1	1	0	1	0

Inning Stats	R: 0	H: 0	E: 0	K: 2	S: 7	R: 0	H: 0	E: 0	K: 0	S: 3	R: 2	H: 3	E: 0	K: 0	S: 6	R: 0	H: 0	E: 0	K: 2	S: 7	R: 0	H: 1	E: 0	K: 1	S: 6	R: 0	H: 0	E: 0	K: 0	S: 3	R: 0	H: 0	E: 0	K: 1	S: 5	R: 0	H: 1	E: 0	K: 0	S: 4	R: 0	H: 0	E: 1	K: 1	S: 6	1B: 1	2B: 3	3B: 0	HR: 1	SF: 0	SAC: 0	DP: 0	HBP: 0	WP: 0	PB: 0	SB: 1	CS: 0	PA: 35
PITCHER Ron Schuele, R ERA: 3.06 (1, 1)	IP	WLS	BF	H	R	ER	SO	BB	IBB	HBP	BLK	WP	HR	S	P	ERA	WHIP																																									

Atlanta Braves @ San Diego Padres
San Diego Stadium, San Diego, CA

Wed Jun 28 1972, 10:05 PM EDT
Unknown

AB	33
R	2
H	5
RBI	2
BB	2
SO	7
LOB	12

Batter	1	2	3	4	5	6	7	8	9	AB R H RBI BB SO LOB	TOP																								
Oscar Brown, R (1, 8) OBP: 0.270, SLG: 0.444	0-0 5-3		0-3 K	0-0 6-3			0-0 SH5-3 1B		0-0 6-3	5 0 1 0 0 1 1																									
Ralph Garr, L (1, 9) OBP: 0.343, SLG: 0.373	0-0 FC4 1B		0-0 FC4-6 1B		0-0 6-3		0-0 SH5-3 1-2 2-3		0-0 E6 G4-3	4 0 2 0 0 0 0																									
Felix Millan, R (1, 4) OBP: 0.295, SLG: 0.319	0-0 FC4		0-0 FC4-6 BB 1B		0-0		0-0 L6		0-0 G4-3	4 0 1 0 0 0 5																									
Gil Garrido, R (8, 4) OBP: 0.375, SLG: 0.286	0-0 FC4-6 1-2f		0-0 BB 1B 1-2f 2-3		0-0 1B		0-0		0-0	0 0 0 0 0 0 0																									
Hank Aaron, R (9, PH) OBP: 0.367, SLG: 0.475	0-0 FC4-6 1-2f		0-0 BB 1B 1-2 3-H		0-0 F8		4-0 FC6-4 IBB		0-0	1 0 0 0 0 0 1																									
Rico Carty, R (1, 7) OBP: 0.422, SLG: 0.439	0-0 FC4-6 1-2f		0-0 BB 1B 1-2 2-3		0-0 6-3		0-0 FC6-4		0-0	3 0 1 1 1 0 2																									
Earl Williams, R (1, 3) OBP: 0.331, SLG: 0.378		0-0 F7	4-0 BB 1B 1-2 2-3		0-0 6-3		0-0 FC6-4		0-0	3 0 0 0 1 0 4																									
Paul Casanova, R (1, 2) OBP: 0.215, SLG: 0.238		0-0 2B	0-3 K		0-0 F7		0-0	0-0 1B	0-0	4 0 2 0 0 1 3																									
Marty Perez, R (1, 6) OBP: 0.289, SLG: 0.288		0-0 F3	0-3 K	0-0 4-3 1B	0-0 2-3		0-0 K	0-3 K	0-3 K	4 0 1 0 0 1 2																									
Rod Gilbreath, R (1, 5)		0-0 F6	0-3 K	0-0 4-3 1B	0-3 K		0-3 K	0-3 K	0-3 K	4 0 0 0 0 2 3																									
Jim Hardin, R (1, 1) OBP: 0.429, SLG: 0.800			4-0 FC4-6 1B BB	0-0 HR	0-0		4-0 SH5-3 1B BB	0-3 K	0-3 K	2 2 1 1 2 1 1																									
Pat Jarvis, R (8, 1) OBP: 0.182, SLG: 0.273										0 0 0 0 0 0 0																									
Inning Stats	R: 0 E: 0 K: 0 S: 4	H: 1 LOB: 1 BB: 0 P: 4	R: 0 E: 0 K: 0 S: 4	H: 1 LOB: 1 BB: 0 P: 4	R: 1 E: 0 K: 2 S: 9	H: 2 LOB: 3 BB: 2 P: 17	R: 1 E: 0 K: 0 S: 4	H: 2 LOB: 0 BB: 0 P: 4	R: 0 E: 0 K: 1 S: 5	H: 0 LOB: 0 BB: 0 P: 5	R: 0 E: 0 K: 0 S: 4	H: 1 LOB: 3 BB: 2 P: 12	R: 0 E: 0 K: 3 S: 10	H: 1 LOB: 1 BB: 0 P: 10	R: 0 E: 1 K: 0 S: 3	H: 0 LOB: 0 BB: 0 P: 3	1B: 7 2B: 1 3B: 0 HR: 1	SF: 0 SAC: 1 DP: 1 HBP: 0	WP: 1 PB: 0 SB: 0 CS: 0	PA: 39															
PITCHER	IP WLS BF H R ER SO BB IBB HBP BLK WP HR S P ERA WHIP																			ERA WHIP															
Fred Norman, L (1, 1) ERA: 3.13	6.1		29	8	2	2	3	3	0	0	0	1	1	32	44	2.84	1.737																		
Al Severinsen, R (7, 1) ERA:	0.2		3	0	0	0	0	0	1	0	0	0	0	2	6	0.00	0.000																		
Gary Ross, R (8, 1) ERA: 2.43	2.0	W	7	1	0	0	3	0	0	0	0	0	0	13	13	0.00	0.500																		

Atlanta Braves @ San Diego Padres
San Diego Stadium, San Diego, CA

Wed Jun 28 1972, 10:05 PM EDT
Att. 5,929 - Unknown

livebaseballscorecards.com

AB 34
R 2
H 9
RBI 2
BB 4
SO 6
LOB 22



Batter	1	2	3	4	5	6	7	8	9
Jerry Morales, R OBP: 0.361, SLG: 0.442 (1, 8)	0-0 1-3 BBB	4-0 FC5-4 BB			0-0 BB 1B		0-0 5-3	0-0 5-3	
Dave Roberts, R OBP: 0.257, SLG: 0.300 (1, 5)	0-0 WP 1B 1B	0-0 FC5-4 1-2f			0-0 F9		0-3 K		
Leron Lee, L OBP: 0.357, SLG: 0.507 (1, 7)	0-0 WP 1-2 1B		0-0 FC5-4 1B		0-0 F7			0-0 SH 1B 1B	
Nate Colbert, R OBP: 0.285, SLG: 0.435 (1, 3)	0-0 F7 1-2 2-3		0-0 F8		4-0 BB 1-2			0-0 SH 1B 1B	
Larry Stahl, L OBP: 0.287, SLG: 0.356 (1, 9)	0-0 F7		0-0 F8		0-0 G3			0-0 SH3-4 1-3 3-H 1B 1B	
Fred Kendall, R OBP: 0.252, SLG: 0.255 (1, 2)		0-0 F8 1-2f	0-0 FC5-4 1-2f		0-0 F6			0-0 1-3 SH3-4 1-2 3-H 1B	
Fred Stanley, R OBP: 0.309, SLG: 0.234 (1, 4)		4-0 BBB E BB		0-0 F3		0-0 6-3		0-0 SH3-4 1-2 2-3 1B	
Enzo Hernandez, R OBP: 0.239, SLG: 0.224 (1, 6)		0-0 FC4-6 1-2 1B		0-0 L4		0-0 F4		4-0 1-3 IBB	
Fred Norman, S OBP: 0.219, SLG: 0.226 (1, 1)		0-0 FC4-6		0-0 4-3			0-0 F5	0-0 1-3	
Al Severinsen, R (7, 1)									
Curt Blefary, L (7, PH)									
Gary Ross, R (8, 1)		1-2f 2-H						1-2 2-3 3-H	

Inning Stats	R: 0 E: 0 K: 0 S: 5	H: 2 LOB: 2 BB: 0 P: 5	R: 1 E: 1 K: 0 S: 4	H: 1 LOB: 2 BB: 2 P: 12	R: 0 E: 0 K: 0 S: 4	H: 1 LOB: 1 BB: 0 P: 4	R: 0 E: 0 K: 0 S: 3	H: 0 LOB: 0 BB: 0 P: 3	R: 0 E: 0 K: 0 S: 4	H: 1 LOB: 2 BB: 1 P: 8	R: 0 E: 0 K: 0 S: 3	H: 0 LOB: 0 BB: 0 P: 3	R: 0 E: 0 K: 1 S: 5	H: 0 LOB: 0 BB: 0 P: 5	R: 3 E: 1 K: 0 S: 7	H: 3 LOB: 2 BB: 1 P: 11
--------------	------------------------------	---------------------------------	------------------------------	----------------------------------	------------------------------	---------------------------------	------------------------------	---------------------------------	------------------------------	---------------------------------	------------------------------	---------------------------------	------------------------------	---------------------------------	------------------------------	----------------------------------

PITCHER	IP	WLS	BF	H	R	ER	SO	BB	IBB	HBP	BLK	WP	HR	S	P	ERA	WHIP
Jim Hardin, R ERA: 2.29 (1, 1)	7.0		30	6	2	1	1	3	0	0	0	1	0	29	41	1.29	1.286
Pat Jarvis, R ERA: 4.85 (8, 1)	1.0	L	7	2	2	2	0	0	1	0	0	0	0	6	10	18.00	2.000

PITCHER	IP	WLS	BF	H	R	ER	SO	BB	IBB	HBP	BLK	WP	HR	S	P	ERA	WHIP

BOTTOM


Atlanta Braves @ San Diego Padres
San Diego Stadium, San Diego, CA
 Wed Jun 28 1972, 10:05 PM EDT
 Att. 5,929 - Unknown

AB	31
R	4
H	8
RBI	3
BB	4
SO	1
LOB	18



WP	1	PA	37
PB	0		
SB	0		
CS	0		

livebaseballscores.com

Batter	1	2	3	4	5	6	7	8	9	AB R H RBI BB SO LOB	TOP											
Oscar Brown, R OBP: 0.262, SLG: 0.415 (1, 8) X	0-0 6-3		0-0 1B			0-3 K	0-0 G6-3		0-3 K	5 0 1 0 0 2 1	<p>Atlanta Braves @ San Diego Padres</p> <p>San Diego Stadium, San Diego, CA</p> <p>Thu Jun 29 1972, 10:05 PM EDT</p> <p>Att. 4,330 - Unknown</p> <p>livebaseballscorecards.com</p>											
Ralph Garr, L OBP: 0.341, SLG: 0.373 (1, 9) X	0-0 L7		0-0 1-3			0-3 K	0-0 1-3		0-0 2B	5 0 1 0 0 1 1												
Hank Aaron, R OBP: 0.367, SLG: 0.488 (1, 3) X	0-0 F8			0-0 6-3		0-0 HR		0-0 1B	0-0 5-3	5 2 2 1 0 0 1												
Rico Carty, R OBP: 0.423, SLG: 0.440 (1, 7) X		0-0 1-3		0-0 1B		0-0 2B		0-0 L8		4 1 2 0 0 0 1												
Earl Williams, R OBP: 0.337, SLG: 0.400 (1, 5) (8, 2) X		0-0 HR		0-0 F9		0-0 1B		0-0 1B	1-2 SF8	4 3 3 1 0 0 1												
Paul Casanova, R OBP: 0.221, SLG: 0.242 (1, 2) X		0-0 L7		0-0 L7		0-0 E		0-0 1B		3 0 1 1 0 0 1												
Mike Lum, L OBP: 0.326, SLG: 0.336 (8, PH) X						2-3 3-H		1-3 2-H		1 0 1 1 0 0 0												
Sonny Jackson, L OBP: 0.125, SLG: 0.125 (8, 5) X										0 0 0 0 0 0 0												
Marty Perez, R OBP: 0.285, SLG: 0.284 (1, 6) X		0-0 F3			0-3 K	0-0 E6		0-0 SF8		3 0 0 1 0 1 1												
Gil Garrido, R OBP: 0.273, SLG: 0.200 (1, 4) X			0-0 L5		0-0 6-3	0-0 FC6-4		0-3 K		3 0 0 0 0 0 2												
Jim Breazeale, L OBP: 0.214, SLG: 0.333 (8, PH) X						1-2 3-H				1 0 0 0 0 1 1												
Rod Gilbreath, R (8, 4) X										0 0 0 0 0 0 0												
George Stone, L (1, 1) X			0-3 K		0-3 K		0-0 G6-3		0-3 K	1 0 0 0 0 1 0												
Mike McQueen, L (3, 1) X									1 0 0 0 0 1 0													
Cecil Upshaw, R (6, 1) X									1 0 1 0 0 0 0													
Felix Millan, R (9, PH) X									1 0 0 0 0 1 0													
Inning Stats	R: 0 E: 0 K: 0 S: 3	H: 0 LOB: 0 BB: 0 P: 3	R: 1 E: 0 K: 0 S: 4	H: 1 LOB: 0 BB: 0 P: 4	R: 0 E: 0 K: 1 S: 6	H: 1 LOB: 1 BB: 0 P: 6	R: 0 E: 0 K: 0 S: 4	H: 1 LOB: 1 BB: 0 P: 4	R: 0 E: 0 K: 2 S: 7	H: 0 LOB: 0 BB: 0 P: 7	R: 3 E: 1 K: 2 S: 12	H: 4 LOB: 2 BB: 0 P: 12	R: 0 E: 0 K: 0 S: 3	H: 1 LOB: 0 BB: 0 P: 3	R: 2 E: 0 K: 1 S: 8	H: 3 LOB: 1 BB: 0 P: 8	R: 0 E: 0 K: 2 S: 8	H: 1 LOB: 1 BB: 0 P: 8	1B: 8 2B: 2 3B: 0 HR: 2	SF: 1 SAC: 0 DP: 1 HBP: 0	WP: 0 PB: 0 SB: 0 CS: 0	PA: 39
PITCHER	IP WLS BF H R ER SO BB IBB HBP BLK WP HR S P ERA WHIP																					
Mike Caldwell, L (1, 1) ERA: 3.42	7.1 W 32 10 6 5 5 0 0 0 0 0 0 2 42 42 6.14 1.364																					
Bill Greif, R (8, 1) ERA: 5.38	1.2 S 7 2 0 0 3 0 0 0 0 0 0 0 13 13 0.00 1.200																					

Batter	1	2	3	4	5	6	7	8	9	AB	R	H	RBI	BB	SO	LOB
Jerry Morales, R OBP: 0.362, SLG: 0.455 (1, 8)	0-0 4-3		0-0 E 3B	0-0 5-3		0-0 F5		0-0 5-3 1B		5	1	2	1	0	0	0
Dave Roberts, R OBP: 0.291, SLG: 0.387 (1, 5)	0-0 1B		0-0 E8 HR 1B	0-0 HR		0-0 2B 2B		0-0 5-3 1-2		5	3	4	2	0	0	1
Leron Lee, L OBP: 0.363, SLG: 0.526 (1, 7)	0-3 K		0-0 HR	0-0 F8		0-0 2B 2B		4-0 IBB		4	2	2	3	1	1	1
Nate Colbert, R OBP: 0.283, SLG: 0.434 (1, 3)	0-0 5-3		0-0 E5 1B 2B	0-3 K		0-0 2B		0-0 4-3		5	1	1	1	0	1	3
Cito Gaston, R OBP: 0.294, SLG: 0.363 (1, 9)		0-0 F7	0-0 2B 1-2 1B		0-0 6-3	0-0 1-3				4	0	1	0	0	0	1
Garry Jesteadt, R OBP: 0.262, SLG: 0.324 (1, 4)		0-0 F6	0-0 1-3 2-H 2B		0-0 1B			0-0 5-3		4	0	2	1	0	0	0
Fred Kendall, R OBP: 0.243, SLG: 0.245 (1, 2)		0-0 F6	0-0 1-3		0-0 F5			0-0 5-3		4	0	0	0	0	0	3
Enzo Hernandez, R OBP: 0.244, SLG: 0.231 (1, 6)			0-0 1-3 3B 2B IBB		0-0 F7			0-0 4-3		3	1	1	0	1	0	1
Mike Caldwell, R Bill Greif, R (8, 1)			0-0 1-3 L9			0-0 6-3		0-0 1-3		3	0	0	0	0	0	4
										1	0	0	0	0	0	0

Inning Stats	R: 0	H: 1	E: 0	K: 1	S: 6	LOB: 1	BB: 0	P: 6
	R: 0	H: 0	E: 0	K: 0	S: 3	LOB: 0	BB: 0	P: 3
	R: 5	H: 6	E: 2	K: 0	S: 10	LOB: 3	BB: 1	P: 14
	R: 1	H: 1	E: 0	K: 1	S: 6	LOB: 0	BB: 0	P: 6
	R: 0	H: 1	E: 0	K: 0	S: 4	LOB: 1	BB: 0	P: 4
	R: 2	H: 3	E: 0	K: 0	S: 6	LOB: 1	BB: 0	P: 6
	R: 0	H: 0	E: 0	K: 0	S: 3	LOB: 0	BB: 0	P: 3
	R: 0	H: 1	E: 0	K: 0	S: 4	LOB: 2	BB: 1	P: 8

PITCHER	IP	WLS	BF	H	R	ER	SO	BB	IBB	HBP	BLK	WP	HR	S	P	ERA	WHIP
George Stone, L ERA: 7.71 (1, 1)	2.1	L	14	6	5	4	1	0	0	0	0	0	1	16	16	15.43	2.571
Mike McQueen, L ERA: 4.91 (3, 1)	3.1		17	6	3	3	1	0	1	0	0	0	1	18	22	8.10	1.800
Cecil Upshaw, R ERA: 4.63 (6, 1)	2.1		9	1	0	0	0	0	1	0	0	0	0	8	12	0.00	0.429

BOTTOM

Atlanta Braves @ San Diego Padres
San Diego Stadium, San Diego, CA
 Thu Jun 29 1972, 10:05 PM EDT
 Att. 4,330 - Unknown

AB	38
R	8
H	13
RBI	8
BB	2
SO	2
LOB	14



1B	2B	3B	HR	SF	SAC	DP	HBP	WP	PA
5	5	1	2	0	0	0	0	0	40

Batter	1	2	3	4	5	6	7	8	9	10	11	12	13	AB R H RBI BB SO LOB	TOP								
Pete Rose, S OBP: 0.346, SLG: 0.370 (1, 7)	0-0 4-3 1B		0-0 FC6-4 1B		0-0 1B			0-3 K		4-0 BB		0-0 1B E 1B		5 1 3 0 1 1 0	Cincinnati Reds @ San Diego Padres San Diego Stadium, San Diego, CA Fri Jun 30 1972, 10:05 PM EDT Att: 6,119 - Unknown								
Joe Morgan, L OBP: 0.412, SLG: 0.424 (1, 4)	0-3 K		0-0 FC6-4 1B S 1-2F		0-0 G3			4-0 BB		0-0 1-3		0-0 E5 1-3 1B 1-H		5 0 1 0 1 1 4									
Bobby Tolan, L OBP: 0.353, SLG: 0.426 (1, 8)	0-3 K		4-0 1B BB					0-3 K				0-0 1-3 2-3		4 1 0 0 2 2 2									
Johnny Bench, R OBP: 0.379, SLG: 0.573 (1, 2)		4-0 G3 6-3 BB	0-0 1B BB					0-0 K		0-0 F8		0-0 5-3 3B BB	0-0 1-3	5 0 1 0 1 1 2									
Tony Perez, R OBP: 0.346, SLG: 0.542 (1, 3)		0-0 6-3 1-2		0-0 G3-6-3 1B				0-3 K		0-0 P4		4-0 3B BB	0-0 L8	5 1 1 0 1 1 1									
Joe Haque, L OBP: 0.351, SLG: 0.428 Cesar Geronimo, L OBP: 0.296, SLG: 0.397 (7, 9)		0-0 G3 2-3		0-0 G3-6-3 1-2F				0-0 F9		0-0 4-3		0-0 3B 1-H 2-H	0-3 K	3 0 0 0 0 0 2 3 0 1 2 0 1 0									
Denis Menke, R OBP: 0.352, SLG: 0.350 Darrel Chaney, S OBP: 0.400, SLG: 0.313 (10, PR) (10, 5)		4-0 BB		0-0 P4				0-0 F8		4-0 4-3 SH1-4 BB		0-0 F5	0-3 K	2 0 0 0 2 0 0 2 0 0 0 0 1 1									
Dave Concepcion, R OBP: 0.272, SLG: 0.279 (1, 6)		0-0 F8						0-0 1-3		0-0 SH1-4		0-0 6-3		4 0 0 0 0 0 3									
Wayne Simpson, R OBP: 0.048, SLG: 0.048 Ted Uhlander, L OBP: 0.214, SLG: 0.178 Clay Carroll, R Hal McRae, R OBP: 0.277, SLG: 0.465 Tom Hall, L Julian Javier, R OBP: 0.317, SLG: 0.393 Pedro Borbon, R (1, 1) (8, PH) (8, 1) (10, PH) (10, 1) (12, PH) (12, 1)			0-3 K					0-0 F7		0-0 4-3		0-0 4-3		2 0 0 0 0 2 0 1 0 0 0 0 0 0 0 0 0 0 0 0 0 1 0 0 0 0 0 2 0 0 0 0 0 0 0 1 0 0 0 0 0 0 0 0 0 0 0 0 0									
Inning Stats	R: 0 E: 0 K: 2 S: 7	H: 0 LOB: 0 BB: 0 P: 7	R: 0 E: 0 K: 0 S: 3	H: 0 LOB: 2 BB: 2 P: 11	R: 0 E: 0 K: 1 S: 6	H: 2 LOB: 2 BB: 1 P: 10	R: 0 E: 0 K: 0 S: 3	H: 1 LOB: 0 BB: 0 P: 3	R: 0 E: 0 K: 2 S: 7	H: 0 LOB: 0 BB: 0 P: 7	R: 0 E: 0 K: 0 S: 3	H: 0 LOB: 0 BB: 0 P: 3	R: 2 E: 0 K: 0 S: 4	H: 1 LOB: 1 BB: 2 P: 12		R: 1 E: 1 K: 0 S: 5	H: 2 LOB: 1 BB: 0 P: 5	R: 0 E: 0 K: 2 S: 7	H: 0 LOB: 0 BB: 0 P: 7	1B: 6 2B: 0 3B: 1 HR: 0	SF: 0 SAC: 1 DP: 1 HBP: 0	WP: 0 PB: 0 SB: 1 CS: 0	PA: 52
PITCHER	IP WLS BF H R ER SO BB IBB HBP BLK WP HR S P ERA WHIP															IP WLS BF H R ER SO BB IBB HBP BLK WP HR S P ERA WHIP							
Clay Kirby, R ERA: 3.2 (1, 1)	11.0 44 5 2 2 8 8 0 0 0 0 0 0 52 84 1.64 1.182																						
Gary Ross, R ERA: 2.37 (12, 1)	1.0 5 2 1 0 0 0 0 0 0 0 0 0 5 5 0.00 2.000																						
Fred Norman, L ERA: 3.1 (13, 1)	1.0 W 3 0 0 0 2 0 0 0 0 0 0 7 7 0.00 0.000																						

livebaseballscorecards.com

AB	43
R	3
H	7
RBI	2
BB	8
SO	10
LOB	17



Batter	1	2	3	4	5	6	7	8	9	10	11	12	13	AB R H RBI BB SO LOB
Jerry Morales, R (1, 8) OBP: 0.351, SLG: 0.439 (13, 5)	0-3 K		0-0 F8			0-0 5-3		0-0 1-3			0-0 SH5-4	0-0 F8		5 0 0 0 0 1 4
Dave Roberts, R (1, 5) OBP: 0.306, SLG: 0.420 (13, 6)	0-0 5-3			0-0 F3			0-0 1B 9-2 1B		0-3 K		0-0 1B 2B		0-0 1B FC5-2 2B	6 0 3 2 0 1 0
Leron Lee, L (1, 7) OBP: 0.366, SLG: 0.523	0-3 K			0-0 6-3			0-0 1B 9-2 1B FC3-2 1B		0-3 K		0-0 1B		4-0 1B IBB	5 1 2 0 1 2 0
Nate Colbert, R (1, 3) OBP: 0.281, SLG: 0.428		0-3 K		0-3 K			0-0 9-2		0-0 5-3		0-0 F2		0-0 1B	6 0 1 0 0 2 4
Cito Gaston, R (1, 9) OBP: 0.297, SLG: 0.360		0-3 K			0-0 F5		0-0 FC3-2 1B			0-3 K		0-0 SH1-4 2B 1B	0-0 FC5-2	6 1 2 0 0 2 2
Garry Jestadt, R (1, 4) OBP: 0.252, SLG: 0.312		0-3 K			0-0 1-3		0-0 FC3-2			0-0 P5		0-0 SH1-4		4 0 0 0 0 1 2
Pat Corrales, R (1, 2) OBP: 0.196, SLG: 0.135			0-3 K			0-0 L6		0-0 1B		0-0 5-3		0-0 4-3		4 0 1 0 0 1 0 1 0 0 0 0 0 1
Curt Blefary, L (12, PH) OBP: 0.286, SLG: 0.356 (13, 2)														
Enzo Hernandez, R (1, 6) OBP: 0.244, SLG: 0.230			4-0 FC2-6 BB			0-0 4-3		0-0 SH3-4			4-0 SH5-4 1B 2B BB		0-0 2B	1 0 0 0 1 0 0 0 0 0 0 1 0 0 0 1 0 0 0 0 0 1 0 1 1 0 0 0
Fred Kendall, R (11, PH) OBP: 0.290, SLG: 0.245														
Fred Stanley, R (11, PH) OBP: 0.309, SLG: 0.234 (12, 6)														
Larry Stahl, L (12, PH) OBP: 0.291, SLG: 0.367 (13, 8)														
Clay Kirby, R (1, 1) OBP: 0.132, SLG: 0.083			0-0 FC2-6			0-3 K		0-0 4-3			0-0 SH5-4 1B		4-0 2B	3 0 0 0 0 1 2 1 1 1 0 0 0 0 0 0 0 0 0 0 0 0 0 0 0 1 0 0 0 0 0 0 0 0 0
Johnny Jeter, R (11, PH) OBP: 0.267, SLG: 0.351														
Gary Ross, R (12, 1) OBP: 0.333, SLG: 0.333														
Mike Fiore, L (12, PH) OBP: 0.235, SLG: 0.071			1-2								1-2 2B 1B			
Fred Norman, S (13, 1) OBP: 0.219, SLG: 0.226														

Inning Stats	R: 0	H: 0	E: 0	LOB: 0	K: 2	S: 7	P: 7	R: 0	H: 0	E: 0	LOB: 0	K: 3	S: 9	P: 9	R: 0	H: 0	E: 0	LOB: 0	K: 1	S: 5	P: 9	R: 0	H: 0	E: 0	LOB: 0	K: 1	S: 5	P: 5	R: 0	H: 0	E: 0	LOB: 0	K: 0	S: 3	P: 3	R: 0	H: 3	E: 0	LOB: 2	K: 0	S: 5	P: 5	R: 0	H: 1	E: 0	LOB: 1	K: 0	S: 4	P: 4	R: 0	H: 0	E: 0	LOB: 0	K: 2	S: 7	P: 7	R: 0	H: 0	E: 0	LOB: 0	K: 1	S: 5	P: 5	R: 2	H: 3	E: 0	LOB: 2	K: 0	S: 5	P: 9	R: 1	H: 2	E: 0	LOB: 2	K: 0	S: 5	P: 9	R: 1	H: 2	E: 1	LOB: 3	K: 0	S: 3	P: 7	1B: 8	SF: 0	2B: 4	SAC: 3	3B: 0	DP: 1	HR: 0	HBP: 0	WP: 0	PA: 50
PITCHER	IP	WLS	BF	H	R	ER	SO	BB	IBB	HBP	BLK	WP	HR	S	P	ERA	WHIP																																																																													
Wayne Simpson, R (1, 1) ERA: 4.09	7.0		24	3	0	0	8	1	0	0	0	0	0	39	43	0.00	0.571																																																																													
Clay Carroll, R (8, 1) ERA: 1.4	2.0		7	1	0	0	2	0	0	0	0	0	0	11	11	0.00	0.500																																																																													
Tom Hall, L (10, 1) ERA: 2.88	2.0		9	3	2	2	1	1	0	0	0	0	0	10	14	9.00	2.000																																																																													
Pedro Borbon, R (12, 1) ERA: 3.04	1.1	L	10	4	2	1	0	0	2	0	0	0	0	8	16	6.75	3.000																																																																													


BOTTOM

Cincinnati Reds @ San Diego Padres
San Diego Stadium, San Diego, CA

Fri Jun 30 1972, 10:05 PM EDT
Att. 6,119 - Unknown

livebaseballscorecards.com

AB	43
R	4
H	11
RBI	3
BB	4
SO	11
LOB	15



Batter	1	2	3	4	5	6	7	8	9	AB R H RBI BB SO LOB	TOP											
Joe Morgan, L (1, 4) OBP: 0.419, SLG: 0.441	4-0 G3 FC S BB		0-0 2-H HR		4-0 FC1-6 BB		0-0 CS 1B			2 2 2 2 2 0 0	<p>Cincinnati Reds @ San Diego Padres</p> <p>San Diego Stadium, San Diego, CA</p> <p>Sat Jul 01 1972, 10:05 PM EDT</p> <p>Att: 24,972 - Unknown</p>											
Pete Rose, S (1, 7) OBP: 0.345, SLG: 0.369	0-0 G3 1-3		0-0 1B 1B		0-0 FC1-6 1-2f		0-0 CS 1-2	0-0 F8		4 0 1 0 0 0 2												
Bobby Tolan, L (1, 8) OBP: 0.355, SLG: 0.431	0-0 FC L5-4 S 3-H		0-0 G5-4-3 1B 1-2		0-0 1B 2B		0-0 L4			4 0 2 1 0 0 0												
Johnny Bench, R (1, 2) OBP: 0.374, SLG: 0.564	0-0 L5-4 1-3		0-0 G5-4-3 1-2f		0-0 F2		0-0 P6			4 0 0 0 0 0 4												
Tony Perez, R (1, 3) OBP: 0.345, SLG: 0.535		0-0 F5		0-0 F9		4-0 1B IBB		0-3 K		3 0 0 0 1 1 0												
Denis Menke, R (1, 5) OBP: 0.350, SLG: 0.348		0-0 1-3		0-0 F9		0-0 G6-4-3 1B 1-2 2-3		0-3 K		4 0 1 0 0 1 0												
Dave Concepcion, R (1, 6) OBP: 0.267, SLG: 0.274		0-0 F3		0-0 1-3		0-0 G6-4-3 1-2f		0-0 F3		4 0 0 0 0 0 3												
Cesar Geronimo, L (1, 9) OBP: 0.297, SLG: 0.385			4-0 WP HR BB		0-0 P6		0-3 K			2 1 0 0 1 1 0												
Ed Sprague, R (1, 1)			0-3 K		0-0 5-3		0-0 G3			2 0 0 0 0 1 1												
Ted Uhlaender, L (7, PH) OBP: 0.241, SLG: 0.176										1 0 0 0 0 0 0												
Jack Billingham, R (7, 1) OBP: 0.087, SLG: 0.034										0 0 0 0 0 0 0												
Inning Stats	R: 1 E: 0 K: 0 S: 3	H: 0 LOB: 0 BB: 1 P: 7	R: 0 E: 0 K: 0 S: 3	H: 0 LOB: 0 BB: 0 P: 3	R: 2 E: 0 K: 1 S: 7	H: 3 LOB: 1 BB: 1 P: 11	R: 0 E: 0 K: 0 S: 3	H: 0 LOB: 0 BB: 0 P: 3	R: 0 E: 0 K: 0 S: 3	H: 2 LOB: 2 BB: 1 P: 8	R: 0 E: 0 K: 1 S: 5	H: 1 LOB: 0 BB: 0 P: 5	R: 0 E: 0 K: 0 S: 3	H: 0 LOB: 0 BB: 0 P: 3	R: 0 E: 0 K: 2 S: 7	H: 0 LOB: 0 BB: 0 P: 7	1B: 4 2B: 2 3B: 0 HR: 1	SF: 0 SAC: 0 DP: 3 HBP: 0	WP: 1 PB: 0 SB: 2 CS: 1	PA: 35		
PITCHER Steve Arlin, R (1, 1) ERA: 3.15	IP: 9.0 WLS: L BF: 34 H: 6 R: 3 ER: 3 SO: 4 BB: 3				IP: 9.0 WLS: L BF: 34 H: 6 R: 3 ER: 3 SO: 4 BB: 3					IP: 9.0 WLS: L BF: 34 H: 6 R: 3 ER: 3 SO: 4 BB: 3					IP: 9.0 WLS: L BF: 34 H: 6 R: 3 ER: 3 SO: 4 BB: 3					ERA: 3.15 WHIP: 1.000		

livebaseballscorecards.com

AB	30
R	3
H	6
RBI	3
BB	4
SO	4
LOB	10



Batter	1	2	3	4	5	6	7	8	9	AB	R	H	RBI	BB	SO	LOB
Jerry Morales, R OBP: 0.342, SLG: 0.427 (1, 8)	0-0 F8		0-0 G1		0-3 K		0-0 4-3			4	0	0	0	0	1	0
Dave Roberts, R OBP: 0.303, SLG: 0.412 (1, 5)	0-0 6-3		0-0 E 1B		0-0 P6		0-0 6-3			4	0	1	0	0	0	0
Leron Lee, L OBP: 0.360, SLG: 0.514 (1, 7)	0-0 F7		0-0 E4 1-3		0-3 K			0-0 G3		4	0	0	0	0	1	1
Nate Colbert, R OBP: 0.287, SLG: 0.441 (1, 3)		0-0 4-3 WP 2B	0-0 P3		0-0	0-0 2B		0-0 1B 1B		4	1	3	0	0	0	2
Cito Gaston, R OBP: 0.295, SLG: 0.356 (1, 9)		0-0 4-3 2-3	0-0 6-3		0-0	0-0 F8		0-0 1-2 G4-3 1B		4	0	1	0	0	0	4
Garry Jesteadt, R OBP: 0.261, SLG: 0.313 (1, 4)		4-0 1B SH3 BB 3-H		0-0 WP 6-3 1B		0-0 5-3		0-0 1-2 G4-3		3	1	1	0	1	0	3
Pat Corrales, R OBP: 0.220, SLG: 0.148 (1, 2)		0-0		0-0 6-3		4-0		0-0 L4		2	0	1	0	1	0	1
Curt Biefary, L OBP: 0.280, SLG: 0.348 (9, PH)		1-3		1-2		BB		0-0 K		1	0	0	0	0	0	0
Enzo Hernandez, R OBP: 0.245, SLG: 0.229 (1, 6)		0-0 SH3		0-3 K		0-0 L9		0-3 K		1	0	0	1	0	1	1
Larry Stahl, L OBP: 0.289, SLG: 0.365 (6, PH)		1-2		2-3				0-3 K		1	0	0	0	0	0	2
Fred Stanley, R OBP: 0.309, SLG: 0.234 (7, 6)		3-H								0	0	0	0	0	0	0
Johnny Jeter, R OBP: 0.265, SLG: 0.349 (9, PH)		1-2								1	0	0	0	0	1	0
Steve Arlin, R OBP: 0.162, SLG: 0.176 (1, 1)		0-0 6-3		0-0 4-3				0-3 K		3	0	0	0	0	1	2
Mike Fiore, L OBP: 0.222, SLG: 0.067 (9, PH)										1	0	0	0	0	1	0

Inning Stats	R: 0	H: 0	E: 0	K: 0	S: 3	R: 2	H: 2	E: 0	K: 0	S: 5	R: 0	H: 1	E: 1	K: 0	S: 5	R: 0	H: 1	E: 0	K: 1	S: 6	R: 0	H: 0	E: 0	K: 2	S: 7	R: 0	H: 1	E: 0	K: 0	S: 4	R: 0	H: 0	E: 0	K: 1	S: 5	R: 0	H: 2	E: 0	K: 0	S: 4	R: 0	H: 0	E: 0	K: 2	S: 7	R: 0	H: 0	E: 0	K: 2	S: 7	1B: 5	2B: 2	3B: 0	HR: 0	SF: 0	SAC: 1	DP: 1	HBP: 0	WP: 2	PA: 36
PITCHER	IP	WLS	BF	H	R	ER	SO	BB	IBB	HBP	BLK	WP	HR	S	P	ERA	WHIP																																											
Ed Sprague, R ERA: 3.9 (1, 1)	6.0	W	26	5	2	2	3	2	0	0	0	2	0	30	38	3.00	1.167																																											
Jack Billingham, R ERA: 3.92 (7, 1)	3.0	S	10	2	0	0	3	0	0	0	0	0	0	16	16	0.00	0.667																																											

BOTTOM

Cincinnati Reds @ San Diego Padres
San Diego Stadium, San Diego, CA
Sat Jul 01 1972, 10:05 PM EDT
Att. 24,972 - Unknown

livebaseballscorecards.com

AB	33
R	2
H	7
RBI	1
BB	2
SO	6
LOB	16



Batter	1	2	3	4	5	6	7	8	9	AB R H RBI BB SO LOB	TOP	
Joe Morgan, L (1, 4) OBP: 0.419, SLG: 0.436	0-0 E3 4-3		0-3 K			0-0 F8		1B SF8 BB		3 2 0 0 2 1 0		
Pete Rose, S (1, 7) OBP: 0.343, SLG: 0.366	0-0 4-3			0-0 F8		0-0 3-1		1B HR 1B		5 1 1 0 0 0 3		
Bobby Tolan, L (1, 8) OBP: 0.353, SLG: 0.428 George Foster, R (8, PH) OBP: 0.281, SLG: 0.349	0-0 4-3			0-0 4-3		0-0 G3		1B HR 1B		4 1 1 1 0 0 0 1 0 1 1 0 0 0		
Johnny Bench, R (1, 2) OBP: 0.374, SLG: 0.575	0-3 K			0-0 1B			0-0 HR	SF8 3-H FC6-4		4 1 2 2 0 1 2		
Tony Perez, R (1, 3) OBP: 0.343, SLG: 0.543 Bill Plummer, R (8, 2) OBP: 0.067, SLG: 0.071		0-0 5-3		0-3 K			0-3 K	1B 1-H 2-H HR	0-0 F9	4 1 1 3 0 2 1 1 0 0 0 0 0 0		
Denis Menke, R (1, 5) OBP: 0.353, SLG: 0.351 Darrel Chaney, S (8, 5) OBP: 0.390, SLG: 0.303		0-0 F9			0-3 K		0-0 FC6-4 1B	1B 1B	0-0 F7	4 1 2 0 0 1 0 1 0 0 0 0 0 0		
Dave Concepcion, R (1, 6) OBP: 0.266, SLG: 0.272		0-3 K			0-3 K2-3		0-0 FC6-4 3B	1B 1-2 E 1B	0-3 K	5 2 1 0 0 3 1		
Cesar Geronimo, L (1, 9) OBP: 0.321, SLG: 0.478			0-3 K		0-0 IHR		0-0 3B	1B 1-H 2-H 1B		4 2 3 3 0 1 0		
Gary Nolan, R (1, 1) OBP: 0.160, SLG: 0.109 Clay Carroll, R (7, 1) OBP: 0.500, SLG: 0.500			0-0 4-3		0-3 K		0-0 4-3	1B 2-H 1B		3 0 0 0 0 1 1 1 1 1 1 0 0 0		
Inning Stats	R: 1 H: 0 E: 1 LOB: 0 K: 1 BB: 0 S: 6 P: 6	R: 0 H: 0 E: 0 LOB: 0 K: 1 BB: 0 S: 5 P: 5	R: 0 H: 0 E: 0 LOB: 0 K: 2 BB: 0 S: 7 P: 7	R: 0 H: 1 E: 0 LOB: 1 K: 1 BB: 0 S: 6 P: 6	R: 1 H: 1 E: 0 LOB: 0 K: 3 BB: 0 S: 10 P: 10	R: 0 H: 0 E: 0 LOB: 0 K: 0 BB: 0 S: 3 P: 3	R: 2 H: 3 E: 0 LOB: 1 K: 1 BB: 0 S: 8 P: 8	R: 8 H: 8 E: 1 LOB: 2 K: 0 BB: 2 S: 11 P: 19	R: 0 H: 0 E: 0 LOB: 0 K: 1 BB: 0 S: 5 P: 5	1B: 9 SF: 1 2B: 0 SAC: 0 3B: 1 DP: 0 HR: 3 HBP: 0	WP: 1 PA: 43 PB: 0 SB: 0 CS: 0	
PITCHER	IP WLS BF H R ER SO BB IBB HBP BLK WP HR S P ERA WHIP											
Mike Corkins, R (1, 1) ERA: 2.96	7.0 L 27 5 4 3 9 0 0 0 0 0 0 1 45 45 3.86 0.714											
Fred Norman, L (8, 1) ERA: 3.38	0.0 3 2 3 3 0 1 0 0 0 0 0 0 2 6 ∞ ∞											
Bill Greif, R (8, 1) ERA: 5.7	0.1 4 3 1 1 0 0 0 0 0 0 0 1 4 4 27.00 9.000											
Ed Acosta, R (8, 1) ERA: 5.01	1.2 9 3 4 4 1 1 0 0 0 0 1 0 10 14 21.60 2.400											

Cincinnati Reds @ San Diego Padres
San Diego Stadium, San Diego, CA
Sun Jul 02 1972, 6:33 AM EDT
Att: 12,754 - Unknown

livebaseballscorecards.com

AB	40
R	12
H	13
RBI	11
BB	2
SO	10
LOB	8



Batter	1	2	3	4	5	6	7	8	9	AB R H RBI BB SO LOB
Jerry Morales, R (1, 8) OBP: 0.344, SLG: 0.422	0-0 5-3		0-0 6-3		0-0 1B		4-0 BB		0-0 FC6-4	4 0 1 0 1 0 1
Dave Roberts, R (1, 5) OBP: 0.290, SLG: 0.398	0-0 F2		0-0 F9		0-0 SF8		0-0 P6			3 0 0 1 0 0 2
Leron Lee, L (1, 7) OBP: 0.358, SLG: 0.509	0-0 P7			0-0 1B	0-0 F7			0-3 K		4 0 1 0 0 1 1
Nate Colbert, R (1, 3) OBP: 0.290, SLG: 0.453		0-0 FC5-4 1B		0-0 F9		0-0 6-3		0-0 HR		4 1 2 1 0 0 1
Cito Gaston, R (1, 9) OBP: 0.283, SLG: 0.340		0-0 FC5-4 FC4 1-2f		0-3 K		0-0 F6		0-3 K		4 0 0 0 0 2 2
Garry Jesteadt, R (1, 4) OBP: 0.261, SLG: 0.310		0-0 FC4 1B 1-2f		0-0 1B		0-0 6-3		0-0 5-3		4 0 1 0 0 0 1
Pat Corrales, R (1, 2) OBP: 0.238, SLG: 0.172		0-0 1B		0-0 4-3			0-0 1B		0-0 6-3	4 0 2 0 0 0 2
Enzo Hernandez, R (1, 6) OBP: 0.248, SLG: 0.232		0-0 F2			0-0 1B SH5-4 SF8 1B		0-0 L9		0-3 K	2 1 1 0 0 0 2
Curt Biefary, L (7, PH) OBP: 0.275, SLG: 0.340										1 0 0 0 0 0 1
Fred Stanley, R (8, 6) OBP: 0.304, SLG: 0.229										1 0 0 0 0 1 0
Mike Corkins, R (1, 1) OBP: 0.091, SLG: 0.364			0-3 K				0-3 K		0-0 FC6-4 1B	1 0 0 0 0 0 1 0
Mike Florio, L (7, PH) OBP: 0.211, SLG: 0.063										1 0 0 0 0 0 1 1
Fred Norman, S (8, 1) OBP: 0.219, SLG: 0.226										0 0 0 0 0 0 0 0
Bill Greif, R (8, 1) OBP: 0.219, SLG: 0.226										0 0 0 0 0 0 0 0
Ed Acosta, S (8, 1) OBP: 0.269, SLG: 0.353										0 0 0 0 0 0 0 0
Johnny Jeter, R (9, PH)										1 0 1 0 0 0 0 0

Inning Stats	R: 0	H: 0	E: 0	K: 0	S: 3	R: 0	H: 2	E: 0	K: 0	S: 5	R: 0	H: 2	E: 0	K: 1	S: 7	R: 1	H: 2	E: 0	K: 0	S: 5	R: 0	H: 0	E: 0	K: 0	S: 3	R: 0	H: 1	E: 0	K: 1	S: 6	R: 1	H: 1	E: 0	K: 2	S: 8	R: 0	H: 1	E: 0	K: 1	S: 6	1B: 8	2B: 0	3B: 0	HR: 1	SF: 1	SAC: 1	DP: 0	HBP: 0	WP: 0	PA: 37
PITCHER	IP	WLS	BF	H	R	ER	SO	BB	IBB	HBP	BLK	WP	HR	S	P	ERA	WHIP																			ERA	WHIP													
Gary Nolan, R (1, 1) ERA: 1.9	6.2	W	27	7	1	1	3	0	0	0	0	0	0	33	33	1.35	1.050																																	
Clay Carroll, R (7, 1) ERA: 1.54	2.1	S	10	2	1	1	3	1	0	0	0	0	1	15	19	3.86	1.286																																	

BOTTOM

Cincinnati Reds @ San Diego Padres

San Diego Stadium, San Diego, CA

Sun Jul 02 1972, 6:33 AM EDT

Att. 12,754 - Unknown

livebaseballscorecards.com

AB	34
R	2
H	9
RBI	2
BB	1
SO	6
LOB	14



Batter	1	2	3	4	5	6	7	8	9	AB R H RBI BB SO LOB	TOP																					
Derrel Thomas, S OBP: 0.299, SLG: 0.305 (1, 4) (8, 6)	0-0 B1			0-3 K		0-0 5-3		0-0 L9		4 0 0 0 0 1 2																						
Dave Roberts, R OBP: 0.278, SLG: 0.380 (1, 5)	0-0 3-1			0-0 F4		0-3 K		0-0 4-3		4 0 0 0 0 1 0																						
Leron Lee, L OBP: 0.361, SLG: 0.507 (1, 7)	0-3 K			4-0 BB BB		0-0 F8		0-0 G6-4-3 1B		3 0 1 0 1 1 0																						
Nate Colbert, R OBP: 0.290, SLG: 0.448 (1, 3)		0-3 K		4-0 BB 1-2		0-3 K		0-0 G6-4-3 1-2f		3 0 0 0 1 2 1																						
Cito Gaston, R OBP: 0.275, SLG: 0.330 (1, 9)		0-3 K		0-3 K		0-3 K				3 0 0 0 0 3 2																						
Jerry Morales, R OBP: 0.337, SLG: 0.413 (1, 8)		0-0 F4			0-0 6-3			0-0 F7		3 0 0 0 0 0 0																						
Pat Corrales, R OBP: 0.231, SLG: 0.167 Curt Blefary, L OBP: 0.269, SLG: 0.333 (8, 2) (8, 2)			0-0 F6		0-0 F4			0-3 K		2 0 0 0 0 0 0 1 0 0 0 0 1 0																						
Enzo Hernandez, R OBP: 0.245, SLG: 0.229 Larry Stahl, L OBP: 0.294, SLG: 0.365 Fred Norman, S OBP: 0.219, SLG: 0.226 Mark Schaeffer, L (8, 1) (8, 1)			0-3 K		0-0 4-3			4-0 BB BB		2 0 0 0 0 1 0 0 0 0 0 1 0 0 0 0 0 0 0 0 0 0 0 0 0 0 0 0																						
Clay Kirby, R OBP: 0.128, SLG: 0.081 Gary Ross, R OBP: 0.333, SLG: 0.333 Johnny Jeter, R OBP: 0.296, SLG: 0.351 Bill Greif, R (6, 1) Garry Jestadt, R OBP: 0.267, SLG: 0.310 (8, 4) (8, 4)			0-0 1-3		0-3 K			4-0 BB 1-2		1 0 0 0 0 0 0 0 0 0 0 0 0 0 1 0 0 0 0 1 0 0 0 0 0 0 0 0 0 0 0 0 1 0 0																						
Inning Stats	R: 0 E: 0 K: 1 S: 5	H: 0 LOB: 0 BB: 0 P: 5	R: 0 E: 0 K: 2 S: 7	H: 0 LOB: 0 BB: 0 P: 7	R: 0 E: 0 K: 1 S: 5	H: 0 LOB: 0 BB: 0 P: 5	R: 0 E: 0 K: 2 S: 7	H: 0 LOB: 2 BB: 2 P: 15	R: 0 E: 0 K: 2 S: 3	H: 0 LOB: 0 BB: 0 P: 3	R: 0 E: 0 K: 2 S: 7	H: 0 LOB: 0 BB: 0 P: 7	R: 0 E: 0 K: 2 S: 7	H: 0 LOB: 0 BB: 0 P: 7	R: 0 E: 0 K: 1 S: 5	H: 0 LOB: 2 BB: 2 P: 13	R: 0 E: 0 K: 0 S: 3	H: 1 LOB: 0 BB: 0 P: 3	1B: 1 2B: 0 3B: 0 HR: 0	SF: 0 SAC: 0 DP: 1 HBP: 0	WP: 0 PB: 0 SB: 0 CS: 0	PA: 31										
PITCHER Tom Seaver, R ERA: 3.04 (1, 1)	IP 9.0	WLS W	BF 31	H 1	R 0	ER 0	SO 11	BB 4	IBB 0	HBP 0	BLK 0	WP 0	HR 0	S 49	P 65	ERA 0.00	WHIP 0.556															
											PITCHER	IP	WLS	BF	H	R	ER	SO	BB	IBB	HBP	BLK	WP	HR	S	P	ERA	WHIP				

San Diego Padres @ New York Mets
Shea Stadium, Flushing, NY
Tue Jul 04 1972, 3:33 AM EDT
Unknown

livebaseballscorecards.com

AB	27
R	0
H	1
RBI	0
BB	4
SO	11
LOB	5



Batter	1	2	3	4	5	6	7	8	9
Willie Mays, R OBP: 0.424, SLG: 0.349 (1, 8)	0-3 K		0-0 6-3	4-0 FC6-4 1-2 BB		0-0 L9-5 PB 1B		4-0 1-2 BB	
Bud Harrelson, S OBP: 0.321, SLG: 0.270 (1, 6)	0-0 B4		0-0 BB S BB 1B	0-0 FC6-4 1-2f 2-3		0-0 L9-5 1-3		0-0 L4	
Wayne Garrett, L OBP: 0.379, SLG: 0.295 (1, 4)	0-0 1B		4-0 BB BB BB 1-2	0-0 F7		0-0 F3		0-0 F9	
John Milner, L OBP: 0.361, SLG: 0.514 (1, 7)	0-0 4-3		4-0 BB BB BB 1-2 2-3		0-0 4-3		0-0 P6		
Jim Fregosi, R OBP: 0.320, SLG: 0.366 (1, 5)		0-3 K	4-0 BB BB 1-2 2-3 3-H		4-0 E BB		0-0 P4		
Ed Kranepool, L OBP: 0.286, SLG: 0.331 (1, 3)		0-0 F8	4-0 FC4-6 BB 1-2 2-3 3-H		0-0 F7		0-0 4-3		
Ted Martinez, R OBP: 0.311, SLG: 0.374 (1, 9)		0-0 1B	0-0 FC4-6 1-2f		0-0 E6 1-3 1B		0-0 E5 S 1B		
Duffy Dyer, R OBP: 0.324, SLG: 0.490 (1, 2)	0-3 K		0-0 5-3	4-0 FC6-4 IBB		0-0 6-3		0-0 6-3	
Tom Seaver, R OBP: 0.244, SLG: 0.366 (1, 1)		0-3 K	4-0 FC6-4 BB BB 1-2f		0-0 FC6-4		4-0 BB BB		

Inning Stats	R: 0 E: 0 K: 1 S: 6	H: 1 LOB: 1 BB: 0 P: 6	R: 0 E: 0 K: 2 S: 8	H: 1 LOB: 1 BB: 0 P: 8	R: 2 E: 0 K: 1 S: 6	H: 1 LOB: 3 BB: 4 P: 22	R: 0 E: 0 K: 0 S: 3	H: 0 LOB: 2 BB: 2 P: 11	R: 0 E: 1 K: 0 S: 4	H: 1 LOB: 3 BB: 2 P: 12	R: 0 E: 0 K: 0 S: 3	H: 0 LOB: 0 BB: 0 P: 3	R: 0 E: 0 K: 0 S: 3	H: 0 LOB: 0 BB: 0 P: 3	R: 0 E: 1 K: 0 S: 4	H: 1 LOB: 3 BB: 2 P: 12
--------------	------------------------------	---------------------------------	------------------------------	---------------------------------	------------------------------	----------------------------------	------------------------------	----------------------------------	------------------------------	----------------------------------	------------------------------	---------------------------------	------------------------------	---------------------------------	------------------------------	----------------------------------

AB	R	H	RBI	BB	SO	LOB
3	0	1	0	2	1	0
5	1	1	0	0	0	6
4	1	1	0	1	0	5
3	0	0	0	1	0	1
2	0	0	1	2	1	0
3	0	0	1	1	0	1
4	0	3	0	0	0	3
3	0	0	0	1	1	2
2	0	0	0	2	1	3


BOTTOM

San Diego Padres @ New York Mets
Shea Stadium, Flushing, NY

Tue Jul 04 1972, 3:33 AM EDT
Unknown

livebaseballscorecards.com

AB	29
R	2
H	6
RBI	2
BB	10
SO	4
LOB	21



PITCHER	IP	WLS	BF	H	R	ER	SO	BB	IBB	HBP	BLK	WP	HR	S	P	ERA	WHIP
Clay Kirby, R ERA: 3.27 (1, 1)	2.2	L	15	3	2	2	4	4	0	0	0	0	0	19	35	6.75	2.625
Gary Ross, R ERA: 2.23 (3, 1)	2.1		12	1	0	0	0	3	1	0	0	0	0	8	24	0.00	1.714
Bill Greif, R ERA: 5.56 (6, 1)	2.0		6	1	0	0	0	0	0	0	0	0	0	6	6	0.00	0.500
Fred Norman, L ERA: 3.36 (8, 1)	0.1		4	1	0	0	0	2	0	0	0	0	0	2	10	0.00	9.000
Mark Schaeffer, L ERA: 4.3 (8, 1)	0.2		2	0	0	0	0	0	0	0	0	0	0	2	2	0.00	0.000

WP	HR	S	P	ERA	WHIP
0	0	1	39		

Batter	1	2	3	4	5	6	7	8	9	AB R H RBI BB SO LOB	TOP																	
Derrel Thomas, S (1, 4) OBP: 0.310, SLG: 0.314	4-0 FC6-4 BB		0-0 CS 1B			0-0 4-3 PB E 1B	0-0 F9		0-0 E9 1B	4 1 3 1 1 0 2																		
Dave Roberts, R (1, 5) OBP: 0.265, SLG: 0.361	0-0 FC6-4 F8 1-2f		0-0 CS 1-2	0-0 F8		0-0 4-3		0-3 K	0-0 F2 1B	5 0 0 0 0 1 4																		
Leron Lee, L (1, 7) OBP: 0.363, SLG: 0.507	0-0 F8 1-2			0-0 FC5 BB 1B		0-0 E7 1B		0-0 5-3		4 0 2 1 0 0 1																		
Nate Colbert, R (1, 3) OBP: 0.292, SLG: 0.458	0-0 F8			4-0 1-2 BB		0-0 F8		0-0 HR		3 1 1 1 1 0 2																		
Larry Stahl, L (1, 9) OBP: 0.293, SLG: 0.362		0-0 G4-6-3 1B		0-3 K		0-0 1-3		0-0 1-3		4 0 1 0 0 1 3																		
Johnny Jeter, R (1, 8) OBP: 0.267, SLG: 0.348		0-0 G4-6-3 1-2f		0-0 FC5 2-3f		0-0 1-3		0-0 FC1-5 1B		4 0 1 0 0 0 3																		
Fred Kendall, R (1, 2) OBP: 0.250, SLG: 0.245		0-0 F4			0-0 F7		0-0 F7		0-0 FC1-5 1B	4 0 1 0 0 0 0	AB 36																	
Jerry Morales, R (9, PR) OBP: 0.337, SLG: 0.413									1-2 1B	0 1 0 0 0 0 0	R 4																	
Pat Corrales, R (9, 2) OBP: 0.231, SLG: 0.167									1B	0 0 0 0 0 0 0	H 12																	
Enzo Hernandez, R (1, 6) OBP: 0.250, SLG: 0.235			0-0 F7		0-0 G2-4-6 1B		0-0 1B		0-0 FC1-5 1B	4 1 2 0 0 0 2	RBI 3																	
Mike Caldwell, R (1, 1) OBP: 0.077, SLG: 0.077									1-2 2-3f E	0 0 0 0 0 0 0	BB 2																	
Cito Gaston, R (9, PH) OBP: 0.272, SLG: 0.327			0-3 K		0-0 G2-4-6		0-0 1B		0-0 P3	3 0 1 0 0 1 1	SO 3																	
Gary Ross, R (9, 1) OBP: 0.333, SLG: 0.333					1-2f		1-2 1B			1 0 0 0 0 0 2	LOB 20																	
										0 0 0 0 0 0 0																		
Inning Stats	R: 0 E: 0 K: 0 S: 3	H: 0 LOB: 1 BB: 1 P: 7	R: 0 E: 0 K: 0 S: 3	H: 1 LOB: 0 BB: 0 P: 3	R: 0 E: 0 K: 1 S: 5	H: 1 LOB: 0 BB: 0 P: 5	R: 0 E: 0 K: 1 S: 6	H: 1 LOB: 2 BB: 1 P: 10	R: 0 E: 0 K: 0 S: 3	H: 1 LOB: 0 BB: 0 P: 3	R: 1 E: 1 K: 0 S: 5	H: 2 LOB: 1 BB: 0 P: 5	R: 0 E: 0 K: 0 S: 5	H: 2 LOB: 2 BB: 0 P: 5	R: 1 E: 0 K: 1 S: 6	H: 1 LOB: 0 BB: 0 P: 6	R: 2 E: 1 K: 0 S: 6	H: 3 LOB: 2 BB: 0 P: 6	1B: 11 2B: 0 3B: 0 HR: 1	SF: 0 SAC: 0 DP: 2 HBP: 0	WP: 0 PB: 1 SB: 0 CS: 1	PA: 39						
PITCHER	IP WLS BF H R ER SO BB IBB HBP BLK WP HR S P ERA WHIP												PITCHER	IP WLS BF H R ER SO BB IBB HBP BLK WP HR S P ERA WHIP														
Gary Gentry, R (1, 1) ERA: 3.87	7.0	28	8	1	1	2	2	0	0	0	0	0	0	30	38	1.29	1.429											
Danny Frisella, R (8, 1) ERA: 1.89	2.0	L	10	4	3	2	1	0	0	0	0	0	1	12	12	9.00	2.000											

San Diego Padres @ New York Mets
Shea Stadium, Flushing, NY
Tue Jul 04 1972, 3:38 AM EDT
Att: 40,460 - Unknown

livebaseballscorecards.com



Batter	1	2	3	4	5	6	7	8	9	AB	R	H	RBI	BB	SO	LOB
Willie Mays, R OBP: 0.422, SLG: 0.344 (1, 3)	0-0 6-3		0-0 SH1-3		0-0 F9			4-0 SH3-4 BB		2	0	0	0	1	0	1
Bud Harrelson, S OBP: 0.321, SLG: 0.272 (1, 6)	0-0 2B 1B		0-0 SF7		0-0 L7			0-0 SH3-4		2	1	1	1	0	0	1
John Milner, L OBP: 0.352, SLG: 0.500 (1, 9)	0-0 F5		0-0 L6					0-0 4-3		4	0	0	0	0	0	2
Jim Fregosi, R OBP: 0.319, SLG: 0.389 (1, 5)	0-0 1-H 2B			0-0 5-3				0-0 F8		4	0	1	1	0	1	1
Jim Beauchamp, R OBP: 0.240, SLG: 0.234 (1, 7)	0-3 K			0-0 FC3-6 1B				0-3 K		4	0	1	0	0	2	1
Ted Martinez, R OBP: 0.317, SLG: 0.378 (1, 8)		0-0 FC4-6 1B		0-0 FC3-6 FC5-4				0-0 SH3-4 1B		4	0	2	0	0	0	1
Jerry Grote, R OBP: 0.307, SLG: 0.324 (1, 2)		0-0 FC4-6 G3-6-3		0-0 FC5-4				0-0 SH3-4		3	0	0	0	0	0	2
Wayne Garrett, L OBP: 0.379, SLG: 0.295 (1, 4)		0-0 G3-6-3						0-3 K		0	0	0	0	0	0	0
Ken Boswell, L OBP: 0.242, SLG: 0.276 (1, 4)								0-3 K		3	0	1	0	0	1	2
Gary Gentry, R OBP: 0.182, SLG: 0.161 (1, 1)			0-0 SH1-3 SF7 2B					0-3 K		2	1	1	0	0	1	1
Tommie Agee, R OBP: 0.332, SLG: 0.386 (7, PH)										1	0	0	0	0	1	1
Danny Frisella, L (8, 1)										0	0	0	0	0	0	0

Inning Stats	R: 1	H: 2	E: 0	K: 1	S: 7	LOB: 1	BB: 0	P: 7	R: 0	H: 1	E: 0	K: 0	S: 3	LOB: 0	BB: 0	P: 3	R: 1	H: 1	E: 0	K: 0	S: 4	LOB: 0	BB: 0	P: 4	R: 0	H: 1	E: 0	K: 1	S: 6	LOB: 1	BB: 0	P: 6	R: 0	H: 0	E: 0	K: 1	S: 5	LOB: 0	BB: 0	P: 5	R: 0	H: 1	E: 0	K: 2	S: 8	LOB: 1	BB: 0	P: 8	R: 0	H: 0	E: 0	K: 1	S: 5	LOB: 1	BB: 1	P: 9	R: 0	H: 0	E: 0	K: 0	S: 3	LOB: 0	BB: 0	P: 3	1B: 5	SF: 1	2B: 2	SAC: 3	3B: 0	DP: 1	HR: 0	HBP: 0	WP: 0	PA: 34	PB: 0	SB: 0	CS: 0
PITCHER	IP	WLS	BF	H	R	ER	SO	BB	IBB	HBP	BLK	WP	HR	S	P	ERA	WHIP																																																												
Mike Caldwell, L ERA: 3.25 (1, 1)	8.0	W	31	7	2	2	6	1	0	0	0	0	0	42	46	2.25	1.000																																																												
Gary Ross, R ERA: 2.18 (9, 1)	1.0	S	3	0	0	0	0	0	0	0	0	0	0	3	3	0.00	0.000																																																												

BOTTOM

San Diego Padres @ New York Mets
Shea Stadium, Flushing, NY
Tue Jul 04 1972, 3:38 AM EDT
Att. 40,460 - Unknown

livebaseballscorecards.com

AB	29
R	2
H	7
RBI	2
BB	1
SO	6
LOB	13



Batter	1	2	3	4	5	6	7	8	9	10	11	12	13	14	AB R H RBI BB SO LOB	TOP														
Derrel Thomas, S OBP: 0.306, SLG: 0.310 (1, 4)	K			K		K			K		FC3-6 1B		K		6 0 1 0 0 4 1	San Diego Padres @ New York Mets Shea Stadium, Flushing, NY Thu Jul 06 1972, 7:05 PM EDT Att. 20,354 - Unknown														
Dave Roberts, R OBP: 0.271, SLG: 0.363 (1, 5)	G4-6-3 1B			5-3		F4			K		FC3-6				5 1 2 0 0 0 1															
Leron Lee, L OBP: 0.362, SLG: 0.502 (1, 7)	G4-6-3 1-2			F7					1B		F7				6 0 2 0 0 1 1															
Nate Colbert, R OBP: 0.290, SLG: 0.451 (1, 3)		F2				K			K		1B				6 0 1 0 0 2 5															
Cito Gaston, R OBP: 0.257, SLG: 0.308 (1, 9)		5-3				L7			4-3		F9				6 0 0 0 0 1 4															
Jerry Morales, R OBP: 0.343, SLG: 0.426 (1, 8)				K							L8				5 0 2 1 1 1 1															
Pat Corrales, R OBP: 0.225, SLG: 0.154 (1, 2)						BB 1B			CS 3B		F3				5 0 0 0 1 1 4															
Enzo Hernandez, R OBP: 0.244, SLG: 0.229 (1, 6)				L9		FC6-4 BB			K		F3				5 0 0 0 0 0 3															
Steve Arlin, R OBP: 0.150, SLG: 0.162 (1, 1)				F9		FC6-4 1-2			E6		5-3				3 0 0 0 0 3 0															
Johnny Jeter, R OBP: 0.271, SLG: 0.352 (11, PH)									CS						1 0 1 0 0 0 0															
Gary Ross, R OBP: 0.286, SLG: 0.286 (11, 1)				K					K		F9				1 0 0 0 0 1 0															
Inning Stats	R: 0 H: 1 E: 0 K: 1 S: 5	H: 0 LOB: 0 BB: 0 P: 5	R: 0 H: 0 E: 0 K: 1 S: 5	H: 0 LOB: 0 BB: 0 P: 5	R: 0 H: 0 E: 0 K: 1 S: 5	H: 0 LOB: 0 BB: 0 P: 5	R: 0 H: 1 E: 0 K: 1 S: 6	LOB: 2 BB: 1 P: 10	R: 0 H: 0 E: 0 K: 2 S: 7	H: 0 LOB: 0 BB: 0 P: 7	R: 0 H: 0 E: 0 K: 0 S: 3	H: 0 LOB: 0 BB: 0 P: 3	R: 0 H: 1 E: 0 K: 0 S: 4	H: 1 LOB: 1 BB: 0 P: 4	R: 0 H: 1 E: 0 K: 0 S: 4	H: 1 LOB: 1 BB: 0 P: 4	R: 0 H: 0 E: 0 K: 1 S: 5	H: 0 LOB: 0 BB: 0 P: 5	R: 1 H: 2 E: 0 K: 1 S: 8	LOB: 3 BB: 1 P: 12	1B: 8 2B: 1 3B: 1 HR: 0	SF: 0 SAC: 1 DP: 2 HBP: 0	WP: 0 PA: 53							
PITCHER																														
Jerry Koosman, L ERA: 3.13 (1, 1)	IP: 10.0 WLS: 34 BF: 5 H: 0 R: 0 ER: 0 SO: 12 BB: 1 IBB: 0 HBP: 0 BLK: 0 WP: 0 HR: 0 S: 57 P: 61 ERA: 0.00 WHIP: 0.600																													
Tug McGraw, L ERA: 1.88 (11, 1)	IP: 4.0 WLS: 18 BF: 4 H: 1 R: 1 ER: 1 SO: 2 BB: 1 IBB: 0 HBP: 0 BLK: 0 WP: 0 HR: 0 S: 21 P: 25 ERA: 2.25 WHIP: 1.250																													

livebaseballscorecards.com

AB	49
R	1
H	9
RBI	1
BB	2
SO	14
LOB	20



Batter	1	2	3	4	5	6	7	8	9	10	11	12	13	14	AB R H RBI BB SO LOB
Bud Harrelson, S OBP: 0.318, SLG: 0.267	F6		F6			L6			F7		6-3			SH1-4 2-1 WP BB	5 0 0 0 1 0 0
Ken Boswell, L OBP: 0.235, SLG: 0.268	L1		F8			G3			4-3		4-1			SH1-4	5 0 0 0 0 0 0
Dave Marshall, L OBP: 0.299, SLG: 0.377	4-3					F5			F2			G3		6-3	6 0 1 0 0 0 1
John Milner, L OBP: 0.347, SLG: 0.487									F7			5-3		2-1	4 0 0 0 1 1 1
Jim Fregosi, R OBP: 0.326, SLG: 0.390															2 0 1 0 2 1 2
Ed Kranepool, L OBP: 0.283, SLG: 0.321															4 0 0 0 1 0 5
Ted Martinez, R OBP: 0.306, SLG: 0.364															5 0 0 0 0 2 4
Duffy Dyer, R OBP: 0.310, SLG: 0.467															5 0 0 0 0 2 4
Jerry Koosman, R OBP: 0.167, SLG: 0.167															3 0 0 0 0 2 0
Tug McGraw, R OBP: 0.200, SLG: 0.111															2 0 0 0 0 0 0

Inning Stats	R: 0	H: 0	E: 0	LOB: 0	K: 0	BB: 0	S: 3	P: 3	R: 0	H: 0	E: 1	LOB: 2	K: 1	BB: 1	S: 6	P: 10	R: 0	H: 0	E: 0	LOB: 0	K: 1	BB: 0	S: 5	P: 5	R: 0	H: 1	E: 1	LOB: 1	K: 1	BB: 0	S: 6	P: 6	R: 0	H: 0	E: 0	LOB: 0	K: 3	BB: 0	S: 9	P: 9	R: 0	H: 0	E: 0	LOB: 0	K: 0	BB: 0	S: 3	P: 3	R: 0	H: 0	E: 0	LOB: 0	K: 2	BB: 0	S: 7	P: 7	R: 0	H: 0	E: 0	LOB: 0	K: 0	BB: 1	S: 2	P: 6	R: 0	H: 0	E: 0	LOB: 0	K: 0	BB: 0	S: 3	P: 3	R: 0	H: 0	E: 0	LOB: 2	K: 0	BB: 2	S: 3	P: 11	R: 0	H: 0	E: 0	LOB: 0	K: 0	BB: 0	S: 3	P: 3	R: 0	H: 1	E: 0	LOB: 1	K: 0	BB: 0	S: 4	P: 4	R: 0	H: 0	E: 0	LOB: 0	K: 0	BB: 0	S: 3	P: 3	R: 0	H: 0	E: 0	LOB: 0	K: 0	BB: 0	S: 3	P: 3	R: 0	H: 1	E: 0	LOB: 1	K: 0	BB: 0	S: 3	P: 3	R: 0	H: 0	E: 0	LOB: 0	K: 0	BB: 1	S: 2	P: 6	R: 0	H: 0	E: 0	LOB: 1	K: 0	BB: 1	S: 2	P: 6	1B: 2	SF: 0	2B: 2	SAC: 2	3B: 0	DP: 2	HR: 0	HBP: 0	WP: 1	PA: 48
--------------	------	------	------	--------	------	-------	------	------	------	------	------	--------	------	-------	------	-------	------	------	------	--------	------	-------	------	------	------	------	------	--------	------	-------	------	------	------	------	------	--------	------	-------	------	------	------	------	------	--------	------	-------	------	------	------	------	------	--------	------	-------	------	------	------	------	------	--------	------	-------	------	------	------	------	------	--------	------	-------	------	------	------	------	------	--------	------	-------	------	-------	------	------	------	--------	------	-------	------	------	------	------	------	--------	------	-------	------	------	------	------	------	--------	------	-------	------	------	------	------	------	--------	------	-------	------	------	------	------	------	--------	------	-------	------	------	------	------	------	--------	------	-------	------	------	------	------	------	--------	------	-------	------	------	-------	-------	-------	--------	-------	-------	-------	--------	-------	--------

PITCHER	IP	WLS	BF	H	R	ER	SO	BB	IBB	HBP	BLK	WP	HR	S	P	ERA	WHIP
Steve Arlin, R ERA: 2.91	(1, 1)	10.0	35	1	0	0	8	3	1	0	0	0	0	47	63	0.00	0.400
Gary Ross, R ERA: 1.99	(11, 1)	4.0	14	1	0	0	0	1	0	0	0	1	0	12	16	0.00	0.500

San Diego Padres @ New York Mets
Shea Stadium, Flushing, NY
 Thu Jul 06 1972, 7:05 PM EDT
 Att. 20,354 - Unknown

AB	41
R	0
H	2
RBI	0
BB	5
SO	8
LOB	17



Batter	1	2	3	4	5	6	7	8	9	AB R H RBI BB SO LOB	TOP
Derrel Thomas, S OBP: 0.305, SLG: 0.309 (1, 4)	0-0 F3		0-0 1B		0-0 F9		0-0 F8			4 0 1 0 0 0 2	
Dave Roberts, R OBP: 0.279, SLG: 0.368 (1, 5)	0-0 F8		0-3 K		0-0 G4-6-3 1B			0-0 1B		4 0 2 0 0 1 1	
Jerry Morales, R OBP: 0.335, SLG: 0.415 (1, 9)	0-0 6-3			0-0 6-3	0-0 G4-6-3			0-3 K		4 0 0 0 0 1 3	
Nate Colbert, R OBP: 0.286, SLG: 0.445 (1, 3)		0-3 K		0-0 F7		0-0 F7		0-3 K		4 0 0 0 0 2 1	
Cito Gaston, R OBP: 0.274, SLG: 0.327 (1, 7)		0-0 1B		0-0 1B 2B		4-0 G6-3 BB		0-3 K		3 1 2 0 1 1 1	
Johnny Jeter, R OBP: 0.271, SLG: 0.350 (1, 8)		0-3 K		0-0 S 1B		0-0 G6-3		0-0 1-3		4 0 1 1 0 1 2	
Pat Corrales, R OBP: 0.216, SLG: 0.147 Fred Kendall, R OBP: 0.248, SLG: 0.243 (9, PH)		0-3 K		0-3 K			0-0 P4		0-0 P4	3 0 0 0 0 2 2 1 0 0 0 0 0 0	AB 34 R 2 H 9 RBI 2 BB 1 SO 8 LOB 12
Enzo Hernandez, R OBP: 0.245, SLG: 0.235 Garry Jestadt, R OBP: 0.264, SLG: 0.308 (9, PH)			0-0 F7		0-0 1B 2B		0-0 F5		0-0 P6	3 1 1 0 0 0 0 1 0 0 0 0 0 0	
Mike Corkins, R OBP: 0.214, SLG: 0.429 Mark Schaeffer, L (8, 1)			0-0 F8		0-0 1B 1B		0-0 1B			3 0 2 1 0 0 0 0 0 0 0 0 0 0	
Inning Stats	R: 0 E: 0 K: 0 S: 3 H: 0 LOB: 0 BB: 0 P: 3	R: 0 E: 0 K: 3 S: 10 H: 1 LOB: 1 BB: 0 P: 10	R: 0 E: 0 K: 1 S: 6 H: 1 LOB: 1 BB: 0 P: 6	R: 1 E: 0 K: 1 S: 7 H: 2 LOB: 1 BB: 0 P: 7	R: 1 E: 0 K: 0 S: 5 H: 3 LOB: 1 BB: 0 P: 5	R: 0 E: 0 K: 0 S: 2 H: 0 LOB: 0 BB: 1 P: 6	R: 0 E: 0 K: 0 S: 4 H: 1 LOB: 1 BB: 0 P: 4	R: 0 E: 0 K: 3 S: 10 H: 1 LOB: 1 BB: 0 P: 10	R: 0 E: 0 K: 0 S: 3 H: 0 LOB: 0 BB: 0 P: 3	1B: 7 2B: 2 3B: 0 HR: 0 SF: 0 SAC: 0 DP: 2 HBP: 0	WP: 0 PB: 0 SB: 1 CS: 0 PA: 35
PITCHER Steve Carlton, L ERA: 2.66 (1, 1)	IP 9.0 WLS W BF 35 H 9 R 2 ER 2 SO 8 BB 1 IBB 0 HBP 0 BLK 0 WP 0 HR 0 S 50 P 54 ERA 2.00 WHIP 1.111	PITCHER IP WLS BF H R ER SO BB IBB HBP BLK WP HR S P ERA WHIP									

San Diego Padres @ Philadelphia Phillies
Veterans Stadium, Philadelphia, PA
Fri Jul 07 1972, 7:05 PM EDT
Unknown

livebaseballscorecards.com



Batter	1	2	3	4	5	6	7	8	9
Larry Bowa, S OBP: 0.297, SLG: 0.300 (1, 6)	0-0 G3		0-0 B5-3			0-0 FC3-6 1B	0-0 G6-4-3 1B		
Don Money, R OBP: 0.321, SLG: 0.350 (1, 5)	0-0 F8		0-0 6-3			0-0 F8	0-0 G6-4-3		
Willie Montanez, L OBP: 0.309, SLG: 0.354 (1, 8)	0-0 G3			0-0 F8		0-0 FC3-6 1B		0-3 K	
Deron Johnson, R OBP: 0.225, SLG: 0.287 (1, 3)		0-3 K		0-0 F9		4-0 BB 1B		0-0 F7	
Tom Hutton, L OBP: 0.328, SLG: 0.393 (9, 3)						1-2 BB 1B			
Greg Luzinski, R OBP: 0.327, SLG: 0.439 (1, 7)		0-3 K		0-0 1B		1-2 2-H 1B			
Bill Robinson, R OBP: 0.310, SLG: 0.483 (9, 7)						4-0 BB 1B			
Oscar Gamble, L OBP: 0.364, SLG: 0.318 (1, 9)		0-0 4-3		0-0 P4		4-0 BB 1B		4-0 1B BB	
John Bateman, R OBP: 0.333, SLG: 0.393 (1, 2)			0-3 K		0-0 F7	1-2 2-H 3-H 1B		1-2 1B	
Denny Doyle, L OBP: 0.297, SLG: 0.292 (1, 4)			4-0 B5-3 HBP BB		0-0 4-3	0-0 G3		0-3 K	
Steve Carlton, L OBP: 0.267, SLG: 0.236 (1, 1)			1-0 B5-3 HBP		0-3 K		0-0 F8		

AB	R	H	RBI	BB	SO	LOB
4	0	2	0	0	0	2
4	0	0	0	0	0	4
4	1	0	0	0	1	1
3	1	0	0	1	1	0
0	0	0	0	0	0	0
4	2	3	2	0	1	0
0	0	0	0	0	0	0
2	0	0	0	2	0	1
4	0	2	2	0	1	0
3	0	0	0	1	1	4
2	0	0	0	0	1	0

AB	R	H	RBI	BB	SO	LOB
30	4	7	4	4	6	12

Inning Stats														Inning Stats																														
R	H	E	K	S	R	H	E	K	S	R	H	E	K	S	R	H	E	K	S	R	H	E	K	S	R	H	E	K	S	R	H	E	K	S	R	H	E	K	S					
0	0	0	0	3	0	0	0	2	7	0	1	0	0	5	0	0	0	1	4	0	0	0	0	5	3	3	0	1	14	0	1	0	0	3	1	2	0	2	13	1	2	0	1	13

PITCHER														PITCHER																			
IP	WLS	BF	H	R	ER	SO	BB	IBB	HBP	BLK	WP	HR	S	P	ERA	WHIP	IP	WLS	BF	H	R	ER	SO	BB	IBB	HBP	BLK	WP	HR	S	P	ERA	WHIP
7.2	L	34	7	4	4	5	4	0	1	0	0	1	39	56	4.70	1.435	0.1		1	0	0	0	1	0	0	0	0	0	3	3	0.00	0.000	

San Diego Padres @ Philadelphia Phillies
 Veterans Stadium, Philadelphia, PA
 Fri Jul 07 1972, 7:05 PM EDT
 Unknown

livebaseballscorecards.com



Batter	1	2	3	4	5	6	7	8	9	AB R H RBI BB SO LOB	TOP
Derrel Thomas, S (1, 8) OBP: 0.299, SLG: 0.302	0-0 E4 2B SF	0-0 F7		0-0 F9			0-0 1-3		0-0 1-3	5 1 0 0 0 0 3	
Dave Roberts, R (1, 5) OBP: 0.278, SLG: 0.373	0-0 1-3 SF 2B	0-0 F9		0-0 K		0-3 K	0-3 K			4 1 1 0 0 2 1	
Leron Lee, L (1, 7) OBP: 0.360, SLG: 0.500	0-0 SF WP		0-0 E SF9 1B		0-0 P5		0-3 K			3 2 1 1 0 1 0	
Larry Stahl, L (1, 9) OBP: 0.298, SLG: 0.361	4-0 3-H 1-3 BB		0-3 K		0-0 CS 1B		0-0 P2			3 0 1 0 1 1 1	
Curt Blefary, L (1, 3) OBP: 0.250, SLG: 0.314	0-3 K		0-0 SF9		0-0 CS	0-0 4-3	0-0 4-3	0-0 4-3		3 0 0 1 0 1 1	
Garry Jestead, R (1, 4) OBP: 0.256, SLG: 0.298	0-0 1-3 1-2f		0-0 P1		0-0 1-3		0-0 6-3			4 0 0 0 0 0 1	
Fred Kendall, R (1, 2) OBP: 0.256, SLG: 0.304		0-0 HR		0-0 F8		0-0 HR		0-3 K		4 2 2 2 0 1 0	
Fred Stanley, R (1, 6) OBP: 0.333, SLG: 0.255		4-0 BB		0-0 1B		0-0 1B		0-0 6-3		3 0 2 0 1 0 0	
Clay Kirby, R (1, 1) OBP: 0.140, SLG: 0.098		0-3 K		0-0 F2		0-0 4-3		0-0 1B		4 0 1 0 0 1 3	
Inning Stats	R: 3 E: 2 K: 1 S: 7 H: 1 LOB: 0 BB: 1 P: 11	R: 1 E: 0 K: 1 S: 6 H: 1 LOB: 1 BB: 1 P: 10	R: 1 E: 0 K: 1 S: 6 H: 1 LOB: 0 BB: 0 P: 6	R: 0 E: 0 K: 1 S: 4 H: 1 LOB: 1 BB: 0 P: 4	R: 0 E: 0 K: 1 S: 5 H: 1 LOB: 0 BB: 0 P: 5	R: 1 E: 0 K: 0 S: 5 H: 2 LOB: 1 BB: 0 P: 5	R: 0 E: 0 K: 2 S: 7 H: 0 LOB: 0 BB: 0 P: 7	R: 0 E: 0 K: 0 S: 3 H: 0 LOB: 0 BB: 0 P: 3	R: 0 E: 0 K: 1 S: 6 H: 1 LOB: 1 BB: 0 P: 6	1B: 5 2B: 2 3B: 0 HR: 2 SF: 2 SAC: 0 DP: 1 HBP: 0	WP: 1 PB: 0 SB: 0 CS: 1 PA: 38
PITCHER	IP WLS BF H R ER SO BB IBB HBP BLK WP HR S P ERA WHIP										
Jim Nash, R (1, 1) ERA: 4.88	1.0 L 8 2 4 1 1 2 0 0 0 0 1 1 8 16 9.00 4.000										
Wayne Twitchell, R (2, 1) ERA: 5.49	5.0 19 5 2 1 3 0 0 0 0 0 1 25 25 1.80 1.000										
Dick Selma, R (7, 1) ERA: 4.91	3.0 10 1 0 0 3 0 0 0 0 0 0 16 16 0.00 0.333										

San Diego Padres @ Philadelphia Phillies
Veterans Stadium, Philadelphia, PA
Fri Jul 07 1972, 7:05 PM EDT
Att. 18,106 - Unknown

AB	33
R	6
H	8
RBI	4
BB	2
SO	7
LOB	10



WP: 1	PA: 38
PB: 0	
SB: 0	
CS: 1	

ERA	WHIP

livebaseballscorecards.com

Batter	1	2	3	4	5	6	7	8	9	AB	R	H	RBI	BB	SO	LOB
Larry Bowa, S OBP: 0.300, SLG: 0.303 (1, 6)	0-0 P2			0-0 PB 1B		0-0 4-3-4 1B		0-0 F9		4	0	2	0	0	0	0
Don Money, R OBP: 0.317, SLG: 0.346 (1, 5)	0-0 F8			0-0 P4		0-0 4-3-4		0-0		3	0	0	0	0	0	2
Dick Selma, R OBP: 0.200, SLG: 0.211 (7, 1)	0-0 F8			1-2		1-2f		1B		1	0	1	0	0	0	0
Willie Montanez, L OBP: 0.308, SLG: 0.352 (1, 8)	0-0 F8			0-0 G3				0-0 L3		4	1	1	0	0	0	2
Deron Johnson, R OBP: 0.226, SLG: 0.286 (1, 3)		0-0 6-3		0-3 K				0-0 1B		4	0	1	0	0	2	1
Greg Luzinski, R OBP: 0.326, SLG: 0.436 (1, 7)		0-3 K			0-3 K			0-0 1B		4	0	1	0	0	2	2
Joe Lis, R OBP: 0.377, SLG: 0.349 (1, 9)		0-3 K			0-3 K			0-0 1B		3	0	0	0	1	2	1
Denny Doyle, L OBP: 0.301, SLG: 0.296 (1, 4)			0-0 4-3		0-0 1B			0-0 1B		4	0	2	1	0	0	1
Mike Ryan, R OBP: 0.296, SLG: 0.369 (1, 2)			0-3 K		0-3 K			0-3 K		2	0	0	0	0	2	1
Roger Freed, R OBP: 0.295, SLG: 0.439 (7, PH)										1	0	0	0	0	1	2
John Bateman, R OBP: 0.333, SLG: 0.393 (8, 2)										0	0	0	0	0	0	0
Jim Nash, R OBP: 0.200, SLG: 0.200 (1, 1)			0-3 K					0-3 K		0	0	0	0	0	0	0
Wayne Twitchell, R (2, 1)										1	0	0	0	0	1	0
Oscar Gamble, L OBP: 0.359, SLG: 0.313 (6, PH)										1	0	0	0	0	0	0
Terry Harmon, R OBP: 0.383, SLG: 0.333 (7, 5)										1	0	0	0	0	1	0


Inning Stats	R: 0	H: 0	E: 0	LOB: 0	K: 0	BB: 0	S: 3	P: 3	R: 0	H: 0	E: 0	LOB: 0	K: 2	BB: 0	S: 7	P: 7	R: 0	H: 0	E: 0	LOB: 0	K: 2	BB: 0	S: 7	P: 7	R: 0	H: 1	E: 0	LOB: 1	K: 1	BB: 0	S: 6	P: 6	R: 0	H: 1	E: 0	LOB: 1	K: 3	BB: 0	S: 10	P: 10	R: 0	H: 1	E: 0	LOB: 0	K: 0	BB: 0	S: 3	P: 3	R: 1	H: 3	E: 0	LOB: 2	K: 1	BB: 1	S: 7	P: 11	R: 0	H: 1	E: 0	LOB: 1	K: 1	BB: 0	S: 6	P: 6	R: 0	H: 1	E: 0	LOB: 1	K: 1	BB: 0	S: 6	P: 6	1B: 8	SF: 0	2B: 1	SAC: 0	3B: 0	DP: 2	HR: 0	HBP: 0	WP: 0	PA: 34	ERA	WHIP
PITCHER Clay Kirby, R ERA: 3.12 (1, 1)	IP	WLS	BF	H	R	ER	SO	BB	IBB	HBP	BLK	WP	HR	S	P	ERA	WHIP	IP	WLS	BF	H	R	ER	SO	BB	IBB	HBP	BLK	WP	HR	S	P	ERA	WHIP																																																		

BOTTOM

San Diego Padres @ Philadelphia Phillies
Veterans Stadium, Philadelphia, PA

Fri Jul 07 1972, 7:05 PM EDT
Att. 18,106 - Unknown

AB	33
R	1
H	8
RBI	1
BB	1
SO	11
LOB	12



Batter	1	2	3	4	5	6	7	8	9	AB R H RBI BB SO LOB	TOP
Derrel Thomas, S OBP: 0.301, SLG: 0.301 (1, 4) X	0-0 1B 1B		0-0 G3		0-0 F9		0-0 6-3		4-0 SH1-4 1B BB	4 2 1 0 1 0 1	
Dave Roberts, R OBP: 0.277, SLG: 0.368 (1, 5) X	0-0 1B 1-2 1B		0-0 F8		0-0 6-3		0-0 6-3	0-0 E3 3B	0-0 SH1-4	4 1 1 0 0 0 0	
Leron Lee, L OBP: 0.365, SLG: 0.514 (1, 7) X	0-0 F8		0-0 2B		0-3 K			0-0 1B 3B	0-0 HR 1B	5 3 3 2 0 1 2	
Nate Colbert, R OBP: 0.294, SLG: 0.465 (1, 3) X	0-0 1B 1-3 2-H 1B		0-0 2B		0-0 5-3			0-0 F8 1B 3-H 1B	0-0 HR	5 2 4 5 0 0 0	
Cito Gaston, R OBP: 0.297, SLG: 0.336 (1, 9) X	0-0 1-2 1B		4-0 BB		0-0 F9			0-0 F8 1B 1-2 1B	4-0 4-3 PB BB	3 0 2 0 2 0 0	
Larry Stahl, L OBP: 0.289, SLG: 0.350 (1, 8) X	0-0 G3		0-0 P6		0-0 4-3			0-0 F8 1-2 2-3 1B	0-0 4-3	5 0 0 0 0 0 7	
Fred Kendall, R OBP: 0.254, SLG: 0.294 (1, 2) X		0-0 P4		0-0 6-3			0-0 P3	4-0 IBB	0-3 K	4 0 0 0 1 1 1	
Enzo Hernandez, R OBP: 0.250, SLG: 0.238 (1, 6) X		0-0 6-3		0-0 G6-4-3 1B			4-0 SH3-4 BB	0-0 SF9		2 0 1 1 1 0 0	
Mike Caldwell, R OBP: 0.063, SLG: 0.063 Gary Ross, R OBP: 0.286, SLG: 0.286 (1, 1) (8, 1) X		0-0 6-3		0-0 G6-4-3 1-2f			0-0 SH3-4	0-3 K		3 0 0 0 0 1 3 0 0 0 0 0 0 0	
Inning Stats	R: 1 E: 0 K: 0 S: 6 H: 4 LOB: 2 BB: 0 P: 6	R: 0 E: 0 K: 0 S: 3 H: 0 LOB: 0 BB: 0 P: 3	R: 1 E: 0 K: 0 S: 5 H: 2 LOB: 2 BB: 1 P: 9	R: 0 E: 0 K: 0 S: 3 H: 1 LOB: 0 BB: 0 P: 3	R: 0 E: 0 K: 1 S: 5 H: 0 LOB: 0 BB: 0 P: 5	R: 0 E: 0 K: 0 S: 3 H: 0 LOB: 1 BB: 1 P: 7	R: 3 E: 1 K: 1 S: 9 H: 3 LOB: 2 BB: 1 P: 13	R: 3 E: 0 K: 1 S: 7 H: 2 LOB: 1 BB: 2 P: 15	1B: 8 2B: 2 3B: 1 HR: 1 SF: 1 SAC: 2 DP: 1 HBP: 0	WP: 0 PB: 1 SB: 0 CS: 0	PA: 43
PITCHER Bill Champion, R ERA: 4.27 Barry Lersch, R ERA: 3.27 Dick Selma, R ERA: 5.15 (1, 1) (8, 1) (8, 1)	IP WLS BF H R ER SO BB IBB HBP BLK WP HR S P ERA WHIP	IP WLS BF H R ER SO BB IBB HBP BLK WP HR S P ERA WHIP	IP WLS BF H R ER SO BB IBB HBP BLK WP HR S P ERA WHIP	IP WLS BF H R ER SO BB IBB HBP BLK WP HR S P ERA WHIP	IP WLS BF H R ER SO BB IBB HBP BLK WP HR S P ERA WHIP	IP WLS BF H R ER SO BB IBB HBP BLK WP HR S P ERA WHIP	IP WLS BF H R ER SO BB IBB HBP BLK WP HR S P ERA WHIP	IP WLS BF H R ER SO BB IBB HBP BLK WP HR S P ERA WHIP	IP WLS BF H R ER SO BB IBB HBP BLK WP HR S P ERA WHIP	ERA WHIP	ERA WHIP

San Diego Padres @ Philadelphia Phillies
Veterans Stadium, Philadelphia, PA
Sat Jul 08 1972, 7:05 PM EDT
Att. 14,428 - Unknown

livebaseballscorecards.com

AB	35
R	8
H	12
RBI	8
BB	5
SO	3
LOB	14



Batter	1	2	3	4	5	6	7	8	9	AB R H RBI BB SO LOB
Larry Bowa, S (1, 6) OBP: 0.302, SLG: 0.305	0-0 F9 S 1B		0-3 K		0-3 K			0-0 1B 1B	0-0 G1-6-3	5 1 2 0 0 2 3
Don Money, R (1, 5) OBP: 0.315, SLG: 0.344	0-3 K 1-2		0-0 FC5-4 BB 1B 1-2f 2-3		0-0 F9			0-0 1B 1B 1-2	0-0 F8	5 1 1 0 0 1 3
Willie Montanez, L (1, 8) OBP: 0.310, SLG: 0.354	0-0 F9 2-3		0-0 BB 1B 1-2 3-H			0-0 L5		0-0 1B 2B 1B 1-2 2-H		4 1 2 2 0 0 1
Deron Johnson, R (1, 3) OBP: 0.227, SLG: 0.278	0-0 5-3		4-0 FC6 BB 1-2 2-3			0-3 K		0-3 K 1-2		3 0 0 0 1 2 3
Greg Luzinski, R (1, 7) OBP: 0.325, SLG: 0.434		0-0 F8	0-0 FC6 1-2f			0-0 1-3		0-0 WP 2B 1B 1-3 2-H		4 1 1 1 0 0 3
Joe Lis, R (1, 9) OBP: 0.375, SLG: 0.348		0-0 5-3		0-3 K			0-0 1B	0-3 K 1-2		3 0 1 0 0 1 0
Bill Robinson, R (7, PR) OBP: 0.300, SLG: 0.467										1 0 0 0 0 1 2
John Bateman, R (1, 2) OBP: 0.330, SLG: 0.398		0-0 F5		0-3 K			0-0 F7	0-0 2B 2-H 3-H		4 0 1 2 0 1 1
Oscar Gamble, L (8, PR) OBP: 0.359, SLG: 0.313										0 0 0 0 0 0 0
Mike Ryan, R (9, 2) OBP: 0.296, SLG: 0.369										0 0 0 0 0 0 0
Terry Harmon, R (1, 4) OBP: 0.378, SLG: 0.324			4-0 FC5-4 BB 1B BB	0-3 K			0-3 K	0-0 F9		3 1 0 0 1 2 2
Bill Champion, R (1, 1) OBP: 0.192, SLG: 0.280			4-0 FC5-4		0-0 1-3		0-0 F7		0-0 G1-6-3	1 0 0 0 1 0 0
Roger Freed, R (7, PH) OBP: 0.290, SLG: 0.431										1 0 0 0 0 0 1
Barry Lersch, S (8, 1)										0 0 0 0 0 0 0
Dick Selma, R (8, 1) OBP: 0.200, SLG: 0.211			1-2 BB							0 0 0 0 0 0 0
Tom Hutton, L (9, PH) OBP: 0.331, SLG: 0.396										1 0 1 0 0 0 0

Inning Stats	R: 0	H: 1	E: 0	LOB: 1	K: 1	S: 6	P: 6	R: 0	H: 0	E: 0	LOB: 0	K: 0	BB: 0	S: 3	R: 1	H: 1	E: 0	LOB: 3	K: 1	BB: 3	S: 6	P: 18	R: 0	H: 0	E: 0	LOB: 0	K: 3	BB: 0	S: 9	P: 9	R: 0	H: 0	E: 0	LOB: 0	K: 1	BB: 0	S: 5	P: 5	R: 0	H: 0	E: 0	LOB: 0	K: 1	BB: 0	S: 5	P: 5	R: 0	H: 1	E: 0	LOB: 1	K: 1	BB: 0	S: 6	P: 6	R: 4	H: 5	E: 0	LOB: 1	K: 2	BB: 0	S: 12	P: 12	R: 0	H: 1	E: 0	LOB: 0	K: 0	BB: 0	S: 3	P: 3	1B: 8	SF: 0	2B: 1	SAC: 0	3B: 0	DP: 1	HR: 0	HBP: 0	WP: 1	PA: 38
PITCHER	IP	WLS	BF	H	R	ER	SO	BB	IBB	HBP	BLK	WP	HR	S	P	ERA	WHIP																																																															
Mike Caldwell, L (1, 1) ERA: 3.47	7.0		30	6	4	4	8	3	0	0	0	0	0	43	55	5.14	1.286																																																															
Gary Ross, R (8, 1) ERA: 2.09	2.0	W	8	3	1	1	2	0	0	0	0	1	0	12	12	4.50	1.500																																																															

BOTTOM

San Diego Padres @ Philadelphia Phillies
Veterans Stadium, Philadelphia, PA
Sat Jul 08 1972, 7:05 PM EDT
Att. 14,428 - Unknown

livebaseballscores.com

AB	35
R	5
H	9
RBI	5
BB	3
SO	10
LOB	19



Batter	1	2	3	4	5	6	7	8	9	AB R H RBI BB SO LOB	TOP		
Derrel Thomas, S (1, 4) OBP: 0.299, SLG: 0.299	0-0 F7		0-0 1B		0-0 G3	0-0 F7		0-0 FC4-6		5 0 1 1 0 0 2			
Dave Roberts, R (1, 5) OBP: 0.290, SLG: 0.381	0-3 K		0-0 2B		0-0 1B 1B		4-0 2B BB	0-0 F8		4 3 2 0 1 1 1			
Leron Lee, L (1, 7) OBP: 0.362, SLG: 0.512	0-0 F7		0-0 2B		0-0 F8		0-0 F7		0-0 G3	5 1 1 1 0 0 2			
Nate Colbert, R (1, 3) OBP: 0.299, SLG: 0.467		0-3 K	0-0 1B		0-0 1B 1B		0-0 F2		0-0 FC6-4 1B	5 0 3 1 0 1 1			
Cito Gaston, R (1, 9) OBP: 0.301, SLG: 0.348		0-3 K	0-0 6-3		0-0 1B		0-0 2B		0-0 FC6-4	5 0 2 2 0 1 2			
Larry Stahl, L (1, 8) OBP: 0.292, SLG: 0.360		0-0 3B		0-3 K	0-3 K		4-0 IBB		0-0 6-3	4 0 1 0 1 2 3			
Fred Kendall, R (1, 2) OBP: 0.254, SLG: 0.293		0-3 K		0-0 E6 1B 1B		0-0 5-3	0-0 F8			4 0 1 0 0 1 3			
Enzo Hernandez, R (1, 6) OBP: 0.254, SLG: 0.243			0-0 E S 1B 1B	0-3 K		0-0 1B		0-0 F2		4 1 2 0 0 1 1			
Bill Greif, R (1, 1) OBP: 0.080, SLG: 0.042			0-0 E1 1B 1B	0-0 1B		0-0 P1		4-0 FC4-6 BB		3 0 1 0 0 0 2			
Fred Norman, S (7, 1) OBP: 0.242, SLG: 0.226				2-H 1B						0 0 0 0 1 0 0			
Inning Stats	R: 0 H: 0 E: 0 LOB: 0 K: 1 BB: 0 S: 5 P: 5	R: 0 H: 1 E: 0 LOB: 1 K: 3 BB: 0 S: 10 P: 10	R: 3 H: 5 E: 1 LOB: 1 K: 3 BB: 0 S: 7 P: 7	R: 0 H: 2 E: 1 LOB: 2 K: 2 BB: 0 S: 8 P: 8	R: 1 H: 3 E: 0 LOB: 2 K: 1 BB: 0 S: 8 P: 8	R: 0 H: 1 E: 0 LOB: 1 K: 0 BB: 0 S: 4 P: 4	R: 1 H: 1 E: 0 LOB: 2 K: 0 BB: 2 S: 4 P: 12	R: 0 H: 0 E: 0 LOB: 1 K: 0 BB: 1 S: 3 P: 7	R: 0 H: 1 E: 0 LOB: 1 K: 0 BB: 0 S: 4 P: 4	1B: 10 SF: 0 2B: 3 SAC: 0 3B: 1 DP: 0 HR: 0 HBP: 0	WP: 0 PA: 42 PB: 0 SB: 1 CS: 0		
PITCHER	IP WLS BF H R ER SO BB IBB HBP BLK WP HR S P ERA WHIP											PITCHER	IP WLS BF H R ER SO BB IBB HBP BLK WP HR S P ERA WHIP
Darrell Brandon, R (1, 1) ERA: 3.38	7.0 L 34 13 5 2 7 1 1 0 0 0 0 0 46 54 2.57 2.000												
Barry Lersch, R (8, 1) ERA: 3.15	2.0 8 1 0 0 0 1 0 0 0 0 0 0 7 11 0.00 1.000												

San Diego Padres @ Philadelphia Phillies
Veterans Stadium, Philadelphia, PA
Sun Jul 09 1972, 3:33 AM EDT
Att: 18,445 - Unknown

AB	39
R	5
H	14
RBI	5
BB	3
SO	7
LOB	17



Batter	1	2	3	4	5	6	7	8	9	AB	R	H	RBI	BB	SO	LOB
Larry Bowa, S (1, 6) OBP: 0.303, SLG: 0.306	0-3 K		0-0 4-3		0-0 1-2 1B		0-0 FC6-4 1B		0-0 5-3	5	0	2	0	0	1	1
Don Money, R (1, 5) OBP: 0.313, SLG: 0.341	0-0 6-3			0-0 1B 1B		0-0 1-3	0-0 FC6-4 1-2f		0-0 6-3	5	0	1	0	0	0	4
Willie Montanez, L (1, 8) OBP: 0.309, SLG: 0.352	0-3 K			0-0 1-2 1B		0-0 E1 HR	0-0 3-1		0-0 F9	5	1	1	0	0	1	2
Deron Johnson, R (1, 3) OBP: 0.236, SLG: 0.313		0-0 CS 1B		0-3 K		0-0 F8		0-0 HR		4	1	2	1	0	1	3
Greg Luzinski, R (1, 7) OBP: 0.321, SLG: 0.428		0-3 K 1-2		0-0 P6		0-0 F8		0-3 K		4	0	0	0	0	2	4
Joe Lis, R (1, 9) OBP: 0.400, SLG: 0.429		4-0 BB BB		0-0 F7		0-0 1-H HR		0-0 1B		3	1	2	2	1	0	2
Bill Robinson, R (8, PR) OBP: 0.300, SLG: 0.467										0	0	0	0	0	0	0
John Bateman, R (1, 2) OBP: 0.317, SLG: 0.380		0-0 F7		0-3 K		0-0 4-3		0-3 K		4	0	0	0	0	2	2
Denny Doyle, L (1, 4) OBP: 0.297, SLG: 0.292			0-0 G3		0-0 F7		0-0 6-3	0-3 K		3	0	0	0	0	0	0
Pete Koegel, R (8, PH) OBP: 0.263, SLG: 0.257										1	0	0	0	0	1	1
Terry Harmon, R (9, 4) OBP: 0.378, SLG: 0.324										0	0	0	0	0	0	0
Darrell Brandon, R (1, 1) OBP: 0.167, SLG: 0.167			0-3 K		0-0 1B 1B		0-0 HR		0-0 2B	2	0	1	0	0	1	0
Oscar Gamble, L (7, PH) OBP: 0.367, SLG: 0.368										1	1	1	1	0	0	0
Barry Lersch, S (8, 1)										0	0	0	0	0	0	0
Roger Freed, R (9, PH) OBP: 0.302, SLG: 0.458										1	0	1	0	0	0	0

Inning Stats	R: 0	H: 0	E: 0	K: 2	S: 7	R: 0	H: 1	E: 0	K: 1	S: 5	R: 0	H: 0	E: 0	K: 1	S: 5	R: 0	H: 2	E: 0	K: 1	S: 7	R: 0	H: 2	E: 0	K: 1	S: 7	R: 2	H: 1	E: 1	K: 0	S: 5	R: 1	H: 2	E: 0	K: 0	S: 5	R: 1	H: 2	E: 0	K: 3	S: 11	R: 0	H: 1	E: 0	K: 0	S: 4	1B: 7	2B: 2	3B: 0	HR: 3	SF: 0	SAC: 0	DP: 1	HBP: 0	WP: 0	PA: 39
--------------	------	------	------	------	------	------	------	------	------	------	------	------	------	------	------	------	------	------	------	------	------	------	------	------	------	------	------	------	------	------	------	------	------	------	------	------	------	------	------	-------	------	------	------	------	------	-------	-------	-------	-------	-------	--------	-------	--------	-------	--------

PITCHER	IP	WLS	BF	H	R	ER	SO	BB	IBB	HBP	BLK	WP	HR	S	P	ERA	WHIP
Bill Greif, R (1, 1) ERA: 5.26	6.1	W	27	7	3	1	6	1	0	0	0	0	2	38	42	1.42	1.263
Fred Norman, L (7, 1) ERA: 3.36	2.2	S	12	4	1	1	3	0	0	0	0	0	1	18	18	3.38	1.500


BOTTOM

San Diego Padres @ Philadelphia Phillies
Veterans Stadium, Philadelphia, PA

Sun Jul 09 1972, 3:33 AM EDT
Att. 18,445 - Unknown

AB	38
R	4
H	11
RBI	4
BB	1
SO	9
LOB	19

livebaseballscorecards.com



WP : 0	PA : 39
PB : 0	
SB : 0	
CS : 1	

Batter	1	2	3	4	5	6	7	8	9	AB	R	H	RBI	BB	SO	LOB	TOP
Derrel Thomas, S OBP: 0.298, SLG: 0.298 (1, 4)	0-0 6-3		0-0 L7		0-0 1-3 BB 1B		0-0 F8		0-0 F8	4	0	1	0	0	0	0	
Dave Roberts, R OBP: 0.297, SLG: 0.380 (1, 5)	0-3 K		0-0 BLK 1B		4-0 1-2 BB BB BB BB		0-0 F8		0-0 F8	3	0	1	0	1	1	0	
Leron Lee, L OBP: 0.363, SLG: 0.510 Johnny Jeter, R OBP: 0.266, SLG: 0.346 (1, 7) (3, PR) (3, 8)	0-3 K		1-0 HBP		0-3 1-2 K		0-0 F9		0-0 F9	1	0	0	0	0	1	0	
Nate Colbert, R OBP: 0.298, SLG: 0.475 (1, 3)		0-0 HR	0-3 K		0-0 F9		0-0 F9		0-3 K	4	1	1	1	0	2	2	
Cito Gaston, R OBP: 0.299, SLG: 0.345 (1, 9) (3, 7)		0-3 K		0-3 K		0-0 E 1B		0-3 K		4	1	1	0	0	3	0	
Jerry Morales, R OBP: 0.339, SLG: 0.429 (1, 8) (3, 9)		0-0 G3		0-0 1B 1B		0-0 E8 1-H 3B		0-0 F8		4	1	2	1	0	0	0	
Fred Kendall, R OBP: 0.254, SLG: 0.293 Pat Corrales, R OBP: 0.244, SLG: 0.169 (1, 2) (1, 2)		4-0 BB		0-0 L4-3 1-3 1B		0-0 WP SH1-3 1B				0	0	0	0	0	0	0	
Enzo Hernandez, R OBP: 0.252, SLG: 0.241 Curt Blefary, L OBP: 0.246, SLG: 0.308 (1, 6) (9, PH)		0-0 F4		0-0 L4-3		0-0 SH1-3				3	0	2	0	1	1	0	
Steve Arlin, R OBP: 0.163, SLG: 0.175 Larry Stahl, L OBP: 0.291, SLG: 0.358 (1, 1) (9, PH)			0-0 F7		0-0 1B 1B		0-3 K		0-0 4-3	3	0	1	0	0	1	1	
Inning Stats	R: 0 E: 0 K: 2 S: 7 H: 0 LOB: 0 BB: 0 P: 7	R: 1 E: 0 K: 1 S: 6 H: 1 LOB: 1 BB: 1 P: 10	R: 0 E: 0 K: 1 S: 6 H: 1 LOB: 2 BB: 0 P: 7	R: 0 E: 0 K: 1 S: 6 H: 2 LOB: 1 BB: 0 P: 6	R: 0 E: 0 K: 1 S: 5 H: 2 LOB: 1 BB: 1 P: 9	R: 2 E: 1 K: 1 S: 8 H: 3 LOB: 1 BB: 0 P: 8	R: 0 E: 0 K: 0 S: 3 H: 0 LOB: 0 BB: 0 P: 3	R: 0 E: 0 K: 2 S: 7 H: 0 LOB: 0 BB: 0 P: 7	R: 0 E: 0 K: 2 S: 7 H: 0 LOB: 0 BB: 0 P: 7	1B: 7 2B: 1 3B: 1 HR: 1 SF: 0 SAC: 1 DP: 1 HBP: 1	WP: 1 PB: 0 SB: 0 CS: 0 PA: 36						
PITCHER	IP WLS BF H R ER SO BB IBB HBP BLK WP HR S P ERA WHIP															PITCHER	IP WLS BF H R ER SO BB IBB HBP BLK WP HR S P ERA WHIP
Balor Moore, L ERA: 6.45 (1, 1)	5.1	WLS: 25	H: 9	R: 3	ER: 3	SO: 6	BB: 2	IBB: 0	HBP: 1	BLK: 2	WP: 0	HR: 1	S: 34	P: 43	ERA: 5.06	WHIP: 2.062	
Tom Walker, R ERA: 2.65 (6, 1)	0.2	W	2	0	0	1	0	0	0	0	1	0	4	4	0.00	0.000	
Mike Marshall, R ERA: 2.02 (7, 1)	3.0	S	9	0	0	4	0	0	0	0	0	0	17	17	0.00	0.000	

San Diego Padres @ Montreal Expos
 Jarry Park, Montreal, QB
 Mon Jul 10 1972, 7:05 PM EDT
 Att. 6,627 - Unknown

livebaseballscorecards.com

AB	32
R	3
H	9
RBI	2
BB	2
SO	11
LOB	7



Main table with columns for Batter, Inning (1-9), and AB R H RBI BB SO LOB. Rows include batter names and statistics.

BOTTOM

San Diego Padres @ Montreal Expos
Jerry Park, Montreal, QB
Mon Jul 10 1972, 7:05 PM EDT
Att. 6,627 - Unknown

livebaseballscorecards.com

Summary table with columns AB, R, H, RBI, BB, SO, LOB and values 29, 6, 5, 4, 5, 10.



Inning Stats table with columns for R, E, K, S, H, LOB, BB, P, ERA, WHIP for each pitcher.

Pitcher stats table with columns for IP, WLS, BF, H, R, ER, SO, BB, IBB, HBP, BLK, WP, HR, S, P, ERA, WHIP.

Batter	1	2	3	4	5	6	7	8	9	10	11	12	AB	R	H	RBI	BB	SO	LOB	TOP								
Derrel Thomas, S OBP: 0.303, SLG: 0.315 (1, 4)	0-0 1-3		0-0 G5-4-3		0-0 HR		0-0 1-3		0-0 4-3			0-0 SH1-4 1B	6	1	3	3	0	0	1									
Dave Roberts, R OBP: 0.293, SLG: 0.368 (1, 5)	4-0 BB		0-0 5-3		0-0 4-3		0-0 1-3		0-3 K			0-0 SH1-4	4	0	0	0	1	1	1									
Leron Lee, L OBP: 0.365, SLG: 0.506 Larry Stahl, L OBP: 0.287, SLG: 0.353 (1, 7) (7, 7)	0-3 K				0-3 K		4-0 CS BB		1-0 FC4-6 HBP			0-0 L7	2	0	0	0	1	2	1									
Nate Colbert, R OBP: 0.299, SLG: 0.468 (1, 3)	0-0 F8				4-0 1B BB		0-0 CS		4-0 HR BB			0-0 L8	4	1	0	0	2	0	4									
Cito Gaston, R OBP: 0.303, SLG: 0.371 (1, 9)			0-0 6-3		0-0 1B		0-0 FC4-6		0-0 F4			0-0 6-3	5	1	2	2	0	0	2									
Jerry Morales, R OBP: 0.330, SLG: 0.417 (1, 8)			0-3 K		0-0 G6-4-3 1B		0-0 HR		0-0 L8			0-0 F8	5	0	0	0	0	1	2									
Pat Corrales, R OBP: 0.241, SLG: 0.171 (1, 2)			0-0 1B				0-0 E5 FC1-5 BB		0-3 K			0-0 4-3	5	0	1	0	0	1	0									
Fred Stanley, R OBP: 0.336, SLG: 0.255 (1, 6)			0-0 4-3				4-0 HR BB		0-0 FC6-5			0-3 K	4	1	1	0	1	1	2									
Clay Kirby, R OBP: 0.150, SLG: 0.093 Mike Corkins, R OBP: 0.214, SLG: 0.429 Fred Norman, S OBP: 0.236, SLG: 0.219 Gary Ross, R OBP: 0.286, SLG: 0.286 Mark Schaeffer, L Ed Acosta, S (1, 1) (7, 1) (7, 1) (9, 1) (9, 1) (10, 1)			4-0 G5-4-3 BB				0-0 FC1-5 HR		0-3 K			0-3 K	2	1	0	0	1	1	3									
Inning Stats	R: 0 E: 0 K: 1 S: 5	H: 0 LOB: 1 BB: 1 P: 9	R: 0 E: 0 K: 1 S: 6	H: 1 LOB: 1 BB: 0 P: 6	R: 0 E: 0 K: 0 S: 2	H: 1 LOB: 1 BB: 1 P: 6	R: 0 E: 0 K: 1 S: 5	H: 1 LOB: 1 BB: 1 P: 9	R: 3 E: 1 K: 1 S: 4	H: 1 LOB: 0 BB: 2 P: 12	R: 2 E: 1 K: 1 S: 7	H: 1 LOB: 1 BB: 1 P: 11	R: 0 E: 0 K: 0 S: 4	H: 1 LOB: 2 BB: 0 P: 5	R: 0 E: 0 K: 2 S: 8	H: 1 LOB: 1 BB: 0 P: 8	R: 0 E: 0 K: 2 S: 7	H: 0 LOB: 0 BB: 0 P: 7	R: 0 E: 0 K: 0 S: 3	H: 0 LOB: 0 BB: 0 P: 3	R: 0 E: 0 K: 2 S: 7	H: 0 LOB: 0 BB: 0 P: 7	R: 0 E: 0 K: 0 S: 4	H: 1 LOB: 1 BB: 0 P: 4	1B: 5 2B: 0 3B: 0 HR: 2	SF: 0 SAC: 1 DP: 2 HBP: 1	WP: 0 PB: 0 SB: 0 CS: 1	PA: 50
PITCHER	IP	WLS	BF	H	R	ER	SO	BB	IBB	HBP	BLK	WP	HR	S	P	ERA	WHIP											
Mike Torrez, R ERA: 2.86 (1, 1)	5.0		23	4	5	4	3	6	0	0	0	0	2	23	47	7.20	2.000											
Tom Walker, R ERA: 2.52 (6, 1)	2.0		9	1	0	0	1	0	0	1	0	0	0	10	11	0.00	0.500											
John Strohmayr, R ERA: 3.97 (8, 1)	2.0		7	1	0	0	4	0	0	0	0	0	0	15	15	0.00	0.500											
Mike Marshall, R ERA: 1.9 (10, 1)	3.0	W	10	1	0	0	2	0	0	0	0	0	0	14	14	0.00	0.333											

San Diego Padres @ Montreal Expos
 Jarry Park, Montreal, QB
 Tue Jul 11 1972, 7:05 PM EDT
 Att. 18,901 - Unknown

livebaseballscorecards.com

AB	41
R	5
H	7
RBI	5
BB	6
SO	10
LOB	18



Batter	1	2	3	4	5	6	7	8	9	10	11	12	
Boots Day, L (1, 8) OBP: 0.333, SLG: 0.316 John Boccabella, R (9, PH) OBP: 0.253, SLG: 0.293 (10, 2)	4-0 1B FC4-6 BB		0-3 K			0-0 4-3	4-0 1B BB		4-0 1-2 IBB		0-0 E 1B 1B		
Tim Foli, R (1, 6) OBP: 0.284, SLG: 0.286	0-0 FC4-6 1B		0-0 4-3			0-0 1B 2B	0-0 1-2 2-H 3-H 1B		0-0 L6		0-0 E5 IBB 1B		
Mike Jorgensen, L (1, 3) OBP: 0.328, SLG: 0.366	0-0 FC4-6 CS 1-2f 3-H		0-3 K			0-3 K	0-3 K		0-3 K		4-0 1-2 IBB		
Ron Fairly, L (1, 9) OBP: 0.335, SLG: 0.389	0-3 K 1-2			0-0 G3		0-0 2-H 1B		0-3 K		0-0 F3		0-3 K	
Ken Singleton, S (1, 7) OBP: 0.321, SLG: 0.368		0-0 HR		0-3 K		0-3 K		4-0 G1-4-3 BB		0-0 1B		0-0 1B	
Bob Bailey, R (1, 5) OBP: 0.309, SLG: 0.337		0-3 K		0-3 K			4-0 FC5-6 BB BB	0-0 G1-4-3		0-0 F8		0-0 1-2 2B 1B	
Terry Humphrey, R (1, 2) OBP: 0.241, SLG: 0.220 Clyde Mashore, R (9, PR) OBP: 0.305, SLG: 0.436 (10, 8)		0-0 2B				0-0 L8	4-0 BB FC5-6 1B BB		0-0 1B 1B		0-0 F5		0-0 1-H 2B
Hector Torres, R (1, 4) OBP: 0.169, SLG: 0.226 Ron Hunt, R (7, PH) OBP: 0.345, SLG: 0.289 (8, 4)		0-0 L9				0-0 F8	0-0 FC5-6 BB 1B		0-0 F7		0-0 6-3		
Mike Torrez, R (1, 1) Tom Walker, R (6, 1) Jim Fairey, L (7, PH) John Strommayer, R (8, 1) Ron Woods, R (9, PH) Mike Marshall, R (10, 1)		0-3 K				0-3 K	0-0 L8		0-0 1B 1B		0-3 K		

Inning Stats	R: 1	H: 1	E: 0	LOB: 1	K: 1	P: 5	R: 1	H: 2	E: 0	LOB: 1	K: 2	P: 9	R: 0	H: 0	E: 0	LOB: 0	K: 2	P: 7	R: 0	H: 0	E: 0	LOB: 0	K: 1	P: 5	R: 1	H: 2	E: 0	LOB: 1	K: 2	P: 9	R: 0	H: 0	E: 0	LOB: 0	K: 1	P: 8	R: 0	H: 2	E: 0	LOB: 3	K: 1	P: 11	R: 0	H: 1	E: 0	LOB: 1	K: 0	P: 4	R: 0	H: 2	E: 1	LOB: 3	K: 2	P: 13	R: 1	H: 3	E: 0	LOB: 1	K: 0	P: 3
	S: 5	BB: 1	S: 9	BB: 0	S: 7	BB: 0	S: 7	BB: 0	S: 7	BB: 0	S: 5	BB: 0	S: 7	BB: 0	S: 5	BB: 0	S: 7	BB: 0	S: 9	BB: 0	S: 5	BB: 0	S: 7	BB: 0	S: 9	BB: 0	S: 4	BB: 1	S: 9	BB: 0	S: 4	BB: 1	S: 7	BB: 1	S: 7	BB: 1	S: 4	BB: 0	S: 7	BB: 1	S: 4	BB: 0	S: 9	BB: 0	S: 4	BB: 0	S: 9	BB: 0	S: 3	BB: 0	S: 3									


AB	R	H	RBI	BB	SO	LOB
2	1	0	0	2	1	0
1	0	1	0	1	0	0
6	1	4	2	0	0	3
5	0	0	1	1	4	7
6	0	1	1	0	3	4
5	1	3	1	1	2	1
5	1	1	0	1	2	2
3	1	2	0	1	0	0
2	0	1	1	0	0	1
2	0	0	0	0	0	1
3	1	0	0	0	0	3
2	0	0	0	0	2	1
0	0	0	0	0	0	0
1	0	0	0	0	0	2
0	0	0	0	0	0	0
1	0	1	0	0	0	0
1	0	0	0	0	1	0

BOTTOM

San Diego Padres @ Montreal Expos
 Jarry Park, Montreal, QB
 Tue Jul 11 1972, 7:05 PM EDT
 Att: 18,901 - Unknown

AB	R	H	RBI
45	6	14	6
7	15	25	

WP: 0 PA: 52
 PB: 0
 SB: 0
 CS: 1



PITCHER	IP	WLS	BF	H	R	ER	SO	BB	IBB	HBP	BLK	WP	HR	S	P	ERA	WHIP
Clay Kirby, R (1, 1) ERA: 3.3	6.0		25	5	5	5	10	3	0	0	0	0	1	42	54	7.50	1.333
Mike Corkins, R (7, 1) ERA: 3.15	0.2		4	1	0	0	0	1	0	0	0	0	0	3	7	0.00	3.000
Fred Norman, L (7, 1) ERA: 3.31	1.2		8	2	0	0	2	1	1	0	0	0	0	10	18	0.00	1.800
Gary Ross, R (9, 1) ERA: 2.08	0.1		1	0	0	0	0	0	0	0	0	0	0	1	1	0.00	0.000
Mark Schaeffer, L (9, 1) ERA: 4.13	0.2		3	1	0	0	1	0	0	0	0	0	0	5	5	0.00	1.500

PITCHER	IP	WLS	BF	H	R	ER	SO	BB	IBB	HBP	BLK	WP	HR	S	P	ERA	WHIP
Ed Acosta, R (10, 1) ERA: 4.99	2.0	L	11	5	1	1	2	0	1	0	0	0	0	14	18	4.50	2.500

Batter	1	2	3	4	5	6	7	8	9	AB R H RBI BB SO LOB	TOP											
Derrel Thomas, S (1, 4) OBP: 0.301, SLG: 0.310	0-3 K		0-0 F7	0-0 G3			0-0 F5		4-0 6-3 BB	4 0 0 0 1 1 1												
Dave Roberts, R (1, 5) OBP: 0.297, SLG: 0.369	0-3 K		0-0 6-3		0-0 BB 1B		0-0 1B		0-0 6-3	5 1 2 0 0 1 1												
Larry Stahl, L (1, 7) OBP: 0.290, SLG: 0.368	0-0 F5		0-0 HR		4-0 1B BB		0-3 K		0-0 4-3	4 1 1 1 1 1 2												
Nate Colbert, R (1, 3) OBP: 0.299, SLG: 0.465		0-0 1B 1B	0-0 5-3		0-0 F7		0-0 L9			4 1 1 0 0 0 3												
Cito Gaston, R (1, 9) OBP: 0.316, SLG: 0.406		0-0 BB 1B		0-0 HR	0-0 1B G6-3			0-0 L9		4 2 3 2 0 0 0												
Jerry Morales, R (1, 8) OBP: 0.339, SLG: 0.418		4-0 1B BB		4-0 1B FC6-4 BB	0-0 1B G6-3			0-0 1B		2 1 1 0 2 0 2												
Pat Corrales, R (1, 2) OBP: 0.253, SLG: 0.188		0-0 FC4-6 1B		0-0 FC6-4 1B	0-0 F9			0-0 F8		4 0 2 2 0 0 1												
Enzo Hernandez, R (1, 6) OBP: 0.248, SLG: 0.236		0-0 FC4-6		0-0 FC6-4 WP	0-0 6-3			0-0 F9		4 0 0 1 0 0 3												
Mike Caldwell, R (1, 1) OBP: 0.056, SLG: 0.056 Mike Corkins, R (5, 1) OBP: 0.200, SLG: 0.400 Mark Schaefer, L (8, 1) Garry Jesteadt, R (9, PH) OBP: 0.294, SLG: 0.295 Gary Ross, R (9, 1) OBP: 0.286, SLG: 0.286 Fred Norman, S (9, 1) OBP: 0.235, SLG: 0.219 Bill Greif, R (9, 1) OBP: 0.080, SLG: 0.042	0-3 K	0-3 K	0-0 4-3	0-0 4-3	0-3 K				0-0 F7	2 0 0 0 0 0 1 2 1 0 0 0 0 0 1 0 0 0 0 0 0 0 0 0 1 0												
Inning Stats	R: 0 E: 0 K: 2 S: 7	H: 0 LOB: 0 BB: 0 P: 7	R: 2 E: 0 K: 1 S: 7	H: 3 LOB: 1 BB: 1 P: 11	R: 1 E: 0 K: 0 S: 4	H: 1 LOB: 0 BB: 0 P: 4	R: 2 E: 0 K: 0 S: 5	H: 2 LOB: 1 BB: 1 P: 9	R: 1 E: 0 K: 0 S: 4	H: 2 LOB: 1 BB: 1 P: 8	R: 0 E: 0 K: 1 S: 5	H: 0 LOB: 0 BB: 0 P: 5	R: 0 E: 0 K: 1 S: 6	H: 1 LOB: 1 BB: 0 P: 6	R: 0 E: 0 K: 0 S: 4	H: 1 LOB: 1 BB: 0 P: 4	R: 0 E: 0 K: 0 S: 3	H: 0 LOB: 1 BB: 1 P: 7	1B: 8 2B: 0 3B: 0 HR: 2	SF: 0 SAC: 0 DP: 1 HBP: 0	WP: 1 PB: 0 SB: 0 CS: 0	PA: 39
PITCHER	IP WLS BF H R ER SO BB IBB HBP BLK WP HR S P ERA WHIP																					
Bill Stoneman, R (1, 1) ERA: 2.95	3.0 L 16 6 5 5 3 2 0 0 0 0 0 2 20 28 15.00 2.667																					
Ernie McAnally, R (4, 1) ERA: 4.87	1.0 5 1 1 1 0 1 0 0 0 0 1 0 4 8 9.00 2.000																					
John Strohmayr, R (5, 1) ERA: 3.81	2.0 6 1 0 0 1 0 0 0 0 0 0 0 8 8 0.00 0.500																					
Tom Walker, R (7, 1) ERA: 2.4	2.0 8 2 0 0 1 0 0 0 0 0 0 0 10 10 0.00 1.000																					
Steve Renko, R (9, 1) ERA: 5.96	1.0 4 0 0 0 0 1 0 0 0 0 0 0 3 7 0.00 1.000																					

San Diego Padres @ Montreal Expos
Jarry Park, Montreal, QB
 Wed Jul 12 1972, 7:05 PM EDT
 Att: 15,048 - Unknown

livebaseballscorecards.com

AB	35
R	6
H	10
RBI	6
BB	4
SO	5
LOB	15



BOTTOM

San Diego Padres @ Montreal Expos

Jarry Park, Montreal, QB

Wed Jul 12 1972, 7:05 PM EDT

Att. 15,048 - Unknown

livebaseballscorecards.com

AB	37
R	5
H	11
RBI	4
BB	3
SO	6
LOB	20



WP	0	PA	42
PB	0		
SB	1		
CS	1		


1B	9	SF	0
2B	1	SAC	0
3B	1	DP	0
HR	0	HBP	1

1	0	0	0	0	0	0	0	0	0	0
1	0	0	0	0	0	0	0	0	0	1
0	0	0	0	0	0	0	0	0	0	0
1	0	0	0	0	0	0	0	0	0	1
0	0	0	0	0	0	0	0	0	0	0
1	0	0	0	0	0	0	0	0	0	2
0	0	0	0	0	0	0	0	0	0	0

Batter	1	2	3	4	5	6	7	8	9	AB	R	H	RBI	BB	SO	LOB
Ron Hunt, R OBP: 0.346, SLG: 0.295 (1, 4)	0-0 5-3 SUS	0-3 K			0-0 1B 1B	0-0 CS 1-2	0-0 2B		0-0 F4	5	0	2	0	0	1	0
Tim Foli, R OBP: 0.286, SLG: 0.296 (1, 6)	0-0 6-3	0-0 6-3			0-0 1B 1B 1-2		0-3 K		0-0 3B	5	1	2	0	0	1	1
Clyde Mashore, R OBP: 0.318, SLG: 0.439 (1, 9)	0-0 E 1B		0-0 6-3		0-0 1B 1B 1-2 2-H		0-0 F4		4-0 BB	4	2	2	0	1	0	1
Ken Singleton, S OBP: 0.319, SLG: 0.361 (1, 7)	4-0 E 1B BB		0-0 6-3		0-0 4-3 1-2 2-3		0-0 G3		0-3 K	4	1	0	0	1	1	5
Ron Woods, R OBP: 0.270, SLG: 0.339 (1, 8)	0-0 E6 1B		0-0 F4		0-0 1B 2-H 3-H			0-3 K	0-3 K	3	1	1	2	0	0	1
Boots Day, L OBP: 0.332, SLG: 0.314 (8, PH) (9, 8)										1	0	0	0	0	1	0
John Boccabella, R OBP: 0.252, SLG: 0.291 (9, PH)	1-3 2-H									1	0	0	0	0	1	2
Bob Bailey, R OBP: 0.310, SLG: 0.339 (1, 5)	0-0 1B 2-H 3-H			0-0 5-3		0-0 F5		0-0 BB 1B		2	0	1	2	0	0	0
Tim McCarver, L OBP: 0.310, SLG: 0.324 (5, PH) (6, 5)										2	0	1	0	0	0	1
Terry Humphrey, R OBP: 0.255, SLG: 0.230 (1, 2)	0-0 1B		0-0 F4		0-0 FC4-6 1B		0-0 BB 1B		4-0 BB	3	0	2	0	1	0	0
Mike Jorgensen, L OBP: 0.327, SLG: 0.362 (1, 3)	0-0 F8		1-0 HBP		0-0 F8		0-3 K		0-3 K	3	0	0	0	0	1	5
Bill Stoneman, R OBP: 0.122, SLG: 0.077 (1, 1)		0-0 F7		0-0 6-3		0-0 FC4-6 CS		0-0 F8		1	0	0	0	0	0	0
Ernie McAnally, R OBP: 0.148, SLG: 0.120 (4, 1)										1	0	0	0	0	0	1
John Stronmayer, R (5, 1)										0	0	0	0	0	0	0
Jim Fairey, L OBP: 0.258, SLG: 0.311 (8, PH) (7, 1)										1	0	0	0	0	0	1
Tom Walker, R (8, PH) (8, PH)										0	0	0	0	0	0	0
Ron Fairly, L OBP: 0.333, SLG: 0.388 (8, PH)										1	0	0	0	0	0	2
Steve Renko, R OBP: 0.308, SLG: 0.308 (9, 1)										0	0	0	0	0	0	0

Inning	3	4	5	6	7	8	9
R	3	0	2	0	0	0	0
E	1	0	0	0	0	0	0
K	0	1	0	1	1	2	2
S	7	5	6	3	6	8	8
H	3	0	4	0	1	1	1
LOB	2	0	1	0	0	2	2
BB	1	0	0	0	0	1	1
P	11	3	6	3	6	12	12

PITCHER	IP	WLS	BF	H	R	ER	SO	BB	IBB	HBP	BLK	WP	HR	S	P	ERA	WHIP
Mike Caldwell, L ERA: 3.49 (1, 1)	4.2		23	7	5	2	1	1	0	1	0	0	0	23	28	3.86	1.714
Mike Corkins, R ERA: 3.0 (5, 1)	3.0	W	12	3	0	0	3	1	0	0	0	0	0	17	21	0.00	1.333
Mark Schaeffer, L ERA: 4.07 (8, 1)	0.1		1	0	0	0	0	0	0	0	0	0	0	1	1	0.00	0.000
Gary Ross, R ERA: 2.06 (9, 1)	0.1		3	1	0	0	0	1	0	0	0	0	0	2	6	0.00	6.000
Fred Norman, L ERA: 3.3 (9, 1)	0.1		1	0	0	0	1	0	0	0	0	0	0	3	3	0.00	0.000
PITCHER	IP	WLS	BF	H	R	ER	SO	BB	IBB	HBP	BLK	WP	HR	S	P	ERA	WHIP
Bill Greif, R ERA: 5.24 (9, 1)	0.1		1	0	0	0	1	0	0	0	0	0	0	3	3	0.00	0.000

Batter	1	2	3	4	5	6	7	8	9	AB R H RBI BB SO LOB	TOP
Bud Harrelson, S (1, 6) OBP: 0.316, SLG: 0.270	0-0 6-3		0-0 SF8			4-0 HR BB		0-0 3-1		2 1 0 1 1 0 0	
Willie Mays, R (1, 8) OBP: 0.418, SLG: 0.345	0-0 F8		0-0 F9			0-0 F8		0-3 K		4 0 0 0 0 1 2	
John Milner, L (1, 7) OBP: 0.349, SLG: 0.454	0-0 F7			0-0 4-3		0-0 4-3			4-0 BB BB	3 0 0 0 1 0 1	
Dave Schneck, L (1, 9) OBP: 0.250, SLG: 1.000		0-0 F9		0-3 K		0-0 HR		0-0 F5	0-0 F5	4 1 1 2 0 1 1	
Bill Sudakis, S (1, 3) OBP: 0.250, SLG: 0.100 Ed Kranepool, L (9, 3) OBP: 0.292, SLG: 0.324		0-3 K		0-0 E9		0-0 6-3		0-3 K	0-3 K	4 0 0 0 0 2 1 0 0 0 0 0 0 0	
Wayne Garrett, L (1, 5) OBP: 0.387, SLG: 0.309		0-0 L3		0-0 L4			4-0 G5-4-3 BB	4-0 1-2 BB	4-0 1-2 BB	2 0 0 0 2 0 1	
Duffy Dyer, R (1, 2) OBP: 0.306, SLG: 0.439			0-0 SH2-4 BB SF8 1B		0-0 5-3		0-3 K	0-0 L6	0-0 L6	4 1 1 0 0 1 3	AB 27 R 3 H 2 RBI 3 BB 5 SO 8 LOB 10
Ted Martinez, R (1, 4) OBP: 0.282, SLG: 0.325			4-0 SF8 SH2-4 1-2 BB		0-3 K		0-0 G5-4-3			2 0 0 0 1 1 1	
Tom Seaver, R (1, 1) OBP: 0.260, SLG: 0.356			0-0 SH2-4		0-3 K			0-3 K		2 0 0 0 0 2 0	
Inning Stats	R: 0 E: 0 K: 0 S: 3 H: 0 LOB: 0 BB: 0 P: 3	R: 0 E: 0 K: 1 S: 5 H: 0 LOB: 0 BB: 0 P: 5	R: 1 E: 0 K: 0 S: 4 H: 1 LOB: 1 BB: 1 P: 8	R: 0 E: 1 K: 1 S: 6 H: 0 LOB: 1 BB: 0 P: 6	R: 0 E: 0 K: 2 S: 7 H: 0 LOB: 0 BB: 0 P: 7	R: 2 E: 0 K: 0 S: 4 H: 1 LOB: 0 BB: 1 P: 8	R: 0 E: 0 K: 1 S: 4 H: 0 LOB: 0 BB: 1 P: 8	R: 0 E: 0 K: 2 S: 7 H: 0 LOB: 0 BB: 0 P: 7	R: 0 E: 0 K: 1 S: 5 H: 0 LOB: 2 BB: 2 P: 13	1B: 1 2B: 0 3B: 0 HR: 1 SF: 1 SAC: 1 DP: 1 HBP: 0	WP: 0 PB: 0 SB: 0 CS: 0 PA: 34
PITCHER Steve Arlin, R (1, 1) ERA: 3.0	IP 9.0 WLS L BF 34 H 2 R 3 ER 3 SO 8 BB 5 IBB 0 HBP 0 BLK 0 WP 0 HR 1 S 45 P 65 ERA 3.00 WHIP 0.778										
PITCHER	IP WLS BF H R ER SO BB IBB HBP BLK WP HR S P ERA WHIP										

New York Mets @ San Diego Padres
San Diego Stadium, San Diego, CA
 Fri Jul 14 1972, 10:05 PM EDT
 Att: 17,093 - Unknown

livebaseballscorecards.com

Batter	1	2	3	4	5	6	7	8	9	AB R H RBI BB SO LOB
Derrel Thomas, S OBP: 0.299, SLG: 0.305 (1, 4)	4-0 FC3-6 BB		0-3 K		0-0 L8		0-0 P6		0-3 K	4 0 0 0 1 2 4
Dave Roberts, R OBP: 0.296, SLG: 0.366 (1, 5)	0-3 K		0-0 F4		0-0 E9 1B		0-0 FC6-4 1-2f			4 0 1 0 0 1 2
Larry Stahl, L OBP: 0.264, SLG: 0.360 (1, 7)	0-0 FC3-6 HR 1-2f			0-0 3-1	0-3 K			0-0 E3 FC6-4		4 1 0 0 0 1 3
Nate Colbert, R OBP: 0.298, SLG: 0.472 (1, 3)	0-0 HR 2-H			0-0 6-3		0-0 F4		0-0 FC6-4 1-2f		4 1 1 2 0 0 1
Cito Gaston, R OBP: 0.314, SLG: 0.397 (1, 9)	0-0 L9			4-0 BB BB		0-0 4-3		0-3 K 1-2		3 0 0 0 1 1 1
Jerry Morales, R OBP: 0.347, SLG: 0.424 (1, 8)		4-0 L1-3 BB		4-0 1-2 BB		0-0 2B		0-0 F9		2 0 1 0 2 0 1
Pat Corrales, R OBP: 0.244, SLG: 0.181 (9, PH) Curt Blefary, L OBP: 0.259, SLG: 0.321 Fred Stanley, R OBP: 0.338, SLG: 0.255 (9, PR)		0-3 K		0-3 K		0-3 K				3 0 0 0 0 3 4 1 0 1 0 0 0 0 0 0 0 0 0 0 0
Enzo Hernandez, R OBP: 0.249, SLG: 0.242 (1, 6)		0-0 L1-3 1-2			0-0 FC2-5 2B		0-0 L3		0-0 SH1-4 1-2	3 0 1 0 0 0 1
Steve Arlin, R OBP: 0.174, SLG: 0.167 (9, PH) Garry Jestadt, R OBP: 0.252, SLG: 0.293 (9, PH)			0-3 K		0-0 FC2-5 E 1B 2-3		4-0 FC6-4 BB		0-0 3-1 2-3	2 0 0 0 1 1 1 1 0 0 0 0 0 2


Inning Stats	R: 2 E: 1 K: 1 S: 6	H: 1 LOB: 0 BB: 1 P: 10	R: 0 E: 0 K: 1 S: 4	H: 0 LOB: 0 BB: 1 P: 8	R: 0 E: 0 K: 2 S: 7	H: 0 LOB: 0 BB: 0 P: 7	R: 0 E: 0 K: 1 S: 5	H: 0 LOB: 2 BB: 2 P: 13	R: 0 E: 1 K: 1 S: 7	H: 2 LOB: 2 BB: 0 P: 7	R: 0 E: 0 K: 1 S: 6	H: 1 LOB: 1 BB: 0 P: 6	R: 0 E: 0 K: 0 S: 3	H: 0 LOB: 1 BB: 1 P: 7	R: 0 E: 1 K: 1 S: 6	H: 0 LOB: 1 BB: 0 P: 6	R: 0 E: 0 K: 1 S: 6	H: 1 LOB: 2 BB: 0 P: 6	1B: 2 2B: 3 3B: 0 HR: 1	SF: 0 SAC: 1 DP: 1 HBP: 0	WP: 0 PB: 0 SB: 1 CS: 0	PA: 37
PITCHER Tom Seaver, R ERA: 2.84 (1, 1)	IP 9.0 WLS W BF 37 H 5 R 2 ER 2 SO 9 BB 5 IBB 0 HBP 0 BLK 0 WP 0 HR 1 S 50 P 70 ERA 2.00 WHIP 1.111																					
PITCHER	IP WLS BF H R ER SO BB IBB HBP BLK WP HR S P ERA WHIP																					

BOTTOM

New York Mets @ San Diego Padres
San Diego Stadium, San Diego, CA

Fri Jul 14 1972, 10:05 PM EDT
Att. 17,093 - Unknown

AB	31
R	2
H	5
RBI	2
BB	5
SO	9
LOB	20



livebaseballscorecards.com

Batter	1	2	3	4	5	6	7	8	9	AB R H RBI BB SO LOB	TOP		
Bud Harrelson, S (1, 6) OBP: 0.315, SLG: 0.269	0-0 B4	0-0 F9			0-0 1B 1B 1B		0-0 F7	0-3 K		5 0 1 0 0 1 3			
Willie Mays, R (1, 8) OBP: 0.417, SLG: 0.342	4-0 3-1 1B BB		0-3 K		0-0 1B 1B		0-0 F9		0-3 K	4 1 1 0 1 2 0			
John Milner, L (1, 7) OBP: 0.356, SLG: 0.458	0-0 1-2 3-1 1B 1B		0-0 1B		0-0 F8		0-0 1B		0-0 6-3	5 1 3 0 0 0 2			
Dave Schneck, L (1, 9) OBP: 0.222, SLG: 0.556	0-0 3-1 1-2 2-3		0-0 F7		0-0 1-2 2-3 1B		0-0 F8		0-0 1-3	5 0 1 0 0 0 4			
Bill Sudakis, S (1, 3) OBP: 0.250, SLG: 0.143 Tom Seaver, R (8, PR) OBP: 0.260, SLG: 0.356 Ed Kranepool, L (8, 3) OBP: 0.292, SLG: 0.324	0-0 2-H 3-H BB 1B		0-0 F8		0-0 G3			0-0 E6 SH1-4		4 0 1 2 0 0 4 0 0 0 0 0 0 0 0 0 0 0 0 0 0			
Wayne Garrett, L (1, 5) OBP: 0.386, SLG: 0.302	4-0 1-2 FC6-4 BB		0-0 P4			0-3 K		0-0 SH1-4		2 0 0 0 1 1 0			
Ted Martinez, R (1, 4) OBP: 0.282, SLG: 0.319	0-0 FC6-4 1-2		0-3 K		0-0 F9		0-0 F9	4-0 E BB		3 0 0 0 1 1 2			
Jerry Grote, R (1, 2) OBP: 0.283, SLG: 0.297		0-0 5-3		0-0 F8		4-0 BB		0-0 L7		3 0 0 0 1 0 2			
Gary Gentry, R (1, 1) OBP: 0.231, SLG: 0.171 Jim Fregosi, R (8, PH) OBP: 0.312, SLG: 0.380 Tug McGraw, R (8, 1) OBP: 0.200, SLG: 0.111		0-3 K		0-3 K		0-0 F9		0-0 E6 1-2 2-3		3 0 0 0 0 2 1 1 0 0 0 0 0 2 0 0 0 0 0 0 0			
Inning Stats	R: 2 H: 2 E: 0 LOB: 2 K: 0 BB: 2 S: 5 P: 13	R: 0 H: 0 E: 0 LOB: 0 K: 1 BB: 0 S: 5 P: 5	R: 0 H: 1 E: 0 LOB: 1 K: 1 BB: 0 S: 6 P: 6	R: 0 H: 0 E: 0 LOB: 0 K: 1 BB: 0 S: 5 P: 5	R: 0 H: 3 E: 0 LOB: 3 K: 1 BB: 0 S: 8 P: 8	R: 0 H: 0 E: 0 LOB: 1 K: 1 BB: 1 S: 5 P: 9	R: 0 H: 1 E: 0 LOB: 1 K: 0 BB: 0 S: 4 P: 4	R: 0 H: 0 E: 2 LOB: 3 K: 1 BB: 1 S: 7 P: 11	R: 0 H: 0 E: 0 LOB: 0 K: 1 BB: 0 S: 5 P: 5	1B: 7 SF: 0 2B: 0 SAC: 1 3B: 0 DP: 0 HR: 0 HBP: 0	WP: 0 PA: 40 PB: 0 SB: 0 CS: 0		
PITCHER	IP WLS BF H R ER SO BB IBB HBP BLK WP HR S P ERA WHIP											PITCHER	IP WLS BF H R ER SO BB IBB HBP BLK WP HR S P ERA WHIP
Clay Kirby, R (1, 1) ERA: 3.27 Fred Norman, L (8, 1) ERA: 3.24	7.0 L 31 7 2 2 5 3 0 0 0 0 0 0 38 50 2.57 1.429												

New York Mets @ San Diego Padres
San Diego Stadium, San Diego, CA
 Sat Jul 15 1972, 10:05 PM EDT
 Att: 22,029 - Unknown

livebaseballscorecards.com

AB 35
R 2
H 7
RBI 2
BB 4
SO 7
LOB 20



Batter	1	2	3	4	5	6	7	8	9
Enzo Hernandez, R (1, 6) OBP: 0.250, SLG: 0.243	0-0 6-3		0-0 SH1-4		0-0 6-3	0-0 2-H 3-H 1B		0-0 1B	
Dave Roberts, R (1, 5) OBP: 0.298, SLG: 0.359	0-0 1B		0-0 6-3		0-0 WP 1B		4-0 SH BB	0-0 F7	
Jerry Morales, R (1, 7) OBP: 0.338, SLG: 0.408	0-3 K		4-0 FC6-4 BB		0-3 K		0-0 SH SF7	0-0 F3	
Nate Colbert, R (1, 3) Curt Biefary, L (8, PH) OBP: 0.250, SLG: 0.309	0-0 1B		0-0 FC6-4		4-0 IBB		0-0 SF7	0-0 4-3	
Cito Gaston, R (1, 9) OBP: 0.318, SLG: 0.396	0-0 G3			0-3 K	0-3 K		0-0 1B E 1B		
Johnny Jeter, R (1, 8) OBP: 0.276, SLG: 0.349		0-0 F9		0-0 CS 1B		4-0 SH1-4 1B BB	0-0 E 1B		
Garry Jestadt, R (1, 4) Fred Stanley, R (6, PR) Bill Greif, R (7, 1) OBP: 0.077, SLG: 0.040		0-0 4-3		4-0 1B BB		0-0 SH1-4 1B 1B	0-0 E1		
Pat Corrales, R (1, 2) OBP: 0.278, SLG: 0.195		0-3 K		0-0 1-3 1B		0-0 SH1-4	0-0 1-3		
Mike Corkins, R (1, 1) Gary Ross, R (6, 1) Derrel Thomas, S (6, PH) OBP: 0.297, SLG: 0.303			0-0 6-3 SH1-4 1B		0-0 F3	0-3 K	0-3 K		

AB	R	H	RBI	BB	SO	LOB
4	0	2	2	0	0	0
4	2	2	0	1	0	2
3	1	0	0	1	2	3
2	0	1	2	1	0	2
1	0	0	0	0	0	1
4	1	1	0	0	2	3
3	2	2	0	1	0	0
2	0	1	0	1	0	0
0	1	0	0	0	0	0
1	0	0	0	0	0	0
3	0	1	0	0	1	1
2	0	1	0	0	0	2
0	0	0	0	0	0	0
2	0	0	0	0	2	4


BOTTOM

New York Mets @ San Diego Padres
San Diego Stadium, San Diego, CA

Sun Jul 16 1972, 6:33 AM EDT
Att. 6,394 - Unknown

livebaseballscorecards.com

AB	31
R	7
H	11
RBI	4
BB	5
SO	7
LOB	18



Inning Stats		R	H	E	K	S	P	R		H	E	K	S	P
R: 1	H: 2	E: 0	LOB: 1	K: 1	BB: 0	S: 7	P: 7	R: 0	H: 0	E: 0	LOB: 0	K: 1	BB: 0	S: 5
R: 0	H: 0	E: 0	LOB: 0	K: 1	BB: 0	S: 5	P: 5	R: 0	H: 1	E: 0	LOB: 2	K: 0	BB: 1	S: 4
R: 0	H: 1	E: 0	LOB: 2	K: 0	BB: 1	S: 4	P: 8	R: 0	H: 2	E: 0	LOB: 2	K: 1	BB: 1	S: 6
R: 0	H: 1	E: 0	LOB: 2	K: 2	BB: 1	S: 8	P: 12	R: 2	H: 2	E: 0	LOB: 1	K: 1	BB: 1	S: 6
R: 4	H: 2	E: 2	LOB: 1	K: 1	BB: 1	S: 9	P: 13	R: 0	H: 1	E: 0	LOB: 1	K: 0	BB: 0	S: 4

PITCHER		IP	WLS	BF	H	R	ER	SO	BB	IBB	HBP	BLK	WP	HR	S	P	ERA	WHIP
Jerry Koosman, L (1, 1) ERA: 3.48	(1, 1)	6.1	L	33	10	7	4	6	4	1	0	0	1	0	40	60	5.68	2.211
Danny Frisella, R (7, 1) ERA: 1.7	(7, 1)	1.2		7	1	0	0	1	0	0	0	0	0	9	9	0.00	0.600	

WP	PA	ERA	WHIP
1	40		
0			
2			
1			

Batter	1	2	3	4	5	6	7	8	9	AB R H RBI BB SO LOB	TOP
Larry Bowa, S OBP: 0.305, SLG: 0.299 (1, 6) X	0-0 L6		0-0 6-3			4-0 BB			0-0 F4	3 0 0 0 1 0 0	Philadelphia Phillies @ San Diego Padres San Diego Stadium, San Diego, CA Tue Jul 18 1972, 10:05 PM EDT Att. 4,764 - Unknown livebaseballscorecards.com
Denny Doyle, L OBP: 0.300, SLG: 0.291 (1, 4) X	0-0 F3			0-0 F8		0-0 4-3		0-0 BLK 1B	4 1 1 0 0 0 1		
Tom Hutton, L OBP: 0.357, SLG: 0.396 (1, 3) B B B	4-0 BB			0-0 L7			0-0 G3	0-0 1B	3 0 1 1 1 0 0		
Greg Luzinski, R OBP: 0.322, SLG: 0.426 (1, 7) X	0-0 5-3			0-0 6-3			0-0 6-3	0-0 F8	4 0 0 0 0 0 2		
Willie Montanez, L OBP: 0.312, SLG: 0.362 (1, 8) X		0-0 4-3			4-0 BB CS		0-0 4-3		2 0 0 0 1 0 0		
Don Money, R OBP: 0.317, SLG: 0.359 (1, 5) S S S		0-3 K		0-0 F8			0-3 K		3 0 0 0 0 2 1		
Oscar Gamble, L OBP: 0.363, SLG: 0.391 (1, 9) X		0-0 F3		0-0 F9			0-0 5-3		3 0 0 0 0 0 1		
John Bateman, R OBP: 0.313, SLG: 0.364 (1, 2) X			0-0 F8		0-0 CS 1-2	0-0 5-3		0-0 5-3	3 0 0 0 0 0 0		
Bill Champion, R OBP: 0.185, SLG: 0.269 (1, 1) S S S			0-3 K			0-3 K		0-0 L5	1 0 0 0 0 1 0		
Joe Lis, R OBP: 0.409, SLG: 0.436 (6, PH)									1 0 0 0 0 1 0		
Wayne Twitchell, R (6, 1)									0 0 0 0 0 0 0		
Deron Johnson, R OBP: 0.231, SLG: 0.289 (9, PH)									1 0 0 0 0 0 0		
Inning Stats	R: 0 H: 0 E: 0 LOB: 1 K: 0 BB: 1 S: 3 P: 7	R: 0 H: 0 E: 0 LOB: 0 K: 1 BB: 0 S: 5 P: 5	R: 0 H: 0 E: 0 LOB: 0 K: 1 BB: 0 S: 5 P: 5	R: 0 H: 0 E: 0 LOB: 0 K: 0 BB: 0 S: 3 P: 3	R: 0 H: 0 E: 0 LOB: 0 K: 0 BB: 1 S: 2 P: 6	R: 0 H: 0 E: 0 LOB: 1 K: 1 BB: 1 S: 5 P: 9	R: 0 H: 0 E: 0 LOB: 0 K: 0 BB: 0 S: 3 P: 3	R: 0 H: 0 E: 0 LOB: 0 K: 1 BB: 0 S: 5 P: 5	R: 1 H: 2 E: 0 LOB: 1 K: 0 BB: 0 S: 5 P: 5	1B: 2 SF: 0 2B: 0 SAC: 0 3B: 0 DP: 0 HR: 0 HBP: 0	WP: 0 PA: 32 PB: 0 SB: 0 CS: 1
PITCHER Steve Arlin, R ERA: 2.89 (1, 1)	IP WLS BF H R ER SO BB IBB HBP BLK WP HR S P ERA WHIP										
	9.0 W 31 2 1 1 4 3 0 0 1 0 0 36 48 1.00 0.556										

Philadelphia Phillies @ San Diego Padres
San Diego Stadium, San Diego, CA
 Tue Jul 18 1972, 10:05 PM EDT
 Att. 4,764 - Unknown

AB	28
R	1
H	2
RBI	1
BB	3
SO	4
LOB	5



BOTTOM

Philadelphia Phillies @ San Diego Padres

San Diego Stadium, San Diego, CA

Tue Jul 18 1972, 10:05 PM EDT
Att. 4,764 - Unknown

livebaseballscorecards.com

AB	33
R	5
H	9
RBI	5
BB	7
SO	5
LOB	14



WP:	0	PA:	40
PB:	0	SB:	0
CS:	0		

AB R H RBI BB SO LOB

4 0 0 0 1 2 1

5 0 1 0 0 0 3

3 3 2 0 2 0 0

3 2 2 3 2 0 2

4 0 1 1 0 0 2

3 0 1 0 1 2 0

4 0 0 1 0 0 4

4 0 1 0 0 0 2

3 0 1 0 1 1 0

1B:	5	SF:	0
2B:	2	SAC:	0
3B:	1	DP:	0
HR:	1	HBP:	0

Batter	1	2	3	4	5	6	7	8	9
Derrel Thomas, S (1, 4) OBP: 0.295, SLG: 0.298	0-3 K (1) BB	4-0 BB		x 0-0 5-3 (3)		0-3 K (3) SS		x 0-0 6-3 (2)	
Dave Roberts, R (1, 5) OBP: 0.295, SLG: 0.354	0-0 6-3 (2) X	0-0 6-3 (3)			x 0-0 F4 (1)		x 0-0 5-3 (1) X	0-0 BB 1B	
Jerry Morales, R (1, 7) OBP: 0.350, SLG: 0.423	4-0 2B BB		x 0-0 F2 (1)		x 0-0 E8 1B		x 0-0 2B 3B	4-0 1-2 BB	
Nate Colbert, R (1, 3) OBP: 0.310, SLG: 0.495	0-0 2B 1-H		4-0 FC5-4 BB		x 0-0 HR 2-H		4-0 2B FC4-6 IBB	0-0 F8 (3)	
Cito Gaston, R (1, 9) OBP: 0.316, SLG: 0.399	0-0 F3 (3)		x 0-0 FC5-4 1B		x 0-0 L8		x 0-0 2B 1-3 3-H		
Johnny Jeter, R (1, 8) OBP: 0.281, SLG: 0.349		0-3 K (1) SS	0-0 1-2 1B		0-3 K (3) SS		4-0 FC4-6 IBB		
Pat Corrales, R (1, 2) OBP: 0.267, SLG: 0.187		x 0-0 6-3 (2) X	0-0 F8 (3)			x 0-0 6-3 (1) X	0-0 FC4-6 1-2f 3-H		
Enzo Hernandez, R (1, 6) OBP: 0.250, SLG: 0.243		x 0-0 BB BB 1B		x 0-0 F8 (1)		x 0-0 G3 (2) X	0-0 F9 (3)		
Steve Arlin, R (1, 1) OBP: 0.200, SLG: 0.178		4-0 BB BB		x 0-0 6-3 (2)		x 0-0 1B		0-3 K (1) SS	

Inning Stats	R	H	E	K	S	R	H	E	K	S	R	H	E	K	S	R	H	E	K	S	R	H	E	K	S	R	H	E	K	S	R	H	E	K	S										
	1	1	0	1	6	0	1	0	0	3	0	0	0	0	3	2	2	1	1	7	0	1	0	1	6	0	1	0	1	10	0	1	0	0	2	0	1	0	0	1	0	0	0	0	10

PITCHER	IP	WLS	BF	H	R	ER	SO	BB	IBB	HBP	BLK	WP	HR	S	P	ERA	WHIP
Bill Champion, R (1, 1) ERA: 4.64	5.0	L	24	5	3	3	3	4	0	0	0	0	1	26	42	5.40	1.800
Wayne Twitchell, R (6, 1) ERA: 5.13	3.0		16	4	2	2	2	1	2	0	0	0	0	17	29	6.00	1.667

Batter	1	2	3	4	5	6	7	8	9	10	11	AB R H RBI BB SO LOB	TOP	
Larry Bowa, S OBP: 0.306, SLG: 0.300 (1, 6)												6 1 2 0 0 0 2	Philadelphia Phillies @ San Diego Padres San Diego Stadium, San Diego, CA Wed Jul 19 1972, 10:05 PM EDT Att: 6,787 - Unknown	
Denny Doyle, L OBP: 0.305, SLG: 0.297 (1, 4)												6 1 3 0 0 0 2		
Tom Hutton, L OBP: 0.361, SLG: 0.396 (1, 3)												5 1 2 1 1 0 2		
Joe Lis, R OBP: 0.391, SLG: 0.414 Bill Robinson, R OBP: 0.316, SLG: 0.474 (1, 7) (8, 7)												3 0 0 0 0 1 3 2 0 2 1 0 0 0		
Willie Montanez, L OBP: 0.315, SLG: 0.361 (1, 8)												4 0 1 1 2 2 4		
Roger Freed, R OBP: 0.316, SLG: 0.458 Oscar Gamble, L OBP: 0.356, SLG: 0.382 (1, 9) (8, PH) (8, 9)												3 0 0 0 0 0 3 2 0 0 0 0 1 1		
Don Money, R OBP: 0.316, SLG: 0.356 (1, 5)												5 0 1 0 0 1 1		
John Bateman, R OBP: 0.316, SLG: 0.366 (1, 2)												5 0 2 0 0 0 5		
Steve Carlton, L OBP: 0.250, SLG: 0.222 (1, 1)												4 0 0 0 0 2 2		
Inning Stats	R: 2 H: 3 E: 0 LOB: 1 K: 1 BB: 0 S: 8 P: 8	R: 0 H: 1 E: 0 LOB: 1 K: 0 BB: 0 S: 4 P: 4	R: 0 H: 0 E: 0 LOB: 0 K: 0 BB: 0 S: 3 P: 3	R: 0 H: 0 E: 0 LOB: 0 K: 2 BB: 0 S: 7 P: 7	R: 0 H: 1 E: 0 LOB: 1 K: 0 BB: 0 S: 4 P: 4	R: 0 H: 2 E: 0 LOB: 3 K: 0 BB: 1 S: 5 P: 9	R: 0 H: 2 E: 0 LOB: 2 K: 1 BB: 0 S: 7 P: 7	R: 0 H: 0 E: 0 LOB: 1 K: 1 BB: 1 S: 5 P: 9	R: 0 H: 2 E: 0 LOB: 3 K: 1 BB: 1 S: 7 P: 11	R: 0 H: 0 E: 1 LOB: 1 K: 0 BB: 0 S: 4 P: 4	R: 1 H: 2 E: 0 LOB: 1 K: 1 BB: 0 S: 7 P: 7	1B: 12 SF: 0 2B: 1 SAC: 2 3B: 0 DP: 0 HR: 0 HBP: 0		WP: 0 PA: 50 PB: 0 SB: 1 CS: 0
PITCHER Clay Kirby, R ERA: 3.22 (1, 1)	IP WLS BF H R ER SO BB IBB HBP BLK WP HR S P ERA WHIP													
	11.0 L 50 13 3 3 7 2 1 0 0 0 0 61 73 2.46 1.364													

livebaseballscorecards.com

AB	45
R	3
H	13
RBI	3
BB	3
SO	7
LOB	25



Batter	1	2	3	4	5	6	7	8	9	10	11	AB R H RBI BB SO LOB	BOTTOM															
Derrel Thomas, S (1, 4) OBP: 0.298, SLG: 0.301 Fred Stanley, R (9, 4) OBP: 0.343, SLG: 0.250												4 1 2 0 0 0 0 0 0 0 0 1 0 0	Philadelphia Phillies @ San Diego Padres San Diego Stadium, San Diego, CA Wed Jul 19 1972, 10:05 PM EDT Att: 6,787 - Unknown															
Dave Roberts, R (1, 5) OBP: 0.294, SLG: 0.351												4 0 1 0 0 2 1		<table border="0"> <tr><td>AB</td><td>36</td></tr> <tr><td>R</td><td>2</td></tr> <tr><td>H</td><td>7</td></tr> <tr><td>RBI</td><td>1</td></tr> <tr><td>BB</td><td>4</td></tr> <tr><td>SO</td><td>8</td></tr> <tr><td>LOB</td><td>11</td></tr> </table>	AB	36	R	2	H	7	RBI	1	BB	4	SO	8	LOB	11
AB	36																											
R	2																											
H	7																											
RBI	1																											
BB	4																											
SO	8																											
LOB	11																											
Jerry Morales, R (1, 7) OBP: 0.346, SLG: 0.414												4 0 0 0 1 1 1																
Nate Colbert, R (1, 3) OBP: 0.308, SLG: 0.489												4 0 0 0 1 1 2																
Cito Gaston, R (1, 9) OBP: 0.306, SLG: 0.385												5 0 0 0 0 1 3																
Johnny Jeter, R (1, 8) OBP: 0.280, SLG: 0.347												4 0 1 0 0 2 0																
Fred Kendall, R (1, 2) OBP: 0.261, SLG: 0.307 Larry Stahl, L (10, PR) OBP: 0.284, SLG: 0.354 Pat Corrales, R (11, 2) OBP: 0.267, SLG: 0.187												4 1 2 0 0 0 1 0 0 0 0 0 0 0 0 0 0 0 0 0 0																
Enzo Hernandez, R (1, 6) OBP: 0.254, SLG: 0.253												3 0 1 1 1 0 0																
Clay Kirby, R (1, 1) OBP: 0.137, SLG: 0.083												4 0 0 0 0 1 3																
Inning Stats	R: 1 H: 2 E: 0 LOB: 1 K: 1 BB: 1 S: 6 P: 10	R: 1 H: 2 E: 0 LOB: 0 K: 1 BB: 0 S: 6 P: 6	R: 0 H: 0 E: 0 LOB: 0 K: 1 BB: 0 S: 5 P: 5	R: 0 H: 0 E: 0 LOB: 0 K: 0 BB: 0 S: 3 P: 3	R: 0 H: 0 E: 0 LOB: 0 K: 1 BB: 0 S: 5 P: 5	R: 0 H: 1 E: 0 LOB: 0 K: 1 BB: 0 S: 5 P: 5	R: 0 H: 1 E: 0 LOB: 1 K: 1 BB: 0 S: 6 P: 6	R: 0 H: 0 E: 0 LOB: 0 K: 0 BB: 0 S: 3 P: 3	R: 0 H: 0 E: 0 LOB: 0 K: 1 BB: 0 S: 5 P: 5	R: 0 H: 1 E: 0 LOB: 2 K: 1 BB: 1 S: 6 P: 10	R: 0 H: 0 E: 0 LOB: 2 K: 0 BB: 2 S: 3 P: 11	1B: 5 SF: 0 2B: 1 SAC: 1 3B: 1 DP: 1 HR: 0 HBP: 0	WP: 0 PA: 41 PB: 0 SB: 0 CS: 1															
PITCHER Steve Carlton, L (1, 1) ERA: 2.59	IP WLS BF H R ER SO BB IBB HBP BLK WP HR S P ERA WHIP 11.0 W 41 7 2 2 8 2 2 0 0 0 0 53 69 1.64 0.818																											

Batter	1	2	3	4	5	6	7	8	9	AB R H RBI BB SO LOB	TOP																	
Ron Hunt, R (1, 4) OBP: 0.360, SLG: 0.313 Hector Torres, R (9, 4) OBP: 0.169, SLG: 0.226	0-0 6-3		0-0 6-3 1B		0-0 S 1B		4-0 FC6-4 BB		0-0 1B 2-H	4 1 3 1 1 0 0 0 0 0 0 0 0 0																		
Tim Foli, R (1, 6) OBP: 0.281, SLG: 0.287	0-0 4-3		0-0 6-3		0-0 5-3		0-0 FC6-4		0-0 1B 1-3	5 0 1 0 0 0 5																		
Clyde Mashore, R (1, 9) OBP: 0.299, SLG: 0.395	0-3 K		0-0 1B 2-H		0-0 F2		0-0 F7		0-0 F4	5 0 1 1 0 1 2																		
Ron Woods, R (1, 8) OBP: 0.269, SLG: 0.325 Coco Laboy, R (9, 6)		0-0 1-3 E 1B	0-0 1-3		0-0 6-3		0-0 F7		0-0 F7	4 1 1 0 0 0 1 0 0 0 0 0 0 0																		
Hal Breiden, R (1, 3) Ron Fairly, L (6, 3) OBP: 0.325, SLG: 0.379		0-0 F7		0-0 4-3		0-0 F7		0-3 K		3 0 0 0 0 0 1 1 0 0 0 0 1 0																		
Ken Singleton, S (1, 7) OBP: 0.325, SLG: 0.373		0-0 1-3		0-0 6-3		0-0 FC1-5 1B		0-0 4-3		4 0 1 0 0 0 1																		
Bob Bailey, R (1, 5) OBP: 0.318, SLG: 0.363		0-0 E5 2-H		0-3 K		0-0 L5		0-0 HR		4 1 1 1 0 1 1																		
Terry Humphrey, R (1, 2) OBP: 0.263, SLG: 0.245		0-0 L9		0-0 F3		0-0 BB FC1-5 1B		1-0 SH3 1B HBP		3 1 1 0 0 0 1																		
Bill Stoneman, R (1, 1) OBP: 0.130, SLG: 0.091 Mike Marshall, R (9, 1)			0-0 6-3		0-3 K		0-0 FC1-5 BB		0-0 SH3	3 0 0 0 0 1 2 0 0 0 0 0 0 0																		
Inning Stats	R: 0 E: 0 K: 1 S: 5	H: 0 LOB: 0 BB: 0 P: 5	R: 1 E: 1 K: 0 S: 5	H: 1 LOB: 1 BB: 0 P: 5	R: 1 E: 0 K: 0 S: 5	H: 2 LOB: 1 BB: 0 P: 5	R: 0 E: 0 K: 1 S: 5	H: 0 LOB: 0 BB: 0 P: 5	R: 0 E: 0 K: 1 S: 6	H: 1 LOB: 1 BB: 0 P: 6	R: 0 E: 0 K: 0 S: 3	H: 0 LOB: 0 BB: 0 P: 3	R: 0 E: 0 K: 0 S: 5	H: 2 LOB: 3 BB: 1 P: 9	R: 0 E: 0 K: 1 S: 5	H: 0 LOB: 0 BB: 0 P: 5	R: 2 E: 0 K: 0 S: 6	H: 3 LOB: 2 BB: 0 P: 7	1B: 8 2B: 0 3B: 0 HR: 1	SF: 0 SAC: 1 DP: 0 HBP: 1	WP: 0 PB: 0 SB: 1 CS: 0	PA: 39						
PITCHER	IP WLS BF H R ER SO BB IBB HBP BLK WP HR S P ERA WHIP																											
Mike Caldwell, L (1, 1) ERA: 3.3	6.2		28	6	2	1	3	1	0	0	0	0	0	0	33	37	1.35	1.050										
Gary Ross, R (7, 1) ERA: 2.03	0.1		1	0	0	0	0	0	0	0	0	0	0	1	1	0.00	0.000											
Mike Corkins, R (8, 1) ERA: 3.18	2.0	W	10	3	2	2	1	0	0	1	0	0	1	11	12	9.00	1.500											

Montreal Expos @ San Diego Padres
 San Diego Stadium, San Diego, CA
 Fri Jul 21 1972, 10:05 PM EDT
 Att. 7,372 - Unknown

livebaseballscorecards.com

AB	36
R	4
H	9
RBI	3
BB	1
SO	4
LOB	14



BOTTOM

Montreal Expos @ San Diego Padres
San Diego Stadium, San Diego, CA
Fri Jul 21 1972, 10:05 PM EDT
Att. 7,372 - Unknown

livebaseballscorecards.com

AB 34
R 5
H 9
RBI 4
BB 4
SO 8
LOB 19



WP: 0 PA: 40
PB: 0
SB: 0
CS: 0

AB R H RBI BB SO LOB

4 1 2 3 1 1 0

4 0 1 0 1 0 5

5 0 0 0 0 3 7

4 0 1 0 0 1 1

4 0 1 0 0 1 1

3 1 1 0 1 1 1

2 1 1 0 0 0 0

1 1 1 0 0 0 0

2 0 0 0 0 1 2

0 0 0 0 0 0 0

1 0 1 0 0 0 0

0 0 0 0 0 0 0

0 1 0 0 1 0 0

1B: 9 SF: 1
2B: 0 SAC: 1
3B: 0 DP: 0
HR: 0 HBP: 0

Batter	1	2	3	4	5	6	7	8	9
Derrel Thomas, S (1, 4) OBP: 0.303, SLG: 0.304	0-0 4-3		0-3 K		0-0 E2 1B		4-0 1-2 BB		0-0 E8 1B SF8 1B
Dave Roberts, R (1, 5) OBP: 0.297, SLG: 0.348	4-0 BB			0-0 E5	0-0 F4		0-0 F6		0-0 1B
Jerry Morales, R (1, 7) OBP: 0.338, SLG: 0.403	0-3 K		0-3 K		0-3 K	0-3 K	0-0 6-3		0-0 F4
Nate Colbert, R (1, 3) OBP: 0.304, SLG: 0.483	0-0 F7			0-0 4-3		0-0 6-3		0-0 5-3	0-0 SF8
Cito Gaston, R (1, 9) OBP: 0.304, SLG: 0.382		0-0 F8		0-0 F4		0-0 1B		0-3 K	
Fred Kendall, R (1, 2) OBP: 0.261, SLG: 0.305		0-0 G1			0-0 FC4-6 1B	0-0 F8		0-3 K	
Johnny Jeter, R (1, 8) OBP: 0.284, SLG: 0.347		0-3 K			0-0 FC4-6 FC2-5 1B		4-0 1B SH3-4 BB		0-0 BB 1B 1B
Enzo Hernandez, R (1, 6) OBP: 0.256, SLG: 0.255			0-0 4-3		0-0 FC2-5 1B		0-0 SH3-4		0-0 BB 1B
Garry Jestadt, R (9, PH) OBP: 0.259, SLG: 0.292					1-2 1B		1-2 BB		1-2 1B 1B
Mike Caldwell, R (1, 1) OBP: 0.050, SLG: 0.050			0-3 K		0-0 FC2-5 1B		0-0 BB		4-0 1B BB
Gary Ross, R (7, 1) OBP: 0.286, SLG: 0.286					1-2 2-3f		2-3 1B		1-2 2-3 E BB
Larry Stahl, L (7, PH) OBP: 0.287, SLG: 0.358									
Mike Corkins, R (8, 1) OBP: 0.235, SLG: 0.412									
Curt Blefary, L (9, PH) OBP: 0.262, SLG: 0.309									

Inning Stats	R: 0	H: 0	E: 0	K: 1	S: 5	LOB: 1	BB: 1	P: 9	R: 0	H: 0	E: 0	K: 1	S: 5	LOB: 0	BB: 0	P: 5	R: 0	H: 0	E: 0	K: 2	S: 7	LOB: 0	BB: 0	P: 7	R: 0	H: 0	E: 1	K: 1	S: 6	LOB: 1	BB: 0	P: 6	R: 1	H: 3	E: 1	K: 0	S: 6	LOB: 2	BB: 0	P: 6	R: 0	H: 1	E: 0	K: 1	S: 6	LOB: 1	BB: 0	P: 6	R: 0	H: 1	E: 0	K: 0	S: 4	LOB: 3	BB: 2	P: 12	R: 0	H: 0	E: 0	K: 2	S: 7	LOB: 0	BB: 0	P: 7	R: 4	H: 4	E: 1	K: 0	S: 6	LOB: 1	BB: 1	P: 10	1B: 9	SF: 1	2B: 0	SAC: 1	3B: 0	DP: 0	HR: 0	HBP: 0	WP: 0	PA: 40
--------------	------	------	------	------	------	--------	-------	------	------	------	------	------	------	--------	-------	------	------	------	------	------	------	--------	-------	------	------	------	------	------	------	--------	-------	------	------	------	------	------	------	--------	-------	------	------	------	------	------	------	--------	-------	------	------	------	------	------	------	--------	-------	-------	------	------	------	------	------	--------	-------	------	------	------	------	------	------	--------	-------	-------	-------	-------	-------	--------	-------	-------	-------	--------	-------	--------

PITCHER	IP	WLS	BF	H	R	ER	SO	BB	IBB	HBP	BLK	WP	HR	S	P	ERA	WHIP
Bill Stoneman, R (1, 1) ERA: 3.15	8.0		36	7	4	4	8	4	0	0	0	0	0	48	64	4.50	1.375
Mike Marshall, R (9, 1) ERA: 1.75	0.2	L	4	2	1	0	0	0	0	0	0	0	0	4	4	0.00	3.000

Batter	1	2	3	4	5	6	7	8	9	AB R H RBI BB SO LOB	TOP											
Ron Hunt, R OBP: 0.361, SLG: 0.317 (1, 4) X	0-0 S 6-3 2B		4-0 BB BB BB BB		0-0 F3			0-0 SH1 1-2	0-0 FC5 2-3f	3 1 1 0 1 0 3												
Tim Foli, R OBP: 0.280, SLG: 0.286 (1, 6) X	0-0 6-3		0-3 K			0-0 HR		0-0 4-3		1 0 0 1 0 0 0 3 1 1 1 0 1 3												
Hector Torres, R OBP: 0.176, SLG: 0.277 (1, 6)	2-H																					
Clyde Mashore, R OBP: 0.292, SLG: 0.385 (1, 9) X	0-0 5-3		0-0 G1-4-3		0-0 F9			0-0 L7		3 0 0 0 0 0 1 1 0 0 0 0 0 2												
Boots Day, L OBP: 0.320, SLG: 0.302 (8, PH) X			1-2f																			
Ron Woods, R OBP: 0.275, SLG: 0.325 (1, 8) X	4-0 BB			0-3 K		0-0 5-3			0-0 1B BB	3 1 1 0 1 1 0												
Hal Breiden, R OBP: 0.167, SLG: 0.167 (1, 3) X	0-0 F5			0-0 1B		0-3 K			0-0 BB 6-3 1-3 1B	3 0 1 0 0 1 1 1 0 1 0 0 0 0												
Ron Fairly, L OBP: 0.328, SLG: 0.382 (6, 3)																						
Ken Singleton, S OBP: 0.324, SLG: 0.369 (1, 7) X		0-3 K		0-3 K		4-0 CS BB			0-0 6-3 1-2	3 0 0 0 1 2 3												
Bob Bailey, R OBP: 0.324, SLG: 0.371 (1, 5) X		0-0 3B		0-0 5-3		4-0 G4-6-3 BB 1-2			4-0 FC5 BB IBB	2 0 1 0 2 0 1												
Terry Humphrey, R OBP: 0.258, SLG: 0.240 (1, 2) X		0-0 F2			0-0 F8		0-0 G4-6-3 BB 1-2f		0-3 K	3 0 0 0 0 0 2 1 0 0 0 0 1 3												
John Boccabella, R OBP: 0.250, SLG: 0.287 (8, 2) X																						
Carl Morton, R OBP: 0.235, SLG: 0.313 (1, 1) X		0-0 5-3			0-0 5-3			1-0 SH1 HBP	4-0 BB 1-2 2-3 3-H	2 0 0 0 0 0 1 0 0 0 0 0 0 0 0 0 0 1 1 0 0												
Bill Stoneman, R OBP: 0.130, SLG: 0.091 (8, PR) X																						
Mike Marshall, R (8, 1)																						
Inning Stats	R: 1 E: 0 K: 0 S: 4	H: 1 LOB: 1 BB: 1 P: 8	R: 0 E: 0 K: 1 S: 6	H: 1 LOB: 1 BB: 0 P: 6	R: 0 E: 0 K: 1 S: 4	H: 0 LOB: 0 BB: 1 P: 8	R: 0 E: 0 K: 2 S: 8	H: 1 LOB: 1 BB: 0 P: 8	R: 0 E: 0 K: 0 S: 3	H: 0 LOB: 0 BB: 0 P: 3	R: 1 E: 0 K: 1 S: 6	H: 1 LOB: 0 BB: 0 P: 6	R: 0 E: 0 K: 0 S: 1	H: 0 LOB: 0 BB: 2 P: 9	R: 0 E: 0 K: 0 S: 3	H: 0 LOB: 2 BB: 0 P: 4	R: 1 E: 0 K: 1 S: 7	H: 2 LOB: 3 BB: 2 P: 15	1B: 3 2B: 1 3B: 1 HR: 1	SF: 0 SAC: 1 DP: 2 HBP: 1	WP: 0 PB: 0 SB: 1 CS: 1	PA: 37
PITCHER	IP WLS BF H R ER SO BB IBB HBP BLK WP HR S P ERA WHIP																					
Fred Norman, L ERA: 3.2 (1, 1)	7.0 L 26 4 2 2 5 4 0 0 0 0 0 1 32 48 2.57 1.143																					
Gary Ross, R ERA: 2.13 (8, 1)	2.0 11 2 1 1 1 1 1 1 1 0 0 0 10 19 4.50 1.500																					

Montreal Expos @ San Diego Padres
San Diego Stadium, San Diego, CA
Sat Jul 22 1972, 10:05 PM EDT
Att. 5,087 - Unknown

livebaseballscorecards.com

AB	29
R	3
H	6
RBI	3
BB	6
SO	6
LOB	20



Batter	1	2	3	4	5	6	7	8	9	AB R H RBI BB SO LOB	TOP									
Ron Hunt, R (1, 4) OBP: 0.360, SLG: 0.314	0-0 E6 SH1-3 1B	0-0 F4			0-0 L8			4-0 WP 1B BB		3 2 0 0 1 0 3	Montreal Expos @ San Diego Padres San Diego Stadium, San Diego, CA Sun Jul 23 1972, 6:33 AM EDT Unknown									
Bob Bailey, R (1, 5) OBP: 0.321, SLG: 0.367	0-0 SH1-3 1-2		0-0 5-3		0-3 K		0-0 5-3 1-2		3 0 0 0 0 1 1											
Jim Fairey, L (1, 7) OBP: 0.290, SLG: 0.338	0-0 CS 2-H 1B		0-0 S 1B		0-0 6-3		0-0 2-H 1B 1B		4 0 3 2 0 0 0											
Ron Fairly, L (1, 3) OBP: 0.323, SLG: 0.376	0-0 F9 1-2		0-3 K 1-2		0-0 F6		0-0 F9		4 0 0 0 0 1 3											
Ken Singleton, S (1, 9) OBP: 0.326, SLG: 0.371		0-0 1B 1B	0-0 G3		0-3 K		0-0 2-H 1B		4 0 2 0 0 1 1											
Boots Day, L (1, 8) OBP: 0.318, SLG: 0.301		0-0 E 1-3 1B		0-0 F7		0-0 F8		0-0 6-3	4 0 1 0 0 0 0											
Tim Foli, R (1, 6) OBP: 0.276, SLG: 0.282		0-0 F9 1-2		0-3 K2-3		0-0 F7		0-0 F6	4 0 0 0 0 1 2											
Terry Humphrey, R (1, 2) OBP: 0.263, SLG: 0.248		4-0 IBB		0-0 2B		0-0 4-3		0-0 6-3	3 0 1 0 1 0 0											
Mike Torrez, R (1, 1) OBP: 0.189, SLG: 0.173		0-3 K		0-3 K		0-0 L8			3 0 0 0 0 2 4											
Inning Stats	R: 1 E: 1 K: 0 S: 4	H: 1 LOB: 0 BB: 0 P: 4	R: 0 E: 1 K: 1 S: 7	H: 2 LOB: 3 BB: 1 P: 11	R: 0 E: 0 K: 1 S: 6	H: 1 LOB: 1 BB: 0 P: 6	R: 0 E: 0 K: 2 S: 8	H: 1 LOB: 1 BB: 0 P: 8	R: 0 E: 0 K: 1 S: 5	H: 0 LOB: 0 BB: 0 P: 5	R: 0 E: 0 K: 0 S: 3	H: 0 LOB: 0 BB: 0 P: 3	R: 1 E: 0 K: 0 S: 4	H: 2 LOB: 2 BB: 1 P: 8	R: 0 E: 0 K: 0 S: 3	H: 0 LOB: 0 BB: 0 P: 3	1B: 6 2B: 1 3B: 0 HR: 0	SF: 0 SAC: 1 DP: 0 HBP: 0	WP: 1 PB: 0 SB: 1 CS: 1	PA: 35
PITCHER	IP WLS BF H R ER SO BB IBB HBP BLK WP HR S P ERA WHIP																			
Steve Arlin, R (1, 1) ERA: 2.8	8.0 L 32 7 2 1 6 1 1 0 0 1 0 42 50 1.12 1.000																			
Bill Greif, R (9, 1) ERA: 5.01	1.0 3 0 0 0 0 0 0 0 0 0 0 3 3 0.00 0.000																			

livebaseballscorecards.com

AB	32
R	2
H	7
RBI	2
BB	2
SO	6
LOB	14



Batter	1	2	3	4	5	6	7	8	9	AB R H RBI BB SO LOB
Derrel Thomas, S OBP: 0.304, SLG: 0.305 (1, 4)	0-0 2B 1B		0-0 CS 1B			0-0 SH1-4 1-2			0-0 4-3	3 1 2 0 0 0 0
Dave Roberts, R OBP: 0.301, SLG: 0.356 (1, 5)	0-0 1-H 2B		0-0 F4			0-0 5-3			0-0 E5 1B	4 0 2 1 0 0 2
Larry Stahl, L OBP: 0.285, SLG: 0.350 (1, 7)	4-0 G4-6-3 BB		0-0 CS 1-2	0-3 K		0-0 6-3			0-0 L7	3 0 0 0 1 1 2
Nate Colbert, R OBP: 0.303, SLG: 0.480 (1, 3)	0-3 K			0-0 5-3			0-0 L7		0-3 K	4 0 0 0 0 2 3
Cito Gaston, R OBP: 0.304, SLG: 0.373 (1, 9)	0-0 G4-6-3 1-2f			0-0 4-3			0-0 F9			3 0 0 0 0 0 2
Fred Kendall, R OBP: 0.255, SLG: 0.297 (1, 2)		0-0 6-3			0-3 K		0-0 6-3			3 0 0 0 0 1 0
Johnny Jeter, R OBP: 0.275, SLG: 0.335 (1, 8)		0-0 5-3			0-3 K			0-0 6-3		3 0 0 0 0 1 0
Enzo Hernandez, R OBP: 0.252, SLG: 0.251 Jerry Morales, R OBP: 0.330, SLG: 0.393 (8, PH) Fred Stanley, R OBP: 0.338, SLG: 0.246 (9, 6)		0-3 K			0-0 4-3			0-0 5-3		2 0 0 0 0 1 0 1 0 0 0 0 0 0 0 0 0 0 0 0 0
Steve Arjin, R OBP: 0.212, SLG: 0.174 Curt Blefary, L OBP: 0.254, SLG: 0.298 (8, PH) Bill Greif, R OBP: 0.077, SLG: 0.040 (9, 1)			0-0 6-3			4-0 SH1-4 BB		0-0 F8		1 0 0 0 1 0 0 1 0 0 0 0 0 0 0 0 0 0 0 0 0

Inning Stats	R: 1 E: 0 K: 1 S: 6	H: 2 LOB: 1 BB: 1 P: 10	R: 0 E: 0 K: 1 S: 5	H: 0 LOB: 0 BB: 0 P: 5	R: 0 E: 0 K: 0 S: 3	H: 1 LOB: 0 BB: 0 P: 3	R: 0 E: 0 K: 1 S: 5	H: 0 LOB: 0 BB: 0 P: 5	R: 0 E: 0 K: 2 S: 7	H: 0 LOB: 0 BB: 0 P: 7	R: 0 E: 0 K: 0 S: 3	H: 0 LOB: 1 BB: 1 P: 7	R: 0 E: 0 K: 0 S: 3	H: 0 LOB: 0 BB: 0 P: 3	R: 0 E: 1 K: 1 S: 6	H: 1 LOB: 1 BB: 0 P: 6	1B: 3 2B: 1 3B: 0 HR: 0	SF: 0 SAC: 1 DP: 1 HBP: 0	WP: 0 PB: 0 SB: 0 CS: 1	PA: 32
--------------	------------------------------	----------------------------------	------------------------------	---------------------------------	------------------------------	---------------------------------	------------------------------	---------------------------------	------------------------------	---------------------------------	------------------------------	---------------------------------	------------------------------	---------------------------------	------------------------------	---------------------------------	----------------------------------	------------------------------------	----------------------------------	--------


PITCHER	IP	WLS	BF	H	R	ER	SO	BB	IBB	HBP	BLK	WP	HR	S	P	ERA	WHIP
Mike Torrez, R ERA: 2.72 (1, 1)	9.0	W	31	4	1	1	6	2	0	0	0	0	0	41	49	1.00	0.667

BOTTOM

Montreal Expos @ San Diego Padres
San Diego Stadium, San Diego, CA

Sun Jul 23 1972, 6:33 AM EDT
Unknown

AB	28
R	1
H	4
RBI	1
BB	2
SO	6
LOB	9



Batter	1	2	3	4	5	6	7	8	9	AB R H RBI BB SO LOB	TOP	
Tim McCarver, L (1, 2) OBP: 0.323, SLG: 0.336	0-0 F4		0-0 L7		0-0 L8	0-0 BLK 1B	0-0 2B		4-0 WP BB BB	5 0 2 3 1 0 0		
Ron Hunt, R (1, 4) Hector Torres, R (7, 4) OBP: 0.366, SLG: 0.315 OBP: 0.188, SLG: 0.277	0-3 K		4-0 BB BB		0-0 1B	4-0 1B	1-0 HBP		4-0 WP BB	2 0 1 0 2 1 0 0 0 0 0 1 0 0		
Jim Fairey, L (1, 7) Ron Woods, R (7, PH) OBP: 0.315, SLG: 0.352 OBP: 0.271, SLG: 0.320	0-0 CS 1B		4-0 BB		0-0 G6-3 1B	0-3 K	0-0 F8		0-3 K	3 0 2 0 1 1 3 2 0 0 0 0 1 4		
Ron Fairly, L (1, 3) OBP: 0.317, SLG: 0.368	0-0 CS 1-2		0-3 K		0-0 G6-3 1-2	0-0 4-3		0-0 F7		5 0 0 0 0 1 7		
Boots Day, L (1, 8) OBP: 0.320, SLG: 0.305		0-0 1B 2B		0-0 4-3		0-0 4-3	0-0 6-3	4-0 WP BB		4 1 1 0 1 0 0		
Ken Singleton, S (1, 9) Clyde Mashore, R (8, 9) OBP: 0.334, SLG: 0.372 OBP: 0.292, SLG: 0.385		0-0 1B		4-0 HR BB		4-0 1B BB	4-0 1B BB	0-3 K		2 3 1 1 3 1 1 0 0 0 0 0 0 0		
Bob Bailey, R (1, 5) Coco Laboy, R (7, 5) OBP: 0.326, SLG: 0.384		0-0 F8		0-0 HR		0-0 1B 1B	0-0 SH1-4 1B 2B 1B	0-0 F8		4 3 3 2 0 0 1 1 0 0 0 0 0 1		
Tim Foli, R (1, 6) OBP: 0.278, SLG: 0.284		0-3 K		0-0 6-3		0-0 1B BB BLK 1B	0-0 SH1-4 2B 1B		0-0 F6	5 2 2 2 0 1 1		
Balor Moore, L (1, 1) OBP: 0.176, SLG: 0.188			0-3 K		0-0 B1	4-0 BLK 1B BB	0-0 SH1-4		0-0 F5	3 0 0 0 1 1 0		
Inning Stats	R: 0 E: 0 K: 1 S: 5 H: 1 LOB: 0 BB: 0 P: 5	R: 1 E: 0 K: 1 S: 7 H: 2 LOB: 1 BB: 0 P: 7	R: 0 E: 0 K: 2 S: 7 H: 0 LOB: 2 BB: 2 P: 15	R: 2 E: 0 K: 0 S: 4 H: 1 LOB: 0 BB: 1 P: 8	R: 0 E: 0 K: 0 S: 4 H: 2 LOB: 1 BB: 0 P: 4	R: 3 E: 0 K: 1 S: 8 H: 3 LOB: 3 BB: 3 P: 20	R: 3 E: 0 K: 0 S: 6 H: 3 LOB: 2 BB: 1 P: 11	R: 0 E: 0 K: 1 S: 5 H: 0 LOB: 1 BB: 1 P: 9	R: 0 E: 0 K: 1 S: 5 H: 0 LOB: 2 BB: 2 P: 13	1B: 9 2B: 2 3B: 0 HR: 1 SF: 0 SAC: 1 DP: 1 HBP: 1	WP: 2 PB: 0 SB: 0 CS: 1 PA: 49	
PITCHER	IP WLS BF H R ER SO BB IBB HBP BLK WP HR S P ERA WHIP											
Clay Kirby, R (1, 1) ERA: 3.44	5.1 L 27 8 6 6 4 5 0 0 0 0 1 30 50 10.12 2.438											
Mark Schaeffer, L (6, 1) ERA: 4.91	1.1 11 4 3 3 1 1 1 1 1 0 0 10 19 20.25 3.750											
Al Severinsen, R (7, 1) ERA:	1.1 5 0 0 0 1 1 0 0 0 1 0 6 10 0.00 0.750											
Ed Acosta, R (9, 1) ERA: 4.89	1.0 5 0 0 0 1 2 0 0 0 1 0 5 13 0.00 2.000											

Montreal Expos @ San Diego Padres
San Diego Stadium, San Diego, CA
Sun Jul 23 1972, 6:38 AM EDT
Att. 9,450 - Unknown

livebaseballscorecards.com

AB	36
R	9
H	12
RBI	8
BB	10
SO	7
LOB	18



Batter	1	2	3	4	5	6	7	8	9	AB	R	H	RBI	BB	SO	LOB
Derrel Thomas, S OBP: 0.300, SLG: 0.300 (1, 4)	0-3 K		0-0 6-3		0-0 F8			0-0 6-3		4	0	0	0	0	1	0
Dave Roberts, R OBP: 0.294, SLG: 0.347 (1, 5)	0-0 F8		0-0 6-3			0-0 F8			0-3 K	4	0	0	0	0	1	0
Jerry Morales, R OBP: 0.329, SLG: 0.390 (1, 7)	0-3 K		0-0 1B			0-3 K			0-0 F7	4	0	1	0	0	2	0
Nate Colbert, R OBP: 0.302, SLG: 0.487 (1, 3)		0-0 HR	0-0 F2			0-0 6-3			0-0 F9	4	1	1	1	0	0	1
Cito Gaston, R OBP: 0.298, SLG: 0.366 (1, 9)		0-3 K		0-0 F8			0-0 F8			3	0	0	0	0	1	0
Fred Kendall, R OBP: 0.257, SLG: 0.298 (1, 2)		0-0 PB 1B		0-3 K			0-0 F9			3	0	1	0	0	1	0
Johnny Jeter, R OBP: 0.271, SLG: 0.330 (1, 8)		0-3 K		0-3 K			0-3 K			3	0	0	0	0	3	1
Fred Stanley, R OBP: 0.336, SLG: 0.237 (1, 6)		4-0 IBB			0-3 K			0-0 L8		2	0	0	0	1	1	0
Clay Kirby, R OBP: 0.132, SLG: 0.080 (1, 1)		0-3 K			0-3 K					2	0	0	0	0	2	2
Mark Schaeffer, L (6, 1)										0	0	0	0	0	0	0
Al Severinsen, R (7, 1)										0	0	0	0	0	0	0
Garry Jesteadt, R (8, PH)										1	0	0	0	0	1	0
Ed Acosta, S (9, 1)										0	0	0	0	0	0	0

Inning Stats	R: 0	H: 0	E: 0	K: 2	S: 7	H: 0	LOB: 0	BB: 0	P: 7	R: 1	H: 2	E: 0	K: 3	S: 11	H: 1	LOB: 1	BB: 1	P: 15	R: 0	H: 1	E: 0	K: 0	S: 4	H: 0	LOB: 0	BB: 0	P: 4	R: 0	H: 0	E: 0	K: 2	S: 7	H: 0	LOB: 0	BB: 0	P: 7	R: 0	H: 0	E: 0	K: 1	S: 5	H: 0	LOB: 0	BB: 0	P: 5	R: 0	H: 0	E: 0	K: 1	S: 5	H: 0	LOB: 0	BB: 0	P: 5	R: 0	H: 0	E: 0	K: 1	S: 5	H: 0	LOB: 0	BB: 0	P: 5	R: 0	H: 0	E: 0	K: 1	S: 5	H: 0	LOB: 0	BB: 0	P: 5	R: 0	H: 0	E: 0	K: 1	S: 5	H: 0	LOB: 0	BB: 0	P: 5
--------------	------	------	------	------	------	------	--------	-------	------	------	------	------	------	-------	------	--------	-------	-------	------	------	------	------	------	------	--------	-------	------	------	------	------	------	------	------	--------	-------	------	------	------	------	------	------	------	--------	-------	------	------	------	------	------	------	------	--------	-------	------	------	------	------	------	------	------	--------	-------	------	------	------	------	------	------	------	--------	-------	------	------	------	------	------	------	------	--------	-------	------

PITCHER	IP	WLS	BF	H	R	ER	SO	BB	IBB	HBP	BLK	WP	HR	S	P	ERA	WHIP
Balor Moore, L (1, 1)	9.0	W	31	3	1	1	13	0	1	0	0	0	1	56	60	1.00	0.333

BOTTOM

Montreal Expos @ San Diego Padres
San Diego Stadium, San Diego, CA
 Sun Jul 23 1972, 6:38 AM EDT
 Att. 9,450 - Unknown

AB	30
R	1
H	3
RBI	1
BB	1
SO	13
LOB	4



WP	PA
0	31
1	
0	
0	

livebaseballscorecards.com

Batter	1	2	3	4	5	6	7	8	9	AB R H RBI BB SO LOB	TOP
Enzo Hernandez, R (1, 6) OBP: 0.249, SLG: 0.248 Curt Biefary, L (8, PH) OBP: 0.266, SLG: 0.328 Mark Schaeffer, L (8, 1) Ed Acosta, S (8, 1)	0-0 5-3		0-3 K		0-0 1-3			0-0 2B		3 0 0 0 0 1 3 1 0 1 0 0 0 0 0 0 0 0 0 0 0 0 0 0 0 0 0 0	San Diego Padres @ Cincinnati Reds Riverfront Stadium, Cincinnati, OH Thu Jul 27 1972, 7:05 PM EDT Att. 21,852 - Unknown
Dave Roberts, R (1, 5) OBP: 0.287, SLG: 0.339	0-3 K		0-0 1-3		0-0 6-3		0-0 F3		4 0 0 1 0 1 2		
Larry Stahl, L (1, 7) OBP: 0.284, SLG: 0.348	0-0 1B		0-0 G3		0-0 6-3		0-0 F9		4 0 1 0 0 0 2		
Nate Colbert, R (1, 3) OBP: 0.302, SLG: 0.493	0-3 K			0-0 6-3		0-0 HR		0-0 5-3	4 1 1 1 0 1 1		
Cito Gaston, R (1, 9) OBP: 0.291, SLG: 0.358		0-0 6-3		0-0 4-3		0-3 K		0-0 6-3	4 0 0 0 0 1 0		
Jerry Morales, R (1, 8) OBP: 0.328, SLG: 0.387		0-3 K		0-0 4-3		0-0 5-3		0-0 1B	4 0 1 0 0 1 0		
Fred Stanley, R (1, 4) OBP: 0.333, SLG: 0.254 (8, 6)		0-3 K			0-0 6-3 2B		0-0 1-3	0-0 L8	4 0 1 0 0 1 1		
Pat Corrales, R (1, 2) OBP: 0.260, SLG: 0.181			0-0 E1		0-0 P1		0-0 6-3		0 1 0 0 0 0 0		
Steve Arlin, R (1, 1) OBP: 0.222, SLG: 0.188 Garry Jestadt, R (8, PH) OBP: 0.255, SLG: 0.288 (8, 4)			0-0 1-3 1B		0-0 6-3		0-0 P6		2 0 1 0 0 0 1 1 0 0 0 0 0 0		
Inning Stats	R: 0 H: 1 E: 0 LOB: 1 K: 2 BB: 0 S: 8 P: 8	R: 0 H: 0 E: 0 LOB: 0 K: 2 BB: 0 S: 7 P: 7	R: 1 H: 1 E: 1 LOB: 1 K: 1 BB: 0 S: 7 P: 7	R: 0 H: 0 E: 0 LOB: 0 K: 0 BB: 0 S: 3 P: 3	R: 0 H: 1 E: 0 LOB: 1 K: 0 BB: 0 S: 4 P: 4	R: 1 H: 1 E: 0 LOB: 0 K: 1 BB: 0 S: 6 P: 6	R: 0 H: 0 E: 0 LOB: 0 K: 0 BB: 0 S: 3 P: 3	R: 0 H: 1 E: 0 LOB: 1 K: 0 BB: 0 S: 4 P: 4	R: 0 H: 1 E: 0 LOB: 1 K: 0 BB: 0 S: 4 P: 4	1B: 3 SF: 0 2B: 2 SAC: 0 3B: 0 DP: 0 HR: 1 HBP: 0	
PITCHER Jack Billingham, R (1, 1) ERA: 3.35	IP WLS BF H R ER SO BB IBB HBP BLK WP HR S P ERA WHIP										

livebaseballscorecards.com

AB	31
R	2
H	6
RBI	2
BB	0
SO	6
LOB	10



Batter	1	2	3	4	5	6	7	8	9
Pete Rose, S OBP: 0.363, SLG: 0.377 (1, 7) X	0-0 BB 2B BB 1B	0-0 6-3		0-0 F7		0-0 4-3		4-0 1B FC6-4 BB	
Joe Morgan, L OBP: 0.430, SLG: 0.455 (1, 4) B B B B	4-0 1-2 BB BB 2B	0-0 P6		0-0 S 1B		0-0 P6		0-0 1-3 FC6-4 1B	
Bobby Tolan, L OBP: 0.352, SLG: 0.422 (1, 8) B B B B	4-0 1-2 2-3 BB 2B	0-0 G3		0-0 P4 1-2		0-0 1B		0-0 P1	
Johnny Bench, R OBP: 0.374, SLG: 0.553 (1, 2) X	0-0 1-3 2-H 3-H 2B		0-0 F8		0-3 K	0-0 5-3		0-0 1-2f FC6-4	
Tony Perez, R OBP: 0.341, SLG: 0.519 (1, 3) X	0-0 2-H 3-H 2B		0-0 FC6-4 1B		0-0 F8		4-0 G4-6-3 BB	0-0 3-H F8	
Denis Menke, R OBP: 0.333, SLG: 0.329 (1, 5) X	0-0 L8		0-0 1-2 FC6-4 1B		0-0 1B 1B		0-0 1-2f G4-6-3		
Cesar Geronimo, L OBP: 0.357, SLG: 0.492 (1, 9) S S S	0-3 K		0-0 1-2f 2-3 FC6-4		0-0 1B 1B		0-0 1B HR 1B		
Darrel Chaney, S OBP: 0.430, SLG: 0.400 (1, 6) X	4-0 IBB		0-0 F7		0-0 1-3 3-H 1B		0-0 1-H HR		
Jack Billingham, R OBP: 0.071, SLG: 0.049 (1, 1) X	0-0 4-3		0-0 5-3		0-0 G3		0-3 K		

Inning Stats	R: 4 E: 0 K: 1 S: 8	H: 3 LOB: 2 BB: 3 P: 20	R: 0 E: 0 K: 0 S: 3	H: 0 LOB: 0 BB: 0 P: 3	R: 0 E: 0 K: 0 S: 5	H: 2 LOB: 2 BB: 0 P: 5	R: 0 E: 0 K: 0 S: 4	H: 1 LOB: 1 BB: 0 P: 4	R: 1 E: 0 K: 1 S: 8	H: 3 LOB: 2 BB: 0 P: 8	R: 0 E: 0 K: 0 S: 4	H: 1 LOB: 1 BB: 0 P: 4	R: 2 E: 0 K: 1 S: 6	H: 2 LOB: 0 BB: 1 P: 10	R: 1 E: 0 K: 0 S: 4	H: 1 LOB: 1 BB: 1 P: 8
--------------	------------------------------	----------------------------------	------------------------------	---------------------------------	------------------------------	---------------------------------	------------------------------	---------------------------------	------------------------------	---------------------------------	------------------------------	---------------------------------	------------------------------	----------------------------------	------------------------------	---------------------------------

PITCHER	IP	WLS	BF	H	R	ER	SO	BB	IBB	HBP	BLK	WP	HR	S	P	ERA	WHIP
Steve Arlin, R ERA: 3.05 (1, 1)	7.0	L	36	12	7	7	3	3	1	0	0	0	1	38	54	9.00	2.143
Mark Schaeffer, L ERA: 5.19 (8, 1)	0.1		3	1	1	1	0	1	0	0	0	0	0	2	6	27.00	6.000
Ed Acosta, R ERA: 4.83 (8, 1)	0.2		2	0	0	0	0	0	0	0	0	0	0	2	2	0.00	0.000

BOTTOM

San Diego Padres @ Cincinnati Reds
Riverfront Stadium, Cincinnati, OH


Thu Jul 27 1972, 7:05 PM EDT
Att. 21,852 - Unknown

AB	R	H	RBI	BB	SO	LOB
4	2	1	0	1	0	0
4	1	2	0	1	0	0
4	1	1	0	1	0	3
5	1	1	3	0	1	2
4	0	2	2	1	0	1
4	1	2	0	0	0	2
4	1	2	0	0	1	3
3	1	2	3	1	0	2
4	0	0	0	0	1	4

AB	36
R	8
H	13
RBI	8
BB	5
SO	3
LOB	17

livebaseballscorecards.com

1B:	10	SF:	0	WP:	0	PA:	41
2B:	2	SAC:	0	PB:	0		
3B:	0	DP:	1	SB:	1		
HR:	1	HBP:	0	CS:	0		



Batter	1	2	3	4	5	6	7	8	9	AB R H RBI BB SO LOB	TOP											
Derrel Thomas, S OBP: 0.302, SLG: 0.308 (1, 4) X	0-0 1B 3B	4-0 1B BB			0-0 G3		0-3 K			3 1 1 0 1 1 0												
Dave Roberts, R OBP: 0.292, SLG: 0.360 (1, 5) S S S	0-3 K	0-0 1B			0-0 HR			0-0 3-1		4 1 2 2 0 1 1												
Larry Stahl, L OBP: 0.288, SLG: 0.351 (1, 7) X	0-0 1B 1B	0-0 G3			0-0 G5-4-3 1B			0-0 F8		4 0 2 1 0 0 2												
Nate Colbert, R OBP: 0.298, SLG: 0.487 (1, 3) X	0-0 P4		0-3 K		0-0 G5-4-3			0-3 K		4 0 0 0 0 2 2												
Cito Gaston, R OBP: 0.291, SLG: 0.355 (1, 9) X	0-0 1B		0-0 L8			0-0 4-3			0-0 6-3	4 0 1 0 0 0 0												
Jerry Morales, R OBP: 0.322, SLG: 0.380 (1, 8) S S S	0-3 K		0-0 6-3			0-0 F8			0-0 4-3	4 0 0 0 0 1 2												
Fred Kendall, R OBP: 0.250, SLG: 0.290 (1, 2)		0-3 K		0-3 K		0-0 P5			0-0 6-3	4 0 0 0 0 2 0												
Enzo Hernandez, R OBP: 0.250, SLG: 0.246 (1, 6) B B B B		4-0 FC1-6 BB		0-0 4-3			0-3 K			2 0 0 0 1 1 0												
Clay Kirby, R OBP: 0.125, SLG: 0.075 (1, 1) X		0-0 FC1-6 BB 1B		0-0 5-3			0-0 6-3			3 1 0 0 0 0 1												
Inning Stats	R: 1 E: 0 K: 2 S: 10	H: 3 LOB: 2 BB: 0 P: 10	R: 1 E: 0 K: 1 S: 6	H: 1 LOB: 2 BB: 2 P: 14	R: 0 E: 0 K: 1 S: 5	H: 0 LOB: 0 BB: 0 P: 5	R: 0 E: 0 K: 1 S: 5	H: 0 LOB: 0 BB: 0 P: 5	R: 1 E: 0 K: 0 S: 4	H: 2 LOB: 0 BB: 0 P: 4	R: 0 E: 0 K: 0 S: 3	H: 0 LOB: 0 BB: 0 P: 3	R: 0 E: 0 K: 2 S: 7	H: 0 LOB: 0 BB: 0 P: 7	R: 0 E: 0 K: 1 S: 5	H: 0 LOB: 0 BB: 0 P: 5	R: 0 E: 0 K: 0 S: 3	H: 0 LOB: 0 BB: 0 P: 3	1B: 4 2B: 0 3B: 1 HR: 1	SF: 0 SAC: 0 DP: 1 HBP: 0	WP: 0 PB: 0 SB: 0 CS: 0	PA: 34
PITCHER	IP WLS BF H R ER SO BB IBB HBP BLK WP HR S P ERA WHIP																					
Wayne Simpson, R ERA: 3.7 (1, 1)	5.0 L 22 6 3 3 5 2 0 0 0 0 0 1 30 38 5.40 1.600																					
Jim McGlothlin, R ERA: 4.67 (6, 1)	3.0 9 0 0 0 3 0 0 0 0 0 0 0 15 15 0.00 0.000																					
Pedro Borbon, R ERA: 3.49 (9, 1)	1.0 3 0 0 0 0 0 0 0 0 0 0 0 3 3 0.00 0.000																					

San Diego Padres @ Cincinnati Reds
Riverfront Stadium, Cincinnati, OH
Fri Jul 28 1972, 7:05 PM EDT
Att. 21,728 - Unknown

livebaseballscorecards.com

AB	32
R	3
H	6
RBI	3
BB	2
SO	8
LOB	8



Batter	1	2	3	4	5	6	7	8	9	AB	R	H	RBI	BB	SO	LOB
Pete Rose, S OBP: 0.362, SLG: 0.383 (1, 7)	0-0 4-3		0-0 4-3		0-0 6-3			0-0 HR		4	1	1	1	0	0	1
Joe Morgan, L OBP: 0.429, SLG: 0.451 (1, 4)	0-0 F9		4-0 1B 2-1 BB			0-0 P6		0-0 G3		3	0	0	0	1	0	0
Bobby Tolan, L OBP: 0.353, SLG: 0.421 (1, 8)	4-0 S BB		0-0 1-3 1B			0-3 K		0-0 F5		3	0	1	0	1	1	0
Johnny Bench, R OBP: 0.373, SLG: 0.548 (1, 2)	4-0 1-2 FC5-4 BB		0-0 2-1 3-H	0-0 5-3		0-3 K		0-0 F8		3	0	0	0	1	1	0
Tony Perez, R OBP: 0.343, SLG: 0.522 (1, 3)	0-0 FC5-4 1-2f			0-3 K			0-0 2B		0-0 1B	4	0	2	0	0	1	2
Denis Menke, R OBP: 0.329, SLG: 0.324 (1, 5)		0-3 K		0-0 5-3			0-3 K		0-0 L8	4	0	0	0	0	2	2
Cesar Geronimo, L OBP: 0.354, SLG: 0.492 (1, 9)		0-3 K			0-0 2B		0-0 P3		0-0 4-3	4	0	1	0	0	1	2
Darrel Chaney, S OBP: 0.416, SLG: 0.384 (1, 6)		0-0 3-1			0-0 P5		0-0 4-3			3	0	0	0	0	0	2
Wayne Simpson, R OBP: 0.094, SLG: 0.125 (1, 1)			0-3 K		0-0 F2			0-0 F5		1	0	0	0	0	1	0
Joe Hague, L OBP: 0.353, SLG: 0.424 (5, PH)										1	0	0	0	0	0	1
Jim McGlothlin, R OBP: 0.240, SLG: 0.348 (6, 1)										0	0	0	0	0	0	0
Ted Uhlaender, L OBP: 0.247, SLG: 0.188 (8, PH)										1	0	0	0	0	0	0
Pedro Borbon, R (9, 1)										0	0	0	0	0	0	0

Inning Stats	R: 0	H: 0	E: 0	K: 3	S: 3	R: 0	H: 0	E: 0	K: 2	S: 7	R: 0	H: 1	E: 0	K: 1	S: 5	R: 0	H: 0	E: 0	K: 1	S: 5	R: 0	H: 1	E: 0	K: 0	S: 4	R: 0	H: 0	E: 0	K: 2	S: 7	R: 0	H: 1	E: 1	K: 0	S: 4	R: 1	H: 1	E: 0	K: 0	S: 4	R: 0	H: 1	E: 0	K: 0	S: 4
	LOB: 2	BB: 2	P: 11			LOB: 0	BB: 0	P: 7			LOB: 1	BB: 0	P: 4			LOB: 0	BB: 0	P: 7			LOB: 1	BB: 0	P: 6			LOB: 0	BB: 0	P: 4			LOB: 1	BB: 0	P: 4			LOB: 0	BB: 0	P: 4			LOB: 1	BB: 0	P: 4		

PITCHER	IP	WLS	BF	H	R	ER	SO	BB	IBB	HBP	BLK	WP	HR	S	P	ERA	WHIP
Clay Kirby, R ERA: 3.31 (1, 1)	9.0	W	35	5	1	1	7	3	0	0	0	0	1	45	57	1.00	0.889

BOTTOM

San Diego Padres @ Cincinnati Reds
Riverfront Stadium, Cincinnati, OH

Fri Jul 28 1972, 7:05 PM EDT
Att. 21,728 - Unknown

AB	31
R	1
H	5
RBI	1
BB	3
SO	7
LOB	10



WP	PA	ERA	WHIP
0	34		

Batter	1	2	3	4	5	6	7	8	9	10	11	12	13	14	15	16	17	AB	R	H	RBI	BB	SO	LOB	TOP					
Derrel Thomas, S OBP: 0.299, SLG: 0.304 (1, 4) (10, 6)	6-3		F7		F8			4-3		4-3			P6			L5-3 1B		7	0	1	0	0	0	2	San Diego Padres @ Cincinnati Reds Riverfront Stadium, Cincinnati, OH Sat Jul 29 1972, 7:05 PM EDT Att: 33,094 - Unknown					
Dave Roberts, R OBP: 0.281, SLG: 0.346 (1, 5)	F2		F9			6-3		P6		6-3			6-3			L5-3 1-2		7	0	0	0	0	0	2						
Larry Stahl, L OBP: 0.293, SLG: 0.355 (1, 7)	E6 WP 1B 1B		2-4 BB						1B 2B		4-3			K			1-3	6	2	2	0	1	1	0						
Nate Colbert, R OBP: 0.301, SLG: 0.487 (1, 3)	1B WP 1B		2-4 1-2	K				F8	1B IBB		5-3			5-3			1B 2B	6	2	2	0	1	1	1						
Cito Gaston, R OBP: 0.296, SLG: 0.354 (1, 9)	1B 1-H 2-H			F9		L8			1B 1-2 2-3					L3			1B IBB	6	0	2	2	1	1	1						
Jerry Morales, R OBP: 0.321, SLG: 0.374 (1, 8)	L8			G3			L8		IBB				4-3			L9	1B G4-6-3	6	0	1	1	1	0	1						
Fred Kendall, R OBP: 0.245, SLG: 0.291 (1, 2)			F8					5-3	SF8-2-4-2 2-H 3-H				L9			6-3	1B G4-6-3 1-2 2-H	6	0	1	1	0	0	2						
Enzo Hernandez, R OBP: 0.247, SLG: 0.243 (1, 6)																	F7	3	0	0	0	0	1	1						
Garry Jesteadt, R OBP: 0.257, SLG: 0.289 (10, 4)		6-3						F8		1B 1B			K					3	0	1	0	0	1	0						
Mike Caldwell, R OBP: 0.048, SLG: 0.048 (4, 1) Gary Ross, R OBP: 0.250, SLG: 0.250 (8, 9) Curt Blewett, L OBP: 0.262, SLG: 0.322 (8, 1) Mike Carlini, R OBP: 0.300, SLG: 0.450 (16, 1) Ed Acosta, S OBP: 0.289, SLG: 0.322 (16, 1) Mark Schaeffer, L OBP: 0.289, SLG: 0.322 (17, 1)			F8					5-3		G3							F7	1	0	0	0	0	0	0						
Inning Stats	R: 2 E: 1 K: 0 S: 6	H: 2 LOB: 1 BB: 0 P: 6	R: 0 E: 0 K: 0 S: 3	H: 0 LOB: 0 BB: 3	R: 0 E: 0 K: 1 S: 2	H: 0 LOB: 1 BB: 1 P: 6	R: 0 E: 0 K: 1 S: 5	H: 0 LOB: 0 BB: 0 P: 5	R: 0 E: 0 K: 1 S: 6	H: 1 LOB: 1 BB: 0 P: 4	R: 0 E: 0 K: 0 S: 3	H: 0 LOB: 0 BB: 0 P: 3	R: 0 E: 0 K: 0 S: 3	H: 0 LOB: 0 BB: 2 P: 11	R: 0 E: 0 K: 0 S: 4	H: 2 LOB: 1 BB: 0 P: 4	R: 0 E: 0 K: 1 S: 5	H: 0 LOB: 0 BB: 0 P: 5	R: 0 E: 0 K: 1 S: 5	H: 0 LOB: 0 BB: 0 P: 5	R: 0 E: 0 K: 0 S: 3	H: 0 LOB: 0 BB: 0 P: 3	R: 0 E: 0 K: 0 S: 3	H: 2 LOB: 0 BB: 0 P: 3	R: 1 E: 0 K: 0 S: 4	H: 2 LOB: 1 BB: 1 P: 8	1B: 9 2B: 5 3B: 0 HR: 0	SF: 1 SAC: 0 DP: 3 HBP: 0	WP: 1 PB: 0 SB: 0 CS: 0	PA: 61
PITCHER	IP WLS BF H R ER SO BB IBB HBP BLK WP HR S P ERA WHIP																													
Gary Nolan, R ERA: 1.71 (1, 1)	8.0			4	2	0	2	1	0	0	0	0	0	0	0	0	0	0.00	0.625											
Clay Carroll, R ERA: 1.67 (9, 1)	4.0		15	4	1	1	2	0	2	0	0	0	0	0	0	0	2.25	1.000												
Pedro Borbon, R ERA: 3.32 (13, 1)	3.0		9	0	0	0	1	0	0	0	0	0	0	0	0	0	0.00	0.000												
Ed Sprague, R ERA: 3.41 (16, 1)	2.0	L	8	4	1	1	0	0	1	0	0	0	0	0	0	0	4.50	2.000												

AB	56
R	4
H	12
RBI	4
BB	4
SO	5
LOB	11



Batter	1	2	3	4	5	6	7	8	9	10	11	12	13	14	15	16	17	AB	R	H	RBI	BB	SO	LOB
Pete Rose, S OBP: 0.362, SLG: 0.380	G4-6-3 BB		G4-6-3 BB		FC3-6 1B		F7		6-3			F8			6-3		F8	6	0	1	0	2	0	2
Joe Morgan, L OBP: 0.426, SLG: 0.444	G4-6-3 BB		FC4-6		FC3-6 CS		F9			4-0 CS BB			F8		P6			5	0	0	0	2	0	3
Bobby Tolán, L OBP: 0.352, SLG: 0.421	G4-6-3		4-3							0-0 CS 1B			1-3					7	0	2	1	0	2	4
Johnny Bench, R OBP: 0.372, SLG: 0.541	BB		5-3		6-3					0-0 F8								6	0	1	0	1	0	3
Tony Pérez, R OBP: 0.344, SLG: 0.521	K				1B G6-3 2B					4-0 SH1-4 1B								6	1	2	0	1	3	3
Denis Menke, R OBP: 0.326, SLG: 0.320			F8		SH1-4					0-0 SH1-4					F8			6	0	1	0	0	2	2
George Foster, R OBP: 0.266, SLG: 0.320			P4		2-3 1B					4-0 G6-3 1B								2	0	0	0	0	0	1
Cesar Geronimo, L OBP: 0.356, SLG: 0.485					G6-3					0-0 F8					K			4	0	1	0	1	2	0
Dave Concepcion, R OBP: 0.265, SLG: 0.256					1-2r 2-3					G4-6-3 IBB								2	0	1	0	0	0	0
Joe Haque, L OBP: 0.351, SLG: 0.421			5-3							0-0 G4-6-3 IBB								1	0	0	0	0	0	2
Darrel Chaney, S OBP: 0.430, SLG: 0.434					1B					0-0 G4-6-3								3	1	2	1	1	0	0
Gary Nolan, R OBP: 0.189, SLG: 0.145										0-0 HR								3	1	1	0	0	1	1
Clay Carroll, R OBP: 0.200, SLG: 0.200																		1	0	0	0	0	1	0
Hal McCallum, R OBP: 0.276, SLG: 0.440																		1	0	0	0	0	1	0
Pedro Borboroff, R OBP: 0.276, SLG: 0.440																		0	0	0	0	0	0	0
Ted Uhlenselder, L OBP: 0.244, SLG: 0.185																		1	0	0	0	0	1	0
Ed Sprague, R OBP: 0.244, SLG: 0.185																		0	0	0	0	0	0	0
Julian Javier, R OBP: 0.282, SLG: 0.354																		1	0	1	0	0	0	0

Inning Stats	R: 0	H: 0	E: 0	K: 1	S: 4	WLS	BF	H	R	ER	SO	BB	IBB	HBP	BLK	WP	HR	S	P	ERA	WHIP
1	0	2	0	3	16		15	3	2	2	1	4	0	0	0	0	0	13	29	6.00	2.333
2	0	0	0	0	3		4	0	0	0	1	0	0	0	0	0	0	15	19	0.00	1.000
3	1	1	0	0	8		4	1	1	9	2	1	0	0	0	0	0	42	54	1.12	0.750
4	0	0	0	0	7		4	0	0	0	0	0	0	0	0	0	0	11	11	0.00	1.200
5	0	2	0	0	4		4	0	0	0	0	0	0	0	0	0	0	1	1	0.00	0.000


PITCHER	IP	WLS	BF	H	R	ER	SO	BB	IBB	HBP	BLK	WP	HR	S	P	ERA	WHIP
Mike Caldwell, L ERA: 3.4	3.0		15	3	2	2	1	4	0	0	0	0	0	13	29	6.00	2.333
Gary Ross, R ERA: 1.86	4.0		14	4	0	0	1	0	1	0	0	0	0	15	19	0.00	1.000
Mike Corkins, R ERA: 2.97	8.0		27	4	1	1	9	2	1	0	0	0	0	42	54	1.12	0.750
Ed Acosta, R ERA: 4.67	1.2	W	7	2	0	0	2	0	0	0	0	0	0	11	11	0.00	1.200
Mark Schaeffer, L ERA: 5.13	0.1	S	1	0	0	0	0	0	0	0	0	0	0	1	1	0.00	0.000

San Diego Padres @ Cincinnati Reds
Riverfront Stadium, Cincinnati, OH
Sat Jul 29 1972, 7:05 PM EDT
Att. 33,094 - Unknown

AB	55
R	3
H	13
RBI	2
BB	8
SO	13
LOB	21

WP: 0 PA: 66
PB: 0
SB: 1
CS: 4



Batter	1	2	3	4	5	6	7	8	9	10	11	12	13	14	AB R H RBI BB SO LOB	TOP																	
Derrel Thomas, S OBP: 0.301, SLG: 0.303 (1, 6) (7, 9)	4-0 S 2B BB	0-0 1-3 2-H 1B		0-0 4-3		0-3 K		0-0 E6 HR		0-0 F7		0-0 1-3		0-0 1B 1B	7 3 2 2 1 1 3																		
Dave Roberts, R OBP: 0.285, SLG: 0.368 (1, 5) (12, 2)	0-0 5-3	0-0 1-3		0-3 K		0-0 L8		0-0 HR		0-0 4-3			0-0 SH1-4 2B	0-0 1B	8 1 3 5 0 1 5																		
Larry Stahl, L OBP: 0.300, SLG: 0.355 (1, 7) (12, 2)	0-3 K			0-0 WP 2B 1B		0-0 F8		4-0 F7		0-0 WP 1B			4-0 SH1-4 IBB	0-3 K	6 1 2 0 2 2 2																		
Curt Blefary, L OBP: 0.286, SLG: 0.339 Mark Schaeffer, L OBP: 0.285, SLG: 0.368 Mike Caldwell, R OBP: 0.043, SLG: 0.043 (1, 3) (8, 1) (8, 1)	0-0 2B			4-0 WP 2B BB		0-0 F9		4-0 G3 BB		0-0 4-3			0-0 SH1-4	0-3 K	3 1 1 1 2 0 3 0 0 0 0 0 0 0 2 0 0 0 0 1 2																		
Cito Gaston, R OBP: 0.302, SLG: 0.365 Enzo Hernandez, R OBP: 0.244, SLG: 0.239 (1, 9) (7, PH) (7, 6)	0-3 K			0-0 4-3 1-H 2-H 2B		0-0 BB 1B		0-0 L9		0-0 F7			0-0 F3		3 0 2 2 0 1 1 4 0 0 0 0 0 3																		
Jerry Morales, R OBP: 0.316, SLG: 0.364 (1, 8)		0-0 5-3		0-0 4-3		4-0 BB 1B		0-0 3-1		0-0 6-3			0-0 F9	0-0 5-3	6 0 0 0 1 0 3																		
Fred Kendall, R OBP: 0.242, SLG: 0.287 Fred Stanley, R OBP: 0.342, SLG: 0.266 (1, 2) (12, 4)		0-0 BB 1B		0-0 F9		0-0 F5		0-3 K		0-0 5-3				0-0 SH1-4 1B 1B	6 1 1 0 0 2 3 1 1 1 0 0 0 0	AB 55 R 10 H 15 RBI 10 BB 10 SO 9 LOB 30																	
Garry Jesteadt, R OBP: 0.274, SLG: 0.300 (1, 4) (12, 5)		0-0 F7		0-0 F4		4-0 BB BB BB		0-0 E5 HR 1B		0-0 1B			0-0 G6-4-3 1B	0-0 SH1-4	5 1 3 0 1 0 2																		
Fred Norman, S OBP: 0.289, SLG: 0.212 Ed Acosta, S OBP: 0.250, SLG: 0.250 Gary Ross, R OBP: 0.275, SLG: 0.330 Johnny Lettner, R OBP: 0.275, SLG: 0.330 Al Seiverfinsen, R OBP: 0.300, SLG: 0.483 (1, 1) (5, 1) (5, 1) (8, PH) (8, PH) (8, PH)		4-0 1B BB		0-0 F8		4-0 BB BB		0-3 K		0-0 L8			0-0 G6-4-3	4-0 1B 1B IBB	1 0 0 0 0 1 0 1 0 0 0 0 0 0 0 0 0 0 3 1 0 0 0 1 1 3																		
Inning Stats	R: 1 E: 0 K: 2 S: 8	H: 1 LOB: 1 BB: 1 P: 12	R: 1 E: 0 K: 0 S: 5	H: 2 LOB: 2 BB: 1 P: 9	R: 2 E: 0 K: 0 S: 5	H: 2 LOB: 1 BB: 1 P: 9	R: 0 E: 0 K: 1 S: 5	H: 0 LOB: 0 BB: 0 P: 5	R: 0 E: 0 K: 1 S: 4	H: 1 LOB: 2 BB: 1 P: 8	R: 0 E: 0 K: 1 S: 5	H: 0 LOB: 0 BB: 0 P: 5	R: 3 E: 2 K: 1 S: 8	H: 2 LOB: 1 BB: 1 P: 12	R: 0 E: 0 K: 0 S: 4	H: 1 LOB: 1 BB: 0 P: 4	R: 0 E: 0 K: 1 S: 5	H: 0 LOB: 0 BB: 0 P: 5	R: 0 E: 0 K: 0 S: 3	H: 1 LOB: 0 BB: 0 P: 3	R: 0 E: 0 K: 0 S: 4	H: 1 LOB: 2 BB: 1 P: 8	R: 3 E: 0 K: 2 S: 10	H: 3 LOB: 1 BB: 1 P: 14	1B: 11 2B: 3 3B: 0 HR: 1	SF: 0 SAC: 2 DP: 1 HBP: 0	WP: 2 PB: 0 SB: 1 CS: 0	PA: 67					
PITCHER	IP WLS BF H R ER SO BB IBB HBP BLK WP HR S P ERA WHIP															IP WLS BF H R ER SO BB IBB HBP BLK WP HR S P ERA WHIP																	
J.R. Richard, R ERA: 18.0 (1, 1)	2.0	14	5	4	4	2	3	0	0	0	1	0	0	0	0	15	27	18.00	4.000														
George Culver, R ERA: 3.06 (3, 1)	3.0	13	1	0	0	1	3	0	0	0	0	0	0	0	0	12	24	0.00	1.333														
Jim Ray, R ERA: 3.71 (6, 1)	3.0	14	2	3	2	3	2	0	0	0	0	0	1	18	26	6.00	1.333																
Fred Gladding, R ERA: 2.97 (9, 1)	3.0	11	2	0	0	1	0	0	0	0	1	0	0	13	13	0.00	0.667																
Jim York, R ERA: 5.66 (12, 1)	2.1	12	4	3	3	0	0	2	0	0	0	0	0	10	18	11.57	1.714																
PITCHER	IP WLS BF H R ER SO BB IBB HBP BLK WP HR S P ERA WHIP															IP WLS BF H R ER SO BB IBB HBP BLK WP HR S P ERA WHIP																	
Tom Griffin, R ERA: 2.49 (14, 1)	0.2	3	1	0	0	2	0	0	0	0	0	0	0	0	7	7	0.00	1.500															

San Diego Padres @ Houston Astros
Astrodome, Houston, TX
Sun Jul 30 1972, 4:33 AM EDT
Dome

livebaseballscorecards.com

Batter	1	2	3	4	5	6	7	8	9	10	11	12	13	14	AB	R	H	RBI	BB	SO	LOB
Roger Metzger, S OBP: 0.271, SLG: 0.244 (1, 6)	6-3		4-3		SH1-4 1-2	1-3		5-3			F8			5-3	6	0	0	0	0	0	2
Cesar Cedeno, R OBP: 0.405, SLG: 0.562 (1, 8)	F7		6-3		WP 2B 1B 2-3		6-3		4-3		F7			6-3	7	1	1	0	0	0	0
Jimmy Wynn, R OBP: 0.378, SLG: 0.482 (1, 9)	G3			5-3	S SF8 2B 1-H 3-H		FC5-4 BB		1B 1B		F9			WP 1B	6	2	3	1	1	0	0
Lee May, R OBP: 0.353, SLG: 0.526 (1, 3)		K		K	SF8 BB 2-3		FC5-4 1-2f		1B 1B				K	6-3	6	0	1	0	1	3	2
Bob Watson, R OBP: 0.378, SLG: 0.469 (1, 7)		WP 5-3 2B		HR 1B	SF8 BB 1-2 3-H		L9		7-5-3 1B				6-3		5	2	3	2	0	0	1
Doug Rader, R OBP: 0.308, SLG: 0.442 (1, 5)		5-3		HR	FC6 HBP 1-1		1B BB 2-1-2		7-5-3 1B				K		2	1	1	3	1	0	0
Bobby Fenwick, R OBP: 0.217, SLG: 0.233 (9, 5) (14, 4)		2-H			FC6 HBP 1-1		1B BB 2-1-2		1-2f						2	0	0	0	0	1	2
Tommy Helms, R OBP: 0.284, SLG: 0.367 (1, 4)		BB		1B	FC6 1-2f		2-1-2 1B BB				F8			5-3	4	0	1	0	2	0	2
Jimmy Stewart, S OBP: 0.241, SLG: 0.313 (14, 5)				1B	1-2f		2-1-2 1B BB							F7	0	0	0	0	0	0	0
Larry Howard, R OBP: 0.276, SLG: 0.297 (1, 2)				6-3			2-1-2 1B				5-3				6	0	1	0	0	1	2
Johnny Edwards, L OBP: 0.341, SLG: 0.382 (14, 2)				G3			1-2 2-3							F3	0	0	0	0	0	0	0
J.R. Richard, R George Culver, R Jim Kay, R Jesus Alou, R Fred Gladding, L Jim York, R Tom Griffin, R OBP: 0.316, SLG: 0.632 (1, 11) (3, 11) (8, 11) (8, PH) (9, 11) (12, 11) (14, 11)				K	1B WP SH1-4 BB		2-1-2 1B				K				0	0	0	0	0	0	0

San Diego Padres @ Houston Astros
Astrodome, Houston, TX
Sun Jul 30 1972, 4:33 AM EDT
Dome

AB	49
R	7
H	11
RBI	6
BB	6
SO	8
LOB	14



Inning Stats	R: 0	H: 0	E: 0	LOB: 0	K: 0	BB: 0	S: 3	P: 3	R: 1	H: 1	E: 0	LOB: 1	K: 1	BB: 1	S: 6	P: 10	R: 0	H: 0	E: 0	LOB: 0	K: 1	BB: 0	S: 5	P: 5	R: 2	H: 3	E: 0	LOB: 1	K: 1	BB: 0	S: 8	P: 8	R: 3	H: 2	E: 0	LOB: 2	K: 0	BB: 2	S: 5	P: 14	R: 0	H: 0	E: 0	LOB: 0	K: 2	BB: 0	S: 7	P: 7	R: 0	H: 0	E: 0	LOB: 1	K: 0	BB: 1	S: 3	P: 7	R: 0	H: 1	E: 0	LOB: 2	K: 0	BB: 2	S: 3	P: 11	R: 1	H: 3	E: 0	LOB: 1	K: 0	BB: 0	S: 5	P: 5	R: 0	H: 0	E: 0	LOB: 0	K: 1	BB: 0	S: 5	P: 5	R: 0	H: 0	E: 0	LOB: 0	K: 0	BB: 0	S: 3	P: 3	R: 0	H: 0	E: 0	LOB: 0	K: 2	BB: 0	S: 7	P: 7	R: 0	H: 0	E: 0	LOB: 0	K: 0	BB: 0	S: 3	P: 3	R: 0	H: 1	E: 0	LOB: 1	K: 0	BB: 0	S: 4	P: 4	1B: 8	SF: 1	2B: 4	SAC: 1	3B: 0	DP: 2	HR: 1	HBP: 1	WP: 3	PA: 58
PITCHER	IP	WLS	BF	H	R	ER	SO	BB	IBB	HBP	BLK	WP	HR	S	P	ERA	WHIP																																																																																																									
Fred Norman, L ERA: 3.46	(1, 1)	4.1	20	5	5	5	3	2	0	1	0	1	1	24	32	10.38	1.615																																																																																																									
Ed Acosta, R ERA: 4.82	(5, 1)	0.1	4	1	1	1	0	1	0	1	0	1	0	2	7	27.00	6.000																																																																																																									
Gary Ross, R ERA: 1.96	(5, 1)	0.1	1	0	0	0	0	0	0	0	0	0	0	1	1	0.00	0.000																																																																																																									
Al Severinsen, R ERA:	(6, 1)	2.0	7	0	0	0	2	1	0	0	0	0	0	10	14	0.00	0.500																																																																																																									
Mark Schaeffer, L ERA: 5.13	(8, 1)	0.0	2	0	0	0	0	2	0	0	0	0	0	0	8	∞	∞																																																																																																									
PITCHER	IP	WLS	BF	H	R	ER	SO	BB	IBB	HBP	BLK	WP	HR	S	P	ERA	WHIP																																																																																																									
Mike Caldwell, L ERA: 3.23	(8, 1)	7.0	24	5	1	1	3	0	0	0	0	1	0	30	30	1.29	0.714																																																																																																									

Batter	1	2	3	4	5	6	7	8	9	10	AB R H RBI BB SO LOB	TOP
Derrel Thomas, S OBP: 0.299, SLG: 0.299 (1, 6) B B B	4-0 G5-4-3 BB		0-0 6-3 2-3			0-0 1-3	0-3 K			0-3 K	4 0 0 0 1 2 2	
Dave Roberts, R OBP: 0.283, SLG: 0.364 (1, 5) X	0-0 G5-4-3 1-2f		0-0 5-3			0-0 HR 1B		0-0 F9		0-3 K	5 1 1 0 0 1 2	
Jerry Morales, R OBP: 0.315, SLG: 0.362 (1, 7) X	0-0 E S 1B			0-0 5-3		0-0 F8		0-0 1-3			4 0 1 0 0 0 1	
Nate Colbert, R OBP: 0.302, SLG: 0.500 (1, 3) X	0-0 F9 1-3			0-0 HR		0-0 HR		0-3 K			4 2 2 3 0 1 1	
Cito Gaston, R OBP: 0.306, SLG: 0.365 (1, 9)		0-0 5-3		4-0 G6-4-3 BB		0-0 1B			0-0 6-3		3 0 1 0 1 0 0	
Johnny Jeter, R OBP: 0.279, SLG: 0.333 (1, 8)		0-0 G5-4-3 1B		0-0 G6-4-3 1-2f		0-0 F7			0-0 1B		4 0 2 0 0 0 2	
Garry Jesteadt, R OBP: 0.273, SLG: 0.299 (1, 4)		0-0 G5-4-3 1-2f			0-0 5-3			0-0 SH3-4 1B		0-3 K	4 0 1 0 0 1 2	
Curt Blefary, L OBP: 0.284, SLG: 0.333 (1, 2)			0-0 6-3 SH3-4 1B		0-3 K		0-3 K		0-0 F2		4 0 1 0 0 2 2	
Bill Greif, R OBP: 0.074, SLG: 0.038 (1, 1)			0-0 SH3-4		0-0 2-3		0-0 SH3-4			0-0 5-3	1 0 0 0 0 0 0	
Gary Ross, R OBP: 0.222, SLG: 0.222 (8, 1)			1-2								1 0 0 0 0 0 0	
Mark Schaeffer, L (10, 1)											0 0 0 0 0 0 0	
Inning Stats	R: 0 H: 1 E: 0 LOB: 1 K: 0 BB: 1 S: 3 P: 7	R: 0 H: 1 E: 0 LOB: 0 K: 0 BB: 0 S: 3 P: 3	R: 0 H: 1 E: 0 LOB: 1 K: 0 BB: 0 S: 4 P: 4	R: 1 H: 1 E: 0 LOB: 0 K: 0 BB: 1 S: 3 P: 7	R: 0 H: 0 E: 0 LOB: 0 K: 1 BB: 0 S: 5 P: 5	R: 2 H: 3 E: 0 LOB: 1 K: 0 BB: 0 S: 6 P: 6	R: 0 H: 1 E: 0 LOB: 1 K: 2 BB: 0 S: 8 P: 8	R: 0 H: 0 E: 0 LOB: 0 K: 1 BB: 0 S: 5 P: 5	R: 0 H: 1 E: 0 LOB: 1 K: 1 BB: 0 S: 6 P: 6	R: 0 H: 0 E: 0 LOB: 0 K: 2 BB: 0 S: 7 P: 7	1B: 7 SF: 0 2B: 0 SAC: 2 3B: 0 DP: 3 HR: 2 HBP: 0	WP: 0 PA: 38 PB: 0 SB: 1 CS: 0
PITCHER Dave Roberts, L ERA: 4.17 (1, 1)	IP WLS BF H R ER SO BB IBB HBP BLK WP HR S P ERA WHIP											
	10.0 W 38 9 3 3 7 2 0 0 0 0 2 50 58 2.70 1.100											

San Diego Padres @ Houston Astros
Astrodome, Houston, TX
Sun Jul 30 1972, 4:38 AM EDT
Att. 27,388 - Dome

livebaseballscorecards.com

AB	34
R	3
H	9
RBI	3
BB	2
SO	7
LOB	12



BOTTOM

San Diego Padres @ Houston Astros
Astrodome, Houston, TX
Sun Jul 30 1972, 4:38 AM EDT
Att: 27,388 - Dome

livebaseballscorecards.com

AB	35
R	4
H	8
RBI	2
BB	4
SO	9
LOB	15



WP:	0	PA:	41
PB:	0		
SB:	3		
CS:	0		

AB	R	H	RBI	BB	SO	LOB
5	0	1	0	0	1	2

3	2	1	0	2	2	2
---	---	---	---	---	---	---

3	0	0	0	1	1	2
---	---	---	---	---	---	---

4	1	1	0	1	1	3
---	---	---	---	---	---	---

4	0	1	0	0	1	0
1	0	1	1	0	0	0

4	0	0	0	0	1	2
---	---	---	---	---	---	---

4	1	2	0	0	1	1
---	---	---	---	---	---	---

4	0	1	0	0	1	2
---	---	---	---	---	---	---

3	0	0	1	0	0	1
---	---	---	---	---	---	---

1B:	7	SF:	1
2B:	0	SAC:	1
3B:	1	DP:	1
HR:	0	HBP:	0

Batter	1	2	3	4	5	6	7	8	9	10
Roger Metzger, S OBP: 0.270, SLG: 0.244 (1, 6)	K		S 1B		F7		6-3		5-3	
Cesar Cedeno, R OBP: 0.408, SLG: 0.566 (1, 8)	FC5-2 3B		K		K			G5-4-3 S BB		SH S 1B BB
Jimmy Wynn, R OBP: 0.377, SLG: 0.478 (1, 9)	FC5-2		K			5-3		G5-4-3 S BB		SH 1B IBB
Lee May, R OBP: 0.354, SLG: 0.523 (1, 3)	F6			K		E 1B 1B		G5-4-3 S BB		E 1B IBB
Bob Watson, R OBP: 0.377, SLG: 0.467 (1, 7)			K			E8 4-3 1B		E5		
Jimmy Stewart, S OBP: 0.250, SLG: 0.321 (8, PR) (9, 7)				5-3		1-H				1-2 2-3 3-H
Johnny Edwards, L OBP: 0.336, SLG: 0.376 (1, 2)			K		L7		4-3	L6		
Doug Rader, R OBP: 0.310, SLG: 0.443 (1, 5)							6-3			K
Tommy Helms, R OBP: 0.283, SLG: 0.366 (1, 4)			K		E5			F8		1-3 1B
Dave Roberts, L OBP: 0.264, SLG: 0.380 (1, 1)					SF8		L8			1-3

Inning Stats	R: 0	H: 1	E: 0	K: 1	S: 6	R: 0	H: 1	E: 0	K: 3	S: 10	R: 0	H: 1	E: 0	K: 2	S: 8	R: 0	H: 0	E: 0	K: 1	S: 5	R: 1	H: 1	E: 1	K: 1	S: 7	R: 1	H: 2	E: 1	K: 0	S: 5	R: 0	H: 0	E: 0	K: 0	S: 3	R: 1	H: 0	E: 1	K: 0	S: 3	R: 0	H: 1	E: 0	K: 1	S: 6	R: 1	H: 1	E: 0	K: 0	S: 2	1B: 7	SF: 1	2B: 0	3B: 1	HR: 0	WP: 0	PA: 41
--------------	------	------	------	------	------	------	------	------	------	-------	------	------	------	------	------	------	------	------	------	------	------	------	------	------	------	------	------	------	------	------	------	------	------	------	------	------	------	------	------	------	------	------	------	------	------	------	------	------	------	------	-------	-------	-------	-------	-------	-------	--------

PITCHER	IP	WLS	BF	H	R	ER	SO	BB	IBB	HBP	BLK	WP	HR	S	P	ERA	WHIP
Bill Greif, R ERA: 4.65 (1, 1)	7.0		30	6	3	0	8	2	0	0	0	0	0	44	52	0.00	1.143
Gary Ross, R ERA: 2.05 (8, 1)	2.0	L	10	1	1	1	1	1	1	0	0	0	0	10	18	4.50	1.000
Mark Schaeffer, L ERA: 5.13 (10, 1)	0.0		1	1	0	0	0	0	0	0	0	0	0	1	1	∞	∞

Batter	1	2	3	4	5	6	7	8	9	AB R H RBI BB SO LOB	TOP																													
Derrel Thomas, S (1, 6) OBP: 0.304, SLG: 0.303	4-0 1B BB	0-0 2B			0-0 6-3		1-0 HBP		0-0 FC3-6	3 1 1 1 1 0 1																														
Dave Roberts, R (1, 5) OBP: 0.281, SLG: 0.360	0-0 F8	0-0 F9			0-0 1B		0-0 F4		0-0 1-3	5 0 1 0 0 0 6																														
Larry Stahl, L (1, 7) OBP: 0.298, SLG: 0.351	0-0 FC4-6 1B		0-0 3-1		0-3 K		0-0 F9		0-0 6-3	5 0 1 0 0 1 5																														
Nate Colbert, R (1, 3) OBP: 0.302, SLG: 0.497	0-0 FC4-6 1B		0-0 5-3		0-0 F6		0-0 E6			4 0 1 1 0 0 0																														
Cito Gaston, R (1, 9) OBP: 0.305, SLG: 0.362	0-0 FC4-6		0-0 4-3		0-3 K		0-0 BB 1B			4 0 1 0 0 1 2																														
Garry Jestead, R (1, 4) OBP: 0.273, SLG: 0.297	0-0 5-3			0-0 G4-3 1B	0-0 6-3		0-0 F9			4 0 1 0 0 0 4																														
Jerry Morales, R (1, 8) OBP: 0.315, SLG: 0.358		0-0 4-3		0-0 G4-3		4-0 HBP SH3-4 BB	4-0 G6-4-3 BB			2 0 0 0 1 0 1																														
Curt Blefary, L (8, PH) OBP: 0.293, SLG: 0.333				1-2f						0 0 0 0 1 0 0																														
Johnny Jeter, R (8, 8) OBP: 0.279, SLG: 0.333										0 0 0 0 0 0 0																														
Joe Goddard, R (1, 2)		0-0 L1		0-0 L8		0-0 SH3-4	0-0 G6-4-3			3 0 0 0 0 0 3																														
Steve Arlin, R (1, 1) OBP: 0.259, SLG: 0.216		0-0 2B 1B			0-0 F7	4-0 HBP BB		0-0 FC3-6 1B		3 1 2 0 1 0 0																														
Inning Stats	R: 1 E: 0 K: 0 S: 5	H: 2 LOB: 2 BB: 1 P: 9	R: 1 E: 0 K: 0 S: 5	H: 2 LOB: 1 BB: 0 P: 5	R: 0 E: 0 K: 0 S: 3	H: 0 LOB: 0 BB: 0 P: 3	R: 0 E: 0 K: 0 S: 3	H: 1 LOB: 0 BB: 0 P: 3	R: 0 E: 0 K: 1 S: 6	H: 1 LOB: 1 BB: 0 P: 6	R: 0 E: 0 K: 1 S: 5	H: 0 LOB: 0 BB: 0 P: 5	R: 0 E: 0 K: 0 S: 3	H: 0 LOB: 3 BB: 2 P: 12	R: 0 E: 1 K: 0 S: 4	H: 1 LOB: 2 BB: 1 P: 8	R: 0 E: 0 K: 0 S: 4	H: 1 LOB: 1 BB: 0 P: 4	1B: 7 2B: 1 3B: 0 HR: 0	SF: 0 SAC: 1 DP: 2 HBP: 1	WP: 0 PB: 0 SB: 0 CS: 0	PA: 39																		
PITCHER Larry Dierker, R (1, 1) ERA: 3.28	IP 9.0	WLS W	BF 39	H 8	R 2	ER 2	SO 2	BB 4	IBB 0	HBP 1	BLK 0	WP 0	HR 0	S 38	P 55	ERA 2.00	WHIP 1.333						PITCHER	IP 9.0	WLS W	BF 39	H 8	R 2	ER 2	SO 2	BB 4	IBB 0	HBP 1	BLK 0	WP 0	HR 0	S 38	P 55	ERA 2.00	WHIP 1.333

San Diego Padres @ Houston Astros
 Astrodome, Houston, TX
 Mon Jul 31 1972, 8:05 PM EDT
 Att. 11,988 - Dome

livebaseballscorecards.com

AB	33
R	2
H	8
RBI	2
BB	4
SO	2
LOB	22



Batter	1	2	3	4	5	6	7	8	9	AB R H RBI BB SO LOB
Roger Metzger, S OBP: 0.271, SLG: 0.244 (1, 6)	0-0 S 1B	4-0 1-2 2-3 BB		0-0 L7		0-0 3-1		0-0 F6		4 1 1 0 1 0 2
Cesar Cedeno, R OBP: 0.405, SLG: 0.561 (1, 8)	0-0 F7 1-H 1B	0-0 F6		0-3 K			0-3 K		0-3 K E S BB	5 1 1 1 0 3 3
Jimmy Wynn, R OBP: 0.380, SLG: 0.481 (1, 9)	4-0 F3-4-6 1-2 BB		0-0 F9		0-0 2B		0-0 1B 1B		0-0 6-3	4 0 2 0 1 0 1
Lee May, R OBP: 0.357, SLG: 0.523 (1, 3)	0-0 F7		0-0 FC6-4 1B		0-3 K		0-0 1-2 1B		4-0 BB IBB IBB	4 0 2 0 1 1 3
Bob Watson, R OBP: 0.375, SLG: 0.462 (1, 7)	0-0 F3-4-6 1-2		0-0 FC6-4 1B BB		0-0 F3		0-0 F9		4-0 1-2 BB IBB	4 1 0 0 1 0 6
Johnny Edwards, L OBP: 0.341, SLG: 0.375 (1, 2)		0-0 BB 1B 1B	0-0 1-2 BB		0-0 F9		0-0 4-3		4-0 1-2 2-3 3-H BB	3 0 1 1 2 0 3
Doug Rader, R OBP: 0.314, SLG: 0.447 (1, 5)		0-0 L7	0-0 1-2 2-H 1B		0-0 2B		4-0 SH1-4 BB			3 0 2 1 1 0 1
Tommy Helms, R OBP: 0.283, SLG: 0.364 (1, 4)		0-0 BB 1-2 1B	0-0 6-3		0-0 F9		0-3 K			4 0 1 0 0 1 4
Larry Dierker, R OBP: 0.200, SLG: 0.184 (1, 1)		0-3 K		0-3 K		0-3 K		0-0 SH1-4 1-2		3 0 0 0 0 3 3


BOTTOM

San Diego Padres @ Houston Astros
Astrodome, Houston, TX
Mon Jul 31 1972, 8:05 PM EDT
Att. 11,988 - Dome

AB	34
R	3
H	10
RBI	3
BB	7
SO	8
LOB	26



Inning Stats	R: 1	H: 2	E: 0	LOB: 1	K: 0	BB: 1	S: 4	P: 8	R: 0	H: 2	E: 0	LOB: 3	K: 1	BB: 1	S: 7	P: 11	R: 1	H: 2	E: 0	LOB: 2	K: 0	BB: 1	S: 5	P: 9	R: 0	H: 0	E: 0	LOB: 0	K: 2	BB: 0	S: 7	P: 7	R: 0	H: 1	E: 0	LOB: 1	K: 1	BB: 0	S: 6	P: 6	R: 0	H: 2	E: 0	LOB: 2	K: 1	BB: 0	S: 7	P: 7	R: 0	H: 0	E: 0	LOB: 1	K: 1	BB: 1	S: 5	P: 9	R: 1	H: 0	E: 0	LOB: 3	K: 1	BB: 3	S: 4	P: 16	1B: 8	SF: 0	2B: 3	SAC: 1	3B: 0	DP: 1	HR: 0	HBP: 0	WP: 1	PA: 42
PITCHER Steve Arlin, R ERA: 3.06 (1, 1)	IP	WLS	BF	H	R	ER	SO	BB	IBB	HBP	BLK	WP	HR	S	P	ERA	WHIP																																																									
	8.1	L	42	10	3	3	8	5	2	0	0	1	0	51	79	3.24	1.800	PITCHER	IP	WLS	BF	H	R	ER	SO	BB	IBB	HBP	BLK	WP	HR	S	P	ERA	WHIP																																							

Batter	1	2	3	4	5	6	7	8	9	AB R H RBI BB SO LOB	TOP		
Derrel Thomas, S OBP: 0.302, SLG: 0.301 (1, 6) X	0-0 G3	0-0 4-3		0-0 F8		0-0 WP 1B		0-0 F9		5 0 1 0 0 0 1			
Dave Roberts, R OBP: 0.288, SLG: 0.356 (1, 5) B B B B	4-0 BB HR BB		4-0 1B BB	4-0 1B BB		0-3 K 1-2		0-0 F9		2 2 0 0 3 1 1			
Larry Stahl, L OBP: 0.303, SLG: 0.352 (1, 7) B B B B Jerry Morales, R OBP: 0.313, SLG: 0.355 (6, PH) (6, 7)	4-0 1-2 HR BB		0-0 1B WP 1B	0-3 K		0-0 6-3		0-0 F7		2 2 1 0 1 1 1 2 0 0 0 0 0 1			
Nate Colbert, R OBP: 0.308, SLG: 0.518 (1, 3) X	0-0 1-H 2-H HR		0-0 1-3 2-H WP HR 1B	0-0 1-2 1B			0-0 HR		0-3 K	5 3 4 5 0 1 0			
Cito Gaston, R OBP: 0.308, SLG: 0.386 (1, 9) S S S Enzo Hernandez, R OBP: 0.243, SLG: 0.238 (8, 9)	0-3 K		0-0 1-H 3-H HR	4-3			0-0 F8 3B 2B		0-0 L9	4 2 2 2 0 1 2 1 0 0 0 0 0 0			
Garry Jesteadt, R OBP: 0.270, SLG: 0.289 (1, 4) X	0-0 F9		4-0 BB		0-0 F8		0-0 F8 2-3		0-0 F2	4 0 0 0 1 0 1			
Johnny Jeter, R OBP: 0.278, SLG: 0.341 (1, 8)		0-0 6-3	0-3 K		0-0 5-3		0-0 3-H 3B			4 0 1 1 0 1 1	AB 36 R 9 H 9 RBI 8 BB 6 SO 6 LOB 13		
Joe Goddard, R (1, 2)		4-0 BB	0-0 F2		0-0 5-3		0-0 F4			3 0 0 0 1 0 2			
Clay Kirby, R OBP: 0.117, SLG: 0.070 (1, 1) X		0-0 B3	0-3 K			0-0 F7		0-0 F4		4 0 0 0 0 1 3			
Inning Stats	R: 3 H: 1 E: 0 LOB: 0 K: 1 BB: 2 S: 6 P: 14	R: 0 H: 0 E: 0 LOB: 1 K: 0 BB: 1 S: 3 P: 7	R: 4 H: 3 E: 0 LOB: 1 K: 2 BB: 2 S: 10 P: 18	R: 0 H: 1 E: 0 LOB: 2 K: 1 BB: 1 S: 6 P: 10	R: 0 H: 0 E: 0 LOB: 0 K: 0 BB: 0 S: 3 P: 3	R: 0 H: 1 E: 0 LOB: 1 K: 1 BB: 0 S: 6 P: 6	R: 2 H: 3 E: 0 LOB: 1 K: 0 BB: 0 S: 6 P: 6	R: 0 H: 0 E: 0 LOB: 0 K: 1 BB: 0 S: 5 P: 5	R: 0 H: 0 E: 0 LOB: 0 K: 1 BB: 0 S: 5 P: 5	1B: 4 SF: 0 2B: 1 SAC: 0 3B: 1 DP: 0 HR: 3 HBP: 0	WP: 2 PA: 42 PB: 0 SB: 0 CS: 0		
PITCHER	IP WLS BF H R ER SO BB IBB HBP BLK WP HR S P ERA WHIP											PITCHER	IP WLS BF H R ER SO BB IBB HBP BLK WP HR S P ERA WHIP
Ron Schueler, R ERA: 3.87 (1, 1)	2.0 L 13 3 6 6 1 4 0 0 0 0 0 1 11 27 27.00 3.500												
Mike McQueen, L ERA: 5.57 (3, 1)	5.0 23 6 3 3 4 2 0 0 0 2 2 29 37 5.40 1.600												
George Stone, L ERA: 5.09 (8, 1)	2.0 6 0 0 0 0 1 0 0 0 0 0 0 8 8 0.00 0.000												

San Diego Padres @ Atlanta Braves
Atlanta Stadium, Atlanta, GA
Tue Aug 01 1972, 7:05 PM EDT
Unknown

livebaseballscorecards.com

Batter	1	2	3	4	5	6	7	8	9	AB	R	H	RBI	BB	SO	LOB
Dusty Baker Jr., R OBP: 0.369, SLG: 0.441 George Stone, L (8, 1)	0-3 K		0-3 K		0-0 F8		0-0 F8			4	0	0	0	0	2	2
Ralph Garr, L OBP: 0.368, SLG: 0.416 Oscar Brown, R OBP: 0.231, SLG: 0.390 (8, 7)	0-0 L8			0-0 L9	0-0 1B			0-0 1B		3	0	1	0	0	0	0
Hank Aaron, R OBP: 0.382, SLG: 0.473 Paul Casanova, R OBP: 0.240, SLG: 0.309 (1, 3) (5, 2)	0-3 K			0-0 E1 BB BB		0-3 K		0-0 F4		2	0	0	0	0	1	0
Earl Williams, R OBP: 0.350, SLG: 0.476 (1, 2) (5, 3)		0-0 F8 2B		4-0 FC5 BB 1-2 BB		0-0 1B		0-0 G6-4-3 1-2f		3	0	2	0	1	0	1
Mike Lum, L OBP: 0.315, SLG: 0.346 (1, 9)		0-0 F8 2-3		4-0 BB BB 1-2 BB		0-0 L3			0-0 4-3	3	0	0	0	1	0	2
Darrell Evans, L OBP: 0.371, SLG: 0.444 (1, 5)		0-3 K		0-0 F5		0-0 1-3			0-0 6-3	4	0	0	0	0	1	5
Felix Millan, R OBP: 0.295, SLG: 0.317 (1, 4)		0-0 6-3		0-0 FC5 2-3f			0-0 F3		0-0 FC5-4 1B	4	0	1	0	0	0	4
Marty Perez, R OBP: 0.268, SLG: 0.262 Larvell Blanks, R OBP: 0.455, SLG: 0.524 (7, PH) (8, 6)			0-0 5-3		0-0 F8 1B 2B		0-0 2B		0-0 FC5-4 1-2f	2	0	1	0	0	0	0
Ron Schueler, R OBP: 0.235, SLG: 0.242 Mike McQueen, L OBP: 0.111, SLG: 0.111 Sonny Jackson, L OBP: 0.250, SLG: 0.240 (7, PH) (8, 8)			0-0 4-3		0-3 K		0-3 K			2	0	0	0	0	1	1
										1	0	0	0	0	1	1

Inning Stats	R: 0	H: 0	E: 0	K: 2	S: 7	R: 0	H: 1	E: 0	K: 1	S: 6	R: 0	H: 0	E: 0	K: 1	S: 5	R: 0	H: 2	E: 0	K: 1	S: 6	R: 0	H: 1	E: 0	K: 1	S: 6	R: 0	H: 1	E: 0	K: 0	S: 3	R: 0	H: 1	E: 0	K: 0	S: 4	R: 0	H: 1	E: 0	K: 1	S: 6	R: 0	H: 1	E: 0	K: 0	S: 4	1B: 4	2B: 3	3B: 0	HR: 0	SF: 0	SAC: 0	DP: 1	HBP: 0	WP: 0	PA: 35
PITCHER Clay Kirby, R ERA: 3.15 (1, 1)	IP: 9.0	WLS: W	BF: 35	H: 7	R: 0	ER: 0	SO: 7	BB: 2	IBB: 0	HBP: 0	BLK: 0	WP: 0	HR: 0	S: 47	P: 55	ERA: 0.00	WHIP: 1.000																																						

BOTTOM

San Diego Padres @ Atlanta Braves
Atlanta Stadium, Atlanta, GA

Tue Aug 01 1972, 7:05 PM EDT
Unknown

livebaseballscores.com

AB 33
R 0
H 7
RBI 0
BB 2
SO 7
LOB 18



Batter	1	2	3	4	5	6	7	8	9	AB R H RBI BB SO LOB	TOP												
Derrel Thomas, S OBP: 0.301, SLG: 0.297 (1, 6)	0-0 F5	4-0 E HR BB	0-3 K			0-0 F5			0-0 5-3	4 1 0 0 1 1 0													
Dave Roberts, R OBP: 0.291, SLG: 0.357 (1, 5)	0-0 F9	0-0 E7 HR 1B		0-0 G6-4-3 1B		0-0 6-3		0-0 1-3	5 1 2 1 0 0 0														
Larry Stahl, L OBP: 0.314, SLG: 0.357 (1, 7)	4-0 BB E BB	4-0 HR BB		0-0 G6-4-3 1-2f		0-0 HR 1B		0-0 HR 1B	3 4 2 0 2 0 1														
Nate Colbert, R OBP: 0.314, SLG: 0.545 (1, 3)	4-0 E 1-2 BB	0-0 HR		0-0 5-3		0-0 HR 1B		0-0 HR	4 4 3 8 1 0 0														
Cito Gaston, R OBP: 0.306, SLG: 0.381 (1, 9)	0-0 E1 1-H 2-H 1B	0-0 1-3			0-0 F9		0-0 F9	0-0 F7	5 0 1 1 0 0 0														
Curt Blefary, L OBP: 0.304, SLG: 0.348 (1, 2)	4-0 BB	0-0 2B			0-0 4-3		0-0 L1		3 0 1 0 1 0 0														
Johnny Jeter, R OBP: 0.274, SLG: 0.335 (1, 8)	0-3 K	0-3 K			0-0 F3		0-0 L8		4 0 0 0 0 2 3														
Fred Stanley, R OBP: 0.325, SLG: 0.250 (1, 4)		0-0 6-3	0-0 F3			0-0 5-3		0-0 F3	4 0 0 0 0 0 0														
Ed Acosta, S (1, 1)		4-0 BB E BB	0-3 K			0-3 K		0-3 K	2 1 0 0 1 2 0														
Mike Corkins, R OBP: 0.286, SLG: 0.429 (7, 1)									1 0 0 0 0 1 0														
Mark Schaeffer, L (8, 1)									0 0 0 0 0 0 0														
Al Severinsen, R (9, 1)									0 0 0 0 0 0 0														
Inning Stats	R: 2 E: 1 K: 1 S: 6	H: 1 LOB: 2 BB: 3 P: 18	R: 5 E: 1 K: 1 S: 8	H: 3 LOB: 1 BB: 3 P: 20	R: 0 E: 0 K: 2 S: 7	H: 0 LOB: 0 BB: 0 P: 7	R: 0 E: 0 K: 0 S: 3	H: 1 LOB: 0 BB: 0 P: 3	R: 0 E: 0 K: 0 S: 3	H: 0 LOB: 0 BB: 0 P: 3	R: 0 E: 0 K: 1 S: 5	H: 0 LOB: 0 BB: 0 P: 5	R: 2 E: 0 K: 0 S: 5	H: 2 LOB: 0 BB: 0 P: 5	R: 0 E: 0 K: 1 S: 5	H: 0 LOB: 0 BB: 0 P: 5	R: 2 E: 0 K: 0 S: 5	H: 2 LOB: 0 BB: 0 P: 5	1B: 5 2B: 1 3B: 0 HR: 3	SF: 0 SAC: 0 DP: 1 HBP: 0	WP: 0 PA: 41 PB: 0 SB: 0 CS: 0		
PITCHER	IP WLS BF H R ER SO BB IBB HBP BLK WP HR S P ERA WHIP	IP WLS BF H R ER SO BB IBB HBP BLK WP HR S P ERA WHIP	IP WLS BF H R ER SO BB IBB HBP BLK WP HR S P ERA WHIP	IP WLS BF H R ER SO BB IBB HBP BLK WP HR S P ERA WHIP	IP WLS BF H R ER SO BB IBB HBP BLK WP HR S P ERA WHIP	IP WLS BF H R ER SO BB IBB HBP BLK WP HR S P ERA WHIP	IP WLS BF H R ER SO BB IBB HBP BLK WP HR S P ERA WHIP	IP WLS BF H R ER SO BB IBB HBP BLK WP HR S P ERA WHIP	IP WLS BF H R ER SO BB IBB HBP BLK WP HR S P ERA WHIP	IP WLS BF H R ER SO BB IBB HBP BLK WP HR S P ERA WHIP	IP WLS BF H R ER SO BB IBB HBP BLK WP HR S P ERA WHIP	IP WLS BF H R ER SO BB IBB HBP BLK WP HR S P ERA WHIP	IP WLS BF H R ER SO BB IBB HBP BLK WP HR S P ERA WHIP	IP WLS BF H R ER SO BB IBB HBP BLK WP HR S P ERA WHIP	IP WLS BF H R ER SO BB IBB HBP BLK WP HR S P ERA WHIP	IP WLS BF H R ER SO BB IBB HBP BLK WP HR S P ERA WHIP	IP WLS BF H R ER SO BB IBB HBP BLK WP HR S P ERA WHIP	IP WLS BF H R ER SO BB IBB HBP BLK WP HR S P ERA WHIP	IP WLS BF H R ER SO BB IBB HBP BLK WP HR S P ERA WHIP	IP WLS BF H R ER SO BB IBB HBP BLK WP HR S P ERA WHIP	IP WLS BF H R ER SO BB IBB HBP BLK WP HR S P ERA WHIP		
Tom Kelley, R ERA: 4.36 (1, 1)	1.1 L	10 4	1 3	4 3	3 1	5 0	0 0	0 0	0 0	0 0	0 0	0 0	7 20	27 24	20.25 7.36	4.500 1.364							
Pat Jarvis, R ERA: 3.92 (2, 1)	3.2	15 4	3 3	3 3	3 1	1 0	0 0	0 0	0 0	0 0	0 0	0 0	1 10	20 10	7.36 9.00	1.364 1.000							
Jim Hardin, R ERA: 3.63 (6, 1)	2.0	8 2	2 2	2 2	1 1	0 0	0 0	0 0	0 0	0 0	0 0	0 0	1 5	10 5	9.00 0.00	1.000 0.000							
Joe Hoerner, L ERA: 3.63 (8, 1)	1.0	3 0	0 0	0 0	1 1	0 0	0 0	0 0	0 0	0 0	0 0	0 0	5 5	5 5	0.00 0.00	0.000 0.000							
Cecil Upshaw, R ERA: 4.74 (9, 1)	1.0	5 2	2 2	2 2	0 0	0 0	0 0	0 0	0 0	0 0	0 0	0 0	1 5	5 5	18.00 2.000	2.000							

San Diego Padres @ Atlanta Braves
Atlanta Stadium, Atlanta, GA
Tue Aug 01 1972, 7:05 PM EDT
Att. 5,784 - Unknown

livebaseballscorecards.com

AB	35
R	11
H	9
RBI	10
BB	6
SO	6
LOB	4



BOTTOM

San Diego Padres @ Atlanta Braves
Atlanta Stadium, Atlanta, GA
Tue Aug 01 1972, 7:05 PM EDT
Att. 5,784 - Unknown

livebaseballscorecards.com

AB 37
R 7
H 14
RBI 6
BB 4
SO 4
LOB 19



WP: 2 PA: 42
PB: 0
SB: 0
CS: 0

AB R H RBI BB SO LOB

4 0 2 2 1 0 2

4 0 1 1 0 0 4

5 0 1 0 0 0 2

3 0 0 0 0 1 1

2 0 0 0 0 0 2

4 2 3 0 1 0 0

4 2 2 2 1 1 2

2 0 0 0 0 0 2

2 1 1 0 0 0 2

3 1 2 1 1 0 0

0 0 0 0 0 0 0
1 0 0 0 0 1 0
1 0 1 0 0 0 0
0 0 0 0 0 0 0
1 1 1 0 0 0 0
0 0 0 0 0 0 0
1 0 0 0 0 1 2
0 0 0 0 0 0 0

1B: 10 SF: 1
2B: 3 SAC: 0
3B: 0 DP: 3
HR: 1 HBP: 0

Batter	1	2	3	4	5	6	7	8	9
Dusty Baker Jr., R (1, 8) OBP: 0.373, SLG: 0.442	0-0 L7 ①		0-0 WP 1B		0-0 G6-4-3 ② 1-2f 2-3		4-0 WP BB ① 1-2 2-3 3-H	0-0 1B ③ 1-2 2-H	
Ralph Garr, L (1, 7) OBP: 0.366, SLG: 0.414	0-0 6-3 BLK 1B		0-0 F8 ③ 1-2		0-0 4-3 ③		0-0 SF8 ① 1-2 2-H 3-H	0-0 6-3 ③	
Hank Aaron, R (1, 3) OBP: 0.379, SLG: 0.468	0-0 6-3 ② 1-3			0-0 6-3 ①		0-0 F7 ①	0-0 F6 ②		0-0 G6-4-3 1B
Earl Williams, R (1, 2) OBP: 0.348, SLG: 0.472	0-0 6-3 ③			0-0 5-3 ②		0-3 K ②	0-0 5-3 ③		0-0 G6-4-3 ① ② 1-2f
Paul Casanova, R (7, 2) OBP: 0.235, SLG: 0.303	0-0 6-3								
Mike Lum, L (1, 9) OBP: 0.325, SLG: 0.362		0-0 G5-4-3 1B		4-0 2B BB		0-0 F3 ③		0-0 1B 2B	0-0 2B
Darrell Evans, L (1, 5) OBP: 0.374, SLG: 0.461		0-3 K ①		0-0 2B ①-H			0-0 HR	4-0 1B BB	0-0 L7 ③
Felix Millan, R (1, 4) OBP: 0.293, SLG: 0.315		0-0 G5-4-3 ② ③ 1-2f		0-0 L8 ③			0-0 1B 1B BB 1B	0-0 L7 ①	
Larvell Blanks, R (6, 4) OBP: 0.458, SLG: 0.522									
Marty Perez, R (1, 6) OBP: 0.273, SLG: 0.266			0-0 4-3 ①		4-0 G6-4-3 1B BB		0-0 BB 1B 1B ① 1-2 WP 1B	0-0 1B ① 1-2 2-H	
Tom Kelley, R (1, 1) OBP: 0.161, SLG: 0.103			0-3 K ②		0-0 G6-4-3 1B		0-0 WP BB ① 1-2 2-3 SF8 1B	0-3 K ②	
Pat Jarvis, R (2, 1) OBP: 0.176, SLG: 0.294									
Sonny Jackson, L (5, PH) OBP: 0.264, SLG: 0.255									
Jim Hardin, R (6, 1) OBP: 0.235, SLG: 0.286									
Oscar Brown, R (7, PH) OBP: 0.241, SLG: 0.337									
Joe Hoerner, R (8, 1) OBP: 0.389, SLG: 0.306									
Gil Garrido, R (8, PH) OBP: 0.200, SLG: 0.200									
Cecil Upshaw, R (9, 1) OBP: 0.200, SLG: 0.200									

Inning Stats	R: 0	H: 1	E: 0	LOB: 1	K: 0	BB: 0	S: 4	P: 4
	R: 0	H: 1	E: 0	LOB: 0	K: 1	BB: 0	S: 5	P: 5
	R: 0	H: 1	E: 0	LOB: 1	K: 1	BB: 0	S: 6	P: 6
	R: 1	H: 1	E: 0	LOB: 1	K: 0	BB: 1	S: 4	P: 8
	R: 0	H: 1	E: 0	LOB: 1	K: 0	BB: 1	S: 3	P: 7
	R: 0	H: 0	E: 0	LOB: 0	K: 1	BB: 0	S: 5	P: 5
	R: 4	H: 4	E: 0	LOB: 1	K: 0	BB: 1	S: 7	P: 11
	R: 2	H: 3	E: 0	LOB: 2	K: 1	BB: 1	S: 8	P: 12
	R: 0	H: 2	E: 0	LOB: 1	K: 0	BB: 0	S: 4	P: 4

PITCHER	IP	WLS	BF	H	R	ER	SO	BB	IBB	HBP	BLK	WP	HR	S	P	ERA	WHIP
Ed Acosta, R (1, 1) ERA: 5.09	6.0	W	27	9	5	5	3	2	0	0	1	1	1	31	39	7.50	1.833
Mike Corkins, R (7, 1) ERA: 3.14	1.2		10	3	2	2	1	2	0	0	0	1	0	10	18	10.80	3.000
Mark Schaeffer, L (8, 1) ERA: 5.06	0.1		1	0	0	0	0	0	0	0	0	0	0	1	1	0.00	0.000
Al Severinsen, R (9, 1) ERA:	1.0	S	4	2	0	0	0	0	0	0	0	0	0	4	4	0.00	2.000

Batter	1	2	3	4	5	6	7	8	9	AB R H RBI BB SO LOB	TOP											
Derrel Thomas, S (1, 6) OBP: 0.297, SLG: 0.294	0-0 5-3		0-0 G3			0-0 4-3		0-3 K		4 0 0 0 0 1 2												
Dave Roberts, R (1, 5) OBP: 0.290, SLG: 0.352	0-0 F8			0-0 4-3		0-0 6-3			4-0 SH5-3 1B BB	3 1 0 0 1 0 0												
Larry Stahl, L (1, 7) OBP: 0.310, SLG: 0.352	0-0 F7			0-3 K			0-0 F3		0-0 SH5-3 1-2	3 0 0 0 0 1 0												
Nate Colbert, R (1, 3) OBP: 0.313, SLG: 0.540		0-0 6-3		0-0 F4			0-0 6-3		4-0 1B 2B IBB	3 1 0 0 1 0 0												
Cito Gaston, R (1, 9) OBP: 0.310, SLG: 0.384					0-0 L8		0-3 K		0-0 2B 1-3 2-H 1B	4 1 2 1 0 1 0												
Curt Blefary, L (1, 2) OBP: 0.301, SLG: 0.342		0-0 F8 1B			0-3 K			0-0 1B 1B	0-3 K	4 0 1 0 0 2 3												
Johnny Jeter, R (1, 8) OBP: 0.273, SLG: 0.330		0-3 K			0-0 F8			0-3 K 1B 1B	4-0 2B BB	3 1 0 0 1 2 2												
Garry Jesteadt, R (1, 4) OBP: 0.282, SLG: 0.327			0-0 F3			0-0 HR		0-0 1B 1-2 1B	0-0 2B 1-H 2-H 3-H	4 1 3 4 0 0 0												
Fred Norman, S (1, 1) OBP: 0.262, SLG: 0.189			0-0 4-3			0-0 6-3		0-0 F5	0-0 2-3	4 0 0 0 0 0 3												
Inning Stats	R: 0 E: 0 K: 0 S: 3	H: 0 LOB: 0 BB: 0 P: 3	R: 0 E: 0 K: 1 S: 6	H: 1 LOB: 1 BB: 0 P: 6	R: 0 E: 0 K: 0 S: 3	H: 0 LOB: 0 BB: 0 P: 3	R: 0 E: 0 K: 1 S: 5	H: 0 LOB: 0 BB: 0 P: 5	R: 0 E: 0 K: 1 S: 5	H: 0 LOB: 0 BB: 0 P: 5	R: 1 E: 0 K: 0 S: 4	H: 1 LOB: 0 BB: 0 P: 4	R: 0 E: 0 K: 1 S: 5	H: 0 LOB: 0 BB: 0 P: 5	R: 0 E: 0 K: 2 S: 9	H: 2 LOB: 2 BB: 0 P: 9	R: 4 E: 0 K: 1 S: 7	H: 2 LOB: 1 BB: 3 P: 19	1B: 4 2B: 1 3B: 0 HR: 1	SF: 0 SAC: 1 DP: 0 HBP: 0	WP: 0 PB: 0 SB: 0 CS: 0	PA: 36
PITCHER	IP WLS BF H R ER SO BB IBB HBP BLK WP HR S P ERA WHIP																					
Phil Niekro, R (1, 1) ERA: 3.25	8.0 L 28 4 1 1 6 0 0 0 0 0 1 40 40 1.12 0.500																					
Ron Schueler, R (9, 1) ERA: 4.11	0.1 4 1 3 3 0 1 1 0 0 0 0 2 10 81.00 6.000																					
Joe Hoerner, L (9, 1) ERA: 3.82	0.2 4 1 1 1 1 1 0 0 0 0 0 5 9 13.50 3.000																					

San Diego Padres @ Atlanta Braves
 Atlanta Stadium, Atlanta, GA
 Wed Aug 02 1972, 7:05 PM EDT
 Att. 5,054 - Unknown

livebaseballscorecards.com

AB	32
R	5
H	6
RBI	5
BB	3
SO	7
LOB	10



Batter	1	2	3	4	5	6	7	8	9	AB R H RBI BB SO LOB
Dusty Baker Jr., R OBP: 0.371, SLG: 0.436 (1, 8) X	0-0 5-3 ①		4-0 BB BBB		0-0 F6 ③			0-0 6-3 ②		3 0 0 0 1 0 0
Ralph Garr, L OBP: 0.365, SLG: 0.412 (1, 7) X	0-0 CS 1B		0-0 4-3 ③			0-0 6-3 ①		0-3 K ③		4 0 1 0 0 1 1
Hank Aaron, R OBP: 0.378, SLG: 0.465 (1, 3) X	0-0 F3 1-2			0-0 F4 ①		0-3 K ②		0-0 G5-4-3 1B		4 0 1 0 0 1 1
Earl Williams, R OBP: 0.347, SLG: 0.469 (1, 2)		0-3 K ①		0-3 K ②		0-0 1B		0-0 G5-4-3 ① ② 1-2f		4 0 1 0 0 2 1
Felix Millan, R OBP: 0.295, SLG: 0.317 (1, 4) X		0-0 F8 ②		0-0 1B BB		0-0 5-3 ③		0-0 1B 1B		4 0 2 0 0 0 1
Darrell Evans, L OBP: 0.382, SLG: 0.465 (1, 5)		4-0 WP BB		4-0 1-2 BB		0-0 FC3-6 1B		0-0 1-2 1B		2 0 2 0 2 0 0
Oscar Brown, R OBP: 0.229, SLG: 0.378 (1, 9)		0-3 K ③ 1-2		0-3 K ③		0-0 FC3-6 G6-3 1-2f		0-0 F7 ③		4 0 0 0 0 2 6
Marty Perez, R OBP: 0.271, SLG: 0.264 (1, 6)			0-0 6-3 ①		0-0 F4 ①		0-0 G6-3 ② ③ 1-2f			3 0 0 0 0 0 1
Phil Niekro, R OBP: 0.231, SLG: 0.270 (1, 1)			0-0 F7 ②		0-0 6-3 ②		0-3 K ①			2 0 0 0 0 0 0
Larvell Blanks, R OBP: 0.440, SLG: 0.500 (8, PH)										1 0 0 0 0 1 0
Ron Schueler, R OBP: 0.235, SLG: 0.242 (9, 1)										0 0 0 0 0 0 0
Joe Hoerner, R (9, 1)										0 0 0 0 0 0 0

Inning Stats	R: 0 E: 0 K: 0 S: 3	H: 1 LOB: 0 BB: 0 P: 3	R: 0 E: 0 K: 2 S: 7	H: 0 LOB: 1 BB: 1 P: 11	R: 0 E: 0 K: 0 S: 3	H: 0 LOB: 1 BB: 1 P: 7	R: 0 E: 0 K: 2 S: 8	H: 1 LOB: 2 BB: 1 P: 12	R: 0 E: 0 K: 0 S: 3	H: 0 LOB: 0 BB: 0 P: 3	R: 0 E: 0 K: 1 S: 6	H: 1 LOB: 1 BB: 0 P: 6	R: 0 E: 0 K: 0 S: 3	H: 1 LOB: 0 BB: 0 P: 3	R: 0 E: 0 K: 2 S: 7	H: 0 LOB: 0 BB: 0 P: 7	R: 0 E: 0 K: 0 S: 5	H: 3 LOB: 2 BB: 0 P: 5	1B: 7 2B: 0 3B: 0 HR: 0	SF: 0 SAC: 0 DP: 2 HBP: 0
--------------	------------------------------	---------------------------------	------------------------------	----------------------------------	------------------------------	---------------------------------	------------------------------	----------------------------------	------------------------------	---------------------------------	------------------------------	---------------------------------	------------------------------	---------------------------------	------------------------------	---------------------------------	------------------------------	---------------------------------	----------------------------------	------------------------------------

PITCHER	IP	WLS	BF	H	R	ER	SO	BB	IBB	HBP	BLK	WP	HR	S	P	ERA	WHIP	PITCHER	IP	WLS	BF	H	R	ER	SO	BB	IBB	HBP	BLK	WP	HR	S	P	ERA	WHIP	
Fred Norman, L ERA: 3.21 (1, 1)	9.0	W	34	7	0	0	7	3	0	0	0	1	0	45	57	0.00	1.111																			

BOTTOM

San Diego Padres @ Atlanta Braves
Atlanta Stadium, Atlanta, GA

Wed Aug 02 1972, 7:05 PM EDT
Att. 5,054 - Unknown

AB	31
R	0
H	7
RBI	0
BB	3
SO	7
LOB	11

WP: 1 PA: 34
PB: 0
SB: 0
CS: 1



WP	HR	S	P	ERA	WHIP
1	0	45	57	0.00	1.111

Batter	1	2	3	4	5	6	7	8	9	10	11	AB R H RBI BB SO LOB	TOP																	
Derrel Thomas, S OBP: 0.301, SLG: 0.301 (1, 6)	F8	2B		4-3			SH5-4 1B	G3			S 1B 1B	6 0 3 0 0 0 1	San Diego Padres @ Atlanta Braves Atlanta Stadium, Atlanta, GA Thu Aug 03 1972, 7:05 PM EDT Att: 5,455 - Unknown																	
Dave Roberts, R OBP: 0.293, SLG: 0.350 (1, 5)	4-3 HR BB	F5		F9			SH5-4 1-2		5-3		L3 1B 1-2 3-H	4 1 1 1 1 0 1																		
Larry Stahl, L OBP: 0.306, SLG: 0.344 (1, 7)	4-3			F8			1-3 BB		K		L3 1-2 2-3	5 0 0 0 1 1 3																		
Nate Colbert, R OBP: 0.321, SLG: 0.549 (1, 3)	4-3 HR			WP 1B BB			G6-3 1B		K		S IBB	3 1 2 2 3 1 2																		
Cito Gaston, R OBP: 0.310, SLG: 0.387 (1, 9)	1B 2B			WP 1B			G6-3 1-2f		K		4-3	6 1 2 0 0 1 6																		
Curt Blefary, L OBP: 0.318, SLG: 0.390 (1, 2)	1B			1-2 2-3 IBB			HR		3-4-1		L4	4 1 2 2 1 0 0																		
Johnny Jeter, R OBP: 0.272, SLG: 0.328 (1, 8)	K			K			F8		6-3 S 1B		6-3	5 1 1 0 0 2 4																		
Garry Jestadt, R OBP: 0.280, SLG: 0.323 (1, 4)				F7			G3 1B		6-3 1-3		F8	5 0 1 0 0 0 4																		
Bill Greif, R OBP: 0.067, SLG: 0.034 (1, 1)							G3		6-3 3-H 1B			3 0 0 0 0 2 1																		
Mike Corkins, R OBP: 0.318, SLG: 0.455 (6, 1)				K			K				1B WP 1B 1B	1 0 1 1 0 0 0																		
Jerry Morales, R OBP: 0.315, SLG: 0.358 (11, PH)												1 1 1 0 0 0 0																		
Gary Ross, R OBP: 0.222, SLG: 0.222 (11, 1)												0 0 0 0 0 0 0																		
Inning Stats	R: 3 E: 0 K: 1 S: 8	H: 3 LOB: 1 BB: 1 P: 12	R: 0 E: 0 K: 1 S: 6	H: 1 LOB: 1 BB: 0 P: 6	R: 0 E: 0 K: 1 S: 6	H: 1 LOB: 3 BB: 2 P: 14	R: 0 E: 0 K: 1 S: 5	H: 0 LOB: 0 BB: 0 P: 5	R: 0 E: 0 K: 0 S: 3	H: 1 LOB: 0 BB: 0 P: 3	R: 1 E: 0 K: 0 S: 4	H: 2 LOB: 0 BB: 0 P: 4	R: 0 E: 0 K: 2 S: 8	H: 1 LOB: 2 BB: 1 P: 12	R: 1 E: 0 K: 0 S: 5	H: 2 LOB: 1 BB: 0 P: 5	R: 0 E: 0 K: 1 S: 5	H: 0 LOB: 1 BB: 1 P: 9	R: 0 E: 0 K: 0 S: 3	H: 0 LOB: 0 BB: 0 P: 3	R: 1 E: 0 K: 0 S: 5	H: 3 LOB: 2 BB: 1 P: 9	1B: 10 2B: 3 3B: 0 HR: 2	SF: 0 SAC: 1 DP: 2 HBP: 0	WP: 2 PA: 50					
PITCHER	IP WLS BF H R ER SO BB IBB HBP BLK WP HR S P ERA WHIP																													
Ron Reed, R ERA: 3.59 (1, 1)	8.0		37	11	5	5	6	3	1	0	0	1	2	45	61	5.62	1.750													
Cecil Upshaw, R ERA: 4.61 (9, 1)	3.0	L	13	3	1	1	1	1	1	0	0	1	0	13	21	3.00	1.333													

AB	43
R	6
H	14
RBI	6
BB	6
SO	7
LOB	22



livebaseballscorecards.com

Batter	1	2	3	4	5	6	7	8	9	10	11	AB	R	H	RBI	BB	SO	LOB
Dusty Baker Jr., R OBP: 0.367, SLG: 0.435 (1, 8) X	0-0 5-3 1 X	0-0 SF7 2 X		0-0 5-3 3 X		0-0 2B 4 X		0-0 4-3 2 X			0-3 K 1 X	5	0	1	2	0	1	0
Ralph Garr, L OBP: 0.362, SLG: 0.407 (1, 7) S S	0-3 K 2 X	0-0 4-3 3 X			0-0 E4 1 X	4-0 BB 2 X		0-0 F7 3 X			0-0 F7 2 X	5	0	0	0	1	1	2
Hank Aaron, R OBP: 0.374, SLG: 0.460 (1, 3) X	0-0 BB 1B 1 X		0-0 5-3 1 X		0-0 5-3 1 X	0-0 F3 3 X				0-0 4-3 1 X	0-0 4-3 3 X	6	0	1	0	0	0	4
Earl Williams, R OBP: 0.347, SLG: 0.467 (1, 2) B B B B	4-0 1-2 BB 1 X		0-0 1B SF9 1B 2 X		0-0 5-3 2 X		0-0 F6 1 X			0-0 L7 2 X		4	1	1	0	1	0	1
Mike Lum, L OBP: 0.322, SLG: 0.359 (1, 9) X	0-0 L4 3 X		0-0 1-3 1B 3 X		0-3 K 3 X		0-0 F6 2 X			0-0 F9 3 X		5	0	1	0	0	1	3
Darrell Evans, L OBP: 0.382, SLG: 0.463 (1, 5) X		0-0 FC6 1B 2 X	0-0 SF9 2 X			4-0 FC3-5 BB BB 4 X		0-3 K 3 X			0-0 F9 1 X	3	0	1	1	1	1	0
Felix Millan, R OBP: 0.294, SLG: 0.313 (1, 4) X		0-0 FC6 1B PB SF7 1 X	0-0 5-3 3 X			4-0 FC3-5 2B BB 1 X		0-0 F8 1 X		0-0 4-3 2 X		4	2	0	0	1	0	2
Marty Perez, R OBP: 0.275, SLG: 0.268 (1, 6) X		0-0 FC 1B 1 X		0-3 K 1 X		0-0 FC3-5 2B 1 X		0-0 HR 1B 1 X			0-0 1B 1 X	5	1	3	0	0	1	2
Ron Reed, R OBP: 0.167, SLG: 0.190 Jim Breazeale, L OBP: 0.194, SLG: 0.371 Cecil Upshaw, R OBP: 0.167, SLG: 0.167 (1, 1) X (8, PH) (9, 1) X		0-0 FC 1B 2 X		0-0 L6 2 X		0-0 L8 2 X		0-0 HR 1 X		0-3 K 3 X		3	0	0	0	0	0	4
		0-0 1-2 1 X										1	1	1	2	0	0	0
		0-0 1-2 1 X										1	0	0	0	0	1	1

BOTTOM

San Diego Padres @ Atlanta Braves
Atlanta Stadium, Atlanta, GA
Thu Aug 03 1972, 7:05 PM EDT
Att: 5,455 - Unknown

livebaseballscorecards.com

AB	42
R	5
H	9
RBI	5
BB	4
SO	6
LOB	19



Inning Stats	R: 0 H: 1 E: 0 K: 1 S: 6	H: 1 LOB: 2 BB: 1 P: 10	R: 1 H: 2 E: 0 K: 0 S: 6	H: 2 LOB: 2 BB: 0 P: 6	R: 1 H: 2 E: 0 K: 0 S: 5	H: 2 LOB: 1 BB: 0 P: 5	R: 0 H: 0 E: 0 K: 1 S: 5	H: 0 LOB: 0 BB: 0 P: 5	R: 0 H: 0 E: 1 K: 1 S: 6	H: 0 LOB: 1 BB: 0 P: 6	R: 1 H: 1 E: 0 K: 0 S: 4	H: 1 LOB: 3 BB: 3 P: 16	R: 0 H: 0 E: 0 K: 1 S: 5	H: 0 LOB: 0 BB: 0 P: 5	R: 2 H: 2 E: 0 K: 0 S: 5	H: 2 LOB: 0 BB: 0 P: 5	R: 0 H: 0 E: 0 K: 0 S: 3	H: 0 LOB: 0 BB: 0 P: 3	R: 0 H: 1 E: 0 K: 1 S: 6	H: 1 LOB: 1 BB: 0 P: 6	R: 0 H: 0 E: 0 K: 1 S: 5	H: 0 LOB: 0 BB: 0 P: 5	1B: 7 SF: 2 2B: 1 SAC: 0 3B: 0 DP: 0 HR: 1 HBP: 0	WP: 0 PA: 48 PB: 1 SB: 0 CS: 0
---------------------	--------------------------	-------------------------	--------------------------	------------------------	--------------------------	------------------------	--------------------------	------------------------	--------------------------	------------------------	--------------------------	-------------------------	--------------------------	------------------------	--------------------------	------------------------	--------------------------	------------------------	--------------------------	------------------------	--------------------------	------------------------	--	---

PITCHER	IP	WLS	BF	H	R	ER	SO	BB	IBB	HBP	BLK	WP	HR	S	P	ERA	WHIP
Bill Greif, R ERA: 4.57 (1, 1)	5.2		28	6	3	2	3	3	0	0	0	0	0	31	43	3.18	1.588
Mike Corkins, R ERA: 3.19 (6, 1)	4.1	W	17	3	2	2	2	1	0	0	0	0	1	20	24	4.15	0.923
Gary Ross, R ERA: 2.02 (11, 1)	1.0	S	3	0	0	0	1	0	0	0	0	0	0	5	5	0.00	0.000

Batter	1	2	3	4	5	6	7	8	9	AB R H RBI BB SO LOB	TOP
Derrel Thomas, S OBP: 0.297, SLG: 0.297 (1, 6) X	0-0 F6		0-0 4-3			0-3 K		0-0 F7		4 0 0 0 0 1 0	San Diego Padres @ Los Angeles Dodgers Dodger Stadium, Los Angeles, CA Fri Aug 04 1972, 7:05 PM PDT Att. 15,990 - Unknown livebaseballscorecards.com
Dave Roberts, R OBP: 0.288, SLG: 0.344 (1, 5) X	0-0 4-3			0-0 5-3		0-3 K		0-0 5-3	4 0 0 0 0 1 0		
Larry Stahl, L OBP: 0.309, SLG: 0.341 (1, 7) B B B	4-0 BB			0-0 4-3		4-0 BB 1B BB		0-0 F8	2 0 0 0 2 0 0		
Nate Colbert, R OBP: 0.320, SLG: 0.549 (1, 3) X	0-0 F8			0-3 K		0-3 K		0-0 2B	4 1 1 0 0 2 2		
Cito Gaston, R OBP: 0.314, SLG: 0.394 (1, 9) S S S			0-3 K		0-0 F9		0-0 BB 1-2 1B	0-0 2B	4 1 2 1 0 1 0		
Curt Blefary, L OBP: 0.326, SLG: 0.380 (1, 2) X			0-0 F8		0-3 K		4-0 BB 1-2 2-3 BB	4-0 2B IBB	2 0 0 0 2 1 0		
Garry Jesteadt, R OBP: 0.279, SLG: 0.327 (1, 4) X			0-0 F9		0-0 5-3		0-3 K	0-0 2B	4 0 1 1 0 1 3		
Johnny Jeter, R OBP: 0.271, SLG: 0.323 (1, 8) X			0-0 L8		0-0 6-3		0-0 F8	4-0 FC5-4 IBB	3 0 0 0 1 0 0		
Mike Caldwell, R OBP: 0.037, SLG: 0.037 (1, 1) S S S			0-3 K		0-3 K		0-3 K	0-0 FC5-4	4 0 0 0 0 3 3		
Inning Stats	R: 0 H: 0 E: 0 LOB: 1 K: 0 BB: 1 S: 3 P: 7	R: 0 H: 0 E: 0 LOB: 0 K: 1 BB: 0 S: 5 P: 5	R: 0 H: 0 E: 0 LOB: 0 K: 1 BB: 0 S: 5 P: 5	R: 0 H: 0 E: 0 LOB: 0 K: 1 BB: 0 S: 5 P: 5	R: 0 H: 0 E: 0 LOB: 0 K: 1 BB: 0 S: 5 P: 5	R: 0 H: 0 E: 0 LOB: 0 K: 2 BB: 0 S: 7 P: 7	R: 0 H: 1 E: 0 LOB: 3 K: 3 BB: 2 S: 10 P: 18	R: 0 H: 0 E: 0 LOB: 0 K: 1 BB: 0 S: 5 P: 5	R: 2 H: 3 E: 0 LOB: 3 K: 0 BB: 2 S: 6 P: 14	1B: 1 SF: 0 2B: 3 SAC: 0 3B: 0 DP: 0 HR: 0 HBP: 0	
PITCHER Bill Singer, R ERA: 3.45 Jim Brewer, L ERA: 1.25	IP WLS BF H R ER SO BB IBB HBP BLK WP HR S P ERA WHIP										
	(1, 1) 8.2 L 34 4 2 2 10 3 1 0 0 0 0 0 50 66 2.08 0.808										
	(9, 1) 0.1 2 0 0 0 0 0 0 1 0 0 0 0 0 1 5 0.00 0.000										

AB	31
R	2
H	4
RBI	2
BB	5
SO	10
LOB	8



Batter	1	2	3	4	5	6	7	8	9	AB R H RBI BB SO LOB
Lee Lacy, R OBP: 0.324, SLG: 0.353 (1, 4)	0-0 F8		4-0 BB CS			0-0 F8			0-0 F8	3 0 0 0 1 0 0
Willie Davis, L OBP: 0.312, SLG: 0.427 (1, 8)	0-0 4-3		0-0 CS 1-2	0-3 K		0-0 L7			0-0 4-3	4 0 0 0 0 1 0
Manny Mota, R OBP: 0.361, SLG: 0.482 (1, 7)	0-0 1B			0-0 2B			0-0 6-3		0-0 5-3	4 0 2 0 0 0 0
Frank Robinson, R OBP: 0.349, SLG: 0.429 (1, 9)	0-3 K 1-2			0-3 K			0-3 K			3 0 0 0 0 3 2
Wes Parker, S OBP: 0.364, SLG: 0.364 (1, 3)		0-3 K		0-3 K			0-0 1B CS			3 0 1 0 0 2 1
Bobby Valentine, R OBP: 0.301, SLG: 0.320 (1, 5)		0-0 5-3			0-0 6-3		0-0 CS 1-2	0-0 F8		3 0 0 0 0 0 0
Bill Russell, R OBP: 0.320, SLG: 0.422 (1, 6)		0-0 5-3			0-0 F8			0-0 1B		3 0 1 0 0 0 0
Steve Yeager, R OBP: 0.300, SLG: 0.125 (1, 2)			0-0 1-3		0-0 4-3			0-0 P6		3 0 0 0 0 0 1
Bill Singer, R OBP: 0.132, SLG: 0.135 (1, 1)			0-0 4-3			0-0 5-3		0-3 K		3 0 0 0 0 1 1
Jim Brewer, L (9, 1)										0 0 0 0 0 0 0

BOTTOM

San Diego Padres @ Los Angeles Dodgers
Dodger Stadium, Los Angeles, CA
 Fri Aug 04 1972, 7:05 PM PDT
 Att. 15,990 - Unknown

livebaseballscorecards.com

AB	29
R	0
H	4
RBI	0
BB	1
SO	7
LOB	5



Inning Stats	R: 0	H: 1	E: 0	LOB: 1	K: 1	P: 6	R: 0	H: 0	E: 0	LOB: 0	K: 1	P: 5	R: 0	H: 0	E: 0	LOB: 0	K: 0	P: 5	R: 0	H: 1	E: 0	LOB: 1	K: 3	P: 10	R: 0	H: 0	E: 0	LOB: 0	K: 0	P: 3	R: 0	H: 0	E: 0	LOB: 0	K: 1	P: 3	R: 0	H: 1	E: 0	LOB: 0	K: 1	P: 5	R: 0	H: 1	E: 0	LOB: 1	K: 1	P: 6	R: 0	H: 0	E: 0	LOB: 0	K: 0	P: 3	1B: 3	SF: 0	2B: 1	SAC: 0	3B: 0	DP: 0	HR: 0	HBP: 0	WP: 0	PA: 32
PITCHER Mike Caldwell, L ERA: 2.91 (1, 1)	IP	WLS	BF	H	R	ER	SO	BB	IBB	HBP	BLK	WP	HR	S	P	ERA	WHIP																																															
	9.0	W	30	4	0	0	7	1	0	0	0	0	0	43	47	0.00	0.556																																															
																			PITCHER	IP	WLS	BF	H	R	ER	SO	BB	IBB	HBP	BLK	WP	HR	S	P	ERA	WHIP																												

Batter	1	2	3	4	5	6	7	8	9	AB R H RBI BB SO LOB	TOP		
Derrel Thomas, S (1, 6) OBP: 0.297, SLG: 0.296	0-0 6-3		0-0 6-3			0-0 FC6-4 1B		0-0 F8		4 0 1 0 0 0 0	San Diego Padres @ Los Angeles Dodgers Dodger Stadium, Los Angeles, CA Sat Aug 05 1972, 7:05 PM PDT Att: 22,581 - Unknown livebaseballscorecards.com		
Dave Roberts, R (1, 5) OBP: 0.291, SLG: 0.347	0-0 P4		0-0 6-3			0-0 FC6-4 1B		0-0 FC6-4 1B		4 0 2 0 0 0 0			
Jerry Morales, R (1, 7) OBP: 0.310, SLG: 0.352	0-0 4-3				0-3 K	0-0 FC6-4 1-2f 2-3		0-3 K		4 0 0 0 0 2 3			
Nate Colbert, R (1, 3) OBP: 0.319, SLG: 0.545		4-0 FC4 BB			0-0 5-3	0-0 FC6-4 1-2f		0-0 FC6-4 1-2f		3 0 0 0 1 0 3			
Cito Gaston, R (1, 9) OBP: 0.313, SLG: 0.392 Enzo Hernandez, R (9, PR) OBP: 0.243, SLG: 0.238		0-0 FC4 1-2f 1B			0-3 K			0-0 SH1-4 1B		4 0 1 0 0 1 1 0 0 0 0 0 0 0			
Garry Jesteadt, R (1, 4) OBP: 0.280, SLG: 0.327		0-0 FC6-4 1-2 1B			0-0 6-3			0-0 SH1-4 1-2		3 0 1 0 0 0 0			
Johnny Jeter, R (1, 8) OBP: 0.271, SLG: 0.322		0-3 K			0-0 2-3			0-0 F2		4 0 1 0 0 1 4			
Joe Goddard, R (1, 2) OBP: 0.200, SLG: 0.111 Fred Kendall, R (9, PH) OBP: 0.241, SLG: 0.285		0-0 FC6-4 1-2f			0-0 F3			0-0 F8		3 0 1 0 0 0 2 1 0 0 0 0 0 2			
Clay Kirby, R (1, 1) OBP: 0.111, SLG: 0.067			0-0 6-3			0-0 1-3		0-3 K		3 0 0 0 0 1 2			
Inning Stats	R: 0 H: 0 E: 0 LOB: 0 K: 0 BB: 0 S: 3 P: 3	R: 0 H: 1 E: 0 LOB: 2 K: 1 BB: 1 S: 6 P: 10	R: 0 H: 0 E: 0 LOB: 0 K: 0 BB: 0 S: 3 P: 3	R: 0 H: 0 E: 0 LOB: 0 K: 2 BB: 0 S: 7 P: 7	R: 0 H: 0 E: 0 LOB: 0 K: 0 BB: 0 S: 3 P: 3	R: 0 H: 2 E: 0 LOB: 2 K: 0 BB: 0 S: 5 P: 5	R: 0 H: 2 E: 0 LOB: 2 K: 1 BB: 0 S: 7 P: 7	R: 0 H: 1 E: 0 LOB: 1 K: 1 BB: 0 S: 6 P: 6	R: 0 H: 1 E: 0 LOB: 2 K: 0 BB: 0 S: 4 P: 4	1B: 7 SF: 0 2B: 0 SAC: 1 3B: 0 DP: 0 HR: 0 HBP: 0		WP: 0 PA: 35 PB: 0 SB: 0 CS: 0	
PITCHER	IP WLS BF H R ER SO BB IBB HBP BLK WP HR S P ERA WHIP											PITCHER	IP WLS BF H R ER SO BB IBB HBP BLK WP HR S P ERA WHIP
Claude Osteen, L (1, 1) ERA: 2.25	8.0 W 32 7 0 0 5 1 0 0 0 0 0 0 41 45 0.00 1.000												
Jim Brewer, L (9, 1) ERA: 1.23	1.0 S 3 0 0 0 0 0 0 0 0 0 0 0 3 3 0.00 0.000												



Batter	1	2	3	4	5	6	7	8	9	AB	R	H	RBI	BB	SO	LOB
Lee Lacy, R OBP: 0.315, SLG: 0.343 (1, 4)	0-3 K		0-0 G5-4-3		0-3 K		0-3 K			4	0	0	0	0	3	4
Manny Mota, R OBP: 0.383, SLG: 0.478 (1, 7)	4-0 E BB		0-0 F4			0-0 6-3		4-0 F8 SH1-4 1B BB		2	1	0	0	2	0	0
Willie Davis, L OBP: 0.309, SLG: 0.424 (1, 8)	0-0 F6 1-2			0-0 F9		0-0 E4 1B		0-0 SH1-4		3	0	0	0	0	0	1
Bill Buckner, L OBP: 0.349, SLG: 0.400 (1, 9)	0-0 F5			0-0 G3		0-0 L7		0-0 F8		4	0	0	0	0	0	3
Wes Parker, S OBP: 0.366, SLG: 0.364 (1, 3)		0-0 F8		0-0 4-3		0-0 1B		4-0 1B IBB		3	0	1	0	1	0	0
Bobby Valentine, R OBP: 0.304, SLG: 0.327 (1, 5)		0-0 2B			0-0 6-3		0-0 P4		0-0 1B	4	0	2	1	0	0	2
Maury Wills, S OBP: 0.172, SLG: 0.142 (9, 5)								1-3 3-H 1B		0	0	0	0	0	0	0
Bill Russell, R OBP: 0.315, SLG: 0.415 (1, 6)		0-3 K			0-0 5-3		0-0 5-3	0-0 L8		4	0	0	0	0	1	3
Steve Yeager, R OBP: 0.308, SLG: 0.100 (1, 2)		0-3 K			4-0 2B BB		0-3 K			2	0	0	0	1	2	1
Claude Osteen, L OBP: 0.333, SLG: 0.396 (1, 1)			4-0 G5-4-3 BB		0-0 2B		1-0 HBP			1	0	1	0	1	0	0
Jim Brewer, L (9, 1)					1-3 2B					0	0	0	0	0	0	0

Inning Stats	R: 0 E: 1 K: 1 S: 5	H: 0 LOB: 1 BB: 1 P: 9	R: 0 E: 0 K: 2 S: 8	H: 1 LOB: 1 BB: 0 P: 8	R: 0 E: 0 K: 0 S: 2	H: 0 LOB: 0 BB: 1 P: 6	R: 0 E: 0 K: 0 S: 3	H: 0 LOB: 0 BB: 0 P: 3	R: 0 E: 0 K: 1 S: 6	H: 1 LOB: 2 BB: 1 P: 10	R: 0 E: 1 K: 0 S: 5	H: 1 LOB: 2 BB: 0 P: 5	R: 0 E: 0 K: 2 S: 7	H: 0 LOB: 1 BB: 0 P: 8	R: 1 E: 0 K: 0 S: 4	H: 1 LOB: 2 BB: 2 P: 12	1B: 2 2B: 2 3B: 0 HR: 0	SF: 0 SAC: 1 DP: 1 HBP: 1	WP: 0 PB: 0 SB: 0 CS: 0	PA: 34
PITCHER Clay Kirby, R ERA: 3.07 (1, 1)	IP 8.0	WLS L	BF 34	H 4	R 1	ER 1	SO 6	BB 4	IBB 1	HBP 1	BLK 0	WP 0	HR 0	S 40	P 61	ERA 1.12	WHIP 1.000			
PITCHER	IP	WLS	BF	H	R	ER	SO	BB	IBB	HBP	BLK	WP	HR	S	P	ERA	WHIP			


BOTTOM

San Diego Padres @ Los Angeles Dodgers
 Dodger Stadium, Los Angeles, CA

Sat Aug 05 1972, 7:05 PM PDT
 Att. 22,581 - Unknown

livebaseballscorecards.com

AB	27
R	1
H	4
RBI	1
BB	5
SO	6
LOB	14



Batter	1	2	3	4	5	6	7	8	9	AB R H RBI BB SO LOB	TOP											
Derrel Thomas, S (1, 6) OBP: 0.296, SLG: 0.296	0-0 F8		0-0 CS 1B			0-0 L9		0-0 F4		4 0 1 0 0 0 0	San Diego Padres @ Los Angeles Dodgers Dodger Stadium, Los Angeles, CA Sun Aug 06 1972, 3:33 AM PDT Att: 15,768 - Unknown livebaseballscorecards.com											
Dave Roberts, R (1, 5) OBP: 0.286, SLG: 0.341	0-0 5-3		0-0 F4			0-0 5-3		0-0 6-3		4 0 0 0 0 0 1												
Larry Stahl, L (1, 7) OBP: 0.304, SLG: 0.335	0-3 K		0-0 CS 1-2	0-3 K		0-3 K			0-0 4-3	4 0 0 0 0 3 0												
Nate Colbert, R (1, 3) OBP: 0.319, SLG: 0.541		0-0 F8		0-0 G4-6-3 1B			0-3 K		0-0 F3	4 0 1 0 0 1 0												
Cito Gaston, R (1, 9) OBP: 0.311, SLG: 0.389		0-0 6-3		0-0 G4-6-3 1-2f			0-0 FC5 BB 1B		0-0 L7	4 0 1 0 0 0 1												
Curt Blefary, L (1, 2) OBP: 0.326, SLG: 0.378		0-0 1B 1B			0-0 L9		0-3 K			3 0 1 0 0 1 1												
Garry Jesteadt, R (1, 4) OBP: 0.287, SLG: 0.329		0-0 1-3 1B			0-0 1-3		4-0 1-2 BB			2 0 1 0 1 0 0												
Johnny Jeter, R (1, 8) OBP: 0.272, SLG: 0.322		0-3 K			0-0 S 1B		0-0 FC5 2-3f			3 0 1 0 0 1 4												
Fred Norman, S (1, 1) OBP: 0.250, SLG: 0.179 Gary Ross, R (6, 1) OBP: 0.222, SLG: 0.222 Jerry Morales, R (8, PH) OBP: 0.309, SLG: 0.350 Ed Acosta, S (8, 1)			0-0 F7		0-3 K 1-2			0-0 F9		2 0 0 0 0 1 1 0 0 0 0 0 0 0 1 0 0 0 0 0 0 0 0 0 0 0 0 0												
Inning Stats	R: 0 E: 0 K: 1 S: 5	H: 0 LOB: 0 BB: 0 P: 5	R: 0 E: 0 K: 1 S: 7	H: 2 LOB: 2 BB: 0 P: 7	R: 0 E: 0 K: 0 S: 3	H: 1 LOB: 0 BB: 0 P: 3	R: 0 E: 0 K: 1 S: 5	H: 1 LOB: 0 BB: 0 P: 5	R: 0 E: 0 K: 1 S: 6	H: 1 LOB: 1 BB: 0 P: 6	R: 0 E: 0 K: 1 S: 5	H: 0 LOB: 0 BB: 0 P: 5	R: 0 E: 0 K: 2 S: 8	H: 1 LOB: 2 BB: 1 P: 12	R: 0 E: 0 K: 0 S: 3	H: 0 LOB: 0 BB: 0 P: 3	R: 0 E: 0 K: 0 S: 3	H: 0 LOB: 0 BB: 0 P: 3	1B: 6 2B: 0 3B: 0 HR: 0	SF: 0 SAC: 0 DP: 1 HBP: 0	WP: 0 PB: 0 SB: 1 CS: 1	PA: 33
PITCHER Don Sutton, R (1, 1) ERA: 2.14	IP: 9.0 WLS: W BF: 32 H: 6 R: 0 ER: 0 SO: 7 BB: 1 IBB: 0 HBP: 0 BLK: 0 WP: 0 HR: 0 S: 45 P: 49 ERA: 0.00 WHIP: 0.778											PITCHER IP: WLS: BF: H: R: ER: SO: BB: IBB: HBP: BLK: WP: HR: S: P: ERA: WHIP:										

AB	31
R	0
H	6
RBI	0
BB	1
SO	7
LOB	8



Batter	1	2	3	4	5	6	7	8	9
Lee Lacy, R OBP: 0.325, SLG: 0.359 (1, 4)	0-0 F9			0-0 1-3		0-0 FC1-5 1B	0-0 4-3 E	0-0 1-2 2-H 1B	
Bill Buckner, L OBP: 0.350, SLG: 0.400 (1, 9)	0-0 F8			0-0 FC4-6 1B		0-0 WP FC1-5 1B	0-0 4-3	0-0 F9	
Willie Davis, L OBP: 0.309, SLG: 0.422 (1, 8)	0-0 F5			0-0 F8		0-0 FC1-5 WP 1B	0-0 E4 1B		
Manny Mota, R OBP: 0.385, SLG: 0.476 (1, 7)		0-0 5-3		0-0 FC4-6 1-2f		4-0 1B	0-0 1B		
Wes Parker, S OBP: 0.366, SLG: 0.366 (1, 3)		0-0 6-3			0-0 1B	0-0 1B	0-0 1B	0-0 6-3	
Bobby Valentine, R OBP: 0.307, SLG: 0.330 (1, 5)		0-0 F8			0-0 F9	0-0 1B		0-0 E 1B	
Bill Russell, R OBP: 0.317, SLG: 0.414 (1, 6)			0-0 4-3		0-0 1B	4-0 1B		0-0 F8	
Steve Yeager, R OBP: 0.235, SLG: 0.071 (1, 2)			0-3 K		0-0 L9	0-3 K		0-0 F7	
Don Sutton, R OBP: 0.183, SLG: 0.155 (1, 1)			0-0 6-3		0-3 K	0-3 K		0-0 E6 1B	

Inning Stats	R: 0	H: 0	E: 0	LOB: 0	K: 0	BB: 0	S: 3	P: 3
	0	0	0	0	0	0	3	3
	0	0	0	0	0	0	3	3
	0	0	0	0	1	0	5	5
	0	1	0	1	0	0	4	4
	0	2	0	2	0	0	7	7
	3	4	0	3	2	2	19	19
	2	3	1	2	0	0	6	6
	1	2	1	2	0	0	6	6

PITCHER	IP	WLS	BF	H	R	ER	SO	BB	IBB	HBP	BLK	WP	HR	S	P	ERA	WHIP
Fred Norman, L ERA: 3.29 (1, 1)	5.1	L	23	6	3	3	2	0	0	0	0	1	0	26	30	5.06	1.125
Gary Ross, R ERA: 2.11 (6, 1)	1.2		9	4	2	1	2	0	1	0	0	0	0	12	16	5.40	2.400
Ed Acosta, R ERA: 5.01 (8, 1)	1.0		6	2	1	0	0	0	0	0	0	0	0	6	6	0.00	2.000

BOTTOM


San Diego Padres @ Los Angeles Dodgers
 Dodger Stadium, Los Angeles, CA

Sun Aug 06 1972, 3:33 AM PDT
 Att. 15,768 - Unknown

AB	R	H	RBI	BB	SO	LOB
5	1	3	1	0	0	0
5	1	2	0	0	0	3
4	2	1	1	0	0	3
3	1	1	1	1	0	1
4	0	2	2	0	0	0
4	1	2	1	0	0	1
3	0	1	0	1	0	1
4	0	0	0	0	2	6
4	0	0	0	0	2	6

AB	36
R	6
H	12
RBI	6
BB	2
SO	4
LOB	21

WP: 1 PA: 38
 PB: 0
 SB: 0
 CS: 0



Batter	1	2	3	4	5	6	7	8	9	AB R H RBI BB SO LOB	TOP	
Derrel Thomas, S (1, 6) OBP: 0.295, SLG: 0.303	0-0 F7	0-0 HR		0-0 L8			0-0 L9		0-0 FC4-6	5 1 1 2 0 0 3	San Diego Padres @ San Francisco Giants Candlestick Park, San Francisco, CA Tue Aug 08 1972, 10:05 PM EDT Unknown	
Dave Roberts, R (1, 5) OBP: 0.282, SLG: 0.335	0-3 K	0-0 F6			0-3 K			0-0 6-3		4 0 0 0 0 2 0		
Larry Stahl, L (1, 7) (8, 3) OBP: 0.304, SLG: 0.333	0-0 BB 1B	0-0 F9			0-0 F7			0-3 K		4 1 1 0 0 1 0		
Nate Colbert, R (1, 3) Enzo Hernandez, R (8, 7) OBP: 0.318, SLG: 0.537 OBP: 0.243, SLG: 0.238	4-0 BB 1B			0-0 F7		0-3 K		0-0 6-3		3 0 0 0 1 1 0 0 0 0 0 0 0 0		
Cito Gaston, R (1, 9) OBP: 0.319, SLG: 0.395	0-0 FC6-4 1B			0-3 K		0-0 G5-4-3 1B		0-0 1B 1B		4 0 3 1 0 1 0		
Garry Jestead, R (1, 4) OBP: 0.286, SLG: 0.339	0-0 FC6-4			0-0 3B		0-0 G5-4-3		0-0 F8		4 0 1 0 0 0 4		
Fred Kendall, R (1, 2) OBP: 0.247, SLG: 0.309		0-0 HR		0-0 5-3		0-0 F9		0-0 1B 1B		4 1 2 1 0 0 1		
Johnny Jeter, R (1, 8) OBP: 0.271, SLG: 0.321		0-3 K		0-0 6-3			0-0 L9	0-0 FC4-6 1B		4 0 1 0 0 1 0		
Steve Arlin, R (1, 1) Mike Corkins, R (3, 1) Ed Acosta, S (4, 1) Mark Schaeffer, L (5, 1) Curt Blefary, L (9, PH) OBP: 0.271, SLG: 0.216 OBP: 0.304, SLG: 0.435		4-0 HR BB		0-3 K			0-0 F2	0-0 F7		0 1 0 0 1 0 0 1 0 0 0 0 1 0 0 0 0 0 0 0 0 1 0 0 0 0 0 0 1 0 0 0 0 0 3		
Inning Stats	R: 1 H: 2 E: 0 LOB: 2 K: 1 BB: 1 S: 7 P: 11	R: 3 H: 2 E: 0 LOB: 0 K: 1 BB: 1 S: 7 P: 11	R: 0 H: 1 E: 0 LOB: 1 K: 1 BB: 0 S: 6 P: 6	R: 0 H: 0 E: 0 LOB: 0 K: 1 BB: 0 S: 5 P: 5	R: 0 H: 0 E: 0 LOB: 0 K: 2 BB: 0 S: 7 P: 7	R: 0 H: 1 E: 0 LOB: 0 K: 0 BB: 0 S: 3 P: 3	R: 0 H: 0 E: 0 LOB: 0 K: 0 BB: 0 S: 3 P: 3	R: 0 H: 0 E: 0 LOB: 0 K: 1 BB: 0 S: 5 P: 5	R: 0 H: 3 E: 0 LOB: 3 K: 0 BB: 0 S: 6 P: 6	1B: 6 SF: 0 2B: 0 SAC: 0 3B: 1 DP: 1 HR: 2 HBP: 0		WP: 0 PA: 37 PB: 0 SB: 0 CS: 0
PITCHER Frank Reberger, R (1, 1) ERA: 2.86	IP WLS BF H R ER SO BB IBB HBP BLK WP HR S P ERA WHIP	9.0 W 37 9 4 4 7 2 0 0 0 0 0 2 49 57 4.00 1.222										

AB	35
R	4
H	9
RBI	4
BB	2
SO	7
LOB	11



Batter	1	2	3	4	5	6	7	8	9
Bobby Bonds, R OBP: 0.333, SLG: 0.483 (1, 9)	4-0 WP S 6-3 BB	0-0 SF8		0-0 F2	0-0 BB 1B SF8 1B	0-0 BB 1B		0-0 6-3	
Garry Maddox, R OBP: 0.288, SLG: 0.426 (1, 8)	0-0 6-3	0-0 FC5-4		4-0 BB 1B BB	0-0 BB 1B	0-0 F9		0-0 F8	
Chris Speier, R OBP: 0.355, SLG: 0.420 (1, 6)	0-0 L9-3 1B		0-3 K	4-0 1B 1B BB	0-3 K	4-0 1-2 BB			
Chris Arnold, R OBP: 0.294, SLG: 0.325 (6, PR) (7, 5)				1-2 2-3 3-H					
Willie McCovey, L OBP: 0.305, SLG: 0.395 (1, 3)	0-0 L9-3		0-0 3-1	0-0 3-1 1B 2B 1B	4-0 E 1B BB	0-0 4-3			
Dave Rader, L OBP: 0.306, SLG: 0.350 (1, 2)		0-0 L8	0-0 F7	0-0 1-2 2B 1B	0-0 SF8		0-0 BB 1B		
Ken Henderson, S OBP: 0.286, SLG: 0.353 (1, 7)		4-0 1B 2B BB		0-0 1B 1B	0-0 E7 1B		0-0 L9		
Dave Kingman, R OBP: 0.302, SLG: 0.489 (1, 5)		0-0 2B 1B 1B		0-0 BB 1B	4-0 BB 1B		4-0 L4 BB		
Damaso Blanco, R OBP: 0.500, SLG: 0.333 (5, 5) (7, 6)		1-3 1B 1B		0-0 BB 1B	0-0 BB 1B		1-2 BB		
Tito Fuentes, S OBP: 0.303, SLG: 0.387 (1, 4)		0-0 1B SF8 2B		0-0 BB 1B	0-0 F3		0-0 L4		
Frank Reberger, L OBP: 0.250, SLG: 0.350 (1, 1)		0-0 FC5-4 1B		0-0 BB 1B 1B	0-0 BB 1B 3B	0-3 K	0-0 4-1		

Inning Stats	R: 1	H: 1	E: 0	K: 0	S: 3	R: 3	H: 3	E: 0	K: 0	S: 6	R: 0	H: 0	E: 0	K: 1	S: 5	R: 8	H: 6	E: 0	K: 0	S: 9	R: 3	H: 4	E: 1	K: 1	S: 9	R: 0	H: 1	E: 0	K: 0	S: 6	R: 0	H: 1	E: 0	K: 0	S: 3	R: 0	H: 0	E: 0	K: 0	S: 3	R: 5	H: 2	E: 0	K: 0	S: 3
	LOB: 0	BB: 1	P: 7	LOB: 1	BB: 1	P: 10	LOB: 0	BB: 0	P: 5	LOB: 1	BB: 3	P: 21	LOB: 3	BB: 2	P: 17	LOB: 2	BB: 1	P: 10	LOB: 0	BB: 0	P: 3	LOB: 1	BB: 1	P: 7	LOB: 0	BB: 0	P: 3	LOB: 0	BB: 0	P: 3	LOB: 0	BB: 0	P: 3	LOB: 0	BB: 0	P: 3	LOB: 0	BB: 0	P: 3	LOB: 0	BB: 0	P: 3			

PITCHER	IP	WLS	BF	H	R	ER	SO	BB	IBB	HBP	BLK	WP	HR	S	P	ERA	WHIP
Steve Arlin, R ERA: 3.22 (1, 1)	2.0		11	4	4	4	0	2	0	0	0	1	0	9	17	18.00	3.000
Mike Corkins, R ERA: 3.77 (3, 1)	1.1	L	10	3	6	6	1	3	0	0	0	0	0	9	21	40.50	4.500
Ed Acosta, R ERA: 5.67 (4, 1)	1.0		9	6	5	5	1	0	0	0	0	0	0	11	11	45.00	6.000
Mark Schaeffer, L ERA: 4.45 (5, 1)	3.2		17	3	0	0	1	4	0	0	0	0	0	15	31	0.00	1.909

BOTTOM

AB	R	H	RBI	BB	SO	LOB
4	2	2	2	1	0	2
5	2	1	1	1	0	2
3	1	1	1	2	2	2
0	0	0	0	0	0	0
4	1	1	2	1	0	3
4	1	2	2	0	0	0
4	2	2	1	1	0	3
3	2	3	2	0	0	0
0	0	0	0	2	0	0
4	2	1	1	1	0	6
5	2	3	3	0	1	0

San Diego Padres @ San Francisco Giants
Candlestick Park, San Francisco, CA

AB 36
R 15
H 16
RBI 15
BB 9
SO 3
LOB 18



WP: 1 PA: 47
PB: 0
SB: 1
CS: 0

livebaseballscores.com

Tue Aug 08 1972, 10:05 PM EDT
Unknown

Batter	1	2	3	4	5	6	7	8	9	AB R H RBI BB SO LOB	TOP											
Derrel Thomas, S (1, 6) OBP: 0.294, SLG: 0.309	0-0 G3		0-0 1B 3B		0-0 6-3			0-0 F5		4 1 1 0 0 0 0	San Diego Padres @ San Francisco Giants Candlestick Park, San Francisco, CA Tue Aug 08 1972, 10:05 PM EDT Att. 7,389 - Unknown											
Dave Roberts, R (1, 5) OBP: 0.289, SLG: 0.352	0-0 HR		0-0 WP 1B			0-0 F4		4-0 BB BB		3 1 2 2 1 0 0												
Jerry Morales, R (1, 7) OBP: 0.308, SLG: 0.346	0-0 F2		0-3 K			0-0 F4		4-0 BB BB		3 0 0 0 1 1 1												
Nate Colbert, R (1, 3) OBP: 0.317, SLG: 0.533	0-0 F7		1-2		0-0 6-3		0-0 F2		4-0 BB	3 0 0 0 1 0 0												
Cito Gaston, R (1, 9) OBP: 0.318, SLG: 0.393		0-0 F9		0-0 1B		0-3 K		0-0 4-3		4 0 1 0 0 1 3												
Curt Blefary, L (1, 2) OBP: 0.320, SLG: 0.402		0-0 4-3		0-0 F6		0-0 HR		0-3 K		4 1 1 1 0 1 1												
Garry Jesteadt, R (1, 4) OBP: 0.280, SLG: 0.331		0-0 F3		0-0 F4		0-0 5-3		0-0 F8		4 0 0 0 0 0 1												
Johnny Jeter, R (1, 8) OBP: 0.271, SLG: 0.317			4-0 SH3 BB		0-0 F8		0-0 4-3	0-3 K		3 0 0 0 1 1 0												
Bill Greif, R (1, 1) OBP: 0.065, SLG: 0.033			0-0 SH3		0-3 K			0-0 F6		1 0 0 0 0 1 0												
Gary Ross, R (5, 1) OBP: 0.222, SLG: 0.222			1-3							0 0 0 0 0 0 0												
Larry Stahl, L (8, PH) OBP: 0.302, SLG: 0.332										1 0 0 0 0 0 0												
Al Severinsen, R (8, 1)										0 0 0 0 0 0 0												
Inning Stats	R: 1 E: 0 K: 0 S: 4	H: 1 LOB: 0 BB: 0 P: 4	R: 0 E: 0 K: 0 S: 3	H: 0 LOB: 0 BB: 0 P: 3	R: 1 E: 0 K: 1 S: 6	H: 2 LOB: 1 BB: 1 P: 10	R: 0 E: 0 K: 0 S: 4	H: 1 LOB: 1 BB: 0 P: 4	R: 0 E: 0 K: 1 S: 5	H: 0 LOB: 0 BB: 0 P: 5	R: 0 E: 0 K: 0 S: 3	H: 0 LOB: 0 BB: 0 P: 3	R: 1 E: 0 K: 1 S: 6	H: 1 LOB: 0 BB: 0 P: 6	R: 0 E: 0 K: 0 S: 3	H: 0 LOB: 3 BB: 3 P: 15	R: 0 E: 0 K: 2 S: 7	H: 0 LOB: 0 BB: 0 P: 7	1B: 2 2B: 0 3B: 1 HR: 2	SF: 0 SAC: 1 DP: 0 HBP: 0	WP: 1 PB: 0 SB: 0 CS: 0	PA: 35
PITCHER	IP WLS BF H R ER SO BB IBB HBP BLK WP HR S P ERA WHIP																					
Steve Stone, R (1, 1) ERA: 2.95	6.0 W 22 4 2 2 2 1 0 0 0 1 1 25 29 3.00 0.833																					
Randy Moffitt, R (7, 1) ERA: 3.15	1.2 9 1 1 1 1 3 0 0 0 0 1 8 20 5.40 2.400																					
Jerry Johnson, R (8, 1) ERA: 5.0	1.1 S 4 0 0 0 2 0 0 0 0 0 0 8 8 0.00 0.000																					

livebaseballscorecards.com

AB	30
R	3
H	5
RBI	3
BB	4
SO	5
LOB	6



Batter	1	2	3	4	5	6	7	8	9
Bobby Bonds, R OBP: 0.329, SLG: 0.478 (1, 9)	0-0 F4		0-0 E3 G3		0-0 F9	0-0 F8		0-0 6-3	
Garry Maddox, R OBP: 0.290, SLG: 0.426 Jim Howarth, L OBP: 0.364, SLG: 0.341 (1, 8) (1, PR) (2, 8)	1-0 1B FC3-2 HBP		0-0 G3		4-0 1B HR BB	0-0 E S 1B		0-0 F7	
Chris Speier, R OBP: 0.357, SLG: 0.421 (1, 6)	0-0 FC3-2 1B 1B		0-0 6-3		0-0 1B HR	0-3 K			
Ed Coodson, L OBP: 0.322, SLG: 0.434 (1, 3)	0-0 FC3-2 1B		0-0 4-3		0-0 HR	0-0 1-3			
Ken Henderson, S OBP: 0.295, SLG: 0.379 (1, 7)	0-0 1-2 3-H 1B			0-0 HR	0-0 BB 2B		0-0 S SF7 2B		
Dave Kingman, R OBP: 0.299, SLG: 0.484 Damaso Blanco, R OBP: 0.500, SLG: 0.333 (1, 5) (8, 5)	0-3 K			0-3 K	0-0 5-3		0-0 5-3		
Tito Fuentes, S OBP: 0.303, SLG: 0.385 (1, 4)		0-3 K		0-0 F6	4-0 BB IBB		0-0 SF7		
Fran Healy, R OBP: 0.262, SLG: 0.233 (1, 2)		0-0 F8		0-3 K	4-0 BB BB		0-3 K		
Steve Stone, R OBP: 0.156, SLG: 0.129 Randy Moffitt, R Jerry Johnson, R (1, 1) (7, 1) (8, 1)		0-3 K			1-2 2-3 BB		0-0 6-3		

AB	R	H	RBI	BB	SO	LOB
5	0	0	0	0	0	1
0	0	0	0	0	0	0
3	1	1	0	1	0	1
4	2	2	1	0	1	2
4	1	1	3	0	0	4
4	2	4	2	0	0	0
4	0	0	0	0	2	4
0	0	0	0	0	0	0
2	0	0	1	1	1	0
3	0	0	0	1	2	0
3	1	1	0	0	1	3
0	0	0	0	0	0	0
1	0	0	0	0	0	0


BOTTOM

San Diego Padres @ San Francisco Giants
Candlestick Park, San Francisco, CA

Tue Aug 08 1972, 10:05 PM EDT
Att. 7,389 - Unknown

livebaseballscorecards.com

AB	33
R	7
H	9
RBI	7
BB	3
SO	7
LOB	15



Inning Stats	R: 1	H: 2	E: 0	K: 1	S: 7	LOB: 2	BB: 0	P: 8
	R: 0	H: 0	E: 0	K: 2	S: 7	LOB: 0	BB: 0	P: 7
	R: 0	H: 0	E: 1	K: 0	S: 4	LOB: 1	BB: 0	P: 4
	R: 1	H: 1	E: 0	K: 2	S: 8	LOB: 0	BB: 0	P: 8
	R: 4	H: 4	E: 0	K: 0	S: 7	LOB: 3	BB: 3	P: 19
	R: 0	H: 1	E: 0	K: 1	S: 6	LOB: 1	BB: 0	P: 6
	R: 1	H: 1	E: 0	K: 1	S: 6	LOB: 0	BB: 0	P: 6
	R: 0	H: 0	E: 0	K: 0	S: 3	LOB: 0	BB: 0	P: 3

1B	2B	3B	HR	SF	SAC	DP	HBP
5	2	0	2	1	0	0	1

WP	HR	S	P	ERA	WHIP
0	0	0	0	0.00	0.000

PITCHER	IP	WLS	BF	H	R	ER	SO	BB	IBB	HBP	BLK	WP	HR	S	P	ERA	WHIP
Bill Greif, R ERA: 4.89 (1, 1)	4.1	L	22	6	6	6	5	1	0	1	0	0	2	30	35	12.46	1.615
Gary Ross, R ERA: 2.17 (5, 1)	2.2		13	3	1	1	2	1	1	0	0	0	0	15	23	3.38	1.500
Al Severinsen, R ERA: (8, 1)	1.0		3	0	0	0	0	0	0	0	0	0	0	3	3	0.00	0.000

WP	HR	S	P	ERA	WHIP
0	0	0	0	0.00	0.000

Batter	1	2	3	4	5	6	7	8	9	AB R H RBI BB SO LOB	TOP											
Derrel Thomas, S OBP: 0.293, SLG: 0.307 (1, 6) X	0-0 4-3 FC6-4 1B	0-0 FC6-4 1B		X 0-0 6-3			X 0-0 F3		X 0-0 F8	5 0 1 0 0 0 0	San Diego Padres @ San Francisco Giants Candlestick Park, San Francisco, CA Wed Aug 09 1972, 6:33 AM EDT Att. 4,229 - Unknown livebaseballscorecards.com											
Dave Roberts, R OBP: 0.291, SLG: 0.353 (1, 5) X	0-0 2B 1B 1B	0-0 FC6-4 1-2f			X 0-0 L4		X 0-0 1B 1B		X 0-0 F8	5 1 2 0 0 0 1												
Johnny Jeter, R OBP: 0.273, SLG: 0.323 (1, 8) X	0-0 1B 2B	0-0 F8			X 0-0 E5 G5-4-3		X 0-0 IBB 1B		X 0-3 K	5 1 2 0 0 1 1												
Nate Colbert, R OBP: 0.319, SLG: 0.530 (1, 3) X	4-0 1B FC5-4 IBB		X 0-0 5-3		X 0-0 G5-4-3 1-2f		X 4-0 IBB			2 1 0 0 2 0 1												
Cito Gaston, R OBP: 0.317, SLG: 0.390 (1, 9) X	0-0 FC5-4 1B 1-3 2-H 3-H		X 0-0 F9			X 0-0 6-3	X 0-0 4-3			4 0 1 2 0 0 3												
Garry Jesteadt, R OBP: 0.279, SLG: 0.346 (1, 4) X	0-0 FC5-4 1B 1-2f 3-H		X 0-0 HR			S S 0-3 K		X 0-0 4-3		4 1 1 2 0 1 1												
Jerry Morales, R OBP: 0.311, SLG: 0.361 (1, 7) X	0-0 1-2 1B		S S 0-3 K			X 0-0 HR		X 0-0 F4		4 1 2 1 0 1 0												
Pat Corrales, R OBP: 0.259, SLG: 0.184 (1, 2) X	0-0 6-3			X 0-0 F8		X 0-0 5-3		X 0-0 WP 1B		4 0 1 0 0 0 2												
Clay Kirby, R OBP: 0.104, SLG: 0.063 (1, 1) X		0-3 K					X 0-0 6-3		X 0-3 K	4 0 0 0 0 3 1												
Fred Norman, S OBP: 0.250, SLG: 0.179 (8, 1) X										0 0 0 0 0 0 0												
Inning Stats	R: 3 E: 0 K: 0 S: 7	H: 4 LOB: 2 BB: 1 P: 11	R: 0 E: 0 K: 1 S: 6	H: 1 LOB: 1 BB: 0 P: 6	R: 1 E: 0 K: 1 S: 6	H: 1 LOB: 0 BB: 0 P: 6	R: 0 E: 0 K: 1 S: 5	H: 0 LOB: 0 BB: 0 P: 5	R: 0 E: 1 K: 0 S: 3	H: 0 LOB: 0 BB: 0 P: 3	R: 1 E: 0 K: 1 S: 6	H: 1 LOB: 0 BB: 0 P: 6	R: 0 E: 0 K: 0 S: 5	H: 2 LOB: 3 BB: 1 P: 9	R: 0 E: 0 K: 1 S: 6	H: 1 LOB: 1 BB: 0 P: 6	R: 0 E: 0 K: 1 S: 5	H: 0 LOB: 0 BB: 0 P: 5	1B: 7 2B: 1 3B: 0 HR: 2	SF: 0 SAC: 0 DP: 1 HBP: 0	WP: 1 PB: 0 SB: 0 CS: 0	PA: 39
PITCHER	IP WLS BF H R ER SO BB IBB HBP BLK WP HR S P ERA WHIP																					
Juan Marichal, R ERA: 3.74 (1, 1)	7.0 L 32 9 5 5 4 0 2 0 0 0 0 2 38 46 6.43 1.286																					
Don McMahon, R ERA: 3.09 (8, 1)	2.0 7 1 0 0 2 0 0 0 0 1 0 11 11 0.00 0.500																					

Batter	1	2	3	4	5	6	7	8	9	AB R H RBI BB SO LOB
Bobby Bonds, R OBP: 0.330, SLG: 0.475 (1, 9)	4-0 BB S		0-3 K		0-3 K		0-0 F9		4-0 WP BB	3 0 0 0 2 2 2
Garry Maddox, R OBP: 0.286, SLG: 0.420 (1, 8)	0-3 K		0-0 L4		0-0 5-3		0-0 F8		0-3 K	5 0 0 0 0 2 4
Chris Speier, R OBP: 0.359, SLG: 0.421 (1, 6)	0-3 K			0-0 5-3		4-0 BB		0-0 BB FC5 1B	4-0 BB	3 0 1 0 2 1 1
Willie McCovey, L OBP: 0.308, SLG: 0.410 (1, 3)	0-0 4-3			0-0 HR		0-3 K		4-0 BB BB	0-3 K	4 1 1 1 1 2 4
Ken Henderson, S OBP: 0.297, SLG: 0.389 (1, 7)		0-0 F5		0-0 HR		0-0 F7		4-0 BB 1B		3 1 1 1 1 0 1
Dave Rader, L OBP: 0.305, SLG: 0.348 (1, 2)		0-0 F8		0-0 1B		0-0 4-3		0-0 F3		4 0 1 0 0 0 4
Dave Kingman, R OBP: 0.302, SLG: 0.484 (7, PR)		0-0		0-3 K		4-0 WP 1B BB		0-3 K		2 0 1 0 1 1 1
Damaso Blanco, R OBP: 0.500, SLG: 0.333 (8, 5)		0-0								0 0 0 0 0 0 0
Ed Goodson, L OBP: 0.320, SLG: 0.431 (8, PH)		0-0 1B								1 0 0 0 0 1 3
Chris Arnold, R OBP: 0.294, SLG: 0.325 (9, 5)		0-0								0 0 0 0 0 0 0
Tito Fuentes, S OBP: 0.302, SLG: 0.383 (1, 4)		0-0 F7		0-0 G3		0-0 1B		0-0 FC5		4 0 1 0 0 0 5
Juan Marichal, R OBP: 0.250, SLG: 0.279 (1, 1)			0-0 6-3		0-3 K		0-0 L9		0-3 K	2 0 0 0 0 1 0
Jim Howarth, L OBP: 0.360, SLG: 0.337 (7, PH)										1 0 0 0 0 0 2
Don McMahon, R OBP: 0.250, SLG: 0.250 (8, 1)										0 0 0 0 0 0 0
Bernie Williams, R OBP: 0.235, SLG: 0.391 (9, PH)										1 0 0 0 0 1 0

Inning Stats	R: 0 E: 0 K: 2 S: 7	H: 0 LOB: 1 BB: 1 P: 11	R: 0 E: 0 K: 0 S: 4	H: 1 LOB: 1 BB: 0 P: 4	R: 0 E: 0 K: 1 S: 5	H: 0 LOB: 0 BB: 0 P: 5	R: 2 E: 0 K: 1 S: 8	H: 3 LOB: 1 BB: 0 P: 8	R: 0 E: 0 K: 2 S: 7	H: 0 LOB: 0 BB: 0 P: 7	R: 0 E: 0 K: 1 S: 5	H: 0 LOB: 1 BB: 1 P: 9	R: 0 E: 0 K: 0 S: 4	H: 1 LOB: 2 BB: 1 P: 8	R: 0 E: 0 K: 1 S: 6	H: 1 LOB: 3 BB: 2 P: 14	R: 0 E: 0 K: 3 S: 9	H: 0 LOB: 2 BB: 2 P: 17	1B: 4 2B: 0 3B: 0 HR: 2	SF: 0 SAC: 0 DP: 0 HBP: 0	WP: 2 PB: 0 SB: 1 CS: 0	PA: 40
--------------	------------------------------	----------------------------------	------------------------------	---------------------------------	------------------------------	---------------------------------	------------------------------	---------------------------------	------------------------------	---------------------------------	------------------------------	---------------------------------	------------------------------	---------------------------------	------------------------------	----------------------------------	------------------------------	----------------------------------	----------------------------------	------------------------------------	----------------------------------	--------

PITCHER	IP	WLS	BF	H	R	ER	SO	BB	IBB	HBP	BLK	WP	HR	S	P	ERA	WHIP
Clay Kirby, R ERA: 3.05 (1, 1)	7.0	W	31	6	2	2	7	4	0	0	0	1	2	41	57	2.57	1.429
Fred Norman, L ERA: 3.24 (8, 1)	2.0	S	9	0	0	0	4	3	0	0	0	1	0	14	26	0.00	1.500

BOTTOM

San Diego Padres @ San Francisco Giants
Candlestick Park, San Francisco, CA

Wed Aug 09 1972, 6:33 AM EDT
Att. 4,229 - Unknown

AB	33
R	2
H	6
RBI	2
BB	7
SO	11
LOB	27

livebaseballscorecards.com



Batter	1	2	3	4	5	6	7	8	9	10	AB R H RBI BB SO LOB	TOP
Lee Lacy, R (1, 4) OBP: 0.312, SLG: 0.333	4-0 G4-6-3 BB		x 0-0 1-3 1-2		x 4-0 1B BB		x 0-0 5-3			x 0-0 SH1-4 1B	3 1 1 0 2 0 1	Los Angeles Dodgers @ San Diego Padres San Diego Stadium, San Diego, CA Fri Aug 11 1972, 10:05 PM EDT Att. 17,448 - Unknown livebaseballscorecards.com
Willie Davis, L (1, 8) OBP: 0.305, SLG: 0.413	x 0-0 G4-6-3 1-2f		x 0-0 4-3		x 0-0 1B			s s s 0-3 K		x 0-0 SH1-4	4 0 1 0 0 1 2	
Manny Mota, R (1, 7) OBP: 0.386, SLG: 0.464	x 0-0 6-3			x 0-0 5-3	x 4-0 G6-4-3 IBB			x 0-0 L7		x 4-0 1B IBB	3 0 0 0 2 0 0	
Frank Robinson, R (1, 9) OBP: 0.343, SLG: 0.426		x 0-0 F9		x 0-0 5-3	x 0-0 G6-4-3 1-2f			s s s 0-3 K		x 0-0 F2	5 0 0 0 0 1 5	
Wes Parker, S (1, 3) OBP: 0.374, SLG: 0.371		x 0-0 FC4-6 1B		x 0-0 1B 1B		x 0-0 6-3			x 0-0 FC1-6 1B	x 0-0 1B 1-3 2-H	5 1 4 1 0 0 0	
Bobby Valentine, R (1, 5) OBP: 0.296, SLG: 0.317	x 0-0 FC4-6 FC6-4 1-2f		x 0-0 FC5 1B 1B		x 0-0 6-3			x 0-0 FC1-6 1B 1B 1-2f G1-2-3	x 0-0 B3		3 0 1 0 0 0 1 2 0 0 0 0 0 3	
Maury Wills, S (9, PH) OBP: 0.169, SLG: 0.139												
Bill Russell, R (1, 6) OBP: 0.322, SLG: 0.414	x 0-0 FC6-4 1-2f		x 0-0 1B 1-2 2-H		x 0-0 L9			x 0-0 1B 1B			4 0 2 1 0 0 1	
Chris Cannizzaro, R (1, 2) OBP: 0.358, SLG: 0.338			x 0-0 FC1-6 1B	x 0-0 FC5 2-3f		x 0-0 5-3		x 0-0 1B 1B			4 0 2 0 0 0 2	
Don Sutton, R (1, 1) OBP: 0.175, SLG: 0.148			x 0-0 FC1-6 1-3 1-2f		x 0-0 5-3		s s s 0-3 K		x 0-0 G1-2-3 3-Hf		3 0 0 0 0 1 1 1 0 0 0 0 0 3 0 0 0 0 0 0 0	
Jim Lefebvre, S (9, PH) OBP: 0.268, SLG: 0.349												
Jim Brewer, L (9, 1)												
Inning Stats	R: 0 H: 0 E: 0 LOB: 0 K: 0 BB: 1 S: 2 P: 6	R: 0 H: 1 E: 0 LOB: 1 K: 0 BB: 0 S: 4 P: 4	R: 0 H: 1 E: 0 LOB: 1 K: 0 BB: 0 S: 4 P: 4	R: 1 H: 3 E: 0 LOB: 2 K: 0 BB: 0 S: 6 P: 6	R: 0 H: 1 E: 0 LOB: 2 K: 0 BB: 2 S: 3 P: 11	R: 0 H: 0 E: 0 LOB: 0 K: 0 BB: 0 S: 3 P: 3	R: 0 H: 0 E: 0 LOB: 0 K: 1 BB: 0 S: 5 P: 5	R: 0 H: 0 E: 0 LOB: 0 K: 2 BB: 0 S: 7 P: 7	R: 0 H: 3 E: 0 LOB: 2 K: 0 BB: 0 S: 5 P: 5	R: 1 H: 2 E: 0 LOB: 2 K: 0 BB: 1 S: 5 P: 9	1B: 11 SF: 0 2B: 0 SAC: 1 3B: 0 DP: 3 HR: 0 HBP: 0	WP: 0 PA: 42 PB: 0 SB: 0 CS: 0
PITCHER Mike Caldwell, L (1, 1) ERA: 2.81	IP 10.0 WLS L BF 42 H 11 R 2 ER 2 SO 3 BB 2 IBB 2 HBP 0 BLK 0 WP 0 HR 0 S 44 P 60 ERA 1.80 WHIP 1.300											



Batter	1	2	3	4	5	6	7	8	9	10	AB R H RBI BB SO LOB	BOTTOM
Derrel Thomas, S OBP: 0.290, SLG: 0.303 (1, 6)	0-3 K		0-0 6-3			0-0 B3			0-3 K		4 0 0 0 0 2 1	Los Angeles Dodgers @ San Diego Padres San Diego Stadium, San Diego, CA Fri Aug 11 1972, 10:05 PM EDT Att: 17,448 - Unknown livebaseballscores.com
Dave Roberts, R OBP: 0.287, SLG: 0.347 (1, 5)	0-0 3-1			0-0 F8		0-3 K			0-3 K		4 0 0 0 0 2 1	
Johnny Jeter, R OBP: 0.269, SLG: 0.318 (1, 8)	0-3 K			0-0 F3		0-0 F8			0-0 F8		4 0 0 0 0 1 1	
Nate Colbert, R OBP: 0.316, SLG: 0.525 (1, 3)		0-0 F4		0-3 K			0-3 K			0-0 6-3	4 0 0 0 0 2 0	
Cito Gaston, R OBP: 0.311, SLG: 0.384 (1, 9)		0-0 4-3			0-3 K		0-0 L9			0-0 F9	4 0 0 0 0 1 0	
Garry Jesteadt, R OBP: 0.278, SLG: 0.360 (1, 4)		0-0 HR			0-0 G3		0-0 F6			0-0 L8	4 1 1 1 0 0 0	
Jerry Morales, R OBP: 0.311, SLG: 0.361 (1, 7)		0-0 5-3			0-0 1B			0-3 K			3 0 1 0 0 1 0	
Pat Corrales, R OBP: 0.252, SLG: 0.178 (1, 2)			0-0 4-3		0-3 K			0-0 F8			3 0 0 0 0 1 1	
Mike Caldwell, R OBP: 0.067, SLG: 0.067 (1, 1)			0-3 K			0-0 1B		0-3 K			3 0 1 0 0 2 0	

Inning Stats	R: 0	H: 0	E: 0	K: 2	S: 7	R: 1	H: 1	E: 0	K: 0	S: 4	R: 0	H: 0	E: 0	K: 1	S: 5	R: 0	H: 0	E: 0	K: 1	S: 5	R: 0	H: 1	E: 0	K: 2	S: 8	R: 0	H: 1	E: 0	K: 1	S: 6	R: 0	H: 0	E: 0	K: 1	S: 5	R: 0	H: 0	E: 0	K: 2	S: 7	R: 0	H: 0	E: 0	K: 2	S: 7	R: 0	H: 0	E: 0	K: 0	S: 3	1B: 2	2B: 0	3B: 0	HR: 1	SF: 0	SAC: 0	DP: 0	HBP: 0	WP: 0	PA: 33
	0	0	0	2	7	1	1	0	0	4	0	0	0	1	5	0	1	0	1	5	0	1	0	2	8	0	1	0	1	6	0	0	0	5	0	0	0	7	0	0	0	7	0	0	0	2	0	0	0	0	0	0	33							

PITCHER	IP	WLS	BF	H	R	ER	SO	BB	IBB	HBP	BLK	WP	HR	S	P	ERA	WHIP
Don Sutton, R ERA: 2.1 (1, 1)	8.0		27	3	1	1	10	0	0	0	0	0	1	47	47	1.12	0.375
Jim Brewer, L ERA: 1.11 (9, 1)	2.0	W	6	0	0	0	2	0	0	0	0	0	0	10	10	0.00	0.000



Batter	1	2	3	4	5	6	7	8	9	AB R H RBI BB SO LOB	TOP											
Lee Lacy, R (1, 4) OBP: 0.309, SLG: 0.335	0-3 K		0-0 F9		0-0 SF9 2B	0-0 G4-3			0-0 1-3	5 1 1 0 0 1 3	Los Angeles Dodgers @ San Diego Padres San Diego Stadium, San Diego, CA Sat Aug 12 1972, 10:05 PM EDT Att: 10,956 - Unknown livebaseballscorecards.com											
Bill Buckner, L (1, 9) OBP: 0.353, SLG: 0.405	0-0 G3		0-0 G3 2B		0-0 4-3		0-0 6-3	0-0 S 1B	5 0 2 0 0 0 1													
Willie Davis, L (1, 8) OBP: 0.306, SLG: 0.412	4-0 1B HR BB		0-0 G3		0-0 SF9		0-0 4-3 S 1B	0-3 K 1-2	3 1 1 1 1 1 2													
Wes Parker, S (1, 3) OBP: 0.375, SLG: 0.370	0-0 1-3 HR 1B		4-0 BB BB		0-0 3-1		0-0 4-3		3 1 1 0 1 0 1													
Willie Crawford, L (1, 7) OBP: 0.313, SLG: 0.439	0-0 1-H 3-H HR		4-0 1-2 BB		4-0 BB 1B BB		0-0 6-3		2 2 1 3 2 0 1													
Bobby Valentine, R (1, 5) OBP: 0.292, SLG: 0.312	0-0 5-3		0-0 F8		0-0 5-4-3		0-0 4-3		4 0 0 0 0 0 4													
Bill Russell, R (1, 6) OBP: 0.321, SLG: 0.409		0-0 6-3		0-0 F5		4-0 1B BB IBB	0-0 L5		3 0 0 0 1 0 0													
Chris Cannizzaro, R (1, 2) OBP: 0.355, SLG: 0.331		0-0 F7		0-0 F3		4-0 1-2 2-3 BB	0-0 5-3		3 0 0 0 1 0 0													
Tommy John, R (1, 1) OBP: 0.122, SLG: 0.122		0-0 2-3		0-3 K		0-0 1-2 2-3 3-H G4-3 1B		0-3 K	2 0 0 0 0 1 0													
Manny Mota, R (6, PH) OBP: 0.389, SLG: 0.466									1 0 1 1 0 0 0													
Pete Mikkelsen, R (6, 1)									1 0 0 0 0 1 0													
Inning Stats	R: 3 E: 0 K: 1 S: 7	H: 2 LOB: 0 BB: 1 P: 11	R: 0 E: 0 K: 0 S: 3	H: 0 LOB: 0 BB: 0 P: 3	R: 0 E: 0 K: 0 S: 4	H: 1 LOB: 3 BB: 2 P: 12	R: 0 E: 0 K: 1 S: 5	H: 0 LOB: 0 BB: 0 P: 5	R: 1 E: 0 K: 0 S: 4	H: 1 LOB: 0 BB: 0 P: 4	R: 1 E: 0 K: 0 S: 3	H: 1 LOB: 2 BB: 3 P: 15	R: 0 E: 0 K: 0 S: 4	H: 1 LOB: 1 BB: 0 P: 4	R: 0 E: 0 K: 0 S: 3	H: 0 LOB: 0 BB: 0 P: 3	R: 0 E: 0 K: 2 S: 8	H: 1 LOB: 1 BB: 0 P: 8	1B: 4 2B: 2 3B: 0 HR: 1	SF: 1 SAC: 0 DP: 1 HBP: 0	WP: 0 PB: 0 SB: 2 CS: 0	PA: 39
PITCHER	IP WLS BF H R ER SO BB IBB HBP BLK WP HR S P ERA WHIP																					
Steve Arlin, R (1, 1) ERA: 3.37	5.1 L 26 4 5 5 2 5 1 0 0 0 1 24 48 8.44 1.688																					
Gary Ross, R (6, 1) ERA: 2.11	1.2 6 2 0 0 0 0 0 0 0 0 0 6 6 0.00 1.200																					
Fred Norman, L (8, 1) ERA: 3.19	2.0 7 1 0 0 2 0 0 0 0 0 0 11 11 0.00 0.500																					



Batter	1	2	3	4	5	6	7	8	9	AB R H RBI BB SO LOB
Derrel Thomas, S (1, 6) OBP: 0.289, SLG: 0.309	0-0 4-3		0-0 6-3		0-0 WP 3B		0-0 L7			4 1 1 0 0 0 0
Dave Roberts, R (1, 5) OBP: 0.290, SLG: 0.350	0-0 1B 1B		0-0 2B 6-3 1B		0-0 L6 3-H			0-0 F8		4 1 2 0 0 0 0
Jerry Morales, R (1, 7) OBP: 0.314, SLG: 0.367 (8, 8)	0-0 F8		0-0 1-3 2B		0-0 1B 1B			0-0 F7		4 0 2 0 0 0 1
Nate Colbert, R (1, 3) OBP: 0.318, SLG: 0.525	0-0 1-3 1B		0-0 6-3		0-0 1-3 1B			0-0 6-3		4 0 2 1 0 0 1
Cito Gaston, R (1, 9) OBP: 0.310, SLG: 0.381	0-3 K		0-3 K			0-0 5-3			0-0 FC4 1B	4 0 1 0 0 2 3
Garry Jestead, R (1, 4) OBP: 0.273, SLG: 0.353		0-0 5-3		0-0 6-3		0-0 5-3			0-0 FC4 1-2f	4 0 0 0 0 0 1
Johnny Jeter, R (1, 8) OBP: 0.266, SLG: 0.314		0-0 1-3		0-0 L8		0-0 F9			0-3 K	3 0 0 0 0 0 0
Fred Norman, S (8, 1) OBP: 0.250, SLG: 0.179										0 0 0 0 0 0 0
Fred Kendall, R (9, PH) OBP: 0.246, SLG: 0.307										1 0 0 0 0 1 1
Pat Corrales, R (1, 2) OBP: 0.257, SLG: 0.184		0-0 1B		0-0 6-3			0-0 G3		0-0 4-3	2 0 1 0 0 0 0
Curt Biefary, L (7, PH) OBP: 0.314, SLG: 0.393 (8, 2)										2 0 0 0 0 0 1
Steve Arjin, R (1, 1) OBP: 0.262, SLG: 0.208		0-3 K			0-0 6-3		0-0 1-3			2 0 0 0 0 1 1
Gary Ross, R (6, 1) OBP: 0.222, SLG: 0.222										0 0 0 0 0 0 0
Larry Stahl, L (7, PH) OBP: 0.301, SLG: 0.330 (8, 7)										1 0 0 0 0 0 0

BOTTOM

Los Angeles Dodgers @ San Diego Padres
 San Diego Stadium, San Diego, CA
 Sat Aug 12 1972, 10:05 PM EDT
 Att. 10,956 - Unknown

AB	35
R	2
H	9
RBI	1
BB	0
SO	4
LOB	9



Inning Stats		R: 0	H: 2	E: 0	K: 1	S: 7	R: 0	H: 1	E: 0	K: 1	S: 6	R: 1	H: 2	E: 0	K: 1	S: 7	R: 0	H: 0	E: 0	K: 0	S: 3	R: 1	H: 3	E: 0	K: 0	S: 5	R: 0	H: 0	E: 0	K: 0	S: 3	R: 0	H: 0	E: 0	K: 0	S: 3	R: 0	H: 0	E: 0	K: 0	S: 3	R: 0	H: 1	E: 0	K: 1	S: 6	1B: 7	2B: 1	3B: 1	HR: 0	SF: 0	SAC: 0	DP: 0	HBP: 0	WP: 1	PB: 0	SB: 0	CS: 0	PA: 35
PITCHER	IP	WLS	BF	H	R	ER	SO	BB	IBB	HBP	BLK	WP	HR	S	P	ERA	WHIP																																										
Tommy John, L (1, 1) ERA: 2.64	5.0	W	22	8	2	2	3	0	0	0	0	1	0	28	28	3.60	1.600																																										
Pete Mikkelsen, R (6, 1) ERA: 3.77	4.0	S	13	1	0	0	1	0	0	0	0	0	0	15	15	0.00	0.250																																										

Batter	1	2	3	4	5	6	7	8	9	AB R H RBI BB SO LOB	TOP											
Lee Lacy, R (1, 4) OBP: 0.317, SLG: 0.339	0-3 K		0-3 K			4-0 S BB		0-0 1B HR	0-0 L3-6 1B	4 1 2 0 1 2 1	Los Angeles Dodgers @ San Diego Padres San Diego Stadium, San Diego, CA Sun Aug 13 1972, 6:33 AM EDT Att. 9,834 - Unknown livebaseballscorecards.com											
Bill Buckner, L (1, 9) OBP: 0.354, SLG: 0.405	0-0 F8			0-0 G3		0-0 F7		0-0 1B HR	0-0 1B	5 1 2 1 0 0 1												
Willie Davis, L (1, 8) OBP: 0.308, SLG: 0.426	0-0 F9			0-0 HR		0-3 K		0-0 1B HR	0-0 L3-6	5 2 2 4 0 1 3												
Wes Parker, S (1, 3) OBP: 0.370, SLG: 0.364		0-0 F8		0-3 K		0-0 4-3		0-0 F8	0-0 6-3	5 0 0 0 0 1 2												
Willie Crawford, L (1, 7) OBP: 0.322, SLG: 0.444		4-0 CS BB		0-0 5-3			0-0 G4-6-3 1B	0-0 S SH1-3 1B		3 0 2 0 1 0 0												
Bobby Valentine, R (1, 5) OBP: 0.293, SLG: 0.313		0-0 L7			0-0 1B		0-0 G4-6-3	0-0 SH1-3		3 0 1 0 0 0 2												
Bill Russell, R (1, 6) OBP: 0.324, SLG: 0.408			0-0 E5 FC1-6		0-0 F9		0-0 BB 1B	4-0 S IBB		3 0 1 0 1 0 1												
Chris Cannizzaro, R (1, 2) OBP: 0.353, SLG: 0.324			0-0 F9		0-0 F9		4-0 BB	0-0 F6		3 0 0 0 1 0 4												
Bill Singer, R (1, 1) OBP: 0.119, SLG: 0.122			0-0 FC1-6		0-0 5-3		0-3 K		0-0 1B 2B	2 0 0 0 0 0 2												
Frank Robinson, R (7, PH) OBP: 0.342, SLG: 0.424			1-2							1 0 0 0 0 1 2												
Ron Perranoski, L (7, 1)										0 0 0 0 0 0 0												
Jim Brewer, L (8, 1)										0 0 0 0 0 0 0												
Maury Wills, S (8, 5) OBP: 0.176, SLG: 0.154										1 1 1 0 0 0 0												
Inning Stats	R: 0 E: 0 K: 1 S: 5	H: 0 LOB: 0 BB: 0 P: 5	R: 0 E: 0 K: 0 S: 2	H: 0 LOB: 0 BB: 1 P: 6	R: 0 E: 1 K: 1 S: 6	H: 0 LOB: 1 BB: 0 P: 6	R: 1 E: 0 K: 1 S: 6	H: 1 LOB: 0 BB: 0 P: 6	R: 0 E: 0 K: 0 S: 4	H: 1 LOB: 1 BB: 0 P: 4	R: 0 E: 0 K: 1 S: 5	H: 0 LOB: 1 BB: 1 P: 9	R: 0 E: 0 K: 1 S: 6	H: 2 LOB: 2 BB: 1 P: 10	R: 3 E: 0 K: 0 S: 7	H: 4 LOB: 2 BB: 1 P: 11	R: 1 E: 0 K: 0 S: 5	H: 3 LOB: 1 BB: 0 P: 5	1B: 8 2B: 2 3B: 0 HR: 2	SF: 0 SAC: 1 DP: 2 HBP: 0	WP: 0 PB: 0 SB: 3 CS: 1	PA: 40
PITCHER	IP WLS BF H R ER SO BB IBB HBP BLK WP HR S P ERA WHIP																					
Clay Kirby, R (1, 1) ERA: 3.15	8.0 L 37 10 5 5 5 3 1 0 0 0 2 43 59 5.62 1.625																					
Mike Corkins, R (9, 1) ERA: 3.72	1.0 3 1 0 0 0 0 0 0 0 0 0 0 3 3 0.00 1.000																					



Batter	1	2	3	4	5	6	7	8	9	AB R H RBI BB SO LOB
Derrel Thomas, S OBP: 0.286, SLG: 0.304 (1, 6)	0-3 K		0-0 4-3		0-0 5-3		0-0 FC5-4 1B		0-0 E4	5 0 0 0 0 1 3
Dave Roberts, R OBP: 0.288, SLG: 0.347 (1, 5)	0-0 6-3		0-0 F7		0-0 G3		0-0 1-2 1B		0-0 4-3	5 0 1 0 0 0 3
Larry Stahl, L OBP: 0.299, SLG: 0.332 (1, 7)	0-0 F9			0-0 4-3 1B 2B	0-0 1-3		0-0 F7		0-3 K	5 1 1 0 0 1 4
Nate Colbert, R OBP: 0.319, SLG: 0.531 (1, 3)		0-0 F4		0-0 4-3		0-0 HR		0-0 WP S 1B	0-3 K	5 1 2 1 0 1 3
Cito Gaston, R OBP: 0.306, SLG: 0.375 (1, 9)		0-0 6-3		0-0 4-3		0-0 4-3		0-3 K		4 0 0 0 0 1 2
Garry Jesteadt, R OBP: 0.277, SLG: 0.356 (1, 4)		0-0 1B		0-0 BB 1B		0-3 K		0-0 F7		4 1 2 1 0 1 1
Jerry Morales, R OBP: 0.317, SLG: 0.364 (1, 8)		0-3 K		4-0 1B BB		0-0 L8		4-0 WP IBB		2 0 0 0 2 1 1
Fred Kendall, R OBP: 0.257, SLG: 0.313 (1, 2)			1-0 4-3 SH1-4 HBP	0-0 1-3 2-H 1B		0-0 FC5-6 1B		0-0 F7		3 0 2 1 0 0 2
Clay Kirby, R OBP: 0.101, SLG: 0.061 (1, 1)			0-0 SH1-4	0-3 K		0-0 FC5-6 FC5-4			0-0 E 1B	2 0 0 0 0 1 3
Mike Corkins, R OBP: 0.304, SLG: 0.435 (9, 1)										0 0 0 0 0 0 0
Johnny Jeter, R OBP: 0.269, SLG: 0.317 (9, 8)										1 0 1 0 0 0 0

Inning Stats	R: 0	H: 0	E: 0	K: 1	S: 5	R: 0	H: 1	E: 0	K: 1	S: 6	R: 0	H: 0	E: 0	K: 0	S: 3	R: 2	H: 3	E: 0	K: 1	S: 8	R: 0	H: 0	E: 0	K: 0	S: 3	R: 1	H: 1	E: 0	K: 1	S: 6	R: 0	H: 2	E: 0	K: 0	S: 5	R: 0	H: 1	E: 0	K: 1	S: 6	R: 0	H: 1	E: 1	K: 2	S: 9	1B: 7	2B: 1	3B: 0	HR: 1	SF: 0	SAC: 1	DP: 0	HBP: 1	WP: 1	PA: 40
Bill Singer, R ERA: 3.8 (1, 1)	IP	WLS	BF	H	R	ER	SO	BB	IBB	HBP	BLK	WP	HR	S	P	ERA	WHIP																																						
Ron Perranoski, L ERA: 6.35 (7, 1)	1.0	W	6	3	0	0	0	0	0	0	0	0	0	6	6	0.00	3.000																																						
Jim Brewer, L ERA: 1.07 (8, 1)	2.0	S	9	1	0	0	3	0	1	0	0	1	0	14	18	0.00	0.500																																						


BOTTOM

Los Angeles Dodgers @ San Diego Padres
San Diego Stadium, San Diego, CA

Sun Aug 13 1972, 6:33 AM EDT
Att. 9,834 - Unknown

livebaseballscorecards.com

AB	36
R	3
H	9
RBI	3
BB	2
SO	7
LOB	22



Batter	1	2	3	4	5	6	7	8	9	AB R H RBI BB SO LOB	TOP	
Dwain Anderson, R (1, 6) OBP: 0.314, SLG: 0.266 Dal Maxvill, R (6, PH) OBP: 0.298, SLG: 0.269 (6, 6)	0-0 F8		0-0 L4			0-3 K			0-3 K	2 0 0 0 0 0 1 2 0 0 0 0 2 0		
Ted Sizemore, R (1, 4) OBP: 0.328, SLG: 0.364	0-0 L6-4 2B			0-0 6-3			0-0 6-3		0-0 F5	4 0 1 0 0 0 0		
Luis Melendez, R (1, 8) OBP: 0.309, SLG: 0.365 (6, 6)	0-0 L6-4 2-3			0-0 5-3			0-0 WP 1B		4-0 1B BB	3 1 1 0 1 0 1		
Ted Simmons, S (1, 2) OBP: 0.330, SLG: 0.469		0-0 4-3		0-0 5-3			0-0 6-3		0-0 1B 1B 1B	4 0 1 0 0 0 1		
Joe Torre, R (1, 5) OBP: 0.354, SLG: 0.451					0-0 6-3				0-0 1B 1B	4 0 1 1 0 0 1		
Lou Brock, L (1, 7) OBP: 0.346, SLG: 0.387						0-0 F8			0-0 1B 1B	4 0 1 0 0 1 0		
Matty Alou, L (1, 3) OBP: 0.350, SLG: 0.392					0-0 6-3				0-0 1B 2-3	4 0 1 0 0 1 0		
Bernie Carbo, L (1, 9) OBP: 0.383, SLG: 0.338						0-0 6-3			0-3 K	4 0 0 0 0 1 3		
Reggie Cleveland, R (1, 1) OBP: 0.237, SLG: 0.224 Ray Bare, R (7, 1) Jerry McNertney, R (8, PH) OBP: 0.314, SLG: 0.341 Dennis Higgins, R (8, 1)						0-0 F8			0-0 E6 FC6-4	3 0 0 0 0 0 0		
						0-0 4-3			0-0 FC6-4 1-2f	2 0 1 0 0 0 0 0 0 0 0 0 0 0 1 0 0 0 0 0 1 0 0 0 0 0 0 0		
Inning Stats	R: 0 H: 1 E: 0 LOB: 0 K: 0 BB: 0 S: 3 P: 3	R: 0 H: 0 E: 0 LOB: 0 K: 1 BB: 0 S: 5 P: 5	R: 0 H: 1 E: 0 LOB: 1 K: 0 BB: 0 S: 4 P: 4	R: 0 H: 0 E: 0 LOB: 0 K: 0 BB: 0 S: 3 P: 3	R: 0 H: 0 E: 0 LOB: 0 K: 0 BB: 0 S: 3 P: 3	R: 0 H: 0 E: 0 LOB: 0 K: 1 BB: 0 S: 5 P: 5	R: 0 H: 1 E: 0 LOB: 1 K: 0 BB: 0 S: 4 P: 4	R: 1 H: 3 E: 0 LOB: 3 K: 2 BB: 1 S: 10 P: 14	1B: 5 SF: 0 2B: 2 SAC: 0 3B: 0 DP: 1 HR: 0 HBP: 0	WP: 1 PA: 34 PB: 0 SB: 0 CS: 0		
PITCHER Mike Caldwell, L (1, 1) ERA: 2.66	IP WLS BF H R ER SO BB IBB HBP BLK WP HR S P ERA WHIP	9.0 W 34 6 1 1 4 1 0 0 0 1 0 41 45 1.00 0.778										

St. Louis Cardinals @ San Diego Padres
San Diego Stadium, San Diego, CA
Tue Aug 15 1972, 10:05 PM EDT
Att. 7,801 - Unknown

livebaseballscorecards.com

AB 33
R 1
H 6
RBI 1
BB 1
SO 4
LOB 8



Batter	1	2	3	4	5	6	7	8	9	AB	R	H	RBI	BB	SO	LOB	TOP										
Lou Brock, L (1, 7) OBP: 0.344, SLG: 0.385	0-0 F7	0-0 G3		0-0 E4		0-0 1B WP 1B		0-0 6-3		5	1	1	1	0	0	2											
Ted Sizemore, R (1, 4) OBP: 0.326, SLG: 0.362	0-0 E6		0-0 6-3	0-0 F8		0-0 1B WP SH3-4 1B		0-0 L4		5	1	1	1	0	0	2											
Bernie Carbo, L (1, 9) OBP: 0.385, SLG: 0.338	0-0 P6		0-0 1B	0-3 K		0-0 SH3-4			1-0 4-3 HBP	3	0	1	0	0	1	3											
Ted Simmons, S (1, 2) OBP: 0.326, SLG: 0.464	0-0 6-3		0-0 F2		0-0 6-3	0-0 4-3			0-0 L8	5	0	0	1	0	0	3											
Joe Torre, R (1, 5) OBP: 0.352, SLG: 0.448		0-0 F8	0-0 F7		0-0 BB BB 1B	0-0 6-3			0-0 4-3	5	0	1	0	0	0	2											
Matty Alou, L (1, 3) OBP: 0.353, SLG: 0.393		0-0 WP HR 1B		4-0 1B E BB	4-0 BB BB		0-3 K		0-0 1-3	1	1	1	0	1	0	0											
Ron Allen, S (4, PR) (4, 3)										2	1	0	0	1	1	1											
Luis Melendez, R (1, 8) OBP: 0.316, SLG: 0.386		0-0 1-H HR		0-0 1-2 E 1B	0-0 F2		0-0 CS 1B			4	2	3	2	0	0	2											
Dal Maxvill, R (1, 6) OBP: 0.305, SLG: 0.274		0-0 1B		0-0 E 1B	4-0 1-2 2-3 BB		0-3 K			3	0	2	0	1	1	1											
Bob Gibson, R (1, 1) OBP: 0.174, SLG: 0.391		0-0 F7		0-3 K	0-3 K			0-0 F8		4	0	0	0	0	2	7											
Diego Segui, R (8, 1) OBP: 0.091, SLG: 0.091										0	0	0	0	0	0	0											
Inning Stats	R: 0 E: 1 K: 0 S: 4	H: 0 LOB: 1 BB: 0 P: 4	R: 2 E: 0 K: 0 S: 6	H: 3 LOB: 1 BB: 0 P: 6	R: 0 E: 0 K: 0 S: 4	H: 1 LOB: 1 BB: 0 P: 4	R: 2 E: 1 K: 2 S: 10	H: 2 LOB: 2 BB: 1 P: 14	R: 0 E: 0 K: 1 S: 6	H: 1 LOB: 3 BB: 2 P: 14	R: 2 E: 0 K: 0 S: 5	H: 2 LOB: 0 BB: 0 P: 5	R: 0 E: 0 K: 2 S: 7	H: 1 LOB: 1 BB: 0 P: 7	R: 0 E: 0 K: 0 S: 3	H: 0 LOB: 0 BB: 0 P: 3	R: 0 E: 0 K: 0 S: 3	H: 0 LOB: 1 BB: 0 P: 4	1B: 9 2B: 1 3B: 0 HR: 1	SF: 0 SAC: 1 DP: 1 HBP: 1	WP: 3 PB: 0 SB: 1 CS: 1	PA: 42					
PITCHER	IP	WLS	BF	H	R	ER	SO	BB	IBB	HBP	BLK	WP	HR	S	P	ERA	WHIP										
Steve Arlin, R (1, 1) ERA: 3.43	4.2	L	26	7	4	3	2	3	0	0	0	1	1	27	39	5.79	2.143										
Gary Ross, R (5, 1) ERA: 2.1	0.1		1	0	0	0	1	0	0	0	0	0	0	3	3	0.00	0.000										
Fred Norman, L (6, 1) ERA: 3.28	2.0		8	3	2	2	2	0	0	0	0	2	0	12	12	9.00	1.500										
Al Severinsen, R (8, 1) ERA:	2.0		7	0	0	0	0	0	0	1	0	0	0	6	7	0.00	0.000										

St. Louis Cardinals @ San Diego Padres
San Diego Stadium, San Diego, CA
Wed Aug 16 1972, 10:05 PM EDT
Att. 7,242 - Unknown

livebaseballscorecards.com

AB	37
R	6
H	10
RBI	5
BB	3
SO	5
LOB	23




Batter	1	2	3	4	5	6	7	8	9	AB	R	H	RBI	BB	SO	LOB
Jerry Morales, R OBP: 0.315, SLG: 0.364 (1, 8)	0-0 F9		0-3 K		0-0 6-3		0-0 FC4		0-0 SH3-4	4	0	0	1	0	1	1
Garry Jesteadt, R OBP: 0.275, SLG: 0.350 (1, 4)	0-0 1-6-3		0-3 K			0-0 6-3	0-0 FC6-4		0-0 F9	5	0	0	0	0	1	3
Dave Roberts, R OBP: 0.290, SLG: 0.346 (1, 5)	0-0 1B			0-0 4-3		0-0 P5		0-0 WP BB FC5-2 1B	0-0 F8	5	0	2	0	0	0	2
Nate Colbert, R OBP: 0.320, SLG: 0.539 (1, 3)	0-3 K			0-0 4-3		0-0 HR		0-0 F8		4	1	1	1	0	1	2
Cito Gaston, R OBP: 0.312, SLG: 0.374 (1, 9)		0-0 6-3		0-0 FC6-4 1B		0-0 P4		4-0 S FC5-2 BB		3	0	1	0	1	0	0
Enzo Hernandez, R OBP: 0.243, SLG: 0.238 (8, PR) (9, 7)										0	0	0	0	0	0	0
Larry Stahl, L OBP: 0.299, SLG: 0.331 (1, 7) (9, 9)		0-0 E3 PB		0-0 FC6-4			0-0 1B 1B	0-0 FC5-2 WP		4	1	1	0	0	0	3
Derrel Thomas, S OBP: 0.288, SLG: 0.310 (1, 6)		0-3 K		0-0 HR		0-0 F8		0-3 K2-3		4	1	1	1	0	2	4
Fred Kendall, R OBP: 0.262, SLG: 0.333 (1, 2)		0-3 K		0-0 F9		0-0 F9		0-0 SH3-4 E 1B		4	1	2	0	0	1	1
Steve Arlin, R OBP: 0.256, SLG: 0.204 (1, 1)			0-0 6-3		0-3 K		0-0 FC4 1B		0-0 E3 SH3-4	1	0	0	0	0	0	0
Gary Ross, R OBP: 0.222, SLG: 0.222 (5, 1)										0	0	0	0	0	0	0
Johnny Vetter, R OBP: 0.268, SLG: 0.315 (5, PH)										1	0	0	0	0	1	0
Fred Norman, S OBP: 0.250, SLG: 0.179 (6, 1)										0	0	0	0	0	0	0
Curt Blefary, L OBP: 0.320, SLG: 0.400 (7, PH)										1	0	1	1	0	0	0
Al Severinsen, R OBP: 0.321, SLG: 0.246 (8, 1)										0	0	0	0	0	0	0
Fred Stanley, R OBP: 0.321, SLG: 0.246 (9, PH)										1	0	0	0	0	0	1

Inning Stats	R: 0	H: 1	E: 0	K: 1	S: 6	LOB: 1	BB: 0	P: 6	R: 0	H: 0	E: 1	K: 2	S: 8	LOB: 1	BB: 0	P: 8	R: 0	H: 0	E: 0	K: 2	S: 7	LOB: 0	BB: 0	P: 7	R: 0	H: 1	E: 0	K: 0	S: 4	LOB: 1	BB: 0	P: 4	R: 1	H: 1	E: 0	K: 1	S: 6	LOB: 0	BB: 0	P: 6	R: 1	H: 1	E: 0	K: 0	S: 4	LOB: 0	BB: 0	P: 4	R: 2	H: 3	E: 0	K: 0	S: 6	LOB: 1	BB: 0	P: 6	R: 0	H: 1	E: 0	K: 1	S: 6	LOB: 3	BB: 1	P: 10	R: 0	H: 1	E: 1	K: 0	S: 5	LOB: 2	BB: 0	P: 5	1B: 7	2B: 0	3B: 0	HR: 2	SF: 0	SAC: 1	DP: 0	HBP: 0	WP: 2	PB: 1	SB: 1	CS: 0	PA: 39
PITCHER	IP	WLS	BF	H	R	ER	SO	BB	IBB	HBP	BLK	WP	HR	S	P	ERA	WHIP																																																																				
Bob Gibson, R ERA: 2.89 (1, 1)	7.1	W	32	8	4	4	6	1	0	0	0	0	2	43	47	4.91	1.227																																																																				
Diego Segui, R ERA: 2.65 (8, 1)	1.2	S	7	1	0	0	1	0	0	0	0	2	0	9	9	0.00	0.600																																																																				

BOTTOM

St. Louis Cardinals @ San Diego Padres
San Diego Stadium, San Diego, CA
 Wed Aug 16 1972, 10:05 PM EDT
 Att. 7,242 - Unknown

AB	37
R	4
H	9
RBI	4
BB	1
SO	7
LOB	17



Batter	1	2	3	4	5	6	7	8	9	AB R H RBI BB SO LOB	TOP											
Lou Brock, L (1, 7) OBP: 0.341, SLG: 0.381	0-3 K		0-0 4-3		0-3 K			0-3 K		4 0 0 0 0 3 2	St. Louis Cardinals @ San Diego Padres San Diego Stadium, San Diego, CA Thu Aug 17 1972, 10:05 PM EDT Att. 4,990 - Unknown livebaseballscorecards.com											
Ted Sizemore, R (1, 4) OBP: 0.326, SLG: 0.358	4-0 S BB		0-0 F9		0-0 4-3			0-0 4-3		3 0 0 0 1 0 2												
Bernie Carbo, L (1, 9) OBP: 0.383, SLG: 0.333	0-0 F9 1-2			0-0 3-1		0-0 F8		4-0 BB		3 0 0 0 1 0 1												
Ted Simmons, S (1, 2) OBP: 0.323, SLG: 0.459	0-0 L4			0-0 G3		0-0 4-3		0-3 K		4 0 0 0 0 1 2												
Joe Torre, R (1, 3) OBP: 0.352, SLG: 0.446 Ron Allen, S (8, 3) OBP: 0.222, SLG: 0.500		4-0 FC3-6 BB		0-0 6-3		0-0 L5		0-0 HR		2 0 0 0 1 0 0 1 1 1 1 0 0 0												
Luis Melendez, R (1, 8) OBP: 0.315, SLG: 0.384		0-0 F7			0-0 5-3		0-0 F2		0-0 L3 1B	4 0 1 0 0 0 1												
Ed Crosby, L (1, 5) OBP: 0.274, SLG: 0.256		0-0 F3			4-0 1B 1B BB		0-0 L4		0-0 L3 1-2	3 1 0 0 1 0 2												
Dal Maxvill, R (1, 6) OBP: 0.308, SLG: 0.275		0-0 FC3-6 1-2			0-0 1B 1B		4-0 BB		0-3 K	3 0 1 0 1 1 1												
Rick Wise, R (1, 1) OBP: 0.203, SLG: 0.250 Jose Cruz, L (7, PH) OBP: 0.277, SLG: 0.267 Lowell Palmer, R (7, 1)			0-0 P6		0-0 1B 1-2 2-H		0-3 K			2 0 1 1 0 0 0 1 0 0 0 0 1 1 0 0 0 0 0 0 0												
Inning Stats	R: 0 E: 0 K: 1 S: 5	H: 0 LOB: 1 BB: 1 P: 9	R: 0 E: 0 K: 0 S: 3	H: 0 LOB: 1 BB: 1 P: 7	R: 0 E: 0 K: 0 S: 3	H: 0 LOB: 0 BB: 0 P: 3	R: 0 E: 0 K: 0 S: 3	H: 0 LOB: 0 BB: 0 P: 3	R: 1 E: 0 K: 1 S: 7	H: 2 LOB: 2 BB: 1 P: 11		R: 0 E: 0 K: 0 S: 3	H: 0 LOB: 0 BB: 0 P: 3	R: 0 E: 0 K: 1 S: 5	H: 0 LOB: 1 BB: 1 P: 9	R: 0 E: 0 K: 2 S: 7	H: 0 LOB: 1 BB: 1 P: 11	R: 1 E: 0 K: 1 S: 6	H: 2 LOB: 0 BB: 0 P: 6	1B: 3 2B: 1 3B: 0 HR: 1	SF: 0 SAC: 0 DP: 1 HBP: 0	WP: 0 PB: 0 SB: 1 CS: 0
PITCHER	IP WLS BF H R ER SO BB IBB HBP BLK WP HR S P ERA WHIP																					
Clay Kirby, R (1, 1) ERA: 3.09	7.0 W 27 2 1 1 3 4 0 0 0 0 0 0 29 45 1.29 0.857																					
Mike Corkins, R (8, 1) ERA: 3.74	2.0 S 8 2 1 1 3 1 0 0 0 0 0 1 13 17 4.50 1.500																					

St. Louis Cardinals @ San Diego Padres
San Diego Stadium, San Diego, CA
Thu Aug 17 1972, 10:05 PM EDT
Att. 4,990 - Unknown

AB	30
R	2
H	4
RBI	2
BB	5
SO	6
LOB	12



Batter	1	2	3	4	5	6	7	8	9	AB	R	H	RBI	BB	SO	LOB
Jerry Morales, R OBP: 0.320, SLG: 0.366 (1, 8)	0-0 1B FC5 1B	0-0 F7		0-0 6-3		0-0 1B		4-0 CS BB		4	1	2	0	1	0	2
Garry Jesteadt, R OBP: 0.273, SLG: 0.346 (1, 4)	0-0 FC5 1-2 1B		0-0 F2		0-0 E5 E 1-3 BB	0-0 F8		0-0 F8 1-2		5	1	1	0	0	0	2
Dave Roberts, R OBP: 0.293, SLG: 0.348 (1, 5)	0-0 FC5 1-2 2-3 1B		0-0 F2		0-0 1-3	0-0		0-0 1-3 1B		4	0	2	0	0	0	1
Nate Colbert, R OBP: 0.321, SLG: 0.544 (1, 3)	0-0 FC5 1-2 2-3f 3-H		0-0 HR		4-0 BB E IBB	0-3 K				3	1	1	2	1	1	4
Cito Gaston, R OBP: 0.311, SLG: 0.369 (1, 9)	0-3 K		4-0 PB BB		0-3 K			0-3 K		3	0	0	0	1	3	4
Larry Stahl, L OBP: 0.302, SLG: 0.331 (1, 7)	0-3 K		0-3 K		4-0 BB IBB			0-0 1B		3	0	1	0	1	2	3
Derrel Thomas, S OBP: 0.290, SLG: 0.309 (1, 6)		4-0 BB		0-0 6-3	4-0 FC6-4 BB			0-0 F9		2	0	0	1	2	0	1
Fred Kendall, R OBP: 0.262, SLG: 0.343 (1, 2)		0-0 F9		0-0 3B	0-0 FC6-4			0-0 P6		4	0	1	0	0	0	5
Clay Kirby, R OBP: 0.097, SLG: 0.058 (1, 1)		0-3 K		0-3 K		0-3 K		0-3 K		3	0	0	0	0	3	2
Mike Corkins, R OBP: 0.292, SLG: 0.417 (8, 1)										1	0	0	0	0	1	0


Inning Stats	R: 1	H: 3	E: 0	K: 2	S: 10	H: 3	LOB: 2	BB: 0	P: 10	R: 0	H: 0	E: 0	K: 1	S: 5	H: 0	LOB: 1	BB: 1	P: 9	R: 1	H: 1	E: 0	K: 1	S: 6	H: 1	LOB: 1	BB: 1	P: 10	R: 0	H: 1	E: 0	K: 1	S: 6	H: 0	LOB: 3	BB: 3	P: 18	R: 0	H: 2	E: 0	K: 2	S: 9	H: 1	LOB: 2	BB: 0	P: 9	R: 0	H: 1	E: 0	K: 1	S: 6	H: 0	LOB: 0	BB: 1	P: 8
AB	32																																																					
R	3																																																					
H	8																																																					
RBI	3																																																					
BB	6																																																					
SO	10																																																					
LOB	24																																																					
WP: 0	PA: 38																																																					
PB: 1	SB: 0																																																					
CS: 1	CS: 1																																																					

BOTTOM

St. Louis Cardinals @ San Diego Padres
San Diego Stadium, San Diego, CA

Thu Aug 17 1972, 10:05 PM EDT
 Att. 4,990 - Unknown

livebaseballscorecards.com



Batter	1	2	3	4	5	6	7	8	9	AB R H RBI BB SO LOB	TOP									
Vic Davalillo, L (1, 9) OBP: 0.372, SLG: 0.427	0-3 K		0-0 F8			0-0 F8		0-0 1B 1-2 1B		4 1 1 0 0 1 1										
Dave Cash, R (1, 4) OBP: 0.314, SLG: 0.372	0-0 5-3			0-0 1B 2B 1B		0-0 L3		0-0 1B 1-3 2-H 1B		4 1 2 1 0 0 0										
Al Oliver, L (1, 8) OBP: 0.349, SLG: 0.437	0-0 F8			0-0 F9		0-0 F5		0-0 1-2 3-H 1B		4 0 1 1 0 0 1										
Willie Stargell, L (1, 3) OBP: 0.389, SLG: 0.593 Gene Clines, R (8, 7) OBP: 0.363, SLG: 0.410		0-0 F7		0-0 1-2 2B 1B			0-3 K	0-3 K		4 0 1 0 0 2 2 0 0 0 0 0 0 0										
Richie Hebner, L (1, 5) OBP: 0.404, SLG: 0.547		0-0 F9		0-0 1-1 2-H 1B 2B			1-0 FC6-4 HBP	0-0 F7		3 1 1 1 0 0 2										
Manny Sanguillen, R (1, 2) OBP: 0.342, SLG: 0.444		0-0 F9		0-0 2-H 1B			0-0 FC6-4 1-2f		0-0 F9	4 0 1 1 0 0 1										
Bob Robertson, R (1, 7) OBP: 0.285, SLG: 0.298			4-0 SH1-4 BB		0-0 F9		0-0 F5		0-3 K	3 0 0 0 1 1 1										
Gene Alley, R (1, 6) OBP: 0.333, SLG: 0.323			0-0 F6		0-3 K			0-0 5-3	0-3 K	4 0 0 0 0 2 1										
Steve Blass, R (1, 1) OBP: 0.175, SLG: 0.164			0-0 SH1-4		0-0 1-3			0-0 E5 1B		2 1 0 0 0 0 0										
Inning Stats	R: 0 E: 0 K: 1 S: 5	H: 0 LOB: 0 BB: 0 P: 5	R: 0 E: 0 K: 0 S: 3	H: 0 LOB: 0 BB: 0 P: 3	R: 0 E: 0 K: 0 S: 3	H: 0 LOB: 1 BB: 1 P: 7	R: 2 E: 0 K: 0 S: 5	H: 4 LOB: 1 BB: 0 P: 5	R: 0 E: 0 K: 1 S: 5	H: 0 LOB: 0 BB: 0 P: 5	R: 0 E: 0 K: 1 S: 5	H: 0 LOB: 1 BB: 0 P: 6	R: 2 E: 1 K: 1 S: 9	H: 3 LOB: 2 BB: 0 P: 9	R: 0 E: 0 K: 2 S: 7	H: 0 LOB: 0 BB: 0 P: 7	1B: 6 2B: 1 3B: 0 HR: 0	SF: 0 SAC: 1 DP: 0 HBP: 1	WP: 0 PB: 0 SB: 0 CS: 0	PA: 35
PITCHER	IP WLS BF H R ER SO BB IBB HBP BLK WP HR S P ERA WHIP																			
Bill Greif, R (1, 1) ERA: 4.81	7.1 L 29 6 4 3 3 1 0 1 0 0 0 0 33 38 3.68 0.955																			
Mark Schaeffer, L (8, 1) ERA: 4.35	0.2 3 1 0 0 1 0 0 0 0 0 0 0 5 5 0.00 1.500																			
Gary Ross, R (9, 1) ERA: 2.07	1.0 3 0 0 0 0 2 0 0 0 0 0 0 7 7 0.00 0.000																			

Pittsburgh Pirates @ San Diego Padres
San Diego Stadium, San Diego, CA
Fri Aug 18 1972, 10:05 PM EDT
Att: 30,610 - Unknown

AB	32
R	4
H	7
RBI	4
BB	1
SO	6
LOB	9



Batter	1	2	3	4	5	6	7	8	9	AB	R	H	RBI	BB	SO	LOB
Jerry Morales, R (1, 8) OBP: 0.319, SLG: 0.362	0-0 L7 SUS	0-3 K			0-0 F9			4-0 FC6-4 BB		3	0	0	0	1	1	2
Garry Jesteadt, R (1, 4) OBP: 0.273, SLG: 0.341	4-0 PO BB		0-0 5-3			0-0 F2		0-0 FC6-4 1-2f		3	0	0	0	1	0	1
Dave Roberts, R (1, 5) OBP: 0.269, SLG: 0.343	0-0 L7		0-0 6-3			0-0 L7			0-0 F9	4	0	0	0	0	0	1
Nate Colbert, R (1, 3) OBP: 0.321, SLG: 0.542	0-0 PO 1-2	0-0 FC5-4 1B	0-0 F9			0-0 L7			0-0 5-3	4	0	1	0	0	0	0
Cito Gaston, R (1, 9) OBP: 0.310, SLG: 0.365		0-0 FC5-4 1B BB 1-2f 1B		0-0 6-3			0-0 6-3		4-0 BB	3	1	0	0	1	0	1
Larry Stahl, L (1, 7) OBP: 0.301, SLG: 0.327		4-0 1B 1-2 BB		0-0 4-3			0-0 F8		0-0 L8	3	0	0	0	1	0	1
Derrel Thomas, S (1, 6) OBP: 0.293, SLG: 0.311		0-0 1B 1-3 2-3 E 1B		0-0 F4			0-0 CS 1B			3	1	2	0	0	0	0
Fred Kendall, R (1, 2) OBP: 0.263, SLG: 0.343		0-0 E 1-3 3-H 1B			0-0 5-3		0-0 CS 1-2	0-0 6-3		3	0	1	1	0	0	0
Bill Greif, R (1, 1) OBP: 0.061, SLG: 0.031		0-0 E3			0-0 1-3			0-3 K		2	0	0	0	0	0	1
Mark Schaeffer, L (8, 1)										0	0	0	0	0	0	0
Curt Biefary, L (8, PH) OBP: 0.317, SLG: 0.396										1	0	0	0	0	1	0
Gary Ross, R (9, 1) OBP: 0.222, SLG: 0.222										0	0	0	0	0	0	0

Inning Stats	R: 0	H: 0	E: 0	K: 0	S: 2	R: 2	H: 3	E: 1	K: 1	S: 8	R: 0	H: 0	E: 0	K: 0	S: 3	R: 0	H: 0	E: 0	K: 0	S: 3	R: 0	H: 0	E: 0	K: 0	S: 3	R: 0	H: 1	E: 0	K: 0	S: 3	R: 0	H: 0	E: 0	K: 1	S: 5	R: 0	H: 0	E: 0	K: 0	S: 3	R: 0	H: 0	E: 0	K: 0	S: 7	1B: 4	2B: 0	3B: 0	HR: 0	SF: 0	SAC: 0	DP: 0	HBP: 0	WP: 0	PB: 0	SB: 0	CS: 1	PA: 35
--------------	------	------	------	------	------	------	------	------	------	------	------	------	------	------	------	------	------	------	------	------	------	------	------	------	------	------	------	------	------	------	------	------	------	------	------	------	------	------	------	------	------	------	------	------	------	-------	-------	-------	-------	-------	--------	-------	--------	-------	-------	-------	-------	--------

PITCHER	IP	WLS	BF	H	R	ER	SO	BB	IBB	HBP	BLK	WP	HR	S	P	ERA	WHIP	PITCHER	IP	WLS	BF	H	R	ER	SO	BB	IBB	HBP	BLK	WP	HR	S	P	ERA	WHIP																			
Steve Blass, R (1, 1) ERA: 2.66	9.0	W	33	4	2	1	2	4	0	0	0	0	0	33	49	1.00	0.889																																					


BOTTOM

Pittsburgh Pirates @ San Diego Padres
San Diego Stadium, San Diego, CA

Fri Aug 18 1972, 10:05 PM EDT
 Att. 30,610 - Unknown

livebaseballscorecards.com

AB	29
R	2
H	4
RBI	1
BB	4
SO	2
LOB	7



Batter	1	2	3	4	5	6	7	8	9	AB R H RBI BB SO LOB
Gene Clines, R OBP: 0.366, SLG: 0.412 (1, 9) (7, 7)	0-0 CS 1B		0-0 1B 1B	0-3 K	0-0 L4-3		0-0 2B 1B 1B		0-0 L4-3	6 2 3 1 0 1 3
Dave Cash, R OBP: 0.317, SLG: 0.377 (1, 4) SS	0-3 K		0-0 1B 1B	0-0 L8		0-0 E6 1B SF8		0-0 1B 2B	0-0 1B	6 3 3 0 0 1 2
Al Oliver, L OBP: 0.349, SLG: 0.437 Vic Davalillo, L OBP: 0.375, SLG: 0.430 (6, PH) (6, 8)	0-0 FC6 1B		0-3 K	0-3 K		0-0 1B		0-0 1B	0-0 F7	3 0 1 0 0 2 3 3 0 2 1 0 0 1
Willie Stargell, L OBP: 0.392, SLG: 0.594 Rennie Stennett, R OBP: 0.313, SLG: 0.398 (1, 3) (7, PR) (7, 9)	0-0 FC6 1-2f		0-0 1B 1B		4-0 E BB BB	0-0 SF8		0-0 1B	0-0 F7	3 2 2 3 1 0 1 1 0 0 0 0 0 1
Manny Sanguillen, R OBP: 0.343, SLG: 0.443 (1, 2)		0-0 6-3	0-0 1B 1B		4-0 BB BB BB	0-0 F9		0-0 F9		4 1 1 1 1 0 3
Bob Robertson, R OBP: 0.284, SLG: 0.296 (1, 7) (7, 3)		0-0 5-3	0-0 1B 3-H		0-0 E4 BB 1B	0-0 F9		0-0 5-3		5 0 1 1 0 0 3
Richie Hebner, L OBP: 0.410, SLG: 0.547 (1, 5)		1-0 2B HBP	0-3 K		4-0 FC5 1B BB		0-0 SH3-4 1B	4-0 6-3 BB		2 1 1 1 2 1 2
Jackie Hernandez, R OBP: 0.225, SLG: 0.270 (1, 6)		0-0 2B	0-0 F8		0-0 FC5 1B		0-3 K	0-0 6-3		5 0 2 1 0 1 4
Dock Ellis, S OBP: 0.106, SLG: 0.106 Bob Johnson, L OBP: 0.200, SLG: 0.207 (1, 1) (6, 1)	0-3 K			0-0 E4 1B	0-0 FC5		0-0 SH3-4	0-0 F8		3 0 1 0 0 1 4 1 0 0 0 0 0 1

Inning Stats	R: 0	H: 2	E: 0	LOB: 1	K: 1	BB: 0	S: 6	P: 6	R: 0	H: 1	E: 0	LOB: 2	K: 1	BB: 0	S: 6	P: 7	R: 3	H: 5	E: 0	LOB: 2	K: 2	BB: 0	S: 12	P: 12	R: 0	H: 1	E: 1	LOB: 1	K: 2	BB: 0	S: 8	P: 8	R: 2	H: 1	E: 1	LOB: 2	K: 0	BB: 3	S: 4	P: 16	R: 1	H: 1	E: 1	LOB: 1	K: 0	BB: 0	S: 5	P: 5	R: 3	H: 5	E: 0	LOB: 2	K: 1	BB: 0	S: 10	P: 10	R: 0	H: 0	E: 0	LOB: 1	K: 0	BB: 1	S: 3	P: 7	R: 0	H: 1	E: 0	LOB: 1	K: 0	BB: 0	S: 4	P: 4	1B: 15	SF: 1	2B: 2	SAC: 1	3B: 0	DP: 0	HR: 0	HBP: 1	WP: 0	PA: 49
--------------	------	------	------	--------	------	-------	------	------	------	------	------	--------	------	-------	------	------	------	------	------	--------	------	-------	-------	-------	------	------	------	--------	------	-------	------	------	------	------	------	--------	------	-------	------	-------	------	------	------	--------	------	-------	------	------	------	------	------	--------	------	-------	-------	-------	------	------	------	--------	------	-------	------	------	------	------	------	--------	------	-------	------	------	--------	-------	-------	--------	-------	-------	-------	--------	-------	--------

PITCHER	IP	WLS	BF	H	R	ER	SO	BB	IBB	HBP	BLK	WP	HR	S	P	ERA	WHIP
Mike Caldwell, L ERA: 2.83 (1, 1)	3.0		17	8	3	3	4	0	0	1	0	0	0	24	25	9.00	2.667
Mike Corkins, R ERA: 3.76 (4, 1)	2.0	L	13	3	3	1	2	3	0	0	0	0	0	14	26	4.50	3.000
Mark Schaeffer, L ERA: 4.96 (6, 1)	1.2		10	5	3	3	1	0	0	0	0	0	0	12	12	16.20	3.000
Al Severinsen, R ERA: (7, 1)	0.1		1	0	0	0	0	0	0	0	0	0	0	1	1	0.00	0.000
Ed Acosta, R ERA: 5.49 (8, 1)	2.0		8	1	0	0	0	1	0	0	0	0	0	7	11	0.00	1.000

PITCHER	IP	WLS	BF	H	R	ER	SO	BB	IBB	HBP	BLK	WP	HR	S	P	ERA	WHIP
---------	----	-----	----	---	---	----	----	----	-----	-----	-----	----	----	---	---	-----	------

Pittsburgh Pirates @ San Diego Padres
San Diego Stadium, San Diego, CA
 Sun Aug 20 1972, 6:33 AM EDT
 Unknown

AB	42
R	9
H	17
RBI	9
BB	4
SO	7
LOB	28



livebaseballscorecards.com

Batter	1	2	3	4	5	6	7	8	9	AB R H RBI BB SO LOB
Jerry Morales, R OBP: 0.320, SLG: 0.361 (1, 8)	0-0 6-3		0-3 K		0-0 FC5-4 1B			4-0 FC6-4 BB	0-3 K	4 0 1 0 1 2 3
Garry Jesteadt, R OBP: 0.272, SLG: 0.344 (1, 4)	0-0 F8 2B		0-0 6-3		0-0 FC5-4 1-2f			0-3 K		4 0 1 0 0 1 2
Dave Roberts, R OBP: 0.285, SLG: 0.338 (1, 5)	0-0 F8 2-3			0-3 K		0-3 K		0-0 FC6-4 1-2f		4 0 0 0 0 2 2
Nate Colbert, R OBP: 0.320, SLG: 0.538 (1, 3)	0-0 L9			4-0 HR BB		0-3 K		0-0 F2		3 1 0 0 1 1 2
Cito Gaston, R OBP: 0.313, SLG: 0.379 (1, 9)		0-3 K		0-0 HR		0-0 6-3			0-0 BB 1B 1B	4 1 2 2 0 1 0
Larry Stahl, L OBP: 0.300, SLG: 0.325 (1, 7)		0-0 F6		0-0 F6			0-3 K		0-0 BB 1B 1B	4 0 1 0 0 1 0
Derrel Thomas, S OBP: 0.295, SLG: 0.317 (1, 6)		0-0 4-3		0-0 1-3			0-0 3B		4-0 BB 1B BB	3 0 1 0 1 0 0
Fred Kendall, R OBP: 0.263, SLG: 0.357 (1, 2)			0-0 HR		0-0 F8		0-0 F4		0-0 F8	4 1 1 1 0 0 4
Mike Caldwell, R OBP: 0.118, SLG: 0.118 (3, PH) Mike Coffins, R OBP: 0.269, SLG: 0.385 (4, 1) Mark Schaeffer, L (6, 1) Al Severinsen, R (7, 1) Johnny Jeter, R OBP: 0.287, SLG: 0.314 (8, 1) Ed Acosta, S (9, PH) Curt Blefary, L OBP: 0.314, SLG: 0.391			0-0 F8		0-3 K		0-0 L7		0-0 F5	0 0 0 0 0 0 0 2 0 0 0 0 1 0 0 0 0 0 0 0 0 0 0 0 0 0 0 0 1 0 0 0 0 0 1 0 0 0 0 0 0 0 1 0 0 0 0 0 3

Inning Stats	R: 0	H: 1	E: 0	K: 0	S: 4	LOB: 1	BB: 0	P: 4	R: 0	H: 0	E: 0	K: 1	S: 5	LOB: 0	BB: 0	P: 5	R: 1	H: 1	E: 0	K: 1	S: 6	LOB: 0	BB: 0	P: 6	R: 2	H: 1	E: 0	K: 1	S: 6	LOB: 0	BB: 1	P: 10	R: 0	H: 1	E: 0	K: 1	S: 6	LOB: 1	BB: 0	P: 6	R: 0	H: 0	E: 0	K: 2	S: 7	LOB: 0	BB: 0	P: 7	R: 0	H: 1	E: 0	K: 1	S: 6	LOB: 1	BB: 0	P: 6	R: 0	H: 0	E: 0	K: 1	S: 5	LOB: 1	BB: 1	P: 9	R: 0	H: 2	E: 0	K: 1	S: 7	LOB: 3	BB: 1	P: 11
1B: 3	SF: 0	2B: 1	SAC: 0	3B: 1	DP: 0	HR: 2	HBP: 0	WP: 0	PA: 37																																																															

PITCHER	IP	WLS	BF	H	R	ER	SO	BB	IBB	HBP	BLK	WP	HR	S	P	ERA	WHIP
Dock Ellis, R ERA: 2.82 (1, 1)	5.0	W	20	4	3	3	4	1	0	0	0	0	2	27	31	5.40	1.000
Bob Johnson, R ERA: 3.41 (6, 1)	4.0	S	17	3	0	0	5	2	0	0	0	0	0	25	33	0.00	1.250

BOTTOM

Pittsburgh Pirates @ San Diego Padres
San Diego Stadium, San Diego, CA

Sun Aug 20 1972, 6:33 AM EDT
Unknown

livebaseballscorecards.com

AB	34
R	3
H	7
RBI	3
BB	3
SO	9
LOB	17



Batter	1	2	3	4	5	6	7	8	9	AB R H RBI BB SO LOB	TOP
Gene Clines, R OBP: 0.363, SLG: 0.412 (1, 8) (8, 7)	0-0 S 2B	0-0 F3			0-0 L4-3		0-0 L4		0-0 L3	5 0 1 0 0 0 1	
Dave Cash, R OBP: 0.321, SLG: 0.380 (1, 4)	0-0 L6		0-0 F7		0-0 1B		0-0 1B		0-0 FC4-6 1B	5 0 3 0 0 0 1	
Rennie Stennett, R OBP: 0.310, SLG: 0.394 (1, 9) S S S	0-3 K 2-3		0-0 E 1B		0-0 F4		0-0 5-3		0-0 FC4-6 1-2f	5 0 1 0 0 1 4	
Willie Stargell, L OBP: 0.390, SLG: 0.590 Vic Davalillo, L OBP: 0.375, SLG: 0.430 (1, 3) (8, 8)	0-0 G3		0-3 K 1-2		0-0 F7			0-0 HR 1B		4 1 1 0 0 1 3 0 0 0 0 0 0 0	
Manny Sanguillen, R OBP: 0.342, SLG: 0.441 (1, 2)		0-0 1B 3B 1B	0-0 6-3		0-0 F5			0-0 F9		4 1 1 0 0 0 2	
Bob Robertson, R OBP: 0.283, SLG: 0.307 (1, 7) (8, 3)		0-0 F8		0-3 K		0-0 HR		0-0 L7		4 1 1 1 0 1 2	
Richie Hebner, L OBP: 0.411, SLG: 0.556 (1, 5)		0-0 F8		0-0 1B		0-0 2-3		0-0 1-H HR		4 1 2 2 0 0 1	
Jackie Hernandez, R OBP: 0.226, SLG: 0.270 (1, 6)		0-0 1-2 3B 1B		0-0 F8		0-0 5-3		0-3 K		4 1 1 0 0 1 1	
Bruce Kison, R OBP: 0.167, SLG: 0.278 (1, 1)		0-0 1-H 2-H 3B		0-3 K			0-3 K		0-3 K	4 0 1 2 0 3 1	
Inning Stats	R: 0 H: 1 E: 0 LOB: 1 K: 1 BB: 0 S: 6 P: 6	R: 2 H: 3 E: 0 LOB: 1 K: 0 BB: 0 S: 6 P: 6	R: 0 H: 1 E: 1 LOB: 1 K: 1 BB: 0 S: 6 P: 6	R: 0 H: 1 E: 0 LOB: 1 K: 2 BB: 0 S: 8 P: 8	R: 0 H: 1 E: 0 LOB: 1 K: 0 BB: 0 S: 4 P: 4	R: 1 H: 1 E: 0 LOB: 0 K: 0 BB: 0 S: 4 P: 4	R: 0 H: 1 E: 0 LOB: 1 K: 1 BB: 0 S: 6 P: 6	R: 2 H: 2 E: 0 LOB: 0 K: 1 BB: 0 S: 7 P: 7	R: 0 H: 1 E: 0 LOB: 1 K: 1 BB: 0 S: 6 P: 6	1B: 8 SF: 0 2B: 1 SAC: 0 3B: 1 DP: 0 HR: 2 HBP: 0	WP: 0 PA: 39 PB: 0 SB: 1 CS: 0
PITCHER Fred Norman, L ERA: 3.38 (1, 1)	IP WLS BF H R ER SO BB IBB HBP BLK WP HR S P ERA WHIP										
	9.0 L 39 12 5 5 7 0 0 0 0 0 0 2 53 53 5.00 1.333										

Pittsburgh Pirates @ San Diego Padres
San Diego Stadium, San Diego, CA
Sun Aug 20 1972, 6:38 AM EDT
Att. 9,759 - Unknown

AB	39
R	5
H	12
RBI	5
BB	0
SO	7
LOB	16



Batter	1	2	3	4	5	6	7	8	9	AB	R	H	RBI	BB	SO	LOB
Jerry Morales, R OBP: 0.320, SLG: 0.360 (1, 7)	0-0 E 1B	0-3 K			0-0 FC3-6 6-3 1-2f		0-0 SH 1-2			3	1	1	0	0	1	2
Derrel Thomas, S OBP: 0.294, SLG: 0.319 (1, 6)	0-0 E8 FC4-6 2B		0-0 4-3		0-0 6-3 1-2		0-0 L4 2-3			4	1	1	1	0	0	3
Dave Roberts, R OBP: 0.281, SLG: 0.333 (1, 5)	0-3 K		0-0 6-3		0-0 1-3		0-3 K			4	0	0	0	0	2	3
Nate Colbert, R OBP: 0.320, SLG: 0.534 (1, 3)	4-0 FC4-6 BB		0-0 E6 CS		0-3 K		0-0 F4			3	0	0	0	1	1	0
Cito Gaston, R OBP: 0.315, SLG: 0.381 (1, 9)	0-0 FC4-6 1-2f 3-H		0-0 CS 1-2	0-0 1B	0-0 L8 1B 1B		0-0 6-3			4	0	2	1	0	0	1
Johnny Jeter, R OBP: 0.267, SLG: 0.313 (1, 8)	0-0 6-3		0-0 F4		0-0 FC5-4 1B		0-3 K			4	0	1	0	0	1	2
Fred Stanley, R OBP: 0.313, SLG: 0.239 (1, 4)		0-0 5-3		0-3 K		0-0 L8 2-3		0-0 F6		2	0	0	0	0	1	1
Larry Stahl, L OBP: 0.299, SLG: 0.324 (6, PH)										1	0	0	0	0	0	2
Fred Kendall, R OBP: 0.262, SLG: 0.355 (7, 2)										1	0	0	0	0	0	0
Pat Corrales, R OBP: 0.252, SLG: 0.181 (1, 2)		0-0 F3		0-0 F4		0-0 FC5-4 1-2f		0-0 5-3		2	0	0	0	0	0	1
Garry Jestadt, R OBP: 0.270, SLG: 0.341 (6, PH) (7, 4)										2	0	0	0	0	0	2
Fred Norman, S OBP: 0.298, SLG: 0.179 (1, 1)		4-0 BB			4-0 FC3-6 BB		4-0 L4 SH BB		0-0 F9		0	0	0	0	3	0
Curt Blefary, L OBP: 0.311, SLG: 0.387 (9, PH)										1	0	0	0	0	0	0

Inning Stats	R: 2 E: 1 K: 1 S: 7	H: 2 LOB: 1 BB: 1 P: 11	R: 0 E: 0 K: 1 S: 5	H: 0 LOB: 1 BB: 1 P: 9	R: 0 E: 1 K: 0 S: 3	H: 0 LOB: 0 BB: 0 P: 3	R: 0 E: 0 K: 1 S: 6	H: 1 LOB: 1 BB: 0 P: 6	R: 0 E: 0 K: 0 S: 3	H: 0 LOB: 1 BB: 1 P: 7	R: 0 E: 0 K: 1 S: 7	H: 2 LOB: 2 BB: 0 P: 7	R: 0 E: 0 K: 1 S: 5	H: 0 LOB: 1 BB: 1 P: 9	R: 0 E: 0 K: 1 S: 5	H: 0 LOB: 0 BB: 0 P: 5	R: 0 E: 0 K: 0 S: 3	H: 0 LOB: 0 BB: 0 P: 3	1B: 4 2B: 2 3B: 0 HR: 0	SF: 0 SAC: 1 DP: 1 HBP: 0	WP: 0 PB: 0 SB: 0 CS: 1	PA: 37
PITCHER Bruce Kison, R ERA: 2.91 (1, 1)	IP 9.0	WLS W	BF 36	H 5	R 2	ER 1	SO 6	BB 4	IBB 0	HBP 0	BLK 0	WP 0	HR 0	S 44	P 60	ERA 1.00	WHIP 1.000					
					PITCHER	IP 9.0	WLS W	BF 36	H 5	R 2	ER 1	SO 6	BB 4	IBB 0	HBP 0	BLK 0	WP 0	HR 0	S 44	P 60	ERA 1.00	WHIP 1.000


BOTTOM


Pittsburgh Pirates @ San Diego Padres
San Diego Stadium, San Diego, CA

Sun Aug 20 1972, 6:38 AM EDT
Att. 9,759 - Unknown

livebaseballscorecards.com

AB	31
R	2
H	5
RBI	2
BB	4
SO	6
LOB	17



Batter	1	2	3	4	5	6	7	8	9	AB R H RBI BB SO LOB	TOP																
Paul Popovich, S OBP: 0.255, SLG: 0.242 (1, 6)	0-0 P3		0-0 P3		0-0 L4		0-0 L9		4-0 HR BB	4 1 0 0 1 0 0	Chicago Cubs @ San Diego Padres San Diego Stadium, San Diego, CA Mon Aug 21 1972, 10:05 PM EDT Att. 4,511 - Unknown livebaseballscorecards.com AB 35 R 5 H 9 RBI 5 BB 7 SO 8 LOB 17 																
Jose Cardenal, R OBP: 0.344, SLG: 0.448 (1, 8) (7, 9)	0-0 E1 G3		0-0 F9		0-0 F7		4-0 BB S BB	0-0 HR 1B	4 1 1 0 1 0 0																		
Billy Williams, L OBP: 0.394, SLG: 0.585 (1, 7)	0-0 G3 2-3		0-3 K		0-0 3B		0-0 F7 1-2	0-0 HR 1-H 2-H	5 1 2 3 0 1 2																		
Joe Pepitone, L OBP: 0.303, SLG: 0.422 (1, 3)	4-0 BB			0-0 HR	0-0 F6		4-0 BB IBB	0-0 SH2-4 1B	3 1 2 1 2 0 1																		
Ron Santo, R OBP: 0.376, SLG: 0.489 (1, 5)	0-3 K			0-0 HR		0-0 3-1 4-3 1B	4-0 BB 1-2 2-3	0-0 F8	4 1 2 1 1 1 3																		
Jim Hickman, R OBP: 0.381, SLG: 0.467 (1, 9)		0-3 K		0-3 HR		0-0 4-3 1-2	0-0 F3	0-0 SH2-4 1-2	4 0 0 0 0 2 4																		
Jack Aker, R (9, 1)									0 0 0 0 0 0 0																		
Glenn Beckert, R OBP: 0.295, SLG: 0.341 (1, 4)		0-0 S 1B		0-0 1B		0-0 3-1 2-3		0-0 F7	0-0 F8	5 0 2 0 0 0 2																	
Elrod Hendricks, L OBP: 0.267, SLG: 0.198 (1, 2)		0-3 K 1-2		4-0 BB		4-0 IBB		0-0 F8		2 0 0 0 2 1 1																	
Bill Hands, R (1, 1)		0-3 K		0-3 K		0-3 K		0-0 6-3		3 0 0 0 0 3 4																	
Bill Bonham, R OBP: 0.400, SLG: 0.250 (7, 1)										0 0 0 0 0 0 0																	
Rick Monday, L OBP: 0.359, SLG: 0.387 (7, 8)										1 0 0 0 0 0 0																	
Inning Stats	R: 0 E: 1 K: 1 S: 6	H: 0 LOB: 2 BB: 1 P: 10	R: 0 E: 0 K: 3 S: 10	H: 1 LOB: 1 BB: 0 P: 10	R: 0 E: 0 K: 1 S: 5	H: 0 LOB: 0 BB: 0 P: 5	R: 2 E: 0 K: 2 S: 9	H: 3 LOB: 1 BB: 1 P: 13	R: 0 E: 0 K: 0 S: 4	H: 1 LOB: 1 BB: 0 P: 4	R: 0 E: 0 K: 1 S: 6	H: 1 LOB: 2 BB: 1 P: 10	R: 0 E: 0 K: 0 S: 3	H: 0 LOB: 3 BB: 3 P: 15	R: 0 E: 0 K: 0 S: 3	H: 0 LOB: 0 BB: 0 P: 3	R: 3 E: 0 K: 0 S: 6	H: 3 LOB: 1 BB: 1 P: 10	1B: 5 2B: 0 3B: 1 HR: 3	SF: 0 SAC: 1 DP: 0 HBP: 0	WP: 0 PB: 0 SB: 2 CS: 0	PA: 43					
PITCHER	IP WLS BF H R ER SO BB IBB HBP BLK WP HR S P ERA WHIP																										
Clay Kirby, R ERA: 3.06 (1, 1)	8.0		36	6	2	2	8	4	2	0	0	0	2	46	70	2.25	1.250										
Gary Ross, R ERA: 2.34 (9, 1)	0.0		2	1	2	2	0	1	0	0	0	0	1	5		∞	∞										
Mark Schaeffer, L ERA: 5.23 (9, 1)	0.0		2	2	1	1	0	0	0	0	0	1	2	2		∞	∞										
Mike Corkins, R ERA: 3.72 (9, 1)	1.0	W	3	0	0	0	0	0	0	0	0	0	3	3		0.00	0.000										

Batter	1	2	3	4	5	6	7	8	9	AB	R	H	RBI	BB	SO	LOB
Jerry Morales, R OBP: 0.325, SLG: 0.362 (1, 7)	0-0 CS 1B		0-0 L4		0-0 2-3 1B		4-0 2B BB	0-0 P6-3		4	1	2	0	1	0	1
Garry Jesteadt, R OBP: 0.277, SLG: 0.351 (1, 4)	0-0 1-2 2B		0-3 K		0-0 1-2 1B		0-0 1-2 2B 1B	0-0 G3		5	1	3	0	0	1	1
Dave Roberts, R OBP: 0.279, SLG: 0.331 (1, 5)	0-3 K		0-0 F3		0-3 K		0-3 K		0-0 BB 1B 5-3 1B	5	1	1	0	0	3	6
Nate Colbert, R OBP: 0.316, SLG: 0.528 (1, 3)	0-0 F5			0-0 5-3	0-0 4-3		0-3 K		0-3 K	5	0	0	0	0	2	7
Cito Gaston, R OBP: 0.320, SLG: 0.389 (1, 9)		0-0 4-3		0-0 1B		0-3 K	0-0 1-H 2-H 2B		0-0 5-3 BB HR 1B	5	1	3	2	0	1	0
Derrel Thomas, S OBP: 0.300, SLG: 0.322 (1, 6)		0-0 4-3		0-0 G5-4-3 1B		0-0 5-3 1B	4-0 IBB		4-0 1-2 2-3 HR BB	3	1	2	0	2	0	0
Fred Kendall, R OBP: 0.260, SLG: 0.351 (1, 2)		0-0 BB 1B		0-0 G5-4-3 1-2f		0-0 5-3 1-2	0-3 K		0-0 5-3 1-2 2-3 3-H	5	0	1	1	0	1	7
Johnny Jeter, R OBP: 0.276, SLG: 0.328 (1, 8)		4-0 1-2 BB		0-0 1B SH5-4 1B		4-0 BB BB		0-3 K	0-0 2-H 3-H HR	3	1	2	3	2	1	0
Clay Kirby, R OBP: 0.095, SLG: 0.056 (1, 1)		0-0 L7		0-0 SH5-4 1-2		0-3 K		0-0 WP 1B		2	0	0	0	0	1	4
Larry Stahl, L OBP: 0.302, SLG: 0.327 (8, PH)										1	0	1	0	0	0	0
Gary Ross, R OBP: 0.222, SLG: 0.222 (9, 1)										0	0	0	0	0	0	0
Mark Schaeffer, L (9, 1)										0	0	0	0	0	0	0
Mike Corkins, R OBP: 0.269, SLG: 0.385 (9, 1)										0	0	0	0	0	0	0

Inning Stats	R: 0	H: 2	E: 0	K: 1	S: 6	H: 2	LOB: 1	BB: 0	P: 6	R: 0	H: 1	E: 0	K: 0	S: 4	R: 0	H: 0	E: 0	K: 1	S: 5	R: 0	H: 2	E: 0	K: 0	S: 4	R: 0	H: 3	E: 0	K: 1	S: 8	R: 0	H: 1	E: 0	K: 2	S: 8	R: 2	H: 2	E: 0	K: 3	S: 11	R: 0	H: 1	E: 0	K: 1	S: 6	R: 4	H: 3	E: 0	K: 1	S: 7	1B: 12	2B: 2	3B: 0	HR: 1	SF: 0	SAC: 1	DP: 1	HBP: 0	WP: 1	PB: 0	SB: 0	CS: 1	PA: 44
--------------	------	------	------	------	------	------	--------	-------	------	------	------	------	------	------	------	------	------	------	------	------	------	------	------	------	------	------	------	------	------	------	------	------	------	------	------	------	------	------	-------	------	------	------	------	------	------	------	------	------	------	--------	-------	-------	-------	-------	--------	-------	--------	-------	-------	-------	-------	--------


PITCHER	IP	WLS	BF	H	R	ER	SO	BB	IBB	HBP	BLK	WP	HR	S	P	ERA	WHIP
Bill Hands, R ERA: 3.35 (1, 1)	6.0		28	9	1	1	5	3	0	0	0	0	0	35	47	1.50	2.000
Bill Bonham, R ERA: 3.86 (7, 1)	2.1		13	5	3	3	5	0	1	0	0	1	0	22	26	11.57	2.143
Jack Aker, R ERA: 3.06 (9, 1)	0.1	L	3	1	2	2	0	1	0	0	0	0	1	2	6	54.00	6.000

BOTTOM

Chicago Cubs @ San Diego Padres
San Diego Stadium, San Diego, CA

Mon Aug 21 1972, 10:05 PM EDT
Att: 4,511 - Unknown

AB	38
R	6
H	15
RBI	6
BB	5
SO	10
LOB	26



Batter	1	2	3	4	5	6	7	8	9	AB R H RBI BB SO LOB	TOP		
Don Kessinger, S (1, 6) OBP: 0.366, SLG: 0.330	0-0 F8	0-0 F5		0-0 PO	0-0 4-3	0-0 1B		0-0 BLK 1B		5 0 2 0 0 0 2			
Jose Cardenal, R (1, 9) OBP: 0.345, SLG: 0.450	0-0 2B		0-0 F9		0-0 BB 1B	0-3 K		0-0 F6		5 1 2 0 0 1 2			
Billy Williams, L (1, 7) OBP: 0.396, SLG: 0.584	0-3 K		0-0 1B		4-0 BB 1B	0-0 F7			1-0 4-3 1B HBP	3 1 1 0 1 1 2			
Joe Pepitone, L (1, 3) OBP: 0.306, SLG: 0.418	0-0 4-3		0-0 L9		4-0 BB 1B		0-0 4-3		0-0 4-3 1B	4 1 1 0 1 0 2			
Ron Santo, R (1, 5) OBP: 0.376, SLG: 0.487		0-0 3B 1B	0-0 F7		0-0 E 1B		0-3 K		0-0 L7	5 1 2 1 0 1 3			
Rick Monday, L (1, 8) OBP: 0.363, SLG: 0.397		0-0 3B		4-0 PO 1B	0-0 L6-4 E		4-0 1B		0-0 4-3	2 0 2 2 1 0 0			
Bill North, S (5, 8) OBP: 0.233, SLG: 0.169		1-H 3B		BB	1-2 2-3 3-H 1B		BB		1-2 2-3 4-3	1 0 0 0 1 0 2			
Elrod Hendricks, L (1, 2) OBP: 0.255, SLG: 0.187		0-0 G3		0-0 F8	0-0 E5		0-0 L7		0-0 F7	5 0 0 1 0 0 6			
Paul Popovich, S (1, 4) OBP: 0.254, SLG: 0.243		0-0 BB 1B		0-0 P8	0-0 L6-4			0-0 P7		4 0 1 0 0 0 4			
Fergie Jenkins, R (1, 1) OBP: 0.240, SLG: 0.263		4-0 BB		0-0 1B		0-0 F8		0-3 K		3 0 1 0 1 1 0			
Inning Stats	R: 0 H: 1 E: 0 LOB: 1 K: 1 BB: 0 S: 6 P: 6	R: 1 H: 3 E: 0 LOB: 2 K: 0 BB: 1 S: 5 P: 9	R: 0 H: 1 E: 0 LOB: 1 K: 0 BB: 0 S: 4 P: 4	R: 0 H: 1 E: 0 LOB: 1 K: 0 BB: 1 S: 3 P: 7	R: 3 H: 3 E: 1 LOB: 2 K: 0 BB: 2 S: 6 P: 14	R: 0 H: 1 E: 0 LOB: 1 K: 1 BB: 0 S: 6 P: 6	R: 0 H: 0 E: 0 LOB: 1 K: 1 BB: 1 S: 5 P: 9	R: 0 H: 1 E: 0 LOB: 1 K: 1 BB: 0 S: 6 P: 6	R: 0 H: 1 E: 0 LOB: 2 K: 0 BB: 0 S: 4 P: 5	1B: 10 SF: 0 2B: 2 SAC: 0 3B: 1 DP: 1 HR: 0 HBP: 1	WP: 0 PA: 44 PB: 0 SB: 0 CS: 0		
PITCHER	IP WLS BF H R ER SO BB IBB HBP BLK WP HR S P ERA WHIP											PITCHER	IP WLS BF H R ER SO BB IBB HBP BLK WP HR S P ERA WHIP
Steve Arlin, R (1, 1) ERA: 3.53	4.1 L 24 9 4 4 1 4 0 0 0 0 0 0 22 38 8.31 3.000												
Gary Ross, R (5, 1) ERA: 2.19	4.2 19 3 0 0 3 1 0 1 1 0 0 23 28 0.00 0.857												

Chicago Cubs @ San Diego Padres
San Diego Stadium, San Diego, CA

Tue Aug 22 1972, 10:05 PM EDT
Att: 5,898 - Unknown - 79 F

livebaseballscorecards.com

AB	37
R	4
H	12
RBI	4
BB	5
SO	4
LOB	23



Batter	1	2	3	4	5	6	7	8	9	AB R H RBI BB SO LOB
Jerry Morales, R OBP: 0.324, SLG: 0.371 (1, 7)	0-0 P4		0-0 HR			0-3 K		0-3 K		4 1 1 2 0 2 1
Garry Jesteadt, R OBP: 0.272, SLG: 0.345 (1, 4)	0-3 K		0-0 F3			0-0 F9		0-0 6-3		4 0 0 0 0 1 1
Dave Roberts, R OBP: 0.276, SLG: 0.326 (1, 5)	0-0 3-1		0-0 P4-3			0-3 K		0-0 6-3		4 0 0 0 0 1 0
Nate Colbert, R OBP: 0.316, SLG: 0.525 (1, 3)		0-3 K		0-0 P4-6-3 1B		0-0 F2		0-0 6-3		4 0 1 0 0 1 0
Cito Gaston, R OBP: 0.317, SLG: 0.384 (1, 9)		0-3 K		0-0 P4-6-3		0-0 E5		0-0 1B		3 0 0 0 0 1 1
Enzo Hernandez, R OBP: 0.243, SLG: 0.238 (7, PR)				1-2						0 0 0 0 0 0 0
Larry Stahl, L OBP: 0.304, SLG: 0.329 (8, 9)										1 0 1 0 0 0 0
Derrel Thomas, S OBP: 0.297, SLG: 0.318 (1, 6)		0-0 P4-3		0-0 6-3		0-3 K		0-0 P4-3		4 0 0 0 0 1 2
Fred Kendall, R OBP: 0.261, SLG: 0.361 (1, 2)			0-0 1B 3B			0-0 F8		0-0 1-3		3 1 1 0 0 0 2
Johnny Jeter, R OBP: 0.277, SLG: 0.328 (1, 8)			0-0 5-3			0-3 K		0-0 SH2-4 1B		3 0 1 0 0 1 1
Steve Arjin, R OBP: 0.270, SLG: 0.218 (1, 1)			0-0 HR			0-0 F9		0-0 SH2-4		1 1 1 1 0 0 0
Gary Ross, R OBP: 0.200, SLG: 0.200 (5, 1)			3-H 1B					1-2		1 0 0 0 0 0 0


Inning Stats	R: 0 H: 0 E: 0 K: 1 S: 5	H: 0 LOB: 0 BB: 0 P: 5	R: 0 H: 0 E: 0 K: 2 S: 7	H: 0 LOB: 0 BB: 0 P: 7	R: 3 H: 3 E: 0 K: 0 S: 6	H: 3 LOB: 0 BB: 0 P: 6	R: 0 H: 1 E: 0 K: 0 S: 3	H: 1 LOB: 0 BB: 0 P: 3	R: 0 H: 0 E: 0 K: 1 S: 5	H: 0 LOB: 0 BB: 0 P: 5	R: 0 H: 0 E: 1 K: 1 S: 6	H: 0 LOB: 2 BB: 0 P: 6	R: 0 H: 1 E: 0 K: 1 S: 6	H: 1 LOB: 1 BB: 0 P: 6	R: 0 H: 1 E: 0 K: 0 S: 4	H: 1 LOB: 1 BB: 0 P: 4	1B: 4 2B: 0 3B: 1 HR: 1	SF: 0 SAC: 1 DP: 1 HBP: 0	
PITCHER Fergie Jenkins, R ERA: 2.88 (1, 1)	IP 9.0 WLS W BF 33 H 6 R 3 ER 3 SO 8	BB 0 IBB 0 HBP 0 BLK 0	WP 0 HR 1 S 49 P 49	ERA 3.00 WHIP 0.667															

BOTTOM

Chicago Cubs @ San Diego Padres
San Diego Stadium, San Diego, CA


Tue Aug 22 1972, 10:05 PM EDT
Att. 5,898 - Unknown - 79 F

AB	32
R	3
H	6
RBI	3
BB	0
SO	8
LOB	8



WP: 0	PA: 33
PB: 0	
SB: 1	
CS: 0	

livebaseballscorecards.com

Batter	1	2	3	4	5	6	7	8	9	AB R H RBI BB SO LOB	TOP											
Don Kessinger, S (1, 6) OBP: 0.369, SLG: 0.335	4-0 BB 1B	0-0 1B		0-0 FC4-6 SF9 2B	0-0 L4			0-0 SH SF9 1B CS		3 2 2 0 1 0 1												
Jose Cardenal, R (1, 9) OBP: 0.348, SLG: 0.450	4-0 1B SF8 BB	0-3 K		0-0 FC4-6 1B			0-0 F3	0-0 1B		4 1 2 0 1 1 1												
Billy Williams, L (1, 7) OBP: 0.394, SLG: 0.581	0-0 BB 1B	0-0 F7		0-0 FC4-6 BB			0-0 F7	0-0 SF9		4 1 1 3 0 0 3												
Joe Pepitone, L (1, 3) OBP: 0.298, SLG: 0.410	0-0 SF8	0-0 F8		0-0 SF9			0-0 F2	0-3 K		3 0 0 2 0 1 3												
Ron Santo, R (1, 5) OBP: 0.376, SLG: 0.483	4-0 BB 1B BB		0-0 6-3	4-0 1B BB			0-0 F8	0-0 CS	0-3 K	3 1 0 0 2 1 0												
Rick Monday, L (1, 8) OBP: 0.364, SLG: 0.395	4-0 1B BB		0-0 F6	0-0 4-3			0-0 FC4-6 1B		0-0 4-3	4 0 1 0 1 0 2												
Randy Hundley, R (1, 2) OBP: 0.262, SLG: 0.308 Jack Aker, R (7, 1)	0-0 F7		0-0 1B		0-3 K		0-0 FC4-6		0-0 5-3	4 0 1 0 0 1 4 1 0 0 0 0 0 0	AB 33 R 7 H 10 RBI 7 BB 6 SO 4 LOB 19											
Paul Popovich, S (1, 4) OBP: 0.263, SLG: 0.245	0-0 1B		0-0 P2-3		4-0 BB		0-0 P4-3			3 0 1 2 1 0 2												
Milt Pappas, R (1, 1) OBP: 0.283, SLG: 0.320 Elrod Hendricks, L (7, 2) OBP: 0.262, SLG: 0.196	0-0 F8			0-0 2B FC4-6 1B	0-0 B1			0-0 1B SH SF9 1B		3 1 1 0 0 0 3 1 1 1 0 0 0 0												
Inning Stats	R: 4 E: 0 K: 0 S: 5	H: 2 LOB: 2 BB: 4 P: 21	R: 0 E: 0 K: 1 S: 6	H: 1 LOB: 1 BB: 0 P: 6	R: 0 E: 0 K: 0 S: 4	H: 1 LOB: 1 BB: 0 P: 4	R: 2 E: 0 K: 0 S: 6	H: 3 LOB: 2 BB: 1 P: 10	R: 0 E: 0 K: 1 S: 5	H: 0 LOB: 1 BB: 1 P: 9	R: 0 E: 0 K: 0 S: 3	H: 0 LOB: 0 BB: 0 P: 3	R: 0 E: 0 K: 0 S: 4	H: 1 LOB: 1 BB: 0 P: 4	R: 1 E: 0 K: 1 S: 7	H: 2 LOB: 1 BB: 0 P: 7	R: 0 E: 0 K: 1 S: 5	H: 0 LOB: 0 BB: 0 P: 5	1B: 9 2B: 1 3B: 0 HR: 0	SF: 3 SAC: 1 DP: 0 HBP: 0	WP: 0 PB: 0 SB: 0 CS: 1	PA: 44
PITCHER	IP WLS BF H R ER SO BB IBB HBP BLK WP HR S P ERA WHIP																					
Bill Greif, R (1, 1) ERA: 5.11	0.1 L 5 1 4 4 0 3 0 0 0 0 0 0 2 14 108.00 12.000																					
Mike Corkins, R (1, 1) ERA: 3.69	5.2 26 6 2 2 2 3 0 0 0 0 0 0 27 39 3.18 1.588																					
Ed Acosta, R (7, 1) ERA: 5.54	1.0 7 3 1 1 0 0 0 0 0 0 0 0 7 7 9.00 3.000																					
Fred Norman, L (8, 1) ERA: 3.36	1.0 2 0 0 0 1 0 0 0 0 0 0 0 4 4 0.00 0.000																					
Al Severinsen, R (9, 1) ERA:	1.0 3 0 0 0 1 0 0 0 0 0 0 0 5 5 0.00 0.000																					

Chicago Cubs @ San Diego Padres
San Diego Stadium, San Diego, CA
Wed Aug 23 1972, 10:05 PM EDT
Att. 7,357 - Unknown

livebaseballscorecards.com

Batter	1	2	3	4	5	6	7	8	9	AB	R	H	RBI	BB	SO	LOB
Jerry Morales, R OBP: 0.328, SLG: 0.375 (1, 7)	0-0 HR 1B		0-0 6-3		0-0 1B 1B		0-0 1B 1B	0-3 K		5	1	3	0	0	1	2
Garry Jesteadt, R OBP: 0.271, SLG: 0.355 (1, 4)	0-0 F8		0-0 6-3		0-0 F5		0-3 K		0-0 HR	5	1	1	1	0	1	5
Dave Roberts, R OBP: 0.281, SLG: 0.341 (1, 5)	0-0 HR			0-0 P4-3	0-0 1B		0-0 1B	0-3 K	0-3 K	5	1	3	4	0	1	0
Nate Colbert, R OBP: 0.315, SLG: 0.524 (1, 3)	0-0 6-3			0-0 2B	0-3 K		0-0 L8	0-0 6-3	0-0 6-3	5	0	1	0	0	1	4
Cito Gaston, R OBP: 0.315, SLG: 0.381 (1, 9)	0-0 5-3			0-3 K		0-0 P4-6-3 1B	0-0 F9	0-3 K	0-3 K	5	0	1	0	0	2	3
Derrel Thomas, S OBP: 0.295, SLG: 0.315 (1, 6)		0-0 6-3		0-0 P4-3		0-0 P4-6-3		0-0 6-3		4	0	0	0	0	0	2
Fred Kendall, R OBP: 0.261, SLG: 0.359 (1, 2)		0-0 6-3			0-0 5-3	0-0 1B 1B		0-0 5-3		4	0	1	0	0	0	0
Johnny Jeter, R OBP: 0.283, SLG: 0.332 (1, 8)		0-3 K			0-0 1B E 1B	0-0 1B	0-0 1B	4-0 1B BB		3	1	2	0	1	1	0
Bill Greif, R OBP: 0.081, SLG: 0.031 (1, 1)			0-3 K			0-0 E2 1B	0-0 P4-3		0-0 1B	0	0	0	0	0	0	0
Mike Corkins, R OBP: 0.250, SLG: 0.357 (1, 1)										2	1	0	0	0	1	1
Leron Lee, L OBP: 0.364, SLG: 0.504 (6, PH)										1	0	0	0	0	0	2
Ed Acosta, S OBP: 0.226, SLG: 0.179 (7, 1)										0	0	0	0	0	0	0
Fred Norman, S OBP: 0.216, SLG: 0.394 (8, PH)										0	0	0	0	0	0	0
Curt Blefary, L OBP: 0.118, SLG: 0.394 (8, PH)										1	0	1	0	0	0	0
Al Severinsen, R (9, 1)										0	0	0	0	0	0	0

Inning Stats	R: 2	H: 2	E: 0	LOB: 0	K: 0	BB: 0	S: 5	R: 0	H: 0	E: 0	LOB: 0	K: 1	BB: 0	S: 5	R: 0	H: 0	E: 0	LOB: 0	K: 1	BB: 0	S: 5	R: 0	H: 1	E: 0	LOB: 1	K: 1	BB: 0	S: 6	R: 2	H: 3	E: 1	LOB: 2	K: 1	BB: 0	S: 9	R: 0	H: 3	E: 0	LOB: 2	K: 1	BB: 0	S: 5	R: 0	H: 2	E: 0	LOB: 2	K: 1	BB: 0	S: 7	R: 0	H: 1	E: 0	LOB: 2	K: 1	BB: 1	S: 6	R: 1	H: 1	E: 0	LOB: 0	K: 2	BB: 0	S: 8	R: 0	H: 1	E: 0	LOB: 0	K: 2	BB: 0	S: 8	1B: 10	SF: 0	2B: 1	SAC: 0	3B: 0	DP: 1	HR: 2	HBP: 0	WP: 0	PA: 41
PITCHER	IP	WLS	BF	H	R	ER	SO	BB	IBB	HBP	BLK	WP	HR	S	P	ERA	WHIP																																																															
Milt Pappas, R ERA: 3.32 (1, 1)	6.0	W	27	9	4	2	4	0	0	0	0	0	1	35	35	3.00	1.500																																																															
Jack Aker, R ERA: 3.06 (7, 1)	3.0	S	14	4	1	1	4	1	0	0	0	0	1	21	25	3.00	1.667																																																															

BOTTOM

Chicago Cubs @ San Diego Padres
San Diego Stadium, San Diego, CA
Wed Aug 23 1972, 10:05 PM EDT
Att. 7,357 - Unknown

livebaseballscores.com

AB	40
R	5
H	13
RBI	5
BB	1
SO	8
LOB	19



Batter	1	2	3	4	5	6	7	8	9	AB R H RBI BB SO LOB	TOP									
Jerry Morales, R OBP: 0.324, SLG: 0.370 (1, 8) (8, 5)	0-3 K		0-0 4-3			0-3 K		0-0 F8		4 0 0 0 0 2 2										
Dave Roberts, R OBP: 0.281, SLG: 0.340 (1, 5) (8, 4)	0-3 K			0-0 F9			0-0 3B 1B	0-0 F8		4 1 1 0 0 1 1										
Leron Lee, L OBP: 0.366, SLG: 0.512 (1, 7) X	0-0 F7			0-3 K			0-0 1-H 1B 3B		0-0 HR 1B	4 2 2 1 0 1 0										
Nate Colbert, R OBP: 0.316, SLG: 0.530 (1, 3)		0-3 K		0-0 L6			0-0 G4-3 1B		0-0 1-H HR	4 1 2 3 0 1 0										
Cito Gaston, R OBP: 0.311, SLG: 0.375 (1, 9)				0-0 6-3		0-0 F9		0-0 G4-3	0-0 E1	4 0 0 0 0 0 1										
Derrel Thomas, S OBP: 0.294, SLG: 0.317 (1, 6)				0-0 F8		0-0 4-3		0-3 K	0-0 1-3 2B	4 0 1 0 0 1 0										
Fred Kendall, R OBP: 0.261, SLG: 0.366 (1, 2)				0-0 3B		0-3 K		0-0 F9	0-0 5-3	4 0 1 0 0 1 3										
Fred Stanley, R OBP: 0.306, SLG: 0.233 Larry Stahl, L OBP: 0.306, SLG: 0.331 (1, 4) (8, PH) (8, 8)			0-3 K			0-0 L6		0-0 1B	0-0 5-3	2 0 0 0 0 1 1 2 0 1 0 0 0 2										
Mike Caldwell, R OBP: 0.114, SLG: 0.114 Ed Acosta, S OBP: 0.250, SLG: 0.331 Johnny Jeter, R OBP: 0.250, SLG: 0.331 Mark Schaeffer, L Al Severinsen, R Curt Blefary, L OBP: 0.315, SLG: 0.389 Gary Ross, R OBP: 0.200, SLG: 0.200 Pat Corrales, R OBP: 0.250, SLG: 0.179 (1, 1) (3, 1) (6, PH) (6, 1) (7, 1) (8, PH) (8, 1) (8, PH) (9, 1)			0-3 K			0-0 F9		0-0 F5	0-0 L6	1 0 0 0 0 0 1 1 0 0 0 0 0 0 0 0 1 0 1 0 0 0 0 0 0 1 0 0 0 0 0 0 0 0 1 0 0 0 0 0 0 2										
Inning Stats	R: 0 E: 0 K: 2 S: 7	H: 0 LOB: 0 BB: 0 P: 7	R: 0 E: 0 K: 1 S: 5	H: 0 LOB: 0 BB: 0 P: 5	R: 0 E: 0 K: 2 S: 8	H: 1 LOB: 1 BB: 0 P: 8	R: 0 E: 0 K: 1 S: 5	H: 0 LOB: 0 BB: 0 P: 5	R: 0 E: 0 K: 1 S: 5	H: 0 LOB: 0 BB: 0 P: 5	R: 2 E: 0 K: 1 S: 8	H: 3 LOB: 1 BB: 0 P: 8	R: 0 E: 0 K: 0 S: 4	H: 1 LOB: 1 BB: 0 P: 4	R: 2 E: 1 K: 0 S: 7	H: 3 LOB: 2 BB: 0 P: 7	1B: 4 2B: 1 3B: 2 HR: 1	SF: 0 SAC: 0 DP: 1 HBP: 0	WP: 0 PB: 1 SB: 0 CS: 0	PA: 36
PITCHER	IP WLS BF H R ER SO BB IBB HBP BLK WP HR S P ERA WHIP																			
Reggie Cleveland, R ERA: 3.94 (1, 1)	8.0 W 33 8 4 4 9 0 0 0 0 0 1 51 51 4.50 1.000																			
Diego Segui, R ERA: 2.44 (9, 1)	1.0 S 3 0 0 0 0 0 0 0 0 0 0 0 3 3 0.00 0.000																			

San Diego Padres @ St. Louis Cardinals
 Busch Stadium, St. Louis, MO
 Fri Aug 25 1972, 7:05 PM CDT
 Unknown

livebaseballscorecards.com

AB	36
R	4
H	8
RBI	4
BB	0
SO	9
LOB	14



Batter	1	2	3	4	5	6	7	8	9	AB	R	H	RBI	BB	SO	LOB
Lou Brock, L (1, 7) OBP: 0.347, SLG: 0.384	0-0 4-3	0-0 E1 1B	4-0 IBB			0-0 SH1-4 1B		0-3 K		4	0	2	1	1	1	0
Ted Sizemore, R (1, 4) OBP: 0.324, SLG: 0.348	4-0 BB	0-3 K	0-0 G1-2-3			0-0 SH1-4		4-0 E BB		2	0	0	0	2	1	5
Luis Melendez, R (1, 8) OBP: 0.302, SLG: 0.356	0-3 K	0-0 F9				0-0 F7		0-0 E5		4	0	0	0	1	1	6
Joe Torre, R (1, 5) OBP: 0.356, SLG: 0.447	0-0 F9					0-0 6-3		0-0 G4-6-3		4	1	1	0	0	1	4
Ed Crosby, L (8, 5) OBP: 0.270, SLG: 0.253			1B 1B					1-2f G4-6-3		1	0	0	0	0	0	2
Ted Simmons, S (1, 2) OBP: 0.329, SLG: 0.470		0-0 BB 1B	0-0 1B 1B			0-0 G4-6-3		HR		4	3	3	1	0	0	1
Matty Alou, L (1, 3) OBP: 0.351, SLG: 0.388		0-0 1B 1B	0-0 1B 1B			0-0 4-3		1B		4	2	3	0	0	0	0
Dwain Anderson, R (1, 6) OBP: 0.353, SLG: 0.346		4-0 1B 1B	0-0 E 1B			0-3 K		0-0 F8		3	1	1	1	1	1	1
Jorge Roque, R (1, 9) OBP: 0.100, SLG: 0.053		0-0 P4	0-0 E7			0-0 4-3		0-0 G4-6-3		1	0	0	0	0	0	3
Bernie Carbo, L (3, PH) OBP: 0.377, SLG: 0.355		1-2 2-3 3-H	1-2 2-3 3-H					1-2 1B		3	0	2	1	0	0	0
Reggie Cleveland, R (1, 1) OBP: 0.262, SLG: 0.250		0-0 E	0-3 K			0-0 SH1-4		0-0 G4-6-3		4	0	2	1	0	1	4
Diego Segui, R (9, 1) OBP: 0.083, SLG: 0.083		1-2 2-3 3-H	1B			1B		1-2f		0	0	0	0	0	0	0


Inning Stats	R: 0	H: 0	E: 0	K: 1	S: 5	H: 0	LOB: 1	BB: 1	P: 9	R: 3	H: 4	E: 1	K: 1	S: 9	H: 5	LOB: 2	BB: 1	P: 13	R: 3	H: 5	E: 1	K: 1	S: 9	R: 0	H: 0	E: 0	K: 1	S: 4	H: 0	LOB: 0	BB: 1	P: 8	R: 0	H: 0	E: 0	K: 1	S: 5	H: 2	LOB: 2	BB: 0	P: 5	R: 1	H: 3	E: 0	K: 0	S: 5	H: 0	LOB: 1	BB: 1	P: 9	R: 0	H: 0	E: 1	K: 1	S: 5	H: 0	LOB: 1	BB: 1	P: 9
1B: 13	SF: 0	2B: 0	SAC: 1	3B: 0	DP: 4	HR: 1	HBP: 0	WP: 0	PA: 40																																																		

PITCHER	IP	WLS	BF	H	R	ER	SO	BB	IBB	HBP	BLK	WP	HR	S	P	ERA	WHIP
Mike Caldwell, L (1, 1) ERA: 3.09	2.0	L	15	7	6	4	2	2	2	0	0	0	0	17	25	18.00	4.500
Ed Acosta, R (3, 1) ERA: 5.29	3.0		11	2	0	0	3	1	1	0	0	0	0	15	23	0.00	1.000
Mark Schaeffer, L (6, 1) ERA: 5.35	1.0		7	4	1	1	0	0	0	0	0	0	1	7	7	9.00	4.000
Al Severinsen, R (7, 1) ERA:	1.0		3	1	0	0	0	0	0	0	0	0	0	3	3	0.00	1.000
Gary Ross, R (8, 1) ERA: 2.15	1.0		4	0	0	0	1	1	0	0	0	0	0	5	9	0.00	1.000

BOTTOM

San Diego Padres @ St. Louis Cardinals
 Busch Stadium, St. Louis, MO
 Fri Aug 25 1972, 7:05 PM CDT
 Unknown

AB	34
R	7
H	14
RBI	5
BB	5
SO	6
LOB	26



Batter	1	2	3	4	5	6	7	8	9	AB	R	H	RBI	BB	SO	LOB	TOP								
Enzo Hernandez, R (1, 6) OBP: 0.240, SLG: 0.235	0-0 F9		0-0 1-3		0-0 E1		0-3 K	0-0 F7		3	0	0	0	0	0	0	San Diego Padres @ St. Louis Cardinals Busch Stadium, St. Louis, MO Fri Aug 25 1972, 7:05 PM CDT Att: 19,559 - Unknown								
Jerry Morales, R (7, PH) OBP: 0.323, SLG: 0.369										1	0	0	0	0	1	2									
Al Severinsen, R (7, 1)										0	0	0	0	0	0	0									
Fred Kendall, R (8, PH) OBP: 0.259, SLG: 0.365										1	0	0	0	0	0	2									
Gary Ross, R (8, 1) OBP: 0.200, SLG: 0.200										0	0	0	0	0	0	0									
Dave Roberts, R (1, 5) OBP: 0.286, SLG: 0.348	0-0 4-3 1B		0-0 6-3		0-0 F8		0-0 FC 1B 2B	0-0 1B		5	1	3	2	0	0	1									
Leron Lee, L (1, 7) OBP: 0.366, SLG: 0.508	0-0 4-3 1-2		4-0 BB			0-0 G5-4-3 1B	0-0 FC 1B CS	0-0 4-3		4	0	1	1	1	0	4									
Nate Colbert, R (1, 3) OBP: 0.317, SLG: 0.529	0-0 F3		0-0 4-3			0-0 G5-4-3 1-2f	0-0 FC 1B		0-0 CS 1B	5	0	2	1	0	0	3									
Larry Stahl, L (1, 9) OBP: 0.306, SLG: 0.335		0-0 4-3 6-3 2B		0-3 K		0-0 4-3	0-0 FC 1B CS		0-0 F7	3	1	1	0	0	1	0									
Johnny Jeter, R (7, PH) OBP: 0.280, SLG: 0.329										2	0	0	0	0	0	3									
Derrel Thomas, S (1, 8) OBP: 0.298, SLG: 0.321		0-0 4-3 2-3		0-0 P4			BB 1B CS		0-0 1B 5-3 1B	5	2	3	0	0	0	1									
Pat Corrales, R (1, 2) OBP: 0.264, SLG: 0.183		4-0 BB 6-3 BB		0-0 P6			BB BB 1B BB		0-0 E 1B 1B	3	2	1	0	2	0	1									
Fred Stanley, R (1, 4) OBP: 0.299, SLG: 0.227		0-0 6-3		0-3 K		0-3 K	BB BB 1B BB		0-0 5-3	2	0	0	1	0	1	1									
Cito Gaston, R (7, PH) OBP: 0.312, SLG: 0.374		1-2 3-H					BB BB 2B BB		1-2 3-H	1	1	0	1	1	0	1									
Fred Norman, S (1, 1) OBP: 0.292, SLG: 0.175		0-3 K		0-3 K			BB BB 2B FC 1B		0-0 4-0 1B	1	0	0	0	0	1	1									
Mike Corkins, R (2, 1) OBP: 0.241, SLG: 0.345										1	0	0	0	0	1	0									
Curt Blefary, L (7, PH) OBP: 0.327, SLG: 0.396										1	1	1	2	1	0	0									
Inning Stats	R: 0 E: 0 K: 0 S: 4	H: 1 LOB: 1 BB: 0 P: 4	R: 1 E: 0 K: 1 S: 6	H: 1 LOB: 1 BB: 1 P: 10	R: 0 E: 0 K: 0 S: 3	H: 0 LOB: 1 BB: 1 P: 7	R: 0 E: 0 K: 1 S: 5	H: 0 LOB: 0 BB: 0 P: 5	R: 0 E: 1 K: 2 S: 8	H: 0 LOB: 1 BB: 0 P: 8	R: 0 E: 0 K: 0 S: 3	H: 1 LOB: 0 BB: 0 P: 3	R: 5 E: 0 K: 1 S: 9	H: 4 LOB: 1 BB: 2 P: 17	R: 2 E: 1 K: 0 S: 6	H: 3 LOB: 2 BB: 1 P: 10	R: 0 E: 0 K: 0 S: 4	H: 2 LOB: 1 BB: 0 P: 4	1B: 10 2B: 2 3B: 0 HR: 0	SF: 0 SAC: 0 DP: 1 HBP: 0	WP: 0 PB: 0 SB: 1 CS: 2	PA: 44			
PITCHER	IP	WLS	BF	H	R	ER	SO	BB	IBB	HBP	BLK	WP	HR	S	P	ERA	WHIP								
Al Santorini, R (1, 1) ERA: 5.0	6.0		26	4	4	4	4	4	0	0	0	0	0	30	46	6.00	1.333								
Diego Segui, R (7, 1) ERA: 2.71	0.1		5	3	2	2	1	0	0	0	0	0	0	7	7	54.00	9.000								
John Cumberland, L (7, 1) ERA: 7.63	0.2		1	0	0	0	0	0	0	0	0	0	0	1	1	0.00	0.000								
Ray Bare, R (8, 1) ERA: 0.93	2.0	L	11	5	2	1	0	0	1	0	0	0	0	10	14	4.50	2.500								

livebaseballscorecards.com

AB	38
R	8
H	12
RBI	8
BB	5
SO	5
LOB	20



BOTTOM

San Diego Padres @ St. Louis Cardinals
 Busch Stadium, St. Louis, MO

AB	36
R	7
H	12
RBI	7
BB	6
SO	3
LOB	25



WP:	1	PA:	43
PB:	0	SB:	1
CS:	0		

Fri Aug 25 1972, 7:05 PM CDT
 Att. 19,559 - Unknown

livebaseballscorecards.com

AB R H RBI BB SO LOB

3 1 1 0 2 0 1

3 0 0 0 0 0 3
 2 1 0 0 0 0 2

5 2 2 0 0 0 4

4 1 1 3 1 0 3

4 1 2 2 1 0 1

5 0 3 0 0 0 2

4 1 2 2 1 1 3

3 0 1 0 0 0 2
 1 0 0 0 0 0 2

1 0 0 0 1 1 0
 0 0 0 0 0 0 0
 0 0 0 0 0 0 0
 1 0 0 0 0 1 2
 0 0 0 0 0 0 0

1B: 9 SF: 0
 2B: 1 SAC: 1
 3B: 0 DP: 3
 HR: 2 HBP: 0

Batter	1	2	3	4	5	6	7	8	9
Lou Brock, L (1, 7) OBP: 0.350, SLG: 0.383	0-0 S 1B HR 1B	4-0 WP IBB		0-0 3-1		0-0 F7		4-0 FC5-6 BB	
Ted Sizemore, R (1, 4) OBP: 0.322, SLG: 0.345	0-0 L5	0-0 1-3			0-0 E8 1B 2B	0-0 FC3-6		0-0 FC5-6 G4-6-3	
Ed Crosby, L (5, PR) OBP: 0.267, SLG: 0.251		1-2 2-3				1-2f		1-2f	
Luis Melendez, R (1, 8) OBP: 0.304, SLG: 0.357	0-0 1-2 HR 1B	0-0 F8			0-0 2-3 2B 1B	0-0 1-3		0-0 G4-6-3 1-2f	
Joe Torre, R (1, 3) OBP: 0.357, SLG: 0.452	0-0 1-H 2-H HR		0-0 6-3		0-0 F8		4-0 FC4-6 BB		0-0 4-3
Ted Simmons, S (1, 2) OBP: 0.332, SLG: 0.472	0-0 G5-4-3 1B		0-0 F7		0-0 1-H 3-H 2B		0-0 FC4-6 1B 1B		4-0 1B BB
Dwain Anderson, R (1, 5) OBP: 0.367, SLG: 0.361	0-0 G5-4-3 1-2f		0-0 1B		0-0 6-3		0-0 1B 1-2 1B		0-0 G4-6-3 1-3 1B
Bernie Carbo, L (1, 9) OBP: 0.381, SLG: 0.370		0-0 HR	0-3 K		4-0 IBB		0-0 1-3 2-H 1B		0-0 G4-6-3 1-2f
Dal Maxvill, R (1, 6) OBP: 0.305, SLG: 0.270		0-0 WP SH1-3 1B		0-0 4-3		0-0 6-3		0-0 P4	
Matty Alou, L (7, PH) OBP: 0.351, SLG: 0.388									
Al Santorini, R (1, 1) OBP: 0.125, SLG: 0.067		0-0 SH1-3		0-3 K		4-0 FC3-6 BB		0-3 K	
Diego Segui, R (7, 1) OBP: 0.083, SLG: 0.083									
John Cumberland, R (7, 1) OBP: 0.071, SLG: 0.071									
Jose Cruz, L (7, PH) OBP: 0.278, SLG: 0.269		1-2							
Ray Bare, R (8, 1)									

Inning Stats	R: 3	H: 4	E: 0	LOB: 0	K: 0	P: 6	R: 1	H: 2	E: 0	LOB: 2	K: 0	P: 9	R: 0	H: 1	E: 0	LOB: 1	K: 1	P: 6	R: 0	H: 0	E: 0	LOB: 0	K: 1	P: 5	R: 2	H: 2	E: 1	LOB: 2	K: 0	P: 10	R: 0	H: 0	E: 0	LOB: 1	K: 0	P: 7	R: 1	H: 2	E: 0	LOB: 2	K: 1	P: 11	R: 0	H: 0	E: 0	LOB: 0	K: 0	P: 6	R: 0	H: 1	E: 0	LOB: 1	K: 0	P: 7	1B: 9	SF: 0	2B: 1	SAC: 1	3B: 0	DP: 3	HR: 2	HBP: 0	WP: 1	PA: 43
--------------	------	------	------	--------	------	------	------	------	------	--------	------	------	------	------	------	--------	------	------	------	------	------	--------	------	------	------	------	------	--------	------	-------	------	------	------	--------	------	------	------	------	------	--------	------	-------	------	------	------	--------	------	------	------	------	------	--------	------	------	-------	-------	-------	--------	-------	-------	-------	--------	-------	--------

PITCHER	IP	WLS	BF	H	R	ER	SO	BB	IBB	HBP	BLK	WP	HR	S	P	ERA	WHIP
Fred Norman, L (1, 1) ERA: 3.58	1.0		8	6	4	4	0	0	0	0	0	0	2	8	8	36.00	6.000
Mike Corkins, R (2, 1) ERA: 3.59	5.0		22	3	2	1	2	1	2	0	0	1	0	23	35	1.80	0.800
Al Severinsen, R (7, 1) ERA: 0.73	1.0		6	2	1	1	1	1	0	0	0	0	0	7	11	9.00	3.000
Gary Ross, R (8, 1) ERA: 2.1	2.0	W	7	1	0	0	0	2	0	0	0	0	0	5	13	0.00	1.500

Batter	1	2	3	4	5	6	7	8	9	AB R H RBI BB SO LOB	TOP											
Larry Stahl, L (1, 8) OBP: 0.311, SLG: 0.348	0-0 6-3 3B		0-0 1B 2B		0-0 P4			0-0 F7	4-0 1-2 FC6 BB	4 1 2 0 1 0 0												
Dave Roberts, R (1, 5) OBP: 0.288, SLG: 0.349	0-0 6-3		0-0 2-3 1B		0-3 K			0-0 1-3 1B	0-0 FC6	5 1 2 1 0 1 2												
Leron Lee, L (1, 7) OBP: 0.365, SLG: 0.504	0-0 3-H FC6-4 1B		0-0 P5		0-0 P6			0-0 1-2 1-3		4 0 1 0 0 0 3												
Nate Colbert, R (1, 3) OBP: 0.316, SLG: 0.526	0-0 F8		0-0 G2		0-0 F7			0-0 2-H 1B		4 0 1 1 0 0 3												
Cito Gaston, R (1, 9) OBP: 0.311, SLG: 0.370	0-0 FC6-4 1-2f			4-0 1-3 BB	0-0 4-3			0-3 K		3 0 0 0 1 1 2												
Derrel Thomas, S (1, 6) OBP: 0.295, SLG: 0.317		0-0 1-3		0-0 F8			0-0 1-3		0-3 K	4 0 0 0 0 1 1												
Fred Kendall, R (1, 2) OBP: 0.259, SLG: 0.372		0-3 K		0-0 1-3 1-2			0-0 P4		0-0 6-3 3B	4 1 1 0 0 1 1												
Fred Stanley, R (1, 4) OBP: 0.297, SLG: 0.218		0-0 4-3		0-3 K			4-0 BB		0-0 6-3	3 0 0 1 1 1 1												
Steve Arlin, R (1, 1) OBP: 0.270, SLG: 0.218			0-3 K		0-0 4-3		0-3 K		3-H 4-0 BB BB	0 0 0 0 0 0 0												
Ed Acosta, S (2, 1)										1 0 0 0 0 1 0												
Mark Schaeffer, L (4, 1)										1 0 0 0 0 0 0												
Al Severinsen, R (6, 1)										1 0 0 0 0 1 1												
Curt Blefary, L (9, PH) OBP: 0.333, SLG: 0.396										0 0 0 0 1 0 0												
Inning Stats	R: 1 E: 0 K: 0 S: 5	H: 2 LOB: 1 BB: 0 P: 5	R: 0 E: 0 K: 1 S: 5	H: 0 LOB: 0 BB: 0 P: 5	R: 0 E: 0 K: 1 S: 7	H: 2 LOB: 2 BB: 0 P: 7	R: 0 E: 0 K: 1 S: 5	H: 0 LOB: 1 BB: 1 P: 9	R: 0 E: 0 K: 1 S: 5	H: 0 LOB: 0 BB: 0 P: 5	R: 0 E: 0 K: 1 S: 3	H: 0 LOB: 0 BB: 0 P: 3	R: 0 E: 0 K: 1 S: 5	H: 0 LOB: 1 BB: 1 P: 9	R: 1 E: 0 K: 1 S: 7	H: 2 LOB: 1 BB: 0 P: 7	R: 1 E: 0 K: 1 S: 6	H: 1 LOB: 2 BB: 2 P: 14	1B: 4 2B: 1 3B: 2 HR: 0	SF: 0 SAC: 0 DP: 0 HBP: 0	WP: 0 PB: 0 SB: 0 CS: 0	PA: 38
PITCHER	IP WLS BF H R ER SO BB IBB HBP BLK WP HR S P ERA WHIP																					
Bob Gibson, R (1, 1) ERA: 2.74	8.0 W 32 6 2 2 6 2 0 0 0 0 0 0 42 50 2.25 1.000																					
Dennis Higgins, R (9, 1) ERA: 3.97	1.0 S 6 1 1 1 1 2 0 0 0 0 0 0 6 14 9.00 3.000																					

San Diego Padres @ St. Louis Cardinals
 Busch Stadium, St. Louis, MO
 Sat Aug 26 1972, 7:05 PM CDT
 Att: 21,097 - Unknown

livebaseballscorecards.com

AB	34
R	3
H	7
RBI	3
BB	4
SO	7
LOB	14



BOTTOM

San Diego Padres @ St. Louis Cardinals
Busch Stadium, St. Louis, MO

livebaseballscorecards.com

AB	33
R	9
H	13
RBI	9
BB	7
SO	2
LOB	23



WP:	1	PA:	44
PB:	1		
SB:	1		
CS:	0		

Sat Aug 26 1972, 7:05 PM CDT
Att. 21,097 - Unknown

AB R H RBI BB SO LOB

4 2 4 2 0 0 0
1 0 1 0 0 0 0

3 0 0 0 0 0 4

2 1 0 1 2 0 2

3 0 0 2 2 0 1
0 0 0 0 0 0 0

3 1 2 1 1 0 3

4 1 2 1 1 1 1

5 1 1 1 0 0 5

4 1 2 0 1 0 1

4 2 1 1 0 1 6
0 0 0 0 0 0 0

1B:	12	SF:	1
2B:	1	SAC:	2
3B:	0	DP:	2
HR:	0	HBP:	1

Batter	1	2	3	4	5	6	7	8	9
Lou Brock, L OBP: 0.354, SLG: 0.388 Jose Cruz, L OBP: 0.281, SLG: 0.276	0-0 SH5-3 SF8 1B	0-0 BB 1B		0-0 BB SH1-4 1B	0-0 1B		0-0 2B		
Ed Crosby, L OBP: 0.264, SLG: 0.248	0-0 SH5-3 1B	0-0 F9		0-0 SH1-4 1B	0-0 P1		0-0 F9		
Bernie Carbo, L OBP: 0.381, SLG: 0.367	0-0 SF8	4-0 BB IBB		4-0 1B BB IBB	0-0 F8		0-0 F7		
Joe Torre, R OBP: 0.357, SLG: 0.449 Dal Maxvill, R OBP: 0.305, SLG: 0.270	0-0 F9	4-0 BB IBB		4-0 BB 1B BB		0-0 F9	0-0 1-3		
Ted Simmons, S OBP: 0.337, SLG: 0.473		1B 1B		1B 1B		4-0 1-3 1B BB		1-0 G6-4-3 HBP	
Matty Alou, L OBP: 0.353, SLG: 0.389		0-0 1B 1B FC4-6 1B	0-3 K	4-0 1B BB		0-0 1-3 1B		0-0 G6-4-3 1-2f	
Dwain Anderson, R OBP: 0.358, SLG: 0.352		0-0 FC4-6 1B 1B	0-0 4-3	0-0 G1-2-3 BB		0-0 1-3		0-0 E6	
Luis Melendez, R OBP: 0.309, SLG: 0.359		0-0 FC4-6 1B	0-0 F8		0-0 PB WP 1B	4-0 BB		0-0 F9	
Bob Gibson, R OBP: 0.182, SLG: 0.390 Dennis Higgins, R		0-0 FC4-6 1B BB		0-0 SH1-4 1B BB 1B	0-0 5-3	0-3 K			

Inning Stats	R	H	E	K	S	LOB	BB	P	1B	2B	3B	HR	WP	HR	S	P	ERA	WHIP
1	1	1	0	4	4	0	0	0	0	0	0	0	0	0	0	0	33.75	4.500
2	4	5	0	0	8	3	0	0	0	0	0	0	0	0	0	0	3.86	3.000
3	0	0	0	1	5	0	0	0	0	0	0	0	0	0	0	0	0.00	0.429
4	3	3	0	0	5	2	0	0	0	0	0	0	0	0	0	0	0.00	0.429
5	1	2	0	0	5	1	0	0	0	0	0	0	0	0	0	0	0.00	0.429
6	0	1	0	1	6	3	0	0	0	0	0	0	0	0	0	0	0.00	0.429
7	0	1	0	0	4	1	0	0	0	0	0	0	0	0	0	0	0.00	0.429
8	0	0	1	0	3	0	0	0	0	0	0	0	0	0	0	0	0.00	0.429
9	0	0	0	0	0	0	0	0	0	0	0	0	0	0	0	0	0.00	0.429

PITCHER	IP	WLS	BF	H	R	ER	SO	BB	IBB	HBP	BLK	WP	HR	S	P	ERA	WHIP
Steve Arlin, R ERA: 3.74	1.1	L	10	6	5	5	0	0	0	0	0	0	0	10	10	33.75	4.500
Ed Acosta, R ERA: 5.53	2.0		12	2	3	3	1	2	2	0	0	0	0	10	26	13.50	2.000
Mark Schaeffer, L ERA: 5.25	2.1		13	4	1	1	0	3	0	0	0	1	0	10	22	3.86	3.000
Al Severinsen, R ERA: 0.61	2.1		9	1	0	0	1	0	0	1	0	0	0	10	11	0.00	0.429

Batter	1	2	3	4	5	6	7	8	9	AB R H RBI BB SO LOB	TOP
Jerry Morales, R OBP: 0.325, SLG: 0.374 (1, 8) X	0-0 1B 1B		0-0 1-3 3B 2B		0-0 F8		0-3 K			4 1 2 0 0 1 0	San Diego Padres @ St. Louis Cardinals Busch Stadium, St. Louis, MO Sun Aug 27 1972, 3:33 AM CDT Att: 13,219 - Unknown livebaseballscorecards.com
Dave Roberts, R OBP: 0.290, SLG: 0.351 (1, 5) X (7, 4)	0-0 1-3 S 1B		0-0 1-3 2-3		0-0 6-3			0-0 FC5-4 1B		4 0 2 0 0 0 1	
Leron Lee, L OBP: 0.363, SLG: 0.507 (1, 7) S S S	0-3 1-2 K		0-0 2B 3B		0-0 F8			0-0 FC5-4 1-2f		4 1 1 1 0 1 3	
Nate Colbert, R OBP: 0.320, SLG: 0.530 (1, 3) S	4-0 IBB		0-0 3-H 4-3 2B		0-0 FC5-4 1B			0-0 F9		3 0 2 1 1 0 1	
Cito Gaston, R OBP: 0.307, SLG: 0.365 (1, 9) S S S	0-3 K		0-0 2-3 4-3		0-0 F8			0-0 4-3		4 0 0 0 0 1 6	
Derrel Thomas, S OBP: 0.292, SLG: 0.314 (1, 6) X	0-0 6-3		0-0 6-3		0-0 FC5-4 FC6-4 1-2f			0-0 F8		4 0 0 0 0 0 5	
Fred Kendall, R OBP: 0.255, SLG: 0.365 (1, 2)		0-0 F5		0-0 F8		0-0 FC6-4 1-2f		0-0 L1		4 0 0 0 0 0 1	
Fred Stanley, R OBP: 0.290, SLG: 0.213 Curt Blefary, L OBP: 0.327, SLG: 0.388 (7, PH) (7, 5)		0-3 K		0-3 K			0-0 4-3	0-0 F8		2 0 0 0 0 2 0 2 0 0 0 0 0 0	
Clay Kirby, R OBP: 0.095, SLG: 0.056 Fred Norman, S OBP: 0.280, SLG: 0.167 Johnny Jeter, R OBP: 0.279, SLG: 0.327 Gary Ross, R OBP: 0.200, SLG: 0.200 (1, 1) (1, 1) (7, PH) (7, 1)		0-3 K		0-0 4-3			0-3 K			0 0 0 0 0 0 0 2 0 0 0 0 1 0 1 0 0 0 0 1 0 0 0 0 0 0 0 0	
Inning Stats	R: 0 H: 2 E: 0 LOB: 3 K: 2 BB: 1 S: 9 P: 13	R: 0 H: 0 E: 0 LOB: 0 K: 2 BB: 0 S: 7 P: 7	R: 2 H: 3 E: 0 LOB: 1 K: 0 BB: 0 S: 6 P: 6	R: 0 H: 0 E: 0 LOB: 0 K: 1 BB: 0 S: 5 P: 5	R: 0 H: 0 E: 0 LOB: 0 K: 0 BB: 0 S: 3 P: 3	R: 0 H: 1 E: 0 LOB: 1 K: 0 BB: 0 S: 4 P: 4	R: 0 H: 0 E: 0 LOB: 0 K: 2 BB: 0 S: 7 P: 7	R: 0 H: 1 E: 0 LOB: 1 K: 0 BB: 0 S: 4 P: 4	R: 0 H: 0 E: 0 LOB: 0 K: 0 BB: 0 S: 3 P: 3	1B: 4 SF: 0 2B: 2 SAC: 0 3B: 1 DP: 0 HR: 0 HBP: 0	
PITCHER Rick Wise, R ERA: 3.38 (1, 1)	IP WLS BF H R ER SO BB IBB HBP BLK WP HR S P ERA WHIP										
	9.0 W 35 7 2 2 7 0 1 0 0 0 0 0 48 52 2.00 0.778										



Batter	1	2	3	4	5	6	7	8	9	AB R H RBI BB SO LOB	TOP									
Jerry Morales, R (1, 8) OBP: 0.324, SLG: 0.372	0-0 F9 1B		0-0 F3			0-3 K		0-0 F7		4 0 1 0 0 1 0										
Dave Roberts, R (1, 5) OBP: 0.287, SLG: 0.346	0-0 F9 1-2			0-0 F7		0-3 K		0-0 F7		4 0 0 0 0 1 1										
Leron Lee, L (1, 7) OBP: 0.365, SLG: 0.518	0-0 F8			0-0 WP 1B		0-0 F4		0-0 HR		4 2 2 1 0 0 0										
Nate Colbert, R (1, 3) OBP: 0.321, SLG: 0.535		0-0 F8		0-3 K 1-2		4-0 G1-6-3 BB		0-0 HR		3 1 1 1 1 1 1										
Cito Gaston, R (1, 9) OBP: 0.309, SLG: 0.367		0-0 6-3		0-0 1B 2-H		0-0 G1-6-3 1-2f		0-0 1B 1B		4 0 2 1 0 0 1										
Derrel Thomas, S (1, 6) OBP: 0.296, SLG: 0.321		0-0 1B		0-0 F7		0-0 2B		0-0 1B		4 0 3 0 0 0 1										
Garry Jesteadt, R (1, 4) OBP: 0.266, SLG: 0.349		0-0 F3			0-0 F8	0-3 K		0-3 K		4 0 0 0 0 2 4										
Fred Kendall, R (1, 2) OBP: 0.250, SLG: 0.358			0-0 L7		0-0 5-3			0-0 1-3 F4		4 0 0 0 0 0 2										
Mike Caldwell, R (1, 1) OBP: 0.108, SLG: 0.108			0-0 4-3		0-0 B2-3			0-0 4-3		2 0 0 0 0 0 0										
Ed Acosta, S (6, 1)										0 0 0 0 0 0 0										
Curt Blefary, L (8, PH) OBP: 0.325, SLG: 0.384										1 0 0 0 0 0 0										
Al Severinsen, R (8, 1)										0 0 0 0 0 0 0										
Inning Stats	R: 0 E: 0 K: 0 S: 3	H: 1 LOB: 0 BB: 0 P: 3	R: 0 E: 0 K: 0 S: 4	H: 1 LOB: 1 BB: 0 P: 4	R: 0 E: 0 K: 0 S: 3	H: 0 LOB: 0 BB: 0 P: 3	R: 1 E: 0 K: 1 S: 7	H: 2 LOB: 1 BB: 0 P: 7	R: 0 E: 0 K: 2 S: 7	H: 0 LOB: 0 BB: 0 P: 7	R: 0 E: 0 K: 1 S: 5	H: 1 LOB: 1 BB: 1 P: 9	R: 0 E: 0 K: 0 S: 3	H: 0 LOB: 0 BB: 0 P: 3	R: 2 E: 0 K: 1 S: 9	H: 4 LOB: 2 BB: 0 P: 9	1B: 6 2B: 1 3B: 0 HR: 2	SF: 0 SAC: 0 DP: 1 HBP: 0	WP: 1 PB: 0 SB: 0 CS: 0	PA: 35
PITCHER	IP WLS BF H R ER SO BB IBB HBP BLK WP HR S P ERA WHIP																			
Bob Moose, R (1, 1) ERA: 3.32	8.1 W 32 8 3 3 4 1 0 0 0 1 2 39 43 3.24 1.080																			
Ramon Hernandez, L (9, 1) ERA: 1.79	0.2 S 3 1 0 0 1 0 0 0 0 0 0 5 5 0.00 1.500																			

San Diego Padres @ Pittsburgh Pirates
 Three Rivers Stadium, Pittsburgh, PA
 Mon Aug 28 1972, 7:05 PM EDT
 Att: 13,438 - Unknown

AB	34
R	3
H	9
RBI	3
BB	1
SO	5
LOB	10



Batter	1	2	3	4	5	6	7	8	9
Dave Cash, R OBP: 0.310, SLG: 0.367 (1, 4) S S	0-3 K ①		0-0 5-3 ③		0-0 F9 ②		0-0 6-3 ②		
Al Oliver, L OBP: 0.348, SLG: 0.435 (1, 8) X	0-0 E4			0-0 HR 1B	0-0 1-3 ③		0-0 L4 ③		
Roberto Clemente, R OBP: 0.349, SLG: 0.473 (1, 9) X	0-0 F9 ②			0-0 F8 ①		0-0 HR 1B		0-0 F9 ①	
Willie Stargell, L OBP: 0.389, SLG: 0.595 (1, 3) X	0-0 G3 ③			0-0 HR 1-H		0-0 HR 1-H		0-0 F7 ②	
Bob Robertson, R OBP: 0.278, SLG: 0.297 (9, 3)									
Manny Sanguillen, R OBP: 0.338, SLG: 0.427 (1, 2)		0-0 F8 ①		0-0 F6 ②		0-0 F9 ①		0-0 F8 ③	
Rennie Stennett, R OBP: 0.297, SLG: 0.384 (1, 7) S S	0-3 K ②		0-0 3-1 ③		0-0 E5 F8				
Richie Hebner, L OBP: 0.407, SLG: 0.547 (1, 5) X	0-0 F8 ③				0-0 2B 1B	0-0 F8 ②			
Gene Alley, R OBP: 0.334, SLG: 0.326 (1, 6) X			0-0 6-3 ①		0-0 F9 1-H 2B	0-0 6-3 ③			
Bob Moose, R OBP: 0.262, SLG: 0.211 (1, 1) X			0-0 5-3 ②		0-0 B1-4 ①		0-3 K ①		
Ramon Hernandez, S OBP: 0.182, SLG: 0.273 (9, 1) S S									

Inning Stats	R: 0	H: 0	E: 1	LOB: 1	K: 1	BB: 0	S: 6	P: 6
	R: 0	H: 0	E: 0	LOB: 0	K: 1	BB: 0	S: 5	P: 5
	R: 2	H: 2	E: 0	LOB: 0	K: 0	BB: 0	S: 5	P: 5
	R: 1	H: 2	E: 0	LOB: 1	K: 0	BB: 0	S: 5	P: 5
	R: 2	H: 2	E: 1	LOB: 1	K: 0	BB: 0	S: 6	P: 6
	R: 0	H: 0	E: 0	LOB: 0	K: 1	BB: 0	S: 5	P: 5
	R: 0	H: 0	E: 0	LOB: 0	K: 0	BB: 0	S: 3	P: 3

PITCHER	IP	WLS	BF	H	R	ER	SO	BB	IBB	HBP	BLK	WP	HR	S	P	ERA	WHIP
Mike Caldwell, L ERA: 3.31 (1, 1)	5.2	L	25	6	5	5	2	0	0	0	0	0	2	29	29	7.94	1.059
Ed Acosta, R ERA: 5.43 (6, 1)	1.1		4	0	0	0	1	0	0	0	0	0	0	6	6	0.00	0.000
Al Severinsen, R ERA: 0.57 (8, 1)	1.0		3	0	0	0	0	0	0	0	0	0	0	3	3	0.00	0.000

BOTTOM

San Diego Padres @ Pittsburgh Pirates
Three Rivers Stadium, Pittsburgh, PA

Mon Aug 28 1972, 7:05 PM EDT
Att. 13,438 - Unknown

AB	32
R	5
H	6
RBI	5
BB	0
SO	3
LOB	8



1B: 3	SF: 0	WP: 0	PA: 32
2B: 1	SAC: 0	PB: 0	
3B: 0	DP: 0	SB: 0	
HR: 2	HBP: 0	CS: 0	

livebaseballscorecards.com

Batter	1	2	3	4	5	6	7	8	9	AB R H RBI BB SO LOB	TOP											
Jerry Morales, R (1, 8) OBP: 0.320, SLG: 0.366	0-0 6-3		0-3 K		0-0 F9	0-0 F7		0-0 CS	0-0 F9	5 0 0 0 0 1 3												
Dave Roberts, R (1, 5) OBP: 0.285, SLG: 0.344	0-0 F9		0-0 F7		0-0 F9		0-0 6-3		0-0 1B	5 0 1 0 0 0 2												
Leron Lee, L (1, 7) OBP: 0.365, SLG: 0.518	0-3 K		4-0 BB		0-0 1B		0-0 6-3		0-3 K	4 1 1 1 1 2 1												
Nate Colbert, R (1, 3) OBP: 0.322, SLG: 0.533		0-0 1B	0-0 1-3		0-0 1B		0-0 1B		0-0 F4	5 1 2 0 0 0 4												
Cito Gaston, R (1, 9) OBP: 0.309, SLG: 0.365		0-0 1B		0-3 K	0-0 1B		0-0 FC6-4			4 0 1 1 0 1 2												
Derrel Thomas, S (1, 6) OBP: 0.298, SLG: 0.323		0-0 1B		0-0 F8	0-0 G3			0-0 1B		4 0 2 1 0 0 2												
Garry Jesteadt, R (1, 4) OBP: 0.267, SLG: 0.346		0-0 F6		4-0 BB		0-0 F8		0-0 SH2-3		2 0 0 0 1 0 1												
Fred Kendall, R (1, 2) OBP: 0.246, SLG: 0.352		0-0 F6		0-0 5-3		0-0 F4		0-0 6-3		4 0 0 0 0 0 3												
Mike Corkins, R (1, 1) OBP: 0.313, SLG: 0.387			0-0 1B		4-0 BB		0-0 1B			2 1 2 0 1 0 0												
Curt Blefary, L (8, PH) OBP: 0.330, SLG: 0.384										0 0 0 0 1 0 0												
Enzo Hernandez, R (8, PR) OBP: 0.240, SLG: 0.235										0 0 0 0 0 0 0												
Gary Ross, R (8, 1) OBP: 0.200, SLG: 0.200										0 0 0 0 0 0 0												
Inning Stats	R: 0 E: 0 K: 1 S: 5	H: 0 LOB: 0 BB: 0 P: 5	R: 1 E: 0 K: 0 S: 5	H: 2 LOB: 1 BB: 0 P: 5	R: 0 E: 0 K: 1 S: 6	H: 1 LOB: 2 BB: 1 P: 10	R: 0 E: 0 K: 1 S: 5	H: 0 LOB: 1 BB: 1 P: 9	R: 2 E: 1 K: 0 S: 6	H: 2 LOB: 2 BB: 1 P: 10	R: 0 E: 0 K: 0 S: 4	H: 1 LOB: 1 BB: 0 P: 4	R: 0 E: 0 K: 0 S: 4	H: 1 LOB: 1 BB: 0 P: 4	R: 0 E: 0 K: 0 S: 3	H: 1 LOB: 1 BB: 1 P: 7	R: 0 E: 0 K: 1 S: 6	H: 1 LOB: 1 BB: 0 P: 6	1B: 8 2B: 1 3B: 0 HR: 0	SF: 0 SAC: 1 DP: 0 HBP: 0	WP: 1 PB: 0 SB: 1 CS: 1	PA: 41
PITCHER	IP WLS BF H R ER SO BB IBB HBP BLK WP HR S P ERA WHIP																					
Steve Blass, R (1, 1) ERA: 2.59	7.2 W 36 8 3 2 3 4 0 0 0 1 0 38 54 2.35 1.565																					
Dave Giusti, R (8, 1) ERA: 1.82	1.1 S 4 1 0 0 1 0 0 0 0 0 0 0 6 6 0.00 0.750																					

San Diego Padres @ Pittsburgh Pirates
 Three Rivers Stadium, Pittsburgh, PA
 Tue Aug 29 1972, 7:05 PM EDT
 Att: 12,329 - Unknown

livebaseballscorecards.com

AB	35
R	3
H	9
RBI	3
BB	4
SO	4
LOB	18




Batter	1	2	3	4	5	6	7	8	9	AB	R	H	RBI	BB	SO	LOB
Vic Davalillo, L (1, 7) OBP: 0.364, SLG: 0.415	0-3 K		0-0 6-3	0-0 2-H 1B		0-0 2-3 1-3		0-0 L7		5	0	1	1	0	1	2
Al Oliver, L (1, 8) OBP: 0.347, SLG: 0.433	0-0 L6		0-0 1B SF8 1B	0-0 F7		0-0 F8				4	1	1	0	0	0	2
Roberto Clemente, R (1, 9) OBP: 0.348, SLG: 0.470	0-3 K		0-0 1-3 SF8 1B		0-0 F3		0-0 F6			4	0	1	0	0	1	0
Willie Stargell, L (1, 3) OBP: 0.388, SLG: 0.600		0-0 5-3	0-0 1-2 SF8		0-3 K		0-0 HR			3	1	1	2	0	1	0
Richie Hebner, L (1, 5) OBP: 0.405, SLG: 0.550		0-0 1B 3B	0-3 K		0-0 E3		0-0 1-3			4	1	1	0	0	1	1
Manny Sanguillen, R (1, 2) OBP: 0.339, SLG: 0.431		0-0 3-H E 1B		0-0 E 2B	4-0 IBB		0-0 F9			3	1	2	1	1	0	0
Dave Cash, R (1, 4) OBP: 0.307, SLG: 0.363		0-0 5-3 1-2		0-0 2-H E4 2B		0-0 F9		0-0 4-3		4	0	0	0	0	0	3
Gene Alley, R (1, 6) OBP: 0.337, SLG: 0.330		4-0 FC6-4 IBB		0-0 1-2 1B 2B		0-0 E6 1-3 SH2-4		0-0 E9		3	1	1	0	1	0	0
Steve Blass, R (1, 1) OBP: 0.179, SLG: 0.185		0-0 FC6-4 1-2f		0-0 L9		0-0 SH2-4 1-2		0-0 F8		2	0	0	0	0	0	3
Dave Giusti, R (8, 1)										1	0	0	0	0	0	1

Inning Stats	R: 0	H: 0	E: 0	K: 2	S: 7	LOB: 0	BB: 0	P: 7
R: 1	H: 2	E: 1	K: 0	S: 5	LOB: 2	BB: 1	P: 9	
R: 1	H: 2	E: 0	K: 1	S: 7	LOB: 1	BB: 0	P: 7	
R: 2	H: 3	E: 1	K: 0	S: 6	LOB: 1	BB: 0	P: 6	
R: 0	H: 0	E: 1	K: 1	S: 6	LOB: 2	BB: 1	P: 10	
R: 0	H: 0	E: 1	K: 0	S: 4	LOB: 1	BB: 0	P: 4	
R: 1	H: 1	E: 0	K: 0	S: 4	LOB: 0	BB: 0	P: 4	
R: 0	H: 0	E: 1	K: 0	S: 4	LOB: 1	BB: 0	P: 4	
R: 0	H: 0	E: 1	K: 0	S: 4	LOB: 1	BB: 0	P: 4	

BOTTOM

San Diego Padres @ Pittsburgh Pirates
 Three Rivers Stadium, Pittsburgh, PA
 Tue Aug 29 1972, 7:05 PM EDT
 Att. 12,329 - Unknown

AB	33
R	5
H	8
RBI	4
BB	2
SO	4
LOB	12



1B:	4	SF:	1	WP:	0	PA:	37
2B:	2	SAC:	1	PB:	0	SB:	0
3B:	1	DP:	0	CS:	0		
HR:	1	HBP:	0				

PITCHER	IP	WLS	BF	H	R	ER	SO	BB	IBB	HBP	BLK	WP	HR	S	P	ERA	WHIP
Mike Corkins, R (1, 1) ERA: 3.78	7.0	L	33	8	5	5	4	0	2	0	0	0	1	39	47	6.43	1.143
Gary Ross, R (8, 1) ERA: 2.13	1.0		4	0	0	0	0	0	0	0	0	0	0	4	4	0.00	0.000

San Diego Padres @ Pittsburgh Pirates
 Three Rivers Stadium, Pittsburgh, PA

Wed Aug 30 1972, 7:05 PM EDT
 Att: 19,009 - Unknown

livebaseballscorecards.com

AB	31
R	0
H	6
RBI	0
BB	5
SO	2
LOB	15



WP:	0	PA:	36
PB:	0		
SB:	0		
CS:	0		

AB R H RBI BB SO LOB

4	0	0	0	0	0	1
4	0	0	0	0	0	1
4	0	3	0	0	0	1
0	0	0	0	1	0	0
2	0	1	0	1	0	1
3	0	0	0	1	0	3
4	0	1	0	0	0	4
3	0	0	0	1	1	1
4	0	1	0	0	0	1
1	0	0	0	1	0	0
1	0	0	0	0	0	0
0	0	0	0	0	0	0
0	0	0	0	0	0	0
1	0	0	0	0	1	2

Batter	1	2	3	4	5	6	7	8	9	
Larry Stahl, L OBP: 0.307, SLG: 0.343 (1, 8) X	0-0 6-3 ①		0-0 F6 ①			0-0 4-3 ①		0-0 4-3 ①		
Dave Roberts, R OBP: 0.282, SLG: 0.340 (1, 4) X (2, 5)	0-0 F4 ②		0-0 F4 ②			0-0 5-3 ②		0-0 F5 ②		
Leron Lee, L OBP: 0.370, SLG: 0.525 (1, 7) X	0-0 2B		0-0 FC4-6 ③ 1-2f			0-0 1B 1B		0-0 1B		
Nate Colbert, R OBP: 0.323, SLG: 0.533 Garry Jesteadt, R OBP: 0.272, SLG: 0.347 (1, 3) B (2, 4) B	4-0 BB			4-0 BB BB		0-0 BB 1B		0-0 F4 ③		
Curt Blefary, L OBP: 0.328, SLG: 0.373 (1, 5) X (2, 3)	0-0 4-3 ③			0-0 F7 ①		4-0 FC6-4 BB			0-0 G3 ①	
Cito Gaston, R OBP: 0.308, SLG: 0.364 (1, 9) X		0-0 6-3 ①		0-0 G6-3 ② ③ 1-2f		0-0 FC6-4 ③ 1-2f			0-0 3-1 1B	
Derrel Thomas, S OBP: 0.298, SLG: 0.320 (1, 6) X		0-3 K ②			4-0 BB BB		0-0 4-3 ①		0-0 3-1 ②	
Fred Kendall, R OBP: 0.246, SLG: 0.350 (1, 2) X		0-0 5-3 ③			0-0 G6-4-3 ① ② 1-2f		0-0 F6 ②		0-0 1B	
Steve Arlin, R OBP: 0.277, SLG: 0.214 Jerry Morales, R OBP: 0.319, SLG: 0.365 (7, PH) B Fred Norman, S OBP: 0.280, SLG: 0.167 Ed Acosta, S (8, 1) B Johnny Jeter, R OBP: 0.279, SLG: 0.326 (9, PH) B			4-0 FC4-6 BB		0-0 F7 ③		0-0 F9 ③		0-3 K ③	
Inning Stats	R: 0 H: 1 E: 0 LOB: 2 K: 0 BB: 1 S: 4 P: 8	R: 0 H: 0 E: 0 LOB: 0 K: 1 BB: 0 S: 5 P: 5	R: 0 H: 0 E: 0 LOB: 1 K: 0 BB: 1 S: 3 P: 7	R: 0 H: 0 E: 0 LOB: 0 K: 0 BB: 1 S: 2 P: 6	R: 0 H: 0 E: 0 LOB: 0 K: 0 BB: 1 S: 2 P: 6	R: 0 H: 2 E: 0 LOB: 3 K: 0 BB: 1 S: 5 P: 9	R: 0 H: 0 E: 0 LOB: 0 K: 0 BB: 0 S: 3 P: 3	R: 0 H: 1 E: 0 LOB: 1 K: 0 BB: 0 S: 4 P: 4	R: 0 H: 2 E: 0 LOB: 2 K: 1 BB: 0 S: 7 P: 7	
PITCHER Bruce Kison, R ERA: 2.75 (1, 1)	IP 9.0 WLS W BF 36 H 6 R 0 ER 0 SO 2 BB 5 IBB 0 HBP 0 BLK 0 WP 0 HR 0 S 35 P 55 ERA 0.00 WHIP 1.222									PITCHER IP WLS BF H R ER SO BB IBB HBP BLK WP HR S P ERA WHIP

Batter	1	2	3	4	5	6	7	8	9
Vic Davalillo, L (1, 7) OBP: 0.368, SLG: 0.418	0-0 1B 1B	0-0 1-2 1B		0-0 3-H 1B		0-3 K		0-3 K	
Al Oliver, L (1, 8) OBP: 0.348, SLG: 0.432	0-0 1B 1B	0-0 F7		0-0 6-3			0-0 3-1	4-0 BB 1B BB	
Roberto Clemente, R (1, 9) OBP: 0.348, SLG: 0.469	0-0 1B 1B	0-0 L7			0-3 K		0-0 BB 1B	0-0 F8	
Willie Stargell, L (1, 3) OBP: 0.391, SLG: 0.608 Dock Ellis, S (7, PR) OBP: 0.125, SLG: 0.125 Bob Robertson, R (8, 3) OBP: 0.280, SLG: 0.297	0-0 1B 1B		0-3 K		0-0 HR		4-0 1B HR BB	4-0 BB 1B BB	
Richie Hebner, L (1, 5) OBP: 0.404, SLG: 0.548 Jose Pagan, R (2, 5) OBP: 0.301, SLG: 0.434	0-3 K		0-0 F6		0-3 K		0-0 L5	4-0 1B BB	
Manny Sanguillen, R (1, 2) OBP: 0.340, SLG: 0.431	0-0 F3		0-0 6-3		0-0 1-3		0-0 HR 1B	0-0 FC5-4 1B	
Dave Cash, R (1, 4) OBP: 0.310, SLG: 0.377	0-0 1B			0-0 L9 1B 2B		0-0 E6	0-0 HR	0-0 FC5-4	
Gene Alley, R (1, 6) OBP: 0.336, SLG: 0.332	0-3 K			0-0 L9		0-0 2B	0-0 E5		
Bruce Kison, R (1, 1) OBP: 0.186, SLG: 0.302		0-0 L7 1B 1B		0-3 K		0-3 K	0-3 K		

Inning Stats	R: 3	H: 5	E: 0	K: 2	S: 12	LOB: 2	BB: 0	P: 12	R: 0	H: 2	E: 0	K: 0	S: 4	LOB: 1	BB: 0	P: 4	R: 0	H: 0	E: 0	K: 1	S: 5	LOB: 0	BB: 0	P: 5	R: 1	H: 2	E: 0	K: 1	S: 7	LOB: 1	BB: 0	P: 7	R: 1	H: 1	E: 0	K: 2	S: 8	LOB: 0	BB: 0	P: 8	R: 0	H: 1	E: 1	K: 2	S: 8	LOB: 1	BB: 0	P: 8	R: 4	H: 3	E: 1	K: 1	S: 9	LOB: 2	BB: 1	P: 13	R: 2	H: 1	E: 0	K: 1	S: 6	LOB: 2	BB: 3	P: 18
--------------	------	------	------	------	-------	--------	-------	-------	------	------	------	------	------	--------	-------	------	------	------	------	------	------	--------	-------	------	------	------	------	------	------	--------	-------	------	------	------	------	------	------	--------	-------	------	------	------	------	------	------	--------	-------	------	------	------	------	------	------	--------	-------	-------	------	------	------	------	------	--------	-------	-------

PITCHER	IP	WLS	BF	H	R	ER	SO	BB	IBB	HBP	BLK	WP	HR	S	P	ERA	WHIP
Steve Arlin, R (1, 1) ERA: 3.84	6.0	L	28	11	5	5	8	0	0	0	0	0	1	44	44	7.50	1.833
Fred Norman, L (7, 1) ERA: 3.92	1.2		13	3	6	6	2	4	0	0	0	0	1	13	29	32.40	4.200
Ed Acosta, R (8, 1) ERA: 5.4	0.1		2	1	0	0	0	0	0	0	0	0	0	2	2	0.00	3.000

BOTTOM

San Diego Padres @ Pittsburgh Pirates
Three Rivers Stadium, Pittsburgh, PA
 Wed Aug 30 1972, 7:05 PM EDT
 Att. 19,009 - Unknown

AB	R	H	RBI	BB	SO	LOB
5	1	3	1	0	2	1
4	2	1	0	1	0	3
5	2	2	1	0	1	3
3	1	2	2	1	1	0
0	1	0	0	0	0	0
0	1	0	0	1	0	0
1	0	0	0	0	1	2
3	0	0	0	1	1	2
5	1	2	3	0	0	2
5	2	3	4	0	0	2
4	0	1	0	0	1	4
4	0	1	0	0	3	4

AB	39
R	11
H	15
RBI	11
BB	4
SO	10
LOB	23

livebaseballscorecards.com

AB 39
R 11
H 15
RBI 11
BB 4
SO 10
LOB 23

WP: 0 **PA: 43**
PB: 0
SB: 0
CS: 0

P

Batter	1	2	3	4	5	6	7	8	9	AB R H RBI BB SO LOB	TOP											
Enzo Hernandez, R (1, 6) OBP: 0.240, SLG: 0.233	0-0 4-3			0-0 1-3		4-0 BLK PB 1-2 SF9 BB	0-0 L4			3 1 0 0 1 0 0	San Diego Padres @ Chicago Cubs Wrigley Field, Chicago, IL Fri Sep 01 1972, 3:33 AM CDT Att: 7,809 - Cloudy - 68 F											
Dave Roberts, R (1, 5) OBP: 0.279, SLG: 0.335	0-0 5-3			0-0 F5		0-3 K		0-0 F4		4 0 0 0 0 1 1												
Leron Lee, L (1, 7) OBP: 0.366, SLG: 0.519	0-0 F8			0-0 4-3		0-0 SF9		0-0 F7		3 0 0 1 0 0 0												
Curt Blefary, L (1, 3) OBP: 0.325, SLG: 0.362		0-0 L3			0-0 3-1	4-0 1B BB BB		0-3 K		3 0 0 0 1 1 0												
Cito Gaston, R (1, 9) OBP: 0.307, SLG: 0.360		0-0 1-3			0-0 E8 1B	4-0 1B BB 1-2		0-3 K		3 1 0 0 1 1 0												
Derrel Thomas, S (1, 4) OBP: 0.302, SLG: 0.325		0-0 G3			0-0 FC6-4 1B	0-0 1-2 2-3 1B		0-0 FC4-6 1B		4 0 3 1 0 0 0												
Jerry Morales, R (1, 8) OBP: 0.316, SLG: 0.362			0-0 6-3		0-0 FC6-4	0-3 K		0-0 FC4-6 BB		3 0 0 0 0 1 4												
Al Severinsen, R (6, 1)					0-0 K			4-0 K		0 0 0 0 0 0 0												
Gary Ross, R (7, 1) OBP: 0.200, SLG: 0.200					0-0 F4			0-0 K		0 0 0 0 0 0 0												
Ed Acosta, S (8, 1)								0-3 K		1 0 0 0 0 0 1												
Larry Stahl, L (9, PH) OBP: 0.306, SLG: 0.342								0-0 K		2 0 0 0 1 1 1												
Pat Corrales, R (1, 2) OBP: 0.262, SLG: 0.182								0-3 K		1 0 0 0 0 1 0												
Fred Kendall, R (4, 2) OBP: 0.247, SLG: 0.347								0-0 K		2 0 0 0 1 1 1												
Bill Greif, R (1, 1) OBP: 0.059, SLG: 0.030								0-3 K		1 0 0 0 0 0 0												
Mark Schaeffer, L (4, 1)								0-0 K		0 0 0 0 0 0 0												
Johnny Jeter, R (6, PH) OBP: 0.279, SLG: 0.326								0-0 K		3 1 1 0 0 1 2												
Inning Stats	R: 0 E: 0 K: 0 S: 3	H: 0 LOB: 0 BB: 0 P: 3	R: 0 E: 0 K: 0 S: 3	H: 0 LOB: 0 BB: 0 P: 3	R: 0 E: 0 K: 1 S: 5	H: 0 LOB: 0 BB: 0 P: 5	R: 0 E: 0 K: 0 S: 3	H: 0 LOB: 0 BB: 0 P: 3	R: 1 E: 1 K: 0 S: 5	H: 1 LOB: 1 BB: 0 P: 5	R: 2 E: 0 K: 2 S: 9	H: 2 LOB: 3 BB: 3 P: 21	R: 0 E: 0 K: 1 S: 5	H: 0 LOB: 0 BB: 0 P: 5	R: 0 E: 0 K: 1 S: 5	H: 0 LOB: 0 BB: 0 P: 5	R: 0 E: 0 K: 2 S: 8	H: 1 LOB: 2 BB: 1 P: 12	1B: 4 2B: 0 3B: 0 HR: 0	SF: 1 SAC: 0 DP: 0 HBP: 0	WP: 0 PB: 1 SB: 0 CS: 0	PA: 36
PITCHER	IP WLS BF H R ER SO BB IBB HBP BLK WP HR S P ERA WHIP																					
Bill Hands, R (1, 1) ERA: 3.33	5.2 W 22 2 3 2 2 2 2 0 0 1 0 0 24 32 3.18 0.706																					
Bill Bonham, R (6, 1) ERA: 3.53	3.1 S 14 2 0 0 5 2 0 0 0 0 0 0 22 30 0.00 1.200																					

AB	31
R	3
H	4
RBI	2
BB	4
SO	7
LOB	9



Batter	1	2	3	4	5	6	7	8	9	AB	R	H	RBI	BB	SO	LOB
Don Kessinger, S OBP: 0.369, SLG: 0.340 (1, 6)	0-0 2B 3B	0-0 3-1		0-0 F5 1-2			1B BB			4	3	2	0	1	0	3
Jose Cardenal, R OBP: 0.356, SLG: 0.462 (1, 9) (8, 7)	4-0 F8 2B BB		0-0 F9	0-0 1B 2-3 3-H			1B 1B			4	3	3	1	1	0	0
Billy Williams, L OBP: 0.400, SLG: 0.598 Jim Tyrone, R (7, PR) (8, 9)	0-0 F8 1-2		0-0 4-3	0-0 F4			1B 1B 1B			5	1	2	3	0	0	4
Ron Santo, R OBP: 0.390, SLG: 0.508 (1, 5)	0-0 2B 2-H 3-H		0-0 6-3		0-0 6-3		1B HR 1B			4	1	2	3	1	0	0
Elrod Hendricks, L OBP: 0.258, SLG: 0.250 (1, 2)	0-0 F9			0-0 HR	0-0 4-1		HR E3			5	2	2	4	0	0	3
Carmen Fanzone, R OBP: 0.356, SLG: 0.424 (1, 3)	0-0 5-3			0-0 HR	0-0 F4		BB E 1B			5	2	2	1	0	0	1
Rick Monday, L OBP: 0.355, SLG: 0.384 Bill North, S OBP: 0.255, SLG: 0.184 (1, 8) (4, PH) (5, 8)		0-0 F7		0-0 1B 1B		0-0 G6-3 1B	4-0 E BB FC1-6-4-2	0-3 K		1	0	0	0	0	0	0
Al Montreuil, R OBP: 0.200, SLG: 0.200 (1, 4)		0-0 L4		0-0 1B F5 1B		0-0 G6-3 1-2f	0-0 E5 FC1-6-4-2	0-0 L4		5	0	1	0	0	0	2
Bill Hands, R (1, 1)		4-0		0-0 B2		0-0 F8	0-0 FC1-6-4-2 1B 1B			1	0	0	0	1	0	2
Bill Bonham, R OBP: 0.300, SLG: 0.222 (6, 1)							1-2 2-H 1B			2	1	0	0	0	0	2


Inning Stats	R: 2	H: 2	E: 0	K: 0	S: 5	LOB: 1	BB: 1	P: 9	R: 0	H: 0	E: 0	K: 0	S: 3	LOB: 1	BB: 1	P: 7	R: 0	H: 0	E: 0	K: 0	S: 3	LOB: 0	BB: 0	P: 3	R: 3	H: 5	E: 0	K: 0	S: 8	LOB: 2	BB: 0	P: 8	R: 0	H: 0	E: 0	K: 0	S: 3	LOB: 0	BB: 0	P: 3	R: 0	H: 1	E: 0	K: 0	S: 3	LOB: 0	BB: 0	P: 3	R: 9	H: 8	E: 2	K: 0	S: 11	LOB: 2	BB: 3	P: 23	R: 0	H: 0	E: 0	K: 1	S: 5	LOB: 0	BB: 0	P: 5	1B: 11	SF: 0	2B: 2	SAC: 0	3B: 1	DP: 2	HR: 3	HBP: 0
--------------	------	------	------	------	------	--------	-------	------	------	------	------	------	------	--------	-------	------	------	------	------	------	------	--------	-------	------	------	------	------	------	------	--------	-------	------	------	------	------	------	------	--------	-------	------	------	------	------	------	------	--------	-------	------	------	------	------	------	-------	--------	-------	-------	------	------	------	------	------	--------	-------	------	--------	-------	-------	--------	-------	-------	-------	--------

PITCHER	IP	WLS	BF	H	R	ER	SO	BB	IBB	HBP	BLK	WP	HR	S	P	ERA	WHIP
Bill Greif, R ERA: 5.35 (1, 1)	3.0	L	17	6	5	5	0	2	0	0	0	0	0	15	23	15.00	2.667
Mark Schaeffer, L ERA: 4.97 (4, 1)	2.0		7	1	0	0	0	0	0	0	0	0	0	7	7	0.00	0.500
Al Severinsen, R ERA: 2.16 (6, 1)	1.0		6	3	3	3	0	1	0	0	0	0	0	5	9	27.00	4.000
Gary Ross, R ERA: 2.34 (7, 1)	1.0		11	6	6	2	0	2	0	0	0	0	1	9	17	18.00	8.000
Ed Acosta, R ERA: 5.32 (8, 1)	1.0		3	0	0	0	1	0	0	0	0	0	0	5	5	0.00	0.000

BOTTOM

San Diego Padres @ Chicago Cubs
 Wrigley Field, Chicago, IL
 Fri Sep 01 1972, 3:33 AM CDT
 Att. 7,809 - Cloudy - 68 F

AB	39
R	14
H	16
RBI	12
BB	5
SO	1
LOB	17



PITCHER	IP	WLS	BF	H	R	ER	SO	BB	IBB	HBP	BLK	WP	HR	S	P	ERA	WHIP
Bill Greif, R ERA: 5.35 (1, 1)	3.0	L	17	6	5	5	0	2	0	0	0	0	0	15	23	15.00	2.667
Mark Schaeffer, L ERA: 4.97 (4, 1)	2.0		7	1	0	0	0	0	0	0	0	0	0	7	7	0.00	0.500
Al Severinsen, R ERA: 2.16 (6, 1)	1.0		6	3	3	3	0	1	0	0	0	0	0	5	9	27.00	4.000
Gary Ross, R ERA: 2.34 (7, 1)	1.0		11	6	6	2	0	2	0	0	0	0	1	9	17	18.00	8.000
Ed Acosta, R ERA: 5.32 (8, 1)	1.0		3	0	0	0	1	0	0	0	0	0	0	5	5	0.00	0.000

Batter	1	2	3	4	5	6	7	8	9	AB R H RBI BB SO LOB	TOP							
Enzo Hernandez, R (1, 6) OBP: 0.238, SLG: 0.230 Garry Jestadt, R (9, PH) OBP: 0.271, SLG: 0.346	0-0 F8			0-3 K			0-0 P3		1-1 P4	3 0 0 0 0 1 0 1 0 0 0 0 0 1								
Dave Roberts, R (1, 5) OBP: 0.276, SLG: 0.332	0-0 L1			0-0 F4			0-3 K			3 0 0 0 0 1 0								
Leron Lee, L (1, 7) OBP: 0.362, SLG: 0.514	0-0 4-3			0-0 G3			0-0 3-1			3 0 0 0 0 0 0								
Nate Colbert, R (1, 3) OBP: 0.321, SLG: 0.530		0-0 F7			0-0 6-3			0-0 6-3		3 0 0 0 0 0 0								
Cito Gaston, R (1, 9) OBP: 0.304, SLG: 0.356		0-3 K			0-0 6-3			0-3 K		3 0 0 0 0 2 0								
Derrel Thomas, S (1, 4) OBP: 0.300, SLG: 0.322		0-0 L6			0-0 F7			0-0 1-3		3 0 0 0 0 0 0								
Johnny Jeter, R (1, 8) OBP: 0.276, SLG: 0.323			0-0 5-3			0-0 1-3			1-1 L7	3 0 0 0 0 0 0								
Fred Kendall, R (1, 2) OBP: 0.244, SLG: 0.342			0-0 L6			0-0 5-3			0-1 6-3	3 0 0 0 0 0 0								
Mike Caldwell, R (1, 1) OBP: 0.103, SLG: 0.103 Al Severinsen, R (8, 1) Larry Stahl, L (9, PH) OBP: 0.308, SLG: 0.342			0-3 K			0-3 K			4-2 BB	2 0 0 0 0 2 0 0 0 0 0 0 0 0 0 0 0 0 1 0 0								
Inning Stats	R: 0 E: 0 K: 0 S: 3	H: 0 LOB: 0 BB: 0 P: 3	R: 0 E: 0 K: 1 S: 5	H: 0 LOB: 0 BB: 0 P: 5	R: 0 E: 0 K: 1 S: 5	H: 0 LOB: 0 BB: 0 P: 5	R: 0 E: 0 K: 1 S: 5	H: 0 LOB: 0 BB: 0 P: 5	R: 0 E: 0 K: 1 S: 5	H: 0 LOB: 0 BB: 0 P: 5	R: 0 E: 0 K: 1 S: 5	H: 0 LOB: 0 BB: 0 P: 5	R: 0 E: 0 K: 1 S: 8	H: 0 LOB: 1 BB: 1 P: 14	1B: 0 2B: 0 3B: 0 HR: 0	SF: 0 SAC: 0 DP: 0 HBP: 0	WP: 0 PB: 0 SB: 0 CS: 0	PA: 28
PITCHER Milt Pappas, R (1, 1) ERA: 3.0	IP: 9.0 WLS: W BF: 28 H: 0 R: 0 ER: 0 SO: 6 BB: 1 IBB: 0 HBP: 0 BLK: 0 WP: 0 HR: 0 S: 44 P: 50 ERA: 0.00 WHIP: 0.111											PITCHER	IP: WLS: BF: H: R: ER: SO: BB: IBB: HBP: BLK: WP: HR: S: P: ERA: WHIP:					

San Diego Padres @ Chicago Cubs
 Wrigley Field, Chicago, IL
 Sat Sep 02 1972, 3:33 AM CDT
 Att: 11,144 - Overcast - 62 F

livebaseballscorecards.com

AB 27
R 0
H 0
RBI 0
BB 1
SO 6
LOB 1



Batter	1	2	3	4	5	6	7	8	9
Don Kessinger, S OBP: 0.369, SLG: 0.343 (1, 6)	0-0 E6 1B	0-0 G6-4-3 1B		0-0 F8			0-0 F8	0-0 2B	
Jose Cardenal, R OBP: 0.359, SLG: 0.462 (1, 9)	0-0 FC6 FC6-4 1B	0-0 G6-4-3			0-0 FC6-4 1B		4-0 BB	0-0 L9	
Billy Williams, L OBP: 0.401, SLG: 0.597 (1, 7)	0-0 FC6 1-2 1B		0-0 HBP 1B		0-0 F6		0-0 4-3		
Ron Santo, R OBP: 0.388, SLG: 0.504 (1, 5)	0-0 FC6 FC6-4 1B		1-0 1B G5-4-3 HBP		0-0 FC6-4 FC5-4 1B		0-0 4-3		
Jim Hickman, R OBP: 0.389, SLG: 0.483 (1, 3)	0-0 FC6-4 1-2 1B		0-0 G5-4-3 1B		0-0 FC5-4		0-0 1B 2B		
Carmen Fanzone, R OBP: 0.354, SLG: 0.416 (1, 4)	0-0 FC6-4 1-2f 2-3 3-H		0-0 G5-4-3		0-0 F5		4-0 1B 2B IBB		
Randy Hundley, R OBP: 0.259, SLG: 0.303 (1, 2)	0-0 1-3		0-0 5-3		0-0 L6-3 1B		0-0 1-2 2-3 1B		
Bill North, S OBP: 0.265, SLG: 0.198 (1, 8)		0-0 1B 1B		0-3 K		0-0 L6-3	0-0 1-2 2-3 3-H 2B 1B		
Milt Pappas, R OBP: 0.250, SLG: 0.281 (1, 1)		0-0 B3		0-3 K		0-3 K	0-3 K		

Inning Stats		R: 2	H: 3	E: 1	K: 0	S: 7	P: 7	R: 0	H: 2	E: 0	K: 0	S: 4	R: 0	H: 2	E: 0	K: 0	S: 4	R: 0	H: 1	E: 0	K: 0	S: 4	R: 0	H: 1	E: 0	K: 1	S: 5	R: 0	H: 4	E: 0	K: 1	S: 9	R: 4	H: 4	E: 0	K: 1	S: 9												
PITCHER		IP	WLS	BF	H	R	ER	SO	BB	IBB	HBP	BLK	WP	HR	S	P	ERA	WHIP	PITCHER										IP	WLS	BF	H	R	ER	SO	BB	IBB	HBP	BLK	WP	HR	S	P	ERA	WHIP				
Mike Caldwell, L ERA: 3.53 (1, 1)	7.2	L	37	13	8	6	4	4	1	1	1	0	0	0	42	51	7.04	1.826																															
Al Severinsen, R ERA: 2.12 (8, 1)	0.1		1	0	0	0	0	0	0	0	0	0	0	0	1	1	0.00	0.000																															

BOTTOM

San Diego Padres @ Chicago Cubs
Wrigley Field, Chicago, IL


Sat Sep 02 1972, 3:33 AM CDT
Att: 11,144 - Overcast - 62 F

AB	R	H	RBI	BB	SO	LOB
5	1	2	3	0	0	0
4	1	2	1	1	0	3
4	1	2	0	0	0	2
3	1	0	0	0	0	3
4	1	3	1	0	0	1
3	1	0	1	1	0	3
4	1	2	0	0	0	2
4	1	2	1	0	1	1
4	0	0	0	0	3	4

AB	35
R	8
H	13
RBI	7
BB	2
SO	4
LOB	19

livebaseballscorecards.com

1B:	11	SF:	0	WP:	0	PA:	38
2B:	3	SAC:	0	PB:	0		
3B:	0	DP:	3	SB:	0		
HR:	0	HBP:	1	CS:	0		



Batter	1	2	3	4	5	6	7	8	9	AB R H RBI BB SO LOB	TOP		
Enzo Hernandez, R (1, 6) OBP: 0.237, SLG: 0.229	0-0 F6		0-0 G3		0-0 S 1B		0-0 FC6 1-2f		0-0 F3	5 0 1 0 0 0 2			
Dave Roberts, R (1, 5) OBP: 0.279, SLG: 0.334	0-0 5-3		0-0 1B 1B		0-0 1-2			0-0 1B 1B		4 1 2 0 0 0 1			
Leron Lee, L (1, 7) OBP: 0.364, SLG: 0.514 Jerry Morales, R (8, 7) OBP: 0.316, SLG: 0.362	0-0 F8		0-0 1-2 1B		0-0 L5-3 1B			0-0 F8		4 0 2 0 0 0 1 0 0 0 0 0 0 0			
Nate Colbert, R (1, 3) OBP: 0.321, SLG: 0.528		0-0 6-3	0-0 6-3		0-0 L5-3 1-2			0-0 1-3 1B 1B		4 1 1 0 0 0 3			
Cito Gaston, R (1, 9) OBP: 0.310, SLG: 0.359		0-0 2B 1B 1B		0-0 4-3		4-0 BB BB		0-0 G1-3-5 1B		3 1 2 2 1 0 0			
Derrel Thomas, S (1, 4) OBP: 0.299, SLG: 0.324		0-0 1-3 1B 2B		0-3 K		0-0 F9		0-0 G1-3-5 1-2f		4 0 1 0 0 1 2			
Johnny Jeter, R (1, 8) OBP: 0.276, SLG: 0.322		0-3 K		0-0 5-3			0-0 L7		0-0 S 1B	4 0 1 0 0 1 2			
Fred Kendall, R (1, 2) OBP: 0.248, SLG: 0.345		0-0 2-H 3-H 1B		0-0 5-3		0-0 5-3		0-0 FC5-6 1B		4 0 2 1 0 1 1			
Fred Norman, S (1, 1) OBP: 0.259, SLG: 0.152			0-0 5-3		0-0 4-3		0-0 FC5-6 FC6 1-2f		0-0 G3	4 0 0 0 0 0 2			
Inning Stats	R: 0 E: 0 K: 0 S: 3 H: 0 LOB: 0 BB: 0 P: 3	R: 1 E: 0 K: 1 S: 7 H: 3 LOB: 2 BB: 0 P: 7	R: 0 E: 0 K: 0 S: 5 H: 2 LOB: 2 BB: 0 P: 5	R: 0 E: 0 K: 1 S: 5 H: 0 LOB: 0 BB: 0 P: 5	R: 0 E: 0 K: 0 S: 4 H: 1 LOB: 1 BB: 0 P: 4	R: 0 E: 0 K: 0 S: 3 H: 1 LOB: 1 BB: 1 P: 7	R: 0 E: 0 K: 0 S: 4 H: 1 LOB: 1 BB: 0 P: 4	R: 2 E: 0 K: 0 S: 5 H: 3 LOB: 0 BB: 0 P: 5	R: 0 E: 0 K: 1 S: 6 H: 1 LOB: 1 BB: 0 P: 6	1B: 11 2B: 2 3B: 0 HR: 0 SF: 0 SAC: 0 DP: 2 HBP: 0	WP: 0 PB: 0 SB: 2 CS: 0 PA: 37		
PITCHER	IP WLS BF H R ER SO BB IBB HBP BLK WP HR S P ERA WHIP											PITCHER	IP WLS BF H R ER SO BB IBB HBP BLK WP HR S P ERA WHIP
Burt Hooton, R (1, 1) ERA: 2.77	7.1 L 32 11 3 3 2 1 0 0 0 0 0 0 35 39 3.68 1.636												
Jack Aker, R (8, 1) ERA: 2.7	1.2 5 1 0 0 1 0 0 0 0 0 0 0 7 7 0.00 0.600												

San Diego Padres @ Chicago Cubs
Wrigley Field, Chicago, IL
Sun Sep 03 1972, 3:33 AM CDT
Att. 22,646 - Sunny - 64 F

livebaseballscorecards.com

AB	36
R	3
H	12
RBI	3
BB	1
SO	3
LOB	14



BOTTOM

San Diego Padres @ Chicago Cubs

Wrigley Field, Chicago, IL

Sun Sep 03 1972, 3:33 AM CDT
Att. 22,646 - Sunny - 64 F

livebaseballscorecards.com

AB	32
R	0
H	7
RBI	0
BB	3
SO	7
LOB	18



WP:	1	PA:	35
PB:	0		
SB:	0		
CS:	0		

AB R H RBI BB SO LOB

4 0 2 0 0 0 0

4 0 1 0 0 0 3

3 0 1 0 1 0 1

4 0 2 0 0 0 2

3 0 0 0 1 0 3

3 0 0 0 0 1 1

0 0 0 0 0 0 0

1 0 1 0 0 0 0

3 0 0 0 1 0 3

0 0 0 0 0 0 0

4 0 0 0 0 3 4

2 0 0 0 0 2 0

1 0 0 0 0 1 1

1B:	7	SF:	0
2B:	1	SAC:	0
3B:	0	DP:	2
HR:	0	HBP:	0

Batter	1	2	3	4	5	6	7	8	9
Don Kessinger, S (1, 6) OBP: 0.370, SLG: 0.344	0-0 G5-4-3 1B		0-0 F4			0-0 4-3		0-0 1-2 1B	
Jose Cardenal, R (1, 9) OBP: 0.358, SLG: 0.460	0-0 G5-4-3 1-2f			0-0 1B F8 9-3-2 1B		0-0 4-3		0-0 F7	
Billy Williams, L (1, 7) OBP: 0.401, SLG: 0.595	4-0 BB			0-0 F8 1-2			0-0 1B		0-0 F3
Ron Santo, R (1, 5) OBP: 0.389, SLG: 0.504	0-0 F8			0-0 1B 2-3			0-0 F7		0-0 1B WP FC5-2 1B
Jim Hickman, R (1, 3) OBP: 0.387, SLG: 0.478		0-0 6-3		0-0 9-3-2 3-Hf			0-0 F8		4-0 FC5-2 1B BB
Carmen Fanzone, R (1, 4) OBP: 0.349, SLG: 0.409		0-0 6-3			0-0 5-3		0-3 K		0-0 FC5-2 1B
Jack Aker, R (8, 1)									1-2 2-3 3-Hf
Joe Pepitone, L (9, PH) OBP: 0.302, SLG: 0.401									1-2 2-3
Randy Hundley, R (1, 2) OBP: 0.259, SLG: 0.300		0-0 F8			0-0 4-3			4-0 1B BB	0-0 FC5-2
Jim Tyrone, R (9, PR)									1-2 2-3 3-Hf
Bill North, S (1, 8) OBP: 0.255, SLG: 0.189			0-3 K2-3		0-3 K			0-0 F8	0-3 K
Burt Hooton, R (1, 1) OBP: 0.143, SLG: 0.102						0-3 K		0-3 K	
Al Montreuil, R (8, 4) OBP: 0.167, SLG: 0.167									

Inning Stats	R: 0 E: 0 K: 0 S: 3	H: 1 LOB: 1 BB: 1 P: 7	R: 0 E: 0 K: 0 S: 3	H: 0 LOB: 0 BB: 0 P: 3	R: 0 E: 0 K: 2 S: 7	H: 0 LOB: 0 BB: 0 P: 7	R: 0 E: 0 K: 0 S: 4	H: 2 LOB: 1 BB: 0 P: 4	R: 0 E: 0 K: 1 S: 5	H: 0 LOB: 0 BB: 0 P: 5	R: 0 E: 0 K: 1 S: 5	H: 0 LOB: 0 BB: 0 P: 5	R: 0 E: 0 K: 1 S: 6	H: 1 LOB: 1 BB: 0 P: 6	R: 0 E: 0 K: 1 S: 6	H: 1 LOB: 2 BB: 1 P: 10	R: 0 E: 0 K: 1 S: 7	H: 2 LOB: 3 BB: 1 P: 11	1B: 7 2B: 1 3B: 0 HR: 0	SF: 0 SAC: 0 DP: 2 HBP: 0
--------------	------------------------------	---------------------------------	------------------------------	---------------------------------	------------------------------	---------------------------------	------------------------------	---------------------------------	------------------------------	---------------------------------	------------------------------	---------------------------------	------------------------------	---------------------------------	------------------------------	----------------------------------	------------------------------	----------------------------------	----------------------------------	------------------------------------

PITCHER	Fred Norman, L (1, 1) ERA: 3.71	IP: 9.0 WLS: W BF: 35 H: 7 R: 0 ER: 0 SO: 7 BB: 3 IBB: 0 HBP: 0 BLK: 0 WP: 1 HR: 0 S: 46 P: 58 ERA: 0.00 WHIP: 1.111
PITCHER		IP: WLS: BF: H: R: ER: SO: BB: IBB: HBP: BLK: WP: HR: S: P: ERA: WHIP:

Batter	1		2		3		4		5		6		7		8		9		AB R H RBI BB SO LOB	TOP																			
Bobby Bonds, R (1, 9) x OBP: 0.318, SLG: 0.440	0-0 F7				x 0-0 F8				x 0-0 6-3				x 0-0 4-3				4 0 0 0 0 0 2																						
Chris Speier, R (1, 6) x OBP: 0.360, SLG: 0.415	0-3 K				x 0-0 L8				x 0-0 F8				x 0-0 4-3				4 0 0 0 0 1 1																						
Ken Henderson, S (1, 7) x OBP: 0.323, SLG: 0.461	0-0 F9						0-3 K		x 0-0 4-3 1B						0-3 K		4 0 1 0 0 2 0																						
Willie McCovey, L (1, 3) Fran Healy, R (9, PR) OBP: 0.321, SLG: 0.393 OBP: 0.264, SLG: 0.229			0-3 K				4-0 1B BB		x 0-0 4-3				x 0-0 4-3		4-0 G4-6-3 BB		2 0 0 0 2 1 1 0 0 0 0 0 0 0																						
Dave Rader, L (1, 2) OBP: 0.311, SLG: 0.354			0-0 E8				0-0 G5-4-3 1B		x 0-0 F6				x 0-0 G4-6-3		0-0 1-2f		4 0 1 0 0 0 2																						
Dave Kingman, R (1, 5) Randy Moffitt, R (7, 1)	0-0 1-3				0-0 G5-4-3		1-2f				0-3 K						3 0 0 0 0 1 3 0 0 0 0 0 0 0																						
Tito Fuentes, S (1, 4) OBP: 0.304, SLG: 0.379	0-0 F8						0-0 SH2-4 1B		x 0-0 4-3				x 0-0 4-3				3 0 1 0 0 0 1																						
Garry Maddox, R (1, 8) OBP: 0.289, SLG: 0.423					0-0 F8 SH1-3 1B				x 0-0 F3				x 0-0 CS 1B				3 0 2 0 0 0 1																						
Jim Willoughby, R (1, 1) Jim Howarth, L (7, PH) Chris Arnold, R (7, 5) OBP: 0.176, SLG: 0.176 OBP: 0.345, SLG: 0.324 OBP: 0.292, SLG: 0.321	0-0 SH1-3				0-0 SH1-3		1-2		x 0-0 SH2-4				0-0 CS		0-0 4-3		0 0 0 0 0 0 0 0 0 0 0 0 0 0 1 0 0 0 0 0 0																						
Inning Stats	R: 0 E: 0 K: 1 S: 5	H: 0 LOB: 0 BB: 0 P: 5	R: 0 E: 1 K: 1 S: 6	H: 0 LOB: 1 BB: 0 P: 6	R: 0 E: 0 K: 0 S: 4	H: 1 LOB: 1 BB: 0 P: 4	R: 0 E: 0 K: 1 S: 5	H: 1 LOB: 1 BB: 1 P: 9	R: 0 E: 0 K: 0 S: 4	H: 1 LOB: 1 BB: 0 P: 4	R: 0 E: 0 K: 1 S: 5	H: 1 LOB: 0 BB: 0 P: 5	R: 0 E: 0 K: 0 S: 3	H: 0 LOB: 0 BB: 0 P: 3	R: 0 E: 0 K: 1 S: 4	H: 0 LOB: 1 BB: 1 P: 8	1B: 5 SF: 0 2B: 0 SAC: 2 3B: 0 DP: 2 HR: 0 HBP: 0	WP: 0 PA: 33 PB: 0 SB: 0 CS: 1																					
PITCHER	IP	WLS	BF	H	R	ER	SO	BB	IBB	HBP	BLK	WP	HR	S	P	ERA	WHIP			PITCHER	IP	WLS	BF	H	R	ER	SO	BB	IBB	HBP	BLK	WP	HR	S	P	ERA	WHIP		
Mike Corkins, R (1, 1) ERA: 3.58	6.0	W	23	4	0	0	3	1	0	0	0	0	0	28	32	0.00	0.833																						
Gary Ross, R (7, 1) ERA: 2.25	3.0	S	9	1	0	0	2	1	0	0	0	0	0	12	16	0.00	0.667																						

San Francisco Giants @ San Diego Padres
San Diego Stadium, San Diego, CA
 Mon Sep 04 1972, 10:05 PM EDT
 Att. 9,880 - Unknown

livebaseballscorecards.com

AB	28
R	0
H	5
RBI	0
BB	2
SO	5
LOB	11



Batter	1	2	3	4	5	6	7	8	9	AB R H RBI BB SO LOB
--------	---	---	---	---	---	---	---	---	---	----------------------

Enzo Hernandez, R OBP: 0.234, SLG: 0.226 (1, 6)	0-0 F8		0-0 1-3		0-0 L8			0-0 4-3		4 0 0 0 0 0 1
Dave Roberts, R OBP: 0.281, SLG: 0.336 (1, 5)	0-0 1-3			0-0 S 1B		0-0 F7		0-0 FC4-6 1B		4 0 2 0 0 0 0
Leron Lee, L OBP: 0.366, SLG: 0.514 Jerry Morales, R OBP: 0.316, SLG: 0.362 (1, 7) (9, 7)	0-0 1B			0-3 K 1-2		0-0 1B		0-0 FC4-6 1-2f		4 0 2 0 0 1 2 0 0 0 0 0 0 0
Nate Colbert, R OBP: 0.319, SLG: 0.524 (1, 3)	0-0 F7			0-3 K		0-3 K				3 0 0 0 0 2 3
Cito Gaston, R OBP: 0.307, SLG: 0.356 (1, 9)		0-0 5-3		0-3 K		0-0 1-3				3 0 0 0 0 1 2
Derrel Thomas, S OBP: 0.300, SLG: 0.331 (1, 4)		0-0 F5			0-0 HR		0-0 3-1			3 1 1 1 0 0 0
Johnny Jeter, R OBP: 0.277, SLG: 0.322 (1, 8)		0-0 F9			0-0 SH1 S 1B		0-0 F9			3 0 1 0 0 0 0
Fred Kendall, R OBP: 0.246, SLG: 0.342 (1, 2)			0-0 F9		0-0 SH1 1-3		0-0 L5			2 0 0 0 0 0 0
Mike Corkins, R OBP: 0.294, SLG: 0.364 Gary Ross, R OBP: 0.182, SLG: 0.182 (1, 1) (7, 1)			0-0 5-3		0-0 1-3			0-0 6-3		2 0 0 0 0 0 1 1 0 0 0 0 0 0

Inning Stats	R: 0	H: 1	E: 0	LOB: 1	K: 0	BB: 0	S: 4	P: 4
	R: 0	H: 0	E: 0	LOB: 0	K: 0	BB: 0	S: 3	P: 3
	R: 0	H: 0	E: 0	LOB: 0	K: 0	BB: 0	S: 3	P: 3
	R: 0	H: 1	E: 0	LOB: 1	K: 3	BB: 0	S: 10	P: 10
	R: 1	H: 2	E: 0	LOB: 1	K: 0	BB: 0	S: 5	P: 5
	R: 0	H: 1	E: 0	LOB: 1	K: 1	BB: 0	S: 6	P: 6
	R: 0	H: 0	E: 0	LOB: 0	K: 0	BB: 0	S: 3	P: 3
	R: 0	H: 1	E: 0	LOB: 1	K: 0	BB: 0	S: 4	P: 4

PITCHER	IP	WLS	BF	H	R	ER	SO	BB	IBB	HBP	BLK	WP	HR	S	P	ERA	WHIP
Jim Willoughby, R ERA: 2.02 (1, 1)	6.0	L	23	5	1	1	4	0	0	0	0	0	1	31	31	1.50	0.833
Randy Moffitt, R ERA: 3.34 (7, 1)	2.0		7	1	0	0	0	0	0	0	0	0	0	7	7	0.00	0.500

BOTTOM

San Francisco Giants @ San Diego Padres
San Diego Stadium, San Diego, CA

Mon Sep 04 1972, 10:05 PM EDT
Att: 9,880 - Unknown

livebaseballscorecards.com

AB	29
R	1
H	6
RBI	1
BB	0
SO	4
LOB	9



WP: 0	PA: 30
PB: 0	
SB: 2	
CS: 0	

Batter	1	2	3	4	5	6	7	8	9	10	11	AB	R	H	RBI	BB	SO	LOB	TOP									
Bobby Bonds, R OBP: 0.317, SLG: 0.438 (1, 9)												5	0	1	0	0	1	3										
Chris Speier, R OBP: 0.359, SLG: 0.413 (1, 6)												5	0	1	0	0	0	1										
Ken Henderson, S OBP: 0.321, SLG: 0.456 (1, 7)												4	0	0	0	1	0	2										
Willie McCovey, L OBP: 0.323, SLG: 0.395 Bernie Williams, R OBP: 0.243, SLG: 0.385 Dave Kingman, R OBP: 0.297, SLG: 0.452 (1, 3)												4	0	2	0	0	0	0										
Dave Rader, L OBP: 0.313, SLG: 0.353 (1, 2)													4	1	1	0	1	0	2									
Jim Ray Hart, R OBP: 0.286, SLG: 0.480 (1, 5)														4	1	1	1	1	0	2								
Tito Fuentes, S OBP: 0.305, SLG: 0.379 (1, 4)												5	1	2	1	0	0	2										
Garry Maddox, R OBP: 0.291, SLG: 0.423 (1, 8)												5	1	2	0	0	0	3										
Frank Reberger, L OBP: 0.242, SLG: 0.313 Gary Thomasson, L (9, PH) Jerry Johnson, R (9, 1)												3	0	1	1	0	2	2										
Inning Stats	R: 0 E: 0 K: 0 S: 3	H: 0 LOB: 0 BB: 0 P: 3	R: 0 E: 0 K: 0 S: 4	H: 1 LOB: 2 BB: 1 P: 8	R: 0 E: 0 K: 1 S: 6	H: 1 LOB: 1 BB: 0 P: 6	R: 0 E: 0 K: 0 S: 2	H: 0 LOB: 0 BB: 1 P: 6	R: 0 E: 1 K: 0 S: 5	H: 2 LOB: 0 BB: 0 P: 5	R: 0 E: 0 K: 1 S: 7	H: 2 LOB: 2 BB: 0 P: 7	R: 0 E: 0 K: 0 S: 4	H: 2 LOB: 1 BB: 0 P: 4	R: 1 E: 0 K: 0 S: 4	H: 1 LOB: 0 BB: 0 P: 4	R: 0 E: 0 K: 1 S: 5	H: 0 LOB: 1 BB: 1 P: 9	R: 1 E: 1 K: 0 S: 5	H: 2 LOB: 1 BB: 0 P: 5	1B: 10 2B: 0 3B: 0 HR: 1	SF: 0 SAC: 0 DP: 3 HBP: 0	WP: 0 PB: 0 SB: 1 CS: 0	PA: 45				
PITCHER	IP	WLS	BF	H	R	ER	SO	BB	IBB	HBP	BLK	WP	HR	S	P	ERA	WHIP											
Steve Arlin, R ERA: 3.73 Al Severinsen, R ERA: 2.37	(1, 1)	9.0	36	9	3	1	2	2	0	0	0	0	1	38	46	1.00	1.222											
	(10, 1)	2.0	L	9	2	1	1	1	0	0	0	0	0	10	14	4.50	1.500											

San Francisco Giants @ San Diego Padres
San Diego Stadium, San Diego, CA

livebaseballscorecards.com

AB 42
R 4
H 11
RBI 3
BB 3
SO 3
LOB 19



Tue Sep 05 1972, 10:05 PM EDT
Att: 2,330 - Unknown

Batter	1	2	3	4	5	6	7	8	9	10	11	AB R H RBI BB SO LOB	BOTTOM				
Enzo Hernandez, R (1, 6) OBP: 0.233, SLG: 0.225	0-0 1-3		0-0 4-3			0-0 E3 BLK 4-3 6-3		0-0 S 1B		0-0 4-3		5 1 1 0 0 0 0	San Francisco Giants @ San Diego Padres San Diego Stadium, San Diego, CA Tue Sep 05 1972, 10:05 PM EDT Att: 2,330 - Unknown livebaseballscorecards.com				
Dave Roberts, R (1, 5) OBP: 0.280, SLG: 0.332	4-0 2B BB			0-0 F3		0-0 4-3 1-2		0-0 F7 1-2		0-0 6-3		4 1 0 0 1 0 2					
Leron Lee, L (1, 7) OBP: 0.364, SLG: 0.513 Jerry Morales, R (9, 7) OBP: 0.315, SLG: 0.360	0-0 1-H 2B			0-0 F5		0-0 6-3 2-H		0-0 6-3		0-3 K		4 0 1 2 0 0 1 1 0 0 0 0 1 0					
Nate Colbert, R (1, 3) OBP: 0.320, SLG: 0.522	0-0 5-3			4-0 S BB		0-0 F7		0-0 S 1B 1B		0-3 K		4 0 1 0 1 1 0					
Larry Stahl, L (1, 9) OBP: 0.309, SLG: 0.354		0-0 F6		0-3 K 1-2		0-0 HR		0-0 1-2 BB 1B		0-0 1-3		5 1 2 1 0 1 1					
Derrel Thomas, S (1, 4) OBP: 0.301, SLG: 0.330		4-0 G4-3 BB			0-0 B5		0-0 F8		0-3 K		0-0 1B			4 0 1 0 1 1 2			
Johnny Jeter, R (1, 8) OBP: 0.275, SLG: 0.320		0-0 G4-3 1-2f			0-0 1B		0-0 F7		0-3 K		0-3 K			5 0 1 0 0 2 4			
Fred Kendall, R (1, 2) OBP: 0.246, SLG: 0.338			0-0 F7		0-0 F3		0-0 F7		4-0 FC6 BB 1-2 2-3					3 0 0 0 1 0 1			
Steve Arlin, R (1, 1) OBP: 0.265, SLG: 0.203 Cito Gaston, R (9, PH) OBP: 0.306, SLG: 0.355 Al Severinsen, R (10, 1)			0-0 1-3		0-3 K		0-0 1-3		0-0 FC6 1-2f					3 0 0 0 0 1 1 1 0 0 0 0 0 3 0 0 0 0 0 0 0			
Inning Stats	R: 1 H: 1 E: 0 LOB: 0 K: 0 BB: 1 S: 3 P: 7	R: 0 H: 0 E: 0 LOB: 0 K: 0 BB: 1 S: 2 P: 6	R: 0 H: 0 E: 0 LOB: 0 K: 0 BB: 0 S: 3 P: 3	R: 0 H: 0 E: 0 LOB: 1 K: 1 BB: 1 S: 5 P: 9	R: 0 H: 1 E: 0 LOB: 1 K: 1 BB: 0 S: 6 P: 6	R: 1 H: 0 E: 1 LOB: 0 K: 0 BB: 0 S: 4 P: 4	R: 1 H: 1 E: 0 LOB: 0 K: 0 BB: 0 S: 4 P: 4	R: 0 H: 1 E: 0 LOB: 1 K: 0 BB: 0 S: 4 P: 4	R: 0 H: 2 E: 0 LOB: 3 K: 2 BB: 1 S: 9 P: 13	R: 0 H: 0 E: 0 LOB: 0 K: 1 BB: 0 S: 5 P: 5	R: 0 H: 1 E: 0 LOB: 1 K: 2 BB: 0 S: 8 P: 8	1B: 5 SF: 0 2B: 1 SAC: 0 3B: 0 DP: 1 HR: 1 HBP: 0		WP: 0 PA: 43 PB: 0 SB: 3 CS: 0			
PITCHER	IP WLS BF H R ER SO BB IBB HBP BLK WP HR S P ERA WHIP																
Frank Reberger, R (1, 1) ERA: 3.62	8.0	30	4	3	2	2	3	0	0	1	0	0	1	31	43	2.25	0.875
Jerry Johnson, R (9, 1) ERA: 4.5	3.0	13	3	0	0	5	1	0	0	0	0	0	0	22	26	0.00	1.333

San Francisco Giants @ San Diego Padres
San Diego Stadium, San Diego, CA
Tue Sep 05 1972, 10:05 PM EDT
Att: 2,330 - Unknown

AB	39
R	3
H	7
RBI	3
BB	4
SO	7
LOB	15



Batter	1	2	3	4	5	6	7	8	9	AB R H RBI BB SO LOB	TOP			
Gary Matthews, R (1, 9) OBP: 0.200, SLG: 0.200	0-0 F9	0-0 HR 2-H 1B		0-3 K		0-0 F4			0-0 F8	5 1 1 1 0 1 0				
Garry Maddox, R (1, 8) OBP: 0.294, SLG: 0.432	0-0 HR 4-3 1B	0-0 HR 1-H HR		0-0 1B		0-0 F3			0-0 5-3	5 2 3 2 0 0 0				
Dave Rader, L (1, 2) OBP: 0.313, SLG: 0.353	0-0 4-3 1-2	0-0 F5		0-0 1B						3 0 1 0 0 0 1				
Russ Gibson, R (4, 2) OBP: 0.167, SLG: 0.333										1 0 0 0 0 1 0				
Ken Henderson, S (1, 7) OBP: 0.321, SLG: 0.453	4-0 HR BB	0-0 4-3		0-0 G3					0-0 F8	3 1 0 0 1 0 2				
Jim Ray Hart, R (1, 5) OBP: 0.281, SLG: 0.552	0-0 HR 1-H 2-H			0-0 F7		0-0 F7			0-0 F7	4 1 1 3 0 0 0				
Chris Arnold, R (9, 5) OBP: 0.292, SLG: 0.321										0 0 0 0 0 0 0				
Dave Kingman, R (1, 3) OBP: 0.299, SLG: 0.451	4-0 BB			0-0 FC5-4 1B		0-3 K			0-0 L7	3 0 1 0 1 1 0				
Tito Fuentes, S (1, 4) OBP: 0.305, SLG: 0.378	0-0 F8			0-0 F7		0-0 FC6-4 1B			0-0 F7	4 0 1 0 0 0 2				
Damaso Blanco, R (1, 6) OBP: 0.429, SLG: 0.353		0-0 SH1-4 1B		0-0 FC5-4 1-2f		0-0 FC6-4			0-0 L8	4 1 1 0 0 0 2				
Ron Bryant, S (1, 1) OBP: 0.220, SLG: 0.196		0-0 SH1-4 1-2		0-0 F7		0-3 K			0-0 G3	3 0 0 0 0 1 0				
Inning Stats	R: 3 E: 0 K: 0 S: 5 H: 2 LOB: 1 BB: 2 P: 13	R: 3 E: 0 K: 0 S: 6 H: 3 LOB: 0 BB: 0 P: 6	R: 0 E: 0 K: 0 S: 4 H: 1 LOB: 1 BB: 0 P: 4	R: 0 E: 0 K: 1 S: 7 H: 2 LOB: 2 BB: 0 P: 7	R: 0 E: 0 K: 1 S: 6 H: 1 LOB: 1 BB: 0 P: 6	R: 0 E: 0 K: 1 S: 5 H: 0 LOB: 0 BB: 0 P: 5	R: 0 E: 0 K: 1 S: 5 H: 0 LOB: 0 BB: 0 P: 5	R: 0 E: 0 K: 0 S: 3 H: 0 LOB: 0 BB: 0 P: 3	R: 0 E: 0 K: 0 S: 3 H: 0 LOB: 0 BB: 0 P: 3	R: 0 E: 0 K: 0 S: 3 H: 0 LOB: 0 BB: 0 P: 3	1B: 7 2B: 0 3B: 0 HR: 2 SF: 0 SAC: 1 DP: 0 HBP: 0	WP: 0 PB: 0 SB: 0 CS: 0 PA: 38		
PITCHER	IP WLS BF H R ER SO BB IBB HBP BLK WP HR S P ERA WHIP												PITCHER	IP WLS BF H R ER SO BB IBB HBP BLK WP HR S P ERA WHIP
Bill Greif, R (1, 1) ERA: 5.74	1.1 L 11 5 6 6 0 2 0 0 0 0 0 2 9 17 40.50 5.250													
Ed Acosta, R (2, 1) ERA: 4.87	6.2 24 4 0 0 4 0 0 0 0 0 0 0 32 32 0.00 0.600													
Mark Schaeffer, L (9, 1) ERA: 4.85	1.0 3 0 0 0 0 0 0 0 0 0 0 0 3 3 0.00 0.000													

San Francisco Giants @ San Diego Padres
San Diego Stadium, San Diego, CA
Wed Sep 06 1972, 10:05 PM EDT
Att. 2,871 - Unknown

AB	35
R	6
H	9
RBI	6
BB	2
SO	4
LOB	7



Batter	1	2	3	4	5	6	7	8	9	AB	R	H	RBI	BB	SO	LOB				
Enzo Hernandez, R OBP: 0.233, SLG: 0.226 (1, 6)	0-0 6-3		0-0 F9			0-0 G5-4-3 1B		0-0 6-3		4	0	1	0	0	0	2				
Dave Roberts, R OBP: 0.280, SLG: 0.334 (1, 5)	0-0 5-3 2B		0-0 F8			0-0 G5-4-3 1-2f		0-0 F6		4	0	1	0	0	0	3				
Leron Lee, L OBP: 0.363, SLG: 0.510 (1, 7)	0-0 5-3 2-3			0-0 F9		0-0 4-3			0-0 BB 1B	4	0	1	0	0	0	1				
Nate Colbert, R OBP: 0.323, SLG: 0.524 (1, 3)	0-3 K			0-0 BB			0-0 2B		0-0 BB 1-2 BB	2	0	1	0	2	1	1				
Jerry Morales, R OBP: 0.311, SLG: 0.356 (1, 9)		0-0 G3		0-0 F7			0-0 F9		0-0 F5	4	0	0	0	0	0	4				
Derrel Thomas, S OBP: 0.298, SLG: 0.327 (1, 4)		0-0 F3		0-0 F4			0-0 L8		0-3 K	4	0	0	0	0	1	4				
Johnny Jeter, R OBP: 0.272, SLG: 0.316 (1, 8)		0-0 F4			0-0 F9		0-0 L5		0-0 G3	4	0	0	0	0	0	3				
Fred Kendall, R OBP: 0.247, SLG: 0.338 (1, 2)			0-0 F6		0-0 4-3			0-0 6-3 1B		3	0	1	0	0	0	0				
Bill Greif, R OBP: 0.059, SLG: 0.030 Ed Acosta, S OBP: 0.154, SLG: 0.083 Cito Gaston, R OBP: 0.305, SLG: 0.354 Mark Schaeffer, L (9, 1)			0-0 1B		0-3 K			0-0 F6		0	0	0	0	0	0	0				
										2	0	1	0	0	1	0				
										1	0	0	0	0	0	1				
										0	0	0	0	0	0	0				
Inning Stats	R: 0 E: 0 K: 1 S: 6	H: 1 LOB: 1 BB: 0 P: 6	R: 0 E: 0 K: 0 S: 3	H: 0 LOB: 0 BB: 0 P: 3	R: 0 E: 0 K: 0 S: 4	H: 1 LOB: 1 BB: 0 P: 4	R: 0 E: 0 K: 0 S: 3	H: 0 LOB: 1 BB: 1 P: 7	R: 0 E: 0 K: 1 S: 5	H: 0 LOB: 0 BB: 0 P: 5	R: 0 E: 0 K: 0 S: 3	H: 1 LOB: 0 BB: 0 P: 3	R: 0 E: 0 K: 0 S: 4	H: 1 LOB: 1 BB: 0 P: 4	R: 0 E: 0 K: 1 S: 6	H: 1 LOB: 2 BB: 1 P: 10	1B: 4 2B: 2 3B: 0 HR: 0	SF: 0 SAC: 0 DP: 1 HBP: 0	WP: 0 PB: 0 SB: 0 CS: 0	PA: 34

BOTTOM

San Francisco Giants @ San Diego Padres
 San Diego Stadium, San Diego, CA
 Wed Sep 06 1972, 10:05 PM EDT
 Att. 2,871 - Unknown

livebaseballscorecards.com

AB	32
R	0
H	6
RBI	0
BB	2
SO	3
LOB	19



PITCHER	IP	WLS	BF	H	R	ER	SO	BB	IBB	HBP	BLK	WP	HR	S	P	ERA	WHIP
Ron Bryant, L ERA: 2.88 (1, 1)	9.0	W	34	6	0	0	3	2	0	0	0	0	0	38	46	0.00	0.889

Batter	1	2	3	4	5	6	7	8	9	AB R H RBI BB SO LOB	TOP
Pete Rose, S (1, 7) OBP: 0.378, SLG: 0.417	0-0 1B 1B		0-0 5-3		0-3 K			0-0 F9		4 0 1 0 0 1 0	
Joe Morgan, L (1, 4) OBP: 0.409, SLG: 0.445	0-0 1-3 1B		0-0 1B		0-0 4-3			0-0 L9		4 0 2 0 0 0 0	
Bobby Tolan, L (1, 8) OBP: 0.332, SLG: 0.387	0-0 1-3 1-2		0-3 K 1-2		0-0 4-3			0-0 F8		4 0 0 0 0 1 3	
Johnny Bench, R (1, 5) OBP: 0.376, SLG: 0.512	4-0 FC4-6 IBB			0-3 K		0-0 1B 1B		0-0 G5-4-3 1B		3 0 2 0 1 1 0	
Tony Perez, R (1, 3) OBP: 0.360, SLG: 0.508	0-3 K			0-0 PB 1B		0-0 G5-4-3 1B		0-0 G5-4-3 1-2f		4 0 2 0 0 1 4	
George Foster, R (1, 9) OBP: 0.239, SLG: 0.303	0-0 FC4-6 1-2f			0-3 K		0-0 G5-4-3 1-2f		0-0 F8		4 0 0 0 0 1 6	
Dave Concepcion, R (1, 6) OBP: 0.282, SLG: 0.268		0-0 5-3		0-3 K 1-2			0-0 F9			3 0 0 0 0 1 1	
Bill Plummer, R (1, 2) OBP: 0.228, SLG: 0.309		0-0 5-3		0-0 G1			0-3 K			3 0 0 0 0 1 2	
Gary Nolan, R (1, 1) OBP: 0.175, SLG: 0.136		0-0 F8			0-3 K		0-0 F7			0 0 0 0 0 0 0	
Ted Uhlaender, L (2, PH) OBP: 0.230, SLG: 0.175										1 0 0 0 0 0 0	
Pedro Borbon, R (2, 1) OBP: 0.111, SLG: 0.059										1 0 0 0 0 1 0	
Julian Javier, R (7, PH) OBP: 0.271, SLG: 0.321										1 0 0 0 0 0 0	
Clay Carroll, R (7, 1) OBP: 0.125, SLG: 0.125										0 0 0 0 0 0 0	
Inning Stats	R: 0 E: 0 K: 1 S: 7 H: 2 LOB: 3 BB: 1 P: 11	R: 0 E: 0 K: 0 S: 3 H: 0 LOB: 0 BB: 0 P: 3	R: 0 E: 0 K: 1 S: 5 H: 1 LOB: 0 BB: 0 P: 5	R: 0 E: 0 K: 3 S: 11 H: 1 LOB: 2 BB: 0 P: 11	R: 0 E: 0 K: 2 S: 7 H: 0 LOB: 0 BB: 0 P: 7	R: 0 E: 0 K: 0 S: 4 H: 2 LOB: 1 BB: 0 P: 4	R: 0 E: 0 K: 1 S: 5 H: 0 LOB: 0 BB: 0 P: 5	R: 0 E: 0 K: 0 S: 3 H: 0 LOB: 0 BB: 0 P: 3	R: 0 E: 0 K: 0 S: 3 H: 1 LOB: 0 BB: 0 P: 3	1B: 7 2B: 0 3B: 0 HR: 0 SF: 0 SAC: 0 DP: 2 HBP: 0	WP: 0 PB: 1 SB: 0 CS: 0 PA: 33
PITCHER Mike Caldwell, L (1, 1) ERA: 3.3	IP: 9.0 WLS: W BF: 33 H: 7 R: 0 ER: 0 SO: 8 BB: 0 IBB: 1 HBP: 0 BLK: 0 WP: 0 HR: 0 S: 48 P: 52 ERA: 0.00 WHIP: 0.778										

Cincinnati Reds @ San Diego Padres
San Diego Stadium, San Diego, CA
Thu Sep 07 1972, 10:05 PM EDT
Unknown

livebaseballscorecards.com

AB 32
R 0
H 7
RBI 0
BB 1
SO 8
LOB 16



Batter	1	2	3	4	5	6	7	8	9
Enzo Hernandez, R (1, 6) OBP: 0.234, SLG: 0.226	0-3 K		0-0 4-3		0-0 FC3-6			0-0 4-3 2B 1B	
Dave Roberts, R (1, 5) OBP: 0.277, SLG: 0.330	0-0 P4		0-0 F8		0-0 L4			0-0 4-3 1-2	
Leron Lee, L (1, 7) Jerry Morales, R (9, 7) OBP: 0.367, SLG: 0.525 OBP: 0.311, SLG: 0.356	0-0 HR			0-0 2B		0-3 K		4-0 2B FC4-2 IBB	
Nate Colbert, R (1, 3) OBP: 0.322, SLG: 0.524	0-0 F3			0-0 FC1 G4-6-3		0-0 5-3		0-0 FC4-2 1-3 2-H 2B	
Larry Stahl, L (1, 9) OBP: 0.305, SLG: 0.349		0-0 F7		0-0 F7		0-0 F7		0-0 FC4-2 2-3 3-H 2B	
Derrel Thomas, S (1, 4) OBP: 0.300, SLG: 0.327		4-0 BB		0-0 G4-6-3 1-2f			0-0 1B 1B	0-0 1-3	
Johnny Jeter, R (1, 8) OBP: 0.272, SLG: 0.316		0-0 L9			0-0 G1-6 1B		0-0 B3		
Pat Corrales, R (1, 2) OBP: 0.264, SLG: 0.186		0-0 5-3			0-0 G1-6 1-2f		0-0 1-2 1B		
Mike Caldwell, R (1, 1) OBP: 0.119, SLG: 0.119			0-0 6-3		0-0 FC3-6 1B		0-0 G6-3 1-		

Inning Stats	R: 1	H: 1	E: 0	K: 1	S: 6	LOB: 0	BB: 0	P: 6
	R: 0	H: 0	E: 0	K: 0	S: 3	LOB: 1	BB: 1	P: 7
	R: 0	H: 0	E: 0	K: 0	S: 3	LOB: 0	BB: 0	P: 3
	R: 0	H: 1	E: 0	K: 0	S: 4	LOB: 1	BB: 0	P: 4
	R: 0	H: 2	E: 0	K: 0	S: 5	LOB: 2	BB: 0	P: 5
	R: 0	H: 0	E: 0	K: 1	S: 5	LOB: 0	BB: 0	P: 5
	R: 0	H: 2	E: 0	K: 0	S: 4	LOB: 1	BB: 0	P: 4
	R: 1	H: 2	E: 0	K: 0	S: 5	LOB: 2	BB: 1	P: 9

PITCHER	IP	WLS	BF	H	R	ER	SO	BB	IBB	HBP	BLK	WP	HR	S	P	ERA	WHIP
Gary Nolan, R (1, 1) ERA: 2.05	1.0	L	4	1	1	1	1	0	0	0	0	0	1	6	6	9.00	1.000
Pedro Borbon, R (2, 1) ERA: 3.19	5.0		19	3	0	0	1	1	0	0	0	0	0	20	24	0.00	0.800
Clay Carroll, R (7, 1) ERA: 2.57	2.0		10	4	1	1	0	0	1	0	0	0	0	9	13	4.50	2.000

BOTTOM

Cincinnati Reds @ San Diego Padres
 San Diego Stadium, San Diego, CA
 Thu Sep 07 1972, 10:05 PM EDT
 Unknown

AB	R	H	RBI	BB	SO	LOB
4	1	1	0	0	1	2
4	0	0	0	0	0	3
3	1	2	1	1	1	0
0	0	0	0	0	0	0
4	0	1	1	0	0	1
4	0	0	0	0	0	4
3	0	1	0	1	0	4
3	0	1	0	0	0	2
3	0	1	0	0	0	2
3	0	1	0	0	0	2

AB	31
R	2
H	8
RBI	2
BB	2
SO	2
LOB	20



1B	2B	3B	HR	SF	SAC	DP	HBP	WP	PA
5	2	0	1	0	0	2	0	0	33

WP	HR	S	P	ERA	WHIP
0	0	0	0	0	0

Batter	1	2	3	4	5	6	7	8	9	AB R H RBI BB SO LOB	TOP																								
Pete Rose, S (1, 7) OBP: 0.378, SLG: 0.416 BB	4-0 BB		0-0 4-3			0-0 1B 1B		0-3 K		3 0 1 0 1 1 1																									
Joe Morgan, L (1, 4) OBP: 0.410, SLG: 0.445 X	0-0 F9		0-3 K			0-0 1-3 1B		4-0 1-2 BB		3 0 1 0 1 1 1																									
Bobby Tolan, L (1, 8) OBP: 0.330, SLG: 0.384 SS	0-3 K				0-0 3-1	0-3 K		0-0 G3		4 0 0 0 0 2 5																									
Johnny Bench, R (1, 2) OBP: 0.373, SLG: 0.507 X	0-0 F8				0-3 K	0-0 F8			0-0 5-3	4 0 0 0 0 1 3																									
Tony Perez, R (1, 3) OBP: 0.360, SLG: 0.512 X		0-0 HR			0-3 K		0-3 K		0-0 F7	4 1 1 1 0 2 0																									
George Foster, R (1, 9) OBP: 0.232, SLG: 0.294 SS		0-3 K			0-0 5-3		0-0 F7		0-3 K	4 0 0 0 0 2 0																									
Julian Javier, R (1, 5) OBP: 0.261, SLG: 0.309 X		0-0 P6			0-3 K		0-0 F5			3 0 0 0 0 1 0																									
Dave Concepcion, R (1, 6) OBP: 0.283, SLG: 0.267 X		0-0 1-3			0-0 5-3			4-0 BB BB		2 0 0 0 1 0 0																									
Jack Billingham, R (1, 1) OBP: 0.081, SLG: 0.050			0-3 K			0-0 4-3		0-0 F2		2 0 0 0 0 1 0																									
Hal McRae, R (8, PH) OBP: 0.286, SLG: 0.421										1 0 0 0 0 0 1																									
Tom Hall, L (8, 1) OBP: 0.172, SLG: 0.111										0 0 0 0 0 0 0																									
Inning Stats	R: 0 E: 0 K: 1 S: 5	H: 0 LOB: 1 BB: 1 P: 9	R: 1 E: 0 K: 1 S: 6	H: 1 LOB: 0 BB: 0 P: 6	R: 0 E: 0 K: 2 S: 7	H: 0 LOB: 0 BB: 0 P: 7	R: 0 E: 0 K: 2 S: 7	H: 0 LOB: 0 BB: 0 P: 7	R: 0 E: 0 K: 1 S: 5	H: 2 LOB: 2 BB: 0 P: 7	R: 0 E: 0 K: 1 S: 5	H: 0 LOB: 0 BB: 0 P: 5	R: 0 E: 0 K: 1 S: 5	H: 0 LOB: 2 BB: 2 P: 13	R: 0 E: 0 K: 1 S: 5	H: 0 LOB: 0 BB: 0 P: 5	1B: 2 2B: 0 3B: 0 HR: 1	SF: 0 SAC: 0 DP: 0 HBP: 0	WP: 0 PB: 0 SB: 0 CS: 0	PA: 33															
PITCHER Fred Norman, L (1, 1) ERA: 3.57	IP: 9.0 WLS: W BF: 33 H: 3 R: 1 ER: 1 SO: 11 BB: 3 IBB: 0 HBP: 0 BLK: 0 WP: 0 HR: 1 S: 52 P: 64 ERA: 1.00 WHIP: 0.667																																		
																		PITCHER	IP	WLS	BF	H	R	ER	SO	BB	IBB	HBP	BLK	WP	HR	S	P	ERA	WHIP

Cincinnati Reds @ San Diego Padres
 San Diego Stadium, San Diego, CA
 Thu Sep 07 1972, 10:05 PM EDT
 Att. 5,396 - Unknown

livebaseballscorecards.com

AB	30
R	1
H	3
RBI	1
BB	3
SO	11
LOB	11



Batter	1	2	3	4	5	6	7	8	9
Enzo Hernandez, R OBP: 0.234, SLG: 0.224 (1, 6)	0-0 6-3		0-0 G3			4-0 1B HR BB	0-0 6-3		
Dave Roberts, R OBP: 0.276, SLG: 0.330 (1, 5)	0-3 K		0-0 P4			0-0 1-3 HR BB 1B		0-0 G3	
Leron Lee, L OBP: 0.372, SLG: 0.524 Jerry Morales, R OBP: 0.311, SLG: 0.356 (1, 7) (9, 7)	4-0 BB			0-0 F8		4-0 1-2 HR BB		0-0 FC6-4 1B	
Nate Colbert, R OBP: 0.322, SLG: 0.528 (1, 3)	0-0 L7			0-3 K		0-0 1-1 HR 2-1 3-1		0-3 K	
Cito Gaston, R OBP: 0.304, SLG: 0.350 (1, 9)		4-0 E WP BB		0-3 K		0-3 K		0-0 FC6-4 1-2f	
Derrel Thomas, S OBP: 0.298, SLG: 0.325 (1, 4)		0-0 F8			0-3 K	0-3 K			
Larry Stahl, L OBP: 0.303, SLG: 0.345 (1, 8)		0-0 F7 1-3			0-3 K	0-0 4-3			
Fred Kendall, R OBP: 0.248, SLG: 0.337 (1, 2)		0-0 5-3 3-H			0-0 1B		0-0 6-3		
Fred Norman, S OBP: 0.246, SLG: 0.143 (1, 1)			0-0 4-3		0-0 1-3		0-3 K		

Inning Stats	R: 0	H: 0	E: 0	K: 1	S: 5	LOB: 1	BB: 1	P: 9
	R: 1	H: 0	E: 1	K: 0	S: 3	LOB: 0	BB: 1	P: 7
	R: 0	H: 0	E: 0	K: 0	S: 3	LOB: 0	BB: 0	P: 3
	R: 0	H: 0	E: 0	K: 2	S: 7	LOB: 0	BB: 0	P: 7
	R: 0	H: 1	E: 0	K: 2	S: 8	LOB: 1	BB: 0	P: 8
	R: 4	H: 2	E: 0	K: 2	S: 9	LOB: 0	BB: 2	P: 17
	R: 0	H: 0	E: 0	K: 1	S: 5	LOB: 0	BB: 0	P: 5
	R: 0	H: 1	E: 0	K: 1	S: 6	LOB: 1	BB: 0	P: 6


AB	R	H	RBI	BB	SO	LOB
3	1	0	0	1	0	0
4	1	1	0	0	1	0
2	1	1	0	2	0	0
0	0	0	0	0	0	0
4	1	1	4	0	2	2
3	1	0	0	1	2	1
3	0	0	0	0	2	1
3	0	0	0	0	1	1
3	0	1	0	0	0	0
3	0	0	0	0	1	1

BOTTOM

Cincinnati Reds @ San Diego Padres
San Diego Stadium, San Diego, CA
Thu Sep 07 1972, 10:05 PM EDT
Att. 5,396 - Unknown

livebaseballscorecards.com

AB	28
R	5
H	4
RBI	4
BB	4
SO	9
LOB	6



WP: 1	PA: 32
PB: 0	
SB: 0	
CS: 0	

Batter	1	2	3	4	5	6	7	8	9	AB R H RBI BB SO LOB	TOP																								
Sonny Jackson, L OBP: 0.309, SLG: 0.374 (1, 6) X	0-0 3-1	0-3 K		0-0 F8			0-0 1B		0-0 FC4-6	5 0 1 0 0 1 4																									
Felix Millan, R OBP: 0.295, SLG: 0.313 (1, 4) X	0-0 S 1B		0-0 F8 BB 1B		0-0 6-3		0-0 F9		0-0 L9	5 0 2 0 0 0 2																									
Hank Aaron, R OBP: 0.389, SLG: 0.491 (1, 3) S S S	0-3 K 1-2		4-0 BBB F8 BB		0-0 F7		0-0 F5			3 0 0 0 1 1 2																									
Dusty Baker Jr., R OBP: 0.377, SLG: 0.487 (1, 8) B B B B	4-0 FC6 BB		0-0 F8 1-2 2-3		0-0 S 1B		0-0 F6			3 0 1 0 1 0 3																									
Rico Carty, R OBP: 0.362, SLG: 0.409 (1, 7) X	0-0 FC6 1-2f		0-0 F8		0-0 6-3 1-2			0-0 6-3		4 0 0 0 0 0 5																									
Darrell Evans, L OBP: 0.367, SLG: 0.411 (1, 5) X		0-0 F6	0-0 F8			0-0 F9		0-0 F9		4 0 0 0 0 0 2																									
Mike Lum, L OBP: 0.334, SLG: 0.363 (1, 9) X		0-0 SH1-4 1B		4-0 BBB SH1-4 BB		4-0 BBB FC6 BB		0-3 S K2-3		2 0 1 0 2 1 0																									
Paul Casanova, R OBP: 0.232, SLG: 0.287 (1, 2) X		0-0 SH1-4 1B		0-0 F9		0-0 F7			0-0 F6	3 0 1 0 0 0 2 1 0 0 0 0 0 0																									
Earl Williams, R OBP: 0.339, SLG: 0.467 (9, PH) X		1-2 SH1-4 1B																																	
Ron Reed, R OBP: 0.169, SLG: 0.188 (1, 1) X		0-0 SH1-4		0-0 SH1-4		0-0 FC6			0-0 FC4-6 1B	1 0 0 0 0 0 1 1 0 1 0 0 0 0 0 0 0 0 0 0 0																									
Jim Breazeale, L OBP: 0.316, SLG: 0.507 (9, PH) X				1-2 2-3		1-2f																													
Rod Gilbreath, R OBP: 0.320, SLG: 0.227 (9, PR) X																																			
Inning Stats	R: 0 E: 0 K: 1 S: 6 H: 1 LOB: 2 BB: 1 P: 10	R: 0 E: 0 K: 1 S: 7 H: 2 LOB: 2 BB: 0 P: 7	R: 0 E: 0 K: 0 S: 4 H: 1 LOB: 2 BB: 1 P: 8	R: 0 E: 0 K: 0 S: 3 H: 0 LOB: 1 BB: 1 P: 7	R: 0 E: 0 K: 0 S: 4 H: 1 LOB: 1 BB: 0 P: 4	R: 0 E: 0 K: 0 S: 3 H: 0 LOB: 1 BB: 1 P: 7	R: 0 E: 0 K: 0 S: 4 H: 1 LOB: 1 BB: 0 P: 4	R: 0 E: 0 K: 0 S: 5 H: 0 LOB: 0 BB: 0 P: 5	R: 0 E: 0 K: 0 S: 4 H: 1 LOB: 1 BB: 0 P: 4	1B: 7 SF: 0 2B: 0 SAC: 2 3B: 0 DP: 0 HR: 0 HBP: 0	WP: 0 PA: 38 PB: 0 SB: 2 CS: 0																								
PITCHER Mike Cokins, R ERA: 3.32 (1, 1)	IP 9.0	WLS W	BF 38	H 7	R 0	ER 0	SO 3	BB 4	IBB 0	HBP 0	BLK 0	WP 0	HR 0	S 40	P 56	ERA 0.00	WHIP 1.222	PITCHER	IP 9.0	WLS W	BF 38	H 7	R 0	ER 0	SO 3	BB 4	IBB 0	HBP 0	BLK 0	WP 0	HR 0	S 40	P 56	ERA 0.00	WHIP 1.222

Atlanta Braves @ San Diego Padres
San Diego Stadium, San Diego, CA
Sun Sep 10 1972, 6:33 AM EDT
Unknown

livebaseballscorecards.com

AB 32
R 0
H 7
RBI 0
BB 4
SO 3
LOB 21



Batter	1	2	3	4	5	6	7	8	9
Derrel Thomas, S OBP: 0.295, SLG: 0.322 (1, 6) X	0-0 4-3 ①			0-0 F7 ①		0-0 F7 ②		0-0 6-3 ②	
Dave Roberts, R OBP: 0.276, SLG: 0.329 (1, 4) X	0-0 F3 ②			0-0 G3-6-3 1B ②		0-3 K ③		0-0 1-6-3 ③	
Leron Lee, L OBP: 0.372, SLG: 0.532 (1, 7) S S S	0-3 K ③			0-0 G3-6-3 1-2f ③			0-0 HR ①		
Nate Colbert, R OBP: 0.320, SLG: 0.524 (1, 3)		0-3 K ①			0-0 6-3 ①		0-0 1-3 ①		
Randy Elliott, R (1, 9)		0-0 5-3 ②			0-0 5-3 ②		0-0 6-3 ②		
Johnny Grubb, L OBP: 0.667, SLG: 0.500 (1, 8)		0-0 F7 ③			4-0 FC5 1B BB ③		0-0 1B ③		
Dave Hilton, R OBP: 0.333, SLG: 0.333 (1, 5)			0-0 F8 ①		0-0 1-2 1B ①		0-0 F4 ③		
Joe Goddard, R OBP: 0.154, SLG: 0.083 (1, 2)			0-3 K ②		0-0 FC5 2-3f ③		0-0 E5 SH3-4 ①		
Mike Corkins, R OBP: 0.278, SLG: 0.343 (1, 1)			0-0 5-3 ③			0-0 F5 ①		0-0 SH3-4 1-2 ①	

Inning Stats	R: 0	H: 0	E: 0	LOB: 0	K: 1	BB: 0	S: 5	P: 5
	R: 0	H: 0	E: 0	LOB: 0	K: 1	BB: 0	S: 5	P: 5
	R: 0	H: 1	E: 0	LOB: 0	K: 0	BB: 0	S: 3	P: 3
	R: 0	H: 1	E: 0	LOB: 2	K: 0	BB: 1	S: 4	P: 8
	R: 1	H: 2	E: 0	LOB: 1	K: 0	BB: 0	S: 5	P: 5
	R: 0	H: 0	E: 1	LOB: 1	K: 0	BB: 0	S: 4	P: 4
	R: 0	H: 0	E: 0	LOB: 0	K: 0	BB: 0	S: 4	P: 4

PITCHER	IP	WLS	BF	H	R	ER	SO	BB	IBB	HBP	BLK	WP	HR	S	P	ERA	WHIP
Ron Reed, R ERA: 3.81 (1, 1)	8.0	L	29	4	1	1	4	1	0	0	0	0	1	36	40	1.12	0.625

BOTTOM

AB	R	H	RBI	BB	SO	LOB
4	0	0	0	0	0	1
4	0	1	0	0	1	1
3	1	1	1	0	1	1
3	0	0	0	0	1	0
3	0	0	0	0	0	0
2	0	1	0	1	0	0
3	0	1	0	0	0	1
3	0	0	0	0	1	2
2	0	0	0	0	0	0

AB	27
R	1
H	4
RBI	1
BB	1
SO	4
LOB	6



WP	PA
0	29

Atlanta Braves @ San Diego Padres
San Diego Stadium, San Diego, CA
 Sun Sep 10 1972, 6:33 AM EDT
 Unknown

livebaseballscorecards.com

Batter	1	2	3	4	5	6	7	8	9	AB R H RBI BB SO LOB	TOP		
Sonny Jackson, L (1, 6) OBP: 0.304, SLG: 0.365	0-0 G3		0-0 F9			0-0 FC6-4 1B	0-0 G4-6-3		0-0 F7	5 0 1 0 0 0 4	<p>Atlanta Braves @ San Diego Padres</p> <p>San Diego Stadium, San Diego, CA</p> <p>Sun Sep 10 1972, 6:38 AM EDT</p> <p>Att. 5,295 - Unknown</p>		
Felix Millan, R (1, 4) OBP: 0.293, SLG: 0.310	0-0 F8		0-0 F8			0-0 FC6-4 1B		0-0 F3		4 1 0 0 0 0 2			
Dusty Baker Jr., R (1, 8) OBP: 0.379, SLG: 0.489	0-0 L7			0-0 6-3		0-0 1B		0-0 2B		4 0 2 1 0 0 0			
Earl Williams, R (1, 3) OBP: 0.340, SLG: 0.467		0-0 1B G4-6-3 1B		0-0 F7		0-0 1B		0-0 F5		4 1 2 1 0 0 1			
Darrell Evans, L (1, 5) OBP: 0.366, SLG: 0.409		0-0 1B G4-6-3 1B		0-0 F7		0-3 K		0-0 F7		4 0 1 0 0 1 3			
Mike Lum, L (1, 7) OBP: 0.331, SLG: 0.358		0-0 G4-6-3 1-2f 3-H		0-0 L9		0-0 3-1		0-0 4-3		4 0 0 0 0 0 3			
Oscar Brown, R (1, 9) OBP: 0.226, SLG: 0.326		0-3 K		0-0 1-3		0-0 F9		0-0 L1		4 0 0 0 0 1 0			
Bob Didier, S (1, 2) OBP: 0.500, SLG: 0.750			0-0 SF7 3B		0-3 K		0-0 BB 1B		0-0 1B 1B	4 1 3 0 0 1 0			
Phil Niekro, R (1, 1) OBP: 0.239, SLG: 0.262			0-0 SF7			0-0 FC6-4 1B	0-0 G4-6-3 BB		0-0 1B	2 1 2 1 1 0 0			
Inning Stats	R: 0 E: 0 K: 0 S: 3 H: 0 LOB: 0 P: 3	R: 1 E: 0 K: 1 S: 6 H: 2 LOB: 0 P: 6	R: 1 E: 0 K: 0 S: 4 H: 1 LOB: 0 P: 4	R: 0 E: 0 K: 0 S: 3 H: 0 LOB: 0 P: 3	R: 0 E: 0 K: 1 S: 5 H: 0 LOB: 0 P: 5	R: 2 E: 0 K: 1 S: 9 H: 4 LOB: 2 P: 9	R: 0 E: 0 K: 0 S: 3 H: 1 LOB: 1 P: 7	R: 0 E: 0 K: 0 S: 4 H: 1 LOB: 1 P: 4	R: 0 E: 0 K: 0 S: 5 H: 2 LOB: 2 P: 5	1B: 9 2B: 1 3B: 1 HR: 0 SF: 1 SAC: 0 DP: 2 HBP: 0	WP: 0 PB: 0 SB: 0 CS: 0 PA: 37		
PITCHER	IP WLS BF H R ER SO BB IBB HBP BLK WP HR S P ERA WHIP											PITCHER	IP WLS BF H R ER SO BB IBB HBP BLK WP HR S P ERA WHIP
Steve Arlin, R (1, 1) ERA: 3.8	5.1 L 22 7 4 4 2 0 0 0 0 0 0 0 26 26 6.75 1.312												
Mike Caldwell, L (6, 1) ERA: 3.29	0.2 2 0 0 0 1 0 0 0 0 0 0 0 4 4 0.00 0.000												
Steve Simpson, R (7, 1) ERA:	2.0 8 2 0 0 0 1 0 0 0 0 0 0 7 11 0.00 1.500												
Gary Ross, R (9, 1) ERA: 2.22	1.0 5 2 0 0 0 0 0 0 0 0 0 0 5 5 0.00 2.000												

livebaseballscorecards.com

AB	35
R	4
H	11
RBI	3
BB	1
SO	3
LOB	13



Batter	1	2	3	4	5	6	7	8	9	AB	R	H	RBI	BB	SO	LOB
Derrel Thomas, S (1, 6) OBP: 0.293, SLG: 0.319	0-0 5-3		0-0 B5		0-0 F7			0-0 F8		4	0	0	0	0	0	0
Dave Roberts, R (1, 4) OBP: 0.279, SLG: 0.331	0-0 ES 1B		0-3 K			0-0 FC9-6 1B		0-0 4-3		4	0	2	0	0	1	0
Leron Lee, L (1, 7) OBP: 0.367, SLG: 0.525	0-0 F7 1-3			0-0 5-3		0-0 FC9-6 1-2f			0-0 G3	4	0	0	0	0	0	2
Nate Colbert, R (1, 3) OBP: 0.321, SLG: 0.524	0-0 5-3			0-0 1B 1B		0-3 K			0-0 PB 1B 1B	4	1	2	0	0	1	2
Randy Elliott, R (1, 9) OBP: 0.286, SLG: 0.286		0-0 E 1B 1B		0-0 1-2 1B		0-0 F8			0-3 K	4	0	2	0	0	1	2
Johnny Grubb, L (1, 8) OBP: 0.571, SLG: 0.500		0-0 E9 CS 1B		0-0 F9			0-0 F6		0-0 FC6-4 1B	4	0	2	1	0	0	2
Dave Hilton, R (1, 5) OBP: 0.143, SLG: 0.143		0-0 F8		0-3 K2-3			0-0 F7		0-0 FC6-4	4	0	0	0	0	1	5
Fred Kendall, R (1, 2) OBP: 0.245, SLG: 0.333		0-3 K			0-0 F3		0-0 F6			3	0	0	0	0	1	2
Steve Arjin, R (1, 1) OBP: 0.257, SLG: 0.197			0-0 5-3		0-3 K			0-0 6-3		2	0	0	0	0	1	0
Mike Caldwell, R (6, 1) OBP: 0.119, SLG: 0.119										0	0	0	0	0	0	0
Steve Simpson, R (7, 1)										0	0	0	0	0	0	0
Cito Gaston, R (8, PH) OBP: 0.304, SLG: 0.349										1	0	0	0	0	0	0
Gary Ross, R (9, 1) OBP: 0.182, SLG: 0.182										0	0	0	0	0	0	0

Inning Stats	R: 0	H: 1	R: 0	H: 2	R: 0	H: 0	R: 0	H: 2	R: 0	H: 0	R: 0	H: 1	R: 0	H: 0	R: 0	H: 0	R: 1	H: 2
	E: 1	LOB: 1	E: 1	LOB: 1	E: 0	LOB: 0	E: 0	LOB: 2	E: 0	LOB: 1	E: 0	LOB: 1	E: 0	LOB: 0	E: 0	LOB: 0	K: 1	BB: 1
	K: 0	BB: 0	K: 1	BB: 0	K: 1	BB: 0	K: 1	BB: 0	K: 1	BB: 0	K: 0	BB: 0	K: 0	BB: 0	K: 0	BB: 0	S: 7	BB: 0
	S: 4	P: 4	S: 6	P: 6	S: 5	P: 5	S: 7	P: 7	S: 5	P: 5	S: 6	P: 6	S: 3	P: 3	S: 3	P: 3	S: 7	P: 7

PITCHER	IP	WLS	BF	H	R	ER	SO	BB	IBB	HBP	BLK	WP	HR	S	P	ERA	WHIP
Phil Niekro, R (1, 1) ERA: 3.08	9.0	W	34	8	1	0	6	0	0	0	0	0	0	46	46	0.00	0.889

BOTTOM

Atlanta Braves @ San Diego Padres
San Diego Stadium, San Diego, CA
 Sun Sep 10 1972, 6:38 AM EDT
 Att. 5,295 - Unknown

livebaseballscores.com

AB	34
R	1
H	8
RBI	1
BB	0
SO	6
LOB	15



WP: 0	PA: 34
PB: 1	
SB: 1	
CS: 1	

Batter	1	2	3	4	5	6	7	8	9	AB R H RBI BB SO LOB	TOP																									
Derrel Thomas, S OBP: 0.290, SLG: 0.316 (1, 6)	0-0 G3	0-0 G3			0-0 F6		0-0 E4 1B PB		0-0 1-3	5 1 0 1 0 0 3	San Diego Padres @ Houston Astros Astrodome, Houston, TX Wed Sep 13 1972, 8:05 PM EDT Att. 6,789 - Unknown																									
Dave Roberts, R OBP: 0.283, SLG: 0.337 (1, 4)	0-0 2B	0-0 5-3			0-3 K		0-0 PB 1B		0-0 1B	5 0 3 1 0 1 2																										
Leron Lee, L OBP: 0.368, SLG: 0.524 (1, 7)	0-3 K				0-0 1B		0-0 F6		0-3 K	5 0 2 0 0 2 3																										
Nate Colbert, R OBP: 0.322, SLG: 0.521 (1, 3)	0-3 K				0-0 F8		4-0 BB		4-0 BB	3 0 0 0 2 1 3																										
Randy Elliott, R OBP: 0.250, SLG: 0.250 (1, 9)		0-0 1B 1B			0-0 1-3		0-3 K		0-0 F8	5 1 1 0 0 2 4																										
Johnny Grubb, L OBP: 0.545, SLG: 0.600 (1, 8)		0-0 1B 1B G3 1B			0-0 G3 SH1-3 2B		0-3 K		0-0 4-3	4 2 2 0 0 1 0																										
Dave Hilton, R OBP: 0.182, SLG: 0.182 (1, 5)		0-0 G3 1B 1B			0-0 G3		0-3 K		0-3 K	4 0 1 1 0 2 1																										
Joe Goddard, R OBP: 0.250, SLG: 0.143 (1, 2)		0-0 G3 1B			0-0 SH1-3		0-3 K		4-0 BB	2 0 1 1 1 1 0																										
Mike Caldwell, R OBP: 0.114, SLG: 0.114 (1, 1)		0-3 K			0-3 K		4-0 E 1B BB		0-3 K	2 0 0 0 0 2 3																										
Curt Blefary, L OBP: 0.331, SLG: 0.362 (7, PH)										0 1 0 0 1 0 0																										
Steve Simpson, R (7, 1)										0 0 0 0 0 0 0																										
Larry Stahl, L OBP: 0.302, SLG: 0.344 (8, PH)										1 0 0 0 0 1 1																										
Gary Ross, R OBP: 0.182, SLG: 0.182 (8, 1)										0 0 0 0 0 0 0																										
Inning Stats	R: 0 E: 0 K: 2 S: 8	H: 1 LOB: 1 BB: 0 P: 8	R: 2 E: 0 K: 1 S: 9	H: 4 LOB: 2 BB: 0 P: 9	R: 0 E: 0 K: 0 S: 3	H: 1 LOB: 0 BB: 0 P: 3	R: 1 E: 0 K: 1 S: 6	H: 1 LOB: 0 BB: 0 P: 6	R: 0 E: 0 K: 3 S: 9	H: 0 LOB: 0 BB: 0 P: 9	R: 2 E: 1 K: 2 S: 9	H: 1 LOB: 2 BB: 2 P: 17	R: 0 E: 0 K: 2 S: 7	H: 0 LOB: 1 BB: 1 P: 11	R: 0 E: 0 K: 1 S: 6	H: 1 LOB: 2 BB: 1 P: 10	1B: 8 2B: 2 3B: 0 HR: 0	SF: 0 SAC: 1 DP: 1 HBP: 0	WP: 0 PB: 1 SB: 1 CS: 0	PA: 41																
PITCHER	IP WLS BF H R ER SO BB IBB HBP BLK WP HR S P ERA WHIP																																			
Larry Dierker, R ERA: 3.11 (1, 1)	2.0		11	5	2	2	3	0	0	0	0	0	0	17	17	9.00	2.500																			
Tom Griffin, R ERA: 2.89 (3, 1)	7.0	W	30	5	3	1	10	4	0	0	0	0	0	46	62	1.29	1.286																			

livebaseballscorecards.com

AB	36
R	5
H	10
RBI	4
BB	4
SO	13
LOB	20



Batter	1	2	3	4	5	6	7	8	9
Roger Metzger, S OBP: 0.289, SLG: 0.264 (1, 6)	0-0 E6 FC5-4	0-3 K			4-0 1B 1B	0-0 6-3			
Jimmy Wynn, R OBP: 0.390, SLG: 0.476 (1, 9)	0-0 FC5-4 E S 1-2f 4-3		0-0 F8		0-0 1B FC6-4 1B		0-3 K		
Cesar Cedeno, R OBP: 0.391, SLG: 0.552 (1, 8)	0-0 4-3 1-H		0-0 CS 1B		4-0 1B E IBB		0-3 K		
Lee May, R OBP: 0.348, SLG: 0.503 (1, 3)	0-0 1B 1B		0-0 L9 1-2		0-0 FC6-4 1B		0-0 1B		
Bob Watson, R OBP: 0.374, SLG: 0.447 Jimmy Stewart, S OBP: 0.242, SLG: 0.308 (1, 7) (7, 7)	0-0 1-2 1B		0-3 K		0-0 FC6-4 1-2f 2-H 3-H 1B		0-0 G3		
Doug Rader, R OBP: 0.307, SLG: 0.433 (1, 5)	0-3 K		0-0 1-3		0-3 K		0-0 SH1-3 SF7 2B		
Tommy Helms, R OBP: 0.297, SLG: 0.361 (1, 4)		0-0 1-3	0-0 L9		0-0 5-3		0-0 SH1-3 2-3		
Larry Howard, R OBP: 0.291, SLG: 0.297 Johnny Edwards, L OBP: 0.355, SLG: 0.371 (1, 2) (8, PH) (9, 2)		4-0 BB	0-0 BB		0-0 SH1-4 1B	0-0 F3	0-0 SF7 3-H		
Larry Dierker, R OBP: 0.190, SLG: 0.169 Cliff Johnson, R Tom Griffin, R OBP: 0.280, SLG: 0.520 (1, 1) (2, PH) (3, 1)		0-0 F8	0-0 F8		0-0 SH1-4 1-2	0-0 1B	0-0 6-3		

Inning Stats	R: 1	H: 2	E: 1	K: 1	S: 8	H: 2	LOB: 2	BB: 0	P: 8	R: 0	H: 0	E: 0	K: 1	S: 5	R: 0	H: 1	E: 0	K: 0	S: 3	R: 0	H: 0	E: 0	K: 1	S: 5	R: 4	H: 3	E: 1	K: 1	S: 8	R: 0	H: 1	E: 0	K: 2	S: 8	R: 0	H: 1	E: 0	K: 0	S: 4	R: 1	H: 1	E: 0	K: 0	S: 4
--------------	------	------	------	------	------	------	--------	-------	------	------	------	------	------	------	------	------	------	------	------	------	------	------	------	------	------	------	------	------	------	------	------	------	------	------	------	------	------	------	------	------	------	------	------	------

PITCHER															PITCHER																																		
IP	WLS	BF	H	R	ER	SO	BB	IBB	HBP	BLK	WP	HR	S	P	ERA	WHIP	IP	WLS	BF	H	R	ER	SO	BB	IBB	HBP	BLK	WP	HR	S	P	ERA	WHIP																
Mike Caldwell, L ERA: 3.34 (1, 1)	6.0		28	7	5	3	4	2	1	0	0	0	33	45	4.50	1.500																																	
Steve Simpson, R ERA: (7, 1)	1.0		4	1	0	0	2	0	0	0	0	0	8	8	0.00	1.000																																	
Gary Ross, R ERA: 2.3 (8, 1)	1.0	L	4	1	1	1	0	0	0	0	0	0	4	4	9.00	1.000																																	

BOTTOM

San Diego Padres @ Houston Astros
Astrodome, Houston, TX
Wed Sep 13 1972, 8:05 PM EDT
Att. 6,789 - Unknown

AB	30
R	6
H	9
RBI	5
BB	3
SO	6
LOB	10

livebaseballscorecards.com



1B: 8	SF: 1	WP: 0	PA: 36
2B: 1	SAC: 2	PB: 0	
3B: 0	DP: 0	SB: 1	
HR: 0	HBP: 0	CS: 1	

Batter	1	2	3	4	5	6	7	8	9	AB R H RBI BB SO LOB	TOP														
Derrel Thomas, S (1, 6) OBP: 0.293, SLG: 0.321	0-0 1-4-3 2B		0-0 1-2 1B 1B	0-0 4-3		0-0 F7			0-0 E 1B	5 1 3 0 0 0 1															
Dave Roberts, R (1, 4) OBP: 0.282, SLG: 0.335	0-0 L8		0-0 1-2 2-3 1B 1B	0-0 F7			0-0 F8		0-0 E6 G6-4-3	5 1 1 0 0 0 2															
Leron Lee, L (1, 7) OBP: 0.368, SLG: 0.534	0-0 1-4-3		0-0 1-1 2-2 3-3 1B 2B			0-0 F8		0-0 HR	0-0 G6-4-3 1-2f	5 2 2 4 0 0 3															
Nate Colbert, R (1, 3) OBP: 0.323, SLG: 0.520	0-3 K		0-0 1-1 2-2 3-3 1B FC4-6 1B			4-0 1B BB		0-3 K		3 1 1 1 1 2 1															
Cito Gaston, R (1, 8) OBP: 0.306, SLG: 0.351		0-0 L8	0-0 1-3 1B FC4-6 1B			0-0 1-3 1B G6-4-3		0-3 K		4 0 2 0 0 1 0															
Randy Elliott, R (1, 9) OBP: 0.188, SLG: 0.188		0-0 F8	0-0 1-2f 3-H FC4-6 1B			0-0 1-2f G6-4-3		0-0 5-3		4 0 0 1 0 0 3															
Dave Hilton, R (1, 5) OBP: 0.267, SLG: 0.267		0-0 5-3	0-0 1-2 1B			0-0 1B		0-0 6-3		4 0 2 0 0 0 0															
Joe Goddard, R (1, 2) OBP: 0.263, SLG: 0.235			0-0 FC1 2B			0-3 K		0-3 K		3 0 1 0 0 1 3															
Larry Stahl, L (8, PH) OBP: 0.301, SLG: 0.343			0-0 6-3							1 0 0 0 0 1 0															
Fred Kendall, R (8, 2) OBP: 0.245, SLG: 0.333			0-0 FC1 1B 2B 1B 1B							0 0 0 0 0 0 0															
Steve Arlin, R (1, 1) OBP: 0.254, SLG: 0.194			0-0 FC1 1B 2B 1B 1B							1 1 0 0 0 0 1															
Gary Ross, R (3, 1) OBP: 0.167, SLG: 0.167			0-0 5-3							1 0 0 0 0 0 0															
Ed Acosta, S (4, 1) OBP: 0.154, SLG: 0.083			0-0 FC1 1B 2B 1B 1B							0 0 0 0 0 0 0															
Curt Blefary, L (8, PH) OBP: 0.328, SLG: 0.358			0-0 FC1 1B 2B 1B 1B							1 0 0 0 0 0 1															
Al Severinsen, R (6, 1) OBP: 0.328, SLG: 0.358			0-0 FC1 1B 2B 1B 1B							0 0 0 0 0 0 0															
Mark Schaeffer, L (8, 1) OBP: 0.500, SLG: 0.545			0-0 FC1 1B 2B 1B 1B							0 0 0 0 0 0 0															
Johnny Grubb, L (9, PH) OBP: 0.500, SLG: 0.545			0-0 FC1 1B 2B 1B 1B							1 0 0 0 0 1 0															
Inning Stats	R: 0 E: 0 K: 1 S: 6	H: 1 LOB: 1 BB: 0 P: 6	R: 0 E: 0 K: 0 S: 3	H: 0 LOB: 0 BB: 0 P: 3	R: 5 E: 0 K: 0 S: 10	H: 7 LOB: 2 BB: 0 P: 10	R: 0 E: 0 K: 0 S: 3	H: 0 LOB: 0 BB: 0 P: 3	R: 0 E: 0 K: 0 S: 3	H: 1 LOB: 1 BB: 1 P: 7	R: 0 E: 0 K: 1 S: 6	H: 1 LOB: 1 BB: 0 P: 6	R: 1 E: 0 K: 2 S: 8	H: 1 LOB: 0 BB: 0 P: 8	R: 0 E: 0 K: 1 S: 5	H: 0 LOB: 0 BB: 0 P: 5	R: 0 E: 1 K: 1 S: 6	H: 1 LOB: 1 BB: 0 P: 6	1B: 8 2B: 3 3B: 0 HR: 1	SF: 0 SAC: 0 DP: 2 HBP: 0	WP: 0 PB: 0 SB: 0 CS: 0	PA: 39			
PITCHER	IP WLS BF H R ER SO BB IBB HBP BLK WP HR S P ERA WHIP																								
Jerry Reuss, L (1, 1) ERA: 4.09	2.1		13	6	5	5	1	0	0	0	0	0	0	15	15	19.29	2.571								
Jim York, R (3, 1) ERA: 4.32	0.2		4	2	0	0	0	0	0	0	0	0	0	4	4	0.00	3.000								
George Culver, R (4, 1) ERA: 2.79	6.0	W	22	4	1	1	5	1	0	0	0	0	1	31	35	1.50	0.833								

San Diego Padres @ Houston Astros
 Astrodome, Houston, TX
 Thu Sep 14 1972, 8:05 PM EDT
 Att. 5,135 - Unknown

livebaseballscorecards.com

AB	38
R	6
H	12
RBI	6
BB	1
SO	6
LOB	15



BOTTOM

San Diego Padres @ Houston Astros
 Astrodome, Houston, TX
 Thu Sep 14 1972, 8:05 PM EDT
 Att. 5,135 - Unknown

livebaseballscorecards.com

AB	33
R	10
H	12
RBI	10
BB	8
SO	6
LOB	23



WP:	1	PA:	43
PB:	0		
SB:	1		
CS:	1		

AB	R	H	RBI	BB	SO	LOB	
4	1	2	0	1	0	1	
4	1	0	0	1	3	2	
5	0	3	0	0	0	5	
4	2	1	1	1	1	4	
1	3	1	1	3	0	0	
0	0	0	0	1	0	0	
0	0	0	0	0	0	0	
4	2	1	2	1	1	5	
5	0	1	1	0	1	5	
3	1	2	3	0	0	0	
1	0	0	0	0	0	1	
0	0	0	0	0	0	0	
1	0	1	2	0	0	0	
1	0	0	0	0	0	0	
1B:	9	SF:	1	WP:	1	PA:	43
2B:	2	SAC:	1	PB:	0		
3B:	0	DP:	1	SB:	1		
HR:	1	HBP:	0	CS:	1		

Batter	1	2	3	4	5	6	7	8	9
Roger Metzger, S OBP: 0.291, SLG: 0.266 (1, 6)	4-0 BB 1B BB		0-0 E WP 1B	0-0 6-3			0-0 L9		
Jimmy Wynn, R OBP: 0.389, SLG: 0.472 (1, 9)	0-3 K		0-0 E5 1B BB		0-3 K		0-3 K		
Cesar Cedeno, R OBP: 0.392, SLG: 0.554 (1, 8)	0-0 BB 1-2 1B		0-0 F9	0-0 FC4-6 BB		0-0 CS S 1B		0-0 1-3 2B	
Lee May, R OBP: 0.348, SLG: 0.501 (1, 3)	0-3 K		0-0 BB BB 1-3 1B 1B	4-0 BB 2B BB		0-0 5-3		0-0 1-3	
Norm Miller, L OBP: 0.349, SLG: 0.433 (1, 7)	4-0		4-0 3-H BB BB 1-2 1B BB	4-0 BB BB 1-2 1B BB		0-0 HR		4-0 IBB	
Bob Watson, R OBP: 0.375, SLG: 0.447 (8, PH)									
Jimmy Stewart, S OBP: 0.242, SLG: 0.308 (8, PR)									
Johnny Edwards, L OBP: 0.355, SLG: 0.373 (1, 2)	0-3 K		4-0 E 1B BB 1-2 2-3 3-H	0-0 1-3 2-H SF8 2B		0-0 F7		0-0 F6	
Doug Rader, R OBP: 0.306, SLG: 0.431 (1, 5)			0-0 F6	0-0 SH1 1B		0-0 4-3		0-0 5-3	
Tommy Helms, R OBP: 0.299, SLG: 0.362 (1, 4)			0-0 G1-6-4 1B	0-0 E8 1B 1B 1-3 2-H 3-H		0-0 SF8		0-0 F8	
Jerry Reuss, L OBP: 0.179, SLG: 0.145 (1, 1)									
Jim York, R (3, 1)									
Rich Chiles, L OBP: 0.500, SLG: 0.500 (3, PH)									
George Culver, R OBP: 0.200, SLG: 0.211 (4, 1)			0-0 G1-6-4	0-0 BB 1B 1B 1-2 2-H 3-H		0-0 SH1		0-0 1-3	

Inning Stats	R: 0	H: 1	E: 0	LOB: 3	K: 3	BB: 2	S: 10	R: 0	H: 1	E: 0	LOB: 0	K: 1	BB: 0	S: 5	R: 6	H: 5	E: 2	LOB: 3	K: 0	BB: 3	S: 9	R: 3	H: 2	E: 0	LOB: 1	K: 0	BB: 2	S: 5	R: 0	H: 1	E: 0	LOB: 0	K: 1	BB: 0	S: 5	R: 1	H: 1	E: 0	LOB: 0	K: 0	BB: 0	S: 4	R: 0	H: 0	E: 0	LOB: 0	K: 1	BB: 0	S: 5	R: 0	H: 1	E: 0	LOB: 2	K: 0	BB: 1	S: 4
--------------	------	------	------	--------	------	-------	-------	------	------	------	--------	------	-------	------	------	------	------	--------	------	-------	------	------	------	------	--------	------	-------	------	------	------	------	--------	------	-------	------	------	------	------	--------	------	-------	------	------	------	------	--------	------	-------	------	------	------	------	--------	------	-------	------

PITCHER	IP	WLS	BF	H	R	ER	SO	BB	IBB	HBP	BLK	WP	HR	S	P	ERA	WHIP
Steve Arlin, R ERA: 3.79 (1, 1)	2.2	L	17	5	6	1	4	4	0	0	0	1	0	21	37	3.38	3.375
Gary Ross, R ERA: 2.62 (3, 1)	0.1		7	3	3	3	0	3	0	0	0	0	0	4	16	81.00	18.000
Ed Acosta, R ERA: 4.74 (4, 1)	2.0		7	2	0	0	1	0	0	0	0	0	0	9	9	0.00	1.000
Al Severinsen, R ERA: 2.53 (6, 1)	2.1		9	2	1	1	1	0	0	0	0	0	1	11	11	3.86	0.857
Mark Schaeffer, L ERA: 4.76 (8, 1)	0.2		3	0	0	0	0	0	1	0	0	0	0	2	6	0.00	0.000

Batter	1	2	3	4	5	6	7	8	9	AB R H RBI BB SO LOB	TOP										
Derrel Thomas, S OBP: 0.294, SLG: 0.320 (1, 6) X	0-0 2B 1B		0-3 K		4-0 BB BB	0-3 K			0-0 F9	4 0 1 0 1 2 2											
Dave Roberts, R OBP: 0.284, SLG: 0.335 (1, 4) S S	0-3 K		0-0 FC6-4 1B		4-0 1-2 BB			0-0 F2		3 0 1 0 1 1 1											
Leron Lee, L OBP: 0.364, SLG: 0.527 (1, 7) S S	0-3 K		0-0 FC6-4 1-2f		0-3 K			0-3 K		4 0 0 0 0 3 4											
Nate Colbert, R OBP: 0.323, SLG: 0.520 (1, 3) X	0-0 1-3 2B		0-3 K		0-3 K			0-0 6-3		4 0 1 0 0 2 3											
Cito Gaston, R OBP: 0.308, SLG: 0.360 (1, 8) S S	4-0 IBB			0-0 HR		0-0 L9		0-3 K		3 1 1 1 1 1 2											
Randy Elliott, R OBP: 0.200, SLG: 0.158 (1, 9) S S	0-3 K			4-0 4-3 BB		0-0 5-3		0-0 6-3		3 0 0 0 1 1 3											
Dave Hilton, R OBP: 0.263, SLG: 0.222 (1, 5) X		0-0 L7		0-0 4-3 1-2		4-0 1B BB		0-0 L8		3 0 0 0 1 0 1											
Fred Kendall, R OBP: 0.241, SLG: 0.328 (1, 2) X		0-0 P3		0-0 F9		0-0 F8		0-0 P4		4 0 0 0 0 0 2											
Fred Norman, S OBP: 0.246, SLG: 0.151 (1, 1) S S		0-3 K		0-3 K		0-0 1-2 1B		0-3 K		4 0 1 0 0 3 1											
Inning Stats	R: 0 E: 0 K: 3 S: 11	H: 2 LOB: 3 BB: 1 P: 15	R: 0 E: 0 K: 1 S: 5	H: 0 LOB: 0 BB: 0 P: 5	R: 0 E: 0 K: 2 S: 8	H: 1 LOB: 1 BB: 0 P: 8	R: 1 E: 0 K: 1 S: 6	H: 1 LOB: 1 BB: 1 P: 10	R: 0 E: 0 K: 1 S: 7	H: 0 LOB: 2 BB: 2 P: 15	R: 0 E: 0 K: 1 S: 5	H: 0 LOB: 0 BB: 0 P: 5	R: 0 E: 0 K: 1 S: 5	H: 0 LOB: 0 BB: 0 P: 5	R: 0 E: 0 K: 1 S: 5	H: 0 LOB: 0 BB: 0 P: 5	1B: 3 2B: 1 3B: 0 HR: 1	SF: 0 SAC: 0 DP: 0 HBP: 0	WP: 0 PB: 0 SB: 0 CS: 0	PA: 37	
PITCHER Don Gullett, L ERA: 3.73 Pedro Borbon, R ERA: 3.16	IP 7.0 WLS L BF 31 H 5 R 1 ER 1 SO 11 BB 4 IBB 1 HBP 0 BLK 0 WP 0 HR 1 S 48 P 68 ERA 1.29 WHIP 1.286	(1, 1)	(8, 1)																		

San Diego Padres @ Cincinnati Reds
Riverfront Stadium, Cincinnati, OH
Fri Sep 15 1972, 7:05 PM EDT
Att. 14,021 - Unknown

livebaseballscorecards.com

AB	32
R	1
H	5
RBI	1
BB	5
SO	13
LOB	19



Batter	1	2	3	4	5	6	7	8	9	AB R H RBI BB SO LOB
Pete Rose, S OBP: 0.384, SLG: 0.417 (1, 7) BBB	4-0 2B BB		0-0 G6-3 1B		0-0 B2		0-3 K		0-0 1-3 1B	4 0 2 0 1 1 0
Joe Morgan, L OBP: 0.411, SLG: 0.439 (1, 4) X	0-0 1-3 2B		0-0 G6-3 1-2f		0-0 1B 1B		0-3 K		0-0 P6	5 0 2 0 0 1 3
Bobby Tolan, L OBP: 0.336, SLG: 0.390 (1, 8) X	0-0 F3		4-0 BB BB		0-0 1-3 1B			0-0 FC5 BB 1B	0-3 K	4 0 2 0 1 1 4
Johnny Bench, R OBP: 0.375, SLG: 0.515 (1, 2) ---	4-0 IBB		4-0 1-2 BB		0-3 K			0-3 K		2 0 0 0 2 2 3
Tony Perez, R OBP: 0.349, SLG: 0.496 (1, 3) X	0-0 P3		0-3 K		0-3 K			4-0 1-2 BB		3 0 0 0 1 2 5
Denis Menke, R OBP: 0.318, SLG: 0.349 (1, 5) SS	0-3 K			0-0 P4		0-0 F3		0-3 K		4 0 0 0 0 2 5
Dave Concepcion, R OBP: 0.283, SLG: 0.268 (1, 6) SS		0-3 K		0-0 5-3		0-0 E8		0-0 FC5 2-3f		4 0 0 0 0 1 2
Cesar Geronimo, L OBP: 0.329, SLG: 0.407 (1, 9) X		0-0 1-3		0-0 1-6-3		0-3 K			0-0 1B 1B	4 0 1 0 0 1 1
Don Gullett, R OBP: 0.294, SLG: 0.281 (1, 1) Julian Javier, R OBP: 0.256, SLG: 0.301 (7, PH) Pedro Borbon, R OBP: 0.100, SLG: 0.053 (8, 1) Hal McRae, R OBP: 0.282, SLG: 0.416 (9, PH)		0-3 K			0-3 K		0-3 K		0-3 K	2 0 0 0 0 2 0 1 0 0 0 0 1 0 0 0 0 0 0 0 0 1 0 0 0 0 1 1

Inning Stats	R: 0 E: 0 K: 1 S: 6	H: 1 LOB: 3 BB: 2 P: 14	R: 0 E: 0 K: 2 S: 7	H: 0 LOB: 0 BB: 0 P: 7	R: 0 E: 0 K: 1 S: 5	H: 1 LOB: 2 BB: 2 P: 13	R: 0 E: 0 K: 0 S: 3	H: 0 LOB: 0 BB: 0 P: 3	R: 0 E: 0 K: 2 S: 9	H: 2 LOB: 2 BB: 0 P: 9	R: 0 E: 1 K: 2 S: 8	H: 0 LOB: 1 BB: 0 P: 8	R: 0 E: 0 K: 3 S: 9	H: 0 LOB: 0 BB: 0 P: 9	R: 0 E: 0 K: 2 S: 8	H: 1 LOB: 2 BB: 1 P: 12	R: 0 E: 0 K: 2 S: 9	H: 2 LOB: 2 BB: 0 P: 9	1B: 6 2B: 1 3B: 0 HR: 0	SF: 0 SAC: 0 DP: 1 HBP: 0	WP: 0 PB: 0 SB: 0 CS: 0	PA: 39
PITCHER Fred Norman, L ERA: 3.39 (1, 1)	IP: 9.0 WLS: W BF: 39 H: 7 R: 0 ER: 0 SO: 15 BB: 4 IBB: 1 HBP: 0 BLK: 0 WP: 0 HR: 0 S: 64 P: 84 ERA: 0.00 WHIP: 1.222																					


BOTTOM

San Diego Padres @ Cincinnati Reds
Riverfront Stadium, Cincinnati, OH

Fri Sep 15 1972, 7:05 PM EDT
Att. 14,021 - Unknown

livebaseballscorecards.com

AB	34
R	0
H	7
RBI	0
BB	5
SO	15
LOB	24



Batter	1	2	3	4	5	6	7	8	9	AB R H RBI BB SO LOB	TOP			
Derrel Thomas, S (1, 6) OBP: 0.292, SLG: 0.318	0-0 F8		0-0 L5			0-0 L6		0-0 G3		4 0 0 0 0 0 0				
Dave Roberts, R (1, 4) OBP: 0.281, SLG: 0.332	0-0 P2		0-0 F7			0-0 5-3		0-3 K		4 0 0 0 0 1 0				
Leron Lee, L (1, 7) OBP: 0.363, SLG: 0.524	0-0 F7			0-0 1-3			0-0 1B BB 1B	0-0 L8		4 1 1 0 0 0 0				
Nate Colbert, R (1, 3) OBP: 0.324, SLG: 0.518		0-3 K		0-0 6-3			4-0 1B BB 1B BB	4-0 BB		2 1 0 0 2 1 0				
Cito Gaston, R (1, 8) OBP: 0.307, SLG: 0.359		0-0 F9		0-0 4-3			0-0 1B 1-3 2-H 1B	0-3 K		4 0 1 1 0 1 1				
Randy Elliott, R (1, 9) OBP: 0.208, SLG: 0.217		0-0 2B			0-0 P4		0-3 K	0-0 F9		4 1 1 0 0 1 3				
Dave Hilton, R (1, 5) OBP: 0.304, SLG: 0.318		0-0 2B 2-H			0-0 6-3		0-0 1B 1-2 3-H 1B	0-0 F3		4 0 2 2 0 0 1				
Pat Corrales, R (1, 2) OBP: 0.260, SLG: 0.183		0-0 5-3			0-3 K		0-0 F7			0 0 0 0 0 0 0				
Larry Stahl, L (7, PH) OBP: 0.300, SLG: 0.341										1 0 0 0 0 0 2				
Fred Kendall, R (7, 2) OBP: 0.241, SLG: 0.328										0 0 0 0 0 0 0				
Mike Corkins, R (1, 1) OBP: 0.270, SLG: 0.333			0-3 K			0-0 4-3	0-0 4-3			1 0 0 0 0 1 0				
Mark Schaeffer, L (4, 1) OBP: 0.157, SLG: 0.167										0 0 0 0 0 0 0				
Gary Ross, R (4, 1) OBP: 0.270, SLG: 0.344										0 0 0 0 0 0 0				
Garry Jestadt, R (6, PH) OBP: 0.059, SLG: 0.030										1 0 0 0 0 0 0				
Bill Greif, R (6, 1) OBP: 0.325, SLG: 0.355										0 0 0 0 0 0 0				
Curt Bieary, L (7, PH) OBP: 0.325, SLG: 0.355										1 0 0 0 0 0 2				
Ed Acosta, S (7, 1) OBP: 0.154, SLG: 0.083										0 0 0 0 0 0 0				
Inning Stats	R: 0 H: 0 E: 0 LOB: 0 K: 0 BB: 0 S: 3 P: 3	R: 1 H: 2 E: 0 LOB: 1 K: 1 BB: 0 S: 7 P: 7	R: 0 H: 0 E: 0 LOB: 0 K: 1 BB: 0 S: 5 P: 5	R: 0 H: 0 E: 0 LOB: 0 K: 0 BB: 0 S: 3 P: 3	R: 0 H: 0 E: 0 LOB: 0 K: 1 BB: 0 S: 5 P: 5	R: 0 H: 0 E: 0 LOB: 0 K: 1 BB: 0 S: 3 P: 3	R: 2 H: 3 E: 0 LOB: 2 K: 1 BB: 1 S: 8 P: 12	R: 0 H: 0 E: 0 LOB: 0 K: 1 BB: 0 S: 5 P: 5	R: 0 H: 0 E: 0 LOB: 1 K: 1 BB: 1 S: 5 P: 9	1B: 3 SF: 0 2B: 2 SAC: 0 3B: 0 DP: 0 HR: 0 HBP: 0	WP: 0 PA: 34 PB: 0 SB: 0 CS: 0			
PITCHER	IP WLS BF H R ER SO BB IBB HBP BLK WP HR S P ERA WHIP												PITCHER	IP WLS BF H R ER SO BB IBB HBP BLK WP HR S P ERA WHIP
Ross Grimsley, L (1, 1) ERA: 2.95	6.0 W 23 4 3 3 3 1 0 0 0 0 0 0 28 32 4.50 0.833													
Clay Carroll, R (7, 1) ERA: 2.49	3.0 S 11 1 0 0 3 1 0 0 0 0 0 0 16 20 0.00 0.667													

San Diego Padres @ Cincinnati Reds
 Riverfront Stadium, Cincinnati, OH
 Sat Sep 16 1972, 7:05 PM EDT
 Att: 20,571 - Unknown

livebaseballscorecards.com

AB	30
R	3
H	5
RBI	3
BB	2
SO	5
LOB	9



Batter	1	2	3	4	5	6	7	8	9	AB	R	H	RBI	BB	SO	LOB
Pete Rose, S OBP: 0.384, SLG: 0.415 (1, 7) X	0-0 G3		0-0 P6	4-0 1B 1-2 1B BB		0-0 P6				3	1	0	0	1	0	0
Joe Morgan, L OBP: 0.413, SLG: 0.441 (1, 4) X	0-0 S 1B 1B		4-0 6-3 BB	0-0 1B 1-3 2-H 3-H 1B 1B		0-0 F9				3	2	2	2	1	0	0
Bobby Tolan, L OBP: 0.336, SLG: 0.389 (1, 8) S S	0-3 K 1-2		0-0 6-3	0-0 1B 1-3 3-H 1B 1B		0-0 L4				4	0	1	1	0	1	2
Johnny Bench, R OBP: 0.377, SLG: 0.516 (1, 2) X	0-0 2B 1B 2-H		4-0 BB	0-0 FC6 1-2 3-H 1B		0-0 F2				3	1	2	2	1	0	0
Tony Perez, R OBP: 0.348, SLG: 0.496 (1, 3) X	0-0 1B 2B 1-3		0-0 L4	0-0 FC6 1-2f		0-0 P1				4	0	1	0	0	0	4
Denis Menke, R OBP: 0.318, SLG: 0.348 (1, 5) X	0-0 1B 2-H 3-H		0-3 K	0-3 K	0-0 6-3			0-3 K		4	0	1	1	0	2	0
Cesar Geronimo, L OBP: 0.332, SLG: 0.404 (1, 9) X		0-0 F7		4-0 1B 1B BB	0-0 6-3			H 1-0 CS HBP		2	1	0	0	1	0	0
Darrel Chaney, S OBP: 0.350, SLG: 0.329 (1, 6) X		0-0 F7		0-3 K	0-0 F8			X 0-0 1B 1-2		4	0	1	0	0	1	1
Ross Grimsley, L OBP: 0.131, SLG: 0.117 (1, 1) S S		0-3 K		0-0 BB 1B 1-3 1B		0-3 K		X 0-0 F7		3	1	1	0	0	2	0
Clay Carroll, R OBP: 0.100, SLG: 0.100 (7, 1) S S										1	0	0	0	0	0	1

Inning Stats		R: 2	H: 4	E: 0	LOB: 2	K: 1	BB: 0	S: 8	P: 8	R: 0	H: 0	E: 0	LOB: 0	K: 1	BB: 0	S: 5	P: 5	R: 0	H: 0	E: 0	LOB: 2	K: 0	BB: 2	S: 3	P: 11	R: 4	H: 4	E: 0	LOB: 2	K: 2	BB: 2	S: 11	P: 19	R: 0	H: 0	E: 0	LOB: 0	K: 0	BB: 0	S: 3	P: 3	R: 0	H: 0	E: 0	LOB: 0	K: 1	BB: 0	S: 5	P: 5	R: 0	H: 0	E: 0	LOB: 0	K: 0	BB: 0	S: 3	P: 3	R: 0	H: 1	E: 0	LOB: 1	K: 1	BB: 0	S: 5	P: 6
PITCHER		IP	WLS	BF	H	R	ER	SO	BB	IBB	HBP	BLK	WP	HR	S	P	ERA	WHIP																																															
Mike Corkins, R ERA: 3.65 (1, 1)		3.2	L	20	6	6	6	4	4	0	0	0	0	0	24	40	14.73	2.727																																															
Mark Schaeffer, L ERA: 4.76 (4, 1)		0.0		1	1	0	0	0	0	0	0	0	0	0	1	1	∞	∞																																															
Gary Ross, R ERA: 2.58 (4, 1)		1.1		5	1	0	0	0	0	0	0	0	0	0	5	5	0.00	0.750																																															
Bill Greif, R ERA: 5.7 (6, 1)		1.0		3	0	0	0	1	0	0	0	0	0	0	5	5	0.00	0.000																																															
Ed Acosta, R ERA: 4.63 (7, 1)		2.0		7	1	0	0	1	0	0	1	0	0	0	8	9	0.00	0.500																																															

BOTTOM

San Diego Padres @ Cincinnati Reds
Riverfront Stadium, Cincinnati, OH

Sat Sep 16 1972, 7:05 PM EDT
Att. 20,571 - Unknown

livebaseballscorecards.com

AB	31
R	6
H	9
RBI	6
BB	4
SO	6
LOB	8



1B: 8	SF: 0	WP: 0	PA: 36
2B: 1	SAC: 0	PB: 0	
3B: 0	DP: 0	SB: 1	
HR: 0	HBP: 1	CS: 1	

Batter	1	2	3	4	5	6	7	8	9	AB R H RBI BB SO LOB	TOP																									
Derrel Thomas, S (1, 6) OBP: 0.291, SLG: 0.316	0-0 G3	0-3 K			0-0 P6		0-0 2-H 1B		0-0 F8	5 0 1 1 0 1 2																										
Dave Roberts, R (1, 4) OBP: 0.280, SLG: 0.330	0-3 K	0-0 F8			0-0 P6		0-0 F8		0-0 E6 2B 1B	5 1 1 0 0 1 3																										
Leron Lee, L (1, 7) OBP: 0.364, SLG: 0.531 Jerry Morales, R (8, PR) OBP: 0.313, SLG: 0.361	0-0 P6			0-0 HR		0-0 F7		4-0 1B 2B BB	0-0 S E 2B	3 1 1 1 1 0 0 1 2 1 1 0 0 0																										
Nate Colbert, R (1, 3) OBP: 0.328, SLG: 0.524		0-0 HR		4-0 G3-6 BB		0-0 5-3		0-0 1-3 2B 1B	4-0 S S IBB	3 3 2 1 2 0 0																										
Johnny Grubb, L (1, 8) OBP: 0.467, SLG: 0.500 Cito Gaston, R (8, PH) OBP: 0.306, SLG: 0.357		0-0 1B 1B 1B		0-0 G3-6		0-0 G3		0-3 K	0-3 K 1-H 2-H	3 1 1 0 0 0 1 2 0 0 0 0 2 2																										
Randy Elliott, R (1, 9) OBP: 0.241, SLG: 0.286		0-0 1B 1B		0-0 F9		0-0 F8		0-0 1-H 3-H 2B	0-3 K	5 1 2 2 0 1 0																										
Dave Hilton, R (1, 5) OBP: 0.259, SLG: 0.269		0-3 K		0-0 F7		0-0 L4		0-0 5-3		4 0 0 0 0 1 4																										
Pat Corrales, R (1, 2) OBP: 0.275, SLG: 0.195		0-0 1B		0-0 4-3		0-0 1B		4-0 IBB		0 1 0 0 0 0 0																										
Mike Caldwell, R (1, 1) OBP: 0.128, SLG: 0.128 Mark Schaeffer, L (8, 1) Steve Simpson, R (9, 1)		0-0 1B		0-0 4-3		0-0 SH1-4		0-3 K		3 0 1 2 0 1 2 0 0 0 0 0 0 0 0 0 0 0 0 0 0																										
Inning Stats	R: 0 E: 0 K: 1 S: 5	H: 0 LOB: 0 BB: 0 P: 5	R: 3 E: 0 K: 2 S: 12	H: 5 LOB: 2 BB: 0 P: 12	R: 1 E: 0 K: 0 S: 3	H: 1 LOB: 0 BB: 1 P: 7	R: 0 E: 0 K: 0 S: 3	H: 0 LOB: 0 BB: 0 P: 3	R: 0 E: 0 K: 0 S: 3	H: 0 LOB: 0 BB: 0 P: 3	R: 1 E: 0 K: 0 S: 5	H: 2 LOB: 1 BB: 0 P: 5	R: 2 E: 0 K: 2 S: 9	H: 2 LOB: 2 BB: 2 P: 17	R: 3 E: 1 K: 2 S: 9	H: 2 LOB: 0 BB: 1 P: 13	1B: 8 2B: 2 3B: 0 HR: 2	SF: 0 SAC: 1 DP: 1 HBP: 0	WP: 0 PB: 0 SB: 3 CS: 0	PA: 42																
PITCHER	IP WLS BF H R ER SO BB IBB HBP BLK WP HR S P ERA WHIP																																			
Wayne Simpson, R (1, 1) ERA: 4.37	2.0		13	6	4	4	3	1	0	0	0	0	2	18	22	18.00	3.500																			
Pedro Borbon, R (3, 1) ERA: 3.1	5.0		16	2	1	1	0	0	0	0	0	0	0	16	16	1.80	0.400																			
Tom Hall, L (8, 1) ERA: 2.66	0.0		2	1	2	2	0	1	0	0	0	0	0	1	5	∞	∞																			
Clay Carroll, R (8, 1) ERA: 2.46	1.0		5	1	0	0	2	0	1	0	0	0	0	8	12	0.00	1.000																			
Ed Sprague, R (9, 1) ERA: 3.95	1.0	L	6	2	3	1	2	0	1	0	0	0	0	9	13	9.00	2.000																			

San Diego Padres @ Cincinnati Reds
Riverfront Stadium, Cincinnati, OH
Sun Sep 17 1972, 3:33 AM EDT
Att: 18,300 - Unknown

AB	34
R	10
H	10
RBI	8
BB	3
SO	7
LOB	14



WP: 0	PA: 42
-------	--------

ERA	WHIP
-----	------

BOTTOM

San Diego Padres @ Cincinnati Reds
Riverfront Stadium, Cincinnati, OH
Sun Sep 17 1972, 3:33 AM EDT
Att. 18,300 - Unknown

livebaseballscorecards.com

AB 39
R 7
H 14
RBI 7
BB 1
SO 3
LOB 16



WP: 0 PA: 43
PB: 0
SB: 0
CS: 1

AB R H RBI BB SO LOB

5 1 1 0 0 0 4

5 1 2 0 0 0 2

5 1 1 0 0 0 2

5 2 3 2 0 0 0

5 1 2 2 0 1 1

4 0 2 2 0 1 1

4 0 0 0 0 0 3

3 0 2 0 1 0 0

1B: 11 SF: 1
2B: 1 SAC: 0
3B: 1 DP: 2
HR: 1 HBP: 1

Batter	1	2	3	4	5	6	7	8	9
Pete Rose, S OBP: 0.382, SLG: 0.413 (1, 7)	0-0 E5 1B 1B 2B	0-0 5-3		0-0 F7		0-0 FC5-4 1-2 2-3		0-0 1B	
Joe Morgan, L OBP: 0.413, SLG: 0.440 (1, 4)	0-0 1B 2B 1B	0-0 F7		0-0 FC4-6 1-2f 2-3			0-0 4-3	0-0 1B G1-6-3	
Bobby Tolan, L OBP: 0.334, SLG: 0.388 (1, 8)	0-0 1-2 2-3 2B 1B	0-0 1-3		0-0 CS 3-H	0-0 4-3		0-0 4-3	0-0 1-2f G1-6-3	
Johnny Bench, R OBP: 0.379, SLG: 0.519 (1, 2)	0-0 1-3 2-H 3-H 1B SF9 2B		0-0 F2		0-0 1B		0-0 3B 1B	0-0 P3	
Tony Perez, R OBP: 0.348, SLG: 0.499 (1, 3)	0-0 2-3 3-H 1B		0-3 K		0-0 F8		0-0 1-H 1B 3B	0-0 F8	
Denis Menke, R OBP: 0.319, SLG: 0.350 (1, 5)	0-0 SF9		0-0 FC6 1B		0-0 6-3		0-0 3-H 1B	0-3 K	
Dave Concepcion, R OBP: 0.281, SLG: 0.265 (1, 6)	0-0 F9		0-0 FC6 1-2f			0-0 2-3	0-0 P4		
Cesar Geronimo, L OBP: 0.339, SLG: 0.407 (1, 9)	0-0 1-2 1B		4-0 FC4-6 E CS BB			0-0 FC5-4 HBP 1B		0-0 F5	
Wayne Simpson, R OBP: 0.087, SLG: 0.089 (1, 1) Pedro Borbon, R OBP: 0.136, SLG: 0.050 (3, 1) Tom Hall, L OBP: 0.156, SLG: 0.100 (8, 1) Clay Carroll, R OBP: 0.100, SLG: 0.100 (8, 1) Hal McRae, R OBP: 0.291, SLG: 0.462 (8, PH) Ed Sprague, R (9, 1)	0-3 K		0-0 E4 FC4-6			1-0 FC5-4 HBP		0-0 HR	

Inning Stats	R: 4	H: 5	E: 1	LOB: 2	K: 1	S: 11	P: 11	R: 0	H: 0	E: 0	LOB: 0	K: 0	S: 3	P: 3	R: 0	H: 1	E: 0	LOB: 1	K: 1	S: 6	P: 6	R: 0	H: 0	E: 2	LOB: 1	K: 0	S: 3	P: 7	R: 0	H: 1	E: 0	LOB: 1	K: 0	S: 4	P: 4	R: 2	H: 3	E: 0	LOB: 1	K: 0	S: 6	P: 6	R: 1	H: 3	E: 0	LOB: 1	K: 0	S: 5	P: 5	R: 0	H: 0	E: 0	LOB: 0	K: 1	S: 5	P: 5
--------------	------	------	------	--------	------	-------	-------	------	------	------	--------	------	------	------	------	------	------	--------	------	------	------	------	------	------	--------	------	------	------	------	------	------	--------	------	------	------	------	------	------	--------	------	------	------	------	------	------	--------	------	------	------	------	------	------	--------	------	------	------


PITCHER	IP	WLS	BF	H	R	ER	SO	BB	IBB	HBP	BLK	WP	HR	S	P	ERA	WHIP
Mike Caldwell, L ERA: 3.53 (1, 1)	7.1		37	13	7	6	2	1	0	1	0	0	1	39	44	7.36	1.909
Mark Schaeffer, L ERA: 4.69 (8, 1)	0.2	W	2	1	0	0	0	0	0	0	0	0	2	2	0.00	1.500	
Steve Simpson, R ERA: (9, 1)	1.0	S	3	0	0	0	1	0	0	0	0	0	5	5	0.00	0.000	

Batter	1	2	3	4	5	6	7	8	9	10	AB	R	H	RBI	BB	SO	LOB	TOP							
Billy Grabarkewitz, R (1, 4) <small>OBP: 0.282, SLG: 0.296</small> Manny Mota, R (7, PH) <small>OBP: 0.379, SLG: 0.439</small> Pete Mikkelsen, R (7, 1) <small>OBP: 0.325, SLG: 0.365</small> Claude Osteen, L (10, PH) <small>OBP: 0.325, SLG: 0.365</small> Pete Richert, L (10, 1) <small>OBP: 0.500, SLG: 0.500</small>	0-3 K		0-0 6-3			0-0 F2	0-0 FC5			0-0 SH1-4	3	0	0	0	0	1	0								
Wes Parker, S (1, 3) <small>OBP: 0.367, SLG: 0.356</small>	0-0 F5			0-0 F7		0-0 CS 1B		0-3 K		4-0 FC4-6 BB	4	0	1	0	1	1	0								
Willie Davis, L (1, 8) <small>OBP: 0.316, SLG: 0.441</small>	0-0 F2			0-0 3B		0-0 F9		0-0 F7		0-0 FC4-6 BB BB	5	0	1	0	0	0	3								
Frank Robinson, R (1, 7) <small>OBP: 0.357, SLG: 0.447</small>		0-0 HR		0-0 F9		0-0 FC1-2 1B		0-3 K		4-0 BB BB	4	1	2	1	1	1	1								
Willie Crawford, L (1, 9) <small>OBP: 0.350, SLG: 0.420</small>		0-0 G3		4-0 BB		0-0 FC1-2 2B 1B		0-3 K		4-0 BB BB	3	1	1	1	2	1	0								
Bobby Valentine, R (1, 5) <small>OBP: 0.316, SLG: 0.333</small> (7, 4)		0-0 F8		0-0 5-3		0-0 FC1-2 2B		0-0 F9		0-0 F4	5	0	0	0	0	0	7								
Bill Russell, R (1, 6) <small>OBP: 0.323, SLG: 0.371</small>		0-3 K			0-3 K		0-0 FC5 2B		0-0 S 1B		4	0	2	1	0	2	0								
Steve Yeager, R (1, 2) <small>OBP: 0.320, SLG: 0.291</small>			0-0 5-3		0-0 F7		0-0 F2		0-3 K		4	0	0	0	0	1	3								
Tommy John, R (1, 1) <small>OBP: 0.131, SLG: 0.131</small> Jim Lefebvre, S (7, PH) <small>OBP: 0.273, SLG: 0.339</small> Maury Wills, S (7, 5) <small>OBP: 0.191, SLG: 0.168</small>			0-0 F6		0-0 5-3		4-0 IBB			4-0 FC4-6 SH1-4 BB BB	2	0	0	0	0	0	0								
Inning Stats	R: 0 E: 0 K: 1 S: 5	H: 0 LOB: 0 BB: 0 P: 5	R: 1 E: 0 K: 1 S: 6	H: 1 LOB: 0 BB: 0 P: 6	R: 0 E: 0 K: 0 S: 3	H: 0 LOB: 0 BB: 0 P: 3	R: 0 E: 0 K: 0 S: 4	H: 1 LOB: 2 BB: 1 P: 8	R: 0 E: 0 K: 1 S: 5	H: 0 LOB: 0 BB: 0 P: 5	R: 0 E: 0 K: 0 S: 3	H: 1 LOB: 0 BB: 0 P: 3	R: 1 E: 0 K: 0 S: 6	H: 3 LOB: 3 BB: 1 P: 10	R: 0 E: 0 K: 2 S: 7	H: 0 LOB: 0 BB: 0 P: 7	R: 0 E: 0 K: 2 S: 8	H: 1 LOB: 1 BB: 0 P: 8	R: 1 E: 0 K: 0 S: 3	H: 0 LOB: 3 BB: 4 P: 19	1B: 4 2B: 1 3B: 1 HR: 1	SF: 0 SAC: 1 DP: 0 HBP: 0	WP: 0 PB: 0 SB: 1 CS: 1	PA: 42	
PITCHER	IP WLS BF H R ER SO BB IBB HBP BLK WP HR S P ERA WHIP																								
Steve Arlin, R (1, 1) <small>ERA: 3.76</small>	7.0		28	6	2	2	3	1	1	0	0	0	0	0	0	0	0	0	0	0	0	0	0	0	0
Steve Simpson, R (8, 1) <small>ERA: 1.35</small>	2.2	L	12	1	1	1	4	3	0	0	0	0	0	0	0	0	0	0	0	0	0	0	0	0	0
Gary Ross, R (10, 1) <small>ERA: 2.57</small>	0.1		2	0	0	0	0	1	0	0	0	0	0	0	0	0	0	0	0	0	0	0	0	0	0

Los Angeles Dodgers @ San Diego Padres
San Diego Stadium, San Diego, CA
Mon Sep 18 1972, 10:05 PM EDT
Att. 2,556 - Unknown

AB	35
R	3
H	7
RBI	3
BB	6
SO	7
LOB	17



Batter	1	2	3	4	5	6	7	8	9	10	AB	R	H	RBI	BB	SO	LOB	BOTTOM														
Derrel Thomas, S (1, 6) OBP: 0.291, SLG: 0.314 Johnny Jeter, R (10, PH) OBP: 0.275, SLG: 0.316	0-0 6-3	0-0 4-3			0-0 FC6-4 FC5-4 1-2f		4-0 S BB 1-2			1-0 FC6-4 HBP	3	0	0	0	1	0	3	<p>Los Angeles Dodgers @ San Diego Padres</p> <p>San Diego Stadium, San Diego, CA</p> <p>Mon Sep 18 1972, 10:05 PM EDT Att. 2,556 - Unknown</p> <p>livebaseballscorecards.com</p> <table border="1"> <tr><td>AB</td><td>33</td></tr> <tr><td>R</td><td>2</td></tr> <tr><td>H</td><td>4</td></tr> <tr><td>RBI</td><td>2</td></tr> <tr><td>BB</td><td>3</td></tr> <tr><td>SO</td><td>8</td></tr> <tr><td>LOB</td><td>11</td></tr> </table> 	AB	33	R	2	H	4	RBI	2	BB	3	SO	8	LOB	11
AB	33																															
R	2																															
H	4																															
RBI	2																															
BB	3																															
SO	8																															
LOB	11																															
Dave Roberts, R (1, 4) OBP: 0.277, SLG: 0.326	0-3 K		0-0 F8		0-0 FC5-4 1-2f		0-3 K 1-2 2-3		0-0 FC6-4	5	0	0	0	0	2	4																
Leron Lee, L (1, 7) OBP: 0.359, SLG: 0.524	0-3 K		0-3 K			0-0 G3			0-0 F8	5	0	0	0	0	2	1																
Nate Colbert, R (1, 3) OBP: 0.328, SLG: 0.524		0-0 1B 2B	0-0 5-3			0-0 F9			0-0 5-3	4	1	1	0	0	0	0																
Cito Gaston, R (1, 8) OBP: 0.308, SLG: 0.358		0-0 SH SF8 1B 2-H		0-0 6-3		0-0 FC6-4 1B			0-0 1-3	4	1	2	1	0	0	0																
Randy Elliott, R (1, 9) OBP: 0.242, SLG: 0.258		4-0 SH BB 1-2		0-3 K		0-0 FC6-4 1-2f			0-3 K	3	0	0	0	1	2	1																
Dave Hilton, R (1, 5) OBP: 0.233, SLG: 0.241		0-0 SH 1-2 2-3		0-0 4-3			0-0 6-3		0-0 5-3	3	0	0	0	0	0	0																
Fred Kendall, R (1, 2) OBP: 0.238, SLG: 0.324 Gary Ross, R (10, 1) OBP: 0.167, SLG: 0.167		0-0 SF8			0-3 K		0-0 L7		0-0 5-3	3	0	0	1	0	1	0																
Steve Arlin, R (1, 1) OBP: 0.260, SLG: 0.203 Curt Blefary, L (7, PH) OBP: 0.231, SLG: 0.305 Enzo Hernandez, R (7, PR) OBP: 0.234, SLG: 0.224 Steve Simpson, R (8, 1) Pat Corrales, R (10, 2) OBP: 0.275, SLG: 0.195 Jerry Morales, R (10, PH) OBP: 0.312, SLG: 0.360		0-3 K			0-0 FC6-4 1B		4-0 S BB		0-0 F6	2	0	1	0	0	1	2																
Inning Stats	R: 0 E: 0 K: 2 S: 7	H: 0 LOB: 0 BB: 0 P: 7	R: 2 E: 0 K: 1 S: 8	H: 2 LOB: 2 BB: 1 P: 12	R: 0 E: 0 K: 1 S: 5	H: 0 LOB: 0 BB: 0 P: 5	R: 0 E: 0 K: 1 S: 5	H: 0 LOB: 0 BB: 0 P: 5	R: 0 E: 0 K: 0 S: 4	H: 1 LOB: 1 BB: 0 P: 4	R: 0 E: 0 K: 1 S: 5	H: 0 LOB: 0 BB: 0 P: 3	R: 0 E: 0 K: 0 S: 3	H: 0 LOB: 0 BB: 0 P: 3	R: 0 E: 0 K: 1 S: 5	H: 0 LOB: 0 BB: 0 P: 5	R: 0 E: 0 K: 0 S: 3	H: 0 LOB: 1 BB: 0 P: 4	1B: 3 2B: 1 3B: 0 HR: 0	SF: 1 SAC: 1 DP: 0 HBP: 1	WP: 0 PB: 0 SB: 3 CS: 0	PA: 39										
PITCHER	IP	WLS	BF	H	R	ER	SO	BB	IBB	HBP	BLK	WP	HR	S	P	ERA	WHIP															
Tommy John, L (1, 1) ERA: 2.77	6.0		24	4	2	2	6	1	0	0	0	0	0	35	39	3.00	0.833															
Pete Mikkelsen, R (7, 1) ERA: 4.06	3.0	W	11	0	0	0	2	2	0	0	0	0	0	13	21	0.00	0.667															
Pete Richert, L (10, 1) ERA: 2.29	1.0	S	4	0	0	0	0	0	0	1	0	0	0	3	4	0.00	0.000															

Batter	1	2	3	4	5	6	7	8	9	AB R H RBI BB SO LOB	TOP									
Billy Grabarkewitz, R (1, 4) OBP: 0.273, SLG: 0.286	0-3 K		0-0 5-3		0-0 6-3		0-0 3-1		0-3 K	5 0 0 0 0 2 2										
Wes Parker, S (1, 3) OBP: 0.366, SLG: 0.355	0-0 L9			0-0 F7		0-0 4-3		0-0 E8 FC1-6 1B		4 0 1 0 0 0 0										
Willie Davis, L (1, 8) OBP: 0.319, SLG: 0.441	4-0 BB			0-0 F8		0-0 PB 1B		4-0 FC1-8 BB		2 0 1 0 2 0 0										
Frank Robinson, R (1, 7) OBP: 0.356, SLG: 0.445	0-3 K			0-0 BB 1B		0-0 F2 1-2		0-0 F4		4 1 1 0 0 1 4										
Willie Crawford, L (1, 9) OBP: 0.348, SLG: 0.415		0-0 L7		4-0 BB 1-2 BB		0-3 K		0-0 FC1-6 1-2 2-3		3 0 0 0 1 1 3										
Bobby Valentine, R (1, 5) OBP: 0.318, SLG: 0.338		0-0 F7		0-0 1-3 2-H 1B			0-0 1B 2B	0-0 F7		4 1 2 1 0 0 2										
Bill Russell, R (1, 6) OBP: 0.320, SLG: 0.367		0-0 F9		0-3 K			0-0 F8		0-0 4-3	4 0 0 0 0 1 3										
Steve Yeager, R (1, 2) OBP: 0.317, SLG: 0.289			0-0 F8		0-0 F9		0-3 K		0-0 1B	4 0 1 0 0 1 1										
Bill Singer, R (1, 1) OBP: 0.105, SLG: 0.091			0-0 5-3		0-0 6-3		0-0 2-H 1B		0-3 K	1 0 0 0 0 0 0										
Mike Strahler, R (4, 1) OBP: 0.400, SLG: 0.143										1 0 0 0 0 0 0										
Manny Mota, R (7, PH) OBP: 0.380, SLG: 0.440										1 0 1 1 0 0 0										
Doug Rau, L (7, 1) OBP: 0.400, SLG: 0.750										0 0 0 0 0 0 0										
Jim Lefebvre, S (9, PH) OBP: 0.271, SLG: 0.337										1 0 0 0 0 1 1										
Inning Stats	R: 0 E: 0 K: 2 S: 7	H: 0 LOB: 1 BB: 1 P: 11	R: 0 E: 0 K: 0 S: 3	H: 0 LOB: 0 BB: 0 P: 3	R: 1 E: 0 K: 1 S: 7	H: 2 LOB: 2 BB: 1 P: 11	R: 0 E: 0 K: 0 S: 3	H: 0 LOB: 0 BB: 0 P: 3	R: 0 E: 0 K: 1 S: 6	H: 1 LOB: 1 BB: 0 P: 6	R: 1 E: 0 K: 1 S: 7	H: 2 LOB: 1 BB: 0 P: 7	R: 0 E: 1 K: 0 S: 4	H: 1 LOB: 2 BB: 1 P: 8	R: 0 E: 0 K: 2 S: 8	H: 1 LOB: 1 BB: 0 P: 8	1B: 6 2B: 1 3B: 0 HR: 0	SF: 0 SAC: 0 DP: 0 HBP: 0	WP: 0 PB: 1 SB: 0 CS: 0	PA: 37
PITCHER	IP WLS BF H R ER SO BB IBB HBP BLK WP HR S P ERA WHIP																			
Clay Kirby, R (1, 1) ERA: 3.15	5.0 W 19 2 1 1 3 2 0 0 0 0 0 0 23 31 1.80 0.800																			
Mike Corkins, R (6, 1) ERA: 3.6	4.0 S 18 5 1 1 4 1 0 0 0 0 0 0 25 29 2.25 1.500																			

Los Angeles Dodgers @ San Diego Padres
San Diego Stadium, San Diego, CA
Tue Sep 19 1972, 10:05 PM EDT
Att. 6,260 - Unknown

livebaseballscorecards.com

AB	34
R	2
H	7
RBI	2
BB	3
SO	7
LOB	16



Batter	1	2	3	4	5	6	7	8	9
Enzo Hernandez, R (1, 6) OBP: 0.232, SLG: 0.222	0-0 F8		0-0 SH3-4		0-0 SH2-4		0-0 6-3		
Dave Roberts, R (1, 4) OBP: 0.279, SLG: 0.330	0-0 5-3		0-0 FC4-6 BB 2-3 1B		0-0 4-3 2-H 2B		0-0 6-3		
Leron Lee, L (1, 7) OBP: 0.361, SLG: 0.520	0-0 4-3		4-0 FC4-6 1-2 BB		0-0 4-3 2-3		4-0 1B SF9 BB		
Nate Colbert, R (1, 3) OBP: 0.327, SLG: 0.522		0-0 6-3	0-0 FC4-6 1-2f 2-3 3-H		0-3 K		0-0 1B SF9 2B 1B		
Johnny Grubb, L (1, 8) OBP: 0.444, SLG: 0.588		0-0 1B	0-0 F7		0-0 3-1		0-0 SF9		
Jerry Morales, R (7, 8) OBP: 0.311, SLG: 0.360		3B					1-2 3-H		
Randy Elliott, R (1, 9) OBP: 0.270, SLG: 0.314		0-0 FC6-4 3-H 1B		0-0 5-3		0-3 K	0-0 2B		
Dave Hilton, R (1, 5) OBP: 0.235, SLG: 0.242		0-0 FC6-4 1-2f 1B		0-0 G6-3 1B		0-0 6-3	0-0 1-3		
Fred Kendall, R (1, 2) OBP: 0.242, SLG: 0.324		0-0 F9		0-0 G6-3 1-2f		0-0 SH1-4 1B	4-0 IBB		
Clay Kirby, R (1, 1) OBP: 0.107, SLG: 0.069			0-0 1B SH3-4 FC4-6 1B		0-0 E8 2B SH2-4		0-0 SH1-4 1-2	0-0 1-3	
Johnny Jeter, R (5, PH) OBP: 0.274, SLG: 0.315									
Mike Corkins, R (6, 1) OBP: 0.263, SLG: 0.324									

Inning Stats	R: 0	H: 0	E: 0	K: 0	S: 3	R: 1	H: 2	E: 0	K: 0	S: 5	R: 1	H: 2	E: 0	K: 0	S: 5	R: 0	H: 1	E: 0	K: 0	S: 3	R: 1	H: 1	E: 1	K: 1	S: 7	R: 0	H: 0	E: 0	K: 1	S: 5	R: 0	H: 1	E: 0	K: 0	S: 4	R: 2	H: 2	E: 0	K: 0	S: 5	R: 0	H: 2	E: 0	K: 0	S: 5
	LOB: 0	BB: 0	P: 3	LOB: 1	BB: 0	P: 5	LOB: 2	BB: 1	P: 9	LOB: 0	BB: 0	P: 3	LOB: 1	BB: 0	P: 7	LOB: 0	BB: 0	P: 5	LOB: 1	BB: 0	P: 4	LOB: 1	BB: 0	P: 7	LOB: 0	BB: 0	P: 5	LOB: 0	BB: 0	P: 4	LOB: 1	BB: 0	P: 4	LOB: 2	BB: 2	P: 13	LOB: 2	BB: 2	P: 13	LOB: 0	BB: 0	P: 0			


PITCHER	IP	WLS	BF	H	R	ER	SO	BB	IBB	HBP	BLK	WP	HR	S	P	ERA	WHIP
Bill Singer, R (1, 1) ERA: 3.67	3.0	L	14	4	2	2	0	1	0	0	0	0	0	13	17	6.00	1.667
Mike Strahler, R (4, 1) ERA: 3.58	3.0		11	2	1	0	2	0	0	0	0	0	0	15	15	0.00	0.667
Doug Rau, L (7, 1) ERA: 3.48	2.0		11	3	2	2	0	1	1	0	0	0	0	9	17	9.00	2.000

BOTTOM

Los Angeles Dodgers @ San Diego Padres
San Diego Stadium, San Diego, CA

Tue Sep 19 1972, 10:05 PM EDT
Att. 6,260 - Unknown

AB	29
R	5
H	9
RBI	5
BB	3
SO	2
LOB	14



WP	PA	ERA	WHIP
0	36		

Batter	1	2	3	4	5	6	7	8	9	AB R H RBI BB SO LOB	TOP											
Billy Grabarkewitz, R (1, 4) OBP: 0.265, SLG: 0.278	0-3 K	0-3 K		0-0 SF9		0-0 5-3		0-3 K		4 0 0 1 0 3 5												
Wes Parker, S (1, 9) OBP: 0.368, SLG: 0.358	0-0 1B		0-0 1B	0-0 6-3			0-0 1B	0-0 F6		5 1 3 0 0 0 3												
Willie Davis, L (1, 8) OBP: 0.318, SLG: 0.439	0-0 F6		0-0 1B		0-0 G3		0-0 L1-3		0-0 L9	5 0 1 0 0 0 2												
Frank Robinson, R (1, 7) OBP: 0.354, SLG: 0.443	0-0 1B		0-0 SF8		0-3 K		0-0 F8		0-0 L4	4 0 1 1 0 1 0												
Willie Crawford, L (9, 9)	1-2 1B		0-0 L9		0-3 K				0-0 F8	0 0 0 0 0 0 0												
Terrance McDermott, R (1, 3) OBP: 0.222, SLG: 0.222	0-0 F5		0-0 L9					0-0 1B	0-0 F8	4 1 1 0 0 1 3												
Chris Cannizzaro, R (8, 2) OBP: 0.341, SLG: 0.300								1B		1 0 0 0 0 0 0												
Bobby Valentine, R (1, 5) OBP: 0.320, SLG: 0.339		0-0 1B	0-3 K					0-0 1B		4 1 2 0 0 1 1												
Maury Wills, S (8, 5) OBP: 0.191, SLG: 0.168								1-2 1B		0 0 0 0 0 0 0												
Bill Russell, R (1, 6) OBP: 0.324, SLG: 0.371		0-0 FC4-6-4		0-0 SH3-4		0-0 5-3		0-0 1B		4 2 3 0 0 0 1												
Steve Yeager, R (1, 2) OBP: 0.327, SLG: 0.301				0-0 SF9				1-2 1B		3 0 2 0 0 0 1												
Manny Mota, R (8, PH) OBP: 0.382, SLG: 0.442		1-2 1B		1-2 SH3-4		5-3		1-3 2-H		1 0 1 2 0 0 0												
Claude Osteen, L (1, 1) OBP: 0.325, SLG: 0.390		0-0 F7		0-0 SH3-4				0-3 K		3 0 1 1 0 1 4												
Inning Stats	R: 0 E: 0 K: 1 S: 7	H: 2 LOB: 2 BB: 0 P: 7	R: 0 E: 0 K: 1 S: 7	H: 2 LOB: 2 BB: 0 P: 7	R: 1 E: 0 K: 1 S: 7	H: 2 LOB: 1 BB: 0 P: 7	R: 1 E: 0 K: 0 S: 5	H: 2 LOB: 1 BB: 0 P: 5	R: 0 E: 0 K: 2 S: 7	H: 0 LOB: 0 BB: 0 P: 7	R: 1 E: 0 K: 0 S: 5	H: 2 LOB: 1 BB: 0 P: 5	R: 0 E: 0 K: 0 S: 3	H: 1 LOB: 0 BB: 0 P: 3	R: 2 E: 0 K: 2 S: 11	H: 4 LOB: 2 BB: 0 P: 11	R: 0 E: 0 K: 0 S: 3	H: 0 LOB: 0 BB: 0 P: 3	1B: 14 2B: 1 3B: 1 HR: 0	SF: 2 SAC: 1 DP: 1 HBP: 0	WP: 0 PB: 0 SB: 0 CS: 0	PA: 41
PITCHER	IP WLS BF H R ER SO BB IBB HBP BLK WP HR S P ERA WHIP																					
Fred Norman, L (1, 1) ERA: 3.51	7.0 L 34 14 5 5 5 0 0 0 0 0 0 0 44 44 6.43 2.000																					
Gary Ross, R (8, 1) ERA: 2.51	2.0 7 1 0 0 2 0 0 0 0 0 0 0 11 11 0.00 0.500																					

Los Angeles Dodgers @ San Diego Padres
San Diego Stadium, San Diego, CA
Wed Sep 20 1972, 10:05 PM EDT
Att. 4,582 - Unknown

AB	38
R	5
H	15
RBI	5
BB	0
SO	7
LOB	20



Batter	1	2	3	4	5	6	7	8	9	AB	R	H	RBI	BB	SO	LOB
Enzo Hernandez, R (1, 6) OBP: 0.229, SLG: 0.219	0-0 L8		0-0 6-3		0-0 F6		0-0 6-3			4	0	0	0	0	0	1
Dave Roberts, R (1, 4) OBP: 0.276, SLG: 0.327	0-3 K		0-0 5-3		0-0 L9			0-0 4-3		4	0	0	0	0	1	1
Leron Lee, L (1, 7) OBP: 0.363, SLG: 0.522	0-0 1B			0-0 G4-3 PB 1B		0-0 6-3		0-0 F8		1	0	1	0	0	0	0
Jerry Morales, R (2, 8) OBP: 0.312, SLG: 0.360										3	0	1	0	0	0	0
Nate Colbert, R (1, 3) OBP: 0.328, SLG: 0.521	0-0 5-3			0-0 G4-3 BB		0-0 1B 2B 1B		0-0 F9		3	1	1	0	1	0	1
Cito Gaston, R (1, 8) (2, 7) OBP: 0.310, SLG: 0.363		0-0 F7 2B		0-0 G4-3		0-0 1B 2B 1B			0-0 6-3	4	1	2	0	0	0	2
Randy Elliott, R (1, 9) OBP: 0.244, SLG: 0.282		0-0 F7		0-0 6-3		0-3 K		0-0 6-3		4	0	0	0	0	1	4
Dave Hilton, R (1, 5) OBP: 0.263, SLG: 0.297		0-0 6-3			0-0 E 1B 5-3 1B	0-0 1H 2H 2B		0-0 6-3		4	1	2	2	0	0	1
Fred Kendall, R (1, 2) OBP: 0.243, SLG: 0.324		0-0 5-3			0-0 E7 1B		0-0 F7			3	0	1	0	0	0	1
Fred Norman, S (1, 1) OBP: 0.234, SLG: 0.143			0-0 6-3		0-0 5-3		0-0 4-3			3	0	0	1	0	0	1
Gary Ross, R (8, 1) OBP: 0.167, SLG: 0.167										0	0	0	0	0	0	0

Inning Stats	R: 0	H: 1	E: 0	LOB: 1	K: 1	BB: 0	S: 6	P: 6	R: 0	H: 1	E: 0	LOB: 1	K: 0	BB: 0	S: 4	P: 4	R: 0	H: 0	E: 0	LOB: 0	K: 0	BB: 0	S: 3	P: 3	R: 0	H: 1	E: 0	LOB: 1	K: 0	BB: 1	S: 3	P: 7	R: 1	H: 2	E: 1	LOB: 1	K: 0	BB: 0	S: 5	P: 5	R: 2	H: 3	E: 0	LOB: 1	K: 1	BB: 0	S: 7	P: 7	R: 0	H: 0	E: 0	LOB: 0	K: 0	BB: 0	S: 3	P: 3	R: 0	H: 0	E: 0	LOB: 0	K: 0	BB: 0	S: 3	P: 3	R: 0	H: 0	E: 0	LOB: 0	K: 0	BB: 0	S: 3	P: 3	R: 0	H: 0	E: 0	LOB: 0	K: 0	BB: 0	S: 3	P: 3
PITCHER Claude Osteen, L (1, 1) ERA: 2.67	IP	WLS	BF	H	R	ER	SO	BB	IBB	HBP	BLK	WP	HR	S	P	ERA	WHIP	IP	WLS	BF	H	R	ER	SO	BB	IBB	HBP	BLK	WP	HR	S	P	ERA	WHIP	IP	WLS	BF	H	R	ER	SO	BB	IBB	HBP	BLK	WP	HR	S	P	ERA	WHIP																													


BOTTOM

Los Angeles Dodgers @ San Diego Padres
San Diego Stadium, San Diego, CA

Wed Sep 20 1972, 10:05 PM EDT
Att. 4,582 - Unknown

livebaseballscorecards.com

AB	33
R	3
H	8
RBI	3
BB	1
SO	2
LOB	12



WP: 0	PA: 34
PB: 1	CS: 0
SB: 0	
CS: 0	

Batter	1	2	3	4	5	6	7	8	9	AB R H RBI BB SO LOB	TOP								
Enzo Hernandez, R (1, 6) <small>OBP: 0.227, SLG: 0.217</small> Curt Blefary, L (8, PH) <small>OBP: 0.336, SLG: 0.355</small> Derrel Thomas, S (8, PR) <small>OBP: 0.291, SLG: 0.314</small> (8, 6)	0-0 1-3		0-0 FC5-4 1-2f		0-0 4-3			4-0 BB		3 0 0 0 0 0 3 0 0 0 0 1 0 0 0 0 0 0 0 0 0									
Dave Roberts, R (1, 4) <small>OBP: 0.276, SLG: 0.326</small>	0-0 6-3		0-0 F7		0-0 2	0-0 1B G1-6-3		0-0 F9		4 0 1 0 0 0 3									
Leron Lee, L (1, 7) <small>OBP: 0.361, SLG: 0.519</small>	0-0 FC6-4 1B			0-0 F9		0-0 G1-6-3 1-2f		0-0 4-3		4 0 1 0 0 0 3									
Nate Colbert, R (1, 3) <small>OBP: 0.329, SLG: 0.520</small>	0-0 FC6-4 1-2f			4-0 BB 6-3		0-0 6-3			0-0 1B	3 0 1 0 1 0 1									
Johnny Grubb, L (1, 8) <small>OBP: 0.364, SLG: 0.476</small>		0-0 6-3		0-0 6-3 1-2		0-3 K2-3			0-0 P1	4 0 0 0 0 1 2									
Randy Elliott, R (1, 9) <small>OBP: 0.222, SLG: 0.256</small>		0-3 K		0-0 6-3		0-0 F4			0-0 F3	4 0 0 0 0 1 2									
Dave Hilton, R (1, 5) <small>OBP: 0.238, SLG: 0.268</small>		0-3 K			0-0 E5 SH1-4 2		0-0 F7		0-0 F3	4 0 0 0 0 1 1									
Fred Kendall, R (1, 2) <small>OBP: 0.241, SLG: 0.322</small> Cito Gaston, R (8, PH) <small>OBP: 0.309, SLG: 0.362</small> Pat Corrales, R (8, 2) <small>OBP: 0.275, SLG: 0.195</small>			0-0 6-3		0-0 E5 SH1-4			0-0 E6		2 0 0 0 0 0 1 1 0 0 0 0 0 0 0 0 0 0 0 0 0									
Mike Caldwell, R (1, 1) <small>OBP: 0.146, SLG: 0.146</small> Steve Simpson, R (7, 1) Larry Stahl, L (8, PH) <small>OBP: 0.299, SLG: 0.340</small> Bill Greif, R (8, 1) <small>OBP: 0.059, SLG: 0.030</small>			0-0 FC5-4 1B		0-0 SH1-4			0-3 K		1 0 1 0 0 0 0 0 0 0 0 0 0 0 1 0 0 0 0 1 1 0 0 0 0 0 0 0									
Inning Stats	R: 0 E: 0 K: 0 S: 4	H: 1 LOB: 1 BB: 0 P: 4	R: 0 E: 0 K: 2 S: 7	H: 0 LOB: 0 BB: 0 P: 7	R: 0 E: 0 K: 0 S: 4	H: 1 LOB: 1 BB: 0 P: 4	R: 0 E: 2 K: 0 S: 4	H: 0 LOB: 2 BB: 0 P: 4	R: 0 E: 0 K: 1 S: 5	H: 0 LOB: 0 BB: 0 P: 5	R: 0 E: 1 K: 1 S: 6	H: 0 LOB: 2 BB: 1 P: 10	R: 0 E: 0 K: 0 S: 4	H: 1 LOB: 1 BB: 0 P: 4	1B: 4 2B: 0 3B: 0 HR: 0	SF: 0 SAC: 1 DP: 1 HBP: 0	WP: 0 PB: 0 SB: 0 CS: 0	PA: 34	
Phil Niekro, R (1, 1) <small>ERA: 2.94</small> PITCHER	IP 9.0	WLS W	BF 35	H 4	R 0	ER 0	SO 4	BB 2	IBB 0	HBP 0	BLK 0	WP 0	HR 0	S 40	P 48	ERA 0.00	WHIP 0.667		
PITCHER	IP	WLS	BF	H	R	ER	SO	BB	IBB	HBP	BLK	WP	HR	S	P	ERA	WHIP		

San Diego Padres @ Atlanta Braves
 Atlanta Stadium, Atlanta, GA
 Fri Sep 22 1972, 7:05 PM EDT
 Att. 2,476 - Unknown

livebaseballscorecards.com

AB	31
R	0
H	4
RBI	0
BB	2
SO	4
LOB	17



Batter	1	2	3	4	5	6	7	8	9
Ralph Garr, L OBP: 0.356, SLG: 0.428 (1, 7) x	0-0 1-3 ①			x 0-0 6-3 ①		x 0-0 5-3 ①		x 0-0 6-3 ①	
Felix Millan, R OBP: 0.295, SLG: 0.317 (1, 4) x	0-0 F9 ②			x 0-0 6-3 ②		x 0-0 F8 ②		x 0-0 FC5-4 1B ②	
Hank Aaron, R OBP: 0.395, SLG: 0.510 (1, 3) x	0-0 F8 ③			x 0-0 6-3 ③		x 0-0 F4 ③		x 0-0 FC5-4 1-2f ②	
Earl Williams, R OBP: 0.338, SLG: 0.462 (1, 5)		x 0-0 F3 ①			x 0-0 5-3 ①		s s 0-3 K ① s s	0-3 K ③	
Dusty Baker Jr., R OBP: 0.393, SLG: 0.516 (1, 8)		x 0-0 F8 ②			x 0-0 1B 1B ②		x 0-0 5-3 ②		
Oscar Brown, R OBP: 0.229, SLG: 0.324 (1, 9)		x 0-0 6-3 ③			x 0-0 1B 1B ③		x 0-0 1B 1B ③		
Marty Perez, R OBP: 0.278, SLG: 0.267 (1, 6)			x 0-0 4-3 ①		x 0-0 1-2 3-H 1B ②		x 0-0 1B 1B ②		
Bob Didier, S OBP: 0.393, SLG: 0.423 (1, 2)			x 0-0 F8 ②		x 0-0 L7 ②		x 0-0 1B ②		
Phil Niekro, R OBP: 0.226, SLG: 0.247 (1, 1)			x 0-0 1-3 ③		s s 0-3 K ③		x 0-0 1-3 2-H F8 ③		

Inning Stats	R: 0	H: 0	E: 0	LOB: 0	K: 0	S: 3	P: 3	R: 0	H: 0	E: 0	LOB: 0	K: 0	S: 3	P: 3	R: 0	H: 0	E: 0	LOB: 0	K: 0	S: 3	P: 3	R: 1	H: 3	E: 0	LOB: 2	K: 1	S: 8	P: 8	R: 0	H: 0	E: 0	LOB: 0	K: 0	S: 3	P: 3	R: 1	H: 3	E: 0	LOB: 2	K: 1	S: 8	P: 8	R: 0	H: 1	E: 0	LOB: 1	K: 1	S: 6	P: 6
	0	0	0	0	0	3	3	0	0	0	0	0	3	3	0	0	0	0	0	3	3	1	3	0	2	1	8	8	0	0	0	0	0	3	3	0	1	0	2	1	8	8	0	1	0	1	1	6	6

PITCHER	IP	WLS	BF	H	R	ER	SO	BB	IBB	HBP	BLK	WP	HR	S	P	ERA	WHIP
Mike Caldwell, L (1, 1)	6.2	L	26	6	2	2	2	0	0	0	0	0	0	30	30	2.70	0.900
Steve Simpson, R (7, 1)	0.1		1	0	0	0	0	0	0	0	0	0	0	1	1	0.00	0.000
Bill Greif, R (8, 1)	1.0		4	1	0	0	1	0	0	0	0	0	0	6	6	0.00	1.000

BOTTOM

San Diego Padres @ Atlanta Braves
Atlanta Stadium, Atlanta, GA

Fri Sep 22 1972, 7:05 PM EDT
Att. 2,476 - Unknown

AB	R	H	RBI	BB	SO	LOB
4	0	0	0	0	0	0
4	0	1	0	0	0	0
4	0	0	0	0	0	1
4	0	0	0	0	2	1
3	1	1	0	0	0	0
3	1	2	0	0	0	0
3	0	2	1	0	0	0
3	0	1	1	0	0	2
3	0	0	0	0	1	4

1B:	7	SF:	0
2B:	0	SAC:	0
3B:	0	DP:	0
HR:	0	HBP:	0

WP:	0	PA:	31
PB:	0		
SB:	0		
CS:	0		

livebaseballscorecards.com

AB 31
R 2
H 7
RBI 2
BB 0
SO 3
LOB 8



Batter	1	2	3	4	5	6	7	8	9	AB R H RBI BB SO LOB	TOP	
Enzo Hernandez, R (1, 6) OBP: 0.227, SLG: 0.217	0-0 F6		0-0 WP E 1-2 1B		0-0 6-3		0-0 L9			4 1 1 0 0 0 0	San Diego Padres @ Atlanta Braves Atlanta Stadium, Atlanta, GA Sat Sep 23 1972, 7:05 PM EDT Att. 2,719 - Unknown livebaseballscorecards.com	
Dave Roberts, R (1, 4) OBP: 0.276, SLG: 0.325	0-0 F6		0-0 E6 1-H 2-H		0-0 E 1B		0-0 F8			4 0 1 1 0 0 0		
Jerry Morales, R (1, 7) OBP: 0.311, SLG: 0.364	0-0 F7		0-0 F4		0-0 F3 1-2		0-0 E 3B			4 1 1 0 0 0 2		
Nate Colbert, R (1, 3) OBP: 0.331, SLG: 0.519		0-0 CS 1B	4-0 FC4-6 BB		0-0 F9		0-0 E2 3-H			3 0 1 0 1 0 0		
Cito Gaston, R (1, 9) OBP: 0.306, SLG: 0.358	0-3 K	0-3 K	0-0 FC4-6 1-2f		0-0 5-3		0-0 F9			4 0 0 0 0 1 4		
Johnny Jeter, R (1, 8) OBP: 0.274, SLG: 0.314	0-3 K 1-2			0-0 L7		0-0 S 1B		0-0 L9		4 0 1 0 0 1 2		
Dave Hilton, R (1, 5) OBP: 0.239, SLG: 0.311			0-0 1B 3B	0-0 6-3		0-3 K 1-2		0-0 1-3		4 1 1 0 0 1 1		
Fred Kendall, R (1, 2) OBP: 0.241, SLG: 0.321			0-0 F4	0-0 F7		0-3 K		0-0 1B		4 0 1 0 0 1 1		
Steve Arlin, R (1, 1) OBP: 0.260, SLG: 0.206			0-0 WP E 1B 3-H		0-0 6-3		0-0 5-3		0-3 K	4 1 1 1 0 1 0		
Inning Stats	R: 0 E: 0 K: 0 S: 3 H: 0 LOB: 0 BB: 0 P: 3	R: 0 E: 0 K: 2 S: 7 H: 1 LOB: 1 BB: 0 P: 7	R: 3 E: 1 K: 0 S: 7 H: 3 LOB: 2 BB: 1 P: 11	R: 0 E: 0 K: 0 S: 3 H: 0 LOB: 0 BB: 0 P: 3	R: 0 E: 1 K: 0 S: 4 H: 1 LOB: 1 BB: 0 P: 4	R: 0 E: 0 K: 1 S: 6 H: 1 LOB: 1 BB: 0 P: 6	R: 0 E: 0 K: 1 S: 5 H: 0 LOB: 0 BB: 0 P: 5	R: 1 E: 1 K: 0 S: 5 H: 1 LOB: 1 BB: 0 P: 5	R: 0 E: 0 K: 1 S: 5 H: 1 LOB: 0 BB: 0 P: 5	1B: 6 2B: 1 3B: 2 HR: 0 SF: 0 SAC: 0 DP: 1 HBP: 0	WP: 1 PB: 0 SB: 1 CS: 1 PA: 36	
PITCHER	IP WLS BF H R ER SO BB IBB HBP BLK WP HR S P ERA WHIP											
Jimmy Freeman, L (1, 1) ERA: 4.78	4.0 L 17 4 3 2 2 1 0 0 0 1 0 20 24 4.50 1.250											
Ron Reed, R (5, 1) ERA: 3.93	4.0 16 3 1 0 2 0 0 0 0 0 0 20 20 0.00 0.750											
Tom House, L (9, 1) ERA:	1.0 3 1 0 0 1 0 0 0 0 0 0 5 5 0.00 1.000											

Batter	1	2	3	4	5	6	7	8	9	AB R H RBI BB SO LOB	BOTTOM	
Ralph Garr, L (1, 7) OBP: 0.358, SLG: 0.431	0-0 2B		0-0 1B		0-0 6-3			0-0 F5		4 0 2 0 0 0 1	San Diego Padres @ Atlanta Braves Atlanta Stadium, Atlanta, GA Sat Sep 23 1972, 7:05 PM EDT Att. 2,719 - Unknown livebaseballscorecards.com	
Felix Millan, R (1, 4) OBP: 0.295, SLG: 0.316	0-0 F8		0-0 1B			0-0 6-3		0-0 6-3		4 0 1 0 0 0 2		
Hank Aaron, R (1, 3) OBP: 0.391, SLG: 0.505	0-0 F8		0-0 6-3			0-0 F7		0-0 5-3		4 0 0 0 0 0 2		
Earl Williams, R (1, 2) OBP: 0.336, SLG: 0.458	0-0 6-3			0-3 K		0-0 6-3		0-0 F7		4 0 0 0 0 1 1		
Dusty Baker Jr., R (1, 8) OBP: 0.394, SLG: 0.515		4-0 BB		0-0 1B			0-0 F5	0-3 K		3 0 1 0 1 1 0		
Darrell Evans, L (1, 5) OBP: 0.383, SLG: 0.420		0-0 HR		0-0 F2		0-3 K				3 1 1 1 0 1 1		
Mike Lum, L (1, 9) OBP: 0.328, SLG: 0.358		0-0 1B		0-0 F9		0-0 F9				3 0 1 0 0 0 1		
Marty Perez, R (1, 6) OBP: 0.276, SLG: 0.265		0-0 F3			0-0 F6			0-0 6-3		3 0 0 0 0 0 0		
Jimmy Freeman, L (1, 1) OBP: 0.231, SLG: 0.091			0-3 K		0-0 F9			0-0 2B		1 0 0 0 0 1 0		
Ron Reed, R (5, 1) OBP: 0.173, SLG: 0.192										1 0 0 0 0 0 0		
Sonny Jackson, L (8, PH) OBP: 0.279, SLG: 0.330										1 0 1 0 0 0 0		
Tom House, L (9, 1)										0 0 0 0 0 0 0		
Inning Stats	R: 0 H: 1 E: 0 LOB: 1 K: 0 BB: 0 S: 4 P: 4	R: 1 H: 2 E: 0 LOB: 0 K: 0 BB: 1 S: 3 P: 7	R: 0 H: 2 E: 0 LOB: 1 K: 1 BB: 0 S: 6 P: 6	R: 0 H: 1 E: 0 LOB: 1 K: 1 BB: 0 S: 6 P: 6	R: 0 H: 0 E: 0 LOB: 0 K: 0 BB: 0 S: 3 P: 3	R: 0 H: 0 E: 0 LOB: 0 K: 0 BB: 0 S: 3 P: 3	R: 0 H: 0 E: 0 LOB: 0 K: 1 BB: 0 S: 5 P: 5	R: 0 H: 1 E: 0 LOB: 1 K: 0 BB: 0 S: 4 P: 4	R: 0 H: 0 E: 0 LOB: 0 K: 1 BB: 0 S: 5 P: 5	1B: 4 SF: 0 2B: 2 SAC: 0 3B: 0 DP: 0 HR: 1 HBP: 0	WP: 1 PA: 32 PB: 0 SB: 0 CS: 1	
PITCHER Steve Arlin, R (1, 1) ERA: 3.65	IP WLS BF H R ER SO BB IBB HBP BLK WP HR S P ERA WHIP	9.0 W 32 7 1 1 4 1 1 0 0 0 1 1 39 43 1.00 0.889										



Batter	1	2	3	4	5	6	7	8	9	AB R H RBI BB SO LOB	TOP											
Enzo Hernandez, R (1, 6) OBP: 0.227, SLG: 0.217	0-0 F5		0-0 S 1B	0-0 FC6-4		0-0 F8		0-0 F2		5 0 1 0 0 0 6												
Dave Roberts, R (1, 4) OBP: 0.277, SLG: 0.326	0-0 S 1B		0-0 F3		0-3 K		0-0 SH2-3 1B		0-0 L4	5 0 2 0 0 1 1												
Jerry Morales, R (1, 7) OBP: 0.310, SLG: 0.363	0-0 F7			0-0 HBP BB FC5-4 1B	0-0 F8		0-0 SH2-3		0-3 K	4 1 1 0 0 1 1												
Nate Colbert, R (1, 3) OBP: 0.333, SLG: 0.518	0-3 K			4-0 FC5-4 HBP 1-2 SF9 BB	0-0 S 1B		0-0 5-3		4-0 BB	3 1 1 0 2 1 2												
Cito Gaston, R (1, 9) OBP: 0.304, SLG: 0.354		0-0 4-3		1-0 FC5-4 1-2 HBP 2-3	0-0 5-3		0-0 E5 FC4-6		0-0 5-3	4 0 0 0 0 0 3												
Johnny Jeter, R (1, 8) OBP: 0.270, SLG: 0.310		0-3 K		0-0 FC5-4 BB BB 1-2f 2-3 3-H		0-0 6-3		0-0 FC4-6		4 0 0 1 0 1 4												
Dave Hilton, R (1, 5) OBP: 0.260, SLG: 0.298		0-0 F4		4-0 BB 1-2 BB		0-0 L8		4-0 S BB		2 0 0 0 2 0 0												
Fred Kendall, R (1, 2) OBP: 0.241, SLG: 0.318			0-0 F9	0-0 SF9		4-0 BB BB		0-0 F7		2 0 0 1 1 0 1												
Clay Kirby, R (1, 1) OBP: 0.117, SLG: 0.068			0-3 K	4-0 3-H FC6-4 BB		4-0 BB BB		0-0 F9		1 0 0 0 1 1 0												
Garry Jestadt, R (6, PH) OBP: 0.273, SLG: 0.344										0 0 0 0 1 0 0												
Mike Corkins, R (6, 1) OBP: 0.256, SLG: 0.316										1 0 0 0 0 0 1												
Inning Stats	R: 0 E: 0 K: 1 S: 6	H: 1 LOB: 1 BB: 0 P: 6	R: 0 E: 0 K: 1 S: 5	H: 0 LOB: 0 BB: 0 P: 5	R: 0 E: 0 K: 1 S: 6	H: 1 LOB: 1 BB: 0 P: 6	R: 2 E: 0 K: 0 S: 4	H: 1 LOB: 3 BB: 3 P: 17	R: 0 E: 0 K: 1 S: 6	H: 1 LOB: 1 BB: 0 P: 6	R: 0 E: 0 K: 0 S: 3	H: 0 LOB: 2 BB: 2 P: 11	R: 0 E: 1 K: 0 S: 5	H: 1 LOB: 2 BB: 0 P: 5	R: 0 E: 0 K: 0 S: 3	H: 0 LOB: 1 BB: 1 P: 7	R: 0 E: 0 K: 1 S: 5	H: 0 LOB: 1 BB: 1 P: 9	1B: 5 2B: 0 3B: 0 HR: 0	SF: 1 SAC: 1 DP: 0 HBP: 1	WP: 0 PB: 0 SB: 4 CS: 0	PA: 41
PITCHER	IP WLS BF H R ER SO BB IBB HBP BLK WP HR S P ERA WHIP																				PITCHER	IP WLS BF H R ER SO BB IBB HBP BLK WP HR S P ERA WHIP
Mike McQueen, L (1, 1) ERA: 4.81	8.0 L 37 5 2 2 4 6 0 1 0 0 0 0 38 63 2.25 1.375																					
Tom House, L (9, 1) ERA:	1.0 4 0 0 0 1 1 0 0 0 0 0 0 5 9 0.00 1.000																					

San Diego Padres @ Atlanta Braves
Atlanta Stadium, Atlanta, GA
Sun Sep 24 1972, 3:33 AM EDT
Att. 3,914 - Unknown

livebaseballscorecards.com

AB	31
R	2
H	5
RBI	2
BB	7
SO	5
LOB	19



Batter	1	2	3	4	5	6	7	8	9	AB	R	H	RBI	BB	SO	LOB
Darrell Evans, L (1, 5) OBP: 0.382, SLG: 0.417	0-0 G3		4-0 BB			0-3 K		0-3 K		3	0	0	0	1	2	1
Mike Lum, L (1, 9) OBP: 0.325, SLG: 0.354	0-0 L8		0-0 F9			0-0 L8			0-3 K	4	0	0	0	0	1	1
Ralph Garr, L (1, 7) OBP: 0.357, SLG: 0.428	0-0 1-3			0-0 L8		1-0 PO HBP			0-0 4-3	3	0	0	0	0	0	0
Earl Williams, R (1, 3) OBP: 0.337, SLG: 0.463		0-0 HR		4-0 BB		0-0 PO	0-3 K		0-3 K	3	1	1	1	1	2	0
Dusty Baker Jr., R (1, 8) OBP: 0.391, SLG: 0.511		0-3 K		0-0 F3			0-3 K			3	0	0	0	0	2	1
Felix Millan, R (1, 4) OBP: 0.293, SLG: 0.314		0-0 6-3		0-0 F8			0-0 L8			3	0	0	0	0	0	1
Bob Didier, S (1, 2) OBP: 0.355, SLG: 0.379		0-0 F9			0-0 4-3			0-0 F2		3	0	0	0	0	0	0
Marty Perez, R (1, 6) OBP: 0.275, SLG: 0.264			0-0 F7		0-0 6-3			0-0 2B		2	0	0	0	0	0	0
Sonny Jackson, L (8, PH) OBP: 0.285, SLG: 0.345										1	0	1	0	0	0	0
Mike McQueen, L (1, 1) OBP: 0.095, SLG: 0.095			0-0 F4		0-0 F4			0-0 F2		2	0	0	0	0	0	0
Jim Breazeale, L (8, PH) OBP: 0.314, SLG: 0.475										1	0	0	0	0	0	1
Tom House, L (9, 1)										0	0	0	0	0	0	0

Inning Stats	R: 0	H: 0	R: 1	H: 1	R: 0	H: 0	R: 0	H: 0	R: 0	H: 0	R: 0	H: 0	R: 0	H: 1	R: 0	H: 0	1B: 0	SF: 0	WP: 0	PA: 32
	E: 0	LOB: 0	E: 0	LOB: 0	E: 0	LOB: 1	E: 0	LOB: 1	E: 0	LOB: 0	E: 0	LOB: 0	E: 0	LOB: 1	E: 0	LOB: 0	2B: 1	SAC: 0	PB: 0	
	K: 0	BB: 0	K: 1	BB: 0	K: 0	BB: 1	K: 0	BB: 1	K: 0	BB: 0	K: 2	BB: 0	K: 1	BB: 0	K: 2	BB: 0	3B: 0	DP: 0	SB: 1	
	S: 3	P: 3	S: 6	P: 6	S: 3	P: 7	S: 3	P: 7	S: 3	P: 3	S: 4	P: 5	S: 7	P: 7	S: 6	P: 6	HR: 1	HBP: 1	CS: 0	

PITCHER	IP	WLS	BF	H	R	ER	SO	BB	IBB	HBP	BLK	WP	HR	S	P	ERA	WHIP
Clay Kirby, R (1, 1) ERA: 3.12	5.0	W	18	1	1	1	1	2	0	0	0	0	1	18	26	1.80	0.600
Mike Corkins, R (6, 1) ERA: 3.5	4.0	S	13	1	0	0	6	0	0	1	0	0	0	24	25	0.00	0.250

PITCHER	IP	WLS	BF	H	R	ER	SO	BB	IBB	HBP	BLK	WP	HR	S	P	ERA	WHIP

BOTTOM

San Diego Padres @ Atlanta Braves
Atlanta Stadium, Atlanta, GA

Sun Sep 24 1972, 3:33 AM EDT
Att. 3,914 - Unknown

livebaseballscorecards.com

AB	28
R	1
H	2
RBI	1
BB	2
SO	7
LOB	5



Batter	1	2	3	4	5	6	7	8	9	AB	R	H	RBI	BB	SO	LOB	TOP								
Enzo Hernandez, R (1, 6) OBP: 0.227, SLG: 0.217	0-0 6-3		0-0 6-3		0-0 E5 1B	0-0 6-3		0-0 E8 1B		5	1	1	0	0	0	0									
Dave Roberts, R (1, 4) OBP: 0.276, SLG: 0.323	4-0 FC5-4 BB		0-0 E6 CS		0-0 L8 1-2		0-0 6-3	0-3 K 2-3		4	0	0	0	1	1	3									
Jerry Morales, R (1, 7) OBP: 0.311, SLG: 0.362	0-0 FC5-4 FC6-4 1-2f		0-0 F7 1-2		4-0 1B 1B BB		0-0 1B 1B	0-0 F8		4	1	1	0	1	0	4									
Nate Colbert, R (1, 3) OBP: 0.335, SLG: 0.517	0-0 FC6-4 1-2f			4-0 1B 2B BB	0-0 1B 1B		0-0 F3 1-3 2-H		H 1-0 E S HBP	3	1	1	1	1	0	2									
Cito Gaston, R (1, 9) OBP: 0.308, SLG: 0.357		0-0 1-3		0-0 2B FC6-2 1B	0-0 1-2 1B		0-0 1-3 1B		0-0 3-1-4 1-3	5	0	3	1	0	0	1									
Johnny Jeter, R (1, 8) OBP: 0.269, SLG: 0.311		0-0 5-3		0-0 FC6-2 1-3 2B 3-H	0-0 F8 3-H		0-0 5-3		0-3 K	5	0	1	1	0	1	5									
Fred Kendall, R (1, 2) OBP: 0.245, SLG: 0.321 Derrel Thomas, S (8, PR) OBP: 0.291, SLG: 0.314 Pat Corrales, R (8, 2) OBP: 0.280, SLG: 0.195		0-0 1B 1B		0-0 FC6-2 2-3 3-H	0-0 5-3			0-0 FC6-4 1B	4-0 BB	4	0	2	0	0	0	4	AB 39								
Fred Stanley, R (1, 5) OBP: 0.286, SLG: 0.212		0-0 1-2 1B		0-0 F9 1-2		0-0 6-3		0-0 FC6-4 1-2f E	0-0 F8	5	1	1	0	0	0	5	R 5 H 11 RBI 4 BB 4 SO 2 LOB 28								
Fred Norman, S (1, 1) OBP: 0.224, SLG: 0.136 Gary Ross, R (7, 1) OBP: 0.167, SLG: 0.167 Mark Schaeffer, L (7, 1) Randy Elliott, R (8, PH) OBP: 0.239, SLG: 0.318 Steve Simpson, R (8, 1)		0-0 1-3		0-0 4-3		0-0 4-3		0-0 E4 1-H 3B		3	0	0	0	0	0	4									
Inning Stats	R: 0 E: 0 K: 0 S: 3	H: 0 LOB: 1 BB: 1 P: 7	R: 0 E: 0 K: 0 S: 5	H: 2 LOB: 2 BB: 0 P: 5	R: 0 E: 1 K: 0 S: 3	H: 0 LOB: 0 BB: 0 P: 3	R: 1 E: 0 K: 0 S: 5	H: 2 LOB: 2 BB: 1 P: 9	R: 2 E: 1 K: 0 S: 6	H: 2 LOB: 2 BB: 1 P: 10	R: 0 E: 0 K: 0 S: 3	H: 0 LOB: 0 BB: 0 P: 3	R: 0 E: 0 K: 0 S: 5	H: 2 LOB: 2 BB: 0 P: 5	R: 2 E: 2 K: 1 S: 8	H: 3 LOB: 2 BB: 0 P: 8	R: 0 E: 0 K: 1 S: 5	H: 0 LOB: 2 BB: 1 P: 10	1B: 9 2B: 1 3B: 1 HR: 0	SF: 0 SAC: 0 DP: 0 HBP: 1	WP: 0 PB: 0 SB: 3 CS: 1	PA: 44			
PITCHER	IP	WLS	BF	H	R	ER	SO	BB	IBB	HBP	BLK	WP	HR	S	P	ERA	WHIP								
Claude Osteen, L (1, 1) ERA: 2.74	7.1	L	37	11	5	4	0	3	0	0	0	0	0	34	46	4.91	1.909								
Charlie Hough, R (8, 1) ERA:	1.2		7	0	0	0	2	1	0	1	0	0	0	9	14	0.00	0.600								

San Diego Padres @ Los Angeles Dodgers
Dodger Stadium, Los Angeles, CA
 Mon Sep 25 1972, 7:05 PM PDT
 Att: 10,887 - Unknown

livebaseballscorecards.com



Batter	1	2	3	4	5	6	7	8	9	AB R H RBI BB SO LOB
Davey Lopes, R (1, 4) OBP: 0.300, SLG: 0.176	0-0 F7		0-3 K		0-0 F2		0-0 1B		0-0 L9	5 0 1 0 0 1 2
Bill Buckner, L (1, 9) OBP: 0.348, SLG: 0.411	0-0 F8		0-3 K			0-0 E3 G3 4-3 1B	0-3 K			4 1 1 0 0 2 4
Willie Davis, L (1, 8) OBP: 0.320, SLG: 0.444	0-0 L8			0-0 F9		0-0 G3 2-3		0-0 FC5-4 1B		4 0 1 0 0 0 1
Wes Parker, S (1, 3) OBP: 0.368, SLG: 0.355		0-0 5-3		4-0 BB		0-0 4-3		0-0 FC5-4 BB		3 0 0 1 1 0 1
Tom Paciorek, R (1, 7) OBP: 0.316, SLG: 0.389		0-0 F9		0-3 K		0-0 G3 3-H		4-0 BB		3 0 0 0 1 1 1
Ron Cey, R (1, 5) OBP: 0.444, SLG: 0.286 Maury Wills, S (7, PR) OBP: 0.190, SLG: 0.167 (8, 5)		0-3 K		0-0 L7			0-0 SH1-4 1B	0-3 K		3 0 1 0 0 1 1 1 1 0 0 0 1 2
Bill Russell, R (1, 6) OBP: 0.328, SLG: 0.376			0-0 1B		0-0 5-3 3B		0-0 SH1-4 1B	0-0 F8		3 1 2 0 0 0 2
Joe Ferguson, R (1, 2) OBP: 0.500, SLG: 0.500 Manny Mota, R (7, PH) OBP: 0.382, SLG: 0.440 Chris Cannizzaro, R (8, 2) OBP: 0.341, SLG: 0.300 Willie Crawford, L (9, PH) OBP: 0.347, SLG: 0.413			0-0 1B		0-0 5-3		0-0 6-3 2-3		0-0 F7	2 0 1 1 0 0 0 1 0 0 0 0 0 2 0 0 0 0 0 0 0 1 0 0 0 0 0 0
Claude Osteen, L (1, 1) OBP: 0.326, SLG: 0.388 Charlie Hough, R (8, 1) Bobby Valentine, R (9, PH) OBP: 0.320, SLG: 0.338			0-3 K		0-0 F4		0-0 1B		0-0 F9	3 0 1 1 0 1 2 0 0 0 0 0 0 0 1 0 0 0 0 0 0

Inning Stats	R: 0 E: 0 K: 0 S: 3	H: 0 LOB: 0 BB: 0 P: 3	R: 0 E: 0 K: 1 S: 5	H: 0 LOB: 0 BB: 0 P: 5	R: 0 E: 0 K: 3 S: 11	H: 2 LOB: 2 BB: 0 P: 11	R: 0 E: 0 K: 1 S: 5	H: 0 LOB: 1 BB: 1 P: 9	R: 1 E: 0 K: 0 S: 4	H: 1 LOB: 0 BB: 0 P: 4	R: 1 E: 1 K: 0 S: 4	H: 1 LOB: 0 BB: 0 P: 4	R: 1 E: 0 K: 1 S: 8	H: 3 LOB: 2 BB: 0 P: 8	R: 0 E: 0 K: 1 S: 6	H: 1 LOB: 2 BB: 1 P: 10	R: 0 E: 0 K: 0 S: 3	H: 0 LOB: 0 BB: 0 P: 3	1B: 7 2B: 0 3B: 1 HR: 0	SF: 0 SAC: 1 DP: 0 HBP: 0
--------------	------------------------------	---------------------------------	------------------------------	---------------------------------	-------------------------------	----------------------------------	------------------------------	---------------------------------	------------------------------	---------------------------------	------------------------------	---------------------------------	------------------------------	---------------------------------	------------------------------	----------------------------------	------------------------------	---------------------------------	----------------------------------	------------------------------------

PITCHER	IP	WLS	BF	H	R	ER	SO	BB	IBB	HBP	BLK	WP	HR	S	P	ERA	WHIP
Fred Norman, L (1, 1) ERA: 3.44	6.0		23	4	2	1	5	1	0	0	0	0	0	32	36	1.50	0.833
Gary Ross, R (7, 1) ERA: 2.6	0.2		5	3	1	1	0	0	0	0	0	0	0	5	5	13.50	4.500
Mark Schaeffer, L (7, 1) ERA: 4.65	0.1	W	1	0	0	0	1	0	0	0	0	0	0	3	3	0.00	0.000
Steve Simpson, R (8, 1) ERA: 1.0	2.0	S	8	1	0	0	1	1	0	0	0	0	0	9	13	0.00	1.000

BOTTOM

San Diego Padres @ Los Angeles Dodgers
Dodger Stadium, Los Angeles, CA
 Mon Sep 25 1972, 7:05 PM PDT
 Att. 10,887 - Unknown

AB	34
R	3
H	8
RBI	3
BB	2
SO	7
LOB	18



WP: 0	PA: 37
PB: 0	
SB: 0	
CS: 0	

livebaseballscorecards.com

Batter	1	2	3	4	5	6	7	8	9	AB R H RBI BB SO LOB	TOP	
Enzo Hernandez, R (1, 6) OBP: 0.230, SLG: 0.219	4-0 E 1B BB	0-0 SF9			0-0 G6-3 1B		0-0 5-3			2 1 1 1 1 0 0	San Diego Padres @ Los Angeles Dodgers Dodger Stadium, Los Angeles, CA Tue Sep 26 1972, 7:05 PM PDT Att: 11,032 - Unknown livebaseballscorecards.com	
Dave Roberts, R (1, 4) OBP: 0.277, SLG: 0.324 Derrel Thomas, S (2, 4) OBP: 0.290, SLG: 0.313	0-0 F9	0-0 3-H 1B			0-0 F9			0-0 4-3		2 0 1 0 0 0 1 2 0 0 0 0 0 1		
Leron Lee, L (1, 7) OBP: 0.358, SLG: 0.513	0-3 K	0-0 4-3			0-0 G6-3 1-2f			0-0 F9		4 0 0 0 0 1 4		
Nate Colbert, R (1, 3) OBP: 0.334, SLG: 0.515	0-0 S 1B				0-3 K			0-0 6-3		4 0 1 1 0 1 0		
Cito Gaston, R (1, 8) OBP: 0.310, SLG: 0.359	0-3 K				0-0 1B			0-0 3-1 1B		4 0 2 0 0 1 1		
Randy Elliott, R (1, 9) OBP: 0.240, SLG: 0.313		0-0 1B SF9 1B		0-0 F4		0-0 L9		0-0 F8		4 1 1 0 0 0 2		
Fred Kendall, R (1, 2) OBP: 0.247, SLG: 0.324 Pat Corrales, R (3, 2) OBP: 0.276, SLG: 0.192 Curt Blefary, L (9, PH) OBP: 0.333, SLG: 0.352		0-0 SF9 1B SF9 1B		0-3 K		0-0 4-3		0-0 3-1		1 1 1 0 0 0 0 2 0 0 0 0 1 1 1 0 0 0 0 0 1		
Fred Stanley, R (1, 5) OBP: 0.287, SLG: 0.216 Larry Stahl, L (9, PH) OBP: 0.298, SLG: 0.339		0-0 1B 1-2 2-3 1B		0-3 K		0-0 4-3		0-0 4-3		3 0 1 0 0 1 0 1 0 0 0 0 0 1		
Mike Caldwell, R (1, 1) OBP: 0.143, SLG: 0.146 Ralph Garcia, R (2, 1) OBP: 0.298, SLG: 0.310 Johnny Jeter, R (4, PH) OBP: 0.194, SLG: 0.083 Ed Acosta, S (4, 1) OBP: 0.272, SLG: 0.343 Garry Jesteadt, R (7, PH) OBP: 0.222, SLG: 0.343 Bill Greff, R (7, 1) OBP: 0.089, SLG: 0.030 Mark Schaeffer, L (8, 1) OBP: 0.089, SLG: 0.030 Steve Simpson, R (8, 1)		0-0 SF9		0-0 F9		0-0 4-3		0-0 4-3		0 0 0 1 0 0 0 0 0 0 0 0 0 0 1 0 0 0 0 0 0 0 0 0 0 0 0 0 1 0		
Inning Stats	R: 1 H: 1 E: 1 LOB: 1 K: 2 BB: 1 S: 8 P: 12	R: 2 H: 4 E: 0 LOB: 2 K: 0 BB: 0 S: 7 P: 7	R: 0 H: 0 E: 0 LOB: 0 K: 0 BB: 0 S: 3 P: 3	R: 0 H: 0 E: 0 LOB: 0 K: 2 BB: 0 S: 7 P: 7	R: 0 H: 1 E: 0 LOB: 0 K: 0 BB: 0 S: 3 P: 3	R: 0 H: 1 E: 0 LOB: 1 K: 1 BB: 0 S: 6 P: 6	R: 0 H: 0 E: 0 LOB: 0 K: 0 BB: 0 S: 3 P: 3	R: 0 H: 0 E: 0 LOB: 0 K: 0 BB: 0 S: 3 P: 3	R: 0 H: 1 E: 0 LOB: 1 K: 0 BB: 0 S: 4 P: 4	1B: 8 SF: 2 2B: 0 SAC: 0 3B: 0 DP: 1 HR: 0 HBP: 0		WP: 0 PA: 35 PB: 0 SB: 1 CS: 0
PITCHER Mike Strahler, R (1, 1) ERA: 3.26	IP WLS BF H R ER SO BB IBB HBP BLK WP HR S P ERA WHIP	9.0 W 35 8 3 2 5 1 0 0 0 0 0 0 44 48 2.00 1.000										

Batter	1	2	3	4	5	6	7	8	9	AB R H RBI BB SO LOB
Davey Lopes, R OBP: 0.360, SLG: 0.200 (1, 4)	4-0 S 1B BB	4-0 1B BB		0-0 F4		0-0 1-3		0-0 S 1B 2-H		3 1 1 1 2 0 1
Bill Buckner, L OBP: 0.349, SLG: 0.411 (1, 9)	0-3 K	0-0 FC5-4 1B		0-0 F7			0-0 1B BB 1B	0-0 F9		5 0 2 1 0 1 2
Tom Paciorek, R OBP: 0.292, SLG: 0.348 (1, 7)	0-0 HR 1B	0-0 F9			0-0 L5		0-0 F9	0-0 4-3		5 1 1 1 0 0 4
Ron Cey, R OBP: 0.500, SLG: 0.588 (1, 5)	0-0 HR	0-3 K			0-0 2B		4-0 1B BB			3 1 2 2 1 1 2
Terrance McDermott, R OBP: 0.200, SLG: 0.130 (1, 3)	0-3 K	0-0 FC5-4			0-3 K		0-0 F9			3 0 0 0 0 2 3
Wes Parker, S OBP: 0.368, SLG: 0.354 (7, PH) (8, 3)										1 0 0 0 0 0 2
Bobby Valentine, R OBP: 0.319, SLG: 0.337 (1, 8)	0-0 5-3			0-0 L7		0-3 K	0-0 1B			4 0 1 0 0 1 1
Bill Russell, R OBP: 0.327, SLG: 0.374 (1, 6)		0-0 HR 1B		0-0 6-3		0-0 F3	0-3 K			4 1 1 0 0 1 3
Joe Ferguson, R OBP: 0.667, SLG: 1.500 (1, 2)		0-0 HR		0-0 1-3		0-0 2B		0-0 1B 2B		4 2 3 2 0 0 0
Mike Strahler, R OBP: 0.357, SLG: 0.182 (1, 1)		0-0 BB 1B		0-0 5-3		0-3 K		0-3 K		4 1 1 0 0 2 2

Inning Stats	R: 3	H: 2	E: 0	K: 2	S: 9	L: 13	LOB: 0	BB: 1	P: 13	R: 3	H: 4	E: 0	K: 1	S: 9	LOB: 2	BB: 1	P: 13	R: 0	H: 0	E: 0	K: 0	S: 3	LOB: 0	BB: 0	P: 3	R: 0	H: 0	E: 0	K: 0	S: 3	LOB: 0	BB: 0	P: 3	R: 0	H: 1	E: 0	K: 2	S: 8	LOB: 1	BB: 0	P: 8	R: 0	H: 1	E: 0	K: 1	S: 6	LOB: 1	BB: 0	P: 6	R: 0	H: 2	E: 0	K: 1	S: 7	LOB: 3	BB: 1	P: 11	R: 1	H: 2	E: 0	K: 1	S: 7	LOB: 1	BB: 0	P: 7
--------------	------	------	------	------	------	-------	--------	-------	-------	------	------	------	------	------	--------	-------	-------	------	------	------	------	------	--------	-------	------	------	------	------	------	------	--------	-------	------	------	------	------	------	------	--------	-------	------	------	------	------	------	------	--------	-------	------	------	------	------	------	------	--------	-------	-------	------	------	------	------	------	--------	-------	------

PITCHER	IP	WLS	BF	H	R	ER	SO	BB	IBB	HBP	BLK	WP	HR	S	P	ERA	WHIP
Mike Caldwell, L ERA: 3.75 (1, 1)	1.0	L	8	4	5	5	2	1	0	0	0	0	0	11	15	45.00	5.000
Ralph Garcia, R ERA: 4.5 (2, 1)	2.0		9	2	1	1	1	1	0	0	0	0	0	10	14	4.50	1.500
Ed Acosta, R ERA: 4.46 (4, 1)	3.0		11	2	0	0	3	0	0	0	0	0	0	17	17	0.00	0.667
Bill Greif, R ERA: 5.66 (7, 1)	1.1		9	4	1	1	2	1	0	0	0	0	0	12	16	6.75	3.750
Mark Schaeffer, L ERA: 4.61 (8, 1)	0.1		1	0	0	0	0	0	0	0	0	0	0	1	1	0.00	0.000

BOTTOM


San Diego Padres @ Los Angeles Dodgers
Dodger Stadium, Los Angeles, CA

Tue Sep 26 1972, 7:05 PM PDT
Att. 11,032 - Unknown

AB	36
R	7
H	12
RBI	7
BB	3
SO	8
LOB	20

livebaseballscorecards.com

WP: 0 **PA: 39**
PB: 0
SB: 2
CS: 0



Batter	1	2	3	4	5	6	7	8	9	AB R H RBI BB SO LOB	TOP									
Enzo Hernandez, R (1, 6) <small>OBP: 0.228, SLG: 0.217</small> Johnny Jeter, R (8, PH) <small>OBP: 0.288, SLG: 0.309</small> Garry Jesteadt, R (8, 5) <small>OBP: 0.272, SLG: 0.343</small>	0-0 1-3		0-3 K			0-0 6-3		0-0 F2		3 0 0 0 0 1 0 1 0 0 0 0 0 1 0 0 0 0 0 0 0										
Dave Roberts, R (1, 4) <small>OBP: 0.275, SLG: 0.321</small>	0-0 F8			0-0 1-3		0-0 5-3		0-0 F7		4 0 0 0 0 0 0										
Leron Lee, L (1, 7) <small>OBP: 0.354, SLG: 0.507</small>	0-0 6-3			0-3 K		0-0 F8		0-3 K		4 0 0 0 0 2 0										
Nate Colbert, R (1, 3) <small>OBP: 0.334, SLG: 0.515</small>		0-3 K		0-0 2B		0-3 K		0-0 6-3		4 0 1 0 0 2 0										
Cito Gaston, R (1, 9) <small>OBP: 0.308, SLG: 0.356</small>		0-0 L9		0-3 K		0-3 K				3 0 0 0 0 2 1										
Jerry Morales, R (1, 8) <small>OBP: 0.312, SLG: 0.364</small>		0-0 2B			0-0 F7		0-3 K			3 0 1 0 0 1 0										
Fred Stanley, R (1, 5) <small>OBP: 0.291, SLG: 0.213</small> Derrel Thomas, S (8, PH) <small>OBP: 0.291, SLG: 0.313</small> (8, 6)		0-0 F9		4-0 FC6-4 BB		4-0 FC6 BB				1 0 0 0 1 0 1 0 0 0 0 1 0 0										
Joe Goddard, R (1, 2) <small>OBP: 0.286, SLG: 0.263</small> Curt Blefary, L (8, PH) <small>OBP: 0.331, SLG: 0.349</small> Pat Corrales, R (8, 2) <small>OBP: 0.276, SLG: 0.192</small>		0-0 B1-3-4 1B		0-0 F4		0-0 F9				2 0 1 0 0 0 1 1 0 0 0 0 0 1 0 0 0 0 0 0 0										
Steve Arlin, R (1, 1) <small>OBP: 0.256, SLG: 0.203</small> Gary Ross, R (3, 1) <small>OBP: 0.154, SLG: 0.154</small> Larry Stahl, L (8, PH) <small>OBP: 0.297, SLG: 0.338</small> Mike Corkins, R (8, 1) <small>OBP: 0.256, SLG: 0.316</small>		0-0 B1-3-4		0-0 FC6-4		0-0 FC6				1 0 0 0 0 0 1 1 0 0 0 0 0 1 1 0 0 0 0 0 1 0 0 0 0 0 0 0										
Inning Stats	R: 0 E: 0 K: 0 S: 3	H: 0 LOB: 0 BB: 0 P: 3	R: 0 E: 0 K: 1 S: 6	H: 1 LOB: 1 BB: 0 P: 6	R: 0 E: 0 K: 1 S: 5	H: 1 LOB: 0 BB: 0 P: 5	R: 0 E: 0 K: 2 S: 8	H: 1 LOB: 1 BB: 0 P: 8	R: 0 E: 0 K: 0 S: 3	H: 0 LOB: 1 BB: 1 P: 7	R: 0 E: 0 K: 3 S: 9	H: 0 LOB: 0 BB: 0 P: 9	R: 0 E: 1 K: 0 S: 3	H: 0 LOB: 1 BB: 1 P: 7	R: 0 E: 0 K: 1 S: 5	H: 0 LOB: 0 BB: 0 P: 5	1B: 1 2B: 3 3B: 0 HR: 0	SF: 0 SAC: 0 DP: 1 HBP: 0	WP: 0 PB: 0 SB: 0 CS: 0	PA: 31
PITCHER Don Sutton, R (1, 1) <small>ERA: 2.05</small>	IP 9.0 WLS W BF 31 H 3 R 0 ER 0 SO 8 BB 2 IBB 0 HBP 0 BLK 0 WP 0 HR 0 S 45 P 53 ERA 0.00 WHIP 0.556																			

San Diego Padres @ Los Angeles Dodgers
 Dodger Stadium, Los Angeles, CA
 Wed Sep 27 1972, 7:05 PM PDT
 Att: 31,244 - Unknown

AB	29
R	0
H	3
RBI	0
BB	2
SO	8
LOB	8



Batter	1	2	3	4	5	6	7	8	9
Davey Lopes, R OBP: 0.379, SLG: 0.333 (1, 4)	0-0 5-3		0-0 1B 2B		0-0 FC5-4 2B		0-3 K		
Bill Buckner, L OBP: 0.348, SLG: 0.409 (1, 9)	0-0 4-3		0-0 2-3 1B		0-0 F8		0-0 4-3		
Willie Davis, L OBP: 0.320, SLG: 0.442 (1, 8)	0-0 G3		0-3 K		4-0 FC5-4 IBB		0-0 F8		
Tom Paciorek, R OBP: 0.286, SLG: 0.333 (1, 3)		0-0 F8	0-0 F9		0-0 FC5-4 FC6-4 1-2f 2-3		0-0 S BLK 1B		
Ron Cey, R OBP: 0.462, SLG: 0.524 (1, 5)		0-0 1B 2B 1B	0-3 K		0-0 FC6-4 1-2f		0-3 K		
Willie Crawford, L OBP: 0.349, SLG: 0.412 (1, 7)		0-0 1-3 2B 1B		0-3 K		0-0 L7		4-0 FC5 WP IBB	
Joe Ferguson, R OBP: 0.600, SLG: 1.200 (1, 2)		0-0 BB 1-H 3-H 2B		0-3 K		0-0 FC1-6 1B		0-3 K	
Bill Russell, R OBP: 0.331, SLG: 0.373 (1, 6)		4-0 BB 2-3 BB		4-0 BB		0-0 FC1-6 1-2f BB		4-0 IBB	
Don Sutton, R OBP: 0.178, SLG: 0.149 (1, 1)		0-3 K		0-0 1-3		0-0 4-3		0-0 FC5 2-3f	

Inning Stats	R: 0 E: 0 K: 0 S: 3	H: 0 LOB: 0 BB: 0 P: 3	R: 2 E: 0 K: 1 S: 7	H: 3 LOB: 1 BB: 1 P: 11	R: 0 E: 0 K: 2 S: 9	H: 2 LOB: 2 BB: 0 P: 9	R: 0 E: 0 K: 2 S: 7	H: 0 LOB: 1 BB: 1 P: 11	R: 0 E: 0 K: 0 S: 4	H: 1 LOB: 2 BB: 1 P: 8	R: 0 E: 0 K: 0 S: 4	H: 1 LOB: 1 BB: 0 P: 4	R: 0 E: 0 K: 1 S: 5	H: 0 LOB: 0 BB: 0 P: 5	R: 0 E: 0 K: 2 S: 8	H: 1 LOB: 3 BB: 2 P: 16
--------------	------------------------------	---------------------------------	------------------------------	----------------------------------	------------------------------	---------------------------------	------------------------------	----------------------------------	------------------------------	---------------------------------	------------------------------	---------------------------------	------------------------------	---------------------------------	------------------------------	----------------------------------

PITCHER	IP	WLS	BF	H	R	ER	SO	BB	IBB	HBP	BLK	WP	HR	S	P	ERA	WHIP
Steve Arlin, R ERA: 3.7 (1, 1)	2.0	L	11	5	2	2	1	1	0	0	0	0	0	12	16	9.00	3.000
Gary Ross, R ERA: 2.45 (3, 1)	5.0		19	2	0	0	5	1	1	0	0	0	0	27	35	0.00	0.600
Mike Corkins, R ERA: 3.47 (8, 1)	1.0		6	1	0	0	2	0	2	0	1	1	0	8	16	0.00	1.000

BOTTOM

San Diego Padres @ Los Angeles Dodgers
 Dodger Stadium, Los Angeles, CA

Wed Sep 27 1972, 7:05 PM PDT
 Att. 31,244 - Unknown

AB	R	H	RBI	BB	SO	LOB
4	0	2	0	0	1	0
4	0	1	0	0	0	1
3	0	0	0	1	1	2
4	0	1	0	0	0	4
4	1	1	0	0	2	5
3	1	1	0	1	1	0
4	0	2	2	0	2	2
1	0	0	0	3	0	1
4	0	0	0	0	1	6

AB	31
R	2
H	8
RBI	2
BB	5
SO	8
LOB	21



1B	5	SF	0	WP	1	PA	36
2B	3	SAC	0	PB	0		
3B	0	DP	0	SB	1		
HR	0	HBP	0	CS	0		

PITCHER	IP	WLS	BF	H	R	ER	SO	BB	IBB	HBP	BLK	WP	HR	S	P	ERA	WHIP
---------	----	-----	----	---	---	----	----	----	-----	-----	-----	----	----	---	---	-----	------

Batter	1	2	3	4	5	6	7	8	9	AB R H RBI BB SO LOB	TOP			
Roger Metzger, S OBP: 0.290, SLG: 0.262 (1, 6) X	0-0 FC6-4 1B		0-0 F8		0-0 FC4 1-2f		0-0 F7 BB 1B	0-0 G6-4-3 1-2f		5 1 2 0 0 0 2				
Jimmy Wynn, R OBP: 0.395, SLG: 0.474 (1, 9) X	0-0 FC6-4 1-2f CS			4-0 2B FC6-2 BB		4-0 1B FC BB	4-0 1-2 1B BB		0-0 6-3	2 2 0 0 3 0 1				
Cesar Cedeno, R OBP: 0.387, SLG: 0.545 (1, 8) B B B	4-0 PB 1-2 BB			0-0 FC6-2 1-3 2B		0-0 S FC FC6-4 1B	0-0 F7 1-2 2-3		0-0 F7 1B	4 1 3 0 1 0 2				
Lee May, R OBP: 0.350, SLG: 0.500 (1, 3) X	0-0 F8 1-2			0-0 FC6-2 FC6-4		0-0 FC FC6-4 1B	4-0 FC5 1B IBB		0-0 F7	4 1 0 1 1 0 5				
Bob Watson, R OBP: 0.378, SLG: 0.456 (1, 7) X		0-0 G6-4-3 1B		0-0 FC6-4 1-2f		0-0 F6 1-2 2-3	0-0 1-2 2-H 3-H 1B		4-0 BB	4 0 2 2 1 0 4				
Doug Rader, R OBP: 0.308, SLG: 0.424 (1, 5) X		0-0 G6-4-3 1-2f		0-3 K		4-0 FC6-4 IBB	0-3 K		0-0 F4	4 0 0 0 1 2 7				
Tommy Helms, R OBP: 0.292, SLG: 0.348 (1, 4) S S S		0-3 K				0-0 F8	0-0 FC6-4 1B 1-2f 2-3 3-H	0-0 FC5		4 0 0 1 0 1 4				
Larry Howard, R OBP: 0.303, SLG: 0.320 (1, 2) X		0-0 6-3				0-0 F9	0-0 1-2 3-H 1B	0-0 F7		4 0 1 1 0 0 0				
Ken Forsch, R OBP: 0.171, SLG: 0.150 (1, 1) X			0-0 F7			0-0 FC4 1B	0-3 K	0-0 G6-4-3 1B		3 0 1 0 0 1 2				
Dave Roberts, L OBP: 0.274, SLG: 0.343 (7, 1) X										1 0 1 0 0 0 0				
Inning Stats	R: 0 H: 1 E: 0 LOB: 1 K: 0 BB: 1 S: 3 P: 7	R: 0 H: 1 E: 0 LOB: 0 K: 1 BB: 0 S: 5 P: 5	R: 0 H: 0 E: 0 LOB: 0 K: 0 BB: 0 S: 3 P: 3	R: 0 H: 1 E: 0 LOB: 2 K: 1 BB: 1 S: 6 P: 10	R: 0 H: 1 E: 0 LOB: 1 K: 0 BB: 0 S: 4 P: 4	R: 3 H: 2 E: 0 LOB: 2 K: 1 BB: 2 S: 8 P: 16	R: 2 H: 2 E: 0 LOB: 2 K: 1 BB: 2 S: 7 P: 15	R: 0 H: 1 E: 0 LOB: 0 K: 0 BB: 0 S: 3 P: 3	R: 0 H: 1 E: 0 LOB: 2 K: 0 BB: 1 S: 4 P: 8	1B: 9 SF: 0 2B: 1 SAC: 0 3B: 0 DP: 2 HR: 0 HBP: 0	WP: 0 PA: 42 PB: 1 SB: 2 CS: 1			
PITCHER	IP WLS BF H R ER SO BB IBB HBP BLK WP HR S P ERA WHIP													
Clay Kirby, R ERA: 3.09 (1, 1)	5.0		4 1 1 2 3 0 0 0 0 0 0 0 0 21 33 1.80 1.400											
Steve Simpson, R ERA: 4.35 (6, 1)	1.0	L	9 3 4 4 1 1 1 0 0 0 0 0 9 17 36.00 4.000											
Ralph Garcia, R ERA: 3.0 (7, 1)	1.0		5 1 0 0 1 0 1 0 0 0 0 0 6 10 0.00 1.000											
Ed Acosta, R ERA: 4.36 (8, 1)	2.0		8 2 0 0 0 1 0 0 0 0 0 0 7 11 0.00 1.500											

Houston Astros @ San Diego Padres
San Diego Stadium, San Diego, CA

Fri Sep 29 1972, 10:05 PM EDT
Att. 5,994 - Unknown

livebaseballscorecards.com

AB	35
R	5
H	10
RBI	5
BB	7
SO	4
LOB	27



Batter	1	2	3	4	5	6	7	8	9	AB R H RBI BB SO LOB	BOTTOM
Derrel Thomas, S OBP: 0.290, SLG: 0.312 (1, 4) (8, 6)	0-3 K	0-0 F8		0-0 L7					0-3 K	5 0 1 0 0 2 2	
Enzo Hernandez, R OBP: 0.229, SLG: 0.218 Larry Stahl, L OBP: 0.296, SLG: 0.337 Ed Acosta, S OBP: 0.154, SLG: 0.083 (1, 6) (7, PH) (8, 1)	0-0 S 1B 1B		0-0 4-3		0-0 F8		0-3 K			3 1 1 0 0 0 0 1 0 0 0 0 1 2 0 0 0 0 0 0 0	
Leron Lee, L OBP: 0.350, SLG: 0.501 (1, 7)	0-3 K 1-2		0-3 K		0-0 L8		0-0 F5			4 0 0 0 0 2 3	
Nate Colbert, R OBP: 0.335, SLG: 0.516 (1, 3)	0-0 1B 1B 2-H		0-0 2B		0-3 K			0-3 K		4 0 2 1 0 2 0	
Cito Gaston, R OBP: 0.310, SLG: 0.360 (1, 9)	0-0 1B 1-2 1B		0-3 K		0-0 6-3			0-0 2B		4 0 2 0 0 1 1	
Jerry Morales, R OBP: 0.311, SLG: 0.363 (1, 8)	0-0 1-2 2-H 1B		0-0 L4		0-0 F3			0-0 6-3		4 0 1 0 0 0 1	
Fred Stanley, R OBP: 0.290, SLG: 0.215 (1, 5) (8, 4)		0-0 F8		0-0 E5 1B FC6-4 1B		0-0 F8		0-0 1-3		4 1 1 0 0 0 1	
Joe Goddard, R OBP: 0.360, SLG: 0.286 (1, 2)		4-0 SH3 BB		0-0 FC6-4 1B 2-3		4-0 1B BB		0-3 K		2 0 1 0 2 1 0	
Clay Kirby, R OBP: 0.115, SLG: 0.068 Steve Simpson, R (6, 1) Ralph Garcia, R (7, 1) Curt Blefary, L OBP: 0.328, SLG: 0.345 Garry Jestadt, R OBP: 0.271, SLG: 0.342 (8, 5)		0-0 SH3 1-2		0-0 FC6-4 1-2f 3-H		0-3 K		0-0 F9		1 0 0 1 0 0 1 0 0 0 0 0 0 0 0 0 0 0 0 0 0 1 0 0 0 0 1 1 1 0 0 0 0 0 0	
Inning Stats	R: 1 H: 4 E: 0 LOB: 2 K: 2 BB: 0 S: 10 P: 10	R: 0 H: 0 E: 0 LOB: 1 K: 0 BB: 1 S: 3 P: 7	R: 0 H: 1 E: 0 LOB: 1 K: 2 BB: 0 S: 8 P: 8	R: 1 H: 2 E: 1 LOB: 1 K: 0 BB: 0 S: 5 P: 5	R: 0 H: 0 E: 0 LOB: 0 K: 1 BB: 0 S: 5 P: 5	R: 0 H: 0 E: 0 LOB: 0 K: 0 BB: 0 S: 3 P: 3	R: 0 H: 1 E: 0 LOB: 2 K: 2 BB: 1 S: 8 P: 12	R: 0 H: 1 E: 0 LOB: 1 K: 1 BB: 0 S: 6 P: 6	R: 0 H: 0 E: 0 LOB: 0 K: 2 BB: 0 S: 7 P: 7	1B: 7 SF: 0 2B: 2 SAC: 1 3B: 0 DP: 0 HR: 0 HBP: 0	WP: 0 PA: 37 PB: 0 SB: 1 CS: 0
PITCHER Ken Forsch, R ERA: 3.87 Dave Roberts, L ERA: 4.56 (1, 1) (7, 1)	IP WLS BF H R ER SO BB IBB HBP BLK WP HR S P ERA WHIP 6.2 W 29 8 2 1 7 2 0 0 0 0 0 0 14 14 0.00 0.429										

Houston Astros @ San Diego Padres
San Diego Stadium, San Diego, CA

Fri Sep 29 1972, 10:05 PM EDT
Att. 5,994 - Unknown

livebaseballscores.com

AB	34
R	2
H	9
RBI	2
BB	2
SO	10
LOB	12



Batter	1	2	3	4	5	6	7	8	9	10	11	12	AB	R	H	RBI	BB	SO	LOB	TOP								
Roger Metzger, S OBP: 0.289, SLG: 0.260	4-0 F8 WP BB		x 0-0 6-3		x 0-0 L6		x 0-0 5-3		x 0-0 1-3		x 0-0 4-3		5	0	0	1	1	0	4									
Jimmy Wynn, R OBP: 0.395, SLG: 0.478	0-3 K		x 0-0 F8		x 0-0 5-3			x 0-0 6-3	x 0-0 1B			x 0-0 HR	6	1	2	3	0	1	1									
Cesar Cedeno, R OBP: 0.386, SLG: 0.541	4-0 BB		x 0-0 6-3			x 0-0 5-3		x 0-0 FC6-4 BB	x 0-0 L3			x 0-0 6-3	4	0	0	0	2	0	1									
Lee May, R OBP: 0.346, SLG: 0.495	0-0 F8			x 0-0 E7 E		x 0-0 6-3		x 0-0 FC6-4		x 0-0 L6		x 0-0 F4	6	1	0	0	0	0	3									
Bob Watson, R OBP: 0.376, SLG: 0.454	0-0 F8			x 0-0 5-3		x 0-0 3B 2B		x 0-0 5-3		x 0-0 F3		x 0-0 4-3	6	1	1	0	0	0	4									
Doug Rader, R OBP: 0.310, SLG: 0.428		4-0 BB		x 0-0 6-3		x 0-0 3B			x 0-0 BB 1-3 BB		x 0-0 F8		3	1	1	1	2	0	1									
Tommy Helms, R OBP: 0.293, SLG: 0.348		0-0 F7		x 0-0 E6 1B		x 0-0 F4			x 0-0 1-3 1B BB		x 0-0 6-3		4	1	1	0	1	0	2									
Larry Howard, R OBP: 0.298, SLG: 0.314		0-0 F8		x 0-0 F9			0-3 K		x 0-0 F5		x 0-0 SH1-4 1B		3	0	0	0	0	1	2									
Rich Chiles, L OBP: 0.333, SLG: 0.200 (9, PH)													1	0	0	0	0	0	2									
Johnny Edwards, L OBP: 0.359, SLG: 0.375 (9, 2)													1	0	1	0	0	0	0									
Bob Stinson, S OBP: 0.182, SLG: 0.194 (11, PR)													0	0	0	0	0	0	0									
Jerry Reuss, L OBP: 0.169, SLG: 0.136 (1, 1)		0-0 F7		x 0-3 K			x 0-0 6-3		x 0-0 1B BB		x 0-0 SH1-4		2	0	0	0	0	1	1									
Tom Griffin, R OBP: 0.264, SLG: 0.520 (5, 1)													0	0	0	0	0	0	0									
Jesus Alou, R OBP: 0.364, SLG: 0.374 (7, PH)													1	0	0	0	0	0	0									
Jim Ray, R OBP: 0.063, SLG: 0.063 (7, 1)													0	0	0	0	0	0	0									
Fred Gladding, L OBP: 0.346, SLG: 0.418 (9, PH)													0	0	0	0	0	0	0									
Norm Miller, L OBP: 0.346, SLG: 0.418 (9, 1)													0	1	0	0	1	0	0									
George Culver, R OBP: 0.200, SLG: 0.211 (8, 1)													0	0	0	0	0	0	0									
Dave Roberts, L OBP: 0.274, SLG: 0.343 (10, 1)													0	0	0	0	0	0	0									
Inning Stats	R: 0 E: 0 K: 1 S: 5	H: 0 LOB: 2 BB: 2 P: 13	R: 0 E: 0 K: 0 S: 3	H: 0 LOB: 1 BB: 1 P: 7	R: 0 E: 0 K: 0 S: 3	H: 0 LOB: 0 BB: 0 P: 3	R: 1 E: 2 K: 0 S: 5	H: 1 LOB: 1 BB: 0 P: 5	R: 0 E: 0 K: 1 S: 5	H: 0 LOB: 0 BB: 0 P: 5	R: 1 E: 0 K: 0 S: 5	H: 2 LOB: 1 BB: 0 P: 5	R: 0 E: 0 K: 0 S: 5	H: 0 LOB: 0 BB: 0 P: 5	R: 0 E: 0 K: 0 S: 3	H: 0 LOB: 1 BB: 1 P: 7	R: 3 E: 0 K: 0 S: 4	H: 1 LOB: 1 BB: 3 P: 16	R: 0 E: 0 K: 0 S: 3	H: 0 LOB: 0 BB: 0 P: 3	R: 0 E: 0 K: 0 S: 4	H: 1 LOB: 2 BB: 0 P: 4	R: 1 E: 0 K: 0 S: 4	H: 1 LOB: 0 BB: 0 P: 4	1B: 3 2B: 1 3B: 1 HR: 1	SF: 0 SAC: 1 DP: 0 HBP: 0	WP: 1 PB: 0 SB: 0 CS: 0	PA: 50
PITCHER	IP	WLS	BF	H	R	ER	SO	BB	IBB	HBP	BLK	WP	HR	S	P	ERA	WHIP											
Fred Norman, L ERA: 3.44 (1, 1)	8.0		34	3	4	3	3	6	0	0	0	1	0	34	58	3.38	1.125											
Mike Corkins, R ERA: 3.52 (9, 1)	0.2		4	1	1	1	0	1	0	0	0	0	0	3	7	13.50	3.000											
Bill Greif, R ERA: 5.6 (9, 1)	1.1		4	0	0	0	0	0	0	0	0	0	0	4	4	0.00	0.000											
Ed Acosta, R ERA: 4.36 (11, 1)	2.0	L	8	2	1	1	0	0	0	0	0	0	1	8	8	4.50	1.000											

Houston Astros @ San Diego Padres
San Diego Stadium, San Diego, CA
Sat Sep 30 1972, 10:05 PM EDT
Att: 4,443 - Unknown

livebaseballscorecards.com

AB	42
R	6
H	6
RBI	5
BB	7
SO	3
LOB	21



Batter	1	2	3	4	5	6	7	8	9	10	11	12
Derrel Thomas, S OBP: 0.292, SLG: 0.314 (1, 4) (11, 6)	0-0 SH5-3 1B	0-0 FC6-4 G6-4-3		0-0 FC4-6		0-0 F7		0-0 E S 1B		0-0 1-2 1B		
Enzo Hernandez, R OBP: 0.229, SLG: 0.216 Larry Stahl, L OBP: 0.296, SLG: 0.337 Randy Elliott, R OBP: 0.235, SLG: 0.306 (1, 6) (10, PH) (10, PH) (11, 9)	0-0 SH5-3	0-0 G6-4-3		0-0 F3		0-0 2B BB		0-0 F8		0-0 F9		
Leron Lee, L OBP: 0.354, SLG: 0.504 Johnny Jeter, R OBP: 0.267, SLG: 0.308 (1, 7) (9, 8)	4-0 FC6-4 1B BB		0-0 6-3		0-0 FC6-4 1B		0-0 1H 1B 2B		0-0 F7		0-0 6-3	
Nate Colbert, R OBP: 0.335, SLG: 0.514 (1, 3)	0-0 FC6-4 1B		0-0 5-3		0-0 FC6-4 2B		4-0 1B BB		0-3 K		0-0 L8	
Cito Gaston, R OBP: 0.308, SLG: 0.360 (1, 9) (11, 7)	0-0 FC6-4 1B		0-0 L8		0-0 1H 2B		0-0 F7		0-3 K		0-0 5-3	
Jerry Morales, R OBP: 0.309, SLG: 0.360 (1, 8) (9, 7) (11, 5)	0-0 4-3			0-0 F7		0-0 4-3		0-0 1-3 2H 1B		0-0 L8		0-0 6-3
Garry Jesteadt, R OBP: 0.281, SLG: 0.346 Fred Stanley, R OBP: 0.296, SLG: 0.223 (1, 5) (10, PR) (11, 4)		4-0 SH BB FC6-4 BB		0-0 1B 1B		0-0 F9		4-0 G6-4-3 IBB		0-0 1B 1B		0-0 5-3 1B
Joe Goddard, R OBP: 0.355, SLG: 0.308 (1, 2)		4-0 FC6-4 SH BB		0-3 K		0-0 2B		0-0 G6-4-3		0-0 L7		0-0 5-3
Fred Norman, S OBP: 0.229, SLG: 0.145 Mike Corkins, R OBP: 0.286, SLG: 0.316 Bill Greif, R OBP: 0.059, SLG: 0.030 Curt Blumley, L OBP: 0.156, SLG: 0.342 Ed Accosta, S OBP: 0.151, SLG: 0.083 Fred Kendall, R OBP: 0.247, SLG: 0.322 (1, 1) (9, 1) (9, 1) (10, PH) (11, 1) (12, PH)		0-0 SH FC6-4		0-0 1-3 1B		0-0 F8		0-0 4-3		0-0 F8		0-0 6-3


Inning Stats	R: 1	H: 2	E: 0	LOB: 2	K: 0	S: 5	R: 1	H: 0	E: 1	LOB: 1	K: 0	S: 3	R: 0	H: 0	E: 0	LOB: 0	K: 0	S: 3	R: 0	H: 2	E: 0	LOB: 2	K: 1	S: 7	R: 1	H: 2	E: 0	LOB: 1	K: 0	S: 5	R: 0	H: 1	E: 0	LOB: 1	K: 0	S: 4	R: 2	H: 2	E: 0	LOB: 2	K: 0	S: 4	R: 0	H: 1	E: 0	LOB: 1	K: 0	S: 4	R: 0	H: 0	E: 0	LOB: 0	K: 2	S: 7	R: 0	H: 2	E: 0	LOB: 2	K: 0	S: 5	R: 0	H: 1	E: 0	LOB: 0	K: 0	S: 3	R: 0	H: 1	E: 0	LOB: 1	K: 0	S: 4	R: 0	H: 0	E: 0	LOB: 0	K: 0	S: 3	R: 0	H: 0	E: 0	LOB: 0	K: 0	S: 4	R: 0	H: 1	E: 0	LOB: 1	K: 0	S: 4	R: 0	H: 1	E: 0	LOB: 1	K: 0	S: 4	R: 0	H: 0	E: 0	LOB: 0	K: 0	S: 3	R: 0	H: 1	E: 0	LOB: 1	K: 0	S: 4	R: 0	H: 0	E: 0	LOB: 0	K: 0	S: 3
--------------	------	------	------	--------	------	------	------	------	------	--------	------	------	------	------	------	--------	------	------	------	------	------	--------	------	------	------	------	------	--------	------	------	------	------	------	--------	------	------	------	------	------	--------	------	------	------	------	------	--------	------	------	------	------	------	--------	------	------	------	------	------	--------	------	------	------	------	------	--------	------	------	------	------	------	--------	------	------	------	------	------	--------	------	------	------	------	------	--------	------	------	------	------	------	--------	------	------	------	------	------	--------	------	------	------	------	------	--------	------	------	------	------	------	--------	------	------	------	------	------	--------	------	------

PITCHER	IP	WLS	BF	H	R	ER	SO	BB	IBB	HBP	BLK	WP	HR	S	P	ERA	WHIP
Jerry Reuss, L ERA: 4.13	4.2		23	6	3	3	1	3	0	0	0	0	0	22	34	5.79	1.929
Tom Griffin, R ERA: 3.31	5.1		5	1	0	0	0	0	0	0	0	0	0	5	5	0.00	0.750
Jim Ray, R ERA: 4.28	7.1		5	2	2	2	0	2	0	0	0	0	0	3	11	54.00	12.000
Fred Gladding, R ERA: 2.7	7.1		6	1	0	0	0	0	1	0	0	0	0	5	9	0.00	0.600
George Culver, R ERA: 2.99	9.1		7	2	0	0	2	0	0	0	0	0	0	11	11	0.00	1.200

AB	R	H	RBI	BB	SO	LOB
6	1	3	1	0	0	5
3	1	0	0	1	0	3
0	0	0	0	0	0	0
1	0	0	0	0	0	2
4	1	2	1	1	0	1
1	0	0	0	0	0	0
5	1	1	1	1	1	1
6	0	1	1	0	1	4
6	0	1	1	0	0	3
3	1	2	0	2	0	0
1	0	1	0	0	0	0
5	0	1	0	1	1	6
3	0	1	0	0	0	1
0	0	0	0	0	0	0
1	0	0	0	0	0	1
0	0	0	0	0	0	0
1	0	0	0	0	0	1

AB	R	H	RBI	BB	SO	LOB
46	5	13	5	6	3	28

Houston Astros @ San Diego Padres
San Diego Stadium, San Diego, CA
 Sat Sep 30 1972, 10:05 PM EDT
 Att. 4,443 - Unknown



Batter	1	2	3	4	5	6	7	8	9	AB R H RBI BB SO LOB	TOP	
Roger Metzger, S (1, 6) OBP: 0.291, SLG: 0.263	4-0 WP BB		0-0 G5-4-3 1B	0-0 1-3			0-0 2B		0-0 F8	4 0 2 0 1 0 3		
Jimmy Wynn, R (1, 9) OBP: 0.392, SLG: 0.475	0-0 F6 1-2		0-0 G5-4-3		0-3 K		0-0 L3			4 0 0 0 0 1 3		
Cesar Cedeno, R (1, 8) OBP: 0.387, SLG: 0.542	0-0 1-3		0-0 2B		4-0 BB BB BB		0-0 F7			3 0 1 0 1 0 2		
Lee May, R (1, 3) OBP: 0.344, SLG: 0.491	0-0 F7		0-0 F6		0-3 K 1-2			0-0 F2		4 0 0 0 0 1 3		
Bob Watson, R (1, 7) Norm Miller, L (4, 7) OBP: 0.378, SLG: 0.464 OBP: 0.342, SLG: 0.408		0-0 2B		0-0 HR		0-0 F3		0-0 3-1		2 1 2 1 0 0 0 2 0 0 0 0 0 1		
Doug Rader, R (1, 5) OBP: 0.308, SLG: 0.424		0-3 K		0-0 F3		0-0 F8		0-0 6-3		4 0 0 0 0 1 1		
Tommy Helms, R (1, 4) OBP: 0.293, SLG: 0.348 Jimmy Stewart, S (6, 4) OBP: 0.252, SLG: 0.316		0-0 5-3		0-0 SH5-4 BB 1B		0-0 F9		0-0 L8		3 0 1 0 0 0 1 1 0 0 0 0 0 0		
Larry Howard, R (1, 2) OBP: 0.304, SLG: 0.312 Bob Stinson, S (6, 2) OBP: 0.176, SLG: 0.188		4-0 BB BB BB BB		4-0 SH5-4 1-2 BB BB		0-0 L9		0-0 F7		1 0 0 0 2 0 0 1 0 0 0 0 0 0		
Don Wilson, R (1, 1) OBP: 0.128, SLG: 0.132 Rich Chiles, L (9, PH) OBP: 0.429, SLG: 0.500		0-3 K		0-0 SH5-4 1-2 2-3		0-0 F7		0-0 2B		2 0 0 0 0 1 2 1 0 1 0 0 0 0		
Inning Stats	R: 0 H: 0 E: 0 LOB: 1 K: 0 BB: 1 S: 3 P: 7	R: 0 H: 1 E: 0 LOB: 2 K: 2 BB: 1 S: 8 P: 12	R: 0 H: 2 E: 0 LOB: 1 K: 0 BB: 0 S: 4 P: 4	R: 1 H: 2 E: 0 LOB: 2 K: 0 BB: 1 S: 5 P: 9	R: 0 H: 0 E: 0 LOB: 1 K: 2 BB: 1 S: 7 P: 11	R: 0 H: 0 E: 0 LOB: 0 K: 0 BB: 0 S: 3 P: 3	R: 0 H: 1 E: 0 LOB: 1 K: 0 BB: 0 S: 4 P: 4	R: 0 H: 0 E: 0 LOB: 0 K: 0 BB: 0 S: 3 P: 3	R: 0 H: 1 E: 0 LOB: 1 K: 0 BB: 0 S: 4 P: 4	1B: 2 SF: 0 2B: 4 SAC: 1 3B: 0 DP: 1 HR: 1 HBP: 0	WP: 1 PA: 37 PB: 0 SB: 1 CS: 0	
PITCHER Steve Arlin, R (1, 1) ERA: 3.6	IP WLS BF H R ER SO BB IBB HBP BLK WP HR S P ERA WHIP	9.0 W 37 7 1 1 4 4 0 0 0 1 1 41 57 1.00 1.222										

Houston Astros @ San Diego Padres
San Diego Stadium, San Diego, CA

Sun Oct 01 1972, 6:33 AM EDT
Att. 9,425 - Unknown

livebaseballscorecards.com

AB	32
R	1
H	7
RBI	1
BB	4
SO	4
LOB	16



Batter	1	2	3	4	5	6	7	8	9	AB	R	H	RBI	BB	SO	LOB
Derrel Thomas, S OBP: 0.290, SLG: 0.312 (1, 4)	0-0 F5		0-0 L9			0-0 F6		0-0 1-3		4	0	0	0	0	0	0
Enzo Hernandez, R OBP: 0.235, SLG: 0.225 (1, 6)	0-0 SF7 1B		0-0 F7			0-0 BB S 1B		0-0 1B 2B		4	2	3	0	0	0	0
Leron Lee, L OBP: 0.355, SLG: 0.501 (1, 7)	4-0 1-3 BB				0-0 6-3	4-0 BB E 2 BB		0-3 K		2	0	0	0	2	1	1
Nate Colbert, R OBP: 0.334, SLG: 0.513 (1, 3)	0-0 SF7				0-0 F5	0-0 E6 BB		0-0 1B		3	0	1	2	0	0	1
Cito Gaston, R OBP: 0.307, SLG: 0.357 (1, 9)	0-3 3-H K				0-0 F8	4-0 1-2 2-3 BB		0-0 6-3		3	0	0	0	1	1	2
Larry Stahl, L OBP: 0.299, SLG: 0.350 (1, 8)		0-3 K			0-0 HR	0-0 2	0-0 SH3-4 1B			3	1	2	1	0	1	0
Garry Jestadt, R OBP: 0.279, SLG: 0.343 (1, 5)		0-0 L4			0-0 4-3		0-0 SH3-4			2	0	0	0	0	0	0
Joe Goddard, R OBP: 0.324, SLG: 0.276 (1, 2)		0-3 K			0-0 F5		0-0 6-3			3	0	0	0	0	1	1
Steve Arjin, R OBP: 0.247, SLG: 0.194 (1, 1)			0-0 F8		0-0 F8		0-0 6-3			3	0	0	0	0	0	1

Inning Stats	R: 1	H: 1	E: 0	K: 1	S: 6	LOB: 1	BB: 1	P: 10	R: 0	H: 0	E: 0	K: 2	S: 7	LOB: 0	BB: 0	P: 7	R: 0	H: 0	E: 0	K: 0	S: 3	LOB: 0	BB: 0	P: 3	R: 0	H: 0	E: 0	K: 0	S: 3	LOB: 0	BB: 0	P: 3	R: 1	H: 1	E: 0	K: 0	S: 4	LOB: 0	BB: 0	P: 4	R: 0	H: 1	E: 1	K: 0	S: 3	LOB: 3	BB: 2	P: 11	R: 0	H: 1	E: 0	K: 0	S: 4	LOB: 1	BB: 0	P: 4	R: 1	H: 2	E: 0	K: 1	S: 7	LOB: 1	BB: 0	P: 7
PITCHER Don Wilson, R ERA: 2.68 (1, 1)	IP	WLS	BF	H	R	ER	SO	BB	IBB	HBP	BLK	WP	HR	S	P	ERA	WHIP	IP	WLS	BF	H	R	ER	SO	BB	IBB	HBP	BLK	WP	HR	S	P	ERA	WHIP	IP	WLS	BF	H	R	ER	SO	BB	IBB	HBP	BLK	WP	HR	S	P	ERA	WHIP													
	8.0	L	33	6	3	3	4	3	0	0	0	0	1	37	49	3.38	1.125																																															


BOTTOM

Houston Astros @ San Diego Padres
San Diego Stadium, San Diego, CA


Sun Oct 01 1972, 6:33 AM EDT
Att. 9,425 - Unknown

livebaseballscorecards.com

AB	27
R	3
H	6
RBI	3
BB	3
SO	4
LOB	6



WP: 0	PA: 32
PB: 0	
SB: 3	
CS: 0	

Batter	1	2	3	4	5	6	7	8	9	AB R H RBI BB SO LOB	TOP																								
Derrel Thomas, S (1, 4) OBP: 0.291, SLG: 0.311	0-0 F7	0-0 1B		0-0 G3		4-0 E 5-3 BB			0-0 F5	4 1 1 0 1 0 0	San Diego Padres @ San Francisco Giants Candlestick Park, San Francisco, CA Tue Oct 03 1972, 10:05 PM EDT Att. 1,755 - Unknown livebaseballscorecards.com AB 38 R 4 H 10 RBI 4 BB 2 SO 5 LOB 15 																								
Enzo Hernandez, R (1, 6) OBP: 0.243, SLG: 0.249	0-0 6-3	0-0 1B		0-0 HR		0-0 5-3			0-0 1B	5 2 4 2 0 0 1																									
Leron Lee, L (1, 7) OBP: 0.353, SLG: 0.497	0-0 6-3	0-0 F7		0-0 6-3		0-3 K			0-0 1B	5 0 1 1 0 1 2																									
Nate Colbert, R (1, 3) OBP: 0.333, SLG: 0.510	0-0 E4 BB 1B		0-0 1B SF8	0-0 6-3					0-3 K	5 1 1 0 0 1 2																									
Cito Gaston, R (1, 9) OBP: 0.308, SLG: 0.357	0-0 1B		0-0 1B		0-0 F8				0-0 F3	5 0 2 0 0 0 2																									
Larry Stahl, L (1, 8) OBP: 0.299, SLG: 0.348	4-0 1B		0-0 1B		0-0 F3				0-0 6-3	2 0 0 1 1 0 0																									
Garry Jesteadt, R (1, 5) OBP: 0.278, SLG: 0.341	0-0 FC6-4		0-0 FC5-4		0-0 1B				0-0 L5	4 0 1 0 0 0 4																									
Joe Goddard, R (1, 2) OBP: 0.297, SLG: 0.250		0-3 K	0-0 E6	0-3 K					0-0 F7	3 0 0 0 0 2 2																									
Jerry Morales, R (8, PH) OBP: 0.308, SLG: 0.359			0-0 FC6-4	0-3 K					0-0 1-3	1 0 0 0 0 0 0																									
Fred Kendall, R (8, 2) OBP: 0.247, SLG: 0.322			0-0 FC6-4	0-0 FC6-4						0 0 0 0 0 0 0																									
Mike Caldwell, R (1, 1) OBP: 0.137, SLG: 0.140			0-0 F9	0-0 FC6-4		0-3 K				2 0 0 0 0 0 2																									
Mike Corkins, R (4, 1) OBP: 0.256, SLG: 0.316										0 0 0 0 0 0 0																									
Johnny Jeter, R (6, PH) OBP: 0.256, SLG: 0.307										1 0 0 0 0 1 0																									
Ralph Garcia, R (6, 1)										0 0 0 0 0 0 0																									
Curt Blefary, L (8, PH) OBP: 0.323, SLG: 0.339										1 0 0 0 0 0 0																									
Steve Simpson, R (8, 1)										0 0 0 0 0 0 0																									
Inning Stats	R: 1 E: 1 K: 0 S: 6	H: 2 LOB: 3 BB: 1 P: 10	R: 1 E: 0 K: 1 S: 7	H: 2 LOB: 1 BB: 0 P: 7	R: 1 E: 1 K: 0 S: 6	H: 2 LOB: 2 BB: 0 P: 6	R: 1 E: 0 K: 0 S: 4	H: 1 LOB: 0 BB: 0 P: 4	R: 0 E: 0 K: 1 S: 6	H: 1 LOB: 1 BB: 0 P: 6	R: 0 E: 1 K: 2 S: 7	H: 0 LOB: 1 BB: 1 P: 11	R: 0 E: 0 K: 0 S: 3	H: 0 LOB: 0 BB: 0 P: 3	R: 0 E: 0 K: 1 S: 7	H: 2 LOB: 2 BB: 0 P: 7	1B: 8 2B: 0 3B: 1 HR: 1	SF: 1 SAC: 0 DP: 0 HBP: 0	WP: 0 PB: 0 SB: 1 CS: 0	PA: 41															
PITCHER	IP WLS BF H R ER SO BB IBB HBP BLK WP HR S P ERA WHIP																																		
Jim Willoughby, R (1, 1) ERA: 2.36	4.0	22	7	4	4	1	1	0	0	0	0	1	23	27	9.00	2.000																			
Steve Stone, R (5, 1) ERA: 2.98	5.0	W	19	3	0	0	4	1	0	0	0	0	26	30	0.00	0.800																			

Batter	1	2	3	4	5	6	7	8	9
Bobby Bonds, R OBP: 0.326, SLG: 0.441 (1, 9)	0-0 6-3		0-0 FC6-4 3B	0-0 SF8 BLK 2B	0-3 K			0-0 1B	
Tito Fuentes, S OBP: 0.308, SLG: 0.378 (1, 4)	0-0 5-3		0-0 3B	0-0 SF8		0-0 E7 1B		4-0 1B BB	
Chris Speier, R OBP: 0.359, SLG: 0.401 (1, 6)	0-0 1B		4-0 1B BB	4-0 1B BB		0-0 F4		0-0 1B	
Dave Kingman, R OBP: 0.304, SLG: 0.462 (1, 5)	0-0 5-3		0-0 FC5-2-5-2 1B WP	0-0 F4		0-0 F4		0-0 F7	
Dave Rader, L OBP: 0.307, SLG: 0.332 (1, 2)		0-0 F8	0-0 WP 1B	0-0 1B		4-0 IBB		0-0 G6-4-3	
Gary Matthews, R OBP: 0.348, SLG: 0.542 (1, 7)		0-0 F8	0-0 WP 1B	0-3 K		0-3 K			
Garry Maddox, R OBP: 0.293, SLG: 0.434 (1, 8)		0-0 2B	0-3 K		0-0 F7		0-0 F9		
Gary Thomasson, L OBP: 0.375, SLG: 0.435 (1, 3)		0-3 K		0-0 1B 2B	0-0 SH1-4 1B		0-0 4-3		
Jim Willoughby, R OBP: 0.241, SLG: 0.185 (1, 1)			4-0 BB	0-0 2B SF8	0-0 SH1-4		0-0 1-3		
Chris Arnold, R OBP: 0.293, SLG: 0.321 (4, PH)									
Steve Stone, R OBP: 0.143, SLG: 0.118 (5, 1)									

AB	R	H	RBI	BB	SO	LOB
5	3	2	1	0	1	2
3	0	2	2	1	0	0
3	1	2	1	2	0	1
5	1	0	0	0	0	7
4	0	2	1	1	0	2
4	0	1	0	0	2	4
4	0	1	0	0	1	2
4	1	2	0	0	1	1
0	0	0	0	1	0	0
1	1	1	0	0	0	0
1	0	0	0	0	0	0

AB	R	H	RBI	BB	SO	LOB
34	7	13	5	5	5	19

Inning Stats	R	H	E	K	S	H	LOB	BB	P
	0	1	0	4	6	1	1	0	4
	0	1	0	6	6	1	1	0	6
	3	3	0	8	16	3	2	2	8
	3	4	0	9	13	3	2	1	9
	0	1	0	6	6	0	1	1	6
	0	1	0	6	6	0	1	1	6
	0	1	0	6	6	0	1	1	6
	0	1	0	6	6	0	1	1	6
	0	1	0	6	6	0	1	1	6
	0	1	0	6	6	0	1	1	6

WP	HR	S	P	ERA	WHIP
1	0	41			

PITCHER	IP	WLS	BF	H	R	ER	SO	BB	IBB	HBP	BLK	WP	HR	S	P	ERA	WHIP
Mike Caldwell, L ERA: 3.96 (1, 1)	3.0		18	7	5	5	2	2	0	0	0	1	0	20	28	15.00	3.000
Mike Corkins, R ERA: 3.54 (4, 1)	2.0		10	3	1	1	2	1	0	0	1	0	0	13	17	4.50	2.000
Ralph Garcia, R ERA: 1.8 (6, 1)	2.0		8	1	0	0	1	0	1	0	0	0	0	9	13	0.00	0.500
Steve Simpson, R ERA: 4.76 (8, 1)	1.0		5	2	1	1	0	1	0	0	0	0	0	4	8	9.00	3.000

San Diego Padres @ San Francisco Giants
 Candlestick Park, San Francisco, CA
 Tue Oct 03 1972, 10:05 PM EDT
 Att. 1,755 - Unknown

livebaseballscorecards.com



Batter	1	2	3	4	5	6	7	8	9	AB R H RBI BB SO LOB	TOP		
Derrel Thomas, S (1, 6) OBP: 0.290, SLG: 0.310	0-0 FC6-4 1B		0-0 G6-3			0-0 E5 FC6-4 BB FC5-4		0-0 F8	0-0 L7	5 1 1 0 0 0 3	San Diego Padres @ San Francisco Giants Candlestick Park, San Francisco, CA Wed Oct 04 1972, 6:33 AM EDT Att. 1,578 - Unknown livebaseballscorecards.com		
Fred Stanley, R (1, 4) OBP: 0.304, SLG: 0.227	0-0 FC6-4 G4-3 1-2f			0-0 F9		4-0 FC6-4 BB		0-0 HR 1B		3 1 1 0 1 0 1			
Johnny Jeter, R (1, 8) OBP: 0.266, SLG: 0.316	0-0 G4-3 1-2f			0-3 K		0-0 FC6-4 FC5-4 1-2f 2-3		0-0 HR		4 1 1 2 0 1 3			
Nate Colbert, R (1, 3) OBP: 0.333, SLG: 0.508		0-0 G6-4-3 1B		0-0 F9		0-0 FC5-4 1B 1-2f 3-H		0-0 F9		4 0 1 1 0 0 1			
Cito Gaston, R (1, 9) OBP: 0.313, SLG: 0.361		0-0 G6-4-3 1-2f			0-0 CS 1B	0-0 1B		0-0 1B		4 0 3 0 0 0 1			
Jerry Morales, R (1, 7) OBP: 0.307, SLG: 0.357		0-0 6-3			0-0 CS 1B	0-0 L8		0-0 F6		4 1 1 0 0 0 3			
Garry Jesteadt, R (1, 5) OBP: 0.281, SLG: 0.344			0-0 SH 1B		0-0 5-3 1-2 2-3		0-0 F3		0-0 G4-6-3 1B	4 0 2 0 0 0 2			
Joe Goddard, R (1, 2) OBP: 0.300, SLG: 0.257 Curt Blefary, L (9, PH) OBP: 0.328, SLG: 0.345			0-0 F3		0-0 2-H 1B		0-3 K		0-0 G4-6-3 1B	3 0 1 1 0 1 1 1 0 1 0 0 0 0			
Fred Norman, S (1, 1) OBP: 0.222, SLG: 0.141 Ed Acosta, S (8, 1) OBP: 0.154, SLG: 0.083 Larry Stahl, L (9, PH) OBP: 0.298, SLG: 0.347			0-0 SH G6-3		0-0 G3		0-0 5-3		0-0 G4-6-3 1-2f 2-3	2 0 0 0 0 0 1 0 0 0 0 0 0 0 1 0 0 0 0 0 2			
Inning Stats	R: 0 H: 1 E: 0 LOB: 0 K: 0 BB: 0 S: 3 P: 3	R: 0 H: 1 E: 0 LOB: 0 K: 0 BB: 0 S: 3 P: 3	R: 0 H: 1 E: 1 LOB: 1 K: 0 BB: 0 S: 4 P: 4	R: 0 H: 0 E: 0 LOB: 0 K: 1 BB: 0 S: 5 P: 5	R: 1 H: 3 E: 0 LOB: 1 K: 0 BB: 0 S: 5 P: 5	R: 1 H: 1 E: 1 LOB: 2 K: 0 BB: 1 S: 5 P: 9	R: 0 H: 0 E: 0 LOB: 0 K: 1 BB: 0 S: 5 P: 5	R: 2 H: 3 E: 0 LOB: 1 K: 0 BB: 0 S: 6 P: 6	R: 0 H: 2 E: 0 LOB: 1 K: 0 BB: 0 S: 4 P: 4	1B: 11 SF: 0 2B: 0 SAC: 1 3B: 0 DP: 4 HR: 1 HBP: 0	WP: 0 PA: 37 PB: 0 SB: 0 CS: 2		
PITCHER	IP WLS BF H R ER SO BB IBB HBP BLK WP HR S P ERA WHIP											PITCHER	IP WLS BF H R ER SO BB IBB HBP BLK WP HR S P ERA WHIP
Ron Bryant, L (1, 1) ERA: 2.9	8.0 W 33 10 4 3 2 1 0 0 0 0 0 1 36 40 3.38 1.375												
Elias Sosa, R (9, 1) ERA: 2.3	1.0 S 4 2 0 0 0 0 0 0 0 0 0 0 4 4 0.00 2.000												

Batter	1	2	3	4	5	6	7	8	9
Bobby Bonds, R OBP: 0.326, SLG: 0.446 (1, 9)	0-3 K2-3		0-0 F8		0-0 WP 1B		0-0 6-3	0-0 HR	
Tito Fuentes, S OBP: 0.310, SLG: 0.379 (1, 4)	1-0 S WP PB HBP		0-3 K		0-3 S 7-2 1-H		0-0 2B	4-0 BB	
Chris Speier, R OBP: 0.361, SLG: 0.400 (1, 6)	0-3 K 1-H		0-0 2B 1B		4-0 2-3 BB		4-0 IBB	0-0 F7	
Dave Kingman, R OBP: 0.303, SLG: 0.462 (1, 5)	0-3 K 1-2		0-0 2B		0-0 7-2 3-H		0-0 F9		
Dave Rader, L OBP: 0.306, SLG: 0.333 (1, 2)	0-0 4-3		0-3 K		0-0 2B		0-0 F8		
Gary Matthews, R OBP: 0.357, SLG: 0.532 (1, 7)		0-0 L7		0-0 G3-6 1B		0-0 6-3		4-0 SH3-4 HR BB	
Garry Maddox, R OBP: 0.293, SLG: 0.432 (1, 8)		0-3 K		0-0 F8		4-0 IBB		0-0 SH3-4 1-2	
Gary Thomasson, L OBP: 0.357, SLG: 0.444 (1, 3)		0-0 2B		0-0 G3-6 1-2f		0-0 F7		0-3 K	
Ron Bryant, S OBP: 0.205, SLG: 0.200 (1, 1)		0-0 F9		0-0 4-3		0-0 1-3		4-0 HR BB	
Bernie Williams, R OBP: 0.267, SLG: 0.397 (8, PH)									
Elias Sosa, R (9, 1)									

AB	R	H	RBI	BB	SO	LOB
5	2	2	3	0	1	0
3	1	1	0	1	2	0
3	1	1	0	2	1	1
4	0	1	1	0	1	5
4	0	1	0	0	1	4
3	1	1	0	1	0	1
2	0	0	0	1	1	1
4	0	1	0	0	1	4
3	0	0	0	0	0	3
0	1	0	0	1	0	0
0	0	0	0	0	0	0

BOTTOM	
San Diego Padres @ San Francisco Giants Candlestick Park, San Francisco, CA	
Wed Oct 04 1972, 6:33 AM EDT Att. 1,578 - Unknown	
AB	31
R	6
H	8
RBI	4
BB	6
SO	8
LOB	19
	
WP: 2	PA: 39
PB: 1	
SB: 5	
CS: 0	

Inning Stats		R	H	E	K	S	P	ERA	WHIP
R: 1	H: 0	E: 0	K: 3	S: 10					
H: 0	LOB: 1	BB: 0	P: 11						
R: 0	H: 1	E: 0	K: 1	S: 6					
H: 1	LOB: 1	BB: 0	P: 6						
R: 1	H: 2	E: 0	K: 2	S: 9					
H: 2	LOB: 1	BB: 0	P: 9						
R: 0	H: 1	E: 0	K: 0	S: 3					
H: 1	LOB: 0	BB: 0	P: 3						
R: 1	H: 1	E: 0	K: 1	S: 6					
H: 1	LOB: 1	BB: 1	P: 10						
R: 0	H: 1	E: 0	K: 0	S: 4					
H: 1	LOB: 2	BB: 1	P: 8						
R: 0	H: 1	E: 0	K: 0	S: 4					
H: 1	LOB: 2	BB: 1	P: 8						
R: 3	H: 1	E: 0	K: 1	S: 6					
H: 1	LOB: 1	BB: 3	P: 18						

PITCHER		IP	WLS	BF	H	R	ER	SO	BB	IBB	HBP	BLK	WP	HR	S	P	ERA	WHIP
Fred Norman, L ERA: 3.49 (1, 1)	7.2	L	36	7	5	4	8	3	2	1	0	0	2	0	46	67	4.70	1.304
Ed Acosta, R ERA: 4.45 (8, 1)	0.1		3	1	1	1	0	1	0	0	0	0	0	1	2	6	27.00	6.000