

# San Diego Padres - 1972





Batter	1	2	3	4	5	6	7	8	9	AB	R	H	RBI	BB	SO	LOB	TOP		
Felix Millan, R OBP: 0.333, SLG: 0.308 (1, 4)										4	0	1	0	1	0	1	<b>Atlanta Braves @ San Diego Padres</b> San Diego Stadium, San Diego, CA Sun Apr 16 1972, 6:38 AM EST Att: 8,772 - Unknown		
Ralph Carr, L OBP: 0.515, SLG: 0.667 (1, 7)										3	0	2	0	0	0	0			
Darrell Evans, L OBP: 0.429, SLG: 0.333 (1, 5)										3	0	0	0	1	0	3			
Earl Williams, R OBP: 0.500, SLG: 0.636 Paul Casanova, R (8, 2)										4	0	2	0	0	1	4			
Jim Breazeale, L (1, 3)										4	0	0	0	0	1	5			
Mike Lum, L OBP: 0.357, SLG: 0.182 (1, 9)										4	0	0	0	0	2	5			
Dusty Baker Jr., R OBP: 0.100, SLG: 0.100 (1, 8)										4	0	0	0	0	2	2			
Marty Perez, R OBP: 0.583, SLG: 0.556 (1, 6)										3	0	1	0	1	0	0			
Pat Jarvis, R Oscar Brown, R Ron Schueler, R Rico Carty, R (7, PH)										2	0	0	0	0	1	2			
<b>Inning Stats</b>	R: 0 E: 0 K: 0 S: 4	H: 1 LOB: 1 BB: 0 P: 4	R: 0 E: 1 K: 1 S: 6	H: 0 LOB: 2 BB: 1 P: 10	R: 0 E: 0 K: 2 S: 8	H: 1 LOB: 3 BB: 2 P: 16	R: 0 E: 0 K: 0 S: 3	H: 0 LOB: 0 BB: 0 P: 3	R: 0 E: 0 K: 2 S: 8	H: 1 LOB: 1 BB: 0 P: 8	R: 0 E: 1 K: 0 S: 5	H: 2 LOB: 2 BB: 0 P: 5	R: 0 E: 0 K: 2 S: 8	H: 1 LOB: 1 BB: 0 P: 8	R: 0 E: 0 K: 1 S: 5	H: 0 LOB: 0 BB: 0 P: 5		1B: 5 2B: 1 3B: 0 HR: 0	SF: 0 SAC: 1 DP: 0 HBP: 0
<b>PITCHER</b> Bill Greif, R ERA:	IP: 9.0 WLS: W BF: 37 H: 6 R: 0 ER: 0 SO: 8 BB: 3 IBB: 0 HBP: 0 BLK: 0 WP: 0 HR: 0 S: 50 P: 62 ERA: 0.00 WHIP: 1.000															<b>PITCHER</b> ERA: 0.00 WHIP: 1.000			

Batter	1	2	3	4	5	6	7	8	9	AB	R	H	RBI	BB	SO	LOB	BOTTOM
Rafael Robles, R (1, 6)										4	0	0	0	0	1	4	<b>Atlanta Braves @ San Diego Padres</b> San Diego Stadium, San Diego, CA Sun Apr 16 1972, 6:38 AM EST Att: 8,772 - Unknown
Don Mason, L (1, 4)										4	0	0	0	0	0	3	
Johnny Jeter, R OBP: 0.750, SLG: 0.750 (1, 8)										4	2	3	0	0	0	0	
Nate Colbert, R OBP: 0.333, SLG: 0.500 (1, 3)										4	1	1	1	0	2	1	
Larry Stahl, L OBP: 0.143, SLG: 0.143 (1, 9)										4	0	1	1	0	2	1	
Cito Gaston, R OBP: 0.400, SLG: 0.600 (1, 7)										4	0	2	1	0	0	1	
Bob Barton, R OBP: 0.286, SLG: 0.286 (1, 2)										4	0	1	0	0	2	3	
Garry Jesteadt, R OBP: 0.667, SLG: 0.667 (1, 5)										3	0	2	0	0	0	1	
Bill Greif, R (1, 1)										1	0	0	0	1	0	1	
<b>Inning Stats</b>	R: 2 E: 0 K: 1 S: 8	H: 3 LOB: 1 BB: 0 P: 8	R: 0 E: 1 K: 0 S: 4	H: 2 LOB: 2 BB: 1 P: 8	R: 1 E: 0 K: 3 S: 11	H: 2 LOB: 1 BB: 0 P: 11	R: 0 E: 0 K: 0 S: 4	H: 1 LOB: 1 BB: 0 P: 4	R: 0 E: 0 K: 0 S: 3	H: 1 LOB: 0 BB: 0 P: 3	R: 0 E: 1 K: 2 S: 8	H: 0 LOB: 1 BB: 0 P: 8	R: 0 E: 0 K: 2 S: 8	H: 0 LOB: 1 BB: 0 P: 8	1B: 8 2B: 3 3B: 0 HR: 0	SF: 0 SAC: 1 DP: 1 HBP: 0	
<b>PITCHER</b> Pat Jarvis, R ERA: 4.5 Ron Schueler, R ERA:	IP: 6.0 WLS: L BF: 27 H: 9 R: 3 ER: 3 SO: 3 BB: 1 IBB: 0 HBP: 0 BLK: 0 WP: 0 HR: 0 S: 36 P: 40 ERA: 4.50 WHIP: 1.667															<b>PITCHER</b> ERA: 0.00 WHIP: 0.500	







Batter	1	2	3	4	5	6	7	8	9	AB	R	H	RBI	BB	SO	LOB	TOP			
Enzo Hernandez, R OBP: 0.143, SLG: 0.150 Gary Ross, R (6, 1) Jerry Morales, R OBP: 0.250, SLG: 0.250 Ron Taylor, R (8, 1)	0-0 4-3		0-0 4-3			0-0 5-3		0-0 P6		3	0	0	0	0	0	1	<b>San Diego Padres @ Los Angeles Dodgers</b> Dodger Stadium, Los Angeles, CA Fri Apr 21 1972, 6:05 PM PST Att: 30,320 - Unknown			
Derrel Thomas, S OBP: 0.435, SLG: 0.368	0-0 6-3			0-3 K		0-3 K		0-0 FC5 1-H 2B		4	0	1	1	0	2	0				
Johnny Jeter, R OBP: 0.529, SLG: 0.688	0-0 F7			4-0 BB			0-0 F8	0-0 FC5 2-3		3	0	0	0	1	0	1				
Nate Colbert, R OBP: 0.222, SLG: 0.520		0-0 6-3		0-0 L6			0-3 K		0-0 E6 1B 1B	4	1	0	0	0	1	1				
Ollie Brown, R OBP: 0.267, SLG: 0.214		0-0 F4		0-0 L6			4-0 1B BB		0-0 G6-4-3 1B 1-2 1B	3	0	1	0	1	0	1				
Cito Gaston, R OBP: 0.333, SLG: 0.400		0-3 K				0-0 6-3			0-0 FC6-4 1B 1-2 1B	4	0	2	1	0	1	0				
Dave Campbell, R OBP: 0.235, SLG: 0.188				0-0 1B		0-0 F3			0-0 G6-4-3 1B 1-2 2-H 2-3	4	0	1	0	0	0	4				
Bob Barton, R OBP: 0.111, SLG: 0.111			0-3 K		0-0 6-3			0-0 6-3	0-0 F9	4	0	0	0	0	1	2				
Bill Greif, R Ed Acosta, S Rafael Robles, R OBP: 0.167, SLG: 0.167			0-3 K			0-0 6-3		0-0 2B 1B		0	0	0	0	0	0	0				
<b>Inning Stats</b>	R: 0 E: 0 K: 0 S: 3	H: 0 LOB: 0 BB: 0 P: 3	R: 0 E: 0 K: 1 S: 5	H: 0 LOB: 0 BB: 0 P: 5	R: 0 E: 0 K: 2 S: 8	H: 1 LOB: 1 BB: 0 P: 8	R: 0 E: 0 K: 1 S: 5	H: 0 LOB: 1 BB: 1 P: 9	R: 0 E: 0 K: 0 S: 3	H: 0 LOB: 0 BB: 0 P: 3	R: 0 E: 0 K: 1 S: 6	H: 1 LOB: 2 BB: 1 P: 10	R: 1 E: 0 K: 0 S: 5	H: 2 LOB: 1 BB: 0 P: 5	R: 1 E: 1 K: 0 S: 5	H: 2 LOB: 1 BB: 0 P: 5		1B: 5 2B: 1 3B: 0 HR: 0	SF: 0 SAC: 0 DP: 1 HBP: 0	WP: 0 PB: 0 SB: 0 CS: 0
<b>PITCHER</b> Al Downing, L ERA: 1.72	IP: 9.0 WLS: W BF: 35 H: 6 R: 2 ER: 1 SO: 6 BB: 2 IBB: 0 HBP: 0 BLK: 0 WP: 0 HR: 0 S: 45 P: 53 ERA: 1.00 WHIP: 0.889															<b>PITCHER</b>				



Batter	1	2	3	4	5	6	7	8	9	AB	R	H	RBI	BB	SO	LOB	BOTTOM			
Maury Wills, S OBP: 0.143, SLG: 0.214 Bill Russell, R (5, PH)	0-0 1B FC3-2-5-3 1B	0-0 SH5-4 1-2 2-3	0-0 F5		0-3 K		0-0 6-3			2	0	1	0	0	0	1	<b>San Diego Padres @ Los Angeles Dodgers</b> Dodger Stadium, Los Angeles, CA Fri Apr 21 1972, 6:05 PM PST Att: 30,320 - Unknown			
Manny Mota, R OBP: 0.524, SLG: 0.789 Bill Buckner, L OBP: 0.200, SLG: 0.214	0-0 1B FC3-2-5-3 1-3 1B	0-0 F9 2-H 3-H 1B	0-0 F9			0-0 4-3		0-0 F7		3	2	2	2	0	0	1				
Willie Davis, L OBP: 0.419, SLG: 0.657 Billy Grabarkewitz, R (9, 4)	0-0 FC3-2-5-3 1-3 1B 3-H	0-0 F9		0-0 2B SF8 1B		0-3 K		0-0 HR		5	3	2	1	0	1	3				
Frank Robinson, R OBP: 0.364, SLG: 0.263 Willie Crawford, L OBP: 0.353, SLG: 0.533	0-0 4-3 2-H 3-H 1B 1B	0-0 HR 1B		0-0 SF8 1-3 2B		4-0 1B BB		0-0 HR		2	2	2	3	0	0	0				
Jim Lefebvre, S OBP: 0.393, SLG: 0.571 Bobby Valentine, R (7, 4)	0-0 4-3 2-3	0-0 HR 1B		0-0 F8		0-0 1B		0-0 L3		4	1	2	2	0	0	3				
Wes Parker, S OBP: 0.316, SLG: 0.294	0-0 WP 1B 3-H 1B	4-0 BB		0-0 SF8 2-3 3-H 0-0		0-0 L1		0-0 L6		3	1	1	2	1	0	2				
Steve Garvey, R OBP: 0.348, SLG: 0.409	0-0 1B 1-H 1B	0-0 4-3		0-0 6-3			0-0 FC3-6 1B			4	0	2	1	0	0	2				
Chris Cannizzaro, R OBP: 0.429, SLG: 0.600		0-0 SH5-4 1B 1B	0-0 4-3		0-3 K		0-0 FC3-6 1-2 1B			4	1	1	0	0	1	1				
Al Downing, R OBP: 0.333, SLG: 0.200		4-0 SH5-4 1B 1-2 BB	0-0 1B		0-3 K		0-0 4-3			3	1	1	0	1	1	1				
<b>Inning Stats</b>	R: 4 E: 0 K: 0 S: 7	H: 5 LOB: 1 BB: 0 P: 7	R: 5 E: 0 K: 0 S: 7	H: 4 LOB: 1 BB: 2 P: 15	R: 0 E: 0 K: 0 S: 4	H: 1 LOB: 1 BB: 0 P: 4	R: 1 E: 0 K: 0 S: 5	H: 2 LOB: 1 BB: 0 P: 5	R: 0 E: 0 K: 3 S: 9	H: 0 LOB: 0 BB: 0 P: 9	R: 0 E: 0 K: 1 S: 6	H: 1 LOB: 2 BB: 1 P: 10	R: 0 E: 1 K: 0 S: 4	H: 1 LOB: 1 BB: 0 P: 4	R: 2 E: 0 K: 0 S: 5	H: 2 LOB: 0 BB: 0 P: 5		1B: 12 2B: 1 3B: 0 HR: 3	SF: 1 SAC: 1 DP: 0 HBP: 0	WP: 1 PB: 0 SB: 0 CS: 0
<b>PITCHER</b> Bill Greif, R ERA: 6.1 Ed Acosta, R ERA: 7.71 Gary Ross, R ERA: 6.0 Ron Taylor, R ERA: 18.0	IP: 1.1 WLS: L BF: 11 H: 7 R: 7 ER: 7 SO: 7 BB: 1 IBB: 0 HBP: 0 BLK: 0 WP: 0 HR: 1 S: 22 P: 26 ERA: 7.36 WHIP: 1.636															<b>PITCHER</b>				





Batter	1	2	3	4	5	6	7	8	9	AB	R	H	RBI	BB	SO	LOB	TOP					
Dave Campbell, R (1, 5) OBP: 0.250, SLG: 0.167 Larry Stahl, L (8, PH) Garry Jesteadt, R (8, 5) OBP: 0.333, SLG: 0.333	4-0 SH5-3 BB	0-3 K			0-0 F3			0-0 F7		2	0	0	0	1	1	2	<b>San Diego Padres @ Los Angeles Dodgers</b> Dodger Stadium, Los Angeles, CA Sat Apr 22 1972, 6:05 PM PST Att: 27,973 - Unknown <a href="http://livebaseballscorecards.com">livebaseballscorecards.com</a>					
Derrel Thomas, S (1, 4) OBP: 0.423, SLG: 0.364	0-0 SH5-3 1-2		0-0 F8		0-3 K			0-0 CS 1B		3	0	1	0	0	1	0						
Johnny Jeter, R (1, 8) OBP: 0.524, SLG: 0.650	0-0 1B		0-3 K		0-0 G1-4-3 1B			0-3 K		4	0	2	0	0	2	1						
Nate Colbert, R (1, 3) OBP: 0.194, SLG: 0.448	0-3 K		0-0 F8		0-0 G1-4-3 1-2			0-0 5-3		4	0	0	0	0	1	3						
Leron Lee, L (1, 7) OBP: 0.250, SLG: 0.250	0-0 4-3			0-0 4-3		0-0 S 1B		0-0 4-3		4	0	1	0	0	0	2						
Ollie Brown, R (1, 9) OBP: 0.211, SLG: 0.167		0-0 6-3		0-0 F7		0-0 F8 1-2		0-0 5-3		4	0	0	0	0	0	1						
Bob Barton, R (1, 2) OBP: 0.143, SLG: 0.143		0-0 6-3		0-0 1B			0-0 5-3			3	0	1	0	0	0	0						
Enzo Hernandez, R (1, 6) OBP: 0.167, SLG: 0.174		0-0 1B 1B		0-0 F8			0-0 F5			3	0	1	0	0	0	1						
Fred Norman, S (1, 1) OBP: 0.333, SLG: 0.333		0-0 1-2 1B		0-3 K			0-0 F8			3	0	1	0	0	1	0						
<b>Inning Stats</b>	R: 0 E: 0 K: 1 S: 6	H: 1 LOB: 2 BB: 1 P: 10	R: 0 E: 0 K: 1 S: 7	H: 2 LOB: 2 BB: 0 P: 7	R: 0 E: 0 K: 1 S: 5	H: 0 LOB: 0 BB: 0 P: 5	R: 0 E: 0 K: 0 S: 4	H: 1 LOB: 1 BB: 0 P: 4	R: 0 E: 0 K: 2 S: 7	H: 0 LOB: 0 BB: 0 P: 7	R: 0 E: 0 K: 0 S: 4	H: 2 LOB: 1 BB: 0 P: 4	R: 0 E: 0 K: 0 S: 3	H: 0 LOB: 0 BB: 0 P: 3	R: 0 E: 0 K: 1 S: 5	H: 1 LOB: 1 BB: 0 P: 5	R: 0 E: 0 K: 0 S: 3	H: 0 LOB: 0 BB: 0 P: 3	1B: 7 2B: 1 3B: 0 HR: 0	SF: 0 SAC: 1 DP: 2 HBP: 0	WP: 0 PB: 0 SB: 1 CS: 1	PA: 33
<b>PITCHER</b> Bill Singer, R (1, 1) ERA: 1.13	IP: 9.0 WLS: W BF: 33 H: 7 R: 0 ER: 0 SO: 6 BB: 1 IBB: 0 HBP: 0 BLK: 0 WP: 0 HR: 0 S: 44 P: 48 ERA: 0.00 WHIP: 0.889															<b>PITCHER</b>	IP: WLS: BF: H: R: ER: SO: BB: IBB: HBP: BLK: WP: HR: S: P: ERA: WHIP:					

Batter	1	2	3	4	5	6	7	8	9	AB	R	H	RBI	BB	SO	LOB	BOTTOM			
Maury Wills, S (1, 6) OBP: 0.125, SLG: 0.188	0-0 5-3		0-3 K			0-0 F5		0-0 5-3		4	0	0	0	0	1	0	<b>San Diego Padres @ Los Angeles Dodgers</b> Dodger Stadium, Los Angeles, CA Sat Apr 22 1972, 6:05 PM PST Att: 27,973 - Unknown <a href="http://livebaseballscorecards.com">livebaseballscorecards.com</a>			
Manny Mota, R (1, 7) OBP: 0.440, SLG: 0.652	0-0 F9			0-0 F8		0-0 F8		0-0 F9		4	0	0	0	0	0	0				
Willie Davis, L (1, 8) OBP: 0.371, SLG: 0.588	0-0 4-3			0-0 3-1		0-0 3-1		0-0 F9		4	0	0	0	0	0	0				
Frank Robinson, R (1, 9) OBP: 0.320, SLG: 0.227		0-0 F7		0-3 K			0-0 6-3			3	0	0	0	0	1	0				
Jim Lefebvre, S (1, 4) OBP: 0.387, SLG: 0.645		0-0 5-3			0-0 F7		0-0 HR			3	1	1	1	0	0	0				
Wes Parker, S (1, 3) OBP: 0.409, SLG: 0.368		0-0 1B			4-0 F7 BB		0-0 1B			2	0	2	0	1	0	0				
Steve Garvey, R (1, 5) OBP: 0.346, SLG: 0.400		0-0 P3			0-0 F7 1-2		0-0 FC5-4 1B			3	0	1	0	0	0	2				
Chris Cannizzaro, R (1, 2) OBP: 0.417, SLG: 0.545			0-0 4-3		4-0 IBB		0-3 K			2	0	0	0	1	1	2				
Bill Singer, R (1, 1) OBP: 0.167, SLG: 0.167			0-3 K		0-3 K		0-0 FC5-4 1-2			3	0	0	0	0	2	4				
<b>Inning Stats</b>	R: 0 E: 0 K: 0 S: 3	H: 0 LOB: 0 BB: 0 P: 3	R: 0 E: 0 K: 0 S: 4	H: 1 LOB: 1 BB: 0 P: 4	R: 0 E: 0 K: 2 S: 7	H: 0 LOB: 0 BB: 0 P: 7	R: 0 E: 0 K: 1 S: 5	H: 0 LOB: 2 BB: 0 P: 5	R: 0 E: 0 K: 1 S: 5	H: 0 LOB: 2 BB: 2 P: 13	R: 0 E: 0 K: 0 S: 3	H: 0 LOB: 0 BB: 0 P: 3	R: 1 E: 0 K: 1 S: 8	H: 3 LOB: 2 BB: 0 P: 8	R: 0 E: 0 K: 0 S: 3	H: 0 LOB: 0 BB: 0 P: 3	1B: 3 2B: 0 3B: 0 HR: 1	SF: 0 SAC: 0 DP: 0 HBP: 0	WP: 0 PB: 0 SB: 0 CS: 0	PA: 30
<b>PITCHER</b> Fred Norman, L (1, 1) ERA: 2.45	IP: 8.0 WLS: L BF: 30 H: 4 R: 1 ER: 1 SO: 5 BB: 1 IBB: 1 HBP: 0 BLK: 0 WP: 0 HR: 1 S: 38 P: 46 ERA: 1.12 WHIP: 0.625															<b>PITCHER</b>	IP: WLS: BF: H: R: ER: SO: BB: IBB: HBP: BLK: WP: HR: S: P: ERA: WHIP:			

Batter	1	2	3	4	5	6	7	8	9	AB	R	H	RBI	BB	SO	LOB	TOP										
<b>Dave Campbell, R</b> OBP: 0.250, SLG: 0.182 (1, 5)	0-0 5-3			0-0 F7		0-0 E8 1B		0-0 F6		4	0	1	1	0	0	3	<b>San Diego Padres @ Los Angeles Dodgers</b> Dodger Stadium, Los Angeles, CA Sun Apr 23 1972, 3:33 AM PST Att: 24,752 - Unknown <a href="http://livebaseballscorecards.com">livebaseballscorecards.com</a>										
<b>Derrel Thomas, S</b> OBP: 0.400, SLG: 0.360 (1, 4)	0-0 5-3			0-0 6-3		0-0 G6-4-3 1B		0-0 SF8		3	0	1	1	0	0	0											
<b>Johnny Jeter, R</b> OBP: 0.480, SLG: 0.583 (1, 8)	0-3 K			0-0 1B		0-0 G6-4-3 1-2		0-0 F4		4	0	1	0	0	1	4											
<b>Nate Colbert, R</b> OBP: 0.200, SLG: 0.424 (1, 3)		0-0 G5-4-3 1B		0-0 F2			0-3 K		0-0 6-3	4	0	1	0	0	1	1											
<b>Cito Gaston, R</b> OBP: 0.263, SLG: 0.316 (1, 7)		0-0 G5-4-3 1-2			0-0 6-3		0-0 6-3		0-0 5-3	4	0	0	0	0	0	1											
<b>Ollie Brown, R</b> OBP: 0.174, SLG: 0.136 (1, 9)		0-3 K			0-0 5-3		0-3 K		0-0 4-3	4	0	0	0	0	2	0											
<b>Bob Barton, R</b> OBP: 0.167, SLG: 0.167 (8, PR) <b>Don Mason, L</b> OBP: 0.286, SLG: 0.286 (8, 2)			0-0 6-3		0-0 L9			0-0 SH SF8 1B		3	0	1	0	0	0	0											
<b>Enzo Hernandez, R</b> OBP: 0.222, SLG: 0.231 (1, 6)			0-0 6-3			0-0 SH3-4 E 1B		0-0 SF8 SH 1B		3	1	2	0	0	0	0											
<b>Clay Kirby, R</b> OBP: 0.200, SLG: 0.200 (1, 1)			0-3 K			0-0 SH3-4 1-2		0-0 SH 1-2 2-3		1	0	0	0	0	1	0											
<b>Inning Stats</b>	R: 0 E: 0 K: 1 S: 5	H: 0 LOB: 0 BB: 0 P: 5	R: 0 E: 0 K: 1 S: 5	H: 1 LOB: 0 BB: 0 P: 5	R: 0 E: 0 K: 1 S: 5	H: 0 LOB: 1 BB: 0 P: 4	R: 0 E: 0 K: 0 S: 3	H: 0 LOB: 0 BB: 0 P: 3	R: 1 E: 1 K: 0 S: 5	H: 3 LOB: 1 BB: 0 P: 5	R: 0 E: 0 K: 2 S: 7	H: 0 LOB: 0 BB: 0 P: 7	R: 1 E: 0 K: 0 S: 6	H: 2 LOB: 2 BB: 0 P: 6	R: 0 E: 0 K: 0 S: 3	H: 0 LOB: 0 BB: 0 P: 3	1B: 7 2B: 0 3B: 0 HR: 0	SF: 1 SAC: 2 DP: 2 HBP: 0	WP: 0 PB: 0 SB: 0 CS: 0	PA: 33							
<b>PITCHER</b>	IP	WLS	BF	H	R	ER	SO	BB	IBB	HBP	BLK	WP	HR	S	P	ERA	WHIP										
<b>Tommy John, L</b> ERA: 1.93 (8, 1)	7.0	L	27	7	2	2	5	0	0	0	0	0	0	37	37	2.57	1.000										
<b>Jim Brewer, L</b> ERA: (8, 1)	2.0		6	0	0	0	0	0	0	0	0	0	0	6	6	0.00	0.000										

Batter	1	2	3	4	5	6	7	8	9	AB	R	H	RBI	BB	SO	LOB	BOTTOM										
<b>Maury Wills, S</b> OBP: 0.162, SLG: 0.222 (1, 6)	0-0 WP 2B	0-0 F3			0-3 K			4-0 FC6-4 BB	0-0 F7	4	0	1	0	1	1	2	<b>San Diego Padres @ Los Angeles Dodgers</b> Dodger Stadium, Los Angeles, CA Sun Apr 23 1972, 3:33 AM PST Att: 24,752 - Unknown <a href="http://livebaseballscorecards.com">livebaseballscorecards.com</a>										
<b>Bill Buckner, L</b> OBP: 0.250, SLG: 0.222 (1, 9)	4-0 WP BB		0-0 FC4-6 1B		0-0 4-3		0-0 FC6-4 FC3-6 1-2	0-0 6-3	4	0	1	0	1	0	1												
<b>Willie Davis, L</b> OBP: 0.350, SLG: 0.526 (1, 8)	0-0 F8 1-2 2-3		0-0 FC4-6 1-2		4-0 WP S BB		0-0 FC3-6 BB 1-2	0-0 F7	4	0	0	0	1	0	4												
<b>Jim Lefebvre, S</b> OBP: 0.371, SLG: 0.588 (1, 4)	0-3 K		0-3 K		0-3 K 1-3		4-0 FC6-4 BB 1-2		3	0	0	0	1	3	4												
<b>Willie Crawford, L</b> OBP: 0.333, SLG: 0.632 (1, 7)	0-3 K		0-0 F7			0-0 HR	0-0 FC6-4 1-2		4	1	1	1	0	1	5												
<b>Wes Parker, S</b> OBP: 0.346, SLG: 0.304 (1, 3)		0-0 F6		0-0 F9		0-0 L7		0-0 3-1	4	0	0	0	0	0	0												
<b>Steve Garvey, R</b> OBP: 0.333, SLG: 0.379 (1, 5)		0-0 FC4-6 1B		0-0 F4		0-0 F8		0-0 6-3	4	0	1	0	0	0	0												
<b>Chris Cannizzaro, R</b> OBP: 0.464, SLG: 0.542 (8, PR) <b>Bill Russell, R</b> OBP: 0.286, SLG: 0.286 (9, 2)		0-0 FC4-6 1B 1-2		4-0 BB		0-0 1B		4-0 BB	2	0	1	0	2	0	1												
<b>Tommy John, R</b> OBP: 0.167, SLG: 0.167 (8, 1) <b>Jim Brewer, L</b> OBP: 0.423, SLG: 0.625 (8, 7)		0-0 1-2 1B		0-0 F3		0-0 4-3		0-0 F7	3	0	1	0	0	0	2												
<b>Inning Stats</b>	R: 0 E: 0 K: 2 S: 8	H: 1 LOB: 2 BB: 1 P: 12	R: 0 E: 0 K: 0 S: 5	H: 2 LOB: 0 BB: 0 P: 5	R: 0 E: 0 K: 1 S: 6	H: 1 LOB: 1 BB: 0 P: 6	R: 0 E: 0 K: 0 S: 3	H: 0 LOB: 1 BB: 1 P: 7	R: 0 E: 0 K: 2 S: 7	H: 0 LOB: 1 BB: 1 P: 11	R: 1 E: 0 K: 0 S: 5	H: 2 LOB: 1 BB: 0 P: 5	R: 0 E: 0 K: 0 S: 3	H: 0 LOB: 2 BB: 2 P: 11	R: 0 E: 0 K: 0 S: 3	H: 0 LOB: 1 BB: 1 P: 7	R: 0 E: 0 K: 0 S: 3	H: 0 LOB: 0 BB: 0 P: 3	1B: 4 2B: 1 3B: 0 HR: 1	SF: 0 SAC: 0 DP: 0 HBP: 0	WP: 2 PB: 0 SB: 1 CS: 0	PA: 39					
<b>PITCHER</b>	IP	WLS	BF	H	R	ER	SO	BB	IBB	HBP	BLK	WP	HR	S	P	ERA	WHIP										
<b>Clay Kirby, R</b> ERA: 2.35 (1, 1)	9.0	W	39	6	1	1	5	6	0	0	0	2	1	43	67	1.00	1.333										



Batter	1	2	3	4	5	6	7	8	9	AB	R	H	RBI	BB	SO	LOB	TOP					
<b>Bud Harrelson, S</b> (1, 6) OBP: 0.300, SLG: 0.286	4-3		L9			SH1-4		4-3		3	0	0	0	0	0	0	<b>New York Mets @ San Diego Padres</b> San Diego Stadium, San Diego, CA Tue Apr 25 1972, 9:05 PM EST Att: 5,588 - Unknown					
<b>Ken Boswell, L</b> (1, 4) OBP: 0.219, SLG: 0.233	4-3					L7		1-3		4	0	1	0	0	0	1						
<b>Tommie Agee, R</b> (1, 8) OBP: 0.323, SLG: 0.269	4-3					PO		4-3		4	1	1	0	0	1	1						
<b>Rusty Staub, L</b> (1, 9) OBP: 0.438, SLG: 0.370										4	1	1	0	0	1	1						
<b>Cleon Jones, R</b> (1, 7) OBP: 0.448, SLG: 0.560										2	0	0	0	1	1	2						
<b>Jim Fregosi, R</b> (1, 5) OBP: 0.310, SLG: 0.423										4	0	1	0	0	0	2						
<b>Ed Kranepool, L</b> (1, 3) OBP: 0.308, SLG: 0.364										4	0	0	0	0	0	3						
<b>Jerry Grote, R</b> (1, 2) OBP: 0.320, SLG: 0.286										3	0	0	0	1	0	2						
<b>Buzz Capra, R</b> (1, 1) <b>John Milner, L</b> (7, PH) <b>Chuck Taylor, R</b> (7, 1)										1	0	0	0	1	1	0						
<b>Inning Stats</b>	R: 0 E: 0 K: 0 S: 3	H: 0 LOB: 0 BB: 0 P: 3	R: 0 E: 0 K: 1 S: 5	H: 0 LOB: 1 BB: 0 P: 6	R: 0 E: 0 K: 1 S: 5	H: 0 LOB: 0 BB: 0 P: 5	R: 0 E: 0 K: 2 S: 8	H: 1 LOB: 1 BB: 0 P: 8	R: 0 E: 0 K: 0 S: 3	H: 0 LOB: 0 BB: 0 P: 3	R: 0 E: 0 K: 0 S: 2	H: 0 LOB: 0 BB: 1 P: 6	R: 2 E: 2 K: 1 S: 8	H: 2 LOB: 2 BB: 1 P: 12	R: 0 E: 0 K: 0 S: 3	H: 0 LOB: 0 BB: 0 P: 3	R: 0 E: 0 K: 0 S: 4	H: 1 LOB: 2 BB: 1 P: 8	1B: 4 2B: 0 3B: 0 HR: 0	SF: 0 SAC: 1 DP: 0 HBP: 1	WP: 0 PB: 0 CS: 0	PA: 36
<b>PITCHER</b>	IP	WLS	BF	H	R	ER	SO	BB	IBB	HBP	BLK	WP	HR	S	P	ERA	WHIP					
<b>Steve Arlin, R</b> (1, 1) ERA: 1.8	7.0	L	27	3	2	0	5	1	1	1	0	0	0	34	43	0.00	0.571					
<b>Mike Caldwell, L</b> (8, 1) ERA: 1.8	2.0		8	1	0	0	0	1	0	0	0	0	0	7	11	0.00	1.000					

AB	30
R	2
H	4
RBI	0
BB	3
SO	5
LOB	14



Batter	1	2	3	4	5	6	7	8	9	AB	R	H	RBI	BB	SO	LOB	BOTTOM					
<b>Dave Campbell, R</b> (1, 5) OBP: 0.222, SLG: 0.160	F3		4-3							3	0	0	0	0	0	1	<b>New York Mets @ San Diego Padres</b> San Diego Stadium, San Diego, CA Tue Apr 25 1972, 9:05 PM EST Att: 5,588 - Unknown					
<b>Cito Gaston, R</b> (7, PH) OBP: 0.250, SLG: 0.300										1	0	0	0	0	0	1						
<b>Garry Jesteadt, R</b> (8, 5) OBP: 0.333, SLG: 0.333										0	0	0	0	0	0	0						
<b>Derrel Thomas, S</b> (1, 4) OBP: 0.353, SLG: 0.310	4-3		4-3							4	0	0	0	0	1	1						
<b>Johnny Jeter, R</b> (1, 8) OBP: 0.448, SLG: 0.536	K									4	0	1	0	0	2	0						
<b>Nate Colbert, R</b> (1, 3) OBP: 0.231, SLG: 0.514										4	1	2	1	0	0	0						
<b>Leron Lee, L</b> (1, 7) OBP: 0.292, SLG: 0.227										2	0	0	0	2	0	1						
<b>Larry Stahl, L</b> (1, 9) OBP: 0.200, SLG: 0.111										3	0	1	0	1	0	2						
<b>Fred Kendall, R</b> (1, 2) OBP: 0.273, SLG: 0.273										4	0	1	0	0	0	1						
<b>Enzo Hernandez, R</b> (1, 6) OBP: 0.200, SLG: 0.207										3	0	0	0	0	0	2						
<b>Jerry Morales, R</b> (9, PH) OBP: 0.231, SLG: 0.231										1	0	0	0	0	0	0						
<b>Steve Arlin, R</b> (1, 1) ERA: 1.13										2	0	0	0	0	1	3						
<b>Ollie Brown, R</b> (7, PH) OBP: 0.208, SLG: 0.217										1	0	1	0	0	0	0						
<b>Mike Caldwell, R</b> (8, 1) ERA:										0	0	0	0	0	0	0						
<b>Inning Stats</b>	R: 0 E: 0 K: 1 S: 5	H: 0 LOB: 0 BB: 0 P: 5	R: 1 E: 0 K: 0 S: 4	H: 2 LOB: 2 BB: 2 P: 12	R: 0 E: 0 K: 0 S: 3	H: 1 LOB: 0 BB: 0 P: 3	R: 0 E: 0 K: 0 S: 4	H: 1 LOB: 1 BB: 0 P: 4	R: 0 E: 0 K: 0 S: 6	H: 0 LOB: 1 BB: 0 P: 6	R: 0 E: 0 K: 0 S: 3	H: 1 LOB: 1 BB: 1 P: 7	R: 0 E: 0 K: 0 S: 4	H: 1 LOB: 1 BB: 0 P: 4	R: 0 E: 1 K: 2 S: 8	H: 0 LOB: 0 BB: 0 P: 8	R: 0 E: 0 K: 0 S: 3	H: 0 LOB: 0 BB: 0 P: 3	1B: 4 2B: 1 3B: 0 HR: 1	SF: 0 SAC: 0 DP: 1 HBP: 0	WP: 0 PB: 0 CS: 2	PA: 36
<b>PITCHER</b>	IP	WLS	BF	H	R	ER	SO	BB	IBB	HBP	BLK	WP	HR	S	P	ERA	WHIP					
<b>Buzz Capra, R</b> (1, 1) ERA: 1.13	6.0	W	24	5	1	1	2	3	0	0	0	0	0	25	37	1.50	1.333					
<b>Chuck Taylor, R</b> (7, 1) ERA:	3.0	S	11	1	0	0	2	0	0	0	0	0	0	15	15	0.00	0.333					

AB	32
R	1
H	6
RBI	1
BB	3
SO	4
LOB	12



Batter	1	2	3	4	5	6	7	8	9	AB	R	H	RBI	BB	SO	LOB	TOP										
<b>Bud Harrelson, S</b> OBP: 0.314, SLG: 0.281 (1, 6)	0-0 4-3		0-0 P4		1-0 HBP		0-0 WP HR 1B	0-0 G1-4-3		4	1	1	0	0	0	1											
<b>Ken Boswell, L</b> OBP: 0.216, SLG: 0.229 (1, 4)	0-0 BLK 1B		0-0 4-3		0-0 L3		0-0 F6		0-0 L8	5	0	1	0	0	0	3											
<b>Tommie Agee, R</b> OBP: 0.333, SLG: 0.387 (1, 8)	0-0 F7		0-0 P3			0-0 E7 1B HR	0-0 HR		0-0 F8	5	2	2	2	0	0	1											
<b>Rusty Staub, L</b> OBP: 0.405, SLG: 0.323 (1, 9)	4-0 IBB			0-3 K		0-0 F2	0-0 F7		0-0 4-3	4	0	0	0	1	1												
<b>John Milner, L</b> OBP: 0.375, SLG: 0.375 (1, 7)	0-0 4-3			0-0 4-3		0-0 HR 1B	0-0 WP BB 1B			4	1	2	0	0	0	2											
<b>Jim Fregosi, R</b> OBP: 0.333, SLG: 0.517 (1, 5)		0-0 F9		0-0 F7		0-0 HR 1B	4-0 WP BB 1B			3	1	1	3	1	0	0											
<b>Ed Kranepool, L</b> OBP: 0.333, SLG: 0.385 (1, 3)		0-0 1B			0-0 F5	0-0 HBP 1B	0-0 K			4	0	2	0	0	1	2											
<b>Jerry Grote, R</b> OBP: 0.310, SLG: 0.250 (1, 2)		0-0 F2			0-0 6-3	1-0 HBP G5-4-3	0-0 F3			3	0	0	0	0	0	1											
<b>Tom Seaver, R</b> OBP: 0.222, SLG: 0.333 (1, 1)		0-3 K			0-0 2B	0-0 G5-4-3	0-0 G1-4-3 1B			4	0	2	0	0	1	3											
<b>Inning Stats</b>	R: 0 E: 0 K: 0 S: 4	H: 1 LOB: 2 BB: 1 P: 8	R: 0 E: 0 K: 1 S: 6	H: 1 LOB: 1 BB: 0 P: 6	R: 0 E: 0 K: 0 S: 3	H: 0 LOB: 0 BB: 0 P: 3	R: 0 E: 0 K: 1 S: 5	H: 0 LOB: 0 BB: 0 P: 5	R: 0 E: 0 K: 0 S: 4	H: 1 LOB: 2 BB: 0 P: 5	R: 3 E: 1 K: 0 S: 6	H: 4 LOB: 1 BB: 0 P: 7	R: 2 E: 0 K: 1 S: 8	H: 3 LOB: 2 BB: 1 P: 12	R: 0 E: 0 K: 0 S: 3	H: 1 LOB: 0 BB: 0 P: 3	R: 0 E: 0 K: 0 S: 3	H: 0 LOB: 0 BB: 0 P: 3	1B: 8 2B: 1 3B: 0 HR: 2	SF: 0 SAC: 0 DP: 2 HBP: 2	WP: 2 PB: 0 SB: 0 CS: 0	PA: 40					
<b>PITCHER</b>	IP	WLS	BF	H	R	ER	SO	BB	IBB	HBP	BLK	WP	HR	S	P	ERA	WHIP										
<b>Bill Greif, R</b> ERA: 5.74 (1, 1)	5.1	L	26	7	3	3	2	0	1	2	1	0	1	27	33	5.06	1.312										
<b>Gary Ross, R</b> ERA: 4.91 (6, 1)	0.2		1	0	0	0	0	0	0	0	0	0	0	1	1	0.00	0.000										
<b>Mike Corkins, R</b> ERA: 6.0 (7, 1)	0.2		6	3	2	2	0	1	0	0	0	1	1	5	9	27.00	6.000										
<b>Mark Schaeffer, L</b> ERA: (7, 1)	1.1		4	1	0	0	1	0	0	0	0	1	0	6	6	0.00	0.750										
<b>Ron Taylor, R</b> ERA: 9.0 (9, 1)	1.0		3	0	0	0	0	0	0	0	0	0	0	3	3	0.00	0.000										

**New York Mets @ San Diego Padres**  
San Diego Stadium, San Diego, CA  
Wed Apr 26 1972, 9:05 PM EST  
Att: 6,463 - Unknown

AB 36  
R 5  
H 11  
RBI 5  
BB 2  
SO 3  
LOB 14



Batter	1	2	3	4	5	6	7	8	9	AB	R	H	RBI	BB	SO	LOB	BOTTOM										
<b>Dave Campbell, R</b> OBP: 0.226, SLG: 0.172 (1, 5)	0-3 K		0-0 P5			0-0 F7		0-0 1B		4	0	1	0	0	1	0											
<b>Derrel Thomas, S</b> OBP: 0.342, SLG: 0.333 (1, 4)	0-0 2B			0-0 L7		0-0 G3		0-0 L9		4	0	1	0	0	0	1											
<b>Johnny Jeter, R</b> OBP: 0.394, SLG: 0.469 <b>Ron Taylor, R</b> (9, 1)	0-0 F8		0-3 K		0-0 F7		0-3 K	0-0 F8		4	0	0	0	0	2	2											
<b>Nate Colbert, R</b> OBP: 0.233, SLG: 0.488 (1, 3)	0-0 6-3			0-0 F7		0-0 6-3		0-0 FC4-6 1B		4	0	1	0	0	0	1											
<b>Leron Lee, L</b> OBP: 0.321, SLG: 0.269 (1, 7)		0-0 F7			0-0 FC1-6 1B	0-0 1B 1B		0-0 FC4-6 1B		4	1	2	0	0	0	1											
<b>Larry Stahl, L</b> OBP: 0.208, SLG: 0.136 (1, 9)		0-3 K			0-0 FC1-6 5-3	0-0 1B 1B		0-0 F7		4	0	1	0	0	1	2											
<b>Bob Barton, R</b> OBP: 0.179, SLG: 0.179 (1, 2)		0-0 5-3			0-0 5-3	0-0 1B 1B		0-3 K		4	0	1	1	0	1	2											
<b>Enzo Hernandez, R</b> OBP: 0.188, SLG: 0.194 <b>Ollie Brown, R</b> OBP: 0.200, SLG: 0.208 <b>Rafael Robles, R</b> OBP: 0.167, SLG: 0.167 (8, 6)			0-0 B1-3		0-0 L9		0-0 F2			2	0	0	0	0	0	1											
<b>Bill Greif, R</b> <b>Gary Ross, R</b> <b>Don Mason, L</b> <b>Mike Corkins, L</b> <b>Mark Schaeffer, L</b> <b>Jerry Morales, R</b> OBP: 0.214, SLG: 0.214 (9, 8)			0-3 K			0-0 F9		0-0 F7		1	0	0	0	0	1	0											
<b>Inning Stats</b>	R: 0 E: 0 K: 1 S: 6	H: 1 LOB: 0 BB: 0 P: 6	R: 0 E: 0 K: 1 S: 5	H: 0 LOB: 0 BB: 0 P: 5	R: 0 E: 0 K: 1 S: 5	H: 0 LOB: 0 BB: 0 P: 5	R: 0 E: 0 K: 0 S: 4	H: 1 LOB: 1 BB: 0 P: 4	R: 0 E: 0 K: 0 S: 3	H: 0 LOB: 0 BB: 0 P: 3	R: 1 E: 0 K: 1 S: 8	H: 3 LOB: 2 BB: 0 P: 8	R: 0 E: 0 K: 0 S: 4	H: 1 LOB: 1 BB: 0 P: 4	R: 0 E: 0 K: 1 S: 6	H: 1 LOB: 1 BB: 0 P: 6	1B: 6 2B: 1 3B: 0 HR: 0	SF: 0 SAC: 0 DP: 0 HBP: 0	WP: 0 PB: 0 SB: 0 CS: 0	PA: 34							
<b>PITCHER</b>	IP	WLS	BF	H	R	ER	SO	BB	IBB	HBP	BLK	WP	HR	S	P	ERA	WHIP										
<b>Tom Seaver, R</b> ERA: 0.38 (1, 1)	9.0	W	34	7	1	1	6	0	0	0	0	0	0	46	46	1.00	0.778										

**New York Mets @ San Diego Padres**  
San Diego Stadium, San Diego, CA  
Wed Apr 26 1972, 9:05 PM EST  
Att: 6,463 - Unknown

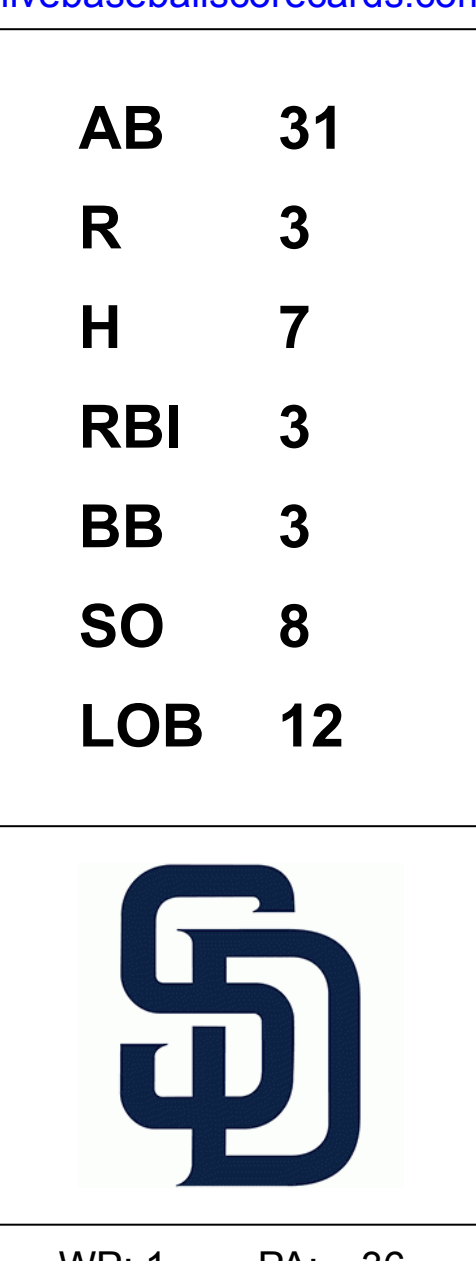
AB 34  
R 1  
H 7  
RBI 1  
BB 0  
SO 6  
LOB 12



Batter	1	2	3	4	5	6	7	8	9	AB	R	H	RBI	BB	SO	LOB	TOP								
<b>Bud Harrelson, S</b> OBP: 0.300, SLG: 0.297 (1, 6)										5	0	1	0	0	0	1	<b>New York Mets @ San Diego Padres</b> San Diego Stadium, San Diego, CA Thu Apr 27 1972, 9:05 PM EST Att: 4,459 - Unknown								
<b>Ted Martinez, R</b> (1, 4)										4	0	0	0	0	1										
<b>Tommie Agee, R</b> OBP: 0.325, SLG: 0.400 (1, 8)										4	1	1	0	0	1										
<b>Rusty Staub, L</b> OBP: 0.415, SLG: 0.429 (1, 9)										4	1	2	1	0	0										
<b>Cleon Jones, R</b> OBP: 0.455, SLG: 0.536 (1, 7)										3	0	1	1	1	1										
<b>Jim Fregosi, R</b> OBP: 0.351, SLG: 0.500 (1, 5)										3	1	1	0	1	0										
<b>Jim Beauchamp, R</b> OBP: 0.250, SLG: 0.250 (1, 3)										3	0	0	0	0	0										
<b>Ed Kranepool, L</b> OBP: 0.323, SLG: 0.370 (8, 3)										1	0	0	0	0	0										
<b>Jerry Grote, R</b> OBP: 0.364, SLG: 0.500 (1, 2)										4	1	3	2	0	0										
<b>Gary Gentry, R</b> (1, 1)										3	0	0	0	0	2										
<b>Tug McGraw, R</b> OBP: 0.500, SLG: 0.500 (8, 1)										0	0	0	0	0	0										
<b>Inning Stats</b>	R: 0 E: 0 K: 1 S: 5	H: 0 LOB: 0 BB: 0 P: 5	R: 2 E: 0 K: 2 S: 9	H: 2 LOB: 1 BB: 1 P: 13	R: 0 E: 0 K: 0 S: 3	H: 0 LOB: 0 BB: 0 P: 3	R: 0 E: 0 K: 0 S: 4	H: 1 LOB: 1 BB: 0 P: 4	R: 0 E: 0 K: 0 S: 3	H: 0 LOB: 0 BB: 0 P: 3	R: 1 E: 0 K: 0 S: 5	H: 2 LOB: 1 BB: 0 P: 5	R: 1 E: 0 K: 1 S: 7	H: 2 LOB: 1 BB: 0 P: 7	R: 0 E: 0 K: 1 S: 5	H: 1 LOB: 1 BB: 0 P: 9	R: 0 E: 0 K: 0 S: 4	H: 1 LOB: 1 BB: 0 P: 4	1B: 4 2B: 2 3B: 1 HR: 2	SF: 0 SAC: 1 DP: 1 HBP: 0	WP: 1 PB: 0 SB: 0 CS: 0	PA: 37			
<b>PITCHER</b>	IP	WLS	BF	H	R	ER	SO	BB	IBB	HBP	BLK	WP	HR	S	P	ERA	WHIP								
<b>Fred Norman, L</b> ERA: 3.5 (1, 1)	7.0	L	29	7	4	4	4	1	0	0	0	0	2	36	40	5.14	1.143								
<b>Gary Ross, R</b> ERA: 3.18 (8, 1)	2.0		8	2	0	0	1	1	0	0	0	1	0	9	13	0.00	1.500								

Batter	1	2	3	4	5	6	7	8	9	AB	R	H	RBI	BB	SO	LOB	BOTTOM								
<b>Derrel Thomas, S</b> OBP: 0.333, SLG: 0.306 (1, 4)										3	0	0	0	1	2	4	<b>New York Mets @ San Diego Padres</b> San Diego Stadium, San Diego, CA Thu Apr 27 1972, 9:05 PM EST Att: 4,459 - Unknown								
<b>Enzo Hernandez, R</b> OBP: 0.194, SLG: 0.229 (1, 6)										4	1	1	0	0	0										
<b>Johnny Jeter, R</b> OBP: 0.351, SLG: 0.417 (1, 8)										4	0	0	0	0	2										
<b>Nate Colbert, R</b> OBP: 0.234, SLG: 0.500 (1, 3)										3	1	1	1	0	0										
<b>Cito Gaston, R</b> OBP: 0.250, SLG: 0.261 (1, 7)										3	1	0	0	1	0										
<b>Ollie Brown, R</b> OBP: 0.207, SLG: 0.214 (1, 9)										4	0	1	1	0	0										
<b>Dave Campbell, R</b> OBP: 0.265, SLG: 0.250 (1, 5)										3	0	2	1	0	1										
<b>Bob Barton, R</b> OBP: 0.226, SLG: 0.200 (1, 2)										2	0	1	0	1	1										
<b>Don Mason, L</b> (7, PR)										0	0	0	0	0	0										
<b>Fred Kendall, R</b> OBP: 0.250, SLG: 0.250 (8, 2)										1	0	0	0	0	1										
<b>Fred Norman, S</b> OBP: 0.200, SLG: 0.200 (1, 1)										2	0	0	0	0	2										
<b>Leron Lee, L</b> OBP: 0.345, SLG: 0.296 (7, PH)										1	0	1	0	0	0										
<b>Gary Ross, R</b> (8, 1)										0	0	0	0	0	0										
<b>Jerry Morales, R</b> OBP: 0.200, SLG: 0.200 (8, PH)										1	0	0	0	0	1										
<b>Inning Stats</b>	R: 0 E: 0 K: 1 S: 4	H: 0 LOB: 0 BB: 1 P: 8	R: 2 E: 0 K: 1 S: 7	H: 2 LOB: 1 BB: 1 P: 11	R: 0 E: 0 K: 0 S: 3	H: 0 LOB: 0 BB: 0 P: 3	R: 0 E: 0 K: 0 S: 3	H: 0 LOB: 0 BB: 0 P: 3	R: 0 E: 0 K: 0 S: 8	H: 3 LOB: 3 BB: 0 P: 8	R: 1 E: 0 K: 0 S: 4	H: 1 LOB: 0 BB: 0 P: 4	R: 0 E: 0 K: 2 S: 8	H: 1 LOB: 1 BB: 0 P: 8	1B: 4 2B: 3 3B: 0 HR: 0	SF: 1 SAC: 1 DP: 0 HBP: 0	WP: 1 PB: 0 SB: 0 CS: 1	PA: 36							
<b>PITCHER</b>	IP	WLS	BF	H	R	ER	SO	BB	IBB	HBP	BLK	WP	HR	S	P	ERA	WHIP								
<b>Gary Gentry, R</b> ERA: 2.0 (1, 1)	7.0	W	29	6	3	3	6	3	0	0	0	0	0	38	50	3.86	1.286								
<b>Tug McGraw, L</b> ERA: 0.82 (8, 1)	2.0	S	7	1	0	0	2	0	0	0	0	0	0	11	11	0.00	0.500								

AB	34
R	4
H	9
RBI	4
BB	2
SO	5
LOB	9



Batter	1	2	3	4	5	6	7	8	9	AB	R	H	RBI	BB	SO	LOB	TOP					
Larry Bowa, S OBP: 0.229, SLG: 0.271	0-0 4-3		0-0 P4	0-0 FC5-2			0-0 F9		0-0 1-3	5	0	0	0	0	0	3						
Tim McCarver, L OBP: 0.292, SLG: 0.425	0-3 K		4-0 BB		4-0 G6-4-3 2B BB		0-0 HR			2	2	1	1	2	1	0						
Willie Montanez, L OBP: 0.375, SLG: 0.463	0-3 K		0-0 F9		0-0 G6-4-3 1B		0-0 F9			4	0	1	0	0	1	1						
Greg Luzinski, R OBP: 0.356, SLG: 0.700		0-3 K		0-0 1B 1B	0-0 G6-4-3		0-0 4-3			4	1	1	0	0	1	2						
Tom Hutton, L OBP: 0.714, SLG: 0.857	0-3 K		0-0 1B FC5-2 1B		0-0 2B			0-0 1-3		4	0	2	1	0	1	0						
Don Money, R OBP: 0.333, SLG: 0.474	4-0 FC5 BB		0-0 1B 1B		0-3 K			0-3 K		3	0	1	0	1	2	1						
Mike Anderson, R OBP: 0.310, SLG: 0.250	0-0 FC5		0-3 K		0-0 F9			0-0 4-3		4	0	0	0	0	1	4						
Denny Doyle, L OBP: 0.382, SLG: 0.310	0-0 F9		0-0 1B		0-0 6-3			0-0 F8		4	0	1	1	0	0	2						
Woodie Fryman, R OBP: 0.143, SLG: 0.571			0-0 6-3	0-0 F2		0-3 K		0-0 5-3		4	0	0	0	0	1	3						
<b>Inning Stats</b>	R: 0 E: 0 K: 2 S: 7	H: 0 LOB: 0 BB: 0 P: 7	R: 0 E: 0 K: 2 S: 8	H: 0 LOB: 2 BB: 1 P: 12	R: 0 E: 0 K: 0 S: 3	H: 0 LOB: 1 BB: 1 P: 7	R: 1 E: 0 K: 1 S: 9	H: 4 LOB: 3 BB: 0 P: 9	R: 1 E: 0 K: 1 S: 6	H: 2 LOB: 1 BB: 1 P: 10	R: 0 E: 0 K: 1 S: 5	H: 0 LOB: 0 BB: 0 P: 5	R: 1 E: 0 K: 0 S: 4	H: 1 LOB: 0 BB: 0 P: 4	R: 0 E: 0 K: 1 S: 5	H: 0 LOB: 0 BB: 0 P: 5	R: 0 E: 0 K: 0 S: 3	H: 0 LOB: 0 BB: 0 P: 3	1B: 5 2B: 1 3B: 0 HR: 1	SF: 0 SAC: 0 DP: 1 HBP: 0	WP: 0 PA: 37 PB: 0 SB: 0 CS: 0	
<b>PITCHER</b>	IP WLS BF H R ER SO BB IBB HBP BLK WP HR S P ERA WHIP	IP WLS BF H R ER SO BB IBB HBP BLK WP HR S P ERA WHIP	IP WLS BF H R ER SO BB IBB HBP BLK WP HR S P ERA WHIP	IP WLS BF H R ER SO BB IBB HBP BLK WP HR S P ERA WHIP	IP WLS BF H R ER SO BB IBB HBP BLK WP HR S P ERA WHIP	IP WLS BF H R ER SO BB IBB HBP BLK WP HR S P ERA WHIP	IP WLS BF H R ER SO BB IBB HBP BLK WP HR S P ERA WHIP	IP WLS BF H R ER SO BB IBB HBP BLK WP HR S P ERA WHIP	IP WLS BF H R ER SO BB IBB HBP BLK WP HR S P ERA WHIP	IP WLS BF H R ER SO BB IBB HBP BLK WP HR S P ERA WHIP	IP WLS BF H R ER SO BB IBB HBP BLK WP HR S P ERA WHIP	IP WLS BF H R ER SO BB IBB HBP BLK WP HR S P ERA WHIP	IP WLS BF H R ER SO BB IBB HBP BLK WP HR S P ERA WHIP	IP WLS BF H R ER SO BB IBB HBP BLK WP HR S P ERA WHIP	IP WLS BF H R ER SO BB IBB HBP BLK WP HR S P ERA WHIP	IP WLS BF H R ER SO BB IBB HBP BLK WP HR S P ERA WHIP	IP WLS BF H R ER SO BB IBB HBP BLK WP HR S P ERA WHIP	IP WLS BF H R ER SO BB IBB HBP BLK WP HR S P ERA WHIP	IP WLS BF H R ER SO BB IBB HBP BLK WP HR S P ERA WHIP	IP WLS BF H R ER SO BB IBB HBP BLK WP HR S P ERA WHIP	IP WLS BF H R ER SO BB IBB HBP BLK WP HR S P ERA WHIP	IP WLS BF H R ER SO BB IBB HBP BLK WP HR S P ERA WHIP

Philadelphia Phillies @ San Diego Padres  
San Diego Stadium, San Diego, CA  
Fri Apr 28 1972, 9:05 PM EST  
Att: 7,272 - Unknown

AB 34  
R 3  
H 7  
RBI 3  
BB 3  
SO 8  
LOB 16



Batter	1	2	3	4	5	6	7	8	9	AB	R	H	RBI	BB	SO	LOB	BOTTOM					
Derrel Thomas, S OBP: 0.326, SLG: 0.300	0-0 1-3		0-3 K			0-0 1B		0-0 FC4-6		4	0	1	0	0	1	1						
Enzo Hernandez, R OBP: 0.200, SLG: 0.256	0-0 F8 2B		0-0 6-3		0-0 F8		0-0 G3			4	0	1	0	0	0	2						
Johnny Jeter, R OBP: 0.341, SLG: 0.425	0-0 F8		0-0 6-3 2B		0-3 K			0-0 4-3		4	0	1	0	0	1	2						
Nate Colbert, R OBP: 0.235, SLG: 0.479	0-0 F3		0-0 6-3		0-0 1B			0-0 1-3		4	0	1	0	0	0	2						
Cito Gaston, R OBP: 0.250, SLG: 0.259		0-0 6-3		0-0 1-3		0-0 F9		0-0 1B		4	0	1	0	0	0	2						
Ollie Brown, R OBP: 0.182, SLG: 0.188		0-0 1-3		0-0 F8		0-0 F8		0-0 F3		4	0	0	0	0	0	2						
Dave Campbell, R OBP: 0.243, SLG: 0.229		0-0 F8		0-0 5-3		0-0 5-3				3	0	0	0	0	0	1						
Bob Barton, R OBP: 0.206, SLG: 0.182			0-0 L4		0-0 6-3		0-0 F9			3	0	0	0	0	0	0						
Clay Kirby, R OBP: 0.143, SLG: 0.143			0-0 L3			0-0 3-1		0-0 FC4-6 1B		2	0	0	0	0	0	0						
Garry Jestadt, R OBP: 0.429, SLG: 0.429										1	0	1	0	0	0	0						
Ed Acosta, S OBP: 0.429, SLG: 0.429										0	0	0	0	0	0	0						
<b>Inning Stats</b>	R: 0 E: 0 K: 0 S: 4	H: 1 LOB: 1 BB: 0 P: 4	R: 0 E: 0 K: 0 S: 3	H: 0 LOB: 0 BB: 0 P: 3	R: 0 E: 0 K: 1 S: 5	H: 0 LOB: 0 BB: 0 P: 5	R: 0 E: 0 K: 0 S: 4	H: 1 LOB: 1 BB: 0 P: 4	R: 0 E: 0 K: 0 S: 4	H: 1 LOB: 1 BB: 0 P: 4	R: 0 E: 0 K: 0 S: 4	H: 1 LOB: 1 BB: 0 P: 4	R: 0 E: 0 K: 0 S: 4	H: 1 LOB: 1 BB: 0 P: 4	R: 0 E: 0 K: 0 S: 4	H: 1 LOB: 1 BB: 0 P: 4	R: 0 E: 0 K: 0 S: 4	H: 1 LOB: 1 BB: 0 P: 4	1B: 4 2B: 2 3B: 0 HR: 0	SF: 0 SAC: 0 DP: 0 HBP: 0	WP: 0 PA: 33 PB: 0 SB: 0 CS: 0	
<b>PITCHER</b>	IP WLS BF H R ER SO BB IBB HBP BLK WP HR S P ERA WHIP	IP WLS BF H R ER SO BB IBB HBP BLK WP HR S P ERA WHIP	IP WLS BF H R ER SO BB IBB HBP BLK WP HR S P ERA WHIP	IP WLS BF H R ER SO BB IBB HBP BLK WP HR S P ERA WHIP	IP WLS BF H R ER SO BB IBB HBP BLK WP HR S P ERA WHIP	IP WLS BF H R ER SO BB IBB HBP BLK WP HR S P ERA WHIP	IP WLS BF H R ER SO BB IBB HBP BLK WP HR S P ERA WHIP	IP WLS BF H R ER SO BB IBB HBP BLK WP HR S P ERA WHIP	IP WLS BF H R ER SO BB IBB HBP BLK WP HR S P ERA WHIP	IP WLS BF H R ER SO BB IBB HBP BLK WP HR S P ERA WHIP	IP WLS BF H R ER SO BB IBB HBP BLK WP HR S P ERA WHIP	IP WLS BF H R ER SO BB IBB HBP BLK WP HR S P ERA WHIP	IP WLS BF H R ER SO BB IBB HBP BLK WP HR S P ERA WHIP	IP WLS BF H R ER SO BB IBB HBP BLK WP HR S P ERA WHIP	IP WLS BF H R ER SO BB IBB HBP BLK WP HR S P ERA WHIP	IP WLS BF H R ER SO BB IBB HBP BLK WP HR S P ERA WHIP	IP WLS BF H R ER SO BB IBB HBP BLK WP HR S P ERA WHIP	IP WLS BF H R ER SO BB IBB HBP BLK WP HR S P ERA WHIP	IP WLS BF H R ER SO BB IBB HBP BLK WP HR S P ERA WHIP	IP WLS BF H R ER SO BB IBB HBP BLK WP HR S P ERA WHIP	IP WLS BF H R ER SO BB IBB HBP BLK WP HR S P ERA WHIP	IP WLS BF H R ER SO BB IBB HBP BLK WP HR S P ERA WHIP

Philadelphia Phillies @ San Diego Padres  
San Diego Stadium, San Diego, CA  
Fri Apr 28 1972, 9:05 PM EST  
Att: 7,272 - Unknown

AB 33  
R 0  
H 6  
RBI 0  
BB 0  
SO 2  
LOB 12



Batter	1	2	3	4	5	6	7	8	9	AB	R	H	RBI	BB	SO	LOB	TOP					
Larry Bowa, S OBP: 0.212, SLG: 0.250 (1, 6)										4	0	0	0	0	1	1	Philadelphia Phillies @ San Diego Padres San Diego Stadium, San Diego, CA Sat Apr 29 1972, 10:05 PM EST Att: 7,859 - Unknown					
Tim McCarver, L OBP: 0.304, SLG: 0.452 (1, 2)										2	0	1	0	1	0	0						
Willie Montanez, L OBP: 0.373, SLG: 0.442 Byron Browne, R OBP: 0.667, SLG: 0.500 (6, 9)										2	0	0	0	1	1	1						
Greg Luzinski, R OBP: 0.367, SLG: 0.705 (1, 7)										4	0	2	0	0	0	6						
Tom Hutton, L OBP: 0.455, SLG: 0.545 (1, 3)										4	0	0	0	0	0	5						
Don Money, R OBP: 0.327, SLG: 0.439 (1, 5)										3	0	0	0	1	1	1						
Mike Anderson, R OBP: 0.283, SLG: 0.225 (6, 8)										4	0	0	0	0	2	3						
Denny Doyle, L OBP: 0.342, SLG: 0.273 (1, 4)										4	0	0	0	0	1	2						
Steve Carlton, L OBP: 0.417, SLG: 0.500 Ron Stone, L OBP: 0.333, SLG: 0.200 (9, PH)										3	0	2	0	0	0	0						
<b>Inning Stats</b>	R: 0 E: 0 K: 1 S: 5	H: 0 LOB: 0 BB: 0 P: 5	R: 0 E: 0 K: 2 S: 8	H: 1 LOB: 2 BB: 1 P: 12	R: 0 E: 0 K: 0 S: 5	H: 2 LOB: 3 BB: 1 P: 9	R: 0 E: 0 K: 2 S: 7	H: 0 LOB: 0 BB: 0 P: 7	R: 0 E: 0 K: 1 S: 5	H: 0 LOB: 1 BB: 0 P: 6	R: 0 E: 0 K: 0 S: 4	H: 1 LOB: 1 BB: 0 P: 4	R: 0 E: 0 K: 0 S: 4	H: 1 LOB: 3 BB: 2 P: 12	R: 0 E: 0 K: 0 S: 3	H: 0 LOB: 0 BB: 0 P: 3	R: 0 E: 0 K: 0 S: 3	H: 0 LOB: 0 BB: 0 P: 3	1B: 2 2B: 3 3B: 0 HR: 0	SF: 0 SAC: 1 DP: 0 HBP: 1	WP: 0 PB: 0 SB: 0 CS: 0	PA: 37
<b>PITCHER</b> Steve Arlin, R ERA: 1.24 (1, 1)	IP: 9.0 WLS: W BF: 37 H: 5 R: 0 ER: 0 SO: 6 BB: 2 IBB: 2 HBP: 1 BLK: 0 WP: 0 HR: 0 S: 44 P: 61 ERA: 0.00 WHIP: 0.778															<b>PITCHER</b>						

Batter	1	2	3	4	5	6	7	8	9	AB	R	H	RBI	BB	SO	LOB	BOTTOM			
Derrel Thomas, S OBP: 0.340, SLG: 0.286 (1, 4)										2	1	0	0	2	1	0	Philadelphia Phillies @ San Diego Padres San Diego Stadium, San Diego, CA Sat Apr 29 1972, 10:05 PM EST Att: 7,859 - Unknown			
Enzo Hernandez, R OBP: 0.186, SLG: 0.238 (1, 6)										3	0	0	0	0	1	1				
Johnny Jeter, R OBP: 0.333, SLG: 0.409 (1, 8)										4	0	1	0	0	2	2				
Nate Colbert, R OBP: 0.255, SLG: 0.471 (1, 3)										3	2	1	1	1	1	3				
Cito Gaston, R OBP: 0.281, SLG: 0.355 (1, 7)										4	1	2	1	0	0	1				
Ollie Brown, R OBP: 0.216, SLG: 0.200 (1, 9)										3	0	1	0	1	2	1				
Dave Campbell, R OBP: 0.225, SLG: 0.211 (1, 5)										3	0	0	0	0	2	4				
Bob Barton, R OBP: 0.216, SLG: 0.194 (1, 2)										3	0	1	2	0	0	1				
Steve Arlin, R OBP: 0.250, SLG: 0.286 (1, 1)										3	0	0	0	0	1	2				
<b>Inning Stats</b>	R: 0 E: 0 K: 0 S: 3	H: 0 LOB: 1 BB: 1 P: 7	R: 0 E: 0 K: 2 S: 7	H: 0 LOB: 0 BB: 0 P: 7	R: 0 E: 0 K: 1 S: 5	H: 0 LOB: 0 BB: 0 P: 5	R: 0 E: 1 K: 1 S: 6	H: 1 LOB: 1 BB: 0 P: 6	R: 0 E: 0 K: 0 S: 3	H: 1 LOB: 0 BB: 0 P: 3	R: 0 E: 0 K: 0 S: 3	H: 0 LOB: 0 BB: 0 P: 3	R: 2 E: 0 K: 3 S: 11	H: 2 LOB: 2 BB: 2 P: 19	R: 2 E: 0 K: 3 S: 11	H: 2 LOB: 1 BB: 1 P: 15	1B: 4 2B: 2 3B: 0 HR: 0	SF: 0 SAC: 1 DP: 1 HBP: 0	WP: 0 PB: 0 SB: 1 CS: 0	PA: 33
<b>PITCHER</b> Steve Carlton, L ERA: 1.59 (1, 1)	IP: 8.0 WLS: L BF: 33 H: 6 R: 4 ER: 4 SO: 10 BB: 3 IBB: 1 HBP: 0 BLK: 0 WP: 0 HR: 0 S: 49 P: 65 ERA: 4.50 WHIP: 1.125															<b>PITCHER</b>				

Batter	1	2	3	4	5	6	7	8	9	AB	R	H	RBI	BB	SO	LOB	TOP					
Larry Bowa, S OBP: 0.246, SLG: 0.281										5	3	3	0	0	0	1						
Denny Doyle, L OBP: 0.372, SLG: 0.342										5	1	3	3	0	0	1						
Ron Stone, L OBP: 0.364, SLG: 0.300										5	0	2	1	0	0	3						
Greg Luzinski, R OBP: 0.389, SLG: 0.694										5	0	3	1	0	1	0						
Tom Hutton, L OBP: 0.375, SLG: 0.438										5	0	1	0	0	1	6						
Don Money, R OBP: 0.296, SLG: 0.391										5	0	0	0	0	2	6						
Mike Anderson, R OBP: 0.280, SLG: 0.295										4	1	1	1	0	1	3						
Mike Ryan, R OBP: 0.545, SLG: 0.444										4	1	3	0	0	0	0						
Barry Lersch, S OBP: 0.375, SLG: 0.375										4	0	0	0	0	2	3						
<b>Inning Stats</b>	R: 2 E: 1 K: 0 S: 7	H: 4 LOB: 2 BB: 0 P: 7	R: 2 E: 0 K: 1 S: 7	H: 3 LOB: 0 BB: 0 P: 7	R: 0 E: 0 K: 1 S: 6	H: 1 LOB: 1 BB: 0 P: 6	R: 0 E: 0 K: 1 S: 6	H: 1 LOB: 1 BB: 0 P: 6	R: 0 E: 0 K: 1 S: 5	H: 0 LOB: 0 BB: 0 P: 5	R: 1 E: 0 K: 0 S: 4	H: 1 LOB: 0 BB: 0 P: 4	R: 1 E: 0 K: 1 S: 7	H: 3 LOB: 2 BB: 0 P: 7	R: 0 E: 1 K: 1 S: 6	H: 1 LOB: 3 BB: 0 P: 6	R: 0 E: 1 K: 1 S: 8	H: 2 LOB: 3 BB: 0 P: 8	1B: 14 2B: 3 3B: 0 HR: 1	SF: 0 SAC: 0 DP: 2 HBP: 0	WP: 0 PB: 0 SB: 1 CS: 1	PA: 42
<b>PITCHER</b>	IP WLS BF H R ER SO BB IBB HBP BLK WP HR S P ERA WHIP																					
Bill Greif, R ERA: 6.88	(1, 1) 1.1 L 10 6 4 3 1 0 0 0 0 0 0 0 0 12 12 20.25 4.500																					
Mark Schaeffer, L ERA: 10.8	(2, 1) 3.2 13 3 0 0 3 0 0 0 0 0 0 0 0 19 19 0.00 0.818																					
Ron Taylor, R ERA: 10.8	(6, 1) 1.1 8 4 2 2 0 0 0 0 0 0 0 1 8 8 13.50 3.000																					
Gary Ross, R ERA: 2.84	(7, 1) 0.2 1 0 0 0 1 0 0 0 0 0 0 0 0 3 3 0.00 0.000																					
Ed Acosta, R ERA: 4.7	(8, 1) 2.0 10 3 0 0 2 0 0 0 0 0 0 0 0 14 14 0.00 1.500																					

Philadelphia Phillies @ San Diego Padres  
San Diego Stadium, San Diego, CA  
Sun Apr 30 1972, 6:33 AM EDT  
Unknown

AB	42
R	6
H	16
RBI	6
BB	0
SO	7
LOB	23



Batter	1	2	3	4	5	6	7	8	9	AB	R	H	RBI	BB	SO	LOB	BOTTOM					
Derrel Thomas, S OBP: 0.333, SLG: 0.283										4	0	1	0	0	0	3						
Enzo Hernandez, R OBP: 0.174, SLG: 0.222										3	0	0	0	0	0	1						
Don Mason, L OBP: 0.200, SLG: 0.130										1	0	0	0	0	0	0						
Johnny Jeter, R OBP: 0.306, SLG: 0.375										4	0	0	0	0	1	1						
Nate Colbert, R OBP: 0.271, SLG: 0.527										4	1	2	1	0	0	0						
Cito Gaston, R OBP: 0.306, SLG: 0.353										3	0	1	0	1	0	0						
Ollie Brown, R OBP: 0.195, SLG: 0.179										4	0	0	0	0	0	2						
Dave Campbell, R OBP: 0.253, SLG: 0.200										2	0	0	0	1	0	1						
Larry Stahl, L OBP: 0.200, SLG: 0.130										1	0	0	0	0	0	0						
Bob Barton, R OBP: 0.250, SLG: 0.211										2	0	1	0	1	0	0						
Bill Greif, R ERA: 6.88	(1, 1) 1.1 L 10 6 4 3 1 0 0 0 0 0 0 0 0 12 12 20.25 4.500																					
Mark Schaeffer, L ERA: 10.8	(2, 1) 3.2 13 3 0 0 3 0 0 0 0 0 0 0 0 19 19 0.00 0.818																					
Garry Jestadt, R OBP: 0.375, SLG: 0.375	(5, PH) 0.2 1 0 0 0 1 0 0 0 0 0 0 0 0 3 3 0.00 0.000																					
Ron Taylor, R ERA: 10.8	(6, 1) 1.1 8 4 2 2 0 0 0 0 0 0 0 0 1 8 8 13.50 3.000																					
Gary Ross, R ERA: 2.84	(7, 1) 0.2 1 0 0 0 1 0 0 0 0 0 0 0 0 3 3 0.00 0.000																					
Leron Lee, L OBP: 0.307, SLG: 0.296	(7, PH) 0.2 1 0 0 0 1 0 0 0 0 0 0 0 0 3 3 0.00 0.000																					
Ed Acosta, S ERA: 4.7	(8, 1) 2.0 10 3 0 0 2 0 0 0 0 0 0 0 0 14 14 0.00 1.500																					
<b>Inning Stats</b>	R: 0 E: 0 K: 0 S: 3	H: 0 LOB: 0 BB: 0 P: 3	R: 1 E: 0 K: 1 S: 7	H: 2 LOB: 2 BB: 1 P: 11	R: 0 E: 0 K: 0 S: 4	H: 2 LOB: 2 BB: 0 P: 4	R: 0 E: 0 K: 0 S: 2	H: 0 LOB: 0 BB: 1 P: 6	R: 0 E: 0 K: 0 S: 3	H: 0 LOB: 0 BB: 0 P: 3	R: 0 E: 0 K: 1 S: 5	H: 0 LOB: 0 BB: 0 P: 5	R: 0 E: 0 K: 0 S: 4	H: 1 LOB: 3 BB: 2 P: 12	R: 0 E: 0 K: 0 S: 3	H: 0 LOB: 0 BB: 0 P: 3	R: 0 E: 0 K: 0 S: 3	H: 0 LOB: 0 BB: 0 P: 3	1B: 4 2B: 0 3B: 0 HR: 1	SF: 0 SAC: 0 DP: 1 HBP: 0	WP: 0 PB: 0 SB: 0 CS: 0	PA: 34
<b>PITCHER</b>	IP WLS BF H R ER SO BB IBB HBP BLK WP HR S P ERA WHIP																					
Barry Lersch, R ERA: 1.23	(1, 1) 9.0 W 34 5 1 1 2 4 0 0 0 0 0 1 34 50 1.00 1.000																					

Philadelphia Phillies @ San Diego Padres  
San Diego Stadium, San Diego, CA  
Sun Apr 30 1972, 6:33 AM EDT  
Unknown

AB	30
R	1
H	5
RBI	1
BB	4
SO	2
LOB	10





Batter	1	2	3	4	5	6	7	8	9	AB	R	H	RBI	BB	SO	LOB	TOP							
Larry Bowa, S OBP: 0.258, SLG: 0.279 (1, 6)	0-0 4-3		0-0 1B		4-0 SF8 BB	0-0 5-3		0-0 F7		4	1	1	0	1	0	0								
Tim McCarver, L OBP: 0.294, SLG: 0.426 (1, 2)	0-0 E4 FC4-6		0-0 F7		0-0 1B 1-3 1B		0-0 3-1		0-0 4-3	5	1	1	0	0	0	1								
Willie Montanez, L OBP: 0.357, SLG: 0.426 (1, 8)	0-0 FC4-6 1-2			0-0 4-3	0-0 SF8		0-0 G1 1B		0-0 F7	4	0	1	1	0	0	1								
Greg Luzinski, R OBP: 0.424, SLG: 0.717 (1, 7)	0-0 F9			0-0 BB 2B	0-0 1B 1-3 1B		0-0 G1 1B		4-0 BB	4	0	3	0	1	0	1								
Tom Hutton, L OBP: 0.333, SLG: 0.350 (1, 3)		0-0 F7		4-0 BB IBB	0-0 P4		0-0 G1		0-0 F8	4	0	0	0	1	0	5								
Don Money, R OBP: 0.326, SLG: 0.396 (1, 5)		0-0 F9		1-2 2-3 BB	0-0 1B		4-0 IBB			2	0	1	1	2	0	0								
Mike Anderson, R OBP: 0.259, SLG: 0.271 (1, 9)		0-3 K		0-3 K	0-3 K		0-3 K			4	0	0	0	0	4	8								
Denny Doyle, L OBP: 0.340, SLG: 0.310 (1, 4)			0-0 4-3	0-0 1-3		0-0 1-3		0-3 K		4	0	0	0	0	1	3								
Bill Champion, R OBP: 0.143, SLG: 0.571 (1, 1)			0-0 F9		0-0 HR		0-0 6-3		0-3 K	4	1	1	1	0	1	0								
<b>Inning Stats</b>	R: 0 E: 1 K: 0 S: 4	H: 0 LOB: 1 BB: 0 P: 4	R: 0 E: 0 K: 1 S: 5	H: 0 LOB: 0 BB: 0 P: 5	R: 0 E: 0 K: 0 S: 4	H: 1 LOB: 1 BB: 0 P: 4	R: 0 E: 0 K: 1 S: 6	H: 1 LOB: 3 BB: 2 P: 14	R: 3 E: 0 K: 1 S: 9	H: 4 LOB: 2 BB: 1 P: 13	R: 0 E: 0 K: 0 S: 3	H: 0 LOB: 0 BB: 0 P: 3	R: 0 E: 0 K: 1 S: 7	H: 2 LOB: 3 BB: 1 P: 11	R: 0 E: 0 K: 2 S: 7	H: 0 LOB: 0 BB: 0 P: 7	R: 0 E: 0 K: 0 S: 3	H: 0 LOB: 1 BB: 1 P: 7	1B: 6 2B: 1 3B: 0 HR: 1	SF: 1 SAC: 0 DP: 0 HBP: 0	WP: 0 PB: 0 SB: 0 CS: 0	PA: 41		
<b>PITCHER</b>	IP WLS BF H R ER SO BB IBB HBP BLK WP HR S P ERA WHIP	4.1 L 22 5 3 3 2 2 1 0 0 0 1 23 35 6.23 1.615	5.1 L 12 3 0 0 2 0 1 0 0 0 0 15 19 0.00 1.125	2.0 L 7 0 0 0 2 1 0 0 0 0 0 10 14 0.00 0.500																				

Philadelphia Phillies @ San Diego Padres  
San Diego Stadium, San Diego, CA  
Sun Apr 30 1972, 6:38 AM EDT  
Att: 8,411 - Unknown

AB	35
R	3
H	8
RBI	3
BB	5
SO	6
LOB	19



Batter	1	2	3	4	5	6	7	8	9	AB	R	H	RBI	BB	SO	LOB	BOTTOM							
Don Mason, L OBP: 0.182, SLG: 0.100 (1, 4)	4-0 1B 1-3 BB		0-0 F7		0-3 K		0-0 G4-6-3 1B			3	0	1	0	1	1	1								
Rafael Robles, R OBP: 0.100, SLG: 0.100 (1, 6)	0-0 1-3		0-0 6-3		0-0 4-3		0-0 G4-6-3 1B			4	0	0	0	0	0	4								
Leron Lee, L OBP: 0.412, SLG: 0.387 (1, 7)	0-0 G6-4-3 2-3 1B			0-0 1B 2B	0-0 1B			0-0 F8		4	1	3	0	0	0	0								
Nate Colbert, R OBP: 0.270, SLG: 0.508 (1, 3)	0-0 G6-4-3 1-2			0-0 IBB 1B 2H	0-3 K			0-0 6-3		4	0	1	1	0	1	3								
Cito Gaston, R OBP: 0.324, SLG: 0.353 (1, 8)		1-0 G6-4-3 HBP		0-0 FC6-4 1B		0-0 P3		0-3 K		0	0	0	0	0	0	0								
Johnny Jeter, R OBP: 0.308, SLG: 0.373 (2, PR) (3, 8)				1-2 FC6-4 IBB		0-0 F8			0-0 K	4	0	1	0	0	0	3								
Larry Stahl, L OBP: 0.207, SLG: 0.148 (1, 9)		0-0 F8		1-2 FC6-4 IBB		0-0 F8			0-0 1-3 1B	4	0	1	0	0	0	3								
Fred Kendall, R OBP: 0.188, SLG: 0.188 (1, 2)		0-0 G6-4-3 1-2		0-0 F7		0-0 6-3			0-0 F8	4	0	0	0	0	0	4								
Garry Jestadt, R OBP: 0.417, SLG: 0.364 (1, 5)			0-0 SH3-6-4 1B	4-0 FC6-4 IBB		0-0 F8			0-0 1-3	3	0	1	0	1	0	1								
Mike Corkins, R (1, 1)			0-0 SH3-6-4 1B	0-0 FC6-4 IBB		4-0 1B			0-0 P5	1	0	0	0	0	0	3								
Mike Caldwell, R (5, 1)										0	0	0	0	0	0	0								
Jerry Morales, R (7, PH)										0	0	0	0	1	0	0								
Gary Ross, R (8, 1)										0	0	0	0	0	0	0								
Ollie Brown, R (9, PH)										1	0	0	0	0	0	1								
<b>Inning Stats</b>	R: 0 E: 0 K: 0 S: 3	H: 1 LOB: 1 BB: 1 P: 7	R: 0 E: 0 K: 0 S: 2	H: 0 LOB: 0 BB: 0 P: 3	R: 0 E: 0 K: 0 S: 4	H: 1 LOB: 1 BB: 0 P: 4	R: 1 E: 0 K: 0 S: 6	H: 3 LOB: 3 BB: 1 P: 10	R: 0 E: 0 K: 2 S: 8	H: 1 LOB: 1 BB: 0 P: 8	R: 0 E: 0 K: 0 S: 3	H: 0 LOB: 0 BB: 0 P: 3	R: 0 E: 0 K: 1 S: 3	H: 1 LOB: 1 BB: 1 P: 7	R: 0 E: 0 K: 1 S: 5	H: 0 LOB: 0 BB: 0 P: 5	R: 0 E: 0 K: 0 S: 4	H: 1 LOB: 1 BB: 0 P: 4	1B: 7 2B: 1 3B: 0 HR: 0	SF: 0 SAC: 1 DP: 3 HBP: 1	WP: 0 PB: 0 SB: 0 CS: 0	PA: 36		
<b>PITCHER</b>	IP WLS BF H R ER SO BB IBB HBP BLK WP HR S P ERA WHIP	9.0 W 36 8 1 1 3 2 1 1 0 0 0 38 51 1.00 1.111																						

Philadelphia Phillies @ San Diego Padres  
San Diego Stadium, San Diego, CA  
Sun Apr 30 1972, 6:38 AM EDT  
Att: 8,411 - Unknown

AB	31
R	1
H	8
RBI	1
BB	3
SO	3
LOB	20



Batter	1	2	3	4	5	6	7	8	9	AB	R	H	RBI	BB	SO	LOB	TOP		
Ron Hunt, R OBP: 0.310, SLG: 0.208 (1,4)	F2			F8		5-3		F9		4	0	0	0	0	0	0			
Ron Fairly, L OBP: 0.225, SLG: 0.167 (1,9)	L8			K			3-1	2B	1B	4	1	1	0	0	1	0			
Clyde Mashore, R OBP: 0.364, SLG: 0.389 (1,8)	6-3			K				1B		4	0	2	1	0	1	0			
Bob Bailey, R OBP: 0.322, SLG: 0.283 (1,5)		5-3			6-3			F7		4	0	0	0	0	0	2			
Ken Singleton, S OBP: 0.411, SLG: 0.511 (1,7)		F9			L6			F8		3	0	0	0	0	0	1			
Tim Foli, R OBP: 0.327, SLG: 0.378 (1,6)		F4							F7	3	0	1	0	0	0	0			
Mike Jorgensen, L OBP: 0.370, SLG: 0.432 (1,3)			G3		G3			K		3	0	0	0	0	1	1			
John Boccabella, R OBP: 0.208, SLG: 0.200 (1,2)			F8			6-3		K		3	0	0	0	0	1	0			
Steve Renko, R OBP: 0.273, SLG: 0.250 (1,1)			F3			K			6-3	2	0	0	0	0	1	0			
John Strohmayr, R (8,1)										0	0	0	0	0	0	0			
Ron Woods, R (9, PH)										1	0	0	0	0	0	0			
<b>Inning Stats</b>	R: 0 E: 0 K: 0 S: 3	H: 0 LOB: 0 BB: 0 P: 3	R: 0 E: 0 K: 0 S: 3	H: 0 LOB: 0 BB: 0 P: 3	R: 0 E: 0 K: 2 S: 7	H: 0 LOB: 0 BB: 0 P: 7	R: 0 E: 0 K: 0 S: 4	H: 1 LOB: 1 BB: 0 P: 4	R: 0 E: 0 K: 1 S: 5	H: 0 LOB: 0 BB: 0 P: 5	R: 0 E: 0 K: 2 S: 4	H: 1 LOB: 1 BB: 0 P: 4	R: 0 E: 0 K: 2 S: 7	H: 0 LOB: 0 BB: 0 P: 7	R: 1 E: 0 K: 0 S: 5	H: 2 LOB: 1 BB: 0 P: 5	1B: 3 2B: 1 3B: 0 HR: 0	SF: 0 SAC: 0 DP: 0 HBP: 0	WP: 0 PA: 31
<b>PITCHER</b> Fred Norman, L ERA: 2.67 (1,1)	IP: 9.0 WLS: W BF: 31 H: 4 R: 1 ER: 1 SO: 5 BB: 0 IBB: 0 HBP: 0 BLK: 0 WP: 0 HR: 0 S: 41 P: 41 ERA: 1.00 WHIP: 0.444															<b>PITCHER</b>			

**Montreal Expos @ San Diego Padres**  
San Diego Stadium, San Diego, CA  
Tue May 02 1972, 10:05 PM EDT  
Att: 3,634 - Unknown

AB	31
R	1
H	4
RBI	1
BB	0
SO	5
LOB	4



Batter	1	2	3	4	5	6	7	8	9	AB	R	H	RBI	BB	SO	LOB	BOTTOM		
Derrel Thomas, S OBP: 0.322, SLG: 0.260 (1,4)	CS		FC4-6		F7		L9	E6		4	0	0	0	1	0	3			
Enzo Hernandez, R OBP: 0.176, SLG: 0.204 (1,6)	F6		5-3			3B	K	FC4		4	1	0	0	1	1	5			
Leron Lee, L OBP: 0.474, SLG: 0.576 (1,7)						HR		1B		2	2	2	2	2	0	0			
Nate Colbert, R OBP: 0.299, SLG: 0.508 (1,3)	K					5-3	WP	SH		2	1	1	0	2	1	1			
Johnny Jeter, R OBP: 0.309, SLG: 0.358 (1,8)						K		SH		2	1	0	0	1	1	3			
Ollie Brown, R OBP: 0.196, SLG: 0.167 (1,9)						5-3		2B		2	0	0	1	1	1	2			
Bob Barton, R OBP: 0.227, SLG: 0.190 (1,2)		L8			F8			F9		4	0	0	0	0	0	5			
Dave Campbell, R OBP: 0.277, SLG: 0.256 (1,5)										3	1	2	0	1	0	0			
Fred Norman, S OBP: 0.222, SLG: 0.333 (1,1)			K		F5			K		4	0	1	2	0	2	2			
<b>Inning Stats</b>	R: 0 E: 0 K: 1 S: 4	H: 0 LOB: 1 BB: 2 P: 12	R: 0 E: 0 K: 1 S: 4	H: 0 LOB: 0 BB: 1 P: 8	R: 0 E: 0 K: 1 S: 6	H: 1 LOB: 1 BB: 0 P: 6	R: 1 E: 0 K: 1 S: 6	H: 1 LOB: 1 BB: 1 P: 10	R: 0 E: 0 K: 0 S: 3	H: 0 LOB: 0 BB: 0 P: 3	R: 1 E: 0 K: 0 S: 3	H: 1 LOB: 2 BB: 3 P: 15	R: 0 E: 0 K: 2 S: 8	H: 1 LOB: 1 BB: 0 P: 8	R: 4 E: 2 K: 0 S: 7	H: 2 LOB: 2 BB: 2 P: 15	1B: 2 2B: 4 3B: 1 HR: 1	SF: 1 SAC: 1 DP: 2 HBP: 0	WP: 1 PA: 38
<b>PITCHER</b> Steve Renko, R ERA: 5.14 (1,1)	IP: 7.0 WLS: L BF: 32 H: 5 R: 5 ER: 4 SO: 6 BB: 7 IBB: 1 HBP: 0 BLK: 0 WP: 1 HR: 1 S: 36 P: 68 ERA: 5.14 WHIP: 1.714															<b>PITCHER</b>			
John Strohmayr, R (8,1)	IP: 1.0 WLS: L BF: 6 H: 1 R: 1 ER: 0 SO: 0 BB: 0 IBB: 1 HBP: 0 BLK: 0 WP: 0 HR: 0 S: 5 P: 9 ERA: 0.00 WHIP: 1.000															<b>PITCHER</b>			

**Montreal Expos @ San Diego Padres**  
San Diego Stadium, San Diego, CA  
Tue May 02 1972, 10:05 PM EDT  
Att: 3,634 - Unknown

AB	27
R	6
H	6
RBI	5
BB	9
SO	6
LOB	21





Batter	1	2	3	4	5	6	7	8	9	AB R H RBI BB SO LOB	TOP												
<b>Derrel Thomas, S</b> (1,4) OBP: 0.296, SLG: 0.246	1-3		B2-3	2B			K		6-3	5 0 1 3 0 1 0	<b>San Diego Padres @ New York Mets</b> Shea Stadium, Flushing, NY Fri May 05 1972, 7:05 PM EDT Att: 21,262 - Unknown												
<b>Enzo Hernandez, R</b> (1,6) OBP: 0.177, SLG: 0.200	L5		F8	F8			1B		1B BB	5 0 2 0 0 0 1													
<b>Johnny Jeter, R</b> (1,8) OBP: 0.303, SLG: 0.333	HR		K		K		K		1B BB	4 1 1 0 1 3 1													
<b>Nate Colbert, R</b> (1,3) OBP: 0.333, SLG: 0.536	HR			F2	F9		IBB		1B	4 1 2 2 1 0 0													
<b>Ollie Brown, R</b> (1,9) OBP: 0.228, SLG: 0.226	F8			1B 2B	K		K		1-6-3	5 1 1 0 0 2 5													
<b>Fred Kendall, R</b> (1,2) OBP: 0.240, SLG: 0.208				2B					P6	4 1 1 0 0 0 0													
<b>Jerry Morales, R</b> (1,7) OBP: 0.381, SLG: 0.444				2B					G5-4-3 BB	2 1 2 1 2 0 0													
<b>Dave Campbell, R</b> (1,5) OBP: 0.281, SLG: 0.288				2B					G5-4-3	3 1 0 0 1 0 3													
<b>Steve Arlin, R</b> (1,1) OBP: 0.167, SLG: 0.182				K					6-3	4 0 0 0 0 2 5													
<b>Inning Stats</b>	R: 2 E: 0 K: 0 S: 5	H: 2 LOB: 0 BB: 0 P: 5	R: 0 E: 0 K: 0 S: 3	H: 0 LOB: 1 BB: 1 P: 7	R: 0 E: 0 K: 1 S: 5	H: 0 LOB: 0 BB: 0 P: 5	R: 4 E: 0 K: 1 S: 9	H: 4 LOB: 1 BB: 1 P: 13	R: 0 E: 0 K: 2 S: 7	H: 0 LOB: 0 BB: 0 P: 7	R: 0 E: 0 K: 3 S: 4	H: 1 LOB: 1 BB: 0 P: 4	R: 0 E: 0 K: 1 S: 10	H: 1 LOB: 2 BB: 1 P: 14	R: 0 E: 0 K: 0 S: 2	H: 0 LOB: 0 BB: 1 P: 6	R: 0 E: 0 K: 1 S: 7	H: 2 LOB: 3 BB: 1 P: 11	1B: 6 2B: 2 3B: 1 HR: 1	SF: 0 SAC: 0 DP: 1 HBP: 0	WP: 0 PB: 0 SB: 1 CS: 0	PA: 41	
<b>PITCHER</b>	IP WLS BF H R ER SO BB IBB HBP BLK WP HR S P ERA WHIP											<b>PITCHER</b>	IP WLS BF H R ER SO BB IBB HBP BLK WP HR S P ERA WHIP										
<b>Jerry Koosman, L</b> (1,1) ERA: 10.57	3.2 L 19 6 6 6 2 1 1 0 0 0 0 1 21 29 14.73 1.909																						
<b>Buzz Capra, R</b> (4,1) ERA: 5.14	2.1 8 1 0 0 2 0 0 0 0 0 0 0 12 12 0.00 0.429																						
<b>Jim McAndrew, R</b> (7,1) ERA: 1.69	2.0 8 1 0 0 3 1 1 0 0 0 0 0 12 20 0.00 1.000																						
<b>Ray Sadecki, L</b> (9,1) ERA: 8.1	1.0 6 2 0 0 1 1 0 0 0 0 0 0 7 11 0.00 3.000																						

Batter	1	2	3	4	5	6	7	8	9	AB R H RBI BB SO LOB	BOTTOM												
<b>Bud Harrelson, S</b> (1,6) OBP: 0.310, SLG: 0.338	G4-6-3		P1						F8	4 0 1 0 0 0 4	<b>San Diego Padres @ New York Mets</b> Shea Stadium, Flushing, NY Fri May 05 1972, 7:05 PM EDT Att: 21,262 - Unknown												
<b>Ken Boswell, L</b> (1,4) OBP: 0.284, SLG: 0.229	G4-6-3		4-3						P9	4 0 0 0 0 0 5													
<b>Tommie Agee, R</b> (1,8) OBP: 0.348, SLG: 0.459									FC4-6 BB	2 0 0 0 2 1 1													
<b>Rusty Staub, L</b> (1,9) OBP: 0.366, SLG: 0.365	4-3								FC4-6	4 0 0 0 0 0 2													
<b>Cleon Jones, R</b> (1,7) OBP: 0.387, SLG: 0.474									K	4 0 1 0 0 2 1													
<b>Jim Fregosi, R</b> (1,5) OBP: 0.343, SLG: 0.467									K	4 0 1 0 0 2 1													
<b>Ed Kranepool, L</b> (1,3) OBP: 0.250, SLG: 0.313	G4-6-3								P6	4 0 0 0 0 1 3													
<b>Jerry Grote, R</b> (1,2) OBP: 0.400, SLG: 0.468									BB	2 0 1 0 1 0 0													
<b>Jerry Koosman, R</b> (1,1) OBP: 0.333, SLG: 0.333									BB	1 0 0 0 0 1 1													
<b>Don Hahn, R</b> (6,PH)									BB	0 0 0 0 0 0 0													
<b>Jim McAndrew, R</b> (7,1)									BB	0 0 0 0 0 0 0													
<b>Dave Marshall, L</b> (8,PH)									BB	0 0 0 0 1 0 0													
<b>Ray Sadecki, L</b> (9,1)									BB	0 0 0 0 0 0 0													
<b>Inning Stats</b>	R: 0 E: 0 K: 0 S: 3	H: 1 LOB: 1 BB: 1 P: 7	R: 0 E: 0 K: 1 S: 5	H: 1 LOB: 0 BB: 0 P: 5	R: 0 E: 0 K: 1 S: 6	H: 1 LOB: 1 BB: 0 P: 6	R: 0 E: 0 K: 1 S: 5	H: 0 LOB: 0 BB: 0 P: 5	R: 0 E: 0 K: 1 S: 3	H: 0 LOB: 1 BB: 1 P: 7	R: 0 E: 0 K: 1 S: 5	H: 0 LOB: 0 BB: 0 P: 5	R: 0 E: 0 K: 1 S: 5	H: 0 LOB: 0 BB: 0 P: 5	R: 0 E: 0 K: 1 S: 5	H: 0 LOB: 2 BB: 2 P: 13	R: 0 E: 0 K: 1 S: 6	H: 1 LOB: 2 BB: 1 P: 10	1B: 3 2B: 1 3B: 0 HR: 0	SF: 0 SAC: 0 DP: 2 HBP: 0	WP: 0 PB: 0 SB: 0 CS: 0	PA: 34	
<b>PITCHER</b>	IP WLS BF H R ER SO BB IBB HBP BLK WP HR S P ERA WHIP											<b>PITCHER</b>	IP WLS BF H R ER SO BB IBB HBP BLK WP HR S P ERA WHIP										
<b>Steve Arlin, R</b> (1,1) ERA: 0.95	9.0 W 34 4 0 0 7 5 0 0 0 0 0 0 43 63 0.00 1.000																						



Batter	1	2	3	4	5	6	7	8	9	AB	R	H	RBI	BB	SO	LOB	TOP				
<b>Derrel Thomas, S</b> (1, 4) OBP: 0.276, SLG: 0.227	0-3 K		0-0 1-3		0-3 K		0-0 CS	0-0 F7	0-3 K	5	0	0	0	0	3	2					
<b>Enzo Hernandez, R</b> (1, 6) OBP: 0.179, SLG: 0.200	0-0 F9		0-0 B3			0-0 E5 1B 2B			0-0 P6	5	2	1	0	0	0	0					
<b>Leron Lee, L</b> (1, 7) OBP: 0.469, SLG: 0.581	0-0 2B			0-0 6-3		0-0 2B 1B			0-0 HR	4	2	3	1	0	0	0					
<b>Nate Colbert, R</b> (1, 3) OBP: 0.354, SLG: 0.597	4-0 BB			0-0 P6		0-0 2B			0-0 HR	3	1	2	4	1	0	0					
<b>Larry Stahl, L</b> (1, 8) OBP: 0.235, SLG: 0.161	0-3 K			0-3 K		0-0 P5			0-0 1B E 1B	4	1	1	0	0	2	2					
<b>Ollie Brown, R</b> (1, 9) OBP: 0.246, SLG: 0.232		0-0 F8			4-0 SH1-4 BB	0-0 P4			0-0 1B	3	0	1	0	1	0	0					
<b>Fred Kendall, R</b> (1, 2) OBP: 0.276, SLG: 0.250	0-3 K				0-0 SH1-4 1B		0-0 FC5-4 1B	0-0 E5 WP		4	0	2	0	0	1	0					
<b>Dave Campbell, R</b> (1, 5) OBP: 0.267, SLG: 0.273	0-0 F7				0-0 SH1-4		0-0 FC5-4 CS	0-3 K		3	0	0	0	0	1	2					
<b>Bill Greif, R</b> (1, 1) <b>Mike Caldwell, R</b> (8, 1)			0-3 K		0-3 K		0-0 B5		0-0 F8	3	0	0	0	0	2	3					
<b>Inning Stats</b>	R: 0 E: 0 K: 2 S: 8	H: 1 LOB: 2 BB: 1 P: 12	R: 0 E: 0 K: 1 S: 5	H: 0 LOB: 0 BB: 0 P: 5	R: 0 E: 0 K: 1 S: 5	H: 0 LOB: 0 BB: 0 P: 5	R: 0 E: 0 K: 2 S: 8	H: 1 LOB: 2 BB: 1 P: 12	R: 2 E: 1 K: 0 S: 5	H: 2 LOB: 0 BB: 0 P: 5	R: 0 E: 0 K: 0 S: 3	H: 1 LOB: 0 BB: 0 P: 3	R: 4 E: 1 K: 1 S: 10	H: 5 LOB: 1 BB: 0 P: 10	R: 0 E: 0 K: 1 S: 5	H: 0 LOB: 0 BB: 0 P: 5	1B: 6 2B: 3 3B: 0 HR: 1	SF: 0 SAC: 1 DP: 0 HBP: 0	WP: 1 PB: 0 SB: 0 CS: 1	PA: 39	
<b>PITCHER</b>	IP	WLS	BF	H	R	ER	SO	BB	IBB	HBP	BLK	WP	HR	S	P	ERA	WHIP				
<b>Tom Seaver, R</b> (1, 1) ERA: 2.09	8.0	L	35	10	6	4	8	2	0	0	0	1	1	49	57	4.50	1.500				
<b>Danny Frisella, R</b> (9, 1) ERA: 2.25	1.0	S	3	0	0	0	1	0	0	0	0	0	0	5	5	0.00	0.000				

San Diego Padres @ New York Mets  
Shea Stadium, Flushing, NY  
Sat May 06 1972, 3:33 AM EDT  
Att: 19,048 - Unknown

AB 35  
R 6  
H 10  
RBI 5  
BB 2  
SO 9  
LOB 9



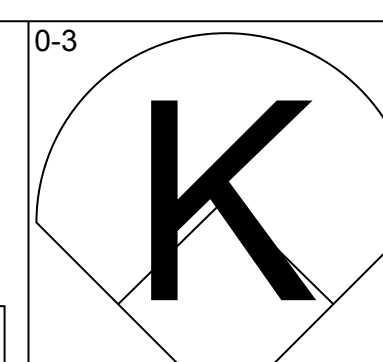
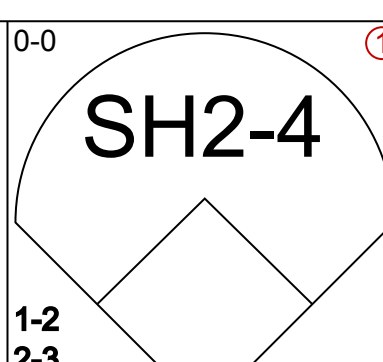
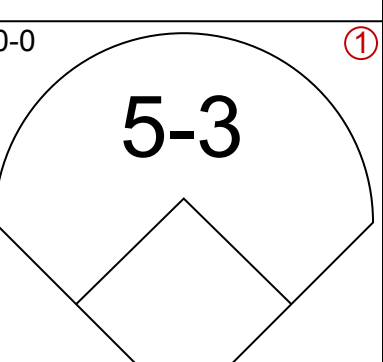
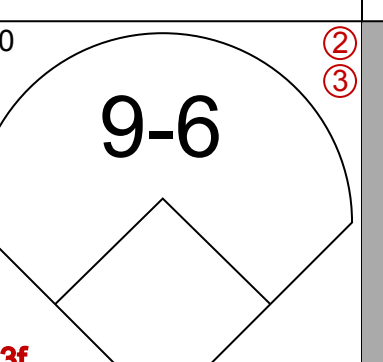
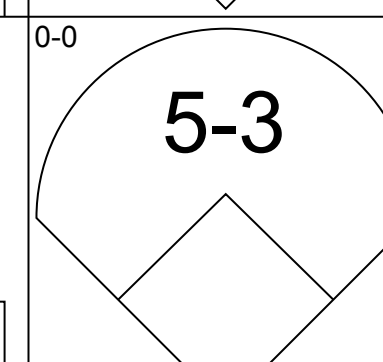
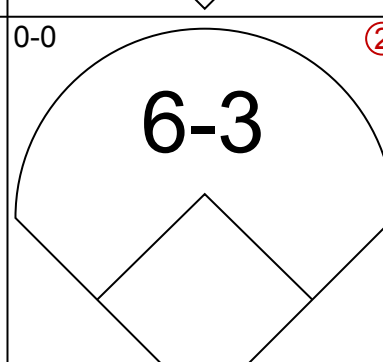
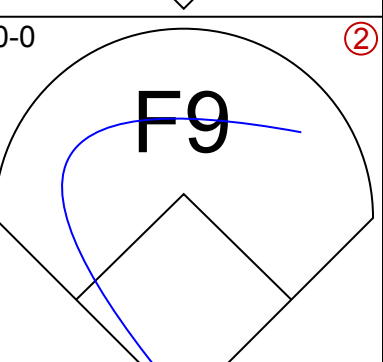
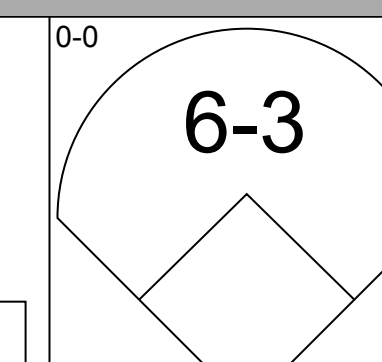
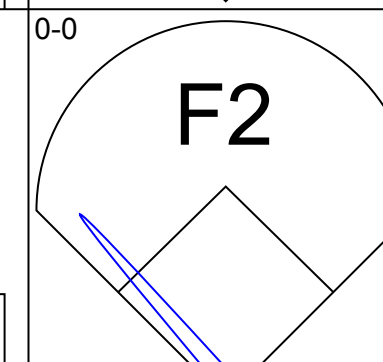
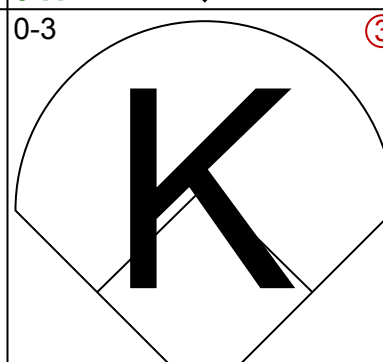
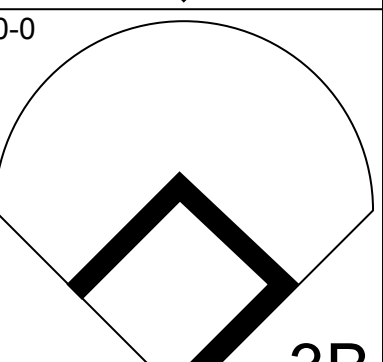
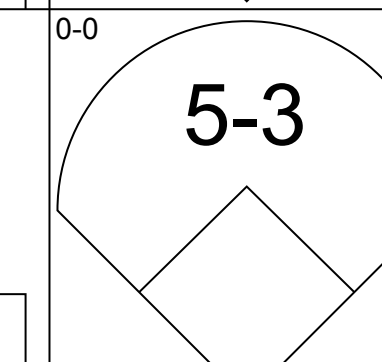
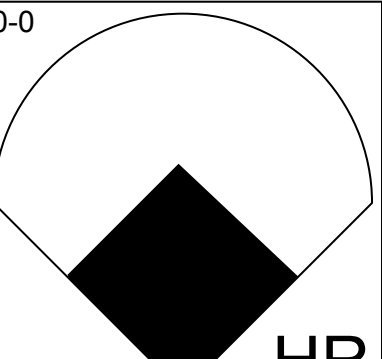
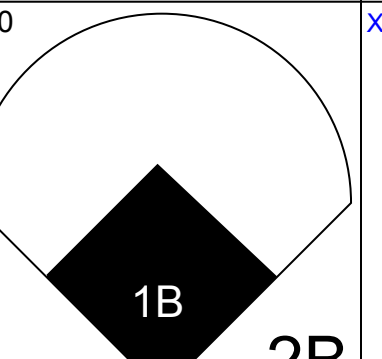
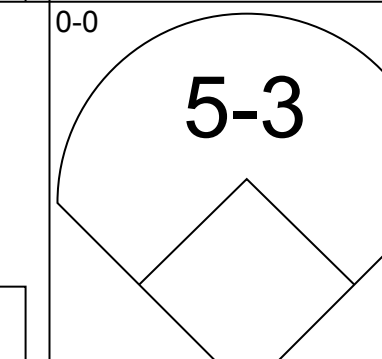
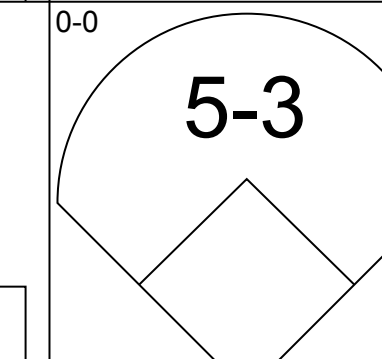
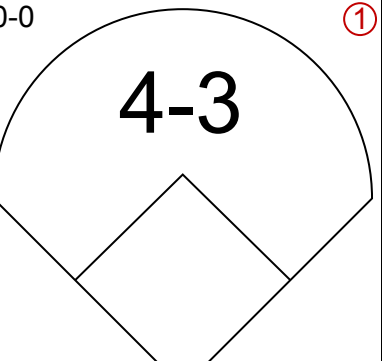
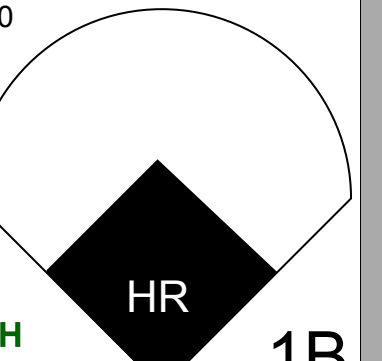

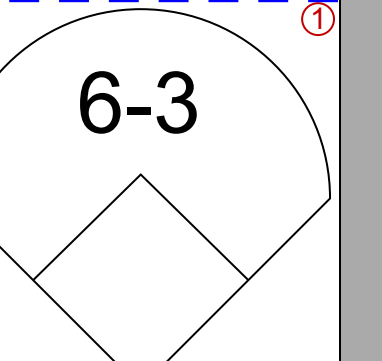
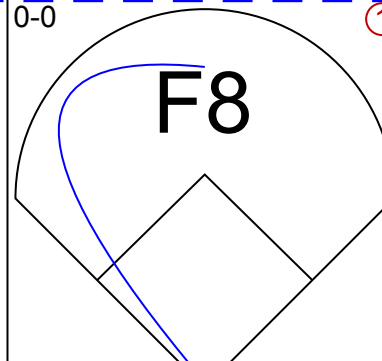
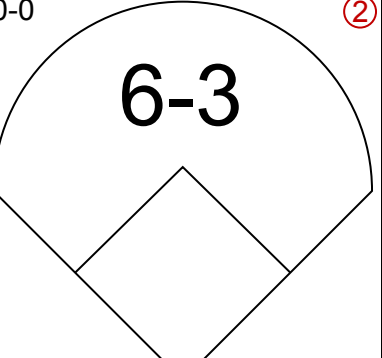
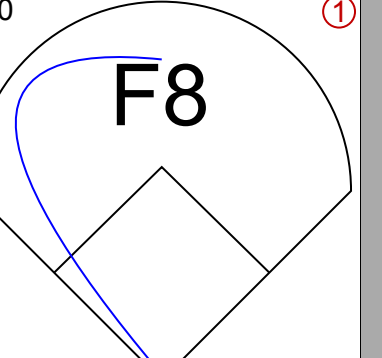
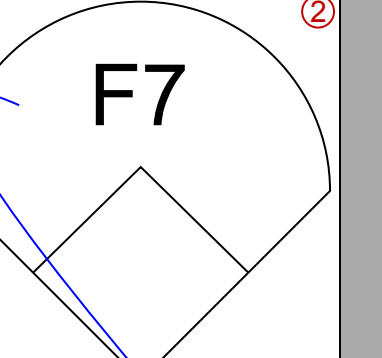
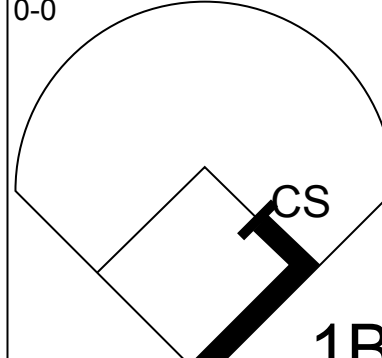
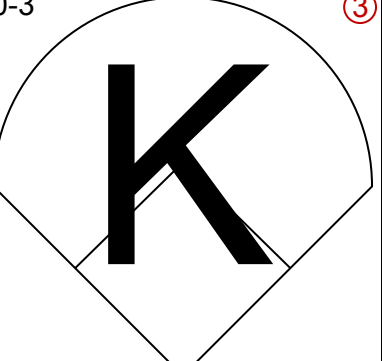
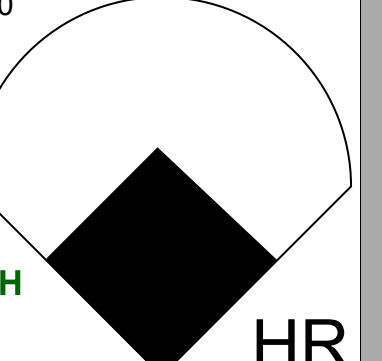
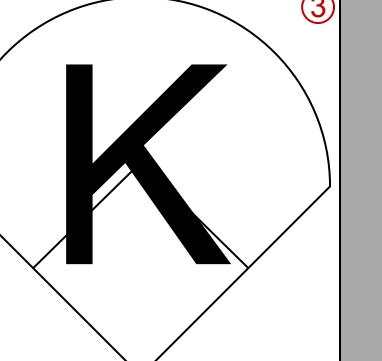
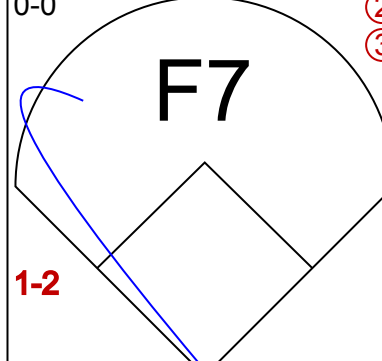
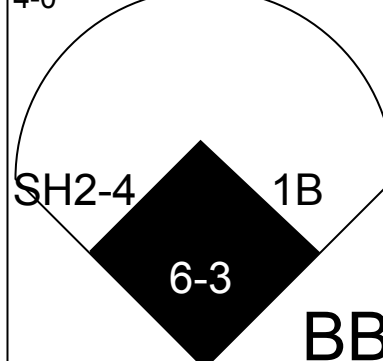
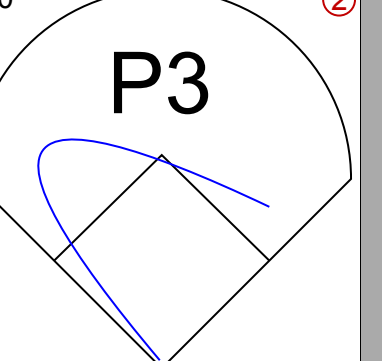
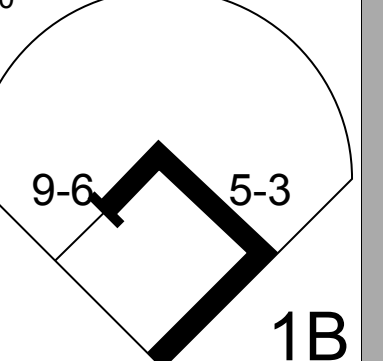

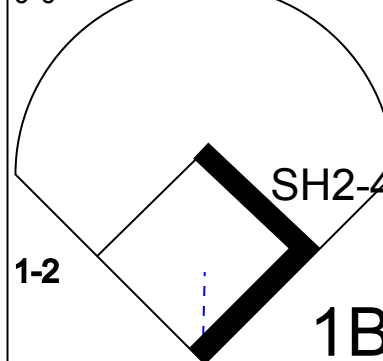

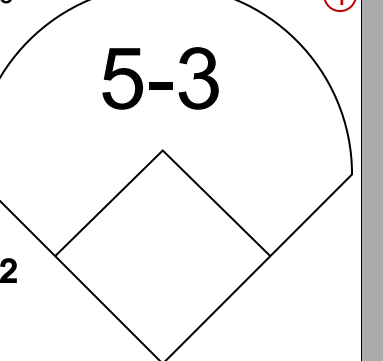
Batter	1	2	3	4	5	6	7	8	9	AB	R	H	RBI	BB	SO	LOB	BOTTOM				
<b>Bud Harrelson, S</b> (1, 6) OBP: 0.320, SLG: 0.338	1-0 E S HBP	0-3 K			0-0 CS 1B		0-0 F9			3	0	1	0	0	1	1					
<b>Ken Boswell, L</b> (1, 4) OBP: 0.246, SLG: 0.212	0-0 L8 1-2		0-3 K		0-0 3-1 1-2			0-0 F7		4	0	0	0	0	1	2					
<b>Tommie Agee, R</b> (1, 8) OBP: 0.342, SLG: 0.438	0-3 K		0-3 K		0-0 6-3			4-0 FC6-4 1B BB		3	0	0	0	1	2	1					
<b>Rusty Staub, L</b> (1, 9) OBP: 0.360, SLG: 0.358	0-0 E1 FC5-4 2-3		0-0 F8			0-0 3-1		0-0 FC6-4 1B		4	0	1	0	0	0	1					
<b>Cleon Jones, R</b> (1, 7) OBP: 0.364, SLG: 0.443	0-0 FC5-4 1-2			0-0 4-3		0-3 K		0-0 FC6-4	1-2 2-3	4	0	0	0	0	1	4					
<b>Jim Fregosi, R</b> (1, 5) OBP: 0.338, SLG: 0.453		0-0 HR 1B		0-0 P6		0-0 F7		0-3 K		4	1	1	0	0	1	2					
<b>Ed Kranepool, L</b> (1, 3) <b>Ted Martinez, R</b> (9, PH) OBP: 0.278, SLG: 0.444		0-0 HR		0-0 2B			0-0 6-3 SH3-4 1B		0-0 6-3	3	1	3	2	0	0	0					
<b>Jerry Grote, R</b> (1, 2) OBP: 0.397, SLG: 0.449		0-3 K		4-0 K		0-0 SH3-4		0-3 K		2	0	0	0	1	2	0					
<b>Tom Seaver, R</b> (1, 1) OBP: 0.133, SLG: 0.200 <b>Danny Frisella, L</b> (9, 1) <b>Jim Beauchamp, R</b> (9, PH) OBP: 0.154, SLG: 0.154		0-3 K		0-3 K		0-0 6-3		0-3 K		3	0	0	0	0	2	3					
<b>Inning Stats</b>	R: 0 E: 1 K: 1 S: 6	H: 0 LOB: 2 BB: 0 P: 7	R: 2 E: 0 K: 3 S: 11	H: 2 LOB: 0 BB: 0 P: 11	R: 0 E: 0 K: 2 S: 7	H: 0 LOB: 0 BB: 0 P: 7	R: 0 E: 0 K: 1 S: 6	H: 1 LOB: 2 BB: 1 P: 10	R: 0 E: 0 K: 0 S: 5	H: 0 LOB: 0 BB: 0 P: 5	R: 0 E: 0 K: 1 S: 4	H: 1 LOB: 1 BB: 0 P: 4	R: 0 E: 0 K: 1 S: 6	H: 1 LOB: 2 BB: 1 P: 10	R: 0 E: 0 K: 2 S: 7	H: 0 LOB: 0 BB: 0 P: 7	1B: 4 2B: 1 3B: 0 HR: 1	SF: 0 SAC: 1 DP: 0 HBP: 1	WP: 0 PB: 0 SB: 1 CS: 1	PA: 36	
<b>PITCHER</b>	IP	WLS	BF	H	R	ER	SO	BB	IBB	HBP	BLK	WP	HR	S	P	ERA	WHIP				
<b>Bill Greif, R</b> (1, 1) ERA: 5.55	7.1	W	30	5	2	2	8	1	1	1	0	0	0	43	52	2.46	0.818				
<b>Mike Caldwell, L</b> (8, 1) ERA: 1.74	1.2	S	6	1	0	0	3	0	0	0	0	0	0	12	12	0.00	0.600				

San Diego Padres @ New York Mets  
Shea Stadium, Flushing, NY  
Sat May 06 1972, 3:33 AM EDT  
Att: 19,048 - Unknown

AB 32  
R 2  
H 6  
RBI 2  
BB 2  
SO 11  
LOB 14

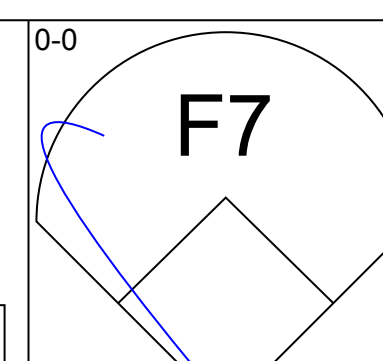
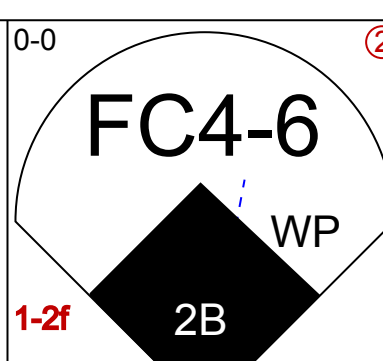
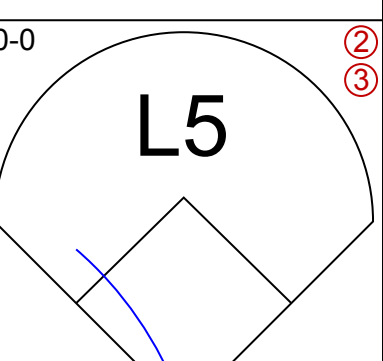
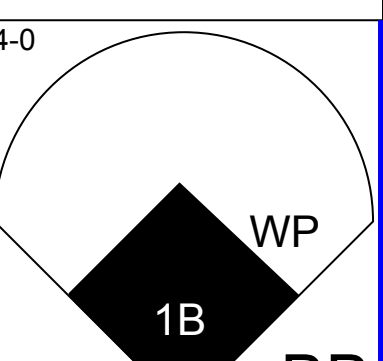
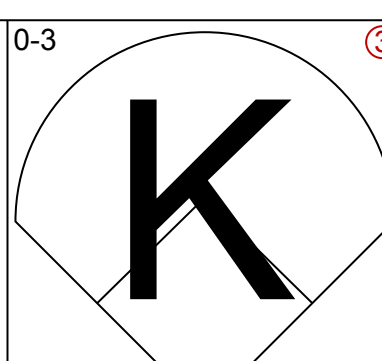
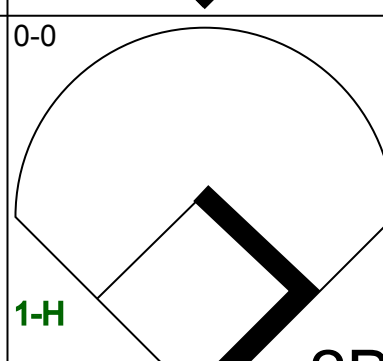
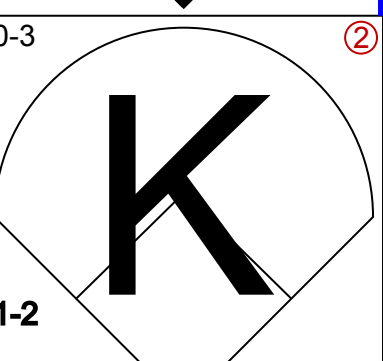
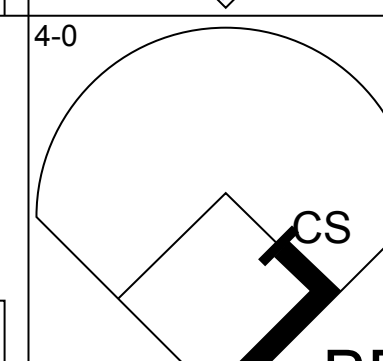
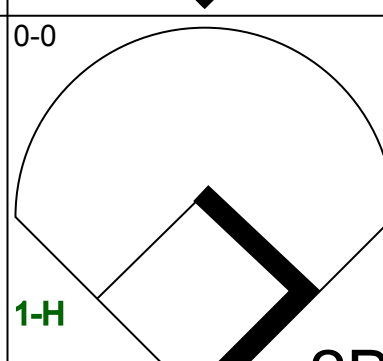
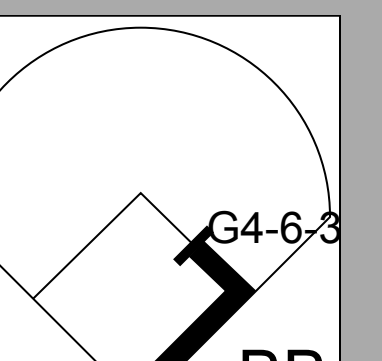
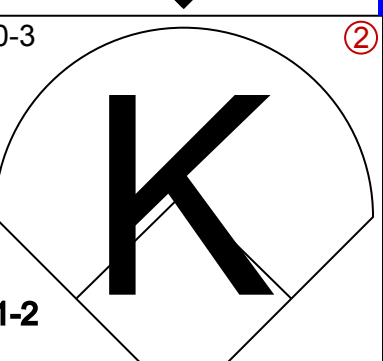
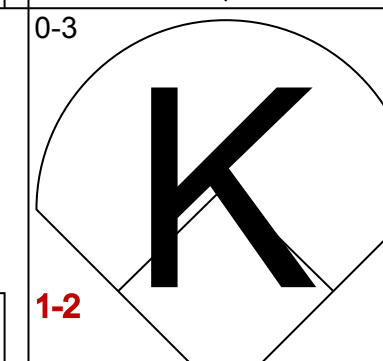
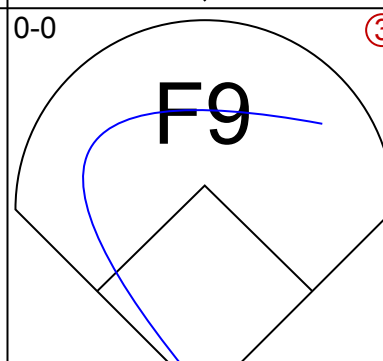
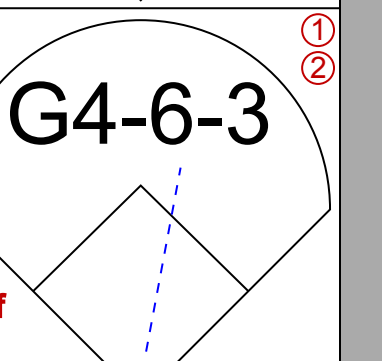
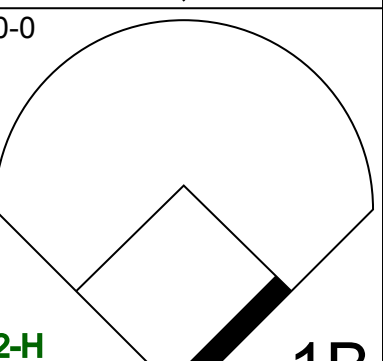
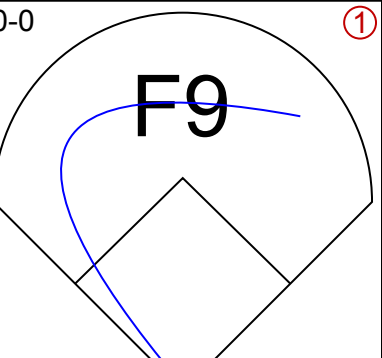
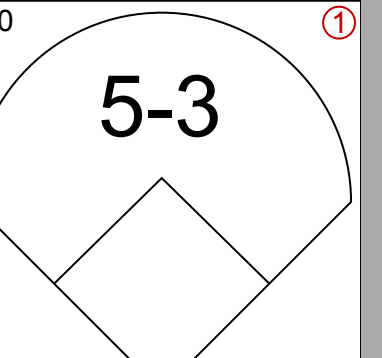
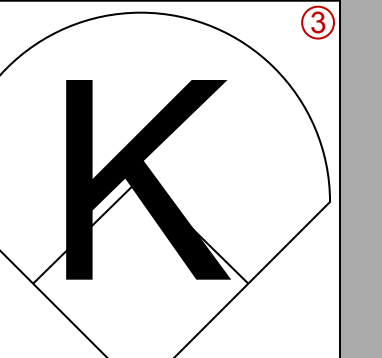
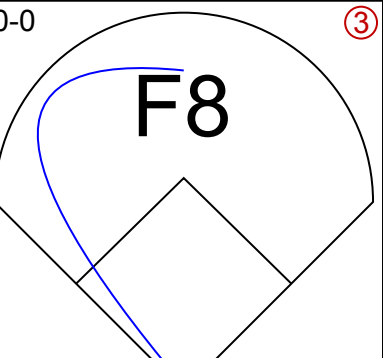
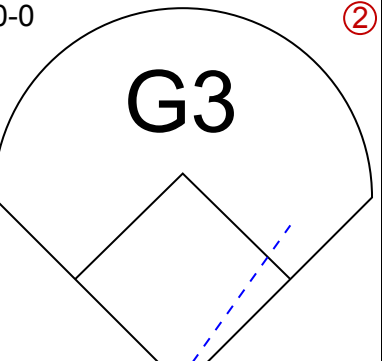
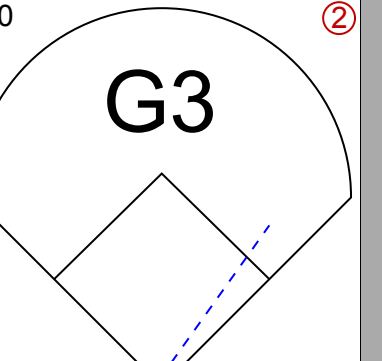
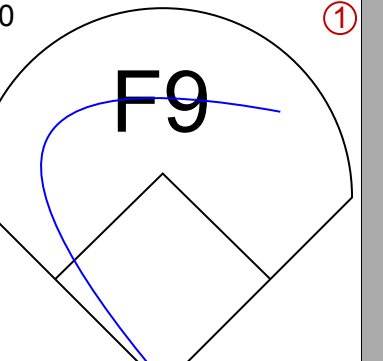
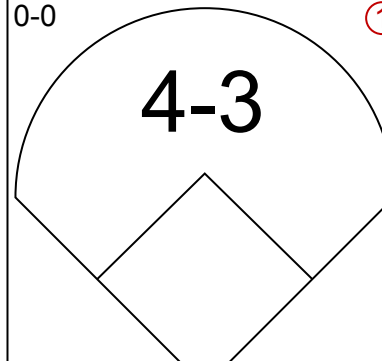
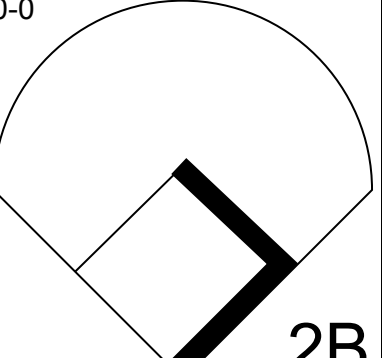
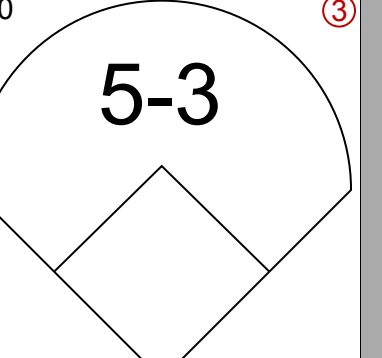
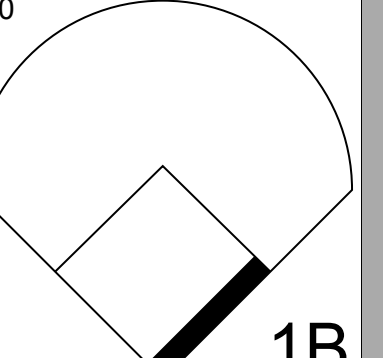
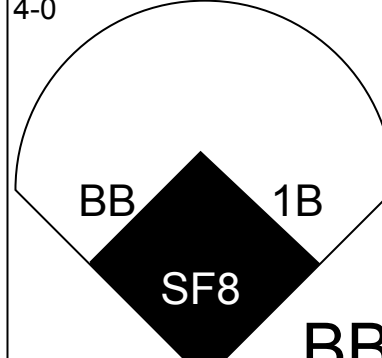
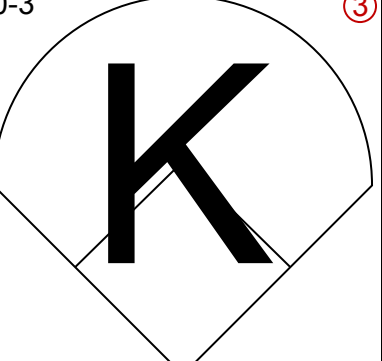
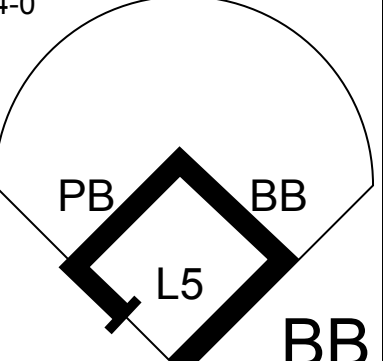
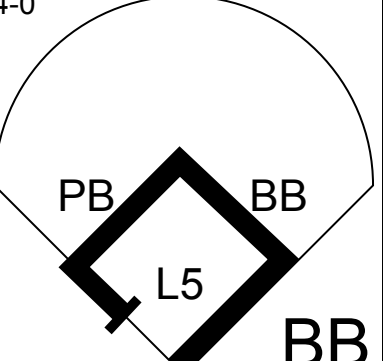

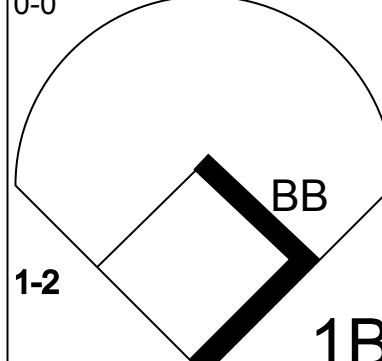
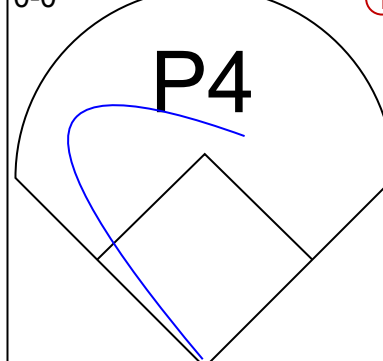
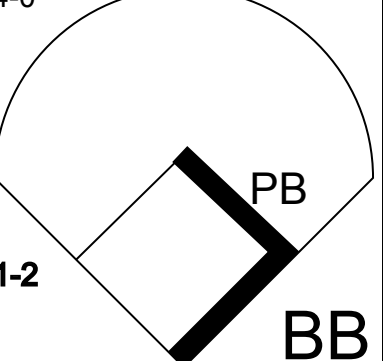

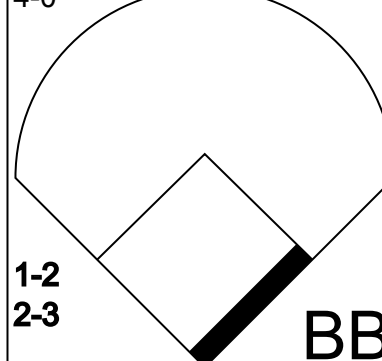
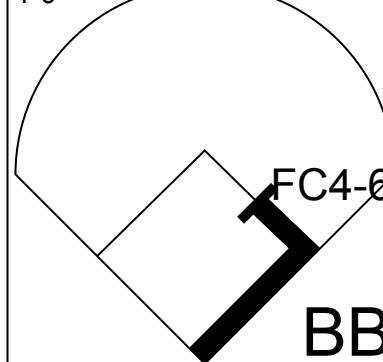
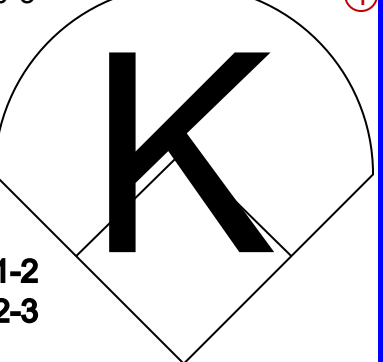
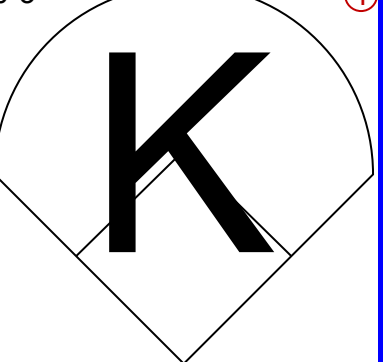
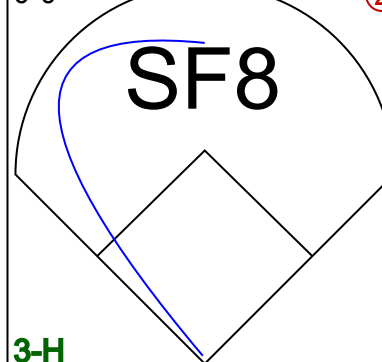




Batter	1	2	3	4	5	6	7	8	9	AB	R	H	RBI	BB	SO	LOB	TOP			
<b>Derrel Thomas, S</b> (1, 4) OBP: 0.274, SLG: 0.284										3	0	0	0	0	1	1	<b>San Diego Padres @ Philadelphia Phillies</b> Veterans Stadium, Philadelphia, PA Wed May 10 1972, 7:05 PM EDT Att: 7,601 - Unknown			
<b>Enzo Hernandez, R</b> (1, 6) OBP: 0.173, SLG: 0.192										4	0	0	1	0	0	1				
<b>Johnny Jeter, R</b> (1, 8) OBP: 0.311, SLG: 0.451										4	0	1	0	0	1	1				
<b>Nate Colbert, R</b> (1, 3)										4	2	2	1	0	0	1				
<b>Ollie Brown, R</b> (1, 9) OBP: 0.229, SLG: 0.215											4	1	1	1	0	0		0		
<b>Jerry Morales, R</b> (1, 7) OBP: 0.360, SLG: 0.409											4	0	1	0	0	0		1		
<b>Fred Kendall, R</b> (1, 2) OBP: 0.324, SLG: 0.371											4	1	1	2	0	2		1		
<b>Dave Campbell, R</b> (1, 5) OBP: 0.284, SLG: 0.279										2	1	1	0	1	0	0				
<b>Clay Kirby, R</b> (1, 1) OBP: 0.167, SLG: 0.167										3	0	1	0	0	1	1				
<b>Inning Stats</b>	R: 0 E: 0 K: 1 S: 5	H: 0 LOB: 0 BB: 0 P: 5	R: 1 E: 0 K: 1 S: 6	H: 1 LOB: 0 BB: 0 P: 6	R: 1 E: 0 K: 1 S: 6	H: 1 LOB: 1 BB: 1 P: 10	R: 3 E: 0 K: 1 S: 8	H: 3 LOB: 0 BB: 0 P: 8	R: 0 E: 0 K: 1 S: 4	H: 1 LOB: 1 BB: 0 P: 4	R: 0 E: 0 K: 0 S: 3	H: 1 LOB: 0 BB: 0 P: 3	R: 0 E: 0 K: 0 S: 3	H: 0 LOB: 0 BB: 0 P: 3	R: 0 E: 0 K: 0 S: 3	H: 1 LOB: 0 BB: 0 P: 3	1B: 4 2B: 2 3B: 1 HR: 2	SF: 0 SAC: 1 DP: 1 HBP: 0	WP: 0 PB: 0 SB: 0 CS: 1	PA: 34
<b>PITCHER</b>	IP	WLS	BF	H	R	ER	SO	BB	IBB	HBP	BLK	WP	HR	S	P	ERA	WHIP			
<b>Woodie Fryman, L</b> (1, 1) ERA: 3.26	5.0	L	22	6	5	5	4	1	0	0	0	0	2	29	33	9.00	1.400			
<b>Barry Lersch, R</b> (6, 1) ERA: 1.53	3.0		9	1	0	0	1	0	0	0	0	0	0	11	11	0.00	0.333			
<b>Wayne Twitchell, R</b> (9, 1) ERA: 7.0	1.0		3	1	0	0	0	0	0	0	0	0	0	3	3	0.00	1.000			

AB 32  
R 5  
H 8  
RBI 5  
BB 1  
SO 5  
LOB 7



Batter	1	2	3	4	5	6	7	8	9	AB	R	H	RBI	BB	SO	LOB	BOTTOM					
<b>Larry Bowa, S</b> (1, 6) OBP: 0.264, SLG: 0.264										3	2	0	0	1	0	3	<b>San Diego Padres @ Philadelphia Phillies</b> Veterans Stadium, Philadelphia, PA Wed May 10 1972, 7:05 PM EDT Att: 7,601 - Unknown					
<b>Roger Freed, R</b> (9, PH) OBP: 0.333, SLG: 0.667										1	0	0	0	0	1	2						
<b>Tim McCarver, L</b> (1, 2) OBP: 0.333, SLG: 0.435										2	0	1	1	2	1	1						
<b>Willie Montanez, L</b> (1, 8) OBP: 0.360, SLG: 0.459										4	0	1	1	0	1	3						
<b>Greg Luzinski, R</b> (1, 7) OBP: 0.364, SLG: 0.564										4	0	0	0	0	1	1						
<b>Tom Hutton, L</b> (1, 3) OBP: 0.388, SLG: 0.413											4	0	0	0	0	0		0				
<b>Don Money, R</b> (1, 5) OBP: 0.326, SLG: 0.405											3	1	2	0	1	0		0				
<b>Mike Anderson, R</b> (1, 9) OBP: 0.289, SLG: 0.299											3	0	1	0	1	2		2				
<b>Denny Doyle, L</b> (1, 4) OBP: 0.362, SLG: 0.333											2	0	0	0	2	1	1					
<b>Woodie Fryman, R</b> (1, 1) OBP: 0.222, SLG: 0.500										0	0	0	0	1	0	0						
<b>Byron Browne, R</b> (5, PH) OBP: 0.205, SLG: 0.400											1	0	0	0	0	0	0					
<b>Barry Lersch, S</b> (6, 1)											0	0	0	0	0	0						
<b>Ron Stone, L</b> (8, PH) OBP: 0.333, SLG: 0.778											1	0	0	0	0	1	0					
<b>Wayne Twitchell, R</b> (9, 1)											0	0	0	0	0	0	0					
<b>Deron Johnson, R</b> (9, PH) OBP: 0.206, SLG: 0.426											0	0	0	1	0	0	0					
<b>Inning Stats</b>	R: 0 E: 0 K: 1 S: 4	H: 0 LOB: 1 BB: 1 P: 8	R: 0 E: 0 K: 1 S: 6	H: 1 LOB: 1 BB: 0 P: 6	R: 1 E: 0 K: 0 S: 4	H: 1 LOB: 1 BB: 1 P: 8	R: 0 E: 0 K: 0 S: 3	H: 0 LOB: 0 BB: 0 P: 3	R: 0 E: 0 K: 1 S: 4	H: 0 LOB: 1 BB: 2 P: 12	R: 0 E: 0 K: 1 S: 4	H: 0 LOB: 0 BB: 1 P: 8	R: 0 E: 0 K: 2 S: 8	H: 1 LOB: 1 BB: 0 P: 8	R: 1 E: 0 K: 2 S: 8	H: 1 LOB: 2 BB: 1 P: 12	R: 1 E: 0 K: 1 S: 6	H: 1 LOB: 2 BB: 2 P: 14	1B: 3 2B: 4 3B: 0 HR: 0	SF: 1 SAC: 0 DP: 3 HBP: 0	WP: 2 PB: 1 SB: 0 CS: 1	PA: 37
<b>PITCHER</b>	IP	WLS	BF	H	R	ER	SO	BB	IBB	HBP	BLK	WP	HR	S	P	ERA	WHIP					
<b>Clay Kirby, R</b> (1, 1) ERA: 2.44	9.0	W	37	5	3	3	9	8	0	0	0	2	0	47	79	3.00	1.444					

AB 28  
R 3  
H 5  
RBI 3  
BB 8  
SO 9  
LOB 15








Batter	1	2	3	4	5	6	7	8	9	AB R H RBI BB SO LOB	TOP											
<b>Derrel Thomas, S</b> (1,4) OBP: 0.263, SLG: 0.262	5-3		F7		BB HR BB		F9		1-2 1B	4 1 1 0 1 0 0	<b>San Diego Padres @ Montreal Expos</b> Jarry Park, Montreal, QB Fri May 12 1972, 7:05 PM EDT Att: 11,263 - Unknown											
<b>Enzo Hernandez, R</b> (1,6) OBP: 0.209, SLG: 0.220	4-3 BB		5-3		1-2 HR BB		F8		F3	3 1 0 0 2 0 2												
<b>Leron Lee, L</b> (1,7) OBP: 0.468, SLG: 0.636	4-3 1-2			BB 1B	1-2 1B HR		L7			4 2 2 3 0 0 1												
<b>Nate Colbert, R</b> (1,3) OBP: 0.337, SLG: 0.611	BB BB			BB BB	BB BB		F9		F9	3 0 0 0 1 1 1												
<b>Larry Stahl, L</b> (1,9) OBP: 0.256, SLG: 0.147	6-3			BB 1B	BB BB		F8		F8	3 1 0 0 1 0 2												
<b>Johnny Jeter, R</b> (1,8) OBP: 0.313, SLG: 0.468		5-3		1B 1-2 2-H	BB BB		6-3		K	4 0 1 1 0 1 0												
<b>Fred Kendall, R</b> (1,2) OBP: 0.283, SLG: 0.318		6-3		F9			F3		5-3	4 0 0 0 0 0 2												
<b>Dave Campbell, R</b> (1,5) OBP: 0.316, SLG: 0.314		5-3		1-3 2-H	1B				F2	4 0 2 1 0 0 0												
<b>Bill Greif, R</b> (1,1)			K				G3		E1	3 0 0 0 0 2 1												
<b>Mark Schaeffer, L</b> (7,1)										0 0 0 0 0 0 0												
<b>Mike Corkins, R</b> (8,1)										1 0 0 0 0 0 0												
<b>Inning Stats</b>	R: 0 E: 0 K: 0 S: 3	H: 0 LOB: 2 BB: 2 P: 11	R: 0 E: 0 K: 0 S: 3	H: 0 LOB: 0 BB: 0 P: 3	R: 0 E: 0 K: 1 S: 5	H: 0 LOB: 0 BB: 0 P: 5	R: 2 E: 0 K: 1 S: 7	H: 3 LOB: 2 BB: 1 P: 11	R: 3 E: 0 K: 0 S: 4	H: 1 LOB: 1 BB: 2 P: 12	R: 0 E: 0 K: 1 S: 6	H: 1 LOB: 1 BB: 0 P: 6	R: 0 E: 0 K: 0 S: 3	H: 0 LOB: 0 BB: 0 P: 3	R: 0 E: 0 K: 1 S: 5	H: 1 LOB: 2 BB: 0 P: 5	R: 0 E: 1 K: 0 S: 5	H: 1 LOB: 2 BB: 0 P: 5	1B: 5 2B: 0 3B: 0 HR: 1	SF: 0 SAC: 0 DP: 0 HBP: 0	WP: 0 PB: 0 SB: 0 CS: 0	PA: 38
<b>PITCHER</b>	IP WLS BF H R ER SO BB IBB HBP BLK WP HR S P ERA WHIP											IP WLS BF H R ER SO BB IBB HBP BLK WP HR S P ERA WHIP										
<b>Carl Morton, R</b> (1,1) ERA: 2.73	5.0 L 23 4 5 5 2 5 0 0 0 0 0 1 22 42 9.00 1.800																					
<b>John Strohmayr, R</b> (6,1) ERA: 2.53	2.0 7 1 0 0 1 0 0 0 0 0 0 0 9 9 0.00 0.500																					
<b>Tom Walker, R</b> (8,1) ERA: 4.32	2.0 8 1 0 0 1 0 0 0 0 0 0 0 10 10 0.00 0.500																					

Batter	1	2	3	4	5	6	7	8	9	AB R H RBI BB SO LOB	BOTTOM											
<b>Ron Hunt, R</b> (1,4) OBP: 0.320, SLG: 0.265	F8				F7				1B	4 0 2 0 1 0 1	<b>San Diego Padres @ Montreal Expos</b> Jarry Park, Montreal, QB Fri May 12 1972, 7:05 PM EDT Att: 11,263 - Unknown											
<b>Mike Jorgensen, L</b> (1,3) OBP: 0.366, SLG: 0.410	F6		L9		1-2 HR		K		3-1	5 1 1 2 0 1 4												
<b>Ken Singleton, S</b> (1,7) OBP: 0.380, SLG: 0.403	F8			5-3 1B	BB		K			3 1 1 0 1 1 2												
<b>Bob Bailey, R</b> (1,5) OBP: 0.316, SLG: 0.318		F8		5-3	BB		K			3 0 0 0 1 1 2												
<b>Ron Fairly, L</b> (1,9) OBP: 0.283, SLG: 0.208		4-3 1B		L7			F9		F8	4 0 1 0 0 0 2												
<b>Boots Day, L</b> (1,8) OBP: 0.213, SLG: 0.200		4-3 1B		L7			K		K	3 0 1 1 0 1 1												
<b>Clyde Mashore, R</b> (8,PH) OBP: 0.359, SLG: 0.364		1-2		2-H	1B		K		K	1 0 0 0 0 1 1												
<b>John Bateman, R</b> (1,2) OBP: 0.357, SLG: 0.385		F7		L9			6-3		K	4 0 0 0 0 1 3												
<b>Tim Foli, R</b> (1,6) OBP: 0.224, SLG: 0.243			F4		F7		F8		5-3	4 0 0 0 0 0 0												
<b>Carl Morton, R</b> (1,1) ERA: 2.73			F4		HR 1B				K	1 0 0 0 0 0 0												
<b>Ron Woods, R</b> (5,PH) OBP: 0.296, SLG: 0.296										1 1 1 0 0 0 0												
<b>John Strohmayr, R</b> (6,1) ERA: 2.53										0 0 0 0 0 0 0												
<b>Jim Fairley, L</b> (7,PH) OBP: 0.360, SLG: 0.370										1 0 1 0 0 0 0												
<b>Tom Walker, R</b> (8,1) ERA: 4.32										0 0 0 0 0 0 0												
<b>John Boccabella, R</b> (9,PH) OBP: 0.220, SLG: 0.254										1 0 0 0 0 1 0												
<b>Inning Stats</b>	R: 0 E: 0 K: 0 S: 3	H: 0 LOB: 0 BB: 0 P: 3	R: 0 E: 0 K: 0 S: 4	H: 1 LOB: 1 BB: 0 P: 4	R: 0 E: 0 K: 0 S: 4	H: 1 LOB: 1 BB: 0 P: 4	R: 1 E: 0 K: 0 S: 5	H: 2 LOB: 1 BB: 0 P: 5	R: 2 E: 0 K: 1 S: 7	H: 2 LOB: 1 BB: 1 P: 11	R: 0 E: 0 K: 1 S: 5	H: 0 LOB: 0 BB: 0 P: 5	R: 0 E: 0 K: 2 S: 8	H: 1 LOB: 2 BB: 1 P: 12	R: 0 E: 0 K: 2 S: 7	H: 0 LOB: 1 BB: 1 P: 11	R: 0 E: 0 K: 1 S: 6	H: 1 LOB: 1 BB: 0 P: 6	1B: 6 2B: 1 3B: 0 HR: 1	SF: 0 SAC: 0 DP: 0 HBP: 0	WP: 0 PB: 0 SB: 0 CS: 0	PA: 38
<b>PITCHER</b>	IP WLS BF H R ER SO BB IBB HBP BLK WP HR S P ERA WHIP											IP WLS BF H R ER SO BB IBB HBP BLK WP HR S P ERA WHIP										
<b>Bill Greif, R</b> (1,1) ERA: 5.28	6.1 W 28 7 3 3 2 2 0 0 0 0 0 0 30 38 4.26 1.421																					
<b>Mark Schaeffer, L</b> (7,1)	1.0 4 0 0 0 2 1 0 0 0 0 0 0 7 11 0.00 1.000																					
<b>Mike Corkins, R</b> (8,1) ERA: 4.66	1.2 S 6 1 0 0 3 0 0 0 0 0 0 0 12 12 0.00 0.600																					



Batter	1	2	3	4	5	6	7	8	9	AB	R	H	RBI	BB	SO	LOB	TOP										
<b>Derrel Thomas, S</b> (1, 4) OBP: 0.263, SLG: 0.261	0-0 1-3		0-0 4-3			0-0 G3		0-0 2B SF8 1B		4	1	1	0	0	0	1											
<b>Enzo Hernandez, R</b> (1, 6) OBP: 0.200, SLG: 0.212	0-0 F2		0-0 3-1			0-0 1-6-3		0-0 SF8 1-2 3-H 0-0		3	0	0	1	0	0	1											
<b>Leron Lee, L</b> (1, 7) OBP: 0.455, SLG: 0.627	0-3 K			0-0 3-1		0-0 5-3		0-0 HR 2B		4	1	1	1	0	1	0											
<b>Nate Colbert, R</b> (1, 3)		0-3 K		0-0 6-3			0-0 F9	0-0 HR		4	1	1	2	0	1	0											
<b>Larry Stahl, L</b> (1, 9) OBP: 0.279, SLG: 0.289		0-0 HR		0-0 4-3			0-0 4-3	0-0 2B		4	1	2	1	0	0	0											
<b>Johnny Jeter, R</b> (1, 8) OBP: 0.310, SLG: 0.458		0-3 K			0-0 F3		0-0 FC6-4 1B	0-0 L9		4	0	1	0	0	1	1											
<b>Fred Kendall, R</b> (1, 2) OBP: 0.260, SLG: 0.292		0-3 K			0-0 F7		0-0 FC6-4 1-2		0-3 K	4	0	0	0	0	2	1											
<b>Dave Campbell, R</b> (1, 5) OBP: 0.336, SLG: 0.342			0-0 SH5-3 2B		4-0 BB			0-0 1B SF8 1B	0-0 5-3	3	1	2	0	1	0	0											
<b>Fred Norman, S</b> (1, 1) OBP: 0.214, SLG: 0.286			0-0 SH5-3 2-3		0-0 L7			0-0 SH1 1-2	0-0 G3	2	0	0	0	0	0	1											
<b>Inning Stats</b>	R: 0 E: 0 K: 1 S: 5	H: 0 LOB: 0 BB: 0 P: 5	R: 1 E: 0 K: 3 S: 10	H: 1 LOB: 0 BB: 0 P: 10	R: 0 E: 0 K: 0 S: 4	H: 1 LOB: 1 BB: 0 P: 4	R: 0 E: 0 K: 0 S: 3	H: 0 LOB: 0 BB: 0 P: 3	R: 0 E: 0 K: 0 S: 3	H: 0 LOB: 1 BB: 1 P: 7	R: 0 E: 0 K: 0 S: 4	H: 1 LOB: 1 BB: 0 P: 4	R: 4 E: 0 K: 0 S: 8	H: 5 LOB: 1 BB: 0 P: 8	R: 0 E: 0 K: 1 S: 5	H: 0 LOB: 0 BB: 0 P: 5	1B: 3 2B: 3 3B: 0 HR: 2	SF: 1 SAC: 2 DP: 0 HBP: 0	WP: 0 PA: 36 PB: 0 SB: 0 CS: 0								
<b>PITCHER</b>	IP	WLS	BF	H	R	ER	SO	BB	IBB	HBP	BLK	WP	HR	S	P	ERA	WHIP										
<b>Ernie McAnally, R</b> (1, 1) ERA: 5.27	7.2	L	32	8	5	5	4	1	0	0	0	0	2	39	43	5.87	1.174										
<b>Mike Marshall, R</b> (8, 1) ERA: 1.93	0.1		1	0	0	0	0	0	0	0	0	0	0	1	1	0.00	0.000										
<b>John Strohmayr, R</b> (9, 1) ERA: 2.42	1.0		3	0	0	0	1	0	0	0	0	0	0	5	5	0.00	0.000										

San Diego Padres @ Montreal Expos  
Jarry Park, Montreal, QB  
Sat May 13 1972, 7:05 PM EDT  
Att: 16,150 - Unknown

AB 32  
R 5  
H 8  
RBI 5  
BB 1  
SO 5  
LOB 5



Batter	1	2	3	4	5	6	7	8	9	AB	R	H	RBI	BB	SO	LOB	BOTTOM										
<b>Ron Hunt, R</b> (1, 4) OBP: 0.317, SLG: 0.264	0-0 6-3		0-0 F7			0-0 F7			0-0 4-3 1B	4	0	1	0	0	0	1											
<b>Mike Jorgensen, L</b> (1, 3) OBP: 0.351, SLG: 0.390	0-0 G3			0-0 F9			0-0 F8		0-0 4-3 1-2	4	0	0	0	0	0	1											
<b>Clyde Mashore, R</b> (1, 9) OBP: 0.326, SLG: 0.324	0-0 6-3			0-0 F7			0-3 K		0-0 F8	4	0	0	0	0	1	1											
<b>Bob Bailey, R</b> (1, 5) OBP: 0.323, SLG: 0.310		0-0 L9		0-0 6-3			4-0 BB		4-0 FC6-4 BB	2	0	0	0	2	0	0											
<b>Ken Singleton, S</b> (1, 7) OBP: 0.375, SLG: 0.395			G1-6-3 1B		0-0 F7		0-0 F4		0-0 FC6-4 1-2	4	0	1	0	0	0	3											
<b>Ron Woods, R</b> (1, 8) OBP: 0.277, SLG: 0.250			G1-6-3 1-2		0-0 5-3			0-0 F8		3	0	0	0	0	0	1											
<b>Tim Foli, R</b> (1, 6) OBP: 0.228, SLG: 0.236				0-0 F7		1-0 CS HBP		0-0 5-3		2	0	0	0	0	0	0											
<b>John Bateman, R</b> (1, 2) OBP: 0.412, SLG: 0.438					0-0 CS 1B	0-0 6-3		0-0 1B		3	0	2	0	0	0	0											
<b>Ernie McAnally, R</b> (1, 1) OBP: 0.143, SLG: 0.167					0-0 SH1-4 1B		0-3 K		0-0 L3	1	0	0	0	0	1	0											
<b>Mike Marshall, R</b> (8, 1)					SH1-4					0	0	0	0	0	0	0											
<b>Bobby Wine, R</b> (6, PH) OBP: 0.286, SLG: 0.429										1	0	0	0	0	0	1											
<b>John Strohmayr, R</b> (9, 1)										0	0	0	0	0	0	0											
<b>Inning Stats</b>	R: 0 E: 0 K: 0 S: 3	H: 0 LOB: 0 BB: 0 P: 3	R: 0 E: 0 K: 0 S: 3	H: 1 LOB: 0 BB: 0 P: 3	R: 0 E: 0 K: 0 S: 4	H: 1 LOB: 1 BB: 0 P: 4	R: 0 E: 0 K: 0 S: 3	H: 0 LOB: 0 BB: 0 P: 3	R: 0 E: 0 K: 1 S: 5	H: 0 LOB: 0 BB: 0 P: 5	R: 0 E: 0 K: 1 S: 5	H: 0 LOB: 1 BB: 1 P: 9	R: 0 E: 0 K: 0 S: 4	H: 1 LOB: 1 BB: 0 P: 4	R: 0 E: 0 K: 0 S: 4	H: 1 LOB: 2 BB: 1 P: 8	1B: 4 2B: 0 3B: 0 HR: 0	SF: 0 SAC: 1 DP: 1 HBP: 1	WP: 0 PA: 33 PB: 0 SB: 0 CS: 1								
<b>PITCHER</b>	IP	WLS	BF	H	R	ER	SO	BB	IBB	HBP	BLK	WP	HR	S	P	ERA	WHIP										
<b>Fred Norman, L</b> (1, 1) ERA: 2.3	9.0	W	32	4	0	0	2	2	0	1	0	0	0	33	42	0.00	0.667										

San Diego Padres @ Montreal Expos  
Jarry Park, Montreal, QB  
Sat May 13 1972, 7:05 PM EDT  
Att: 16,150 - Unknown

AB 28  
R 0  
H 4  
RBI 0  
BB 2  
SO 2  
LOB 8



Batter	1	2	3	4	5	6	7	8	9	AB	R	H	RBI	BB	SO	LOB	TOP								
<b>Derrel Thomas, S</b> (1,4) OBP: 0.262, SLG: 0.261	0-0 4-3			0-0 F9		0-0 1B		0-3 K		4	0	1	0	0	1	0	<b>San Diego Padres @ Montreal Expos</b> Jarry Park, Montreal, QB Sun May 14 1972, 3:33 AM EDT Att: 22,276 - Unknown								
<b>Enzo Hernandez, R</b> (1,6) OBP: 0.191, SLG: 0.202	0-0 4-3			0-3 K		0-0 L4		0-0 F5		4	0	0	0	0	1	1									
<b>Leron Lee, L</b> (1,7) OBP: 0.443, SLG: 0.603	0-0 5-3			0-0 4-3			0-0 4-3 5-3 1B	0-0 F9		4	1	1	0	0	0	0									
<b>Nate Colbert, R</b> (1,3)		0-3 K			0-0 L7		0-0 5-3		0-3 1-3	4	0	0	0	0	1	1									
<b>Larry Stahl, L</b> (1,9) OBP: 0.255, SLG: 0.262		0-0 6-3			0-3 K		0-0 4-3		0-3 K	4	0	0	0	0	2	1									
<b>Johnny Jeter, R</b> (1,8) OBP: 0.308, SLG: 0.448		0-3 K			0-0 E5		0-0 FC6-4 1B		0-3 K	4	0	1	1	0	2	0									
<b>Fred Kendall, R</b> (1,2) OBP: 0.245, SLG: 0.275			0-3 K		0-0 F3		0-0 FC6-4 1-2			3	0	0	0	0	1	2									
<b>Dave Campbell, R</b> (1,5) OBP: 0.349, SLG: 0.347			0-0 5-3			0-0 G1-6-4 1B		4-0 HR BB		2	1	1	0	1	0	0									
<b>Clay Kirby, R</b> (1,1) OBP: 0.143, SLG: 0.143			0-3 K			0-0 G1-6-4 1-2		0-0 HR		2	0	0	0	0	1	1									
<b>Ron Taylor, R</b> (6,1)										0	0	0	0	0	0	0									
<b>Garry Jestadt, R</b> (8, PH) OBP: 0.400, SLG: 0.571										1	1	1	2	0	0	0									
<b>Gary Ross, R</b> (8,1)										0	0	0	0	0	0	0									
<b>Inning Stats</b>	R: 0 E: 0 K: 0 S: 3	H: 0 LOB: 0 BB: 0 P: 3	R: 0 E: 0 K: 2 S: 7	H: 0 LOB: 0 BB: 0 P: 7	R: 0 E: 0 K: 2 S: 7	H: 0 LOB: 0 BB: 0 P: 7	R: 0 E: 0 K: 1 S: 5	H: 0 LOB: 0 BB: 0 P: 5	R: 0 E: 1 K: 1 S: 6	H: 0 LOB: 1 BB: 0 P: 6	R: 0 E: 0 K: 0 S: 4	H: 2 LOB: 1 BB: 0 P: 4	R: 1 E: 0 K: 0 S: 5	H: 2 LOB: 1 BB: 0 P: 5	R: 2 E: 0 K: 1 S: 6	H: 1 LOB: 0 BB: 1 P: 10	R: 0 E: 0 K: 2 S: 7	H: 0 LOB: 0 BB: 0 P: 7	1B: 4 2B: 0 3B: 0 HR: 1	SF: 0 SAC: 0 DP: 1 HBP: 0	WP: 0 PB: 0 SB: 0 CS: 0	PA: 33			
<b>PITCHER</b>	IP	WLS	BF	H	R	ER	SO	BB	IBB	HBP	BLK	WP	HR	S	P	ERA	WHIP								
<b>Mike Torrez, R</b> (1,1) ERA: 1.87	8.0	W	30	5	3	3	7	1	0	0	0	0	1	43	47	3.38	0.750								
<b>Mike Marshall, R</b> (9,1) ERA: 1.83	1.0	S	3	0	0	0	2	0	0	0	0	0	0	7	7	0.00	0.000								

Batter	1	2	3	4	5	6	7	8	9	AB	R	H	RBI	BB	SO	LOB	BOTTOM								
<b>Ron Hunt, R</b> (1,4) OBP: 0.333, SLG: 0.286	0-0 BB SH5-3 1B	0-0 6-3			0-0 SH1-4		0-0 HR	0-0 1-2 2H 1B		4	2	3	1	0	0	0	<b>San Diego Padres @ Montreal Expos</b> Jarry Park, Montreal, QB Sun May 14 1972, 3:33 AM EDT Att: 22,276 - Unknown								
<b>Boots Day, L</b> (1,8) OBP: 0.200, SLG: 0.188	0-0 SH5-3 1-2	0-0 G3			0-0 F9		0-0 F5	0-0 PO		3	0	0	0	0	0	2									
<b>Mike Jorgensen, L</b> (1,3) OBP: 0.347, SLG: 0.419	0-3 K				0-3 F8		0-0 K	0-0 1-H HR		4	1	1	2	0	2	2									
<b>Ron Fairly, L</b> (1,9) OBP: 0.313, SLG: 0.304	4-0 BB 1B BB				0-0 G3		0-0 4-3 2B	0-0 HR		3	3	2	1	1	0	0									
<b>Ken Singleton, S</b> (1,7) OBP: 0.370, SLG: 0.381	4-0 1-2 2-3 2B BB				0-0 3-1		0-0 4-3	0-0 G3		3	1	0	0	1	0	1									
<b>Bob Bailey, R</b> (1,5) OBP: 0.333, SLG: 0.333	0-0 1-2 2-H 3-H 2B				0-3 K		0-0 K	0-0 SH1-3 1B		3	1	2	3	0	1	0									
<b>Bobby Wine, R</b> (7,5) OBP: 0.375, SLG: 0.500										1	1	1	0	0	0	0									
<b>Tim Foli, R</b> (1,6) OBP: 0.232, SLG: 0.253	0-0 1-H 2-H 2B				0-3 K		0-0 5-3	0-0 SH1-3		3	0	1	2	0	1	1									
<b>John Boccabella, R</b> (1,2) OBP: 0.213, SLG: 0.239	0-0 F7				0-0 F7		0-0 1-3	0-0 5-3		4	0	0	0	0	0	3									
<b>Mike Torrez, R</b> (1,1) OBP: 0.167, SLG: 0.167		0-0 6-3						4-0 F9		3	0	1	0	0	0	0									
<b>Jim Fairey, L</b> (8, PH) OBP: 0.545, SLG: 0.700										0	0	0	0	1	0	0									
<b>Mike Marshall, R</b> (9,1)										0	0	0	0	0	0	0									
<b>Inning Stats</b>	R: 4 E: 0 K: 1 S: 8	H: 3 LOB: 1 BB: 2 P: 16	R: 0 E: 0 K: 0 S: 3	H: 0 LOB: 0 BB: 0 P: 3	R: 0 E: 0 K: 2 S: 7	H: 0 LOB: 0 BB: 0 P: 7	R: 0 E: 0 K: 2 S: 7	H: 0 LOB: 0 BB: 0 P: 7	R: 0 E: 0 K: 1 S: 6	H: 1 LOB: 1 BB: 0 P: 6	R: 1 E: 0 K: 0 S: 5	H: 2 LOB: 1 BB: 0 P: 5	R: 3 E: 0 K: 0 S: 6	H: 3 LOB: 0 BB: 0 P: 6	R: 1 E: 0 K: 0 S: 4	H: 2 LOB: 1 BB: 1 P: 8	R: 0 E: 0 K: 0 S: 3	H: 0 LOB: 0 BB: 0 P: 7	1B: 6 2B: 3 3B: 0 HR: 2	SF: 0 SAC: 3 DP: 0 HBP: 0	WP: 0 PB: 0 SB: 0 CS: 0	PA: 38			
<b>PITCHER</b>	IP	WLS	BF	H	R	ER	SO	BB	IBB	HBP	BLK	WP	HR	S	P	ERA	WHIP								
<b>Clay Kirby, R</b> (1,1) ERA: 3.04	5.1	L	24	6	5	5	4	2	0	0	0	0	2	8	8	8.44	1.500								
<b>Ron Taylor, R</b> (6,1) ERA: 12.6	1.2		8	3	3	3	0	0	0	0	0	0	0	8	8	16.20	1.800								
<b>Gary Ross, R</b> (8,1) ERA: 3.97	1.0		5	2	1	1	0	0	1	0	0	0	0	4	8	9.00	2.000								



Batter	1	2	3	4	5	6	7	8	9	AB	R	H	RBI	BB	SO	LOB	TOP				
<b>Bill Russell, R</b> OBP: 0.483, SLG: 0.717 (1, 6)	5-3		5-3					G4-3 1B		3	0	1	0	0	0	0	<b>Los Angeles Dodgers @ San Diego Padres</b> San Diego Stadium, San Diego, CA Mon May 15 1972, 10:05 PM EDT Att: 16,095 - Unknown <a href="http://livebaseballscorecards.com">livebaseballscorecards.com</a>				
<b>Bill Buckner, L</b> OBP: 0.226, SLG: 0.220 (1, 3)	F4 2B		F9			G3		G4-3 1B		4	0	1	0	0	0	3					
<b>Willie Davis, L</b> OBP: 0.303, SLG: 0.457 (1, 8)	F4		K						BB 1B 2B	4	1	1	0	0	1	1					
<b>Frank Robinson, R</b> OBP: 0.368, SLG: 0.407 (1, 9)		SH3 PB 1B BB		F7					F9	3	1	0	0	1	0	1					
<b>Willie Crawford, L</b> OBP: 0.353, SLG: 0.639 <b>Manny Mota, R</b> OBP: 0.302, SLG: 0.390 (9, PH) (9, 7)		SH3		F8					1B BB IBB	2	0	0	0	0	0	0					
<b>Billy Grabarkewitz, R</b> OBP: 0.259, SLG: 0.222 (1, 5)		5-3		K					1B BB	3	0	0	0	1	1	1					
<b>Duke Sims, L</b> OBP: 0.291, SLG: 0.297 <b>Chris Cannizzaro, R</b> OBP: 0.410, SLG: 0.441 (9, PH) (9, 2)		1B BB				FC6-4 1B			1-2 2-3 3-H 1B	2	0	1	0	1	0	0					
<b>Bobby Valentine, R</b> OBP: 0.391, SLG: 0.300 <b>Jim Brewer, L</b> (7, 1) <b>Steve Garvey, R</b> OBP: 0.345, SLG: 0.420 <b>Pete Mikkelsen, R</b> (9, 1)				FC6-4 SH2					K	3	0	1	1	0	0	1					
<b>Al Downing, R</b> OBP: 0.286, SLG: 0.308 <b>Jim Lefebvre, S</b> OBP: 0.302, SLG: 0.356 (1, 1) (7, 4)				SH2					6-3 K	1	0	0	0	0	1	2					
<b>Inning Stats</b>	R: 0 E: 0 K: 0 S: 3	H: 1 LOB: 0 BB: 0 P: 3	R: 1 E: 0 K: 1 S: 6	H: 1 LOB: 2 BB: 2 P: 14	R: 0 E: 0 K: 1 S: 5	H: 0 LOB: 0 BB: 0 P: 5	R: 0 E: 0 K: 1 S: 5	H: 0 LOB: 0 BB: 0 P: 5	R: 0 E: 1 K: 0 S: 4	H: 1 LOB: 2 BB: 0 P: 5	R: 0 E: 0 K: 0 S: 3	H: 0 LOB: 0 BB: 0 P: 3	R: 0 E: 0 K: 0 S: 3	H: 1 LOB: 0 BB: 0 P: 3	R: 1 E: 0 K: 2 S: 9	H: 2 LOB: 3 BB: 2 P: 17		1B: 4 2B: 2 3B: 0 HR: 0	SF: 0 SAC: 2 DP: 1 HBP: 1	WP: 0 PB: 1 SB: 0 CS: 0	PA: 36
<b>PITCHER</b>	IP	WLS	BF	H	R	ER	SO	BB	IBB	HBP	BLK	WP	HR	S	P	ERA	WHIP				
<b>Steve Arlin, R</b> ERA: 1.82 (1, 1)	7.0		26	3	1	1	3	2	0	1	0	0	0	29	38	1.29	0.714				
<b>Mike Caldwell, L</b> ERA: 2.25 (8, 1)	1.1	L	8	3	1	1	0	1	1	0	0	0	0	6	14	6.75	3.000				
<b>Mike Corkins, R</b> ERA: 4.35 (9, 1)	0.2		2	0	0	0	2	0	0	0	0	0	0	6	6	0.00	0.000				

Batter	1	2	3	4	5	6	7	8	9	AB	R	H	RBI	BB	SO	LOB	BOTTOM					
<b>Derrel Thomas, S</b> OBP: 0.264, SLG: 0.263 <b>Garry Jestadt, R</b> OBP: 0.353, SLG: 0.500 (7, PH) (8, 4)	K		K			G3 SH1-4 1B	K		F2	3	0	1	0	0	2	0	<b>Los Angeles Dodgers @ San Diego Padres</b> San Diego Stadium, San Diego, CA Mon May 15 1972, 10:05 PM EDT Att: 16,095 - Unknown <a href="http://livebaseballscorecards.com">livebaseballscorecards.com</a>					
<b>Enzo Hernandez, R</b> OBP: 0.196, SLG: 0.207 (1, 6)	F5		E8			SH1-4		SH5-3 1B SF8		3	1	1	0	0	0	0						
<b>Leron Lee, L</b> OBP: 0.432, SLG: 0.582 (1, 7)	L7		1-3			G3		SH5-3 1B		4	0	1	0	0	0	2						
<b>Nate Colbert, R</b> OBP: 0.313, SLG: 0.584 (1, 3)		5-3		K		K		SH5-3		3	0	0	0	0	2	1						
<b>Johnny Jeter, R</b> OBP: 0.305, SLG: 0.433 (1, 8)		F8		K			1-3		IBB	3	0	0	0	1	1	0						
<b>Jerry Morales, R</b> OBP: 0.395, SLG: 0.481 (1, 9)				L8			BB 1B	SF8		3	0	2	1	0	0	0						
<b>Fred Kendall, R</b> OBP: 0.246, SLG: 0.259 (1, 2)						F8		K		3	0	0	0	1	1	3						
<b>Dave Campbell, R</b> OBP: 0.345, SLG: 0.342 (1, 5)		F7				6-3		5-3		4	0	1	0	0	0	2						
<b>Steve Arlin, R</b> OBP: 0.125, SLG: 0.133 <b>Ollie Brown, R</b> OBP: 0.224, SLG: 0.200 <b>Mike Caldwell, R</b> (8, 1) <b>Mike Corkins, R</b> (9, 1) <b>Ed Spiezio, R</b> (9, PH)				1-3		6-3		F5		2	0	0	0	0	0	0						
<b>Inning Stats</b>	R: 0 E: 0 K: 1 S: 5	H: 0 LOB: 0 BB: 0 P: 5	R: 0 E: 0 K: 0 S: 4	H: 1 LOB: 1 BB: 1 P: 8	R: 0 E: 1 K: 1 S: 6	H: 0 LOB: 1 BB: 0 P: 6	R: 0 E: 0 K: 2 S: 7	H: 0 LOB: 0 BB: 0 P: 7	R: 0 E: 0 K: 0 S: 3	H: 0 LOB: 0 BB: 0 P: 3	R: 0 E: 0 K: 1 S: 6	H: 1 LOB: 1 BB: 0 P: 6	R: 0 E: 0 K: 1 S: 7	H: 2 LOB: 3 BB: 1 P: 11	R: 1 E: 0 K: 1 S: 7	H: 2 LOB: 2 BB: 1 P: 11		R: 0 E: 0 K: 0 S: 3	H: 0 LOB: 0 BB: 0 P: 3	1B: 5 2B: 0 3B: 1 HR: 0	SF: 1 SAC: 2 DP: 0 HBP: 0	WP: 0 PB: 0 SB: 0 CS: 0
<b>PITCHER</b>	IP	WLS	BF	H	R	ER	SO	BB	IBB	HBP	BLK	WP	HR	S	P	ERA	WHIP					
<b>Al Downing, L</b> ERA: 2.83 (1, 1)	6.2		27	4	0	0	5	2	0	0	0	0	0	35	43	0.00	0.900					
<b>Jim Brewer, L</b> ERA: 1.08 (7, 1)	1.1	W	7	2	1	1	2	0	1	0	0	0	0	10	14	6.75	1.500					
<b>Pete Mikkelsen, R</b> ERA: 6.1 (9, 1)	1.0	S	3	0	0	0	0	0	0	0	0	0	0	3	3	0.00	0.000					



Batter	1	2	3	4	5	6	7	8	9	AB	R	H	RBI	BB	SO	LOB	TOP			
Bill Russell, R OBP: 0.418, SLG: 0.613 (1.6)	F2		K		F8		K			4	0	0	0	0	2	4	<b>Los Angeles Dodgers @ San Diego Padres</b> San Diego Stadium, San Diego, CA Wed May 17 1972, 10:05 PM EDT Att: 12,995 - Unknown <a href="http://livebaseballscores.com">livebaseballscores.com</a>			
Manny Mota, R OBP: 0.284, SLG: 0.365 (1.7)	5-3		FC5-4			5-3		K		4	0	0	0	0	1	1				
Willie Davis, L OBP: 0.291, SLG: 0.452 (1.8)	4-3			F5		K		1-3		4	0	0	0	0	1	0				
Frank Robinson, R OBP: 0.379, SLG: 0.407 (1.9)		BB		BB				6-3		2	0	1	0	2	0	0				
Steve Garvey, R OBP: 0.341, SLG: 0.412 (1.3)	L8			F9		K		G4-6-3 1B		4	0	1	0	0	1	3				
Billy Grabarkewitz, R OBP: 0.275, SLG: 0.235 (1.5)	K			F8				G4-6-3 1B		4	0	1	0	0	1	3				
Chris Cannizzaro, R OBP: 0.372, SLG: 0.395 (1.2)	6-3			L6		F8		K		4	0	0	0	0	1	2				
Bobby Valentine, R OBP: 0.467, SLG: 0.385 (1.4)			K							3	0	2	0	0	1	0				
Tommy John, R OBP: 0.125, SLG: 0.125 (7, PH)										2	0	1	0	0	1	1				
Jim Lefebvre, S OBP: 0.299, SLG: 0.352 (7, PH)										1	0	0	0	0	0	2				
Hoyt Wilhelm, R OBP: 0.667, SLG: 0.667 (8.1)			FC5-4 1B		K		F7			0	0	0	0	0	0	0				
<b>Inning Stats</b>	R: 0 E: 0 K: 0 S: 3	H: 0 LOB: 0 BB: 0 P: 3	R: 0 E: 0 K: 1 S: 5	H: 0 LOB: 1 BB: 1 P: 9	R: 0 E: 0 K: 2 S: 8	H: 1 LOB: 1 BB: 0 P: 8	R: 0 E: 0 K: 0 S: 3	H: 0 LOB: 1 BB: 1 P: 7	R: 0 E: 0 K: 1 S: 6	H: 1 LOB: 1 BB: 0 P: 6	R: 0 E: 0 K: 2 S: 8	H: 1 LOB: 2 BB: 0 P: 8	R: 0 E: 0 K: 1 S: 5	H: 0 LOB: 0 BB: 0 P: 5	R: 0 E: 0 K: 1 S: 5	H: 1 LOB: 0 BB: 0 P: 5	1B: 5 2B: 1 3B: 0 HR: 0	SF: 0 SAC: 0 DP: 1 HBP: 0	WP: 0 PB: 0 SB: 0 CS: 0	PA: 34
<b>PITCHER</b> Fred Norman, L ERA: 1.9 (1.1)	IP: 9.0 WLS: W BF: 34 H: 6 R: 0 ER: 0 SO: 9 BB: 2 IBB: 0 HBP: 0 BLK: 0 WP: 0 HR: 0 S: 50 P: 58 ERA: 0.00 WHIP: 0.889																			

Batter	1	2	3	4	5	6	7	8	9	AB	R	H	RBI	BB	SO	LOB	BOTTOM			
Derrel Thomas, S OBP: 0.274, SLG: 0.267 (1.4)	3-1 1-3 1B		SH3		F9			WP SH1-3 SF8 BB		2	1	1	0	1	0	0	<b>Los Angeles Dodgers @ San Diego Padres</b> San Diego Stadium, San Diego, CA Wed May 17 1972, 10:05 PM EDT Att: 12,995 - Unknown <a href="http://livebaseballscores.com">livebaseballscores.com</a>			
Jerry Morales, R OBP: 0.343, SLG: 0.433 (1.9)	1-3		FC6			G1-4-3 BB		SH1-3		2	0	0	0	1	0	1				
Leron Lee, L OBP: 0.407, SLG: 0.541 (1.7)	3-1		F8					SF8		3	0	0	0	0	0	3				
Garry Jestadt, R OBP: 0.316, SLG: 0.471 (6, PH)	2-3		F8							0	0	0	1	0	0	0				
Larry Stahl, L OBP: 0.280, SLG: 0.289 (9.9)	2-3		F4			G1-4-3				3	0	1	0	1	0	2				
Nate Colbert, R OBP: 0.317, SLG: 0.561 (1.3)	FC5-4 BB					1-2				3	0	1	0	1	0	2				
Johnny Jeter, R OBP: 0.284, SLG: 0.402 (1.8)	FC5-4			5-3			4-3	F8		4	0	0	0	0	0	3				
Bob Barton, R OBP: 0.208, SLG: 0.174 (1.2)		5-3		F9			L8			3	0	0	0	0	0	0				
Dave Campbell, R OBP: 0.333, SLG: 0.321 (1.5)		F7		L6			1B BB			2	0	0	0	1	0	0				
Enzo Hernandez, R OBP: 0.204, SLG: 0.206 (1.6)		L5			5-3		1-2 1B			3	0	1	0	0	0	0				
Fred Norman, S OBP: 0.235, SLG: 0.294 (1.1)			SH3 E 1B		1-3		1-3			3	1	1	0	0	0	2				
<b>Inning Stats</b>	R: 0 E: 0 K: 0 S: 4	H: 1 LOB: 2 BB: 1 P: 8	R: 0 E: 0 K: 0 S: 3	H: 0 LOB: 0 BB: 0 P: 3	R: 1 E: 1 K: 0 S: 5	H: 1 LOB: 1 BB: 0 P: 5	R: 0 E: 0 K: 0 S: 3	H: 0 LOB: 0 BB: 0 P: 3	R: 0 E: 0 K: 0 S: 2	H: 0 LOB: 0 BB: 1 P: 6	R: 0 E: 0 K: 0 S: 4	H: 1 LOB: 2 BB: 1 P: 8	R: 1 E: 0 K: 0 S: 4	H: 1 LOB: 1 BB: 1 P: 8	R: 1 E: 0 K: 0 S: 4	H: 1 LOB: 0 BB: 1 P: 8	1B: 4 2B: 0 3B: 0 HR: 0	SF: 1 SAC: 2 DP: 1 HBP: 0	WP: 1 PB: 0 SB: 0 CS: 0	PA: 32
<b>PITCHER</b> Tommy John, L ERA: 1.73 (1.1)	IP: 6.0 WLS: L BF: 22 H: 2 R: 1 ER: 0 SO: 0 BB: 2 IBB: 0 HBP: 0 BLK: 0 WP: 0 HR: 0 S: 20 P: 28 ERA: 0.00 WHIP: 0.667																			
<b>PITCHER</b> Hoyt Wilhelm, R ERA: 6.0 (7.1)	IP: 1.1 WLS: 7 BF: 1 H: 1 R: 1 ER: 1 SO: 0 BB: 2 IBB: 0 HBP: 0 BLK: 0 WP: 0 HR: 5 S: 13 P: 6.75 ERA: 6.75 WHIP: 2.250																			
<b>PITCHER</b> Pete Richert, L ERA: 3.86 (8.1)	IP: 0.2 WLS: 3 BF: 1 H: 0 R: 0 ER: 0 SO: 0 BB: 0 IBB: 0 HBP: 0 BLK: 0 WP: 1 HR: 3 S: 3 P: 0.00 ERA: 0.00 WHIP: 1.500																			

Batter	1	2	3	4	5	6	7	8	9	AB	R	H	RBI	BB	SO	LOB	TOP	
<b>Pete Rose, S</b> OBP: 0.309, SLG: 0.291 (1, 7)	0-0 1-3 BB SF9 1B		0-0 4-3		0-0 1B		0-0 1-2 1B			4	1	3	0	0	0	0		
<b>Joe Morgan, L</b> OBP: 0.430, SLG: 0.518 (1, 4)	4-0 SF9 1-2 BB		0-0 P3		0-0 G3		0-3 K			3	0	0	0	1	1	3		
<b>Bobby Tolan, L</b> OBP: 0.405, SLG: 0.589 (1, 8)	0-0 1-3 1-2 2-3			0-0 F7		0-0 F9	0-3 K			4	0	0	0	0	1	4		
<b>Johnny Bench, R</b> OBP: 0.311, SLG: 0.385 (1, 2)	0-0 SF9 2-3 3-H			4-0 1B BB		0-0 4-3		0-0 F8		2	0	0	1	1	0	0		
<b>Joe Hague, L</b> OBP: 0.374, SLG: 0.443 (1, 3)	0-0 G3			0-0 1B 1-2		4-0 1B BB		0-0 F2		3	0	1	0	1	0	1		
<b>Hal McRae, R</b> OBP: 0.294, SLG: 0.333 (1, 5)		0-0 FC6-4 1B		0-0 L9		0-0 1B		0-0 F9		4	0	2	0	0	0	2		
<b>Darrel Chaney, S</b> OBP: 0.636, SLG: 0.556 (8, 6)					0-0 G3		1-2 1B			0	0	0	0	0	0	0		
<b>Ted Uhlaender, L</b> OBP: 0.283, SLG: 0.216 (1, 9)		0-0 FC6-4 1B		0-0 G3		0-0 F6		0-0 F8		4	0	0	0	0	0	5		
<b>Cesar Geronimo, L</b> OBP: 0.278, SLG: 0.438 (9, 9)		1-2 G6-3								0	0	0	0	0	0	0		
<b>Dave Concepcion, R</b> OBP: 0.305, SLG: 0.333 (1, 6)		0-0 G6-3			0-0 6-3		0-3 K		0-0 4-3	4	0	0	0	0	1	1		
<b>Jim McGlothlin, R</b> OBP: 0.250, SLG: 0.182 (1, 1)			0-0 L7		0-3 K		0-0 1B		0-3 K	4	0	1	0	0	2	0		
<b>Inning Stats</b>	R: 1 E: 0 K: 0 S: 4	H: 1 LOB: 1 BB: 1 P: 8	R: 0 E: 0 K: 0 S: 3	H: 1 LOB: 0 BB: 0 P: 3	R: 0 E: 0 K: 0 S: 3	H: 1 LOB: 2 BB: 1 P: 8	R: 0 E: 0 K: 1 S: 6	H: 1 LOB: 1 BB: 0 P: 6	R: 0 E: 0 K: 3 S: 11	H: 2 LOB: 2 BB: 0 P: 11	R: 0 E: 0 K: 0 S: 3	H: 0 LOB: 0 BB: 0 P: 3	R: 0 E: 0 K: 1 S: 5	H: 0 LOB: 0 BB: 0 P: 5	1B: 7 2B: 0 3B: 0 HR: 0	SF: 1 SAC: 0 DP: 1 HBP: 0	WP: 0 PA: 36 PB: 0 SB: 0 CS: 0	
<b>PITCHER</b>	IP WLS BF H R ER SO BB IBB HBP BLK WP HR S P ERA WHIP																	
<b>Clay Kirby, R</b> ERA: 2.79 (1, 1)	8.0 L	33	7	1	1	4	3	0	0	0	0	0	0	0	38	50	1.12	1.250
<b>Mike Corkins, R</b> ERA: 3.97 (9, 1)	1.0	3	0	0	0	1	0	0	0	0	0	0	0	5	5	0.00	0.000	

Cincinnati Reds @ San Diego Padres  
San Diego Stadium, San Diego, CA  
Fri May 19 1972, 10:05 PM EDT  
Att: 35,423 - Unknown

AB 32  
R 1  
H 7  
RBI 1  
BB 3  
SO 5  
LOB 16



Batter	1	2	3	4	5	6	7	8	9	AB	R	H	RBI	BB	SO	LOB	BOTTOM				
<b>Derrel Thomas, S</b> OBP: 0.274, SLG: 0.267 (1, 4)	0-0 4-3		0-0 6-3			0-3 K		0-0 1B		4	0	1	0	0	1	0					
<b>Johnny Jeter, R</b> OBP: 0.274, SLG: 0.386 (1, 8)	0-0 6-3		0-3 K			0-0 6-3		0-3 K		4	0	0	0	0	2	1					
<b>Leron Lee, L</b> OBP: 0.412, SLG: 0.532 (1, 7)	0-0 1B			0-0 F8		4-0 FC6 BB		0-0 F7		3	0	1	0	1	0	1					
<b>Nate Colbert, R</b> OBP: 0.315, SLG: 0.545 (1, 3)	0-3 K			4-0 CS BB		0-0 FC6			0-3 K	3	0	0	0	1	2	2					
<b>Larry Stahl, L</b> OBP: 0.259, SLG: 0.265 (1, 9)		0-0 F7		0-0 1-3		0-0 4-3		0-0 3-1		4	0	0	0	0	0	1					
<b>Bob Barton, R</b> OBP: 0.216, SLG: 0.184 (1, 2)					0-3 K		0-3 K		0-0 F8	3	0	1	0	0	2	0					
<b>Ed Spiezio, R</b> (9, PH)		0-0 FC6-4 1B								1	0	0	0	0	0	0					
<b>Dave Campbell, R</b> OBP: 0.344, SLG: 0.326 (1, 5)		0-0 F9			4-0 CS BB		0-0 1B			2	0	1	0	1	0	1					
<b>Enzo Hernandez, R</b> OBP: 0.200, SLG: 0.202 (1, 6)						0-0 E5				2	0	0	0	0	0	2					
<b>Garry Jastadt, R</b> OBP: 0.300, SLG: 0.444 (7, PH)		0-0 FC6-4			1-2 K					1	0	0	0	0	1	1					
<b>Rafael Robles, R</b> OBP: 0.100, SLG: 0.100 (8, 6)										0	0	0	0	0	0	0					
<b>Clay Kirby, R</b> OBP: 0.125, SLG: 0.125 (1, 1)					0-3 K					2	0	0	0	0	2	1					
<b>Curt Bielefy, L</b> OBP: 0.365, SLG: 0.583 (8, PH)									0-0 F9	1	0	0	0	0	0	0					
<b>Mike Corkins, R</b> (9, 1)										0	0	0	0	0	0	0					
<b>Inning Stats</b>	R: 0 E: 0 K: 1 S: 6	H: 1 LOB: 1 BB: 0 P: 6	R: 0 E: 0 K: 0 S: 4	H: 1 LOB: 1 BB: 0 P: 4	R: 0 E: 0 K: 2 S: 7	H: 0 LOB: 0 BB: 0 P: 7	R: 0 E: 0 K: 0 S: 2	H: 0 LOB: 0 BB: 1 P: 6	R: 0 E: 0 K: 2 S: 7	H: 0 LOB: 1 BB: 1 P: 11	R: 0 E: 0 K: 1 S: 5	H: 0 LOB: 1 BB: 1 P: 9	R: 0 E: 0 K: 2 S: 8	H: 1 LOB: 1 BB: 0 P: 8	R: 0 E: 0 K: 1 S: 6	H: 1 LOB: 1 BB: 0 P: 6	R: 0 E: 0 K: 1 S: 5	H: 0 LOB: 0 BB: 0 P: 5	1B: 4 2B: 0 3B: 0 HR: 0	SF: 0 SAC: 0 DP: 0 HBP: 0	WP: 0 PA: 33 PB: 0 SB: 0 CS: 2
<b>PITCHER</b>	IP WLS BF H R ER SO BB IBB HBP BLK WP HR S P ERA WHIP																				
<b>Jim McGlothlin, R</b> ERA: 4.04 (1, 1)	9.0 W	33	4	0	0	10	3	0	0	0	0	0	0	50	62	0.00	0.778				

Cincinnati Reds @ San Diego Padres  
San Diego Stadium, San Diego, CA  
Fri May 19 1972, 10:05 PM EDT  
Att: 35,423 - Unknown

AB 30  
R 0  
H 4  
RBI 0  
BB 3  
SO 10  
LOB 10



Batter	1	2	3	4	5	6	7	8	9	AB	R	H	RBI	BB	SO	LOB	TOP		
<b>Pete Rose, S</b> OBP: 0.391, SLG: 0.282 (1, 7)	0-0 4-3		0-0 3-1		0-0 F8		0-0 PO	0-0 F8		4	0	0	0	0	0	0	<b>Cincinnati Reds @ San Diego Padres</b> San Diego Stadium, San Diego, CA Sat May 20 1972, 10:05 PM EDT Att: 8,102 - Unknown		
<b>Joe Morgan, L</b> OBP: 0.432, SLG: 0.513 (1, 4)	0-0 G3		0-0 1B			4-0 SF7 BB		0-0 F9		3	1	1	0	1	0	0			
<b>Bobby Tolan, L</b> OBP: 0.400, SLG: 0.574 (1, 8)	1-0 HBP		0-0 F8			0-0 4-3		0-0 F8		3	0	0	0	0	0	2			
<b>Johnny Bench, R</b> OBP: 0.317, SLG: 0.421 (1, 2)	0-0 4-3			0-0 1B		0-0 SF7			0-0 HR	3	1	2	2	0	0	1			
<b>Joe Hague, L</b> OBP: 0.379, SLG: 0.439 (1, 3)		0-0 P5		0-0 F8		3-H 4-0 BB			0-0 BB 1B	3	1	1	0	1	0	1			
<b>Hal McRae, R</b> OBP: 0.286, SLG: 0.316 (1, 5)		0-0 1B		0-0 F8		0-0 F7			0-0 L7	4	0	1	0	0	0	3			
<b>Ted Uhlhaender, L</b> OBP: 0.262, SLG: 0.204 (1, 9)		0-0 1B		0-0 F7		0-0 1-3		0-0 F9	4-0 1-2 FC6-4 BB	3	0	0	0	1	0	2			
<b>Dave Concepcion, R</b> OBP: 0.294, SLG: 0.320 (1, 6)		0-3 K			0-0 1-3		0-0 B2		0-0 FC6-4	4	0	0	0	0	1	2			
<b>Jack Billingham, R</b> OBP: 0.133, SLG: 0.071 <b>Cesar Geronimo, L</b> OBP: 0.270, SLG: 0.424 <b>Ed Sprague, R</b> OBP: 0.219, SLG: 0.207 (7, PH) (7, PH) (8, PH)			0-0 1-3		0-3 K		0-0 E4 PO		0-0 L5	2	0	0	0	0	1	0			
<b>Inning Stats</b>	R: 0 E: 0 K: 0 S: 3	H: 0 LOB: 1 BB: 0 P: 4	R: 0 E: 0 K: 1 S: 6	H: 1 LOB: 1 BB: 0 P: 6	R: 0 E: 0 K: 0 S: 4	H: 1 LOB: 1 BB: 0 P: 4	R: 0 E: 0 K: 0 S: 4	H: 0 LOB: 0 BB: 0 P: 4	R: 1 E: 0 K: 0 S: 5	H: 0 LOB: 1 BB: 2 P: 11	R: 0 E: 1 K: 0 S: 3	H: 0 LOB: 0 BB: 0 P: 3	R: 0 E: 0 K: 0 S: 3	H: 0 LOB: 0 BB: 1 P: 9	R: 2 E: 1 K: 0 S: 5	H: 2 LOB: 1 BB: 1 P: 9		1B: 4 2B: 0 3B: 0 HR: 1	SF: 1 SAC: 0 DP: 0 HBP: 1
<b>PITCHER</b>	IP WLS BF H R ER SO BB IBB HBP BLK WP HR S P ERA WHIP	IP WLS BF H R ER SO BB IBB HBP BLK WP HR S P ERA WHIP	IP WLS BF H R ER SO BB IBB HBP BLK WP HR S P ERA WHIP	IP WLS BF H R ER SO BB IBB HBP BLK WP HR S P ERA WHIP	IP WLS BF H R ER SO BB IBB HBP BLK WP HR S P ERA WHIP	IP WLS BF H R ER SO BB IBB HBP BLK WP HR S P ERA WHIP	IP WLS BF H R ER SO BB IBB HBP BLK WP HR S P ERA WHIP	IP WLS BF H R ER SO BB IBB HBP BLK WP HR S P ERA WHIP	IP WLS BF H R ER SO BB IBB HBP BLK WP HR S P ERA WHIP	IP WLS BF H R ER SO BB IBB HBP BLK WP HR S P ERA WHIP	IP WLS BF H R ER SO BB IBB HBP BLK WP HR S P ERA WHIP	IP WLS BF H R ER SO BB IBB HBP BLK WP HR S P ERA WHIP	IP WLS BF H R ER SO BB IBB HBP BLK WP HR S P ERA WHIP	IP WLS BF H R ER SO BB IBB HBP BLK WP HR S P ERA WHIP	IP WLS BF H R ER SO BB IBB HBP BLK WP HR S P ERA WHIP	IP WLS BF H R ER SO BB IBB HBP BLK WP HR S P ERA WHIP	IP WLS BF H R ER SO BB IBB HBP BLK WP HR S P ERA WHIP	IP WLS BF H R ER SO BB IBB HBP BLK WP HR S P ERA WHIP	IP WLS BF H R ER SO BB IBB HBP BLK WP HR S P ERA WHIP
<b>Steve Arlin, R</b> ERA: 1.86	(1, 1)	8.2	W	35	5	3	2	2	3	0	0	1	0	0	0	0	2.08	0.923	
<b>Mike Corkins, R</b> ERA: 3.95	(9, 1)	0.1	S	1	0	0	0	0	0	0	0	0	0	0	0	0	0.00	0.000	

AB	31
R	3
H	5
RBI	2
BB	3
SO	2
LOB	12



Batter	1	2	3	4	5	6	7	8	9	AB	R	H	RBI	BB	SO	LOB	BOTTOM		
<b>Derrel Thomas, S</b> OBP: 0.289, SLG: 0.294 (1, 4)	0-0 1B 1B				0-0 F4		0-0 F8 2H			4	1	3	1	0	0	0	<b>Cincinnati Reds @ San Diego Padres</b> San Diego Stadium, San Diego, CA Sat May 20 1972, 10:05 PM EDT Att: 8,102 - Unknown		
<b>Curt Blefary, L</b> OBP: 0.412, SLG: 0.533 <b>Johnny Jeter, R</b> OBP: 0.274, SLG: 0.386 (1, 9) (7, PR) (8, 8)	0-0 6-3 1B 1B	0-3 K			0-0 F2		4-0 BB			3	1	1	0	1	1	2			
<b>Leron Lee, L</b> OBP: 0.416, SLG: 0.568 <b>Jerry Morales, R</b> OBP: 0.343, SLG: 0.433 (1, 7) (8, 7)	0-0 6-3 1B 1B		0-0 6-3		0-0 HR		0-0 F8 2-3			4	2	2	2	0	0	2			
<b>Nate Colbert, R</b> OBP: 0.305, SLG: 0.526 (1, 3)	0-3 K		0-0 5-3		0-0 6-3		0-0 5-3			4	0	0	0	0	1	4			
<b>Larry Stahl, L</b> OBP: 0.241, SLG: 0.245 (1, 8) (8, 9)	0-0 6-3		0-0 1-3		0-0 4-3		0-0 4-3			4	0	0	0	0	0	2			
<b>Bob Barton, R</b> OBP: 0.218, SLG: 0.189 (1, 2)	0-0 1B		0-3 K		0-0 6-3		0-3 K			4	0	1	2	0	2	0			
<b>Dave Campbell, R</b> OBP: 0.350, SLG: 0.326 (1, 5)		0-0 L7		4-0 BB		0-0 CS 1B		0-0 L1		3	0	1	0	1	0	0			
<b>Enzo Hernandez, R</b> OBP: 0.213, SLG: 0.208 (1, 6)		0-0 FC5-6 1B		0-0 F7		0-0 CS 1-2	4-0 SH3-4 2B BB			2	1	1	0	1	0	1			
<b>Steve Arlin, R</b> OBP: 0.111, SLG: 0.118 <b>Mike Corkins, R</b> ERA: 4.5 (1, 1) (9, 1)		0-0 FC5-6 1B		0-3 K		0-0 SH3-4				2	0	0	0	0	1	2			
<b>Inning Stats</b>	R: 3 E: 0 K: 1 S: 8	H: 4 LOB: 1 BB: 0 P: 8	R: 0 E: 0 K: 1 S: 7	H: 2 LOB: 2 BB: 0 P: 7	R: 0 E: 0 K: 2 S: 7	H: 0 LOB: 1 BB: 1 P: 11	R: 0 E: 0 K: 0 S: 3	H: 1 LOB: 0 BB: 2 P: 3	R: 1 E: 0 K: 0 S: 4	H: 1 LOB: 2 BB: 2 P: 12	R: 0 E: 0 K: 1 S: 5	H: 0 LOB: 0 BB: 0 P: 5	R: 0 E: 0 K: 0 S: 5	H: 0 LOB: 0 BB: 1 P: 9	R: 0 E: 0 K: 0 S: 5	R: 7 2B: 1 3B: 0 HR: 1		SF: 0 SAC: 1 DP: 0 HBP: 0	WP: 0 PA: 35 PB: 0 SB: 0 CS: 1
<b>PITCHER</b>	IP WLS BF H R ER SO BB IBB HBP BLK WP HR S P ERA WHIP	IP WLS BF H R ER SO BB IBB HBP BLK WP HR S P ERA WHIP	IP WLS BF H R ER SO BB IBB HBP BLK WP HR S P ERA WHIP	IP WLS BF H R ER SO BB IBB HBP BLK WP HR S P ERA WHIP	IP WLS BF H R ER SO BB IBB HBP BLK WP HR S P ERA WHIP	IP WLS BF H R ER SO BB IBB HBP BLK WP HR S P ERA WHIP	IP WLS BF H R ER SO BB IBB HBP BLK WP HR S P ERA WHIP	IP WLS BF H R ER SO BB IBB HBP BLK WP HR S P ERA WHIP	IP WLS BF H R ER SO BB IBB HBP BLK WP HR S P ERA WHIP	IP WLS BF H R ER SO BB IBB HBP BLK WP HR S P ERA WHIP	IP WLS BF H R ER SO BB IBB HBP BLK WP HR S P ERA WHIP	IP WLS BF H R ER SO BB IBB HBP BLK WP HR S P ERA WHIP	IP WLS BF H R ER SO BB IBB HBP BLK WP HR S P ERA WHIP	IP WLS BF H R ER SO BB IBB HBP BLK WP HR S P ERA WHIP	IP WLS BF H R ER SO BB IBB HBP BLK WP HR S P ERA WHIP	IP WLS BF H R ER SO BB IBB HBP BLK WP HR S P ERA WHIP	IP WLS BF H R ER SO BB IBB HBP BLK WP HR S P ERA WHIP	IP WLS BF H R ER SO BB IBB HBP BLK WP HR S P ERA WHIP	IP WLS BF H R ER SO BB IBB HBP BLK WP HR S P ERA WHIP
<b>Jack Billingham, R</b> ERA: 5.21	(1, 1)	6.0	L	25	8	4	4	4	1	0	0	0	0	0	0	0	6.00	1.500	
<b>Ed Sprague, R</b> ERA: 4.5	(7, 1)	2.0		9	1	1	1	1	2	0	0	0	0	0	0	0	4.50	1.500	

AB	30
R	5
H	9
RBI	5
BB	3
SO	5
LOB	13





Batter	1	2	3	4	5	6	7	8	9	AB	R	H	RBI	BB	SO	LOB	TOP			
<b>Pete Rose, S</b> OBP: 0.297, SLG: 0.287 (1, 7)	G3	G6-4-3		E	4-3		P6			5	1	1	0	0	0	5	<b>Cincinnati Reds @ San Diego Padres</b> San Diego Stadium, San Diego, CA Sun May 21 1972, 6:33 AM EDT Unknown			
<b>Joe Morgan, L</b> OBP: 0.434, SLG: 0.509 <b>Dave Concepcion, R</b> OBP: 0.291, SLG: 0.317 (7, 6)	K		4-3	BB E SF8 BB		FC3-6		6-3		3	1	1	0	1	1	0				
<b>Bobby Tolan, L</b> OBP: 0.396, SLG: 0.563 <b>Cesar Geronimo, L</b> OBP: 0.263, SLG: 0.412 (6, PR) (6, 8)	4-3		1B BB SF9	1B	K	FC3-6		L5		4	1	1	0	0	1	3				
<b>Johnny Bench, R</b> OBP: 0.328, SLG: 0.418 (1, 2)		1B BB 1B	BB 1B	E5		G6-3		5-3		3	2	1	0	2	0	1				
<b>Joe Haque, L</b> OBP: 0.398, SLG: 0.440 (1, 3)		1B BB 1B	1B BB			G6-3				2	2	1	0	3	0	2				
<b>Hal McRae, R</b> OBP: 0.292, SLG: 0.350 <b>Denis Menke, R</b> OBP: 0.307, SLG: 0.322 (1, 5) (6, 5)		BB 1B	SF9	SF8				5-3		1	0	1	2	0	0	0				
<b>Ted Uhlaender, L</b> OBP: 0.292, SLG: 0.214 <b>George Foster, R</b> OBP: 0.212, SLG: 0.200 (9, PH) (9, 9)		FC5-2	1B	4-3				K		2	0	1	1	2	0	2				
<b>Darrel Chaney, S</b> OBP: 0.563, SLG: 0.462 (7, 4)		FC5-2	1B					K		4	0	1	3	1	1	2				
<b>Gary Nolan, R</b> OBP: 0.091, SLG: 0.048 (1, 1)		FC5-2	K							4	0	1	0	0	2	5				
<b>Inning Stats</b>	R: 0 E: 0 K: 1 S: 5	H: 0 LOB: 0 BB: 0 P: 5	R: 2 E: 0 K: 0 S: 5	H: 3 LOB: 2 BB: 2 P: 13	R: 3 E: 0 K: 1 S: 8	H: 3 LOB: 2 BB: 2 P: 16	R: 2 E: 1 K: 1 S: 7	H: 1 LOB: 2 BB: 2 P: 15	R: 0 E: 0 K: 0 S: 3	H: 1 LOB: 2 BB: 1 P: 7	R: 0 E: 0 K: 0 S: 4	H: 1 LOB: 2 BB: 1 P: 8	R: 0 E: 0 K: 0 S: 3	H: 0 LOB: 0 BB: 0 P: 3	R: 0 E: 0 K: 2 S: 7	H: 0 LOB: 1 BB: 1 P: 11		1B: 8 2B: 1 3B: 0 HR: 0	SF: 2 SAC: 0 DP: 2 HBP: 0	WP: 0 PB: 0 SB: 0 CS: 0
<b>PITCHER</b>	IP WLS BF H R ER SO BB IBB HBP BLK WP HR S P ERA WHIP																			
<b>Bill Greif, R</b> ERA: 5.08 (1, 1)	1.0 L 7 3 2 2 1 1 0 0 0 0 0 0 8 12 18.00 4.000																			
<b>Mark Schaeffer, L</b> ERA: 2.7 (2, 1)	1.2 9 2 3 3 0 3 0 0 0 0 0 0 6 18 16.20 3.000																			
<b>Gary Ross, R</b> ERA: 2.7 (3, 1)	5.1 24 4 2 0 3 4 0 0 0 0 0 0 26 42 0.00 1.500																			
<b>Mike Kikenny, L</b> ERA: 3.0 (9, 1)	1.0 4 0 0 0 2 1 0 0 0 0 0 0 7 11 0.00 1.000																			

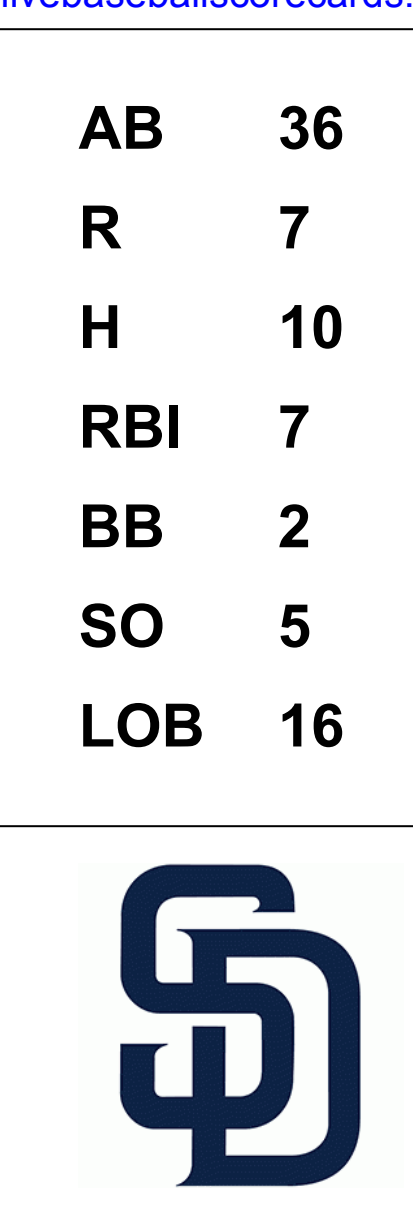
Batter	1	2	3	4	5	6	7	8	9	AB	R	H	RBI	BB	SO	LOB	BOTTOM			
<b>Derrel Thomas, S</b> OBP: 0.280, SLG: 0.283 (1, 4)	1-3			F8		F7		F8		4	0	0	0	0	0	0	<b>Cincinnati Reds @ San Diego Padres</b> San Diego Stadium, San Diego, CA Sun May 21 1972, 6:33 AM EDT Unknown			
<b>Jerry Morales, R</b> OBP: 0.385, SLG: 0.500 (1, 8)	P4			1B		2B				4	2	3	0	0	0	0				
<b>Leron Lee, L</b> OBP: 0.409, SLG: 0.565 (1, 7)	G3			F7		2B				4	0	1	1	0	1	2				
<b>Nate Colbert, R</b> OBP: 0.303, SLG: 0.517 (1, 3)		6-3		K		F7				4	0	1	0	0	1	2				
<b>Larry Stahl, L</b> OBP: 0.242, SLG: 0.246 (1, 9)		K								4	0	1	0	0	1	0				
<b>Bob Barton, R</b> OBP: 0.220, SLG: 0.193 (1, 2)		K								4	0	1	0	0	1	2				
<b>Dave Campbell, R</b> OBP: 0.337, SLG: 0.312 (1, 5)				F9		F7		P3		4	0	0	0	0	0	3				
<b>Enzo Hernandez, R</b> OBP: 0.209, SLG: 0.204 <b>Rafael Robles, R</b> OBP: 0.091, SLG: 0.091 (8, PH) (9, 6)				4-3		P4				2	0	0	0	0	0	1				
<b>Bill Greif, R</b> (1, 1)										0	0	0	0	0	0	0				
<b>Mark Schaeffer, L</b> (2, 1)										0	0	0	0	0	0	0				
<b>Gary Ross, R</b> (3, 1)										2	0	0	0	0	1	0				
<b>Garry Jesteadt, R</b> OBP: 0.286, SLG: 0.421 <b>Mike Kikenny, R</b> (9, 1)										0	0	0	0	0	0	0				
<b>Inning Stats</b>	R: 0 E: 0 K: 0 S: 3	H: 0 LOB: 0 BB: 0 P: 3	R: 0 E: 0 K: 2 S: 7	H: 0 LOB: 0 BB: 0 P: 7	R: 0 E: 0 K: 1 S: 5	H: 0 LOB: 0 BB: 0 P: 5	R: 0 E: 0 K: 1 S: 6	H: 1 LOB: 1 BB: 0 P: 6	R: 0 E: 0 K: 0 S: 4	H: 1 LOB: 1 BB: 0 P: 4	R: 1 E: 0 K: 0 S: 5	H: 2 LOB: 1 BB: 0 P: 5	R: 0 E: 0 K: 0 S: 3	H: 0 LOB: 0 BB: 0 P: 3	R: 0 E: 0 K: 0 S: 3	H: 3 LOB: 2 BB: 0 P: 8	1B: 5 2B: 2 3B: 0 HR: 0	SF: 0 SAC: 0 DP: 0 HBP: 0	WP: 0 PB: 0 SB: 0 CS: 0	PA: 34
<b>PITCHER</b>	IP WLS BF H R ER SO BB IBB HBP BLK WP HR S P ERA WHIP																			
<b>Gary Nolan, R</b> ERA: 2.59 (1, 1)	9.0 W 34 7 2 2 5 0 0 0 0 0 0 0 44 44 2.00 0.778																			

Batter	1	2	3	4	5	6	7	8	9	AB	R	H	RBI	BB	SO	LOB	TOP			
<b>Pete Rose, S</b> OBP: 0.316, SLG: 0.302 (1, 7)										3	0	3	0	1	0	0	<b>Cincinnati Reds @ San Diego Padres</b> San Diego Stadium, San Diego, CA Sun May 21 1972, 6:38 AM EDT Att: 17,543 - Unknown			
<b>Joe Morgan, L</b> OBP: 0.422, SLG: 0.492 (1, 4)										4	0	0	0	0	3	3				
<b>Bobby Tolan, L</b> OBP: 0.384, SLG: 0.545 (1, 8)										4	0	0	0	0	2					
<b>Johnny Bench, R</b> OBP: 0.333, SLG: 0.416 (1, 3)										3	0	1	0	1	0	1				
<b>Hal McRae, R</b> OBP: 0.250, SLG: 0.292 (1, 5)										4	0	0	0	0	1	3				
<b>Dave Concepcion, R</b> OBP: 0.283, SLG: 0.308 (1, 6)										3	0	0	0	0	1	2				
<b>George Foster, R</b> OBP: 0.222, SLG: 0.212 (1, 9)										3	0	1	0	0	2	1				
<b>Bill Plummer, R</b> (1, 2)										3	0	0	0	0	2	1				
<b>Tom Hall, L</b> <b>Pedro Borbon, R</b> <b>Julian Javier, R</b> <b>Ed Sprague, L</b> <b>Denis Menke, R</b> <b>Don Gullett, R</b>										0	0	0	0	0	0	0				
<b>Inning Stats</b>	R: 0 E: 0 K: 1 S: 5	H: 1 LOB: 0 BB: 0 P: 5	R: 0 E: 0 K: 0 S: 2	H: 0 LOB: 0 BB: 1 P: 6	R: 0 E: 0 K: 1 S: 6	H: 2 LOB: 2 BB: 0 P: 6	R: 0 E: 1 K: 1 S: 6	H: 0 LOB: 1 BB: 0 P: 7	R: 0 E: 0 K: 1 S: 6	H: 1 LOB: 1 BB: 0 P: 6	R: 0 E: 0 K: 1 S: 6	H: 1 LOB: 1 BB: 0 P: 6	R: 0 E: 0 K: 1 S: 5	H: 0 LOB: 1 BB: 1 P: 9	R: 0 E: 0 K: 1 S: 5	H: 0 LOB: 0 BB: 0 P: 5		1B: 5 2B: 2 3B: 0 HR: 0	SF: 0 SAC: 1 DP: 2 HBP: 0	WP: 0 PB: 0 SB: 1 CS: 0
<b>PITCHER</b> <b>Fred Norman, L</b> ERA: 1.62 (1, 1)	IP: 9.0 WLS: W BF: 32 H: 5 R: 0 ER: 0 SO: 9 BB: 2 IBB: 0 HBP: 0 BLK: 0 WP: 0 HR: 0 S: 48 P: 56 ERA: 0.00 WHIP: 0.778															<b>PITCHER</b> IP: WLS: BF: H: R: ER: SO: BB: IBB: HBP: BLK: WP: HR: S: P: ERA: WHIP:				

AB	29
R	0
H	5
RBI	0
BB	2
SO	9
LOB	13



Batter	1	2	3	4	5	6	7	8	9	AB	R	H	RBI	BB	SO	LOB	BOTTOM			
<b>Garry Jastadt, R</b> OBP: 0.280, SLG: 0.391 (1, 4)										4	0	1	1	0	1	0	<b>Cincinnati Reds @ San Diego Padres</b> San Diego Stadium, San Diego, CA Sun May 21 1972, 6:38 AM EDT Att: 17,543 - Unknown			
<b>Jerry Morales, R</b> OBP: 0.405, SLG: 0.553 (1, 7)										4	1	2	0	1	0	0				
<b>Johnny Jeter, R</b> OBP: 0.270, SLG: 0.371 (1, 8)										4	1	0	0	1	1	3				
<b>Nate Colbert, R</b> OBP: 0.309, SLG: 0.533 (1, 3)										4	2	2	2	0	1	1				
<b>Ed Spiezio, R</b> OBP: 0.400, SLG: 0.800 <b>Dave Campbell, R</b> OBP: 0.333, SLG: 0.309 (6, 5)										3	1	2	3	0	0	0				
<b>Ivan Murrell, R</b> OBP: 0.250, SLG: 0.250 (1, 9)										4	0	1	1	0	1	4				
<b>Fred Kendall, R</b> OBP: 0.219, SLG: 0.230 (1, 2)										4	0	0	0	0	0	3				
<b>Enzo Hernandez, R</b> OBP: 0.211, SLG: 0.215 (1, 6)										4	1	1	0	0	0	3				
<b>Fred Norman, S</b> OBP: 0.238, SLG: 0.286 (1, 1)										4	1	1	0	0	1	1				
<b>Inning Stats</b>	R: 0 E: 0 K: 1 S: 5	H: 0 LOB: 0 BB: 0 P: 5	R: 1 E: 0 K: 1 S: 7	H: 2 LOB: 1 BB: 0 P: 7	R: 0 E: 0 K: 1 S: 5	H: 0 LOB: 0 BB: 0 P: 5	R: 1 E: 2 K: 1 S: 8	H: 1 LOB: 2 BB: 0 P: 8	R: 4 E: 0 K: 0 S: 7	H: 4 LOB: 1 BB: 1 P: 11	R: 0 E: 0 K: 0 S: 3	H: 0 LOB: 0 BB: 0 P: 3	R: 0 E: 1 K: 1 S: 7	H: 1 LOB: 2 BB: 0 P: 7	R: 1 E: 1 K: 0 S: 5	H: 2 LOB: 2 BB: 1 P: 9		1B: 3 2B: 7 3B: 0 HR: 0	SF: 0 SAC: 1 DP: 0 HBP: 0	WP: 0 PB: 0 SB: 0 CS: 0
<b>PITCHER</b> <b>Tom Hall, L</b> <b>Pedro Borbon, R</b> <b>Ed Sprague, R</b> <b>Don Gullett, L</b>	IP: 4.1 WLS: L BF: 21 H: 5 R: 5 ER: 4 SO: 4 BB: 0 IBB: 0 HBP: 0 BLK: 0 WP: 0 HR: 0 S: 28 P: 32 ERA: 8.31 WHIP: 1.154															<b>PITCHER</b> IP: WLS: BF: H: R: ER: SO: BB: IBB: HBP: BLK: WP: HR: S: P: ERA: WHIP:				



Batter	1	2	3	4	5	6	7	8	9	AB	R	H	RBI	BB	SO	LOB	TOP			
Roger Metzger, S OBP: 0.275, SLG: 0.229 (1, 6)										5	2	2	0	0	1	2				
Cesar Cedeno, R OBP: 0.373, SLG: 0.402 (1, 8)										5	1	2	0	0	1	2				
Jimmy Wynn, R OBP: 0.382, SLG: 0.524 (1, 9)										2	1	0	1	1	1	1				
Lee May, R OBP: 0.378, SLG: 0.583 (1, 3)										4	1	1	2	0	0	3				
Bob Watson, R OBP: 0.355, SLG: 0.471 (1, 7)										4	1	2	3	0	0	0				
Johnny Edwards, L OBP: 0.360, SLG: 0.432 (1, 2)										3	0	0	0	1	1	1				
Doug Rader, R OBP: 0.267, SLG: 0.379 (1, 5)										4	0	0	0	0	1	2				
Bobby Fenwick, R OBP: 0.350, SLG: 0.474 (1, 4)										4	1	2	0	0	0	0				
Larry Dierker, R OBP: 0.263, SLG: 0.222 (1, 1)										4	0	2	1	0	0	2				
<b>Inning Stats</b>	R: 3 E: 0 K: 0 S: 5	H: 2 LOB: 0 BB: 1 P: 9	R: 0 E: 0 K: 0 S: 3	H: 0 LOB: 0 BB: 0 P: 3	R: 0 E: 0 K: 1 S: 5	H: 0 LOB: 0 BB: 0 P: 5	R: 0 E: 0 K: 0 S: 3	H: 0 LOB: 1 BB: 0 P: 7	R: 0 E: 0 K: 0 S: 3	H: 1 LOB: 0 BB: 0 P: 3	R: 0 E: 0 K: 1 S: 7	H: 2 LOB: 2 BB: 0 P: 7	R: 0 E: 0 K: 1 S: 8	H: 3 LOB: 0 BB: 0 P: 8	R: 1 E: 0 K: 2 S: 9	H: 2 LOB: 1 BB: 0 P: 9	1B: 8 2B: 1 3B: 0 HR: 2	SF: 1 SAC: 0 DP: 0 HBP: 0	WP: 1 PB: 1 SB: 0 CS: 2	PA: 39
<b>PITCHER</b>	IP WLS BF H R ER SO BB IBB HBP BLK WP HR S P ERA WHIP																			
Ed Acosta, R ERA: 3.75 (1, 1)	8.0 L 33 9 6 6 3 2 0 0 0 0 0 2 37 45 6.75 1.375																			
Mike Kilkenny, L ERA: 4.5 (9, 1)	1.0 5 2 1 1 2 0 0 0 0 0 1 0 9 9 9.00 2.000																			

Houston Astros @ San Diego Padres  
San Diego Stadium, San Diego, CA  
Mon May 22 1972, 10:05 PM EDT  
Att: 4,498 - Unknown

AB	35
R	7
H	11
RBI	7
BB	2
SO	5
LOB	13

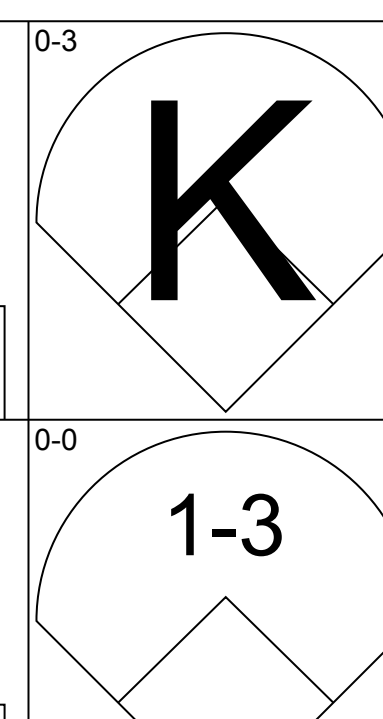
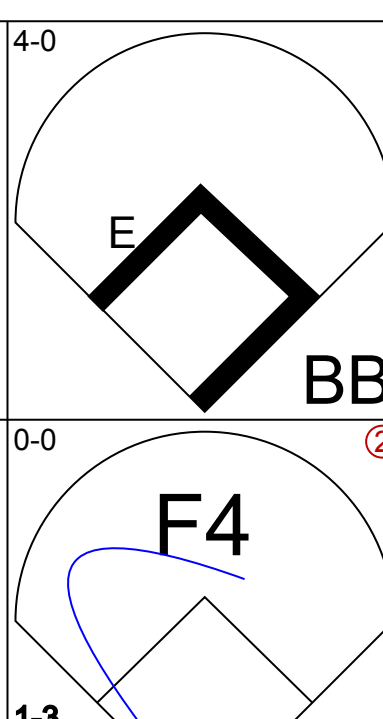
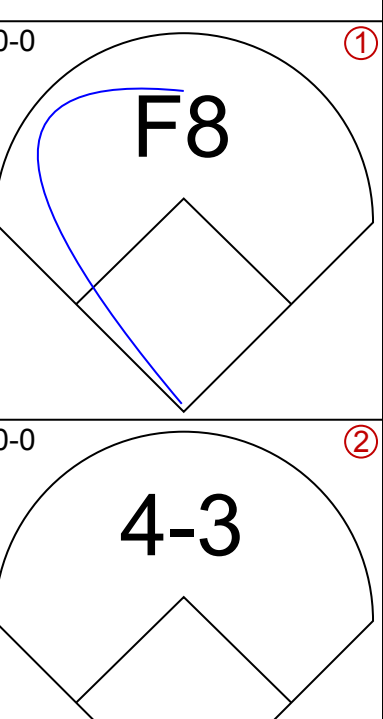
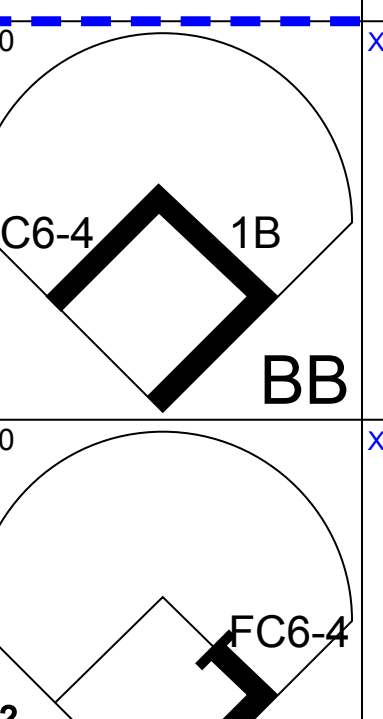
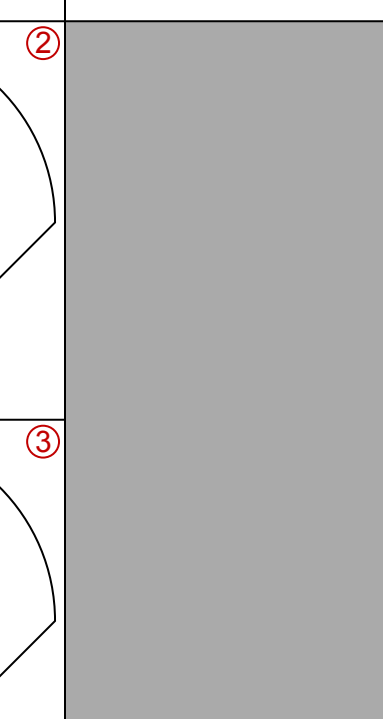
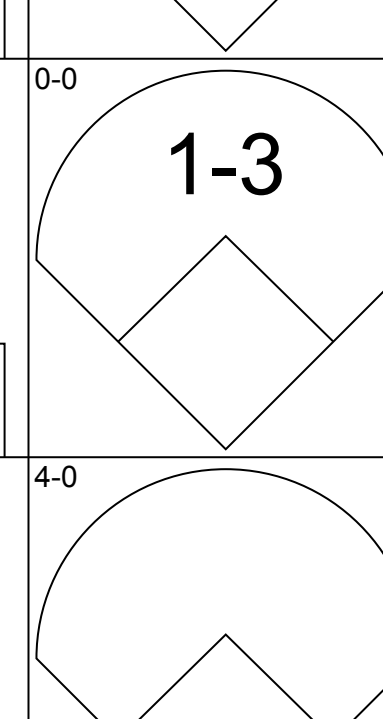
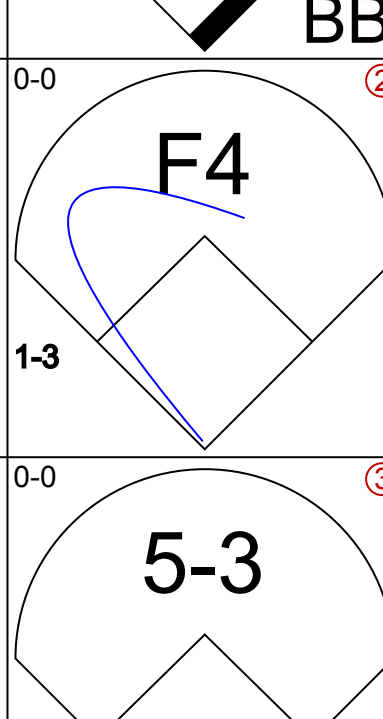
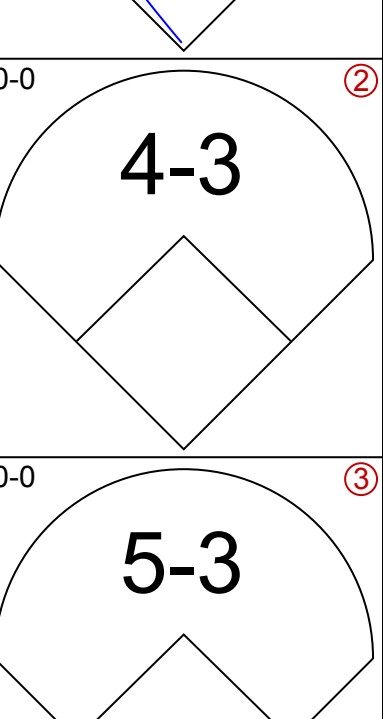
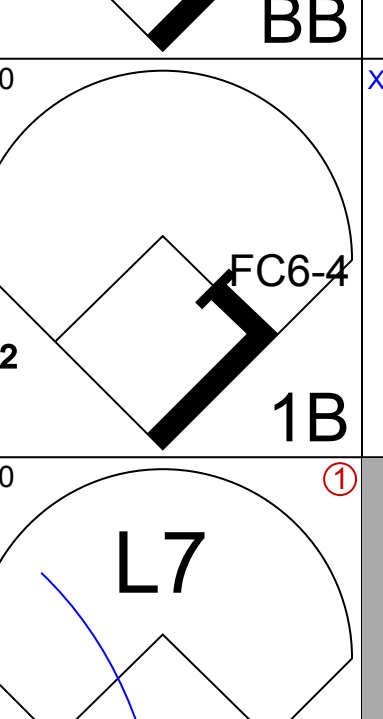
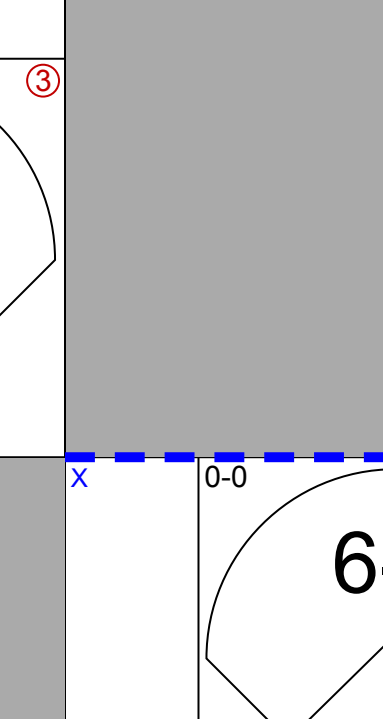
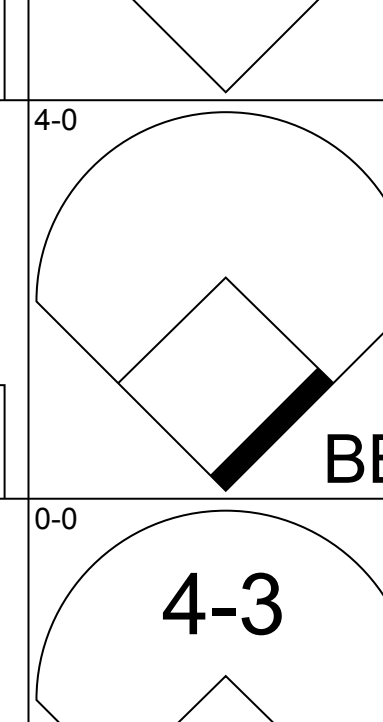
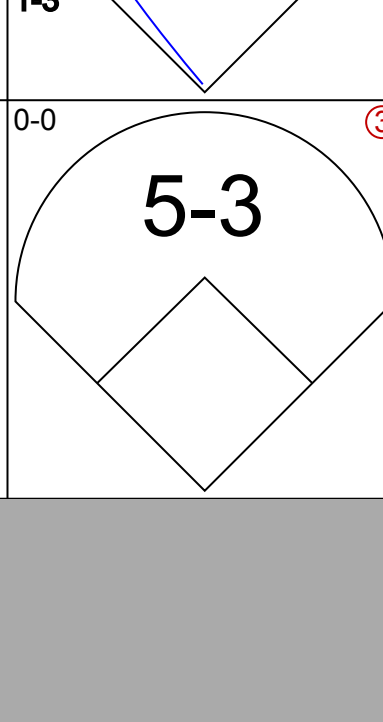
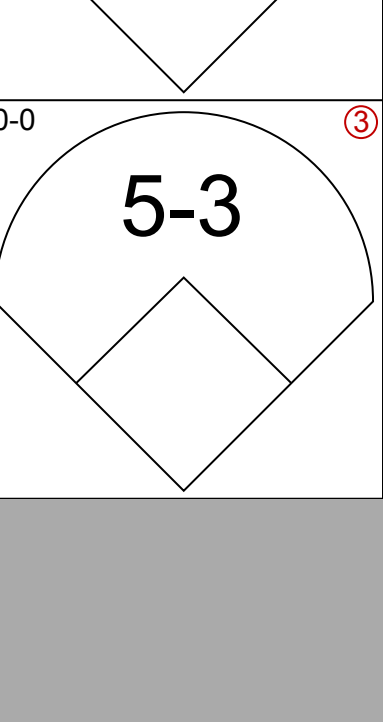
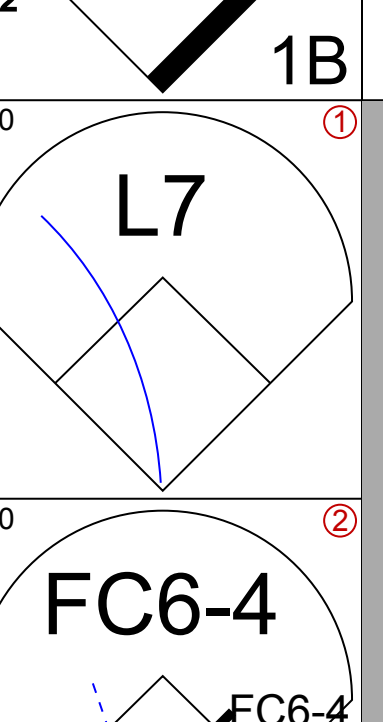
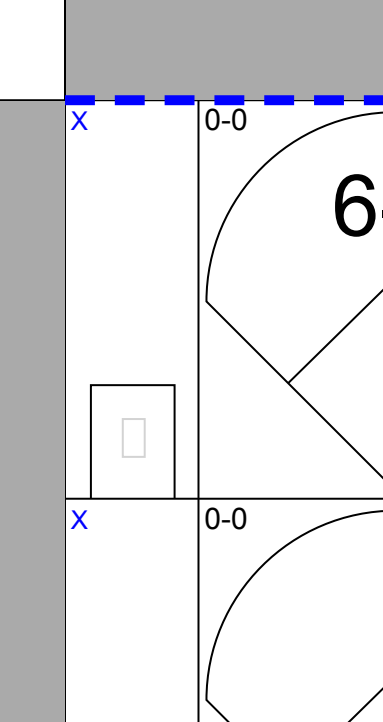
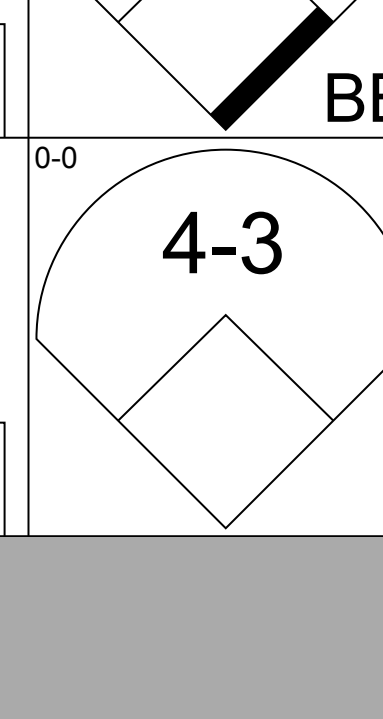
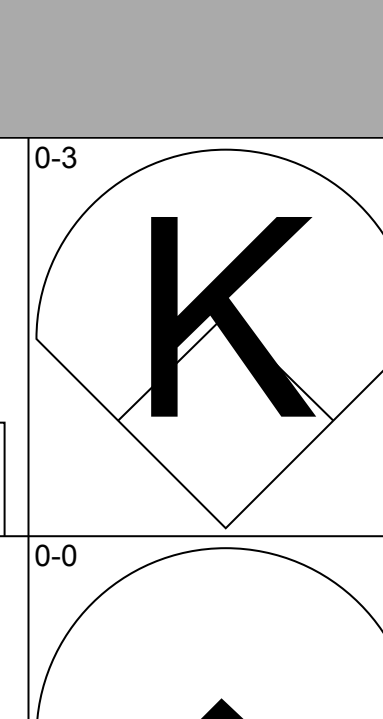
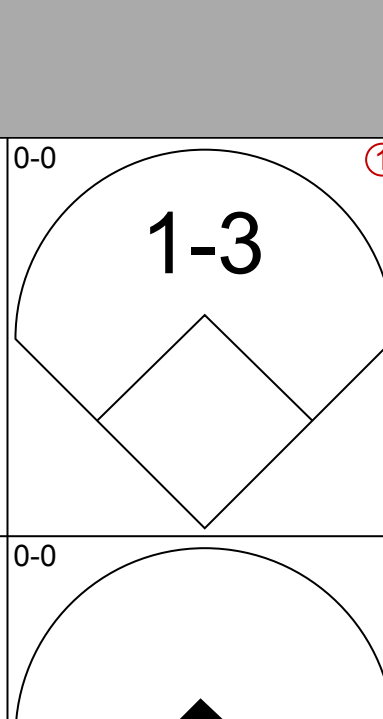

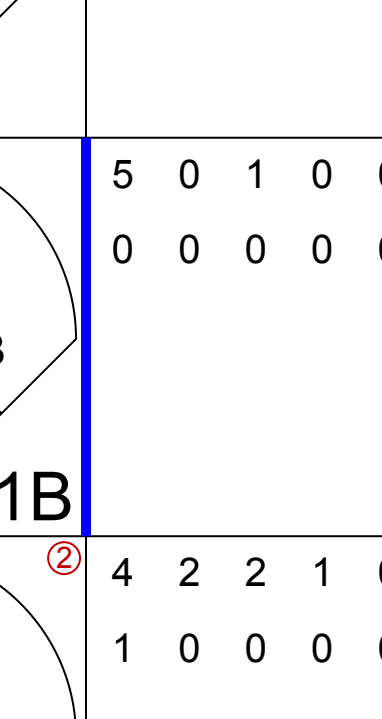
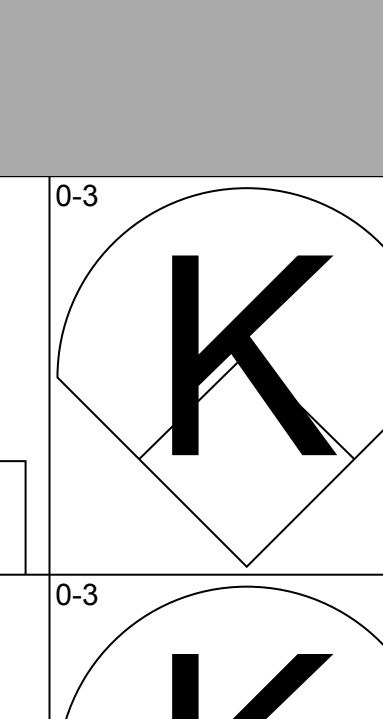
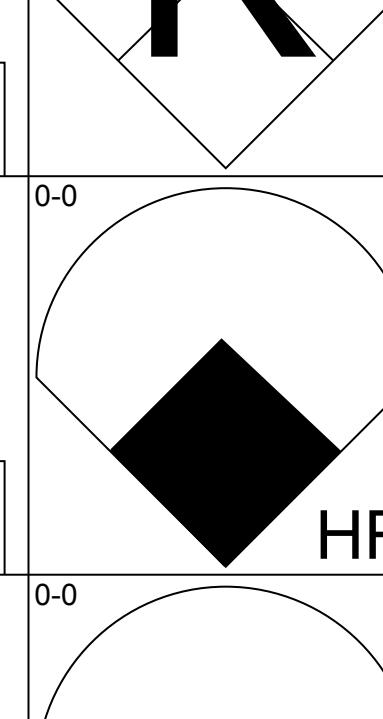
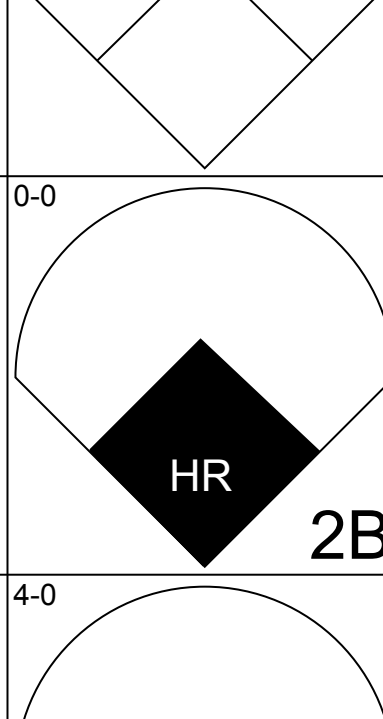

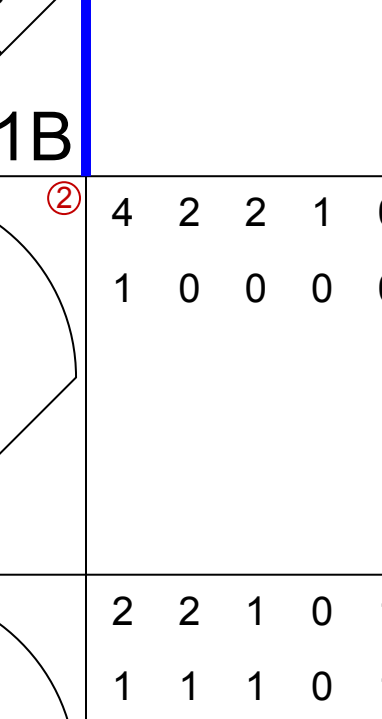

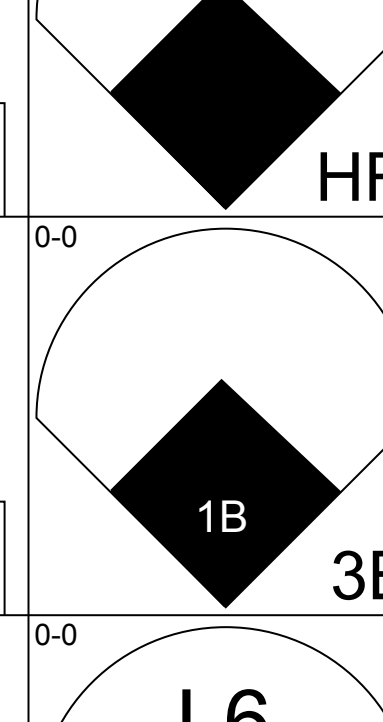
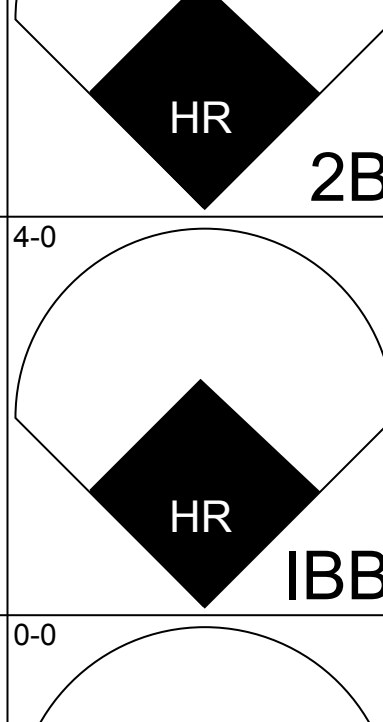
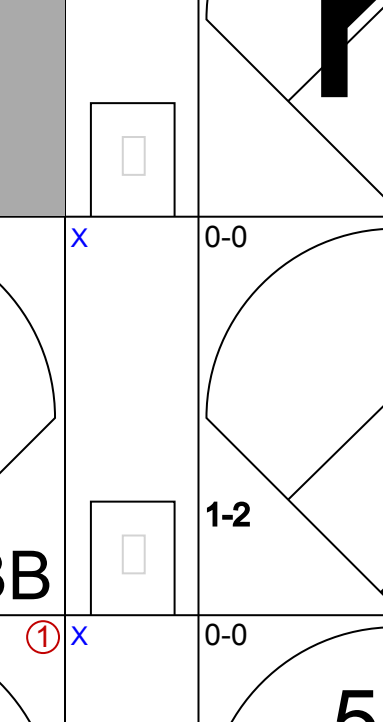
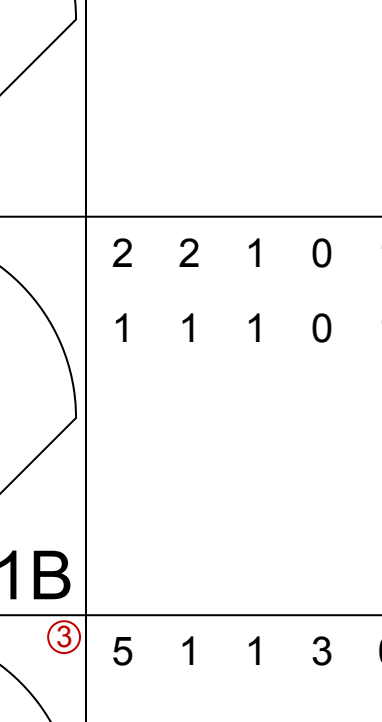

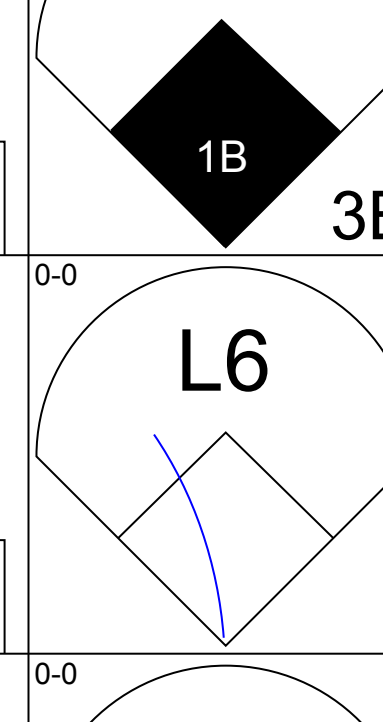
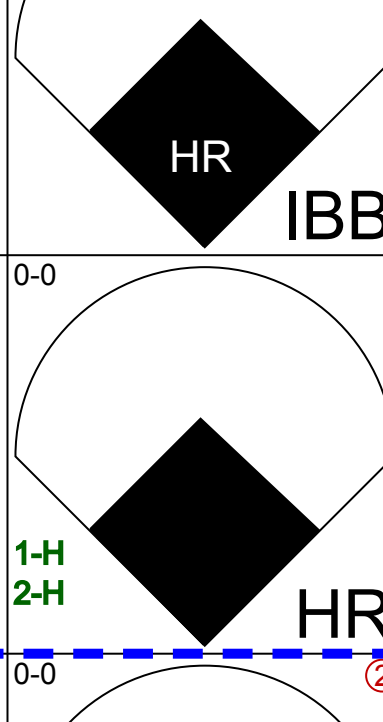
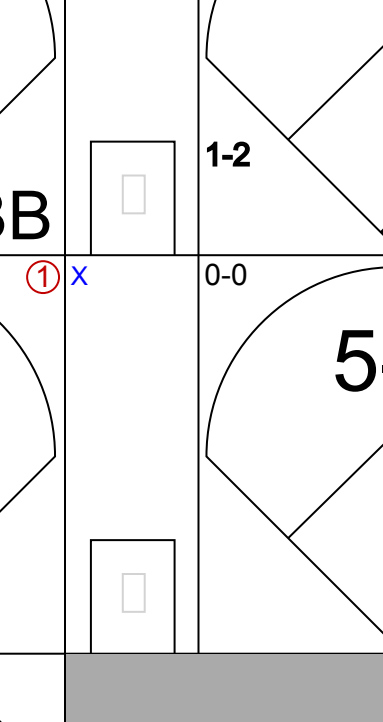
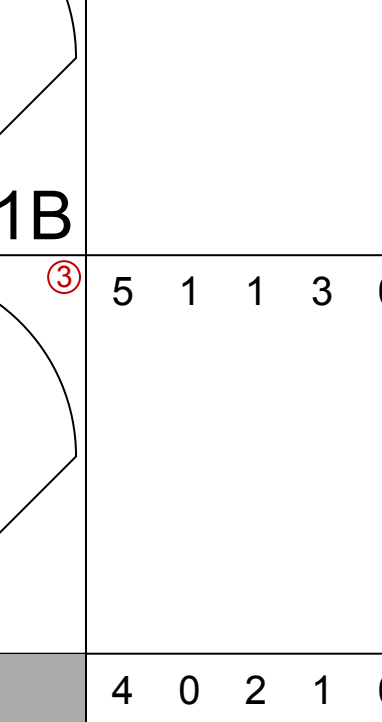

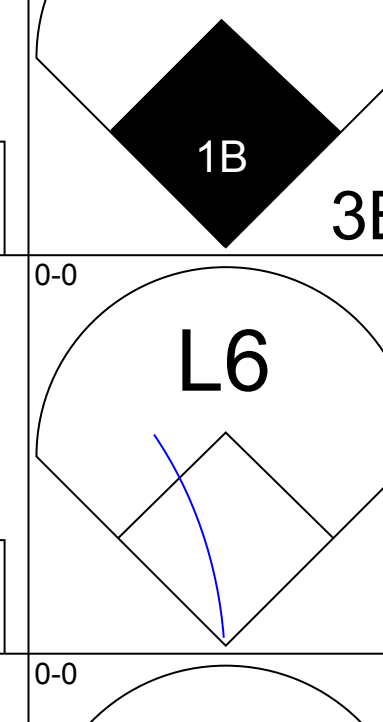
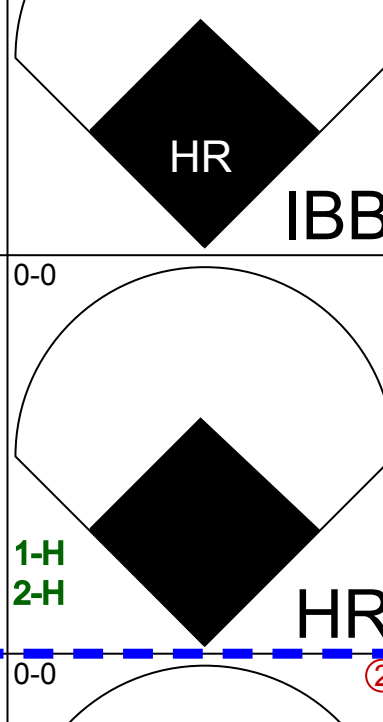
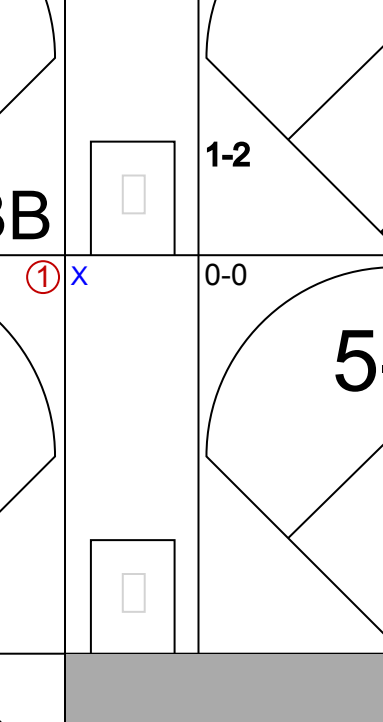
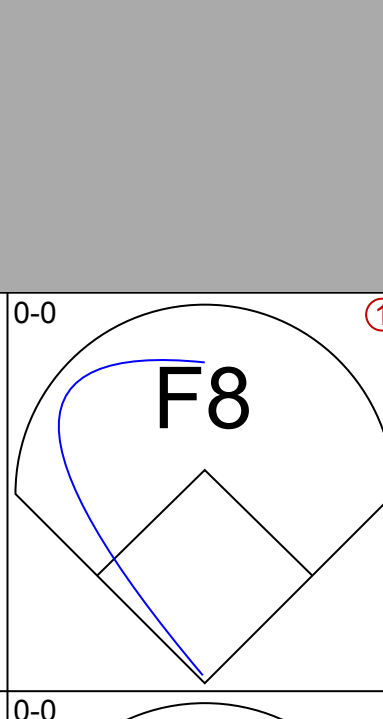
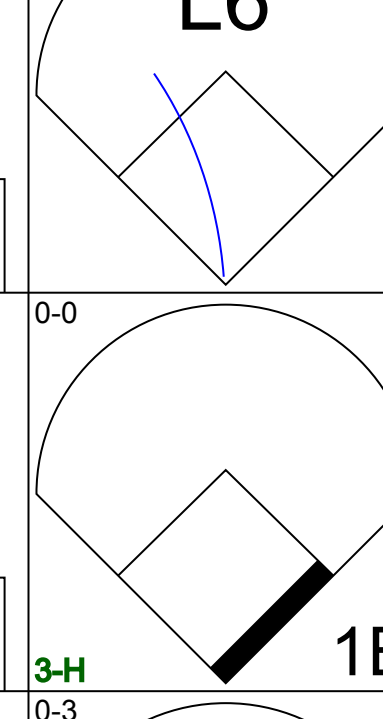
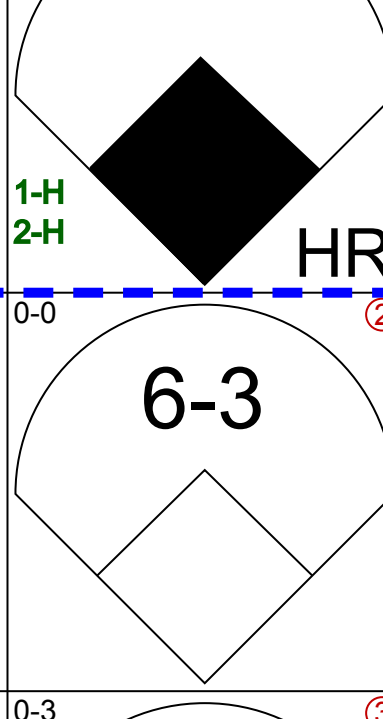
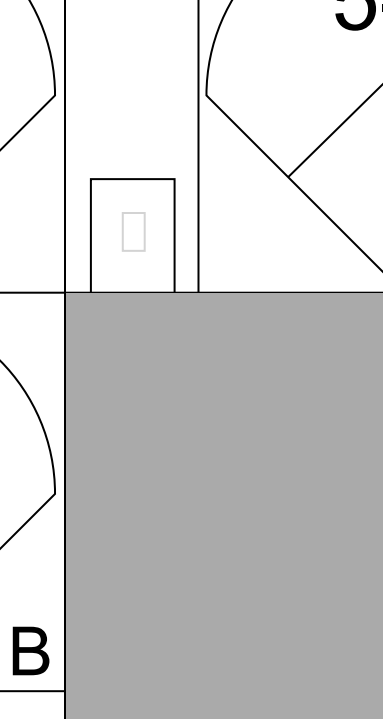


Batter	1	2	3	4	5	6	7	8	9	AB	R	H	RBI	BB	SO	LOB	BOTTOM			
Jerry Morales, R OBP: 0.375, SLG: 0.500 (1, 8)										4	0	0	0	0	0	1				
Garry Jesteadt, R OBP: 0.276, SLG: 0.370 (1, 4)										4	0	1	0	0	1	1				
Leron Lee, L OBP: 0.412, SLG: 0.562 (1, 7)										4	0	2	0	0	0	0				
Nate Colbert, R OBP: 0.300, SLG: 0.516 (1, 3)										4	0	0	0	0	0	3				
Curt Blefary, L OBP: 0.350, SLG: 0.444 (1, 9)										3	0	0	0	0	0	0				
Ed Spiezio, R OBP: 0.250, SLG: 0.500 (1, 5)										3	0	0	0	0	1	1				
Bob Barton, R OBP: 0.186 (1, 2)										2	0	0	0	0	2	0				
Derrel Thomas, S OBP: 0.278, SLG: 0.281 (8, PH) (9, 6)										1	0	0	0	0	0	0				
Enzo Hernandez, R OBP: 0.216, SLG: 0.220 (8, PH)										2	0	1	0	0	0	0				
Ivan Murrell, R OBP: 0.200, SLG: 0.200 (8, PH)										1	0	0	0	0	0	0				
Fred Kendall, R OBP: 0.219, SLG: 0.230 (9, 2)										0	0	0	0	0	0	0				
Ed Acosta, S (1, 1)										2	0	0	0	0	0	1				
Mike Kilkenny, R (9, 1)										0	0	0	0	0	0	0				
Rafael Robles, R OBP: 0.083, SLG: 0.083 (9, PH)										1	0	0	0	0	0	0				
<b>Inning Stats</b>	R: 0 E: 0 K: 0 S: 4	H: 1 LOB: 1 BB: 0 P: 4	R: 0 E: 0 K: 1 S: 5	H: 0 LOB: 0 BB: 0 P: 5	R: 0 E: 0 K: 0 S: 3	H: 0 LOB: 0 BB: 0 P: 3	R: 0 E: 0 K: 0 S: 3	H: 0 LOB: 0 BB: 0 P: 3	R: 0 E: 0 K: 1 S: 6	H: 1 LOB: 1 BB: 0 P: 6	R: 0 E: 0 K: 0 S: 3	H: 0 LOB: 0 BB: 0 P: 3	R: 0 E: 0 K: 1 S: 5	H: 0 LOB: 2 BB: 0 P: 5	R: 0 E: 0 K: 0 S: 5	H: 2 LOB: 2 BB: 0 P: 5	1B: 4 2B: 0 3B: 0 HR: 0	SF: 0 SAC: 0 DP: 1 HBP: 0	WP: 0 PB: 0 SB: 0 CS: 0	PA: 31
<b>PITCHER</b>	IP WLS BF H R ER SO BB IBB HBP BLK WP HR S P ERA WHIP																			
Larry Dierker, R ERA: 2.77 (1, 1)	9.0 W 31 4 0 0 4 0 0 0 0 0 0 0 39 39 0.00 0.444																			

Houston Astros @ San Diego Padres  
San Diego Stadium, San Diego, CA  
Mon May 22 1972, 10:05 PM EDT  
Att: 4,498 - Unknown

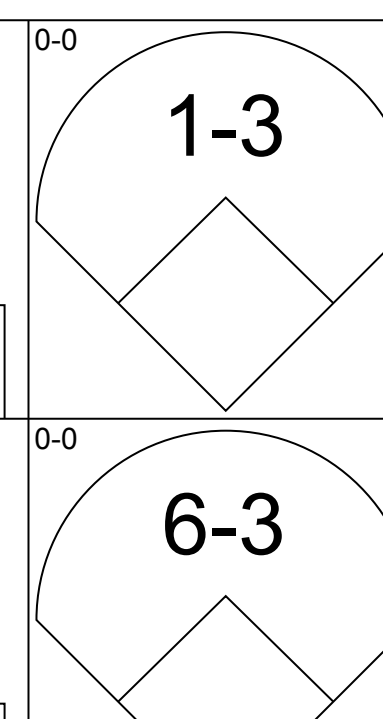
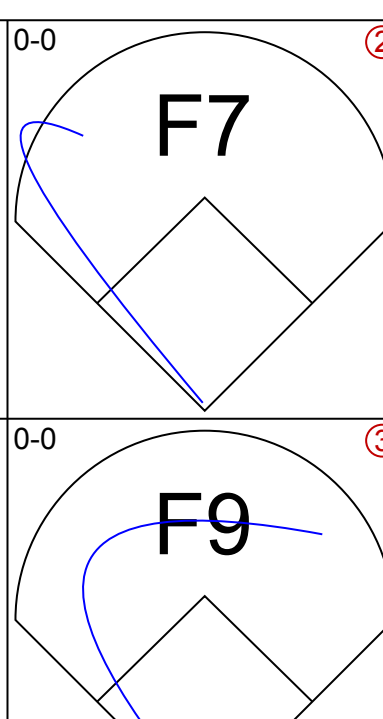
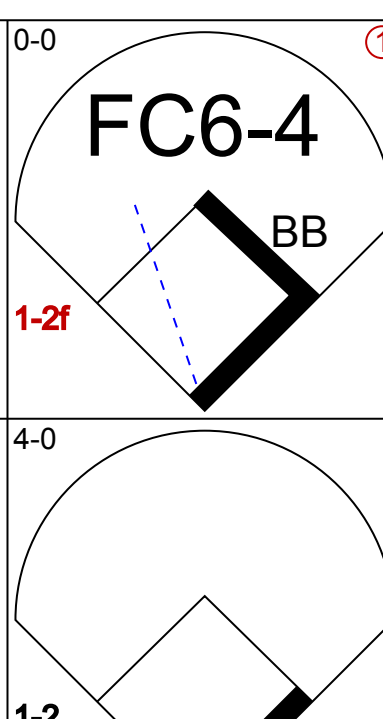
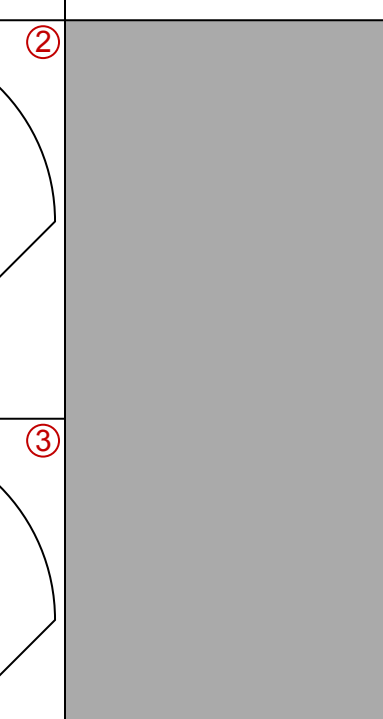
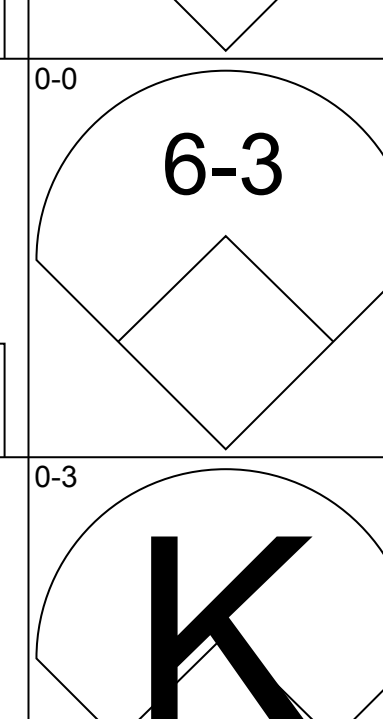
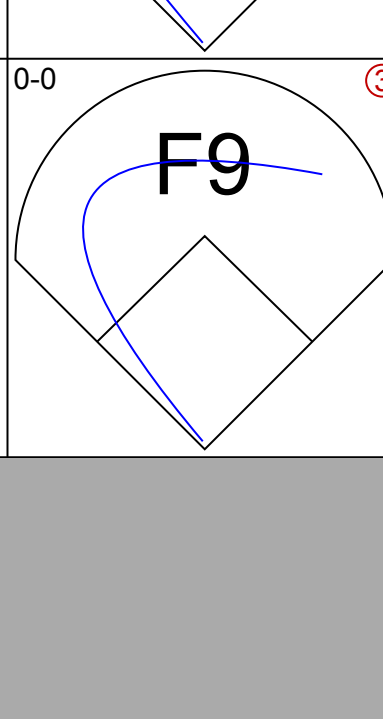
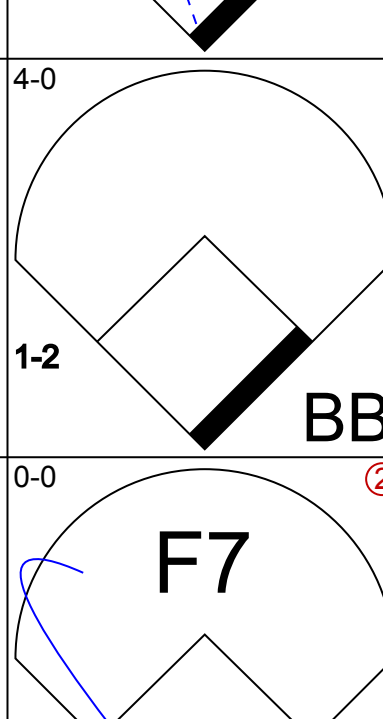
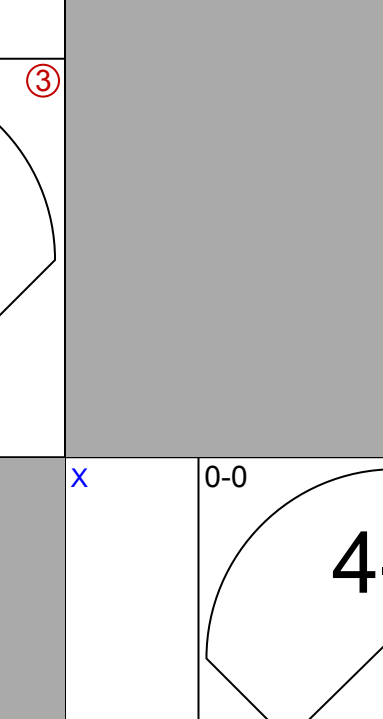
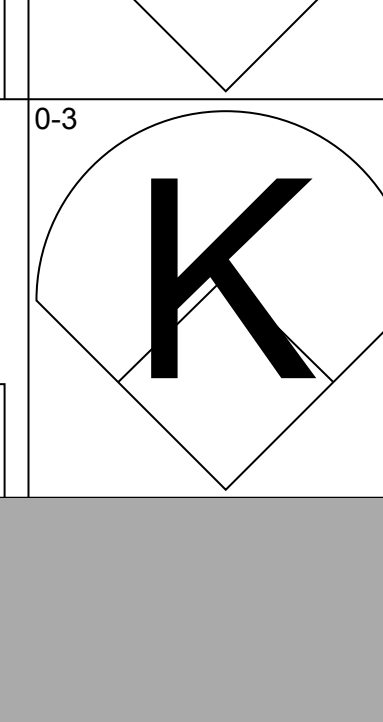
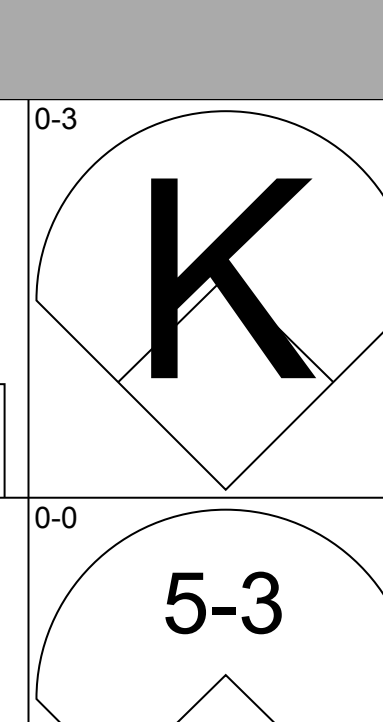
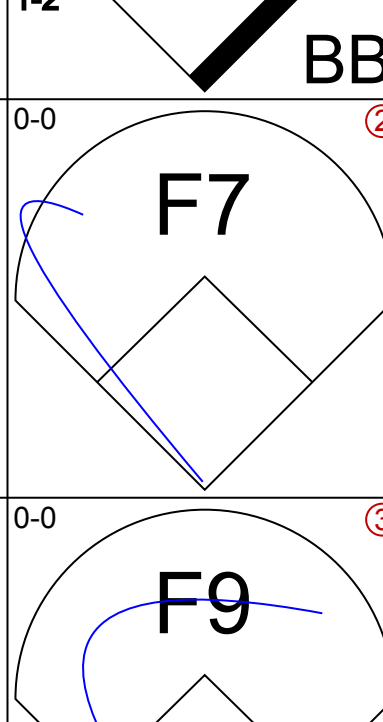
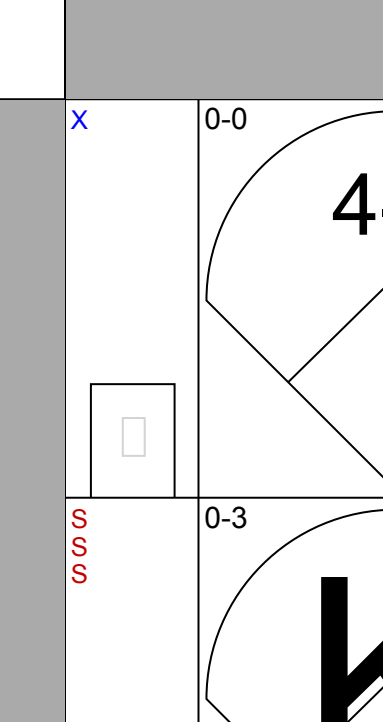
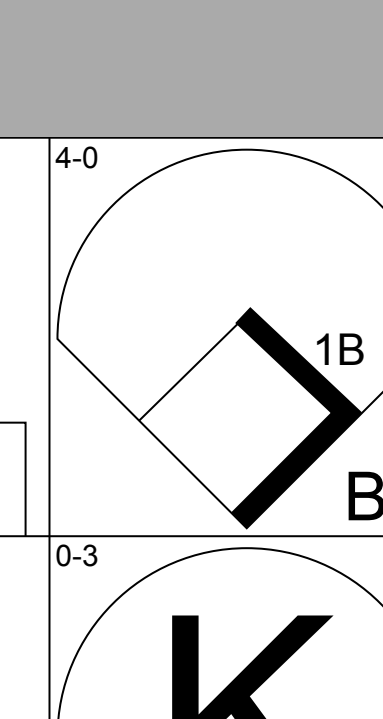
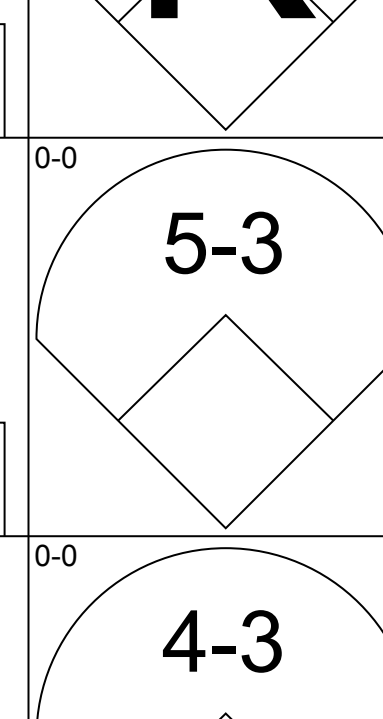
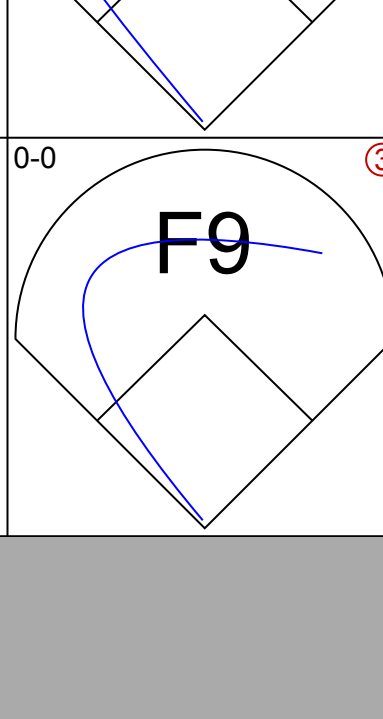
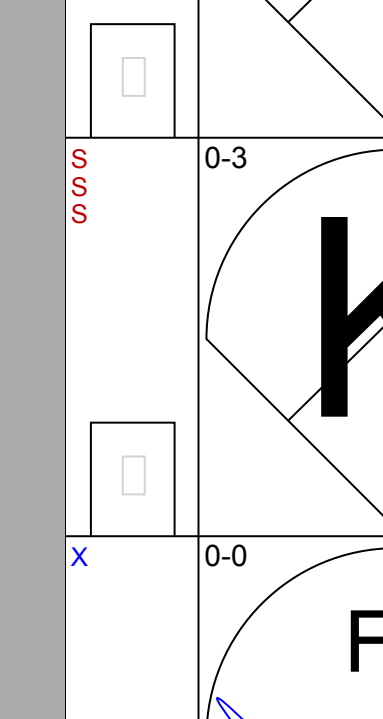
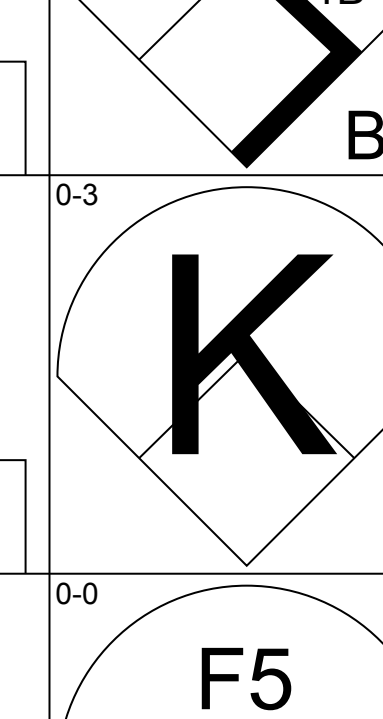
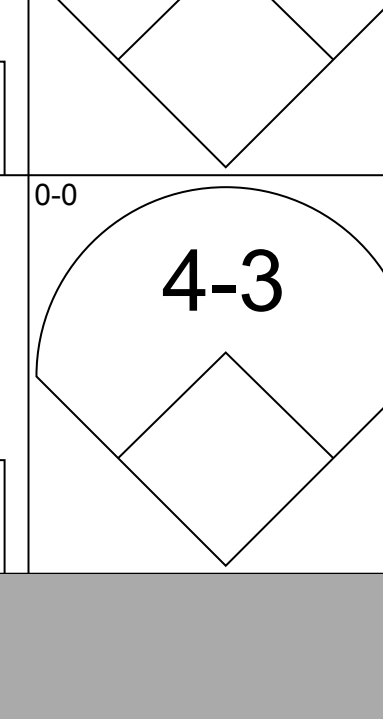
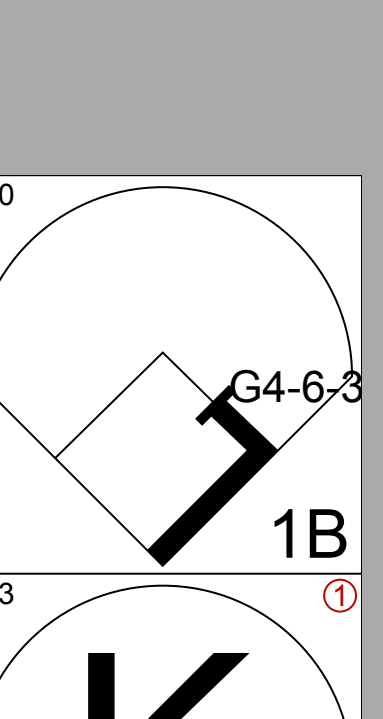
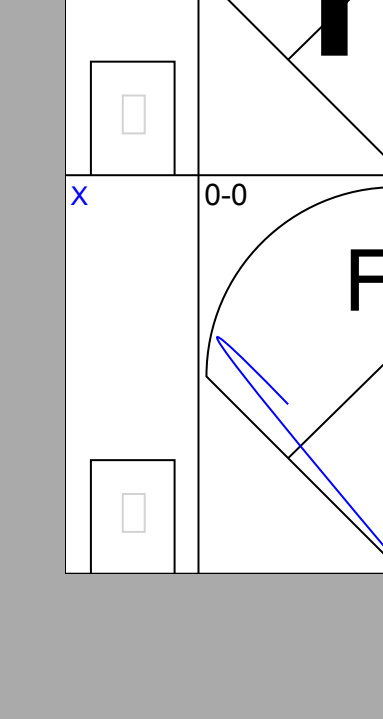
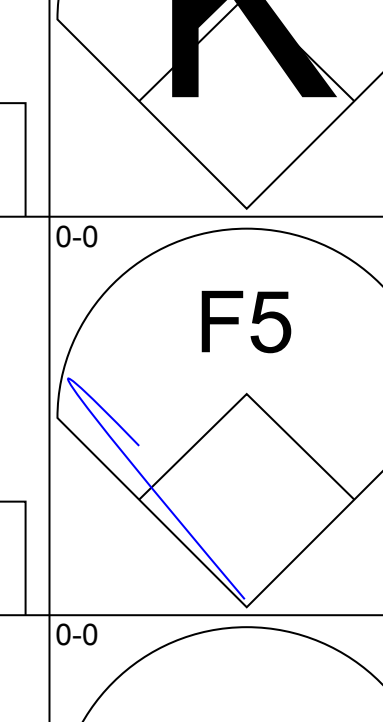
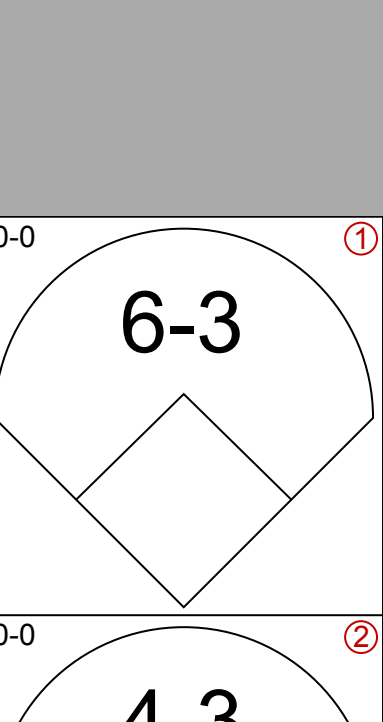
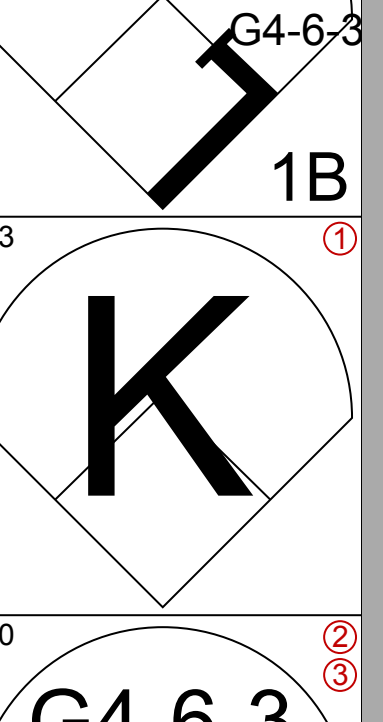
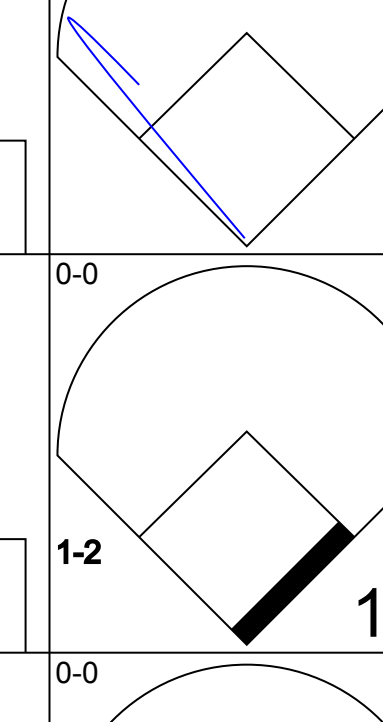
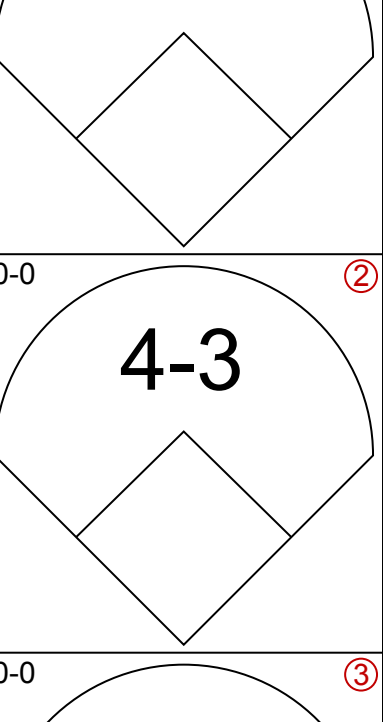
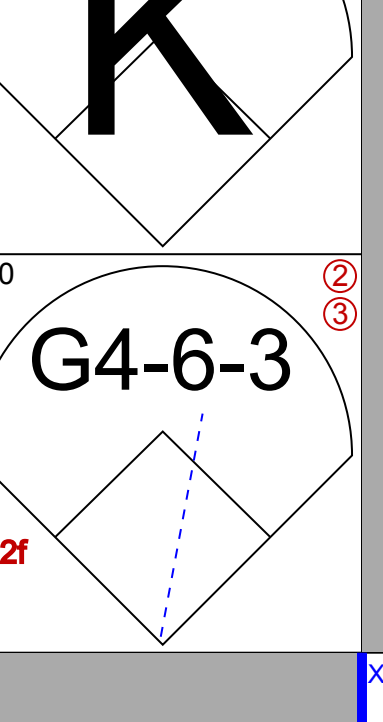
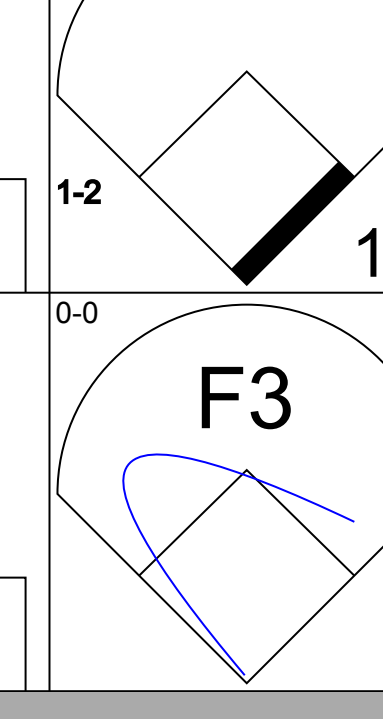
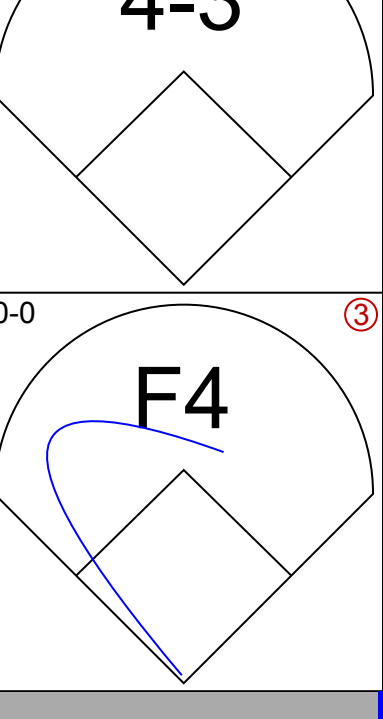
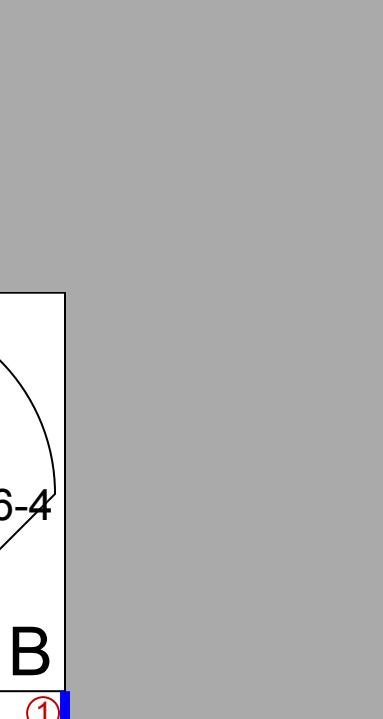
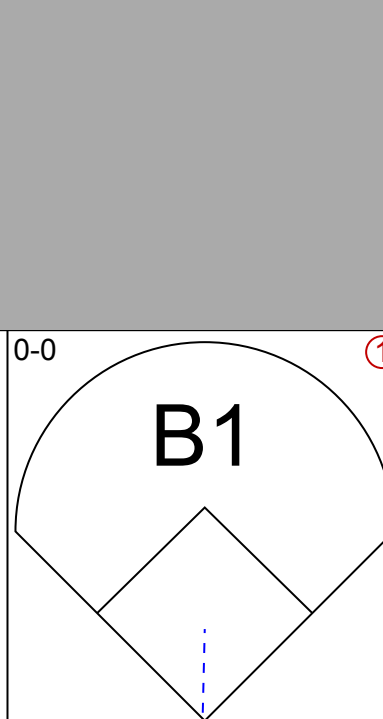
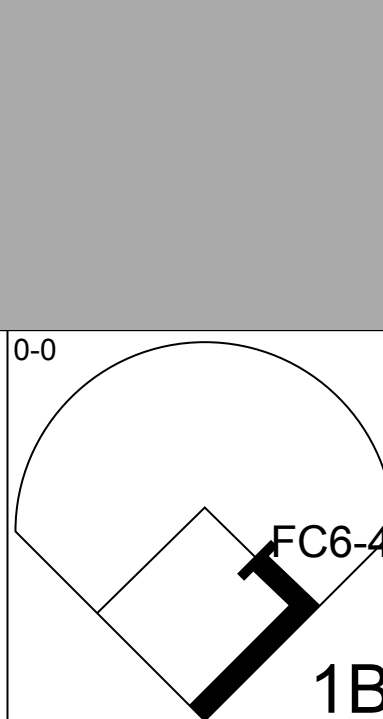
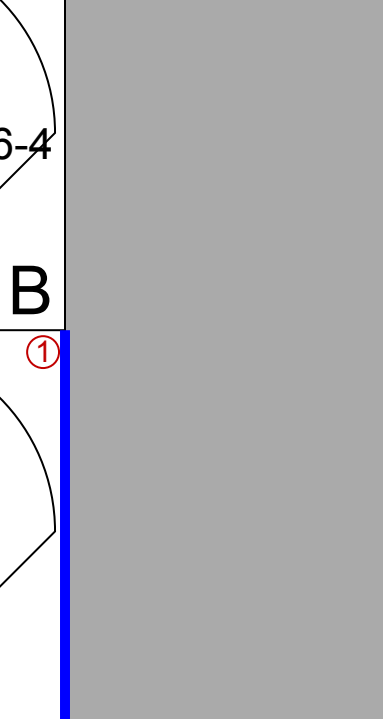
AB	31
R	0
H	4
RBI	0
BB	0
SO	4
LOB	7




Batter	1	2	3	4	5	6	7	8	9	AB	R	H	RBI	BB	SO	LOB	TOP								
Roger Metzger, S OBP: 0.278, SLG: 0.226 (1, 6)										2	0	0	1	2	1	0	Houston Astros @ San Diego Padres San Diego Stadium, San Diego, CA Tue May 23 1972, 10:05 PM EDT Unknown								
Cesar Cedeno, R OBP: 0.367, SLG: 0.394 (1, 8)										5	0	1	0	0	0	3									
Jimmy Wynn, R OBP: 0.376, SLG: 0.508 (1, 9)										4	0	0	0	1	0	3									
Lee May, R OBP: 0.371, SLG: 0.566 Norm Miller, L OBP: 0.353, SLG: 0.400 (9, PR) (9, 7)										5	0	1	0	0	1	3									
Bob Watson, R OBP: 0.359, SLG: 0.504 Jack Hiatt, R OBP: 0.235, SLG: 0.200 (1, 7) (7, 2)										4	2	2	1	0	1	2									
Johnny Edwards, L OBP: 0.398, SLG: 0.454 Jimmy Stewart, S OBP: 0.278, SLG: 0.382 (1, 2) (7, 7) (9, 3)										2	2	1	0	1	1	0									
Doug Rader, R OBP: 0.264, SLG: 0.395 (1, 5)										5	1	1	3	0	0	4									
Tommy Helms, R OBP: 0.248, SLG: 0.279 (1, 4)										4	0	2	1	0	0	0									
Tom Griffin, R OBP: 0.400, SLG: 1.000 (1, 1)										4	1	2	1	0	2	1									
<b>Inning Stats</b>	R: 0 E: 0 K: 1 S: 5	H: 0 LOB: 1 BB: 1 P: 9	R: 0 E: 0 K: 2 S: 7	H: 0 LOB: 0 BB: 0 P: 7	R: 1 E: 1 K: 0 S: 4	H: 1 LOB: 1 BB: 1 P: 8	R: 2 E: 0 K: 2 S: 10	H: 3 LOB: 1 BB: 0 P: 10	R: 0 E: 0 K: 0 S: 3	H: 0 LOB: 0 BB: 0 P: 3	R: 3 E: 0 K: 1 S: 7	H: 2 LOB: 2 BB: 1 P: 11	R: 0 E: 0 K: 0 S: 4	H: 1 LOB: 2 BB: 1 P: 8	R: 1 E: 0 K: 0 S: 5	H: 2 LOB: 2 BB: 1 P: 9		R: 0 E: 0 K: 1 S: 7	H: 2 LOB: 2 BB: 0 P: 7	1B: 6 2B: 1 3B: 1 HR: 3	SF: 1 SAC: 0 DP: 0 HBP: 0	WP: 0 PB: 0 SB: 0 CS: 0	PA: 43		
<b>PITCHER</b>	IP WLS BF H R ER SO BB IBB HBP BLK WP HR S P ERA WHIP	IP WLS BF H R ER SO BB IBB HBP BLK WP HR S P ERA WHIP	IP WLS BF H R ER SO BB IBB HBP BLK WP HR S P ERA WHIP	IP WLS BF H R ER SO BB IBB HBP BLK WP HR S P ERA WHIP	IP WLS BF H R ER SO BB IBB HBP BLK WP HR S P ERA WHIP	IP WLS BF H R ER SO BB IBB HBP BLK WP HR S P ERA WHIP	IP WLS BF H R ER SO BB IBB HBP BLK WP HR S P ERA WHIP	IP WLS BF H R ER SO BB IBB HBP BLK WP HR S P ERA WHIP	IP WLS BF H R ER SO BB IBB HBP BLK WP HR S P ERA WHIP	IP WLS BF H R ER SO BB IBB HBP BLK WP HR S P ERA WHIP	IP WLS BF H R ER SO BB IBB HBP BLK WP HR S P ERA WHIP	IP WLS BF H R ER SO BB IBB HBP BLK WP HR S P ERA WHIP	IP WLS BF H R ER SO BB IBB HBP BLK WP HR S P ERA WHIP	IP WLS BF H R ER SO BB IBB HBP BLK WP HR S P ERA WHIP	IP WLS BF H R ER SO BB IBB HBP BLK WP HR S P ERA WHIP	IP WLS BF H R ER SO BB IBB HBP BLK WP HR S P ERA WHIP	IP WLS BF H R ER SO BB IBB HBP BLK WP HR S P ERA WHIP	IP WLS BF H R ER SO BB IBB HBP BLK WP HR S P ERA WHIP	IP WLS BF H R ER SO BB IBB HBP BLK WP HR S P ERA WHIP	IP WLS BF H R ER SO BB IBB HBP BLK WP HR S P ERA WHIP	IP WLS BF H R ER SO BB IBB HBP BLK WP HR S P ERA WHIP	IP WLS BF H R ER SO BB IBB HBP BLK WP HR S P ERA WHIP	IP WLS BF H R ER SO BB IBB HBP BLK WP HR S P ERA WHIP	IP WLS BF H R ER SO BB IBB HBP BLK WP HR S P ERA WHIP	IP WLS BF H R ER SO BB IBB HBP BLK WP HR S P ERA WHIP
Clay Kirby, R ERA: 3.38 (1, 1)	5.1 L	25 6	6 6	6 6	5 5	2 2	1 1	0 0	0 0	0 0	0 0	0 0	0 0	4 4	4 4	10.12 1.500									
Mark Schaeffer, L ERA: 2.53 (6, 1)	0.2 0	2 0	0 0	0 0	1 1	0 0	0 0	0 0	0 0	0 0	0 0	4 4	4 4	0.00 0.000											
Gary Ross, R ERA: 2.89 (7, 1)	2.0 11	3 1	1 1	0 0	1 1	2 2	0 0	0 0	0 0	0 0	0 0	9 9	17 17	4.50 2.500											
Mike Kikenny, L ERA: 3.6 (9, 1)	1.0 5	2 0	0 0	0 0	1 1	0 0	0 0	0 0	0 0	0 0	0 0	7 7	7 7	0.00 2.000											


AB	37
R	7
H	11
RBI	7
BB	5
SO	7
LOB	17



Batter	1	2	3	4	5	6	7	8	9	AB	R	H	RBI	BB	SO	LOB	BOTTOM								
Derrel Thomas, S OBP: 0.269, SLG: 0.271 (1, 4)										4	0	0	0	0	0	2	Houston Astros @ San Diego Padres San Diego Stadium, San Diego, CA Tue May 23 1972, 10:05 PM EDT Unknown								
Jerry Morales, R OBP: 0.365, SLG: 0.467 (1, 8)										3	0	0	0	1	0	1									
Leron Lee, L OBP: 0.396, SLG: 0.538 (1, 7)										4	0	0	0	0	2	2									
Nate Colbert, R OBP: 0.299, SLG: 0.504 (1, 3)										3	0	0	0	1	1	2									
Curt Blefary, L OBP: 0.333, SLG: 0.409 (1, 9)										4	0	1	0	0	1	1									
Dave Campbell, R OBP: 0.324, SLG: 0.299 (1, 5)										3	0	0	0	0	1	2									
Bob Barton, R OBP: 0.219, SLG: 0.194 (1, 2)										3	0	1	0	0	0	1									
Enzo Hernandez, R OBP: 0.212, SLG: 0.216 Rafael Robles, R OBP: 0.154, SLG: 0.154 (1, 6) (8, 6)										2	0	0	0	0	0	2									
Clay Kirby, R OBP: 0.215, SLG: 0.115 Mark Schaeffer, L OBP: 0.333, SLG: 0.556 Ed Spiezio, R OBP: 0.299, SLG: 0.556 Gary Ross, R OBP: 0.324, SLG: 0.299 Larry Stahl, L OBP: 0.299, SLG: 0.241 Mike Kikenny, R ERA: 3.6 (1, 1) (6, 1) (6, PR) (7, 1) (8, PR) (9, 1)										1	0	0	0	0	0	0									
<b>Inning Stats</b>	R: 0 E: 0 K: 1 S: 5	H: 0 LOB: 0 BB: 0 P: 5	R: 0 E: 0 K: 1 S: 6	H: 1 LOB: 2 BB: 1 P: 10	R: 0 E: 0 K: 0 S: 3	H: 0 LOB: 0 BB: 0 P: 3	R: 0 E: 0 K: 1 S: 5	H: 0 LOB: 0 BB: 0 P: 5	R: 0 E: 0 K: 0 S: 4	H: 1 LOB: 2 BB: 1 P: 8	R: 0 E: 0 K: 1 S: 5	H: 1 LOB: 1 BB: 0 P: 4	R: 0 E: 0 K: 1 S: 5	H: 0 LOB: 0 BB: 0 P: 5	1B: 4 2B: 0 3B: 0 HR: 0	SF: 0 SAC: 0 DP: 1 HBP: 0		WP: 0 PB: 0 SB: 0 CS: 0	PA: 32						
<b>PITCHER</b>	IP WLS BF H R ER SO BB IBB HBP BLK WP HR S P ERA WHIP	IP WLS BF H R ER SO BB IBB HBP BLK WP HR S P ERA WHIP	IP WLS BF H R ER SO BB IBB HBP BLK WP HR S P ERA WHIP	IP WLS BF H R ER SO BB IBB HBP BLK WP HR S P ERA WHIP	IP WLS BF H R ER SO BB IBB HBP BLK WP HR S P ERA WHIP	IP WLS BF H R ER SO BB IBB HBP BLK WP HR S P ERA WHIP	IP WLS BF H R ER SO BB IBB HBP BLK WP HR S P ERA WHIP	IP WLS BF H R ER SO BB IBB HBP BLK WP HR S P ERA WHIP	IP WLS BF H R ER SO BB IBB HBP BLK WP HR S P ERA WHIP	IP WLS BF H R ER SO BB IBB HBP BLK WP HR S P ERA WHIP	IP WLS BF H R ER SO BB IBB HBP BLK WP HR S P ERA WHIP	IP WLS BF H R ER SO BB IBB HBP BLK WP HR S P ERA WHIP	IP WLS BF H R ER SO BB IBB HBP BLK WP HR S P ERA WHIP	IP WLS BF H R ER SO BB IBB HBP BLK WP HR S P ERA WHIP	IP WLS BF H R ER SO BB IBB HBP BLK WP HR S P ERA WHIP	IP WLS BF H R ER SO BB IBB HBP BLK WP HR S P ERA WHIP	IP WLS BF H R ER SO BB IBB HBP BLK WP HR S P ERA WHIP	IP WLS BF H R ER SO BB IBB HBP BLK WP HR S P ERA WHIP	IP WLS BF H R ER SO BB IBB HBP BLK WP HR S P ERA WHIP	IP WLS BF H R ER SO BB IBB HBP BLK WP HR S P ERA WHIP	IP WLS BF H R ER SO BB IBB HBP BLK WP HR S P ERA WHIP	IP WLS BF H R ER SO BB IBB HBP BLK WP HR S P ERA WHIP	IP WLS BF H R ER SO BB IBB HBP BLK WP HR S P ERA WHIP	IP WLS BF H R ER SO BB IBB HBP BLK WP HR S P ERA WHIP	IP WLS BF H R ER SO BB IBB HBP BLK WP HR S P ERA WHIP
Tom Griffin, R ERA: (1, 1)	9.0 W	32 4	4 0	0 0	5 5	2 2	0 0	0 0	0 0	0 0	0 0	40 40	48 48	0.00 0.667											



Batter	1	2	3	4	5	6	7	8	9	AB	R	H	RBI	BB	SO	LOB	TOP					
Roger Metzger, S (1, 6) OBP: 0.283, SLG: 0.232	0-0 6-3		0-0 1B		0-0 1B		0-3 K		0-0 5-3	5	0	2	0	0	1	0	<p>Houston Astros @ San Diego Padres San Diego Stadium, San Diego, CA Tue May 23 1972, 10:05 PM EDT Att: 9,766 - Unknown</p> <p>livebaseballscores.com</p> <p>AB 34 R 2 H 7 RBI 2 BB 4 SO 11 LOB 18</p> 					
Cesar Cedeno, R (1, 8) OBP: 0.388, SLG: 0.385	4-0 F9 BB		0-0 F9		0-3 K		4-0 F9 BB		0-0 1-3	3	0	0	0	2	1	2						
Norm Miller, L (1, 9) OBP: 0.333, SLG: 0.333	0-0 F9		4-0 BB		0-0 4-3		0-3 K			3	0	0	0	1	1	3						
Lee May, R (1, 3) OBP: 0.359, SLG: 0.547	0-0 6-3		0-3 K		0-3 K		0-3 K			4	0	0	0	0	3	5						
Bob Watson, R (1, 7) OBP: 0.363, SLG: 0.528		0-0 HR		0-0 F8		0-0 1B		0-0 L9	4	2	2	1	0	0	0	0						
Jimmy Stewart, S (8, 7) OBP: 0.278, SLG: 0.382									0	0	0	0	0	0	0	0						
Doug Rader, R (1, 5) OBP: 0.257, SLG: 0.383		0-3 K		0-3 K		0-0 E4 1B		0-0 F8	4	0	0	0	0	0	2	1						
Tommy Helms, R (1, 4) OBP: 0.264, SLG: 0.304		0-0 L8		0-0 2B		0-0 FC5-2 1B		0-0 1B	4	0	3	1	0	0	0	0						
Jack Hiatt, R (1, 2) OBP: 0.238, SLG: 0.167	0-0 F9		4-0 IBB		0-0 FC5-2 G4-3		0-3 K		0-3 K	3	0	0	0	1	1	3						
Ken Forsch, R (1, 1) OBP: 0.111, SLG: 0.059			0-3 K		0-0 F3		0-0 G4-3		0-3 K	4	0	0	0	0	2	4						
<b>Inning Stats</b>	R: 0 E: 0 K: 0 S: 3	H: 0 LOB: 1 BB: 1 P: 7	R: 1 E: 0 K: 1 S: 6	H: 1 LOB: 0 BB: 0 P: 6	R: 0 E: 0 K: 2 S: 8	H: 1 LOB: 2 BB: 1 P: 12	R: 0 E: 0 K: 1 S: 6	H: 1 LOB: 2 BB: 1 P: 10	R: 0 E: 0 K: 2 S: 8	H: 1 LOB: 1 BB: 0 P: 8	R: 1 E: 1 K: 0 S: 5	H: 2 LOB: 1 BB: 0 P: 5	R: 0 E: 1 K: 3 S: 9	H: 0 LOB: 1 BB: 1 P: 13	R: 0 E: 0 K: 1 S: 6	H: 1 LOB: 0 BB: 0 P: 6	R: 0 E: 0 K: 1 S: 5	H: 0 LOB: 0 BB: 0 P: 5	1B: 5 2B: 1 3B: 0 HR: 1	SF: 0 SAC: 0 DP: 1 HBP: 0	WP: 0 PB: 0 SB: 4 CS: 0	PA: 38
<b>PITCHER</b>	IP WLS BF H R ER SO BB IBB HBP BLK WP HR S P ERA WHIP	7.0 L 31 6 2 2 9 3 1 0 0 0 1 45 61 2.57 1.286	2.0 7 1 0 0 2 0 0 0 0 0 0 0 11 11 0.00 0.500																			

Batter	1	2	3	4	5	6	7	8	9	AB	R	H	RBI	BB	SO	LOB	BOTTOM					
Derrel Thomas, S (1, 4) OBP: 0.269, SLG: 0.270	0-3 K		0-0 CS 1B		0-0 4-3		0-0 F6			4	0	1	0	0	1	2	<p>Houston Astros @ San Diego Padres San Diego Stadium, San Diego, CA Tue May 23 1972, 10:05 PM EDT Att: 9,766 - Unknown</p> <p>livebaseballscores.com</p> <p>AB 32 R 1 H 7 RBI 1 BB 3 SO 6 LOB 14</p> 					
Rafael Robles, R (1, 6) OBP: 0.176, SLG: 0.176	0-0 6-3		0-0 1B		0-0 4-3			0-0 4-3	4	0	1	0	0	0	0	0						
Leron Lee, L (1, 7) OBP: 0.400, SLG: 0.557	0-0 1B 3B		0-0 1B		0-0 F5		0-0 F6		0-0 F6	4	1	2	0	0	0	0						
Nate Colbert, R (1, 3) OBP: 0.304, SLG: 0.500	0-0 1B		0-3 K		0-0 4-3		0-0 4-3		4-0 BB	3	0	1	1	1	1	2						
Larry Stahl, L (1, 9) OBP: 0.239, SLG: 0.230	0-3 K		0-0 3-1		4-0 BB		0-0 4-3		0-0 4-3	3	0	0	0	1	1	4						
Johnny Jeter, R (1, 8) OBP: 0.270, SLG: 0.361		4-0 BB		0-3 K		0-0 6-3			0-3 K	3	0	0	0	1	2	1						
Fred Kendall, R (1, 2) OBP: 0.221, SLG: 0.231	0-0 6-3		0-0 G5-4-3 1B		0-0 K		0-3 K		0-0 6-3	4	0	1	0	0	1	1						
Garry Jestadt, R (1, 5) OBP: 0.281, SLG: 0.367		0-0 F8		0-0 G5-4-3		0-0 FC6-4 1B		0-0 F3	3	0	1	0	0	0	0	2						
Ivan Murrell, R (7, PR) OBP: 0.200, SLG: 0.200										0	0	0	0	0	0	0						
Mike Corkins, R (8, 1)										0	0	0	0	0	0	0						
Ed Spiezio, R (9, PH) OBP: 0.300, SLG: 0.500										1	0	0	0	0	0	0						
Bill Greif, R (1, 1) Curt Blefary, L (7, PH) Dave Campbell, R (7, PR)	0-0 4-3		0-0 5-3		0-0 FC6-4					2	0	0	0	0	0	1						
<b>Inning Stats</b>	R: 1 E: 0 K: 2 S: 9	H: 2 LOB: 1 BB: 0 P: 9	R: 0 E: 0 K: 0 S: 3	H: 0 LOB: 1 BB: 1 P: 7	R: 0 E: 0 K: 1 S: 7	H: 3 LOB: 2 BB: 0 P: 7	R: 0 E: 0 K: 1 S: 5	H: 1 LOB: 0 BB: 0 P: 5	R: 0 E: 0 K: 0 S: 3	H: 0 LOB: 0 BB: 0 P: 3	R: 0 E: 0 K: 0 S: 3	H: 0 LOB: 1 BB: 1 P: 7	R: 0 E: 1 K: 1 S: 6	H: 1 LOB: 2 BB: 0 P: 6	R: 0 E: 0 K: 0 S: 3	H: 0 LOB: 1 BB: 1 P: 7	R: 0 E: 0 K: 1 S: 5	H: 0 LOB: 0 BB: 0 P: 5	1B: 6 2B: 0 3B: 1 HR: 0	SF: 0 SAC: 0 DP: 1 HBP: 0	WP: 0 PB: 0 SB: 0 CS: 1	PA: 35
<b>PITCHER</b>	IP WLS BF H R ER SO BB IBB HBP BLK WP HR S P ERA WHIP	9.0 W 35 7 1 1 6 3 0 0 0 0 0 44 56 1.00 1.111																				

Batter	1	2	3	4	5	6	7	8	9	AB	R	H	RBI	BB	SO	LOB	TOP								
Roger Metzger, S OBP: 0.287, SLG: 0.245 (1, 6)										5	0	2	0	0	1	0									
Cesar Cedeno, R OBP: 0.385, SLG: 0.381 Norm Miller, L OBP: 0.333, SLG: 0.333 (1, 8) (7, 9)										4	1	1	0	0	0	3									
Jimmy Wynn, R OBP: 0.379, SLG: 0.511 (1, 9) (7, 8)										3	1	1	0	1	1	2									
Lee May, R OBP: 0.356, SLG: 0.562 (1, 3)										4	1	1	2	0	1	3									
Bob Watson, R OBP: 0.367, SLG: 0.527 (1, 7)										4	1	2	0	0	0	0									
Johnny Edwards, L OBP: 0.394, SLG: 0.440 (1, 2)										3	0	0	0	1	1	1									
Doug Rader, R OBP: 0.250, SLG: 0.375 (1, 5)										3	0	0	1	0	0	0									
Tommy Helms, R OBP: 0.264, SLG: 0.303 (1, 4)										4	0	1	1	0	0	0									
Don Wilson, R OBP: 0.118, SLG: 0.063 (1, 1)										3	0	0	0	1	1	2									
<b>Inning Stats</b>	R: 0 E: 0 K: 2 S: 7	H: 0 LOB: 1 BB: 1 P: 11	R: 0 E: 0 K: 0 S: 3	H: 1 LOB: 0 BB: 0 P: 3	R: 0 E: 0 K: 0 S: 3	H: 0 LOB: 0 BB: 0 P: 3	R: 2 E: 0 K: 2 S: 9	H: 2 LOB: 0 BB: 0 P: 9	R: 0 E: 0 K: 0 S: 4	H: 1 LOB: 2 BB: 1 P: 8	R: 2 E: 0 K: 0 S: 6	H: 3 LOB: 2 BB: 1 P: 10	R: 0 E: 0 K: 0 S: 4	H: 1 LOB: 1 BB: 0 P: 4	R: 0 E: 0 K: 0 S: 3	H: 0 LOB: 0 BB: 0 P: 3	R: 0 E: 0 K: 1 S: 5	H: 0 LOB: 0 BB: 0 P: 5	1B: 5 2B: 2 3B: 0 HR: 1	SF: 1 SAC: 0 DP: 1 HBP: 0	WP: 1 PB: 0 SB: 1 CS: 0	PA: 37			
<b>PITCHER</b>	IP	WLS	BF	H	R	ER	SO	BB	IBB	HBP	BLK	WP	HR	S	P	ERA	WHIP								
Steve Arlin, R ERA: 2.22 Mike Caldwell, L ERA: 1.89	(1, 1) (8, 1)	7.0 2.0	L 6	31 0	8 0	4 0	4 0	4 1	2 0	1 0	0 0	1 0	0 0	8 8	48	5.14	1.429								

Houston Astros @ San Diego Padres  
San Diego Stadium, San Diego, CA  
Wed May 24 1972, 10:05 PM EDT  
Att: 7,625 - Unknown

AB	33
R	4
H	8
RBI	4
BB	3
SO	5
LOB	11



Batter	1	2	3	4	5	6	7	8	9	AB	R	H	RBI	BB	SO	LOB	BOTTOM								
Derrel Thomas, S OBP: 0.268, SLG: 0.270 (1, 4)										4	1	1	0	0	0	0									
Garry Jastadt, R OBP: 0.286, SLG: 0.364 (1, 5)										3	0	1	0	0	0	0									
Leron Lee, L OBP: 0.404, SLG: 0.594 (1, 7)										4	1	2	2	0	0	1									
Nate Colbert, R OBP: 0.303, SLG: 0.489 (1, 3)										3	0	0	0	1	2	2									
Larry Stahl, L OBP: 0.239, SLG: 0.231 (1, 9)										4	0	1	0	0	1	2									
Johnny Jeter, R OBP: 0.277, SLG: 0.360 (1, 8)										3	0	1	0	0	2	1									
Bob Barton, R OBP: 0.212, SLG: 0.188 Curt Blefary, L OBP: 0.333, SLG: 0.400 (6, PH) (7, 2)										2	0	0	0	0	2	2									
Enzo Hernandez, R OBP: 0.208, SLG: 0.212 Jerry Morales, R OBP: 0.358, SLG: 0.457 Rafael Robles, R OBP: 0.167, SLG: 0.167 (1, 6) (7, PH) (8, 6)										2	0	0	0	0	1	2									
Steve Arlin, R OBP: 0.100, SLG: 0.105 Ed Spiezio, R OBP: 0.273, SLG: 0.455 Mike Caldwell, R OBP: 0.167, SLG: 0.167 (1, 1) (7, PH) (8, 1) (8, PH)										2	0	0	0	0	1	1									
<b>Inning Stats</b>	R: 2 E: 0 K: 1 S: 7	H: 2 LOB: 0 BB: 0 P: 7	R: 0 E: 0 K: 3 S: 9	H: 0 LOB: 1 BB: 0 P: 10	R: 0 E: 0 K: 1 S: 6	H: 1 LOB: 1 BB: 0 P: 6	R: 0 E: 1 K: 2 S: 8	H: 1 LOB: 1 BB: 0 P: 8	R: 0 E: 0 K: 0 S: 3	H: 0 LOB: 0 BB: 0 P: 3	R: 0 E: 0 K: 1 S: 6	H: 1 LOB: 2 BB: 1 P: 10	R: 0 E: 0 K: 0 S: 3	H: 0 LOB: 0 BB: 0 P: 3	R: 0 E: 0 K: 0 S: 4	H: 1 LOB: 1 BB: 0 P: 4	R: 0 E: 0 K: 3 S: 10	H: 1 LOB: 1 BB: 0 P: 10	1B: 5 2B: 1 3B: 0 HR: 1	SF: 0 SAC: 1 DP: 0 HBP: 1	WP: 0 PB: 0 SB: 1 CS: 0	PA: 36			
<b>PITCHER</b>	IP	WLS	BF	H	R	ER	SO	BB	IBB	HBP	BLK	WP	HR	S	P	ERA	WHIP								
Don Wilson, R ERA: 3.15	(1, 1)	9.0	W	36	7	2	2	11	1	0	1	0	1	56	61	2.00	0.889								

Houston Astros @ San Diego Padres  
San Diego Stadium, San Diego, CA  
Wed May 24 1972, 10:05 PM EDT  
Att: 7,625 - Unknown

AB	33
R	2
H	7
RBI	2
BB	1
SO	11
LOB	15



Batter	1	2	3	4	5	6	7	8	9	AB	R	H	RBI	BB	SO	LOB	TOP			
<b>Derrel Thomas, S</b> (1,4) OBP: 0.268, SLG: 0.269	0-0 FC5 1B 1B		0-0 4-3		0-0 6-3			0-3 K		4	0	1	0	0	1	0				
<b>Garry Jesteadt, R</b> (1,5) OBP: 0.292, SLG: 0.351	0-0 BB FC5 1-2 1B		0-0 F7			0-0 F7			0-0 L6	4	0	1	0	0	0	0				
<b>Leron Lee, L</b> (1,7) OBP: 0.407, SLG: 0.590	0-0 FC5 1-2 2-3F 1B					0-3 K			0-0 G6-4-3 1B	4	0	2	0	0	1	2				
<b>Nate Colbert, R</b> (1,3) OBP: 0.295, SLG: 0.475	0-3 K		0-0 F9			0-0 6-3			0-0 G6-4-3	4	0	0	0	0	1	4				
<b>Larry Stahl, L</b> (1,9) OBP: 0.270, SLG: 0.242	4-0 1-2 2-3 BB			0-0 G3-6 1B				4-0 FC4-6 BB		1	0	1	0	2	0	0				
<b>Johnny Jeter, R</b> (1,8) OBP: 0.270, SLG: 0.351	0-3 K		0-0 G3-6			0-0 FC4-6 G6-4-3				3	0	0	0	0	1	5				
<b>Bob Barton, R</b> (1,2) OBP: 0.203, SLG: 0.179		0-0 5-3		0-0 6-3				0-0 G6-4-3		3	0	0	0	0	0	1				
<b>Enzo Hernandez, R</b> (1,6) OBP: 0.205, SLG: 0.209		0-0 P3				0-3 K			0-0 5-3	2	0	0	0	0	1	0				
<b>Ed Spiezio, R</b> (8, PH) OBP: 0.250, SLG: 0.417										1	0	0	0	0	0	0				
<b>Rafael Robles, R</b> (8, 6) OBP: 0.167, SLG: 0.167										0	0	0	0	0	0	0				
<b>Fred Norman, S</b> (1, 1) OBP: 0.217, SLG: 0.261		0-3 K							0-0 F5	2	0	0	0	0	0	1				
<b>Ed Acosta, S</b> (5, 1)										0	0	0	0	0	0	0				
<b>Mike Kikenny, R</b> (6, 1)										0	0	0	0	0	0	0				
<b>Gary Ross, R</b> (6, 1)										0	0	0	0	0	0	0				
<b>Curt Biefary, L</b> (8, PH) OBP: 0.250, SLG: 0.385										1	0	0	0	0	0	0				
<b>Mark Schaeffer, L</b> (8, 1)										0	0	0	0	0	0	0				
<b>Bill Greif, R</b> (8, 1)										0	0	0	0	0	0	0				
<b>Inning Stats</b>	R: 0 E: 0 K: 2 S: 9	H: 2 LOB: 3 BB: 1 P: 13	R: 0 E: 0 K: 1 S: 5	H: 0 LOB: 0 BB: 0 P: 5	R: 0 E: 0 K: 0 S: 4	H: 1 LOB: 1 BB: 0 P: 4	R: 0 E: 0 K: 0 S: 3	H: 1 LOB: 0 BB: 0 P: 3	R: 0 E: 0 K: 1 S: 5	H: 0 LOB: 0 BB: 0 P: 5	R: 0 E: 0 K: 0 S: 2	H: 0 LOB: 0 BB: 1 P: 6	R: 0 E: 0 K: 1 S: 5	H: 0 LOB: 0 BB: 0 P: 5	R: 0 E: 0 K: 0 S: 3	H: 1 LOB: 0 BB: 0 P: 3	1B: 5 2B: 0 3B: 0 HR: 0	SF: 0 SAC: 0 DP: 3 HBP: 0	WP: 0 PB: 0 SB: 0 CS: 0	PA: 31
<b>PITCHER</b> <b>Gary Nolan, R</b> (1, 1) ERA: 2.25	IP: 9.0 WLS: W BF: 31 H: 5 R: 0 ER: 0 SO: 6 BB: 2 IBB: 0 HBP: 0 BLK: 0 WP: 0 HR: 0 S: 41 P: 49 ERA: 0.00 WHIP: 0.778															<b>PITCHER</b>				

**San Diego Padres @ Cincinnati Reds**  
Riverfront Stadium, Cincinnati, OH  
Fri May 26 1972, 7:05 PM EDT  
Att: 15,270 - Unknown

AB 29  
R 0  
H 5  
RBI 0  
BB 2  
SO 6  
LOB 12



Batter	1	2	3	4	5	6	7	8	9	AB	R	H	RBI	BB	SO	LOB	BOTTOM			
<b>Pete Rose, S</b> (1,7) OBP: 0.307, SLG: 0.303	0-0 5-3		0-0 P3		0-0 SH1-4 1B	4-0 FC1-2 BB		0-3 K		4	1	1	0	1	1	0				
<b>Joe Morgan, L</b> (1,4) OBP: 0.431, SLG: 0.504	0-0 HR		0-0 L5		4-0 SH1-4 1B	4-0 FC1-2 BB		0-0 1B		3	2	2	1	2	0	0				
<b>Bobby Tolan, L</b> (1,8) OBP: 0.367, SLG: 0.511	0-0 1-3		0-0 3-1		0-0 SH1-4	0-0 FC1-2		0-0 FC5-4 1B		4	0	1	0	0	0	3				
<b>Tony Perez, R</b> (1,3) OBP: 0.342, SLG: 0.500	4-0 BB			0-0 6-3	4-0 FC6-4 1B	0-0 F8		0-0 FC5-4		3	0	0	0	2	0	5				
<b>Johnny Bench, R</b> (1,2) OBP: 0.342, SLG: 0.434	0-0 P6			0-0 2B SF7 1B	0-0 FC6-4 1B	0-0 4-3				4	1	2	2	0	0	1				
<b>Denis Menke, R</b> (1,5) OBP: 0.333, SLG: 0.347		4-0 BB		0-0 2B	0-0 FC6-4	0-0 6-3				3	0	1	0	1	0	2				
<b>George Foster, R</b> (1,9) OBP: 0.250, SLG: 0.222		0-0 P4		4-0 IBB	0-3 K	0-0 1B				3	0	1	0	1	1	3				
<b>Dave Concepcion, R</b> (1,6) OBP: 0.290, SLG: 0.325		0-0 F8		0-0 SF7	0-0 SH1-4 FC1-2 1B	0-0 L3				3	0	1	1	0	0	2				
<b>Gary Nolan, R</b> (1, 1) OBP: 0.080, SLG: 0.042	0-3 K		0-0 F8		0-0 SH1-4	0-3 K				3	0	0	0	0	2	3				
<b>Inning Stats</b>	R: 1 E: 0 K: 0 S: 4	H: 1 LOB: 1 BB: 1 P: 8	R: 0 E: 0 K: 1 S: 5	H: 0 LOB: 1 BB: 1 P: 9	R: 0 E: 0 K: 0 S: 3	H: 0 LOB: 0 BB: 0 P: 3	R: 1 E: 0 K: 0 S: 5	H: 2 LOB: 2 BB: 1 P: 9	R: 2 E: 0 K: 1 S: 7	H: 2 LOB: 2 BB: 2 P: 15	R: 0 E: 0 K: 0 S: 4	H: 1 LOB: 3 BB: 2 P: 12	R: 0 E: 0 K: 0 S: 4	H: 1 LOB: 1 BB: 0 P: 4	R: 0 E: 0 K: 2 S: 9	H: 2 LOB: 2 BB: 0 P: 9	1B: 7 2B: 1 3B: 0 HR: 1	SF: 1 SAC: 2 DP: 0 HBP: 0	WP: 0 PB: 0 SB: 0 CS: 0	PA: 40
<b>PITCHER</b> <b>Fred Norman, L</b> (1, 1) ERA: 2.07	IP: 4.1 WLS: L BF: 23 H: 5 R: 4 ER: 4 SO: 4 BB: 3 IBB: 2 HBP: 0 BLK: 0 WP: 0 HR: 1 S: 20 P: 40 ERA: 8.31 WHIP: 1.846															<b>PITCHER</b> <b>Bill Greif, R</b> (8, 1) ERA: 4.66				
<b>Ed Acosta, R</b> (5, 1) ERA: 3.6	1.0 5 1 0 0 1 1 0 0 0 0 0 6 10 0.00 2.000																			
<b>Mike Kikenny, L</b> (6, 1) ERA: 3.38	0.1 2 0 0 0 0 1 0 0 0 0 0 1 5 0.00 3.000																			
<b>Gary Ross, R</b> (6, 1) ERA: 2.7	1.1 5 1 0 0 0 0 0 0 0 0 0 5 5 0.00 0.750																			
<b>Mark Schaeffer, L</b> (8, 1) ERA: 2.38	0.2 4 2 0 0 2 0 0 0 0 0 0 8 8 0.00 3.000																			

**San Diego Padres @ Cincinnati Reds**  
Riverfront Stadium, Cincinnati, OH  
Fri May 26 1972, 7:05 PM EDT  
Att: 15,270 - Unknown

AB 30  
R 4  
H 9  
RBI 4  
BB 7  
SO 4  
LOB 19



Batter	1	2	3	4	5	6	7	8	9	AB	R	H	RBI	BB	SO	LOB	TOP				
<b>Derrel Thomas, S</b> (1,4) OBP: 0.267, SLG: 0.269	0-0 1-3		0-0 F5			0-0 G3 1B 1-2 5-3 1B		0-0 1-3		4	1	1	0	0	0	1					
<b>Garry Jesteadt, R</b> (1,5) OBP: 0.279, SLG: 0.341	0-0 6-3		0-0 FC6-4			0-0 5-3 G3 1-2 2-H 1B		0-0 E6		4	0	1	1	0	0	1					
<b>Leron Lee, L</b> (1,7) OBP: 0.393, SLG: 0.569	0-3 K			0-0 G3		0-0 G3 1-2 2-3		0-0 G3		4	0	0	0	0	1	3					
<b>Nate Colbert, R</b> (1,3)		0-0 F5		0-0 6-3		0-0 5-3 2-3 3-H			0-3 K	4	0	0	1	0	1	1					
<b>Larry Stahl, L</b> (1,9) OBP: 0.269, SLG: 0.243		0-3 K		0-0 G3		0-0 F9			0-0 HR	4	1	1	0	0	1	1					
<b>Johnny Jeter, R</b> (1,8) OBP: 0.278, SLG: 0.390		0-0 2B			0-0 P5			0-0 5-3		4	1	2	2	0	0	0					
<b>Bob Barton, R</b> (1,2) OBP: 0.205, SLG: 0.183		0-0 4-3			0-0 6-3			0-0 L9		4	0	1	0	0	0	1					
<b>Enzo Hernandez, R</b> (1,6) OBP: 0.202, SLG: 0.205			0-0 F3		0-0 F8			0-0 6-3		2	0	0	0	0	0	0					
<b>Rafael Robles, R</b> (6,6) OBP: 0.200, SLG: 0.200									0-0 G4-6-3 1-2 1B	2	0	0	0	0	0	0					
<b>Clay Kirby, R</b> (1,1) OBP: 0.167, SLG: 0.119			4-0 FC6-4 BB			0-0 1B 1B			0-0 F7 1-2 1B	0	0	0	0	0	1	0					
<b>Fred Kendall, R</b> (6, Ph) OBP: 0.202, SLG: 0.242										0	0	0	0	0	0	0					
<b>Mark Schaeffer, L</b> (6,1) OBP: 0.221, SLG: 0.385										0	0	0	0	0	0	0					
<b>Ed Spiezio, R</b> (8, Ph) OBP: 0.221, SLG: 0.385										0	0	0	0	0	0	0					
<b>Mike Caldwell, R</b> (8,1) OBP: 0.221, SLG: 0.385										0	0	0	0	0	0	0					
<b>Curt Blefary, L</b> (9, Ph) OBP: 0.216, SLG: 0.370										1	0	0	0	0	0	2					
<b>Inning Stats</b>	R: 0 E: 0 K: 1 S: 5	H: 0 LOB: 0 BB: 0 P: 5	R: 0 E: 0 K: 1 S: 6	H: 1 LOB: 1 BB: 0 P: 6	R: 0 E: 0 K: 0 S: 3	H: 0 LOB: 0 BB: 1 P: 7	R: 0 E: 0 K: 0 S: 3	H: 0 LOB: 0 BB: 0 P: 3	R: 0 E: 0 K: 0 S: 3	H: 0 LOB: 0 BB: 0 P: 3	R: 2 E: 0 K: 0 S: 6	H: 3 LOB: 1 BB: 0 P: 6	R: 0 E: 0 K: 0 S: 3	H: 0 LOB: 0 BB: 0 P: 3	R: 0 E: 1 K: 0 S: 4	H: 0 LOB: 1 BB: 0 P: 4	R: 2 E: 0 K: 1 S: 8	H: 4 LOB: 1 BB: 0 P: 8	1B: 6 2B: 1 3B: 0 HR: 1	SF: 0 SAC: 0 DP: 1 HBP: 0	WP: 0 PA: 36 PB: 0 SB: 0 CS: 0
<b>PITCHER</b>	IP WLS BF H R ER SO BB IBB HBP BLK WP HR S P ERA WHIP																				
<b>Jim McGlothlin, R</b> (1,1) ERA: 4.11	8.1 W 35 8 4 4 3 1 0 0 0 0 1 40 44 4.32 1.080																				
<b>Clay Carroll, R</b> (9,1) ERA: 2.35	0.2 S 1 0 0 0 0 0 0 0 0 0 0 1 1 0.00 0.000																				

San Diego Padres @ Cincinnati Reds  
Riverfront Stadium, Cincinnati, OH  
Sat May 27 1972, 7:05 PM EDT  
Att: 15,055 - Unknown

AB 35  
R 4  
H 8  
RBI 4  
BB 1  
SO 3  
LOB 10



Batter	1	2	3	4	5	6	7	8	9	AB	R	H	RBI	BB	SO	LOB	BOTTOM		
<b>Pete Rose, S</b> (1,7) OBP: 0.304, SLG: 0.299	0-0 2-3		0-0 F8	0-0 1B		0-0 F7		0-0 6-3		5	0	1	2	0	0	0			
<b>Joe Morgan, L</b> (1,4) OBP: 0.424, SLG: 0.515	0-0 F8		0-0 HR	0-0 4-3		0-0 4-3		0-0 6-3		5	1	1	1	0	0	1			
<b>Bobby Tolan, L</b> (1,8) OBP: 0.370, SLG: 0.507	0-3 K		0-0 G4-6-3 1B		4-0 1B SF9 BB			0-0 3-1		3	1	1	0	1	1	0			
<b>George Foster, R</b> (8,9) OBP: 0.250, SLG: 0.222										0	0	0	0	0	0	0			
<b>Tony Perez, R</b> (1,3) OBP: 0.339, SLG: 0.495		0-0 6-3		0-0 G4-6-3 1B		0-0 1B		0-0 F9		1	0	0	0	0	0	0			
<b>Joe Hague, L</b> (3,3) OBP: 0.397, SLG: 0.447					1-2 1B					3	0	1	0	0	0	1			
<b>Johnny Bench, R</b> (1,2) OBP: 0.360, SLG: 0.448		0-0 BB 3B 1B		0-0 SH1-4 WP 1B	0-0 1-2 2-3 1B		4-0 BB BB			3	2	3	0	1	0	0			
<b>Denis Menke, R</b> (1,5) OBP: 0.339, SLG: 0.340		4-0 BB BB		0-0 E4 WP SH1-4 1B	0-3 K		4-0 FC6-4 BB			2	2	0	0	2	1	4			
<b>Dave Concepcion, R</b> (1,6) OBP: 0.291, SLG: 0.322		4-0 BB BB		0-0 SH1-4	0-0 SF9		0-0 FC6-4			1	1	0	1	1	0	2			
<b>Cesar Geronimo, L</b> (1,9) OBP: 0.279, SLG: 0.447		0-0 CS 3B		4-0 WP 1B IBB	0-0 3-1			0-0 6-3		3	1	1	3	1	0	2			
<b>Jim McGlothlin, R</b> (1,1) OBP: 0.250, SLG: 0.400		0-0 F7		0-3 K		0-0 F2		0-0 HR		4	1	1	1	0	1	3			
<b>Clay Carroll, R</b> (9,1) ERA: 2.35										0	0	0	0	0	0	0			
<b>Inning Stats</b>	R: 0 E: 0 K: 1 S: 5	H: 2 LOB: 0 BB: 2 P: 12	R: 1 E: 0 K: 0 S: 4	H: 2 LOB: 0 BB: 0 P: 4	R: 3 E: 1 K: 1 S: 8	H: 2 LOB: 1 BB: 1 P: 12	R: 1 E: 0 K: 1 S: 7	H: 2 LOB: 2 BB: 1 P: 11	R: 0 E: 0 K: 0 S: 3	H: 0 LOB: 0 BB: 2 P: 11	R: 0 E: 0 K: 0 S: 3	H: 0 LOB: 2 BB: 2 P: 11	R: 0 E: 0 K: 0 S: 4	H: 1 LOB: 0 BB: 0 P: 4	R: 1 E: 0 K: 0 S: 4	H: 1 LOB: 0 BB: 0 P: 4	1B: 6 2B: 0 3B: 1 HR: 2	SF: 1 SAC: 1 DP: 1 HBP: 0	WP: 1 PA: 38 PB: 0 SB: 0 CS: 1
<b>PITCHER</b>	IP WLS BF H R ER SO BB IBB HBP BLK WP HR S P ERA WHIP																		
<b>Clay Kirby, R</b> (1,1) ERA: 3.71	3.2 L 19 7 2 1 1 1 1 0 0 0 0 0 8 12 6.75 2.250																		
<b>Ed Acosta, R</b> (4,1) ERA: 3.79	1.1 7 2 1 1 1 1 0 0 0 0 0 0 6 14 0.00 1.000																		
<b>Mark Schaeffer, L</b> (6,1) ERA: 2.03	2.0 8 0 0 0 0 2 0 0 0 0 0 0 6 14 0.00 1.000																		
<b>Mike Caldwell, L</b> (8,1) ERA: 2.25	1.0 4 1 1 1 0 0 0 0 0 0 0 1 4 4 9.00 1.000																		

San Diego Padres @ Cincinnati Reds  
Riverfront Stadium, Cincinnati, OH  
Sat May 27 1972, 7:05 PM EDT  
Att: 15,055 - Unknown

AB 30  
R 9  
H 9  
RBI 8  
BB 6  
SO 3  
LOB 13





Batter	1	2	3	4	5	6	7	8	9	AB R H RBI BB SO LOB	TOP											
<b>Derrel Thomas, S</b> (1, 4) OBP: 0.272, SLG: 0.283										4 1 1 0 1 0 2	<b>San Diego Padres @ Cincinnati Reds</b> Riverfront Stadium, Cincinnati, OH Sun May 28 1972, 3:33 AM EDT Att: 19,647 - Unknown											
<b>Garry Jestead, R</b> (1, 5) OBP: 0.271, SLG: 0.326										5 0 1 1 0 1 4												
<b>Leron Lee, L</b> (1, 7) OBP: 0.393, SLG: 0.588										5 1 2 1 0 1 1												
<b>Nate Colbert, R</b> (1, 3) OBP: 0.297, SLG: 0.486										5 2 3 1 0 0 2												
<b>Johnny Jeter, R</b> (1, 8) OBP: 0.269, SLG: 0.377										4 1 0 0 0 0 1												
<b>Jerry Morales, R</b> (1, 9) OBP: 0.333, SLG: 0.420										4 0 0 0 0 1 2												
<b>Bob Barton, R</b> (1, 2) OBP: 0.224, SLG: 0.216										3 0 2 1 0 0 0												
<b>Enzo Hernandez, R</b> (1, 6) OBP: 0.219, SLG: 0.225										3 0 2 0 1 0 1												
<b>Steve Arlin, R</b> (1, 1) OBP: 0.125, SLG: 0.091										3 0 0 0 1 0 5												
<b>Inning Stats</b>	R: 1 E: 0 K: 1 S: 6	H: 2 LOB: 0 BB: 0 P: 6	R: 0 E: 0 K: 1 S: 5	H: 0 LOB: 0 BB: 0 P: 5	R: 0 E: 0 K: 0 S: 4	H: 1 LOB: 1 BB: 0 P: 4	R: 1 E: 0 K: 0 S: 6	H: 3 LOB: 3 BB: 1 P: 10	R: 0 E: 0 K: 0 S: 3	H: 0 LOB: 0 BB: 0 P: 3	R: 2 E: 1 K: 1 S: 8	H: 2 LOB: 3 BB: 2 P: 16	R: 1 E: 0 K: 0 S: 4	H: 1 LOB: 0 BB: 0 P: 4	R: 0 E: 0 K: 0 S: 4	H: 1 LOB: 1 BB: 0 P: 4	R: 0 E: 0 K: 0 S: 3	H: 1 LOB: 0 BB: 0 P: 3	1B: 6 2B: 2 3B: 1 HR: 2	SF: 0 SAC: 1 DP: 1 HBP: 0	WP: 0 PB: 0 SB: 0 CS: 1	PA: 41
<b>PITCHER</b>	IP WLS BF H R ER SO BB IBB HBP BLK WP HR S P ERA WHIP											<b>PITCHER</b>	IP WLS BF H R ER SO BB IBB HBP BLK WP HR S P ERA WHIP									
<b>Ross Grimsley, L</b> (1, 1) ERA: 2.17	5.2 L 27 8 4 2 2 1 1 0 0 0 1 29 37 3.18 1.588																					
<b>Tom Hall, L</b> (6, 1) ERA: 3.31	1.1 6 1 1 1 1 1 0 0 0 0 1 7 11 6.75 1.500																					
<b>Pedro Borbon, R</b> (8, 1) ERA: 4.33	2.0 7 2 0 0 0 0 0 0 0 0 0 7 7 0.00 1.000																					

AB	36
R	5
H	11
RBI	4
BB	3
SO	3
LOB	18



Batter	1	2	3	4	5	6	7	8	9	AB R H RBI BB SO LOB	BOTTOM									
<b>Pete Rose, S</b> (1, 7) OBP: 0.309, SLG: 0.306										3 0 1 1 1 0 0	<b>San Diego Padres @ Cincinnati Reds</b> Riverfront Stadium, Cincinnati, OH Sun May 28 1972, 3:33 AM EDT Att: 19,647 - Unknown									
<b>Joe Morgan, L</b> (1, 4) OBP: 0.414, SLG: 0.500										4 0 0 0 0 0 4										
<b>Bobby Tolan, L</b> (1, 8) OBP: 0.361, SLG: 0.493										4 0 0 0 0 2 1										
<b>Johnny Bench, R</b> (1, 2) OBP: 0.357, SLG: 0.457										4 1 1 0 0 1 1										
<b>Joe Hague, L</b> (1, 3) OBP: 0.390, SLG: 0.464										3 1 1 1 1 0 0										
<b>Denis Menke, R</b> (1, 5) OBP: 0.336, SLG: 0.337										4 0 1 0 0 1 2										
<b>Dave Concepcion, R</b> (1, 6) OBP: 0.282, SLG: 0.311										4 0 0 0 0 2 2										
<b>Cesar Geronimo, L</b> (1, 9) OBP: 0.283, SLG: 0.425										2 0 0 0 1 1 0										
<b>Ross Grimsley, L</b> (1, 1) OBP: 0.286, SLG: 0.167										1 0 0 0 1 0 0										
<b>Tom Hall, L</b> (6, 1)										0 0 0 0 0 0 0										
<b>Ted Uhlhaender, L</b> (7, PH) OBP: 0.271, SLG: 0.197										1 0 0 0 0 0 0										
<b>Pedro Borbon, R</b> (8, 1)										0 0 0 0 0 0 0										
<b>Inning Stats</b>	R: 0 E: 0 K: 1 S: 6	H: 1 LOB: 1 BB: 0 P: 6	R: 1 E: 0 K: 1 S: 5	H: 0 LOB: 3 BB: 4 P: 21	R: 1 E: 0 K: 2 S: 8	H: 2 LOB: 0 BB: 0 P: 8	R: 0 E: 0 K: 1 S: 5	H: 0 LOB: 0 BB: 0 P: 5	R: 0 E: 0 K: 0 S: 4	H: 1 LOB: 1 BB: 0 P: 4	R: 0 E: 0 K: 0 S: 3	H: 0 LOB: 0 BB: 0 P: 3	R: 0 E: 0 K: 0 S: 3	H: 0 LOB: 0 BB: 0 P: 3	R: 0 E: 0 K: 1 S: 5	H: 0 LOB: 0 BB: 0 P: 5	1B: 1 2B: 1 3B: 2 HR: 0	SF: 0 SAC: 0 DP: 0 HBP: 0	WP: 0 PB: 0 SB: 0 CS: 1	PA: 34
<b>PITCHER</b>	IP WLS BF H R ER SO BB IBB HBP BLK WP HR S P ERA WHIP											<b>PITCHER</b>	IP WLS BF H R ER SO BB IBB HBP BLK WP HR S P ERA WHIP							
<b>Steve Arlin, R</b> (1, 1) ERA: 2.19	9.0 W 34 4 2 2 7 4 0 0 0 0 0 44 60 2.00 0.889																			



Batter	1	2	3	4	5	6	7	8	9	AB	R	H	RBI	BB	SO	LOB	TOP										
<b>Derrel Thomas, S</b> (1,4) OBP: 0.277, SLG: 0.296	0-0 4-3		0-0 6-3			0-0 F8 2B		0-0 E S 1B		4	0	2	0	0	0	0											
<b>Garry Jesteadt, R</b> (1,5) OBP: 0.269, SLG: 0.320	0-0 WP 1B		0-0 4-3			0-0 F8		0-0 FC5 G4-6-3		4	0	1	0	0	0	2											
<b>Leron Lee, L</b> (1,7) OBP: 0.381, SLG: 0.568	0-3 K		0-3 K			0-0 F8 2-3		0-0 G4-6-3 1-2		4	0	0	0	0	2	4											
<b>Jerry Morales, R</b> (9,7) OBP: 0.333, SLG: 0.420	1-2 K									0	0	0	0	0	0	0											
<b>Nate Colbert, R</b> (1,3) OBP: 0.296, SLG: 0.477	4-0 BB					0-0 F8				3	0	0	0	1	0	1											
<b>Larry Stahl, L</b> (1,9) OBP: 0.268, SLG: 0.233	0-3 K					0-0 F8		4-0 1B WP SF8 BB		3	1	0	0	1	1	2											
<b>Johnny Jeter, R</b> (1,8) OBP: 0.276, SLG: 0.381		0-3 K				0-0 L7		0-0 G4-3 1-3 1B		4	0	2	0	0	1	0											
<b>Bob Barton, R</b> (1,2) OBP: 0.215, SLG: 0.211						0-0 F8		0-0 SF8		2	0	0	1	0	0	0											
<b>Enzo Hernandez, R</b> (1,6) OBP: 0.221, SLG: 0.221		4-0 S BB				0-0 F4		0-0 G4-3 1-2		2	0	0	0	1	0	1											
<b>Bill Greif, R</b> (1,1) <b>Mike Corkins, R</b> (9,1)	0-3 K					0-3 K		0-0 4-3		3	0	0	0	0	2	1											
<b>Inning Stats</b>	R: 0 E: 0 K: 2 S: 8	H: 1 LOB: 2 BB: 1 P: 12	R: 0 E: 0 K: 2 S: 7	H: 0 LOB: 1 BB: 1 P: 11	R: 0 E: 0 K: 1 S: 5	H: 0 LOB: 0 BB: 0 P: 5	R: 0 E: 0 K: 0 S: 3	H: 0 LOB: 0 BB: 0 P: 3	R: 0 E: 0 K: 1 S: 5	H: 0 LOB: 0 BB: 0 P: 5	R: 0 E: 0 K: 0 S: 4	H: 1 LOB: 1 BB: 0 P: 4	R: 1 E: 0 K: 0 S: 3	H: 1 LOB: 0 BB: 1 P: 7	R: 0 E: 1 K: 0 S: 4	H: 1 LOB: 1 BB: 0 P: 4	R: 0 E: 0 K: 0 S: 3	H: 1 LOB: 1 BB: 0 P: 3	1B: 4 2B: 1 3B: 0 HR: 0	SF: 1 SAC: 0 DP: 2 HBP: 0	WP: 2 PB: 0 SB: 2 CS: 0	PA: 33					
<b>PITCHER</b>	IP	WLS	BF	H	R	ER	SO	BB	IBB	HBP	BLK	WP	HR	S	P	ERA	WHIP										
<b>Jim Nash, R</b> (1,1) ERA: 5.12	8.0		30	4	1	1	6	3	0	0	0	2	0	39	51	1.12	0.875										
<b>Pat Jarvis, R</b> (9,1) ERA: 5.95	1.0	W	3	1	0	0	0	0	0	0	0	0	0	3	3	0.00	1.000										

San Diego Padres @ Atlanta Braves  
Atlanta Stadium, Atlanta, GA  
Mon May 29 1972, 7:05 PM EDT  
Att: 6,021 - Unknown


AB 29  
R 1  
H 5  
RBI 1  
BB 3  
SO 6  
LOB 11



Batter	1	2	3	4	5	6	7	8	9	AB	R	H	RBI	BB	SO	LOB	BOTTOM										
<b>Felix Millan, R</b> (1,4) OBP: 0.319, SLG: 0.315	0-0 F3		0-3 K			0-0 L8		0-0 FC3-6 FC4 1-2		4	0	0	0	0	1	2											
<b>Ralph Garr, L</b> (1,9) OBP: 0.316, SLG: 0.384	0-0 4-3		0-0 3-1			0-0 F6		0-0 FC4 FC5-4 1-2		4	0	0	0	0	0	2											
<b>Hank Aaron, R</b> (1,3) OBP: 0.386, SLG: 0.475	0-3 K					0-0 F8		0-0 L7		4	0	0	0	0	1	1											
<b>Rico Carty, R</b> (1,7) OBP: 0.429, SLG: 0.444		0-0 F8				4-0 FC6-4 BB BB		0-0 F4		3	0	1	0	1	0	0											
<b>Oscar Brown, R</b> (9, PR) OBP: 0.294, SLG: 0.625										0	1	0	0	0	0	0											
<b>Darrell Evans, L</b> (1,5) OBP: 0.410, SLG: 0.482		0-0 F9				4-0 FC6-4 1-2 BB		0-0 G5-4-3 1B		3	1	2	0	1	0	0											
<b>Earl Williams, R</b> (1,2) OBP: 0.311, SLG: 0.380						0-0 FC6-4 1-2 BB		0-0 G5-4-3 1-2		3	0	1	0	0	0	3											
<b>Dusty Baker Jr., R</b> (1,8) OBP: 0.374, SLG: 0.415		0-0 1B				0-0 FC6-4 1-2 BB		0-0 G5-4-3 1-2 2-3		4	0	2	2	0	0	3											
<b>Marty Perez, R</b> (1,6) OBP: 0.287, SLG: 0.309						4-0 E BB		0-0 F2		2	0	0	0	1	1	1											
<b>Jim Nash, R</b> (1,1) OBP: 0.250, SLG: 0.250			0-3 K					4-0 FC3-6 BB		2	0	0	0	0	2	1											
<b>Mike Lum, L</b> (8, PH) OBP: 0.310, SLG: 0.297										0	0	0	0	1	0	0											
<b>Pat Jarvis, R</b> (9,1) ERA: 3.29			0-3 K							0	0	0	0	0	0	0											
<b>Inning Stats</b>	R: 0 E: 0 K: 1 S: 5	H: 0 LOB: 0 BB: 0 P: 5	R: 0 E: 0 K: 0 S: 4	H: 1 LOB: 1 BB: 0 P: 4	R: 0 E: 1 K: 2 S: 7	H: 0 LOB: 1 BB: 1 P: 11	R: 0 E: 0 K: 0 S: 3	H: 0 LOB: 2 BB: 2 P: 11	R: 0 E: 0 K: 2 S: 7	H: 0 LOB: 0 BB: 0 P: 7	R: 0 E: 0 K: 0 S: 3	H: 0 LOB: 0 BB: 0 P: 3	R: 0 E: 0 K: 0 S: 4	H: 2 LOB: 1 BB: 0 P: 4	R: 0 E: 0 K: 0 S: 3	H: 0 LOB: 1 BB: 1 P: 7	R: 2 E: 0 K: 0 S: 3	H: 3 LOB: 2 BB: 0 P: 4	1B: 5 2B: 1 3B: 0 HR: 0	SF: 0 SAC: 0 DP: 1 HBP: 1	WP: 0 PB: 0 SB: 0 CS: 0	PA: 34					
<b>PITCHER</b>	IP	WLS	BF	H	R	ER	SO	BB	IBB	HBP	BLK	WP	HR	S	P	ERA	WHIP										
<b>Bill Greif, R</b> (1,1) ERA: 4.31	8.0	L	32	5	2	2	5	4	0	0	0	0	0	38	54	2.25	1.125										
<b>Mike Corkins, R</b> (9,1) ERA: 3.29	0.0		2	1	0	0	0	0	0	1	0	0	0	1	2	∞	∞										

San Diego Padres @ Atlanta Braves  
Atlanta Stadium, Atlanta, GA  
Mon May 29 1972, 7:05 PM EDT  
Att: 6,021 - Unknown

AB 29  
R 2  
H 6  
RBI 2  
BB 4  
SO 5  
LOB 13




Batter	1	2	3	4	5	6	7	8	9	AB	R	H	RBI	BB	SO	LOB	TOP																				
Derrel Thomas, S OBP: 0.288, SLG: 0.301 (1, 4)	0-0 4-3 1B		0-0 FC6-4 1B		4-0 1B BB		0-0 1B		0-0 F8	4	0	2	0	1	0	0	<b>San Diego Padres @ Atlanta Braves</b> Atlanta Stadium, Atlanta, GA Wed May 31 1972, 7:05 PM EDT Att: 5,757 - Unknown																				
Garry Jesteadt, R OBP: 0.291, SLG: 0.327 (1, 5)	0-0 1B		0-0 FC6-4 1-2		0-0 1B		0-0 F7		0-0 5-3	5	0	2	1	0	0	2																					
Leron Lee, L OBP: 0.377, SLG: 0.566 (1, 7)	0-0 F7			0-3 K		0-3 K		0-0 1B 2B		4	1	1	0	0	2	4																					
Nate Colbert, R OBP: 0.295, SLG: 0.471 (1, 3)	0-3 K			0-3 K		0-0 6-3		0-0 G4-3 1B		4	0	1	1	0	2	1																					
Johnny Jeter, R OBP: 0.275, SLG: 0.372 (1, 8)		4-0 G6-4-3 BB		0-0 F8		0-0 F5		0-0 G4-3 1B		3	0	0	0	1	0	1																					
Jerry Morales, R OBP: 0.326, SLG: 0.396 (1, 9)		0-0 G6-4-3 1-2			0-0 F8		4-0 BB		0-3 K	3	0	0	0	1	1	1																					
Bob Barton, R Curt Blefary, L OBP: 0.203, SLG: 0.203 (9, PH)	0-0 6-3			0-0 E6 3-1 1B		0-3 K		4-0 HR BB		3	1	0	0	0	1	1																					
Enzo Hernandez, R Rafael Robles, R OBP: 0.226, SLG: 0.226 (7, PH)			0-0 F5		0-0 1B 3-1 1B		0-0 4-3		0-0 HR BB	2	0	1	0	0	0	0																					
Larry Stahl, L OBP: 0.277, SLG: 0.284 (9, PH)			0-0 F7		0-0 3-1		0-3 K		0-0 4-3	1	1	1	2	0	0	0																					
Fred Norman, S Ed Acosta, S Ed Spiezio, R Gary Ross, R Ivan Murrell, R Mike Caldwell, L Mike Corkins, R Fred Kendall, R OBP: 0.226, SLG: 0.239 (9, PH)	R: 0 E: 0 K: 1 S: 6	H: 1 LOB: 1 BB: 0 P: 6	R: 0 E: 0 K: 0 S: 2	H: 0 LOB: 0 BB: 1 P: 6	R: 0 E: 0 K: 0 S: 4	H: 1 LOB: 1 BB: 0 P: 4	R: 0 E: 0 K: 2 S: 7	H: 0 LOB: 0 BB: 0 P: 7	R: 1 E: 1 K: 1 S: 8	H: 2 LOB: 3 BB: 1 P: 12	R: 0 E: 0 K: 1 S: 5	H: 0 LOB: 1 BB: 0 P: 9	R: 0 E: 0 K: 1 S: 6	H: 1 LOB: 1 BB: 0 P: 6	R: 1 E: 0 K: 1 S: 6	H: 2 LOB: 0 BB: 0 P: 6		R: 2 E: 0 K: 0 S: 4	H: 1 LOB: 0 BB: 1 P: 8	1B: 6 2B: 1 3B: 0 HR: 1	SF: 0 SAC: 0 DP: 2 HBP: 0	WP: 0 PB: 0 CS: 0	PA: 38														
PITCHER	IP	WLS	BF	H	R	ER	SO	BB	IBB	HBP	BLK	WP	HR	S	P	ERA	WHIP	PITCHER		IP	WLS	BF	H	R	ER	SO	BB	IBB	HBP	BLK	WP	HR	S	P	ERA	WHIP	
Ron Reed, R ERA: 4.39 Cecil Upshaw, R ERA: 3.09	(1, 1)	8.0	W	35	8	4	3	7	4	0	0	0	0	1	45	61	3.38	1.500																			
Felix Millan, R OBP: 0.310, SLG: 0.306 (1, 4)	0-0 5-3		0-0 6-3		0-0 4-3		0-0 4-3		0-0 4-3		0-0 6-3		0-0 6-3		5	0	0	0	0	0	1	<b>San Diego Padres @ Atlanta Braves</b> Atlanta Stadium, Atlanta, GA Wed May 31 1972, 7:05 PM EDT Att: 5,757 - Unknown															
Ralph Garr, L OBP: 0.320, SLG: 0.383 (1, 9)	0-0 4-3			0-0 E WP 1B		4-0 G4-3 BB		0-0 6-3		3	1	1	0	1	0	0																					
Hank Aaron, R OBP: 0.383, SLG: 0.492 (1, 3)	0-0 HR			0-0 F3		0-0 G4-3 1-2		0-3 K		4	1	1	1	0	1	2																					
Rico Carty, R Mike Lum, L OBP: 0.431, SLG: 0.447 (8, 7)	0-0 BB 1B			0-0 E4 BB WP BB		0-0 5-3 E 1B		0-0 6-3		4	2	2	0	0	0	1																					
Dusty Baker Jr., R OBP: 0.368, SLG: 0.400 (1, 8)	4-0 1B BB			0-0 F6		0-0 E6 5-3 1B		0-0 6-3		3	0	0	0	1	0	2																					
Earl Williams, R OBP: 0.322, SLG: 0.382 (1, 2)	0-0 1B			0-0 BB IBB		0-0 5-3		4-0 SH1-4 BB SF9 BB		2	1	1	1	2	0	2																					
Darrell Evans, L OBP: 0.420, SLG: 0.477 (1, 5)	0-0 G3			0-0 BB BB		4-0 G6-4-3 IBB		4-0 SH1-4 BB		1	0	0	0	3	0	2																					
Marty Perez, R OBP: 0.288, SLG: 0.305 (1, 6)		0-0 L8		0-0 BB BB		0-0 G6-4-3		0-0 SH1-4		2	0	0	1	1	0	3																					
Ron Reed, R Cecil Upshaw, R OBP: 0.087, SLG: 0.143 (9, 1)	0-3 K		0-3 K		0-3 K		0-3 K		0-0 SF9	3	0	0	1	0	3	3																					
Inning Stats	R: 2 E: 0 K: 0 S: 6	H: 3 LOB: 2 BB: 1 P: 10	R: 0 E: 0 K: 1 S: 5	H: 0 LOB: 0 BB: 0 P: 5	R: 2 E: 1 K: 1 S: 7	H: 1 LOB: 3 BB: 3 P: 19	R: 0 E: 0 K: 0 S: 2	H: 0 LOB: 0 BB: 1 P: 6	R: 0 E: 0 K: 0 S: 4	H: 1 LOB: 2 BB: 1 P: 8	R: 0 E: 0 K: 1 S: 5	H: 0 LOB: 0 BB: 0 P: 5	R: 0 E: 0 K: 1 S: 5	H: 0 LOB: 0 BB: 0 P: 5	R: 1 E: 0 K: 0 S: 3	H: 0 LOB: 1 BB: 2 P: 11	1B: 4 2B: 0 3B: 0 HR: 1	SF: 1 SAC: 1 DP: 2 HBP: 0	WP: 1 PB: 0 CS: 0	PA: 37																	
PITCHER	IP	WLS	BF	H	R	ER	SO	BB	IBB	HBP	BLK	WP	HR	S	P	ERA	WHIP	PITCHER		IP	WLS	BF	H	R	ER	SO	BB	IBB	HBP	BLK	WP	HR	S	P	ERA	WHIP	
Fred Norman, L Ed Acosta, R Gary Ross, R Mike Caldwell, L Mike Corkins, R ERA: 3.14	(1, 1)	2.2	L	16	4	4	2	1	2	0	0	0	0	0	5	13	6.75	2.250																			
Ron Reed, R Cecil Upshaw, R ERA: 3.14	(3, 1)	1.1		5	0	0	0	1	2	0	0	0	0	5	13	0.00	1.500																				
Fred Norman, L Ed Acosta, R Gary Ross, R Mike Caldwell, L Mike Corkins, R ERA: 3.14	(5, 1)	2.0		8	1	0	0	1	0	1	0	0	0	9	13	0.00	0.500																				
Ron Reed, R Cecil Upshaw, R ERA: 3.14	(7, 1)	1.1		6	0	1	1	1	2	0	0	0	0	6	14	6.75	1.500																				
Ron Reed, R Cecil Upshaw, R ERA: 3.14	(8, 1)	0.2		2	0	0	0	0	0	0	0	0	0	2	2	0.00	0.000																				


AB 34  
R 4  
H 8  
RBI 4  
BB 4  
SO 7  
LOB 12



AB 27  
R 5  
H 5  
RBI 4  
BB 8  
SO 4  
LOB 16



Batter	1	2	3	4	5	6	7	8	9	10	AB	R	H	RBI	BB	SO	LOB	TOP									
Don Kessinger, S OBP: 0.354, SLG: 0.307 (1, 6)	4-0 BB 4-3		0-0 2-3 4-3			0-0 4-3		0-0 1-2r 3-H G4-6-3		4-0 IBB	3	0	0	0	2	0	2	<b>Chicago Cubs @ San Diego Padres</b> San Diego Stadium, San Diego, CA Fri Jun 02 1972, 10:05 PM EDT Att: 10,888 - Unknown  <b>AB 34</b> <b>R 2</b> <b>H 7</b> <b>RBI 0</b> <b>BB 3</b> <b>SO 5</b> <b>LOB 14</b> 									
Glenn Beckert, R OBP: 0.260, SLG: 0.286 (1, 4)	0-0 4-3		0-0 6-3			0-0 F4		0-0 6-3		0-0 F9	5	0	0	0	0	0	5										
Billy Williams, L OBP: 0.324, SLG: 0.436 (1, 7)	0-3 K					0-0 F4		0-0 F8		0-0 4-3	4	0	0	0	0	1	1										
Ron Santo, R OBP: 0.362, SLG: 0.682 Bill North, S (7, PR) Carmen Fanzone, R OBP: 0.363, SLG: 0.462 (7, 5)	0-0 6-3					0-3 K		0-0 1B S 1B		0-0 F7	3	0	1	0	0	1	1										
Rick Monday, L OBP: 0.434, SLG: 0.504 (1, 8)		0-3 K				0-0 F7		0-0 L9		0-3 K	4	0	0	0	0	2	1										
Jim Hickman, R OBP: 0.370, SLG: 0.457 (1, 3)		0-0 5-3				0-3 K		0-0 FC6-4 1B		4-0 FC3-6 BB	3	0	1	0	1	1	0										
Jose Cardenal, R OBP: 0.329, SLG: 0.489 (1, 9)		0-0 CS 1B				0-0 F7		0-0 FC6-4 1B 1-2r		0-0 FC3-6 S E	4	1	1	0	0	0	3										
J.C. Martin, L OBP: 0.500, SLG: 0.667 Gene Hiser, L OBP: 0.420, SLG: 0.294 Jack Aker, R (8, 1) Paul Popovich, S (10, PH) Tom Phoebus, R (10, 1)	0-0 CS 1B		0-0 4-3 SH4 1B			0-0 1-3		0-0 1B G4-6-3 1B		0-0 P5 1-2	3	0	2	0	0	0	0										
Burt Hooton, R OBP: 0.120, SLG: 0.043 Art Shamsky, L OBP: 0.235, SLG: 0.071 Ken Rudolph, R OBP: 0.321, SLG: 0.462 (8, 2)			0-0 SH4			0-0 L5		0-0 1B G4-6-3 1B		0-0 E2 2-H 1B	1	0	0	0	0	0	0										
<b>Inning Stats</b>	R: 0 E: 0 K: 1 S: 5	H: 0 LOB: 1 BB: 1 P: 9	R: 0 E: 0 K: 1 S: 5	H: 1 LOB: 0 BB: 0 P: 5	R: 0 E: 0 K: 1 S: 4	H: 1 LOB: 1 BB: 0 P: 4	R: 0 E: 0 K: 1 S: 5	H: 0 LOB: 0 BB: 0 P: 5	R: 0 E: 0 K: 0 S: 3	H: 0 LOB: 0 BB: 0 P: 3	R: 0 E: 0 K: 0 S: 5	H: 2 LOB: 2 BB: 0 P: 5	R: 1 E: 0 K: 0 S: 4	H: 2 LOB: 1 BB: 0 P: 4	R: 0 E: 0 K: 1 S: 5	H: 0 LOB: 0 BB: 0 P: 5	R: 1 E: 1 K: 0 S: 4		H: 1 LOB: 2 BB: 2 P: 12	1B: 7 2B: 0 3B: 0 HR: 0	SF: 0 SAC: 1 DP: 1 HBP: 0	WP: 0 PA: 39 PB: 0 SB: 2 CS: 1					
<b>PITCHER</b> Clay Kirby, R ERA: 3.36 (1, 1)	IP 10.0	WLS L	BF 38	H 7	R 2	ER 1	SO 5	BB 2	IBB 1	HBP 0	BLK 0	WP 0	HR 0	S 45	P 57	ERA 0.90	WHIP 0.900										

Batter	1	2	3	4	5	6	7	8	9	10	AB	R	H	RBI	BB	SO	LOB	BOTTOM									
Enzo Hernandez, R OBP: 0.226, SLG: 0.227 (1, 6)	0-0 1B		0-0 FC6-5 FC5-4			0-0 G4-3		0-3 K			4	0	1	0	0	1	3	<b>Chicago Cubs @ San Diego Padres</b> San Diego Stadium, San Diego, CA Fri Jun 02 1972, 10:05 PM EDT Att: 10,888 - Unknown  <b>AB 34</b> <b>R 1</b> <b>H 8</b> <b>RBI 1</b> <b>BB 1</b> <b>SO 6</b> <b>LOB 13</b> 									
Garry Jestadt, R OBP: 0.262, SLG: 0.305 (8, 4)	0-0 B1		0-0 FC5-4			0-0 1-4-3		0-0 1-3			4	0	0	0	0	0	3										
Leron Lee, L OBP: 0.373, SLG: 0.563 (1, 7)	0-0 L7					0-0 SH1-3 1B 2B		0-0 F7		0-0 F8	4	1	1	0	0	0	1										
Nate Colbert, R OBP: 0.295, SLG: 0.465 (1, 3)	0-3 K					0-0 SH1-3		0-3 K		4-0 1B BB	2	0	0	0	1	2	1										
Johnny Jeter, R OBP: 0.275, SLG: 0.366 (1, 8)		0-0 P3				0-3 K		0-0 4-3		0-0 1B BB	4	0	1	0	0	1	1										
Jerry Morales, R OBP: 0.338, SLG: 0.404 (1, 9)		0-0 L8				0-0 S 1B		0-0 1B		0-0 G6-4-3	4	0	2	1	0	0	2										
Dave Campbell, R OBP: 0.315, SLG: 0.290 Rafael Robles, R OBP: 0.182, SLG: 0.182 (8, 5)		0-0 L8				0-0 5-3		0-0 1B		0-0 6-3	3	0	0	0	0	0	1										
Bob Barton, R OBP: 0.224, SLG: 0.220 Cito Gaston, R OBP: 0.316, SLG: 0.343 (10, PH)						0-0 FC6-5 S 1B		0-0 G4-3 1B		0-3 K	3	0	2	0	0	0	0										
Clay Kirby, R OBP: 0.190, SLG: 0.150 Curt Blefary, L OBP: 0.323, SLG: 0.357 (10, PH)			0-3 K			0-0 K		0-0 G4-3 1B		0-0 F8	3	0	1	0	0	1	1										
<b>Inning Stats</b>	R: 0 E: 0 K: 1 S: 6	H: 1 LOB: 1 BB: 0 P: 6	R: 0 E: 0 K: 0 S: 3	H: 0 LOB: 0 BB: 0 P: 3	R: 0 E: 0 K: 1 S: 6	H: 1 LOB: 1 BB: 0 P: 6	R: 1 E: 0 K: 1 S: 7	H: 2 LOB: 1 BB: 0 P: 7	R: 0 E: 0 K: 0 S: 4	H: 0 LOB: 0 BB: 0 P: 5	R: 0 E: 0 K: 1 S: 5	H: 0 LOB: 0 BB: 0 P: 5	R: 0 E: 0 K: 1 S: 5	H: 1 LOB: 1 BB: 0 P: 5	R: 0 E: 0 K: 0 S: 3	H: 1 LOB: 1 BB: 0 P: 7	R: 0 E: 0 K: 1 S: 5		H: 0 LOB: 0 BB: 0 P: 5	1B: 7 2B: 1 3B: 0 HR: 0	SF: 0 SAC: 1 DP: 2 HBP: 0	WP: 0 PA: 36 PB: 0 SB: 2 CS: 0					
<b>PITCHER</b> Burt Hooton, R ERA: 2.58 (8, 1) Jack Aker, R ERA: 1.60 Tom Phoebus, R ERA: 4.64 (10, 1)	IP 7.0	WLS W	BF 26	H 7	R 1	ER 1	SO 4	BB 0	IBB 0	HBP 0	BLK 0	WP 0	HR 0	S 34	P 34	ERA 1.29	WHIP 1.000										



Batter	1	2	3	4	5	6	7	8	9	AB	R	H	RBI	BB	SO	LOB	TOP		
<b>Don Kessinger, S</b> (1, 6) OBP: 0.365, SLG: 0.308	F5		G3		4-3		S 1B			4	0	1	0	0	0	1	<b>Chicago Cubs @ San Diego Padres</b> San Diego Stadium, San Diego, CA Sun Jun 04 1972, 6:33 AM EDT Att: 17,842 - Sunny - 70 F		
<b>Glenn Beckert, R</b> (1, 4) OBP: 0.280, SLG: 0.302	1B		BB		6-3		4-3			3	1	1	0	1	0	1			
<b>Billy Williams, L</b> (1, 7) OBP: 0.330, SLG: 0.451	1B		L8				F7		K	4	0	1	0	0	1	1			
<b>Ron Santo, R</b> (1, 5) OBP: 0.367, SLG: 0.553	SF7-5-4-3-4		F7				BB 1B		5-3	3	1	1	1	0	0	1			
<b>Rick Monday, L</b> (1, 8) OBP: 0.429, SLG: 0.480		2B BB			F6		1B 1-2 BB		F7	2	0	0	0	2	0	0			
<b>Carmen Fanzone, R</b> (1, 3) OBP: 0.380, SLG: 0.464					F7		G4-6-3 1B		E5	4	0	2	1	0	0	0			
<b>Jose Cardenal, R</b> (1, 9) OBP: 0.329, SLG: 0.477		2B			F9		G4-6-3 1B		G6-4-3 1B	4	0	1	0	0	1	4			
<b>Randy Hundley, R</b> (1, 2) OBP: 0.268, SLG: 0.279		K					HR		G6-4-3 1B	4	1	1	1	0	1	4			
<b>Fergie Jenkins, R</b> (1, 1) OBP: 0.268, SLG: 0.256					F6		4-3 2B			3	0	1	0	0	0	2			
<b>Inning Stats</b>	R: 1 E: 0 K: 0 S: 4	H: 2 LOB: 0 BB: 0 P: 4	R: 0 E: 0 K: 2 S: 8	H: 1 LOB: 2 BB: 1 P: 12	R: 0 E: 0 K: 0 S: 3	H: 0 LOB: 1 BB: 1 P: 7	R: 0 E: 0 K: 0 S: 3	H: 0 LOB: 0 BB: 0 P: 3	R: 1 E: 0 K: 0 S: 4	H: 2 LOB: 0 BB: 0 P: 4	R: 1 E: 0 K: 0 S: 4	H: 1 LOB: 1 BB: 0 P: 8	R: 0 E: 0 K: 1 S: 5	H: 0 LOB: 0 BB: 0 P: 5	R: 0 E: 1 K: 0 S: 3	H: 1 LOB: 0 BB: 0 P: 3	1B: 6 2B: 3 3B: 1 HR: 1	SF: 1 SAC: 0 DP: 2 HBP: 0	WP: 0 PA: 35 PB: 0 SB: 1 CS: 0
<b>PITCHER</b>	IP	WLS	BF	H	R	ER	SO	BB	IBB	HBP	BLK	WP	HR	S	P	ERA	WHIP		
<b>Bill Greif, R</b> (1, 1) ERA: 4.37	5.1	L	24	7	3	3	2	3	0	0	0	0	1	25	37	5.06	1.875		
<b>Mike Corkins, R</b> (6, 1) ERA: 2.55	2.2		8	1	0	0	1	0	0	0	0	0	0	10	10	0.00	0.375		
<b>Mike Caldwell, L</b> (9, 1) ERA: 2.38	1.0		3	1	0	0	0	0	0	0	0	0	0	3	3	0.00	1.000		

AB	31
R	3
H	9
RBI	3
BB	3
SO	3
LOB	14



Batter	1	2	3	4	5	6	7	8	9	AB	R	H	RBI	BB	SO	LOB	BOTTOM		
<b>Derrel Thomas, S</b> (1, 4) OBP: 0.291, SLG: 0.300	6-3			SH1-4 1B		6-3		K		4	1	1	0	0	1	1	<b>Chicago Cubs @ San Diego Padres</b> San Diego Stadium, San Diego, CA Sun Jun 04 1972, 6:33 AM EDT Att: 17,842 - Sunny - 70 F		
<b>Garry Jastadt, R</b> (1, 5) OBP: 0.275, SLG: 0.313	1-3			SH1-4		F8			F7	3	0	0	0	0	0	0			
<b>Leron Lee, L</b> (1, 7) OBP: 0.384, SLG: 0.541	4-3			6-3		4-3			4-3	4	0	0	0	0	0	1			
<b>Nate Colbert, R</b> (1, 3) OBP: 0.292, SLG: 0.452				F9		S 1B			6-3	4	0	2	1	0	0	0			
<b>Larry Stahl, L</b> (1, 9) OBP: 0.273, SLG: 0.269				F9		K			4-3	3	0	0	0	1	1	1			
<b>Fred Kendall, R</b> (1, 2) OBP: 0.230, SLG: 0.239				K					4-3	4	0	1	0	0	1	2			
<b>Johnny Jeter, R</b> (1, 8) OBP: 0.275, SLG: 0.364				6-3		L8			FC5-4 1B	3	0	1	0	0	0	1			
<b>Enzo Hernandez, R</b> (1, 6) OBP: 0.231, SLG: 0.226				5-3		F2			K	2	0	0	0	0	0	1			
<b>Curt Blefary, L</b> (8, PH) OBP: 0.305, SLG: 0.333									K	1	0	0	0	0	1	1			
<b>Rafael Robles, R</b> (9, 6) OBP: 0.182, SLG: 0.182									K	0	0	0	0	0	0	0			
<b>Bill Greif, R</b> (1, 1)									FC5-4	2	0	0	0	0	2	1			
<b>Mike Corkins, R</b> (6, 1)									FC5-4	0	0	0	0	0	0	0			
<b>Ed Spiezio, R</b> (8, PH) OBP: 0.211, SLG: 0.316									K	1	0	0	0	0	0	1			
<b>Mike Caldwell, R</b> (9, 1)									K	0	0	0	0	0	0	0			
<b>Inning Stats</b>	R: 0 E: 0 K: 0 S: 3	H: 0 LOB: 0 BB: 0 P: 3	R: 0 E: 0 K: 1 S: 5	H: 0 LOB: 0 BB: 0 P: 5	R: 0 E: 0 K: 1 S: 5	H: 0 LOB: 0 BB: 0 P: 5	R: 1 E: 0 K: 1 S: 7	H: 2 LOB: 1 BB: 0 P: 7	R: 0 E: 0 K: 1 S: 6	H: 1 LOB: 1 BB: 0 P: 6	R: 0 E: 0 K: 0 S: 3	H: 0 LOB: 0 BB: 0 P: 3	R: 0 E: 0 K: 2 S: 8	H: 1 LOB: 1 BB: 0 P: 8	R: 0 E: 0 K: 0 S: 4	H: 1 LOB: 2 BB: 1 P: 8	1B: 5 2B: 0 3B: 0 HR: 0	SF: 0 SAC: 1 DP: 0 HBP: 0	WP: 0 PA: 33 PB: 0 SB: 1 CS: 0
<b>PITCHER</b>	IP	WLS	BF	H	R	ER	SO	BB	IBB	HBP	BLK	WP	HR	S	P	ERA	WHIP		
<b>Fergie Jenkins, R</b> (1, 1) ERA: 2.49	9.0	W	33	5	1	1	6	1	0	0	0	0	0	44	48	1.00	0.667		

AB	31
R	1
H	5
RBI	1
BB	1
SO	6
LOB	10



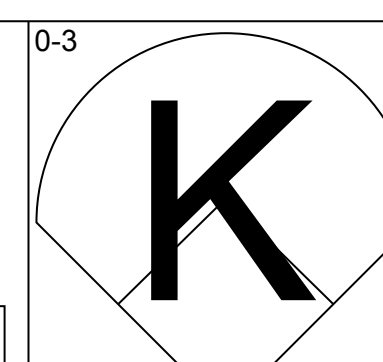
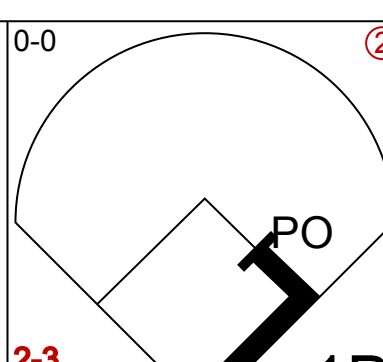
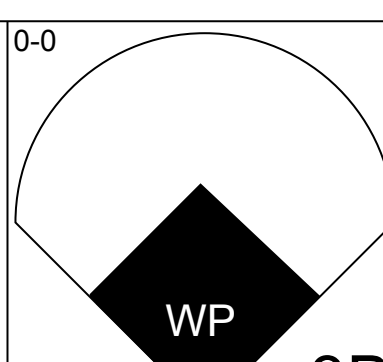
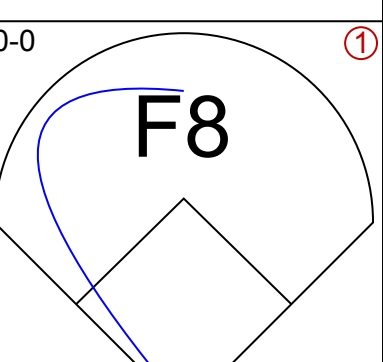
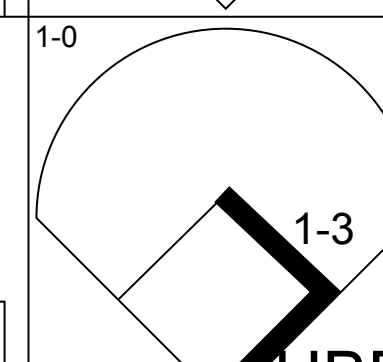
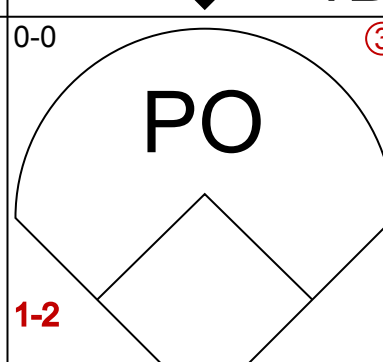
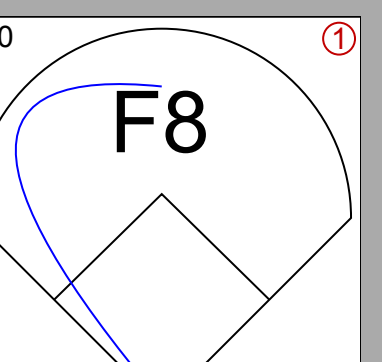
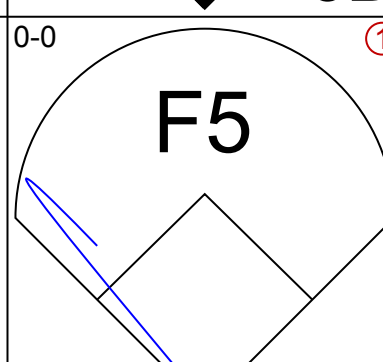
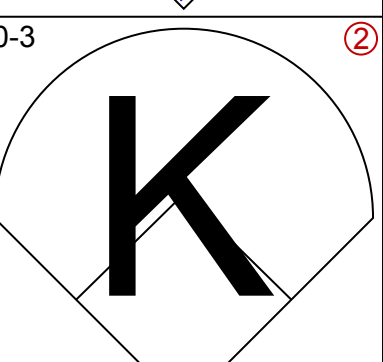
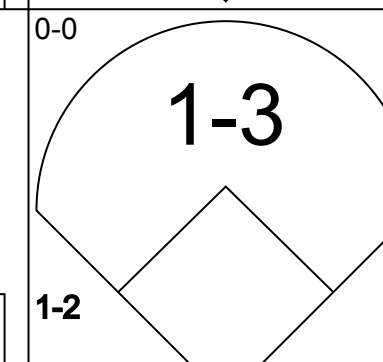
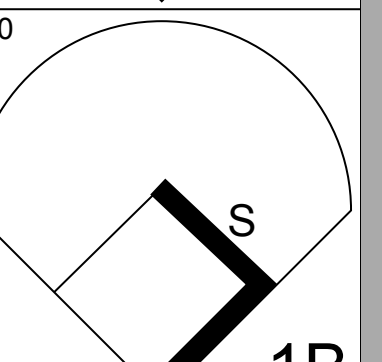
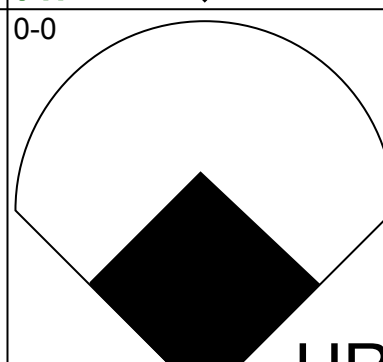
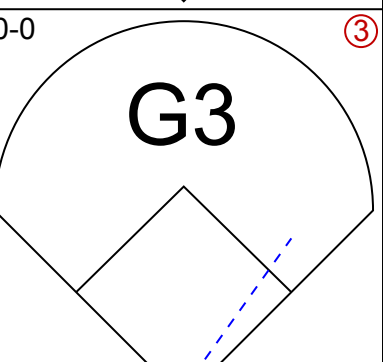
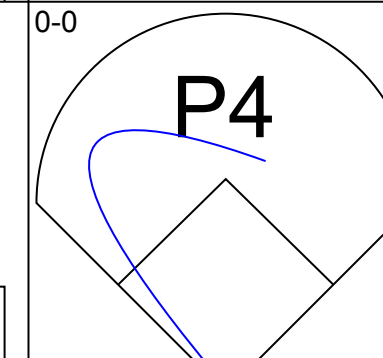
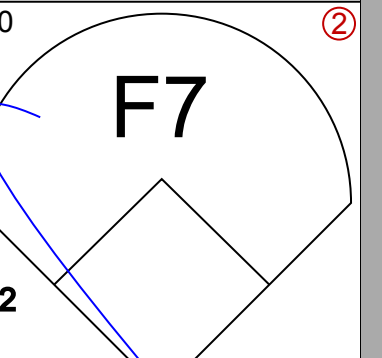
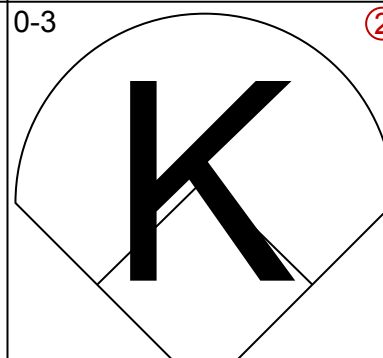
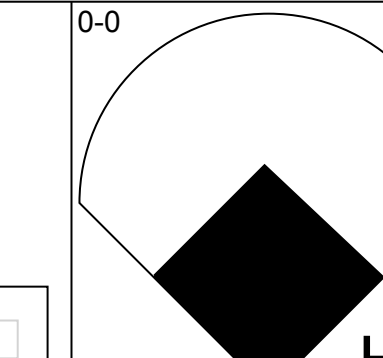
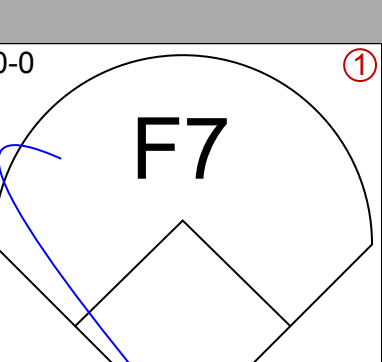
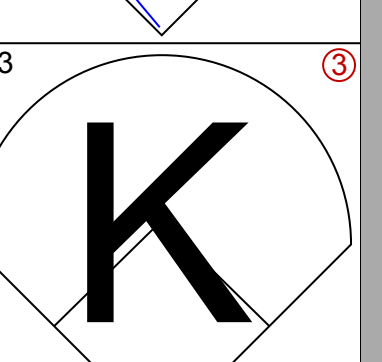
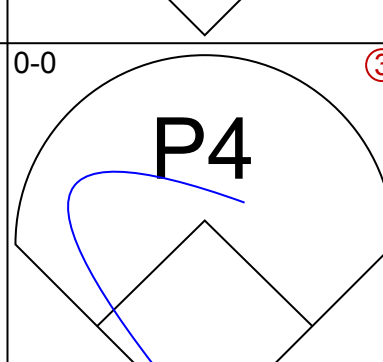
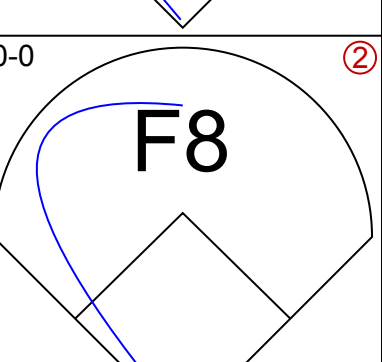
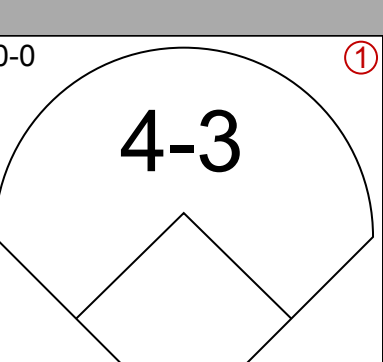
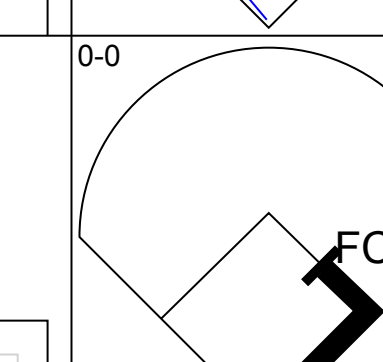
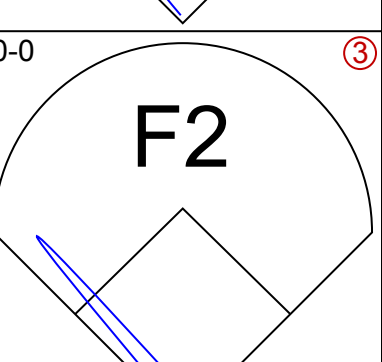
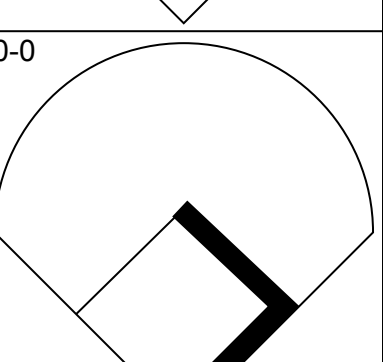
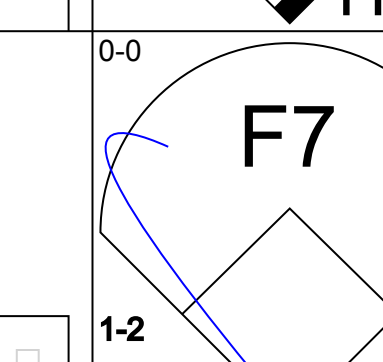
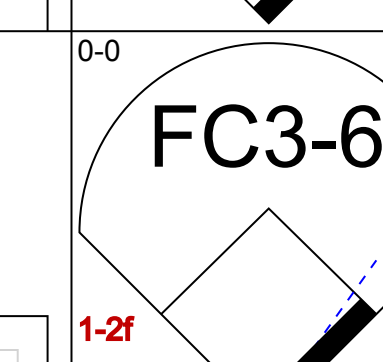
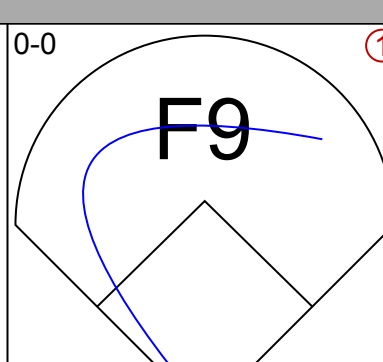
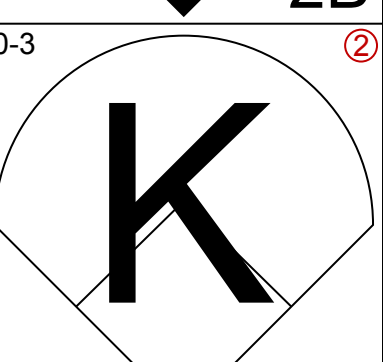
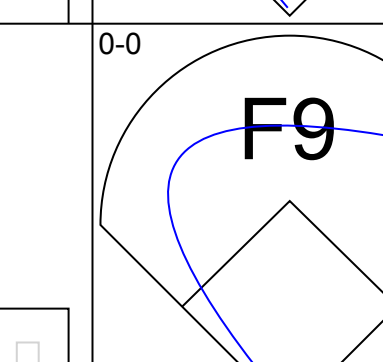
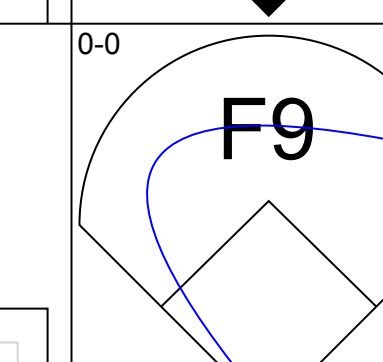
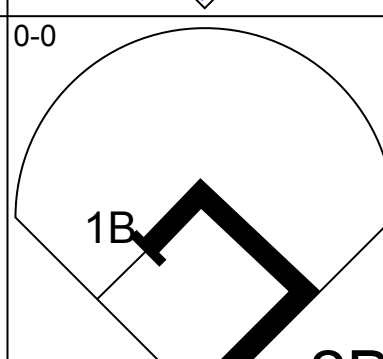
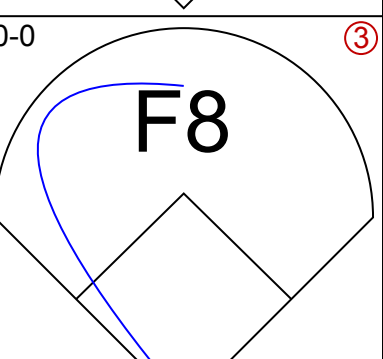
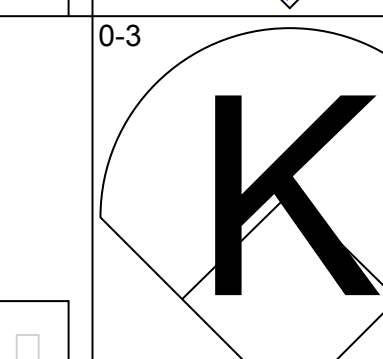
Batter	1	2	3	4	5	6	7	8	9	AB	R	H	RBI	BB	SO	LOB	TOP					
Dave Cash, R OBP: 0.318, SLG: 0.414	0-0 6-3	0-0 3B		0-0 HR	0-0 L6-3 1B		0-0 FC6-4	0-0 FC6-4		6	1	3	3	0	0	3	<b>Pittsburgh Pirates @ San Diego Padres</b> San Diego Stadium, San Diego, CA Wed Jun 07 1972, 10:05 PM EDT Unknown					
Gene Clines, R OBP: 0.377, SLG: 0.417	0-0 HR	0-3 K		0-0 2B	0-0 L6-3 1B		0-3 K		0-0 FC6-4 1B	6	2	3	0	0	2	4						
Roberto Clemente, R OBP: 0.374, SLG: 0.484	4-0 HR		0-3 K	0-0 2B		0-0 6-3		0-0 HR	0-0 FC6-4 1B	5	2	2	1	1	1	1						
Willie Stargell, L OBP: 0.381, SLG: 0.646	0-0 HR		0-0 E2 2B	0-0 F8		4-0 BB		0-0 HR	0-0 2-3 1B	5	2	3	5	1	0	1						
Manny Sanguillen, R OBP: 0.367, SLG: 0.462	0-0 F8		0-0 2B		0-0 1B 1B		0-0 F8		0-0 3-1 F2	6	1	2	0	0	0	3						
Al Oliver, L OBP: 0.368, SLG: 0.440	0-0 1B		0-3 K		0-0 1B 1B		0-0 4-3		0-0 WP 1B	6	2	3	0	0	1	5						
Jose Pagan, R OBP: 0.364, SLG: 0.569	0-3 K		0-0 F7		0-0 F4		0-0 FC6-4 2B	0-0 1B 1B		5	1	2	1	0	1	5						
Gene Alley, R OBP: 0.387, SLG: 0.313		0-3 K		0-0 4-3	4-0 1B BB		0-0 E4 FC6-4	0-0 FC6-4 1B		4	1	1	0	1	1	1						
Nelson Briles, R OBP: 0.071, SLG: 0.154		0-3 K		0-3 K			0-3 K	0-3 K		2	0	0	0	0	2	0	<b>P</b>					
Bob Johnson, L OBP: 0.263, SLG: 0.222					1-2 2H 3H					3	0	1	2	0	2	4						
<b>Inning Stats</b>	R: 3 E: 0 K: 1 S: 8	H: 3 LOB: 1 BB: 1 P: 12	R: 0 E: 0 K: 3 S: 10	H: 1 LOB: 1 BB: 0 P: 10	R: 0 E: 1 K: 2 S: 9	H: 1 LOB: 2 BB: 0 P: 9	R: 2 E: 0 K: 1 S: 8	H: 3 LOB: 1 BB: 0 P: 8	R: 3 E: 0 K: 0 S: 6	H: 4 LOB: 1 BB: 1 P: 10	R: 0 E: 0 K: 2 S: 3	H: 0 LOB: 1 BB: 1 P: 7	R: 1 E: 1 K: 2 S: 9	H: 1 LOB: 1 BB: 0 P: 9	R: 3 E: 0 K: 1 S: 10	H: 5 LOB: 2 BB: 0 P: 10	R: 0 E: 1 K: 0 S: 5	H: 2 LOB: 2 BB: 0 P: 5	1B: 12 2B: 4 3B: 1 HR: 3	SF: 0 SAC: 0 DP: 1 HBP: 0	WP: 1 PB: 0 SB: 0 CS: 0	PA: 51
<b>PITCHER</b>	IP WLS BF H R ER SO BB IBB HBP BLK WP HR S P ERA WHIP																					
Fred Norman, L ERA: 2.75	(1, 1) 4.0 L 22 8 5 5 7 1 0 0 0 0 0 2 35 39 11.25 2.250																					
Ed Acosta, R ERA: 4.35	(5, 1) 0.1 5 3 3 3 0 1 0 0 0 0 0 0 4 8 81.00 12.000																					
Gary Ross, R ERA: 2.25	(5, 1) 1.2 6 1 0 0 0 1 0 0 0 0 0 0 5 9 0.00 1.200																					
Mike Caldwell, L ERA: 3.38	(7, 1) 1.1 10 5 4 3 2 0 0 0 0 1 1 14 14 20.25 3.750																					
Mark Schaeffer, L ERA: 1.8	(8, 1) 1.2 8 3 0 0 1 0 0 0 0 0 0 0 10 10 0.00 1.800																					

Batter	1	2	3	4	5	6	7	8	9	AB	R	H	RBI	BB	SO	LOB	BOTTOM					
Derrel Thomas, S OBP: 0.306, SLG: 0.312	0-3 K		0-0 SH1-4 1B	0-0 E8 1B			4-0 2B BB		0-0 1B	4	0	3	1	1	1	0	<b>Pittsburgh Pirates @ San Diego Padres</b> San Diego Stadium, San Diego, CA Wed Jun 07 1972, 10:05 PM EDT Unknown					
Garry Jesteadt, R OBP: 0.280, SLG: 0.296	0-0 F8		0-0 SH1-4	0-3 K			0-0 F3		0-0 F9	4	0	0	0	0	1	4						
Leron Lee, L OBP: 0.365, SLG: 0.547	0-0 4-3		0-0 SF7		0-0 1B		0-0 1H 2B		0-0 4-3	4	0	2	1	0	0	1						
Nate Colbert, R OBP: 0.291, SLG: 0.465		0-0 HR	0-0 5-3		0-3 K		0-0 F9			4	1	1	1	0	1	3						
Larry Stahl, L OBP: 0.272, SLG: 0.280		0-0 6-3		0-0 1B 2B				0-0 F8		4	1	1	0	0	1	1						
Fred Kendall, R OBP: 0.244, SLG: 0.267		0-0 2B		0-0 1B 1B				0-0 6-3		4	1	2	0	0	1	1						
Johnny Jeter, R OBP: 0.268, SLG: 0.354		0-0 F6		0-0 L8		0-3 K		0-3 K		4	0	0	0	0	2	3						
Enzo Hernandez, R OBP: 0.233, SLG: 0.228		0-0 L7		0-0 E 1B					0-0 HR	3	0	1	1	0	1	1						
Jerry Morales, R OBP: 0.343, SLG: 0.443				0-0 SH1-4 1B	0-0 F9					1	1	1	1	0	0	0						
Fred Norman, S OBP: 0.240, SLG: 0.280	(1, 1)																					
Ed Spiccoli, R OBP: 0.206, SLG: 0.300	(4, PH)																					
Ed Acosta, S	(5, 1)																					
Gary Ross, R	(5, 1)																					
Rafael Robles, R OBP: 0.174, SLG: 0.174	(6, PH)																					
Mike Caldwell, L	(7, 1)																					
Mark Schaeffer, L	(8, 1)																					
Curt Blefary, L OBP: 0.264, SLG: 0.323	(9, PH)																					
<b>Inning Stats</b>	R: 0 E: 0 K: 1 S: 5	H: 0 LOB: 0 BB: 0 P: 5	R: 1 E: 0 K: 0 S: 5	H: 2 LOB: 1 BB: 0 P: 5	R: 1 E: 0 K: 0 S: 5	H: 2 LOB: 1 BB: 0 P: 5	R: 2 E: 1 K: 1 S: 9	H: 4 LOB: 2 BB: 0 P: 9	R: 0 E: 0 K: 3 S: 10	H: 1 LOB: 1 BB: 0 P: 10	R: 0 E: 0 K: 2 S: 7	H: 0 LOB: 0 BB: 0 P: 7	R: 0 E: 0 K: 0 S: 3	H: 1 LOB: 1 BB: 1 P: 7	R: 0 E: 0 K: 1 S: 5	H: 0 LOB: 0 BB: 0 P: 5	R: 1 E: 0 K: 0 S: 5	H: 2 LOB: 1 BB: 0 P: 5	1B: 7 2B: 3 3B: 0 HR: 2	SF: 0 SAC: 1 DP: 0 HBP: 0	WP: 0 PB: 0 SB: 0 CS: 0	PA: 39
<b>PITCHER</b>	IP WLS BF H R ER SO BB IBB HBP BLK WP HR S P ERA WHIP																					
Nelson Briles, R ERA: 4.79	(1, 1) 3.2 19 8 4 4 1 0 0 0 0 0 1 21 21 9.82 2.182																					
Bob Johnson, R ERA: 4.3	(4, 1) 5.1 W 20 4 1 1 7 1 0 0 0 0 0 1 33 37 1.69 0.938																					



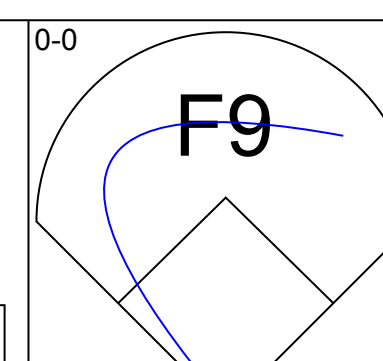
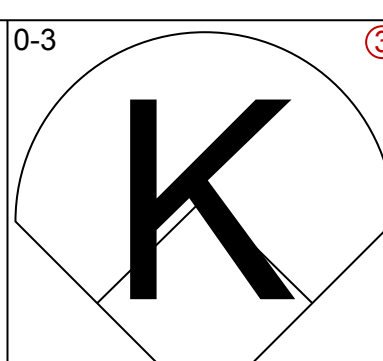
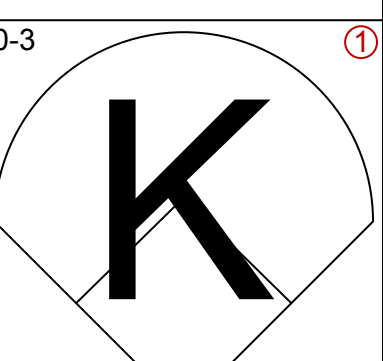
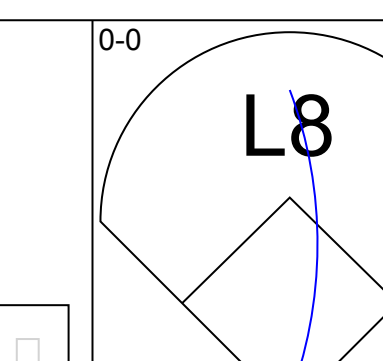
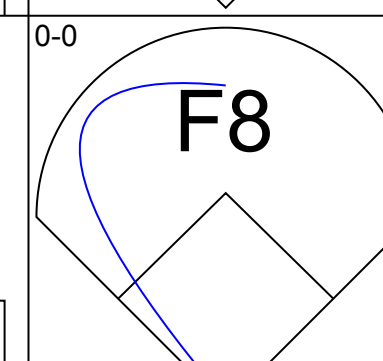
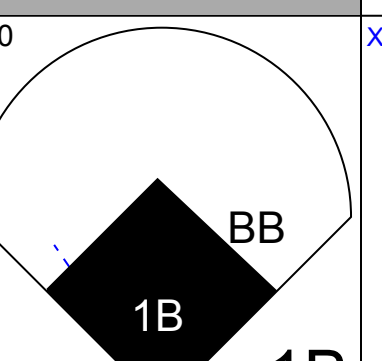
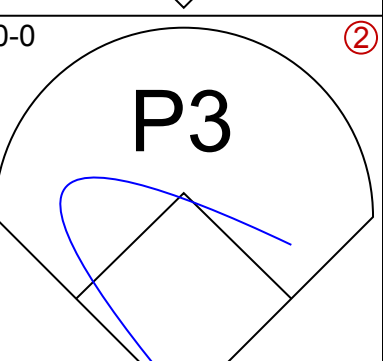
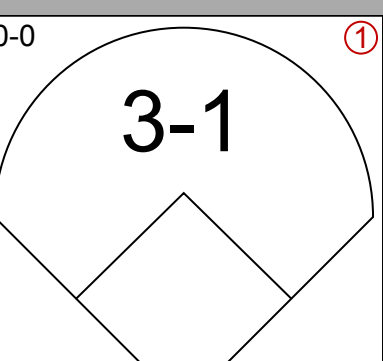
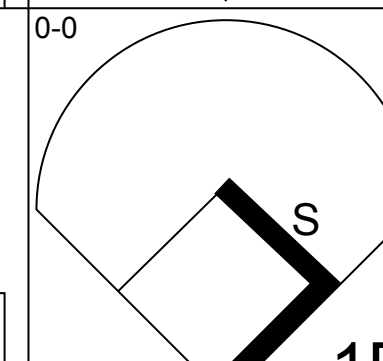
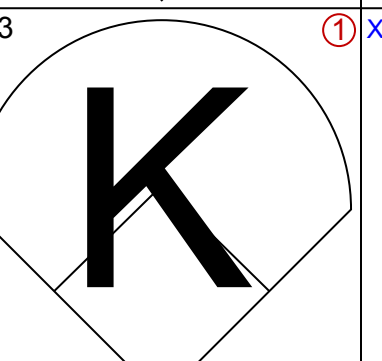
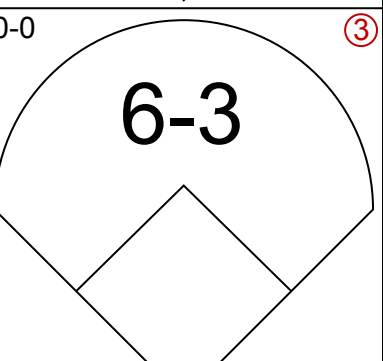
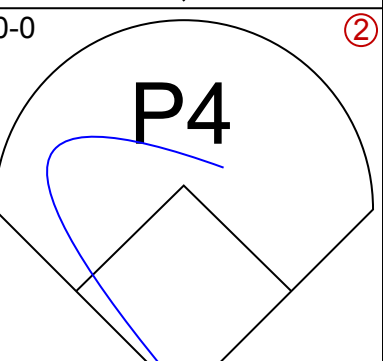
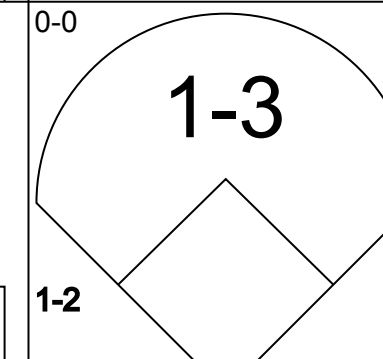
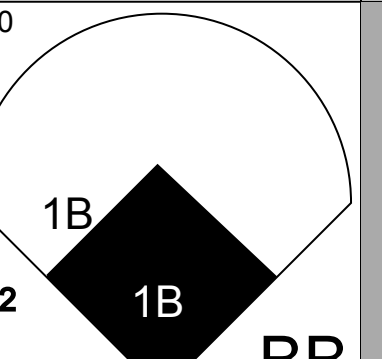
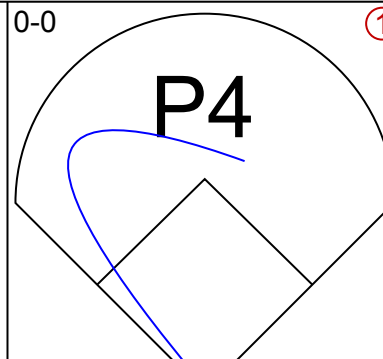
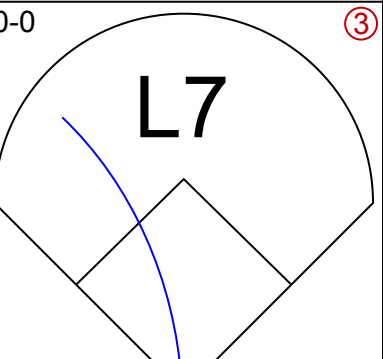
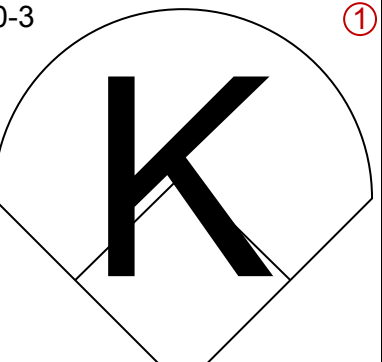
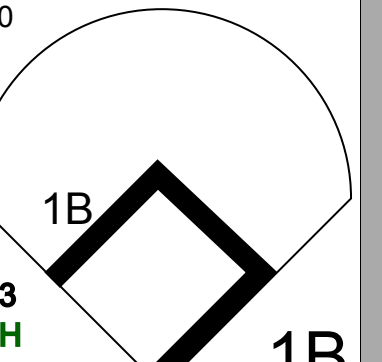

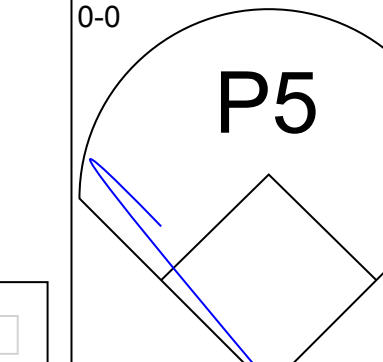
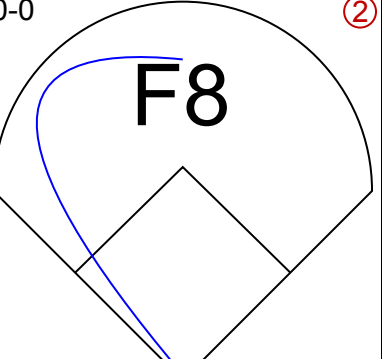
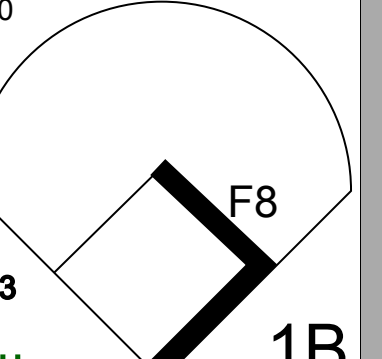

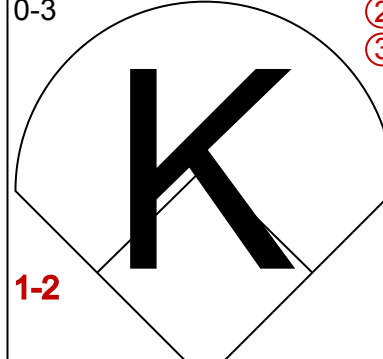
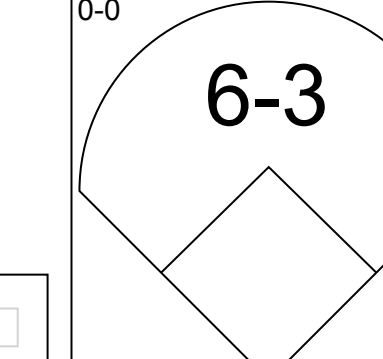
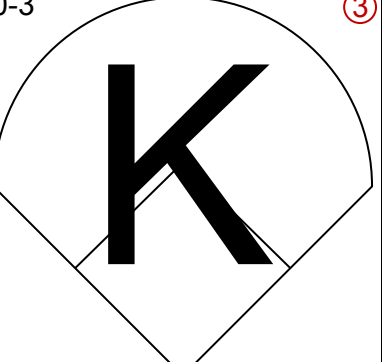
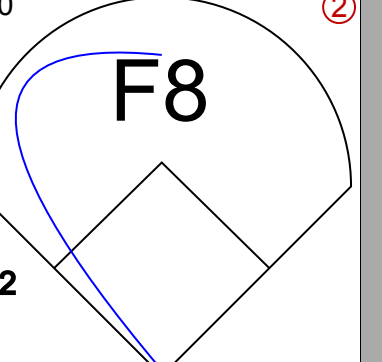

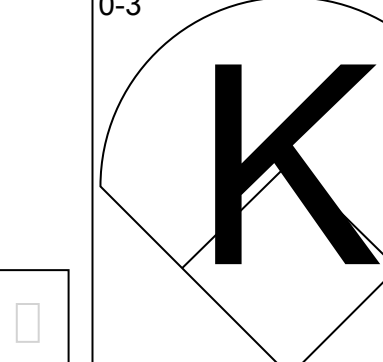
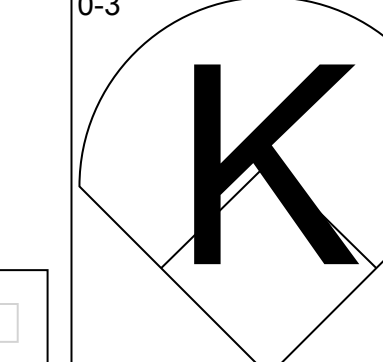
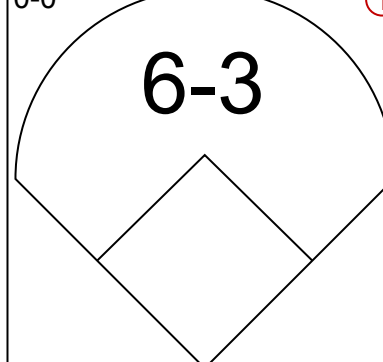
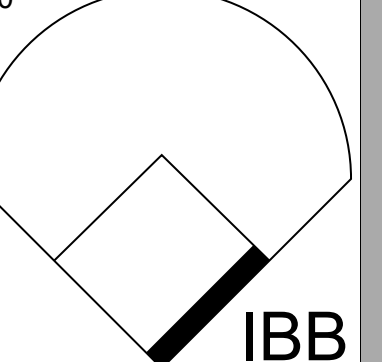
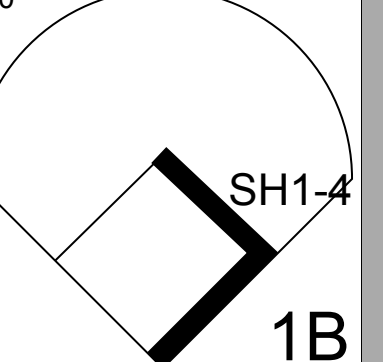
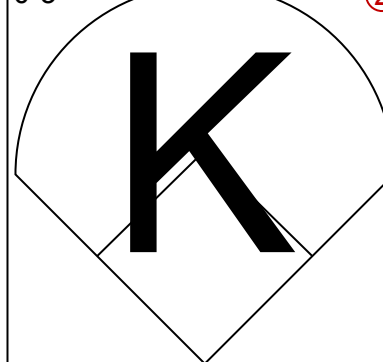

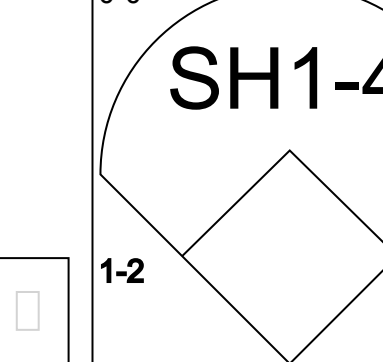




Batter	1	2	3	4	5	6	7	8	9	AB	R	H	RBI	BB	SO	LOB	TOP					
<b>Lou Brock, L</b> OBP: 0.324, SLG: 0.372 (1, 7)										4	1	2	0	0	1	0	<b>St. Louis Cardinals @ San Diego Padres</b> San Diego Stadium, San Diego, CA Fri Jun 09 1972, 10:05 PM EDT Att: 4,779 - Unknown					
<b>Bernie Carbo, L</b> OBP: 0.385, SLG: 0.211 (1, 9)										3	0	0	0	0	1	0						
<b>Matty Alou, L</b> OBP: 0.373, SLG: 0.429 (1, 3)										4	1	2	1	0	0	1						
<b>Joe Torre, R</b> OBP: 0.388, SLG: 0.549 (1, 5)										4	1	1	1	0	1	2						
<b>Ted Simmons, S</b> OBP: 0.308, SLG: 0.422 (1, 2)										4	0	0	0	0	1	1						
<b>Jose Cruz, L</b> OBP: 0.286, SLG: 0.241 (1, 8)										3	0	1	0	0	0	0						
<b>Ed Crosby, L</b> OBP: 0.289, SLG: 0.254 (1, 4)										4	0	1	0	0	0	2						
<b>Dal Maxvill, R</b> OBP: 0.225, SLG: 0.157 (1, 6)										4	0	0	0	0	1	3						
<b>Bob Gibson, R</b> OBP: 0.103, SLG: 0.241 (1, 1)										3	0	1	0	0	1	2						
<b>Inning Stats</b>	R: 0 E: 0 K: 1 S: 5	H: 0 LOB: 1 BB: 0 P: 6	R: 0 E: 0 K: 0 S: 3	H: 0 LOB: 0 BB: 0 P: 3	R: 0 E: 0 K: 0 S: 3	H: 2 LOB: 0 BB: 0 P: 3	R: 0 E: 0 K: 1 S: 6	H: 1 LOB: 1 BB: 0 P: 6	R: 0 E: 0 K: 1 S: 6	H: 1 LOB: 1 BB: 0 P: 6	R: 2 E: 0 K: 1 S: 7	H: 2 LOB: 0 BB: 0 P: 7	R: 0 E: 0 K: 1 S: 5	H: 0 LOB: 1 BB: 0 P: 6	R: 0 E: 0 K: 1 S: 5	H: 0 LOB: 0 BB: 0 P: 5	R: 1 E: 0 K: 0 S: 5	H: 2 LOB: 1 BB: 0 P: 5	1B: 3 2B: 2 3B: 1 HR: 2	SF: 0 SAC: 0 DP: 0 HBP: 2	WP: 1 PB: 0 SB: 2 CS: 0	PA: 36
<b>PITCHER</b> <b>Bill Greif, R</b> ERA: 4.19 (1, 1)	IP: 9.0 WLS: L BF: 35 H: 8 R: 3 ER: 3 SO: 6 BB: 0 IBB: 0 HBP: 2 BLK: 0 WP: 1 HR: 2 S: 45 P: 47 ERA: 3.00 WHIP: 0.889															<b>PITCHER</b>	IP: 9.0 WLS: W BF: 34 H: 5 R: 2 ER: 2 SO: 10 BB: 2 IBB: 1 HBP: 0 BLK: 0 WP: 0 HR: 0 S: 51 P: 63 ERA: 2.00 WHIP: 0.778					

AB	33
R	3
H	8
RBI	2
BB	0
SO	6
LOB	11



Batter	1	2	3	4	5	6	7	8	9	AB	R	H	RBI	BB	SO	LOB	BOTTOM					
<b>Derrel Thomas, S</b> OBP: 0.290, SLG: 0.294 (1, 4)										4	0	0	0	0	2	1	<b>St. Louis Cardinals @ San Diego Padres</b> San Diego Stadium, San Diego, CA Fri Jun 09 1972, 10:05 PM EDT Att: 4,779 - Unknown					
<b>Garry Jesteadt, R</b> OBP: 0.253, SLG: 0.282 (1, 5)										4	1	1	0	0	0	0						
<b>Leron Lee, L</b> OBP: 0.382, SLG: 0.517 (1, 7)										4	0	1	0	0	1	1						
<b>Nate Colbert, R</b> OBP: 0.275, SLG: 0.429 (1, 3)										3	1	0	0	1	0	1						
<b>Larry Stahl, L</b> OBP: 0.299, SLG: 0.313 (1, 9)										3	0	1	1	1	1	0						
<b>Fred Kendall, R</b> OBP: 0.247, SLG: 0.259 (1, 2)										4	0	1	1	0	1	1						
<b>Johnny Jeter, R</b> OBP: 0.273, SLG: 0.368 (1, 8)										4	0	0	0	0	3	2						
<b>Enzo Hernandez, R</b> OBP: 0.242, SLG: 0.232 (1, 6)										2	0	1	0	1	0	0						
<b>Bill Greif, R</b> (1, 1)										2	0	0	0	0	2	3						
<b>Inning Stats</b>	R: 0 E: 0 K: 0 S: 4	H: 1 LOB: 1 BB: 0 P: 4	R: 0 E: 0 K: 2 S: 7	H: 0 LOB: 0 BB: 0 P: 7	R: 0 E: 0 K: 2 S: 7	H: 0 LOB: 0 BB: 0 P: 7	R: 2 E: 0 K: 2 S: 10	H: 3 LOB: 3 BB: 2 P: 18	R: 0 E: 0 K: 1 S: 5	H: 0 LOB: 0 BB: 0 P: 5	R: 0 E: 0 K: 1 S: 4	H: 0 LOB: 0 BB: 1 P: 8	R: 0 E: 0 K: 0 S: 3	H: 0 LOB: 0 BB: 0 P: 3	R: 0 E: 0 K: 1 S: 5	H: 0 LOB: 0 BB: 0 P: 5	R: 0 E: 0 K: 1 S: 5	H: 0 LOB: 0 BB: 0 P: 5	1B: 5 2B: 0 3B: 0 HR: 0	SF: 0 SAC: 1 DP: 0 HBP: 0	WP: 0 PB: 0 SB: 1 CS: 1	PA: 34
<b>PITCHER</b> <b>Bob Gibson, R</b> ERA: 3.08 (1, 1)	IP: 9.0 WLS: W BF: 34 H: 5 R: 2 ER: 2 SO: 10 BB: 2 IBB: 1 HBP: 0 BLK: 0 WP: 0 HR: 0 S: 51 P: 63 ERA: 2.00 WHIP: 0.778															<b>PITCHER</b>	IP: 9.0 WLS: W BF: 34 H: 5 R: 2 ER: 2 SO: 10 BB: 2 IBB: 1 HBP: 0 BLK: 0 WP: 0 HR: 0 S: 51 P: 63 ERA: 2.00 WHIP: 0.778					



Batter	1	2	3	4	5	6	7	8	9	AB	R	H	RBI	BB	SO	LOB	TOP										
<b>Lou Brock, L</b> OBP: 0.326, SLG: 0.373 (1, 7)	0-0 1-3		0-0 1-2 HR 1B	0-0 1-3			0-0 1B 1B		0-0 G3	5	1	2	0	0	0	0											
<b>Matty Alou, L</b> OBP: 0.363, SLG: 0.416 (1, 9)	0-0 F8		0-0 G3		0-0 6-3		0-0 F9		0-0 4-3	5	0	0	0	0	0	0	3										
<b>Jose Cruz, L</b> OBP: 0.266, SLG: 0.241 (9, 8)			1-2 2-3							0	0	0	0	0	0	0											
<b>Donn Clendenon, R</b> OBP: 0.291, SLG: 0.351 (1, 3)	4-0 CS		0-3 K		0-3 K		0-0 G6-4-3 1B		0-0 5-3	4	0	1	0	1	2	2											
<b>Mike Flores, L</b> OBP: 0.250, SLG: 0.100 (9, 3)			1-2 2-3							0	0	0	0	0	0	0											
<b>Joe Torre, R</b> OBP: 0.385, SLG: 0.540 (1, 5)	0-0 CS	0-0 5-3	4-0 HR IBB		0-0 F8		0-0 G6-4-3			3	1	0	0	1	0	2											
<b>Ted Simmons, S</b> OBP: 0.312, SLG: 0.440 (1, 2)		0-0 P6	0-0 HR				0-0 5-3		0-0 1B 1B	4	1	2	4	0	0	0											
<b>Luis Melendez, R</b> OBP: 0.288, SLG: 0.324 (1, 8)		0-0 1B 1B	1-H 2-H 3-H 4-0				0-0 F9		0-0 1B 1B	3	0	2	0	1	0	0											
<b>Dwain Anderson, R</b> OBP: 0.200, SLG: 0.211 (1, 6)		0-0 1B	0-0 BB		0-0 6-3		0-0 E5 2B WP		0-3 K 1B	4	1	1	0	0	1	3											
<b>Dal Maxvill, R</b> OBP: 0.226, SLG: 0.176 (1, 4)		0-0 4-3			0-3 K		0-0 2B		0-3 K	4	0	1	1	0	2	4											
<b>Al Santorini, R</b> OBP: 0.250, SLG: 0.182 (1, 1)			0-0 HR 1B		0-3 K		0-0 5-3		0-0 F9	4	1	1	0	0	1	3											
<b>Diego Segui, R</b> OBP: 0.125, SLG: 0.125 (8, 1)					0-3 K				0-0 F9	0	0	0	0	0	0	0											
<b>Inning Stats</b>	R: 0 E: 0 K: 0 S: 2	H: 0 LOB: 0 BB: 1 P: 6	R: 0 E: 0 K: 0 S: 5	H: 2 LOB: 2 BB: 0 P: 5	R: 4 E: 1 K: 1 S: 8	H: 3 LOB: 1 BB: 2 P: 16	R: 0 E: 0 K: 0 S: 7	H: 0 LOB: 0 BB: 0 P: 7	R: 0 E: 0 K: 1 S: 5	H: 0 LOB: 0 BB: 0 P: 5	R: 0 E: 0 K: 0 S: 4	H: 2 LOB: 1 BB: 0 P: 4	R: 0 E: 0 K: 2 S: 9	H: 2 LOB: 2 BB: 0 P: 9	R: 0 E: 0 K: 0 S: 3	H: 0 LOB: 0 BB: 0 P: 3	1B: 8 2B: 1 3B: 0 HR: 1	SF: 0 SAC: 0 DP: 1 HBP: 0	WP: 1 PB: 0 SB: 0 CS: 1	PA: 40							
<b>PITCHER</b>	IP	WLS	BF	H	R	ER	SO	BB	IBB	HBP	BLK	WP	HR	S	P	ERA	WHIP										
<b>Mike Caldwell, L</b> ERA: 2.67 (1, 1)	6.1	L	30	8	5	0	4	2	1	0	0	1	1	35	47	0.00	1.579										
<b>Gary Ross, R</b> ERA: 2.19 (7, 1)	0.2		1	0	0	0	0	0	0	0	0	0	0	1	1	0.00	0.000										
<b>Ed Acosta, R</b> ERA: 4.09 (8, 1)	2.0		8	2	0	0	2	0	0	0	0	0	0	12	12	0.00	1.000										

St. Louis Cardinals @ San Diego Padres  
San Diego Stadium, San Diego, CA  
Sat Jun 10 1972, 10:05 PM EDT  
Att: 6,261 - Unknown

AB 36  
R 5  
H 10  
RBI 5  
BB 3  
SO 6  
LOB 17



Batter	1	2	3	4	5	6	7	8	9	AB	R	H	RBI	BB	SO	LOB	BOTTOM										
<b>Derrel Thomas, S</b> OBP: 0.289, SLG: 0.293 (1, 4)	0-0 4-3		0-0 WP 1B		0-0 5-3			0-0 F8		4	0	1	0	0	0	0											
<b>Johnny Jeter, R</b> OBP: 0.279, SLG: 0.372 (1, 8)	0-0 F8		0-0 F9		0-0 1B		0-0 1B		0-0 1B 1B	4	0	2	0	0	0	1											
<b>Leron Lee, L</b> OBP: 0.365, SLG: 0.516 (1, 7)	0-0 1B 3B		0-0 P6		0-0 F8			0-0 1B		4	1	2	0	0	0	2											
<b>Nate Colbert, R</b> OBP: 0.274, SLG: 0.426 (1, 3)	0-0 3B 1B		0-0 5-3		0-0 F9		0-0 P4		0-0 P4	4	1	1	0	0	0	3											
<b>Larry Stahl, L</b> OBP: 0.297, SLG: 0.330 (1, 9)	0-0 1-H 3-H 3B		0-0 K		0-0 6-3		0-3 K		0-3 K	4	0	1	2	0	2	2											
<b>Fred Kendall, R</b> OBP: 0.239, SLG: 0.250 (1, 2)	0-3 K		0-0 4-3		0-0 P4			0-0 F8		3	0	0	0	0	1	1											
<b>Garry Jestadt, R</b> OBP: 0.250, SLG: 0.279 (9, PH)										1	0	0	0	0	0	0											
<b>Dave Roberts, R</b> OBP: 0.286, SLG: 0.429 (1, 5)		0-3 K		0-0 FC6-4 1B		0-0 F8		0-0 WP 2B		4	0	2	0	0	1	0											
<b>Enzo Hernandez, R</b> OBP: 0.239, SLG: 0.229 (1, 6)		0-0 F8		0-0 FC6-4		0-3 K		4-0 G4-6-3 BB		2	0	0	0	0	0	1											
<b>Rafael Robles, R</b> OBP: 0.167, SLG: 0.167 (7, PH)										1	0	0	0	0	1	0											
<b>Curt Blefary, L</b> OBP: 0.297, SLG: 0.303 (9, PH)			1-2					2-3		0	0	0	0	1	0	0											
<b>Mike Caldwell, R</b> OBP: 0.317, SLG: 0.342 (1, 1)		0-0 4-3			0-0 5-3		0-0 5-3		0-0 G4-6-3	2	0	0	0	0	0	0											
<b>Gary Ross, R</b> OBP: 0.321, SLG: 0.406 (7, PH)										1	0	0	0	0	0	0											
<b>Ed Acosta, S</b> OBP: 0.317, SLG: 0.342 (8, PH)								1-2		1	0	0	0	0	0	2											
<b>Inning Stats</b>	R: 2 E: 0 K: 1 S: 8	H: 3 LOB: 1 BB: 0 P: 8	R: 0 E: 0 K: 1 S: 5	H: 0 LOB: 0 BB: 0 P: 5	R: 0 E: 0 K: 0 S: 4	H: 1 LOB: 1 BB: 0 P: 4	R: 0 E: 0 K: 0 S: 4	H: 1 LOB: 1 BB: 0 P: 4	R: 0 E: 0 K: 1 S: 5	H: 0 LOB: 0 BB: 0 P: 5	R: 0 E: 0 K: 1 S: 5	H: 0 LOB: 0 BB: 0 P: 5	R: 0 E: 0 K: 1 S: 7	H: 2 LOB: 2 BB: 0 P: 7	R: 0 E: 0 K: 0 S: 3	H: 1 LOB: 1 BB: 1 P: 7	1B: 7 2B: 1 3B: 1 HR: 0	SF: 0 SAC: 0 DP: 1 HBP: 0	WP: 2 PB: 0 SB: 0 CS: 0	PA: 36							
<b>PITCHER</b>	IP	WLS	BF	H	R	ER	SO	BB	IBB	HBP	BLK	WP	HR	S	P	ERA	WHIP										
<b>Al Santorini, R</b> ERA: 4.78 (1, 1)	7.1	W	30	8	2	2	4	0	0	0	0	1	0	38	38	2.46	1.091										
<b>Diego Segui, R</b> ERA: 2.96 (8, 1)	1.2	S	6	1	0	0	1	1	0	0	0	1	0	7	11	0.00	1.200										

St. Louis Cardinals @ San Diego Padres  
San Diego Stadium, San Diego, CA  
Sat Jun 10 1972, 10:05 PM EDT  
Att: 6,261 - Unknown

AB 35  
R 2  
H 9  
RBI 2  
BB 1  
SO 5  
LOB 12



Batter	1	2	3	4	5	6	7	8	9	10	AB	R	H	RBI	BB	SO	LOB	TOP	
Lou Brock, L OBP: 0.319, SLG: 0.364 (1, 7)	4-3		F7		1-3		K		6-3		5	0	0	0	0	1	3		
Matty Alou, L OBP: 0.366, SLG: 0.415 (1, 9)						4-3						3	1	1	0	1	0	1	
Jose Cruz, L OBP: 0.271, SLG: 0.241 (7, 8)	G6-4-3 1B					1B						0	0	0	0	1	0	0	
Donn Clendenon, R OBP: 0.294, SLG: 0.339 (1, 3)												2	1	0	0	2	0	2	
Mike Fiore, L OBP: 0.250, SLG: 0.100 (8, 3)	G6-4-3		L7			1B						0	0	0	0	0	0	0	
Joe Torre, R OBP: 0.386, SLG: 0.534 (1, 5)		F7		F3		2B		F8				4	0	1	0	1	0	2	
Jerry McNertney, R OBP: 0.440, SLG: 0.524 (1, 2)						1B						3	1	2	2	2	1	1	
Luis Melendez, R OBP: 0.259, SLG: 0.312 (1, 8)												4	0	0	0	0	0	4	
Ted Simmons, S OBP: 0.310, SLG: 0.438 (10, PH)												1	0	0	0	0	1	3	
Bernie Carbo, L OBP: 0.385, SLG: 0.211 (10, 9)												0	0	0	0	0	0	0	
Dwain Anderson, R OBP: 0.208, SLG: 0.217 (1, 6)												4	0	1	0	0	1	3	
Ed Crosby, L OBP: 0.287, SLG: 0.252 (10, PH)												1	0	0	0	0	0	3	
Dal Maxvill, R OBP: 0.230, SLG: 0.171 (1, 4)												2	0	0	0	1	0	0	
Rick Wise, R OBP: 0.216, SLG: 0.222 (1, 1)												4	0	1	0	0	2	2	
Joe Grzenda, R (10, 1)												0	0	0	0	0	0	0	
<b>Inning Stats</b>	R: 0 E: 0 K: 0 S: 3	H: 1 LOB: 0 BB: 0 P: 3	R: 0 E: 0 K: 0 S: 2	H: 0 LOB: 0 BB: 1 P: 6	R: 0 E: 0 K: 1 S: 6	H: 1 LOB: 1 BB: 0 P: 6	R: 2 E: 1 K: 1 S: 5	H: 1 LOB: 1 BB: 1 P: 9	R: 0 E: 0 K: 1 S: 5	H: 0 LOB: 0 BB: 1 P: 9	R: 0 E: 0 K: 1 S: 5	H: 0 LOB: 1 BB: 1 P: 9	R: 0 E: 0 K: 1 S: 6	H: 1 LOB: 1 BB: 0 P: 17	R: 0 E: 0 K: 1 S: 3	H: 0 LOB: 3 BB: 3 P: 17	1B: 5 2B: 1 3B: 0 HR: 0	SF: 0 SAC: 2 DP: 2 HBP: 0	WP: 0 PA: 43 PB: 0 SB: 1 CS: 0
<b>PITCHER</b>	IP 5.1	WLS 23	BF 5	H 3	R 2	ER 2	SO 2	BB 3	IBB 0	HBP 0	BLK 0	WP 0	HR 0	S 24	P 36	ERA 3.38	WHIP 1.500		
Fred Norman, L ERA: 2.79																			
Gary Ross, R ERA: 2.12																			
Mike Corkins, R ERA: 2.25																			
Ed Acosta, R ERA: 4.01																			
Mark Schaeffer, L ERA: 3.12																			

St. Louis Cardinals @ San Diego Padres  
San Diego Stadium, San Diego, CA  
Sun Jun 11 1972, 6:33 AM EDT  
Att: 8,494 - Unknown

AB 33  
R 3  
H 6  
RBI 2  
BB 8  
SO 6  
LOB 24




Batter	1	2	3	4	5	6	7	8	9	10	AB	R	H	RBI	BB	SO	LOB	BOTTOM			
Enzo Hernandez, R OBP: 0.249, SLG: 0.224 (1, 4)	F7		4-3									3	0	0	0	0	1				
Cito Gaston, R OBP: 0.297, SLG: 0.359 (8, PH)												1	0	1	0	0	0	0			
Clay Kirby, R OBP: 0.240, SLG: 0.125 (8, PH)												0	0	0	0	0	0	0			
Ed Acosta, S (9, 1)												0	0	0	0	0	0	0			
Mark Schaeffer, L (9, 1)												0	0	0	0	0	0	0			
Steve Arlin, R OBP: 0.148, SLG: 0.200 (10, 1)												0	0	0	0	0	0	0			
Derrel Thomas, S OBP: 0.297, SLG: 0.302 (1, 4)												5	0	3	2	0	0	1			
Leron Lee, L OBP: 0.357, SLG: 0.503 (1, 7)												4	0	0	0	0	2	3			
Nate Colbert, R OBP: 0.274, SLG: 0.438 (1, 3)												4	1	1	1	0	1	1			
Larry Stahl, L OBP: 0.304, SLG: 0.365 (1, 9)												4	1	2	1	0	0	0			
Dave Roberts, R OBP: 0.182, SLG: 0.273 (1, 5)												4	0	0	0	0	0	1			
Johnny Jeter, R OBP: 0.272, SLG: 0.363 (1, 8)												4	0	0	0	0	1	0			
Fred Kendall, R OBP: 0.250, SLG: 0.261 (1, 2)												4	1	2	0	0	1	0			
Fred Norman, S OBP: 0.249, SLG: 0.280 (1, 1)												0	0	0	0	0	0	0			
Gary Ross, R OBP: 0.297, SLG: 0.359 (8, PH)												0	0	0	0	0	0	0			
Ed Spiezio, R OBP: 0.240, SLG: 0.261 (7, 1)												1	0	0	0	0	1	0			
Mike Corkins, R OBP: 0.240, SLG: 0.125 (8, PH)												0	0	0	0	0	0	0			
Curt Blefary, L OBP: 0.249, SLG: 0.284 (8, PH)												1	0	0	0	0	0	1			
Gary Jasta, R OBP: 0.240, SLG: 0.261 (8, PH)												1	0	1	0	0	0	1			
Jerry Morales, R OBP: 0.251, SLG: 0.406 (10, PH)												0	1	0	0	0	0	0			
<b>Inning Stats</b>	R: 0 E: 0 K: 1 S: 6	H: 1 LOB: 1 BB: 0 P: 6	R: 0 E: 0 K: 1 S: 5	H: 0 LOB: 0 BB: 0 P: 5	R: 0 E: 0 K: 0 S: 4	H: 1 LOB: 1 BB: 4 P: 4	R: 0 E: 0 K: 1 S: 5	H: 0 LOB: 0 BB: 0 P: 5	R: 0 E: 0 K: 0 S: 3	H: 0 LOB: 0 BB: 0 P: 3	R: 0 E: 0 K: 1 S: 5	H: 0 LOB: 1 BB: 0 P: 6	R: 1 E: 0 K: 0 S: 6	H: 3 LOB: 2 BB: 0 P: 6	R: 2 E: 0 K: 1 S: 7	H: 2 LOB: 0 BB: 0 P: 7	R: 1 E: 1 K: 0 S: 3	H: 2 LOB: 2 BB: 0 P: 3	1B: 8 2B: 0 3B: 0 HR: 2	SF: 0 SAC: 2 DP: 0 HBP: 0	WP: 0 PA: 38 PB: 0 SB: 1 CS: 0
<b>PITCHER</b>	IP 9.0	WLS L	BF 37	H 9	R 4	ER 4	SO 6	BB 0	IBB 0	HBP 0	BLK 0	WP 0	HR 2	S 49	P 49	ERA 4.00	WHIP 1.000				
Rick Wise, R ERA: 3.74																					
Joe Grzenda, L ERA: 7.36																					

St. Louis Cardinals @ San Diego Padres  
San Diego Stadium, San Diego, CA  
Sun Jun 11 1972, 6:33 AM EDT  
Att: 8,494 - Unknown

AB 36  
R 4  
H 10  
RBI 4  
BB 0  
SO 6  
LOB 8



Batter	1	2	3	4	5	6	7	8	9	AB	R	H	RBI	BB	SO	LOB	TOP										
<b>Derrel Thomas, S</b> OBP: 0.305, SLG: 0.311 (1, 4)	6-3		SH3 2B 1B		6-3 2B		FC6-4 BB		4-3	4	1	2	0	1	0	0	<b>San Diego Padres @ Chicago Cubs</b> Wrigley Field, Chicago, IL Tue Jun 13 1972, 3:33 AM CDT Att. 14,605 - Cloudy										
<b>Jerry Morales, R</b> OBP: 0.329, SLG: 0.411 (1, 8)	HR 1B		SH3 1-2		K		FC6-4 1B FC5-4		1B	4	2	2	0	0	1	2											
<b>Leron Lee, L</b> OBP: 0.364, SLG: 0.530 (1, 7)	HR 1-H		2B 2-H		6-3 2-3		FC5-4 1B		K	5	1	3	3	0	1	2											
<b>Nate Colbert, R</b> OBP: 0.272, SLG: 0.429 (1, 3)	5-3		K		S HBP		FC5-4 1B		F8	4	0	0	1	0	1	3											
<b>Larry Stahl, L</b> OBP: 0.303, SLG: 0.361 (1, 9)	K		G3		G3		1-2 1B			4	0	1	0	0	1	3											
<b>Dave Roberts, R</b> OBP: 0.200, SLG: 0.267 (1, 5)		5-3		5-3		1B 1B		K		4	0	1	0	0	1	2											
<b>Pat Corrales, R</b> OBP: 0.429, SLG: 0.200 (1, 2)		K		1-3		G6-3 1B		K		4	0	1	0	0	2	0											
<b>Enzo Hernandez, R</b> OBP: 0.241, SLG: 0.238 (1, 6)		1B		2B		G6-3 1-2		F8		4	0	2	0	0	0	2											
<b>Clay Kirby, R</b> OBP: 0.138, SLG: 0.107 (1, 1)	1-3			5-3		4-3		K		4	0	0	0	0	1	3											
<b>Mike Corkins, R</b> (8, 1)										0	0	0	0	0	0	0											
<b>Inning Stats</b>	R: 2 E: 0 K: 1 S: 7	H: 2 LOB: 0 BB: 0 P: 7	R: 0 E: 0 K: 1 S: 6	H: 1 LOB: 1 BB: 0 P: 6	R: 1 E: 0 K: 1 S: 7	H: 2 LOB: 1 BB: 0 P: 7	R: 0 E: 0 K: 0 S: 4	H: 1 LOB: 1 BB: 0 P: 4	R: 0 E: 0 K: 0 S: 6	H: 2 LOB: 2 BB: 0 P: 7	R: 1 E: 0 K: 1 S: 7	H: 2 LOB: 2 BB: 1 P: 11	R: 0 E: 0 K: 2 S: 7	H: 0 LOB: 0 BB: 0 P: 7	R: 0 E: 0 K: 1 S: 6	H: 1 LOB: 1 BB: 0 P: 6		1B: 8 2B: 3 3B: 0 HR: 1	SF: 0 SAC: 1 DP: 1 HBP: 1	WP: 0 PB: 0 SB: 1 CS: 0	PA: 40						
<b>PITCHER</b>	IP	WLS	BF	H	R	ER	SO	BB	IBB	HBP	BLK	WP	HR	S	P	ERA	WHIP										
<b>Mitt Pappas, R</b> ERA: 2.79 (1, 1)	6.0	L	27	9	3	3	4	0	0	1	0	0	1	34	35	4.50	1.500										
<b>Juan Pizarro, L</b> ERA: 2.79 (7, 1)	0.2		5	2	1	1	0	1	0	0	0	0	0	4	8	13.50	4.500										
<b>Jack Aker, R</b> ERA: 1.5 (7, 1)	0.1		1	0	0	0	1	0	0	0	0	0	0	3	3	0.00	0.000										
<b>Dan McGinn, L</b> ERA: 2.78 (8, 1)	2.0		7	1	0	0	3	0	0	0	0	0	0	13	13	0.00	0.500										

Batter	1	2	3	4	5	6	7	8	9	AB	R	H	RBI	BB	SO	LOB	BOTTOM										
<b>Don Kessinger, S</b> OBP: 0.355, SLG: 0.294 (1, 6)	6-3 BB		FC6-4 1B		6-3		G6-3 1-2		G6-4-3 BB	3	0	1	0	2	0	1	<b>San Diego Padres @ Chicago Cubs</b> Wrigley Field, Chicago, IL Tue Jun 13 1972, 3:33 AM CDT Att. 14,605 - Cloudy										
<b>Glenn Beckert, R</b> OBP: 0.286, SLG: 0.313 (1, 4)	6-3 1-2		FC6-4 2B		2B		1B		G6-4-3 1-2 2-3	5	1	2	0	0	0	4											
<b>Billy Williams, L</b> OBP: 0.335, SLG: 0.462 (1, 7)	L9		1-H 2B		BB		K		HR	4	1	2	3	1	1	2											
<b>Carmen Fanzone, R</b> OBP: 0.352, SLG: 0.417 (1, 3)	K		K		F3		F4		F9	5	0	0	0	0	2	5											
<b>Rick Monday, L</b> OBP: 0.422, SLG: 0.483 (1, 8)		BB BB	K		5-3		2B 1B			3	0	1	0	1	1	1											
<b>Jose Cardenal, R</b> OBP: 0.339, SLG: 0.474 (1, 9)		BB BB			F2		F9		2B	3	0	1	0	1	0	0											
<b>Ron Santo, R</b> OBP: 0.347, SLG: 0.505 (1, 5)		F8		6-3		FC6-4 1B		K		4	0	1	0	0	1	4											
<b>Randy Hundley, R</b> OBP: 0.260, SLG: 0.271 (1, 2)		F8		F7		FC6-4 1-2		5-3		4	0	0	0	0	0	5											
<b>Mitt Pappas, R</b> OBP: 0.316, SLG: 0.286 (1, 1)										2	0	0	0	0	2	2											
<b>Juan Pizarro, L</b> OBP: 0.129, SLG: 0.125 (7, 1)										0	0	0	0	0	0	0											
<b>Jack Aker, R</b> OBP: 0.125, SLG: 0.125 (7, 1)										0	0	0	0	0	0	0											
<b>Gene Huffer, L</b> OBP: 0.150, SLG: 0.333 (7, PH)										0	1	0	1	0	0	0											
<b>Dan McGinn, L</b> OBP: 0.190, SLG: 1.333 (8, 1)										0	0	0	0	0	0	0											
<b>Art Shamsky, L</b> OBP: 0.227, SLG: 0.133 (8, PH)										1	0	1	0	0	0	0											
<b>Bill North, S</b> OBP: 0.160, SLG: 0.160 (8, PH)										0	1	0	0	0	0	0											
<b>Inning Stats</b>	R: 0 E: 0 K: 1 S: 5	H: 0 LOB: 1 BB: 1 P: 9	R: 0 E: 0 K: 1 S: 5	H: 0 LOB: 2 BB: 2 P: 13	R: 1 E: 0 K: 2 S: 9	H: 2 LOB: 1 BB: 0 P: 9	R: 0 E: 0 K: 0 S: 3	H: 0 LOB: 0 BB: 0 P: 3	R: 0 E: 0 K: 1 S: 6	H: 1 LOB: 2 BB: 1 P: 10	R: 0 E: 0 K: 0 S: 4	H: 1 LOB: 1 BB: 0 P: 4	R: 0 E: 0 K: 1 S: 6	H: 2 LOB: 2 BB: 0 P: 6	R: 0 E: 0 K: 1 S: 7	H: 2 LOB: 2 BB: 0 P: 7	R: 2 E: 0 K: 0 S: 4	H: 2 LOB: 1 BB: 1 P: 8	1B: 6 2B: 3 3B: 0 HR: 1	SF: 0 SAC: 0 DP: 2 HBP: 0	WP: 1 PB: 0 SB: 0 CS: 0	PA: 40					
<b>PITCHER</b>	IP	WLS	BF	H	R	ER	SO	BB	IBB	HBP	BLK	WP	HR	S	P	ERA	WHIP										
<b>Clay Kirby, R</b> ERA: 2.77 (1, 1)	7.1	W	32	7	1	1	6	4	0	0	0	0	0	40	56	1.23	1.500										
<b>Mike Corkins, R</b> ERA: 2.61 (8, 1)	1.2	S	8	3	2	2	1	1	0	0	0	1	1	9	13	10.80	2.400										



Batter	1	2	3	4	5	6	7	8	9	AB	R	H	RBI	BB	SO	LOB	TOP				
<b>Derrel Thomas, S</b> OBP: 0.307, SLG: 0.314 (1, 4)	F4		G4-6-3					FC6-4		5	1	2	1	0	0	2	<b>San Diego Padres @ Chicago Cubs</b> Wrigley Field, Chicago, IL Wed Jun 14, 1972, 3:33 AM CDT Att: 12,171 - Sunny - 85 F				
<b>Jerry Morales, R</b> OBP: 0.322, SLG: 0.397 (1, 8)	K		6-3					FC5-4		5	0	1	0	0	2	2					
<b>Leron Lee, L</b> OBP: 0.370, SLG: 0.542 (1, 7)								F7		4	1	2	0	1	0	1					
<b>Curt Blefary, L</b> OBP: 0.293, SLG: 0.297 (7, PH)	K									3	1	1	0	0	1	2					
<b>Fred Kendall, R</b> OBP: 0.255, SLG: 0.258 (7, 3)										1	0	0	1	1	0	2					
<b>Larry Stahl, L</b> OBP: 0.306, SLG: 0.389 (1, 9)										5	2	2	1	0	1	4					
<b>Dave Roberts, R</b> OBP: 0.250, SLG: 0.300 (1, 5)										5	0	2	1	0	1	4					
<b>Pat Corrales, R</b> OBP: 0.250 (9, PH)										3	2	1	0	1	0	1					
<b>Nate Colbert, R</b> OBP: 0.271, SLG: 0.426 (6, PH)										1	0	0	0	0	1	2					
<b>Enzo Hernandez, R</b> OBP: 0.238, SLG: 0.235 (6, PH)										2	0	0	0	0	0	0					
<b>Cito Gaston, R</b> OBP: 0.349, SLG: 0.450 (6, 6)										1	1	1	4	0	0	0					
<b>Fred Stanley, R</b> OBP: 0.313, SLG: 0.286 (8, 1)										2	1	1	0	0	0	2					
<b>Steve Arlin, R</b> OBP: 0.148, SLG: 0.200 (2, 1)										0	0	0	0	0	0	0					
<b>Gary Ross, R</b> OBP: 0.250, SLG: 0.250 (5, PH)										1	0	1	0	0	0	0					
<b>Ed Spicardi, R</b> OBP: 0.185, SLG: 0.250 (5, 1)										1	0	0	0	0	1	0					
<b>Ed Acosta, R</b> OBP: 0.185, SLG: 0.250 (5, 1)										0	0	0	0	0	0	0					
<b>Mike Caldwell, R</b> OBP: 0.250, SLG: 0.250 (5, 1)										0	0	0	0	0	0	0					
<b>Mike Corkins, R</b> OBP: 0.250, SLG: 0.250 (5, 1)										0	0	0	0	0	0	0					
<b>Gary Jastasi, R</b> OBP: 0.250, SLG: 0.250 (5, PH)										1	0	1	1	0	0	0					
<b>Mark Schaeffer, L</b> OBP: 0.250, SLG: 0.250 (8, 1)										0	0	0	0	0	0	0					
<b>Inning Stats</b>	R: 0 E: 0 K: 2 S: 8	H: 1 LOB: 1 BB: 0 P: 8	R: 1 E: 0 K: 0 S: 4	H: 1 LOB: 0 BB: 0 P: 4	R: 0 E: 0 K: 0 S: 3	H: 1 LOB: 0 BB: 0 P: 3	R: 1 E: 0 K: 0 S: 5	H: 2 LOB: 1 BB: 0 P: 5	R: 0 E: 0 K: 2 S: 8	H: 1 LOB: 1 BB: 0 P: 8	R: 4 E: 0 K: 2 S: 10	H: 3 LOB: 0 BB: 1 P: 14	R: 1 E: 0 K: 0 S: 5	H: 2 LOB: 2 BB: 1 P: 9	R: 2 E: 0 K: 0 S: 6	H: 3 LOB: 1 BB: 0 P: 6	R: 0 E: 0 K: 2 S: 8	H: 1 LOB: 2 BB: 1 P: 12	1B: 11 2B: 2 3B: 0 HR: 2	SF: 0 SAC: 0 DP: 1 HBP: 0	WP: 0 PA: 44 PB: 0 SB: 0 CS: 0
<b>PITCHER</b>	IP WLS BF H R ER SO BB IBB HBP BLK WP HR S P ERA WHIP																				
<b>Fergie Jenkins, R</b> ERA: 2.86 (1, 1)	6.0 W 29 11 7 7 6 1 0 0 0 0 2 40 44 10.50 2.000																				
<b>Dan McGinn, L</b> ERA: 3.42 (7, 1)	1.0 7 3 2 2 0 1 0 0 0 0 0 6 10 18.00 4.000																				
<b>Tom Phoebus, R</b> ERA: 3.0 (8, 1)	2.0 S 8 1 0 0 2 1 0 0 0 0 0 11 15 0.00 1.000																				

Batter	1	2	3	4	5	6	7	8	9	AB	R	H	RBI	BB	SO	LOB	BOTTOM			
<b>Don Kessinger, S</b> OBP: 0.361, SLG: 0.305 (1, 6)	HR		1-3							4	3	2	1	1	0	2	<b>San Diego Padres @ Chicago Cubs</b> Wrigley Field, Chicago, IL Wed Jun 14, 1972, 3:33 AM CDT Att: 12,171 - Sunny - 85 F			
<b>Glenn Beckert, R</b> OBP: 0.289, SLG: 0.315 (1, 4)	F8									5	0	2	1	0	2	2				
<b>Billy Williams, L</b> OBP: 0.341, SLG: 0.480 (1, 7)										5	2	3	2	0	0	1				
<b>Jim Hickman, R</b> OBP: 0.364, SLG: 0.448 (1, 3)										4	1	1	1	0	1	2				
<b>Bill North, S</b> OBP: 0.165, SLG: 0.154 (7, 9)	F9									1	0	0	0	0	1	0				
<b>Jose Cardenal, R</b> OBP: 0.346, SLG: 0.497 (1, 9)										2	2	2	1	0	0	0				
<b>Gene Hiser, L</b> OBP: 0.409, SLG: 0.316 (6, PH)										1	0	0	0	0	0	0				
<b>Carmen Fanzone, R</b> OBP: 0.354, SLG: 0.413 (7, 3)										1	1	0	0	1	0	0				
<b>Rick Monday, L</b> OBP: 0.422, SLG: 0.480 (1, 8)										5	1	2	2	0	0	1				
<b>Ron Santo, R</b> OBP: 0.359, SLG: 0.536 (1, 5)										3	2	2	3	1	0	1				
<b>Randy Hundley, R</b> OBP: 0.260, SLG: 0.270 (1, 2)										4	0	1	1	0	0	2				
<b>Fergie Jenkins, R</b> OBP: 0.255, SLG: 0.244 (1, 1)										3	0	1	0	0	0	2				
<b>Dan McGinn, L</b> OBP: 0.500, SLG: 1.000 (7, 1)										1	0	0	0	0	0	0				
<b>Tom Phoebus, R</b> ERA: 3.0 (8, 1)										0	0	0	0	0	0	0				
<b>Inning Stats</b>	R: 3 E: 0 K: 0 S: 5	H: 2 LOB: 0 BB: 1 P: 9	R: 2 E: 0 K: 0 S: 7	H: 5 LOB: 2 BB: 0 P: 7	R: 1 E: 0 K: 0 S: 5	H: 2 LOB: 1 BB: 1 P: 9	R: 0 E: 0 K: 2 S: 7	H: 0 LOB: 0 BB: 0 P: 7	R: 0 E: 0 K: 1 S: 4	H: 1 LOB: 1 BB: 0 P: 4	R: 6 E: 0 K: 1 S: 10	H: 5 LOB: 0 BB: 1 P: 14	R: 0 E: 0 K: 0 S: 4	H: 1 LOB: 1 BB: 0 P: 4	R: 0 E: 0 K: 1 S: 5	H: 0 LOB: 0 BB: 0 P: 5		1B: 11 2B: 2 3B: 0 HR: 3	SF: 0 SAC: 0 DP: 0 HBP: 0	WP: 0 PA: 42 PB: 0 SB: 0 CS: 0
<b>PITCHER</b>	IP WLS BF H R ER SO BB IBB HBP BLK WP HR S P ERA WHIP																			
<b>Steve Arlin, R</b> ERA: 3.58 (1, 1)	1.2 11 3 1 1 2 1 0 0 0 0 0 14 18 3.86 1.714																			
<b>Gary Ross, R</b> ERA: 2.29 (2, 1)	2.1 7 2 1 1 1 1 0 0 0 0 0 9 9 5.40 1.200																			
<b>Ed Acosta, R</b> ERA: 4.08 (5, 1)	1.2 L 7 2 1 1 1 1 0 0 0 0 0 9 9 ∞ ∞																			
<b>Mike Caldwell, L</b> ERA: 3.86 (6, 1)	0.0 4 3 2 2 0 0 1 0 0 0 0 3 7 ∞ ∞																			
<b>Mike Corkins, R</b> ERA: 3.0 (6, 1)	1.1 6 2 3 3 0 0 0 0 0 0 1 6 6 20.25 1.500																			

AB	41
R	9
H	15
RBI	9
BB	3
SO	8
LOB	22



Batter	1	2	3	4	5	6	7	8	9	AB	R	H	RBI	BB	SO	LOB	TOP					
<b>Derrel Thomas, S</b> (1,4) OBP: 0.306, SLG: 0.309	1-3		1-3			2B G3 BB		6-3		3	1	0	0	1	0	0	<b>San Diego Padres @ Chicago Cubs</b> Wrigley Field, Chicago, IL Thu Jun 15 1972, 3:33 AM CDT Att: 13,746 - Sunny - 80 F					
<b>Jerry Morales, R</b> (1,8) OBP: 0.341, SLG: 0.420	F8			FC6 1B		G3 1-3 2B		BB		3	0	2	0	1	0	0						
<b>Leron Lee, L</b> (1,7) OBP: 0.382, SLG: 0.529	F2			F6		G3		K		4	0	0	1	0	1	3						
<b>Nate Colbert, R</b> (1,3)		F8		K		F4		K		4	0	0	0	0	2	2						
<b>Larry Stahl, L</b> (1,9) OBP: 0.305, SLG: 0.385		K		FC6 1-2†		L8		G5-4-3 1B		4	0	1	0	0	1	1						
<b>Dave Roberts, R</b> (1,5)					K		6-3		G5-4-3 1-2†	4	0	1	0	0	1	1						
<b>Pat Corrales, R</b> (1,2) <b>Fred Kendall, R</b> (6,2) OBP: 0.263, SLG: 0.266		6-3			5-3					2	0	0	0	0	0	1						
<b>Enzo Hernandez, R</b> (1,6) OBP: 0.235, SLG: 0.232				6-3		L4		K		2	0	0	0	0	0	0						
<b>Cito Gaston, R</b> (7, PH) <b>Fred Stanley, R</b> (7,6) OBP: 0.313, SLG: 0.286										1	0	0	0	0	0	1						
<b>Bill Greif, R</b> (1,1) <b>Gary Ross, R</b> (4,1) <b>Johnny Miller, R</b> (6, PH) <b>Ed Acosta, S</b> (6,1) <b>Ed Spiezio, R</b> (8, PH) <b>Mark Schaeffer, L</b> (8,1)				6-3				5-3		1	0	0	0	0	0	0						
<b>Inning Stats</b>	R: 0 E: 0 K: 0 S: 3	H: 0 LOB: 0 BB: 0 P: 3	R: 0 E: 0 K: 1 S: 6	H: 1 LOB: 1 BB: 0 P: 6	R: 0 E: 0 K: 0 S: 3	H: 0 LOB: 0 BB: 0 P: 3	R: 0 E: 0 K: 1 S: 6	H: 1 LOB: 1 BB: 0 P: 6	R: 0 E: 0 K: 1 S: 5	H: 0 LOB: 0 BB: 0 P: 5	R: 1 E: 0 K: 1 S: 6	H: 1 LOB: 1 BB: 1 P: 10	R: 0 E: 0 K: 1 S: 6	H: 1 LOB: 1 BB: 0 P: 6	R: 0 E: 0 K: 1 S: 5	H: 0 LOB: 0 BB: 0 P: 9	R: 0 E: 0 K: 1 S: 5	H: 1 LOB: 0 BB: 0 P: 5	1B: 3 2B: 2 3B: 0 HR: 0	SF: 0 SAC: 0 DP: 1 HBP: 0	WP: 0 PB: 0 SB: 0 CS: 0	PA: 33
<b>PITCHER</b> <b>Bill Hands, R</b> (1,1) ERA: 2.34	IP: 9.0 WLS: W BF: 33 H: 5 R: 1 ER: 1 SO: 7 BB: 2 IBB: 0 HBP: 0 BLK: 0 WP: 0 HR: 0 S: 45 P: 53 ERA: 1.00 WHIP: 0.778																					

Batter	1	2	3	4	5	6	7	8	9	AB	R	H	RBI	BB	SO	LOB	BOTTOM					
<b>Don Kessinger, S</b> (1,6) OBP: 0.353, SLG: 0.296	K		F7	F7		E1		F6 1-2		5	0	0	0	0	1	2	<b>San Diego Padres @ Chicago Cubs</b> Wrigley Field, Chicago, IL Thu Jun 15 1972, 3:33 AM CDT Att: 13,746 - Sunny - 80 F					
<b>Glenn Beckert, R</b> (1,4) OBP: 0.287, SLG: 0.308	K			HR BB	6-3	L7		K		4	1	0	0	1	2	2						
<b>Billy Williams, L</b> (1,7) OBP: 0.342, SLG: 0.507	K			1-H HR	HR	K		1-6-3		5	2	2	3	0	2	2						
<b>Jim Hickman, R</b> (1,3) OBP: 0.368, SLG: 0.445		5-3		2B BB	BB	3B 1B		F8		3	2	1	0	1	0	0						
<b>Jose Cardenal, R</b> (1,9) <b>Bill North, S</b> (7, PR) OBP: 0.185, SLG: 0.154		6-3		BB 1B	2B	S 3B		4-3 2B		4	2	3	1	0	0	0						
<b>Rick Monday, L</b> (1,8) OBP: 0.418, SLG: 0.470		K		1B BB	4-3	4-3		4-3		3	1	0	0	1	1	2						
<b>Ron Santo, R</b> (1,5) OBP: 0.379, SLG: 0.553				SH2-4 1B	1B G6-4-3 BB	S HBP		2B		2	1	2	2	1	0	0						
<b>Randy Hundley, R</b> (1,2) OBP: 0.260, SLG: 0.270				K	G6-4-3 1B	L7		F4		4	0	1	2	0	1	3						
<b>Bill Hands, R</b> (1,1)				SH2-4 1-2	G6-4-3 1-2† 3-H	5-3		WP BB		2	0	0	0	1	0	1						
<b>Inning Stats</b>	R: 0 E: 0 K: 3 S: 9	H: 0 LOB: 0 BB: 0 P: 9	R: 0 E: 0 K: 1 S: 5	H: 0 LOB: 0 BB: 0 P: 5	R: 0 E: 0 K: 1 S: 6	H: 1 LOB: 1 BB: 0 P: 6	R: 6 E: 0 K: 0 S: 5	H: 3 LOB: 0 BB: 4 P: 21	R: 3 E: 0 K: 0 S: 6	H: 3 LOB: 1 BB: 0 P: 7	R: 0 E: 1 K: 1 S: 6	H: 0 LOB: 0 BB: 0 P: 6	R: 1 E: 0 K: 0 S: 5	H: 2 LOB: 1 BB: 0 P: 5	R: 0 E: 0 K: 1 S: 5	H: 0 LOB: 1 BB: 1 P: 9		R: 0 E: 0 K: 1 S: 5	H: 0 LOB: 1 BB: 1 P: 9	1B: 3 2B: 3 3B: 1 HR: 2	SF: 0 SAC: 1 DP: 1 HBP: 1	WP: 1 PB: 0 SB: 2 CS: 0
<b>PITCHER</b> <b>Bill Greif, R</b> (1,1) ERA: 4.77 <b>Gary Ross, R</b> (4,1) ERA: 3.03 <b>Ed Acosta, R</b> (6,1) ERA: 4.1 <b>Mark Schaeffer, L</b> (8,1) ERA: 2.79	IP: 3.0 WLS: L BF: 16 H: 4 R: 3 ER: 6 SO: 5 BB: 4 IBB: 0 HBP: 0 BLK: 0 WP: 0 HR: 1 S: 22 P: 38 ERA: 18.00 WHIP: 2.333																					

AB	31
R	1
H	5
RBI	1
BB	2
SO	7
LOB	9



AB	32
R	10
H	9
RBI	8
BB	5
SO	7
LOB	12



Batter	1	2	3	4	5	6	7	8	9	AB	R	H	RBI	BB	SO	LOB	TOP			
Derrel Thomas, S OBP: 0.305, SLG: 0.308 (1, 4)	G3		K			K			G3 1-6-3 2B 1B	4	1	1	0	0	2	0	<b>San Diego Padres @ Pittsburgh Pirates</b> Three Rivers Stadium, Pittsburgh, PA Fri Jun 16 1972, 7:05 PM EDT Att: 17,020 - Unknown <a href="http://livebaseballscorecards.com">livebaseballscorecards.com</a>			
Fred Stanley, R OBP: 0.350, SLG: 0.333 (1, 6)	G4-6-3 1B		S 1B			6-3			1-6-3 1-2	4	0	2	0	0	0	1				
Leron Lee, L OBP: 0.354, SLG: 0.517 (1, 7)	G4-6-3 1-2		K			K			G3 2-3	4	0	0	0	0	2	3				
Nate Colbert, R OBP: 0.270, SLG: 0.422 (1, 3)		1B BB				L8			6-3	3	0	1	1	1	0	0				
Larry Stahl, L OBP: 0.295, SLG: 0.372 (1, 9)	F6					F7			3-H 2B	4	0	0	0	0	1	2				
Jerry Morales, R OBP: 0.340, SLG: 0.417 (1, 8)	1-2 1B					F6			4-3	3	0	1	0	0	1	0				
Dave Roberts, R OBP: 0.222, SLG: 0.296 (1, 5)	L8					5-3			1-3	3	0	0	0	0	0	2				
Pat Corrales, R OBP: 0.313, SLG: 0.154 (1, 2)	K					F9			K	3	0	0	0	0	2	2				
Fred Norman, S OBP: 0.222, SLG: 0.259 (1, 1)						F8			K	2	0	0	0	0	0	0				
Cito Gaston, R OBP: 0.333, SLG: 0.429 (8, PH)						F4				1	0	0	0	0	1	0				
Mike Corkins, R (8, 1)										0	0	0	0	0	0	0				
<b>Inning Stats</b>	R: 0 E: 0 K: 0 S: 3	H: 1 LOB: 0 BB: 0 P: 3	R: 0 E: 0 K: 1 S: 6	H: 1 LOB: 2 BB: 1 P: 10	R: 0 E: 0 K: 2 S: 8	H: 1 LOB: 1 BB: 0 P: 8	R: 0 E: 0 K: 0 S: 3	H: 0 LOB: 0 BB: 0 P: 3	R: 0 E: 0 K: 0 S: 7	H: 0 LOB: 0 BB: 0 P: 7	R: 0 E: 0 K: 2 S: 7	H: 0 LOB: 0 BB: 0 P: 7	R: 0 E: 0 K: 2 S: 7	H: 0 LOB: 0 BB: 0 P: 7	R: 1 E: 0 K: 0 S: 5	H: 2 LOB: 1 BB: 0 P: 5	1B: 4 2B: 1 3B: 0 HR: 0	SF: 0 SAC: 0 DP: 1 HBP: 0	WP: 0 PB: 0 SB: 1 CS: 0	PA: 32
<b>PITCHER</b> Steve Blass, R ERA: 2.7 (1, 1)	IP: 9.0 WLS: W BF: 32 H: 5 R: 1 ER: 1 SO: 9 BB: 1 IBB: 0 HBP: 0 BLK: 0 WP: 0 HR: 0 S: 49 P: 53 ERA: 1.00 WHIP: 0.667																			

Batter	1	2	3	4	5	6	7	8	9	AB	R	H	RBI	BB	SO	LOB	BOTTOM			
Dave Cash, R OBP: 0.320, SLG: 0.393 (1, 4)	K	F4		3-1 BB		F7		K		4	0	0	0	1	2	1	<b>San Diego Padres @ Pittsburgh Pirates</b> Three Rivers Stadium, Pittsburgh, PA Fri Jun 16 1972, 7:05 PM EDT Att: 17,020 - Unknown <a href="http://livebaseballscorecards.com">livebaseballscorecards.com</a>			
Al Oliver, L OBP: 0.361, SLG: 0.429 (1, 8)	1B FC BB		FC6-4 1B	3-1		4-3				3	1	1	0	1	0	2				
Roberto Clemente, R OBP: 0.371, SLG: 0.476 (1, 9)	FC 1B		FC6-4 1B BB	4-0		K				3	1	1	0	1	1	1				
Willie Stargell, L OBP: 0.388, SLG: 0.634 (1, 7)	FC 1-2 3-H		BLK 1B BB	0-3		4-3				3	0	0	1	1	1	4				
Manny Sanguillen, R OBP: 0.364, SLG: 0.452 (1, 2)	F7		BLK 1B			L8				4	0	2	1	0	0	2				
Bob Robertson, R OBP: 0.261, SLG: 0.217 (1, 3)	F6		F4			5-3				4	0	0	0	0	0	5				
Jose Pagan, R OBP: 0.342, SLG: 0.515 (1, 5)			F6							4	0	2	0	0	0	3				
Jackie Hernandez, R OBP: 0.242, SLG: 0.278 (8, 5)			1B							0	0	0	0	0	0	0				
Gene Alley, R OBP: 0.384, SLG: 0.313 (1, 6)	K					F8				3	0	0	0	1	1	1				
Steve Blass, R OBP: 0.229, SLG: 0.235 (1, 1)	K					3-1 BB 1B				4	0	1	0	0	1	3				
<b>Inning Stats</b>	R: 1 E: 0 K: 1 S: 7	H: 1 LOB: 2 BB: 1 P: 11	R: 0 E: 0 K: 2 S: 8	H: 1 LOB: 1 BB: 0 P: 8	R: 1 E: 0 K: 0 S: 5	H: 2 LOB: 2 BB: 1 P: 9	R: 0 E: 0 K: 1 S: 6	H: 1 LOB: 3 BB: 2 P: 14	R: 0 E: 0 K: 0 S: 4	H: 1 LOB: 2 BB: 1 P: 8	R: 0 E: 0 K: 1 S: 5	H: 0 LOB: 0 BB: 0 P: 5	R: 0 E: 0 K: 0 S: 4	H: 1 LOB: 1 BB: 0 P: 4	R: 0 E: 0 K: 1 S: 5	H: 0 LOB: 0 BB: 0 P: 5	1B: 6 2B: 1 3B: 0 HR: 0	SF: 0 SAC: 0 DP: 0 HBP: 0	WP: 0 PB: 0 SB: 0 CS: 0	PA: 37
<b>PITCHER</b> Fred Norman, L ERA: 2.77 (1, 1)	IP: 7.0 WLS: L BF: 34 H: 7 R: 2 ER: 2 SO: 5 BB: 3 IBB: 2 HBP: 0 BLK: 1 WP: 0 HR: 0 S: 39 P: 59 ERA: 2.57 WHIP: 1.429																			
Mike Corkins, R ERA: 2.69 (8, 1)	IP: 1.0 WLS: L BF: 3 H: 0 R: 0 ER: 0 SO: 1 BB: 0 IBB: 0 HBP: 0 BLK: 0 WP: 0 HR: 0 S: 5 P: 5 ERA: 0.00 WHIP: 0.000																			



Batter	1	2	3	4	5	6	7	8	9	AB	R	H	RBI	BB	SO	LOB	TOP											
<b>Derrel Thomas, S</b> OBP: 0.306, SLG: 0.313 <b>Enzo Hernandez, R</b> OBP: 0.238, SLG: 0.236										3	1	1	0	0	0	1	<b>San Diego Padres @ Pittsburgh Pirates</b> Three Rivers Stadium, Pittsburgh, PA Sat Jun 17 1972, 7:05 PM EDT Att: 20,718 - Unknown											
<b>Fred Stanley, R</b> OBP: 0.375, SLG: 0.333										3	1	1	0	0	1	1												
<b>Leron Lee, L</b> OBP: 0.358, SLG: 0.514										3	1	1	0	1	0	1												
<b>Nate Colbert, R</b> OBP: 0.274, SLG: 0.444										3	1	2	4	0	0	0												
<b>Jerry Morales, R</b> OBP: 0.337, SLG: 0.409										4	0	1	0	0	0	1												
<b>Dave Roberts, R</b> OBP: 0.226, SLG: 0.323										4	0	1	0	0	3	3												
<b>Johnny Jeter, R</b> OBP: 0.264, SLG: 0.352										4	0	0	0	0	0	2												
<b>Pat Corrales, R</b> OBP: 0.300, SLG: 0.176										4	0	1	0	0	0	0												
<b>Clay Kirby, R</b> OBP: 0.121, SLG: 0.094										4	0	0	0	0	2	1												
<b>Inning Stats</b>	R: 1 E: 0 K: 1 S: 8	H: 3 LOB: 2 BB: 0 P: 8	R: 0 E: 0 K: 1 S: 6	H: 1 LOB: 1 BB: 0 P: 6	R: 2 E: 0 K: 1 S: 7	H: 2 LOB: 1 BB: 1 P: 11	R: 0 E: 0 K: 0 S: 3	H: 0 LOB: 0 BB: 0 P: 3	R: 1 E: 0 K: 1 S: 6	H: 1 LOB: 0 BB: 0 P: 6	R: 0 E: 0 K: 1 S: 5	H: 0 LOB: 0 BB: 0 P: 5	R: 0 E: 0 K: 1 S: 5	H: 1 LOB: 1 BB: 0 P: 6	R: 0 E: 0 K: 0 S: 4	H: 1 LOB: 1 BB: 0 P: 4	R: 0 E: 0 K: 0 S: 3	H: 0 LOB: 0 BB: 0 P: 3	1B: 5 2B: 3 HR: 1	SF: 1 SAC: 0 DP: 0 HBP: 1	WP: 0 PB: 0 SB: 0 CS: 1	PA: 37						
<b>PITCHER</b>	IP	WLS	BF	H	R	ER	SO	BB	IBB	HBP	BLK	WP	HR	S	P	ERA	WHIP											
<b>Luke Walker, L</b> ERA: 3.53	(1, 1)	3.0	L	16	6	3	3	3	1	0	0	0	0	0	21	25	9.00	2.333										
<b>Bob Johnson, R</b> ERA: 4.08	(4, 1)	4.0		14	2	1	1	3	0	0	1	0	0	1	19	20	2.25	0.500										
<b>Bob Miller, R</b> ERA: 1.35	(8, 1)	2.0		7	1	0	0	0	0	0	0	0	0	0	7	7	0.00	0.500										

AB 34  
R 4  
H 9  
RBI 4  
BB 1  
SO 6  
LOB 10



Batter	1	2	3	4	5	6	7	8	9	AB	R	H	RBI	BB	SO	LOB	BOTTOM										
<b>Dave Cash, R</b> OBP: 0.319, SLG: 0.390										4	0	1	0	0	0	1	<b>San Diego Padres @ Pittsburgh Pirates</b> Three Rivers Stadium, Pittsburgh, PA Sat Jun 17 1972, 7:05 PM EDT Att: 20,718 - Unknown										
<b>Vic Davallillo, L</b> OBP: 0.410, SLG: 0.495										4	0	1	0	0	0	3											
<b>Al Oliver, L</b> OBP: 0.360, SLG: 0.426										4	0	1	0	0	1	3											
<b>Willie Stargell, L</b> OBP: 0.385, SLG: 0.625										4	0	1	0	0	2	3											
<b>Richie Hebner, L</b> OBP: 0.393, SLG: 0.496										2	0	0	0	2	0	1											
<b>Manny Sanguillen, R</b> OBP: 0.362, SLG: 0.448										4	0	1	0	0	0	2											
<b>Gene Clines, R</b> OBP: 0.389, SLG: 0.427										4	0	2	0	0	0	2											
<b>Gene Alley, R</b> OBP: 0.371, SLG: 0.300										4	0	0	0	0	2	3											
<b>Luke Walker, L</b> OBP: 0.305, SLG: 0.357 <b>Bill Mazeroski, R</b> OBP: 0.305, SLG: 0.376 <b>Bob Johnson, L</b> OBP: 0.305, SLG: 0.376 <b>Rennie Stennett, R</b> OBP: 0.305, SLG: 0.376 <b>Bob Miller, R</b> OBP: 0.305, SLG: 0.376 <b>Milt May, L</b> OBP: 0.304, SLG: 0.244	(1, 1) (3, PH) (4, 1) (7, PH) (8, 1) (9, PH)									0	0	0	0	0	0	0		1									
<b>Inning Stats</b>	R: 0 E: 0 K: 1 S: 6	H: 2 LOB: 1 BB: 0 P: 6	R: 0 E: 0 K: 1 S: 5	H: 1 LOB: 1 BB: 1 P: 9	R: 0 E: 0 K: 0 S: 5	H: 2 LOB: 2 BB: 0 P: 5	R: 0 E: 0 K: 1 S: 6	H: 1 LOB: 1 BB: 0 P: 6	R: 0 E: 0 K: 1 S: 4	H: 1 LOB: 1 BB: 0 P: 4	R: 0 E: 0 K: 1 S: 5	H: 0 LOB: 1 BB: 1 P: 9	R: 0 E: 0 K: 0 S: 3	H: 0 LOB: 0 BB: 0 P: 3	R: 0 E: 0 K: 1 S: 6	H: 1 LOB: 1 BB: 0 P: 6	R: 0 E: 0 K: 0 S: 4	H: 1 LOB: 1 BB: 0 P: 4	R: 0 E: 0 K: 0 S: 3	H: 1 LOB: 1 BB: 0 P: 4	1B: 7 2B: 2 3B: 0 HR: 0	SF: 0 SAC: 0 DP: 1 HBP: 0	WP: 1 PB: 0 SB: 1 CS: 0	PA: 36			
<b>PITCHER</b>	IP	WLS	BF	H	R	ER	SO	BB	IBB	HBP	BLK	WP	HR	S	P	ERA	WHIP										
<b>Clay Kirby, R</b> ERA: 2.54	(1, 1)	9.0	W	36	9	0	5	2	0	0	0	1	0	44	52	0.00	1.222										

AB 34  
R 0  
H 9  
RBI 0  
BB 2  
SO 5  
LOB 19



Batter	1	2	3	4	5	6	7	8	9	AB	R	H	RBI	BB	SO	LOB	TOP				
Jerry Morales, R OBP: 0.353, SLG: 0.422 (1, 8)	0-0 4-3 2B		4-0 BB		0-0 6-3			4-0 CS BB		2	1	1	0	2	0	0					
Fred Stanley, R OBP: 0.321, SLG: 0.280 (1, 4)	0-0 4-3		0-0 F9			0-0 4-3		0-0 CS 1-2	0-3 K	4	0	0	0	0	1	2					
Leron Lee, L OBP: 0.350, SLG: 0.503 (1, 7)	0-0 4-3		0-0 5-3			0-0 F8			0-0 4-3	4	0	0	1	0	0	1					
Nate Colbert, R OBP: 0.278, SLG: 0.443 (1, 3)	0-0 5-3			0-3 K		0-0 CS 1B			4-0 BB	3	0	1	0	1	1	0					
Larry Stahl, L OBP: 0.287, SLG: 0.360 (1, 9)		0-0 4-3		0-3 K		0-0 CS 1-2	0-0 6-3		0-3 K	4	0	0	0	0	2	1					
Dave Roberts, R OBP: 0.285, SLG: 0.364 (1, 5)		4-0 BB		0-0 2B			0-3 K			2	0	1	0	1	1	0					
Pat Corrales, R OBP: 0.261, SLG: 0.150 (1, 2)		0-3 K		0-0 6-3			0-0 5-3			3	0	0	0	0	1	2					
Enzo Hernandez, R OBP: 0.234, SLG: 0.231 (1, 6)		0-0 F4			0-0 F9			0-0 5-3		3	0	0	0	0	0	1					
Steve Arlin, R OBP: 0.133, SLG: 0.179 (1, 1)			0-3 K		0-3 K			0-3 K		3	0	0	0	0	3	0					
<b>Inning Stats</b>	R: 1 E: 0 K: 0 S: 4	H: 1 LOB: 0 BB: 0 P: 4	R: 0 E: 0 K: 1 S: 5	H: 0 LOB: 1 BB: 1 P: 9	R: 0 E: 0 K: 1 S: 5	H: 0 LOB: 1 BB: 1 P: 9	R: 0 E: 0 K: 2 S: 8	H: 1 LOB: 0 BB: 0 P: 8	R: 0 E: 0 K: 1 S: 5	H: 0 LOB: 0 BB: 0 P: 3	R: 0 E: 0 K: 1 S: 5	H: 0 LOB: 0 BB: 0 P: 5	R: 0 E: 0 K: 1 S: 4	H: 0 LOB: 0 BB: 1 P: 8	R: 0 E: 0 K: 2 S: 7	H: 0 LOB: 1 BB: 1 P: 11	1B: 1 2B: 2 3B: 0 HR: 0	SF: 0 SAC: 0 DP: 0 HBP: 0	WP: 0 PB: 0 CS: 2	PA: 34	
<b>PITCHER</b>	IP WLS BF H R ER SO BB IBB HBP BLK WP HR S P ERA WHIP	8.0 L 28 3 1 1 7 3 0 0 0 0 0 39 51 1.12 0.750	1.0 4 0 0 0 2 1 0 0 0 0 0 7 11 0.00 1.000																		

San Diego Padres @ Pittsburgh Pirates  
Three Rivers Stadium, Pittsburgh, PA  
Sun Jun 18 1972, 3:33 AM EDT  
Att: 27,143 - Unknown

AB 28  
R 1  
H 3  
RBI 1  
BB 4  
SO 9  
LOB 7



Batter	1	2	3	4	5	6	7	8	9	AB	R	H	RBI	BB	SO	LOB	BOTTOM					
Rennie Stennett, R OBP: 0.351, SLG: 0.500 (1, 4)	0-0 F8		0-3 K			0-0 F8		4-0 BB		3	0	0	0	1	1	0						
Vic Davallilo, L OBP: 0.404, SLG: 0.485 (1, 7)	0-0 4-3			0-0 1B		0-0 3-1		0-0 F5		4	0	1	0	0	0	3						
Roberto Clemente, R OBP: 0.364, SLG: 0.467 (1, 9)	0-0 6-3			0-0 F4			0-0 F4		0-3 K	4	0	0	0	0	1	1						
Willie Stargell, L OBP: 0.377, SLG: 0.611 (1, 3)		0-0 G3		0-3 K		0-0 F6		0-3 K		4	0	0	0	0	2	1						
Al Oliver, L OBP: 0.354, SLG: 0.419 (1, 8)		0-0 4-3		0-0 F7		0-0 F4		0-0 F4		4	0	0	0	0	0	1						
Richie Hebner, L OBP: 0.398, SLG: 0.497 (1, 5)		4-0 BB			0-3 K			0-0 FC1-6 1B		2	0	1	0	1	1	0						
Milt May, L OBP: 0.229, SLG: 0.227 (1, 2)		0-3 K			0-3 K			0-0 FC1-6 WP BB 1-2		3	0	0	0	0	2	2						
Gene Clines, R OBP: 0.389, SLG: 0.427 (6, PR)										0	0	0	0	0	0	0						
Dave Giusti, R (9, 1)										0	0	0	0	0	0	0						
Gene Alley, R OBP: 0.370, SLG: 0.294 (1, 6)			0-0 L9			0-0 F9		4-0 WP BB 1-2		2	0	0	0	1	0	0						
Bruce Kison, R OBP: 0.231, SLG: 0.308 (1, 1)			0-3 K			0-3 K			0-0 L7	2	0	0	0	0	2	0						
Manny Sanguillen, R OBP: 0.360, SLG: 0.446 (8, PH)									1-2 2-3	1	0	0	0	0	0	2						
<b>Inning Stats</b>	R: 0 E: 0 K: 0 S: 3	H: 0 LOB: 0 BB: 0 P: 3	R: 0 E: 0 K: 1 S: 5	H: 0 LOB: 0 BB: 1 P: 9	R: 0 E: 0 K: 2 S: 7	H: 0 LOB: 0 BB: 0 P: 7	R: 0 E: 0 K: 1 S: 6	H: 1 LOB: 0 BB: 0 P: 6	R: 0 E: 0 K: 2 S: 7	H: 0 LOB: 0 BB: 0 P: 7	R: 0 E: 0 K: 1 S: 5	H: 0 LOB: 0 BB: 0 P: 5	R: 0 E: 0 K: 0 S: 3	H: 0 LOB: 0 BB: 0 P: 3	R: 0 E: 0 K: 0 S: 4	H: 1 LOB: 3 BB: 2 P: 12	R: 0 E: 0 K: 2 S: 7	H: 0 LOB: 0 BB: 0 P: 7	1B: 2 2B: 0 3B: 0 HR: 0	SF: 0 SAC: 0 DP: 0 HBP: 0	WP: 1 PB: 0 CS: 0	PA: 32
<b>PITCHER</b>	IP WLS BF H R ER SO BB IBB HBP BLK WP HR S P ERA WHIP	9.0 W 32 2 0 0 9 3 0 0 0 1 0 47 59 0.00 0.556																				

San Diego Padres @ Pittsburgh Pirates  
Three Rivers Stadium, Pittsburgh, PA  
Sun Jun 18 1972, 3:33 AM EDT  
Att: 27,143 - Unknown

AB 29  
R 0  
H 2  
RBI 0  
BB 3  
SO 9  
LOB 10





Batter	1	2	3	4	5	6	7	8	9	AB	R	H	RBI	BB	SO	LOB	TOP								
Jerry Morales, R OBP: 0.373, SLG: 0.490 (1, 8)	F2			WP 1B		2B		E 2B		4	1	3	0	0	0	0	<b>San Diego Padres @ St. Louis Cardinals</b> Busch Stadium, St. Louis, MO Wed Jun 21 1972, 7:05 PM CDT Att: 10,686 - Unknown								
Fred Stanley, R OBP: 0.305, SLG: 0.303 (1, 4) (8, 6)	F8			F9		F8		E2 1B		4	0	1	0	0	0	2									
Leron Lee, L OBP: 0.351, SLG: 0.511 (1, 7)	5-3			L3			F8 WP 2B	4-3		4	1	1	0	0	0	2									
Nate Colbert, R OBP: 0.273, SLG: 0.431 (1, 3)		F9		K			F8		K	4	0	0	0	0	2	2									
Cito Gaston, R OBP: 0.302, SLG: 0.380 (1, 9)		6-3			F9		K		3-1	4	0	0	0	0	1	0									
Dave Roberts, R OBP: 0.214, SLG: 0.293 (1, 5)			K		3-1		6-3		F8	4	0	0	0	0	1	0									
Fred Kendall, R OBP: 0.255, SLG: 0.258 (1, 2)			K		K			F7		3	0	0	0	0	2	0									
Enzo Hernandez, R OBP: 0.229, SLG: 0.226 (8, PH)			F2			5-3				2	0	0	0	0	0	0									
Curt Blefary, L OBP: 0.305, SLG: 0.410 (8, 4)								HR		1	1	1	1	0	0	0									
Garry Jestadt, R OBP: 0.267, SLG: 0.295 (8, 4)								4-3		0	0	0	0	0	0	0									
Clay Kirby, R OBP: 0.251, SLG: 0.094 (2, 1)										0	0	0	0	0	0	0									
Ed Acosta, S OBP: 0.244, SLG: 0.083 (6, PH)										1	0	0	0	0	1	0									
Mike Fiore, L OBP: 0.244, SLG: 0.083 (6, 1)										1	0	0	0	0	0	0									
Mark Schaeffer, L OBP: 0.244, SLG: 0.083 (6, 1)										1	0	0	0	0	0	0									
Larry Stahl, L OBP: 0.244, SLG: 0.083 (8, PH)										1	0	0	0	0	0	0									
Gary Ross, R OBP: 0.244, SLG: 0.083 (8, 1)										0	0	0	0	0	0	0									
<b>Inning Stats</b>	R: 0 E: 0 K: 0 S: 3	H: 0 LOB: 0 BB: 0 P: 3	R: 0 E: 0 K: 1 S: 5	H: 0 LOB: 0 BB: 0 P: 5	R: 0 E: 0 K: 2 S: 7	H: 0 LOB: 0 BB: 0 P: 7	R: 0 E: 0 K: 1 S: 6	H: 1 LOB: 1 BB: 0 P: 6	R: 0 E: 0 K: 1 S: 5	H: 0 LOB: 0 BB: 0 P: 5	R: 0 E: 0 K: 0 S: 4	H: 1 LOB: 1 BB: 0 P: 4	R: 1 E: 0 K: 1 S: 6	H: 1 LOB: 0 BB: 0 P: 6	R: 2 E: 1 K: 0 S: 6	H: 3 LOB: 1 BB: 0 P: 6	R: 0 E: 0 K: 1 S: 5	H: 0 LOB: 0 BB: 0 P: 5	1B: 2 2B: 3 3B: 0 HR: 1	SF: 0 SAC: 0 DP: 0 HBP: 0	WP: 2 PB: 0 SB: 0 CS: 0	PA: 33			
<b>PITCHER</b>	IP	WLS	BF	H	R	ER	SO	BB	IBB	HBP	BLK	WP	HR	S	P	ERA	WHIP	<b>PITCHER</b>							
Bob Gibson, R ERA: 2.95 (1, 1)	7.0	W	24	3	1	1	6	0	0	0	0	2	0	36	36	1.29	0.429								
Moe Drabowsky, R ERA: 2.57 (8, 1)	2.0	S	9	3	2	1	1	0	0	0	0	0	1	11	11	4.50	1.500								

AB	33
R	3
H	6
RBI	1
BB	0
SO	7
LOB	6



Batter	1	2	3	4	5	6	7	8	9	AB	R	H	RBI	BB	SO	LOB	BOTTOM								
Lou Brock, L OBP: 0.338, SLG: 0.393 (1, 7)	S 1B					4-3				4	3	3	3	0	0	0	<b>San Diego Padres @ St. Louis Cardinals</b> Busch Stadium, St. Louis, MO Wed Jun 21 1972, 7:05 PM CDT Att: 10,686 - Unknown								
Luis Melendez, R OBP: 0.267, SLG: 0.303 (7, 7)		1B					BB 1B HBP			0	1	0	0	0	0	0									
Ed Crosby, L OBP: 0.293, SLG: 0.250 (1, 4)	HR 1B	2B 1B	4-3			3-1	1B BB			4	2	2	2	1	0	0									
Matty Alou, L OBP: 0.364, SLG: 0.405 (1, 3)	HR 1B	K			F9					5	1	3	1	0	1	1									
Joe Torre, R OBP: 0.356, SLG: 0.495 (7, PH)										4	1	1	3	0	0	2									
Dwain Anderson, R OBP: 0.317, SLG: 0.270 (8, 5)	HR	L4			5-3	F8	6-3			1	0	0	0	0	0	2									
Ted Simmons, S OBP: 0.320, SLG: 0.449 (8, 2)	FC3-6 BB							L8	4-3	3	0	2	1	1	0	0									
Jerry McNertney, R OBP: 0.414, SLG: 0.520 (8, 2)		2B								1	0	0	0	0	0	0									
Jose Cruz, L OBP: 0.282, SLG: 0.237 (1, 8)	FC3-6 S		F8		F9	G3	3-1			5	0	0	0	0	0	2									
Bernie Carbo, L OBP: 0.373, SLG: 0.209 (1, 9)	G4-6-3 BB		SH2-3 1B 3B BB			G5-4-3 1B	1B HR BB			1	2	1	0	3	0	0									
Dal Maxvill, R OBP: 0.250, SLG: 0.202 (1, 6)	G4-6-3		SH2-3 3B 1B		G5-4-3		HR 1B		F9	5	2	2	0	0	0	4									
Bob Gibson, R OBP: 0.156, SLG: 0.375 (8, 1)		3B 1B	SH2-3		6-3		HR			3	2	2	3	0	0	0									
Moe Drabowsky, R ERA: 2.93 (8, 1)										0	0	0	0	0	0	0									
<b>Inning Stats</b>	R: 4 E: 0 K: 0 S: 6	H: 4 LOB: 1 BB: 2 P: 14	R: 3 E: 0 K: 1 S: 8	H: 4 LOB: 1 BB: 0 P: 8	R: 3 E: 0 K: 0 S: 5	H: 2 LOB: 0 BB: 1 P: 9	R: 0 E: 0 K: 0 S: 4	H: 1 LOB: 1 BB: 0 P: 4	R: 0 E: 0 K: 0 S: 3	H: 1 LOB: 0 BB: 0 P: 3	R: 0 E: 0 K: 0 S: 4	H: 1 LOB: 1 BB: 0 P: 4	R: 4 E: 0 K: 0 S: 6	H: 3 LOB: 2 BB: 2 P: 15	R: 0 E: 0 K: 0 S: 3	H: 0 LOB: 1 BB: 0 P: 4	1B: 11 2B: 1 3B: 2 HR: 2	SF: 0 SAC: 1 DP: 2 HBP: 2	WP: 1 PB: 0 SB: 2 CS: 0	PA: 44					
<b>PITCHER</b>	IP	WLS	BF	H	R	ER	SO	BB	IBB	HBP	BLK	WP	HR	S	P	ERA	WHIP	<b>PITCHER</b>							
Clay Kirby, R ERA: 3.01 (1, 1)	1.0	L	10	6	4	4	1	1	0	0	0	1	0	18	22	9.00	1.750								
Ed Acosta, R ERA: 4.53 (2, 1)	4.0		17	6	4	4	1	1	0	0	0	1	0	18	22	9.00	1.750								
Mark Schaeffer, L ERA: 4.22 (6, 1)	2.0		13	4	4	4	0	2	0	1	0	0	1	10	19	18.00	3.000								
Gary Ross, R ERA: 2.93 (8, 1)	1.0		4	0	0	0	0	0	0	1	0	0	0	3	4	0.00	0.000								

AB	36
R	14
H	16
RBI	13
BB	5
SO	1
LOB	11



Batter	1	2	3	4	5	6	7	8	9	AB	R	H	RBI	BB	SO	LOB	TOP		
<b>Bobby Bonds, R</b> OBP: 0.317, SLG: 0.454 (1, 9)	0-3 K		0-0 F7			0-0 5-3		4-0 BB		3	0	0	0	1	1	0	<b>San Francisco Giants @ San Diego Padres</b> San Diego Stadium, San Diego, CA Fri Jun 23 1972, 10:05 PM EDT Att: 21,319 - Unknown <a href="http://livebaseballscorecards.com">livebaseballscorecards.com</a>		
<b>Chris Speier, R</b> OBP: 0.332, SLG: 0.390 (1, 6)	0-0 6-3		0-3 K			0-0 5-3		0-0 F4		4	0	0	0	0	1	1			
<b>Dave Kingman, R</b> OBP: 0.299, SLG: 0.481 (1, 7)	0-3 K			0-3 K		0-0 F6			0-3 K	4	0	0	0	0	3	0			
<b>Willie McCovey, L</b> OBP: 0.309, SLG: 0.333 (1, 3)		0-0 5-3		4-0 BB			0-0 F7		0-0 6-3	3	0	0	0	1	0	0			
<b>Garry Maddox, R</b> OBP: 0.287, SLG: 0.455 (1, 8)		0-0 SF8 3B		0-0 F7			0-0 F9		0-0 F8	4	1	1	0	0	0	1			
<b>Dave Radler, L</b> OBP: 0.303, SLG: 0.316 (1, 2)		1-0 HBP		0-0 F8			4-0 BB			1	0	0	0	1	0	1			
<b>Al Gallagher, R</b> OBP: 0.377, SLG: 0.337 (1, 5)		0-0 SF8			0-0 4-3			0-0 4-3		2	0	0	1	0	0	1			
<b>Tito Fuentes, S</b> OBP: 0.302, SLG: 0.369 (1, 4)		0-3 K			0-3 K			0-0 4-3		3	0	0	0	0	2	1			
<b>Sam McDowell, L</b> OBP: 0.143, SLG: 0.171 <b>Randy Moffitt, R</b> (8, 1)			0-3 K			0-0 4-3			0-0 B1	3	0	0	0	0	1	0			
<b>Inning Stats</b>	R: 0 E: 0 K: 2 S: 7	H: 0 LOB: 0 BB: 0 P: 7	R: 1 E: 0 K: 1 S: 6	H: 1 LOB: 1 BB: 0 P: 7	R: 0 E: 0 K: 2 S: 7	H: 0 LOB: 0 BB: 0 P: 7	R: 0 E: 0 K: 1 S: 5	H: 0 LOB: 1 BB: 1 P: 9	R: 0 E: 0 K: 1 S: 5	H: 0 LOB: 0 BB: 0 P: 5	R: 0 E: 0 K: 0 S: 3	H: 0 LOB: 1 BB: 1 P: 7	R: 0 E: 0 K: 0 S: 3	H: 0 LOB: 1 BB: 1 P: 7	R: 0 E: 0 K: 1 S: 5	H: 0 LOB: 0 BB: 0 P: 5	1B: 0 2B: 0 3B: 1 HR: 0	SF: 1 SAC: 0 DP: 0 HBP: 1	WP: 0 PA: 32 PB: 0 SB: 0 CS: 0
<b>PITCHER</b> <b>Steve Arlin, R</b> ERA: 3.06 (1, 1)	IP: 9.0 WLS: W BF: 32 H: 1 R: 1 ER: 1 SO: 8 BB: 3 IBB: 0 HBP: 1 BLK: 0 WP: 0 HR: 0 S: 44 P: 57 ERA: 1.00 WHIP: 0.444															<b>PITCHER</b> IP: WLS: BF: H: R: ER: SO: BB: IBB: HBP: BLK: WP: HR: S: P: ERA: WHIP:			

Batter	1	2	3	4	5	6	7	8	9	AB	R	H	RBI	BB	SO	LOB	BOTTOM		
<b>Jerry Morales, R</b> OBP: 0.360, SLG: 0.471 (1, 8) (8, 9)	0-0 6-3		0-0 1-3			0-0 L6		0-0 F9		4	0	0	0	0	0	4	<b>San Francisco Giants @ San Diego Padres</b> San Diego Stadium, San Diego, CA Fri Jun 23 1972, 10:05 PM EDT Att: 21,319 - Unknown <a href="http://livebaseballscorecards.com">livebaseballscorecards.com</a>		
<b>Fred Stanley, R</b> OBP: 0.325, SLG: 0.306 (1, 4)	0-3 K			4-0 BB		0-0 1-3		0-0 1B HR		3	1	1	0	1	1	0			
<b>Leron Lee, L</b> OBP: 0.354, SLG: 0.510 (1, 7)				0-0 F7		0-0 G3		0-0 1B HR		4	1	2	0	0	0	1			
<b>Nate Colbert, R</b> OBP: 0.272, SLG: 0.441 (1, 3)	0-3 K			0-3 K		0-0 L7		0-0 1B HR		4	1	1	3	0	2	2			
<b>Cito Gaston, R</b> OBP: 0.304, SLG: 0.377 <b>Johnny Jeter, R</b> (7, PR) OBP: 0.269, SLG: 0.355 (8, 8)		0-0 6-3		0-0 F8			0-0 BB SH1 1B	0-0 5-3 4-3 1B		3	0	1	0	0	0	1			
<b>Dave Roberts, R</b> OBP: 0.222, SLG: 0.318 (1, 5)		0-3 K			0-0 WP FC6-4 2B		0-0 SH1	0-0 4-3		3	1	1	0	0	1	1			
<b>Pat Corrales, R</b> OBP: 0.258, SLG: 0.148 (1, 2)		0-0 6-3			4-0 FC6-4 BB		0-0 L3	0-0 5-3		3	0	0	0	1	0	3			
<b>Enzo Hernandez, R</b> OBP: 0.230, SLG: 0.223 (1, 6)			0-0 F4		0-0 FC6-4 SH1-4		4-0 BB			2	0	0	1	1	0	1			
<b>Steve Arlin, R</b> OBP: 0.156, SLG: 0.172 (1, 1)			0-0 F3		0-0 SH1-4		4-0 BB			1	0	0	0	1	0	0			
<b>Inning Stats</b>	R: 0 E: 0 K: 2 S: 8	H: 1 LOB: 1 BB: 0 P: 8	R: 0 E: 0 K: 1 S: 5	H: 0 LOB: 0 BB: 0 P: 5	R: 0 E: 0 K: 0 S: 3	H: 0 LOB: 0 BB: 0 P: 3	R: 0 E: 0 K: 1 S: 5	H: 0 LOB: 1 BB: 1 P: 9	R: 1 E: 0 K: 0 S: 4	H: 1 LOB: 1 BB: 1 P: 8	R: 0 E: 0 K: 0 S: 3	H: 0 LOB: 0 BB: 0 P: 3	R: 0 E: 0 K: 0 S: 4	H: 1 LOB: 3 BB: 2 P: 12	R: 3 E: 0 K: 0 S: 6	H: 4 LOB: 0 BB: 0 P: 6	1B: 5 2B: 1 3B: 0 HR: 1	SF: 0 SAC: 2 DP: 0 HBP: 0	WP: 1 PA: 34 PB: 0 SB: 0 CS: 0
<b>PITCHER</b> <b>Sam McDowell, L</b> ERA: 4.31 <b>Randy Moffitt, R</b> ERA: 5.63 (8, 1)	IP: 7.0 WLS: L BF: 31 H: 6 R: 4 ER: 4 SO: 4 BB: 3 IBB: 1 HBP: 0 BLK: 0 WP: 1 HR: 1 S: 35 P: 51 ERA: 5.14 WHIP: 1.286															<b>PITCHER</b> IP: WLS: BF: H: R: ER: SO: BB: IBB: HBP: BLK: WP: HR: S: P: ERA: WHIP:			



Batter	1	2	3	4	5	6	7	8	9	10	11	12	13	14	AB	R	H	RBI	BB	SO	LOB	TOP								
<b>Bobby Bonds, R</b> OBP: 0.320, SLG: 0.443 (1, 9)	L6		F8		1B FC4-6	IBB G6-4-3			1B 1B		6-3		K		5	2	1	0	2	1	0									
<b>Chris Speier, R</b> OBP: 0.341, SLG: 0.406 (1, 6)	K				1B FC4-6	IBB G6-4-3			1B SH SF8-5					6-3	7	1	4	0	0	1	3									
<b>Garry Maddox, R</b> OBP: 0.293, SLG: 0.462 <b>Jim Howarth, L</b> OBP: 0.306, SLG: 0.364 (1, 8) (14, 8)	F3		K		1B FC4-6				1B SH SF8-5				F9		7	1	3	2	0	1	3									
<b>Ed Goodson, L</b> OBP: 0.319, SLG: 0.425 (1, 3)					1B FC4-6				1B SH				F8		0	0	0	0	0	0	0									
<b>Dave Kingman, R</b> OBP: 0.304, SLG: 0.478 (1, 5)			F8		1B 1B				1B SH					6-3	6	0	1	0	0	0	2									
<b>Ken Henderson, S</b> OBP: 0.271, SLG: 0.332 (1, 7)					1B 1B				1B SH					5-3	5	1	2	1	1	1	1									
<b>Tito Fuentes, S</b> OBP: 0.299, SLG: 0.362 (1, 4)					1B 1B				1B SH					K	6	0	1	0	0	1	6									
<b>Dave Rader, L</b> OBP: 0.307, SLG: 0.333 (1, 2)					1B 1B				1B SH					K	6	1	2	1	0	0	1									
<b>Jim Barr, R</b> <b>Randy Moffitt, R</b> <b>Jerry Johnson, R</b> <b>Al Gallagher, R</b> OBP: 0.376, SLG: 0.330 <b>Don McMahon, R</b> (13, 1)					1B 1B				1B SH					K	2	0	0	0	0	0	0									
<b>Inning Stats</b>	R: 0 E: 0 K: 1 S: 5	H: 2 LOB: 1 BB: 0 P: 9	R: 1 E: 0 K: 1 S: 10	H: 2 LOB: 1 BB: 0 P: 17	R: 0 E: 0 K: 1 S: 8	H: 1 LOB: 1 BB: 0 P: 10	R: 0 E: 1 K: 0 S: 13	H: 0 LOB: 1 BB: 1 P: 11	R: 2 E: 1 K: 0 S: 13	H: 4 LOB: 3 BB: 1 P: 20	R: 0 E: 1 K: 0 S: 6	H: 2 LOB: 1 BB: 0 P: 10	R: 0 E: 0 K: 1 S: 9	H: 0 LOB: 0 BB: 0 P: 12	R: 2 E: 1 K: 1 S: 11	H: 3 LOB: 1 BB: 0 P: 15	R: 0 E: 0 K: 2 S: 7	H: 0 LOB: 0 BB: 0 P: 9	R: 0 E: 0 K: 1 S: 10	H: 1 LOB: 1 BB: 1 P: 16	R: 0 E: 0 K: 1 S: 7	H: 0 LOB: 0 BB: 0 P: 8	R: 0 E: 0 K: 2 S: 9	H: 0 LOB: 0 BB: 0 P: 15	R: 1 E: 1 K: 1 S: 7	H: 1 LOB: 0 BB: 0 P: 10	1B: 12 2B: 3 HR: 1	SF: 2 SAC: 2 HBP: 0	WP: 0 PB: 0 SB: 0 CS: 0	PA: 59
<b>PITCHER</b>	IP	WLS	BF	H	R	ER	SO	BB	IBB	HBP	BLK	WP	HR	S	P	ERA	WHIP													
<b>Fred Norman, L</b> ERA: 3.15 <b>Gary Ross, R</b> ERA: 2.97 <b>Ed Acosta, R</b> ERA: 4.84 <b>Mike Caldwell, L</b> ERA: 2.93	(1, 1) (5, 1) (9, 1) (9, 1)	4.1 3.2 0.0 6.0	WLS 16 3 L	20 5 3 20	5 0 2 1	3 0 2 0	ER 0 0 0	SO 2 0 0 6	BB 0 0 0	IBB 0 0 0	HBP 0 0 0	BLK 1 0 0	WP 0 0 0	HR 1 0 0	S 36 30 5 46	P 57 51 8 65	ERA 6.23 0.00 ∞ 0.00	WHIP 1.615 1.364 ∞ 0.333												

San Francisco Giants @ San Diego Padres  
San Diego Stadium, San Diego, CA  
Sun Jun 25 1972, 6:33 AM EDT  
Att. 6,523 - Unknown

AB 52  
R 6  
H 15  
RBI 5  
BB 3  
SO 9  
LOB 18

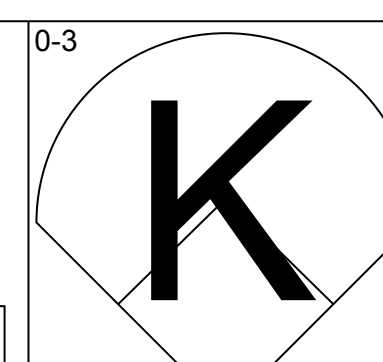
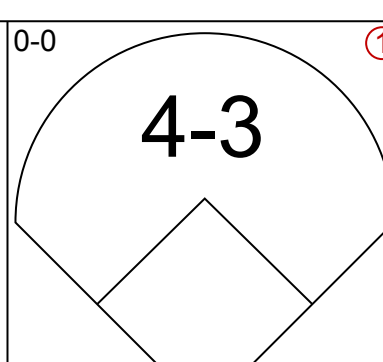
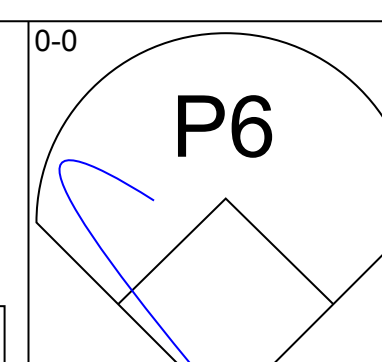
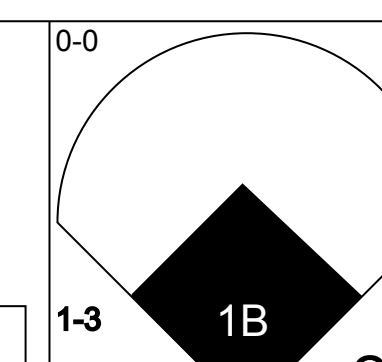
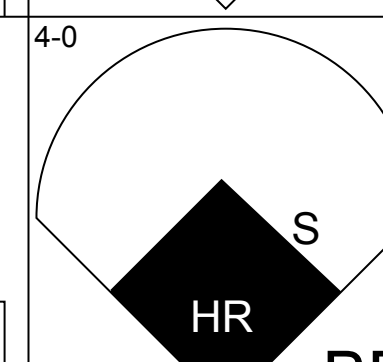
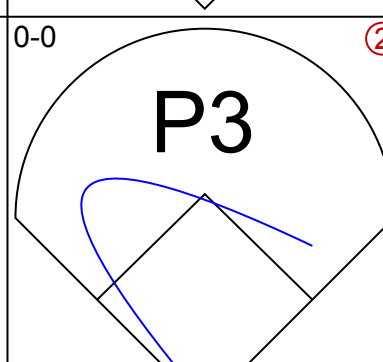
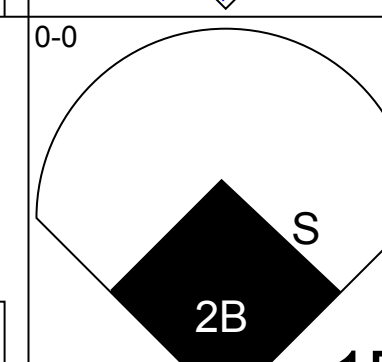
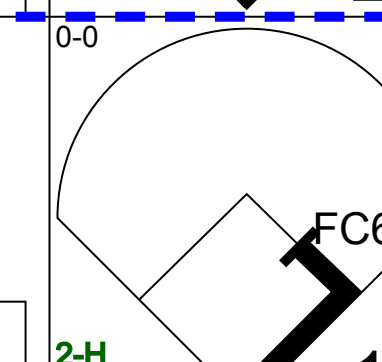
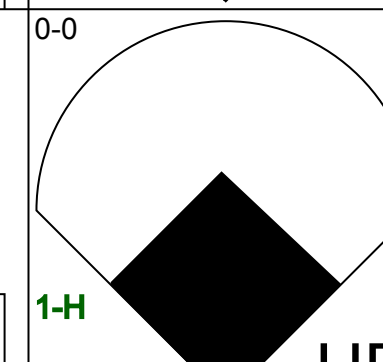
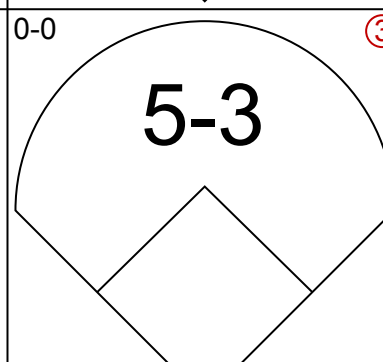
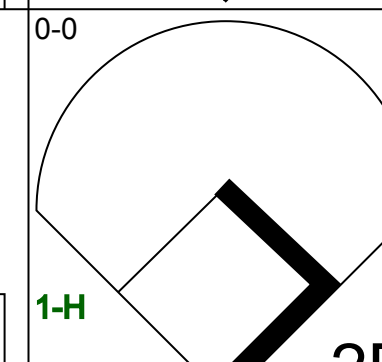
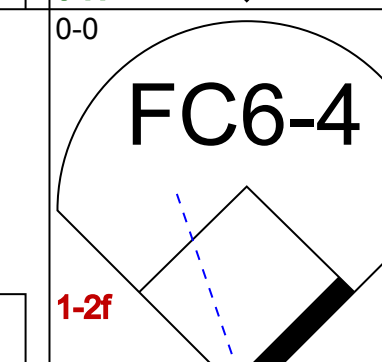
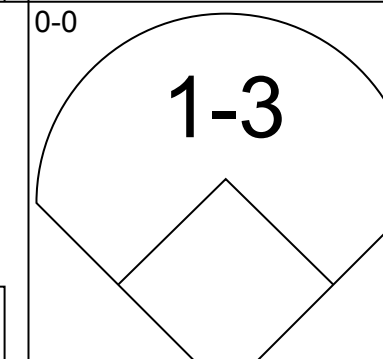
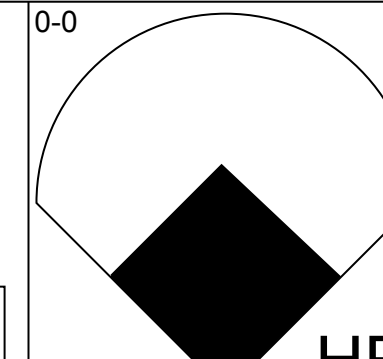
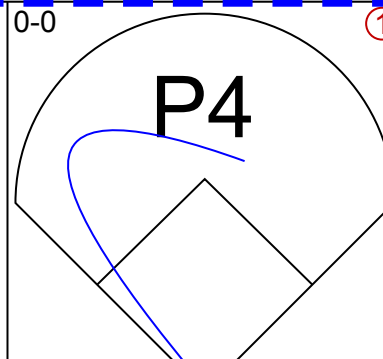
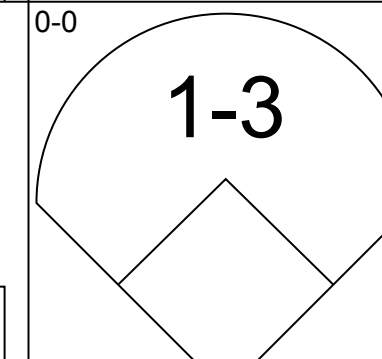
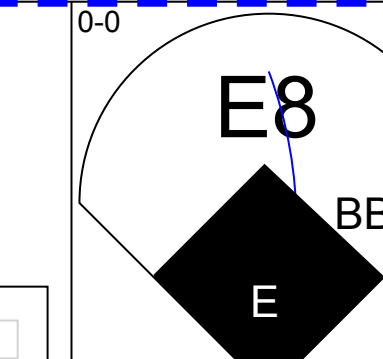
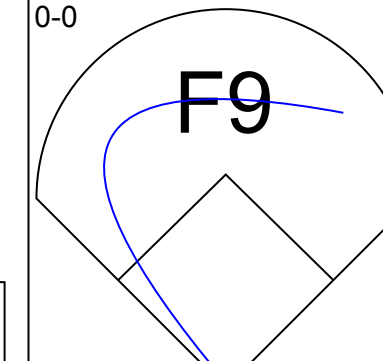
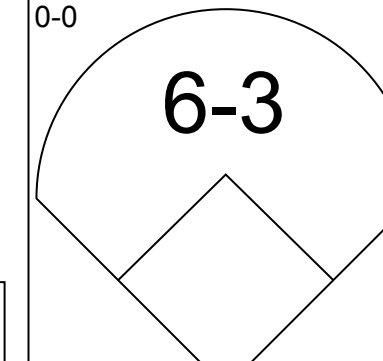
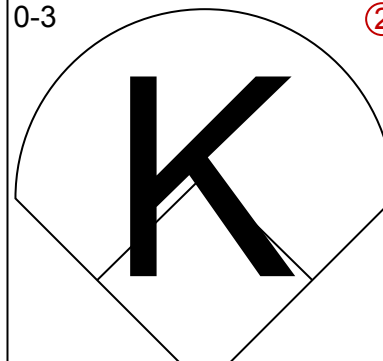
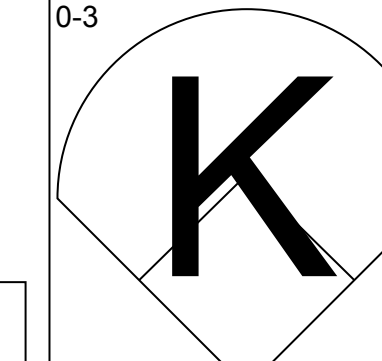
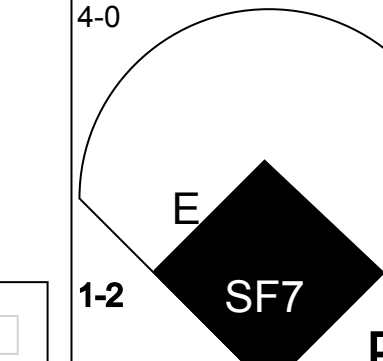
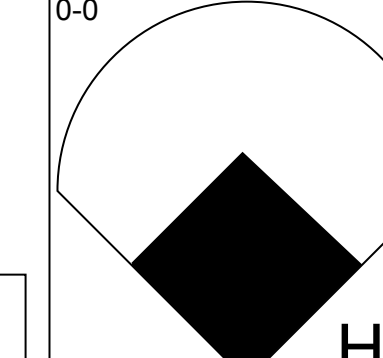
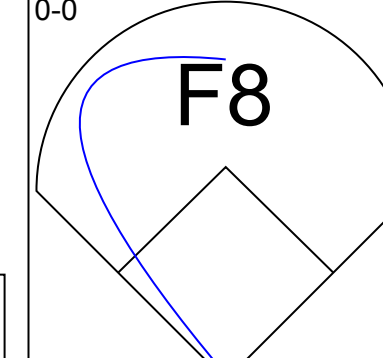
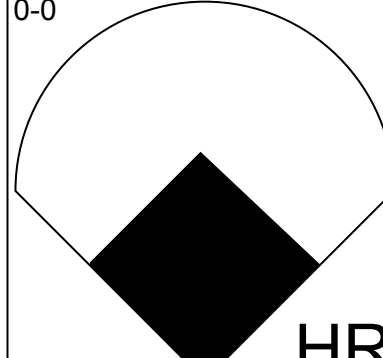
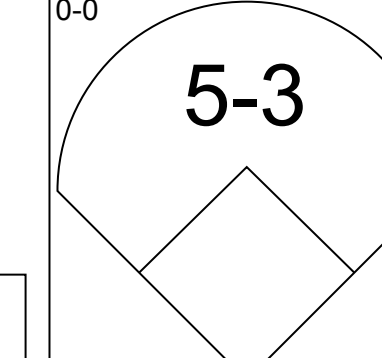
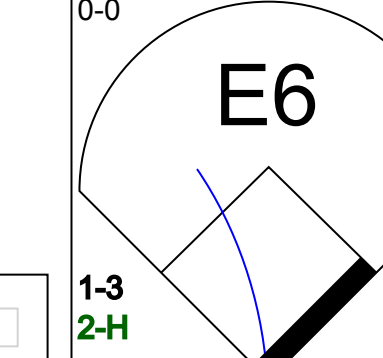
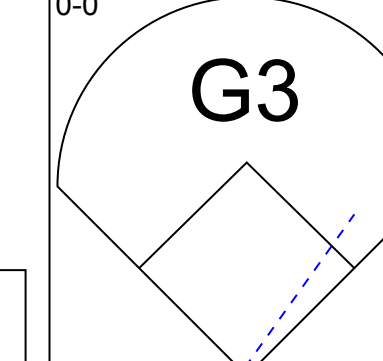
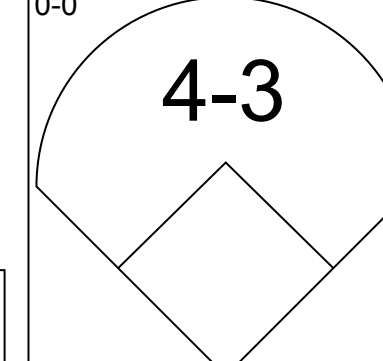
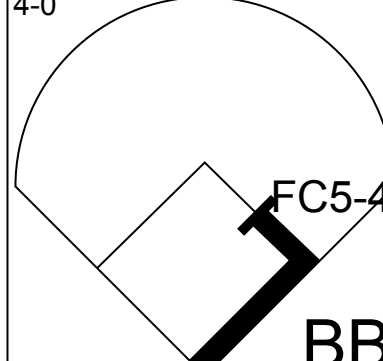
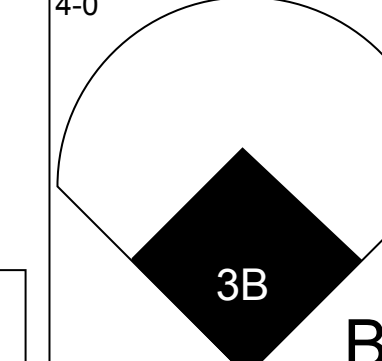
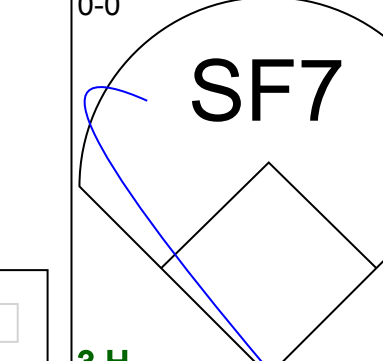
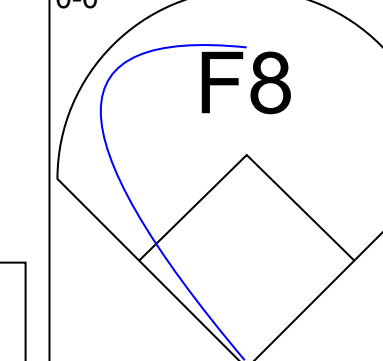
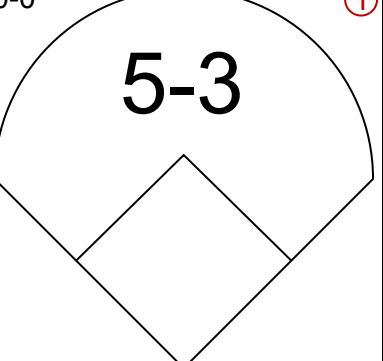
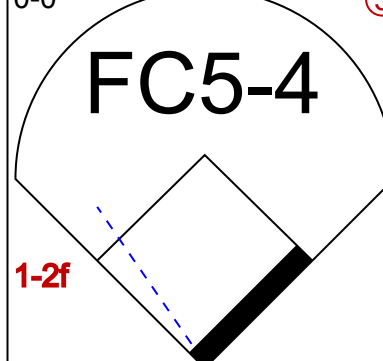
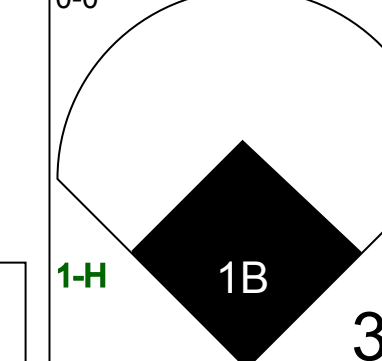
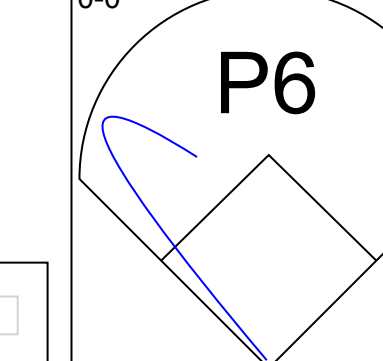
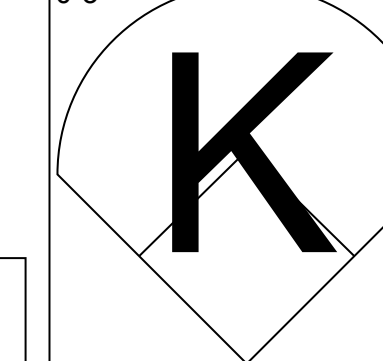
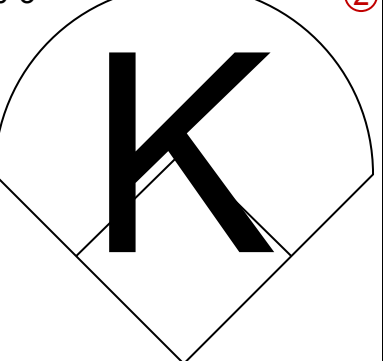
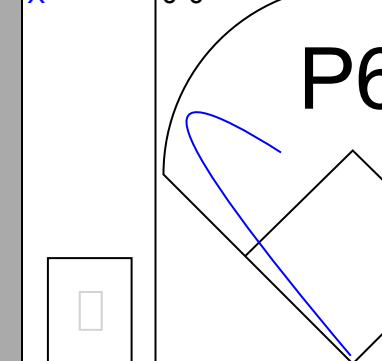
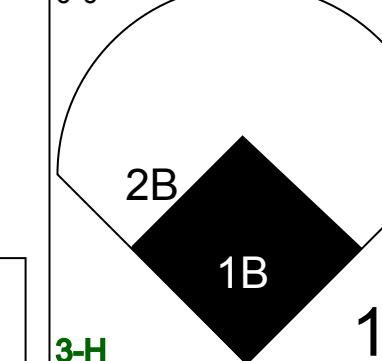
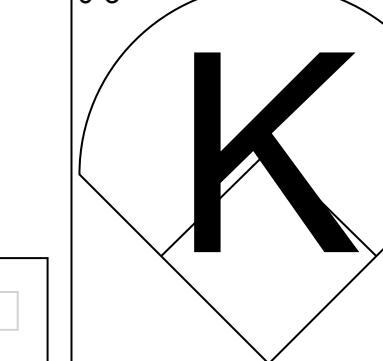


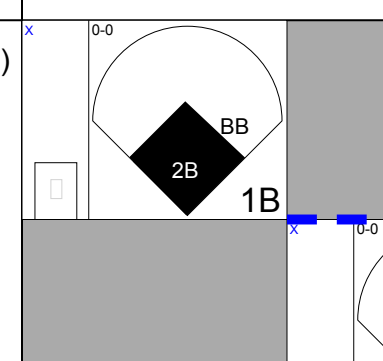
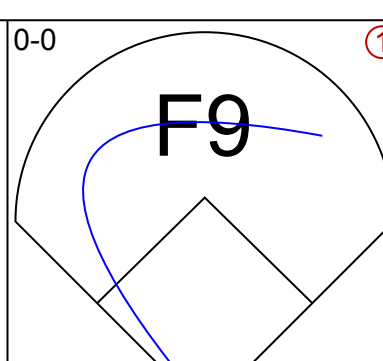
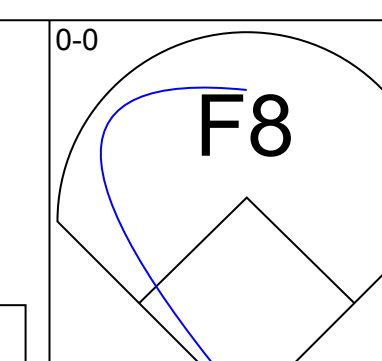
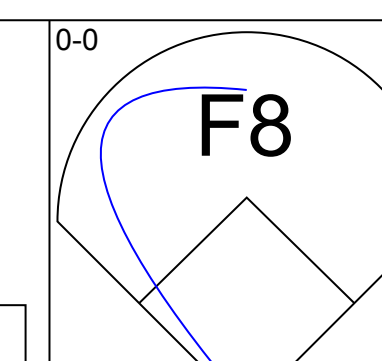
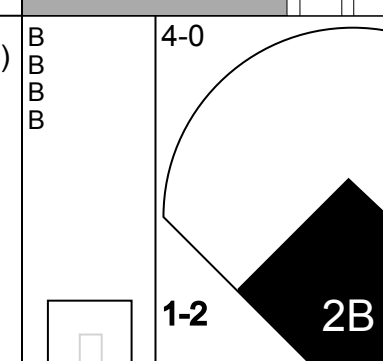
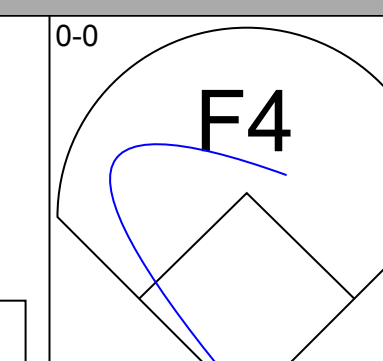
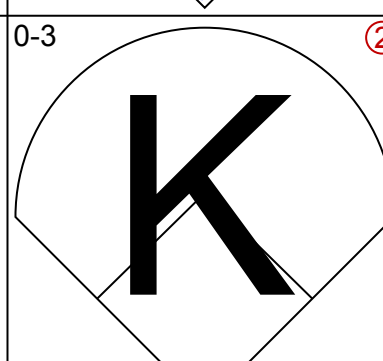
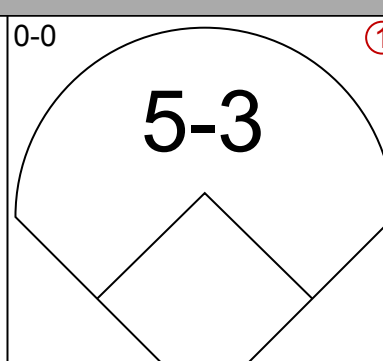
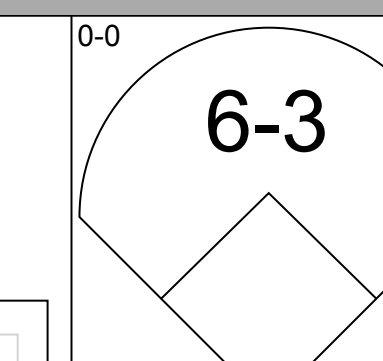
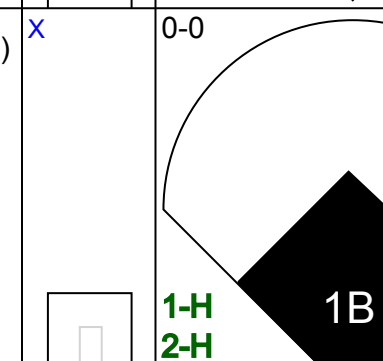
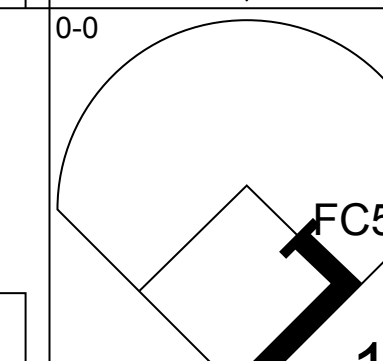
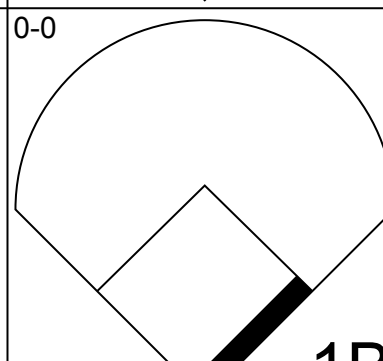
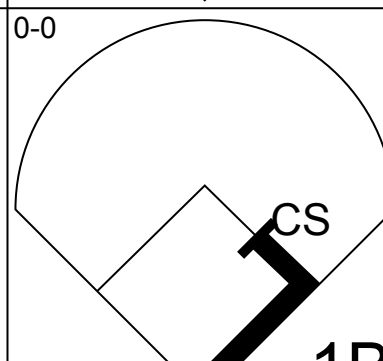
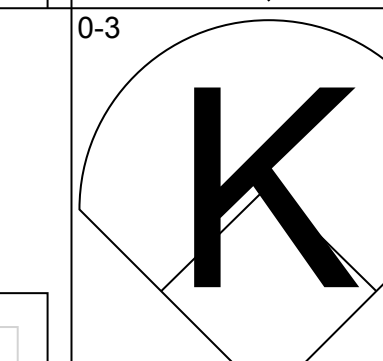
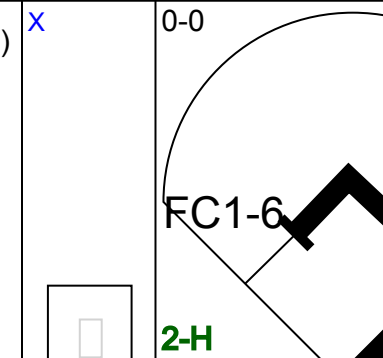
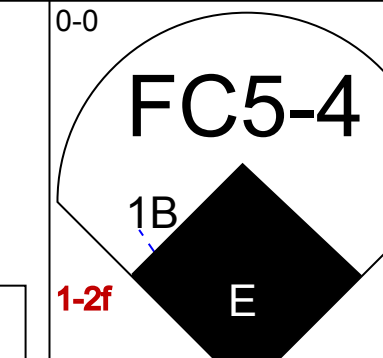
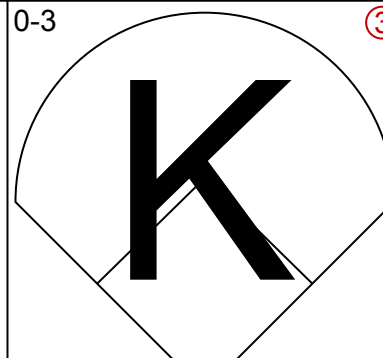
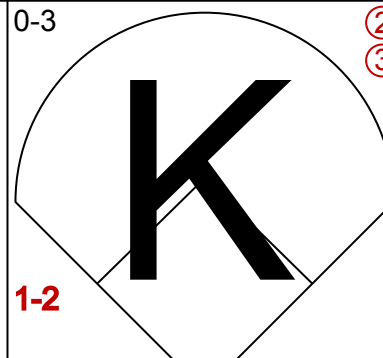
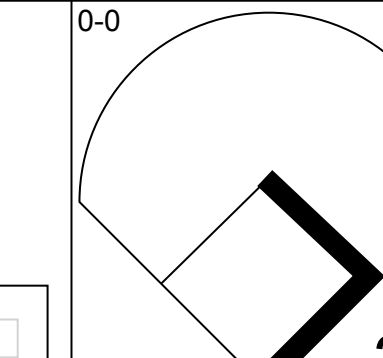
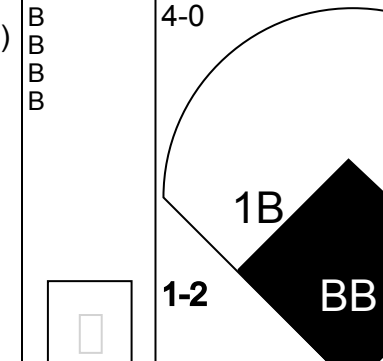
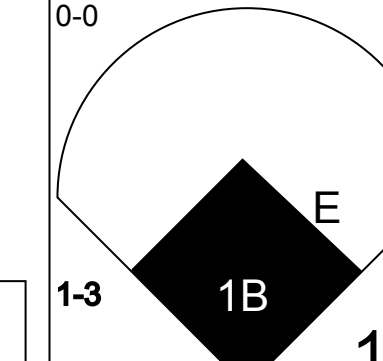
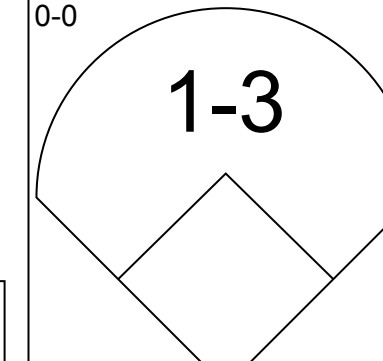
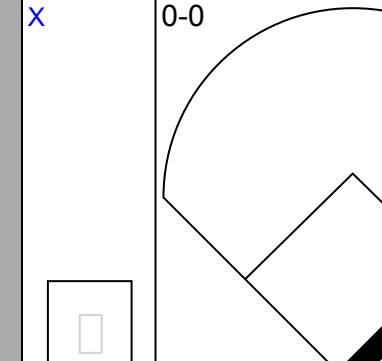
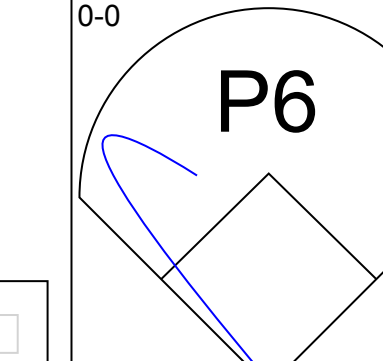
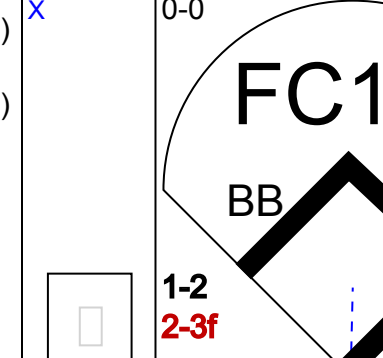
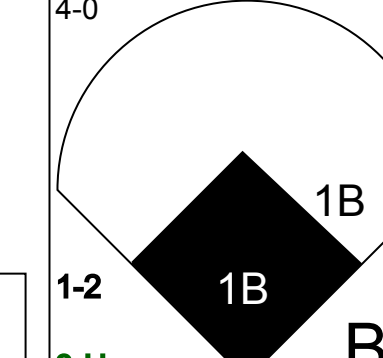
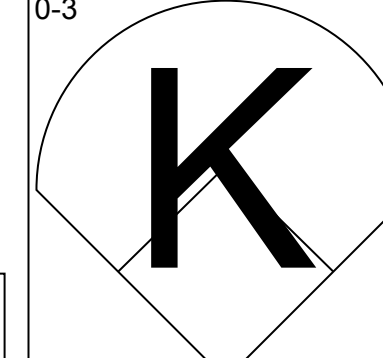
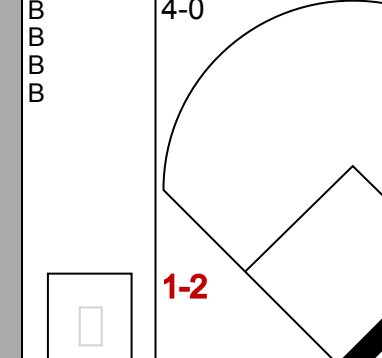
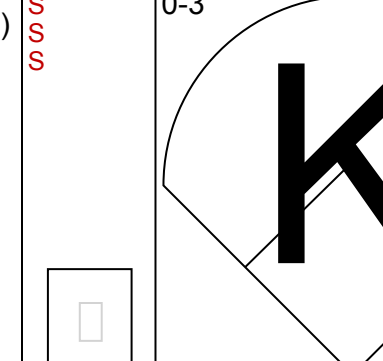
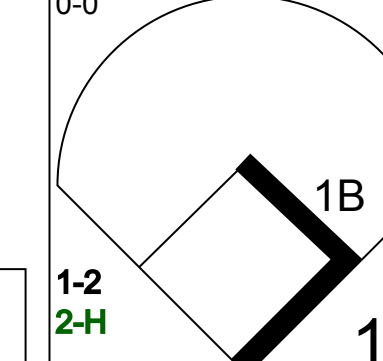
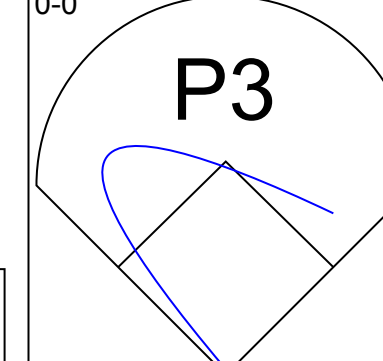
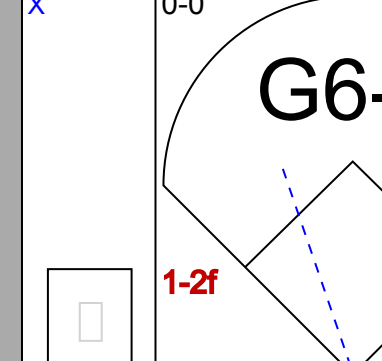
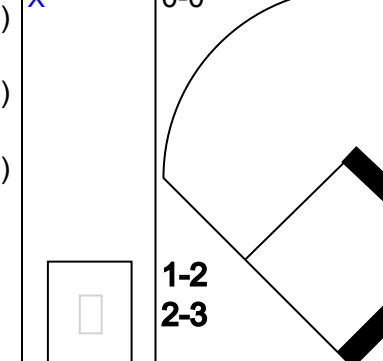
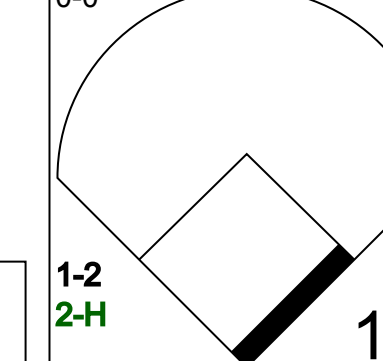
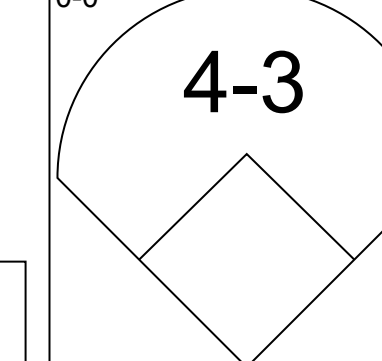
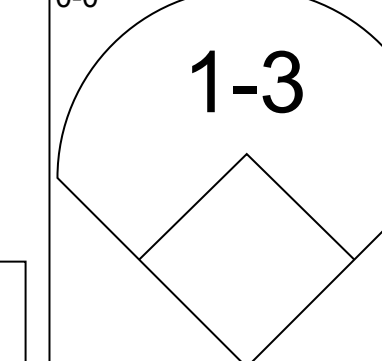
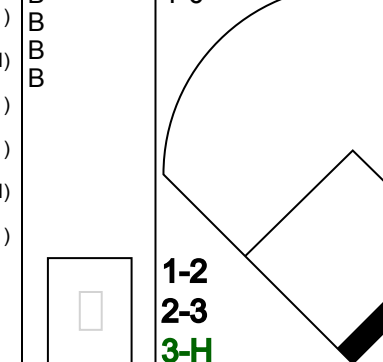
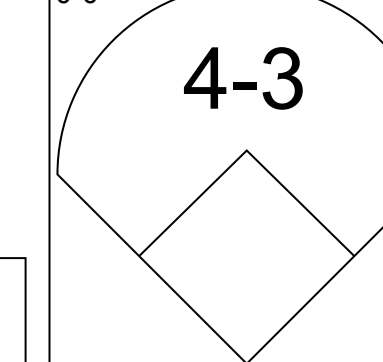
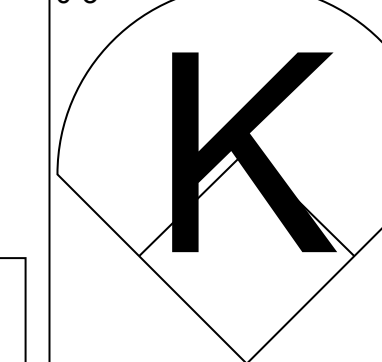
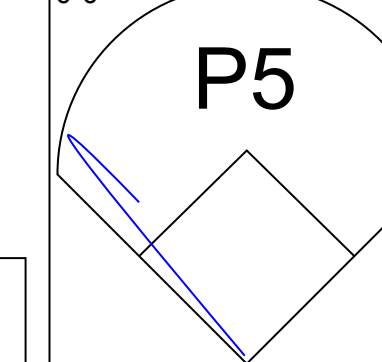
Batter	1	2	3	4	5	6	7	8	9	10	11	12	13	14	AB	R	H	RBI	BB	SO	LOB	BOTTOM								
<b>Jerry Morales, R</b> OBP: 0.357, SLG: 0.446 (1, 8)	G3 E 1B	FC5-4		F2					HR 1B	FC5-4 IBB		E4			5	2	2	0	2	0	1									
<b>Fred Stanley, R</b> OBP: 0.292, SLG: 0.256 <b>Curt Bleary, L</b> OBP: 0.311, SLG: 0.390 <b>Garry Jestadt, R</b> OBP: 0.266, SLG: 0.326 (1, 4) (6, PH) (7, 4)	E1 G3 1B		6-3		4-3	4-3			HR 1B	FC5-4		1-3			3	1	0	0	0	0	1									
<b>Leron Lee, L</b> OBP: 0.352, SLG: 0.505 <b>Larry Stahl, L</b> OBP: 0.276, SLG: 0.346 (1, 7) (4, 9)	G3		F7		K			K				S 1B			2	0	0	0	0	0	2									
<b>Nate Colbert, R</b> OBP: 0.283, SLG: 0.440 (1, 3)	S 1B				1B S 1B			3-1		K		K			7	1	3	2	0	3	1									
<b>Cito Gaston, R</b> OBP: 0.309, SLG: 0.406 (1, 9) (4, 7)	K				1B			6-3		F7		K			6	0	2	0	1	2	2									
<b>Dave Roberts, R</b> OBP: 0.246, SLG: 0.309 (1, 5) (9, 6)	5-3				F8					1-3		FC5-4 IBB			6	0	2	1	1	0	4									
<b>Pat Corrales, R</b> OBP: 0.214, SLG: 0.132 <b>Fred Kendall, R</b> OBP: 0.252, SLG: 0.255 (1, 2) (14, 2)			F4		1-3				F9	6-3		FC5-4			6	0	0	0	0	1	5									
<b>Enzo Hernandez, R</b> OBP: 0.228, SLG: 0.216 <b>Ed Spiezio, R</b> OBP: 0.167, SLG: 0.214 (1, 6) (8, PH) (9, 5)						6-3			F8				6-3		3	0	0	0	0	1	0									
<b>Fred Norman, S</b> OBP: 0.231, SLG: 0.244 <b>Gary Ross, R</b> OBP: 0.292, SLG: 0.446 <b>Ed Acosta, R</b> OBP: 0.276, SLG: 0.346 <b>Mike Caldwell, R</b> OBP: 0.276, SLG: 0.346 <b>Johnny Jetzer, R</b> OBP: 0.276, SLG: 0.346 (1, 15) (5, 15) (8, PH) (8, 15) (14, PH)						6-3			F8			E4 WP			1	0	0	0	0	1	0									
<b>Inning Stats</b>	R: 2 E: 1 K: 1 S: 12	H: 2 LOB: 1 BB: 0 P: 18	R: 0 E: 0 K: 1 S: 7	H: 0 LOB: 1 BB: 1 P: 13	R: 1 E: 0 K: 0 S: 17	H: 3 LOB: 2 BB: 0 P: 24	R: 0 E: 0 K: 0 S: 5	H: 0 LOB: 0 BB: 0 P: 6	R: 0 E: 0 K: 1 S: 12	H: 1 LOB: 1 BB: 0 P: 21	R: 0 E: 0 K: 1 S: 6	H: 0 LOB: 0 BB: 0 P: 9	R: 0 E: 0 K: 1 S: 10	H: 1 LOB: 1 BB: 0 P: 17	R: 2 E: 0 K: 2 S: 13	H: 2 LOB: 3 BB: 2 P: 20	R: 0 E: 0 K: 1 S: 12	H: 1 LOB: 2 BB: 1 P: 17	R: 0 E: 0 K: 2 S: 11	H: 0 LOB: 1 BB: 1 P: 17	R: 0 E: 0 K: 1 S: 7	H: 0 LOB: 0 BB: 0 P: 12	R: 0 E: 0 K: 2 S: 10	H: 0 LOB: 1 BB: 1 P: 17	R: 0 E: 1 K: 1 S: 7	H: 0 LOB: 0 BB: 0 P: 10	1B: 11 2B: 0 3B: 0 HR: 1	SF: 0 SAC: 0 DP: 0 HBP: 0	WP: 1 PB: 0 SB: 3 CS: 0	PA: 63
<b>PITCHER</b>	IP	WLS	BF	H	R	ER	SO	BB	IBB	HBP	BLK	WP	HR	S	P	ERA	WHIP													
<b>Jim Barr, R</b> ERA: 3.18 <b>Randy Moffitt, R</b> ERA: 5.11 <b>Jerry Johnson, R</b> ERA: 5.89 <b>Don McMahon, R</b> ERA: 3.12	(1, 1) (6, 1) (9, 1) (13, 1)	5.2 2.1 4.0 2.0	WLS 11 8 W	27 3 18 7	8 3 0 0	3 2 0 0	ER 3 0 0	SO 3 2 3	BB 1 0 0	IBB 0 0 0	HBP 0 0 0	BLK 0 0 0	WP 0 1 0	HR 0 28 38	S 59 44 66	P 87 44 66	ERA 1.59 7.71 0.00 0.00	WHIP 1.588 1.714 0.500 0.500												

San Francisco Giants @ San Diego Padres  
San Diego Stadium, San Diego, CA  
Sun Jun 25 1972, 6:33 AM EDT  
Att. 6,523 - Unknown

AB 57  
R 5  
H 12  
RBI 5  
BB 6  
SO 14  
LOB 25



Batter	1	2	3	4	5	6	7	8	9	AB	R	H	RBI	BB	SO	LOB	TOP			
Roger Metzger, S (1, 6) OBP: 0.278, SLG: 0.243										4	2	1	0	1	1	0	Houston Astros @ San Diego Padres San Diego Stadium, San Diego, CA Mon Jun 26 1972, 10:05 PM EDT Att: 4,561 - Unknown			
Cesar Cedeno, R (1, 8) OBP: 0.421, SLG: 0.559										4	3	3	4	1	0	0				
Jimmy Wynn, R (1, 9) OBP: 0.384, SLG: 0.489										5	1	2	3	0	1	1				
Lee May, R (1, 3) OBP: 0.341, SLG: 0.510										5	2	1	1	0	0	1				
Bob Watson, R (1, 7) OBP: 0.371, SLG: 0.487										4	1	0	0	1	2	0				
Doug Rader, R (1, 5) OBP: 0.309, SLG: 0.472										5	2	2	2	0	0	1				
Johanny Edwards, L (1, 2) OBP: 0.351, SLG: 0.384										2	1	0	1	2	0	0				
Tommy Helms, R (1, 4) OBP: 0.279, SLG: 0.337										5	1	1	1	0	0	2				
Don Wilson, R (1, 1) OBP: 0.125, SLG: 0.087										0	0	0	0	0	0	0				
Tom Griffin, R (1, 1) OBP: 0.250, SLG: 0.583										1	0	0	0	0	1	0				
George Culver, R (2, 1) OBP: 0.182, SLG: 0.273										4	1	1	1	0	2	1				
<b>Inning Stats</b>	R: 2 E: 0 K: 1 S: 6	H: 1 LOB: 0 BB: 1 P: 10	R: 1 E: 0 K: 1 S: 6	H: 1 LOB: 0 BB: 0 P: 6	R: 0 E: 0 K: 0 S: 3	H: 0 LOB: 0 BB: 0 P: 3	R: 1 E: 0 K: 0 S: 4	H: 1 LOB: 0 BB: 0 P: 4	R: 2 E: 0 K: 2 S: 8	H: 1 LOB: 0 BB: 1 P: 12	R: 1 E: 0 K: 1 S: 5	H: 2 LOB: 1 BB: 0 P: 5	R: 4 E: 0 K: 1 S: 9	H: 4 LOB: 1 BB: 1 P: 13	R: 2 E: 2 K: 1 S: 7	H: 0 LOB: 1 BB: 1 P: 11	1B: 3 2B: 2 3B: 1 HR: 5	SF: 1 SAC: 0 DP: 0 HBP: 0	WP: 0 PB: 0 SB: 2 CS: 0	PA: 45
<b>PITCHER</b>	IP	WLS	BF	H	R	ER	SO	BB	IBB	HBP	BLK	WP	HR	S	P	ERA	WHIP			
Clay Kirby, R (1, 1) ERA: 3.35	5.0		21	4	6	6	4	2	0	0	0	0	4	27	35	10.80	1.200			
Bill Greif, R (6, 1) ERA: 5.49	2.2	L	16	6	6	6	2	2	0	0	0	0	1	18	26	20.25	3.000			
Ed Acosta, R (8, 1) ERA: 4.8	0.1		2	1	0	0	0	0	0	0	0	0	0	2	2	0.00	3.000			
Al Severinsen, R (9, 1) ERA:	1.0		6	0	2	0	1	1	0	0	0	0	0	7	11	0.00	1.000			

Batter	1	2	3	4	5	6	7	8	9	AB	R	H	RBI	BB	SO	LOB	BOTTOM			
Jerry Morales, R (1, 8) OBP: 0.391, SLG: 0.436										5	1	1	0	0	0	3	Houston Astros @ San Diego Padres San Diego Stadium, San Diego, CA Mon Jun 26 1972, 10:05 PM EDT Att: 4,561 - Unknown			
Dave Roberts, R (1, 5) OBP: 0.242, SLG: 0.288										4	1	0	0	1	1	0				
Larry Stahl, L (1, 9) OBP: 0.295, SLG: 0.370										5	1	4	2	0	1	0				
Nate Colbert, R (1, 3) OBP: 0.285, SLG: 0.443										5	1	2	1	0	2	3				
Cito Gaston, R (1, 7) OBP: 0.329, SLG: 0.412										4	2	2	0	1	0	1				
Fred Stanley, R (1, 4) OBP: 0.308, SLG: 0.244										2	1	0	0	2	1	2				
Pat Corrales, R (1, 2) OBP: 0.217, SLG: 0.143										4	0	1	1	0	1	3				
Enzo Hernandez, R (1, 6) OBP: 0.235, SLG: 0.224										3	0	2	1	0	0	0				
Gary Jesteadt, R (8, PH) OBP: 0.263, SLG: 0.323										1	0	0	0	0	0	0				
Clay Kirby, R (1, 1) BP: 0.41, SLG: 0.091										1	0	0	1	1	0	2				
Mike Fingers, L (5, PH) BP: 0.38, SLG: 0.071										0	0	0	0	0	0	0				
Bill Greif, R (8, 1) ERA: 5.49										0	0	0	0	0	0	0				
Ed Acosta, S (8, 1) ERA: 4.8										0	0	0	0	0	0	0				
Curt Blefary, L (8, PH) BP: 0.354, SLG: 0.383										1	0	0	0	0	0	0				
Al Severinsen, R (9, 1) ERA:										0	0	0	0	0	0	0				
<b>Inning Stats</b>	R: 4 E: 0 K: 1 S: 9	H: 4 LOB: 3 BB: 3 P: 21	R: 3 E: 1 K: 0 S: 7	H: 4 LOB: 2 BB: 1 P: 11	R: 0 E: 0 K: 2 S: 8	H: 1 LOB: 1 BB: 0 P: 8	R: 0 E: 0 K: 1 S: 5	H: 0 LOB: 0 BB: 0 P: 5	R: 0 E: 0 K: 1 S: 5	H: 1 LOB: 0 BB: 0 P: 5	R: 0 E: 0 K: 0 S: 2	H: 1 LOB: 0 BB: 1 P: 6	R: 0 E: 0 K: 0 S: 3	H: 0 LOB: 0 BB: 0 P: 3	R: 0 E: 0 K: 1 S: 6	H: 1 LOB: 1 BB: 0 P: 6	1B: 10 2B: 2 3B: 0 HR: 0	SF: 0 SAC: 0 DP: 1 HBP: 0	WP: 0 PB: 0 SB: 0 CS: 2	PA: 41
<b>PITCHER</b>	IP	WLS	BF	H	R	ER	SO	BB	IBB	HBP	BLK	WP	HR	S	P	ERA	WHIP			
Don Wilson, R (1, 1) ERA: 3.57	0.2		9	4	4	4	4	3	0	0	0	0	0	8	20	54.00	10.500			
Tom Griffin, R (1, 1) ERA: 1.85	1.0		5	2	2	2	0	0	0	0	0	0	0	5	5	18.00	2.000			
George Culver, R (2, 1) ERA: 2.06	7.1	W	27	6	1	1	6	2	0	0	0	0	0	37	45	1.23	1.091			

AB	39
R	14
H	11
RBI	13
BB	5
SO	7
LOB	6





Batter	1	2	3	4	5	6	7	8	9	AB	R	H	RBI	BB	SO	LOB	TOP											
Roger Metzger, S OBP: 0.282, SLG: 0.246										4	1	2	0	0	0	1												
Cesar Cedeno, R OBP: 0.420, SLG: 0.556										5	1	2	0	0	2	2												
Jimmy Wynn, R OBP: 0.384, SLG: 0.484										4	1	1	1	1	3	3												
Lee May, R OBP: 0.346, SLG: 0.514										4	1	2	0	1	1	4												
Bob Watson, R OBP: 0.379, SLG: 0.500										4	1	3	1	1	0	0												
Doug Rader, R OBP: 0.307, SLG: 0.466										5	1	1	1	0	2	7												
Johnny Edwards, L OBP: 0.353, SLG: 0.387										4	0	1	2	1	1	1												
Tommy Helms, R OBP: 0.277, SLG: 0.333										5	0	1	0	0	0	6												
Dave Roberts, L OBP: 0.297, SLG: 0.389										5	0	2	0	0	1	3												
<b>Inning Stats</b>	R: 2 E: 0 K: 1 S: 8	H: 4 LOB: 1 BB: 0 P: 8	R: 0 E: 0 K: 1 S: 6	H: 1 LOB: 1 BB: 0 P: 6	R: 1 E: 0 K: 1 S: 7	H: 2 LOB: 3 BB: 2 P: 15	R: 0 E: 0 K: 2 S: 9	H: 3 LOB: 2 BB: 0 P: 9	R: 1 E: 0 K: 0 S: 5	H: 2 LOB: 1 BB: 0 P: 5	R: 0 E: 0 K: 1 S: 5	H: 0 LOB: 0 BB: 0 P: 5	R: 1 E: 1 K: 1 S: 6	H: 1 LOB: 1 BB: 1 P: 10	R: 0 E: 0 K: 1 S: 6	H: 1 LOB: 2 BB: 0 P: 10	R: 1 E: 0 K: 2 S: 9	H: 1 LOB: 1 BB: 0 P: 9	1B: 12 2B: 3 3B: 1 HR: 0	SF: 0 SAC: 1 DP: 1 HBP: 0	WP: 1 PB: 0 SB: 1 CS: 1	PA: 45						
<b>PITCHER</b>	IP	WLS	BF	H	R	ER	SO	BB	IBB	HBP	BLK	WP	HR	S	P	ERA	WHIP											
Steve Arlin, R ERA: 3.16	(1, 1)	8.0	L	40	14	5	4	8	4	0	0	0	1	0	52	68	4.50	2.250										
Mark Schaeffer, L ERA: 4.43	(9, 1)	1.0		5	1	1	1	2	0	0	0	0	0	9	9	9.00	1.000											

Houston Astros @ San Diego Padres  
San Diego Stadium, San Diego, CA  
Tue Jun 27 1972, 10:05 PM EDT  
Att: 6,497 - Unknown

AB 40  
R 6  
H 15  
RBI 5  
BB 4  
SO 10  
LOB 27



Batter	1	2	3	4	5	6	7	8	9	AB	R	H	RBI	BB	SO	LOB	BOTTOM											
Jerry Morales, R OBP: 0.356, SLG: 0.438										4	0	2	0	0	1	2												
Dave Roberts, R OBP: 0.242, SLG: 0.286										4	0	1	0	0	0	2												
Garry Jesteadt, R OBP: 0.263, SLG: 0.320										4	0	1	0	0	0	2												
Nate Colbert, R OBP: 0.281, SLG: 0.436										4	0	0	0	0	1	3												
Cito Gaston, R OBP: 0.312, SLG: 0.389										4	0	0	0	0	0	1												
Johnny Jeter, R OBP: 0.283, SLG: 0.347										3	0	0	0	0	3	0												
Pat Corrales, R OBP: 0.204, SLG: 0.133										3	0	0	0	0	1	0												
Enzo Hernandez, R OBP: 0.237, SLG: 0.226										3	0	1	0	0	0	0												
Steve Arlin, R OBP: 0.176, SLG: 0.194	(1, 1)									2	0	1	0	0	0	0												
Ed Spiezio, R OBP: 0.161, SLG: 0.207	(8, PH)									1	0	0	0	0	1	1												
Mark Schaeffer, L ERA: 4.23	(9, 1)									0	0	0	0	0	0	0												
<b>Inning Stats</b>	R: 0 E: 0 K: 0 S: 3	H: 1 LOB: 0 BB: 0 P: 3	R: 0 E: 0 K: 2 S: 7	H: 0 LOB: 0 BB: 0 P: 7	R: 0 E: 0 K: 0 S: 4	H: 1 LOB: 1 BB: 0 P: 4	R: 0 E: 0 K: 0 S: 4	H: 1 LOB: 1 BB: 0 P: 4	R: 0 E: 0 K: 2 S: 7	H: 0 LOB: 0 BB: 0 P: 7	R: 0 E: 0 K: 0 S: 5	H: 2 LOB: 2 BB: 0 P: 5	R: 0 E: 0 K: 1 S: 5	H: 0 LOB: 0 BB: 0 P: 5	R: 0 E: 0 K: 2 S: 8	H: 1 LOB: 1 BB: 0 P: 8	R: 0 E: 0 K: 0 S: 3	H: 0 LOB: 0 BB: 0 P: 3	1B: 6 2B: 0 3B: 0 HR: 0	SF: 0 SAC: 0 DP: 1 HBP: 0	WP: 1 PB: 0 SB: 0 CS: 0	PA: 32						
<b>PITCHER</b>	IP	WLS	BF	H	R	ER	SO	BB	IBB	HBP	BLK	WP	HR	S	P	ERA	WHIP											
Dave Roberts, L ERA: 4.23	(1, 1)	9.0	W	32	6	0	0	7	0	0	0	0	1	0	46	46	0.00	0.667										

Houston Astros @ San Diego Padres  
San Diego Stadium, San Diego, CA  
Tue Jun 27 1972, 10:05 PM EDT  
Att: 6,497 - Unknown

AB 32  
R 0  
H 6  
RBI 0  
BB 0  
SO 7  
LOB 11



Batter	1	2	3	4	5	6	7	8	9	AB	R	H	RBI	BB	SO	LOB	TOP					
<b>Felix Millan, R</b> OBP: 0.296, SLG: 0.320 (1, 4)	0-0 BB 5-3 1B		0-0 L8		0-0 F9		0-0 6-3		0-0 F7	5	1	1	0	0	0	1	<b>Atlanta Braves @ San Diego Padres</b> San Diego Stadium, San Diego, CA Wed Jun 28 1972, 10:05 PM EDT Unknown					
<b>Ralph Carr, L</b> OBP: 0.341, SLG: 0.371 (1, 9)	0-3 K		0-0 F6		0-0 1-3		0-0 1B		0-0 HR	5	2	2	0	0	1	2						
<b>Hank Aaron, R</b> OBP: 0.368, SLG: 0.477 (1, 3)	4-0 5-3 1-2 BB		4-0 1B BB		0-0 F7		0-0 1B		0-0 HR	3	1	2	2	2	0	1						
<b>Rico Carty, R</b> OBP: 0.420, SLG: 0.440 (1, 7)	4-0 5-3 1-2 2-3 3-4 BB		0-0 1-2 1B		0-0 L9		0-0 L9		0-0 L8	4	0	1	0	1	0	2						
<b>Oscar Brown, R</b> OBP: 0.291, SLG: 0.484 (9, 7)			0-0 1-2 1B		0-0 1B BB		0-0 1-3 2-H		0-0 F6	0	0	0	0	0	0	0						
<b>Mike Lum, L</b> OBP: 0.321, SLG: 0.331 (1, 8)	0-0 5-3		0-0 K		0-0 1B BB		0-0 1B		0-0 F6	5	0	2	2	0	1	4						
<b>Earl Williams, R</b> OBP: 0.332, SLG: 0.382 (1, 5)	0-3 K		0-3 K		0-0 1B BB		0-0 1-3			3	0	0	0	1	2	4						
<b>Paul Casanova, R</b> OBP: 0.197, SLG: 0.203 (1, 2)		0-0 CS 1B	0-3 K		0-0 F3		0-3 K			4	0	1	0	0	2	2						
<b>Marty Perez, R</b> OBP: 0.290, SLG: 0.289 (1, 6)		0-3 K	0-0 L8		0-0 FC4-6		0-0 F4			4	0	1	0	0	1	1						
<b>Ron Schueler, R</b> OBP: 0.190, SLG: 0.200 (1, 1)		0-0 F8			0-0 1-3 1B		0-0 FC4-6		0-3 K	4	0	1	0	0	1	3						
<b>Inning Stats</b>	R: 1 E: 0 K: 2 S: 8	H: 1 LOB: 2 BB: 2 P: 16	R: 0 E: 0 K: 1 S: 5	H: 1 LOB: 0 BB: 0 P: 5	R: 0 E: 0 K: 1 S: 6	H: 1 LOB: 2 BB: 1 P: 10	R: 0 E: 0 K: 2 S: 7	H: 0 LOB: 0 BB: 0 P: 7	R: 0 E: 0 K: 0 S: 4	H: 1 LOB: 3 BB: 1 P: 4	R: 0 E: 0 K: 0 S: 5	H: 2 LOB: 3 BB: 1 P: 9	R: 1 E: 0 K: 0 S: 6	H: 3 LOB: 2 BB: 0 P: 6	R: 0 E: 0 K: 2 S: 7	H: 0 LOB: 0 BB: 0 P: 7	R: 2 E: 0 K: 0 S: 5	H: 2 LOB: 0 BB: 0 P: 5	1B: 10 2B: 9 3B: 0 HR: 1	SF: 0 SAC: 0 DP: 0 HBP: 0	WP: 0 PB: 0 SB: 0 CS: 1	PA: 41
<b>PITCHER</b> <b>Mike Corkins, R</b> ERA: 2.82 (1, 1)	IP: 9.0 WLS: L BF: 41	H: 11 R: 4 ER: 4 SO: 8	BB: 4 IBB: 0 HBP: 0 BLK: 0	WP: 0 HR: 1 S: 53 P: 69	ERA: 4.00 WHIP: 1.667											ERA: 2.00 WHIP: 0.778						

AB	37
R	4
H	11
RBI	4
BB	4
SO	8
LOB	20





Batter	1	2	3	4	5	6	7	8	9	AB	R	H	RBI	BB	SO	LOB	BOTTOM					
<b>Jerry Morales, R</b> OBP: 0.360, SLG: 0.448 (1, 8)	0-3 K		0-0 4-3		0-0 6-3 2B			0-0 FC1-6 1B		4	0	2	0	0	1	0	<b>Atlanta Braves @ San Diego Padres</b> San Diego Stadium, San Diego, CA Wed Jun 28 1972, 10:05 PM EDT Unknown					
<b>Dave Roberts, R</b> OBP: 0.257, SLG: 0.303 (1, 5)	4-0 BB BB		0-0 2B		0-0 6-3		0-0 2-3 FC1-6		0-0 1-2 S	3	1	1	0	1	0	2						
<b>Cito Gaston, R</b> OBP: 0.296, SLG: 0.368 (1, 7)	0-0 F4		0-0 5-3		0-0 6-3		0-0 F9		0-0 1-2	4	0	0	0	0	0	4						
<b>Nate Colbert, R</b> OBP: 0.284, SLG: 0.439 (1, 3)	4-0 1-2 BB		0-0 2H 2B		0-0 L7		0-0 6-3		0-0 6-3	3	0	1	1	1	0	1						
<b>Larry Stahl, L</b> OBP: 0.288, SLG: 0.359 (1, 9)	0-3 K		0-0 L5		0-0 F7		0-0 F7		0-3 K	4	0	0	0	0	2	3						
<b>Gary Jesteadt, R</b> OBP: 0.252, SLG: 0.307 (1, 4)		0-0 F3		0-0 F8		0-0 F7		0-0 E6		4	0	0	0	0	0	0						
<b>Pat Corrales, R</b> OBP: 0.192, SLG: 0.125 (1, 2)		0-0 4-3		0-3 K		0-0 F8		0-0 4-3		3	0	0	0	0	1	0						
<b>Leron Lee, L</b> OBP: 0.350, SLG: 0.502 (9, PH)		0-0 1-3		0-3 K		0-0 K		0-0 4-3		1	0	0	0	0	0	1						
<b>Enzo Hernandez, R</b> OBP: 0.233, SLG: 0.222 (1, 6)		0-0 1-3		0-3 K		0-0 K		0-0 4-3		3	0	0	0	0	2	0						
<b>Curt Blefary, L</b> OBP: 0.295, SLG: 0.372 (9, PH)										1	0	0	0	0	0	1						
<b>Mike Corkins, R</b> OBP: 0.100, SLG: 0.400 (1, 1)			0-0 HR		0-3 K		0-0 6-3			3	1	1	1	0	1	0						
<b>Inning Stats</b>	R: 0 E: 0 K: 2 S: 7	H: 0 LOB: 2 BB: 2 P: 15	R: 0 E: 0 K: 0 S: 3	H: 0 LOB: 0 BB: 0 P: 3	R: 2 E: 0 K: 0 S: 6	H: 3 LOB: 1 BB: 0 P: 6	R: 0 E: 0 K: 2 S: 7	H: 0 LOB: 0 BB: 0 P: 7	R: 0 E: 0 K: 1 S: 6	H: 1 LOB: 1 BB: 0 P: 6	R: 0 E: 0 K: 0 S: 3	H: 0 LOB: 0 BB: 0 P: 3	R: 0 E: 0 K: 1 S: 5	H: 0 LOB: 0 BB: 0 P: 5	R: 0 E: 0 K: 0 S: 4	H: 1 LOB: 1 BB: 0 P: 4	R: 0 E: 1 K: 1 S: 6	H: 0 LOB: 1 BB: 0 P: 6	1B: 1 2B: 3 3B: 0 HR: 1	SF: 0 SAC: 0 DP: 0 HBP: 0	WP: 0 PB: 0 SB: 1 CS: 0	PA: 35
<b>PITCHER</b> <b>Ron Schueler, R</b> ERA: 3.06 (1, 1)	IP: 9.0 WLS: W BF: 35	H: 5 R: 2 ER: 2 SO: 7	BB: 2 IBB: 0 HBP: 0 BLK: 0	WP: 0 HR: 1 S: 47 P: 55	ERA: 2.00 WHIP: 0.778											ERA: 2.00 WHIP: 0.778						

AB	33
R	2
H	5
RBI	2
BB	2
SO	7
LOB	12





Batter	1	2	3	4	5	6	7	8	9	AB	R	H	RBI	BB	SO	LOB	TOP									
Oscar Brown, R OBP: 0.282, SLG: 0.415 (1, 8)	6-3		1B			K	G6-3		K	5	0	1	0	0	2	1	<p>Atlanta Braves @ San Diego Padres San Diego Stadium, San Diego, CA Thu Jun 29 1972, 10:05 PM EDT Att. 4,330 - Unknown</p> <p>livebaseballscores.com</p> <p>AB 38 R 6 H 12 RBI 5 BB 0 SO 8 LOB 10</p> 									
Ralph Carr, L OBP: 0.341, SLG: 0.373 (1, 9)	L7		1-3			K	1-3		2B	5	0	1	0	0	1											
Hank Aaron, R OBP: 0.367, SLG: 0.488 (1, 3)	F8			6-3		HR		1B	5-3	5	2	2	1	0	0	1										
Rico Carty, R OBP: 0.423, SLG: 0.440 (1, 7)		1-3		1B		2B	1B	1B	L8	4	1	2	0	0	0	1										
Earl Williams, R OBP: 0.337, SLG: 0.400 (1, 5) (8, 2)		HR		F9		1B	E	2B	1B	4	3	3	1	0	0	1										
Paul Casanova, R OBP: 0.221, SLG: 0.242 Mike Lum, L OBP: 0.326, SLG: 0.336 Sonny Jackson, L OBP: 0.125, SLG: 0.125 (1, 2) (8, PH) (8, 5)	L7			L7		E		1B		3	0	1	1	0	0	1										
Marty Perez, R OBP: 0.285, SLG: 0.284 (1, 6)	F3					2-3 3-H	1B		1-3 2-H	1B	3	0	0	0	0	0										
Gil Garrido, R OBP: 0.273, SLG: 0.200 Jim Breazeale, L OBP: 0.214, SLG: 0.333 Rod Gilbreath, R (1, 4) (8, PH) (8, 4)	L5			6-3		FC6-4			K	3	0	0	0	0	0	2										
George Stone, L Mike McQueen, L Cecil Upshaw, R Felix Millan, R OBP: 0.294, SLG: 0.318 (1, 1) (3, 1) (6, 1) (8, PH)	K			K		G6-3	1B		K	1	0	0	0	0	1	0										
<b>Inning Stats</b>	R: 0 E: 0 K: 0 S: 3	H: 0 LOB: 0 BB: 0 P: 3	R: 1 E: 0 K: 0 S: 4	H: 1 LOB: 0 BB: 0 P: 4	R: 0 E: 0 K: 1 S: 6	H: 1 LOB: 1 BB: 0 P: 6	R: 0 E: 0 K: 0 S: 4	H: 1 LOB: 0 BB: 0 P: 4	R: 0 E: 0 K: 2 S: 7	H: 0 LOB: 0 BB: 0 P: 7	R: 3 E: 1 K: 2 S: 12	H: 4 LOB: 2 BB: 0 P: 12	R: 0 E: 0 K: 0 S: 3	H: 1 LOB: 0 BB: 0 P: 3	R: 2 E: 0 K: 1 S: 8	H: 3 LOB: 1 BB: 0 P: 8		R: 0 E: 0 K: 2 S: 8	H: 1 LOB: 1 BB: 0 P: 8	1B: 8 2B: 2 3B: 0 HR: 2	SF: 1 SAC: 0 DP: 1 HBP: 0	WP: 0 PB: 0 SB: 0 CS: 0	PA: 39			
<b>PITCHER</b>	IP	WLS	BF	H	R	ER	SO	BB	IBB	HBP	BLK	WP	HR	S	P	ERA		WHIP								
Mike Caldwell, L ERA: 3.42 Bill Greif, R ERA: 5.38 (1, 1) (8, 1)	7.1	W	32	10	6	5	5	0	0	0	0	0	2	42	42	6.14		1.364								

Batter	1	2	3	4	5	6	7	8	9	AB	R	H	RBI	BB	SO	LOB	BOTTOM									
Jerry Morales, R OBP: 0.362, SLG: 0.455 (1, 8)	4-3		E	5-3		F5		5-3		5	1	2	1	0	0	0	<p>Atlanta Braves @ San Diego Padres San Diego Stadium, San Diego, CA Thu Jun 29 1972, 10:05 PM EDT Att. 4,330 - Unknown</p> <p>livebaseballscores.com</p> <p>AB 38 R 8 H 13 RBI 8 BB 2 SO 2 LOB 14</p> 									
Dave Roberts, R OBP: 0.291, SLG: 0.387 (1, 5)	1B		3B	HR		2B		5-3		5	3	4	2	0	0	1										
Leron Lee, L OBP: 0.363, SLG: 0.526 (1, 7)	K		HR	HR		2B		IBB		4	2	2	3	1	1	1										
Nate Colbert, R OBP: 0.283, SLG: 0.434 (1, 3)	5-3		E5	K		2B		4-3		5	1	1	1	0	1	3										
Cito Gaston, R OBP: 0.294, SLG: 0.363 (1, 9)	F7		2B	1B		6-3		1-3		4	0	1	0	0	0	1										
Gary Jesteadt, R OBP: 0.282, SLG: 0.324 (1, 4)	F6		2B	1B		5-3				4	0	2	1	0	0	0										
Fred Kendall, R OBP: 0.243, SLG: 0.245 (1, 2)	F6		1-3	2B		F5		5-3		4	0	0	0	0	0	3										
Enzo Hernandez, R OBP: 0.244, SLG: 0.231 (1, 6)			2B	IBB		F7		4-3		3	1	1	0	1	0	1										
Mike Caldwell, R Bill Greif, R (1, 1) (8, 1)	1-3		1-3	L9		6-3		1-3		3	0	0	0	0	0	4										
<b>Inning Stats</b>	R: 0 E: 0 K: 1 S: 6	H: 1 LOB: 1 BB: 0 P: 6	R: 0 E: 0 K: 0 S: 3	H: 0 LOB: 0 BB: 0 P: 3	R: 5 E: 2 K: 0 S: 10	H: 6 LOB: 3 BB: 1 P: 14	R: 1 E: 0 K: 1 S: 6	H: 1 LOB: 0 BB: 0 P: 6	R: 0 E: 0 K: 0 S: 4	H: 1 LOB: 1 BB: 0 P: 4	R: 2 E: 0 K: 0 S: 6	H: 3 LOB: 1 BB: 0 P: 6	R: 0 E: 0 K: 0 S: 3	H: 0 LOB: 0 BB: 0 P: 3	R: 0 E: 0 K: 0 S: 4	H: 1 LOB: 2 BB: 1 P: 8		R: 0 E: 0 K: 0 S: 4	H: 1 LOB: 1 BB: 0 P: 8	1B: 5 2B: 5 3B: 1 HR: 2	SF: 0 SAC: 0 DP: 0 HBP: 0	WP: 0 PB: 0 SB: 0 CS: 0	PA: 40			
<b>PITCHER</b>	IP	WLS	BF	H	R	ER	SO	BB	IBB	HBP	BLK	WP	HR	S	P	ERA		WHIP								
George Stone, L ERA: 7.71 Mike McQueen, L ERA: 4.91 Cecil Upshaw, R ERA: 4.63 (1, 1) (3, 1) (6, 1)	2.1	L	14	6	3	4	1	0	0	0	0	0	1	16	16	15.43		2.571								

Batter	1	2	3	4	5	6	7	8	9	10	11	12	13	AB	R	H	RBI	BB	SO	LOB	TOP							
<b>Pete Rose, S</b> OBP: 0.346, SLG: 0.370 (1, 7)	4-3		FC6-4 1B		1B			K		4-0 BB		1B E 1B		5	1	3	0	1	1	0								
<b>Joe Morgan, L</b> OBP: 0.412, SLG: 0.424 (1, 4)	K		FC6-4 1B		G3					1-3		E5 1-3 1B		5	0	1	0	1	1	4								
<b>Bobby Tolan, L</b> OBP: 0.353, SLG: 0.426 (1, 8)	K		1B		BB							1-3		4	1	0	0	2	2	2								
<b>Johnny Bench, R</b> OBP: 0.379, SLG: 0.573 (1, 2)		G3 6-3 BB	1-2 2H 1B		BB							1-3		5	0	1	0	1	1	2								
<b>Tony Perez, R</b> OBP: 0.346, SLG: 0.542 (1, 3)	6-3		G3-6-3 1B									3B BB		5	1	1	0	1	1	1								
<b>Joe Hague, L</b> OBP: 0.351, SLG: 0.428 (1, 9)	G3		G3-6-3 1B									BB		3	0	0	0	0	0	2								
<b>Cesar Geronimo, L</b> OBP: 0.298, SLG: 0.397 (7, 9)	G3		G3-6-3 1B									3B		3	0	1	2	0	1	0								
<b>Denis Menke, R</b> OBP: 0.352, SLG: 0.350 (1, 5)			P4									F5		2	0	0	0	2	0	0								
<b>Daniel Chaney, S</b> OBP: 0.400, SLG: 0.313 (10, PR)			P4									F5		2	0	0	0	0	1	1								
<b>Dave Concepcion, R</b> OBP: 0.272, SLG: 0.279 (1, 6)			BB									F5		4	0	0	0	0	0	3								
<b>Wayne Simpson, R</b> OBP: 0.248, SLG: 0.345 (8, PR)			K									4-3		2	0	0	0	0	2	0								
<b>Hal McRae, R</b> OBP: 0.353, SLG: 0.485 (10, PR)			K									4-3		0	0	0	0	0	0	0								
<b>Tom Hall, L</b> OBP: 0.312, SLG: 0.303 (12, PR)			K									4-3		1	0	0	0	0	0	0								
<b>Julian Javier, R</b> OBP: 0.217, SLG: 0.203 (12, PR)			K									4-3		0	0	0	0	0	0	0								
<b>Pedro Borbon, R</b> OBP: 0.217, SLG: 0.203 (12, PR)			K									4-3		0	0	0	0	0	0	0								
<b>Inning Stats</b>	R: 0 E: 0 K: 2 S: 7	H: 0 LOB: 0 BB: 0 P: 7	R: 0 E: 0 K: 3 S: 9	H: 0 LOB: 0 BB: 2 P: 11	R: 0 E: 0 K: 1 S: 6	H: 2 LOB: 2 BB: 1 P: 10	R: 0 E: 0 K: 0 S: 3	H: 1 LOB: 0 BB: 0 P: 3	R: 0 E: 0 K: 1 S: 6	H: 1 LOB: 1 BB: 0 P: 6	R: 0 E: 0 K: 2 S: 7	H: 0 LOB: 0 BB: 0 P: 3	R: 0 E: 0 K: 0 S: 3	H: 0 LOB: 0 BB: 0 P: 11	R: 0 E: 0 K: 0 S: 3	H: 0 LOB: 0 BB: 0 P: 7	R: 2 E: 0 K: 0 S: 4	H: 1 LOB: 1 BB: 2 P: 12	R: 1 E: 1 K: 0 S: 5	H: 2 LOB: 1 BB: 0 P: 5	R: 0 E: 0 K: 2 S: 7	H: 0 LOB: 0 BB: 0 P: 7	1B: 6 2B: 0 3B: 1 HR: 0	SF: 0 SAC: 1 DP: 1 HBP: 0	W/P: 0 PB: 0 SB: 1 CS: 0	PA: 52		
<b>PITCHER</b>	IP	WLS	BF	H	R	ER	SO	BB	IBB	HBP	BLK	WP	HR	S	P	ERA	WHIP											
<b>Clay Kirby, R</b> ERA: 3.2 (1, 1)	11.0		44	5	2	2	8	8	0	0	0	0	0	0	52	84	1.64	1.182										
<b>Gary Ross, R</b> ERA: 2.37 (12, 1)	1.0	5	2	1	0	0	0	0	0	0	0	0	0	5	5	0.00	2.000											
<b>Fred Norman, L</b> ERA: 3.1 (13, 1)	1.0	W	3	0	0	0	2	0	0	0	0	0	0	7	7	0.00	0.000											

Cincinnati Reds @ San Diego Padres  
San Diego Stadium, San Diego, CA  
Fri Jun 30 1972, 10:05 PM EDT  
Att. 6,119 - Unknown

AB 43  
R 3  
H 7  
RBI 2  
BB 8  
SO 10  
LOB 17



Batter	1	2	3	4	5	6	7	8	9	10	11	12	13	AB	R	H	RBI	BB	SO	LOB	BOTTOM							
<b>Jerry Morales, R</b> OBP: 0.351, SLG: 0.439 (1, 8)	K		F8					1-3			SH5-4	F8		5	0	0	0	0	1	4								
<b>Dave Roberts, R</b> OBP: 0.306, SLG: 0.420 (1, 5)	5-3		F3					1B 9-2 1B			K	1B 2B	1B FC5-2 2B	6	0	3	2	0	1	0								
<b>Leron Lee, L</b> OBP: 0.366, SLG: 0.523 (1, 7)	K		6-3					1B 9-2 1B FC3-2			K	1B	1B E IBB	5	1	2	0	1	2	0								
<b>Nate Colbert, R</b> OBP: 0.281, SLG: 0.428 (1, 3)			K					9-2			5-3	F2	1B E 1B	6	0	1	0	0	2	4								
<b>Cito Gaston, R</b> OBP: 0.297, SLG: 0.360 (1, 9)			K					1-2 3H			K	FC3-2 1B	1B E 1B	6	1	2	0	0	2	2								
<b>Garry Jesteadt, R</b> OBP: 0.252, SLG: 0.312 (1, 4)			K					1-2 3H			P5	SH1-4	1B E 1B	4	0	0	0	0	1	2								
<b>Pat Corrales, R</b> OBP: 0.196, SLG: 0.135 (1, 2)			K					L6			5-3	4-3		4	0	1	0	0	1	0								
<b>Curt Blefary, L</b> OBP: 0.256, SLG: 0.356 (12, PH)			K					L6			5-3	4-3		1	0	0	0	0	0	1								
<b>Enzo Hernandez, R</b> OBP: 0.201, SLG: 0.230 (1, 6)			K					4-3			SH3-4	1B		1	0	0	0	1	0	0								
<b>Fred Stanley, R</b> OBP: 0.265, SLG: 0.234 (11, PR)			K					4-3			SH3-4	1B		0	0	0	0	1	0	0								
<b>Larry Stahl, L</b> OBP: 0.281, SLG: 0.367 (12, PR)			K					4-3			SH3-4	1B		0	1	0	1	0	0	0								
<b>Clay Kirby, R</b> OBP: 0.132, SLG: 0.083 (1, 1)			K					4-3			SH3-4	1B		3	0	0	0	0	1	2								
<b>Johnny Jeter, R</b> OBP: 0.261, SLG: 0.351 (11, PH)			K					4-3			SH3-4	1B		1	1	1	0	0	0	0								
<b>Gary Ross, R</b> OBP: 0.333, SLG: 0.333 (12, 1)			K					4-3			SH3-4	1B		0	0	0	0	0	0	0								
<b>Mike Fiers, L</b> OBP: 0.235, SLG: 0.071 (12, PH)			K					4-3			SH3-4	1B		0	0	0	0	1	0	0								
<b>Fred Norman, S</b> OBP: 0.219, SLG: 0.226 (13, 1)			K					4-3			SH3-4	1B		0	0	0	0	0	0	0								
<b>Inning Stats</b>	R: 0 E: 0 K: 2 S: 7	H: 0 LOB: 0 BB: 0 P: 7	R: 0 E: 0 K: 3 S: 9	H: 0 LOB: 0 BB: 0 P: 9	R: 0 E: 0 K: 1 S: 5	H: 0 LOB: 1 BB: 1 P: 9	R: 0 E: 0 K: 1 S: 5	H: 0 LOB: 0 BB: 0 P: 5	R: 0 E: 0 K: 1 S: 5	H: 0 LOB: 0 BB: 0 P: 5	R: 0 E: 0 K: 2 S: 7	H: 0 LOB: 0 BB: 0 P: 7	R: 0 E: 0 K: 1 S: 5	H: 0 LOB: 0 BB: 0 P: 5	R: 2 E: 0 K: 0 S: 5	H: 3 LOB: 2 BB: 1 P: 9	R: 1 E: 0 K: 0 S: 5	H: 2 LOB: 2 BB: 1 P: 9	R: 1 E: 1 K: 0 S: 3	H: 2 LOB: 3 BB: 1 P: 7	1B: 8 2B: 4 3B: 0 HR: 0	SF: 0 SAC: 3 DP: 1 HBP: 0	W/P: 0 PB: 0 SB: 0 CS: 0	PA: 50				
<b>PITCHER</b>	IP	WLS	BF	H	R	ER	SO	BB	IBB	HBP	BLK	WP	HR	S	P	ERA	WHIP											
<b>Wayne Simpson, R</b> ERA: 4.09 (1, 1)	7.0		24	3	0	0	8	1	0	0	0	0	0	0	39	43	0.00	0.571										
<b>Clay Carroll, R</b> ERA: 1.4 (8, 1)	2.0	7	1	0	0	2	0	0	0	0	0	0	0	11	11	0.00	0.500											
<b>Tom Hall, L</b> ERA: 2.8 (10, 1)	2.0	9	3	2	2	1	1	0	0	0	0	0	0	10	14	9.00	2.000											
<b>Pedro Borbon, R</b> ERA: 3.04 (12, 1)	1.1	L	10	4	2	1	0	0	2	0	0	0	0	8	16	6.75	3.000											

Cincinnati Reds @ San Diego Padres  
San Diego Stadium, San Diego, CA  
Fri Jun 30 1972, 10:05 PM EDT  
Att. 6,119 - Unknown

AB 43  
R 4  
H 11  
RBI 3  
BB 4  
SO 11  
LOB 15



Batter	1	2	3	4	5	6	7	8	9	AB	R	H	RBI	BB	SO	LOB	TOP			
<b>Joe Morgan, L</b> (1, 4) OBP: 0.419, SLG: 0.441										2	2	2	2	2	0	0	<b>Cincinnati Reds @ San Diego Padres</b> San Diego Stadium, San Diego, CA Sat Jul 01 1972, 10:05 PM EDT Att: 24,972 - Unknown			
<b>Pete Rose, S</b> (1, 7) OBP: 0.345, SLG: 0.369										4	0	1	0	0	0	2				
<b>Bobby Tolan, L</b> (1, 8) OBP: 0.355, SLG: 0.431										4	0	2	1	0	0	0				
<b>Johnny Bench, R</b> (1, 2) OBP: 0.374, SLG: 0.564										4	0	0	0	0	0	4				
<b>Tony Perez, R</b> (1, 3) OBP: 0.345, SLG: 0.535											3	0	0	0	1	1		0		
<b>Denis Menke, R</b> (1, 5) OBP: 0.350, SLG: 0.348										4	0	1	0	0	1	0				
<b>Dave Concepcion, R</b> (1, 6) OBP: 0.267, SLG: 0.274										4	0	0	0	0	0	3				
<b>Cesar Geronimo, L</b> (1, 9) OBP: 0.297, SLG: 0.385										2	1	0	0	1	1	0				
<b>Ed Sprague, R</b> (1, 1) OBP: 0.241, SLG: 0.176										2	0	0	0	0	1	1				
<b>Ted Uhlaender, L</b> (7, PH) OBP: 0.067, SLG: 0.034										1	0	0	0	0	0	0				
<b>Jack Billingham, R</b> (7, 1) OBP: 0.067, SLG: 0.034										0	0	0	0	0	0	0				
<b>Inning Stats</b>	R: 1 E: 0 K: 0 S: 3	H: 0 LOB: 0 BB: 1 P: 7	R: 0 E: 0 K: 0 S: 3	H: 0 LOB: 0 BB: 0 P: 3	R: 2 E: 0 K: 1 S: 7	H: 3 LOB: 1 BB: 1 P: 11	R: 0 E: 0 K: 0 S: 3	H: 0 LOB: 0 BB: 0 P: 3	R: 0 E: 0 K: 0 S: 4	H: 2 LOB: 2 BB: 1 P: 8	R: 0 E: 0 K: 1 S: 5	H: 1 LOB: 0 BB: 0 P: 5	R: 0 E: 0 K: 0 S: 3	H: 0 LOB: 0 BB: 0 P: 3	R: 0 E: 0 K: 2 S: 7	H: 0 LOB: 0 BB: 0 P: 7	1B: 4 2B: 2 3B: 0 HR: 1	SF: 0 SAC: 0 DP: 3 HBP: 0	WP: 1 PB: 0 SB: 2 CS: 1	PA: 35
<b>PITCHER</b> <b>Steve Arlin, R</b> (1, 1) ERA: 3.15	IP: 9.0 WLS: L BF: 34 H: 6 R: 3 ER: 3 SO: 4 BB: 3 IBB: 1 HBP: 0 BLK: 0 WP: 1 HR: 1 S: 38 P: 54 ERA: 3.00 WHIP: 1.000															<b>PITCHER</b>				


AB	30
R	3
H	6
RBI	3
BB	4
SO	4
LOB	10




Batter	1	2	3	4	5	6	7	8	9	AB	R	H	RBI	BB	SO	LOB	BOTTOM					
<b>Jerry Morales, R</b> (1, 8) OBP: 0.342, SLG: 0.427										4	0	0	0	0	1	0	<b>Cincinnati Reds @ San Diego Padres</b> San Diego Stadium, San Diego, CA Sat Jul 01 1972, 10:05 PM EDT Att: 24,972 - Unknown					
<b>Dave Roberts, R</b> (1, 5) OBP: 0.303, SLG: 0.412										4	0	1	0	0	0	0						
<b>Leron Lee, L</b> (1, 7) OBP: 0.380, SLG: 0.514										4	0	0	0	0	1	1						
<b>Nate Colbert, R</b> (1, 3) OBP: 0.287, SLG: 0.441										4	1	3	0	0	0	2						
<b>Cito Gaston, R</b> (1, 9) OBP: 0.295, SLG: 0.356										4	0	1	0	0	0	4						
<b>Garry Jesteadt, R</b> (1, 4) OBP: 0.261, SLG: 0.313										3	1	1	0	1	0	3						
<b>Pat Corrales, R</b> (1, 2) OBP: 0.220, SLG: 0.148										2	0	1	0	1	0	1						
<b>Curt Blefary, L</b> (9, PH) OBP: 0.280, SLG: 0.348										1	0	0	0	0	0	0						
<b>Enzo Hernandez, R</b> (1, 6) OBP: 0.245, SLG: 0.229										1	0	0	1	0	1	1						
<b>Larry Stahl, L</b> (6, PH) OBP: 0.289, SLG: 0.365										1	0	0	0	0	0	2						
<b>Fred Stanley, R</b> (7, 6) OBP: 0.309, SLG: 0.234										0	0	0	0	0	0	0						
<b>Johnny Jeter, R</b> (9, PH) OBP: 0.265, SLG: 0.349										1	0	0	0	0	1	0						
<b>Steve Arlin, R</b> (1, 1) OBP: 0.162, SLG: 0.176										3	0	0	0	0	1	2						
<b>Mike Fiore, L</b> (9, PH) OBP: 0.222, SLG: 0.067										1	0	0	0	0	1	0						
<b>Inning Stats</b>	R: 0 E: 0 K: 0 S: 3	H: 0 LOB: 0 BB: 0 P: 3	R: 2 E: 0 K: 0 S: 5	H: 2 LOB: 1 BB: 1 P: 9	R: 0 E: 1 K: 0 S: 5	H: 1 LOB: 2 BB: 0 P: 5	R: 0 E: 0 K: 1 S: 6	H: 1 LOB: 1 BB: 0 P: 6	R: 0 E: 0 K: 2 S: 7	H: 0 LOB: 0 BB: 0 P: 7	R: 0 E: 0 K: 0 S: 4	H: 1 LOB: 2 BB: 1 P: 8	R: 0 E: 0 K: 1 S: 5	H: 0 LOB: 0 BB: 0 P: 5	R: 0 E: 0 K: 0 S: 4	H: 2 LOB: 1 BB: 0 P: 4	R: 0 E: 0 K: 2 S: 7	H: 0 LOB: 0 BB: 0 P: 7	1B: 5 2B: 2 3B: 0 HR: 0	SF: 0 SAC: 1 DP: 1 HBP: 0	WP: 2 PB: 0 SB: 0 CS: 0	PA: 36
<b>PITCHER</b> <b>Ed Sprague, R</b> (1, 1) ERA: 3.9	IP: 6.0 WLS: W BF: 26 H: 5 R: 2 ER: 2 SO: 3 BB: 2 IBB: 0 HBP: 0 BLK: 0 WP: 2 HR: 0 S: 30 P: 38 ERA: 3.00 WHIP: 1.167															<b>PITCHER</b>						
<b>Jack Billingham, R</b> (7, 1) ERA: 3.92	IP: 3.0 WLS: S BF: 10 H: 2 R: 0 ER: 0 SO: 3 BB: 0 IBB: 0 HBP: 0 BLK: 0 WP: 0 HR: 0 S: 16 P: 16 ERA: 0.00 WHIP: 0.667															<b>PITCHER</b>						

AB	33
R	2
H	7
RBI	1
BB	2
SO	6
LOB	16



Batter	1	2	3	4	5	6	7	8	9	AB	R	H	RBI	BB	SO	LOB	TOP								
Joe Morgan, L (1,4) OBP: 0.419, SLG: 0.436	E3 4-3		K			F8		BB		3	2	0	0	2	1	0	<p>Cincinnati Reds @ San Diego Padres San Diego Stadium, San Diego, CA Sun Jul 02 1972, 6:33 AM EDT Att: 12,754 - Unknown</p> <p>livebaseballscorecards.com</p> <p>AB 40 R 12 H 13 RBI 11 BB 2 SO 10 LOB 8</p> 								
Pete Rose, S (1,7) OBP: 0.343, SLG: 0.366	4-3				F8	3-1		BB		5	1	1	0	0	0	3									
Bobby Tolan, L (1,8) George Foster, R (8,PH) OBP: 0.428, SLG: 0.349	4-3			4-3		G3		BB		4	1	1	1	0	0	0									
Johnny Bench, R (8,3) OBP: 0.374, SLG: 0.575	K							SF8	FC6-4	4	1	2	2	0	1	2									
Tony Perez, R (8,2) Bill Plummer, R (8,2) OBP: 0.343, SLG: 0.543		5-3		K				HR	F9	4	1	1	3	0	2	1									
Denis Menke, R (8,5) Darrel Chaney, S (8,5) OBP: 0.353, SLG: 0.351					K			HR	F7	4	1	2	0	0	1	0									
Dave Concepcion, R (1,6) OBP: 0.266, SLG: 0.272								1B	F7	1	0	0	0	0	0	0									
Cesar Geronimo, L (8,8) OBP: 0.321, SLG: 0.478								1B	F7	1	0	0	0	0	0	0									
Gary Nolan, R (1,1) Clay Carroll, R (7,1) OBP: 0.160, SLG: 0.109				4-3				1B	F7	3	0	0	0	0	1	1									
Inning Stats	R: 1 E: 1 K: 1 S: 6	H: 0 LOB: 0 BB: 0 P: 6	R: 0 E: 0 K: 1 S: 5	H: 0 LOB: 0 BB: 0 P: 5	R: 0 E: 0 K: 2 S: 7	H: 0 LOB: 0 BB: 0 P: 7	R: 0 E: 0 K: 1 S: 6	H: 1 LOB: 1 BB: 0 P: 6	R: 1 E: 0 K: 3 S: 10	H: 1 LOB: 0 BB: 0 P: 10	R: 0 E: 0 K: 0 S: 3	H: 0 LOB: 0 BB: 0 P: 3	R: 2 E: 0 K: 1 S: 8	H: 3 LOB: 1 BB: 0 P: 8	R: 8 E: 1 K: 0 S: 11	H: 8 LOB: 2 BB: 2 P: 19		R: 0 E: 0 K: 1 S: 5	H: 0 LOB: 0 BB: 0 P: 5	1B: 9 2B: 0 3B: 1 HR: 3	SF: 1 SAC: 0 DP: 0 HBP: 0	WP: 1 PB: 0 SB: 0 CS: 0	PA: 43		
PITCHER	IP	WLS	BF	H	R	ER	SO	BB	IBB	HBP	BLK	WP	HR	S	P	ERA	WHIP								
Mike Corkins, R (1,1) ERA: 2.96	7.0	L	27	5	4	3	9	0	0	0	0	0	1	45	45	3.86	0.714								
Fred Norman, L (8,1) ERA: 3.39	0.0		3	2	3	3	0	1	0	0	0	0	0	2	6	∞	∞								
Bill Greif, R (8,1) ERA: 5.7	0.1		4	3	1	1	0	0	0	0	0	0	1	4	4	27.00	9.000								
Ed Acosta, R (8,1) ERA: 5.01	1.2		9	3	4	4	1	1	0	0	0	1	0	10	14	21.60	2.400								


Batter	1	2	3	4	5	6	7	8	9	AB	R	H	RBI	BB	SO	LOB	BOTTOM								
Jerry Morales, R (1,8) OBP: 0.344, SLG: 0.422	5-3		6-3						FC6-4	4	0	1	0	1	0	1	<p>Cincinnati Reds @ San Diego Padres San Diego Stadium, San Diego, CA Sun Jul 02 1972, 6:33 AM EDT Att: 12,754 - Unknown</p> <p>livebaseballscorecards.com</p> <p>AB 34 R 2 H 9 RBI 2 BB 1 SO 6 LOB 14</p> 								
Dave Roberts, R (1,5) OBP: 0.290, SLG: 0.398	F2		F9		SF8		P6			3	0	0	1	0	0	2									
Leron Lee, L (1,7) OBP: 0.358, SLG: 0.509	P7				F7					4	0	1	0	0	1	1									
Nate Colbert, R (1,3) OBP: 0.290, SLG: 0.453					F9					4	1	2	1	0	0	1									
Cito Gaston, R (1,9) OBP: 0.283, SLG: 0.340										4	0	0	0	0	2	2									
Gary Jesteadt, R (1,4) OBP: 0.261, SLG: 0.310										4	0	1	0	0	0	1									
Pat Corrales, R (1,2) OBP: 0.238, SLG: 0.172										4	0	2	0	0	0	2									
Enzo Hernandez, R (1,6) OBP: 0.248, SLG: 0.232										2	1	1	0	0	0	2									
Curt Blefary, L (7,PH) OBP: 0.275, SLG: 0.340										1	0	0	0	0	0	1									
Fred Stanley, R (8,6) OBP: 0.304, SLG: 0.229										1	0	0	0	0	1	0									
Inning Stats	R: 0 E: 0 K: 0 S: 3	H: 0 LOB: 0 BB: 0 P: 3	R: 0 E: 0 K: 0 S: 5	H: 2 LOB: 2 BB: 0 P: 5	R: 0 E: 0 K: 1 S: 5	H: 0 LOB: 0 BB: 0 P: 5	R: 0 E: 0 K: 1 S: 7	H: 2 LOB: 2 BB: 0 P: 7	R: 1 E: 0 K: 0 S: 5	H: 2 LOB: 1 BB: 0 P: 5	R: 0 E: 0 K: 0 S: 3	H: 0 LOB: 0 BB: 0 P: 3	R: 0 E: 0 K: 1 S: 6	H: 1 LOB: 2 BB: 1 P: 10	R: 1 E: 0 K: 2 S: 8	H: 1 LOB: 0 BB: 0 P: 8	R: 0 E: 0 K: 1 S: 6	H: 1 LOB: 1 BB: 0 P: 6	1B: 8 2B: 0 3B: 0 HR: 1	SF: 1 SAC: 1 DP: 0 HBP: 0	WP: 0 PB: 0 SB: 0 CS: 0	PA: 37			
PITCHER	IP	WLS	BF	H	R	ER	SO	BB	IBB	HBP	BLK	WP	HR	S	P	ERA	WHIP								
Gary Nolan, R (1,1) ERA: 1.9	6.2	W	27	7	1	1	3	0	0	0	0	0	0	33	33	1.35	1.050								
Clay Carroll, R (7,1) ERA: 1.54	2.1	S	10	2	1	1	3	1	0	0	0	0	1	15	19	3.86	1.286								

Batter	1	2	3	4	5	6	7	8	9	AB	R	H	RBI	BB	SO	LOB	TOP																						
<b>Derrel Thomas, S</b> OBP: 0.299, SLG: 0.305 (1,4) (8,6)	B1			K		5-3		L9		4	0	0	0	0	1	2																							
<b>Dave Roberts, R</b> OBP: 0.276, SLG: 0.380 (1,5)	3-1			F4		K			4-3	4	0	0	0	0	1	0																							
<b>Leron Lee, L</b> OBP: 0.361, SLG: 0.507 (1,7)	K			BB BB			F8		G6-4-3 1B	3	0	1	0	1	1	0																							
<b>Nate Colbert, R</b> OBP: 0.290, SLG: 0.448 (1,3)		K					K		G6-4-3 1-2	3	0	0	0	1	2	1																							
<b>Cito Gaston, R</b> OBP: 0.275, SLG: 0.330 (1,9)		K					K			3	0	0	0	0	3	2																							
<b>Jerry Morales, R</b> OBP: 0.337, SLG: 0.413 (1,8)	F4						6-3		F7	3	0	0	0	0	0	0																							
<b>Pat Corrales, R</b> OBP: 0.231, SLG: 0.167 (8, PH)				F6			F4		K	2	0	0	0	0	0	0																							
<b>Curt Blefary, L</b> OBP: 0.269, SLG: 0.333 (8,2)										1	0	0	0	0	1	0																							
<b>Enzo Hernandez, R</b> OBP: 0.245, SLG: 0.229 (8, PH)				K			4-3		BB BB	2	0	0	0	0	1	0																							
<b>Larry Stahl, L</b> OBP: 0.294, SLG: 0.365 (8,1)										0	0	0	0	1	0	0																							
<b>Fred Norman, S</b> OBP: 0.219, SLG: 0.226 (8,1)										0	0	0	0	0	0	0																							
<b>Mark Schaeffer, L</b> (8,1)										0	0	0	0	0	0	0																							
<b>Clay Kirby, R</b> OBP: 0.129, SLG: 0.081 (3,1)				1-3			K			1	0	0	0	0	0	0																							
<b>Gary Ross, R</b> OBP: 0.333, SLG: 0.333 (8, PH)										0	0	0	0	0	0	0																							
<b>Johnny Walker, R</b> OBP: 0.187, SLG: 0.351 (8,1)										0	0	0	0	0	1	0																							
<b>Bill Greif, R</b> OBP: 0.207, SLG: 0.310 (8,4)										0	0	0	0	0	0	0																							
<b>Gary Jastadt, R</b> OBP: 0.207, SLG: 0.310 (8,4)										0	0	0	0	1	0	0																							
<b>Inning Stats</b>	R: 0 E: 0 K: 1 S: 5	H: 0 LOB: 0 BB: 0 P: 5	R: 0 E: 0 K: 2 S: 7	H: 0 LOB: 0 BB: 0 P: 7	R: 0 E: 0 K: 1 S: 5	H: 0 LOB: 0 BB: 0 P: 5	R: 0 E: 0 K: 2 S: 7	H: 0 LOB: 2 BB: 2 P: 15	R: 0 E: 0 K: 0 S: 3	H: 0 LOB: 0 BB: 0 P: 3	R: 0 E: 0 K: 0 S: 7	H: 0 LOB: 0 BB: 0 P: 7	R: 0 E: 0 K: 2 S: 7	H: 0 LOB: 0 BB: 0 P: 7	R: 0 E: 0 K: 1 S: 5	H: 0 LOB: 0 BB: 2 P: 13	R: 0 E: 0 K: 0 S: 3	H: 1 LOB: 0 BB: 0 P: 3	1B: 1 2B: 0 3B: 0 HR: 0	SF: 0 SAC: 0 DP: 1 HBP: 0	WP: 0 PB: 0 SB: 0 CS: 0	PA: 31																	
<b>PITCHER</b>	IP	WLS	BF	H	R	ER	SO	BB	IBB	HBP	BLK	WP	HR	S	P	ERA	WHIP	<b>PITCHER</b>				IP	WLS	BF	H	R	ER	SO	BB	IBB	HBP	BLK	WP	HR	S	P	ERA	WHIP	
<b>Tom Seaver, R</b> ERA: 3.04 (1,1)	9.0	W	31	1	0	0	11	4	0	0	0	0	0	49	65	0.00	0.556					9.0	W	31	1	0	0	11	4	0	0	0	0	0	0	0	0	0.00	0.556

San Diego Padres @ New York Mets  
Shea Stadium, Flushing, NY  
Tue Jul 04 1972, 3:33 AM EDT  
Unknown

livebaseballscorecards.com

AB 27  
R 0  
H 1  
RBI 0  
BB 4  
SO 11  
LOB 5




Batter	1	2	3	4	5	6	7	8	9	AB	R	H	RBI	BB	SO	LOB	BOTTOM																					
<b>Willie Mays, R</b> OBP: 0.424, SLG: 0.349 (1,8)	K		6-3	FC6-4 BB		L9-5 PB 1B				3	0	1	0	2	1	0																						
<b>Bud Harrelson, S</b> OBP: 0.321, SLG: 0.270 (1,6)	B4		BB BB S 1B	FC6-4 1-2 2-3		L9-5 1-3		L4		5	1	1	0	0	0	6																						
<b>Wayne Garrett, L</b> OBP: 0.379, SLG: 0.295 (1,4)			BB BB BB 1B	F7		F3		F9		4	1	1	0	1	0	5																						
<b>John Milner, L</b> OBP: 0.361, SLG: 0.514 (1,7)	4-3		BB BB BB BB		4-3		P6			3	0	0	0	1	0	1																						
<b>Jim Fregosi, R</b> OBP: 0.320, SLG: 0.386 (1,5)		K		BB BB			P4			2	0	0	1	2	1	0																						
<b>Ed Kranepool, L</b> OBP: 0.286, SLG: 0.331 (1,3)		F8		BB BB		F7		4-3		3	0	0	1	1	0	1																						
<b>Ted Martinez, R</b> OBP: 0.311, SLG: 0.374 (1,9)			FC4-6 1-2					E5 S 1B		4	0	3	0	0	0	3																						
<b>Duffy Dyer, R</b> OBP: 0.324, SLG: 0.490 (1,2)		K			5-3			6-3		3	0	0	0	1	1	2																						
<b>Tom Seaver, R</b> OBP: 0.244, SLG: 0.366 (1,1)			K	FC6-4 BB		FC6-4 1-2				2	0	0	0	2	1	3																						
<b>Inning Stats</b>	R: 0 E: 0 K: 1 S: 6	H: 1 LOB: 1 BB: 0 P: 6	R: 0 E: 0 K: 2 S: 8	H: 1 LOB: 1 BB: 0 P: 8	R: 2 E: 0 K: 1 S: 6	H: 1 LOB: 3 BB: 4 P: 22	R: 0 E: 0 K: 0 S: 3	H: 0 LOB: 2 BB: 2 P: 11	R: 0 E: 1 K: 0 S: 4	H: 1 LOB: 3 BB: 2 P: 12	R: 0 E: 0 K: 0 S: 3	H: 1 LOB: 0 BB: 0 P: 3	R: 0 E: 0 K: 0 S: 3	H: 0 LOB: 0 BB: 0 P: 3	R: 0 E: 1 K: 0 S: 4	H: 1 LOB: 3 BB: 2 P: 12	R: 0 E: 0 K: 0 S: 4	H: 1 LOB: 3 BB: 2 P: 12	1B: 6 2B: 1 3B: 0 HR: 0	SF: 0 SAC: 0 DP: 1 HBP: 0	WP: 0 PB: 1 SB: 0 CS: 0	PA: 39																
<b>PITCHER</b>	IP	WLS	BF	H	R	ER	SO	BB	IBB	HBP	BLK	WP	HR	S	P	ERA	WHIP	<b>PITCHER</b>				IP	WLS	BF	H	R	ER	SO	BB	IBB	HBP	BLK	WP	HR	S	P	ERA	WHIP
<b>Clay Kirby, R</b> ERA: 3.27 (1,1)	2.2	L	15	3	2	2	4	4	0	0	0	0	0	8	24	0.00	1.714					2.2	L	15	3	2	2	4	4	0	0	0	0	0	0	0	0.00	1.714
<b>Gary Ross, R</b> ERA: 2.23 (3,1)	2.1		12	1	0	0	0	3	1	0	0	0	0	6	6	0.00	0.500					2.1		12	1	0	0	0	3	1	0	0	0	0	0	0	0.00	0.500
<b>Bill Greif, R</b> ERA: 5.56 (6,1)	2.0		6	1	0	0	0	0	0	0	0	0	0	6	6	0.00	9.000					2.0		6	1	0	0	0	0	0	0	0	0	0	0	0	0.00	9.000
<b>Fred Norman, L</b> ERA: 3.36 (8,1)	0.1		4	1	0	0	0	2	0	0	0	0	0	2	10	0.00	9.000					0.1		4	1	0	0	0	2	0	0	0	0	0	0	0.00	9.000	
<b>Mark Schaeffer, L</b> ERA: 4.3 (8,1)	0.2		2	0	0	0	0	0	0	0	0	0	0	2	2	0.00	0.000					0.2		2	0	0	0	0	0	0	0	0	0	0	0	0.00	0.000	

San Diego Padres @ New York Mets  
Shea Stadium, Flushing, NY  
Tue Jul 04 1972, 3:33 AM EDT  
Unknown

livebaseballscorecards.com

AB 29  
R 2  
H 6  
RBI 2  
BB 10  
SO 4  
LOB 21






Batter	1	2	3	4	5	6	7	8	9	AB	R	H	RBI	BB	SO	LOB	TOP								
<b>Derrel Thomas, S</b> OBP: 0.310, SLG: 0.314 (1, 4)	FC6-4 BB		CS 1B			4-3 PB E 1B	F9		E9 1B	4	1	3	1	1	0	2									
<b>Dave Roberts, R</b> OBP: 0.265, SLG: 0.361 (1, 5)	FC6-4 F8 1-2f		CS 1-2		F8	4-3 1-3		K	F2	5	0	0	0	0	1	4									
<b>Leron Lee, L</b> OBP: 0.363, SLG: 0.507 (1, 7)	F8 1-2				FC5 BB 1B	E7 1B		5-3		4	0	2	1	0	0	1									
<b>Nate Colbert, R</b> OBP: 0.292, SLG: 0.458 (1, 3)	F8				FC5 BB 1B	F8 3-H		HR		3	1	1	1	1	0	2									
<b>Larry Stahl, L</b> OBP: 0.293, SLG: 0.362 (1, 9)					G4-6-3 1B	K		1-3		4	0	1	0	0	1	3									
<b>Johnny Jeter, R</b> OBP: 0.287, SLG: 0.348 (1, 8)	G4-6-3 1-2f				FC5 2-3f			1-3	FC1-5 1B	4	0	1	0	0	0	3									
<b>Fred Kendall, R</b> OBP: 0.250, SLG: 0.245 (9, PR)	F4					F7		F7	FC1-5 1B	4	0	1	0	0	0	0	AB 36								
<b>Pat Corrales, R</b> OBP: 0.231, SLG: 0.167 (9, 2)									1B	0	1	0	0	0	0	0	R 4								
<b>Enzo Hernandez, R</b> OBP: 0.250, SLG: 0.235 (1, 6)					F7	G2-4-6 1B			FC1-5 1B	4	1	2	0	0	0	2	H 12								
<b>Mike Caldwell, R</b> OBP: 0.077, SLG: 0.077 (1, 1)					K				E	3	0	1	0	0	1	1	RBI 3								
<b>Cito Gaston, R</b> OBP: 0.272, SLG: 0.327 (9, PH)						G2-4-6 1-2f			P3	1	0	0	0	0	0	2	BB 2								
<b>Gary Ross, R</b> OBP: 0.333, SLG: 0.333 (9, 1)										0	0	0	0	0	0	0	SO 3								
<b>Inning Stats</b>	R: 0 E: 0 K: 0 S: 3	H: 0 LOB: 1 BB: 1 P: 7	R: 0 E: 0 K: 0 S: 3	H: 1 LOB: 0 BB: 0 P: 3	R: 0 E: 0 K: 1 S: 5	H: 1 LOB: 0 BB: 0 P: 5	R: 0 E: 0 K: 1 S: 6	H: 1 LOB: 2 BB: 1 P: 10	R: 0 E: 0 K: 0 S: 3	H: 1 LOB: 0 BB: 0 P: 3	R: 1 E: 1 K: 0 S: 5	H: 2 LOB: 1 BB: 0 P: 5	R: 0 E: 0 K: 0 S: 5	H: 2 LOB: 2 BB: 0 P: 5	R: 1 E: 0 K: 1 S: 6	H: 1 LOB: 0 BB: 0 P: 6	R: 2 E: 1 K: 0 S: 6	H: 3 LOB: 2 BB: 0 P: 6	1B: 11 2B: 0 3B: 0 HR: 1	SF: 0 SAC: 0 DP: 2 HBP: 0	WP: 0 PB: 1 SB: 0 CS: 1	PA: 39			
<b>PITCHER</b>	IP	WLS	BF	H	R	ER	SO	BB	IBB	HBP	BLK	WP	HR	S	P	ERA	WHIP								
<b>Gary Gentry, R</b> ERA: 3.87 (1, 1)	7.0		28	8	1	1	2	2	0	0	0	0	0	30	38	1.29	1.429								
<b>Danny Frisella, R</b> ERA: 1.89 (8, 1)	2.0	L	10	4	3	2	1	0	0	0	0	0	1	12	12	9.00	2.000								

San Diego Padres @ New York Mets  
Shea Stadium, Flushing, NY  
Tue Jul 04 1972, 3:38 AM EDT  
Att: 40,460 - Unknown

livebaseballscores.com

AB 36  
R 4  
H 12  
RBI 3  
BB 2  
SO 3  
LOB 20




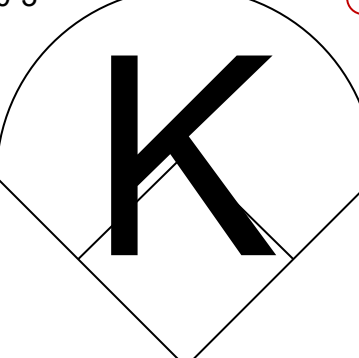

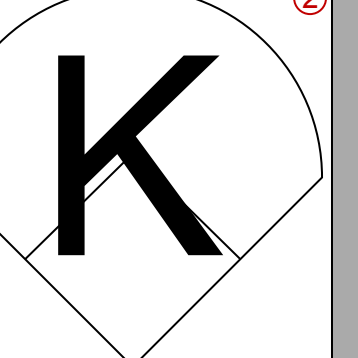

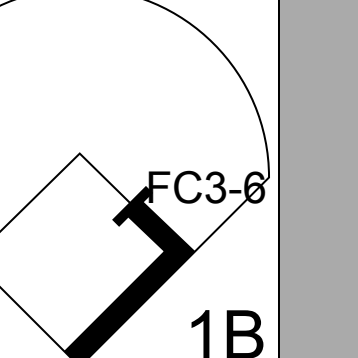

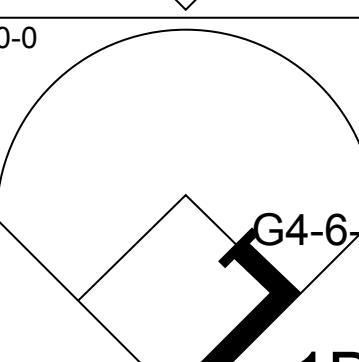
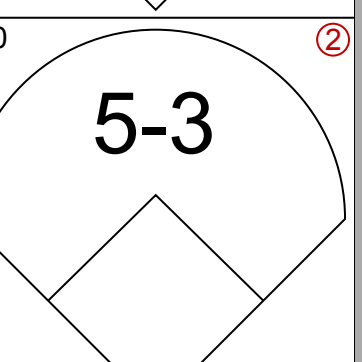
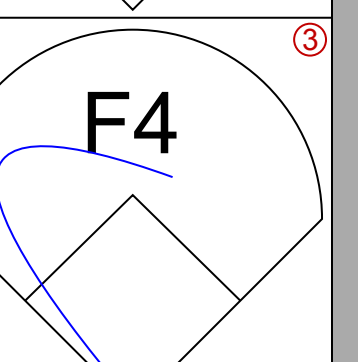
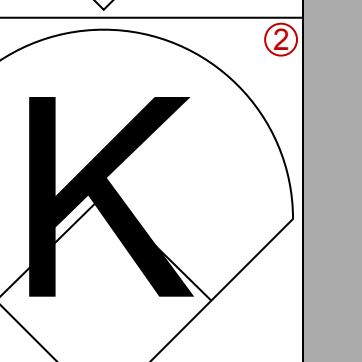
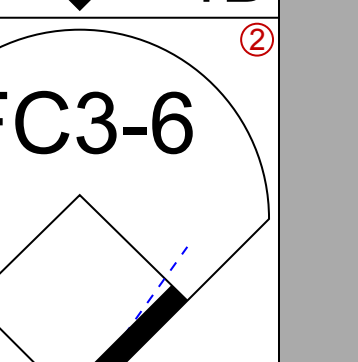
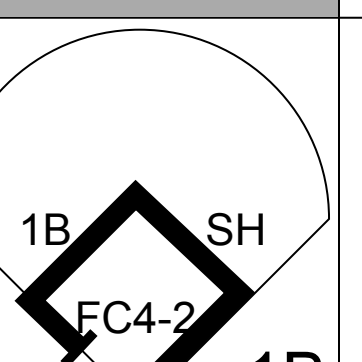
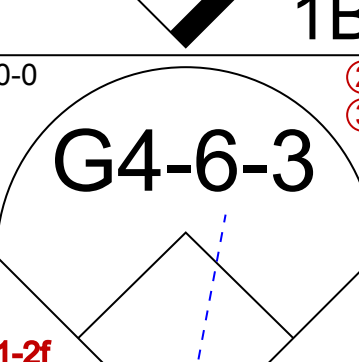
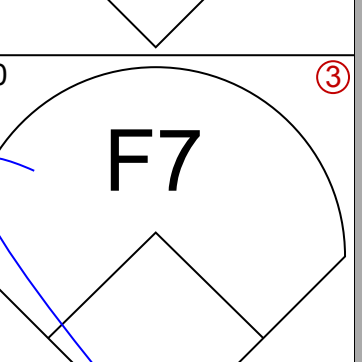
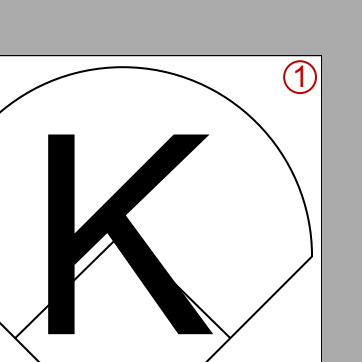
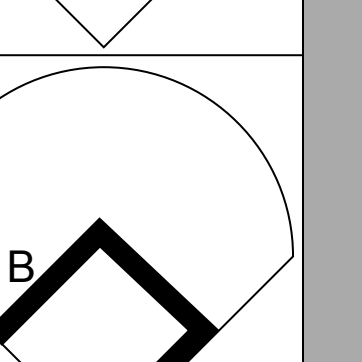
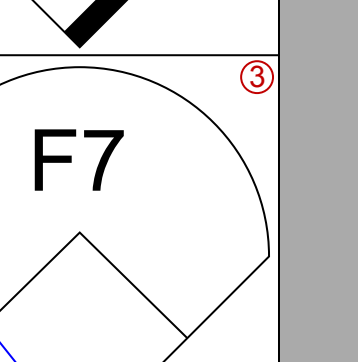
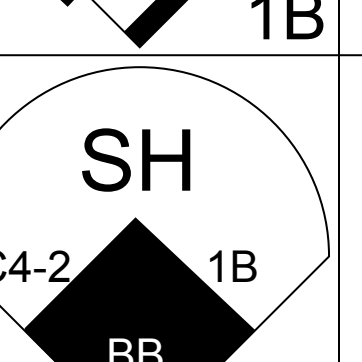
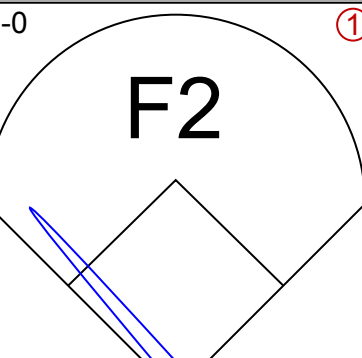
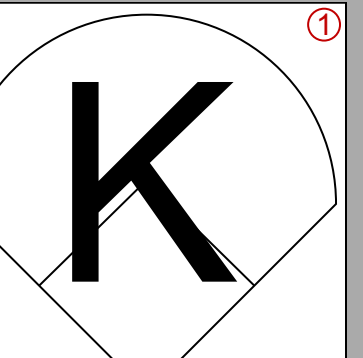
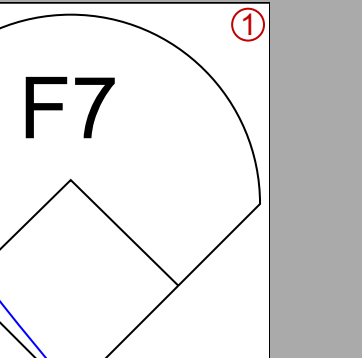
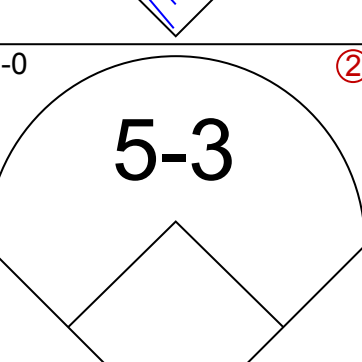
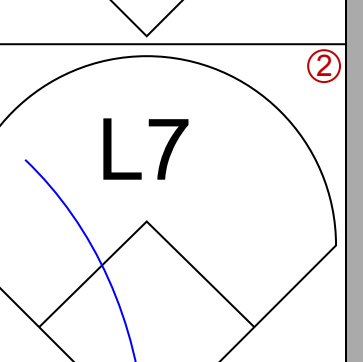
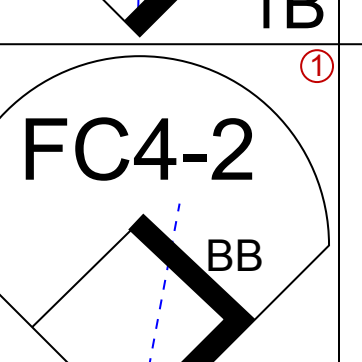
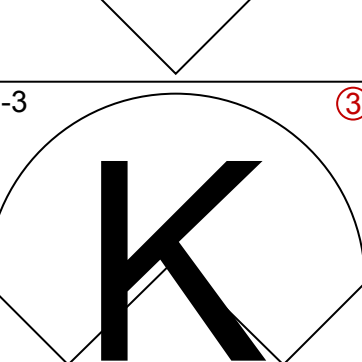
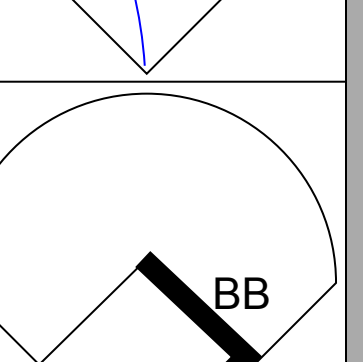
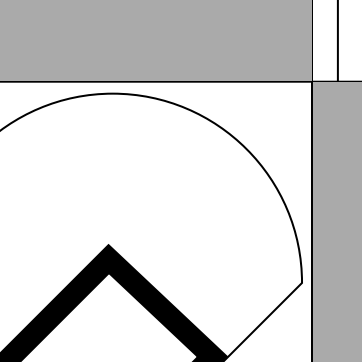
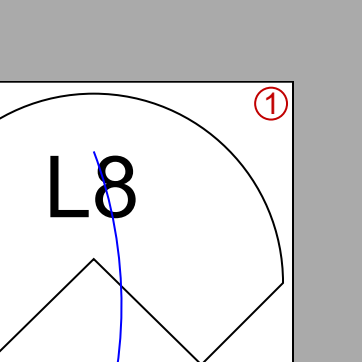
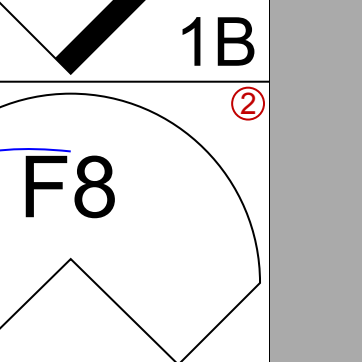
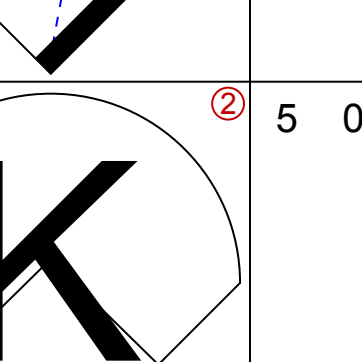
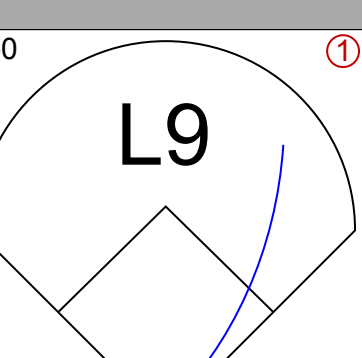
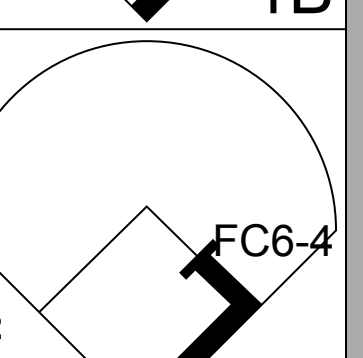
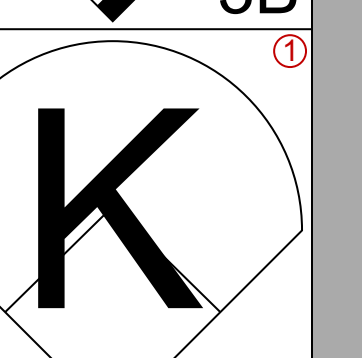
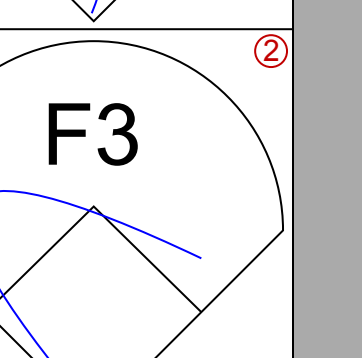
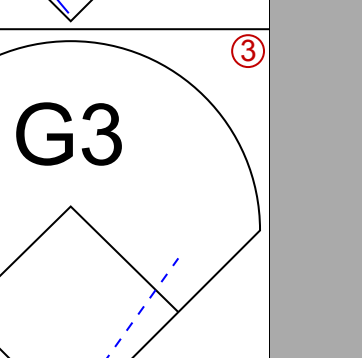
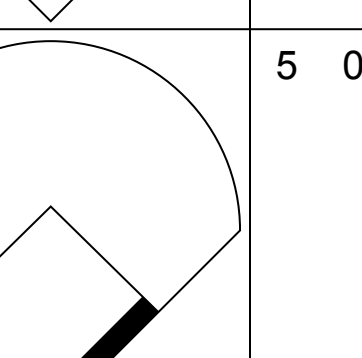
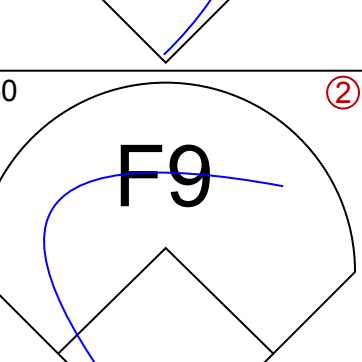
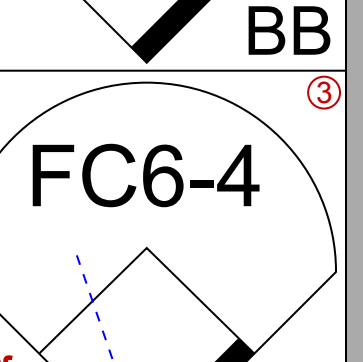
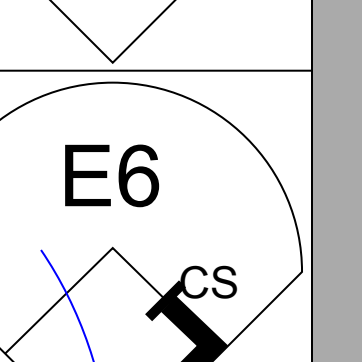
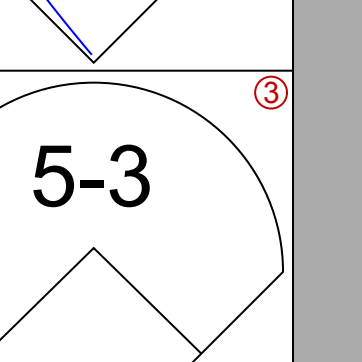
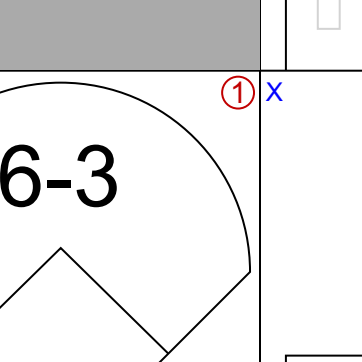
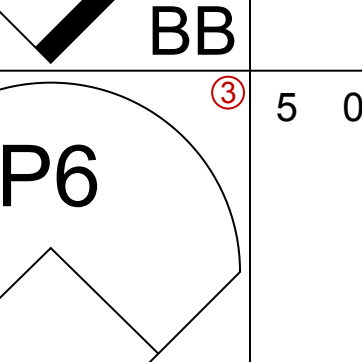
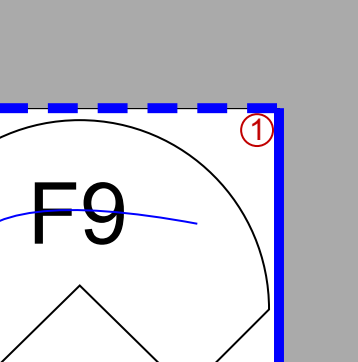
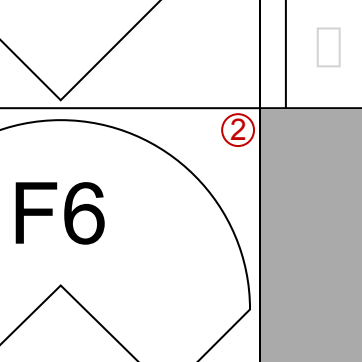
Batter	1	2	3	4	5	6	7	8	9	AB	R	H	RBI	BB	SO	LOB	BOTTOM								
<b>Willie Mays, R</b> OBP: 0.422, SLG: 0.344 (1, 3)	6-3		SH1-3 2-3		F9			4-3 SH3-4 BB		2	0	0	0	1	0	1									
<b>Bud Harrelson, S</b> OBP: 0.321, SLG: 0.272 (1, 6)	2B 1B		SF7		L7			SH3-4		2	1	1	1	0	0	1									
<b>John Milner, L</b> OBP: 0.352, SLG: 0.500 (1, 9)	F5		L6			F4		4-3		4	0	0	0	0	0	2									
<b>Jim Fregosi, R</b> OBP: 0.319, SLG: 0.389 (1, 5)	1-H 2B				5-3	F8		K		4	0	1	1	0	1	1									
<b>Jim Beauchamp, R</b> OBP: 0.240, SLG: 0.234 (1, 7)	K				FC3-6 1B	K			F8	4	0	1	0	0	2	1									
<b>Ted Martinez, R</b> OBP: 0.317, SLG: 0.378 (1, 8)			FC4-6 1B		FC3-6 FC5-4 1-2f	SH3-4 1B			F3	4	0	2	0	0	0	1									
<b>Jerry Grote, R</b> OBP: 0.307, SLG: 0.324 (1, 2)			FC4-6 G3-6-3 1-2f		FC5-4 1-2f	SH3-4			5-3	3	0	0	0	0	0	2	AB 29								
<b>Wayne Garrett, L</b> OBP: 0.379, SLG: 0.295 (1, 4)										0	0	0	0	0	0	0	R 2								
<b>Ken Boswell, L</b> OBP: 0.242, SLG: 0.276 (1, 4)			G3-6-3 1-2f					K		3	0	1	0	0	1	2	H 7								
<b>Gary Gentry, R</b> OBP: 0.182, SLG: 0.161 (1, 1)										2	1	1	0	0	1	1	RBI 2								
<b>Tommie Agee, R</b> OBP: 0.332, SLG: 0.386 (7, PH)										1	0	0	0	0	1	1	BB 1								
<b>Danny Frisella, L</b> ERA: 2.19 (8, 1)			SH1-3 SF7 2B							0	0	0	0	0	0	0	SO 6								
<b>Inning Stats</b>	R: 1 E: 0 K: 1 S: 7	H: 2 LOB: 1 BB: 0 P: 7	R: 0 E: 0 K: 0 S: 3	H: 1 LOB: 0 BB: 0 P: 3	R: 1 E: 0 K: 0 S: 4	H: 1 LOB: 0 BB: 0 P: 4	R: 0 E: 0 K: 0 S: 4	H: 1 LOB: 1 BB: 0 P: 4	R: 0 E: 0 K: 1 S: 5	H: 0 LOB: 0 BB: 0 P: 5	R: 0 E: 0 K: 2 S: 8	H: 1 LOB: 1 BB: 0 P: 8	R: 0 E: 0 K: 1 S: 5	H: 0 LOB: 1 BB: 1 P: 9	R: 0 E: 0 K: 0 S: 3	H: 0 LOB: 0 BB: 0 P: 3	1B: 5 2B: 2 3B: 0 HR: 0	SF: 1 SAC: 3 DP: 1 HBP: 0	WP: 0 PB: 0 SB: 0 CS: 0	PA: 34					
<b>PITCHER</b>	IP	WLS	BF	H	R	ER	SO	BB	IBB	HBP	BLK	WP	HR	S	P	ERA	WHIP								
<b>Mike Caldwell, L</b> ERA: 3.25 (1, 1)	8.0	W	31	7	2	2	6	1	0	0	0	0	0	3	3	0.00	0.000								
<b>Gary Ross, R</b> ERA: 2.19 (9, 1)	1.0	S	3	0	0	0	0	0	0	0	0	0	0	3	3	0.00	0.000								

San Diego Padres @ New York Mets  
Shea Stadium, Flushing, NY  
Tue Jul 04 1972, 3:38 AM EDT  
Att: 40,460 - Unknown

livebaseballscores.com

AB 29  
R 2  
H 7  
RBI 2  
BB 1  
SO 6  
LOB 13

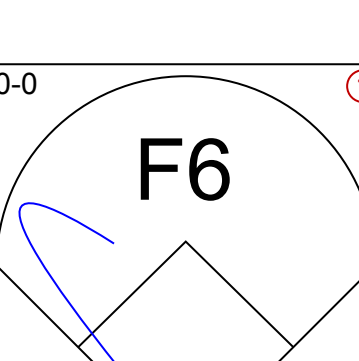
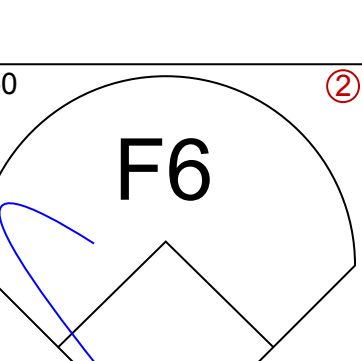
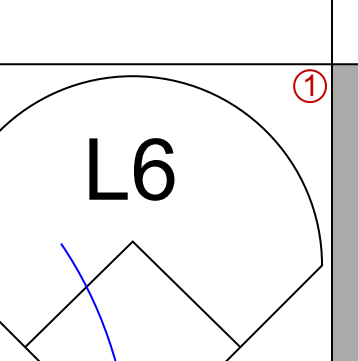
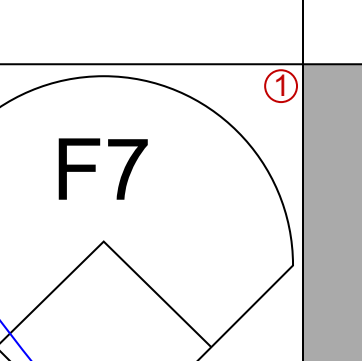
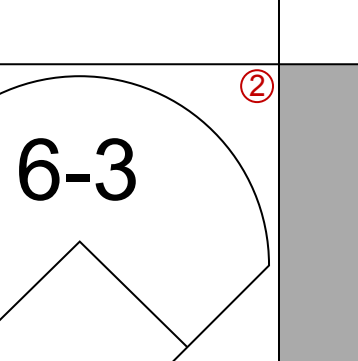
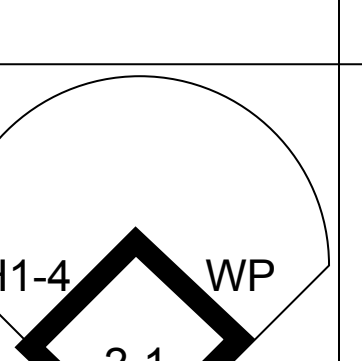
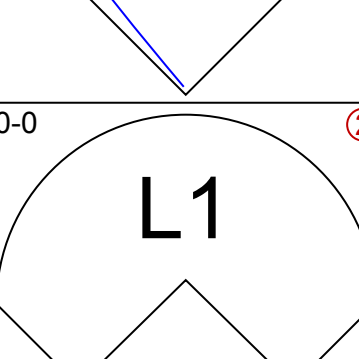
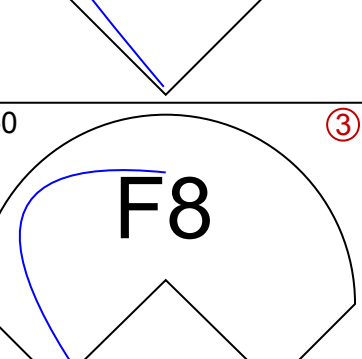
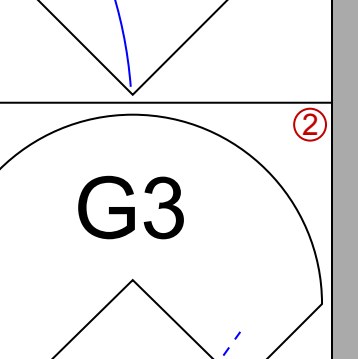
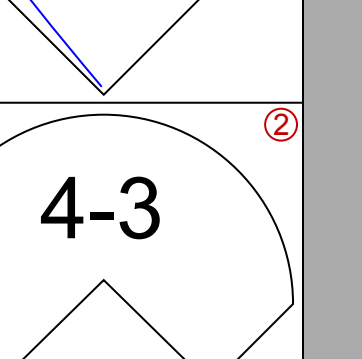
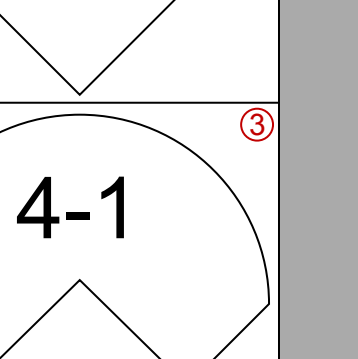
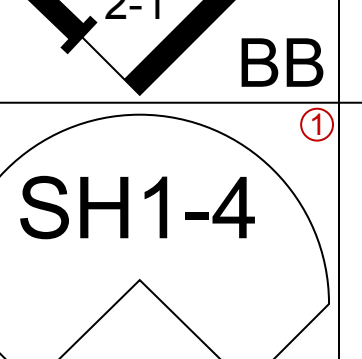
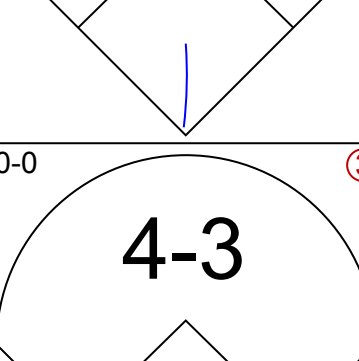
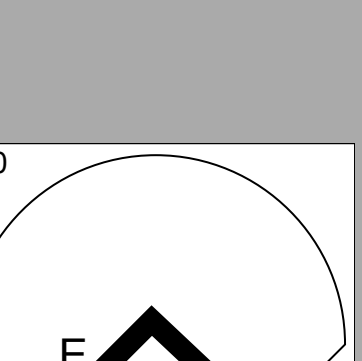
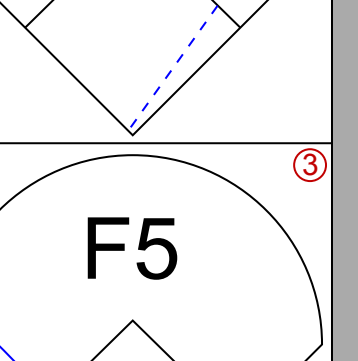
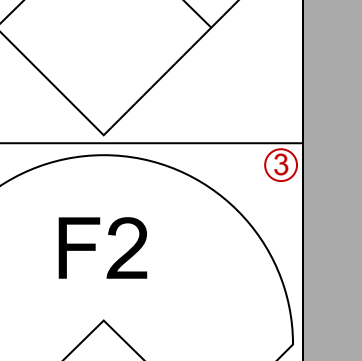
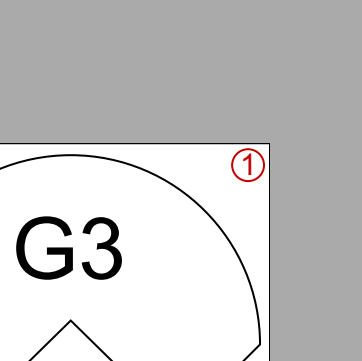
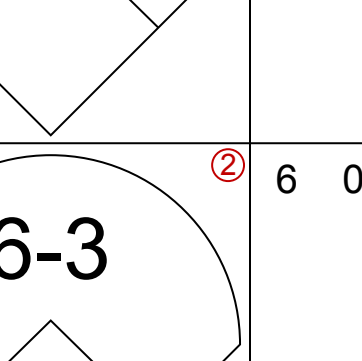
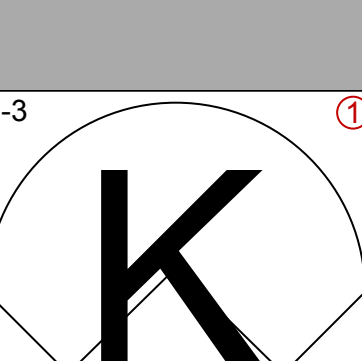
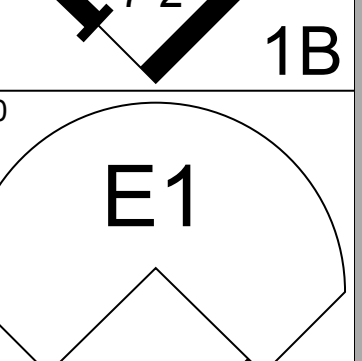
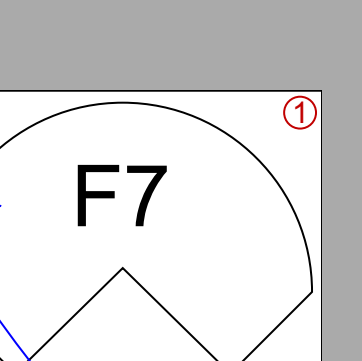
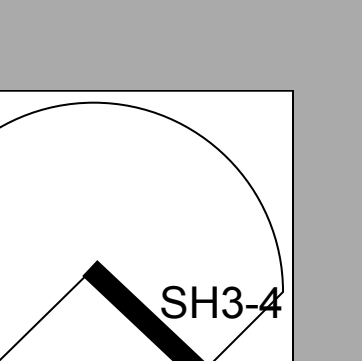
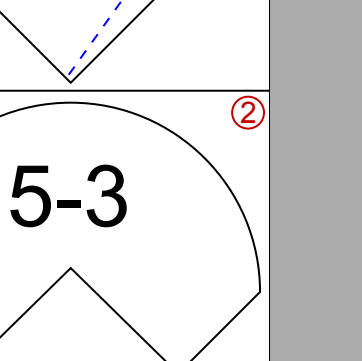
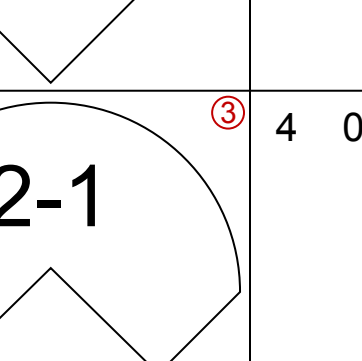
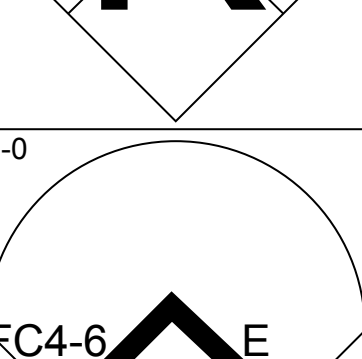
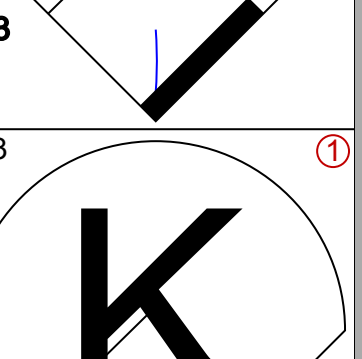
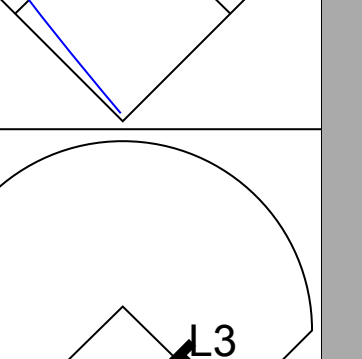
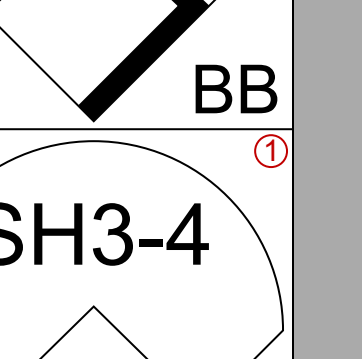
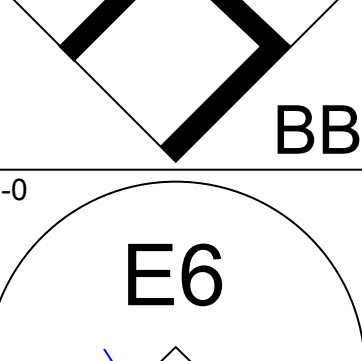
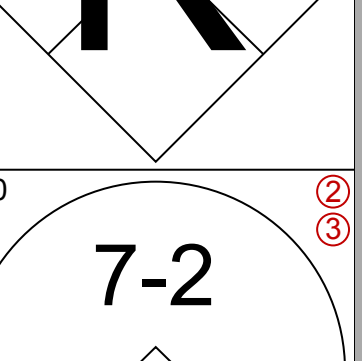
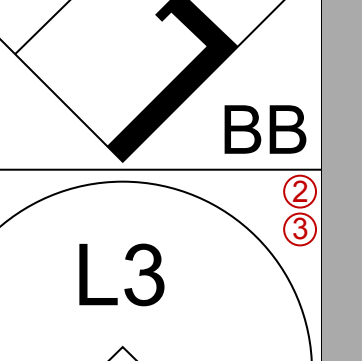
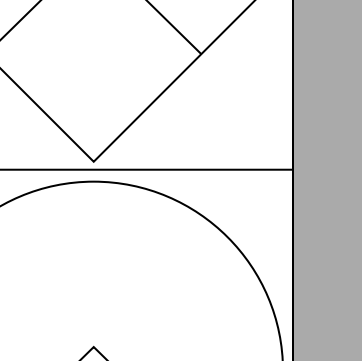

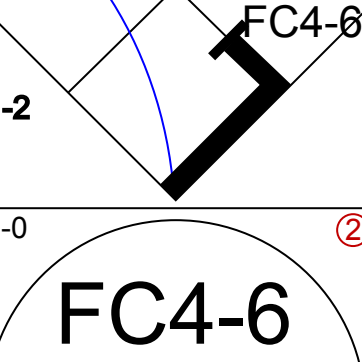


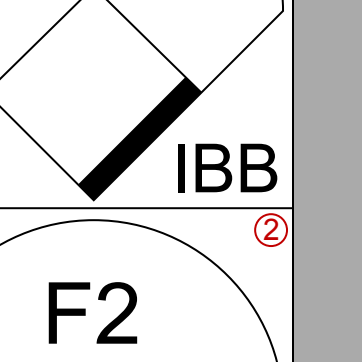
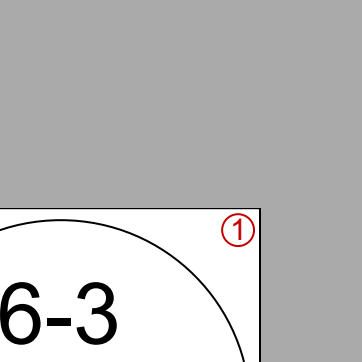
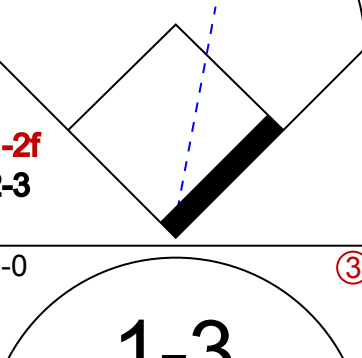
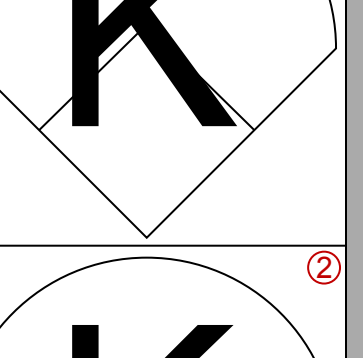

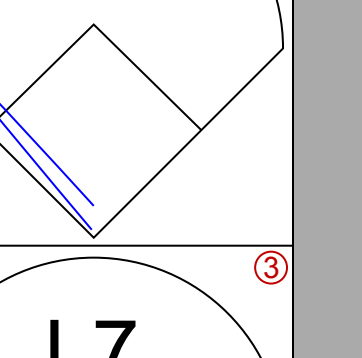

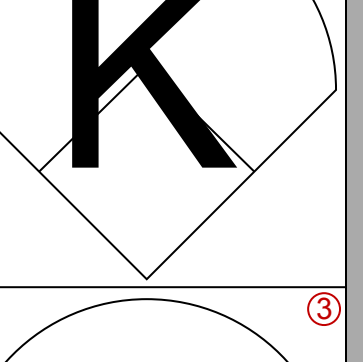
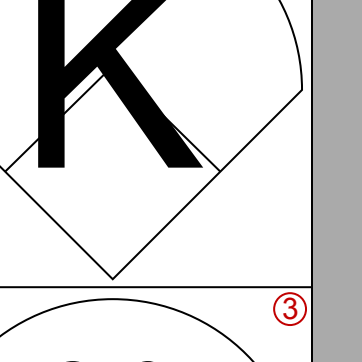
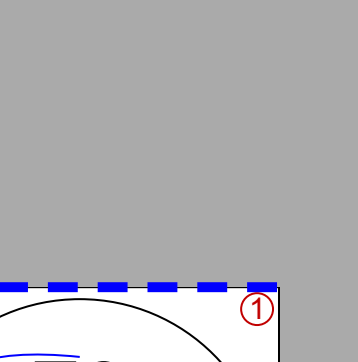
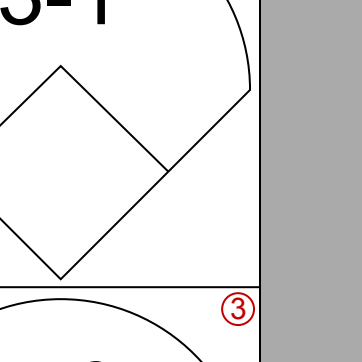


Batter	1	2	3	4	5	6	7	8	9	10	11	12	13	14	AB	R	H	RBI	BB	SO	LOB	TOP		
<b>Darrel Thomas, S</b> OBP: 0.306, SLG: 0.310 (1, 4)															6	0	1	0	0	4	1			
<b>Dave Roberts, R</b> OBP: 0.271, SLG: 0.363 (1, 5)															5	1	2	0	0	0	1			
<b>Leron Lee, L</b> OBP: 0.362, SLG: 0.502 (1, 7)															6	0	2	0	0	1	1			
<b>Nate Colbert, R</b> OBP: 0.290, SLG: 0.451 (1, 3)															6	0	1	0	0	2	5			
<b>Cito Gaston, R</b> OBP: 0.257, SLG: 0.308 (1, 9)															6	0	0	0	0	1	4			
<b>Jerry Morales, R</b> OBP: 0.343, SLG: 0.426 (1, 8)																5	0	2	1	1	1	1		
<b>Pat Corrales, R</b> OBP: 0.225, SLG: 0.154 (1, 2)																5	0	0	0	1	1	4		
<b>Enzo Hernandez, R</b> OBP: 0.244, SLG: 0.229 (1, 6)																5	0	0	0	0	3			
<b>Steve Arlin, R</b> OBP: 0.150, SLG: 0.162 (1, 1)																								
<b>Johnny Jeter, R</b> OBP: 0.271, SLG: 0.352 (11, PH)																								
<b>Gary Ross, R</b> OBP: 0.286, SLG: 0.286 (11, 1)																								
<b>Inning Stats</b>	R: 0 E: 0 K: 1 S: 5	H: 1 LOB: 0 BB: 0 P: 5	R: 0 E: 0 K: 1 S: 5	H: 0 LOB: 0 BB: 0 P: 5	R: 0 E: 0 K: 1 S: 5	H: 0 LOB: 0 BB: 0 P: 5	R: 0 E: 0 K: 2 S: 7	H: 0 LOB: 0 BB: 0 P: 7	R: 0 E: 0 K: 2 S: 7	H: 0 LOB: 0 BB: 0 P: 7	R: 0 E: 1 K: 2 S: 9	H: 2 LOB: 2 BB: 0 P: 9	R: 0 E: 0 K: 0 S: 3	H: 0 LOB: 0 BB: 0 P: 3	R: 0 E: 0 K: 0 S: 4	H: 1 LOB: 1 BB: 0 P: 4	R: 0 E: 0 K: 0 S: 5	H: 0 LOB: 0 BB: 0 P: 5	R: 1 E: 0 K: 1 S: 8	H: 2 LOB: 3 BB: 1 P: 12	1B: 8 2B: 1 3B: 1 HR: 0	SF: 0 SAC: 1 DP: 2 HBP: 0	WP: 0 PB: 0 SB: 0 CS: 1	PA: 53
<b>PITCHER</b>	IP	WLS	BF	H	R	ER	SO	BB	IBB	HBP	BLK	WP	HR	S	P	ERA	WHIP							
<b>Jerry Koosman, L</b> ERA: 3.13 (1, 1)	10.0		34	5	0	0	12	1	0	0	0	0	0	21	61	2.25	1.250							
<b>Tug McGraw, L</b> ERA: 1.98 (11, 1)	4.0	L	18	4	1	1	2	1	0	0	0	0	0	21	25	2.25	1.250							

San Diego Padres @ New York Mets  
Shea Stadium, Flushing, NY  
Thu Jul 06 1972, 7:05 PM EDT  
Att. 20,354 - Unknown

AB	49
R	1
H	9
RBI	1
BB	2
SO	14
LOB	20



Batter	1	2	3	4	5	6	7	8	9	10	11	12	13	14	AB	R	H	RBI	BB	SO	LOB	BOTTOM		
<b>Bud Harrelson, S</b> OBP: 0.318, SLG: 0.267 (1, 6)															5	0	0	0	1	0	0			
<b>Ken Boswell, L</b> OBP: 0.235, SLG: 0.268 (1, 4)															5	0	0	0	0	0	0			
<b>Dave Marshall, L</b> OBP: 0.299, SLG: 0.377 (1, 9)															6	0	1	0	0	0	1			
<b>John Milner, L</b> OBP: 0.347, SLG: 0.487 (1, 7)															4	0	0	0	1	1	1			
<b>Jim Fregosi, R</b> OBP: 0.326, SLG: 0.390 (1, 5)															2	0	1	0	2	1	2			
<b>Ed Kranepool, L</b> OBP: 0.283, SLG: 0.321 (1, 3)															4	0	0	0	1	0	5			
<b>Ted Martinez, R</b> OBP: 0.306, SLG: 0.364 (1, 8)															5	0	0	0	0	2	4			
<b>Duffy Dyer, R</b> OBP: 0.310, SLG: 0.467 (1, 2)															5	0	0	0	0	2	4			
<b>Jerry Koosman, R</b> OBP: 0.167, SLG: 0.167 (1, 1)																								
<b>Tug McGraw, R</b> OBP: 0.200, SLG: 0.111 (11, 1)															3	0	0	0	0	2	0			
<b>Inning Stats</b>	R: 0 E: 0 K: 0 S: 3	H: 0 LOB: 0 BB: 0 P: 3	R: 0 E: 1 K: 1 S: 6	H: 0 LOB: 2 BB: 1 P: 10	R: 0 E: 0 K: 1 S: 5	H: 0 LOB: 0 BB: 0 P: 5	R: 0 E: 0 K: 3 S: 9	H: 0 LOB: 0 BB: 0 P: 9	R: 0 E: 0 K: 0 S: 3	H: 0 LOB: 0 BB: 0 P: 3	R: 0 E: 0 K: 0 S: 2	H: 0 LOB: 0 BB: 1 P: 6	R: 0 E: 0 K: 0 S: 3	H: 0 LOB: 0 BB: 0 P: 3	R: 0 E: 0 K: 0 S: 4	H: 1 LOB: 1 BB: 0 P: 4	R: 0 E: 0 K: 0 S: 3	H: 0 LOB: 0 BB: 0 P: 3	R: 0 E: 0 K: 0 S: 2	H: 0 LOB: 1 BB: 1 P: 6	1B: 2 2B: 2 3B: 0 HR: 0	SF: 0 SAC: 2 DP: 2 HBP: 0	WP: 1 PB: 0 SB: 0 CS: 0	PA: 48
<b>PITCHER</b>	IP	WLS	BF	H	R	ER	SO	BB	IBB	HBP	BLK	WP	HR	S	P	ERA	WHIP							
<b>Steve Arlin, R</b> ERA: 2.91 (1, 1)	10.0		35	1	0	0	8	3	1	0	0	1	0	12	63	0.00	0.400							
<b>Gary Ross, R</b> ERA: 1.99 (11, 1)	4.0	W	14	1	0	0	0	1	0	0	0	1	0	12	16	0.00	0.500							

San Diego Padres @ New York Mets  
Shea Stadium, Flushing, NY  
Thu Jul 06 1972, 7:05 PM EDT  
Att. 20,354 - Unknown

AB	41
R	0
H	2
RBI	0
BB	5
SO	8
LOB	17



Batter	1	2	3	4	5	6	7	8	9	AB	R	H	RBI	BB	SO	LOB	TOP					
<b>Derrel Thomas, S</b> (1,4) OBP: 0.305, SLG: 0.309	F3		1B		F9		F8			4	0	1	0	0	0	2	<b>San Diego Padres @ Philadelphia Phillies</b> Veterans Stadium, Philadelphia, PA Fri Jul 07 1972, 7:05 PM EDT Unknown					
<b>Dave Roberts, R</b> (1,5) OBP: 0.279, SLG: 0.368	F8		K		G4-6-3 1B			1B		4	0	2	0	0	1	1						
<b>Jerry Morales, R</b> (1,9) OBP: 0.335, SLG: 0.415	6-3			6-3	G4-6-3 1B			K		4	0	0	0	0	1	3						
<b>Nate Colbert, R</b> (1,3) OBP: 0.286, SLG: 0.445		K		F7		F7		K		4	0	0	0	0	2	1						
<b>Cito Gaston, R</b> (1,7) OBP: 0.274, SLG: 0.327		1B		2B	BB			K		3	1	2	0	1	1	1						
<b>Johnny Jeter, R</b> (1,8) OBP: 0.271, SLG: 0.350		K		1B	G6-3 1B			1-3		4	0	1	1	0	1	2						
<b>Pat Corrales, R</b> (1,2) <b>Fred Kendall, R</b> (9, PH) OBP: 0.248, SLG: 0.243		K		K			P4			3	0	0	0	0	2	2						
<b>Enzo Hernandez, R</b> (1,6) <b>Garry Jesteadt, R</b> (9, PH) OBP: 0.245, SLG: 0.235			F7		2B		F5			3	1	1	0	0	0	0						
<b>Mike Corkins, R</b> (1,1) <b>Mark Schaeffer, L</b> (8,1)			F8		1B					3	0	2	1	0	0	0						
<b>Inning Stats</b>	R: 0 E: 0 K: 0 S: 3	H: 0 LOB: 0 BB: 0 P: 3	R: 0 E: 0 K: 3 S: 10	H: 1 LOB: 1 BB: 0 P: 10	R: 0 E: 0 K: 1 S: 6	H: 1 LOB: 1 BB: 0 P: 6	R: 1 E: 0 K: 1 S: 7	H: 2 LOB: 1 BB: 0 P: 7	R: 1 E: 0 K: 0 S: 5	H: 3 LOB: 1 BB: 0 P: 5	R: 0 E: 0 K: 0 S: 2	H: 0 LOB: 0 BB: 1 P: 6	R: 0 E: 0 K: 0 S: 4	H: 1 LOB: 1 BB: 0 P: 4	R: 0 E: 0 K: 3 S: 10	H: 1 LOB: 1 BB: 0 P: 10		R: 0 E: 0 K: 0 S: 3	H: 0 LOB: 0 BB: 0 P: 3	1B: 7 2B: 2 3B: 0 HR: 0	SF: 0 SAC: 0 DP: 2 HBP: 0	WP: 0 PB: 0 SB: 1 CS: 0
<b>PITCHER</b> <b>Steve Carlton, L</b> (1,1) ERA: 2.66	IP: 9.0 WLS: W BF: 35 H: 9 R: 2 ER: 2 SO: 8 BB: 1 IBB: 0 HBP: 0 BLK: 0 WP: 0 HR: 0 S: 50 P: 54 ERA: 2.00 WHIP: 1.111																					

AB	34
R	2
H	9
RBI	2
BB	1
SO	8
LOB	12



Batter	1	2	3	4	5	6	7	8	9	AB	R	H	RBI	BB	SO	LOB	BOTTOM			
<b>Larry Bowa, S</b> (1,6) OBP: 0.297, SLG: 0.300	G3		B5-3			FC3-6 1B	G6-4-3 1B			4	0	2	0	0	0	2	<b>San Diego Padres @ Philadelphia Phillies</b> Veterans Stadium, Philadelphia, PA Fri Jul 07 1972, 7:05 PM EDT Unknown			
<b>Don Money, R</b> (1,5) OBP: 0.321, SLG: 0.350	F8		6-3			F8	G6-4-3 1B			4	0	0	0	0	0	4				
<b>Willie Montanez, L</b> (1,8) OBP: 0.309, SLG: 0.354	G3			F8		FC3-6 1B		K		4	1	0	0	0	1	1				
<b>Deron Johnson, R</b> (1,3) <b>Tom Hutton, L</b> (9,3) OBP: 0.225, SLG: 0.287		K		F9		BB 1B		F7		3	1	0	0	1	1	0				
<b>Greg Luzinski, R</b> (1,7) <b>Bill Robinson, R</b> (9,7) OBP: 0.327, SLG: 0.439		K				BB 1B				0	0	0	0	0	0	0				
<b>Oscar Gamble, L</b> (1,9) OBP: 0.384, SLG: 0.318		4-3		1B		1-2 2-H 1B		HR		4	2	3	2	0	1	0				
<b>John Bateman, R</b> (1,2) OBP: 0.333, SLG: 0.393			K			1-2 2-3 BB		1B		2	0	0	0	2	0	1				
<b>Denny Doyle, L</b> (1,4) OBP: 0.297, SLG: 0.292			B5-3 HBP BB		4-3	1-2 2-H 3-H BB		1B		3	0	0	0	1	1	4				
<b>Steve Carlton, L</b> (1,1) OBP: 0.267, SLG: 0.236			B5-3 HBP		K			F8		2	0	0	0	0	1	0				
<b>Inning Stats</b>	R: 0 E: 0 K: 0 S: 3	H: 0 LOB: 0 BB: 0 P: 3	R: 0 E: 0 K: 2 S: 7	H: 0 LOB: 0 BB: 0 P: 7	R: 0 E: 0 K: 1 S: 5	H: 0 LOB: 2 BB: 1 P: 10	R: 0 E: 0 K: 0 S: 4	H: 1 LOB: 1 BB: 0 P: 4	R: 0 E: 0 K: 1 S: 5	H: 0 LOB: 0 BB: 0 P: 5	R: 3 E: 0 K: 0 S: 6	H: 3 LOB: 2 BB: 2 P: 14	R: 0 E: 0 K: 0 S: 3	H: 1 LOB: 0 BB: 0 P: 3	R: 1 E: 0 K: 2 S: 9	H: 2 LOB: 2 BB: 1 P: 13		1B: 6 2B: 0 3B: 0 HR: 1	SF: 0 SAC: 0 DP: 1 HBP: 1	WP: 0 PB: 0 SB: 0 CS: 0
<b>PITCHER</b> <b>Mike Corkins, R</b> (1,1) <b>Mark Schaeffer, L</b> (8,1) ERA: 3.19	IP: 7.2 WLS: L BF: 34 H: 7 R: 4 ER: 4 SO: 5 BB: 4 IBB: 0 HBP: 1 BLK: 0 WP: 0 HR: 1 S: 39 P: 56 ERA: 4.70 WHIP: 1.435																			

AB	30
R	4
H	7
RBI	4
BB	4
SO	6
LOB	12



Batter	1	2	3	4	5	6	7	8	9	AB	R	H	RBI	BB	SO	LOB	TOP										
<b>Derrel Thomas, S</b> OBP: 0.299, SLG: 0.302 (1, 8)										5	1	0	0	0	0	3											
<b>Dave Roberts, R</b> OBP: 0.276, SLG: 0.373 (1, 5)										4	1	1	0	0	2	1											
<b>Leron Lee, L</b> OBP: 0.360, SLG: 0.500 (1, 7)										3	2	1	1	0	1	0											
<b>Larry Stahl, L</b> OBP: 0.298, SLG: 0.361 (1, 9)										3	0	1	0	1	1	1											
<b>Curt Blefary, L</b> OBP: 0.292, SLG: 0.314 (1, 3)										3	0	0	1	0	1	1											
<b>Garry Jestadt, R</b> OBP: 0.256, SLG: 0.298 (1, 4)										4	0	0	0	0	0	1											
<b>Fred Kendall, R</b> OBP: 0.256, SLG: 0.304 (1, 2)										4	2	2	2	0	1	0											
<b>Fred Stanley, R</b> OBP: 0.333, SLG: 0.255 (1, 6)										3	0	2	0	1	0	0											
<b>Clay Kirby, R</b> OBP: 0.140, SLG: 0.098 (1, 1)										4	0	1	0	0	1	3											
<b>Inning Stats</b>	R: 3 H: 1 E: 2 K: 1 S: 7	H: 1 LOB: 0 BB: 1 P: 11	R: 1 H: 1 E: 0 K: 1 S: 6	H: 1 LOB: 1 BB: 1 P: 10	R: 1 H: 1 E: 0 K: 1 S: 6	H: 1 LOB: 0 BB: 0 P: 6	R: 0 H: 1 E: 0 K: 0 S: 4	H: 1 LOB: 1 BB: 0 P: 4	R: 0 H: 1 E: 0 K: 1 S: 5	H: 2 LOB: 1 BB: 0 P: 5	R: 0 H: 0 E: 0 K: 2 S: 7	H: 0 LOB: 0 BB: 0 P: 7	R: 0 H: 0 E: 0 K: 0 S: 3	H: 0 LOB: 0 BB: 0 P: 3	R: 0 H: 1 E: 0 K: 1 S: 6	H: 1 LOB: 1 BB: 0 P: 6	1B: 5 2B: 2 3B: 0 HR: 2	SF: 2 SAC: 0 DP: 1 HBP: 0	WP: 1 PB: 0 SB: 0 CS: 1	PA: 38							
<b>PITCHER</b>	IP	WLS	BF	H	R	ER	SO	BB	IBB	HBP	BLK	WP	HR	S	P	ERA	WHIP										
<b>Jim Nash, R</b> ERA: 4.88 (1, 1)	1.0	L	8	2	4	1	1	2	0	0	0	1	1	8	16	9.00	4.000										
<b>Wayne Twitchell, R</b> ERA: 5.49 (2, 1)	5.0		19	5	2	1	3	0	0	0	0	0	1	25	25	1.80	1.000										
<b>Dick Selma, R</b> ERA: 4.91 (7, 1)	3.0		10	1	0	0	3	0	0	0	0	0	0	16	16	0.00	0.333										

**San Diego Padres @ Philadelphia Phillies**  
Veterans Stadium, Philadelphia, PA  
Fri Jul 07 1972, 7:05 PM EDT  
Att: 18,106 - Unknown

livebaseballscorecards.com

AB 33  
R 6  
H 8  
RBI 4  
BB 2  
SO 7  
LOB 10

Batter	1	2	3	4	5	6	7	8	9	AB	R	H	RBI	BB	SO	LOB	BOTTOM										
<b>Larry Bowa, S</b> OBP: 0.300, SLG: 0.303 (1, 6)										4	0	2	0	0	0	0											
<b>Don Money, R</b> OBP: 0.317, SLG: 0.346 (1, 5)										3	0	0	0	0	0	2											
<b>Dick Selma, R</b> OBP: 0.200, SLG: 0.211 (7, 1)										1	0	1	0	0	0	0											
<b>Willie Montanez, L</b> OBP: 0.308, SLG: 0.352 (1, 8)										4	1	1	0	0	0	2											
<b>Deron Johnson, R</b> OBP: 0.226, SLG: 0.286 (1, 3)										4	0	1	0	0	2	1											
<b>Greg Luzinski, R</b> OBP: 0.326, SLG: 0.436 (1, 7)										4	0	1	0	0	2	2											
<b>Joe Lis, R</b> OBP: 0.377, SLG: 0.349 (1, 9)										3	0	0	0	1	2	1											
<b>Denny Doyle, L</b> OBP: 0.301, SLG: 0.296 (1, 4)										4	0	2	1	0	0	1											
<b>Mike Ryan, R</b> OBP: 0.296, SLG: 0.369 (1, 2)										2	0	0	0	0	2	1											
<b>Roger Freed, R</b> OBP: 0.295, SLG: 0.439 (7, PH)										1	0	0	0	0	1	2											
<b>John Bateman, R</b> OBP: 0.333, SLG: 0.393 (8, 2)										0	0	0	0	0	0	0											
<b>Jim Nash, R</b> OBP: 0.200, SLG: 0.200 (1, 1)										0	0	0	0	0	0	0											
<b>Wayne Twitchell, R</b> OBP: 0.359, SLG: 0.313 (6, PH)										1	0	0	0	0	1	0											
<b>Terry Harmon, R</b> OBP: 0.383, SLG: 0.333 (7, 5)										1	0	0	0	0	1	0											
<b>Inning Stats</b>	R: 0 H: 0 E: 0 K: 0 S: 3	H: 0 LOB: 0 BB: 0 P: 3	R: 0 H: 0 E: 0 K: 2 S: 7	H: 0 LOB: 0 BB: 0 P: 7	R: 0 H: 0 E: 0 K: 2 S: 7	H: 0 LOB: 0 BB: 0 P: 7	R: 0 H: 1 E: 0 K: 1 S: 6	H: 1 LOB: 1 BB: 0 P: 6	R: 0 H: 1 E: 0 K: 3 S: 10	H: 1 LOB: 1 BB: 0 P: 10	R: 0 H: 1 E: 0 K: 0 S: 3	H: 1 LOB: 2 BB: 0 P: 3	R: 1 H: 3 E: 0 K: 1 S: 7	H: 3 LOB: 2 BB: 1 P: 11	R: 0 H: 1 E: 0 K: 1 S: 6	H: 1 LOB: 1 BB: 0 P: 6	R: 0 H: 1 E: 0 K: 1 S: 6	H: 1 LOB: 1 BB: 0 P: 6	1B: 8 2B: 1 3B: 0 HR: 0	SF: 0 SAC: 0 DP: 2 HBP: 0	WP: 0 PB: 1 SB: 0 CS: 0	PA: 34					
<b>PITCHER</b>	IP	WLS	BF	H	R	ER	SO	BB	IBB	HBP	BLK	WP	HR	S	P	ERA	WHIP										
<b>Clay Kirby, R</b> ERA: 3.12 (1, 1)	9.0	W	34	8	1	1	11	1	0	0	0	0	0	55	59	1.00	1.000										

**San Diego Padres @ Philadelphia Phillies**  
Veterans Stadium, Philadelphia, PA  
Fri Jul 07 1972, 7:05 PM EDT  
Att: 18,106 - Unknown

livebaseballscorecards.com

AB 33  
R 1  
H 8  
RBI 1  
BB 1  
SO 11  
LOB 12

Batter	1	2	3	4	5	6	7	8	9	AB	R	H	RBI	BB	SO	LOB	TOP																		
<b>Derrel Thomas, S</b> OBP: 0.301, SLG: 0.301 (1,4)										4	2	1	0	1	0	1																			
<b>Dave Roberts, R</b> OBP: 0.277, SLG: 0.368 (1,5)										4	1	1	0	0	0	0																			
<b>Leron Lee, L</b> OBP: 0.365, SLG: 0.514 (1,7)										5	3	3	2	0	1	2																			
<b>Nate Colbert, R</b> OBP: 0.294, SLG: 0.465 (1,3)										5	2	4	5	0	0	0																			
<b>Cito Gaston, R</b> OBP: 0.297, SLG: 0.336 (1,9)										3	0	2	0	2	0	0																			
<b>Larry Stahl, L</b> OBP: 0.289, SLG: 0.350 (1,8)										5	0	0	0	0	0	7																			
<b>Fred Kendall, R</b> OBP: 0.254, SLG: 0.294 (1,2)										4	0	0	0	1	1	1																			
<b>Enzo Hernandez, R</b> OBP: 0.250, SLG: 0.238 (1,6)										2	0	1	1	1	0	0																			
<b>Mike Caldwell, R</b> OBP: 0.063, SLG: 0.063 (1,1)										3	0	0	0	0	1	3																			
<b>Gary Ross, R</b> OBP: 0.286, SLG: 0.286 (8,1)										0	0	0	0	0	0	0																			
<b>Inning Stats</b>	R: 1 E: 0 K: 0 S: 6	H: 4 LOB: 2 BB: 0 P: 6	R: 0 E: 0 K: 0 S: 3	H: 0 LOB: 0 BB: 0 P: 3	R: 1 E: 0 K: 0 S: 5	H: 2 LOB: 2 BB: 1 P: 9	R: 0 E: 0 K: 0 S: 3	H: 1 LOB: 0 BB: 0 P: 3	R: 0 E: 0 K: 1 S: 5	H: 0 LOB: 0 BB: 0 P: 5	R: 0 E: 0 K: 0 S: 3	H: 0 LOB: 1 BB: 1 P: 7	R: 0 E: 1 K: 1 S: 9	H: 3 LOB: 2 BB: 1 P: 13	R: 3 E: 0 K: 1 S: 7	H: 2 LOB: 1 BB: 2 P: 15	1B: 8 2B: 2 3B: 1 HR: 1	SF: 1 SAC: 2 DP: 1 HBP: 0	WP: 0 PB: 1 CS: 0	PA: 43															
<b>PITCHER</b>	IP WLS BF H R ER SO BB IBB HBP BLK WP HR S P ERA WHIP																																		
<b>Bill Champion, R</b> ERA: 4.27 (1,1)	7.0	28	7	2	2	1	2	0	0	0	0	0	0	0	28	36	2.57	1.286																	
<b>Barry Lersch, R</b> ERA: 3.27 (8,1)	0.0	4	3	3	1	0	0	0	0	0	0	0	0	4	4	∞	∞																		
<b>Dick Selma, R</b> ERA: 5.15 (8,1)	2.0	L	11	2	3	3	2	2	1	0	0	0	0	1	12	24	13.50	2.000																	

San Diego Padres @ Philadelphia Phillies  
Veterans Stadium, Philadelphia, PA  
Sat Jul 08 1972, 7:05 PM EDT  
Att: 14,428 - Unknown

livebaseballscorecards.com

AB 35  
R 8  
H 12  
RBI 8  
BB 5  
SO 3  
LOB 14

Batter	1	2	3	4	5	6	7	8	9	AB	R	H	RBI	BB	SO	LOB	BOTTOM																		
<b>Larry Bowa, S</b> OBP: 0.302, SLG: 0.305 (1,6)										5	1	2	0	0	2	3																			
<b>Don Money, R</b> OBP: 0.315, SLG: 0.344 (1,5)										5	1	1	0	0	1	3																			
<b>Willie Montanez, L</b> OBP: 0.310, SLG: 0.354 (1,8)										4	1	2	2	0	0	1																			
<b>Deron Johnson, R</b> OBP: 0.227, SLG: 0.278 (1,3)										3	0	0	0	1	2	3																			
<b>Greg Luzinski, R</b> OBP: 0.325, SLG: 0.434 (1,7)										4	1	1	1	0	0	3																			
<b>Joe Lie, R</b> OBP: 0.375, SLG: 0.348 (1,9)										3	0	1	0	0	1	0																			
<b>Bill Robinson, R</b> OBP: 0.300, SLG: 0.467 (7, PR) (8,9)										1	0	0	0	0	1	2																			
<b>John Bateman, R</b> OBP: 0.330, SLG: 0.398 (1,2)										4	0	1	2	0	1	1																			
<b>Oscar Gamble, L</b> OBP: 0.359, SLG: 0.313 (8, PR)										0	0	0	0	0	0	0																			
<b>Mike Ryan, R</b> OBP: 0.296, SLG: 0.369 (9,2)										0	0	0	0	0	0	0																			
<b>Terry Harmon, R</b> OBP: 0.378, SLG: 0.324 (1,4)										3	1	0	0	1	2	2																			
<b>Bill Champion, R</b> OBP: 0.192, SLG: 0.280 (1,1)										1	0	0	0	1	0	0																			
<b>Roger Freed, R</b> OBP: 0.290, SLG: 0.431 (7, PH)										1	0	0	0	0	0	1																			
<b>Barry Lersch, S</b> OBP: 0.200, SLG: 0.211 (8,1)										0	0	0	0	0	0	0																			
<b>Dick Selma, R</b> OBP: 0.200, SLG: 0.211 (8,1)										1	0	1	0	0	0	0																			
<b>Tom Hutton, L</b> OBP: 0.331, SLG: 0.396 (9, PH)										1	0	1	0	0	0	0																			
<b>Inning Stats</b>	R: 0 E: 0 K: 1 S: 6	H: 1 LOB: 1 BB: 0 P: 6	R: 0 E: 0 K: 0 S: 3	H: 0 LOB: 0 BB: 0 P: 3	R: 1 E: 0 K: 1 S: 6	H: 1 LOB: 3 BB: 3 P: 18	R: 0 E: 0 K: 3 S: 9	H: 0 LOB: 0 BB: 0 P: 9	R: 0 E: 0 K: 1 S: 5	H: 0 LOB: 0 BB: 0 P: 5	R: 0 E: 0 K: 1 S: 6	H: 1 LOB: 1 BB: 0 P: 6	R: 4 E: 0 K: 2 S: 12	H: 5 LOB: 1 BB: 0 P: 12	R: 0 E: 0 K: 0 S: 3	H: 1 LOB: 0 BB: 0 P: 3	1B: 8 2B: 1 3B: 0 HR: 0	SF: 0 SAC: 0 DP: 1 HBP: 0	WP: 1 PB: 0 SB: 1 CS: 0	PA: 38															
<b>PITCHER</b>	IP WLS BF H R ER SO BB IBB HBP BLK WP HR S P ERA WHIP																																		
<b>Mike Caldwell, L</b> ERA: 3.47 (1,1)	7.0	30	6	4	4	8	3	0	0	0	0	0	0	0	43	55	5.14	1.286																	
<b>Gary Ross, R</b> ERA: 2.09 (8,1)	2.0	W	8	3	1	1	2	0	0	0	0	1	0	12	12	4.50	1.500																		

San Diego Padres @ Philadelphia Phillies  
Veterans Stadium, Philadelphia, PA  
Sat Jul 08 1972, 7:05 PM EDT  
Att: 14,428 - Unknown

livebaseballscorecards.com

AB 35  
R 5  
H 9  
RBI 5  
BB 3  
SO 10  
LOB 19

Batter	1	2	3	4	5	6	7	8	9	AB	R	H	RBI	BB	SO	LOB	TOP																					
<b>Derrel Thomas, S</b> OBP: 0.299, SLG: 0.299 (1,4)	F7		1B			F7		FC4-6		5	0	1	1	0	0	2	<b>San Diego Padres @ Philadelphia Phillies</b> Veterans Stadium, Philadelphia, PA Sun Jul 09 1972, 3:33 AM EDT Att: 18,445 - Unknown																					
<b>Dave Roberts, R</b> OBP: 0.290, SLG: 0.381 (1,5)	K		2B			1B		F8		4	3	2	0	1	1																							
<b>Leron Lee, L</b> OBP: 0.362, SLG: 0.512 (1,7)	F7		2B			F8		F7		5	1	1	1	0	0	2																						
<b>Nate Colbert, R</b> OBP: 0.299, SLG: 0.467 (1,3)		K	1B			1B		F2		5	0	3	1	0	1	1																						
<b>Cito Gaston, R</b> OBP: 0.301, SLG: 0.348 (1,9)	K		6-3			1B		FC6-4		5	0	2	2	0	1	2																						
<b>Larry Stahl, L</b> OBP: 0.292, SLG: 0.360 (1,8)					K			6-3		4	0	1	0	1	2	3																						
<b>Fred Kendall, R</b> OBP: 0.254, SLG: 0.293 (1,2)	K				E6			F8		4	0	1	0	0	1	3																						
<b>Enzo Hernandez, R</b> OBP: 0.254, SLG: 0.243 (1,6)			1B		K			F2		4	1	2	0	0	1	1																						
<b>Bill Greif, R</b> OBP: 0.080, SLG: 0.042 (1,1)					E1					3	0	1	0	0	0	2																						
<b>Fred Norman, S</b> OBP: 0.242, SLG: 0.226 (7,1)			1B			P1		FC4-6		0	0	0	0	1	0	0																						
<b>Inning Stats</b>	R: 0 E: 0 K: 1 S: 5	H: 0 LOB: 0 BB: 0 P: 5	R: 0 E: 0 K: 3 S: 10	H: 1 LOB: 1 BB: 0 P: 10	R: 3 E: 1 K: 0 S: 7	H: 5 LOB: 1 BB: 0 P: 7	R: 0 E: 1 K: 2 S: 8	H: 2 LOB: 2 BB: 0 P: 8	R: 1 E: 0 K: 1 S: 8	H: 3 LOB: 2 BB: 0 P: 8	R: 0 E: 0 K: 0 S: 4	H: 1 LOB: 1 BB: 0 P: 4	R: 1 E: 0 K: 0 S: 4	H: 1 LOB: 2 BB: 2 P: 12	R: 0 E: 0 K: 0 S: 3	H: 0 LOB: 1 BB: 1 P: 7	R: 0 E: 0 K: 0 S: 4	H: 1 LOB: 1 BB: 0 P: 4	1B: 10 2B: 3 3B: 1 HR: 0	SF: 0 SAC: 0 DP: 0 HBP: 0	WP: 0 PB: 0 SB: 1 CS: 0	PA: 42																
<b>PITCHER</b>	IP	WLS	BF	H	R	ER	SO	BB	IBB	HBP	BLK	WP	HR	S	P	ERA	WHIP	<b>PITCHER</b>				IP	WLS	BF	H	R	ER	SO	BB	IBB	HBP	BLK	WP	HR	S	P	ERA	WHIP
<b>Darrell Brandon, R</b> ERA: 3.38 (1,1)	7.0	L	34	13	5	2	7	1	1	0	0	0	0	46	54	2.57	2.000																					
<b>Barry Lersch, R</b> ERA: 3.15 (8,1)	2.0		8	1	0	0	0	1	0	0	0	0	0	7	11	0.00	1.000																					

AB	39
R	5
H	14
RBI	5
BB	3
SO	7
LOB	17




Batter	1	2	3	4	5	6	7	8	9	AB	R	H	RBI	BB	SO	LOB	BOTTOM																					
<b>Larry Bowa, S</b> OBP: 0.303, SLG: 0.306 (1,6)	K		4-3						5-3	5	0	2	0	0	1	1	<b>San Diego Padres @ Philadelphia Phillies</b> Veterans Stadium, Philadelphia, PA Sun Jul 09 1972, 3:33 AM EDT Att: 18,445 - Unknown																					
<b>Don Money, R</b> OBP: 0.313, SLG: 0.341 (1,5)	6-3				1B		1-3	FC6-4		5	0	1	0	0	0	4																						
<b>Willie Montanez, L</b> OBP: 0.309, SLG: 0.352 (1,8)	K				1B			3-1		5	1	1	0	0	1	2																						
<b>Deron Johnson, R</b> OBP: 0.236, SLG: 0.313 (1,3)					K			F8		4	1	2	1	0	1	3																						
<b>Greg Luzinski, R</b> OBP: 0.321, SLG: 0.428 (1,7)		K			P6			F8		4	0	0	0	0	2	4																						
<b>Joe Lis, R</b> OBP: 0.400, SLG: 0.429 (1,9)										3	1	2	2	1	0	2																						
<b>Bill Robinson, R</b> OBP: 0.300, SLG: 0.467 (8,9)					F7					0	0	0	0	0	0	0																						
<b>John Bateman, R</b> OBP: 0.317, SLG: 0.380 (1,2)										4	0	0	0	0	2	2																						
<b>Denny Doyle, L</b> OBP: 0.297, SLG: 0.292 (1,4)					G3					3	0	0	0	0	0	0																						
<b>Pete Koegel, R</b> OBP: 0.263, SLG: 0.257 (8,PH)										1	0	0	0	0	1	1																						
<b>Terry Harmon, R</b> OBP: 0.378, SLG: 0.324 (9,4)										0	0	0	0	0	0	0																						
<b>Darrell Brandon, R</b> OBP: 0.167, SLG: 0.167 (1,1)										2	0	1	0	0	1	0																						
<b>Oscar Gamble, L</b> OBP: 0.367, SLG: 0.368 (7,PH)										1	1	1	1	0	0	0																						
<b>Barry Lersch, S</b> OBP: 0.300, SLG: 0.467 (8,1)										0	0	0	0	0	0	0																						
<b>Roger Freed, R</b> OBP: 0.302, SLG: 0.458 (8,PH)										1	0	1	0	0	0	0																						
<b>Inning Stats</b>	R: 0 E: 0 K: 2 S: 7	H: 0 LOB: 0 BB: 0 P: 7	R: 0 E: 0 K: 1 S: 5	H: 1 LOB: 1 BB: 1 P: 9	R: 0 E: 0 K: 1 S: 5	H: 0 LOB: 0 BB: 0 P: 5	R: 0 E: 0 K: 1 S: 7	H: 2 LOB: 2 BB: 0 P: 7	R: 0 E: 0 K: 0 S: 5	H: 2 LOB: 2 BB: 0 P: 7	R: 2 E: 1 K: 0 S: 5	H: 1 LOB: 0 BB: 0 P: 5	R: 1 E: 0 K: 0 S: 5	H: 2 LOB: 1 BB: 0 P: 5	R: 1 E: 0 K: 3 S: 11	H: 2 LOB: 1 BB: 0 P: 11	R: 0 E: 0 K: 0 S: 4	H: 1 LOB: 1 BB: 0 P: 4	1B: 7 2B: 2 3B: 0 HR: 3	SF: 0 SAC: 0 DP: 1 HBP: 0	WP: 0 PB: 0 SB: 0 CS: 1	PA: 39																
<b>PITCHER</b>	IP	WLS	BF	H	R	ER	SO	BB	IBB	HBP	BLK	WP	HR	S	P	ERA	WHIP	<b>PITCHER</b>				IP	WLS	BF	H	R	ER	SO	BB	IBB	HBP	BLK	WP	HR	S	P	ERA	WHIP
<b>Bill Greif, R</b> ERA: 5.26 (1,1)	6.1	W	27	7	3	1	6	1	0	0	0	0	1	18	18	1.42	1.263																					
<b>Fred Norman, L</b> ERA: 3.36 (7,1)	2.2	S	12	4	1	1	3	0	0	0	0	0	1	18	18	3.38	1.500																					



Batter	1	2	3	4	5	6	7	8	9	AB	R	H	RBI	BB	SO	LOB	TOP								
<b>Derrel Thomas, S</b> (1, 4) OBP: 0.298, SLG: 0.298	0-0 6-3		0-0 L7		0-0 BB 1B		0-0 F8			4	0	1	0	0	0	0									
<b>Dave Roberts, R</b> (1, 5) OBP: 0.297, SLG: 0.380	0-3 K		0-0 BLK 1B		4-0 BLK BB		0-0 F8			3	0	1	0	1	1	0									
<b>Leron Lee, L</b> (1, 7) OBP: 0.363, SLG: 0.510	0-3 K		1-0 HBP		0-3 K		0-0 F9			1	0	0	0	0	1	0									
<b>Johnny Jeter, R</b> (3, PR) OBP: 0.288, SLG: 0.346			1-2 HBP		1-2 K					2	0	0	0	0	1	1									
<b>Nate Colbert, R</b> (1, 3) OBP: 0.298, SLG: 0.475		0-0 HR	0-3 K		0-0 F9			0-3 K		4	1	1	1	0	2	2									
<b>Cito Gaston, R</b> (1, 9) OBP: 0.299, SLG: 0.345		0-3 K		0-3 K		0-0 E 1B		0-3 K		4	1	1	0	0	3	0									
<b>Jerry Morales, R</b> (1, 8) OBP: 0.339, SLG: 0.429		0-0 G3		0-0 1B		0-0 E8 3B		0-0 F8		4	1	2	1	0	0	0									
<b>Fred Kendall, R</b> (1, 2) OBP: 0.254, SLG: 0.293		4-0 BB		0-0 L4-3 1B		0-0 WP SH1-3 1B			0-3 K	0	0	0	0	0	0	0	AB 32								
<b>Pat Corrales, R</b> (1, 2) OBP: 0.244, SLG: 0.169				1-3 1B						3	0	2	0	1	1	0	R 3								
<b>Enzo Hernandez, R</b> (1, 6) OBP: 0.252, SLG: 0.241				0-0 L4-3		0-0 SH1-3			0-3 K	2	0	0	0	0	0	3	H 9								
<b>Curt Blefary, L</b> (9, PH) OBP: 0.246, SLG: 0.308				1-2		1-2				1	0	0	0	0	1	0	RBI 2								
<b>Steve Arlin, R</b> (1, 1) OBP: 0.163, SLG: 0.175				0-0 F7		0-0 1B			0-0 K	3	0	1	0	0	1	1	BB 2								
<b>Larry Stahl, L</b> (9, PH) OBP: 0.291, SLG: 0.358					0-0 1B	2-3 K			0-0 4-3	1	0	0	0	0	0	0	SO 11								
<b>Inning Stats</b>	R: 0 E: 0 K: 2 S: 7	H: 0 LOB: 0 BB: 7	R: 1 E: 0 K: 1 S: 6	H: 1 LOB: 1 BB: 10	R: 0 E: 0 K: 1 S: 6	H: 1 LOB: 2 BB: 7	R: 0 E: 0 K: 1 S: 6	H: 2 LOB: 1 BB: 6	R: 0 E: 0 K: 1 S: 5	H: 2 LOB: 1 BB: 9	R: 2 E: 1 K: 1 S: 8	H: 3 LOB: 1 BB: 0 P: 8	R: 0 E: 0 K: 0 S: 3	H: 0 LOB: 0 BB: 3	R: 0 E: 0 K: 2 S: 7	H: 0 LOB: 0 BB: 7	R: 0 E: 0 K: 2 S: 7	H: 0 LOB: 0 BB: 7	1B: 7 2B: 1 3B: 1 HR: 1	SF: 0 SAC: 1 DP: 1 HBP: 1	WP: 1 PB: 0 SB: 0 CS: 0	PA: 36			
<b>PITCHER</b>	IP	WLS	BF	H	R	ER	SO	BB	IBB	HBP	BLK	WP	HR	S	P	ERA	WHIP								
<b>Balor Moore, L</b> (1, 1) ERA: 6.45	5.1		25	9	3	3	6	2	0	1	2	0	1	34	43	5.06	2.062								
<b>Tom Walker, R</b> (6, 1) ERA: 2.55	0.2	W	2	0	0	0	1	0	0	0	0	1	0	4	4	0.00	0.000								
<b>Mike Marshall, R</b> (7, 1) ERA: 2.02	3.0	S	9	0	0	0	4	0	0	0	0	0	0	17	17	0.00	0.000								

San Diego Padres @ Montreal Expos  
Jarry Park, Montreal, QB  
Mon Jul 10 1972, 7:05 PM EDT  
Att: 6,627 - Unknown


AB 32  
R 3  
H 9  
RBI 2  
BB 2  
SO 11  
LOB 7



Batter	1	2	3	4	5	6	7	8	9	AB	R	H	RBI	BB	SO	LOB	BOTTOM								
<b>Tim McCarver, L</b> (1, 2) OBP: 0.308, SLG: 0.322	0-0 F7		0-0 6-3	0-0 F7		0-0 F9				4	0	0	0	0	0	3									
<b>Mike Marshall, R</b> (7, 1)										0	0	0	0	0	0	0									
<b>Ron Hunt, R</b> (1, 4) OBP: 0.349, SLG: 0.292	1-0 BB HBP		1-0 2B HBP		0-0 L3		0-0 6-3			2	1	0	0	0	0	0									
<b>Hector Torres, R</b> (8, 4) OBP: 0.175, SLG: 0.233										0	0	0	0	0	0	0									
<b>Boots Day, L</b> (1, 8) OBP: 0.330, SLG: 0.319	0-3 K		0-0 E 2B		4-0 G3-6 BB		0-0 G3			3	1	1	1	1	1	1									
<b>Ron Fairly, L</b> (1, 9) OBP: 0.339, SLG: 0.396	4-0 BB		0-0 E3		0-0 G3-6		0-0 F9			3	0	0	0	1	0	1									
<b>Ken Singleton, S</b> (1, 7) OBP: 0.313, SLG: 0.349	0-3 K		0-0 G3			0-3 K				4	1	1	1	0	2	3									
<b>Mike Jorgensen, L</b> (1, 3) OBP: 0.332, SLG: 0.374		0-0 1-3		4-0 E BB		0-0 2-3				3	2	1	1	1	0	0									
<b>Bob Bailey, R</b> (1, 5) OBP: 0.308, SLG: 0.340	0-3 K		4-0 FC4-6 BB		0-0 WP 1B			0-3 K		3	1	1	0	1	2	0	AB 29								
<b>Tim Foli, R</b> (1, 6) OBP: 0.275, SLG: 0.272	0-0 6-3		0-0 FC4-6		4-0 1B BB		0-0 6-3			3	0	0	0	1	0	1	R 6								
<b>Balor Moore, L</b> (1, 1)			0-0 F4		0-0 3-1		0-0 L7			2	0	0	0	0	0	1	H 5								
<b>Tom Walker, R</b> (6, 1)										0	0	0	0	0	0	0	RBI 4								
<b>Jim Fairey, L</b> (6, PH) OBP: 0.267, SLG: 0.322										1	0	1	1	0	0	0	BB 5								
<b>John Boccabella, R</b> (7, 2) OBP: 0.244, SLG: 0.288										1	0	0	0	0	0	0	SO 5								
<b>Inning Stats</b>	R: 0 E: 0 K: 2 S: 7	H: 0 LOB: 2 BB: 1 P: 12	R: 0 E: 0 K: 1 S: 5	H: 0 LOB: 0 BB: 0 P: 5	R: 2 E: 1 K: 0 S: 5	H: 1 LOB: 1 BB: 0 P: 6	R: 1 E: 1 K: 0 S: 3	H: 0 LOB: 1 BB: 2 P: 11	R: 0 E: 0 K: 0 S: 2	H: 0 LOB: 0 BB: 1 P: 6	R: 1 E: 0 K: 1 S: 7	H: 2 LOB: 2 BB: 1 P: 11	R: 0 E: 0 K: 0 S: 3	H: 0 LOB: 0 BB: 0 P: 3	R: 2 E: 0 K: 1 S: 7	H: 2 LOB: 0 BB: 0 P: 7	R: 2 E: 0 K: 1 S: 7	H: 2 LOB: 0 BB: 0 P: 7	1B: 2 2B: 1 3B: 0 HR: 2	SF: 0 SAC: 0 DP: 1 HBP: 2	WP: 1 PB: 0 SB: 0 CS: 0	PA: 36			
<b>PITCHER</b>	IP	WLS	BF	H	R	ER	SO	BB	IBB	HBP	BLK	WP	HR	S	P	ERA	WHIP								
<b>Steve Arlin, R</b> (1, 1) ERA: 3.0	8.0	L	36	5	6	4	5	5	0	2	0	1	2	39	61	4.50	1.250								

San Diego Padres @ Montreal Expos  
Jarry Park, Montreal, QB  
Mon Jul 10 1972, 7:05 PM EDT  
Att: 6,627 - Unknown

AB 29  
R 6  
H 5  
RBI 4  
BB 5  
SO 5  
LOB 10



Batter	1	2	3	4	5	6	7	8	9	10	11	12	AB	R	H	RBI	BB	SO	LOB	TOP							
<b>Derrel Thomas, S</b> OBP: 0.303, SLG: 0.315 (1.4)	1-3		G5-4-3		HR		1-3		4-3			SH1-4	6	1	3	3	0	0	1								
<b>Dave Roberts, R</b> OBP: 0.293, SLG: 0.368 (1.5)	BB		5-3		4-3		1-3		K			SH1-4	4	0	0	0	1	1	1								
<b>Leron Lee, L</b> OBP: 0.365, SLG: 0.506 (1.7)	K								K			L7	2	0	0	0	1	2	1								
<b>Larry Stahl, L</b> OBP: 0.287, SLG: 0.353 (7.7)	K				CS		FC4-6		K			L7	2	0	0	0	0	1	1								
<b>Nate Colbert, R</b> OBP: 0.299, SLG: 0.468 (1.3)	F8				BB		L8					6-3	4	1	0	0	2	0	4								
<b>Cito Gaston, R</b> OBP: 0.303, SLG: 0.371 (1.9)		6-3			BB		FC4-6					F4	5	1	2	2	0	0	2								
<b>Jerry Morales, R</b> OBP: 0.338, SLG: 0.417 (1.8)	K						L8					F8	5	0	0	0	0	1	2								
<b>Pat Corrales, R</b> OBP: 0.241, SLG: 0.171 (1.2)									K			4-3	5	0	1	0	0	1	0								
<b>Fred Stanley, R</b> OBP: 0.338, SLG: 0.255 (1.8)		4-3										K	4	1	1	0	1	1	2								
<b>Clay Kirby, R</b> OBP: 0.214, SLG: 0.429 (7.1)													2	1	0	0	1	1	3								
<b>Mike Corkins, R</b> OBP: 0.214, SLG: 0.429 (7.1)													0	0	0	0	0	0	0								
<b>Fred Norman, L</b> OBP: 0.228, SLG: 0.319 (9.1)													1	0	0	0	0	0	1								
<b>Gary Ross, R</b> OBP: 0.228, SLG: 0.319 (9.1)													0	0	0	0	0	0	0								
<b>Mark Schaeffer, L</b> OBP: 0.228, SLG: 0.319 (9.1)													1	0	0	0	0	0	0								
<b>Ed Acosta, S</b> OBP: 0.228, SLG: 0.319 (10.1)													0	0	0	0	0	0	0								
<b>Inning Stats</b>	R: 0 E: 0 K: 1 S: 5	H: 0 LOB: 1 BB: 9	R: 0 E: 0 K: 1 S: 6	H: 1 LOB: 1 BB: 6	R: 0 E: 0 K: 0 S: 2	H: 0 LOB: 0 BB: 6	R: 0 E: 0 K: 1 S: 5	H: 1 LOB: 1 BB: 9	R: 3 E: 1 K: 0 S: 4	H: 1 LOB: 0 BB: 12	R: 2 E: 1 K: 1 S: 7	H: 1 LOB: 1 BB: 11	R: 0 E: 0 K: 2 S: 8	H: 0 LOB: 0 BB: 8	R: 0 E: 0 K: 2 S: 7	H: 0 LOB: 0 BB: 7	R: 0 E: 0 K: 2 S: 3	H: 0 LOB: 0 BB: 3	R: 0 E: 0 K: 2 S: 7	H: 0 LOB: 0 BB: 7	R: 0 E: 0 K: 0 S: 4	H: 1 LOB: 1 BB: 4	1B: 5 2B: 0 3B: 0 HR: 2	SF: 0 SAC: 1 DP: 2 HBP: 1	WP: 0 PB: 0 SB: 0 CS: 1	PA: 50	
<b>PITCHER</b>	IP	WLS	BF	H	R	ER	SO	BB	IBB	HBP	BLK	WP	HR	S	P	ERA	WHIP										
<b>Mike Torrez, R</b> ERA: 2.86 (1.1)	5.0	23	4	5	4	3	3	6	0	0	0	0	0	10	11	0.00	0.500										
<b>Tom Walker, R</b> ERA: 2.52 (6.1)	2.0	9	1	0	0	1	0	0	0	1	0	0	0	10	11	0.00	0.500										
<b>John Strohmayr, R</b> ERA: 3.97 (8.1)	2.0	7	1	0	0	4	0	0	0	0	0	0	0	15	15	0.00	0.500										
<b>Mike Marshall, R</b> ERA: 1.9 (10.1)	3.0	10	1	0	0	2	0	0	0	0	0	0	0	14	14	0.00	0.333										

San Diego Padres @ Montreal Expos  
 Jarry Park, Montreal, QB  
 Tue Jul 11 1972, 7:05 PM EDT  
 Att. 18,901 - Unknown

AB	41
R	5
H	7
RBI	5
BB	6
SO	10
LOB	18



Batter	1	2	3	4	5	6	7	8	9	10	11	12	AB	R	H	RBI	BB	SO	LOB	BOTTOM							
<b>Boots Day, L</b> OBP: 0.333, SLG: 0.316 (1.8)	1B		K			4-3	1B		1-2		E	1B	2	1	0	0	2	1	0								
<b>John Boccabella, R</b> OBP: 0.253, SLG: 0.293 (9, PH)	FC4-6		K			4-3	BB		1-2		1B	1B	1	0	1	0	1	0	0								
<b>Tim Foli, R</b> OBP: 0.284, SLG: 0.286 (1.6)	FC4-6		4-3			1B	BB		L6		E5	1B	6	1	4	2	0	0	3								
<b>Mike Jorgensen, L</b> OBP: 0.328, SLG: 0.366 (1.3)	FC4-6		K			2B	1B		K		1B	1B	5	0	0	1	1	4	7								
<b>Ron Fairly, L</b> OBP: 0.335, SLG: 0.389 (1.9)	K				G3	1B			K		F3	K	6	0	1	1	0	3	4								
<b>Ken Singleton, S</b> OBP: 0.321, SLG: 0.368 (1.7)						K			G1-4-3		1B	1B	5	1	3	1	1	2	1								
<b>Bob Bailey, R</b> OBP: 0.369, SLG: 0.337 (1.5)	K					K			G1-4-3		F8	1B	5	1	1	0	1	2	2								
<b>Terry Humphrey, R</b> OBP: 0.241, SLG: 0.220 (1.2)						FC5-6	BB		1-2		1B	1B	3	1	2	0	1	0	0								
<b>Clyde Mashore, R</b> OBP: 0.305, SLG: 0.436 (9, PH)						BB	FC5-6		1-2		1B	BB	2	0	1	1	0	0	1								
<b>Hector Torres, R</b> OBP: 0.169, SLG: 0.226 (1.4)						L8			1B		1B	1B	2	0	0	0	0	0	1								
<b>Ron Hunt, R</b> OBP: 0.345, SLG: 0.289 (7, PH)						F8			FC5-6		F7		3	1	0	0	0	0	3								
<b>Mike Torrez, R</b> OBP: 0.333, SLG: 0.316 (1.8)						1-2	2-3F		L8		1B	1B	2	0	0	0	0	2	1								
<b>Tom Walker, R</b> OBP: 0.284, SLG: 0.286 (1.6)													0	0	0	0	0	0	0								
<b>Jim Fahey, L</b> OBP: 0.242, SLG: 0.187 (7, PH)													1	0	0	0	0	0	2								
<b>John Strohmayr, R</b> OBP: 0.335, SLG: 0.389 (1.9)													0	0	0	0	0	0	0								
<b>Ron Woods, R</b> OBP: 0.228, SLG: 0.319 (9, PH)													1	0	1	0	0	0	0								
<b>Mike Marshall, R</b> OBP: 0.335, SLG: 0.389 (1.9)													1	0	0	0	0	0	0								
<b>Inning Stats</b>	R: 1 E: 0 K: 1 S: 5	H: 1 LOB: 1 BB: 1	R: 1 E: 0 K: 2 S: 9	H: 2 LOB: 1 BB: 0	R: 0 E: 0 K: 2 S: 7	H: 0 LOB: 0 BB: 7	R: 0 E: 0 K: 1 S: 5	H: 0 LOB: 0 BB: 5	R: 1 E: 0 K: 2 S: 9	H: 2 LOB: 1 BB: 0	R: 0 E: 0 K: 1 S: 4	H: 0 LOB: 0 BB: 1	R: 0 E: 0 K: 1 S: 7	H: 2 LOB: 3 BB: 1	R: 0 E: 0 K: 0 S: 4	H: 1 LOB: 1 BB: 4	R: 0 E: 1 K: 2 S: 9	H: 2 LOB: 3 BB: 13	R: 0 E: 0 K: 0 S: 3	H: 3 LOB: 1 BB: 0	1B: 10 2B: 4 3B: 0 HR: 1	SF: 0 SAC: 0 DP: 2 HBP: 0	WP: 0 PB: 0 SB: 0 CS: 1	PA: 52			
<b>PITCHER</b>	IP	WLS	BF	H	R	ER	SO	BB	IBB	HBP	BLK	WP	HR	S	P	ERA	WHIP										
<b>Clay Kirby, R</b> ERA: 3.15 (1.1)	6.0	25	5	5	5	10	3	0	0	0	0	0	0	3	7	0.00	1.800										
<b>Mike Corkins, R</b> ERA: 3.15 (7.1)	1.2	4	1	0	0	0	0	0	0	0	0	0	0	3	18	0.00	3.000										
<b>Fred Norman, L</b> ERA: 3.31 (7.1)	1.2	8	2	0	0	2	1	1	0	0	0	0	0	10	7	0.00	1.800										
<b>Gary Ross, R</b> ERA: 2.08 (9.1)	0.1	1	0	0	0	0	0	0	0	0	0	0	0	1	1	0.00	0.000										
<b>Mark Schaeffer, L</b> ERA: 4.13 (9.1)	0.2	3	1	0	0	1	0	0	0	0	0	0	0	5	5	0.00	1.500										
<b>PITCHER</b>	IP	WLS	BF	H	R	ER	SO	BB	IBB	HBP	BLK	WP	HR	S	P	ERA	WHIP										
<b>Ed Acosta, R</b> ERA: 4.99 (10.1)	2.0	11	5	1	1	2	0	1	0	0	0	0	0	14	18	4.50	2.500										

San Diego Padres @ Montreal Expos  
 Jarry Park, Montreal, QB  
 Tue Jul 11 1972, 7:05 PM EDT  
 Att. 18,901 - Unknown

AB	45
R	6
H	14
RBI	6
BB	7
SO	15
LOB	25





Batter	1	2	3	4	5	6	7	8	9	AB	R	H	RBI	BB	SO	LOB	TOP										
<b>Derrel Thomas, S</b> OBP: 0.301, SLG: 0.310 (1, 4)	0-3 K		0-0 F7	0-0 G3			0-0 F5		4-0 6-3 BB	4	0	0	0	1	1	1											
<b>Dave Roberts, R</b> OBP: 0.297, SLG: 0.369 (1, 5)	0-3 K		0-0 6-3		0-0 BB 1B		0-0 1B		0-0 6-3	5	1	2	0	0	1	1											
<b>Larry Stahl, L</b> OBP: 0.290, SLG: 0.368 (1, 7)	0-0 F5		0-0 HR		4-0 1B BB		0-3 K		0-0 4-3	4	1	1	1	1	1	2											
<b>Nate Colbert, R</b> OBP: 0.299, SLG: 0.465 (1, 3)		0-0 1B 1B	0-0 5-3		0-0 F7		0-0 L9			4	1	1	0	0	0	3											
<b>Cito Gaston, R</b> OBP: 0.316, SLG: 0.406 (1, 9)		0-0 BB 1B		0-0 HR	0-0 1B		0-0 L9			4	2	3	2	0	0	0											
<b>Jerry Morales, R</b> OBP: 0.335, SLG: 0.418 (1, 8)		4-0 1B BB		4-0 1B FC6-4 BB	0-0 G6-3					2	1	1	0	2	0	2											
<b>Pat Corrales, R</b> OBP: 0.253, SLG: 0.188 (1, 2)		0-0 FC4-6 1B		0-0 FC6-4 1B	0-0 F9		0-0 F8			4	0	2	2	0	0	1											
<b>Enzo Hernandez, R</b> OBP: 0.248, SLG: 0.236 (1, 6)		0-0 FC4-6		0-0 FC6-4 WP	0-0 6-3		0-0 F9			4	0	0	1	0	0	3											
<b>Mike Caldwell, R</b> OBP: 0.056, SLG: 0.056 (5, 1)	0-3 K		0-0 4-3		0-3 K				0-0 F7	2	0	0	0	0	1	2											
<b>Inning Stats</b>	R: 0 E: 0 K: 2 S: 7	H: 0 LOB: 0 BB: 7 P: 7	R: 2 E: 0 K: 1 S: 7	H: 3 LOB: 1 BB: 1 P: 11	R: 1 E: 0 K: 0 S: 4	H: 1 LOB: 0 BB: 0 P: 4	R: 2 E: 0 K: 0 S: 5	H: 2 LOB: 1 BB: 1 P: 9	R: 1 E: 0 K: 0 S: 4	H: 2 LOB: 1 BB: 1 P: 8	R: 0 E: 0 K: 1 S: 5	H: 0 LOB: 0 BB: 0 P: 5	R: 0 E: 0 K: 1 S: 6	H: 1 LOB: 1 BB: 0 P: 6	R: 0 E: 0 K: 0 S: 4	H: 1 LOB: 1 BB: 0 P: 4	R: 0 E: 0 K: 0 S: 3	H: 0 LOB: 1 BB: 7 P: 7	1B: 8 2B: 0 3B: 0 HR: 2	SF: 0 SAC: 0 DP: 1 HBP: 0	WP: 1 PA: 39 PB: 0 SB: 0 CS: 0						
<b>PITCHER</b>	IP	WLS	BF	H	R	ER	SO	BB	IBB	HBP	BLK	WP	HR	S	P	ERA	WHIP										
<b>Bill Stoneman, R</b> ERA: 2.95 (1, 1)	3.0	L	16	6	5	5	3	2	0	0	0	0	2	20	28	15.00	2.667										
<b>Ernie McAnally, R</b> ERA: 4.57 (4, 1)	1.0		5	1	1	1	0	1	0	0	0	1	0	4	8	9.00	2.000										
<b>John Strohmayr, R</b> ERA: 3.81 (5, 1)	2.0		6	1	0	0	1	0	0	0	0	0	0	8	8	0.00	0.500										
<b>Tom Walker, R</b> ERA: 2.4 (7, 1)	2.0		8	2	0	0	1	0	0	0	0	0	0	10	10	0.00	1.000										
<b>Steve Renko, R</b> ERA: 5.96 (9, 1)	1.0		4	0	0	0	0	1	0	0	0	0	0	3	7	0.00	1.000										
<b>Batter</b>	<b>1</b>	<b>2</b>	<b>3</b>	<b>4</b>	<b>5</b>	<b>6</b>	<b>7</b>	<b>8</b>	<b>9</b>	<b>AB</b>	<b>R</b>	<b>H</b>	<b>RBI</b>	<b>BB</b>	<b>SO</b>	<b>LOB</b>	<b>BOTTOM</b>										
<b>Ron Hunt, R</b> OBP: 0.346, SLG: 0.295 (1, 4)	0-0 5-3	0-3 K			0-0 1B 1B	0-0 CS			0-0 F4	5	0	2	0	0	1	0											
<b>Tim Foli, R</b> OBP: 0.286, SLG: 0.296 (1, 6)	0-0 6-3	0-0 6-3			0-0 4-3 1B 1B		0-3 K		0-0 3B	5	1	2	0	0	1	1											
<b>Clyde Mashore, R</b> OBP: 0.318, SLG: 0.439 (1, 9)	0-0 S 1B		0-0 6-3		0-0 1-2 2-H 1B	0-0 4-3 1B		0-0 F4	4-0 BB	4	2	2	0	1	0	1											
<b>Ken Singleton, S</b> OBP: 0.319, SLG: 0.361 (1, 7)	4-0 E 1B BB		0-0 6-3		0-0 1-2 2-3 1B	0-0 4-3		0-0 G3	0-3 K	4	1	0	0	1	1	5											
<b>Ron Woods, R</b> OBP: 0.270, SLG: 0.339 (8, PH)	0-0 E6		0-0 F4		0-0 2-H 3-H 1B			0-3 K	0-3 K	3	1	1	2	0	0	1											
<b>Boots Day, L</b> OBP: 0.332, SLG: 0.314 (9, PH)	0-0 E6									1	0	0	0	0	1	0											
<b>John Boccabella, R</b> OBP: 0.252, SLG: 0.291 (9, PH)	1-3 2-H 1B									1	0	0	0	0	1	2											
<b>Bob Bailey, R</b> OBP: 0.310, SLG: 0.339 (5, PH)	0-0 1B				0-0 5-3	0-0 F5				2	0	1	2	0	0	0											
<b>Tim McCarver, L</b> OBP: 0.310, SLG: 0.324 (6, 5)	0-0 2-H 3-H 1B									2	0	1	0	0	0	1											
<b>Terry Humphrey, R</b> OBP: 0.255, SLG: 0.230 (1, 2)	0-0 1-3 1B				0-0 F4			4-0 BB 1B		3	0	2	0	1	0	0											
<b>Mike Jorgensen, L</b> OBP: 0.327, SLG: 0.362 (1, 3)	0-0 F8				1-0 HBP			0-0 BB 1B	0-3 K	3	0	0	0	0	1	5											
<b>Bill Stoneman, R</b> ERA: 3.49 (4, 1)	0-0 F7				0-0 6-3			0-0 FC4-6 CS	0-0 F8	1	0	0	0	0	0	0											
<b>Ernie McAnally, R</b> ERA: 3.0 (5, 1)										1	0	0	0	0	0	1											
<b>John Strohmayr, R</b> ERA: 4.07 (6, PH)										0	0	0	0	0	0	0											
<b>Jim Fairley, L</b> ERA: 3.0 (7, 1)										0	0	0	0	0	0	1											
<b>Tom Walker, R</b> ERA: 2.06 (8, PH)										0	0	0	0	0	0	0											
<b>Ron Fairly, L</b> ERA: 3.3 (9, 1)										0	0	0	0	0	0	2											
<b>Inning Stats</b>	R: 3 E: 1 K: 0 S: 7	H: 3 LOB: 2 BB: 1 P: 11	R: 0 E: 0 K: 1 S: 5	H: 0 LOB: 0 BB: 0 P: 5	R: 0 E: 0 K: 0 S: 3	H: 0 LOB: 0 BB: 0 P: 3	R: 0 E: 0 K: 0 S: 3	H: 0 LOB: 1 BB: 0 P: 4	R: 2 E: 0 K: 0 S: 6	H: 4 LOB: 1 BB: 0 P: 6	R: 0 E: 0 K: 0 S: 3	H: 1 LOB: 0 BB: 0 P: 3	R: 0 E: 0 K: 1 S: 6	H: 1 LOB: 1 BB: 0 P: 6	R: 0 E: 0 K: 2 S: 8	H: 1 LOB: 2 BB: 1 P: 12	R: 0 E: 0 K: 2 S: 8	H: 1 LOB: 2 BB: 1 P: 12	1B: 9 2B: 1 3B: 1 HR: 0	SF: 0 SAC: 0 DP: 0 HBP: 1	WP: 0 PA: 42 PB: 0 SB: 1 CS: 1						
<b>PITCHER</b>	IP	WLS	BF	H	R	ER	SO	BB	IBB	HBP	BLK	WP	HR	S	P	ERA	WHIP										
<b>Mike Caldwell, L</b> ERA: 3.49 (1, 1)	4.2		23	7	5	2	1	1	0	0	0	0	0	17	21	0.00	1.333										
<b>Mike Corkins, R</b> ERA: 3.0 (5, 1)	3.0	W	12	3	0	0	3	1	0	0	0	0	0	17	21	0.00	1.333										
<b>Mark Schaeffer, L</b> ERA: 4.07 (8, 1)	0.1		1	0	0	0	0	0	0	0	0	0	0	1	1	0.00	0.000										
<b>Gary Ross, R</b> ERA: 2.06 (9, 1)	0.1		3	1	0	0	0	1	0	0	0	0	0	2	6	0.00	6.000										
<b>Fred Norman, L</b> ERA: 3.3 (9, 1)	0.1		1	0	0	0	1	0	0	0	0	0	0	3	3	0.00	0.000										
<b>PITCHER</b>	IP	WLS	BF	H	R	ER	SO	BB	IBB	HBP	BLK	WP	HR	S	P	ERA	WHIP										
<b>Bill Greif, R</b> ERA: 5.24 (9, 1)	0.1	S	1	0	0	0	1	0	0	0	0	0	0	3	3	0.00	0.000										

San Diego Padres @ Montreal Expos  
Jarry Park, Montreal, QB  
Wed Jul 12 1972, 7:05 PM EDT  
Att: 15,048 - Unknown

AB 35  
R 6  
H 10  
RBI 6  
BB 4  
SO 5  
LOB 15



San Diego Padres @ Montreal Expos  
Jarry Park, Montreal, QB  
Wed Jul 12 1972, 7:05 PM EDT  
Att: 15,048 - Unknown

AB 37  
R 5  
H 11  
RBI 4  
BB 3  
SO 6  
LOB 20



Batter	1	2	3	4	5	6	7	8	9	AB	R	H	RBI	BB	SO	LOB	TOP			
<b>Bud Harrelson, S</b> OBP: 0.316, SLG: 0.270 (1, 6)	0-0 6-3		0-0 SF8			4-0 HR BB		0-0 3-1		2	1	0	1	1	0	0	<b>New York Mets @ San Diego Padres</b> San Diego Stadium, San Diego, CA Fri Jul 14 1972, 10:05 PM EDT Att: 17,093 - Unknown			
<b>Willie Mays, R</b> OBP: 0.418, SLG: 0.345 (1, 8)	0-0 F8		2-3 3-H 0-0 F9			0-0 F8		0-3 K		4	0	0	0	0	1	2				
<b>John Milner, L</b> OBP: 0.349, SLG: 0.454 (1, 7)	0-0 F7			0-0 4-3		0-0 4-3			4-0 BB BB	3	0	0	0	1	0	1				
<b>Dave Schneck, L</b> OBP: 0.250, SLG: 1.000 (1, 9)		0-0 F9		0-3 K		0-0 HR		0-0 F5		4	1	1	2	0	1	1				
<b>Bill Sudakis, S</b> OBP: 0.250, SLG: 0.100 <b>Ed Kranepool, L</b> OBP: 0.292, SLG: 0.324 (9, 3)		0-3 K		0-0 E9		0-0 6-3		0-3 K		4	0	0	0	0	2	1				
<b>Wayne Garrett, L</b> OBP: 0.387, SLG: 0.309 (1, 5)		0-0 L3		0-0 L4			4-0 G5-4-3 BB	4-0 BB		2	0	0	0	2	0	1				
<b>Duffy Dyer, R</b> OBP: 0.306, SLG: 0.439 (1, 2)			0-0 SH2-4 BB SF8 1B		0-0 5-3		0-3 K	0-0 L6		4	1	1	0	0	1	3				
<b>Ted Martinez, R</b> OBP: 0.282, SLG: 0.325 (1, 4)			4-0 SF8 SH2-4 BB		0-3 K		0-0 G5-4-3			2	0	0	0	1	1	1				
<b>Tom Seaver, R</b> OBP: 0.260, SLG: 0.356 (1, 1)			0-0 SH2-4		0-3 K			0-3 K		2	0	0	0	0	2	0				
<b>Inning Stats</b>	R: 0 E: 0 K: 0 S: 3	H: 0 LOB: 0 BB: 0 P: 3	R: 0 E: 0 K: 1 S: 5	H: 0 LOB: 0 BB: 0 P: 5	R: 1 E: 0 K: 0 S: 4	H: 1 LOB: 1 BB: 1 P: 8	R: 0 E: 1 K: 1 S: 6	H: 0 LOB: 1 BB: 0 P: 6	R: 0 E: 0 K: 1 S: 7	H: 0 LOB: 0 BB: 0 P: 7	R: 0 E: 0 K: 2 S: 4	H: 0 LOB: 0 BB: 1 P: 8	R: 0 E: 0 K: 1 S: 7	H: 0 LOB: 0 BB: 0 P: 7	R: 0 E: 0 K: 1 S: 5	H: 0 LOB: 2 BB: 2 P: 13		1B: 1 2B: 0 3B: 0 HR: 1	SF: 1 SAC: 1 DP: 1 HBP: 0	WP: 0 PB: 0 CS: 0
<b>PITCHER</b> <b>Steve Arlin, R</b> ERA: 3.0 (1, 1)	IP: 9.0 WLS: L BF: 34	H: 2 R: 3 ER: 3 SO: 8	BB: 5 IBB: 0 HBP: 0 BLK: 0	WP: 0 HR: 1 S: 45 P: 65	ERA: 3.00 WHIP: 0.778											ERA: 3.00 WHIP: 0.778				

Batter	1	2	3	4	5	6	7	8	9	AB	R	H	RBI	BB	SO	LOB	BOTTOM					
<b>Derrel Thomas, S</b> OBP: 0.299, SLG: 0.305 (1, 4)	4-0 FC3-6 BB		0-3 K		0-0 L8		0-0 P6		0-3 K	4	0	0	0	1	2	4	<b>New York Mets @ San Diego Padres</b> San Diego Stadium, San Diego, CA Fri Jul 14 1972, 10:05 PM EDT Att: 17,093 - Unknown					
<b>Dave Roberts, R</b> OBP: 0.296, SLG: 0.366 (1, 5)	0-3 K		0-0 F4		0-0 E9		0-0 FC6-4			4	0	1	0	0	1	2						
<b>Larry Stahl, L</b> OBP: 0.284, SLG: 0.360 (1, 7)	0-0 FC3-6 HR			0-0 3-1		0-3 K		0-0 E3		4	1	0	0	0	1	3						
<b>Nate Colbert, R</b> OBP: 0.298, SLG: 0.472 (1, 3)	0-0 HR			0-0 6-3		0-0 F4		0-0 FC6-4		4	1	1	2	0	0	1						
<b>Cito Gaston, R</b> OBP: 0.314, SLG: 0.397 (1, 9)	0-0 L9			4-0 BB BB		0-0 4-3		0-3 K		3	0	0	0	1	1	1						
<b>Jerry Morales, R</b> OBP: 0.347, SLG: 0.424 (1, 8)		4-0 L1-3 BB		4-0 BB BB		0-0 2B		0-0 F9		2	0	1	0	2	0	1						
<b>Pat Corrales, R</b> OBP: 0.244, SLG: 0.181 <b>Curt Blefary, L</b> OBP: 0.259, SLG: 0.321 (9, PH) <b>Fred Stanley, R</b> OBP: 0.338, SLG: 0.255 (9, PR)		0-3 K		0-3 K		0-3 K		0-0 SH1-4 1B		3	0	0	0	0	3	4						
<b>Enzo Hernandez, R</b> OBP: 0.249, SLG: 0.242 (1, 6)		0-0 L1-3		0-0 FC2-5 2B		0-0 L3		0-0 SH1-4		3	0	1	0	0	0	1						
<b>Steve Arlin, R</b> OBP: 0.174, SLG: 0.167 <b>Garry Jestadt, R</b> OBP: 0.252, SLG: 0.293 (9, PH)			0-3 K		0-0 FC2-5 1B		4-0 FC6-4 BB		0-0 3-1	2	0	0	0	1	1	1						
<b>Inning Stats</b>	R: 2 E: 1 K: 1 S: 6	H: 1 LOB: 0 BB: 1 P: 10	R: 0 E: 0 K: 1 S: 4	H: 0 LOB: 0 BB: 1 P: 8	R: 0 E: 0 K: 2 S: 7	H: 0 LOB: 0 BB: 0 P: 7	R: 0 E: 0 K: 1 S: 5	H: 0 LOB: 2 BB: 2 P: 13	R: 0 E: 1 K: 1 S: 7	H: 2 LOB: 2 BB: 0 P: 7	R: 0 E: 0 K: 1 S: 6	H: 1 LOB: 1 BB: 0 P: 6	R: 0 E: 1 K: 1 S: 3	H: 0 LOB: 1 BB: 1 P: 7	R: 0 E: 1 K: 1 S: 6	H: 0 LOB: 1 BB: 0 P: 6		R: 0 E: 0 K: 1 S: 6	H: 1 LOB: 2 BB: 0 P: 6	1B: 2 2B: 3 3B: 0 HR: 1	SF: 0 SAC: 1 DP: 1 HBP: 0	WP: 0 PB: 0 CS: 0
<b>PITCHER</b> <b>Tom Seaver, R</b> ERA: 2.84 (1, 1)	IP: 9.0 WLS: W BF: 37	H: 5 R: 2 ER: 2 SO: 9	BB: 5 IBB: 0 HBP: 0 BLK: 0	WP: 0 HR: 1 S: 50 P: 70	ERA: 2.00 WHIP: 1.111											ERA: 2.00 WHIP: 1.111						



Batter	1	2	3	4	5	6	7	8	9	AB	R	H	RBI	BB	SO	LOB	TOP										
<b>Bud Harrelson, S</b> (1, 6) OBP: 0.313, SLG: 0.266	0-0 4-3		0-0 F8		0-0 3-1		4-0 BB		0-0 F7	4	0	0	0	1	0	0	<b>New York Mets @ San Diego Padres</b> San Diego Stadium, San Diego, CA Sun Jul 16 1972, 6:33 AM EDT Att: 6,394 - Unknown										
<b>Ken Boswell, L</b> (1, 4) OBP: 0.224, SLG: 0.250	0-0 P3		0-0 L9		0-0 4-3		0-0 P6		0-0 5-3	5	0	0	0	0	0	1											
<b>John Milner, L</b> (1, 7) OBP: 0.349, SLG: 0.448	0-0 4-3		0-3 K			0-0 G3		0-0 L8		4	0	0	0	0	1	1											
<b>Dave Schneck, L</b> (1, 8) OBP: 0.385, SLG: 0.923		0-0 HR		0-0 F8 2B		0-0 BB 1B WP 1B		0-0 4-3		4	2	3	1	0	0	1											
<b>Bill Sudakis, S</b> (1, 3) OBP: 0.250, SLG: 0.118		0-0 G3		4-0 FC6-4 BB		0-0 F6		0-3 K		3	0	0	0	1	1	1											
<b>Wayne Garrett, L</b> (1, 5) OBP: 0.389, SLG: 0.310		0-0 BB 1B		0-0 F8 2-3		0-0 WP BB E 1-2 1B		0-0 F6		4	1	2	0	0	0	2											
<b>Duffy Dyer, R</b> (1, 2) OBP: 0.319, SLG: 0.440		4-0 1-2 BB		0-3 K		4-0 E WP BB 1-2 2-3 BB		0-0 1B		2	0	1	0	2	1	2											
<b>Ted Martinez, R</b> (1, 9) OBP: 0.275, SLG: 0.312		0-0 F9		0-0 FC6-4 1-2		0-0 E6 1-3 2-H 3-H		0-0 1-3 K		4	0	0	0	0	0	6											
<b>Jerry Koosman, R</b> (1, 1) OBP: 0.130, SLG: 0.130 <b>Danny Frisella, L</b> (7, 1) <b>Dave Marshall, L</b> (9, PH) OBP: 0.288, SLG: 0.348	0-3 K		0-0 F5		0-0 P6		0-3 K		0-3 K	3	0	0	0	0	1	4											
<b>Inning Stats</b>	R: 0 E: 0 K: 0 S: 3	H: 0 LOB: 0 BB: 0 P: 3	R: 1 E: 0 K: 1 S: 7	H: 2 LOB: 2 BB: 1 P: 11	R: 0 E: 0 K: 1 S: 5	H: 0 LOB: 0 BB: 0 P: 5	R: 0 E: 0 K: 1 S: 6	H: 1 LOB: 2 BB: 1 P: 10	R: 0 E: 0 K: 0 S: 3	H: 0 LOB: 0 BB: 0 P: 3	R: 2 E: 1 K: 0 S: 6	H: 2 LOB: 2 BB: 1 P: 10	R: 0 E: 0 K: 0 S: 3	H: 0 LOB: 1 BB: 1 P: 7	R: 0 E: 0 K: 1 S: 6	H: 1 LOB: 1 BB: 0 P: 6	R: 0 E: 0 K: 1 S: 5	H: 0 LOB: 0 BB: 0 P: 5	1B: 4 2B: 1 3B: 0 HR: 1	SF: 0 SAC: 0 DP: 0 HBP: 0	WP: 1 PB: 0 SB: 0 CS: 0	PA: 38					
<b>PITCHER</b>	IP	WLS	BF	H	R	ER	SO	BB	IBB	HBP	BLK	WP	HR	S	P	ERA	WHIP										
<b>Mike Corkins, R</b> (1, 1) ERA: 3.01	5.2		25	5	3	2	3	3	0	0	0	0	1	28	40	3.18	1.412										
<b>Gary Ross, R</b> (6, 1) ERA: 2.05	0.1	W	2	0	0	0	0	0	0	0	0	1	0	2	2	0.00	0.000										
<b>Bill Greif, R</b> (7, 1) ERA: 5.06	3.0		11	1	0	0	2	1	0	0	0	0	0	14	18	0.00	0.667										

Batter	1	2	3	4	5	6	7	8	9	AB	R	H	RBI	BB	SO	LOB	BOTTOM										
<b>Enzo Hernandez, R</b> (1, 6) OBP: 0.280, SLG: 0.243	0-0 6-3		0-0 SH1-4 1-2		0-0 6-3		0-0 2-H 3-H 1B		0-0 S 1B	4	0	2	2	0	0	0	<b>New York Mets @ San Diego Padres</b> San Diego Stadium, San Diego, CA Sun Jul 16 1972, 6:33 AM EDT Att: 6,394 - Unknown										
<b>Dave Roberts, R</b> (1, 5) OBP: 0.298, SLG: 0.359	0-0 S 1B		0-0 6-3 2-3		0-0 WP 1B		4-0 SH BB		0-0 F7 1-2	4	2	2	0	1	0	2											
<b>Jerry Morales, R</b> (1, 7) OBP: 0.338, SLG: 0.408	0-3 K		4-0 FC6-4 BB		0-3 K		0-0 SH SF7 1-H		0-0 F3	3	1	0	0	1	2	3											
<b>Nate Colbert, R</b> (1, 3) OBP: 0.303, SLG: 0.481 <b>Curt Blefary, L</b> (8, PH) OBP: 0.250, SLG: 0.309	0-0 2-H 1B		0-0 FC6-4 1-2		4-0 IBB		0-0 SF7 3-H		0-0 4-3	2	0	1	2	1	0	2											
<b>Cito Gaston, R</b> (1, 9) OBP: 0.318, SLG: 0.396	0-0 G3		0-3 K		0-3 K		0-0 1B E 1B			4	1	1	0	0	2	3											
<b>Johnny Jeter, R</b> (1, 8) OBP: 0.276, SLG: 0.349		0-0 F9		0-0 CS 1B		4-0 SH1-4 1B BB		0-0 E 1B		3	2	2	0	1	0	0											
<b>Garry Jestead, R</b> (1, 4) OBP: 0.254, SLG: 0.287 <b>Fred Stanley, R</b> (6, PR) OBP: 0.333, SLG: 0.250 <b>Bill Greif, R</b> (7, 1) OBP: 0.077, SLG: 0.040		0-0 4-3		4-0 1B 1-2 BB		0-0 SH1-4 1B 1B		0-0 E1 1-H 2-H		2	0	1	0	1	0	0											
<b>Pat Corrales, R</b> (1, 2) OBP: 0.278, SLG: 0.195		0-3 K		0-0 1-3 1B		0-0 SH1-4 1-2 2-3		0-0 1-3		3	0	1	0	0	1	1											
<b>Mike Corkins, R</b> (1, 1) OBP: 0.235, SLG: 0.412 <b>Gary Ross, R</b> (6, 1) OBP: 0.266, SLG: 0.286 <b>Derrel Thomas, S</b> (6, PH) OBP: 0.297, SLG: 0.303	0-0 6-3 SH1-4 1B		0-0 F3		0-3 K		0-3 K		0-3 K	2	0	1	0	0	0	2											
<b>Inning Stats</b>	R: 1 E: 0 K: 1 S: 7	H: 2 LOB: 1 BB: 0 P: 7	R: 0 E: 0 K: 1 S: 5	H: 0 LOB: 0 BB: 0 P: 5	R: 0 E: 0 K: 1 S: 4	H: 1 LOB: 2 BB: 1 P: 8	R: 0 E: 0 K: 1 S: 6	H: 2 LOB: 2 BB: 1 P: 10	R: 0 E: 0 K: 2 S: 8	H: 1 LOB: 2 BB: 1 P: 12	R: 2 E: 0 K: 1 S: 6	H: 2 LOB: 1 BB: 1 P: 10	R: 4 E: 2 K: 1 S: 9	H: 2 LOB: 1 BB: 1 P: 13	R: 0 E: 0 K: 0 S: 4	H: 1 LOB: 1 BB: 0 P: 4	1B: 11 2B: 0 3B: 0 HR: 0	SF: 1 SAC: 3 DP: 0 HBP: 0	WP: 1 PB: 0 SB: 0 CS: 1	PA: 40							
<b>PITCHER</b>	IP	WLS	BF	H	R	ER	SO	BB	IBB	HBP	BLK	WP	HR	S	P	ERA	WHIP										
<b>Jerry Koosman, L</b> (1, 1) ERA: 3.48	6.1	L	33	10	7	4	6	4	1	0	0	1	0	40	60	5.68	2.211										
<b>Danny Frisella, R</b> (7, 1) ERA: 1.7	1.2		7	1	0	0	1	0	0	0	0	0	0	9	9	0.00	0.600										

AB	34
R	3
H	6
RBI	1
BB	4
SO	5
LOB	18



AB	31
R	7
H	11
RBI	4
BB	5
SO	7
LOB	18



Batter	1	2	3	4	5	6	7	8	9	AB	R	H	RBI	BB	SO	LOB	TOP			
Larry Bowa, S (1, 6) OBP: 0.305, SLG: 0.299	L6		6-3			BB			F4	3	0	0	0	1	0	0	Philadelphia Phillies @ San Diego Padres San Diego Stadium, San Diego, CA Tue Jul 18, 1972, 10:05 PM EDT Att: 4,764 - Unknown			
Denny Doyle, L (1, 4) OBP: 0.300, SLG: 0.291	F3			F8		4-3			BLK 1B	4	1	1	0	0	0	1				
Tom Hutton, L (1, 3) OBP: 0.357, SLG: 0.396				L7					1H 1B	3	0	1	1	1	0	0				
Greg Luzinski, R (1, 7) OBP: 0.322, SLG: 0.426	5-3			6-3					F8	4	0	0	0	0	0	2				
Willie Montanez, L (1, 8) OBP: 0.312, SLG: 0.362			4-3			CS BB			4-3	2	0	0	0	1	0	0				
Don Money, R (1, 5) OBP: 0.317, SLG: 0.359	K			F8					K	3	0	0	0	0	2	1				
Oscar Gamble, L (1, 9) OBP: 0.363, SLG: 0.391	F3			F9					5-3	3	0	0	0	0	0	1				
John Bateman, R (1, 2) OBP: 0.313, SLG: 0.364			F8			CS	5-3		5-3	3	0	0	0	0	0	0				
Bill Champion, R (1, 1) OBP: 0.185, SLG: 0.269				K					L5	1	0	0	0	0	1	0				
Joe Lis, R (6, PH) OBP: 0.409, SLG: 0.436										1	0	0	0	0	1	0				
Wayne Twitchell, R (6, 1) OBP: 0.231, SLG: 0.289										0	0	0	0	0	0	0				
Deron Johnson, R (9, PH)										1	0	0	0	0	0	0				
<b>Inning Stats</b>	R: 0 E: 0 K: 0 S: 3	H: 0 LOB: 1 BB: 1 P: 7	R: 0 E: 0 K: 1 S: 5	H: 0 LOB: 0 BB: 0 P: 5	R: 0 E: 0 K: 1 S: 5	H: 0 LOB: 0 BB: 0 P: 5	R: 0 E: 0 K: 0 S: 3	H: 0 LOB: 0 BB: 0 P: 3	R: 0 E: 0 K: 0 S: 2	H: 0 LOB: 0 BB: 1 P: 6	R: 0 E: 0 K: 1 S: 5	H: 0 LOB: 0 BB: 0 P: 3	R: 0 E: 0 K: 1 S: 5	H: 0 LOB: 0 BB: 0 P: 5	R: 1 E: 0 K: 0 S: 5	H: 2 LOB: 1 BB: 0 P: 5	1B: 2 2B: 0 3B: 0 HR: 0	SF: 0 SAC: 0 DP: 0 HBP: 0	WP: 0 PB: 0 SB: 0 CS: 1	PA: 32
<b>PITCHER</b> Steve Arlin, R (1, 1) ERA: 2.89	IP: 9.0 WLS: W BF: 31 H: 2 R: 1 ER: 1 SO: 4 BB: 3 IBB: 0 HBP: 0 BLK: 1 WP: 0 HR: 0 S: 36 P: 48 ERA: 1.00 WHIP: 0.556																			

Batter	1	2	3	4	5	6	7	8	9	AB	R	H	RBI	BB	SO	LOB	BOTTOM			
Derrel Thomas, S (1, 4) OBP: 0.295, SLG: 0.298	K			5-3					6-3	4	0	0	0	1	2	1	Philadelphia Phillies @ San Diego Padres San Diego Stadium, San Diego, CA Tue Jul 18, 1972, 10:05 PM EDT Att: 4,764 - Unknown			
Dave Roberts, R (1, 5) OBP: 0.295, SLG: 0.354	6-3								BB 1B	5	0	1	0	0	0	3				
Jerry Morales, R (1, 7) OBP: 0.350, SLG: 0.423	2B BB			F2					HR 1B	3	3	2	0	2	0	0				
Nate Colbert, R (1, 3) OBP: 0.310, SLG: 0.495				FC5-4 BB					F8	3	2	2	3	2	0	2				
Cito Gaston, R (1, 9) OBP: 0.316, SLG: 0.399	F3			FC5-4 1B					2B	4	0	1	1	0	0	2				
Johnny Jeter, R (1, 8) OBP: 0.281, SLG: 0.349				1-2 1B					FC4-6 IBB	3	0	1	0	1	2	0				
Pat Corrales, R (1, 2) OBP: 0.267, SLG: 0.187				6-3					FC4-6	4	0	0	1	0	0	4				
Enzo Hernandez, R (1, 6) OBP: 0.250, SLG: 0.243									F9	4	0	1	0	0	0	2				
Steve Arlin, R (1, 1) OBP: 0.200, SLG: 0.178				6-3					K	3	0	1	0	1	1	0				
<b>Inning Stats</b>	R: 1 E: 0 K: 1 S: 6	H: 1 LOB: 1 BB: 1 P: 10	R: 0 E: 0 K: 1 S: 6	H: 1 LOB: 3 BB: 2 P: 14	R: 0 E: 0 K: 0 S: 4	H: 1 LOB: 2 BB: 1 P: 8	R: 0 E: 0 K: 0 S: 3	H: 0 LOB: 0 BB: 0 P: 3	R: 2 E: 1 K: 1 S: 7	H: 2 LOB: 0 BB: 0 P: 7	R: 0 E: 0 K: 1 S: 6	H: 1 LOB: 0 BB: 0 P: 6	R: 2 E: 0 K: 0 S: 5	H: 2 LOB: 2 BB: 2 P: 13	R: 0 E: 0 K: 1 S: 6	H: 1 LOB: 2 BB: 1 P: 10		1B: 5 2B: 2 3B: 1 HR: 1	SF: 0 SAC: 0 DP: 0 HBP: 0	WP: 0 PB: 0 SB: 0 CS: 0
<b>PITCHER</b> Bill Champion, R (1, 1) ERA: 4.64	IP: 5.0 WLS: L BF: 24 H: 5 R: 3 ER: 3 SO: 3 BB: 4 IBB: 0 HBP: 0 BLK: 0 WP: 1 HR: 1 S: 26 P: 42 ERA: 5.40 WHIP: 1.800																			
Wayne Twitchell, R (6, 1) ERA: 5.13	IP: 3.0 WLS: L BF: 16 H: 4 R: 2 ER: 2 SO: 2 BB: 1 IBB: 2 HBP: 0 BLK: 0 WP: 0 HR: 0 S: 17 P: 29 ERA: 6.00 WHIP: 1.667																			

Batter	1	2	3	4	5	6	7	8	9	10	11	AB	R	H	RBI	BB	SO	LOB	TOP			
Larry Bowa, S OBP: 0.306, SLG: 0.300 (1, 6)												6	1	2	0	0	0	2				
Denny Doyle, L OBP: 0.305, SLG: 0.297 (1, 4)												6	1	3	0	0	0	2				
Tom Hutton, L OBP: 0.361, SLG: 0.396 (1, 3)												5	1	2	1	1	0	2				
Joe Lis, R OBP: 0.391, SLG: 0.414 Bill Robinson, R OBP: 0.316, SLG: 0.474 (8, 7)												3	0	0	0	0	1	3				
Willie Montanez, L OBP: 0.315, SLG: 0.361 (1, 8)												4	0	1	1	2	2	4				
Roger Freed, R OBP: 0.316, SLG: 0.458 Oscar Gamble, L OBP: 0.356, SLG: 0.382 (8, 9)												3	0	0	0	0	0	3				
Don Money, R OBP: 0.316, SLG: 0.356 (1, 5)												5	0	1	0	0	1	1				
John Bateman, R OBP: 0.316, SLG: 0.366 (1, 2)												5	0	2	0	0	0	5				
Steve Carlton, L OBP: 0.290, SLG: 0.222 (1, 1)												4	0	0	0	0	2	2				
<b>Inning Stats</b>	R: 2 E: 0 K: 1 S: 8	H: 3 LOB: 1 BB: 0 P: 8	R: 0 E: 0 K: 0 S: 4	H: 1 LOB: 1 BB: 0 P: 4	R: 0 E: 0 K: 2 S: 3	H: 0 LOB: 0 BB: 0 P: 3	R: 0 E: 0 K: 2 S: 7	H: 0 LOB: 0 BB: 0 P: 7	R: 0 E: 0 K: 1 S: 5	H: 2 LOB: 3 BB: 1 P: 9	R: 0 E: 0 K: 1 S: 5	H: 0 LOB: 1 BB: 1 P: 9	R: 0 E: 1 K: 1 S: 7	H: 2 LOB: 3 BB: 3 P: 11	R: 0 E: 1 K: 0 S: 4	H: 0 LOB: 1 BB: 0 P: 4	R: 1 E: 0 K: 1 S: 7	H: 2 LOB: 1 BB: 0 P: 7	1B: 12 2B: 1 3B: 0 HR: 0	SF: 0 SAC: 2 DP: 0 HBP: 0	WP: 0 PB: 0 SB: 1 CS: 0	PA: 50
<b>PITCHER</b> Clay Kirby, R ERA: 3.22 (1, 1)	IP: 11.0 WLS: 1 BF: 50	H: 13 R: 3 ER: 3 SO: 7	BB: 2 IBB: 1 HBP: 0 BLK: 0	WP: 0 HR: 0 S: 61 P: 73	ERA: 2.46 WHIP: 1.364																	

Philadelphia Phillies @ San Diego Padres  
San Diego Stadium, San Diego, CA  
Wed Jul 19 1972, 10:05 PM EDT  
Att: 6,787 - Unknown

AB 45  
R 3  
H 13  
RBI 3  
BB 3  
SO 7  
LOB 25



Batter	1	2	3	4	5	6	7	8	9	10	11	AB	R	H	RBI	BB	SO	LOB	BOTTOM			
Derrel Thomas, S OBP: 0.298, SLG: 0.301 Fred Stanley, R OBP: 0.343, SLG: 0.250 (9, 4)												4	1	2	0	0	0	0				
Dave Roberts, R OBP: 0.294, SLG: 0.351 (1, 5)												4	0	1	0	0	2	1				
Jerry Morales, R OBP: 0.346, SLG: 0.414 (1, 7)												4	0	0	0	1	1	1				
Nate Colbert, R OBP: 0.308, SLG: 0.489 (1, 3)												4	0	0	0	1	1	2				
Cito Gaston, R OBP: 0.306, SLG: 0.385 (1, 9)												5	0	0	0	0	1	3				
Johnny Jeter, R OBP: 0.280, SLG: 0.347 (1, 8)												4	0	1	0	0	2	0				
Fred Kendall, R OBP: 0.261, SLG: 0.307 Larry Stahl, L OBP: 0.294, SLG: 0.354 Pat Corrales, R OBP: 0.267, SLG: 0.187 (11, 2)												4	1	2	0	0	0	1				
Enzo Hernandez, R OBP: 0.254, SLG: 0.253 (1, 6)												3	0	1	1	1	0	0				
Clay Kirby, R OBP: 0.137, SLG: 0.083 (1, 1)												4	0	0	0	0	1	3				
<b>Inning Stats</b>	R: 1 E: 0 K: 1 S: 6	H: 2 LOB: 1 BB: 1 P: 10	R: 1 E: 0 K: 1 S: 6	H: 2 LOB: 0 BB: 0 P: 6	R: 0 E: 0 K: 1 S: 5	H: 0 LOB: 0 BB: 0 P: 5	R: 0 E: 0 K: 0 S: 3	H: 0 LOB: 0 BB: 0 P: 3	R: 0 E: 0 K: 1 S: 5	H: 1 LOB: 1 BB: 0 P: 5	R: 0 E: 0 K: 0 S: 3	H: 0 LOB: 0 BB: 0 P: 3	R: 0 E: 0 K: 1 S: 5	H: 0 LOB: 2 BB: 2 P: 5	R: 0 E: 0 K: 1 S: 6	H: 1 LOB: 1 BB: 1 P: 10	R: 0 E: 0 K: 0 S: 3	H: 0 LOB: 2 BB: 2 P: 11	1B: 5 2B: 1 3B: 1 HR: 0	SF: 0 SAC: 1 DP: 1 HBP: 0	WP: 0 PB: 0 SB: 0 CS: 1	PA: 41
<b>PITCHER</b> Steve Carlton, L ERA: 2.59 (1, 1)	IP: 11.0 WLS: 7 BF: 41	H: 7 R: 2 ER: 2 SO: 8	BB: 2 IBB: 2 HBP: 0 BLK: 0	WP: 0 HR: 0 S: 53 P: 69	ERA: 1.64 WHIP: 0.818																	

Philadelphia Phillies @ San Diego Padres  
San Diego Stadium, San Diego, CA  
Wed Jul 19 1972, 10:05 PM EDT  
Att: 6,787 - Unknown

AB 36  
R 2  
H 7  
RBI 1  
BB 4  
SO 8  
LOB 11



Batter	1	2	3	4	5	6	7	8	9	AB	R	H	RBI	BB	SO	LOB	TOP								
Ron Hunt, R OBP: 0.360, SLG: 0.313 Hector Torres, R OBP: 0.169, SLG: 0.226	0-0 6-3		0-0 6-3 1B		0-0 S 1B		4-0 FC6-4 BB		0-0 1B 2H	4	1	3	1	1	0	0	<b>Montreal Expos @ San Diego Padres</b> San Diego Stadium, San Diego, CA Fri Jul 21 1972, 10:05 PM EDT Att: 7,372 - Unknown								
Tim Foli, R OBP: 0.281, SLG: 0.287	0-0 4-3		0-0 6-3		0-0 5-3		0-0 FC6-4		0-0 1B	5	0	1	0	0	0	5									
Clyde Mashore, R OBP: 0.299, SLG: 0.395	0-3 K		0-0 2H 1B			0-0 F2		0-0 F7	0-0 F4	5	0	1	1	0	1	2									
Ron Woods, R OBP: 0.269, SLG: 0.325 Coco Laboy, R OBP: 0.325, SLG: 0.379		0-0 1-3 E 1B	0-0 1-3		0-0 4-3		0-0 6-3		0-0 F7	4	1	1	0	0	0	1									
Hal Breeden, R OBP: 0.325, SLG: 0.379		0-0 F7		0-0 4-3		0-0 F7		0-3 K		3	0	0	0	0	0	1									
Ron Fairly, L OBP: 0.325, SLG: 0.379		0-0 F7		0-0 4-3		0-0 F7		0-0 K		1	0	0	0	0	1	0									
Ken Singleton, S OBP: 0.325, SLG: 0.373		0-0 1-3		0-0 6-3			0-0 FC1-5 1B		0-0 4-3	4	0	1	0	0	0	1									
Bob Bailey, R OBP: 0.318, SLG: 0.363		0-0 E5 2H		0-3 K			0-0 L5		0-0 HR	4	1	1	1	0	1	1									
Terry Humphrey, R OBP: 0.263, SLG: 0.245		0-0 L9			0-0 F3		0-0 BB FC1-5 1B		1-0 SH3 1B HBP	3	1	1	0	0	0	1									
Bill Stoneman, R OBP: 0.130, SLG: 0.091 Mike Marshall, R OBP: 0.284, SLG: 0.347			0-0 6-3		0-3 K		0-0 FC1-5 BB		0-0 SH3	3	0	0	0	0	0	0									
<b>Inning Stats</b>	R: 0 E: 0 K: 1 S: 5	H: 0 LOB: 0 BB: 0 P: 5	R: 1 E: 1 K: 0 S: 5	H: 1 LOB: 1 BB: 0 P: 5	R: 1 E: 0 K: 0 S: 5	H: 2 LOB: 1 BB: 0 P: 5	R: 0 E: 0 K: 1 S: 5	H: 0 LOB: 0 BB: 0 P: 5	R: 0 E: 0 K: 1 S: 6	H: 1 LOB: 1 BB: 0 P: 6	R: 0 E: 0 K: 0 S: 3	H: 0 LOB: 0 BB: 0 P: 3	R: 0 E: 0 K: 0 S: 5	H: 2 LOB: 3 BB: 1 P: 9	R: 0 E: 0 K: 1 S: 5	H: 0 LOB: 0 BB: 0 P: 5	R: 2 E: 0 K: 0 S: 6	H: 3 LOB: 2 BB: 0 P: 7	1B: 8 2B: 0 3B: 0 HR: 1	SF: 0 SAC: 1 DP: 0 HBP: 1	WP: 0 PB: 0 SB: 1 CS: 0	PA: 39			
<b>PITCHER</b>	IP	WLS	BF	H	R	ER	SO	BB	IBB	HBP	BLK	WP	HR	S	P	ERA	WHIP								
Mike Caldwell, L ERA: 3.3	6.2		28	6	2	1	3	1	0	0	0	0	0	33	37	1.35	1.050								
Gary Ross, R ERA: 2.03	0.1		1	0	0	0	0	0	0	0	0	0	0	1	1	0.00	0.000								
Mike Corkins, R ERA: 3.18	2.0	W	10	3	2	2	1	0	0	1	0	0	1	11	12	9.00	1.500								

AB	36
R	4
H	9
RBI	3
BB	1
SO	4
LOB	14



Batter	1	2	3	4	5	6	7	8	9	AB	R	H	RBI	BB	SO	LOB	BOTTOM								
Derrel Thomas, S OBP: 0.303, SLG: 0.304	0-0 4-3		0-3 K		0-0 E2 1B		4-0 BB		0-0 E8 1B SF8	4	1	2	3	1	1	0	<b>Montreal Expos @ San Diego Padres</b> San Diego Stadium, San Diego, CA Fri Jul 21 1972, 10:05 PM EDT Att: 7,372 - Unknown								
Dave Roberts, R OBP: 0.297, SLG: 0.348	4-0 BB			0-0 E5	0-0 F4		0-0 F6		0-0 1B	4	0	1	0	1	0	5									
Jerry Morales, R OBP: 0.338, SLG: 0.403	0-3 K			0-3 K		0-3 K	0-0 6-3		0-0 F4	5	0	0	0	0	3	7									
Nate Colbert, R OBP: 0.304, SLG: 0.483	0-0 F7			0-0 4-3		0-0 6-3		0-0 5-3	0-0 SF8	4	0	0	1	0	0	2									
Cito Gaston, R OBP: 0.304, SLG: 0.382		0-0 F8		0-0 F4		0-0 1B		0-3 K		4	0	1	0	0	1	1									
Fred Kendall, R OBP: 0.261, SLG: 0.305		0-0 G1			0-0 FC4-6 1B		0-0 F8		0-3 K	4	0	1	0	0	1	1									
Johnny Jeter, R OBP: 0.284, SLG: 0.347		0-3 K			0-0 FC4-6 FC2-5 1B		4-0 1B SH3-4 BB		0-0 BB 1B	3	1	1	0	1	1	1									
Enzo Hernandez, R OBP: 0.256, SLG: 0.255 Gary Jesteadt, R OBP: 0.259, SLG: 0.292			0-0 4-3		0-0 FC2-5 1B		0-0 SH3-4		0-0 BB 1B	2	1	1	0	0	0	0									
Mike Caldwell, R OBP: 0.050, SLG: 0.050 Gary Ross, R OBP: 0.286, SLG: 0.286 Larry Stahl, L OBP: 0.287, SLG: 0.358 Mike Corkins, R OBP: 0.235, SLG: 0.412 Curt Blefary, L OBP: 0.262, SLG: 0.309			0-3 K		0-0 FC2-5 E 1B		0-0 BB		4-0 E BB	2	0	0	0	0	1	2									
<b>Inning Stats</b>	R: 0 E: 0 K: 1 S: 5	H: 0 LOB: 1 BB: 1 P: 9	R: 0 E: 0 K: 1 S: 5	H: 0 LOB: 0 BB: 0 P: 5	R: 0 E: 2 K: 2 S: 7	H: 0 LOB: 0 BB: 0 P: 7	R: 0 E: 1 K: 1 S: 6	H: 0 LOB: 1 BB: 0 P: 6	R: 0 E: 0 K: 1 S: 6	H: 1 LOB: 1 BB: 0 P: 6	R: 0 E: 0 K: 1 S: 4	H: 1 LOB: 3 BB: 2 P: 12	R: 0 E: 0 K: 2 S: 7	H: 0 LOB: 0 BB: 0 P: 7	R: 0 E: 0 K: 0 S: 6	H: 0 LOB: 0 BB: 0 P: 7	R: 4 E: 1 K: 0 S: 6	H: 4 LOB: 1 BB: 1 P: 10	1B: 9 2B: 0 3B: 0 HR: 0	SF: 1 SAC: 1 DP: 0 HBP: 0	WP: 0 PB: 0 SB: 0 CS: 0	PA: 40			
<b>PITCHER</b>	IP	WLS	BF	H	R	ER	SO	BB	IBB	HBP	BLK	WP	HR	S	P	ERA	WHIP								
Bill Stoneman, R ERA: 3.15	8.0		36	7	4	4	8	4	0	0	0	0	0	4	4	4.50	1.375								
Mike Marshall, R ERA: 1.75	0.2	L	4	2	1	0	0	0	0	0	0	0	0	4	4	0.00	3.000								

AB	34
R	5
H	9
RBI	4
BB	4
SO	8
LOB	19



Batter	1	2	3	4	5	6	7	8	9	AB	R	H	RBI	BB	SO	LOB	TOP								
Ron Hunt, R OBP: 0.361, SLG: 0.317 (1, 4)										3	1	0	1	0	3		<b>Montreal Expos @ San Diego Padres</b> San Diego Stadium, San Diego, CA Sat Jul 22 1972, 10:05 PM EDT Att: 5,087 - Unknown								
Tim Foli, R OBP: 0.280, SLG: 0.286 Hector Torres, R OBP: 0.176, SLG: 0.277 (1, 6)										1	0	0	1	0	0	0									
Clyde Mashore, R OBP: 0.292, SLG: 0.385 Boots Day, L OBP: 0.320, SLG: 0.302 (1, 9)										3	0	0	0	0	0	1									
Ron Woods, R OBP: 0.275, SLG: 0.325 (1, 8)										3	1	0	1	1	0										
Hal Breeden, R OBP: 0.167, SLG: 0.167 Ron Fairly, L OBP: 0.328, SLG: 0.382 (1, 3)										3	0	1	0	0	1	1									
Ken Singleton, S OBP: 0.324, SLG: 0.369 (1, 7)										3	0	0	0	1	2	3									
Bob Bailey, R OBP: 0.324, SLG: 0.371 (1, 5)										2	0	1	0	2	0	1									
Terry Humphrey, R OBP: 0.258, SLG: 0.240 John Boccabella, R OBP: 0.250, SLG: 0.287 (1, 2)										3	0	0	0	0	0	2									
Carl Morton, R OBP: 0.235, SLG: 0.313 Bill Stoneman, R OBP: 0.130, SLG: 0.091 Mike Marshall, R (8, 1)										2	0	0	0	0	0	0									
<b>Inning Stats</b>	R: 1 E: 0 K: 0 S: 4	H: 1 LOB: 1 BB: 1 P: 8	R: 0 E: 0 K: 1 S: 6	H: 1 LOB: 1 BB: 0 P: 6	R: 0 E: 0 K: 1 S: 4	H: 0 LOB: 0 BB: 1 P: 8	R: 0 E: 0 K: 2 S: 8	H: 1 LOB: 1 BB: 0 P: 8	R: 0 E: 0 K: 0 S: 3	H: 0 LOB: 0 BB: 0 P: 3	R: 1 E: 0 K: 1 S: 6	H: 1 LOB: 0 BB: 0 P: 6	R: 0 E: 0 K: 0 S: 1	H: 0 LOB: 0 BB: 2 P: 9	R: 0 E: 0 K: 0 S: 3	H: 0 LOB: 2 BB: 0 P: 4		R: 1 E: 0 K: 1 S: 7	H: 2 LOB: 3 BB: 2 P: 15	1B: 3 2B: 1 3B: 1 HR: 1	SF: 0 SAC: 1 DP: 2 HBP: 1	WP: 0 PB: 0 SB: 1 CS: 1	PA: 37		
<b>PITCHER</b>	IP WLS BF H R ER SO BB IBB HBP BLK WP HR S P ERA WHIP	7.0 L 26 4 2 2 5 4 0 0 0 0 1 32 48 2.57 1.143	2.0 S 11 2 1 1 1 1 1 1 0 0 0 10 19 4.50 1.500																						

AB	29
R	3
H	6
RBI	3
BB	6
SO	6
LOB	20



Batter	1	2	3	4	5	6	7	8	9	AB	R	H	RBI	BB	SO	LOB	BOTTOM							
Derrel Thomas, S OBP: 0.300, SLG: 0.301 (1, 4)										3	0	0	0	0	1	1	<b>Montreal Expos @ San Diego Padres</b> San Diego Stadium, San Diego, CA Sat Jul 22 1972, 10:05 PM EDT Att: 5,087 - Unknown							
Dave Roberts, R OBP: 0.296, SLG: 0.346 (1, 5)										4	0	1	1	0	0	2								
Jerry Morales, R OBP: 0.332, SLG: 0.395 (1, 7)										4	0	0	0	0	0	0								
Nate Colbert, R OBP: 0.306, SLG: 0.486 (1, 3)										4	0	2	0	0	1	0								
Cito Gaston, R OBP: 0.309, SLG: 0.381 (1, 9)										3	0	1	0	1	0	1								
Fred Kendall, R OBP: 0.261, SLG: 0.304 (1, 2)										4	0	1	0	0	1	4								
Johnny Jeter, R OBP: 0.279, SLG: 0.340 (1, 8)										4	0	0	0	0	2	4								
Enzo Hernandez, R OBP: 0.254, SLG: 0.253 Larry Stahl, L OBP: 0.286, SLG: 0.356 Fred Stanley, R OBP: 0.338, SLG: 0.246 (1, 6)										2	0	0	0	0	0	0								
Fred Norman, S OBP: 0.278, SLG: 0.219 Curt Blefary, L OBP: 0.259, SLG: 0.304 Gary Ross, R OBP: 0.286, SLG: 0.286 (1, 1)										0	1	0	0	2	0	0								
<b>Inning Stats</b>	R: 0 E: 0 K: 0 S: 3	H: 0 LOB: 0 BB: 0 P: 3	R: 0 E: 0 K: 2 S: 8	H: 1 LOB: 1 BB: 0 P: 8	R: 1 E: 0 K: 0 S: 3	H: 1 LOB: 0 BB: 1 P: 7	R: 0 E: 0 K: 0 S: 4	H: 1 LOB: 1 BB: 0 P: 4	R: 0 E: 0 K: 0 S: 4	H: 0 LOB: 2 BB: 1 P: 8	R: 0 E: 0 K: 0 S: 3	H: 0 LOB: 0 BB: 0 P: 3	R: 0 E: 0 K: 1 S: 6	H: 1 LOB: 1 BB: 0 P: 6	R: 0 E: 0 K: 1 S: 5	H: 0 LOB: 0 BB: 0 P: 5		R: 0 E: 1 K: 2 S: 8	H: 1 LOB: 2 BB: 1 P: 12	1B: 4 2B: 1 3B: 0 HR: 0	SF: 0 SAC: 1 DP: 0 HBP: 0	WP: 1 PB: 0 SB: 1 CS: 1	PA: 36	
<b>PITCHER</b>	IP WLS BF H R ER SO BB IBB HBP BLK WP HR S P ERA WHIP	7.0 W 27 4 1 1 3 2 0 0 0 0 0 31 39 1.29 0.857	2.0 S 8 1 0 0 3 1 0 0 0 0 0 13 17 0.00 1.000																					





Batter	1	2	3	4	5	6	7	8	9	AB	R	H	RBI	BB	SO	LOB	TOP				
Ron Hunt, R OBP: 0.360, SLG: 0.314 (1, 4)										3	2	0	0	1	0	3	<b>Montreal Expos @ San Diego Padres</b> San Diego Stadium, San Diego, CA Sun Jul 23 1972, 6:33 AM EDT Unknown				
Bob Bailey, R OBP: 0.321, SLG: 0.367 (1, 5)										3	0	0	0	0	1	1					
Jim Fairey, L OBP: 0.290, SLG: 0.338 (1, 7)										4	0	3	2	0	0	0					
Ron Fairly, L OBP: 0.323, SLG: 0.376 (1, 3)										4	0	0	0	0	1	3					
Ken Singleton, S OBP: 0.326, SLG: 0.371 (1, 9)										4	0	2	0	0	1	1					
Boots Day, L OBP: 0.318, SLG: 0.301 (1, 8)										4	0	1	0	0	0	0					
Tim Foli, R OBP: 0.276, SLG: 0.282 (1, 6)										4	0	0	0	0	1	2					
Terry Humphrey, R OBP: 0.263, SLG: 0.248 (1, 2)										3	0	1	0	1	0	0					
Mike Torrez, R OBP: 0.189, SLG: 0.173 (1, 1)										3	0	0	0	0	2	4					
<b>Inning Stats</b>	R: 1 E: 1 K: 0 S: 4	H: 1 LOB: 0 BB: 0 P: 4	R: 0 E: 1 K: 1 S: 7	H: 2 LOB: 3 BB: 1 P: 11	R: 0 E: 0 K: 1 S: 6	H: 1 LOB: 1 BB: 0 P: 6	R: 0 E: 0 K: 2 S: 8	H: 0 LOB: 0 BB: 0 P: 8	R: 0 E: 0 K: 1 S: 5	H: 0 LOB: 0 BB: 0 P: 5	R: 0 E: 0 K: 0 S: 3	H: 0 LOB: 0 BB: 0 P: 3	R: 1 E: 0 K: 0 S: 4	H: 2 LOB: 2 BB: 1 P: 8	R: 0 E: 0 K: 0 S: 3	H: 0 LOB: 0 BB: 0 P: 3	1B: 6 2B: 1 3B: 0 HR: 0	SF: 0 SAC: 1 DP: 0 HBP: 0	WP: 1 PB: 0 SB: 1 CS: 1	PA: 35	
<b>PITCHER</b>	IP WLS BF H R ER SO BB IBB HBP BLK WP HR S P ERA WHIP	IP WLS BF H R ER SO BB IBB HBP BLK WP HR S P ERA WHIP	IP WLS BF H R ER SO BB IBB HBP BLK WP HR S P ERA WHIP	IP WLS BF H R ER SO BB IBB HBP BLK WP HR S P ERA WHIP	IP WLS BF H R ER SO BB IBB HBP BLK WP HR S P ERA WHIP	IP WLS BF H R ER SO BB IBB HBP BLK WP HR S P ERA WHIP	IP WLS BF H R ER SO BB IBB HBP BLK WP HR S P ERA WHIP	IP WLS BF H R ER SO BB IBB HBP BLK WP HR S P ERA WHIP	IP WLS BF H R ER SO BB IBB HBP BLK WP HR S P ERA WHIP	IP WLS BF H R ER SO BB IBB HBP BLK WP HR S P ERA WHIP	IP WLS BF H R ER SO BB IBB HBP BLK WP HR S P ERA WHIP	IP WLS BF H R ER SO BB IBB HBP BLK WP HR S P ERA WHIP	IP WLS BF H R ER SO BB IBB HBP BLK WP HR S P ERA WHIP	IP WLS BF H R ER SO BB IBB HBP BLK WP HR S P ERA WHIP	IP WLS BF H R ER SO BB IBB HBP BLK WP HR S P ERA WHIP	IP WLS BF H R ER SO BB IBB HBP BLK WP HR S P ERA WHIP	IP WLS BF H R ER SO BB IBB HBP BLK WP HR S P ERA WHIP	IP WLS BF H R ER SO BB IBB HBP BLK WP HR S P ERA WHIP	IP WLS BF H R ER SO BB IBB HBP BLK WP HR S P ERA WHIP	IP WLS BF H R ER SO BB IBB HBP BLK WP HR S P ERA WHIP	IP WLS BF H R ER SO BB IBB HBP BLK WP HR S P ERA WHIP

AB	32
R	2
H	7
RBI	2
BB	2
SO	6
LOB	14



Batter	1	2	3	4	5	6	7	8	9	AB	R	H	RBI	BB	SO	LOB	BOTTOM				
Derrel Thomas, S OBP: 0.304, SLG: 0.305 (1, 4)										3	1	2	0	0	0	0	<b>Montreal Expos @ San Diego Padres</b> San Diego Stadium, San Diego, CA Sun Jul 23 1972, 6:33 AM EDT Unknown				
Dave Roberts, R OBP: 0.301, SLG: 0.356 (1, 5)										4	0	2	1	0	0	2					
Larry Stahl, L OBP: 0.285, SLG: 0.350 (1, 7)										3	0	0	0	1	1	2					
Nate Colbert, R OBP: 0.303, SLG: 0.480 (1, 3)										4	0	0	0	0	2	3					
Cito Gaston, R OBP: 0.304, SLG: 0.373 (1, 9)										3	0	0	0	0	0	2					
Fred Kendall, R OBP: 0.255, SLG: 0.297 (1, 2)										3	0	0	0	0	1	0					
Johnny Jeter, R OBP: 0.275, SLG: 0.335 (1, 8)										3	0	0	0	0	1	0					
Enzo Hernandez, R OBP: 0.252, SLG: 0.251 (8, PH)										2	0	0	0	0	1	0					
Jerry Morales, R OBP: 0.254, SLG: 0.393 (8, PH)										1	0	0	0	0	0	0					
Fred Stanley, R OBP: 0.338, SLG: 0.246 (9, 6)										0	0	0	0	0	0	0					
Steve Arlin, R OBP: 0.212, SLG: 0.174 (8, PH)										1	0	0	0	1	0	0					
Curt Blefary, L OBP: 0.294, SLG: 0.298 (8, PH)										1	0	0	0	0	0	0					
Bill Greif, R OBP: 0.077, SLG: 0.040 (9, 1)										0	0	0	0	0	0	0					
<b>Inning Stats</b>	R: 1 E: 0 K: 1 S: 6	H: 2 LOB: 1 BB: 1 P: 10	R: 0 E: 0 K: 1 S: 5	H: 0 LOB: 0 BB: 0 P: 5	R: 0 E: 0 K: 1 S: 5	H: 0 LOB: 0 BB: 0 P: 5	R: 0 E: 0 K: 2 S: 7	H: 0 LOB: 0 BB: 0 P: 7	R: 0 E: 0 K: 0 S: 3	H: 0 LOB: 1 BB: 1 P: 7	R: 0 E: 0 K: 0 S: 3	H: 0 LOB: 0 BB: 0 P: 3	R: 0 E: 0 K: 0 S: 3	H: 0 LOB: 0 BB: 0 P: 3	R: 0 E: 1 K: 1 S: 6	H: 1 LOB: 1 BB: 0 P: 6	1B: 3 2B: 1 3B: 0 HR: 0	SF: 0 SAC: 1 DP: 1 HBP: 0	WP: 0 PB: 0 SB: 0 CS: 1	PA: 32	
<b>PITCHER</b>	IP WLS BF H R ER SO BB IBB HBP BLK WP HR S P ERA WHIP	IP WLS BF H R ER SO BB IBB HBP BLK WP HR S P ERA WHIP	IP WLS BF H R ER SO BB IBB HBP BLK WP HR S P ERA WHIP	IP WLS BF H R ER SO BB IBB HBP BLK WP HR S P ERA WHIP	IP WLS BF H R ER SO BB IBB HBP BLK WP HR S P ERA WHIP	IP WLS BF H R ER SO BB IBB HBP BLK WP HR S P ERA WHIP	IP WLS BF H R ER SO BB IBB HBP BLK WP HR S P ERA WHIP	IP WLS BF H R ER SO BB IBB HBP BLK WP HR S P ERA WHIP	IP WLS BF H R ER SO BB IBB HBP BLK WP HR S P ERA WHIP	IP WLS BF H R ER SO BB IBB HBP BLK WP HR S P ERA WHIP	IP WLS BF H R ER SO BB IBB HBP BLK WP HR S P ERA WHIP	IP WLS BF H R ER SO BB IBB HBP BLK WP HR S P ERA WHIP	IP WLS BF H R ER SO BB IBB HBP BLK WP HR S P ERA WHIP	IP WLS BF H R ER SO BB IBB HBP BLK WP HR S P ERA WHIP	IP WLS BF H R ER SO BB IBB HBP BLK WP HR S P ERA WHIP	IP WLS BF H R ER SO BB IBB HBP BLK WP HR S P ERA WHIP	IP WLS BF H R ER SO BB IBB HBP BLK WP HR S P ERA WHIP	IP WLS BF H R ER SO BB IBB HBP BLK WP HR S P ERA WHIP	IP WLS BF H R ER SO BB IBB HBP BLK WP HR S P ERA WHIP	IP WLS BF H R ER SO BB IBB HBP BLK WP HR S P ERA WHIP	IP WLS BF H R ER SO BB IBB HBP BLK WP HR S P ERA WHIP

AB	28
R	1
H	4
RBI	1
BB	2
SO	6
LOB	9



Batter	1	2	3	4	5	6	7	8	9	AB	R	H	RBI	BB	SO	LOB	TOP					
Tim McCarver, L (1, 2) OBP: 0.323, SLG: 0.336	F4		L7		L8	BLK 1B			WP BB BB	5	0	2	3	1	0	0	<b>Montreal Expos @ San Diego Padres</b> San Diego Stadium, San Diego, CA Sun Jul 23 1972, 6:38 AM EDT Att: 9,450 - Unknown					
Ron Hunt, R (1, 4) OBP: 0.366, SLG: 0.315 Hector Torres, R (7, 4) OBP: 0.188, SLG: 0.277	K		BB BB		1B	1-2 2-3 3-H	2-H 3-H		WP BB BB	2	0	1	0	2	1	0						
Jim Fahey, L (1, 7) OBP: 0.315, SLG: 0.352 Ron Woods, R (7, PH) OBP: 0.271, SLG: 0.320	CS 1B		BB BB		1-3 1B	1-2 2-3 3-H			1-2 BB BB	3	0	2	0	1	1	3						
Ron Fairly, L (1, 3) OBP: 0.317, SLG: 0.368	CS 1-2	L8	K		G6-3 1-2				1-2 2-3	5	0	0	0	0	1	7						
Boots Day, L (1, 8) OBP: 0.320, SLG: 0.305					4-3				WP BB	4	1	1	0	1	0	0						
Ken Singleton, S (1, 9) OBP: 0.334, SLG: 0.372 Clyde Mashore, R (8, 9) OBP: 0.292, SLG: 0.385					HR BB	1B BB	1B BB		K 1-2	2	3	1	1	3	1	1						
Bob Bailey, R (1, 5) Coco Laboy, R (7, 5)					HR	1B BB	SH1-4 1B		F8	4	3	3	2	0	0	1						
Tim Foli, R (1, 6) OBP: 0.278, SLG: 0.284					6-3	1B BB	SH1-4 2B 1B		F6	5	2	2	2	0	1	1						
Balor Moore, L (1, 1) OBP: 0.176, SLG: 0.188			K		B1	BLK 1B	SH1-4		F5	3	0	0	0	1	1	0						
<b>Inning Stats</b>	R: 0 E: 0 K: 1 S: 5	H: 1 LOB: 0 BB: 0 P: 5	R: 1 E: 0 K: 1 S: 7	H: 2 LOB: 1 BB: 0 P: 7	R: 0 E: 0 K: 2 S: 7	H: 0 LOB: 2 BB: 2 P: 15	R: 2 E: 0 K: 0 S: 4	H: 1 LOB: 0 BB: 1 P: 8	R: 0 E: 0 K: 0 S: 4	H: 2 LOB: 1 BB: 0 P: 4	R: 3 E: 0 K: 1 S: 8	H: 3 LOB: 3 BB: 3 P: 20	R: 3 E: 0 K: 0 S: 6	H: 3 LOB: 2 BB: 1 P: 11	R: 0 E: 0 K: 1 S: 5	H: 0 LOB: 1 BB: 1 P: 9		R: 0 E: 0 K: 1 S: 5	H: 0 LOB: 2 BB: 2 P: 13	1B: 9 2B: 2 3B: 0 HR: 1	SF: 0 SAC: 1 DP: 1 HBP: 1	WP: 2 PB: 0 SB: 0 CS: 1
<b>PITCHER</b>	IP WLS BF H R ER SO BB IBB HBP BLK WP HR S P ERA WHIP																					
Clay Kirby, R (1, 1) ERA: 3.44	5.1 L 27 8 6 6 4 5 0 0 0 0 0 1 30 50 10.12 2.438																					
Mark Schaeffer, L (6, 1) ERA: 4.91	1.1 11 4 3 3 1 1 1 1 1 0 0 10 19 20.25 3.750																					
Al Severinsen, R (7, 1) ERA: 4.89	1.1 5 0 0 0 1 1 0 0 0 1 0 6 10 0.00 0.750																					
Ed Acosta, R (9, 1) ERA: 4.89	1.0 5 0 0 0 1 2 0 0 0 1 0 5 13 0.00 2.000																					

AB	36
R	9
H	12
RBI	8
BB	10
SO	7
LOB	18



Batter	1	2	3	4	5	6	7	8	9	AB	R	H	RBI	BB	SO	LOB	BOTTOM					
Derrel Thomas, S (1, 4) OBP: 0.300, SLG: 0.300	K		6-3		F8				6-3	4	0	0	0	0	1	0	<b>Montreal Expos @ San Diego Padres</b> San Diego Stadium, San Diego, CA Sun Jul 23 1972, 6:38 AM EDT Att: 9,450 - Unknown					
Dave Roberts, R (1, 5) OBP: 0.294, SLG: 0.347	F8		6-3			F8			K	4	0	0	0	0	1	0						
Jerry Morales, R (1, 7) OBP: 0.329, SLG: 0.390	K		1B			K			F7	4	0	1	0	0	2	0						
Nate Colbert, R (1, 3) OBP: 0.302, SLG: 0.487			F2			6-3			F9	4	1	1	1	0	0	1						
Cito Gaston, R (1, 9) OBP: 0.298, SLG: 0.366			K		F8				F8	3	0	0	0	0	1	0						
Fred Kendall, R (1, 2) OBP: 0.257, SLG: 0.298			PB 1B		K				F9	3	0	1	0	0	1	0						
Johnny Jeter, R (1, 8) OBP: 0.271, SLG: 0.330			K		K				K	3	0	0	0	0	3	1						
Fred Stanley, R (1, 6) OBP: 0.338, SLG: 0.237			IBB		K				L8	2	0	0	0	1	1	0						
Clay Kirby, R (1, 1) OBP: 0.132, SLG: 0.080 Mark Schaeffer, L (6, 1) ERA: 4.91 Al Severinsen, R (7, 1) ERA: 4.89 Garry Jesteadt, R (8, PH) OBP: 0.257, SLG: 0.290 Ed Acosta, S (9, 1) ERA: 4.26			K		K				K	2	0	0	0	0	2	2						
<b>Inning Stats</b>	R: 0 E: 0 K: 2 S: 7	H: 0 LOB: 0 BB: 0 P: 7	R: 1 E: 0 K: 3 S: 11	H: 2 LOB: 1 BB: 1 P: 15	R: 0 E: 0 K: 0 S: 4	H: 1 LOB: 1 BB: 0 P: 4	R: 0 E: 0 K: 2 S: 7	H: 0 LOB: 0 BB: 0 P: 7	R: 0 E: 0 K: 2 S: 7	H: 0 LOB: 0 BB: 0 P: 7	R: 0 E: 0 K: 1 S: 5	H: 0 LOB: 0 BB: 0 P: 5	R: 0 E: 0 K: 1 S: 5	H: 0 LOB: 0 BB: 0 P: 5	R: 0 E: 0 K: 1 S: 5	H: 0 LOB: 0 BB: 0 P: 5		R: 0 E: 0 K: 1 S: 5	H: 0 LOB: 0 BB: 0 P: 5	1B: 2 2B: 0 3B: 0 HR: 1	SF: 0 SAC: 0 DP: 0 HBP: 0	WP: 0 PB: 1 SB: 0 CS: 0
<b>PITCHER</b>	IP WLS BF H R ER SO BB IBB HBP BLK WP HR S P ERA WHIP																					
Balor Moore, L (1, 1) ERA: 4.26	9.0 W 31 3 1 1 13 0 0 1 0 0 1 56 60 1.00 0.333																					



Batter	1	2	3	4	5	6	7	8	9	AB	R	H	RBI	BB	SO	LOB	TOP					
Enzo Hernandez, R OBP: 0.248, SLG: 0.248 Curt Blefary, L OBP: 0.266, SLG: 0.328 Mark Schaeffer, L (8, 1) Ed Acosta, S (8, 1)	0-0 5-3		0-3 K		0-0 1-3			0-0 2B		3	0	0	0	0	1	3	<b>San Diego Padres @ Cincinnati Reds</b> Riverfront Stadium, Cincinnati, OH Thu Jul 27 1972, 7:05 PM EDT Att: 21,852 - Unknown					
Dave Roberts, R OBP: 0.297, SLG: 0.339	0-3 K		0-0 1-3		0-0 6-3			0-0 F3		4	0	0	1	0	1	2						
Larry Stahl, L OBP: 0.284, SLG: 0.348	0-0 1B		1-2 3-H 0-0 G3		0-0 6-3			0-0 F9		4	0	1	0	0	0	2						
Nate Colbert, R OBP: 0.302, SLG: 0.493	0-3 K			0-0 6-3				0-0 HR		4	1	1	1	0	1	1						
Cito Gaston, R OBP: 0.291, SLG: 0.358		0-0 6-3		0-0 4-3				0-3 K		4	0	0	0	0	1	0						
Jerry Morales, R OBP: 0.326, SLG: 0.387		0-3 K		0-0 4-3				0-0 1B		4	0	1	0	0	1	0						
Fred Stanley, R OBP: 0.333, SLG: 0.254 (8, 6)		0-3 K			0-0 6-3 2B			0-0 1-3		4	0	1	0	0	1	1						
Pat Corrales, R OBP: 0.260, SLG: 0.181				0-0 E1				0-0 P1		0	1	0	0	0	0	0						
Steve Arlin, R OBP: 0.222, SLG: 0.188 Garry Jestadt, R OBP: 0.255, SLG: 0.288 (8, 4)				0-0 1-3 1B				0-0 P6		2	0	1	0	0	0	1						
				2-3						1	0	0	0	0	0	0						
<b>Inning Stats</b>	R: 0 E: 0 K: 2 S: 8	H: 1 LOB: 1 BB: 0 P: 8	R: 0 E: 0 K: 2 S: 7	H: 0 LOB: 0 BB: 0 P: 7	R: 1 E: 1 K: 1 S: 7	H: 1 LOB: 1 BB: 0 P: 7	R: 0 E: 0 K: 0 S: 3	H: 0 LOB: 0 BB: 0 P: 3	R: 0 E: 0 K: 0 S: 4	H: 1 LOB: 1 BB: 0 P: 4	R: 1 E: 0 K: 1 S: 6	H: 1 LOB: 0 BB: 0 P: 6	R: 0 E: 0 K: 0 S: 3	H: 0 LOB: 0 BB: 0 P: 3	R: 0 E: 0 K: 0 S: 4	H: 1 LOB: 1 BB: 0 P: 4	R: 0 E: 0 K: 0 S: 4	H: 1 LOB: 1 BB: 0 P: 4	1B: 3 2B: 2 3B: 0 HR: 1	SF: 0 SAC: 0 DP: 0 HBP: 0	WP: 0 PB: 0 SB: 0 CS: 0	PA: 34
<b>PITCHER</b> Jack Billingham, R ERA: 3.35	IP: 9.0 WLS: W BF: 34 H: 6 R: 2 ER: 1 SO: 6 BB: 0 IBB: 0 HBP: 0 BLK: 0 WP: 0 HR: 1 S: 46 P: 46 ERA: 1.00 WHIP: 0.667															<b>PITCHER</b>	IP: 9.0 WLS: W BF: 34 H: 6 R: 2 ER: 1 SO: 6 BB: 0 IBB: 0 HBP: 0 BLK: 0 WP: 0 HR: 1 S: 46 P: 46 ERA: 1.00 WHIP: 0.667					

Batter	1	2	3	4	5	6	7	8	9	AB	R	H	RBI	BB	SO	LOB	BOTTOM			
Pete Rose, S OBP: 0.363, SLG: 0.377	0-0 BB 2B 1B		0-0 6-3		0-0 F7			0-0 1B FC6-4 BB		4	2	1	0	1	0	0	<b>San Diego Padres @ Cincinnati Reds</b> Riverfront Stadium, Cincinnati, OH Thu Jul 27 1972, 7:05 PM EDT Att: 21,852 - Unknown			
Joe Morgan, L OBP: 0.430, SLG: 0.455	4-0 BB 2B BB		0-0 P6		0-0 S 1B			0-0 FC6-4 1B		4	1	2	0	1	0	0				
Bobby Tolan, L OBP: 0.352, SLG: 0.422	4-0 BB 2B 1-2 2-3 BB		0-0 G3		0-0 P4			0-0 P1		4	1	1	0	1	0	3				
Johnny Bench, R OBP: 0.374, SLG: 0.553	0-0 2B 2B		0-0 F8		0-3 K			0-0 FC6-4		5	1	1	3	0	1	2				
Tony Perez, R OBP: 0.341, SLG: 0.519	0-0 2B		0-0 FC6-4 1B		0-0 F8			0-0 F8		4	0	2	2	1	0	1				
Denis Menke, R OBP: 0.333, SLG: 0.329	0-0 L8		0-0 FC6-4 1B		0-0 1B 1B			0-0 G4-6-3		4	1	2	0	0	0	2				
Cesar Geronimo, L OBP: 0.357, SLG: 0.492	0-3 K		0-0 FC6-4		0-0 1B 1B			0-0 HR		4	1	2	0	0	1	3				
Darrel Chaney, S OBP: 0.430, SLG: 0.400	4-0 IBB		0-0 F7		0-0 1B			0-0 HR		3	1	2	3	1	0	2				
Jack Billingham, R OBP: 0.071, SLG: 0.049	0-0 4-3			0-0 5-3				0-0 K		4	0	0	0	0	1	4				
<b>Inning Stats</b>	R: 4 E: 0 K: 1 S: 8	H: 3 LOB: 2 BB: 3 P: 20	R: 0 E: 0 K: 0 S: 3	H: 0 LOB: 0 BB: 0 P: 3	R: 0 E: 0 K: 0 S: 5	H: 2 LOB: 2 BB: 0 P: 5	R: 0 E: 0 K: 0 S: 4	H: 1 LOB: 1 BB: 0 P: 4	R: 1 E: 0 K: 1 S: 8	H: 3 LOB: 2 BB: 0 P: 8	R: 0 E: 0 K: 0 S: 4	H: 1 LOB: 1 BB: 0 P: 4	R: 2 E: 0 K: 1 S: 6	H: 2 LOB: 0 BB: 1 P: 10	R: 1 E: 0 K: 0 S: 4	H: 1 LOB: 1 BB: 1 P: 8	1B: 10 2B: 2 3B: 0 HR: 1	SF: 0 SAC: 0 DP: 1 HBP: 0	WP: 0 PB: 0 SB: 1 CS: 0	PA: 41
<b>PITCHER</b> Steve Arlin, R ERA: 3.05 Mark Schaeffer, L ERA: 5.19 Ed Acosta, R ERA: 4.83	IP: 7.0 WLS: L BF: 36 H: 12 R: 7 ER: 7 SO: 3 BB: 3 IBB: 1 HBP: 0 BLK: 0 WP: 0 HR: 1 S: 38 P: 54 ERA: 9.00 WHIP: 2.143															<b>PITCHER</b>	IP: 7.0 WLS: L BF: 36 H: 12 R: 7 ER: 7 SO: 3 BB: 3 IBB: 1 HBP: 0 BLK: 0 WP: 0 HR: 1 S: 38 P: 54 ERA: 9.00 WHIP: 2.143			

AB	31
R	2
H	6
RBI	2
BB	0
SO	6
LOB	10



Batter	1	2	3	4	5	6	7	8	9	AB	R	H	RBI	BB	SO	LOB	TOP										
<b>Derrel Thomas, S</b> OBP: 0.302, SLG: 0.308 (1,4)										3	1	1	0	1	1	0	<b>San Diego Padres @ Cincinnati Reds</b> Riverfront Stadium, Cincinnati, OH Fri Jul 28 1972, 7:05 PM EDT Att: 21,728 - Unknown										
<b>Dave Roberts, R</b> OBP: 0.292, SLG: 0.360 (1,5)										4	1	2	2	0	1	1											
<b>Larry Stahl, L</b> OBP: 0.288, SLG: 0.351 (1,7)										4	0	2	1	0	0	2											
<b>Nate Colbert, R</b> OBP: 0.298, SLG: 0.487 (1,3)										4	0	0	0	0	2	2											
<b>Cito Gaston, R</b> OBP: 0.291, SLG: 0.355 (1,9)										4	0	1	0	0	0	0											
<b>Jerry Morales, R</b> OBP: 0.322, SLG: 0.380 (1,8)										4	0	0	0	0	1	2											
<b>Fred Kendall, R</b> OBP: 0.290, SLG: 0.290 (1,2)										4	0	0	0	0	2	0											
<b>Enzo Hernandez, R</b> OBP: 0.250, SLG: 0.246 (1,6)										2	0	0	0	1	1	0											
<b>Clay Kirby, R</b> OBP: 0.125, SLG: 0.075 (1,1)										3	1	0	0	0	0	1											
<b>Inning Stats</b>	R: 1 E: 0 K: 2 S: 10	H: 3 LOB: 2 BB: 0 P: 10	R: 1 E: 0 K: 1 S: 6	H: 1 LOB: 2 BB: 2 P: 14	R: 0 E: 0 K: 1 S: 5	H: 0 LOB: 0 BB: 0 P: 5	R: 0 E: 0 K: 1 S: 5	H: 0 LOB: 0 BB: 0 P: 5	R: 1 E: 0 K: 0 S: 4	H: 2 LOB: 0 BB: 0 P: 4	R: 0 E: 0 K: 0 S: 3	H: 0 LOB: 0 BB: 0 P: 3	R: 0 E: 0 K: 1 S: 7	H: 0 LOB: 0 BB: 0 P: 7	R: 0 E: 0 K: 0 S: 5	H: 0 LOB: 0 BB: 0 P: 5		R: 0 E: 0 K: 0 S: 3	H: 0 LOB: 0 BB: 0 P: 3	1B: 4 2B: 0 3B: 1 HR: 1	SF: 0 SAC: 0 DP: 1 HBP: 0	WP: 0 PB: 0 SB: 0 CS: 0	PA: 34				
<b>PITCHER</b>	IP	WLS	BF	H	R	ER	SO	BB	IBB	HBP	BLK	WP	HR	S	P	ERA	WHIP										
<b>Wayne Simpson, R</b> ERA: 3.7 (1,1)	5.0	L	22	6	3	3	5	2	0	0	0	0	1	30	38	5.40	1.600										
<b>Jim McGlothlin, R</b> ERA: 4.87 (6,1)	3.0		9	0	0	0	3	0	0	0	0	0	0	15	15	0.00	0.000										
<b>Pedro Borbon, R</b> ERA: 3.49 (9,1)	1.0		3	0	0	0	0	0	0	0	0	0	0	3	3	0.00	0.000										

AB	32
R	3
H	6
RBI	3
BB	2
SO	8
LOB	8



Batter	1	2	3	4	5	6	7	8	9	AB	R	H	RBI	BB	SO	LOB	BOTTOM										
<b>Pete Rose, S</b> OBP: 0.362, SLG: 0.383 (1,7)										4	1	1	1	0	0	1	<b>San Diego Padres @ Cincinnati Reds</b> Riverfront Stadium, Cincinnati, OH Fri Jul 28 1972, 7:05 PM EDT Att: 21,728 - Unknown										
<b>Joe Morgan, L</b> OBP: 0.429, SLG: 0.451 (1,4)										3	0	0	0	1	0	0											
<b>Bobby Tolan, L</b> OBP: 0.353, SLG: 0.421 (1,8)										3	0	1	0	1	1	0											
<b>Johnny Bench, R</b> OBP: 0.373, SLG: 0.548 (1,2)										3	0	0	0	1	1	0											
<b>Tony Perez, R</b> OBP: 0.343, SLG: 0.522 (1,3)										4	0	2	0	0	1	2											
<b>Denis Menke, R</b> OBP: 0.328, SLG: 0.324 (1,5)										4	0	0	0	0	2	2											
<b>Cesar Geronimo, L</b> OBP: 0.354, SLG: 0.492 (1,9)										4	0	1	0	0	1	2											
<b>Darrel Chaney, S</b> OBP: 0.416, SLG: 0.384 (1,6)										3	0	0	0	0	0	2											
<b>Wayne Simpson, R</b> OBP: 0.094, SLG: 0.125 (1,1)										1	0	0	0	0	1	0											
<b>Joe Hague, L</b> OBP: 0.353, SLG: 0.424 (5,PH)										1	0	0	0	0	0	1											
<b>Jim McGlothlin, R</b> OBP: 0.240, SLG: 0.348 (6,1)										0	0	0	0	0	0	0											
<b>Ted Uhlhaender, L</b> OBP: 0.247, SLG: 0.188 (8,PH)										1	0	0	0	0	0	0											
<b>Pedro Borbon, R</b> OBP: 0.247, SLG: 0.188 (9,1)										0	0	0	0	0	0	0											
<b>Inning Stats</b>	R: 0 E: 0 K: 0 S: 3	H: 0 LOB: 2 BB: 2 P: 11	R: 0 E: 0 K: 2 S: 7	H: 0 LOB: 0 BB: 0 P: 7	R: 0 E: 0 K: 1 S: 5	H: 1 LOB: 2 BB: 1 P: 9	R: 0 E: 0 K: 1 S: 5	H: 0 LOB: 0 BB: 0 P: 5	R: 0 E: 0 K: 0 S: 4	H: 1 LOB: 1 BB: 0 P: 4	R: 0 E: 0 K: 2 S: 7	H: 0 LOB: 0 BB: 0 P: 7	R: 0 E: 0 K: 1 S: 6	H: 1 LOB: 1 BB: 0 P: 6	R: 1 E: 0 K: 0 S: 4	H: 1 LOB: 0 BB: 0 P: 4	R: 0 E: 0 K: 0 S: 4	H: 1 LOB: 1 BB: 0 P: 4	1B: 2 2B: 2 3B: 0 HR: 1	SF: 0 SAC: 0 DP: 0 HBP: 0	WP: 0 PB: 0 SB: 1 CS: 0	PA: 34					
<b>PITCHER</b>	IP	WLS	BF	H	R	ER	SO	BB	IBB	HBP	BLK	WP	HR	S	P	ERA	WHIP										
<b>Clay Kirby, R</b> ERA: 3.31 (1,1)	9.0	W	35	5	1	1	7	3	0	0	0	0	1	45	57	1.00	0.889										

AB	31
R	1
H	5
RBI	1
BB	3
SO	7
LOB	10





Batter	1	2	3	4	5	6	7	8	9	10	11	12	13	14	AB	R	H	RBI	BB	SO	LOB	TOP				
<b>Derral Thomas, S</b> OBP: 0.301, SLG: 0.303 (1, 6) (7, 9)															7	3	2	2	1	1	3					
<b>Dave Roberts, R</b> OBP: 0.285, SLG: 0.368 (1, 5) (12, 2)															8	1	3	5	0	1	5					
<b>Larry Stahl, L</b> OBP: 0.300, SLG: 0.355 (1, 7)															6	1	2	0	2	2	2					
<b>Curt Blefary, L</b> OBP: 0.266, SLG: 0.339 (8, 1)															3	1	1	1	2	0	3					
<b>Mike Caldwell, R</b> OBP: 0.043, SLG: 0.043 (8, 1)															0	0	0	0	0	0	0					
<b>Cito Gaston, R</b> OBP: 0.302, SLG: 0.365 (1, 9)															3	0	2	2	0	1	1					
<b>Enzo Hernandez, R</b> OBP: 0.244, SLG: 0.239 (7, 6) (7, 6)															4	0	0	0	0	0	3					
<b>Jerry Morales, R</b> OBP: 0.316, SLG: 0.364 (1, 8)															6	0	0	0	1	0	3					
<b>Fred Kendall, R</b> OBP: 0.242, SLG: 0.287 (1, 2)															6	1	1	0	0	2	3					
<b>Fred Stanley, R</b> OBP: 0.342, SLG: 0.266 (12, 4)															1	1	1	0	0	0	0					
<b>Garry Jesteadt, R</b> OBP: 0.274, SLG: 0.300 (12, 5)															5	1	3	0	1	0	2					
<b>Fred Norman, S</b> OBP: 0.165, SLG: 0.212 (8, 1)															1	0	0	0	0	1	0					
<b>Ed Acosta, S</b> OBP: 0.150, SLG: 0.250 (8, 1)															0	0	0	0	0	0	0					
<b>Johnny Edwards, L</b> OBP: 0.276, SLG: 0.330 (8, 1)															0	0	0	0	0	0	0					
<b>Al Severinsen, R</b> OBP: 0.163, SLG: 0.483 (8, 1)															0	0	0	0	0	0	0					
<b>Nate Colbert, R</b> OBP: 0.163, SLG: 0.483 (8, 1)															3	1	0	0	1	1	3					
<b>Inning Stats</b>	R: 1 E: 0 K: 2 S: 8	H: 1 LOB: 1 BB: 1 P: 12	R: 1 E: 0 K: 0 S: 5	H: 2 LOB: 2 BB: 1 P: 9	R: 2 E: 0 K: 0 S: 5	H: 2 LOB: 1 BB: 1 P: 9	R: 0 E: 0 K: 1 S: 5	H: 0 LOB: 0 BB: 0 P: 5	R: 0 E: 0 K: 1 S: 5	H: 0 LOB: 3 BB: 3 P: 17	R: 3 E: 2 K: 1 S: 8	H: 2 LOB: 1 BB: 1 P: 12	R: 0 E: 0 K: 0 S: 4	H: 1 LOB: 1 BB: 0 P: 4	R: 0 E: 0 K: 1 S: 5	H: 0 LOB: 0 BB: 0 P: 5	R: 0 E: 0 K: 0 S: 3	H: 1 LOB: 0 BB: 0 P: 3	R: 0 E: 0 K: 0 S: 4	H: 1 LOB: 2 BB: 1 P: 8	R: 0 E: 0 K: 0 S: 10	H: 3 LOB: 1 BB: 1 P: 14	1B: 11 2B: 3 3B: 0 HR: 1	SF: 0 SAC: 2 DP: 1 HBP: 0	WP: 2 PB: 0 SB: 1 CS: 0	PA: 67
<b>PITCHER</b>	IP	WLS	BF	H	R	ER	SO	BB	IBB	HBP	BLK	WP	HR	S	P	ERA	WHIP									
<b>J.R. Richard, R</b> ERA: 18.0	2.0		14	5	4	4	2	0	0	0	0	0	0	15	27	18.00	4.000									
<b>George Culver, R</b> ERA: 3.06	3.0		13	1	0	0	1	3	0	0	0	0	0	12	24	0.00	1.333									
<b>Jim Ray, R</b> ERA: 3.71	3.0		14	2	3	2	3	2	0	0	0	0	0	18	26	6.00	1.333									
<b>Fred Gladding, R</b> ERA: 2.97	3.0		11	2	0	0	1	0	0	0	0	1	0	13	13	0.00	0.667									
<b>Jim York, R</b> ERA: 5.86	2.1	L	12	4	3	3	0	0	2	0	0	0	0	10	18	11.57	1.714									

San Diego Padres @ Houston Astros  
Astrodome, Houston, TX  
Sun Jul 30 1972, 4:33 AM EDT  
Dome

AB 55  
R 10  
H 15  
RBI 10  
BB 10  
SO 9  
LOB 30




Batter	1	2	3	4	5	6	7	8	9	10	11	12	13	14	AB	R	H	RBI	BB	SO	LOB	BOTTOM								
<b>Roger Metzger, S</b> OBP: 0.277, SLG: 0.244 (1, 6)															6	0	0	0	0	0	2									
<b>Cesar Cedeno, R</b> OBP: 0.405, SLG: 0.562 (1, 8)															7	1	1	0	0	0	0									
<b>Jimmy Wynn, R</b> OBP: 0.378, SLG: 0.482 (1, 9)															6	2	3	1	1	0	0									
<b>Lee May, R</b> OBP: 0.353, SLG: 0.526 (1, 3)																6	0	1	0	1	3	2								
<b>Bob Watson, R</b> OBP: 0.378, SLG: 0.469 (1, 7)															5	2	3	2	0	0	1									
<b>Doug Rader, R</b> OBP: 0.308, SLG: 0.442 (1, 5)															2	1	1	3	1	0	0									
<b>Bobby Farnwick, R</b> OBP: 0.217, SLG: 0.233 (14, 4)															2	0	0	0	0	0	1	2								
<b>Tommy Helms, R</b> OBP: 0.284, SLG: 0.367 (1, 4)															4	0	1	0	2	0	2									
<b>Jimmy Stewart, S</b> OBP: 0.241, SLG: 0.313 (14, 5)															0	0	0	0	0	0	0									
<b>Larry Howard, R</b> OBP: 0.278, SLG: 0.297 (1, 2)															6	0	1	0	0	1	2									
<b>Johnny Edwards, L</b> OBP: 0.341, SLG: 0.382 (14, 2)															0	0	0	0	0	0	0									
<b>J.R. Richard, R</b> ERA: 18.0															0	0	0	0	0	0	0									
<b>George Culver, R</b> ERA: 3.06															1	1	0	0	1	1	0									
<b>Jim Ray, R</b> ERA: 3.71															1	0	0	0	0	1	0									
<b>Johnny Edwards, L</b> OBP: 0.276, SLG: 0.330 (8, 1)															1	0	0	0	0	1	0									
<b>Al Severinsen, R</b> OBP: 0.163, SLG: 0.483 (8, 1)															1	0	0	0	0	1	0									
<b>Jim York, R</b> ERA: 5.86															1	0	0	0	0	1	0									
<b>Tom Griffin, R</b> ERA: 0.62															0	0	0	0	0	0	0									
<b>Inning Stats</b>	R: 0 E: 0 K: 0 S: 3	H: 0 LOB: 0 BB: 0 P: 3	R: 1 E: 0 K: 1 S: 6	H: 1 LOB: 1 BB: 1 P: 10	R: 0 E: 0 K: 1 S: 5	H: 0 LOB: 0 BB: 0 P: 5	R: 2 E: 0 K: 1 S: 8	H: 3 LOB: 1 BB: 0 P: 8	R: 3 E: 0 K: 0 S: 5	H: 2 LOB: 2 BB: 2 P: 14	R: 0 E: 0 K: 0 S: 7	H: 0 LOB: 0 BB: 0 P: 7	R: 0 E: 0 K: 0 S: 3	H: 1 LOB: 1 BB: 2 P: 11	R: 1 E: 0 K: 0 S: 5	H: 3 LOB: 3 BB: 0 P: 5	R: 0 E: 0 K: 0 S: 5	H: 0 LOB: 0 BB: 0 P: 5	R: 0 E: 0 K: 0 S: 3	H: 0 LOB: 0 BB: 0 P: 3	R: 0 E: 0 K: 0 S: 7	H: 0 LOB: 0 BB: 0 P: 7	R: 0 E: 0 K: 0 S: 3	H: 0 LOB: 0 BB: 0 P: 3	R: 0 E: 0 K: 0 S: 4	H: 1 LOB: 1 BB: 1 P: 4	1B: 8 2B: 4 3B: 0 HR: 1	SF: 1 SAC: 1 DP: 2 HBP: 1	WP: 3 PB: 1 SB: 1 CS: 0	PA: 58
<b>PITCHER</b>	IP	WLS	BF	H	R	ER	SO	BB	IBB	HBP	BLK	WP	HR	S	P	ERA	WHIP													
<b>Fred Norman, L</b> ERA: 3.46	4.1		20	5	5	5	3	2	0	0	0	1	0	24	32	10.38	1.615													
<b>Ed Acosta, R</b> ERA: 4.82	0.1		4	1	1	1	0	1	0	1	0	2	7	27.00	6.000															
<b>Gary Ross, R</b> ERA: 1.96	0.1		1	0	0	0	0	0	0	0	0	1	1	0.00	0.000															
<b>Al Severinsen, R</b> ERA: 1.96	2.0		7	0	0	0	2	1	0	0	0	0	10																	


Batter	1	2	3	4	5	6	7	8	9	10	AB	R	H	RBI	BB	SO	LOB	TOP					
<b>Derrel Thomas, S</b> OBP: 0.299, SLG: 0.299 (1.6)	G5-4-3 BB		6-3			1-3	K			K	4	0	0	0	1	2	2	<b>San Diego Padres @ Houston Astros</b> Astrodome, Houston, TX Sun Jul 30 1972, 4:38 AM EDT Att: 27,388 - Dome					
<b>Dave Roberts, R</b> OBP: 0.283, SLG: 0.364 (1.5)	G5-4-3		5-3			HR 1B		F9		K	5	1	1	0	0	1	2						
<b>Jerry Morales, R</b> OBP: 0.315, SLG: 0.362 (1.7)	E S 1B			5-3		F8		1-3			4	0	1	0	0	0	1						
<b>Nate Colbert, R</b> OBP: 0.302, SLG: 0.500 (1.3)	F9			HR		HR		K			4	2	2	3	0	1	1						
<b>Cito Gaston, R</b> OBP: 0.306, SLG: 0.365 (1.9)		5-3		HR		1B		6-3			3	0	1	0	1	0	0						
<b>Johnny Jeter, R</b> OBP: 0.279, SLG: 0.333 (1.8)	G5-4-3 1B		G6-4-3 BB			1B					4	0	2	0	0	0	2						
<b>Garry Jestadt, R</b> OBP: 0.273, SLG: 0.299 (1.4)	G5-4-3 1-2				5-3		SH3-4 1B		K		4	0	1	0	0	1	2						
<b>Curt Blefary, L</b> OBP: 0.284, SLG: 0.333 (1.2)			6-3 SH3-4 1B		K		K		F2		4	0	1	0	0	2	2						
<b>Bill Greif, R</b> OBP: 0.074, SLG: 0.038 (8.1)			SH3-4		2-3		SH3-4				1	0	0	0	0	0	0						
<b>Gary Ross, R</b> OBP: 0.222, SLG: 0.222 (8.1)			1-2			1-2				5-3	1	0	0	0	0	0	0						
<b>Mark Schaeffer, L</b> (10.1)											0	0	0	0	0	0	0						
<b>Inning Stats</b>	R: 0 E: 0 K: 0 S: 3	H: 1 LOB: 1 BB: 1 P: 7	R: 0 E: 0 K: 0 S: 3	H: 1 LOB: 0 BB: 0 P: 3	R: 0 E: 0 K: 0 S: 4	H: 1 LOB: 1 BB: 0 P: 4	R: 1 E: 0 K: 0 S: 3	H: 1 LOB: 0 BB: 1 P: 7	R: 0 E: 0 K: 1 S: 5	H: 0 LOB: 0 BB: 0 P: 5	R: 2 E: 0 K: 0 S: 6	H: 3 LOB: 1 BB: 0 P: 6	R: 0 E: 0 K: 2 S: 8	H: 1 LOB: 1 BB: 0 P: 8	R: 0 E: 0 K: 1 S: 5	H: 0 LOB: 0 BB: 0 P: 5	R: 0 E: 0 K: 2 S: 7	H: 1 LOB: 1 BB: 0 P: 6	R: 0 E: 0 K: 0 S: 7	H: 0 LOB: 0 BB: 0 P: 7	1B: 7 2B: 0 3B: 0 HR: 2	SF: 0 SAC: 2 DP: 3 HBP: 0	WP: 0 PA: 38 PB: 0 SB: 1 CS: 0
<b>PITCHER</b> <b>Dave Roberts, L</b> ERA: 4.17 (1.1)	IP: 10.0 W: 10 L: 3 S: 7	WLS: 38 H: 9 R: 3 ER: 3 SO: 7	BF: 38 H: 9 R: 3 ER: 3 SO: 7	H: 9 R: 3 ER: 3 SO: 7	BB: 2 IBB: 0 HBP: 0 BLK: 0	WP: 0 HR: 2 S: 50 P: 58	ERA: 2.70 WHIP: 1.100	<b>PITCHER</b>	IP: 10.0 W: 10 L: 3 S: 7	WLS: 38 H: 9 R: 3 ER: 3 SO: 7	BF: 38 H: 9 R: 3 ER: 3 SO: 7	H: 9 R: 3 ER: 3 SO: 7	BB: 2 IBB: 0 HBP: 0 BLK: 0	WP: 0 HR: 2 S: 50 P: 58	ERA: 2.70 WHIP: 1.100	1B: 7 2B: 0 3B: 0 HR: 2	SF: 0 SAC: 2 DP: 3 HBP: 0	WP: 0 PA: 38 PB: 0 SB: 1 CS: 0					

Batter	1	2	3	4	5	6	7	8	9	10	AB	R	H	RBI	BB	SO	LOB	BOTTOM			
<b>Roger Metzger, S</b> OBP: 0.270, SLG: 0.244 (1.6)	K				F7		6-3			5-3	5	0	1	0	0	1	2	<b>San Diego Padres @ Houston Astros</b> Astrodome, Houston, TX Sun Jul 30 1972, 4:38 AM EDT Att: 27,388 - Dome			
<b>Cesar Cedeno, R</b> OBP: 0.408, SLG: 0.566 (1.8)	FC5-2 3B		K		K			S5-4-3 E BB		SH S 1B BB	3	2	1	0	2	2	2				
<b>Jimmy Wynn, R</b> OBP: 0.377, SLG: 0.478 (1.9)	FC5-2		K			5-3		G5-4-3 BB		SH 1B IBB	3	0	0	0	1	1	2				
<b>Lee May, R</b> OBP: 0.354, SLG: 0.523 (1.3)	F6				K			G5-4-3 1-2 BB		1B	4	1	1	0	1	1	3				
<b>Bob Watson, R</b> OBP: 0.377, SLG: 0.467 (1.7)		0-3 K			5-3			E8 4-3 1B		1-2 IBB	4	0	1	0	0	1	0				
<b>Jimmy Stewart, S</b> OBP: 0.250, SLG: 0.321 (8. PR) (9.7)		0-3 K						E5		1-2 2-3 3-H 1B	1	0	1	1	0	0	0				
<b>Johnny Edwards, L</b> OBP: 0.336, SLG: 0.376 (1.2)		0-3 K			L7			L6			4	0	0	0	0	1	2				
<b>Doug Rader, R</b> OBP: 0.310, SLG: 0.443 (1.5)								6-3		K	4	1	2	0	0	1	1				
<b>Tommy Helms, R</b> OBP: 0.283, SLG: 0.366 (1.4)					E5			F8		1-3 1B	4	0	1	0	0	1	2				
<b>Dave Roberts, L</b> OBP: 0.264, SLG: 0.380 (1.1)			4-3		SF8			L8		1-3	3	0	0	1	0	0	1				
<b>Inning Stats</b>	R: 0 E: 0 K: 1 S: 6	H: 1 LOB: 1 BB: 0 P: 6	R: 0 E: 0 K: 3 S: 10	H: 1 LOB: 1 BB: 0 P: 10	R: 0 E: 0 K: 2 S: 8	H: 1 LOB: 1 BB: 0 P: 8	R: 0 E: 0 K: 1 S: 5	H: 0 LOB: 0 BB: 0 P: 5	R: 1 E: 1 K: 1 S: 7	H: 2 LOB: 1 BB: 0 P: 5	R: 0 E: 0 K: 0 S: 3	H: 0 LOB: 0 BB: 0 P: 3	R: 1 E: 1 K: 0 S: 3	H: 0 LOB: 1 BB: 2 P: 11	R: 0 E: 0 K: 1 S: 6	H: 1 LOB: 1 BB: 0 P: 6	R: 1 E: 1 K: 0 S: 2	H: 1 LOB: 3 BB: 2 P: 10	1B: 7 2B: 0 3B: 1 HR: 0	SF: 1 SAC: 1 DP: 1 HBP: 0	WP: 0 PA: 41 PB: 0 SB: 3 CS: 0
<b>PITCHER</b> <b>Bill Greif, R</b> ERA: 4.65 (1.1)	IP: 7.0 W: 7 L: 2 S: 10	WLS: 30 H: 6 R: 3 ER: 3 SO: 8	BF: 30 H: 6 R: 3 ER: 3 SO: 8	H: 6 R: 3 ER: 3 SO: 8	BB: 2 IBB: 0 HBP: 0 BLK: 0	WP: 0 HR: 0 S: 44 P: 52	ERA: 0.00 WHIP: 1.143	<b>PITCHER</b>	IP: 7.0 W: 7 L: 2 S: 10	WLS: 30 H: 6 R: 3 ER: 3 SO: 8	BF: 30 H: 6 R: 3 ER: 3 SO: 8	H: 6 R: 3 ER: 3 SO: 8	BB: 2 IBB: 0 HBP: 0 BLK: 0	WP: 0 HR: 0 S: 44 P: 52	ERA: 0.00 WHIP: 1.143	1B: 7 2B: 0 3B: 1 HR: 0	SF: 1 SAC: 1 DP: 1 HBP: 0	WP: 0 PA: 41 PB: 0 SB: 3 CS: 0			
<b>Gary Ross, R</b> ERA: 2.05 (8.1)	2.0 L	10 1	10 1	1 1	1 1	0 0	0 0	10 18	4.50 1.000												
<b>Mark Schaeffer, L</b> ERA: 5.13 (10.1)	0.0	1 1	0 0	0 0	0 0	0 0	1 1	∞ ∞													

**AB 34**  
**R 3**  
**H 9**  
**RBI 3**  
**BB 2**  
**SO 7**  
**LOB 12**



**AB 35**  
**R 4**  
**H 8**  
**RBI 2**  
**BB 4**  
**SO 9**  
**LOB 15**



Batter	1	2	3	4	5	6	7	8	9	AB	R	H	RBI	BB	SO	LOB	TOP			
<b>Derrel Thomas, S</b> (1, 6) OBP: 0.304, SLG: 0.303	4-0 1B BB	0-0 1-H 2B			6-3		1-0 HBP		0-0 FC3-6 1-3	3	1	1	1	1	0	1				
<b>Dave Roberts, R</b> (1, 5) OBP: 0.291, SLG: 0.360	0-0 F8	0-0 F9					0-0 F4		0-0 1-3	5	0	1	0	0	0	6				
<b>Larry Stahl, L</b> (1, 7) OBP: 0.298, SLG: 0.351	0-0 FC4-6 1B		0-0 3-1		0-3 K		0-0 F9		0-0 6-3	5	0	1	0	0	1	5				
<b>Nate Colbert, R</b> (1, 3) OBP: 0.302, SLG: 0.497	0-0 FC4-6 1B		0-0 5-3				0-0 F6		0-0 E6 1B	4	0	1	1	0	0	0				
<b>Cito Gaston, R</b> (1, 9) OBP: 0.305, SLG: 0.362	0-0 FC4-6		0-0 4-3				0-3 K		0-0 BB 1B	4	0	1	0	0	1	2				
<b>Garry Jesteadt, R</b> (1, 4) OBP: 0.273, SLG: 0.297	0-0 5-3			0-0 G4-3 1B			0-0 6-3		0-0 F9	4	0	1	0	0	0	4				
<b>Jerry Morales, R</b> (1, 8) OBP: 0.315, SLG: 0.358		0-0 4-3		0-0 G4-3			4-0 HBP SH3-4 BB		4-0 G6-4-3 BB	2	0	0	0	1	0	1	AB 33			
<b>Curt Blefary, L</b> (8, PH) OBP: 0.293, SLG: 0.333										0	0	0	0	1	0	0	R 2			
<b>Johnny Jeter, R</b> (8, 8) OBP: 0.279, SLG: 0.333										0	0	0	0	0	0	0	H 8			
<b>Joe Goddard, R</b> (1, 2)		0-0 L1		0-0 L8			0-0 SH3-4		0-0 G6-4-3	3	0	0	0	0	0	3	RBI 2			
<b>Steve Arlin, R</b> (1, 1) OBP: 0.259, SLG: 0.216		0-0 2B 1B					0-0 F7		4-0 HBP BB	3	1	2	0	1	0	0	BB 4			
<b>Inning Stats</b>	R: 1 E: 0 K: 0 S: 5	H: 2 LOB: 2 BB: 1 P: 9	R: 1 E: 0 K: 0 S: 5	H: 2 LOB: 1 BB: 0 P: 5	R: 0 E: 0 K: 0 S: 3	H: 0 LOB: 0 BB: 0 P: 3	R: 0 E: 0 K: 0 S: 3	H: 1 LOB: 1 BB: 0 P: 3	R: 0 E: 0 K: 1 S: 6	H: 0 LOB: 0 BB: 0 P: 6	R: 0 E: 0 K: 1 S: 5	H: 0 LOB: 0 BB: 0 P: 5	R: 0 E: 1 K: 0 S: 4	H: 1 LOB: 2 BB: 1 P: 8	R: 0 E: 0 K: 0 S: 4	H: 1 LOB: 1 BB: 0 P: 4	1B: 7 2B: 1 3B: 0 HR: 0	SF: 0 SAC: 1 DP: 2 HBP: 1	WP: 0 PB: 0 SB: 0 CS: 0	PA: 39
<b>PITCHER</b> <b>Larry Dierker, R</b> (1, 1) ERA: 3.28	IP: 9.0 WLS: W BF: 39 H: 8 R: 2 ER: 2 SO: 2 BB: 4 IBB: 0 HBP: 1 BLK: 0 WP: 0 HR: 0 S: 38 P: 55 ERA: 2.00 WHIP: 1.333															<b>PITCHER</b>				

San Diego Padres @ Houston Astros  
Astrodome, Houston, TX  
Mon Jul 31 1972, 8:05 PM EDT  
Att: 11,988 - Dome

AB 33  
R 2  
H 8  
RBI 2  
BB 4  
SO 2  
LOB 22



Batter	1	2	3	4	5	6	7	8	9	AB	R	H	RBI	BB	SO	LOB	BOTTOM					
<b>Roger Metzger, S</b> (1, 6) OBP: 0.271, SLG: 0.244	0-0 S 1B	4-0 1-2 2-3 BB		0-0 L7		0-0 3-1		0-0 F6		4	1	1	0	1	0	2						
<b>Cesar Cedeno, R</b> (1, 8) OBP: 0.405, SLG: 0.561	0-0 F7 S 1B	0-0 F6		0-3 K			0-3 K		0-3 K E S BB	5	1	1	1	0	3	3						
<b>Jimmy Wynn, R</b> (1, 9) OBP: 0.380, SLG: 0.481	4-0 F3-4-6 BB		0-0 F9		0-0 2B		0-0 1B		0-0 6-3	4	0	2	0	1	0	1						
<b>Lee May, R</b> (1, 3) OBP: 0.357, SLG: 0.523	0-0 F7		0-0 FC6-4 1B		0-3 K		0-0 1B		4-0 BB IBB	4	0	2	0	1	1	3						
<b>Bob Watson, R</b> (1, 7) OBP: 0.375, SLG: 0.462	0-0 F3-4-6		0-0 FC6-4 BB 1B		0-0 F3		0-0 F9		4-0 BB IBB	4	1	0	0	1	0	6						
<b>Johnny Edwards, L</b> (1, 2) OBP: 0.341, SLG: 0.375		0-0 BB 1B	4-0 1B		0-0 F9		0-0 4-3		4-0 1-2 2-3 3-H BB	3	0	1	1	2	0	3						
<b>Doug Rader, R</b> (1, 5) OBP: 0.314, SLG: 0.447		0-0 L7		1-2 2-H 1B		0-0 2B		4-0 SH1-4 BB		3	0	2	1	1	0	1	AB 34					
<b>Tommy Helms, R</b> (1, 4) OBP: 0.283, SLG: 0.364		0-0 BB 1B	0-0 6-3				0-0 F9		0-3 K	4	0	1	0	0	1	4	R 3					
<b>Larry Dierker, R</b> (1, 1) OBP: 0.200, SLG: 0.184		0-3 K		0-3 K			0-3 K		0-0 SH1-4	3	0	0	0	0	3	3	H 10					
<b>Inning Stats</b>	R: 1 E: 0 K: 0 S: 4	H: 2 LOB: 1 BB: 1 P: 8	R: 0 E: 0 K: 1 S: 7	H: 2 LOB: 3 BB: 1 P: 11	R: 1 E: 0 K: 0 S: 5	H: 2 LOB: 2 BB: 1 P: 9	R: 0 E: 0 K: 2 S: 7	H: 0 LOB: 0 BB: 0 P: 7	R: 0 E: 0 K: 1 S: 6	H: 1 LOB: 1 BB: 0 P: 6	R: 0 E: 0 K: 1 S: 6	H: 1 LOB: 1 BB: 0 P: 6	R: 0 E: 0 K: 1 S: 7	H: 2 LOB: 2 BB: 0 P: 7	R: 0 E: 0 K: 1 S: 5	H: 0 LOB: 1 BB: 1 P: 9	R: 1 E: 0 K: 1 S: 4	H: 0 LOB: 3 BB: 3 P: 16	1B: 8 2B: 3 3B: 0 HR: 0	SF: 0 SAC: 1 DP: 1 HBP: 0	WP: 1 PB: 0 SB: 3 CS: 0	PA: 42
<b>PITCHER</b> <b>Steve Arlin, R</b> (1, 1) ERA: 3.06	IP: 8.1 WLS: L BF: 42 H: 10 R: 3 ER: 3 SO: 8 BB: 5 IBB: 2 HBP: 0 BLK: 0 WP: 1 HR: 0 S: 51 P: 79 ERA: 3.24 WHIP: 1.800															<b>PITCHER</b>						

San Diego Padres @ Houston Astros  
Astrodome, Houston, TX  
Mon Jul 31 1972, 8:05 PM EDT  
Att: 11,988 - Dome

AB 34  
R 3  
H 10  
RBI 3  
BB 7  
SO 8  
LOB 26





Batter	1	2	3	4	5	6	7	8	9	AB	R	H	RBI	BB	SO	LOB	TOP										
<b>Derrel Thomas, S</b> OBP: 0.302, SLG: 0.301 (1, 6)	G3	4-3		F8		WP 1B		F9		5	0	1	0	0	0	1	<b>San Diego Padres @ Atlanta Braves</b> Atlanta Stadium, Atlanta, GA Tue Aug 01 1972, 7:05 PM EDT Unknown										
<b>Dave Roberts, R</b> OBP: 0.288, SLG: 0.356 (1, 5)	BB HR		1B	1B		K		F9		2	2	0	0	3	1	1											
<b>Larry Stahl, L</b> OBP: 0.303, SLG: 0.352 <b>Jerry Morales, R</b> OBP: 0.313, SLG: 0.355 (6, PH) (6, 7)	HR		1B	1B		K		F7		2	2	1	0	1	1	1											
<b>Nate Colbert, R</b> OBP: 0.308, SLG: 0.518 (1, 3)	HR		WP HR	1B				K		5	3	4	5	0	1	0											
<b>Cito Gaston, R</b> OBP: 0.308, SLG: 0.386 <b>Enzo Hernandez, R</b> OBP: 0.243, SLG: 0.238 (8, 9)	K		HR	4-3		F8 3B		L9		4	2	2	2	0	1	2											
<b>Gary Jesteadt, R</b> OBP: 0.270, SLG: 0.289 (1, 4)	F9		BB			F8		F2		4	0	0	0	1	0	1											
<b>Johnny Jeter, R</b> OBP: 0.278, SLG: 0.341 (1, 8)		6-3	K			5-3				4	0	1	1	0	1	1											
<b>Joe Goddard, R</b> (1, 2)			F2			5-3		F4		3	0	0	0	1	0	2											
<b>Clay Kirby, R</b> OBP: 0.317, SLG: 0.070 (1, 1)	B3		K			F7		F4		4	0	0	0	0	1	3											
<b>Inning Stats</b>	R: 3 E: 0 K: 1 S: 6	H: 1 LOB: 0 BB: 2 P: 14	R: 0 E: 0 K: 0 S: 3	H: 0 LOB: 1 BB: 1 P: 7	R: 4 E: 0 K: 2 S: 10	H: 3 LOB: 1 BB: 2 P: 18	R: 0 E: 0 K: 1 S: 6	H: 1 LOB: 2 BB: 1 P: 10	R: 0 E: 0 K: 0 S: 3	H: 0 LOB: 0 BB: 0 P: 3	R: 0 E: 0 K: 1 S: 6	H: 1 LOB: 1 BB: 0 P: 6	R: 2 E: 0 K: 0 S: 6	H: 3 LOB: 1 BB: 0 P: 6	R: 0 E: 0 K: 0 S: 3	H: 0 LOB: 0 BB: 0 P: 5		R: 0 E: 0 K: 1 S: 5	H: 0 LOB: 0 BB: 0 P: 5	1B: 4 2B: 1 3B: 1 HR: 3	SF: 0 SAC: 0 DP: 0 HBP: 0	WP: 2 PB: 0 SB: 0 CS: 0	PA: 42				
<b>PITCHER</b>	IP	WLS	BF	H	R	ER	SO	BB	IBB	HBP	BLK	WP	HR	S	P	ERA	WHIP										
<b>Ron Schueler, R</b> ERA: 3.87 (1, 1)	2.0	L	13	3	6	6	1	4	0	0	0	0	1	11	27	27.00	3.500										
<b>Mike McQueen, L</b> ERA: 5.57 (3, 1)	5.0		23	6	3	3	4	2	0	0	0	2	2	29	37	5.40	1.600										
<b>George Stone, L</b> ERA: 5.09 (8, 1)	2.0		6	0	0	0	1	0	0	0	0	0	0	8	8	0.00	0.000										

Batter	1	2	3	4	5	6	7	8	9	AB	R	H	RBI	BB	SO	LOB	BOTTOM										
<b>Dusty Baker Jr., R</b> OBP: 0.369, SLG: 0.441 <b>George Stone, L</b> (8, 1)	K		K		F8		F8			4	0	0	0	0	2	2	<b>San Diego Padres @ Atlanta Braves</b> Atlanta Stadium, Atlanta, GA Tue Aug 01 1972, 7:05 PM EDT Unknown										
<b>Ralph Garr, L</b> OBP: 0.368, SLG: 0.416 <b>Oscar Brown, R</b> OBP: 0.231, SLG: 0.390 (1, 7) (8, 7)	L8			L9						3	0	1	0	0	0	0											
<b>Hank Aaron, R</b> OBP: 0.392, SLG: 0.473 <b>Paul Casanova, R</b> OBP: 0.240, SLG: 0.309 (1, 3) (5, 2)	K		E1	BB		K		F4		2	0	0	0	0	1	0											
<b>Earl Williams, R</b> OBP: 0.350, SLG: 0.476 (1, 2) (5, 3)		F8		FC5				G6-4-3		3	0	2	0	1	0	1											
<b>Mike Lum, L</b> OBP: 0.315, SLG: 0.346 (1, 9)	F8					L3		4-3		3	0	0	0	1	0	2											
<b>Darrell Evans, L</b> OBP: 0.371, SLG: 0.444 (1, 5)	K			F5		1-3		6-3		4	0	0	0	0	1	5											
<b>Felix Millan, R</b> OBP: 0.295, SLG: 0.317 (1, 4)	6-3			FC5			F3			4	0	1	0	0	0	4											
<b>Marty Perez, R</b> OBP: 0.268, SLG: 0.262 <b>Larvell Blanks, R</b> OBP: 0.455, SLG: 0.524 (7, PH) (8, 6)			5-3			F8		FC5-4		2	0	1	0	0	0	0											
<b>Ron Schueler, R</b> OBP: 0.235, SLG: 0.242 <b>Mike McQueen, L</b> OBP: 0.111, SLG: 0.111 <b>Sonny Jackson, L</b> OBP: 0.250, SLG: 0.240 (7, PH) (8, 8)			4-3			K				0	0	0	0	0	0	0											
<b>Inning Stats</b>	R: 0 E: 0 K: 2 S: 7	H: 0 LOB: 0 BB: 0 P: 7	R: 0 E: 0 K: 1 S: 6	H: 1 LOB: 1 BB: 0 P: 6	R: 0 E: 0 K: 1 S: 5	H: 0 LOB: 0 BB: 0 P: 5	R: 0 E: 0 K: 0 S: 4	H: 0 LOB: 3 BB: 2 P: 12	R: 0 E: 0 K: 1 S: 6	H: 2 LOB: 2 BB: 0 P: 6	R: 0 E: 0 K: 1 S: 6	H: 1 LOB: 1 BB: 0 P: 6	R: 0 E: 0 K: 1 S: 6	H: 1 LOB: 1 BB: 0 P: 6	R: 0 E: 0 K: 0 S: 3	H: 1 LOB: 0 BB: 0 P: 3		R: 0 E: 0 K: 0 S: 4	H: 1 LOB: 1 BB: 0 P: 4	1B: 4 2B: 3 3B: 0 HR: 0	SF: 0 SAC: 0 DP: 1 HBP: 0	WP: 0 PB: 0 SB: 0 CS: 0	PA: 35				
<b>PITCHER</b>	IP	WLS	BF	H	R	ER	SO	BB	IBB	HBP	BLK	WP	HR	S	P	ERA	WHIP										
<b>Clay Kirby, R</b> ERA: 3.15 (1, 1)	9.0	W	35	7	0	0	7	2	0	0	0	0	0	47	55	0.00	1.000										



Batter	1	2	3	4	5	6	7	8	9	AB	R	H	RBI	BB	SO	LOB	TOP										
<b>Derrel Thomas, S</b> OBP: 0.301, SLG: 0.297 (1, 6)	F5	E HR BB	K			F5			5-3	4	1	0	0	1	1	0	<b>San Diego Padres @ Atlanta Braves</b> Atlanta Stadium, Atlanta, GA Tue Aug 01 1972, 7:05 PM EDT Att: 5,784 - Unknown										
<b>Dave Roberts, R</b> OBP: 0.291, SLG: 0.357 (1, 5)	F9	E7 HR 1B			G6-4-3 1B		6-3		1-3	5	1	2	1	0	0	0											
<b>Larry Stahl, L</b> OBP: 0.314, SLG: 0.357 (1, 7)	BB E BB	HR BB			G6-4-3 1-2		HR 1B		HR 1B	3	4	2	0	2	0	1											
<b>Nate Colbert, R</b> OBP: 0.314, SLG: 0.545 (1, 3)	E BB	HR			5-3		HR		HR	4	4	3	8	1	0	0											
<b>Cito Gaston, R</b> OBP: 0.306, SLG: 0.381 (1, 9)	E1 1B	1-3				F9	F9		F7	5	0	1	1	0	0	0											
<b>Curt Blefary, L</b> OBP: 0.304, SLG: 0.348 (1, 2)	BB					4-3	L1			3	0	1	0	1	0	0											
<b>Johnny Jeter, R</b> OBP: 0.274, SLG: 0.335 (1, 8)	K	K				F3			L8	4	0	0	0	0	2	3											
<b>Fred Stanley, R</b> OBP: 0.325, SLG: 0.250 (1, 4)		6-3	F3			5-3			F3	4	0	0	0	0	0	0											
<b>Ed Acosta, S</b> (1, 1)										2	1	0	0	1	2	0											
<b>Mike Corkins, R</b> OBP: 0.288, SLG: 0.429 (7, 1)			K						K	1	0	0	0	0	1	0											
<b>Mark Schaeffer, L</b> (8, 1)		BB E BB								0	0	0	0	0	0	0											
<b>Al Severinsen, R</b> (9, 1)										0	0	0	0	0	0	0											
<b>Inning Stats</b>	R: 2 E: 1 K: 1 S: 6	H: 1 LOB: 2 BB: 3 P: 18	R: 5 E: 1 K: 1 S: 8	H: 3 LOB: 1 BB: 3 P: 20	R: 0 E: 0 K: 2 S: 7	H: 0 LOB: 0 BB: 0 P: 7	R: 0 E: 0 K: 0 S: 3	H: 1 LOB: 0 BB: 0 P: 3	R: 0 E: 0 K: 0 S: 5	H: 0 LOB: 0 BB: 0 P: 5	R: 2 E: 0 K: 0 S: 5	H: 2 LOB: 0 BB: 0 P: 5	R: 0 E: 0 K: 1 S: 5	H: 0 LOB: 0 BB: 0 P: 5	R: 2 E: 0 K: 0 S: 5	H: 2 LOB: 0 BB: 0 P: 5	1B: 5 2B: 1 3B: 0 HR: 3	SF: 0 SAC: 0 DP: 1 HBP: 0	WP: 0 PB: 0 CS: 0	PA: 41							
<b>PITCHER</b>	IP	WLS	BF	H	R	ER	SO	BB	IBB	HBP	BLK	WP	HR	S	P	ERA	WHIP										
<b>Tom Kelley, R</b> ERA: 4.36 (1, 1)	1.1	L	10	1	4	3	1	5	0	0	0	0	0	7	27	20.25	4.500										
<b>Pat Jarvis, R</b> ERA: 3.92 (2, 1)	3.2		15	4	3	3	3	1	0	0	0	0	1	20	24	7.36	1.364										
<b>Jim Hardin, R</b> ERA: 3.63 (6, 1)	2.0		8	2	2	2	1	0	0	0	0	0	1	10	10	9.00	1.000										
<b>Joe Hoerner, L</b> ERA: 3.63 (8, 1)	1.0		3	0	0	0	1	0	0	0	0	0	0	5	5	0.00	0.000										
<b>Cecil Upshaw, R</b> ERA: 4.74 (9, 1)	1.0		5	2	2	2	0	0	0	0	0	0	1	5	5	18.00	2.000										

Batter	1	2	3	4	5	6	7	8	9	AB	R	H	RBI	BB	SO	LOB	BOTTOM										
<b>Dusty Baker Jr., R</b> OBP: 0.373, SLG: 0.442 (1, 8)	L7		WP 1B		G6-4-3 1-2 2-3		WP BB	1-2 2-H 1B		4	0	2	2	1	0	2	<b>San Diego Padres @ Atlanta Braves</b> Atlanta Stadium, Atlanta, GA Tue Aug 01 1972, 7:05 PM EDT Att: 5,784 - Unknown										
<b>Ralph Garr, L</b> OBP: 0.366, SLG: 0.414 (1, 7)	6-3 BLK 1B		F8 1-2		4-3		SF8 1-2 2-H 3-H	6-3		4	0	1	1	0	0	4											
<b>Hank Aaron, R</b> OBP: 0.379, SLG: 0.468 (1, 3)	6-3 1-3				6-3		F7 F6		G6-4-3 1B	5	0	1	0	0	0	2											
<b>Earl Williams, R</b> OBP: 0.348, SLG: 0.472 (1, 2)	6-3				5-3		K 5-3		G6-4-3 1-2	3	0	0	0	0	1	1											
<b>Paul Casanova, R</b> OBP: 0.235, SLG: 0.303 (7, 2)							K 5-3		G6-4-3 1-2	2	0	0	0	0	0	2											
<b>Mike Lum, L</b> OBP: 0.325, SLG: 0.362 (1, 9)			G5-4-3 1B		2B BB		F3		1B 2B	4	2	3	0	1	0	0											
<b>Darrell Evans, L</b> OBP: 0.374, SLG: 0.461 (1, 5)		K			1-H 2B			HR 1B BB	L7	4	2	2	2	1	1	2											
<b>Felix Millan, R</b> OBP: 0.315 (1, 4)			G5-4-3 1-2		L8			1B BB 1B	L7	2	0	0	0	0	0	2											
<b>Larry Blanks, R</b> OBP: 0.458, SLG: 0.522 (6, 4)								1B BB 1B		2	1	1	0	0	0	2											
<b>Marty Perez, R</b> OBP: 0.273, SLG: 0.266 (1, 6)			4-3				G6-4-3 1B BB	BB 1B 1B	1-2 2-H 1B	3	1	2	1	1	0	0											
<b>Tom Kelley, R</b> OBP: 0.161, SLG: 0.103 (2, 1)										0	0	0	0	0	0	0											
<b>Pat Jarvis, R</b> OBP: 0.176, SLG: 0.294 (5, PH)										1	0	0	0	0	0	0											
<b>Sonny Jackson, R</b> OBP: 0.194, SLG: 0.295 (6, PH)										1	0	0	0	0	0	0											
<b>Jim Hardin, R</b> OBP: 0.241, SLG: 0.397 (7, PH)										1	1	1	0	0	0	0											
<b>Oscar Brown, R</b> OBP: 0.241, SLG: 0.397 (8, PH)										0	0	0	0	0	0	0											
<b>Joe Hoerner, R</b> OBP: 0.265, SLG: 0.306 (9, PH)										1	0	0	0	0	1	2											
<b>Gil Garrido, R</b> OBP: 0.265, SLG: 0.306 (9, PH)										0	0	0	0	0	1	0											
<b>Cecil Upshaw, R</b> OBP: 0.206, SLG: 0.200 (9, 1)										0	0	0	0	0	0	0											
<b>Inning Stats</b>	R: 0 E: 0 K: 0 S: 4	H: 1 LOB: 1 BB: 0 P: 4	R: 0 E: 0 K: 1 S: 5	H: 1 LOB: 0 BB: 0 P: 5	R: 0 E: 0 K: 1 S: 6	H: 1 LOB: 1 BB: 0 P: 6	R: 1 E: 0 K: 0 S: 4	H: 1 LOB: 1 BB: 1 P: 8	R: 0 E: 0 K: 0 S: 5	H: 0 LOB: 0 BB: 0 P: 5	R: 4 E: 0 K: 0 S: 7	H: 4 LOB: 1 BB: 1 P: 11	R: 2 E: 0 K: 1 S: 8	H: 3 LOB: 2 BB: 1 P: 12	R: 0 E: 0 K: 0 S: 4	H: 2 LOB: 1 BB: 0 P: 4	1B: 10 2B: 3 3B: 0 HR: 1	SF: 0 SAC: 0 DP: 3 HBP: 0	WP: 2 PB: 0 CS: 0	PA: 42							
<b>PITCHER</b>	IP	WLS	BF	H	R	ER	SO	BB	IBB	HBP	BLK	WP	HR	S	P	ERA	WHIP										
<b>Ed Acosta, R</b> ERA: 5.09 (1, 1)	6.0	W	27	9	5	5	3	2	0	0	0	1	0	31	39	7.50	1.833										
<b>Mike Corkins, R</b> ERA: 3.14 (7, 1)	1.2		10	3	2	2	1	2	0	0	0	1	0	10	18	10.80	3.000										
<b>Mark Schaeffer, L</b> ERA: 5.06 (8, 1)	0.1		1	0	0	0	0	0	0	0	0	0	0	1	1	0.00	0.000										
<b>Al Severinsen, R</b> ERA: (9, 1)	1.0	S	4	2	0	0	0	0	0	0	0	0	0	4	4	0.00	2.000										



Batter	1	2	3	4	5	6	7	8	9	AB	R	H	RBI	BB	SO	LOB	TOP								
<b>Derrel Thomas, S</b> OBP: 0.297, SLG: 0.294 (1, 6)	0-0 5-3		0-0 G3			0-0 4-3		0-3 K		4	0	0	0	0	1	2									
<b>Dave Roberts, R</b> OBP: 0.290, SLG: 0.352 (1, 5)	0-0 F8			0-0 4-3		0-0 6-3			4-0 SH5-3 1B BB	3	1	0	0	1	0	0									
<b>Larry Stahl, L</b> OBP: 0.310, SLG: 0.352 (1, 7)	0-0 F7			0-3 K			0-0 F3		0-0 SH5-3 1-2	3	0	0	0	0	1	0									
<b>Nate Colbert, R</b> OBP: 0.313, SLG: 0.540 (1, 3)		0-0 6-3		0-0 F4			0-0 6-3		4-0 1B 2B IBB	3	1	0	0	1	0	0									
<b>Cito Gaston, R</b> OBP: 0.310, SLG: 0.384 (1, 9)					0-0 L8		0-3 K		0-0 1B 2B 1B	4	1	2	1	0	1	0									
<b>Curt Blefary, L</b> OBP: 0.301, SLG: 0.342 (1, 2)		0-0 F8			0-3 K			0-0 1B 1B	0-3 K	4	0	1	0	0	2	3									
<b>Johnny Jeter, R</b> OBP: 0.273, SLG: 0.330 (1, 8)				0-3 K		0-0 F8		0-3 K	4-0 1-2 2B BB	3	1	0	0	1	2	2									
<b>Garry Jestadt, R</b> OBP: 0.282, SLG: 0.327 (1, 4)			0-0 F3			0-0 HR		0-0 1B	0-0 1B	4	1	3	4	0	0	0									
<b>Fred Norman, S</b> OBP: 0.262, SLG: 0.189 (1, 1)			0-0 4-3			0-0 6-3		0-0 F5	0-0 2-3	4	0	0	0	0	0	3									
<b>Inning Stats</b>	R: 0 E: 0 K: 0 S: 3	H: 0 LOB: 0 BB: 0 P: 3	R: 0 E: 0 K: 1 S: 6	H: 1 LOB: 1 BB: 0 P: 6	R: 0 E: 0 K: 0 S: 3	H: 0 LOB: 0 BB: 0 P: 3	R: 0 E: 0 K: 1 S: 5	H: 0 LOB: 0 BB: 0 P: 5	R: 0 E: 0 K: 1 S: 5	H: 0 LOB: 0 BB: 0 P: 5	R: 1 E: 0 K: 0 S: 4	H: 1 LOB: 0 BB: 0 P: 4	R: 0 E: 0 K: 1 S: 5	H: 0 LOB: 0 BB: 0 P: 5	R: 0 E: 0 K: 2 S: 9	H: 2 LOB: 2 BB: 0 P: 9	R: 4 E: 0 K: 1 S: 7	H: 2 LOB: 1 BB: 3 P: 19	1B: 4 2B: 1 3B: 0 HR: 1	SF: 0 SAC: 1 DP: 0 HBP: 0	WP: 0 PB: 0 SB: 0 CS: 0	PA: 36			
<b>PITCHER</b>	IP	WLS	BF	H	R	ER	SO	BB	IBB	HBP	BLK	WP	HR	S	P	ERA	WHIP								
<b>Phil Niekro, R</b> ERA: 3.25 (1, 1)	8.0	L	28	4	1	1	6	0	0	0	0	0	1	40	40	1.12	0.500								
<b>Ron Schueler, R</b> ERA: 4.11 (9, 1)	0.1		4	1	3	3	0	1	1	0	0	0	0	2	10	81.00	6.000								
<b>Joe Hoerner, L</b> ERA: 3.82 (9, 1)	0.2		4	1	1	1	1	1	0	0	0	0	0	5	9	13.50	3.000								

San Diego Padres @ Atlanta Braves  
Atlanta Stadium, Atlanta, GA  
Wed Aug 02 1972, 7:05 PM EDT  
Att: 5,054 - Unknown


AB 32  
R 5  
H 6  
RBI 5  
BB 3  
SO 7  
LOB 10



Batter	1	2	3	4	5	6	7	8	9	AB	R	H	RBI	BB	SO	LOB	BOTTOM								
<b>Dusty Baker Jr, R</b> OBP: 0.371, SLG: 0.436 (1, 8)	0-0 5-3		4-0 BB		0-0 F6			0-0 6-3		3	0	0	0	1	0	0									
<b>Ralph Garr, L</b> OBP: 0.365, SLG: 0.412 (1, 7)	0-0 CS 1B		0-0 4-3			0-0 6-3		0-3 K		4	0	1	0	0	1	1									
<b>Hank Aaron, R</b> OBP: 0.378, SLG: 0.465 (1, 3)	0-0 F3			0-0 F4		0-3 K			0-0 G5-4-3 1B	4	0	1	0	0	1	1									
<b>Earl Williams, R</b> OBP: 0.347, SLG: 0.469 (1, 2)		0-3 K		0-3 K		0-0 1B			0-0 G5-4-3 1-2	4	0	1	0	0	2	1									
<b>Felix Millan, R</b> OBP: 0.295, SLG: 0.317 (1, 4)		0-0 F8		0-0 BB 1B		0-0 5-3			0-0 1B 1B	4	0	2	0	0	0	1									
<b>Darrell Evans, L</b> OBP: 0.382, SLG: 0.465 (1, 5)		4-0 WP BB		4-0 1-2 BB		0-0 FC3-6 1B			0-0 1-2 1B	2	0	2	0	2	0	0									
<b>Oscar Brown, R</b> OBP: 0.229, SLG: 0.378 (1, 9)		0-3 K		0-3 K		0-0 FC3-6 G6-3 1-2			0-0 F7	4	0	0	0	0	2	6									
<b>Marty Perez, R</b> OBP: 0.271, SLG: 0.264 (1, 6)			0-0 6-3		0-0 F4		0-0 G6-3 1-2			3	0	0	0	0	0	1									
<b>Phil Niekro, R</b> OBP: 0.231, SLG: 0.270 (1, 1)					0-0 F7			0-3 K		2	0	0	0	0	0	0									
<b>Larvell Blanks, R</b> OBP: 0.440, SLG: 0.500 (8, PH)										1	0	0	0	0	1	0									
<b>Ron Schueler, R</b> OBP: 0.235, SLG: 0.242 (9, 1)										0	0	0	0	0	0	0									
<b>Joe Hoerner, R</b> (9, 1)										0	0	0	0	0	0	0									
<b>Inning Stats</b>	R: 0 E: 0 K: 0 S: 3	H: 1 LOB: 1 BB: 0 P: 3	R: 0 E: 0 K: 2 S: 7	H: 0 LOB: 1 BB: 1 P: 11	R: 0 E: 0 K: 0 S: 3	H: 0 LOB: 1 BB: 1 P: 7	R: 0 E: 0 K: 2 S: 8	H: 1 LOB: 2 BB: 1 P: 12	R: 0 E: 0 K: 0 S: 3	H: 0 LOB: 0 BB: 0 P: 3	R: 0 E: 0 K: 1 S: 6	H: 1 LOB: 1 BB: 0 P: 6	R: 0 E: 0 K: 0 S: 3	H: 1 LOB: 0 BB: 0 P: 3	R: 0 E: 0 K: 2 S: 7	H: 0 LOB: 0 BB: 0 P: 7	R: 0 E: 0 K: 0 S: 5	H: 3 LOB: 2 BB: 0 P: 5	1B: 7 2B: 0 3B: 0 HR: 0	SF: 0 SAC: 0 DP: 2 HBP: 0	WP: 1 PB: 0 SB: 0 CS: 1	PA: 34			
<b>PITCHER</b>	IP	WLS	BF	H	R	ER	SO	BB	IBB	HBP	BLK	WP	HR	S	P	ERA	WHIP								
<b>Fred Norman, L</b> ERA: 3.21 (1, 1)	9.0	W	34	7	0	0	7	3	0	0	0	1	0	45	57	0.00	1.111								

San Diego Padres @ Atlanta Braves  
Atlanta Stadium, Atlanta, GA  
Wed Aug 02 1972, 7:05 PM EDT  
Att: 5,054 - Unknown

AB 31  
R 0  
H 7  
RBI 0  
BB 3  
SO 7  
LOB 11



Batter	1	2	3	4	5	6	7	8	9	10	11	AB	R	H	RBI	BB	SO	LOB	TOP								
<b>Derrel Thomas, S</b> OBP: 0.301, SLG: 0.301 (1, 6)	F8	2B		4-3			SH5-4 1B	G3			S 1B	6	0	3	0	0	0	1									
<b>Dave Roberts, R</b> OBP: 0.293, SLG: 0.350 (1, 5)	4-3 HR	F5		F9			SH5-4 1-2		5-3		L3 1B	4	1	1	1	1	0	1									
<b>Larry Stahl, L</b> OBP: 0.306, SLG: 0.344 (1, 7)	4-3			F8			BB		K		L3 1B	5	0	0	0	1	1	3									
<b>Nate Colbert, R</b> OBP: 0.321, SLG: 0.549 (1, 3)	HR			WP 1B			G6-3 1B		K		S IBB	3	1	2	2	3	1	2									
<b>Cito Gaston, R</b> OBP: 0.310, SLG: 0.387 (1, 9)	1B 2B			WP 1B			G6-3 1-2		K		6-3	6	1	2	0	0	1	6									
<b>Curt Blefary, L</b> OBP: 0.316, SLG: 0.390 (1, 2)	1B			IBB			HR		3-4-1		L4	4	1	2	2	1	0	0									
<b>Johnny Jeter, R</b> OBP: 0.272, SLG: 0.328 (1, 8)	K			K			F8		6-3 1B		6-3	5	1	1	0	0	2	4									
<b>Garry Jestadt, R</b> OBP: 0.280, SLG: 0.323 (1, 4)				F7			G3 1B		6-3		F8	5	0	1	0	0	0	4									
<b>Bill Gref, R</b> OBP: 0.067, SLG: 0.034 (6, 1)				K			G3				1B WP 1B	3	0	0	0	0	2	1									
<b>Mike Corkins, R</b> OBP: 0.318, SLG: 0.455 (11, PH)				K			K					1	1	1	0	0	0	0									
<b>Jerry Morales, R</b> OBP: 0.315, SLG: 0.358 (11, PH)												1	1	1	0	0	0	0									
<b>Gary Ross, R</b> OBP: 0.222, SLG: 0.222 (11, 1)												0	0	0	0	0	0	0									
<b>Inning Stats</b>	R: 3 E: 0 K: 1 S: 8	H: 3 LOB: 1 BB: 1 P: 12	R: 0 E: 0 K: 1 S: 6	H: 1 LOB: 1 BB: 0 P: 6	R: 0 E: 0 K: 1 S: 6	H: 1 LOB: 3 BB: 2 P: 14	R: 0 E: 0 K: 1 S: 5	H: 0 LOB: 0 BB: 0 P: 5	R: 0 E: 0 K: 0 S: 3	H: 1 LOB: 0 BB: 0 P: 3	R: 1 E: 0 K: 0 S: 4	H: 2 LOB: 0 BB: 0 P: 4	R: 0 E: 0 K: 2 S: 8	H: 1 LOB: 2 BB: 1 P: 12	R: 0 E: 0 K: 0 S: 5	H: 2 LOB: 1 BB: 0 P: 5	R: 0 E: 0 K: 1 S: 5	H: 0 LOB: 1 BB: 1 P: 9	R: 0 E: 0 K: 0 S: 3	H: 0 LOB: 0 BB: 0 P: 3	R: 0 E: 0 K: 0 S: 5	H: 3 LOB: 2 BB: 1 P: 9	1B: 10 2B: 3 3B: 0 HR: 2	SF: 0 SAC: 1 DP: 2 HBP: 0	WP: 2 PB: 0 SB: 3 CS: 0	PA: 50	
<b>PITCHER</b>	IP WLS BF H R ER SO BB IBB HBP BLK WP HR S P ERA WHIP	IP WLS BF H R ER SO BB IBB HBP BLK WP HR S P ERA WHIP																									
<b>Ron Reed, R</b> ERA: 3.59 (1, 1)	8.0	3	13	3	1	1	1	1	1	0	0	1	0	13	21	3.00	1.333										
<b>Cecil Upshaw, R</b> ERA: 4.61 (9, 1)	3.0	L	13	3	1	1	1	1	1	0	0	1	0	13	21	3.00	1.333										

San Diego Padres @ Atlanta Braves  
Atlanta Stadium, Atlanta, GA  
Thu Aug 03 1972, 7:05 PM EDT  
Att. 5,455 - Unknown


AB 43  
R 6  
H 14  
RBI 6  
BB 6  
SO 7  
LOB 22



Batter	1	2	3	4	5	6	7	8	9	10	11	AB	R	H	RBI	BB	SO	LOB	BOTTOM								
<b>Dusty Baker Jr., R</b> OBP: 0.367, SLG: 0.435 (1, 8)	5-3	SF7		5-3			2B	4-3			K	5	0	1	2	0	1	0									
<b>Ralph Garr, L</b> OBP: 0.362, SLG: 0.407 (1, 7)	K	4-3					E4 5-3	F7			F7	5	0	0	0	1	1	2									
<b>Hank Aaron, R</b> OBP: 0.374, SLG: 0.460 (1, 3)	1B			5-3			F3				4-3	6	0	1	0	0	0	4									
<b>Earl Williams, R</b> OBP: 0.347, SLG: 0.467 (1, 2)	BB			1B SF9			5-3	F6			L7	4	1	1	0	1	0	1									
<b>Mike Lum, L</b> OBP: 0.322, SLG: 0.359 (1, 9)	L4			1B			K	F6			F9	5	0	1	0	0	1	3									
<b>Darrell Evans, L</b> OBP: 0.382, SLG: 0.463 (1, 5)				SF9			FC3-5 BB	K			F9	3	0	1	1	1	1	0									
<b>Felix Millan, R</b> OBP: 0.294, SLG: 0.313 (1, 4)		FC6 1B PB SF7		5-3			FC3-5 2B BB	F8			4-3	4	2	0	0	1	0	2									
<b>Marty Perez, R</b> OBP: 0.275, SLG: 0.268 (1, 6)				FC 1B			FC3-5 2B	HR 1B			1B	5	1	3	0	0	1	2									
<b>Ron Reed, R</b> ERA: 4.57 (1, 1)	5.2	W	17	3	2	2	2	1	0	0	0	1	0	20	24	4.15	0.923										
<b>Jim Breazeale, L</b> OBP: 0.194, SLG: 0.371 (8, PH)	1.0	S	3	0	0	0	1	0	0	0	0	0	0	5	5	0.00	0.000										
<b>Cecil Upshaw, R</b> ERA: 2.02 (11, 1)	1.0	S	3	0	0	0	1	0	0	0	0	0	0	5	5	0.00	0.000										
<b>Inning Stats</b>	R: 0 E: 0 K: 1 S: 6	H: 1 LOB: 2 BB: 1 P: 10	R: 1 E: 0 K: 0 S: 6	H: 2 LOB: 2 BB: 0 P: 6	R: 1 E: 0 K: 0 S: 5	H: 2 LOB: 1 BB: 0 P: 5	R: 0 E: 0 K: 1 S: 5	H: 0 LOB: 0 BB: 0 P: 5	R: 0 E: 0 K: 1 S: 6	H: 1 LOB: 0 BB: 1 P: 6	R: 1 E: 0 K: 0 S: 4	H: 1 LOB: 3 BB: 3 P: 16	R: 0 E: 0 K: 1 S: 5	H: 0 LOB: 0 BB: 0 P: 5	R: 2 E: 0 K: 0 S: 5	H: 2 LOB: 0 BB: 0 P: 5	R: 0 E: 0 K: 0 S: 3	H: 0 LOB: 0 BB: 0 P: 3	R: 0 E: 0 K: 1 S: 6	H: 1 LOB: 1 BB: 0 P: 6	R: 0 E: 0 K: 1 S: 5	H: 0 LOB: 0 BB: 0 P: 5	1B: 7 2B: 1 3B: 0 HR: 1	SF: 2 SAC: 0 DP: 0 HBP: 0	WP: 0 PB: 1 SB: 0 CS: 0	PA: 48	
<b>PITCHER</b>	IP WLS BF H R ER SO BB IBB HBP BLK WP HR S P ERA WHIP	IP WLS BF H R ER SO BB IBB HBP BLK WP HR S P ERA WHIP																									

San Diego Padres @ Atlanta Braves  
Atlanta Stadium, Atlanta, GA  
Thu Aug 03 1972, 7:05 PM EDT  
Att. 5,455 - Unknown

AB 42  
R 5  
H 9  
RBI 5  
BB 4  
SO 6  
LOB 19



Batter	1	2	3	4	5	6	7	8	9	AB	R	H	RBI	BB	SO	LOB	TOP			
<b>Derrel Thomas, S</b> OBP: 0.297, SLG: 0.297 (1, 6)	F6		4-3			K		F7		4	0	0	0	0	1	0	<b>San Diego Padres @ Los Angeles Dodgers</b> Dodger Stadium, Los Angeles, CA Fri Aug 04 1972, 7:05 PM PDT Att: 15,990 - Unknown <a href="http://livebaseballscorecards.com">livebaseballscorecards.com</a>			
<b>Dave Roberts, R</b> OBP: 0.288, SLG: 0.344 (1, 5)	4-3			5-3			K		5-3	4	0	0	0	0	1	0				
<b>Larry Stahl, L</b> OBP: 0.309, SLG: 0.341 (1, 7)				4-3			BB 1B		F8	2	0	0	0	2	0	0				
<b>Nate Colbert, R</b> OBP: 0.320, SLG: 0.549 (1, 3)	F8			K			K		2B	4	1	1	0	0	2	2				
<b>Cito Gaston, R</b> OBP: 0.314, SLG: 0.394 (1, 9)			K						2B	4	1	2	1	0	1	0				
<b>Curt Blefary, L</b> OBP: 0.326, SLG: 0.380 (1, 2)	F8				K				2B	2	0	0	0	2	1	0				
<b>Garry Jestadt, R</b> OBP: 0.279, SLG: 0.327 (1, 4)	F9				5-3				IBB	4	0	1	1	0	1	3				
<b>Johnny Jeter, R</b> OBP: 0.271, SLG: 0.323 (1, 8)			L8			6-3		F8	IBB	3	0	0	0	1	0	0				
<b>Mike Caldwell, R</b> OBP: 0.037, SLG: 0.037 (1, 1)			K			K		K	FC5-4	4	0	0	0	0	3	3				
<b>Inning Stats</b>	R: 0 E: 0 K: 0 S: 3	H: 0 LOB: 1 BB: 1 P: 7	R: 0 E: 0 K: 1 S: 5	H: 0 LOB: 0 BB: 0 P: 5	R: 0 E: 0 K: 1 S: 5	H: 0 LOB: 0 BB: 0 P: 5	R: 0 E: 0 K: 1 S: 5	H: 0 LOB: 0 BB: 0 P: 5	R: 0 E: 0 K: 2 S: 7	H: 0 LOB: 0 BB: 0 P: 7	R: 0 E: 0 K: 3 S: 10	H: 1 LOB: 3 BB: 2 P: 18	R: 0 E: 0 K: 1 S: 5	H: 0 LOB: 0 BB: 0 P: 5	R: 2 E: 0 K: 0 S: 6	H: 3 LOB: 3 BB: 2 P: 14		1B: 1 2B: 3 3B: 0 HR: 0	SF: 0 SAC: 0 DP: 0 HBP: 0	WP: 0 PB: 0 SB: 0 CS: 0
<b>PITCHER</b>	IP	WLS	BF	H	R	ER	SO	BB	IBB	HBP	BLK	WP	HR	S	P	ERA	WHIP			
<b>Bill Singer, R</b> ERA: 3.45 (1, 1)	8.2	L	34	4	2	2	10	3	1	0	0	0	0	50	66	2.08	0.808			
<b>Jim Brewer, L</b> ERA: 1.25 (9, 1)	0.1		2	0	0	0	0	0	1	0	0	0	0	1	5	0.00	0.000			

Batter	1	2	3	4	5	6	7	8	9	AB	R	H	RBI	BB	SO	LOB	BOTTOM			
<b>Lee Lacy, R</b> OBP: 0.324, SLG: 0.353 (1, 4)	F8		CS			F8		F8		3	0	0	0	1	0	0	<b>San Diego Padres @ Los Angeles Dodgers</b> Dodger Stadium, Los Angeles, CA Fri Aug 04 1972, 7:05 PM PDT Att: 15,990 - Unknown <a href="http://livebaseballscorecards.com">livebaseballscorecards.com</a>			
<b>Willie Davis, L</b> OBP: 0.312, SLG: 0.427 (1, 8)	4-3		CS	K		L7		4-3		4	0	0	0	0	1	0				
<b>Manny Mota, R</b> OBP: 0.381, SLG: 0.482 (1, 7)								6-3		4	0	2	0	0	0	0				
<b>Frank Robinson, R</b> OBP: 0.349, SLG: 0.429 (1, 9)	K							K		3	0	0	0	0	3	2				
<b>Wes Parker, S</b> OBP: 0.364, SLG: 0.364 (1, 3)			K							3	0	1	0	0	2	1				
<b>Bobby Valentine, R</b> OBP: 0.301, SLG: 0.320 (1, 5)			5-3			6-3		CS	F8	3	0	0	0	0	0	0				
<b>Bill Russell, R</b> OBP: 0.320, SLG: 0.422 (1, 6)			5-3			F8				3	0	1	0	0	0	0				
<b>Steve Yeager, R</b> OBP: 0.300, SLG: 0.125 (1, 2)						1-3		4-3		3	0	0	0	0	0	1				
<b>Bill Singer, R</b> OBP: 0.132, SLG: 0.135 (1, 1)						4-3				3	0	0	0	0	1	1				
<b>Jim Brewer, L</b> OBP: 0.037, SLG: 0.037 (9, 1)						4-3			K	0	0	0	0	0	0	0				
<b>Inning Stats</b>	R: 0 E: 0 K: 1 S: 6	H: 1 LOB: 1 BB: 0 P: 6	R: 0 E: 0 K: 1 S: 5	H: 0 LOB: 0 BB: 0 P: 5	R: 0 E: 0 K: 0 S: 2	H: 0 LOB: 1 BB: 1 P: 6	R: 0 E: 0 K: 3 S: 10	H: 1 LOB: 0 BB: 0 P: 10	R: 0 E: 0 K: 0 S: 3	H: 0 LOB: 0 BB: 0 P: 3	R: 0 E: 0 K: 1 S: 5	H: 1 LOB: 0 BB: 0 P: 5	R: 0 E: 0 K: 1 S: 6	H: 1 LOB: 1 BB: 0 P: 6	R: 0 E: 0 K: 0 S: 3	H: 0 LOB: 0 BB: 0 P: 3	1B: 3 2B: 1 3B: 0 HR: 0	SF: 0 SAC: 0 DP: 0 HBP: 0	WP: 0 PB: 0 SB: 1 CS: 2	PA: 32
<b>PITCHER</b>	IP	WLS	BF	H	R	ER	SO	BB	IBB	HBP	BLK	WP	HR	S	P	ERA	WHIP			
<b>Mike Caldwell, L</b> ERA: 2.91 (1, 1)	9.0	W	30	4	0	0	7	1	0	0	0	0	0	43	47	0.00	0.556			

Batter	1	2	3	4	5	6	7	8	9	AB	R	H	RBI	BB	SO	LOB	TOP				
<b>Derrel Thomas, S</b> OBP: 0.297, SLG: 0.296 (1, 6)	0-0 6-3		0-0 6-3					0-0 F8		4	0	1	0	0	0	0	<b>San Diego Padres @ Los Angeles Dodgers</b> Dodger Stadium, Los Angeles, CA Sat Aug 05 1972, 7:05 PM PDT Att: 22,581 - Unknown <a href="http://livebaseballscorecards.com">livebaseballscorecards.com</a>				
<b>Dave Roberts, R</b> OBP: 0.291, SLG: 0.347 (1, 5)	0-0 P4		0-0 6-3					0-0 FC6-4 1B		4	0	2	0	0	0	0					
<b>Jerry Morales, R</b> OBP: 0.310, SLG: 0.352 (1, 7)	0-0 4-3			0-3 K				0-0 FC6-4 1B		4	0	0	0	0	2	3					
<b>Nate Colbert, R</b> OBP: 0.319, SLG: 0.545 (1, 3)		4-0 FC4 BB		0-0 5-3				0-0 FC6-4 1B		3	0	0	0	1	0	3					
<b>Cito Gaston, R</b> OBP: 0.313, SLG: 0.392 <b>Enzo Hernandez, R</b> (9, PR) OBP: 0.243, SLG: 0.238		0-0 FC4 1B		0-3 K				0-0 6-3		4	0	1	0	0	1	1					
<b>Garry Jestadt, R</b> OBP: 0.280, SLG: 0.327 (1, 4)		0-0 FC6-4 1B			0-0 6-3			0-0 F7		3	0	1	0	0	0	0					
<b>Johnny Jeter, R</b> OBP: 0.271, SLG: 0.322 (1, 8)		0-3 K		0-0 2-3				0-0 F2		4	0	1	0	0	1	4					
<b>Joe Goddard, R</b> OBP: 0.200, SLG: 0.111 <b>Fred Kendall, R</b> (9, PH) OBP: 0.241, SLG: 0.285		0-0 FC6-4		0-0 F3				0-0 F8		3	0	1	0	0	0	2					
<b>Clay Kirby, R</b> OBP: 0.311, SLG: 0.067 (1, 1)			0-0 6-3					0-0 1-3 K		3	0	0	0	0	1	2					
<b>Inning Stats</b>	R: 0 E: 0 K: 0 S: 3	H: 0 LOB: 0 BB: 0 P: 3	R: 0 E: 0 K: 1 S: 6	H: 1 LOB: 2 BB: 1 P: 10	R: 0 E: 0 K: 0 S: 3	H: 0 LOB: 0 BB: 0 P: 3	R: 0 E: 0 K: 2 S: 7	H: 0 LOB: 0 BB: 0 P: 7	R: 0 E: 0 K: 0 S: 5	H: 2 LOB: 2 BB: 0 P: 5	R: 0 E: 0 K: 1 S: 7	H: 2 LOB: 2 BB: 0 P: 7	R: 0 E: 0 K: 1 S: 6	H: 1 LOB: 1 BB: 0 P: 6	R: 0 E: 0 K: 0 S: 4	H: 1 LOB: 2 BB: 0 P: 4		1B: 7 2B: 0 3B: 0 HR: 0	SF: 0 SAC: 1 DP: 0 HBP: 0	WP: 0 PB: 0 SB: 0 CS: 0	PA: 35
<b>PITCHER</b>	IP	WLS	BF	H	R	ER	SO	BB	IBB	HBP	BLK	WP	HR	S	P	ERA	WHIP				
<b>Claude Osteen, L</b> ERA: 2.25 (1, 1)	8.0	W	32	7	0	0	5	1	0	0	0	0	0	41	45	0.00	1.000				
<b>Jim Brewer, L</b> ERA: 1.23 (9, 1)	1.0	S	3	0	0	0	0	0	0	0	0	0	0	3	3	0.00	0.000				

Batter	1	2	3	4	5	6	7	8	9	AB	R	H	RBI	BB	SO	LOB	BOTTOM				
<b>Lee Lacy, R</b> OBP: 0.315, SLG: 0.343 (1, 4)	0-3 K		0-0 G5-4-3					0-3 K		4	0	0	0	0	3	4	<b>San Diego Padres @ Los Angeles Dodgers</b> Dodger Stadium, Los Angeles, CA Sat Aug 05 1972, 7:05 PM PDT Att: 22,581 - Unknown <a href="http://livebaseballscorecards.com">livebaseballscorecards.com</a>				
<b>Manny Mota, R</b> OBP: 0.383, SLG: 0.478 (1, 7)	4-0 E BB		0-0 F4					0-0 6-3		2	1	0	0	2	0	0					
<b>Willie Davis, L</b> OBP: 0.309, SLG: 0.424 (1, 8)	0-0 F6			0-0 F9				0-0 E4 1B		3	0	0	0	0	0	1					
<b>Bill Buckner, L</b> OBP: 0.349, SLG: 0.400 (1, 9)	0-0 F5			0-0 G3				0-0 L7		4	0	0	0	0	0	3					
<b>Wes Parker, S</b> OBP: 0.366, SLG: 0.364 (1, 3)		0-0 F8		0-0 4-3				0-0 1B		3	0	1	0	1	0	0					
<b>Bobby Valentine, R</b> OBP: 0.304, SLG: 0.327 <b>Maury Wills, S</b> OBP: 0.172, SLG: 0.142 (9, 5)		0-0 2B		0-0 6-3				0-0 P4		4	0	2	1	0	0	2					
<b>Bill Russell, R</b> OBP: 0.315, SLG: 0.415 (1, 6)		0-3 K		0-0 5-3				0-0 L8		4	0	0	0	0	1	3					
<b>Steve Yeager, R</b> OBP: 0.308, SLG: 0.100 (1, 2)		0-3 K		4-0 2B BB				0-3 K		2	0	0	0	1	2	1					
<b>Claude Osteen, L</b> OBP: 0.333, SLG: 0.396 <b>Jim Brewer, L</b> ERA: 3.07 (9, 1)			4-0 G5-4-3 BB		0-0 1-3 2B			0-0 HBP		1	0	1	0	1	0	0					
<b>Inning Stats</b>	R: 0 E: 1 K: 1 S: 5	H: 0 LOB: 1 BB: 1 P: 9	R: 0 E: 0 K: 2 S: 8	H: 1 LOB: 1 BB: 0 P: 8	R: 0 E: 0 K: 0 S: 2	H: 0 LOB: 0 BB: 1 P: 6	R: 0 E: 0 K: 0 S: 3	H: 0 LOB: 0 BB: 0 P: 3	R: 0 E: 0 K: 1 S: 6	H: 1 LOB: 2 BB: 1 P: 10	R: 0 E: 0 K: 0 S: 5	H: 1 LOB: 2 BB: 0 P: 5	R: 0 E: 0 K: 2 S: 7	H: 0 LOB: 1 BB: 0 P: 8	R: 1 E: 0 K: 0 S: 4	H: 1 LOB: 2 BB: 2 P: 12		1B: 2 2B: 2 3B: 0 HR: 0	SF: 0 SAC: 1 DP: 1 HBP: 1	WP: 0 PB: 0 SB: 0 CS: 0	PA: 34
<b>PITCHER</b>	IP	WLS	BF	H	R	ER	SO	BB	IBB	HBP	BLK	WP	HR	S	P	ERA	WHIP				
<b>Clay Kirby, R</b> ERA: 3.07 (1, 1)	8.0	L	34	4	1	1	6	4	1	1	0	0	0	40	61	1.12	1.000				



Batter	1	2	3	4	5	6	7	8	9	AB	R	H	RBI	BB	SO	LOB	TOP										
<b>Derrel Thomas, S</b> (1, 6) OBP: 0.296, SLG: 0.296										4	0	1	0	0	0	0	<b>San Diego Padres @ Los Angeles Dodgers</b> Dodger Stadium, Los Angeles, CA Sun Aug 06 1972, 3:33 AM PDT Att: 15,768 - Unknown										
<b>Dave Roberts, R</b> (1, 5) OBP: 0.296, SLG: 0.341										4	0	0	0	0	0	1											
<b>Larry Stahl, L</b> (1, 7) OBP: 0.304, SLG: 0.335										4	0	0	0	0	3	0											
<b>Nate Colbert, R</b> (1, 3)										4	0	1	0	0	1	0											
<b>Cito Gaston, R</b> (1, 9) OBP: 0.311, SLG: 0.389										4	0	1	0	0	0	1											
<b>Curt Blefary, L</b> (1, 2) OBP: 0.326, SLG: 0.378										3	0	1	0	0	1	1											
<b>Garry Jesteadt, R</b> (1, 4) OBP: 0.287, SLG: 0.329										2	0	1	0	1	0	0											
<b>Johnny Jeter, R</b> (1, 8) OBP: 0.272, SLG: 0.322										3	0	1	0	0	1	4											
<b>Fred Norman, S</b> (1, 1) OBP: 0.250, SLG: 0.179										2	0	0	0	0	1	1											
<b>Gary Ross, R</b> (6, 1) OBP: 0.222, SLG: 0.222										0	0	0	0	0	0	0											
<b>Jerry Morales, R</b> (6, PH) OBP: 0.309, SLG: 0.350										1	0	0	0	0	0	0											
<b>Ed Acosta, S</b> (8, 1)										0	0	0	0	0	0	0											
<b>Inning Stats</b>	R: 0 E: 0 K: 1 S: 5	H: 0 LOB: 0 BB: 0 P: 5	R: 0 E: 0 K: 1 S: 7	H: 2 LOB: 2 BB: 0 P: 7	R: 0 E: 0 K: 0 S: 3	H: 1 LOB: 0 BB: 0 P: 3	R: 0 E: 0 K: 1 S: 5	H: 1 LOB: 1 BB: 0 P: 5	R: 0 E: 0 K: 1 S: 6	H: 0 LOB: 0 BB: 0 P: 5	R: 0 E: 0 K: 2 S: 8	H: 1 LOB: 2 BB: 1 P: 12	R: 0 E: 0 K: 0 S: 3	H: 0 LOB: 0 BB: 0 P: 3	R: 0 E: 0 K: 0 S: 3	H: 0 LOB: 0 BB: 0 P: 3	1B: 6 2B: 0 3B: 0 HR: 0	SF: 0 SAC: 0 DP: 1 HBP: 0	WP: 0 PB: 0 SB: 1 CS: 1	PA: 33							
<b>PITCHER</b>	IP	WLS	BF	H	R	ER	SO	BB	IBB	HBP	BLK	WP	HR	S	P	ERA	WHIP										
<b>Don Sutton, R</b> (1, 1) ERA: 2.14	9.0	W	32	6	0	0	7	1	0	0	0	0	0	45	49	0.00	0.778										

Batter	1	2	3	4	5	6	7	8	9	AB	R	H	RBI	BB	SO	LOB	BOTTOM										
<b>Lee Lacy, R</b> (1, 4) OBP: 0.325, SLG: 0.359										5	1	3	1	0	0	0	<b>San Diego Padres @ Los Angeles Dodgers</b> Dodger Stadium, Los Angeles, CA Sun Aug 06 1972, 3:33 AM PDT Att: 15,768 - Unknown										
<b>Bill Buckner, L</b> (1, 9) OBP: 0.350, SLG: 0.400										5	1	2	0	0	0	3											
<b>Willie Davis, L</b> (1, 8) OBP: 0.309, SLG: 0.422										4	2	1	1	0	0	3											
<b>Manny Mota, R</b> (1, 7) OBP: 0.385, SLG: 0.476										3	1	1	1	1	0	1											
<b>Wes Parker, S</b> (1, 3) OBP: 0.368, SLG: 0.366										4	0	2	2	0	0	0											
<b>Bobby Valentine, R</b> (1, 5) OBP: 0.307, SLG: 0.330										4	1	2	1	0	0	1											
<b>Bill Russell, R</b> (1, 6) OBP: 0.317, SLG: 0.414										3	0	1	0	1	0	1											
<b>Steve Yeager, R</b> (1, 2) OBP: 0.235, SLG: 0.071										4	0	0	0	0	2	6											
<b>Don Sutton, R</b> (1, 1) OBP: 0.183, SLG: 0.155										4	0	0	0	0	2	6											
<b>Inning Stats</b>	R: 0 E: 0 K: 0 S: 3	H: 0 LOB: 0 BB: 0 P: 3	R: 0 E: 0 K: 0 S: 3	H: 0 LOB: 0 BB: 0 P: 3	R: 0 E: 0 K: 1 S: 5	H: 0 LOB: 0 BB: 0 P: 5	R: 0 E: 0 K: 0 S: 4	H: 1 LOB: 1 BB: 0 P: 4	R: 0 E: 0 K: 1 S: 7	H: 2 LOB: 2 BB: 0 P: 7	R: 3 E: 0 K: 2 S: 11	H: 4 LOB: 3 BB: 2 P: 19	R: 2 E: 1 K: 0 S: 5	H: 3 LOB: 0 BB: 0 P: 5	R: 1 E: 1 K: 0 S: 6	H: 2 LOB: 2 BB: 0 P: 6	1B: 11 2B: 1 3B: 0 HR: 0	SF: 0 SAC: 0 DP: 0 HBP: 0	WP: 1 PB: 0 SB: 0 CS: 0	PA: 38							
<b>PITCHER</b>	IP	WLS	BF	H	R	ER	SO	BB	IBB	HBP	BLK	WP	HR	S	P	ERA	WHIP										
<b>Fred Norman, L</b> (1, 1) ERA: 3.29	5.1	L	23	6	3	3	2	0	0	0	0	0	0	12	16	5.40	2.400										
<b>Gary Ross, R</b> (6, 1) ERA: 2.11	1.2		9	4	2	1	2	0	1	0	0	0	0	6	6	0.00	2.000										
<b>Ed Acosta, R</b> (8, 1) ERA: 5.01	1.0		6	2	1	0	0	0	0	0	0	0	0	6	6	0.00	2.000										



Batter	1	2	3	4	5	6	7	8	9	AB	R	H	RBI	BB	SO	LOB	TOP					
<b>Derrel Thomas, S</b> OBP: 0.295, SLG: 0.303 (1, 6)	F7	HR		L8			L9		FC4-6	5	1	1	2	0	0	3						
<b>Dave Roberts, R</b> OBP: 0.282, SLG: 0.335 (1, 5)	K	F6			K			6-3		4	0	0	0	0	2	0						
<b>Larry Stahl, L</b> OBP: 0.304, SLG: 0.333 (1, 7) (8, 3)	BB 1B	F9			F7			K		4	1	1	0	0	1	0						
<b>Nate Colbert, R</b> OBP: 0.318, SLG: 0.537 <b>Enzo Hernandez, R</b> OBP: 0.243, SLG: 0.238 (8, 7)	BB 1B			F7				6-3		3	0	0	0	1	1	0						
<b>Cito Gaston, R</b> OBP: 0.319, SLG: 0.395 (1, 9)	FC6-4 1B			K			G5-4-3 1B		BB 1B	4	0	3	1	0	1	0						
<b>Gary Jesteadt, R</b> OBP: 0.286, SLG: 0.339 (1, 4)	FC6-4 1-2						G5-4-3 1-2		F8	4	0	1	0	0	0	4						
<b>Fred Kendall, R</b> OBP: 0.247, SLG: 0.309 (1, 2)		HR		5-3			F9		BB 1B	4	1	2	1	0	0	1						
<b>Johnny Jeter, R</b> OBP: 0.271, SLG: 0.321 (1, 8)		K			6-3			L9	BB FC4-6 1B	4	0	1	0	0	1	0						
<b>Steve Arlin, R</b> OBP: 0.271, SLG: 0.216 <b>Mike Corkins, R</b> OBP: 0.304, SLG: 0.435 <b>Ed Acosta, S</b> (4, 1) <b>Mark Schaeffer, L</b> (5, 1) <b>Curt Blefary, L</b> OBP: 0.323, SLG: 0.373 (9, PH)		HR BB			K			F2	F7	0	1	0	0	1	0	0						
<b>Inning Stats</b>	R: 1 E: 0 K: 1 S: 7	H: 2 LOB: 2 BB: 1 P: 11	R: 3 E: 0 K: 1 S: 7	H: 2 LOB: 1 BB: 1 P: 11	R: 0 E: 0 K: 1 S: 6	H: 1 LOB: 1 BB: 0 P: 6	R: 0 E: 0 K: 1 S: 5	H: 0 LOB: 0 BB: 0 P: 5	R: 0 E: 0 K: 2 S: 7	H: 0 LOB: 0 BB: 0 P: 7	R: 0 E: 0 K: 0 S: 3	H: 1 LOB: 0 BB: 0 P: 3	R: 0 E: 0 K: 0 S: 3	H: 0 LOB: 0 BB: 0 P: 3	R: 0 E: 0 K: 1 S: 5	H: 0 LOB: 0 BB: 0 P: 5	R: 0 E: 0 K: 0 S: 6	H: 3 LOB: 3 BB: 0 P: 6	1B: 6 2B: 0 3B: 1 HR: 2	SF: 0 SAC: 0 DP: 1 HBP: 0	WP: 0 PB: 0 SB: 0 CS: 0	PA: 37
<b>PITCHER</b> <b>Frank Reberger, R</b> ERA: 2.86 (1, 1)	IP: 9.0 WLS: W BF: 37 H: 9 R: 4 ER: 4 SO: 7 BB: 2 IBB: 0 HBP: 0 BLK: 0 WP: 0 HR: 2 S: 49 P: 57 ERA: 4.00 WHIP: 1.222											<b>PITCHER</b>	IP: 9.0 WLS: W BF: 37 H: 9 R: 4 ER: 4 SO: 7 BB: 2 IBB: 0 HBP: 0 BLK: 0 WP: 0 HR: 2 S: 49 P: 57 ERA: 4.00 WHIP: 1.222									

San Diego Padres @ San Francisco Giants  
Candlestick Park, San Francisco, CA  
Tue Aug 08 1972, 10:05 PM EDT  
Unknown

AB 35  
R 4  
H 9  
RBI 4  
BB 2  
SO 7  
LOB 11



Batter	1	2	3	4	5	6	7	8	9	AB	R	H	RBI	BB	SO	LOB	BOTTOM			
<b>Bobby Bonds, R</b> OBP: 0.333, SLG: 0.483 (1, 9)	WP S 6-3 BB	SF8		F2	BB 1B SF8	BB 1B		6-3		4	2	2	2	1	0	2				
<b>Gary Maddox, R</b> OBP: 0.288, SLG: 0.426 (1, 8)	6-3	FC5-4		BB 1B BB	BB 1B	F9		F8		5	2	1	1	1	0	2				
<b>Chris Speier, R</b> OBP: 0.355, SLG: 0.420 <b>Chris Arnold, R</b> OBP: 0.294, SLG: 0.325 (6, PR) (7, 5)	L9-3 1B			K	BB 1B BB	K		BB		3	1	1	1	2	2	2				
<b>Willie McCovey, L</b> OBP: 0.305, SLG: 0.395 (1, 3)	L9-3			3-1	BB 1B BB	BB		4-3		4	1	1	2	1	0	3				
<b>Dave Rader, L</b> OBP: 0.306, SLG: 0.350 (1, 2)		L8		F7	BB 1B 3-1	SF8		BB 1B		4	1	2	2	0	0	0				
<b>Ken Henderson, S</b> OBP: 0.286, SLG: 0.353 (1, 7)		BB 1B 2B BB		BB 1B	BB 1B	E7		L9		4	2	2	1	1	0	3				
<b>Dave Kingman, R</b> OBP: 0.302, SLG: 0.489 <b>Damaso Blanco, R</b> OBP: 0.500, SLG: 0.333 (7, 6)		BB 1B		BB 1B	BB 1B	BB		BB		3	2	3	2	0	0	0				
<b>Tito Fuentes, S</b> OBP: 0.303, SLG: 0.387 (1, 4)		BB 1B SF8 2B		BB 1B	BB 1B	F3		L4		4	2	1	1	1	0	6				
<b>Frank Reberger, L</b> OBP: 0.250, SLG: 0.350 (1, 1)		FC5-4 1B		BB 1B F2 1B	BB 1B	K		4-1		5	2	3	3	0	1	0				
<b>Inning Stats</b>	R: 1 E: 0 K: 0 S: 3	H: 1 LOB: 0 BB: 1 P: 7	R: 3 E: 0 K: 0 S: 6	H: 3 LOB: 1 BB: 1 P: 10	R: 0 E: 0 K: 1 S: 5	H: 0 LOB: 0 BB: 0 P: 5	R: 8 E: 0 K: 0 S: 9	H: 6 LOB: 1 BB: 3 P: 21	R: 3 E: 1 K: 1 S: 9	H: 4 LOB: 3 BB: 2 P: 17	R: 0 E: 0 K: 1 S: 6	H: 1 LOB: 2 BB: 1 P: 10	R: 0 E: 0 K: 0 S: 3	H: 1 LOB: 1 BB: 1 P: 7	R: 0 E: 0 K: 0 S: 3	H: 0 LOB: 0 BB: 0 P: 3	1B: 13 2B: 4 3B: 1 HR: 0	SF: 2 SAC: 0 DP: 2 HBP: 0	WP: 1 PB: 0 SB: 1 CS: 0	PA: 47
<b>PITCHER</b> <b>Steve Arlin, R</b> ERA: 3.22 (1, 1) <b>Mike Corkins, R</b> ERA: 3.77 (3, 1) <b>Ed Acosta, R</b> ERA: 5.67 (4, 1) <b>Mark Schaeffer, L</b> ERA: 4.45 (5, 1)	IP: 2.0 WLS: L BF: 10 H: 4 R: 6 ER: 6 SO: 1 BB: 3 IBB: 0 HBP: 0 BLK: 0 WP: 0 HR: 0 S: 9 P: 21 ERA: 40.50 WHIP: 4.500											<b>PITCHER</b>	IP: 2.0 WLS: L BF: 10 H: 4 R: 6 ER: 6 SO: 1 BB: 3 IBB: 0 HBP: 0 BLK: 0 WP: 0 HR: 0 S: 9 P: 21 ERA: 40.50 WHIP: 4.500							

San Diego Padres @ San Francisco Giants  
Candlestick Park, San Francisco, CA  
Tue Aug 08 1972, 10:05 PM EDT  
Unknown

AB 36  
R 15  
H 16  
RBI 15  
BB 9  
SO 3  
LOB 18





Batter	1	2	3	4	5	6	7	8	9	AB	R	H	RBI	BB	SO	LOB	TOP								
<b>Derrel Thomas, S</b> (1, 6) OBP: 0.294, SLG: 0.309	G3		1B 3B		6-3			F5		4	1	1	0	0	0	0	<b>San Diego Padres @ San Francisco Giants</b> Candlestick Park, San Francisco, CA Tue Aug 08 1972, 10:05 PM EDT Att: 7,389 - Unknown <a href="http://livebaseballscorecards.com">livebaseballscorecards.com</a>								
<b>Dave Roberts, R</b> (1, 5) OBP: 0.289, SLG: 0.352	HR		WP 1B			F4		BB BB BB BB		3	1	2	2	1	0	0									
<b>Jerry Morales, R</b> (1, 7) OBP: 0.308, SLG: 0.346	F2		3-H 6-3 K			F4		BB BB		3	0	0	0	1	1	1									
<b>Nate Colbert, R</b> (1, 3) OBP: 0.317, SLG: 0.533	F7				6-3	F2		BB BB BB BB		3	0	0	0	1	0	0									
<b>Cito Gaston, R</b> (1, 9) OBP: 0.318, SLG: 0.393	F9						K	BB BB BB BB		4	0	1	0	0	1	3									
<b>Curt Blefary, L</b> (1, 2) OBP: 0.320, SLG: 0.402	4-3				F6		HR		K	4	1	1	1	0	1	1									
<b>Garry Jesteadt, R</b> (1, 4) OBP: 0.280, SLG: 0.331	F3				F4		5-3		F8	4	0	0	0	0	0	1									
<b>Johnny Jeter, R</b> (1, 8) OBP: 0.271, SLG: 0.317			SH3 BB			F8			K	3	0	0	0	1	1	0									
<b>Bill Greif, R</b> (1, 1) OBP: 0.065, SLG: 0.033			SH3			K			F6	1	0	0	0	0	1	0									
<b>Gary Ross, R</b> (5, 1) OBP: 0.222, SLG: 0.222			1-3							0	0	0	0	0	0	0									
<b>Larry Stahl, L</b> (6, PH) OBP: 0.302, SLG: 0.332										1	0	0	0	0	0	0									
<b>Al Severinsen, R</b> (8, 1) ERA: 5.0										0	0	0	0	0	0	0									
<b>Inning Stats</b>	R: 1 E: 0 K: 0 S: 4	H: 1 LOB: 0 BB: 0 P: 4	R: 0 E: 0 K: 0 S: 3	H: 0 LOB: 0 BB: 0 P: 3	R: 1 E: 0 K: 1 S: 6	H: 2 LOB: 1 BB: 1 P: 10	R: 0 E: 0 K: 0 S: 4	H: 1 LOB: 1 BB: 0 P: 4	R: 0 E: 0 K: 1 S: 5	H: 0 LOB: 0 BB: 0 P: 5	R: 0 E: 0 K: 0 S: 3	H: 0 LOB: 0 BB: 0 P: 3	R: 1 E: 0 K: 1 S: 6	H: 1 LOB: 0 BB: 0 P: 6	R: 0 E: 0 K: 0 S: 3	H: 0 LOB: 3 BB: 3 P: 15	R: 0 E: 0 K: 2 S: 7	H: 0 LOB: 0 BB: 0 P: 7	1B: 2 2B: 0 3B: 1 HR: 2	SF: 0 SAC: 1 DP: 0 HBP: 0	WP: 1 PB: 0 SB: 0 CS: 0	PA: 35			
<b>PITCHER</b>	IP	WLS	BF	H	R	ER	SO	BB	IBB	HBP	BLK	WP	HR	S	P	ERA	WHIP								
<b>Steve Stone, R</b> (1, 1) ERA: 2.95	6.0	W	22	4	2	2	2	1	0	0	0	1	1	25	29	3.00	0.833								
<b>Randy Moffitt, R</b> (7, 1) ERA: 3.15	1.2		9	1	1	1	1	3	0	0	0	0	1	8	20	5.40	2.400								
<b>Jerry Johnson, R</b> (8, 1) ERA: 5.0	1.1	S	4	0	0	0	2	0	0	0	0	0	0	8	8	0.00	0.000								

Batter	1	2	3	4	5	6	7	8	9	AB	R	H	RBI	BB	SO	LOB	BOTTOM								
<b>Bobby Bonds, R</b> (1, 9) OBP: 0.329, SLG: 0.478	F4		E3 G3		F9	F8		6-3		5	0	0	0	0	0	1	<b>San Diego Padres @ San Francisco Giants</b> Candlestick Park, San Francisco, CA Tue Aug 08 1972, 10:05 PM EDT Att: 7,389 - Unknown <a href="http://livebaseballscorecards.com">livebaseballscorecards.com</a>								
<b>Gary Maddox, R</b> (1, 8) OBP: 0.290, SLG: 0.426			G3			1B BB		F7		0	0	0	0	0	0	0									
<b>Jim Howarth, L</b> (1, PR) OBP: 0.364, SLG: 0.341	1B FC3-2 HBP		2-3		HR BB	E S 1B				3	1	1	0	1	0	1									
<b>Chris Speier, R</b> (1, 6) OBP: 0.357, SLG: 0.421	FC3-2 1B		6-3		HR 1B	K				4	2	2	1	0	1	2									
<b>Ed Goodson, L</b> (1, 3) OBP: 0.322, SLG: 0.434	FC3-2 1B		4-3		HR 1B	1-3				4	1	1	3	0	0	4									
<b>Ken Henderson, S</b> (1, 7) OBP: 0.295, SLG: 0.379	1-2 3-H 1B				HR	BB 2B		S SF7 2B		4	2	4	2	0	0	0									
<b>Dave Kingman, R</b> (1, 5) OBP: 0.299, SLG: 0.484	K				K	5-3		5-3		4	0	0	0	0	2	4									
<b>Damaso Blanco, R</b> (8, 5) OBP: 0.500, SLG: 0.333					K			2-3		0	0	0	0	0	0	0									
<b>Tito Fuentes, S</b> (1, 4) OBP: 0.303, SLG: 0.385			K		F6	BB IBB		SF7		2	0	0	1	1	1	0									
<b>Fran Healy, R</b> (1, 2) OBP: 0.262, SLG: 0.233	F8				K	1-2 2-3 BB		K		3	0	0	0	1	2	0									
<b>Steve Stone, R</b> (1, 1) OBP: 0.156, SLG: 0.129						BB 1B		6-3		3	1	1	0	0	1	3									
<b>Randy Moffitt, R</b> (7, 1) ERA: 3.15										0	0	0	0	0	0	0									
<b>Jerry Johnson, R</b> (8, 1) ERA: 5.0										1	0	0	0	0	0	0									
<b>Inning Stats</b>	R: 1 E: 0 K: 1 S: 7	H: 2 LOB: 2 BB: 0 P: 8	R: 0 E: 0 K: 2 S: 7	H: 0 LOB: 0 BB: 0 P: 7	R: 0 E: 1 K: 0 S: 4	H: 0 LOB: 1 BB: 0 P: 4	R: 1 E: 0 K: 2 S: 8	H: 1 LOB: 0 BB: 0 P: 8	R: 4 E: 0 K: 0 S: 7	H: 4 LOB: 3 BB: 3 P: 19	R: 0 E: 0 K: 1 S: 6	H: 1 LOB: 1 BB: 0 P: 6	R: 1 E: 0 K: 1 S: 6	H: 1 LOB: 0 BB: 0 P: 6	R: 0 E: 0 K: 0 S: 3	H: 0 LOB: 0 BB: 0 P: 3	1B: 5 2B: 2 3B: 0 HR: 2	SF: 1 SAC: 0 DP: 0 HBP: 1	WP: 0 PB: 0 SB: 2 CS: 0	PA: 38					
<b>PITCHER</b>	IP	WLS	BF	H	R	ER	SO	BB	IBB	HBP	BLK	WP	HR	S	P	ERA	WHIP								
<b>Bill Greif, R</b> (1, 1) ERA: 4.89	4.1	L	22	6	6	6	5	1	0	1	0	0	0	15	23	3.38	1.615								
<b>Gary Ross, R</b> (5, 1) ERA: 2.17	2.2		13	3	1	1	2	1	1	0	0	0	0	15	23	3.38	1.500								
<b>Al Severinsen, R</b> (8, 1) ERA: 5.0	1.0		3	0	0	0	0	0	0	0	0	0	0	3	3	0.00	0.000								



Batter	1	2	3	4	5	6	7	8	9	AB	R	H	RBI	BB	SO	LOB	TOP										
<b>Derrel Thomas, S</b> OBP: 0.293, SLG: 0.307 (1, 6)	0-0 4-3	0-0 FC6-4 1B		0-0 6-3			0-0 F3		0-0 F8	5	0	1	0	0	0	0											
<b>Dave Roberts, R</b> OBP: 0.291, SLG: 0.353 (1, 5)	0-0 2B 1B	0-0 FC6-4 1-2			0-0 L4		0-0 1B 1B		0-0 F8	5	1	2	0	0	0	1											
<b>Johnny Jeter, R</b> OBP: 0.273, SLG: 0.323 (1, 8)	0-0 1B 2B	0-0 F8			0-0 E5 G5-4-3		0-0 1B 1B		0-3 K	5	1	2	0	0	1	1											
<b>Nate Colbert, R</b> OBP: 0.319, SLG: 0.530 (1, 3)	4-0 1B FC5-4 IBB		0-0 5-3		0-0 G5-4-3 1-2		4-0 1B IBB			2	1	0	0	2	0	1											
<b>Cito Gaston, R</b> OBP: 0.317, SLG: 0.390 (1, 9)	0-0 FC5-4 1B 1-3 2-H 3-H		0-0 F9			0-0 6-3	0-0 4-3			4	0	1	2	0	0	3											
<b>Gary Jesteadt, R</b> OBP: 0.279, SLG: 0.346 (1, 4)	0-0 FC5-4 1B 1-2 3-H		0-0			0-3 K		0-0 4-3		4	1	1	2	0	1	1											
<b>Jerry Morales, R</b> OBP: 0.311, SLG: 0.361 (1, 7)	0-0 1B 1-2		0-3 K			0-0 HR		0-0 F4		4	1	2	1	0	1	0											
<b>Pat Corrales, R</b> OBP: 0.259, SLG: 0.184 (1, 2)	0-0 6-3			0-0 F8		0-0 5-3		0-0 WP 1B		4	0	1	0	0	0	2											
<b>Clay Kirby, R</b> OBP: 0.304, SLG: 0.063 (1, 1)		0-3 K		0-3 K			0-0 6-3	0-3 K		4	0	0	0	0	3	1											
<b>Fred Norman, S</b> OBP: 0.250, SLG: 0.179 (8, 1)								1-2 K		0	0	0	0	0	0	0											
<b>Inning Stats</b>	R: 3 E: 0 K: 0 S: 7	H: 4 LOB: 2 BB: 1 P: 11	R: 0 E: 0 K: 1 S: 6	H: 1 LOB: 1 BB: 0 P: 6	R: 1 E: 0 K: 1 S: 6	H: 1 LOB: 0 BB: 0 P: 6	R: 0 E: 0 K: 1 S: 5	H: 0 LOB: 0 BB: 0 P: 5	R: 0 E: 1 K: 0 S: 3	H: 0 LOB: 0 BB: 0 P: 3	R: 1 E: 0 K: 0 S: 6	H: 1 LOB: 0 BB: 0 P: 6	R: 0 E: 0 K: 0 S: 5	H: 2 LOB: 3 BB: 1 P: 9	R: 0 E: 0 K: 1 S: 6	H: 1 LOB: 1 BB: 0 P: 6	R: 0 E: 0 K: 1 S: 5	H: 0 LOB: 0 BB: 0 P: 5	1B: 7 2B: 1 3B: 0 HR: 2	SF: 0 SAC: 0 DP: 1 HBP: 0	WP: 1 PB: 0 SB: 0 CS: 0	PA: 39					
<b>PITCHER</b>	IP	WLS	BF	H	R	ER	SO	BB	IBB	HBP	BLK	WP	HR	S	P	ERA	WHIP										
<b>Juan Marichal, R</b> ERA: 3.74 (1, 1)	7.0	L	32	9	5	5	4	0	2	0	0	0	2	38	46	6.43	1.286										
<b>Don McMahon, R</b> ERA: 3.09 (8, 1)	2.0	S	7	1	0	0	2	0	0	0	0	1	0	11	11	0.00	0.500										

**San Diego Padres @ San Francisco Giants**  
Candlestick Park, San Francisco, CA  
Wed Aug 09 1972, 6:33 AM EDT  
Att: 4,229 - Unknown

livebaseballscorecards.com

AB	37
R	5
H	10
RBI	5
BB	2
SO	6
LOB	10




Batter	1	2	3	4	5	6	7	8	9	AB	R	H	RBI	BB	SO	LOB	BOTTOM										
<b>Bobby Bonds, R</b> OBP: 0.330, SLG: 0.475 (1, 9)	4-0 S BB		0-3 K		0-3 K		0-0 F9		4-0 WP BB	3	0	0	0	2	2	2											
<b>Gary Maddox, R</b> OBP: 0.286, SLG: 0.420 (1, 8)	0-3 K		0-0 L4		0-0 5-3		0-0 F8		0-3 K 1-2	5	0	0	0	0	2	4											
<b>Chris Speier, R</b> OBP: 0.359, SLG: 0.421 (1, 6)	0-3 K 1-2			0-0 5-3		4-0 BB		0-0 BB FC5 1B	4-0 BB	3	0	1	0	2	1	1											
<b>Willie McCovey, L</b> OBP: 0.308, SLG: 0.410 (1, 3)	0-0 4-3			0-0 HR		0-3 K		4-0 1B BB	0-3 K	4	1	1	1	1	2	4											
<b>Ken Henderson, S</b> OBP: 0.297, SLG: 0.389 (1, 7)		0-0 F5		0-0 HR		0-0 F7		4-0 1B BB		3	1	1	1	1	0	1											
<b>Dave Rader, L</b> OBP: 0.305, SLG: 0.348 (1, 2)		0-0 F8		0-0 1B		0-0 4-3		0-0 F3		4	0	1	0	0	0	4											
<b>Dave Kingman, R</b> OBP: 0.320, SLG: 0.484 (1, 5)		0-0		0-3 K			4-0 WP 1B	0-3 K		2	0	1	0	1	1	1											
<b>Damaso Blanco, R</b> OBP: 0.500, SLG: 0.333 (7, PR)										0	0	0	0	0	0	0											
<b>Ed Goodson, L</b> OBP: 0.320, SLG: 0.431 (8, PH)										1	0	0	0	0	1	3											
<b>Chris Arnold, R</b> OBP: 0.294, SLG: 0.325 (9, 5)										0	0	0	0	0	0	0											
<b>Tito Fuentes, S</b> OBP: 0.302, SLG: 0.383 (1, 4)		0-0 F7		0-0 G3			0-0 1B	0-0 FC5		4	0	1	0	0	0	5											
<b>Juan Marichal, R</b> OBP: 0.250, SLG: 0.279 (1, 1)			0-0 6-3				0-0 L9		0-3 K	2	0	0	0	0	1	0											
<b>Jim Howarth, L</b> OBP: 0.360, SLG: 0.337 (7, PH)										1	0	0	0	0	0	2											
<b>Don McMahon, R</b> OBP: 0.250, SLG: 0.250 (8, 1)										0	0	0	0	0	0	0											
<b>Bernie Williams, R</b> OBP: 0.235, SLG: 0.391 (9, PH)										1	0	0	0	0	1	0											
<b>Inning Stats</b>	R: 0 E: 0 K: 2 S: 7	H: 0 LOB: 1 BB: 1 P: 11	R: 0 E: 0 K: 0 S: 4	H: 1 LOB: 0 BB: 0 P: 4	R: 0 E: 0 K: 1 S: 5	H: 0 LOB: 0 BB: 0 P: 5	R: 2 E: 0 K: 1 S: 8	H: 3 LOB: 1 BB: 0 P: 8	R: 0 E: 0 K: 2 S: 7	H: 0 LOB: 0 BB: 0 P: 7	R: 0 E: 0 K: 1 S: 5	H: 0 LOB: 1 BB: 1 P: 9	R: 0 E: 0 K: 0 S: 4	H: 1 LOB: 2 BB: 1 P: 8	R: 0 E: 0 K: 1 S: 6	H: 1 LOB: 3 BB: 2 P: 14	R: 0 E: 0 K: 3 S: 9	H: 0 LOB: 2 BB: 2 P: 17	1B: 4 2B: 0 3B: 0 HR: 2	SF: 0 SAC: 0 DP: 0 HBP: 0	WP: 2 PB: 0 SB: 1 CS: 0	PA: 40					
<b>PITCHER</b>	IP	WLS	BF	H	R	ER	SO	BB	IBB	HBP	BLK	WP	HR	S	P	ERA	WHIP										
<b>Clay Kirby, R</b> ERA: 3.05 (1, 1)	7.0	W	31	4	0	0	7	4	0	0	0	1	2	41	57	2.57	1.429										
<b>Fred Norman, L</b> ERA: 3.24 (8, 1)	2.0	S	9	0	0	0	4	3	0	0	0	1	0	14	26	0.00	1.500										

**San Diego Padres @ San Francisco Giants**  
Candlestick Park, San Francisco, CA  
Wed Aug 09 1972, 6:33 AM EDT  
Att: 4,229 - Unknown

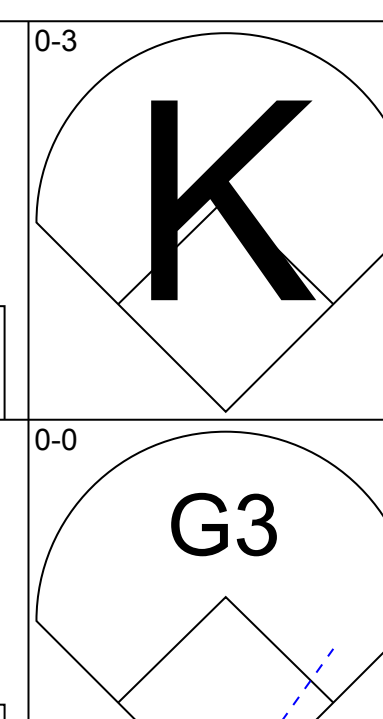
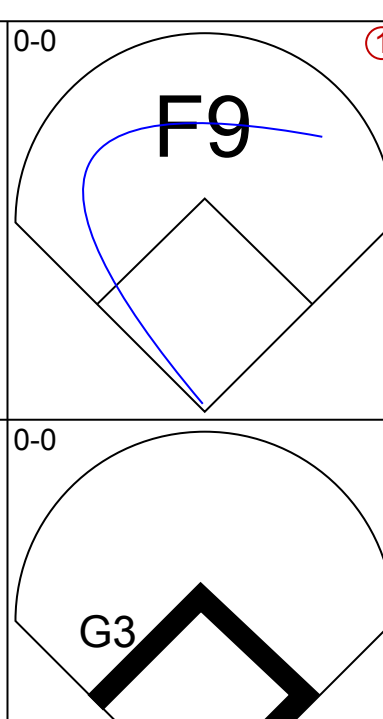
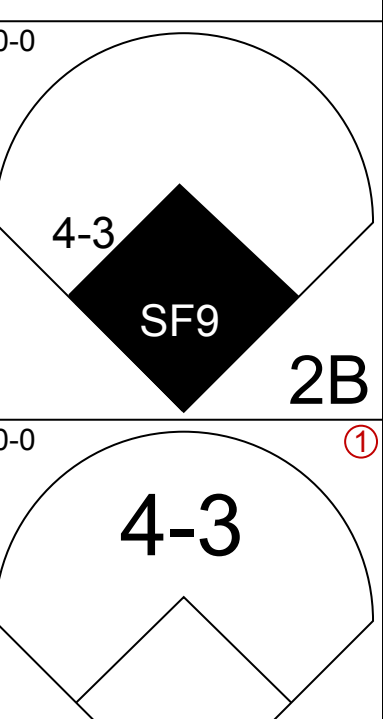
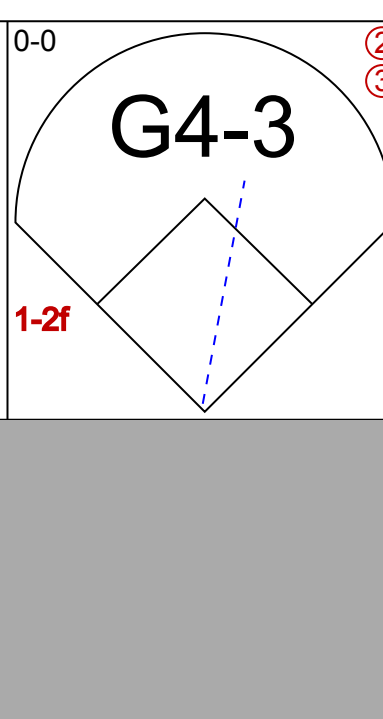
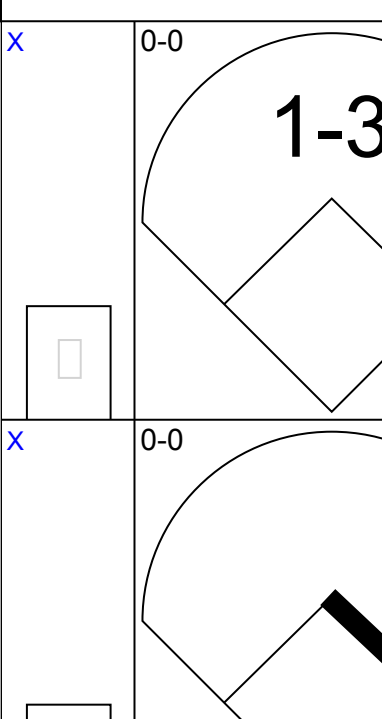
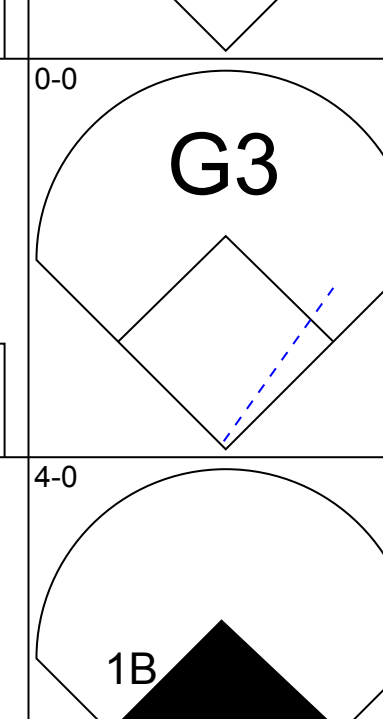
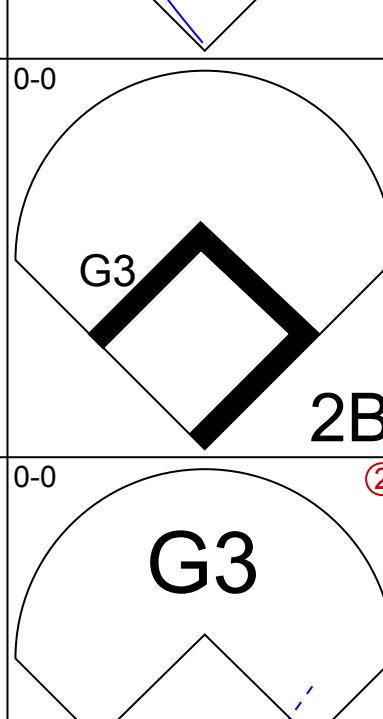
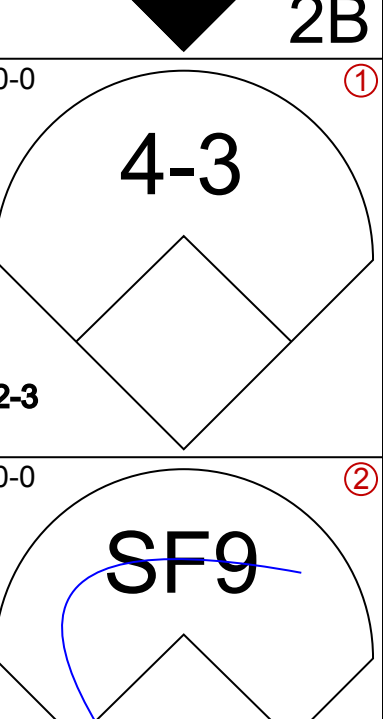
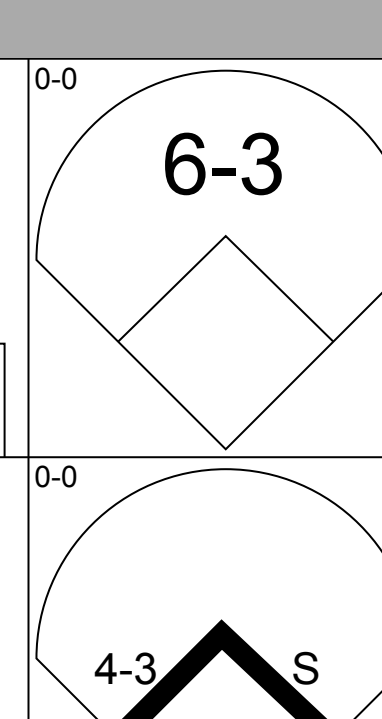
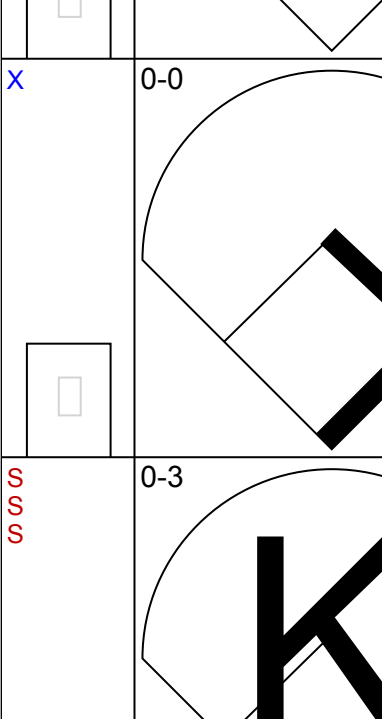
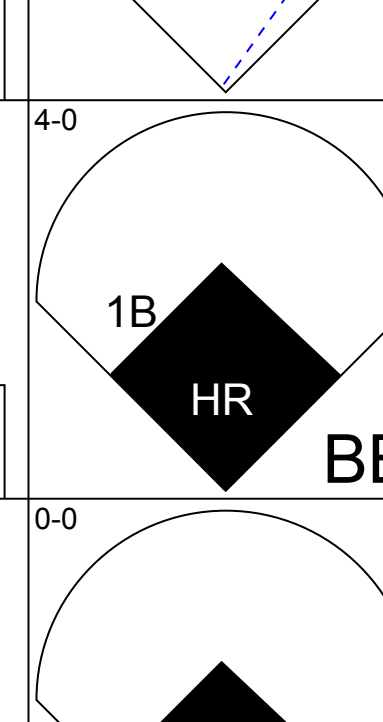
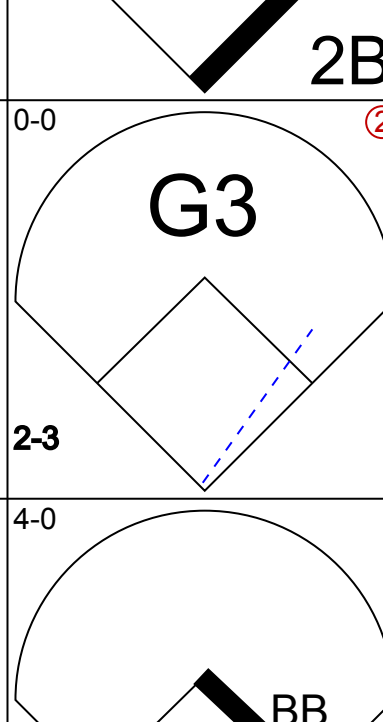
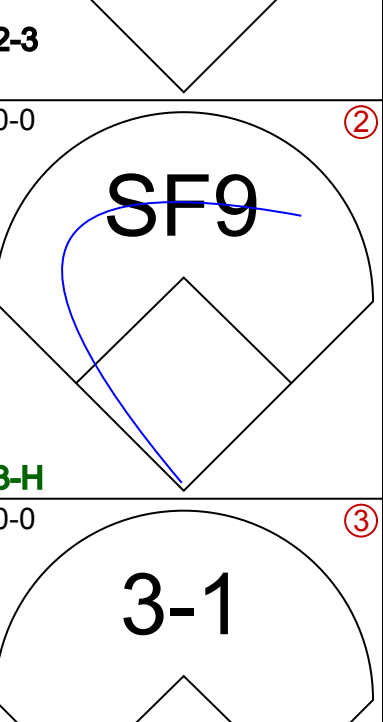
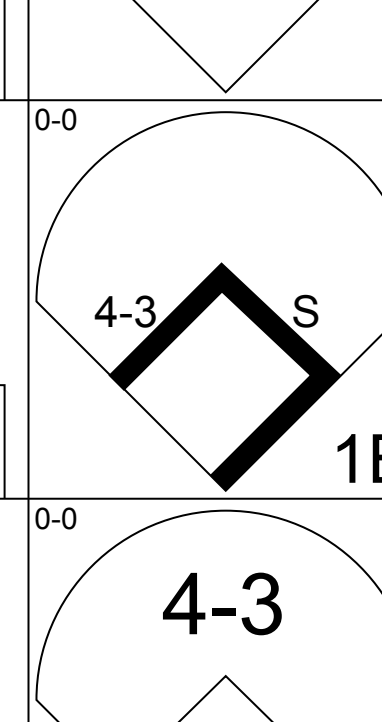
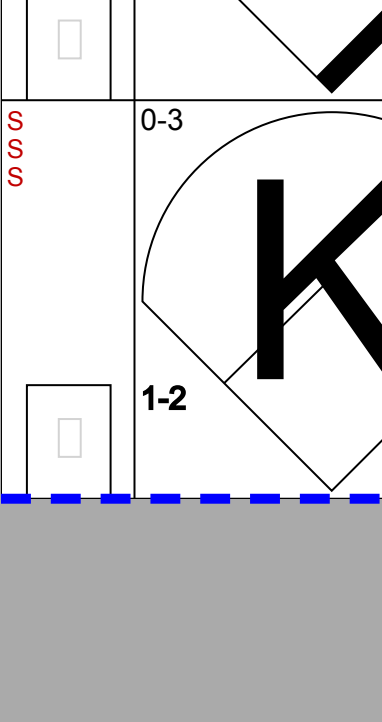
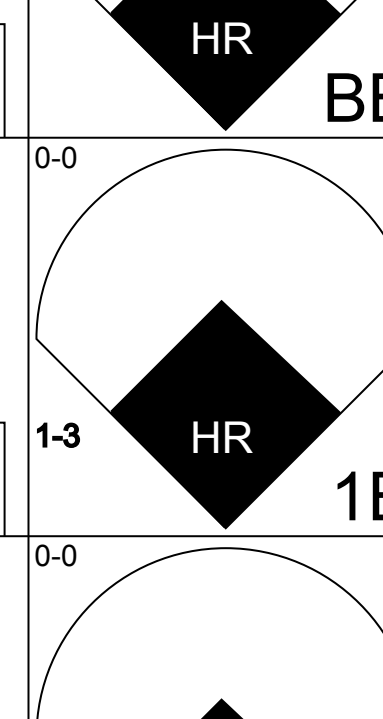
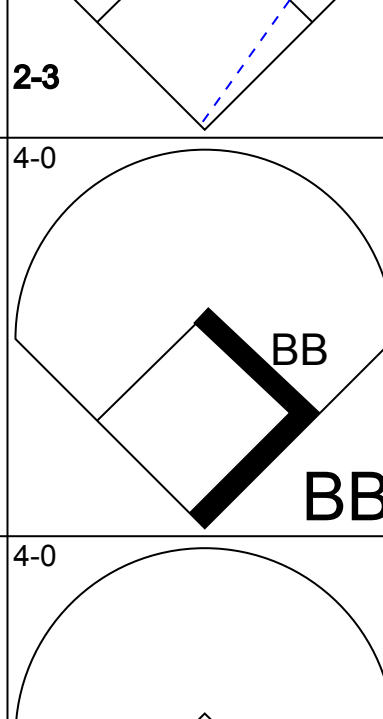
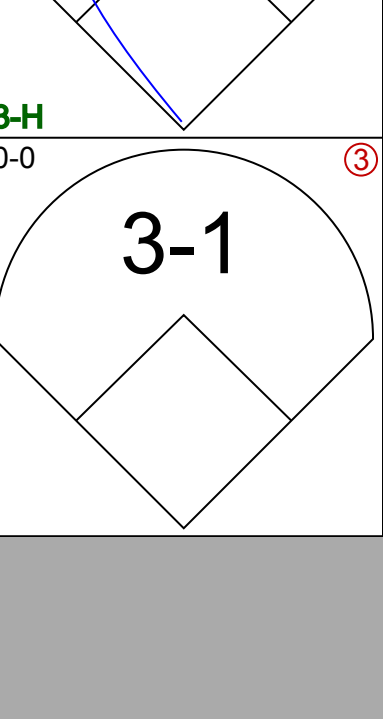
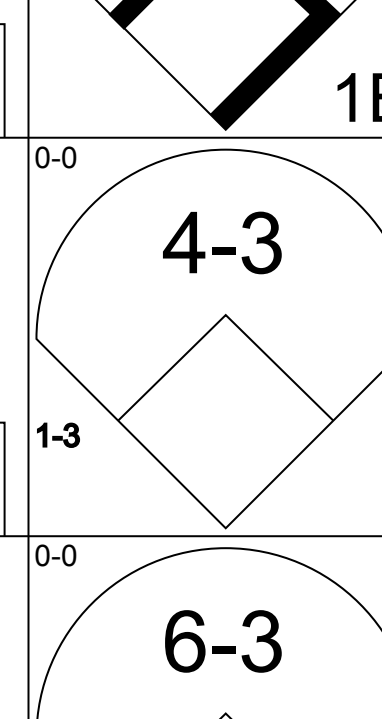
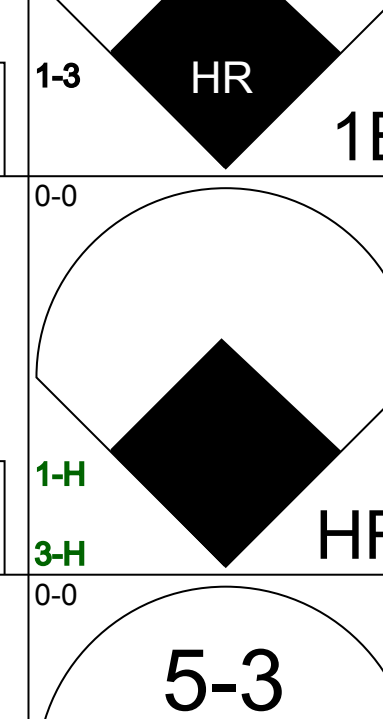
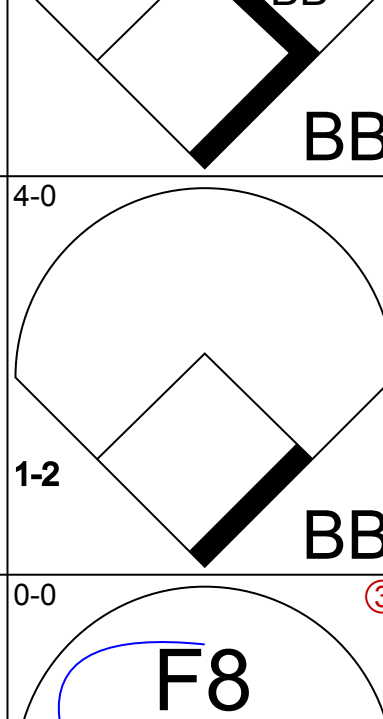
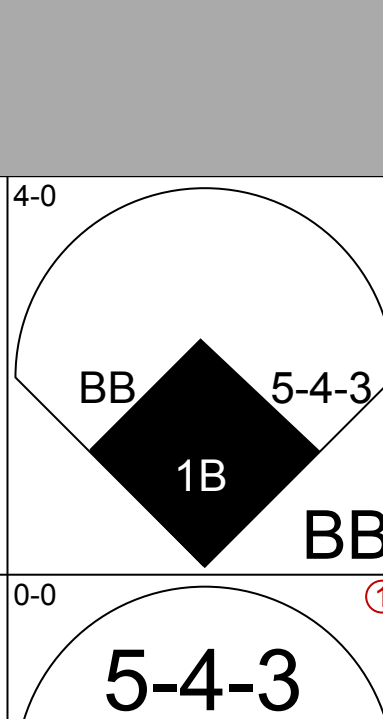
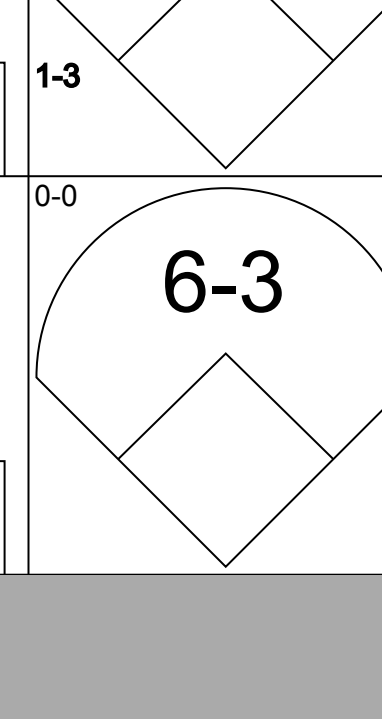
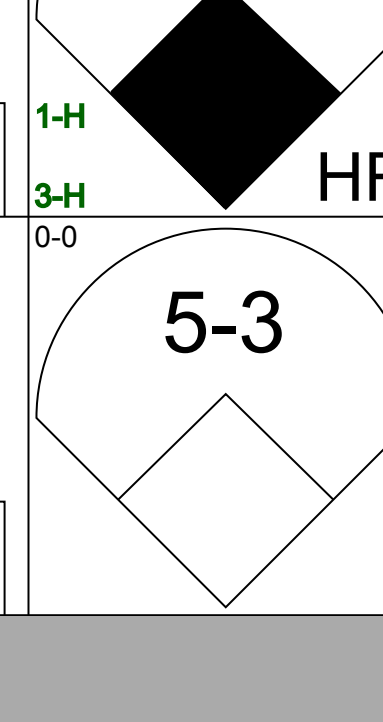
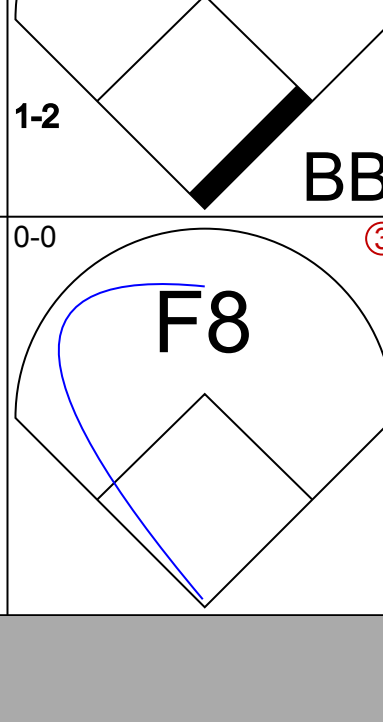
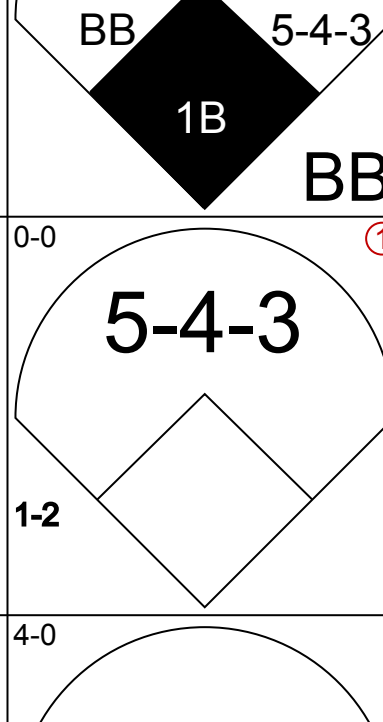
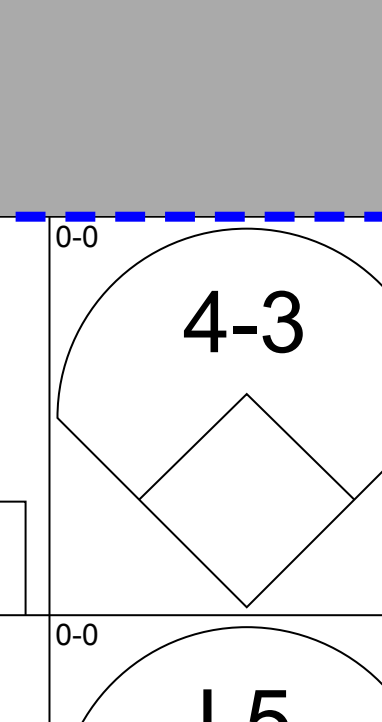
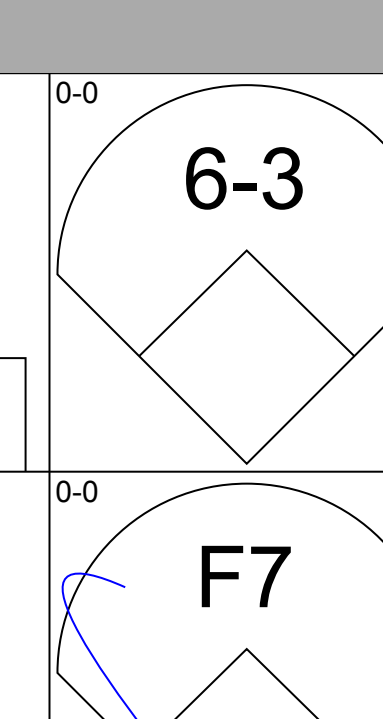
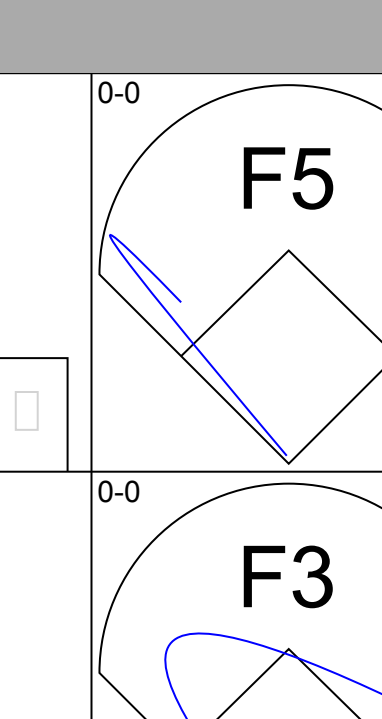
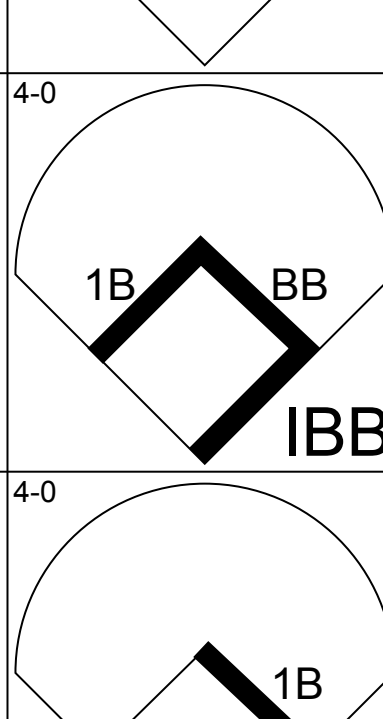
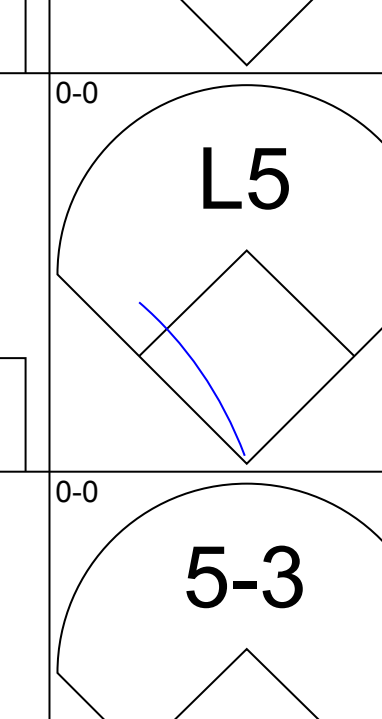
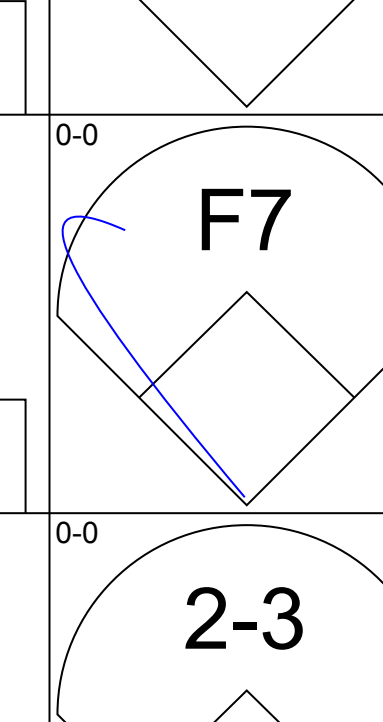
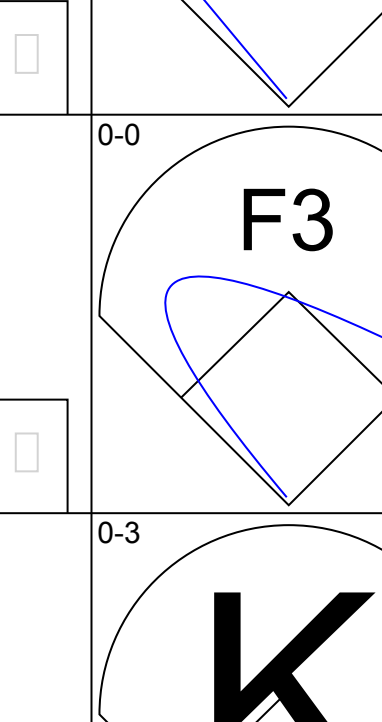
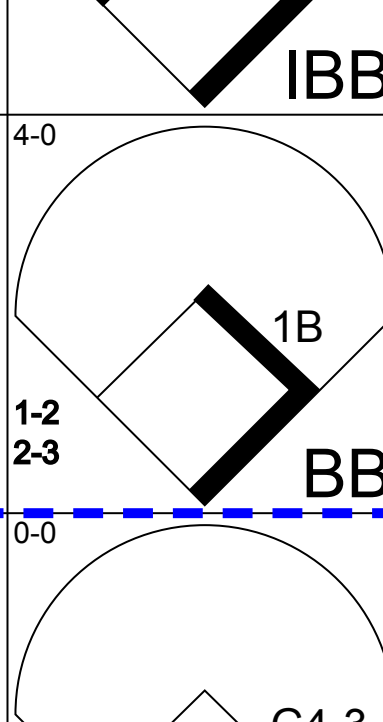
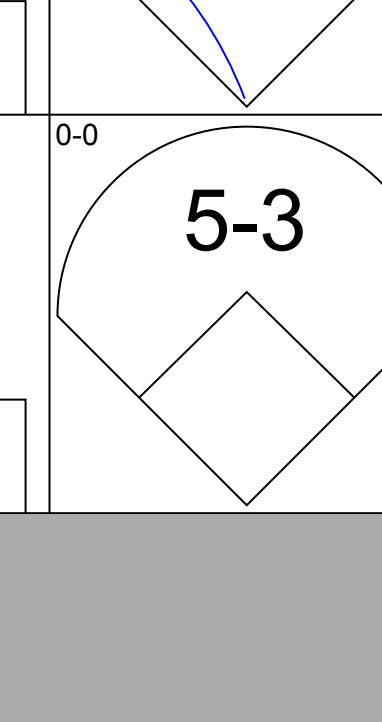
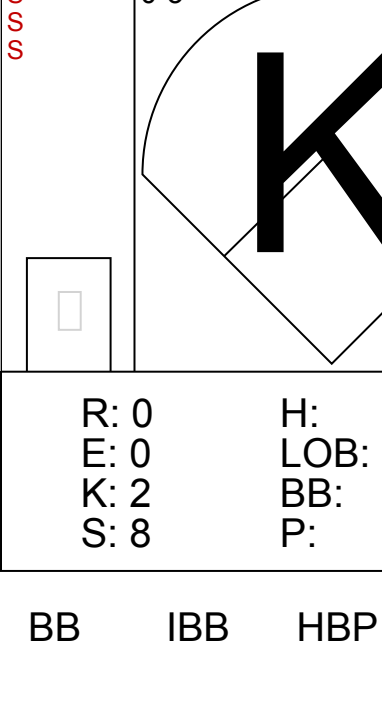
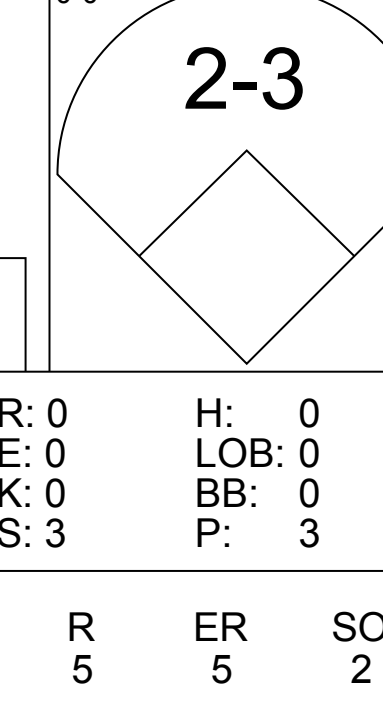
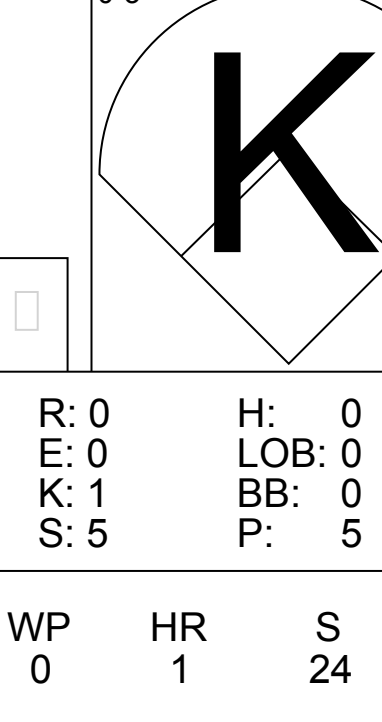
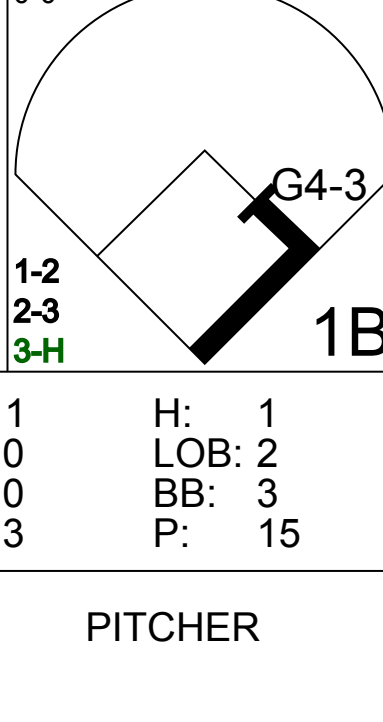
livebaseballscorecards.com

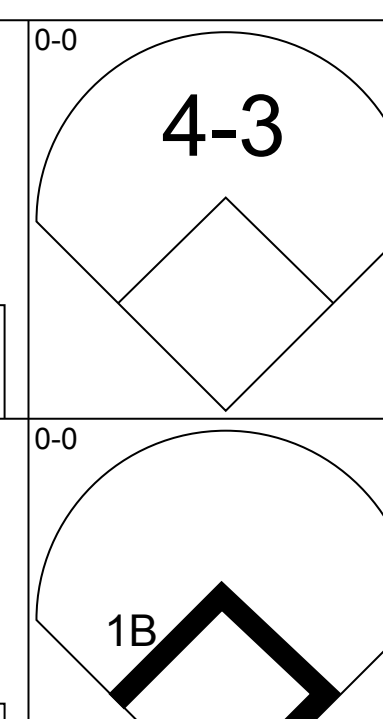
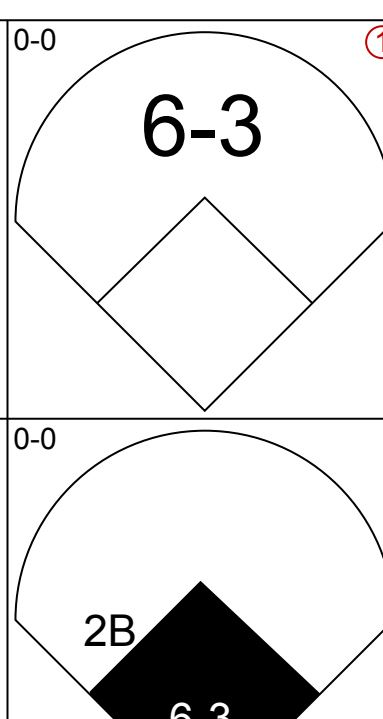
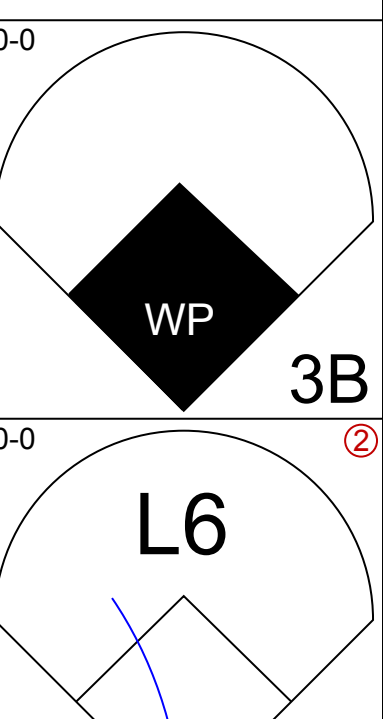
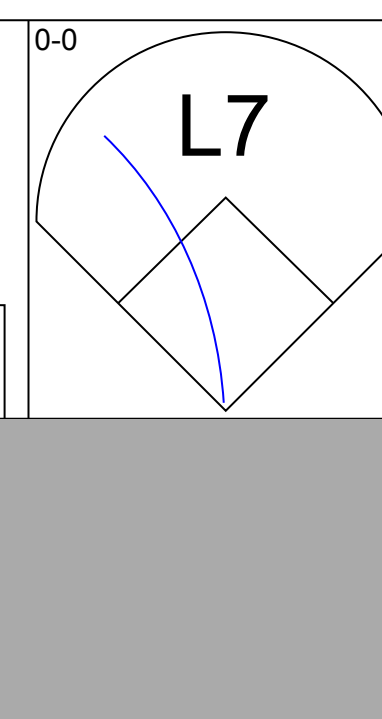
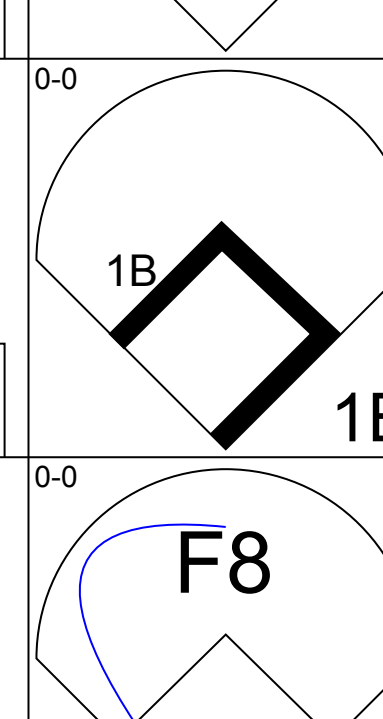
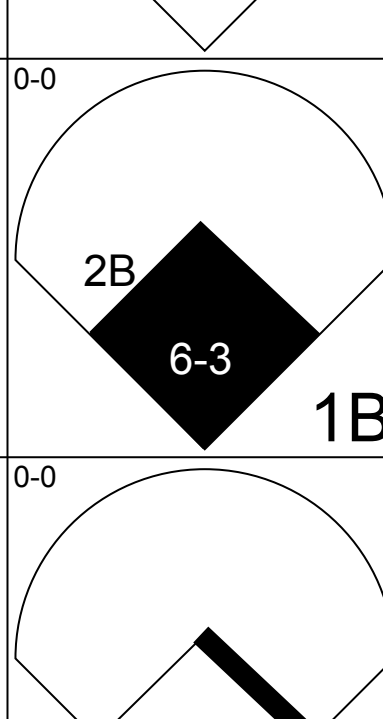
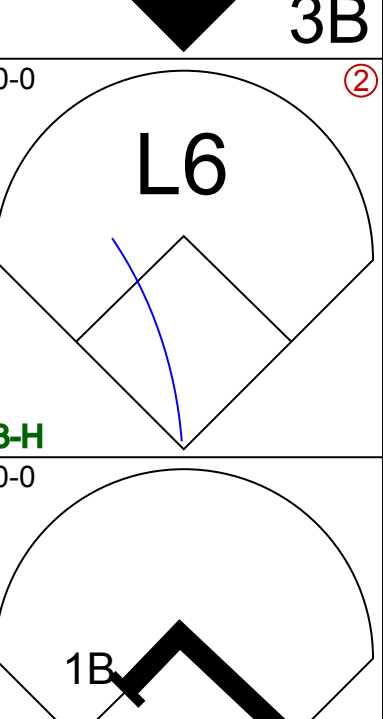
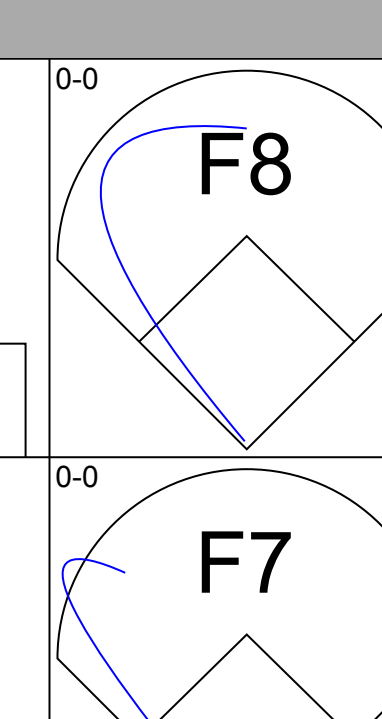
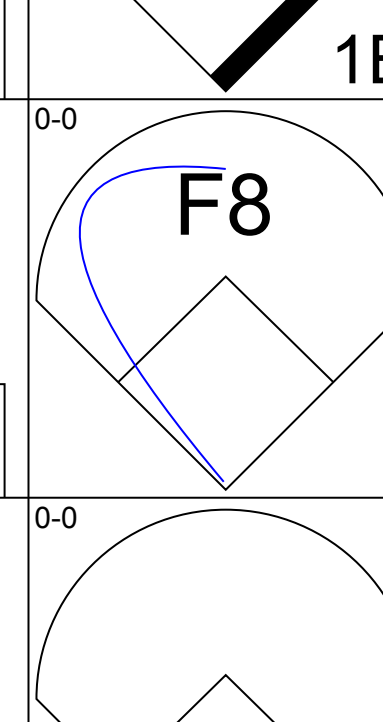
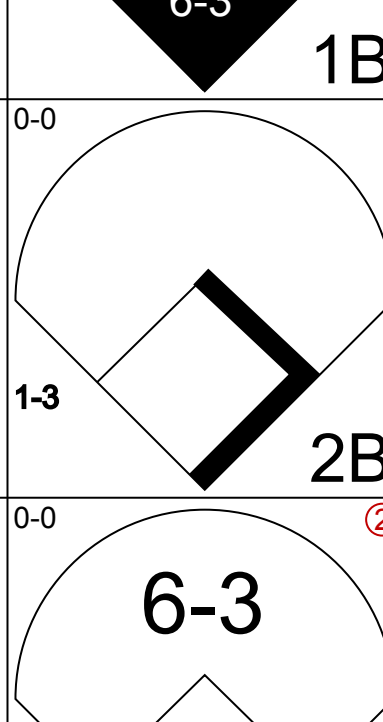
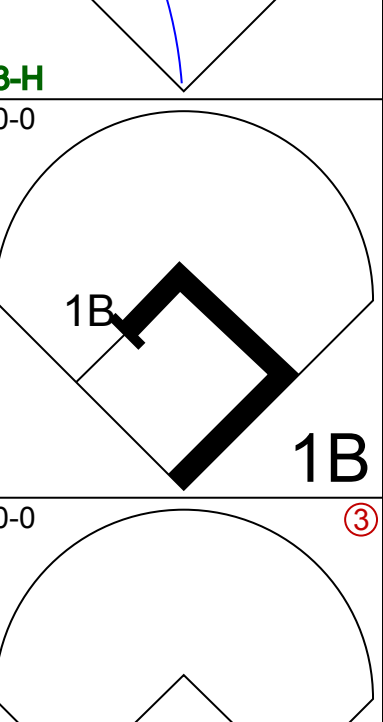
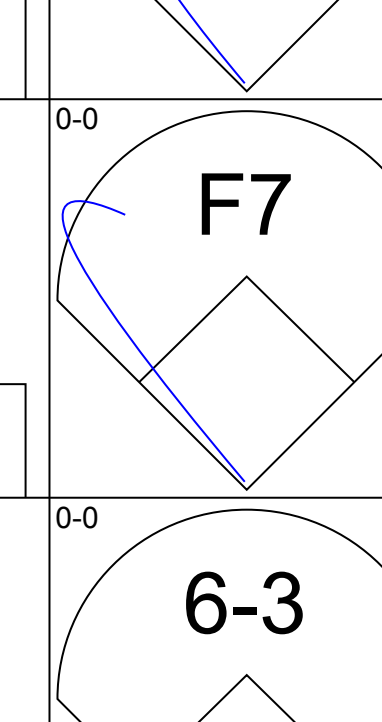
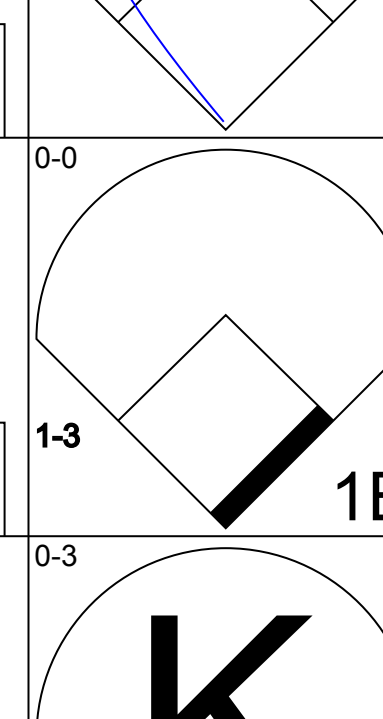
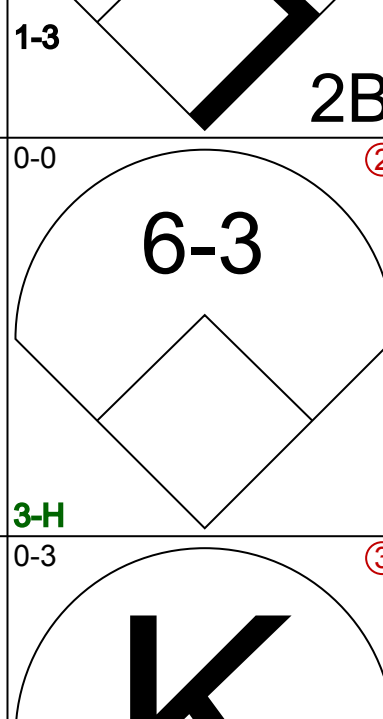
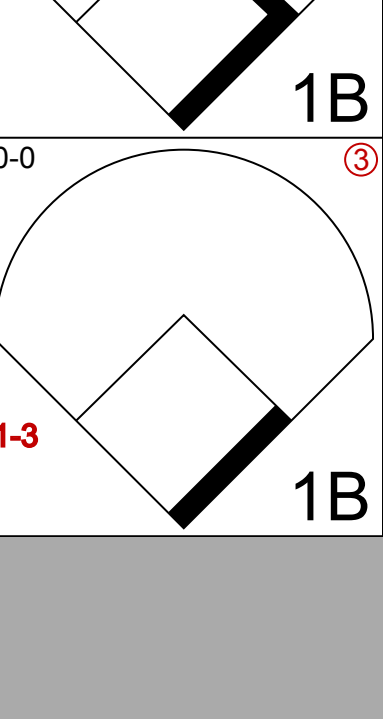
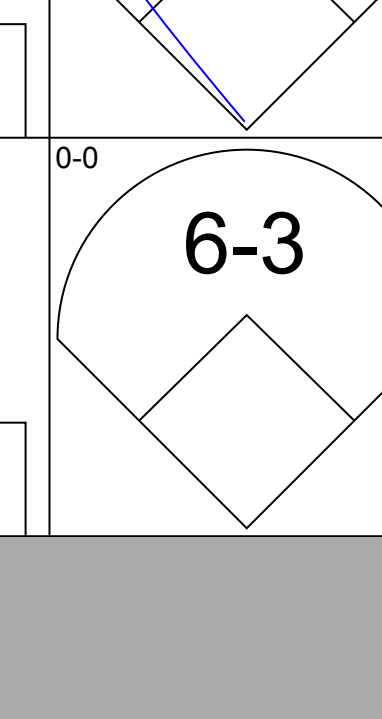
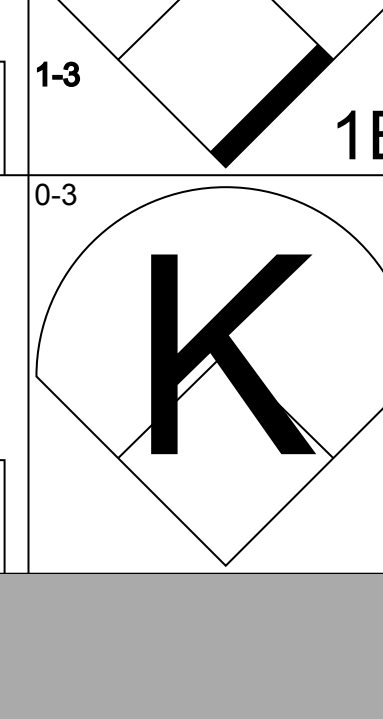
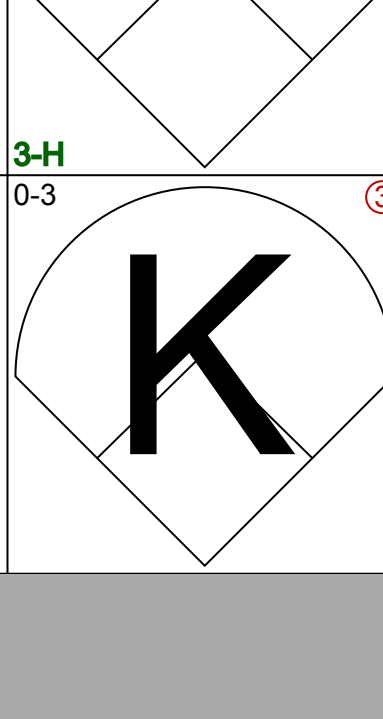
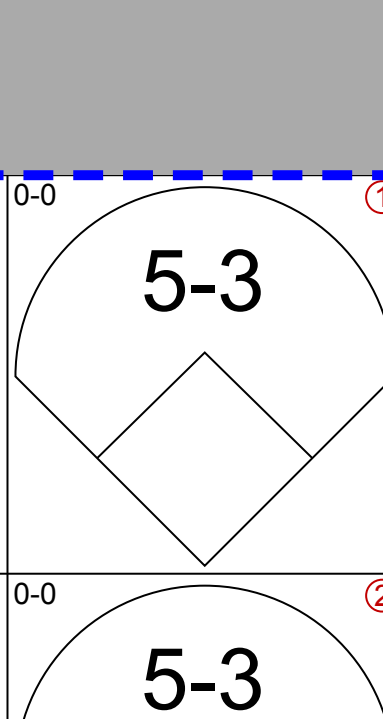
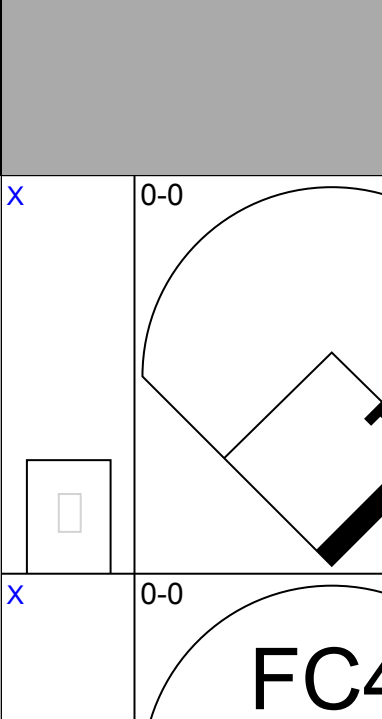
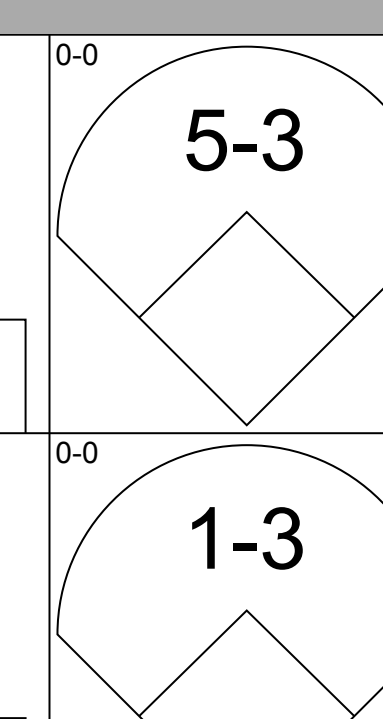
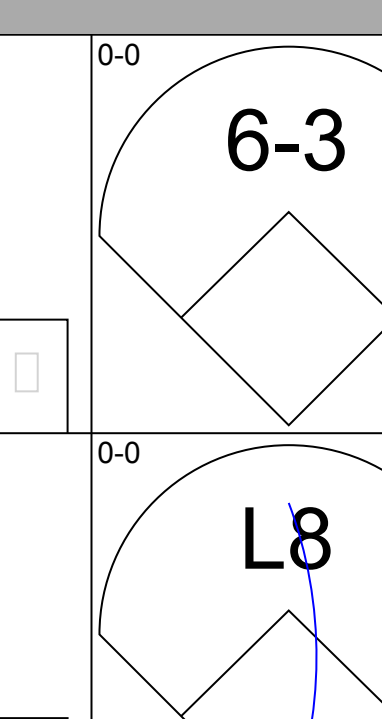
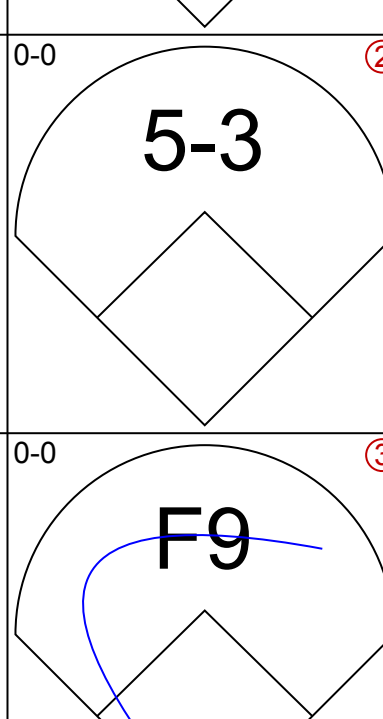
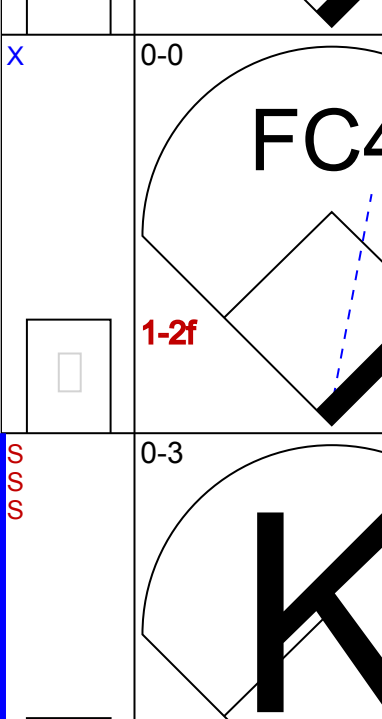
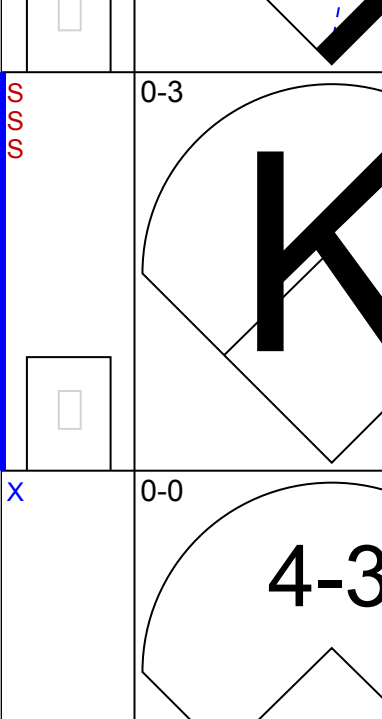
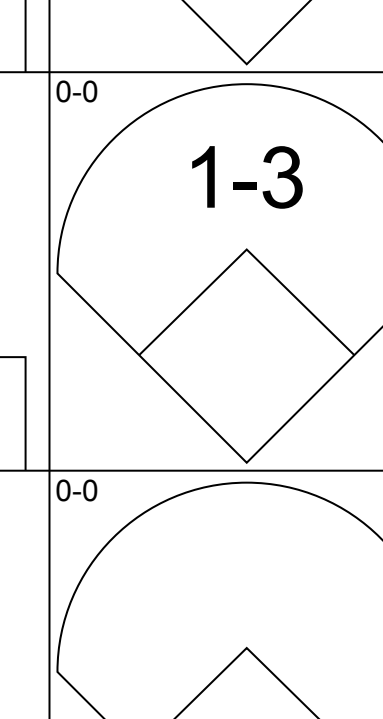
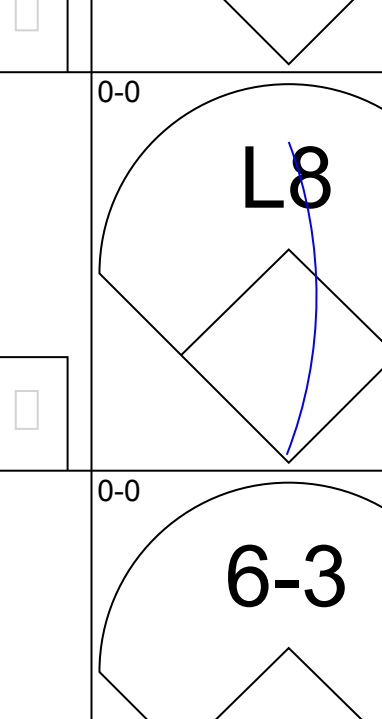
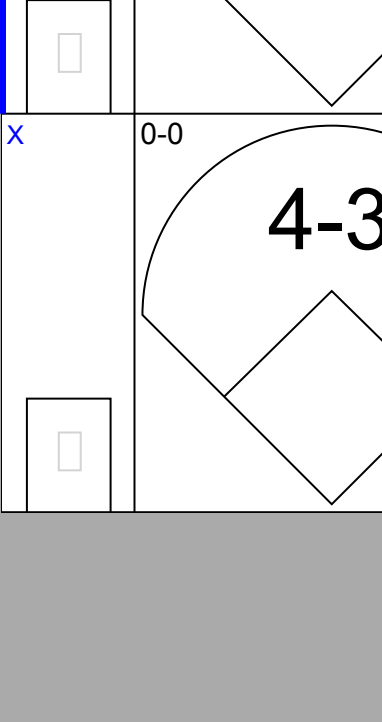
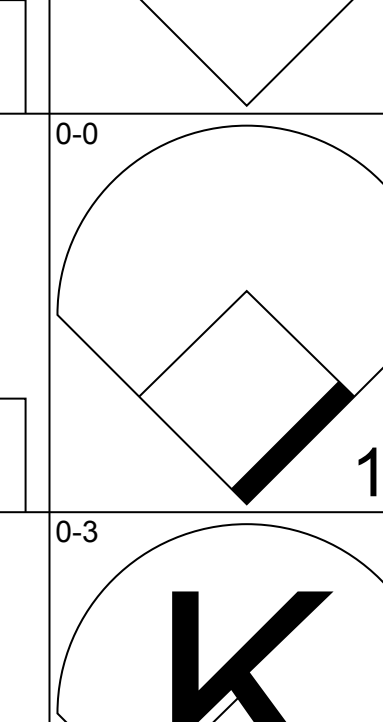
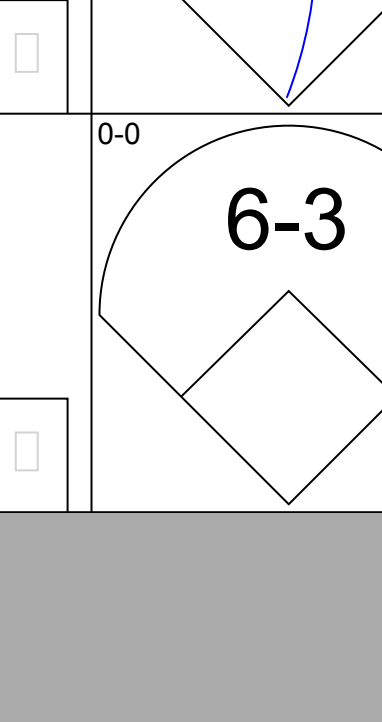
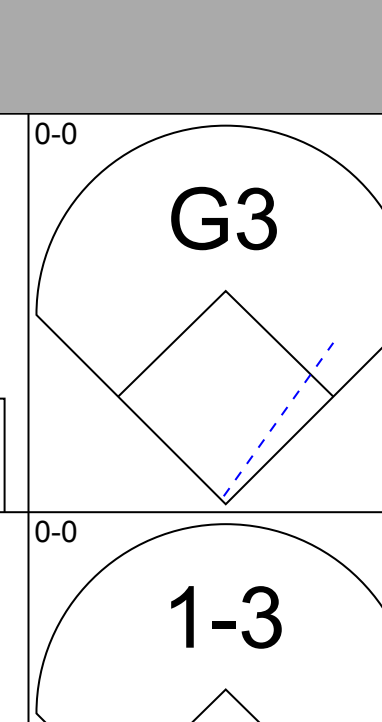
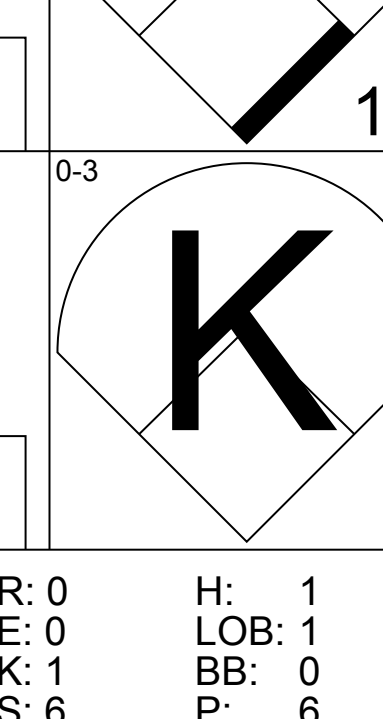
AB	33
R	2
H	6
RBI	2
BB	7
SO	11
LOB	27



Batter	1	2	3	4	5	6	7	8	9	10	AB	R	H	RBI	BB	SO	LOB	TOP	
Lee Lacy, R OBP: 0.312, SLG: 0.333 (1.4)											3	1	1	0	2	0	1	<b>Los Angeles Dodgers @ San Diego Padres</b> San Diego Stadium, San Diego, CA Fri Aug 11 1972, 10:05 PM EDT Att: 17,448 - Unknown <a href="http://livebaseballscorecards.com">livebaseballscorecards.com</a>	
Willie Davis, L OBP: 0.305, SLG: 0.413 (1.8)											4	0	1	0	0	1	2		
Manny Mota, R OBP: 0.386, SLG: 0.464 (1.7)											3	0	0	0	2	0	0		
Frank Robinson, R OBP: 0.343, SLG: 0.426 (1.9)											5	0	0	0	0	1	5		
Wes Parker, S OBP: 0.374, SLG: 0.371 (1.3)											5	1	4	1	0	0	0		
Bobby Valentini, R OBP: 0.296, SLG: 0.317 Maury Wills, S OBP: 0.169, SLG: 0.139 (9. PH) (9.5)											3	0	1	0	0	0	1		
Bill Russell, R OBP: 0.322, SLG: 0.414 (1.6)											4	0	2	1	0	0	1		
Chris Cannizzaro, R OBP: 0.358, SLG: 0.338 (1.2)											4	0	2	0	0	0	2		
Don Sutton, R OBP: 0.175, SLG: 0.148 Jim Lefebvre, S OBP: 0.268, SLG: 0.349 Jim Brewer, L (9. PH) (9.1)											3	0	0	0	0	1	1		
<b>Inning Stats</b>	R: 0 E: 0 K: 2 S: 2	H: 0 LOB: 0 BB: 1 P: 6	R: 0 E: 0 K: 0 S: 4	H: 1 LOB: 1 BB: 0 P: 4	R: 0 E: 0 K: 0 S: 4	H: 1 LOB: 1 BB: 0 P: 4	R: 1 E: 0 K: 0 S: 6	H: 3 LOB: 2 BB: 0 P: 6	R: 0 E: 0 K: 1 S: 5	H: 0 LOB: 0 BB: 0 P: 5	R: 0 E: 0 K: 2 S: 7	H: 0 LOB: 0 BB: 0 P: 7	R: 0 E: 0 K: 0 S: 5	H: 3 LOB: 2 BB: 0 P: 5	R: 1 E: 0 K: 0 S: 5	H: 2 LOB: 2 BB: 1 P: 9	1B: 11 2B: 0 3B: 0 HR: 0		SF: 0 SAC: 1 DP: 3 HBP: 0
<b>PITCHER</b> Mike Caldwell, L ERA: 2.81 (1.1)	IP: 10.0 WLS: L BF: 42 H: 11 R: 2 ER: 2 SO: 3 BB: 2 IBB: 2 HBP: 0 BLK: 0 WP: 0 HR: 0 S: 44 P: 60 ERA: 1.80 WHIP: 1.300																		

Batter	1	2	3	4	5	6	7	8	9	10	AB	R	H	RBI	BB	SO	LOB	BOTTOM
Derrel Thomas, S OBP: 0.290, SLG: 0.303 (1.6)											4	0	0	0	0	2	1	<b>Los Angeles Dodgers @ San Diego Padres</b> San Diego Stadium, San Diego, CA Fri Aug 11 1972, 10:05 PM EDT Att: 17,448 - Unknown <a href="http://livebaseballscorecards.com">livebaseballscorecards.com</a>
Dave Roberts, R OBP: 0.267, SLG: 0.347 (1.5)											4	0	0	0	0	2	1	
Johnny Jeter, R OBP: 0.269, SLG: 0.316 (1.8)											4	0	0	0	0	1	1	
Nate Colbert, R OBP: 0.316, SLG: 0.525 (1.3)											4	0	0	0	0	2	0	
Cito Gaston, R OBP: 0.311, SLG: 0.384 (1.9)											4	0	0	0	0	1	0	
Gary Jesteadt, R OBP: 0.276, SLG: 0.360 (1.4)											4	1	1	1	0	0	0	
Jerry Morales, R OBP: 0.311, SLG: 0.361 (1.7)											3	0	1	0	0	1	0	
Pat Corrales, R OBP: 0.252, SLG: 0.178 (1.2)											3	0	0	0	0	1	1	
Mike Caldwell, R OBP: 0.067, SLG: 0.067 (1.1)											3	0	1	0	0	2	0	
<b>Inning Stats</b>	R: 0 E: 0 K: 2 S: 7	H: 0 LOB: 0 BB: 0 P: 7	R: 1 E: 0 K: 0 S: 4	H: 1 LOB: 0 BB: 0 P: 4	R: 0 E: 0 K: 1 S: 5	H: 0 LOB: 0 BB: 0 P: 5	R: 0 E: 0 K: 1 S: 5	H: 0 LOB: 0 BB: 0 P: 5	R: 0 E: 0 K: 2 S: 7	H: 0 LOB: 0 BB: 0 P: 7	R: 0 E: 0 K: 2 S: 7	H: 0 LOB: 0 BB: 0 P: 7	R: 0 E: 0 K: 0 S: 3	H: 0 LOB: 0 BB: 0 P: 3	1B: 2 2B: 0 3B: 0 HR: 1	SF: 0 SAC: 0 DP: 0 HBP: 0	WP: 0 PA: 33 PB: 0 SB: 0 CS: 0	
<b>PITCHER</b> Don Sutton, R ERA: 2.1 (1.1) Jim Brewer, L (9.1)	IP: 8.0 WLS: W BF: 27 H: 3 R: 1 ER: 0 SO: 10 BB: 0 IBB: 0 HBP: 0 BLK: 0 WP: 0 HR: 1 S: 47 P: 47 ERA: 1.12 WHIP: 0.375																	

Batter	1	2	3	4	5	6	7	8	9	AB	R	H	RBI	BB	SO	LOB	TOP			
Lee Lacy, R OBP: 0.309, SLG: 0.335 (1, 4)										5	1	1	0	0	1	3	<b>Los Angeles Dodgers @ San Diego Padres</b> San Diego Stadium, San Diego, CA Sat Aug 12 1972, 10:05 PM EDT Att: 10,956 - Unknown <a href="http://livebaseballscorecards.com">livebaseballscorecards.com</a>			
Bill Buckner, L OBP: 0.353, SLG: 0.405 (1, 9)										5	0	2	0	0	0	1				
Willie Davis, L OBP: 0.306, SLG: 0.412 (1, 8)										3	1	1	1	1	1	2				
Wes Parker, S OBP: 0.375, SLG: 0.370 (1, 3)										3	1	1	0	1	0	1				
Willie Crawford, L OBP: 0.313, SLG: 0.439 (1, 7)										2	2	1	3	2	0	1				
Bobby Valentine, R OBP: 0.292, SLG: 0.312 (1, 5)										4	0	0	0	0	0	4				
Bill Russell, R OBP: 0.321, SLG: 0.409 (1, 6)										3	0	0	0	1	0	0				
Chris Cannizzaro, R OBP: 0.355, SLG: 0.331 (1, 2)										3	0	0	0	1	0	0				
Tommy John, R OBP: 0.122, SLG: 0.122 (1, 1)										2	0	0	0	0	1	0				
Manny Mota, R OBP: 0.389, SLG: 0.466 (6, PH)										1	0	1	1	0	0	0				
Pete Mikkelsen, R (6, 1)										1	0	0	0	0	1	0				
<b>Inning Stats</b>	R: 3 E: 0 K: 1 S: 7	H: 2 LOB: 0 BB: 1 P: 11	R: 0 E: 0 K: 0 S: 3	H: 0 LOB: 0 BB: 0 P: 3	R: 0 E: 0 K: 0 S: 4	H: 1 LOB: 3 BB: 2 P: 12	R: 0 E: 0 K: 1 S: 5	H: 0 LOB: 0 BB: 0 P: 5	R: 1 E: 0 K: 0 S: 4	H: 1 LOB: 2 BB: 3 P: 15	R: 0 E: 0 K: 0 S: 4	H: 1 LOB: 1 BB: 0 P: 4	R: 0 E: 0 K: 0 S: 3	H: 0 LOB: 0 BB: 0 P: 3	R: 0 E: 0 K: 2 S: 8	H: 1 LOB: 1 BB: 0 P: 8	1B: 4 2B: 2 3B: 0 HR: 1	SF: 1 SAC: 0 DP: 1 HBP: 0	WP: 0 PB: 0 SB: 2 CS: 0	PA: 39
<b>PITCHER</b>	IP	WLS	BF	H	R	ER	SO	BB	IBB	HBP	BLK	WP	HR	S	P	ERA	WHIP			
Steve Arlin, R ERA: 3.37 (1, 1)	5.1	L	26	4	5	5	2	5	1	0	0	0	1	24	48	8.44	1.688			
Gary Ross, R ERA: 2.11 (6, 1)	1.2		6	2	0	0	0	0	0	0	0	0	0	6	6	0.00	1.200			
Fred Norman, L ERA: 3.19 (8, 1)	2.0		7	1	0	0	2	0	0	0	0	0	0	11	11	0.00	0.500			

Batter	1	2	3	4	5	6	7	8	9	AB	R	H	RBI	BB	SO	LOB	BOTTOM			
Derrel Thomas, S OBP: 0.289, SLG: 0.309 (1, 6)										4	1	1	0	0	0	0	<b>Los Angeles Dodgers @ San Diego Padres</b> San Diego Stadium, San Diego, CA Sat Aug 12 1972, 10:05 PM EDT Att: 10,956 - Unknown <a href="http://livebaseballscorecards.com">livebaseballscorecards.com</a>			
Dave Roberts, R OBP: 0.290, SLG: 0.350 (1, 5)										4	1	2	0	0	0	0				
Jerry Morales, R OBP: 0.314, SLG: 0.367 (1, 7)										4	0	2	0	0	0	1				
Nate Colbert, R OBP: 0.318, SLG: 0.525 (1, 3)										4	0	2	1	0	0	1				
Cito Gaston, R OBP: 0.310, SLG: 0.381 (1, 9)										4	0	1	0	0	2	3				
Gary Jesteadt, R OBP: 0.273, SLG: 0.353 (1, 4)										4	0	0	0	0	0	1				
Johnny Jeter, R OBP: 0.286, SLG: 0.314 (1, 8)										3	0	0	0	0	0	0				
Fred Norman, S OBP: 0.250, SLG: 0.179 (8, 1)										0	0	0	0	0	0	0				
Fred Kendall, R OBP: 0.246, SLG: 0.307 (9, PH)										1	0	0	0	0	1	1				
Pat Corrales, R OBP: 0.257, SLG: 0.184 (1, 2)										2	0	1	0	0	0	0				
Curt Blefary, L OBP: 0.314, SLG: 0.393 (7, PH)										2	0	0	0	0	0	1				
Steve Arlin, R OBP: 0.262, SLG: 0.208 (1, 1)										2	0	0	0	0	1	1				
Gary Ross, R OBP: 0.222, SLG: 0.222 (6, 1)										0	0	0	0	0	0	0				
Larry Stahl, L OBP: 0.301, SLG: 0.330 (7, PH)										1	0	0	0	0	0	0				
<b>Inning Stats</b>	R: 0 E: 0 K: 1 S: 7	H: 2 LOB: 2 BB: 0 P: 7	R: 0 E: 0 K: 1 S: 6	H: 1 LOB: 1 BB: 0 P: 6	R: 1 E: 0 K: 1 S: 7	H: 2 LOB: 1 BB: 0 P: 7	R: 0 E: 0 K: 0 S: 3	H: 0 LOB: 0 BB: 0 P: 3	R: 1 E: 0 K: 0 S: 5	H: 3 LOB: 2 BB: 0 P: 5	R: 0 E: 0 K: 0 S: 3	H: 0 LOB: 0 BB: 0 P: 3	R: 0 E: 0 K: 0 S: 3	H: 0 LOB: 0 BB: 0 P: 3	R: 0 E: 0 K: 1 S: 6	H: 1 LOB: 1 BB: 0 P: 6	1B: 7 2B: 1 3B: 1 HR: 0	SF: 0 SAC: 0 DP: 0 HBP: 0	WP: 1 PB: 0 SB: 0 CS: 0	PA: 35
<b>PITCHER</b>	IP	WLS	BF	H	R	ER	SO	BB	IBB	HBP	BLK	WP	HR	S	P	ERA	WHIP			
Tommy John, L ERA: 2.64 (1, 1)	5.0	W	22	8	2	2	3	8	2	0	0	0	0	28	28	3.60	1.600			
Pete Mikkelsen, R ERA: 3.77 (6, 1)	4.0	S	13	1	0	0	1	0	0	0	0	0	0	15	15	0.00	0.250			





Batter	1	2	3	4	5	6	7	8	9	AB	R	H	RBI	BB	SO	LOB	TOP			
Dwain Anderson, R OBP: 0.314, SLG: 0.266 Dal Maxwell, R OBP: 0.298, SLG: 0.269	F8		L4			K			K	2	0	0	0	0	0	1				
Ted Sizemore, R OBP: 0.328, SLG: 0.364	L6-4 2B			6-3			6-3		F5	4	0	1	0	0	0	0				
Luis Melendez, R OBP: 0.309, SLG: 0.365	L6-4 2-3			5-3			WP 1B		1B BB	3	1	1	0	1	0	1				
Ted Simmons, S OBP: 0.330, SLG: 0.469		4-3		5-3			6-3		1B 1B	4	0	1	0	0	0	1				
Joe Torre, R OBP: 0.354, SLG: 0.451		6-3			6-3		F8		1B	4	0	1	1	0	0	1				
Lou Brock, L OBP: 0.346, SLG: 0.387					F8			1-3	1B	4	0	1	0	0	1	0				
Matty Alou, L OBP: 0.350, SLG: 0.392			6-3		6-3			4-3	1B	4	0	0	0	0	1	3				
Bernie Carbo, L OBP: 0.383, SLG: 0.338			6-3			F8		E6 FC6-4		3	0	0	0	0	0	0				
Reggie Cleveland, R OBP: 0.237, SLG: 0.224 Ray Bare, R OBP: 0.314, SLG: 0.341 Jerry McNerney, R OBP: 0.314, SLG: 0.341 Dennis Higgins, R OBP: 0.288, SLG: 0.345						4-3		FC6-4 1-2		2	0	1	0	0	0	0				
<b>Inning Stats</b>	R: 0 E: 0 K: 0 S: 3	H: 1 LOB: 0 BB: 0 P: 3	R: 0 E: 0 K: 1 S: 5	H: 0 LOB: 0 BB: 0 P: 5	R: 0 E: 0 K: 0 S: 4	H: 1 LOB: 1 BB: 0 P: 4	R: 0 E: 0 K: 0 S: 3	H: 0 LOB: 0 BB: 0 P: 3	R: 0 E: 0 K: 1 S: 5	H: 0 LOB: 0 BB: 0 P: 5	R: 0 E: 0 K: 0 S: 4	H: 1 LOB: 1 BB: 0 P: 4	R: 0 E: 1 K: 0 S: 4	H: 0 LOB: 1 BB: 0 P: 4	R: 1 E: 0 K: 2 S: 10	H: 3 LOB: 3 BB: 1 P: 14	1B: 5 2B: 2 3B: 0 HR: 0	SF: 0 SAC: 0 DP: 1 HBP: 0	WP: 1 PB: 0 SB: 0 CS: 0	PA: 34
<b>PITCHER</b> Mike Caldwell, L ERA: 2.66	IP: 9.0 WLS: W BF: 34 H: 6 R: 1 ER: 1 SO: 4 BB: 1 IBB: 0 HBP: 0 BLK: 0 WP: 1 HR: 0 S: 41 P: 45 ERA: 1.00 WHIP: 0.778																			

St. Louis Cardinals @ San Diego Padres  
San Diego Stadium, San Diego, CA  
Tue Aug 15 1972, 10:05 PM EDT  
Att: 7,801 - Unknown

AB 33  
R 1  
H 6  
RBI 1  
BB 1  
SO 4  
LOB 8




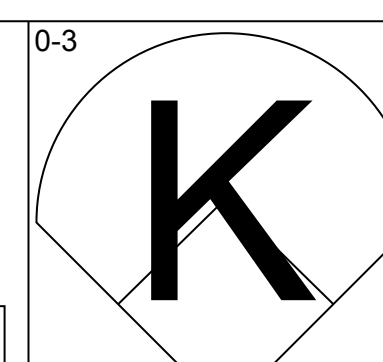
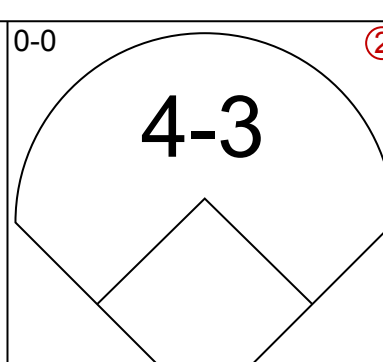
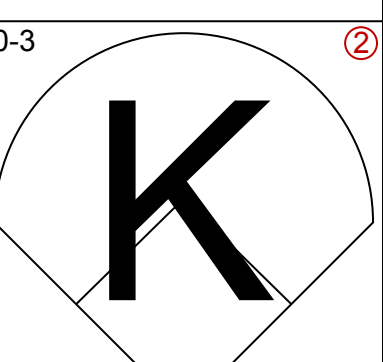
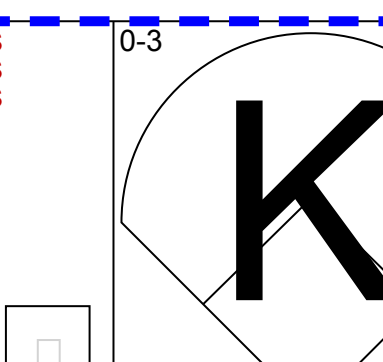
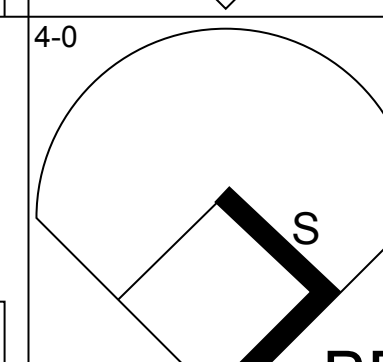
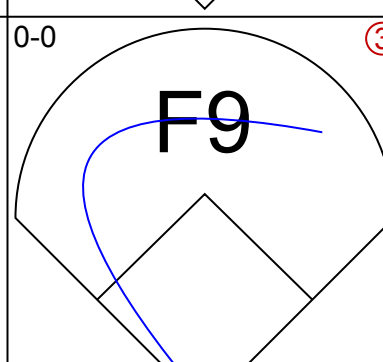
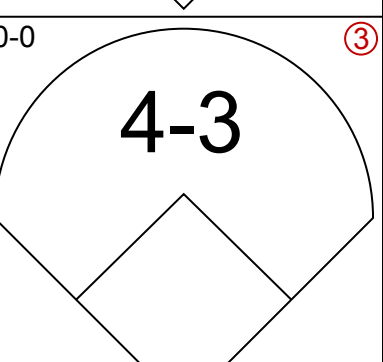
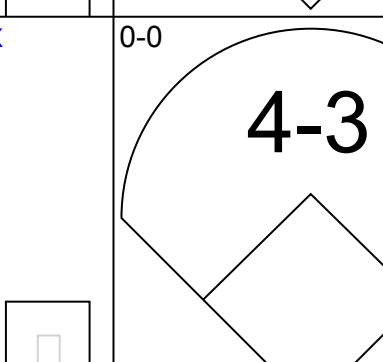
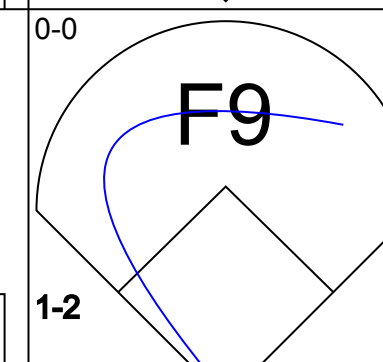
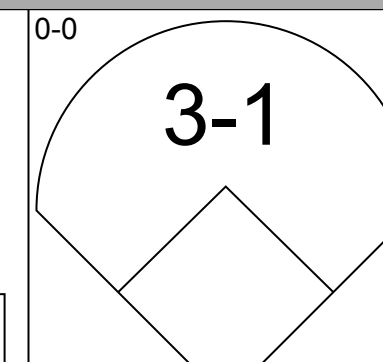
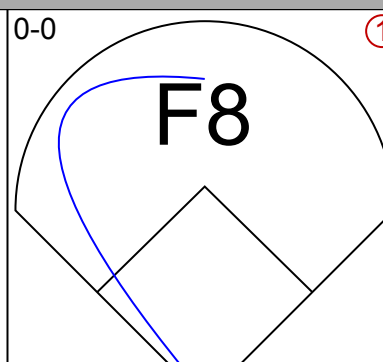
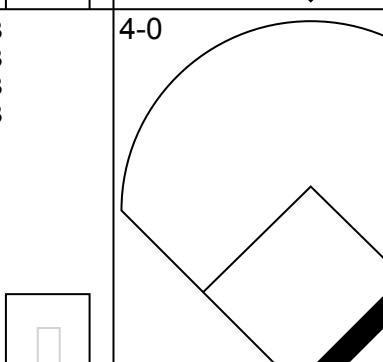
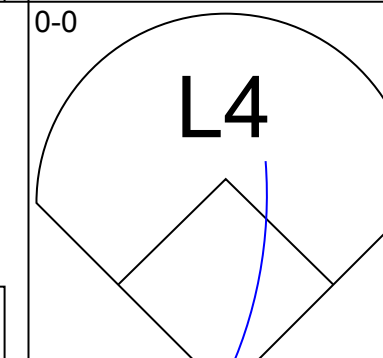
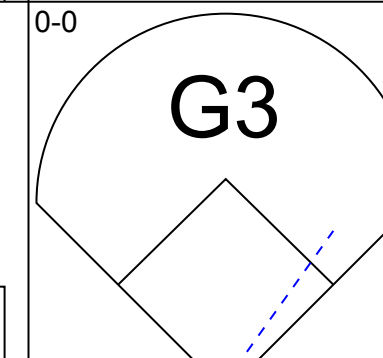
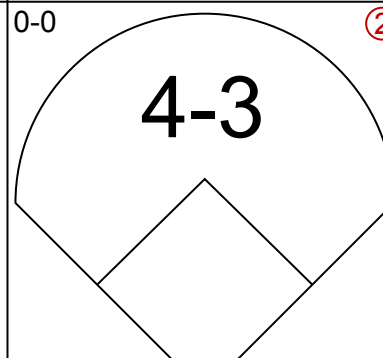
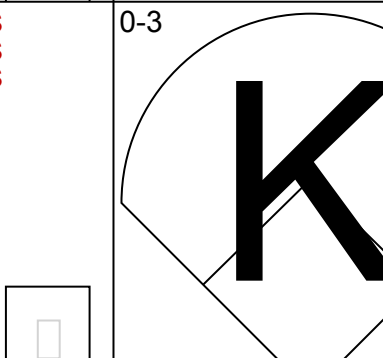
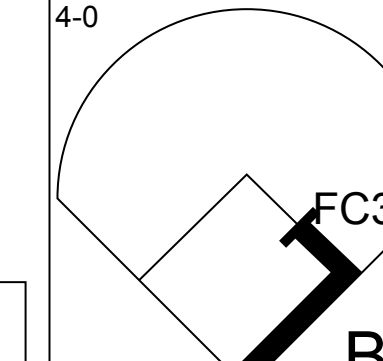
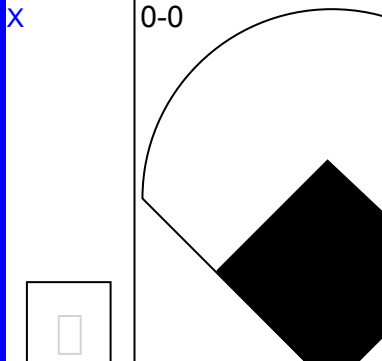
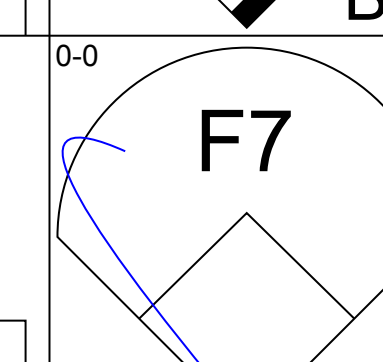

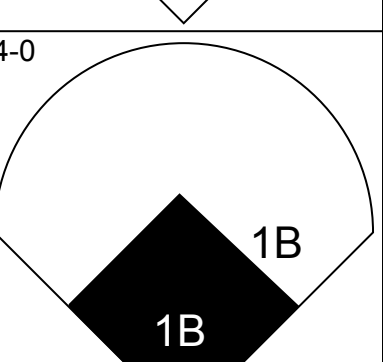
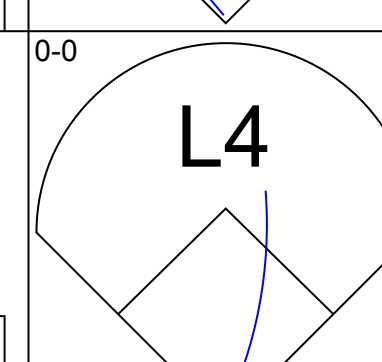

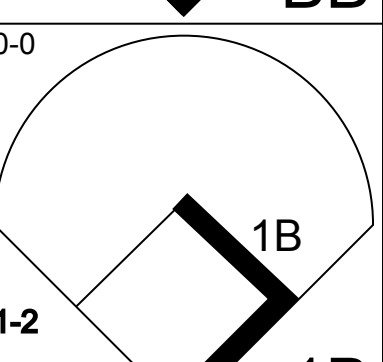
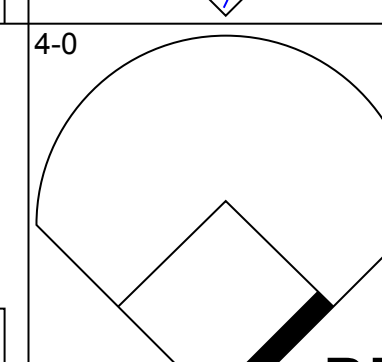

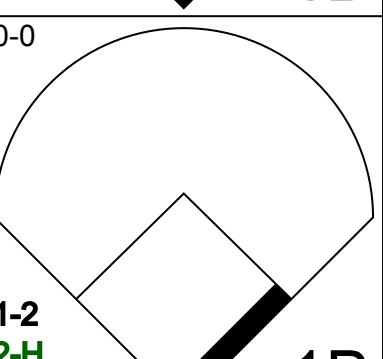

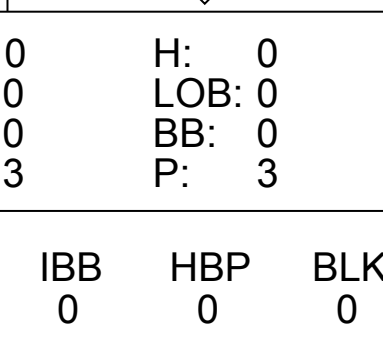
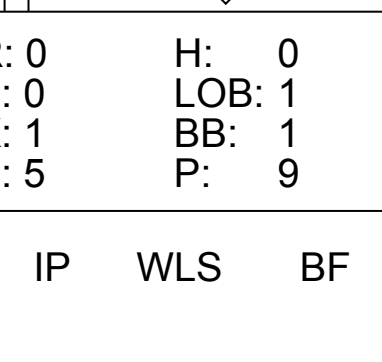
Batter	1	2	3	4	5	6	7	8	9	AB	R	H	RBI	BB	SO	LOB	BOTTOM	
Jerry Morales, R OBP: 0.319, SLG: 0.370	1B		SH3-4 1-2		1B 2B		F8	6-3		4	0	2	0	0	0	2		
Gary Jastadt, R OBP: 0.282, SLG: 0.359	P6		P6		1B 2-3		1B BB			4	1	2	0	0	0	2		
Dave Roberts, R OBP: 0.288, SLG: 0.345	F9		FC5 2-3		F7		BB 1B			4	1	1	1	0	0	3		
Nate Colbert, R OBP: 0.320, SLG: 0.534	K			1B 3B	F8		1B BB E IBB			3	2	1	0	1	1	2		
Cito Gaston, R OBP: 0.309, SLG: 0.374		1-3		SH1-3 HR 1B 3-H		K	1B BB E			3	1	1	2	1	1	0		
Larry Stahl, L OBP: 0.300, SLG: 0.332		1-3		SH1-3 1-2		4-3	E1 1B 1-H 2-H 3-H			3	0	1	1	0	0	0		
Derrel Thomas, S OBP: 0.288, SLG: 0.303				F5 BB		K		FC6-4 BB		2	0	0	0	2	1	1		
Fred Kendall, R OBP: 0.257, SLG: 0.329		F5			HR		6-3	FC6-4 1-2		4	1	1	2	0	0	2		
Mike Caldwell, R OBP: 0.118, SLG: 0.118			FC5 SH3-4 1B		2-3		1B 1B	K		4	1	2	0	0	1	1		
<b>Inning Stats</b>	R: 0 E: 0 K: 1 S: 6	H: 1 LOB: 1 BB: 0 P: 6	R: 0 E: 0 K: 0 S: 3	H: 0 LOB: 1 BB: 1 P: 7	R: 0 E: 0 K: 0 S: 4	H: 1 LOB: 1 BB: 0 P: 4	R: 3 E: 0 K: 0 S: 6	H: 3 LOB: 0 BB: 0 P: 6	R: 0 E: 0 K: 2 S: 7	H: 0 LOB: 0 BB: 0 P: 7	R: 4 E: 1 K: 0 S: 6	H: 4 LOB: 2 BB: 2 P: 14	R: 0 E: 0 K: 1 S: 5	H: 0 LOB: 1 BB: 1 P: 9	1B: 8 2B: 1 3B: 1 HR: 1	SF: 0 SAC: 2 DP: 0 HBP: 0	WP: 0 PB: 0 SB: 0 CS: 0	PA: 37
<b>PITCHER</b> Reggie Cleveland, R ERA: 3.81 Ray Bare, R ERA: Dennis Higgins, R ERA: 3.86	IP: 6.2 WLS: L BF: 31 H: 10 R: 7 ER: 6 SO: 3 BB: 1 IBB: 0 HBP: 0 BLK: 0 WP: 0 HR: 1 S: 35 P: 43 ERA: 8.10 WHIP: 1.650																	

St. Louis Cardinals @ San Diego Padres  
San Diego Stadium, San Diego, CA  
Tue Aug 15 1972, 10:05 PM EDT  
Att: 7,801 - Unknown

AB 31  
R 7  
H 11  
RBI 6  
BB 4  
SO 4  
LOB 13

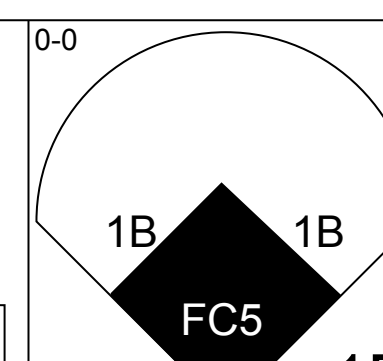
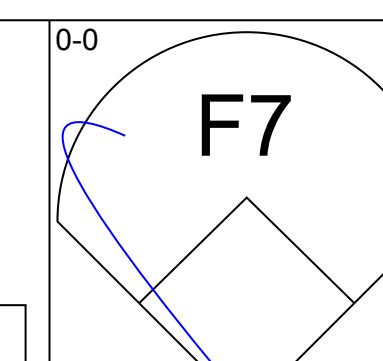
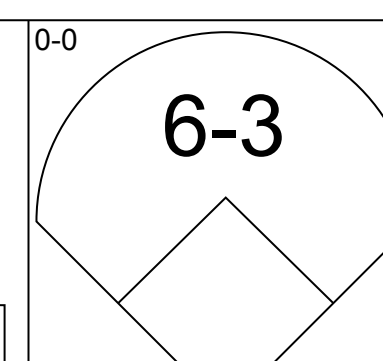
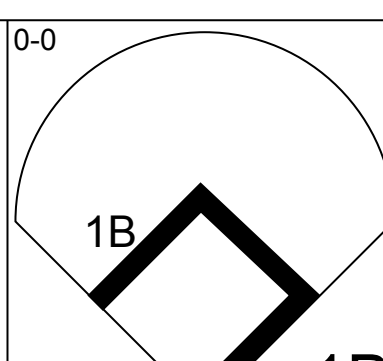
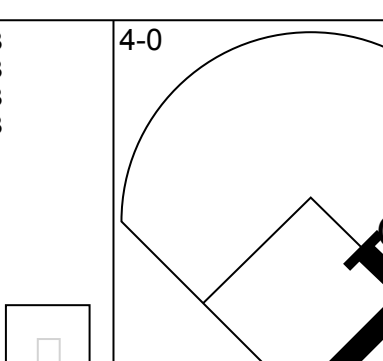
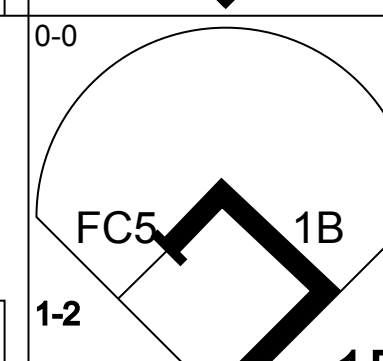
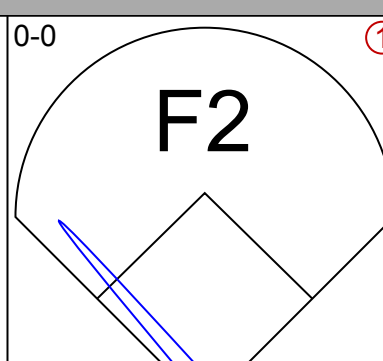
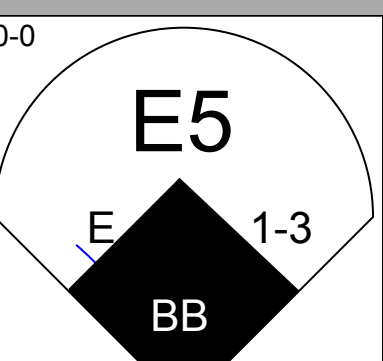
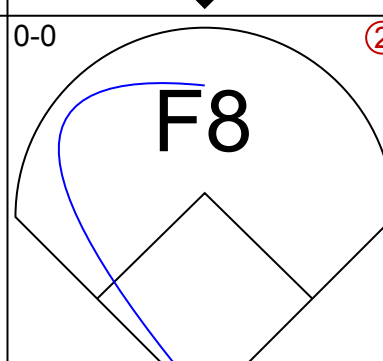
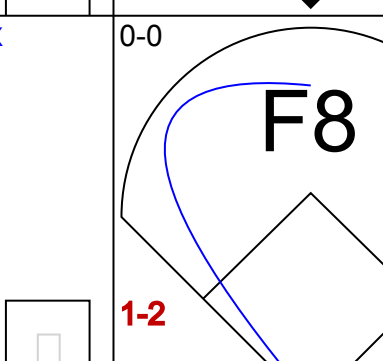
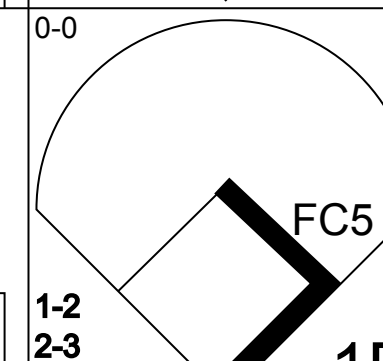
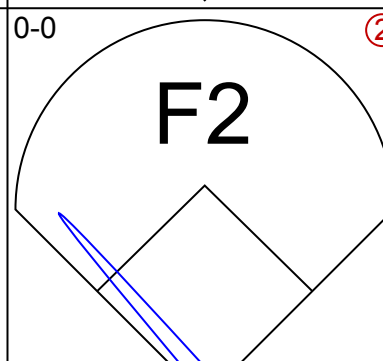
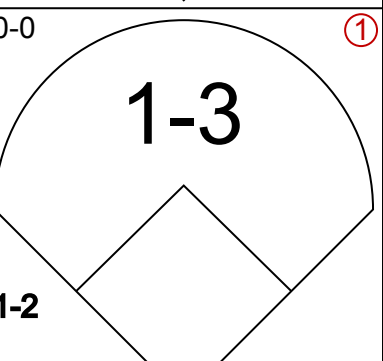
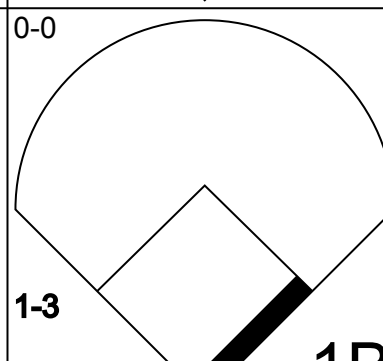
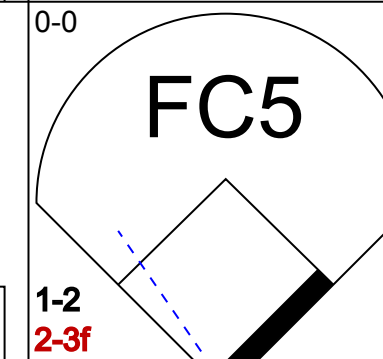
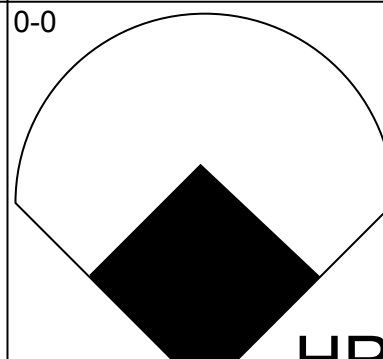
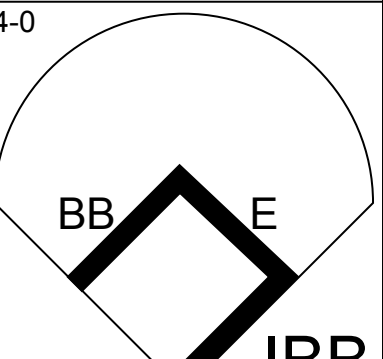
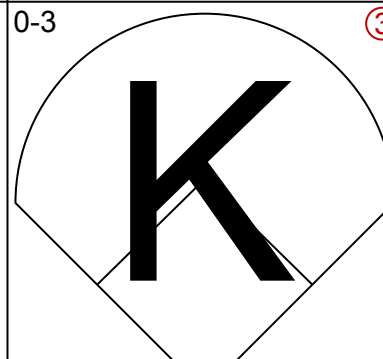
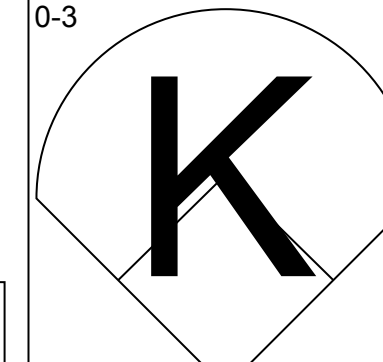
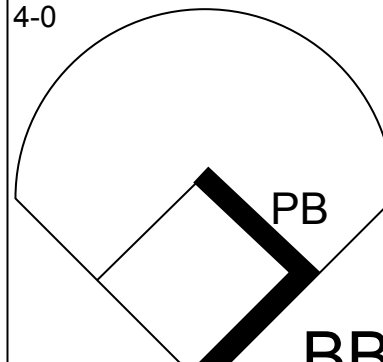
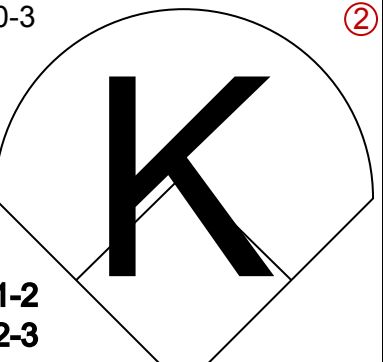
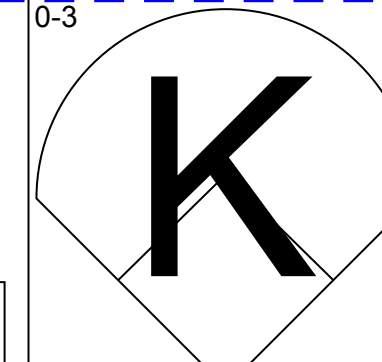
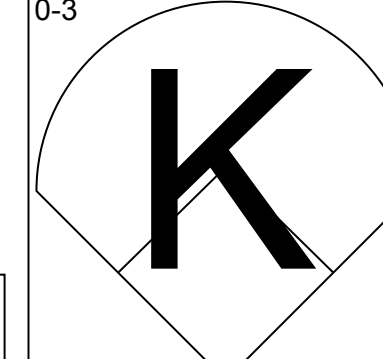
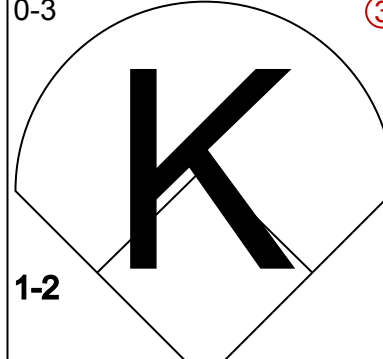
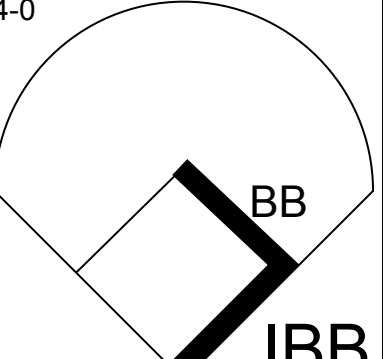
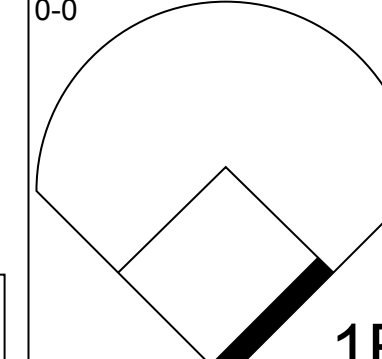
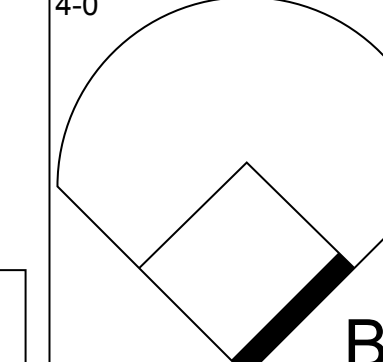
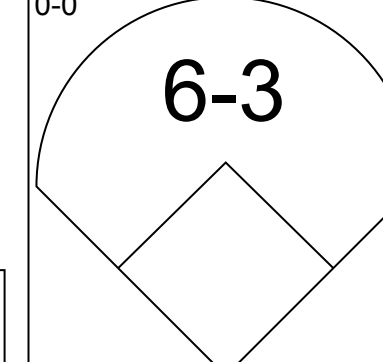

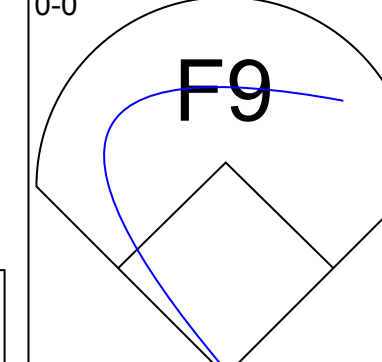

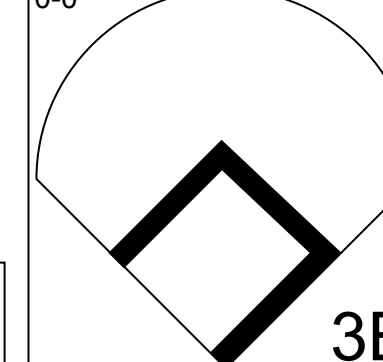
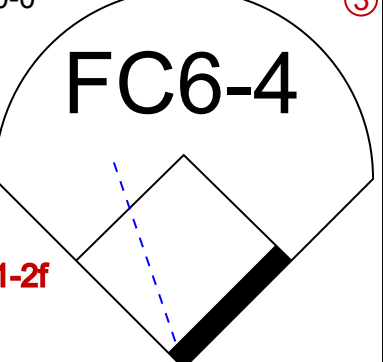
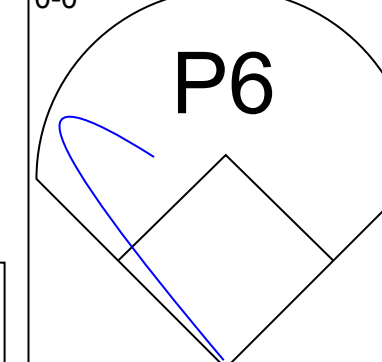
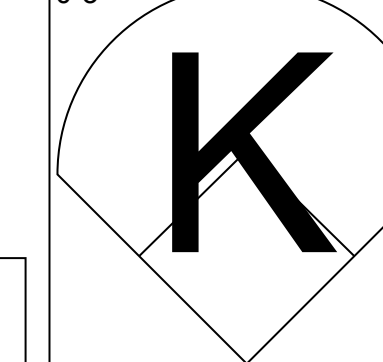
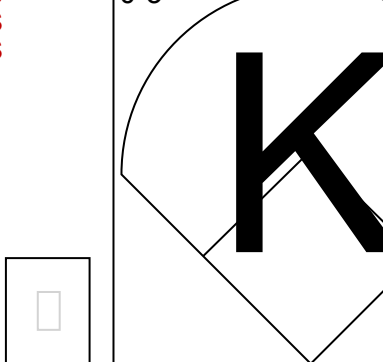
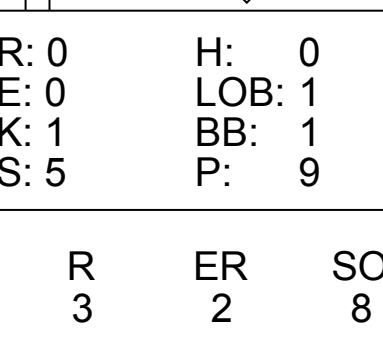
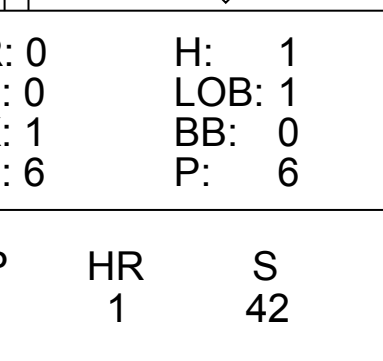
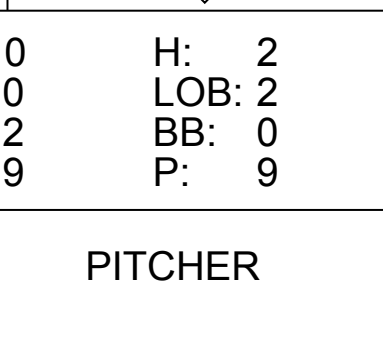
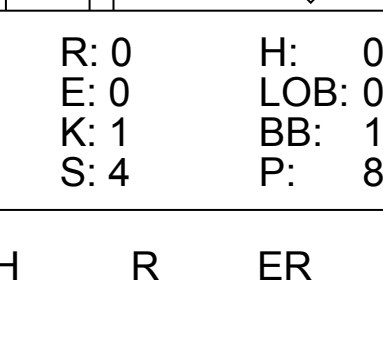


Batter	1	2	3	4	5	6	7	8	9	AB	R	H	RBI	BB	SO	LOB	TOP										
<b>Lou Brock, L</b> OBP: 0.344, SLG: 0.385 (1, 7)	F7	G3		E4		WP 1B		6-3		5	1	1	1	0	0	2	<b>St. Louis Cardinals @ San Diego Padres</b> San Diego Stadium, San Diego, CA Wed Aug 16 1972, 10:05 PM EDT Att: 7,242 - Unknown <a href="http://livebaseballscorecards.com">livebaseballscorecards.com</a>										
<b>Ted Sizemore, R</b> OBP: 0.326, SLG: 0.362 (1, 4)	E6		6-3	F8		WP SH3-4 1B		L4		5	1	1	1	0	0	2											
<b>Bernie Carbo, L</b> OBP: 0.385, SLG: 0.338 (1, 9)	P6			K		SH3-4			4-3 HBP	3	0	1	0	0	1	3											
<b>Ted Simmons, S</b> OBP: 0.326, SLG: 0.464 (1, 2)	6-3		F2		6-3	4-3			L8	5	0	0	1	0	0	3											
<b>Joe Torre, R</b> OBP: 0.352, SLG: 0.448 (1, 5)		F8	F7		6-3	6-3			4-3	5	0	1	0	0	0	2											
<b>Matty Alou, L</b> OBP: 0.353, SLG: 0.393 <b>Ron Allen, S</b> (4, FR) (4, 3)				1B E BB	1B BB		K		1-3	1	1	1	0	1	0	0											
<b>Luis Melendez, R</b> OBP: 0.316, SLG: 0.386 (1, 8)				1B E 1B	F2		CS 1B			4	2	3	2	0	0	2											
<b>Dal Maxvill, R</b> OBP: 0.305, SLG: 0.274 (1, 6)				1B			K			3	0	2	0	1	1	1											
<b>Bob Gibson, R</b> OBP: 0.174, SLG: 0.391 <b>Diego Segui, R</b> OBP: 0.091, SLG: 0.091 (8, 1) (8, 1)	F7			K	K			F8		4	0	0	0	0	2	7											
<b>Inning Stats</b>	R: 0 E: 1 K: 0 S: 4	H: 0 LOB: 1 BB: 0 P: 4	R: 2 E: 0 K: 0 S: 6	H: 3 LOB: 1 BB: 0 P: 6	R: 0 E: 0 K: 0 S: 4	H: 1 LOB: 1 BB: 0 P: 4	R: 2 E: 1 K: 2 S: 10	H: 2 LOB: 2 BB: 1 P: 14	R: 0 E: 0 K: 1 S: 6	H: 1 LOB: 3 BB: 2 P: 14	R: 2 E: 0 K: 0 S: 5	H: 2 LOB: 0 BB: 0 P: 5	R: 0 E: 0 K: 2 S: 7	H: 1 LOB: 1 BB: 0 P: 7	R: 0 E: 0 K: 0 S: 3	H: 0 LOB: 0 BB: 0 P: 3		R: 0 E: 0 K: 0 S: 3	H: 0 LOB: 1 BB: 0 P: 4	1B: 9 2B: 1 3B: 0 HR: 1	SF: 0 SAC: 1 DP: 1 HBP: 1	WP: 3 PB: 0 SB: 1 CS: 1	PA: 42				
<b>PITCHER</b>	IP	WLS	BF	H	R	ER	SO	BB	IBB	HBP	BLK	WP	HR	S	P	ERA	WHIP										
<b>Steve Arlin, R</b> ERA: 3.43 <b>Gary Ross, R</b> ERA: 2.1 <b>Fred Norman, L</b> ERA: 3.28 <b>Al Severinsen, R</b> ERA:	(1, 1) (5, 1) (6, 1) (8, 1)	4.2 0.1 2.0 2.0	L 1 8 7	26 0 3 0	7 0 2 0	4 0 2 0	3 0 2 0	2 1 2 0	3 0 0 0	0 0 0 0	0 0 0 1	0 0 2 0	1 0 12 6	27 3 12 7	39 3 2 7	5.79 0.00 9.00 0.00	2.143 0.000 1.500 0.000										
Batter	1	2	3	4	5	6	7	8	9	AB	R	H	RBI	BB	SO	LOB	BOTTOM										
<b>Jerry Morales, R</b> OBP: 0.315, SLG: 0.364 (1, 8)	F9		K		6-3		FC4		SH3-4	4	0	0	1	0	1	1	<b>St. Louis Cardinals @ San Diego Padres</b> San Diego Stadium, San Diego, CA Wed Aug 16 1972, 10:05 PM EDT Att: 7,242 - Unknown <a href="http://livebaseballscorecards.com">livebaseballscorecards.com</a>										
<b>Gary Jesteadt, R</b> OBP: 0.275, SLG: 0.350 (1, 4)	1-6-3		K			6-3	FC6-4		F9	5	0	0	0	0	1	3											
<b>Dave Roberts, R</b> OBP: 0.290, SLG: 0.346 (1, 5)				4-3		P5			F8	5	0	2	0	0	0	2											
<b>Nate Colbert, R</b> OBP: 0.320, SLG: 0.539 (1, 3)	K			4-3		HR			F8	4	1	1	1	0	1	2											
<b>Cito Gaston, R</b> OBP: 0.312, SLG: 0.374 <b>Enzo Hernandez, R</b> OBP: 0.243, SLG: 0.238 (8, FR) (9, 7)		6-3			FC6-4 1B		P4		S FC5-2 BB	3	0	1	0	1	0	0											
<b>Larry Stahl, L</b> OBP: 0.299, SLG: 0.331 (9, 9)		E3		FC6-4		1B			FC5-2	4	1	1	0	0	0	3											
<b>Derrel Thomas, S</b> OBP: 0.288, SLG: 0.310 (1, 6)			K			HR			K2-3	4	1	1	1	0	2	4											
<b>Fred Kendall, R</b> OBP: 0.262, SLG: 0.333 (1, 2)			K			F9			SH3-4 E 1B	4	1	2	0	0	1	1											
<b>Steve Arlin, R</b> OBP: 0.298, SLG: 0.204 <b>Gary Ross, R</b> OBP: 0.222, SLG: 0.222 <b>Johnny Oliver, R</b> OBP: 0.268, SLG: 0.315 <b>Fred Norman, S</b> OBP: 0.265, SLG: 0.179 <b>Curt Biefary, R</b> OBP: 0.265, SLG: 0.400 <b>Al Severinsen, R</b> OBP: 0.321, SLG: 0.246 (1, 1) (5, 1) (5, PH) (8, 1) (8, PH) (8, 1) (8, PH)	(1, 1) (5, 1) (5, PH) (8, 1) (8, PH) (8, 1) (8, PH)	7.1 1.2	W S	32 7	8 1	4 0	4 0	6 1	0 0	0 0	0 0	0 0	0 2	43 9	47 9	0.00 0.600	1.227 0.600										
<b>Inning Stats</b>	R: 0 E: 0 K: 1 S: 6	H: 1 LOB: 1 BB: 0 P: 6	R: 0 E: 1 K: 2 S: 8	H: 0 LOB: 1 BB: 0 P: 8	R: 0 E: 0 K: 2 S: 7	H: 0 LOB: 0 BB: 0 P: 7	R: 0 E: 0 K: 0 S: 4	H: 1 LOB: 1 BB: 0 P: 4	R: 1 E: 0 K: 1 S: 6	H: 1 LOB: 0 BB: 0 P: 6	R: 1 E: 0 K: 0 S: 4	H: 1 LOB: 0 BB: 0 P: 4	R: 2 E: 0 K: 0 S: 6	H: 3 LOB: 1 BB: 0 P: 6	R: 0 E: 0 K: 1 S: 6	H: 1 LOB: 3 BB: 1 P: 10	R: 0 E: 1 K: 0 S: 5	H: 1 LOB: 2 BB: 0 P: 5	1B: 7 2B: 0 3B: 0 HR: 2	SF: 0 SAC: 1 DP: 0 HBP: 0	WP: 2 PB: 1 SB: 1 CS: 0	PA: 39					
<b>PITCHER</b>	IP	WLS	BF	H	R	ER	SO	BB	IBB	HBP	BLK	WP	HR	S	P	ERA	WHIP										
<b>Bob Gibson, R</b> ERA: 2.89 <b>Diego Segui, R</b> ERA: 2.65	(1, 1) (8, 1)	7.1 1.2	W S	32 7	8 1	4 0	4 0	6 1	0 0	0 0	0 0	0 2	43 9	47 9	0.00 0.600	1.227 0.600											

Batter	1	2	3	4	5	6	7	8	9	AB	R	H	RBI	BB	SO	LOB	TOP			
<b>Lou Brock, L</b> OBP: 0.341, SLG: 0.381 (1, 7)										4	0	0	0	0	3	2	<b>St. Louis Cardinals @ San Diego Padres</b> San Diego Stadium, San Diego, CA Thu Aug 17 1972, 10:05 PM EDT Att: 4,990 - Unknown			
<b>Ted Sizemore, R</b> OBP: 0.326, SLG: 0.358 (1, 4)										3	0	0	0	1	0	2				
<b>Bernie Carbo, L</b> OBP: 0.383, SLG: 0.333 (1, 9)										3	0	0	0	1	0	1				
<b>Ted Simmons, S</b> OBP: 0.323, SLG: 0.459 (1, 2)										4	0	0	0	0	1	2				
<b>Joe Torre, R</b> OBP: 0.352, SLG: 0.446 (1, 3)										2	0	0	0	1	0	0				
<b>Ron Allen, S</b> OBP: 0.222, SLG: 0.500 (8, 3)										1	1	1	1	0	0	0				
<b>Luis Melendez, R</b> OBP: 0.315, SLG: 0.384 (1, 8)										4	0	1	0	0	0	1				
<b>Ed Crosby, L</b> OBP: 0.274, SLG: 0.256 (1, 5)										3	1	0	0	1	0	2				
<b>Dal Maxvill, R</b> OBP: 0.308, SLG: 0.275 (1, 6)										3	0	1	0	1	1	1				
<b>Rick Wise, R</b> OBP: 0.203, SLG: 0.250 (1, 1)										2	0	1	1	0	0	0				
<b>Jose Cruz, L</b> OBP: 0.277, SLG: 0.267 (7, PH)										1	0	0	0	0	1	1				
<b>Lowell Palmer, R</b> OBP: 0.277, SLG: 0.267 (7, 1)										0	0	0	0	0	0	0				
<b>Inning Stats</b>	R: 0 E: 0 K: 1 S: 5	H: 0 LOB: 1 BB: 1 P: 9	R: 0 E: 0 K: 0 S: 3	H: 0 LOB: 1 BB: 1 P: 7	R: 0 E: 0 K: 0 S: 3	H: 0 LOB: 0 BB: 0 P: 3	R: 0 E: 0 K: 0 S: 3	H: 0 LOB: 0 BB: 0 P: 3	R: 1 E: 0 K: 1 S: 7	H: 2 LOB: 2 BB: 1 P: 11	R: 0 E: 0 K: 0 S: 3	H: 0 LOB: 1 BB: 1 P: 9	R: 0 E: 0 K: 1 S: 5	H: 0 LOB: 1 BB: 1 P: 11	R: 1 E: 0 K: 1 S: 6	H: 2 LOB: 2 BB: 0 P: 6	1B: 3 2B: 1 3B: 0 HR: 1	SF: 0 SAC: 0 DP: 1 HBP: 0	WP: 0 PB: 0 SB: 1 CS: 0	PA: 35
<b>PITCHER</b>	IP	WLS	BF	H	R	ER	SO	BB	IBB	HBP	BLK	WP	HR	S	P	ERA	WHIP			
<b>Clay Kirby, R</b> ERA: 3.09 (1, 1)	7.0	W	27	2	1	1	3	4	0	0	0	0	0	29	45	1.29	0.857			
<b>Mike Corkins, R</b> ERA: 3.74 (8, 1)	2.0	S	8	2	1	1	3	1	0	0	0	0	1	13	17	4.50	1.500			

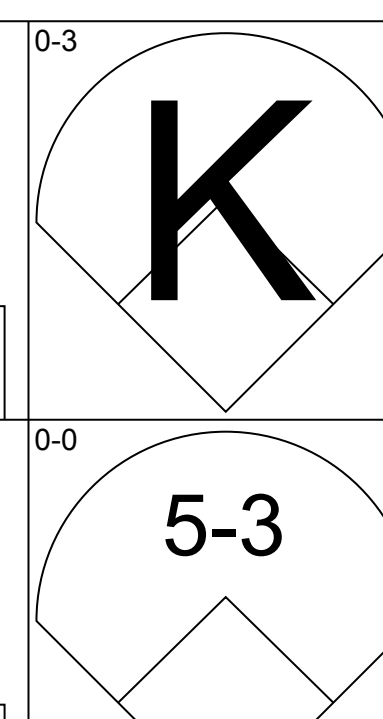
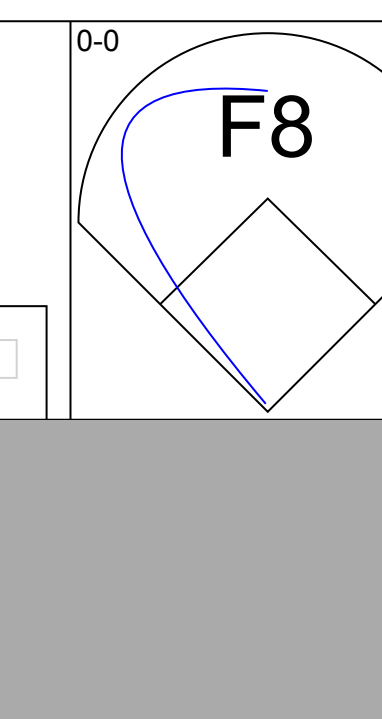
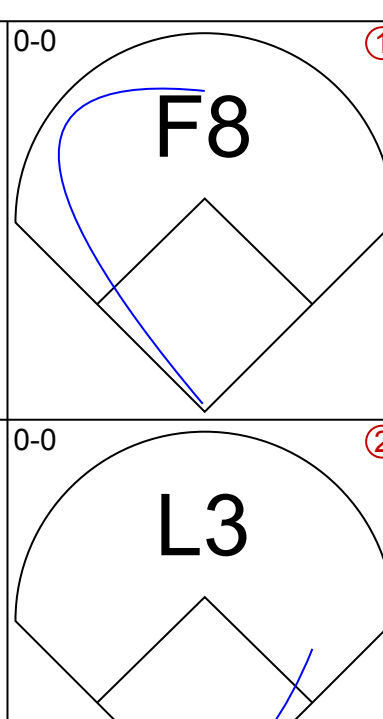
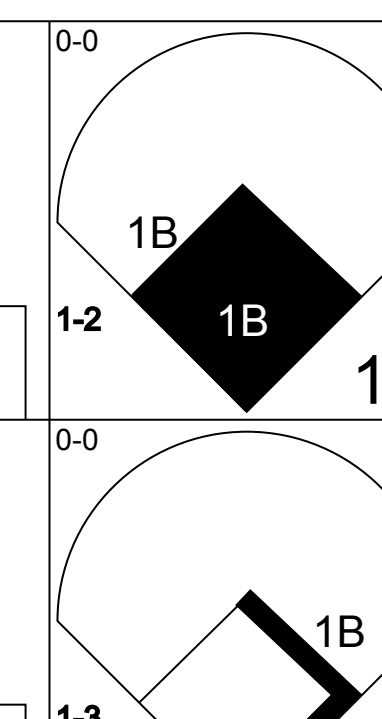
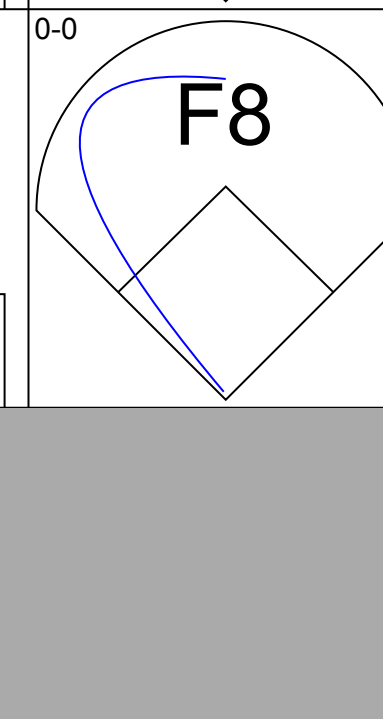
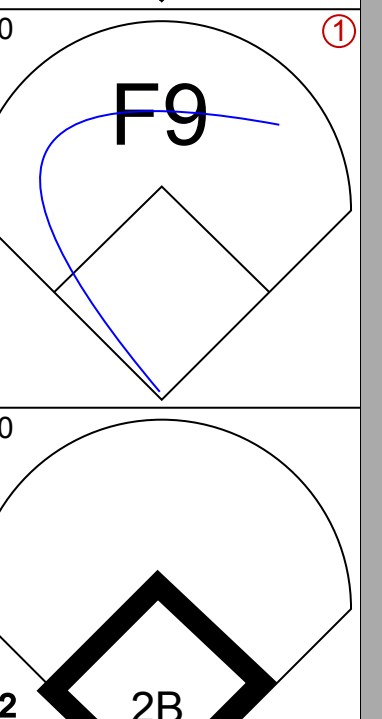
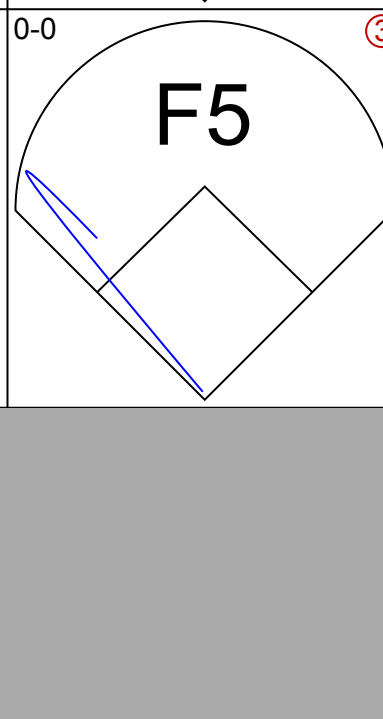
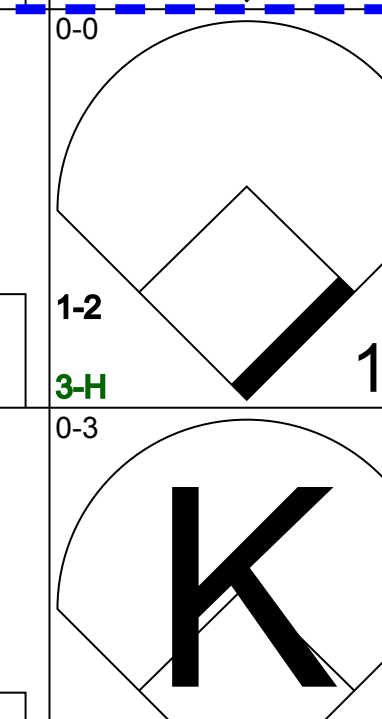

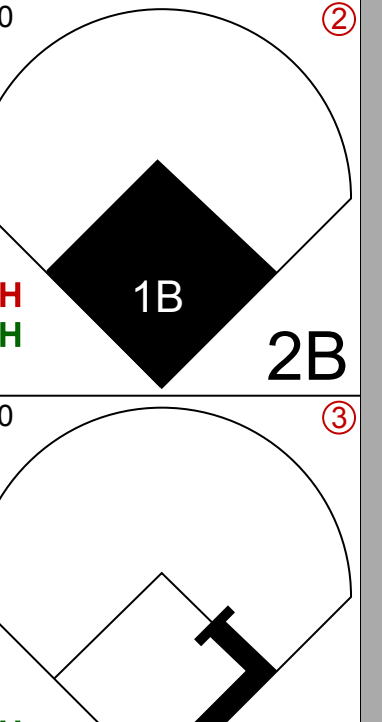

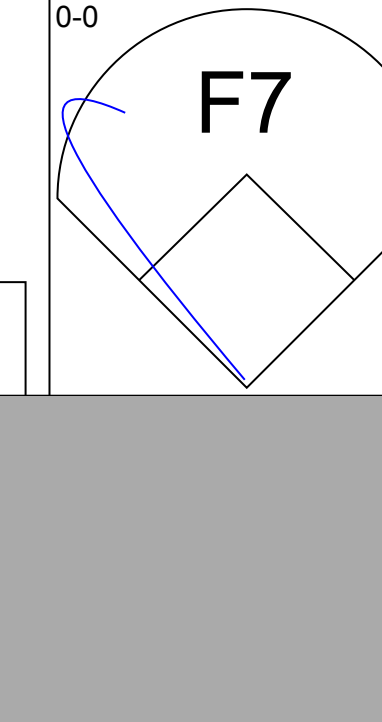
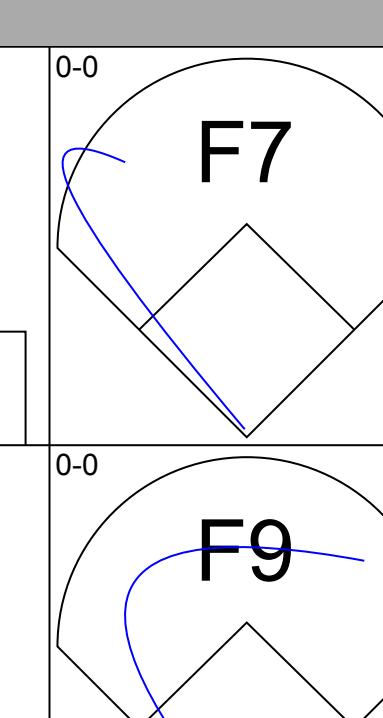
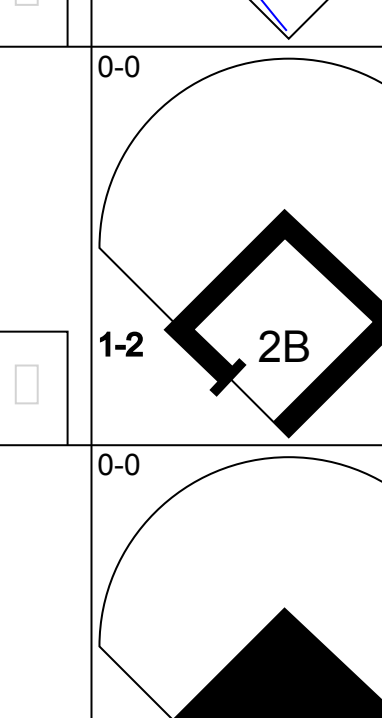
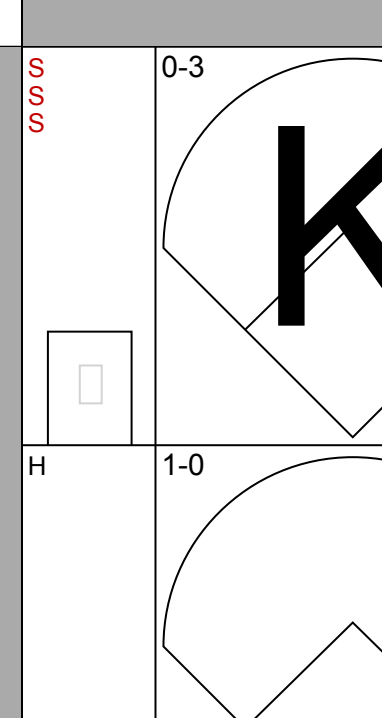
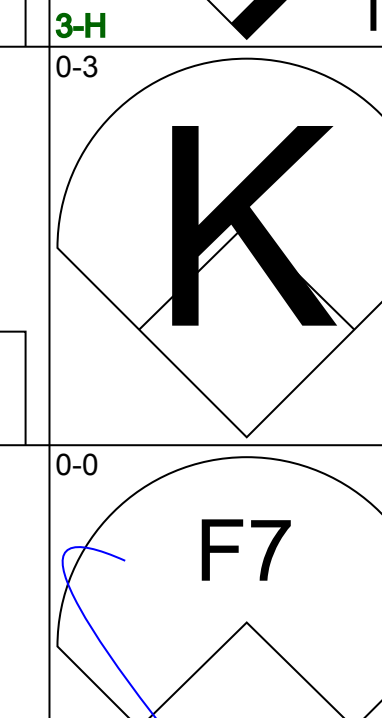
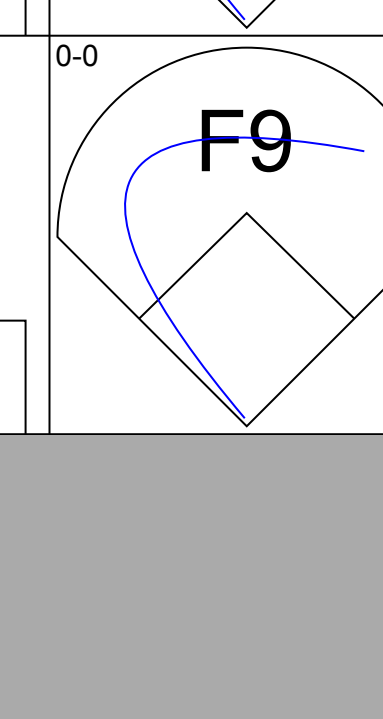
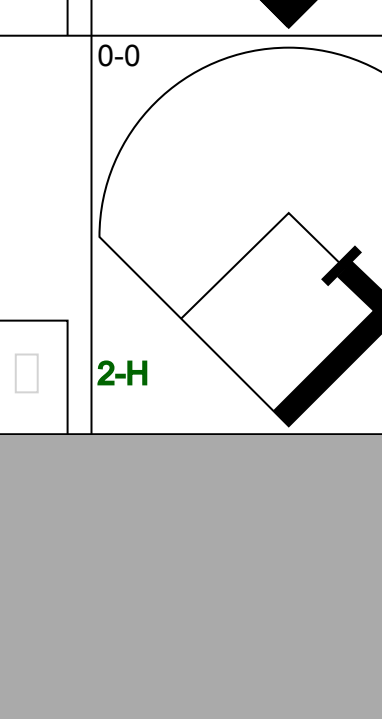
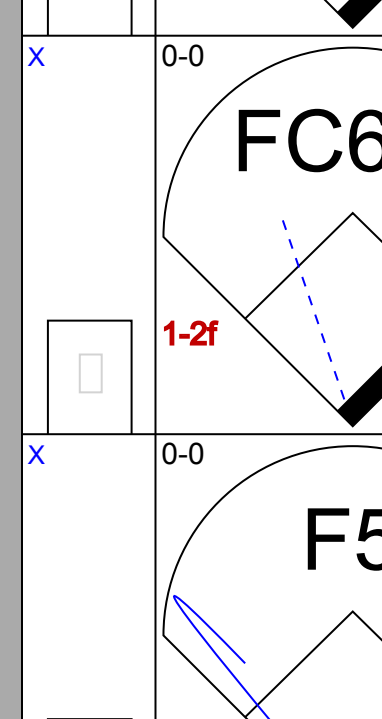




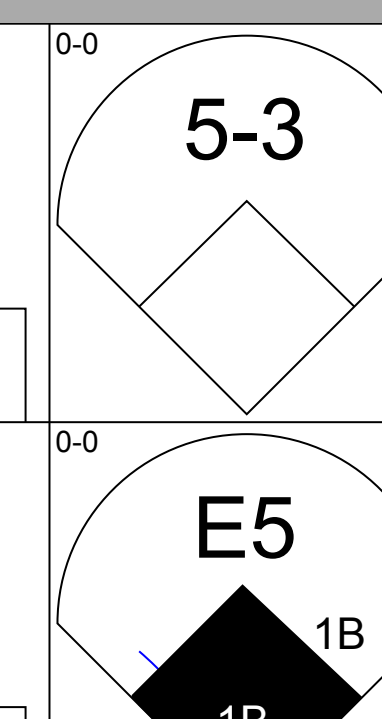
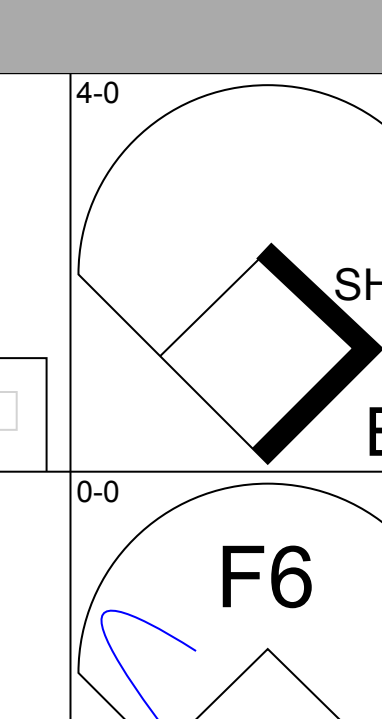
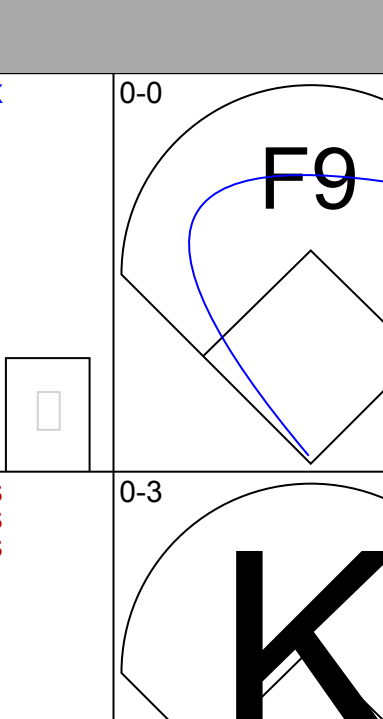
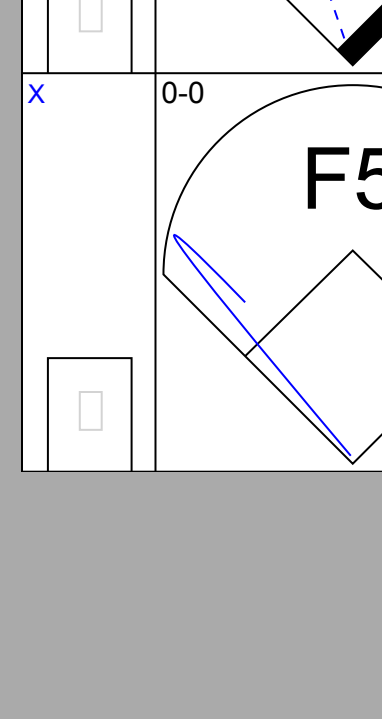
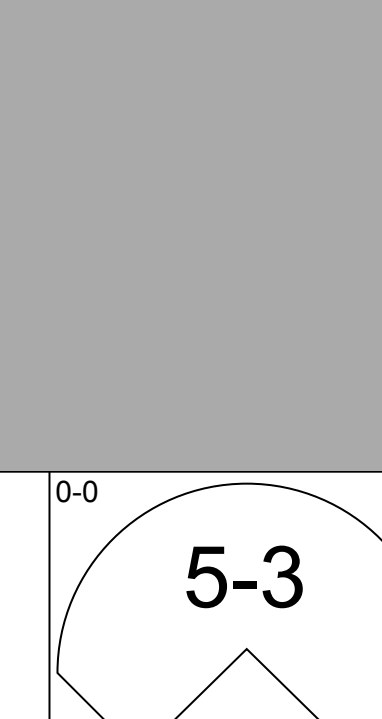
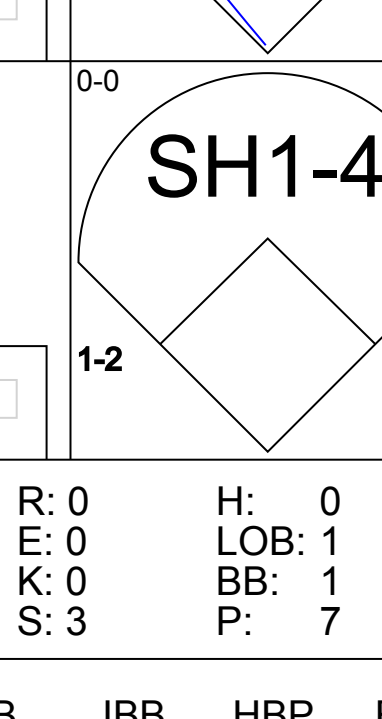
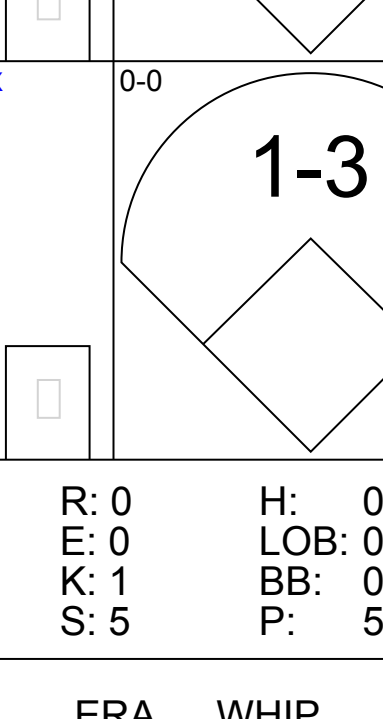
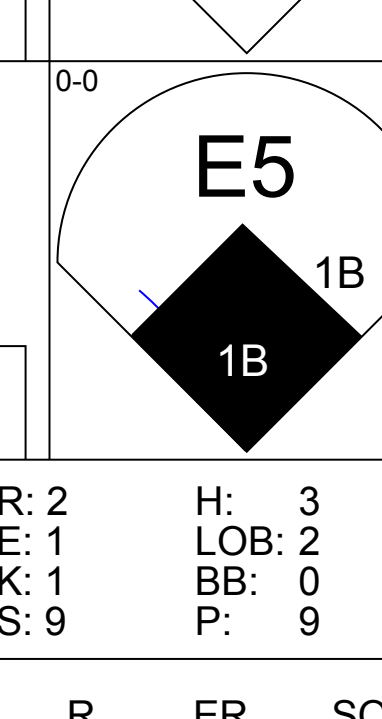
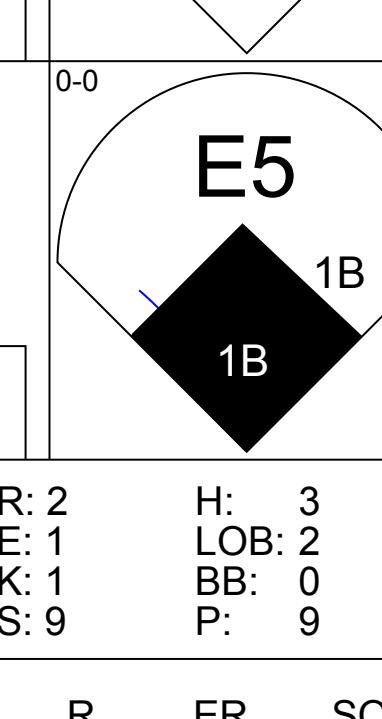


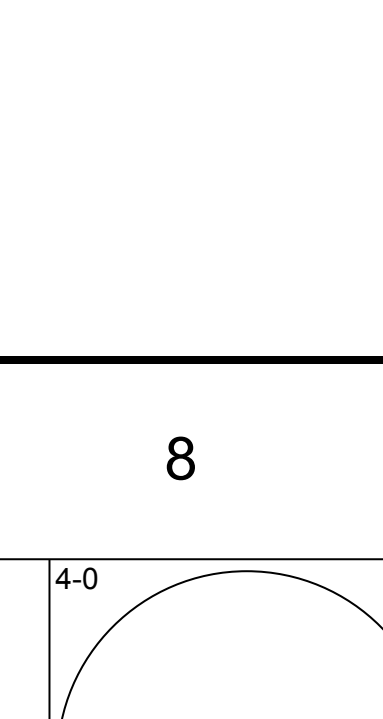

AB	30
R	2
H	4
RBI	2
BB	5
SO	6
LOB	12

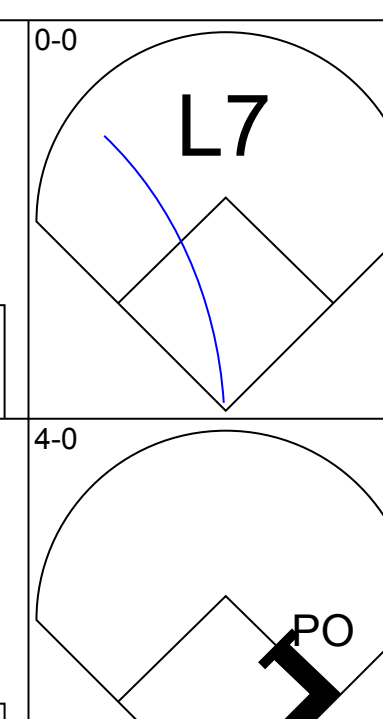
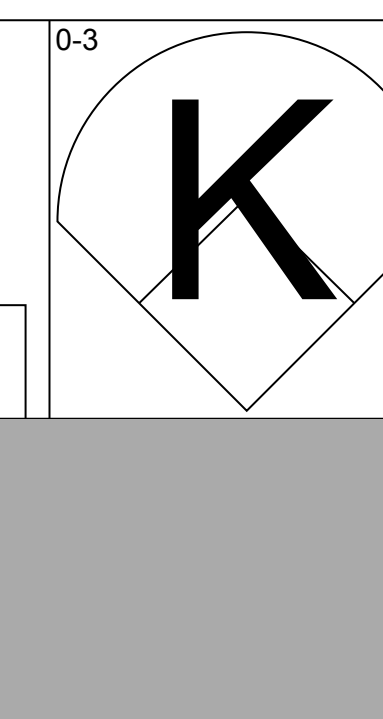
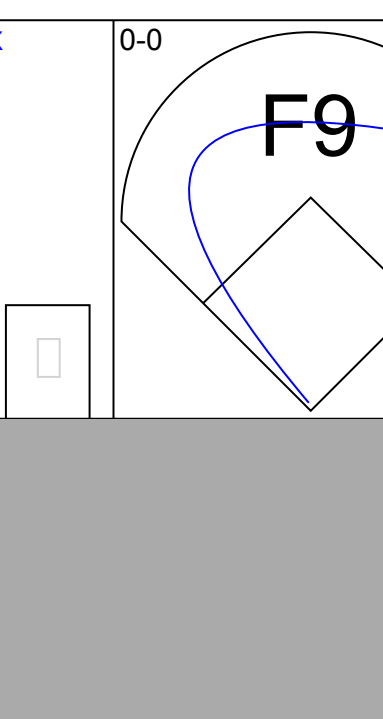
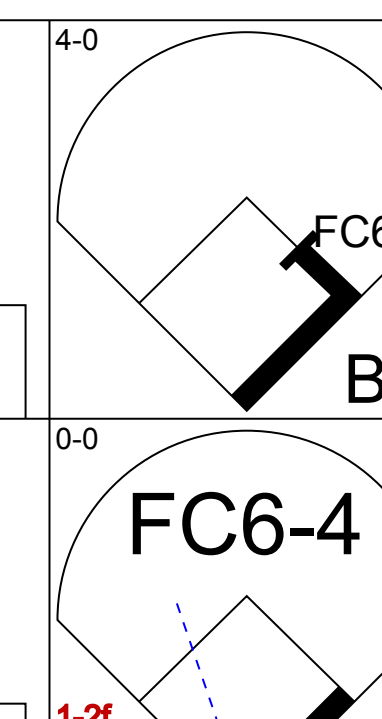
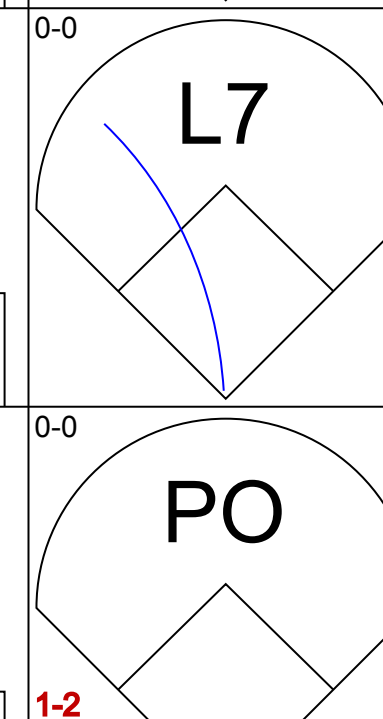
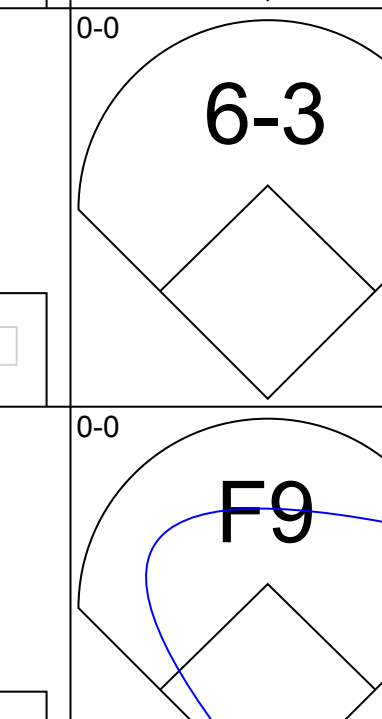
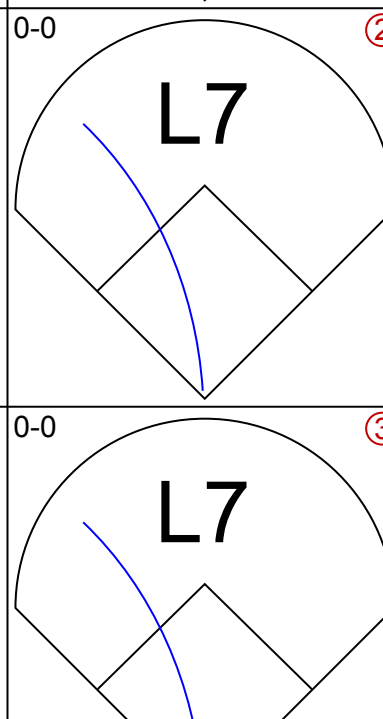






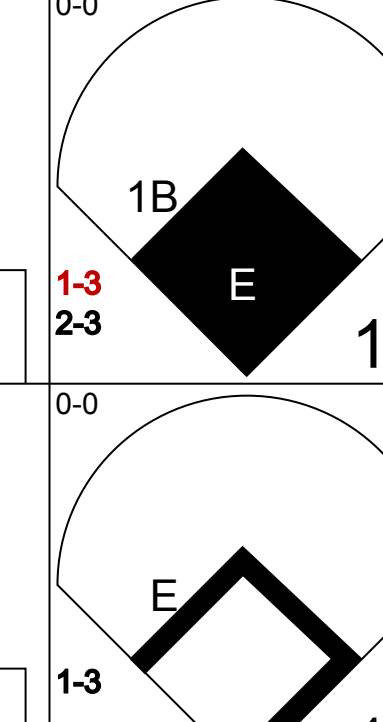


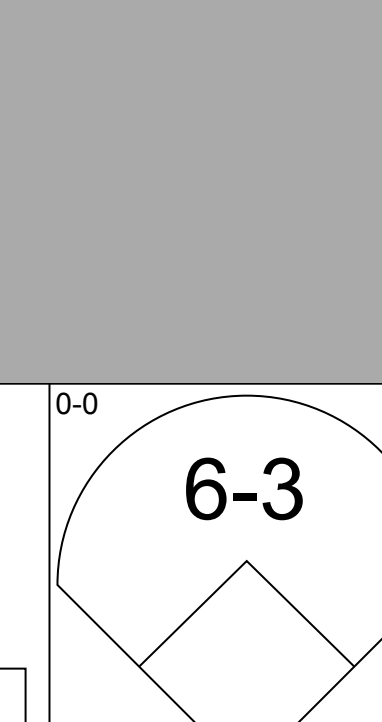
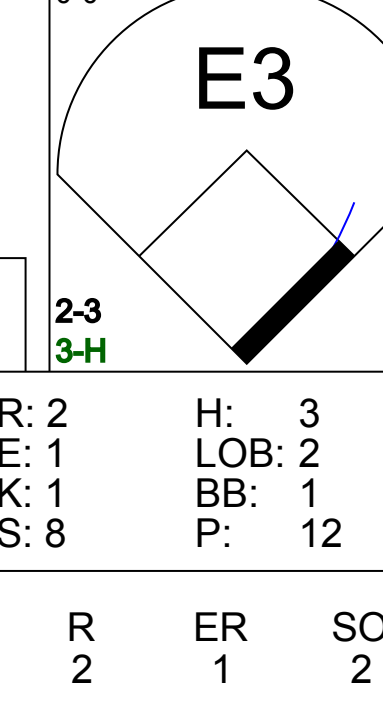


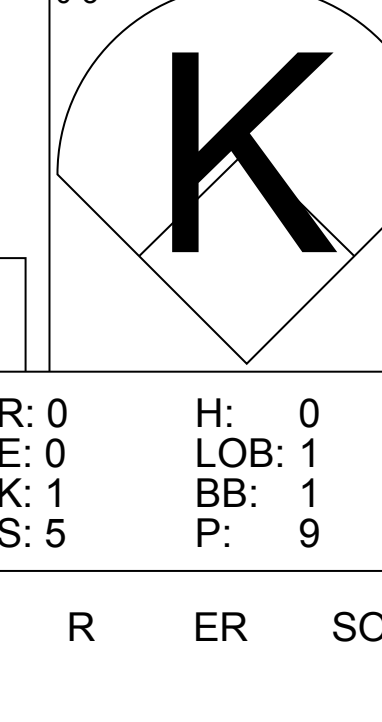






Batter	1	2	3	4	5	6	7	8	9	AB	R	H	RBI	BB	SO	LOB	BOTTOM			
<b>Jerry Morales, R</b> OBP: 0.320, SLG: 0.366 (1, 8)										4	1	2	0	1	0	2	<b>St. Louis Cardinals @ San Diego Padres</b> San Diego Stadium, San Diego, CA Thu Aug 17 1972, 10:05 PM EDT Att: 4,990 - Unknown			
<b>Gary Jesteadt, R</b> OBP: 0.273, SLG: 0.346 (1, 4)										5	1	1	0	0	0	2				
<b>Dave Roberts, R</b> OBP: 0.293, SLG: 0.348 (1, 5)										4	0	2	0	0	0	1				
<b>Nate Colbert, R</b> OBP: 0.321, SLG: 0.544 (1, 3)										3	1	1	2	1	1	4				
<b>Cito Gaston, R</b> OBP: 0.311, SLG: 0.369 (1, 9)										3	0	0	0	1	3	4				
<b>Larry Stahl, L</b> OBP: 0.302, SLG: 0.331 (1, 7)										3	0	1	0	1	2	3				
<b>Derrel Thomas, S</b> OBP: 0.290, SLG: 0.309 (1, 6)										2	0	0	1	2	0	1				
<b>Fred Kendall, R</b> OBP: 0.262, SLG: 0.343 (1, 2)										4	0	1	0	0	0	5				
<b>Clay Kirby, R</b> OBP: 0.097, SLG: 0.058 (1, 1)										3	0	0	0	0	3	2				
<b>Mike Corkins, R</b> OBP: 0.292, SLG: 0.417 (8, 1)											1	0	0	0	0	1		0		
<b>Inning Stats</b>	R: 1 E: 0 K: 2 S: 10	H: 3 LOB: 2 BB: 0 P: 10	R: 0 E: 0 K: 1 S: 5	H: 0 LOB: 1 BB: 1 P: 9	R: 1 E: 0 K: 1 S: 6	H: 1 LOB: 1 BB: 1 P: 10	R: 0 E: 0 K: 1 S: 6	H: 1 LOB: 1 BB: 0 P: 6	R: 1 E: 2 K: 1 S: 6	H: 0 LOB: 3 BB: 3 P: 18	R: 0 E: 0 K: 2 S: 9	H: 2 LOB: 2 BB: 0 P: 9	R: 0 E: 0 K: 1 S: 6	H: 1 LOB: 1 BB: 0 P: 6	R: 0 E: 0 K: 1 S: 4	H: 0 LOB: 0 BB: 1 P: 8	1B: 6 2B: 0 3B: 1 HR: 1	SF: 0 SAC: 0 DP: 0 HBP: 0	WP: 0 PB: 1 SB: 0 CS: 1	PA: 38
<b>PITCHER</b>	IP	WLS	BF	H	R	ER	SO	BB	IBB	HBP	BLK	WP	HR	S	P	ERA	WHIP			
<b>Rick Wise, R</b> ERA: 3.53 (1, 1)	6.0	L	31	7	3	2	8	3	2	0	0	0	0	1	42	3.00	1.667			
<b>Lowell Palmer, R</b> ERA: 3.35 (7, 1)	2.0		7	1	0	0	2	1	0	0	0	0	0	10	14	0.00	1.000			





Batter	1	2	3	4	5	6	7	8	9	AB	R	H	RBI	BB	SO	LOB	TOP			
Vic Davallillo, L OBP: 0.372, SLG: 0.427 (1, 9)										4	1	1	0	0	1	1	<b>Pittsburgh Pirates @ San Diego Padres</b> San Diego Stadium, San Diego, CA Fri Aug 18, 1972, 10:05 PM EDT Att: 30,610 - Unknown			
Dave Cash, R OBP: 0.314, SLG: 0.372 (1, 4)										4	1	2	1	0	0	0				
Al Oliver, L OBP: 0.349, SLG: 0.437 (1, 8)										4	0	1	1	0	0	1				
Willie Stargell, L OBP: 0.389, SLG: 0.593 Gene Clines, R OBP: 0.353, SLG: 0.410 (8, 7)										4	0	1	0	0	2	2				
Richie Hebner, L OBP: 0.404, SLG: 0.547 (1, 5)										3	1	1	1	0	0	2				
Manny Sanguillen, R OBP: 0.342, SLG: 0.444 (1, 2)											4	0	1	1	0	0		1		
Bob Robertson, R OBP: 0.285, SLG: 0.298 (8, 3)											3	0	0	0	1	1				
Gene Alley, R OBP: 0.333, SLG: 0.323 (1, 6)											4	0	0	0	0	2		1		
Steve Blass, R OBP: 0.175, SLG: 0.164 (1, 1)										2	1	0	0	0	0	0				
<b>Inning Stats</b>	R: 0 E: 0 K: 1 S: 5	H: 0 LOB: 0 BB: 0 P: 5	R: 0 E: 0 K: 0 S: 3	H: 0 LOB: 0 BB: 0 P: 3	R: 0 E: 0 K: 0 S: 3	H: 0 LOB: 1 BB: 1 P: 7	R: 2 E: 0 K: 0 S: 5	H: 4 LOB: 1 BB: 0 P: 5	R: 0 E: 0 K: 1 S: 5	H: 0 LOB: 0 BB: 0 P: 3	R: 0 E: 0 K: 1 S: 5	H: 0 LOB: 1 BB: 0 P: 6	R: 2 E: 1 K: 1 S: 9	H: 3 LOB: 2 BB: 0 P: 9	R: 0 E: 0 K: 2 S: 7	H: 0 LOB: 0 BB: 0 P: 7	1B: 6 2B: 1 3B: 0 HR: 0	SF: 0 SAC: 1 DP: 0 HBP: 1	WP: 0 PB: 0 SB: 0 CS: 0	PA: 35
<b>PITCHER</b>	IP WLS BF H R ER SO BB IBB HBP BLK WP HR S P ERA WHIP																			
Bill Greif, R ERA: 4.81 (1, 1)	7.1 L 29 6 4 3 3 1 0 0 0 0 0 0 33 38 3.68 0.955																			
Mark Schaeffer, L ERA: 4.35 (8, 1)	0.2 3 1 0 0 1 0 0 0 0 0 0 0 5 5 0.00 1.500																			
Gary Ross, R ERA: 2.07 (9, 1)	1.0 3 0 0 0 2 0 0 0 0 0 0 0 7 7 0.00 0.000																			

Batter	1	2	3	4	5	6	7	8	9	AB	R	H	RBI	BB	SO	LOB	BOTTOM			
Jerry Morales, R OBP: 0.319, SLG: 0.362 (1, 8)										3	0	0	0	1	1	2	<b>Pittsburgh Pirates @ San Diego Padres</b> San Diego Stadium, San Diego, CA Fri Aug 18, 1972, 10:05 PM EDT Att: 30,610 - Unknown			
Garry Jesteadt, R OBP: 0.273, SLG: 0.341 (1, 4)										3	0	0	0	1	0	1				
Dave Roberts, R OBP: 0.289, SLG: 0.343 (1, 5)											4	0	0	0	0	1				
Nate Colbert, R OBP: 0.321, SLG: 0.542 (1, 3)											4	0	1	0	0	0				
Cito Gaston, R OBP: 0.310, SLG: 0.365 (1, 9)											3	1	0	0	1	0		1		
Larry Stahl, L OBP: 0.301, SLG: 0.327 (1, 7)											3	0	0	0	1	0		1		
Derrel Thomas, S OBP: 0.293, SLG: 0.311 (1, 6)											3	1	2	0	0	0		<b>AB 29</b> <b>R 2</b> <b>H 4</b> <b>RBI 1</b> <b>BB 4</b> <b>SO 2</b> <b>LOB 7</b>		
Fred Kendall, R OBP: 0.263, SLG: 0.343 (1, 2)										3	0	1	1	0	0	0				
Bill Greif, R OBP: 0.061, SLG: 0.031 Mark Schaeffer, L (8, 1) Curt Blefary, L OBP: 0.317, SLG: 0.396 Gary Ross, R OBP: 0.222, SLG: 0.222 (9, 1)										2	0	0	0	0	0	1				
<b>Inning Stats</b>	R: 0 E: 0 K: 0 S: 2	H: 0 LOB: 1 BB: 1 P: 6	R: 2 E: 1 K: 1 S: 8	H: 3 LOB: 2 BB: 1 P: 12	R: 0 E: 0 K: 0 S: 3	H: 0 LOB: 0 BB: 0 P: 3	R: 0 E: 0 K: 0 S: 3	H: 0 LOB: 0 BB: 0 P: 3	R: 0 E: 0 K: 0 S: 3	H: 0 LOB: 0 BB: 0 P: 3	R: 0 E: 0 K: 0 S: 3	H: 1 LOB: 0 BB: 0 P: 3	R: 0 E: 0 K: 1 S: 5	H: 0 LOB: 1 BB: 1 P: 9	R: 0 E: 0 K: 0 S: 3	H: 0 LOB: 1 BB: 1 P: 7	1B: 4 2B: 0 3B: 0 HR: 0	SF: 0 SAC: 0 DP: 0 HBP: 0	WP: 0 PB: 0 SB: 0 CS: 1	PA: 35
<b>PITCHER</b>	IP WLS BF H R ER SO BB IBB HBP BLK WP HR S P ERA WHIP																			
Steve Blass, R ERA: 2.66 (1, 1)	9.0 W 33 4 2 1 2 4 0 0 0 0 0 0 33 49 1.00 0.889																			

Batter	1	2	3	4	5	6	7	8	9	AB	R	H	RBI	BB	SO	LOB	TOP																	
Gene Clines, R OBP: 0.366, SLG: 0.412 (1, 9)										6	2	3	1	0	1	3	<b>Pittsburgh Pirates @ San Diego Padres</b> San Diego Stadium, San Diego, CA Sun Aug 20 1972, 6:33 AM EDT Unknown																	
Dave Cash, R OBP: 0.317, SLG: 0.377 (1, 4)										6	3	3	0	0	1	2																		
Al Oliver, L OBP: 0.349, SLG: 0.437 Vic Davalillo, L OBP: 0.375, SLG: 0.430 (6, PH) (6, 8)										3	0	1	0	0	2	3																		
Willie Stargell, L OBP: 0.392, SLG: 0.594 Rennie Stennett, R OBP: 0.313, SLG: 0.399 (7, PR) (7, 9)										3	2	2	3	1	0	1																		
Manny Sanguillen, R OBP: 0.343, SLG: 0.443 (1, 2)										4	1	1	1	1	0	3																		
Bob Robertson, R OBP: 0.284, SLG: 0.296 (7, 3)										5	0	1	1	0	0	3																		
Richie Hebner, L OBP: 0.410, SLG: 0.547 (1, 5)										2	1	1	1	2	1	2																		
Jackie Hernandez, R OBP: 0.225, SLG: 0.270 (1, 6)										5	0	2	1	0	1	4																		
Dock Ellis, S OBP: 0.106, SLG: 0.106 Bob Johnson, L OBP: 0.200, SLG: 0.207 (6, 1)										3	0	1	0	0	1	4																		
<b>Inning Stats</b>	R: 0 E: 0 K: 1 S: 6	H: 2 LOB: 1 BB: 0 P: 6	R: 0 E: 0 K: 1 S: 6	H: 1 LOB: 2 BB: 0 P: 7	R: 3 E: 0 K: 2 S: 12	H: 5 LOB: 2 BB: 0 P: 12	R: 0 E: 1 K: 2 S: 8	H: 1 LOB: 1 BB: 0 P: 8	R: 2 E: 1 K: 0 S: 4	H: 1 LOB: 2 BB: 3 P: 16	R: 1 E: 1 K: 0 S: 5	H: 1 LOB: 1 BB: 0 P: 5	R: 3 E: 0 K: 1 S: 10	H: 5 LOB: 2 BB: 0 P: 10	R: 0 E: 0 K: 0 S: 3	H: 0 LOB: 1 BB: 1 P: 7		R: 0 E: 0 K: 0 S: 4	H: 1 LOB: 1 BB: 0 P: 4	1B: 15 2B: 2 3B: 0 HR: 0	SF: 1 SAC: 1 DP: 0 HBP: 1	WP: 0 PB: 0 SB: 0 CS: 1	PA: 49											
<b>PITCHER</b>	IP WLS BF H R ER SO BB IBB HBP BLK WP HR S P ERA WHIP																																	
Mike Caldwell, L ERA: 2.83	3.0	17	8	3	3	4	0	0	1	0	0	0	0	0	24	25	9.00	2.667																
Mike Corkins, R ERA: 3.75	2.0	13	3	3	1	2	3	0	0	0	0	0	0	14	26	4.50	3.000																	
Mark Schaeffer, L ERA: 4.96	1.2	10	5	3	3	1	0	0	0	0	0	0	0	12	12	16.20	3.000																	
Al Severinsen, R ERA	0.1	1	0	0	0	0	0	0	0	0	0	0	0	1	1	0.00	0.000																	
Ed Acosta, R ERA: 5.49	2.0	8	1	0	0	0	1	0	0	0	0	0	0	7	11	0.00	1.000																	

Batter	1	2	3	4	5	6	7	8	9	AB	R	H	RBI	BB	SO	LOB	BOTTOM																
Jerry Morales, R OBP: 0.320, SLG: 0.361 (1, 8)										4	0	1	0	1	2	3	<b>Pittsburgh Pirates @ San Diego Padres</b> San Diego Stadium, San Diego, CA Sun Aug 20 1972, 6:33 AM EDT Unknown																
Gary Jesteadt, R OBP: 0.272, SLG: 0.344 (1, 4)										4	0	1	0	0	1	2																	
Dave Roberts, R OBP: 0.285, SLG: 0.338 (1, 5)										4	0	0	0	0	2	2																	
Nate Colbert, R OBP: 0.320, SLG: 0.538 (1, 3)										3	1	0	0	1	1	2																	
Cito Gaston, R OBP: 0.313, SLG: 0.379 (1, 9)										4	1	2	2	0	1	0																	
Larry Stahl, L OBP: 0.300, SLG: 0.325 (1, 7)										4	0	1	0	0	1	0																	
Derrel Thomas, S OBP: 0.295, SLG: 0.317 (1, 6)										3	0	1	0	1	0	0																	
Fred Kendall, R OBP: 0.263, SLG: 0.357 (1, 2)										4	1	1	1	0	0	4																	
Mike Caldwell, R OBP: 0.116, SLG: 0.116 Mike Corfies, R OBP: 0.269, SLG: 0.385 (3, PH) (4, 1)										0	0	0	0	0	0	0																	
Mark Schaeffer, L ERA: 4.96 Al Severinsen, R ERA Johnny Jeter, R OBP: 0.207, SLG: 0.314 Ed Acosta, S OBP: 0.314, SLG: 0.391 (9, PH)										0	0	0	0	0	0	0																	
<b>Inning Stats</b>	R: 0 E: 0 K: 0 S: 4	H: 1 LOB: 1 BB: 0 P: 4	R: 0 E: 0 K: 1 S: 5	H: 0 LOB: 0 BB: 0 P: 5	R: 1 E: 0 K: 1 S: 6	H: 1 LOB: 0 BB: 0 P: 6	R: 2 E: 0 K: 1 S: 6	H: 1 LOB: 0 BB: 1 P: 10	R: 0 E: 0 K: 2 S: 7	H: 0 LOB: 0 BB: 0 P: 7	R: 0 E: 0 K: 1 S: 6	H: 1 LOB: 1 BB: 0 P: 6	R: 0 E: 0 K: 1 S: 5	H: 0 LOB: 1 BB: 1 P: 9	R: 0 E: 0 K: 1 S: 7	H: 2 LOB: 3 BB: 1 P: 11	1B: 3 2B: 1 3B: 1 HR: 2	SF: 0 SAC: 0 DP: 0 HBP: 0	WP: 0 PB: 0 SB: 0 CS: 0	PA: 37													
<b>PITCHER</b>	IP WLS BF H R ER SO BB IBB HBP BLK WP HR S P ERA WHIP																																
Dock Ellis, R ERA: 2.82	5.0	20	4	3	3	4	1	0	0	0	0	0	0	27	31	5.40	1.000																
Bob Johnson, R ERA: 3.41	4.0	17	3	0	0	5	2	0	0	0	0	0	0	25	33	0.00	1.250																

Batter	1	2	3	4	5	6	7	8	9	AB	R	H	RBI	BB	SO	LOB	TOP					
Gene Clines, R OBP: 0.363, SLG: 0.412 (1, 8)										5	0	1	0	0	0	1	<b>Pittsburgh Pirates @ San Diego Padres</b> San Diego Stadium, San Diego, CA Sun Aug 20 1972, 6:38 AM EDT Att: 9,759 - Unknown <a href="http://livebaseballscorecards.com">livebaseballscorecards.com</a>					
Dave Cash, R OBP: 0.321, SLG: 0.380 (1, 4)										5	0	3	0	0	0	1						
Rennie Stennett, R OBP: 0.310, SLG: 0.394 (1, 9)										5	0	1	0	0	1	4						
Willie Stargell, L OBP: 0.390, SLG: 0.590 Vic Davalillo, L OBP: 0.375, SLG: 0.430 (1, 3) (8, 8)										4	1	1	0	0	1	3						
Manny Sanguillen, R OBP: 0.342, SLG: 0.441 (1, 2)										4	1	1	0	0	0	2						
Bob Robertson, R OBP: 0.283, SLG: 0.307 (1, 7) (8, 3)										4	1	1	1	0	1	2						
Richie Hebner, L OBP: 0.411, SLG: 0.556 (1, 5)										4	1	2	2	0	0	1						
Jackie Hernandez, R OBP: 0.226, SLG: 0.270 (1, 6)										4	1	1	0	0	1	1						
Bruce Kison, R OBP: 0.167, SLG: 0.278 (1, 1)										4	0	1	2	0	3	1						
<b>Inning Stats</b>	R: 0 E: 0 K: 1 S: 6	H: 1 LOB: 1 BB: 0 P: 6	R: 2 E: 0 K: 0 S: 6	H: 3 LOB: 1 BB: 0 P: 6	R: 0 E: 1 K: 1 S: 6	H: 1 LOB: 1 BB: 0 P: 6	R: 0 E: 0 K: 2 S: 8	H: 1 LOB: 1 BB: 0 P: 8	R: 0 E: 0 K: 0 S: 4	H: 1 LOB: 0 BB: 0 P: 4	R: 1 E: 0 K: 0 S: 4	H: 1 LOB: 0 BB: 0 P: 4	R: 0 E: 0 K: 1 S: 6	H: 1 LOB: 0 BB: 0 P: 6	R: 2 E: 0 K: 1 S: 7	H: 2 LOB: 0 BB: 0 P: 7		R: 0 E: 0 K: 1 S: 6	H: 1 LOB: 0 BB: 0 P: 6	1B: 8 2B: 1 3B: 1 HR: 2	SF: 0 SAC: 0 DP: 0 HBP: 0	WP: 0 PB: 0 SB: 1 CS: 0
<b>PITCHER</b> Fred Norman, L ERA: 3.38 (1, 1)	IP: 9.0 WLS: L BF: 39 H: 12 R: 5 ER: 5 SO: 7 BB: 0 IBB: 0 HBP: 0 BLK: 0 WP: 0 HR: 2 S: 53 P: 53 ERA: 5.00 WHIP: 1.333															<b>PITCHER</b>	IP: 9.0 WLS: L BF: 39 H: 12 R: 5 ER: 5 SO: 7 BB: 0 IBB: 0 HBP: 0 BLK: 0 WP: 0 HR: 2 S: 53 P: 53 ERA: 5.00 WHIP: 1.333					

Batter	1	2	3	4	5	6	7	8	9	AB	R	H	RBI	BB	SO	LOB	BOTTOM			
Jerry Morales, R OBP: 0.320, SLG: 0.360 (1, 7)										3	1	1	0	0	1	2	<b>Pittsburgh Pirates @ San Diego Padres</b> San Diego Stadium, San Diego, CA Sun Aug 20 1972, 6:38 AM EDT Att: 9,759 - Unknown <a href="http://livebaseballscorecards.com">livebaseballscorecards.com</a>			
Derrel Thomas, S OBP: 0.294, SLG: 0.319 (1, 6)										4	1	1	1	0	0	3				
Dave Roberts, R OBP: 0.281, SLG: 0.333 (1, 5)										4	0	0	0	0	2	3				
Nate Colbert, R OBP: 0.320, SLG: 0.534 (1, 3)										3	0	0	0	1	1	0				
Cito Gaston, R OBP: 0.315, SLG: 0.381 (1, 9)										4	0	2	1	0	0	1				
Johnny Jeter, R OBP: 0.267, SLG: 0.313 (1, 8)										4	0	1	0	0	1	2				
Fred Stanley, R OBP: 0.313, SLG: 0.239 Larry Stahl, L OBP: 0.299, SLG: 0.324 Fred Kendall, R OBP: 0.262, SLG: 0.355 (1, 4) (6, PH) (7, 2)										2	0	0	0	0	1	1				
Pat Corrales, R OBP: 0.252, SLG: 0.181 Gary Jesteadt, R OBP: 0.270, SLG: 0.341 (1, 2) (6, PH) (7, 4)										2	0	0	0	0	0	1				
Fred Norman, S OBP: 0.298, SLG: 0.179 Curt Blefary, L OBP: 0.311, SLG: 0.387 (1, 1) (9, PH)										0	0	0	0	3	0	0				
<b>Inning Stats</b>	R: 2 E: 1 K: 1 S: 7	H: 2 LOB: 1 BB: 1 P: 11	R: 0 E: 0 K: 1 S: 5	H: 0 LOB: 1 BB: 1 P: 9	R: 0 E: 1 K: 0 S: 3	H: 0 LOB: 0 BB: 0 P: 3	R: 0 E: 0 K: 1 S: 6	H: 1 LOB: 1 BB: 0 P: 6	R: 0 E: 0 K: 0 S: 3	H: 0 LOB: 1 BB: 1 P: 7	R: 0 E: 0 K: 1 S: 7	H: 2 LOB: 2 BB: 0 P: 7	R: 0 E: 0 K: 1 S: 5	H: 0 LOB: 0 BB: 0 P: 5	R: 0 E: 0 K: 0 S: 3	H: 0 LOB: 0 BB: 0 P: 3	1B: 4 2B: 2 3B: 0 HR: 0	SF: 0 SAC: 1 DP: 1 HBP: 0	WP: 0 PB: 0 SB: 0 CS: 1	PA: 37
<b>PITCHER</b> Bruce Kison, R ERA: 2.91 (1, 1)	IP: 9.0 WLS: W BF: 36 H: 5 R: 2 ER: 1 SO: 6 BB: 4 IBB: 0 HBP: 0 BLK: 0 WP: 0 HR: 0 S: 44 P: 60 ERA: 1.00 WHIP: 1.000															<b>PITCHER</b>	IP: 9.0 WLS: W BF: 36 H: 5 R: 2 ER: 1 SO: 6 BB: 4 IBB: 0 HBP: 0 BLK: 0 WP: 0 HR: 0 S: 44 P: 60 ERA: 1.00 WHIP: 1.000			

Batter	1	2	3	4	5	6	7	8	9	AB	R	H	RBI	BB	SO	LOB	TOP							
Paul Popovich, S OBP: 0.255, SLG: 0.242	P3		P3		L4		L9		1B HR BB	4	1	0	0	1	0	0	<b>Chicago Cubs @ San Diego Padres</b> San Diego Stadium, San Diego, CA Mon Aug 21 1972, 10:05 PM EDT Att.: 4,511 - Unknown							
Jose Cardenal, R OBP: 0.344, SLG: 0.448	E1 G3		F9		F7		BB S BB		HR 1B	4	1	1	0	1	0	0								
Billy Williams, L OBP: 0.394, SLG: 0.585	G3		K				F7		HR	5	1	2	3	0	1	2								
Joe Pepitone, L OBP: 0.303, SLG: 0.422					F6		BB IBB		SH2-4 1B	3	1	2	1	2	0	1								
Ron Santo, R OBP: 0.376, SLG: 0.489	K				HR		3-1 4-3 1B		F8	4	1	2	1	1	1	3								
Jim Hickman, R OBP: 0.381, SLG: 0.467 Jack Aker, R		K		K		4-3	F3		SH2-4	4	0	0	0	0	2	4								
Glenn Beckert, R OBP: 0.295, SLG: 0.341						3-1			F8	5	0	2	0	0	0	2								
Eliot Hendricks, L OBP: 0.267, SLG: 0.198									F8	2	0	0	0	2	1	1								
Bill Hands, R Bill Bonham, R Rick Monday, L									6-3	3	0	0	0	0	3	4								
										0	0	0	0	0	0	0								
										1	0	0	0	0	0	0								
<b>Inning Stats</b>	R: 0 E: 1 K: 1 S: 6	H: 0 LOB: 2 BB: 1 P: 10	R: 0 E: 0 K: 3 S: 10	H: 1 LOB: 1 BB: 0 P: 10	R: 0 E: 0 K: 1 S: 5	H: 0 LOB: 0 BB: 0 P: 5	R: 2 E: 0 K: 2 S: 9	H: 3 LOB: 1 BB: 1 P: 13	R: 0 E: 0 K: 0 S: 4	H: 1 LOB: 2 BB: 1 P: 4	R: 0 E: 0 K: 1 S: 6	H: 1 LOB: 3 BB: 1 P: 10	R: 0 E: 0 K: 0 S: 3	H: 0 LOB: 3 BB: 3 P: 15	R: 0 E: 0 K: 0 S: 3	H: 0 LOB: 1 BB: 0 P: 3	R: 3 E: 0 K: 0 S: 6	H: 3 LOB: 1 BB: 1 P: 10	1B: 5 2B: 0 3B: 1 HR: 3	SF: 0 SAC: 1 DP: 0 HBP: 0	WP: 0 PB: 0 SB: 2 CS: 0	PA: 43		
<b>PITCHER</b>	IP WLS BF H R ER SO BB IBB HBP BLK WP HR S P ERA WHIP	IP WLS BF H R ER SO BB IBB HBP BLK WP HR S P ERA WHIP	IP WLS BF H R ER SO BB IBB HBP BLK WP HR S P ERA WHIP	IP WLS BF H R ER SO BB IBB HBP BLK WP HR S P ERA WHIP	IP WLS BF H R ER SO BB IBB HBP BLK WP HR S P ERA WHIP	IP WLS BF H R ER SO BB IBB HBP BLK WP HR S P ERA WHIP	IP WLS BF H R ER SO BB IBB HBP BLK WP HR S P ERA WHIP	IP WLS BF H R ER SO BB IBB HBP BLK WP HR S P ERA WHIP	IP WLS BF H R ER SO BB IBB HBP BLK WP HR S P ERA WHIP	IP WLS BF H R ER SO BB IBB HBP BLK WP HR S P ERA WHIP	IP WLS BF H R ER SO BB IBB HBP BLK WP HR S P ERA WHIP	IP WLS BF H R ER SO BB IBB HBP BLK WP HR S P ERA WHIP	IP WLS BF H R ER SO BB IBB HBP BLK WP HR S P ERA WHIP	IP WLS BF H R ER SO BB IBB HBP BLK WP HR S P ERA WHIP	IP WLS BF H R ER SO BB IBB HBP BLK WP HR S P ERA WHIP	IP WLS BF H R ER SO BB IBB HBP BLK WP HR S P ERA WHIP	IP WLS BF H R ER SO BB IBB HBP BLK WP HR S P ERA WHIP	IP WLS BF H R ER SO BB IBB HBP BLK WP HR S P ERA WHIP	IP WLS BF H R ER SO BB IBB HBP BLK WP HR S P ERA WHIP	IP WLS BF H R ER SO BB IBB HBP BLK WP HR S P ERA WHIP	IP WLS BF H R ER SO BB IBB HBP BLK WP HR S P ERA WHIP	IP WLS BF H R ER SO BB IBB HBP BLK WP HR S P ERA WHIP	IP WLS BF H R ER SO BB IBB HBP BLK WP HR S P ERA WHIP	IP WLS BF H R ER SO BB IBB HBP BLK WP HR S P ERA WHIP

AB	35
R	5
H	9
RBI	5
BB	7
SO	8
LOB	17



Batter	1	2	3	4	5	6	7	8	9	AB	R	H	RBI	BB	SO	LOB	BOTTOM							
Jerry Morales, R OBP: 0.325, SLG: 0.362	CS 1B		L4		1B		1B 2B BB		P6-3	4	1	2	0	1	0	1	<b>Chicago Cubs @ San Diego Padres</b> San Diego Stadium, San Diego, CA Mon Aug 21 1972, 10:05 PM EDT Att.: 4,511 - Unknown							
Gary Jesteadt, R OBP: 0.277, SLG: 0.351	1B		K		1B		2B 1B		G3	5	1	3	0	0	1	1								
Dave Roberts, R OBP: 0.279, SLG: 0.331	2B		F3		K		K		BB 1B 5-3 1B	5	1	1	0	0	3	6								
Nate Colbert, R OBP: 0.316, SLG: 0.528	K		F5		5-3		4-3		K	5	0	0	0	0	2	7								
Cito Gaston, R OBP: 0.320, SLG: 0.389			4-3		1B 1B		K		1H 2H 2B	5	1	3	2	0	1	0								
Derrel Thomas, S OBP: 0.300, SLG: 0.322			4-3		G5-4-3 1B		5-3 1B		HR 5-3 BB	3	1	2	0	2	0	0								
Fred Kendall, R OBP: 0.260, SLG: 0.351			BB 1B		G5-4-3 1B		5-3 1B		HR 5-3	5	0	1	1	0	1	7								
Johnny Jeter, R OBP: 0.276, SLG: 0.328			BB 1B		1B SH5-4 1B		BB		K HR	3	1	2	3	2	1	0								
Clay Kirby, R OBP: 0.095, SLG: 0.056 Larry Stahl, L OBP: 0.302, SLG: 0.327 Gary Ross, R OBP: 0.222, SLG: 0.222 Mark Schaeffer, L OBP: 0.222, SLG: 0.222 Mike Corkins, R OBP: 0.269, SLG: 0.385			L7		SH5-4 1B		K		WP 1B	2	0	0	0	0	1	4								
										1	0	1	0	0	0	0								
										0	0	0	0	0	0	0								
										0	0	0	0	0	0	0								
<b>Inning Stats</b>	R: 0 E: 0 K: 1 S: 6	H: 2 LOB: 1 BB: 0 P: 6	R: 0 E: 0 K: 0 S: 4	H: 1 LOB: 2 BB: 1 P: 8	R: 0 E: 0 K: 1 S: 5	H: 0 LOB: 0 BB: 0 P: 5	R: 0 E: 0 K: 0 S: 4	H: 2 LOB: 1 BB: 0 P: 4	R: 0 E: 0 K: 1 S: 8	H: 3 LOB: 3 BB: 0 P: 8	R: 0 E: 0 K: 2 S: 8	H: 1 LOB: 2 BB: 1 P: 12	R: 2 E: 0 K: 3 S: 11	H: 2 LOB: 2 BB: 2 P: 19	R: 0 E: 0 K: 1 S: 6	H: 1 LOB: 1 BB: 0 P: 6	R: 4 E: 0 K: 1 S: 7	H: 3 LOB: 0 BB: 1 P: 11	1B: 12 2B: 2 3B: 0 HR: 1	SF: 0 SAC: 1 DP: 1 HBP: 0	WP: 1 PB: 0 SB: 0 CS: 1	PA: 44		
<b>PITCHER</b>	IP WLS BF H R ER SO BB IBB HBP BLK WP HR S P ERA WHIP	IP WLS BF H R ER SO BB IBB HBP BLK WP HR S P ERA WHIP	IP WLS BF H R ER SO BB IBB HBP BLK WP HR S P ERA WHIP	IP WLS BF H R ER SO BB IBB HBP BLK WP HR S P ERA WHIP	IP WLS BF H R ER SO BB IBB HBP BLK WP HR S P ERA WHIP	IP WLS BF H R ER SO BB IBB HBP BLK WP HR S P ERA WHIP	IP WLS BF H R ER SO BB IBB HBP BLK WP HR S P ERA WHIP	IP WLS BF H R ER SO BB IBB HBP BLK WP HR S P ERA WHIP	IP WLS BF H R ER SO BB IBB HBP BLK WP HR S P ERA WHIP	IP WLS BF H R ER SO BB IBB HBP BLK WP HR S P ERA WHIP	IP WLS BF H R ER SO BB IBB HBP BLK WP HR S P ERA WHIP	IP WLS BF H R ER SO BB IBB HBP BLK WP HR S P ERA WHIP	IP WLS BF H R ER SO BB IBB HBP BLK WP HR S P ERA WHIP	IP WLS BF H R ER SO BB IBB HBP BLK WP HR S P ERA WHIP	IP WLS BF H R ER SO BB IBB HBP BLK WP HR S P ERA WHIP	IP WLS BF H R ER SO BB IBB HBP BLK WP HR S P ERA WHIP	IP WLS BF H R ER SO BB IBB HBP BLK WP HR S P ERA WHIP	IP WLS BF H R ER SO BB IBB HBP BLK WP HR S P ERA WHIP	IP WLS BF H R ER SO BB IBB HBP BLK WP HR S P ERA WHIP	IP WLS BF H R ER SO BB IBB HBP BLK WP HR S P ERA WHIP	IP WLS BF H R ER SO BB IBB HBP BLK WP HR S P ERA WHIP	IP WLS BF H R ER SO BB IBB HBP BLK WP HR S P ERA WHIP	IP WLS BF H R ER SO BB IBB HBP BLK WP HR S P ERA WHIP	IP WLS BF H R ER SO BB IBB HBP BLK WP HR S P ERA WHIP

AB	38
R	6
H	15
RBI	6
BB	5
SO	10
LOB	26



Batter	1	2	3	4	5	6	7	8	9	AB	R	H	RBI	BB	SO	LOB	TOP									
<b>Don Kessinger, S</b> OBP: 0.366, SLG: 0.330 (1, 6)	F8	F5		PO	4-3			BLK 1B		5	0	2	0	0	0	2										
<b>Jose Cardenal, R</b> OBP: 0.345, SLG: 0.450 (1, 9)			F9			BB 1B		F6		5	1	2	0	0	1	2										
<b>Billy Williams, L</b> OBP: 0.396, SLG: 0.584 (1, 7)	K				BB 1B			F7		3	1	1	0	1	1	2										
<b>Joe Pepitone, L</b> OBP: 0.306, SLG: 0.418 (1, 3)	4-3		L9		BB 1B			4-3		4	1	1	0	1	0	2										
<b>Ron Santo, R</b> OBP: 0.376, SLG: 0.487 (1, 5)		3B 1B	F7			E 1B		K		5	1	2	1	0	1	3										
<b>Rick Monday, L</b> OBP: 0.363, SLG: 0.397 <b>Bill North, S</b> OBP: 0.233, SLG: 0.169 (5, 8)		3B		PO 1B	L6-4 E			4-3		2	0	2	2	1	0	0										
<b>Eliot Hendricks, L</b> OBP: 0.255, SLG: 0.187 (1, 2)		G3		F8	E5			L7		5	0	0	1	0	0	6										
<b>Paul Popovich, S</b> OBP: 0.254, SLG: 0.243 (1, 4)		BB 1B		P8	L6-4			P7		4	0	1	0	0	0	4										
<b>Fergie Jenkins, R</b> OBP: 0.240, SLG: 0.263 (1, 1)		1-2 BB						F8		3	0	1	0	1	1	0										
<b>Inning Stats</b>	R: 0 E: 0 K: 1 S: 6	H: 1 LOB: 1 BB: 0 P: 6	R: 1 E: 0 K: 0 S: 5	H: 3 LOB: 2 BB: 1 P: 9	R: 0 E: 0 K: 0 S: 4	H: 1 LOB: 1 BB: 0 P: 4	R: 0 E: 0 K: 0 S: 3	H: 1 LOB: 1 BB: 1 P: 7	R: 3 E: 1 K: 0 S: 6	H: 3 LOB: 2 BB: 2 P: 14	R: 0 E: 0 K: 1 S: 6	H: 1 LOB: 1 BB: 0 P: 6	R: 0 E: 0 K: 1 S: 5	H: 0 LOB: 1 BB: 1 P: 9	R: 0 E: 0 K: 1 S: 6	H: 1 LOB: 2 BB: 0 P: 5	R: 0 E: 0 K: 0 S: 4	H: 1 LOB: 2 BB: 0 P: 5	1B: 10 2B: 2 3B: 1 HR: 0	SF: 0 SAC: 0 DP: 1 HBP: 1	WP: 0 PB: 0 SB: 0 CS: 0	PA: 44				
<b>PITCHER</b>	IP	WLS	BF	H	R	ER	SO	BB	IBB	HBP	BLK	WP	HR	S	P	ERA	WHIP									
<b>Steve Arlin, R</b> ERA: 3.53 <b>Gary Ross, R</b> ERA: 2.19	(1, 1)	4.1	L	24	9	4	4	1	4	0	0	0	0	0	22	38	8.31	3.000								
	(5, 1)	4.2		19	3	0	0	3	1	0	1	1	0	0	23	28	0.00	0.857								

Chicago Cubs @ San Diego Padres  
San Diego Stadium, San Diego, CA  
Tue Aug 22 1972, 10:05 PM EDT  
Att. 5,898 - Unknown - 79 F

AB	37
R	4
H	12
RBI	4
BB	5
SO	4
LOB	23



Batter	1	2	3	4	5	6	7	8	9	AB	R	H	RBI	BB	SO	LOB	BOTTOM								
<b>Jerry Morales, R</b> OBP: 0.324, SLG: 0.371 (1, 7)	P4		HR			K		K		4	1	1	2	0	2	1									
<b>Garry Jesteadt, R</b> OBP: 0.272, SLG: 0.345 (1, 4)	K		F3			F9		6-3		4	0	0	0	0	1	1									
<b>Dave Roberts, R</b> OBP: 0.276, SLG: 0.326 (1, 5)	3-1		P4-3			K			6-3	4	0	0	0	0	1	0									
<b>Nate Colbert, R</b> OBP: 0.316, SLG: 0.525 (1, 3)		K		P4-6-3 1B		F2		6-3		4	0	1	0	0	1	0									
<b>Cito Gaston, R</b> OBP: 0.317, SLG: 0.384 <b>Enzo Hernandez, R</b> OBP: 0.243, SLG: 0.238 <b>Larry Stahl, L</b> OBP: 0.304, SLG: 0.329 (7, PR)		K		P4-6-3 1-2		E5				3	0	0	0	0	1	1									
<b>Derrel Thomas, S</b> OBP: 0.297, SLG: 0.318 (1, 6)		P4-3		6-3		K		P4-3		4	0	0	0	0	1	2									
<b>Fred Kendall, R</b> OBP: 0.261, SLG: 0.361 (1, 2)			1B 3B			F8		1-3		3	1	1	0	0	0	2									
<b>Johnny Jeter, R</b> OBP: 0.277, SLG: 0.328 (1, 8)			5-3			K		SH2-4 1B		3	0	1	0	0	1	1									
<b>Steve Arlin, R</b> OBP: 0.270, SLG: 0.218 <b>Gary Ross, R</b> OBP: 0.200, SLG: 0.200 (5, 1)			HR 1B			F9		SH2-4		1	1	1	1	0	0	0									
<b>Inning Stats</b>	R: 0 E: 0 K: 1 S: 5	H: 0 LOB: 0 BB: 0 P: 5	R: 0 E: 0 K: 2 S: 7	H: 0 LOB: 0 BB: 0 P: 7	R: 3 E: 0 K: 0 S: 6	H: 3 LOB: 0 BB: 0 P: 6	R: 0 E: 0 K: 0 S: 3	H: 1 LOB: 0 BB: 0 P: 3	R: 0 E: 0 K: 1 S: 5	H: 0 LOB: 0 BB: 0 P: 5	R: 0 E: 0 K: 2 S: 7	H: 0 LOB: 0 BB: 0 P: 7	R: 0 E: 1 K: 1 S: 6	H: 0 LOB: 2 BB: 0 P: 6	R: 0 E: 0 K: 1 S: 6	H: 1 LOB: 1 BB: 0 P: 6	R: 0 E: 0 K: 0 S: 4	H: 1 LOB: 1 BB: 0 P: 4	1B: 4 2B: 0 3B: 1 HR: 1	SF: 0 SAC: 1 DP: 1 HBP: 0	WP: 0 PB: 0 SB: 1 CS: 0	PA: 33			
<b>PITCHER</b>	IP	WLS	BF	H	R	ER	SO	BB	IBB	HBP	BLK	WP	HR	S	P	ERA	WHIP								
<b>Fergie Jenkins, R</b> ERA: 2.88	(1, 1)	9.0	W	33	6	3	3	8	0	0	0	0	1	49	49	3.00	0.667								

Chicago Cubs @ San Diego Padres  
San Diego Stadium, San Diego, CA  
Tue Aug 22 1972, 10:05 PM EDT  
Att. 5,898 - Unknown - 79 F

AB	32
R	3
H	6
RBI	3
BB	0
SO	8
LOB	8



Batter	1	2	3	4	5	6	7	8	9	AB	R	H	RBI	BB	SO	LOB	TOP				
<b>Don Kessinger, S</b> OBP: 0.369, SLG: 0.335	4-0 BB 1B	0-0 1B		0-0 FC4-6 SF9 2B	0-0 L4			0-0 SH SF9 1B CS		3	2	2	0	1	0	1					
<b>Jose Cardenal, R</b> OBP: 0.348, SLG: 0.450	4-0 1B SF8 BB	0-3 K		0-0 FC4-6 1B	0-0 F3			0-0 1B 1-2 2-3		4	1	2	0	1	1	1					
<b>Billy Williams, L</b> OBP: 0.394, SLG: 0.581	0-0 BB 1B 1-3 2-H	0-0 F7		0-0 FC4-6 BB 1-2 2-3 3-H	0-0 F7			0-0 SF9 2-3 3-H		4	1	1	3	0	0	3					
<b>Joe Pepitone, L</b> OBP: 0.298, SLG: 0.410	0-0 SF8 3-H	0-0 F8		0-0 SF9 3-H	0-0 F2			0-0 K 0-3		3	0	0	2	0	1	3					
<b>Ron Santo, R</b> OBP: 0.376, SLG: 0.483	4-0 BB 1B 1-2		0-0 6-3	4-0 BB 1-2				0-0 F8 3-H	0-0 CS 3-H	3	1	0	0	2	1	0					
<b>Rick Monday, L</b> OBP: 0.364, SLG: 0.395	4-0 1B 1-2 2-3		0-0 F6	0-0 4-3				0-0 FC4-6 1B	0-0 4-3	4	0	1	0	1	0	2					
<b>Randy Hundley, R</b> <b>Jack Aker, R</b>	0-0 F7		0-0 1B	0-3 K				0-0 FC4-6 1-2	0-0 5-3	4	0	1	0	0	1	4	AB 33				
<b>Paul Popovich, S</b> OBP: 0.263, SLG: 0.245	0-0 1B 1-2 2-H 3-H		0-0 P2-3	4-0 BB				0-0 P4-3		1	0	0	0	0	0	0	R 7				
<b>Mitt Pappas, R</b> <b>Eliot Hendricks, L</b>	0-0 F8		0-0 B1	2B FC4-6 1B	0-0 B1			0-0 1B SH SF9		3	0	1	2	1	0	2	H 10				
<b>Inning Stats</b>	R: 4 E: 0 K: 0 S: 5	H: 2 LOB: 2 BB: 4 P: 21	R: 0 E: 0 K: 1 S: 6	H: 1 LOB: 1 BB: 0 P: 6	R: 0 E: 0 K: 0 S: 4	H: 1 LOB: 1 BB: 0 P: 4	R: 2 E: 0 K: 0 S: 6	H: 3 LOB: 2 BB: 1 P: 10	R: 0 E: 0 K: 1 S: 5	H: 0 LOB: 1 BB: 1 P: 9	R: 0 E: 0 K: 0 S: 3	H: 0 LOB: 0 BB: 0 P: 3	R: 0 E: 0 K: 0 S: 4	H: 1 LOB: 1 BB: 0 P: 4	R: 1 E: 0 K: 1 S: 7	H: 2 LOB: 1 BB: 0 P: 7	R: 0 E: 0 K: 1 S: 5	H: 0 LOB: 0 BB: 0 P: 5	1B: 9 2B: 1 3B: 0 HR: 0	SF: 3 SAC: 1 DP: 0 HBP: 0	WP: 0 PA: 44 PB: 0 SB: 0 CS: 1
<b>PITCHER</b>	IP WLS BF H R ER SO BB IBB HBP BLK WP HR S P ERA WHIP																				
<b>Bill Greif, R</b> ERA: 5.11	0.1 L 5 1 4 4 0 3 0 0 0 0 0 0 2 14 108.00 12.000																				
<b>Mike Corkins, R</b> ERA: 3.69	5.2 26 6 2 2 2 3 0 0 0 0 0 0 27 39 3.18 1.588																				
<b>Ed Acosta, R</b> ERA: 5.54	1.0 7 3 1 1 0 0 0 0 0 0 0 0 7 7 9.00 3.000																				
<b>Fred Norman, L</b> ERA: 3.36	1.0 2 0 0 0 1 0 0 0 0 0 0 0 4 4 0.00 0.000																				
<b>Al Severinsen, R</b> ERA:	1.0 3 0 0 0 1 0 0 0 0 0 0 0 5 5 0.00 0.000																				

Chicago Cubs @ San Diego Padres  
San Diego Stadium, San Diego, CA  
Wed Aug 23 1972, 10:05 PM EDT  
Att: 7,357 - Unknown

livebaseballscorecards.com

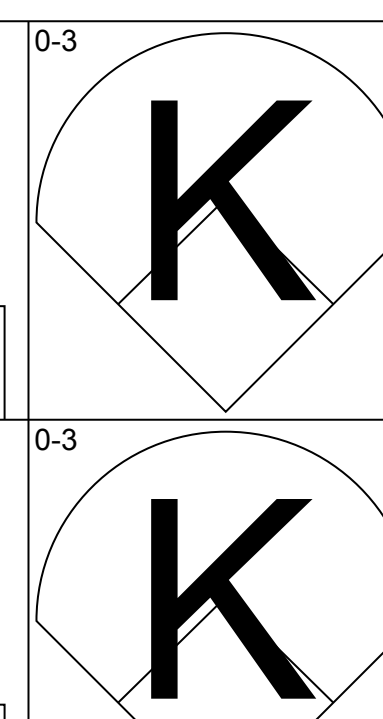
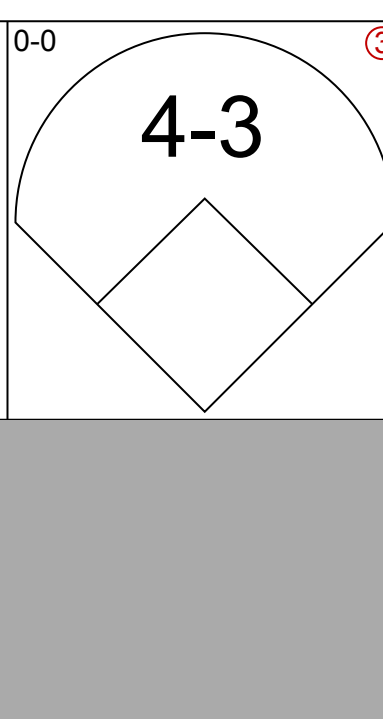

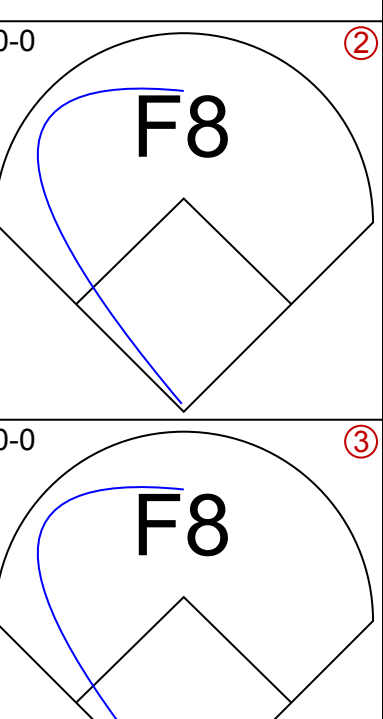
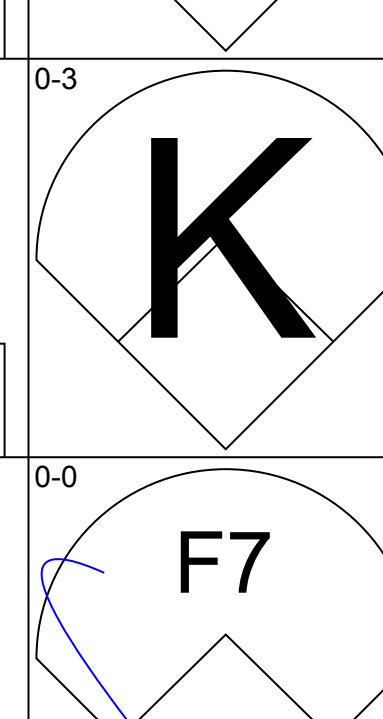
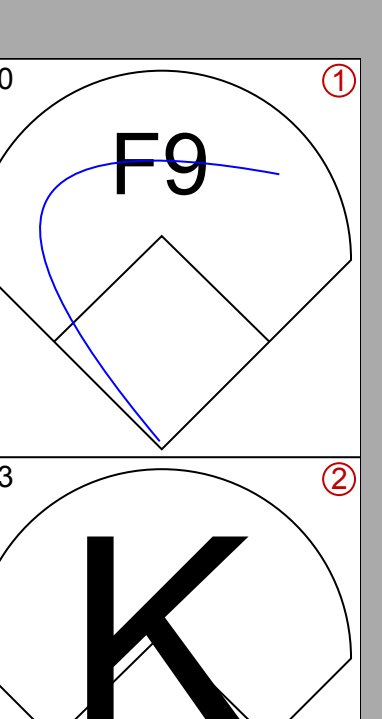
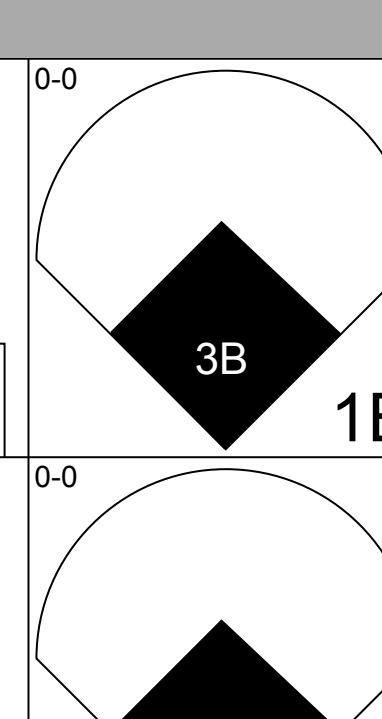
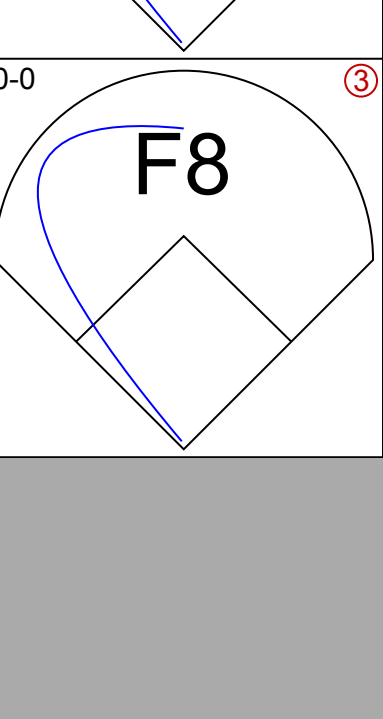
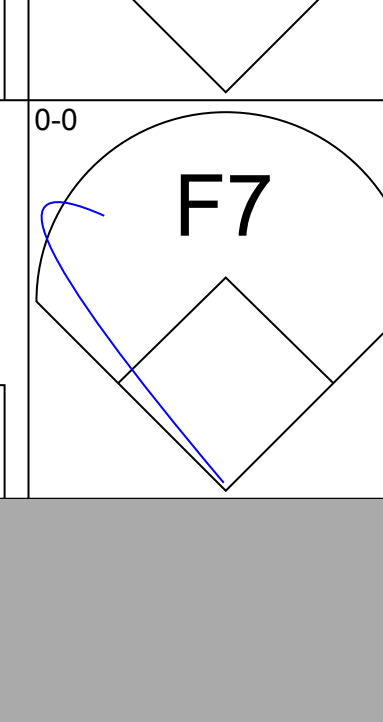
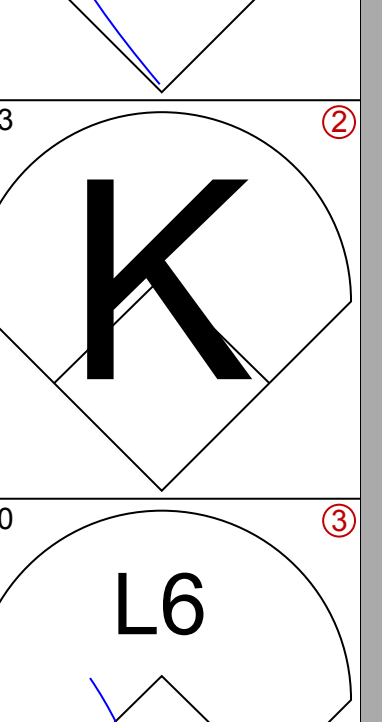
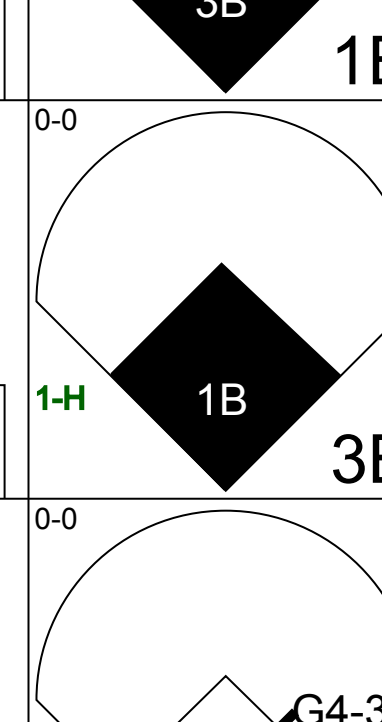
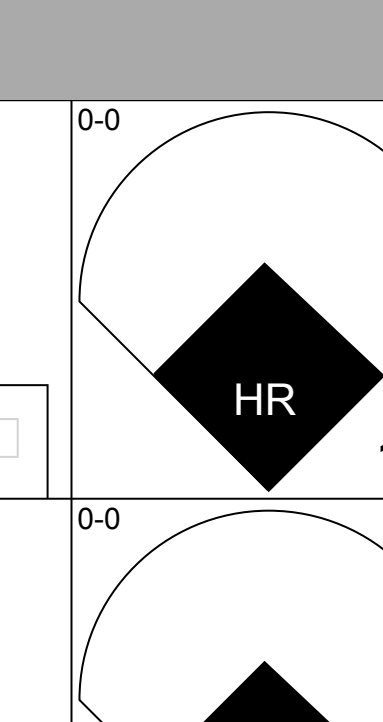
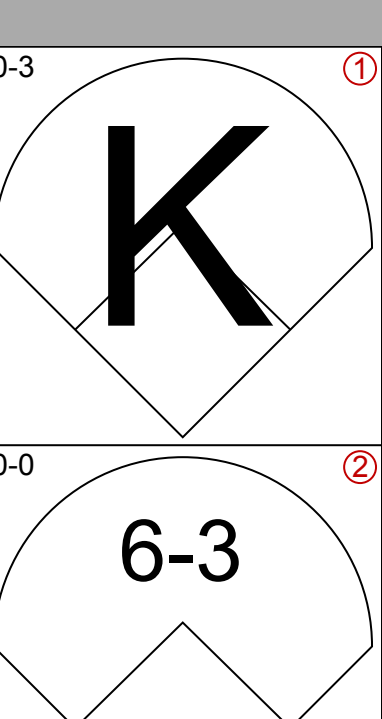
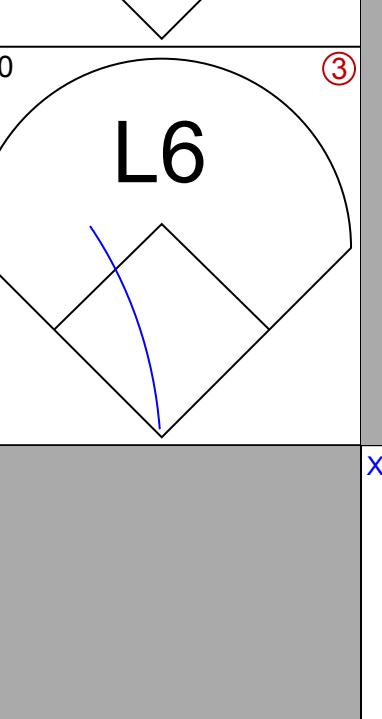
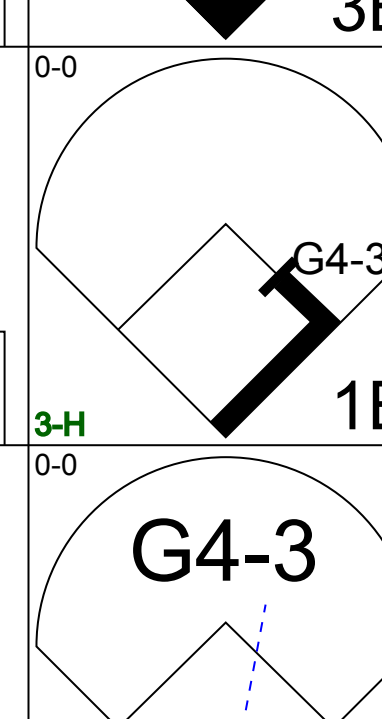
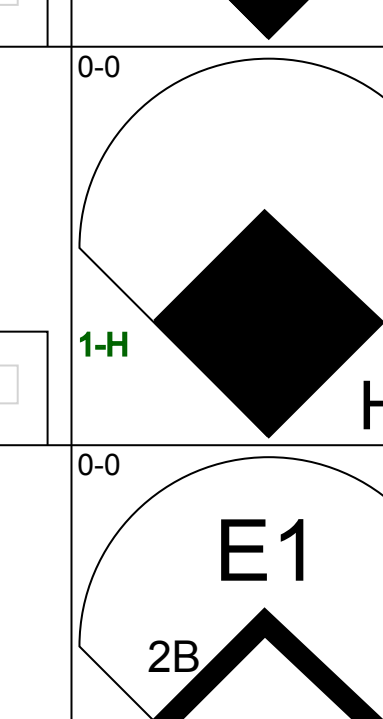
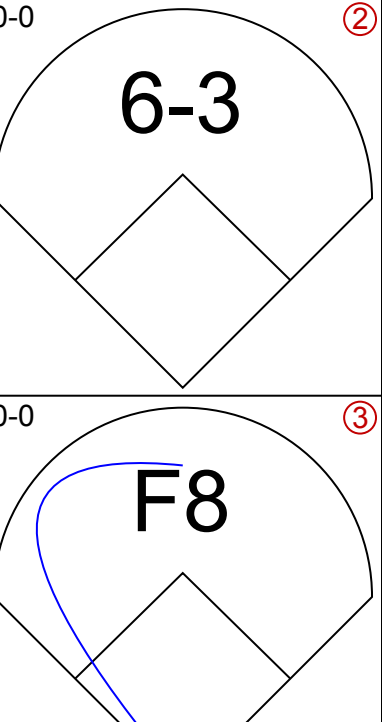
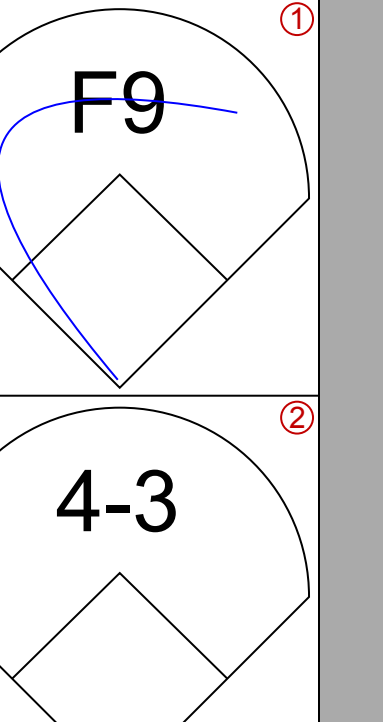
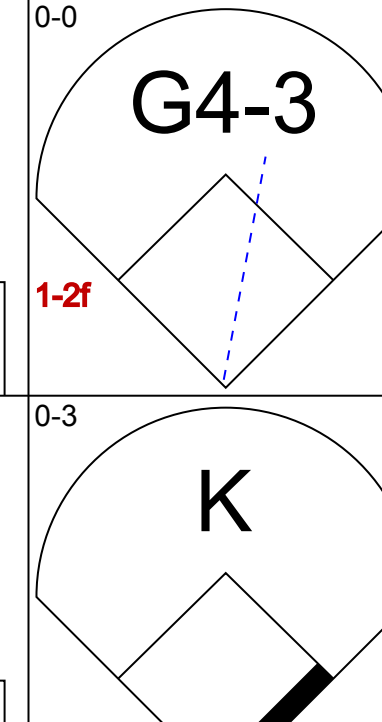
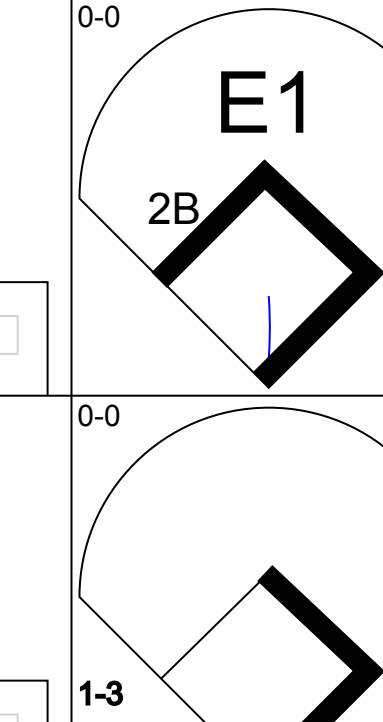
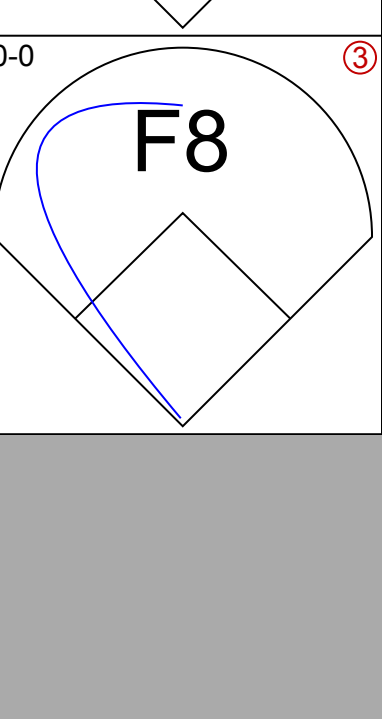
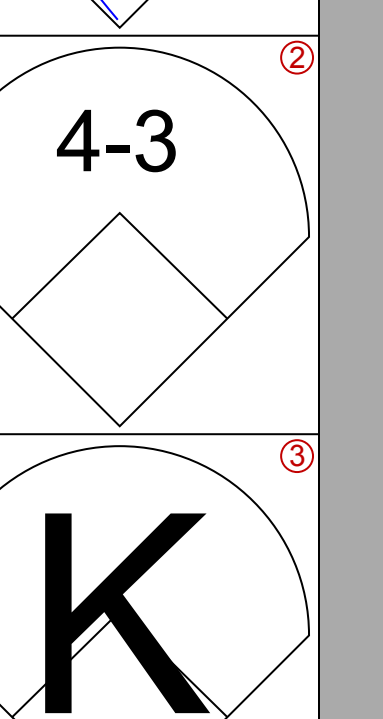
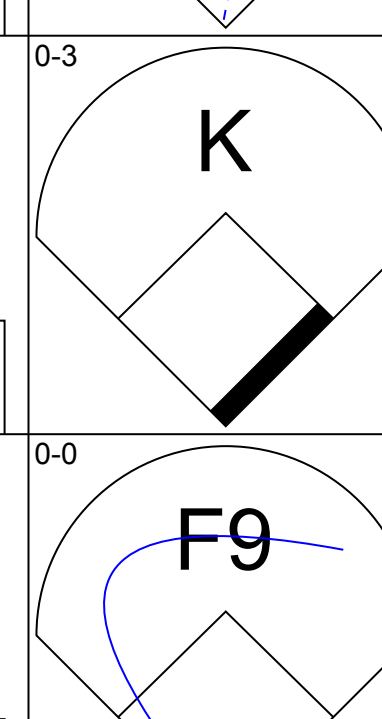
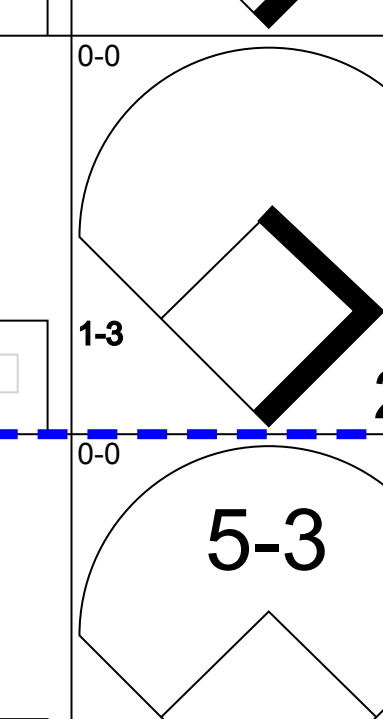
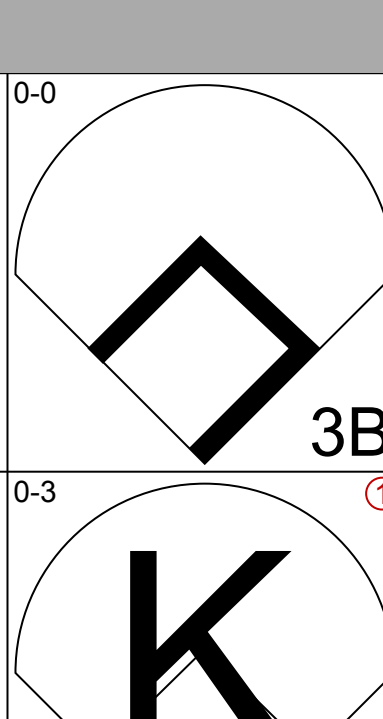
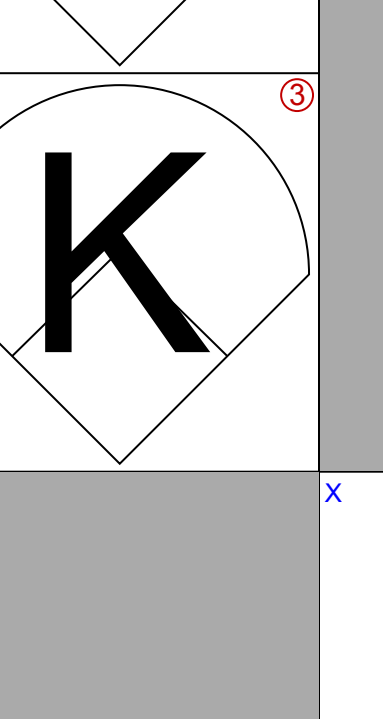
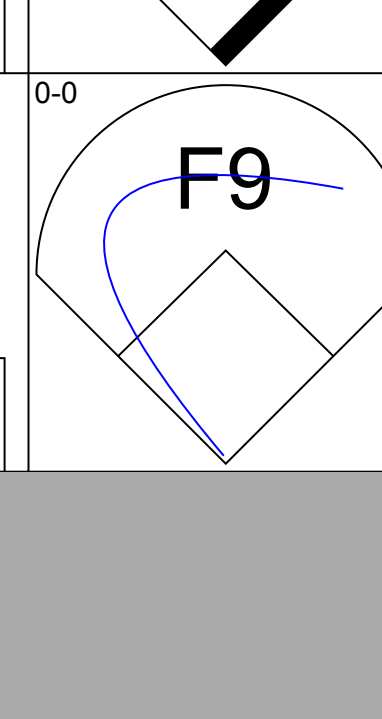
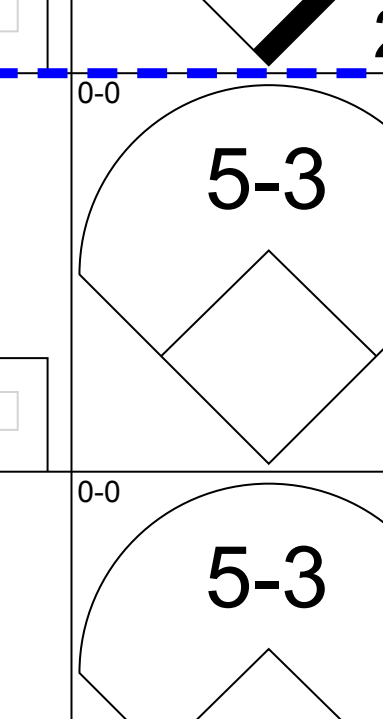
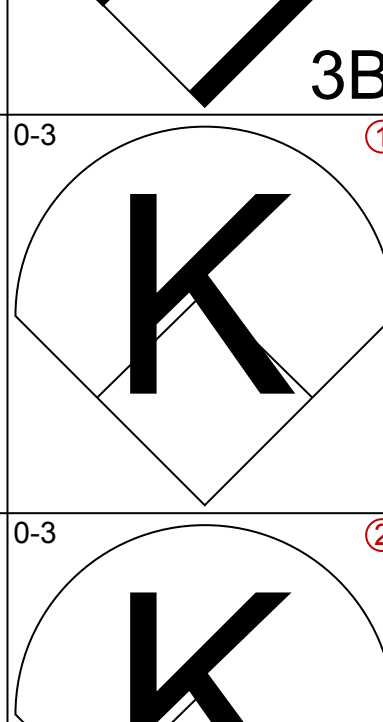
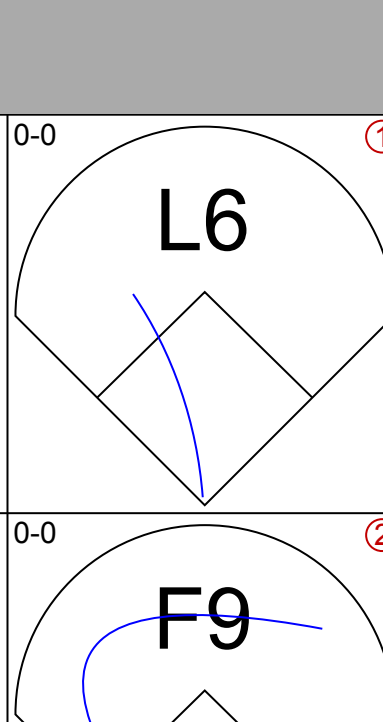
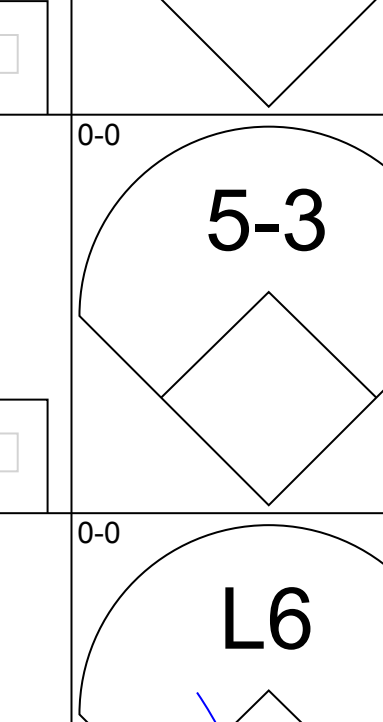
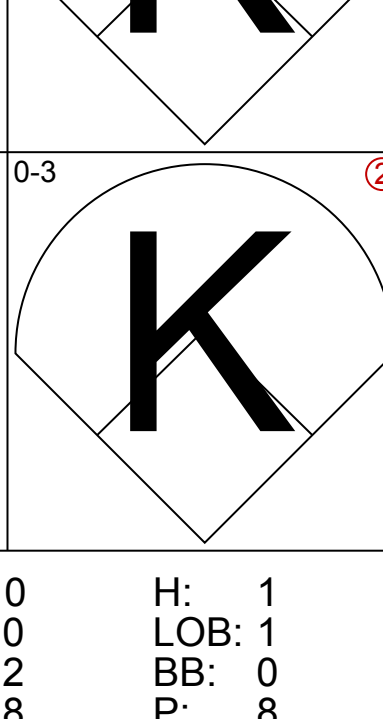
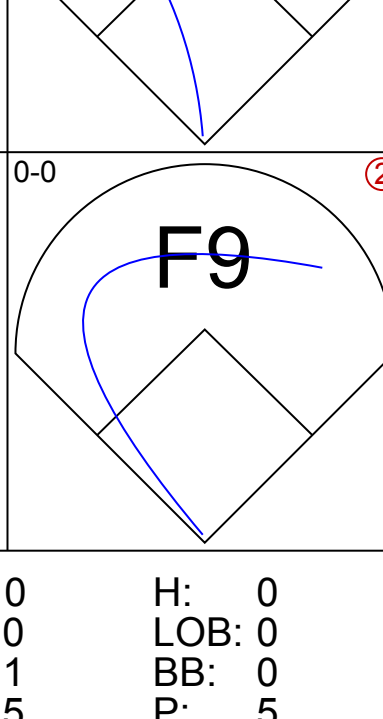
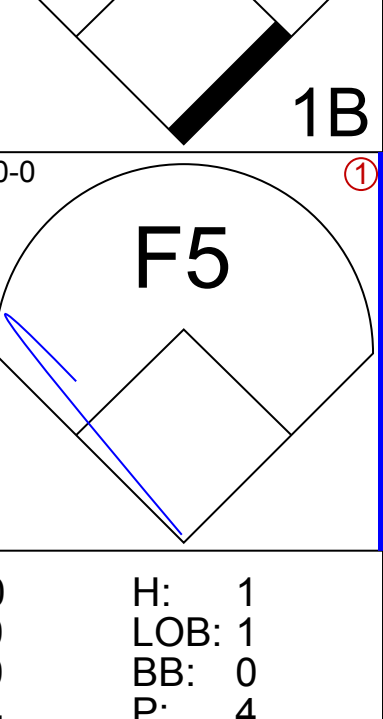
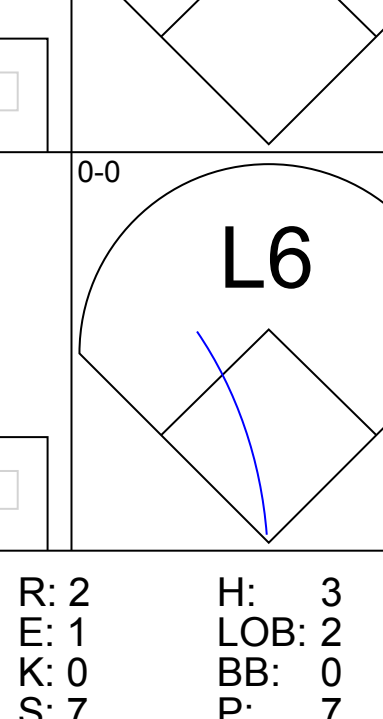
UBS

Batter	1	2	3	4	5	6	7	8	9	AB	R	H	RBI	BB	SO	LOB	BOTTOM		
<b>Jerry Morales, R</b> OBP: 0.328, SLG: 0.375	0-0 HR 1B		0-0 6-3		0-0 1B 1-2 2-3			0-0 K		5	1	3	0	0	1	2			
<b>Gary Jesteadt, R</b> OBP: 0.271, SLG: 0.355	0-0 F8		0-0 6-3		0-0 F5			0-0 K	0-0 HR	5	1	1	1	0	1	5			
<b>Dave Roberts, R</b> OBP: 0.281, SLG: 0.341	0-0 HR			0-0 P4-3	0-0 1B 1-2 2-H 3-H			0-0 1B	0-3 K	5	1	3	4	0	1	0			
<b>Nate Colbert, R</b> OBP: 0.315, SLG: 0.524	0-0 6-3			0-0 2B	0-0 K			0-0 L8	0-0 6-3	5	0	1	0	0	1	4			
<b>Cito Gaston, R</b> OBP: 0.315, SLG: 0.381	0-0 5-3			0-0 K	0-0 K			0-0 P4-6-3 1B	0-0 F9	5	0	1	0	0	2	3			
<b>Derrel Thomas, S</b> OBP: 0.295, SLG: 0.315		0-0 6-3		0-0 P4-3	0-0 P4-6-3 1-2			0-0 6-3		4	0	0	0	0	0	2			
<b>Fred Kendall, R</b> OBP: 0.281, SLG: 0.359		0-0 6-3			0-0 5-3			0-0 1B 1B	0-0 5-3	4	0	1	0	0	0	0	AB 40		
<b>Johnny Jeter, R</b> OBP: 0.283, SLG: 0.332		0-3 K			0-0 1B E 1B			0-0 1B 1-2	4-0 1B BB	3	1	2	0	1	1	0	R 5		
<b>Bill Greif, R</b> <b>Mike Corkins, R</b> <b>Leron Lee, L</b> <b>Ed Acosta, S</b> <b>Fred Norman, S</b> <b>Curt Blefary, R</b> <b>Al Severinsen, R</b>	0-0 K		0-3 K		0-0 E2 1B			0-0 P4-3	0-0 1B	0	0	0	0	0	0	0	H 13		
<b>Inning Stats</b>	R: 2 E: 0 K: 0 S: 5	H: 2 LOB: 0 BB: 0 P: 5	R: 0 E: 0 K: 1 S: 5	H: 0 LOB: 0 BB: 0 P: 5	R: 0 E: 0 K: 1 S: 6	H: 0 LOB: 0 BB: 0 P: 6	R: 2 E: 0 K: 1 S: 9	H: 3 LOB: 2 BB: 0 P: 9	R: 0 E: 0 K: 0 S: 5	H: 3 LOB: 2 BB: 0 P: 5	R: 0 E: 0 K: 1 S: 7	H: 2 LOB: 2 BB: 0 P: 7	R: 0 E: 0 K: 1 S: 6	H: 1 LOB: 2 BB: 1 P: 10	R: 1 E: 0 K: 2 S: 8	H: 1 LOB: 0 BB: 0 P: 8	1B: 10 2B: 1 3B: 0 HR: 2	SF: 0 SAC: 0 DP: 1 HBP: 0	WP: 0 PA: 41 PB: 0 SB: 0 CS: 0
<b>PITCHER</b>	IP WLS BF H R ER SO BB IBB HBP BLK WP HR S P ERA WHIP																		
<b>Mitt Pappas, R</b> ERA: 3.32	6.0 W 27 9 4 2 4 0 0 0 0 0 1 35 35 3.00 1.500																		
<b>Jack Aker, R</b> ERA: 3.06	3.0 S 14 4 1 1 4 1 0 0 0 0 0 1 21 25 3.00 1.667																		

Chicago Cubs @ San Diego Padres  
San Diego Stadium, San Diego, CA  
Wed Aug 23 1972, 10:05 PM EDT  
Att: 7,357 - Unknown

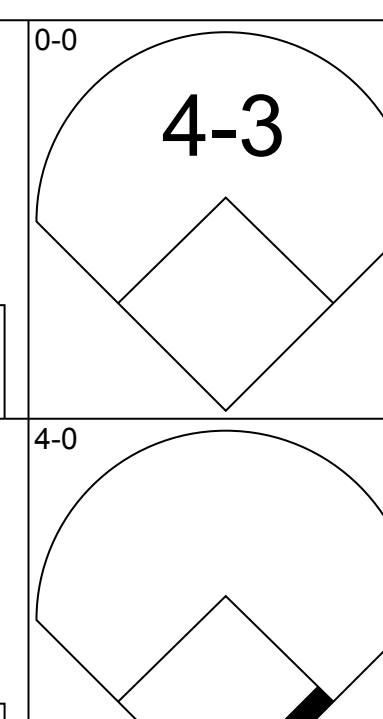
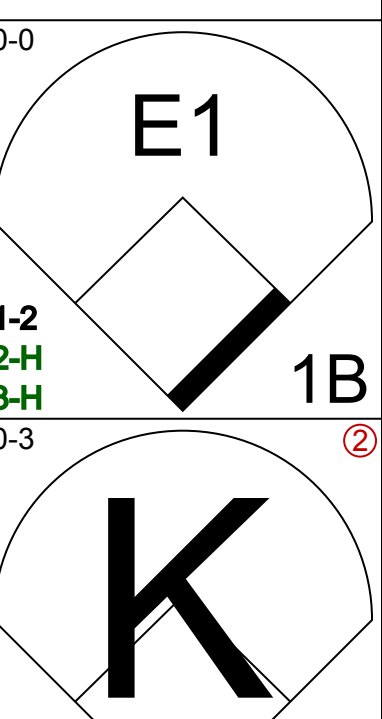
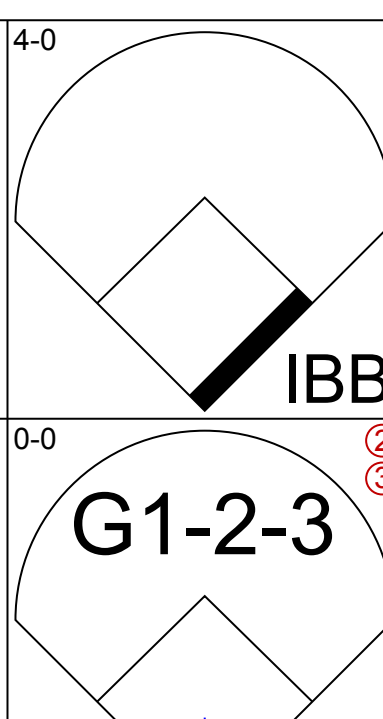
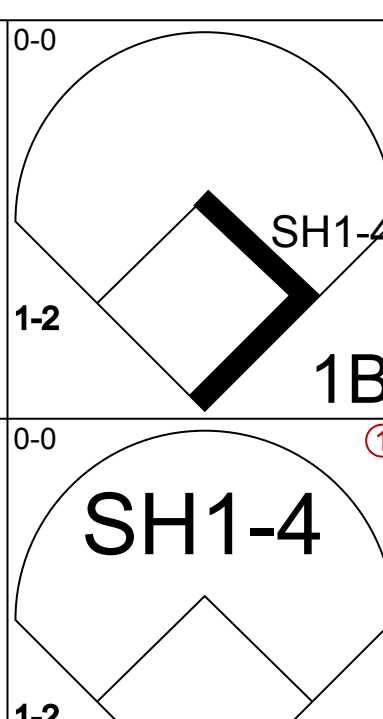
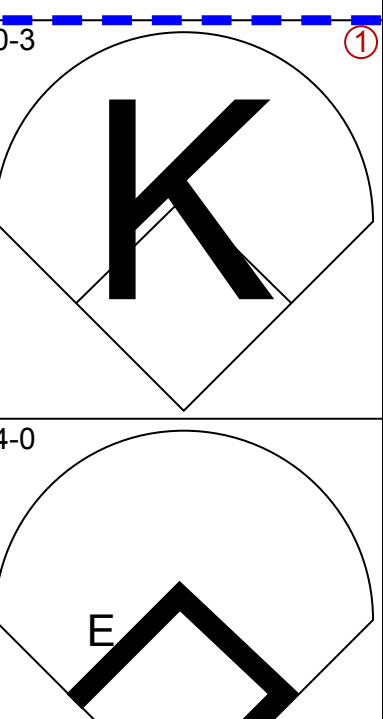
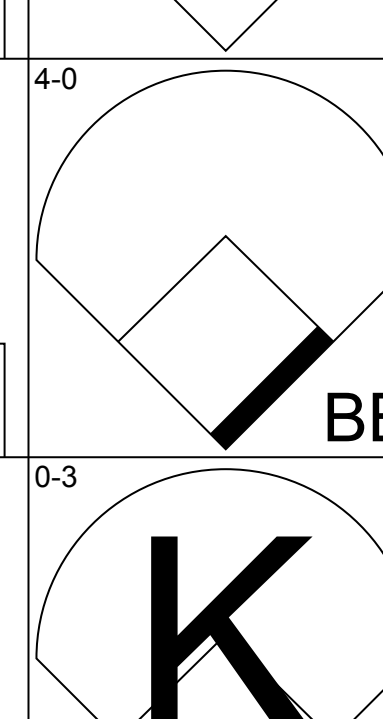
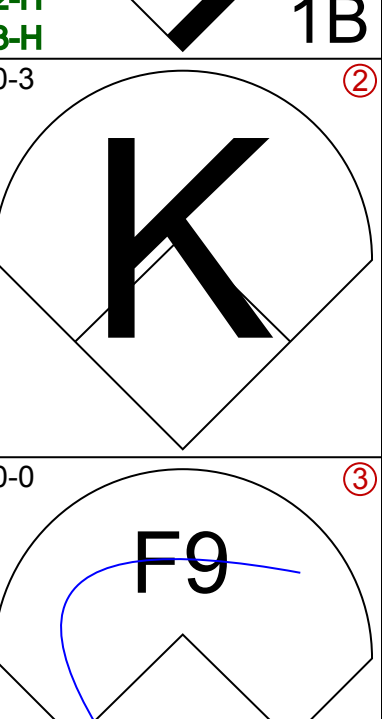
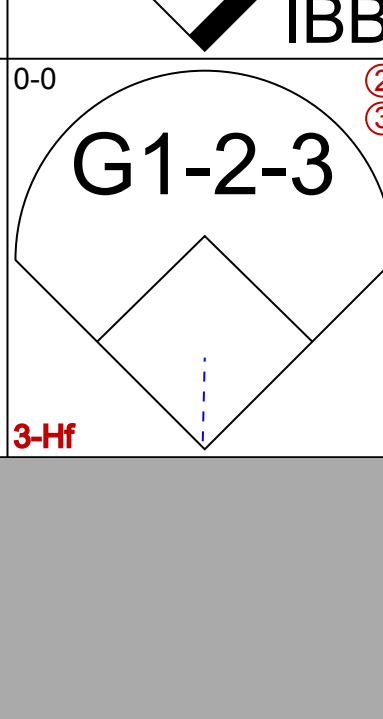
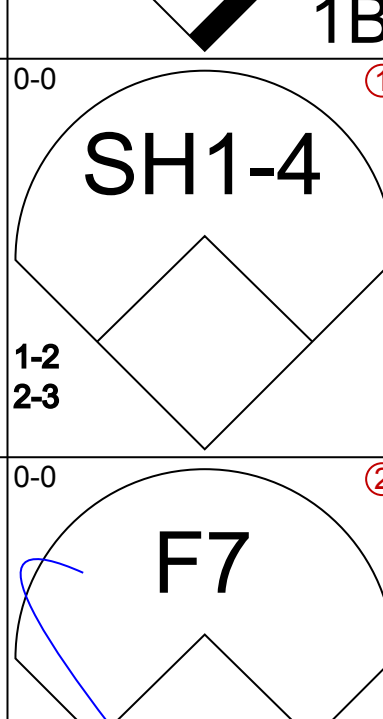
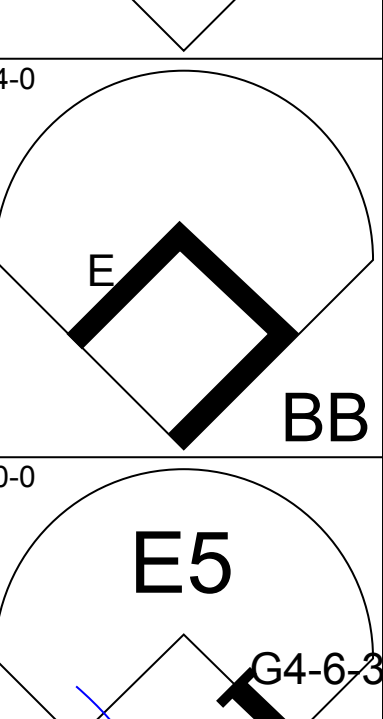
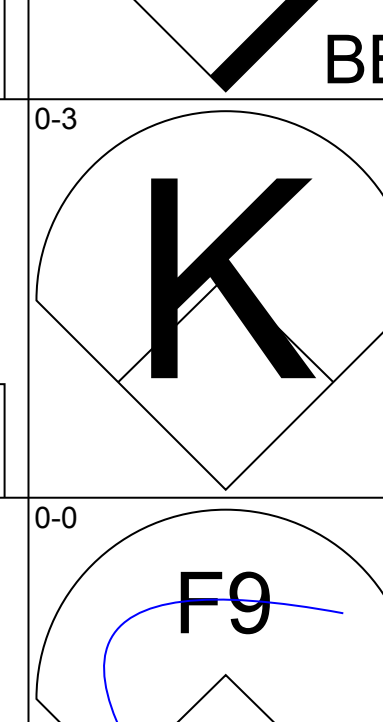
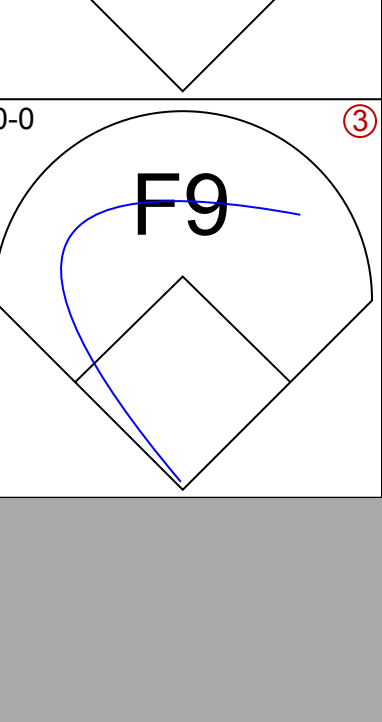
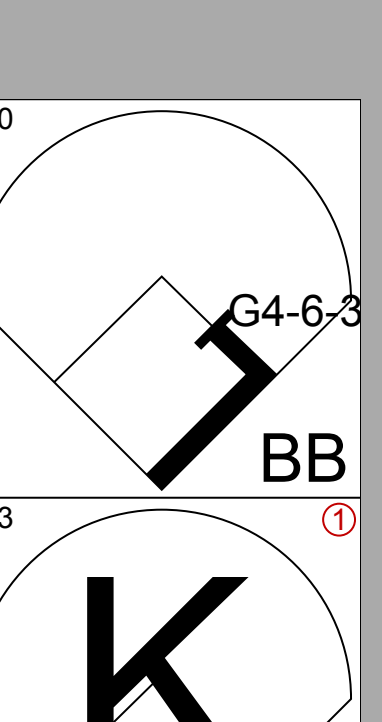
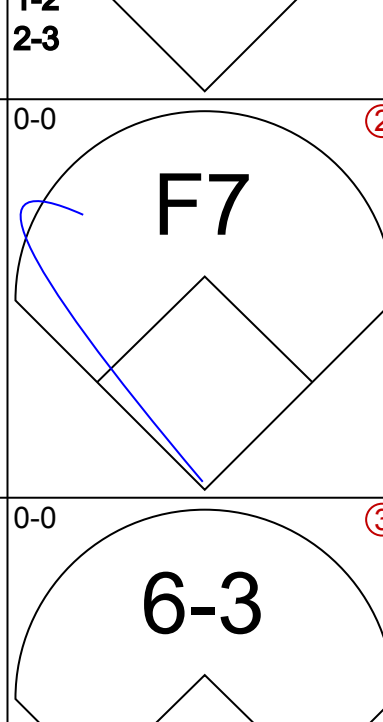
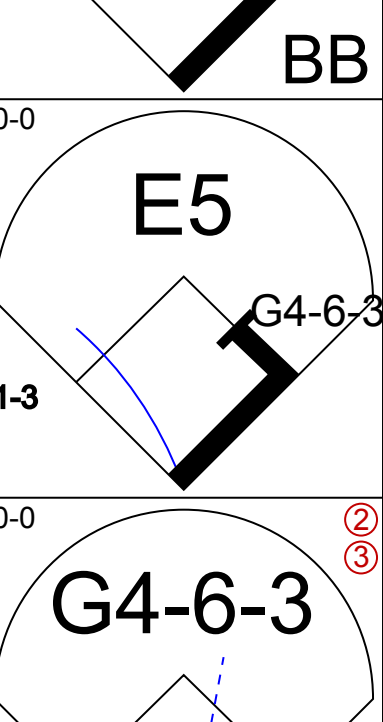
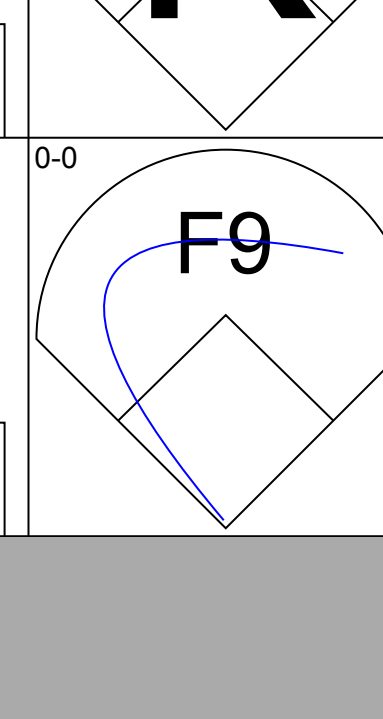
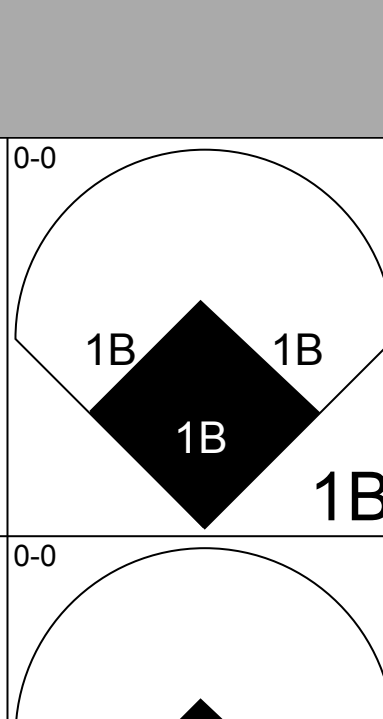
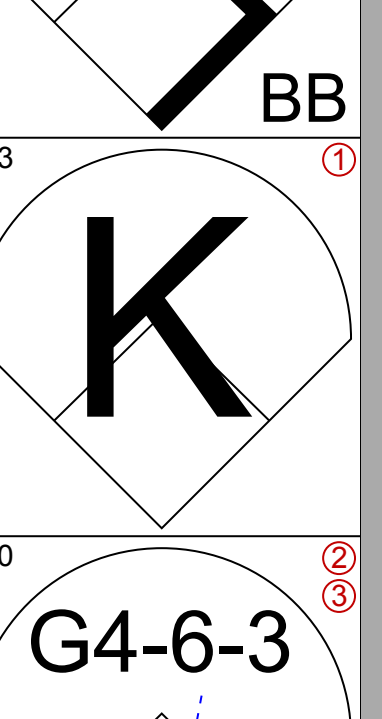
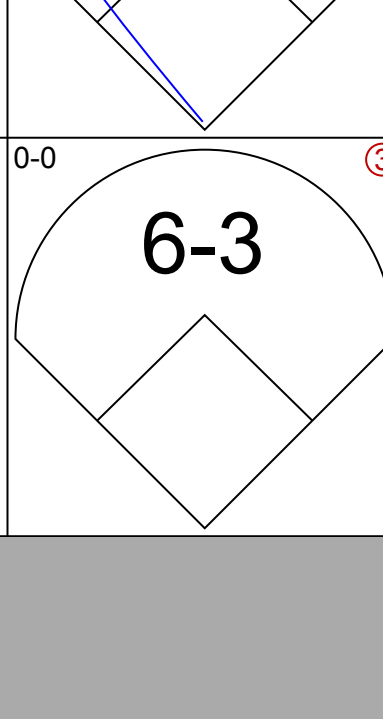
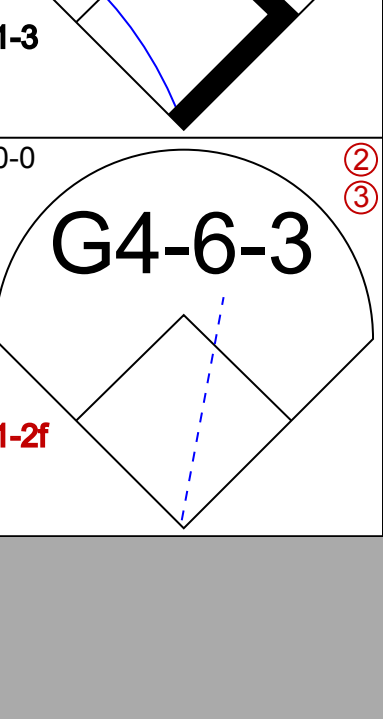
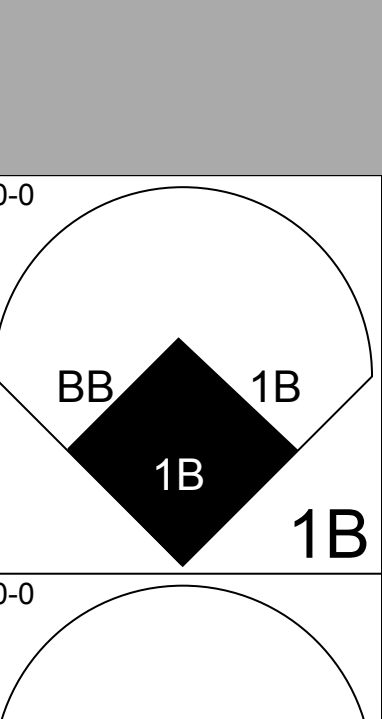
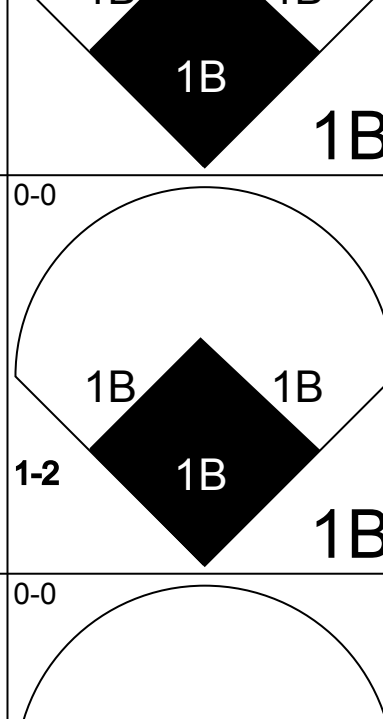
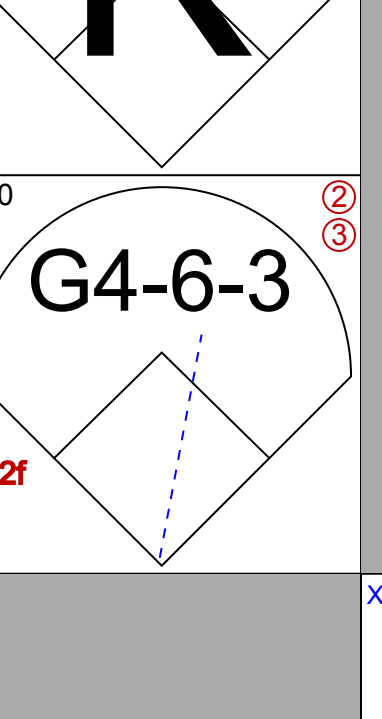
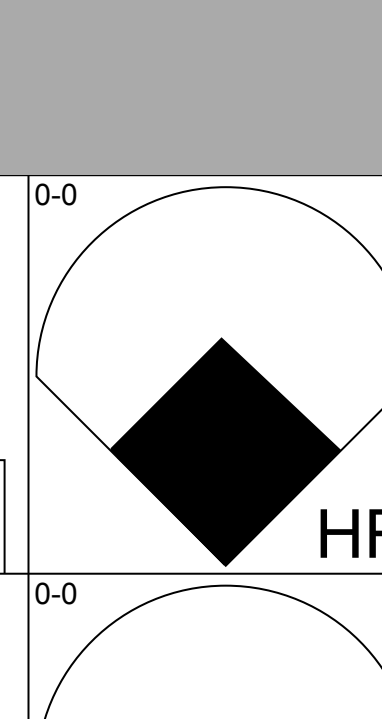
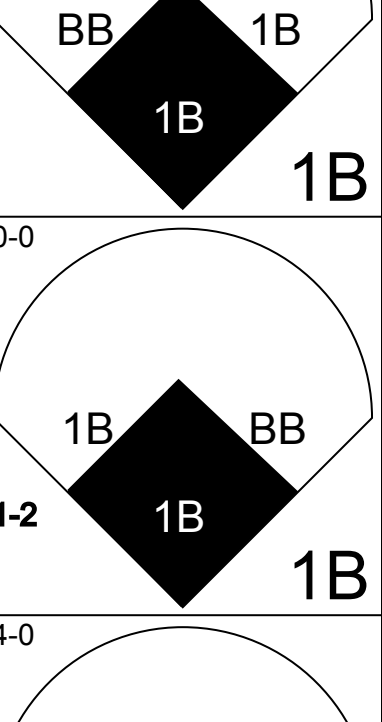
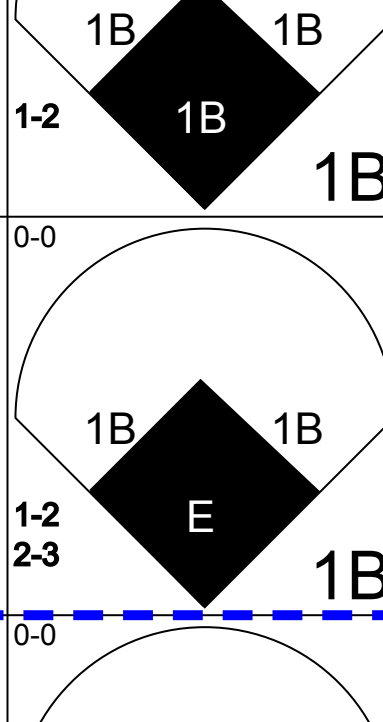
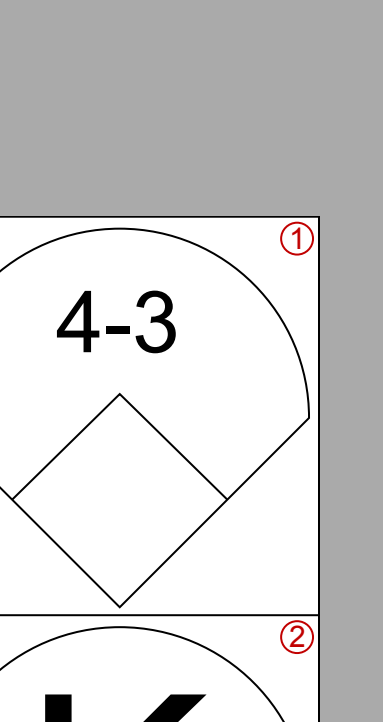
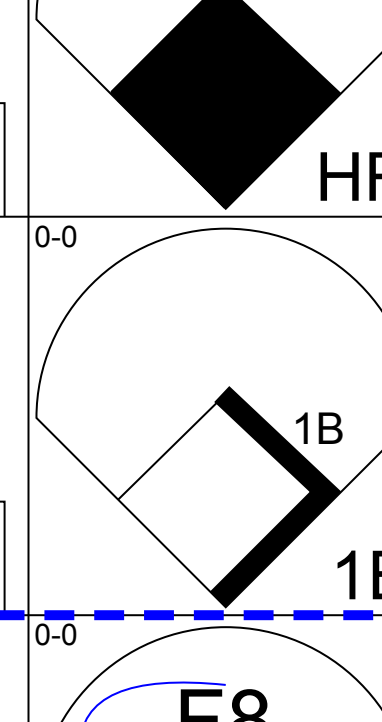

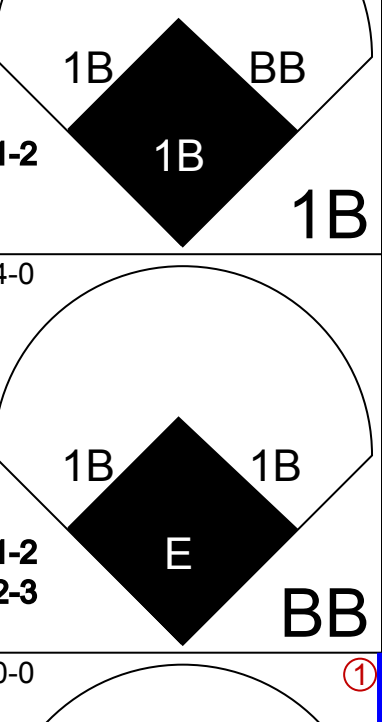
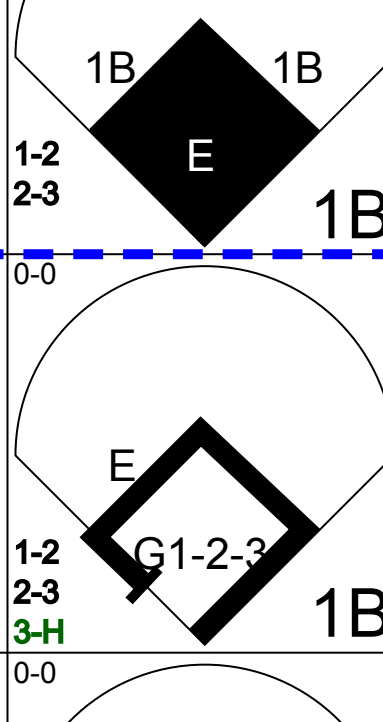
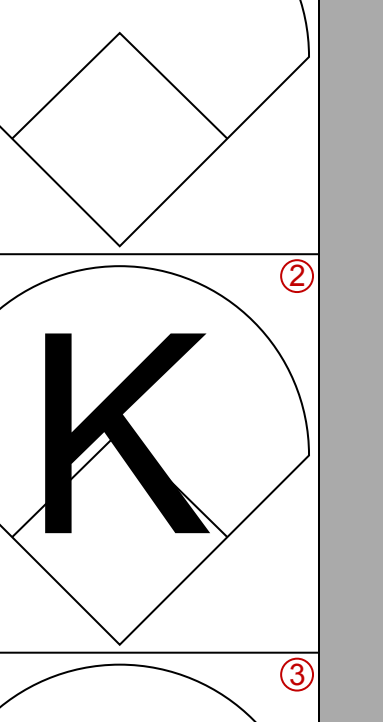
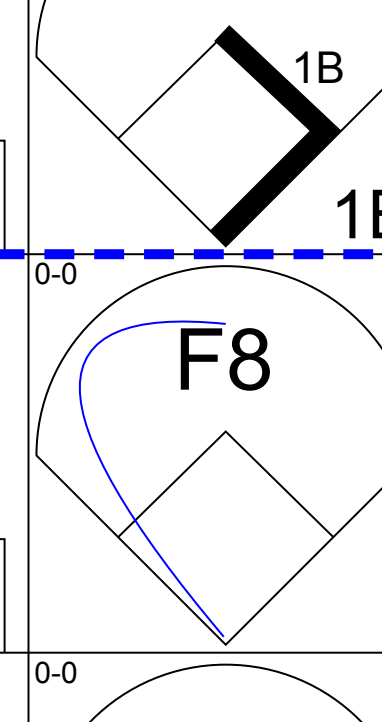
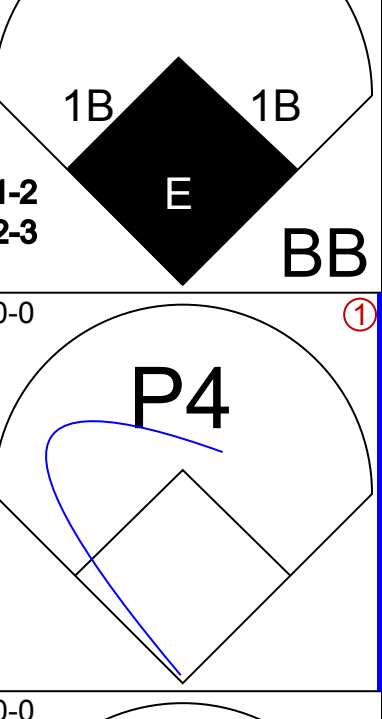
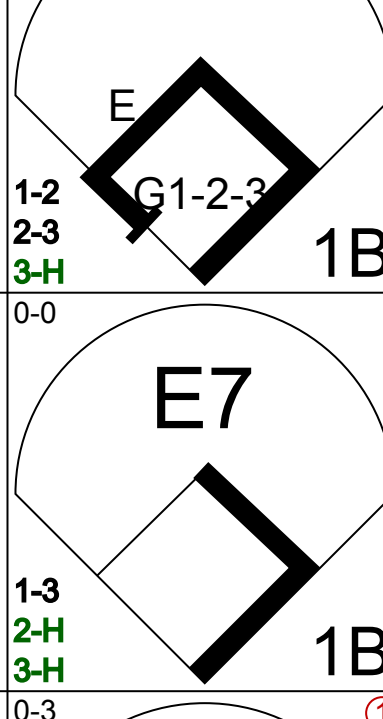
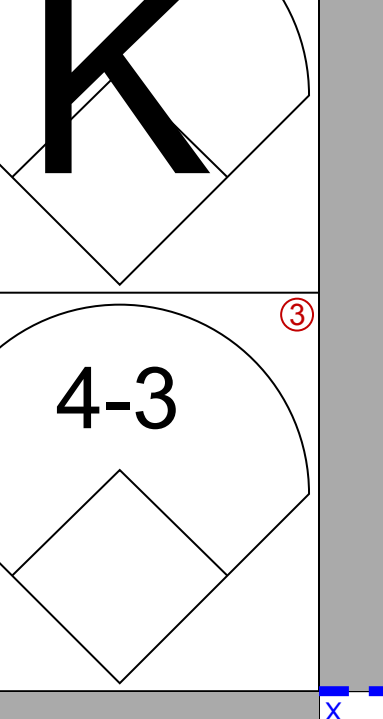
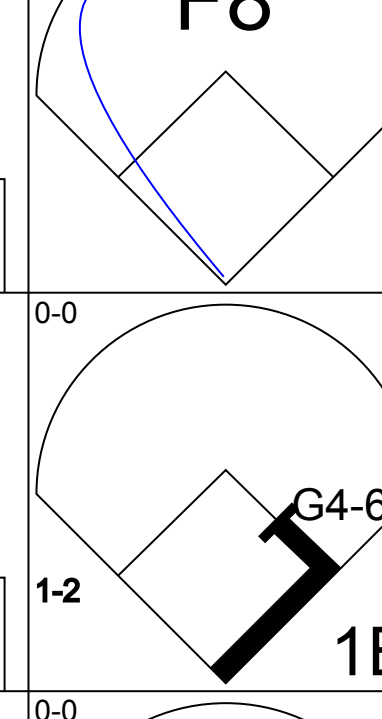
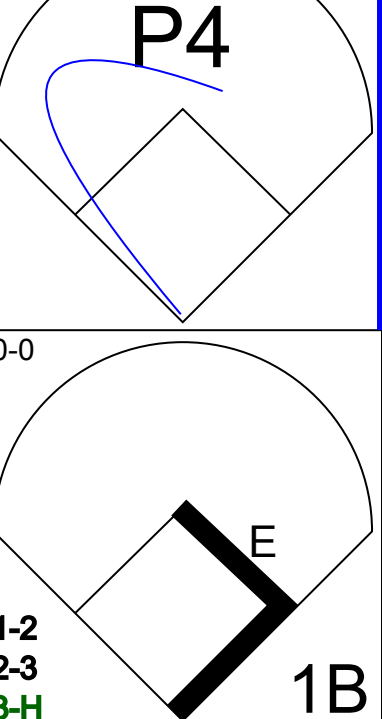
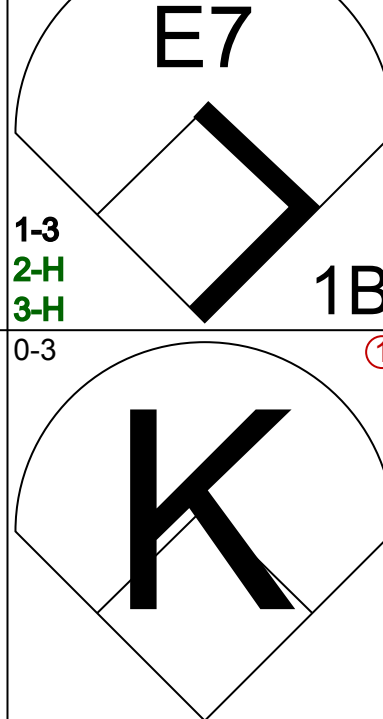
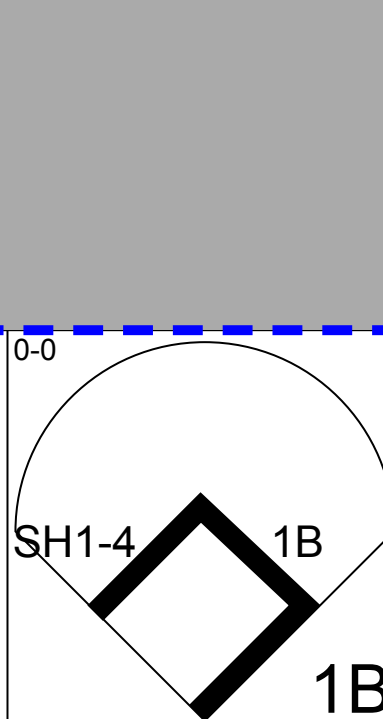

livebaseballscorecards.com

SD

Batter	1	2	3	4	5	6	7	8	9	AB	R	H	RBI	BB	SO	LOB	TOP			
Jerry Morales, R OBP: 0.324, SLG: 0.370 (1, 8)										4	0	0	0	0	2	2	<b>San Diego Padres @ St. Louis Cardinals</b> Busch Stadium, St. Louis, MO Fri Aug 25 1972, 7:05 PM CDT Unknown			
Dave Roberts, R OBP: 0.291, SLG: 0.340 (1, 5)										4	1	1	0	0	1	1				
Leron Lee, L OBP: 0.366, SLG: 0.512 (1, 7)										4	2	2	1	0	1	0				
Nate Colbert, R OBP: 0.316, SLG: 0.530 (1, 3)										4	1	2	3	0	1	0				
Cito Gaston, R OBP: 0.311, SLG: 0.375 (1, 9)										4	0	0	0	0	0	1				
Derrel Thomas, S OBP: 0.294, SLG: 0.317 (1, 6)										4	0	1	0	0	1	0				
Fred Kendall, R OBP: 0.261, SLG: 0.366 (1, 2)										4	0	1	0	0	1	3				
Fred Stanley, R OBP: 0.306, SLG: 0.233 Larry Stahl, L OBP: 0.306, SLG: 0.331 (1, 4)										2	0	0	0	0	1	1				
Mike Caldwell, R Ed Acosta, S Johnny Jeter, R Mark Schaeffer, L Al Severinsen, R Curt Blefary, R Gary Ross, R Pat Corrales, R (1, 1)										1	0	0	0	0	1	1				
<b>Inning Stats</b>	R: 0 E: 0 K: 2 S: 7	H: 0 LOB: 0 BB: 0 P: 7	R: 0 E: 0 K: 1 S: 5	H: 0 LOB: 0 BB: 0 P: 5	R: 0 E: 0 K: 2 S: 8	H: 1 LOB: 2 BB: 0 P: 8	R: 0 E: 0 K: 1 S: 5	H: 0 LOB: 0 BB: 0 P: 5	R: 0 E: 0 K: 1 S: 5	H: 0 LOB: 0 BB: 0 P: 5	R: 2 E: 0 K: 1 S: 8	H: 3 LOB: 1 BB: 0 P: 8	R: 0 E: 0 K: 0 S: 4	H: 1 LOB: 1 BB: 0 P: 4	R: 2 E: 1 K: 0 S: 7	H: 3 LOB: 2 BB: 0 P: 7		1B: 4 2B: 1 3B: 2 HR: 1	SF: 0 SAC: 0 DP: 1 HBP: 0	WP: 0 PB: 1 SB: 0 CS: 0
<b>PITCHER</b>	IP WLS BF H R ER SO BB IBB HBP BLK WP HR S P ERA WHIP	8.0 W 33 8 4 4 9 0 0 0 0 0 1 51 51 4.50 1.000	1.0 S 3 0 0 0 0 0 0 0 0 0 0 0 3 3 0.00 0.000																	

AB	36
R	4
H	8
RBI	4
BB	0
SO	9
LOB	14



Batter	1	2	3	4	5	6	7	8	9	AB	R	H	RBI	BB	SO	LOB	BOTTOM
Lou Brock, L OBP: 0.347, SLG: 0.384 (1, 7)										4	0	2	1	1	1	0	<b>San Diego Padres @ St. Louis Cardinals</b> Busch Stadium, St. Louis, MO Fri Aug 25 1972, 7:05 PM CDT Unknown
Ted Sizemore, R OBP: 0.324, SLG: 0.348 (1, 4)										2	0	0	0	2	1	5	
Luis Melendez, R OBP: 0.302, SLG: 0.356 (1, 8)										4	0	0	0	1	1	6	
Joe Torre, R OBP: 0.356, SLG: 0.447 Ed Crosby, L OBP: 0.270, SLG: 0.253 (1, 5)										4	1	1	0	0	1	4	
Ted Simmons, S OBP: 0.329, SLG: 0.470 (1, 2)										4	3	3	1	0	0	1	
Matty Alou, L OBP: 0.351, SLG: 0.388 (1, 3)										4	2	3	0	0	0	0	
Dwain Anderson, R OBP: 0.353, SLG: 0.346 (1, 6)										3	1	1	1	1	1	1	
Jorge Roque, R OBP: 0.100, SLG: 0.053 Bernie Carbo, L OBP: 0.377, SLG: 0.355 (1, 9)										1	0	0	0	0	0	3	
Reggie Cleveland, R OBP: 0.262, SLG: 0.250 Diego Segui, R OBP: 0.263, SLG: 0.283 (1, 1)										4	0	2	1	0	1	4	
<b>Inning Stats</b>	R: 0 E: 0 K: 1 S: 5	H: 4 LOB: 2 BB: 1 P: 9	R: 3 E: 1 K: 1 S: 9	H: 5 LOB: 2 BB: 1 P: 13	R: 0 E: 0 K: 1 S: 4	H: 0 LOB: 0 BB: 1 P: 8	R: 0 E: 0 K: 0 S: 5	H: 2 LOB: 2 BB: 0 P: 5	R: 1 E: 0 K: 0 S: 5	H: 3 LOB: 1 BB: 0 P: 5	R: 0 E: 1 K: 1 S: 5	H: 0 LOB: 1 BB: 1 P: 9	1B: 13 2B: 0 3B: 0 HR: 1	SF: 0 SAC: 1 DP: 4 HBP: 0	WP: 0 PB: 0 SB: 0 CS: 0	PA: 40	
<b>PITCHER</b>	IP WLS BF H R ER SO BB IBB HBP BLK WP HR S P ERA WHIP	2.0 L 15 7 6 0 3 1 1 0 0 0 0 0 15 23 0.00 1.000	3.0 11 2 0 0 3 1 1 0 0 0 0 1 7 7 9.00 4.000	5.35 7 4 1 1 0 0 0 0 0 0 0 0 3 3 0.00 1.000	7.1 3 1 0 0 0 0 0 0 0 0 0 0 3 3 0.00 1.000	8.1 4 0 0 0 1 1 0 0 0 0 0 0 5 9 0.00 1.000											

AB	34
R	7
H	14
RBI	5
BB	5
SO	6
LOB	26



Batter	1	2	3	4	5	6	7	8	9	AB	R	H	RBI	BB	SO	LOB	TOP					
Enzo Hernandez, R (1, 6) OBP: 0.240, SLG: 0.235	F9		1-3		E1		K	F7		3	0	0	0	0	0	0	<b>San Diego Padres @ St. Louis Cardinals</b> Busch Stadium, St. Louis, MO Fri Aug 25 1972, 7:05 PM CDT Att: 19,559 - Unknown					
Jerry Morales, R (7, PH) OBP: 0.323, SLG: 0.369										1	0	0	0	0	1	2						
Al Severinsen, R (7, 1)										0	0	0	0	0	0	0						
Fred Kendall, R (8, PH) OBP: 0.259, SLG: 0.365										1	0	0	0	0	0	2						
Gary Ross, R (8, 1) OBP: 0.200, SLG: 0.200										0	0	0	0	0	0	0						
Dave Roberts, R (1, 5) OBP: 0.296, SLG: 0.348	4-3		6-3		F8		FC	1B		5	1	3	2	0	0	1						
Leron Lee, L (1, 7) OBP: 0.366, SLG: 0.508	4-3						FC	4-3		4	0	1	1	1	0	4						
Nate Colbert, R (1, 3) OBP: 0.317, SLG: 0.529	F3		4-3				G5-4-3	FC6-4		5	0	2	1	0	0	3						
Larry Stahl, L (1, 9) OBP: 0.306, SLG: 0.335			4-3		K		4-3	FC6-4		3	1	1	0	0	1	0						
Johnny Jeter, R (7, PH) OBP: 0.280, SLG: 0.329			6-3							2	0	0	0	0	0	3						
Derrel Thomas, S (1, 8) OBP: 0.298, SLG: 0.321	4-3				P4					5	2	3	0	0	0	1						
Pat Corrales, R (1, 2) OBP: 0.264, SLG: 0.183					P6					3	2	1	0	2	0	1						
Fred Stanley, R (1, 4) OBP: 0.299, SLG: 0.227			6-3							2	0	0	1	0	1	1						
Cito Gaston, R (7, PH) OBP: 0.312, SLG: 0.374										1	1	0	1	1	0	1						
Fred Norman, S (1, 1) OBP: 0.292, SLG: 0.175										1	0	0	0	0	1	1						
Mike Corkins, R (2, 1) OBP: 0.241, SLG: 0.345										1	0	0	0	0	1	0						
Curt Blefary, L (7, PH) OBP: 0.327, SLG: 0.396										1	1	1	2	1	0	0						
<b>Inning Stats</b>	R: 0 E: 0 K: 0 S: 4	H: 1 LOB: 1 BB: 0 P: 4	R: 1 E: 0 K: 1 S: 6	H: 1 LOB: 1 BB: 1 P: 10	R: 0 E: 0 K: 1 S: 3	H: 0 LOB: 1 BB: 1 P: 7	R: 0 E: 0 K: 1 S: 5	H: 0 LOB: 0 BB: 0 P: 5	R: 0 E: 1 K: 2 S: 8	H: 0 LOB: 1 BB: 0 P: 8	R: 0 E: 0 K: 0 S: 3	H: 1 LOB: 0 BB: 0 P: 3	R: 5 E: 0 K: 1 S: 9	H: 4 LOB: 1 BB: 2 P: 17	R: 2 E: 1 K: 0 S: 6	H: 3 LOB: 2 BB: 1 P: 10	R: 0 E: 0 K: 0 S: 4	H: 2 LOB: 1 BB: 0 P: 4	1B: 10 2B: 2 3B: 0 HR: 0	SF: 0 SAC: 0 DP: 1 HBP: 0	WP: 0 PB: 0 SB: 1 CS: 2	PA: 44
<b>PITCHER</b>	IP	WLS	BF	H	R	ER	SO	BB	IBB	HBP	BLK	WP	HR	S	P	ERA	WHIP					
Al Santorini, R (1, 1) ERA: 5.0	6.0		26	4	4	4	4	4	0	0	0	0	0	30	46	6.00	1.333					
Diego Segui, R (7, 1) ERA: 2.71	0.1		5	3	2	2	1	0	0	0	0	0	0	7	7	54.00	9.000					
John Cumberland, L (7, 1) ERA: 7.63	0.2		1	0	0	0	0	0	0	0	0	0	0	1	1	0.00	0.000					
Ray Bare, R (8, 1) ERA: 0.93	2.0	L	11	5	2	1	0	0	1	0	0	0	0	10	14	4.50	2.500					

Batter	1	2	3	4	5	6	7	8	9	AB	R	H	RBI	BB	SO	LOB	BOTTOM					
Lou Brock, L (1, 7) OBP: 0.350, SLG: 0.383	S	1B		3-1		F7		FC5-6		3	1	1	0	2	0	1	<b>San Diego Padres @ St. Louis Cardinals</b> Busch Stadium, St. Louis, MO Fri Aug 25 1972, 7:05 PM CDT Att: 19,559 - Unknown					
Ted Sizemore, R (1, 4) OBP: 0.322, SLG: 0.345		WP						BB		3	0	0	0	0	0	3						
Ed Crosby, L (5, FR) OBP: 0.267, SLG: 0.251	L5		1-3		E8		FC3-6	FC5-6		2	1	0	0	0	0	2						
Luis Melendez, R (1, 8) OBP: 0.304, SLG: 0.357								G4-6-3		5	2	2	0	0	0	4						
Joe Torre, R (1, 3) OBP: 0.357, SLG: 0.452			6-3		F8					4	1	1	3	1	0	3						
Ted Simmons, S (1, 2) OBP: 0.332, SLG: 0.472					F7		FC4-6			4	1	2	2	1	0	1						
Dwain Anderson, R (1, 5) OBP: 0.367, SLG: 0.361							FC4-6			5	0	3	0	0	0	2						
Bernie Carbo, L (1, 9) OBP: 0.381, SLG: 0.370										4	1	2	2	1	1	3						
Dal Maxvill, R (1, 6) OBP: 0.305, SLG: 0.270					4-3					3	0	1	0	0	0	2						
Matty Alou, L (7, PH) OBP: 0.351, SLG: 0.388										1	0	0	0	0	0	2						
Al Santorini, R (1, 1) OBP: 0.125, SLG: 0.067										1	0	0	0	1	1	0						
Diego Segui, R (7, 1) OBP: 0.093, SLG: 0.083										0	0	0	0	0	0	0						
John Cumberland, R (7, 1) OBP: 0.071, SLG: 0.071										0	0	0	0	0	0	0						
Jose Cruz, L (7, PH) OBP: 0.278, SLG: 0.269										1	0	0	0	0	1	2						
Ray Bare, R (8, 1)										0	0	0	0	0	0	0						
<b>Inning Stats</b>	R: 3 E: 0 K: 0 S: 6	H: 4 LOB: 0 BB: 0 P: 6	R: 1 E: 0 K: 0 S: 5	H: 2 LOB: 2 BB: 1 P: 9	R: 0 E: 0 K: 1 S: 6	H: 1 LOB: 1 BB: 0 P: 6	R: 0 E: 0 K: 1 S: 5	H: 0 LOB: 0 BB: 0 P: 5	R: 2 E: 1 K: 0 S: 6	H: 2 LOB: 2 BB: 1 P: 10	R: 0 E: 0 K: 0 S: 3	H: 0 LOB: 1 BB: 1 P: 7	R: 1 E: 0 K: 1 S: 7	H: 2 LOB: 2 BB: 1 P: 11	R: 0 E: 0 K: 0 S: 2	H: 0 LOB: 0 BB: 1 P: 6	R: 0 E: 0 K: 0 S: 3	H: 1 LOB: 1 BB: 1 P: 7	1B: 9 2B: 1 3B: 0 HR: 2	SF: 0 SAC: 1 DP: 3 HBP: 0	WP: 1 PB: 0 SB: 1 CS: 0	PA: 43
<b>PITCHER</b>	IP	WLS	BF	H	R	ER	SO	BB	IBB	HBP	BLK	WP	HR	S	P	ERA	WHIP					
Fred Norman, L (1, 1) ERA: 3.58	1.0		6	4	4	4	0	0	0	0	0	0	0	2	8	36.00	6.000					
Mike Corkins, R (2, 1) ERA: 3.59	5.0		22	3	2	1	2	1	2	0	0	1	0	23	35	1.80	0.800					
Al Severinsen, R (7, 1) ERA: 0.73	1.0		6	2	1	1	1	1	0	0	0	0	0	7	11	9.00	3.000					
Gary Ross, R (8, 1) ERA: 2.1	2.0	W	7	1	0	0	0	2	0	0	0	0	0	5	13	0.00	1.500					





Batter	1	2	3	4	5	6	7	8	9	AB	R	H	RBI	BB	SO	LOB	TOP								
Larry Stahl, L (1,8) OBP: 0.311, SLG: 0.348	0-0 6-3 3B		0-0 1B 2B		0-0 P4			0-0 F7	4-0 FC6 BB	4	1	2	0	1	0	0	<b>San Diego Padres @ St. Louis Cardinals</b> Busch Stadium, St. Louis, MO Sat Aug 26 1972, 7:05 PM CDT Att: 21,097 - Unknown								
Dave Roberts, R (1,5) OBP: 0.288, SLG: 0.349	0-0 6-3		0-0 2-3 1B		0-3 K			0-0 1-3 1B	0-0 FC6	5	1	2	1	0	1	2									
Leron Lee, L (1,7) OBP: 0.365, SLG: 0.504	0-0 FC6-4 1B		0-0 P5		0-0 P6			0-0 1-3		4	0	1	0	0	0	3									
Nate Colbert, R (1,3) OBP: 0.316, SLG: 0.526	0-0 F8		0-0 G2		0-0 F7			0-0 2-H 1B		4	0	1	1	0	0	3									
Cito Gaston, R (1,9) OBP: 0.311, SLG: 0.370	0-0 FC6-4 1-2			4-0 1-3 BB		0-0 4-3		0-3 K		3	0	0	0	1	1	2									
Derrel Thomas, S (1,6) OBP: 0.295, SLG: 0.317		0-0 1-3		0-0 F8				0-0 1-3	0-3 K	4	0	0	0	0	1	1									
Fred Kendall, R (1,2) OBP: 0.299, SLG: 0.372		0-3 K		0-0 1-3			0-0 P4		0-0 6-3 3B	4	1	1	0	0	1	1									
Fred Stanley, R (1,4) OBP: 0.297, SLG: 0.218		0-0 4-3		0-3 K			4-0 BB		0-0 6-3	3	0	0	1	1	1	1									
Steve Arlin, R (1,1) OBP: 0.270, SLG: 0.218			0-3 K		0-0 4-3		0-3 K		3-H 4-0 BB	0	0	0	0	0	0	0									
Ed Acosta, S (2,1)										1	0	0	0	0	1	0									
Mark Schaeffer, L (4,1)										1	0	0	0	0	0	0									
Al Severinsen, R (6,1)										1	0	0	0	0	1	1									
Curt Blefary, L (9,PH) OBP: 0.333, SLG: 0.396										0	0	0	0	1	0	0									
<b>Inning Stats</b>	R: 1 E: 0 K: 0 S: 5	H: 2 LOB: 1 BB: 0 P: 5	R: 0 E: 0 K: 1 S: 5	H: 0 LOB: 0 BB: 0 P: 5	R: 0 E: 0 K: 1 S: 7	H: 2 LOB: 2 BB: 0 P: 7	R: 0 E: 0 K: 1 S: 5	H: 0 LOB: 0 BB: 1 P: 9	R: 0 E: 0 K: 1 S: 3	H: 0 LOB: 0 BB: 0 P: 3	R: 0 E: 0 K: 1 S: 5	H: 0 LOB: 1 BB: 0 P: 9	R: 1 E: 0 K: 1 S: 7	H: 2 LOB: 1 BB: 0 P: 7	R: 1 E: 0 K: 1 S: 6	H: 1 LOB: 2 BB: 2 P: 14	1B: 4 2B: 1 3B: 2 HR: 0	SF: 0 SAC: 0 DP: 0 HBP: 0	WP: 0 PB: 0 SB: 0 CS: 0	PA: 38					
<b>PITCHER</b>	IP	WLS	BF	H	R	ER	SO	BB	IBB	HBP	BLK	WP	HR	S	P	ERA	WHIP								
Bob Gibson, R (1,1) ERA: 2.74	8.0	W	32	6	2	2	6	2	0	0	0	0	0	42	50	2.25	1.000								
Dennis Higgins, R (9,1) ERA: 3.97	1.0	S	6	1	1	1	1	2	0	0	0	0	0	6	14	9.00	3.000								

Batter	1	2	3	4	5	6	7	8	9	AB	R	H	RBI	BB	SO	LOB	BOTTOM								
Lou Brock, L (1,7) OBP: 0.354, SLG: 0.388	0-0 SH5-3 SF8		0-0 BB 1-3 1B		0-0 BB SH1-4 1B					4	2	4	2	0	0	0	<b>San Diego Padres @ St. Louis Cardinals</b> Busch Stadium, St. Louis, MO Sat Aug 26 1972, 7:05 PM CDT Att: 21,097 - Unknown								
Jose Cruz, L (6,7) OBP: 0.281, SLG: 0.276		0-0 BB 1-3 1B		0-0 BB SH1-4 1B						1	0	1	0	0	0	0									
Ed Crosby, L (1,4) OBP: 0.294, SLG: 0.248	0-0 SH5-3	0-0 F9		0-0 SH1-4	0-0 P1			0-0 F9		3	0	0	0	0	0	4									
Bernie Carbo, L (1,9) OBP: 0.361, SLG: 0.367	0-0 SF8	4-0 BB IBB		4-0 1B BB IBB	0-0 F8			0-0 F7		2	1	0	1	2	0	2									
Joe Torre, R (1,5) OBP: 0.357, SLG: 0.449	0-0 F9	4-0 BB IBB		4-0 BB IBB				0-0 F9	0-0 1-3	3	0	0	2	2	0	1									
Dal Maxvill, R (8,4) OBP: 0.305, SLG: 0.270	0-0 F9			1-2 2-3 3-H BB	1-2 2-3 3-H BB					0	0	0	0	0	0	0									
Ted Simmons, S (1,2) OBP: 0.337, SLG: 0.473		0-0 BB 1B		0-0 BB 1B				4-0 1-3 BB	1-0 G6-4-3 HBP	3	1	2	1	1	0	3									
Matty Alou, L (1,3) OBP: 0.353, SLG: 0.389		0-0 1B FC4-6 1B	0-3 K	4-0 1-2 2-3 3-H BB	4-0 1-2 2-3 3-H BB			0-0 1-3 BB	0-0 G6-4-3	4	1	2	1	1	1	1									
Dwain Anderson, R (1,6) OBP: 0.358, SLG: 0.352		0-0 FC4-6 1B	0-0 4-3	0-0 G1-2-3	0-0 1-3			0-0 1-3	0-0 E6	5	1	1	1	0	0	5									
Luis Melendez, R (1,8) OBP: 0.309, SLG: 0.359		0-0 FC4-6 1B	0-0 F8		0-0 PB WP 1B			0-0 F9		4	1	2	0	1	0	1									
Bob Gibson, R (1,1) OBP: 0.182, SLG: 0.390	0-0 FC4-6 1B		0-0 SH1-4 BB 1B		0-0 5-3			0-3 K		4	2	1	1	0	1	6									
Dennis Higgins, R (9,1) ERA: 0.61	1-2 2-3 3-H									0	0	0	0	0	0	0									
<b>Inning Stats</b>	R: 1 E: 0 K: 0 S: 4	H: 1 LOB: 0 BB: 0 P: 4	R: 4 E: 0 K: 0 S: 8	H: 5 LOB: 3 BB: 2 P: 16	R: 0 E: 0 K: 1 S: 5	H: 0 LOB: 0 BB: 0 P: 5	R: 3 E: 0 K: 0 S: 5	H: 3 LOB: 2 BB: 3 P: 17	R: 1 E: 0 K: 0 S: 5	H: 2 LOB: 1 BB: 0 P: 5	R: 0 E: 0 K: 1 S: 6	H: 1 LOB: 2 BB: 0 P: 14	R: 0 E: 0 K: 0 S: 4	H: 1 LOB: 1 BB: 0 P: 4	R: 0 E: 1 K: 0 S: 3	H: 0 LOB: 1 BB: 0 P: 4	1B: 12 2B: 1 3B: 0 HR: 0	SF: 1 SAC: 2 DP: 2 HBP: 1	WP: 1 PB: 1 SB: 1 CS: 0	PA: 44					
<b>PITCHER</b>	IP	WLS	BF	H	R	ER	SO	BB	IBB	HBP	BLK	WP	HR	S	P	ERA	WHIP								
Steve Arlin, R (1,1) ERA: 3.74	1.1	L	10	6	5	5	0	0	0	0	0	0	0	10	10	33.75	4.500								
Ed Acosta, R (2,1) ERA: 5.53	2.0		12	2	3	3	1	2	2	0	0	0	0	10	26	13.50	2.000								
Mark Schaeffer, L (4,1) ERA: 5.25	2.1		13	4	1	1	0	3	0	0	0	1	0	10	22	3.86	3.000								
Al Severinsen, R (6,1) ERA: 0.61	2.1		9	1	0	0	1	0	0	1	0	0	0	10	11	0.00	0.429								



Batter	1	2	3	4	5	6	7	8	9	AB	R	H	RBI	BB	SO	LOB	TOP				
Jerry Morales, R OBP: 0.325, SLG: 0.374 (1, 8)	0-0 1B		0-0 3B 2B		0-0 F8		0-3 K			4	1	2	0	0	1	0	<b>San Diego Padres @ St. Louis Cardinals</b> Busch Stadium, St. Louis, MO Sun Aug 27 1972, 3:33 AM CDT Att: 13,219 - Unknown <a href="http://livebaseballscorecards.com">livebaseballscorecards.com</a>				
Dave Roberts, R OBP: 0.290, SLG: 0.351 (1, 5) (7, 4)	0-0 1B		0-0 1-3		0-0 6-3			0-0 FC5-4 1B		4	0	2	0	0	0	1					
Leron Lee, L OBP: 0.363, SLG: 0.507 (1, 7)	0-3 K		0-0 2B		0-0 F8			0-0 FC5-4 1-2		4	1	1	1	0	1	3					
Nate Colbert, R OBP: 0.320, SLG: 0.530 (1, 3)	4-0 IBB		0-0 4-3 2B		0-0 FC5-4 1B			0-0 F9		3	0	2	1	1	0	1					
Cito Gaston, R OBP: 0.307, SLG: 0.365 (1, 9)	0-3 K		0-0 4-3		0-0 F8			0-0 4-3		4	0	0	0	0	1	6					
Derrel Thomas, S OBP: 0.292, SLG: 0.314 (1, 6)	0-0 6-3		0-0 6-3		0-0 FC5-4 FC6-4			0-0 F8		4	0	0	0	0	0	5					
Fred Kendall, R OBP: 0.295, SLG: 0.365 (1, 2)		0-0 F5		0-0 F8		0-0 FC6-4		0-0 L1		4	0	0	0	0	0	1					
Fred Stanley, R OBP: 0.290, SLG: 0.213 (7, PH) Curt Blefary, L OBP: 0.327, SLG: 0.388 (7, 5)	0-3 K		0-3 K		0-3 K		0-0 4-3	0-0 F8		2	0	0	0	0	2	0					
Clay Kirby, R OBP: 0.095, SLG: 0.056 Fred Norman, S OBP: 0.280, SLG: 0.167 Johnny Jeter, R OBP: 0.279, SLG: 0.327 Gary Ross, R OBP: 0.200, SLG: 0.200 (7, 1)	0-3 K		0-0 4-3		0-0 K					2	0	0	0	0	2	0					
										2	0	0	0	0	0	0					
										0	0	0	0	0	0	0					
										2	0	0	0	0	1	0					
										1	0	0	0	1	0	0					
										0	0	0	0	0	0	0					
<b>Inning Stats</b>	R: 0 E: 0 K: 2 S: 9	H: 2 LOB: 3 BB: 1 P: 13	R: 0 E: 0 K: 2 S: 7	H: 0 LOB: 0 BB: 0 P: 7	R: 2 E: 0 K: 0 S: 6	H: 3 LOB: 1 BB: 0 P: 6	R: 0 E: 0 K: 1 S: 5	H: 0 LOB: 0 BB: 0 P: 5	R: 0 E: 0 K: 0 S: 3	H: 1 LOB: 1 BB: 0 P: 4	R: 0 E: 0 K: 2 S: 7	H: 0 LOB: 0 BB: 0 P: 7	R: 0 E: 0 K: 0 S: 4	H: 1 LOB: 1 BB: 0 P: 4	R: 0 E: 0 K: 0 S: 3	H: 0 LOB: 0 BB: 0 P: 3	1B: 4 2B: 2 3B: 1 HR: 0	SF: 0 SAC: 0 DP: 0 HBP: 0	WP: 0 PB: 0 SB: 1 CS: 0	PA: 35	
<b>PITCHER</b> Rick Wise, R ERA: 3.38 (1, 1)	IP: 9.0 WLS: W BF: 35 H: 7 R: 2 ER: 2 SO: 7 BB: 0 IBB: 1 HBP: 0 BLK: 0 WP: 0 HR: 0 S: 48 P: 52 ERA: 2.00 WHIP: 0.778																				

Batter	1	2	3	4	5	6	7	8	9	AB	R	H	RBI	BB	SO	LOB	BOTTOM				
Lou Brock, L OBP: 0.397, SLG: 0.392 Jose Cruz, L OBP: 0.281, SLG: 0.276 (1, 7) (9, 7)	0-0 1B			0-0 BB 1B		0-3 K		0-0 E 2B		5	2	3	0	0	1	1	<b>San Diego Padres @ St. Louis Cardinals</b> Busch Stadium, St. Louis, MO Sun Aug 27 1972, 3:33 AM CDT Att: 13,219 - Unknown <a href="http://livebaseballscorecards.com">livebaseballscorecards.com</a>				
Ed Crosby, L OBP: 0.287, SLG: 0.251 (1, 4)	0-0 BB 1B	0-3 K		0-0 BB 1B		0-0 6-3		0-0 P6		5	1	2	0	0	1	2					
Bernie Carbo, L OBP: 0.388, SLG: 0.376 (1, 9)	4-0 G3 1B	4-0 BB		0-0 F7			0-0 WP 3B	4-0 FC3-6 IBB		2	2	1	0	3	0	2					
Joe Torre, R OBP: 0.360, SLG: 0.447 (1, 3)	4-0 G3 1B	0-0 F3		4-0 BB		4-0 1B	0-0 FC3-6	0-0 FC3-6		2	0	0	2	3	0	2					
Ted Simmons, S OBP: 0.333, SLG: 0.468 (1, 2)	1-2 2-3 3-H	0-0 G3	0-0 P4	0-0 L4		0-0 P6	0-0 P6	0-0 F7		5	0	0	1	0	0	8					
Luis Melendez, R OBP: 0.316, SLG: 0.363 (1, 8)	4-0 1B 2B		0-0 F9		0-0 CS 1B		0-0 S 1B			3	1	2	0	1	0	0					
Dwain Anderson, R OBP: 0.354, SLG: 0.348 (1, 5)	0-0 2B 1B		0-0 F3		0-3 K		0-3 K			4	1	1	1	0	2	3					
Dal Maxvill, R OBP: 0.305, SLG: 0.267 (1, 6)	1-3 2-H 3-H	4-0 2B		0-0 1-3		0-0 F7		0-0 3-1		3	1	0	0	1	0	2					
Rick Wise, R OBP: 0.200, SLG: 0.257 (1, 1)	0-0 1-H 2-H 3-H		0-0 P5		0-0 5-3		0-0 E6 FC3-6			4	1	1	3	0	0	0					
										1	0	0	0	0	0	0					
										1	0	0	0	0	0	0					
										3	1	0	0	1	0	2					
										4	1	1	1	0	2	3					
										3	1	0	0	1	0	2					
										4	1	1	3	0	0	0					
<b>Inning Stats</b>	R: 6 E: 0 K: 0 S: 6	H: 4 LOB: 1 BB: 4 P: 22	R: 0 E: 0 K: 1 S: 5	H: 0 LOB: 1 BB: 1 P: 9	R: 0 E: 0 K: 0 S: 3	H: 0 LOB: 0 BB: 0 P: 3	R: 0 E: 0 K: 0 S: 5	H: 2 LOB: 3 BB: 1 P: 9	R: 0 E: 0 K: 1 S: 5	H: 1 LOB: 0 BB: 0 P: 5	R: 0 E: 0 K: 1 S: 5	H: 0 LOB: 0 BB: 0 P: 5	R: 1 E: 0 K: 1 S: 7	H: 2 LOB: 2 BB: 1 P: 11	R: 2 E: 2 K: 0 S: 5	H: 1 LOB: 1 BB: 1 P: 9	1B: 7 2B: 3 3B: 1 HR: 0	SF: 0 SAC: 0 DP: 1 HBP: 0	WP: 1 PB: 0 SB: 1 CS: 1	PA: 41	
<b>PITCHER</b> Clay Kirby, R ERA: 3.18 Fred Norman, L ERA: 3.62 Gary Ross, R ERA: 2.16	IP: 0.0 WLS: L BF: 4 H: 2 R: 4 ER: 4 SO: 4 BB: 2 IBB: 0 HBP: 0 BLK: 0 WP: 0 HR: 0 S: 2 P: 10 ERA: ∞ WHIP: ∞																				



Batter	1	2	3	4	5	6	7	8	9	AB	R	H	RBI	BB	SO	LOB	TOP										
Jerry Morales, R OBP: 0.324, SLG: 0.372 (1, 8)										4	0	1	0	0	1	0											
Dave Roberts, R OBP: 0.297, SLG: 0.346 (1, 5)										4	0	0	0	0	1	1											
Leron Lee, L OBP: 0.365, SLG: 0.518 (1, 7)										4	2	2	1	0	0	0											
Nate Colbert, R OBP: 0.321, SLG: 0.535 (1, 3)										3	1	1	1	1	1	1											
Cito Gaston, R OBP: 0.309, SLG: 0.367 (1, 9)										4	0	2	1	0	0	1											
Derrel Thomas, S OBP: 0.296, SLG: 0.321 (1, 6)										4	0	3	0	0	0	1											
Garry Jestadt, R OBP: 0.266, SLG: 0.349 (1, 4)										4	0	0	0	0	2	4											
Fred Kendall, R OBP: 0.250, SLG: 0.358 (1, 2)										4	0	0	0	0	0	2											
Mike Caldwell, R OBP: 0.108, SLG: 0.108 Ed Acosta, S (6, 1) Curt Blefary, L (8, PH) Al Severinsen, R (8, 1)										2	0	0	0	0	0	0											
<b>Inning Stats</b>	R: 0 E: 0 K: 0 S: 3	H: 1 LOB: 0 BB: 0 P: 3	R: 0 E: 0 K: 0 S: 4	H: 1 LOB: 1 BB: 0 P: 4	R: 0 E: 0 K: 0 S: 3	H: 0 LOB: 0 BB: 0 P: 3	R: 1 E: 0 K: 1 S: 7	H: 2 LOB: 1 BB: 0 P: 7	R: 0 E: 0 K: 2 S: 7	H: 0 LOB: 0 BB: 0 P: 7	R: 0 E: 0 K: 1 S: 5	H: 1 LOB: 1 BB: 1 P: 9	R: 0 E: 0 K: 0 S: 3	H: 0 LOB: 0 BB: 0 P: 3	R: 2 E: 0 K: 1 S: 9	H: 4 LOB: 2 BB: 0 P: 9	1B: 6 2B: 1 3B: 0 HR: 2	SF: 0 SAC: 0 DP: 1 HBP: 0	WP: 1 PB: 0 SB: 0 CS: 0	PA: 35							
<b>PITCHER</b>	IP	WLS	BF	H	R	ER	SO	BB	IBB	HBP	BLK	WP	HR	S	P	ERA	WHIP										
Bob Moose, R ERA: 3.32	8.1	W	32	8	3	3	4	1	0	0	0	1	2	39	43	3.24	1.080										
Ramon Hernandez, L ERA: 1.79	0.2	S	3	1	0	0	1	0	0	0	0	0	0	5	5	0.00	1.500										

San Diego Padres @ Pittsburgh Pirates  
Three Rivers Stadium, Pittsburgh, PA  
Mon Aug 28 1972, 7:05 PM EDT  
Att: 13,438 - Unknown

AB 34  
R 3  
H 9  
RBI 3  
BB 1  
SO 5  
LOB 10



Batter	1	2	3	4	5	6	7	8	9	AB	R	H	RBI	BB	SO	LOB	BOTTOM										
Dave Cash, R OBP: 0.310, SLG: 0.367 (1, 4)										4	0	0	0	0	1	1											
Al Oliver, L OBP: 0.348, SLG: 0.435 (1, 8)										4	1	1	0	0	0	1											
Roberto Clemente, R OBP: 0.349, SLG: 0.473 (1, 9)										4	1	1	0	0	0	2											
Willie Stargell, L OBP: 0.389, SLG: 0.595 Bob Robertson, R OBP: 0.276, SLG: 0.297 (9, 3)										4	2	2	4	0	0	1											
Manny Sanguillen, R OBP: 0.336, SLG: 0.427 (1, 2)										4	0	0	0	0	0	0											
Rennie Stennett, R OBP: 0.297, SLG: 0.384 (1, 7)										3	0	0	0	0	1	0											
Richie Hebner, L OBP: 0.407, SLG: 0.547 (1, 5)										3	1	1	0	0	0	1											
Gene Alley, R OBP: 0.334, SLG: 0.326 (1, 6)										3	0	1	1	0	0	1											
Bob Moose, R OBP: 0.262, SLG: 0.211 Ramon Hernandez, S OBP: 0.182, SLG: 0.273 (9, 1)										3	0	0	0	0	1	1											
<b>Inning Stats</b>	R: 0 E: 1 K: 1 S: 6	H: 0 LOB: 1 BB: 0 P: 6	R: 0 E: 0 K: 1 S: 5	H: 0 LOB: 0 BB: 0 P: 5	R: 0 E: 0 K: 0 S: 3	H: 0 LOB: 0 BB: 0 P: 3	R: 2 E: 0 K: 0 S: 5	H: 2 LOB: 0 BB: 0 P: 5	R: 1 E: 0 K: 0 S: 5	H: 2 LOB: 1 BB: 0 P: 5	R: 2 E: 1 K: 0 S: 6	H: 2 LOB: 1 BB: 0 P: 6	R: 0 E: 0 K: 1 S: 5	H: 0 LOB: 0 BB: 0 P: 5	R: 0 E: 0 K: 0 S: 3	H: 0 LOB: 0 BB: 0 P: 3	1B: 3 2B: 1 3B: 0 HR: 2	SF: 0 SAC: 0 DP: 0 HBP: 0	WP: 0 PB: 0 SB: 0 CS: 0	PA: 32							
<b>PITCHER</b>	IP	WLS	BF	H	R	ER	SO	BB	IBB	HBP	BLK	WP	HR	S	P	ERA	WHIP										
Mike Caldwell, L ERA: 3.31	5.2	L	25	6	5	5	2	0	0	0	0	0	2	29	29	7.94	1.059										
Ed Acosta, R ERA: 5.43	1.1		4	0	0	0	1	0	0	0	0	0	0	6	6	0.00	0.000										
Al Severinsen, R ERA: 0.57	1.0		3	0	0	0	0	0	0	0	0	0	0	3	3	0.00	0.000										

San Diego Padres @ Pittsburgh Pirates  
Three Rivers Stadium, Pittsburgh, PA  
Mon Aug 28 1972, 7:05 PM EDT  
Att: 13,438 - Unknown

AB 32  
R 5  
H 6  
RBI 5  
BB 0  
SO 3  
LOB 8



Batter	1	2	3	4	5	6	7	8	9	AB	R	H	RBI	BB	SO	LOB	TOP										
Jerry Morales, R OBP: 0.320, SLG: 0.366 (1, 8)	6-3		K			F9	F7		CS	F9	5	0	0	0	0	1	3										
Dave Roberts, R OBP: 0.285, SLG: 0.344 (1, 5)	F9		F7			F9					5	0	1	0	0	0	2										
Leron Lee, L OBP: 0.365, SLG: 0.518 (1, 7)	K					E	1B				4	1	1	1	1	2	1										
Nate Colbert, R OBP: 0.322, SLG: 0.533 (1, 3)			1-3			E6					5	1	2	0	0	0	4										
Cito Gaston, R OBP: 0.309, SLG: 0.365 (1, 9)	L4										4	0	1	1	0	1	2										
Derrel Thomas, S OBP: 0.298, SLG: 0.323 (1, 6)											4	0	2	1	0	0	2										
Garry Jesteadt, R OBP: 0.267, SLG: 0.346 (1, 4)	F6										2	0	0	0	1	0	1										
Fred Kendall, R OBP: 0.246, SLG: 0.352 (1, 2)	F6										4	0	0	0	0	0	3										
Mike Corkins, R OBP: 0.313, SLG: 0.387 (8, PH)											2	1	2	0	1	0	0										
Curt Bielefy, L OBP: 0.330, SLG: 0.384 (8, PR)											0	0	0	0	1	0	0										
Enzo Hernandez, R OBP: 0.240, SLG: 0.235 (8, PR)											0	0	0	0	0	0	0										
Gary Ross, R OBP: 0.200, SLG: 0.200 (8, 1)											0	0	0	0	0	0	0										
<b>Inning Stats</b>	R: 0 E: 0 K: 1 S: 5	H: 0 LOB: 0 BB: 0 P: 5	R: 1 E: 0 K: 0 S: 5	H: 2 LOB: 1 BB: 0 P: 5	R: 0 E: 0 K: 1 S: 6	H: 1 LOB: 2 BB: 1 P: 10	R: 0 E: 0 K: 1 S: 5	H: 0 LOB: 1 BB: 1 P: 9	R: 2 E: 1 K: 0 S: 6	H: 2 LOB: 2 BB: 1 P: 10	R: 0 E: 0 K: 0 S: 4	H: 1 LOB: 1 BB: 0 P: 4	R: 0 E: 0 K: 0 S: 3	H: 1 LOB: 1 BB: 1 P: 7	R: 0 E: 0 K: 1 S: 6	H: 1 LOB: 1 BB: 0 P: 6	1B: 8 2B: 1 3B: 0 HR: 0	SF: 0 SAC: 1 DP: 0 HBP: 0	WP: 1 PA: 41 CS: 1								
<b>PITCHER</b>	IP	WLS	BF	H	R	ER	SO	BB	IBB	HBP	BLK	WP	HR	S	P	ERA	WHIP										
Steve Blass, R ERA: 2.59 (1, 1)	7.2	W	36	8	3	2	3	4	0	0	0	1	0	38	54	2.35	1.565										
Dave Giusti, R ERA: 1.82 (8, 1)	1.1	S	4	1	0	0	1	0	0	0	0	0	0	6	6	0.00	0.750										

San Diego Padres @ Pittsburgh Pirates  
Three Rivers Stadium, Pittsburgh, PA  
Tue Aug 29 1972, 7:05 PM EDT  
Att: 12,329 - Unknown

AB	35
R	3
H	9
RBI	3
BB	4
SO	4
LOB	18



Batter	1	2	3	4	5	6	7	8	9	AB	R	H	RBI	BB	SO	LOB	BOTTOM										
Vic Davallo, L OBP: 0.364, SLG: 0.415 (1, 7)	K		6-3			1-3		L7		5	0	1	1	0	1	2											
Al Oliver, L OBP: 0.347, SLG: 0.433 (1, 8)	L6					F8				4	1	1	0	0	0	2											
Roberto Clemente, R OBP: 0.349, SLG: 0.470 (1, 9)	K									4	0	1	0	0	1	0											
Willie Stargell, L OBP: 0.388, SLG: 0.600 (1, 3)										3	1	1	2	0	1	0											
Richie Hebner, L OBP: 0.405, SLG: 0.550 (1, 5)										4	1	1	0	0	1	1											
Manny Sanguillen, R OBP: 0.339, SLG: 0.431 (1, 2)										3	1	2	1	1	0	0											
Dave Cash, R OBP: 0.307, SLG: 0.363 (1, 4)										4	0	0	0	0	0	3											
Gene Alley, R OBP: 0.337, SLG: 0.330 (1, 6)										3	1	1	0	1	0	0											
Steve Blass, R OBP: 0.179, SLG: 0.185 (1, 1)										2	0	0	0	0	0	3											
Gary Ross, R ERA: 2.13 (8, 1)										1	0	0	0	0	0	1											
<b>Inning Stats</b>	R: 0 E: 0 K: 2 S: 7	H: 0 LOB: 0 BB: 0 P: 7	R: 1 E: 1 K: 0 S: 5	H: 2 LOB: 2 BB: 1 P: 9	R: 1 E: 0 K: 1 S: 7	H: 2 LOB: 1 BB: 0 P: 7	R: 2 E: 1 K: 0 S: 6	H: 3 LOB: 1 BB: 0 P: 6	R: 0 E: 1 K: 1 S: 6	H: 0 LOB: 2 BB: 1 P: 10	R: 0 E: 1 K: 0 S: 4	H: 0 LOB: 0 BB: 0 P: 4	R: 1 E: 0 K: 0 S: 4	H: 1 LOB: 0 BB: 0 P: 4	R: 0 E: 1 K: 0 S: 4	H: 0 LOB: 1 BB: 0 P: 4	1B: 4 2B: 2 3B: 1 HR: 1	SF: 1 SAC: 1 DP: 0 HBP: 0	WP: 0 PA: 37 CS: 0								
<b>PITCHER</b>	IP	WLS	BF	H	R	ER	SO	BB	IBB	HBP	BLK	WP	HR	S	P	ERA	WHIP										
Mike Corkins, R ERA: 3.78 (1, 1)	7.0	L	33	8	5	5	4	0	0	0	0	0	1	39	47	6.43	1.143										
Gary Ross, R ERA: 2.13 (8, 1)	1.0		4	0	0	0	0	0	0	0	0	0	0	4	4	0.00	0.000										

San Diego Padres @ Pittsburgh Pirates  
Three Rivers Stadium, Pittsburgh, PA  
Tue Aug 29 1972, 7:05 PM EDT  
Att: 12,329 - Unknown

AB	33
R	5
H	8
RBI	4
BB	2
SO	4
LOB	12



Batter	1	2	3	4	5	6	7	8	9	AB	R	H	RBI	BB	SO	LOB	TOP			
Larry Stahl, L OBP: 0.307, SLG: 0.343 (1, 8)	0-0 6-3		0-0 F6			0-0 4-3		0-0 4-3		4	0	0	0	0	0	1	<b>San Diego Padres @ Pittsburgh Pirates</b> Three Rivers Stadium, Pittsburgh, PA Wed Aug 30 1972, 7:05 PM EDT Att: 19,009 - Unknown <a href="http://livebaseballscorecards.com">livebaseballscorecards.com</a>			
Dave Roberts, R OBP: 0.282, SLG: 0.340 (1, 4) (2, 5)	0-0 F4		0-0 F4			0-0 5-3		0-0 F5		4	0	0	0	0	0	1				
Leron Lee, L OBP: 0.370, SLG: 0.525 (1, 7)	0-0 2B		0-0 FC4-6 1-2			0-0 1B		0-0 1B		4	0	3	0	0	0	1				
Nate Colbert, R OBP: 0.323, SLG: 0.533 Garry Jesteadt, R OBP: 0.272, SLG: 0.347 (1, 3) (2, 4)	4-0 BB			4-0 BB		0-0 BB		0-0 F4		0	0	0	0	1	0	0				
Curt Blefary, L OBP: 0.326, SLG: 0.373 (1, 5) (2, 3)	0-0 4-3			0-0 F7		4-0 BB		0-0 BB		3	0	0	0	1	0	3				
Cito Gaston, R OBP: 0.308, SLG: 0.364 (1, 9)		0-0 6-3				0-0 FC6-4 1-2		0-0 1B		4	0	1	0	0	0	4				
Derrel Thomas, S OBP: 0.298, SLG: 0.320 (1, 6)	0-3 K			4-0 BB		0-0 4-3		0-0 3-1		3	0	0	0	1	1					
Fred Kendall, R OBP: 0.246, SLG: 0.350 (1, 2)	0-0 5-3			0-0 G6-4-3		0-0 F6		0-0 1B		4	0	1	0	0	0	1				
Steve Arlin, R OBP: 0.277, SLG: 0.214 Jerry Morales, R OBP: 0.319, SLG: 0.365 Fred Norman, S OBP: 0.280, SLG: 0.167 Ed Acosta, S OBP: 0.279, SLG: 0.326 (1, 1) (7, PH) (7, 1) (8, 1) (9, PH)			4-0 BB		0-0 F7		0-0 F9		0-3 K	1	0	0	0	1	0	0				
<b>Inning Stats</b>	R: 0 E: 0 K: 0 S: 4	H: 1 LOB: 2 BB: 1 P: 8	R: 0 E: 0 K: 1 S: 5	H: 0 LOB: 0 BB: 0 P: 5	R: 0 E: 0 K: 0 S: 3	H: 0 LOB: 1 BB: 1 P: 7	R: 0 E: 0 K: 0 S: 2	H: 0 LOB: 0 BB: 1 P: 6	R: 0 E: 0 K: 0 S: 5	H: 2 LOB: 3 BB: 1 P: 9	R: 0 E: 0 K: 0 S: 3	H: 0 LOB: 0 BB: 0 P: 3	R: 0 E: 0 K: 0 S: 4	H: 1 LOB: 1 BB: 0 P: 4	R: 0 E: 0 K: 1 S: 7	H: 2 LOB: 2 BB: 0 P: 7		1B: 5 2B: 1 3B: 0 HR: 0	SF: 0 SAC: 0 DP: 2 HBP: 0	WP: 0 PB: 0 SB: 0 CS: 0
<b>PITCHER</b> Bruce Kison, R ERA: 2.75 (1, 1)	IP: 9.0 WLS: W BF: 36 H: 6 R: 0 ER: 0 SO: 2 BB: 5 IBB: 0 HBP: 0 BLK: 0 WP: 0 HR: 0 S: 35 P: 55 ERA: 0.00 WHIP: 1.222																	<b>PITCHER</b> IP: WLS: BF: H: R: ER: SO: BB: IBB: HBP: BLK: WP: HR: S: P: ERA: WHIP		

Batter	1	2	3	4	5	6	7	8	9	AB	R	H	RBI	BB	SO	LOB	BOTTOM			
Vic Davalillo, L OBP: 0.368, SLG: 0.418 (1, 7)	0-0 1B			0-0 1B		0-3 K		0-3 K		5	1	3	1	0	2	1	<b>San Diego Padres @ Pittsburgh Pirates</b> Three Rivers Stadium, Pittsburgh, PA Wed Aug 30 1972, 7:05 PM EDT Att: 19,009 - Unknown <a href="http://livebaseballscorecards.com">livebaseballscorecards.com</a>			
Al Oliver, L OBP: 0.348, SLG: 0.432 (1, 8)	0-0 1B			0-0 6-3			0-0 3-1	4-0 BB		4	2	1	0	1	0	3				
Roberto Clemente, R OBP: 0.349, SLG: 0.499 (1, 9)	0-0 1B				0-3 K		0-0 BB	0-0 F8		5	2	2	1	0	1	3				
Willie Stargell, L OBP: 0.381, SLG: 0.608 Dock Ellis, S OBP: 0.125, SLG: 0.125 Bob Robertson, R OBP: 0.280, SLG: 0.297 (1, 3) (7, PR) (8, 3) (8, 3)	0-0 1B		0-3 K		0-0 HR		4-0 BB	4-0 BB		3	1	2	2	1	1	0				
Richie Hebner, L OBP: 0.404, SLG: 0.548 Jose Pagan, R OBP: 0.301, SLG: 0.434 (1, 5) (2, 5)	0-3 K		0-0 F6		0-3 K		0-0 L5	4-0 1B		1	0	0	0	0	1	2				
Manny Sanguillen, R OBP: 0.360, SLG: 0.431 (1, 2)	0-0 F3		0-0 6-3		0-0 1-3		0-0 HR	0-0 FC5-4		5	1	2	3	0	0	2				
Dave Cash, R OBP: 0.310, SLG: 0.377 (1, 4)	0-0 1B			0-0 L9		0-0 E6		0-0 FC5-4		5	2	3	4	0	0	2				
Gene Alley, R OBP: 0.336, SLG: 0.332 (1, 6)	0-3 K			0-0 L9		0-0 K		0-0 E5		4	0	1	0	0	1	4				
Bruce Kison, R OBP: 0.186, SLG: 0.302 (1, 1)		0-0 L7		0-3 K		0-3 K		0-3 K		4	0	1	0	0	3	4				
<b>Inning Stats</b>	R: 3 E: 0 K: 2 S: 12	H: 5 LOB: 2 BB: 0 P: 12	R: 0 E: 0 K: 0 S: 4	H: 2 LOB: 0 BB: 0 P: 4	R: 0 E: 0 K: 1 S: 5	H: 0 LOB: 0 BB: 0 P: 5	R: 1 E: 0 K: 1 S: 7	H: 2 LOB: 1 BB: 0 P: 7	R: 1 E: 0 K: 2 S: 8	H: 1 LOB: 0 BB: 0 P: 8	R: 0 E: 1 K: 2 S: 8	H: 1 LOB: 1 BB: 0 P: 8	R: 4 E: 1 K: 1 S: 9	H: 3 LOB: 2 BB: 1 P: 13	R: 2 E: 0 K: 1 S: 6	H: 1 LOB: 3 BB: 3 P: 18		1B: 11 2B: 2 3B: 0 HR: 2	SF: 0 SAC: 0 DP: 0 HBP: 0	WP: 0 PB: 0 SB: 0 CS: 0
<b>PITCHER</b> Steve Arlin, R ERA: 3.84 Fred Norman, L ERA: 3.92 Ed Acosta, R ERA: 5.4 (1, 1) (7, 1) (8, 1)	IP: 6.0 WLS: L BF: 28 H: 11 R: 5 ER: 5 SO: 8 BB: 0 IBB: 0 HBP: 0 BLK: 0 WP: 0 HR: 1 S: 44 P: 44 ERA: 7.50 WHIP: 1.833																	<b>PITCHER</b> IP: WLS: BF: H: R: ER: SO: BB: IBB: HBP: BLK: WP: HR: S: P: ERA: WHIP		

Batter	1	2	3	4	5	6	7	8	9	AB	R	H	RBI	BB	SO	LOB	TOP					
Enzo Hernandez, R OBP: 0.240, SLG: 0.233	0-0 4-3			0-0 1-3		4-0 BLK PB 1-2 SF9 BB	0-0 L4			3	1	0	0	1	0	0						
Dave Roberts, R OBP: 0.279, SLG: 0.335	0-0 5-3			0-0 F5		0-3 K	0-0 F4			4	0	0	0	0	1	1						
Leron Lee, L OBP: 0.366, SLG: 0.519	0-0 F8			0-0 4-3		0-0 SF9	0-0 F7			3	0	0	1	0	0	0						
Curt Blefary, L OBP: 0.325, SLG: 0.362		0-0 L3			0-0 3-1	4-0 1B BB BB		0-3 K		3	0	0	0	1	1	0						
Cito Gaston, R OBP: 0.307, SLG: 0.360		0-0 1-3			0-0 E8 1B	4-0 1B BB			0-3 K	3	1	0	0	1	1	0						
Derrel Thomas, S OBP: 0.302, SLG: 0.325		0-0 G3			0-0 FC6-4 1B	0-0 1-2 2-3 1B			0-0 FC4-6 1B	4	0	3	1	0	0	0						
Jerry Morales, R OBP: 0.316, SLG: 0.362			0-0 6-3		0-0 FC6-4 1B	0-3 K			0-0 FC4-6 BB	3	0	0	0	0	1	4	AB 31					
Al Severinsen, R										0	0	0	0	0	0	0	R 3					
Gary Ross, R OBP: 0.200, SLG: 0.200										0	0	0	0	0	0	0	H 4					
Ed Acosta, S										1	0	0	0	0	0	1	RBI 2					
Larry Stahl, L OBP: 0.306, SLG: 0.342										1	0	0	0	0	1		BB 4					
Pat Corrales, R OBP: 0.262, SLG: 0.182					0-0 F4		0-3 K		4-0 BB	1	0	0	0	0	1	0	SO 7					
Fred Kendall, R OBP: 0.247, SLG: 0.347									1-2 BB	2	0	0	0	1	1		LOB 9					
Bill Greif, R OBP: 0.059, SLG: 0.030				0-0 4-3		0-0 PB BB BLK 1B			0-3 K	1	0	0	0	0	0	0						
Mark Schaeffer, L										0	0	0	0	0	0	0						
Johnny Jeter, R OBP: 0.279, SLG: 0.326										3	1	1	0	0	1	2						
<b>Inning Stats</b>	R: 0 E: 0 K: 0 S: 3	H: 0 LOB: 0 BB: 0 P: 3	R: 0 E: 0 K: 0 S: 3	H: 0 LOB: 0 BB: 0 P: 3	R: 0 E: 0 K: 1 S: 5	H: 0 LOB: 0 BB: 0 P: 5	R: 0 E: 0 K: 0 S: 3	H: 0 LOB: 0 BB: 0 P: 3	R: 1 E: 1 K: 0 S: 5	H: 1 LOB: 1 BB: 0 P: 5	R: 2 E: 0 K: 2 S: 9	H: 2 LOB: 3 BB: 3 P: 21	R: 0 E: 0 K: 1 S: 5	H: 0 LOB: 0 BB: 0 P: 5	R: 0 E: 0 K: 1 S: 5	H: 0 LOB: 0 BB: 0 P: 5	R: 0 E: 0 K: 2 S: 8	H: 1 LOB: 2 BB: 1 P: 12	1B: 4 2B: 0 3B: 0 HR: 0	SF: 1 SAC: 0 DP: 0 HBP: 0	WP: 0 PB: 1 SB: 0 CS: 0	PA: 36
<b>PITCHER</b>	IP WLS BF H R ER SO BB IBB HBP BLK WP HR S P ERA WHIP																					
Bill Hands, R ERA: 3.33	(1, 1) 5.2 W 22 2 3 2 2 2 2 0 0 0 1 0 0 24 32 3.18 0.706																					
Bill Bonham, R ERA: 3.53	(6, 1) 3.1 S 14 2 0 0 5 2 0 0 0 0 0 0 22 30 0.00 1.200																					

San Diego Padres @ Chicago Cubs  
Wrigley Field, Chicago, IL  
Fri Sep 01 1972, 3:33 AM CDT  
Att: 7,809 - Cloudy - 68 F

AB	31
R	3
H	4
RBI	2
BB	4
SO	7
LOB	9



Batter	1	2	3	4	5	6	7	8	9	AB	R	H	RBI	BB	SO	LOB	BOTTOM			
Don Kessinger, S OBP: 0.369, SLG: 0.340	0-0 2B 3B	0-0 3-1		0-0 F5			1B BB			4	3	2	0	1	0	3				
Jose Cardenal, R OBP: 0.356, SLG: 0.462	4-0 F8 2B BB		0-0 F9	0-0 2-3 3-H 1B			1B			4	3	3	1	1	0	0				
Billy Williams, L OBP: 0.400, SLG: 0.598	0-0 F8		0-0 4-3	0-0 F4			1B			5	1	2	3	0	0	4				
Jim Tyrone, R	1-2									0	0	0	0	0	0	0				
Ron Santo, R OBP: 0.390, SLG: 0.508	0-0 2B		0-0 6-3		0-0 6-3					4	1	2	3	1	0	0				
Eliud Hendricks, L OBP: 0.258, SLG: 0.250	0-0 F9			0-0 HR	0-0 4-1					5	2	2	4	0	0	3				
Carmen Fanzone, R OBP: 0.356, SLG: 0.424	0-0 5-3			0-0 HR	0-0 F4					5	2	2	1	0	0	1				
Rick Monday, L OBP: 0.355, SLG: 0.384		0-0 F7		0-0 1B 1B		0-0 G6-3 1B	4-0 E BB	0-3 K		1	0	0	0	0	0	0	AB 39			
Bill North, S OBP: 0.255, SLG: 0.184										3	1	2	0	1	1	0	R 14			
Al Montreuil, R OBP: 0.200, SLG: 0.200		0-0 L4		0-0 1B F5 1B		0-0 G6-3 1B	0-0 E5 BB	0-0 L4		5	0	1	0	0	0	2	H 16			
Bill Hands, R										1	0	0	0	1	0	2	RBI 12			
Bill Bonham, R OBP: 0.300, SLG: 0.222				0-0 B2		0-0 F8	0-0 FC1-6-4-2 1B 1B			2	1	0	0	0	0	2	BB 5			
<b>Inning Stats</b>	R: 2 E: 0 K: 0 S: 5	H: 2 LOB: 1 BB: 1 P: 9	R: 0 E: 0 K: 0 S: 3	H: 0 LOB: 1 BB: 1 P: 7	R: 0 E: 0 K: 0 S: 3	H: 0 LOB: 0 BB: 0 P: 3	R: 3 E: 0 K: 0 S: 8	H: 5 LOB: 2 BB: 0 P: 8	R: 0 E: 0 K: 0 S: 3	H: 0 LOB: 0 BB: 0 P: 3	R: 0 E: 0 K: 0 S: 3	H: 1 LOB: 0 BB: 0 P: 3	R: 9 E: 2 K: 0 S: 11	H: 8 LOB: 2 BB: 3 P: 23	R: 0 E: 0 K: 1 S: 5	H: 0 LOB: 0 BB: 0 P: 5	1B: 11 2B: 2 3B: 1 HR: 3	SF: 0 SAC: 0 DP: 2 HBP: 0	WP: 0 PB: 0 SB: 0 CS: 0	PA: 44
<b>PITCHER</b>	IP WLS BF H R ER SO BB IBB HBP BLK WP HR S P ERA WHIP																			
Bill Greif, R ERA: 5.35	(1, 1) 3.0 L 17 6 5 5 0 0 0 0 0 0 0 0 7 7 15.00 2.667																			
Mark Schaeffer, L ERA: 4.97	(4, 1) 2.0 7 1 0 0 0 0 0 0 0 0 0 7 7 0.00 0.500																			
Al Severinsen, R ERA: 2.16	(6, 1) 1.0 6 3 3 3 0 1 0 0 0 0 0 5 9 27.00 4.000																			
Gary Ross, R ERA: 2.34	(7, 1) 1.0 11 6 6 2 0 2 0 0 0 0 1 9 17 18.00 8.000																			
Ed Acosta, R ERA: 5.32	(8, 1) 1.0 3 0 0 0 0 1 0 0 0 0 0 5 5 0.00 0.000																			

San Diego Padres @ Chicago Cubs  
Wrigley Field, Chicago, IL  
Fri Sep 01 1972, 3:33 AM CDT  
Att: 7,809 - Cloudy - 68 F

AB	39
R	14
H	16
RBI	12
BB	5
SO	1
LOB	17



Batter	1	2	3	4	5	6	7	8	9	AB	R	H	RBI	BB	SO	LOB	TOP
Enzo Hernandez, R (1, 6) OBP: 0.238, SLG: 0.230 Garry Jestadt, R (9, PH) OBP: 0.271, SLG: 0.346	F8			K			P3		P4	3	0	0	0	0	1	0	
Dave Roberts, R (1, 5) OBP: 0.276, SLG: 0.332	L1			F4			K			3	0	0	0	0	1	0	
Leron Lee, L (1, 7) OBP: 0.382, SLG: 0.514	4-3			G3			3-1			3	0	0	0	0	0	0	
Nate Colbert, R (1, 3) OBP: 0.321, SLG: 0.530		F7			6-3			6-3		3	0	0	0	0	0	0	
Cito Gaston, R (1, 9) OBP: 0.304, SLG: 0.356		K			6-3			K		3	0	0	0	0	2	0	
Derrel Thomas, S (1, 4) OBP: 0.300, SLG: 0.322		L6			F7			1-3		3	0	0	0	0	0	0	
Johnny Jeter, R (1, 8) OBP: 0.276, SLG: 0.323			5-3				1-3		L7	3	0	0	0	0	0	0	AB 27
Fred Kendall, R (1, 2) OBP: 0.244, SLG: 0.342			L6				5-3		6-3	3	0	0	0	0	0	0	R 0
Mike Caldwell, R (1, 1) OBP: 0.103, SLG: 0.103 Al Severinsen, R (8, 1) Larry Stahl, L (9, PH) OBP: 0.308, SLG: 0.342				K			K			2	0	0	0	0	2	0	H 0
									BB	0	0	0	0	0	0	0	RBI 0
										0	0	0	0	1	0	0	BB 1
										0	0	0	0	1	0	0	SO 6
										0	0	0	0	1	0	0	LOB 1
<b>Inning Stats</b>	R: 0 E: 0 K: 0 S: 3	H: 0 LOB: 0 BB: 0 P: 3	R: 0 E: 0 K: 1 S: 5	H: 0 LOB: 0 BB: 0 P: 5	R: 0 E: 0 K: 1 S: 5	H: 0 LOB: 0 BB: 0 P: 5	R: 0 E: 0 K: 1 S: 5	H: 0 LOB: 0 BB: 0 P: 5	R: 0 E: 0 K: 1 S: 5	H: 0 LOB: 0 BB: 0 P: 5	R: 0 E: 0 K: 1 S: 8	H: 0 LOB: 1 BB: 1 P: 14	1B: 0 2B: 0 3B: 0 HR: 0	SF: 0 SAC: 0 DP: 0 HBP: 0	WP: 0 PB: 0 SB: 0 CS: 0	PA: 28	
<b>PITCHER</b> Mitt Pappas, R (1, 1) ERA: 3.0	IP: 9.0 WLS: W BF: 28 H: 0 R: 0 ER: 0 SO: 6 BB: 1 IBB: 0 HBP: 0 BLK: 0 WP: 0 HR: 0 S: 44 P: 50 ERA: 0.00 WHIP: 0.111																

San Diego Padres @ Chicago Cubs  
Wrigley Field, Chicago, IL  
Sat Sep 02 1972, 3:33 AM CDT  
Att: 11,144 - Overcast - 62 F

AB 27  
R 0  
H 0  
RBI 0  
BB 1  
SO 6  
LOB 1



Batter	1	2	3	4	5	6	7	8	9	AB	R	H	RBI	BB	SO	LOB	BOTTOM			
Don Kessinger, S (1, 6) OBP: 0.369, SLG: 0.343	E6 1B	G6-4-3 1B		F8			F8			5	1	2	3	0	0	0				
Jose Cardenal, R (1, 9) OBP: 0.359, SLG: 0.462	FC6 FC6-4 2H 1B	G6-4-3 1-2 1B			FC6-4 1B			L9		4	1	2	1	1	0	3				
Billy Williams, L (1, 7) OBP: 0.401, SLG: 0.597	FC6 1-2 1B			HBP 1B	F6		4-3			4	1	2	0	0	2					
Ron Santo, R (1, 5) OBP: 0.388, SLG: 0.504	FC6 FC6-4 1-2 2-3 1B			1B G5-4-3 HBP	FC6-4 FC5-4 1-2 1B			4-3		3	1	0	0	0	3					
Jim Hickman, R (1, 3) OBP: 0.389, SLG: 0.483	FC6-4 1-2 1B			G5-4-3 1-3 2-H 1B	FC5-4 1-2 1B			1B 1B 2B		4	1	3	1	0	1					
Carmen Fanzone, R (1, 4) OBP: 0.354, SLG: 0.416	FC6-4 1-2 2-3 3-H 1B			G5-4-3 1-2 1B			F5	1B 1B 2B IBB		3	1	0	1	1	0	3				
Randy Hundley, R (1, 2) OBP: 0.259, SLG: 0.303	1-3 1B			5-3 1B			L6-3 1B	1B 1B 2B 1B		4	1	2	0	0	2		AB 35			
Bill North, S (1, 8) OBP: 0.265, SLG: 0.198				K			L6-3 1-2 1B	2B 1B		4	1	2	1	0	1	1	R 8			
Mitt Pappas, R (1, 1) OBP: 0.250, SLG: 0.281		B3		K			K	K		4	0	0	0	0	3	4	H 13			
																	RBI 7			
																	BB 2			
																	SO 4			
																	LOB 19			
<b>Inning Stats</b>	R: 2 E: 1 K: 0 S: 7	H: 3 LOB: 2 BB: 0 P: 7	R: 0 E: 0 K: 0 S: 4	H: 2 LOB: 1 BB: 0 P: 4	R: 2 E: 0 K: 0 S: 4	H: 2 LOB: 0 BB: 0 P: 5	R: 0 E: 0 K: 2 S: 7	H: 0 LOB: 0 BB: 0 P: 7	R: 0 E: 0 K: 0 S: 4	H: 1 LOB: 1 BB: 0 P: 4	R: 0 E: 0 K: 0 S: 3	H: 1 LOB: 0 BB: 0 P: 3	R: 0 E: 0 K: 1 S: 5	H: 0 LOB: 1 BB: 1 P: 9	R: 4 E: 0 K: 1 S: 9	H: 4 LOB: 1 BB: 1 P: 13	1B: 11 2B: 3 3B: 0 HR: 0	SF: 0 SAC: 0 DP: 3 HBP: 1	WP: 0 PB: 0 SB: 0 CS: 0	PA: 38
<b>PITCHER</b> Mike Caldwell, L (1, 1) ERA: 3.53 Al Severinsen, R (8, 1) ERA: 2.12	IP: 7.2 WLS: L BF: 37 H: 13 R: 8 ER: 6 SO: 4 BB: 1 IBB: 1 HBP: 1 BLK: 0 WP: 0 HR: 0 S: 42 P: 51 ERA: 7.04 WHIP: 1.826																			

San Diego Padres @ Chicago Cubs  
Wrigley Field, Chicago, IL  
Sat Sep 02 1972, 3:33 AM CDT  
Att: 11,144 - Overcast - 62 F


AB 35  
R 8  
H 13  
RBI 7  
BB 2  
SO 4  
LOB 19



Batter	1	2	3	4	5	6	7	8	9	AB	R	H	RBI	BB	SO	LOB	TOP					
Enzo Hernandez, R OBP: 0.237, SLG: 0.229	F6		G3				FC6		F3	5	0	1	0	0	0	2						
Dave Roberts, R OBP: 0.276, SLG: 0.334	5-3									4	1	2	0	0	0	1						
Leron Lee, L OBP: 0.364, SLG: 0.514 Jerry Morales, R OBP: 0.316, SLG: 0.362	F8								F8	4	0	2	0	0	0	1						
Nate Colbert, R OBP: 0.321, SLG: 0.528		6-3	6-3							4	1	1	0	0	0	3						
Cito Gaston, R OBP: 0.310, SLG: 0.359					4-3					3	1	2	2	1	0	0						
Derrel Thomas, S OBP: 0.299, SLG: 0.324				K						4	0	1	0	0	1	2						
Johnny Jeter, R OBP: 0.276, SLG: 0.322			K		5-3					4	0	1	0	0	1	2						
Fred Kendall, R OBP: 0.248, SLG: 0.345					5-3					4	0	2	1	0	1	1						
Fred Norman, S OBP: 0.259, SLG: 0.152					5-3					4	0	0	0	0	0	2						
<b>Inning Stats</b>	R: 0 E: 0 K: 0 S: 3	H: 0 LOB: 0 BB: 0 P: 3	R: 1 E: 0 K: 1 S: 7	H: 3 LOB: 2 BB: 0 P: 7	R: 0 E: 0 K: 0 S: 5	H: 2 LOB: 2 BB: 0 P: 5	R: 0 E: 0 K: 1 S: 5	H: 0 LOB: 0 BB: 0 P: 5	R: 0 E: 0 K: 0 S: 4	H: 1 LOB: 1 BB: 0 P: 4	R: 0 E: 0 K: 0 S: 3	H: 1 LOB: 1 BB: 0 P: 7	R: 0 E: 0 K: 0 S: 4	H: 1 LOB: 1 BB: 0 P: 4	R: 2 E: 0 K: 0 S: 5	H: 3 LOB: 0 BB: 0 P: 5	R: 0 E: 0 K: 1 S: 6	H: 1 LOB: 1 BB: 0 P: 6	1B: 11 2B: 2 3B: 0 HR: 0	SF: 0 SAC: 0 DP: 2 HBP: 0	WP: 0 PB: 0 SB: 2 CS: 0	PA: 37
<b>PITCHER</b>	IP WLS BF H R ER SO BB IBB HBP BLK WP HR S P ERA WHIP																					
Burt Hooton, R ERA: 2.77	(1, 1)	7.1	L	32	11	3	3	2	1	0	0	0	0	0	0	35	39	3.68	1.636			
Jack Aker, R ERA: 2.7	(8, 1)	1.2		5	1	0	0	1	0	0	0	0	0	0	0	7	7	0.00	0.600			

San Diego Padres @ Chicago Cubs  
Wrigley Field, Chicago, IL  
Sun Sep 03 1972, 3:33 AM CDT  
Att: 22,646 - Sunny - 64 F


AB 36  
R 3  
H 12  
RBI 3  
BB 1  
SO 3  
LOB 14



Batter	1	2	3	4	5	6	7	8	9	AB	R	H	RBI	BB	SO	LOB	BOTTOM					
Don Kessinger, S OBP: 0.370, SLG: 0.344			F4							4	0	2	0	0	0	0						
Jose Cardenal, R OBP: 0.358, SLG: 0.460										4	0	1	0	0	0	3						
Billy Williams, L OBP: 0.401, SLG: 0.595										3	0	1	0	1	0	1						
Ron Santo, R OBP: 0.389, SLG: 0.504										4	0	2	0	0	0	2						
Jim Hickman, R OBP: 0.387, SLG: 0.478										3	0	0	0	1	0	3						
Carmen Fanzone, R OBP: 0.348, SLG: 0.409 Jack Aker, R OBP: 0.302, SLG: 0.401										3	0	0	0	0	1	1						
Randy Hundley, R OBP: 0.259, SLG: 0.300 Jim Tyrone, R OBP: 0.167, SLG: 0.167										1	0	1	0	0	0	0						
Bill North, S OBP: 0.255, SLG: 0.189										4	0	0	0	0	3	4						
Burt Hooton, R ERA: 3.71 Al Montreuil, R OBP: 0.167, SLG: 0.167										2	0	0	0	0	2	0						
<b>Inning Stats</b>	R: 0 E: 0 K: 0 S: 3	H: 1 LOB: 1 BB: 1 P: 7	R: 0 E: 0 K: 0 S: 3	H: 0 LOB: 0 BB: 0 P: 3	R: 0 E: 0 K: 2 S: 7	H: 0 LOB: 0 BB: 0 P: 7	R: 0 E: 0 K: 0 S: 4	H: 2 LOB: 1 BB: 0 P: 4	R: 0 E: 0 K: 1 S: 5	H: 0 LOB: 0 BB: 0 P: 5	R: 0 E: 0 K: 1 S: 5	H: 0 LOB: 0 BB: 0 P: 5	R: 0 E: 0 K: 1 S: 6	H: 1 LOB: 1 BB: 0 P: 6	R: 0 E: 0 K: 1 S: 6	H: 1 LOB: 2 BB: 1 P: 10	R: 0 E: 0 K: 1 S: 7	H: 2 LOB: 3 BB: 1 P: 11	1B: 7 2B: 1 3B: 0 HR: 0	SF: 0 SAC: 0 DP: 2 HBP: 0	WP: 1 PB: 0 SB: 0 CS: 0	PA: 35
<b>PITCHER</b>	IP WLS BF H R ER SO BB IBB HBP BLK WP HR S P ERA WHIP																					
Fred Norman, L ERA: 3.71	(1, 1)	9.0	W	35	7	0	0	7	3	0	0	0	0	0	0	46	58	0.00	1.111			

San Diego Padres @ Chicago Cubs  
Wrigley Field, Chicago, IL  
Sun Sep 03 1972, 3:33 AM CDT  
Att: 22,646 - Sunny - 64 F

AB 32  
R 0  
H 7  
RBI 0  
BB 3  
SO 7  
LOB 18





Batter	1	2	3	4	5	6	7	8	9	AB	R	H	RBI	BB	SO	LOB	TOP			
<b>Bobby Bonds, R</b> OBP: 0.318, SLG: 0.440 (1, 9)	F7		F8		6-3			4-3		4	0	0	0	0	0	2	<b>San Francisco Giants @ San Diego Padres</b> San Diego Stadium, San Diego, CA Mon Sep 04 1972, 10:05 PM EDT Att: 9,880 - Unknown <a href="http://livebaseballscorecards.com">livebaseballscorecards.com</a>			
<b>Chris Speier, R</b> OBP: 0.260, SLG: 0.415 (1, 6)	K		L8			F8		4-3		4	0	0	0	0	1	1				
<b>Ken Henderson, S</b> OBP: 0.323, SLG: 0.461 (1, 7)	F9			K		4-3 1B			K	4	0	1	0	0	2	0				
<b>Willie McCovey, L</b> OBP: 0.321, SLG: 0.393 <b>Fran Healy, R</b> OBP: 0.264, SLG: 0.229 (9, PR)		K		1B BB		4-3		4-3 BB	G4-6-3 BB	2	0	0	0	2	1	1				
<b>Dave Rader, L</b> OBP: 0.311, SLG: 0.354 (1, 2)		E8		G5-4-3 1B		F6		G4-6-3 1-2		4	0	1	0	0	0	2				
<b>Dave Kingman, R</b> OBP: 0.298, SLG: 0.453 <b>Randy Moffitt, R</b> (7, 1)		1-3		G5-4-3 1-2			K			3	0	0	0	0	1	3				
<b>Tito Fuentes, S</b> OBP: 0.304, SLG: 0.379 (1, 4)		F8			SH2-4 1B		4-3			3	0	1	0	0	0	1				
<b>Garry Maddox, R</b> OBP: 0.289, SLG: 0.423 (1, 8)			F8 SH1-3 1B		F3		CS 1B			3	0	2	0	0	0	1				
<b>Jim Willoughby, R</b> OBP: 0.176, SLG: 0.176 <b>Jim Howarth, L</b> OBP: 0.345, SLG: 0.324 <b>Chris Arnold, R</b> OBP: 0.292, SLG: 0.321 (7, PH)			SH1-3 1-2		SH2-4 1-2		CS 1-2	4-3		0	0	0	0	0	0	0				
<b>Inning Stats</b>	R: 0 E: 0 K: 1 S: 5	H: 0 LOB: 0 BB: 0 P: 5	R: 0 E: 1 K: 1 S: 6	H: 0 LOB: 1 BB: 0 P: 6	R: 0 E: 0 K: 0 S: 4	H: 1 LOB: 1 BB: 0 P: 4	R: 0 E: 0 K: 1 S: 5	H: 1 LOB: 1 BB: 0 P: 9	R: 0 E: 0 K: 0 S: 4	H: 1 LOB: 1 BB: 0 P: 4	R: 0 E: 0 K: 1 S: 5	H: 1 LOB: 0 BB: 0 P: 5	R: 0 E: 0 K: 0 S: 3	H: 0 LOB: 0 BB: 0 P: 3	R: 0 E: 0 K: 1 S: 4	H: 0 LOB: 1 BB: 1 P: 8		1B: 5 2B: 0 3B: 0 HR: 0	SF: 0 SAC: 2 DP: 2 HBP: 0	WP: 0 PB: 0 SB: 0 CS: 1
<b>PITCHER</b>	IP	WLS	BF	H	R	ER	SO	BB	IBB	HBP	BLK	WP	HR	S	P	ERA	WHIP			
<b>Mike Corkins, R</b> ERA: 3.58 <b>Gary Ross, R</b> ERA: 2.25	(1, 1)	6.0	W	23	4	0	3	1	0	0	0	0	0	28	32	0.00	0.833			
<b>Gary Ross, R</b> ERA: 2.25	(7, 1)	3.0	S	9	1	0	2	1	0	0	0	0	0	12	16	0.00	0.667			

Batter	1	2	3	4	5	6	7	8	9	AB	R	H	RBI	BB	SO	LOB	BOTTOM			
<b>Enzo Hernandez, R</b> OBP: 0.234, SLG: 0.226 (1, 6)	F8		1-3		L8			4-3		4	0	0	0	0	0	1	<b>San Francisco Giants @ San Diego Padres</b> San Diego Stadium, San Diego, CA Mon Sep 04 1972, 10:05 PM EDT Att: 9,880 - Unknown <a href="http://livebaseballscorecards.com">livebaseballscorecards.com</a>			
<b>Dave Roberts, R</b> OBP: 0.281, SLG: 0.336 (1, 5)	1-3			S 1B		F7		FC4-6 1B		4	0	2	0	0	0	0				
<b>Leron Lee, L</b> OBP: 0.366, SLG: 0.514 <b>Jerry Morales, R</b> OBP: 0.316, SLG: 0.362 (9, 7)				K 1-2				FC4-6 1-2		4	0	2	0	0	1	2				
<b>Nate Colbert, R</b> OBP: 0.319, SLG: 0.524 (1, 3)	F7			K		K				3	0	0	0	0	2	3				
<b>Cito Gaston, R</b> OBP: 0.307, SLG: 0.356 (1, 9)		5-3		K		1-3				3	0	0	0	0	1	2				
<b>Derrel Thomas, S</b> OBP: 0.300, SLG: 0.331 (1, 4)		F5			HR		3-1			3	1	1	1	0	0	0				
<b>Johnny Jeter, R</b> OBP: 0.277, SLG: 0.322 (1, 8)		F9			SH1 S 1B		F9			3	0	1	0	0	0	0				
<b>Fred Kendall, R</b> OBP: 0.246, SLG: 0.342 (1, 2)			F9		SH1 1-3		L5			2	0	0	0	0	0	0				
<b>Mike Corkins, R</b> OBP: 0.294, SLG: 0.364 <b>Gary Ross, R</b> OBP: 0.182, SLG: 0.182 (7, 1)			5-3		1-3			6-3		2	0	0	0	0	0	1				
<b>Inning Stats</b>	R: 0 E: 0 K: 0 S: 4	H: 1 LOB: 1 BB: 0 P: 4	R: 0 E: 0 K: 0 S: 3	H: 0 LOB: 0 BB: 0 P: 3	R: 0 E: 0 K: 3 S: 10	H: 1 LOB: 1 BB: 0 P: 10	R: 1 E: 0 K: 0 S: 5	H: 2 LOB: 1 BB: 0 P: 5	R: 0 E: 0 K: 1 S: 6	H: 1 LOB: 1 BB: 0 P: 6	R: 0 E: 0 K: 0 S: 3	H: 0 LOB: 0 BB: 0 P: 3	R: 0 E: 0 K: 0 S: 4	H: 1 LOB: 1 BB: 0 P: 4	R: 0 E: 0 K: 0 S: 4	H: 1 LOB: 1 BB: 0 P: 4		1B: 5 2B: 0 3B: 0 HR: 1	SF: 0 SAC: 1 DP: 0 HBP: 0	WP: 0 PB: 0 SB: 2 CS: 0
<b>PITCHER</b>	IP	WLS	BF	H	R	ER	SO	BB	IBB	HBP	BLK	WP	HR	S	P	ERA	WHIP			
<b>Jim Willoughby, R</b> ERA: 2.02 <b>Randy Moffitt, R</b> ERA: 3.34	(1, 1)	6.0	L	23	5	1	4	0	0	0	0	0	0	7	7	0.00	0.500			
<b>Randy Moffitt, R</b> ERA: 3.34	(7, 1)	2.0		7	1	0	0	0	0	0	0	0	0	7	7	0.00	0.500			

Batter	1	2	3	4	5	6	7	8	9	10	11	AB	R	H	RBI	BB	SO	LOB	TOP						
<b>Bobby Bonds, R</b> OBP: 0.317, SLG: 0.438 (1, 9)	F3		G6-4-3		F6					K		5	0	1	0	0	1	3							
<b>Chris Speier, R</b> OBP: 0.369, SLG: 0.413 (1, 6)	6-3		F8		6-3					4-3		5	0	1	0	0	0	1							
<b>Ken Henderson, S</b> OBP: 0.321, SLG: 0.456 (1, 7)	F3		F6							G3-6-3		4	0	0	0	1	0	2							
<b>Willie McCovey, L</b> OBP: 0.323, SLG: 0.395 (8, PR)												4	0	2	0	0	0	0							
<b>Bernie Williams, R</b> OBP: 0.243, SLG: 0.385 (8, PR)												0	0	0	0	0	0	0							
<b>Dave Kingman, R</b> OBP: 0.297, SLG: 0.452 (8, 3)												1	0	0	0	0	0	1							
<b>Dave Rader, L</b> OBP: 0.313, SLG: 0.353 (1, 2)												4	1	1	0	1	0	2							
<b>Jim Ray Hart, R</b> OBP: 0.286, SLG: 0.480 (1, 5)												4	1	1	1	1	0	2							
<b>Tito Fuentes, S</b> OBP: 0.305, SLG: 0.379 (1, 4)												5	1	2	1	0	0	2							
<b>Garry Maddox, R</b> OBP: 0.291, SLG: 0.423 (1, 8)												5	1	2	0	0	0	3							
<b>Frank Reberger, L</b> OBP: 0.242, SLG: 0.313 (9, PH)												3	0	1	1	0	2	2							
<b>Gary Thomasson, L</b> OBP: 0.291, SLG: 0.360 (9, PH)												1	0	0	0	0	0	0							
<b>Jerry Johnson, R</b> (9, 1)												1	0	0	0	0	0	1							
<b>Inning Stats</b>	R: 0 E: 0 K: 0 S: 3	H: 0 LOB: 0 BB: 0 P: 3	R: 0 E: 0 K: 0 S: 4	H: 1 LOB: 2 BB: 1 P: 8	R: 0 E: 0 K: 1 S: 6	H: 1 LOB: 1 BB: 0 P: 6	R: 0 E: 0 K: 0 S: 2	H: 0 LOB: 0 BB: 1 P: 6	R: 0 E: 0 K: 0 S: 2	H: 0 LOB: 0 BB: 0 P: 3	R: 0 E: 0 K: 1 S: 7	H: 2 LOB: 2 BB: 0 P: 7	R: 0 E: 0 K: 0 S: 4	H: 2 LOB: 1 BB: 0 P: 4	R: 1 E: 0 K: 0 S: 4	H: 1 LOB: 0 BB: 0 P: 4	R: 0 E: 0 K: 1 S: 5	H: 0 LOB: 1 BB: 1 P: 9	R: 1 E: 1 K: 0 S: 5	H: 2 LOB: 1 BB: 0 P: 5	1B: 10 2B: 0 3B: 0 HR: 1	SF: 0 SAC: 0 DP: 3 HBP: 0	WP: 0 PB: 0 SB: 1 CS: 0	PA: 45	
<b>PITCHER</b>	IP 9.0	WLS L	BF 36	H 9	R 3	ER 1	SO 2	BB 2	IBB 0	HBP 0	BLK 0	WP 0	HR 0	S 38	P 46	ERA 4.50	WHIP 1.500								
<b>Steve Arlin, R</b> ERA: 3.73 (1, 1)																									
<b>Al Severinsen, R</b> ERA: 2.37 (10, 1)																									

San Francisco Giants @ San Diego Padres  
San Diego Stadium, San Diego, CA  
Tue Sep 05 1972, 10:05 PM EDT  
Att: 2,330 - Unknown

livebaseballscores.com

AB 42  
R 4  
H 11  
RBI 3  
BB 3  
SO 3  
LOB 19

GIANTS

Batter	1	2	3	4	5	6	7	8	9	10	11	AB	R	H	RBI	BB	SO	LOB	BOTTOM						
<b>Enzo Hernandez, R</b> OBP: 0.233, SLG: 0.225 (1, 6)	1-3		4-3			E3				4-3		5	1	1	0	0	0	0							
<b>Dave Roberts, R</b> OBP: 0.290, SLG: 0.332 (1, 5)						F3				F7		4	1	0	0	1	0	2							
<b>Leron Lee, L</b> OBP: 0.384, SLG: 0.513 (1, 7)												4	0	1	2	0	0	1							
<b>Jerry Morales, R</b> OBP: 0.315, SLG: 0.360 (9, 7)												1	0	0	0	0	1	0							
<b>Nate Colbert, R</b> OBP: 0.320, SLG: 0.522 (1, 3)												4	0	1	0	1	1	0							
<b>Larry Stahl, L</b> OBP: 0.309, SLG: 0.354 (1, 9)												5	1	2	1	0	1	1							
<b>Derrel Thomas, S</b> OBP: 0.301, SLG: 0.330 (1, 4)												4	0	1	0	1	1	2							
<b>Johnny Jeter, R</b> OBP: 0.275, SLG: 0.320 (1, 8)												5	0	1	0	0	2	4							
<b>Fred Kendall, R</b> OBP: 0.246, SLG: 0.338 (1, 2)												3	0	0	0	1	0	1							
<b>Steve Arlin, R</b> OBP: 0.265, SLG: 0.203 (1, 1)												3	0	0	0	0	1	1							
<b>Cito Gaston, R</b> OBP: 0.306, SLG: 0.355 (9, PH)												1	0	0	0	0	0	3							
<b>Al Severinsen, R</b> (10, 1)												0	0	0	0	0	0	0							
<b>Inning Stats</b>	R: 1 E: 0 K: 0 S: 3	H: 1 LOB: 0 BB: 1 P: 7	R: 0 E: 0 K: 0 S: 2	H: 0 LOB: 0 BB: 1 P: 6	R: 0 E: 0 K: 0 S: 3	H: 0 LOB: 0 BB: 0 P: 3	R: 0 E: 0 K: 1 S: 5	H: 0 LOB: 1 BB: 1 P: 9	R: 0 E: 0 K: 1 S: 5	H: 0 LOB: 0 BB: 0 P: 4	R: 1 E: 0 K: 0 S: 4	H: 1 LOB: 0 BB: 0 P: 4	R: 0 E: 0 K: 0 S: 4	H: 1 LOB: 1 BB: 0 P: 4	R: 0 E: 0 K: 2 S: 9	H: 2 LOB: 3 BB: 1 P: 13	R: 0 E: 0 K: 1 S: 5	H: 0 LOB: 0 BB: 0 P: 5	R: 0 E: 0 K: 2 S: 8	H: 1 LOB: 1 BB: 0 P: 8	1B: 5 2B: 1 3B: 0 HR: 1	SF: 0 SAC: 0 DP: 1 HBP: 0	WP: 0 PB: 0 SB: 3 CS: 0	PA: 43	
<b>PITCHER</b>	IP 8.0	WLS W	BF 30	H 4	R 3	ER 2	SO 2	BB 3	IBB 0	HBP 0	BLK 1	WP 0	HR 1	S 31	P 43	ERA 2.25	WHIP 0.875								
<b>Frank Reberger, R</b> ERA: 3.62 (1, 1)																									
<b>Jerry Johnson, R</b> ERA: 4.5 (9, 1)																									

San Francisco Giants @ San Diego Padres  
San Diego Stadium, San Diego, CA  
Tue Sep 05 1972, 10:05 PM EDT  
Att: 2,330 - Unknown

livebaseballscores.com

AB 39  
R 3  
H 7  
RBI 3  
BB 4  
SO 7  
LOB 15

SD

Batter	1	2	3	4	5	6	7	8	9	AB	R	H	RBI	BB	SO	LOB	TOP				
<b>Gary Matthews, R</b> OBP: 0.200, SLG: 0.200 (1, 9)	F9	HR		K		F4			F8	5	1	1	1	0	1	0	<b>San Francisco Giants @ San Diego Padres</b> San Diego Stadium, San Diego, CA Wed Sep 06 1972, 10:05 PM EDT Att: 2,871 - Unknown <a href="http://livebaseballscorecards.com">livebaseballscorecards.com</a>				
<b>Gary Maddox, R</b> OBP: 0.294, SLG: 0.432 (1, 8)	4-3 HR	1B		1B		F3			5-3	5	2	3	2	0	0	0					
<b>Dave Rader, L</b> OBP: 0.313, SLG: 0.353 <b>Russ Gibson, R</b> OBP: 0.167, SLG: 0.333 (1, 2) (4, 2)	4-3	F5		1B			K			3	0	1	0	0	0	1					
<b>Ken Henderson, S</b> OBP: 0.321, SLG: 0.453 (1, 7)	HR	4-3		G3			F8			3	1	0	0	1	0	2					
<b>Jim Ray Hart, R</b> OBP: 0.281, SLG: 0.552 <b>Chris Arnold, R</b> OBP: 0.292, SLG: 0.321 (1, 5) (9, 5)	HR		F7		F7		F7			4	1	1	3	0	0	0					
<b>Dave Kingman, R</b> OBP: 0.299, SLG: 0.451 (1, 3)	BB		FC5-4	1B	K			L7		3	0	1	0	1	1	0					
<b>Tito Fuentes, S</b> OBP: 0.305, SLG: 0.378 (1, 4)	F8		F7		FC6-4	1B		F7		4	0	1	0	0	0	2					
<b>Damaso Blanco, R</b> OBP: 0.429, SLG: 0.353 (1, 6)		SH1-4	FC5-4	1B	FC6-4	1B		L8		4	1	1	0	0	0	2					
<b>Ron Bryant, S</b> OBP: 0.220, SLG: 0.196 (1, 1)	SH1-4		F7		K			G3		3	0	0	0	0	1	0					
<b>Inning Stats</b>	R: 3 E: 0 K: 0 S: 5	H: 2 LOB: 1 BB: 2 P: 13	R: 3 E: 0 K: 0 S: 6	H: 3 LOB: 0 BB: 0 P: 6	R: 0 E: 0 K: 0 S: 4	H: 1 LOB: 1 BB: 0 P: 4	R: 0 E: 0 K: 1 S: 7	H: 2 LOB: 2 BB: 0 P: 7	R: 0 E: 0 K: 1 S: 6	H: 1 LOB: 1 BB: 0 P: 6	R: 0 E: 0 K: 1 S: 5	H: 0 LOB: 0 BB: 0 P: 5	R: 0 E: 0 K: 0 S: 3	H: 0 LOB: 0 BB: 0 P: 3	R: 0 E: 0 K: 0 S: 3	H: 0 LOB: 0 BB: 0 P: 3	1B: 7 2B: 0 3B: 0 HR: 2	SF: 0 SAC: 1 DP: 0 HBP: 0	WP: 0 PB: 0 SB: 0 CS: 0	PA: 38	
<b>PITCHER</b>	IP	WLS	BF	H	R	ER	SO	BB	IBB	HBP	BLK	WP	HR	S	P	ERA	WHIP				
<b>Bill Greif, R</b> ERA: 5.74 (1, 1)	1.1	L	11	5	6	6	0	2	0	0	0	0	2	9	17	40.50	5.250				
<b>Ed Acosta, R</b> ERA: 4.57 (2, 1)	6.2		24	4	0	0	4	0	0	0	0	0	0	32	32	0.00	0.600				
<b>Mark Schaeffer, L</b> ERA: 4.85 (9, 1)	1.0		3	0	0	0	0	0	0	0	0	0	0	3	3	0.00	0.000				

Batter	1	2	3	4	5	6	7	8	9	AB	R	H	RBI	BB	SO	LOB	BOTTOM					
<b>Enzo Hernandez, R</b> OBP: 0.233, SLG: 0.226 (1, 6)	6-3		F9			G5-4-3		6-3		4	0	1	0	0	0	2	<b>San Francisco Giants @ San Diego Padres</b> San Diego Stadium, San Diego, CA Wed Sep 06 1972, 10:05 PM EDT Att: 2,871 - Unknown <a href="http://livebaseballscorecards.com">livebaseballscorecards.com</a>					
<b>Dave Roberts, R</b> OBP: 0.154, SLG: 0.334 (1, 5)	5-3		F8		G5-4-3		F6			4	0	1	0	0	0	3						
<b>Leron Lee, L</b> OBP: 0.363, SLG: 0.510 (1, 7)	5-3		F9		4-3			BB		4	0	1	0	0	0	1						
<b>Nate Colbert, R</b> OBP: 0.323, SLG: 0.524 (1, 3)	K			BB			2B		BB	2	0	1	0	2	1	1						
<b>Jerry Morales, R</b> OBP: 0.311, SLG: 0.356 (1, 9)		G3		F7		F9		F5		4	0	0	0	0	0	4						
<b>Derrel Thomas, S</b> OBP: 0.298, SLG: 0.327 (1, 4)		F3		F4		L8		K		4	0	0	0	0	1	4						
<b>Johnny Jeter, R</b> OBP: 0.272, SLG: 0.316 (1, 8)		F4		F9		L5		G3		4	0	0	0	0	0	3						
<b>Fred Kendall, R</b> OBP: 0.247, SLG: 0.338 (1, 2)			F6		4-3			6-3		3	0	1	0	0	0	0						
<b>Bill Greif, R</b> OBP: 0.059, SLG: 0.030 (1, 1)								F6		0	0	0	0	0	0	0						
<b>Ed Acosta, S</b> OBP: 0.154, SLG: 0.083 (2, 1)										2	0	1	0	0	1	0						
<b>Cito Gaston, R</b> OBP: 0.305, SLG: 0.354 (6, PH)										1	0	0	0	0	0	1						
<b>Mark Schaeffer, L</b> (9, 1)										0	0	0	0	0	0	0						
<b>Inning Stats</b>	R: 0 E: 0 K: 1 S: 6	H: 1 LOB: 1 BB: 0 P: 6	R: 0 E: 0 K: 0 S: 3	H: 0 LOB: 0 BB: 0 P: 3	R: 0 E: 0 K: 0 S: 4	H: 1 LOB: 1 BB: 0 P: 4	R: 0 E: 0 K: 0 S: 3	H: 0 LOB: 1 BB: 1 P: 7	R: 0 E: 0 K: 1 S: 5	H: 0 LOB: 0 BB: 0 P: 5	R: 0 E: 0 K: 0 S: 3	H: 1 LOB: 0 BB: 0 P: 3	R: 0 E: 0 K: 0 S: 4	H: 1 LOB: 1 BB: 0 P: 4	R: 0 E: 0 K: 0 S: 4	H: 1 LOB: 2 BB: 0 P: 4	R: 0 E: 0 K: 1 S: 6	H: 1 LOB: 2 BB: 1 P: 10	1B: 4 2B: 2 3B: 0 HR: 0	SF: 0 SAC: 0 DP: 1 HBP: 0	WP: 0 PB: 0 SB: 0 CS: 0	PA: 34
<b>PITCHER</b>	IP	WLS	BF	H	R	ER	SO	BB	IBB	HBP	BLK	WP	HR	S	P	ERA	WHIP					
<b>Ron Bryant, L</b> ERA: 2.88 (1, 1)	9.0	W	34	6	0	0	3	2	0	0	0	0	0	38	46	0.00	0.889					

Batter	1	2	3	4	5	6	7	8	9	AB	R	H	RBI	BB	SO	LOB	TOP					
<b>Pete Rose, S</b> OBP: 0.378, SLG: 0.417 (1, 7)										4	0	1	0	0	1	0	<b>Cincinnati Reds @ San Diego Padres</b> San Diego Stadium, San Diego, CA Thu Sep 07 1972, 10:05 PM EDT Unknown					
<b>Joe Morgan, L</b> OBP: 0.409, SLG: 0.445 (1, 4)										4	0	2	0	0	0	0						
<b>Bobby Tolan, L</b> OBP: 0.332, SLG: 0.387 (1, 8)										4	0	0	0	0	1	3						
<b>Johnny Bench, R</b> OBP: 0.376, SLG: 0.512 (1, 5)										3	0	2	0	1	1	0						
<b>Tony Perez, R</b> OBP: 0.360, SLG: 0.508 (1, 3)										4	0	2	0	0	1	4						
<b>George Foster, R</b> OBP: 0.239, SLG: 0.303 (1, 9)										4	0	0	0	0	1	6						
<b>Dave Concepcion, R</b> OBP: 0.282, SLG: 0.268 (1, 6)										3	0	0	0	0	1	1						
<b>Bill Plummer, R</b> OBP: 0.228, SLG: 0.309 (1, 2)										3	0	0	0	0	1	2						
<b>Gary Nolan, R</b> OBP: 0.175, SLG: 0.136 (2, PH)										0	0	0	0	0	0	0						
<b>Ted Uhlander, L</b> OBP: 0.230, SLG: 0.175 (2, PH)										1	0	0	0	0	0	0						
<b>Pedro Borbon, R</b> OBP: 0.111, SLG: 0.059 (7, PH)										1	0	0	0	0	1	0						
<b>Julian Javier, R</b> OBP: 0.271, SLG: 0.321 (7, PH)										1	0	0	0	0	0	0						
<b>Clay Carroll, R</b> OBP: 0.125, SLG: 0.125 (7, 1)										0	0	0	0	0	0	0						
<b>Inning Stats</b>	R: 0 E: 0 K: 1 S: 7	H: 2 LOB: 3 BB: 1 P: 11	R: 0 E: 0 K: 0 S: 3	H: 0 LOB: 0 BB: 0 P: 3	R: 0 E: 0 K: 1 S: 5	H: 1 LOB: 0 BB: 0 P: 5	R: 0 E: 0 K: 3 S: 11	H: 1 LOB: 2 BB: 0 P: 11	R: 0 E: 0 K: 2 S: 7	H: 0 LOB: 0 BB: 0 P: 7	R: 0 E: 0 K: 0 S: 4	H: 2 LOB: 1 BB: 0 P: 4	R: 0 E: 0 K: 1 S: 5	H: 0 LOB: 0 BB: 0 P: 5	R: 0 E: 0 K: 0 S: 3	H: 0 LOB: 0 BB: 0 P: 3	R: 0 E: 0 K: 0 S: 3	H: 1 LOB: 0 BB: 0 P: 3	1B: 7 2B: 0 3B: 0 HR: 0	SF: 0 SAC: 0 DP: 2 HBP: 0	WP: 0 PB: 1 SB: 0 CS: 0	PA: 33
<b>PITCHER</b> <b>Mike Caldwell, L</b> ERA: 3.3 (1, 1)	IP: 9.0 WLS: W BF: 33 H: 7 R: 0 ER: 0 SO: 8 BB: 0 IBB: 1 HBP: 0 BLK: 0 WP: 0 HR: 0 S: 48 P: 52 ERA: 0.00 WHIP: 0.778																					

AB	32
R	0
H	7
RBI	0
BB	1
SO	8
LOB	16



Batter	1	2	3	4	5	6	7	8	9	AB	R	H	RBI	BB	SO	LOB	BOTTOM			
<b>Enzo Hernandez, R</b> OBP: 0.234, SLG: 0.226 (1, 6)										4	1	1	0	0	1	2	<b>Cincinnati Reds @ San Diego Padres</b> San Diego Stadium, San Diego, CA Thu Sep 07 1972, 10:05 PM EDT Unknown			
<b>Dave Roberts, R</b> OBP: 0.277, SLG: 0.330 (1, 5)										4	0	0	0	0	0	3				
<b>Leron Lee, L</b> OBP: 0.367, SLG: 0.525 (1, 7)										3	1	2	1	1	1	0				
<b>Jerry Morales, R</b> OBP: 0.311, SLG: 0.356 (9, 7)										0	0	0	0	0	0	0				
<b>Nate Colbert, R</b> OBP: 0.322, SLG: 0.524 (1, 3)										4	0	1	1	0	0	1				
<b>Larry Stahl, L</b> OBP: 0.305, SLG: 0.349 (1, 9)										4	0	0	0	0	0	4				
<b>Derrel Thomas, S</b> OBP: 0.300, SLG: 0.327 (1, 4)										3	0	1	0	1	0	4				
<b>Johnny Jeter, R</b> OBP: 0.272, SLG: 0.316 (1, 8)										3	0	1	0	0	0	2				
<b>Pat Corrales, R</b> OBP: 0.264, SLG: 0.186 (1, 2)										3	0	1	0	0	0	2				
<b>Mike Caldwell, R</b> OBP: 0.119, SLG: 0.119 (1, 1)										3	0	1	0	0	0	2				
<b>Inning Stats</b>	R: 1 E: 0 K: 1 S: 6	H: 1 LOB: 0 BB: 0 P: 6	R: 0 E: 0 K: 0 S: 3	H: 0 LOB: 1 BB: 1 P: 7	R: 0 E: 0 K: 0 S: 3	H: 0 LOB: 0 BB: 0 P: 3	R: 0 E: 0 K: 0 S: 4	H: 1 LOB: 1 BB: 0 P: 4	R: 0 E: 0 K: 0 S: 5	H: 2 LOB: 2 BB: 0 P: 5	R: 0 E: 0 K: 1 S: 5	H: 0 LOB: 0 BB: 0 P: 5	R: 0 E: 0 K: 0 S: 4	H: 2 LOB: 1 BB: 0 P: 4	R: 1 E: 0 K: 0 S: 5	H: 2 LOB: 2 BB: 1 P: 9	1B: 5 2B: 2 3B: 0 HR: 1	SF: 0 SAC: 0 DP: 2 HBP: 0	WP: 0 PB: 0 SB: 0 CS: 0	PA: 33
<b>PITCHER</b> <b>Gary Nolan, R</b> ERA: 2.05 (1, 1)	IP: 1.0 WLS: L BF: 4 H: 1 R: 1 ER: 1 SO: 1 BB: 0 IBB: 0 HBP: 0 BLK: 0 WP: 0 HR: 1 S: 6 P: 6 ERA: 2.05 WHIP: 1.000																			
<b>Pedro Borbon, R</b> ERA: 3.19 (2, 1)	IP: 5.0 WLS: L BF: 19 H: 3 R: 0 ER: 0 SO: 1 BB: 1 IBB: 0 HBP: 0 BLK: 0 WP: 0 HR: 0 S: 20 P: 24 ERA: 0.00 WHIP: 0.800																			
<b>Clay Carroll, R</b> ERA: 2.57 (7, 1)	IP: 2.0 WLS: L BF: 10 H: 4 R: 1 ER: 1 SO: 0 BB: 0 IBB: 1 HBP: 0 BLK: 0 WP: 0 HR: 0 S: 9 P: 13 ERA: 4.50 WHIP: 2.000																			

AB	31
R	2
H	8
RBI	2
BB	2
SO	2
LOB	20



Batter	1	2	3	4	5	6	7	8	9	AB	R	H	RBI	BB	SO	LOB	TOP			
<b>Pete Rose, S</b> OBP: 0.378, SLG: 0.416 (1, 7)	4-0 BB		4-3			1B		K		3	0	1	0	1	1	1	<b>Cincinnati Reds @ San Diego Padres</b> San Diego Stadium, San Diego, CA Thu Sep 07 1972, 10:05 PM EDT Att: 5,396 - Unknown			
<b>Joe Morgan, L</b> OBP: 0.410, SLG: 0.445 (1, 4)	F9		K			1B		BB		3	0	1	0	1	1					
<b>Bobby Tolan, L</b> OBP: 0.330, SLG: 0.384 (1, 8)	K			3-1		K		G3		4	0	0	0	0	2	5				
<b>Johnny Bench, R</b> OBP: 0.373, SLG: 0.507 (1, 2)	F8			K		F8		5-3		4	0	0	0	0	1	3				
<b>Tony Perez, R</b> OBP: 0.360, SLG: 0.512 (1, 3)		HR		K			K	F7		4	1	1	1	0	2	0				
<b>George Foster, R</b> OBP: 0.232, SLG: 0.294 (1, 9)		K			5-3		F7	K		4	0	0	0	0	2	0				
<b>Julian Javier, R</b> OBP: 0.261, SLG: 0.309 (1, 5)		P6			K		F5			3	0	0	0	0	1	0				
<b>Dave Concepcion, R</b> OBP: 0.283, SLG: 0.267 (1, 6)		1-3			5-3			BB		2	0	0	0	1	0	0				
<b>Jack Billingham, R</b> OBP: 0.081, SLG: 0.050 (1, 1)										2	0	0	0	0	1	0				
<b>Hal McRae, R</b> OBP: 0.286, SLG: 0.421 (8, PH)			K			4-3		F2		1	0	0	0	0	0	1				
<b>Tom Hall, L</b> OBP: 0.172, SLG: 0.111 (8, 1)										0	0	0	0	0	0	0				
<b>Inning Stats</b>	R: 0 E: 0 K: 1 S: 5	H: 0 LOB: 1 BB: 1 P: 9	R: 1 E: 0 K: 1 S: 6	H: 1 LOB: 0 BB: 0 P: 6	R: 0 E: 0 K: 2 S: 7	H: 0 LOB: 0 BB: 0 P: 7	R: 0 E: 0 K: 2 S: 7	H: 0 LOB: 0 BB: 0 P: 7	R: 0 E: 0 K: 1 S: 5	H: 2 LOB: 2 BB: 0 P: 7	R: 0 E: 0 K: 1 S: 5	H: 0 LOB: 0 BB: 0 P: 5	R: 0 E: 0 K: 1 S: 5	H: 0 LOB: 2 BB: 2 P: 13	R: 0 E: 0 K: 1 S: 5	H: 0 LOB: 0 BB: 0 P: 5	1B: 2 2B: 0 3B: 0 HR: 1	SF: 0 SAC: 0 DP: 0 HBP: 0	WP: 0 PB: 0 SB: 0 CS: 0	PA: 33
<b>PITCHER</b> <b>Fred Norman, L</b> ERA: 3.57 (1, 1)	IP: 9.0 WLS: W BF: 33 H: 3 R: 1 ER: 1 SO: 11 BB: 3 IBB: 0 HBP: 0 BLK: 0 WP: 0 HR: 1 S: 52 P: 64 ERA: 1.00 WHIP: 0.667																			

AB	30
R	1
H	3
RBI	1
BB	3
SO	11
LOB	11



Batter	1	2	3	4	5	6	7	8	9	AB	R	H	RBI	BB	SO	LOB	BOTTOM			
<b>Enzo Hernandez, R</b> OBP: 0.234, SLG: 0.224 (1, 6)	6-3		G3			1B		6-3		3	1	0	0	1	0	0	<b>Cincinnati Reds @ San Diego Padres</b> San Diego Stadium, San Diego, CA Thu Sep 07 1972, 10:05 PM EDT Att: 5,396 - Unknown			
<b>Dave Roberts, R</b> OBP: 0.276, SLG: 0.330 (1, 5)	K		P4			BB		G3		4	1	1	0	0	1	0				
<b>Leron Lee, L</b> OBP: 0.372, SLG: 0.524 (1, 7)					F8					2	1	1	0	2	0	0				
<b>Jerry Morales, R</b> OBP: 0.311, SLG: 0.356 (9, 7)						HR		FC6-4		0	0	0	0	0	0	0				
<b>Nate Colbert, R</b> OBP: 0.322, SLG: 0.528 (1, 3)	L7				K			K		4	1	1	4	0	2	2				
<b>Cito Gaston, R</b> OBP: 0.304, SLG: 0.350 (1, 9)		WP			K			FC6-4		3	1	0	0	1	2	1				
<b>Derrel Thomas, S</b> OBP: 0.298, SLG: 0.325 (1, 4)		F8			K		K			3	0	0	0	0	2	1				
<b>Larry Stahl, L</b> OBP: 0.303, SLG: 0.345 (1, 8)		F7			K		4-3			3	0	0	0	0	1	1				
<b>Fred Kendall, R</b> OBP: 0.248, SLG: 0.337 (1, 2)		5-3						6-3		3	0	1	0	0	0	0				
<b>Fred Norman, S</b> OBP: 0.246, SLG: 0.143 (1, 1)				4-3			1-3	K		3	0	0	0	0	1	1				
<b>Inning Stats</b>	R: 0 E: 0 K: 1 S: 5	H: 0 LOB: 1 BB: 1 P: 9	R: 1 E: 1 K: 0 S: 3	H: 0 LOB: 0 BB: 1 P: 7	R: 0 E: 0 K: 0 S: 3	H: 0 LOB: 0 BB: 0 P: 3	R: 0 E: 0 K: 2 S: 7	H: 0 LOB: 0 BB: 0 P: 7	R: 0 E: 0 K: 2 S: 8	H: 1 LOB: 1 BB: 0 P: 8	R: 4 E: 0 K: 2 S: 9	H: 2 LOB: 2 BB: 2 P: 17	R: 0 E: 0 K: 1 S: 5	H: 0 LOB: 0 BB: 0 P: 5	R: 0 E: 0 K: 1 S: 6	H: 1 LOB: 1 BB: 0 P: 6	1B: 3 2B: 0 3B: 0 HR: 1	SF: 0 SAC: 0 DP: 0 HBP: 0	WP: 1 PB: 0 SB: 0 CS: 0	PA: 32
<b>PITCHER</b> <b>Jack Billingham, R</b> ERA: 3.2 (1, 1)	IP: 7.0 WLS: L BF: 28 H: 3 R: 5 ER: 4 SO: 8 BB: 4 IBB: 0 HBP: 0 BLK: 0 WP: 1 HR: 1 S: 40 P: 56 ERA: 5.14 WHIP: 1.000																			
<b>Tom Hall, L</b> ERA: 2.57 (8, 1)	IP: 1.0 WLS: L BF: 4 H: 1 R: 0 ER: 0 SO: 1 BB: 0 IBB: 0 HBP: 0 BLK: 0 WP: 0 HR: 0 S: 6 P: 6 ERA: 0.00 WHIP: 1.000																			

AB	28
R	5
H	4
RBI	4
BB	4
SO	9
LOB	6



Batter	1	2	3	4	5	6	7	8	9	AB	R	H	RBI	BB	SO	LOB	TOP			
<b>Sonny Jackson, L</b> (1, 6) OBP: 0.309, SLG: 0.374	0-0 3-1	0-3 K		0-0 F8			0-0 1B		0-0 FC4-6	5	0	1	0	0	1	4	<b>Atlanta Braves @ San Diego Padres</b> San Diego Stadium, San Diego, CA Sun Sep 10 1972, 6:33 AM EDT Unknown <a href="http://livebaseballscorecards.com">livebaseballscorecards.com</a>			
<b>Felix Milan, R</b> (1, 4) OBP: 0.295, SLG: 0.313	0-0 S 1B		0-0 F8 BB 1B		0-0 6-3		0-0 F9		0-0 L9	5	0	2	0	0	0	2				
<b>Hank Aaron, R</b> (1, 3) OBP: 0.389, SLG: 0.491	0-3 K 1-2		4-0 F8 BB		0-0 F7		0-0 F5			3	0	0	0	1	1	2				
<b>Dusty Baker Jr., R</b> (1, 8) OBP: 0.377, SLG: 0.487	4-0 FC6 BB		0-0 F8 1-2 2-3		0-0 S 1B		0-0 F6			3	0	1	0	1	0	3				
<b>Rico Carty, R</b> (1, 7) OBP: 0.382, SLG: 0.409	0-0 FC6 1-2		0-0 F8		0-0 6-3 1-2				0-0 6-3	4	0	0	0	0	0	5				
<b>Darrell Evans, L</b> (1, 5) OBP: 0.397, SLG: 0.411		0-0 F6	0-0 F8			0-0 F9		0-0 F9		4	0	0	0	0	0	2				
<b>Mike Lum, L</b> (1, 9) OBP: 0.334, SLG: 0.363		0-0 SH1-4 1B		4-0 SH1-4 BB		4-0 FC6 BB		0-3 K2-3		2	0	1	0	2	1	0				
<b>Paul Casanova, R</b> (1, 2) OBP: 0.232, SLG: 0.287 <b>Earl Williams, R</b> (9, PH) OBP: 0.330, SLG: 0.467	0-0 SH1-4 1B		0-0 F9		0-0 F7		0-0 F6		0-0 F6	3	0	1	0	0	0	2				
<b>Ron Reed, R</b> (1, 1) OBP: 0.169, SLG: 0.188 <b>Jim Breazeale, L</b> (9, PH) OBP: 0.316, SLG: 0.507 <b>Rod Gilbreath, R</b> (9, PR) OBP: 0.320, SLG: 0.227	0-0 SH1-4		0-0 SH1-4		0-0 FC6 1-2		0-0 FC4-6 1B			1	0	0	0	0	0	1				
<b>Inning Stats</b>	R: 0 E: 0 K: 1 S: 6	H: 1 LOB: 2 BB: 1 P: 10	R: 0 E: 0 K: 1 S: 7	H: 2 LOB: 2 BB: 0 P: 7	R: 0 E: 0 K: 0 S: 4	H: 1 LOB: 2 BB: 1 P: 8	R: 0 E: 0 K: 0 S: 3	H: 0 LOB: 1 BB: 0 P: 7	R: 0 E: 0 K: 0 S: 4	H: 1 LOB: 1 BB: 0 P: 4	R: 0 E: 0 K: 1 S: 5	H: 0 LOB: 0 BB: 0 P: 5	R: 0 E: 0 K: 0 S: 4	H: 1 LOB: 1 BB: 0 P: 4	R: 0 E: 0 K: 0 S: 4	H: 1 LOB: 1 BB: 0 P: 4		1B: 7 2B: 0 3B: 0 HR: 0	SF: 0 SAC: 2 DP: 0 HBP: 0	WP: 0 PB: 0 SB: 2 CS: 0
<b>PITCHER</b> <b>Mike Corkins, R</b> (1, 1) ERA: 3.32	IP: 9.0 WLS: W BF: 38 H: 7 R: 0 ER: 0 SO: 3 BB: 4 IBB: 0 HBP: 0 BLK: 0 WP: 0 HR: 0 S: 40 P: 56 ERA: 0.00 WHIP: 1.222																			

Batter	1	2	3	4	5	6	7	8	9	AB	R	H	RBI	BB	SO	LOB	BOTTOM			
<b>Derrel Thomas, S</b> (1, 6) OBP: 0.295, SLG: 0.322	0-0 4-3			0-0 F7		0-0 F7		0-0 6-3		4	0	0	0	0	0	1	<b>Atlanta Braves @ San Diego Padres</b> San Diego Stadium, San Diego, CA Sun Sep 10 1972, 6:33 AM EDT Unknown <a href="http://livebaseballscorecards.com">livebaseballscorecards.com</a>			
<b>Dave Roberts, R</b> (1, 4) OBP: 0.276, SLG: 0.329	0-0 F3			0-0 G3-6-3 1B		0-3 K		0-0 1-6-3		4	0	1	0	0	1	1				
<b>Leron Lee, L</b> (1, 7) OBP: 0.372, SLG: 0.532	0-3 K			0-0 G3-6-3 1-2			0-0 HR			3	1	1	1	0	1	1				
<b>Nate Colbert, R</b> (1, 3) OBP: 0.320, SLG: 0.524		0-3 K			0-0 6-3		0-0 1-3			3	0	0	0	0	1	0				
<b>Randy Elliott, R</b> (1, 9)		0-0 5-3			0-0 5-3		0-0 6-3			3	0	0	0	0	0	0				
<b>Johnny Grubb, L</b> (1, 8) OBP: 0.687, SLG: 0.500		0-0 F7			4-0 FC5 1B BB		0-0 1B			2	0	1	0	1	0	0				
<b>Dave Hilton, R</b> (1, 5) OBP: 0.333, SLG: 0.333				0-0 F8		0-0 1-2 1B		0-0 F4		3	0	1	0	0	0	1				
<b>Joe Goddard, R</b> (1, 2) OBP: 0.154, SLG: 0.083			0-3 K		0-0 FC5 2-3		0-0 E5 SH3-4			3	0	0	0	0	1	2				
<b>Mike Corkins, R</b> (1, 1) OBP: 0.278, SLG: 0.343			0-0 5-3		0-0 F5		0-0 SH3-4			2	0	0	0	0	0	0				
<b>Inning Stats</b>	R: 0 E: 0 K: 1 S: 5	H: 0 LOB: 0 BB: 0 P: 5	R: 0 E: 0 K: 1 S: 5	H: 0 LOB: 0 BB: 0 P: 5	R: 0 E: 0 K: 0 S: 3	H: 1 LOB: 0 BB: 0 P: 3	R: 0 E: 0 K: 0 S: 4	H: 1 LOB: 2 BB: 1 P: 8	R: 0 E: 0 K: 1 S: 5	H: 0 LOB: 0 BB: 0 P: 5	R: 1 E: 0 K: 0 S: 5	H: 2 LOB: 1 BB: 0 P: 5	R: 0 E: 1 K: 0 S: 4	H: 0 LOB: 1 BB: 0 P: 4	R: 0 E: 0 K: 0 S: 4	H: 0 LOB: 1 BB: 0 P: 4		1B: 3 2B: 0 3B: 0 HR: 1	SF: 0 SAC: 1 DP: 1 HBP: 0	WP: 0 PB: 0 SB: 0 CS: 0
<b>PITCHER</b> <b>Ron Reed, R</b> (1, 1) ERA: 3.81	IP: 8.0 WLS: L BF: 29 H: 4 R: 1 ER: 1 SO: 4 BB: 1 IBB: 0 HBP: 0 BLK: 0 WP: 0 HR: 1 S: 36 P: 40 ERA: 1.12 WHIP: 0.625																			




Batter	1	2	3	4	5	6	7	8	9	AB	R	H	RBI	BB	SO	LOB	TOP			
<b>Derrel Thomas, S</b> OBP: 0.290, SLG: 0.316 (1, 6)	G3	G3			F6		E4 1B PB		1-3	5	1	0	1	0	0	3	<b>San Diego Padres @ Houston Astros</b> Astrodome, Houston, TX Wed Sep 13 1972, 8:05 PM EDT Att: 6,789 - Unknown  <a href="http://livebaseballscorecards.com">livebaseballscorecards.com</a>			
<b>Dave Roberts, R</b> OBP: 0.283, SLG: 0.337 (1, 4)		5-3			K		PB			5	0	3	1	0	1	2				
<b>Leron Lee, L</b> OBP: 0.388, SLG: 0.524 (1, 7)	K						F6		K	5	0	2	0	0	2	3				
<b>Nate Colbert, R</b> OBP: 0.322, SLG: 0.521 (1, 3)	K				F8					3	0	0	0	2	1	3				
<b>Randy Elliott, R</b> OBP: 0.250, SLG: 0.250 (1, 9)		1B 1B			1-3		K		F8	5	1	1	0	0	2	4				
<b>Johnny Grubb, L</b> OBP: 0.545, SLG: 0.600 (1, 8)		1B 1B G3			G3 SH1-3		K		4-3	4	2	2	0	0	1	0				
<b>Dave Hilton, R</b> OBP: 0.182, SLG: 0.182 (1, 5)		G3 1B			G3		K		K	4	0	1	1	0	2	1				
<b>Joe Goddard, R</b> OBP: 0.250, SLG: 0.143 (1, 2)		G3 1B			SH1-3		K			2	0	1	1	1	1	0				
<b>Mike Caldwell, R</b> OBP: 0.114, SLG: 0.114 (7, PH)					K					2	0	0	0	0	2	3				
<b>Curt Bielefy, L</b> OBP: 0.331, SLG: 0.362 (7, PH)					K		E 1B BB		K	0	1	0	0	1	0	0				
<b>Steve Simpson, R</b> (7, 1)										0	0	0	0	0	0	0				
<b>Larry Stahl, L</b> OBP: 0.302, SLG: 0.344 (8, PH)										1	0	0	0	0	1	1				
<b>Gary Ross, R</b> OBP: 0.182, SLG: 0.182 (8, 1)										0	0	0	0	0	0	0				
<b>Inning Stats</b>	R: 0 E: 0 K: 2 S: 8	H: 1 LOB: 1 BB: 0 P: 8	R: 2 E: 0 K: 1 S: 9	H: 4 LOB: 2 BB: 0 P: 9	R: 0 E: 0 K: 0 S: 3	H: 1 LOB: 0 BB: 0 P: 3	R: 1 E: 0 K: 1 S: 6	H: 1 LOB: 0 BB: 0 P: 6	R: 0 E: 0 K: 3 S: 9	H: 0 LOB: 0 BB: 0 P: 9	R: 2 E: 1 K: 2 S: 9	H: 1 LOB: 2 BB: 2 P: 17	R: 0 E: 0 K: 2 S: 7	H: 0 LOB: 1 BB: 1 P: 11	R: 0 E: 0 K: 1 S: 6	H: 1 LOB: 2 BB: 1 P: 10	1B: 8 2B: 2 3B: 0 HR: 0	SF: 0 SAC: 1 DP: 1 HBP: 0	WP: 0 PB: 1 SB: 1 CS: 0	PA: 41
<b>PITCHER</b>	IP WLS BF H R ER SO BB IBB HBP BLK WP HR S P ERA WHIP																			
<b>Larry Dierker, R</b> ERA: 3.11 (1, 1)	2.0	11	5	2	2	3	0	0	0	0	0	0	17	17	9.00	2.500				
<b>Tom Griffin, R</b> ERA: 2.89 (3, 1)	7.0	30	5	3	1	10	4	0	0	0	0	0	46	62	1.29	1.286				

Batter	1	2	3	4	5	6	7	8	9	AB	R	H	RBI	BB	SO	LOB	BOTTOM			
<b>Roger Metzger, S</b> OBP: 0.288, SLG: 0.264 (1, 6)	E6 FC5-4	K			1B 1B BB		6-3			3	1	0	0	1	1	2	<b>San Diego Padres @ Houston Astros</b> Astrodome, Houston, TX Wed Sep 13 1972, 8:05 PM EDT Att: 6,789 - Unknown  <a href="http://livebaseballscorecards.com">livebaseballscorecards.com</a>			
<b>Jimmy Wynn, R</b> OBP: 0.390, SLG: 0.476 (1, 9)	FC5-4 E S 4-3				F8		K			4	2	1	1	0	1	1				
<b>Cesar Cedeno, R</b> OBP: 0.391, SLG: 0.552 (1, 8)	4-3				CS 1B		K			3	1	1	1	1	1	0				
<b>Lee May, R</b> OBP: 0.348, SLG: 0.503 (1, 3)	1B				L9		K			4	0	3	1	0	0	1				
<b>Bob Watson, R</b> OBP: 0.374, SLG: 0.447 (1, 7)					K		FC6-4 1B			3	0	1	1	0	1	1				
<b>Jimmy Stewart, S</b> OBP: 0.242, SLG: 0.308 (7, 7)					1B		FC6-4			1	0	0	0	0	0	1				
<b>Doug Rader, R</b> OBP: 0.307, SLG: 0.433 (1, 5)	K				1-3		K			4	1	1	0	0	2	3				
<b>Tommy Helms, R</b> OBP: 0.297, SLG: 0.361 (1, 4)					L9		5-3		SH1-3 SF7 2B	3	0	0	0	0	0	0				
<b>Larry Howard, R</b> OBP: 0.291, SLG: 0.297 (8, PH)							F3		SF7	2	1	1	0	1	0	0				
<b>Johnny Edwards, L</b> OBP: 0.355, SLG: 0.371 (9, 2)							SH1-4 1B		6-3	0	0	0	1	0	0	0				
<b>Larry Dierker, R</b> OBP: 0.190, SLG: 0.169 (2, PH)					SH1-4					0	0	0	0	0	0	0				
<b>Cliff Johnson, R</b> ERA (3, 1)										1	0	0	0	0	0	1				
<b>Tom Griffin, R</b> OBP: 0.280, SLG: 0.520 (8, 1)										2	0	1	0	0	0	0				
<b>Inning Stats</b>	R: 1 E: 1 K: 1 S: 8	H: 2 LOB: 2 BB: 0 P: 8	R: 0 E: 0 K: 1 S: 5	H: 0 LOB: 1 BB: 1 P: 9	R: 0 E: 0 K: 0 S: 3	H: 1 LOB: 0 BB: 0 P: 3	R: 0 E: 0 K: 1 S: 5	H: 0 LOB: 0 BB: 0 P: 5	R: 4 E: 1 K: 1 S: 8	H: 3 LOB: 2 BB: 2 P: 16	R: 0 E: 0 K: 0 S: 4	H: 1 LOB: 1 BB: 0 P: 4	R: 0 E: 0 K: 2 S: 8	H: 1 LOB: 1 BB: 0 P: 8	R: 1 E: 0 K: 0 S: 4	H: 1 LOB: 0 BB: 0 P: 4	1B: 8 2B: 1 3B: 0 HR: 0	SF: 1 SAC: 2 DP: 0 HBP: 0	WP: 0 PB: 0 SB: 1 CS: 1	PA: 36
<b>PITCHER</b>	IP WLS BF H R ER SO BB IBB HBP BLK WP HR S P ERA WHIP																			
<b>Mike Caldwell, L</b> ERA: 3.34 (1, 1)	6.0	28	7	5	3	4	2	0	0	0	0	0	33	45	4.50	1.500				
<b>Steve Simpson, R</b> ERA (7, 1)	1.0	4	1	0	0	2	0	0	0	0	0	0	8	8	0.00	1.000				
<b>Gary Ross, R</b> ERA: 2.3 (8, 1)	1.0	L 4	1	1	1	0	0	0	0	0	0	0	4	4	9.00	1.000				


**San Diego Padres @ Houston Astros**  
Astrodome, Houston, TX  
Wed Sep 13 1972, 8:05 PM EDT  
Att: 6,789 - Unknown

AB 36  
R 5  
H 10  
RBI 4  
BB 4  
SO 13  
LOB 20



**San Diego Padres @ Houston Astros**  
Astrodome, Houston, TX  
Wed Sep 13 1972, 8:05 PM EDT  
Att: 6,789 - Unknown

AB 30  
R 6  
H 9  
RBI 5  
BB 3  
SO 6  
LOB 10





Batter	1	2	3	4	5	6	7	8	9	AB	R	H	RBI	BB	SO	LOB	TOP																	
<b>Derrel Thomas, S</b> OBP: 0.293, SLG: 0.321 (1, 6)	0-0 1-4-3 2B		0-0 1-2 2B 1B	0-0 4-3		0-0 F7			0-0 E 1B	5	1	3	0	0	0	1																		
<b>Dave Roberts, R</b> OBP: 0.292, SLG: 0.335 (1, 4)	0-0 L8		0-0 1-2 2B 1B	0-0 F7			0-0 F8		0-0 E6 G6-4-3	5	1	1	0	0	0	2																		
<b>Leron Lee, L</b> OBP: 0.368, SLG: 0.534 (1, 7)	0-0 1-4-3 2-3		0-0 1-2 2B 1B		0-0 F8			0-0 HR	0-0 G6-4-3 1-2	5	2	2	4	0	0	3																		
<b>Nate Colbert, R</b> OBP: 0.323, SLG: 0.520 (1, 3)	0-3 K		0-0 1B FC4-6 1B		4-0 1B BB			0-3 K		3	1	1	1	1	2	1																		
<b>Cito Gaston, R</b> OBP: 0.306, SLG: 0.351 (1, 8)		0-0 L8	0-0 FC4-6 1B		0-0 1B BB			0-3 K		4	0	2	0	0	1	0																		
<b>Randy Elliott, R</b> OBP: 0.188, SLG: 0.188 (1, 9)		0-0 F8	0-0 FC4-6 1B		0-0 G6-4-3				0-0 5-3	4	0	0	1	0	0	3																		
<b>Dave Hilton, R</b> OBP: 0.267, SLG: 0.267 (1, 5)		0-0 5-3	0-0 1-2 1B			0-0 1B			0-0 6-3	4	0	2	0	0	0	0																		
<b>Joe Goddard, R</b> OBP: 0.263, SLG: 0.235 (8, PH)									0-3 K	3	0	1	0	0	1	3																		
<b>Larry Stahl, L</b> OBP: 0.301, SLG: 0.343 (8, PH)									0-3 K	1	0	0	0	0	1	0																		
<b>Fred Kendall, R</b> OBP: 0.245, SLG: 0.333 (8, 2)									0-3 K	0	0	0	0	0	0	0																		
<b>Steve Arlin, R</b> OBP: 0.254, SLG: 0.194 (3, 1)									0-3 K	1	0	0	0	0	0	1																		
<b>Gary Ross, R</b> OBP: 0.187, SLG: 0.167 (4, 1)									0-3 K	0	0	0	0	0	0	0																		
<b>Ed Acosta, R</b> OBP: 0.194, SLG: 0.083 (6, PH)									0-3 K	0	0	0	0	0	0	0																		
<b>Curt Blefins, R</b> OBP: 0.154, SLG: 0.338 (8, 1)									0-3 K	0	0	0	0	0	0	0																		
<b>Al Severinsen, R</b> OBP: 0.245, SLG: 0.333 (8, 1)									0-3 K	0	0	0	0	0	0	0																		
<b>Mark Schaeffer, L</b> OBP: 0.300, SLG: 0.545 (9, PH)									0-3 K	1	0	0	0	0	0	1																		
<b>Inning Stats</b>	R: 0 E: 0 K: 1 S: 6	H: 1 LOB: 1 BB: 0 P: 6	R: 0 E: 0 K: 0 S: 3	H: 0 LOB: 0 BB: 0 P: 3	R: 5 E: 0 K: 0 S: 10	H: 7 LOB: 2 BB: 0 P: 10	R: 0 E: 0 K: 0 S: 3	H: 0 LOB: 0 BB: 0 P: 3	R: 0 E: 0 K: 1 S: 6	H: 1 LOB: 1 BB: 1 P: 7	R: 0 E: 0 K: 1 S: 8	H: 1 LOB: 0 BB: 0 P: 8	R: 0 E: 0 K: 1 S: 5	H: 0 LOB: 0 BB: 0 P: 5	R: 0 E: 1 K: 1 S: 6	H: 1 LOB: 1 BB: 0 P: 6	1B: 8 2B: 3 3B: 0 HR: 1	SF: 0 SAC: 0 DP: 2 HBP: 0	WP: 0 PB: 0 SB: 0 CS: 0	PA: 39														
<b>PITCHER</b>	IP WLS BF H R ER SO BB IBB HBP BLK WP HR S P ERA WHIP																																	
<b>Jerry Reuss, L</b> ERA: 4.09 (1, 1)	2.1	13	6	5	5	1	0	0	0	0	0	0	0	0	15	15	19.29	2.571																
<b>Jim York, R</b> ERA: 4.32 (3, 1)	0.2	4	2	0	0	0	0	0	0	0	0	0	0	4	4	0.00	3.000																	
<b>George Culver, R</b> ERA: 2.79 (4, 1)	6.0	W	22	4	1	1	5	1	0	0	0	0	0	1	31	35	1.50	0.833																

San Diego Padres @ Houston Astros  
Astrodome, Houston, TX  
Thu Sep 14 1972, 8:05 PM EDT  
Att: 5,135 - Unknown

AB	38
R	6
H	12
RBI	6
BB	1
SO	6
LOB	15



Batter	1	2	3	4	5	6	7	8	9	AB	R	H	RBI	BB	SO	LOB	BOTTOM																	
<b>Roger Metzger, S</b> OBP: 0.291, SLG: 0.266 (1, 6)	4-0 BB 1B BB		0-0 E 1B 1B	0-0 6-3			0-0 L9			4	1	2	0	1	0	1																		
<b>Jimmy Wynn, R</b> OBP: 0.389, SLG: 0.472 (1, 9)	0-3 K		0-0 E5 1B BB		0-3 K		0-3 K			4	1	0	0	1	3	2																		
<b>Cesar Cedeno, R</b> OBP: 0.392, SLG: 0.554 (1, 8)	0-0 1-2 1B		0-0 F9 FC4-6 BB		0-0 CS S 1B			0-0 1-3 2B		5	0	3	0	0	0	5																		
<b>Lee May, R</b> OBP: 0.348, SLG: 0.501 (1, 3)	0-3 K		0-0 BB 1B BB	4-0 BB 2B BB	0-0 5-3			0-0 1-3		4	2	1	1	1	1	4																		
<b>Norm Miller, L</b> OBP: 0.349, SLG: 0.433 (8, PH)	4-0 BB BB		4-0 3-H 1B 1B	4-0 2B 1B BB				4-0 2-3 IBB		1	3	1	1	3	0	0																		
<b>Bob Watson, R</b> OBP: 0.375, SLG: 0.447 (8, PH)			4-0 1-2 2-3 BB	4-0 1B BB	4-0 1-2 1B BB			4-0 HR		0	0	0	0	1	0	0																		
<b>Jimmy Stewart, S</b> OBP: 0.242, SLG: 0.308 (9, 7)			1-2 2-3 BB	1-2 1B BB	1-2 1B BB			4-0 F7		4	2	1	2	1	1	5																		
<b>Johnny Edwards, L</b> OBP: 0.395, SLG: 0.373 (1, 2)	0-3 K		4-0 1-2 2-3 3-H BB	4-0 E 1B BB	4-0 1-3 2-H SF8 2B		0-0 F7		0-0 F6	4	2	1	2	1	1	5																		
<b>Doug Rader, R</b> OBP: 0.306, SLG: 0.431 (1, 5)		0-3 K	0-0 F6	0-0 SH1 1B		0-0 4-3		0-0 5-3		5	0	1	1	0	1	5																		
<b>Tommy Helms, R</b> OBP: 0.299, SLG: 0.362 (1, 4)		0-0 G1-6-4 1B	0-0 E8 1B 1B	0-0 SF8		0-0 F8				3	1	2	3	0	0	0																		
<b>Jerry Reuss, L</b> OBP: 0.179, SLG: 0.145 (1, 1)		0-0 G1-6-4	0-0 G1-6-4 1B	0-0 SH1			0-0 1-3			1	0	0	0	0	0	1																		
<b>Jim York, R</b> ERA: 2.92 (3, 1)										0	0	0	0	0	0	0																		
<b>Rich Chiles, L</b> OBP: 0.500, SLG: 0.500 (3, PH)										1	0	1	2	0	0	0																		
<b>George Culver, R</b> OBP: 0.200, SLG: 0.211 (4, 1)										1	0	0	0	0	0	0																		
<b>Inning Stats</b>	R: 0 E: 0 K: 3 S: 10	H: 1 LOB: 3 BB: 2 P: 18	R: 0 E: 0 K: 1 S: 5	H: 1 LOB: 0 BB: 0 P: 5	R: 6 E: 2 K: 0 S: 9	H: 5 LOB: 3 BB: 3 P: 21	R: 3 E: 0 K: 0 S: 5	H: 2 LOB: 1 BB: 2 P: 13	R: 0 E: 0 K: 1 S: 5	H: 1 LOB: 0 BB: 0 P: 5	R: 1 E: 0 K: 0 S: 4	H: 1 LOB: 0 BB: 0 P: 4	R: 0 E: 0 K: 1 S: 5	H: 0 LOB: 0 BB: 0 P: 5	R: 0 E: 0 K: 0 S: 4	H: 1 LOB: 2 BB: 1 P: 8	1B: 9 2B: 2 3B: 0 HR: 1	SF: 1 SAC: 1 DP: 1 HBP: 0	WP: 1 PB: 0 SB: 1 CS: 1	PA: 43														
<b>PITCHER</b>	IP WLS BF H R ER SO BB IBB HBP BLK WP HR S P ERA WHIP																																	
<b>Steve Arlin, R</b> ERA: 3.79 (1, 1)	2.2	L	17	5	6	1	4	4	0	0	0	0	0	0	21	37	3.38	3.375																
<b>Gary Ross, R</b> ERA: 2.92 (3, 1)	0.1		7	3	3	3	0	3	0	0	0	0	0	4	16	81.00	18.000																	
<b>Ed Acosta, R</b> ERA: 4.74 (4, 1)	2.0		7	2	0	0	1	0	0	0	0	0	0	9	9	0.00	1.000																	
<b>Al Severinsen, R</b> ERA: 2.53 (6, 1)	2.1		9	2	1	1	1	0	0	0	0	0	0	1	11	11	3.86	0.857																
<b>Mark Schaeffer, L</b> ERA: 4.79 (8, 1)	0.2		3	0	0	0	0	0	1	0	0	0	0	2	6	0.00	0.000																	

San Diego Padres @ Houston Astros  
Astrodome, Houston, TX  
Thu Sep 14 1972, 8:05 PM EDT  
Att: 5,135 - Unknown

AB	33
R	10
H	12
RBI	10
BB	8
SO	6
LOB	23



Batter	1	2	3	4	5	6	7	8	9	AB	R	H	RBI	BB	SO	LOB	TOP					
<b>Derrel Thomas, S</b> OBP: 0.294, SLG: 0.320	0-0 2B 1B		0-3 K		4-0 BB BB	0-3 K		0-0 F9		4	0	1	0	1	2	2						
<b>Dave Roberts, R</b> OBP: 0.284, SLG: 0.335	0-3 K		0-0 FC6-4 1B		4-0 1-2 BB		0-0 F2			3	0	1	0	1	1	1						
<b>Leron Lee, L</b> OBP: 0.364, SLG: 0.527	0-3 K		0-0 FC6-4 1-2		0-3 K		0-3 K			4	0	0	0	0	3	4						
<b>Nate Colbert, R</b> OBP: 0.323, SLG: 0.520	0-0 1-3 2B		0-3 K		0-3 K		0-0 6-3			4	0	1	0	0	2	3						
<b>Cito Gaston, R</b> OBP: 0.308, SLG: 0.360	4-0 IBB			0-0 HR	0-0 L9			0-3 K		3	1	1	1	1	1	2						
<b>Randy Elliott, R</b> OBP: 0.200, SLG: 0.158	0-3 K			4-0 4-3 BB		0-0 5-3		0-0 6-3		3	0	0	0	1	1	3						
<b>Dave Hilton, R</b> OBP: 0.263, SLG: 0.222		0-0 L7		0-0 4-3 1-2		4-0 1B BB		0-0 L8		3	0	0	0	1	0	1						
<b>Fred Kendall, R</b> OBP: 0.241, SLG: 0.328		0-0 P3		0-0 F9		0-0 F8		0-0 P4		4	0	0	0	0	0	2						
<b>Fred Norman, S</b> OBP: 0.246, SLG: 0.151		0-3 K		0-3 K		0-0 1-2 1B		0-3 K		4	0	1	0	0	3	1						
<b>Inning Stats</b>	R: 0 E: 0 K: 3 S: 11	H: 2 LOB: 3 BB: 1 P: 15	R: 0 E: 0 K: 1 S: 5	H: 0 LOB: 0 BB: 0 P: 5	R: 0 E: 0 K: 2 S: 8	H: 1 LOB: 1 BB: 0 P: 8	R: 1 E: 0 K: 1 S: 6	H: 1 LOB: 1 BB: 1 P: 10	R: 0 E: 0 K: 2 S: 7	H: 0 LOB: 2 BB: 2 P: 15	R: 0 E: 0 K: 1 S: 5	H: 0 LOB: 0 BB: 0 P: 5	R: 0 E: 0 K: 1 S: 5	H: 0 LOB: 0 BB: 0 P: 5	R: 0 E: 0 K: 1 S: 5	H: 0 LOB: 0 BB: 0 P: 5	1B: 3 2B: 1 3B: 0 HR: 1	SF: 0 SAC: 0 DP: 0 HBP: 0	WP: 0 PB: 0 SB: 0 CS: 0	PA: 37		
<b>PITCHER</b>	IP	WLS	BF	H	R	ER	SO	BB	IBB	HBP	BLK	WP	HR	S	P	ERA	WHIP					
<b>Don Gullett, L</b> ERA: 3.73	(1, 1)	7.0	L	31	5	1	1	11	4	1	0	0	0	1	48	68	1.29	1.286				
<b>Pedro Borbon, R</b> ERA: 3.16	(8, 1)	2.0		6	0	0	0	2	0	0	0	0	0	10	10	0.00	0.000					

**San Diego Padres @ Cincinnati Reds**  
Riverfront Stadium, Cincinnati, OH  
Fri Sep 15 1972, 7:05 PM EDT  
Att: 14,021 - Unknown

livebaseballscores.com

AB 32  
R 1  
H 5  
RBI 1  
BB 5  
SO 13  
LOB 19



Batter	1	2	3	4	5	6	7	8	9	AB	R	H	RBI	BB	SO	LOB	BOTTOM					
<b>Pete Rose, S</b> OBP: 0.384, SLG: 0.417	4-0 2B BB		0-0 G6-3 1B		0-0 B2		0-3 K		0-0 1-3 1B	4	0	2	0	1	1	0						
<b>Joe Morgan, L</b> OBP: 0.411, SLG: 0.439	0-0 1-3 2B		0-0 G6-3 1-2		0-0 1B 1B		0-3 K		0-0 P6	5	0	2	0	0	1	3						
<b>Bobby Tolan, L</b> OBP: 0.336, SLG: 0.390	0-0 F3		4-0 BB BB		0-0 1-3 1B			0-0 FC5 BB 1B	0-3 K	4	0	2	0	1	1	4						
<b>Johnny Bench, R</b> OBP: 0.375, SLG: 0.515	4-0 IBB		4-0 1-2 BB		0-3 K			0-3 K		2	0	0	0	2	2	3						
<b>Tony Perez, R</b> OBP: 0.349, SLG: 0.496	0-0 P3		0-3 K			0-3 K		4-0 1-2 BB		3	0	0	0	1	2	5						
<b>Denis Menke, R</b> OBP: 0.318, SLG: 0.349	0-3 K			0-0 P4		0-0 F3		0-3 K		4	0	0	0	0	2	5						
<b>Dave Concepcion, R</b> OBP: 0.283, SLG: 0.268		0-3 K		0-0 5-3		0-0 E8		0-0 FC5 2-3f		4	0	0	0	0	1	2						
<b>Cesar Geronimo, L</b> OBP: 0.329, SLG: 0.407		0-0 1-3		0-0 1-6-3		0-3 K			0-0 1B 1B	4	0	1	0	0	1	1						
<b>Don Gullett, R</b> OBP: 0.294, SLG: 0.281	(1, 1)		0-3 K		0-3 K			0-3 K		2	0	0	0	0	2	0						
<b>Julian Javier, R</b> (7, PH)									0-3 K	1	0	0	0	0	1	0						
<b>Pedro Borbon, R</b> OBP: 0.100, SLG: 0.053	(8, 1)									0	0	0	0	0	0	0						
<b>Hal McRae, R</b> (8, PH)										1	0	0	0	0	1	1						
<b>Inning Stats</b>	R: 0 E: 0 K: 1 S: 6	H: 1 LOB: 3 BB: 2 P: 14	R: 0 E: 0 K: 2 S: 7	H: 0 LOB: 0 BB: 0 P: 7	R: 0 E: 0 K: 1 S: 5	H: 1 LOB: 2 BB: 2 P: 13	R: 0 E: 0 K: 0 S: 3	H: 0 LOB: 0 BB: 0 P: 3	R: 0 E: 0 K: 2 S: 9	H: 2 LOB: 2 BB: 0 P: 9	R: 0 E: 1 K: 2 S: 8	H: 0 LOB: 1 BB: 0 P: 8	R: 0 E: 0 K: 3 S: 9	H: 0 LOB: 0 BB: 0 P: 9	R: 0 E: 0 K: 2 S: 8	H: 1 LOB: 2 BB: 1 P: 12	R: 0 E: 0 K: 2 S: 9	H: 2 LOB: 2 BB: 0 P: 9	1B: 6 2B: 1 3B: 0 HR: 0	SF: 0 SAC: 0 DP: 1 HBP: 0	WP: 0 PB: 0 SB: 0 CS: 0	PA: 39
<b>PITCHER</b>	IP	WLS	BF	H	R	ER	SO	BB	IBB	HBP	BLK	WP	HR	S	P	ERA	WHIP					
<b>Fred Norman, L</b> ERA: 3.39	(1, 1)	9.0	W	39	7	0	0	15	4	1	0	0	0	64	84	0.00	1.222					

**San Diego Padres @ Cincinnati Reds**  
Riverfront Stadium, Cincinnati, OH  
Fri Sep 15 1972, 7:05 PM EDT  
Att: 14,021 - Unknown

livebaseballscores.com

AB 34  
R 0  
H 7  
RBI 0  
BB 5  
SO 15  
LOB 24

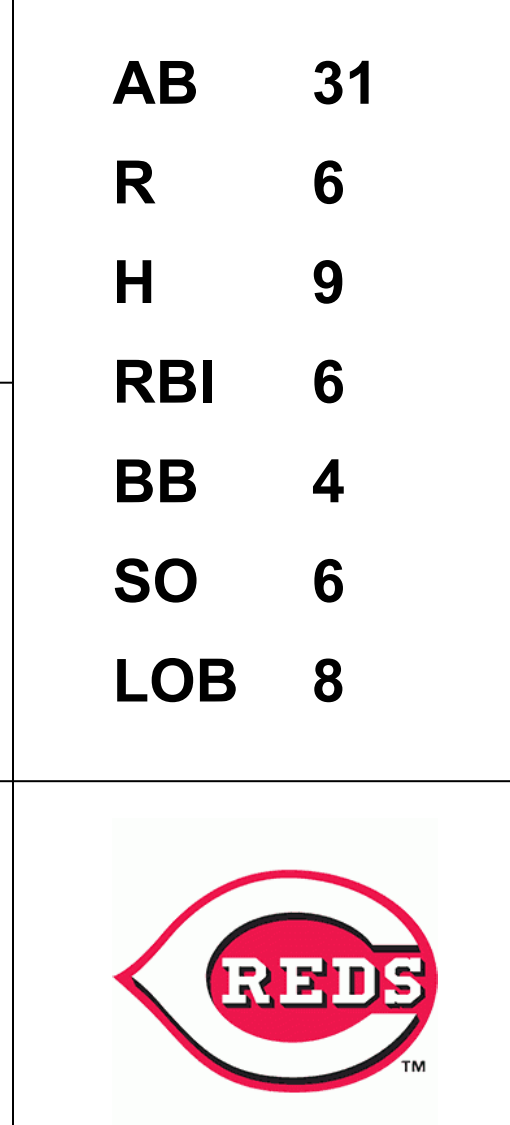


Batter	1	2	3	4	5	6	7	8	9	AB	R	H	RBI	BB	SO	LOB	TOP	
<b>Derrel Thomas, S</b> OBP: 0.292, SLG: 0.318 (1, 6)	F8		L5			L6		G3		4	0	0	0	0	0	0	<b>San Diego Padres @ Cincinnati Reds</b> Riverfront Stadium, Cincinnati, OH Sat Sep 16 1972, 7:05 PM EDT Att: 20,571 - Unknown	
<b>Dave Roberts, R</b> OBP: 0.281, SLG: 0.332 (1, 4)	P2		F7			5-3		K		4	0	0	0	0	1	0		
<b>Leron Lee, L</b> OBP: 0.363, SLG: 0.524 (1, 7)	F7			1-3			BB 1B	L8		4	1	1	0	0	0	0		
<b>Nate Colbert, R</b> OBP: 0.324, SLG: 0.518 (1, 3)		K		6-3			BB 1B	BB		2	1	0	0	2	1	0		
<b>Cito Gaston, R</b> OBP: 0.307, SLG: 0.359 (1, 8)	F9		4-3				BB 1B	K		4	0	1	1	0	1	1		
<b>Randy Elliott, R</b> OBP: 0.208, SLG: 0.217 (1, 9)	2B			P4			BB 1B	F9		4	1	1	0	0	1	3		
<b>Dave Hilton, R</b> OBP: 0.304, SLG: 0.318 (1, 5)	2B			6-3			BB 1B	F3		4	0	2	2	0	0	1		
<b>Pat Corrales, R</b> OBP: 0.260, SLG: 0.183 (7, PH)	2B			K			BB 1B			0	0	0	0	0	0	0		
<b>Larry Stahl, L</b> OBP: 0.300, SLG: 0.341 (7, 2)	5-3			K			BB 1B	F7		1	0	0	0	0	0	2		
<b>Fred Kendall, R</b> OBP: 0.241, SLG: 0.328 (7, 1)			K			4-3	4-3			0	0	0	0	0	0	0		
<b>Mike Corkins, R</b> OBP: 0.276, SLG: 0.333 (4, 1)										1	0	0	0	0	1	0		
<b>Mark Schaeffer, L</b> OBP: 0.276, SLG: 0.333 (4, 1)										0	0	0	0	0	0	0		
<b>Gary Ross, R</b> OBP: 0.247, SLG: 0.187 (6, PH)										0	0	0	0	0	0	0		
<b>Gary Jesteadt, R</b> OBP: 0.255, SLG: 0.344 (6, PH)										0	0	0	0	0	0	0		
<b>Bill Greif, R</b> OBP: 0.255, SLG: 0.344 (6, PH)										0	0	0	0	0	0	0		
<b>Bill Greif, R</b> OBP: 0.255, SLG: 0.344 (6, PH)										0	0	0	0	0	0	0		
<b>Curt Blefary, R</b> OBP: 0.255, SLG: 0.344 (7, PH)										1	0	0	0	0	0	2		
<b>Ed Acosta, S</b> OBP: 0.154, SLG: 0.083 (7, 1)										0	0	0	0	0	0	0		
<b>Inning Stats</b>	R: 0 E: 0 K: 0 S: 3	H: 0 LOB: 0 BB: 0 P: 3	R: 1 E: 0 K: 1 S: 7	H: 2 LOB: 1 BB: 0 P: 7	R: 0 E: 0 K: 1 S: 5	H: 0 LOB: 0 BB: 0 P: 5	R: 0 E: 0 K: 0 S: 3	H: 0 LOB: 0 BB: 0 P: 3	R: 0 E: 0 K: 1 S: 5	H: 0 LOB: 0 BB: 0 P: 5	R: 2 E: 0 K: 1 S: 8	H: 3 LOB: 2 BB: 1 P: 12	R: 0 E: 0 K: 1 S: 5	H: 0 LOB: 1 BB: 1 P: 9	1B: 3 2B: 2 3B: 0 HR: 0	SF: 0 SAC: 0 DP: 0 HBP: 0	WP: 0 PB: 0 SB: 0 CS: 0	PA: 34
<b>PITCHER</b>	IP WLS BF H R ER SO BB IBB HBP BLK WP HR S P ERA WHIP																	
<b>Ross Grimsley, L</b> ERA: 2.95 (1, 1)	6.0 W 23 4 3 3 3 1 0 0 0 0 0 0 28 32 4.50 0.833																	
<b>Clay Carroll, R</b> ERA: 2.49 (7, 1)	3.0 S 11 1 0 0 3 1 0 0 0 0 0 0 16 20 0.00 0.667																	

AB	30
R	3
H	5
RBI	3
BB	2
SO	5
LOB	9



Batter	1	2	3	4	5	6	7	8	9	AB	R	H	RBI	BB	SO	LOB	BOTTOM			
<b>Pete Rose, S</b> OBP: 0.384, SLG: 0.415 (1, 7)	G3		P6	BB 1B		P6				3	1	0	0	1	0	0	<b>San Diego Padres @ Cincinnati Reds</b> Riverfront Stadium, Cincinnati, OH Sat Sep 16 1972, 7:05 PM EDT Att: 20,571 - Unknown			
<b>Joe Morgan, L</b> OBP: 0.413, SLG: 0.441 (1, 4)	S 1B		BB 1B	BB 1B		F9				3	2	2	2	1	0	0				
<b>Bobby Tolan, L</b> OBP: 0.336, SLG: 0.389 (1, 8)	K		6-3	BB 1B		L4				4	0	1	1	0	1	2				
<b>Johnny Bench, R</b> OBP: 0.377, SLG: 0.516 (1, 2)	2B 1B		BB 1B	FC6 1B		F2				3	1	2	2	1	0	0				
<b>Tony Perez, R</b> OBP: 0.348, SLG: 0.496 (1, 3)	1B 2B		L4	FC6 1B		P1				4	0	1	0	0	0	4				
<b>Denis Menke, R</b> OBP: 0.318, SLG: 0.348 (1, 5)	1B			K	6-3			K		4	0	1	1	0	2	0				
<b>Cesar Geronimo, L</b> OBP: 0.332, SLG: 0.404 (1, 9)		F7		BB 1B	6-3			CS HBP		2	1	0	0	1	0	0				
<b>Darrel Chaney, S</b> OBP: 0.350, SLG: 0.329 (1, 6)	F7			K	F8			1B		4	0	1	0	0	1	1				
<b>Ross Grimsley, L</b> OBP: 0.131, SLG: 0.117 (7, 1)	K			BB 1B		K		F7		3	1	1	0	0	2	0				
<b>Clay Carroll, R</b> OBP: 0.100, SLG: 0.100 (7, 1)				BB 1B						1	0	0	0	0	0	1				
<b>Inning Stats</b>	R: 2 E: 0 K: 1 S: 8	H: 4 LOB: 2 BB: 0 P: 8	R: 0 E: 0 K: 1 S: 5	H: 0 LOB: 0 BB: 0 P: 5	R: 0 E: 0 K: 0 S: 3	H: 0 LOB: 2 BB: 2 P: 11	R: 4 E: 0 K: 2 S: 11	H: 4 LOB: 2 BB: 2 P: 19	R: 0 E: 0 K: 0 S: 3	H: 0 LOB: 0 BB: 0 P: 3	R: 0 E: 0 K: 1 S: 5	H: 0 LOB: 0 BB: 0 P: 5	R: 0 E: 0 K: 0 S: 3	H: 0 LOB: 0 BB: 0 P: 3	R: 0 E: 0 K: 1 S: 5	H: 1 LOB: 1 BB: 0 P: 6	1B: 8 2B: 1 3B: 0 HR: 0	SF: 0 SAC: 0 DP: 0 HBP: 1	WP: 0 PB: 0 SB: 1 CS: 1	PA: 36
<b>PITCHER</b>	IP WLS BF H R ER SO BB IBB HBP BLK WP HR S P ERA WHIP																			
<b>Mike Corkins, R</b> ERA: 3.85 (4, 1)	0.0 L 1 1 0 0 0 0 0 0 0 0 0 0 1 1																			
<b>Mark Schaeffer, L</b> ERA: 4.79 (4, 1)	1.1 5 1 0 0 0 0 0 0 0 0 0 0 5 5 0.00 0.750																			
<b>Gary Ross, R</b> ERA: 2.58 (6, 1)	1.0 3 0 0 0 1 0 0 0 0 0 0 0 5 5 0.00 0.000																			
<b>Bill Greif, R</b> ERA: 5.7 (7, 1)	2.0 7 1 0 0 1 0 0 0 1 0 0 0 8 9 0.00 0.500																			



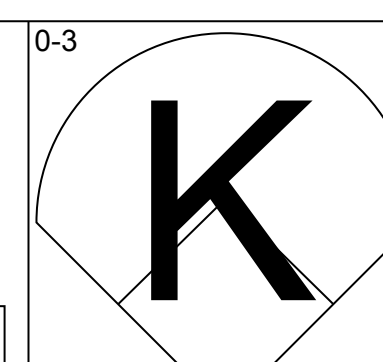
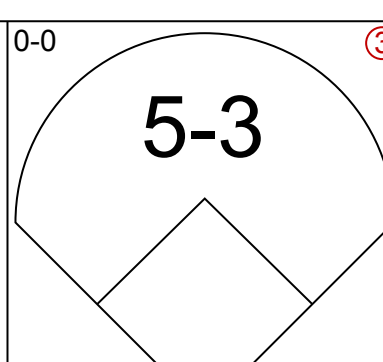
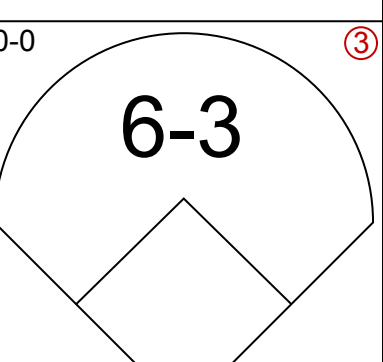
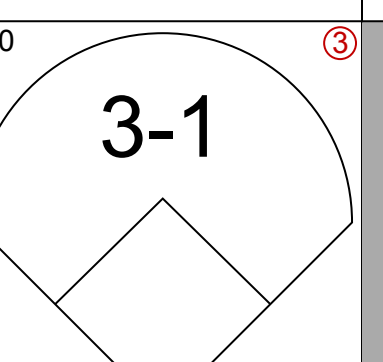
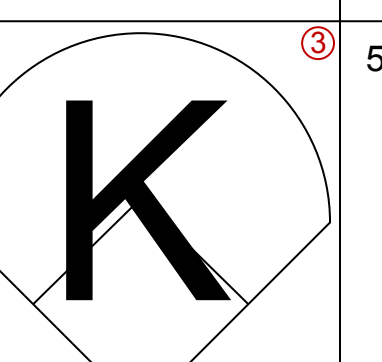
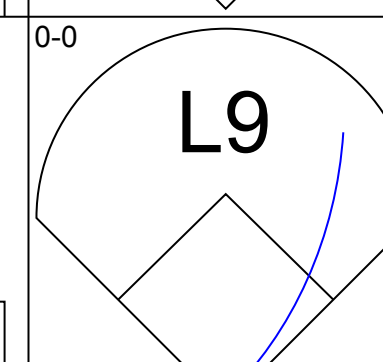
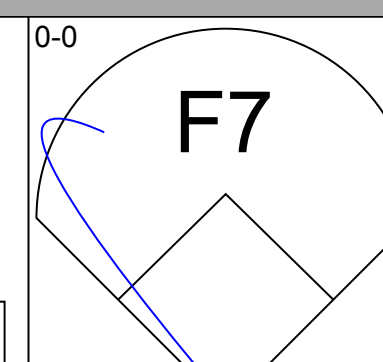
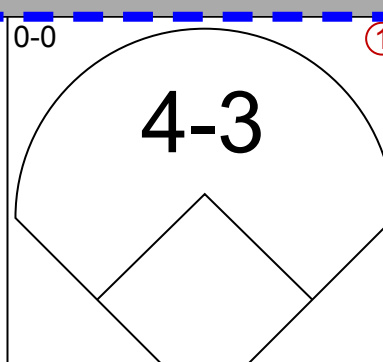
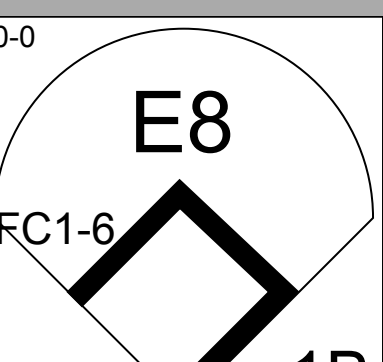
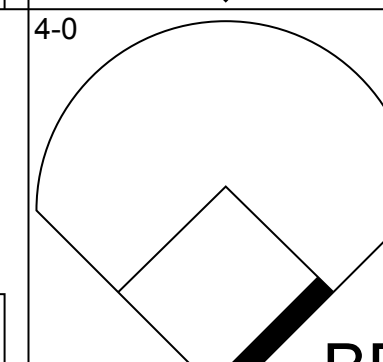
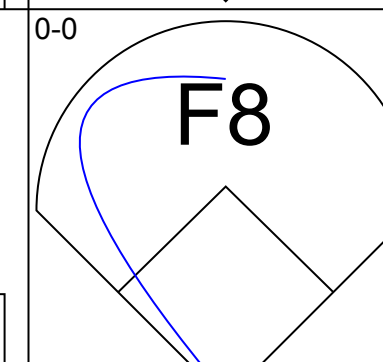
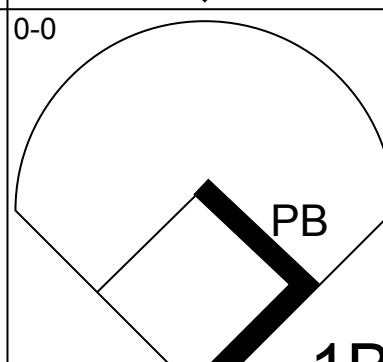
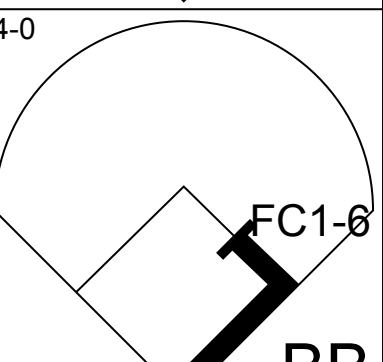
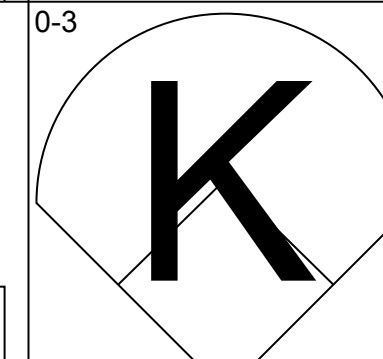
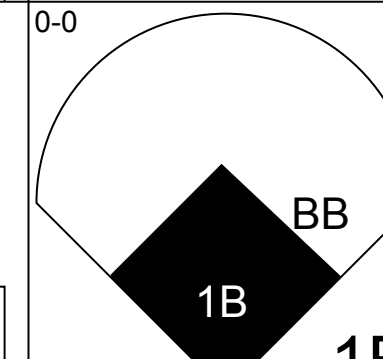
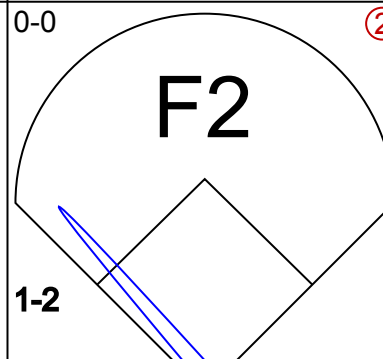
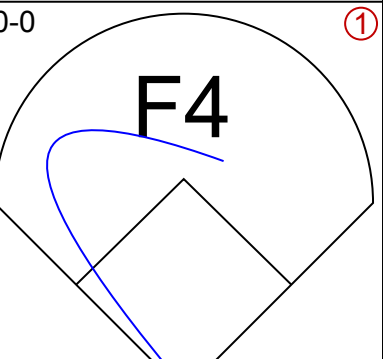
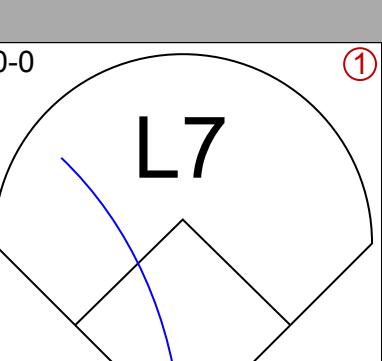
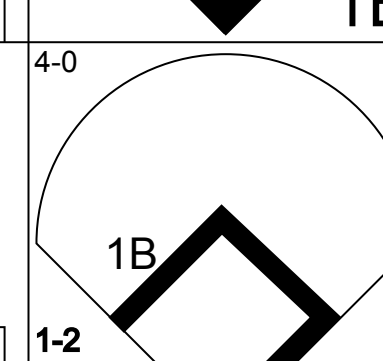
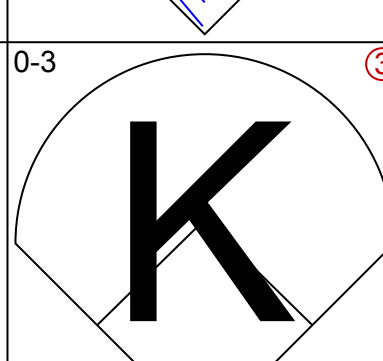
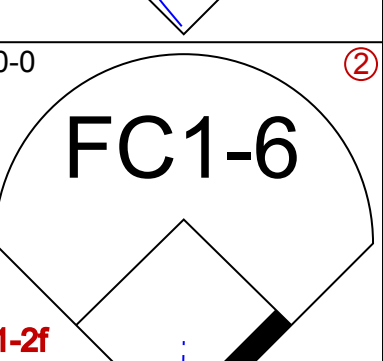

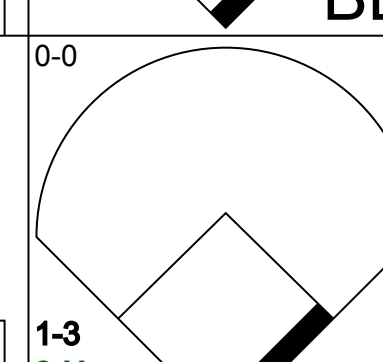
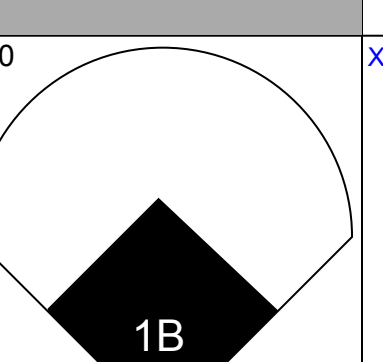

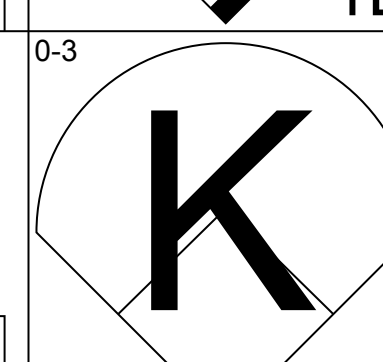
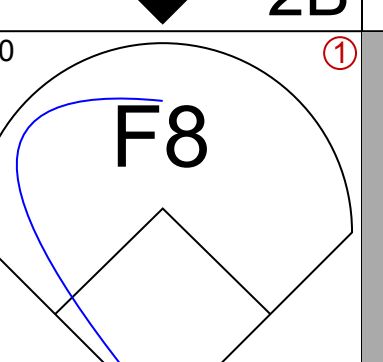
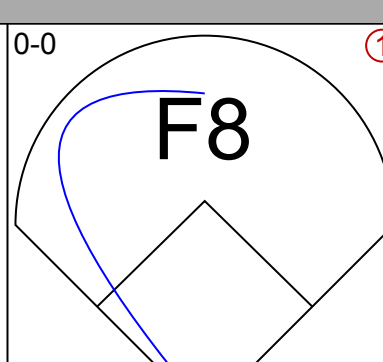
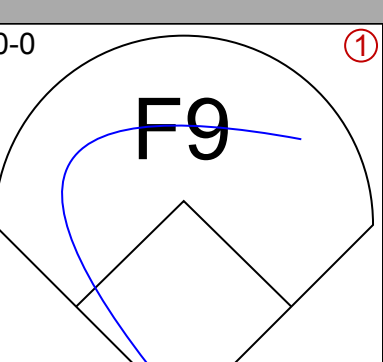

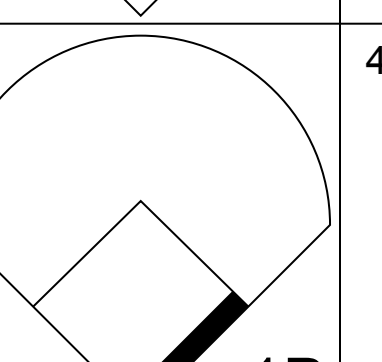
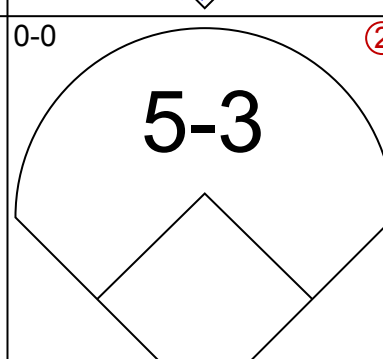
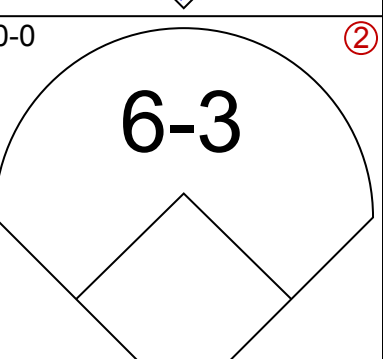
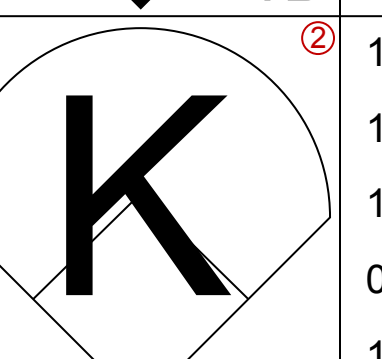
Batter	1	2	3	4	5	6	7	8	9	AB	R	H	RBI	BB	SO	LOB	TOP				
<b>Derrel Thomas, S</b> OBP: 0.291, SLG: 0.316 (1, 6)	G3	K			P6				F8	5	0	1	1	0	1	2	<b>San Diego Padres @ Cincinnati Reds</b> Riverfront Stadium, Cincinnati, OH Sun Sep 17 1972, 3:33 AM EDT Att: 18,300 - Unknown				
<b>Dave Roberts, R</b> OBP: 0.280, SLG: 0.330 (1, 4)	K	F8			P6			F8	E6 2B	5	1	1	0	0	1	3					
<b>Leron Lee, L</b> OBP: 0.364, SLG: 0.531 <b>Jerry Morales, R</b> OBP: 0.313, SLG: 0.361 (8, PR) (8, 8)	P6				F7				S E 2B	3	1	1	1	1	0	0					
<b>Nate Colbert, R</b> OBP: 0.328, SLG: 0.524 (1, 3)					HR				S S 2B	3	3	2	1	2	0	0					
<b>Johnny Grubb, L</b> OBP: 0.467, SLG: 0.500 <b>Cito Gaston, R</b> OBP: 0.306, SLG: 0.357 (8, PH) (8, 7)					G3-6				S S IBB	3	1	1	0	0	0	1					
<b>Randy Elliott, R</b> OBP: 0.241, SLG: 0.286 (1, 9)					1B				1B	2	0	0	0	0	2	2					
<b>Dave Hilton, R</b> OBP: 0.259, SLG: 0.269 (1, 5)					1B				1B	5	1	2	2	0	1	0					
<b>Pat Corrales, R</b> OBP: 0.275, SLG: 0.195 (1, 2)					1B				1B	4	0	0	0	0	1	4					
<b>Mike Caldwell, R</b> OBP: 0.128, SLG: 0.128 <b>Mark Schaeffer, L</b> (8, 1) <b>Steve Simpson, R</b> (9, 1)					1B				1B	3	0	1	2	0	1	2					
<b>Inning Stats</b>	R: 0 E: 0 K: 1 S: 5	H: 0 LOB: 0 BB: 0 P: 5	R: 3 E: 0 K: 2 S: 12	H: 5 LOB: 2 BB: 0 P: 12	R: 1 E: 0 K: 0 S: 3	H: 1 LOB: 0 BB: 1 P: 7	R: 0 E: 0 K: 0 S: 3	H: 0 LOB: 0 BB: 0 P: 3	R: 0 E: 0 K: 0 S: 3	H: 0 LOB: 0 BB: 0 P: 3	R: 1 E: 0 K: 0 S: 5	H: 2 LOB: 1 BB: 0 P: 5	R: 2 E: 0 K: 2 S: 9	H: 2 LOB: 2 BB: 2 P: 17	R: 3 E: 1 K: 2 S: 9	H: 2 LOB: 0 BB: 1 P: 13		1B: 8 2B: 2 3B: 0 HR: 2	SF: 0 SAC: 1 DP: 1 HBP: 0	WP: 0 PB: 0 SB: 3 CS: 0	PA: 42
<b>PITCHER</b>	IP	WLS	BF	H	R	ER	SO	BB	IBB	HBP	BLK	WP	HR	S	P	ERA	WHIP				
<b>Wayne Simpson, R</b> ERA: 4.37	2.0		13	6	4	4	3	1	0	0	0	0	2	18	22	18.00	3.500				
<b>Pedro Borbon, R</b> ERA: 3.1	5.0		16	2	1	1	0	0	0	0	0	0	0	16	16	1.80	0.400				
<b>Tom Hall, L</b> ERA: 2.66	0.0		2	1	2	2	0	1	0	0	0	0	0	1	5	∞	∞				
<b>Clay Carroll, R</b> ERA: 2.46	1.0	L	5	1	0	0	2	0	1	0	0	0	0	8	12	0.00	1.000				
<b>Ed Sprague, R</b> ERA: 3.65	1.0	L	6	2	3	1	2	0	1	0	0	0	0	9	13	9.00	2.000				

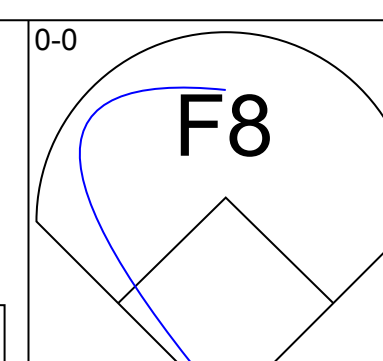
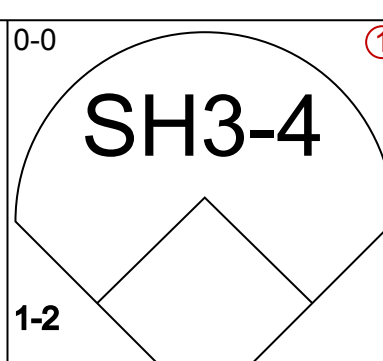
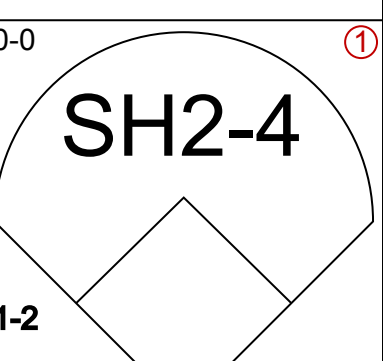
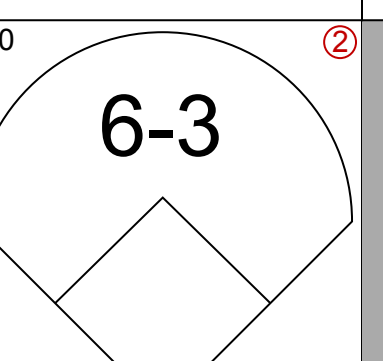
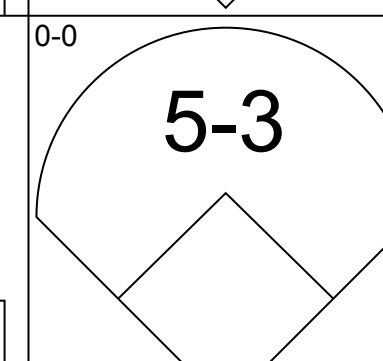
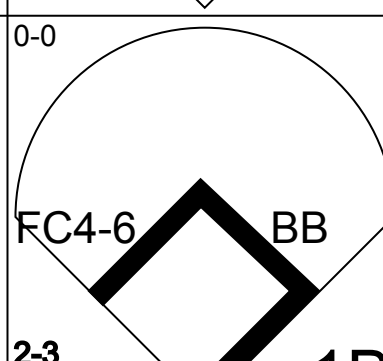
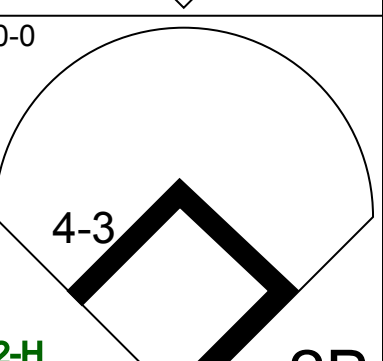
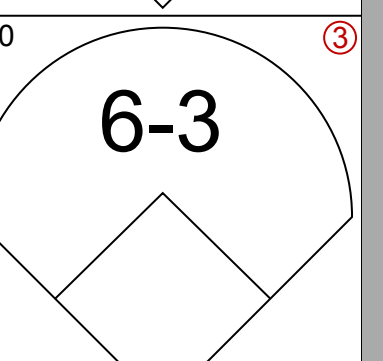
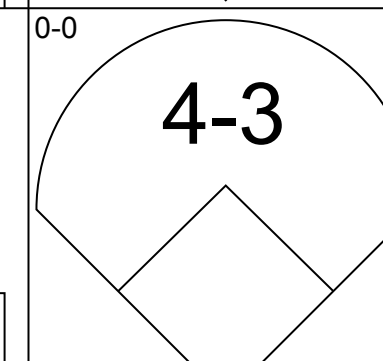
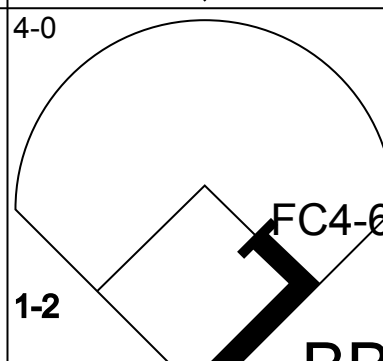
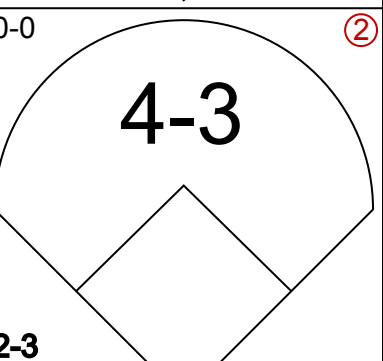

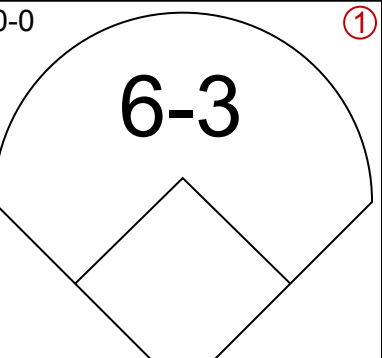
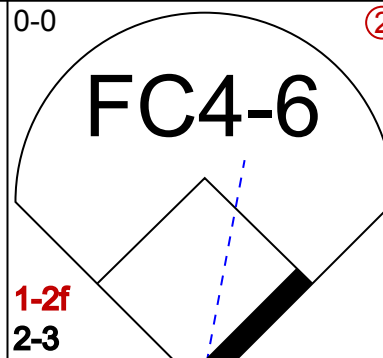
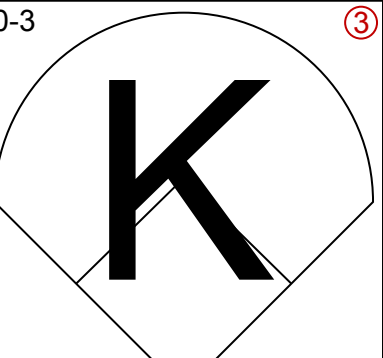

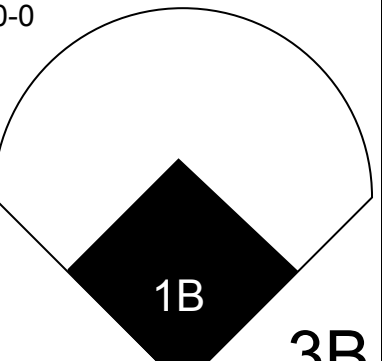
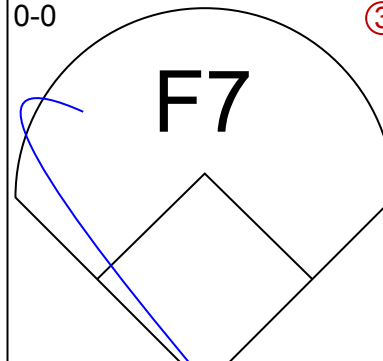





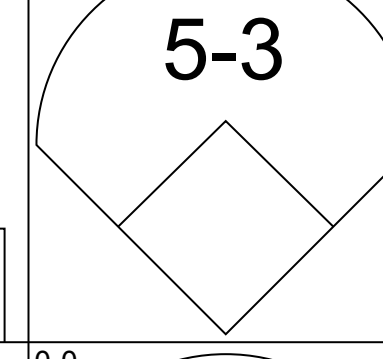
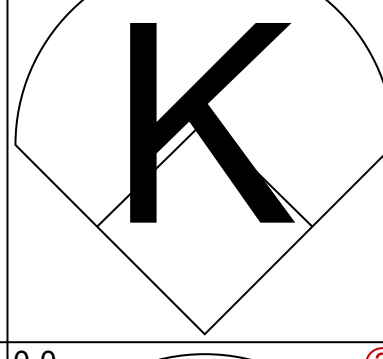
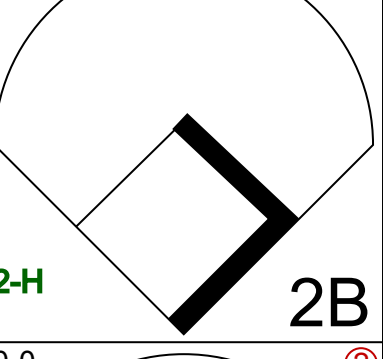

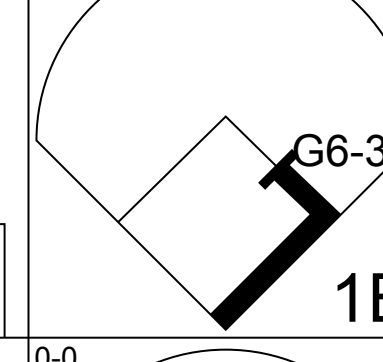
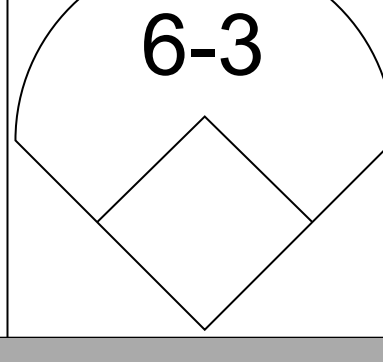
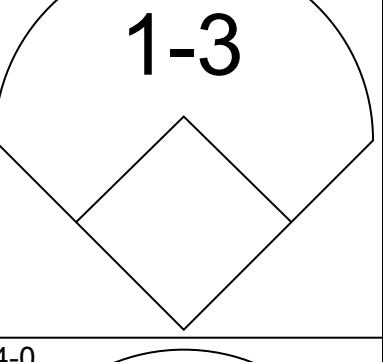

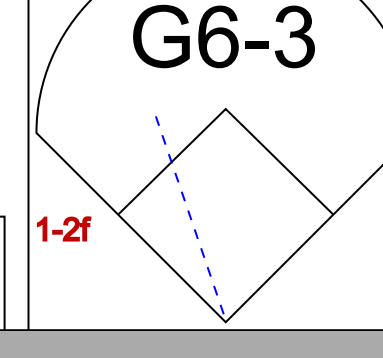
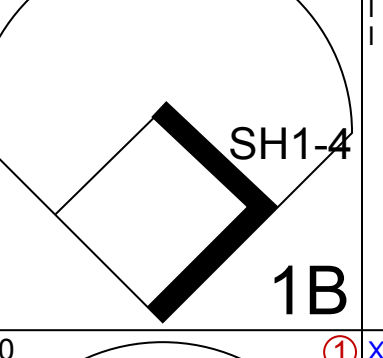

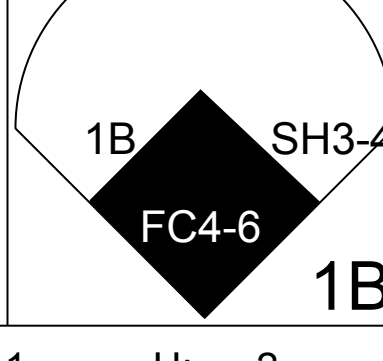
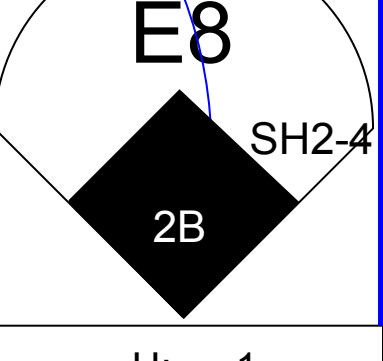
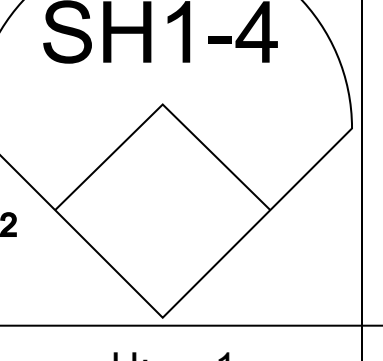

Batter	1	2	3	4	5	6	7	8	9	AB	R	H	RBI	BB	SO	LOB	BOTTOM				
<b>Pete Rose, S</b> OBP: 0.382, SLG: 0.413 (1, 7)	E5 1B 2B	5-3		F7		FC5-4 1-2 2-3		1B		5	1	1	0	0	0	4	<b>San Diego Padres @ Cincinnati Reds</b> Riverfront Stadium, Cincinnati, OH Sun Sep 17 1972, 3:33 AM EDT Att: 18,300 - Unknown				
<b>Joe Morgan, L</b> OBP: 0.413, SLG: 0.440 (1, 4)	2B 1B	F7		FC4-6 1-2 2-3		4-3		G1-6-3 1B		5	1	2	0	0	0	2					
<b>Bobby Tolan, L</b> OBP: 0.334, SLG: 0.388 (1, 8)	2B 1B	1-3		CS 3-H	4-3		4-3	G1-6-3 1-2		5	1	1	0	0	0	2					
<b>Johnny Bench, R</b> OBP: 0.379, SLG: 0.519 (1, 2)	1B SF9 2B			F2		1B		3B 1B	P3	5	2	3	2	0	0	0					
<b>Tony Perez, R</b> OBP: 0.348, SLG: 0.499 (1, 3)	1B			K		F8		1B 3B	F8	5	1	2	2	0	1	1					
<b>Denis Menke, R</b> OBP: 0.319, SLG: 0.350 (1, 5)	SF9 1B			FC6 1B		6-3		1B	K	4	0	2	2	0	1	1					
<b>Dave Concepcion, R</b> OBP: 0.281, SLG: 0.265 (1, 6)	F9			FC6 1-2		2-3		P4		4	0	0	0	0	0	3					
<b>Cesar Geronimo, L</b> OBP: 0.339, SLG: 0.407 (1, 9)				FC4-6 CS BB		FC5-4 HBP 1B		F5		3	0	2	0	1	0	0					
<b>Wayne Simpson, R</b> OBP: 0.287, SLG: 0.289 <b>Pedro Borbon, R</b> OBP: 0.306, SLG: 0.350 <b>Tom Hall, L</b> OBP: 0.196, SLG: 0.190 <b>Clay Carroll, R</b> OBP: 0.165, SLG: 0.160 <b>Hal McRae, R</b> OBP: 0.251, SLG: 0.442 <b>Ed Sprague, R</b> (9, 1)	K			E4 FC4-6		FC5-4 HBP		HR		1	0	0	0	0	0	0					
<b>Inning Stats</b>	R: 4 E: 1 K: 1 S: 11	H: 5 LOB: 2 BB: 0 P: 11	R: 0 E: 0 K: 0 S: 3	H: 0 LOB: 0 BB: 0 P: 3	R: 0 E: 0 K: 1 S: 6	H: 1 LOB: 1 BB: 0 P: 6	R: 0 E: 0 K: 0 S: 3	H: 0 LOB: 1 BB: 1 P: 7	R: 0 E: 0 K: 0 S: 4	H: 1 LOB: 1 BB: 0 P: 4	R: 2 E: 0 K: 0 S: 6	H: 3 LOB: 1 BB: 0 P: 6	R: 1 E: 0 K: 0 S: 5	H: 3 LOB: 1 BB: 0 P: 5	R: 0 E: 0 K: 1 S: 5	H: 0 LOB: 0 BB: 0 P: 5		1B: 11 2B: 1 3B: 1 HR: 1	SF: 1 SAC: 0 DP: 2 HBP: 1	WP: 0 PB: 0 SB: 0 CS: 1	PA: 43
<b>PITCHER</b>	IP	WLS	BF	H	R	ER	SO	BB	IBB	HBP	BLK	WP	HR	S	P	ERA	WHIP				
<b>Mike Caldwell, L</b> ERA: 3.53	7.1		37	13	7	6	2	1	0	1	0	0	1	39	44	7.36	1.909				
<b>Mark Schaeffer, L</b> ERA: 4.69	0.2	W	2	1	0	0	0	0	0	0	0	0	0	2	2	0.00	1.500				
<b>Steve Simpson, R</b> ERA:	1.0	S	3	0	0	0	1	0	0	0	0	0	0	5	5	0.00	0.000				



Batter	1	2	3	4	5	6	7	8	9	10	AB	R	H	RBI	BB	SO	LOB	TOP	
Billy Grabarkewitz, R Manny Mota, R Pete Mikkelsen, R Claude Osteen, L Pete Richert, L	(1.4) 0-3 K		(0.0) 6-3			(0.0) F2	(0.0) FC5			(0.0) SH1-4	3	0	0	0	0	1	0	<b>Los Angeles Dodgers @ San Diego Padres</b> San Diego Stadium, San Diego, CA Mon Sep 18 1972, 10:05 PM EDT Att: 2,556 - Unknown <a href="http://livebaseballscorecards.com">livebaseballscorecards.com</a>	
Wes Parker, S	(1.3) 0-0 F5			(0.0) F7		(0.0) CS 1B			(0.0) K	(4.0) FC4-6 BB	4	0	1	0	1	1	0		
Willie Davis, L	(1.8) 0-0 F2			(0.0) 3B		(0.0) F9			(0.0) F7	(0.0) FC4-6 BB 1-2f 2-3	5	0	1	0	0	0	3		
Frank Robinson, R	(1.7) HR			(0.0) F9		(0.0) 1B FC1-2 1B			(0.0) K	(4.0) BB 1-2	4	1	2	1	1	1	1		
Willie Crawford, L	(1.9) G3			(4.0) BB		(0.0) FC1-2 2B 1B			(0.0) K	(4.0) BB 1-2 2-3 3-4H	3	1	1	1	2	1	0		
Bobby Valentine, R	(1.5) F8			(0.0) 5-3		(0.0) FC1-2 2B 1-2 3-H			(0.0) F9	(0.0) F4	5	0	0	0	0	0	7		
Bill Russell, R	(1.6) K			(0.0) K		(0.0) FC5 1-3 2-H			(0.0) S 1B		4	0	2	1	0	2	0		
Steve Yeager, R	(1.2) 5-3			(0.0) F7		(0.0) F2			(0.0) K		4	0	0	0	0	1	3		
Tommy John, R Jim Lefebvre, S Maury Wills, S	(1.1) F6			(0.0) 5-3		(4.0) IBB			(4.0) FC4-6 SH1-4 BB BB		2	0	0	0	0	0	0		
<b>Inning Stats</b>	R: 0 E: 0 K: 1 S: 5	H: 0 LOB: 0 BB: 0 P: 5	R: 1 E: 0 K: 1 S: 6	H: 1 LOB: 0 BB: 0 P: 6	R: 0 E: 0 K: 0 S: 3	H: 0 LOB: 0 BB: 1 P: 3	R: 0 E: 0 K: 1 S: 4	H: 1 LOB: 2 BB: 1 P: 8	R: 0 E: 0 K: 1 S: 5	H: 0 LOB: 0 BB: 0 P: 5	R: 0 E: 0 K: 2 S: 7	H: 0 LOB: 0 BB: 0 P: 7	R: 0 E: 0 K: 2 S: 8	H: 1 LOB: 1 BB: 0 P: 8	R: 1 E: 0 K: 0 S: 3	H: 0 LOB: 3 BB: 4 P: 19	1B: 4 2B: 1 3B: 1 HR: 1		SF: 0 SAC: 1 DP: 0 HBP: 0
<b>PITCHER</b>	IP 7.0	WLS 28	H 6	R 2	ER 2	SO 3	BB 1	IBB 0	HBP 0	BLK 0	WP 0	HR 1	S 32	P 40	ERA 2.57	WHIP 1.000			
Steve Arlin, R	(1.1)	7.0	28	6	2	2	3	1	0	0	0	1	32	40	2.57	1.000			
Steve Simpson, R	(8.1)	2.2	L	12	1	1	4	3	0	0	0	0	17	29	3.38	1.500			
Gary Ross, R	(10.1)	0.1	2	0	0	0	0	1	0	0	0	0	1	5	0.00	3.000			

Batter	1	2	3	4	5	6	7	8	9	10	AB	R	H	RBI	BB	SO	LOB	BOTTOM	
Derrel Thomas, S Johnny Jeter, R	(1.6) 0-0 6-3	(0.0) 4-3			(0.0) FC6-4 FC5-4 1-2f		(4.0) S BB			(1.0) FC6-4 HBP	3	0	0	0	1	0	3	<b>Los Angeles Dodgers @ San Diego Padres</b> San Diego Stadium, San Diego, CA Mon Sep 18 1972, 10:05 PM EDT Att: 2,556 - Unknown <a href="http://livebaseballscorecards.com">livebaseballscorecards.com</a>	
Dave Roberts, R	(1.4) 0-3 K		(0.0) F8		(0.0) FC5-4 1-2f		(0.0) K			(0.0) FC6-4 1-2f	5	0	0	0	0	2	4		
Leron Lee, L	(1.7) 0-3 K		(0.0) K			(0.0) G3			(0.0) F8	(0.0) 4-3	5	0	0	0	0	2	1		
Nate Colbert, R	(1.3) 1B 2B		(0.0) 5-3			(0.0) F9			(0.0) 5-3		4	1	1	0	0	0	0		
Cito Gaston, R	(1.8) SH SF8 2H	(0.0) SH BB SF8 1B		(0.0) 6-3		(0.0) FC6-4 1B			(0.0) 1-3		4	1	2	1	0	0	0		
Randy Elliott, R	(1.9) SH BB	(4.0) SH BB		(0.0) K		(0.0) FC6-4 1-2f				(0.0) K	3	0	0	0	1	2	1		
Dave Hilton, R	(1.5) SH	(0.0) SH		(0.0) 4-3			(0.0) 6-3			(0.0) 5-3	3	0	0	0	0	0	0		
Fred Kendall, R Gary Ross, R	(1.2) SF8	(0.0) SF8		(0.0) K		(0.0) K	(0.0) L7			(0.0) 5-3	3	0	0	1	0	1	0		
Steve Arlin, R Curt Blefary, R Enzo Hernandez, R Steve Simpson, R Pat Corrales, R Jerry Morales, R	(1.1) K	(0.3) K		(0.0) FC6-4 1B		(4.0) S BB			(0.0) F6		2	0	1	0	0	1	2		
<b>Inning Stats</b>	R: 0 E: 0 K: 2 S: 7	H: 0 LOB: 0 BB: 7 P: 7	R: 2 E: 0 K: 1 S: 8	H: 2 LOB: 2 BB: 1 P: 12	R: 0 E: 0 K: 1 S: 5	H: 0 LOB: 0 BB: 5 P: 5	R: 0 E: 0 K: 1 S: 5	H: 0 LOB: 0 BB: 0 P: 5	R: 0 E: 0 K: 1 S: 4	H: 1 LOB: 1 BB: 0 P: 4	R: 0 E: 0 K: 0 S: 3	H: 0 LOB: 0 BB: 0 P: 3	R: 0 E: 0 K: 1 S: 5	H: 0 LOB: 0 BB: 0 P: 5	R: 0 E: 0 K: 0 S: 3	H: 0 LOB: 1 BB: 0 P: 4	1B: 3 2B: 1 3B: 0 HR: 0		SF: 1 SAC: 1 DP: 0 HBP: 1
<b>PITCHER</b>	IP 6.0	WLS 24	H 4	R 2	ER 2	SO 6	BB 1	IBB 0	HBP 0	BLK 0	WP 0	HR 0	S 35	P 39	ERA 3.00	WHIP 0.833			
Tommy John, L	(1.1)	6.0	24	4	2	2	6	1	0	0	0	0	35	39	3.00	0.833			
Pete Mikkelsen, R	(7.1)	3.0	W	11	0	0	2	2	0	0	0	0	13	21	0.00	0.667			
Pete Richert, L	(10.1)	1.0	S	4	0	0	0	0	0	1	0	0	3	4	0.00	0.000			

Batter	1	2	3	4	5	6	7	8	9	AB	R	H	RBI	BB	SO	LOB	TOP					
<b>Billy Grabarkewitz, R</b> OBP: 0.273, SLG: 0.286 (1, 4)										5	0	0	0	0	2	2	<b>Los Angeles Dodgers @ San Diego Padres</b> San Diego Stadium, San Diego, CA Tue Sep 19 1972, 10:05 PM EDT Att: 6,260 - Unknown <a href="http://livebaseballscorecards.com">livebaseballscorecards.com</a>					
<b>Wes Parker, S</b> OBP: 0.366, SLG: 0.355 (1, 3)								 FC1-6 1B		4	0	1	0	0	0	0						
<b>Willie Davis, L</b> OBP: 0.319, SLG: 0.441 (1, 8)						 1B		 BB		2	0	1	0	2	0	0						
<b>Frank Robinson, R</b> OBP: 0.356, SLG: 0.445 (1, 7)				 1B		 1-2				4	1	1	0	0	1	4						
<b>Willie Crawford, L</b> OBP: 0.348, SLG: 0.415 (1, 9)				 1-2 BB				 1-2 2-3		3	0	0	0	1	1	3						
<b>Bobby Valentine, R</b> OBP: 0.318, SLG: 0.338 (1, 5)				 1-3 2-H				 2B		4	1	2	1	0	0	2						
<b>Bill Russell, R</b> OBP: 0.320, SLG: 0.367 (1, 6)										4	0	0	0	0	1	3						
<b>Steve Yeager, R</b> OBP: 0.317, SLG: 0.289 (1, 2)										4	0	1	0	0	1	1						
<b>Bill Singer, R</b> OBP: 0.105, SLG: 0.091 (1, 1)										1	0	0	0	0	0	0						
<b>Mike Strahler, R</b> OBP: 0.400, SLG: 0.143 (4, 1)										1	0	0	0	0	0	0						
<b>Manny Mota, R</b> OBP: 0.380, SLG: 0.440 (7, PH)										1	0	1	1	0	0	0						
<b>Doug Rau, L</b> OBP: 0.400, SLG: 0.750 (7, 1)										0	0	0	0	0	0	0						
<b>Jim Lefebvre, S</b> OBP: 0.271, SLG: 0.337 (9, PH)										1	0	0	0	0	1	1						
<b>Inning Stats</b>	R: 0 E: 0 K: 2 S: 7	H: 0 LOB: 1 BB: 1 P: 11	R: 0 E: 0 K: 0 S: 3	H: 0 LOB: 0 BB: 0 P: 3	R: 0 E: 0 K: 0 S: 3	H: 0 LOB: 0 BB: 0 P: 3	R: 1 E: 0 K: 1 S: 7	H: 2 LOB: 2 BB: 1 P: 11	R: 0 E: 0 K: 0 S: 3	H: 0 LOB: 0 BB: 0 P: 3	R: 0 E: 0 K: 1 S: 6	H: 1 LOB: 1 BB: 0 P: 6	R: 1 E: 0 K: 1 S: 7	H: 2 LOB: 1 BB: 0 P: 7	R: 0 E: 1 K: 0 S: 4	H: 1 LOB: 2 BB: 1 P: 8	R: 0 E: 0 K: 2 S: 8	H: 1 LOB: 1 BB: 0 P: 8	1B: 6 2B: 1 3B: 0 HR: 0	SF: 0 SAC: 0 DP: 0 HBP: 0	WP: 0 PB: 1 SB: 0 CS: 0	PA: 37
<b>PITCHER</b>	IP	WLS	BF	H	R	ER	SO	BB	IBB	HBP	BLK	WP	HR	S	P	ERA	WHIP					
<b>Clay Kirby, R</b> ERA: 3.15 (1, 1)	5.0	W	19	2	1	1	3	2	0	0	0	0	0	23	31	1.80	0.800					
<b>Mike Corkins, R</b> ERA: 3.6 (6, 1)	4.0	S	18	5	1	1	4	1	0	0	0	0	0	25	29	2.25	1.500					

Batter	1	2	3	4	5	6	7	8	9	AB	R	H	RBI	BB	SO	LOB	BOTTOM				
<b>Enzo Hernandez, R</b> OBP: 0.232, SLG: 0.222 (1, 6)			 1-2		 1-2					2	0	0	0	0	0	1	<b>Los Angeles Dodgers @ San Diego Padres</b> San Diego Stadium, San Diego, CA Tue Sep 19 1972, 10:05 PM EDT Att: 6,260 - Unknown <a href="http://livebaseballscorecards.com">livebaseballscorecards.com</a>				
<b>Dave Roberts, R</b> OBP: 0.279, SLG: 0.330 (1, 4)			 BB 2-3 1B		 2-H 2B					4	0	2	1	0	0	1					
<b>Leron Lee, L</b> OBP: 0.361, SLG: 0.520 (1, 7)			 BB 1-2		 2-3		 SF9 BB			2	1	0	0	2	0	1					
<b>Nate Colbert, R</b> OBP: 0.327, SLG: 0.522 (1, 3)			 1-2 2-3 3-H				 2B 1B			4	1	1	1	0	1	3					
<b>Johnny Grubb, L</b> OBP: 0.444, SLG: 0.588 (1, 8)		 3B					 1-2 3-H			3	1	1	0	0	0	2					
<b>Jerry Morales, R</b> OBP: 0.311, SLG: 0.360 (7, 8)							 3-H			0	0	0	1	0	0	0					
<b>Randy Elliott, R</b> OBP: 0.270, SLG: 0.314 (1, 9)	 1B 3-H							 2-H		4	0	2	2	0	1	0					
<b>Dave Hilton, R</b> OBP: 0.235, SLG: 0.242 (1, 5)	 1-2			 1B						4	0	1	0	0	0	2					
<b>Fred Kendall, R</b> OBP: 0.242, SLG: 0.324 (1, 2)				 1-2			 1B			3	0	1	0	1	0	2					
<b>Clay Kirby, R</b> OBP: 0.107, SLG: 0.069 (1, 1)			 SH3-4 FC4-6		 2B SH2-4		 1-2			1	1	1	0	0	0	0					
<b>Johnny Jeter, R</b> OBP: 0.274, SLG: 0.315 (5, PH)										1	1	0	0	0	0	0					
<b>Mike Corkins, R</b> OBP: 0.263, SLG: 0.324 (6, 1)										1	0	0	0	0	0	2					
<b>Inning Stats</b>	R: 0 E: 0 K: 0 S: 3	H: 2 LOB: 1 BB: 0 P: 5	R: 1 E: 0 K: 0 S: 5	H: 2 LOB: 1 BB: 1 P: 9	R: 0 E: 0 K: 0 S: 3	H: 1 LOB: 0 BB: 0 P: 3	R: 1 E: 1 K: 1 S: 7	H: 1 LOB: 1 BB: 0 P: 7	R: 0 E: 0 K: 1 S: 5	H: 0 LOB: 0 BB: 0 P: 5	R: 0 E: 0 K: 1 S: 4	H: 1 LOB: 1 BB: 0 P: 4	R: 2 E: 0 K: 0 S: 5	H: 2 LOB: 2 BB: 2 P: 13	1B: 6 2B: 2 3B: 1 HR: 0	SF: 1 SAC: 3 DP: 1 HBP: 0	WP: 0 PB: 0 SB: 0 CS: 0	PA: 36			
<b>PITCHER</b>	IP	WLS	BF	H	R	ER	SO	BB	IBB	HBP	BLK	WP	HR	S	P	ERA	WHIP				
<b>Bill Singer, R</b> ERA: 3.67 (1, 1)	3.0	L	14	4	2	2	0	1	0	0	0	0	0	13	17	6.00	1.667				
<b>Mike Strahler, R</b> ERA: 3.58 (4, 1)	3.0		11	2	1	0	2	0	0	0	0	0	0	15	15	0.00	0.667				
<b>Doug Rau, L</b> ERA: 3.48 (7, 1)	2.0		11	3	2	2	0	1	1	0	0	0	0	9	17	9.00	2.000				

Batter	1	2	3	4	5	6	7	8	9	AB	R	H	RBI	BB	SO	LOB	TOP			
<b>Billy Grabarkewitz, R</b> OBP: 0.265, SLG: 0.278 (1, 4)										4	0	0	1	0	3	5	<b>Los Angeles Dodgers @ San Diego Padres</b> San Diego Stadium, San Diego, CA Wed Sep 20 1972, 10:05 PM EDT Att: 4,582 - Unknown <a href="http://livebaseballscorecards.com">livebaseballscorecards.com</a>			
<b>Wes Parker, S</b> OBP: 0.366, SLG: 0.358 (1, 9) (8, 3)										5	1	3	0	0	0	3				
<b>Willie Davis, L</b> OBP: 0.318, SLG: 0.439 (1, 8)										5	0	1	0	0	0	2				
<b>Frank Robinson, R</b> OBP: 0.354, SLG: 0.443 (1, 7) (8, 9)										4	0	1	1	0	1	0				
<b>Willie Crawford, L</b> OBP: 0.348, SLG: 0.415 (8, 9)										0	0	0	0	0	0	0				
<b>Terrance McDermott, R</b> OBP: 0.222, SLG: 0.222 (1, 3) <b>Chris Cannizzaro, R</b> OBP: 0.341, SLG: 0.300 (8, 2)										4	1	1	0	0	1	3				
<b>Bobby Valentine, R</b> OBP: 0.320, SLG: 0.339 (1, 5) <b>Maury Wills, S</b> OBP: 0.191, SLG: 0.168 (8, 5)										4	1	2	0	0	1	1				
<b>Bill Russell, R</b> OBP: 0.324, SLG: 0.371 (1, 6)										4	2	3	0	0	0	1				
<b>Steve Yeager, R</b> OBP: 0.327, SLG: 0.301 (8, PH) <b>Manny Mota, R</b> OBP: 0.382, SLG: 0.442 (8, 7)										3	0	2	0	0	0	1				
<b>Claude Osteen, L</b> OBP: 0.325, SLG: 0.390 (1, 1)										1	0	1	2	0	0	0				
<b>Inning Stats</b>	R: 0 E: 0 K: 1 S: 7	H: 2 LOB: 2 BB: 0 P: 7	R: 0 E: 0 K: 1 S: 7	H: 2 LOB: 2 BB: 0 P: 7	R: 1 E: 0 K: 0 S: 5	H: 2 LOB: 1 BB: 0 P: 5	R: 0 E: 0 K: 0 S: 7	H: 0 LOB: 0 BB: 0 P: 7	R: 1 E: 0 K: 0 S: 5	H: 2 LOB: 1 BB: 0 P: 5	R: 0 E: 0 K: 0 S: 3	H: 1 LOB: 0 BB: 0 P: 3	R: 2 E: 0 K: 2 S: 11	H: 4 LOB: 2 BB: 0 P: 11	R: 0 E: 0 K: 0 S: 3	H: 0 LOB: 0 BB: 0 P: 3		1B: 14 2B: 1 3B: 1 HR: 0	SF: 2 SAC: 1 DP: 1 HBP: 0	WP: 0 PA: 41 PB: 0 SB: 0 CS: 0
<b>PITCHER</b>	IP	WLS	BF	H	R	ER	SO	BB	IBB	HBP	BLK	WP	HR	S	P	ERA		WHIP		
<b>Fred Norman, L</b> ERA: 3.51 <b>Gary Ross, R</b> ERA: 2.51	(1, 1) (8, 1)	7.0 L	34	14	5	5	5	0	0	0	0	0	0	44	44	6.43		2.000		

Batter	1	2	3	4	5	6	7	8	9	AB	R	H	RBI	BB	SO	LOB	BOTTOM			
<b>Enzo Hernandez, R</b> OBP: 0.229, SLG: 0.219 (1, 6)										4	0	0	0	0	0	1	<b>Los Angeles Dodgers @ San Diego Padres</b> San Diego Stadium, San Diego, CA Wed Sep 20 1972, 10:05 PM EDT Att: 4,582 - Unknown <a href="http://livebaseballscorecards.com">livebaseballscorecards.com</a>			
<b>Dave Roberts, R</b> OBP: 0.276, SLG: 0.327 (1, 4)										4	0	0	0	0	1	1				
<b>Leron Lee, L</b> OBP: 0.363, SLG: 0.522 (1, 7) <b>Jerry Morales, R</b> OBP: 0.312, SLG: 0.360 (2, 8)										1	0	1	0	0	0	0				
<b>Nate Colbert, R</b> OBP: 0.328, SLG: 0.521 (1, 3)										3	1	1	0	1	0	1				
<b>Cito Gaston, R</b> OBP: 0.310, SLG: 0.363 (1, 8) (2, 7)										4	1	2	0	0	0	2				
<b>Randy Elliott, R</b> OBP: 0.244, SLG: 0.282 (1, 9)										4	0	0	0	0	1	4				
<b>Dave Hilton, R</b> OBP: 0.283, SLG: 0.297 (1, 5)										4	1	2	2	0	0	1				
<b>Fred Kendall, R</b> OBP: 0.243, SLG: 0.324 (1, 2)										3	0	1	0	0	0	1				
<b>Fred Norman, S</b> OBP: 0.234, SLG: 0.143 <b>Gary Ross, R</b> OBP: 0.167, SLG: 0.167 (8, 1)										3	0	0	1	0	0	1				
<b>Inning Stats</b>	R: 0 E: 0 K: 1 S: 6	H: 1 LOB: 1 BB: 0 P: 6	R: 0 E: 0 K: 0 S: 4	H: 1 LOB: 0 BB: 0 P: 4	R: 0 E: 0 K: 0 S: 3	H: 0 LOB: 0 BB: 0 P: 3	R: 0 E: 0 K: 0 S: 3	H: 1 LOB: 1 BB: 1 P: 7	R: 1 E: 1 K: 0 S: 5	H: 2 LOB: 1 BB: 0 P: 5	R: 2 E: 0 K: 1 S: 7	H: 3 LOB: 1 BB: 0 P: 7	R: 0 E: 0 K: 0 S: 3	H: 0 LOB: 0 BB: 0 P: 3	R: 0 E: 0 K: 0 S: 3	H: 0 LOB: 0 BB: 0 P: 3		1B: 6 2B: 2 3B: 0 HR: 0	SF: 0 SAC: 0 DP: 1 HBP: 0	WP: 0 PA: 34 PB: 1 SB: 0 CS: 0
<b>PITCHER</b>	IP	WLS	BF	H	R	ER	SO	BB	IBB	HBP	BLK	WP	HR	S	P	ERA		WHIP		
<b>Claude Osteen, L</b> ERA: 2.67	(1, 1)	9.0 W	34	8	3	2	2	1	0	0	0	0	0	37	41	2.00		1.000		

Batter	1	2	3	4	5	6	7	8	9	AB	R	H	RBI	BB	SO	LOB	TOP			
Enzo Hernandez, R (1,6) OBP: 0.227, SLG: 0.217 Curt Blefary, L (8, PH) OBP: 0.336, SLG: 0.355 Derrel Thomas, S (8, PR) OBP: 0.291, SLG: 0.314	1-3		FC5-4		4-3			BB		3	0	0	0	0	0	3	<b>San Diego Padres @ Atlanta Braves</b> Atlanta Stadium, Atlanta, GA Fri Sep 22 1972, 7:05 PM EDT Att: 2,476 - Unknown			
Dave Roberts, R (1,4) OBP: 0.276, SLG: 0.326	6-3		F7		2	G1-6-3		F9		4	0	1	0	0	0	3				
Leron Lee, L (1,7) OBP: 0.361, SLG: 0.519				F9		G1-6-3		4-3		4	0	1	0	0	0	3				
Nate Colbert, R (1,3) OBP: 0.329, SLG: 0.520	FC6-4			6-3		6-3				3	0	1	0	1	0	1				
Johnny Grubb, L (1,8) OBP: 0.364, SLG: 0.476		6-3		6-3			K2-3		P1	4	0	0	0	0	1	2				
Randy Elliott, R (1,9) OBP: 0.222, SLG: 0.256		K		6-3			F4		F3	4	0	0	0	0	1	2				
Dave Hilton, R (1,5) OBP: 0.238, SLG: 0.268		K			E5		F7		F3	4	0	0	0	0	1	1				
Fred Kendall, R (1,2) OBP: 0.241, SLG: 0.322 Cito Gaston, R (8, PH) OBP: 0.309, SLG: 0.362 Pat Corrales, R (8, 2) OBP: 0.275, SLG: 0.195			6-3		E5			E6		2	0	0	0	0	0	1				
Mike Caldwell, R (1,1) OBP: 0.146, SLG: 0.146 Steve Simpson, R (7, 1) Larry Stahl, L (8, PH) OBP: 0.299, SLG: 0.340 Bill Greif, R (8, 1) OBP: 0.059, SLG: 0.030					SH1-4		SH1-4		K	1	0	0	0	0	0	0				
					SH1-4					0	0	0	0	0	0	0				
					SH1-4					1	0	1	0	0	0	0				
					SH1-4					0	0	0	0	0	0	0				
					SH1-4					1	0	0	0	0	1	1				
					SH1-4					0	0	0	0	0	0	0				
<b>Inning Stats</b>	R: 0 E: 0 K: 0 S: 4	H: 1 LOB: 1 BB: 0 P: 4	R: 0 E: 0 K: 2 S: 7	H: 0 LOB: 0 BB: 0 P: 7	R: 0 E: 0 K: 0 S: 4	H: 1 LOB: 1 BB: 0 P: 4	R: 0 E: 0 K: 0 S: 3	H: 0 LOB: 1 BB: 1 P: 7	R: 0 E: 2 K: 0 S: 4	H: 0 LOB: 2 BB: 0 P: 4	R: 0 E: 0 K: 1 S: 5	H: 0 LOB: 0 BB: 0 P: 5	R: 0 E: 1 K: 1 S: 6	H: 0 LOB: 2 BB: 1 P: 10	R: 0 E: 0 K: 0 S: 4	H: 1 LOB: 1 BB: 0 P: 4	1B: 4 2B: 0 3B: 0 HR: 0	SF: 0 SAC: 1 DP: 1 HBP: 0	WP: 0 PB: 0 SB: 0 CS: 0	PA: 34
<b>PITCHER</b> Phil Niekro, R (1,1) ERA: 2.94	IP: 9.0 WLS: W BF: 35 H: 4 R: 0 ER: 0 SO: 4 BB: 2 IBB: 0 HBP: 0 BLK: 0 WP: 0 HR: 0 S: 40 P: 48 ERA: 0.00 WHIP: 0.667																			

Batter	1	2	3	4	5	6	7	8	9	AB	R	H	RBI	BB	SO	LOB	BOTTOM				
Ralph Garr, L (1,7) OBP: 0.356, SLG: 0.428	1-3			6-3		5-3		6-3		4	0	0	0	0	0	0	<b>San Diego Padres @ Atlanta Braves</b> Atlanta Stadium, Atlanta, GA Fri Sep 22 1972, 7:05 PM EDT Att: 2,476 - Unknown				
Felix Milan, R (1,4) OBP: 0.295, SLG: 0.317	F9			6-3		F8		FC5-4		4	0	1	0	0	0	0					
Hank Aaron, R (1,3) OBP: 0.395, SLG: 0.510	F8			6-3		F4		FC5-4		4	0	0	0	0	0	1					
Earl Williams, R (1,5) OBP: 0.338, SLG: 0.462		F3			5-3		K	K		4	0	0	0	0	2	1					
Dusty Baker Jr., R (1,8) OBP: 0.393, SLG: 0.516		F8			1B		5-3			3	1	1	0	0	0	0					
Oscar Brown, R (1,9) OBP: 0.226, SLG: 0.324		6-3			1B		1B			3	1	2	0	0	0	0					
Marty Perez, R (1,6) OBP: 0.276, SLG: 0.267			4-3		1B		1B			3	0	2	1	0	0	0					
Bob Didier, S (1,2) OBP: 0.393, SLG: 0.423			F8		L7		1B			3	0	1	1	0	0	2					
Phil Niekro, R (1,1) OBP: 0.226, SLG: 0.247			1-3		K		F8			3	0	0	0	0	1	4					
										1B: 7 2B: 0 3B: 0 HR: 0	SF: 0 SAC: 0 DP: 0 HBP: 0	WP: 0 PB: 0 SB: 0 CS: 0	PA: 31								
<b>Inning Stats</b>	R: 0 E: 0 K: 0 S: 3	H: 0 LOB: 0 BB: 0 P: 3	R: 0 E: 0 K: 0 S: 3	H: 0 LOB: 0 BB: 0 P: 3	R: 0 E: 0 K: 0 S: 3	H: 0 LOB: 0 BB: 0 P: 3	R: 1 E: 0 K: 1 S: 8	H: 3 LOB: 2 BB: 0 P: 8	R: 0 E: 0 K: 0 S: 3	H: 0 LOB: 0 BB: 0 P: 3	R: 1 E: 0 K: 1 S: 8	H: 3 LOB: 2 BB: 0 P: 8	R: 0 E: 0 K: 1 S: 6	H: 1 LOB: 1 BB: 0 P: 6	R: 0 E: 0 K: 0 S: 4	H: 0 LOB: 0 BB: 0 P: 4		1B: 7 2B: 0 3B: 0 HR: 0	SF: 0 SAC: 0 DP: 0 HBP: 0	WP: 0 PB: 0 SB: 0 CS: 0	PA: 31
<b>PITCHER</b> Mike Caldwell, L (1,1) ERA: 3.49 Steve Simpson, R (7, 1) ERA: 1.29 Bill Greif, R (8, 1) ERA: 5.65	IP: 6.2 WLS: L BF: 26 H: 6 R: 2 ER: 2 SO: 2 BB: 0 IBB: 0 HBP: 0 BLK: 0 WP: 0 HR: 0 S: 30 P: 30 ERA: 2.70 WHIP: 0.900																				



Batter	1	2	3	4	5	6	7	8	9	AB	R	H	RBI	BB	SO	LOB	TOP											
Enzo Hernandez, R OBP: 0.227, SLG: 0.217	F6		WP E 1-2 1B		6-3		L9			4	1	1	0	0	0	0	<b>San Diego Padres @ Atlanta Braves</b> Atlanta Stadium, Atlanta, GA Sat Sep 23 1972, 7:05 PM EDT Att: 2,719 - Unknown											
Dave Roberts, R OBP: 0.276, SLG: 0.325	F6		E6 1-H 2-H					F8		4	0	1	1	0	0	0												
Jerry Morales, R OBP: 0.311, SLG: 0.364	F7		F4		F3			E	3B	4	1	1	0	0	0	2												
Nate Colbert, R OBP: 0.331, SLG: 0.519		CS 1B	FC4-6 BB					F9	E2	3	0	1	0	1	0	0												
Cito Gaston, R OBP: 0.306, SLG: 0.358		K	FC4-6 1-2					5-3	F9 3-H	4	0	0	0	0	1	4												
Johnny Jeter, R OBP: 0.274, SLG: 0.314		K 1-2		L7					L9	4	0	1	0	0	1	2												
Dave Hilton, R OBP: 0.239, SLG: 0.311			1B 3B	6-3					1-3	4	1	1	0	0	1	1												
Fred Kendall, R OBP: 0.241, SLG: 0.321			F4	F7			K			4	0	1	0	0	1	1												
Steve Arlin, R OBP: 0.260, SLG: 0.206			WP E 3-H 1B		6-3			5-3	K	4	1	1	1	0	1	0												
<b>Inning Stats</b>	R: 0 E: 0 K: 0 S: 3	H: 0 LOB: 0 BB: 0 P: 3	R: 0 E: 0 K: 2 S: 7	H: 1 LOB: 1 BB: 0 P: 7	R: 3 E: 1 K: 0 S: 7	H: 3 LOB: 2 BB: 1 P: 11	R: 0 E: 0 K: 0 S: 3	H: 0 LOB: 0 BB: 0 P: 3	R: 0 E: 1 K: 0 S: 4	H: 1 LOB: 1 BB: 0 P: 4	R: 0 E: 0 K: 1 S: 5	H: 0 LOB: 0 BB: 0 P: 5	R: 1 E: 1 K: 0 S: 5	H: 1 LOB: 1 BB: 0 P: 5	R: 0 E: 0 K: 1 S: 5	H: 1 LOB: 0 BB: 0 P: 5	1B: 6 2B: 1 3B: 2 HR: 0	SF: 0 SAC: 0 DP: 1 HBP: 0	WP: 1 PB: 0 SB: 1 CS: 1	PA: 36								
<b>PITCHER</b>	IP	WLS	BF	H	R	ER	SO	BB	IBB	HBP	BLK	WP	HR	S	P	ERA	WHIP											
Jimmy Freeman, L ERA: 4.78	(1, 1)	4.0	L	17	4	3	2	2	1	0	0	0	1	0	20	24	4.50	1.250										
Ron Reed, R ERA: 3.93	(5, 1)	4.0		16	3	1	0	2	0	0	0	0	0	0	20	20	0.00	0.750										
Tom House, L ERA:	(9, 1)	1.0		3	1	0	0	1	0	0	0	0	0	0	5	5	0.00	1.000										

Batter	1	2	3	4	5	6	7	8	9	AB	R	H	RBI	BB	SO	LOB	BOTTOM											
Ralph Garr, L OBP: 0.358, SLG: 0.431			1B		6-3			F5		4	0	2	0	0	0	1	<b>San Diego Padres @ Atlanta Braves</b> Atlanta Stadium, Atlanta, GA Sat Sep 23 1972, 7:05 PM EDT Att: 2,719 - Unknown											
Felix Milan, R OBP: 0.295, SLG: 0.316	F8		WP 1B			6-3		6-3		4	0	1	0	0	0	2												
Hank Aaron, R OBP: 0.391, SLG: 0.505	F8		6-3			F7			5-3	4	0	0	0	0	0	2												
Earl Williams, R OBP: 0.336, SLG: 0.458	6-3			K		6-3			F7	4	0	0	0	0	1	1												
Dusty Baker Jr., R OBP: 0.394, SLG: 0.515		CS BB				F5			K	3	0	1	0	1	1	0												
Darrell Evans, L OBP: 0.383, SLG: 0.420				F2		K				3	1	1	1	0	1	1												
Mike Lum, L OBP: 0.328, SLG: 0.358					F9			F9		3	0	1	0	0	0	1												
Marty Perez, R OBP: 0.276, SLG: 0.265			F3					6-3		3	0	0	0	0	0	0												
Jimmy Freeman, L OBP: 0.231, SLG: 0.091	(1, 1)							6-3		1	0	0	0	0	1	0												
Ron Reed, R OBP: 0.173, SLG: 0.192	(5, 1)									1	0	0	0	0	0	0												
Sonny Jackson, L OBP: 0.279, SLG: 0.330	(6, PH)			K						1	0	1	0	0	0	0												
Tom House, L ERA:	(9, 1)									0	0	0	0	0	0	0												
<b>Inning Stats</b>	R: 0 E: 0 K: 0 S: 4	H: 1 LOB: 1 BB: 0 P: 4	R: 1 E: 0 K: 0 S: 3	H: 2 LOB: 0 BB: 1 P: 7	R: 0 E: 0 K: 1 S: 6	H: 2 LOB: 1 BB: 0 P: 6	R: 0 E: 0 K: 1 S: 6	H: 1 LOB: 0 BB: 0 P: 6	R: 0 E: 0 K: 0 S: 3	H: 0 LOB: 0 BB: 0 P: 3	R: 0 E: 0 K: 0 S: 3	H: 0 LOB: 0 BB: 0 P: 3	R: 0 E: 0 K: 1 S: 5	H: 0 LOB: 0 BB: 0 P: 5	R: 0 E: 0 K: 0 S: 4	H: 1 LOB: 1 BB: 0 P: 4	R: 0 E: 0 K: 1 S: 5	H: 0 LOB: 0 BB: 0 P: 5	1B: 4 2B: 2 3B: 0 HR: 1	SF: 0 SAC: 0 DP: 0 HBP: 0	WP: 1 PB: 0 SB: 0 CS: 1	PA: 32						
<b>PITCHER</b>	IP	WLS	BF	H	R	ER	SO	BB	IBB	HBP	BLK	WP	HR	S	P	ERA	WHIP											
Steve Arlin, R ERA: 3.85	(1, 1)	9.0	W	32	7	1	1	4	1	0	0	0	1	1	39	43	1.00	0.889										



Batter	1	2	3	4	5	6	7	8	9	AB	R	H	RBI	BB	SO	LOB	TOP			
Enzo Hernandez, R (1, 6) OBP: 0.227, SLG: 0.217	F5		F3	FC6-4		F8		F2		5	0	1	0	0	0	6	<b>San Diego Padres @ Atlanta Braves</b> Atlanta Stadium, Atlanta, GA Sun Sep 24 1972, 3:33 AM EDT Att: 3,914 - Unknown			
Dave Roberts, R (1, 4) OBP: 0.277, SLG: 0.326									L4	5	0	2	0	0	1	1				
Jerry Morales, R (1, 7) OBP: 0.310, SLG: 0.363	F7			HBP BB FC5-4		F8		SH2-3		4	1	1	0	0	1	1				
Nate Colbert, R (1, 3) OBP: 0.333, SLG: 0.518	K			FC5-4 HBP SF9 BB				5-3		3	1	1	0	2	1	2				
Cito Gaston, R (1, 9) OBP: 0.304, SLG: 0.354		4-3								4	0	0	0	0	0	3				
Johnny Jeter, R (1, 8) OBP: 0.270, SLG: 0.310				FC5-4 BB BB				E5		4	0	0	1	0	1	4				
Dave Hilton, R (1, 5) OBP: 0.260, SLG: 0.298		F4								2	0	0	0	2	0	0				
Fred Kendall, R (1, 2) OBP: 0.241, SLG: 0.318			F9	SF9						2	0	0	1	1	0	1				
Clay Kirby, R (1, 1) OBP: 0.317, SLG: 0.068										1	0	0	0	1	1	0				
Garry Jesteadt, R (6, PH) OBP: 0.273, SLG: 0.344										0	0	0	0	1	0	0				
Mike Corkins, R (6, 1) OBP: 0.256, SLG: 0.316										1	0	0	0	0	0	1				
<b>Inning Stats</b>	R: 0 E: 0 K: 1 S: 6	H: 1 LOB: 1 BB: 0 P: 6	R: 0 E: 0 K: 1 S: 5	H: 0 LOB: 0 BB: 0 P: 5	R: 0 E: 0 K: 1 S: 6	H: 1 LOB: 1 BB: 0 P: 6	R: 2 E: 0 K: 0 S: 4	H: 1 LOB: 3 BB: 3 P: 17	R: 0 E: 0 K: 1 S: 6	H: 1 LOB: 1 BB: 0 P: 6	R: 0 E: 1 K: 0 S: 5	H: 0 LOB: 2 BB: 0 P: 5	R: 0 E: 0 K: 1 S: 3	H: 0 LOB: 1 BB: 1 P: 7	R: 0 E: 0 K: 1 S: 5	H: 0 LOB: 1 BB: 1 P: 9	1B: 5 2B: 0 3B: 0 HR: 0	SF: 1 SAC: 1 DP: 0 HBP: 1	WP: 0 PB: 0 SB: 4 CS: 0	PA: 41
<b>PITCHER</b>	IP WLS BF H R ER SO BB IBB HBP BLK WP HR S P ERA WHIP																			
Mike McQueen, L (1, 1) ERA: 4.81	8.0 L 37 5 2 2 4 6 0 1 0 0 0 0 0 38 63 2.25 1.375																			
Tom House, L (9, 1) ERA:	1.0 4 0 0 0 1 1 0 0 0 0 0 0 0 5 9 0.00 1.000																			

AB	31
R	2
H	5
RBI	2
BB	7
SO	5
LOB	19



Batter	1	2	3	4	5	6	7	8	9	AB	R	H	RBI	BB	SO	LOB	BOTTOM			
Darrell Evans, L (1, 5) OBP: 0.382, SLG: 0.417	G3					K		K		3	0	0	0	1	2	1	<b>San Diego Padres @ Atlanta Braves</b> Atlanta Stadium, Atlanta, GA Sun Sep 24 1972, 3:33 AM EDT Att: 3,914 - Unknown			
Mike Lum, L (1, 9) OBP: 0.325, SLG: 0.354	L8					L8				4	0	0	0	0	1	1				
Ralph Garr, L (1, 7) OBP: 0.357, SLG: 0.428	1-3					L8				3	0	0	0	0	0	0				
Earl Williams, R (1, 3) OBP: 0.337, SLG: 0.463						PO				3	1	1	1	1	2	0				
Dusty Baker Jr., R (1, 8) OBP: 0.391, SLG: 0.511										3	0	0	0	0	2	1				
Felix Milten, R (1, 4) OBP: 0.293, SLG: 0.314										3	0	0	0	0	0	1				
Bob Didier, S (1, 2) OBP: 0.355, SLG: 0.379										3	0	0	0	0	0	0				
Marty Perez, R (1, 6) OBP: 0.275, SLG: 0.264										2	0	0	0	0	0	0				
Sonny Jackson, L (8, PH) OBP: 0.314, SLG: 0.345										1	0	1	0	0	0	0				
Mike McQueen, L (1, 1) OBP: 0.095, SLG: 0.095										2	0	0	0	0	0	0				
Jim Breazeale, L (8, PH) OBP: 0.314, SLG: 0.475										1	0	0	0	0	0	1				
Tom House, L (9, 1) ERA:										0	0	0	0	0	0	0				
<b>Inning Stats</b>	R: 0 E: 0 K: 0 S: 3	H: 0 LOB: 0 BB: 0 P: 3	R: 1 E: 0 K: 1 S: 6	H: 1 LOB: 0 BB: 0 P: 6	R: 0 E: 0 K: 0 S: 3	H: 0 LOB: 1 BB: 1 P: 7	R: 0 E: 0 K: 0 S: 3	H: 0 LOB: 1 BB: 1 P: 7	R: 0 E: 0 K: 1 S: 4	H: 0 LOB: 0 BB: 0 P: 5	R: 0 E: 0 K: 2 S: 7	H: 0 LOB: 0 BB: 0 P: 7	R: 0 E: 0 K: 1 S: 6	H: 1 LOB: 0 BB: 0 P: 6	R: 0 E: 0 K: 2 S: 7	H: 0 LOB: 0 BB: 0 P: 7	1B: 0 2B: 1 3B: 0 HR: 1	SF: 0 SAC: 0 DP: 0 HBP: 1	WP: 0 PB: 0 SB: 1 CS: 0	PA: 32
<b>PITCHER</b>	IP WLS BF H R ER SO BB IBB HBP BLK WP HR S P ERA WHIP																			
Clay Kirby, R (1, 1) ERA: 3.12	5.0 W 18 1 1 1 1 2 0 0 0 0 0 0 1 18 26 1.80 0.600																			
Mike Corkins, R (6, 1) ERA: 3.5	4.0 S 13 1 0 0 6 0 0 1 0 0 0 0 24 25 0.00 0.250																			



Batter	1	2	3	4	5	6	7	8	9	AB	R	H	RBI	BB	SO	LOB	TOP					
Enzo Hernandez, R OBP: 0.227, SLG: 0.217	6-3		6-3		E5 1B	6-3		E8 1B		5	1	1	0	0	0	0	<b>San Diego Padres @ Los Angeles Dodgers</b> Dodger Stadium, Los Angeles, CA Mon Sep 25 1972, 7:05 PM PDT Att: 10,887 - Unknown <a href="http://livebaseballscorecards.com">livebaseballscorecards.com</a>					
Dave Roberts, R OBP: 0.276, SLG: 0.323	FC5-4 BB		E6 CS		L8 1-2		6-3	K 2-3		4	0	0	0	1	1	3						
Jerry Morales, R OBP: 0.311, SLG: 0.362	FC5-4 1-2		F7 1-2		1B 1B		1B 1B	F8		4	1	1	0	1	0	4						
Nate Colbert, R OBP: 0.335, SLG: 0.517	FC6-4 1-2				1B 2B BB			F3 1-3 2H		3	1	1	1	1	0	2						
Cito Gaston, R OBP: 0.308, SLG: 0.357		1-3			2B FC6-2 1B					5	0	3	1	0	0	1						
Johnny Jeter, R OBP: 0.289, SLG: 0.311		5-3			FC6-2 1-3 3H			F8 1-2		5	0	1	1	0	1	5						
Fred Kendall, R OBP: 0.245, SLG: 0.321					FC6-2 1-3 3H			5-3		4	0	2	0	0	0	4						
Derrel Thomas, S OBP: 0.291, SLG: 0.314					FC6-2 1-3 3H					0	0	0	0	0	0	0						
Pat Corrales, R OBP: 0.280, SLG: 0.195		1B			2-3 3H			FC6-4 1B		0	0	0	0	1	0	0						
Fred Stanley, R OBP: 0.286, SLG: 0.212					F9 1-2			6-3		5	1	1	0	0	0	5						
Fred Norman, S OBP: 0.224, SLG: 0.136								FC6-4 1-2		3	0	0	0	0	0	4						
Gary Ross, R OBP: 0.167, SLG: 0.167		1-3						E4 1-H		0	0	0	0	0	0	0						
Mark Schaeffer, L OBP: 0.239, SLG: 0.318										0	0	0	0	0	0	0						
Randy Elliott, R OBP: 0.239, SLG: 0.318										1	1	1	1	0	0	0						
Steve Simpson, R OBP: 0.280, SLG: 0.195										0	0	0	0	0	0	0						
<b>Inning Stats</b>	R: 0 E: 0 K: 0 S: 3	H: 0 LOB: 1 BB: 1 P: 7	R: 0 E: 0 K: 0 S: 5	H: 2 LOB: 2 BB: 0 P: 5	R: 0 E: 1 K: 0 S: 3	H: 0 LOB: 0 BB: 0 P: 3	R: 1 E: 0 K: 0 S: 5	H: 2 LOB: 2 BB: 1 P: 9	R: 2 E: 1 K: 0 S: 6	H: 2 LOB: 2 BB: 1 P: 10	R: 0 E: 0 K: 0 S: 3	H: 0 LOB: 0 BB: 0 P: 3	R: 0 E: 0 K: 0 S: 5	H: 2 LOB: 2 BB: 0 P: 5	R: 2 E: 2 K: 1 S: 8	H: 3 LOB: 2 BB: 0 P: 8	R: 0 E: 0 K: 1 S: 5	H: 0 LOB: 2 BB: 1 P: 10	1B: 9 2B: 1 3B: 1 HR: 0	SF: 0 SAC: 0 DP: 0 HBP: 1	WP: 0 PB: 0 SB: 3 CS: 1	PA: 44
<b>PITCHER</b>	IP WLS BF H R ER SO BB IBB HBP BLK WP HR S P ERA WHIP																					
Claude Osteen, L ERA: 2.74	(1, 1) 7.1 L 37 11 5 4 0 3 0 0 0 0 0 0 0 34 46 4.91 1.909																					
Charlie Hough, R ERA:	(8, 1) 1.2 7 0 0 0 2 1 0 1 0 0 0 0 9 14 0.00 0.600																					

Batter	1	2	3	4	5	6	7	8	9	AB	R	H	RBI	BB	SO	LOB	BOTTOM					
Davey Lopes, R OBP: 0.300, SLG: 0.176	F7		K		F2				L9	5	0	1	0	0	1	2	<b>San Diego Padres @ Los Angeles Dodgers</b> Dodger Stadium, Los Angeles, CA Mon Sep 25 1972, 7:05 PM PDT Att: 10,887 - Unknown <a href="http://livebaseballscorecards.com">livebaseballscorecards.com</a>					
Bill Buckner, L OBP: 0.348, SLG: 0.411	F8		K				E3 G3 1B	K		4	1	1	0	0	2	4						
Willie Davis, L OBP: 0.320, SLG: 0.444	L8				F9		G3			4	0	1	0	0	0	1						
Wes Parker, S OBP: 0.368, SLG: 0.355		5-3					4-3			3	0	0	1	1	0	1						
Tom Paciorek, R OBP: 0.316, SLG: 0.389					F9		G3			3	0	0	0	1	1	1						
Ron Cey, R OBP: 0.444, SLG: 0.286										3	0	1	0	0	1	1						
Maury Wills, S OBP: 0.190, SLG: 0.167					L7					1	1	0	0	0	1	2						
Bill Russell, R OBP: 0.328, SLG: 0.376										3	1	2	0	0	0	2						
Joe Ferguson, R OBP: 0.500, SLG: 0.500										2	0	1	1	0	0	0						
Manny Mota, R OBP: 0.382, SLG: 0.440										1	0	0	0	0	0	2						
Chris Cannizzaro, R OBP: 0.341, SLG: 0.300										0	0	0	0	0	0	0						
Willie Crawford, L OBP: 0.347, SLG: 0.413										1	0	0	0	0	0	0						
Claude Osteen, L OBP: 0.326, SLG: 0.388										3	0	1	1	0	1	2						
Charlie Hough, R OBP: 0.320, SLG: 0.338										0	0	0	0	0	0	0						
Bobby Valentine, R OBP: 0.320, SLG: 0.338										1	0	0	0	0	0	0						
<b>Inning Stats</b>	R: 0 E: 0 K: 0 S: 3	H: 0 LOB: 0 BB: 0 P: 3	R: 0 E: 0 K: 1 S: 5	H: 0 LOB: 0 BB: 0 P: 5	R: 0 E: 0 K: 3 S: 11	H: 2 LOB: 2 BB: 0 P: 11	R: 0 E: 0 K: 1 S: 5	H: 0 LOB: 1 BB: 1 P: 9	R: 1 E: 0 K: 0 S: 4	H: 1 LOB: 0 BB: 0 P: 4	R: 1 E: 1 K: 0 S: 4	H: 1 LOB: 0 BB: 0 P: 4	R: 1 E: 0 K: 1 S: 8	H: 3 LOB: 2 BB: 0 P: 8	R: 0 E: 0 K: 1 S: 6	H: 1 LOB: 2 BB: 1 P: 10	R: 0 E: 0 K: 0 S: 3	H: 0 LOB: 0 BB: 0 P: 3	1B: 7 2B: 0 3B: 1 HR: 0	SF: 0 SAC: 1 DP: 0 HBP: 0	WP: 0 PB: 0 SB: 0 CS: 0	PA: 37
<b>PITCHER</b>	IP WLS BF H R ER SO BB IBB HBP BLK WP HR S P ERA WHIP																					
Fred Norman, L ERA: 3.44	(1, 1) 6.0 23 4 2 1 5 1 0 0 0 0 0 0 5 5 13.50 4.500																					
Gary Ross, R ERA: 2.6	(7, 1) 0.2 5 3 1 1 0 0 0 0 0 0 0 0 5 5 0.00 0.000																					
Mark Schaeffer, L ERA: 4.65	(7, 1) 0.1 W 1 0 0 0 1 0 0 0 0 0 0 0 3 3 0.00 0.000																					
Steve Simpson, R ERA: 1.0	(8, 1) 2.0 S 8 1 0 0 1 1 0 0 0 0 0 0 9 13 0.00 1.000																					



Batter	1	2	3	4	5	6	7	8	9	AB	R	H	RBI	BB	SO	LOB	TOP			
<b>Enzo Hernandez, R</b> OBP: 0.230, SLG: 0.219 (1, 6)										2	1	1	1	1	0	0				
<b>Dave Roberts, R</b> OBP: 0.277, SLG: 0.324 (1, 4)										2	0	1	0	0	0	1				
<b>Derrel Thomas, S</b> OBP: 0.290, SLG: 0.313 (2, 4)										2	0	0	0	0	0	1				
<b>Leron Lee, L</b> OBP: 0.358, SLG: 0.513 (1, 7)										4	0	0	0	0	1	4				
<b>Nate Colbert, R</b> OBP: 0.334, SLG: 0.515 (1, 3)										4	0	1	1	0	1	0				
<b>Cito Gaston, R</b> OBP: 0.310, SLG: 0.359 (1, 8)										4	0	2	0	0	1	1				
<b>Randy Elliott, R</b> OBP: 0.240, SLG: 0.313 (1, 9)										4	1	1	0	0	0	2				
<b>Fred Kendall, R</b> OBP: 0.247, SLG: 0.324 (1, 2)										1	1	1	0	0	0	0				
<b>Pat Corrales, R</b> OBP: 0.276, SLG: 0.192 (3, 2)										2	0	0	0	0	1	1				
<b>Curt Blefary, L</b> OBP: 0.333, SLG: 0.352 (9, PH)										1	0	0	0	0	0	1				
<b>Fred Stanley, R</b> OBP: 0.287, SLG: 0.216 (1, 5)										3	0	1	0	0	1	0				
<b>Larry Stahl, L</b> OBP: 0.296, SLG: 0.339 (9, PH)										1	0	0	0	0	0	1				
<b>Mike Caldwell, R</b> OBP: 0.143, SLG: 0.146 (2, 1)										0	0	0	1	0	0	0				
<b>Ralph Garcia, R</b> OBP: 0.285, SLG: 0.089 (4, PH)										0	0	0	0	0	0	0				
<b>Johnny Jeter, R</b> OBP: 0.285, SLG: 0.310 (4, 1)										1	0	0	0	0	0	0				
<b>Ed Acosta, S</b> OBP: 0.271, SLG: 0.343 (7, PH)										0	0	0	0	0	0	0				
<b>Gary Jesteadt, R</b> OBP: 0.292, SLG: 0.343 (7, PH)										0	0	0	0	0	0	0				
<b>Bill Greif, R</b> OBP: 0.295, SLG: 0.290 (8, 1)										0	0	0	0	0	0	0				
<b>Mark Schaeffer, L</b> OBP: 0.295, SLG: 0.290 (8, 1)										0	0	0	0	0	0	0				
<b>Steve Simpson, R</b> OBP: 0.295, SLG: 0.290 (8, 1)										0	0	0	0	0	0	0				
<b>Inning Stats</b>	R: 1 E: 1 K: 2 S: 8	H: 1 LOB: 1 BB: 1 P: 12	R: 2 E: 0 K: 0 S: 7	H: 4 LOB: 2 BB: 0 P: 7	R: 0 E: 0 K: 0 S: 3	H: 0 LOB: 0 BB: 0 P: 3	R: 0 E: 0 K: 2 S: 7	H: 0 LOB: 0 BB: 0 P: 7	R: 0 E: 0 K: 1 S: 6	H: 1 LOB: 1 BB: 0 P: 6	R: 0 E: 0 K: 0 S: 3	H: 0 LOB: 0 BB: 0 P: 3	R: 0 E: 0 K: 0 S: 3	H: 0 LOB: 0 BB: 0 P: 3	R: 0 E: 0 K: 0 S: 4	H: 1 LOB: 1 BB: 0 P: 4	1B: 8 2B: 0 3B: 0 HR: 0	SF: 2 SAC: 0 DP: 1 HBP: 0	WP: 0 PB: 0 SB: 1 CS: 0	PA: 35
<b>PITCHER</b>	IP WLS BF H R ER SO BB IBB HBP BLK WP HR S P ERA WHIP																			
<b>Mike Strahler, R</b> ERA: 3.26 (1, 1)	9.0 W 35 8 3 2 5 1 0 0 0 0 0 44 48 2.00 1.000																			

**San Diego Padres @ Los Angeles Dodgers**  
Dodger Stadium, Los Angeles, CA  
Tue Sep 26 1972, 7:05 PM PDT  
Att: 11,032 - Unknown

livebaseballscorecards.com

**AB 32**  
**R 3**  
**H 8**  
**RBI 3**  
**BB 1**  
**SO 5**  
**LOB 12**

Batter	1	2	3	4	5	6	7	8	9	AB	R	H	RBI	BB	SO	LOB	BOTTOM	
<b>Davey Lopes, R</b> OBP: 0.360, SLG: 0.200 (1, 4)										3	1	1	1	2	0	1		
<b>Bill Buckner, L</b> OBP: 0.349, SLG: 0.411 (1, 9)										5	0	2	1	0	1	2		
<b>Tom Paciorek, R</b> OBP: 0.292, SLG: 0.348 (1, 7)										5	1	1	1	0	0	4		
<b>Ron Cey, R</b> OBP: 0.500, SLG: 0.588 (1, 5)										3	1	2	2	1	1	2		
<b>Terrance McDermott, R</b> OBP: 0.200, SLG: 0.130 (1, 3)										3	0	0	0	0	2	3		
<b>Wes Parker, S</b> OBP: 0.360, SLG: 0.354 (8, 3)										1	0	0	0	0	0	2		
<b>Bobby Valentine, R</b> OBP: 0.319, SLG: 0.337 (1, 8)										4	0	1	0	0	1	1		
<b>Bill Russell, R</b> OBP: 0.327, SLG: 0.374 (1, 6)										4	1	1	0	0	1	3		
<b>Joe Ferguson, R</b> OBP: 0.667, SLG: 1.500 (1, 2)										4	2	3	2	0	0	0		
<b>Mike Strahler, R</b> OBP: 0.357, SLG: 0.182 (1, 1)										4	1	1	0	0	2	2		
<b>Inning Stats</b>	R: 3 E: 0 K: 2 S: 9	H: 2 LOB: 0 BB: 1 P: 13	R: 3 E: 0 K: 1 S: 9	H: 4 LOB: 2 BB: 1 P: 13	R: 0 E: 0 K: 0 S: 3	H: 0 LOB: 0 BB: 0 P: 3	R: 0 E: 0 K: 0 S: 3	H: 0 LOB: 0 BB: 0 P: 3	R: 0 E: 0 K: 1 S: 6	H: 1 LOB: 1 BB: 0 P: 6	R: 0 E: 0 K: 1 S: 7	H: 2 LOB: 3 BB: 1 P: 11	R: 1 E: 0 K: 1 S: 7	H: 2 LOB: 1 BB: 0 P: 7	1B: 7 2B: 3 3B: 0 HR: 2	SF: 0 SAC: 0 DP: 0 HBP: 0	WP: 0 PB: 0 SB: 2 CS: 0	PA: 39
<b>PITCHER</b>	IP WLS BF H R ER SO BB IBB HBP BLK WP HR S P ERA WHIP																	
<b>Mike Caldwell, L</b> ERA: 3.75 (1, 1)	1.0 L 8 4 5 5 2 1 0 0 0 0 0 10 14 4.50 1.500																	
<b>Ralph Garcia, R</b> ERA: 4.5 (2, 1)	2.0 9 2 1 1 1 1 0 0 0 0 0 0 10 14 4.50 1.500																	
<b>Ed Acosta, R</b> ERA: 4.46 (4, 1)	3.0 11 2 0 0 3 0 0 0 0 0 0 0 17 17 0.00 0.667																	
<b>Bill Greif, R</b> ERA: 5.66 (7, 1)	1.1 9 4 1 1 2 1 0 0 0 0 0 0 12 16 6.75 3.750																	
<b>Mark Schaeffer, L</b> ERA: 4.61 (8, 1)	0.1 1 0 0 0 0 0 0 0 0 0 0 0 1 1 0.00 0.000																	

**San Diego Padres @ Los Angeles Dodgers**  
Dodger Stadium, Los Angeles, CA  
Tue Sep 26 1972, 7:05 PM PDT  
Att: 11,032 - Unknown

livebaseballscorecards.com

**AB 36**  
**R 7**  
**H 12**  
**RBI 7**  
**BB 3**  
**SO 8**  
**LOB 20**

Batter	1	2	3	4	5	6	7	8	9	AB	R	H	RBI	BB	SO	LOB	TOP					
Enzo Hernandez, R (1, 6) OBP: 0.228, SLG: 0.217 Johnny Jeter, R (8, PH) OBP: 0.268, SLG: 0.309 Garry Jesteadt, R (8, 5) OBP: 0.272, SLG: 0.343	1-3		K			6-3		F2		3	0	0	0	0	1	0	<b>San Diego Padres @ Los Angeles Dodgers</b> Dodger Stadium, Los Angeles, CA Wed Sep 27 1972, 7:05 PM PDT Att: 31,244 - Unknown <a href="http://livebaseballscorecards.com">livebaseballscorecards.com</a>					
Dave Roberts, R (1, 4) OBP: 0.275, SLG: 0.321	F8			1-3		5-3		F7		4	0	0	0	0	0							
Leron Lee, L (1, 7) OBP: 0.354, SLG: 0.507	6-3			K		F8		K		4	0	0	0	0	2							
Nate Colbert, R (1, 3) OBP: 0.334, SLG: 0.515		K					K		6-3	4	0	1	0	0	2							
Cito Gaston, R (1, 9) OBP: 0.308, SLG: 0.356		L9				K		K		3	0	0	0	0	2	1						
Jerry Morales, R (1, 8) OBP: 0.312, SLG: 0.364						F7		K		3	0	1	0	0	1	0						
Fred Stanley, R (1, 5) Derrel Thomas, S (8, PH) OBP: 0.291, SLG: 0.213 OBP: 0.291, SLG: 0.313										1	0	0	0	1	0	1						
Joe Goddard, R (1, 2) Curt Blefary, L (8, PH) Pat Corrales, R (8, 2) OBP: 0.286, SLG: 0.263 OBP: 0.331, SLG: 0.349 OBP: 0.276, SLG: 0.192										2	0	1	0	0	0	1						
Steve Arlin, R (1, 1) Garry Ross, R (3, 1) Larry Stahl, L (8, PH) Mike Corkins, R (8, 1) OBP: 0.256, SLG: 0.203 OBP: 0.154, SLG: 0.154 OBP: 0.297, SLG: 0.338 OBP: 0.256, SLG: 0.316										1	0	0	0	0	0	1						
Inning Stats	R: 0 E: 0 K: 0 S: 3	H: 0 LOB: 0 BB: 0 P: 3	R: 0 E: 0 K: 1 S: 6	H: 1 LOB: 1 BB: 0 P: 6	R: 0 E: 0 K: 1 S: 5	H: 1 LOB: 0 BB: 0 P: 5	R: 0 E: 0 K: 2 S: 8	H: 1 LOB: 1 BB: 0 P: 8	R: 0 E: 0 K: 0 S: 3	H: 0 LOB: 0 BB: 1 P: 7	R: 0 E: 0 K: 0 S: 3	H: 0 LOB: 0 BB: 0 P: 3	R: 0 E: 1 K: 3 S: 9	H: 0 LOB: 0 BB: 0 P: 9	R: 0 E: 0 K: 0 S: 3	H: 0 LOB: 1 BB: 1 P: 7		R: 0 E: 0 K: 1 S: 5	H: 0 LOB: 0 BB: 0 P: 5	1B: 1 2B: 3 3B: 0 HR: 0	SF: 0 SAC: 0 DP: 1 HBP: 0	WP: 0 PB: 0 SB: 0 CS: 0
PITCHER Don Sutton, R (1, 1) ERA: 2.05	IP: 9.0 WLS: W BF: 31 H: 3 R: 0 ER: 0 SO: 8 BB: 2 IBB: 0 HBP: 0 BLK: 0 WP: 0 HR: 0 S: 45 P: 53 ERA: 0.00 WHIP: 0.556															PITCHER						

Batter	1	2	3	4	5	6	7	8	9	AB	R	H	RBI	BB	SO	LOB	BOTTOM					
Davey Lopes, R (1, 4) OBP: 0.379, SLG: 0.333	5-3		1B					K		4	0	2	0	0	1	0	<b>San Diego Padres @ Los Angeles Dodgers</b> Dodger Stadium, Los Angeles, CA Wed Sep 27 1972, 7:05 PM PDT Att: 31,244 - Unknown <a href="http://livebaseballscorecards.com">livebaseballscorecards.com</a>					
Bill Buckner, L (1, 9) OBP: 0.348, SLG: 0.409	4-3							F8		4	0	1	0	0	0	1						
Willie Davis, L (1, 8) OBP: 0.320, SLG: 0.442	G3							F8		3	0	0	0	1	1	2						
Tom Paciorek, R (1, 3) OBP: 0.286, SLG: 0.333		F8								4	0	1	0	0	0	4						
Ron Cey, R (1, 5) OBP: 0.462, SLG: 0.524										4	1	1	0	0	2	5						
Willie Crawford, L (1, 7) OBP: 0.348, SLG: 0.412										3	1	1	0	1	1	0						
Joe Ferguson, R (1, 2) OBP: 0.600, SLG: 1.200										4	0	2	2	0	2	2						
Bill Russell, R (1, 6) OBP: 0.331, SLG: 0.373										1	0	0	0	3	0	1						
Don Sutton, R (1, 1) OBP: 0.178, SLG: 0.149										4	0	0	0	0	1	6						
Inning Stats	R: 0 E: 0 K: 0 S: 3	H: 0 LOB: 0 BB: 0 P: 3	R: 2 E: 0 K: 1 S: 7	H: 3 LOB: 1 BB: 1 P: 11	R: 0 E: 0 K: 2 S: 9	H: 2 LOB: 0 BB: 0 P: 9	R: 0 E: 0 K: 2 S: 7	H: 0 LOB: 1 BB: 1 P: 11	R: 0 E: 0 K: 0 S: 4	H: 1 LOB: 2 BB: 1 P: 8	R: 0 E: 0 K: 0 S: 4	H: 1 LOB: 0 BB: 0 P: 4	R: 0 E: 0 K: 1 S: 5	H: 0 LOB: 0 BB: 0 P: 5	R: 0 E: 0 K: 2 S: 8	H: 1 LOB: 3 BB: 2 P: 16		R: 0 E: 0 K: 2 S: 8	H: 1 LOB: 2 BB: 3 P: 16	1B: 5 2B: 3 3B: 0 HR: 0	SF: 0 SAC: 0 DP: 0 HBP: 0	WP: 1 PB: 0 SB: 1 CS: 0
PITCHER Steve Arlin, R (1, 1) ERA: 3.7 Garry Ross, R (3, 1) ERA: 2.45 Mike Corkins, R (8, 1) ERA: 3.47	IP: 2.0 WLS: L BF: 11 H: 5 R: 2 ER: 0 SO: 5 BB: 1 IBB: 1 HBP: 0 BLK: 0 WP: 0 HR: 0 S: 27 P: 35 ERA: 9.00 WHIP: 3.000															PITCHER						



Batter	1	2	3	4	5	6	7	8	9	AB	R	H	RBI	BB	SO	LOB	TOP					
Roger Metzger, S OBP: 0.290, SLG: 0.262										5	1	2	0	0	0	2						
Jimmy Wynn, R OBP: 0.395, SLG: 0.474										2	2	0	0	3	0	1						
Cesar Cedeno, R OBP: 0.387, SLG: 0.545										4	1	3	0	1	0	2						
Lee May, R OBP: 0.350, SLG: 0.500										4	1	0	1	1	0	5						
Bob Watson, R OBP: 0.378, SLG: 0.456										4	0	2	2	1	0	4						
Doug Rader, R OBP: 0.308, SLG: 0.424										4	0	0	0	1	2	7						
Tommy Helms, R OBP: 0.292, SLG: 0.348										4	0	0	1	0	1	4						
Larry Howard, R OBP: 0.303, SLG: 0.320										4	0	1	1	0	0	0						
Ken Forsch, R OBP: 0.171, SLG: 0.150										3	0	1	0	0	1	2						
Dave Roberts, L OBP: 0.274, SLG: 0.343										1	0	1	0	0	0	0						
<b>Inning Stats</b>	R: 0 E: 0 K: 0 S: 3	H: 1 LOB: 1 BB: 1 P: 7	R: 0 E: 0 K: 1 S: 5	H: 1 LOB: 0 BB: 0 P: 5	R: 0 E: 0 K: 1 S: 3	H: 0 LOB: 0 BB: 0 P: 3	R: 0 E: 0 K: 1 S: 6	H: 1 LOB: 2 BB: 1 P: 10	R: 0 E: 0 K: 0 S: 4	H: 1 LOB: 1 BB: 0 P: 4	R: 3 E: 0 K: 1 S: 8	H: 2 LOB: 2 BB: 2 P: 16	R: 2 E: 0 K: 1 S: 7	H: 2 LOB: 2 BB: 2 P: 15	R: 0 E: 0 K: 0 S: 3	H: 1 LOB: 0 BB: 0 P: 3	R: 0 E: 0 K: 0 S: 4	H: 1 LOB: 2 BB: 1 P: 8	1B: 9 2B: 1 3B: 0 HR: 0	SF: 0 SAC: 0 DP: 2 HBP: 0	WP: 0 PB: 1 SB: 2 CS: 1	PA: 42
<b>PITCHER</b>	IP	WLS	BF	H	R	ER	SO	BB	IBB	HBP	BLK	WP	HR	S	P	ERA	WHIP					
Clay Kirby, R ERA: 3.09	5.0		20	4	1	1	2	3	0	0	0	0	0	21	33	1.80	1.400					
Steve Simpson, R ERA: 4.35	1.0	L	9	3	4	4	1	1	1	0	0	0	0	9	17	36.00	4.000					
Ralph Garcia, R ERA: 3.0	1.0		5	1	0	0	1	0	1	0	0	0	0	6	10	0.00	1.000					
Ed Acosta, R ERA: 4.36	2.0		8	2	0	0	0	1	0	0	0	0	0	7	11	0.00	1.500					

Houston Astros @ San Diego Padres  
San Diego Stadium, San Diego, CA  
Fri Sep 29 1972, 10:05 PM EDT  
Att: 5,994 - Unknown

AB 35  
R 5  
H 10  
RBI 5  
BB 7  
SO 4  
LOB 27



Batter	1	2	3	4	5	6	7	8	9	AB	R	H	RBI	BB	SO	LOB	BOTTOM					
Derrel Thomas, S OBP: 0.290, SLG: 0.312										5	0	1	0	0	2	2						
Enzo Hernandez, R OBP: 0.228, SLG: 0.218										3	1	1	0	0	0	0						
Larry Stahl, L OBP: 0.296, SLG: 0.337										1	0	0	0	0	1	2						
Ed Acosta, S OBP: 0.154, SLG: 0.083										0	0	0	0	0	0	0						
Leron Lee, L OBP: 0.350, SLG: 0.501										4	0	0	0	0	2	3						
Nate Colbert, R OBP: 0.335, SLG: 0.516										4	0	2	1	0	2	0						
Cito Gaston, R OBP: 0.310, SLG: 0.360										4	0	2	0	0	1	1						
Jerry Morales, R OBP: 0.311, SLG: 0.363										4	0	1	0	0	0	1						
Fred Stanley, R OBP: 0.290, SLG: 0.215										4	1	1	0	0	0	1						
Joe Goddard, R OBP: 0.360, SLG: 0.286										2	0	1	0	2	1	0						
Clay Kirby, R OBP: 0.315, SLG: 0.068										1	0	0	1	0	0	1						
Steve Simpson, R										0	0	0	0	0	0	0						
Ralph Garcia, R										0	0	0	0	0	0	0						
Curt Blefary, L OBP: 0.328, SLG: 0.345										1	0	0	0	0	1	1						
Garry Jestadt, R OBP: 0.271, SLG: 0.342										1	0	0	0	0	0	0						
<b>Inning Stats</b>	R: 1 E: 0 K: 2 S: 10	H: 4 LOB: 2 BB: 0 P: 10	R: 0 E: 0 K: 0 S: 3	H: 0 LOB: 1 BB: 1 P: 7	R: 0 E: 0 K: 2 S: 8	H: 1 LOB: 1 BB: 0 P: 8	R: 1 E: 1 K: 0 S: 5	H: 2 LOB: 1 BB: 0 P: 5	R: 0 E: 0 K: 1 S: 5	H: 0 LOB: 0 BB: 0 P: 5	R: 0 E: 0 K: 0 S: 3	H: 0 LOB: 0 BB: 0 P: 3	R: 0 E: 0 K: 2 S: 8	H: 1 LOB: 2 BB: 1 P: 12	R: 0 E: 0 K: 1 S: 6	H: 1 LOB: 1 BB: 0 P: 6	R: 0 E: 0 K: 2 S: 7	H: 0 LOB: 0 BB: 0 P: 7	1B: 7 2B: 2 3B: 0 HR: 0	SF: 0 SAC: 1 DP: 0 HBP: 0	WP: 0 PB: 0 SB: 1 CS: 0	PA: 37
<b>PITCHER</b>	IP	WLS	BF	H	R	ER	SO	BB	IBB	HBP	BLK	WP	HR	S	P	ERA	WHIP					
Ken Forsch, R ERA: 3.87	6.2	W	29	8	2	1	7	2	0	0	0	0	0	14	49	1.35	1.500					
Dave Roberts, L ERA: 4.56	2.1	S	8	1	0	0	3	0	0	0	0	0	0	14	14	0.00	0.429					

Houston Astros @ San Diego Padres  
San Diego Stadium, San Diego, CA  
Fri Sep 29 1972, 10:05 PM EDT  
Att: 5,994 - Unknown

AB 34  
R 2  
H 9  
RBI 2  
BB 2  
SO 10  
LOB 12





Batter	1	2	3	4	5	6	7	8	9	AB	R	H	RBI	BB	SO	LOB	TOP					
Roger Metzger, S (1, 6) OBP: 0.291, SLG: 0.263	4-0 WP BB		0-0 G5-4-3 1B	0-0 1-3			0-0 2B		0-0 F8	4	0	2	0	1	0	3						
Jimmy Wynn, R (1, 9) OBP: 0.392, SLG: 0.475	0-0 F6		0-0 G5-4-3 1-2		0-3 K		0-0 L3			4	0	0	0	0	1	3						
Cesar Cedeno, R (1, 8) OBP: 0.387, SLG: 0.542	0-0 1-3		0-0 2B		4-0 S BB		0-0 F7			3	0	1	0	1	0	2						
Lee May, R (1, 3) OBP: 0.344, SLG: 0.491	0-0 F7		0-0 F6		0-3 K			0-0 F2		4	0	0	0	0	1	3						
Bob Watson, R (1, 7) Norm Miller, L (4, 7) OBP: 0.378, SLG: 0.464 OBP: 0.342, SLG: 0.408		0-0 2B		0-0 HR		0-0 F3		0-0 3-1		2	1	2	1	0	0	0						
Doug Rader, R (1, 5) OBP: 0.308, SLG: 0.424		0-3 K		0-0 F3		0-0 F8		0-0 6-3		4	0	0	0	0	1	1						
Tommy Helms, R (1, 4) Jimmy Stewart, S (6, 4) OBP: 0.293, SLG: 0.348 OBP: 0.252, SLG: 0.316		0-0 5-3		0-0 SH5-4 BB 1B		0-0 F9		0-0 L8		3	0	1	0	0	0	1						
Larry Howard, R (1, 2) Bob Stinson, S (6, 2) OBP: 0.304, SLG: 0.312 OBP: 0.176, SLG: 0.188		4-0 BB		4-0 SH5-4 BB		0-0 L9		0-0 F7		1	0	0	0	2	0	0						
Don Wilson, R (1, 1) Rich Chiles, L (9, PH) OBP: 0.128, SLG: 0.132 OBP: 0.429, SLG: 0.500		0-3 K		0-0 SH5-4		0-0 F7		0-0 2B		2	0	0	0	0	1	2						
<b>Inning Stats</b>	R: 0 E: 0 K: 0 S: 3	H: 0 LOB: 1 BB: 1 P: 7	R: 0 E: 0 K: 2 S: 8	H: 1 LOB: 2 BB: 1 P: 12	R: 0 E: 0 K: 0 S: 4	H: 2 LOB: 1 BB: 0 P: 4	R: 1 E: 0 K: 0 S: 5	H: 2 LOB: 2 BB: 1 P: 9	R: 0 E: 0 K: 0 S: 7	H: 0 LOB: 1 BB: 1 P: 11	R: 0 E: 0 K: 0 S: 4	H: 1 LOB: 1 BB: 0 P: 4	R: 0 E: 0 K: 0 S: 3	H: 0 LOB: 0 BB: 0 P: 3	R: 0 E: 0 K: 0 S: 4	H: 1 LOB: 0 BB: 0 P: 4	R: 0 E: 0 K: 0 S: 4	H: 1 LOB: 1 BB: 0 P: 4	1B: 2 2B: 4 3B: 0 HR: 1	SF: 0 SAC: 1 DP: 1 HBP: 0	WP: 1 PB: 0 SB: 1 CS: 0	PA: 37
<b>PITCHER</b> Steve Arlin, R (1, 1) ERA: 3.6	IP: 9.0 WLS: W BF: 37 H: 7 R: 1 ER: 1 SO: 4 BB: 4 IBB: 0 HBP: 0 BLK: 0 WP: 1 HR: 1 S: 41 P: 57 ERA: 1.00 WHIP: 1.222																					

Houston Astros @ San Diego Padres  
San Diego Stadium, San Diego, CA  
Sun Oct 01 1972, 6:33 AM EDT  
Att: 9,425 - Unknown

AB 32  
R 1  
H 7  
RBI 1  
BB 4  
SO 4  
LOB 16



Batter	1	2	3	4	5	6	7	8	9	AB	R	H	RBI	BB	SO	LOB	BOTTOM			
Derrel Thomas, S (1, 4) OBP: 0.290, SLG: 0.312	0-0 F5		0-0 L9			0-0 F6		0-0 1-3		4	0	0	0	0	0	0				
Enzo Hernandez, R (1, 6) OBP: 0.235, SLG: 0.225	0-0 S SF7 1B		0-0 F7			0-0 BB S 1B		0-0 1B 2B		4	2	3	0	0	0	0				
Leron Lee, L (1, 7) OBP: 0.355, SLG: 0.501	4-0 1-3 BB			0-0 6-3		4-0 BB E 2 BB		0-3 K		2	0	0	0	2	1	1				
Nate Colbert, R (1, 3) OBP: 0.334, SLG: 0.513	0-0 SF7			0-0 F5		0-0 E6 BB		0-0 1B		3	0	1	2	0	0	1				
Cito Gaston, R (1, 9) OBP: 0.307, SLG: 0.357	0-3 K			0-0 F8		4-0 1-2 2-3 BB		0-0 6-3		3	0	0	0	1	1	2				
Larry Stahl, L (1, 8) OBP: 0.299, SLG: 0.350		0-3 K			0-0 HR	0-0 2		0-0 SH3-4 1B		3	1	2	1	0	1	0				
Garry Jestadt, R (1, 5) OBP: 0.279, SLG: 0.343		0-0 L4			0-0 4-3			0-0 SH3-4		2	0	0	0	0	0	0				
Joe Goddard, R (1, 2) OBP: 0.324, SLG: 0.276		0-3 K			0-0 F5			0-0 6-3		3	0	0	0	0	1	1				
Steve Arlin, R (1, 1) OBP: 0.247, SLG: 0.194			0-0 F8		0-0 F8			0-0 6-3		3	0	0	0	0	0	1				
<b>Inning Stats</b>	R: 1 E: 0 K: 1 S: 6	H: 1 LOB: 1 BB: 1 P: 10	R: 0 E: 0 K: 2 S: 7	H: 0 LOB: 0 BB: 0 P: 7	R: 0 E: 0 K: 0 S: 3	H: 0 LOB: 0 BB: 0 P: 3	R: 0 E: 0 K: 0 S: 3	H: 0 LOB: 0 BB: 0 P: 3	R: 1 E: 0 K: 0 S: 4	H: 1 LOB: 3 BB: 2 P: 11	R: 0 E: 0 K: 0 S: 4	H: 1 LOB: 1 BB: 0 P: 4	R: 0 E: 0 K: 1 S: 7	H: 2 LOB: 1 BB: 0 P: 7	R: 1 E: 0 K: 1 S: 7	H: 2 LOB: 1 BB: 0 P: 7	1B: 4 2B: 1 3B: 0 HR: 1	SF: 1 SAC: 1 DP: 0 HBP: 0	WP: 0 PB: 0 SB: 3 CS: 0	PA: 32
<b>PITCHER</b> Don Wilson, R (1, 1) ERA: 2.88	IP: 8.0 WLS: L BF: 33 H: 6 R: 3 ER: 3 SO: 4 BB: 3 IBB: 0 HBP: 0 BLK: 0 WP: 0 HR: 1 S: 37 P: 49 ERA: 3.38 WHIP: 1.125																			

Houston Astros @ San Diego Padres  
San Diego Stadium, San Diego, CA  
Sun Oct 01 1972, 6:33 AM EDT  
Att: 9,425 - Unknown

AB 27  
R 3  
H 6  
RBI 3  
BB 3  
SO 4  
LOB 6





Batter	1	2	3	4	5	6	7	8	9	AB	R	H	RBI	BB	SO	LOB	TOP								
<b>Derrel Thomas, S</b> OBP: 0.291, SLG: 0.311 (1, 4)										4	1	1	0	1	0	0	<b>San Diego Padres @ San Francisco Giants</b> Candlestick Park, San Francisco, CA Tue Oct 03 1972, 10:05 PM EDT Att: 1,755 - Unknown  <b>AB 38</b> <b>R 4</b> <b>H 10</b> <b>RBI 4</b> <b>BB 2</b> <b>SO 5</b> <b>LOB 15</b>								
<b>Enzo Hernandez, R</b> OBP: 0.243, SLG: 0.249 (1, 6)										5	2	4	2	0	0	1									
<b>Leron Lee, L</b> OBP: 0.353, SLG: 0.497 (1, 7)										5	0	1	1	0	1	2									
<b>Nate Colbert, R</b> OBP: 0.333, SLG: 0.510 (1, 3)										5	1	1	0	0	1	2									
<b>Cito Gaston, R</b> OBP: 0.308, SLG: 0.357 (1, 9)										5	0	2	0	0	0	2									
<b>Larry Stahl, L</b> OBP: 0.299, SLG: 0.348 (1, 8)										2	0	0	1	1	0	0									
<b>Garry Jesteadt, R</b> OBP: 0.278, SLG: 0.341 (1, 5)										4	0	1	0	0	0	4									
<b>Joe Goddard, R</b> OBP: 0.297, SLG: 0.250 (8, PH)										3	0	0	0	0	2	2									
<b>Jerry Morales, R</b> OBP: 0.308, SLG: 0.359 (8, 2)										1	0	0	0	0	0	0									
<b>Fred Kendall, R</b> OBP: 0.247, SLG: 0.322 (8, 2)										0	0	0	0	0	0	0									
<b>Mike Caldwell, R</b> OBP: 0.137, SLG: 0.140 (4, 1)										2	0	0	0	0	0	2									
<b>Mike Corkins, R</b> OBP: 0.296, SLG: 0.316 (4, 1)										0	0	0	0	0	0	0									
<b>Johnny Miller, R</b> OBP: 0.246, SLG: 0.307 (6, PH)										1	0	0	0	0	1	0									
<b>Ralph Garcia, R</b> ERA: 1.8 (8, 1)										0	0	0	0	0	0	0									
<b>Curt Biefary, L</b> OBP: 0.252, SLG: 0.330 (8, PH)										1	0	0	0	0	0	0									
<b>Steve Simpson, R</b> ERA: 4.76 (8, 1)										0	0	0	0	0	0	0									
<b>Inning Stats</b>	R: 1 E: 1 K: 0 S: 6	H: 2 LOB: 3 BB: 1 P: 10	R: 1 E: 0 K: 1 S: 7	H: 2 LOB: 1 BB: 0 P: 7	R: 1 E: 0 K: 0 S: 6	H: 2 LOB: 2 BB: 0 P: 6	R: 1 E: 0 K: 0 S: 4	H: 1 LOB: 0 BB: 0 P: 4	R: 0 E: 0 K: 1 S: 6	H: 1 LOB: 1 BB: 0 P: 6	R: 0 E: 1 K: 2 S: 7	H: 0 LOB: 1 BB: 1 P: 11	R: 0 E: 0 K: 0 S: 3	H: 0 LOB: 0 BB: 0 P: 3	R: 0 E: 0 K: 0 S: 3	H: 0 LOB: 0 BB: 0 P: 3	R: 0 E: 0 K: 1 S: 7	H: 2 LOB: 2 BB: 0 P: 7	1B: 8 2B: 0 3B: 1 HR: 1	SF: 1 SAC: 0 DP: 0 HBP: 0	WP: 0 PB: 0 SB: 1 CS: 0	PA: 41			
<b>PITCHER</b>	IP WLS BF H R ER SO BB IBB HBP BLK WP HR S P ERA WHIP																								
<b>Jim Willoughby, R</b> ERA: 2.36 (1, 1)	4.0	W	22	7	4	4	1	1	0	0	0	0	0	0	1	23	27	9.00	2.000						
<b>Steve Stone, R</b> ERA: 2.98 (5, 1)	5.0	W	19	3	0	0	4	1	0	0	0	0	0	0	0	26	30	0.00	0.800						

Batter	1	2	3	4	5	6	7	8	9	AB	R	H	RBI	BB	SO	LOB	BOTTOM							
<b>Bobby Bonds, R</b> OBP: 0.326, SLG: 0.441 (1, 9)										5	3	2	1	0	1	2	<b>San Diego Padres @ San Francisco Giants</b> Candlestick Park, San Francisco, CA Tue Oct 03 1972, 10:05 PM EDT Att: 1,755 - Unknown  <b>AB 34</b> <b>R 7</b> <b>H 13</b> <b>RBI 5</b> <b>BB 5</b> <b>SO 5</b> <b>LOB 19</b>							
<b>Tito Fuentes, S</b> OBP: 0.308, SLG: 0.378 (1, 4)										3	0	2	2	1	0	0								
<b>Chris Speier, R</b> OBP: 0.359, SLG: 0.401 (1, 6)										3	1	2	1	2	0	1								
<b>Dave Kingman, R</b> OBP: 0.304, SLG: 0.462 (1, 5)										5	1	0	0	0	0	7								
<b>Dave Rader, L</b> OBP: 0.307, SLG: 0.332 (1, 2)										4	0	2	1	1	0	2								
<b>Gary Matthews, R</b> OBP: 0.348, SLG: 0.542 (1, 7)										4	0	1	0	0	2	4								
<b>Gary Maddox, R</b> OBP: 0.293, SLG: 0.434 (1, 8)										4	0	1	0	0	1	2								
<b>Gary Thomasson, L</b> OBP: 0.375, SLG: 0.435 (1, 3)										4	1	2	0	0	1	1								
<b>Jim Willoughby, R</b> OBP: 0.241, SLG: 0.185 (1, 1)										0	0	0	0	1	0	0								
<b>Chris Arnold, R</b> OBP: 0.293, SLG: 0.321 (4, PH)										1	1	1	0	0	0	0								
<b>Steve Stone, R</b> OBP: 0.143, SLG: 0.118 (5, 1)										1	0	0	0	0	0	0								
<b>Inning Stats</b>	R: 0 E: 0 K: 0 S: 4	H: 1 LOB: 1 BB: 0 P: 4	R: 0 E: 0 K: 1 S: 6	H: 1 LOB: 0 BB: 0 P: 6	R: 3 E: 0 K: 1 S: 8	H: 3 LOB: 2 BB: 2 P: 16	R: 3 E: 0 K: 1 S: 9	H: 4 LOB: 2 BB: 1 P: 13	R: 0 E: 0 K: 1 S: 6	H: 1 LOB: 1 BB: 0 P: 6	R: 0 E: 1 K: 1 S: 6	H: 0 LOB: 0 BB: 0 P: 10	R: 0 E: 0 K: 0 S: 3	H: 0 LOB: 0 BB: 0 P: 3	R: 1 E: 0 K: 0 S: 4	H: 2 LOB: 1 BB: 1 P: 8	1B: 10 2B: 2 3B: 1 HR: 0	SF: 1 SAC: 1 DP: 1 HBP: 0	WP: 1 PB: 0 SB: 1 CS: 0	PA: 41				
<b>PITCHER</b>	IP WLS BF H R ER SO BB IBB HBP BLK WP HR S P ERA WHIP																							
<b>Mike Caldwell, L</b> ERA: 3.96 (1, 1)	3.0	L	18	7	5	5	2	2	0	0	0	1	0	0	13	17	4.50	2.000						
<b>Mike Corkins, R</b> ERA: 3.54 (4, 1)	2.0		10	3	1	1	2	1	0	0	0	1	0	0	9	13	0.00	0.500						
<b>Ralph Garcia, R</b> ERA: 1.8 (6, 1)	2.0		8	1	0	0	1	0	1	0	0	0	0	0	4	8	9.00	3.000						
<b>Steve Simpson, R</b> ERA: 4.76 (8, 1)	1.0		5	2	1	1	0	1	0	0	0	0	0	0	4	8	9.00	3.000						

Batter	1	2	3	4	5	6	7	8	9	AB	R	H	RBI	BB	SO	LOB	TOP					
<b>Derrel Thomas, S</b> OBP: 0.290, SLG: 0.310 (1, 6)										5	1	1	0	0	0	3						
<b>Fred Stanley, R</b> OBP: 0.304, SLG: 0.227 (1, 4)										3	1	1	0	1	0	1						
<b>Johnny Jeter, R</b> OBP: 0.266, SLG: 0.316 (1, 8)										4	1	1	2	0	1	3						
<b>Nate Colbert, R</b> OBP: 0.333, SLG: 0.508 (1, 3)										4	0	1	1	0	0	1						
<b>Cito Gaston, R</b> OBP: 0.313, SLG: 0.361 (1, 9)										4	0	3	0	0	0	1						
<b>Jerry Morales, R</b> OBP: 0.307, SLG: 0.357 (1, 7)										4	1	1	0	0	0	3						
<b>Garry Jesteadt, R</b> OBP: 0.281, SLG: 0.344 (1, 5)										4	0	2	0	0	0	2	<b>AB 35</b>					
<b>Joe Goddard, R</b> OBP: 0.300, SLG: 0.257 (1, 2)										3	0	1	1	0	1	1	<b>R 4</b>					
<b>Curt Blefary, L</b> OBP: 0.326, SLG: 0.345 (9, PH)										1	0	1	0	0	0	0	<b>H 12</b>					
<b>Fred Norman, S</b> OBP: 0.222, SLG: 0.141 (1, 1)										2	0	0	0	0	0	1	<b>RBI 4</b>					
<b>Ed Acosta, S</b> OBP: 0.154, SLG: 0.083 (8, 1)										0	0	0	0	0	0	0	<b>BB 1</b>					
<b>Larry Stahl, L</b> OBP: 0.298, SLG: 0.347 (9, PH)										1	0	0	0	0	0	2	<b>SO 2</b>					
<b>Inning Stats</b>	R: 0 E: 0 K: 0 S: 3	H: 1 LOB: 0 BB: 0 P: 3	R: 0 E: 0 K: 0 S: 3	H: 1 LOB: 0 BB: 0 P: 3	R: 0 E: 1 K: 0 S: 4	H: 1 LOB: 1 BB: 0 P: 4	R: 0 E: 0 K: 1 S: 5	H: 0 LOB: 0 BB: 0 P: 5	R: 1 E: 0 K: 0 S: 5	H: 3 LOB: 1 BB: 0 P: 5	R: 1 E: 1 K: 0 S: 5	H: 1 LOB: 2 BB: 1 P: 9	R: 0 E: 0 K: 1 S: 5	H: 0 LOB: 0 BB: 0 P: 5	R: 2 E: 0 K: 0 S: 6	H: 3 LOB: 1 BB: 0 P: 6	R: 0 E: 0 K: 0 S: 4	H: 2 LOB: 1 BB: 0 P: 4	1B: 11 2B: 0 3B: 0 HR: 1	SF: 0 SAC: 1 DP: 4 HBP: 0	WP: 0 PB: 0 SB: 0 CS: 2	PA: 37
<b>PITCHER</b>	IP WLS BF H R ER SO BB IBB HBP BLK WP HR S P ERA WHIP																					
<b>Ron Bryant, L</b> ERA: 2.9 (1, 1)	8.0 W 33 10 4 3 2 1 0 0 0 0 0 1 36 40 3.38 1.375																					
<b>Elias Sosa, R</b> ERA: 2.3 (9, 1)	1.0 S 4 2 0 0 0 0 0 0 0 0 0 0 4 4 0.00 2.000																					

**San Diego Padres @ San Francisco Giants**  
Candlestick Park, San Francisco, CA  
Wed Oct 04 1972, 6:33 AM EDT  
Att: 1,578 - Unknown

**livebaseballscorecards.com**



Batter	1	2	3	4	5	6	7	8	9	AB	R	H	RBI	BB	SO	LOB	BOTTOM			
<b>Bobby Bonds, R</b> OBP: 0.326, SLG: 0.446 (1, 9)										5	2	2	3	0	1	0				
<b>Tito Fuentes, S</b> OBP: 0.310, SLG: 0.379 (1, 4)										3	1	1	0	1	2	0				
<b>Chris Speier, R</b> OBP: 0.361, SLG: 0.400 (1, 6)										3	1	1	0	2	1	1				
<b>Dave Kingman, R</b> OBP: 0.303, SLG: 0.462 (1, 5)										4	0	1	1	0	1	5				
<b>Dave Rader, L</b> OBP: 0.306, SLG: 0.333 (1, 2)										4	0	1	0	0	1	4				
<b>Gary Matthews, R</b> OBP: 0.357, SLG: 0.532 (1, 7)										3	1	1	0	1	0	1				
<b>Garry Maddox, R</b> OBP: 0.293, SLG: 0.432 (1, 8)										2	0	0	0	1	1	1	<b>AB 31</b>			
<b>Gary Thomasson, L</b> OBP: 0.357, SLG: 0.444 (1, 3)										4	0	1	0	0	1	4	<b>R 6</b>			
<b>Ron Bryant, S</b> OBP: 0.205, SLG: 0.200 (1, 1)										3	0	0	0	0	0	3	<b>H 8</b>			
<b>Bernie Williams, R</b> OBP: 0.287, SLG: 0.397 (8, PH)										0	1	0	0	1	0	0	<b>RBI 4</b>			
<b>Elias Sosa, R</b> ERA: 4.45 (9, 1)										0	0	0	0	0	0	0	<b>BB 6</b>			
<b>Inning Stats</b>	R: 1 E: 0 K: 3 S: 10	H: 0 LOB: 1 BB: 0 P: 11	R: 0 E: 0 K: 1 S: 6	H: 1 LOB: 1 BB: 0 P: 6	R: 1 E: 0 K: 2 S: 9	H: 2 LOB: 1 BB: 0 P: 9	R: 0 E: 0 K: 0 S: 3	H: 1 LOB: 0 BB: 0 P: 3	R: 1 E: 0 K: 1 S: 6	H: 1 LOB: 1 BB: 1 P: 10	R: 0 E: 0 K: 0 S: 4	H: 1 LOB: 2 BB: 1 P: 8	R: 0 E: 0 K: 0 S: 4	H: 1 LOB: 2 BB: 1 P: 8	R: 3 E: 0 K: 1 S: 6	H: 1 LOB: 1 BB: 3 P: 18	1B: 3 2B: 5 3B: 0 HR: 1	SF: 0 SAC: 1 DP: 2 HBP: 1	WP: 2 PB: 1 SB: 5 CS: 0	PA: 39
<b>PITCHER</b>	IP WLS BF H R ER SO BB IBB HBP BLK WP HR S P ERA WHIP																			
<b>Fred Norman, L</b> ERA: 3.49 (1, 1)	7.2 L 36 7 5 4 8 3 2 1 0 0 0 2 46 67 4.70 1.304																			
<b>Ed Acosta, R</b> ERA: 4.45 (8, 1)	0.1 3 1 1 1 0 1 0 0 0 0 0 1 2 6 27.00 6.000																			

**San Diego Padres @ San Francisco Giants**  
Candlestick Park, San Francisco, CA  
Wed Oct 04 1972, 6:33 AM EDT  
Att: 1,578 - Unknown

**livebaseballscorecards.com**

