

# San Diego Padres - 1973









Batter	1	2	3	4	5	6	7	8	9	AB	R	H	RBI	BB	SO	LOB	TOP																	
Lee Lacy, R OBP: 0.286, SLG: 0.286 (1, 4)										5	1	1	0	0	2	3	<b>Los Angeles Dodgers @ San Diego Padres</b> San Diego Stadium, San Diego, CA Sun Apr 08 1973, 6:33 AM EST Att: 10,695 - Unknown  <b>AB 34</b> <b>R 4</b> <b>H 11</b> <b>RBI 4</b> <b>BB 4</b> <b>SO 5</b> <b>LOB 15</b> 																	
Von Joshua, L OBP: 0.571, SLG: 0.500 (1, 7)										5	1	2	0	0	0	1																		
Bill Buckner, L OBP: 0.077, SLG: 0.083 (1, 3)										4	0	1	1	0	0	1																		
Willie Davis, L OBP: 0.308, SLG: 0.333 (1, 8)										5	0	1	0	0	2	3																		
Willie Crawford, L OBP: 0.417, SLG: 0.222 (1, 9)										2	2	1	0	2	0	1																		
Joe Ferguson, R OBP: 0.250, SLG: 0.833 (1, 2)										4	0	1	2	0	1	2																		
Ken McMullen, R OBP: 0.455, SLG: 0.500 (1, 5)										4	0	3	1	0	0	1																		
Bill Russell, R OBP: 0.455, SLG: 0.500 (1, 6)										3	0	1	0	1	0	1																		
Tommy John, R George Culver, R (8, 1)										2	0	0	0	1	0	2																		
<b>Inning Stats</b>	R: 0 E: 0 K: 1 S: 6	H: 1 LOB: 1 BB: 0 P: 6	R: 1 E: 0 K: 1 S: 7	H: 2 LOB: 2 BB: 1 P: 11	R: 0 E: 0 K: 0 S: 4	H: 1 LOB: 1 BB: 0 P: 4	R: 0 E: 0 K: 1 S: 5	H: 1 LOB: 1 BB: 1 P: 9	R: 3 E: 0 K: 0 S: 6	H: 3 LOB: 1 BB: 1 P: 10	R: 0 E: 0 K: 0 S: 5	H: 0 LOB: 1 BB: 1 P: 9	R: 0 E: 0 K: 0 S: 4	H: 1 LOB: 0 BB: 0 P: 4	R: 0 E: 0 K: 0 S: 3	H: 1 LOB: 0 BB: 0 P: 3	R: 0 E: 0 K: 1 S: 6	H: 1 LOB: 1 BB: 0 P: 6	1B: 9 2B: 2 3B: 0 HR: 0	SF: 1 SAC: 1 DP: 2 HBP: 0	WP: 0 PB: 0 SB: 2 CS: 0	PA: 40												
<b>PITCHER</b>	IP WLS BF H R ER SO BB IBB HBP BLK WP HR S P ERA WHIP																																	
Steve Arlin, R ERA: 7.71 Bill Greif, R ERA: Gary Ross, R ERA:	(1, 1) (5, 1) (8, 1)	4.2 2.1 2.0	L 9 7	24 1 2	8 0 0	4 0 0	4 0 1	3 1 0	3 0 1	2 1 0	1 0 0	0 0 0	0 0 0	0 10 9	27 14 9	39 14 9	7.71 0.00 0.00	2.143 0.857 1.000																

Batter	1	2	3	4	5	6	7	8	9	AB	R	H	RBI	BB	SO	LOB	BOTTOM														
Enzo Hernandez, R OBP: 0.231, SLG: 0.167 (1, 6)										4	0	0	0	1	0	1	<b>Los Angeles Dodgers @ San Diego Padres</b> San Diego Stadium, San Diego, CA Sun Apr 08 1973, 6:33 AM EST Att: 10,695 - Unknown  <b>AB 33</b> <b>R 0</b> <b>H 8</b> <b>RBI 0</b> <b>BB 3</b> <b>SO 8</b> <b>LOB 24</b> 														
Jerry Morales, R OBP: 0.333, SLG: 0.800 (1, 8)										4	0	0	0	0	1	1															
Leron Lee, L OBP: 0.384, SLG: 0.364 (1, 7)										4	0	1	0	0	0	1															
Nate Colbert, R OBP: 0.545, SLG: 0.556 (1, 3)										3	0	2	0	1	1	0															
Cito Gaston, R OBP: 0.400, SLG: 0.700 (1, 9)										4	0	2	0	0	1	4															
Dave Hilton, R OBP: 0.200, SLG: 0.200 (1, 5)										3	0	1	0	0	0	4															
Dave Roberts, R Johnny Grubb, L (9, PH)										2	0	0	0	1	0	2															
Bob Davis, R Ivan Murrell, R Pat Corrales, R Derrel Thomas, S (9, PH)										1	0	0	0	0	1	2															
Steve Arlin, R Bill Greif, R Fred Kendall, R Gary Ross, R Dave Marshall, L (9, PH)										2	0	0	0	0	1	3															
<b>Inning Stats</b>	R: 0 E: 0 K: 0 S: 3	H: 0 LOB: 0 BB: 0 P: 3	R: 0 E: 0 K: 1 S: 7	H: 2 LOB: 2 BB: 0 P: 7	R: 0 E: 0 K: 2 S: 9	H: 0 LOB: 3 BB: 1 P: 13	R: 0 E: 0 K: 1 S: 5	H: 1 LOB: 0 BB: 0 P: 5	R: 0 E: 0 K: 1 S: 3	H: 1 LOB: 0 BB: 0 P: 3	R: 0 E: 1 K: 1 S: 7	H: 1 LOB: 3 BB: 1 P: 11	R: 0 E: 0 K: 2 S: 8	H: 1 LOB: 1 BB: 0 P: 8	1B: 8 2B: 0 3B: 0 HR: 0	SF: 0 SAC: 1 DP: 2 HBP: 0	WP: 0 PB: 0 SB: 0 CS: 0	PA: 37													
<b>PITCHER</b>	IP WLS BF H R ER SO BB IBB HBP BLK WP HR S P ERA WHIP																														
Tommy John, L ERA: George Culver, R ERA:	(1, 1) (8, 1)	1.2 1.2	S 6	1 0	0 0	3 3	2 0	0 0	0 0	0 0	0 0	0 12	12 12	0.00 0.00	0.600 1.227																



Batter	1	2	3	4	5	6	7	8	9	AB	R	H	RBI	BB	SO	LOB	TOP			
Enzo Hernandez, R OBP: 0.176, SLG: 0.125	E5 1B	FC6-4		4-3			F8			4	1	0	0	0	0	2	<b>San Diego Padres @ San Francisco Giants</b> Candlestick Park, San Francisco, CA Mon Apr 09 1973, 6:33 AM EST Att: 18,560 - Unknown <a href="http://livebaseballscorecards.com">livebaseballscorecards.com</a>			
Jerry Morales, R OBP: 0.200, SLG: 0.444	F8		E5		5-3		5-3			4	0	0	0	0	0	1				
Leron Lee, L OBP: 0.333, SLG: 0.333	1B		K		K			4-3		4	0	1	0	0	2	1				
Nate Colbert, R OBP: 0.533, SLG: 0.500	1B		F9		FC5-4 BB			1-3		3	0	1	1	1	0	1				
Cito Gaston, R OBP: 0.357, SLG: 0.538	K				FC5-4 1-2			K		3	0	0	0	1	2	3				
Dave Hilton, R OBP: 0.143, SLG: 0.143	FC6-4		F8			K			1-3	4	0	0	0	0	1	4				
Dave Roberts, R OBP: 0.214, SLG: 0.083		5-3		SH1-3 1B		6-3		F8		4	0	1	0	0	0	0				
Bob Davis, R		4-3		SH1-3		K				2	0	0	0	0	1	0				
Fred Kendall, R (9, PH)										0	0	0	0	1	0	0				
Derrel Thomas, S (9, PR)				1-2				BB		0	0	0	0	0	0	0				
Mike Caldwell, R OBP: 0.500, SLG: 0.500										2	0	1	0	0	0	1				
Ivan Murrell, R (7, PH)										1	0	0	0	0	0	0				
Rich Troedson, L (7, 1)										0	0	0	0	0	0	0				
Dave Campbell, R (9, PH)										1	0	0	0	0	0	1				
<b>Inning Stats</b>	R: 1 E: 1 K: 1 S: 8	H: 2 LOB: 2 BB: 0 P: 8	R: 0 E: 0 K: 0 S: 4	H: 1 LOB: 1 BB: 0 P: 4	R: 0 E: 1 K: 1 S: 6	H: 0 LOB: 2 BB: 1 P: 10	R: 0 E: 0 K: 0 S: 4	H: 1 LOB: 1 BB: 0 P: 4	R: 0 E: 0 K: 2 S: 5	H: 0 LOB: 0 BB: 0 P: 7	R: 0 E: 0 K: 0 S: 3	H: 0 LOB: 0 BB: 0 P: 3	R: 0 E: 0 K: 1 S: 5	H: 0 LOB: 0 BB: 0 P: 5	R: 0 E: 0 K: 0 S: 3	H: 0 LOB: 1 BB: 1 P: 7	1B: 4 2B: 0 3B: 0 HR: 0	SF: 0 SAC: 1 DP: 0 HBP: 0	WP: 0 PB: 0 SB: 0 CS: 0	PA: 36
<b>PITCHER</b> Ron Bryant, L ERA:	IP: 9.0 WLS: W BF: 36 H: 4 R: 1 ER: 0 SO: 6 BB: 2 IBB: 1 HBP: 0 BLK: 0 WP: 0 HR: 0 S: 45 P: 57 ERA: 0.00 WHIP: 0.667																			

Batter	1	2	3	4	5	6	7	8	9	AB	R	H	RBI	BB	SO	LOB	BOTTOM			
Bobby Bonds, R OBP: 0.316, SLG: 0.611	K		2B		F8		L6-3 BB			3	1	1	0	1	1	2	<b>San Diego Padres @ San Francisco Giants</b> Candlestick Park, San Francisco, CA Mon Apr 09 1973, 6:33 AM EST Att: 18,560 - Unknown <a href="http://livebaseballscorecards.com">livebaseballscorecards.com</a>			
Tito Fuentes, S OBP: 0.388, SLG: 0.474	5-3		WP 2B		L6		L6-3			4	0	1	1	0	0	2				
Chris Speier, R OBP: 0.278, SLG: 0.438	6-3		F7		HR		BB			3	1	1	1	1	0	2				
Willie McCovey, L OBP: 0.412, SLG: 0.417	FC6-4 BB		BB		F9		K			2	0	0	0	2	1	1				
Jim Ray Hart, R (5, PR)	FC6-4		K							2	0	0	0	1	1	4				
Al Gallagher, R OBP: 0.300, SLG: 0.222										1	0	0	0	0	0	0				
Gary Maddox, R OBP: 0.412, SLG: 0.412		K		1B			1-3			4	0	2	0	0	1	1				
Gary Matthews, R OBP: 0.250, SLG: 0.364		F8		1B		5-3				3	0	1	0	1	0	0				
Dave Rader, L OBP: 0.250, SLG: 0.214		F7		4-3		F8		F2		4	0	0	0	0	0	4				
Ron Bryant, S (1, 1)			1-3		G3		K			4	0	0	0	0	2	4				
<b>Inning Stats</b>	R: 0 E: 0 K: 1 S: 6	H: 0 LOB: 2 BB: 1 P: 10	R: 0 E: 0 K: 1 S: 5	H: 0 LOB: 0 BB: 0 P: 5	R: 1 E: 0 K: 1 S: 7	H: 2 LOB: 2 BB: 1 P: 11	R: 0 E: 0 K: 0 S: 5	H: 2 LOB: 2 BB: 0 P: 5	R: 1 E: 0 K: 0 S: 4	H: 1 LOB: 1 BB: 1 P: 8	R: 0 E: 0 K: 1 S: 5	H: 0 LOB: 0 BB: 0 P: 5	R: 0 E: 0 K: 1 S: 4	H: 0 LOB: 2 BB: 2 P: 12	R: 0 E: 1 K: 1 S: 6	H: 1 LOB: 2 BB: 1 P: 10	1B: 3 2B: 3 3B: 0 HR: 1	SF: 0 SAC: 0 DP: 1 HBP: 0	WP: 1 PB: 1 SB: 0 CS: 0	PA: 36
<b>PITCHER</b> Mike Caldwell, L ERA: 3.0 Rich Troedson, L ERA:	IP: 6.0 WLS: L BF: 27 H: 5 R: 2 ER: 2 SO: 4 BB: 3 IBB: 0 HBP: 0 BLK: 0 WP: 1 HR: 1 S: 32 P: 44 ERA: 3.00 WHIP: 1.333																			
<b>PITCHER</b>	IP: 2.0 WLS: L BF: 9 H: 1 R: 0 ER: 0 SO: 2 BB: 2 IBB: 1 HBP: 0 BLK: 0 WP: 0 HR: 0 S: 10 P: 22 ERA: 0.00 WHIP: 1.500																			











Batter	1	2	3	4	5	6	7	8	9	AB	R	H	RBI	BB	SO	LOB	TOP			
Ralph Garr, L OBP: 0.185, SLG: 0.185	L7	2-3		L7		L7		6-3	F7	6	1	1	0	0	0	5	Atlanta Braves @ San Diego Padres San Diego Stadium, San Diego, CA Wed Apr 11 1973, 9:05 PM EST Att: 5,437 - Unknown			
Rod Gilbreath, R OBP: 0.350, SLG: 0.391	WP 1B	1B		G6-4-3		HR 1B		E4		5	2	3	1	0	0	1				
Hank Aaron, R OBP: 0.235, SLG: 0.286	F7	K				HR		4-3		5	1	1	3	0	1	3				
Darrell Evans, L OBP: 0.320, SLG: 0.609	1B BB E			4-3		3-1			HR	4	2	1	1	1	1	0				
Dusty Baker Jr., R OBP: 0.400, SLG: 0.500	1-2 BB			1B 2B		1B		L7	F5	4	1	2	0	1	0	0				
Davey Johnson, R OBP: 0.458, SLG: 0.450	E7			1B		1B		BB 1B	BB 1B	4	0	4	2	1	0	0				
Johnny Oates, L OBP: 0.400, SLG: 0.368	1-2 2-H 3-H 1B			2-H 1B		4-3		BB 1B	BB 1B	4	0	1	0	1	0	5				
Marty Perez, R OBP: 0.409, SLG: 0.556		SH5-4 1B 2B		F8		K		G6-4-3	BB	4	1	1	0	1	1	3				
Gary Gentry, R OBP: 0.333, SLG: 0.333		SH5-4				1-3		K	K	4	0	1	0	0	2	3	Braves			
<b>Inning Stats</b>	R: 2 E: 2 K: 0 S: 5	H: 2 LOB: 2 BB: 2 P: 13	R: 1 E: 0 K: 1 S: 7	H: 2 LOB: 1 BB: 0 P: 7	R: 1 E: 0 K: 0 S: 5	H: 2 LOB: 0 BB: 0 P: 5	R: 0 E: 0 K: 0 S: 3	H: 1 LOB: 0 BB: 0 P: 3	R: 0 E: 0 K: 1 S: 7	H: 2 LOB: 2 BB: 0 P: 7	R: 0 E: 0 K: 0 S: 2	H: 0 LOB: 1 BB: 2 P: 10	R: 0 E: 1 K: 1 S: 6	H: 0 LOB: 1 BB: 0 P: 6	R: 1 E: 0 K: 1 S: 8	H: 3 LOB: 3 BB: 1 P: 12		1B: 11 2B: 2 3B: 0 HR: 2	SF: 0 SAC: 1 DP: 2 HBP: 0	WP: 1 PB: 0 SB: 1 CS: 0
<b>PITCHER</b>	IP WLS BF H R ER SO BB IBB HBP BLK WP HR S P ERA WHIP	IP WLS BF H R ER SO BB IBB HBP BLK WP HR S P ERA WHIP	IP WLS BF H R ER SO BB IBB HBP BLK WP HR S P ERA WHIP	IP WLS BF H R ER SO BB IBB HBP BLK WP HR S P ERA WHIP	IP WLS BF H R ER SO BB IBB HBP BLK WP HR S P ERA WHIP	IP WLS BF H R ER SO BB IBB HBP BLK WP HR S P ERA WHIP	IP WLS BF H R ER SO BB IBB HBP BLK WP HR S P ERA WHIP	IP WLS BF H R ER SO BB IBB HBP BLK WP HR S P ERA WHIP	IP WLS BF H R ER SO BB IBB HBP BLK WP HR S P ERA WHIP	IP WLS BF H R ER SO BB IBB HBP BLK WP HR S P ERA WHIP	IP WLS BF H R ER SO BB IBB HBP BLK WP HR S P ERA WHIP	IP WLS BF H R ER SO BB IBB HBP BLK WP HR S P ERA WHIP	IP WLS BF H R ER SO BB IBB HBP BLK WP HR S P ERA WHIP	IP WLS BF H R ER SO BB IBB HBP BLK WP HR S P ERA WHIP	IP WLS BF H R ER SO BB IBB HBP BLK WP HR S P ERA WHIP	IP WLS BF H R ER SO BB IBB HBP BLK WP HR S P ERA WHIP	IP WLS BF H R ER SO BB IBB HBP BLK WP HR S P ERA WHIP	IP WLS BF H R ER SO BB IBB HBP BLK WP HR S P ERA WHIP	IP WLS BF H R ER SO BB IBB HBP BLK WP HR S P ERA WHIP	IP WLS BF H R ER SO BB IBB HBP BLK WP HR S P ERA WHIP
Clay Kirby, R ERA: 4.09	3.0	L	17	6	4	3	1	2	0	0	0	0	0	0	0	0	1	9.00	2.667	
Gary Ross, R ERA: 2.35	2.0		8	3	0	0	1	0	0	0	0	0	0	0	0	0	1	0.00	1.500	
Rich Troedson, L ERA: 6.75	2.0		10	3	3	3	1	2	0	0	0	0	0	0	0	0	1	13.50	2.500	
Bob Miller, R ERA: 2.25	2.0		11	3	1	1	2	1	0	0	0	0	0	0	0	0	1	4.50	2.000	

Batter	1	2	3	4	5	6	7	8	9	AB	R	H	RBI	BB	SO	LOB	BOTTOM					
Derrel Thomas, S OBP: 0.429, SLG: 0.429	F9 BB 1B			K					F8	5	0	3	0	0	1	2	Atlanta Braves @ San Diego Padres San Diego Stadium, San Diego, CA Wed Apr 11 1973, 9:05 PM EST Att: 5,437 - Unknown					
Leron Lee, L OBP: 0.375, SLG: 0.300	1-2 BB			F7		1-2 2-3 BB		SF8	F7	2	0	0	1	2	0	2						
Cito Gaston, R OBP: 0.227, SLG: 0.333	K			6-3		K		L4		4	0	0	0	0	2	7						
Nate Colbert, R OBP: 0.478, SLG: 0.389	F9			FC6-4 BB		5-3		F3		3	0	0	0	1	0	2						
Johnny Grubb, L OBP: 0.200, SLG: 0.200	K			L4		K		6-3		4	0	0	0	0	2	3						
Fred Kendall, R				FC6-4		F7		F8		4	0	0	0	0	0	1						
Dave Hilton, R OBP: 0.182, SLG: 0.227				F4		F8		4-3		4	1	1	0	0	0	0						
Dave Campbell, R OBP: 0.600, SLG: 0.333				F4		BB 1B		1B BB	BB	2	0	1	0	2	0	0						
Clay Kirby, R Enzo Hernandez, R Gary Ross, R Jerry Morales, R Rich Troedson, L Ivan Murrell, R Bob Miller, R Dave Marshall, L				F9		F8		F4		0	0	0	0	0	0	0	SD					
<b>Inning Stats</b>	R: 0 E: 0 K: 2 S: 8	H: 1 LOB: 2 BB: 1 P: 12	R: 0 E: 0 K: 0 S: 3	H: 0 LOB: 0 BB: 0 P: 3	R: 0 E: 0 K: 1 S: 5	H: 0 LOB: 0 BB: 0 P: 5	R: 0 E: 0 K: 0 S: 3	H: 0 LOB: 1 BB: 1 P: 7	R: 0 E: 0 K: 1 S: 7	H: 2 LOB: 3 BB: 1 P: 11	R: 0 E: 0 K: 1 S: 5	H: 0 LOB: 0 BB: 0 P: 5	R: 1 E: 0 K: 0 S: 5	H: 2 LOB: 2 BB: 1 P: 9	R: 0 E: 0 K: 0 S: 3	H: 0 LOB: 0 BB: 0 P: 3		R: 0 E: 0 K: 0 S: 4	H: 1 LOB: 2 BB: 1 P: 8	1B: 5 2B: 1 3B: 0 HR: 0	SF: 1 SAC: 0 DP: 0 HBP: 0	WP: 0 PB: 0 SB: 0 CS: 0
<b>PITCHER</b>	IP WLS BF H R ER SO BB IBB HBP BLK WP HR S P ERA WHIP	IP WLS BF H R ER SO BB IBB HBP BLK WP HR S P ERA WHIP	IP WLS BF H R ER SO BB IBB HBP BLK WP HR S P ERA WHIP	IP WLS BF H R ER SO BB IBB HBP BLK WP HR S P ERA WHIP	IP WLS BF H R ER SO BB IBB HBP BLK WP HR S P ERA WHIP	IP WLS BF H R ER SO BB IBB HBP BLK WP HR S P ERA WHIP	IP WLS BF H R ER SO BB IBB HBP BLK WP HR S P ERA WHIP	IP WLS BF H R ER SO BB IBB HBP BLK WP HR S P ERA WHIP	IP WLS BF H R ER SO BB IBB HBP BLK WP HR S P ERA WHIP	IP WLS BF H R ER SO BB IBB HBP BLK WP HR S P ERA WHIP	IP WLS BF H R ER SO BB IBB HBP BLK WP HR S P ERA WHIP	IP WLS BF H R ER SO BB IBB HBP BLK WP HR S P ERA WHIP	IP WLS BF H R ER SO BB IBB HBP BLK WP HR S P ERA WHIP	IP WLS BF H R ER SO BB IBB HBP BLK WP HR S P ERA WHIP	IP WLS BF H R ER SO BB IBB HBP BLK WP HR S P ERA WHIP	IP WLS BF H R ER SO BB IBB HBP BLK WP HR S P ERA WHIP	IP WLS BF H R ER SO BB IBB HBP BLK WP HR S P ERA WHIP	IP WLS BF H R ER SO BB IBB HBP BLK WP HR S P ERA WHIP	IP WLS BF H R ER SO BB IBB HBP BLK WP HR S P ERA WHIP	IP WLS BF H R ER SO BB IBB HBP BLK WP HR S P ERA WHIP		
Gary Gentry, R ERA: 1.13	9.0	W	38	6	1	1	5	5	0	0	0	0	0	0	0	0	1.00	1.222				



Batter	1	2	3	4	5	6	7	8	9	AB	R	H	RBI	BB	SO	LOB	TOP					
Ralph Garr, L (1,7) OBP: 0.194, SLG: 0.194	5-3		6-3 1B			2-3	F5			4	0	1	0	0	0	2	<p>Atlanta Braves @ San Diego Padres San Diego Stadium, San Diego, CA Thu Apr 12 1973, 9:05 PM EST Att: 3,225 - Unknown</p> <p>AB 32 R 3 H 6 RBI 3 BB 2 SO 7 LOB 14</p> 					
Rod Gilbreath, R (1,5) OBP: 0.310, SLG: 0.333	4-3		6-3 1-2			1-3		K		4	0	0	0	0	1	1						
Hank Aaron, R (1,9) OBP: 0.238, SLG: 0.444	K		L8				HR	6-3		4	1	1	1	0	1	1						
Dusty Baker Jr., R (1,8) OBP: 0.379, SLG: 0.462		FC1-6 BB 1B				F9		F6		4	1	1	0	0	1	0						
Darrell Evans, L (1,3) OBP: 0.345, SLG: 0.577		FC1-6 BB				F7		BB 1B		3	1	1	0	1	0	0						
Davey Johnson, R (1,4) OBP: 0.429, SLG: 0.391		F7				K		BB 1B		3	0	0	0	1	1	2						
Johnny Oates, L (1,2) OBP: 0.333, SLG: 0.304		FC1-6 BB 1B 1-2 2-3				K CS		K		4	0	0	0	0	2	4						
Marty Perez, R (1,6) OBP: 0.440, SLG: 0.571			F8			F8		BB 1B		3	0	2	2	0	0	1						
Pat Dobson, R (1,1) Mike Lum, L (7,PH) Roric Harrison, R (7,1)			4-3			K 1-2		F3		2	0	0	0	0	1	1						
										1	0	0	0	0	0	2						
										0	0	0	0	0	0	0						
<b>Inning Stats</b>	R: 0 E: 0 K: 1 S: 5	H: 0 LOB: 0 BB: 0 P: 5	R: 1 E: 0 K: 0 S: 4	H: 2 LOB: 2 BB: 1 P: 8	R: 0 E: 0 K: 0 S: 4	H: 1 LOB: 1 BB: 0 P: 4	R: 0 E: 0 K: 1 S: 5	H: 0 LOB: 0 BB: 0 P: 5	R: 0 E: 0 K: 2 S: 7	H: 0 LOB: 0 BB: 0 P: 7	R: 1 E: 0 K: 1 S: 6	H: 1 LOB: 0 BB: 0 P: 6	R: 1 E: 0 K: 1 S: 7	H: 2 LOB: 2 BB: 1 P: 11	R: 0 E: 0 K: 1 S: 5	H: 0 LOB: 0 BB: 0 P: 5	R: 0 E: 0 K: 0 S: 3	H: 0 LOB: 0 BB: 0 P: 3	1B: 5 2B: 0 3B: 0 HR: 1	SF: 0 SAC: 0 DP: 0 HBP: 0	WP: 1 PB: 0 SB: 0 CS: 1	PA: 34
<b>PITCHER</b>	IP WLS BF H R ER SO BB IBB HBP BLK WP HR S P ERA WHIP																					
Fred Norman, L (1,1) ERA: 3.6	6.1 L 26 6 3 3 6 2 0 0 0 0 1 1 36 44 4.26 1.263																					
Bill Greif, R (7,1) ERA:	0.1 1 0 0 0 0 0 0 0 0 0 0 0 1 1 0.00 0.000																					
Rich Troedson, L (7,1) ERA: 6.23	0.1 1 0 0 0 0 0 0 0 0 0 0 0 1 1 0.00 0.000																					
Vicente Romo, R (8,1) ERA:	2.0 6 0 0 0 1 0 0 0 0 0 0 0 8 8 0.00 0.000																					

Batter	1	2	3	4	5	6	7	8	9	AB	R	H	RBI	BB	SO	LOB	BOTTOM					
Enzo Hernandez, R (1,6) OBP: 0.192, SLG: 0.160	L6									4	0	1	1	0	0	1	<p>Atlanta Braves @ San Diego Padres San Diego Stadium, San Diego, CA Thu Apr 12 1973, 9:05 PM EST Att: 3,225 - Unknown</p> <p>AB 35 R 2 H 10 RBI 2 BB 4 SO 6 LOB 17</p> 					
Ivan Murrell, R (9,PH) OBP: 0.400, SLG: 0.400		1-2 3-H 1B				L8				1	0	1	0	0	0	0						
Derrel Thomas, S (1,4) OBP: 0.333, SLG: 0.333		4-6-3 1B				4-3		F5		5	0	1	0	0	0	4						
Leron Lee, L (1,7) OBP: 0.345, SLG: 0.280	4-6-3 1-2					F8		K		5	0	1	0	0	2	2						
Nate Colbert, R (1,3) OBP: 0.444, SLG: 0.333							E6 CS	K		3	0	0	0	1	2	1						
Dave Marshall, L (1,9) OBP: 0.429, SLG: 0.500		BB						K		3	1	1	0	1	1	3						
Johnny Grubb, L (1,8) OBP: 0.283, SLG: 0.316							1-2 2B	BB 1B BB		4	1	2	0	0	0	2						
Dave Hilton, R (1,5) OBP: 0.231, SLG: 0.240								BB 1B BB		3	0	1	0	1	0	2						
Fred Kendall, R (1,2) OBP: 0.200, SLG: 0.111								BB 1B BB		4	0	1	1	0	0	2						
Fred Norman, S (1,1) Bill Greif, R (7,1) Rich Troedson, L (7,1) Cito Gaston, R (7,PH) Vicente Romo, R (8,1) Jerry Morales, R (9,PH)								BB 1B BB		1	0	0	0	1	0	0						
										0	0	0	0	0	0	0						
										0	0	0	0	0	0	0						
										0	0	1	0	0	0	0						
										1	0	0	0	0	1	0						
<b>Inning Stats</b>	R: 0 E: 0 K: 0 S: 4	H: 1 LOB: 2 BB: 1 P: 8	R: 1 E: 0 K: 0 S: 5	H: 2 LOB: 2 BB: 1 P: 9	R: 0 E: 0 K: 2 S: 8	H: 1 LOB: 1 BB: 0 P: 8	R: 0 E: 0 K: 0 S: 3	H: 1 LOB: 0 BB: 0 P: 3	R: 0 E: 0 K: 0 S: 3	H: 0 LOB: 0 BB: 0 P: 3	R: 0 E: 1 K: 0 S: 4	H: 1 LOB: 1 BB: 0 P: 4	R: 0 E: 0 K: 0 S: 4	H: 1 LOB: 1 BB: 0 P: 4	R: 0 E: 0 K: 2 S: 8	H: 2 LOB: 2 BB: 2 P: 16	R: 0 E: 0 K: 2 S: 8	H: 1 LOB: 1 BB: 0 P: 8	1B: 8 2B: 2 3B: 0 HR: 0	SF: 0 SAC: 0 DP: 1 HBP: 0	WP: 0 PB: 0 SB: 0 CS: 1	PA: 39
<b>PITCHER</b>	IP WLS BF H R ER SO BB IBB HBP BLK WP HR S P ERA WHIP																					
Pat Dobson, R (1,1) ERA: 6.35	6.0 W 25 6 1 1 2 2 0 0 0 0 0 0 27 35 1.50 1.333																					
Roric Harrison, R (7,1) ERA: 1.13	3.0 S 14 4 1 1 4 2 0 0 0 0 0 0 20 28 3.00 2.000																					








Batter	1	2	3	4	5	6	7	8	9	AB	R	H	RBI	BB	SO	LOB	TOP										
Jimmy Wynn, R OBP: 0.372, SLG: 0.850	0-0 1-3 1B		0-0 SH1-4 1B		0-3 K	0-0 1-H HR		0-3 K		5	1	3	2	0	2	1											
Tommy Helms, R OBP: 0.308, SLG: 0.297	0-0 1-3		0-0 SH1-4		0-0 1B	0-0 2B 1B		0-0 1B	0-0 1B	4	1	2	0	0	0	1											
Cesar Cedeno, R OBP: 0.400, SLG: 0.694	0-0 F3		4-0 BB		0-0 1B	0-0 2B 1B		0-0 1B	0-0 L9	4	1	1	1	1	0	2											
Bob Watson, R OBP: 0.395, SLG: 0.406 Tommie Agee, R (9, 7)	0-0 6-3		0-3 K		0-0 1B	0-0 2B		0-0 1B	0-3 K	5	1	2	2	0	2	4											
Lee May, R OBP: 0.205, SLG: 0.289		0-0 HR 1B	0-0 F9		0-0 F7		0-3 K		0-0 F3	5	1	1	0	0	1	5											
Doug Rader, R OBP: 0.289, SLG: 0.333		0-0 1-H HR		0-3 K	0-0 2-H 1B		0-0 1-2 1B			4	1	3	3	0	1	0											
Larry Howard, R OBP: 0.182, SLG: 0.182		0-0 1-3		0-3 K	0-0 5-3		0-0 1-2 1B			4	0	0	0	0	1	3											
Roger Metzger, S OBP: 0.156, SLG: 0.143		0-0 5-3		0-0 L5		0-3 K		0-0 1-3		4	0	0	0	0	1	0											
Jerry Reuss, L OBP: 0.200, SLG: 0.200 Jim York, R (5, 1)		0-3 K		0-0 E3 1B	0-0 E7 HR		0-3 K			2	1	0	0	0	1	0											
										2	1	0	0	0	1	0											
<b>Inning Stats</b>	R: 0 E: 0 K: 0 S: 4	H: 1 LOB: 1 BB: 0 P: 4	R: 2 E: 0 K: 1 S: 7	H: 2 LOB: 0 BB: 0 P: 7	R: 0 E: 0 K: 1 S: 6	H: 1 LOB: 2 BB: 1 P: 10	R: 0 E: 0 K: 2 S: 7	H: 0 LOB: 0 BB: 0 P: 7	R: 4 E: 1 K: 1 S: 10	H: 4 LOB: 1 BB: 0 P: 10	R: 2 E: 1 K: 1 S: 7	H: 1 LOB: 0 BB: 0 P: 7	R: 0 E: 0 K: 1 S: 6	H: 2 LOB: 1 BB: 0 P: 6	R: 0 E: 0 K: 2 S: 7	H: 0 LOB: 0 BB: 0 P: 7	R: 0 E: 0 K: 1 S: 6	H: 1 LOB: 1 BB: 0 P: 6	1B: 9 2B: 2 3B: 0 HR: 2	SF: 0 SAC: 1 DP: 1 HBP: 0	WP: 0 PB: 0 SB: 0 CS: 0	PA: 41					
<b>PITCHER</b>	IP	WLS	BF	H	R	ER	SO	BB	IBB	HBP	BLK	WP	HR	S	P	ERA	WHIP										
Mike Caldwell, L ERA: 5.23	4.1	L	22	7	6	4	5	1	0	0	0	0	1	31	35	8.31	1.846										
Bob Miller, R ERA: 1.93	0.2		3	1	0	0	0	0	0	0	0	0	0	3	3	0.00	1.500										
Vicente Romo, R ERA: 2.08	1.0		5	1	2	1	1	0	0	0	0	0	1	7	7	9.00	1.000										
Rich Troedson, L ERA: 4.26	2.0		7	2	0	0	3	0	0	0	0	0	0	13	13	0.00	1.000										
Gary Ross, R ERA: 1.69	1.0		4	1	0	0	1	0	0	0	0	0	0	6	6	0.00	1.000										

Houston Astros @ San Diego Padres  
San Diego Stadium, San Diego, CA  
Sat Apr 14 1973, 9:05 PM EST  
Att: 7,514 - Unknown

livebaseballscores.com

AB 39  
R 8  
H 12  
RBI 8  
BB 1  
SO 10  
LOB 16




Batter	1	2	3	4	5	6	7	8	9	AB	R	H	RBI	BB	SO	LOB	BOTTOM										
Enzo Hernandez, R OBP: 0.219, SLG: 0.167			0-0 6-3		4-0 BB BB	0-3 K		0-0 F4		2	0	1	0	1	0	0											
Ivan Murrell, R OBP: 0.286, SLG: 0.286 Rich Troedson, L (6, PH)	0-0 SH1-3 1B		0-0 4-3		4-0 BB BB	0-0 1B		0-0 K	0-3 K	3	1	1	0	1	1	0											
Johnny Grubb, L OBP: 0.250, SLG: 0.292 Gary Ross, R (9, 1)	0-0 SH1-3 1B		0-0 4-3		4-0 BB BB	0-0 1B		0-0 K	0-0 1B	4	0	2	1	1	1	1											
Derrel Thomas, S OBP: 0.350, SLG: 0.278 (7, 6)	0-0 SH1-3		0-0 4-3		4-0 BB BB	0-0 1B		0-0 K	0-3 K	3	1	1	0	1	1	0											
Leron Lee, L OBP: 0.368, SLG: 0.303	0-3 K			0-0 L8	4-0 BB BB	0-0 1B		0-0 K	0-0 1B	4	0	2	1	1	1	1											
Nate Colbert, R OBP: 0.389, SLG: 0.259	0-0 F9		0-0 4-3		4-0 BB BB	0-0 1B		0-0 K	0-0 1B	4	0	0	1	0	0	5											
Cito Gaston, R OBP: 0.321, SLG: 0.556		0-0 HR		0-0 1B	2B	0-0 6-3		0-0 K	0-0 1B	5	2	3	1	0	0	1											
Jerry Morales, R OBP: 0.316, SLG: 0.500	0-0 F8		0-0 4-3		4-0 BB BB	0-0 1B		0-0 K	0-0 1B	5	1	2	1	0	0	2											
Dave Hilton, R OBP: 0.265, SLG: 0.258	0-0 6-3		0-0 4-3		4-0 BB BB	0-0 1B		4-0 E WP BB		3	0	1	1	1	0	1											
Fred Kendall, R OBP: 0.167, SLG: 0.118	0-0 F3		0-0 L8		0-0 6-3			0-0 E5		4	0	0	0	0	0	2											
Mike Caldwell, R OBP: 0.233, SLG: 0.333 Bob Miller, R (5, 1) Dave Roberts, R OBP: 0.345, SLG: 0.111 Vicente Romo, R (6, PH) Dave Marshall, L OBP: 0.349, SLG: 0.625 Dave Campbell, R OBP: 0.300, SLG: 0.250 (7, 4)			0-0 1-3		4-0 BB BB	0-0 1B		0-0 F6		1	0	0	0	0	0	0											
										1	1	1	0	0	0	0											
<b>Inning Stats</b>	R: 0 E: 0 K: 1 S: 6	H: 1 LOB: 0 BB: 0 P: 6	R: 1 E: 0 K: 0 S: 4	H: 1 LOB: 0 BB: 0 P: 4	R: 0 E: 0 K: 0 S: 3	H: 0 LOB: 0 BB: 0 P: 3	R: 1 E: 0 K: 0 S: 5	H: 2 LOB: 1 BB: 0 P: 5	R: 1 E: 0 K: 0 S: 3	H: 1 LOB: 2 BB: 3 P: 15	R: 1 E: 0 K: 1 S: 7	H: 2 LOB: 2 BB: 1 P: 11	R: 1 E: 0 K: 0 S: 4	H: 2 LOB: 0 BB: 0 P: 4	R: 0 E: 1 K: 0 S: 4	H: 0 LOB: 2 BB: 1 P: 8	R: 0 E: 0 K: 1 S: 7	H: 2 LOB: 2 BB: 0 P: 7	1B: 8 2B: 2 3B: 0 HR: 1	SF: 1 SAC: 1 DP: 2 HBP: 0	WP: 1 PB: 0 SB: 0 CS: 0	PA: 42					
<b>PITCHER</b>	IP	WLS	BF	H	R	ER	SO	BB	IBB	HBP	BLK	WP	HR	S	P	ERA	WHIP										
Jerry Reuss, L ERA: 2.03	4.1		21	5	3	3	1	3	0	0	0	1	0	20	32	6.23	1.846										
Jim York, R ERA: 3.39	4.2	W	21	6	2	2	2	2	0	0	0	1	0	23	31	3.86	1.714										

Houston Astros @ San Diego Padres  
San Diego Stadium, San Diego, CA  
Sat Apr 14 1973, 9:05 PM EST  
Att: 7,514 - Unknown

livebaseballscores.com

AB 35  
R 5  
H 11  
RBI 5  
BB 5  
SO 3  
LOB 18





Batter	1	2	3	4	5	6	7	8	9	AB	R	H	RBI	BB	SO	LOB	TOP					
Jimmy Wynn, R OBP: 0.362, SLG: 0.795	F9		1-2 1B		5-3		F3			4	0	1	0	0	0	2						
Tommy Helms, R OBP: 0.279, SLG: 0.268	F6		F7		F8			F8		4	0	0	0	0	0	2						
Cesar Cedeno, R OBP: 0.409, SLG: 0.658	FC6-4 BB		5-3			0-3 K		4-0 G6-4-3 BB		2	0	0	0	2	1	2						
Bob Watson, R OBP: 0.381, SLG: 0.389	FC6-4 1-2							0-0 F4	0-0 G6-4-3 1-2	4	0	1	0	0	0	2						
Lee May, R OBP: 0.186, SLG: 0.262								0-0 F7		4	0	0	0	0	0	1						
Doug Radler, R OBP: 0.282, SLG: 0.300										4	0	0	0	0	2	1						
Johnny Edwards, L OBP: 0.300, SLG: 0.448										4	0	0	0	0	1	2						
Roger Metzger, S OBP: 0.177, SLG: 0.211										3	1	1	0	0	0	1						
Dave Roberts, L OBP: 0.200, SLG: 0.200										1	0	1	0	0	0	0						
Jim Ray, R OBP: 0.250, SLG: 0.250										0	0	0	0	0	0	0						
Mike Cosgrove, L OBP: 0.250, SLG: 0.250										0	0	0	0	0	0	0						
Bob Gallagher, L OBP: 0.250, SLG: 0.250										0	0	0	0	0	0	0						
Jim Crawford, L OBP: 0.250, SLG: 0.250										0	0	0	0	0	0	0						
Jimmy Stewart, S OBP: 0.250, SLG: 0.250										0	0	0	0	0	0	0						
Fred Gladding, L OBP: 0.250, SLG: 0.250										0	0	0	0	0	0	0						
<b>Inning Stats</b>	R: 0 E: 0 K: 0 S: 3	H: 0 LOB: 1 BB: 1 P: 7	R: 0 E: 0 K: 2 S: 7	H: 0 LOB: 0 BB: 0 P: 7	R: 0 E: 0 K: 0 S: 5	H: 2 LOB: 2 BB: 0 P: 5	R: 0 E: 0 K: 1 S: 6	H: 1 LOB: 1 BB: 0 P: 6	R: 1 E: 0 K: 0 S: 4	H: 1 LOB: 0 BB: 0 P: 4	R: 0 E: 0 K: 1 S: 5	H: 0 LOB: 0 BB: 0 P: 5	R: 0 E: 1 K: 0 S: 4	H: 0 LOB: 2 BB: 1 P: 8	R: 0 E: 0 K: 0 S: 2	H: 0 LOB: 0 BB: 1 P: 6	R: 0 E: 0 K: 0 S: 3	H: 0 LOB: 0 BB: 0 P: 3	1B: 3 2B: 0 3B: 1 HR: 0	SF: 1 SAC: 0 DP: 1 HBP: 0	WP: 0 PB: 0 SB: 0 CS: 0	PA: 34
<b>PITCHER</b> Mike Corkins, R ERA: 5.79	IP: 9.0 WLS: W BF: 34 H: 4 R: 1 ER: 1 SO: 4 BB: 3 IBB: 0 HBP: 0 BLK: 0 WP: 0 HR: 0 S: 39 P: 51 ERA: 1.00 WHIP: 0.778																					

Houston Astros @ San Diego Padres  
San Diego Stadium, San Diego, CA  
Sun Apr 15 1973, 6:33 AM EST  
Unknown

AB 30  
R 1  
H 4  
RBI 1  
BB 3  
SO 4  
LOB 13



Batter	1	2	3	4	5	6	7	8	9	AB	R	H	RBI	BB	SO	LOB	BOTTOM			
Enzo Hernandez, R OBP: 0.250, SLG: 0.182	5-3	FC5 1B BB	F9			S 1B				3	0	1	0	1	0	2				
Dave Campbell, R OBP: 0.400, SLG: 0.250	F9				6-3			6-3		4	0	1	0	0	0	1				
Jerry Morales, R OBP: 0.304, SLG: 0.591										4	1	1	1	0	0	2				
Nate Colbert, R OBP: 0.375, SLG: 0.290										4	0	1	0	0	1	0				
Cito Gaston, R OBP: 0.313, SLG: 0.516	5-3									4	1	1	0	0	2	1				
Ivan Murrell, R OBP: 0.182, SLG: 0.182										4	0	0	0	0	2	1				
Dave Hilton, R OBP: 0.316, SLG: 0.324										3	2	2	1	1	1	0				
Fred Kendall, R OBP: 0.227, SLG: 0.300										3	1	1	2	1	0	1				
Mike Corkins, R OBP: 0.250, SLG: 0.250										4	0	1	1	0	2	1				
<b>Inning Stats</b>	R: 1 E: 0 K: 0 S: 5	H: 2 LOB: 1 BB: 0 P: 5	R: 2 E: 0 K: 1 S: 7	H: 2 LOB: 2 BB: 2 P: 15	R: 2 E: 0 K: 1 S: 8	H: 3 LOB: 2 BB: 1 P: 12	R: 0 E: 0 K: 0 S: 3	H: 0 LOB: 0 BB: 0 P: 3	R: 0 E: 0 K: 3 S: 9	H: 0 LOB: 0 BB: 0 P: 9	R: 0 E: 0 K: 1 S: 6	H: 1 LOB: 1 BB: 0 P: 6	R: 0 E: 0 K: 1 S: 5	H: 0 LOB: 0 BB: 0 P: 5	R: 0 E: 0 K: 1 S: 6	H: 1 LOB: 1 BB: 0 P: 6	1B: 5 2B: 2 3B: 0 HR: 2	SF: 0 SAC: 0 DP: 0 HBP: 0	WP: 0 PB: 0 SB: 1 CS: 0	PA: 36
<b>PITCHER</b> Dave Roberts, L ERA: 3.38 Jim Ray, R ERA: Mike Cosgrove, L ERA: 7.71 Jim Crawford, L ERA: 3.68 Fred Gladding, R ERA: 5.4	IP: 2.2 WLS: L BF: 16 H: 6 R: 5 ER: 5 SO: 2 BB: 2 IBB: 0 HBP: 0 BLK: 0 WP: 0 HR: 2 S: 18 P: 26 ERA: 16.88 WHIP: 3.000																			

Houston Astros @ San Diego Padres  
San Diego Stadium, San Diego, CA  
Sun Apr 15 1973, 6:33 AM EST  
Unknown

AB 33  
R 5  
H 9  
RBI 5  
BB 3  
SO 8  
LOB 9





Batter	1	2	3	4	5	6	7	8	9	AB	R	H	RBI	BB	SO	LOB	TOP			
Jimmy Wynn, R (1,9) OBP: 0.353, SLG: 0.750										4	0	1	0	0	0	0				
Tommy Helms, R (1,4) OBP: 0.261, SLG: 0.250										3	0	0	0	0	0	1				
Cesar Cedeno, R (1,8) OBP: 0.383, SLG: 0.610										3	0	0	0	0	0	0				
Bob Watson, R (1,7) OBP: 0.378, SLG: 0.385										3	0	1	0	0	0	0				
Lee May, R (1,3) OBP: 0.174, SLG: 0.244										3	0	0	0	0	1	1				
Doug Rader, R (1,5) OBP: 0.244, SLG: 0.279										3	0	0	0	0	1	1				
Johnny Edwards, L (1,2) OBP: 0.273, SLG: 0.406										3	0	0	0	0	1	1				
Roger Metzger, S (1,6) OBP: 0.163, SLG: 0.200										2	0	0	0	0	0	0				
Bob Gallagher, L (9,PH)										1	0	0	0	0	0	0				
Tom Griffin, R (1,1)										1	0	0	0	0	1	0				
Jim Crawford, L (5,1) OBP: 0.333, SLG: 0.667										1	0	0	0	0	1	0				
Jim York, R (6,1)										0	0	0	0	0	0	0				
Jimmy Stewart, S (9,PH)										1	0	0	0	0	0	0				
<b>Inning Stats</b>	R: 0 E: 0 K: 0 S: 3	H: 1 LOB: 0 BB: 0 P: 3	R: 0 E: 0 K: 1 S: 5	H: 0 LOB: 0 BB: 0 P: 5	R: 0 E: 0 K: 2 S: 7	H: 0 LOB: 0 BB: 0 P: 7	R: 0 E: 0 K: 0 S: 3	H: 0 LOB: 0 BB: 0 P: 3	R: 0 E: 0 K: 1 S: 5	H: 0 LOB: 0 BB: 0 P: 5	R: 0 E: 0 K: 0 S: 3	H: 0 LOB: 0 BB: 0 P: 3	R: 0 E: 0 K: 0 S: 4	H: 1 LOB: 1 BB: 0 P: 4	R: 0 E: 0 K: 0 S: 3	H: 0 LOB: 0 BB: 0 P: 3	1B: 2 2B: 0 3B: 0 HR: 0	SF: 0 SAC: 0 DP: 0 HBP: 0	WP: 0 PB: 0 SB: 0 CS: 1	PA: 28
<b>PITCHER</b> Bill Greif, R (1,1) ERA:	IP: 9.0 WLS: W BF: 28 H: 2 R: 0 ER: 0 SO: 5 BB: 0 IBB: 0 HBP: 0 BLK: 0 WP: 0 HR: 0 S: 38 P: 38 ERA: 0.00 WHIP: 0.222																			

Houston Astros @ San Diego Padres  
San Diego Stadium, San Diego, CA  
Sun Apr 15 1973, 6:38 AM EST  
Att: 10,993 - Unknown

AB	28
R	0
H	2
RBI	0
BB	0
SO	5
LOB	4



Batter	1	2	3	4	5	6	7	8	9	AB	R	H	RBI	BB	SO	LOB	BOTTOM			
Enzo Hernandez, R (1,6) OBP: 0.250, SLG: 0.189										4	0	1	1	0	0	0				
Derrel Thomas, S (1,4) OBP: 0.292, SLG: 0.227										4	0	0	0	0	1	3				
Leron Lee, L (1,7) OBP: 0.357, SLG: 0.297										4	0	1	0	0	1	0				
Nate Colbert, R (1,3) OBP: 0.386, SLG: 0.314										4	2	2	0	0	1	1				
Dave Marshall, L (1,9) OBP: 0.643, SLG: 0.667										1	1	1	0	1	0	0				
Jerry Morales, R (6,PH) OBP: 0.320, SLG: 0.625										2	0	1	1	0	0	1				
Johnny Grubb, L (1,8) OBP: 0.222, SLG: 0.259										3	0	0	0	0	2	4				
Dave Hilton, R (1,5) OBP: 0.317, SLG: 0.324										3	1	1	1	0	1	1				
Fred Kendall, R (1,2) OBP: 0.240, SLG: 0.273										2	0	0	0	1	1	0				
Bill Greif, R (1,1)										2	0	0	1	1	0	0				
<b>Inning Stats</b>	R: 0 E: 0 K: 2 S: 7	H: 0 LOB: 0 BB: 0 P: 7	R: 0 E: 0 K: 2 S: 7	H: 1 LOB: 0 BB: 0 P: 7	R: 0 E: 0 K: 1 S: 5	H: 0 LOB: 0 BB: 0 P: 5	R: 0 E: 0 K: 0 S: 3	H: 0 LOB: 0 BB: 0 P: 3	R: 3 E: 0 K: 1 S: 7	H: 3 LOB: 2 BB: 3 P: 19	R: 1 E: 0 K: 1 S: 7	H: 2 LOB: 1 BB: 0 P: 7	R: 0 E: 0 K: 0 S: 3	H: 0 LOB: 0 BB: 0 P: 3	R: 0 E: 0 K: 0 S: 4	H: 1 LOB: 1 BB: 0 P: 4	1B: 6 2B: 2 3B: 0 HR: 0	SF: 0 SAC: 0 DP: 1 HBP: 0	WP: 1 PB: 1 SB: 0 CS: 1	PA: 32
<b>PITCHER</b> Tom Griffin, R (1,1) ERA: 5.11	IP: 4.1 WLS: L BF: 19 H: 4 R: 3 ER: 3 SO: 6 BB: 2 IBB: 1 HBP: 0 BLK: 0 WP: 0 HR: 0 S: 28 P: 40 ERA: 6.23 WHIP: 1.385																			
Jim Crawford, L (5,1) ERA: 4.15	1.1 5 2 1 1 0 0 0 0 0 0 0 5 5 6.75 1.500																			
Jim York, R (6,1) ERA: 2.61	2.1 8 1 0 0 1 0 0 0 0 1 0 10 10 0.00 0.429																			

Houston Astros @ San Diego Padres  
San Diego Stadium, San Diego, CA  
Sun Apr 15 1973, 6:38 AM EST  
Att: 10,993 - Unknown

AB	29
R	4
H	7
RBI	4
BB	3
SO	7
LOB	10





Batter	1	2	3	4	5	6	7	8	9	AB	R	H	RBI	BB	SO	LOB	TOP											
<b>Pete Rose, S</b> OBP: 0.385, SLG: 0.388 (1, 7)										5	0	2	0	0	0	0	<b>Cincinnati Reds @ San Diego Padres</b> San Diego Stadium, San Diego, CA Mon Apr 16 1973, 9:05 PM EST Att: 9,189 - Unknown											
<b>Joe Morgan, L</b> OBP: 0.404, SLG: 0.600 (1, 4)										4	1	2	1	1	0	1												
<b>Bobby Tolan, L</b> OBP: 0.333, SLG: 0.370 (1, 9)										5	0	1	0	0	0	3												
<b>Johnny Bench, R</b> OBP: 0.449, SLG: 0.486 (1, 2)										3	1	1	1	2	1	1												
<b>Tony Perez, R</b> OBP: 0.417, SLG: 0.636 (1, 3)										5	1	2	2	0	0	3												
<b>Cesar Geronimo, L</b> OBP: 0.255, SLG: 0.378 (1, 8)										3	1	0	0	1	0	5												
<b>Phil Gagliano, R</b> OBP: 0.364, SLG: 0.300 (1, 5)										3	1	1	0	1	0	0												
<b>Dave Concepcion, R</b> OBP: 0.542, SLG: 0.773 (1, 6)										4	2	3	3	0	1	0												
<b>Jack Billingham, R</b> Clay Carroll, R (9, 1)										4	0	0	0	0	2	1												
<b>Inning Stats</b>	R: 0 E: 0 K: 0 S: 5	H: 2 LOB: 3 BB: 1 P: 9	R: 1 E: 0 K: 0 S: 5	H: 3 LOB: 1 BB: 0 P: 5	R: 4 E: 0 K: 2 S: 10	H: 3 LOB: 0 BB: 1 P: 14	R: 1 E: 0 K: 0 S: 4	H: 1 LOB: 2 BB: 2 P: 12	R: 0 E: 0 K: 0 S: 3	H: 0 LOB: 0 BB: 0 P: 7	R: 0 E: 0 K: 0 S: 3	H: 0 LOB: 0 BB: 0 P: 3	R: 1 E: 0 K: 0 S: 4	H: 2 LOB: 2 BB: 1 P: 8	R: 0 E: 1 K: 0 S: 3	H: 0 LOB: 0 BB: 0 P: 3	R: 0 E: 0 K: 0 S: 3	H: 1 LOB: 0 BB: 0 P: 3	1B: 9 2B: 0 3B: 0 HR: 3	SF: 0 SAC: 0 DP: 1 HBP: 0	WP: 0 PB: 0 SB: 0 CS: 2	PA: 42						
<b>PITCHER</b>	IP	WLS	BF	H	R	ER	SO	BB	IBB	HBP	BLK	WP	HR	S	P	ERA	WHIP											
<b>Clay Kirby, R</b> ERA: 6.59 (1, 1)	2.2	L	17	8	5	5	1	1	1	0	0	0	0	2	17	25	16.88	3.375										
<b>Vicente Romo, R</b> ERA: 3.5 (3, 1)	0.2		3	0	1	1	1	1	0	0	0	0	0	4	8	13.50	1.500											
<b>Bob Miller, R</b> ERA: 1.23 (4, 1)	2.2		10	1	0	0	2	1	0	0	0	0	0	13	17	0.00	0.750											
<b>Rich Troedson, L</b> ERA: 4.32 (7, 1)	2.0		8	2	1	1	0	1	0	0	0	0	1	7	11	4.50	1.500											
<b>Gary Ross, R</b> ERA: 1.54 (9, 1)	1.0		3	1	0	0	0	0	0	0	0	0	0	3	3	0.00	1.000											

AB	36
R	7
H	12
RBI	7
BB	5
SO	4
LOB	14





Batter	1	2	3	4	5	6	7	8	9	AB	R	H	RBI	BB	SO	LOB	BOTTOM										
<b>Enzo Hernandez, R</b> OBP: 0.250, SLG: 0.175 (1, 6)										3	1	0	1	1	0	1	<b>Cincinnati Reds @ San Diego Padres</b> San Diego Stadium, San Diego, CA Mon Apr 16 1973, 9:05 PM EST Att: 9,189 - Unknown										
<b>Dave Roberts, R</b> OBP: 0.190, SLG: 0.105 (9, FH)										4	1	2	0	1	0	1											
<b>Derrel Thomas, S</b> OBP: 0.345, SLG: 0.269 (1, 4)										5	2	1	1	0	1	2											
<b>Leron Lee, L</b> OBP: 0.340, SLG: 0.286 (1, 7)										4	1	3	3	1	0	0											
<b>Nate Colbert, R</b> OBP: 0.429, SLG: 0.436 (1, 3)										4	1	3	3	1	0	0											
<b>Dave Marshall, L</b> OBP: 0.579, SLG: 0.714 (1, 9)										5	0	2	1	0	0	3											
<b>Johnny Grubb, L</b> OBP: 0.226, SLG: 0.233 (1, 8)										3	0	0	0	1	0	2											
<b>Dave Hilton, R</b> OBP: 0.289, SLG: 0.293 (1, 5)										4	1	0	0	0	0	2											
<b>Fred Kendall, R</b> OBP: 0.241, SLG: 0.308 (1, 2)										4	0	1	0	0	0	1											
<b>Clay Kirby, R</b> Vicente Romo, R Bob Miller, R Ivan Murrell, R Rich Troedson, L Jerry Morales, R Gary Ross, R (1, 1) (3, 1) (4, 1) (6, PH) (7, 1) (8, PH) (9, 1)										0	0	0	0	0	0	0											
<b>Inning Stats</b>	R: 0 E: 0 K: 0 S: 3	H: 0 LOB: 0 BB: 0 P: 3	R: 0 E: 0 K: 0 S: 3	H: 1 LOB: 0 BB: 0 P: 3	R: 1 E: 2 K: 0 S: 5	H: 0 LOB: 1 BB: 0 P: 5	R: 0 E: 0 K: 1 S: 6	H: 1 LOB: 2 BB: 1 P: 10	R: 3 E: 0 K: 1 S: 9	H: 4 LOB: 2 BB: 1 P: 13	R: 0 E: 0 K: 1 S: 5	H: 0 LOB: 0 BB: 0 P: 5	R: 0 E: 0 K: 0 S: 4	H: 1 LOB: 2 BB: 1 P: 8	R: 0 E: 0 K: 0 S: 4	H: 1 LOB: 1 BB: 0 P: 4	R: 2 E: 0 K: 0 S: 4	H: 1 LOB: 0 BB: 1 P: 8	1B: 5 2B: 3 3B: 0 HR: 1	SF: 0 SAC: 1 DP: 1 HBP: 0	WP: 0 PB: 0 SB: 0 CS: 0	PA: 41					
<b>PITCHER</b>	IP	WLS	BF	H	R	ER	SO	BB	IBB	HBP	BLK	WP	HR	S	P	ERA	WHIP										
<b>Jack Billingham, R</b> ERA: 3.47 (1, 1)	8.1	W	38	8	5	4	3	4	0	0	0	0	1	3	3	13.50	1.500										
<b>Clay Carroll, R</b> ERA: 13.5 (9, 1)	0.2	S	3	1	1	1	0	0	0	0	0	0	1	3	3	13.50	1.500										

AB	36
R	6
H	9
RBI	6
BB	4
SO	3
LOB	13





Batter	1	2	3	4	5	6	7	8	9	AB	R	H	RBI	BB	SO	LOB	TOP										
<b>Pete Rose, S</b> OBP: 0.393, SLG: 0.373 (1, 7)	4-0 CS BB		0-3 K		0-0 L3		4-0 HR BB			2	1	0	0	2	1	0	<b>Cincinnati Reds @ San Diego Padres</b> San Diego Stadium, San Diego, CA Tue Apr 17 1973, 9:05 PM EST Att: 7,976 - Unknown										
<b>Joe Morgan, L</b> OBP: 0.429, SLG: 0.667 (1, 4)	0-3 K		4-0 1B BB			0-0 6-3 SH1-3 1B	0-0 HR			3	2	2	2	1	1	1											
<b>Bobby Tolan, L</b> OBP: 0.333, SLG: 0.367 (1, 9)	0-0 G3		0-0 1-3 1B			0-0 SH1-3	0-0 F2			3	0	1	0	0	0	0											
<b>Johnny Bench, R</b> OBP: 0.415, SLG: 0.436 (1, 2)		0-0 5-3	0-0 F7			0-0 6-3		0-0 6-3		4	0	0	0	0	0	3											
<b>Tony Perez, R</b> OBP: 0.423, SLG: 0.617 (1, 3)		0-0 1B 1B		0-0 6-3		0-0 1B BB		0-3 K		3	0	1	0	1	1	0											
<b>Dave Concepcion, R</b> OBP: 0.536, SLG: 0.731 (1, 6)		0-0 FC3-6 1B		0-0 5-3		0-0 1-2 1B		0-0 5-3		4	0	2	1	0	0	0											
<b>Phil Gagliano, R</b> OBP: 0.267, SLG: 0.214 (1, 5)		0-0 F8		0-0 1-3		0-0 F3		0-0 4-3		4	0	0	0	0	0	4											
<b>Cesar Geronimo, L</b> OBP: 0.235, SLG: 0.347 (1, 8)		0-0 FC3-6		0-0 4-3		0-0 3-1		0-0 F2		4	0	0	0	0	0	2											
<b>Ross Grimsley, L</b> (1, 1)			0-3 K		0-3 K		0-0 B5		0-3 K	4	0	0	0	0	3	0											
<b>Inning Stats</b>	R: 0 E: 0 K: 1 S: 4	H: 0 LOB: 0 BB: 1 P: 8	R: 0 E: 0 K: 0 S: 5	H: 2 LOB: 2 BB: 0 P: 5	R: 0 E: 0 K: 2 S: 8	H: 1 LOB: 2 BB: 1 P: 12	R: 0 E: 0 K: 0 S: 3	H: 0 LOB: 0 BB: 0 P: 3	R: 0 E: 0 K: 1 S: 5	H: 0 LOB: 0 BB: 0 P: 5	R: 1 E: 0 K: 0 S: 5	H: 2 LOB: 2 BB: 1 P: 9	R: 2 E: 0 K: 0 S: 4	H: 1 LOB: 0 BB: 1 P: 8	R: 0 E: 0 K: 1 S: 5	H: 0 LOB: 0 BB: 0 P: 5	R: 0 E: 0 K: 1 S: 5	H: 0 LOB: 0 BB: 0 P: 5	1B: 5 2B: 1 3B: 0 HR: 1	SF: 0 SAC: 1 DP: 1 HBP: 0	WP: 0 PA: 36 PB: 0 SB: 0 CS: 1						
<b>PITCHER</b>	IP	WLS	BF	H	R	ER	SO	BB	IBB	HBP	BLK	WP	HR	S	P	ERA	WHIP										
<b>Fred Norman, L</b> ERA: 3.68 (1, 1)	7.0	L	30	6	3	3	4	4	0	0	0	0	1	34	50	3.86	1.429										
<b>Gary Ross, R</b> ERA: 1.32 (8, 1)	2.0		6	0	0	0	2	0	0	0	0	0	0	10	10	0.00	0.000										

Batter	1	2	3	4	5	6	7	8	9	AB	R	H	RBI	BB	SO	LOB	BOTTOM										
<b>Enzo Hernandez, R</b> OBP: 0.250, SLG: 0.182 (1, 6)	0-0 F9		0-0 6-3		0-0 F8			0-0 1B		4	0	1	0	0	0	1	<b>Cincinnati Reds @ San Diego Padres</b> San Diego Stadium, San Diego, CA Tue Apr 17 1973, 9:05 PM EST Att: 7,976 - Unknown										
<b>Derrel Thomas, S</b> OBP: 0.333, SLG: 0.300 (1, 4)	0-0 F9		0-0 2B			0-0 L9		0-0 F9		4	0	1	0	0	0	1											
<b>Leron Lee, L</b> OBP: 0.353, SLG: 0.304 (1, 7)	0-0 FC6-4 1B		0-0 4-3			0-0 WP 1B		0-0 F7		4	0	2	0	0	0	2											
<b>Nate Colbert, R</b> OBP: 0.396, SLG: 0.395 (1, 3)	0-0 FC6-4			0-0 6-3		0-0 F9		0-3 K		4	0	0	0	0	1	3											
<b>Cito Gaston, R</b> OBP: 0.306, SLG: 0.486 (1, 9)		0-3 K		0-0 6-3		0-0 F8		0-0 1B 1B		4	0	1	0	0	1	1											
<b>Jerry Morales, R</b> OBP: 0.300, SLG: 0.552 (1, 8)		0-3 K		0-0 5-3			0-0 F8		0-0 FC6-4 1B	4	0	1	0	0	1	0											
<b>Dave Hilton, R</b> OBP: 0.306, SLG: 0.295 (1, 5)		0-0 FC6-4 1B			0-0 F8		4-0 BB		0-3 K	3	0	1	0	1	1	2											
<b>Fred Kendall, R</b> OBP: 0.212, SLG: 0.267 (1, 2)		0-0 FC6-4			0-0 L7		0-0 F4		0-3 K	4	0	0	0	0	1	4											
<b>Fred Norman, S</b> OBP: 0.286, SLG: 0.167 (1, 1)			0-3 K2-3				0-3 K		0-0 FC6-4	2	0	1	0	0	1	0											
<b>Dave Roberts, R</b> OBP: 0.182, SLG: 0.100 (7, PH)										1	0	0	0	0	1	1											
<b>Gary Ross, R</b> (8, 1)										0	0	0	0	0	0	0											
<b>Ivan Murrell, R</b> OBP: 0.154, SLG: 0.154 (8, PH)									1-2	1	0	0	0	0	0	2											
<b>Inning Stats</b>	R: 0 E: 0 K: 0 S: 4	H: 1 LOB: 1 BB: 0 P: 4	R: 0 E: 0 K: 2 S: 8	H: 1 LOB: 1 BB: 0 P: 8	R: 0 E: 0 K: 1 S: 6	H: 1 LOB: 1 BB: 0 P: 6	R: 0 E: 0 K: 0 S: 3	H: 0 LOB: 0 BB: 0 P: 3	R: 0 E: 0 K: 0 S: 4	H: 1 LOB: 1 BB: 0 P: 4	R: 0 E: 0 K: 0 S: 4	H: 1 LOB: 1 BB: 0 P: 4	R: 0 E: 0 K: 1 S: 5	H: 0 LOB: 1 BB: 1 P: 9	R: 0 E: 0 K: 1 S: 6	H: 1 LOB: 1 BB: 0 P: 6	R: 0 E: 0 K: 2 S: 9	H: 2 LOB: 2 BB: 0 P: 9	1B: 7 2B: 1 3B: 0 HR: 0	SF: 0 SAC: 0 DP: 0 HBP: 0	WP: 1 PA: 36 PB: 0 SB: 0 CS: 0						
<b>PITCHER</b>	IP	WLS	BF	H	R	ER	SO	BB	IBB	HBP	BLK	WP	HR	S	P	ERA	WHIP										
<b>Ross Grimsley, L</b> ERA: 1.78 (1, 1)	9.0	W	36	8	0	0	7	1	0	0	0	1	0	49	53	0.00	1.000										



Batter	1	2	3	4	5	6	7	8	9	AB	R	H	RBI	BB	SO	LOB	TOP								
<b>Pete Rose, S</b> OBP: 0.383, SLG: 0.364 (1, 7)	5-3			FC4-6 1B		F6		G1-6-3		4	0	1	0	0	0	2	<b>Cincinnati Reds @ San Diego Padres</b> San Diego Stadium, San Diego, CA Wed Apr 18 1973, 9:05 PM EST Att: 10,587 - Unknown								
<b>Joe Morgan, L</b> OBP: 0.433, SLG: 0.686 (1, 4)	3-1			F9					1B 3B	3	1	1	0	1	0	1									
<b>Bobby Tolan, L</b> OBP: 0.328, SLG: 0.358 (1, 9)	P1			FC4-6 WP 1-2					BB BB FC5-4 1B	4	1	1	1	0	1	2									
<b>Johnny Bench, R</b> OBP: 0.404, SLG: 0.405 (1, 2)		G5-4-3 BB		1-3					3-H K	3	0	0	0	1	2	2									
<b>Tony Perez, R</b> OBP: 0.411, SLG: 0.580 (1, 3)		G5-4-3 1-2			K				FC5-4 BB	3	0	0	0	1	1	1									
<b>Cesar Geronimo, L</b> OBP: 0.222, SLG: 0.327 (9, PH)									BB	3	0	0	0	0	0	0									
<b>Denis Menke, R</b> OBP: 0.433, SLG: 0.348 (9, PR)									BB	0	0	0	0	1	0	0									
<b>Darrel Chaney, S</b> OBP: 0.093, SLG: 0.043 (9, PR)									FC5-4 BB	0	0	0	0	0	0	0									
<b>Phil Gagliano, R</b> OBP: 0.316, SLG: 0.278 (1, 5)			5-3						FC5-4 1B	4	0	2	1	0	0	2									
<b>Dave Concepcion, R</b> OBP: 0.500, SLG: 0.667 (1, 6)			F2						1-2 2-3 3-H K	4	0	1	0	0	1	3									
<b>Roger Nelson, R</b> OBP: 0.143, SLG: 0.143 (6, PH)										1	0	0	0	0	0	0									
<b>Gene Locklear, L</b> (6, PH)										1	0	0	0	0	0	0									
<b>Ed Sprague, R</b> (6, PH)										0	0	0	0	0	0	0									
<b>Richie Scheinblum, S</b> OBP: 0.500, SLG: 1.333 (8, PH)										1	0	0	0	0	0	2									
<b>Pedro Borbon, R</b> (8, PH)										0	0	0	0	0	0	0									
<b>Inning Stats</b>	R: 0 E: 0 K: 0 S: 3	H: 0 LOB: 0 BB: 0 P: 3	R: 0 E: 0 K: 0 S: 2	H: 0 LOB: 0 BB: 1 P: 6	R: 0 E: 0 K: 0 S: 3	H: 0 LOB: 0 BB: 0 P: 3	R: 0 E: 0 K: 0 S: 4	H: 1 LOB: 1 BB: 0 P: 4	R: 0 E: 0 K: 1 S: 6	H: 1 LOB: 1 BB: 0 P: 6	R: 0 E: 0 K: 1 S: 5	H: 0 LOB: 1 BB: 1 P: 9	R: 0 E: 0 K: 1 S: 5	H: 0 LOB: 0 BB: 0 P: 5	R: 0 E: 0 K: 0 S: 4	H: 2 LOB: 1 BB: 0 P: 4	R: 2 E: 0 K: 2 S: 9	H: 2 LOB: 2 BB: 2 P: 17	1B: 5 2B: 0 3B: 1 HR: 0	SF: 0 SAC: 0 DP: 2 HBP: 0	WP: 1 PB: 0 SB: 0 CS: 0	PA: 35			
<b>PITCHER</b>	IP	WLS	BF	H	R	ER	SO	BB	IBB	HBP	BLK	WP	HR	S	P	ERA	WHIP								
<b>Steve Arlin, R</b> ERA: 4.5 (1, 1)	8.1	W	32	6	2	2	4	3	0	0	0	1	0	37	49	2.16	1.080								
<b>Rich Troedson, L</b> ERA: 4.15 (9, 1)	0.1		2	0	0	0	0	1	0	0	0	0	0	1	5	0.00	3.000								
<b>Bill Greif, R</b> ERA: (9, 1)	0.1	S	1	0	0	0	1	0	0	0	0	0	0	3	3	0.00	0.000								

AB	31
R	2
H	6
RBI	2
BB	4
SO	5
LOB	15



Batter	1	2	3	4	5	6	7	8	9	AB	R	H	RBI	BB	SO	LOB	BOTTOM								
<b>Enzo Hernandez, R</b> OBP: 0.255, SLG: 0.191 (1, 6)	L3		SH1-4	4-3						3	0	1	0	0	0	1	<b>Cincinnati Reds @ San Diego Padres</b> San Diego Stadium, San Diego, CA Wed Apr 18 1973, 9:05 PM EST Att: 10,587 - Unknown								
<b>Derrel Thomas, S</b> OBP: 0.333, SLG: 0.281 (1, 4)	F8		G3			G6-3 BB			SH FC1-6	2	0	0	0	1	0	1									
<b>Leron Lee, L</b> OBP: 0.384, SLG: 0.292 (1, 7)	L9					G6-3 BB			FC1-6 S	2	0	0	0	2	0	2									
<b>Nate Colbert, R</b> OBP: 0.368, SLG: 0.362 (1, 3)		6-3	6-3			G6-3			K	4	0	0	0	0	1	6									
<b>Dave Marshall, L</b> OBP: 0.522, SLG: 0.611 (1, 9)				4-3		F3			4-3	4	0	1	0	0	0	3									
<b>Johnny Grubb, L</b> OBP: 0.257, SLG: 0.265 (1, 8)			FC4-6	6-3					E1 SH1-4 SH5-3 E 1B	4	1	2	0	0	0	1									
<b>Dave Hilton, R</b> OBP: 0.308, SLG: 0.298 (1, 5)		P6							SH1-4	3	1	1	0	0	0	2									
<b>Fred Kendall, R</b> OBP: 0.250, SLG: 0.364 (1, 2)									SH5-3	3	2	2	2	0	0	1									
<b>Steve Arlin, R</b> OBP: 0.143, SLG: 0.143 (9, 1)			SH						4-3	3	0	1	1	0	1	1									
<b>Rich Troedson, L</b> (9, 1)			SH1-4							0	0	0	0	0	0	0									
<b>Bill Greif, R</b> (9, 1)										0	0	0	0	0	0	0									
<b>Inning Stats</b>	R: 0 E: 0 K: 0 S: 3	H: 0 LOB: 0 BB: 0 P: 3	R: 0 E: 0 K: 0 S: 4	H: 1 LOB: 1 BB: 0 P: 4	R: 1 E: 1 K: 0 S: 5	H: 1 LOB: 2 BB: 1 P: 9	R: 2 E: 0 K: 0 S: 6	H: 3 LOB: 1 BB: 0 P: 6	R: 0 E: 0 K: 1 S: 2	H: 0 LOB: 1 BB: 2 P: 10	R: 0 E: 1 K: 1 S: 6	H: 1 LOB: 1 BB: 0 P: 6	R: 0 E: 1 K: 1 S: 7	H: 1 LOB: 2 BB: 0 P: 7	R: 1 E: 1 K: 0 S: 4	H: 1 LOB: 0 BB: 0 P: 4	1B: 6 2B: 2 3B: 0 HR: 0	SF: 0 SAC: 5 DP: 1 HBP: 0	WP: 0 PB: 0 SB: 1 CS: 0	PA: 36					
<b>PITCHER</b>	IP	WLS	BF	H	R	ER	SO	BB	IBB	HBP	BLK	WP	HR	S	P	ERA	WHIP								
<b>Roger Nelson, R</b> ERA: 2.61 (1, 1)	5.0	L	23	5	3	2	0	3	0	0	0	0	0	20	32	3.60	1.600								
<b>Ed Sprague, R</b> ERA: (6, 1)	2.0		9	2	0	0	2	0	0	0	0	0	0	13	13	0.00	1.000								
<b>Pedro Borbon, R</b> ERA: (8, 1)	1.0		4	1	1	0	0	0	0	0	0	0	0	4	4	0.00	1.000								





Batter	1	2	3	4	5	6	7	8	9	AB	R	H	RBI	BB	SO	LOB	TOP			
Enzo Hernandez, R (1, 6) OBP: 0.255, SLG: 0.196 Jerry Morales, R (9, PH) OBP: 0.290, SLG: 0.533	0-0 6-3		0-0 F3		0-0 1B 1B 1-2		0-0 F6		0-3 K	4	0	1	0	0	0	1	<b>San Diego Padres @ Houston Astros</b> Astrodome, Houston, TX Fri Apr 20 1973, 7:05 PM EST Att: 21,261 - Unknown			
Derrel Thomas, S (1, 4) OBP: 0.341, SLG: 0.257	0-0 4-3		4-0 1B 1-2		0-0 F8		0-3 K		4-0 BB 1-2 2-3 3-H	3	0	0	1	2	1					
Leron Lee, L (1, 7) OBP: 0.367, SLG: 0.302	0-0 G3		0-0 1B 1-2 2-3		0-0 1B 1-2 2-3				0-0 L9	5	0	2	0	0	1	3				
Nate Colbert, R (1, 3) OBP: 0.361, SLG: 0.353		0-0 L6	0-0 F9		0-0 1B 1-2 2-3 3-H				0-3 K	4	0	1	1	0	1	3				
Dave Marshall, L (1, 9) OBP: 0.481, SLG: 0.545		0-0 1B		0-0 G3		0-3 K			0-0 F7	4	0	1	0	0	1	3				
Johnny Grubb, L (1, 8) OBP: 0.256, SLG: 0.263	0-3 K		0-0 L8		0-0 F4				0-0 FC 1B BB	4	1	1	0	0	1	1				
Dave Hilton, R (1, 5) OBP: 0.286, SLG: 0.275	0-0 F8		0-0 4-3		0-0 F6				0-0 F8	4	0	0	0	0	0	2				
Fred Kendall, R (1, 2) OBP: 0.300, SLG: 0.405			0-0 1B BB 1B		0-0 1B 1B 1B				0-0 BB FC 1B	4	1	3	0	0	0	0				
Mike Corkins, R (1, 1) OBP: 0.167, SLG: 0.167 Bob Miller, R (5, 1)			0-3 K		0-3 K				0-0 FC BB	2	0	0	0	0	2	2				
Dave Campbell, R (7, PH) OBP: 0.364, SLG: 0.222 Vicente Romo, R (7, 1)					0-3 K		0-3 K2-3		0-0 FC BB	0	0	0	0	0	0	0				
Cito Gaston, R (9, PH) OBP: 0.297, SLG: 0.472								1-2 2-3	1	0	0	0	0	0	2					
<b>Inning Stats</b>	R: 0 E: 0 K: 0 S: 3	H: 0 LOB: 0 BB: 0 P: 3	R: 0 E: 0 K: 1 S: 6	H: 1 LOB: 1 BB: 0 P: 6	R: 0 E: 0 K: 1 S: 7	H: 2 LOB: 3 BB: 1 P: 11	R: 0 E: 0 K: 0 S: 3	H: 0 LOB: 0 BB: 0 P: 3	R: 1 E: 0 K: 2 S: 11	H: 4 LOB: 3 BB: 0 P: 11	R: 0 E: 0 K: 0 S: 3	H: 0 LOB: 0 BB: 0 P: 3	R: 0 E: 0 K: 1 S: 5	H: 0 LOB: 0 BB: 0 P: 5	R: 1 E: 0 K: 2 S: 10	H: 2 LOB: 3 BB: 1 P: 14	1B: 9 2B: 0 3B: 0 HR: 0	SF: 0 SAC: 0 DP: 0 HBP: 0	WP: 0 PB: 0 SB: 0 CS: 0	PA: 39
<b>PITCHER</b>	IP WLS BF H R ER SO BB IBB HBP BLK WP HR S P ERA WHIP	IP WLS BF H R ER SO BB IBB HBP BLK WP HR S P ERA WHIP	IP WLS BF H R ER SO BB IBB HBP BLK WP HR S P ERA WHIP	IP WLS BF H R ER SO BB IBB HBP BLK WP HR S P ERA WHIP	IP WLS BF H R ER SO BB IBB HBP BLK WP HR S P ERA WHIP	IP WLS BF H R ER SO BB IBB HBP BLK WP HR S P ERA WHIP	IP WLS BF H R ER SO BB IBB HBP BLK WP HR S P ERA WHIP	IP WLS BF H R ER SO BB IBB HBP BLK WP HR S P ERA WHIP	IP WLS BF H R ER SO BB IBB HBP BLK WP HR S P ERA WHIP	IP WLS BF H R ER SO BB IBB HBP BLK WP HR S P ERA WHIP	IP WLS BF H R ER SO BB IBB HBP BLK WP HR S P ERA WHIP	IP WLS BF H R ER SO BB IBB HBP BLK WP HR S P ERA WHIP	IP WLS BF H R ER SO BB IBB HBP BLK WP HR S P ERA WHIP	IP WLS BF H R ER SO BB IBB HBP BLK WP HR S P ERA WHIP	IP WLS BF H R ER SO BB IBB HBP BLK WP HR S P ERA WHIP	IP WLS BF H R ER SO BB IBB HBP BLK WP HR S P ERA WHIP	IP WLS BF H R ER SO BB IBB HBP BLK WP HR S P ERA WHIP			
Ken Forsch, R (1, 1) ERA: 3.86 Jim Crawford, L (9, 1) ERA: 4.0	8.2 W 38 9 2 2 8 2 0 0 0 0 0 0 52 60 2.08 1.269	0.1 S 1 0 0 0 1 0 0 0 0 0 0 0 3 3 0.00 0.000																		


AB	37
R	2
H	9
RBI	2
BB	2
SO	9
LOB	22




Batter	1	2	3	4	5	6	7	8	9	AB	R	H	RBI	BB	SO	LOB	BOTTOM			
Jimmy Wynn, R (1, 9) OBP: 0.324, SLG: 0.600	0-3 K		4-0 1B BB 6-3		0-0 F6	0-3 K		0-0 5-3		4	1	0	0	1	2	0	<b>San Diego Padres @ Houston Astros</b> Astrodome, Houston, TX Fri Apr 20 1973, 7:05 PM EST Att: 21,261 - Unknown			
Tommy Helms, R (1, 4) OBP: 0.281, SLG: 0.267	0-0 6-3		0-0 6-3 1-2		0-0 BB 2B 1B	0-0 4-3				4	1	1	0	0	0	1				
Cesar Cedeno, R (1, 8) OBP: 0.424, SLG: 0.607	4-0 S BB		0-0 F4		4-0 2B BB				0-0 1B S SF4	2	2	1	0	2	0	1				
Bob Watson, R (1, 7) OBP: 0.413, SLG: 0.396	0-3 K		0-0 1B 2-H		0-0 F9				0-0 1B 1-3	4	0	2	1	0	1	3				
Lee May, R (1, 3) OBP: 0.189, SLG: 0.288 Tommie Agee, R (5, PR) OBP: 0.400, SLG: 0.357		0-0 5-3	0-3 K		0-0 BB 2B 1-H 2-H	0-0 F3			0-0 F3	3	0	1	2	0	1	1				
Doug Rader, R (1, 5) OBP: 0.286, SLG: 0.255		4-0 3B BB		0-0 L8	4-0 BB BB				0-0 SF4	1	1	0	1	2	0	0				
Johnny Edwards, L (1, 2) OBP: 0.267, SLG: 0.395		0-0 SH5-3 3B		0-0 G3 1B	4-0 BB 1-2 2-3				0-0 F7	3	1	2	1	1	0	1				
Roger Metzger, S (1, 6) OBP: 0.135, SLG: 0.163		0-0 SH5-3		0-0 G3	0-0 F7				0-0 1-3	3	0	0	1	0	0	4				
Ken Forsch, R (1, 1) OBP: 0.167, SLG: 0.091 Jim Crawford, L (9, 1) OBP: 0.333, SLG: 0.667		0-3 K		0-3 K		0-0 F9			0-0 4-3	4	0	0	0	0	2	1				
<b>Inning Stats</b>	R: 0 E: 0 K: 2 S: 7	H: 0 LOB: 1 BB: 1 P: 11	R: 2 E: 0 K: 1 S: 6	H: 1 LOB: 0 BB: 1 P: 10	R: 1 E: 0 K: 1 S: 6	H: 1 LOB: 1 BB: 1 P: 10	R: 0 E: 0 K: 1 S: 6	H: 1 LOB: 0 BB: 0 P: 6	R: 2 E: 0 K: 0 S: 5	H: 2 LOB: 3 BB: 3 P: 17	R: 0 E: 0 K: 1 S: 5	H: 0 LOB: 0 BB: 0 P: 5	R: 1 E: 0 K: 0 S: 5	H: 2 LOB: 1 BB: 0 P: 5	R: 0 E: 0 K: 0 S: 3	H: 0 LOB: 0 BB: 0 P: 3		1B: 5 2B: 1 3B: 1 HR: 0	SF: 1 SAC: 1 DP: 0 HBP: 0	WP: 0 PB: 0 SB: 2 CS: 0
<b>PITCHER</b>	IP WLS BF H R ER SO BB IBB HBP BLK WP HR S P ERA WHIP	IP WLS BF H R ER SO BB IBB HBP BLK WP HR S P ERA WHIP	IP WLS BF H R ER SO BB IBB HBP BLK WP HR S P ERA WHIP	IP WLS BF H R ER SO BB IBB HBP BLK WP HR S P ERA WHIP	IP WLS BF H R ER SO BB IBB HBP BLK WP HR S P ERA WHIP	IP WLS BF H R ER SO BB IBB HBP BLK WP HR S P ERA WHIP	IP WLS BF H R ER SO BB IBB HBP BLK WP HR S P ERA WHIP	IP WLS BF H R ER SO BB IBB HBP BLK WP HR S P ERA WHIP	IP WLS BF H R ER SO BB IBB HBP BLK WP HR S P ERA WHIP	IP WLS BF H R ER SO BB IBB HBP BLK WP HR S P ERA WHIP	IP WLS BF H R ER SO BB IBB HBP BLK WP HR S P ERA WHIP	IP WLS BF H R ER SO BB IBB HBP BLK WP HR S P ERA WHIP	IP WLS BF H R ER SO BB IBB HBP BLK WP HR S P ERA WHIP	IP WLS BF H R ER SO BB IBB HBP BLK WP HR S P ERA WHIP	IP WLS BF H R ER SO BB IBB HBP BLK WP HR S P ERA WHIP	IP WLS BF H R ER SO BB IBB HBP BLK WP HR S P ERA WHIP	IP WLS BF H R ER SO BB IBB HBP BLK WP HR S P ERA WHIP			
Mike Corkins, R (1, 1) ERA: 7.07 Bob Miller, R (5, 1) ERA: 1.04 Vicente Romo, R (7, 1) ERA: 3.86	4.2 L 24 5 5 0 0 1 1 0 0 0 0 0 6 10 0.00 0.750	1.1 5 0 0 0 1 1 0 0 0 0 0 0 0 8 8 4.50 1.000																		





Batter	1	2	3	4	5	6	7	8	9	AB	R	H	RBI	BB	SO	LOB	TOP			
Enzo Hernandez, R (1, 6) OBP: 0.241, SLG: 0.185 Jerry Morales, R (9, PH) OBP: 0.313, SLG: 0.548	L7		F8			F8			1B	3	0	0	0	0	0	0	<b>San Diego Padres @ Houston Astros</b> Astrodome, Houston, TX Sat Apr 21 1973, 7:05 PM EST Att: 21,457 - Unknown  livebaseballscorecards.com			
Derrel Thomas, S (1, 4) OBP: 0.333, SLG: 0.256	6-3			L7					F7	4	0	1	0	0	0	1				
Leron Lee, L (1, 7) OBP: 0.375, SLG: 0.291										2	0	0	0	1	1	2				
Nate Colbert, R (1, 3) OBP: 0.338, SLG: 0.327	F9								K	4	0	0	0	0	2	3				
Dave Marshall, L (1, 9) OBP: 0.433, SLG: 0.480		G3								3	0	0	0	0	0	1				
Johnny Grubb, L (1, 8) OBP: 0.238, SLG: 0.244		F9								3	0	0	0	0	0	0				
Dave Hilton, R (1, 5) OBP: 0.271, SLG: 0.259		F5							4-3	3	0	0	0	0	0	0				
Fred Kendall, R (1, 2) OBP: 0.279, SLG: 0.375			F5						1-3	3	0	0	0	0	1	0				
Clay Kirby, R (1, 1) Cito Gaston, R (8, PH) OBP: 0.289, SLG: 0.459 Gary Ross, R (8, 1)			6-3						6-3	2	0	0	0	0	0	0				
<b>Inning Stats</b>	R: 0 E: 0 K: 0 S: 3	H: 0 LOB: 1 BB: 1 P: 7	R: 0 E: 0 K: 0 S: 3	H: 0 LOB: 0 BB: 0 P: 3	R: 0 E: 0 K: 0 S: 3	H: 0 LOB: 1 BB: 0 P: 6	R: 0 E: 0 K: 0 S: 3	H: 0 LOB: 0 BB: 0 P: 3	R: 0 E: 0 K: 0 S: 4	H: 1 LOB: 1 BB: 0 P: 4	R: 0 E: 0 K: 1 S: 5	H: 0 LOB: 0 BB: 0 P: 5	R: 0 E: 0 K: 2 S: 7	H: 0 LOB: 0 BB: 0 P: 7	R: 0 E: 0 K: 1 S: 6	H: 1 LOB: 1 BB: 0 P: 6	1B: 2 2B: 0 3B: 0 HR: 0	SF: 0 SAC: 0 DP: 0 HBP: 1	WP: 0 PB: 0 SB: 0 CS: 0	PA: 31
<b>PITCHER</b> Don Wilson, R (1, 1) ERA: 3.48	IP: 9.0 WLS: W BF: 31 H: 2 R: 0 ER: 0 SO: 5 BB: 1 IBB: 0 HBP: 1 BLK: 0 WP: 0 HR: 0 S: 39 P: 44 ERA: 0.00 WHIP: 0.333															<b>PITCHER</b>				

Batter	1	2	3	4	5	6	7	8	9	AB	R	H	RBI	BB	SO	LOB	BOTTOM			
Tommie Agee, R (1, 7) OBP: 0.421, SLG: 0.500	1B	G4-3						4-3		4	1	2	0	0	0	1	<b>San Diego Padres @ Houston Astros</b> Astrodome, Houston, TX Sat Apr 21 1973, 7:05 PM EST Att: 21,457 - Unknown  livebaseballscorecards.com			
Tommy Helms, R (1, 4) OBP: 0.294, SLG: 0.270	1B		F9		L6			1B		3	2	1	0	1	0	1				
Cesar Cedeno, R (1, 8) OBP: 0.443, SLG: 0.610	1B							BB		3	1	2	1	1	0	1				
Bob Watson, R (1, 3) OBP: 0.403, SLG: 0.421	1B		6-3					1B		4	0	1	2	0	1	3				
Jimmy Wynn, R (1, 9) OBP: 0.320, SLG: 0.580	1B				6-3			3B		4	0	1	1	0	1	1				
Doug Rader, R (1, 5) OBP: 0.284, SLG: 0.241	F2							F9		3	0	0	0	1	0	3				
Johnny Edwards, L (1, 2) OBP: 0.250, SLG: 0.370	F8				F5			L8		3	0	0	0	0	0	3				
Roger Metzger, S (1, 6) OBP: 0.127, SLG: 0.154					5-3			6-3		3	0	0	0	0	1	1				
Don Wilson, R (1, 1) OBP: 0.167, SLG: 0.250					5-3			F3		3	0	1	0	0	0	0				
<b>Inning Stats</b>	R: 2 E: 0 K: 0 S: 7	H: 4 LOB: 2 BB: 0 P: 7	R: 0 E: 0 K: 1 S: 5	H: 1 LOB: 0 BB: 0 P: 5	R: 0 E: 0 K: 0 S: 2	H: 0 LOB: 0 BB: 1 P: 6	R: 0 E: 0 K: 0 S: 3	H: 0 LOB: 1 BB: 1 P: 7	R: 0 E: 0 K: 2 S: 7	H: 0 LOB: 0 BB: 0 P: 7	R: 0 E: 0 K: 0 S: 3	H: 0 LOB: 0 BB: 0 P: 3	R: 2 E: 0 K: 0 S: 5	H: 2 LOB: 1 BB: 1 P: 9	R: 0 E: 0 K: 0 S: 5	H: 0 LOB: 0 BB: 0 P: 9	1B: 6 2B: 0 3B: 2 HR: 0	SF: 0 SAC: 0 DP: 1 HBP: 0	WP: 0 PB: 0 SB: 0 CS: 1	PA: 33
<b>PITCHER</b> Clay Kirby, R (1, 1) ERA: 5.23 Gary Ross, R (8, 1) ERA: 2.45	IP: 7.0 WLS: L BF: 27 H: 6 R: 2 ER: 2 SO: 3 BB: 2 IBB: 0 HBP: 0 BLK: 0 WP: 0 HR: 0 S: 31 P: 39 ERA: 2.57 WHIP: 1.143															<b>PITCHER</b>				

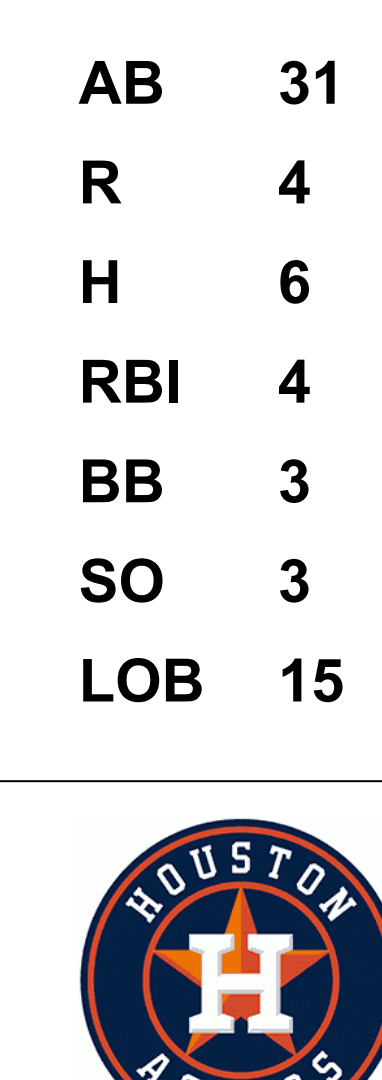


Batter	1	2	3	4	5	6	7	8	9	AB	R	H	RBI	BB	SO	LOB	TOP										
<b>Derrel Thomas, S</b> (1, 6) OBP: 0.360, SLG: 0.302	0-0 SH1-3 2B		0-0 WP 1B	4-0 IBB		0-0 6-3		0-0 K	0-3 K	4	1	2	0	1	1	1	<b>San Diego Padres @ Houston Astros</b> Astrodome, Houston, TX Sun Apr 22 1973, 4:33 AM EST Att: 11,396 - Unknown										
<b>Dave Campbell, R</b> (1, 4) OBP: 0.400, SLG: 0.250	0-0 SH1-3		0-0 WP 1B	0-0 F3		0-3 K		4-0 BB	3	1	1	0	1	1	4	0		0									
<b>Enzo Hernandez, R</b> (9, FR) OBP: 0.241, SLG: 0.185	2-3 SH1-3		1-2 1B	1B				BB	3	1	0	0	2	2	4	0		0									
<b>Leron Lee, L</b> (1, 7) OBP: 0.377, SLG: 0.276	0-3 K		4-0 1B	0-0 6-3				0-3 K	3	1	0	0	2	2	4	0		0									
<b>Nate Colbert, R</b> (1, 3) OBP: 0.314, SLG: 0.300	0-0 F3		0-3 K					0-0 F7	5	0	0	0	0	2	6	0		0									
<b>Cito Gaston, R</b> (1, 9) OBP: 0.333, SLG: 0.462		4-0 FC4-6 BB	0-0 SF8-6	1-3 2-H 3-H 1B		4-0 BB		0-0 4-3	2	0	1	2	2	0	0	0		0									
<b>Jerry Morales, R</b> (1, 8) OBP: 0.306, SLG: 0.515		4-0 FC4-6 BB	0-0 SF8-6	1-2 3-H		0-0 F7		0-0 F5	2	0	0	1	1	0	1	0		0									
<b>Dave Hilton, R</b> (1, 5) OBP: 0.270, SLG: 0.259		0-0 FC4-6		1-2 2-3		0-0 2B 1B		0-0 6-3	4	0	1	0	0	0	3	0		0									
<b>Fred Kendall, R</b> (1, 2) OBP: 0.298, SLG: 0.409		0-0 L9				0-0 1B		0-0 5-3	4	0	2	0	0	0	2	0		0									
<b>Fred Norman, S</b> (1, 1) OBP: 0.222, SLG: 0.125		0-0 1-3				0-0 2B		0-0 SH1-3 1B	2	0	0	0	0	0	4	0		0									
<b>Gary Ross, R</b> (5, 1)		1-3				4-3		0-0 SH1-3 1-2	0	0	0	0	0	0	0	0	0										
<b>Bob Miller, R</b> (6, 1)									1	0	0	0	0	0	1	0	0										
<b>Dave Roberts, R</b> (9, PH) OBP: 0.174, SLG: 0.095									1	0	0	0	0	1	0	0	0										
<b>Inning Stats</b>	R: 0 E: 0 K: 1 S: 6	H: 1 LOB: 1 BB: 0 P: 6	R: 0 E: 0 K: 0 S: 3	H: 0 LOB: 2 BB: 2 P: 11	R: 3 E: 0 K: 1 S: 7	H: 3 LOB: 0 BB: 1 P: 11	R: 0 E: 0 K: 0 S: 5	H: 2 LOB: 3 BB: 1 P: 9	R: 0 E: 0 K: 1 S: 6	H: 1 LOB: 1 BB: 0 P: 6	R: 0 E: 0 K: 1 S: 5	H: 0 LOB: 0 BB: 5 P: 5	R: 0 E: 0 K: 0 S: 3	H: 0 LOB: 0 BB: 0 P: 3	R: 0 E: 0 K: 2 S: 7	H: 0 LOB: 2 BB: 2 P: 15	1B: 5 2B: 3 3B: 0 HR: 0	SF: 1 SAC: 2 DP: 1 HBP: 0	WP: 1 PB: 0 SB: 0 CS: 0	PA: 40							
<b>PITCHER</b>	IP	WLS	BF	H	R	ER	SO	BB	IBB	HBP	BLK	WP	HR	S	P	ERA	WHIP										
<b>Jerry Reuss, L</b> (1, 1) ERA: 2.03	8.2	W	39	7	3	3	7	6	1	0	0	1	0	46	74	3.12	1.500										
<b>Jim York, R</b> (9, 1) ERA: 2.51	0.1	S	1	0	0	0	0	0	0	0	0	0	0	1	1	0.00	0.000										

AB 30  
R 3  
H 7  
RBI 3  
BB 7  
SO 7  
LOB 25



Batter	1	2	3	4	5	6	7	8	9	AB	R	H	RBI	BB	SO	LOB	BOTTOM										
<b>Tommie Agee, R</b> (1, 7) OBP: 0.348, SLG: 0.409	0-3 K		0-0 E5 BB		0-0 3-1	0-0 FC6				4	0	0	0	0	1	3	<b>San Diego Padres @ Houston Astros</b> Astrodome, Houston, TX Sun Apr 22 1973, 4:33 AM EST Att: 11,396 - Unknown										
<b>Tommy Helms, R</b> (1, 4) OBP: 0.292, SLG: 0.258	0-0 6-3		4-0 BB		0-0 F7			0-0 6-3	3	0	0	0	1	0	1	0		0									
<b>Cesar Cedeno, R</b> (1, 8) OBP: 0.419, SLG: 0.571	0-3 K		0-3 K			0-0 6-3		0-0 F8	4	0	0	0	0	2	2	0		0									
<b>Bob Watson, R</b> (1, 3) OBP: 0.408, SLG: 0.433		4-0 2B BB		0-0 E6		0-0 3B 2B		0-0 F9	3	2	1	0	1	0	0	0		0									
<b>Jimmy Wynn, R</b> (1, 9) OBP: 0.342, SLG: 0.597		0-0 L6-4 1-H 2B		0-0 F6		4-0 3B BB		0-0 1B	3	1	2	1	1	0	1	0		0									
<b>Doug Rader, R</b> (1, 5) OBP: 0.288, SLG: 0.226		0-0 L6-4		0-0 F7		0-0 F8		0-0 F4	4	0	0	0	0	0	5	0		0									
<b>Larry Howard, R</b> (1, 2) OBP: 0.222, SLG: 0.176		0-0 F8		0-0 F7		0-0 1B 3B		0-0 F8	2	0	0	0	0	0	1	0		0									
<b>Johnny Edwards, L</b> (6, PH) OBP: 0.260, SLG: 0.417						1-H 2-H 1B 3B			2	1	1	2	0	0	1	0		0									
<b>Roger Metzger, S</b> (1, 6) OBP: 0.136, SLG: 0.161			0-0 5-3		0-0 E6	0-0 1B S 1B		0-0 6-3	4	0	1	1	0	0	1	0		0									
<b>Jerry Reuss, L</b> (1, 1) OBP: 0.333, SLG: 0.333			0-0 4-3		0-0 SH3-4	0-0 1B FC6			2	0	1	0	0	0	0	0		0									
<b>Jim York, R</b> (9, 1)					1-2 SH3-4	1-3 1B			0	0	0	0	0	0	0	0	0										
<b>Inning Stats</b>	R: 0 E: 0 K: 2 S: 7	H: 0 LOB: 0 BB: 0 P: 7	R: 1 E: 0 K: 0 S: 3	H: 1 LOB: 1 BB: 1 P: 7	R: 0 E: 1 K: 1 S: 6	H: 0 LOB: 2 BB: 1 P: 10	R: 0 E: 1 K: 0 S: 4	H: 0 LOB: 1 BB: 0 P: 4	R: 0 E: 0 K: 0 S: 4	H: 0 LOB: 1 BB: 0 P: 4	R: 3 E: 0 K: 0 S: 7	H: 4 LOB: 2 BB: 1 P: 11	R: 0 E: 0 K: 0 S: 3	H: 0 LOB: 0 BB: 0 P: 3	R: 0 E: 0 K: 0 S: 4	H: 1 LOB: 1 BB: 0 P: 4	1B: 3 2B: 3 3B: 1 HR: 0	SF: 0 SAC: 1 DP: 1 HBP: 0	WP: 0 PB: 0 SB: 1 CS: 0	PA: 35							
<b>PITCHER</b>	IP	WLS	BF	H	R	ER	SO	BB	IBB	HBP	BLK	WP	HR	S	P	ERA	WHIP										
<b>Fred Norman, L</b> (1, 1) ERA: 3.38	4.2	L	6	2	3	3	0	1	0	0	0	0	0	5	9	27.00	3.000										
<b>Gary Ross, R</b> (5, 1) ERA: 4.02	1.0	L	6	2	3	3	0	1	0	0	0	0	0	5	9	27.00	3.000										
<b>Bob Miller, R</b> (6, 1) ERA: 0.82	2.1		10	3	0	0	0	0	0	0	0	0	0	10	10	0.00	1.286										



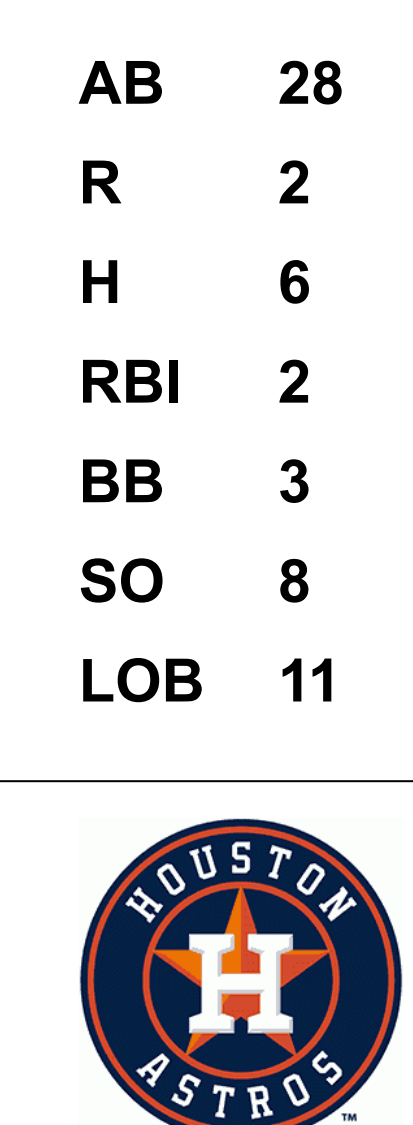


Batter	1	2	3	4	5	6	7	8	9	AB	R	H	RBI	BB	SO	LOB	TOP										
<b>Derrel Thomas, S</b> (1, 6) OBP: 0.364, SLG: 0.298	0-0 6-3		0-0 1B		1-0 HBP		0-0 F9		0-0 1-3	4	0	1	0	0	0	3	<b>San Diego Padres @ Houston Astros</b> Astrodome, Houston, TX Mon Apr 23 1973, 7:05 PM EST Att: 9,270 - Unknown										
<b>Dave Campbell, R</b> (1, 4) OBP: 0.316, SLG: 0.188	0-0 F2		0-3 K		0-0 F7		0-0 5-3			4	0	0	0	0	1	5											
<b>Leron Lee, L</b> (1, 7) OBP: 0.370, SLG: 0.262	4-0 1B BB		0-0 F9		0-0 4-3		0-3 K			3	0	0	0	1	1	1											
<b>Nate Colbert, R</b> (1, 3) OBP: 0.324, SLG: 0.313	0-0 1-2 1B		0-0 F8		0-0 1B 1B		0-3 K			4	0	2	0	0	1	0											
<b>Cito Gaston, R</b> (1, 9) OBP: 0.348, SLG: 0.465	0-0 L7		0-0 F9		0-0 1B G6-4-3		0-0 1B			4	0	2	0	0	0	2											
<b>Jerry Morales, R</b> (1, 8) OBP: 0.275, SLG: 0.459		0-0 F7		0-0 F8		0-0 G6-4-3 1-2		0-0 F9		4	0	0	0	0	0	3											
<b>Dave Hilton, R</b> (1, 5) OBP: 0.269, SLG: 0.258		0-0 F7		0-3 K		0-0 1B E		0-3 K		4	0	1	0	0	2	0											
<b>Fred Kendall, R</b> (1, 2) OBP: 0.294, SLG: 0.396		0-0 F8		0-0 HBP 1B		0-0 F7		0-0 6-3		4	0	1	0	0	0	1											
<b>Bill Greif, R</b> (1, 1) <b>Dave Roberts, R</b> (7, PH) <b>Rich Troedson, L</b> (7, 1) <b>Vicente Romo, R</b> (7, 1) <b>Dave Marshall, L</b> (9, PH)			0-0 2-3		0-3 K		0-0 E5 1-2		0-0 2B	2	0	0	0	0	1	1											
<b>Inning Stats</b>	R: 0 E: 0 K: 0 S: 4	H: 1 LOB: 2 BB: 1 P: 8	R: 0 E: 0 K: 0 S: 3	H: 0 LOB: 0 BB: 0 P: 3	R: 0 E: 0 K: 1 S: 6	H: 1 LOB: 1 BB: 0 P: 6	R: 0 E: 0 K: 0 S: 3	H: 0 LOB: 0 BB: 0 P: 3	R: 0 E: 0 K: 2 S: 8	H: 1 LOB: 2 BB: 0 P: 9	R: 0 E: 0 K: 0 S: 4	H: 2 LOB: 1 BB: 0 P: 4	R: 0 E: 1 K: 0 S: 5	H: 1 LOB: 2 BB: 0 P: 5	R: 0 E: 0 K: 1 S: 6	H: 1 LOB: 1 BB: 0 P: 6		1B: 7 2B: 1 3B: 0 HR: 0	SF: 0 SAC: 0 DP: 1 HBP: 1	WP: 0 PB: 0 SB: 0 CS: 0	PA: 37						
<b>PITCHER</b>	IP	WLS	BF	H	R	ER	SO	BB	IBB	HBP	BLK	WP	HR	S	P	ERA	WHIP										
<b>Dave Roberts, L</b> (1, 1) ERA: 2.33	8.0	W	33	7	0	0	5	1	0	1	0	0	0	41	46	0.00	1.000										
<b>Jim York, R</b> (9, 1) ERA: 2.35	1.0	S	4	1	0	0	1	0	0	0	0	0	0	6	6	0.00	1.000										

AB 35  
R 0  
H 8  
RBI 0  
BB 1  
SO 6  
LOB 17



Batter	1	2	3	4	5	6	7	8	9	AB	R	H	RBI	BB	SO	LOB	BOTTOM										
<b>Tommie Agee, R</b> (1, 7) OBP: 0.333, SLG: 0.360	0-3 K		4-0 CS BB		0-0 5-3		0-0 L4			3	0	0	0	1	1	1	<b>San Diego Padres @ Houston Astros</b> Astrodome, Houston, TX Mon Apr 23 1973, 7:05 PM EST Att: 9,270 - Unknown										
<b>Tommy Helms, R</b> (1, 4) OBP: 0.289, SLG: 0.257	0-0 6-3		0-3 K		0-0 1B		0-0 F4			4	0	1	0	0	1	1											
<b>Cesar Cedeno, R</b> (1, 8) OBP: 0.397, SLG: 0.537	0-0 6-3		0-0 CS 1-2		0-3 K		0-0 F9		0-3 K	4	0	0	0	0	2	1											
<b>Bob Watson, R</b> (1, 3) OBP: 0.413, SLG: 0.438		0-0 6-3		0-0 FC5-4 1B		0-0 G6-4-3 1B		0-3 K		4	0	2	0	0	1	0											
<b>Jimmy Wynn, R</b> (1, 9) OBP: 0.341, SLG: 0.581		4-0 HR BB		0-0 FC5-4 2B 1-2		0-0 F8				2	1	0	0	1	0	2											
<b>Doug Rader, R</b> (1, 5) OBP: 0.284, SLG: 0.308		0-0 HR 1-H		0-0 2B		0-0 G6-4-3 1-2				3	1	2	2	0	0	1											
<b>Johnny Edwards, L</b> (1, 2) OBP: 0.283, SLG: 0.440		0-0 4-3		4-0 IBB		0-0 E 2B				2	0	1	0	1	0	0											
<b>Roger Metzger, S</b> (1, 6) OBP: 0.129, SLG: 0.153		0-0 F8		0-0 L7		0-3 K				3	0	0	0	0	1	4											
<b>Dave Roberts, L</b> (1, 1) OBP: 0.125, SLG: 0.125 <b>Jim York, R</b> (9, 1)			0-0 4-3		0-3 K		0-3 K			3	0	0	0	0	2	1											
<b>Inning Stats</b>	R: 0 E: 0 K: 1 S: 5	H: 0 LOB: 0 BB: 0 P: 5	R: 2 E: 0 K: 0 S: 4	H: 1 LOB: 0 BB: 1 P: 8	R: 0 E: 0 K: 1 S: 4	H: 0 LOB: 1 BB: 1 P: 8	R: 0 E: 0 K: 1 S: 7	H: 2 LOB: 3 BB: 1 P: 11	R: 0 E: 0 K: 1 S: 6	H: 1 LOB: 1 BB: 0 P: 6	R: 0 E: 0 K: 0 S: 3	H: 1 LOB: 0 BB: 0 P: 3	R: 0 E: 1 K: 2 S: 8	H: 1 LOB: 1 BB: 0 P: 8	R: 0 E: 0 K: 2 S: 7	H: 0 LOB: 0 BB: 0 P: 7		1B: 3 2B: 2 3B: 0 HR: 1	SF: 0 SAC: 0 DP: 1 HBP: 0	WP: 0 PB: 0 SB: 0 CS: 1	PA: 32						
<b>PITCHER</b>	IP	WLS	BF	H	R	ER	SO	BB	IBB	HBP	BLK	WP	HR	S	P	ERA	WHIP										
<b>Bill Greif, R</b> (1, 1) ERA: 0.9	6.0	L	24	5	2	2	4	2	1	0	0	0	0	7	7	0.00	1.500										
<b>Rich Troedson, L</b> (7, 1) ERA: 3.99	0.2		3	1	0	0	2	0	0	0	0	0	0	7	7	0.00	1.500										
<b>Vicente Romo, R</b> (7, 1) ERA: 3.24	1.1		4	0	0	0	2	0	0	0	0	0	0	8	8	0.00	0.000										





Batter	1	2	3	4	5	6	7	8	9	AB	R	H	RBI	BB	SO	LOB	TOP					
<b>Derrel Thomas, S</b> OBP: 0.383, SLG: 0.314	FC4-6 BB		F7					1-3	1B S 1B	4	0	2	1	1	0	0	<b>San Diego Padres @ Pittsburgh Pirates</b> Three Rivers Stadium, Pittsburgh, PA Tue Apr 24 1973, 6:05 PM EST Att: 10,108 - Unknown  livebaseballscores.com					
<b>Jerry Morales, R</b> OBP: 0.297, SLG: 0.415	K			K	G5-3			1B BB	K	4	1	0	0	1	3	4						
<b>Leron Lee, L</b> OBP: 0.385, SLG: 0.323	FC4-6 1-2			HR			3-1	1B 1B	1B 1B	4	2	2	1	1	0	1						
<b>Nate Colbert, R</b> OBP: 0.316, SLG: 0.304	K			K			6-3	1B 1B	F3	5	1	1	1	0	2	3						
<b>Cito Gaston, R</b> OBP: 0.353, SLG: 0.458		K		F7			F7	1B 1B		5	1	2	1	0	1	0						
<b>Fred Kendall, R</b> OBP: 0.304, SLG: 0.434	F4				1B 3B			1B 1B	F9	5	1	2	1	0	0	3						
<b>Dave Campbell, R</b> OBP: 0.348, SLG: 0.300	K				E 1B			F3		4	1	2	1	0	1	2						
<b>Dave Hilton, R</b> OBP: 0.268, SLG: 0.258			2-3		E1 G5-3 1B			K	1B	4	0	1	1	0	1	2						
<b>Steve Arlin, R</b> OBP: 0.111, SLG: 0.111			2-3		K			K	1B	2	0	0	0	0	1	2						
<b>Dave Marshall, L</b> OBP: 0.438, SLG: 0.519					K			K		1	0	0	0	0	1	1						
<b>Rich Troedson, L</b> OBP: 0.300, SLG: 0.519								K		1	0	0	0	0	1	2						
<b>Vicente Romo, R</b> OBP: 0.300, SLG: 0.600								K		0	0	0	0	0	0	0						
<b>Inning Stats</b>	R: 0 H: 0 E: 0 K: 2 S: 7	H: 0 LOB: 1 BB: 1 P: 11	R: 0 H: 0 E: 0 K: 2 S: 7	H: 0 LOB: 0 BB: 0 P: 7	R: 0 H: 1 E: 0 K: 0 S: 3	H: 0 LOB: 0 BB: 0 P: 3	R: 1 H: 1 E: 0 K: 2 S: 8	H: 1 LOB: 0 BB: 0 P: 8	R: 2 H: 3 E: 1 K: 1 S: 8	H: 3 LOB: 1 BB: 0 P: 8	R: 0 H: 0 E: 0 K: 0 S: 3	H: 0 LOB: 0 BB: 0 P: 3	R: 0 H: 1 E: 0 K: 2 S: 8	H: 1 LOB: 1 BB: 0 P: 8	R: 4 H: 5 E: 0 K: 1 S: 10	H: 2 LOB: 2 BB: 1 P: 14	R: 0 H: 2 E: 0 K: 1 S: 7	H: 2 LOB: 3 BB: 1 P: 11	1B: 9 2B: 1 3B: 1 HR: 1	SF: 0 SAC: 0 DP: 1 HBP: 0	WP: 0 PB: 0 SB: 1 CS: 0	PA: 42
<b>PITCHER</b>	IP	WLS	BF	H	R	ER	SO	BB	IBB	HBP	BLK	WP	HR	S	P	ERA	WHIP					
<b>Bob Moose, R</b> ERA: 2.66	(1, 1)	7.1	L	31	7	6	5	9	2	0	0	0	0	1	47	55	6.14	1.227				
<b>Dave Giusti, R</b> ERA: 1.04	(8, 1)	1.2		11	5	1	1	2	0	1	0	0	0	0	14	18	5.40	3.000				

Batter	1	2	3	4	5	6	7	8	9	AB	R	H	RBI	BB	SO	LOB	BOTTOM					
<b>Dave Cash, R</b> OBP: 0.321, SLG: 0.308	6-3	G3		6-3				1-3	K	5	0	0	0	0	1	2	<b>San Diego Padres @ Pittsburgh Pirates</b> Three Rivers Stadium, Pittsburgh, PA Tue Apr 24 1973, 6:05 PM EST Att: 10,108 - Unknown  livebaseballscores.com					
<b>Manny Sanguillen, R</b> OBP: 0.362, SLG: 0.527	1B 2B	6-3			F9			HBP	F7	4	1	1	0	0	0	1						
<b>Al Oliver, L</b> OBP: 0.393, SLG: 0.635	1B 2B	4-3			F6			4-3		4	1	1	0	0	0	1						
<b>Willie Stargell, L</b> OBP: 0.479, SLG: 0.854	2B 1B BB		F5		HR			L9-6 BB	BB	2	2	1	1	2	0	0						
<b>Richie Hebner, L</b> OBP: 0.377, SLG: 0.422	1B 2B		G4-3-6 1B		F5			1B BB		3	1	2	2	1	0	0						
<b>Bob Robertson, R</b> OBP: 0.370, SLG: 0.511	K		G4-3-6 1-2				F6	K		4	0	0	0	0	2	5						
<b>Milt May, L</b> OBP: 0.354, SLG: 0.432	1B IBB			K			4-3	L9-6		3	0	0	0	1	1	2						
<b>Gene Alley, R</b> OBP: 0.396, SLG: 0.488	1B				2B			6-3		4	0	3	2	0	0	0						
<b>Bob Moose, R</b> OBP: 0.100, SLG: 0.100	6-3							6-3		3	0	0	0	0	1	3						
<b>Dave Giusti, R</b> ERA: 3.48									F9	0	0	0	0	0	0	0						
<b>Vic Davalillo, L</b> OBP: 0.300, SLG: 0.600										1	0	0	0	0	0	1						
<b>Inning Stats</b>	R: 4 H: 4 E: 1 K: 1 S: 9	H: 4 LOB: 2 BB: 2 P: 17	R: 0 H: 0 E: 0 K: 0 S: 3	H: 0 LOB: 0 BB: 0 P: 3	R: 0 H: 1 E: 0 K: 0 S: 3	H: 1 LOB: 0 BB: 0 P: 3	R: 0 H: 1 E: 0 K: 2 S: 8	H: 1 LOB: 1 BB: 0 P: 8	R: 1 H: 1 E: 0 K: 0 S: 4	H: 1 LOB: 0 BB: 0 P: 4	R: 0 H: 0 E: 0 K: 0 S: 3	H: 0 LOB: 1 BB: 0 P: 3	R: 0 H: 0 E: 0 K: 1 S: 4	H: 0 LOB: 1 BB: 2 P: 12	R: 0 H: 1 E: 0 K: 1 S: 6	H: 1 LOB: 1 BB: 0 P: 6	1B: 4 2B: 4 3B: 0 HR: 1	SF: 0 SAC: 0 DP: 2 HBP: 1	WP: 0 PB: 0 SB: 0 CS: 0	PA: 38		
<b>PITCHER</b>	IP	WLS	BF	H	R	ER	SO	BB	IBB	HBP	BLK	WP	HR	S	P	ERA	WHIP					
<b>Steve Arlin, R</b> ERA: 5.19	(1, 1)	6.0		26	7	5	5	3	1	1	0	0	0	3	38	7.50	1.333					
<b>Rich Troedson, L</b> ERA: 3.48	(7, 1)	1.0	W	6	0	0	0	0	2	0	1	0	0	0	3	12	0.00	2.000				
<b>Vicente Romo, R</b> ERA: 2.61	(8, 1)	2.0	S	6	1	0	0	2	0	0	0	0	0	10	10	0.00	0.500					

AB 39  
R 7  
H 12  
RBI 7  
BB 3  
SO 11  
LOB 20



AB 33  
R 5  
H 8  
RBI 5  
BB 4  
SO 5  
LOB 15





Batter	1	2	3	4	5	6	7	8	9	AB	R	H	RBI	BB	SO	LOB	TOP					
<b>Derrel Thomas, S</b> OBP: 0.369, SLG: 0.304	F2		F4		6-3		G4-6-3		1B	5	0	1	0	0	0	1						
<b>Jerry Morales, R</b> OBP: 0.260, SLG: 0.378	E5 1B		6-3		F7		BB		K	4	0	0	0	1	1	1						
<b>Leron Lee, L</b> OBP: 0.376, SLG: 0.319	G5-4-3 1B		4-3		F8		K		K	4	0	1	0	0	1	1						
<b>Nate Colbert, R</b> OBP: 0.301, SLG: 0.288	G5-4-3				F8		K		K	4	0	0	0	0	2	2						
<b>Cito Gaston, R</b> OBP: 0.382, SLG: 0.538					1-3		E		4-3	4	2	3	0	0	0	0						
<b>Fred Kendall, R</b> OBP: 0.333, SLG: 0.446					1B		E7 1B		4-3	3	0	2	1	1	0	0						
<b>Dave Campbell, R</b> OBP: 0.370, SLG: 0.333					B2				K	4	0	2	0	0	1	2						
<b>Dave Hilton, R</b> OBP: 0.253, SLG: 0.243					F5		F7		E1 G4-6-3	4	0	0	0	0	1	6						
<b>Clay Kirby, R</b> <b>Mike Caldwell, L</b> <b>Dave Roberts, R</b> <b>Gary Ross, R</b> <b>Rich Troedson, L</b> <b>Jimmy Justice, L</b> <b>Bob Miller, R</b> <b>Vicente Romo, R</b> <b>Dave Hunsley, L</b>					F3		K		G4-6-3 BB	1	0	0	0	0	0	2						
<b>Inning Stats</b>	R: 0 E: 1 K: 0 S: 4	H: 1 LOB: 1 BB: 0 P: 4	R: 0 E: 0 K: 0 S: 4	H: 1 LOB: 1 BB: 1 P: 8	R: 0 E: 0 K: 0 S: 3	H: 0 LOB: 0 BB: 0 P: 3	R: 0 E: 0 K: 0 S: 5	H: 2 LOB: 2 BB: 0 P: 5	R: 0 E: 0 K: 1 S: 5	H: 0 LOB: 0 BB: 0 P: 5	R: 1 E: 1 K: 2 S: 10	H: 3 LOB: 2 BB: 0 P: 10	R: 0 E: 0 K: 1 S: 4	H: 0 LOB: 1 BB: 2 P: 12	R: 1 E: 0 K: 2 S: 8	H: 1 LOB: 0 BB: 0 P: 8	R: 0 E: 1 K: 1 S: 6	H: 1 LOB: 1 BB: 0 P: 6	1B: 7 2B: 1 3B: 1 HR: 0	SF: 0 SAC: 0 DP: 3 HBP: 0	WP: 0 PB: 0 SB: 0 CS: 0	PA: 38
<b>PITCHER</b>	IP	WLS	BF	H	R	ER	SO	BB	IBB	HBP	BLK	WP	HR	S	P	ERA	WHIP					
<b>Mitt Pappas, R</b> ERA: 5.33	(1, 1)	6.0	W	26	7	1	1	3	1	0	0	0	0	31	35	1.50	1.333					
<b>Bob Locker, R</b> ERA: 2.08	(7, 1)	3.0	S	12	2	1	1	4	2	0	0	0	0	18	26	3.00	1.333					

San Diego Padres @ Chicago Cubs  
Wrigley Field, Chicago, IL  
Fri Apr 27 1973, 3:33 AM CST  
Att: 6,532 - Sunny - 52 F

AB 35  
R 2  
H 9  
RBI 1  
BB 3  
SO 7  
LOB 16



Batter	1	2	3	4	5	6	7	8	9	AB	R	H	RBI	BB	SO	LOB	BOTTOM					
<b>Rick Monday, L</b> OBP: 0.420, SLG: 0.463	G5-6-3 BB		6-3 E		K		BB IBB		6-3	3	1	1	2	2	1	0						
<b>Glenn Beckert, R</b> OBP: 0.329, SLG: 0.333	G5-6-3		6-3		1-3		F8		1B	5	1	1	0	0	0	5						
<b>Billy Williams, L</b> OBP: 0.380, SLG: 0.353	F8		E4				2B		1B 1B	4	1	2	2	1	0	0						
<b>Joe Peppone, L</b> OBP: 0.306, SLG: 0.351			E9 2B		F6		F9		1B 1B	5	2	1	0	0	0	5						
<b>Ron Santo, R</b> OBP: 0.432, SLG: 0.540			WP 2B		6-3		5-3		1B 1B	4	1	2	0	1	0	1						
<b>Jose Cardenal, R</b> OBP: 0.427, SLG: 0.477			1B 2B		L9		6-3		BB	4	1	2	4	1	0	2						
<b>Randy Hundley, R</b> OBP: 0.214, SLG: 0.173			SH3-4 2B				E6 2B		F4	3	2	1	0	1	0	1						
<b>Don Kessinger, S</b> OBP: 0.333, SLG: 0.271			SH3-4 2B		G5-3		BB		L4	4	1	2	1	0	0	3						
<b>Mitt Pappas, R</b> <b>Gene Hiser, L</b> <b>Bob Locker, S</b>			SH3-4		K		G3		K	1	0	0	0	0	1	0						
<b>Inning Stats</b>	R: 0 E: 0 K: 0 S: 2	H: 0 LOB: 0 BB: 1 P: 6	R: 6 E: 2 K: 0 S: 10	H: 5 LOB: 1 BB: 0 P: 10	R: 0 E: 0 K: 0 S: 3	H: 1 LOB: 1 BB: 1 P: 7	R: 0 E: 0 K: 2 S: 7	H: 0 LOB: 0 BB: 0 P: 7	R: 0 E: 0 K: 0 S: 4	H: 1 LOB: 1 BB: 0 P: 4	R: 1 E: 1 K: 0 S: 5	H: 1 LOB: 3 BB: 2 P: 13	R: 0 E: 0 K: 0 S: 3	H: 0 LOB: 1 BB: 1 P: 7	R: 3 E: 0 K: 1 S: 8	H: 4 LOB: 2 BB: 1 P: 12	1B: 6 2B: 6 3B: 0 HR: 0	SF: 0 SAC: 1 DP: 2 HBP: 0	WP: 1 PB: 0 SB: 0 CS: 0	PA: 42		
<b>PITCHER</b>	IP	WLS	BF	H	R	ER	SO	BB	IBB	HBP	BLK	WP	HR	S	P	ERA	WHIP					
<b>Clay Kirby, R</b> ERA: 6.23	(1, 1)	1.0	L	7	3	4	3	0	0	0	0	0	0	6	10	27.00	4.000					
<b>Mike Caldwell, L</b> ERA: 4.73	(2, 1)	3.0		13	3	2	1	2	1	0	0	0	0	16	20	3.00	1.333					
<b>Gary Ross, R</b> ERA: 3.63	(5, 1)	1.2		9	2	1	0	0	0	1	0	0	0	8	12	0.00	1.200					
<b>Rich Troedson, L</b> ERA: 3.38	(6, 1)	0.1		2	0	0	0	0	1	0	0	0	0	1	5	0.00	3.000					
<b>Bob Miller, R</b> ERA: 2.84	(7, 1)	1.2		10	3	3	3	1	2	0	0	0	0	10	18	16.20	3.000					

San Diego Padres @ Chicago Cubs  
Wrigley Field, Chicago, IL  
Fri Apr 27 1973, 3:33 AM CST  
Att: 6,532 - Sunny - 52 F

AB 35  
R 10  
H 12  
RBI 9  
BB 6  
SO 3  
LOB 19





Batter	1	2	3	4	5	6	7	8	9	AB	R	H	RBI	BB	SO	LOB	TOP										
Derrel Thomas, S (1, 6) OBP: 0.348, SLG: 0.283	6-3			P4-3		F8		F7		4	0	0	0	0	0	1											
Johnny Grubb, L (1, 8) OBP: 0.277, SLG: 0.267	CS 1B			1B		P6-4-3 1-2		1-3		4	0	2	0	0	0	1											
Leron Lee, L (1, 7) OBP: 0.372, SLG: 0.329	1-2 K			L7		1B		2B		4	0	1	0	0	1	2											
Nate Colbert, R (1, 3) OBP: 0.310, SLG: 0.299		K		FC6-4 1B		WP 1B		5-3		4	0	2	0	0	1	0											
Cito Gaston, R (1, 9) OBP: 0.362, SLG: 0.509		K		FC6-4 1-2		K		K		3	0	0	0	0	2	4											
Fred Kendall, R (1, 2) OBP: 0.317, SLG: 0.424		K			5-3			K		3	0	0	0	0	2	2											
Dave Campbell, R (1, 4) OBP: 0.333, SLG: 0.296			5-3		5-3			6-3		3	0	0	0	0	1	2											
Dave Hilton, R (1, 5) OBP: 0.256, SLG: 0.247			P4-3		5-3			P4-6-3 1B		3	0	1	0	0	0	0											
Fred Norman, S (1, 1) OBP: 0.273, SLG: 0.200			5-3					P4-6-3 1-2		2	0	1	0	0	0	0											
Dave Marshall, L (8, PH) OBP: 0.412, SLG: 0.483										1	0	0	0	0	0	1											
Bill Greif, R (8, 1)										0	0	0	0	0	0	0											
<b>Inning Stats</b>	R: 0 E: 0 K: 1 S: 5	H: 1 LOB: 1 BB: 0 P: 5	R: 0 E: 0 K: 3 S: 9	H: 0 LOB: 0 BB: 0 P: 9	R: 0 E: 0 K: 0 S: 3	H: 0 LOB: 0 BB: 0 P: 3	R: 0 E: 0 K: 0 S: 5	H: 2 LOB: 2 BB: 0 P: 5	R: 0 E: 0 K: 1 S: 5	H: 0 LOB: 0 BB: 0 P: 5	R: 0 E: 0 K: 2 S: 9	H: 2 LOB: 2 BB: 0 P: 9	R: 0 E: 0 K: 0 S: 3	H: 1 LOB: 0 BB: 0 P: 3	R: 0 E: 0 K: 0 S: 3	H: 0 LOB: 0 BB: 0 P: 3	1B: 6 2B: 2 3B: 0 HR: 0	SF: 0 SAC: 0 DP: 3 HBP: 0	WP: 1 PB: 0 SB: 0 CS: 1	PA: 31							
<b>PITCHER</b>	IP	WLS	BF	H	R	ER	SO	BB	IBB	HBP	BLK	WP	HR	S	P	ERA	WHIP										
Rick Reuschel, R (1, 1) ERA: 1.55	7.0	W	26	7	0	0	7	0	0	0	0	1	0	40	40	0.00	1.000										
Jack Aker, R (8, 1) ERA: 1.32	2.0	S	5	0	0	0	0	0	0	0	0	0	0	5	5	0.00	0.000										

San Diego Padres @ Chicago Cubs  
Wrigley Field, Chicago, IL  
Sat Apr 28 1973, 3:33 AM CST  
Att. 12,294 - Sunny - 55 F

AB	31
R	0
H	7
RBI	0
BB	0
SO	7
LOB	13



Batter	1	2	3	4	5	6	7	8	9	AB	R	H	RBI	BB	SO	LOB	BOTTOM										
Rick Monday, L (1, 8) OBP: 0.438, SLG: 0.552	HR		1-3 1B		FC1-6 1B		CS 1B			4	2	3	1	0	0	1											
Paul Popovich, S (1, 4) OBP: 0.381, SLG: 0.235	L5		P5-3		P7		BB			3	0	0	0	1	0	2											
Billy Williams, L (1, 7) OBP: 0.373, SLG: 0.347	F7		1-3		1-2 1B		F9			4	0	1	0	0	0	2											
Jim Hickman, R (1, 3) OBP: 0.250, SLG: 0.160	F6		3-H 1B		F7			5-3		4	0	1	1	0	0	2											
Ron Santo, R (1, 5) OBP: 0.436, SLG: 0.530		S 1B	1-2 K		F4		BB BB BB	1-4-3 BB		3	0	1	0	1	1	1											
Jose Cardenal, R (1, 9) OBP: 0.418, SLG: 0.464		K		K				1-4-3		4	0	1	0	0	2	2											
Randy Hundley, R (1, 2) OBP: 0.217, SLG: 0.179		K		G4-6-3 1B		F8		6-3		4	0	1	0	0	1	3											
Don Kessinger, S (1, 6) OBP: 0.333, SLG: 0.262		FC6 IBB		G4-6-3 1-2		F8				2	0	0	0	1	0	2											
Rick Reuschel, R (1, 1) ERA: 3.21		FC6								3	0	1	0	0	1	2											
Jack Aker, R (8, 1) ERA: 0.66		1-2 FC6								0	0	0	0	0	0	0											
<b>Inning Stats</b>	R: 1 E: 0 K: 0 S: 4	H: 1 LOB: 0 BB: 0 P: 4	R: 0 E: 0 K: 2 S: 8	H: 1 LOB: 2 BB: 1 P: 12	R: 1 E: 0 K: 1 S: 7	H: 2 LOB: 1 BB: 0 P: 7	R: 0 E: 0 K: 1 S: 5	H: 1 LOB: 0 BB: 0 P: 5	R: 0 E: 0 K: 0 S: 5	H: 2 LOB: 2 BB: 0 P: 5	R: 0 E: 0 K: 0 S: 4	H: 1 LOB: 1 BB: 0 P: 4	R: 0 E: 0 K: 1 S: 5	H: 1 LOB: 1 BB: 1 P: 9	R: 0 E: 0 K: 0 S: 3	H: 0 LOB: 1 BB: 1 P: 7	1B: 7 2B: 1 3B: 0 HR: 1	SF: 0 SAC: 0 DP: 1 HBP: 0	WP: 0 PB: 0 SB: 2 CS: 1	PA: 34							
<b>PITCHER</b>	IP	WLS	BF	H	R	ER	SO	BB	IBB	HBP	BLK	WP	HR	S	P	ERA	WHIP										
Fred Norman, L (1, 1) ERA: 3.21	7.0	L	30	9	2	2	5	1	0	0	0	0	1	38	46	2.57	1.429										
Bill Greif, R (8, 1) ERA: 0.66	1.0		4	0	0	0	0	1	0	0	0	0	0	3	7	0.00	1.000										

San Diego Padres @ Chicago Cubs  
Wrigley Field, Chicago, IL  
Sat Apr 28 1973, 3:33 AM CST  
Att. 12,294 - Sunny - 55 F

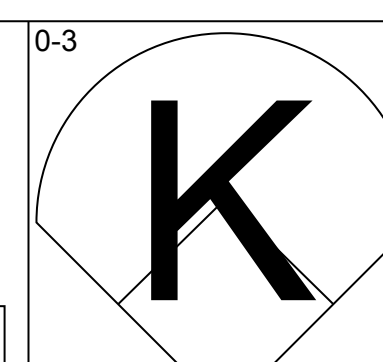
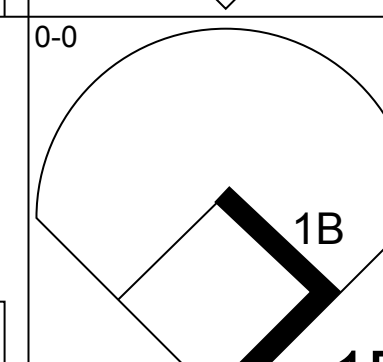
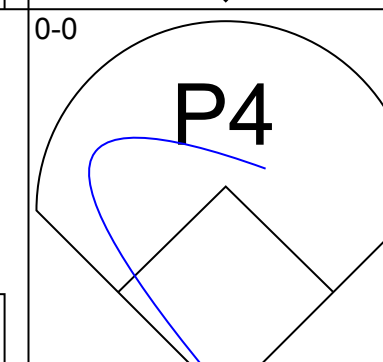
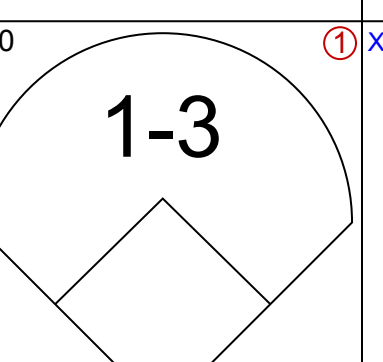
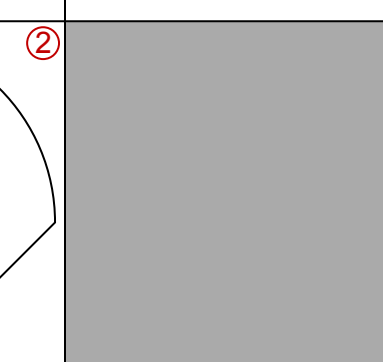
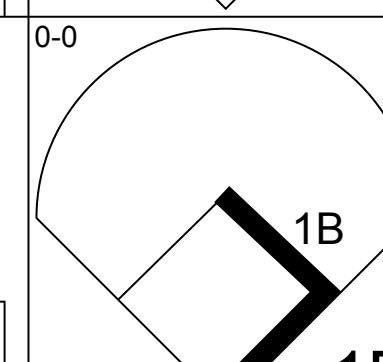


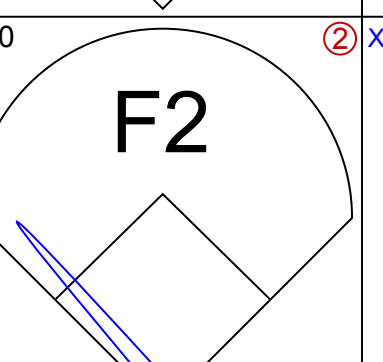
AB	31
R	2
H	9
RBI	2
BB	3
SO	5
LOB	17





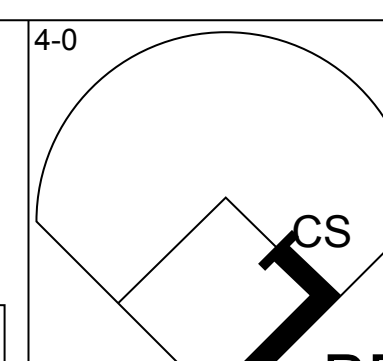
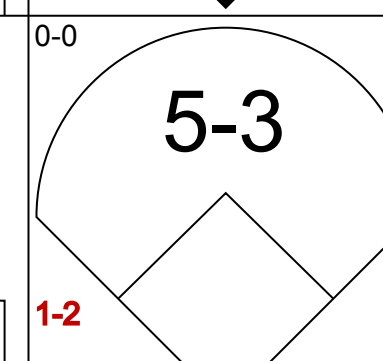
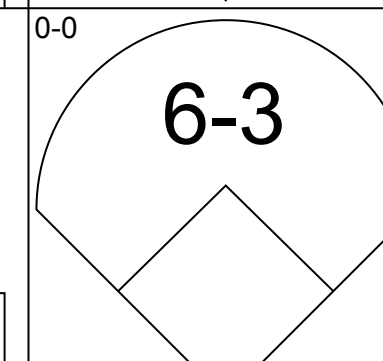


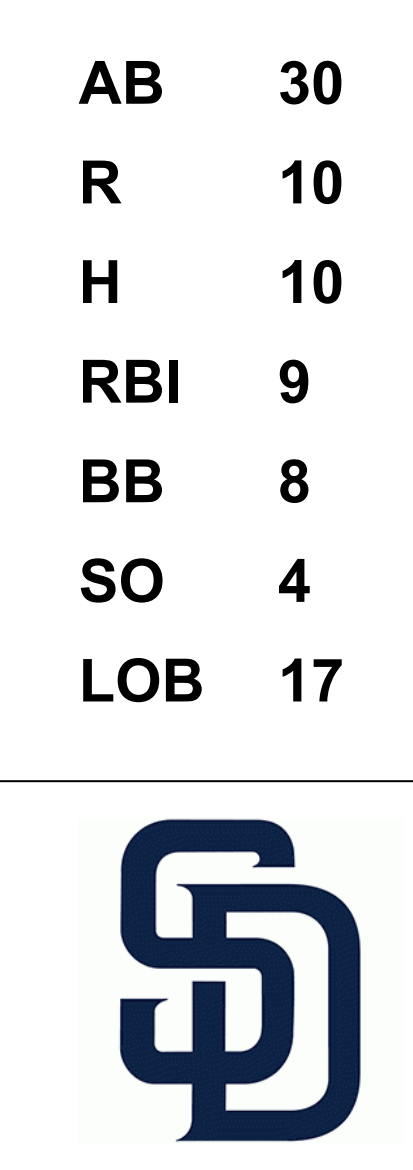


Batter	1	2	3	4	5	6	7	8	9	AB	R	H	RBI	BB	SO	LOB	TOP				
<b>Lou Brock, L</b> OBP: 0.265, SLG: 0.325 (1, 7)			5-3		L8		1-3	FC6-4 1B		5	0	0	1	0	1	1	<b>St. Louis Cardinals @ San Diego Padres</b> San Diego Stadium, San Diego, CA Tue May 01 1973, 10:05 PM EDT Att: 3,965 - Unknown				
<b>Luis Melendez, R</b> OBP: 0.429, SLG: 0.367 (1, 9)			HR		BB		F2	1B		3	2	2	0	2	0	0					
<b>Joe Torre, R</b> OBP: 0.359, SLG: 0.391 (1, 3)			HR		BB		BB	1B		4	2	2	2	1	1	3					
<b>Ted Simmons, S</b> OBP: 0.308, SLG: 0.286 (1, 2)			4-3		BB		BB			4	0	2	1	1	0	0					
<b>Jose Cruz, L</b> OBP: 0.291, SLG: 0.405 (1, 8)			FC5-4 1B		BB		BB			5	0	2	1	0	1	4					
<b>Ken Reitz, R</b> OBP: 0.225, SLG: 0.194 (1, 5)			FC5-4 1B		BB		BB			5	0	1	0	0	1	5					
<b>Ed Crosby, L</b> OBP: 0.214, SLG: 0.308 (1, 4)					BB		4-3	4-3		4	0	1	0	0	0	1					
<b>Mick Kelleher, R</b> OBP: 0.250, SLG: 0.143 (6, PH)					BB		6-3	1B FC6-4 1B		2	0	0	0	0	2	2					
<b>Dwain Anderson, R</b> OBP: 0.222, SLG: 0.222 (6, 6)					BB		BB	1B FC6-4 1B		2	1	1	0	0	0	0					
<b>Scippo Spinks, R</b> OBP: 0.230, SLG: 0.271 (5, 1)					BB		BB	1B FC6-4 1B		2	0	0	0	0	0	2					
<b>Wayne Granger, R</b> OBP: 0.154, SLG: 0.273 (6, PH)					BB					0	0	0	0	0	0	0					
<b>Bill Stein, R</b> OBP: 0.154, SLG: 0.273 (6, 1)					BB					0	0	0	0	0	0	0					
<b>Jim Bibby, R</b> OBP: 0.159, SLG: 0.236 (6, 1)					BB					0	0	0	0	0	0	0					
<b>Bernie Carbo, L</b> OBP: 0.240, SLG: 0.236 (8, 1)					BB					0	0	0	0	0	0	0					
<b>Al Santorini, R</b> OBP: 0.159, SLG: 0.236 (8, 1)					BB					0	0	0	0	0	0	0					
<b>Inning Stats</b>	R: 0 E: 0 K: 1 S: 7	H: 2 LOB: 2 BB: 0 P: 7	R: 0 E: 0 K: 2 S: 8	H: 1 LOB: 1 BB: 0 P: 8	R: 2 E: 0 K: 0 S: 5	H: 2 LOB: 1 BB: 1 P: 9	R: 0 E: 0 K: 2 S: 7	H: 1 LOB: 0 BB: 0 P: 7	R: 1 E: 0 K: 0 S: 4	H: 1 LOB: 2 BB: 2 P: 12	R: 0 E: 0 K: 1 S: 5	H: 0 LOB: 0 BB: 0 P: 5	R: 1 E: 0 K: 1 S: 7	H: 2 LOB: 2 BB: 1 P: 11	R: 1 E: 0 K: 1 S: 8	H: 3 LOB: 2 BB: 0 P: 8	R: 0 E: 0 K: 1 S: 5	H: 0 LOB: 0 BB: 0 P: 5	1B: 11 2B: 0 3B: 0 HR: 1	SF: 0 SAC: 0 DP: 0 HBP: 0	WP: 0 PA: 42 PB: 0 SB: 0 CS: 0
<b>PITCHER</b>	IP	WLS	BF	H	R	ER	SO	BB	IBB	HBP	BLK	WP	HR	S	P	ERA	WHIP				
<b>Mike Corkins, R</b> ERA: 6.63 (1, 1)	5.0	W	24	7	3	3	5	3	0	0	0	0	1	31	43	5.40	2.000				
<b>Vicente Romo, R</b> ERA: 4.2 (6, 1)	4.0	S	18	5	2	2	4	1	0	0	0	0	0	25	29	4.50	1.500				

AB 38  
R 5  
H 12  
RBI 5  
BB 4  
SO 9  
LOB 17



Batter	1	2	3	4	5	6	7	8	9	AB	R	H	RBI	BB	SO	LOB	BOTTOM				
<b>Derrel Thomas, S</b> OBP: 0.342, SLG: 0.265 (1, 6)			K		PB			P6		3	1	1	1	2	1	0	<b>St. Louis Cardinals @ San Diego Padres</b> San Diego Stadium, San Diego, CA Tue May 01 1973, 10:05 PM EDT Att: 3,965 - Unknown				
<b>Johnny Grubb, L</b> OBP: 0.296, SLG: 0.296 (1, 8)			4-3		G3		K	E6 4-3 1B		5	0	1	0	0	1	4					
<b>Leron Lee, L</b> OBP: 0.354, SLG: 0.305 (1, 7)					BB		BB	4-3		4	1	1	0	1	0	2					
<b>Nate Colbert, R</b> OBP: 0.340, SLG: 0.337 (1, 3)			5-3		S		E	5-3		4	2	2	2	1	0	1					
<b>Cito Gaston, R</b> OBP: 0.373, SLG: 0.540 (1, 9)			E 1B 2B 1B		K		E SF8 1BB	FC4-6 2B		3	3	1	0	1	1	3					
<b>Fred Kendall, R</b> OBP: 0.357, SLG: 0.462 (1, 2)			E7 2B 1B				E4	BB 9-2 2B		4	1	3	3	0	0	1					
<b>Dave Campbell, R</b> OBP: 0.368, SLG: 0.364 (1, 4)			CS 2B		F8		SF8	BB		2	0	1	3	1	0	1					
<b>Dave Hilton, R</b> OBP: 0.291, SLG: 0.295 (1, 5)			F8		BB		F7	BB		2	1	0	0	2	0	2					
<b>Mike Corkins, R</b> OBP: 0.143, SLG: 0.143 (1, 1)					SH		BB	9-2		1	0	0	0	0	0	0					
<b>Ivan Murrell, R</b> OBP: 0.154, SLG: 0.154 (5, PH)			6-3		PB 1B 2B		K			0	1	0	0	0	0	0					
<b>Vicente Romo, R</b> ERA: 6.75 (6, 1)										2	0	0	0	0	1	3					
<b>Inning Stats</b>	R: 0 E: 0 K: 0 S: 2	H: 0 LOB: 1 BB: 0 P: 6	R: 2 E: 1 K: 0 S: 5	H: 3 LOB: 0 BB: 0 P: 5	R: 0 E: 0 K: 1 S: 5	H: 0 LOB: 0 BB: 0 P: 5	R: 1 E: 0 K: 1 S: 6	H: 2 LOB: 1 BB: 1 P: 10	R: 6 E: 1 K: 0 S: 7	H: 2 LOB: 1 BB: 3 P: 19	R: 0 E: 1 K: 2 S: 7	H: 0 LOB: 1 BB: 1 P: 11	R: 1 E: 1 K: 0 S: 4	H: 2 LOB: 2 BB: 2 P: 12	R: 0 E: 1 K: 0 S: 4	H: 1 LOB: 1 BB: 0 P: 4	1B: 7 2B: 4 3B: 0 HR: 0	SF: 1 SAC: 1 DP: 1 HBP: 0	WP: 0 PA: 40 PB: 1 SB: 1 CS: 2		
<b>PITCHER</b>	IP	WLS	BF	H	R	ER	SO	BB	IBB	HBP	BLK	WP	HR	S	P	ERA	WHIP				
<b>Scippo Spinks, R</b> ERA: 7.15 (1, 1)	4.0	L	19	6	6	5	2	3	0	0	0	0	0	5	13	9.00	2.250				
<b>Wayne Granger, R</b> ERA: 3.69 (5, 1)	1.0		7	1	3	1	0	1	1	0	0	0	0	5	13	9.00	2.000				
<b>Jim Bibby, R</b> ERA: 1.59 (6, 1)	2.0		10	2	1	1	2	3	0	0	0	0	0	11	23	4.50	2.500				
<b>Al Santorini, R</b> ERA: 6.75 (8, 1)	1.0		4	1	0	0	0	0	0	0	0	0	0	4	4	0.00	1.000				






Batter	1	2	3	4	5	6	7	8	9	AB	R	H	RBI	BB	SO	LOB	TOP										
Lou Brock, L OBP: 0.273, SLG: 0.365 (1, 7)	G3		HR	1B		G1-6-3		F8		5	1	2	2	0	0	1											
Luis Melendez, R OBP: 0.375, SLG: 0.314 (1, 9)	K		5-3	F8		F9		K		5	0	0	0	0	2	1											
Joe Torre, R OBP: 0.366, SLG: 0.397 (1, 5) (7, 3)	BB 1B		1B HR	1B		G6-4-3		K		4	1	2	0	0	1	1											
Ted Simmons, S Diego Segui, R OBP: 0.317, SLG: 0.288 (1, 3) (7, 1)	1-2 BB		HR 1B			6-3		1-3		3	1	1	0	1	0	0											
Tim McCarver, L OBP: 0.250, SLG: 0.200 (1, 2)	F7		P4			F9		4-3		4	0	0	0	0	0	4											
Jose Cruz, L OBP: 0.301, SLG: 0.442 (1, 8)			F9	HR		1B BB		5-3		3	1	1	3	1	0	0											
Mike Tyson, R OBP: 0.300, SLG: 0.222 (1, 4)	P4		2B 1B			1-2 1B		CS BB		3	0	2	0	1	0	0											
Mick Kelleher, R OBP: 0.250, SLG: 0.273 (1, 6)	6-3		1-3 2B			4-3		4-3		4	0	1	0	0	0	3											
Bob Gibson, R OBP: 0.176, SLG: 0.133 Ken Reitz, R OBP: 0.222, SLG: 0.191 (1, 1) (7, 5)			HR 1B K			G1-6-3 1B		L8		3	1	2	0	0	1	2											
<b>Inning Stats</b>	R: 0 E: 0 K: 1 S: 6	H: 1 LOB: 2 BB: 1 P: 10	R: 0 E: 0 K: 0 S: 3	H: 0 LOB: 0 BB: 0 P: 3	R: 5 E: 0 K: 1 S: 12	H: 7 LOB: 2 BB: 0 P: 12	R: 0 E: 0 K: 0 S: 3	H: 1 LOB: 0 BB: 0 P: 3	R: 0 E: 0 K: 0 S: 4	H: 1 LOB: 0 BB: 1 P: 8	R: 0 E: 0 K: 1 S: 5	H: 0 LOB: 0 BB: 0 P: 5	R: 0 E: 0 K: 0 S: 2	H: 0 LOB: 0 BB: 1 P: 6	R: 0 E: 0 K: 1 S: 5	H: 0 LOB: 0 BB: 0 P: 5	1B: 8 2B: 1 3B: 0 HR: 2	SF: 0 SAC: 0 DP: 2 HBP: 0	WP: 0 PA: 38 PB: 0 SB: 0 CS: 1								
<b>PITCHER</b>	IP	WLS	BF	H	R	ER	SO	BB	IBB	HBP	BLK	WP	HR	S	P	ERA	WHIP										
Clay Kirby, R ERA: 7.4 (1, 1)	2.2	L	17	8	5	5	1	1	0	0	0	0	2	18	22	16.88	3.375										
Mike Caldwell, L ERA: 4.55 (3, 1)	2.1	9	2	0	0	1	1	0	0	0	0	0	0	10	14	0.00	1.286										
Gary Ross, R ERA: 3.32 (6, 1)	1.0	3	1	0	0	0	0	0	0	0	0	0	0	3	3	0.00	1.000										
Rich Troedson, L ERA: 4.61 (7, 1)	2.0	6	0	0	0	1	1	0	0	0	0	0	0	7	11	0.00	0.500										
Bob Miller, R ERA: 2.45 (9, 1)	1.0	3	0	0	0	1	0	0	0	0	0	0	0	5	5	0.00	0.000										

St. Louis Cardinals @ San Diego Padres  
San Diego Stadium, San Diego, CA  
Wed May 02 1973, 10:05 PM EDT  
Att: 5,690 - Unknown

AB 35  
R 5  
H 11  
RBI 5  
BB 3  
SO 4  
LOB 12



Batter	1	2	3	4	5	6	7	8	9	AB	R	H	RBI	BB	SO	LOB	BOTTOM										
Derrel Thomas, S OBP: 0.333, SLG: 0.288 (1, 6)	1B 3B		1-3			F8		6-3		5	1	1	0	0	0	4											
Johnny Grubb, L OBP: 0.355, SLG: 0.397 (1, 8)	CS 1B		2B			1B		2B 3B		4	2	4	1	1	0	0											
Leron Lee, L OBP: 0.366, SLG: 0.333 (1, 7)	3-H K		L8			1B		2B		5	0	3	2	0	1	2											
Nate Colbert, R OBP: 0.353, SLG: 0.344 (1, 3)	FC4-6 1B		BB			1B		2B		4	0	2	1	1	1	3											
Cito Gaston, R OBP: 0.347, SLG: 0.500 (1, 9)	FC4-6		F8			G6-4-3		F5		5	0	0	0	0	0	8											
Fred Kendall, R OBP: 0.347, SLG: 0.443 (1, 2)			K			P4		1B		5	0	1	0	0	2	3											
Dave Campbell, R OBP: 0.351, SLG: 0.378 (1, 4)	FC6-4 1B		L9			L9		SH5-4 1B		4	0	2	0	0	0	0											
Dave Hilton, R OBP: 0.292, SLG: 0.288 (1, 5)	FC6-4 FC1-6		F9			F9		SH5-4		2	0	0	0	1	0	1											
Clay Kirby, R Mike Caldwell, R Ivan Murrell, L Gary Ross, R Dave Marshall, L Rich Troedson, L Jerry Morales, R Bob Miller, R (1, 1) (3, 1) (5, PH) (6, 1) (6, PH) (7, 1) (8, PH) (9, 1)	FC1-6		1B			E5 1B		K		1	0	0	0	0	0	0											
<b>Inning Stats</b>	R: 1 E: 0 K: 1 S: 7	H: 3 LOB: 1 BB: 0 P: 7	R: 0 E: 0 K: 1 S: 6	H: 1 LOB: 0 BB: 0 P: 6	R: 0 E: 0 K: 0 S: 4	H: 1 LOB: 2 BB: 1 P: 8	R: 0 E: 0 K: 0 S: 3	H: 0 LOB: 0 BB: 0 P: 3	R: 2 E: 1 K: 0 S: 6	H: 3 LOB: 1 BB: 0 P: 6	R: 0 E: 0 K: 1 S: 7	H: 2 LOB: 2 BB: 0 P: 7	R: 1 E: 0 K: 2 S: 9	H: 2 LOB: 1 BB: 0 P: 9	R: 0 E: 0 K: 1 S: 5	H: 0 LOB: 1 BB: 1 P: 9	R: 0 E: 0 K: 0 S: 4	H: 1 LOB: 2 BB: 1 P: 8	1B: 9 2B: 3 3B: 2 HR: 0	SF: 0 SAC: 1 DP: 2 HBP: 0	WP: 0 PA: 42 PB: 0 SB: 1 CS: 1						
<b>PITCHER</b>	IP	WLS	BF	H	R	ER	SO	BB	IBB	HBP	BLK	WP	HR	S	P	ERA	WHIP										
Bob Gibson, R ERA: 2.63 (1, 1)	6.0	W	28	10	3	2	3	1	0	0	0	0	0	18	26	3.00	1.833										
Diego Segui, R ERA: 1.59 (7, 1)	3.0	S	14	3	1	1	3	2	0	0	0	0	0	18	26	3.00	1.667										

St. Louis Cardinals @ San Diego Padres  
San Diego Stadium, San Diego, CA  
Wed May 02 1973, 10:05 PM EDT  
Att: 5,690 - Unknown

AB 38  
R 4  
H 13  
RBI 4  
BB 3  
SO 6  
LOB 25






Batter	1	2	3	4	5	6	7	8	9	AB	R	H	RBI	BB	SO	LOB	TOP								
Lou Brock, L OBP: 0.269, SLG: 0.356 (1, 7)	0-3 K		0-0 F7		0-0 E SH2-4 SF8 1B		0-3 K		0-0 4-3	5	1	1	0	0	2	0									
Luis Melendez, R OBP: 0.364, SLG: 0.359 (1, 9) (2, 8)	0-3 K		0-0 2B		0-0 SH2-4		0-0 E 1B		0-0 P4	4	1	2	0	0	1	0									
Joe Torre, R OBP: 0.384, SLG: 0.427 (1, 5) (7, 3)	0-0 3B		4-0 BB		4-0 SF8 E IBB		0-0 F7			2	0	1	0	2	0	1									
Ted Simmons, S OBP: 0.314, SLG: 0.286 Ken Reitz, R OBP: 0.222, SLG: 0.191 (1, 3) (7, 5)	0-0 F7		0-0 F2		0-0 E6 FC4-6		0-0 E9 1B			4	0	1	1	0	0	5									
Tim McCarver, L OBP: 0.250, SLG: 0.214 (1, 2)		0-0 P5		0-0 1B	0-0 SF8		0-0 F9			3	0	1	1	0	0	1									
Jose Cruz, L OBP: 0.296, SLG: 0.436 Bernie Carbo, L OBP: 0.262, SLG: 0.189 (1, 8) (2, 9)	0-3 K		0-0 F8		0-0 FC4-6			0-3 K		1	0	0	0	0	1	0									
Mike Tyson, R OBP: 0.286, SLG: 0.167 (1, 4)	4-0 BB		0-0 P3		0-0 F7			0-0 5-3		3	0	0	0	1	0	1									
Mick Kelleher, R OBP: 0.188, SLG: 0.200 (1, 6)	0-3 K		0-0 F9		0-3 K			0-3 K		4	0	0	0	0	3	2									
Reggie Cleveland, R OBP: 0.364, SLG: 0.333 (1, 1)			0-0 1-4-3		4-0 SH2-4 E 1B BB		0-3 K		0-0 1-3	3	1	0	0	1	1	0									
<b>Inning Stats</b>	R: 0 E: 0 K: 2 S: 8	H: 1 LOB: 1 BB: 0 P: 8	R: 0 E: 0 K: 2 S: 7	H: 0 LOB: 1 BB: 1 P: 11	R: 0 E: 0 K: 0 S: 4	H: 1 LOB: 2 BB: 1 P: 8	R: 0 E: 0 K: 0 S: 4	H: 1 LOB: 1 BB: 0 P: 4	R: 2 E: 1 K: 0 S: 5	H: 1 LOB: 2 BB: 2 P: 13	R: 0 E: 0 K: 2 S: 7	H: 0 LOB: 0 BB: 0 P: 7	R: 1 E: 1 K: 1 S: 7	H: 2 LOB: 1 BB: 0 P: 7	R: 0 E: 0 K: 2 S: 7	H: 0 LOB: 0 BB: 0 P: 7	R: 0 E: 0 K: 0 S: 3	H: 0 LOB: 0 BB: 0 P: 3	1B: 4 2B: 1 3B: 1 HR: 0	SF: 1 SAC: 1 DP: 0 HBP: 0	WP: 0 PB: 0 SB: 0 CS: 0	PA: 38			
<b>PITCHER</b>	IP	WLS	BF	H	R	ER	SO	BB	IBB	HBP	BLK	WP	HR	S	P	ERA	WHIP								
Bill Greif, R ERA: 0.96 Gary Ross, R ERA: 3.0	(1, 1) (8, 1)	7.0 L	32 L	6 3	3 1	1 7	7 7	3 3	1 1	0 0	0 0	0 0	0 0	42 10	58 10	1.29 0.00	1.286 0.000								

St. Louis Cardinals @ San Diego Padres  
San Diego Stadium, San Diego, CA  
Thu May 03 1973, 10:05 PM EDT  
Att: 2,952 - Unknown


AB 32  
R 3  
H 6  
RBI 2  
BB 4  
SO 9  
LOB 13



Batter	1	2	3	4	5	6	7	8	9	AB	R	H	RBI	BB	SO	LOB	BOTTOM								
Derrel Thomas, S OBP: 0.315, SLG: 0.269 (1, 6)	0-0 F7		0-0 G3			0-0 G3		0-0 4-3	0-0 4-3	5	0	0	0	0	0	2									
Johnny Grubb, L OBP: 0.364, SLG: 0.403 (1, 8)	0-0 6-3		0-0 6-3			0-0 1B		0-0 2B E 1B		4	1	2	0	0	0	0									
Leron Lee, L OBP: 0.381, SLG: 0.385 (1, 7)	0-0 3B			0-0 F8		0-0 1B		0-0 E2	0-0 1-H 2B	4	0	3	0	0	0	0									
Nate Colbert, R OBP: 0.340, SLG: 0.330 (1, 3)	0-3 K			0-3 K		0-3 K		0-0 5-3		4	0	0	0	0	3	4									
Cito Gaston, R OBP: 0.355, SLG: 0.500 (1, 9)		0-0 SH1-3 1B					0-0 1B 1B	0-0 F7		4	0	2	0	0	1	1									
Fred Kendall, R OBP: 0.333, SLG: 0.425 (1, 2)		0-0 SH1-3			0-3 K		0-0 P5		0-0 F8	3	0	0	0	0	1	1									
Dave Campbell, R OBP: 0.391, SLG: 0.390 (1, 4)		0-0 F8				0-0 P4		0-0 F9 E 1B		4	0	2	0	0	0	1									
Dave Hilton, R OBP: 0.280, SLG: 0.274 (1, 5)		0-0 F8			0-0 5-3		0-3 K		0-0 E6 F9	4	0	0	0	0	1	4									
Bill Greif, R Dave Marshall, L Gary Ross, R Don Mason, L (1, 1) (7, PH) (8, 1) (8, PH)			0-3 K			0-3 K		0-0 L8		2	0	0	0	0	2	0									
<b>Inning Stats</b>	R: 0 E: 0 K: 1 S: 6	H: 1 LOB: 1 BB: 0 P: 6	R: 0 E: 0 K: 0 S: 4	H: 1 LOB: 0 BB: 0 P: 4	R: 0 E: 0 K: 1 S: 5	H: 0 LOB: 0 BB: 0 P: 5	R: 0 E: 0 K: 2 S: 7	H: 0 LOB: 0 BB: 0 P: 7	R: 0 E: 0 K: 1 S: 5	H: 2 LOB: 2 BB: 0 P: 9	R: 0 E: 0 K: 1 S: 7	H: 2 LOB: 2 BB: 0 P: 7	R: 1 E: 1 K: 0 S: 5	H: 2 LOB: 1 BB: 0 P: 5	R: 0 E: 1 K: 0 S: 5	H: 1 LOB: 2 BB: 0 P: 5	1B: 7 2B: 1 3B: 1 HR: 0	SF: 0 SAC: 1 DP: 0 HBP: 0	WP: 0 PB: 0 SB: 0 CS: 0	PA: 37					
<b>PITCHER</b>	IP	WLS	BF	H	R	ER	SO	BB	IBB	HBP	BLK	WP	HR	S	P	ERA	WHIP								
Reggie Cleveland, R ERA: 2.94	(1, 1)	9.0 W	37 L	9 1	1 0	0 8	8 8	0 0	0 0	0 0	0 0	0 0	0 0	53 53	53 53	0.00 1.000									

St. Louis Cardinals @ San Diego Padres  
San Diego Stadium, San Diego, CA  
Thu May 03 1973, 10:05 PM EDT  
Att: 2,952 - Unknown

AB 36  
R 1  
H 9  
RBI 0  
BB 0  
SO 8  
LOB 17





Batter	1	2	3	4	5	6	7	8	9	AB	R	H	RBI	BB	SO	LOB	TOP					
Dave Cash, R OBP: 0.355, SLG: 0.368 (1, 4)										4	2	2	3	2	0	2	<b>Pittsburgh Pirates @ San Diego Padres</b> San Diego Stadium, San Diego, CA Fri May 04 1973, 10:05 PM EDT Att: 9,595 - Unknown					
Al Oliver, L OBP: 0.326, SLG: 0.563 (1, 8)										6	0	0	0	0	0	6						
Manny Sanguillen, R OBP: 0.363, SLG: 0.471 (1, 9)										5	0	1	0	0	0	1						
Willie Stargell, L OBP: 0.429, SLG: 0.697 (1, 7)										4	0	0	0	1	2	3						
Bob Robertson, R OBP: 0.414, SLG: 0.500 (1, 3)										3	3	2	0	2	0	0						
Richie Hebner, L OBP: 0.384, SLG: 0.473 (1, 5)										3	3	1	1	2	0	3						
Rennie Stennett, R OBP: 0.258, SLG: 0.482 (1, 6)										4	2	3	6	0	0	2						
Milt May, L OBP: 0.364, SLG: 0.437 (1, 2)										3	1	1	1	2	0	0						
Steve Blass, R OBP: 0.400, SLG: 0.500 (1, 1)										4	1	2	0	0	0	1						
<b>Inning Stats</b>	R: 0 E: 0 K: 1 S: 6	H: 1 LOB: 1 BB: 0 P: 6	R: 2 E: 0 K: 0 S: 6	H: 3 LOB: 2 BB: 1 P: 10	R: 0 E: 0 K: 0 S: 3	H: 0 LOB: 0 BB: 2 P: 11	R: 0 E: 0 K: 0 S: 3	H: 0 LOB: 0 BB: 0 P: 3	R: 0 E: 0 K: 0 S: 3	H: 1 LOB: 0 BB: 0 P: 3	R: 5 E: 0 K: 0 S: 7	H: 4 LOB: 0 BB: 1 P: 11	R: 2 E: 0 K: 1 S: 6	H: 1 LOB: 1 BB: 2 P: 14	R: 1 E: 1 K: 0 S: 3	H: 0 LOB: 0 BB: 1 P: 7	R: 2 E: 0 K: 0 S: 5	H: 2 LOB: 2 BB: 2 P: 13	1B: 8 2B: 0 3B: 1 HR: 3	SF: 1 2B: 0 3B: 1 HBP: 0	WP: 1 PB: 0 SB: 0 CS: 0	PA: 47
<b>PITCHER</b>	IP WLS BF H R ER SO BB IBB HBP BLK WP HR S P ERA WHIP																					
Fred Norman, L ERA: 3.92 (1, 1)	5.1 L 26 8 5 5 1 4 0 0 0 0 0 0 24 40 8.44 2.250																					
Gary Ross, R ERA: 3.74 (6, 1)	0.2 4 1 2 2 0 0 0 0 0 0 0 1 4 4 27.00 1.500																					
Steve Arlin, R ERA: 5.63 (7, 1)	2.0 10 1 3 2 1 3 0 0 0 0 1 1 9 21 9.00 2.000																					
Rich Troedson, L ERA: 5.52 (9, 1)	1.0 7 2 2 2 0 2 0 0 0 0 0 1 5 13 18.00 4.000																					

Batter	1	2	3	4	5	6	7	8	9	AB	R	H	RBI	BB	SO	LOB	BOTTOM			
Enzo Hernandez, R OBP: 0.254, SLG: 0.190 (1, 6)										4	1	1	0	1	0	0	<b>Pittsburgh Pirates @ San Diego Padres</b> San Diego Stadium, San Diego, CA Fri May 04 1973, 10:05 PM EDT Att: 9,595 - Unknown			
Johnny Grubb, L OBP: 0.352, SLG: 0.379 (1, 8)										4	0	0	0	0	0	3				
Leron Lee, L OBP: 0.382, SLG: 0.379 (1, 7)										4	1	1	0	1	0	3				
Nate Colbert, R OBP: 0.351, SLG: 0.357 (1, 3)										4	1	2	1	1	0	1				
Cito Gaston, R OBP: 0.358, SLG: 0.480 (1, 9)										3	1	0	1	2	0	3				
Fred Kendall, R OBP: 0.348, SLG: 0.429 (1, 2)										4	1	2	0	1	0	1				
Dave Campbell, R OBP: 0.367, SLG: 0.372 (1, 4)										2	0	0	1	0	1	1				
Steve Arlin, R OBP: 0.100, SLG: 0.100 (7, 1)										0	0	0	0	0	0	0				
Dave Marshall, L OBP: 0.395, SLG: 0.438 (8, FH)										1	0	0	0	0	0	2				
Rich Troedson, L (9, 1)										0	0	0	0	0	0	0				
Dave Hilton, R OBP: 0.278, SLG: 0.307 (1, 5)										4	1	1	3	0	0	3				
Fred Norman, S OBP: 0.231, SLG: 0.167 (1, 1)										2	0	0	0	0	1	3				
Gary Ross, R (6, 1)										0	0	0	0	0	0	0				
Don Mason, L (7, 4)										2	0	0	0	0	2	1				
<b>Inning Stats</b>	R: 0 E: 0 K: 0 S: 3	H: 0 LOB: 0 BB: 0 P: 3	R: 1 E: 0 K: 0 S: 4	H: 1 LOB: 2 BB: 2 P: 12	R: 0 E: 0 K: 2 S: 7	H: 1 LOB: 1 BB: 1 P: 11	R: 0 E: 0 K: 0 S: 3	H: 0 LOB: 0 BB: 0 P: 4	R: 0 E: 0 K: 0 S: 3	H: 0 LOB: 0 BB: 0 P: 3	R: 0 E: 1 K: 1 S: 7	H: 1 LOB: 2 BB: 0 P: 7	R: 3 E: 0 K: 1 S: 7	H: 2 LOB: 1 BB: 1 P: 11	R: 2 E: 0 K: 0 S: 5	H: 2 LOB: 1 BB: 1 P: 9	1B: 4 2B: 2 3B: 0 HR: 1	SF: 1 2B: 2 3B: 0 HBP: 1	WP: 0 PB: 0 SB: 0 CS: 0	PA: 42
<b>PITCHER</b>	IP WLS BF H R ER SO BB IBB HBP BLK WP HR S P ERA WHIP																			
Steve Blass, R ERA: 7.67 (1, 1)	9.0 W 42 7 6 6 4 6 0 0 1 0 0 1 43 68 6.00 1.444																			



Batter	1	2	3	4	5	6	7	8	9	AB	R	H	RBI	BB	SO	LOB	TOP					
<b>Dave Cash, R</b> OBP: 0.358, SLG: 0.371 (1, 4)										5	0	2	0	0	0	1	<b>Pittsburgh Pirates @ San Diego Padres</b> San Diego Stadium, San Diego, CA Sat May 05 1973, 10:05 PM EDT Att: 10,619 - Unknown					
<b>Manny Sanguillen, R</b> OBP: 0.362, SLG: 0.489 (1, 9)										5	1	2	0	0	0	4						
<b>Al Oliver, L</b> OBP: 0.341, SLG: 0.560 (1, 8)										4	0	2	1	1	0	0						
<b>Willie Stargell, L</b> OBP: 0.415, SLG: 0.657 (1, 7)										4	0	0	0	1	0	5						
<b>Richie Hebner, L</b> OBP: 0.385, SLG: 0.474 (1, 5)										4	1	1	0	1	1	3						
<b>Bob Robertson, R</b> OBP: 0.413, SLG: 0.532 (1, 3)										5	2	2	1	0	1	5						
<b>Milt May, L</b> OBP: 0.378, SLG: 0.473 (1, 2)										3	1	1	1	2	1	0						
<b>Rennie Stennett, R</b> OBP: 0.269, SLG: 0.475 (1, 6)										5	0	2	2	0	1	1						
<b>Dock Ellis, S</b> OBP: 0.059, SLG: 0.059 (1, 1)										4	0	0	0	0	2	4						
<b>Bob Johnson, L</b> (7, 1)										0	0	0	0	0	0	0						
<b>Vic Davallilo, L</b> OBP: 0.250, SLG: 0.500 (9, PH)									1	0	0	0	0	1	1							
<b>Inning Stats</b>	R: 1 E: 0 K: 1 S: 8	H: 3 LOB: 2 BB: 0 P: 8	R: 0 E: 0 K: 1 S: 6	H: 1 LOB: 2 BB: 1 P: 10	R: 2 E: 1 K: 0 S: 5	H: 2 LOB: 2 BB: 2 P: 13	R: 0 E: 0 K: 0 S: 5	H: 2 LOB: 3 BB: 1 P: 9	R: 1 E: 1 K: 1 S: 7	H: 1 LOB: 1 BB: 0 P: 7	R: 0 E: 0 K: 1 S: 5	H: 0 LOB: 0 BB: 0 P: 5	R: 1 E: 0 K: 2 S: 5	H: 1 LOB: 0 BB: 0 P: 8	R: 0 E: 0 K: 1 S: 4	H: 1 LOB: 2 BB: 1 P: 8	R: 0 E: 0 K: 1 S: 6	H: 1 LOB: 1 BB: 0 P: 6	1B: 8 2B: 1 3B: 1 HR: 2	SF: 0 SAC: 0 DP: 0 HBP: 0	WP: 0 PB: 0 SB: 0 CS: 0	PA: 45
<b>PITCHER</b>	IP	WLS	BF	H	R	ER	SO	BB	IBB	HBP	BLK	WP	HR	S	P	ERA	WHIP					
<b>Mike Cokins, R</b> ERA: 7.04 (1, 1)	4.0		26	9	4	4	2	4	0	0	0	0	1	26	42	9.00	3.250					
<b>Vicente Romo, R</b> ERA: 3.6 (5, 1)	5.0	W	19	3	1	1	5	1	0	0	0	0	1	28	32	1.80	0.800					

AB	40
R	5
H	12
RBI	5
BB	5
SO	7
LOB	24



Batter	1	2	3	4	5	6	7	8	9	AB	R	H	RBI	BB	SO	LOB	BOTTOM				
<b>Enzo Hernandez, R</b> OBP: 0.284, SLG: 0.213 (1, 6)										3	1	2	0	1	0	0	<b>Pittsburgh Pirates @ San Diego Padres</b> San Diego Stadium, San Diego, CA Sat May 05 1973, 10:05 PM EDT Att: 10,619 - Unknown				
<b>Johnny Grubb, L</b> OBP: 0.387, SLG: 0.406 (1, 8)										3	2	3	1	1	0	0					
<b>Leron Lee, L</b> OBP: 0.377, SLG: 0.374 (1, 7)										4	1	1	0	0	2	5					
<b>Nate Colbert, R</b> OBP: 0.357, SLG: 0.392 (1, 3)										4	1	2	3	0	2	1					
<b>Cito Gaston, R</b> OBP: 0.353, SLG: 0.468 (1, 9)										4	0	1	1	0	1	1					
<b>Fred Kendall, R</b> OBP: 0.345, SLG: 0.413 (1, 2)										3	0	0	0	1	0	1					
<b>Dave Campbell, R</b> OBP: 0.340, SLG: 0.340 (1, 4)										4	0	0	0	0	1	1					
<b>Dave Hilton, R</b> OBP: 0.287, SLG: 0.315 (1, 5)										4	0	2	0	0	0	0					
<b>Mike Cokins, R</b> OBP: 0.222, SLG: 0.125 (1, 1)										1	1	0	0	1	0	1					
<b>Vicente Romo, R</b> ERA: 2.64 (5, 1)									2	0	0	0	0	1	1						
<b>Inning Stats</b>	R: 1 E: 0 K: 3 S: 11	H: 2 LOB: 1 BB: 0 P: 11	R: 0 E: 0 K: 0 S: 3	H: 0 LOB: 0 BB: 0 P: 3	R: 4 E: 0 K: 0 S: 6	H: 4 LOB: 0 BB: 1 P: 10	R: 0 E: 0 K: 1 S: 6	H: 1 LOB: 3 BB: 2 P: 14	R: 0 E: 0 K: 2 S: 7	H: 0 LOB: 1 BB: 1 P: 11	R: 0 E: 0 K: 0 S: 3	H: 1 LOB: 0 BB: 0 P: 3	R: 1 E: 0 K: 0 S: 5	H: 3 LOB: 1 BB: 0 P: 5	R: 0 E: 0 K: 1 S: 5	H: 0 LOB: 0 BB: 0 P: 5	1B: 10 2B: 0 3B: 0 HR: 1	SF: 0 SAC: 0 DP: 0 HBP: 0	WP: 0 PB: 0 SB: 3 CS: 0	PA: 36	
<b>PITCHER</b>	IP	WLS	BF	H	R	ER	SO	BB	IBB	HBP	BLK	WP	HR	S	P	ERA	WHIP				
<b>Dock Ellis, R</b> ERA: 3.79 (1, 1)	6.2	L	32	11	6	6	6	4	0	0	0	0	0	40	56	8.10	2.250				
<b>Bob Johnson, R</b> ERA: 2.64 (7, 1)	1.1		4	0	0	0	1	0	0	0	0	0	0	6	6	0.00	0.000				

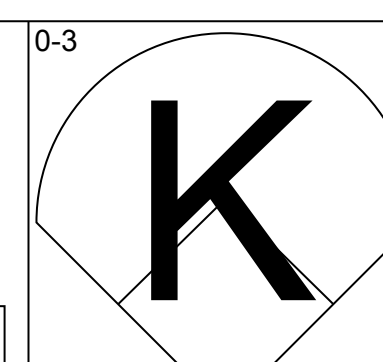
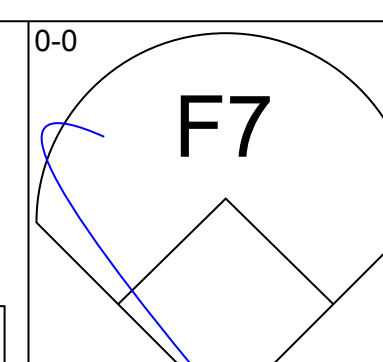
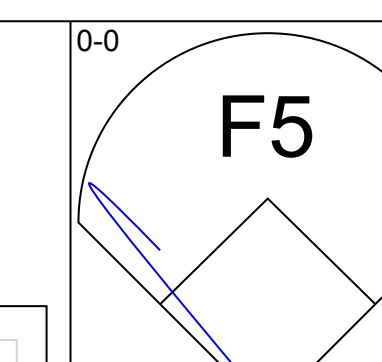
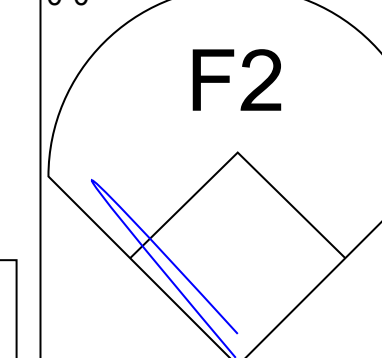

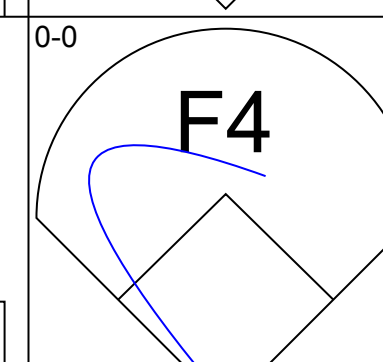
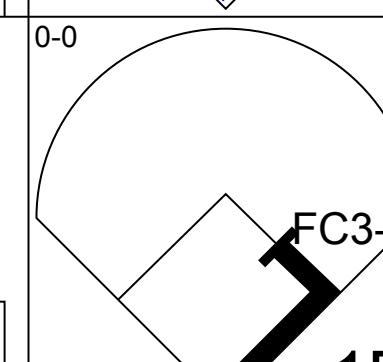
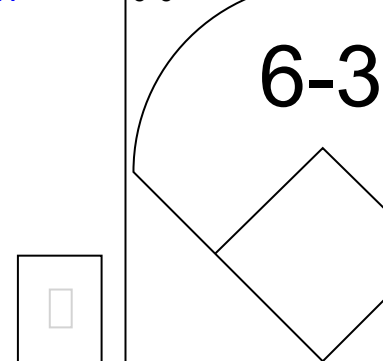
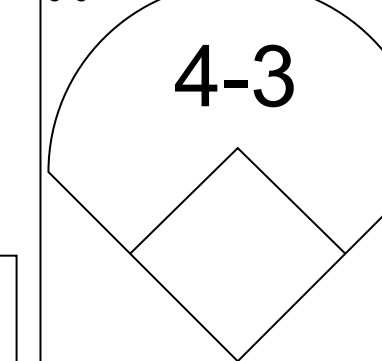
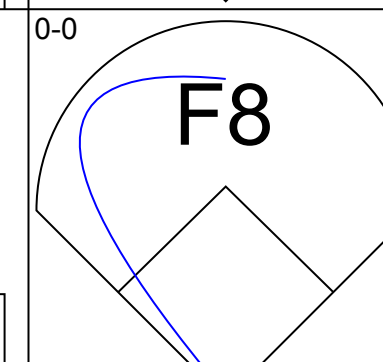
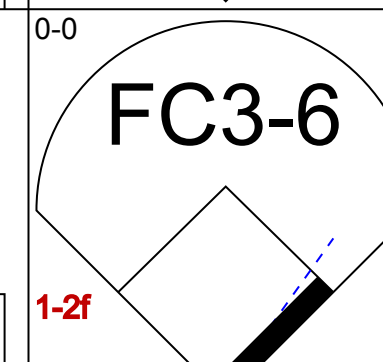
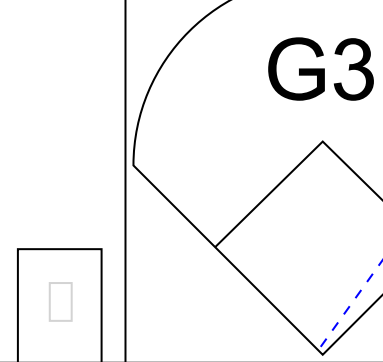
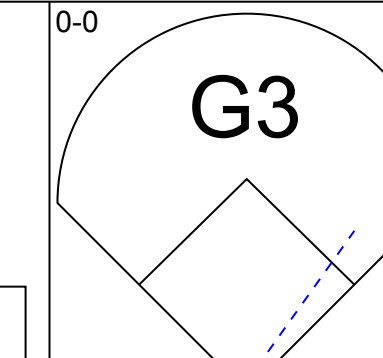
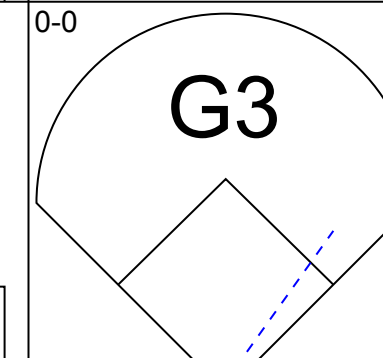
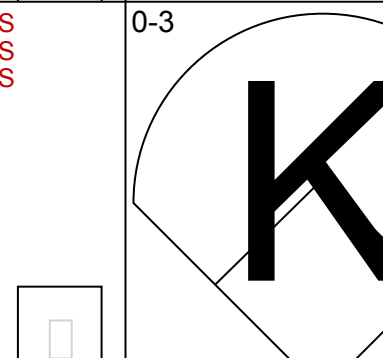
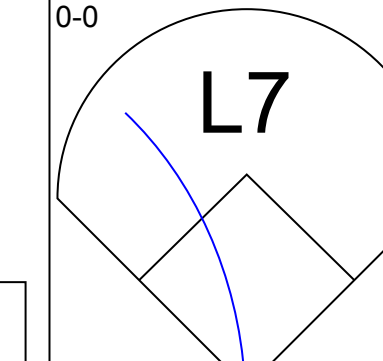
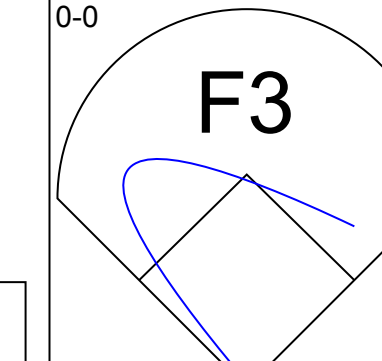
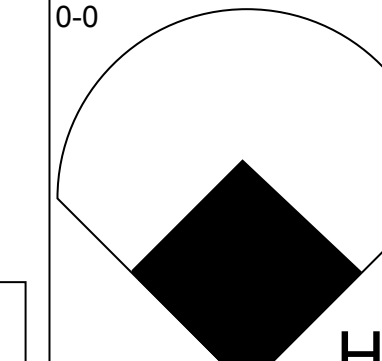
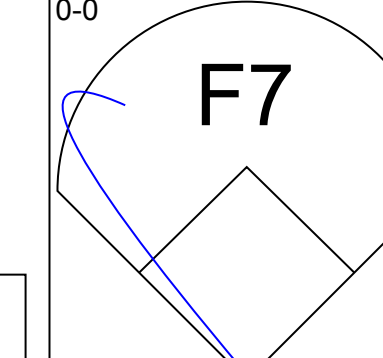
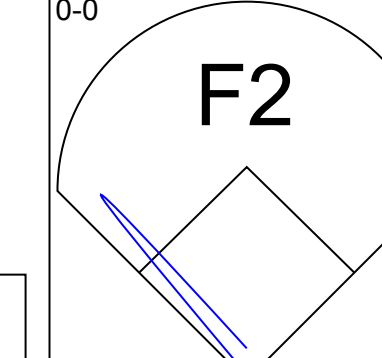
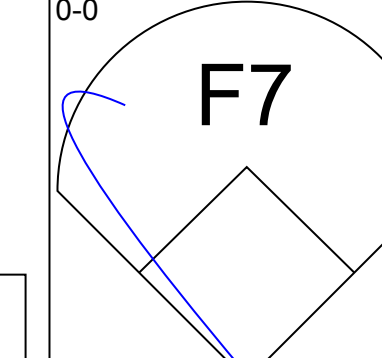
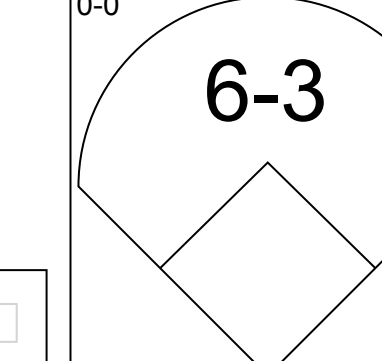
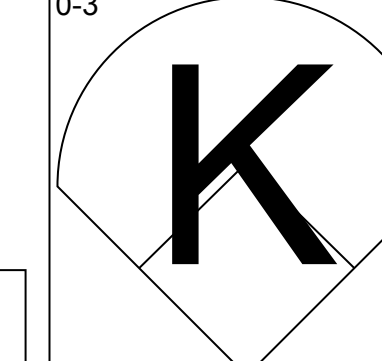
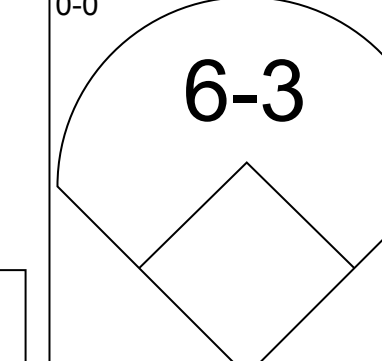
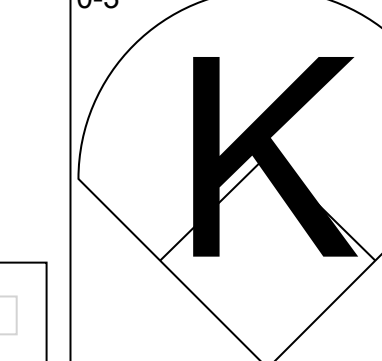
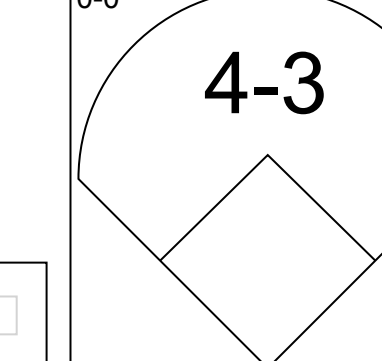
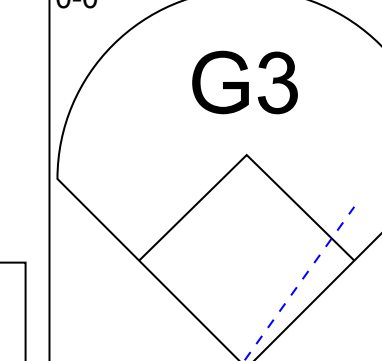
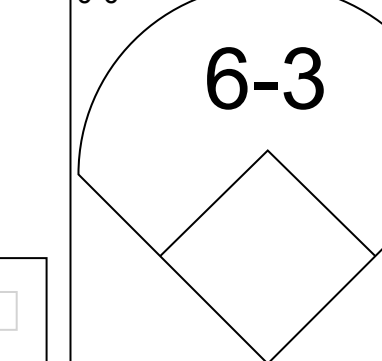
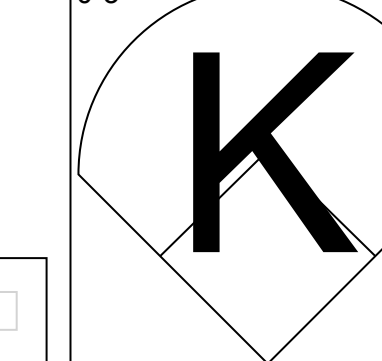
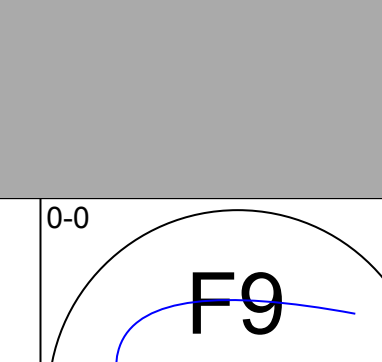


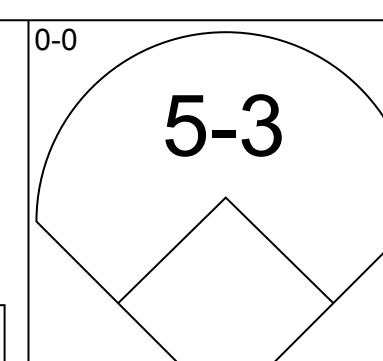
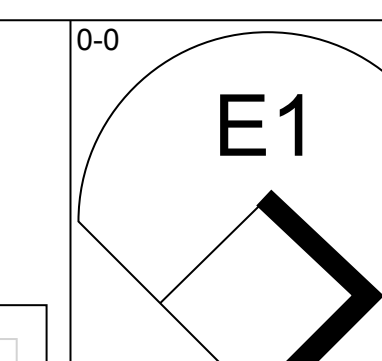
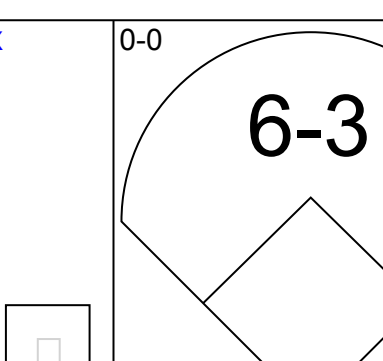
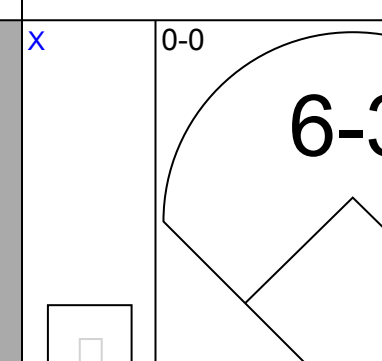

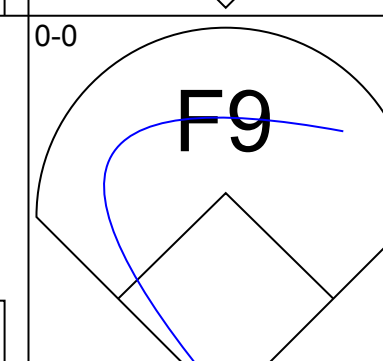
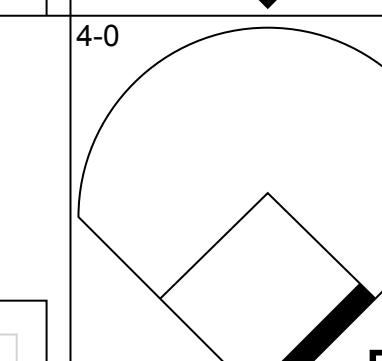
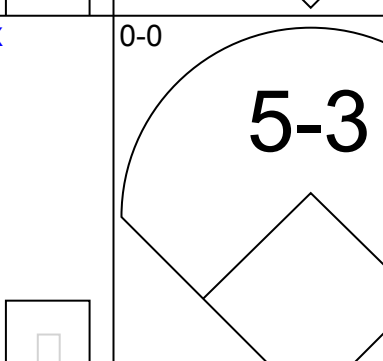
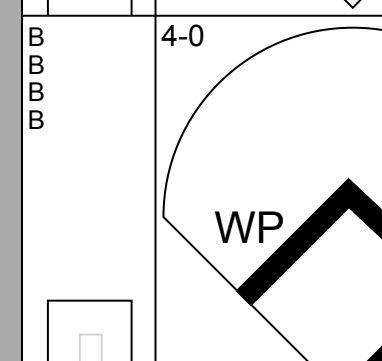
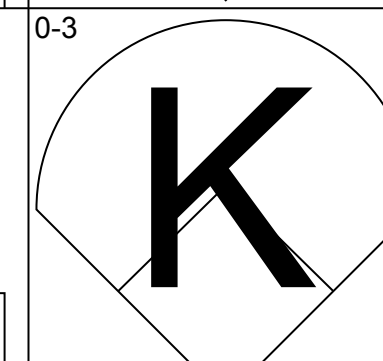
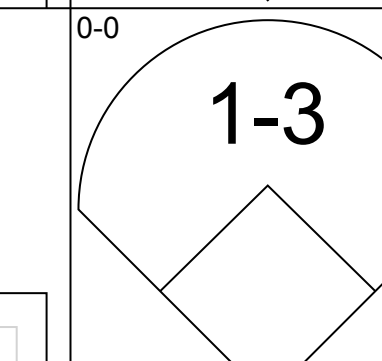
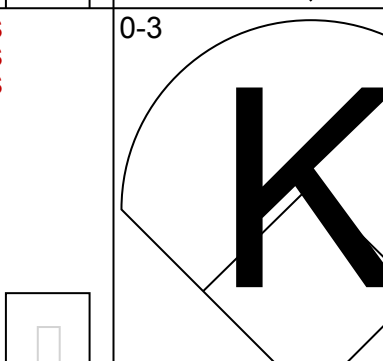
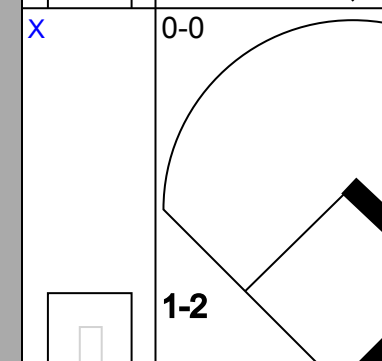
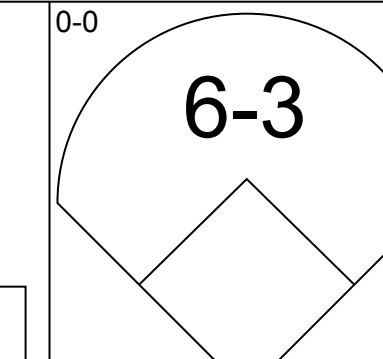
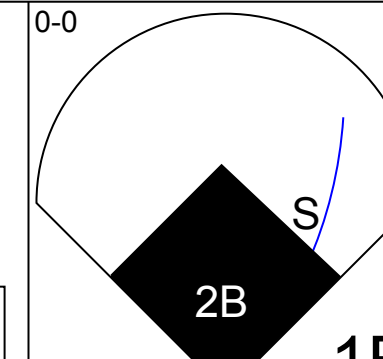
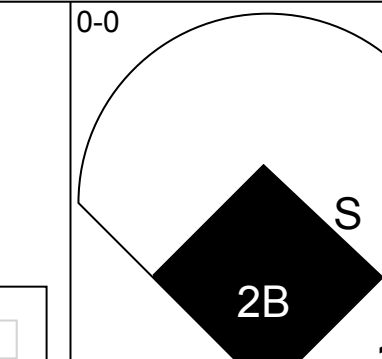

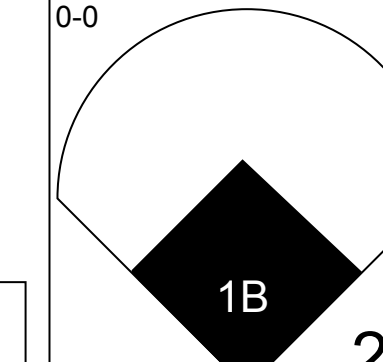
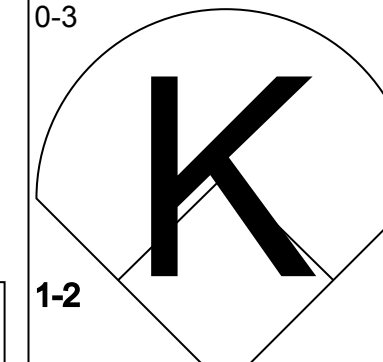
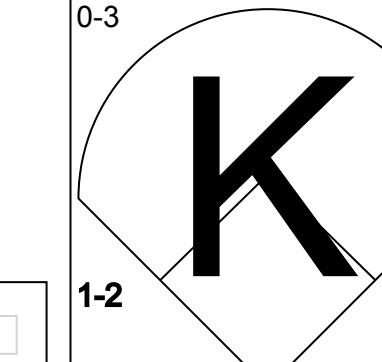

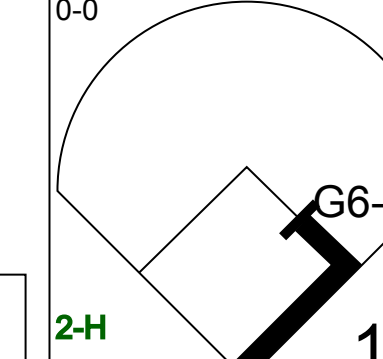
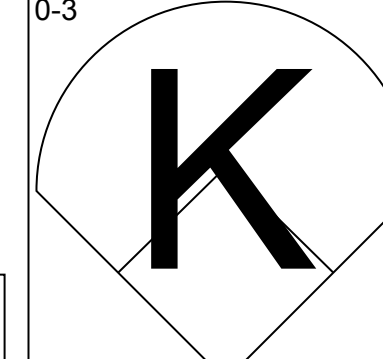
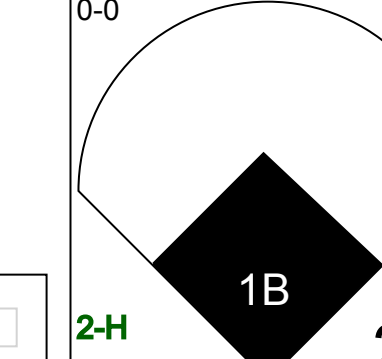

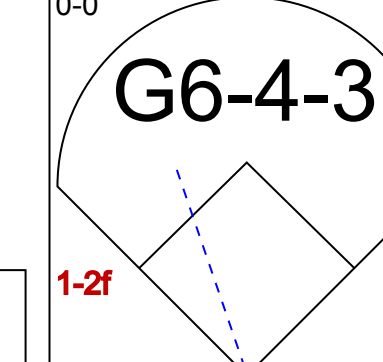
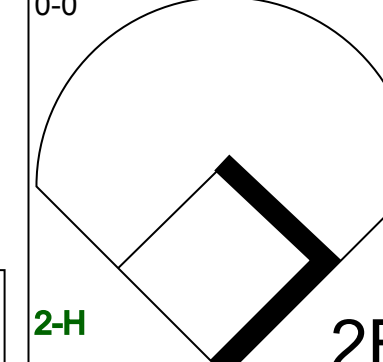
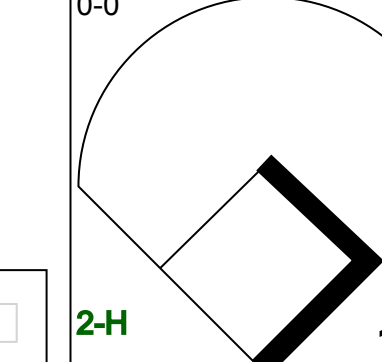
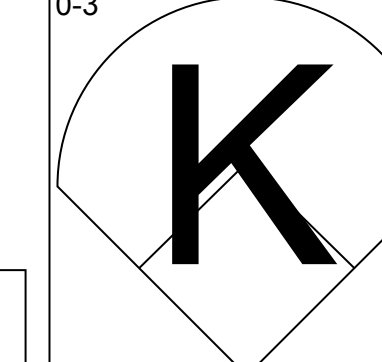
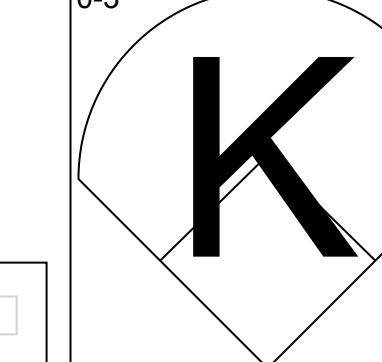


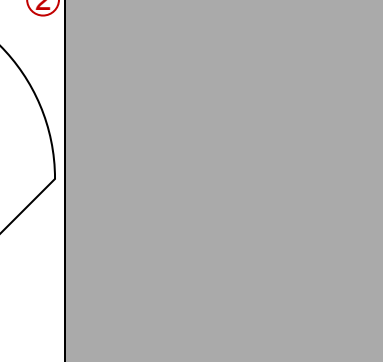
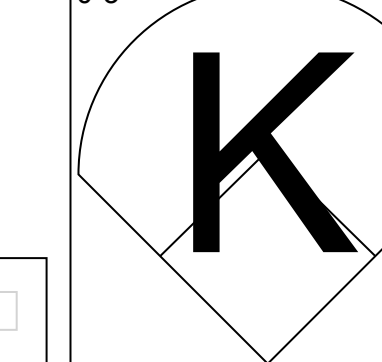


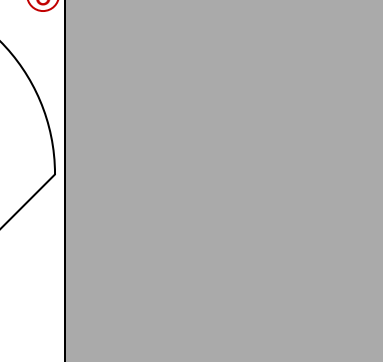


Batter	1	2	3	4	5	6	7	8	9	AB	R	H	RBI	BB	SO	LOB	TOP		
Dave Cash, R OBP: 0.352, SLG: 0.354 (1, 4)	0-0 1-3		0-0 F9			4-0 G6-3 BB			0-0 6-3	3	0	0	0	1	0	1	<b>Pittsburgh Pirates @ San Diego Padres</b> San Diego Stadium, San Diego, CA Sun May 06 1973, 6:33 AM EDT Att: 7,176 - Unknown <a href="http://livebaseballscorecards.com">livebaseballscorecards.com</a>		
Al Oliver, L OBP: 0.326, SLG: 0.534 (1, 8)	0-0 L7			0-3 K		0-0 G6-3			0-3 K	4	0	0	0	0	2	1			
Manny Sanguillen, R OBP: 0.354, SLG: 0.474 (1, 9)	0-0 1-3			0-0 G3					0-0 1-3	3	0	0	0	0	0	0			
Bob Robertson, R OBP: 0.411, SLG: 0.519 (1, 3)		0-3 K		4-0 FC6-4 BB					0-0 F7	2	0	0	0	1	1	0			
Richie Zisk, R OBP: 0.188, SLG: 0.200 (1, 7)		0-0 4-3		0-0 FC6-4					0-0 6-3	3	0	0	0	0	0	1			
Richie Hebner, L OBP: 0.372, SLG: 0.457 (1, 5)		0-0 4-3			0-3 K				0-3 K	3	0	0	0	0	2	0			
Rennie Stennett, R OBP: 0.271, SLG: 0.469 (1, 6)			0-0 FC5-4 1B		0-0 5-3				0-0 G3	3	0	1	0	0	0	0			
Mitt May, L OBP: 0.376, SLG: 0.468 (1, 2)			0-0 FC5-4 1B		0-0 F6				0-0 6-3	3	0	1	0	0	0	0			
Bob Moose, R ERA: 3.93 Ferdinand Gonzalez, R ERA: 15.63 Jim McKee, R ERA: 15.63 Gene Clines, R ERA: 4.32 Bob Johnson, L ERA: 4.32 Ramon Hernandez, S ERA: 8.53 Gene Alley, R ERA: 8.53 (1, 1)			0-0 FC5-4		0-3 K				0-0 1-3	0	0	0	0	0	0	0			
<b>Inning Stats</b>	R: 0 E: 0 K: 0 S: 3	H: 0 LOB: 0 BB: 0 P: 3	R: 0 E: 0 K: 1 S: 5	H: 0 LOB: 0 BB: 0 P: 5	R: 0 E: 0 K: 0 S: 4	H: 2 LOB: 1 BB: 0 P: 4	R: 0 E: 0 K: 1 S: 5	H: 0 LOB: 0 BB: 1 P: 9	R: 0 E: 0 K: 1 S: 5	H: 0 LOB: 0 BB: 0 P: 5	R: 0 E: 0 K: 0 S: 3	H: 0 LOB: 0 BB: 0 P: 3	R: 0 E: 0 K: 1 S: 5	H: 0 LOB: 0 BB: 0 P: 5	R: 0 E: 0 K: 1 S: 5	H: 0 LOB: 0 BB: 0 P: 5		1B: 2 2B: 0 3B: 0 HR: 0	SF: 0 SAC: 0 DP: 2 HBP: 0
<b>PITCHER</b> Mike Caldwell, L ERA: 3.16 (1, 1)	IP: 9.0 WLS: W BF: 29 H: 2 R: 0 ER: 0 SO: 6 BB: 2 IBB: 0 HBP: 0 BLK: 0 WP: 0 HR: 0 S: 39 P: 47 ERA: 0.00 WHIP: 0.444																		

Batter	1	2	3	4	5	6	7	8	9	AB	R	H	RBI	BB	SO	LOB	BOTTOM		
Enzo Hernandez, R OBP: 0.296, SLG: 0.231 (1, 6)	0-0 1B 4-3	0-0 SH3-4	0-0 5-3			0-0 G3 2B	0-0 F7			4	2	2	0	0	0	2	<b>Pittsburgh Pirates @ San Diego Padres</b> San Diego Stadium, San Diego, CA Sun May 06 1973, 6:33 AM EDT Att: 7,176 - Unknown <a href="http://livebaseballscorecards.com">livebaseballscorecards.com</a>		
Johnny Grubb, L OBP: 0.400, SLG: 0.452 (1, 8)	0-0 2B 4-3	0-0 HR		4-0 5-3 BLK BB		0-0 G3			0-0 F8	4	2	2	2	1	0	2			
Leron Lee, L OBP: 0.378, SLG: 0.369 (1, 7)	0-0 1B 4-3	0-0 F7		0-0 F7		4-0 2B IBB			0-0 1B	4	0	1	1	1	0	2			
Nate Colbert, R OBP: 0.350, SLG: 0.393 (1, 3)	0-0 1B 2B	0-0 6-3		0-0 5-3		0-3 K			0-0 F9	5	0	1	1	0	1	5			
Cito Gaston, R OBP: 0.367, SLG: 0.524 (1, 9)	0-0 1B 2B		0-0 HR	0-0 F8		0-0 2B			0-0 6-3	5	1	3	3	0	0	2			
Fred Kendall, R OBP: 0.352, SLG: 0.417 (1, 2)	0-0 1B		0-0 E8 2B		0-3 K	0-0 5-3				4	1	2	0	0	1	2			
Dave Campbell, R OBP: 0.333, SLG: 0.333 (1, 4)	0-0 1B		0-0 5-3		0-0 5-3				0-0 F2	4	0	1	0	0	0	1			
Dave Hilton, R OBP: 0.295, SLG: 0.333 (1, 5)	0-0 F8		0-0 4-3 2B		0-0 4-3				0-0 FC6-4 1B	4	0	2	1	0	0	3			
Mike Caldwell, R OBP: 0.375, SLG: 0.375 (1, 1)		0-0 SH3-4 HR	0-0 4-3			0-0 G3 2B	0-0 FC6-4			4	2	2	0	0	0	2			
<b>Inning Stats</b>	R: 2 E: 0 K: 0 S: 8	H: 6 LOB: 3 BB: 0 P: 8	R: 2 E: 0 K: 0 S: 5	H: 2 LOB: 0 BB: 0 P: 5	R: 2 E: 1 K: 0 S: 6	H: 3 LOB: 1 BB: 0 P: 6	R: 0 E: 0 K: 0 S: 3	H: 0 LOB: 1 BB: 1 P: 7	R: 0 E: 0 K: 1 S: 5	H: 0 LOB: 0 BB: 0 P: 5	R: 2 E: 0 K: 1 S: 8	H: 3 LOB: 2 BB: 1 P: 12	R: 0 E: 0 K: 0 S: 4	H: 1 LOB: 1 BB: 0 P: 4	R: 0 E: 0 K: 0 S: 4	H: 1 LOB: 1 BB: 0 P: 4		1B: 11 2B: 3 3B: 0 HR: 2	SF: 0 SAC: 1 DP: 0 HBP: 0
<b>PITCHER</b> Bob Moose, R ERA: 3.93 Jim McKee, R ERA: 15.63 Bob Johnson, R ERA: 4.32 Ramon Hernandez, L ERA: 8.53 (1, 1)	IP: 2.0 WLS: L BF: 13 H: 8 R: 4 ER: 4 SO: 4 BB: 0 IBB: 0 HBP: 0 BLK: 0 WP: 0 HR: 1 S: 13 P: 13 ERA: 18.00 WHIP: 4.000																		



Batter	1	2	3	4	5	6	7	8	9	AB	R	H	RBI	BB	SO	LOB	TOP					
Gene Hiser, L (1, 8) OBP: 0.379, SLG: 0.357										4	0	0	0	0	1	0	<p><b>Chicago Cubs @ San Diego Padres</b> San Diego Stadium, San Diego, CA Mon May 07 1973, 10:05 PM EDT Att: 16,651 - Unknown - 55 F</p> <p>livebaseballscores.com</p> <p>AB 29 R 1 H 2 RBI 1 BB 0 SO 5 LOB 2</p> 					
Glenn Beckert, R (1, 4) OBP: 0.330, SLG: 0.351										4	0	1	0	0	0	0						
Billy Williams, L (1, 7) OBP: 0.319, SLG: 0.346										3	0	0	0	0	0	1						
Joe Pepitone, L (1, 3) OBP: 0.330, SLG: 0.411										3	0	0	0	0	1	1						
Jose Cardenal, R (1, 9) OBP: 0.405, SLG: 0.515										3	1	1	1	0	0	0						
Carmen Fanzone, R (1, 5) OBP: 0.231, SLG: 0.182										3	0	0	0	0	0	0						
Randy Hundley, R (1, 2) OBP: 0.241, SLG: 0.240										3	0	0	0	0	1	0						
Don Kessinger, S (1, 6) OBP: 0.352, SLG: 0.256										3	0	0	0	0	1	0						
Rick Reuschel, R (1, 1) OBP: 0.143, SLG: 0.143										2	0	0	0	0	1	0						
Ray Burris, R (7, 1)										0	0	0	0	0	0	0						
Adrian Garrett, L (9, PH) OBP: 0.100, SLG: 0.400										1	0	0	0	0	0	0						
<b>Inning Stats</b>	R: 0 E: 0 K: 1 S: 5	H: 0 LOB: 0 BB: 0 P: 5	R: 0 E: 0 K: 0 S: 3	H: 0 LOB: 0 BB: 0 P: 3	R: 0 E: 0 K: 1 S: 5	H: 0 LOB: 0 BB: 0 P: 5	R: 0 E: 0 K: 0 S: 4	H: 1 LOB: 1 BB: 0 P: 4	R: 0 E: 0 K: 1 S: 5	H: 0 LOB: 0 BB: 0 P: 5	R: 0 E: 0 K: 1 S: 5	H: 0 LOB: 0 BB: 0 P: 5	R: 0 E: 0 K: 1 S: 5	H: 0 LOB: 0 BB: 0 P: 5	R: 1 E: 0 K: 0 S: 4	H: 1 LOB: 0 BB: 0 P: 4	R: 0 E: 0 K: 0 S: 3	H: 0 LOB: 0 BB: 0 P: 3	1B: 1 2B: 0 3B: 0 HR: 1	SF: 0 SAC: 0 DP: 0 HBP: 0	WP: 0 PB: 0 SB: 0 CS: 0	PA: 29
<b>PITCHER</b> Bill Greif, R (1, 1) ERA: 0.97	IP: 9.0 WLS: W BF: 29 H: 2 R: 1 ER: 1 SO: 5 BB: 0 IBB: 0 HBP: 0 BLK: 0 WP: 0 HR: 1 S: 39 P: 39 ERA: 1.00 WHIP: 0.222															<b>PITCHER</b>	IP: 9.0 WLS: W BF: 29 H: 2 R: 1 ER: 1 SO: 5 BB: 0 IBB: 0 HBP: 0 BLK: 0 WP: 0 HR: 1 S: 39 P: 39 ERA: 1.00 WHIP: 0.222					

Batter	1	2	3	4	5	6	7	8	9	AB	R	H	RBI	BB	SO	LOB	BOTTOM			
Enzo Hernandez, R (1, 6) OBP: 0.293, SLG: 0.232										4	0	1	0	0	0	0	<p><b>Chicago Cubs @ San Diego Padres</b> San Diego Stadium, San Diego, CA Mon May 07 1973, 10:05 PM EDT Att: 16,651 - Unknown - 55 F</p> <p>livebaseballscores.com</p> <p>AB 32 R 4 H 9 RBI 4 BB 4 SO 14 LOB 16</p> 			
Johnny Grubb, L (1, 8) OBP: 0.405, SLG: 0.440										2	0	0	0	2	0	0				
Leron Lee, L (1, 7) OBP: 0.374, SLG: 0.364										4	0	1	0	0	2	2				
Nate Colbert, R (1, 3) OBP: 0.363, SLG: 0.400										3	2	2	0	1	0	0				
Cito Gaston, R (1, 9) OBP: 0.362, SLG: 0.523										4	1	1	0	0	3	5				
Fred Kendall, R (1, 2) OBP: 0.358, SLG: 0.432										4	1	2	2	0	1	4				
Dave Campbell, R (1, 4) OBP: 0.344, SLG: 0.364										4	0	2	2	0	1	1				
Dave Hilton, R (1, 5) OBP: 0.294, SLG: 0.323										3	0	0	0	1	3	1				
Bill Greif, R (1, 1)										4	0	0	0	0	4	3				
<b>Inning Stats</b>	R: 0 E: 0 K: 1 S: 5	H: 0 LOB: 0 BB: 0 P: 5	R: 1 E: 0 K: 0 S: 4	H: 2 LOB: 0 BB: 0 P: 4	R: 0 E: 1 K: 2 S: 8	H: 1 LOB: 2 BB: 1 P: 12	R: 1 E: 0 K: 3 S: 11	H: 2 LOB: 2 BB: 1 P: 15	R: 0 E: 0 K: 1 S: 5	H: 0 LOB: 0 BB: 0 P: 5	R: 2 E: 0 K: 3 S: 12	H: 3 LOB: 1 BB: 0 P: 12	R: 0 E: 0 K: 1 S: 6	H: 1 LOB: 3 BB: 2 P: 14	R: 0 E: 0 K: 3 S: 9	H: 0 LOB: 0 BB: 0 P: 9	1B: 6 2B: 3 3B: 0 HR: 0	SF: 0 SAC: 0 DP: 1 HBP: 0	WP: 1 PB: 0 SB: 2 CS: 0	PA: 36
<b>PITCHER</b> Rick Reuschel, R (1, 1) ERA: 1.91	IP: 6.1 WLS: L BF: 30 H: 9 R: 4 ER: 4 SO: 10 BB: 2 IBB: 1 HBP: 0 BLK: 0 WP: 0 HR: 0 S: 47 P: 59 ERA: 5.68 WHIP: 1.737															<b>PITCHER</b> Ray Burris, R (7, 1) ERA: 1.15	IP: 1.2 WLS: 6 BF: 6 H: 0 R: 0 ER: 0 SO: 4 BB: 1 IBB: 0 HBP: 0 BLK: 0 WP: 1 HR: 0 S: 13 P: 17 ERA: 0.00 WHIP: 0.600			



Batter	1	2	3	4	5	6	7	8	9	10	11	12	AB	R	H	RBI	BB	SO	LOB			
<b>Rick Monday, L</b> OBP: 0.436, SLG: 0.600 (1.8)	L4		F7			K		HR		BB		4-3	5	1	1	2	1	1	1			
<b>Glenn Beckert, R</b> OBP: 0.321, SLG: 0.350 (1.4)	6-3		F6			F8				F7		5-3	6	0	1	0	0	0	3			
<b>Jose Cardenal, R</b> OBP: 0.403, SLG: 0.509 (7, PR) <b>Gene Hiser, L</b> OBP: 0.387, SLG: 0.367 (7.9)	F4				F6			4-3					3	0	1	0	0	0	0			
<b>Jim Hickman, R</b> OBP: 0.273, SLG: 0.184 (1.3)													3	0	0	0	1	1				
<b>Ron Santo, R</b> OBP: 0.460, SLG: 0.574 (1.5)													3	0	1	0	2	1	2			
<b>Cleo James, R</b> OBP: 0.17, SLG: 0.130 (1.7) <b>Billy Williams, L</b> OBP: 0.317, SLG: 0.343 (11, PH) <b>Adrian Garrett, L</b> OBP: 0.100, SLG: 0.400 (11.7)													4	0	0	0	0	1	5			
<b>Ken Rudolph, R</b> OBP: 0.353, SLG: 0.531 (1.2)													5	1	2	0	0	0	0			
<b>Don Kessinger, S</b> OBP: 0.339, SLG: 0.245 (1.6)													4	0	0	0	0	1	2			
<b>Fergie Jenkins, R</b> OBP: 0.286, SLG: 0.182 (8, PH) <b>Bob Locker, S</b> OBP: 0.250, SLG: 0.250 (8.1) <b>Joe Pepitone, L</b> OBP: 0.337, SLG: 0.429 (12, PH) <b>Bill Bonham, R</b> OBP: 0.100, SLG: 0.400 (12.1)													2	0	0	0	0	0	0			
<b>Inning Stats</b>	R: 0 E: 0 K: 3 S: 3	H: 0 LOB: 0 BB: 3	R: 0 E: 0 K: 1 S: 6	H: 2 LOB: 2 BB: 1 P: 10	R: 0 E: 0 K: 0 S: 3	H: 0 LOB: 0 BB: 0 P: 3	R: 0 E: 0 K: 2 S: 7	H: 0 LOB: 0 BB: 0 P: 7	R: 0 E: 0 K: 1 S: 5	H: 1 LOB: 2 BB: 0 P: 4	R: 2 E: 0 K: 0 S: 2	H: 2 LOB: 1 BB: 1 P: 9	R: 0 E: 0 K: 0 S: 4	H: 1 LOB: 2 BB: 1 P: 8	R: 0 E: 0 K: 1 S: 5	H: 1 LOB: 2 BB: 1 P: 9	R: 1 E: 0 K: 0 S: 5	H: 2 LOB: 1 BB: 0 P: 6	1B: 5 2B: 4 3B: 0 HR: 1	SF: 0 SAC: 2 DP: 3 HBP: 0	WP: 0 PB: 0 SB: 2 CS: 1	PA: 47
<b>PITCHER</b>	IP	WLS	BF	H	R	ER	SO	BB	IBB	HBP	BLK	WP	HR	S	P	ERA	WHIP					
<b>Fred Norman, L</b> ERA: 3.64 (1.1)	7.0	0	31	7	2	2	5	4	1	0	0	0	0	36	56	2.57	1.571					
<b>Vicente Romo, R</b> ERA: 3.27 (9.1)	2.0	0	8	1	0	0	0	2	0	0	0	0	0	6	14	0.00	1.500					
<b>Gary Ross, R</b> ERA: 3.91 (11.1)	1.1	0	6	2	1	1	1	0	1	0	0	0	0	7	11	6.75	1.500					
<b>Rich Troedson, L</b> ERA: 5.28 (12.1)	0.2	0	3	1	0	0	0	0	0	0	0	0	0	3	3	0.00	1.500					

**Chicago Cubs @ San Diego Padres**  
San Diego Stadium, San Diego, CA  
Tue May 08 1973, 10:05 PM EDT  
Att. 4,554 - Unknown - 55 F

**AB 40**  
**R 3**  
**H 9**  
**RBI 3**  
**BB 5**  
**SO 6**  
**LOB 17**



Batter	1	2	3	4	5	6	7	8	9	10	11	12	AB	R	H	RBI	BB	SO	LOB					
<b>Enzo Hernandez, R</b> OBP: 0.296, SLG: 0.230 (1.6)	1B				F9			FC5		F9			5	1	1	0	1	1	6					
<b>Johnny Grubb, L</b> OBP: 0.400, SLG: 0.418 (1.8)	1B				G3					1-3		G3	4	1	0	0	2	0	0					
<b>Leron Lee, L</b> OBP: 0.386, SLG: 0.373 (1.7) <b>Jerry Morales, R</b> OBP: 0.245, SLG: 0.354 (7, PR) (7.7)	1B				FC6							F9	3	0	2	0	1	0	2					
<b>Nate Colbert, R</b> OBP: 0.394, SLG: 0.388 (1.3)	1B				F7			L6		1-3		K	6	0	1	2	0	1	2					
<b>Cito Gaston, R</b> OBP: 0.360, SLG: 0.511 (1.9)	K				5-3			2B		1B		K	6	0	2	0	0	2	2					
<b>Fred Kendall, R</b> OBP: 0.356, SLG: 0.430 (1.2)	K				5-3			FC5-2		1B		1-3	5	0	1	0	1	2	3					
<b>Dave Campbell, R</b> OBP: 0.373, SLG: 0.383 (1.4)	1B							FC5-2		IBB		F7	5	0	3	0	1	1	0					
<b>Dave Hilton, R</b> OBP: 0.289, SLG: 0.311 (1.5)					L7			6-3		FC5-2		F7	4	0	0	0	1	0	5					
<b>Fred Norman, S</b> ERA: 3.98 (8, PH) <b>Dave Wilson, R</b> ERA: 3.43 (8, PH) <b>Vicente Romo, R</b> ERA: 3.27 (9.1) <b>Derrel Thomas, S</b> ERA: 1.77 (10, PH) <b>Gary Ross, R</b> ERA: 3.91 (11.1) <b>Rich Troedson, L</b> ERA: 5.28 (12.1)					K			F7		B1-5		F2	3	0	0	0	0	1	3					
<b>Inning Stats</b>	R: 2 E: 0 K: 2 S: 9	H: 3 LOB: 2 BB: 2 P: 17	R: 0 E: 0 K: 1 S: 6	H: 1 LOB: 2 BB: 1 P: 10	R: 0 E: 0 K: 0 S: 3	H: 0 LOB: 0 BB: 0 P: 3	R: 0 E: 0 K: 1 S: 5	H: 0 LOB: 0 BB: 0 P: 6	R: 0 E: 0 K: 0 S: 3	H: 0 LOB: 1 BB: 1 P: 7	R: 0 E: 0 K: 1 S: 4	H: 1 LOB: 3 BB: 1 P: 11	R: 0 E: 0 K: 1 S: 5	H: 0 LOB: 0 BB: 0 P: 5	R: 0 E: 0 K: 1 S: 5	H: 1 LOB: 3 BB: 2 P: 14	R: 0 E: 0 K: 1 S: 5	H: 0 LOB: 0 BB: 0 P: 5	R: 0 E: 0 K: 0 S: 3	H: 0 LOB: 0 BB: 0 P: 3	1B: 9 2B: 2 3B: 0 HR: 0	SF: 0 SAC: 0 DP: 1 HBP: 0	WP: 0 PB: 0 SB: 2 CS: 0	PA: 52
<b>PITCHER</b>	IP	WLS	BF	H	R	ER	SO	BB	IBB	HBP	BLK	WP	HR	S	P	ERA	WHIP							
<b>Fergie Jenkins, R</b> ERA: 3.27 (1.1)	7.0	0	31	7	2	2	5	4	1	0	0	0	0	36	56	2.57	1.571							
<b>Bob Locker, R</b> ERA: 1.77 (8.1)	4.0	0	18	3	0	0	4	2	1	0	0	0	0	23	35	0.00	1.250							
<b>Bill Bonham, R</b> ERA: 2.84 (12.1)	1.0	0	3	0	0	0	0	0	0	0	0	0	0	3	3	0.00	0.000							

**Chicago Cubs @ San Diego Padres**  
San Diego Stadium, San Diego, CA  
Tue May 08 1973, 10:05 PM EDT  
Att. 4,554 - Unknown - 55 F

**AB 44**  
**R 2**  
**H 10**  
**RBI 2**  
**BB 8**  
**SO 9**  
**LOB 26**









Batter	1	2	3	4	5	6	7	8	9	AB	R	H	RBI	BB	SO	LOB	TOP					
Enzo Hernandez, R OBP: 0.303, SLG: 0.225	2-3		F4			F9		1B		4	1	1	0	0	0	1	<b>San Diego Padres @ Atlanta Braves</b> Atlanta Stadium, Atlanta, GA Sat May 12 1973, 7:05 PM EDT Att: 5,679 - Unknown					
Johnny Grubb, L OBP: 0.376, SLG: 0.391	F5		4-3			L8		FC3-6		4	0	1	0	0	0	1						
Leron Lee, L OBP: 0.368, SLG: 0.353 Jerry Morales, R OBP: 0.295, SLG: 0.360	L4			F7		4-3		FC3-6		2	0	0	0	0	0	0						
Nate Colbert, R OBP: 0.348, SLG: 0.411		6-3		K				FC3-6		4	1	1	1	0	1	2						
Cito Gaston, R OBP: 0.361, SLG: 0.510				L7				FC6-4		4	0	1	0	0	0	2						
Fred Kendall, R OBP: 0.370, SLG: 0.434 Rich Troedson, L	F7									3	0	2	0	0	0	1						
Dave Marshall, L OBP: 0.400, SLG: 0.424										1	0	0	0	0	0	0						
Dave Campbell, R OBP: 0.347, SLG: 0.343										3	0	0	0	1	0	2						
Dave Hilton, R OBP: 0.289, SLG: 0.336										4	0	0	0	0	0	3						
Mike Caldwell, R OBP: 0.333, SLG: 0.333 Bob Miller, R										1	0	0	0	0	0	0						
Steve Arlin, R OBP: 0.091, SLG: 0.091 Pat Corrales, R OBP: 0.333, SLG: 0.333										0	0	0	0	0	0	0						
										1	0	0	0	0	0	0						
										0	0	0	0	0	0	0						
										1	0	0	0	0	0	0						
										1	0	0	0	0	0	0						
<b>Inning Stats</b>	R: 0 E: 0 K: 0 S: 3	H: 0 LOB: 0 BB: 0 P: 3	R: 0 E: 0 K: 0 S: 4	H: 1 LOB: 2 BB: 1 P: 8	R: 0 E: 0 K: 0 S: 3	H: 0 LOB: 0 BB: 0 P: 3	R: 0 E: 0 K: 1 S: 5	H: 0 LOB: 0 BB: 0 P: 5	R: 0 E: 0 K: 0 S: 3	H: 1 LOB: 2 BB: 0 P: 3	R: 0 E: 1 K: 0 S: 4	H: 0 LOB: 1 BB: 0 P: 4	R: 1 E: 0 K: 0 S: 5	H: 2 LOB: 1 BB: 0 P: 5	R: 1 E: 0 K: 0 S: 6	H: 3 LOB: 2 BB: 0 P: 6		R: 0 E: 0 K: 0 S: 3	H: 0 LOB: 0 BB: 0 P: 3	1B: 5 2B: 1 3B: 0 HR: 1	SF: 0 SAC: 0 DP: 1 HBP: 0	WP: 0 PB: 0 SB: 0 CS: 0
<b>PITCHER</b> Gary Gentry, R ERA: 3.1	IP: 9.0 WLS: W BF: 35 H: 7 R: 2 ER: 2 SO: 1 BB: 1 IBB: 0 HBP: 0 BLK: 0 WP: 0 HR: 1 S: 36 P: 40 ERA: 2.00 WHIP: 0.889															<b>PITCHER</b>	IP: 9.0 WLS: W BF: 35 H: 7 R: 2 ER: 2 SO: 1 BB: 1 IBB: 0 HBP: 0 BLK: 0 WP: 0 HR: 1 S: 36 P: 40 ERA: 2.00 WHIP: 0.889					

Batter	1	2	3	4	5	6	7	8	9	AB	R	H	RBI	BB	SO	LOB	BOTTOM						
Ralph Garr, L OBP: 0.239, SLG: 0.257	4-3		1B	FC6-4	L8		1B			5	2	3	1	0	0	1	<b>San Diego Padres @ Atlanta Braves</b> Atlanta Stadium, Atlanta, GA Sat May 12 1973, 7:05 PM EDT Att: 5,679 - Unknown						
Marty Perez, R OBP: 0.392, SLG: 0.420	3-1		1B	SH1-4	1B		2B			2	2	1	0	2	0	0							
Mike Lum, L OBP: 0.344, SLG: 0.458	4-3		1B	FC6	1B		2B			5	2	3	4	0	0	2							
Hank Aaron, R OBP: 0.352, SLG: 0.534 Jack Pierce, L		FC6-4	1B	1B	E		G1			3	2	3	1	0	0	0							
Dusty Baker Jr., R OBP: 0.366, SLG: 0.477	4-3		1B	1B	E					4	2	1	1	1	0	1							
Davey Johnson, R OBP: 0.394, SLG: 0.463 Larvell Blanks, R OBP: 0.250, SLG: 0.250		FC6-4	1B	1B	HR		K			2	1	2	3	1	0	0							
Johnny Oates, L OBP: 0.297, SLG: 0.346		IBB	1B	HR	1B					2	0	1	0	0	1	0							
Rod Gilbreath, R OBP: 0.338, SLG: 0.352		FC6-4	1B	1B	1B					4	2	2	0	1	0	2							
Gary Gentry, R OBP: 0.318, SLG: 0.286			F9	SH1-4	L4					5	1	1	0	0	0	3							
				1B	1B					4	2	2	0	1	0	2							
				1B	1B					5	1	1	0	0	0	3							
<b>Inning Stats</b>	R: 0 E: 0 K: 0 S: 3	H: 0 LOB: 0 BB: 0 P: 3	R: 0 E: 0 K: 0 S: 4	H: 1 LOB: 2 BB: 1 P: 8	R: 5 E: 0 K: 0 S: 6	H: 5 LOB: 1 BB: 2 P: 14	R: 6 E: 1 K: 0 S: 9	H: 6 LOB: 0 BB: 0 P: 9	R: 1 E: 0 K: 1 S: 7	H: 2 LOB: 2 BB: 1 P: 11	R: 0 E: 0 K: 1 S: 5	H: 0 LOB: 0 BB: 0 P: 5	R: 2 E: 0 K: 0 S: 6	H: 3 LOB: 1 BB: 0 P: 6	R: 0 E: 0 K: 1 S: 6	H: 1 LOB: 2 BB: 1 P: 10		R: 0 E: 0 K: 0 S: 3	H: 0 LOB: 0 BB: 0 P: 3	1B: 14 2B: 3 3B: 0 HR: 1	SF: 0 SAC: 1 DP: 0 HBP: 0	WP: 0 PB: 0 SB: 0 CS: 0	PA: 45
<b>PITCHER</b> Mike Caldwell, L ERA: 5.34 Bob Miller, R ERA: 4.02 Steve Arlin, R ERA: 5.29 Rich Troedson, L ERA: 5.59	IP: 3.0 WLS: L BF: 19 H: 9 R: 8 ER: 8 SO: 0 BB: 2 IBB: 1 HBP: 0 BLK: 0 WP: 0 HR: 0 S: 16 P: 28 ERA: 24.00 WHIP: 3.667															<b>PITCHER</b>		IP: 3.0 WLS: L BF: 19 H: 9 R: 8 ER: 8 SO: 0 BB: 2 IBB: 1 HBP: 0 BLK: 0 WP: 0 HR: 0 S: 16 P: 28 ERA: 24.00 WHIP: 3.667					



Batter	1	2	3	4	5	6	7	8	9	AB	R	H	RBI	BB	SO	LOB	TOP				
Enzo Hernandez, R OBP: 0.319, SLG: 0.247	F7		E 1B 1-2 2-3		2B 1B		2B SF7 1B		6-3	5	2	3	0	0	0	0	<b>San Diego Padres @ Atlanta Braves</b> Atlanta Stadium, Atlanta, GA Sun May 13 1973, 3:33 AM EDT Unknown				
Johnny Grubb, L OBP: 0.388, SLG: 0.429	4-3		SF8		1B 2B		L4-6 1-3 2-H		1B	4	1	3	2	0	0	0					
Jerry Morales, R OBP: 0.267, SLG: 0.370	F9		S 1-2 2-3		S 1B		SF7		F8	4	0	2	3	0	0	1					
Nate Colbert, R OBP: 0.345, SLG: 0.405		5-3	SF8		K		3-H 4-0		IBB	2	0	0	1	1	1	1					
Cito Gaston, R OBP: 0.357, SLG: 0.500		FC4-6 1B	F9		1-3		L4-6 2-3			4	0	1	0	0	0	5					
Fred Kendall, R OBP: 0.357, SLG: 0.417	F9			5-3		4-3		F7		4	0	0	0	0	0	1					
Dave Campbell, R OBP: 0.329, SLG: 0.324	FC4-6 1-2			F7		F7		F4		4	0	0	0	0	0	1					
Dave Hilton, R OBP: 0.288, SLG: 0.333			1B SF8 BB 1B	5-3		L5		F3		4	1	1	0	0	0	0					
Bill Greif, R OBP: 0.200, SLG: 0.077			1B SF8 BB 1B		F9		1B 2B 1B		6-3	3	2	1	0	1	0	0	<b>SD</b> WP: 0 PA: 39 FB: 0 SB: 0 CS: 0				
<b>Inning Stats</b>	R: 0 E: 0 K: 0 S: 3	H: 0 LOB: 0 BB: 0 P: 3	R: 0 E: 0 K: 0 S: 4	H: 1 LOB: 1 BB: 0 P: 4	R: 2 E: 1 K: 0 S: 6	H: 3 LOB: 2 BB: 1 P: 10	R: 0 E: 0 K: 0 S: 3	H: 0 LOB: 0 BB: 0 P: 3	R: 2 E: 0 K: 1 S: 8	H: 3 LOB: 1 BB: 0 P: 8	R: 0 E: 0 K: 0 S: 3	H: 0 LOB: 0 BB: 0 P: 3	R: 2 E: 0 K: 0 S: 5	H: 3 LOB: 1 BB: 1 P: 9	R: 0 E: 0 K: 0 S: 3	H: 0 LOB: 0 BB: 0 P: 3		R: 0 E: 0 K: 0 S: 4	H: 1 LOB: 1 BB: 0 P: 4	1B: 9 2B: 3 3B: 0 HR: 0	SF: 3 SAC: 0 DP: 1 HBP: 0
<b>PITCHER</b>	IP	WLS	BF	H	R	ER	SO	BB	IBB	HBP	BLK	WP	HR	S	P	ERA		WHIP			
Pat Dobson, R ERA: 4.89	(1, 1)	5.0	L	23	7	4	4	1	1	0	0	0	0	0	24	28		7.20	1.600		
Ron Schueler, R ERA: 5.02	(6, 1)	1.0		3	0	0	0	0	0	0	0	0	0	3	3	0.00		0.000			
Tom Kelley, R ERA: 3.86	(7, 1)	3.0		13	4	2	2	0	0	1	0	0	0	12	16	6.00		1.333			

Batter	1	2	3	4	5	6	7	8	9	AB	R	H	RBI	BB	SO	LOB	BOTTOM				
Ralph Garr, L OBP: 0.246, SLG: 0.272	1B 2B		K		1B		4-3		4-3	5	1	2	1	0	1	0	<b>San Diego Padres @ Atlanta Braves</b> Atlanta Stadium, Atlanta, GA Sun May 13 1973, 3:33 AM EDT Unknown				
Johnny Oates, L OBP: 0.304, SLG: 0.352	1B		F7		1B		L8			4	0	2	1	0	0	0					
Mike Lum, L OBP: 0.324, SLG: 0.429	F8		G3		K		K		K	4	0	0	0	0	2	3					
Jack Pierce, L OBP: 0.111, SLG: 0.059	FC6-4 1B			K	F9		6-3		6-3	4	0	1	0	0	1	2					
Davey Johnson, R OBP: 0.389, SLG: 0.450	F8			6-3 1B BB		K		L7		3	0	0	0	1	1	2					
Sonny Jackson, L OBP: 0.229, SLG: 0.156	FC6-4 1-2			6-3					4-3 HR BB	2	1	0	0	2	0	3					
Marty Perez, R OBP: 0.386, SLG: 0.412		5-3				K		4-3		4	0	1	0	0	1	2					
Rod Gilbreath, R OBP: 0.342, SLG: 0.347		F8				F7				1	1	0	0	1	0	0					
Ron Schueler, R OBP: 0.500, SLG: 0.500						F9 WP 1B BB				0	0	0	0	0	0	0					
Larvell Blanks, R OBP: 0.235, SLG: 0.235										1	0	0	0	0	0	1					
Tom Kelley, R OBP: 0.267, SLG: 0.370										0	0	0	0	0	0	0					
Hank Aaron, R OBP: 0.358, SLG: 0.573										1	1	1	2	0	0	0					
Pat Dobson, R OBP: 0.077, SLG: 0.077										1	0	0	0	0	1	0					
Darrell Evans, L OBP: 0.352, SLG: 0.532										3	0	0	0	0	0	1	<b>Braves</b> WP: 1 PA: 37 FB: 0 SB: 0 CS: 0				
<b>Inning Stats</b>	R: 1 E: 0 K: 0 S: 6	H: 3 LOB: 2 BB: 0 P: 6	R: 0 E: 0 K: 1 S: 5	H: 0 LOB: 0 BB: 0 P: 5	R: 0 E: 0 K: 1 S: 5	H: 0 LOB: 0 BB: 0 P: 5	R: 0 E: 0 K: 1 S: 5	H: 1 LOB: 2 BB: 1 P: 9	R: 1 E: 0 K: 1 S: 7	H: 2 LOB: 2 BB: 1 P: 11	R: 0 E: 0 K: 2 S: 7	H: 0 LOB: 1 BB: 1 P: 11	R: 0 E: 0 K: 0 S: 3	H: 0 LOB: 0 BB: 0 P: 3	R: 0 E: 0 K: 1 S: 5	H: 0 LOB: 0 BB: 0 P: 5		R: 2 E: 0 K: 0 S: 4	H: 1 LOB: 0 BB: 1 P: 8	1B: 5 2B: 1 3B: 0 HR: 1	SF: 0 SAC: 0 DP: 0 HBP: 0
<b>PITCHER</b>	IP	WLS	BF	H	R	ER	SO	BB	IBB	HBP	BLK	WP	HR	S	P	ERA		WHIP			
Bill Greif, R ERA: 1.57	(1, 1)	9.0	W	37	7	4	4	7	4	0	0	1	1	47	63	4.00		1.222			



Batter	1	2	3	4	5	6	7	8	9	AB	R	H	RBI	BB	SO	LOB	TOP			
Enzo Hernandez, R OBP: 0.323, SLG: 0.256	0-0 S E 1B		0-0 S SF9 1B		0-0 F8		0-0 F9		0-3 K	5	2	2	0	0	1	1	<b>San Diego Padres @ Atlanta Braves</b> Atlanta Stadium, Atlanta, GA Sun May 13 1973, 3:38 AM EDT Att: 7,395 - Unknown  livebaseballscores.com			
Johnny Grubb, L OBP: 0.389, SLG: 0.421	0-3 K		0-0 6-3		4-0 FC6-4 BB		0-0 1B		0-3 K	4	0	1	0	1	2	2				
Jerry Morales, R OBP: 0.266, SLG: 0.368	0-0 1B		0-0 SF9		0-0 FC6-4 1B		0-3 K			3	0	1	1	0	1	2				
Nate Colbert, R OBP: 0.349, SLG: 0.408	0-0 1B		0-0 F3		0-0 FC6-4 1B				0-3 K	4	0	2	0	0	1	0				
Cito Gaston, R OBP: 0.362, SLG: 0.495	0-0 F3			0-0 4-3 E 1B		0-0 FC6-4		4-0 FC4-6 BB		3	0	1	0	1	0	3				
Derrel Thomas, S OBP: 0.298, SLG: 0.253		0-3 K		0-0 4-3		0-0 5-3		0-0 FC4-6		4	0	0	0	0	1	2				
Dave Hilton, R OBP: 0.279, SLG: 0.322		0-0 4-3		0-0 E5		0-0 5-3		0-3 K		4	0	0	0	0	1	2				
Pat Corrales, R OBP: 0.333, SLG: 0.333		0-0		0-3 K		0-0 4-3			4-0 FC1-6 BB	3	0	1	0	0	1	2				
Leron Lee, L OBP: 0.373, SLG: 0.353										0	0	0	0	1	0	0				
Mike Caldwell, R OBP: 0.333, SLG: 0.333										0	0	0	0	0	0	0				
Fred Norman, S OBP: 0.167, SLG: 0.118		0-0 F8		0-0 G3			0-0 F8		0-0 FC1-6	2	0	0	0	0	0	3				
Gary Ross, R										0	0	0	0	0	0	0				
Don Mason, L										1	0	0	0	0	0	0				
Rich Troedson, L										0	0	0	0	0	0	0				
Dave Marshall, L OBP: 0.390, SLG: 0.412										1	0	0	0	0	0	1				
<b>Inning Stats</b>	R: 1 E: 0 K: 1 S: 7	H: 3 LOB: 1 BB: 0 P: 7	R: 0 E: 0 K: 1 S: 6	H: 1 LOB: 1 BB: 0 P: 6	R: 1 E: 0 K: 0 S: 4	H: 1 LOB: 0 BB: 0 P: 4	R: 0 E: 2 K: 1 S: 7	H: 1 LOB: 2 BB: 1 P: 7	R: 0 E: 0 K: 0 S: 3	H: 0 LOB: 0 BB: 0 P: 3	R: 0 E: 0 K: 1 S: 6	H: 1 LOB: 1 BB: 0 P: 6	R: 0 E: 0 K: 2 S: 7	H: 0 LOB: 1 BB: 1 P: 11	R: 0 E: 0 K: 1 S: 7	H: 0 LOB: 1 BB: 1 P: 11	1B: 8 2B: 0 3B: 0 HR: 0	SF: 1 SAC: 0 DP: 0 HBP: 0	WP: 0 PB: 0 SB: 3 CS: 0	PA: 38
<b>PITCHER</b>	IP WLS BF H R ER SO BB IBB HBP BLK WP HR S P ERA WHIP																			
Ron Reed, R ERA: 4.34	6.0 W 26 7 2 2 3 1 0 0 0 0 0 31 35 3.00 1.333																			
Roric Harrison, R ERA: 1.8	3.0 S 12 1 0 0 5 2 0 0 0 0 0 20 28 0.00 1.000																			

Batter	1	2	3	4	5	6	7	8	9	AB	R	H	RBI	BB	SO	LOB	BOTTOM				
Ralph Garr, L OBP: 0.260, SLG: 0.286	0-0 1-3			0-0 S 1B		0-0 BB 1B		0-3 K		5	1	3	0	0	1	0	<b>San Diego Padres @ Atlanta Braves</b> Atlanta Stadium, Atlanta, GA Sun May 13 1973, 3:38 AM EDT Att: 7,395 - Unknown  livebaseballscores.com				
Marty Perez, R OBP: 0.387, SLG: 0.404	4-0 BB		0-0 FC6-4		0-0 F9		0-0 FC6-4 BB 1B		0-0 L5	4	0	1	1	1	0	4					
Darrell Evans, L OBP: 0.354, SLG: 0.518	0-0 F8		0-0 1-3		4-0 BB BB		4-0 FC6-4 BB		0-0 L7	3	0	0	0	2	0	1					
Hank Aaron, R OBP: 0.355, SLG: 0.591	0-0 5-3		0-0 HR		0-0 F4		0-0 FC6-4			4	1	1	2	0	0	4					
Davey Johnson, R OBP: 0.400, SLG: 0.451		0-0 BB G6-3 1B		4-0 CS BB		4-0 BB		0-0 F6		2	1	1	0	2	0	2					
Oscar Brown, R OBP: 0.317, SLG: 0.342		0-0 G6-3 BB 1B		0-0 F9		0-0 F5				2	1	1	0	0	0	1					
Dusty Baker Jr., R OBP: 0.368, SLG: 0.478		0-0 G6-3 BB 1B		0-0 F9		0-0 F5				2	1	1	0	0	0	2					
Mike Lum, L OBP: 0.319, SLG: 0.409		4-0 BB G6-3 BB		0-0 CS		0-3 K		0-3 K		3	0	0	0	1	2	3					
Johnny Oates, L OBP: 0.302, SLG: 0.349		0-0 G6-3		0-0 F9		0-0 F5				1	0	0	0	0	0	2					
Paul Casanova, R OBP: 0.167, SLG: 0.222		0-0 G6-3		0-0 F9		0-0 F5				3	0	2	1	0	1	0					
Ron Reed, R OBP: 0.158, SLG: 0.158		0-0 G6-3		0-0 F9		0-0 F5				2	0	1	1	0	0	1					
Larvell Blanks, R OBP: 0.278, SLG: 0.235		0-0 1B		0-0 4-3		4-0 BB		0-0 G6-4-3		0	1	0	0	1	0	0					
Roric Harrison, R		0-0 1B		0-0 4-3		4-0 BB		0-0 G6-4-3		1	0	0	0	0	0	1					
<b>Inning Stats</b>	R: 0 E: 0 K: 0 S: 3	H: 0 LOB: 1 BB: 1 P: 7	R: 2 E: 0 K: 0 S: 6	H: 4 LOB: 2 BB: 1 P: 10	R: 1 E: 0 K: 0 S: 3	H: 1 LOB: 0 BB: 0 P: 7	R: 0 E: 0 K: 1 S: 7	H: 2 LOB: 2 BB: 0 P: 7	R: 0 E: 0 K: 1 S: 5	H: 0 LOB: 2 BB: 2 P: 13	R: 2 E: 0 K: 0 S: 7	H: 2 LOB: 2 BB: 2 P: 15	R: 0 E: 0 K: 0 S: 4	H: 0 LOB: 0 BB: 0 P: 4	R: 0 E: 0 K: 1 S: 5	H: 0 LOB: 0 BB: 0 P: 5		1B: 9 2B: 1 3B: 0 HR: 1	SF: 0 SAC: 0 DP: 2 HBP: 0	WP: 0 PB: 0 SB: 1 CS: 1	PA: 40
<b>PITCHER</b>	IP WLS BF H R ER SO BB IBB HBP BLK WP HR S P ERA WHIP																				
Fred Norman, L ERA: 4.13	5.1 L 30 9 5 5 3 7 0 0 0 0 0 29 57 8.44 3.000																				
Gary Ross, R ERA: 3.6	0.2 2 0 0 0 0 0 0 0 0 0 0 2 2 0.00 0.000																				
Rich Troedson, L ERA: 5.48	2.0 7 2 1 1 1 0 0 0 0 0 0 9 9 4.50 1.000																				





Batter	1	2	3	4	5	6	7	8	9	AB	R	H	RBI	BB	SO	LOB	TOP					
<b>Bobby Bonds, R</b> OBP: 0.371, SLG: 0.579 (1,9)										4	1	3	1	0	0	1	<b>San Francisco Giants @ San Diego Padres</b> San Diego Stadium, San Diego, CA Mon May 14 1973, 10:05 PM EDT Att: 4,008 - Unknown <a href="http://livebaseballscorecards.com">livebaseballscorecards.com</a>					
<b>Tito Fuentes, S</b> OBP: 0.339, SLG: 0.397 (1,4)										4	0	0	0	0	0	3						
<b>Chris Speier, R</b> OBP: 0.343, SLG: 0.408 (1,6)										3	0	0	0	1	0	2						
<b>Willie McCovey, L</b> OBP: 0.417, SLG: 0.565 (1,3)										4	0	0	0	0	0	1						
<b>Ed Goodson, L</b> OBP: 0.385, SLG: 0.437 (1,5)										4	0	1	0	0	0	0						
<b>Gary Maddox, R</b> OBP: 0.371, SLG: 0.468 (1,8)										4	0	1	0	0	0	2						
<b>Gary Matthews, R</b> OBP: 0.394, SLG: 0.424 (7,1)										3	0	1	0	0	0	0						
<b>Elias Sosa, R</b> OBP: 0.305, SLG: 0.338 (9, PH)										0	0	0	0	0	0	0						
<b>Gary Thomasson, L</b> OBP: 0.305, SLG: 0.338 (9, PH)										1	0	0	0	0	1	1						
<b>Dave Rader, L</b> OBP: 0.282, SLG: 0.238 (1,2)										3	0	0	0	0	0	1						
<b>Tom Bradley, R</b> OBP: 0.100, SLG: 0.100 (1,1)										1	0	0	0	0	1	0						
<b>Jim Howarth, L</b> OBP: 0.234, SLG: 0.190 (7,7)										0	0	0	0	1	0	0						
<b>Inning Stats</b>	R: 1 E: 0 K: 0 S: 5	H: 2 LOB: 2 BB: 1 P: 9	R: 0 E: 0 K: 1 S: 5	H: 0 LOB: 0 BB: 0 P: 5	R: 0 E: 0 K: 0 S: 3	H: 1 LOB: 0 BB: 0 P: 3	R: 0 E: 0 K: 0 S: 3	H: 0 LOB: 0 BB: 0 P: 3	R: 0 E: 0 K: 0 S: 3	H: 0 LOB: 0 BB: 0 P: 3	R: 0 E: 0 K: 0 S: 4	H: 1 LOB: 1 BB: 0 P: 4	R: 0 E: 0 K: 0 S: 3	H: 0 LOB: 0 BB: 0 P: 3	R: 0 E: 0 K: 0 S: 4	H: 1 LOB: 2 BB: 1 P: 8	R: 0 E: 0 K: 1 S: 6	H: 1 LOB: 1 BB: 0 P: 6	1B: 5 2B: 1 3B: 0 HR: 1	SF: 0 SAC: 1 DP: 1 HBP: 0	WP: 1 PB: 0 SB: 1 CS: 0	PA: 34
<b>PITCHER</b> <b>Mike Corkins, R</b> ERA: 5.8 (1,1)	IP: 9.0 WLS: W BF: 34 H: 6 R: 1 ER: 1 SO: 2 BB: 2 IBB: 0 HBP: 0 BLK: 0 WP: 1 HR: 1 S: 36 P: 44 ERA: 1.00 WHIP: 0.889															<b>PITCHER</b>	IP: 9.0 WLS: W BF: 34 H: 6 R: 1 ER: 1 SO: 2 BB: 2 IBB: 0 HBP: 0 BLK: 0 WP: 1 HR: 1 S: 36 P: 44 ERA: 1.00 WHIP: 0.889					

Batter	1	2	3	4	5	6	7	8	9	AB	R	H	RBI	BB	SO	LOB	BOTTOM			
<b>Enzo Hernandez, R</b> OBP: 0.346, SLG: 0.269 (1,6)										3	1	2	1	2	1	0	<b>San Francisco Giants @ San Diego Padres</b> San Diego Stadium, San Diego, CA Mon May 14 1973, 10:05 PM EDT Att: 4,008 - Unknown <a href="http://livebaseballscorecards.com">livebaseballscorecards.com</a>			
<b>Johnny Grubb, L</b> OBP: 0.398, SLG: 0.434 (1,8)										4	1	2	1	1	2	3				
<b>Jerry Morales, R</b> OBP: 0.279, SLG: 0.377 (1,7)										4	1	2	2	0	0	3				
<b>Cito Gaston, R</b> OBP: 0.358, SLG: 0.504 (1,9)										4	1	1	2	0	1	4				
<b>Fred Kendall, R</b> OBP: 0.353, SLG: 0.411 (1,2)										4	0	1	1	0	0	0				
<b>Dave Campbell, R</b> OBP: 0.313, SLG: 0.307 (1,3)										4	0	0	0	0	1	2				
<b>Derrel Thomas, S</b> OBP: 0.286, SLG: 0.241 (1,4)										4	0	0	0	0	2	1				
<b>Dave Hilton, R</b> OBP: 0.278, SLG: 0.320 (1,5)										4	2	1	0	0	1	1				
<b>Mike Corkins, R</b> OBP: 0.231, SLG: 0.091 (1,1)										2	1	0	0	1	0	1				
<b>Inning Stats</b>	R: 0 E: 0 K: 0 S: 2	H: 0 LOB: 1 BB: 2 P: 10	R: 0 E: 0 K: 0 S: 3	H: 0 LOB: 0 BB: 0 P: 3	R: 1 E: 0 K: 2 S: 9	H: 2 LOB: 2 BB: 1 P: 13	R: 0 E: 1 K: 2 S: 8	H: 0 LOB: 1 BB: 0 P: 8	R: 0 E: 0 K: 1 S: 6	H: 1 LOB: 1 BB: 0 P: 6	R: 0 E: 0 K: 1 S: 5	H: 0 LOB: 0 BB: 0 P: 5	R: 5 E: 0 K: 0 S: 8	H: 5 LOB: 1 BB: 1 P: 12	R: 1 E: 1 K: 2 S: 9	H: 1 LOB: 1 BB: 0 P: 9		1B: 7 2B: 1 3B: 1 HR: 0	SF: 0 SAC: 1 DP: 1 HBP: 0	WP: 0 PB: 0 SB: 2 CS: 0
<b>PITCHER</b> <b>Tom Bradley, R</b> ERA: 2.63 (7,1)	IP: 6.2 WLS: L BF: 29 H: 5 R: 4 ER: 4 SO: 6 BB: 4 IBB: 0 HBP: 0 BLK: 0 WP: 0 HR: 0 S: 37 P: 53 ERA: 5.40 WHIP: 1.350															<b>PITCHER</b>	IP: 6.2 WLS: L BF: 29 H: 5 R: 4 ER: 4 SO: 6 BB: 4 IBB: 0 HBP: 0 BLK: 0 WP: 0 HR: 0 S: 37 P: 53 ERA: 5.40 WHIP: 1.350			



Batter	1	2	3	4	5	6	7	8	9	AB	R	H	RBI	BB	SO	LOB	TOP								
<b>Bobby Bonds, R</b> OBP: 0.366, SLG: 0.568 (1, 9)	F4		F8			CS 1B	K		F9	5	0	1	0	0	1	1	<b>San Francisco Giants @ San Diego Padres</b> San Diego Stadium, San Diego, CA Tue May 15 1973, 10:05 PM EDT Att: 7,322 - Unknown <a href="http://livebaseballscorecards.com">livebaseballscorecards.com</a>								
<b>Tito Fuentes, S</b> OBP: 0.341, SLG: 0.404 (1, 4)	2B		F6			K	FC5-4		1B	5	0	2	0	0	1	2									
<b>Chris Speier, R</b> OBP: 0.351, SLG: 0.429 (1, 6)	BB		1B			HR	L8		4-3	4	1	2	1	1	0	2									
<b>Willie McCovey, L</b> OBP: 0.413, SLG: 0.550 (1, 3)	L8		1B			K		F8		3	0	0	0	1	1	2									
<b>Ed Goodson, L</b> OBP: 0.390, SLG: 0.440 (1, 5)	K		5-3			E 1B	1B	1B	1B	4	2	2	0	0	1	4									
<b>Gary Maddox, R</b> OBP: 0.376, SLG: 0.469 (1, 8)		F9		6-3		1B	1B	1B	1B	4	1	2	1	0	0	0									
<b>Gary Matthews, R</b> OBP: 0.408, SLG: 0.449 (1, 7)	2B		6-3			1B	1B	1B	1B	4	0	3	2	0	0	0									
<b>Dave Rader, L</b> OBP: 0.274, SLG: 0.231 (1, 2)	F5		K			FC5-4	1B	G6-3	G6-3	4	0	0	0	0	1	4									
<b>Ron Bryant, S</b> OBP: 0.120, SLG: 0.120 (8, 1)	4-3				K		FC5-4	1B	6-3	3	0	1	0	0	1	1									
<b>Randy Moffitt, R</b> (8, 1)										1	0	0	0	0	0	0									
<b>Inning Stats</b>	R: 0 E: 0 K: 1 S: 6	H: 1 LOB: 2 BB: 1 P: 10	R: 0 E: 0 K: 0 S: 4	H: 1 LOB: 1 BB: 0 P: 4	R: 0 E: 0 K: 0 S: 4	H: 1 LOB: 2 BB: 1 P: 8	R: 0 E: 0 K: 1 S: 5	H: 0 LOB: 0 BB: 0 P: 5	R: 0 E: 0 K: 2 S: 7	H: 1 LOB: 0 BB: 0 P: 7	R: 3 E: 1 K: 1 S: 8	H: 4 LOB: 0 BB: 0 P: 8	R: 0 E: 0 K: 1 S: 6	H: 1 LOB: 1 BB: 0 P: 6	R: 1 E: 0 K: 0 S: 5	H: 3 LOB: 1 BB: 0 P: 5	R: 0 E: 0 K: 0 S: 4	H: 1 LOB: 1 BB: 0 P: 4	1B: 10 2B: 3 3B: 0 HR: 1	SF: 0 SAC: 0 DP: 2 HBP: 0	WP: 0 PB: 0 SB: 0 CS: 1	PA: 39			
<b>PITCHER</b>	IP	WLS	BF	H	R	ER	SO	BB	IBB	HBP	BLK	WP	HR	S	P	ERA	WHIP								
<b>Vicente Romo, R</b> ERA: 3.29 (1, 1)	5.1	L	25	8	3	2	5	2	0	0	0	0	1	33	41	3.38	1.875								
<b>Rich Troedson, L</b> ERA: 5.09 (6, 1)	1.2		5	1	0	0	1	0	0	0	0	0	0	7	7	0.00	0.600								
<b>Gary Ross, R</b> ERA: 3.67 (8, 1)	2.0		9	4	1	1	0	0	0	0	0	0	0	9	9	4.50	2.000								

Batter	1	2	3	4	5	6	7	8	9	AB	R	H	RBI	BB	SO	LOB	BOTTOM								
<b>Enzo Hernandez, R</b> OBP: 0.339, SLG: 0.276 (1, 6)	5-3		F8					E 2B	F9	5	1	1	0	0	0	4	<b>San Francisco Giants @ San Diego Padres</b> San Diego Stadium, San Diego, CA Tue May 15 1973, 10:05 PM EDT Att: 7,322 - Unknown <a href="http://livebaseballscorecards.com">livebaseballscorecards.com</a>								
<b>Johnny Grubb, L</b> OBP: 0.402, SLG: 0.431 (1, 8)	2B		FC1-6		4-3			E8 1B	1B	3	1	1	0	1	0	3									
<b>Jerry Morales, R</b> OBP: 0.278, SLG: 0.385 (1, 7)	2B		1-3			5-3		F8		4	0	1	0	0	0	2									
<b>Nate Colbert, R</b> OBP: 0.347, SLG: 0.403 (1, 3)	FC5-2-5-1				F8		4-3	1B	1B	4	0	1	0	0	0	2									
<b>Cito Gaston, R</b> OBP: 0.355, SLG: 0.496 (1, 9)	6-3				F9		K	G1-4-3	1B	4	0	1	1	0	1	2									
<b>Fred Kendall, R</b> OBP: 0.350, SLG: 0.405 (1, 2)	6-3				5-3			G1-4-3	1B	4	0	1	0	0	0	2									
<b>Dave Campbell, R</b> OBP: 0.310, SLG: 0.304 (1, 4)	F3				FC1-5		K	L7		4	0	1	0	0	1	1									
<b>Dave Hilton, R</b> OBP: 0.279, SLG: 0.315 (1, 5)	4-3				FC1-5		K	G3		2	0	0	0	1	1	1									
<b>Dave Marshall, L</b> OBP: 0.361, SLG: 0.400 (9, PH)					FC1-5					1	0	0	0	0	0	0									
<b>Vicente Romo, R</b> ERA: 3.29 (8, 1)					FC1-5					0	0	0	0	0	0	0									
<b>Rich Troedson, L</b> ERA: 5.09 (6, 1)					FC1-5					0	0	0	0	0	0	0									
<b>Ivan Murrell, R</b> OBP: 0.125, SLG: 0.125 (7, PH)					FC1-5					0	0	0	0	0	0	0									
<b>Gary Ross, R</b> ERA: 3.67 (8, 1)					FC1-5					0	0	0	0	0	0	0									
<b>Leron Lee, L</b> OBP: 0.207, SLG: 0.359 (9, PH)					FC1-5					0	0	0	0	0	0	0									
<b>Don Mason, L</b> (9, PH)					FC1-5					0	0	0	0	0	0	0									
<b>Inning Stats</b>	R: 0 E: 0 K: 0 S: 4	H: 1 LOB: 2 BB: 1 P: 8	R: 0 E: 0 K: 0 S: 3	H: 0 LOB: 0 BB: 0 P: 3	R: 0 E: 0 K: 0 S: 3	H: 0 LOB: 0 BB: 1 P: 7	R: 0 E: 0 K: 0 S: 3	H: 0 LOB: 0 BB: 0 P: 3	R: 0 E: 0 K: 1 S: 5	H: 1 LOB: 1 BB: 0 P: 5	R: 0 E: 0 K: 2 S: 8	H: 1 LOB: 1 BB: 0 P: 8	R: 2 E: 1 K: 0 S: 6	H: 4 LOB: 1 BB: 0 P: 6	R: 0 E: 0 K: 0 S: 4	H: 1 LOB: 1 BB: 0 P: 4	1B: 6 2B: 2 3B: 0 HR: 0	SF: 0 SAC: 0 DP: 1 HBP: 0	WP: 0 PB: 0 SB: 0 CS: 0	PA: 37					
<b>PITCHER</b>	IP	WLS	BF	H	R	ER	SO	BB	IBB	HBP	BLK	WP	HR	S	P	ERA	WHIP								
<b>Ron Bryant, L</b> ERA: 1.97 (1, 1)	7.0		29	5	2	2	3	3	0	0	0	0	0	32	44	2.57	1.143								
<b>Randy Moffitt, R</b> ERA: 1.7 (8, 1)	2.0	S	8	3	0	0	0	0	0	0	0	0	0	8	8	0.00	1.500								



Batter	1	2	3	4	5	6	7	8	9	AB	R	H	RBI	BB	SO	LOB	TOP			
<b>Bobby Bonds, R</b> OBP: 0.364, SLG: 0.558 (1, 9)										3	0	0	0	1	2	1	<b>San Francisco Giants @ San Diego Padres</b> San Diego Stadium, San Diego, CA Wed May 16 1973, 10:05 PM EDT Att: 7,989 - Unknown <a href="http://livebaseballscorecards.com">livebaseballscorecards.com</a>			
<b>Tito Fuentes, S</b> OBP: 0.335, SLG: 0.400 (1, 4)										4	0	1	0	0	0	1				
<b>Chris Speier, R</b> OBP: 0.354, SLG: 0.431 (1, 6)										4	0	2	0	0	0	2				
<b>Willie McCovey, L</b> OBP: 0.401, SLG: 0.530 (1, 3)										4	0	0	0	0	0	3				
<b>Ed Goodson, L</b> OBP: 0.375, SLG: 0.421 (1, 5)											4	0	0	0	0	1				
<b>Gary Maddox, R</b> OBP: 0.365, SLG: 0.455 (1, 8)											3	0	0	0	0	1				
<b>Gary Matthews, R</b> OBP: 0.406, SLG: 0.467 (1, 7)											3	1	1	0	0	1				
<b>Mike Sadek, R</b> OBP: 0.375, SLG: 0.167 (8, PH)										2	0	0	0	0	0	0				
<b>Chris Arnold, R</b> OBP: 0.625, SLG: 1.000 (8, 2)										1	0	1	0	0	0	0				
<b>Juan Marichal, R</b> OBP: 0.364, SLG: 0.333 (8, PH)										2	0	0	0	0	0	0				
<b>Dave Kingman, R</b> OBP: 0.226, SLG: 0.390 (8, 1)										1	0	0	0	0	1	1				
<b>Elias Sosa, R</b> (8, 1)										0	0	0	0	0	0	0				
<b>Inning Stats</b>	R: 0 E: 0 K: 1 S: 6	H: 1 LOB: 1 BB: 0 P: 6	R: 1 E: 1 K: 0 S: 4	H: 1 LOB: 0 BB: 0 P: 4	R: 0 E: 0 K: 0 S: 3	H: 0 LOB: 0 BB: 0 P: 3	R: 0 E: 0 K: 0 S: 3	H: 1 LOB: 0 BB: 0 P: 3	R: 0 E: 1 K: 0 S: 3	H: 0 LOB: 0 BB: 0 P: 3	R: 0 E: 0 K: 1 S: 5	H: 0 LOB: 0 BB: 0 P: 5	R: 0 E: 0 K: 2 S: 8	H: 1 LOB: 1 BB: 0 P: 8	R: 0 E: 0 K: 0 S: 4	H: 1 LOB: 1 BB: 0 P: 4	1B: 4 2B: 0 3B: 1 HR: 0	SF: 0 SAC: 0 DP: 1 HBP: 0	WP: 0 PB: 0 SB: 0 CS: 1	PA: 32
<b>PITCHER</b> <b>Mike Caldwell, L</b> ERA: 4.06 (1, 1)	IP: 9.0 WLS: W BF: 32	H: 5 R: 1 ER: 0 SO: 4	BB: 1 IBB: 0 HBP: 0 BLK: 0	WP: 0 HR: 0 S: 39 P: 43	ERA: 0.00 WHIP: 0.667															

Batter	1	2	3	4	5	6	7	8	9	AB	R	H	RBI	BB	SO	LOB	BOTTOM			
<b>Enzo Hernandez, R</b> OBP: 0.336, SLG: 0.275 (1, 6)										4	0	1	0	0	0	1	<b>San Francisco Giants @ San Diego Padres</b> San Diego Stadium, San Diego, CA Wed May 16 1973, 10:05 PM EDT Att: 7,989 - Unknown <a href="http://livebaseballscorecards.com">livebaseballscorecards.com</a>			
<b>Johnny Grubb, L</b> OBP: 0.405, SLG: 0.472 (1, 8)										4	2	2	1	0	0	1				
<b>Jerry Morales, R</b> OBP: 0.289, SLG: 0.391 (1, 7)										4	2	2	1	0	0	1				
<b>Nate Colbert, R</b> OBP: 0.344, SLG: 0.399 (1, 3)										4	0	1	0	0	2	1				
<b>Cito Gaston, R</b> OBP: 0.352, SLG: 0.488 (1, 9)										4	0	1	1	0	1	1				
<b>Fred Kendall, R</b> OBP: 0.355, SLG: 0.417 (1, 2)										4	0	2	0	0	0	1				
<b>Dave Campbell, R</b> OBP: 0.306, SLG: 0.301 (1, 5)										4	0	1	0	0	0	2				
<b>Derrel Thomas, S</b> OBP: 0.284, SLG: 0.242 (1, 4)										4	0	1	0	0	1	4				
<b>Mike Caldwell, R</b> OBP: 0.273, SLG: 0.273 (1, 1)										2	0	0	0	0	1	5				
<b>Inning Stats</b>	R: 0 E: 0 K: 0 S: 4	H: 1 LOB: 1 BB: 0 P: 4	R: 0 E: 1 K: 0 S: 5	H: 2 LOB: 2 BB: 0 P: 5	R: 1 E: 0 K: 1 S: 6	H: 1 LOB: 0 BB: 0 P: 6	R: 0 E: 0 K: 3 S: 11	H: 2 LOB: 2 BB: 0 P: 11	R: 2 E: 0 K: 0 S: 6	H: 3 LOB: 1 BB: 0 P: 6	R: 0 E: 0 K: 1 S: 6	H: 1 LOB: 1 BB: 0 P: 6	R: 1 E: 0 K: 0 S: 3	H: 0 LOB: 0 BB: 0 P: 3	R: 0 E: 0 K: 0 S: 3	H: 0 LOB: 0 BB: 0 P: 3		1B: 8 2B: 2 3B: 0 HR: 1	SF: 0 SAC: 1 DP: 1 HBP: 0	WP: 0 PB: 0 SB: 2 CS: 0
<b>PITCHER</b> <b>Juan Marichal, R</b> ERA: 2.8 <b>Elias Sosa, R</b> ERA: 2.37 (8, 1)	IP: 7.0 WLS: L BF: 32	H: 11 R: 4 ER: 3 SO: 5	BB: 0 IBB: 0 HBP: 0 BLK: 0	WP: 0 HR: 1 S: 42 P: 42	ERA: 3.86 WHIP: 1.571															



Batter	1	2	3	4	5	6	7	8	9	AB	R	H	RBI	BB	SO	LOB	TOP			
Enzo Hernandez, R (1,6) OBP: 0.325, SLG: 0.264	F7		P5					L9		4	0	0	0	0	0	2	<b>San Diego Padres @ Cincinnati Reds</b> Riverfront Stadium, Cincinnati, OH Fri May 18 1973, 7:05 PM EDT Att: 28,109 - Unknown			
Johnny Grubb, L (1,8) OBP: 0.406, SLG: 0.468	G4-6-3 1B			4-3				G1		3	0	1	0	1	0	1				
Leron Lee, L (1,7) OBP: 0.381, SLG: 0.383	G4-6-3 1-2			L7				HR		3	1	1	2	1	0	1				
Nate Colbert, R (1,3)		F9		K				L8		4	0	0	0	0	1	3				
Cito Gaston, R (1,9) OBP: 0.354, SLG: 0.488 Jerry Morales, R (5,9) OBP: 0.295, SLG: 0.394	E4 1B									2	1	1	0	0	0	0				
Fred Kendall, R (1,2) OBP: 0.352, SLG: 0.412	G6-3 2-H 1B									2	0	1	0	0	1	0				
Dave Campbell, R (1,4) OBP: 0.295, SLG: 0.287	G6-3 1-2									4	0	0	0	0	0	2				
Dave Hilton, R (1,5) OBP: 0.275, SLG: 0.310 Dave Marshall, L (8, PH) OBP: 0.305, SLG: 0.400 Clay Kirby, R (8, 1)			6-3							2	0	0	0	0	0	0				
Bill Greif, R (1, 1) OBP: 0.235, SLG: 0.133 Rich Troedson, L (6, 1) Derrel Thomas, S (8, PH) OBP: 0.291, SLG: 0.261			K							2	0	1	0	0	1	0				
										0	0	0	0	0	0	0				
										1	1	1	1	0	0	0				
<b>Inning Stats</b>	R: 0 E: 0 K: 1 S: 3	H: 1 LOB: 0 BB: 0 P: 3	R: 1 E: 1 K: 0 S: 4	H: 1 LOB: 0 BB: 0 P: 4	R: 0 E: 0 K: 1 S: 5	H: 0 LOB: 0 BB: 0 P: 5	R: 0 E: 0 K: 1 S: 5	H: 0 LOB: 0 BB: 0 P: 5	R: 0 E: 0 K: 1 S: 5	H: 1 LOB: 3 BB: 2 P: 12	R: 0 E: 0 K: 2 S: 7	H: 0 LOB: 0 BB: 0 P: 7	R: 3 E: 0 K: 0 S: 5	H: 2 LOB: 0 BB: 0 P: 6	R: 0 E: 0 K: 0 S: 3	H: 1 LOB: 0 BB: 0 P: 3	1B: 5 2B: 1 3B: 0 HR: 1	SF: 0 SAC: 0 DP: 4 HBP: 1	WP: 1 PB: 0 SB: 0 CS: 0	PA: 34
<b>PITCHER</b> Jack Billingham, R (1, 1) ERA: 2.55	IP: 9.0 WLS: W BF: 34 H: 7 R: 4 ER: 3 SO: 5 BB: 2 IBB: 0 HBP: 1 BLK: 0 WP: 1 HR: 1 S: 41 P: 50 ERA: 3.00 WHIP: 1.000											<b>PITCHER</b>	IP: 0 WLS: 0 BF: 0 H: 0 R: 0 ER: 0 SO: 0 BB: 0 IBB: 0 HBP: 0 BLK: 0 WP: 0 HR: 0 S: 0 P: 0 ERA: 0.00 WHIP: 0.000							

AB	31
R	4
H	7
RBI	4
BB	2
SO	5
LOB	11



Batter	1	2	3	4	5	6	7	8	9	AB	R	H	RBI	BB	SO	LOB	BOTTOM			
Pete Rose, S (1,7) OBP: 0.392, SLG: 0.388	F8					F9				4	1	2	1	0	0	3	<b>San Diego Padres @ Cincinnati Reds</b> Riverfront Stadium, Cincinnati, OH Fri May 18 1973, 7:05 PM EDT Att: 28,109 - Unknown			
Joe Morgan, L (1,4) OBP: 0.441, SLG: 0.589	CS 2B		2-H 2B	1-3						4	1	2	2	0	1	1				
Bobby Tolan, L (1,8) OBP: 0.278, SLG: 0.350	K		F7		1-3					4	0	0	0	0	2	2				
Johnny Bench, R (1,2) OBP: 0.354, SLG: 0.485		F9		F7 SF9 2B		2B 1-6-3 2B		6-3		4	2	2	0	0	0	0				
Tony Perez, R (1,3) OBP: 0.333, SLG: 0.440		K		F7		1-6-3 2B		6-3		4	0	1	0	0	1	1				
Richie Scheinblum, S (1,9) OBP: 0.302, SLG: 0.333 Cesar Geronimo, L (6, PR) OBP: 0.220, SLG: 0.245				SF9		1-6-3 IBB		F8		1	0	1	1	1	0	0				
Dave Concepcion, R (1,6) OBP: 0.344, SLG: 0.487		P6		K		1-6-3				4	0	1	1	0	1	3				
Denis Menke, R (1,5) OBP: 0.430, SLG: 0.260				SH4-3 2B 1B				5-3		3	1	1	0	1	0	1				
Jack Billingham, R (1, 1) OBP: 0.038, SLG: 0.038			SH4-3 1-2		4-3	K				2	0	0	0	0	1	3				
										1	0	0	0	0	0	0				
<b>Inning Stats</b>	R: 0 E: 0 K: 1 S: 5	H: 1 LOB: 0 BB: 0 P: 5	R: 0 E: 0 K: 1 S: 6	H: 1 LOB: 1 BB: 0 P: 6	R: 1 E: 0 K: 0 S: 5	H: 2 LOB: 0 BB: 0 P: 5	R: 1 E: 0 K: 1 S: 6	H: 1 LOB: 0 BB: 0 P: 6	R: 2 E: 0 K: 0 S: 5	H: 2 LOB: 0 BB: 0 P: 5	R: 1 E: 0 K: 1 S: 7	H: 2 LOB: 3 BB: 2 P: 15	R: 0 E: 0 K: 2 S: 7	H: 0 LOB: 0 BB: 0 P: 7	R: 0 E: 0 K: 0 S: 4	H: 1 LOB: 1 BB: 0 P: 4	1B: 3 2B: 6 3B: 0 HR: 1	SF: 1 SAC: 1 DP: 0 HBP: 0	WP: 0 PB: 0 SB: 0 CS: 1	PA: 35
<b>PITCHER</b> Bill Greif, R (1, 1) ERA: 2.26 Rich Troedson, L (6, 1) ERA: 4.81 Clay Kirby, R (8, 1) ERA: 7.9	IP: 5.2 WLS: L BF: 27 H: 9 R: 5 ER: 5 SO: 4 BB: 0 IBB: 2 HBP: 0 BLK: 0 WP: 0 HR: 0 S: 33 P: 41 ERA: 7.94 WHIP: 1.588											<b>PITCHER</b>	IP: 0 WLS: 0 BF: 0 H: 0 R: 0 ER: 0 SO: 0 BB: 0 IBB: 0 HBP: 0 BLK: 0 WP: 0 HR: 0 S: 0 P: 0 ERA: 0.00 WHIP: 0.000							





Batter	1	2	3	4	5	6	7	8	9	AB	R	H	RBI	BB	SO	LOB	TOP		
Enzo Hernandez, R OBP: 0.322, SLG: 0.264 (1, 6)	0-0 6-3		0-0 F8		0-0 G1-6-3			0-0 2B 1B		4	1	1	0	0	0	1	<b>San Diego Padres @ Cincinnati Reds</b> Riverfront Stadium, Cincinnati, OH Sat May 19 1973, 7:05 PM EDT Att: 18,839 - Unknown		
Jerry Morales, R OBP: 0.293, SLG: 0.400 (1, 8)	0-0 4-3		0-3 K				0-0 1-3	0-0 1B 2B		4	1	1	0	0	1	0			
Leron Lee, L OBP: 0.371, SLG: 0.371 (1, 7)	0-3 K			0-0 4-3			0-3 K	0-0 F7		4	0	0	0	0	2	2			
Nate Colbert, R OBP: 0.346, SLG: 0.400 (1, 3)		4-0 2B BB		0-0 WP HR 2B			0-0 1-3	0-0 1B		3	1	2	2	1	0	0			
Cito Gaston, R OBP: 0.356, SLG: 0.496 Ivan Murrell, R OBP: 0.111, SLG: 0.111 (5, 9)		0-0 1-3 2B		0-0 F7 2-3			0-0 5-3	0-3 K		2	0	1	0	0	0	1			
Fred Kendall, R OBP: 0.364, SLG: 0.443 (1, 2)		0-0 FC1-5-2 FC5 BB		0-0 HR			4-0 BB	0-0 1B		3	1	2	2	1	0	1			
Dave Campbell, R OBP: 0.293, SLG: 0.278 (1, 4)		4-0 1-2 BB		0-0 6-3			0-0 F7	0-3 K		3	0	0	0	1	1	2			
Dave Hilton, R OBP: 0.275, SLG: 0.302 (1, 5)		0-0 FC5		4-0 G1-6-3 BB			0-0 F7	0-3 K		3	0	0	0	1	1	4			
Mike Corkins, R OBP: 0.233, SLG: 0.091 Bob Miller, F Don Mason, L Steve Arlin, R Dave Marshall, L Gary Ross, R Derrel Thomas, S (1, 1) (2, 1) (5, PH) (5, 1) (8, PH) (8, 1) (9, PH)			0-0 6-3		0-0 P6			0-0 F8	0-0 4-3	0	0	0	0	0	0	0			
<b>Inning Stats</b>	R: 0 E: 0 K: 1 S: 5	H: 0 LOB: 0 BB: 0 P: 5	R: 0 E: 0 K: 0 S: 3	H: 1 LOB: 2 BB: 2 P: 11	R: 0 E: 0 K: 1 S: 5	H: 0 LOB: 0 BB: 0 P: 5	R: 2 E: 0 K: 0 S: 5	H: 2 LOB: 0 BB: 1 P: 6	R: 0 E: 0 K: 1 S: 5	H: 0 LOB: 0 BB: 1 P: 5	R: 0 E: 0 K: 0 S: 3	H: 0 LOB: 1 BB: 0 P: 7	R: 2 E: 0 K: 1 S: 8	H: 3 LOB: 1 BB: 0 P: 8	R: 0 E: 0 K: 2 S: 8	H: 1 LOB: 1 BB: 0 P: 8		1B: 3 2B: 3 3B: 0 HR: 1	SF: 0 SAC: 0 DP: 1 HBP: 0
<b>PITCHER</b>	IP WLS BF H R ER SO BB IBB HBP BLK WP HR S P ERA WHIP	7.1 W 29 5 4 4 3 4 0 0 0 1 1 31 47 4.91 1.227	8.1 S 7 2 0 0 3 0 0 0 0 0 0 13 13 0.00 1.200																

AB	32
R	4
H	7
RBI	4
BB	4
SO	6
LOB	14



Batter	1	2	3	4	5	6	7	8	9	AB	R	H	RBI	BB	SO	LOB	BOTTOM	
Pete Rose, S OBP: 0.399, SLG: 0.424 Bob Barton, R (8, 2)	0-0 F8	0-0 SF7 3B		0-0 1B 2B	0-3 K		0-0 E 2B			5	3	3	2	0	1	3	<b>San Diego Padres @ Cincinnati Reds</b> Riverfront Stadium, Cincinnati, OH Sat May 19 1973, 7:05 PM EDT Att: 18,839 - Unknown	
Joe Morgan, L OBP: 0.450, SLG: 0.589 Darrel Chaney, S OBP: 0.213, SLG: 0.140 (6, FR) (7, 4)	4-0 E FC5-4 BB	0-0 SF7		4-0 1B IBB		4-0 HR BB	0-0 E7 1B			0	1	0	1	3	0	0		
Bobby Tolan, L OBP: 0.349, SLG: 0.340 Larry Stahl, L OBP: 0.571, SLG: 0.647 (1, 8) (8, 8)	1-0 FC5-4 HBP	0-0 P4		0-3 K		0-3 K	0-0 F8			4	0	0	0	0	2	5		
Johnny Bench, R OBP: 0.358, SLG: 0.507 Gene Locklear, L OBP: 0.364, SLG: 0.300 (1, 2) (8, 7)	0-0 FC5-4 1B BB		0-0 L7	0-0 1B		0-0 HR	0-0 FC5 BB 1B			4	2	2	5	0	0	1		
Tony Perez, R OBP: 0.349, SLG: 0.437 (1, 3)	4-0 1B BB		0-0 F7		4-0 1B WP BB	4-0 FC3-6 BB	4-0 BB FC5 BB			1	0	0	0	4	0	0		
Richie Scheinblum, S OBP: 0.328, SLG: 0.342 Cesar Geronimo, L OBP: 0.210, SLG: 0.240 (1, 9) (5, FR) (6, 9)	0-0 1-3 2H 1B		0-0 L4		4-0 1B BB	0-0 FC3-6	0-3 K			2	0	1	1	1	0	0		
Dave Concepcion, R OBP: 0.331, SLG: 0.467 (1, 6)	0-0 L8		0-0 P3		0-0 F8	0-0 F8	0-0 FC5 BB 1-2 2-3f			5	0	0	0	0	0	7		
Denis Menke, R OBP: 0.438, SLG: 0.253 (1, 5)		4-0 3B BB		4-0 PB 2B BB		0-0 F8	4-0 K BB	4-0 1-2 2-3 BB		2	2	0	0	3	1	2		
Jim McGlothlin, R OBP: 0.286, SLG: 0.167 Ed Sprague, R (1, 1) (8, 1)		0-3 K		4-0 2B PB 1B BB		0-0 1-2 2-3 1B	0-3 K	0-0 FC5		3	1	1	0	1	2	1		
<b>Inning Stats</b>	R: 2 E: 1 K: 0 S: 4	H: 1 LOB: 2 BB: 2 P: 13	R: 2 E: 0 K: 1 S: 6	H: 1 LOB: 1 BB: 1 P: 10	R: 0 E: 0 K: 0 S: 3	H: 0 LOB: 0 BB: 0 P: 3	R: 3 E: 0 K: 1 S: 6	H: 2 LOB: 3 BB: 2 P: 14	R: 2 E: 0 K: 1 S: 6	H: 1 LOB: 1 BB: 2 P: 14	R: 1 E: 1 K: 2 S: 9	H: 2 LOB: 1 BB: 0 P: 9	R: 0 E: 0 K: 1 S: 6	H: 1 LOB: 3 BB: 2 P: 14	1B: 5 2B: 2 3B: 1 HR: 1	SF: 1 SAC: 0 DP: 0 HBP: 1		WP: 1 PA: 45 PB: 1 SB: 0 CS: 0
<b>PITCHER</b>	IP WLS BF H R ER SO BB IBB HBP BLK WP HR S P ERA WHIP	1.1 L 10 2 3 3 1 2 1 0 0 0 0 11 23 10.12 1.500	2.2 4 12 2 3 3 1 2 1 0 0 0 0 11 23 10.12 1.500	3.0 4 17 4 3 3 4 4 0 0 0 1 1 21 37 9.00 2.667	5.9 6 1 0 0 1 2 0 0 0 0 0 0 6 14 0.00 3.000													





Batter	1	2	3	4	5	6	7	8	9	AB	R	H	RBI	BB	SO	LOB	TOP					
Enzo Hernandez, R OBP: 0.325, SLG: 0.270	5-3		CS 1B		F8		G4-6-3 1B		1-3	5	0	2	0	0	0	0						
Ivan Murrell, R OBP: 0.136, SLG: 0.182	F8		1-2 2B		K		G4-6-3 1B			4	0	1	0	0	1	2						
Leron Lee, L OBP: 0.374, SLG: 0.375			F7		4-3					4	0	2	1	0	0	1						
Nate Colbert, R OBP: 0.337, SLG: 0.389	G3		K				6-3		5-3	4	0	0	0	0	1	3						
Fred Kendall, R OBP: 0.368, SLG: 0.444			FC5-4 1B				P4		6-3	4	0	2	0	0	0	0						
Jerry Morales, R OBP: 0.314, SLG: 0.443			FC5-4 2B						L6-3 1B	4	0	3	0	0	0	1						
Derrel Thomas, S OBP: 0.287, SLG: 0.268			1-3 2B		K		F8		L6-3 1B	4	0	1	0	0	1	4						
Dave Hilton, R OBP: 0.274, SLG: 0.301			K		F9				K	4	1	1	0	0	2	4						
Fred Norman, S OBP: 0.143, SLG: 0.100	5-3				P3		SH G4-6-3 1B		F7	3	1	0	0	0	0	4						
<b>Inning Stats</b>	R: 0 E: 0 K: 0 S: 4	H: 1 LOB: 1 BB: 0 P: 4	R: 0 E: 0 K: 1 S: 7	H: 2 LOB: 2 BB: 0 P: 7	R: 0 E: 0 K: 1 S: 6	H: 2 LOB: 1 BB: 0 P: 6	R: 0 E: 0 K: 1 S: 7	H: 2 LOB: 2 BB: 0 P: 7	R: 0 E: 0 K: 1 S: 5	H: 0 LOB: 0 BB: 0 P: 5	R: 0 E: 0 K: 0 S: 4	H: 1 LOB: 1 BB: 0 P: 4	R: 2 E: 1 K: 0 S: 6	H: 3 LOB: 1 BB: 0 P: 6	R: 0 E: 0 K: 0 S: 3	H: 1 LOB: 0 BB: 0 P: 3	R: 0 E: 0 K: 1 S: 5	H: 0 LOB: 0 BB: 0 P: 5	1B: 9 2B: 3 3B: 1 HR: 0	SF: 0 SAC: 1 DP: 2 HBP: 0	WP: 0 PB: 0 SB: 0 CS: 1	PA: 37
<b>PITCHER</b>	IP	WLS	BF	H	R	ER	SO	BB	IBB	HBP	BLK	WP	HR	S	P	ERA	WHIP					
Ross Grimsley, L ERA: 2.57	(1, 1)	7.0	L 31	11	2	0	4	0	0	0	0	0	0	39	39	0.00	1.571					
Pedro Borbon, R ERA: 1.54	(8, 1)	2.0	6	1	0	0	1	0	0	0	0	0	0	8	8	0.00	0.500					

San Diego Padres @ Cincinnati Reds  
Riverfront Stadium, Cincinnati, OH  
Sun May 20 1973, 3:33 AM EDT  
Unknown

AB 36  
R 2  
H 12  
RBI 1  
BB 0  
SO 5  
LOB 19



Batter	1	2	3	4	5	6	7	8	9	AB	R	H	RBI	BB	SO	LOB	BOTTOM					
Pete Rose, S OBP: 0.395, SLG: 0.426	4-3		G3 2B		6-3		F8			4	0	1	0	0	0	0						
Joe Morgan, L OBP: 0.444, SLG: 0.578	F8		G3						F8	4	0	1	0	0	0	1						
Bobby Tolan, L OBP: 0.275, SLG: 0.338			2-3 G3		K				G3	4	1	1	0	0	1	2						
Johnny Bench, R OBP: 0.355, SLG: 0.514			P4		F7				F9	4	0	1	1	0	0	2						
Tony Perez, R OBP: 0.347, SLG: 0.426					5-3		P3		L8	3	0	0	0	1	0	0						
Richie Scheinblum, S OBP: 0.327, SLG: 0.341							F8		F7	3	0	1	0	0	0	2						
Cesar Geronimo, L OBP: 0.218, SLG: 0.240	F5									0	0	0	0	0	0	0						
Phil Gagliano, R OBP: 0.342, SLG: 0.219					BB 1B					1	0	0	0	0	0	0						
Dave Concepcion, R OBP: 0.328, SLG: 0.460			G6-4-3 1B		P3		P3		F8	4	0	1	0	0	0	1						
Denis Menke, R OBP: 0.435, SLG: 0.247			G6-4-3				K			2	0	0	0	1	1	1						
Ross Grimsley, L OBP: 0.043, SLG: 0.043										2	0	0	0	0	1	2						
Gene Locklear, L OBP: 0.333, SLG: 0.273										1	0	0	0	0	1	0						
Pedro Borbon, R OBP: 0.200, SLG: 0.200			K		G3		K			0	0	0	0	0	0	0						
<b>Inning Stats</b>	R: 1 E: 0 K: 0 S: 5	H: 2 LOB: 2 BB: 1 P: 9	R: 0 E: 0 K: 1 S: 5	H: 1 LOB: 0 BB: 0 P: 5	R: 0 E: 0 K: 0 S: 4	H: 1 LOB: 1 BB: 0 P: 4	R: 0 E: 0 K: 0 S: 4	H: 1 LOB: 2 BB: 1 P: 8	R: 0 E: 0 K: 0 S: 3	H: 0 LOB: 0 BB: 0 P: 3	R: 0 E: 0 K: 2 S: 7	H: 0 LOB: 0 BB: 0 P: 7	R: 0 E: 0 K: 0 S: 3	H: 0 LOB: 0 BB: 0 P: 3	R: 0 E: 0 K: 0 S: 3	H: 0 LOB: 0 BB: 0 P: 3	R: 0 E: 0 K: 0 S: 3	H: 0 LOB: 0 BB: 0 P: 3	1B: 4 2B: 1 3B: 1 HR: 0	SF: 0 SAC: 0 DP: 1 HBP: 0	WP: 0 PB: 0 SB: 1 CS: 0	PA: 34
<b>PITCHER</b>	IP	WLS	BF	H	R	ER	SO	BB	IBB	HBP	BLK	WP	HR	S	P	ERA	WHIP					
Fred Norman, L ERA: 3.67	(1, 1)	9.0	W 34	6	1	1	4	2	0	0	0	0	0	40	48	1.00	0.889					

San Diego Padres @ Cincinnati Reds  
Riverfront Stadium, Cincinnati, OH  
Sun May 20 1973, 3:33 AM EDT  
Unknown

AB 32  
R 1  
H 6  
RBI 1  
BB 2  
SO 4  
LOB 11





Batter	1	2	3	4	5	6	7	8	9	AB	R	H	RBI	BB	SO	LOB	TOP
<b>Enzo Hernandez, R</b> OBP: 0.331, SLG: 0.277 (1, 6)										4	1	2	1	0	0	0	<b>San Diego Padres @ Cincinnati Reds</b> Riverfront Stadium, Cincinnati, OH Sun May 20 1973, 3:38 AM EDT Att: 29,055 - Unknown
<b>Ivan Murrell, R</b> OBP: 0.192, SLG: 0.231 (1, 9)										4	0	2	0	0	1	1	
<b>Leron Lee, L</b> OBP: 0.364, SLG: 0.364 (1, 7)										4	0	0	0	0	0	3	
<b>Nate Colbert, R</b> OBP: 0.335, SLG: 0.382 (1, 3)										3	0	0	0	1	0	0	
<b>Jerry Morales, R</b> OBP: 0.300, SLG: 0.422 (1, 8)										4	0	0	1	0	1	2	
<b>Derrel Thomas, S</b> OBP: 0.286, SLG: 0.260 (1, 4)										3	0	0	0	1	2	2	
<b>Dave Hilton, R</b> OBP: 0.268, SLG: 0.294 (1, 5)										3	0	0	0	0	1	0	
<b>Fred Kendall, R</b> OBP: 0.372, SLG: 0.449 (9, PH)										1	0	1	0	0	0	0	
<b>Pat Corrales, R</b> OBP: 0.444, SLG: 0.500 (1, 2)										2	1	1	0	1	0	0	
<b>Johnny Grubb, L</b> OBP: 0.405, SLG: 0.464 (9, PH)										1	0	0	0	0	0	2	
<b>Mike Caldwell, R</b> OBP: 0.214, SLG: 0.214 (1, 1)										3	0	0	0	0	0	2	
<b>Inning Stats</b>	R: 1 E: 0 K: 0 S: 5	H: 2 LOB: 2 BB: 1 P: 9	R: 1 E: 0 K: 1 S: 7	H: 2 LOB: 1 BB: 0 P: 7	R: 0 E: 0 K: 0 S: 3	H: 0 LOB: 0 BB: 0 P: 3	R: 0 E: 0 K: 1 S: 5	H: 0 LOB: 0 BB: 0 P: 5	R: 0 E: 0 K: 1 S: 3	H: 0 LOB: 0 BB: 0 P: 3	R: 0 E: 0 K: 0 S: 3	H: 1 LOB: 0 BB: 0 P: 3	R: 0 E: 0 K: 1 S: 6	H: 1 LOB: 2 BB: 1 P: 10	1B: 5 2B: 1 3B: 0 HR: 0	SF: 0 SAC: 0 DP: 1 HBP: 0	WP: 0 PA: 35 PB: 0 SB: 0 CS: 0
<b>PITCHER</b>	IP WLS BF H R ER SO BB IBB HBP BLK WP HR S P ERA WHIP																
<b>Don Gullett, L</b> ERA: 2.9 (1, 1)	8.2 W 33 5 2 2 5 3 0 0 0 0 0 0 40 52 2.08 0.923																
<b>Pedro Borbon, R</b> ERA: 1.54 (9, 1)	0.0 1 1 0 0 0 0 0 0 0 0 0 0 1 1 ∞ ∞																
<b>Tom Hall, L</b> ERA: 4.91 (9, 1)	0.1 S 1 0 0 0 0 0 0 0 0 0 0 0 1 1 0.00 0.000																

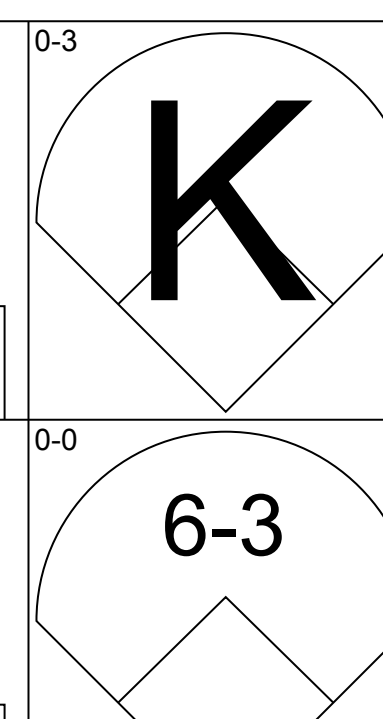
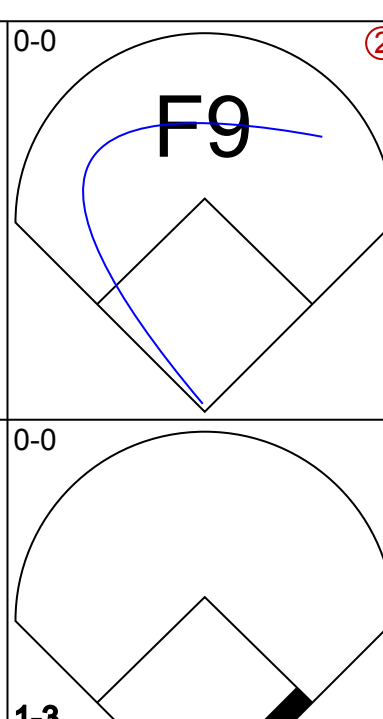
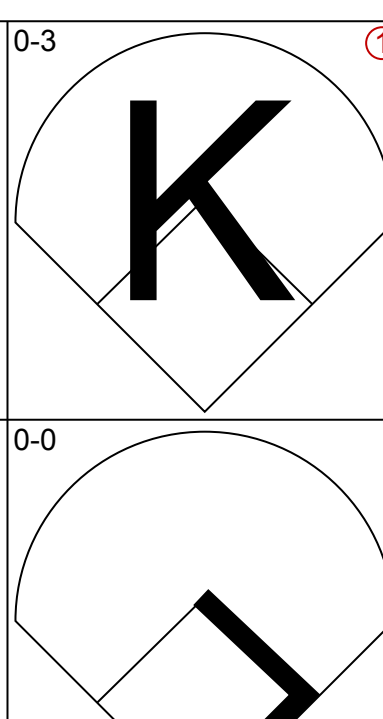
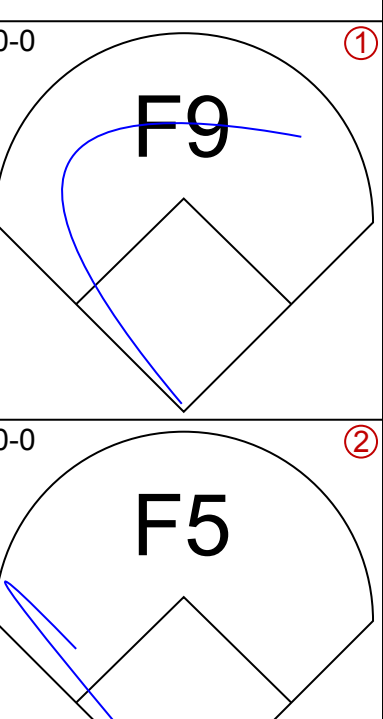
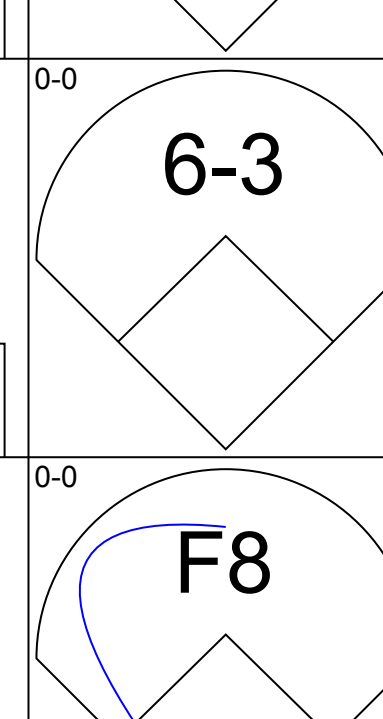
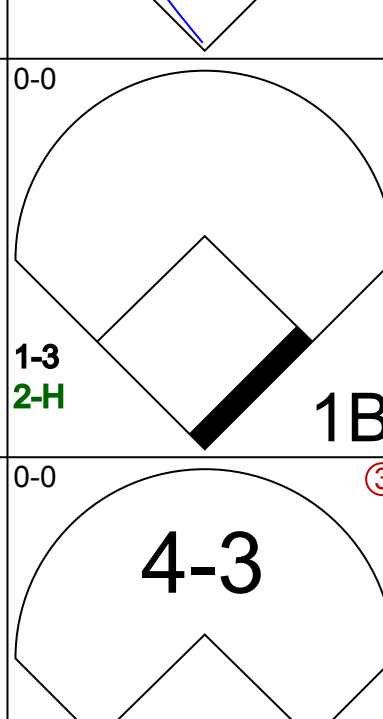
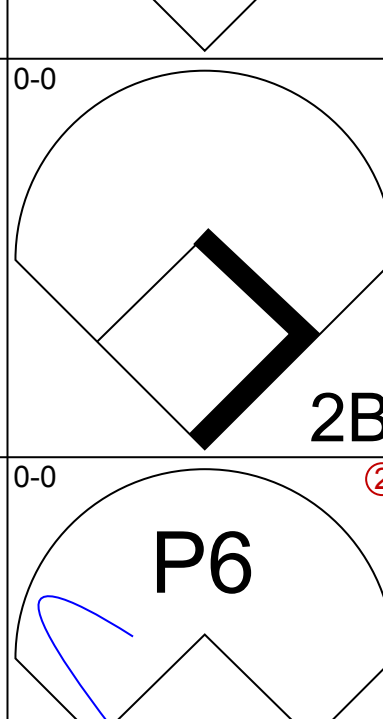
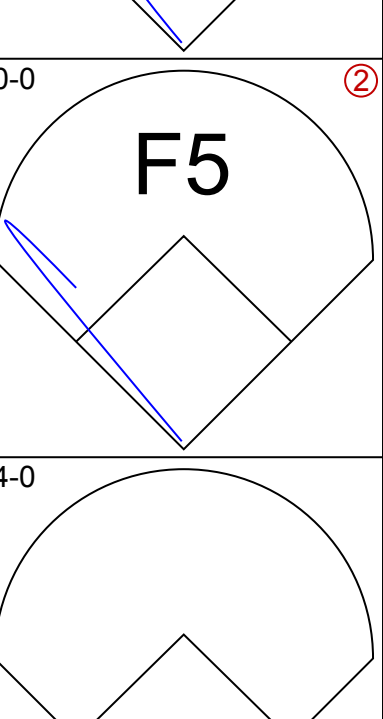
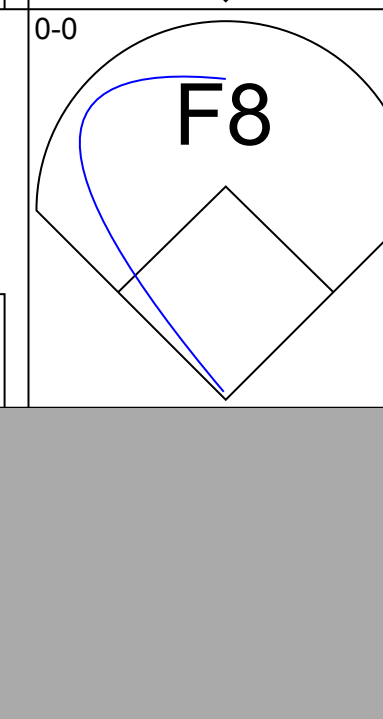
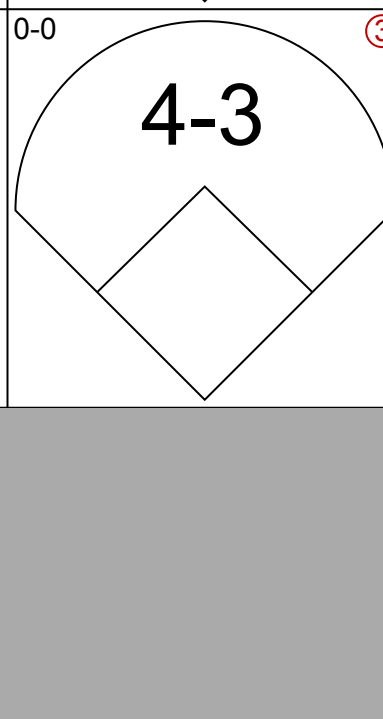
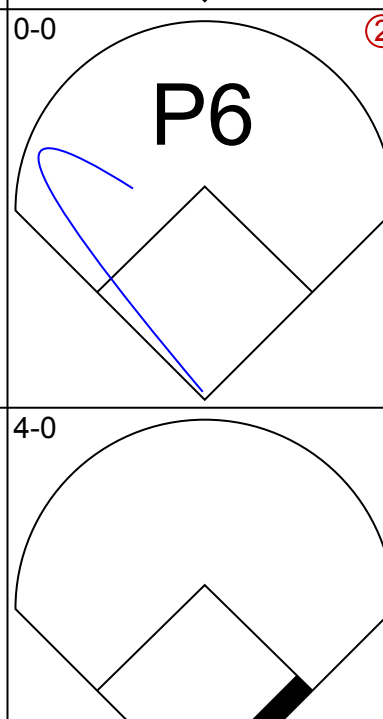
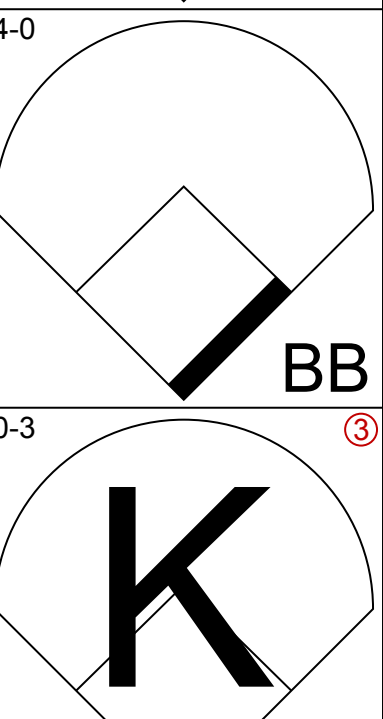
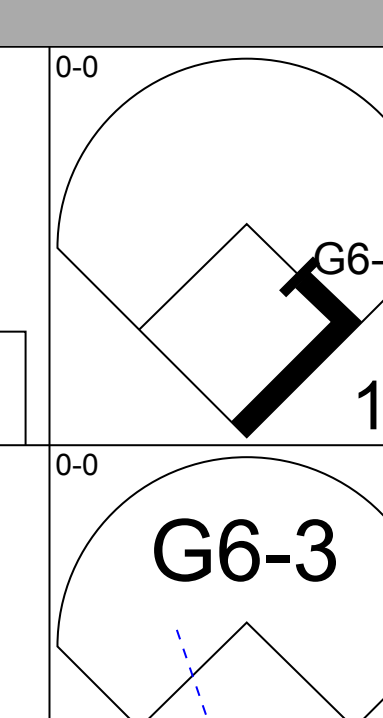
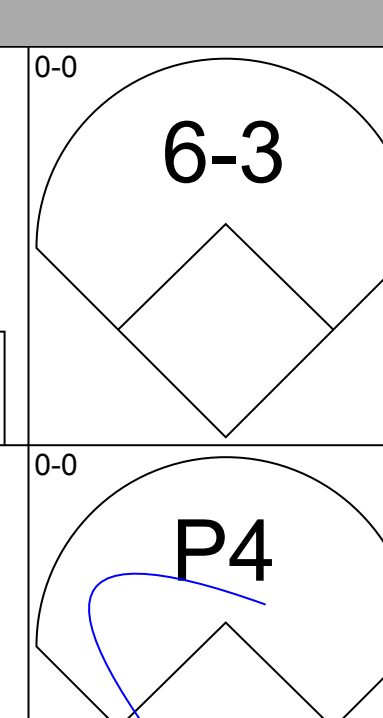
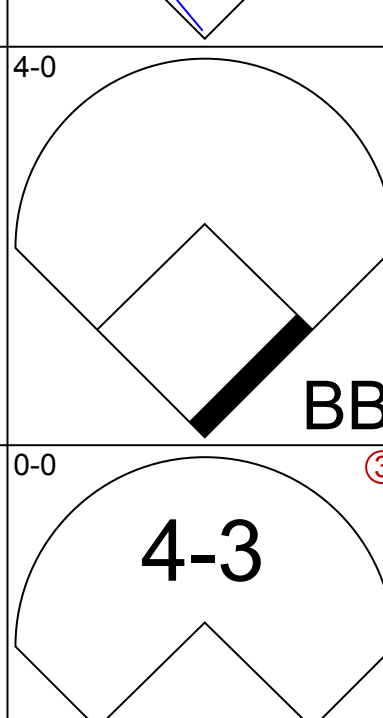
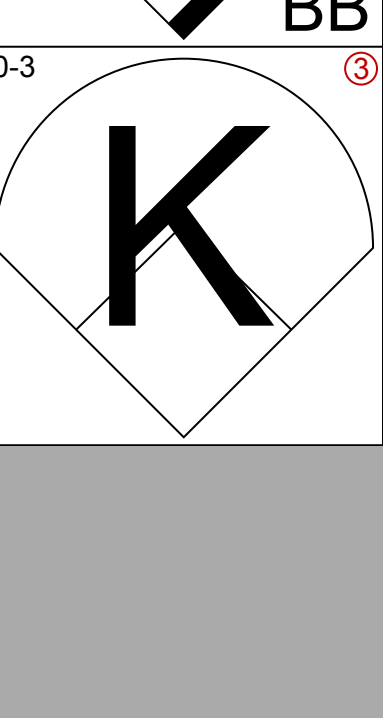

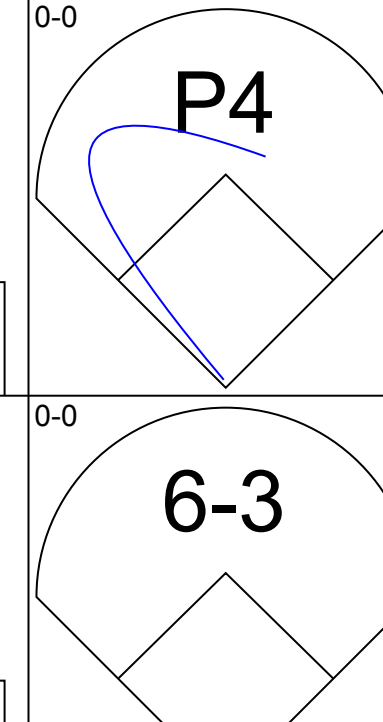
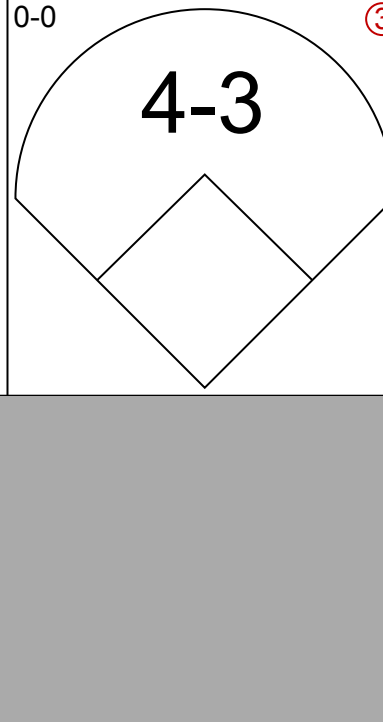
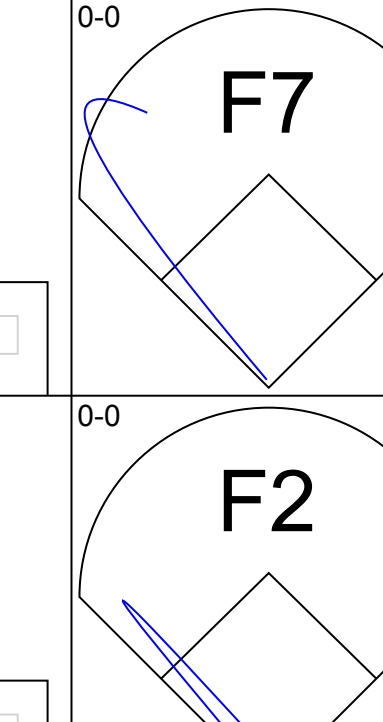

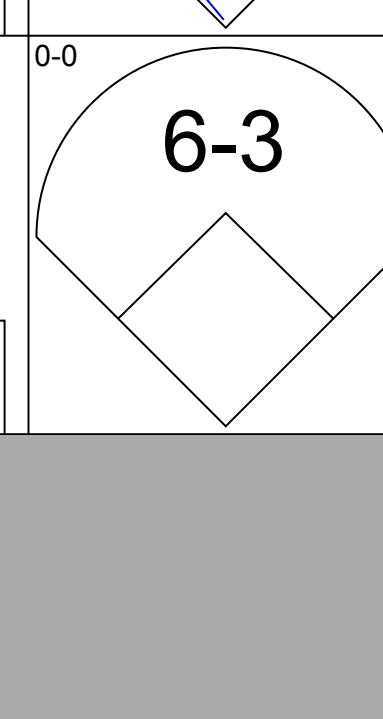
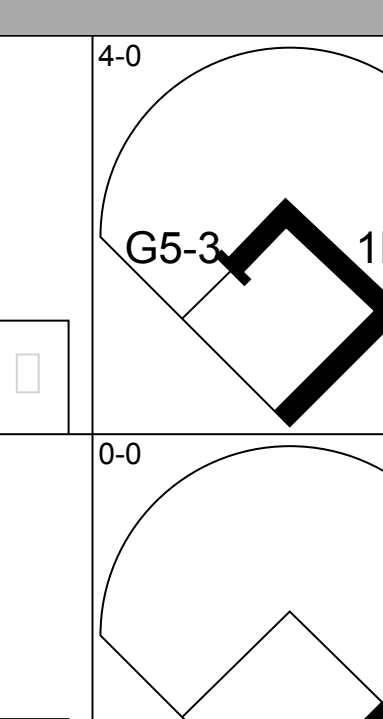
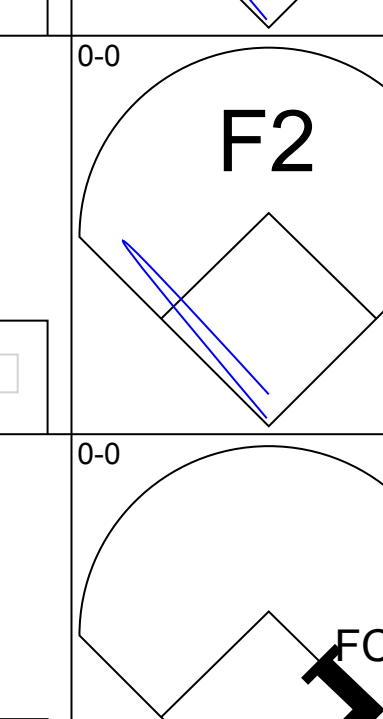
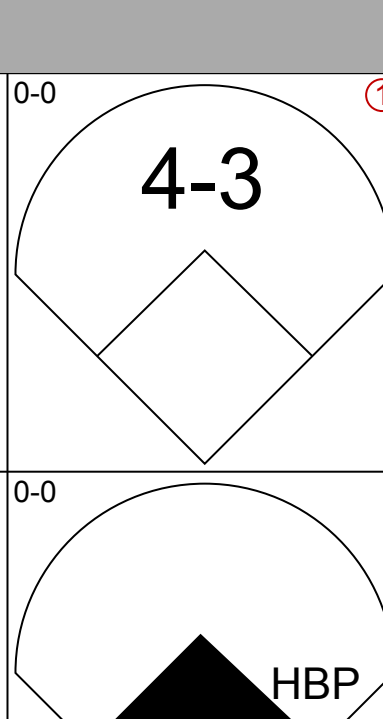
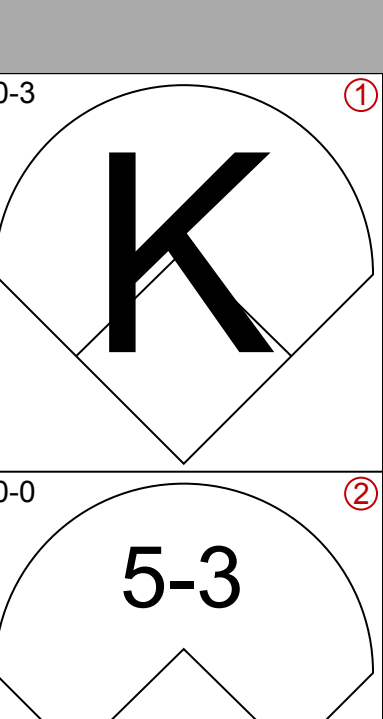
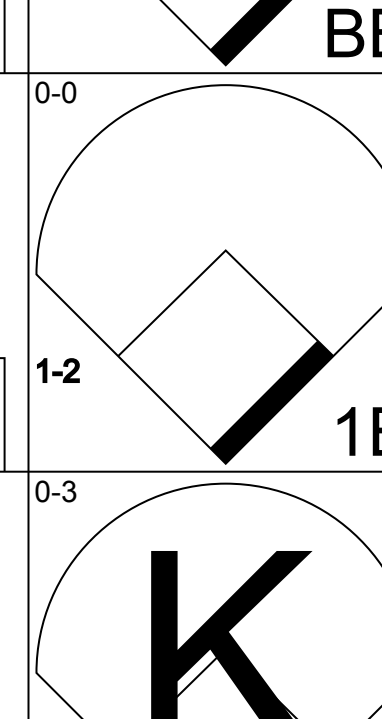
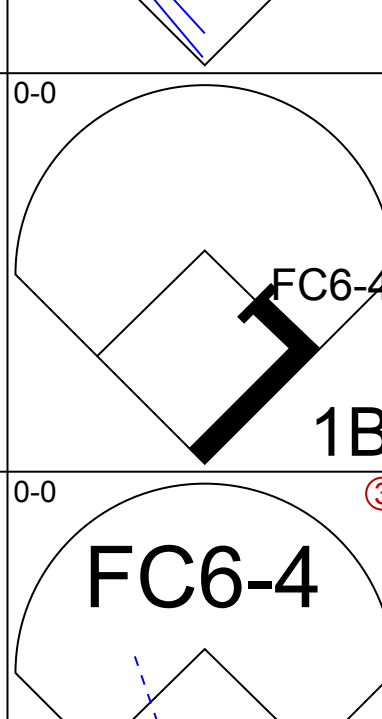
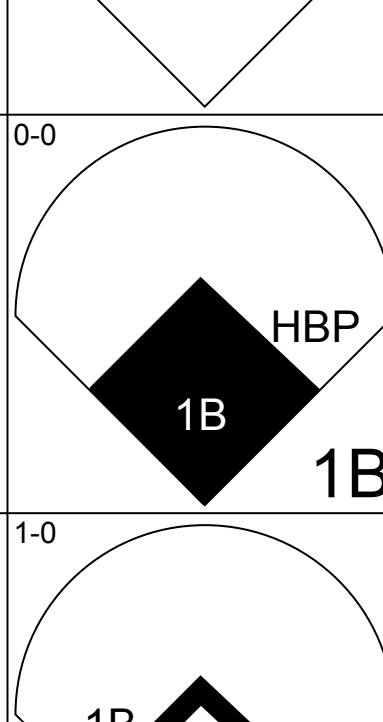
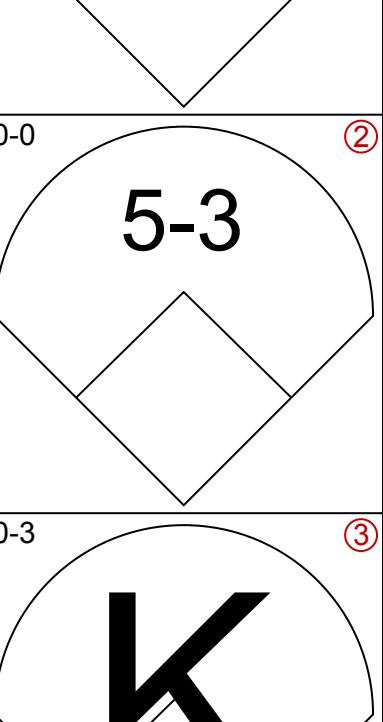
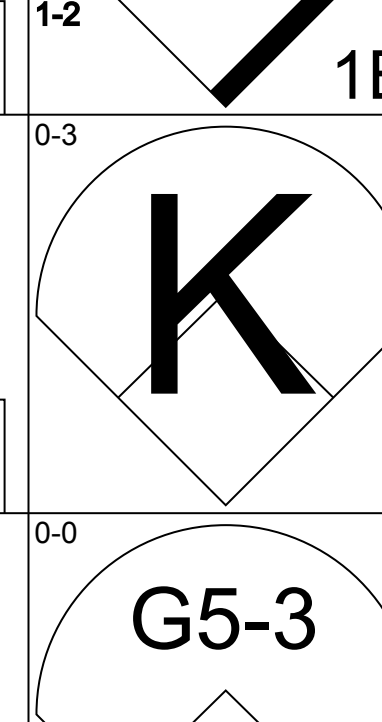
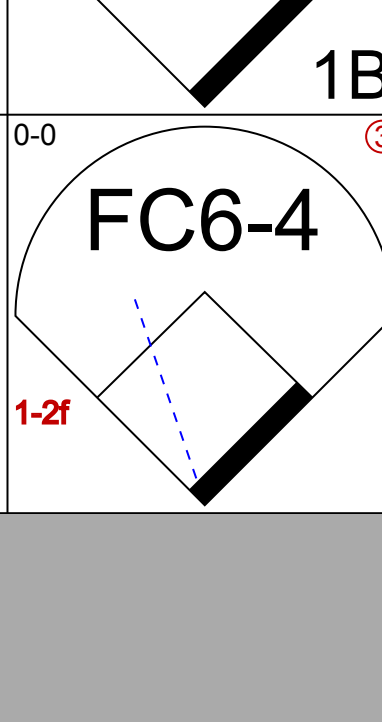
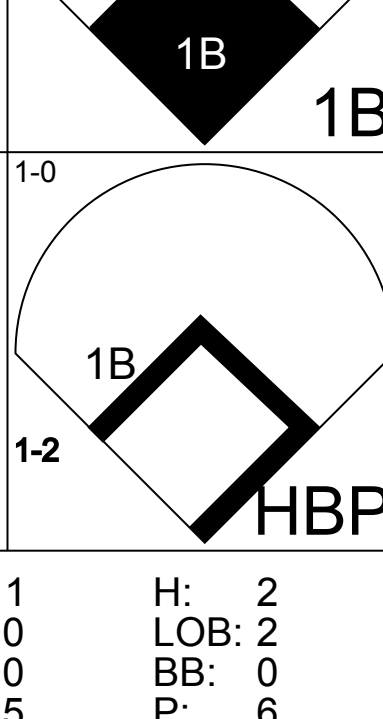
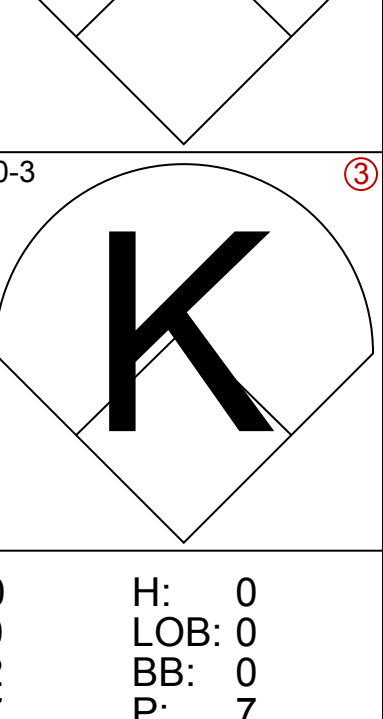
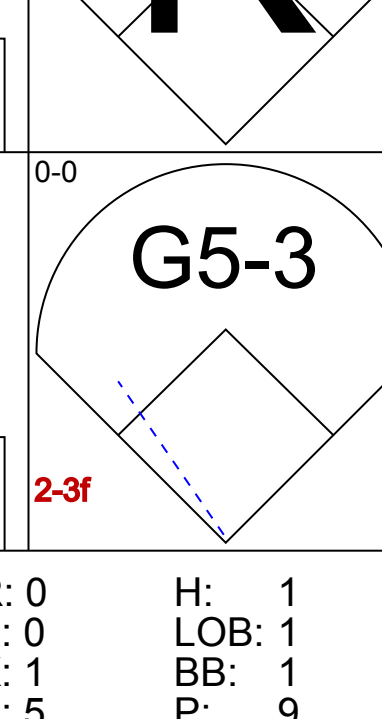
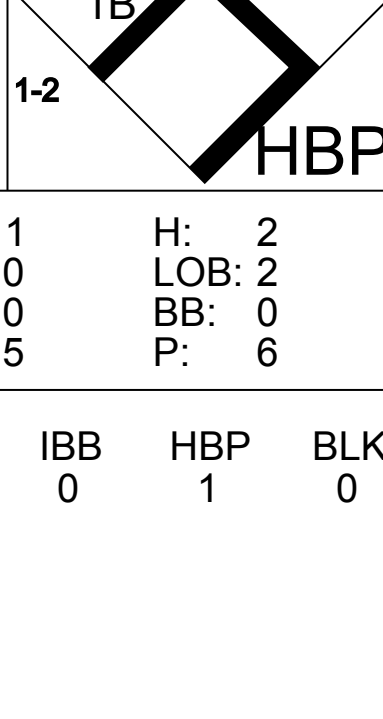
AB	32
R	2
H	6
RBI	2
BB	3
SO	5
LOB	12

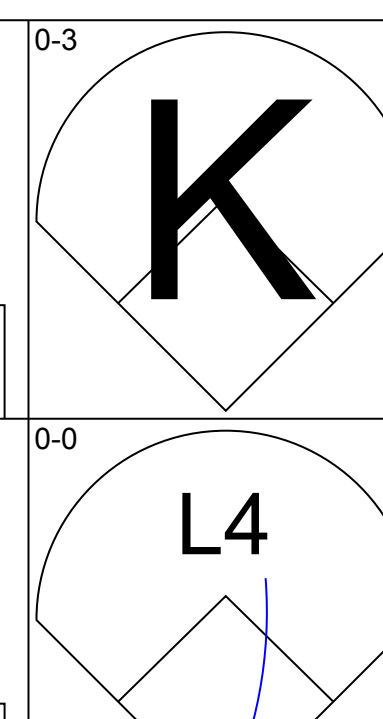
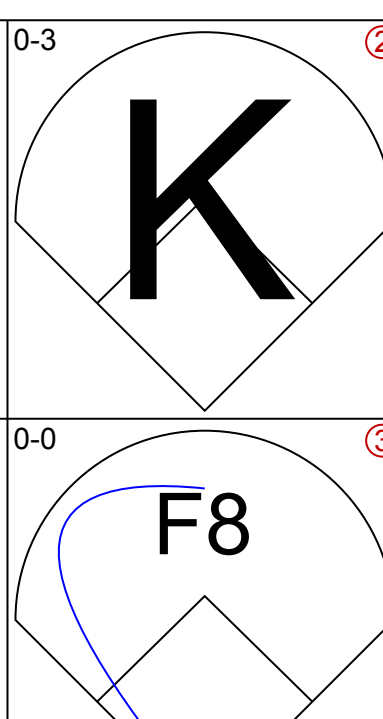
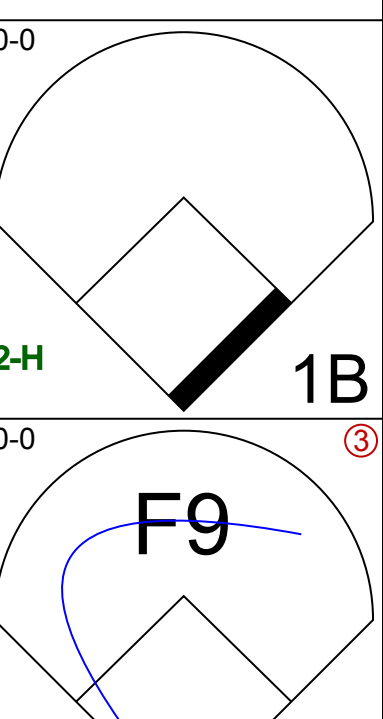
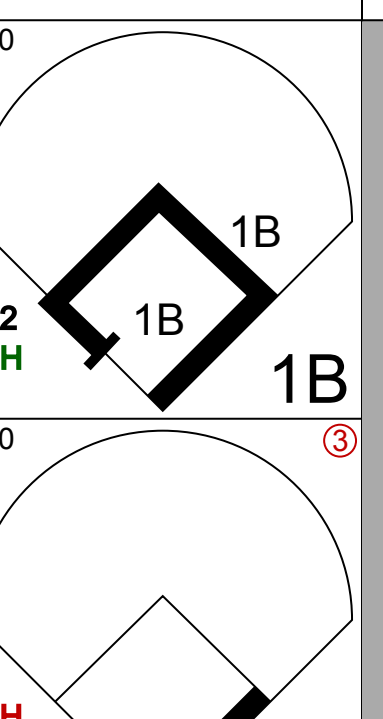
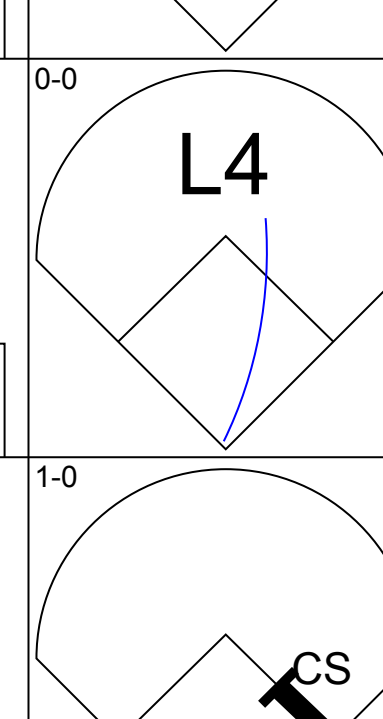
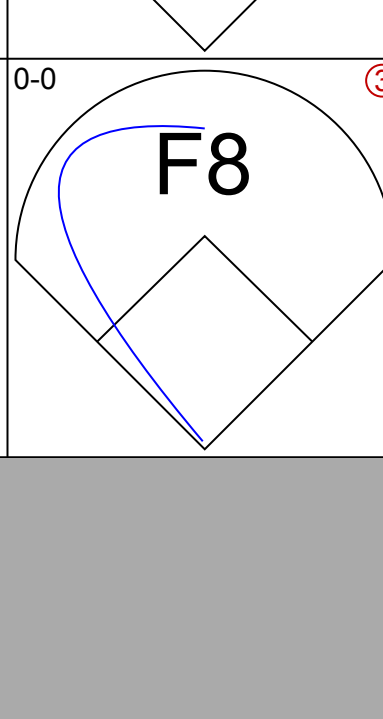
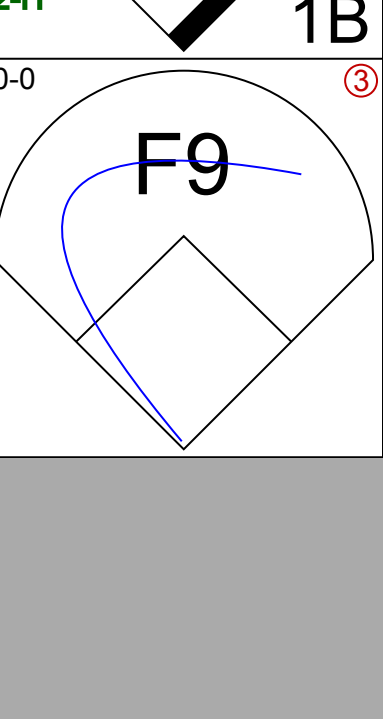
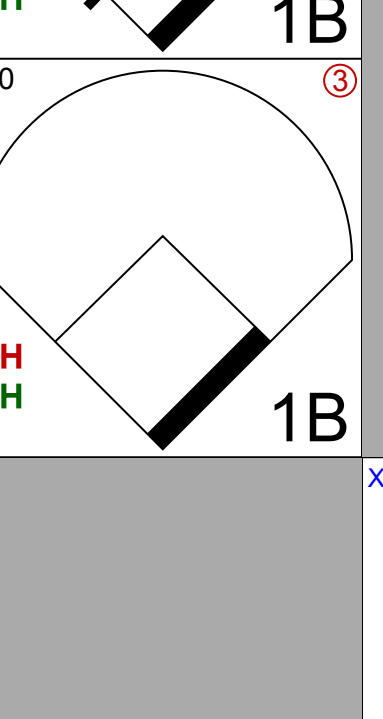
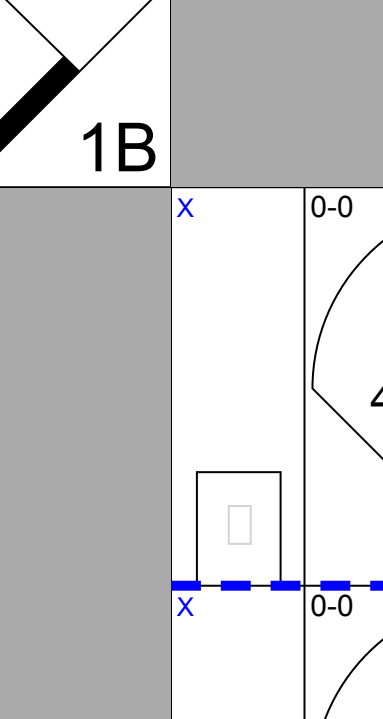
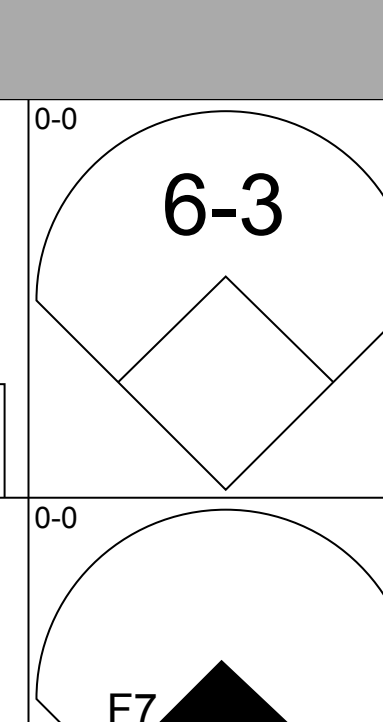
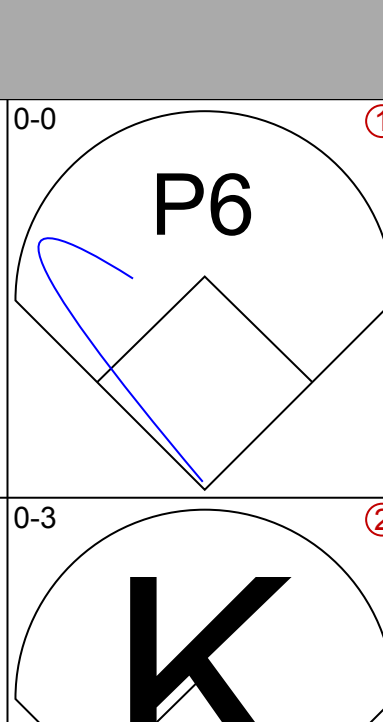
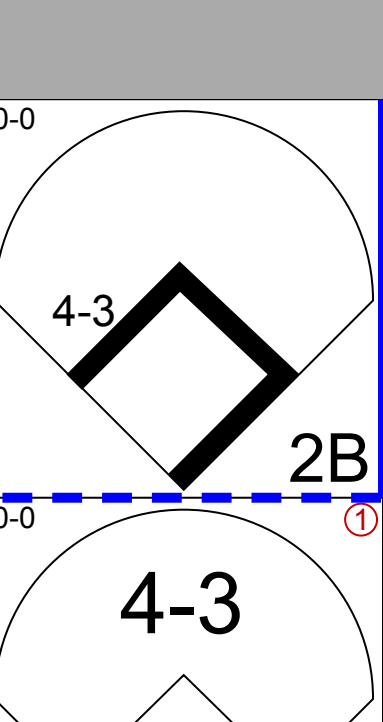
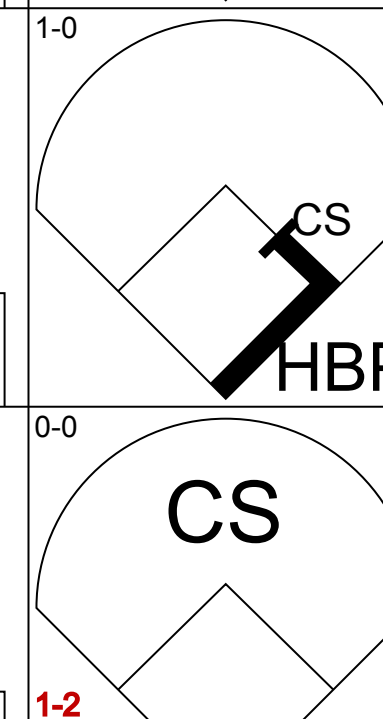
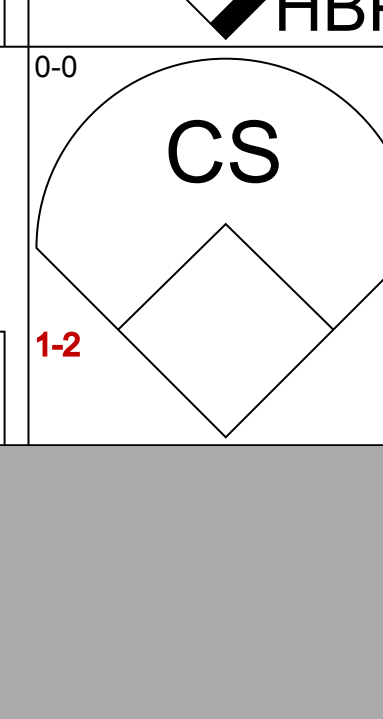
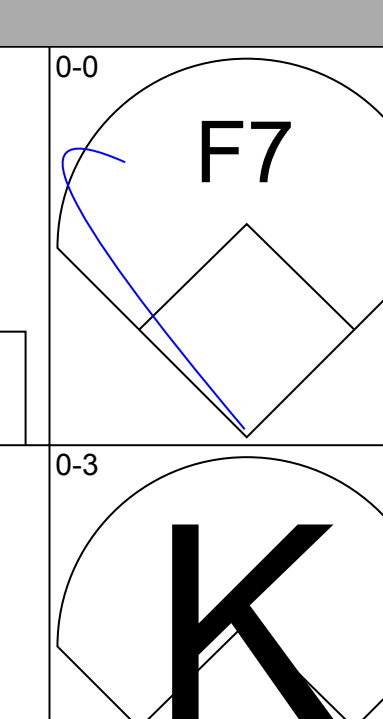
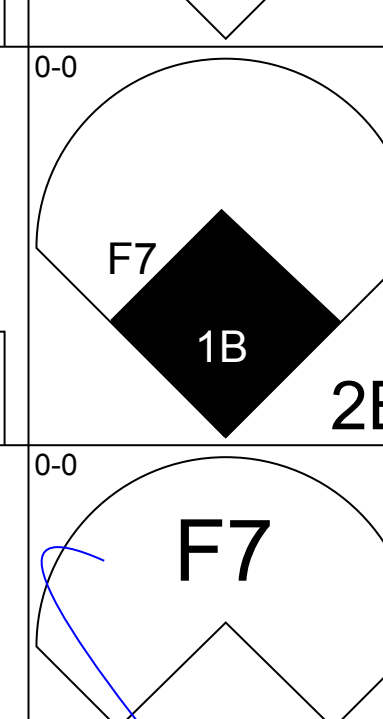
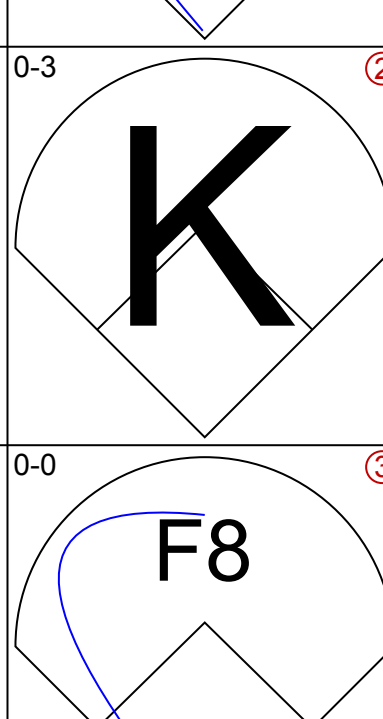

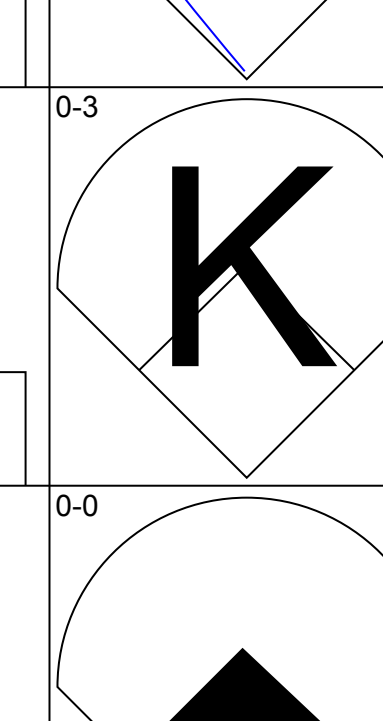
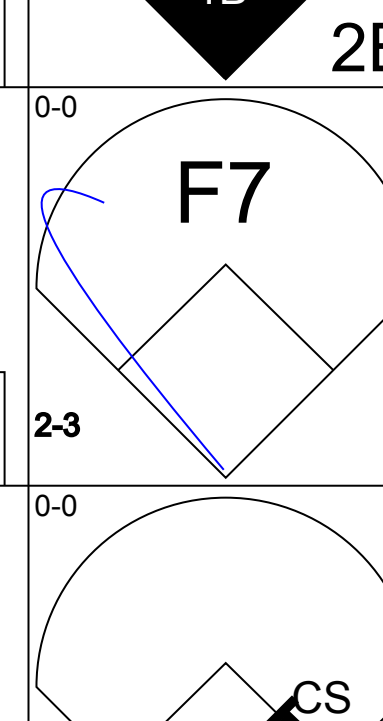
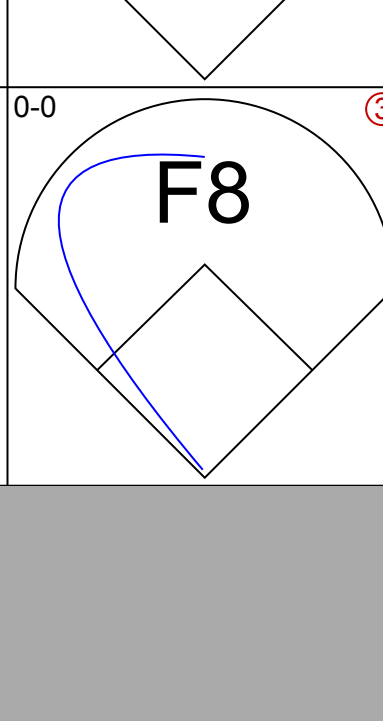
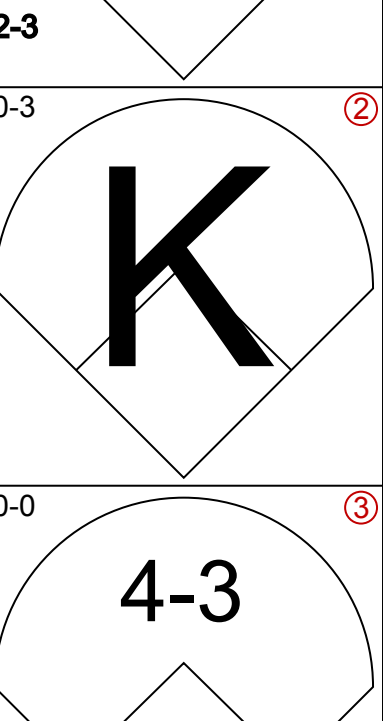
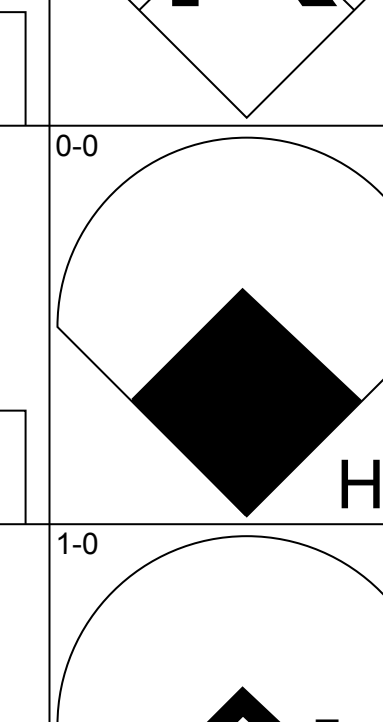
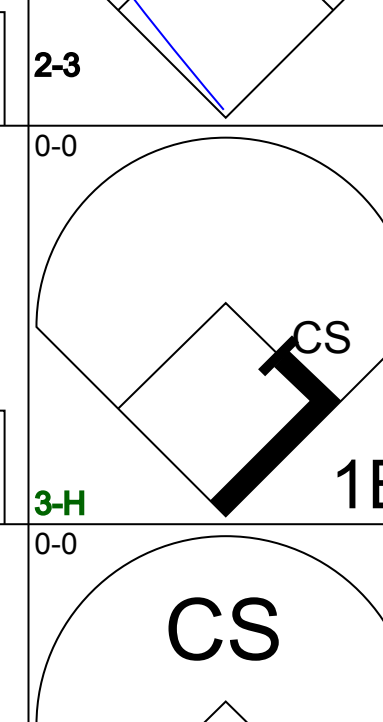

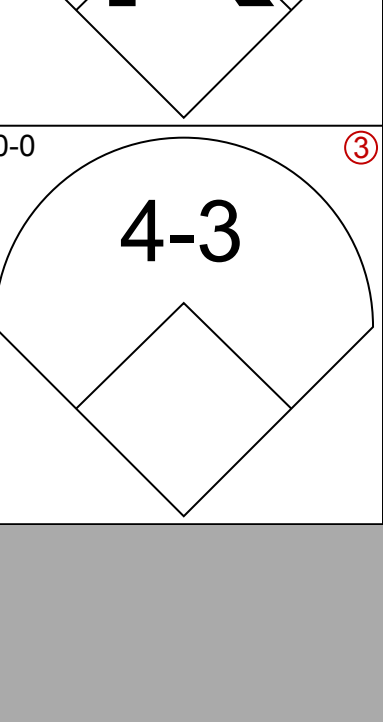
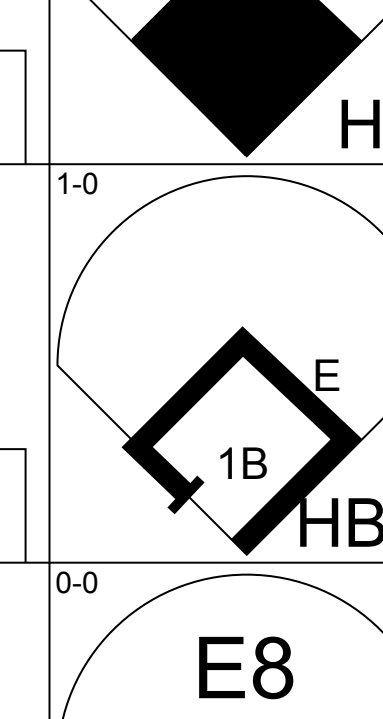
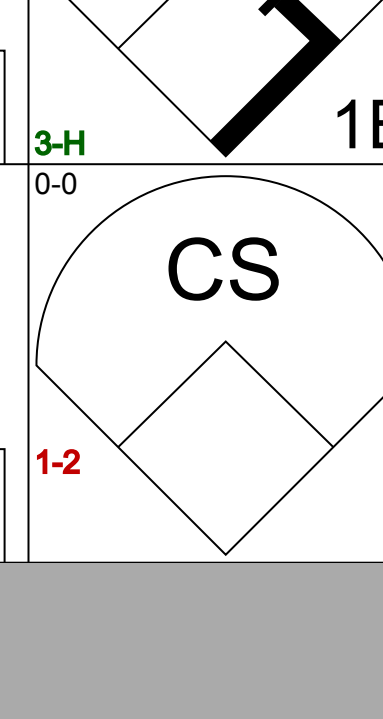
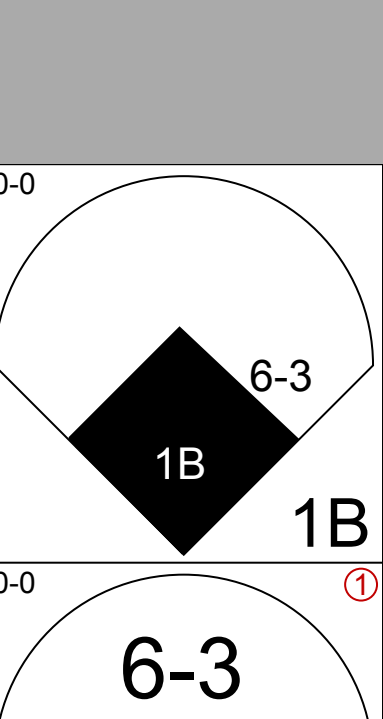
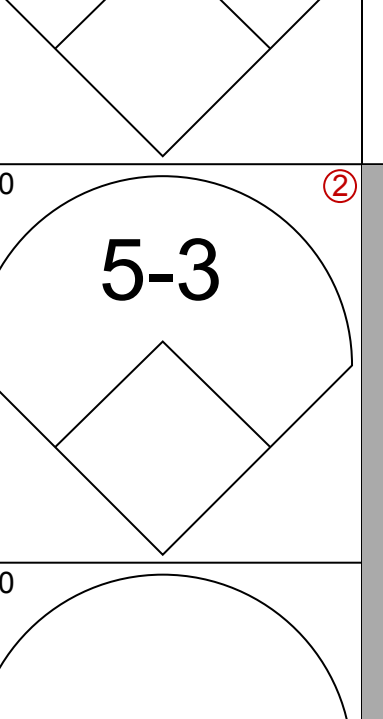
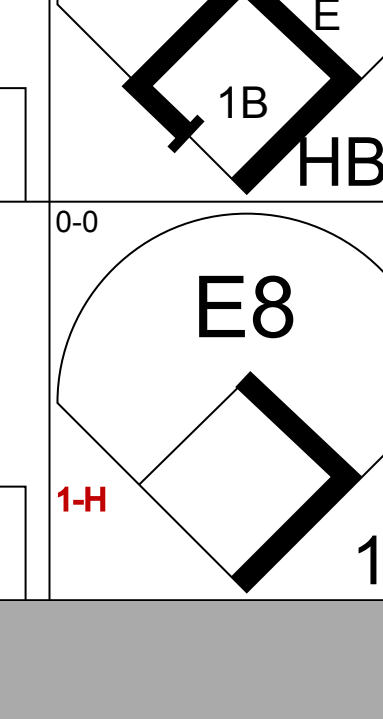
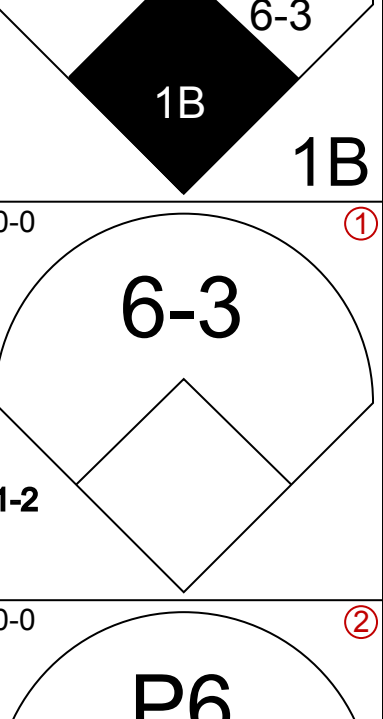
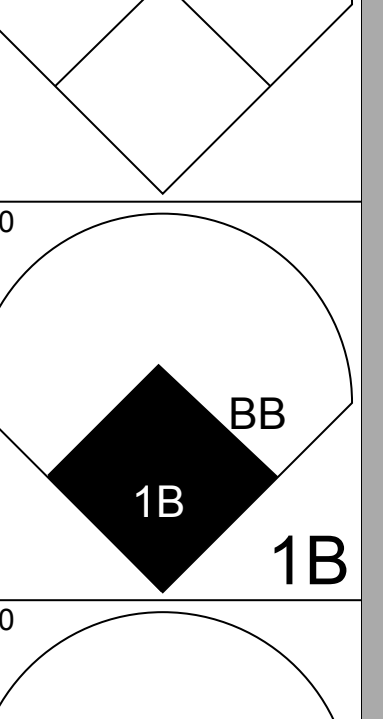
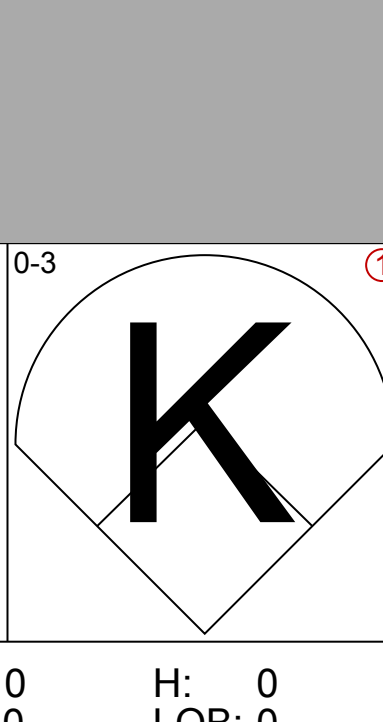
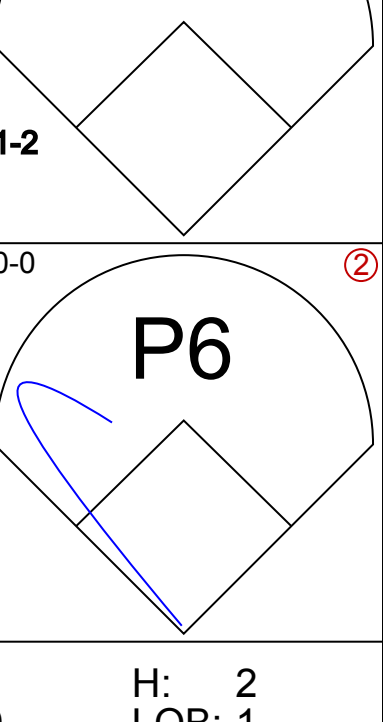
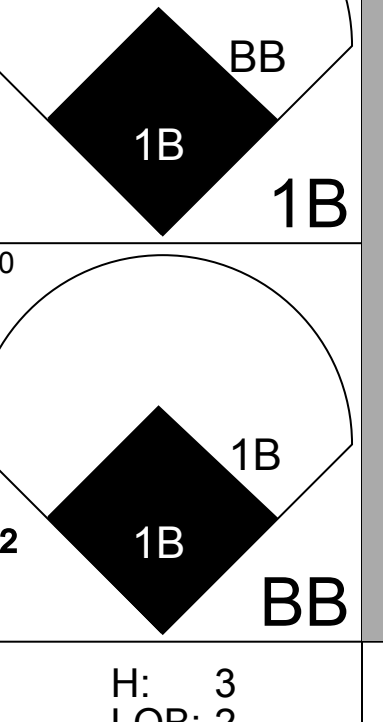


Batter	1	2	3	4	5	6	7	8	9	AB	R	H	RBI	BB	SO	LOB	BOTTOM
<b>Pete Rose, S</b> OBP: 0.392, SLG: 0.417 (1, 7)										3	0	0	0	1	0	0	<b>San Diego Padres @ Cincinnati Reds</b> Riverfront Stadium, Cincinnati, OH Sun May 20 1973, 3:38 AM EDT Att: 29,055 - Unknown
<b>Joe Morgan, L</b> OBP: 0.439, SLG: 0.567 (1, 4)										4	0	1	0	0	0	0	
<b>Bobby Tolan, L</b> OBP: 0.274, SLG: 0.336 (1, 8)										4	1	1	0	0	0	2	
<b>Johnny Bench, R</b> OBP: 0.355, SLG: 0.518 (1, 9) (9, 2)										3	1	1	0	0	0	0	
<b>Tony Perez, R</b> OBP: 0.353, SLG: 0.462 (1, 3)										3	1	2	2	0	1	0	
<b>Dave Concepcion, R</b> OBP: 0.321, SLG: 0.449 (1, 6)										3	0	0	0	0	2	1	
<b>Denis Menke, R</b> OBP: 0.424, SLG: 0.238 (1, 5)										3	0	0	0	0	0	0	
<b>Bill Plummer, R</b> OBP: 0.167, SLG: 0.118 (1, 2)										3	0	0	0	0	2	0	
<b>Cesar Geronimo, L</b> OBP: 0.216, SLG: 0.240 (9, 9)										0	0	0	0	0	0	0	
<b>Don Gullett, R</b> OBP: 0.280, SLG: 0.105 (1, 1)										3	0	0	0	0	1	0	
<b>Pedro Borbon, R</b> OBP: 0.200, SLG: 0.200 (9, 1)										0	0	0	0	0	0	0	
<b>Tom Hall, L</b> (9, 1)										0	0	0	0	0	0	0	
<b>Inning Stats</b>	R: 0 E: 0 K: 0 S: 3	H: 0 LOB: 0 BB: 0 P: 3	R: 0 E: 0 K: 2 S: 7	H: 0 LOB: 0 BB: 0 P: 7	R: 0 E: 0 K: 2 S: 7	H: 0 LOB: 0 BB: 0 P: 7	R: 2 E: 1 K: 0 S: 6	H: 3 LOB: 1 BB: 0 P: 6	R: 0 E: 0 K: 0 S: 3	H: 0 LOB: 0 BB: 0 P: 3	R: 1 E: 0 K: 1 S: 6	H: 1 LOB: 0 BB: 0 P: 6	R: 0 E: 0 K: 1 S: 6	H: 1 LOB: 2 BB: 1 P: 10	1B: 2 2B: 2 3B: 0 HR: 1	SF: 0 SAC: 0 DP: 0 HBP: 0	WP: 0 PA: 30 PB: 0 SB: 0 CS: 0
<b>PITCHER</b>	IP WLS BF H R ER SO BB IBB HBP BLK WP HR S P ERA WHIP																
<b>Mike Caldwell, L</b> ERA: 3.94 (1, 1)	8.0 L 30 5 3 3 6 1 0 0 0 0 0 0 1 41 45 3.38 0.750																





Batter	1	2	3	4	5	6	7	8	9	AB	R	H	RBI	BB	SO	LOB	TOP					
Enzo Hernandez, R (1, 6) OBP: 0.321, SLG: 0.268										4	0	0	0	0	2	2	<b>San Diego Padres @ Los Angeles Dodgers</b> Dodger Stadium, Los Angeles, CA Tue May 22 1973, 7:05 PM PDT Att: 13,562 - Unknown <a href="http://livebaseballscorecards.com">livebaseballscorecards.com</a>					
Johnny Grubb, L (1, 8) OBP: 0.406, SLG: 0.474										4	0	2	1	0	0	0						
Leron Lee, L (1, 7) OBP: 0.361, SLG: 0.356										3	0	0	0	1	0	3						
Nate Colbert, R (1, 3) OBP: 0.339, SLG: 0.381										3	0	1	0	1	1	1						
Fred Kendall, R (1, 2) OBP: 0.362, SLG: 0.435										4	0	0	0	0	0	3						
Jerry Morales, R (1, 9) OBP: 0.296, SLG: 0.407										3	0	0	0	1	0	0						
Derrel Thomas, S (1, 4) OBP: 0.293, SLG: 0.269										4	0	2	0	0	1	0						
Dave Hilton, R (1, 5) OBP: 0.266, SLG: 0.293										4	1	1	0	0	1	3						
Bill Greif, R (1, 1) OBP: 0.263, SLG: 0.125										1	0	0	0	0	1	0						
Dave Marshall, L (7, PH) OBP: 0.376, SLG: 0.376										1	0	0	0	0	0	2						
Vicente Romo, R (7, 1)										0	0	0	0	0	0	0						
Rich Troedson, L (8, 1)										0	0	0	0	0	0	0						
<b>Inning Stats</b>	R: 0 E: 0 K: 1 S: 5	H: 0 LOB: 0 BB: 0 P: 5	R: 0 E: 0 K: 0 S: 3	H: 1 LOB: 0 BB: 0 P: 3	R: 1 E: 0 K: 0 S: 5	H: 2 LOB: 0 BB: 0 P: 6	R: 0 E: 0 K: 0 S: 3	H: 0 LOB: 0 BB: 0 P: 3	R: 0 E: 0 K: 2 S: 7	H: 0 LOB: 0 BB: 0 P: 7	R: 0 E: 0 K: 1 S: 6	H: 1 LOB: 2 BB: 1 P: 10	R: 0 E: 0 K: 1 S: 5	H: 1 LOB: 1 BB: 1 P: 9	R: 0 E: 0 K: 1 S: 5	H: 0 LOB: 1 BB: 0 P: 9	R: 0 E: 0 K: 0 S: 4	H: 1 LOB: 1 BB: 0 P: 4	1B: 5 2B: 1 3B: 0 HR: 0	SF: 0 SAC: 0 DP: 2 HBP: 1	WP: 0 PB: 0 SB: 0 CS: 0	PA: 35
<b>PITCHER</b> Don Sutton, R (1, 1) ERA: 2.22	IP: 9.0 WLS: W BF: 35 H: 6 R: 1 ER: 1 SO: 6 BB: 3 IBB: 0 HBP: 1 BLK: 0 WP: 0 HR: 0 S: 43 P: 56 ERA: 1.00 WHIP: 1.000															<b>PITCHER</b>						

Batter	1	2	3	4	5	6	7	8	9	AB	R	H	RBI	BB	SO	LOB	BOTTOM	
Davey Lopes, R (1, 4) OBP: 0.441, SLG: 0.441										4	0	2	2	0	2	0	<b>San Diego Padres @ Los Angeles Dodgers</b> Dodger Stadium, Los Angeles, CA Tue May 22 1973, 7:05 PM PDT Att: 13,562 - Unknown <a href="http://livebaseballscorecards.com">livebaseballscorecards.com</a>	
Bill Buckner, L (1, 3) OBP: 0.303, SLG: 0.343										4	0	1	1	0	0	1		
Manny Mota, R (1, 7) OBP: 0.408, SLG: 0.429										3	0	1	0	0	0	0		
Tom Paciorek, R (9, 7) OBP: 0.234, SLG: 0.273										0	0	0	0	0	0	0		
Willie Davis, L (1, 8) OBP: 0.310, SLG: 0.451										4	1	1	0	0	1	1		
Joe Ferguson, R (1, 2) OBP: 0.403, SLG: 0.565										4	0	0	0	0	2	2		
Willie Crawford, L (1, 9) OBP: 0.384, SLG: 0.397										4	1	2	2	0	0	1		
Ron Cey, R (1, 5) OBP: 0.379, SLG: 0.421										2	1	1	0	0	0	0		
Bill Russell, R (1, 6) OBP: 0.287, SLG: 0.326										3	1	2	0	0	0	1		
Don Sutton, R (1, 1) OBP: 0.172, SLG: 0.111										2	1	0	0	1	1	1		
<b>Inning Stats</b>	R: 0 E: 0 K: 1 S: 4	H: 0 LOB: 0 BB: 0 P: 5	R: 1 E: 1 K: 1 S: 6	H: 2 LOB: 1 BB: 0 P: 7	R: 0 E: 0 K: 2 S: 7	H: 0 LOB: 0 BB: 0 P: 7	R: 1 E: 0 K: 0 S: 4	H: 2 LOB: 0 BB: 0 P: 4	R: 1 E: 0 K: 0 S: 5	H: 2 LOB: 1 BB: 0 P: 5	R: 2 E: 0 K: 0 S: 5	H: 3 LOB: 2 BB: 1 P: 9	R: 0 E: 0 K: 1 S: 6	H: 1 LOB: 1 BB: 0 P: 6	1B: 7 2B: 2 3B: 0 HR: 1	SF: 0 SAC: 0 DP: 0 HBP: 2	WP: 0 PB: 0 SB: 0 CS: 2	PA: 35
<b>PITCHER</b> Bill Greif, R (1, 1) ERA: 2.5	IP: 6.0 WLS: L BF: 23 H: 6 R: 3 ER: 3 SO: 3 BB: 0 IBB: 0 HBP: 0 BLK: 0 WP: 0 HR: 1 S: 31 P: 33 ERA: 4.50 WHIP: 1.000															<b>PITCHER</b>		
Vicente Romo, R (7, 1) ERA: 3.81	IP: 1.0 WLS: 0 BF: 7 H: 4 R: 2 ER: 2 SO: 0 BB: 1 IBB: 0 HBP: 0 BLK: 0 WP: 0 HR: 0 S: 6 P: 10 ERA: 18.00 WHIP: 5.000															<b>PITCHER</b>		
Rich Troedson, L (8, 1) ERA: 4.62	IP: 1.0 WLS: 0 BF: 3 H: 0 R: 0 ER: 0 SO: 1 BB: 0 IBB: 0 HBP: 0 BLK: 0 WP: 0 HR: 0 S: 5 P: 5 ERA: 0.00 WHIP: 0.000															<b>PITCHER</b>		









Batter	1	2	3	4	5	6	7	8	9	AB	R	H	RBI	BB	SO	LOB	TOP					
Cesar Tovar, R OBP: 0.341, SLG: 0.375 Denny Doyle, L OBP: 0.349, SLG: 0.292	P4		F5				FC6-4	F8		4	0	1	0	0	0	3	<b>Philadelphia Phillies @ San Diego Padres</b> San Diego Stadium, San Diego, CA Fri May 25 1973, 10:05 PM EDT Att: 26,615 - Unknown <a href="http://livebaseballscorecards.com">livebaseballscorecards.com</a>					
Larry Bowa, S OBP: 0.256, SLG: 0.238	F7		FC6-4			SH3-4		F8	F8	4	0	0	0	0	1							
Willie Montanez, L OBP: 0.326, SLG: 0.344										5	2	4	0	0	1							
Greg Luzinski, R OBP: 0.256, SLG: 0.342 Del Unser, L OBP: 0.333, SLG: 0.425										4	0	0	0	0	3	4						
Bill Robinson, R OBP: 0.379, SLG: 0.598										5	3	3	4	0	0	1						
Mike Schmidt, R OBP: 0.371, SLG: 0.354										2	2	1	0	3	0	0						
Bob Boone, R OBP: 0.275, SLG: 0.252										3	1	1	1	0	0	1						
Mike Anderson, R OBP: 0.310, SLG: 0.424										3	0	2	1	1	0	0						
Ken Brett, L OBP: 0.385, SLG: 0.462										4	0	2	2	0	0	3						
<b>Inning Stats</b>	R: 0 E: 0 K: 1 S: 6	H: 1 LOB: 1 BB: 0 P: 6	R: 0 E: 0 K: 0 S: 3	H: 0 LOB: 0 BB: 0 P: 3	R: 0 E: 0 K: 0 S: 4	H: 1 LOB: 1 BB: 0 P: 4	R: 0 E: 0 K: 1 S: 5	H: 1 LOB: 0 BB: 0 P: 5	R: 1 E: 0 K: 0 S: 4	H: 2 LOB: 0 BB: 0 P: 4	R: 0 E: 0 K: 1 S: 6	H: 1 LOB: 1 BB: 0 P: 6	R: 1 E: 0 K: 0 S: 4	H: 1 LOB: 2 BB: 2 P: 12	R: 4 E: 0 K: 0 S: 8	H: 5 LOB: 2 BB: 1 P: 12		R: 2 E: 0 K: 0 S: 5	H: 2 LOB: 1 BB: 1 P: 9	1B: 11 2B: 1 3B: 0 HR: 2	SF: 0 SAC: 3 DP: 1 HBP: 0	WP: 0 PB: 0 SB: 1 CS: 1
<b>PITCHER</b>	IP	WLS	BF	H	R	ER	SO	BB	IBB	HBP	BLK	WP	HR	S	P	ERA	WHIP					
Fred Norman, L ERA: 3.91	(1, 1)	7.2	L	33	9	5	3	2	1	0	0	0	1	36	48	5.87	1.435					
Gary Ross, R ERA: 3.86	(8, 1)	0.0		2	2	0	0	0	0	0	0	0	0	2	2	∞	∞					
Rich Troedson, L ERA: 4.56	(8, 1)	0.1		2	1	1	0	0	0	0	0	0	0	2	2	27.00	3.000					
Bob Miller, R ERA: 5.59	(9, 1)	1.0		6	2	2	0	1	0	0	0	0	1	5	9	18.00	3.000					

Batter	1	2	3	4	5	6	7	8	9	AB	R	H	RBI	BB	SO	LOB	BOTTOM					
Enzo Hernandez, R OBP: 0.308, SLG: 0.258	F8		5-3					F8		4	0	0	0	0	0	2	<b>Philadelphia Phillies @ San Diego Padres</b> San Diego Stadium, San Diego, CA Fri May 25 1973, 10:05 PM EDT Att: 26,615 - Unknown <a href="http://livebaseballscorecards.com">livebaseballscorecards.com</a>					
Johnny Grubb, L OBP: 0.409, SLG: 0.475	4-3							1-3		4	0	1	0	0	0	0						
Leron Lee, L OBP: 0.356, SLG: 0.350	4-3									4	0	1	0	0	0	1						
Nate Colbert, R OBP: 0.346, SLG: 0.371										3	0	0	0	1	2	1						
Fred Kendall, R OBP: 0.349, SLG: 0.417										4	0	0	0	0	0	2						
Dave Roberts, R OBP: 0.138, SLG: 0.074										3	0	0	0	0	2	0						
Jerry Morales, R OBP: 0.297, SLG: 0.413										2	1	1	0	1	0	1						
Derrel Thomas, S OBP: 0.285, SLG: 0.255										3	0	0	0	0	0	2						
Fred Norman, S OBP: 0.174, SLG: 0.136 Gary Ross, R										2	0	1	0	0	1	0						
Rich Troedson, L Ivan Murrell, R OBP: 0.185, SLG: 0.222 Bob Miller, R										0	0	0	0	0	0	0						
<b>Inning Stats</b>	R: 0 E: 0 K: 0 S: 3	H: 0 LOB: 0 BB: 0 P: 3	R: 0 E: 0 K: 1 S: 5	H: 0 LOB: 0 BB: 0 P: 5	R: 1 E: 0 K: 1 S: 6	H: 1 LOB: 0 BB: 0 P: 6	R: 0 E: 0 K: 0 S: 3	H: 1 LOB: 1 BB: 1 P: 7	R: 0 E: 0 K: 1 S: 6	H: 1 LOB: 2 BB: 1 P: 10	R: 0 E: 0 K: 1 S: 5	H: 0 LOB: 0 BB: 0 P: 5	R: 0 E: 1 K: 0 S: 4	H: 0 LOB: 1 BB: 0 P: 4	R: 0 E: 0 K: 0 S: 3	H: 0 LOB: 0 BB: 0 P: 3	R: 0 E: 0 K: 1 S: 5	H: 1 LOB: 0 BB: 0 P: 5	1B: 3 2B: 0 3B: 1 HR: 0	SF: 0 SAC: 0 DP: 2 HBP: 0	WP: 1 PB: 0 SB: 0 CS: 0	PA: 32
<b>PITCHER</b>	IP	WLS	BF	H	R	ER	SO	BB	IBB	HBP	BLK	WP	HR	S	P	ERA	WHIP					
Ken Brett, L ERA: 2.54	(1, 1)	9.0	W	32	4	1	1	5	2	0	0	0	1	0	48	1.00	0.667					



Batter	1	2	3	4	5	6	7	8	9	AB	R	H	RBI	BB	SO	LOB	TOP				
Cesar Tovar, R (1,4) OBP: 0.346, SLG: 0.369 Del Unser, L (8,8) OBP: 0.333, SLG: 0.425	4-0 BB 6-3		0-3 K			0-0 F9		4-0 1B SF8 IBB		2	1	0	0	2	1	1					
Larry Bowa, S (1,6) OBP: 0.255, SLG: 0.238	0-0 6-3 1-2			0-0 6-3		0-0 F7		0-0 E 1B		4	1	1	1	0	0	2					
Willie Montanez, L (1,3) OBP: 0.324, SLG: 0.340	0-0 F7			4-0 BB		0-0 4-3		0-0 SF8		2	0	0	1	1	0	2					
Greg Luzinski, R (1,7) OBP: 0.250, SLG: 0.333 Denny Doyle, L (8,4) OBP: 0.349, SLG: 0.292	0-0 F7			0-0 F3			0-0 5-3	0-0 F8 3-H 1-H		4	0	0	0	0	0	2					
Bill Robinson, R (1,8) OBP: 0.364, SLG: 0.573		0-3 K		0-3 K			0-0 F7		0-0 5-3	4	0	0	0	0	2	1					
Mike Schmidt, R (1,5) OBP: 0.376, SLG: 0.346	4-0 CS BB				0-0 L5		4-0 2B BB		0-0 F9	2	1	0	0	2	0	0					
Bob Boone, R (1,2) OBP: 0.274, SLG: 0.261	0-0 G3 1-2				0-0 5-3		0-0 2B 1-H		0-0 6-3	4	0	1	1	0	0	1					
Mike Anderson, R (1,9) OBP: 0.311, SLG: 0.412			0-3 K		0-3 K			4-0 SH1-4 1B BB		2	1	0	0	1	2	0					
Steve Carlton, L (1,1) OBP: 0.167, SLG: 0.171			0-0 F8				0-0 1B		0-0 SH1-4	2	0	1	0	0	0	0					
<b>Inning Stats</b>	R: 0 E: 0 K: 0 S: 3	H: 0 LOB: 1 BB: 1 P: 7	R: 0 E: 0 K: 1 S: 4	H: 0 LOB: 0 BB: 1 P: 8	R: 0 E: 0 K: 2 S: 7	H: 0 LOB: 0 BB: 0 P: 7	R: 0 E: 0 K: 1 S: 5	H: 0 LOB: 1 BB: 1 P: 9	R: 0 E: 0 K: 0 S: 4	H: 1 LOB: 0 BB: 0 P: 4	R: 1 E: 0 K: 0 S: 3	H: 1 LOB: 1 BB: 1 P: 7	R: 3 E: 1 K: 0 S: 4	H: 1 LOB: 2 BB: 0 P: 12	R: 0 E: 0 K: 0 S: 3	H: 0 LOB: 0 BB: 0 P: 3	1B: 2 2B: 1 3B: 0 HR: 0	SF: 1 SAC: 1 DP: 0 HBP: 0	WP: 0 PB: 0 SB: 1 CS: 0	PA: 34	
<b>PITCHER</b>	IP WLS BF H R ER SO BB IBB HBP BLK WP HR S P ERA WHIP	IP WLS BF H R ER SO BB IBB HBP BLK WP HR S P ERA WHIP	IP WLS BF H R ER SO BB IBB HBP BLK WP HR S P ERA WHIP	IP WLS BF H R ER SO BB IBB HBP BLK WP HR S P ERA WHIP	IP WLS BF H R ER SO BB IBB HBP BLK WP HR S P ERA WHIP	IP WLS BF H R ER SO BB IBB HBP BLK WP HR S P ERA WHIP	IP WLS BF H R ER SO BB IBB HBP BLK WP HR S P ERA WHIP	IP WLS BF H R ER SO BB IBB HBP BLK WP HR S P ERA WHIP	IP WLS BF H R ER SO BB IBB HBP BLK WP HR S P ERA WHIP	IP WLS BF H R ER SO BB IBB HBP BLK WP HR S P ERA WHIP	IP WLS BF H R ER SO BB IBB HBP BLK WP HR S P ERA WHIP	IP WLS BF H R ER SO BB IBB HBP BLK WP HR S P ERA WHIP	IP WLS BF H R ER SO BB IBB HBP BLK WP HR S P ERA WHIP	IP WLS BF H R ER SO BB IBB HBP BLK WP HR S P ERA WHIP	IP WLS BF H R ER SO BB IBB HBP BLK WP HR S P ERA WHIP	IP WLS BF H R ER SO BB IBB HBP BLK WP HR S P ERA WHIP	IP WLS BF H R ER SO BB IBB HBP BLK WP HR S P ERA WHIP	IP WLS BF H R ER SO BB IBB HBP BLK WP HR S P ERA WHIP	IP WLS BF H R ER SO BB IBB HBP BLK WP HR S P ERA WHIP	IP WLS BF H R ER SO BB IBB HBP BLK WP HR S P ERA WHIP	IP WLS BF H R ER SO BB IBB HBP BLK WP HR S P ERA WHIP
Mike Caldwell, L (1,1) ERA: 3.86 Gary Ross, R (9,1) ERA: 3.72	8.0 L	31 3	4 3	3 4	3 3	5 5	5 1	0 0	0 0	0 0	0 0	0 0	0 0	0 0	0 0	0 0	0 0	0.00	0.000		

Philadelphia Phillies @ San Diego Padres  
San Diego Stadium, San Diego, CA  
Sat May 26 1973, 10:05 PM EDT  
Att: 7,260 - Unknown

AB	26
R	4
H	3
RBI	3
BB	6
SO	5
LOB	9



Batter	1	2	3	4	5	6	7	8	9	AB	R	H	RBI	BB	SO	LOB	BOTTOM					
Enzo Hernandez, R (1,6) OBP: 0.313, SLG: 0.259	0-3 K			0-0 F9		4-0 BB		0-0 FC6-4 1B		3	0	1	0	1	1	0						
Johnny Grubb, L (1,8) OBP: 0.404, SLG: 0.468	0-3 K			0-0 K 1B		0-0 F5		0-0 FC6-4 1-2		4	0	1	0	0	1	3						
Leron Lee, L (1,7) OBP: 0.353, SLG: 0.347	0-3 K			0-0 1B		1-2 1B		0-0 K		4	0	1	0	0	2	0						
Nate Colbert, R (1,3) OBP: 0.349, SLG: 0.370		0-0 K 1B		0-3 K 2-3		0-0 BB		0-0 P5		3	0	1	0	1	1	2						
Fred Kendall, R (1,2) OBP: 0.340, SLG: 0.406		0-0 B5			0-0 4-3		0-0 F3 1-2		0-0 6-3	4	0	0	0	0	0	2						
Dave Roberts, R (1,5) OBP: 0.125, SLG: 0.067		0-3 K 1-2			0-3 K		0-3 K			3	0	0	0	0	3	2						
Jerry Morales, R (1,9) OBP: 0.298, SLG: 0.404			0-3 K		0-0 6-3			4-0 1B BB		2	0	0	0	1	1	0						
Derrel Thomas, S (1,4) OBP: 0.286, SLG: 0.250			0-0 F8			4-0 B2-6-4 BB		0-3 K		2	0	0	0	1	1	1						
Mike Caldwell, R (1,1) OBP: 0.188, SLG: 0.188 Ivan Murrell, R (8,PH) OBP: 0.179, SLG: 0.214 Gary Ross, R (9,1)			0-3 K		0-0 B2-6-4		0-0 K		0-3 K	2	0	0	0	0	1	1						
<b>Inning Stats</b>	R: 0 E: 0 K: 3 S: 9	H: 1 LOB: 0 BB: 0 P: 9	R: 0 E: 0 K: 1 S: 5	H: 1 LOB: 0 BB: 0 P: 5	R: 0 E: 0 K: 2 S: 7	H: 0 LOB: 0 BB: 0 P: 7	R: 0 E: 0 K: 1 S: 6	H: 2 LOB: 1 BB: 0 P: 6	R: 0 E: 0 K: 1 S: 5	H: 0 LOB: 0 BB: 0 P: 5	R: 0 E: 0 K: 0 S: 2	H: 0 LOB: 1 BB: 2 P: 10	R: 0 E: 0 K: 1 S: 5	H: 0 LOB: 1 BB: 1 P: 9	R: 0 E: 0 K: 2 S: 8	H: 1 LOB: 2 BB: 1 P: 12	R: 0 E: 0 K: 1 S: 5	H: 0 LOB: 0 BB: 0 P: 5	1B: 4 2B: 0 3B: 0 HR: 0	SF: 0 SAC: 0 DP: 1 HBP: 0	WP: 0 PB: 0 SB: 1 CS: 0	PA: 32
<b>PITCHER</b>	IP WLS BF H R ER SO BB IBB HBP BLK WP HR S P ERA WHIP	IP WLS BF H R ER SO BB IBB HBP BLK WP HR S P ERA WHIP	IP WLS BF H R ER SO BB IBB HBP BLK WP HR S P ERA WHIP	IP WLS BF H R ER SO BB IBB HBP BLK WP HR S P ERA WHIP	IP WLS BF H R ER SO BB IBB HBP BLK WP HR S P ERA WHIP	IP WLS BF H R ER SO BB IBB HBP BLK WP HR S P ERA WHIP	IP WLS BF H R ER SO BB IBB HBP BLK WP HR S P ERA WHIP	IP WLS BF H R ER SO BB IBB HBP BLK WP HR S P ERA WHIP	IP WLS BF H R ER SO BB IBB HBP BLK WP HR S P ERA WHIP	IP WLS BF H R ER SO BB IBB HBP BLK WP HR S P ERA WHIP	IP WLS BF H R ER SO BB IBB HBP BLK WP HR S P ERA WHIP	IP WLS BF H R ER SO BB IBB HBP BLK WP HR S P ERA WHIP	IP WLS BF H R ER SO BB IBB HBP BLK WP HR S P ERA WHIP	IP WLS BF H R ER SO BB IBB HBP BLK WP HR S P ERA WHIP	IP WLS BF H R ER SO BB IBB HBP BLK WP HR S P ERA WHIP	IP WLS BF H R ER SO BB IBB HBP BLK WP HR S P ERA WHIP	IP WLS BF H R ER SO BB IBB HBP BLK WP HR S P ERA WHIP	IP WLS BF H R ER SO BB IBB HBP BLK WP HR S P ERA WHIP	IP WLS BF H R ER SO BB IBB HBP BLK WP HR S P ERA WHIP	IP WLS BF H R ER SO BB IBB HBP BLK WP HR S P ERA WHIP	IP WLS BF H R ER SO BB IBB HBP BLK WP HR S P ERA WHIP	
Steve Carlton, L (1,1) ERA: 3.6	9.0 W	32 4	0 0	0 0	0 0	12 12	4 0	0 0	0 0	0 0	0 0	52 52	68 68	0.00	0.889							

Philadelphia Phillies @ San Diego Padres  
San Diego Stadium, San Diego, CA  
Sat May 26 1973, 10:05 PM EDT  
Att: 7,260 - Unknown

AB	28
R	0
H	4
RBI	0
BB	4
SO	12
LOB	12





Batter	1	2	3	4	5	6	7	8	9	AB	R	H	RBI	BB	SO	LOB	TOP			
Cesar Tovar, R OBP: 0.343, SLG: 0.365 Mac Scarce, L (8, 1)	0-0 E 1B	0-0 6-3			0-0 P3		0-0 6-3		0-3 K	4	1	1	0	0	0	0				
Del Unser, L OBP: 0.330, SLG: 0.451	0-3 K	0-0 F8			0-0 HR		0-3 K			4	1	1	1	0	2	1				
Willie Montanez, L OBP: 0.328, SLG: 0.344	0-0 E4 HBP E			0-0 FC4-6 1B				0-0 F7		4	1	2	1	0	0	0				
Greg Luzinski, R OBP: 0.256, SLG: 0.329 Mike Anderson, R OBP: 0.311, SLG: 0.412	1-2 BB E SF8 HBP			0-0 F7				0-0 F3		2	1	0	0	1	0	2				
Bill Robinson, R OBP: 0.350, SLG: 0.550	0-0 E5 BB			0-0 FC4-6				0-0 F8		4	0	0	0	0	0	4				
Mike Schmidt, R OBP: 0.371, SLG: 0.333	4-0 BB			0-3 K				0-3 K		3	0	0	0	1	2	1				
Bob Boone, R OBP: 0.266, SLG: 0.254	0-0 SF8			0-3 K				0-3 K		3	0	0	1	0	2	0				
Larry Bowa, S OBP: 0.250, SLG: 0.233	0-3 K			0-0 4-3				0-0 P4		4	0	0	0	0	1	2				
Wayne Twitchell, R Bill Wilson, R Denny Doyle, L OBP: 0.356, SLG: 0.292		0-3 K		0-0 6-3				0-3 K		3	0	0	0	0	2	0				
<b>Inning Stats</b>	R: 3 E: 3 K: 2 S: 10	H: 1 LOB: 2 BB: 1 P: 15	R: 0 E: 0 K: 1 S: 5	H: 0 LOB: 0 BB: 0 P: 5	R: 0 E: 0 K: 1 S: 6	H: 1 LOB: 1 BB: 0 P: 6	R: 0 E: 0 K: 1 S: 5	H: 0 LOB: 0 BB: 0 P: 5	R: 1 E: 0 K: 0 S: 4	H: 1 LOB: 1 BB: 1 P: 8	R: 0 E: 0 K: 2 S: 7	H: 0 LOB: 0 BB: 0 P: 7	R: 0 E: 0 K: 0 S: 3	H: 1 LOB: 0 BB: 0 P: 3	R: 0 E: 1 K: 1 S: 6	H: 0 LOB: 2 BB: 1 P: 10	1B: 3 2B: 0 3B: 0 HR: 1	SF: 1 SAC: 0 DP: 1 HBP: 1	WP: 0 PB: 0 SB: 2 CS: 0	PA: 37
<b>PITCHER</b>	IP WLS BF L	WLS BF L	H R ER SO	H R ER SO	BB IBB HBP BLK	WP HR S P	ERA WHIP	<b>PITCHER</b>	IP WLS BF L	H R ER SO	BB IBB HBP BLK	WP HR S P	ERA WHIP							
Bill Greif, R ERA: 2.33 Vicente Romo, R ERA: 3.56	8.0 L	32 L	4 4 1 9	0 0 0 1	2 0 0 0	0 0 6 10	1.12 0.750													

Philadelphia Phillies @ San Diego Padres  
San Diego Stadium, San Diego, CA  
Sun May 27 1973, 6:33 AM EDT  
Unknown

AB 32  
R 4  
H 4  
RBI 3  
BB 3  
SO 10  
LOB 12



Batter	1	2	3	4	5	6	7	8	9	AB	R	H	RBI	BB	SO	LOB	BOTTOM					
Enzo Hernandez, R OBP: 0.309, SLG: 0.252	4-0 FC6-4 BB BB	0-0 FC6 1-2			0-0 F8		0-0 6-3		0-0 5-3	4	0	0	0	1	0	5						
Johnny Grubb, L OBP: 0.416, SLG: 0.468	4-0 FC6-4 BB BB			0-0 WP E S 1B			0-0 F5		1-0 SH BB HBP G5-2-3	2	1	1	0	2	0	0						
Leron Lee, L OBP: 0.355, SLG: 0.344	0-3 K			0-3 K 1-H			0-0 1B		4-0 SH BB HBP G5-2-3	4	0	1	0	1	3	4						
Nate Colbert, R OBP: 0.347, SLG: 0.367	0-0 FC6-4 1-2 2-3			0-3 K			0-0 P4		0-0 SH G5-2-3	4	0	1	0	0	1	3						
Fred Kendall, R OBP: 0.338, SLG: 0.401	0-0 5-3			0-3 K			0-0 1B		0-0 SH1-4	4	0	1	0	0	1	5						
Jerry Morales, R OBP: 0.294, SLG: 0.394		0-0 6-3			0-0 E 1B		0-3 K		0-0 F7	5	0	1	0	0	1	5						
Dave Roberts, R OBP: 0.189, SLG: 0.229		0-0 BB 1B			0-0 E9 1-3 1B		0-0 HR		0-0 F7	5	1	3	1	0	0	1						
Derrel Thomas, S OBP: 0.285, SLG: 0.250		0-3 K			0-3 K				0-0 F9	4	1	1	0	0	2	3						
Bill Greif, R OBP: 0.273, SLG: 0.111 Dave Marshall, L OBP: 0.391, SLG: 0.421 Vicente Romo, R	4-0 BB BB			0-3 K			0-0 K		0-0 G3	2	0	0	0	1	1	2						
<b>Inning Stats</b>	R: 0 E: 0 K: 1 S: 5	H: 0 LOB: 2 BB: 2 P: 13	R: 0 E: 0 K: 1 S: 6	H: 1 LOB: 2 BB: 1 P: 10	R: 1 E: 1 K: 3 S: 10	H: 1 LOB: 0 BB: 0 P: 10	R: 0 E: 1 K: 2 S: 9	H: 2 LOB: 2 BB: 0 P: 9	R: 0 E: 0 K: 1 S: 7	H: 2 LOB: 2 BB: 0 P: 7	R: 1 E: 0 K: 0 S: 4	H: 1 LOB: 0 BB: 0 P: 4	R: 0 E: 0 K: 0 S: 3	H: 0 LOB: 2 BB: 1 P: 8	R: 1 E: 0 K: 1 S: 7	H: 2 LOB: 2 BB: 1 P: 11	R: 0 E: 0 K: 0 S: 4	H: 1 LOB: 1 BB: 0 P: 4	1B: 8 2B: 1 3B: 0 HR: 1	SF: 0 SAC: 2 DP: 1 HBP: 1	WP: 2 PB: 0 SB: 1 CS: 0	PA: 43
<b>PITCHER</b>	IP WLS BF	WLS BF	H R ER SO	H R ER SO	BB IBB HBP BLK	WP HR S P	ERA WHIP	<b>PITCHER</b>	IP WLS BF	H R ER SO	BB IBB HBP BLK	WP HR S P	ERA WHIP									
Wayne Twitchell, R ERA: 2.5 Bill Wilson, R ERA: 3.38 Mac Scarce, L ERA: 2.42 Barry Lersch, R ERA: 4.23	6.0 W	30 L	7 2 1 8	1 1 0 0	0 0 0 0	0 0 7 7	1.50 1.833															

Philadelphia Phillies @ San Diego Padres  
San Diego Stadium, San Diego, CA  
Sun May 27 1973, 6:33 AM EDT  
Unknown

AB 35  
R 3  
H 10  
RBI 2  
BB 5  
SO 9  
LOB 28






Batter	1	2	3	4	5	6	7	8	9	AB	R	H	RBI	BB	SO	LOB	TOP								
Cesar Tovar, R OBP: 0.345, SLG: 0.366 (1, 4)	6-3		1B	2B		F8		CS	F7	5	1	2	0	0	0	1									
Del Unser, L OBP: 0.343, SLG: 0.469 (1, 8)	1B		P3	2B		1B			F7	5	0	3	4	0	0	1									
Willie Montanez, L OBP: 0.324, SLG: 0.339 (1, 3)	F4		FC5-4	K		F9			K	5	0	1	0	0	2	3									
Greg Luzinski, R OBP: 0.251, SLG: 0.323 Jim Lonborg, R (4, 1) Mac Scarce, L (9, 1) Tom Hutton, L OBP: 0.333, SLG: 0.333 (9, 3)	F8		FC5-4	K			1-3			3	0	0	0	0	1	4									
Bill Robinson, R OBP: 0.355, SLG: 0.548 (4, 7)				BB	1B		K			4	1	2	0	0	2	0									
Mike Schmidt, R OBP: 0.388, SLG: 0.329 Mike Rogodzinski, L OBP: 0.385, SLG: 0.381 (4, 9)	K			BB	BB		F7			1	0	0	0	0	1	1									
Mike Ryan, R OBP: 0.325, SLG: 0.400 (1, 2)	F2			1B	2B		K			3	1	1	0	1	1	1									
Larry Bowa, S OBP: 0.250, SLG: 0.229 (1, 6)	FC1-4-6			1B	2B		K		L4-3	3	1	0	1	1	1	2									
Larry Christenson, R Darrell Brandon, R Denny Doyle, L OBP: 0.367, SLG: 0.324 (4, 4)			K	SF7			1B		CS	1	0	0	0	0	1	0									
<b>Inning Stats</b>	R: 0 E: 0 K: 0 S: 4	H: 1 LOB: 1 BB: 0 P: 4	R: 0 E: 0 K: 1 S: 6	H: 1 LOB: 1 BB: 0 P: 6	R: 0 E: 0 K: 1 S: 7	H: 2 LOB: 2 BB: 0 P: 7	R: 5 E: 0 K: 2 S: 11	H: 4 LOB: 1 BB: 2 P: 19	R: 0 E: 0 K: 2 S: 7	H: 0 LOB: 0 BB: 0 P: 7	R: 1 E: 0 K: 1 S: 7	H: 2 LOB: 1 BB: 0 P: 7	R: 0 E: 0 K: 2 S: 7	H: 0 LOB: 0 BB: 0 P: 7	R: 0 E: 0 K: 0 S: 3	H: 2 LOB: 0 BB: 0 P: 3	R: 0 E: 0 K: 1 S: 5	H: 0 LOB: 0 BB: 0 P: 5	1B: 10 2B: 3 HR: 0	SF: 1 SAC: 0 DP: 1 HBP: 0	WP: 0 PB: 0 SB: 0 CS: 1	PA: 40			
<b>PITCHER</b>	IP	WLS	BF	H	R	ER	SO	BB	IBB	HBP	BLK	WP	HR	S	P	ERA	WHIP								
Steve Arlin, R ERA: 6.23 (1, 1)	3.1	L	20	8	5	5	2	2	0	0	0	0	0	22	30	13.50	3.000								
Rich Troedson, L ERA: 4.44 (4, 1)	0.2		2	0	0	0	2	0	0	0	0	0	0	6	6	0.00	0.000								
Clay Kirby, R ERA: 6.96 (5, 1)	5.0		17	4	1	1	6	0	0	0	0	0	0	29	29	1.80	0.800								

Philadelphia Phillies @ San Diego Padres  
San Diego Stadium, San Diego, CA  
Sun May 27 1973, 6:38 AM EDT  
Att: 9,983 - Unknown

livebaseballscores.com

AB 36  
R 6  
H 12  
RBI 6  
BB 2  
SO 10  
LOB 13




Batter	1	2	3	4	5	6	7	8	9	AB	R	H	RBI	BB	SO	LOB	BOTTOM									
Enzo Hernandez, R OBP: 0.312, SLG: 0.252 (1, 6)	F3	1-3		1B			F9		4-0	4	0	1	0	1	0	1										
Johnny Grubb, L OBP: 0.411, SLG: 0.458 (1, 8)	G3		6-3	1B			K		4-3	5	0	1	1	0	1	2										
Leron Lee, L OBP: 0.352, SLG: 0.348 (1, 7)	F7			1B			F9			4	0	1	0	0	0	2										
Nate Colbert, R OBP: 0.351, SLG: 0.385 (1, 3)		HR	FC6-4			P5		K		3	1	1	1	1	1	0										
Jerry Morales, R OBP: 0.292, SLG: 0.382 (1, 9)		CS	FC6-4			F8		F7		3	0	0	0	1	0	2										
Dave Roberts, R OBP: 0.171, SLG: 0.205 (1, 5)	L5		K			F7		K		4	0	0	0	0	2	3										
Derrel Thomas, S OBP: 0.291, SLG: 0.258 (1, 4)		3B		1B		1-3			E6	4	2	2	0	0	0	0										
Pat Corrales, R OBP: 0.417, SLG: 0.636 Dave Marshall, L OBP: 0.391, SLG: 0.421 Fred Kendall, R OBP: 0.335, SLG: 0.399 (9, PH)		1B		1B		F7			P4	3	1	1	1	0	0	1										
Steve Arlin, R OBP: 0.214, SLG: 0.214 Rich Troedson, L (4, 1) Don Mason, L (4, PH) Clay Kirby, R (5, 1) Ivan Murrell, R OBP: 0.172, SLG: 0.207 (9, PH)		3B				F2			F7	1	0	1	1	0	0	0										
<b>Inning Stats</b>	R: 0 E: 0 K: 0 S: 3	H: 0 LOB: 0 BB: 0 P: 3	R: 3 E: 0 K: 0 S: 6	H: 4 LOB: 1 BB: 1 P: 10	R: 0 E: 0 K: 1 S: 6	H: 1 LOB: 2 BB: 1 P: 10	R: 1 E: 0 K: 0 S: 6	H: 3 LOB: 0 BB: 0 P: 6	R: 0 E: 0 K: 0 S: 3	H: 0 LOB: 0 BB: 0 P: 3	R: 0 E: 0 K: 1 S: 5	H: 0 LOB: 0 BB: 0 P: 5	R: 0 E: 0 K: 2 S: 7	H: 0 LOB: 0 BB: 0 P: 7	R: 0 E: 0 K: 0 S: 5	H: 0 LOB: 0 BB: 0 P: 7	R: 0 E: 1 K: 0 S: 4	H: 0 LOB: 2 BB: 1 P: 8	1B: 5 2B: 1 HR: 1	SF: 0 SAC: 0 DP: 0 HBP: 0	WP: 0 PB: 0 SB: 0 CS: 1	PA: 38				
<b>PITCHER</b>	IP	WLS	BF	H	R	ER	SO	BB	IBB	HBP	BLK	WP	HR	S	P	ERA	WHIP									
Larry Christenson, R ERA: 9.45 (1, 1)	2.1		13	5	3	3	0	2	0	0	0	0	0	1	11	19	11.57	3.000								
Darrell Brandon, R ERA: 9.45 (3, 1)	0.2		2	0	0	0	1	0	0	0	0	0	0	4	4	0.00	0.000									
Jim Lonborg, R ERA: 6.45 (4, 1)	5.0	W	19	3	1	1	4	0	0	0	0	0	0	27	27	1.80	0.600									
Mac Scarce, L ERA: 2.31 (9, 1)	1.0	S	4	0	0	0	0	1	0	0	0	0	0	3	7	0.00	1.000									

Philadelphia Phillies @ San Diego Padres  
San Diego Stadium, San Diego, CA  
Sun May 27 1973, 6:38 AM EDT  
Att: 9,983 - Unknown

livebaseballscores.com

AB 35  
R 4  
H 8  
RBI 4  
BB 3  
SO 5  
LOB 14













Batter	1	2	3	4	5	6	7	8	9	AB	R	H	RBI	BB	SO	LOB	TOP										
Ron Hunt, R OBP: 0.417, SLG: 0.340 (1,4)	6-3		G5-4-3 1B		F9			F8		4	0	1	0	0	0	1	<b>Montreal Expos @ San Diego Padres</b> San Diego Stadium, San Diego, CA Wed May 30 1973, 10:05 PM EDT Att: 5,566 - Unknown										
Clyde Mashore, R OBP: 0.313, SLG: 0.643 (1,7)			G5-4-3 1B		F9			L1		3	0	0	0	1	0	3											
Ron Woods, R OBP: 0.373, SLG: 0.373 (1,8)										3	1	2	0	0	0	0											
Ron Fairly, L OBP: 0.496, SLG: 0.570 (9, PH)										1	0	1	0	0	0	0											
Pepe Frias, R OBP: 0.222, SLG: 0.246 (9, FR)										0	0	0	0	0	0	0											
Hal Breedon, R OBP: 0.373, SLG: 0.596 (1,3)	CS			FC6-4 3B				6-3 1B		3	0	0	0	1	2	1											
Bob Bailey, R OBP: 0.378, SLG: 0.516 (1,5)										4	0	1	0	0	1	4											
Terry Humphrey, R OBP: 0.156, SLG: 0.133 (1,2)										3	0	0	1	0	0	2											
Boots Day, L OBP: 0.370, SLG: 0.375 (8,7)										1	0	0	0	0	1	2											
Ken Singleton, S OBP: 0.402, SLG: 0.401 (1,9)										3	1	1	0	0	0	1											
Tim Foli, R OBP: 0.250, SLG: 0.262 (1,6)										3	0	1	0	0	1	1											
Mike Torrez, R OBP: 0.250, SLG: 0.300 (1,1)										2	0	0	0	0	1	0											
Mike Marshall, R OBP: 0.375, SLG: 0.286 (8,1)										0	0	0	0	0	0	0											
John Boccabella, R OBP: 0.297, SLG: 0.322 (8,2)										0	0	0	0	0	0	0											
<b>Inning Stats</b>	R: 0 E: 0 K: 0 S: 2	H: 1 LOB: 0 BB: 1 P: 6	R: 0 E: 0 K: 1 S: 5	H: 1 LOB: 0 BB: 0 P: 5	R: 1 E: 1 K: 0 S: 5	H: 2 LOB: 1 BB: 0 P: 5	R: 1 E: 0 K: 1 S: 6	H: 1 LOB: 0 BB: 0 P: 10	R: 0 E: 0 K: 1 S: 4	H: 1 LOB: 1 BB: 0 P: 4	R: 0 E: 0 K: 1 S: 5	H: 0 LOB: 0 BB: 0 P: 5	R: 0 E: 0 K: 1 S: 5	H: 0 LOB: 0 BB: 0 P: 5	R: 0 E: 0 K: 1 S: 6	H: 1 LOB: 2 BB: 0 P: 6	1B: 5 2B: 1 3B: 1 HR: 0	SF: 0 SAC: 1 DP: 2 HBP: 0	WP: 0 PB: 0 SB: 0 CS: 1	PA: 34							
<b>PITCHER</b>	IP	WLS	BF	H	R	ER	SO	BB	IBB	HBP	BLK	WP	HR	S	P	ERA	WHIP										
Mike Caldwell, L ERA: 3.5 (1,1)	8.0	W	29	6	2	1	5	2	0	0	0	0	0	37	45	1.12	1.000										
Vicente Romo, R ERA: 3.59 (9,1)	0.2		3	1	0	0	0	0	0	0	0	0	0	3	3	0.00	1.500										
Rich Troedson, L ERA: 4.06 (9,1)	0.1	S	1	0	0	0	1	0	0	0	0	0	0	3	3	0.00	0.000										

AB	30
R	2
H	7
RBI	1
BB	2
SO	6
LOB	15



Batter	1	2	3	4	5	6	7	8	9	AB	R	H	RBI	BB	SO	LOB	BOTTOM										
Enzo Hernandez, R OBP: 0.312, SLG: 0.252 (1,6)	6-3		6-3							3	1	1	0	1	0	0	<b>Montreal Expos @ San Diego Padres</b> San Diego Stadium, San Diego, CA Wed May 30 1973, 10:05 PM EDT Att: 5,566 - Unknown										
Johnny Grubb, L OBP: 0.415, SLG: 0.486 (1,8)	1-3									4	1	1	3	0	0	1											
Leron Lee, L OBP: 0.349, SLG: 0.345 (1,7)										4	0	1	0	0	1	0											
Nate Colbert, R OBP: 0.333, SLG: 0.363 (1,3)										4	0	1	0	0	1	2											
Dave Marshall, L OBP: 0.423, SLG: 0.429 (1,9)										3	0	1	0	1	1	0											
Vicente Romo, R OBP: 0.353, SLG: 0.492 (9,1)										0	0	0	0	0	0	0											
Rich Troedson, L OBP: 0.333, SLG: 0.224 (9,1)										0	0	0	0	0	0	0											
Dave Roberts, R OBP: 0.208, SLG: 0.224 (1,5)										4	0	2	0	0	0	1											
Rich Morales, R OBP: 0.333, SLG: 0.395 (1,4)										2	0	0	0	1	1	2											
Pat Corrales, R OBP: 0.389, SLG: 0.529 (1,2)										2	0	0	0	0	1	1											
Cito Gaston, R OBP: 0.353, SLG: 0.492 (7, PH)										1	0	0	0	0	1	1											
Fred Kendall, R OBP: 0.333, SLG: 0.395 (8,2)										0	0	0	0	0	0	0											
Mike Caldwell, R OBP: 0.167, SLG: 0.167 (1,1)										2	0	0	0	0	1	0											
Jerry Morales, R OBP: 0.301, SLG: 0.382 (8, PH)										1	1	1	0	0	0	0											
<b>Inning Stats</b>	R: 0 E: 0 K: 1 S: 5	H: 0 LOB: 0 BB: 0 P: 5	R: 0 E: 0 K: 1 S: 6	H: 2 LOB: 1 BB: 0 P: 6	R: 0 E: 0 K: 1 S: 5	H: 0 LOB: 0 BB: 0 P: 5	R: 0 E: 0 K: 0 S: 3	H: 0 LOB: 0 BB: 0 P: 3	R: 0 E: 0 K: 0 S: 3	H: 0 LOB: 0 BB: 1 P: 7	R: 0 E: 0 K: 1 S: 6	H: 1 LOB: 2 BB: 1 P: 10	R: 0 E: 0 K: 2 S: 8	H: 1 LOB: 1 BB: 0 P: 8	R: 3 E: 0 K: 1 S: 8	H: 4 LOB: 2 BB: 1 P: 12	1B: 5 2B: 2 3B: 0 HR: 1	SF: 0 SAC: 0 DP: 0 HBP: 0	WP: 0 PB: 0 SB: 0 CS: 0	PA: 33							
<b>PITCHER</b>	IP	WLS	BF	H	R	ER	SO	BB	IBB	HBP	BLK	WP	HR	S	P	ERA	WHIP										
Mike Torrez, R ERA: 4.1 (1,1)	7.0		28	6	2	2	6	2	0	0	0	0	0	38	46	2.57	1.143										
Mike Marshall, R ERA: 4.15 (8,1)	1.0	L	5	2	1	1	1	1	0	0	0	0	1	6	10	9.00	3.000										

AB	30
R	3
H	8
RBI	3
BB	3
SO	7
LOB	8





Batter	1	2	3	4	5	6	7	8	9	AB	R	H	RBI	BB	SO	LOB	TOP			
Wayne Garrett, L (1, 5) OBP: 0.347, SLG: 0.371										4	0	0	0	0	1	1				
Felix Milan, R (1, 4) OBP: 0.299, SLG: 0.331										4	0	1	0	0	0	1				
John Milner, L (1, 3) OBP: 0.406, SLG: 0.533										4	0	1	0	0	0	1				
Rusty Staub, L (1, 9) OBP: 0.363, SLG: 0.401										4	0	3	0	0	1	1				
Ed Kranepool, L (1, 7) OBP: 0.321, SLG: 0.376										4	0	1	0	0	1	3				
Jim Gosger, L (1, 8) OBP: 0.315, SLG: 0.262										3	0	1	0	1	2	1				
Duffy Dyer, R (1, 2) OBP: 0.198, SLG: 0.146										4	0	0	0	0	1	5				
Ted Martinez, R (1, 6) OBP: 0.260, SLG: 0.215 (9, PH)										3	0	1	0	0	0	0				
Jim Fregosi, R (8, PH) OBP: 0.306, SLG: 0.226										1	0	0	0	0	0	2				
Jerry Koosman, R (1, 1) OBP: 0.208, SLG: 0.174										1	0	0	0	0	1	0				
Ken Boswell, L (8, PH) OBP: 0.281, SLG: 0.367										1	0	0	0	0	0	0				
Tug McGraw, R (8, 1) OBP: 0.167, SLG: 0.167										0	0	0	0	0	0	0				
<b>Inning Stats</b>	R: 0 E: 0 K: 0 S: 3	H: 0 LOB: 0 BB: 0 P: 3	R: 0 E: 0 K: 1 S: 6	H: 2 LOB: 1 BB: 0 P: 6	R: 0 E: 0 K: 0 S: 4	H: 1 LOB: 1 BB: 0 P: 4	R: 0 E: 0 K: 1 S: 7	H: 2 LOB: 2 BB: 0 P: 7	R: 0 E: 0 K: 1 S: 5	H: 0 LOB: 0 BB: 0 P: 5	R: 0 E: 0 K: 1 S: 6	H: 1 LOB: 1 BB: 0 P: 6	R: 0 E: 0 K: 1 S: 5	H: 0 LOB: 0 BB: 0 P: 5	R: 0 E: 0 K: 1 S: 6	H: 1 LOB: 1 BB: 1 P: 10	1B: 7 2B: 0 3B: 1 HR: 0	SF: 0 SAC: 1 DP: 0 HBP: 0	WP: 0 PB: 0 SB: 0 CS: 0	PA: 35
<b>PITCHER</b> Bill Greif, R (1, 1) ERA: 2.05	IP: 9.0 WLS: W BF: 35 H: 8 R: 0 ER: 0 SO: 7 BB: 1 IBB: 0 HBP: 0 BLK: 0 WP: 0 HR: 0 S: 48 P: 52 ERA: 0.00 WHIP: 1.000															<b>PITCHER</b>				

New York Mets @ San Diego Padres  
San Diego Stadium, San Diego, CA  
Fri Jun 01 1973, 10:05 PM EDT  
Att: 6,394 - Unknown

AB 33  
R 0  
H 8  
RBI 0  
BB 1  
SO 7  
LOB 15



Batter	1	2	3	4	5	6	7	8	9	AB	R	H	RBI	BB	SO	LOB	BOTTOM	
Enzo Hernandez, R (1, 6) OBP: 0.310, SLG: 0.252										4	0	1	0	0	0	0		
Johnny Grubb, L (1, 8) OBP: 0.417, SLG: 0.486										4	1	2	0	0	1	1		
Jerry Morales, R (1, 7) OBP: 0.307, SLG: 0.381										3	1	1	0	1	0	0		
Cito Gaston, R (1, 9) OBP: 0.343, SLG: 0.477										4	0	0	0	0	0	4		
Dave Campbell, R (9, 3) OBP: 0.262, SLG: 0.266										0	0	0	0	0	0	0		
Fred Kendall, R (1, 2) OBP: 0.343, SLG: 0.404										4	1	3	1	0	0	0		
Ivan Murrell, R (1, 3) OBP: 0.176, SLG: 0.235 (9, 9)										4	1	1	2	0	1	2		
Dave Roberts, R (1, 5) OBP: 0.214, SLG: 0.231										3	0	1	1	0	0	1		
Rich Morales, R (1, 4) OBP: 0.214, SLG: 0.231										3	0	0	0	0	1	2		
Bill Greif, R (1, 1) OBP: 0.240, SLG: 0.095										3	0	0	0	0	2	0		
<b>Inning Stats</b>	R: 4 E: 0 K: 1 S: 9	H: 4 LOB: 1 BB: 1 P: 13	R: 0 E: 0 K: 1 S: 7	H: 2 LOB: 2 BB: 0 P: 7	R: 0 E: 0 K: 0 S: 3	H: 0 LOB: 0 BB: 0 P: 3	R: 0 E: 0 K: 0 S: 3	H: 0 LOB: 0 BB: 0 P: 3	R: 0 E: 0 K: 1 S: 4	H: 1 LOB: 1 BB: 0 P: 4	R: 0 E: 0 K: 1 S: 5	H: 1 LOB: 0 BB: 0 P: 5	R: 0 E: 0 K: 1 S: 6	H: 1 LOB: 1 BB: 0 P: 6	1B: 8 2B: 1 3B: 0 HR: 0	SF: 0 SAC: 0 DP: 0 HBP: 0	WP: 1 PB: 0 SB: 0 CS: 1	PA: 33
<b>PITCHER</b> Jerry Koosman, L (1, 1) ERA: 2.78	IP: 7.0 WLS: L BF: 29 H: 8 R: 4 ER: 4 SO: 4 BB: 1 IBB: 0 HBP: 0 BLK: 0 WP: 1 HR: 0 S: 36 P: 40 ERA: 5.14 WHIP: 1.286															<b>PITCHER</b>		
Tug McGraw, L (8, 1) ERA: 4.22	IP: 1.0 WLS: L BF: 4 H: 1 R: 0 ER: 0 SO: 1 BB: 0 IBB: 0 HBP: 0 BLK: 0 WP: 0 HR: 0 S: 6 P: 6 ERA: 0.00 WHIP: 1.000															<b>PITCHER</b>		

New York Mets @ San Diego Padres  
San Diego Stadium, San Diego, CA  
Fri Jun 01 1973, 10:05 PM EDT  
Att: 6,394 - Unknown

AB 32  
R 4  
H 9  
RBI 4  
BB 1  
SO 5  
LOB 10





Batter	1	2	3	4	5	6	7	8	9	AB	R	H	RBI	BB	SO	LOB	TOP					
Wayne Garrett, L (1,5) OBP: 0.345, SLG: 0.362										3	0	0	0	1	0	3	<p><b>New York Mets @ San Diego Padres</b> San Diego Stadium, San Diego, CA Sat Jun 02 1973, 10:05 PM EDT Att: 7,376 - Unknown</p> <p>AB 31 R 0 H 5 RBI 0 BB 4 SO 4 LOB 12</p>					
Felix Milten, R (1,4) OBP: 0.298, SLG: 0.329										4	0	1	0	0	0	0						
Rusty Staub, L (1,9) OBP: 0.365, SLG: 0.396										2	0	0	0	2	1	0						
John Milner, L (1,3) OBP: 0.383, SLG: 0.506										4	0	0	0	0	1	3						
Ed Kranepool, L (1,7) OBP: 0.318, SLG: 0.371										4	0	1	0	0	1	3						
Jim Gosger, L (1,8) OBP: 0.312, SLG: 0.275										4	0	1	0	0	0	1						
Jerry May, R (1,2) OBP: 0.244, SLG: 0.243										4	0	0	0	0	0	1						
Ted Martinez, R (1,6) OBP: 0.262, SLG: 0.211										2	0	0	0	1	1	1						
George Theodore, R (9, PH) OBP: 0.324, SLG: 0.333										1	0	0	0	0	0	0						
George Stone, L (1,1) OBP: 0.400, SLG: 0.400										2	0	1	0	0	0	0						
Ken Boswell, L (7, PH) OBP: 0.303, SLG: 0.387										1	0	1	0	0	0	0						
Phil Hennigan, R (7,1) OBP: 0.333, SLG: 0.333										0	0	0	0	0	0	0						
<b>Inning Stats</b>	R: 0 E: 0 K: 1 S: 5	H: 1 LOB: 2 BB: 2 P: 13	R: 0 E: 0 K: 0 S: 4	H: 1 LOB: 2 BB: 1 P: 8	R: 0 E: 0 K: 1 S: 5	H: 0 LOB: 0 BB: 0 P: 5	R: 0 E: 0 K: 0 S: 4	H: 1 LOB: 1 BB: 0 P: 4	R: 0 E: 0 K: 0 S: 3	H: 0 LOB: 0 BB: 0 P: 3	R: 0 E: 0 K: 1 S: 6	H: 1 LOB: 1 BB: 0 P: 6	R: 0 E: 0 K: 1 S: 6	H: 1 LOB: 1 BB: 0 P: 6	R: 0 E: 0 K: 0 S: 3	H: 0 LOB: 1 BB: 1 P: 7	R: 0 E: 0 K: 0 S: 3	H: 0 LOB: 0 BB: 0 P: 3	1B: 4 2B: 1 3B: 0 HR: 0	SF: 0 SAC: 0 DP: 0 HBP: 0	WP: 0 PB: 0 SB: 0 CS: 1	PA: 35
<b>PITCHER</b> Clay Kirby, R (1,1) ERA: 5.44	IP: 9.0 WLS: W BF: 35 H: 5 R: 0 ER: 0 SO: 4 BB: 4 IBB: 0 HBP: 0 BLK: 0 WP: 0 HR: 0 S: 39 P: 55 ERA: 0.00 WHIP: 1.000															<b>PITCHER</b>	IP: 9.0 WLS: W BF: 35 H: 5 R: 0 ER: 0 SO: 4 BB: 4 IBB: 0 HBP: 0 BLK: 0 WP: 0 HR: 0 S: 39 P: 55 ERA: 0.00 WHIP: 1.000					

Batter	1	2	3	4	5	6	7	8	9	AB	R	H	RBI	BB	SO	LOB	BOTTOM			
Enzo Hernandez, R (1,6) OBP: 0.309, SLG: 0.258										4	0	1	1	0	0	0	<p><b>New York Mets @ San Diego Padres</b> San Diego Stadium, San Diego, CA Sat Jun 02 1973, 10:05 PM EDT Att: 7,376 - Unknown</p> <p>AB 27 R 3 H 5 RBI 2 BB 0 SO 3 LOB 2</p>			
Johnny Grubb, L (1,8) OBP: 0.409, SLG: 0.477										3	0	0	0	0	1	1				
Jerry Morales, R (1,7) OBP: 0.308, SLG: 0.379										3	1	1	0	0	1	0				
Cito Gaston, R (1,9) OBP: 0.343, SLG: 0.474										3	0	1	0	0	0	0				
Fred Kendall, R (1,2) OBP: 0.337, SLG: 0.396										3	0	0	0	0	0	1				
Ivan Murrell, R (1,3) OBP: 0.189, SLG: 0.324										3	1	1	1	0	0	0				
Dave Roberts, R (1,5) OBP: 0.203, SLG: 0.218										3	0	0	0	0	0	0				
Rich Morales, R (1,4) OBP: 0.214, SLG: 0.083										3	1	1	0	0	1	0				
Clay Kirby, R (1,1) ERA: 5.44										2	0	0	0	0	0	0				
<b>Inning Stats</b>	R: 0 E: 0 K: 2 S: 7	H: 0 LOB: 0 BB: 0 P: 7	R: 0 E: 0 K: 0 S: 3	H: 0 LOB: 0 BB: 0 P: 3	R: 1 E: 0 K: 0 S: 5	H: 2 LOB: 1 BB: 0 P: 5	R: 2 E: 0 K: 0 S: 5	H: 3 LOB: 0 BB: 0 P: 5	R: 0 E: 0 K: 1 S: 5	H: 0 LOB: 0 BB: 0 P: 5	R: 0 E: 0 K: 0 S: 3	H: 0 LOB: 0 BB: 0 P: 3	R: 0 E: 0 K: 0 S: 3	H: 0 LOB: 0 BB: 0 P: 3	R: 0 E: 0 K: 0 S: 3	H: 0 LOB: 0 BB: 0 P: 3		1B: 3 2B: 1 3B: 0 HR: 1	SF: 0 SAC: 1 DP: 1 HBP: 0	WP: 0 PB: 0 SB: 0 CS: 0
<b>PITCHER</b> George Stone, L (1,1) ERA: 1.71	IP: 6.0 WLS: L BF: 22 H: 5 R: 3 ER: 3 SO: 3 BB: 0 IBB: 0 HBP: 0 BLK: 0 WP: 1 HR: 1 S: 28 P: 28 ERA: 4.50 WHIP: 0.833															<b>PITCHER</b> Phil Hennigan, R (7,1) ERA: 3.33	IP: 2.0 WLS: 6 BF: 6 H: 0 R: 0 ER: 0 SO: 0 BB: 0 IBB: 0 HBP: 0 BLK: 0 WP: 0 HR: 0 S: 6 P: 6 ERA: 0.00 WHIP: 0.000			







Batter	1	2	3	4	5	6	7	8	9	AB	R	H	RBI	BB	SO	LOB	TOP								
Enzo Hernandez, R (1, 6) OBP: 0.310, SLG: 0.273	0-0 5-3		0-0 CS 1B		0-0 4-3		0-0 G4-6-3 1B		0-0 1B 3B	5	1	3	0	0	0	0									
Johnny Grubb, L (1, 8) OBP: 0.400, SLG: 0.459	0-0 F9		4-0 1-2 BB			0-3 K	0-0 G4-6-3		0-0 1B	4	0	1	1	1	1	1									
Leron Lee, L (1, 7) OBP: 0.343, SLG: 0.339	0-0 6-3		0-0 F7			0-0 F8		0-0 F7	0-0 1B	5	0	1	0	0	0	1									
Cito Gaston, R (1, 9) OBP: 0.349, SLG: 0.464		0-0 E3 FC5-2		1-0 G6-4-3 HBP		0-0 1B		0-3 K	0-0 6-3	4	0	1	0	0	1	2									
Fred Kendall, R (1, 2) OBP: 0.339, SLG: 0.392		0-0 E6 FC5-2		0-0 G6-4-3		0-0 E7		4-0 BB BB		3	0	0	0	1	0	3									
Dave Roberts, R (1, 5) OBP: 0.224, SLG: 0.226		0-0 FC5-2		0-0 FC5-4 1B		0-0 F8		4-0 BB		3	0	1	0	1	0	4									
Ivan Murrell, R (1, 3) OBP: 0.178, SLG: 0.289		0-0 F8		0-0 FC5-4			0-0 HR 1B	0-3 K		4	1	1	0	0	1	5									
Rich Morales, R (1, 4) OBP: 0.150, SLG: 0.056		0-3 K				0-0 F8		0-0 HR	0-0 F9	2	0	0	0	0	1	2									
Jerry Morales, R (7, PH) OBP: 0.318, SLG: 0.410										1	1	1	2	0	0	0									
Dave Campbell, R (7, 4) OBP: 0.279, SLG: 0.263										1	0	0	0	0	0	0									
Bill Greif, R (1, 1) OBP: 0.214, SLG: 0.083				0-0 4-3					0-0 F3	3	0	0	0	0	1	0									
Dave Marshall, L (9, PH) OBP: 0.407, SLG: 0.409						0-0 G3		0-3 K		1	0	0	0	0	0	0									
<b>Inning Stats</b>	R: 0 E: 0 K: 0 S: 3	H: 0 LOB: 0 BB: 0 P: 3	R: 0 E: 2 K: 1 S: 7	H: 0 LOB: 2 BB: 0 P: 7	R: 0 E: 0 K: 0 S: 3	H: 1 LOB: 1 BB: 1 P: 7	R: 0 E: 0 K: 0 S: 3	H: 1 LOB: 1 BB: 0 P: 4	R: 0 E: 0 K: 0 S: 3	H: 0 LOB: 0 BB: 0 P: 3	R: 0 E: 1 K: 1 S: 7	H: 1 LOB: 2 BB: 0 P: 7	R: 2 E: 0 K: 1 S: 7	H: 3 LOB: 0 BB: 0 P: 7	R: 0 E: 0 K: 2 S: 7	H: 0 LOB: 2 BB: 2 P: 15	R: 1 E: 0 K: 0 S: 6	H: 3 LOB: 2 BB: 0 P: 6	1B: 7 2B: 0 3B: 1 HR: 1	SF: 0 SAC: 0 DP: 2 HBP: 1	WP: 0 PB: 0 SB: 1 CS: 0	PA: 40			
<b>PITCHER</b>	IP	WLS	BF	H	R	ER	SO	BB	IBB	HBP	BLK	WP	HR	S	P	ERA	WHIP								
Alan Foster, R (1, 1) ERA: 2.0	7.2		33	6	2	2	4	3	0	1	0	0	1	37	50	2.35	1.174								
Diego Segui, R (8, 1) ERA: 1.38	1.1	W	7	3	1	1	1	0	0	0	0	0	0	9	9	6.75	2.250								

San Diego Padres @ St. Louis Cardinals  
 Busch Stadium, St. Louis, MO  
 Tue Jun 05 1973, 7:05 PM CDT  
 Att: 12,616 - Unknown

AB 36  
 R 3  
 H 9  
 RBI 3  
 BB 3  
 SO 5  
 LOB 18




Batter	1	2	3	4	5	6	7	8	9	AB	R	H	RBI	BB	SO	LOB	BOTTOM								
Lou Brock, L (1, 7) OBP: 0.336, SLG: 0.378	0-0 G5-4-3 1B		0-0 E SF8 1B		4-0 FC6-4 IBB		0-0 F7			3	1	2	0	1	0	1									
Ted Sizemore, R (1, 4) OBP: 0.336, SLG: 0.336	0-0 G5-4-3		0-0 SF8		0-0 FC6-4		0-0 FC5-4			3	0	0	1	0	0	4									
Joe Torre, R (1, 5) OBP: 0.429, SLG: 0.388	0-3 K		0-3 K			0-0 4-3		0-3 K		4	0	0	0	0	3	0									
Ted Simmons, S (1, 2) OBP: 0.347, SLG: 0.335		4-0 FC4-6 1B BB		0-0 F7		0-0 P6		0-0 3B 2B		3	2	1	0	1	0	0									
Tim McCarver, L (1, 3) OBP: 0.407, SLG: 0.403		0-0 FC4-6 1B		0-0 F9		0-0 1B		4-0 3B		3	1	2	0	1	0	0									
Ken Reitz, R (9, 5) OBP: 0.236, SLG: 0.327		1-2 FC4-6 1B		0-0 F9		0-0 1B		0-0 3B IBB		0	0	0	0	0	0	0									
Luis Melendez, R (1, 8) OBP: 0.331, SLG: 0.307		0-0 FC4-6 1B		0-0 P4		0-0 1B		0-0 F9		4	0	1	0	0	0	4									
Jose Cruz, L (1, 9) OBP: 0.311, SLG: 0.422		0-0 1-3 2-3 1B		0-0 F2		0-0 F2		0-0 WP 3B		4	1	2	3	0	0	2									
Mike Tyson, R (1, 6) OBP: 0.295, SLG: 0.302		0-0 4-3		0-0 SH1-4 1B		0-0 FC1-6 1B		0-3 K		4	0	2	0	0	1	1									
Alan Foster, R (1, 1) OBP: 0.222, SLG: 0.222				0-0 4-3		0-0 SH1-4		0-0 FC1-6		2	0	0	0	0	0	1									
Diego Segui, R (8, 1) ERA: 1.38						0-0 SH1-4		0-0 FC1-6		0	0	0	0	0	0	0									
<b>Inning Stats</b>	R: 0 E: 0 K: 1 S: 5	H: 1 LOB: 0 BB: 0 P: 5	R: 1 E: 0 K: 0 S: 4	H: 2 LOB: 1 BB: 1 P: 8	R: 1 E: 0 K: 1 S: 6	H: 1 LOB: 0 BB: 0 P: 6	R: 0 E: 0 K: 0 S: 3	H: 0 LOB: 0 BB: 0 P: 3	R: 0 E: 0 K: 0 S: 5	H: 2 LOB: 2 BB: 0 P: 5	R: 0 E: 0 K: 0 S: 4	H: 1 LOB: 1 BB: 0 P: 4	R: 3 E: 0 K: 2 S: 9	H: 2 LOB: 0 BB: 1 P: 13	R: 1 E: 0 K: 2 S: 6	H: 2 LOB: 0 BB: 0 P: 6	1B: 8 2B: 1 3B: 1 HR: 0	SF: 1 SAC: 1 DP: 1 HBP: 0	WP: 1 PB: 0 SB: 1 CS: 0	PA: 35					
<b>PITCHER</b>	IP	WLS	BF	H	R	ER	SO	BB	IBB	HBP	BLK	WP	HR	S	P	ERA	WHIP								
Bill Greif, R (1, 1) ERA: 2.29	8.0	L	35	10	5	4	4	1	2	0	0	1	0	40	52	4.50	1.375								


San Diego Padres @ St. Louis Cardinals  
 Busch Stadium, St. Louis, MO  
 Tue Jun 05 1973, 7:05 PM CDT  
 Att: 12,616 - Unknown

AB 30  
 R 5  
 H 10  
 RBI 4  
 BB 3  
 SO 4  
 LOB 13





Batter	1	2	3	4	5	6	7	8	9	AB	R	H	RBI	BB	SO	LOB	TOP	
Enzo Hernandez, R OBP: 0.308, SLG: 0.273	F8		K			6-3			HR 1B	4	1	1	0	0	1	0	<b>San Diego Padres @ St. Louis Cardinals</b> Busch Stadium, St. Louis, MO Wed Jun 06 1973, 7:05 PM CDT Att: 15,857 - Unknown  <b>AB 32</b> <b>R 3</b> <b>H 5</b> <b>RBI 3</b> <b>BB 0</b> <b>SO 7</b> <b>LOB 4</b> 	
Johnny Grubb, L OBP: 0.391, SLG: 0.447	3-1		G3			F8			F7	4	0	0	0	0	0	1		
Leron Lee, L OBP: 0.342, SLG: 0.354	F9			1-3					G3 HR	4	1	1	2	0	0	0		
Cito Gaston, R OBP: 0.346, SLG: 0.458		3-1		K					K	4	0	1	0	0	2	0		
Fred Kendall, R OBP: 0.331, SLG: 0.382		L6		F9					F7	4	0	0	0	0	0	1		
Dave Roberts, R OBP: 0.228, SLG: 0.246					P4 1B 2B					3	1	1	0	0	0	1		
Ivan Murrell, R OBP: 0.188, SLG: 0.292						P5			K	3	0	1	1	0	1	0		
Dave Campbell, R OBP: 0.271, SLG: 0.255						F3			K	3	0	0	0	0	1	1		
Clay Kirby, R Mike Corkins, R Gary Ross, R Rich Troedson, L Dave Marshall, L Vicente Romo, R				P4					K	1	0	0	0	0	0	0		
									K	1	0	0	0	0	0	0		
<b>Inning Stats</b>	R: 0 E: 0 K: 0 S: 3	H: 0 LOB: 0 BB: 0 P: 3	R: 1 E: 0 K: 0 S: 5	H: 2 LOB: 1 BB: 0 P: 5	R: 0 E: 0 K: 1 S: 5	H: 0 LOB: 0 BB: 0 P: 5	R: 0 E: 0 K: 1 S: 5	H: 0 LOB: 0 BB: 0 P: 3	R: 0 E: 0 K: 0 S: 4	H: 1 LOB: 1 BB: 0 P: 4	R: 0 E: 0 K: 3 S: 9	H: 0 LOB: 0 BB: 0 P: 9	R: 2 E: 0 K: 1 S: 7	H: 2 LOB: 2 BB: 0 P: 7	1B: 3 2B: 1 3B: 0 HR: 1	SF: 0 SAC: 0 DP: 0 HBP: 0	WP: 0 PB: 0 SB: 0 CS: 0	PA: 32
<b>PITCHER</b> Bob Gibson, R ERA: 3.0	IP: 9.0 WLS: W BF: 32 H: 5 R: 3 ER: 3 SO: 7 BB: 0 IBB: 0 HBP: 0 BLK: 0 WP: 0 HR: 1 S: 46 P: 46 ERA: 3.00 WHIP: 0.556											<b>PITCHER</b>	IP: 9.0 WLS: W BF: 32 H: 5 R: 3 ER: 3 SO: 7 BB: 0 IBB: 0 HBP: 0 BLK: 0 WP: 0 HR: 1 S: 46 P: 46 ERA: 3.00 WHIP: 0.556					

Batter	1	2	3	4	5	6	7	8	9	AB	R	H	RBI	BB	SO	LOB	BOTTOM	
Lou Brock, L OBP: 0.339, SLG: 0.379	CS BB		K		SF7		SH1-3 1B			2	0	1	1	1	1	0	<b>San Diego Padres @ St. Louis Cardinals</b> Busch Stadium, St. Louis, MO Wed Jun 06 1973, 7:05 PM CDT Att: 15,857 - Unknown  <b>AB 26</b> <b>R 6</b> <b>H 8</b> <b>RBI 6</b> <b>BB 5</b> <b>SO 9</b> <b>LOB 12</b> 	
Ted Sizemore, R OBP: 0.344, SLG: 0.339	2B 1B				FC HR		SH1-3			2	2	1	1	1	0	1		
Joe Torre, R OBP: 0.424, SLG: 0.380	F8				K					3	0	0	0	1	2	4		
Ken Reitz, R OBP: 0.236, SLG: 0.327							G6-4-3 IBB			0	0	0	0	0	0	0		
Ted Simmons, S OBP: 0.355, SLG: 0.367							G6-4-3 HR			4	1	3	4	0	0	3		
Tim McCarver, L OBP: 0.400, SLG: 0.394	K			G4-6-3 1B			K			4	0	1	0	0	2	2		
Luis Melendez, R OBP: 0.321, SLG: 0.297		5-3		K					G6-4-3 1B	4	0	0	0	0	2	1		
Jose Cruz, L OBP: 0.316, SLG: 0.421		4-3					SH BB SF7 1B		G1-6-3 BB	3	1	1	0	1	0	0		
Mike Tyson, R OBP: 0.296, SLG: 0.296							SF7 SH FC BB		G1-6-3	2	1	0	0	1	1	1		
Bob Gibson, R OBP: 0.194, SLG: 0.111				K			SH SF7 HR		SH1-3 1B	2	1	1	0	0	1	0		
<b>Inning Stats</b>	R: 1 E: 0 K: 1 S: 6	H: 2 LOB: 1 BB: 1 P: 10	R: 0 E: 0 K: 1 S: 5	H: 0 LOB: 0 BB: 0 P: 5	R: 0 E: 0 K: 3 S: 9	H: 0 LOB: 1 BB: 1 P: 13	R: 0 E: 0 K: 1 S: 5	H: 1 LOB: 0 BB: 0 P: 5	R: 5 E: 0 K: 2 S: 11	H: 2 LOB: 0 BB: 1 P: 15	R: 0 E: 0 K: 1 S: 4	H: 2 LOB: 2 BB: 1 P: 8	R: 0 E: 0 K: 0 S: 3	H: 1 LOB: 0 BB: 0 P: 3	1B: 6 2B: 1 3B: 0 HR: 1	SF: 1 SAC: 2 DP: 4 HBP: 0	WP: 0 PB: 0 SB: 0 CS: 1	PA: 34
<b>PITCHER</b> Clay Kirby, R ERA: 6.02 Gary Ross, R ERA: 4.41 Rich Troedson, L ERA: 3.93 Vicente Romo, R ERA: 3.41	IP: 5.0 WLS: L BF: 23 H: 5 R: 6 ER: 6 SO: 8 BB: 3 IBB: 0 HBP: 0 BLK: 0 WP: 0 HR: 1 S: 36 P: 48 ERA: 10.80 WHIP: 1.600											<b>PITCHER</b>	IP: 5.0 WLS: L BF: 23 H: 5 R: 6 ER: 6 SO: 8 BB: 3 IBB: 0 HBP: 0 BLK: 0 WP: 0 HR: 1 S: 36 P: 48 ERA: 10.80 WHIP: 1.600					



Batter	1	2	3	4	5	6	7	8	9	AB	R	H	RBI	BB	SO	LOB	TOP																					
Enzo Hernandez, R OBP: 0.306, SLG: 0.271 (1, 6)	F3		1B		6-3		K		4-3	5	0	1	0	0	1	0	<b>San Diego Padres @ St. Louis Cardinals</b> Busch Stadium, St. Louis, MO Thu Jun 07 1973, 7:05 PM CDT Att: 14,313 - Unknown																					
Johnny Grubb, L OBP: 0.388, SLG: 0.442 (1, 8)	K		G4-6-3 1B			G3	G3			4	0	1	0	0	1	0																						
Leron Lee, L OBP: 0.340, SLG: 0.351 (1, 7)	K		G4-6-3 1-2 1B				FC4-6 1B		4-3	4	0	1	0	0	1	2																						
Cito Gaston, R OBP: 0.344, SLG: 0.453 (1, 9)		2B 1B			K		FC4-6 1B		5-3	4	1	1	0	0	1	1																						
Fred Kendall, R OBP: 0.335, SLG: 0.382 (1, 2)	F8				G5-3 1B		1B 2B BB		6-3	3	1	1	0	1	0	1																						
Dave Roberts, R OBP: 0.243, SLG: 0.275 (1, 5)	1B 2B				E9 1-2 1B		2B 1B		F8	4	1	2	1	0	0	1																						
Ivan Murrell, R OBP: 0.231, SLG: 0.404 (1, 3)		2-3 1B			G5-3		1-3 2-H 1B			4	1	3	2	0	0	2																						
Rich Morales, R OBP: 0.167, SLG: 0.091 (1, 4)	F7						2-3 3-H 1B		4-3	4	0	1	1	0	1	2																						
Mike Caldwell, R OBP: 0.182, SLG: 0.182 Vicente Romo, R Rich Troedson, L Mike Corkins, R OBP: 0.278, SLG: 0.563 (1, 1) (8, 1) (8, 1) (9, 1)			4-3						6-3	3	0	0	0	0	2	2																						
<b>Inning Stats</b>	R: 0 E: 0 K: 2 S: 7	H: 0 LOB: 0 BB: 0 P: 7	R: 0 E: 0 K: 0 S: 5	H: 3 LOB: 2 BB: 0 P: 5	R: 0 E: 0 K: 0 S: 4	H: 2 LOB: 1 BB: 0 P: 4	R: 0 E: 1 K: 1 S: 6	H: 1 LOB: 1 BB: 0 P: 6	R: 0 E: 0 K: 2 S: 7	H: 0 LOB: 0 BB: 0 P: 7	R: 3 E: 0 K: 1 S: 9	H: 4 LOB: 2 BB: 1 P: 13	R: 0 E: 0 K: 1 S: 5	H: 0 LOB: 0 BB: 0 P: 5	R: 0 E: 0 K: 0 S: 3	H: 0 LOB: 0 BB: 0 P: 3		R: 1 E: 0 K: 0 S: 4	H: 1 LOB: 1 BB: 0 P: 4	1B: 8 2B: 2 3B: 0 HR: 1	SF: 0 SAC: 0 DP: 2 HBP: 0	WP: 0 PB: 0 SB: 0 CS: 0	PA: 37															
<b>PITCHER</b>	IP	WLS	BF	H	R	ER	SO	BB	IBB	HBP	BLK	WP	HR	S	P	ERA	WHIP	<b>PITCHER</b>				IP	WLS	BF	H	R	ER	SO	BB	IBB	HBP	BLK	WP	HR	S	P	ERA	WHIP
Reggie Cleveland, R ERA: 3.42 Wayne Granger, R ERA: 3.42 (1, 1) (6, 1)	5.2		25	9	3	3	5	1	0	0	0	0	0	34	38	4.76	1.765																					



Batter	1	2	3	4	5	6	7	8	9	AB	R	H	RBI	BB	SO	LOB	BOTTOM																					
Lou Brock, L OBP: 0.341, SLG: 0.377 (1, 7)	1B 4-3 E						F7			4	1	1	0	1	1	1	<b>San Diego Padres @ St. Louis Cardinals</b> Busch Stadium, St. Louis, MO Thu Jun 07 1973, 7:05 PM CDT Att: 14,313 - Unknown																					
Ted Sizemore, R OBP: 0.348, SLG: 0.336 (1, 4)	4-3				G6-4-3 1B		F8			4	0	1	0	1	0	3																						
Joe Torre, R OBP: 0.426, SLG: 0.384 (1, 3) (9, 5)	BB E				F3		5-3			4	1	2	0	0	0	1																						
Ted Simmons, S OBP: 0.359, SLG: 0.374 (1, 2)	E5 1-2 BB				G6-4-3 1-2 1B					2	0	1	0	1	0	1																						
Luis Melendez, R OBP: 0.319, SLG: 0.295 (1, 8)	E5 WP						6-3			4	1	1	1	0	0	4																						
Ken Reitz, R OBP: 0.238, SLG: 0.327 Tim McCarver, L OBP: 0.395, SLG: 0.389 (1, 5) (8, PH) (9, 3)	P4						F2			3	0	1	0	0	0	2																						
Jose Cruz, L OBP: 0.319, SLG: 0.425 (1, 9)					F2		G3			3	0	1	0	1	0	3																						
Mike Tyson, R OBP: 0.288, SLG: 0.288 (1, 6)	4-3				FC5-4 1-2 2-H					3	0	0	0	0	2																							
Reggie Cleveland, R OBP: 0.407, SLG: 0.417 Wayne Granger, R Bernie Carbo, L OBP: 0.315, SLG: 0.233 (1, 1) (6, 1) (9, PH)	FC4-2				F3					2	0	0	0	0	2																							
<b>Inning Stats</b>	R: 2 E: 1 K: 0 S: 5	H: 2 LOB: 1 BB: 1 P: 9	R: 0 E: 0 K: 0 S: 4	H: 1 LOB: 1 BB: 0 P: 4	R: 0 E: 0 K: 0 S: 3	H: 1 LOB: 0 BB: 0 P: 3	R: 1 E: 1 K: 0 S: 5	H: 2 LOB: 1 BB: 0 P: 5	R: 0 E: 0 K: 1 S: 5	H: 0 LOB: 0 BB: 0 P: 5	R: 0 E: 0 K: 0 S: 4	H: 1 LOB: 1 BB: 0 P: 4	R: 0 E: 0 K: 0 S: 3	H: 0 LOB: 0 BB: 0 P: 3	R: 0 E: 0 K: 0 S: 4	H: 1 LOB: 2 BB: 1 P: 8		R: 0 E: 0 K: 0 S: 3	H: 0 LOB: 2 BB: 2 P: 11	1B: 6 2B: 2 3B: 0 HR: 0	SF: 0 SAC: 2 DP: 1 HBP: 0	WP: 1 PB: 0 SB: 0 CS: 0	PA: 38															
<b>PITCHER</b>	IP	WLS	BF	H	R	ER	SO	BB	IBB	HBP	BLK	WP	HR	S	P	ERA	WHIP	<b>PITCHER</b>				IP	WLS	BF	H	R	ER	SO	BB	IBB	HBP	BLK	WP	HR	S	P	ERA	WHIP
Mike Caldwell, L ERA: 3.61 Vicente Romo, R ERA: 3.38 Rich Troedson, L ERA: 3.89 Mike Corkins, R ERA: 5.85 (1, 1) (8, 1) (8, 1) (9, 1)	7.1		31	8	3	2	1	2	0	0	0	0	0	31	39	2.46	1.364																					





Batter	1	2	3	4	5	6	7	8	9	AB	R	H	RBI	BB	SO	LOB	TOP			
Enzo Hernandez, R OBP: 0.300, SLG: 0.265 (1, 6)	F8		6-3		F8		F8			4	0	0	0	0	0	1	<b>San Diego Padres @ Philadelphia Phillies</b> Veterans Stadium, Philadelphia, PA Fri Jun 08 1973, 7:05 PM EDT Att: 18,096 - Unknown <a href="http://livebaseballscorecards.com">livebaseballscorecards.com</a>			
Jerry Morales, R OBP: 0.316, SLG: 0.413 (1, 8)	4-3 2B		F9		F8			6-3		4	0	1	0	0	0	0				
Ivan Murrell, R OBP: 0.232, SLG: 0.393 (1, 7)	4-3			SH2-3 1B BB 1B	P5			4-3		4	1	1	0	0	0	1				
Nate Colbert, R OBP: 0.332, SLG: 0.360 (1, 3)	K			BB SH2-3 1-2 1B			6-3			4	0	1	0	0	2	1				
Cito Gaston, R OBP: 0.338, SLG: 0.444 (1, 9)		5-3		SH2-3			4-3			3	0	0	0	0	1	0				
Fred Kendall, R OBP: 0.333, SLG: 0.375 (1, 2)	F8			BB IBB		L5				3	0	0	0	1	1	0				
Dave Roberts, R OBP: 0.244, SLG: 0.288 (1, 5)					F7		5-3			4	0	1	0	0	0	3				
Rich Morales, R OBP: 0.222, SLG: 0.087 (1, 4)	F7									1	0	0	1	2	0	1				
Steve Arlin, R OBP: 0.188, SLG: 0.188 Rich Troedson, L (6, 1)					F9					2	0	0	0	0	1	3				
Dwain Anderson, R OBP: 0.273, SLG: 0.111 Fred Norman, S OBP: 0.174, SLG: 0.136 (7, PH) (7, 1)							K			0	0	0	0	0	0	0				
										1	0	0	0	0	1	1				
										0	0	0	0	0	0	0				
<b>Inning Stats</b>	R: 0 E: 0 K: 1 S: 6	H: 1 LOB: 1 BB: 0 P: 6	R: 0 E: 0 K: 0 S: 4	H: 1 LOB: 1 BB: 0 P: 4	R: 0 E: 0 K: 0 S: 3	H: 0 LOB: 0 BB: 0 P: 3	R: 1 E: 0 K: 1 S: 7	H: 2 LOB: 3 BB: 2 P: 15	R: 0 E: 0 K: 0 S: 3	H: 0 LOB: 0 BB: 0 P: 3	R: 0 E: 0 K: 0 S: 5	H: 0 LOB: 1 BB: 1 P: 9	R: 0 E: 0 K: 1 S: 5	H: 0 LOB: 0 BB: 0 P: 5	R: 0 E: 0 K: 2 S: 7	H: 0 LOB: 0 BB: 0 P: 7	1B: 2 2B: 2 3B: 0 HR: 0	SF: 0 SAC: 1 DP: 0 HBP: 0	WP: 0 PB: 0 SB: 0 CS: 0	PA: 34
<b>PITCHER</b> Steve Carlton, L ERA: 3.71 (1, 1)	IP: 9.0 WLS: W BF: 34 H: 4 R: 1 ER: 1 SO: 6 BB: 2 IBB: 1 HBP: 0 BLK: 0 WP: 0 HR: 0 S: 43 P: 55 ERA: 1.00 WHIP: 0.667																			

Batter	1	2	3	4	5	6	7	8	9	AB	R	H	RBI	BB	SO	LOB	BOTTOM
Cesar Tovar, R OBP: 0.330, SLG: 0.356 (1, 5)	F7		4-3		F8		6-3			4	0	0	0	0	0	1	<b>San Diego Padres @ Philadelphia Phillies</b> Veterans Stadium, Philadelphia, PA Fri Jun 08 1973, 7:05 PM EDT Att: 18,096 - Unknown <a href="http://livebaseballscorecards.com">livebaseballscorecards.com</a>
Denny Doyle, L OBP: 0.352, SLG: 0.300 (1, 4)	4-0 BB FC5-4		F7		F7		4-3			3	0	0	0	1	0	1	
Willie Montanez, L OBP: 0.313, SLG: 0.327 (1, 9)	F8			1B 3B		1B 2B 1B		K		4	2	2	0	0	1	1	
Greg Luzinski, R OBP: 0.273, SLG: 0.371 (1, 7)	FC5-4			1B SF8 1B		F8		K		4	1	1	1	0	1	2	
Tom Hutton, L OBP: 0.365, SLG: 0.362 (1, 3)		4-3		S 1B		2B 1B		F8		4	1	2	0	0	0	0	
Del Unser, L OBP: 0.355, SLG: 0.478 (1, 8)		K		SF8		4-3 2B 2B				2	1	1	3	0	1	0	
Bob Boone, R OBP: 0.273, SLG: 0.285 (1, 2)		5-3		1-2 K		4-3				3	0	0	0	0	1	2	
Larry Bowa, S OBP: 0.253, SLG: 0.250 (1, 6)				4-3 SH1-4 1B		F3		E7 2B		3	0	2	1	0	0	1	
Steve Carlton, L OBP: 0.175, SLG: 0.179 (1, 1)				SH1-4		4-3		F7		2	0	0	0	0	0	0	
										1B: 5 2B: 2 3B: 1 HR: 0	SF: 1 SAC: 1 DP: 0 HBP: 0	WP: 0 PB: 0 SB: 1 CS: 0	PA: 32				
<b>PITCHER</b> Steve Arlin, R ERA: 6.35 Rich Troedson, L ERA: 4.08 Fred Norman, L ERA: 4.26 (1, 1) (6, 1) (7, 1)	IP: 5.1 WLS: L BF: 23 H: 6 R: 4 ER: 4 SO: 2 BB: 1 IBB: 0 HBP: 0 BLK: 0 WP: 0 HR: 0 S: 26 P: 30 ERA: 6.75 WHIP: 1.312																
<b>PITCHER</b>	IP: 0.2 WLS: L BF: 3 H: 2 R: 1 ER: 1 SO: 0 BB: 0 IBB: 0 HBP: 0 BLK: 0 WP: 0 HR: 0 S: 3 P: 3 ERA: 13.50 WHIP: 3.000																
<b>PITCHER</b> Fred Norman, L ERA: 4.26 (7, 1)	IP: 2.0 WLS: L BF: 6 H: 0 R: 0 ER: 0 SO: 2 BB: 0 IBB: 0 HBP: 0 BLK: 0 WP: 0 HR: 0 S: 10 P: 10 ERA: 0.00 WHIP: 0.000																









Batter	1	2	3	4	5	6	7	8	9	AB	R	H	RBI	BB	SO	LOB	TOP		
Enzo Hernandez, R OBP: 0.293, SLG: 0.259 (1, 6)			4-3		F9			F9		4	0	0	0	0	1	0	<b>San Diego Padres @ Philadelphia Phillies</b> Veterans Stadium, Philadelphia, PA Sun Jun 10 1973, 3:33 AM EDT Att: 27,863 - Unknown		
Johnny Grubb, L OBP: 0.383, SLG: 0.435 (1, 8)			E4 WP				F8	6-3		4	0	1	0	0	0	0			
Leron Lee, L OBP: 0.332, SLG: 0.342 (1, 7)			K						F9	4	0	0	0	0	3	2			
Nate Colbert, R OBP: 0.329, SLG: 0.352 (1, 3)				K						3	0	1	0	1	1	0			
Cito Gaston, R OBP: 0.333, SLG: 0.440 (1, 9)										4	0	2	0	0	1	3			
Fred Kendall, R OBP: 0.335, SLG: 0.375 (1, 2)										4	0	1	0	0	0	2			
Dave Roberts, R OBP: 0.235, SLG: 0.275 (1, 5)										3	0	0	0	0	0	3			
Rich Morales, R OBP: 0.273, SLG: 0.148 (1, 4)										3	0	0	0	0	0	2			
Clay Kirby, R Mike Corkins, R Ivan Murrell, R Bob Miller, R Dave Marshall, L Gary Ross, R (1, 1) (2, 1) (5, PH) (5, 1) (8, PH) (8, 1)			K							0	0	0	0	0	0	0			
<b>Inning Stats</b>	R: 0 E: 0 K: 3 S: 10	H: 1 LOB: 2 BB: 1 P: 14	R: 0 E: 0 K: 0 S: 3	H: 0 LOB: 0 BB: 0 P: 3	R: 0 E: 1 K: 2 S: 8	H: 0 LOB: 1 BB: 0 P: 8	R: 0 E: 0 K: 1 S: 6	H: 1 LOB: 1 BB: 0 P: 6	R: 0 E: 0 K: 1 S: 5	H: 0 LOB: 0 BB: 0 P: 5	R: 0 E: 0 K: 0 S: 4	H: 2 LOB: 1 BB: 0 P: 4	R: 0 E: 0 K: 0 S: 3	H: 0 LOB: 0 BB: 0 P: 3	R: 0 E: 0 K: 0 S: 4	H: 1 LOB: 1 BB: 0 P: 4	1B: 4 2B: 1 3B: 0 HR: 0	SF: 0 SAC: 0 DP: 1 HBP: 0	WP: 2 PA: 33 PB: 0 SB: 1 CS: 0
<b>PITCHER</b> Wayne Twitchell, R ERA: 1.9 (1, 1)	IP: 9.0 WLS: W BF: 33 H: 5 R: 0 ER: 0 SO: 8 BB: 1 IBB: 0 HBP: 0 BLK: 0 WP: 2 HR: 0 S: 48 P: 52 ERA: 0.00 WHIP: 0.667																		

Batter	1	2	3	4	5	6	7	8	9	AB	R	H	RBI	BB	SO	LOB	BOTTOM		
Cesar Tovar, R OBP: 0.338, SLG: 0.370 Mike Schmidt, R OBP: 0.346, SLG: 0.311 (1, 5) (9, 5)	5-3		FC5-4 2B		P5			FC5-4 HBP BB 2B		5	2	1	2	0	0	4	<b>San Diego Padres @ Philadelphia Phillies</b> Veterans Stadium, Philadelphia, PA Sun Jun 10 1973, 3:33 AM EDT Att: 27,863 - Unknown		
Denny Doyle, L OBP: 0.350, SLG: 0.306 (1, 4)										4	1	2	2	1	1	3			
Willie Montanez, L Mike Anderson, R OBP: 0.298, SLG: 0.376 (1, 9) (9, 9)										3	1	1	0	1	0	1			
Greg Luzinski, R Mike Rogodzinski, L OBP: 0.284, SLG: 0.382 OBP: 0.333, SLG: 0.357 (1, 7) (9, 7)										4	2	2	3	1	1	2			
Tom Hutton, L OBP: 0.361, SLG: 0.359 (1, 3)	4-3									5	0	1	2	0	1	6			
Del Unser, L OBP: 0.368, SLG: 0.492 (1, 8)										3	1	1	1	1	0	0			
Bob Boone, R OBP: 0.287, SLG: 0.306 (1, 2)										5	2	2	0	0	0	2			
Larry Bowa, S Terry Harmon, R OBP: 0.249, SLG: 0.246 OBP: 0.315, SLG: 0.250 (1, 6) (9, 6)										4	1	1	0	0	0	2			
Wayne Twitchell, R OBP: 0.111, SLG: 0.148 (1, 1)										3	1	3	1	0	0	0			
<b>Inning Stats</b>	R: 0 E: 0 K: 1 S: 7	H: 2 LOB: 2 BB: 0 P: 7	R: 3 E: 0 K: 0 S: 7	H: 4 LOB: 3 BB: 2 P: 15	R: 3 E: 1 K: 0 S: 7	H: 3 LOB: 1 BB: 0 P: 7	R: 1 E: 0 K: 0 S: 4	H: 1 LOB: 0 BB: 0 P: 4	R: 0 E: 0 K: 1 S: 6	H: 1 LOB: 1 BB: 0 P: 6	R: 0 E: 0 K: 1 S: 5	H: 0 LOB: 0 BB: 0 P: 5	R: 0 E: 0 K: 0 S: 3	H: 0 LOB: 0 BB: 0 P: 3	R: 4 E: 0 K: 0 S: 5	H: 3 LOB: 1 BB: 2 P: 14	1B: 8 2B: 7 3B: 0 HR: 0	SF: 1 SAC: 1 DP: 1 HBP: 1	WP: 0 PA: 43 PB: 0 SB: 0 CS: 0
<b>PITCHER</b> Clay Kirby, R ERA: 6.38 Mike Corkins, R ERA: 5.79 Bob Miller, R ERA: 4.44 Gary Ross, R ERA: 5.35 (1, 1) (2, 1) (5, 1) (8, 1)	IP: 1.2 WLS: L BF: 13 H: 6 R: 3 ER: 3 SO: 3 BB: 1 IBB: 0 HBP: 0 BLK: 0 WP: 0 HR: 0 S: 13 P: 21 ERA: 16.20 WHIP: 4.200																		





Batter	1	2	3	4	5	6	7	8	9	AB	R	H	RBI	BB	SO	LOB	TOP								
Enzo Hernandez, R (1, 6) OBP: 0.292, SLG: 0.259	4-3		G3-6				FC6-4			4	0	1	1	0	0	2	<p><b>San Diego Padres @ Montreal Expos</b>            Jarry Park, Montreal, QB            Tue Jun 12 1973, 7:05 PM EDT            Att: 12,352 - Unknown</p> <p>AB 31 R 4 H 8 RBI 4 BB 5 SO 5 LOB 15</p> 								
Johnny Grubb, L (1, 8) OBP: 0.381, SLG: 0.428	BB		5-3		4-3			4-3		3	0	0	0	1	0	1									
Leron Lee, L (1, 7) OBP: 0.335, SLG: 0.342	G6-4-3			G4-6-3	K			F8		3	0	1	0	1	1										
Nate Colbert, R (1, 3) OBP: 0.323, SLG: 0.345	G6-4-3			K				K		4	0	0	0	0	2	3									
Cito Gaston, R (1, 9) OBP: 0.337, SLG: 0.442		5-3		G4-6-3					5-3	4	1	2	0	0	0	1									
Fred Kendall, R (1, 2) OBP: 0.333, SLG: 0.369		F8					G6-4-3		F6	3	1	0	0	1	0	2									
Dwain Anderson, R (1, 5) OBP: 0.296, SLG: 0.136									5-3	3	1	1	0	1	1	1									
Dave Roberts, R (1, 4) OBP: 0.256, SLG: 0.345		L8								4	1	3	3	0	0	1									
Mike Caldwell, R (1, 1) OBP: 0.208, SLG: 0.174										1	0	0	0	1	1	1									
Dave Marshall, L (7, PH) OBP: 0.366, SLG: 0.383										1	0	0	0	0	0	1									
Mike Corkins, R (7, 1) OBP: 0.263, SLG: 0.529										0	0	0	0	0	0	0									
Jerry Morales, R (9, PH) OBP: 0.314, SLG: 0.408										1	0	0	0	0	0	1									
<b>Inning Stats</b>	R: 0 E: 0 K: 0 S: 2	H: 0 LOB: 1 BB: 2 P: 10	R: 0 E: 0 K: 0 S: 3	H: 0 LOB: 1 BB: 1 P: 7	R: 0 E: 0 K: 0 S: 2	H: 0 LOB: 0 BB: 1 P: 6	R: 0 E: 0 K: 1 S: 5	H: 1 LOB: 0 BB: 0 P: 5	R: 3 E: 0 K: 2 S: 10	H: 3 LOB: 1 BB: 1 P: 14	R: 0 E: 0 K: 0 S: 3	H: 1 LOB: 0 BB: 0 P: 3	R: 0 E: 0 K: 1 S: 6	H: 1 LOB: 1 BB: 0 P: 6	R: 0 E: 0 K: 1 S: 5	H: 0 LOB: 0 BB: 0 P: 5	R: 1 E: 0 K: 0 S: 5	H: 2 LOB: 1 BB: 0 P: 5	1B: 6 2B: 0 3B: 2 HR: 0	SF: 0 SAC: 0 DP: 4 HBP: 0	WP: 0 PB: 0 SB: 1 CS: 0	PA: 36			
<b>PITCHER</b>	IP	WLS	BF	H	R	ER	SO	BB	IBB	HBP	BLK	WP	HR	S	P	ERA	WHIP								
Mike Torrez, R (1, 1) ERA: 4.2	4.1		19	4	3	3	2	5	0	0	0	0	0	18	38	6.23	2.077								
Mickey Scott, L (5, 1) ERA: 6.75	0.2	W	2	0	0	0	1	0	0	0	0	0	0	4	4	0.00	0.000								
Tom Walker, R (6, 1) ERA: 2.79	4.0	S	15	4	1	1	2	0	0	0	0	0	0	19	19	2.25	1.000								

Batter	1	2	3	4	5	6	7	8	9	AB	R	H	RBI	BB	SO	LOB	BOTTOM								
Ron Hunt, R (1, 4) OBP: 0.407, SLG: 0.339	F9		1-3		1B		G3			4	3	3	1	0	0	0	<p><b>San Diego Padres @ Montreal Expos</b>            Jarry Park, Montreal, QB            Tue Jun 12 1973, 7:05 PM EDT            Att: 12,352 - Unknown</p> <p>AB 31 R 7 H 10 RBI 5 BB 3 SO 1 LOB 11</p> 								
Ron Woods, R (1, 8) OBP: 0.354, SLG: 0.352	5-3		1-3		E5		E			3	1	2	0	1	0	1									
Clyde Mashore, R (1, 7) OBP: 0.375, SLG: 0.818	5-3									3	0	2	2	0	0	1									
Mike Jorgensen, L (7, PH) OBP: 0.324, SLG: 0.331	1-2		1B		FC5-4		G3			1	0	0	0	0	0	1									
Hal Breeden, R (1, 3) OBP: 0.383, SLG: 0.547	5-3		1B		FC5-4					3	1	1	0	0	0	2									
Ron Fairly, L (7, PH) OBP: 0.493, SLG: 0.529	5-3		1B		HR					0	0	0	0	1	0	0									
Bob Bailey, R (1, 5) OBP: 0.391, SLG: 0.560		FC1-4	F2				G6-3			3	1	1	2	1	0	4									
Ken Singleton, S (1, 9) OBP: 0.425, SLG: 0.444	FC1-4			5-3	F3			4-3		4	0	0	0	0	0	1									
John Boccabella, R (1, 2) OBP: 0.290, SLG: 0.291	G4-6-3			6-3			L7			4	0	0	0	0	1	1									
Tim Foli, R (1, 6) OBP: 0.270, SLG: 0.278				4-3			F7			4	1	1	0	0	0	0									
Mike Torrez, R (1, 1) OBP: 0.227, SLG: 0.273			SH1-4							0	0	0	0	0	0	0									
Mickey Scott, L (5, 1)										0	0	0	0	0	0	0									
Bob Stinson, S (5, PH)										1	0	0	0	0	0	0									
Tom Walker, R (6, 1)										1	0	0	0	0	0	0									
<b>Inning Stats</b>	R: 0 E: 0 K: 0 S: 3	H: 0 LOB: 1 BB: 1 P: 7	R: 0 E: 0 K: 0 S: 2	H: 0 LOB: 0 BB: 1 P: 6	R: 2 E: 0 K: 0 S: 7	H: 4 LOB: 2 BB: 0 P: 7	R: 0 E: 0 K: 0 S: 3	H: 0 LOB: 0 BB: 0 P: 3	R: 4 E: 1 K: 0 S: 7	H: 4 LOB: 0 BB: 0 P: 7	R: 0 E: 0 K: 0 S: 3	H: 0 LOB: 0 BB: 0 P: 3	R: 1 E: 1 K: 0 S: 4	H: 2 LOB: 1 BB: 1 P: 8	R: 0 E: 0 K: 1 S: 5	H: 0 LOB: 0 BB: 0 P: 5	1B: 8 2B: 1 3B: 0 HR: 1	SF: 0 SAC: 1 DP: 2 HBP: 0	WP: 0 PB: 0 SB: 0 CS: 0	PA: 35					
<b>PITCHER</b>	IP	WLS	BF	H	R	ER	SO	BB	IBB	HBP	BLK	WP	HR	S	P	ERA	WHIP								
Mike Caldwell, L (1, 1) ERA: 4.02	6.0	L	27	8	6	6	0	2	0	0	0	0	0	25	33	9.00	1.667								
Mike Corkins, R (7, 1) ERA: 5.54	2.0		8	2	1	0	1	0	1	0	0	0	0	9	13	0.00	1.000								



Batter	1	2	3	4	5	6	7	8	9	AB	R	H	RBI	BB	SO	LOB	TOP								
Enzo Hernandez, R (1, 6) Vicente Romo, R (7, 1)	F3		6-3		BB		BB			3	0	1	0	1	0	0	<b>San Diego Padres @ Montreal Expos</b> Jarry Park, Montreal, QB Wed Jun 13 1973, 7:05 PM EDT Att: 20,152 - Unknown								
Jerry Morales, R (1, 8) OBP: 0.306, SLG: 0.395	5-3		5-3				E6			4	0	0	0	0	0	3									
Dave Roberts, R (1, 4) OBP: 0.258, SLG: 0.333	BB		3-1				K			3	0	0	0	1	1	2									
Nate Colbert, R (1, 3) OBP: 0.326, SLG: 0.345	K									3	0	1	0	1	1	1									
Cito Gaston, R (1, 9) OBP: 0.335, SLG: 0.443			2-3							4	0	1	0	0	2	2									
Fred Kendall, R (1, 2) OBP: 0.337, SLG: 0.387										4	1	2	1	0	0	1									
Ivan Murrell, R (1, 7) Leron Lee, L (9, PH) OBP: 0.333, SLG: 0.340			5-3							3	0	0	0	0	2	2									
Dwain Anderson, R (1, 5) OBP: 0.323, SLG: 0.160										3	1	1	0	1	2	0									
Bill Greif, R (1, 1) Gene Locklear, L (7, PH) Rich Morales, R (7, 6) OBP: 0.188, SLG: 0.071 OBP: 0.300, SLG: 0.192 OBP: 0.273, SLG: 0.148			K							2	0	0	0	0	2	1									
<b>Inning Stats</b>	R: 0 E: 0 K: 1 S: 5	H: 0 LOB: 1 BB: 1 P: 9	R: 1 E: 0 K: 1 S: 6	H: 1 LOB: 1 BB: 1 P: 10	R: 0 E: 0 K: 0 S: 3	H: 0 LOB: 0 BB: 0 P: 3	R: 0 E: 0 K: 2 S: 8	H: 2 LOB: 1 BB: 0 P: 8	R: 0 E: 1 K: 3 S: 10	H: 0 LOB: 2 BB: 1 P: 14	R: 0 E: 0 K: 0 S: 7	H: 0 LOB: 1 BB: 1 P: 11	R: 1 E: 0 K: 0 S: 3	H: 2 LOB: 0 BB: 1 P: 7	R: 0 E: 0 K: 0 S: 3	H: 1 LOB: 0 BB: 0 P: 3		R: 0 E: 0 K: 2 S: 7	H: 0 LOB: 0 BB: 0 P: 7	1B: 4 2B: 2 3B: 1 HR: 1	SF: 0 SAC: 0 DP: 1 HBP: 0	WP: 0 PB: 1 SB: 2 CS: 1	PA: 36		
<b>PITCHER</b>	IP	WLS	BF	H	R	ER	SO	BB	IBB	HBP	BLK	WP	HR	S	P	ERA	WHIP								
Balor Moore, L (1, 1) ERA: 4.05	6.0	W	28	5	2	2	9	5	0	0	0	0	1	41	61	3.00	1.667								
Mike Marshall, R (7, 1) ERA: 3.26	3.0	S	7	1	0	0	2	0	0	0	0	0	0	11	11	0.00	0.333								

AB	30
R	2
H	6
RBI	1
BB	5
SO	11
LOB	12



Batter	1	2	3	4	5	6	7	8	9	AB	R	H	RBI	BB	SO	LOB	BOTTOM								
Ron Hunt, R (1, 4) OBP: 0.408, SLG: 0.339	F8		F7							3	0	1	0	1	0	0	<b>San Diego Padres @ Montreal Expos</b> Jarry Park, Montreal, QB Wed Jun 13 1973, 7:05 PM EDT Att: 20,152 - Unknown								
Boots Day, L (1, 8) OBP: 0.453, SLG: 0.522	K									3	0	1	0	0	1	1									
Ron Fairly, L (1, 7) Clyde Mashore, R (6, PR) OBP: 0.489, SLG: 0.526 OBP: 0.375, SLG: 0.818										1	1	0	0	3	0	0									
Ken Singleton, S (1, 9) OBP: 0.427, SLG: 0.439										2	1	0	0	2	0	2									
Mike Jorgensen, L (1, 3) OBP: 0.328, SLG: 0.351										3	1	1	3	1	0	2									
John Boccabella, R (1, 2) OBP: 0.283, SLG: 0.284										4	0	0	0	0	0	3									
Bob Bailey, R (1, 5) OBP: 0.363, SLG: 0.547										3	0	0	0	0	1	0									
Tim Foli, R (1, 6) OBP: 0.276, SLG: 0.280										2	0	1	0	1	0	0									
Balor Moore, L (1, 1) Mike Marshall, R (7, 1) OBP: 0.138, SLG: 0.111 OBP: 0.250, SLG: 0.162										2	0	0	0	0	0	1									
<b>Inning Stats</b>	R: 3 E: 0 K: 1 S: 6	H: 1 LOB: 0 BB: 2 P: 14	R: 0 E: 0 K: 0 S: 3	H: 1 LOB: 0 BB: 0 P: 3	R: 0 E: 0 K: 0 S: 3	H: 0 LOB: 0 BB: 2 P: 11	R: 0 E: 0 K: 0 S: 3	H: 0 LOB: 0 BB: 0 P: 3	R: 0 E: 0 K: 0 S: 2	H: 0 LOB: 0 BB: 1 P: 6	R: 0 E: 0 K: 0 S: 3	H: 0 LOB: 0 BB: 0 P: 3	R: 0 E: 0 K: 1 S: 5	H: 0 LOB: 1 BB: 1 P: 9	R: 0 E: 0 K: 0 S: 4	H: 1 LOB: 3 BB: 2 P: 12		1B: 3 2B: 0 3B: 0 HR: 1	SF: 0 SAC: 1 DP: 1 HBP: 0	WP: 0 PB: 0 SB: 0 CS: 1	PA: 33				
<b>PITCHER</b>	IP	WLS	BF	H	R	ER	SO	BB	IBB	HBP	BLK	WP	HR	S	P	ERA	WHIP								
Bill Greif, R (1, 1) ERA: 2.71	6.0	L	23	3	3	3	1	5	0	0	0	0	1	20	40	4.50	1.333								
Vicente Romo, R (7, 1) ERA: 2.97	2.0		10	1	0	0	1	1	2	0	0	0	0	9	21	0.00	1.000								









Batter	1	2	3	4	5	6	7	8	9	AB	R	H	RBI	BB	SO	LOB	TOP			
Gene Locklear, L (1, 7) OBP: 0.316, SLG: 0.242										3	0	0	0	1	1	2	<b>San Diego Padres @ New York Mets</b> Shea Stadium, Flushing, NY Fri Jun 15 1973, 7:05 PM EDT Att: 27,524 - Unknown			
Jerry Morales, R (1, 8) OBP: 0.309, SLG: 0.390										4	1	2	0	0	0	1				
Dwain Anderson, R (1, 5) OBP: 0.282, SLG: 0.152										4	0	0	0	0	1	3				
Nate Colbert, R (1, 3) OBP: 0.319, SLG: 0.337										4	0	0	0	0	3	1				
Cito Gaston, R (1, 9) OBP: 0.342, SLG: 0.466										4	1	2	2	0	0	0				
Fred Kendall, R (1, 2) OBP: 0.338, SLG: 0.384									3	0	1	0	1	0	1					
Derrel Thomas, S (1, 6) OBP: 0.298, SLG: 0.256										3	0	0	0	0	0	1				
Rich Morales, R (1, 4) OBP: 0.231, SLG: 0.121										3	0	0	0	0	2	1				
Steve Arlin, R (1, 1) OBP: 0.263, SLG: 0.222										2	0	1	0	1	0	1				
Rich Troedson, L (8, 1)										0	0	0	0	0	0	0				
<b>Inning Stats</b>	R: 0 E: 0 K: 0 S: 2	H: 0 LOB: 0 BB: 1 P: 6	R: 0 E: 0 K: 1 S: 5	H: 0 LOB: 0 BB: 0 P: 5	R: 0 E: 0 K: 0 S: 4	H: 1 LOB: 1 BB: 0 P: 4	R: 1 E: 0 K: 0 S: 5	H: 2 LOB: 1 BB: 0 P: 5	R: 0 E: 0 K: 2 S: 7	H: 0 LOB: 1 BB: 1 P: 11	R: 0 E: 0 K: 1 S: 6	H: 1 LOB: 1 BB: 1 P: 10	R: 0 E: 0 K: 1 S: 5	H: 1 LOB: 0 BB: 0 P: 5	R: 0 E: 0 K: 1 S: 6	H: 1 LOB: 1 BB: 0 P: 6	1B: 5 2B: 0 3B: 0 HR: 1	SF: 0 SAC: 1 DP: 1 HBP: 0	WP: 0 PB: 0 SB: 0 CS: 1	PA: 34
<b>PITCHER</b> Jon Matlack, L (1, 1) ERA: 3.99	IP: 9.0 WLS: W BF: 34 H: 6 R: 2 ER: 2 SO: 7 BB: 3 IBB: 0 HBP: 0 BLK: 0 WP: 0 HR: 1 S: 45 P: 57 ERA: 2.00 WHIP: 1.000															<b>PITCHER</b>				

AB	30
R	2
H	6
RBI	2
BB	3
SO	7
LOB	11

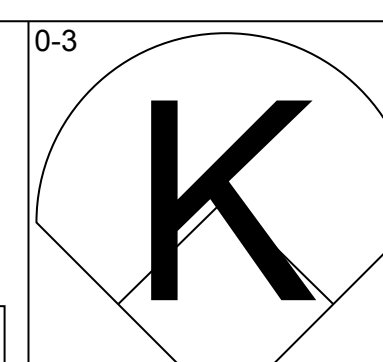
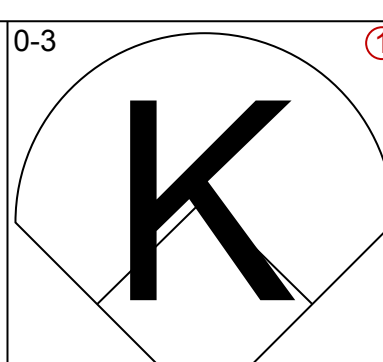
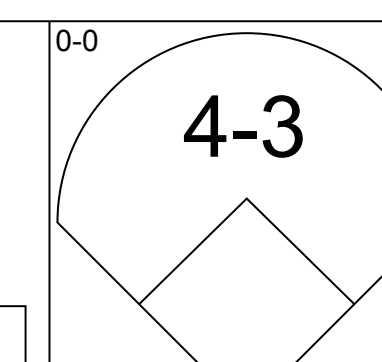
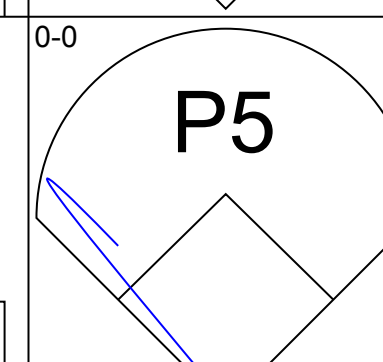
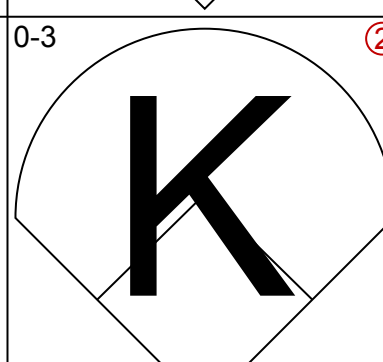
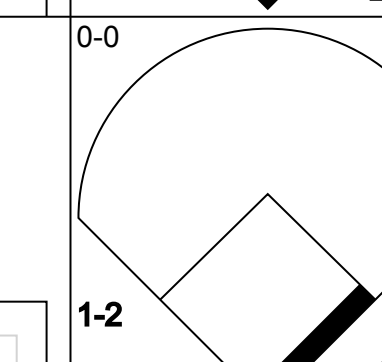
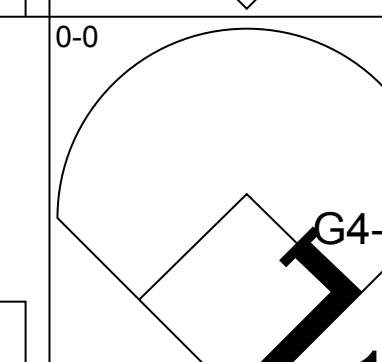
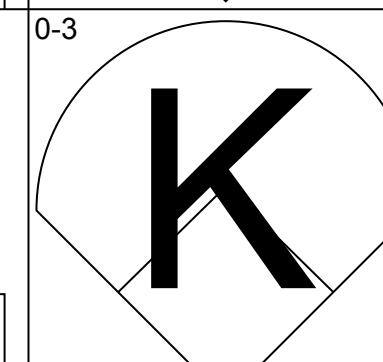
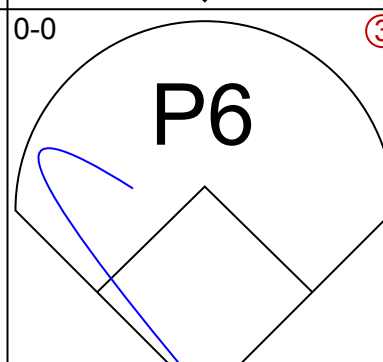
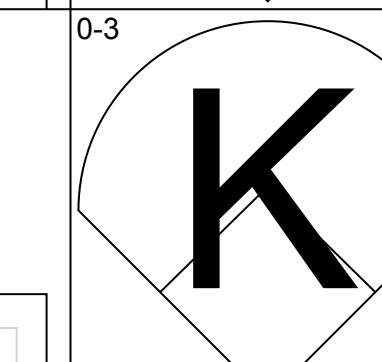
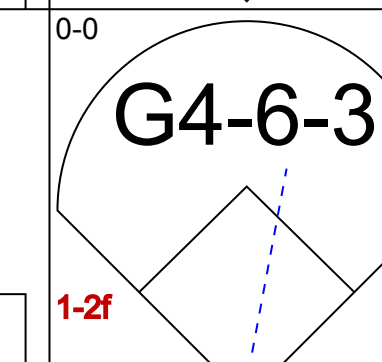
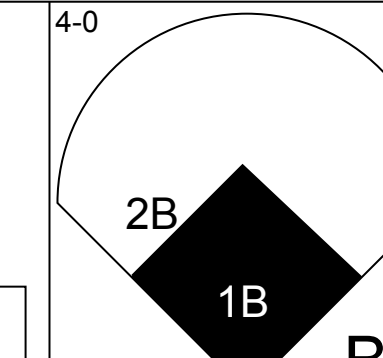
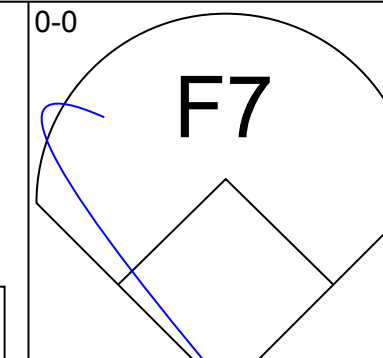
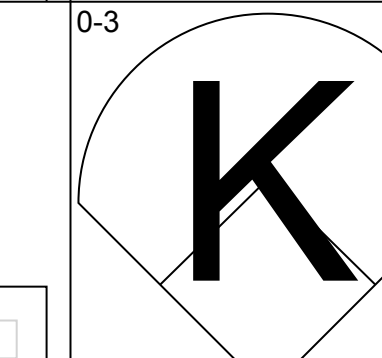
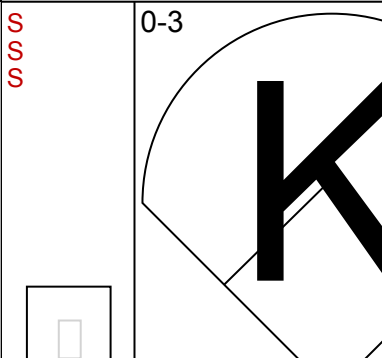
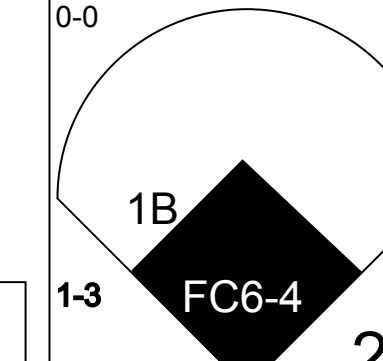
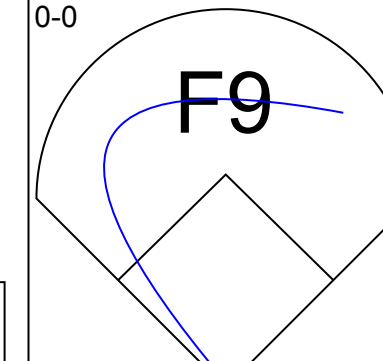
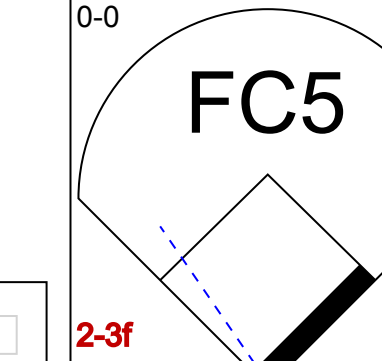
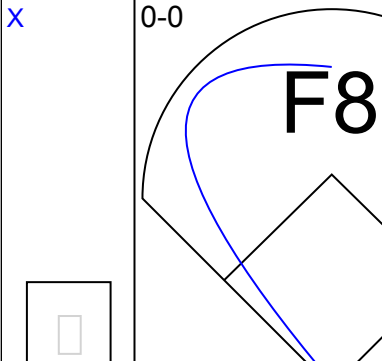
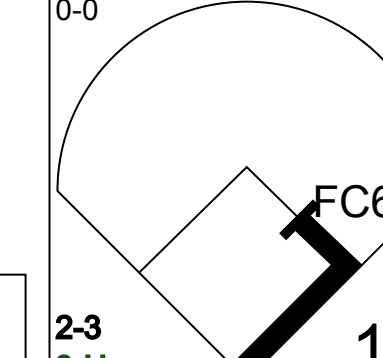
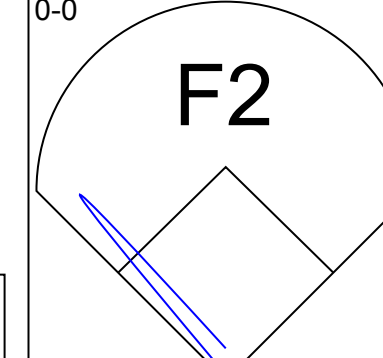
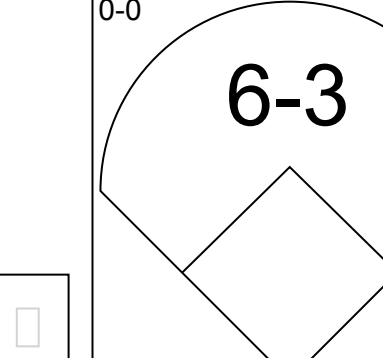
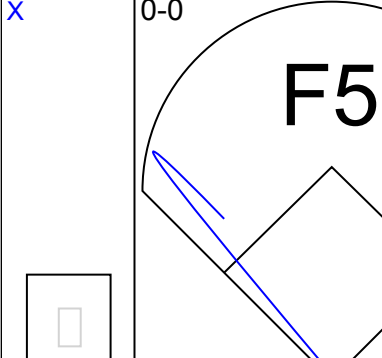
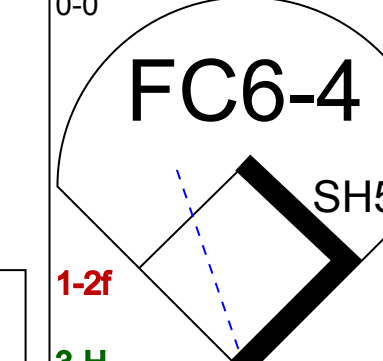
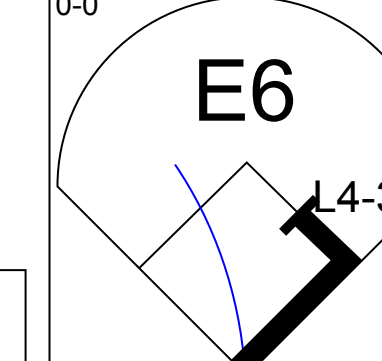
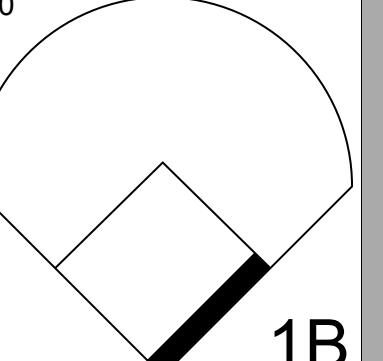
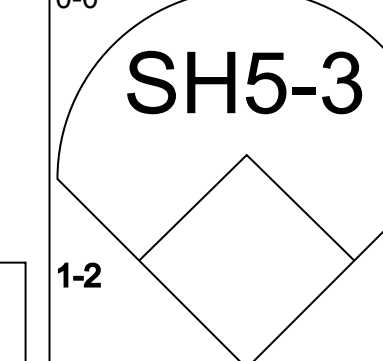
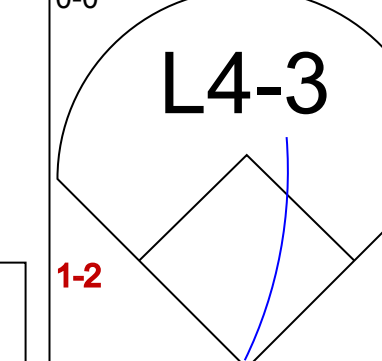
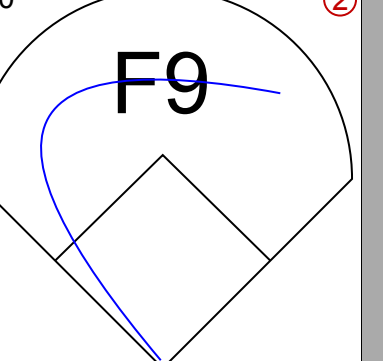


Batter	1	2	3	4	5	6	7	8	9	AB	R	H	RBI	BB	SO	LOB	BOTTOM			
Willie Mays, R (1, 8) OBP: 0.219, SLG: 0.185										4	1	1	0	0	1	3	<b>San Diego Padres @ New York Mets</b> Shea Stadium, Flushing, NY Fri Jun 15 1973, 7:05 PM EDT Att: 27,524 - Unknown			
Don Hahn, R (9, 8)										0	0	0	0	0	0	0				
Felix Milan, R (1, 4) OBP: 0.310, SLG: 0.364										4	0	1	0	0	0	3				
Rusty Staub, L (1, 9) OBP: 0.360, SLG: 0.404										3	0	0	0	1	0	0				
John Milner, L (1, 3) OBP: 0.363, SLG: 0.441										4	1	1	1	0	0	2				
Ed Kranepool, L (1, 7) OBP: 0.325, SLG: 0.387										4	1	2	0	0	0	2				
Wayne Garrett, L (1, 5) OBP: 0.320, SLG: 0.340										4	1	1	3	0	0	1				
Jim Fregosi, R (1, 6) OBP: 0.320, SLG: 0.289										4	1	3	0	0	0	0				
Ron Hodges, L (1, 2) OBP: 0.286, SLG: 0.333										3	0	1	1	0	0	3				
Jon Matlack, L (1, 1) OBP: 0.308, SLG: 0.143										3	0	0	0	1	2	1				
<b>Inning Stats</b>	R: 1 E: 0 K: 0 S: 4	H: 2 LOB: 1 BB: 1 P: 8	R: 0 E: 1 K: 0 S: 5	H: 1 LOB: 3 BB: 1 P: 9	R: 0 E: 0 K: 0 S: 3	H: 0 LOB: 0 BB: 0 P: 3	R: 1 E: 0 K: 0 S: 4	H: 1 LOB: 0 BB: 0 P: 4	R: 0 E: 0 K: 0 S: 3	H: 0 LOB: 0 BB: 0 P: 3	R: 0 E: 0 K: 2 S: 7	H: 2 LOB: 2 BB: 0 P: 5	R: 0 E: 0 K: 2 S: 7	H: 0 LOB: 0 BB: 0 P: 7	R: 3 E: 0 K: 1 S: 9	H: 4 LOB: 1 BB: 0 P: 9	1B: 8 2B: 1 3B: 1 HR: 1	SF: 1 SAC: 0 DP: 1 HBP: 0	WP: 0 PB: 0 SB: 0 CS: 0	PA: 36
<b>PITCHER</b> Steve Arlin, R (1, 1) ERA: 6.29	IP: 7.2 WLS: L BF: 35 H: 10 R: 5 ER: 5 SO: 2 BB: 2 IBB: 0 HBP: 0 BLK: 0 WP: 0 HR: 1 S: 37 P: 45 ERA: 5.87 WHIP: 1.565															<b>PITCHER</b>				
Rich Troedson, L (8, 1) ERA: 3.93	IP: 0.1 WLS: L BF: 1 H: 0 R: 0 ER: 0 SO: 1 BB: 0 IBB: 0 HBP: 0 BLK: 0 WP: 0 HR: 0 S: 3 P: 3 ERA: 0.00 WHIP: 0.000															<b>PITCHER</b>				

AB	33
R	5
H	10
RBI	5
BB	2
SO	3
LOB	15

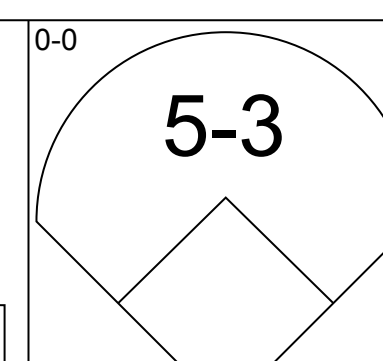
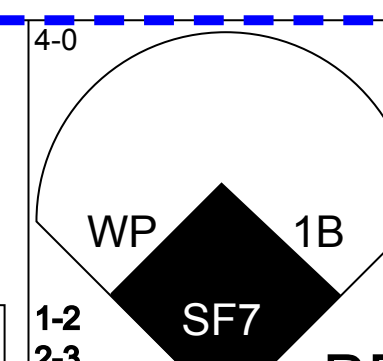
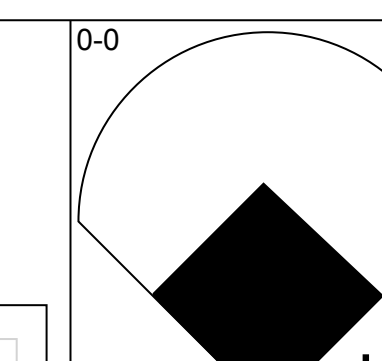
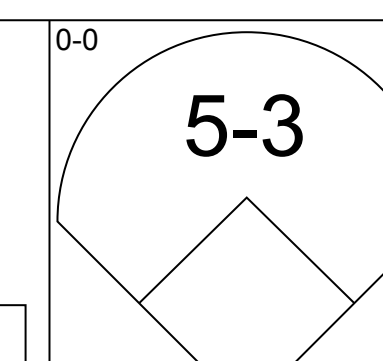
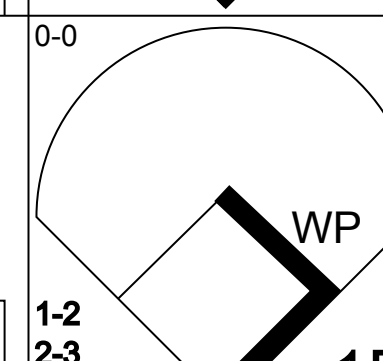
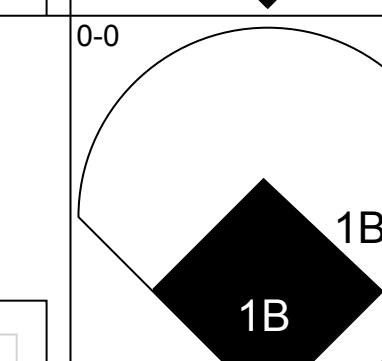
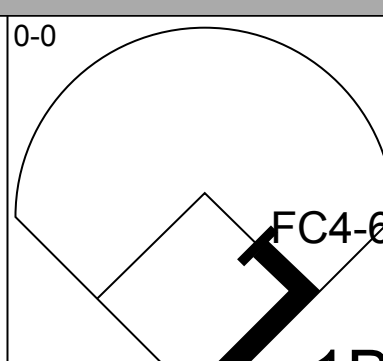
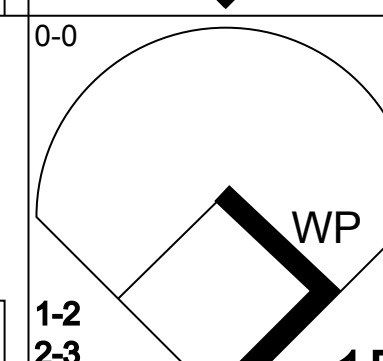
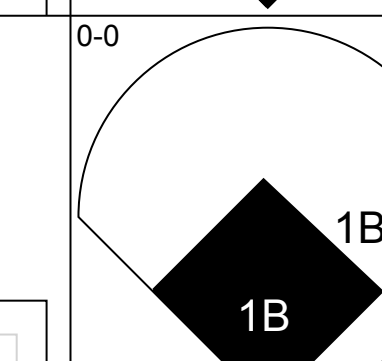
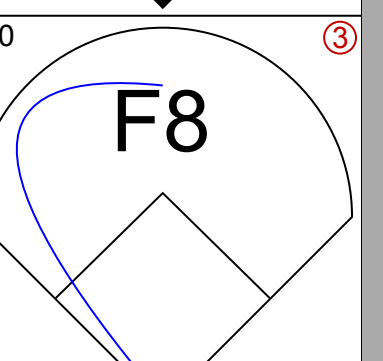
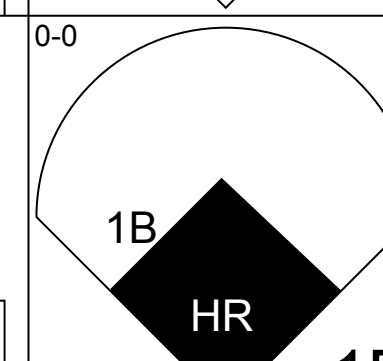
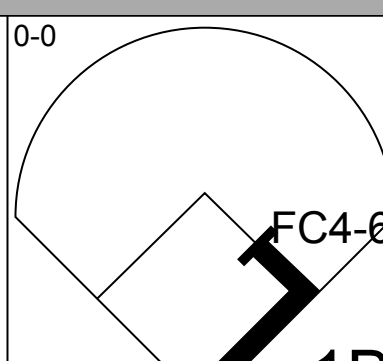
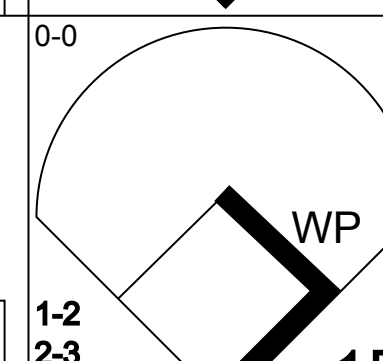
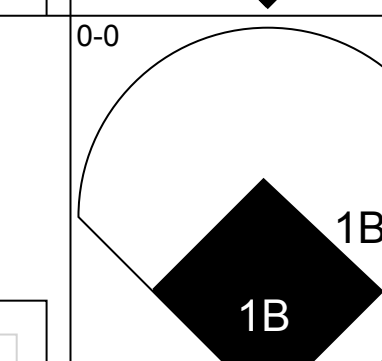
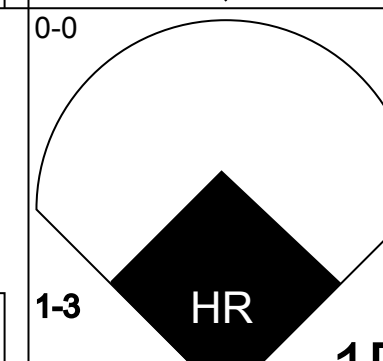
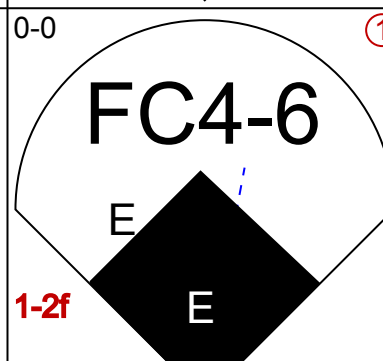
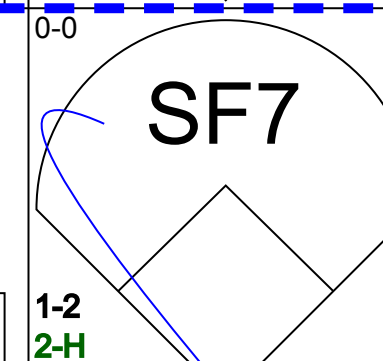
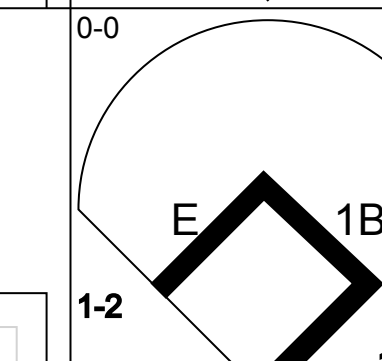
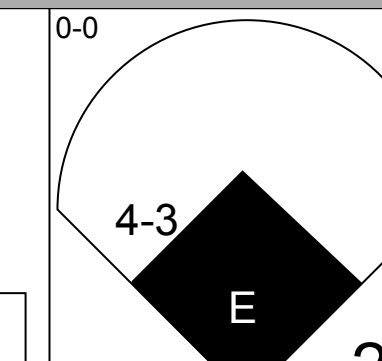
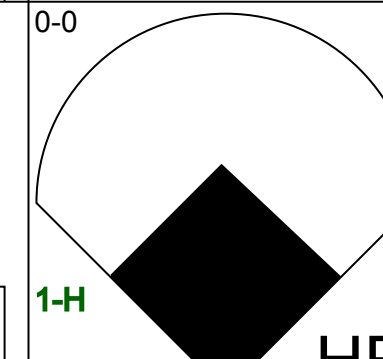
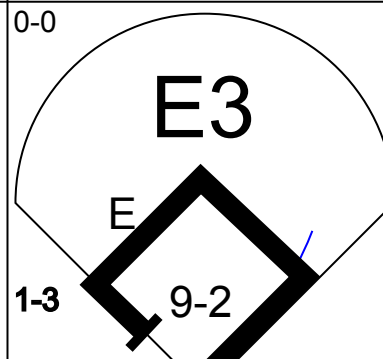
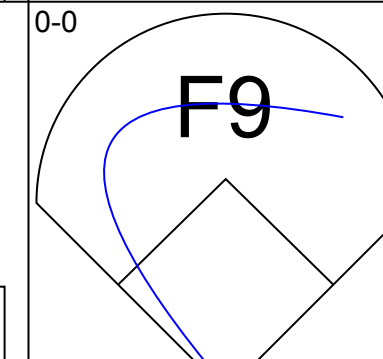
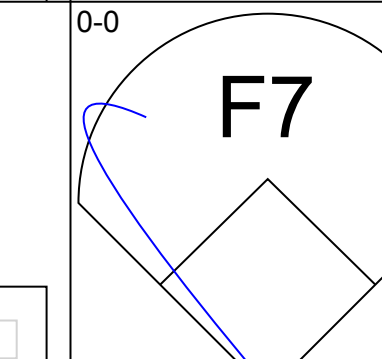
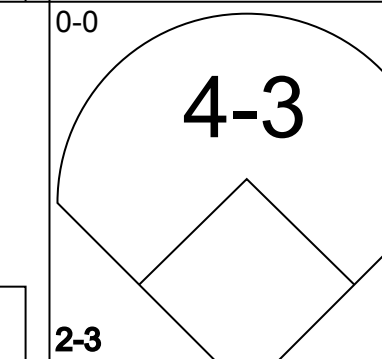
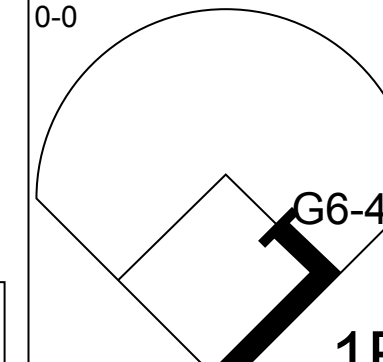
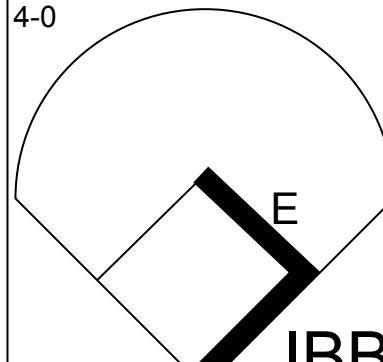
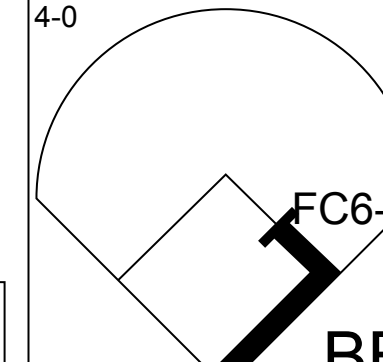
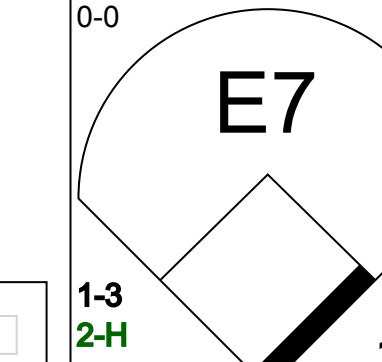
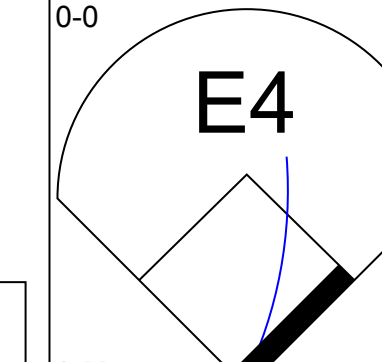
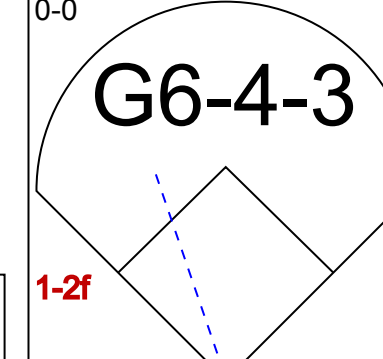
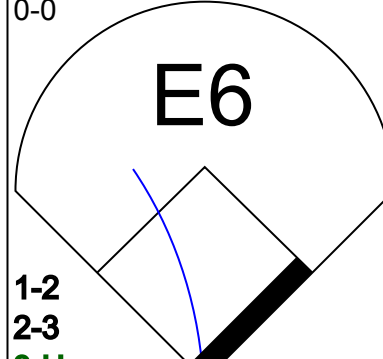
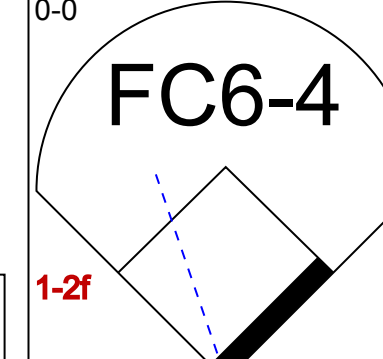
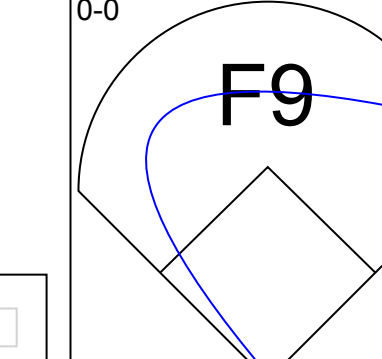
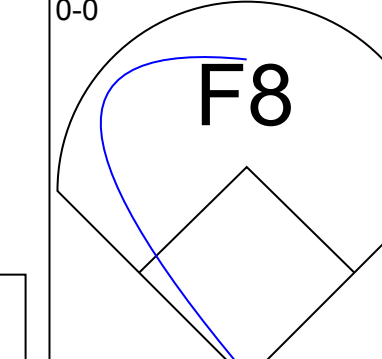

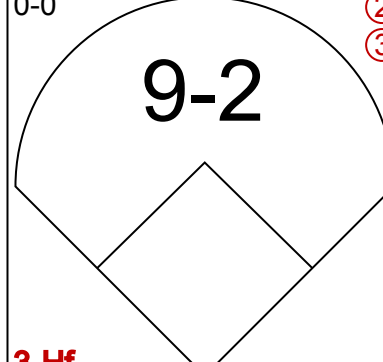

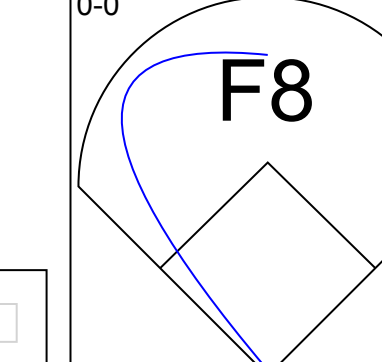
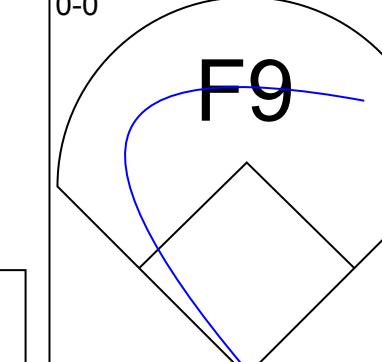
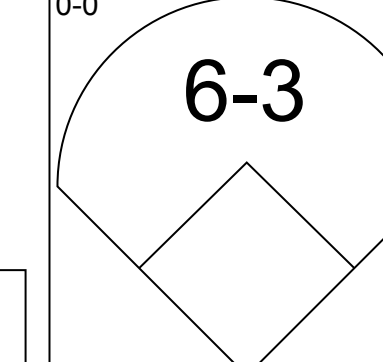
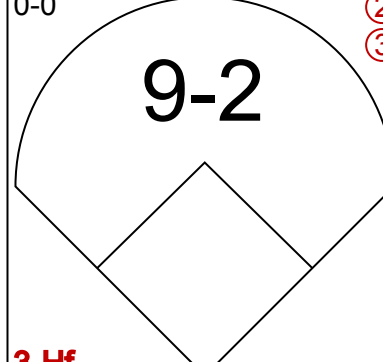
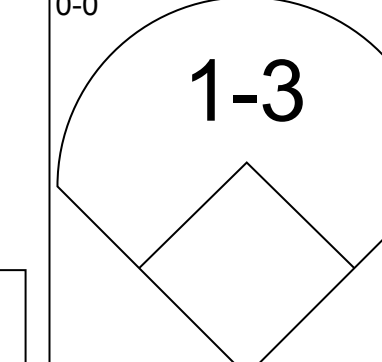
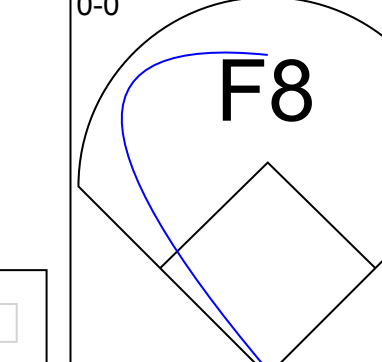
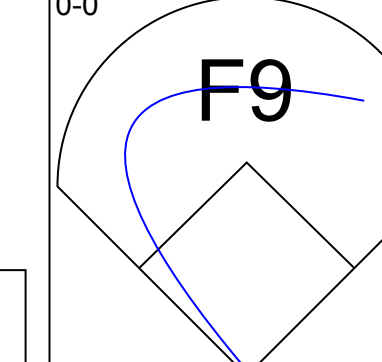
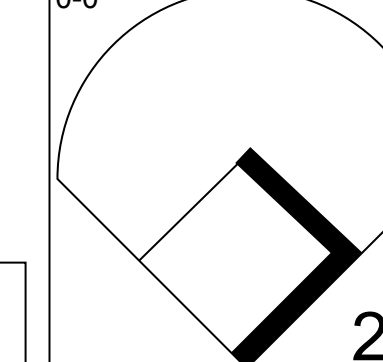
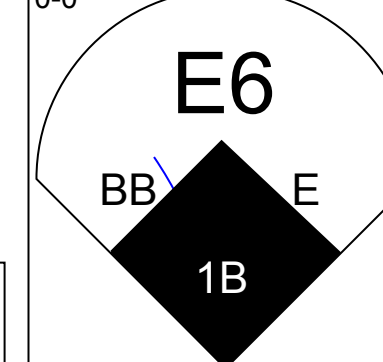
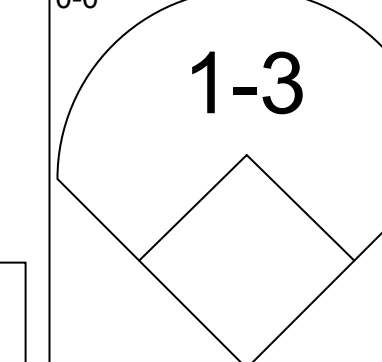
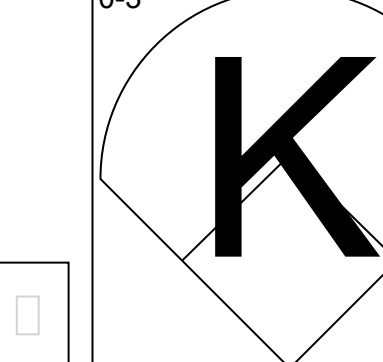

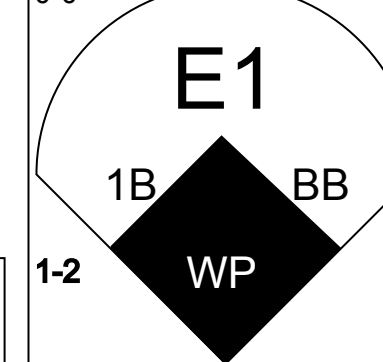
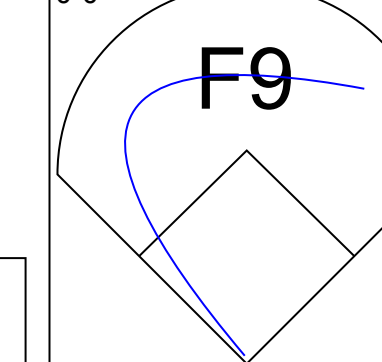
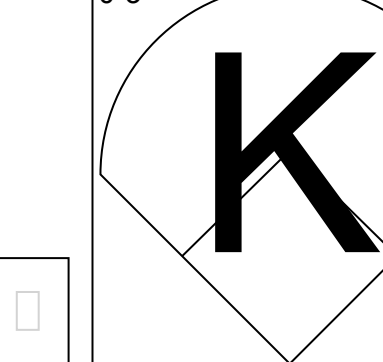




Batter	1	2	3	4	5	6	7	8	9	AB	R	H	RBI	BB	SO	LOB	TOP			
<b>Gene Locklear, L</b> OBP: 0.310, SLG: 0.222 (1, 7)										3	0	0	0	1	2	0	<b>San Diego Padres @ New York Mets</b> Shea Stadium, Flushing, NY Sat Jun 16 1973, 7:05 PM EDT Att: 24,452 - Unknown			
<b>Jerry Morales, R</b> OBP: 0.314, SLG: 0.393 (1, 8)										4	0	2	0	0	1	0				
<b>Dwain Anderson, R</b> OBP: 0.256, SLG: 0.135 (1, 6)										4	0	0	0	0	2	3				
<b>Nate Colbert, R</b> OBP: 0.318, SLG: 0.332 (1, 3)										3	1	0	0	1	2	2				
<b>Cito Gaston, R</b> OBP: 0.340, SLG: 0.466 (1, 9)										4	1	1	0	0	0	2				
<b>Fred Kendall, R</b> OBP: 0.336, SLG: 0.381 (1, 2)										4	0	1	1	0	0	0				
<b>Dave Roberts, R</b> OBP: 0.250, SLG: 0.319 (1, 5)										3	0	1	1	0	0	1				
<b>Derrel Thomas, S</b> OBP: 0.294, SLG: 0.252 (1, 4)										2	0	0	0	0	0	2				
<b>Mike Caldwell, R</b> OBP: 0.266, SLG: 0.167 (4, 1)										1	0	0	0	0	0	1				
<b>Rich Troedson, L</b> OBP: 0.283, SLG: 0.529 (4, 1)										0	0	0	0	0	0	0				
<b>Rich Morales, R</b> OBP: 0.253, SLG: 0.118 (5, PH)										0	0	0	0	0	0	0				
<b>Randy Jones, L</b> OBP: 0.253, SLG: 0.118 (5, 1)										0	0	0	0	0	0	0				
<b>Bob Miller, R</b> OBP: 0.203, SLG: 0.344 (7, PH)										0	0	0	0	0	0	0				
<b>Ivan Murrell, R</b> OBP: 0.203, SLG: 0.344 (7, 1)										0	0	0	0	0	0	0				
<b>Gary Ross, R</b> (7, 1)										0	0	0	0	0	0	0				
<b>Inning Stats</b>	R: 0 E: 0 K: 2 S: 7	H: 0 LOB: 0 BB: 0 P: 7	R: 2 E: 0 K: 0 S: 5	H: 2 LOB: 1 BB: 1 P: 9	R: 0 E: 0 K: 2 S: 7	H: 0 LOB: 0 BB: 0 P: 7	R: 0 E: 1 K: 1 S: 5	H: 0 LOB: 0 BB: 0 P: 5	R: 0 E: 0 K: 2 S: 8	H: 1 LOB: 2 BB: 1 P: 12	R: 0 E: 0 K: 1 S: 6	H: 1 LOB: 1 BB: 0 P: 6	R: 0 E: 0 K: 0 S: 3	H: 1 LOB: 0 BB: 0 P: 3	R: 0 E: 0 K: 1 S: 5	H: 0 LOB: 0 BB: 0 P: 5	1B: 4 2B: 2 3B: 0 HR: 0	SF: 0 SAC: 1 DP: 2 HBP: 0	WP: 0 PB: 0 SB: 0 CS: 0	PA: 33
<b>PITCHER</b> <b>Jerry Koosman, L</b> ERA: 2.63 (1, 1)	IP: 9.0 WLS: W BF: 33 H: 5 R: 2 ER: 2 SO: 9 BB: 2 IBB: 0 HBP: 0 BLK: 0 WP: 0 HR: 0 S: 49 P: 57 ERA: 2.00 WHIP: 0.778															<b>PITCHER</b> <b>Gary Ross, R</b> ERA: 5.65 (7, 1)	IP: 2.0 WLS: 9 BF: 9 H: 2 R: 1 ER: 1 SO: 2 BB: 0 IBB: 0 HBP: 0 BLK: 0 WP: 0 HR: 0 S: 13 P: 13 ERA: 4.50 WHIP: 1.000			

AB	30
R	2
H	5
RBI	2
BB	2
SO	9
LOB	12



Batter	1	2	3	4	5	6	7	8	9	AB	R	H	RBI	BB	SO	LOB	BOTTOM			
<b>Willie Mays, R</b> OBP: 0.234, SLG: 0.235 (1, 8)										3	2	1	1	1	0	1	<b>San Diego Padres @ New York Mets</b> Shea Stadium, Flushing, NY Sat Jun 16 1973, 7:05 PM EDT Att: 24,452 - Unknown			
<b>Don Hahn, R</b> OBP: 0.333, SLG: 0.333 (7, 8)										1	0	1	0	0	0	0				
<b>Felix Milan, R</b> OBP: 0.323, SLG: 0.376 (1, 4)										4	2	4	1	0	0	0				
<b>Ken Boswell, L</b> OBP: 0.270, SLG: 0.343 (7, PH)										1	0	0	0	0	0	1				
<b>Rusty Staub, L</b> OBP: 0.365, SLG: 0.415 (1, 9)										4	3	3	1	0	0	1				
<b>John Milner, L</b> OBP: 0.357, SLG: 0.457 (1, 3)										5	1	1	3	0	0	5				
<b>Jim Fregosi, R</b> OBP: 0.346, SLG: 0.304 (1, 6)										2	0	2	1	2	0	0				
<b>Wayne Garrett, L</b> OBP: 0.318, SLG: 0.338 (8, 4)										1	0	0	1	0	0	0				
<b>George Theodore, R</b> OBP: 0.304, SLG: 0.294 (1, 7)										5	0	0	1	0	0	8				
<b>Ted Martinez, R</b> OBP: 0.269, SLG: 0.240 (1, 5)										5	0	0	0	0	0	6				
<b>Duffy Dyer, R</b> OBP: 0.200, SLG: 0.184 (1, 2)										4	1	1	0	0	1	0				
<b>Jerry Koosman, R</b> OBP: 0.152, SLG: 0.125 (1, 1)										4	1	0	0	0	1	2				
<b>Inning Stats</b>	R: 3 E: 0 K: 0 S: 6	H: 4 LOB: 0 BB: 0 P: 6	R: 0 E: 0 K: 0 S: 4	H: 1 LOB: 0 BB: 0 P: 4	R: 1 E: 2 K: 0 S: 5	H: 1 LOB: 2 BB: 1 P: 9	R: 3 E: 2 K: 0 S: 6	H: 1 LOB: 2 BB: 2 P: 14	R: 0 E: 0 K: 0 S: 3	H: 0 LOB: 0 BB: 0 P: 3	R: 2 E: 1 K: 0 S: 7	H: 4 LOB: 2 BB: 0 P: 7	R: 0 E: 0 K: 2 S: 8	H: 1 LOB: 1 BB: 0 P: 8	R: 1 E: 1 K: 0 S: 5	H: 1 LOB: 1 BB: 0 P: 5	1B: 9 2B: 3 3B: 0 HR: 2	SF: 1 SAC: 0 DP: 2 HBP: 0	WP: 1 PB: 0 SB: 0 CS: 0	PA: 43
<b>PITCHER</b> <b>Mike Caldwell, L</b> ERA: 4.2 (1, 1)	IP: 3.0 WLS: L BF: 18 H: 6 R: 6 ER: 3 SO: 0 BB: 0 IBB: 0 HBP: 0 BLK: 0 WP: 0 HR: 1 S: 17 P: 21 ERA: 9.00 WHIP: 2.000															<b>PITCHER</b> <b>Gary Ross, R</b> ERA: 5.65 (7, 1)	IP: 2.0 WLS: 9 BF: 9 H: 2 R: 1 ER: 1 SO: 2 BB: 0 IBB: 0 HBP: 0 BLK: 0 WP: 0 HR: 0 S: 13 P: 13 ERA: 4.50 WHIP: 1.000			
<b>Mike Cokins, R</b> ERA: 5.37 (4, 1)	0.0	2	1	0	0	0	1	0	0	0	0	1	5							
<b>Rich Troedson, L</b> ERA: 3.82 (4, 1)	1.0	4	0	1	0	0	1	0	0	0	1	0	3	7	0.00	1.000				
<b>Randy Jones, L</b> ERA: 13.5 (5, 1)	1.1	8	4	2	2	0	0	0	0	0	0	1	8	8	13.50	3.000				
<b>Bob Miller, R</b> ERA: 4.32 (6, 1)	0.2	2	0	0	0	0	0	0	0	0	0	0	2	2	0.00	0.000				





Batter	1	2	3	4	5	6	7	8	9	AB	R	H	RBI	BB	SO	LOB	TOP				
Gene Locklear, L OBP: 0.319, SLG: 0.225 (1, 7)	0-0 CS 1B			4-0 SH1-4 1B BB		0-0 4-3		0-0 G3	0-0 F7	4	0	1	0	1	0	2					
Jerry Morales, R OBP: 0.325, SLG: 0.394 (1, 8)	0-3 K			0-0 SH1-4 1B		4-0 BB		4-0 1B BB		2	0	1	0	2	1	1					
Dwain Anderson, R OBP: 0.244, SLG: 0.128 Leron Lee, L OBP: 0.335, SLG: 0.342 Rich Morales, R OBP: 0.225, SLG: 0.118 (1, 6)	0-3 K			0-0 SH1-4		0-0 F8		0-0 F8		2	0	0	0	0	1	1					
Nate Colbert, R OBP: 0.317, SLG: 0.330 (1, 3)		0-0 5-3		0-0 F8				0-0 SH5-4 1B 4-3	0-3 K	4	1	1	0	0	1	4					
Cito Gaston, R OBP: 0.339, SLG: 0.462 (1, 9)		0-0 F9		0-0 F9				0-0 4-3 SH5-4 1B	0-0 4-3	4	0	1	0	0	0	4					
Fred Kendall, R OBP: 0.336, SLG: 0.380 (1, 2)		0-0 5-3				0-0 P3		0-0 SH5-4		3	0	1	0	0	0	0					
Dave Roberts, R OBP: 0.240, SLG: 0.306 (1, 5)			0-3 K		0-0 L6			0-0 4-3	0-0 F8	4	0	0	1	0	1	2					
Derrel Thomas, S OBP: 0.299, SLG: 0.248 (1, 4)			0-0 5-3		0-3 K			2-3 3-H 4-0 IBB	4-0 WP BB	2	0	0	0	2	1	0					
Bill Greif, R OBP: 0.173, SLG: 0.065 Bob Miller, R OBP: 0.263, SLG: 0.059 Rich Troedson, L OBP: 0.299, SLG: 0.375 Mike Corkins, R OBP: 0.200, SLG: 0.338 (1, 1)			0-3 K		0-0 K		0-0 4-3	0-0 6-3	0-3 K	3	0	0	0	0	1	2					
<b>Inning Stats</b>	R: 0 E: 2 K: 2 S: 7	H: 1 LOB: 0 BB: 0 P: 7	R: 0 E: 0 K: 0 S: 3	H: 0 LOB: 0 BB: 0 P: 3	R: 0 E: 0 K: 2 S: 7	H: 0 LOB: 0 BB: 0 P: 7	R: 0 E: 0 K: 0 S: 4	H: 1 LOB: 2 BB: 1 P: 8	R: 0 E: 0 K: 1 S: 5	H: 0 LOB: 1 BB: 1 P: 7	R: 1 E: 0 K: 0 S: 5	H: 2 LOB: 2 BB: 1 P: 9	R: 0 E: 0 K: 1 S: 6	H: 1 LOB: 2 BB: 1 P: 10	R: 0 E: 0 K: 1 S: 6	H: 1 LOB: 2 BB: 1 P: 10	1B: 6 2B: 1 3B: 0 HR: 0	SF: 0 SAC: 2 DP: 1 HBP: 0	WP: 1 PB: 0 SB: 0 CS: 1	PA: 37	
<b>PITCHER</b>	IP WLS BF H R ER SO	IP WLS BF H R ER SO	IP WLS BF H R ER SO	IP WLS BF H R ER SO	IP WLS BF H R ER SO	IP WLS BF H R ER SO	IP WLS BF H R ER SO	IP WLS BF H R ER SO	IP WLS BF H R ER SO	IP WLS BF H R ER SO	IP WLS BF H R ER SO	IP WLS BF H R ER SO	IP WLS BF H R ER SO	IP WLS BF H R ER SO	IP WLS BF H R ER SO	IP WLS BF H R ER SO	ERA WHIP	ERA WHIP			
George Stone, L ERA: 1.83 (1, 1)	7.1 W 29 4 1 1 5																1.23 0.955				
Phil Hennigan, R ERA: 3.1 (8, 1)	1.0 S 6 2 0 0 1																0.00 3.000				
Tug McGraw, L ERA: 5.19 (9, 1)	0.2 S 2 0 0 0 1																0.00 0.000				

San Diego Padres @ New York Mets  
Shea Stadium, Flushing, NY  
Sun Jun 17 1973, 3:33 AM EDT  
Att: 32,641 - Unknown

AB 30  
R 1  
H 6  
RBI 1  
BB 5  
SO 7  
LOB 18



Batter	1	2	3	4	5	6	7	8	9	AB	R	H	RBI	BB	SO	LOB	BOTTOM				
Don Hahn, R OBP: 0.571, SLG: 0.571 (1, 8)	0-0 6-3									4	0	3	0	0	0	0					
Felix Milan, R OBP: 0.321, SLG: 0.374 (1, 4)	0-0 1B E	0-0 P6								4	1	1	0	0	0	5					
Rusty Staub, L OBP: 0.367, SLG: 0.417 (1, 9)	0-0 1-3 1B E									4	0	2	0	0	0	1					
John Milner, L OBP: 0.354, SLG: 0.450 (1, 3)	0-0 E4									4	0	1	1	0	0	2					
Ed Kranepool, L OBP: 0.323, SLG: 0.382 (1, 7)	0-0 P6									4	1	1	0	0	0	3					
Wayne Garrett, L OBP: 0.317, SLG: 0.335 (1, 5)	0-3 K									4	0	1	1	0	1	3					
Jim Fregosi, R OBP: 0.342, SLG: 0.302 (1, 6)		0-3 K								4	0	1	0	0	1	1					
Ron Hodges, L OBP: 0.300, SLG: 0.667 (1, 2)		0-0 F9								3	1	1	1	0	0	1					
George Stone, L OBP: 0.500, SLG: 0.500 Phil Hennigan, R OBP: 0.333, SLG: 0.333 Tug McGraw, R OBP: 0.167, SLG: 0.167 (1, 1)		0-0 1B 1B								3	0	2	0	0	0	1					
<b>Inning Stats</b>	R: 1 E: 1 K: 1 S: 8	H: 2 LOB: 2 BB: 0 P: 8	R: 0 E: 0 K: 1 S: 7	H: 2 LOB: 2 BB: 0 P: 7	R: 0 E: 0 K: 0 S: 4	H: 1 LOB: 1 BB: 0 P: 4	R: 0 E: 0 K: 0 S: 3	H: 1 LOB: 0 BB: 0 P: 3	R: 0 E: 0 K: 0 S: 3	H: 0 LOB: 0 BB: 0 P: 3	R: 1 E: 0 K: 0 S: 5	H: 3 LOB: 1 BB: 0 P: 5	R: 1 E: 0 K: 0 S: 5	H: 3 LOB: 1 BB: 0 P: 5	R: 1 E: 0 K: 0 S: 5	H: 3 LOB: 1 BB: 0 P: 5	1B: 12 2B: 1 3B: 0 HR: 1	SF: 0 SAC: 0 DP: 3 HBP: 0	WP: 1 PB: 0 SB: 0 CS: 0	PA: 34	
<b>PITCHER</b>	IP WLS BF H R ER SO	IP WLS BF H R ER SO	IP WLS BF H R ER SO	IP WLS BF H R ER SO	IP WLS BF H R ER SO	IP WLS BF H R ER SO	IP WLS BF H R ER SO	IP WLS BF H R ER SO	IP WLS BF H R ER SO	IP WLS BF H R ER SO	IP WLS BF H R ER SO	IP WLS BF H R ER SO	IP WLS BF H R ER SO	IP WLS BF H R ER SO	IP WLS BF H R ER SO	IP WLS BF H R ER SO	ERA WHIP	ERA WHIP			
Bill Greif, R ERA: 2.72 (7, 1)	6.1 L 28 10 2 2 2																2.84 1.579				
Bob Miller, R ERA: 4.21 (8, 1)	0.2 S 4 3 1 1 0																0.00 4.500				
Rich Troedson, L ERA: 3.99 Mike Corkins, R ERA: 5.33 (8, 1)	0.1 S 1 0 0 0 0																0.00 0.000				

San Diego Padres @ New York Mets  
Shea Stadium, Flushing, NY  
Sun Jun 17 1973, 3:33 AM EDT  
Att: 32,641 - Unknown

AB 34  
R 3  
H 13  
RBI 3  
BB 0  
SO 2  
LOB 17





Batter	1	2	3	4	5	6	7	8	9	AB	R	H	RBI	BB	SO	LOB	TOP					
Jimmy Wynn, R (1, 9) OBP: 0.350, SLG: 0.468	G3	3-1			F9		FC4-6 1B										5 1 2 0 0 0 2					
Roger Metzger, S (1, 6) OBP: 0.300, SLG: 0.363	1B	4-3			BB 1B		F8	1-3									5 2 2 0 0 0 5					
Cesar Cedeno, R (1, 8) OBP: 0.356, SLG: 0.545	1B				E6 BB 1B		FC4-6 1B		F8								3 2 1 0 0 0 1					
Tommie Agee, R (6, 8) OBP: 0.314, SLG: 0.404	E 1B			5-3													2 0 1 0 0 0 0					
Bob Watson, R (1, 7) OBP: 0.415, SLG: 0.461	E8 SF8 1B			6-3			FC4-6 1B		F8								4 1 1 1 1 0 2					
Lee May, R (1, 3) OBP: 0.284, SLG: 0.387	SF8			F5			1-2 2-3 BB		F9								4 0 2 4 0 0 0					
Doug Rader, R (1, 5) OBP: 0.313, SLG: 0.356	3H 5-3				G5-4-3 1B		1-3 3H 1B		F9								4 1 1 1 0 0 4					
Tommy Helms, R (1, 4) OBP: 0.311, SLG: 0.346					HR												4 0 2 0 0 0 0					
Skip Jutze, R (1, 2) OBP: 0.229, SLG: 0.200					F5				F8								4 0 1 0 0 1 0					
Jerry Reuss, L (1, 1) OBP: 0.186, SLG: 0.190					F4				F9								4 0 1 0 0 2 2					
Jim York, R (9, 1)					K												0 0 0 0 0 0 0					
Jim Crawford, L (9, 1) OBP: 0.250, SLG: 0.375					K												0 0 0 0 0 0 0					
<b>Inning Stats</b>	R: 3 E: 1 K: 0 S: 6	H: 3 LOB: 0 BB: 0 P: 6	R: 0 E: 0 K: 0 S: 5	H: 2 LOB: 2 BB: 0 P: 5	R: 0 E: 0 K: 1 S: 3	H: 0 LOB: 0 BB: 0 P: 3	R: 1 E: 0 K: 1 S: 6	H: 1 LOB: 1 BB: 1 P: 6	R: 2 E: 1 K: 0 S: 5	H: 2 LOB: 1 BB: 1 P: 9	R: 0 E: 0 K: 2 S: 7	H: 0 LOB: 0 BB: 0 P: 7	R: 1 E: 0 K: 0 S: 6	H: 3 LOB: 2 BB: 0 P: 6	R: 0 E: 0 K: 0 S: 5	H: 3 LOB: 2 BB: 0 P: 5	R: 0 E: 0 K: 0 S: 3	H: 0 LOB: 0 BB: 0 P: 3	1B: 12 2B: 1 3B: 0 HR: 1	SF: 1 SAC: 0 DP: 1 HBP: 0	WP: 0 PB: 0 SB: 0 CS: 0	PA: 41
<b>PITCHER</b>	IP WLS BF H R ER SO BB IBB HBP BLK WP HR S P ERA WHIP	IP WLS BF H R ER SO BB IBB HBP BLK WP HR S P ERA WHIP																				
Clay Kirby, R (1, 1) ERA: 6.24	4.1	L	22	7	6	3	1	1	0	0	0	0	0	0	1	23	27	6.23	1.846			
Mike Corkins, R (5, 1) ERA: 5.24	2.2		11	4	1	1	2	0	0	0	0	0	0	0	0	15	15	3.38	1.500			
Bob Miller, R (8, 1) ERA: 3.9	2.0		8	3	0	0	0	0	0	0	0	0	0	0	0	8	8	0.00	1.500			
<b>Batter</b>	<b>1</b>	<b>2</b>	<b>3</b>	<b>4</b>	<b>5</b>	<b>6</b>	<b>7</b>	<b>8</b>	<b>9</b>	<b>AB</b>	<b>R</b>	<b>H</b>	<b>RBI</b>	<b>BB</b>	<b>SO</b>	<b>LOB</b>	<b>BOTTOM</b>					
Derrel Thomas, S (1, 6) OBP: 0.311, SLG: 0.252	1B				L8												2 1 1 0 2 0 1					
Leron Lee, L (9, FH) OBP: 0.338, SLG: 0.342	1B	BB			2-3				FC5-2 BB								0 0 0 1 1 0 0					
Jerry Morales, R (1, 8) OBP: 0.323, SLG: 0.390	1B				F3				FC5-2 BB								4 1 1 0 0 0 3					
Gene Locklear, L (9, FH) OBP: 0.313, SLG: 0.220	FC5-4 FC 1B	6-3							FC5-2								1 0 0 0 0 0 3					
Fred Kendall, R (1, 2) OBP: 0.338, SLG: 0.381	FC5-4 1B				F7				F9								5 0 2 1 0 0 3					
Nate Colbert, R (1, 3) OBP: 0.312, SLG: 0.324	FC5-4 FC				K				F8								4 0 0 0 0 2 3					
Cito Gaston, R (1, 9) OBP: 0.337, SLG: 0.457	FC				FC6-4 1B				5-3								4 0 1 1 0 0 1					
Dave Roberts, R (1, 5) OBP: 0.231, SLG: 0.294	F8				F8				L6								4 0 0 0 0 0 4					
Dave Winfield, R (1, 7) OBP: 0.250, SLG: 0.250	6-3				FC6-4				4-3								4 1 1 0 0 0 4					
Rich Morales, R (1, 4) OBP: 0.227, SLG: 0.132					F5				F6								4 0 1 0 0 0 0					
Clay Kirby, R (1, 1) OBP: 0.067, SLG: 0.133					F3												2 0 1 0 0 0 0					
Mike Corkins, R (5, 1) OBP: 0.263, SLG: 0.529					F5				6-3								0 0 0 0 0 0 0					
Ivan Murrell, R (7, PH) OBP: 0.197, SLG: 0.333					L8				FC5-2 BB								1 0 0 0 0 0 0					
Bob Miller, R (8, 1) OBP: 0.261, SLG: 0.128					L8 2B				FC5-2 BB								0 0 0 0 0 1 0					
<b>Inning Stats</b>	R: 2 E: 0 K: 0 S: 7	H: 3 LOB: 2 BB: 0 P: 7	R: 0 E: 0 K: 0 S: 3	H: 0 LOB: 1 BB: 1 P: 7	R: 0 E: 0 K: 1 S: 7	H: 2 LOB: 2 BB: 0 P: 7	R: 0 E: 0 K: 0 S: 4	H: 1 LOB: 1 BB: 0 P: 4	R: 0 E: 0 K: 1 S: 5	H: 0 LOB: 0 BB: 0 P: 5	R: 0 E: 0 K: 0 S: 3	H: 0 LOB: 0 BB: 0 P: 3	R: 0 E: 0 K: 0 S: 3	H: 0 LOB: 0 BB: 0 P: 3	R: 0 E: 0 K: 0 S: 3	H: 0 LOB: 2 BB: 2 P: 12	R: 1 E: 0 K: 0 S: 4	H: 2 LOB: 2 BB: 2 P: 12	1B: 7 2B: 1 3B: 0 HR: 0	SF: 0 SAC: 0 DP: 1 HBP: 0	WP: 0 PB: 0 SB: 0 CS: 0	PA: 39
<b>PITCHER</b>	IP WLS BF H R ER SO BB IBB HBP BLK WP HR S P ERA WHIP	IP WLS BF H R ER SO BB IBB HBP BLK WP HR S P ERA WHIP																				
Jerry Reuss, L (1, 1) ERA: 3.11	8.0	W	36	8	3	3	2	3	0	0	0	0	0	0	0	37	49	3.38	1.375			
Jim York, R (9, 1) ERA: 3.5	0.0		1	0	0	0	0	1	0	0	0	0	0	0	0	4	4	∞	∞			
Jim Crawford, L (9, 1) ERA: 2.7	1.0	S	2	0	0	0	0	0	0	0	0	0	0	0	2	2	0.00	0.000				

Houston Astros @ San Diego Padres  
San Diego Stadium, San Diego, CA  
Tue Jun 19 1973, 10:05 PM EDT  
Att: 5,338 - Unknown

AB	39
R	7
H	14
RBI	6
BB	1
SO	3
LOB	16



Houston Astros @ San Diego Padres  
San Diego Stadium, San Diego, CA  
Tue Jun 19 1973, 10:05 PM EDT  
Att: 5,338 - Unknown

AB	35
R	3
H	8
RBI	3
BB	4
SO	2
LOB	22





Batter	1	2	3	4	5	6	7	8	9	AB	R	H	RBI	BB	SO	LOB	TOP					
Jimmy Wynn, R (1, 9) OBP: 0.345, SLG: 0.461	0-0 6-3		0-3 K		0-0 F6		0-3 K			4	0	0	0	0	2	1						
Roger Metzger, S (1, 6) OBP: 0.299, SLG: 0.361	0-0 G4-6-3 1B		0-0 L8		0-0 F8			0-0 6-3		4	0	1	0	0	0	1						
Cesar Cedeno, R (1, 8) OBP: 0.350, SLG: 0.534	0-0 G4-6-3 1-2		0-0 6-3			0-0 4-3		0-0 5-3		4	0	0	0	0	0	1						
Bob Watson, R (1, 7) OBP: 0.417, SLG: 0.462		0-0 WP 1B 1B		0-0 L9		0-0 2B 1B		0-0 L8		4	1	2	0	0	0	0						
Lee May, R (1, 3) OBP: 0.283, SLG: 0.389		0-3 K 1B		0-0 F6		0-0 1-H 2B		0-0 6-3		4	0	1	1	0	1	1						
Doug Radler, R (1, 5) OBP: 0.316, SLG: 0.371		0-3 K 1B		0-0 1B		0-3 K 1B		0-0 HR		4	1	2	1	0	2	2						
Tommy Helms, R (1, 4) OBP: 0.310, SLG: 0.344		0-0 WP 1B 1-2		0-0 L9		0-0 F9		0-0 5-3		4	0	1	0	0	0	2						
Skip Jutze, R (1, 2) OBP: 0.269, SLG: 0.229		4-0 1-2 2-3 BB			0-0 1B		0-0 6-3		0-0 1B	3	0	2	0	1	0	0						
Dave Roberts, L (1, 1) OBP: 0.161, SLG: 0.161		0-0 P1			0-0 B2		0-0 L4		0-3 K	1	0	0	0	0	0	3						
J.R. Richard, R (3, 1) OBP: 0.500, SLG: 0.500										1	0	0	0	0	0	1						
Jimmy Stewart, S (7, PH) OBP: 0.389, SLG: 0.241										1	0	0	0	0	0	0						
Jim York, R (7, 1) OBP: 0.389, SLG: 0.241										0	0	0	0	0	0	0						
Rafael Batista, L (9, PH) OBP: 0.389, SLG: 0.241										1	0	0	0	0	1	1						
<b>Inning Stats</b>	R: 0 E: 0 K: 0 S: 3	H: 1 LOB: 0 BB: 0 P: 3	R: 0 E: 0 K: 2 S: 9	H: 2 LOB: 3 BB: 1 P: 13	R: 0 E: 0 K: 1 S: 5	H: 0 LOB: 0 BB: 0 P: 5	R: 0 E: 0 K: 0 S: 4	H: 1 LOB: 1 BB: 0 P: 4	R: 0 E: 0 K: 0 S: 4	H: 1 LOB: 1 BB: 0 P: 4	R: 1 E: 0 K: 1 S: 7	H: 2 LOB: 1 BB: 0 P: 7	R: 0 E: 0 K: 1 S: 5	H: 0 LOB: 0 BB: 0 P: 5	R: 0 E: 0 K: 0 S: 3	H: 0 LOB: 0 BB: 0 P: 3	R: 1 E: 0 K: 1 S: 7	H: 2 LOB: 1 BB: 0 P: 7	1B: 7 2B: 1 3B: 0 HR: 1	SF: 0 SAC: 0 DP: 1 HBP: 0	WP: 1 PB: 0 SB: 0 CS: 0	PA: 36
<b>PITCHER</b> Steve Arlin, R (1, 1) ERA: 5.72	IP: 9.0 WLS: W BF: 36 H: 9 R: 2 ER: 2 SO: 6 BB: 1 IBB: 0 HBP: 0 BLK: 0 WP: 1 HR: 1 S: 47 P: 51 ERA: 2.00 WHIP: 1.111															<b>PITCHER</b>	IP: 9.0 WLS: W BF: 36 H: 9 R: 2 ER: 2 SO: 6 BB: 1 IBB: 0 HBP: 0 BLK: 0 WP: 1 HR: 1 S: 47 P: 51 ERA: 2.00 WHIP: 1.111					

Houston Astros @ San Diego Padres  
San Diego Stadium, San Diego, CA  
Wed Jun 20 1973, 10:05 PM EDT  
Att: 8,076 - Unknown

AB	35
R	2
H	9
RBI	2
BB	1
SO	6
LOB	13



Batter	1	2	3	4	5	6	7	8	9	AB	R	H	RBI	BB	SO	LOB	BOTTOM	
Derrel Thomas, S (1, 6) OBP: 0.308, SLG: 0.250	0-0 4-3		E5 SH3-4 1B FC6			0-3 K		0-0 5-3		5	1	1	0	0	1	3		
Jerry Morales, R (1, 8) OBP: 0.321, SLG: 0.387	0-0 F7		0-0 SH3-4 2-3	0-3 K		0-3 K		0-0 1B		4	0	1	0	0	2	0		
Fred Kendall, R (1, 2) OBP: 0.339, SLG: 0.381	0-0 6-3		0-0 BB 1B	0-0 G6-4-3 1B			0-0 F2	0-3 K		5	1	2	1	0	1	1		
Nate Colbert, R (1, 3) OBP: 0.313, SLG: 0.327		0-0 F9 1B 2B	4-0 E SF8 BB	0-0 G6-4-3 1-2			0-0 6-3	0-0 L8		4	2	1	0	1	0	2		
Cito Gaston, R (1, 9) OBP: 0.345, SLG: 0.468		0-0 6-3	0-0 BB 1B	0-0 3-1 4-3 1B			0-0 1B 2B			4	2	3	1	0	0	1		
Dave Roberts, R (1, 5) OBP: 0.241, SLG: 0.295		0-0 F9	4-0 BB IBB	0-0 4-3			0-0 BB 1B FC5			3	0	1	0	1	0	2		
Dave Winfield, R (1, 7) OBP: 0.375, SLG: 0.333		4-0 1B BB	0-0 SF8	0-0 3-1			0-0 BB 1B			2	0	1	2	1	0	1		
Rich Morales, R (1, 4) OBP: 0.271, SLG: 0.150		0-0 FC4 1B	3-H 4-0 BB	0-0 6-3			0-0 BB			2	0	1	1	2	0	1		
Steve Arlin, R (1, 1) OBP: 0.261, SLG: 0.190	0-0 FC4		0-0 FC6 BB		0-3 K		0-0 FC5			3	0	0	1	1	1	5		
<b>Inning Stats</b>	R: 0 E: 0 K: 0 S: 3	H: 0 LOB: 0 BB: 0 P: 3	R: 1 E: 0 K: 0 S: 5	H: 2 LOB: 2 BB: 1 P: 9	R: 4 E: 2 K: 0 S: 6	H: 3 LOB: 3 BB: 4 P: 22	R: 0 E: 0 K: 1 S: 5	H: 1 LOB: 0 BB: 0 P: 5	R: 0 E: 0 K: 3 S: 9	H: 0 LOB: 0 BB: 0 P: 9	R: 1 E: 0 K: 0 S: 6	H: 3 LOB: 3 BB: 1 P: 10	R: 0 E: 0 K: 1 S: 6	H: 1 LOB: 1 BB: 0 P: 6	1B: 9 2B: 2 3B: 0 HR: 0	SF: 1 SAC: 1 DP: 1 HBP: 0	WP: 0 PB: 0 SB: 0 CS: 0	PA: 40
<b>PITCHER</b> Dave Roberts, L (1, 1) ERA: 2.9	IP: 2.2 WLS: L BF: 17 H: 5 R: 5 ER: 5 SO: 0 BB: 3 IBB: 0 HBP: 0 BLK: 0 WP: 0 HR: 0 S: 13 P: 29 ERA: 16.88 WHIP: 3.000															<b>PITCHER</b>	IP: 2.2 WLS: L BF: 17 H: 5 R: 5 ER: 5 SO: 0 BB: 3 IBB: 0 HBP: 0 BLK: 0 WP: 0 HR: 0 S: 13 P: 29 ERA: 16.88 WHIP: 3.000	
J.R. Richard, R (3, 1) ERA: 1.13	3.1 BF: 12 H: 2 R: 0 ER: 0 SO: 4 BB: 1 IBB: 0 HBP: 0 BLK: 0 WP: 0 HR: 0 S: 19 P: 23 ERA: 0.00 WHIP: 0.900																	
Jim York, R (7, 1) ERA: 3.55	2.0 BF: 11 H: 4 R: 1 ER: 1 SO: 1 BB: 0 IBB: 0 HBP: 0 BLK: 0 WP: 0 HR: 0 S: 12 P: 16 ERA: 4.50 WHIP: 2.500																	

Houston Astros @ San Diego Padres  
San Diego Stadium, San Diego, CA  
Wed Jun 20 1973, 10:05 PM EDT  
Att: 8,076 - Unknown

AB	32
R	6
H	11
RBI	6
BB	6
SO	5
LOB	16

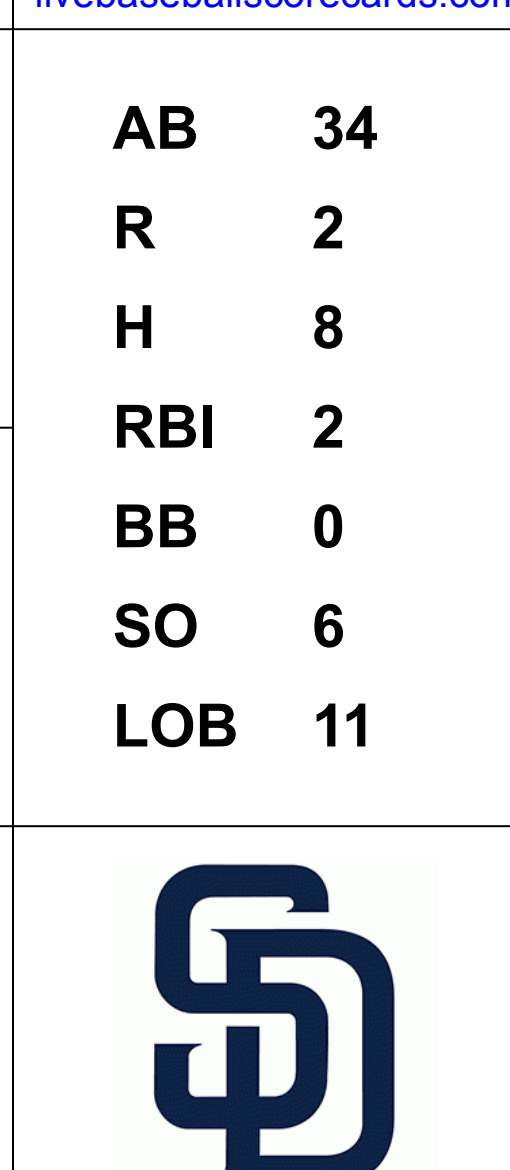





Batter	1	2	3	4	5	6	7	8	9	AB R H RBI BB SO LOB	TOP									
Jimmy Wynn, R (1, 9) OBP: 0.346, SLG: 0.457										4 0 1 0 1 3 1	<b>Houston Astros @ San Diego Padres</b> San Diego Stadium, San Diego, CA Thu Jun 21 1973, 6:33 AM EDT Att: 2,474 - Unknown - 104 F									
Roger Metzger, S (1, 6) OBP: 0.297, SLG: 0.355										4 1 0 0 1 1 2										
Cesar Cedeno, R (1, 8) OBP: 0.356, SLG: 0.555										5 2 3 1 0 1 0										
Bob Watson, R (1, 7) OBP: 0.416, SLG: 0.458										4 3 1 1 1 0 1										
Lee May, R (1, 3) OBP: 0.294, SLG: 0.435										5 4 4 5 0 0 1										
Doug Radler, R (1, 5) OBP: 0.321, SLG: 0.380										5 1 3 0 0 0 1										
Tommy Helms, R (1, 4) OBP: 0.308, SLG: 0.354										5 1 1 4 0 0 2										
Skip Jutze, R (1, 2) OBP: 0.250, SLG: 0.212										4 0 0 0 0 1 0										
Ken Forsch, R (1, 1) OBP: 0.098, SLG: 0.077										4 0 1 0 0 2 0										
<b>Inning Stats</b>	R: 1 E: 0 K: 0 S: 3	H: 1 LOB: 0 BB: 1 P: 7	R: 1 E: 0 K: 1 S: 6	H: 2 LOB: 0 BB: 0 P: 6	R: 0 E: 0 K: 1 S: 5	H: 0 LOB: 0 BB: 0 P: 5	R: 5 E: 1 K: 1 S: 11	H: 5 LOB: 1 BB: 0 P: 11	R: 0 E: 0 K: 1 S: 6	H: 1 LOB: 1 BB: 0 P: 6		R: 2 E: 0 K: 1 S: 7	H: 2 LOB: 1 BB: 1 P: 11	R: 0 E: 0 K: 2 S: 7	H: 0 LOB: 0 BB: 0 P: 7	R: 3 E: 1 K: 0 S: 5	H: 2 LOB: 0 BB: 1 P: 9	1B: 6 2B: 3 3B: 0 HR: 5	SF: 0 SAC: 0 DP: 0 HBP: 0	WP: 0 PB: 0 SB: 1 CS: 2
<b>PITCHER</b>	IP WLS BF H R ER SO BB IBB HBP BLK WP HR S P ERA WHIP											IP WLS BF H R ER SO BB IBB HBP BLK WP HR S P ERA WHIP								
Bill Greif, R (1, 1) ERA: 3.08	3.0 L 15 6 6 6 2 1 0 0 0 0 2 18 22 18.00 2.333																			
Mike Corkins, R (4, 1) ERA: 5.22	2.0 9 3 1 0 2 0 0 0 0 0 1 13 13 0.00 1.500																			
Bob Miller, R (6, 1) ERA: 4.11	3.0 13 3 2 2 4 1 0 0 0 0 1 20 24 6.00 1.333																			
Gary Ross, R (9, 1) ERA: 5.97	1.0 6 2 3 2 0 1 0 0 0 0 1 5 9 18.00 3.000																			

Batter	1	2	3	4	5	6	7	8	9	AB R H RBI BB SO LOB	BOTTOM							
Derrel Thomas, S (1, 6) OBP: 0.306, SLG: 0.250										4 0 1 1 0 1 0	<b>Houston Astros @ San Diego Padres</b> San Diego Stadium, San Diego, CA Thu Jun 21 1973, 6:33 AM EDT Att: 2,474 - Unknown - 104 F							
Johnny Grubb, L (1, 8) OBP: 0.376, SLG: 0.424										4 0 1 0 0 0 0								
Fred Kendall, R (1, 2) OBP: 0.333, SLG: 0.374										4 0 0 0 0 0 2								
Nate Colbert, R (1, 3) OBP: 0.316, SLG: 0.330										4 0 2 0 0 1 0								
Cito Gaston, R (1, 9) OBP: 0.338, SLG: 0.459										4 0 0 0 0 2 2								
Dave Roberts, R (1, 5) OBP: 0.241, SLG: 0.294										4 0 1 0 0 0 2								
Dave Winfield, R (1, 7) OBP: 0.500, SLG: 0.800										4 2 3 1 0 1 1								
Rich Morales, R (1, 4) OBP: 0.260, SLG: 0.143										2 0 0 0 0 1 2								
Gene Locklear, L (8, PH) OBP: 0.267, SLG: 0.214										1 0 0 0 0 0 1								
Dwain Anderson, R (9, 6) OBP: 0.261, SLG: 0.128										0 0 0 0 0 0 0								
Bill Greif, R (1, 1) ERA: 5.187, SLG: 0.063										1 0 0 0 0 0 0								
Mike Corkins, R (4, 1) ERA: 5.22										0 0 0 0 0 0 0								
Ivan Murrell, R (5, PH) OBP: 0.194, SLG: 0.328										1 0 0 0 0 0 0								
Bob Miller, R (6, 1) ERA: 4.11										0 0 0 0 0 0 0								
Leron Lee, L (8, PH) OBP: 0.292, SLG: 0.340										1 0 0 0 0 0 1								
Gary Ross, R (9, 1) ERA: 5.97										0 0 0 0 0 0 0								
<b>Inning Stats</b>	R: 0 E: 0 K: 0 S: 3	H: 0 LOB: 0 BB: 0 P: 3	R: 0 E: 0 K: 1 S: 7	H: 2 LOB: 2 BB: 0 P: 7	R: 0 E: 0 K: 1 S: 5	H: 0 LOB: 0 BB: 0 P: 5	R: 0 E: 0 K: 1 S: 5	H: 0 LOB: 0 BB: 0 P: 5	R: 1 E: 0 K: 1 S: 6	H: 3 LOB: 2 BB: 0 P: 6	R: 0 E: 0 K: 1 S: 6	H: 1 LOB: 1 BB: 0 P: 6	R: 0 E: 0 K: 1 S: 6	H: 1 LOB: 1 BB: 0 P: 6	1B: 7 2B: 0 3B: 0 HR: 1	SF: 0 SAC: 0 DP: 1 HBP: 0	WP: 0 PB: 0 SB: 0 CS: 0	PA: 34
<b>PITCHER</b>	IP WLS BF H R ER SO BB IBB HBP BLK WP HR S P ERA WHIP											IP WLS BF H R ER SO BB IBB HBP BLK WP HR S P ERA WHIP						
Ken Forsch, R (1, 1) ERA: 3.28	9.0 W 34 8 2 2 6 0 0 0 0 0 1 46 46 2.00 0.889																	

AB	40
R	12
H	14
RBI	11
BB	3
SO	8
LOB	8









Batter	1	2	3	4	5	6	7	8	9	AB	R	H	RBI	BB	SO	LOB	TOP					
Sonny Jackson, L (1, 8) OBP: 0.293, SLG: 0.258										4	0	2	0	0	0	1	<p>Atlanta Braves @ San Diego Padres San Diego Stadium, San Diego, CA Sat Jun 23 1973, 10:05 PM EDT Unknown</p> <p>livebaseballscores.com</p> <p>AB 30 R 0 H 3 RBI 0 BB 1 SO 13 LOB 8</p>					
Ralph Garr, L (1, 9) OBP: 0.279, SLG: 0.331										4	0	0	0	0	2	2						
Darrell Evans, L (1, 5) OBP: 0.384, SLG: 0.537										4	0	1	0	0	1	0						
Mike Lum, L (1, 7) OBP: 0.341, SLG: 0.405										4	0	0	0	0	3	2						
Davey Johnson, R (1, 4) OBP: 0.362, SLG: 0.506										4	0	0	0	0	3	2						
Frank Tepedino, L (1, 3) OBP: 0.400, SLG: 0.429										3	0	0	0	0	1	0						
Johnny Oates, L (1, 2) OBP: 0.290, SLG: 0.298										3	0	0	0	0	1	0						
Chuck Goggin, S (1, 6) OBP: 0.303, SLG: 0.344										2	0	0	0	1	0	0						
Ron Reed, R (1, 1) OBP: 0.195, SLG: 0.220 (8, PH)										1	0	0	0	0	1	1						
Dusty Baker Jr., R (8, PH) OBP: 0.349, SLG: 0.412										1	0	0	0	0	1	0						
Danny Frisella, L (8, 1)										0	0	0	0	0	0	0						
<b>Inning Stats</b>	R: 0 E: 0 K: 3 S: 11	H: 2 LOB: 2 BB: 0 P: 11	R: 0 E: 0 K: 3 S: 9	H: 0 LOB: 1 BB: 1 P: 13	R: 0 E: 0 K: 1 S: 5	H: 0 LOB: 0 BB: 0 P: 5	R: 0 E: 0 K: 1 S: 5	H: 0 LOB: 0 BB: 0 P: 5	R: 0 E: 1 K: 0 S: 4	H: 0 LOB: 1 BB: 0 P: 4	R: 0 E: 0 K: 0 S: 5	H: 0 LOB: 0 BB: 0 P: 5	R: 0 E: 0 K: 0 S: 3	H: 0 LOB: 0 BB: 0 P: 3	R: 0 E: 0 K: 1 S: 6	H: 1 LOB: 1 BB: 0 P: 6	R: 0 E: 0 K: 3 S: 9	H: 0 LOB: 0 BB: 0 P: 9	1B: 3 2B: 0 3B: 0 HR: 0	SF: 0 SAC: 1 DP: 0 HBP: 0	WP: 1 PB: 0 SB: 0 CS: 0	PA: 32
<b>PITCHER</b> Clay Kirby, R (1, 1) ERA: 5.4	IP: 9.0 WLS: W BF: 32 H: 3 R: 0 ER: 0 SO: 13 BB: 1 IBB: 0 HBP: 0 BLK: 0 WP: 1 HR: 0 S: 57 P: 61 ERA: 0.00 WHIP: 0.444															<b>PITCHER</b>	IP: WLS: BF: H: R: ER: SO: BB: IBB: HBP: BLK: WP: HR: S: P: ERA: WHIP:					

Batter	1	2	3	4	5	6	7	8	9	AB	R	H	RBI	BB	SO	LOB	BOTTOM			
Gene Locklear, L (1, 7) OBP: 0.316, SLG: 0.260										4	0	2	1	0	0	2	<p>Atlanta Braves @ San Diego Padres San Diego Stadium, San Diego, CA Sat Jun 23 1973, 10:05 PM EDT Unknown</p> <p>livebaseballscores.com</p> <p>AB 30 R 2 H 8 RBI 2 BB 0 SO 5 LOB 9</p>			
Ivan Murrell, R (8, 7) OBP: 0.194, SLG: 0.328										4	0	1	0	0	1	1				
Johnny Grubb, L (1, 8) OBP: 0.381, SLG: 0.418										3	0	0	0	0	0	1				
Leron Lee, L (1, 9) OBP: 0.329, SLG: 0.332										1	0	0	0	0	0	0				
Jerry Morales, R (8, 9) OBP: 0.324, SLG: 0.388										1	0	0	0	0	0	0				
Nate Colbert, R (1, 3) OBP: 0.318, SLG: 0.330										4	1	1	0	0	2	1				
Dave Roberts, R (1, 5) OBP: 0.244, SLG: 0.302										3	0	2	1	0	0	0				
Derrel Thomas, S (1, 6) OBP: 0.293, SLG: 0.238										3	0	0	0	0	1	2				
Rich Morales, R (1, 4) OBP: 0.268, SLG: 0.188										3	1	1	0	0	0	0				
Pat Corrales, R (1, 2) OBP: 0.350, SLG: 0.474										2	0	0	0	0	0	0				
Clay Kirby, R (1, 1) OBP: 0.311, SLG: 0.167										3	0	1	0	0	1	2				
<b>Inning Stats</b>	R: 0 E: 0 K: 1 S: 6	H: 2 LOB: 1 BB: 0 P: 6	R: 0 E: 0 K: 0 S: 3	H: 0 LOB: 0 BB: 0 P: 3	R: 0 E: 0 K: 1 S: 6	H: 1 LOB: 1 BB: 0 P: 6	R: 0 E: 0 K: 1 S: 6	H: 1 LOB: 1 BB: 0 P: 6	R: 0 E: 0 K: 0 S: 4	H: 2 LOB: 2 BB: 0 P: 4	R: 1 E: 0 K: 0 S: 7	H: 2 LOB: 0 BB: 0 P: 7	R: 1 E: 0 K: 0 S: 4	H: 2 LOB: 0 BB: 0 P: 4	R: 0 E: 0 K: 0 S: 3	H: 0 LOB: 0 BB: 0 P: 3	1B: 5 2B: 3 3B: 0 HR: 0	SF: 0 SAC: 1 DP: 0 HBP: 0	WP: 2 PB: 0 SB: 2 CS: 1	PA: 32
<b>PITCHER</b> Ron Reed, R (1, 1) ERA: 4.01	IP: 7.0 WLS: L BF: 28 H: 8 R: 2 ER: 2 SO: 5 BB: 0 IBB: 0 HBP: 0 BLK: 0 WP: 0 HR: 0 S: 38 P: 38 ERA: 2.57 WHIP: 1.143															<b>PITCHER</b>	IP: WLS: BF: H: R: ER: SO: BB: IBB: HBP: BLK: WP: HR: S: P: ERA: WHIP:			
Danny Frisella, R (8, 1) ERA: 3.09	IP: 1.0 WLS: L BF: 3 H: 0 R: 0 ER: 0 SO: 0 BB: 0 IBB: 0 HBP: 0 BLK: 0 WP: 0 HR: 0 S: 3 P: 3 ERA: 0.00 WHIP: 0.000															<b>PITCHER</b>	IP: WLS: BF: H: R: ER: SO: BB: IBB: HBP: BLK: WP: HR: S: P: ERA: WHIP:			



Batter	1	2	3	4	5	6	7	8	9	AB	R	H	RBI	BB	SO	LOB	TOP				
Ralph Garr, L OBP: 0.276, SLG: 0.326	0-0 4-3	0-0 L3			0-0 F7		0-0 G4-3-6-3-8-3			4	0	0	0	0	0	3	<p>Atlanta Braves @ San Diego Padres</p> <p>San Diego Stadium, San Diego, CA</p> <p>Sat Jun 23 1973, 10:05 PM EDT</p> <p>Att: 17,215 - Unknown</p>				
Chuck Goggin, S OBP: 0.270, SLG: 0.306	0-0 6-3	0-0 F8			0-3 K		0-0 1-3			4	0	0	0	0	1						
Darrell Evans, L OBP: 0.386, SLG: 0.535	4-0 BB 2B		0-0 F6		0-0 1B		0-3 K			3	1	1	0	1	1	0					
Hank Aaron, R OBP: 0.352, SLG: 0.552	4-0 2B 1B		0-0 5-3		0-0 F4		0-0 F2			3	1	0	0	1	0	1					
Dusty Baker Jr., R OBP: 0.347, SLG: 0.413	0-0 1B 2B		0-0 F9		0-0 F7		0-0 5-3			4	1	1	1	0	0	1					
Davey Johnson, R OBP: 0.384, SLG: 0.506	0-0 BB 1B		0-0 6-3		0-0 FC4-6 1B			0-0 4-3		4	0	2	2	0	0	0					
Dick Dietz, R OBP: 0.490, SLG: 0.342	0-0 2H 3H 1B		0-0 6-3		0-0 FC4-6 1B			0-0 1-3		1	0	0	0	1	0	0					
Mike Lum, L OBP: 0.338, SLG: 0.401	0-0 1-2 BB		0-0 6-3		0-0 FC4-6 1B			0-0 1-3		2	0	0	0	0	0	2					
Larry Howard, R OBP: 0.258, SLG: 0.218	0-3 K		0-0 5-3			0-0 BB 1B		4-0 BB		3	0	1	0	1	1	2					
Jimmy Freeman, L OBP: 0.500, SLG: 0.500		0-0 L3 1B			0-3 K		4-0 BB		0-0 4-3	1	0	1	0	0	0	0					
Ron Schueler, R OBP: 0.273, SLG: 0.200									0-0 4-3	1	0	0	0	0	1	0					
Sonny Jackson, L OBP: 0.300, SLG: 0.258										0	0	0	0	1	0	0					
Jim Panther, R OBP: 0.375, SLG: 0.400										0	0	0	0	0	0	0					
Frank Tepedino, L OBP: 0.400										1	0	0	0	0	0	1					
<b>Inning Stats</b>	R: 3 E: 0 K: 1 S: 7	H: 2 LOB: 2 BB: 3 P: 19	R: 0 E: 0 K: 0 S: 3	H: 1 LOB: 0 BB: 0 P: 3	R: 0 E: 0 K: 0 S: 3	H: 0 LOB: 0 BB: 0 P: 3	R: 0 E: 0 K: 0 S: 3	H: 0 LOB: 0 BB: 0 P: 3	R: 0 E: 0 K: 2 S: 7	H: 2 LOB: 2 BB: 0 P: 5	R: 0 E: 0 K: 0 S: 5	H: 1 LOB: 1 BB: 1 P: 7	R: 0 E: 0 K: 1 S: 5	H: 0 LOB: 0 BB: 0 P: 5	R: 0 E: 0 K: 0 S: 3	H: 0 LOB: 1 BB: 1 P: 7	1B: 5 2B: 2 3B: 0 HR: 0	SF: 0 SAC: 0 DP: 2 HBP: 0	WP: 0 PB: 0 SB: 0 CS: 0	PA: 36	
<b>PITCHER</b>	IP WLS BF H R ER SO BB IBB HBP BLK WP HR S P ERA WHIP	5.2 W 24 5 3 3 3 3 0 0 0 0 0 0 27 39 4.76 1.412	3.1 S 12 1 0 0 1 2 0 0 0 0 0 0 12 20 0.00 0.900																		

AB	31
R	3
H	6
RBI	3
BB	5
SO	4
LOB	11



Batter	1	2	3	4	5	6	7	8	9	AB	R	H	RBI	BB	SO	LOB	BOTTOM				
Derrel Thomas, S OBP: 0.297, SLG: 0.238	4-0 F8 BB 1B	0-0 F8		0-0 4-3		0-0 G3 S SF8 1B		0-0 F9		4	2	1	0	1	0	0	<p>Atlanta Braves @ San Diego Padres</p> <p>San Diego Stadium, San Diego, CA</p> <p>Sat Jun 23 1973, 10:05 PM EDT</p> <p>Att: 17,215 - Unknown</p>				
Jerry Morales, R OBP: 0.322, SLG: 0.381	4-0 1B BB	0-0 F9		0-0 F7		0-0 G3 1-3				3	1	0	0	1	0	1					
Fred Kendall, R OBP: 0.331, SLG: 0.369	0-0 F8 2-3		0-0 F8		0-0 F8	0-0 SF8		0-0 3H F7		3	0	0	1	0	0	2					
Nate Colbert, R OBP: 0.321, SLG: 0.359	0-3 K		0-0 HR		0-0 HR	0-0 F7				4	2	2	2	0	1	2					
Cito Gaston, R OBP: 0.344, SLG: 0.462	0-0 1B 1B 1B		0-0 HR 1B		0-0 BB E 1B		0-0 5-3			4	2	3	1	0	0	0					
Dave Roberts, R OBP: 0.288, SLG: 0.345	0-0 1B 1B		0-0 HR 1B		4-0 E BB		0-0 G6-4-3 1B			3	2	3	3	1	0	0					
Dave Winfield, R OBP: 0.438, SLG: 0.643	0-0 1B 1B		0-0 5-3		0-3 K		0-0 G6-4-3 1-2			4	0	1	0	0	1	3					
Rich Morales, R OBP: 0.267, SLG: 0.212	0-0 F7		0-0 F8		0-0 E6 2H 2H 2B		0-0 F4			4	0	1	2	0	0	3					
Rich Troedson, L OBP: 0.400		0-3 K		0-0 4-3		0-3 K		0-0 5-3		3	0	0	0	0	2	1					
Vicente Romo, R OBP: 0.350										1	0	0	0	0	0	0					
<b>Inning Stats</b>	R: 2 E: 0 K: 1 S: 8	H: 3 LOB: 3 BB: 2 P: 16	R: 0 E: 0 K: 1 S: 5	H: 0 LOB: 0 BB: 0 P: 5	R: 3 E: 0 K: 0 S: 6	H: 3 LOB: 0 BB: 0 P: 6	R: 0 E: 0 K: 0 S: 3	H: 0 LOB: 0 BB: 0 P: 3	R: 3 E: 1 K: 2 S: 10	H: 3 LOB: 1 BB: 1 P: 14	R: 1 E: 0 K: 0 S: 4	H: 1 LOB: 0 BB: 0 P: 4	R: 0 E: 0 K: 0 S: 3	H: 1 LOB: 0 BB: 0 P: 3	R: 0 E: 0 K: 0 S: 3	H: 0 LOB: 0 BB: 0 P: 3	1B: 7 2B: 1 3B: 0 HR: 3	SF: 1 SAC: 0 DP: 1 HBP: 0	WP: 0 PB: 0 SB: 1 CS: 0	PA: 37	
<b>PITCHER</b>	IP WLS BF H R ER SO BB IBB HBP BLK WP HR S P ERA WHIP	3.0 L 17 6 5 5 2 2 0 0 0 0 0 1 17 21 12.00 1.667	3.0 14 4 4 4 2 1 0 0 0 0 0 0 6 6 0.00 0.500																		





Batter	1	2	3	4	5	6	7	8	9	AB	R	H	RBI	BB	SO	LOB	TOP								
<b>Sonny Jackson, L</b> (1, 6) OBP: 0.305, SLG: 0.258	0-0 4-3		4-0 BB BB		0-3 K			0-0 4-3	0-0 2B 1B	4	1	1	0	1	1	0	<b>Atlanta Braves @ San Diego Padres</b> San Diego Stadium, San Diego, CA Sun Jun 24 1973, 6:33 AM EDT Att: 4,490 - Unknown								
<b>Johnny Oates, L</b> (1, 2) OBP: 0.296, SLG: 0.306	0-0 4-3		4-0 1-2 BB BB		0-3 K			0-0 BB HR BB	0-0 2B 1B	4	2	2	1	1	1	0									
<b>Darrell Evans, L</b> (1, 5) OBP: 0.389, SLG: 0.538	0-3 K		0-0 F8		0-0 G6-4-3 1B			4-0 BB HR BB	0-0 2B	4	1	2	1	1	1	3									
<b>Dusty Baker Jr., R</b> (1, 8) OBP: 0.348, SLG: 0.408		0-0 F9		0-0 4-3		0-0 G6-4-3 1B		4-0 BB HR BB	4-0 2B	3	1	0	0	2	0	1									
<b>Ralph Garr, L</b> (1, 9) OBP: 0.275, SLG: 0.334	0-0 4-3		0-0 F8		0-0 F4			0-0 BB HR BB	0-0 IBB	5	1	1	4	0	0	2									
<b>Mike Lum, L</b> (1, 7) OBP: 0.336, SLG: 0.395	0-0 F5		4-0 BB BB		0-0 F7			0-0 HR	0-0 F6	3	0	0	0	1	0	0									
<b>Davey Johnson, R</b> (1, 4) OBP: 0.366, SLG: 0.502		0-0 F8		4-0 BB BB		0-0 F7		0-0 6-3		2	0	0	0	2	0	0									
<b>Frank Tepedino, L</b> (1, 3) OBP: 0.300, SLG: 0.316		0-0 4-3		0-0 F8		0-0 F7		0-0 L7		4	0	0	0	0	0	3									
<b>Carl Morton, R</b> (1, 1) OBP: 0.220, SLG: 0.231		0-0 E5		0-3 K		0-0 F8		0-0 6-3		2	0	0	0	0	1	0									
<b>Dick Dietz, R</b> (7, PH) OBP: 0.481, SLG: 0.333										1	0	0	0	0	0	1									
<b>Phil Niekro, R</b> (7, 1) OBP: 0.188, SLG: 0.250										1	0	0	0	0	0	0									
<b>Inning Stats</b>	R: 0 E: 0 K: 1 S: 5	H: 0 LOB: 0 BB: 0 P: 5	R: 0 E: 0 K: 0 S: 3	H: 0 LOB: 0 BB: 0 P: 3	R: 0 E: 1 K: 0 S: 4	H: 0 LOB: 3 BB: 2 P: 12	R: 0 E: 0 K: 0 S: 3	H: 0 LOB: 2 BB: 2 P: 11	R: 0 E: 0 K: 3 S: 9	H: 0 LOB: 0 BB: 0 P: 9	R: 0 E: 0 K: 0 S: 3	H: 1 LOB: 0 BB: 0 P: 3	R: 0 E: 0 K: 0 S: 3	H: 0 LOB: 1 BB: 1 P: 7	R: 4 E: 0 K: 0 S: 5	H: 2 LOB: 0 BB: 2 P: 13	R: 2 E: 0 K: 0 S: 6	H: 3 LOB: 2 BB: 1 P: 10	1B: 3 2B: 2 3B: 0 HR: 1	SF: 0 SAC: 0 DP: 1 HBP: 0	WP: 0 PB: 0 SB: 1 CS: 0	PA: 41			
<b>PITCHER</b>	IP	WLS	BF	H	R	ER	SO	BB	IBB	HBP	BLK	WP	HR	S	P	ERA	WHIP								
<b>Steve Arlin, R</b> (1, 1) ERA: 5.78	8.2	L	38	5	6	6	4	7	0	0	0	0	1	39	67	6.23	1.385								
<b>Mike Caldwell, L</b> (9, 1) ERA: 4.1	0.1		3	1	0	0	0	0	1	0	0	0	0	2	6	0.00	3.000								

AB	33
R	6
H	6
RBI	6
BB	8
SO	4
LOB	10



Batter	1	2	3	4	5	6	7	8	9	AB	R	H	RBI	BB	SO	LOB	BOTTOM								
<b>Gene Locklear, L</b> (1, 7) OBP: 0.328, SLG: 0.264	4-0 FC4-6 BB		0-0 SH1-3 3B 1B		0-0 4-3			0-3 K		3	1	1	0	1	1	0	<b>Atlanta Braves @ San Diego Padres</b> San Diego Stadium, San Diego, CA Sun Jun 24 1973, 6:33 AM EDT Att: 4,490 - Unknown								
<b>Johnny Grubb, L</b> (1, 8) OBP: 0.380, SLG: 0.422	0-0 FC4-6 FC3-6		0-0 SH1-3		0-0 2B			0-0 5-3		3	0	1	0	0	0	1									
<b>Leron Lee, L</b> (1, 9) OBP: 0.323, SLG: 0.325	0-0 FC3-6 HBP 1B		0-3 K		0-0 3-1			0-0 F7		4	0	0	0	0	1	3									
<b>Nate Colbert, R</b> (1, 3) OBP: 0.324, SLG: 0.369	0-0 HBP 1B		0-0 3B		0-3 K			0-0 F8		4	0	2	1	0	1	0									
<b>Fred Kendall, R</b> (1, 2) OBP: 0.329, SLG: 0.364	1-0 FC6-4 HBP		0-0 5-3		0-0 6-3			0-0 F7		3	0	0	0	0	0	1									
<b>Dave Roberts, R</b> (1, 5) OBP: 0.287, SLG: 0.336	0-0 FC6-4		4-0 1-3 4-3 PO BB		0-0 L7			0-3 K		3	0	0	0	1	1	3									
<b>Derrel Thomas, S</b> (1, 6) OBP: 0.291, SLG: 0.234		0-0 1-3		0-0 4-3		0-0 5-3				3	0	0	0	0	0	1									
<b>Rich Morales, R</b> (1, 4) OBP: 0.264, SLG: 0.200		0-3 K		0-0 1-3		0-3 K				3	0	0	0	0	2	1									
<b>Steve Arlin, R</b> (1, 1) OBP: 0.231, SLG: 0.167		0-3 K		0-0 PO		0-3 K				3	0	0	0	0	2	0									
<b>Mike Caldwell, R</b> (9, 1) OBP: 0.200, SLG: 0.167				0-0 6-3						0	0	0	0	0	0	0									
<b>Inning Stats</b>	R: 0 E: 0 K: 0 S: 4	H: 1 LOB: 3 BB: 1 P: 9	R: 0 E: 0 K: 2 S: 7	H: 0 LOB: 0 BB: 0 P: 7	R: 1 E: 0 K: 1 S: 7	H: 2 LOB: 1 BB: 0 P: 7	R: 0 E: 0 K: 0 S: 2	H: 0 LOB: 0 BB: 1 P: 6	R: 0 E: 0 K: 0 S: 4	H: 1 LOB: 0 BB: 0 P: 4	R: 0 E: 0 K: 1 S: 5	H: 0 LOB: 0 BB: 0 P: 5	R: 0 E: 0 K: 2 S: 7	H: 0 LOB: 0 BB: 0 P: 7	R: 0 E: 0 K: 1 S: 5	H: 0 LOB: 0 BB: 0 P: 5	R: 0 E: 0 K: 1 S: 5	H: 0 LOB: 0 BB: 0 P: 5	1B: 2 2B: 1 3B: 1 HR: 0	SF: 0 SAC: 1 DP: 0 HBP: 1	WP: 0 PB: 0 SB: 1 CS: 0	PA: 34			
<b>PITCHER</b>	IP	WLS	BF	H	R	ER	SO	BB	IBB	HBP	BLK	WP	HR	S	P	ERA	WHIP								
<b>Carl Morton, R</b> (1, 1) ERA: 3.35	6.0		24	4	1	1	4	2	0	1	0	0	0	29	38	1.50	1.000								
<b>Phil Niekro, R</b> (7, 1) ERA: 2.47	3.0	W	9	0	0	0	4	0	0	0	0	0	0	17	17	0.00	0.000								

AB	29
R	1
H	4
RBI	1
BB	2
SO	8
LOB	10





Batter	1	2	3	4	5	6	7	8	9	AB	R	H	RBI	BB	SO	LOB	TOP									
<b>Davey Lopes, R</b> OBP: 0.391, SLG: 0.359 (1, 4)	 0-3	 0-0			 0-0		 0-0		 0-0	5	0	0	0	0	1	2	<b>Los Angeles Dodgers @ San Diego Padres</b> San Diego Stadium, San Diego, CA Mon Jun 25 1973, 10:05 PM EDT Att: 6,916 - Unknown <a href="http://livebaseballscorecards.com">livebaseballscorecards.com</a>									
<b>Bill Buckner, L</b> OBP: 0.286, SLG: 0.325 (1, 9)	 0-0		 0-0		 0-0		 0-0			4	1	2	0	0	0	0										
<b>Manny Mota, R</b> OBP: 0.405, SLG: 0.408 (1, 7)	 0-0		 0-0		 0-0		 0-0			4	0	1	0	0	0	2										
<b>Willie Davis, L</b> OBP: 0.335, SLG: 0.483 (1, 8)	 0-0		 0-0		 4-0		 0-0			3	0	2	1	1	0	0										
<b>Steve Garvey, R</b> OBP: 0.282, SLG: 0.429 (1, 3)	 0-0		 0-0		 0-0		 0-0			4	0	1	0	0	0	3										
<b>Ken McMullen, R</b> OBP: 0.394, SLG: 0.710 (1, 5)		 0-0		 0-0		 4-0		 0-0		3	1	1	1	1	0	1										
<b>Bill Russell, R</b> OBP: 0.314, SLG: 0.369 (1, 6)	 0-0		 0-0		 0-0		 0-0			4	0	1	0	0	0	2										
<b>Steve Yeager, R</b> OBP: 0.356, SLG: 0.375 (1, 2)	 0-0		 0-0				 1-0		 0-0	3	1	0	0	0	0	1										
<b>Claude Osteen, L</b> OBP: 0.190, SLG: 0.175 <b>Jim Brewer, L</b> OBP: 0.667, SLG: 0.667 (9, 1)	 0-0				 0-0		 0-0		 0-0	3	0	0	0	0	0	1										
<b>Inning Stats</b>	R: 1 E: 0 K: 1 S: 7	H: 3 LOB: 1 BB: 0 P: 7	R: 1 E: 0 K: 0 S: 5	H: 2 LOB: 1 BB: 0 P: 5	R: 0 E: 0 K: 0 S: 4	H: 1 LOB: 1 BB: 0 P: 4	R: 0 E: 0 K: 0 S: 3	H: 0 LOB: 0 BB: 0 P: 3	R: 0 E: 0 K: 0 S: 4	H: 1 LOB: 1 BB: 0 P: 4	R: 0 E: 0 K: 0 S: 2	H: 0 LOB: 2 BB: 2 P: 10	R: 1 E: 1 K: 0 S: 4	H: 0 LOB: 1 BB: 0 P: 5	R: 0 E: 0 K: 0 S: 4	H: 1 LOB: 1 BB: 0 P: 4	R: 0 E: 0 K: 0 S: 3	H: 0 LOB: 0 BB: 0 P: 3	1B: 7 2B: 0 3B: 0 HR: 1	SF: 0 SAC: 1 DP: 1 HBP: 1	WP: 0 PB: 0 SB: 1 CS: 0	PA: 37				
<b>PITCHER</b>	IP	WLS	BF	H	R	ER	SO	BB	IBB	HBP	BLK	WP	HR	S	P	ERA	WHIP									
<b>Bill Greif, R</b> ERA: 3.02 <b>Vicente Romo, R</b> ERA: 3.45	(1, 1)	8.0	L	34	8	3	2	1	2	0	1	0	0	1	33	42	2.25	1.250								
(9, 1)	1.0		3	0	0	0	0	0	0	0	0	0	0	3	3	0.00	0.000									

Batter	1	2	3	4	5	6	7	8	9	AB	R	H	RBI	BB	SO	LOB	BOTTOM									
<b>Derrel Thomas, S</b> OBP: 0.287, SLG: 0.229 <b>Dwain Anderson, R</b> OBP: 0.250, SLG: 0.122 (8, PH) (9, 5)	 0-0		 0-0		 0-0			 0-0		3	0	0	0	0	0	1	<b>Los Angeles Dodgers @ San Diego Padres</b> San Diego Stadium, San Diego, CA Mon Jun 25 1973, 10:05 PM EDT Att: 6,916 - Unknown <a href="http://livebaseballscorecards.com">livebaseballscorecards.com</a>									
<b>Jerry Morales, R</b> OBP: 0.331, SLG: 0.392 (1, 8)	 4-0		 0-0		 0-0		 0-0		 0-0	3	2	2	0	1	0	0										
<b>Dave Roberts, R</b> OBP: 0.274, SLG: 0.349 (9, 4)	 0-0		 0-0		 0-0		 0-0		 0-0	4	0	2	1	0	0	1										
<b>Nate Colbert, R</b> OBP: 0.319, SLG: 0.363 (1, 3)	 0-0				 0-0		 0-0		 0-0	4	0	0	1	0	0	3										
<b>Cito Gaston, R</b> OBP: 0.343, SLG: 0.458 <b>Johnny Grubb, L</b> OBP: 0.380, SLG: 0.422 (9, PR)	 0-3				 0-3		 0-0		 0-0	4	0	1	0	0	2	2										
<b>Fred Kendall, R</b> OBP: 0.324, SLG: 0.358 (1, 2)		 0-0		 0-0			 0-0		 0-0	4	0	0	0	0	0	1										
<b>Dave Winfield, R</b> OBP: 0.400, SLG: 0.556 (1, 7)		 0-0			 0-0		 0-0		 0-0	4	0	1	0	0	0	1										
<b>Rich Morales, R</b> OBP: 0.262, SLG: 0.211 (9, 6)		 0-0		 0-0			 0-0		 0-0	2	0	1	0	0	0	0										
<b>Gene Locklear, L</b> OBP: 0.323, SLG: 0.259 (9, PH)		 0-0		 0-0					 0-0	1	0	0	0	0	0	1										
<b>Bill Greif, R</b> OBP: 0.158, SLG: 0.059 <b>Ivan Murrell, R</b> OBP: 0.191, SLG: 0.324 <b>Vicente Romo, R</b> (9, 1)	 0-0		 0-3		 0-3		 0-0			2	0	0	0	0	1	2										
<b>Inning Stats</b>	R: 1 E: 0 K: 1 S: 6	H: 1 LOB: 1 BB: 1 P: 10	R: 0 E: 0 K: 0 S: 4	H: 1 LOB: 1 BB: 0 P: 4	R: 0 E: 0 K: 0 S: 3	H: 0 LOB: 0 BB: 0 P: 3	R: 0 E: 0 K: 1 S: 5	H: 0 LOB: 0 BB: 0 P: 5	R: 0 E: 0 K: 1 S: 6	H: 1 LOB: 1 BB: 0 P: 6	R: 0 E: 0 K: 0 S: 4	H: 1 LOB: 1 BB: 0 P: 4	R: 0 E: 0 K: 0 S: 3	H: 0 LOB: 0 BB: 0 P: 3	R: 1 E: 0 K: 0 S: 5	H: 2 LOB: 1 BB: 0 P: 5	R: 0 E: 0 K: 0 S: 4	H: 1 LOB: 1 BB: 0 P: 4	1B: 5 2B: 2 3B: 0 HR: 0	SF: 0 SAC: 1 DP: 0 HBP: 0	WP: 0 PB: 0 SB: 0 CS: 0	PA: 35				
<b>PITCHER</b>	IP	WLS	BF	H	R	ER	SO	BB	IBB	HBP	BLK	WP	HR	S	P	ERA	WHIP									
<b>Claude Osteen, L</b> ERA: 2.91 <b>Jim Brewer, L</b> ERA: 1.3	(1, 1)	8.1	W	33	7	2	2	3	1	0	0	0	0	2	38	42	2.16	0.960								
(9, 1)	0.2	S	2	0	0	0	0	0	0	0	0	0	0	2	2	0.00	0.000									



Batter	1	2	3	4	5	6	7	8	9	AB	R	H	RBI	BB	SO	LOB	TOP					
<b>Davey Lopes, R</b> OBP: 0.382, SLG: 0.360 (1, 4)										5	2	2	1	0	2	2	<b>Los Angeles Dodgers @ San Diego Padres</b> San Diego Stadium, San Diego, CA Tue Jun 26 1973, 10:05 PM EDT Att: 10,408 - Unknown <a href="http://livebaseballscorecards.com">livebaseballscorecards.com</a>					
<b>Manny Mota, R</b> OBP: 0.407, SLG: 0.403 (1, 7)										2	0	0	0	2	0	3						
<b>Von Joshua, L</b> OBP: 0.308, SLG: 0.301 (7, 7)										1	0	0	0	0	0	1						
<b>Willie Davis, L</b> OBP: 0.336, SLG: 0.482 (1, 8)										5	1	2	2	0	1	3						
<b>Lee Lacy, R</b> OBP: 0.309, SLG: 0.214 (9, 4)										0	0	0	0	0	0	0						
<b>Steve Garvey, R</b> OBP: 0.289, SLG: 0.440 (1, 3)										5	0	2	1	0	1	4						
<b>Ken McMullen, R</b> OBP: 0.368, SLG: 0.639 (1, 5)										5	0	1	0	0	0	5						
<b>Bill Russell, R</b> OBP: 0.319, SLG: 0.373 (1, 6)										5	2	3	1	0	1	1						
<b>Tom Paciorek, R</b> OBP: 0.268, SLG: 0.313 (1, 9)										4	1	1	0	0	0	1						
<b>Steve Yeager, R</b> OBP: 0.352, SLG: 0.356 (1, 2)										3	0	0	0	1	1	3						
<b>Don Sutton, R</b> OBP: 0.167, SLG: 0.093 (1, 1)										2	1	0	1	1	0	0						
<b>Inning Stats</b>	R: 1 E: 1 K: 0 S: 5	H: 2 LOB: 1 BB: 0 P: 5	R: 3 E: 1 K: 2 S: 11	H: 3 LOB: 2 BB: 1 P: 15	R: 0 E: 0 K: 0 S: 3	H: 0 LOB: 0 BB: 0 P: 3	R: 0 E: 0 K: 1 S: 5	H: 0 LOB: 0 BB: 0 P: 5	R: 1 E: 0 K: 0 S: 4	H: 2 LOB: 2 BB: 1 P: 8	R: 0 E: 0 K: 0 S: 3	H: 0 LOB: 1 BB: 1 P: 7	R: 0 E: 0 K: 0 S: 3	H: 1 LOB: 2 BB: 1 P: 7	R: 2 E: 1 K: 1 S: 8	H: 2 LOB: 1 BB: 0 P: 8	R: 0 E: 0 K: 2 S: 8	H: 1 LOB: 1 BB: 0 P: 8	1B: 10 2B: 1 3B: 0 HR: 0	SF: 0 SAC: 1 DP: 1 HBP: 0	WP: 1 PB: 0 SB: 0 CS: 0	PA: 42
<b>PITCHER</b>	IP	WLS	BF	H	R	ER	SO	BB	IBB	HBP	BLK	WP	HR	S	P	ERA	WHIP					
<b>Randy Jones, L</b> ERA: 5.02 (1, 1)	6.0	L	28	7	5	3	3	3	0	0	0	1	0	31	43	4.50	1.667					
<b>Gary Ross, R</b> ERA: 5.9 (7, 1)	2.0		10	3	2	1	1	1	0	0	0	0	0	11	15	4.50	2.000					
<b>Mike Corkins, R</b> ERA: 5.13 (9, 1)	1.0		4	1	0	0	2	0	0	0	0	0	0	8	8	0.00	1.000					

Batter	1	2	3	4	5	6	7	8	9	AB	R	H	RBI	BB	SO	LOB	BOTTOM					
<b>Gene Locklear, L</b> OBP: 0.303, SLG: 0.241 (1, 7)										4	0	0	0	0	0	0	<b>Los Angeles Dodgers @ San Diego Padres</b> San Diego Stadium, San Diego, CA Tue Jun 26 1973, 10:05 PM EDT Att: 10,408 - Unknown <a href="http://livebaseballscorecards.com">livebaseballscorecards.com</a>					
<b>Johnny Grubb, L</b> OBP: 0.382, SLG: 0.421 (1, 8)										3	0	1	0	1	1	0						
<b>Dave Roberts, R</b> OBP: 0.266, SLG: 0.338 (1, 4)										4	0	0	0	0	0	2						
<b>Nate Colbert, R</b> OBP: 0.317, SLG: 0.360 (1, 3)										2	0	0	0	0	1	1						
<b>Ivan Murrell, R</b> OBP: 0.198, SLG: 0.319 (7, 3)										1	0	0	0	0	1	0						
<b>Cito Gaston, R</b> OBP: 0.338, SLG: 0.451 (1, 9)										3	0	0	0	0	0	0						
<b>Fred Kendall, R</b> OBP: 0.320, SLG: 0.353 (1, 2)										3	0	0	0	0	0	0						
<b>Dwain Anderson, R</b> OBP: 0.255, SLG: 0.136 (1, 5)										3	0	1	0	0	0	0						
<b>Rich Morales, R</b> OBP: 0.250, SLG: 0.200 (1, 6)										3	0	0	0	0	0	1						
<b>Randy Jones, R</b> (1, 1)										1	0	0	0	0	1	0						
<b>Jerry Morales, R</b> OBP: 0.330, SLG: 0.390 (6, PH)										1	0	0	0	0	0	0						
<b>Gary Ross, R</b> (7, 1)										0	0	0	0	0	0	0						
<b>Leron Lee, L</b> OBP: 0.322, SLG: 0.324 (8, PH)										1	0	0	0	0	1	0						
<b>Mike Corkins, R</b> OBP: 0.283, SLG: 0.529 (9, 1)										0	0	0	0	0	0	0						
<b>Inning Stats</b>	R: 0 E: 0 K: 1 S: 5	H: 0 LOB: 0 BB: 0 P: 5	R: 0 E: 0 K: 0 S: 3	H: 0 LOB: 0 BB: 0 P: 3	R: 0 E: 0 K: 1 S: 5	H: 0 LOB: 0 BB: 0 P: 5	R: 0 E: 0 K: 1 S: 5	H: 0 LOB: 1 BB: 1 P: 9	R: 0 E: 0 K: 0 S: 4	H: 1 LOB: 1 BB: 0 P: 4	R: 0 E: 0 K: 0 S: 4	H: 1 LOB: 1 BB: 0 P: 4	R: 0 E: 0 K: 1 S: 5	H: 0 LOB: 0 BB: 0 P: 5	R: 0 E: 0 K: 1 S: 5	H: 0 LOB: 0 BB: 0 P: 5	R: 0 E: 0 K: 0 S: 3	H: 0 LOB: 0 BB: 0 P: 3	1B: 2 2B: 0 3B: 0 HR: 0	SF: 0 SAC: 0 DP: 0 HBP: 0	WP: 0 PB: 0 SB: 0 CS: 0	PA: 30
<b>PITCHER</b>	IP	WLS	BF	H	R	ER	SO	BB	IBB	HBP	BLK	WP	HR	S	P	ERA	WHIP					
<b>Don Sutton, R</b> ERA: 2.26 (1, 1)	9.0	W	30	2	0	0	5	1	0	0	0	0	0	39	43	0.00	0.333					







Batter	1	2	3	4	5	6	7	8	9	AB	R	H	RBI	BB	SO	LOB	TOP			
Gene Locklear, L OBP: 0.300, SLG: 0.242	F8		F8					4-3		4	0	1	0	0	0	0	<b>San Diego Padres @ Cincinnati Reds</b> Riverfront Stadium, Cincinnati, OH Fri Jun 29 1973, 7:05 PM EDT Att: 15,268 - Unknown			
Jerry Morales, R OBP: 0.324, SLG: 0.387	1-4-3		K					5-3		4	0	1	0	0	1	1				
Dave Roberts, R OBP: 0.270, SLG: 0.345	1-4-3		FC6-4					K		4	0	1	0	0	1	1				
Nate Colbert, R OBP: 0.322, SLG: 0.376	K		FC6-4					F7		3	0	1	0	0	1	2				
Ivan Murrell, R OBP: 0.196, SLG: 0.314	K		FC6-4					F7		1	0	0	0	0	0	0				
Cito Gaston, R OBP: 0.333, SLG: 0.456								6-3		4	0	1	0	0	0	1				
Dwain Anderson, R OBP: 0.233, SLG: 0.132								6-3		4	0	0	0	0	2	1				
Rich Morales, R OBP: 0.267, SLG: 0.200										3	0	1	0	0	0	0				
Pat Corrales, R OBP: 0.333, SLG: 0.423										3	0	1	0	0	0	2				
Rich Troedson, L OBP: 0.321, SLG: 0.322										2	0	0	0	0	1	2				
Leron Lee, L OBP: 0.263, SLG: 0.529										1	0	0	0	0	0	1				
Mike Corkins, R OBP: 0.263, SLG: 0.529										0	0	0	0	0	0	0				
<b>Inning Stats</b>	R: 0 E: 0 K: 1 S: 6	H: 1 LOB: 1 BB: 0 P: 6	R: 0 E: 1 K: 0 S: 5	H: 2 LOB: 2 BB: 0 P: 5	R: 0 E: 0 K: 1 S: 6	H: 1 LOB: 0 BB: 0 P: 6	R: 0 E: 0 K: 1 S: 5	H: 0 LOB: 0 BB: 0 P: 5	R: 0 E: 0 K: 1 S: 6	H: 1 LOB: 1 BB: 0 P: 6	R: 0 E: 0 K: 1 S: 6	H: 1 LOB: 0 BB: 0 P: 6	R: 0 E: 0 K: 1 S: 5	H: 0 LOB: 0 BB: 0 P: 3	R: 0 E: 0 K: 0 S: 3	H: 0 LOB: 0 BB: 0 P: 3	1B: 6 2B: 1 3B: 0 HR: 0	SF: 0 SAC: 0 DP: 0 HBP: 0	WP: 0 PB: 0 SB: 1 CS: 1	PA: 33
<b>PITCHER</b> Jack Billingham, R ERA: 3.5	IP: 9.0 WLS: W BF: 33 H: 7 R: 0 ER: 0 SO: 6 BB: 0 IBB: 0 HBP: 0 BLK: 0 WP: 0 HR: 0 S: 45 P: 45 ERA: 0.00 WHIP: 0.778															<b>PITCHER</b>				


Batter	1	2	3	4	5	6	7	8	9	AB	R	H	RBI	BB	SO	LOB	BOTTOM			
Pete Rose, S OBP: 0.370, SLG: 0.395	F8		FC5-6					1-3		4	1	2	1	0	0	0	<b>San Diego Padres @ Cincinnati Reds</b> Riverfront Stadium, Cincinnati, OH Fri Jun 29 1973, 7:05 PM EDT Att: 15,268 - Unknown			
Joe Morgan, L OBP: 0.406, SLG: 0.482	4-3		FC5-6					K		3	1	1	0	0	1	1				
Dan Driessen, L OBP: 0.370, SLG: 0.365	4-3		1-3					6-3		3	1	0	0	1	0	2				
Johnny Bench, R OBP: 0.340, SLG: 0.447										4	1	2	3	0	0	0				
Tony Perez, R OBP: 0.370, SLG: 0.477										2	0	0	0	2	0	1				
Denis Menke, R OBP: 0.387, SLG: 0.252										0	0	0	0	0	0	0				
Dave Concepcion, R OBP: 0.313, SLG: 0.425										4	0	2	0	0	0	1				
Bobby Tolan, L OBP: 0.232, SLG: 0.282										4	0	0	0	0	1	5				
Andy Kosco, R OBP: 0.308, SLG: 0.273										1	0	0	0	1	0	2				
Larry Stahl, L OBP: 0.400, SLG: 0.385										2	0	0	0	0	1	0				
Cesar Geronimo, L OBP: 0.216, SLG: 0.232										0	0	0	0	0	0	0				
Jack Billingham, R OBP: 0.044, SLG: 0.023										3	0	0	0	0	1	3				
<b>Inning Stats</b>	R: 0 E: 0 K: 0 S: 3	H: 1 LOB: 1 BB: 0 P: 3	R: 0 E: 0 K: 0 S: 5	H: 2 LOB: 2 BB: 0 P: 5	R: 0 E: 0 K: 1 S: 4	H: 1 LOB: 1 BB: 0 P: 4	R: 0 E: 0 K: 1 S: 6	H: 1 LOB: 3 BB: 2 P: 14	R: 0 E: 0 K: 1 S: 5	H: 0 LOB: 0 BB: 1 P: 9	R: 4 E: 0 K: 0 S: 5	H: 2 LOB: 0 BB: 1 P: 10	R: 0 E: 0 K: 1 S: 5	H: 0 LOB: 0 BB: 0 P: 5	R: 0 E: 0 K: 1 S: 5	H: 0 LOB: 0 BB: 0 P: 5	1B: 5 2B: 0 3B: 0 HR: 2	SF: 0 SAC: 0 DP: 0 HBP: 1	WP: 0 PB: 0 SB: 1 CS: 0	PA: 35
<b>PITCHER</b> Rich Troedson, L ERA: 3.6	IP: 6.0 WLS: L BF: 25 H: 5 R: 0 ER: 0 SO: 3 BB: 2 IBB: 0 HBP: 1 BLK: 1 WP: 0 HR: 0 S: 28 P: 40 ERA: 0.00 WHIP: 1.167															<b>PITCHER</b>				
Mike Corkins, R ERA: 5.11	IP: 2.0 WLS: L BF: 10 H: 2 R: 4 ER: 1 SO: 1 BB: 1 IBB: 0 HBP: 1 BLK: 0 WP: 0 HR: 1 S: 10 P: 15 ERA: 4.50 WHIP: 1.500															<b>PITCHER</b>				



Batter	1	2	3	4	5	6	7	8	9	AB	R	H	RBI	BB	SO	LOB	TOP			
Gene Locklear, L OBP: 0.311, SLG: 0.273 Ivan Murrell, R OBP: 0.186, SLG: 0.314										4	2	2	0	0	0	0				
Johnny Grubb, L OBP: 0.380, SLG: 0.418										4	1	1	0	0	0	1				
Dave Roberts, R OBP: 0.283, SLG: 0.364										4	0	3	2	0	0	0				
Nate Colbert, R OBP: 0.317, SLG: 0.372										3	0	0	1	0	2	2				
Cito Gaston, R OBP: 0.329, SLG: 0.450 Jerry Morales, R OBP: 0.323, SLG: 0.385										3	0	0	0	0	1	1				
Fred Kendall, R OBP: 0.316, SLG: 0.349										3	0	0	0	0	0	1				
Dwain Anderson, R OBP: 0.222, SLG: 0.125										3	0	0	0	0	2	0				
Rich Morales, R OBP: 0.256, SLG: 0.191										3	0	0	0	0	1	0				
Steve Arlin, R OBP: 0.207, SLG: 0.148										3	0	0	0	0	3	0				
<b>Inning Stats</b>	R: 2 E: 0 K: 0 S: 6	H: 3 LOB: 1 BB: 0 P: 6	R: 0 E: 0 K: 3 S: 9	H: 0 LOB: 0 BB: 0 P: 9	R: 0 E: 0 K: 1 S: 3	H: 0 LOB: 0 BB: 0 P: 3	R: 0 E: 0 K: 1 S: 5	H: 0 LOB: 0 BB: 0 P: 5	R: 0 E: 0 K: 2 S: 7	H: 0 LOB: 0 BB: 0 P: 7	R: 1 E: 0 K: 1 S: 6	H: 2 LOB: 1 BB: 0 P: 6	R: 0 E: 0 K: 1 S: 5	H: 0 LOB: 0 BB: 0 P: 5	R: 0 E: 0 K: 1 S: 4	H: 1 LOB: 1 BB: 0 P: 4	1B: 4 2B: 3 3B: 0 HR: 0	SF: 1 SAC: 0 DP: 1 HBP: 0	WP: 0 PB: 0 SB: 0 CS: 1	PA: 32
<b>PITCHER</b>	IP: 8.0 WLS: L BF: 28	H: 5 R: 3 ER: 3 SO: 9	BB: 0 IBB: 0 HBP: 0 BLK: 0	WP: 0 HR: 0 S: 46 P: 46	ERA: 3.38 WHIP: 0.625	<b>PITCHER</b>	IP: 1.0 WLS: W BF: 4	H: 1 R: 0 ER: 0 SO: 0	BB: 0 IBB: 0 HBP: 0 BLK: 0	WP: 0 HR: 0 S: 4 P: 4	ERA: 0.00 WHIP: 1.000									

San Diego Padres @ Houston Astros  
Astrodome, Houston, TX  
Sat Jun 30 1973, 8:05 PM EDT  
Att: 19,340 - Dome


AB	31
R	3
H	6
RBI	3
BB	0
SO	9
LOB	6



Batter	1	2	3	4	5	6	7	8	9	AB	R	H	RBI	BB	SO	LOB	BOTTOM					
Jimmy Wynn, R OBP: 0.339, SLG: 0.424										4	0	0	0	0	2	0						
Roger Metzger, S OBP: 0.304, SLG: 0.358										4	0	0	0	0	1	0						
Cesar Cedeño, R OBP: 0.362, SLG: 0.542										4	0	0	0	0	1	0						
Bob Watson, R OBP: 0.415, SLG: 0.446										3	0	1	0	0	0	0						
Lee May, R OBP: 0.298, SLG: 0.428										3	0	1	0	0	2	1						
Doug Rader, R OBP: 0.315, SLG: 0.381										3	0	1	0	0	0	2						
Tommy Helms, R OBP: 0.328, SLG: 0.379										3	0	0	0	0	0	2						
Skip Jutze, R OBP: 0.316, SLG: 0.302										2	0	0	0	1	1	1						
Ken Forsch, R OBP: 0.106, SLG: 0.089 Jimmy Stewart, S OBP: 0.341, SLG: 0.206 Jim York, R										2	0	0	0	0	0	0						
<b>Inning Stats</b>	R: 0 E: 0 K: 0 S: 3	H: 0 LOB: 0 BB: 0 P: 3	R: 0 E: 0 K: 1 S: 6	H: 1 LOB: 1 BB: 0 P: 6	R: 0 E: 0 K: 0 S: 3	H: 0 LOB: 0 BB: 0 P: 3	R: 0 E: 0 K: 0 S: 3	H: 0 LOB: 0 BB: 0 P: 3	R: 0 E: 0 K: 2 S: 8	H: 1 LOB: 1 BB: 0 P: 8	R: 0 E: 0 K: 1 S: 5	H: 0 LOB: 0 BB: 0 P: 5	R: 0 E: 0 K: 1 S: 6	H: 1 LOB: 1 BB: 0 P: 6	R: 0 E: 0 K: 0 S: 2	H: 0 LOB: 0 BB: 1 P: 6	R: 0 E: 0 K: 2 S: 7	H: 0 LOB: 0 BB: 0 P: 7	1B: 3 2B: 0 3B: 0 HR: 0	SF: 0 SAC: 0 DP: 1 HBP: 0	WP: 0 PB: 0 SB: 0 CS: 0	PA: 30
<b>PITCHER</b>	IP: 9.0 WLS: W BF: 30	H: 3 R: 0 ER: 0 SO: 7	BB: 1 IBB: 0 HBP: 0 BLK: 0	WP: 0 HR: 0 S: 43 P: 47	ERA: 0.00 WHIP: 0.444	<b>PITCHER</b>	IP: 1.1 WLS: W BF: 3	H: 0 R: 0 ER: 0 SO: 0	BB: 0 IBB: 0 HBP: 0 BLK: 0	WP: 0 HR: 0 S: 4 P: 4	ERA: 0.00 WHIP: 0.000											

San Diego Padres @ Houston Astros  
Astrodome, Houston, TX  
Sat Jun 30 1973, 8:05 PM EDT  
Att: 19,340 - Dome

AB	29
R	0
H	3
RBI	0
BB	1
SO	7
LOB	7





Batter	1	2	3	4	5	6	7	8	9	AB	R	H	RBI	BB	SO	LOB	TOP			
Gene Locklear, L OBP: 0.295, SLG: 0.257 (1, 7)										4	0	0	0	0	0	0	<b>San Diego Padres @ Houston Astros</b> Astrodome, Houston, TX Sun Jul 01 1973, 4:33 AM EDT Att: 17,524 - Unknown			
Johnny Grubb, L OBP: 0.376, SLG: 0.419 (1, 8)										4	1	1	0	0	0					
Dave Roberts, R OBP: 0.276, SLG: 0.354 (1, 5)										4	0	0	0	0	2	1				
Nate Colbert, R OBP: 0.323, SLG: 0.379 (1, 3)										3	2	2	1	1	0	0				
Cito Gaston, R OBP: 0.328, SLG: 0.446 (1, 9)										4	0	1	0	0	1	3				
Fred Kendall, R OBP: 0.319, SLG: 0.368 (1, 2)										4	1	2	3	0	0	1				
Dwain Anderson, R OBP: 0.224, SLG: 0.119 (1, 6)										3	0	0	0	1	1	1				
Rich Morales, R OBP: 0.250, SLG: 0.186 (1, 4)										2	0	0	0	0	0	1				
Jerry Morales, R OBP: 0.326, SLG: 0.388 (7, PH)										1	0	1	0	0	0	0				
Derrel Thomas, S OBP: 0.285, SLG: 0.228 (7, 4)										1	0	0	0	0	0	0				
Bill Greif, R OBP: 0.150, SLG: 0.056 (5, 1)										2	0	0	0	0	2	0				
Gary Ross, R (7, PH)										0	0	0	0	0	0	0				
Leron Lee, L OBP: 0.319, SLG: 0.321 (7, 1)										1	0	0	0	0	0	2				
Mike Caldwell, R OBP: 0.200, SLG: 0.167 (7, 1)										0	0	0	0	0	0	0				
<b>Inning Stats</b>	R: 1 E: 0 K: 1 S: 7	H: 2 LOB: 1 BB: 0 P: 7	R: 0 E: 0 K: 0 S: 2	H: 0 LOB: 0 BB: 1 P: 6	R: 0 E: 0 K: 1 S: 5	H: 0 LOB: 0 BB: 0 P: 5	R: 0 E: 0 K: 0 S: 4	H: 1 LOB: 1 BB: 0 P: 4	R: 0 E: 0 K: 1 S: 5	H: 0 LOB: 0 BB: 0 P: 5	R: 1 E: 0 K: 0 S: 6	H: 3 LOB: 2 BB: 0 P: 6	R: 0 E: 0 K: 2 S: 3	H: 0 LOB: 0 BB: 1 P: 3	R: 2 E: 0 K: 2 S: 8	H: 1 LOB: 0 BB: 1 P: 12	1B: 3 2B: 4 3B: 0 HR: 1	SF: 0 SAC: 0 DP: 1 HBP: 0	WP: 0 PB: 0 SB: 0 CS: 0	PA: 35
<b>PITCHER</b> Don Wilson, R ERA: 3.07 (1, 1)	IP: 9.0 WLS: W BF: 35 H: 7 R: 4 ER: 4 SO: 6 BB: 2 IBB: 0 HBP: 0 BLK: 0 WP: 0 HR: 1 S: 45 P: 53 ERA: 4.00 WHIP: 1.000																			

AB	33
R	4
H	7
RBI	4
BB	2
SO	6
LOB	9



Batter	1	2	3	4	5	6	7	8	9	AB	R	H	RBI	BB	SO	LOB	BOTTOM			
Roger Metzger, S OBP: 0.305, SLG: 0.356 (1, 6)										4	0	1	1	1	2	1	<b>San Diego Padres @ Houston Astros</b> Astrodome, Houston, TX Sun Jul 01 1973, 4:33 AM EDT Att: 17,524 - Unknown			
Jesus Alou, R OBP: 0.273, SLG: 0.357 (1, 9)										5	0	0	0	0	1	3				
Cesar Cedeno, R OBP: 0.360, SLG: 0.541 (1, 8)										4	1	1	0	0	1	3				
Bob Watson, R OBP: 0.419, SLG: 0.459 (1, 7)										3	1	2	2	1	0	0				
Doug Rader, R OBP: 0.315, SLG: 0.377 (1, 5)										3	1	0	0	1	0	2				
Lee May, R OBP: 0.300, SLG: 0.429 (1, 3)										4	0	2	0	0	1	1				
Tommy Helms, R OBP: 0.333, SLG: 0.380 (1, 4)										2	2	1	0	2	0	2				
Skip Jutze, R OBP: 0.323, SLG: 0.311 (1, 2)										4	1	2	1	0	0	5				
Don Wilson, R OBP: 0.225, SLG: 0.282 (1, 1)										4	0	1	2	0	3	2				
<b>Inning Stats</b>	R: 0 E: 0 K: 3 S: 9	H: 0 LOB: 0 BB: 0 P: 9	R: 0 E: 0 K: 0 S: 3	H: 0 LOB: 0 BB: 0 P: 3	R: 1 E: 1 K: 1 S: 8	H: 3 LOB: 2 BB: 0 P: 8	R: 3 E: 0 K: 1 S: 7	H: 2 LOB: 1 BB: 2 P: 15	R: 2 E: 1 K: 0 S: 5	H: 3 LOB: 2 BB: 2 P: 13	R: 0 E: 0 K: 1 S: 5	H: 0 LOB: 1 BB: 1 P: 9	R: 0 E: 0 K: 0 S: 5	H: 2 LOB: 2 BB: 0 P: 5	R: 0 E: 0 K: 2 S: 7	H: 0 LOB: 0 BB: 0 P: 7		1B: 7 2B: 2 3B: 0 HR: 1	SF: 0 SAC: 0 DP: 1 HBP: 0	WP: 0 PB: 1 SB: 0 CS: 0
<b>PITCHER</b> Bill Greif, R ERA: 3.38 (1, 1)	IP: 4.1 WLS: L BF: 23 H: 7 R: 6 ER: 6 SO: 5 BB: 2 IBB: 1 HBP: 0 BLK: 0 WP: 0 HR: 1 S: 30 P: 42 ERA: 12.46 WHIP: 2.077																			
Gary Ross, R ERA: 5.66 (5, 1)	IP: 1.2 WLS: 7 BF: 1 H: 0 R: 0 ER: 0 SO: 1 BB: 1 IBB: 0 HBP: 0 BLK: 0 WP: 0 HR: 0 S: 7 P: 15 ERA: 0.00 WHIP: 1.200																			
Mike Caldwell, L ERA: 4.01 (7, 1)	IP: 2.0 WLS: 8 BF: 2 H: 0 R: 0 ER: 0 SO: 2 BB: 0 IBB: 0 HBP: 0 BLK: 0 WP: 0 HR: 0 S: 12 P: 12 ERA: 0.00 WHIP: 1.000																			





Batter	1	2	3	4	5	6	7	8	9	AB	R	H	RBI	BB	SO	LOB	TOP		
<b>Derrel Thomas, S</b> OBP: 0.293, SLG: 0.235 (1, 6)	0-0 1B 1B		4-0 2B BB	0-3 K			0-0 2B 1B	0-0 4-3		4	2	2	0	1	1	2			
<b>Jerry Morales, R</b> OBP: 0.333, SLG: 0.406 (1, 8) (7, 7)	0-0 F9		0-0 1B 2B	0-0 F9			0-0 1B 2B		0-0 SH1-4 HR 1B	5	2	3	3	0	0	3			
<b>Dave Roberts, R</b> OBP: 0.288, SLG: 0.364 (1, 5)	0-0 G6-4-3 1B		0-0 2-3 1B		0-0 F2		0-0 FC1-5 1B		0-0 SH1-4	4	0	3	1	0	0	0			
<b>Nate Colbert, R</b> OBP: 0.324, SLG: 0.377 (1, 3)	0-0 G6-4-3 1-2		0-3 K		0-0 F6		0-0 FC1-5 1B		4-0 HR IBB	4	1	1	1	1	1	4			
<b>Cito Gaston, R</b> OBP: 0.325, SLG: 0.454 (1, 9)		0-0 4-3	0-0 F8		0-0 F3		0-0 FC1-5		0-0 HR	5	1	1	3	0	0	4			
<b>Dave Winfield, R</b> OBP: 0.370, SLG: 0.458 <b>Gene Locklear, L</b> OBP: 0.291, SLG: 0.254 <b>Johnny Grubb, L</b> OBP: 0.381, SLG: 0.422 (1, 7) (7, PH) (7, 8)		0-0 6-3	0-0 6-3			4-0 FC6-4 BB	0-0 F7		0-0 5-3 1B	2	0	0	0	1	0	2			
<b>Rich Morales, R</b> OBP: 0.235, SLG: 0.173 (1, 4)		0-0 F9		0-0 F8		0-0 F6	0-0 L8		0-0 5-3	5	0	0	0	0	0	4			
<b>Pat Corrales, R</b> OBP: 0.344, SLG: 0.433 (1, 2)			0-0 SH 2B 2B	0-3 K SH		0-0 FC6-4 1-2		0-0 4-3	4-0 IBB	4	1	1	0	1	1	1			
<b>Clay Kirby, R</b> OBP: 0.160, SLG: 0.200 <b>Vicente Romo, R</b> (9, 1)			0-0 SH 2B WP	0-0 SH		0-3 K		0-0 F7	0-0 F7	3	1	0	0	0	1	3			
<b>Inning Stats</b>	R: 0 E: 0 K: 0 S: 4	H: 2 LOB: 1 BB: 0 P: 4	R: 0 E: 0 K: 0 S: 3	H: 0 LOB: 0 BB: 0 P: 3	R: 3 E: 1 K: 1 S: 9	H: 3 LOB: 2 BB: 1 P: 13	R: 0 E: 0 K: 2 S: 9	H: 0 LOB: 0 BB: 0 P: 9	R: 0 E: 0 K: 1 S: 5	H: 0 LOB: 1 BB: 1 P: 9	R: 2 E: 0 K: 0 S: 7	H: 4 LOB: 2 BB: 0 P: 7	R: 0 E: 0 K: 0 S: 3	H: 0 LOB: 0 BB: 0 P: 3	R: 3 E: 0 K: 0 S: 6	H: 3 LOB: 2 BB: 2 P: 14	1B: 8 2B: 3 3B: 0 HR: 1	SF: 0 SAC: 3 DP: 1 HBP: 0	WP: 2 PA: 45
<b>PITCHER</b>	IP WLS BF H R ER SO BB IBB HBP BLK WP HR S P ERA WHIP	IP WLS BF H R ER SO BB IBB HBP BLK WP HR S P ERA WHIP	IP WLS BF H R ER SO BB IBB HBP BLK WP HR S P ERA WHIP	IP WLS BF H R ER SO BB IBB HBP BLK WP HR S P ERA WHIP	IP WLS BF H R ER SO BB IBB HBP BLK WP HR S P ERA WHIP	IP WLS BF H R ER SO BB IBB HBP BLK WP HR S P ERA WHIP	IP WLS BF H R ER SO BB IBB HBP BLK WP HR S P ERA WHIP	IP WLS BF H R ER SO BB IBB HBP BLK WP HR S P ERA WHIP	IP WLS BF H R ER SO BB IBB HBP BLK WP HR S P ERA WHIP	IP WLS BF H R ER SO BB IBB HBP BLK WP HR S P ERA WHIP	IP WLS BF H R ER SO BB IBB HBP BLK WP HR S P ERA WHIP	IP WLS BF H R ER SO BB IBB HBP BLK WP HR S P ERA WHIP	IP WLS BF H R ER SO BB IBB HBP BLK WP HR S P ERA WHIP	IP WLS BF H R ER SO BB IBB HBP BLK WP HR S P ERA WHIP	IP WLS BF H R ER SO BB IBB HBP BLK WP HR S P ERA WHIP	IP WLS BF H R ER SO BB IBB HBP BLK WP HR S P ERA WHIP	IP WLS BF H R ER SO BB IBB HBP BLK WP HR S P ERA WHIP	IP WLS BF H R ER SO BB IBB HBP BLK WP HR S P ERA WHIP	IP WLS BF H R ER SO BB IBB HBP BLK WP HR S P ERA WHIP

San Diego Padres @ Houston Astros  
Astrodome, Houston, TX  
Mon Jul 02 1973, 8:05 PM EDT  
Att: 16,929 - Dome

AB	38
R	8
H	12
RBI	8
BB	4
SO	4
LOB	25



Batter	1	2	3	4	5	6	7	8	9	AB	R	H	RBI	BB	SO	LOB	BOTTOM		
<b>Roger Metzger, S</b> OBP: 0.304, SLG: 0.361 (1, 6)	0-0 6-3			0-0 G3		0-0 4-3			0-0 F8	5	0	1	0	0	0	2			
<b>Jesus Alou, R</b> OBP: 0.286, SLG: 0.362 (1, 9)	0-0 BB 1B	0-0 F9			0-3 K		0-0 G5-4-3 1B		0-0 G4-6-3	5	1	2	0	0	1	3			
<b>Cesar Cedeno, R</b> OBP: 0.362, SLG: 0.541 <b>Jimmy Wynn, R</b> OBP: 0.342, SLG: 0.437 (1, 8) (3, 8)	4-0 1B E BB		0-0 HR		0-0 1B 2B 1B		0-0 G5-4-3 1-2			0	1	0	0	1	0	0			
<b>Bob Watson, R</b> OBP: 0.420, SLG: 0.459 (1, 7)	0-0 F4		0-0 1B		0-0 2B 1B		0-0 4-3			4	1	2	0	0	0	2			
<b>Doug Rader, R</b> OBP: 0.317, SLG: 0.382 (1, 5)	0-0 E 1-3 2-H 1B		0-0 F9		0-0 1-2 2B 1B			0-0 6-3		4	0	2	3	0	0	1			
<b>Rafael Batista, L</b> OBP: 0.333, SLG: 0.273 (1, 3)	0-0 E4 PB 1-3 3-H 1B		0-0 F7		0-3 K		0-0 4-3			4	0	0	0	0	1	3			
<b>Tommy Helms, R</b> OBP: 0.329, SLG: 0.375 (1, 4)	0-0 F7		0-0 F4		0-0 F9			0-0 4-3		4	0	0	0	0	0	4			
<b>Skip Jutze, R</b> OBP: 0.320, SLG: 0.301 (1, 2)		0-0 6-3		0-0 6-3		0-0 6-3			4-0 G4-6-3 1B BB	3	0	0	0	1	0	0			
<b>Jerry Reuss, L</b> OBP: 0.268, SLG: 0.200 <b>Jim York, R</b> OBP: 0.222, SLG: 0.333 <b>Tom Griffin, R</b> <b>Bob Gallagher, L</b> OBP: 0.266, SLG: 0.320 <b>Ray Busse, L</b> OBP: 0.165, SLG: 0.333 (1, 1) (7, 1) (7, 1) (8, 1) (8, PH) (8, PH)		0-3 K		0-3 K		0-3 K			0-0 G4-6-3 1B	3	0	0	0	0	3	0			
<b>Inning Stats</b>	R: 2 E: 1 K: 0 S: 6	H: 2 LOB: 2 BB: 1 P: 10	R: 0 E: 0 K: 1 S: 6	H: 1 LOB: 0 BB: 0 P: 6	R: 1 E: 0 K: 0 S: 5	H: 2 LOB: 1 BB: 0 P: 5	R: 0 E: 0 K: 1 S: 5	H: 0 LOB: 0 BB: 0 P: 5	R: 2 E: 0 K: 2 S: 10	H: 3 LOB: 1 BB: 0 P: 10	R: 0 E: 0 K: 0 S: 3	H: 1 LOB: 0 BB: 0 P: 3	R: 0 E: 0 K: 0 S: 3	H: 0 LOB: 0 BB: 0 P: 3	R: 0 E: 0 K: 0 S: 3	H: 1 LOB: 2 BB: 1 P: 7	1B: 7 2B: 1 3B: 1 HR: 1	SF: 0 SAC: 0 DP: 2 HBP: 0	WP: 0 PA: 38
<b>PITCHER</b>	IP WLS BF H R ER SO BB IBB HBP BLK WP HR S P ERA WHIP	IP WLS BF H R ER SO BB IBB HBP BLK WP HR S P ERA WHIP	IP WLS BF H R ER SO BB IBB HBP BLK WP HR S P ERA WHIP	IP WLS BF H R ER SO BB IBB HBP BLK WP HR S P ERA WHIP	IP WLS BF H R ER SO BB IBB HBP BLK WP HR S P ERA WHIP	IP WLS BF H R ER SO BB IBB HBP BLK WP HR S P ERA WHIP	IP WLS BF H R ER SO BB IBB HBP BLK WP HR S P ERA WHIP	IP WLS BF H R ER SO BB IBB HBP BLK WP HR S P ERA WHIP	IP WLS BF H R ER SO BB IBB HBP BLK WP HR S P ERA WHIP	IP WLS BF H R ER SO BB IBB HBP BLK WP HR S P ERA WHIP	IP WLS BF H R ER SO BB IBB HBP BLK WP HR S P ERA WHIP	IP WLS BF H R ER SO BB IBB HBP BLK WP HR S P ERA WHIP	IP WLS BF H R ER SO BB IBB HBP BLK WP HR S P ERA WHIP	IP WLS BF H R ER SO BB IBB HBP BLK WP HR S P ERA WHIP	IP WLS BF H R ER SO BB IBB HBP BLK WP HR S P ERA WHIP	IP WLS BF H R ER SO BB IBB HBP BLK WP HR S P ERA WHIP	IP WLS BF H R ER SO BB IBB HBP BLK WP HR S P ERA WHIP	IP WLS BF H R ER SO BB IBB HBP BLK WP HR S P ERA WHIP	IP WLS BF H R ER SO BB IBB HBP BLK WP HR S P ERA WHIP

San Diego Padres @ Houston Astros  
Astrodome, Houston, TX  
Mon Jul 02 1973, 8:05 PM EDT  
Att: 16,929 - Dome

AB	36
R	5
H	10
RBI	4
BB	2
SO	5
LOB	16





Batter	1	2	3	4	5	6	7	8	9	AB	R	H	RBI	BB	SO	LOB	TOP																					
<b>Derrel Thomas, S</b> OBP: 0.296, SLG: 0.240 (1, 6)	0-0 1-3		0-0 1-3			0-0 1B 2B 1B	0-0 1B		0-0 L5	5	1	2	1	0	0	2																						
<b>Jerry Morales, R</b> OBP: 0.337, SLG: 0.408 (1, 8)	0-0 5-3			0-0 6-3		0-0 1B 2B 1B	0-0 1B			4	1	2	0	0	0	0																						
<b>Dave Roberts, R</b> OBP: 0.287, SLG: 0.361 (1, 5)	0-3 K			0-0 1-3		0-0 1B 2B 1B	0-0 G1-2-3			4	1	1	0	0	1	3																						
<b>Nate Colbert, R</b> OBP: 0.327, SLG: 0.383 (1, 3)		0-3 K		0-0 1B		0-0 1B 2B 1B		0-3 K		4	0	2	3	0	2	0																						
<b>Cito Gaston, R</b> OBP: 0.320, SLG: 0.446 (1, 9)	0-0 1-3			0-0 F9		0-0 L6		0-0 P5		4	0	0	0	0	0	2																						
<b>Fred Kendall, R</b> OBP: 0.314, SLG: 0.362 (1, 2)	0-3 K			0-0 5-3		0-0 P6		0-0 5-3		4	0	0	0	0	1	1																						
<b>Dave Winfield, R</b> OBP: 0.345, SLG: 0.423 (7, PH)			0-0 F8		0-0 6-3		0-0 S WP 1B		0-0 4-3	2	0	0	0	0	0	0	AB 36																					
<b>Leron Lee, L</b> OBP: 0.321, SLG: 0.322 (7, 7)				0-0 6-3		0-0 5-3		0-3 K2-3		2	1	1	0	0	0	0	R 4																					
<b>Rich Morales, R</b> OBP: 0.225, SLG: 0.165 (1, 4)				0-0 6-3		0-0 5-3		1-3 K2-3		4	0	0	0	0	1	1	H 10																					
<b>Randy Jones, R</b> OBP: 0.500, SLG: 0.400 (1, 1)				0-0 1B		0-0 4-3		4-0 1B 1B G1-2-3 BB		3	0	2	0	1	0	0	RBI 4																					
<b>Inning Stats</b>	R: 0 E: 0 K: 1 S: 5	H: 0 LOB: 0 BB: 0 P: 5	R: 0 E: 0 K: 2 S: 7	H: 0 LOB: 0 BB: 0 P: 7	R: 0 E: 0 K: 0 S: 4	H: 1 LOB: 1 BB: 0 P: 4	R: 0 E: 0 K: 0 S: 4	H: 1 LOB: 1 BB: 0 P: 4	R: 0 E: 0 K: 0 S: 3	H: 0 LOB: 0 BB: 0 P: 3	R: 3 E: 0 K: 0 S: 7	H: 4 LOB: 1 BB: 0 P: 7	R: 1 E: 0 K: 1 S: 7	H: 3 LOB: 2 BB: 1 P: 11	R: 0 E: 0 K: 1 S: 5	H: 0 LOB: 0 BB: 0 P: 5	R: 0 E: 0 K: 0 S: 4	H: 1 LOB: 1 BB: 0 P: 4	1B: 9 2B: 1 3B: 0 HR: 0	SF: 0 SAC: 0 DP: 1 HBP: 0	WP: 1 PA: 37 PB: 0 SB: 1 CS: 0																	
<b>PITCHER</b>	IP	WLS	BF	H	R	ER	SO	BB	IBB	HBP	BLK	WP	HR	S	P	ERA	WHIP	<b>PITCHER</b>				IP	WLS	BF	H	R	ER	SO	BB	IBB	HBP	BLK	WP	HR	S	P	ERA	WHIP
<b>Tommy John, L</b> ERA: 3.14 (1, 1)	6.0	L	24	6	3	3	3	0	0	0	0	0	0	30	30	4.50	1.000																					
<b>Charlie Hough, R</b> ERA: 3.41 (7, 1)	0.1		5	3	1	1	1	1	0	0	0	1	0	6	10	27.00	12.000																					
<b>George Culver, R</b> ERA: 2.52 (7, 1)	2.2		8	1	0	0	1	0	0	0	0	0	0	10	10	0.00	0.375																					

San Diego Padres @ Los Angeles Dodgers  
Dodger Stadium, Los Angeles, CA  
Tue Jul 03 1973, 7:05 PM PDT  
Att: 18,551 - Unknown

AB 36  
R 4  
H 10  
RBI 4  
BB 1  
SO 5  
LOB 9



Batter	1	2	3	4	5	6	7	8	9	AB	R	H	RBI	BB	SO	LOB	BOTTOM																					
<b>Davey Lopes, R</b> OBP: 0.377, SLG: 0.376 (1, 4)	0-0 5-3		0-0 6-3			0-0 F8			0-0 FC6-4 1B	4	0	1	0	0	0	2																						
<b>Bill Buckner, L</b> OBP: 0.300, SLG: 0.343 (1, 9)	0-3 K			0-0 F3		0-0 G3			0-0 FC6-4 1B	4	0	1	1	0	1	1																						
<b>Willie Davis, L</b> OBP: 0.340, SLG: 0.486 (1, 8)	0-0 2B			0-0 4-3		0-0 4-3			0-0 FC6-4 1B	4	0	1	0	0	0	3																						
<b>Ron Cey, R</b> OBP: 0.413, SLG: 0.473 (1, 5)	0-0 4-3			0-0 F9			0-0 F8		0-0 G5-4-3	4	0	0	0	0	0	3																						
<b>Manny Mota, R</b> OBP: 0.387, SLG: 0.380 (1, 7)		0-0 5-3			0-0 6-3		0-0 F9			3	0	0	0	0	0	0																						
<b>Steve Garvey, R</b> OBP: 0.326, SLG: 0.452 (1, 3)		0-0 G4-6-3 1B			0-0 L8		0-0 2-3			3	0	1	0	0	0	0																						
<b>Bill Russell, R</b> OBP: 0.324, SLG: 0.374 (1, 6)		0-0 G4-6-3			0-0 5-3				0-0 F9	3	0	0	0	0	0	1																						
<b>Steve Yeager, R</b> OBP: 0.311, SLG: 0.289 (1, 2)			0-0 L5			0-0 E5			0-0 6-3	3	1	0	0	0	0	0																						
<b>Tommy John, R</b> OBP: 0.176, SLG: 0.182 (1, 1)			0-0 6-3			0-0 E6			0-0 6-3	1	0	0	0	0	0	0																						
<b>Lee Lacy, R</b> OBP: 0.320, SLG: 0.225 (6, PH)										1	0	0	0	0	0	1																						
<b>Charlie Hough, R</b> OBP: 0.222, SLG: 0.222 (7, 1)										0	0	0	0	0	0	0																						
<b>George Culver, R</b> (7, 1)										1	0	0	0	0	0	0																						
<b>Inning Stats</b>	R: 0 E: 0 K: 1 S: 6	H: 1 LOB: 1 BB: 0 P: 6	R: 0 E: 0 K: 0 S: 3	H: 1 LOB: 0 BB: 0 P: 3	R: 0 E: 0 K: 0 S: 3	H: 0 LOB: 0 BB: 0 P: 3	R: 0 E: 0 K: 0 S: 3	H: 0 LOB: 0 BB: 0 P: 3	R: 0 E: 0 K: 0 S: 3	H: 0 LOB: 0 BB: 0 P: 3	R: 1 E: 2 K: 0 S: 5	H: 0 LOB: 1 BB: 0 P: 5	R: 0 E: 0 K: 0 S: 3	H: 0 LOB: 0 BB: 0 P: 3	R: 0 E: 0 K: 0 S: 3	H: 0 LOB: 0 BB: 0 P: 3	R: 0 E: 0 K: 0 S: 4	H: 2 LOB: 1 BB: 0 P: 4	1B: 3 2B: 1 3B: 0 HR: 0	SF: 0 SAC: 0 DP: 2 HBP: 0	WP: 0 PA: 31 PB: 0 SB: 0 CS: 0																	
<b>PITCHER</b>	IP	WLS	BF	H	R	ER	SO	BB	IBB	HBP	BLK	WP	HR	S	P	ERA	WHIP	<b>PITCHER</b>				IP	WLS	BF	H	R	ER	SO	BB	IBB	HBP	BLK	WP	HR	S	P	ERA	WHIP
<b>Randy Jones, L</b> ERA: 3.09 (1, 1)	9.0	W	31	4	1	0	1	0	0	0	0	0	0	33	33	0.00	0.444																					

San Diego Padres @ Los Angeles Dodgers  
Dodger Stadium, Los Angeles, CA  
Tue Jul 03 1973, 7:05 PM PDT  
Att: 18,551 - Unknown

AB 31  
R 1  
H 4  
RBI 1  
BB 0  
SO 1  
LOB 11





Batter	1	2	3	4	5	6	7	8	9	AB	R	H	RBI	BB	SO	LOB	TOP																					
<b>Derrel Thomas, S</b> (1, 6) OBP: 0.299, SLG: 0.246	6-3		BB		FC1-6 BB	K			BLK 1B 2B	4	1	1	0	1	1	4	<b>San Diego Padres @ Los Angeles Dodgers</b> Dodger Stadium, Los Angeles, CA Wed Jul 04 1973, 7:05 PM PDT Att: 46,681 - Unknown																					
<b>Jerry Morales, R</b> (1, 8) OBP: 0.338, SLG: 0.404	1-3		6-3		BB			CS 1B	F8	4	0	1	0	1	0	2																						
<b>Dave Roberts, R</b> (1, 5) OBP: 0.284, SLG: 0.375	K				HR			F7 1B	L6	5	1	1	1	1	0	2																						
<b>Nate Colbert, R</b> (1, 3)					F9 SH 2B			K		5	1	3	1	0	1	2																						
<b>Cito Gaston, R</b> (1, 9) OBP: 0.317, SLG: 0.441	K				F9 2B			1B FC1-2 1B	F8	5	0	1	0	0	2	3																						
<b>Fred Kendall, R</b> (1, 2) OBP: 0.315, SLG: 0.361	6-3				SH 1B			P6		3	1	1	1	0	0	2																						
<b>Dave Winfield, R</b> (1, 7) OBP: 0.364, SLG: 0.433	6-3				G5-4-3 1B			FC1-2 IBB 1B		4	0	2	0	0	0	2																						
<b>Rich Morales, R</b> (1, 4) OBP: 0.237, SLG: 0.160			5-3		G5-4-3 1B			1B FC1-2 IBB		2	0	0	0	2	0	2																						
<b>Rich Troedson, L</b> (1, 1) OBP: 0.167, SLG: 0.167			K2-3					FC1-2 1B		4	0	2	1	0	1	3																						
<b>Vicente Romo, R</b> (9, 1)								FC1-2 1B		0	0	0	0	0	0	0																						
<b>Mike Caldwell, R</b> (9, 1) OBP: 0.200, SLG: 0.167								1-2 2-3 3-H 1B		0	0	0	0	0	0	0																						
<b>Inning Stats</b>	R: 0 E: 0 K: 1 S: 5	H: 0 LOB: 0 BB: 0 P: 5	R: 0 E: 0 K: 1 S: 6	H: 1 LOB: 1 BB: 0 P: 6	R: 0 E: 0 K: 1 S: 5	H: 0 LOB: 1 BB: 1 P: 9	R: 2 E: 0 K: 0 S: 6	H: 3 LOB: 1 BB: 0 P: 6	R: 0 E: 0 K: 1 S: 6	H: 1 LOB: 2 BB: 1 P: 10	R: 0 E: 0 K: 1 S: 7	H: 2 LOB: 3 BB: 1 P: 11	R: 0 E: 0 K: 1 S: 5	H: 1 LOB: 0 BB: 0 P: 5	R: 1 E: 0 K: 1 S: 6	H: 2 LOB: 2 BB: 1 P: 10	R: 1 E: 0 K: 0 S: 5	H: 2 LOB: 1 BB: 0 P: 5	1B: 8 2B: 3 3B: 0 HR: 1	SF: 0 SAC: 1 DP: 1 HBP: 0	WP: 0 PB: 0 SB: 1 CS: 1	PA: 41																
<b>PITCHER</b>	IP	WLS	BF	H	R	ER	SO	BB	IBB	HBP	BLK	WP	HR	S	P	ERA	WHIP	<b>PITCHER</b>				IP	WLS	BF	H	R	ER	SO	BB	IBB	HBP	BLK	WP	HR	S	P	ERA	WHIP
<b>Al Downing, L</b> (1, 1) ERA: 3.19	8.0	L	36	10	3	3	7	2	2	0	0	0	1	46	62	3.38	1.500																					
<b>Pete Richert, L</b> (9, 1) ERA: 2.45	1.0		5	2	1	1	0	0	0	0	1	0	0	5	5	9.00	2.000																					

AB	36
R	4
H	12
RBI	4
BB	4
SO	7
LOB	24



Batter	1	2	3	4	5	6	7	8	9	AB	R	H	RBI	BB	SO	LOB	BOTTOM																					
<b>Davey Lopes, R</b> (1, 4) OBP: 0.376, SLG: 0.375	F7				G3 1B				P4	4	0	1	0	0	0	1	<b>San Diego Padres @ Los Angeles Dodgers</b> Dodger Stadium, Los Angeles, CA Wed Jul 04 1973, 7:05 PM PDT Att: 46,681 - Unknown																					
<b>Pete Richert, L</b> (9, 1) OBP: 0.250, SLG: 0.250										0	0	0	0	0	0	0																						
<b>Bill Buckner, L</b> (1, 9) OBP: 0.297, SLG: 0.339	F5				P5				4-3	4	0	0	0	0	0	2																						
<b>Willie Davis, L</b> (1, 8) OBP: 0.340, SLG: 0.483	4-3				G3 1B				4-3	4	1	1	0	0	0	1																						
<b>Ron Cey, R</b> (1, 5) OBP: 0.410, SLG: 0.470			K		K				5-3	4	1	1	0	0	2	1																						
<b>Manny Mota, R</b> (1, 7) OBP: 0.394, SLG: 0.388			K						1B 1B	4	0	3	1	0	1	0																						
<b>Steve Garvey, R</b> (1, 3) OBP: 0.323, SLG: 0.443			K		G5-4-3 1B				1B 1B	4	0	3	1	0	1	0																						
<b>Bill Russell, R</b> (1, 6) OBP: 0.323, SLG: 0.373					G3				F8	4	0	1	0	0	0	2																						
<b>Steve Yeager, R</b> (1, 2) OBP: 0.315, SLG: 0.295									4-3	2	0	1	0	0	1	0																						
<b>Lee Lacy, R</b> (9, PH) OBP: 0.317, SLG: 0.222					K					1	0	0	0	0	0	0																						
<b>Willie Crawford, L</b> (9, PH) OBP: 0.412, SLG: 0.439									SH2-4 1B	1	0	1	0	0	0	0																						
<b>Al Downing, R</b> (1, 1) OBP: 0.114, SLG: 0.088									P4	1	0	0	0	0	0	0																						
<b>Ken McMullen, R</b> (9, PH) OBP: 0.337, SLG: 0.600										1	0	0	0	0	0	0																						
<b>Chris Cannizzaro, R</b> (9, 2) OBP: 0.273, SLG: 0.211										0	0	0	0	0	0	0																						
<b>Von Joshua, L</b> (9, PH) OBP: 0.310, SLG: 0.300										0	0	0	0	0	0	0																						
<b>Tom Paciorek, R</b> (9, PH) OBP: 0.265, SLG: 0.304										1	0	0	0	0	0	3																						
<b>Inning Stats</b>	R: 0 E: 0 K: 0 S: 3	H: 0 LOB: 0 BB: 0 P: 3	R: 0 E: 0 K: 3 S: 9	H: 0 LOB: 0 BB: 0 P: 9	R: 0 E: 0 K: 1 S: 5	H: 0 LOB: 0 BB: 0 P: 5	R: 0 E: 0 K: 1 S: 6	H: 1 LOB: 1 BB: 0 P: 6	R: 0 E: 0 K: 0 S: 3	H: 1 LOB: 0 BB: 0 P: 3	R: 0 E: 0 K: 0 S: 4	H: 1 LOB: 1 BB: 0 P: 4	R: 0 E: 0 K: 0 S: 5	H: 2 LOB: 2 BB: 0 P: 5	R: 0 E: 0 K: 0 S: 3	H: 0 LOB: 0 BB: 0 P: 3	R: 2 E: 1 K: 1 S: 10	H: 5 LOB: 3 BB: 0 P: 10	1B: 10 2B: 0 3B: 0 HR: 0	SF: 0 SAC: 1 DP: 1 HBP: 0	WP: 0 PB: 0 SB: 0 CS: 0	PA: 36																
<b>PITCHER</b>	IP	WLS	BF	H	R	ER	SO	BB	IBB	HBP	BLK	WP	HR	S	P	ERA	WHIP	<b>PITCHER</b>				IP	WLS	BF	H	R	ER	SO	BB	IBB	HBP	BLK	WP	HR	S	P	ERA	WHIP
<b>Rich Troedson, L</b> (1, 1) ERA: 3.39			3	2	0	0	1	0	0	0	0	0	0	5	5	0.00	6.000																					
<b>Vicente Romo, R</b> (9, 1) ERA: 3.39	0.1		3	2	0	0	1	0	0	0	0	0	0	5	5	0.00	6.000																					
<b>Mike Caldwell, L</b> (9, 1) ERA: 3.99	0.1	S	1	0	0	0	0	0	0	0	0	0	0	1	1	0.00	0.000																					

AB	35
R	2
H	10
RBI	1
BB	0
SO	6
LOB	12






Batter	1	2	3	4	5	6	7	8	9	AB	R	H	RBI	BB	SO	LOB	TOP				
<b>Derrel Thomas, S</b> (1, 6) OBP: 0.298, SLG: 0.241	F9		2B BB		5-3		9-6-4-6			3	1	0	0	1	0	1					
<b>Jerry Morales, R</b> (1, 8) OBP: 0.337, SLG: 0.401	G5-4-3 1B		L7		6-3			P4		4	0	1	0	0	0	1					
<b>Dave Roberts, R</b> (1, 5) OBP: 0.283, SLG: 0.378	G5-4-3 1-2				1-3			2-3		4	0	1	1	0	0	1					
<b>Nate Colbert, R</b> (1, 3) OBP: 0.327, SLG: 0.388		6-3	6-3			5-3		F9		4	0	0	0	0	1						
<b>Cito Gaston, R</b> (1, 9) OBP: 0.316, SLG: 0.438		1B BB E 1B	5-3			6-3		4-3		4	1	1	0	0	0	1					
<b>Fred Kendall, R</b> (1, 2) OBP: 0.317, SLG: 0.373		4-0 E 1-2 1B BB			5-3			K		3	1	1	1	1	1	0					
<b>Dave Winfield, R</b> (1, 7) OBP: 0.378, SLG: 0.441		0-0 E 1-2 2-3 1B			1-3 1B			6-3		4	0	2	0	0	1	0					
<b>Rich Morales, R</b> (1, 4) OBP: 0.240, SLG: 0.167		0-0 E6 1-2 2-3 3-H			1-3			SH1-4 1B		3	0	1	1	0	0	3					
<b>Steve Arlin, R</b> (1, 1) OBP: 0.194, SLG: 0.138		G6-4-3 1-2			4-3			SH1-4		2	0	0	0	0	4						
<b>Inning Stats</b>	R: 0 E: 0 K: 0 S: 3	H: 1 LOB: 0 BB: 0 P: 3	R: 1 E: 1 K: 0 S: 5	H: 2 LOB: 2 BB: 1 P: 9	R: 1 E: 0 K: 0 S: 4	H: 1 LOB: 1 BB: 1 P: 8	R: 0 E: 0 K: 0 S: 4	H: 1 LOB: 0 BB: 0 P: 4	R: 0 E: 0 K: 1 S: 6	H: 0 LOB: 0 BB: 0 P: 6	R: 0 E: 0 K: 0 S: 3	H: 1 LOB: 0 BB: 0 P: 3	R: 0 E: 0 K: 1 S: 5	H: 0 LOB: 0 BB: 0 P: 5	R: 0 E: 0 K: 1 S: 5	H: 0 LOB: 0 BB: 0 P: 5	1B: 5 2B: 2 3B: 0 HR: 1	SF: 0 SAC: 1 DP: 3 HBP: 0	WP: 0 PB: 0 SB: 0 CS: 0	PA: 34	
<b>PITCHER</b>	IP	WLS	BF	H	R	ER	SO	BB	IBB	HBP	BLK	WP	HR	S	P	ERA	WHIP				
<b>Claude Osteen, L</b> (1, 1) ERA: 3.14	8.0	L	31	7	3	3	1	2	0	0	0	0	1	31	39	3.38	1.125				
<b>Doug Rau, L</b> (9, 1) ERA: 4.94	1.0		3	0	0	0	1	0	0	0	0	0	0	5	5	0.00	0.000				

**San Diego Padres @ Los Angeles Dodgers**  
 Dodger Stadium, Los Angeles, CA  
 Thu Jul 05 1973, 7:05 PM PDT  
 Att: 18,397 - Unknown

livebaseballscorecards.com

AB 31  
R 3  
H 7  
RBI 3  
BB 2  
SO 2  
LOB 12




Batter	1	2	3	4	5	6	7	8	9	AB	R	H	RBI	BB	SO	LOB	BOTTOM				
<b>Davey Lopes, R</b> (1, 4) OBP: 0.374, SLG: 0.370	F2		K			BB			F8	3	0	0	0	1	1	0					
<b>Bill Buckner, L</b> (1, 3) OBP: 0.296, SLG: 0.338					5-3				F8	4	0	1	0	0	0	1					
<b>Willie Davis, L</b> (1, 8) OBP: 0.336, SLG: 0.477					G3				F8	4	0	0	0	0	0	2					
<b>Ron Cey, R</b> (1, 5) OBP: 0.407, SLG: 0.465					5-3				F8	3	0	0	0	0	0	1					
<b>Willie Crawford, L</b> (1, 9) OBP: 0.408, SLG: 0.433		4-3				G3			F8	3	0	0	0	0	0	0					
<b>Bill Russell, R</b> (1, 6) OBP: 0.323, SLG: 0.372		6-3				4-3 1B			F8	3	0	1	0	0	0	0					
<b>Von Joshua, L</b> (1, 7) OBP: 0.301, SLG: 0.290		4-3				4-3			3-1	3	0	0	0	0	0	1					
<b>Steve Yeager, R</b> (1, 2) OBP: 0.359, SLG: 0.288						5-3			5-3	2	0	0	0	0	1	1					
<b>Lee Lacy, R</b> (8, PH) OBP: 0.314, SLG: 0.220						K				1	0	0	0	0	0	0					
<b>Chris Cannizzaro, R</b> (9, 2) OBP: 0.273, SLG: 0.211						K				0	0	0	0	0	0	0					
<b>Claude Osteen, L</b> (1, 1) OBP: 0.174, SLG: 0.159									F7	2	0	0	0	0	0	0					
<b>Steve Garvey, R</b> (8, PH) OBP: 0.320, SLG: 0.439									F7	1	0	0	0	0	0	0					
<b>Doug Rau, L</b> (9, 1) OBP: 0.200, SLG: 0.200									6-3	0	0	0	0	0	0	0					
<b>Inning Stats</b>	R: 0 E: 0 K: 0 S: 4	H: 1 LOB: 1 BB: 0 P: 4	R: 0 E: 0 K: 0 S: 3	H: 0 LOB: 0 BB: 0 P: 3	R: 0 E: 0 K: 2 S: 7	H: 0 LOB: 0 BB: 0 P: 7	R: 0 E: 0 K: 0 S: 3	H: 0 LOB: 0 BB: 0 P: 3	R: 0 E: 0 K: 0 S: 3	H: 0 LOB: 0 BB: 1 P: 7	R: 0 E: 0 K: 0 S: 3	H: 0 LOB: 0 BB: 0 P: 3	R: 0 E: 0 K: 0 S: 3	H: 0 LOB: 0 BB: 0 P: 3	R: 0 E: 0 K: 0 S: 3	H: 0 LOB: 0 BB: 0 P: 3	1B: 2 2B: 0 3B: 0 HR: 0	SF: 0 SAC: 0 DP: 0 HBP: 0	WP: 0 PB: 0 SB: 0 CS: 0	PA: 30	
<b>PITCHER</b>	IP	WLS	BF	H	R	ER	SO	BB	IBB	HBP	BLK	WP	HR	S	P	ERA	WHIP				
<b>Steve Arlin, R</b> (1, 1) ERA: 4.67	9.0	W	30	2	0	0	2	1	0	0	0	0	0	33	37	0.00	0.333				

**San Diego Padres @ Los Angeles Dodgers**  
 Dodger Stadium, Los Angeles, CA  
 Thu Jul 05 1973, 7:05 PM PDT  
 Att: 18,397 - Unknown

livebaseballscorecards.com

AB 29  
R 0  
H 2  
RBI 0  
BB 1  
SO 2  
LOB 6







Batter	1	2	3	4	5	6	7	8	9	AB	R	H	RBI	BB	SO	LOB	TOP									
<b>Rick Monday, L</b> OBP: 0.392, SLG: 0.545 (1, 8)										5	1	3	6	0	0	2	<b>Chicago Cubs @ San Diego Padres</b> San Diego Stadium, San Diego, CA Fri Jul 06 1973, 10:05 PM EDT Att: 7,768 - Cloudy									
<b>Don Kessinger, S</b> OBP: 0.369, SLG: 0.339 (1, 6)										4	1	1	0	1	0	2										
<b>Billy Williams, L</b> OBP: 0.376, SLG: 0.435 <b>Cleo James, R</b> OBP: 0.122, SLG: 0.100 (8, 7)										4	0	3	0	1	0	2										
<b>Ron Santo, R</b> OBP: 0.394, SLG: 0.493 (1, 5)									5	0	0	1	0	0	5											
<b>Pat Bourque, L</b> OBP: 0.308, SLG: 0.436 (1, 3)										5	0	1	0	0	2	1										
<b>Gene Hiser, L</b> OBP: 0.322, SLG: 0.303 (1, 9)										5	1	1	0	0	1	2										
<b>Adrian Garrett, L</b> OBP: 0.186, SLG: 0.355 <b>Randy Hundley, R</b> OBP: 0.274, SLG: 0.370 (6, PH)										2	1	1	0	0	0	0										
<b>Paul Popovich, S</b> OBP: 0.284, SLG: 0.255 (1, 4)										4	2	2	1	0	0	1										
<b>Fergie Jenkins, R</b> OBP: 0.154, SLG: 0.085 (1, 1)										1	1	1	0	1	0	0										
<b>Inning Stats</b>	R: 0 E: 0 K: 0 S: 4	H: 2 LOB: 1 BB: 0 P: 4	R: 0 E: 0 K: 0 S: 3	H: 0 LOB: 0 BB: 0 P: 3	R: 0 E: 0 K: 0 S: 4	H: 1 LOB: 1 BB: 0 P: 4	R: 0 E: 0 K: 2 S: 8	H: 1 LOB: 1 BB: 0 P: 8	R: 5 E: 0 K: 0 S: 8	H: 6 LOB: 1 BB: 1 P: 12	R: 0 E: 0 K: 0 S: 4	H: 1 LOB: 0 BB: 0 P: 4	R: 0 E: 0 K: 0 S: 2	H: 0 LOB: 0 BB: 1 P: 6	R: 3 E: 1 K: 1 S: 9	H: 4 LOB: 2 BB: 1 P: 13		R: 0 E: 0 K: 0 S: 3	H: 0 LOB: 0 BB: 0 P: 3	1B: 13 2B: 2 3B: 0 HR: 1	SF: 0 SAC: 2 DP: 2 HBP: 0	WP: 1 PB: 0 SB: 0 CS: 0	PA: 42			
<b>PITCHER</b>	IP	WLS	BF	H	R	ER	SO	BB	IBB	HBP	BLK	WP	HR	S	P	ERA	WHIP									
<b>Clay Kirby, R</b> ERA: 5.03 <b>Mike Caldwell, L</b> ERA: 3.95 <b>Mike Corkins, R</b> ERA: 5.49 <b>Gary Ross, R</b> ERA: 5.48	(1, 1)	4.0	L	20	8	5	4	2	1	0	0	0	1	1	23	27	9.00	2.250								

Batter	1	2	3	4	5	6	7	8	9	AB	R	H	RBI	BB	SO	LOB	BOTTOM									
<b>Derrel Thomas, S</b> OBP: 0.291, SLG: 0.235 (1, 4)										5	1	0	0	0	0	2	<b>Chicago Cubs @ San Diego Padres</b> San Diego Stadium, San Diego, CA Fri Jul 06 1973, 10:05 PM EDT Att: 7,768 - Cloudy									
<b>Johnny Grubb, L</b> OBP: 0.391, SLG: 0.431 (1, 8)										3	1	3	1	1	0	0										
<b>Leron Lee, L</b> OBP: 0.320, SLG: 0.321 (1, 7)										4	1	1	0	0	1	3										
<b>Nate Colbert, R</b> OBP: 0.329, SLG: 0.401 (1, 3)									4	1	2	3	0	1	2											
<b>Cito Gaston, R</b> OBP: 0.311, SLG: 0.430 (1, 9)										4	0	0	0	0	0	2										
<b>Dave Roberts, R</b> OBP: 0.288, SLG: 0.387 (1, 5)									4	1	2	0	0	0	0											
<b>Dwain Anderson, R</b> OBP: 0.225, SLG: 0.127 (1, 6)									4	0	1	0	0	1	1											
<b>Pat Corrales, R</b> OBP: 0.343, SLG: 0.424 <b>Fred Kendall, R</b> OBP: 0.316, SLG: 0.372 (9, PH)										3	0	1	0	0	0	2										
<b>Clay Kirby, R</b> OBP: 0.154, SLG: 0.192 <b>Mike Caldwell, L</b> OBP: 0.192, SLG: 0.190 <b>Jerry Morales, R</b> OBP: 0.335, SLG: 0.401 <b>Mike Corkins, R</b> OBP: 0.285, SLG: 0.529 <b>Gary Ross, R</b> OBP: 0.298, SLG: 0.250 (9, PH)	(1, 1)	9.0	W	37	10	5	5	3	1	0	0	0	0	0	0	0										
<b>Inning Stats</b>	R: 0 E: 0 K: 1 S: 6	H: 1 LOB: 1 BB: 0 P: 6	R: 0 E: 0 K: 0 S: 3	H: 0 LOB: 0 BB: 0 P: 3	R: 1 E: 0 K: 1 S: 7	H: 2 LOB: 1 BB: 0 P: 7	R: 0 E: 0 K: 0 S: 4	H: 2 LOB: 1 BB: 0 P: 4	R: 0 E: 0 K: 0 S: 3	H: 0 LOB: 0 BB: 0 P: 3	R: 0 E: 0 K: 0 S: 3	H: 0 LOB: 1 BB: 1 P: 7	R: 1 E: 0 K: 0 S: 5	H: 2 LOB: 1 BB: 0 P: 5	R: 3 E: 0 K: 1 S: 8	H: 3 LOB: 0 BB: 0 P: 8		R: 0 E: 0 K: 0 S: 3	H: 0 LOB: 0 BB: 0 P: 3	1B: 8 2B: 1 3B: 0 HR: 1	SF: 1 SAC: 0 DP: 0 HBP: 0	WP: 0 PB: 0 SB: 2 CS: 1	PA: 37			
<b>PITCHER</b>	IP	WLS	BF	H	R	ER	SO	BB	IBB	HBP	BLK	WP	HR	S	P	ERA	WHIP									
<b>Fergie Jenkins, R</b> ERA: 3.5	(1, 1)	9.0	W	37	10	5	5	3	1	0	0	0	0	0	0	0	5.00	1.222								



Batter	1	2	3	4	5	6	7	8	9	AB	R	H	RBI	BB	SO	LOB	TOP								
<b>Rick Monday, L</b> OBP: 0.398, SLG: 0.556 (1, 8)	0-0 6-3		0-0 3B		0-0 1B		0-0 1B		0-0 1B	4	0	3	0	1	0	0	<b>Chicago Cubs @ San Diego Padres</b> San Diego Stadium, San Diego, CA Sat Jul 07 1973, 10:05 PM EDT Att: 17,695 - Unknown  <a href="http://livebaseballscorecards.com">livebaseballscorecards.com</a>  <b>AB</b> 35 <b>R</b> 3 <b>H</b> 9 <b>RBI</b> 3 <b>BB</b> 3 <b>SO</b> 6 <b>LOB</b> 16 								
<b>Don Kessinger, S</b> OBP: 0.374, SLG: 0.339 (1, 6)	4-0 BB		0-0 F7		0-0 1B		0-0 6-3		0-0 BB	3	0	1	0	1	0	2									
<b>Carmen Fanzone, R</b> OBP: 0.359, SLG: 0.529 (9, PH)					1-3 1B				1-3 2-H 1B	1	0	1	1	0	0	0									
<b>Billy Williams, L</b> OBP: 0.373, SLG: 0.431 (1, 7)	0-0 F7				0-0 G3				0-0 F7	5	1	1	0	0	0	5									
<b>Ron Santo, R</b> OBP: 0.392, SLG: 0.488 (1, 5)	0-0 F7			3-1 BB SF7 1B					0-0 F7	3	0	0	0	1	1	1									
<b>Pat Bourque, L</b> OBP: 0.306, SLG: 0.438 (1, 3)		0-0 G3		3-1 BB		0-0 4-3			0-0 3-1	4	0	1	0	0	0	2									
<b>Adrian Garrett, L</b> OBP: 0.194, SLG: 0.353 (1, 9)	0-3 K		0-0 SF7		0-3 K				0-0 FC6-4 1B	3	1	1	1	0	2	1									
<b>Paul Popovich, S</b> OBP: 0.283, SLG: 0.255 (1, 4)	0-0 L4		0-0 P3		0-0 P8				0-0 FC6-4 1B	4	0	1	0	0	0	2									
<b>Randy Hundley, R</b> OBP: 0.270, SLG: 0.365 (1, 2)			0-0 F9		0-3 K		0-3 K		0-0 FC6-4 1B	3	0	0	0	0	2	0									
<b>Jim Hickman, R</b> OBP: 0.358, SLG: 0.259 (9, PH)					0-0 K		0-0 K		1-2 2-3 FC6-4 1B	1	0	0	0	0	0	2									
<b>Mitt Pappas, R</b> OBP: 0.088, SLG: 0.152 (1, 1)			0-3 K		0-0 6-3		0-0 4-3		0-0 FC6-4 1B	2	0	0	0	0	1	0									
<b>Gene Hiser, L</b> OBP: 0.318, SLG: 0.299 (7, PH)									1-2 3-H BB	1	0	0	0	0	0	0									
<b>Bob Locker, S</b> OBP: 0.100, SLG: 0.100 (7, 1)										0	0	0	0	0	0	0									
<b>Dave LaRoche, L</b> OBP: 0.667, SLG: 0.500 (7, 1)										0	0	0	0	0	0	0									
<b>Jose Cardenal, R</b> OBP: 0.390, SLG: 0.488 (9, PH)										1	1	0	1	0	0	1									
<b>Inning Stats</b>	R: 0 E: 0 K: 0 S: 3	H: 0 LOB: 1 BB: 1 P: 7	R: 0 E: 0 K: 1 S: 5	H: 0 LOB: 0 BB: 0 P: 5	R: 0 E: 0 K: 1 S: 6	H: 1 LOB: 1 BB: 0 P: 6	R: 1 E: 0 K: 0 S: 4	H: 1 LOB: 1 BB: 1 P: 8	R: 0 E: 0 K: 1 S: 7	H: 2 LOB: 2 BB: 0 P: 7	R: 0 E: 0 K: 1 S: 6	H: 1 LOB: 1 BB: 0 P: 6	R: 0 E: 0 K: 1 S: 6	H: 1 LOB: 1 BB: 0 P: 6	R: 0 E: 0 K: 1 S: 5	H: 0 LOB: 0 BB: 0 P: 5		R: 2 E: 0 K: 0 S: 6	H: 3 LOB: 2 BB: 1 P: 10	1B: 7 2B: 1 3B: 1 HR: 0	SF: 1 SAC: 0 DP: 0 HBP: 0	WP: 0 PA: 39 PB: 0 SB: 0 CS: 0			
<b>PITCHER</b>	IP	WLS	BF	H	R	ER	SO	BB	IBB	HBP	BLK	WP	HR	S	P	ERA		WHIP							
<b>Bill Greif, R</b> ERA: 3.28 (1, 1)	6.0	W	25	5	1	1	4	2	0	0	1	0	0	31	39	1.50	1.167								
<b>Vicente Romo, R</b> ERA: 3.56 (7, 1)	2.2		12	3	2	2	2	1	0	0	0	0	0	15	19	6.75	1.500								
<b>Mike Caldwell, L</b> ERA: 3.84 (9, 1)	0.1	S	2	1	0	0	0	0	0	0	0	0	0	2	2	0.00	3.000								

Batter	1	2	3	4	5	6	7	8	9	AB	R	H	RBI	BB	SO	LOB	BOTTOM									
<b>Derrel Thomas, S</b> OBP: 0.295, SLG: 0.240 (1, 4)	0-0 FC6-5 P4-3 1B		0-0 P4-3		0-0 P4-3		0-0 2-H 1B			4	0	2	1	0	0	1	<b>Chicago Cubs @ San Diego Padres</b> San Diego Stadium, San Diego, CA Sat Jul 07 1973, 10:05 PM EDT Att: 17,695 - Unknown  <a href="http://livebaseballscorecards.com">livebaseballscorecards.com</a>  <b>AB</b> 32 <b>R</b> 4 <b>H</b> 12 <b>RBI</b> 4 <b>BB</b> 0 <b>SO</b> 4 <b>LOB</b> 8 									
<b>Johnny Grubb, L</b> OBP: 0.385, SLG: 0.422 (1, 8)	0-0 P4-3		0-0 G3		0-0 F7		0-3 K			4	0	0	0	0	1	2										
<b>Leron Lee, L</b> OBP: 0.316, SLG: 0.317 (1, 7)	0-0 FC6-5 1B		0-0 P4-3		0-0 P4-3		0-3 K			3	1	0	0	0	0	1										
<b>Jerry Morales, R</b> OBP: 0.333, SLG: 0.399 (9, 7)	2-3 3B									1	0	0	0	0	1	0										
<b>Nate Colbert, R</b> OBP: 0.338, SLG: 0.409 (1, 3)	0-0 3B		0-0 1B		0-0 1B		0-0 P6-4-3 1B		0-0 L5-3 1B	4	1	4	0	0	0	0										
<b>Cito Gaston, R</b> OBP: 0.310, SLG: 0.435 (1, 9)	0-0 1-H 2-H 3B		0-0 P4-3		0-0 P6-4-3 1B		1-2 L5-3			4	0	1	2	0	0	3										
<b>Dave Roberts, R</b> OBP: 0.289, SLG: 0.386 (1, 5)	0-0 F9			0-3 K		0-0 CS 1B				3	0	1	0	0	1	1										
<b>Fred Kendall, R</b> OBP: 0.316, SLG: 0.371 (1, 2)			0-0 6-3		0-0 5-3		0-0 1B E 1B			3	1	1	0	0	0	0										
<b>Dwain Anderson, R</b> OBP: 0.230, SLG: 0.136 (1, 6)			0-0 F9		0-0 5-3		0-0 1B E 1B			3	0	1	0	0	0	0										
<b>Bill Greif, R</b> OBP: 0.167, SLG: 0.079 (1, 1)					0-3 K		0-0 E8 1B			2	0	1	0	0	1	0										
<b>Vicente Romo, R</b> OBP: 0.250, SLG: 0.143 (7, 1)							1-1 3-H 1B			1	1	1	1	0	0	0										
<b>Mike Caldwell, R</b> OBP: 0.192, SLG: 0.160 (9, 1)										0	0	0	0	0	0	0										
<b>Inning Stats</b>	R: 2 E: 0 K: 0 S: 6	H: 3 LOB: 1 BB: 0 P: 6	R: 0 E: 0 K: 0 S: 4	H: 1 LOB: 1 BB: 0 P: 4	R: 0 E: 0 K: 1 S: 5	H: 0 LOB: 0 BB: 0 P: 5	R: 0 E: 0 K: 1 S: 5	H: 0 LOB: 0 BB: 0 P: 5	R: 0 E: 0 K: 0 S: 3	H: 1 LOB: 0 BB: 0 P: 3	R: 2 E: 1 K: 1 S: 8	H: 5 LOB: 1 BB: 0 P: 8	R: 0 E: 0 K: 1 S: 5	H: 1 LOB: 0 BB: 0 P: 5	1B: 11 2B: 1 3B: 1 HR: 0	SF: 0 SAC: 0 DP: 2 HBP: 0		WP: 0 PA: 32 PB: 0 SB: 0 CS: 1								
<b>PITCHER</b>	IP	WLS	BF	H	R	ER	SO	BB	IBB	HBP	BLK	WP	HR	S	P	ERA		WHIP								
<b>Mitt Pappas, R</b> ERA: 4.68 (1, 1)	6.0	L	23	6	2	2	2	0	0	0	0	0	0	5	5	13.50		7.500								
<b>Bob Locker, R</b> ERA: 2.0 (7, 1)	0.2		5	5	2	1	0	0	0	0	0	0	0	5	5	13.50		7.500								
<b>Dave LaRoche, L</b> ERA: 5.19 (7, 1)	1.1		4	1	0	0	2	0	0	0	0	0	0	8	8	0.00		0.750								



Batter	1	2	3	4	5	6	7	8	9	AB	R	H	RBI	BB	SO	LOB	TOP									
<b>Rick Monday, L</b> OBP: 0.397, SLG: 0.555 (1, 8)										4	0	1	0	0	0	1	<b>Chicago Cubs @ San Diego Padres</b> San Diego Stadium, San Diego, CA Sun Jul 08 1973, 6:33 AM EDT Att: 11,786 - Sunny - 68 F									
<b>Don Kessinger, S</b> OBP: 0.366, SLG: 0.334 (1, 6)										4	0	0	0	0	1											
<b>Billy Williams, L</b> OBP: 0.372, SLG: 0.429 (1, 7)										4	0	1	0	0	1											
<b>Ron Santo, R</b> OBP: 0.391, SLG: 0.483 (1, 5)										3	0	0	0	1	1	2										
<b>Jose Cardenal, R</b> OBP: 0.388, SLG: 0.484 (1, 9)										4	0	1	0	0	1	2										
<b>Carmen Fanzone, R</b> OBP: 0.341, SLG: 0.500 (1, 3)										4	0	0	0	0	1	2										
<b>Randy Hundley, R</b> OBP: 0.360, SLG: 0.360 (1, 2)										3	1	0	0	0	0	1										
<b>Paul Popovich, S</b> OBP: 0.284, SLG: 0.257 (1, 4)										3	1	1	1	0	0	0										
<b>Burt Hooton, R</b> OBP: 0.255, SLG: 0.186 (1, 1)										3	0	0	0	0	1	0										
<b>Bill Bonham, R</b> OBP: 0.105, SLG: 0.105 (8, 1)										0	0	0	0	0	0	0										
<b>Inning Stats</b>	R: 0 E: 0 K: 2 S: 8	H: 1 LOB: 1 BB: 0 P: 8	R: 0 E: 0 K: 1 S: 5	H: 0 LOB: 0 BB: 0 P: 5	R: 0 E: 0 K: 0 S: 3	H: 0 LOB: 0 BB: 0 P: 3	R: 0 E: 0 K: 1 S: 5	H: 0 LOB: 0 BB: 0 P: 5	R: 2 E: 1 K: 0 S: 6	H: 2 LOB: 1 BB: 0 P: 6	R: 0 E: 1 K: 0 S: 4	H: 1 LOB: 1 BB: 0 P: 4	R: 0 E: 0 K: 1 S: 5	H: 0 LOB: 0 BB: 0 P: 5	R: 0 E: 0 K: 1 S: 5	H: 0 LOB: 0 BB: 1 P: 7	1B: 3 2B: 1 3B: 0 HR: 0	SF: 0 SAC: 0 DP: 0 HBP: 0	WP: 0 PA: 33 PB: 0 SB: 1 CS: 0							
<b>PITCHER</b> <b>Randy Jones, L</b> ERA: 2.51 (1, 1)	IP: 9.0 WLS: W BF: 33	H: 4 R: 2 ER: 1 SO: 6	BB: 1 IBB: 0 HBP: 0 BLK: 0	WP: 0 HR: 0 S: 44 P: 48	ERA: 1.00 WHIP: 0.556											ERA: 1.00 WHIP: 0.556										

Batter	1	2	3	4	5	6	7	8	9	AB	R	H	RBI	BB	SO	LOB	BOTTOM									
<b>Derrel Thomas, S</b> OBP: 0.292, SLG: 0.239 (1, 6) (7, 4)										5	1	1	0	0	1	1	<b>Chicago Cubs @ San Diego Padres</b> San Diego Stadium, San Diego, CA Sun Jul 08 1973, 6:33 AM EDT Att: 11,786 - Sunny - 68 F									
<b>Johnny Grubb, L</b> OBP: 0.387, SLG: 0.438 (1, 8)										4	1	2	1	0	0	0										
<b>Leron Lee, L</b> OBP: 0.315, SLG: 0.316 (1, 7)										4	0	1	0	0	1	1										
<b>Nate Colbert, R</b> OBP: 0.340, SLG: 0.410 (1, 3)										4	0	2	0	0	2	0										
<b>Cito Gaston, R</b> OBP: 0.305, SLG: 0.429 (1, 9)										4	0	0	0	0	1	3										
<b>Dave Roberts, R</b> OBP: 0.299, SLG: 0.394 (1, 5)										4	1	3	0	0	0	2										
<b>Fred Kendall, R</b> OBP: 0.323, SLG: 0.377 (1, 2)										4	1	3	0	0	0	2										
<b>Rich Morales, R</b> OBP: 0.235, SLG: 0.163 (1, 4)										2	0	0	0	0	0	5										
<b>Gene Locklear, L</b> OBP: 0.296, SLG: 0.250 (6, PH)										0	0	0	0	1	0	0										
<b>Dwain Anderson, R</b> OBP: 0.230, SLG: 0.136 (7, 6)										0	0	0	1	0	0	0										
<b>Randy Jones, R</b> OBP: 0.400, SLG: 0.333 (1, 1)										4	0	1	1	0	1	3										
<b>Inning Stats</b>	R: 0 E: 0 K: 2 S: 7	H: 0 LOB: 0 BB: 0 P: 7	R: 0 E: 0 K: 1 S: 7	H: 2 LOB: 2 BB: 0 P: 7	R: 0 E: 0 K: 0 S: 3	H: 0 LOB: 0 BB: 0 P: 3	R: 0 E: 0 K: 1 S: 8	H: 3 LOB: 3 BB: 0 P: 8	R: 1 E: 0 K: 1 S: 6	H: 1 LOB: 0 BB: 0 P: 6	R: 0 E: 0 K: 0 S: 5	H: 2 LOB: 3 BB: 1 P: 9	R: 1 E: 0 K: 1 S: 6	H: 2 LOB: 0 BB: 0 P: 6	R: 2 E: 0 K: 0 S: 6	H: 3 LOB: 1 BB: 0 P: 6	1B: 12 2B: 0 3B: 0 HR: 1	SF: 0 SAC: 1 DP: 1 HBP: 0	WP: 0 PA: 37 PB: 0 SB: 1 CS: 0							
<b>PITCHER</b> <b>Burt Hooton, R</b> ERA: 4.08 (1, 1)	IP: 7.1 WLS: L	H: 12 R: 4 ER: 4 SO: 6	BB: 1 IBB: 0 HBP: 0 BLK: 0	WP: 0 HR: 1 S: 45 P: 49	ERA: 4.91 WHIP: 1.773											ERA: 4.91 WHIP: 1.773										
<b>Bill Bonham, R</b> ERA: 3.53 (8, 1)	IP: 0.2 WLS: L	H: 1 R: 0 ER: 0 SO: 0	BB: 0 IBB: 0 HBP: 0 BLK: 0	WP: 0 HR: 0 S: 3 P: 3	ERA: 0.00 WHIP: 1.500											ERA: 0.00 WHIP: 1.500										



Batter	1	2	3	4	5	6	7	8	9	AB	R	H	RBI	BB	SO	LOB	TOP					
Gene Clines, R OBP: 0.333, SLG: 0.372 Vic Davallilo, L OBP: 0.205, SLG: 0.237	L6		2B		L6-3		SH3-4		1B	3	1	1	0	1	0	0	<b>Pittsburgh Pirates @ San Diego Padres</b> San Diego Stadium, San Diego, CA Tue Jul 10 1973, 10:05 PM EDT Att: 12,233 - Unknown					
Dave Cash, R OBP: 0.332, SLG: 0.362	1B		2B		K		FC3-6		BB	3	0	2	1	2	1	0						
Al Oliver, L OBP: 0.316, SLG: 0.462	K		F5		4-3		FC3-6		4-3	5	0	0	1	0	1	6						
Willie Stargell, L OBP: 0.397, SLG: 0.659	4-3		F7				F8		2B	4	0	1	1	0	0	2						
Manny Sanguillen, R OBP: 0.293, SLG: 0.437			FC6-4		FC5-4		E6		F8	4	0	2	0	0	0	0						
Bob Robertson, R OBP: 0.327, SLG: 0.389	FC6-4		FC5-4		L5-3		L5-3		F9	4	0	0	0	0	0	3						
Richie Hebner, L OBP: 0.371, SLG: 0.498	3-1		K				1B		F8	4	1	1	0	0	1	2						
Dal Maxvill, R OBP: 0.280, SLG: 0.250	6-3						SH3-4		F8	4	1	2	0	0	0	1						
Bob Moose, R OBP: 0.175, SLG: 0.108 Bob Johnson, L			F8		F8		FC3-6		K	2	0	0	0	0	0	2						
Richie Zisk, R OBP: 0.341, SLG: 0.479 John Lamb, R							FC3-6		SH3-4	1	1	1	1	0	0	0						
<b>Inning Stats</b>	R: 0 E: 0 K: 1 S: 6	H: 1 LOB: 1 BB: 0 P: 6	R: 0 E: 0 K: 0 S: 4	H: 1 LOB: 1 BB: 0 P: 4	R: 1 E: 0 K: 0 S: 4	H: 1 LOB: 1 BB: 1 P: 8	R: 0 E: 0 K: 1 S: 7	H: 2 LOB: 2 BB: 0 P: 7	R: 0 E: 0 K: 0 S: 5	H: 0 LOB: 0 BB: 0 P: 5	R: 0 E: 1 K: 0 S: 3	H: 0 LOB: 0 BB: 0 P: 3	R: 3 E: 0 K: 0 S: 6	H: 4 LOB: 2 BB: 1 P: 10	R: 0 E: 0 K: 0 S: 3	H: 0 LOB: 0 BB: 0 P: 3	R: 0 E: 0 K: 1 S: 6	H: 1 LOB: 2 BB: 1 P: 10	1B: 8 2B: 3 3B: 0 HR: 0	SF: 0 SAC: 1 DP: 1 HBP: 0	WP: 0 PB: 0 SB: 1 CS: 0	PA: 39
<b>PITCHER</b>	IP	WLS	BF	H	R	ER	SO	BB	IBB	HBP	BLK	WP	HR	S	P	ERA	WHIP					
Rich Troedson, L ERA: 3.53 Vicente Romo, R ERA: 3.49	(1, 1) (9, 1)	8.0 1.0	L 5	34 1	9 0	4 0	4 0	3 1	2 0	0 0	0 0	0 0	0 0	38 6	46 10	4.50 0.00	1.375 2.000					

AB 35  
R 4  
H 10  
RBI 4  
BB 3  
SO 4  
LOB 16



Batter	1	2	3	4	5	6	7	8	9	AB	R	H	RBI	BB	SO	LOB	BOTTOM				
Derrel Thomas, S OBP: 0.292, SLG: 0.240	P3				SH3-4				L9	4	0	1	0	0	0	1	<b>Pittsburgh Pirates @ San Diego Padres</b> San Diego Stadium, San Diego, CA Tue Jul 10 1973, 10:05 PM EDT Att: 12,233 - Unknown				
Johnny Grubb, L OBP: 0.387, SLG: 0.437	1B		K		F7				L9	5	1	2	0	0	1	4					
Leron Lee, L OBP: 0.316, SLG: 0.317	1B		K		BB				G3	5	0	2	1	0	1	4					
Nate Colbert, R OBP: 0.343, SLG: 0.415	1B		FC9-6		BB				F3	4	1	2	1	1	0	0					
Cito Gaston, R OBP: 0.308, SLG: 0.427	K		FC9-6		BB				1-3	3	0	1	0	1	1	2					
Dave Roberts, R OBP: 0.298, SLG: 0.391	1B		FC9-6		K				F7	4	0	1	1	0	1	4					
Fred Kendall, R OBP: 0.322, SLG: 0.375			L9		L9				F8	4	0	1	0	0	0	1					
Rich Morales, R OBP: 0.240, SLG: 0.170 Jery Morales, R OBP: 0.293, SLG: 0.397 Dwain Anderson, R OBP: 0.230, SLG: 0.136			1B		1-3				SH3-4	2	0	1	0	0	0	1					
Rich Troedson, L OBP: 0.267, SLG: 0.214 Gene Locklear, L OBP: 0.293, SLG: 0.247 Vicente Romo, R OBP: 0.250, SLG: 0.143			1B		SH3-4				F7	1	0	0	0	0	0	0					
			BB		1B				3-1	0	0	0	0	0	0	0					
<b>Inning Stats</b>	R: 1 E: 0 K: 1 S: 8	H: 4 LOB: 2 BB: 0 P: 8	R: 0 E: 0 K: 2 S: 9	H: 2 LOB: 3 BB: 1 P: 13	R: 1 E: 0 K: 0 S: 5	H: 2 LOB: 1 BB: 0 P: 5	R: 1 E: 0 K: 1 S: 7	H: 2 LOB: 3 BB: 2 P: 15	R: 0 E: 0 K: 1 S: 6	H: 1 LOB: 1 BB: 0 P: 6	R: 0 E: 0 K: 0 S: 3	H: 0 LOB: 0 BB: 0 P: 3	R: 0 E: 0 K: 0 S: 3	H: 0 LOB: 0 BB: 0 P: 3	R: 0 E: 0 K: 0 S: 3	H: 1 LOB: 0 BB: 0 P: 3	1B: 11 2B: 1 3B: 0 HR: 0	SF: 0 SAC: 2 DP: 1 HBP: 0	WP: 0 PB: 0 SB: 0 CS: 0	PA: 40	
<b>PITCHER</b>	IP	WLS	BF	H	R	ER	SO	BB	IBB	HBP	BLK	WP	HR	S	P	ERA	WHIP				
Bob Moose, R ERA: 3.92 Bob Johnson, R ERA: 4.39 John Lamb, R ERA: 3.0	(1, 1) (4, 1) (7, 1)	3.2 2.1 3.0	W 10 S	21 1 9	1 0 1	0 0 0	2 2 0	2 0 0	0 0 0	0 0 0	0 0 0	0 0 0	0 0 9	26 12 9	30 20 9	7.36 0.00 0.00	3.000 1.286 0.333				

AB 35  
R 3  
H 12  
RBI 3  
BB 3  
SO 5  
LOB 18





Batter	1	2	3	4	5	6	7	8	9	AB	R	H	RBI	BB	SO	LOB	TOP								
Dave Cash, R OBP: 0.331, SLG: 0.361 Rennie Stennett, R OBP: 0.254, SLG: 0.353	0-0 1B SF7 4-3 1B	0-0 6-3		0-0 E5 1B 2H		0-0 4-3		0-0 5-3	0-0 1B 1-3 2H	4	1	1	0	0	0	1									
Manny Sanguillen, R OBP: 0.294, SLG: 0.437	0-0 4-3 1-2		0-0 F7	0-0 1B 1-2		0-0 5-3			0-0 1B WP 1B	5	1	2	0	0	0	1									
Al Oliver, L OBP: 0.320, SLG: 0.473	0-0 1B 2-3		0-0 HR	0-0 F9		0-3 K			0-0 1B WP 1B 1-2	5	2	3	1	0	1	2									
Willie Stargell, L OBP: 0.393, SLG: 0.664	0-0 SF7 3H		0-3 K		0-0 HR		0-0 F7		0-0 F7	4	1	1	2	0	1	2									
Richie Hebner, L OBP: 0.373, SLG: 0.496	0-0 P4		0-1 CI		0-0 3-1		0-0 1B 1B		4-0 1B E IBB 1-2 2-3	3	1	1	0	1	0	1									
Bob Robertson, R OBP: 0.332, SLG: 0.394		0-0 1B G4-6-3	0-0 F7		0-0 F9		0-0 1B G4-6-3		0-0 1B E BB SF8 1-2 2-3 3H	5	1	3	2	0	0	1									
Milt May, L OBP: 0.347, SLG: 0.385		0-0 1B G4-6-3 1-2		0-0 1-3	0-0 1B PB 1B		0-0 1B G4-6-3 1-2		4-0 1B E BB 1-2 2-3 3H	4	1	1	0	1	0	3									
Dal Maxvill, R OBP: 0.333, SLG: 0.345		0-0 1B 2B		0-0 SH1-4 E 1B 1-3	0-0 1B		0-0 6-3		0-0 E6 1B	5	2	3	1	0	0	2									
Nelson Briles, R OBP: 0.267, SLG: 0.357		0-0 1B 2H		0-0 SH1-4	0-0 F4		0-3 K		0-0 SF8 3H	3	0	1	2	0	1	2									
<b>Inning Stats</b>	R: 1 E: 0 K: 0 S: 5	H: 2 LOB: 1 BB: 0 P: 5	R: 1 E: 0 K: 0 S: 5	H: 3 LOB: 1 BB: 0 P: 5	R: 1 E: 1 K: 1 S: 7	H: 1 LOB: 1 BB: 0 P: 7	R: 1 E: 1 K: 0 S: 6	H: 2 LOB: 2 BB: 0 P: 6	R: 1 E: 0 K: 0 S: 6	H: 3 LOB: 2 BB: 0 P: 6	R: 0 E: 0 K: 1 S: 5	H: 0 LOB: 0 BB: 0 P: 5	R: 0 E: 0 K: 0 S: 4	H: 2 LOB: 1 BB: 0 P: 4	R: 0 E: 0 K: 1 S: 5	H: 0 LOB: 0 BB: 0 P: 5	R: 5 E: 1 K: 0 S: 7	H: 4 LOB: 2 BB: 2 P: 15	1B: 14 2B: 1 3B: 0 HR: 2	SF: 2 SAC: 1 DP: 2 HBP: 0	WP: 1 PB: 1 SB: 0 CS: 0	PA: 46			
<b>PITCHER</b>	IP	WLS	BF	H	R	ER	SO	BB	IBB	HBP	BLK	WP	HR	S	P	ERA	WHIP								
Steve Arlin, R ERA: 4.82	4.2	L	26	11	5	4	1	0	0	0	0	0	2	28	28	7.71	2.357								
Gary Ross, R ERA: 5.44	0.1		1	0	0	0	0	0	0	0	0	0	0	1	1	0.00	0.000								
Mike Caldwell, L ERA: 3.72	3.0		10	2	0	0	2	0	0	0	0	0	0	14	14	0.00	0.667								
Mike Corkins, R ERA: 5.83	1.0		9	4	5	3	0	1	1	0	0	1	0	7	15	27.00	5.000								

Pittsburgh Pirates @ San Diego Padres  
San Diego Stadium, San Diego, CA  
Wed Jul 11 1973, 10:05 PM EDT  
Att.: 4,763 - Unknown

AB 40  
R 10  
H 17  
RBI 9  
BB 2  
SO 3  
LOB 15



Batter	1	2	3	4	5	6	7	8	9	AB	R	H	RBI	BB	SO	LOB	BOTTOM								
Derrel Thomas, S OBP: 0.291, SLG: 0.240	0-3 K		0-0 F9			0-0 3-1		0-0 E 2-3 1B		4	0	1	0	0	1	0									
Johnny Grubb, L OBP: 0.393, SLG: 0.447	0-0 E S 1B			0-0 1B 2B		0-0 F8		0-0 E8 1-3 3H 1B		4	1	3	1	0	0	0									
Jerry Morales, R OBP: 0.326, SLG: 0.389	0-3 K 1-3		0-0 F3		0-0 P3		0-0 P3		0-0 P3	4	0	0	0	0	1	4									
Nate Colbert, R OBP: 0.342, SLG: 0.413	0-0 F8		0-3 K		0-0 WP 1B		0-0 F7		0-0 F7	4	0	1	0	0	1	4									
Cito Gaston, R OBP: 0.307, SLG: 0.425		0-0 1-6-3		0-0 1B 2H		0-0 F5 1-2		0-0 5-3		4	0	1	1	0	0	1									
Dave Roberts, R OBP: 0.292, SLG: 0.383		0-3 K		0-0 F8		0-0 5-3		0-0 F9		4	0	0	0	0	1	2									
Fred Kendall, R OBP: 0.317, SLG: 0.369		0-0 F7			0-0 1-3		0-0 5-3		0-0 P4	4	0	0	0	0	0	1									
Rich Morales, R OBP: 0.235, SLG: 0.167			0-0 6-3		0-3 K		0-0 1B E 2B			2	0	0	0	0	1	0									
Leron Lee, L OBP: 0.319, SLG: 0.325					0-0 K					1	1	1	0	0	0	0									
Dwain Anderson, R OBP: 0.230, SLG: 0.136					0-0 K					0	0	0	0	0	0	0									
Steve Arlin, R OBP: 0.188, SLG: 0.133			0-3 K		0-3 K					1	0	0	0	0	1	0									
Gary Ross, R										0	0	0	0	0	0	0									
Dave Winfield, R OBP: 0.306, SLG: 0.429										1	0	0	0	0	1	0									
Mike Caldwell, R OBP: 0.192, SLG: 0.160										0	0	0	0	0	0	0									
Gene Locklear, L OBP: 0.292, SLG: 0.243										1	0	0	0	0	1	0									
Mike Corkins, R OBP: 0.203, SLG: 0.229										0	0	0	0	0	0	0									
<b>Inning Stats</b>	R: 0 E: 0 K: 2 S: 8	H: 1 LOB: 1 BB: 0 P: 8	R: 0 E: 0 K: 1 S: 5	H: 0 LOB: 0 BB: 0 P: 5	R: 0 E: 0 K: 1 S: 5	H: 0 LOB: 0 BB: 0 P: 5	R: 1 E: 0 K: 1 S: 7	H: 2 LOB: 1 BB: 0 P: 7	R: 0 E: 0 K: 2 S: 7	H: 0 LOB: 0 BB: 0 P: 7	R: 0 E: 0 K: 0 S: 3	H: 0 LOB: 0 BB: 0 P: 3	R: 0 E: 0 K: 0 S: 4	H: 1 LOB: 1 BB: 0 P: 4	R: 1 E: 1 K: 0 S: 6	H: 3 LOB: 2 BB: 0 P: 6	R: 0 E: 0 K: 0 S: 3	H: 0 LOB: 0 BB: 0 P: 3	1B: 5 2B: 2 3B: 0 HR: 0	SF: 0 SAC: 0 DP: 0 HBP: 0	WP: 1 PB: 0 SB: 1 CS: 0	PA: 34			
<b>PITCHER</b>	IP	WLS	BF	H	R	ER	SO	BB	IBB	HBP	BLK	WP	HR	S	P	ERA	WHIP								
Nelson Briles, R ERA: 2.88	9.0	W	34	7	2	2	7	0	0	0	0	1	0	48	48	2.00	0.778								

Pittsburgh Pirates @ San Diego Padres  
San Diego Stadium, San Diego, CA  
Wed Jul 11 1973, 10:05 PM EDT  
Att.: 4,763 - Unknown

AB 34  
R 2  
H 7  
RBI 2  
BB 0  
SO 7  
LOB 13





Batter	1	2	3	4	5	6	7	8	9	AB	R	H	RBI	BB	SO	LOB	TOP				
Dave Parker, L (1,9) OBP: 0.200, SLG: 0.200	F7		G3		4-3			L7		4	0	0	0	0	0	1					
Manny Sanguillen, R (1,2) OBP: 0.294, SLG: 0.434	6-3				1B HR		K	F9		4	1	1	0	0	1	0					
Al Oliver, L (1,8) OBP: 0.319, SLG: 0.470	6-3				1B HR			P6		4	1	1	0	0	0	0					
Willie Stargell, L (1,7) OBP: 0.392, SLG: 0.669		6-3			1B HR			4-3		4	1	1	3	0	0	0					
Richie Hebner, L (1,5) OBP: 0.371, SLG: 0.491		G3			4-3			P2		3	0	0	0	1	0	0					
Bob Robertson, R (1,3) OBP: 0.334, SLG: 0.405		6-3			F4					3	1	1	1	0	0	0					
Rennie Stennett, R (1,4) OBP: 0.258, SLG: 0.360								6-3		4	0	2	0	0	0	2					
Dal Maxvill, R (1,6) OBP: 0.294, SLG: 0.303					F9			6-3		4	0	0	0	0	0	4					
Luke Walker, L (1,1) OBP: 0.083, SLG: 0.083					SH3			F6		2	0	0	0	0	1	0					
<b>Inning Stats</b>	R: 0 E: 0 K: 0 S: 3	H: 0 LOB: 0 BB: 0 P: 3	R: 0 E: 0 K: 0 S: 3	H: 0 LOB: 0 BB: 0 P: 3	R: 0 E: 0 K: 0 S: 4	H: 1 LOB: 1 BB: 0 P: 4	R: 3 E: 0 K: 0 S: 7	H: 4 LOB: 0 BB: 0 P: 7	R: 0 E: 0 K: 1 S: 5	H: 0 LOB: 0 BB: 0 P: 5	R: 1 E: 0 K: 1 S: 6	H: 1 LOB: 0 BB: 0 P: 6	R: 0 E: 0 K: 0 S: 3	H: 0 LOB: 2 BB: 1 P: 8	R: 0 E: 0 K: 0 S: 3	H: 0 LOB: 0 BB: 0 P: 3	1B: 3 2B: 1 3B: 0 HR: 2	SF: 0 SAC: 1 DP: 0 HBP: 1	WP: 0 PB: 0 SB: 0 CS: 0	PA: 35	
<b>PITCHER</b>	IP	WLS	BF	H	R	ER	SO	BB	IBB	HBP	BLK	WP	HR	S	P	ERA	WHIP				
Clay Kirby, R (1,1) ERA: 4.99	8.0	L	30	6	4	4	2	0	0	0	0	0	2	34	34	4.50	0.750				
Gary Ross, R (9,1) ERA: 5.32	1.0		5	0	0	0	0	1	0	1	0	0	0	3	8	0.00	1.000				

Pittsburgh Pirates @ San Diego Padres  
San Diego Stadium, San Diego, CA  
Thu Jul 12 1973, 10:05 PM EDT  
Att: 2,865 - Unknown

AB 32  
R 4  
H 6  
RBI 4  
BB 1  
SO 2  
LOB 7



Batter	1	2	3	4	5	6	7	8	9	AB	R	H	RBI	BB	SO	LOB	BOTTOM				
Derrel Thomas, S (1,6) OBP: 0.290, SLG: 0.240	L8		4-3			E6				4	0	1	0	0	0	1					
Jerry Morales, R (1,8) OBP: 0.324, SLG: 0.386	F8				F4			G6-4-3		4	0	1	0	0	0	2					
Dave Roberts, R (1,5) OBP: 0.286, SLG: 0.374	F9				F9			G6-4-3		4	0	0	0	0	0	2					
Nate Colbert, R (1,3) OBP: 0.338, SLG: 0.407			4-3		K					4	0	0	0	0	2	3					
Cito Gaston, R (1,9) OBP: 0.307, SLG: 0.422			K							4	0	1	0	0	1	0					
Dave Winfield, R (1,7) OBP: 0.341, SLG: 0.395			F8							3	0	0	0	0	1	1					
Pat Corrales, R (1,2) OBP: 0.342, SLG: 0.417					G1-6-3					3	0	1	0	0	0	1					
Rich Morales, R (1,4) OBP: 0.238, SLG: 0.183			1-3							3	0	1	0	0	0	1					
Clay Kirby, R (1,1) OBP: 0.143, SLG: 0.179										2	0	0	0	0	1	1					
Ivan Murrell, R (8,PH) OBP: 0.183, SLG: 0.310										1	0	0	0	0	0	1					
Gary Ross, R (9,1) ERA: 5.32					K					0	0	0	0	0	0	0					
<b>Inning Stats</b>	R: 0 E: 0 K: 0 S: 3	H: 0 LOB: 0 BB: 0 P: 3	R: 0 E: 0 K: 1 S: 5	H: 0 LOB: 0 BB: 0 P: 5	R: 0 E: 0 K: 1 S: 6	H: 1 LOB: 1 BB: 0 P: 6	R: 0 E: 0 K: 1 S: 5	H: 0 LOB: 0 BB: 0 P: 5	R: 0 E: 2 K: 0 S: 6	H: 1 LOB: 3 BB: 0 P: 6	R: 0 E: 0 K: 0 S: 3	H: 0 LOB: 0 BB: 0 P: 3	R: 0 E: 0 K: 0 S: 4	H: 2 LOB: 1 BB: 0 P: 4	R: 0 E: 0 K: 1 S: 5	H: 0 LOB: 0 BB: 0 P: 5	1B: 4 2B: 1 3B: 0 HR: 0	SF: 0 SAC: 0 DP: 2 HBP: 0	WP: 0 PB: 0 SB: 0 CS: 0	PA: 32	
<b>PITCHER</b>	IP	WLS	BF	H	R	ER	SO	BB	IBB	HBP	BLK	WP	HR	S	P	ERA	WHIP				
Luke Walker, L (1,1) ERA: 3.69	9.0	W	32	5	0	0	5	0	0	0	0	0	0	42	42	0.00	0.556				

Pittsburgh Pirates @ San Diego Padres  
San Diego Stadium, San Diego, CA  
Thu Jul 12 1973, 10:05 PM EDT  
Att: 2,865 - Unknown

AB 32  
R 0  
H 5  
RBI 0  
BB 0  
SO 5  
LOB 13






Batter	1	2	3	4	5	6	7	8	9	AB	R	H	RBI	BB	SO	LOB	TOP				
Lou Brock, L OBP: 0.361, SLG: 0.382 (1, 7)	F7		F8					SH1-3 1B	K	4	0	1	0	1	1	1					
Ted Sizemore, R OBP: 0.391, SLG: 0.335 (1, 4)	F7			2B 1B	5-3			SH1-3		3	1	1	0	0	0	1					
Tim McCarver, L OBP: 0.319, SLG: 0.353 Ken Reitz, R OBP: 0.252, SLG: 0.345 (1, 3) (8, 5)	F9			1B 1-3	4-3			6-3		4	1	1	0	0	0	2					
Joe Torre, R OBP: 0.403, SLG: 0.429 (8, 3)				P6				6-3		4	0	1	0	0	0	3					
Ted Simmons, S OBP: 0.362, SLG: 0.428 (1, 2)	P4			1B 1B IBB				6-3	E6 SH5-3 2B	3	2	0	0	1	0	1					
Jose Cruz, L OBP: 0.320, SLG: 0.393 (1, 9)	F9			K				3-1	SH5-3	3	0	0	0	0	1	4					
Luis Melendez, R OBP: 0.316, SLG: 0.313 (1, 8)	P4			1B 1-2 2-3 3-H				F9	2-3 3B 2B	4	1	2	2	0	0	1					
Mike Tyson, R OBP: 0.282, SLG: 0.311 (1, 6)			K					F9	3-H 3B 2B	4	0	2	3	0	1	0					
Rick Wise, R OBP: 0.241, SLG: 0.245 Diego Segui, R (9, 1)			5-3					F7	2-H 3B	4	0	0	0	0	1	1					
<b>Inning Stats</b>	R: 0 E: 0 K: 0 S: 3	H: 0 LOB: 0 BB: 0 P: 3	R: 0 E: 0 K: 0 S: 4	H: 1 LOB: 1 BB: 0 P: 4	R: 0 E: 0 K: 1 S: 5	H: 0 LOB: 0 BB: 0 P: 5	R: 3 E: 0 K: 1 S: 8	H: 4 LOB: 2 BB: 1 P: 12	R: 0 E: 0 K: 0 S: 3	H: 0 LOB: 1 BB: 1 P: 7	R: 0 E: 0 K: 0 S: 3	H: 0 LOB: 0 BB: 0 P: 3	R: 0 E: 0 K: 0 S: 4	H: 1 LOB: 1 BB: 0 P: 4	R: 2 E: 1 K: 2 S: 10	H: 2 LOB: 1 BB: 0 P: 10	1B: 5 2B: 2 3B: 1 HR: 0	SF: 0 SAC: 2 DP: 0 HBP: 0	WP: 0 PB: 0 SB: 1 CS: 0	PA: 37	
<b>PITCHER</b>	IP	WLS	BF	H	R	ER	SO	BB	IBB	HBP	BLK	WP	HR	S	P	ERA	WHIP				
Bill Greif, R ERA: 3.29	8.0		31	6	3	3	2	1	1	0	0	0	0	33	41	3.38	0.875				
Frank Snook, R ERA: 13.5	0.2	L	5	2	2	1	1	0	0	0	0	0	0	7	7	13.50	3.000				
Mike Caldwell, L ERA: 3.7	0.1		1	0	0	0	1	0	0	0	0	0	0	3	3	0.00	0.000				

St. Louis Cardinals @ San Diego Padres  
San Diego Stadium, San Diego, CA  
Fri Jul 13 1973, 10:05 PM EDT  
Att: 25,483 - Unknown

livebaseballscores.com

AB 33  
R 5  
H 8  
RBI 5  
BB 2  
SO 4  
LOB 14




Batter	1	2	3	4	5	6	7	8	9	AB	R	H	RBI	BB	SO	LOB	BOTTOM					
Derrel Thomas, S OBP: 0.286, SLG: 0.236 Leron Lee, L OBP: 0.318, SLG: 0.323 Dwain Anderson, R OBP: 0.230, SLG: 0.136 (1, 6) (8, PH) (9, 6)	6-3		3-1		F5			F8		3	0	0	0	0	0	1						
Johnny Grubb, L OBP: 0.390, SLG: 0.457 (1, 8)	G3			K				K		4	1	1	1	0	2	0						
Dave Roberts, R OBP: 0.290, SLG: 0.393 (1, 5)				P4				HR	F9	4	1	2	1	0	0	0						
Nate Colbert, R OBP: 0.340, SLG: 0.407 (1, 3)	F9				1B			F8		3	0	1	0	1	0	1						
Gene Locklear, L OBP: 0.276, SLG: 0.231 (1, 7)			K		F7			P4		4	0	0	0	0	1	3						
Fred Kendall, R OBP: 0.313, SLG: 0.364 (1, 2)			K					F9		4	0	0	0	0	1	1						
Jerry Morales, R OBP: 0.327, SLG: 0.388 (1, 9)			4-3		E7 1B			F9		4	1	2	0	0	0	0						
Rich Morales, R OBP: 0.239, SLG: 0.186 (1, 4)				K				F7		4	0	1	1	0	1	2						
Bill Greif, R OBP: 0.199, SLG: 0.075 Cito Gaston, R OBP: 0.305, SLG: 0.420 Frank Snook, R Mike Caldwell, R OBP: 0.192, SLG: 0.160 (1, 1) (8, PH) (9, 1) (9, 1)			4-3					G3		2	0	0	0	0	0	1						
<b>Inning Stats</b>	R: 1 E: 0 K: 0 S: 4	H: 1 LOB: 0 BB: 0 P: 4	R: 0 E: 0 K: 2 S: 7	H: 0 LOB: 0 BB: 0 P: 7	R: 0 E: 0 K: 1 S: 5	H: 0 LOB: 0 BB: 0 P: 5	R: 0 E: 0 K: 1 S: 6	H: 1 LOB: 1 BB: 0 P: 6	R: 1 E: 1 K: 0 S: 5	H: 2 LOB: 1 BB: 0 P: 5	R: 0 E: 0 K: 1 S: 6	H: 1 LOB: 1 BB: 0 P: 6	R: 0 E: 0 K: 0 S: 3	H: 0 LOB: 0 BB: 0 P: 3	R: 1 E: 0 K: 0 S: 4	H: 1 LOB: 0 BB: 0 P: 4	R: 0 E: 0 K: 0 S: 4	H: 1 LOB: 2 BB: 1 P: 8	1B: 5 2B: 0 3B: 0 HR: 2	SF: 0 SAC: 0 DP: 0 HBP: 0	WP: 0 PB: 0 SB: 1 CS: 0	PA: 35
<b>PITCHER</b>	IP	WLS	BF	H	R	ER	SO	BB	IBB	HBP	BLK	WP	HR	S	P	ERA	WHIP					
Rick Wise, R ERA: 2.98	8.0		31	6	3	2	5	1	0	0	0	0	2	40	44	2.25	0.875					
Diego Segui, R ERA: 2.66	1.0	S	4	1	0	0	0	0	0	0	0	0	0	4	4	0.00	1.000					

St. Louis Cardinals @ San Diego Padres  
San Diego Stadium, San Diego, CA  
Fri Jul 13 1973, 10:05 PM EDT  
Att: 25,483 - Unknown

livebaseballscores.com

AB 34  
R 3  
H 7  
RBI 3  
BB 1  
SO 5  
LOB 9





Batter	1	2	3	4	5	6	7	8	9	AB	R	H	RBI	BB	SO	LOB	TOP											
<b>Lou Brock, L</b> (1, 7) OBP: 0.359, SLG: 0.380	0-3 K		0-0 F8		0-0 S 1B		0-3 K		0-0 F7	5	0	1	0	0	2	0	<b>St. Louis Cardinals @ San Diego Padres</b> San Diego Stadium, San Diego, CA Sat Jul 14, 1973, 10:05 PM EDT Att: 5,358 - Unknown <a href="http://livebaseballscorecards.com">livebaseballscorecards.com</a>											
<b>Ted Sizemore, R</b> (1, 4) OBP: 0.384, SLG: 0.328	0-3 K		0-0 5-3		0-3 K		0-0 P4		0-0 6-3	5	0	0	0	0	2	2												
<b>Joe Torre, R</b> (1, 3) OBP: 0.398, SLG: 0.423	0-0 F9		0-0 F8		0-0 5-3				0-0 5-3	4	0	0	0	0	0	2												
<b>Ted Simmons, S</b> (1, 2) OBP: 0.361, SLG: 0.424		4-0 2B HR BB		0-3 K		0-3 K			0-0 6-3	3	1	0	0	1	2	0												
<b>Luis Melendez, R</b> (1, 8) OBP: 0.320, SLG: 0.322		0-0 HR 2B		0-0 E6 F7		0-0 F7			0-0 1B 2B 1B	4	2	2	0	0	0	0												
<b>Ken Reitz, R</b> (1, 5) OBP: 0.261, SLG: 0.365		0-0 HR		0-0 F7		0-0 1B			0-0 1B 2B 1B	4	2	3	3	0	0	1												
<b>Jose Cruz, L</b> (1, 9) OBP: 0.324, SLG: 0.393		0-0 6-3		0-0 F8		0-0 1B			0-0 1B 2B	0	0	0	0	0	0	0												
<b>Bill Stein, R</b> (1, 9) OBP: 0.294, SLG: 0.261		0-0 6-3				1-2 1B			1-H 2-H 2B	4	0	2	2	0	0	1												
<b>Mike Tyson, R</b> (1, 6) OBP: 0.277, SLG: 0.305		0-0 L5			0-0 E6 1B SH1-4		0-0 P6		0-0 P4	4	0	0	0	0	0	3												
<b>Alan Foster, R</b> (1, 1) OBP: 0.219, SLG: 0.219	0-3 K				0-0 SH1-4		0-0 6-3		0-0 6-3	3	0	0	0	0	1	0												
<b>Inning Stats</b>	R: 0 E: 0 K: 2 S: 7	H: 0 LOB: 0 BB: 0 P: 7	R: 3 E: 0 K: 1 S: 7	H: 2 LOB: 0 BB: 1 P: 11	R: 0 E: 0 K: 0 S: 3	H: 0 LOB: 0 BB: 0 P: 3	R: 0 E: 1 K: 1 S: 6	H: 0 LOB: 1 BB: 0 P: 6	R: 0 E: 1 K: 1 S: 7	H: 1 LOB: 2 BB: 0 P: 7	R: 0 E: 0 K: 1 S: 5	H: 2 LOB: 0 BB: 0 P: 5	R: 0 E: 0 K: 0 S: 6	H: 3 LOB: 1 BB: 0 P: 6	R: 0 E: 0 K: 0 S: 3	H: 0 LOB: 0 BB: 0 P: 3	1B: 5 2B: 2 3B: 0 HR: 1	SF: 0 SAC: 1 DP: 0 HBP: 0	WP: 0 PB: 0 SB: 1 CS: 0	PA: 38								
<b>PITCHER</b>	IP	WLS	BF	H	R	ER	SO	BB	IBB	HBP	BLK	WP	HR	S	P	ERA	WHIP											
<b>Randy Jones, L</b> (1, 1) ERA: 3.15	7.2	L	34	8	5	5	7	1	0	0	0	0	0	1	47	51	5.87	1.174										
<b>Mike Corkins, R</b> (8, 1) ERA: 5.71	1.1		4	0	0	0	0	0	0	0	0	0	0	4	4	0.00	0.000											

Batter	1	2	3	4	5	6	7	8	9	AB	R	H	RBI	BB	SO	LOB	BOTTOM										
<b>Jerry Morales, R</b> (1, 7) OBP: 0.326, SLG: 0.400	0-0 F9		0-0 HR		0-0 F8			0-0 5-3		4	1	1	1	0	0	0	<b>St. Louis Cardinals @ San Diego Padres</b> San Diego Stadium, San Diego, CA Sat Jul 14, 1973, 10:05 PM EDT Att: 5,358 - Unknown <a href="http://livebaseballscorecards.com">livebaseballscorecards.com</a>										
<b>Johnny Grubb, L</b> (1, 8) OBP: 0.384, SLG: 0.449	0-0 F8		0-0 E3			0-0 F7		0-0 4-3		4	0	0	0	0	0	0											
<b>Dave Roberts, R</b> (1, 5) OBP: 0.289, SLG: 0.390	0-3 K		0-0 F4			0-0 4-3		0-0 1B		4	0	1	0	0	1	1											
<b>Nate Colbert, R</b> (1, 3) OBP: 0.339, SLG: 0.414		0-0 HR	0-3 K			0-0 5-3		0-0 F9		4	1	1	1	0	1	2											
<b>Cito Gaston, R</b> (1, 9) OBP: 0.305, SLG: 0.418	0-3 K			0-0 4-3			0-0 SH3-4 1B 1B		0-0 4-3	4	1	1	0	0	1	0											
<b>Fred Kendall, R</b> (1, 2) OBP: 0.310, SLG: 0.360		0-0 5-3		0-0 3-1			0-0 SH3-4 1-2		0-0 F7	3	0	0	0	0	0	0											
<b>Rich Morales, R</b> (1, 4) OBP: 0.284, SLG: 0.234		0-0 E6 WP		0-3 K			0-0 P4		0-0 4-3	3	0	0	0	0	1	1											
<b>Leron Lee, L</b> (9, PH) OBP: 0.316, SLG: 0.322										1	0	0	0	0	0	0											
<b>Derrel Thomas, S</b> (1, 6) OBP: 0.284, SLG: 0.234		0-0 F7			0-0 4-3			0-0 2H 1B		2	0	0	0	0	0	1											
<b>Gene Locklear, L</b> (7, PH) OBP: 0.294, SLG: 0.241										1	0	1	1	0	0	0											
<b>Dwain Anderson, R</b> (8, 6) OBP: 0.230, SLG: 0.136		1-2								0	0	0	0	0	0	0											
<b>Randy Jones, R</b> (1, 1) OBP: 0.308, SLG: 0.250					0-3 K					3	0	0	0	0	3	1											
<b>Mike Corkins, R</b> (8, 1) OBP: 0.263, SLG: 0.529										0	0	0	0	0	0	0											
<b>Inning Stats</b>	R: 0 E: 0 K: 1 S: 5	H: 0 LOB: 0 BB: 0 P: 5	R: 1 E: 1 K: 1 S: 7	H: 1 LOB: 1 BB: 0 P: 7	R: 1 E: 1 K: 2 S: 9	H: 1 LOB: 1 BB: 0 P: 9	R: 0 E: 0 K: 1 S: 5	H: 0 LOB: 0 BB: 0 P: 5	R: 0 E: 0 K: 0 S: 3	H: 0 LOB: 0 BB: 0 P: 3	R: 1 E: 0 K: 1 S: 7	H: 2 LOB: 1 BB: 0 P: 7	R: 0 E: 0 K: 0 S: 4	H: 1 LOB: 1 BB: 0 P: 4	R: 0 E: 0 K: 0 S: 3	H: 0 LOB: 0 BB: 0 P: 3	1B: 3 2B: 0 3B: 0 HR: 2	SF: 0 SAC: 1 DP: 0 HBP: 0	WP: 1 PB: 0 SB: 0 CS: 0	PA: 34							
<b>PITCHER</b>	IP	WLS	BF	H	R	ER	SO	BB	IBB	HBP	BLK	WP	HR	S	P	ERA	WHIP										
<b>Alan Foster, R</b> (1, 1) ERA: 3.3	9.0	W	34	5	3	3	7	0	0	0	0	1	2	48	48	3.00	0.556										



Batter	1	2	3	4	5	6	7	8	9	10	11	12	13	14	15	AB	R	H	RBI	BB	SO	LOB	TOP					
Lou Brock, L OBP: 0.360, SLG: 0.381 (1, 7)																7	1	3	0	0	2	0						
Ted Sizemore, R OBP: 0.390, SLG: 0.336 (1, 4)																6	1	4	0	0	0	1						
Joe Torre, R OBP: 0.396, SLG: 0.420 (1, 3)																7	1	2	1	0	1	5						
Ted Simmons, S OBP: 0.359, SLG: 0.430 (1, 2)																7	1	2	3	0	1	2						
Luis Melendez, R OBP: 0.314, SLG: 0.316 (1, 8)																7	0	1	0	0	2	1						
Ken Reitz, R OBP: 0.261, SLG: 0.363 (1, 5)																7	1	2	0	0	0	1						
Bill Stein, R OBP: 0.294, SLG: 0.275 Bernie Carbo, L OBP: 0.358, SLG: 0.301 (13, 9)																5	0	2	0	0	2	0						
Mike Tyson, R OBP: 0.278, SLG: 0.299 (1, 6)																5	0	0	0	2	0	2						
Tom Murphy, R OBP: 0.448, SLG: 0.280 Diego Segui, R OBP: 0.312, SLG: 0.225 Dave Campbell, R OBP: 0.318, SLG: 0.281 Wayne Granger, R OBP: 0.318, SLG: 0.281 Jim Dwyer, L OBP: 0.318, SLG: 0.281 Al Hrabosky, L OBP: 0.318, SLG: 0.281 (11, 1)																3	0	0	0	0	1	2						
<b>Inning Stats</b>	R: 1 E: 0 K: 1 S: 4	H: 2 LOB: 0 BB: 0 P: 4	R: 0 E: 0 K: 1 S: 5	H: 0 LOB: 0 BB: 0 P: 5	R: 0 E: 0 K: 2 S: 7	H: 0 LOB: 0 BB: 0 P: 7	R: 0 E: 0 K: 0 S: 3	H: 0 LOB: 0 BB: 0 P: 3	R: 0 E: 0 K: 0 S: 5	H: 1 LOB: 2 BB: 0 P: 5	R: 0 E: 0 K: 1 S: 6	H: 3 LOB: 0 BB: 0 P: 6	R: 0 E: 0 K: 1 S: 5	H: 1 LOB: 0 BB: 0 P: 5	R: 0 E: 0 K: 1 S: 7	H: 2 LOB: 3 BB: 1 P: 9	R: 0 E: 0 K: 2 S: 8	H: 1 LOB: 1 BB: 0 P: 8	R: 0 E: 0 K: 0 S: 4	H: 1 LOB: 1 BB: 0 P: 4	R: 0 E: 0 K: 2 S: 9	H: 2 LOB: 2 BB: 1 P: 13	1B: 16 2B: 1 3B: 0 HR: 1	SF: 0 SAC: 1 DP: 1 HBP: 0	WP: 0 PB: 0 SH: 1 CS: 1	PA: 63		
<b>PITCHER</b>	IP: 6.0 WLS: 3 BF: 24 ERA: 3.73	IP: 7.1 WLS: 3 BF: 30 ERA: 5.4	IP: 8.1 WLS: 5 BF: 22 ERA: 3.51	IP: 13.1 WLS: 3 BF: 14 ERA: 5.59	IP: 1.1 WLS: 0 BF: 6 ERA: 6.00	IP: 1.0 WLS: 3 BF: 0 ERA: 0.00	IP: 8.1 WLS: 5 BF: 22 ERA: 3.51	IP: 13.1 WLS: 3 BF: 14 ERA: 5.59	IP: 1.1 WLS: 0 BF: 6 ERA: 6.00	IP: 1.0 WLS: 3 BF: 0 ERA: 0.00	IP: 8.1 WLS: 5 BF: 22 ERA: 3.51	IP: 13.1 WLS: 3 BF: 14 ERA: 5.59	IP: 1.1 WLS: 0 BF: 6 ERA: 6.00	IP: 1.0 WLS: 3 BF: 0 ERA: 0.00	IP: 8.1 WLS: 5 BF: 22 ERA: 3.51	IP: 13.1 WLS: 3 BF: 14 ERA: 5.59	IP: 1.1 WLS: 0 BF: 6 ERA: 6.00	IP: 1.0 WLS: 3 BF: 0 ERA: 0.00	IP: 8.1 WLS: 5 BF: 22 ERA: 3.51	IP: 13.1 WLS: 3 BF: 14 ERA: 5.59	IP: 1.1 WLS: 0 BF: 6 ERA: 6.00	IP: 1.0 WLS: 3 BF: 0 ERA: 0.00	IP: 8.1 WLS: 5 BF: 22 ERA: 3.51	IP: 13.1 WLS: 3 BF: 14 ERA: 5.59	IP: 1.1 WLS: 0 BF: 6 ERA: 6.00	IP: 1.0 WLS: 3 BF: 0 ERA: 0.00	IP: 8.1 WLS: 5 BF: 22 ERA: 3.51	IP: 13.1 WLS: 3 BF: 14 ERA: 5.59

St. Louis Cardinals @ San Diego Padres  
San Diego Stadium, San Diego, CA  
Sun Jul 15 1973, 6:33 AM EDT  
Att: 4,125 - Unknown

AB	60
R	5
H	18
RBI	5
BB	2
SO	11
LOB	19



Batter	1	2	3	4	5	6	7	8	9	10	11	12	13	14	15	AB	R	H	RBI	BB	SO	LOB	BOTTOM					
Dwain Anderson, R OBP: 0.222, SLG: 0.137 (1, 8)																7	1	1	0	0	1	2						
Johnny Grubb, L OBP: 0.389, SLG: 0.455 (1, 8)																6	1	3	1	1	1	0						
Dave Roberts, R OBP: 0.289, SLG: 0.401 (1, 5)																7	1	2	1	0	1	4						
Nate Colbert, R OBP: 0.338, SLG: 0.410 (1, 3)																6	0	1	1	1	2	1						
Cito Gaston, R OBP: 0.301, SLG: 0.411 (1, 9)																7	0	1	0	0	1	5						
Jerry Morales, R OBP: 0.329, SLG: 0.415 (1, 7)																7	1	3	1	0	1	2						
Fred Kendall, R OBP: 0.329, SLG: 0.356 (1, 2)																6	0	1	0	1	1	3						
Rich Morales, R OBP: 0.228, SLG: 0.176 Gene Locklear, L OBP: 0.281, SLG: 0.238 Derrel Thomas, S OBP: 0.280, SLG: 0.231 (1, 4)																2	0	0	0	0	0	1						
Rich Treadson, L OBP: 0.448, SLG: 0.280 Dave Campbell, R OBP: 0.318, SLG: 0.281 Frank Snook, R OBP: 0.318, SLG: 0.281 Mike Tyson, R OBP: 0.278, SLG: 0.299 Al Hrabosky, L OBP: 0.318, SLG: 0.281 (11, 1)																1	0	0	0	0	0	0						
<b>Inning Stats</b>	R: 0 E: 0 K: 1 S: 6	H: 1 LOB: 1 BB: 0 P: 6	R: 0 E: 0 K: 0 S: 3	H: 0 LOB: 1 BB: 1 P: 7	R: 0 E: 0 K: 0 S: 3	H: 0 LOB: 0 BB: 0 P: 3	R: 0 E: 0 K: 1 S: 7	H: 4 LOB: 2 BB: 0 P: 7	R: 0 E: 0 K: 1 S: 6	H: 1 LOB: 1 BB: 0 P: 6	R: 0 E: 0 K: 2 S: 8	H: 1 LOB: 1 BB: 0 P: 8	R: 0 E: 0 K: 1 S: 5	H: 1 LOB: 0 BB: 0 P: 6	R: 0 E: 0 K: 0 S: 3	H: 2 LOB: 3 BB: 1 P: 9	R: 0 E: 0 K: 0 S: 5	H: 0 LOB: 0 BB: 0 P: 3	R: 0 E: 0 K: 3 S: 9	H: 0 LOB: 0 BB: 1 P: 13	R: 0 E: 0 K: 1 S: 6	H: 1 LOB: 1 BB: 0 P: 6	1B: 9 2B: 2 3B: 0 HR: 2	SF: 0 SAC: 0 DP: 0 HBP: 0	WP: 1 PB: 0 SH: 0 CS: 0	PA: 61		
<b>PITCHER</b>	IP: 7.1 WLS: 1.2 BF: 30 ERA: 2.56	IP: 8.1 WLS: 1.0 BF: 3 ERA: 2.76	IP: 10.1 WLS: 3.0 BF: 14 ERA: 3.55	IP: 14.1 WLS: 2.0 BF: 8 ERA: 3.07	IP: 1.1 WLS: 0 BF: 6 ERA: 6.00	IP: 1.0 WLS: 3 BF: 0 ERA: 0.00	IP: 8.1 WLS: 5 BF: 22 ERA: 3.51	IP: 13.1 WLS: 3 BF: 14 ERA: 5.59	IP: 1.1 WLS: 0 BF: 6 ERA: 6.00	IP: 1.0 WLS: 3 BF: 0 ERA: 0.00	IP: 8.1 WLS: 5 BF: 22 ERA: 3.51	IP: 13.1 WLS: 3 BF: 14 ERA: 5.59	IP: 1.1 WLS: 0 BF: 6 ERA: 6.00	IP: 1.0 WLS: 3 BF: 0 ERA: 0.00	IP: 8.1 WLS: 5 BF: 22 ERA: 3.51	IP: 13.1 WLS: 3 BF: 14 ERA: 5.59	IP: 1.1 WLS: 0 BF: 6 ERA: 6.00	IP: 1.0 WLS: 3 BF: 0 ERA: 0.00	IP: 8.1 WLS: 5 BF: 22 ERA: 3.51	IP: 13.1 WLS: 3 BF: 14 ERA: 5.59	IP: 1.1 WLS: 0 BF: 6 ERA: 6.00	IP: 1.0 WLS: 3 BF: 0 ERA: 0.00	IP: 8.1 WLS: 5 BF: 22 ERA: 3.51	IP: 13.1 WLS: 3 BF: 14 ERA: 5.59	IP: 1.1 WLS: 0 BF: 6 ERA: 6.00	IP: 1.0 WLS: 3 BF: 0 ERA: 0.00	IP: 8.1 WLS: 5 BF: 22 ERA: 3.51	IP: 13.1 WLS: 3 BF: 14 ERA: 5.59

St. Louis Cardinals @ San Diego Padres  
San Diego Stadium, San Diego, CA  
Sun Jul 15 1973, 6:33 AM EDT  
Att: 4,125 - Unknown

AB	58
R	4
H	13
RBI	4
BB	3
SO	11
LOB	22





Batter	1	2	3	4	5	6	7	8	9	AB	R	H	RBI	BB	SO	LOB	TOP
Jerry Morales, R OBP: 0.324, SLG: 0.407 (1, 7)	0-0 6-3		0-0 6-3		0-3 K		0-0 G6-4-3			4	0	0	0	0	1	2	<b>San Diego Padres @ Chicago Cubs</b> Wrigley Field, Chicago, IL Tue Jul 17 1973, 3:33 AM CDT Att: 22,194 - Sunny
Johnny Grubb, L OBP: 0.391, SLG: 0.453 (1, 8)	0-0 1B		0-0 G3		4-0 1B		0-0 1-3			3	0	1	0	1	0	0	
Dave Roberts, R OBP: 0.293, SLG: 0.403 (1, 5)	0-0 P3		0-0 1B		0-0 1-2				0-0 F8	4	0	2	0	0	0	1	
Nate Colbert, R OBP: 0.337, SLG: 0.409 (1, 3)	0-0 1B		0-0 5-3		0-0 SF8				0-0 F7	3	0	1	1	0	0	1	
Cito Gaston, R OBP: 0.297, SLG: 0.405 (1, 9)	0-0 F9			0-0 5-3	0-0 F7				0-0 1-3	4	0	0	0	0	0	4	
Fred Kendall, R OBP: 0.305, SLG: 0.351 (1, 2)		0-0 6-3		0-0 6-3		0-0 F8			0-3 K	4	0	0	0	0	1	0	
Derrel Thomas, S OBP: 0.280, SLG: 0.231 (1, 6)		0-0 6-3		0-0 1B		0-0 6-3			0-0 4-1	4	0	1	0	0	0	0	
Rich Morales, R OBP: 0.237, SLG: 0.189 (1, 4)		0-0 FC6-4		0-0 G3		0-0 1-3			0-0 1B	4	0	2	0	0	0	1	
Steve Arlin, R OBP: 0.222, SLG: 0.152 (1, 1)		0-0 FC6-4			4-0 1B		0-0 G6-4-3		0-3 K	3	1	1	0	1	1	2	
<b>Inning Stats</b>	R: 0 E: 0 K: 0 S: 5	H: 2 LOB: 2 BB: 0 P: 5	R: 0 E: 0 K: 0 S: 4	H: 1 LOB: 1 BB: 0 P: 4	R: 0 E: 0 K: 0 S: 4	H: 1 LOB: 1 BB: 0 P: 4	R: 0 E: 0 K: 0 S: 3	H: 0 LOB: 0 BB: 0 P: 3	R: 0 E: 0 K: 0 S: 3	H: 1 LOB: 0 BB: 0 P: 3	R: 0 E: 0 K: 2 S: 8	H: 1 LOB: 1 BB: 0 P: 8	1B: 8 2B: 0 3B: 0 HR: 0	SF: 1 SAC: 0 DP: 1 HBP: 0	WP: 0 PB: 0 SB: 0 CS: 0	PA: 36	
<b>PITCHER</b>	IP WLS BF H R ER SO BB IBB HBP BLK WP HR S P ERA WHIP	8.0 L 32 7 1 1 1 2 0 0 0 0 0 0 32 40 1.12 1.125	1.0 4 1 0 0 2 0 0 0 0 0 0 0 8 8 0.00 1.000														

AB	33
R	1
H	8
RBI	1
BB	2
SO	3
LOB	11



Batter	1	2	3	4	5	6	7	8	9	AB	R	H	RBI	BB	SO	LOB	BOTTOM			
Rick Monday, L OBP: 0.396, SLG: 0.544 (1, 8)	0-3 K			0-0 F9		0-0 4-3			0-0 P6	4	0	0	0	0	1	1	<b>San Diego Padres @ Chicago Cubs</b> Wrigley Field, Chicago, IL Tue Jul 17 1973, 3:33 AM CDT Att: 22,194 - Sunny			
Glenn Beckert, R OBP: 0.323, SLG: 0.302 (1, 4)	0-0 6-3			0-0 6-3			0-0 F8		0-0 1B	4	0	1	0	0	0	0				
Billy Williams, L OBP: 0.374, SLG: 0.432 (1, 7)	0-0 F8			0-0 F9			0-0 1B		0-0 F7	4	0	1	0	0	0	1				
Jim Hickman, R OBP: 0.357, SLG: 0.263 Cleo James, R OBP: 0.196, SLG: 0.116 Pat Bourque, L OBP: 0.302, SLG: 0.427 (7, PR) (8, 3)		0-0 G6-4-3			0-3 K		0-0 G1-6-3		0-0 G3	3	0	2	0	0	1	0				
Ron Santo, R OBP: 0.386, SLG: 0.467 (1, 5)		0-0 F7			0-0 6-3		0-0 G1-6-3			3	0	0	0	0	0	3				
Jose Cardenal, R OBP: 0.386, SLG: 0.472 (1, 9)		0-0 G6-4-3			0-0 F5				0-0 SH3	3	0	1	0	0	0	1				
Don Kessinger, S OBP: 0.359, SLG: 0.326 (1, 6)			4-0 8-3		0-0 G3				0-0 SH3	1	0	0	0	1	0	0				
Randy Hundley, R OBP: 0.260, SLG: 0.345 Gene Hiser, L OBP: 0.311, SLG: 0.291 Ken Rudolph, R OBP: 0.211, SLG: 0.311 (8, PH) (8, 2)			0-0 8-3		0-0 4-3				0-3 K	2	0	0	0	0	0	1				
Mitt Pappas, R OBP: 0.079, SLG: 0.135 Adrian Garrett, L OBP: 0.184, SLG: 0.333 Bob Locker, S OBP: 0.100, SLG: 0.100 (8, PH) (9, 1)			0-3 K		0-3 K				0-3 K	2	0	0	0	0	2	0				
<b>Inning Stats</b>	R: 0 E: 0 K: 1 S: 5	H: 0 LOB: 0 BB: 0 P: 5	R: 0 E: 0 K: 0 S: 3	H: 1 LOB: 0 BB: 0 P: 3	R: 0 E: 0 K: 1 S: 4	H: 0 LOB: 1 BB: 1 P: 8	R: 0 E: 0 K: 0 S: 3	H: 0 LOB: 0 BB: 0 P: 3	R: 0 E: 0 K: 0 S: 3	H: 0 LOB: 0 BB: 0 P: 6	R: 0 E: 0 K: 1 S: 4	H: 2 LOB: 2 BB: 0 P: 4	R: 0 E: 0 K: 2 S: 8	H: 1 LOB: 1 BB: 0 P: 8	R: 0 E: 0 K: 0 S: 4	H: 1 LOB: 1 BB: 0 P: 4	1B: 5 2B: 1 3B: 0 HR: 0	SF: 0 SAC: 1 DP: 3 HBP: 0	WP: 1 PB: 0 SB: 0 CS: 0	PA: 31
<b>PITCHER</b>	IP WLS BF H R ER SO BB IBB HBP BLK WP HR S P ERA WHIP	9.0 W 31 5 0 0 6 1 0 0 0 1 0 42 46 0.00 0.667																		





Batter	1	2	3	4	5	6	7	8	9	AB	R	H	RBI	BB	SO	LOB	TOP								
<b>Derrel Thomas, S</b> OBP: 0.279, SLG: 0.231 (1, 6)										4	1	1	0	0	0	0	<b>San Diego Padres @ Chicago Cubs</b> Wrigley Field, Chicago, IL Wed Jul 18 1973, 3:33 AM CDT Att: 18,354 - Sunny - 84 F								
<b>Johnny Grubb, L</b> OBP: 0.389, SLG: 0.450 (1, 8)										4	1	1	0	0	0	1									
<b>Leron Lee, L</b> OBP: 0.314, SLG: 0.319 <b>Jerry Morales, R</b> OBP: 0.324, SLG: 0.407 (1, 9) (8, 7)										4	0	1	1	0	0	0									
<b>Nate Colbert, R</b> OBP: 0.336, SLG: 0.417 (1, 3)										3	1	1	2	0	0	0									
<b>Gene Locklear, L</b> OBP: 0.272, SLG: 0.229 <b>Ivan Murrell, R</b> OBP: 0.178, SLG: 0.301 (1, 7) (8, 9)										3	1	0	0	0	0	1									
<b>Dave Roberts, R</b> OBP: 0.301, SLG: 0.438 (1, 5)										4	3	3	4	0	1	0									
<b>Rich Morales, R</b> OBP: 0.238, SLG: 0.191 (1, 4)										4	0	1	0	0	1	0									
<b>Pat Corrales, R</b> OBP: 0.310, SLG: 0.385 (1, 2)										3	0	0	1	0	1	0									
<b>Clay Kirby, R</b> OBP: 0.129, SLG: 0.161 <b>Mike Caldwell, R</b> OBP: 0.179, SLG: 0.148 (1, 1) (7, 1)										3	0	0	0	0	2	0									
<b>Inning Stats</b>	R: 1 E: 0 K: 0 S: 4	H: 1 LOB: 0 BB: 0 P: 4	R: 0 E: 0 K: 1 S: 5	H: 0 LOB: 0 BB: 0 P: 5	R: 0 E: 0 K: 1 S: 5	H: 0 LOB: 0 BB: 0 P: 5	R: 3 E: 0 K: 1 S: 8	H: 3 LOB: 0 BB: 0 P: 8	R: 0 E: 0 K: 0 S: 5	H: 0 LOB: 0 BB: 0 P: 5	R: 1 E: 0 K: 0 S: 6	H: 1 LOB: 0 BB: 0 P: 6	R: 1 E: 0 K: 0 S: 6	H: 1 LOB: 0 BB: 0 P: 6	R: 0 E: 0 K: 0 S: 3	H: 0 LOB: 0 BB: 0 P: 3		R: 2 E: 1 K: 1 S: 8	H: 2 LOB: 1 BB: 0 P: 8	1B: 5 2B: 0 3B: 0 HR: 3	SF: 2 SAC: 0 DP: 0 HBP: 0	WP: 0 PB: 0 SB: 2 CS: 0	PA: 36		
<b>PITCHER</b>	IP	WLS	BF	H	R	ER	SO	BB	IBB	HBP	BLK	WP	HR	S	P	ERA	WHIP								
<b>Fergie Jenkins, R</b> ERA: 3.84 <b>Bob Locker, R</b> ERA: 1.96	(1, 1) (8, 1)	7.0 9	L 27	6 2	6 2	6 0	5 1	0 0	0 0	0 0	0 0	0 0	3 0	37 11	37 11	7.71 0.00	0.857 1.000								

Batter	1	2	3	4	5	6	7	8	9	AB	R	H	RBI	BB	SO	LOB	BOTTOM								
<b>Rick Monday, L</b> OBP: 0.398, SLG: 0.547 (1, 8)										4	2	2	0	1	1	0	<b>San Diego Padres @ Chicago Cubs</b> Wrigley Field, Chicago, IL Wed Jul 18 1973, 3:33 AM CDT Att: 18,354 - Sunny - 84 F								
<b>Glenn Beckert, R</b> OBP: 0.324, SLG: 0.304 (1, 4)										5	1	2	1	0	0	3									
<b>Billy Williams, L</b> OBP: 0.372, SLG: 0.436 (1, 7)										4	1	1	1	0	0	2									
<b>Jim Hickman, R</b> OBP: 0.354, SLG: 0.291 (1, 3)										3	1	1	3	0	0	0									
<b>Ron Santo, R</b> OBP: 0.384, SLG: 0.464 <b>Carmen Fanzone, R</b> OBP: 0.313, SLG: 0.438 (1, 5) (5, 5)										2	0	0	0	0	0	0									
<b>Jose Cardenal, R</b> OBP: 0.387, SLG: 0.476 (1, 9)										4	0	2	0	0	1	0									
<b>Don Kessinger, S</b> OBP: 0.358, SLG: 0.323 (1, 6)										3	0	0	0	1	0	0									
<b>Randy Hundley, R</b> OBP: 0.260, SLG: 0.343 (1, 2)										4	0	1	0	0	1	2									
<b>Fergie Jenkins, R</b> OBP: 0.145, SLG: 0.080 <b>Gene Hiser, L</b> OBP: 0.308, SLG: 0.288 <b>Bob Locker, S</b> OBP: 0.100, SLG: 0.100 <b>Paul Popovich, S</b> OBP: 0.262, SLG: 0.237 (1, 1) (7, PH) (8, 1) (8, PH)										2	0	0	0	0	2	1									
<b>Inning Stats</b>	R: 0 E: 0 K: 1 S: 5	H: 0 LOB: 0 BB: 0 P: 5	R: 0 E: 0 K: 2 S: 7	H: 0 LOB: 0 BB: 0 P: 7	R: 0 E: 0 K: 2 S: 4	H: 1 LOB: 1 BB: 1 P: 8	R: 3 E: 0 K: 0 S: 7	H: 4 LOB: 1 BB: 1 P: 11	R: 0 E: 0 K: 0 S: 4	H: 1 LOB: 1 BB: 0 P: 4	R: 0 E: 0 K: 0 S: 3	H: 1 LOB: 0 BB: 0 P: 3	R: 0 E: 1 K: 0 S: 5	H: 1 LOB: 2 BB: 0 P: 5	1B: 5 2B: 2 3B: 1 HR: 1	SF: 1 SAC: 0 DP: 0 HBP: 0		WP: 0 PB: 0 SB: 1 CS: 1	PA: 39						
<b>PITCHER</b>	IP	WLS	BF	H	R	ER	SO	BB	IBB	HBP	BLK	WP	HR	S	P	ERA	WHIP								
<b>Clay Kirby, R</b> ERA: 5.13 <b>Mike Caldwell, L</b> ERA: 3.41	(1, 1) (7, 1)	6.0 3.0	W S	26 12	6 3	0 0	5 0	0 0	0 0	0 0	0 0	0 0	0 0	12 12	12 12	7.50 0.00	1.167 1.000								

AB	34
R	8
H	8
RBI	8
BB	0
SO	6
LOB	3





Batter	1	2	3	4	5	6	7	8	9	AB	R	H	RBI	BB	SO	LOB	TOP				
<b>Derrel Thomas, S</b> OBP: 0.282, SLG: 0.232 (1, 6)										4	1	1	0	1	1	0	<b>San Diego Padres @ Chicago Cubs</b> Wrigley Field, Chicago, IL Thu Jul 19 1973, 3:33 AM CDT Att: 15,421 - Unknown - 88 F				
<b>Johnny Grubb, L</b> OBP: 0.382, SLG: 0.441 (1, 8)										5	0	0	0	0	2	3					
<b>Leron Lee, L</b> OBP: 0.325, SLG: 0.343 (1, 9)										4	2	4	1	0	0	0					
<b>Nate Colbert, R</b> OBP: 0.338, SLG: 0.417 (2, PH)										0	1	0	0	0	0	0					
<b>Ivan Murrell, R</b> OBP: 0.194, SLG: 0.303 (2, 3)										3	0	1	0	0	1	2					
<b>Cito Gaston, R</b> OBP: 0.296, SLG: 0.413 (1, 7)										4	1	1	3	0	0	2					
<b>Dave Roberts, R</b> OBP: 0.300, SLG: 0.435 (1, 5)										4	0	1	0	0	2	0					
<b>Rich Morales, R</b> OBP: 0.238, SLG: 0.193 (1, 4)										4	0	1	0	0	0	1					
<b>Pat Corrales, R</b> OBP: 0.304, SLG: 0.357 (1, 2)										3	0	0	0	1	0	0					
<b>Bill Greif, R</b> OBP: 0.156, SLG: 0.073 (3, 1)										1	0	0	0	0	1	2					
<b>Mike Corbins, R</b> OBP: 0.239, SLG: 0.474 (6, 1)										1	0	0	0	0	0	0					
<b>Gary Ross, R</b> OBP: 0.239, SLG: 0.474 (6, 1)										0	0	0	0	0	0	0					
<b>Jerry Morales, R</b> OBP: 0.239, SLG: 0.474 (7, PH)										1	0	0	0	0	1	0					
<b>Frank Snook, R</b> OBP: 0.239, SLG: 0.474 (7, 1)										0	0	0	0	0	0	0					
<b>Dave Winfield, R</b> OBP: 0.239, SLG: 0.474 (9, PH)										0	0	0	0	1	0	0					
<b>Inning Stats</b>	R: 4 E: 0 K: 3 S: 12	H: 3 LOB: 2 BB: 2 P: 21	R: 0 E: 0 K: 1 S: 6	H: 1 LOB: 1 BB: 0 P: 6	R: 0 E: 0 K: 0 S: 3	H: 1 LOB: 0 BB: 0 P: 3	R: 0 E: 0 K: 0 S: 3	H: 0 LOB: 0 BB: 0 P: 3	R: 0 E: 0 K: 0 S: 4	H: 1 LOB: 1 BB: 0 P: 4	R: 0 E: 0 K: 0 S: 3	H: 0 LOB: 0 BB: 0 P: 3	R: 0 E: 0 K: 2 S: 7	H: 0 LOB: 0 BB: 0 P: 7	R: 1 E: 0 K: 1 S: 6	H: 2 LOB: 0 BB: 0 P: 6	R: 0 E: 0 K: 1 S: 6	H: 1 LOB: 2 BB: 1 P: 10	1B: 6 2B: 2 3B: 1 HR: 1	SF: 0 SAC: 0 DP: 2 HBP: 1	WP: 0 PA: 38 PB: 0 SB: 0 CS: 0
<b>PITCHER</b>	IP WLS BF H R ER SO BB IBB HBP BLK WP HR S P ERA WHIP																				
<b>Burt Hooton, R</b> ERA: 4.46 (1, 1)	5.0 W 23 6 4 4 4 2 0 1 0 0 1 28 37 7.20 1.600																				
<b>Bill Bonham, R</b> ERA: 3.36 (6, 1)	4.0 S 15 3 1 1 4 1 0 0 0 0 0 0 22 26 2.25 1.000																				

Batter	1	2	3	4	5	6	7	8	9	AB	R	H	RBI	BB	SO	LOB	BOTTOM		
<b>Rick Monday, L</b> OBP: 0.403, SLG: 0.551 (1, 8)										5	1	3	1	1	0	1	<b>San Diego Padres @ Chicago Cubs</b> Wrigley Field, Chicago, IL Thu Jul 19 1973, 3:33 AM CDT Att: 15,421 - Unknown - 88 F		
<b>Glenn Beckert, R</b> OBP: 0.325, SLG: 0.303 (1, 4)										4	1	1	0	1	0	4			
<b>Paul Popovich, S</b> OBP: 0.260, SLG: 0.235 (7, 4)										1	0	0	0	0	0	0			
<b>Billy Williams, L</b> OBP: 0.370, SLG: 0.430 (7, PR)										4	0	0	0	1	2	4			
<b>Cleo James, R</b> OBP: 0.133, SLG: 0.114 (8, 7)										1	1	0	0	0	0	0			
<b>Jim Hickman, R</b> OBP: 0.362, SLG: 0.286 (1, 3)										2	3	0	0	3	0	3			
<b>Jose Cardenal, R</b> OBP: 0.393, SLG: 0.490 (1, 9)										3	2	2	4	2	0	3			
<b>Carmen Fanzone, R</b> OBP: 0.317, SLG: 0.436 (1, 5)										5	1	2	1	0	1	7			
<b>Don Kessinger, S</b> OBP: 0.356, SLG: 0.319 (1, 6)										3	2	0	1	2	0	2			
<b>Randy Hundley, R</b> OBP: 0.266, SLG: 0.350 (1, 2)										4	1	3	3	0	0	0			
<b>Burt Hooton, R</b> OBP: 0.240, SLG: 0.174 (1, 1)										2	0	0	0	0	1	1			
<b>Gene Hiser, L</b> OBP: 0.304, SLG: 0.284 (5, PH)										1	0	0	1	0	0	1			
<b>Bill Bonham, R</b> OBP: 0.095, SLG: 0.095 (6, 1)										2	0	0	0	0	0	4			
<b>Inning Stats</b>	R: 0 E: 0 K: 0 S: 4	H: 1 LOB: 3 BB: 2 P: 12	R: 0 E: 0 K: 1 S: 5	H: 0 LOB: 0 BB: 0 P: 5	R: 3 E: 0 K: 1 S: 8	H: 3 LOB: 1 BB: 1 P: 12	R: 0 E: 0 K: 0 S: 4	H: 1 LOB: 3 BB: 2 P: 12	R: 2 E: 0 K: 1 S: 6	H: 3 LOB: 1 BB: 0 P: 6	R: 5 E: 2 K: 1 S: 10	H: 3 LOB: 2 BB: 2 P: 18	R: 2 E: 1 K: 1 S: 6	H: 0 LOB: 3 BB: 3 P: 18	R: 0 E: 0 K: 0 S: 3	H: 0 LOB: 0 BB: 0 P: 3	1B: 8 2B: 2 3B: 0 HR: 1	SF: 1 SAC: 0 DP: 0 HBP: 0	WP: 1 PA: 48 PB: 0 SB: 0 CS: 0
<b>PITCHER</b>	IP WLS BF H R ER SO BB IBB HBP BLK WP HR S P ERA WHIP																		
<b>Bill Greif, R</b> ERA: 3.44 (1, 1)	2.1 L 14 5 6 2 1 2 2 0 0 0 1 1 18 34 5.40 2.100																		
<b>Mike Corbins, R</b> ERA: 5.58 (3, 1)	3.1 L 20 5 6 2 1 2 2 0 0 0 1 1 18 34 5.40 2.100																		
<b>Gary Ross, R</b> ERA: 5.28 (6, 1)	0.1 4 2 1 0 0 0 0 0 0 0 0 0 4 4 0.00 6.000																		
<b>Frank Snook, R</b> ERA: 2.45 (7, 1)	2.0 10 0 2 0 1 3 0 0 0 0 0 0 9 21 0.00 1.500																		

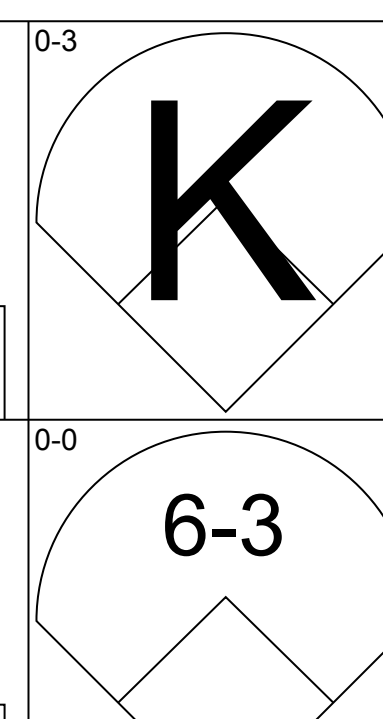
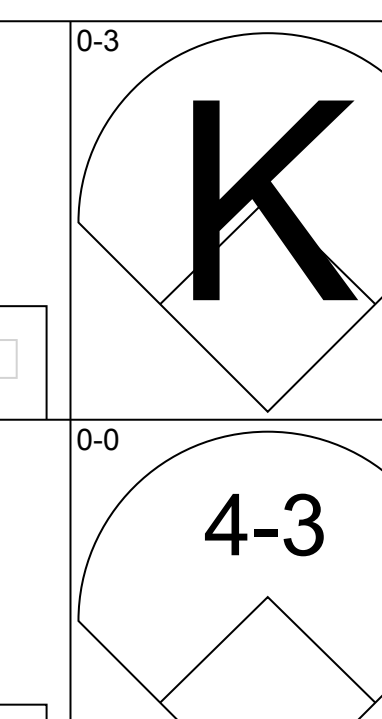
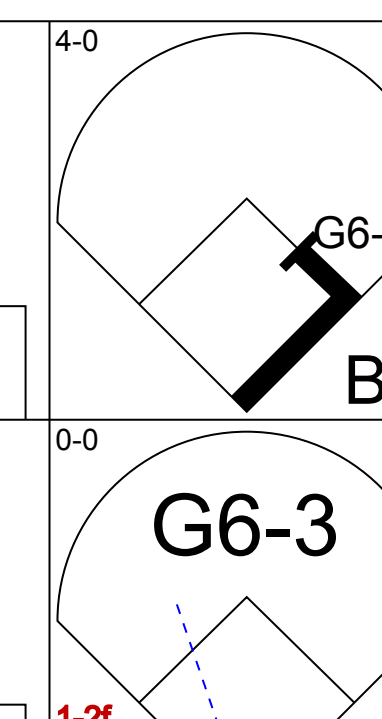
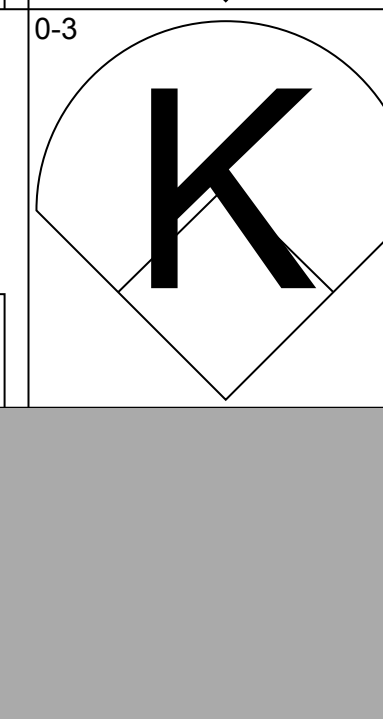


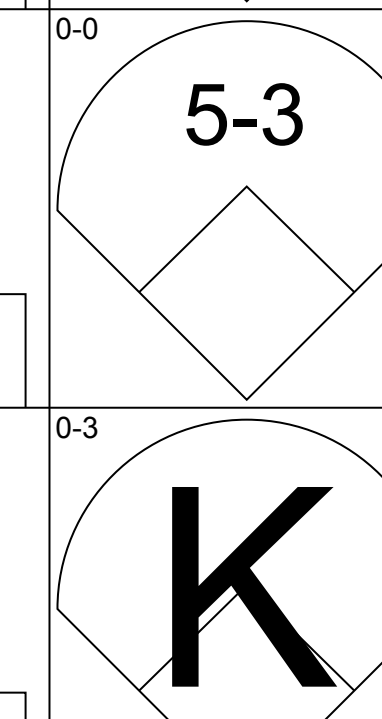

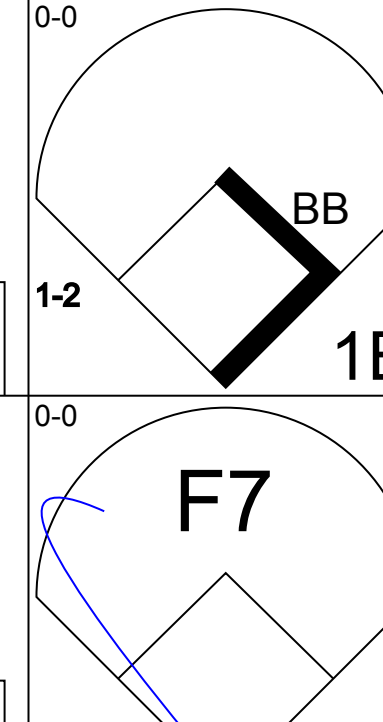
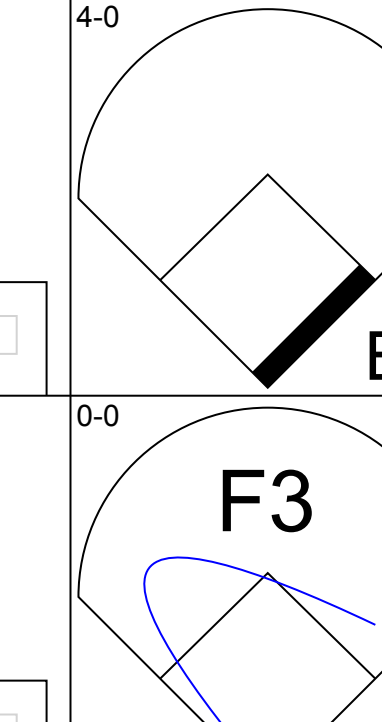

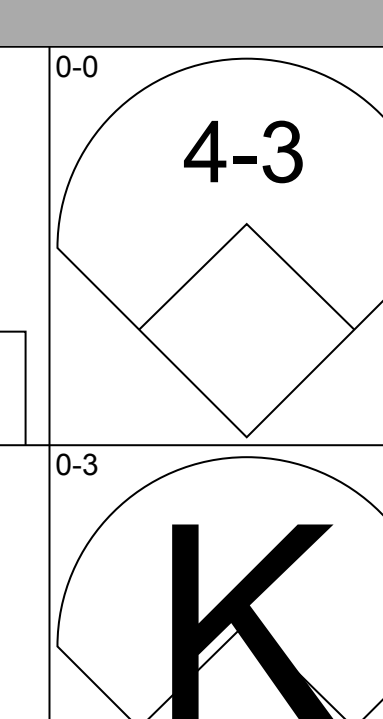
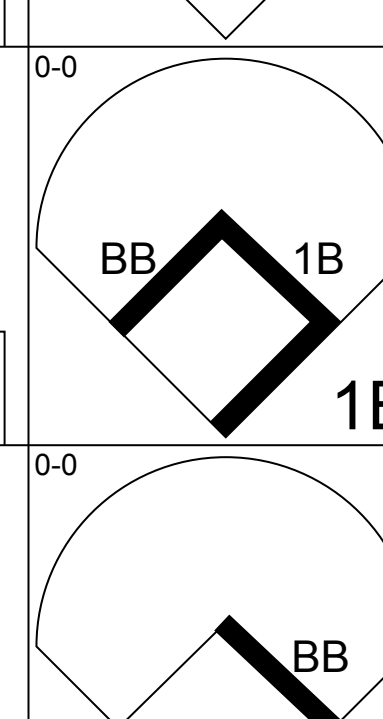
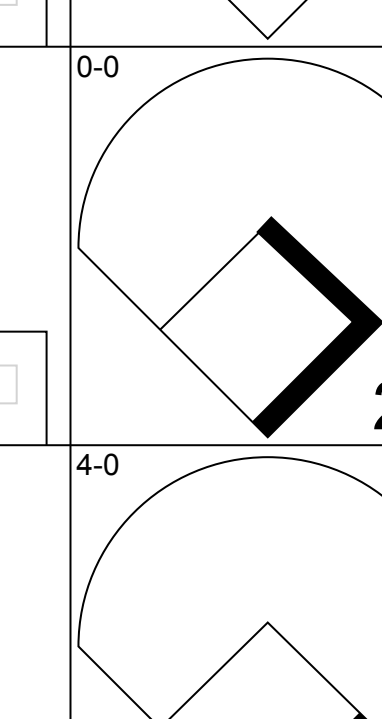
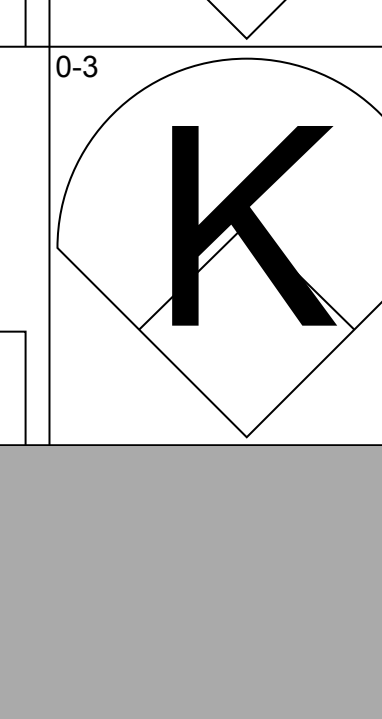
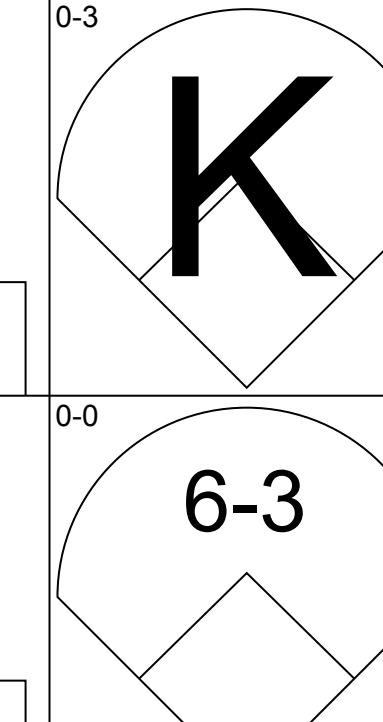
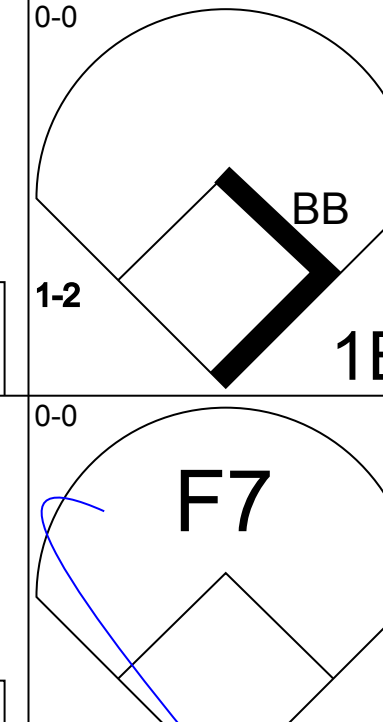
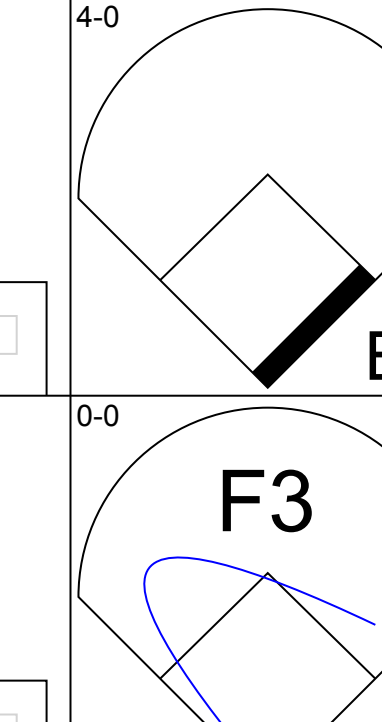
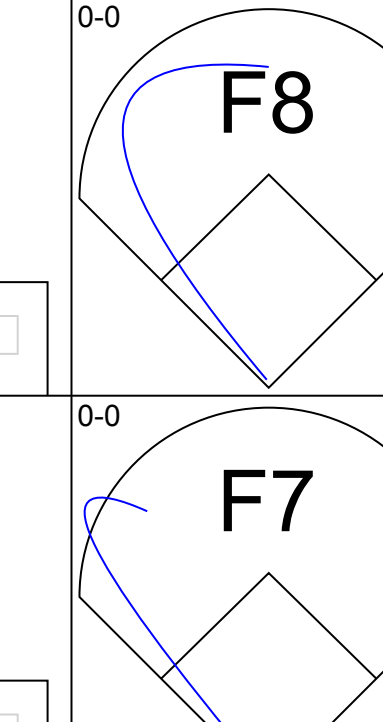

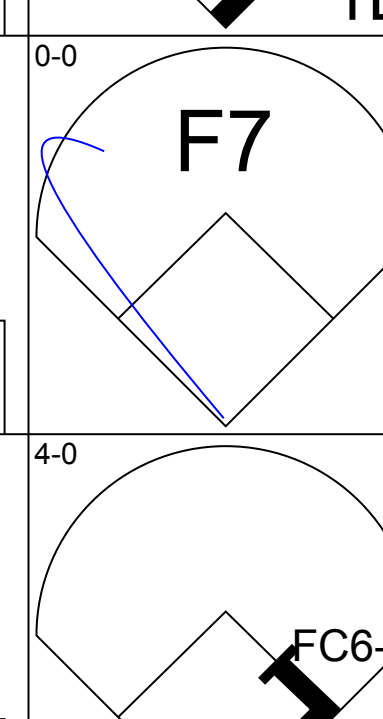
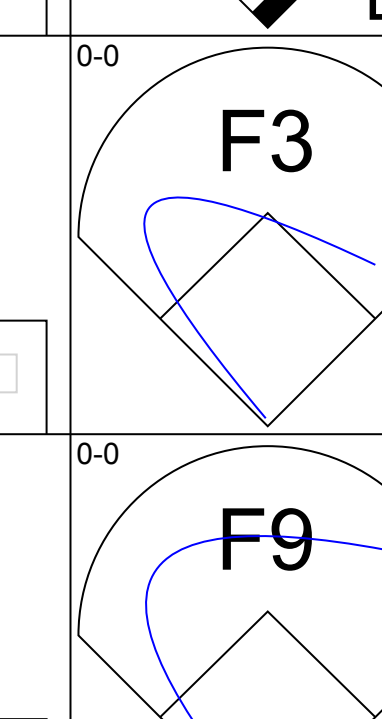
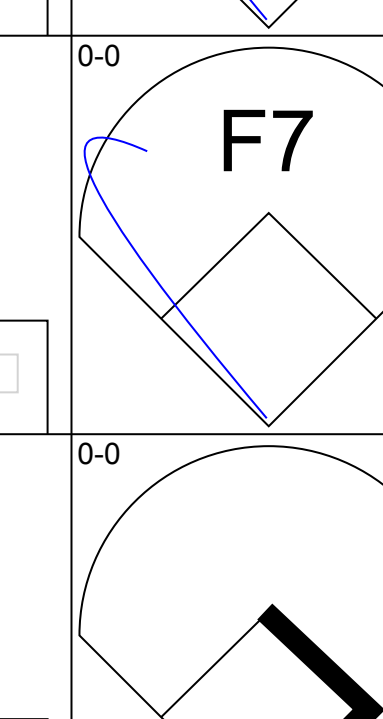
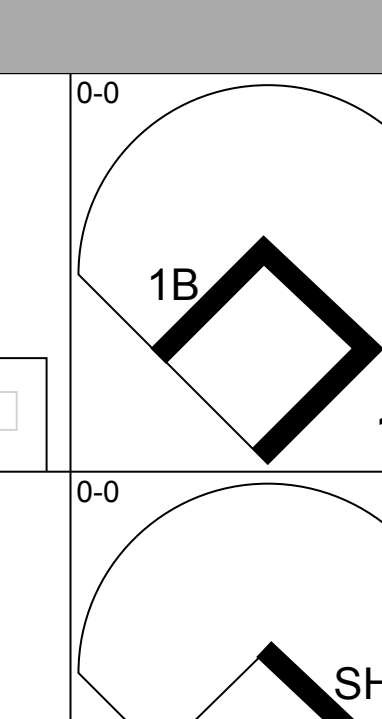
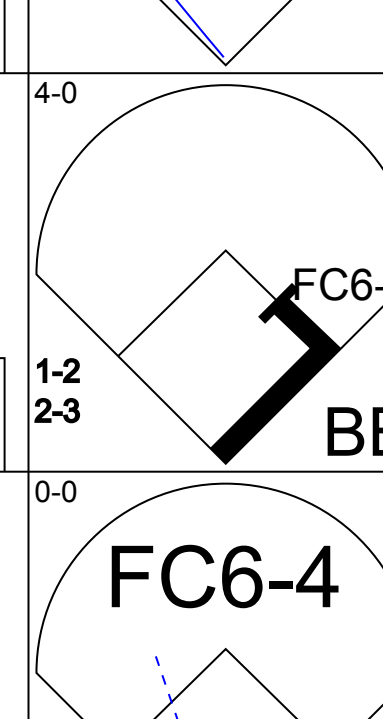
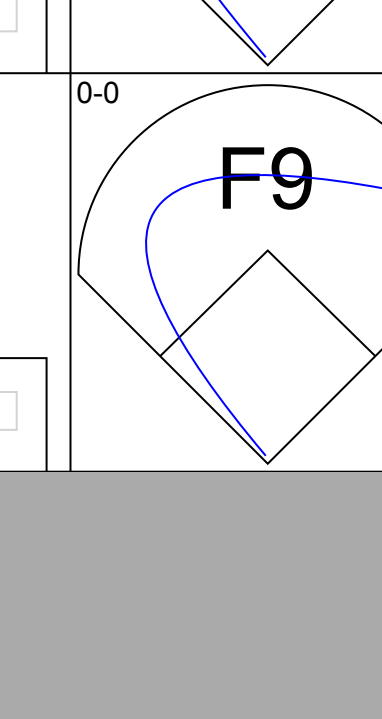
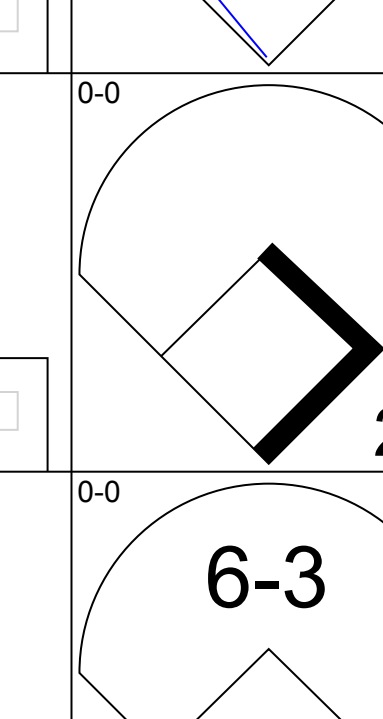
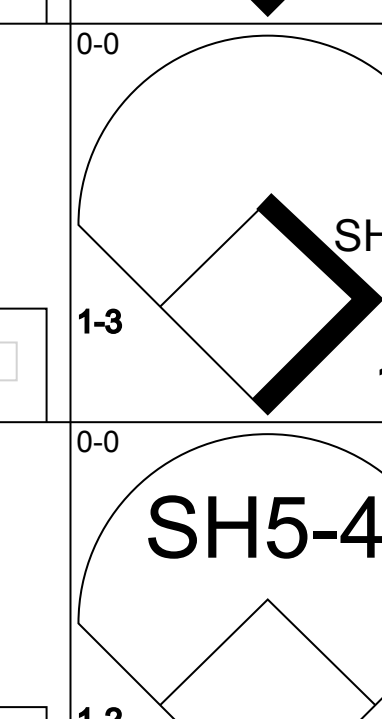
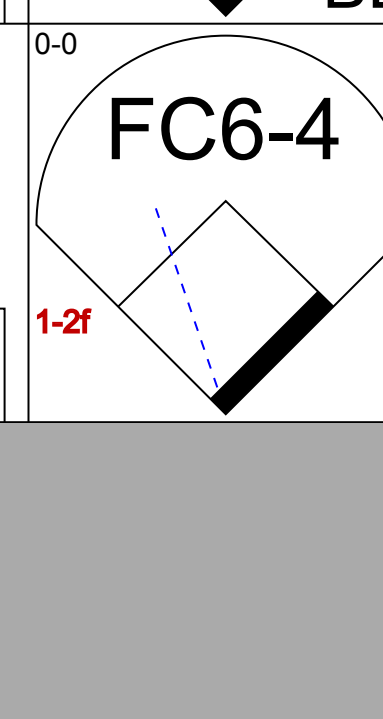
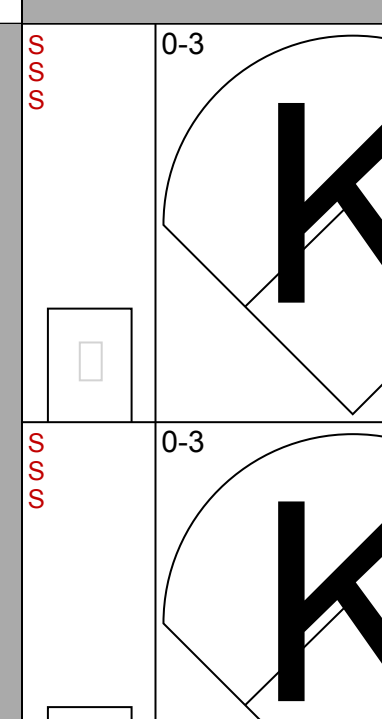
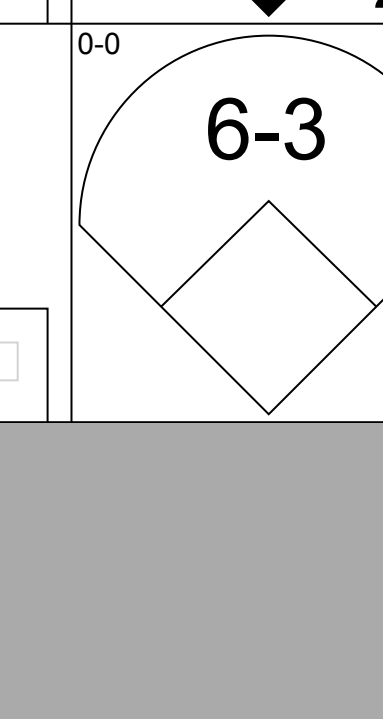
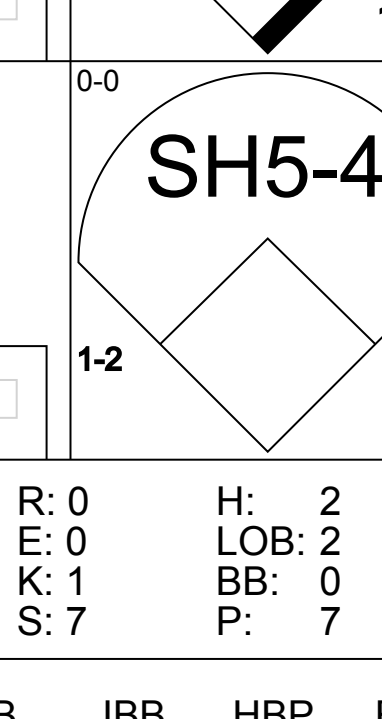
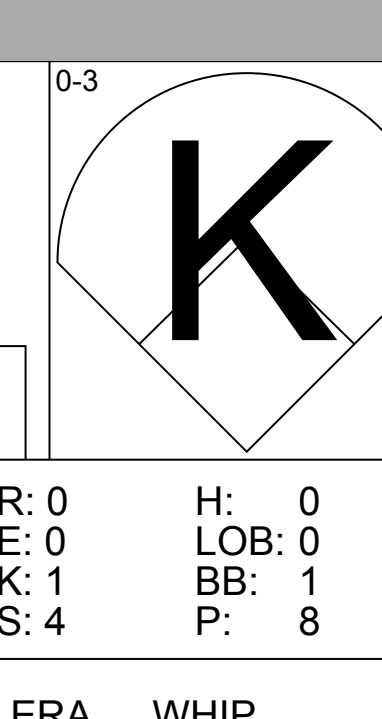
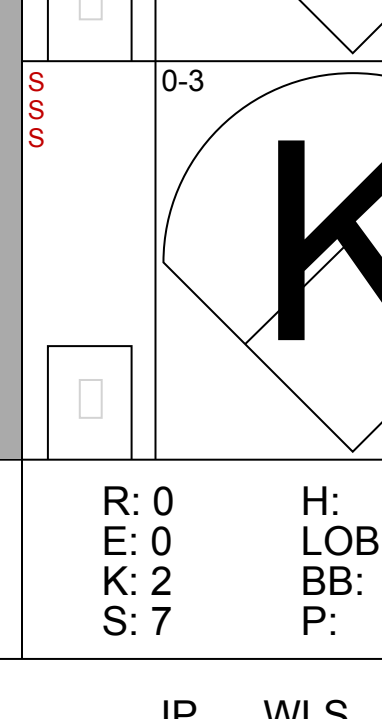




Batter	1	2	3	4	5	6	7	8	9	10	AB	R	H	RBI	BB	SO	LOB	TOP						
<b>Derrel Thomas, S</b> OBP: 0.292, SLG: 0.238 (1.6)	0-0 FC4 1B		4-0 BB		0-0 1B		0-0 4-3		0-0 BB		3	1	2	1	2	0	0	<b>San Diego Padres @ Pittsburgh Pirates</b> Three Rivers Stadium, Pittsburgh, PA Fri Jul 20 1973, 7:05 PM EDT Unknown <a href="http://livebaseballscorecards.com">livebaseballscorecards.com</a>						
<b>Johnny Grubb, L</b> OBP: 0.386, SLG: 0.444 (1.8)	0-3 K		0-0 F7		0-0 1B		0-0 1B		0-0 BB		5	0	3	1	0	1	2							
<b>Leron Lee, L</b> OBP: 0.325, SLG: 0.343 (1.9)	0-0 FC4 1B		0-0 F9		0-0 G4-6-3 1B		0-0 1B		0-0 F9		3	0	1	0	0	0	3							
<b>Jerry Morales, R</b> OBP: 0.320, SLG: 0.402 (8.7)	1-3 FC4 1B		0-0 F9		0-0 G4-6-3 1B		0-0 1B		0-0 F9		2	0	0	0	0	0	4							
<b>Gene Locklear, L</b> OBP: 0.274, SLG: 0.256 (1.7)	0-0 FC4		0-0 F8		0-0 1B		0-0 1B		0-0 6-3		3	1	1	1	0	0	1							
<b>Cito Gaston, R</b> OBP: 0.297, SLG: 0.412 (8.9)	1-2 FC4 1B		0-0 F9		0-0 3B		0-0 1B		0-0 1BB		5	0	2	1	0	0	3							
<b>Dave Roberts, R</b> OBP: 0.303, SLG: 0.434 (1.5)	0-0 F8		0-0 F9		0-0 G6-4-3 1B		0-0 1B		0-0 F7		5	0	2	1	0	0	3							
<b>Ivan Murrell, R</b> OBP: 0.185, SLG: 0.296 (1.3)		0-0 G5-4-3 1B		0-0 K		0-0 G6-4-3		0-0 P4		0-0 9-3		5	0	1	0	0	1							
<b>Rich Morales, R</b> OBP: 0.246, SLG: 0.203 (1.4)		0-0 G5-4-3		0-0 SH1-4 1B		0-0 6-3		0-0 1B		0-0 1B		4	1	2	0	0	0							
<b>Pat Corrales, R</b> OBP: 0.300, SLG: 0.348 (1.2)		0-0 6-3		0-0 SH1-4 1B		0-0 K		0-0 K		0-0 F9		4	1	1	0	0	2							
<b>Randy Jones, R</b> OBP: 0.267, SLG: 0.214 (1.1)			0-0 F8		0-0 SH1-4		0-0 K		0-0 F9		2	0	0	0	0	0	1							
<b>Dave Winfield, R</b> OBP: 0.354, SLG: 0.425 (9.7)					0-0 SH1-4		0-0 K		0-0 F9		1	0	0	0	0	0	1							
<b>Mike Caldwell, R</b> OBP: 0.179, SLG: 0.148 (9.1)					1-2 2-3						0	0	0	0	0	0	0							
<b>Inning Stats</b>	R: 1 E: 0 K: 1 S: 7	H: 2 LOB: 1 BB: 0 P: 7	R: 0 E: 0 K: 0 S: 3	H: 1 LOB: 0 BB: 0 P: 3	R: 0 E: 0 K: 0 S: 3	H: 0 LOB: 1 BB: 1 P: 7	R: 0 E: 0 K: 1 S: 5	H: 0 LOB: 0 BB: 0 P: 5	R: 2 E: 0 K: 0 S: 6	H: 4 LOB: 1 BB: 0 P: 6	R: 1 E: 0 K: 0 S: 4	H: 2 LOB: 0 BB: 0 P: 4	R: 0 E: 0 K: 2 S: 7	H: 0 LOB: 0 BB: 0 P: 7	R: 0 E: 0 K: 0 S: 4	H: 1 LOB: 2 BB: 1 P: 8	R: 0 E: 0 K: 1 S: 7	H: 2 LOB: 3 BB: 1 P: 11	R: 0 E: 0 K: 0 S: 3	H: 1 LOB: 0 BB: 0 P: 3	1B: 12 2B: 1 3B: 1 HR: 0	SF: 0 SAC: 1 DP: 4 HBP: 0	WP: 0 PB: 0 SB: 1 CS: 0	PA: 42
<b>PITCHER</b>	IP WLS BF H R ER SO BB IBB HBP BLK WP HR S P ERA WHIP	4.1 2.2 1.2 1.1	7 2 3 1	3 1 0 0	3 2 0 0	2 0 1 0	2 0 0 0	23 12 10 4	27 12 18 4	6.23 3.38 0.00 0.00	1.846 0.750 2.400 0.750													

Batter	1	2	3	4	5	6	7	8	9	10	AB	R	H	RBI	BB	SO	LOB	BOTTOM								
<b>Rennie Stennett, R</b> OBP: 0.261, SLG: 0.373 (1.4)	0-0 G6-4-3 1B		0-0 1B		0-0 F8			0-0 1B		0-0 HR		5	2	4	1	0	0	<b>San Diego Padres @ Pittsburgh Pirates</b> Three Rivers Stadium, Pittsburgh, PA Fri Jul 20 1973, 7:05 PM EDT Unknown <a href="http://livebaseballscorecards.com">livebaseballscorecards.com</a>								
<b>Manny Sanguillen, R</b> OBP: 0.292, SLG: 0.433 (1.2)	0-0 G6-4-3		0-0 F9		0-0 1-3		0-0 1B		0-0 1B		4	0	1	0	0	0	3									
<b>Al Oliver, L</b> OBP: 0.313, SLG: 0.486 (1.8)	0-0 HR		0-0 SF7		0-0 6-3		0-0 1B		0-0 1B		3	1	2	2	0	0	0									
<b>Wille Stargell, L</b> OBP: 0.383, SLG: 0.659 (1.7)	0-0 HR		0-0 G3		0-0 P6		0-0 K		0-0 K		4	1	1	2	0	1	3									
<b>Richie Zisk, R</b> OBP: 0.327, SLG: 0.432 (1.9)	0-0 F9		0-0 K		0-0 1-3		0-0 4-3		0-0 K		4	0	0	0	0	1	2									
<b>Dave Giusti, R</b> OBP: 0.400, SLG: 0.250 (9.1)											0	0	0	0	0	0	0									
<b>Bob Robertson, R</b> OBP: 0.326, SLG: 0.388 (1.3)		0-0 5-3		0-0 FC4-6 1B		0-0 P3		0-0 K		0-0 K		4	0	1	0	0	1									
<b>Gene Alley, R</b> OBP: 0.299, SLG: 0.306 (1.5)		0-0 P4		0-0 FC4-6		0-0 F7		0-0 K		0-0 K		4	0	0	0	0	1									
<b>Dal Maxvill, R</b> OBP: 0.259, SLG: 0.235 (1.6)		0-0 F9		0-0 F9		0-0 6-3		0-0 K		0-0 K		3	0	0	0	0	1									
<b>Ramon Hernandez, S</b> (8.1)											0	0	0	0	0	0	0									
<b>Dave Parker, L</b> OBP: 0.150, SLG: 0.200 (9.9)											1	0	0	0	0	1	0									
<b>John Moran, R</b> OBP: 1.000, SLG: 2.000 (1.1)			0-0 1B SF7 2B		0-0 K		0-0 6-3		0-0 5-3		1	1	1	0	0	0	0									
<b>John Lamb, R</b> (5.1)											1	0	0	0	0	1	0									
<b>Dave Cash, R</b> OBP: 0.327, SLG: 0.355 (8.4)											2	0	0	0	0	0	0									
<b>Inning Stats</b>	R: 2 E: 0 K: 0 S: 5	H: 3 LOB: 0 BB: 0 P: 5	R: 0 E: 0 K: 0 S: 3	H: 0 LOB: 0 BB: 0 P: 3	R: 1 E: 0 K: 0 S: 5	H: 2 LOB: 1 BB: 0 P: 5	R: 0 E: 0 K: 1 S: 6	H: 1 LOB: 1 BB: 0 P: 6	R: 0 E: 0 K: 1 S: 5	H: 0 LOB: 0 BB: 0 P: 5	R: 0 E: 0 K: 0 S: 3	H: 0 LOB: 0 BB: 0 P: 3	R: 0 E: 0 K: 0 S: 3	H: 0 LOB: 0 BB: 0 P: 3	R: 1 E: 0 K: 1 S: 8	H: 3 LOB: 2 BB: 0 P: 8	R: 0 E: 0 K: 3 S: 9	H: 0 LOB: 0 BB: 0 P: 9	R: 1 E: 0 K: 0 S: 2	H: 1 LOB: 0 BB: 0 P: 2	1B: 6 2B: 1 3B: 1 HR: 2	SF: 1 SAC: 0 DP: 1 HBP: 0	WP: 0 PB: 0 SB: 0 CS: 0	PA: 37		
<b>PITCHER</b>	IP WLS BF H R ER SO BB IBB HBP BLK WP HR S P ERA WHIP	8.0 1.1	9 5	4 1	4 1	3 3	0 0	0 0	0 0	0 0	1 1	38 11	38 11	4.50 6.75	1.125 0.750											

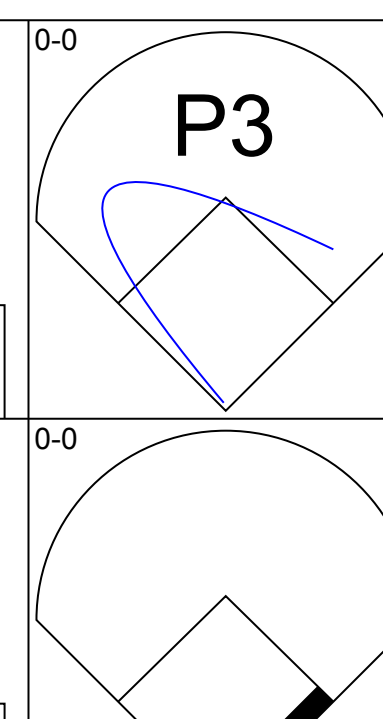
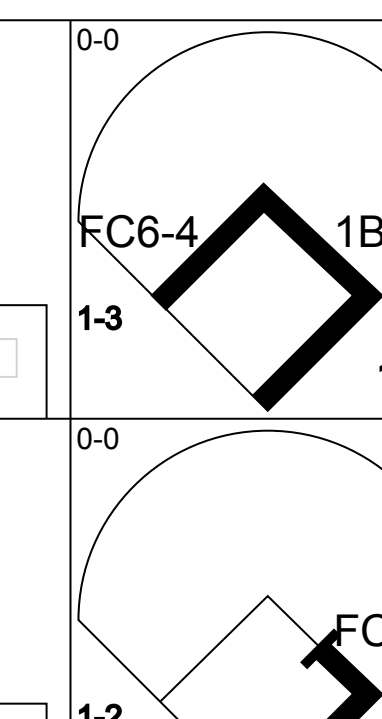
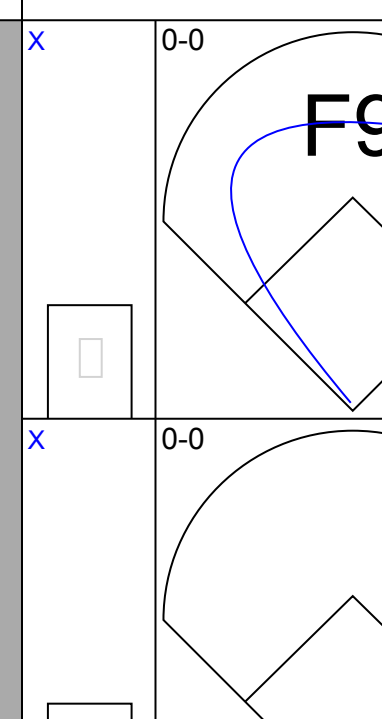
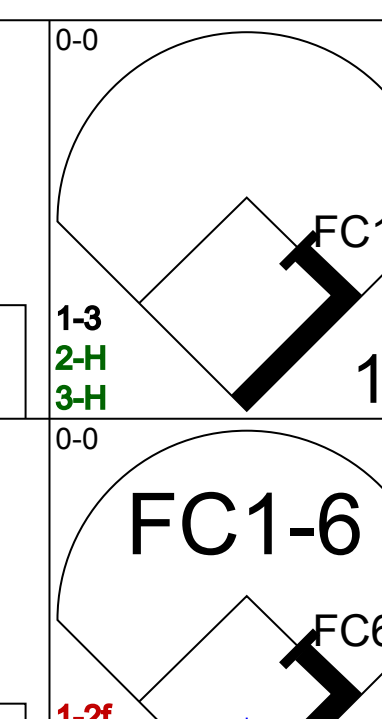
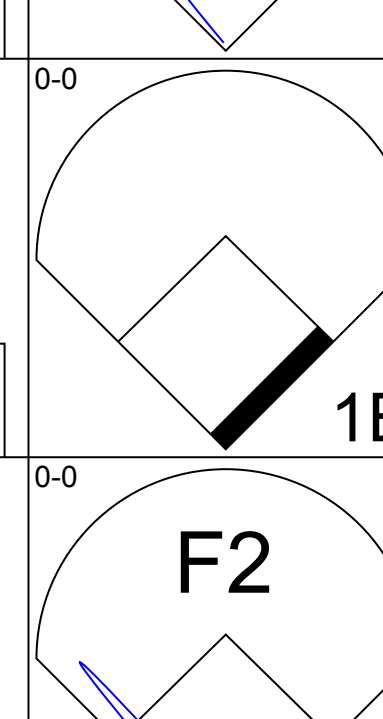
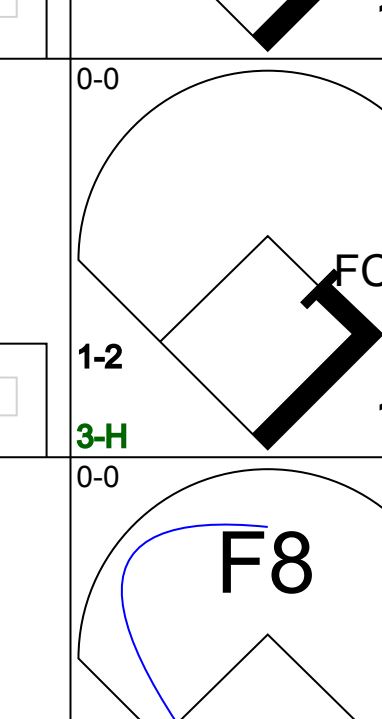
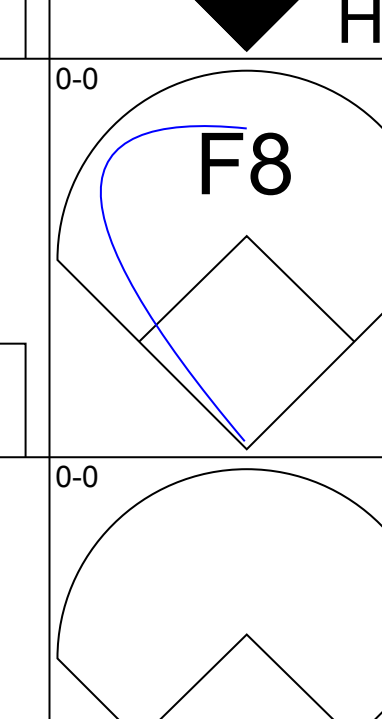
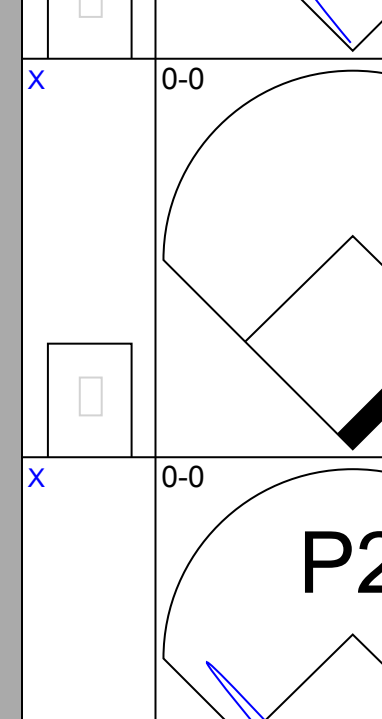
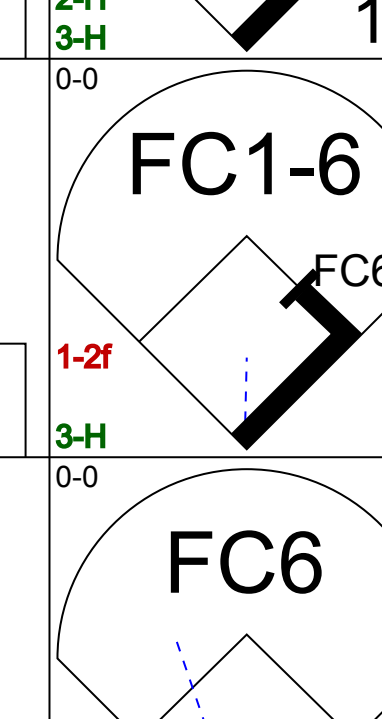
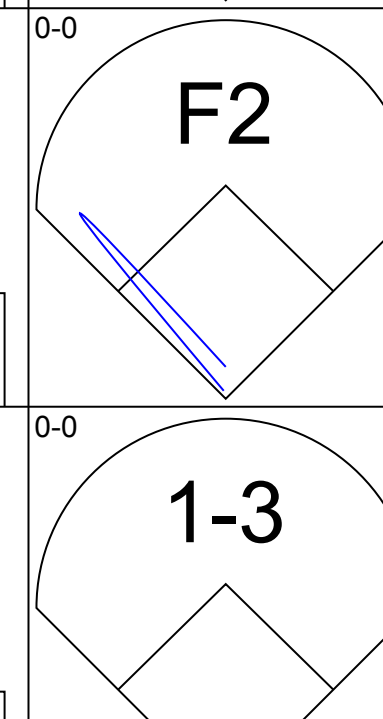
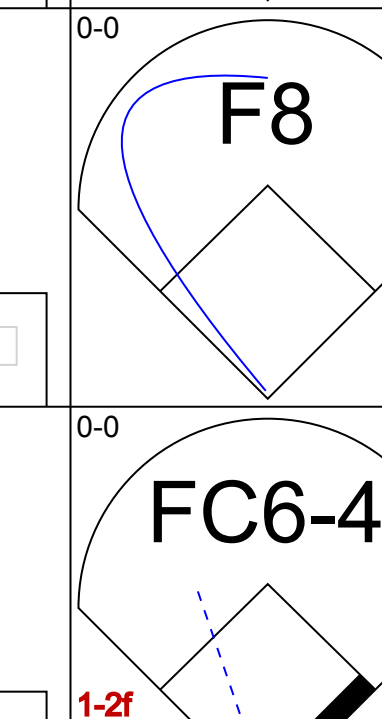
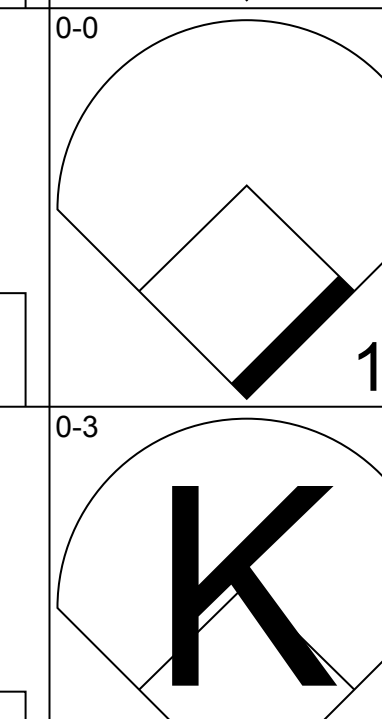
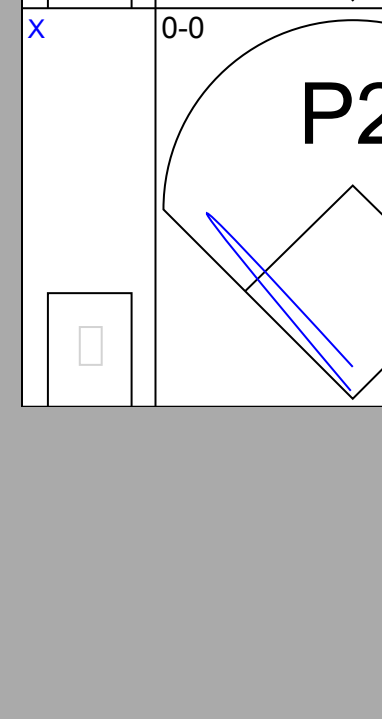
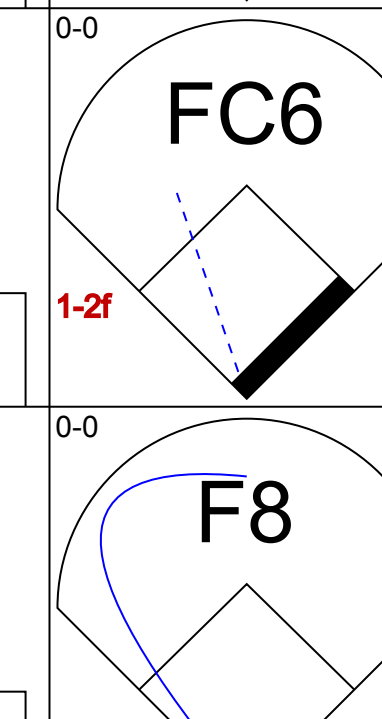
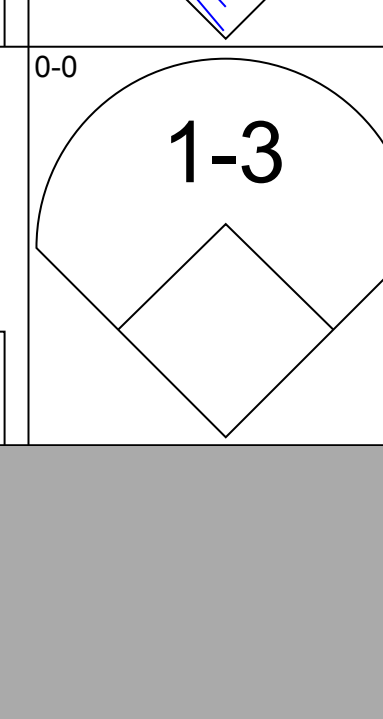
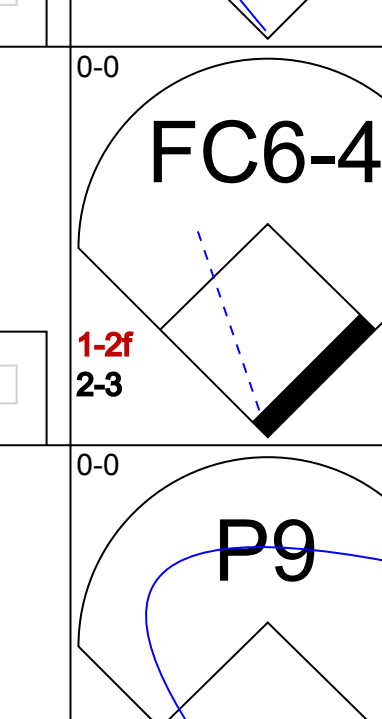
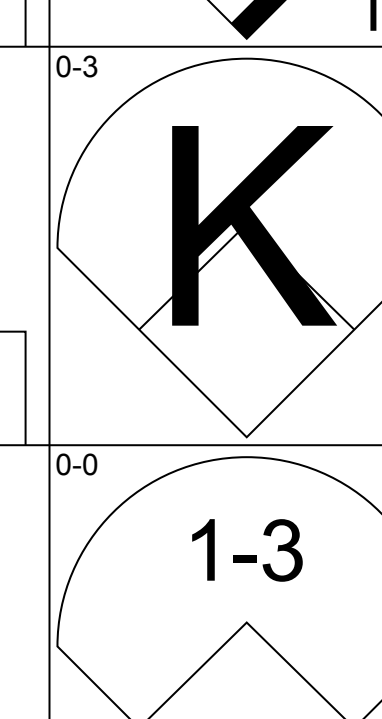
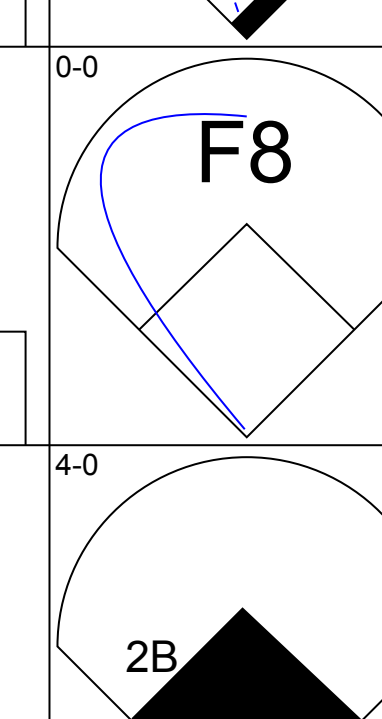
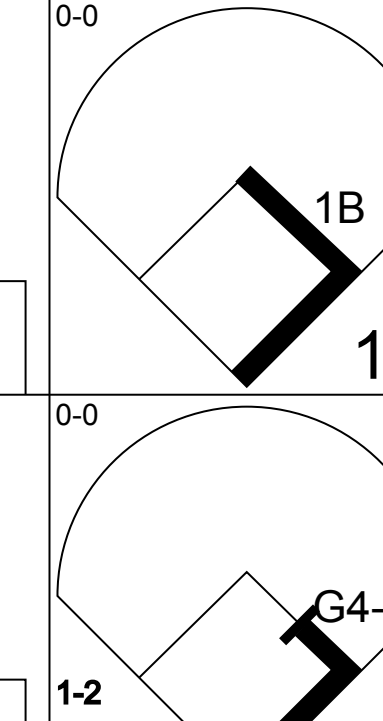
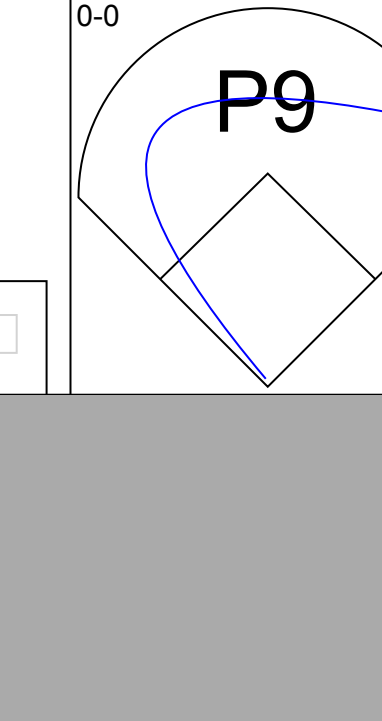
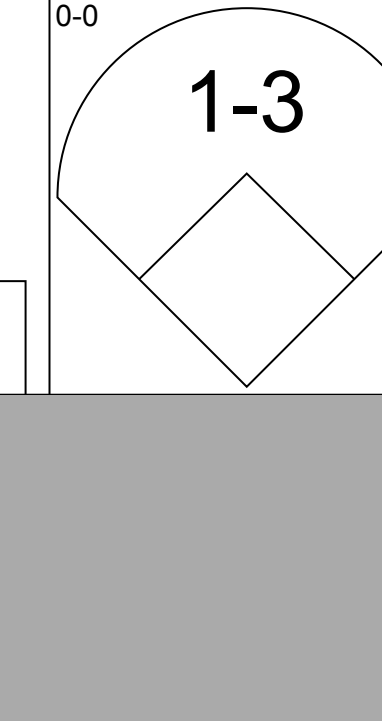
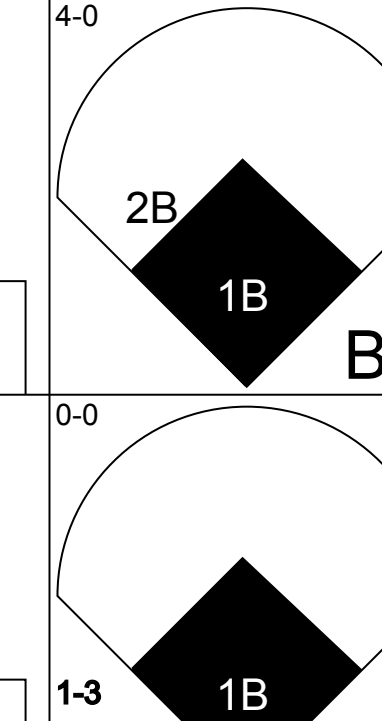
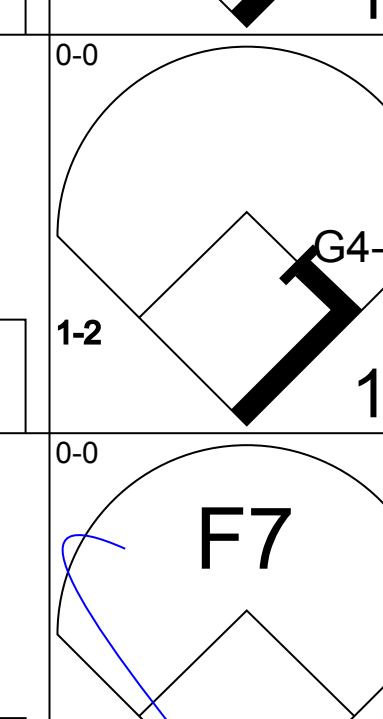
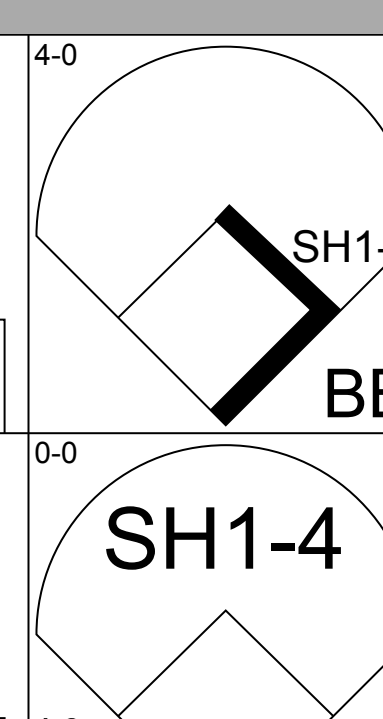
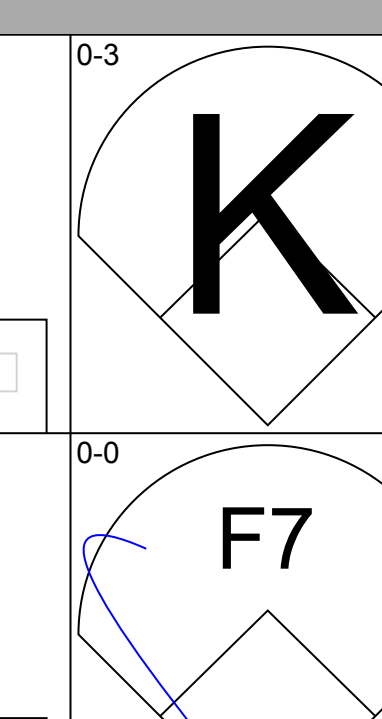
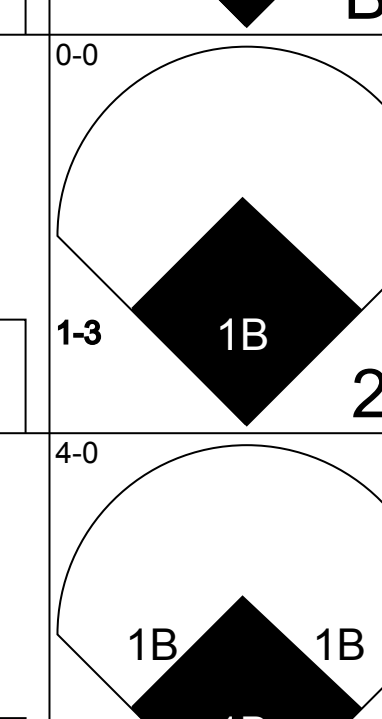
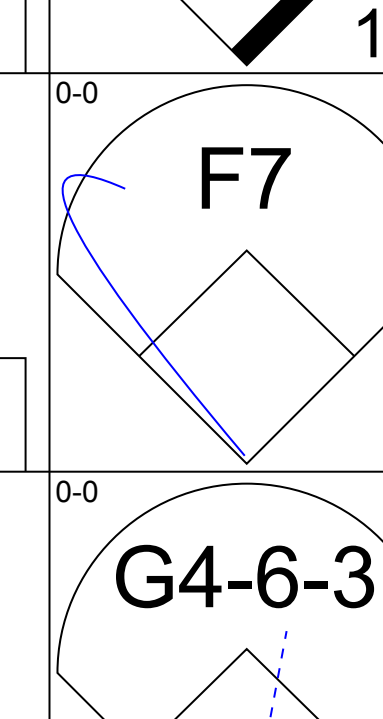
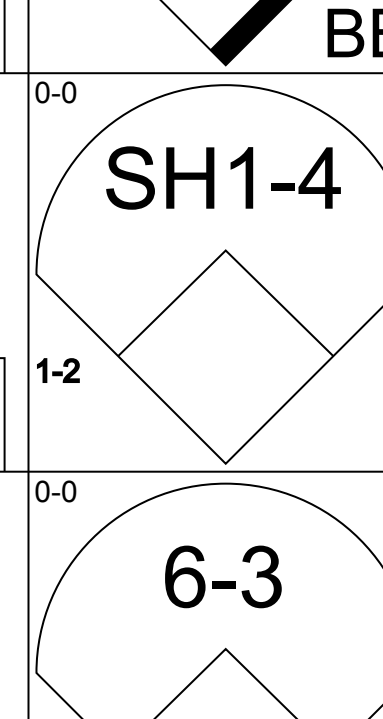
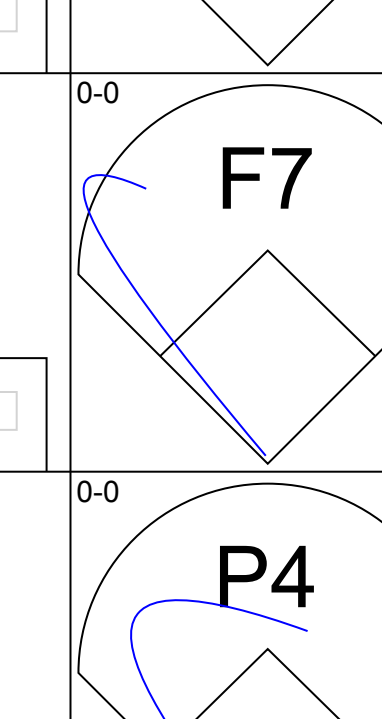
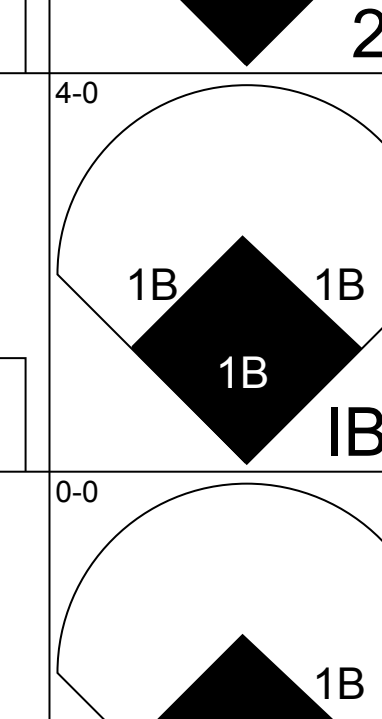
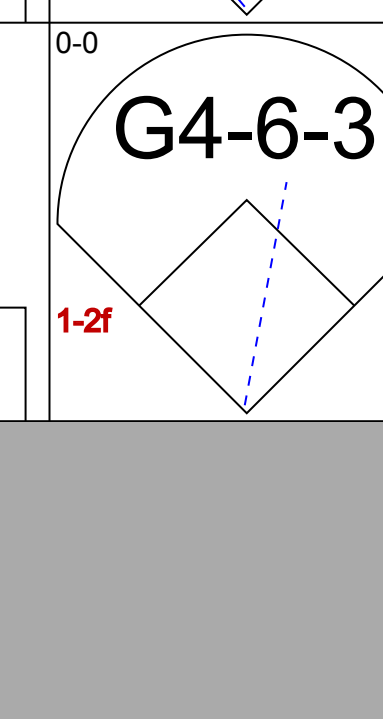
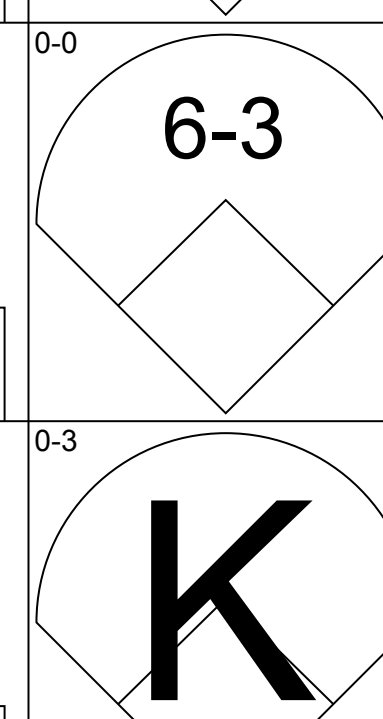
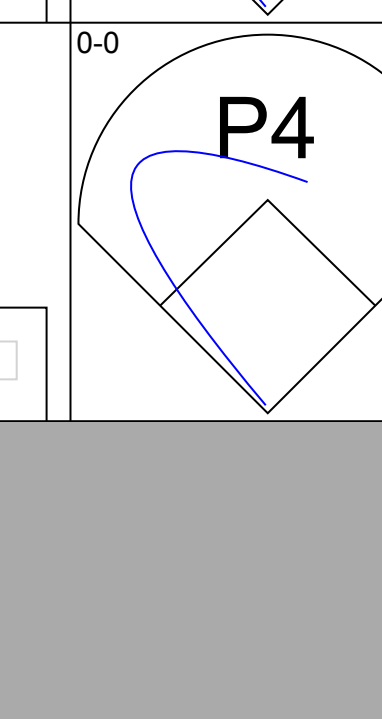
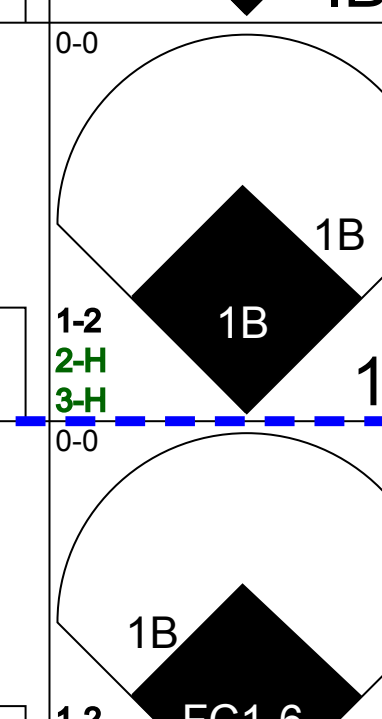
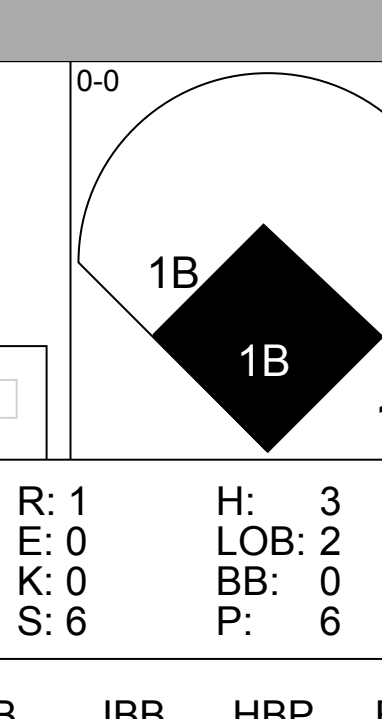
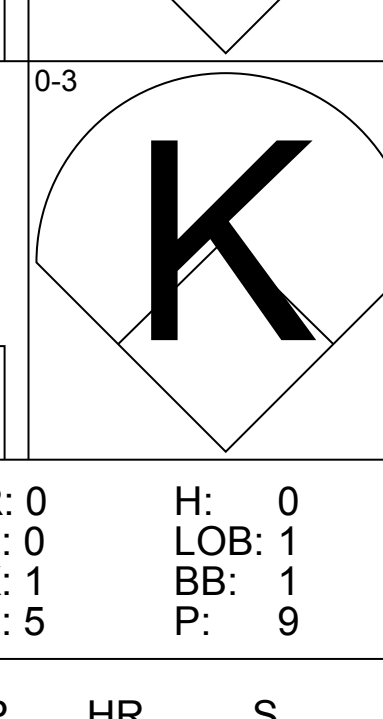
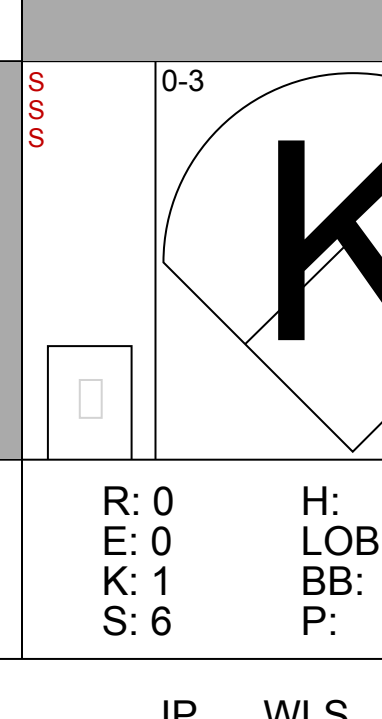
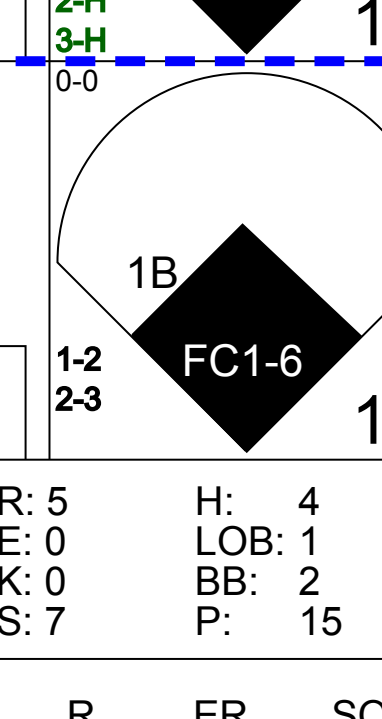


Batter	1	2	3	4	5	6	7	8	9	AB	R	H	RBI	BB	SO	LOB	TOP			
<b>Derrel Thomas, S</b> OBP: 0.291, SLG: 0.235 (1, 6)											3	0	0	0	1	2	2			
<b>Jerry Morales, R</b> OBP: 0.314, SLG: 0.395 (1, 8)											4	0	0	0	0	0	3			
<b>Dave Roberts, R</b> OBP: 0.297, SLG: 0.426 (1, 5)											4	0	0	0	0	1	0			
<b>Cito Gaston, R</b> OBP: 0.300, SLG: 0.417 (1, 9)											4	0	2	0	0	1	0			
<b>Ivan Murrell, R</b> OBP: 0.200, SLG: 0.298 (1, 3)											3	0	1	0	1	1	0			
<b>Fred Kendall, R</b> OBP: 0.301, SLG: 0.346 (1, 2)											4	0	0	0	0	0	4			
<b>Dave Winfield, R</b> OBP: 0.396, SLG: 0.465 (1, 7)											3	0	2	0	1	0	2			
<b>Rich Morales, R</b> OBP: 0.246, SLG: 0.295 (1, 4)											4	0	1	0	0	1	4			
<b>Rich Troedson, L</b> OBP: 0.222, SLG: 0.176 <b>Gary Ross, R</b> (8, 1)											2	0	0	0	0	2	0			
<b>Inning Stats</b>	R: 0 E: 0 K: 2 S: 7	H: 0 LOB: 0 BB: 0 P: 7	R: 0 E: 0 K: 1 S: 5	H: 0 LOB: 0 BB: 0 P: 5	R: 0 E: 0 K: 1 S: 7	H: 2 LOB: 2 BB: 0 P: 7	R: 0 E: 0 K: 0 S: 5	H: 2 LOB: 3 BB: 1 P: 9	R: 0 E: 0 K: 1 S: 4	H: 0 LOB: 0 BB: 1 P: 8	R: 0 E: 0 K: 2 S: 7	H: 0 LOB: 0 BB: 0 P: 7	R: 0 E: 0 K: 1 S: 5	H: 0 LOB: 0 BB: 0 P: 5	R: 0 E: 0 K: 0 S: 4	H: 1 LOB: 1 BB: 4 P: 4	1B: 4 2B: 2 3B: 0 HR: 0	SF: 0 SAC: 1 DP: 1 HBP: 0	WP: 0 PB: 0 SB: 0 CS: 0	PA: 35
<b>PITCHER</b> <b>Jim Rooker, L</b> ERA: 3.56 (1, 1)	IP: 9.0 WLS: W BF: 35 H: 6 R: 0 ER: 0 SO: 8 BB: 3 IBB: 0 HBP: 0 BLK: 0 WP: 0 HR: 0 S: 48 P: 60 ERA: 0.00 WHIP: 1.000															<b>PITCHER</b> IP: WLS: BF: H: R: ER: SO: BB: IBB: HBP: BLK: WP: HR: S: P: ERA: WHIP				

San Diego Padres @ Pittsburgh Pirates  
Three Rivers Stadium, Pittsburgh, PA  
Fri Jul 20 1973, 7:05 PM EDT  
Att: 25,832 - Unknown

AB 31  
R 0  
H 6  
RBI 0  
BB 3  
SO 8  
LOB 15



Batter	1	2	3	4	5	6	7	8	9	AB	R	H	RBI	BB	SO	LOB	BOTTOM			
<b>Rennie Stennett, R</b> OBP: 0.268, SLG: 0.389 (1, 4)											5	1	3	3	0	0	0			
<b>Manny Sanguillen, R</b> OBP: 0.296, SLG: 0.435 (1, 2)											5	0	3	2	0	0	1			
<b>Al Oliver, L</b> OBP: 0.312, SLG: 0.482 (1, 8)											5	0	1	0	0	0	5			
<b>Willie Stargell, L</b> OBP: 0.378, SLG: 0.650 <b>Dave Parker, L</b> OBP: 0.150, SLG: 0.200 (9, 9)											4	0	0	0	0	1	4			
<b>Richie Zisk, R</b> OBP: 0.333, SLG: 0.429 (9, 7)											3	1	1	0	1	0	3			
<b>Bob Robertson, R</b> OBP: 0.331, SLG: 0.394 (1, 3)											3	1	2	0	1	1	0			
<b>Gene Alley, R</b> OBP: 0.299, SLG: 0.302 (1, 5)											2	1	0	0	1	0	2			
<b>Daf Maxvill, R</b> OBP: 0.259, SLG: 0.236 (1, 6)											4	1	1	2	0	0	3			
<b>Jim Rooker, R</b> OBP: 0.211, SLG: 0.211 (1, 1)											4	2	2	0	0	2	1			
<b>Inning Stats</b>	R: 0 E: 0 K: 0 S: 4	H: 1 LOB: 1 BB: 0 P: 4	R: 0 E: 0 K: 0 S: 4	H: 2 LOB: 1 BB: 0 P: 4	R: 1 E: 0 K: 0 S: 6	H: 3 LOB: 2 BB: 0 P: 6	R: 0 E: 0 K: 1 S: 5	H: 0 LOB: 1 BB: 1 P: 9	R: 1 E: 0 K: 1 S: 7	H: 2 LOB: 1 BB: 0 P: 7	R: 0 E: 0 K: 1 S: 5	H: 0 LOB: 0 BB: 0 P: 5	R: 0 E: 0 K: 1 S: 6	H: 1 LOB: 1 BB: 0 P: 6	R: 5 E: 0 K: 0 S: 7	H: 4 LOB: 1 BB: 2 P: 15	1B: 11 2B: 1 3B: 0 HR: 1	SF: 0 SAC: 1 DP: 1 HBP: 0	WP: 0 PB: 0 SB: 0 CS: 0	PA: 39
<b>PITCHER</b> <b>Rich Troedson, L</b> ERA: 4.07 <b>Gary Ross, R</b> ERA: 5.4 (8, 1)	IP: 7.1 WLS: L BF: 35 H: 11 R: 6 ER: 6 SO: 4 BB: 2 IBB: 0 HBP: 0 BLK: 0 WP: 0 HR: 1 S: 40 P: 52 ERA: 7.36 WHIP: 1.773															<b>PITCHER</b> IP: WLS: BF: H: R: ER: SO: BB: IBB: HBP: BLK: WP: HR: S: P: ERA: WHIP				

San Diego Padres @ Pittsburgh Pirates  
Three Rivers Stadium, Pittsburgh, PA  
Fri Jul 20 1973, 7:05 PM EDT  
Att: 25,832 - Unknown

AB 35  
R 7  
H 13  
RBI 7  
BB 3  
SO 4  
LOB 19





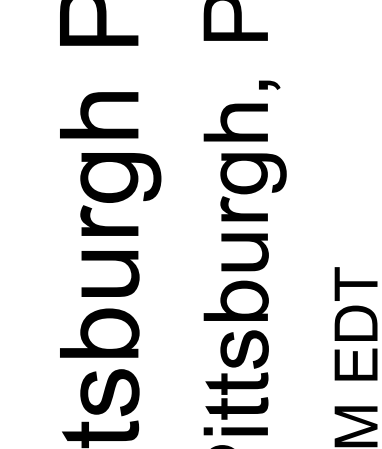
Batter	1	2	3	4	5	6	7	8	9	AB	R	H	RBI	BB	SO	LOB	TOP											
Derrel Thomas, S OBP: 0.295, SLG: 0.243										4	0	2	0	0	0	4	<b>San Diego Padres @ Pittsburgh Pirates</b> Three Rivers Stadium, Pittsburgh, PA Sun Jul 22 1973, 3:33 AM EDT Unknown											
Johnny Grubb, L OBP: 0.380, SLG: 0.437										4	0	0	0	0	1	2												
Leron Lee, L OBP: 0.324, SLG: 0.339										3	0	0	0	1	1	0												
Nate Colbert, R OBP: 0.334, SLG: 0.412										4	0	0	0	0	2	2												
Cito Gaston, R OBP: 0.296, SLG: 0.411											4	0	0	0	0	0												
Dave Roberts, R OBP: 0.297, SLG: 0.436											4	1	1	1	0	0												
Fred Kendall, R OBP: 0.300, SLG: 0.348											4	0	1	0	0	1												
Rich Morales, R OBP: 0.255, SLG: 0.210										2	0	1	0	1	0	0												
Steve Arlin, R OBP: 0.231, SLG: 0.167										3	0	1	0	0	2	2												
<b>Inning Stats</b>	R: 0 E: 0 K: 1 S: 5	H: 1 LOB: 1 BB: 1 P: 9	R: 0 E: 0 K: 0 S: 3	H: 0 LOB: 0 BB: 0 P: 3	R: 0 E: 0 K: 1 S: 6	H: 1 LOB: 1 BB: 0 P: 6	R: 0 E: 0 K: 2 S: 7	H: 0 LOB: 0 BB: 0 P: 7	R: 0 E: 0 K: 1 S: 7	H: 2 LOB: 2 BB: 0 P: 7	R: 0 E: 0 K: 0 S: 3	H: 0 LOB: 0 BB: 0 P: 3	R: 1 E: 0 K: 1 S: 7	H: 2 LOB: 2 BB: 1 P: 11	R: 0 E: 0 K: 1 S: 5	H: 0 LOB: 0 BB: 0 P: 5	R: 0 E: 0 K: 0 S: 3	H: 0 LOB: 0 BB: 0 P: 3	1B: 3 2B: 2 3B: 0 HR: 1	SF: 0 SAC: 0 DP: 1 HBP: 0	WP: 0 PB: 0 SB: 1 CS: 0	PA: 34						
<b>PITCHER</b>	IP	WLS	BF	H	R	ER	SO	BB	IBB	HBP	BLK	WP	HR	S	P	ERA	WHIP											
Nelson Briles, R ERA: 2.71	(1, 1)	7.0	W	28	6	1	1	6	2	0	0	0	0	1	38	46	1.29	1.143										
Ramon Hernandez, L ERA: 2.09	(8, 1)	1.0	S	3	0	0	0	1	0	0	0	0	0	5	5	0.00	0.000											
Dave Giusti, R ERA: 1.39	(9, 1)	1.0	S	3	0	0	0	0	0	0	0	0	0	3	3	0.00	0.000											

Batter	1	2	3	4	5	6	7	8	9	AB	R	H	RBI	BB	SO	LOB	BOTTOM											
Rennie Stennett, R OBP: 0.267, SLG: 0.391										4	0	1	0	0	0	1	<b>San Diego Padres @ Pittsburgh Pirates</b> Three Rivers Stadium, Pittsburgh, PA Sun Jul 22 1973, 3:33 AM EDT Unknown											
Dave Cash, R OBP: 0.332, SLG: 0.356										2	1	1	0	2	0	0												
Al Oliver, L OBP: 0.311, SLG: 0.480										4	1	1	0	0	0	3												
Willie Stargell, L OBP: 0.380, SLG: 0.650										3	0	1	2	1	0	2												
Dave Parker, L OBP: 0.167, SLG: 0.333										4	1	1	1	0	2	3												
Bob Robertson, R OBP: 0.327, SLG: 0.389										4	0	0	0	0	1	1												
Milt May, L OBP: 0.352, SLG: 0.384										2	0	1	0	2	0	0												
Vic Davalillo, L OBP: 0.207, SLG: 0.238										0	0	0	0	0	0	0												
Dave Giusti, R OBP: 0.400, SLG: 0.250										0	0	0	0	0	0	0												
Dal Maxvill, R OBP: 0.258, SLG: 0.237										4	0	1	0	0	0	4												
Nelson Briles, R OBP: 0.245, SLG: 0.328	(1, 1)									2	0	0	0	0	1	1												
Ramon Hernandez, S OBP: 0.296, SLG: 0.435	(8, 1)									0	0	0	0	0	0	0												
Manny Sanguillen, R OBP: 0.296, SLG: 0.435	(9, 2)									0	0	0	0	0	0	0												
<b>Inning Stats</b>	R: 0 E: 0 K: 1 S: 5	H: 0 LOB: 2 BB: 2 P: 13	R: 0 E: 0 K: 1 S: 6	H: 1 LOB: 1 BB: 0 P: 6	R: 0 E: 0 K: 0 S: 3	H: 0 LOB: 0 BB: 0 P: 3	R: 0 E: 0 K: 1 S: 5	H: 0 LOB: 0 BB: 0 P: 5	R: 0 E: 0 K: 0 S: 4	H: 1 LOB: 1 BB: 0 P: 4	R: 2 E: 0 K: 1 S: 8	H: 3 LOB: 2 BB: 1 P: 12	R: 0 E: 0 K: 0 S: 4	H: 1 LOB: 2 BB: 1 P: 8	R: 1 E: 0 K: 0 S: 3	H: 1 LOB: 1 BB: 1 P: 7	R: 0 E: 0 K: 0 S: 3	H: 0 LOB: 0 BB: 0 P: 3	1B: 4 2B: 2 3B: 0 HR: 1	SF: 0 SAC: 1 DP: 1 HBP: 0	WP: 0 PB: 0 SB: 0 CS: 0	PA: 35						
<b>PITCHER</b>	IP	WLS	BF	H	R	ER	SO	BB	IBB	HBP	BLK	WP	HR	S	P	ERA	WHIP											
Steve Arlin, R ERA: 4.34	(1, 1)	8.0	L	35	7	3	3	4	3	2	0	0	0	1	38	58	3.38	1.250										

AB 32  
R 1  
H 6  
RBI 1  
BB 2  
SO 7  
LOB 10



AB 29  
R 3  
H 7  
RBI 3  
BB 5  
SO 4  
LOB 15









Batter	1	2	3	4	5	6	7	8	9	AB	R	H	RBI	BB	SO	LOB	TOP					
<b>Rich Morales, R</b> OBP: 0.247, SLG: 0.197 (1, 4)										4	0	0	0	1	0	3	<b>San Diego Padres @ San Francisco Giants</b> Candlestick Park, San Francisco, CA Thu Jul 26 1973, 6:33 AM EDT Unknown <a href="http://livebaseballscorecards.com">livebaseballscorecards.com</a>					
<b>Jerry Morales, R</b> OBP: 0.313, SLG: 0.396 (1, 8)										4	0	1	0	0	1	2						
<b>Dave Roberts, R</b> OBP: 0.298, SLG: 0.432 (1, 5)										4	0	1	0	0	2	4						
<b>Nate Colbert, R</b> OBP: 0.332, SLG: 0.414 (1, 3)										4	1	1	1	0	2	1						
<b>Cito Gaston, R</b> OBP: 0.291, SLG: 0.402 (1, 9)										4	0	0	0	0	1	1						
<b>Dave Winfield, R</b> OBP: 0.375, SLG: 0.408 (1, 7)										3	0	0	0	1	2	2						
<b>Fred Kendall, R</b> OBP: 0.297, SLG: 0.343 (1, 2)										4	0	0	0	0	0	3						
<b>Enzo Hernandez, R</b> OBP: 0.295, SLG: 0.260 (1, 6)										4	1	1	0	0	0	0						
<b>Steve Arlin, R</b> OBP: 0.244, SLG: 0.302 (7, PH)										1	0	0	0	1	0	0						
<b>Dwain Anderson, R</b> OBP: 0.226, SLG: 0.136 (7, PH)										1	0	0	0	0	0	0						
<b>Mike Corbins, R</b> OBP: 0.228, SLG: 0.474 (7, 1)										0	0	0	0	0	0	0						
<b>Gary Ross, R</b> OBP: 0.228, SLG: 0.474 (7, 1)										0	0	0	0	0	0	0						
<b>Frank Snook, R</b> OBP: 0.198, SLG: 0.294 (8, PH)										0	0	0	0	0	0	0						
<b>Ivan Murrell, R</b> OBP: 0.198, SLG: 0.294 (8, PH)										1	0	0	0	0	0	0						
<b>Inning Stats</b>	R: 0 E: 0 K: 0 S: 3	H: 0 LOB: 0 BB: 0 P: 3	R: 0 E: 1 K: 1 S: 6	H: 0 LOB: 1 BB: 0 P: 6	R: 0 E: 0 K: 1 S: 5	H: 0 LOB: 1 BB: 1 P: 9	R: 0 E: 0 K: 2 S: 8	H: 1 LOB: 1 BB: 0 P: 8	R: 1 E: 1 K: 1 S: 7	H: 1 LOB: 2 BB: 1 P: 11	R: 1 E: 0 K: 1 S: 6	H: 1 LOB: 0 BB: 0 P: 6	R: 0 E: 1 K: 1 S: 7	H: 1 LOB: 2 BB: 0 P: 7	R: 0 E: 0 K: 1 S: 5	H: 0 LOB: 1 BB: 1 P: 9	R: 0 E: 0 K: 0 S: 3	H: 0 LOB: 0 BB: 0 P: 3	1B: 3 2B: 0 3B: 0 HR: 1	SF: 0 SAC: 0 DP: 1 HBP: 0	WP: 0 PB: 0 SB: 0 CS: 0	PA: 37
<b>PITCHER</b> <b>Ron Bryant, L</b> ERA: 2.97 (1, 1)	IP: 9.0 WLS: W BF: 37 H: 4 R: 2 ER: 1 SO: 8 BB: 3 IBB: 0 HBP: 0 BLK: 0 WP: 0 HR: 1 S: 50 P: 62 ERA: 1.00 WHIP: 0.778																					

Batter	1	2	3	4	5	6	7	8	9	AB	R	H	RBI	BB	SO	LOB	BOTTOM			
<b>Bobby Bonds, R</b> OBP: 0.397, SLG: 0.579 (1, 9)										5	2	2	3	0	0	1	<b>San Diego Padres @ San Francisco Giants</b> Candlestick Park, San Francisco, CA Thu Jul 26 1973, 6:33 AM EDT Unknown <a href="http://livebaseballscorecards.com">livebaseballscorecards.com</a>			
<b>Jim Howarth, L</b> OBP: 0.239, SLG: 0.215 (9, 9)										0	0	0	0	0	0	0				
<b>Tito Fuentes, S</b> OBP: 0.319, SLG: 0.361 (1, 4)										5	1	3	1	0	0	0				
<b>Garry Maddox, R</b> OBP: 0.360, SLG: 0.472 (1, 8)										5	1	3	1	0	0	1				
<b>Willie McCovey, L</b> OBP: 0.419, SLG: 0.508 (7, PR)										4	0	3	1	0	0	0				
<b>Gary Thomasson, L</b> OBP: 0.352, SLG: 0.414 (8, 3)										1	2	1	0	0	0	0				
<b>Ed Goodson, L</b> OBP: 0.354, SLG: 0.485 (1, 5)										3	1	2	1	0	1	3				
<b>Dave Kingman, R</b> OBP: 0.262, SLG: 0.456 (7, 5)										2	1	1	0	0	0	1				
<b>Gary Matthews, R</b> OBP: 0.392, SLG: 0.484 (1, 7)										4	0	1	2	1	1	5				
<b>Chris Speier, R</b> OBP: 0.356, SLG: 0.398 (1, 6)										5	0	2	1	0	0	1				
<b>Dave Rader, L</b> OBP: 0.332, SLG: 0.351 (1, 2)										3	1	0	0	1	0	2				
<b>Ron Bryant, S</b> OBP: 0.209, SLG: 0.175 (1, 1)										4	1	2	0	0	1	3				
<b>Inning Stats</b>	R: 1 E: 0 K: 0 S: 6	H: 3 LOB: 2 BB: 0 P: 6	R: 0 E: 0 K: 1 S: 5	H: 0 LOB: 0 BB: 0 P: 5	R: 0 E: 0 K: 2 S: 10	H: 3 LOB: 3 BB: 0 P: 10	R: 0 E: 0 K: 0 S: 4	H: 2 LOB: 1 BB: 0 P: 4	R: 0 E: 0 K: 0 S: 3	H: 0 LOB: 0 BB: 0 P: 3	R: 4 E: 0 K: 0 S: 7	H: 4 LOB: 1 BB: 1 P: 11	R: 1 E: 0 K: 0 S: 4	H: 2 LOB: 3 BB: 1 P: 9	R: 4 E: 0 K: 0 S: 8	H: 6 LOB: 1 BB: 0 P: 8	1B: 15 2B: 2 3B: 2 HR: 2	SF: 0 SAC: 0 DP: 2 HBP: 1	WP: 0 PB: 0 SB: 0 CS: 0	PA: 44
<b>PITCHER</b> <b>Steve Arlin, R</b> ERA: 4.5 (1, 1)	IP: 6.0 WLS: L BF: 30 H: 12 R: 5 ER: 5 SO: 3 BB: 1 IBB: 0 HBP: 0 BLK: 0 WP: 0 HR: 2 S: 35 P: 39 ERA: 7.50 WHIP: 2.167																			
<b>Mike Corbins, R</b> ERA: 5.68 (7, 1)	0.1	4	2	1	1	0	1	0	0	0	0	3	7	27.00	9.000					
<b>Gary Ross, R</b> ERA: 6.32 (7, 1)	1.0	7	5	4	4	0	0	0	1	0	0	6	7	36.00	5.000					
<b>Frank Snook, R</b> ERA: 2.08 (8, 1)	0.2	3	1	0	0	0	0	0	0	0	0	3	3	0.00	1.500					



Batter	1	2	3	4	5	6	7	8	9	10	AB	R	H	RBI	BB	SO	LOB	TOP			
<b>Enzo Hernandez, R</b> OBP: 0.295, SLG: 0.260 (1, 6)											4	0	1	0	0	0	1	<b>San Diego Padres @ San Francisco Giants</b> Candlestick Park, San Francisco, CA Thu Jul 26 1973, 6:38 AM EDT Att: 8,338 - Unknown <a href="http://livebaseballscorecards.com">livebaseballscorecards.com</a>			
<b>Johnny Grubb, L</b> OBP: 0.379, SLG: 0.435 (1, 8)											5	1	1	0	0	0	2				
<b>Leron Lee, L</b> OBP: 0.323, SLG: 0.335 (1, 9)											5	2	1	0	0	0	0				
<b>Nate Colbert, R</b> OBP: 0.333, SLG: 0.414 (1, 3)											3	0	1	0	1	0	0				
<b>Gene Locklear, L</b> OBP: 0.300, SLG: 0.276 (1, 7)											4	1	3	2	0	0	1				
<b>Dave Roberts, R</b> OBP: 0.297, SLG: 0.429 (1, 5)											4	0	1	0	0	0	2				
<b>Rich Morales, R</b> OBP: 0.253, SLG: 0.206 (1, 4)											4	0	2	1	0	1	2				
<b>Derrel Thomas, S</b> OBP: 0.297, SLG: 0.247 (9, 4)											0	0	0	0	0	0	0				
<b>Pat Corrales, R</b> OBP: 0.281, SLG: 0.321 (1, 2)											4	0	0	0	0	1	3				
<b>Clay Kirby, R</b> OBP: 0.121, SLG: 0.152 (1, 1)											0	0	0	0	0	0	0				
<b>Vicente Romo, R</b> OBP: 0.300, SLG: 0.222 (2, 1)											2	1	1	0	0	0	1				
<b>Cito Gaston, R</b> OBP: 0.293, SLG: 0.402 (7, PH)											0	0	0	0	1	0	0				
<b>Mike Caldwell, R</b> OBP: 0.172, SLG: 0.143 (7, 1)											1	0	0	0	0	0	0				
<b>Inning Stats</b>	R: 0 E: 0 K: 0 S: 3	H: 1 LOB: 0 BB: 0 P: 3	R: 1 E: 0 K: 0 S: 5	H: 2 LOB: 1 BB: 0 P: 5	R: 2 E: 0 K: 0 S: 5	H: 3 LOB: 1 BB: 1 P: 9	R: 0 E: 0 K: 0 S: 4	H: 1 LOB: 1 BB: 0 P: 4	R: 0 E: 0 K: 1 S: 6	H: 0 LOB: 0 BB: 0 P: 3	R: 0 E: 0 K: 1 S: 4	H: 1 LOB: 0 BB: 1 P: 8	R: 2 E: 1 K: 0 S: 5	H: 2 LOB: 0 BB: 0 P: 5	R: 0 E: 0 K: 0 S: 3	H: 1 LOB: 0 BB: 0 P: 3	R: 0 E: 0 K: 0 S: 3	H: 0 LOB: 0 BB: 0 P: 3	1B: 11 2B: 1 3B: 0 HR: 0	SF: 0 SAC: 1 DP: 4 HBP: 0	WP: 0 PA: 39 PB: 0 SB: 1 CS: 0
<b>PITCHER</b>	IP	WLS	BF	H	R	ER	SO	BB	IBB	HBP	BLK	WP	HR	S	P	ERA	WHIP				
<b>Jim Willoughby, R</b> ERA: 4.83 (1, 1)	3.0		15	7	3	3	0	0	0	0	0	0	0	14	18	9.00	2.333				
<b>Don Carrithers, R</b> ERA: 4.5 (4, 1)	5.0		18	3	2	0	2	1	0	0	0	0	0	21	25	0.00	0.800				
<b>Elias Sosa, R</b> ERA: 3.75 (9, 1)	2.0	W	6	1	0	0	0	0	0	0	0	0	0	6	6	0.00	0.500				

Batter	1	2	3	4	5	6	7	8	9	10	AB	R	H	RBI	BB	SO	LOB	BOTTOM					
<b>Bobby Bonds, R</b> OBP: 0.400, SLG: 0.584 (1, 9)											3	2	1	2	3	1	0	<b>San Diego Padres @ San Francisco Giants</b> Candlestick Park, San Francisco, CA Thu Jul 26 1973, 6:38 AM EDT Att: 8,338 - Unknown <a href="http://livebaseballscorecards.com">livebaseballscorecards.com</a>					
<b>Tito Fuentes, S</b> OBP: 0.324, SLG: 0.364 (1, 4)											5	0	3	3	1	0	3						
<b>Garry Maddox, R</b> OBP: 0.355, SLG: 0.465 (1, 8)											5	0	0	0	0	1	5						
<b>Willie McCovey, L</b> OBP: 0.421, SLG: 0.506 (1, 3)											1	0	0	0	2	0	0						
<b>Gary Thomasson, L</b> OBP: 0.348, SLG: 0.408 (5, PR) (6, 3)											2	1	0	0	0	0	1						
<b>Gary Matthews, R</b> OBP: 0.392, SLG: 0.481 (1, 7)											4	0	1	0	1	0	2						
<b>Chris Speier, R</b> OBP: 0.353, SLG: 0.394 (1, 6)											4	0	0	0	0	1	3						
<b>Dave Kingman, R</b> OBP: 0.254, SLG: 0.445 (1, 5)											4	0	0	1	0	2	1						
<b>Dave Rader, L</b> OBP: 0.336, SLG: 0.356 (1, 2)											4	3	2	0	1	0	1						
<b>Jim Willoughby, R</b> OBP: 0.286, SLG: 0.348 (4, 1)											0	0	0	0	1	0	0						
<b>Don Carrithers, R</b> ERA: 3.98 (8, PH)											1	0	0	0	0	0	0						
<b>Chris Arnold, R</b> OBP: 0.333, SLG: 0.440 (9, 1)											1	0	0	0	0	0	0						
<b>Elias Sosa, R</b> OBP: 0.200, SLG: 0.200 (9, 1)											1	0	0	0	0	0	0						
<b>Ed Goodson</b> OBP: 0.266, SLG: 0.486 (10, PH)											1	0	0	0	0	0	0						
<b>Jim Howarth</b> OBP: 0.248, SLG: 0.215 (10, PR)											0	0	0	0	0	0	0						
<b>Inning Stats</b>	R: 1 E: 0 K: 0 S: 4	H: 1 LOB: 2 BB: 2 P: 12	R: 1 E: 0 K: 0 S: 4	H: 1 LOB: 2 BB: 2 P: 12	R: 0 E: 0 K: 0 S: 2	H: 0 LOB: 0 BB: 1 P: 6	R: 2 E: 0 K: 0 S: 5	H: 2 LOB: 1 BB: 1 P: 9	R: 1 E: 0 K: 0 S: 4	H: 1 LOB: 2 BB: 2 P: 12	R: 0 E: 0 K: 1 S: 6	H: 0 LOB: 0 BB: 0 P: 6	R: 0 E: 0 K: 2 S: 7	H: 0 LOB: 0 BB: 0 P: 7	R: 0 E: 1 K: 0 S: 4	H: 0 LOB: 1 BB: 0 P: 4	R: 0 E: 0 K: 1 S: 5	H: 0 LOB: 0 BB: 0 P: 5	R: 1 E: 1 K: 1 S: 7	H: 2 LOB: 3 BB: 1 P: 11	1B: 6 2B: 1 3B: 0 HR: 1	SF: 1 SAC: 2 DP: 1 HBP: 0	WP: 0 PA: 47 PB: 0 SB: 2 CS: 0
<b>PITCHER</b>	IP	WLS	BF	H	R	ER	SO	BB	IBB	HBP	BLK	WP	HR	S	P	ERA	WHIP						
<b>Clay Kirby, R</b> ERA: 5.12 (1, 1)	1.1		10	2	2	2	0	4	0	0	0	0	0	6	22	13.50	4.500						
<b>Vicente Romo, R</b> ERA: 3.98 (2, 1)	4.2		21	4	3	3	1	4	0	0	0	0	1	19	35	5.79	1.714						
<b>Mike Caldwell, L</b> ERA: 3.66 (7, 1)	3.2	L	16	2	1	0	4	0	1	0	0	0	0	23	27	0.00	0.545						





Batter	1	2	3	4	5	6	7	8	9	AB	R	H	RBI	BB	SO	LOB	TOP								
<b>Derrel Thomas, S</b> OBP: 0.302, SLG: 0.254 (1, 6)										5	1	3	3	0	0	0	<b>San Diego Padres @ San Francisco Giants</b> Candlestick Park, San Francisco, CA Fri Jul 27 1973, 10:05 PM EDT Att: 5,470 - Unknown								
<b>Johnny Grubb, L</b> OBP: 0.376, SLG: 0.434 (1, 8)										5	0	1	1	0	1	2									
<b>Leron Lee, L</b> OBP: 0.319, SLG: 0.329 <b>Jerry Morales, R</b> OBP: 0.312, SLG: 0.394 (1, 9) (8, 9)										4	0	0	0	0	0	1									
<b>Nate Colbert, R</b> OBP: 0.332, SLG: 0.415 (1, 3)										4	1	1	0	0	1	1									
<b>Gene Locklear, L</b> OBP: 0.298, SLG: 0.269 <b>Ivan Murrell, R</b> OBP: 0.198, SLG: 0.294 (1, 7) (8, 7)										3	1	0	0	1	1	0									
<b>Dave Roberts, R</b> OBP: 0.300, SLG: 0.430 (1, 5)										0	0	0	0	0	0	0									
<b>Fred Kendall, R</b> OBP: 0.299, SLG: 0.346 (1, 2)										4	1	2	1	0	2	0									
<b>Rich Morales, R</b> OBP: 0.260, SLG: 0.203 (1, 4)										4	1	2	1	0	2	0									
<b>Bill Greif, R</b> OBP: 0.149, SLG: 0.070 (1, 1)										4	1	2	0	0	1	2									
<b>Inning Stats</b>	R: 0 E: 0 K: 0 S: 4	H: 1 LOB: 1 BB: 0 P: 4	R: 0 E: 0 K: 1 S: 6	H: 1 LOB: 2 BB: 1 P: 10	R: 0 E: 0 K: 0 S: 3	H: 0 LOB: 0 BB: 0 P: 3	R: 0 E: 0 K: 2 S: 7	H: 0 LOB: 0 BB: 0 P: 7	R: 1 E: 0 K: 0 S: 5	H: 2 LOB: 1 BB: 0 P: 5	R: 2 E: 1 K: 1 S: 7	H: 2 LOB: 1 BB: 1 P: 11	R: 0 E: 0 K: 1 S: 5	H: 0 LOB: 0 BB: 0 P: 5	R: 0 E: 0 K: 1 S: 5	H: 0 LOB: 0 BB: 0 P: 5		R: 3 E: 0 K: 0 S: 6	H: 3 LOB: 1 BB: 1 P: 10	1B: 7 2B: 2 3B: 0 HR: 0	SF: 0 SAC: 2 DP: 0 HBP: 0	WP: 1 PB: 0 SB: 1 CS: 0	PA: 39		
<b>PITCHER</b>	IP	WLS	BF	H	R	ER	SO	BB	IBB	HBP	BLK	WP	HR	S	P	ERA	WHIP								
<b>Juan Marichal, R</b> ERA: 3.65 (1, 1)	7.0	L	29	6	3	2	5	1	1	0	1	0	0	37	45	2.57	1.000								
<b>Don McMahon, R</b> ERA: 4.32 (8, 1)	2.0		10	3	3	3	1	0	1	0	0	1	0	11	15	13.50	1.500								

Batter	1	2	3	4	5	6	7	8	9	AB	R	H	RBI	BB	SO	LOB	BOTTOM								
<b>Bobby Bonds, R</b> OBP: 0.401, SLG: 0.585 (1, 9)										3	1	1	0	1	0	0	<b>San Diego Padres @ San Francisco Giants</b> Candlestick Park, San Francisco, CA Fri Jul 27 1973, 10:05 PM EDT Att: 5,470 - Unknown								
<b>Tito Fuentes, S</b> OBP: 0.325, SLG: 0.368 (1, 4)										4	0	2	1	0	0	1									
<b>Garry Maddox, R</b> OBP: 0.351, SLG: 0.460 (1, 8)										4	0	0	0	0	0	3									
<b>Willie McCovey, L</b> OBP: 0.422, SLG: 0.516 (1, 3)										3	1	1	1	1	0	2									
<b>Ed Goodson, L</b> OBP: 0.354, SLG: 0.483 (1, 5)										4	0	1	0	0	1	2									
<b>Gary Matthews, R</b> OBP: 0.390, SLG: 0.477 (1, 7)										3	0	0	0	1	0	2									
<b>Chris Speier, R</b> OBP: 0.349, SLG: 0.389 (1, 6)										4	0	0	0	0	1	3									
<b>Dave Rader, L</b> OBP: 0.332, SLG: 0.352 (1, 2)										4	0	0	0	0	0	3									
<b>Juan Marichal, R</b> OBP: 0.294, SLG: 0.267 <b>Jim Howarth, L</b> OBP: 0.236, SLG: 0.212 (7, PH) <b>Don McMahon, R</b> ERA: 4.32 (8, 1)										2	0	0	0	0	0	0									
<b>Inning Stats</b>	R: 0 E: 1 K: 0 S: 5	H: 1 LOB: 2 BB: 0 P: 5	R: 0 E: 0 K: 0 S: 3	H: 0 LOB: 0 BB: 0 P: 3	R: 1 E: 0 K: 0 S: 4	H: 2 LOB: 0 BB: 0 P: 4	R: 0 E: 0 K: 1 S: 6	H: 1 LOB: 2 BB: 1 P: 10	R: 0 E: 0 K: 0 S: 3	H: 0 LOB: 0 BB: 0 P: 3	R: 0 E: 0 K: 0 S: 3	H: 0 LOB: 0 BB: 0 P: 3	R: 0 E: 0 K: 0 S: 3	H: 0 LOB: 0 BB: 0 P: 3	R: 1 E: 0 K: 1 S: 6	H: 1 LOB: 1 BB: 1 P: 10		1B: 2 2B: 3 3B: 0 HR: 1	SF: 0 SAC: 0 DP: 1 HBP: 0	WP: 0 PB: 1 SB: 0 CS: 0	PA: 35				
<b>PITCHER</b>	IP	WLS	BF	H	R	ER	SO	BB	IBB	HBP	BLK	WP	HR	S	P	ERA	WHIP								
<b>Bill Greif, R</b> ERA: 3.34 (1, 1)	9.0	W	35	5	2	2	2	3	3	0	0	0	1	36	48	2.00	0.889								







Batter	1	2	3	4	5	6	7	8	9	10	AB	R	H	RBI	BB	SO	LOB	TOP				
<b>Pete Rose, S</b> OBP: 0.402, SLG: 0.429 (1, 7)											5	0	1	0	0	0	1	<b>Cincinnati Reds @ San Diego Padres</b> San Diego Stadium, San Diego, CA Sat Jul 28 1973, 10:05 PM EDT Att: 8,860 - Unknown <a href="http://livebaseballscorecards.com">livebaseballscorecards.com</a>				
<b>Joe Morgan, L</b> OBP: 0.410, SLG: 0.469 (1, 4)											5	0	0	0	0	1	3					
<b>Dan Driessen, L</b> OBP: 0.362, SLG: 0.383 (1, 5)												4	0	1	0	0	1		2			
<b>Johnny Bench, R</b> OBP: 0.343, SLG: 0.451 (1, 2)												5	1	2	0	0	2		3			
<b>Tony Perez, R</b> OBP: 0.387, SLG: 0.529 (1, 3)												5	1	4	1	0	1		2			
<b>Andy Kosco, R</b> OBP: 0.372, SLG: 0.457 <b>Cesar Geronimo, L</b> OBP: 0.234, SLG: 0.263 (10, 8)												3	0	1	1	2	1		0			
<b>Bobby Tolan, L</b> OBP: 0.238, SLG: 0.291 (10, 9)												4	0	0	0	0	0		5			
<b>Darrel Chaney, S</b> Phi Castano, R Pedro Borbon, R Larry Stahl, L Clay Carroll, R Don Gullett, R OBP: 0.251, SLG: 0.226 OBP: 0.239, SLG: 0.220 OBP: 0.241, SLG: 0.197 OBP: 0.241, SLG: 0.241 OBP: 0.182, SLG: 0.182 OBP: 0.194, SLG: 0.194 (7, PH) (7, 1) (8, PH) (8, 1) (9, 1)												2	0	0	0	0	0		0			
<b>Tom Hall, L</b> OBP: 0.045, SLG: 0.045 <b>Denis Menke, R</b> OBP: 0.268, SLG: 0.244 <b>Ed Crosby, L</b> OBP: 0.205, SLG: 0.225 (7, PH) (7, PR) (7, 6)											2	0	0	0	0	1	0		0			
<b>Inning Stats</b>	R: 0 E: 1 K: 2 S: 8	H: 1 LOB: 2 BB: 0 P: 9	R: 0 E: 0 K: 1 S: 5	H: 0 LOB: 0 BB: 0 P: 5	R: 0 E: 0 K: 0 S: 3	H: 2 LOB: 2 BB: 1 P: 8	R: 0 E: 0 K: 1 S: 5	H: 0 LOB: 0 BB: 0 P: 5	R: 0 E: 0 K: 0 S: 5	H: 2 LOB: 3 BB: 1 P: 9	R: 0 E: 1 K: 2 S: 8	H: 0 LOB: 2 BB: 1 P: 12	R: 0 E: 0 K: 1 S: 8	H: 3 LOB: 2 BB: 0 P: 8	R: 0 E: 0 K: 1 S: 5	H: 0 LOB: 0 BB: 0 P: 5	R: 1 E: 0 K: 1 S: 6		H: 1 LOB: 1 BB: 0 P: 6	1B: 6 2B: 2 3B: 0 HR: 1	SF: 0 SAC: 1 DP: 0 HBP: 1	WP: 1 PA: 43
<b>PITCHER</b>	IP 9.0	WLS 39	BF 8	H 1	R 1	ER 1	SO 8	BB 1	IBB 2	HBP 1	BLK 0	WP 1	HR 0	S 51	P 64	ERA 1.00	WHIP 1.000					
<b>Randy Jones, L</b> ERA: 3.0 <b>Vicente Romo, R</b> ERA: 4.07 (10, 1)	1.0	L	4	1	1	1	1	0	0	0	0	0	0	1	6	6	9.00	1.000				

Batter	1	2	3	4	5	6	7	8	9	10	AB	R	H	RBI	BB	SO	LOB	BOTTOM			
<b>Enzo Hernandez, R</b> OBP: 0.293, SLG: 0.258 (1, 6)												5	1	1	0	0	0	2			
<b>Ivan Murrell, R</b> OBP: 0.189, SLG: 0.281 (8, 7) (10, 9)												4	0	0	0	1	0				
<b>Dave Roberts, R</b> OBP: 0.302, SLG: 0.431 (1, 5) (10, 4)												4	0	1	1	1	1	0			
<b>Nate Colbert, R</b> OBP: 0.331, SLG: 0.410 (1, 3)												4	0	0	0	1	2	2			
<b>Cito Gaston, R</b> OBP: 0.296, SLG: 0.407 <b>Dwain Anderson, R</b> OBP: 0.220, SLG: 0.135 (9, PR) (10, 5)											4	0	2	0	0	0	2	0			
<b>Fred Kendall, R</b> OBP: 0.302, SLG: 0.349 (1, 2)												3	0	2	0	0	1	0			
<b>Dave Winfield, R</b> OBP: 0.362, SLG: 0.392 <b>Johnny Grubb, L</b> OBP: 0.377, SLG: 0.432 (7, PH) (8, 8)												2	0	0	0	0	3	1			
<b>Rich Morales, R</b> OBP: 0.261, SLG: 0.206 <b>Gene Locklear, L</b> OBP: 0.295, SLG: 0.266 (1, 4) (9, PH) (10, 7)												3	0	1	0	0	1	2			
<b>Randy Jones, R</b> OBP: 0.222, SLG: 0.176 <b>Pat Corrales, R</b> OBP: 0.276, SLG: 0.315 <b>Vicente Romo, R</b> OBP: 0.300, SLG: 0.222 (1, 1) (9, PH) (10, 1)												3	0	0	0	0	3	4			
<b>Inning Stats</b>	R: 0 E: 0 K: 0 S: 3	H: 0 LOB: 0 BB: 0 P: 3	R: 0 E: 0 K: 0 S: 3	H: 0 LOB: 1 BB: 1 P: 7	R: 0 E: 0 K: 2 S: 7	H: 0 LOB: 0 BB: 0 P: 7	R: 0 E: 0 K: 1 S: 7	H: 2 LOB: 2 BB: 0 P: 7	R: 1 E: 0 K: 0 S: 5	H: 2 LOB: 1 BB: 0 P: 5	R: 0 E: 0 K: 1 S: 7	H: 2 LOB: 2 BB: 0 P: 7	R: 0 E: 0 K: 2 S: 7	H: 0 LOB: 0 BB: 0 P: 7	R: 0 E: 0 K: 1 S: 6	H: 1 LOB: 2 BB: 1 P: 10	R: 0 E: 0 K: 1 S: 5	H: 0 LOB: 1 BB: 1 P: 9	1B: 5 2B: 2 3B: 0 HR: 0	SF: 0 SAC: 2 DP: 0 HBP: 0	WP: 0 PA: 40
<b>PITCHER</b>	IP 6.0	WLS 23	BF 4	H 1	R 1	ER 1	SO 4	BB 1	IBB 0	HBP 0	BLK 0	WP 0	HR 0	S 30	P 34	ERA 1.50	WHIP 0.833				
<b>Tom Hall, L</b> ERA: 3.87 <b>Pedro Borbon, R</b> ERA: 2.84 <b>Clay Carroll, R</b> ERA: 4.13 <b>Don Gullett, L</b> ERA: 4.08 (7, 1) (8, 1) (9, 1)	1.0	5	2	0	0	1	0	0	0	0	0	0	0	0	7	7	0.00	2.000			
	1.1	6	1	0	0	2	0	1	0	0	0	0	0	9	13	0.00	0.750				
	1.2	W	6	0	0	0	2	1	0	0	0	0	0	9	13	0.00	0.600				



Batter	1	2	3	4	5	6	7	8	9	AB	R	H	RBI	BB	SO	LOB	TOP					
<b>Pete Rose, S</b> OBP: 0.401, SLG: 0.428 (1, 7)	0-0 5-3		0-0 1B 1B		0-0 6-3		0-0 4-3			4	0	1	0	0	0	1	<b>Cincinnati Reds @ San Diego Padres</b> San Diego Stadium, San Diego, CA Sun Jul 29 1973, 6:33 AM EDT Unknown 					
<b>Joe Morgan, L</b> OBP: 0.409, SLG: 0.466 (1, 4)	0-0 5-3		0-0 1B		0-3 K			0-0 1-3		4	0	1	0	0	1	0						
<b>Dan Driessen, L</b> OBP: 0.359, SLG: 0.379 (1, 5)	0-0 3-1		0-0 1-2 2-3 1B		0-0 6-3			0-0 4-3		4	0	1	0	0	0	0						
<b>Johnny Bench, R</b> OBP: 0.344, SLG: 0.454 (1, 2)		0-0 F8 SF7 2B	0-0 F5		0-0 1B			0-0 L6		4	1	2	0	0	0	3						
<b>Tony Perez, R</b> OBP: 0.383, SLG: 0.523 (1, 3)		0-0 F8 2-3		0-0 1-3		0-0 F9		0-0 F9		4	0	0	0	0	0	2						
<b>Andy Kosco, R</b> OBP: 0.362, SLG: 0.447 (1, 9)		0-0 SF7 3-H		0-0 1-3		0-0 4-3		0-0 1B		3	0	1	1	0	0	1						
<b>Bobby Tolan, L</b> OBP: 0.241, SLG: 0.293 (1, 8)		0-0 1-3		0-0 1B		0-3 K		0-0 1B		4	0	2	0	0	1	0						
<b>Darrel Chaney, S</b> OBP: 0.280, SLG: 0.227 (1, 6)			0-0 F9	0-0 P4		0-0 PB 1B		0-0 G5-4-3 1B		4	0	1	0	0	0	3						
<b>Gary Nolan, R</b> (1, 1)			0-0 4-3		0-0 F8		0-3 K			1	0	0	0	0	0	0						
<b>Phil Gagliano, R</b> OBP: 0.333, SLG: 0.216 (5, PH)										1	0	0	0	0	0	0						
<b>Jim McGlothlin, R</b> OBP: 0.176, SLG: 0.250 (5, 1)										0	0	0	0	0	0	0						
<b>Denis Menke, R</b> OBP: 0.364, SLG: 0.243 (7, PH)										1	0	0	0	0	1	1						
<b>Pedro Borbon, R</b> OBP: 0.167, SLG: 0.167 (7, 1)										0	0	0	0	0	0	0						
<b>Inning Stats</b>	R: 0 E: 0 K: 0 S: 3	H: 0 LOB: 0 BB: 0 P: 3	R: 1 E: 0 K: 0 S: 4	H: 1 LOB: 0 BB: 0 P: 4	R: 0 E: 0 K: 0 S: 6	H: 3 LOB: 3 BB: 0 P: 6	R: 0 E: 0 K: 0 S: 4	H: 1 LOB: 1 BB: 0 P: 4	R: 0 E: 0 K: 1 S: 5	H: 0 LOB: 0 BB: 0 P: 5	R: 0 E: 0 K: 0 S: 4	H: 1 LOB: 1 BB: 0 P: 4	R: 0 E: 0 K: 2 S: 8	H: 1 LOB: 1 BB: 0 P: 8	R: 0 E: 0 K: 0 S: 3	H: 0 LOB: 0 BB: 0 P: 3	R: 0 E: 0 K: 0 S: 4	H: 2 LOB: 1 BB: 0 P: 4	1B: 8 2B: 1 3B: 0 HR: 0	SF: 1 SAC: 0 DP: 1 HBP: 0	WP: 0 PB: 1 SB: 0 CS: 0	PA: 35
<b>PITCHER</b> <b>Rich Troedson, L</b> ERA: 3.76 (1, 1)	IP: 9.0 WLS: W BF: 35 H: 9 R: 1 ER: 1 SO: 3 BB: 0 IBB: 0 HBP: 0 BLK: 0 WP: 0 HR: 0 S: 41 P: 41 ERA: 1.00 WHIP: 1.000															<b>PITCHER</b>	IP: 9.0 WLS: W BF: 35 H: 9 R: 1 ER: 1 SO: 3 BB: 0 IBB: 0 HBP: 0 BLK: 0 WP: 0 HR: 0 S: 41 P: 41 ERA: 1.00 WHIP: 1.000					

Batter	1	2	3	4	5	6	7	8	9	AB	R	H	RBI	BB	SO	LOB	BOTTOM				
<b>Enzo Hernandez, R</b> OBP: 0.288, SLG: 0.253 (1, 6)	0-0 F3	0-0 F3		0-0 F8		0-0 5-3				4	0	0	0	0	0	1	<b>Cincinnati Reds @ San Diego Padres</b> San Diego Stadium, San Diego, CA Sun Jul 29 1973, 6:33 AM EDT Unknown 				
<b>Johnny Grubb, L</b> OBP: 0.382, SLG: 0.435 (1, 8)	4-0 BB 1B BB	0-0 F9			0-0 FC6-4 1B		0-0 FC6-4 1B			3	1	2	0	1	0	0					
<b>Leron Lee, L</b> OBP: 0.317, SLG: 0.326 (1, 9) (9, 7)	4-0 1-2 1B BB		0-0 F5		0-0 FC6-4 4-3 1B HR		0-0 FC6-4 G4-6-3			3	2	0	0	1	0	2					
<b>Nate Colbert, R</b> OBP: 0.335, SLG: 0.421 (1, 3)	4-0 1B SF8 BB		0-0 HR		0-0 HR 1B		0-0 G4-6-3			3	3	2	1	1	0	1					
<b>Gene Locklear, L</b> OBP: 0.294, SLG: 0.265 (1, 7)	0-0 1B		0-0 6-3		0-0 4-3		0-3 K			4	0	1	2	0	1	2					
<b>Ivan Murrell, R</b> OBP: 0.169, SLG: 0.281 (9, 9)	1-3 2-H 3-H 1B		0-0 1-3		0-0 HR		0-0 4-3			0	0	0	0	0	0	0					
<b>Dave Roberts, R</b> OBP: 0.305, SLG: 0.442 (1, 5)	4-0 IBB		0-0 1-3		0-0 HR		0-0 4-3			3	1	1	3	1	0	0					
<b>Fred Kendall, R</b> OBP: 0.302, SLG: 0.352 (1, 2)	0-0 SF8 3-H		0-0 4-3 2B		0-0 G3		0-0 5-3			3	0	1	1	0	0	0					
<b>Rich Morales, R</b> OBP: 0.256, SLG: 0.201 (1, 4)	0-0 F8		0-0 4-3		0-0 6-3					3	0	0	0	0	0	3					
<b>Rich Troedson, L</b> OBP: 0.190, SLG: 0.150 (1, 1)		0-3 K		0-3 K		0-0 5-3				3	0	0	0	0	2	1					
<b>Inning Stats</b>	R: 3 E: 0 K: 0 S: 4	H: 1 LOB: 2 BB: 4 P: 20	R: 0 E: 0 K: 1 S: 5	H: 0 LOB: 0 BB: 0 P: 5	R: 1 E: 0 K: 0 S: 4	H: 1 LOB: 0 BB: 0 P: 4	R: 0 E: 0 K: 1 S: 6	H: 1 LOB: 1 BB: 0 P: 6	R: 3 E: 0 K: 0 S: 3	H: 3 LOB: 0 BB: 0 P: 6	R: 0 E: 0 K: 0 S: 3	H: 0 LOB: 0 BB: 0 P: 3	R: 0 E: 0 K: 1 S: 5	H: 0 LOB: 0 BB: 0 P: 5	R: 0 E: 0 K: 0 S: 3	H: 0 LOB: 0 BB: 0 P: 5		1B: 4 2B: 1 3B: 0 HR: 2	SF: 1 SAC: 0 DP: 1 HBP: 0	WP: 0 PB: 0 SB: 0 CS: 0	PA: 34
<b>PITCHER</b> <b>Gary Nolan, R</b> ERA: 9.0 (1, 1)	IP: 4.0 WLS: L BF: 19 H: 3 R: 4 ER: 4 SO: 2 BB: 3 IBB: 0 HBP: 0 BLK: 0 WP: 0 HR: 1 S: 19 P: 35 ERA: 9.00 WHIP: 1.500															<b>PITCHER</b>		IP: 4.0 WLS: L BF: 19 H: 3 R: 4 ER: 4 SO: 2 BB: 3 IBB: 0 HBP: 0 BLK: 0 WP: 0 HR: 1 S: 19 P: 35 ERA: 9.00 WHIP: 1.500			
<b>Jim McGlothlin, R</b> ERA: 5.97 (5, 1)	2.0 9 3 3 3 0 0 0 0 0 0 1 9 9 13.50 1.500															<b>PITCHER</b>		2.0 9 3 3 3 0 0 0 0 0 0 1 9 9 13.50 1.500			
<b>Pedro Borbon, R</b> ERA: 2.76 (7, 1)	2.0 6 1 0 0 1 0 0 0 0 0 0 8 8 0.00 0.500															<b>PITCHER</b>	2.0 6 1 0 0 1 0 0 0 0 0 0 8 8 0.00 0.500				







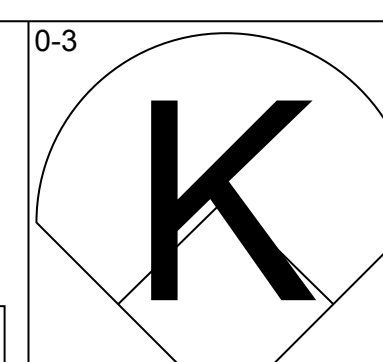
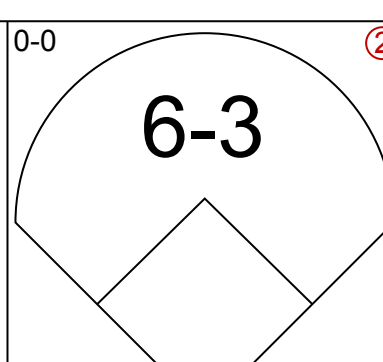
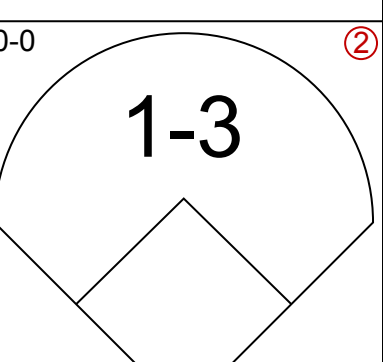
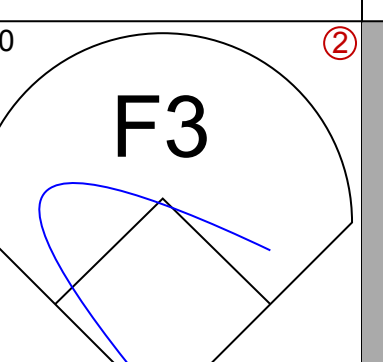
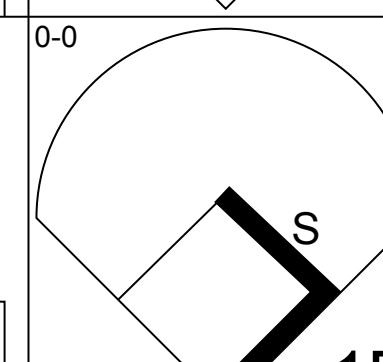
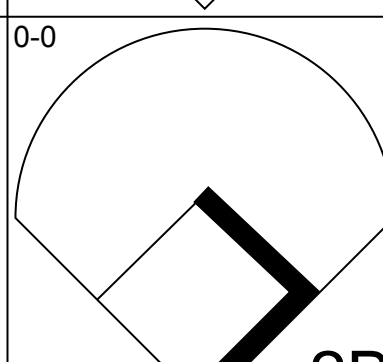
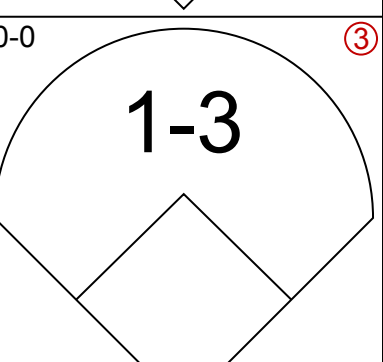
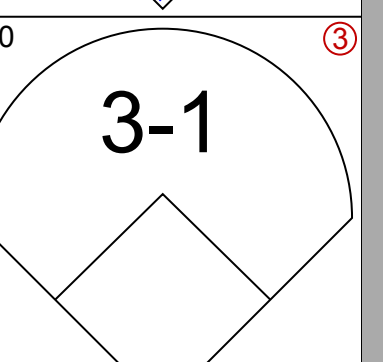
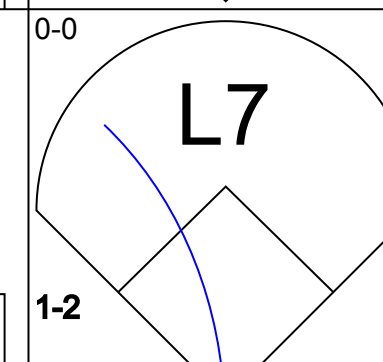
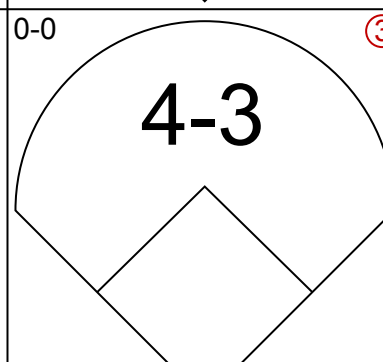
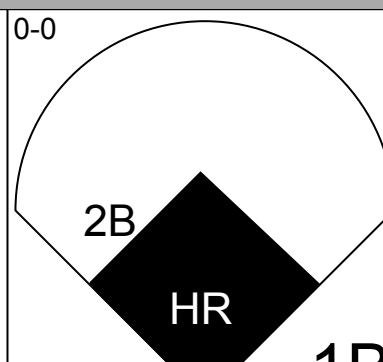
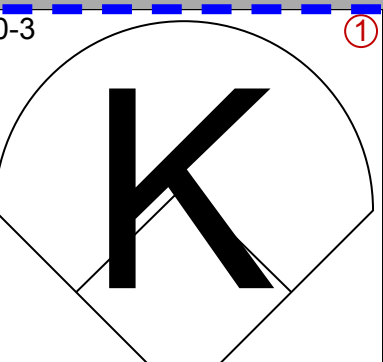
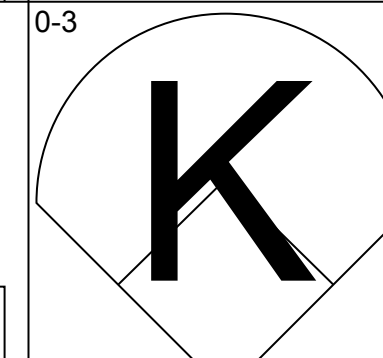
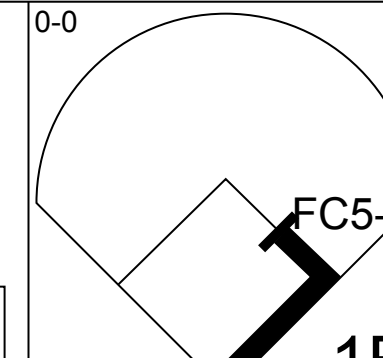
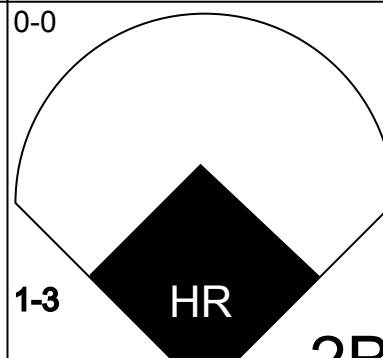
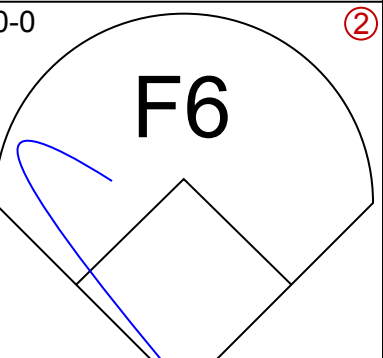
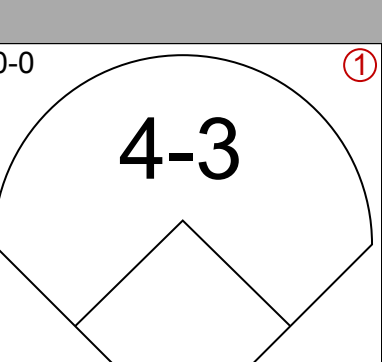
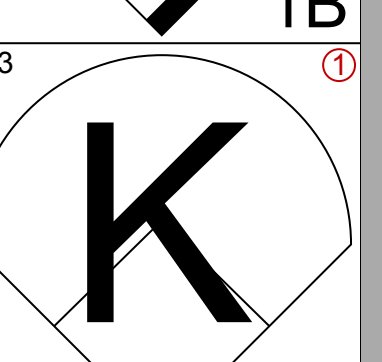
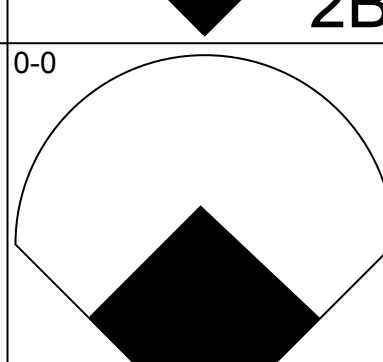
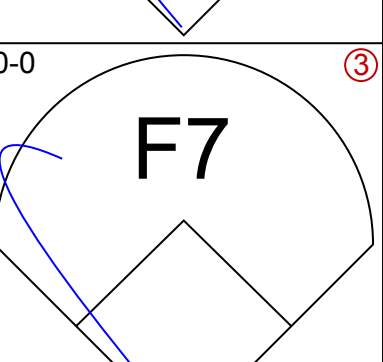

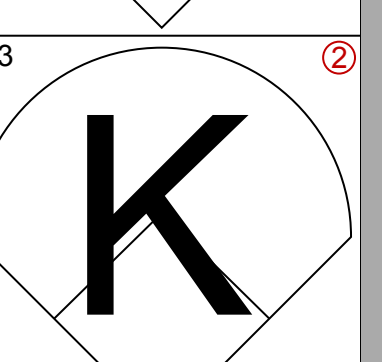
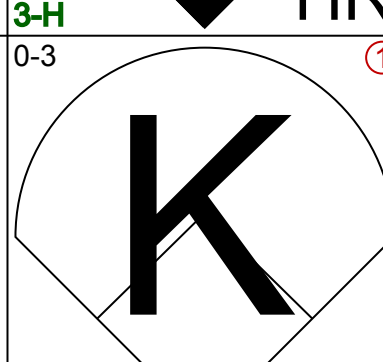
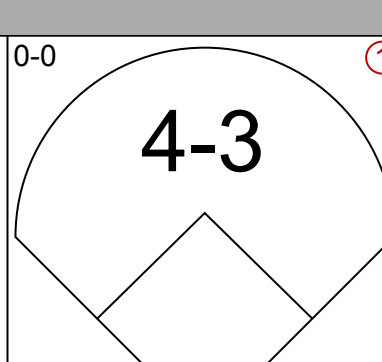
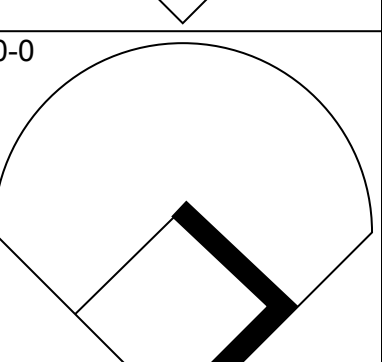
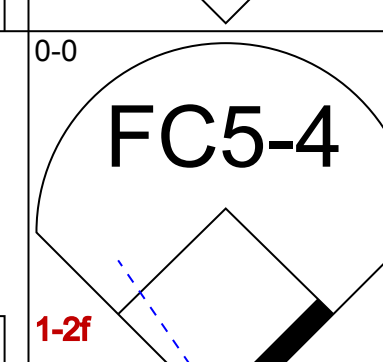
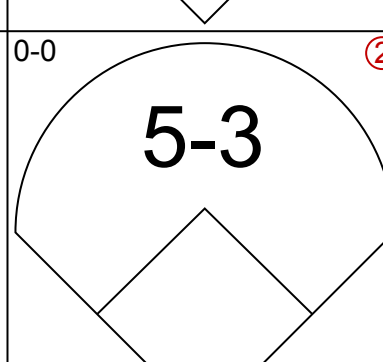
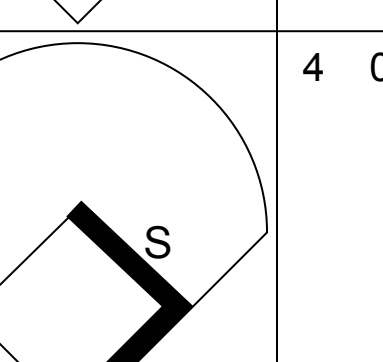
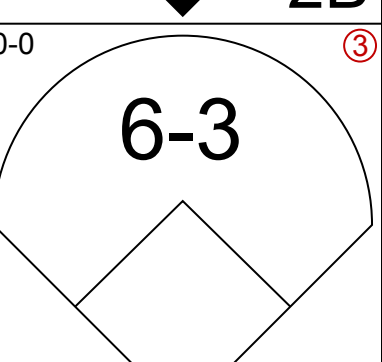
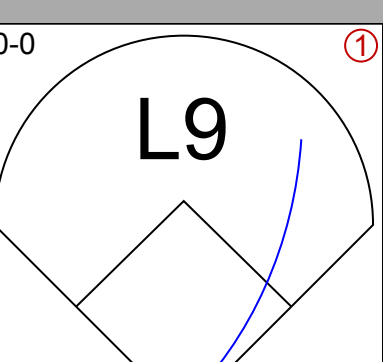
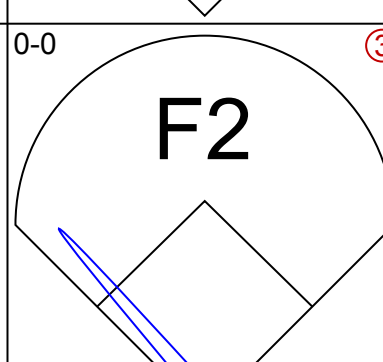
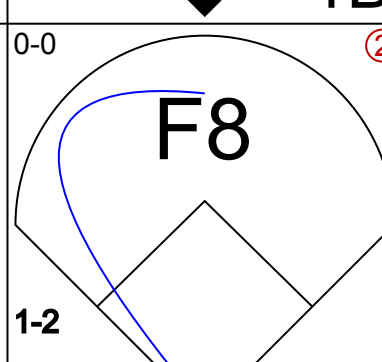
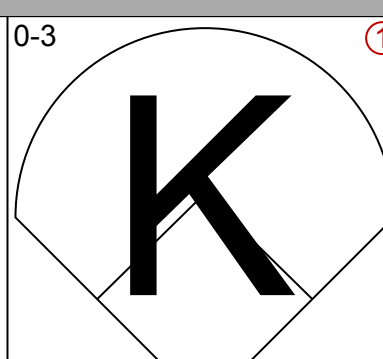
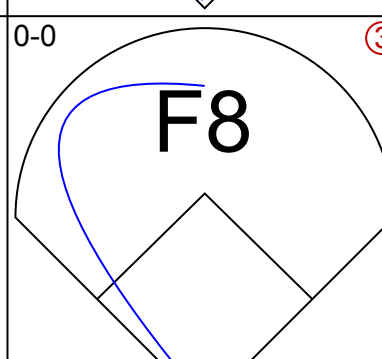
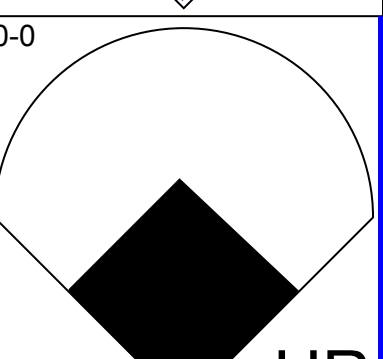




Batter	1	2	3	4	5	6	7	8	9	AB	R	H	RBI	BB	SO	LOB	TOP					
<b>Bobby Bonds, R</b> OBP: 0.398, SLG: 0.582 (1, 9)	0-0 4-3		0-3 K			1-2 F8	1-3 K			4	0	0	0	0	2	1	<b>San Francisco Giants @ San Diego Padres</b> San Diego Stadium, San Diego, CA Wed Aug 01 1973, 10:05 PM EDT Att: 5,380 - Unknown <a href="http://livebaseballscorecards.com">livebaseballscorecards.com</a>					
<b>Tito Fuentes, S</b> OBP: 0.321, SLG: 0.359 (1, 4) (7, 5)	1-1 F7		1-1 5-3			4-2 BB		0-0 F6		3	0	0	0	1	0	1						
<b>Garry Maddox, R</b> OBP: 0.346, SLG: 0.451 (1, 8)	0-0 4-3			1-0 4-3		0-0 F7		0-0 6-3		4	0	0	0	0	0	1						
<b>Willie McCovey, L</b> OBP: 0.424, SLG: 0.508 (1, 3)		0-0 G3		2-3 K			2-0 E1 1B HR	2-1 6-3		4	1	0	0	0	1	0						
<b>Gary Matthews, R</b> OBP: 0.390, SLG: 0.476 <b>Gary Thomasson, L</b> OBP: 0.352, SLG: 0.417 (1, 7) (6, 7)		4-1 CS BB		3-3 K			1-1 1B HR 1B	0-0 1B 2B		1	0	0	0	1	1	0						
<b>Chris Speier, R</b> OBP: 0.343, SLG: 0.382 (1, 6) (7, 4)		2-1 1B			3-2 4-3		1-0 F7	1-2 FC1-6 1B		4	0	2	1	0	0	2						
<b>Dave Kingman, R</b> OBP: 0.251, SLG: 0.435 <b>Randy Moffitt, R</b> OBP: 0.077, SLG: 0.077 <b>Jim Howarth, L</b> OBP: 0.247, SLG: 0.224 <b>Damaso Blanco, R</b> (1, 5) (5, 1) (7, PH) (7, 6)		1-3 K			1-3 K		1-2 HR 1B	0-0 FC1-6 1B		2	0	0	0	0	2	1						
<b>Dave Rader, L</b> OBP: 0.324, SLG: 0.338 (1, 2)			4-2 SH1-4 BB		1-1 3-1		0-3 K	0-1 F8		3	0	0	0	1	1	4						
<b>Jim Barr, R</b> OBP: 0.196, SLG: 0.188 <b>Mike Phillips, L</b> OBP: 0.254, SLG: 0.281 <b>Ed Goodson, L</b> OBP: 0.347, SLG: 0.480 <b>Elias Sosa, R</b> OBP: 0.333, SLG: 0.200 <b>Chris Arnold, R</b> OBP: 0.375, SLG: 0.407 (1, 1) (5, 5) (7, PH) (7, 1) (9, PH)			0-2 SH1-4			0-2 G3	1-1 HR	1-2 5-3		0	0	0	0	0	0	0						
<b>Inning Stats</b>	R: 0 E: 0 K: 0 S: 4	H: 0 LOB: 0 BB: 0 P: 5	R: 0 E: 0 K: 1 S: 7	H: 1 LOB: 1 BB: 1 P: 14	R: 0 E: 0 K: 1 S: 11	H: 0 LOB: 1 BB: 1 P: 16	R: 0 E: 0 K: 2 S: 7	H: 0 LOB: 0 BB: 0 P: 13	R: 0 E: 0 K: 1 S: 8	H: 0 LOB: 1 BB: 1 P: 13	R: 0 E: 0 K: 0 S: 9	H: 0 LOB: 1 BB: 1 P: 14	R: 4 E: 1 K: 2 S: 15	H: 3 LOB: 0 BB: 0 P: 22	R: 0 E: 0 K: 0 S: 4	H: 0 LOB: 0 BB: 0 P: 6		R: 1 E: 0 K: 0 S: 10	H: 2 LOB: 1 BB: 0 P: 12	1B: 4 2B: 1 3B: 0 HR: 1	SF: 0 SAC: 1 DP: 0 HBP: 0	WP: 0 PB: 0 SB: 0 CS: 1
<b>PITCHER</b> <b>Clay Kirby, R</b> ERA: 4.81 (1, 1)	IP: 9.0 WLS: W BF: 36 H: 6 R: 5 ER: 1 SO: 7 BB: 3 IBB: 0 HBP: 0 BLK: 0 WP: 0 HR: 1 S: 75 P: 115 ERA: 1.00 WHIP: 1.000															<b>PITCHER</b> <b>Clay Kirby, R</b> ERA: 4.81 (1, 1)	IP: 9.0 WLS: W BF: 36 H: 6 R: 5 ER: 1 SO: 7 BB: 3 IBB: 0 HBP: 0 BLK: 0 WP: 0 HR: 1 S: 75 P: 115 ERA: 1.00 WHIP: 1.000					

Batter	1	2	3	4	5	6	7	8	9	AB	R	H	RBI	BB	SO	LOB	BOTTOM			
<b>Enzo Hernandez, R</b> OBP: 0.286, SLG: 0.253 (1, 6)	1-1 F3		2-0 E6 1B 1B		0-0 1B FC1-5 1B	1-1 6-3				4	1	2	0	0	0	0	<b>San Francisco Giants @ San Diego Padres</b> San Diego Stadium, San Diego, CA Wed Aug 01 1973, 10:05 PM EDT Att: 5,380 - Unknown <a href="http://livebaseballscorecards.com">livebaseballscorecards.com</a>			
<b>Johnny Grubb, L</b> OBP: 0.385, SLG: 0.448 (1, 8)	0-0 G6-4-3 1B		1-0 1-3		0-0 S FC1-5 1B		1-0 4-3			4	1	2	0	0	0	1				
<b>Dave Roberts, R</b> OBP: 0.303, SLG: 0.445 (1, 5)	1-0 G6-4-3 1-2		0-2 FC6-4 1B		1-0 FC1-5 E S 1B		0-0 HR			4	2	2	2	0	0	3				
<b>Nate Colbert, R</b> OBP: 0.340, SLG: 0.423 (1, 3)		2-1 4-3 SF8 2B	2-2 FC6-4 S 1-2		1-0 E6 1B 1B 1B		1-3 K			4	2	1	1	0	1	1				
<b>Cito Gaston, R</b> OBP: 0.291, SLG: 0.396 (1, 9)		3-2 4-3	4-2 1-2 BB		0-1 3-1 PB 2H 1B		2-2 5-3			3	0	1	1	1	0	1				
<b>Gene Locklear, L</b> OBP: 0.306, SLG: 0.278 <b>Ivan Murrell, R</b> OBP: 0.187, SLG: 0.278 (1, 7) (9, 7)		3-2 SF8	0-2 4-3		1-1 3-1		0-0 L6-3 1B			3	0	1	1	0	0	3				
<b>Fred Kendall, R</b> OBP: 0.301, SLG: 0.352 (1, 2)		3H 0-0		2-0 F4	0-1 6-3		0-2 L6-3			4	0	1	0	0	0	2				
<b>Rich Morales, R</b> OBP: 0.257, SLG: 0.208 (1, 4)		4-0 2B IBB		2-1 1-3		0-0 6-3		0-2 6-3		3	0	0	0	1	0	0				
<b>Clay Kirby, R</b> OBP: 0.311, SLG: 0.139 (1, 1)		0-0 F8		1-0 F6		0-3 K				3	0	0	0	0	1	2				
<b>Inning Stats</b>	R: 0 E: 0 K: 0 S: 4	H: 1 LOB: 0 BB: 0 P: 6	R: 1 E: 0 K: 0 S: 11	H: 2 LOB: 2 BB: 1 P: 23	R: 1 E: 1 K: 0 S: 14	H: 2 LOB: 2 BB: 1 P: 23	R: 0 E: 0 K: 0 S: 4	H: 0 LOB: 0 BB: 0 P: 9	R: 3 E: 1 K: 0 S: 12	H: 3 LOB: 1 BB: 0 P: 17	R: 0 E: 0 K: 1 S: 6	H: 0 LOB: 0 BB: 0 P: 7	R: 1 E: 0 K: 1 S: 8	H: 1 LOB: 0 BB: 0 P: 12	R: 0 E: 0 K: 0 S: 7	H: 1 LOB: 0 BB: 0 P: 7		1B: 7 2B: 3 3B: 0 HR: 1	SF: 1 SAC: 0 DP: 2 HBP: 0	WP: 0 PB: 1 SB: 3 CS: 0
<b>PITCHER</b> <b>Jim Barr, R</b> ERA: 3.2 <b>Randy Moffitt, R</b> ERA: 2.89 <b>Elias Sosa, R</b> ERA: 3.9 (1, 1) (5, 1) (7, 1)	IP: 1.1 WLS: L BF: 5 H: 0 R: 0 ER: 0 SO: 1 BB: 0 IBB: 0 HBP: 0 BLK: 0 WP: 0 HR: 0 S: 10 P: 12 ERA: 0.00 WHIP: 0.000															<b>PITCHER</b> <b>Clay Kirby, R</b> ERA: 4.81 (1, 1)	IP: 9.0 WLS: W BF: 36 H: 6 R: 5 ER: 1 SO: 7 BB: 3 IBB: 0 HBP: 0 BLK: 0 WP: 0 HR: 1 S: 75 P: 115 ERA: 1.00 WHIP: 1.000			

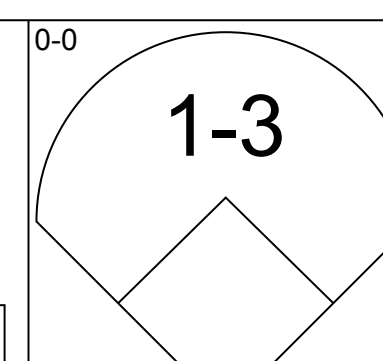
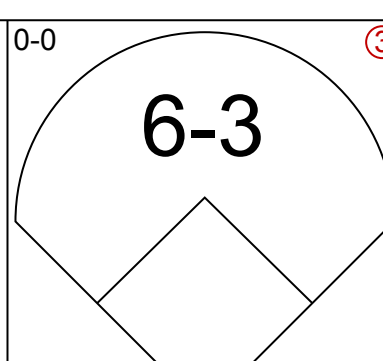
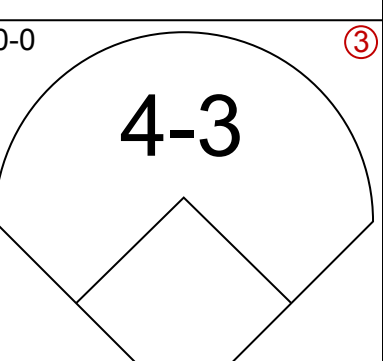
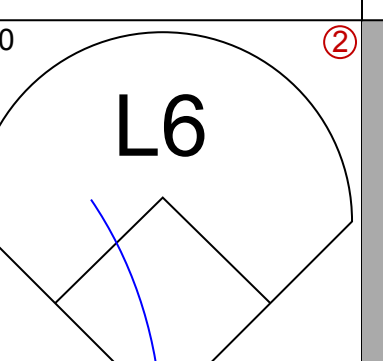
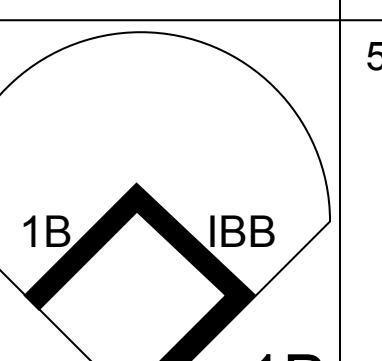
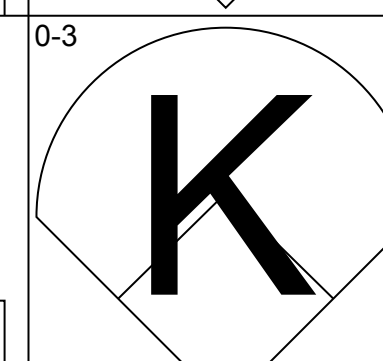
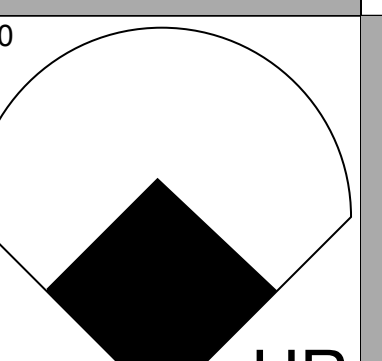
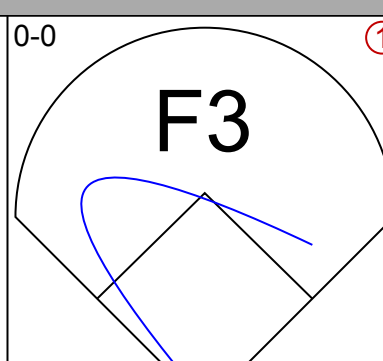
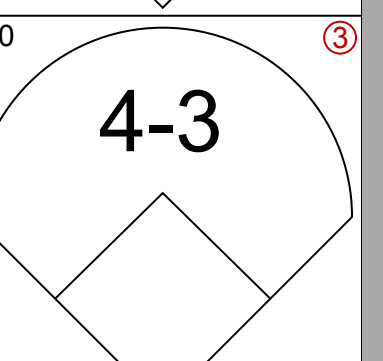
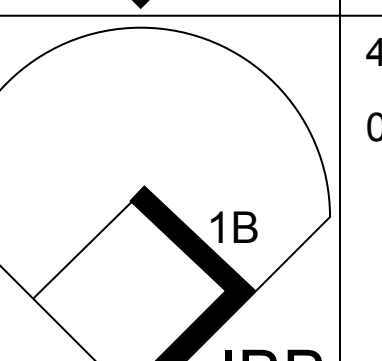
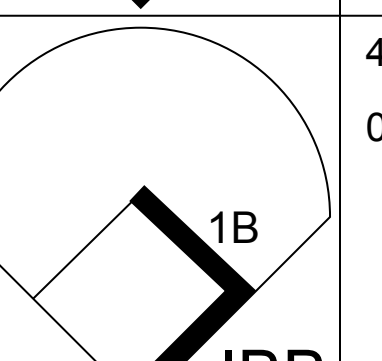
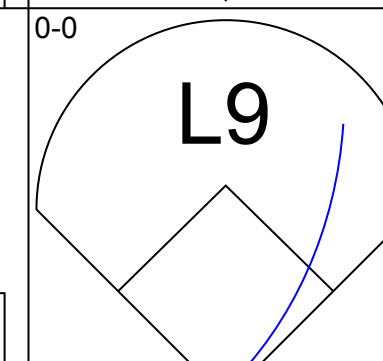
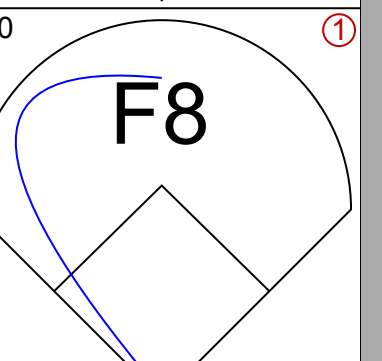
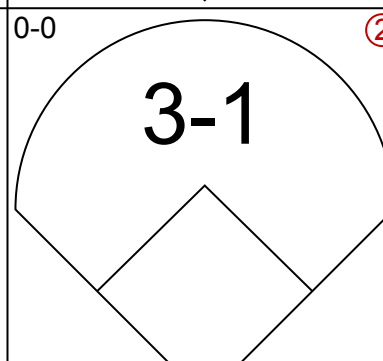
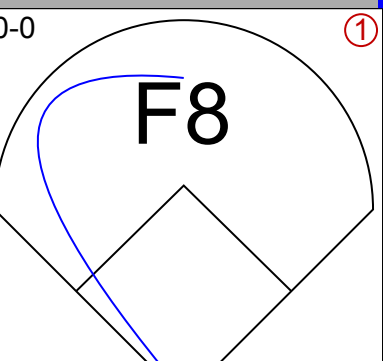
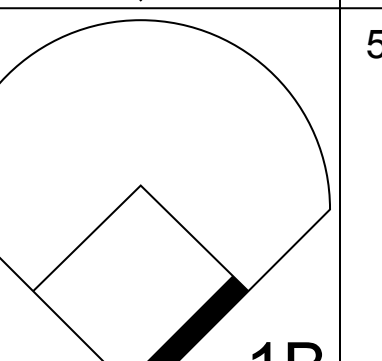
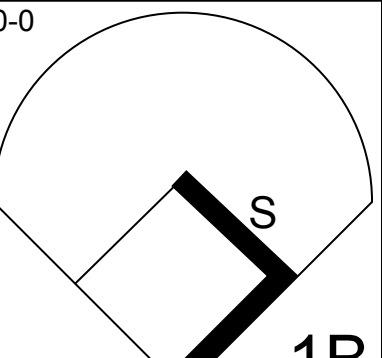
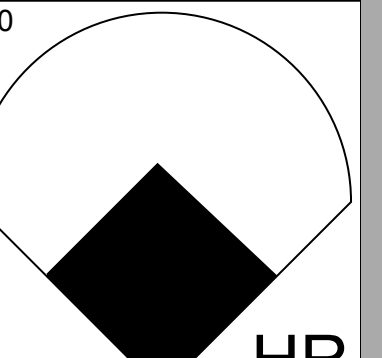
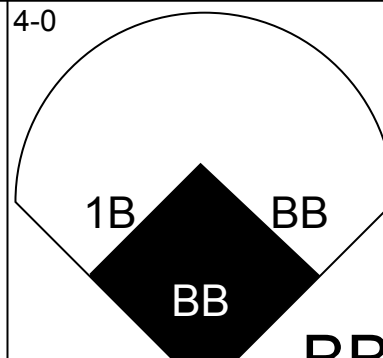
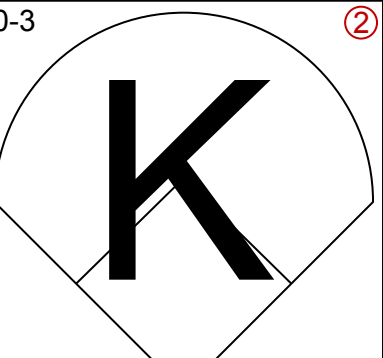

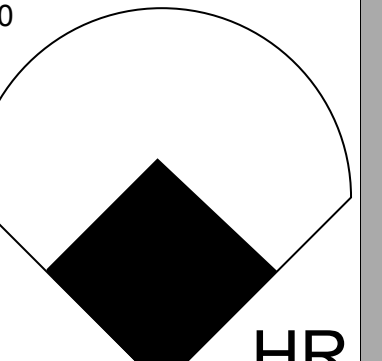
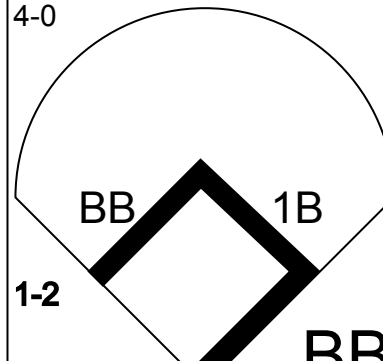
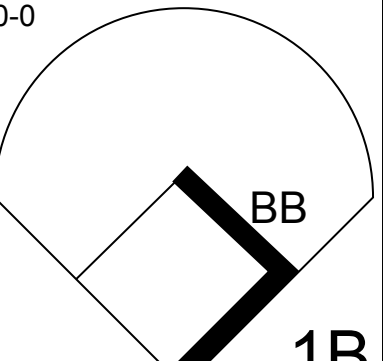



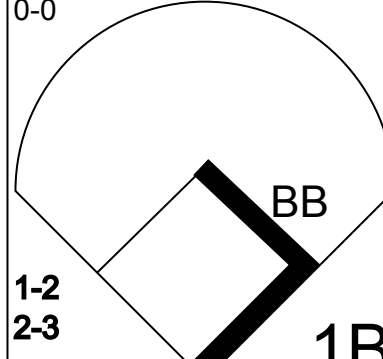
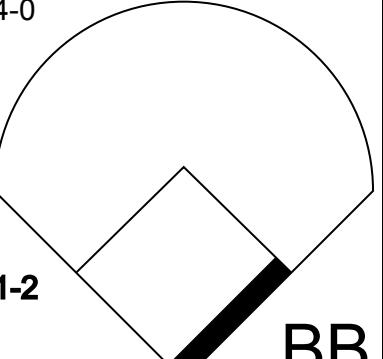

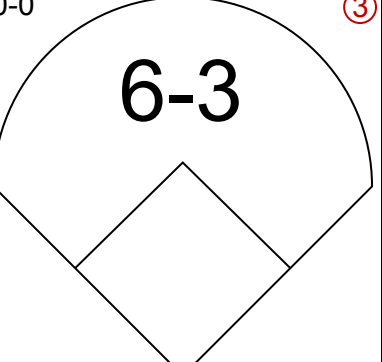
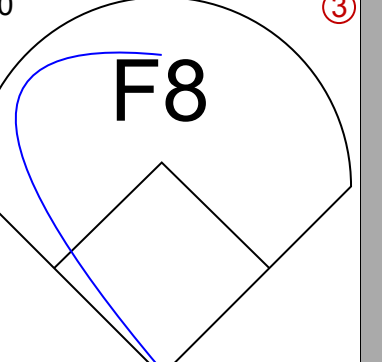
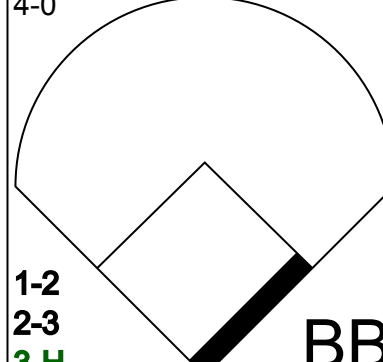
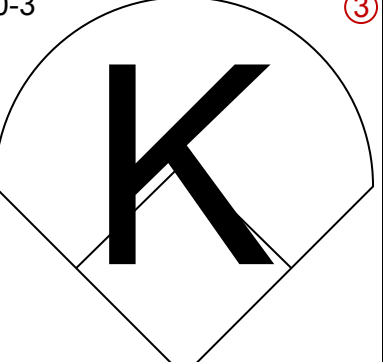
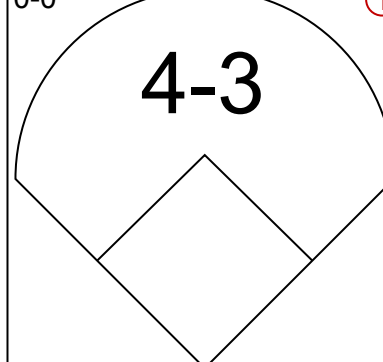
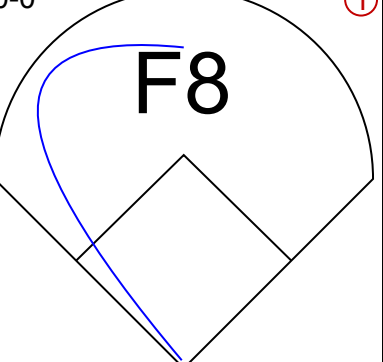
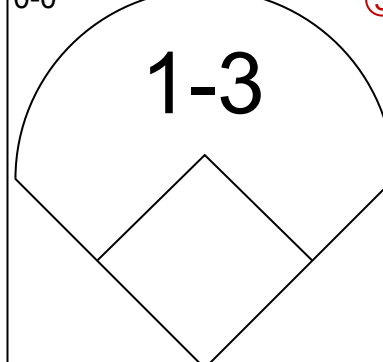
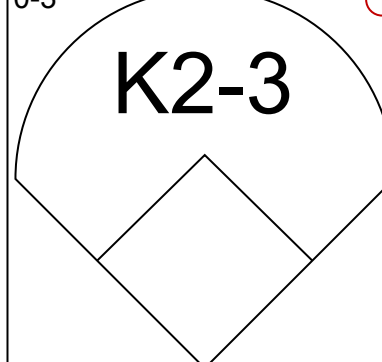
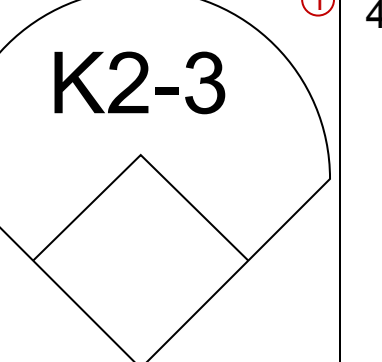


Batter	1	2	3	4	5	6	7	8	9	AB	R	H	RBI	BB	SO	LOB	TOP			
Enzo Hernandez, R OBP: 0.282, SLG: 0.249 (1, 6)										4	0	0	0	0	1	0				
Johnny Grubb, L OBP: 0.397, SLG: 0.453 (1, 8)										4	0	2	0	0	0	0				
Dave Roberts, R OBP: 0.302, SLG: 0.442 (1, 5)										4	1	1	0	0	1	2				
Nate Colbert, R OBP: 0.342, SLG: 0.427 (1, 3)										4	1	2	0	0	1	1				
Gene Locklear, L OBP: 0.304, SLG: 0.304 (1, 7)										4	1	1	3	0	1	1				
Leron Lee, L OBP: 0.312, SLG: 0.320 (1, 9)										4	0	0	0	0	3	1				
Fred Kendall, R OBP: 0.303, SLG: 0.357 (1, 2)										4	0	2	0	0	0	1				
Rich Morales, R OBP: 0.251, SLG: 0.203 (1, 4)										4	0	0	0	0	0	2				
Bill Greif, R OBP: 0.145, SLG: 0.099 (5, PH)										1	0	0	0	0	1	0				
Dave Winfield, R OBP: 0.395, SLG: 0.481 (5, PH)										1	1	1	1	0	0	0				
Mike Corkins, R OBP: 0.238, SLG: 0.474 (5, PH)										0	0	0	0	0	0	0				
Vicente Romo, R OBP: 0.305, SLG: 0.206 (5, PH)										1	0	0	0	0	0	0				
Jerry Morales, R OBP: 0.302, SLG: 0.391 (5, PH)										1	0	0	0	0	0	1				
Mike Caldwell, L OBP: 0.194, SLG: 0.167 (9, PH)										0	0	0	0	0	0	0				
<b>Inning Stats</b>	R: 0 E: 0 K: 2 S: 8	H: 1 LOB: 1 BB: 0 P: 8	R: 0 E: 0 K: 1 S: 6	H: 1 LOB: 1 BB: 0 P: 6	R: 0 E: 0 K: 1 S: 6	H: 1 LOB: 1 BB: 0 P: 6	R: 0 E: 0 K: 2 S: 8	H: 1 LOB: 1 BB: 0 P: 8	R: 1 E: 0 K: 0 S: 4	H: 1 LOB: 0 BB: 0 P: 4	R: 3 E: 0 K: 1 S: 8	H: 3 LOB: 0 BB: 0 P: 8	R: 0 E: 0 K: 0 S: 3	H: 0 LOB: 0 BB: 0 P: 3	R: 0 E: 0 K: 0 S: 5	H: 1 LOB: 1 BB: 0 P: 4	1B: 4 2B: 3 3B: 0 HR: 2	SF: 0 SAC: 0 DP: 0 HBP: 0	WP: 0 PB: 0 SB: 2 CS: 0	PA: 36
<b>PITCHER</b>	IP WLS BF H R ER SO BB IBB HBP BLK WP HR S P ERA WHIP	7.0 29 8 4 4 7 0 0 0 0 0 2 43 43 5.14 1.143	2.0 W 7 1 0 0 1 0 0 0 0 0 0 9 9 0.00 0.500																	
Ron Schueler, R ERA: 4.15 (1, 1)																				
Max Leon, R ERA: 5.54 (8, 1)																				

San Diego Padres @ Atlanta Braves  
Atlanta Stadium, Atlanta, GA  
Fri Aug 03 1973, 7:05 PM EDT  
Att: 6,920 - Unknown

AB 36  
R 4  
H 9  
RBI 4  
BB 0  
SO 8  
LOB 9



Batter	1	2	3	4	5	6	7	8	9	AB	R	H	RBI	BB	SO	LOB	BOTTOM					
Ralph Garr, L OBP: 0.306, SLG: 0.395 (1, 9)										5	0	1	0	0	0	0						
Mike Lum, L OBP: 0.348, SLG: 0.444 (1, 7)										4	1	1	1	0	1	0						
Hank Aaron, R OBP: 0.370, SLG: 0.581 (9, PH)										0	0	0	0	1	0	0						
Darrell Evans, L OBP: 0.400, SLG: 0.591 (1, 5)										5	0	1	1	0	0	0						
Dusty Baker Jr., R OBP: 0.356, SLG: 0.415 (1, 8)										3	2	2	1	1	1	0						
Davey Johnson, R OBP: 0.356, SLG: 0.517 (1, 4)										3	1	2	1	1	0	1						
Frank Tepedino, L OBP: 0.384, SLG: 0.432 (1, 3)										3	0	1	0	1	1	1						
Marty Perez, R OBP: 0.315, SLG: 0.332 (1, 6)										3	0	0	1	1	1	3						
Paul Casanova, R OBP: 0.261, SLG: 0.368 (1, 2)										4	0	0	0	0	1	3						
Ron Schueler, R OBP: 0.154, SLG: 0.162 (7, PH)										2	0	0	0	0	1	0						
Sonny Jardon, L OBP: 0.299, SLG: 0.259 (8, PH)										1	0	0	0	0	0	0						
Max Leon, R ERA: 5.52 (8, PH)										0	0	0	0	0	0	0						
Dick Dietz, R OBP: 0.217, SLG: 0.427 (5, PH)										0	0	0	0	1	0	0						
Ronic Harrison, R OBP: 0.065, SLG: 0.194 (5, PH)										0	0	0	0	0	0	0						
Chuck Goggin, S OBP: 0.311, SLG: 0.329 (5, PH)										0	1	0	0	0	0	0						
<b>Inning Stats</b>	R: 0 E: 0 K: 1 S: 5	H: 0 LOB: 0 BB: 0 P: 5	R: 0 E: 0 K: 0 S: 4	H: 1 LOB: 1 BB: 0 P: 4	R: 0 E: 0 K: 1 S: 5	H: 0 LOB: 0 BB: 0 P: 5	R: 3 E: 0 K: 1 S: 8	H: 3 LOB: 0 BB: 0 P: 8	R: 0 E: 0 K: 0 S: 3	H: 0 LOB: 0 BB: 0 P: 3	R: 1 E: 0 K: 0 S: 4	H: 1 LOB: 3 BB: 3 P: 16	R: 0 E: 0 K: 1 S: 5	H: 0 LOB: 0 BB: 0 P: 5	R: 0 E: 0 K: 2 S: 8	H: 1 LOB: 2 BB: 1 P: 12	R: 1 E: 0 K: 1 S: 5	H: 2 LOB: 3 BB: 2 P: 13	1B: 5 2B: 0 3B: 0 HR: 3	SF: 0 SAC: 0 DP: 0 HBP: 0	WP: 0 PB: 0 SB: 1 CS: 0	PA: 39
<b>PITCHER</b>	IP WLS BF H R ER SO BB IBB HBP BLK WP HR S P ERA WHIP	4.0 16 4 3 3 3 3 0 0 0 0 0 3 22 22 6.75 1.000	1.2 9 1 1 1 0 3 0 0 0 0 0 6 18 5.40 2.400	2.1 9 1 0 0 3 1 0 0 0 0 0 14 18 0.00 0.857	3.79 5 2 1 1 1 1 1 0 0 0 5 13 27.00 9.000																	
Bill Greif, R ERA: 3.44 (1, 1)																						
Mike Corkins, R ERA: 5.52 (5, 1)																						
Vicente Romo, R ERA: 3.79 (6, 1)																						
Mike Caldwell, L ERA: 3.82 (9, 1)																						

San Diego Padres @ Atlanta Braves  
Atlanta Stadium, Atlanta, GA  
Fri Aug 03 1973, 7:05 PM EDT  
Att: 6,920 - Unknown

AB 33  
R 5  
H 8  
RBI 5  
BB 6  
SO 7  
LOB 8









Batter	1	2	3	4	5	6	7	8	9	AB	R	H	RBI	BB	SO	LOB	TOP					
Dwain Anderson, R (1, 6) OBP: 0.213, SLG: 0.129	1-3			E3	FC6-4			K		4	0	0	0	0	1	2	<p>San Diego Padres @ Atlanta Braves</p> <p>Atlanta Stadium, Atlanta, GA</p> <p>Sat Aug 04 1973, 7:05 PM EDT</p> <p>Att: 14,906 - Unknown</p>					
Johnny Grubb, L (1, 8) OBP: 0.385, SLG: 0.459	6-3			K			L7	4-3		4	0	0	0	0	1	1						
Dave Roberts, R (1, 5) OBP: 0.300, SLG: 0.434	K			K			F7		F7	4	0	0	0	0	2	1						
Nate Colbert, R (1, 3) OBP: 0.341, SLG: 0.425		5-3		4-3			F8			3	0	0	0	0	0	1						
Ivan Murrell, R (7, 3) OBP: 0.196, SLG: 0.319									HR	1	1	1	1	0	0	0						
Gene Locklear, L (1, 7) OBP: 0.303, SLG: 0.291	4-3				1B	BB	G3	F8		3	1	0	0	1	0	0						
Leron Lee, L (1, 9) OBP: 0.310, SLG: 0.315	6-3				1B		G3	F6		4	0	1	0	0	0	0						
Rich Morales, R (1, 4) OBP: 0.247, SLG: 0.200			L4		FC6-4	1B	5-3			3	0	1	1	0	0	0						
Pat Corrales, R (1, 2) OBP: 0.250, SLG: 0.283			2-3		L9			F7		3	0	0	0	0	0	2						
Rich Troedson, L (1, 1) OBP: 0.190, SLG: 0.150										0	0	0	0	0	0	0						
Gary Ross, R (2, 1)										0	0	0	0	0	0	0						
Frank Snook, R (2, 1)										1	0	0	0	0	1	0						
Cito Gaston, R (5, PH) OBP: 0.290, SLG: 0.394										1	0	0	0	0	1	2						
Mike Corkins, R (5, 1) OBP: 0.273, SLG: 0.650								HR		1	1	1	1	0	0	0						
<b>Inning Stats</b>	R: 0 E: 0 K: 1 S: 5	H: 0 LOB: 0 BB: 0 P: 5	R: 0 E: 0 K: 0 S: 3	H: 0 LOB: 0 BB: 0 P: 3	R: 0 E: 0 K: 1 S: 5	H: 0 LOB: 0 BB: 0 P: 5	R: 0 E: 1 K: 2 S: 8	H: 0 LOB: 1 BB: 0 P: 8	R: 1 E: 0 K: 0 S: 3	H: 2 LOB: 2 BB: 0 P: 11	R: 0 E: 0 K: 0 S: 3	H: 0 LOB: 0 BB: 0 P: 3	R: 0 E: 0 K: 0 S: 3	H: 0 LOB: 0 BB: 0 P: 3	R: 1 E: 0 K: 0 S: 6	H: 1 LOB: 0 BB: 0 P: 6	R: 1 E: 0 K: 0 S: 4	H: 1 LOB: 0 BB: 0 P: 4	1B: 2 2B: 0 3B: 0 HR: 2	SF: 0 SAC: 0 DP: 0 HBP: 0	WP: 0 PB: 0 SB: 0 CS: 0	PA: 33
<b>PITCHER</b> Carl Morton, R (1, 1) ERA: 3.86	IP: 9.0 WLS: W BF: 33 H: 4 R: 3 ER: 3 SO: 6 BB: 1 IBB: 0 HBP: 0 BLK: 0 WP: 0 HR: 2 S: 44 P: 48 ERA: 3.00 WHIP: 0.556															<b>PITCHER</b>						

AB 32  
R 3  
H 4  
RBI 3  
BB 1  
SO 6  
LOB 9



Batter	1	2	3	4	5	6	7	8	9	AB	R	H	RBI	BB	SO	LOB	BOTTOM			
Ralph Garr, L (1, 9) OBP: 0.312, SLG: 0.402	PB S 1-3	FC6-4	BB WP	3-1			E3	F8		4	1	3	0	0	0	1	<p>San Diego Padres @ Atlanta Braves</p> <p>Atlanta Stadium, Atlanta, GA</p> <p>Sat Aug 04 1973, 7:05 PM EDT</p> <p>Att: 14,906 - Unknown</p>			
Sonny Jackson, L (6, 9) OBP: 0.288, SLG: 0.252	1B	1B	1B				1B	2B		2	1	0	0	0	0	1				
Marty Perez, R (1, 6) OBP: 0.315, SLG: 0.330	1-3	FC6-4	FC5		K		K	BB		5	1	1	1	1	2	4				
Darrell Evans, L (1, 5) OBP: 0.402, SLG: 0.585	K	2B	FC6-2		3-1		BB	1B		3	1	1	0	3	1	0				
Dusty Baker Jr., R (1, 8) OBP: 0.361, SLG: 0.426	S	FC6-2	FC5		F8		2B	F3		4	2	1	2	2	0	6				
Davey Johnson, R (1, 4) OBP: 0.355, SLG: 0.520	BB	FC6-2	2B				SF7	BB		3	0	0	0	0	0	3				
Chuck Goggin, S (6, 4) OBP: 0.323, SLG: 0.344	5-3	FC6-2		F7		2B	1B	F7		2	2	1	2	1	0	3				
Dick Dietz, R (1, 3) OBP: 0.491, SLG: 0.430										1	2	1	1	2	0	0				
Frank Tepedino, L (6, 3) OBP: 0.363, SLG: 0.446		BB		HR			F7	SF7		1	0	0	1	0	0	1				
Mike Lum, L (1, 7) OBP: 0.353, SLG: 0.463		BB								5	2	4	4	0	0	2				
Freddie Velazquez, R (1, 2) OBP: 0.353, SLG: 0.313		1B	FC6-4		F4		F8	F3		5	1	2	1	0	0	2				
Carl Morton, R (1, 1) OBP: 0.250, SLG: 0.391	FC6-4	1B	6-3				K			4	1	1	1	0	2	2				
<b>Inning Stats</b>	R: 1 E: 0 K: 1 S: 6	H: 1 LOB: 1 BB: 1 P: 10	R: 6 E: 0 K: 0 S: 9	H: 6 LOB: 2 BB: 2 P: 17	R: 0 E: 0 K: 0 S: 4	H: 1 LOB: 3 BB: 2 P: 12	R: 2 E: 0 K: 1 S: 7	H: 2 LOB: 1 BB: 1 P: 11	R: 0 E: 0 K: 1 S: 5	H: 0 LOB: 0 BB: 0 P: 5	R: 1 E: 0 K: 1 S: 6	H: 1 LOB: 1 BB: 1 P: 10	R: 4 E: 1 K: 1 S: 9	H: 3 LOB: 1 BB: 1 P: 13	R: 0 E: 0 K: 0 S: 4	H: 1 LOB: 3 BB: 1 P: 9	1B: 10 2B: 4 3B: 0 HR: 1	SF: 1 SAC: 0 DP: 0 HBP: 1	WP: 1 PB: 1 SB: 3 CS: 0	PA: 50
<b>PITCHER</b> Rich Troedson, L (1, 1) ERA: 4.22	IP: 1.0 WLS: L BF: 10 H: 5 R: 6 ER: 5 SO: 1 BB: 2 IBB: 0 HBP: 0 BLK: 0 WP: 0 HR: 0 S: 10 P: 18 ERA: 45.00 WHIP: 7.000															<b>PITCHER</b>				
Gary Ross, R (2, 1) ERA: 6.0	0.2	5	2	1	1	0	0	1	0	0	0	4	8	13.50	3.000					
Frank Snook, R (2, 1) ERA: 3.72	2.1	13	3	2	2	1	3	0	0	0	1	1	12	7.71	2.571					
Mike Corkins, R (5, 1) ERA: 5.47	4.0	22	5	5	2	3	3	0	1	0	0	0	24	4.50	2.000					





Batter	1	2	3	4	5	6	7	8	9	AB	R	H	RBI	BB	SO	LOB	TOP					
Dwain Anderson, R (1,6) OBP: 0.214, SLG: 0.125	0-0 4-3		0-0 F6			4-0 BB		0-3 K		3	0	0	0	1	1	1	<b>San Diego Padres @ Atlanta Braves</b> Atlanta Stadium, Atlanta, GA Sun Aug 05 1973, 3:33 AM EDT Att: 8,748 - Unknown					
Johnny Grubb, L (1,8) OBP: 0.381, SLG: 0.453	0-0 F2			0-0 F7		0-0 L7		0-3 K		4	0	0	0	0	1	1						
Dave Roberts, R (1,5) OBP: 0.296, SLG: 0.428	0-0 6-3			0-0 E5		0-0 F3			0-3 K	4	0	0	0	0	1	1						
Nate Colbert, R (1,3) OBP: 0.340, SLG: 0.422		0-0 F7		0-0 F8		4-0 FC6-4 BB			0-0 G3	3	0	0	0	1	0	1						
Cito Gaston, R (1,9) OBP: 0.287, SLG: 0.389		0-0 5-3		0-0 F7		0-0 FC6-4 BB			0-0 5-3	4	0	0	0	0	2	2						
Gene Locklear, L (1,7) OBP: 0.296, SLG: 0.283		0-3 K			0-0 4-3		0-0 F6			3	0	0	0	0	1	1						
Fred Kendall, R (1,2) OBP: 0.301, SLG: 0.358			0-0 L7		0-0 F7		4-0 1-2 BB			2	0	0	0	0	0	0						
Pat Corrales, R (6,2) OBP: 0.262, SLG: 0.283										0	0	0	0	1	0	0						
Rich Morales, R (1,4) OBP: 0.243, SLG: 0.196			0-0 E6		0-0 F4		0-0 3-1			3	0	0	0	0	2	2						
Steve Arlin, R (1,1) OBP: 0.233, SLG: 0.154										1	0	0	0	0	0	1						
Vicente Romo, R (3,1) OBP: 0.250, SLG: 0.182										1	0	0	0	0	0	0						
Dave Winfield, R (6,PH) OBP: 0.387, SLG: 0.473										1	0	0	0	0	0	0						
Gary Ross, R (8,1) OBP: 0.387, SLG: 0.473										0	0	0	0	0	0	0						
<b>Inning Stats</b>	R: 0 E: 0 K: 0 S: 3	H: 0 LOB: 0 BB: 0 P: 3	R: 0 E: 0 K: 1 S: 5	H: 0 LOB: 0 BB: 0 P: 5	R: 0 E: 1 K: 0 S: 4	H: 0 LOB: 1 BB: 0 P: 4	R: 0 E: 1 K: 0 S: 4	H: 0 LOB: 1 BB: 0 P: 4	R: 0 E: 0 K: 0 S: 3	H: 0 LOB: 0 BB: 0 P: 3	R: 0 E: 0 K: 0 S: 3	H: 0 LOB: 2 BB: 2 P: 7	R: 0 E: 0 K: 0 S: 3	H: 0 LOB: 0 BB: 0 P: 11	R: 0 E: 0 K: 2 S: 7	H: 0 LOB: 0 BB: 0 P: 7	R: 0 E: 0 K: 1 S: 5	H: 0 LOB: 0 BB: 0 P: 5	1B: 0 2B: 0 3B: 0 HR: 0	SF: 0 SAC: 0 DP: 0 HBP: 0	WP: 0 PB: 0 CS: 0	PA: 32
<b>PITCHER</b> Phil Niekro, R (1,1) ERA: 3.44	IP: 9.0 WLS: W BF: 32 H: 0 R: 0 ER: 0 SO: 4 BB: 3 IBB: 0 HBP: 0 BLK: 0 WP: 0 HR: 0 S: 37 P: 49 ERA: 0.00 WHIP: 0.333															<b>PITCHER</b>	IP: 9.0 WLS: W BF: 32 H: 0 R: 0 ER: 0 SO: 4 BB: 3 IBB: 0 HBP: 0 BLK: 0 WP: 0 HR: 0 S: 37 P: 49 ERA: 0.00 WHIP: 0.333					

Batter	1	2	3	4	5	6	7	8	9	AB	R	H	RBI	BB	SO	LOB	BOTTOM			
Ralph Garr, L (1,9) OBP: 0.316, SLG: 0.410	0-0 G3 SF9 2B		0-0 BB S 1B	0-0 1B 2B		0-0 S 1B	0-0 F6			3	3	3	0	0	0	0	<b>San Diego Padres @ Atlanta Braves</b> Atlanta Stadium, Atlanta, GA Sun Aug 05 1973, 3:33 AM EDT Att: 8,748 - Unknown			
Sonny Jackson, L (5,9) OBP: 0.291, SLG: 0.255										2	1	1	0	0	1	1				
Mike Lum, L (1,7) OBP: 0.354, SLG: 0.460	0-0 G3		4-0 1B BB	0-0 1B		0-0 F3		0-0 G3		4	1	1	1	1	0	2				
Darrell Evans, L (1,5) OBP: 0.405, SLG: 0.585	0-0 SF9		4-0 PB 1B BB	4-0 1B BB		4-0 BB E 1B BB		4-0 PB 1B SF8 BB		0	2	0	1	4	0	0				
Dusty Baker Jr., R (1,8) OBP: 0.361, SLG: 0.426	0-0 F3		0-0 PB 1B	0-3 K		0-0 E5 BB 1B		0-0 PB 1B		5	1	2	2	0	1	3				
Davey Johnson, R (1,4) OBP: 0.357, SLG: 0.519		0-0 1B	0-3 K			4-0 1B BB		0-0 SF8		3	0	1	0	1	1	2				
Chuck Goggin, S (8,4) OBP: 0.318, SLG: 0.344						0-0 F3		0-0 SF8		0	0	0	1	0	0	0				
Frank Tepedino, L (1,3) OBP: 0.375, SLG: 0.448		0-0 F4	4-0 G6-4-3 IBB		0-0 F3	0-0 1B BB		0-0 6-3		4	0	2	2	1	0	2				
Marty Perez, R (1,6) OBP: 0.314, SLG: 0.329		0-0 1B	0-0 G6-4-3		0-0 G5-4-3		0-0 6-3			4	0	1	0	0	4	4				
Paul Casanova, R (1,2) OBP: 0.263, SLG: 0.389		0-0 F8		0-0 5-3		0-0 IHR		0-0 4-3		4	1	1	1	0	2	2				
Phil Niekro, R (1,1) OBP: 0.140, SLG: 0.179		0-3 K		0-0 6-3		0-0 5-3		4-0 BB		3	0	0	0	1	1	2				
<b>Inning Stats</b>	R: 1 E: 0 K: 0 S: 4	H: 1 LOB: 0 BB: 0 P: 4	R: 0 E: 0 K: 1 S: 7	H: 2 LOB: 2 BB: 0 P: 7	R: 2 E: 0 K: 1 S: 6	H: 2 LOB: 2 BB: 3 P: 18	R: 1 E: 0 K: 1 S: 7	H: 2 LOB: 1 BB: 1 P: 11	R: 0 E: 0 K: 0 S: 3	H: 1 LOB: 0 BB: 0 P: 3	R: 4 E: 1 K: 0 S: 6	H: 3 LOB: 2 BB: 2 P: 14	R: 0 E: 0 K: 0 S: 3	H: 0 LOB: 1 BB: 1 P: 7	R: 1 E: 0 K: 0 S: 4	H: 1 LOB: 1 BB: 1 P: 8	1B: 9 2B: 2 3B: 0 HR: 1	SF: 2 SAC: 0 DP: 2 HBP: 0	WP: 0 PB: 2 CS: 0	PA: 42
<b>PITCHER</b> Steve Arlin, R (1,1) ERA: 4.81	IP: 2.0 WLS: L BF: 13 H: 5 R: 3 ER: 3 SO: 3 BB: 2 IBB: 0 HBP: 0 BLK: 0 WP: 0 HR: 0 S: 13 P: 21 ERA: 13.50 WHIP: 3.500															<b>PITCHER</b>	IP: 2.0 WLS: L BF: 13 H: 5 R: 3 ER: 3 SO: 3 BB: 2 IBB: 0 HBP: 0 BLK: 0 WP: 0 HR: 0 S: 13 P: 21 ERA: 13.50 WHIP: 3.500			
Vicente Romo, R (3,1) ERA: 3.78	5.0 WLS: L BF: 24 H: 6 R: 5 ER: 2 SO: 2 BB: 4 IBB: 1 HBP: 0 BLK: 0 WP: 0 HR: 0 S: 23 P: 43 ERA: 3.60 WHIP: 2.000															<b>PITCHER</b>	5.0 WLS: L BF: 24 H: 6 R: 5 ER: 2 SO: 2 BB: 4 IBB: 1 HBP: 0 BLK: 0 WP: 0 HR: 0 S: 23 P: 43 ERA: 3.60 WHIP: 2.000			
Gary Ross, R (8,1) ERA: 5.88	1.0 WLS: L BF: 5 H: 1 R: 1 ER: 0 SO: 0 BB: 1 IBB: 0 HBP: 0 BLK: 0 WP: 0 HR: 0 S: 4 P: 8 ERA: 0.00 WHIP: 2.000															<b>PITCHER</b>	1.0 WLS: L BF: 5 H: 1 R: 1 ER: 0 SO: 0 BB: 1 IBB: 0 HBP: 0 BLK: 0 WP: 0 HR: 0 S: 4 P: 8 ERA: 0.00 WHIP: 2.000			









Batter	1	2	3	4	5	6	7	8	9	AB	R	H	RBI	BB	SO	LOB	TOP					
Davey Lopes, R OBP: 0.354, SLG: 0.349 (1, 4)										5	1	2	0	0	1	1						
Manny Mota, R OBP: 0.384, SLG: 0.384 Von Joshua, L OBP: 0.283, SLG: 0.275 (6, PH) (6, 7)										3	1	1	0	0	1	2						
Willie Davis, L OBP: 0.335, SLG: 0.468 Willie Crawford, L OBP: 0.402, SLG: 0.452 (1, 8) (4, 9)										2	2	1	1	1	0	1						
Steve Garvey, R OBP: 0.336, SLG: 0.443 (1, 3)										5	1	2	3	0	0	2						
Joe Ferguson, R OBP: 0.371, SLG: 0.444 Steve Yeager, R OBP: 0.320, SLG: 0.287 (1, 2) (7, PH) (7, 2)										3	0	0	0	0	1	2						
Ron Cey, R OBP: 0.359, SLG: 0.407 (1, 5)										4	0	2	1	0	0	1						
Tom Paciorek, R OBP: 0.272, SLG: 0.299 (1, 9) (4, 8)										4	0	0	0	0	1	2						
Bill Russell, R OBP: 0.312, SLG: 0.351 (1, 6)										4	0	1	0	0	2	1						
Don Sutton, R OBP: 0.157, SLG: 0.094 Bill Buckner, L OBP: 0.299, SLG: 0.343 Doug Rau, L OBP: 0.143, SLG: 0.143 Jim Brewer, L OBP: 0.400, SLG: 0.400 (1, 1) (8, PH) (8, 1) (9, 1)									3	1	1	0	0	1	1							
<b>Inning Stats</b>	R: 3 E: 0 K: 0 S: 6	H: 3 LOB: 1 BB: 1 P: 10	R: 3 E: 1 K: 0 S: 7	H: 4 LOB: 1 BB: 0 P: 7	R: 0 E: 0 K: 1 S: 6	H: 1 LOB: 1 BB: 0 P: 6	R: 0 E: 0 K: 1 S: 6	H: 1 LOB: 1 BB: 0 P: 6	R: 0 E: 0 K: 2 S: 7	H: 0 LOB: 0 BB: 0 P: 7	R: 0 E: 0 K: 0 S: 3	H: 0 LOB: 1 BB: 1 P: 7	R: 0 E: 0 K: 1 S: 5	H: 0 LOB: 0 BB: 0 P: 5	R: 0 E: 0 K: 2 S: 8	H: 1 LOB: 1 BB: 0 P: 8	1B: 7 2B: 4 3B: 0 HR: 0	SF: 0 SAC: 0 DP: 0 HBP: 0	WP: 0 PB: 0 SB: 0 CS: 0	PA: 40		
<b>PITCHER</b>	IP WLS BF H R ER SO BB IBB HBP BLK WP HR S P ERA WHIP	IP WLS BF H R ER SO BB IBB HBP BLK WP HR S P ERA WHIP	IP WLS BF H R ER SO BB IBB HBP BLK WP HR S P ERA WHIP	IP WLS BF H R ER SO BB IBB HBP BLK WP HR S P ERA WHIP	IP WLS BF H R ER SO BB IBB HBP BLK WP HR S P ERA WHIP	IP WLS BF H R ER SO BB IBB HBP BLK WP HR S P ERA WHIP	IP WLS BF H R ER SO BB IBB HBP BLK WP HR S P ERA WHIP	IP WLS BF H R ER SO BB IBB HBP BLK WP HR S P ERA WHIP	IP WLS BF H R ER SO BB IBB HBP BLK WP HR S P ERA WHIP	IP WLS BF H R ER SO BB IBB HBP BLK WP HR S P ERA WHIP	IP WLS BF H R ER SO BB IBB HBP BLK WP HR S P ERA WHIP	IP WLS BF H R ER SO BB IBB HBP BLK WP HR S P ERA WHIP	IP WLS BF H R ER SO BB IBB HBP BLK WP HR S P ERA WHIP	IP WLS BF H R ER SO BB IBB HBP BLK WP HR S P ERA WHIP	IP WLS BF H R ER SO BB IBB HBP BLK WP HR S P ERA WHIP	IP WLS BF H R ER SO BB IBB HBP BLK WP HR S P ERA WHIP	IP WLS BF H R ER SO BB IBB HBP BLK WP HR S P ERA WHIP	IP WLS BF H R ER SO BB IBB HBP BLK WP HR S P ERA WHIP	IP WLS BF H R ER SO BB IBB HBP BLK WP HR S P ERA WHIP	IP WLS BF H R ER SO BB IBB HBP BLK WP HR S P ERA WHIP	IP WLS BF H R ER SO BB IBB HBP BLK WP HR S P ERA WHIP	
Rich Troedson, L ERA: 4.63 Gary Ross, R ERA: 5.43 Frank Snook, R ERA: 3.09 Mike Corkins, R ERA: 5.4 (1, 1) (2, 1) (7, 1) (9, 1)	1.2 L 13 7 6 5 0 1 0 0 0 0 0 28 16 27.00 4.800	4.1 L 16 3 0 0 6 0 0 0 0 0 0 28 12 0.00 0.692	2.0 L 7 0 0 1 1 0 0 0 0 0 8 8 0.00 0.500	1.0 L 4 1 0 0 2 0 0 0 0 0 0 8 8 0.00 1.000																		

Los Angeles Dodgers @ San Diego Padres  
San Diego Stadium, San Diego, CA  
Tue Aug 07 1973, 10:05 PM EDT  
Att: 12,186 - Unknown

AB 38  
R 6  
H 11  
RBI 5  
BB 2  
SO 9  
LOB 13

Batter	1	2	3	4	5	6	7	8	9	AB	R	H	RBI	BB	SO	LOB	BOTTOM									
Derrel Thomas, S OBP: 0.301, SLG: 0.254 (1, 6)										4	1	1	0	0	0	0										
Johnny Grubb, L OBP: 0.376, SLG: 0.447 (1, 8)										4	0	0	0	0	1	1										
Dave Roberts, R OBP: 0.294, SLG: 0.423 (1, 5)										4	0	1	0	0	2	0										
Nate Colbert, R OBP: 0.336, SLG: 0.415 (1, 3)										4	0	1	0	0	0	0										
Leron Lee, L OBP: 0.309, SLG: 0.314 (1, 7)										4	0	1	1	0	0	0										
Jerry Morales, R OBP: 0.319, SLG: 0.402 (1, 9)										4	0	3	0	0	0	3										
Fred Kendall, R OBP: 0.297, SLG: 0.354 (1, 2)										4	0	0	0	0	0	6										
Rich Morales, R OBP: 0.236, SLG: 0.190 (1, 4)										3	0	0	0	0	0	2										
Rich Troedson, L OBP: 0.199, SLG: 0.150 Gary Ross, R OBP: 0.312, SLG: 0.312 Ivan Murrell, R OBP: 0.223, SLG: 0.223 Frank Snook, R OBP: 0.223, SLG: 0.223 Cito Gaston, R OBP: 0.223, SLG: 0.223 Mike Corkins, R OBP: 0.223, SLG: 0.223 (1, 1) (2, 1) (6, PH) (7, 1) (8, PH) (9, 1)									0	0	0	0	0	0	0	0										
<b>Inning Stats</b>	R: 0 E: 0 K: 1 S: 5	H: 0 LOB: 0 BB: 0 P: 5	R: 0 E: 0 K: 0 S: 4	H: 1 LOB: 0 BB: 0 P: 4	R: 0 E: 0 K: 1 S: 5	H: 0 LOB: 0 BB: 0 P: 5	R: 0 E: 0 K: 1 S: 5	H: 0 LOB: 0 BB: 0 P: 5	R: 0 E: 0 K: 0 S: 3	H: 0 LOB: 0 BB: 0 P: 3	R: 0 E: 0 K: 0 S: 4	H: 1 LOB: 1 BB: 0 P: 4	R: 1 E: 0 K: 1 S: 9	H: 4 LOB: 3 BB: 0 P: 9	R: 0 E: 0 K: 0 S: 5	H: 0 LOB: 0 BB: 0 P: 5	R: 0 E: 0 K: 0 S: 3	H: 0 LOB: 0 BB: 0 P: 3	R: 0 E: 0 K: 0 S: 4	H: 1 LOB: 1 BB: 0 P: 4	R: 1 E: 0 K: 1 S: 9	H: 4 LOB: 3 BB: 0 P: 9	1B: 6 2B: 1 3B: 0 HR: 0	SF: 0 SAC: 0 DP: 0 HBP: 0	WP: 0 PB: 0 SB: 0 CS: 0	PA: 34
<b>PITCHER</b>	IP WLS BF H R ER SO BB IBB HBP BLK WP HR S P ERA WHIP	IP WLS BF H R ER SO BB IBB HBP BLK WP HR S P ERA WHIP	IP WLS BF H R ER SO BB IBB HBP BLK WP HR S P ERA WHIP	IP WLS BF H R ER SO BB IBB HBP BLK WP HR S P ERA WHIP	IP WLS BF H R ER SO BB IBB HBP BLK WP HR S P ERA WHIP	IP WLS BF H R ER SO BB IBB HBP BLK WP HR S P ERA WHIP	IP WLS BF H R ER SO BB IBB HBP BLK WP HR S P ERA WHIP	IP WLS BF H R ER SO BB IBB HBP BLK WP HR S P ERA WHIP	IP WLS BF H R ER SO BB IBB HBP BLK WP HR S P ERA WHIP	IP WLS BF H R ER SO BB IBB HBP BLK WP HR S P ERA WHIP	IP WLS BF H R ER SO BB IBB HBP BLK WP HR S P ERA WHIP	IP WLS BF H R ER SO BB IBB HBP BLK WP HR S P ERA WHIP	IP WLS BF H R ER SO BB IBB HBP BLK WP HR S P ERA WHIP	IP WLS BF H R ER SO BB IBB HBP BLK WP HR S P ERA WHIP	IP WLS BF H R ER SO BB IBB HBP BLK WP HR S P ERA WHIP	IP WLS BF H R ER SO BB IBB HBP BLK WP HR S P ERA WHIP	IP WLS BF H R ER SO BB IBB HBP BLK WP HR S P ERA WHIP	IP WLS BF H R ER SO BB IBB HBP BLK WP HR S P ERA WHIP	IP WLS BF H R ER SO BB IBB HBP BLK WP HR S P ERA WHIP	IP WLS BF H R ER SO BB IBB HBP BLK WP HR S P ERA WHIP	IP WLS BF H R ER SO BB IBB HBP BLK WP HR S P ERA WHIP	IP WLS BF H R ER SO BB IBB HBP BLK WP HR S P ERA WHIP	IP WLS BF H R ER SO BB IBB HBP BLK WP HR S P ERA WHIP			
Don Sutton, R ERA: 2.26 Doug Rau, L ERA: 4.23 Jim Brewer, L ERA: 1.94 (1, 1) (8, 1) (9, 1)	7.0 W 23 2 0 0 4 0 0 0 0 0 0 11 11 0.00 0.286	1.1 S 9 5 1 1 1 0 0 0 0 0 0 11 11 6.75 3.750	0.2 S 2 0 0 0 0 0 0 0 0 0 0 2 2 0.00 0.000																							

Los Angeles Dodgers @ San Diego Padres  
San Diego Stadium, San Diego, CA  
Tue Aug 07 1973, 10:05 PM EDT  
Att: 12,186 - Unknown

AB 34  
R 1  
H 7  
RBI 1  
BB 0  
SO 5  
LOB 13



Batter	1	2	3	4	5	6	7	8	9	AB	R	H	RBI	BB	SO	LOB	TOP		
Cesar Tovar, R (1.5)										4	0	0	0	0	0	0			
Del Unser, L (1.8)										3	0	0	0	0	2	0			
Willie Montanez, L (1.3)										3	0	1	0	0	0	0			
Greg Luzinski, R (1.7)										2	0	1	0	1	1	1			
Bill Robinson, R (1.9)										3	0	0	0	0	1	2			
Bob Boone, R (1.2)										3	0	0	0	0	0	1			
Denny Doyle, L (1.4)										3	0	0	0	0	0	0			
Craig Robinson, R (1.6)										3	0	0	0	0	0	0			
Steve Carlton, L (1.1)										2	0	0	0	0	0	0			
Mike Rogodzinski, L (9. PH)										1	0	0	0	0	1	0			
<b>Inning Stats</b>	R: 0 E: 0 K: 1 S: 5	H: 0 LOB: 0 BB: 0 P: 5	R: 0 E: 0 K: 1 S: 4	H: 0 LOB: 0 BB: 1 P: 8	R: 0 E: 0 K: 0 S: 3	H: 0 LOB: 0 BB: 0 P: 3	R: 0 E: 0 K: 0 S: 3	H: 1 LOB: 0 BB: 0 P: 3	R: 0 E: 0 K: 0 S: 3	H: 0 LOB: 0 BB: 0 P: 3	R: 0 E: 0 K: 1 S: 6	H: 1 LOB: 1 BB: 0 P: 6	R: 0 E: 0 K: 0 S: 3	H: 0 LOB: 0 BB: 0 P: 3	R: 0 E: 0 K: 1 S: 5	H: 0 LOB: 0 BB: 0 P: 5	1B: 2 2B: 1 3B: 0 HR: 0	SF: 0 SAC: 0 DP: 2 HBP: 0	WP: 0 PA: 28 PB: 0 SB: 0 CS: 0
<b>PITCHER</b> Bill Greif, R (1.1) ERA: 3.24	IP: 9.0 WLS: W BF: 28 H: 2 R: 0 ER: 0 SO: 5 BB: 1 IBB: 0 HBP: 0 BLK: 0 WP: 0 HR: 0 S: 37 P: 41 ERA: 0.00 WHIP: 0.333																		

Batter	1	2	3	4	5	6	7	8	9	AB	R	H	RBI	BB	SO	LOB	BOTTOM		
Derrel Thomas, S (1.6)										4	0	0	0	0	0	2			
Jerry Morales, R (1.8)										4	0	1	0	0	0	0			
Dave Roberts, R (1.5)										4	0	1	0	0	2	0			
Nate Colbert, R (1.3)										3	1	1	0	1	1	2			
Cito Gaston, R (1.9)										1	0	0	0	0	1	2			
Ivan Murrell, R (4. PH) (5.9)										2	1	0	0	0	0	1			
Fred Kendall, R (1.2)										2	1	1	3	1	0	0			
Dave Winfield, R (1.7)										3	0	0	0	0	0	1			
Rich Morales, R (1.4)										3	0	1	0	0	1	0			
Bill Greif, R (1.1)										3	0	1	0	0	1	0			
<b>Inning Stats</b>	R: 0 E: 0 K: 1 S: 7	H: 2 LOB: 2 BB: 0 P: 7	R: 0 E: 0 K: 1 S: 4	H: 0 LOB: 0 BB: 1 P: 8	R: 0 E: 0 K: 0 S: 3	H: 0 LOB: 0 BB: 0 P: 3	R: 3 E: 2 K: 1 S: 10	H: 4 LOB: 2 BB: 0 P: 10	R: 0 E: 0 K: 1 S: 4	H: 0 LOB: 0 BB: 1 P: 8	R: 0 E: 0 K: 0 S: 3	H: 0 LOB: 0 BB: 0 P: 3	R: 0 E: 0 K: 1 S: 5	H: 0 LOB: 0 BB: 0 P: 5	R: 0 E: 0 K: 1 S: 5	H: 0 LOB: 0 BB: 0 P: 5	1B: 5 2B: 0 3B: 0 HR: 1	SF: 0 SAC: 0 DP: 1 HBP: 0	WP: 0 PA: 32 PB: 0 SB: 0 CS: 1
<b>PITCHER</b> Steve Carlton, L (1.1) ERA: 3.87	IP: 8.0 WLS: L BF: 31 H: 6 R: 3 ER: 2 SO: 6 BB: 2 IBB: 0 HBP: 0 BLK: 0 WP: 0 HR: 1 S: 41 P: 49 ERA: 2.25 WHIP: 1.000																		

Philadelphia Phillies @ San Diego Padres  
San Diego Stadium, San Diego, CA  
Wed Aug 08 1973, 10:05 PM EDT  
Att: 2,696 - Unknown

AB	27
R	0
H	2
RBI	0
BB	1
SO	5
LOB	4

Philadelphia Phillies @ San Diego Padres  
San Diego Stadium, San Diego, CA  
Wed Aug 08 1973, 10:05 PM EDT  
Att: 2,696 - Unknown

AB	29
R	3
H	6
RBI	3
BB	2
SO	6
LOB	8







Batter	1	2	3	4	5	6	7	8	9	AB	R	H	RBI	BB	SO	LOB	TOP					
Mike Jorgensen, L (1, 3) OBP: 0.344, SLG: 0.344	F7		F7				4-3		F8	4	0	0	0	1	0	3	<b>Montreal Expos @ San Diego Padres</b> San Diego Stadium, San Diego, CA Fri Aug 10 1973, 10:05 PM EDT Att.: 4,842 - Unknown <a href="http://livebaseballscorecards.com">livebaseballscorecards.com</a>					
Larry Lintz, S (1, 6) OBP: 0.429, SLG: 0.333 Hal Breeden, R (7, PH) OBP: 0.363, SLG: 0.497 Pat Jarvis, R (7, 1)										3	0	2	0	0	0	1						
Ron Fairly, L (1, 7) OBP: 0.432, SLG: 0.441										1	0	0	0	0	0	1						
Ken Singleton, S (1, 9) OBP: 0.400, SLG: 0.484										0	0	0	0	0	0	0						
Jim Lyttle, L (1, 8) OBP: 0.310, SLG: 0.491										3	1	0	0	1	0	3						
Bob Bailey, R (1, 5) OBP: 0.377, SLG: 0.521										4	1	2	2	0	0	2						
John Boccabella, R (1, 2) OBP: 0.276, SLG: 0.323										4	0	0	0	0	0	2						
Jim Cox, R (1, 4) OBP: 0.188, SLG: 0.200										4	0	0	0	0	2	1						
Balor Moore, L (1, 1) OBP: 0.098, SLG: 0.077 Boots Day, L (5, PH) OBP: 0.386, SLG: 0.429 Bill Stoneman, R (5, 1) OBP: 0.238, SLG: 0.063 Ron Woods, R (7, PH) OBP: 0.350, SLG: 0.321 Pepe Frias, R (7, 6) OBP: 0.247, SLG: 0.254										1	0	0	0	0	1	0						
										1	0	0	0	0	0	0						
										1	0	1	0	0	0	0						
										1	0	0	0	0	2							
<b>Inning Stats</b>	R: 2 E: 0 K: 0 S: 4	H: 2 LOB: 0 BB: 1 P: 8	R: 1 E: 0 K: 1 S: 6	H: 1 LOB: 0 BB: 0 P: 6	R: 0 E: 0 K: 0 S: 5	H: 2 LOB: 2 BB: 0 P: 5	R: 0 E: 0 K: 2 S: 7	H: 0 LOB: 0 BB: 0 P: 7	R: 0 E: 1 K: 0 S: 4	H: 0 LOB: 1 BB: 1 P: 8	R: 0 E: 0 K: 0 S: 2	H: 0 LOB: 0 BB: 1 P: 6	R: 0 E: 0 K: 1 S: 6	H: 1 LOB: 1 BB: 0 P: 6	R: 0 E: 0 K: 0 S: 3	H: 0 LOB: 0 BB: 0 P: 3	R: 0 E: 1 K: 0 S: 5	H: 1 LOB: 2 BB: 0 P: 5	1B: 5 2B: 0 3B: 0 HR: 2	SF: 0 SAC: 0 DP: 1 HBP: 0	WP: 0 PB: 0 SB: 0 CS: 1	PA: 37
<b>PITCHER</b>	IP WLS BF H R ER SO BB IBB HBP BLK WP HR S P ERA WHIP																					
Steve Arlin, R (1, 1) ERA: 4.7	8.2 W 36 7 3 3 4 3 0 0 0 0 2 41 53 3.12 1.154																					
Mike Caldwell, L (9, 1) ERA: 3.99	0.1 S 1 0 0 0 0 0 0 0 0 0 0 0 1 1 0.00 0.000																					

Batter	1	2	3	4	5	6	7	8	9	AB	R	H	RBI	BB	SO	LOB	BOTTOM			
Jerry Morales, R (1, 8) OBP: 0.318, SLG: 0.400	K	FC5-4		6-3			3-1			4	0	0	0	0	1	3	<b>Montreal Expos @ San Diego Padres</b> San Diego Stadium, San Diego, CA Fri Aug 10 1973, 10:05 PM EDT Att.: 4,842 - Unknown <a href="http://livebaseballscorecards.com">livebaseballscorecards.com</a>			
Derrel Thomas, S (1, 6) OBP: 0.296, SLG: 0.250	K									4	0	1	0	0	1	0				
Dave Roberts, R (1, 5) OBP: 0.301, SLG: 0.436	F8									3	1	1	0	1	1	1				
Nate Colbert, R (1, 3) OBP: 0.333, SLG: 0.406										4	0	0	0	0	1	3				
Fred Kendall, R (1, 2) OBP: 0.301, SLG: 0.372										4	1	2	2	0	0	1				
Dave Winfield, R (1, 7) OBP: 0.357, SLG: 0.419 Johnny Grubb, L (6, 8) OBP: 0.382, SLG: 0.448										1	1	0	0	1	0	0				
										2	0	2	0	0	0	0				
Ivan Murrell, R (1, 9) OBP: 0.200, SLG: 0.316										3	1	1	0	1	1	2				
Rich Morales, R (1, 4) OBP: 0.236, SLG: 0.204										4	0	0	0	0	1	5				
Steve Arlin, R (1, 1) OBP: 0.261, SLG: 0.214 Mike Caldwell, R (9, 1) OBP: 0.182, SLG: 0.156										3	0	2	2	0	1	1				
										0	0	0	0	0	0	0				
<b>Inning Stats</b>	R: 0 E: 0 K: 2 S: 7	H: 0 LOB: 0 BB: 0 P: 7	R: 2 E: 1 K: 1 S: 7	H: 1 LOB: 2 BB: 2 P: 15	R: 2 E: 0 K: 0 S: 5	H: 2 LOB: 0 BB: 0 P: 5	R: 0 E: 0 K: 1 S: 6	H: 1 LOB: 1 BB: 0 P: 6	R: 0 E: 0 K: 0 S: 3	H: 0 LOB: 1 BB: 1 P: 7	R: 0 E: 0 K: 1 S: 6	H: 2 LOB: 1 BB: 0 P: 6	R: 0 E: 0 K: 1 S: 6	H: 1 LOB: 1 BB: 0 P: 6	R: 0 E: 0 K: 1 S: 6	H: 2 LOB: 2 BB: 0 P: 6		1B: 6 2B: 3 3B: 0 HR: 1	SF: 0 SAC: 0 DP: 1 HBP: 0	WP: 0 PB: 0 SB: 1 CS: 2
<b>PITCHER</b>	IP WLS BF H R ER SO BB IBB HBP BLK WP HR S P ERA WHIP																			
Balor Moore, L (1, 1) ERA: 4.49	4.0 L 19 4 4 2 4 2 0 0 0 0 0 0 9 13 4.50 1.500																			
Bill Stoneman, R (5, 1) ERA: 7.33	2.0 8 2 0 0 1 1 0 0 0 0 0 0 9 13 0.00 1.500																			
Pat Jarvis, R (7, 1) ERA: 2.53	2.0 8 3 0 0 2 0 0 0 0 0 0 0 12 12 0.00 1.500																			



Batter	1	2	3	4	5	6	7	8	9	AB	R	H	RBI	BB	SO	LOB	TOP			
Mike Jorgensen, L (1, 3) OBP: 0.343, SLG: 0.343	F8		1B		4-3		4-3			4	0	1	0	0	0	0	<b>Montreal Expos @ San Diego Padres</b> San Diego Stadium, San Diego, CA Sun Aug 12 1973, 6:33 AM EDT Unknown			
Larry Lintz, S (1, 6) OBP: 0.440, SLG: 0.333	F7		1B				6-3			3	0	1	0	1	0	0				
Ron Fairly, L (1, 7) OBP: 0.333, SLG: 0.440 Ron Woods, R (8, PR) OBP: 0.350, SLG: 0.321	BB		L3		K					3	0	1	0	1	1	3				
Ken Singleton, S (1, 9) OBP: 0.400, SLG: 0.481	F8			SH1-3 3B	BB					2	1	0	0	2	0	2				
Jim Lyttle, L (1, 8) OBP: 0.295, SLG: 0.464		L4		SH1-3			4-3			3	0	0	0	0	0	3				
Bob Bailey, R (1, 5) OBP: 0.378, SLG: 0.525							5-3			3	1	1	1	1	0	0				
John Boccabella, R (1, 2) OBP: 0.278, SLG: 0.328		CS BB		2H 3B			K			4	0	2	1	0	1	0				
Pepe Frias, R (1, 4) OBP: 0.247, SLG: 0.254				3H 1B			F9			4	0	1	0	0	1	2				
Steve Rogers, R (1, 1) OBP: 0.278, SLG: 0.200 Boots Day, L (9, PH) OBP: 0.383, SLG: 0.426 Mike Marshall, R (9, 1) OBP: 0.318, SLG: 0.250			5-3		K			6-3		3	0	0	0	0	1	1				
										1	0	0	0	0	0	1				
										0	0	0	0	0	0	0				
<b>Inning Stats</b>	R: 0 E: 0 K: 0 S: 3	H: 0 LOB: 1 BB: 1 P: 7	R: 0 E: 0 K: 0 S: 3	H: 1 LOB: 1 BB: 1 P: 7	R: 0 E: 0 K: 0 S: 4	H: 2 LOB: 1 BB: 0 P: 4	R: 2 E: 0 K: 2 S: 9	H: 2 LOB: 1 BB: 1 P: 13	R: 0 E: 0 K: 1 S: 5	H: 0 LOB: 2 BB: 2 P: 13	R: 0 E: 0 K: 0 S: 3	H: 0 LOB: 0 BB: 0 P: 3	R: 0 E: 0 K: 0 S: 3	H: 1 LOB: 1 BB: 0 P: 3	R: 0 E: 0 K: 0 S: 4	H: 1 LOB: 1 BB: 0 P: 4	1B: 5 2B: 2 3B: 1 HR: 0	SF: 0 SAC: 1 DP: 1 HBP: 0	WP: 0 PB: 0 SB: 1 CS: 2	PA: 36
<b>PITCHER</b>	IP WLS BF H R ER SO BB IBB HBP BLK WP HR S P ERA WHIP																			
Clay Kirby, R (1, 1) ERA: 4.5	8.0 L 32 6 2 2 4 5 0 0 0 0 0 0 35 55 2.25 1.375																			
Mike Corkins, R (9, 1) ERA: 5.27	1.0 4 1 0 0 0 0 0 0 0 0 0 0 4 4 0.00 1.000																			

AB	30
R	2
H	7
RBI	2
BB	5
SO	4
LOB	12



Batter	1	2	3	4	5	6	7	8	9	AB	R	H	RBI	BB	SO	LOB	BOTTOM					
Jerry Morales, R (1, 9) OBP: 0.317, SLG: 0.402	2-3		K		F4					4	0	1	0	0	1	3	<b>Montreal Expos @ San Diego Padres</b> San Diego Stadium, San Diego, CA Sun Aug 12 1973, 6:33 AM EDT Unknown					
Johnny Grubb, L (1, 8) OBP: 0.378, SLG: 0.442	1-4-3		L7				1-3			4	0	0	0	0	0	1						
Dave Roberts, R (1, 5) OBP: 0.301, SLG: 0.432	F9				K					3	0	0	0	1	1	0						
Nate Colbert, R (1, 3) OBP: 0.332, SLG: 0.407					F8					4	0	1	0	0	1	1						
Leron Lee, L (1, 7) OBP: 0.304, SLG: 0.309					L7					3	0	0	0	0	1	1						
Fred Kendall, R (1, 2) OBP: 0.299, SLG: 0.368					5-3					3	0	0	0	0	0	1						
Derrel Thomas, S (1, 6) OBP: 0.297, SLG: 0.251					L8					3	0	1	0	0	0	1						
Rich Morales, R (1, 4) OBP: 0.239, SLG: 0.203 Dave Winfield, R (8, PH) OBP: 0.396, SLG: 0.429 Mike Corkins, R (9, 1) OBP: 0.273, SLG: 0.650										1	0	0	0	1	0	1						
Clay Kirby, R (1, 1) OBP: 0.128, SLG: 0.154 Gene Locklear, L (8, PH) OBP: 0.292, SLG: 0.279 Dwain Anderson, R (9, 6) OBP: 0.234, SLG: 0.137					F3					1	0	0	0	0	0	1						
										1	0	0	0	0	0	1						
										0	0	0	0	0	0	0						
<b>Inning Stats</b>	R: 0 E: 0 K: 0 S: 3	H: 0 LOB: 0 BB: 0 P: 3	R: 0 E: 0 K: 1 S: 6	H: 1 LOB: 0 BB: 0 P: 6	R: 0 E: 0 K: 1 S: 5	H: 0 LOB: 1 BB: 1 P: 9	R: 0 E: 0 K: 1 S: 5	H: 0 LOB: 0 BB: 0 P: 5	R: 0 E: 1 K: 0 S: 5	H: 1 LOB: 2 BB: 0 P: 5	R: 0 E: 0 K: 1 S: 4	H: 0 LOB: 0 BB: 1 P: 8	R: 0 E: 0 K: 0 S: 3	H: 0 LOB: 0 BB: 0 P: 3	R: 0 E: 0 K: 0 S: 3	H: 2 LOB: 2 BB: 0 P: 3	R: 0 E: 0 K: 0 S: 3	H: 0 LOB: 0 BB: 0 P: 3	1B: 2 2B: 2 3B: 0 HR: 0	SF: 0 SAC: 1 DP: 0 HBP: 0	WP: 0 PB: 0 SB: 0 CS: 0	PA: 31
<b>PITCHER</b>	IP WLS BF H R ER SO BB IBB HBP BLK WP HR S P ERA WHIP																					
Steve Rogers, R (1, 1) ERA: 0.88	8.0 W 28 4 0 0 0 2 0 0 0 0 0 0 34 42 0.00 0.750																					
Mike Marshall, R (9, 1) ERA: 2.45	1.0 S 3 0 0 0 0 0 0 0 0 0 0 0 3 3 0.00 0.000																					

AB	28
R	0
H	4
RBI	0
BB	2
SO	4
LOB	11














Batter	1	2	3	4	5	6	7	8	9	AB	R	H	RBI	BB	SO	LOB	TOP					
Wayne Garrett, L (1.5)	5-3		4-3		K		P4		4-3	5	0	0	0	0	1	0	<b>New York Mets @ San Diego Padres</b> San Diego Stadium, San Diego, CA Tue Aug 14 1973, 10:05 PM EDT Att: 3,969 - Unknown					
Felix Milten, R (1.4)	6-3		F5		FC6-4 1B		5-3			4	0	1	0	0	0	0						
Willie Mays, R (1.3)	F7		FC6-4 1B		K			1B 1-3 BB		3	0	1	0	1	1	1						
Cleon Jones, R (1.9)		F8	FC6-4 1-2		FC6-4 1-2			F8		4	0	0	0	0	0	3						
John Milner, L (1.7)		3-1		K		G5-4-3 BB		1-3		3	0	0	0	1	1	1						
Don Hahn, R (1.8)		1B 1B 1B		4-3 1B		G5-4-3 1-2		1B		4	0	3	0	0	0	1						
Jerry Grote, R (1.2)		1B 1-2 1B		4-3 1-2 1B		1B		6-3		4	0	2	0	0	0	3						
Ted Martinez, R (1.6)		1-2 2-3 1B		1-3 IBB		1-3		6-3		3	0	1	0	1	0	1						
Jerry Koosman, R (1.1)				6-3			6-3			2	0	0	0	0	1	5						
John Strohmayr, R (5.1)										0	0	0	0	0	0	0						
Jim Beauchamp, R (7. PH)										1	0	0	0	0	0	0						
Buzz Capra, R (7.1)										0	0	0	0	0	0	0						
Duffy Dyer, R (9. PH)										1	0	0	0	0	1	0						
<b>Inning Stats</b>	R: 0 E: 0 K: 1 S: 3	H: 0 LOB: 0 BB: 0 P: 3	R: 0 E: 0 K: 1 S: 8	H: 3 LOB: 3 BB: 0 P: 8	R: 0 E: 0 K: 1 S: 4	H: 1 LOB: 1 BB: 0 P: 4	R: 0 E: 0 K: 1 S: 6	H: 1 LOB: 2 BB: 1 P: 10	R: 0 E: 0 K: 2 S: 8	H: 1 LOB: 1 BB: 0 P: 8	R: 0 E: 0 K: 0 S: 3	H: 0 LOB: 0 BB: 0 P: 7	R: 0 E: 0 K: 0 S: 3	H: 0 LOB: 0 BB: 0 P: 3	R: 0 E: 0 K: 1 S: 4	H: 1 LOB: 2 BB: 0 P: 8	R: 0 E: 0 K: 0 S: 5	H: 0 LOB: 0 BB: 0 P: 5	1B: 8 2B: 0 3B: 0 HR: 0	SF: 0 SAC: 0 DP: 1 HBP: 0	WP: 0 PB: 0 SB: 0 CS: 0	PA: 37
<b>PITCHER</b>	IP WLS BF H R ER SO BB IBB HBP BLK WP HR S P ERA WHIP	<b>Randy Jones, L (1.1)</b> ERA: 2.79 9.0 W 37 8 0 0 5 2 1 0 0 0 0 0 44 56 0.00 1.111																				


Batter	1	2	3	4	5	6	7	8	9	AB	R	H	RBI	BB	SO	LOB	BOTTOM			
Jerry Morales, R (1.8)	1B SH1-4 2B 1B		5-3	4-3	K			F7		5	1	1	0	0	1	2	<b>New York Mets @ San Diego Padres</b> San Diego Stadium, San Diego, CA Tue Aug 14 1973, 10:05 PM EDT Att: 3,969 - Unknown			
Derrel Thomas, S (1.6)	SH1-4 1-2		5-3		BB HR 1B		5-3	F9		4	1	1	0	0	0	0				
Dave Roberts, R (1.5)	2B 2-3 1B		6-3		HR BB		6-3			3	1	1	0	1	0	0				
Nate Colbert, R (1.3)							6-3			4	2	2	3	0	1	2				
Ivan Murrell, R (7.3)				1B 2B	HR 1-2 2H		6-3			0	0	0	0	0	0	0				
Cito Gaston, R (1.9)				1B 2B	1B 1B			F8		4	2	3	2	0	0	0				
Fred Kendall, R (1.2)	1-3 3H 2B		6-3	1B 1B	HR 1B					3	1	2	0	1	0	2				
Dave Winfield, R (1.7)			1-5-3	1-2 2H 1B	HR 1B			K		4	1	2	4	0	1	1				
Rich Morales, R (1.4)			6-3	1-2 2H 1B	HR 1B			F3		4	0	0	0	0	1	3				
Randy Jones, R (1.1)			6-3	1-2 2H 1B	HR 1B			K		4	0	0	0	0	2	2				
<b>Inning Stats</b>	R: 1 E: 0 K: 1 S: 8	H: 3 LOB: 2 BB: 0 P: 8	R: 0 E: 0 K: 0 S: 3	H: 0 LOB: 0 BB: 0 P: 3	R: 0 E: 0 K: 0 S: 3	H: 0 LOB: 0 BB: 0 P: 3	R: 2 E: 0 K: 2 S: 11	H: 4 LOB: 2 BB: 0 P: 11	R: 6 E: 0 K: 1 S: 9	H: 4 LOB: 0 BB: 2 P: 17	R: 0 E: 0 K: 0 S: 3	H: 0 LOB: 0 BB: 0 P: 3	R: 0 E: 0 K: 1 S: 6	H: 1 LOB: 1 BB: 0 P: 6	R: 0 E: 0 K: 1 S: 5	H: 0 LOB: 0 BB: 0 P: 5	1B: 8 2B: 2 3B: 0 HR: 2	SF: 0 SAC: 1 DP: 0 HBP: 0	WP: 0 PB: 0 SB: 0 CS: 0	PA: 38
<b>PITCHER</b>	IP WLS BF H R ER SO BB IBB HBP BLK WP HR S P ERA WHIP	<b>Jerry Koosman, L (1.1)</b> ERA: 3.47 4.0 L 22 9 6 6 3 1 1 0 0 0 0 0 1 27 31 13.50 2.500																		
<b>PITCHER</b>	IP WLS BF H R ER SO BB IBB HBP BLK WP HR S P ERA WHIP	<b>John Strohmayr, R (5.1)</b> ERA: 5.84 2.0 9 2 3 3 1 1 0 0 0 0 0 1 10 14 13.50 1.500																		
<b>PITCHER</b>	IP WLS BF H R ER SO BB IBB HBP BLK WP HR S P ERA WHIP	<b>Buzz Capra, R (7.1)</b> ERA: 3.77 2.0 7 1 0 0 2 0 0 0 0 0 0 0 11 11 0.00 0.500																		

AB 34  
R 0  
H 8  
RBI 0  
BB 3  
SO 5  
LOB 15



WP: 0 PA: 37  
PB: 0  
SB: 0  
CS: 0

AB 35  
R 9  
H 12  
RBI 9  
BB 2  
SO 6  
LOB 12



WP: 0 PA: 38  
PB: 0  
SB: 0  
CS: 0







Batter	1	2	3	4	5	6	7	8	9	10	11	12	13	AB	R	H	RBI	BB	SO	LOB	TOP						
Jerry Morales, R OBP: 0.324, SLG: 0.406 (1, 7)	F8		K		6-3			1B 1B		4-3 1B BB		F9		5	0	1	0	1	1	1							
Johnny Grubb, L OBP: 0.370, SLG: 0.429 (1, 8)	G3		4-3			K		F8		1-2 4-3 1B		K		6	0	1	0	0	2	1							
Dave Roberts, R OBP: 0.296, SLG: 0.425 (1, 5)	5-3			K		K		S 1B		F5			E6 3B	6	1	1	0	0	2	2							
Nate Colbert, R OBP: 0.325, SLG: 0.410 (1, 3)		E3 1B SF7		G3		E5		1-2 K		4-3			E6 FC6-4 3B	6	2	1	1	0	1	4							
Cito Gaston, R OBP: 0.292, SLG: 0.398 (1, 9)		SF7 1-3 1B		K		P6				F3 FC3-2 2B			E6 FC6-4 BB	5	0	2	0	1	2	3							
Fred Kendall, R OBP: 0.300, SLG: 0.364 (1, 2)		SF7						F5		F3			FC6-4 FC6-4	5	1	1	1	0	0	3							
Derrel Thomas, S OBP: 0.305, SLG: 0.262 (9, 4)		2-3 3-H 6-3				1B SF9 1B		F8		FC3-2 1BB			FC6-4 FC6-4	5	0	2	1	1	0	2							
Rich Morales, R OBP: 0.232, SLG: 0.196 (9, PH)													F7	2	0	0	1	0	1	1							
Leron Lee, L OBP: 0.303, SLG: 0.307 (9, PH)														0	0	0	0	0	0	0							
Dave Winfield, R OBP: 0.395, SLG: 0.452 (9, PH)														1	0	0	0	0	0	2							
Enzo Hernandez, R OBP: 0.281, SLG: 0.246 (9, 6)														2	0	0	0	0	1	2							
Clay Kirby, R OBP: 0.122, SLG: 0.146 (6, PH)														2	0	0	0	0	1	1							
Gene Locklear, L OBP: 0.293, SLG: 0.272 (8, 1)				5-3				F8						1	0	0	0	0	0	0							
Mike Caldwell, R OBP: 0.176, SLG: 0.152 (9, 1)														1	0	0	0	0	1	2							
Mike Corkins, R OBP: 0.280, SLG: 0.609 (13, 1)														1	0	0	0	0	0	0							
Vicente Romo, R OBP: 0.290, SLG: 0.182 (13, 1)														0	0	0	0	0	0	0							
<b>Inning Stats</b>	R: 0 E: 0 K: 0 S: 3	H: 0 LOB: 0 BB: 0 P: 3	R: 1 E: 1 K: 0 S: 5	H: 1 LOB: 1 BB: 0 P: 5	R: 0 E: 0 K: 1 S: 5	H: 0 LOB: 0 BB: 0 P: 5	R: 0 E: 0 K: 2 S: 7	H: 0 LOB: 0 BB: 0 P: 7	R: 1 E: 1 K: 1 S: 7	H: 2 LOB: 1 BB: 0 P: 7	R: 0 E: 0 K: 1 S: 8	H: 0 LOB: 1 BB: 0 P: 8	R: 0 E: 0 K: 1 S: 5	H: 0 LOB: 0 BB: 0 P: 5	R: 0 E: 0 K: 1 S: 6	H: 1 LOB: 2 BB: 1 P: 10	R: 0 E: 0 K: 1 S: 5	H: 0 LOB: 0 BB: 0 P: 5	R: 2 E: 1 K: 0 S: 5	H: 1 LOB: 1 BB: 1 P: 9	1B: 7 2B: 2 3B: 1 HR: 0	SF: 2 SAC: 0 DP: 1 HBP: 0	W/P: 0 P/B: 0 SB: 3 CS: 1	PA: 53			
<b>PITCHER</b>	IP 7.0	WLS 26	BF 3	H 3	R 0	ER 0	SO 7	BB 0	IBB 0	HBP 0	BLK 0	WP 0	HR 0	S 40	P 40	ERA 1.29	WHIP 0.429										
Reggie Cleveland, R ERA: 3.14 (8, 1)	1.1	8	3	0	0	1	0	0	0	0	0	0	0	9	13	0.00	2.250										
Orlando Pena, R ERA: 3.35 (9, 1)	0.2	2	0	0	0	1	0	0	0	0	0	0	0	4	4	0.00	0.000										
Rich Folkers, L ERA: 3.18 (10, 1)	4.0	L	17	3	2	0	3	2	0	0	0	0	0	21	29	0.00	1.250										

San Diego Padres @ St. Louis Cardinals  
 Busch Stadium, St. Louis, MO  
 Fri Aug 17 1973, 7:05 PM CDT  
 Att: 20,309 - Unknown

AB	48
R	4
H	9
RBI	4
BB	3
SO	12
LOB	24



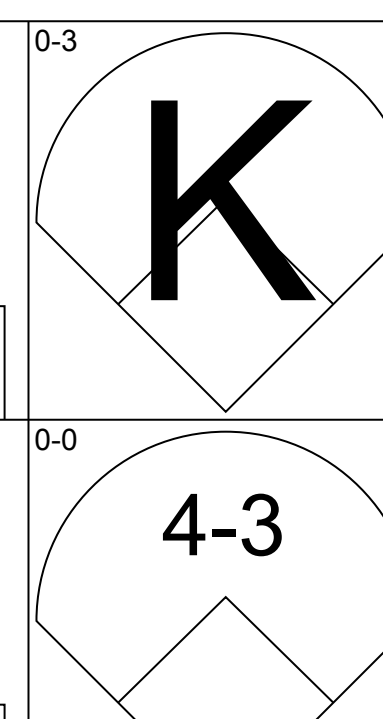
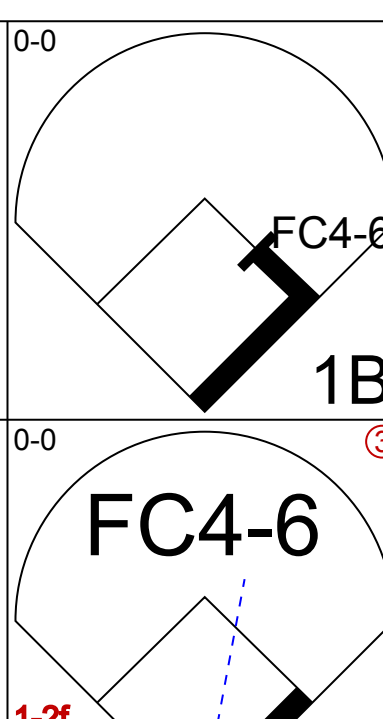
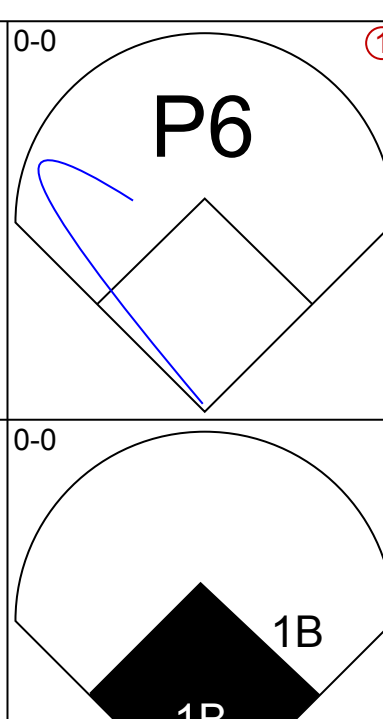
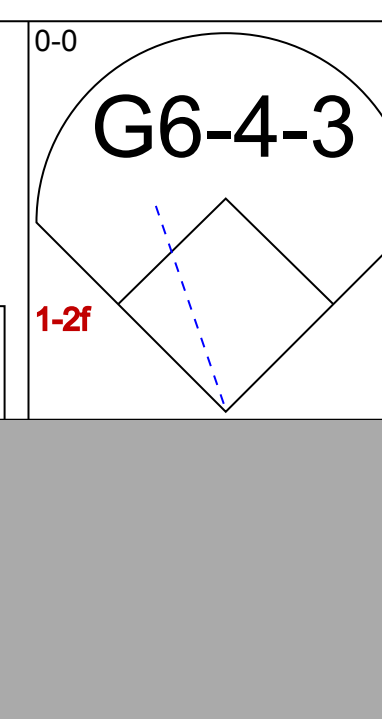
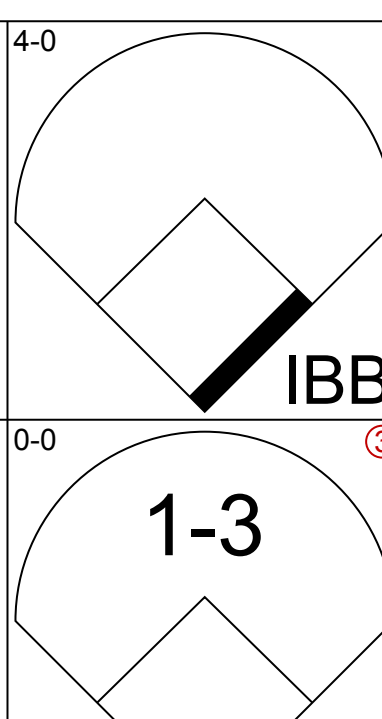
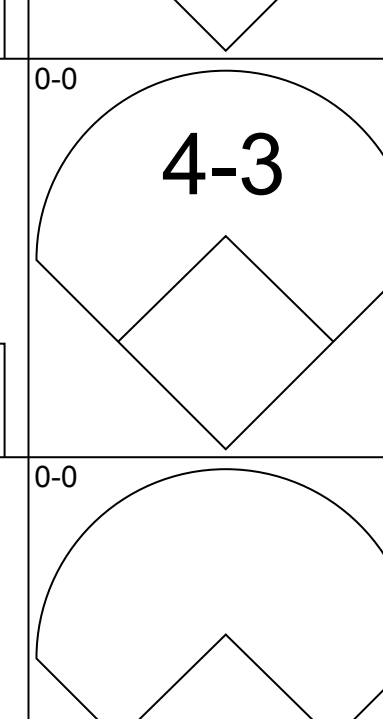
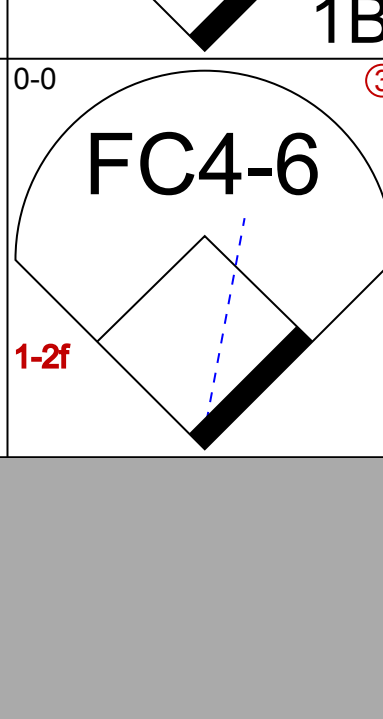
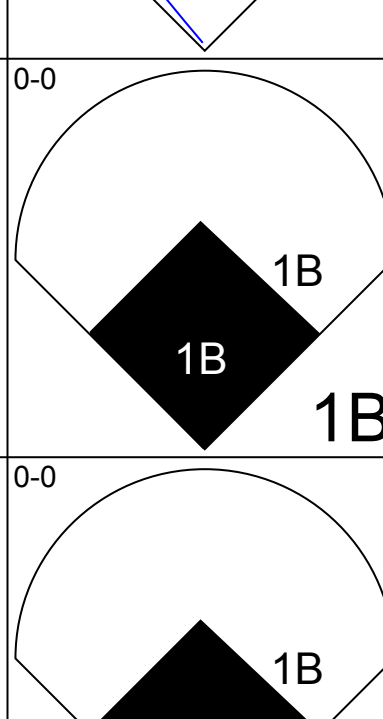
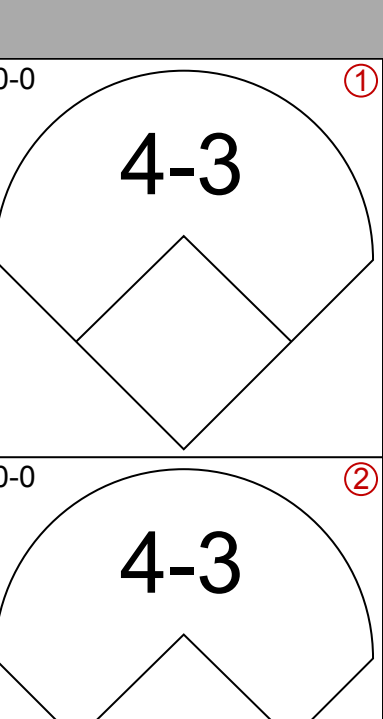
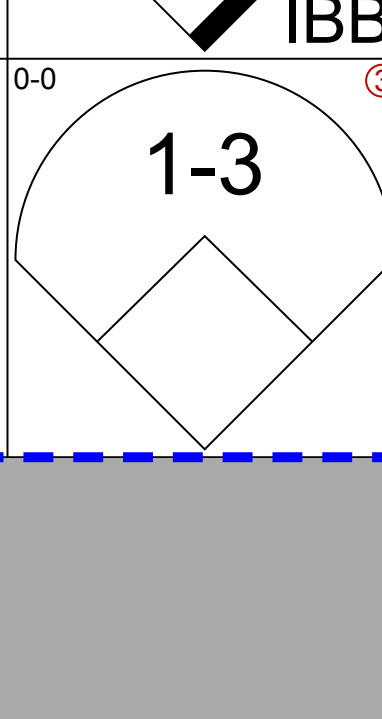
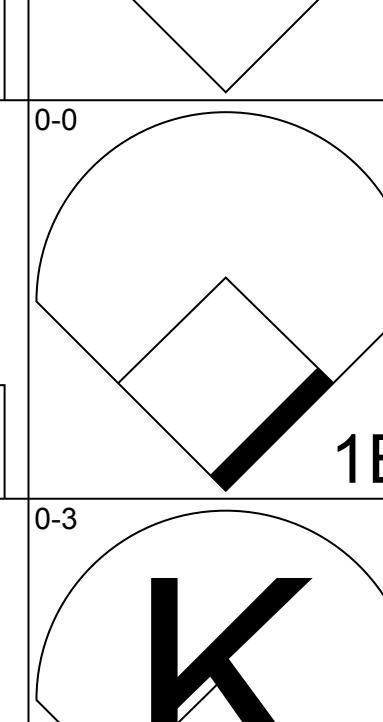
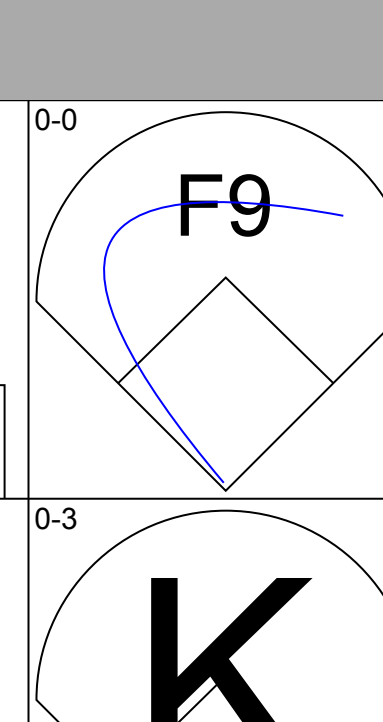
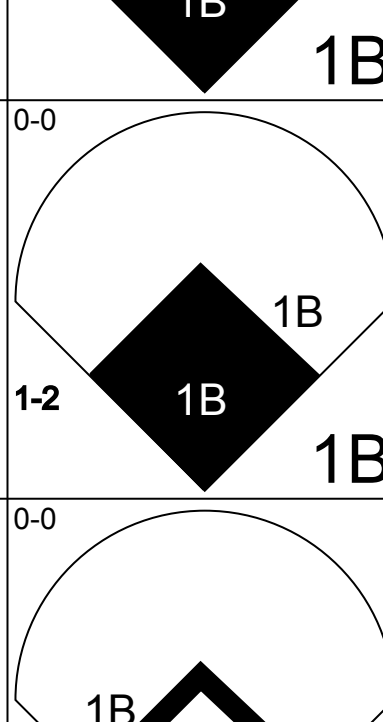
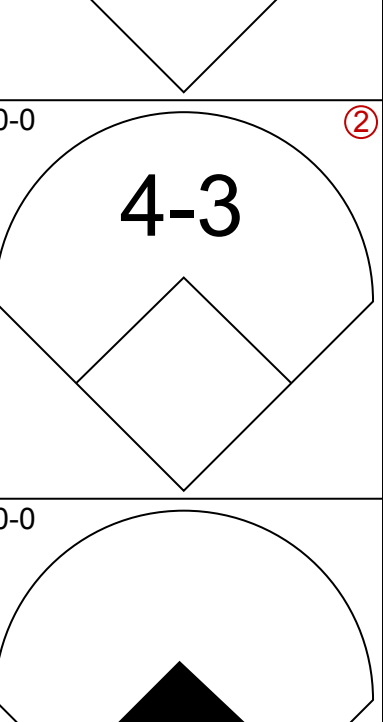
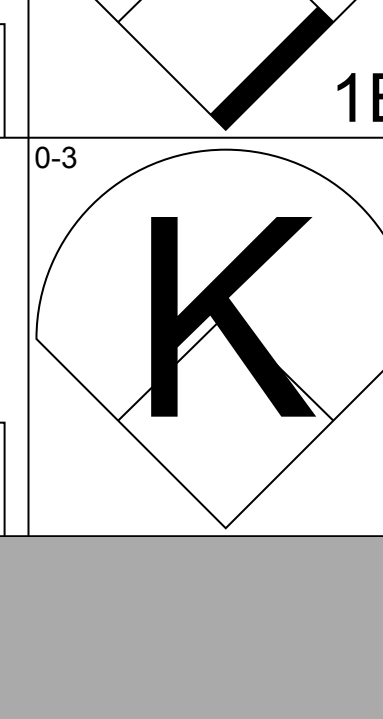
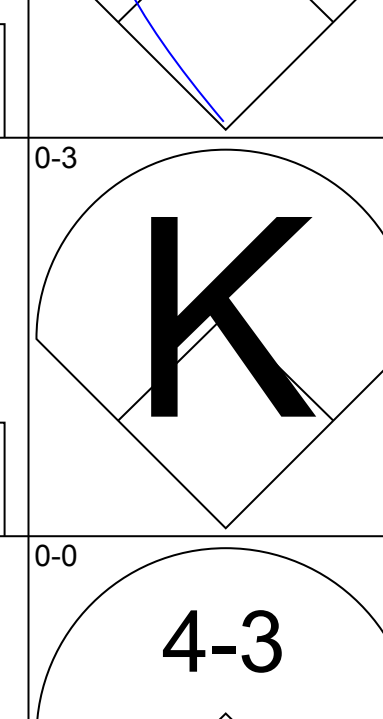
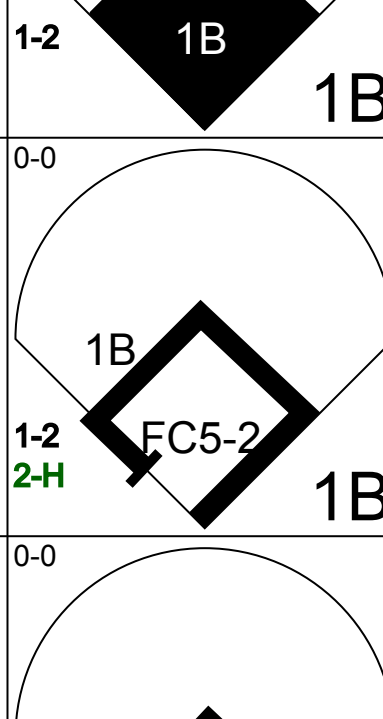
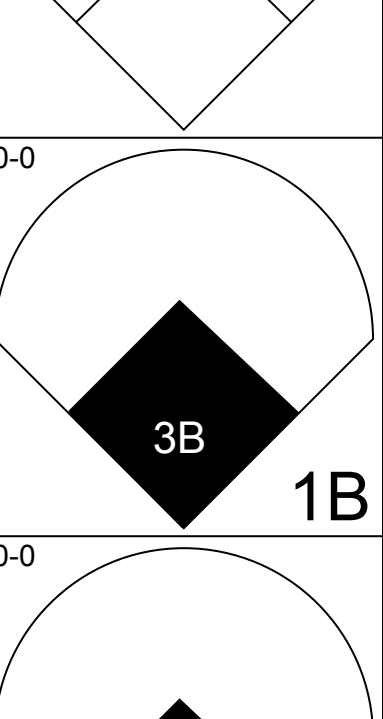
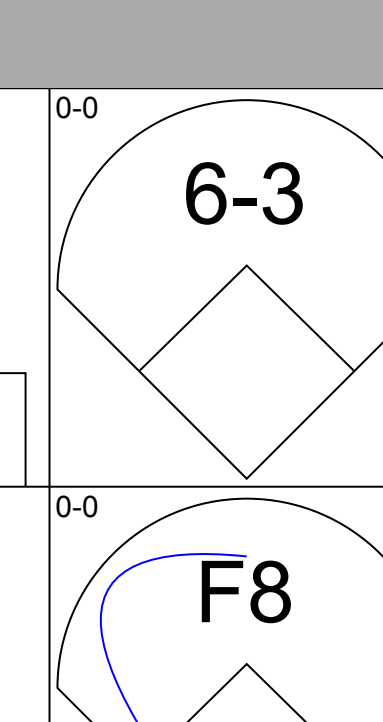
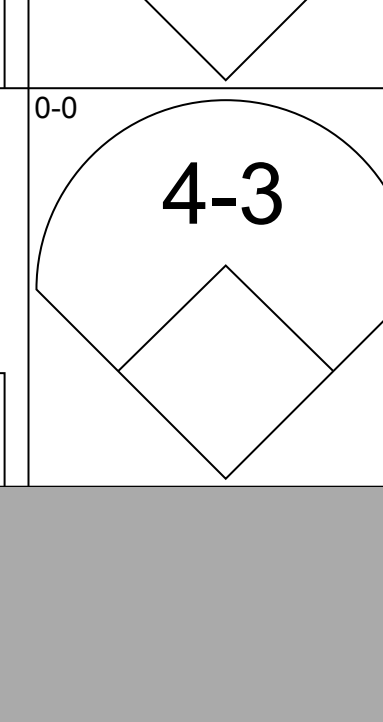
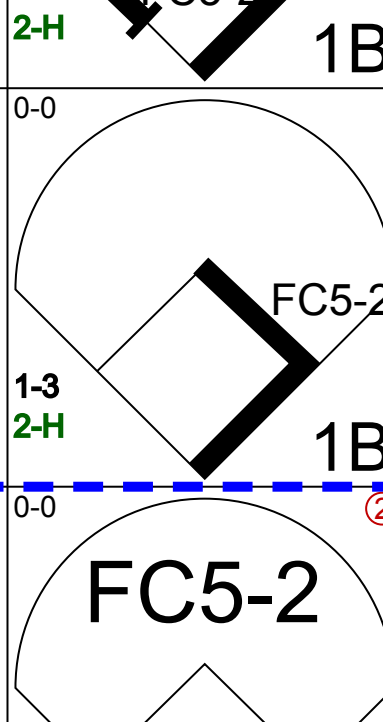
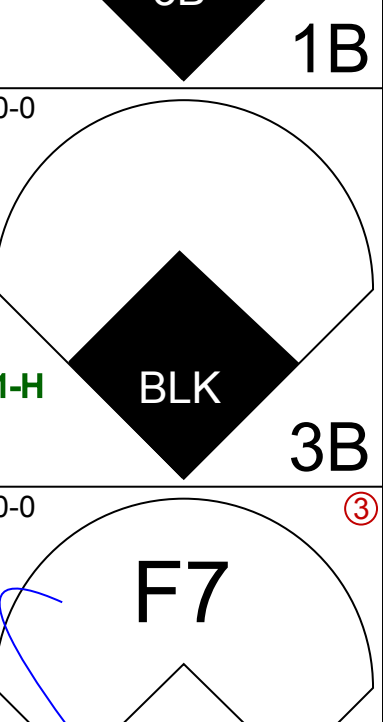
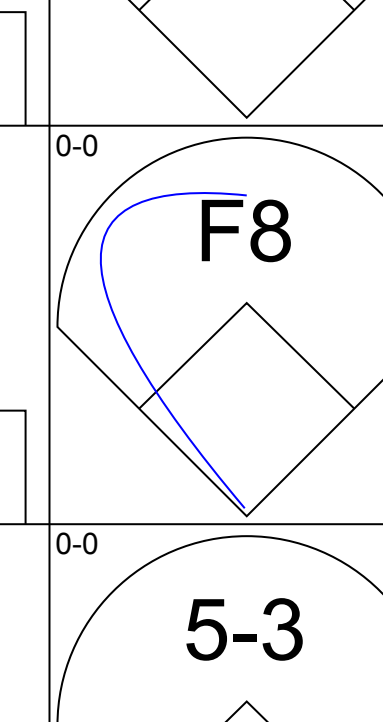
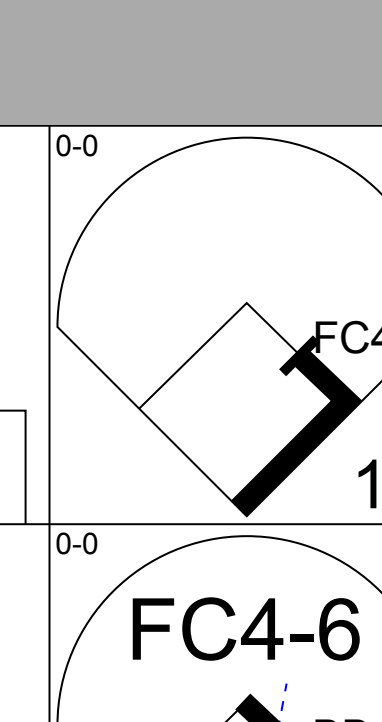
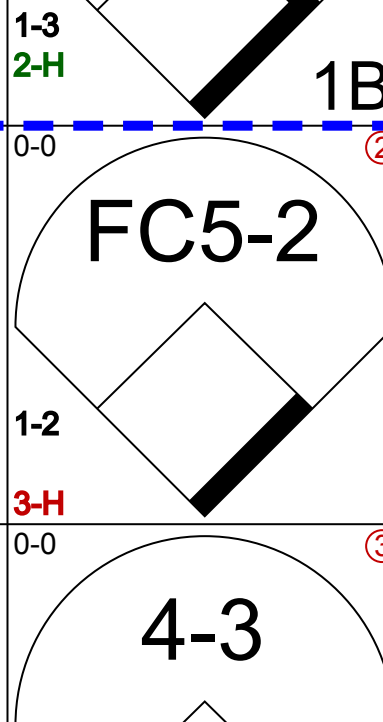
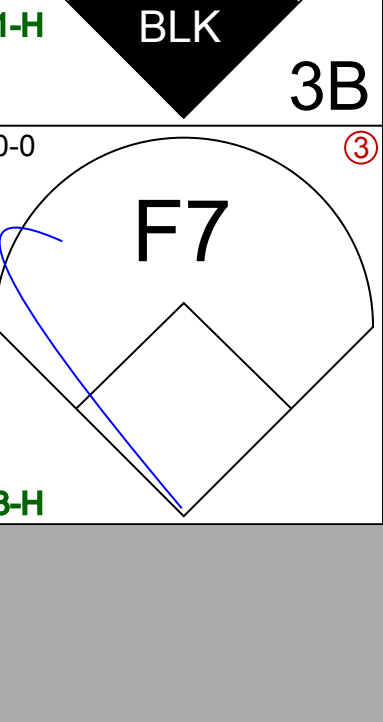
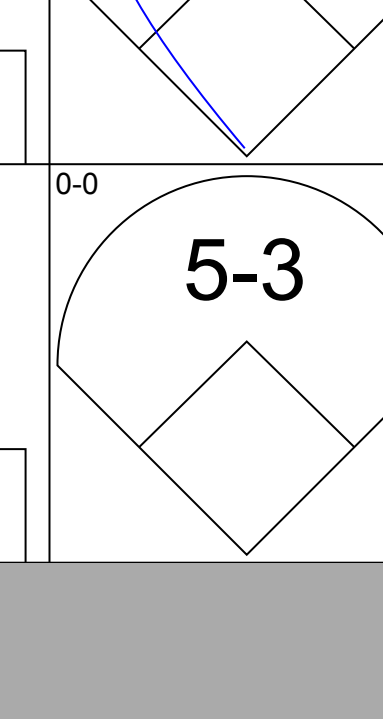
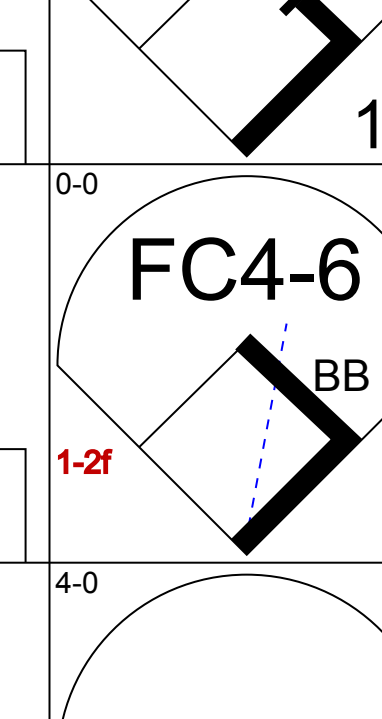
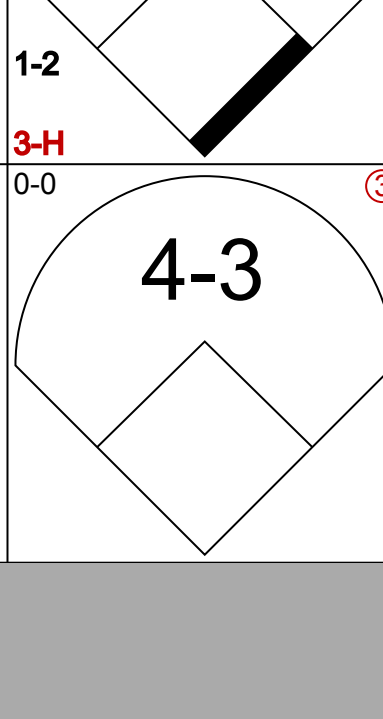
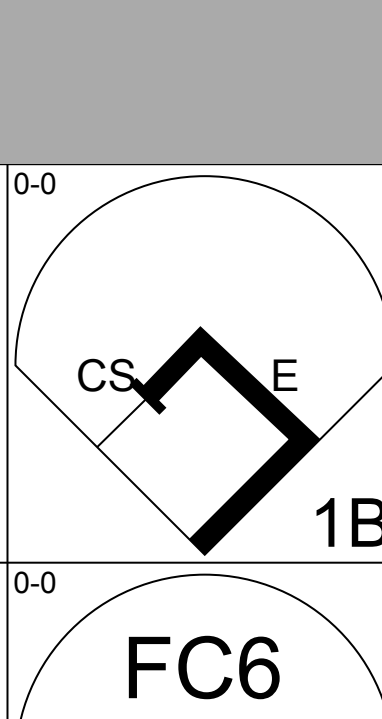
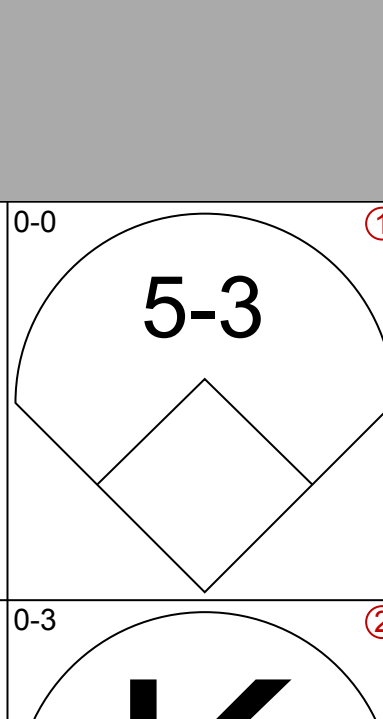
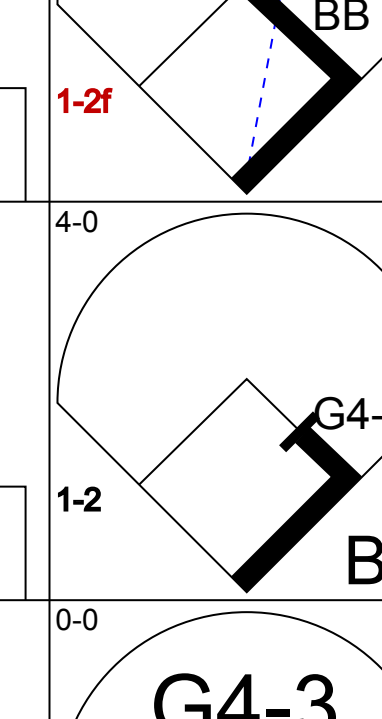
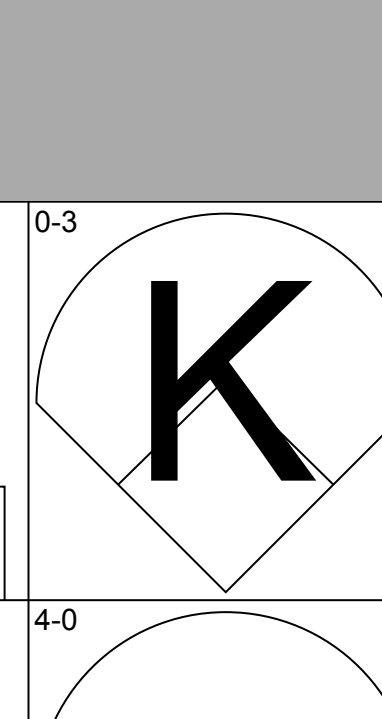
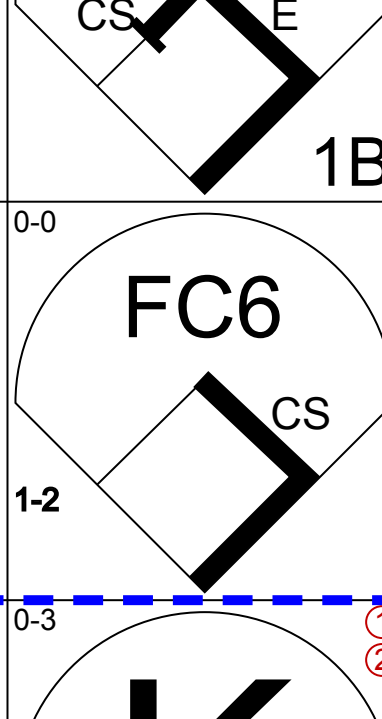
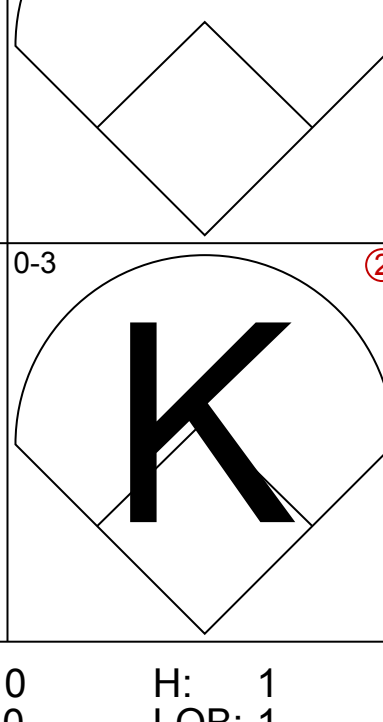
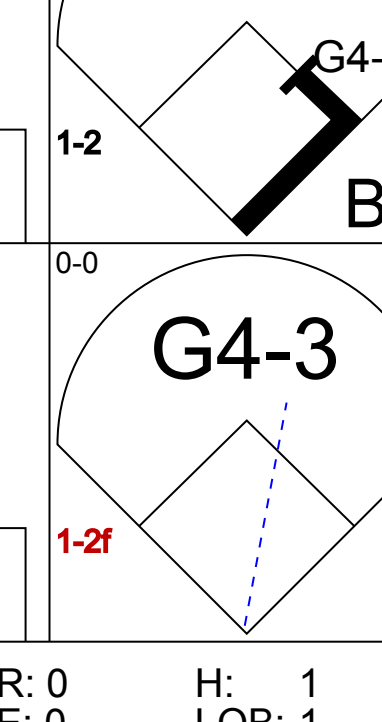
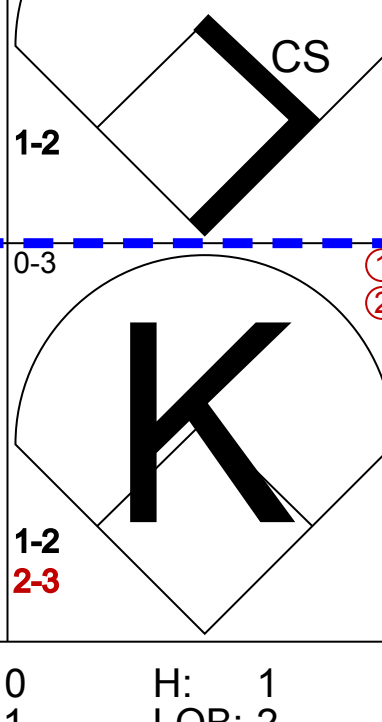
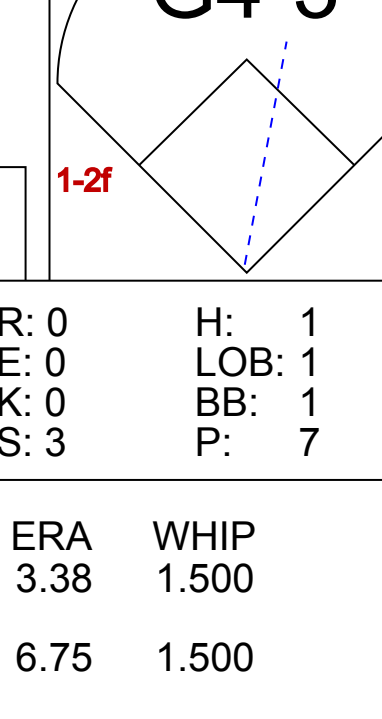
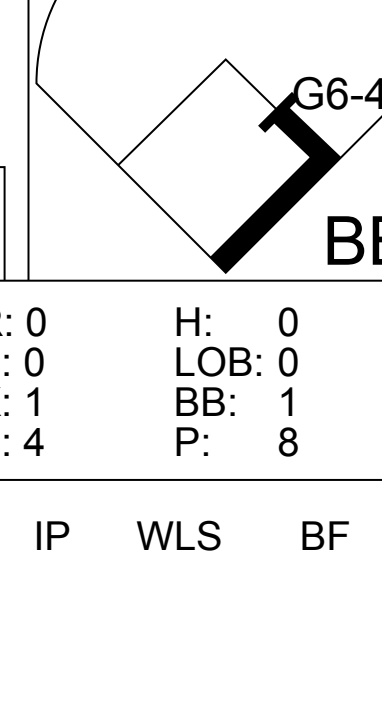
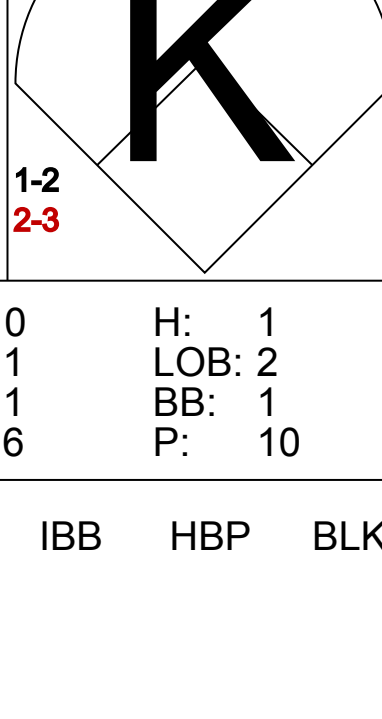
Batter	1	2	3	4	5	6	7	8	9	10	11	12	13	AB	R	H	RBI	BB	SO	LOB	BOTTOM						
Lou Brock, L OBP: 0.361, SLG: 0.395 (1, 7)	4-3			G3		6-3		6-3		SH1-4 BB		CS 1B		5	0	1	0	1	0	0							
Jose Cruz, L OBP: 0.320, SLG: 0.393 (8, 1)														3	0	0	0	0	0	0							
Luis Melendez, R OBP: 0.312, SLG: 0.315 (9, 8) (10, 9)	P4			3-1		F7		4-3		SH1-4 1-2		4-3 1-2		2	0	0	0	0	0	1							
Tim McCarver, L OBP: 0.326, SLG: 0.370 (1, 3)	1-4-3													4	0	2	0	2	1	0							
Ted Simmons, S OBP: 0.352, SLG: 0.414 (1, 2)			K											6	0	1	0	0	1	5							
Joe Torre, R OBP: 0.388, SLG: 0.415 (9, PR) (10, 8)			K											4	0	2	0	0	1	0							
Hector Cruz, R (10, 8)														1	1	0	0	1	0	2							
Bernie Carbo, L OBP: 0.387, SLG: 0.406 (9, PH) (10, 4)														3	0	0	0	0	0	1							
Ted Sizemore, R OBP: 0.357, SLG: 0.307 (10, 4)														2	0	1	0	0	0	2							
Tom Heintzelman, R OBP: 0.500, SLG: 0.500 (1, 4) (10, 1)														4	1	3	0	0	0	0							
Diego Segui, R (13, PH) (13, PH)														1	0	0	0	0	0	1							
Dave Campbell, R OBP: 0.231, SLG: 0.210 (13, PH)														1	0	0	0	0	0	2							
Mike Tyson, R OBP: 0.282, SLG: 0.297 (1, 6)														5	0	2	2	0	0	3							
Reggie Cleveland, R ERA: 3.14 (7, PH) (8, 1) (9, 1) (9, PH) (10, 9)	1.1	6	2	1	1	0	0	0	0	0	0	0	0	9	13	0.00	2.250										
Orlando Pena, R ERA: 3.35 (9, 1)	0.2	2	0	0	0	1	0	0	0	0	0	0	0	4	4	0.00	0.000										
Rich Folkers, L ERA: 3.18 (10, 1)	4.0	W	17	3	2	0	3	2	0	0	0	0	0	21	29	0.00	1.250										
Vicente Romo, R ERA: 3.6 (13, 1)	0.2	S	2	0	0	0	0	0	0	0	0	0	0	2	2	0.00	0.000										
<b>Inning Stats</b>	R: 0 E: 0 K: 0 S: 3	H: 0 LOB: 0 BB: 0 P: 3	R: 0 E: 0 K: 2 S: 7	H: 0 LOB: 0 BB: 0 P: 7	R: 0 E: 0 K: 1 S: 4	H: 0 LOB: 0 BB: 0 P: 5	R: 0 E: 0 K: 1 S: 7	H: 1 LOB: 1 BB: 0 P: 4	R: 0 E: 0 K: 0 S: 4	H: 1 LOB: 1 BB: 0 P: 4	R: 0 E: 0 K: 0 S: 5	H: 0 LOB: 2 BB: 2 P: 11	R: 0 E: 0 K: 0 S: 3	H: 1 LOB: 0 BB: 0 P: 3	R: 0 E: 0 K: 0 S: 3	H: 1 LOB: 2 BB: 1 P: 10	1B: 9 2B: 2 3B: 1 HR: 0	SF: 0 SAC: 2 DP: 2 HBP: 0	W/P: 0 P/B: 1 SB: 0 CS: 1	PA: 52							
<b>PITCHER</b>	IP 7.0	WLS 27	BF 5	H 5	R 1	ER 1	SO 4	BB 1	IBB 0	HBP 0	BLK 0	WP 0	HR 0	S 34	P 38	ERA 1.29	WHIP 0.857										
Clay Kirby, R ERA: 4.34 (8, 1)	1.1	6	2	1	1	0	0	0	0	0	0	0	0	6	6	6.75	1.500										
Mike Caldwell, L ERA: 3.89 (9, 1)	4.0	W	17	5	0	0	1	3	0	0	0	0	0	16	28	0.00	2.000										
Mike Corkins, R ERA: 4.78 (13, 1)	0.2	S	2	0	0	0	0	0	0	0	0	0	0	2	2	0.00	0.000										

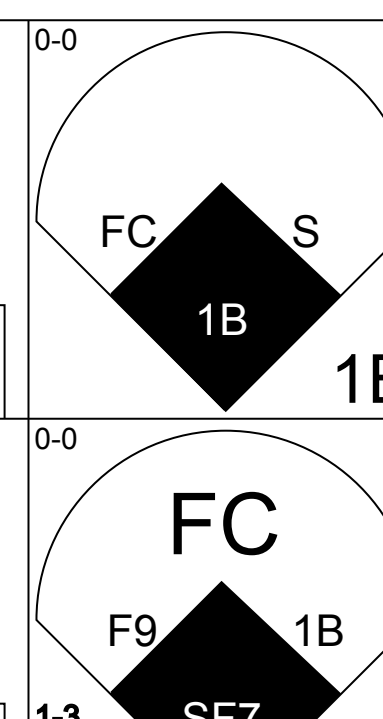
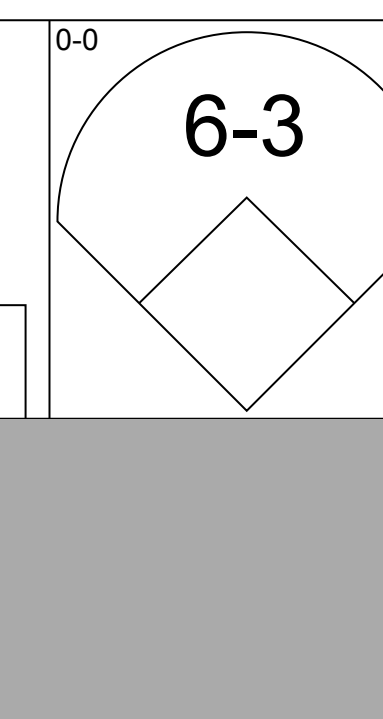
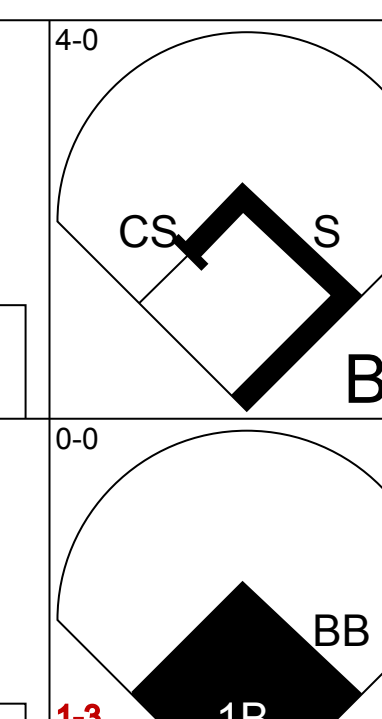
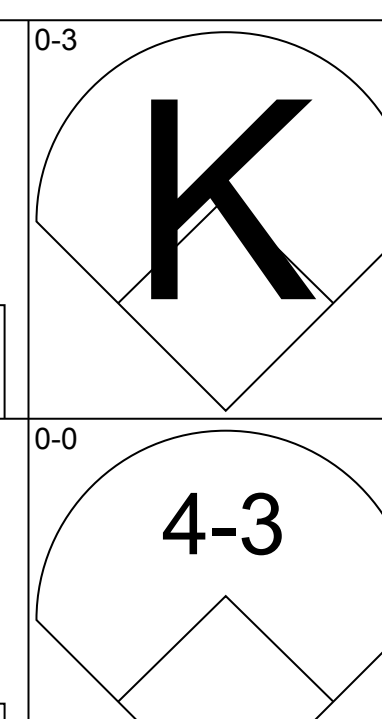
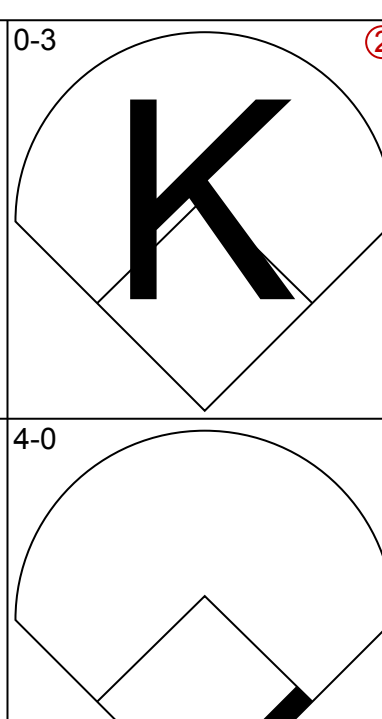
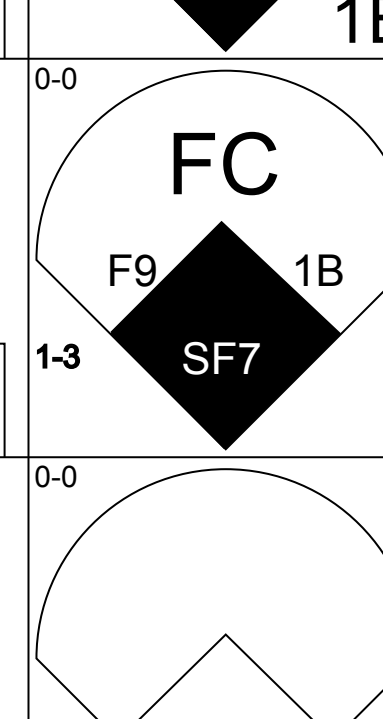
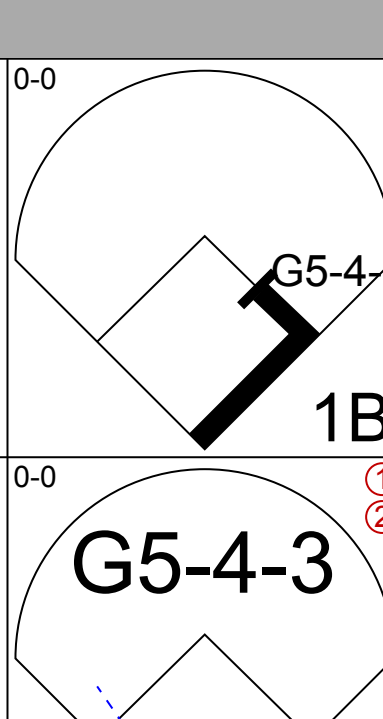
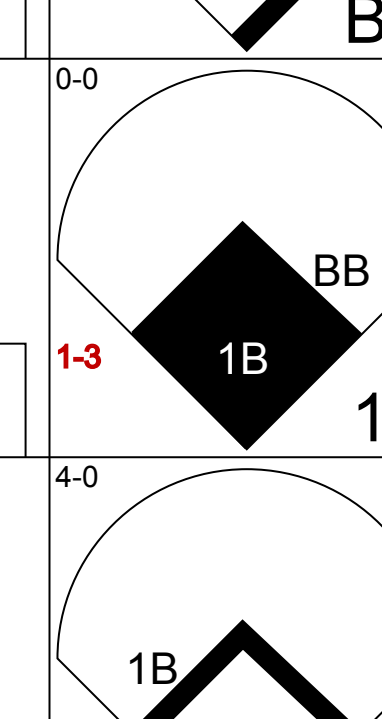
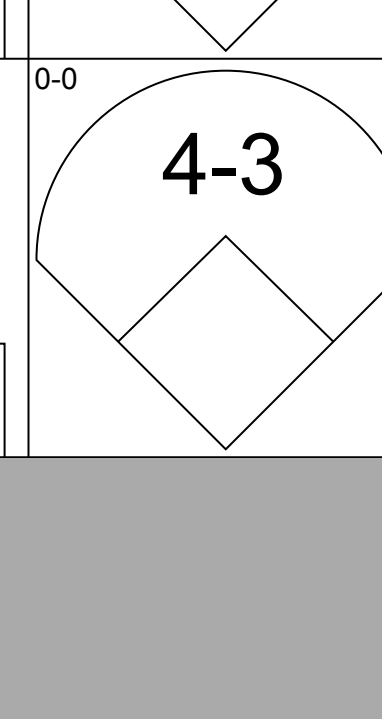
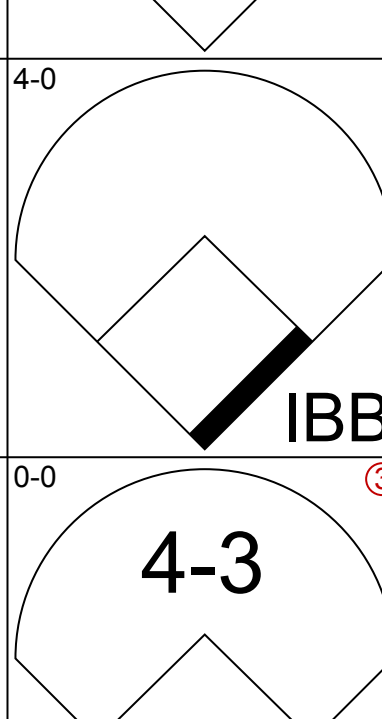
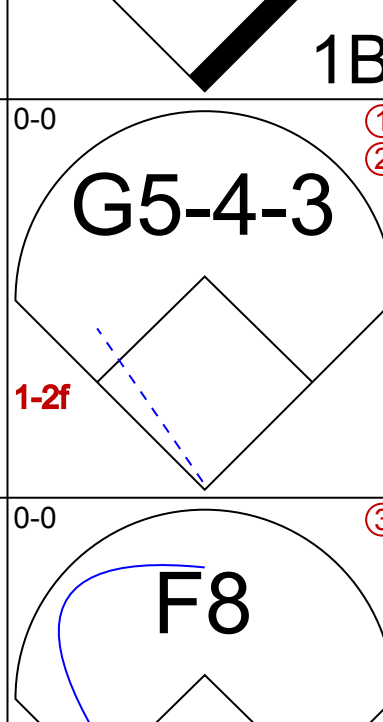
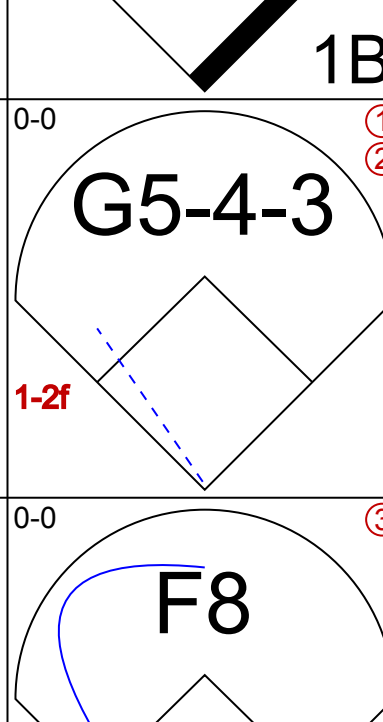
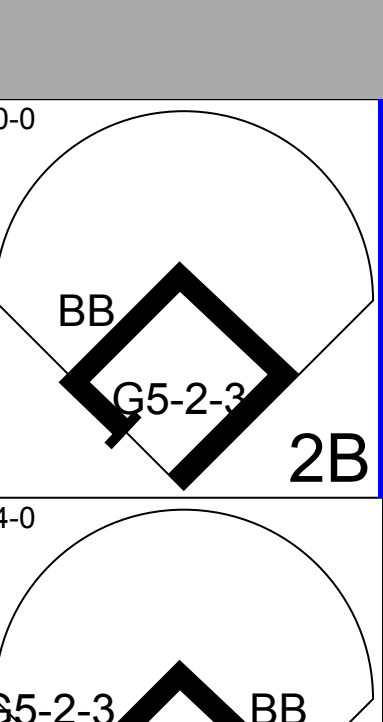
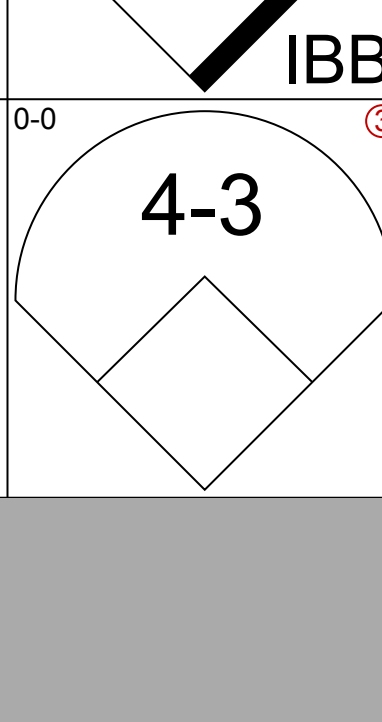
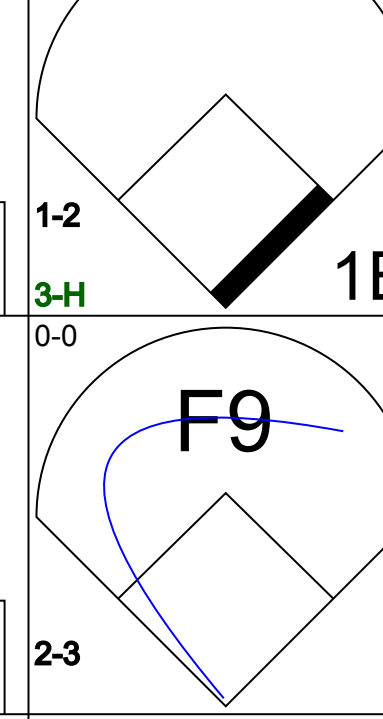
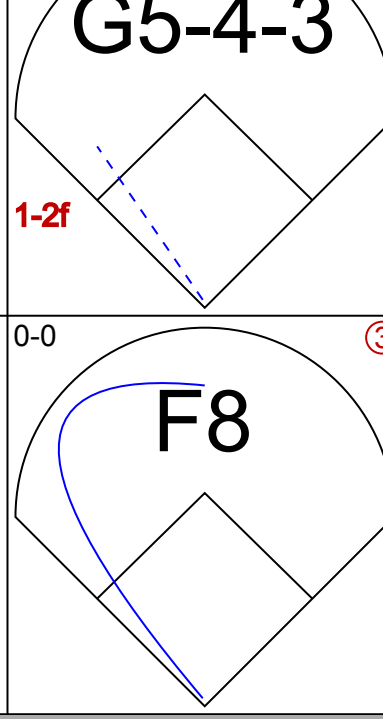
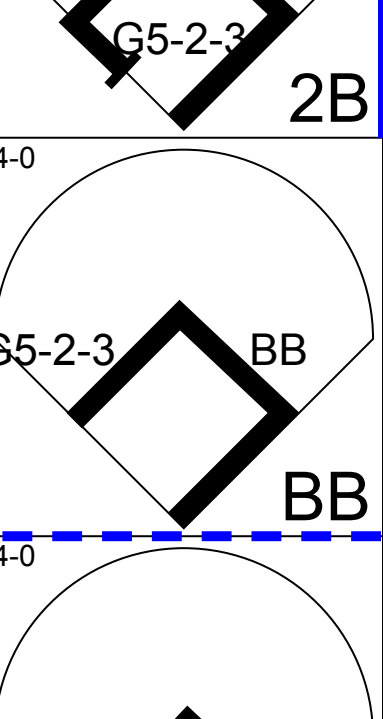
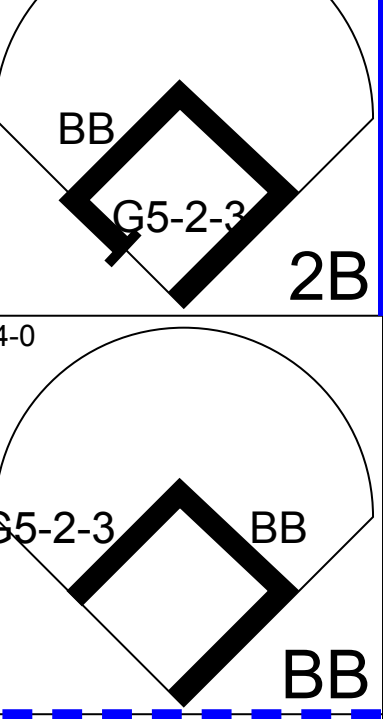
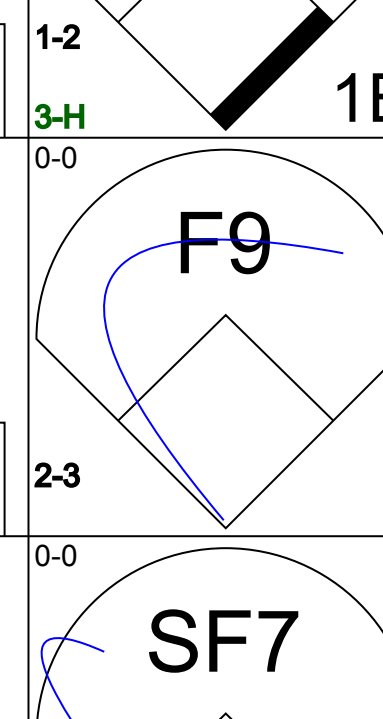
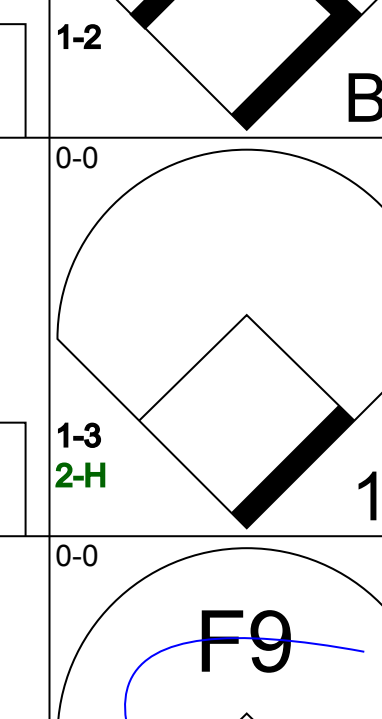
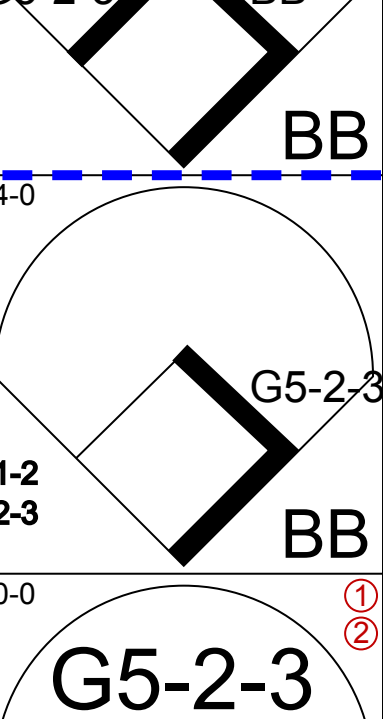
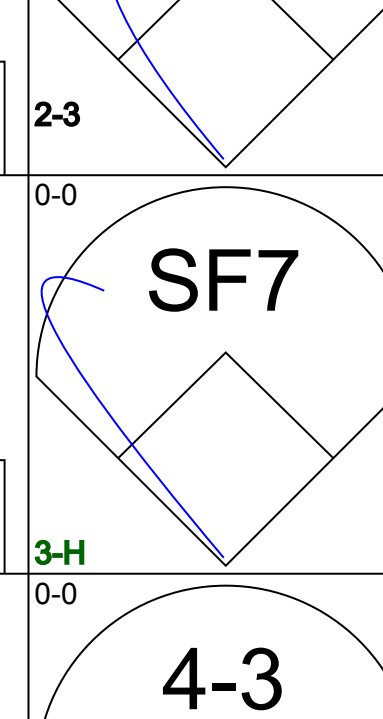

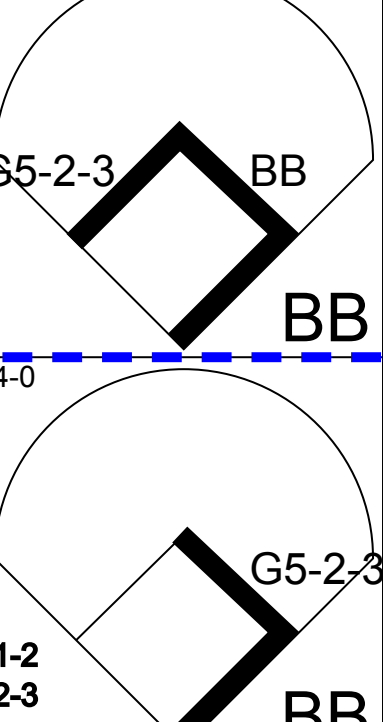
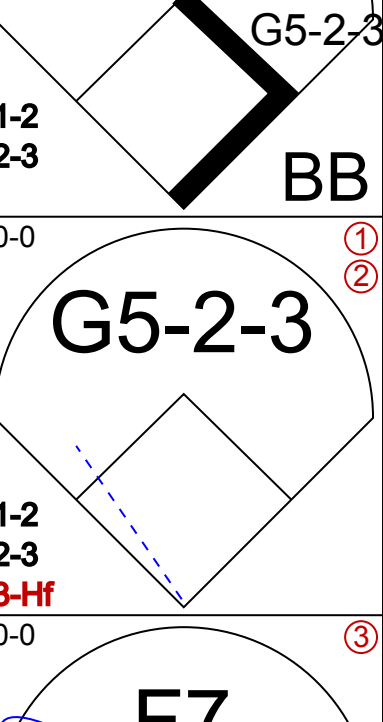
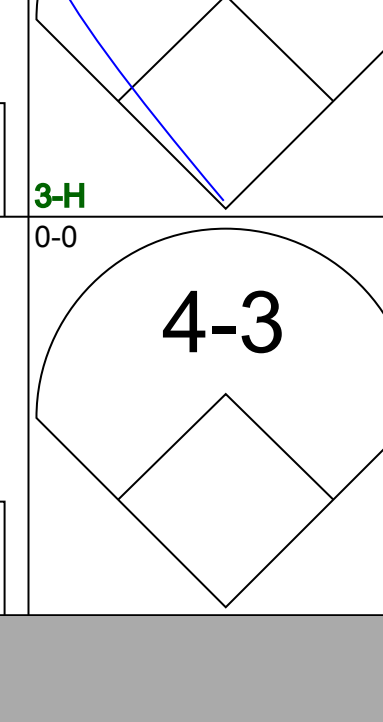

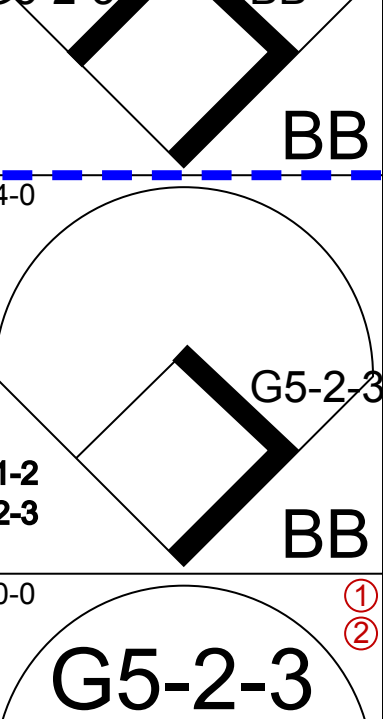
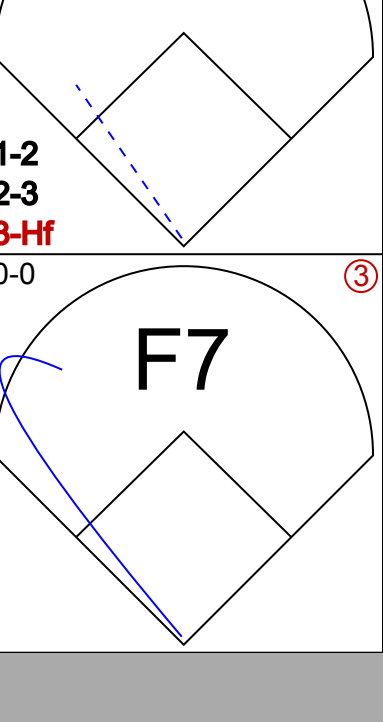
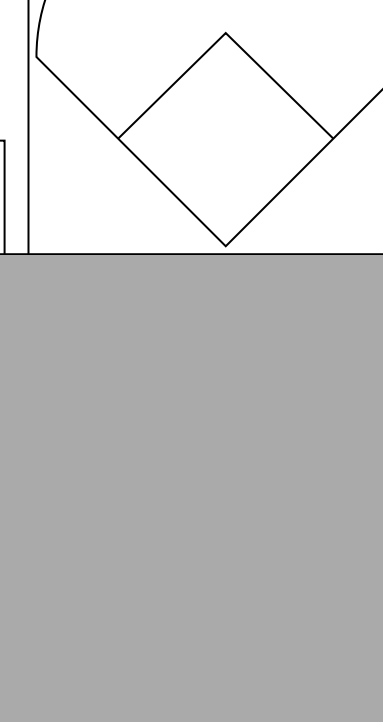
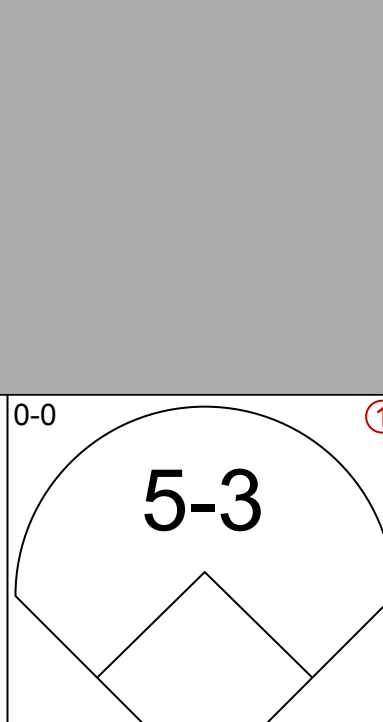
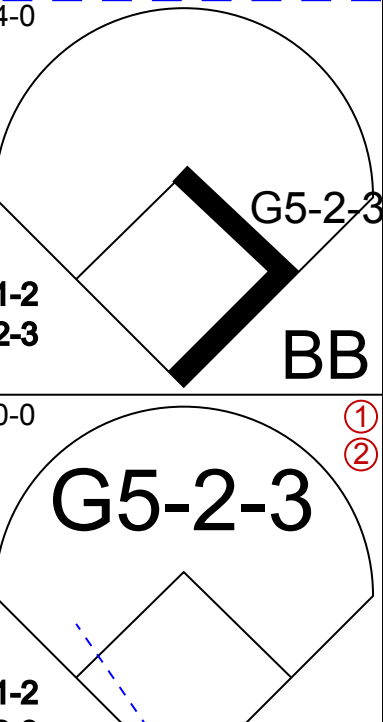
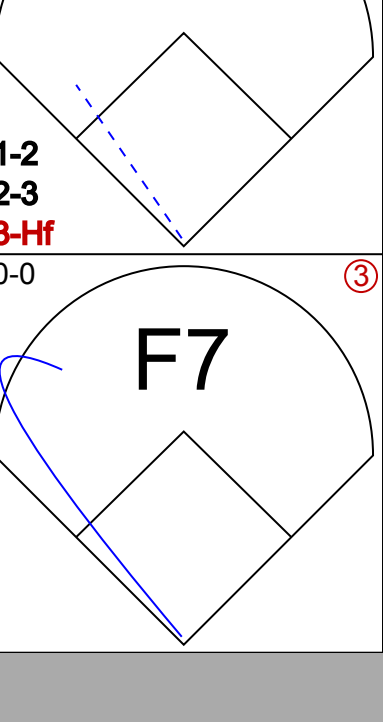
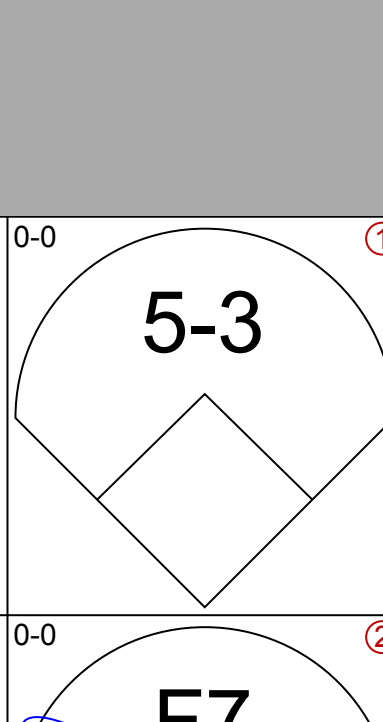
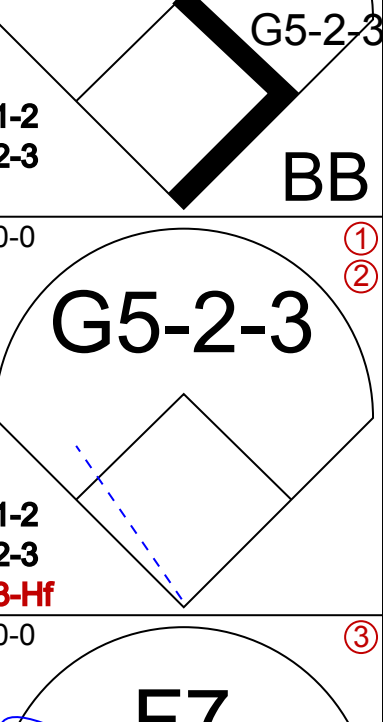
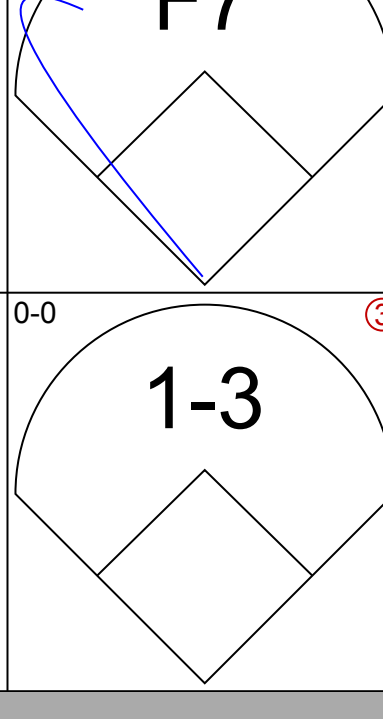
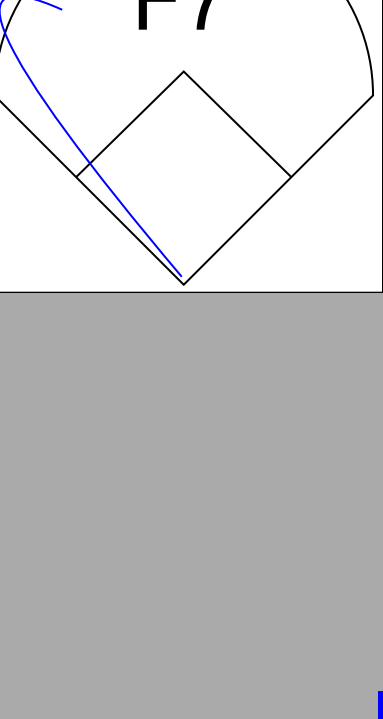
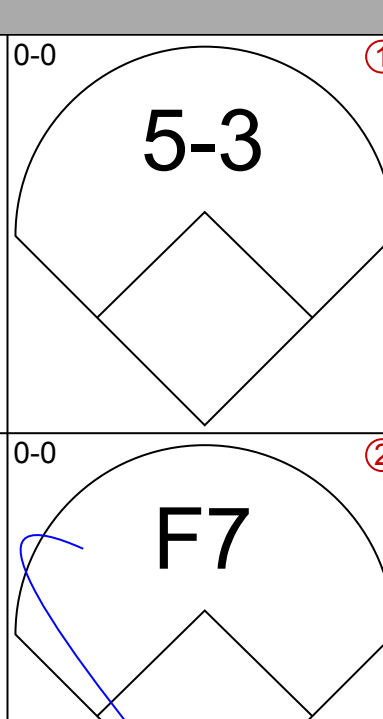
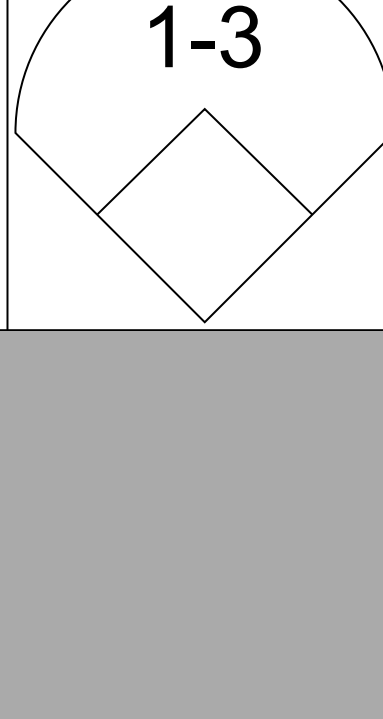

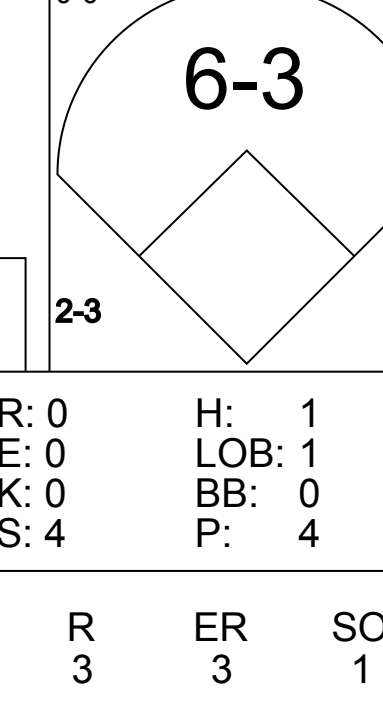
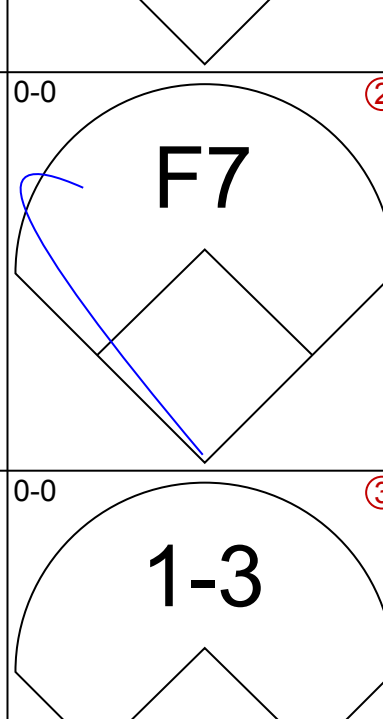

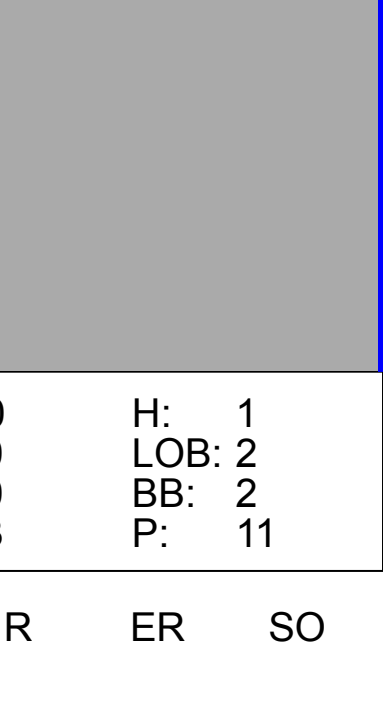
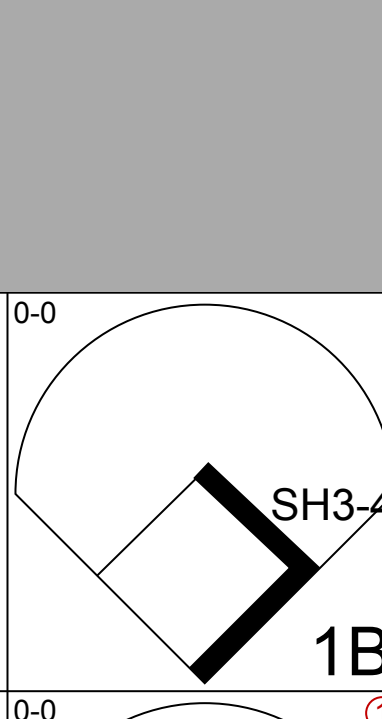
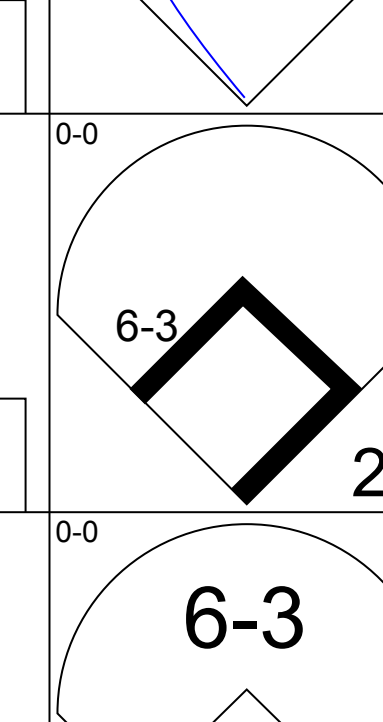
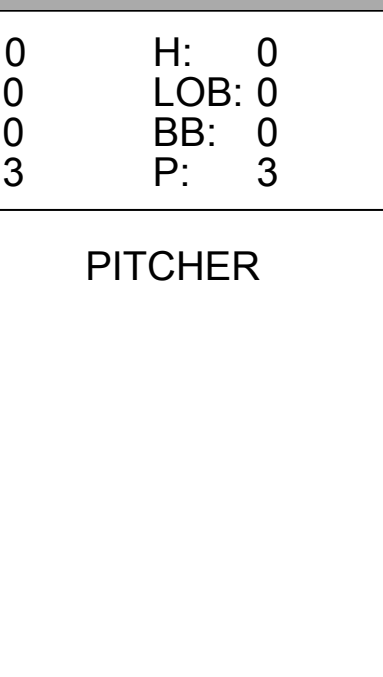

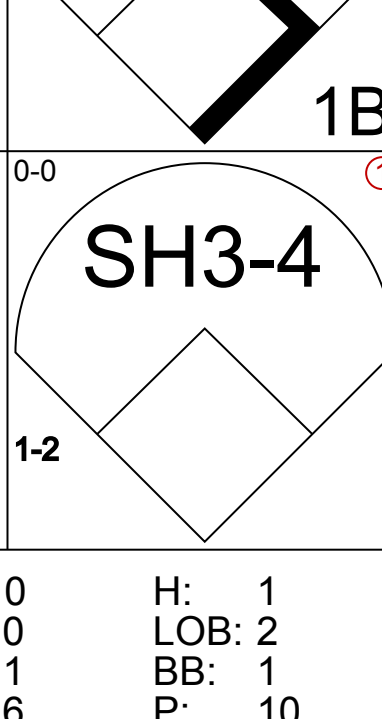
San Diego Padres @ St. Louis Cardinals  
 Busch Stadium, St. Louis, MO  
 Fri Aug 17 1973, 7:05 PM CDT  
 Att: 20,309 - Unknown

AB	46
R	2
H	12
RBI	2
BB	4
SO	5
LOB	22





Batter	1	2	3	4	5	6	7	8	9	AB	R	H	RBI	BB	SO	LOB	TOP					
Jerry Morales, R OBP: 0.325, SLG: 0.404 (1, 7)										4	0	1	0	1	1	1	<b>San Diego Padres @ St. Louis Cardinals</b> Busch Stadium, St. Louis, MO Sat Aug 18 1973, 7:05 PM CDT Att: 28,786 - Unknown					
Johnny Grubb, L OBP: 0.388, SLG: 0.426 (1, 8)										5	1	1	0	0	0	3						
Dave Roberts, R OBP: 0.300, SLG: 0.426 (1, 5)										4	1	2	0	0	0	0						
Nate Colbert, R OBP: 0.326, SLG: 0.411 (1, 3)										4	1	2	1	0	2	1						
Cito Gaston, R OBP: 0.295, SLG: 0.405 (1, 9)										4	1	2	2	0	0	0						
Fred Kendall, R OBP: 0.300, SLG: 0.363 (1, 2)										4	0	1	0	0	0	2						
Derrel Thomas, S OBP: 0.304, SLG: 0.262 (1, 4)										4	0	1	0	0	0	3						
Dwain Anderson, R OBP: 0.230, SLG: 0.130 (1, 6)										3	0	0	0	1	1	1						
Rich Troedson, L OBP: 0.200, SLG: 0.167 (1, 1)										2	0	0	0	0	1	2						
Leron Lee, L OBP: 0.305, SLG: 0.307 (7, PH)										0	0	0	0	1	0	0						
Steve Arlin, R OBP: 0.255, SLG: 0.209 (7, 1)										0	0	0	0	0	0	0						
Mike Caldwell, R OBP: 0.171, SLG: 0.147 (8, 1)										1	0	0	0	0	1	2						
<b>Inning Stats</b>	R: 0 E: 0 K: 2 S: 8	H: 1 LOB: 1 BB: 0 P: 8	R: 0 E: 0 K: 0 S: 3	H: 0 LOB: 0 BB: 0 P: 3	R: 0 E: 0 K: 1 S: 6	H: 1 LOB: 1 BB: 0 P: 6	R: 0 E: 0 K: 1 S: 5	H: 0 LOB: 0 BB: 0 P: 5	R: 0 E: 0 K: 0 S: 3	H: 1 LOB: 1 BB: 1 P: 7	R: 2 E: 0 K: 0 S: 7	H: 4 LOB: 2 BB: 0 P: 7	R: 0 E: 0 K: 1 S: 4	H: 0 LOB: 0 BB: 1 P: 8	R: 2 E: 0 K: 0 S: 5	H: 2 LOB: 0 BB: 0 P: 5	R: 0 E: 1 K: 1 S: 6	H: 1 LOB: 2 BB: 1 P: 10	1B: 9 2B: 0 3B: 1 HR: 0	SF: 0 SAC: 0 DP: 2 HBP: 0	WP: 0 PB: 0 SB: 0 CS: 2	PA: 38
<b>PITCHER</b>	IP	WLS	BF	H	R	ER	SO	BB	IBB	HBP	BLK	WP	HR	S	P	ERA	WHIP					
Mike Nagy, R ERA: 2.76 (1, 1)	5.1		23	7	2	2	4	1	0	0	0	0	0	30	34	3.38	1.500					
Orlando Pena, R ERA: 3.46 (6, 1)	2.2	L	12	3	2	2	1	1	0	0	1	0	0	13	17	6.75	1.500					
Al Hrabosky, L ERA: 2.15 (9, 1)	1.0		3	0	0	0	1	0	1	0	0	0	0	4	8	0.00	0.000					

Batter	1	2	3	4	5	6	7	8	9	AB	R	H	RBI	BB	SO	LOB	BOTTOM					
Lou Brock, L OBP: 0.361, SLG: 0.394 (1, 7)										4	1	1	0	1	2	2	<b>San Diego Padres @ St. Louis Cardinals</b> Busch Stadium, St. Louis, MO Sat Aug 18 1973, 7:05 PM CDT Att: 28,786 - Unknown					
Tom Heintzelman, R OBP: 0.545, SLG: 0.500 (1, 4)										4	2	2	0	1	0	1						
Luis Melendez, R OBP: 0.316, SLG: 0.317 (1, 9)										2	0	1	1	1	0	1						
Bernie Carbo, L OBP: 0.389, SLG: 0.413 (6, PH)										1	0	1	0	0	0	0						
Bake McBride, L OBP: 0.429, SLG: 0.385 (8, 8)										0	0	0	0	0	0	0						
Tim McCarver, L OBP: 0.327, SLG: 0.368 (9, PH)										1	0	0	0	0	0	2						
Joe Torre, R OBP: 0.389, SLG: 0.415 (1, 3)										3	0	1	1	1	0	2						
Ted Simmons, S OBP: 0.351, SLG: 0.412 (1, 2)										2	0	0	1	1	0	2						
Hector Cruz, R OBP: 0.293, SLG: 0.395 (1, 8)										3	0	0	0	0	0	1						
Tommie Agee, R OBP: 0.293, SLG: 0.395 (9, 9)										1	0	0	0	0	0	3						
Ken Reitz, R OBP: 0.255, SLG: 0.338 (1, 5)										4	0	1	0	0	0	2						
Mike Tyson, R OBP: 0.285, SLG: 0.303 (1, 6)										4	0	2	0	0	1	1						
Mike Nagy, R (1, 1)										2	0	0	0	0	0	1						
Orlando Pena, R (6, 1)										1	0	0	0	0	1	0						
Al Hrabosky, R (9, 1)										0	0	0	0	0	0	0						
Ted Sizemore, R OBP: 0.357, SLG: 0.307 (9, PH)										0	0	0	0	0	0	0						
<b>Inning Stats</b>	R: 2 E: 0 K: 0 S: 6	H: 2 LOB: 1 BB: 0 P: 6	R: 0 E: 0 K: 0 S: 4	H: 1 LOB: 1 BB: 0 P: 4	R: 0 E: 0 K: 0 S: 3	H: 1 LOB: 0 BB: 0 P: 3	R: 0 E: 0 K: 1 S: 6	H: 1 LOB: 1 BB: 0 P: 6	R: 1 E: 0 K: 0 S: 4	H: 2 LOB: 2 BB: 2 P: 12	R: 0 E: 0 K: 0 S: 3	H: 0 LOB: 0 BB: 0 P: 3	R: 0 E: 0 K: 2 S: 7	H: 0 LOB: 0 BB: 0 P: 7	R: 0 E: 0 K: 0 S: 3	H: 1 LOB: 2 BB: 2 P: 11	R: 0 E: 0 K: 1 S: 6	H: 1 LOB: 2 BB: 1 P: 10	1B: 7 2B: 2 3B: 0 HR: 0	SF: 1 SAC: 1 DP: 2 HBP: 0	WP: 0 PB: 0 SB: 2 CS: 1	PA: 39
<b>PITCHER</b>	IP	WLS	BF	H	R	ER	SO	BB	IBB	HBP	BLK	WP	HR	S	P	ERA	WHIP					
Rich Troedson, L ERA: 4.44 (1, 1)	6.0		26	7	3	3	1	2	0	0	0	0	0	26	34	4.50	1.500					
Steve Arlin, R ERA: 4.87 (7, 1)	1.0	W	5	1	0	0	2	1	0	0	0	0	0	8	12	0.00	2.000					
Mike Caldwell, L ERA: 3.83 (8, 1)	2.0	S	8	1	0	0	1	1	1	0	0	0	0	8	16	0.00	1.000					





Batter	1	2	3	4	5	6	7	8	9	AB	R	H	RBI	BB	SO	LOB	TOP					
Jerry Morales, R OBP: 0.330, SLG: 0.412										4	0	3	0	0	0	1						
Johnny Grubb, L OBP: 0.397, SLG: 0.422										3	0	0	0	1	0	3						
Dave Roberts, R OBP: 0.297, SLG: 0.421										4	0	0	0	0	0	3						
Nate Colbert, R OBP: 0.328, SLG: 0.411										3	0	1	0	1	1	0						
Cito Gaston, R OBP: 0.294, SLG: 0.403										4	0	1	0	0	0	4						
Fred Kendall, R OBP: 0.297, SLG: 0.359										4	0	0	0	0	1	2						
Derrel Thomas, S OBP: 0.304, SLG: 0.262										3	0	1	0	0	0	1						
Dwain Anderson, R OBP: 0.226, SLG: 0.127										2	0	0	0	0	2	1						
Leron Lee, L OBP: 0.294, SLG: 0.306										1	0	0	0	0	0	0						
Enzo Hernandez, R OBP: 0.281, SLG: 0.246										0	0	0	0	0	0	0						
Bill Greif, R OBP: 0.170, SLG: 0.102										2	0	1	0	0	1	1						
Gene Locklear, L OBP: 0.284, SLG: 0.270										1	0	0	0	0	0	0						
Vicente Romo, R OBP: 0.250, SLG: 0.182										0	0	0	0	0	0	0						
<b>Inning Stats</b>	R: 0 E: 0 K: 0 S: 3	H: 1 LOB: 0 BB: 0 P: 3	R: 0 E: 0 K: 0 S: 3	H: 0 LOB: 0 BB: 0 P: 3	R: 0 E: 0 K: 2 S: 7	H: 1 LOB: 1 BB: 0 P: 7	R: 0 E: 0 K: 0 S: 3	H: 1 LOB: 2 BB: 2 P: 11	R: 0 E: 0 K: 1 S: 5	H: 0 LOB: 0 BB: 0 P: 5	R: 0 E: 0 K: 0 S: 4	H: 1 LOB: 1 BB: 0 P: 4	R: 0 E: 0 K: 1 S: 6	H: 1 LOB: 1 BB: 0 P: 6	R: 0 E: 0 K: 0 S: 4	H: 1 LOB: 1 BB: 0 P: 4	R: 0 E: 0 K: 1 S: 6	H: 1 LOB: 1 BB: 0 P: 6	1B: 6 2B: 3 3B: 0 HR: 0	SF: 0 SAC: 0 DP: 3 HBP: 0	WP: 0 PB: 0 SB: 1 CS: 1	PA: 33
<b>PITCHER</b> Alan Foster, R ERA: 3.01	IP: 9.0 WLS: W BF: 33 H: 7 R: 0 ER: 0 SO: 5 BB: 1 IBB: 1 HBP: 0 BLK: 0 WP: 0 HR: 0 S: 41 P: 49 ERA: 0.00 WHIP: 0.889															<b>PITCHER</b>	IP: 9.0 WLS: W BF: 33 H: 7 R: 0 ER: 0 SO: 5 BB: 1 IBB: 1 HBP: 0 BLK: 0 WP: 0 HR: 0 S: 41 P: 49 ERA: 0.00 WHIP: 0.889					

San Diego Padres @ St. Louis Cardinals  
 Busch Stadium, St. Louis, MO  
 Sun Aug 19 1973, 3:33 AM CDT  
 Att: 22,432 - Unknown

AB	31
R	0
H	7
RBI	0
BB	2
SO	5
LOB	16



Batter	1	2	3	4	5	6	7	8	9	AB	R	H	RBI	BB	SO	LOB	BOTTOM					
Lou Brock, L OBP: 0.362, SLG: 0.394										3	0	1	0	1	1	1						
Bake McBride, L OBP: 0.412, SLG: 0.375										3	1	1	0	0	0	2						
Tommie Agee, R OBP: 0.291, SLG: 0.393										1	0	0	0	0	0	0						
Bernie Carbo, L OBP: 0.391, SLG: 0.412										3	0	1	0	1	0	2						
Ted Simmons, S OBP: 0.350, SLG: 0.413										4	0	1	0	0	0	1						
Joe Torre, R OBP: 0.390, SLG: 0.413										2	0	0	0	1	1	0						
Tim McCarver, L OBP: 0.327, SLG: 0.365										2	0	0	0	1	1	2						
Ken Reitz, R OBP: 0.255, SLG: 0.338										0	0	0	0	0	0	0						
Jose Cruz, L OBP: 0.310, SLG: 0.392										1	0	0	0	0	0	3						
Ted Sizemore, R OBP: 0.357, SLG: 0.307										0	0	0	0	0	0	0						
Tom Heintzelman, R OBP: 0.400, SLG: 0.357										4	0	0	0	0	0	5						
Mike Tyson, R OBP: 0.282, SLG: 0.300										3	0	0	0	0	0	2						
Alan Foster, R OBP: 0.250, SLG: 0.255										3	0	2	0	0	1	0						
<b>Inning Stats</b>	R: 1 E: 1 K: 1 S: 6	H: 1 LOB: 2 BB: 1 P: 11	R: 0 E: 0 K: 1 S: 5	H: 0 LOB: 0 BB: 0 P: 5	R: 0 E: 0 K: 1 S: 5	H: 1 LOB: 0 BB: 0 P: 5	R: 0 E: 0 K: 0 S: 4	H: 0 LOB: 2 BB: 1 P: 8	R: 0 E: 0 K: 0 S: 4	H: 1 LOB: 1 BB: 0 P: 4	R: 0 E: 0 K: 1 S: 5	H: 0 LOB: 0 BB: 0 P: 5	R: 0 E: 0 K: 0 S: 3	H: 1 LOB: 1 BB: 1 P: 7	R: 0 E: 0 K: 0 S: 5	H: 2 LOB: 3 BB: 1 P: 9	R: 0 E: 0 K: 0 S: 5	H: 2 LOB: 3 BB: 1 P: 9	1B: 4 2B: 2 3B: 0 HR: 0	SF: 0 SAC: 0 DP: 0 HBP: 1	WP: 0 PB: 0 SB: 0 CS: 0	PA: 35
<b>PITCHER</b> Bill Greif, R ERA: 3.08	IP: 7.0 WLS: L BF: 28 H: 4 R: 1 ER: 0 SO: 4 BB: 1 IBB: 2 HBP: 1 BLK: 0 WP: 1 HR: 0 S: 32 P: 45 ERA: 0.00 WHIP: 0.714															<b>PITCHER</b> Vicente Romo, R ERA: 3.55	IP: 1.0 WLS: L BF: 6 H: 2 R: 0 ER: 0 SO: 0 BB: 1 IBB: 0 HBP: 0 BLK: 0 WP: 0 HR: 0 S: 5 P: 9 ERA: 0.00 WHIP: 2.000					

San Diego Padres @ St. Louis Cardinals  
 Busch Stadium, St. Louis, MO  
 Sun Aug 19 1973, 3:33 AM CDT  
 Att: 22,432 - Unknown

AB	29
R	1
H	6
RBI	0
BB	4
SO	4
LOB	18





Batter	1	2	3	4	5	6	7	8	9	AB	R	H	RBI	BB	SO	LOB	TOP					
Jerry Morales, R OBP: 0.331, SLG: 0.412 (1, 8)										5	3	2	0	0	0	0						
Derrel Thomas, S OBP: 0.303, SLG: 0.261 (1, 4)										5	1	1	0	0	1	4						
Dave Roberts, R OBP: 0.301, SLG: 0.430 (1, 5)										5	1	3	3	0	0	1						
Nate Colbert, R OBP: 0.331, SLG: 0.419 (3, PR)										1	1	1	2	1	0	0						
Ivan Murrell, R OBP: 0.194, SLG: 0.302 (3, 3)										3	0	0	0	0	1	2						
Cito Gaston, R OBP: 0.296, SLG: 0.413 (1, 9)										4	1	2	2	0	1	0						
Fred Kendall, R OBP: 0.294, SLG: 0.355 (1, 2)										4	0	0	0	0	0	3						
Dave Winfield, R OBP: 0.353, SLG: 0.434 (1, 7)										3	0	0	1	1	0	0						
Dwain Anderson, R OBP: 0.218, SLG: 0.123 (1, 6)										4	0	0	0	0	1	3						
Randy Jones, R OBP: 0.214, SLG: 0.185 (1, 1)										1	1	1	0	0	0	0						
Mike Corkins, R OBP: 0.259, SLG: 0.560 (3, 1)										2	0	0	0	0	2	0						
Vicente Romo, R OBP: 0.231, SLG: 0.167 (8, 1)										1	0	0	0	0	0	0						
Mike Caldwell, R OBP: 0.171, SLG: 0.147 (9, 1)										0	0	0	0	0	0	0						
<b>Inning Stats</b>	R: 2 E: 1 K: 1 S: 7	H: 1 LOB: 0 BB: 0 P: 7	R: 0 E: 0 K: 0 S: 3	H: 0 LOB: 0 BB: 0 P: 3	R: 3 E: 0 K: 1 S: 9	H: 4 LOB: 3 BB: 2 P: 17	R: 0 E: 0 K: 1 S: 5	H: 0 LOB: 0 BB: 0 P: 5	R: 0 E: 0 K: 0 S: 3	H: 0 LOB: 0 BB: 0 P: 3	R: 0 E: 0 K: 0 S: 3	H: 0 LOB: 0 BB: 0 P: 3	R: 1 E: 0 K: 2 S: 9	H: 2 LOB: 1 BB: 0 P: 9	R: 1 E: 0 K: 0 S: 4	H: 1 LOB: 0 BB: 0 P: 4	R: 1 E: 0 K: 1 S: 7	H: 2 LOB: 1 BB: 0 P: 7	1B: 6 2B: 2 3B: 0 HR: 2	SF: 0 SAC: 0 DP: 0 HBP: 0	WP: 0 PB: 1 SB: 0 CS: 0	PA: 40
<b>PITCHER</b>	IP WLS BF H R ER SO BB IBB HBP BLK WP HR S P ERA WHIP																					
Ken Brett, L ERA: 3.21 (1, 1)	7.0 31 7 6 4 5 1 1 0 0 0 1 39 47 5.14 1.143																					
Ron Diorio, R ERA: 2.09 (8, 1)	1.0 4 1 1 1 0 0 0 0 0 0 1 4 4 9.00 1.000																					
George Culver, R ERA: 3.14 (9, 1)	1.0 W 5 2 1 1 1 0 0 0 0 0 0 7 7 9.00 2.000																					

San Diego Padres @ Philadelphia Phillies  
Veterans Stadium, Philadelphia, PA  
Tue Aug 21 1973, 7:05 PM EDT  
Att: 13,108 - Unknown

livebaseballscorecards.com

AB 38  
R 8  
H 10  
RBI 8  
BB 2  
SO 6  
LOB 13

Batter	1	2	3	4	5	6	7	8	9	AB	R	H	RBI	BB	SO	LOB	BOTTOM					
Cesar Tovar, R OBP: 0.343, SLG: 0.379 (1, 9)										5	2	3	1	0	0	2						
Billy Grabarkewitz, R OBP: 0.317, SLG: 0.292 (1, 4)										2	1	1	1	0	0	0						
Denny Doyle, L OBP: 0.303, SLG: 0.296 (4, PH)										3	1	1	0	0	0	3						
Willie Montanez, L OBP: 0.333, SLG: 0.378 (1, 3)										4	1	1	0	0	1	3						
Mike Anderson, R OBP: 0.322, SLG: 0.443 (9, PH)										1	0	0	0	0	0	2						
Greg Luzinski, R OBP: 0.349, SLG: 0.486 (1, 7)										4	1	2	3	0	1	1						
Bill Robinson, R OBP: 0.331, SLG: 0.533 (1, 8)										5	1	1	0	0	2	3						
Bob Boone, R OBP: 0.311, SLG: 0.362 (1, 2)										4	1	1	0	1	0	1						
Mike Schmidt, R OBP: 0.332, SLG: 0.401 (1, 5)										3	0	0	0	0	3	2						
Del Unser, L OBP: 0.372, SLG: 0.470 (8, PH)										2	0	1	3	0	0	0						
Craig Robinson, R OBP: 0.279, SLG: 0.349 (1, 6)										4	1	3	0	0	1	0						
Ken Brett, L OBP: 0.317, SLG: 0.542 (1, 1)										3	0	1	0	0	1	1						
Ron Diorio, R OBP: 0.356, SLG: 0.386 (8, PH)										0	0	0	0	0	0	0						
George Culver, R ERA: 3.95 (9, 1)										1	0	0	0	0	0	0						
<b>Inning Stats</b>	R: 0 E: 0 K: 0 S: 3	H: 0 LOB: 0 BB: 0 P: 3	R: 0 E: 0 K: 1 S: 6	H: 1 LOB: 1 BB: 0 P: 6	R: 5 E: 0 K: 2 S: 13	H: 6 LOB: 1 BB: 0 P: 13	R: 0 E: 0 K: 0 S: 5	H: 2 LOB: 2 BB: 0 P: 5	R: 0 E: 0 K: 1 S: 5	H: 0 LOB: 0 BB: 0 P: 5	R: 0 E: 0 K: 3 S: 9	H: 0 LOB: 0 BB: 0 P: 9	R: 0 E: 0 K: 1 S: 6	H: 1 LOB: 2 BB: 0 P: 7	R: 0 E: 0 K: 1 S: 6	H: 1 LOB: 1 BB: 0 P: 6	R: 4 E: 0 K: 1 S: 8	H: 4 LOB: 1 BB: 1 P: 12	1B: 9 2B: 4 3B: 1 HR: 1	SF: 0 SAC: 0 DP: 0 HBP: 1	WP: 1 PB: 0 SB: 0 CS: 0	PA: 43
<b>PITCHER</b>	IP WLS BF H R ER SO BB IBB HBP BLK WP HR S P ERA WHIP																					
Randy Jones, L ERA: 3.26 (1, 1)	2.2 15 7 5 5 2 0 0 0 0 0 1 19 19 16.88 2.625																					
Mike Corkins, R ERA: 4.59 (3, 1)	4.1 17 3 0 0 6 0 0 1 0 0 0 28 29 0.00 0.692																					
Vicente Romo, R ERA: 3.75 (8, 1)	1.0 6 3 2 2 1 0 0 0 0 0 0 8 8 18.00 3.000																					
Mike Caldwell, L ERA: 3.95 (9, 1)	0.2 L 5 2 2 2 1 1 0 0 0 1 0 6 10 27.00 4.500																					

San Diego Padres @ Philadelphia Phillies  
Veterans Stadium, Philadelphia, PA  
Tue Aug 21 1973, 7:05 PM EDT  
Att: 13,108 - Unknown

livebaseballscorecards.com

AB 41  
R 9  
H 15  
RBI 8  
BB 1  
SO 10  
LOB 19



Batter	1	2	3	4	5	6	7	8	9	AB	R	H	RBI	BB	SO	LOB	TOP											
Jerry Morales, R OBP: 0.334, SLG: 0.417										6	1	3	1	0	1	1												
Derrel Thomas, S OBP: 0.296, SLG: 0.258										4	0	0	1	0	1	3												
Dave Roberts, R OBP: 0.303, SLG: 0.429										5	1	2	0	0	0	1												
Cito Gaston, R OBP: 0.303, SLG: 0.415										3	2	2	1	2	1	2												
Fred Kendall, R OBP: 0.300, SLG: 0.374										5	1	4	3	0	0	2												
Dave Winfield, R OBP: 0.333, SLG: 0.407										5	0	0	0	0	0	6												
Ivan Murrell, R OBP: 0.195, SLG: 0.324										5	1	1	1	0	0	4												
Dwain Anderson, R OBP: 0.234, SLG: 0.136										4	1	2	0	1	0	1												
Steve Arlin, R OBP: 0.231, SLG: 0.188										5	1	0	0	0	3	4												
<b>Inning Stats</b>	R: 0 E: 0 K: 1 S: 7	H: 2 LOB: 2 BB: 0 P: 7	R: 1 E: 0 K: 2 S: 9	H: 2 LOB: 2 BB: 1 P: 13	R: 3 E: 1 K: 1 S: 9	H: 3 LOB: 1 BB: 0 P: 9	R: 0 E: 0 K: 0 S: 3	H: 0 LOB: 0 BB: 0 P: 3	R: 1 E: 0 K: 0 S: 4	H: 1 LOB: 0 BB: 1 P: 8	R: 0 E: 0 K: 1 S: 5	H: 0 LOB: 0 BB: 0 P: 5	R: 0 E: 0 K: 0 S: 4	H: 1 LOB: 2 BB: 1 P: 8	R: 3 E: 1 K: 0 S: 8	H: 4 LOB: 2 BB: 0 P: 8	R: 0 E: 0 K: 1 S: 6	H: 1 LOB: 1 BB: 0 P: 6	1B: 9 2B: 2 3B: 2 HR: 1	SF: 1 SAC: 0 DP: 0 HBP: 0	WP: 1 PA: 46							
<b>PITCHER</b>	IP	WLS	BF	H	R	ER	SO	BB	IBB	HBP	BLK	WP	HR	S	P	ERA	WHIP											
Steve Carlton, L ERA: 3.83	(1, 1)	4.0	L	23	8	5	4	4	2	0	0	0	0	1	29	37	9.00	2.500										
Darrell Brandon, R ERA: 4.53	(5, 1)	3.0		11	1	0	0	1	1	0	0	0	0	0	12	16	0.00	0.667										
Bill Wilson, R ERA: 4.98	(8, 1)	0.0		3	2	3	1	0	0	0	0	0	0	3	3													
Ron Diorio, R ERA: 1.89	(8, 1)	1.0		5	2	0	0	0	0	0	0	0	1	5	5	0.00	2.000											
Barry Lersch, R ERA: 4.65	(9, 1)	1.0		4	1	0	0	1	0	0	0	0	0	6	6	0.00	1.000											

San Diego Padres @ Philadelphia Phillies  
Veterans Stadium, Philadelphia, PA  
Wed Aug 22 1973, 7:05 PM EDT  
Att: 16,131 - Unknown

AB	42
R	8
H	14
RBI	7
BB	3
SO	6
LOB	24



Batter	1	2	3	4	5	6	7	8	9	AB	R	H	RBI	BB	SO	LOB	BOTTOM										
Cesar Tovar, R OBP: 0.342, SLG: 0.375										3	1	0	0	0	0	1											
Del Unser, L OBP: 0.371, SLG: 0.467										4	1	1	0	0	0	0											
Willie Montanez, L OBP: 0.334, SLG: 0.381										4	0	2	0	0	0	1											
Greg Luzinski, R OBP: 0.348, SLG: 0.486										4	0	1	1	0	0	2											
Bill Robinson, R OBP: 0.330, SLG: 0.538										4	1	1	1	0	1	2											
Barry Lersch, S OBP: 0.214, SLG: 0.154										0	0	0	0	0	0	0											
Bob Boone, R OBP: 0.308, SLG: 0.358										4	0	0	0	0	1	1											
Denny Doyle, L OBP: 0.299, SLG: 0.292										4	0	0	0	0	0	0											
Craig Robinson, R OBP: 0.278, SLG: 0.356										4	0	1	0	0	1	0											
Steve Carlton, L OBP: 0.174, SLG: 0.250	(1, 1)									2	0	1	0	0	0	1											
Darrell Brandon, R OBP: 0.300, SLG: 0.333	(5, 1)									0	0	0	0	0	0	0											
Tom Hutton, L OBP: 0.346, SLG: 0.385	(7, 9)									1	0	0	0	0	0	0											
Bill Wilson, R ERA: 4.98	(8, 1)									0	0	0	0	0	0	0											
Ron Diorio, R ERA: 1.89	(8, 1)									0	0	0	0	0	0	0											
Mike Anderson, R OBP: 0.302, SLG: 0.443	(9, 9)									0	0	0	0	0	0	0											
<b>Inning Stats</b>	R: 2 E: 1 K: 1 S: 7	H: 2 LOB: 1 BB: 0 P: 8	R: 0 E: 0 K: 0 S: 4	H: 1 LOB: 1 BB: 0 P: 4	R: 0 E: 0 K: 0 S: 4	H: 1 LOB: 1 BB: 0 P: 4	R: 0 E: 0 K: 1 S: 6	H: 1 LOB: 1 BB: 0 P: 6	R: 0 E: 0 K: 0 S: 4	H: 1 LOB: 0 BB: 0 P: 4	R: 1 E: 0 K: 0 S: 4	H: 1 LOB: 0 BB: 0 P: 4	R: 0 E: 0 K: 0 S: 3	H: 0 LOB: 0 BB: 0 P: 3	R: 0 E: 0 K: 0 S: 3	H: 0 LOB: 0 BB: 0 P: 3	R: 0 E: 0 K: 1 S: 5	H: 0 LOB: 0 BB: 0 P: 5	1B: 3 2B: 3 3B: 0 HR: 1	SF: 0 SAC: 0 DP: 0 HBP: 1	WP: 0 PA: 35						
<b>PITCHER</b>	IP	WLS	BF	H	R	ER	SO	BB	IBB	HBP	BLK	WP	HR	S	P	ERA	WHIP										
Steve Arlin, R ERA: 4.76	(1, 1)	9.0	W	35	7	3	3	3	0	0	1	0	0	1	41	3.00	0.778										

San Diego Padres @ Philadelphia Phillies  
Veterans Stadium, Philadelphia, PA  
Wed Aug 22 1973, 7:05 PM EDT  
Att: 16,131 - Unknown

AB	34
R	3
H	7
RBI	2
BB	0
SO	3
LOB	8





Batter	1	2	3	4	5	6	7	8	9	AB	R	H	RBI	BB	SO	LOB	TOP					
Jerry Morales, R OBP: 0.333, SLG: 0.414	0-0 4-3		0-0 6-3		0-0 6-3			0-0 E HR 1B		4	1	1	0	0	0	0	<b>San Diego Padres @ Philadelphia Phillies</b> Veterans Stadium, Philadelphia, PA Thu Aug 23 1973, 7:05 PM EDT Att: 10,601 - Unknown					
Johnny Grubb, L OBP: 0.383, SLG: 0.417	0-0 L6		0-0 F6			0-0 4-3		0-0 F5		4	0	0	0	0	0	1						
Dave Roberts, R OBP: 0.307, SLG: 0.451	0-0 F9			0-0 SF8 3B		0-0 2B		0-0 HR		4	2	3	2	0	0	0						
Cito Gaston, R OBP: 0.300, SLG: 0.412		0-0 5-3		0-0 SF8		0-3 K		0-0 G1		3	0	0	1	0	1	1						
Fred Kendall, R OBP: 0.302, SLG: 0.381		0-0 1B 2B		0-0 2B		0-0 6-3		0-0 F7		4	0	2	0	0	0	1						
Derrel Thomas, S OBP: 0.301, SLG: 0.261		0-0 2-3 1B		0-3 K			0-0 1B		0-0 F5		4	0	2	0	0	1						
Ivan Murrell, R OBP: 0.197, SLG: 0.330		0-0 F8		0-0 L6			0-3 K		0-0 3-1 2B		4	0	1	0	0	1						
Dwain Anderson, R OBP: 0.228, SLG: 0.133		0-0 F7			0-0 6-3		0-0 F9		0-0 3-1		3	0	0	0	0	3						
Leron Lee, L OBP: 0.303, SLG: 0.305								0-0 2-3		1	0	0	0	0	0	1						
Clay Kirby, R OBP: 0.316, SLG: 0.140			0-0 5-3		0-3 K		0-3 K		0-0 1-3		2	0	0	0	0	1						
Gene Locklear, L OBP: 0.282, SLG: 0.268										1	0	0	0	0	1	1						
Gary Ross, R OBP: 0.303, SLG: 0.402										0	0	0	0	0	0	0						
Dave Winfield, R OBP: 0.330, SLG: 0.402										1	0	0	0	0	0	1						
<b>Inning Stats</b>	R: 0 E: 0 K: 0 S: 3	H: 0 LOB: 0 BB: 0 P: 3	R: 0 E: 0 K: 0 S: 5	H: 2 LOB: 2 BB: 0 P: 5	R: 0 E: 0 K: 0 S: 3	H: 0 LOB: 0 BB: 0 P: 3	R: 1 E: 0 K: 1 S: 7	H: 2 LOB: 1 BB: 0 P: 7	R: 0 E: 0 K: 1 S: 5	H: 0 LOB: 0 BB: 0 P: 5	R: 0 E: 0 K: 2 S: 6	H: 1 LOB: 1 BB: 0 P: 6	R: 0 E: 0 K: 2 S: 8	H: 1 LOB: 1 BB: 0 P: 8	R: 2 E: 1 K: 0 S: 5	H: 2 LOB: 0 BB: 0 P: 5	R: 0 E: 0 K: 0 S: 4	H: 1 LOB: 1 BB: 0 P: 4	1B: 3 2B: 4 3B: 1 HR: 1	SF: 1 SAC: 0 DP: 0 HBP: 0	WP: 0 PB: 0 SB: 0 CS: 0	PA: 36
<b>PITCHER</b> Jim Lonborg, R ERA: 5.04	IP: 9.0 WLS: W BF: 36 H: 9 R: 3 ER: 3 SO: 5 BB: 0 IBB: 0 HBP: 0 BLK: 0 WP: 0 HR: 1 S: 46 P: 46 ERA: 3.00 WHIP: 1.000															<b>PITCHER</b>	IP: 9.0 WLS: W BF: 36 H: 9 R: 3 ER: 3 SO: 5 BB: 0 IBB: 0 HBP: 0 BLK: 0 WP: 0 HR: 1 S: 46 P: 46 ERA: 3.00 WHIP: 1.000					

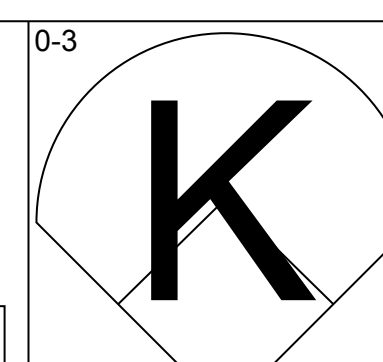
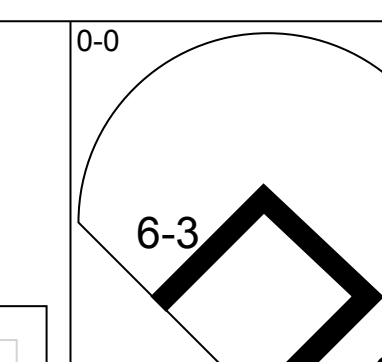
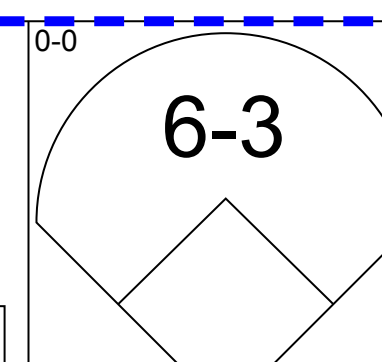
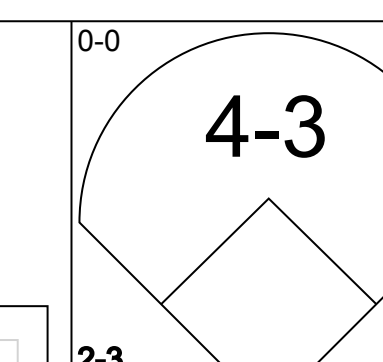
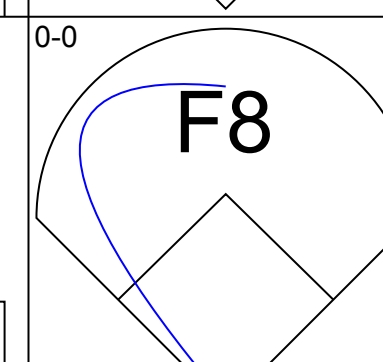
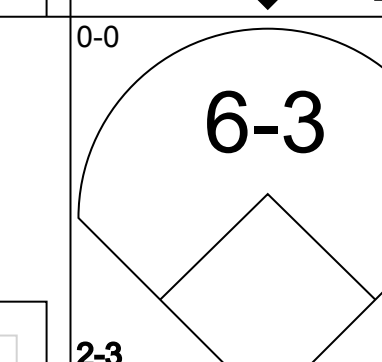
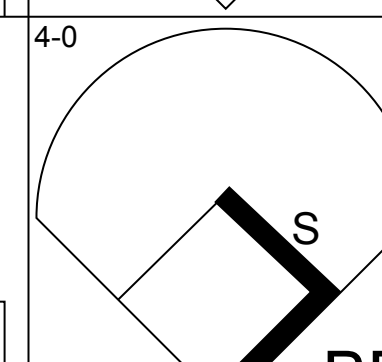
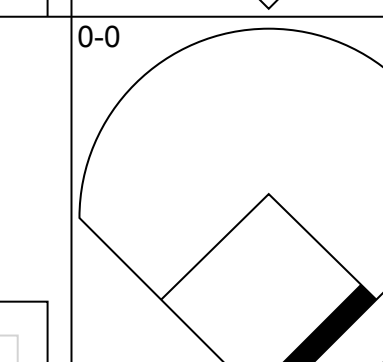
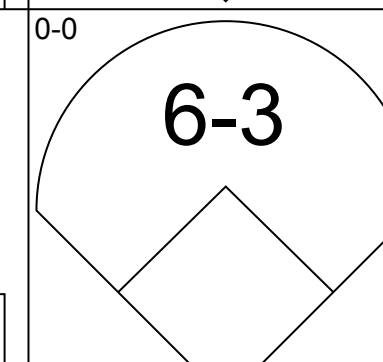
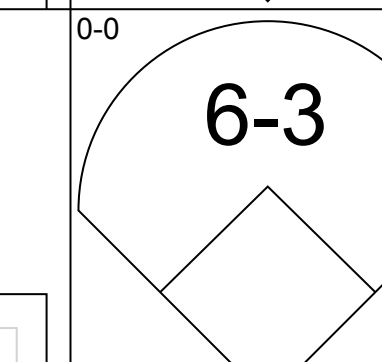
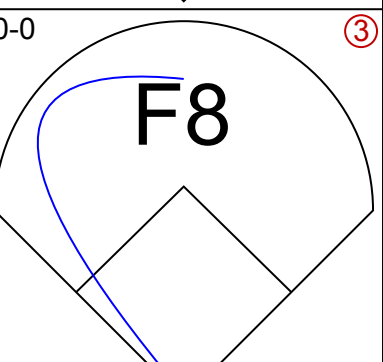
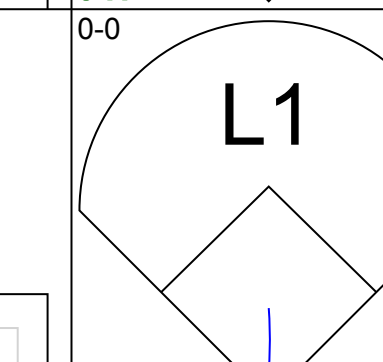
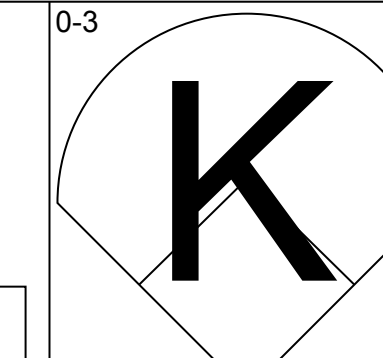
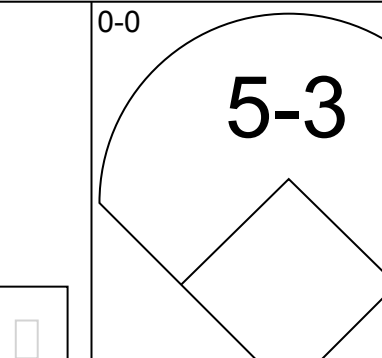
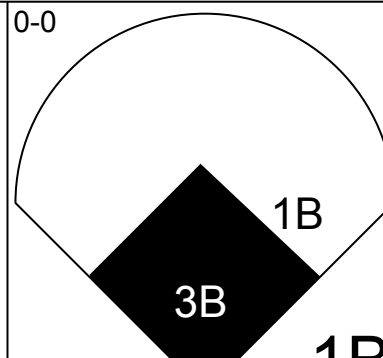
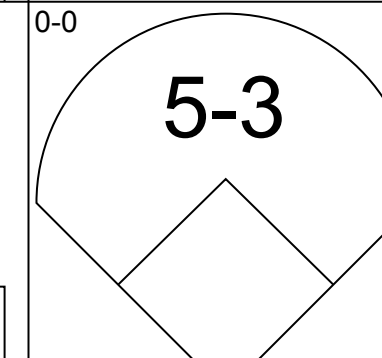
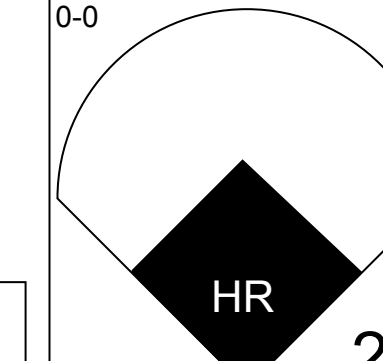
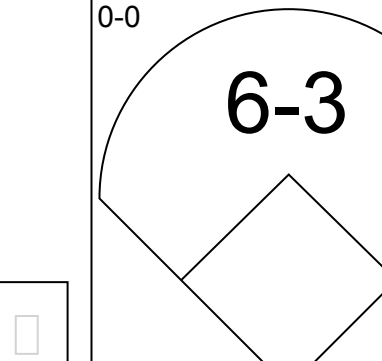
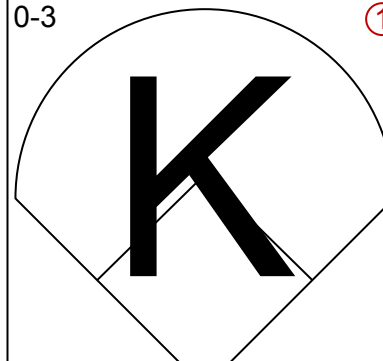
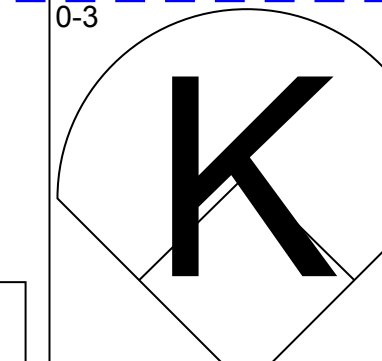
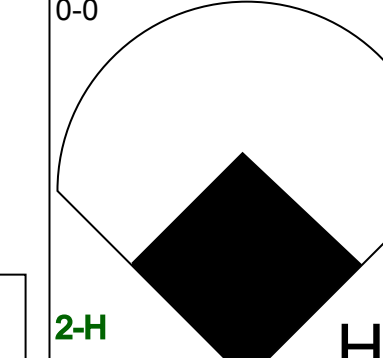
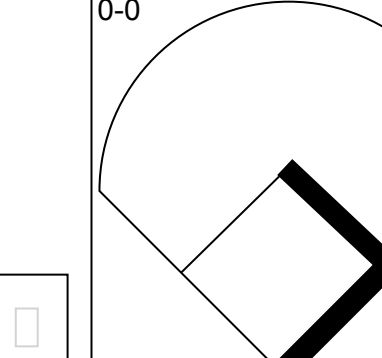
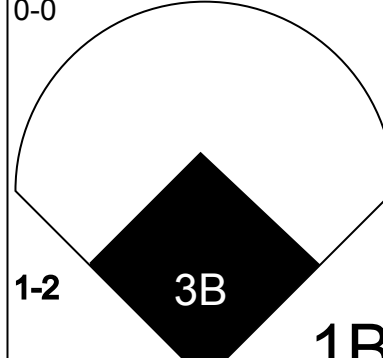
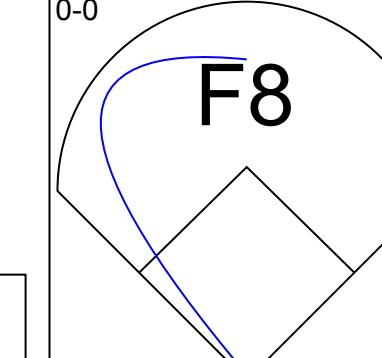
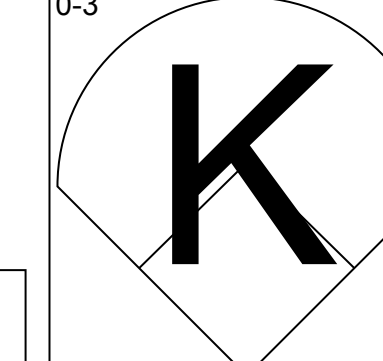
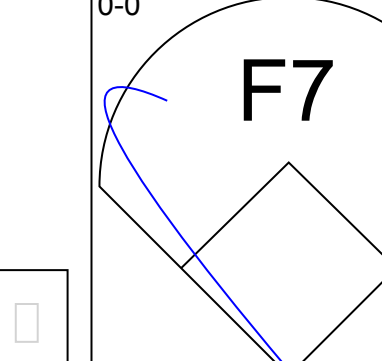
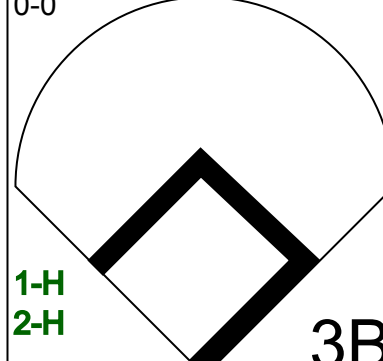
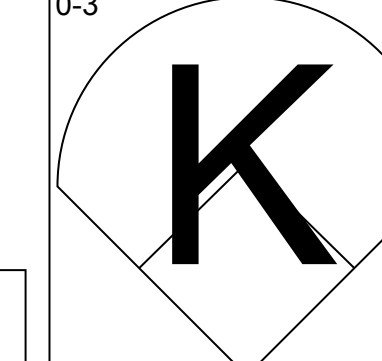
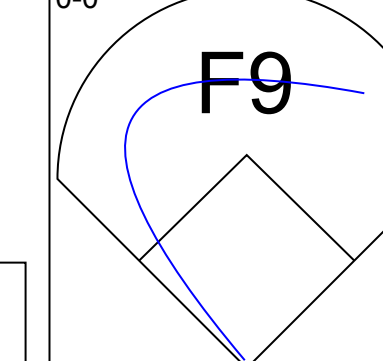
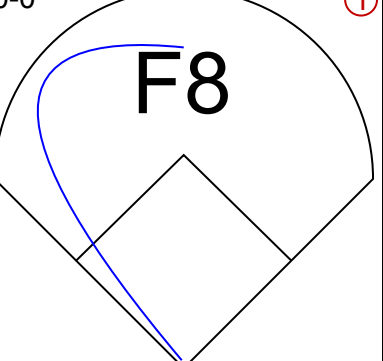
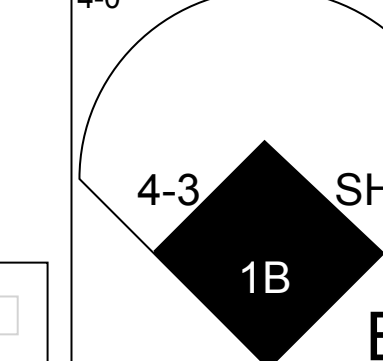
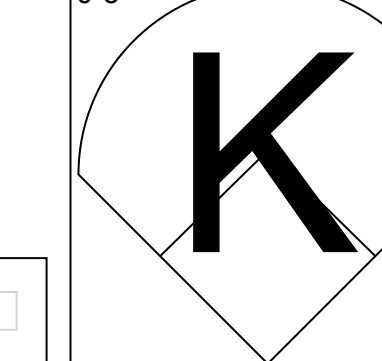
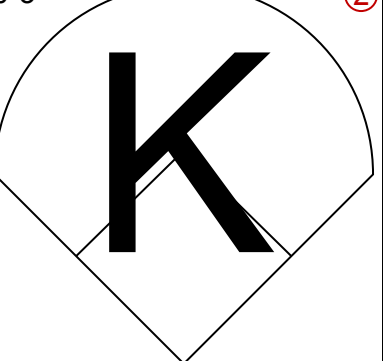
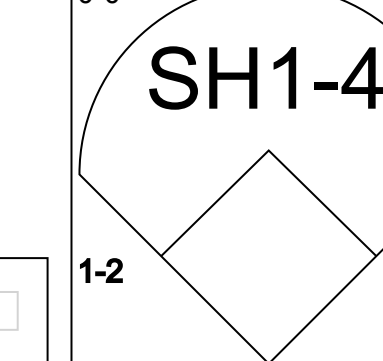
AB	35
R	3
H	9
RBI	3
BB	0
SO	5
LOB	14



Batter	1	2	3	4	5	6	7	8	9	AB	R	H	RBI	BB	SO	LOB	BOTTOM			
Cesar Tovar, R OBP: 0.347, SLG: 0.381	0-0 WP BB 1B									4	1	3	0	0	0	0	<b>San Diego Padres @ Philadelphia Phillies</b> Veterans Stadium, Philadelphia, PA Thu Aug 23 1973, 7:05 PM EDT Att: 10,601 - Unknown			
Mike Schmidt, R OBP: 0.332, SLG: 0.401		0-0 CS 1B								0	0	0	0	0	0	0				
Del Unser, L OBP: 0.372, SLG: 0.466	4-0 1B SF7 BB	0-0 CS	0-0 G3-6 1B		0-0 F7			0-0 F9		3	1	1	0	1	0	1				
Willie Montanez, L OBP: 0.333, SLG: 0.380	0-0 1-3 2-H HR 1B		0-0 G3-6 1B		0-0 F7		0-0 F9	0-0 6-3		4	1	1	1	0	0	1				
Greg Luzinski, R OBP: 0.349, SLG: 0.493	0-0 SF7		0-0 F7			0-0 HR		0-0 HR		2	1	1	2	1	0	0				
Bill Robinson, R OBP: 0.332, SLG: 0.556	0-0 1-H HR			0-0 P4		0-0 HR		0-0 HR		4	2	2	3	0	0	1				
Bob Boone, R OBP: 0.309, SLG: 0.358	0-0 F8			0-0 F7		0-0 1B				3	0	1	0	0	0	0				
Denny Doyle, L OBP: 0.296, SLG: 0.289	0-3 K			0-0 4-3		0-3 K				3	0	0	0	0	2	0				
Craig Robinson, R OBP: 0.269, SLG: 0.344		0-3 K			0-0 5-3			0-0 4-3		3	0	0	0	0	1	0				
Jim Lonborg, R OBP: 0.188, SLG: 0.178		0-3 K			0-0 L5			0-3 K		3	0	0	0	0	2	0				
<b>Inning Stats</b>	R: 4 E: 0 K: 1 S: 8	H: 3 LOB: 0 BB: 1 P: 12	R: 0 E: 0 K: 2 S: 7	H: 1 LOB: 0 BB: 0 P: 7	R: 0 E: 0 K: 0 S: 3	H: 1 LOB: 0 BB: 0 P: 3	R: 0 E: 0 K: 0 S: 3	H: 0 LOB: 0 BB: 0 P: 3	R: 0 E: 0 K: 0 S: 4	H: 1 LOB: 1 BB: 0 P: 4	R: 2 E: 0 K: 1 S: 7	H: 3 LOB: 0 BB: 0 P: 7	R: 0 E: 0 K: 1 S: 5	H: 0 LOB: 0 BB: 0 P: 5	R: 0 E: 0 K: 0 S: 3	H: 0 LOB: 1 BB: 1 P: 7	1B: 6 2B: 0 3B: 0 HR: 3	SF: 1 SAC: 0 DP: 1 HBP: 0	WP: 1 PB: 0 SB: 0 CS: 1	PA: 33
<b>PITCHER</b> Clay Kirby, R ERA: 4.53	IP: 6.0 WLS: L BF: 25 H: 9 R: 6 ER: 6 SO: 4 BB: 1 IBB: 0 HBP: 0 BLK: 0 WP: 0 HR: 3 S: 32 P: 36 ERA: 9.00 WHIP: 1.667															<b>PITCHER</b> Gary Ross, R ERA: 5.07	IP: 2.0 WLS: 7 BF: 7 H: 0 R: 0 ER: 0 SO: 1 BB: 1 IBB: 0 HBP: 0 BLK: 0 WP: 0 HR: 0 S: 8 P: 12 ERA: 0.00 WHIP: 0.500			

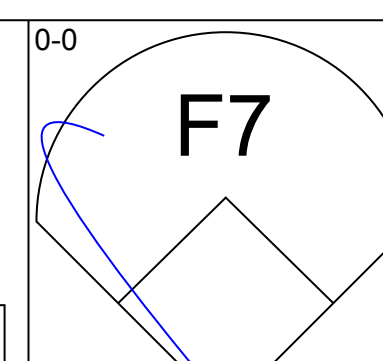
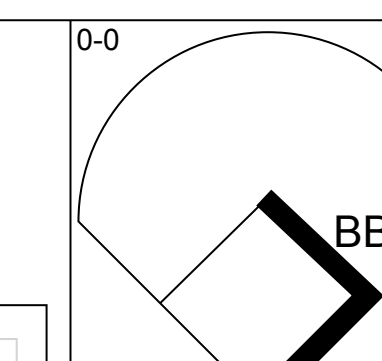
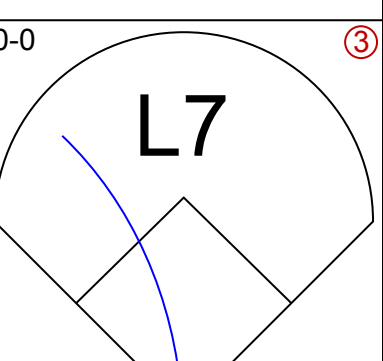
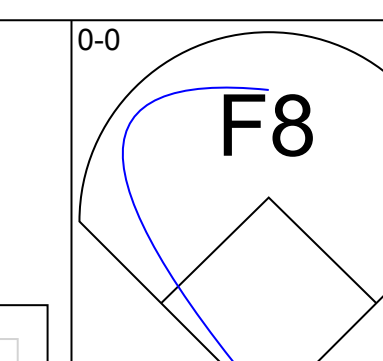
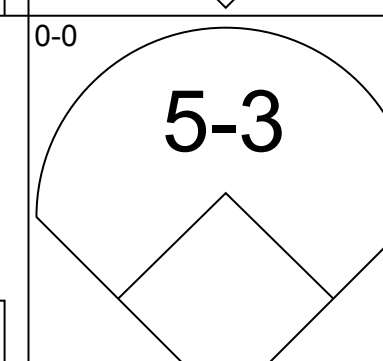
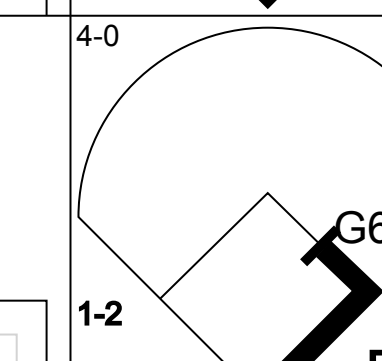
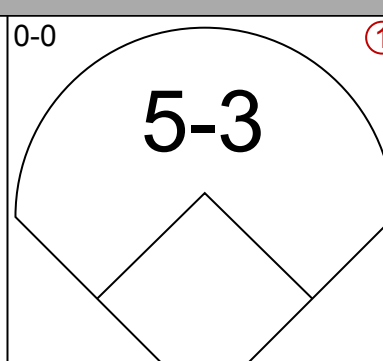
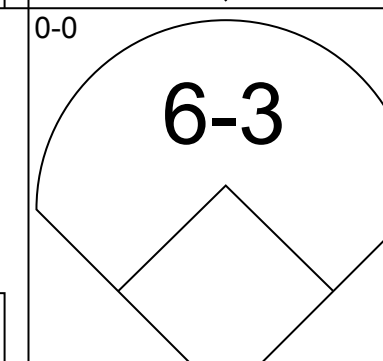
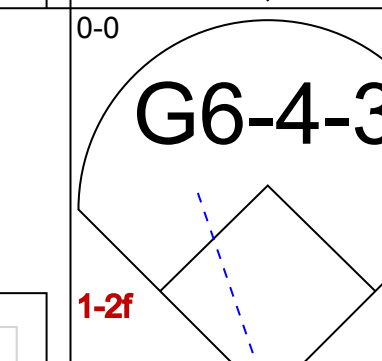
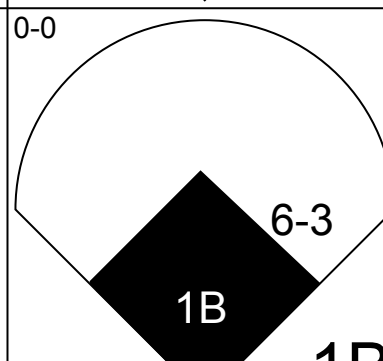
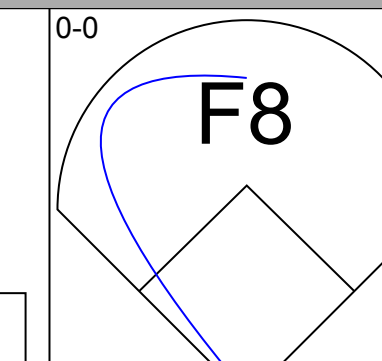
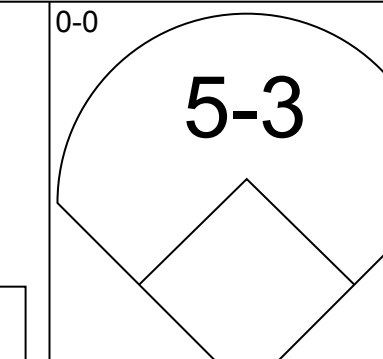
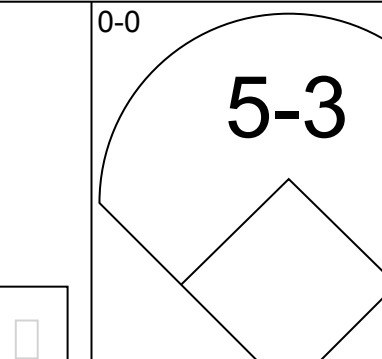
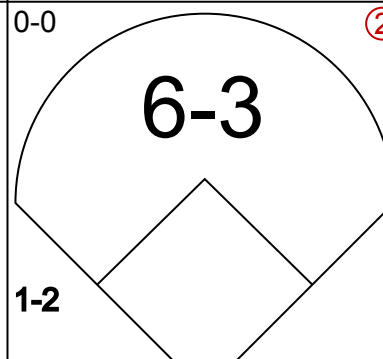
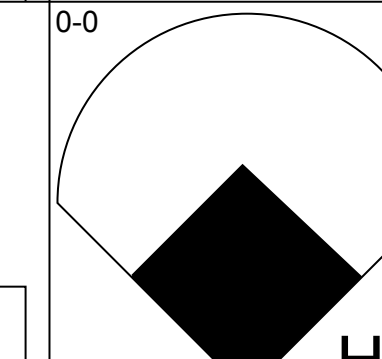
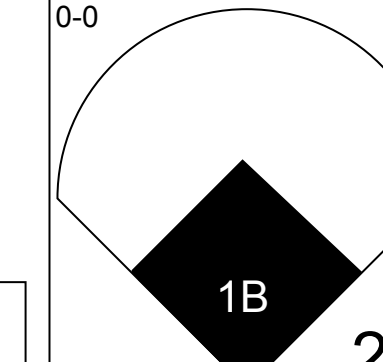
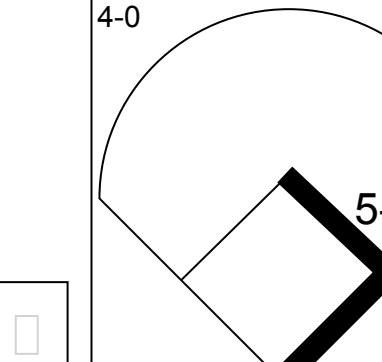
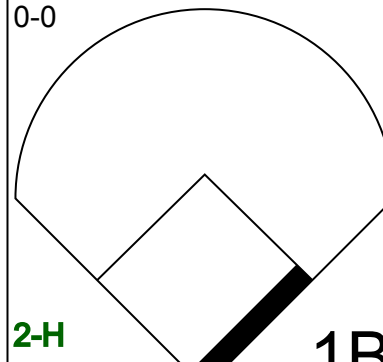
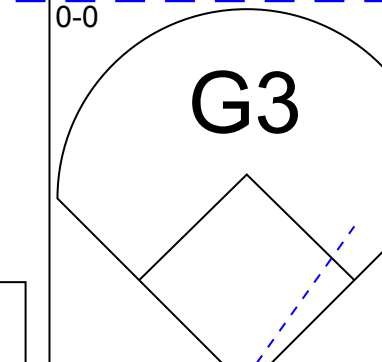
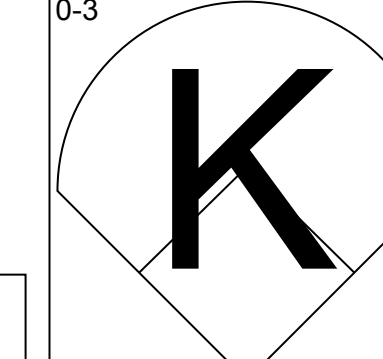
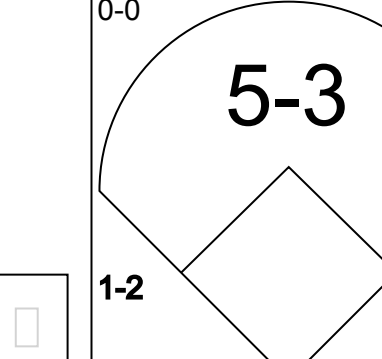
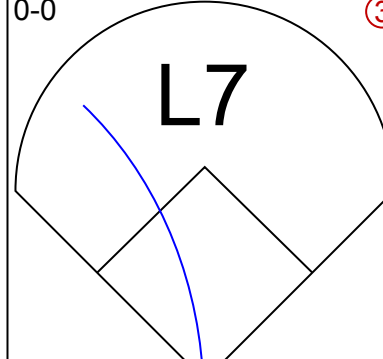
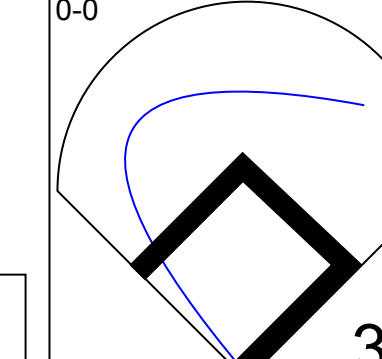
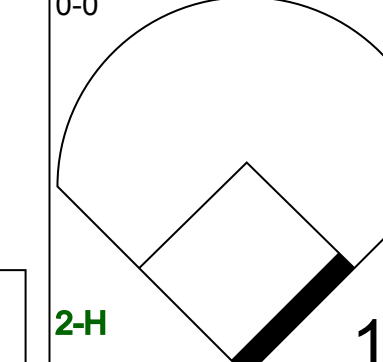
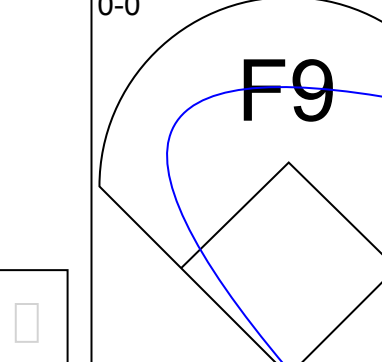

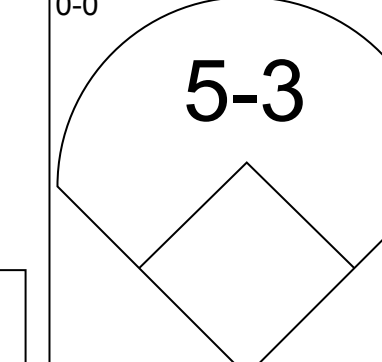
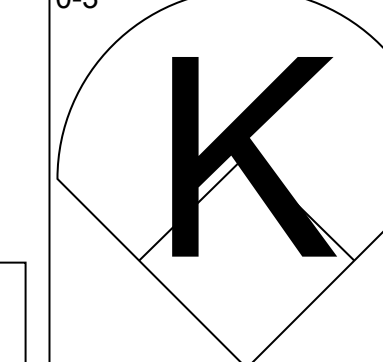
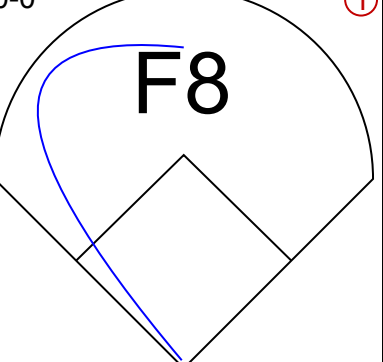
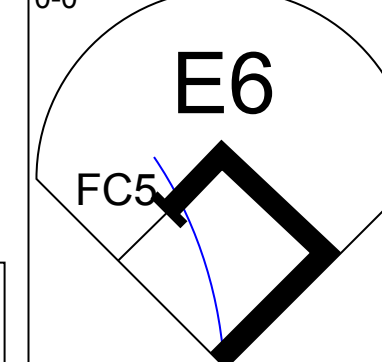




Batter	1	2	3	4	5	6	7	8	9	AB	R	H	RBI	BB	SO	LOB	TOP							
Jerry Morales, R OBP: 0.334, SLG: 0.417 (1, 8)										5	0	2	0	0	1	1	<b>San Diego Padres @ Montreal Expos</b> Jarry Park, Montreal, QB Fri Aug 24 1973, 7:05 PM EDT Att: 14,161 - Unknown							
Derrel Thomas, S OBP: 0.305, SLG: 0.262 (1, 6)										3	0	1	1	1	0	1								
Dave Roberts, R OBP: 0.303, SLG: 0.444 (1, 5)										5	0	0	0	0	1	5								
Cito Gaston, R OBP: 0.299, SLG: 0.410 (1, 9)										4	1	1	0	0	1	1								
Fred Kendall, R OBP: 0.301, SLG: 0.382 (1, 2)										4	1	1	0	0	2	1								
Ivan Murrell, R OBP: 0.215, SLG: 0.378 (1, 3)										4	2	3	2	0	0	0								
Dave Winfield, R OBP: 0.326, SLG: 0.419 (1, 7)										4	0	1	2	0	2	1								
Rich Morales, R OBP: 0.232, SLG: 0.193 (1, 4)										3	1	0	0	1	1	1								
Rich Troedson, L OBP: 0.179, SLG: 0.148 Mike Caldwell, R OBP: 0.171, SLG: 0.147 (8, 1)										3	0	0	0	0	2	1								
<b>Inning Stats</b>	R: 0 E: 0 K: 1 S: 5	H: 0 LOB: 0 BB: 0 P: 5	R: 2 E: 0 K: 2 S: 9	H: 2 LOB: 0 BB: 0 P: 9	R: 0 E: 0 K: 1 S: 6	H: 1 LOB: 1 BB: 0 P: 6	R: 0 E: 0 K: 0 S: 4	H: 1 LOB: 1 BB: 0 P: 4	R: 0 E: 0 K: 1 S: 6	H: 1 LOB: 2 BB: 0 P: 7	R: 2 E: 0 K: 2 S: 10	H: 3 LOB: 1 BB: 0 P: 10	R: 0 E: 0 K: 1 S: 5	H: 0 LOB: 0 BB: 1 P: 9	R: 0 E: 0 K: 2 S: 7	H: 0 LOB: 0 BB: 0 P: 7	R: 1 E: 0 K: 0 S: 4	H: 1 LOB: 1 BB: 1 P: 8	1B: 4 2B: 3 3B: 1 HR: 1	SF: 0 SAC: 1 DP: 0 HBP: 1	WP: 0 PB: 0 SB: 1 CS: 0	PA: 39		
<b>PITCHER</b>	IP WLS BF H R ER SO BB IBB HBP BLK WP HR S P ERA WHIP																							
Balor Moore, L ERA: 4.33 Pat Jarvis, R ERA: 2.79 Bill Stoneman, R ERA: 7.3 Mike Marshall, R ERA: 2.58	(1, 1) (7, 1) (8, 1) (9, 1)	6.0 1.0 1.0 1.0	L 4 4 1	27 0 0 0	H: 8 R: 4 ER: 4 SO: 7	BB: 0 IBB: 0 HBP: 1 BLK: 0	WP: 0 HR: 1 S: 40 P: 41	ERA: 6.00 WHIP: 1.333																

AB	35
R	5
H	9
RBI	5
BB	2
SO	10
LOB	12



Batter	1	2	3	4	5	6	7	8	9	AB	R	H	RBI	BB	SO	LOB	BOTTOM							
Ron Woods, R OBP: 0.349, SLG: 0.317 (1, 8)										4	0	1	0	1	0	0	<b>San Diego Padres @ Montreal Expos</b> Jarry Park, Montreal, QB Fri Aug 24 1973, 7:05 PM EDT Att: 14,161 - Unknown							
Tim Foli, R OBP: 0.285, SLG: 0.291 (1, 6)										3	0	0	0	1	0	2								
Bob Bailey, R OBP: 0.371, SLG: 0.495 (1, 5)										4	1	1	0	0	0	2								
Hal Breeden, R OBP: 0.366, SLG: 0.526 (1, 3)										4	1	1	1	0	0	1								
Ken Singleton, S OBP: 0.409, SLG: 0.490 (1, 9)										3	1	2	1	1	0	0								
Pepe Mangual, R OBP: 0.213, SLG: 0.457 (1, 7)										4	0	1	0	0	1	3								
Pepe Frias, R OBP: 0.254, SLG: 0.262 (1, 4)										4	0	1	1	0	0	2								
Terry Humphrey, R OBP: 0.192, SLG: 0.197 Ron Fairly, L OBP: 0.427, SLG: 0.453 (9, PH)										3	0	0	0	0	1	1								
Balor Moore, L OBP: 0.192, SLG: 0.085 Pat Jarvis, R OBP: 0.285, SLG: 0.333 Steve Renko, R OBP: 0.292, SLG: 0.083 Bill Stoneman, R OBP: 0.292, SLG: 0.227 Mike Marshall, R OBP: 0.410, SLG: 0.324 (1, 1) (7, 1) (8, 1) (9, 1) (9, 4)	(1, 1) (7, 1) (8, 1) (9, 1) (9, 4)	7.1 1.2 1.2 1.2	W S S S	31 6 6 6	H: 3 R: 3 ER: 3 SO: 3	BB: 3 IBB: 0 HBP: 0 BLK: 0	WP: 0 HR: 1 S: 34 P: 46	ERA: 3.68 WHIP: 1.227																
<b>PITCHER</b>	IP WLS BF H R ER SO BB IBB HBP BLK WP HR S P ERA WHIP																							
Rich Troedson, L ERA: 4.39 Mike Caldwell, L ERA: 3.9	(1, 1) (8, 1)	7.1 1.2	W S	31 6	H: 3 R: 3 ER: 3 SO: 3	BB: 3 IBB: 0 HBP: 0 BLK: 0	WP: 0 HR: 1 S: 34 P: 46	ERA: 3.68 WHIP: 1.227																

AB	34
R	3
H	7
RBI	3
BB	3
SO	3
LOB	12





Batter	1	2	3	4	5	6	7	8	9	AB	R	H	RBI	BB	SO	LOB	TOP			
Jerry Morales, R OBP: 0.335, SLG: 0.417 (1, 7) (6, 8)	0-0 6-3		0-3 K		0-0 WP 1B		0-0 G4-6-3 1B	0-0 L7		5	1	2	0	0	1	1				
Johnny Grubb, L OBP: 0.363, SLG: 0.417 (1, 8) (6, 5)	0-0 F9			0-0 3-1	0-0 1B 1B		0-0 G4-6-3 1-2 1B	0-0 1B 1B		5	0	2	1	0	0	1				
Dave Roberts, R OBP: 0.310, SLG: 0.449 (1, 5) (6, 4)	0-0 S 1B			0-0 2B 1B	0-0 FC6 1B			0-0 F7 1B	0-0 1-2 2-H 1B	5	1	4	1	0	0	0				
Cito Gaston, R OBP: 0.298, SLG: 0.410 (1, 9) (6, 1)	0-0 1-3 1-2			0-0 1-H 2B	0-0 FC6 1-2			0-3 K F8	0-0 F8	5	0	1	1	0	1	5				
Fred Kendall, R OBP: 0.303, SLG: 0.383 (1, 2) (6, 1)		0-0 F8		0-0 6-3		0-0 FC4-6 1B		0-0 1B 1B		4	0	2	0	0	0	1				
Derrel Thomas, S OBP: 0.307, SLG: 0.262 (1, 6) (6, 1)		0-3 K		4-0 BB		0-0 FC4-6 FC6 1-2		0-0 FC5-4 1B		3	0	1	0	1	1	1				
Ivan Murrell, R OBP: 0.208, SLG: 0.366 (1, 3) (6, 1)		0-0 F8		0-0 6-3		0-0 F5		0-0 FC5-4 1-2		4	0	0	0	0	0	5				
Rich Morales, R OBP: 0.229, SLG: 0.190 Frank Snook, R OBP: 0.280, SLG: 0.266 Gene Locklear, L OBP: 0.280, SLG: 0.266 (1, 4) (8, 1) (9, FH)			0-0 6-3		0-0 5-3		0-0 FC6 1-2		0-0 3-1	3	0	0	0	0	0	1				
Bill Greif, R OBP: 0.170, SLG: 0.102 Vicente Romo, R OBP: 0.200, SLG: 0.143 Gary Ross, R OBP: 0.304, SLG: 0.306 (1, 1) (2, 1) (6, 1) (6, 7)			0-0 4-3		0-0 6-3		0-0 4-3		0-0 1B 1B	0	0	0	0	0	0	0				
<b>Inning Stats</b>	R: 0 E: 0 K: 0 S: 4	H: 1 LOB: 1 BB: 0 P: 4	R: 0 E: 0 K: 1 S: 5	H: 0 LOB: 0 BB: 0 P: 5	R: 0 E: 0 K: 1 S: 5	H: 0 LOB: 0 BB: 0 P: 5	R: 1 E: 0 K: 0 S: 6	H: 2 LOB: 2 BB: 0 P: 9	R: 1 E: 0 K: 0 S: 6	H: 3 LOB: 2 BB: 0 P: 6	R: 0 E: 0 K: 0 S: 4	H: 1 LOB: 1 BB: 0 P: 4	R: 0 E: 0 K: 1 S: 7	H: 1 LOB: 2 BB: 0 P: 7	R: 1 E: 0 K: 0 S: 6	H: 3 LOB: 2 BB: 0 P: 6	1B: 12 2B: 1 3B: 0 HR: 0	SF: 0 SAC: 0 DP: 1 HBP: 0	WP: 1 PB: 0 SB: 1 CS: 0	PA: 40
<b>PITCHER</b> Mike Torrez, R ERA: 4.49 (1, 1)	IP: 9.0 WLS: W BF: 40	H: 13 R: 3 ER: 3 SO: 3	BB: 1 IBB: 0 HBP: 0 BLK: 0	WP: 1 HR: 0 S: 45 P: 49	ERA: 3.00 WHIP: 1.556	<b>PITCHER</b>	IP: 9.0 WLS: W BF: 40	H: 13 R: 3 ER: 3 SO: 3	BB: 1 IBB: 0 HBP: 0 BLK: 0	WP: 1 HR: 0 S: 45 P: 49	ERA: 3.00 WHIP: 1.556	<b>PITCHER</b>	IP: 9.0 WLS: W BF: 40	H: 13 R: 3 ER: 3 SO: 3	BB: 1 IBB: 0 HBP: 0 BLK: 0	WP: 1 HR: 0 S: 45 P: 49	ERA: 3.00 WHIP: 1.556			

San Diego Padres @ Montreal Expos  
Jarry Park, Montreal, QB  
Sat Aug 25 1973, 7:05 PM EDT  
Att: 16,183 - Unknown

AB	39
R	3
H	13
RBI	3
BB	1
SO	3
LOB	15



Batter	1	2	3	4	5	6	7	8	9	AB	R	H	RBI	BB	SO	LOB	BOTTOM			
Mike Jorgensen, L OBP: 0.337, SLG: 0.340 (1, 3) (6, 1)	0-0 4-3			0-0 F6		0-0 HR	0-3 K	0-0 F2		5	1	1	2	0	1	1				
Larry Lintz, S OBP: 0.455, SLG: 0.385 (1, 4) (6, 1)	0-0 E 1B	3-H 0-0 1B 2-3 1B		0-0 5-3		0-0 S 1B 1B	0-0 HR 1B			5	3	4	0	0	0	0				
Ron Fairly, L OBP: 0.292, SLG: 0.304 Ron Woods, R OBP: 0.349, SLG: 0.317 (1, 7) (8, 8)	0-0 E 1B	0-0 FC1-5 1B		0-0 F5		0-0 F6 1-3	0-0 HR 1B			5	2	3	3	0	0	1				
Ken Singleton, S OBP: 0.411, SLG: 0.489 (1, 9) (6, 1)	0-3 K	0-0 FC1-5 1-2		4-0 SH3-4 1B BB	4-0 SH3-4 1B BB	0-0 1B BB	0-0 1B			3	2	1	0	2	1	4				
Boots Day, L OBP: 0.361, SLG: 0.391 (1, 8) (8, 7)	0-0 E9 2-H 3-H 1B	0-0 5-3		4-0 1-2 1B BB	0-3 K	0-3 K				4	1	1	2	1	2	5				
Bernie Allen, L OBP: 0.281, SLG: 0.301 (1, 5) (6, 1)	0-0 F9		0-0 F6		0-0 SH3-4 1-2 2-3 1B	0-0 1B 1B		0-0 HR		4	1	2	2	0	0	1				
Bob Stinson, S OBP: 0.192, SLG: 0.197 Terry Humphrey, R OBP: 0.192, SLG: 0.197 (1, 2) (9, 2)		0-1 CI SH 1B	0-0 F8		4-0 1B IBB	0-0 1B 1-3 2-H 1B		4-0 FC1-6 BB		2	1	1	1	2	0	0				
Tim Foli, R OBP: 0.287, SLG: 0.293 (1, 6) (6, 1)		0-0 SH SF8 1B	0-0 E6		0-0 1-3 2-H 3-H 1B	0-0 6-3		0-3 K		5	1	2	2	0	1	3				
Mike Torrez, R OBP: 0.214, SLG: 0.218 (1, 1) (6, 1)		0-0 SH 1B 1-3 2-H 1B	0-3 K		0-0 K		0-0 3-1	0-0 FC1-6 1-2		4	1	0	0	0	2	3				
<b>Inning Stats</b>	R: 2 E: 2 K: 1 S: 8	H: 3 LOB: 1 BB: 0 P: 8	R: 3 E: 2 K: 0 S: 8	H: 3 LOB: 2 BB: 0 P: 8	R: 0 E: 1 K: 1 S: 6	H: 0 LOB: 1 BB: 0 P: 6	R: 0 E: 0 K: 0 S: 3	H: 0 LOB: 0 BB: 0 P: 3	R: 2 E: 0 K: 1 S: 5	H: 1 LOB: 3 BB: 3 P: 17	R: 3 E: 0 K: 1 S: 9	H: 4 LOB: 1 BB: 1 P: 13	R: 2 E: 0 K: 2 S: 10	H: 3 LOB: 1 BB: 0 P: 10	R: 1 E: 0 K: 1 S: 6	H: 1 LOB: 1 BB: 1 P: 10	1B: 12 2B: 0 3B: 0 HR: 3	SF: 1 SAC: 2 DP: 0 HBP: 0	WP: 0 PB: 0 SB: 2 CS: 0	PA: 46
<b>PITCHER</b> Bill Greif, R ERA: 3.11 Vicente Romo, R ERA: 3.93 Gary Ross, R ERA: 5.49 Frank Snook, R ERA: 3.29 (1, 1) (2, 1) (6, 1) (8, 1)	IP: 1.1 WLS: L BF: 12	H: 6 R: 5 ER: 1 SO: 1	BB: 0 IBB: 0 HBP: 0 BLK: 0	WP: 0 HR: 0 S: 14 P: 14	ERA: 6.75 WHIP: 4.500	<b>PITCHER</b>	IP: 9.0 WLS: W BF: 40	H: 13 R: 3 ER: 3 SO: 3	BB: 1 IBB: 0 HBP: 0 BLK: 0	WP: 1 HR: 0 S: 45 P: 49	ERA: 3.00 WHIP: 1.556	<b>PITCHER</b>	IP: 9.0 WLS: W BF: 40	H: 13 R: 3 ER: 3 SO: 3	BB: 1 IBB: 0 HBP: 0 BLK: 0	WP: 1 HR: 0 S: 45 P: 49	ERA: 3.00 WHIP: 1.556			

San Diego Padres @ Montreal Expos  
Jarry Park, Montreal, QB  
Sat Aug 25 1973, 7:05 PM EDT  
Att: 16,183 - Unknown

AB	37
R	13
H	15
RBI	12
BB	5
SO	7
LOB	18





Batter	1	2	3	4	5	6	7	8	9	AB	R	H	RBI	BB	SO	LOB	TOP										
Jerry Morales, R OBP: 0.340, SLG: 0.432 (1, 7)	0-0 5-3		0-0 HR			4-0 FC6-4 BB			0-0 HR 2B	3	2	1	1	0	0	0											
Johnny Grubb, L OBP: 0.382, SLG: 0.424 (1, 8)	0-0 HR		0-3 K			0-0 FC6-4 1-2			0-0 L8	4	1	1	1	0	1	2											
Dave Roberts, R OBP: 0.309, SLG: 0.455 (1, 5)	0-0 6-3				0-0 F8				0-0 HR	4	1	1	2	0	0	1											
Cito Gaston, R OBP: 0.295, SLG: 0.405 (1, 9)	0-3 K				0-0 G3				0-3 K	4	0	0	0	0	2	0											
Fred Kendall, R OBP: 0.305, SLG: 0.385 (1, 2)		0-0 F7			0-0 6-3				0-0 1B	4	0	2	0	0	0	0											
Derrel Thomas, S OBP: 0.307, SLG: 0.262 (1, 4)		0-0 F7				0-0 F6			0-0 1B	4	0	1	0	0	0	1											
Ivan Murrell, R OBP: 0.202, SLG: 0.354 (1, 3)					0-0 F9				0-0 1B	4	0	0	0	0	1	2											
Enzo Hernandez, R OBP: 0.278, SLG: 0.243 (1, 6)			0-0 6-3			0-0 F4			0-0 6-3	3	0	0	0	0	0	0											
Randy Jones, R OBP: 0.194, SLG: 0.167 (1, 1)			0-3 K			0-0 F8			0-0 1-3	3	0	0	0	0	1	0											
<b>Inning Stats</b>	R: 1 E: 0 K: 1 S: 6	H: 1 LOB: 0 BB: 0 P: 6	R: 0 E: 0 K: 0 S: 3	H: 0 LOB: 0 BB: 0 P: 3	R: 1 E: 0 K: 2 S: 8	H: 1 LOB: 0 BB: 0 P: 8	R: 0 E: 0 K: 0 S: 3	H: 0 LOB: 0 BB: 0 P: 3	R: 0 E: 0 K: 1 S: 5	H: 0 LOB: 1 BB: 1 P: 7	R: 0 E: 0 K: 0 S: 3	H: 1 LOB: 0 BB: 0 P: 3	R: 0 E: 0 K: 0 S: 3	H: 0 LOB: 0 BB: 0 P: 3	R: 2 E: 0 K: 1 S: 9	H: 4 LOB: 2 BB: 0 P: 9	1B: 3 2B: 1 3B: 0 HR: 3	SF: 0 SAC: 0 DP: 1 HBP: 0	WP: 0 PB: 0 SB: 1 CS: 0	PA: 34							
<b>PITCHER</b>	IP	WLS	BF	H	R	ER	SO	BB	IBB	HBP	BLK	WP	HR	S	P	ERA	WHIP										
Steve Renko, R ERA: 2.79 (1, 1)	8.2	L	33	7	4	4	5	1	0	0	0	0	3	42	46	4.15	0.923										
Mike Marshall, R ERA: 2.57 (9, 1)	0.1		1	0	0	0	0	0	0	0	0	0	0	1	1	0.00	0.000										

San Diego Padres @ Montreal Expos  
Jarry Park, Montreal, QB  
Sun Aug 26 1973, 3:33 AM EDT  
Att: 14,129 - Unknown

AB 33  
R 4  
H 7  
RBI 4  
BB 1  
SO 5  
LOB 6



Batter	1	2	3	4	5	6	7	8	9	AB	R	H	RBI	BB	SO	LOB	BOTTOM										
Pepe Manguat, R OBP: 0.212, SLG: 0.420 (1, 7)	4-0 1B G4-6-3 BB		0-0 F8			0-0 6-3			0-0 FC6-4 1-2	4	1	0	0	1	0	3											
Ron Woods, R OBP: 0.350, SLG: 0.319 (1, 8)	0-0 G4-6-3 1-3 1B		0-0 F9			0-0 S 1B			0-0 5-3	4	1	2	0	0	0	1											
Bob Bailey, R OBP: 0.368, SLG: 0.490 (1, 5)	0-0 G4-6-3 1-2 3-H				0-0 5-3				0-0 F8	4	0	0	0	0	0	1											
Hal Breeden, R OBP: 0.364, SLG: 0.520 (1, 3)	0-3 K				0-3 K				0-0 BB 1B	4	0	1	0	0	3	1											
Larry Lintz, S OBP: 0.455, SLG: 0.385 (8, PR)										0	0	0	0	0	0	0											
Mike Jorgensen, L OBP: 0.337, SLG: 0.340 (9, 3)										0	0	0	0	0	0	0											
Ken Singleton, S OBP: 0.414, SLG: 0.489 (1, 9)		0-0 6-3			0-0 FC6-4 1B				4-0 FC6-4 IBB	2	0	1	0	2	0	0											
Tim Foli, R OBP: 0.284, SLG: 0.289 (1, 6)		0-0 L3			0-0 FC6-4 1-2				0-0 F8 G6-4-3 1-2	4	0	0	0	0	0	5											
Steve Renko, R OBP: 0.354, SLG: 0.361 (1, 1)		0-0 FC6-4 1B			0-0 F8 2B				0-0 FC6-4 1-2	3	0	2	0	0	0	2											
Mike Marshall, R OBP: 0.292, SLG: 0.227 (9, 1)									0-0 3-1	0	0	0	0	0	0	0											
Ron Fairly, L OBP: 0.429, SLG: 0.463 (9, PH)										1	0	0	0	0	0	0											
Pepe Frias, R OBP: 0.258, SLG: 0.266 (1, 4)		0-0 FC6-4 1-2			0-0 F9				0-0 SH2-4 1B	4	0	2	0	0	0	2											
Terry Humphrey, R OBP: 0.185, SLG: 0.189 (1, 2)			0-3 K			0-0 F8 2-3			0-0 SH2-4 1-2	3	0	0	0	0	1	2											
<b>Inning Stats</b>	R: 1 E: 0 K: 1 S: 5	H: 1 LOB: 1 BB: 1 P: 9	R: 0 E: 0 K: 0 S: 4	H: 1 LOB: 1 BB: 0 P: 4	R: 0 E: 0 K: 1 S: 5	H: 0 LOB: 0 BB: 0 P: 5	R: 0 E: 0 K: 1 S: 6	H: 1 LOB: 1 BB: 0 P: 6	R: 0 E: 0 K: 0 S: 4	H: 1 LOB: 1 BB: 0 P: 4	R: 1 E: 1 K: 1 S: 7	H: 1 LOB: 2 BB: 1 P: 11	R: 0 E: 0 K: 0 S: 4	H: 1 LOB: 1 BB: 0 P: 4	R: 0 E: 0 K: 0 S: 3	H: 1 LOB: 2 BB: 1 P: 7	R: 0 E: 0 K: 0 S: 4	H: 1 LOB: 1 BB: 0 P: 4	1B: 7 2B: 1 3B: 0 HR: 0	SF: 0 SAC: 1 DP: 2 HBP: 0	WP: 0 PB: 0 SB: 1 CS: 0	PA: 37					
<b>PITCHER</b>	IP	WLS	BF	H	R	ER	SO	BB	IBB	HBP	BLK	WP	HR	S	P	ERA	WHIP										
Randy Jones, L ERA: 3.03 (1, 1)	9.0	W	37	8	2	1	4	2	1	0	0	0	0	42	54	1.00	1.111										

San Diego Padres @ Montreal Expos  
Jarry Park, Montreal, QB  
Sun Aug 26 1973, 3:33 AM EDT  
Att: 14,129 - Unknown

AB 33  
R 2  
H 8  
RBI 0  
BB 3  
SO 4  
LOB 17





Batter	1	2	3	4	5	6	7	8	9	AB	R	H	RBI	BB	SO	LOB	TOP					
Jerry Morales, R OBP: 0.339, SLG: 0.428 (1, 8)										3	1	0	0	1	1	1						
Derrel Thomas, S OBP: 0.303, SLG: 0.259 (1, 4) (5, 6)										4	0	0	0	0	1	1						
Dave Roberts, R OBP: 0.311, SLG: 0.464 (1, 5)										4	2	2	1	0	1	0						
Nate Colbert, R OBP: 0.332, SLG: 0.422 (1, 3)										4	0	2	2	0	1	0						
Cito Gaston, R OBP: 0.297, SLG: 0.414 (1, 9)										4	1	2	1	0	1	1						
Fred Kendall, R OBP: 0.305, SLG: 0.391 (1, 2)										4	1	1	1	0	0	3						
Dave Winfield, R OBP: 0.323, SLG: 0.411 (1, 7)										4	0	1	0	0	1	0						
Enzo Hernandez, R OBP: 0.280, SLG: 0.245 (1, 6)										2	0	1	0	0	0	1						
Rich Morales, R OBP: 0.227, SLG: 0.188 (5, 4)										2	0	0	0	0	1	0						
Steve Arlin, R OBP: 0.218, SLG: 0.176 (1, 1)										3	0	0	0	0	0	1						
Mike Caldwell, R OBP: 0.171, SLG: 0.147 (7, 1)										0	0	0	0	0	0	0						
Ivan Murrell, R OBP: 0.200, SLG: 0.352 (9, PH)										1	0	0	0	0	1	0						
<b>Inning Stats</b>	R: 0 E: 0 K: 2 S: 7	H: 0 LOB: 0 BB: 7	R: 1 E: 0 K: 0 S: 5	H: 2 LOB: 1 BB: 5	R: 0 E: 0 K: 0 S: 3	H: 0 LOB: 0 BB: 3	R: 1 E: 0 K: 1 S: 6	H: 1 LOB: 0 BB: 6	R: 0 E: 0 K: 0 S: 4	H: 1 LOB: 1 BB: 4	R: 1 E: 0 K: 1 S: 7	H: 3 LOB: 1 BB: 7	R: 0 E: 0 K: 0 S: 3	H: 0 LOB: 0 BB: 3	R: 2 E: 0 K: 1 S: 7	H: 2 LOB: 1 BB: 11	R: 0 E: 0 K: 3 S: 9	H: 0 LOB: 0 BB: 9	1B: 5 2B: 1 3B: 0 HR: 3	SF: 0 SAC: 0 DP: 1 HBP: 0	WP: 0 PB: 0 SB: 0 CS: 0	PA: 36
<b>PITCHER</b>	IP WLS BF H R ER SO BB IBB HBP BLK WP HR S P ERA WHIP																					
George Stone, L ERA: 2.96 (1, 1)	7.0 W 27 7 3 3 4 0 0 0 0 0 3 35 35 3.86 1.000																					
Harry Parker, R ERA: 3.74 (8, 1)	0.1 4 2 2 2 0 1 0 0 0 0 0 3 7 54.00 9.000																					
Tug McGraw, L ERA: 5.14 (8, 1)	1.2 S 5 0 0 0 4 0 0 0 0 0 0 13 13 0.00 0.000																					

San Diego Padres @ New York Mets  
Shea Stadium, Flushing, NY  
Mon Aug 27 1973, 7:05 PM EDT  
Att: 14,790 - Unknown

AB	35
R	5
H	9
RBI	5
BB	1
SO	8
LOB	8



Batter	1	2	3	4	5	6	7	8	9	AB	R	H	RBI	BB	SO	LOB	BOTTOM			
Wayne Garrett, L OBP: 0.333, SLG: 0.349 (1, 5)										4	1	3	0	1	0	0				
Felix Milan, R OBP: 0.326, SLG: 0.352 (1, 4)										4	1	1	0	0	0	2				
Rusty Staub, L OBP: 0.349, SLG: 0.409 (1, 9)										3	1	1	4	2	0	1				
Cleon Jones, R OBP: 0.311, SLG: 0.365 (1, 7)										5	1	1	0	0	3	5				
Ed Kranepool, L OBP: 0.303, SLG: 0.321 (1, 3)										5	1	1	0	0	1	3				
Jerry Grote, R OBP: 0.286, SLG: 0.311 (1, 2)										2	0	1	0	1	0	0				
Don Hahn, R OBP: 0.295, SLG: 0.331 (1, 8)										4	0	4	1	0	0	0				
Bud Harrelson, S OBP: 0.339, SLG: 0.303 (1, 6)										4	0	1	1	0	2	5				
George Stone, L OBP: 0.289, SLG: 0.289 (1, 1)										2	1	0	0	0	0	0				
Jim Beauchamp, R OBP: 0.333, SLG: 0.316 (7, PH)										1	0	0	0	0	0	2				
Harry Parker, R OBP: 0.150, SLG: 0.150 (8, 1)										0	0	0	0	0	0	0				
Tug McGraw, R OBP: 0.071, SLG: 0.071 (8, 1)										0	0	0	0	0	0	0				
<b>Inning Stats</b>	R: 0 E: 0 K: 1 S: 6	H: 1 LOB: 1 BB: 0 P: 6	R: 0 E: 0 K: 0 S: 4	H: 1 LOB: 1 BB: 0 P: 4	R: 0 E: 0 K: 0 S: 3	H: 0 LOB: 0 BB: 3	R: 1 E: 0 K: 1 S: 7	H: 2 LOB: 2 BB: 1 P: 11	R: 4 E: 1 K: 1 S: 10	H: 4 LOB: 2 BB: 1 P: 14	R: 0 E: 0 K: 1 S: 6	H: 1 LOB: 2 BB: 1 P: 10	R: 1 E: 0 K: 0 S: 5	H: 3 LOB: 1 BB: 0 P: 5	R: 0 E: 0 K: 2 S: 8	H: 1 LOB: 2 BB: 1 P: 12	1B: 11 2B: 1 3B: 0 HR: 1	SF: 0 SAC: 2 DP: 1 HBP: 0	WP: 0 PB: 0 SB: 0 CS: 0	PA: 41
<b>PITCHER</b>	IP WLS BF H R ER SO BB IBB HBP BLK WP HR S P ERA WHIP																			
Steve Arlin, R ERA: 4.86 (1, 1)	6.1 L 34 11 6 5 4 2 1 0 0 0 0 1 39 51 7.11 2.053																			
Mike Caldwell, L ERA: 3.85 (7, 1)	1.2 7 2 0 0 2 1 0 0 0 0 0 10 14 0.00 1.800																			

San Diego Padres @ New York Mets  
Shea Stadium, Flushing, NY  
Mon Aug 27 1973, 7:05 PM EDT  
Att: 14,790 - Unknown

AB	34
R	6
H	13
RBI	6
BB	4
SO	6
LOB	18





Batter	1	2	3	4	5	6	7	8	9	AB	R	H	RBI	BB	SO	LOB	TOP					
Jerry Morales, R OBP: 0.337, SLG: 0.434 (1, 8)										5	1	1	1	0	0	7	<p>San Diego Padres @ New York Mets Shea Stadium, Flushing, NY Tue Aug 28 1973, 7:05 PM EDT Att: 16,801 - Unknown</p> <p>livebaseballscores.com</p>					
Derrel Thomas, S OBP: 0.302, SLG: 0.258 (1, 6)										5	1	1	0	0	1	2						
Dave Roberts, R OBP: 0.310, SLG: 0.460 (1, 5) (8, 4)										5	0	1	0	0	2	0						
Nate Colbert, R OBP: 0.333, SLG: 0.428 (1, 3)										4	1	1	1	1	0	2						
Cito Gaston, R OBP: 0.296, SLG: 0.413 (1, 9)										4	0	1	1	0	2	1						
Fred Kendall, R OBP: 0.306, SLG: 0.391 (1, 2)										5	1	2	0	0	0	2						
Dave Winfield, R OBP: 0.340, SLG: 0.430 (1, 7)										3	1	2	0	1	0	1						
Rich Morales, R OBP: 0.237, SLG: 0.192 (8, PH)										1	0	1	0	2	0	0						
Johnny Grubb, L OBP: 0.364, SLG: 0.431 (8, 5)										1	1	1	2	0	0	0						
Clay Kirby, R OBP: 0.311, SLG: 0.133 (1, 1)										2	0	0	0	0	1	5						
Mike Caldwell, R OBP: 0.171, SLG: 0.147 (6, 1)										0	0	0	0	0	0	0						
Gary Ross, R (7, 1)										0	0	0	0	0	0	0						
Leron Lee, L OBP: 0.303, SLG: 0.305 (8, PH)										1	0	0	1	0	0	0						
Frank Snook, R (8, 1)										0	0	0	0	0	0	0						
<b>Inning Stats</b>	R: 2 E: 0 K: 0 S: 6	H: 3 LOB: 1 BB: 0 P: 6	R: 0 E: 0 K: 1 S: 6	H: 1 LOB: 2 BB: 1 P: 10	R: 0 E: 0 K: 0 S: 3	H: 0 LOB: 0 BB: 0 P: 3	R: 0 E: 0 K: 1 S: 7	H: 2 LOB: 2 BB: 0 P: 7	R: 0 E: 0 K: 0 S: 3	H: 0 LOB: 0 BB: 0 P: 3	R: 0 E: 0 K: 0 S: 5	H: 2 LOB: 3 BB: 1 P: 9	R: 0 E: 0 K: 2 S: 7	H: 0 LOB: 1 BB: 1 P: 11	R: 3 E: 0 K: 0 S: 5	H: 2 LOB: 0 BB: 1 P: 9	R: 1 E: 0 K: 2 S: 8	H: 1 LOB: 0 BB: 0 P: 8	1B: 7 2B: 1 3B: 1 HR: 2	SF: 1 SAC: 1 DP: 0 HBP: 0	WP: 0 PB: 0 SB: 1 CS: 0	PA: 42
<b>PITCHER</b>	IP WLS BF H R ER SO BB IBB HBP BLK WP HR S P ERA WHIP																					
Jon Matlack, L ERA: 3.35 (1, 1)	7.0 W 34 9 4 4 4 3 1 0 0 0 1 38 54 5.14 1.714																					
Harry Parker, R ERA: 3.51 (8, 1)	1.0 4 1 1 1 0 0 0 0 0 0 0 4 4 9.00 1.000																					
Tug McGraw, L ERA: 5.18 (9, 1)	1.0 S 4 1 1 1 2 0 0 0 0 0 0 1 8 9.00 1.000																					

Batter	1	2	3	4	5	6	7	8	9	AB	R	H	RBI	BB	SO	LOB	BOTTOM			
Wayne Garrett, L OBP: 0.334, SLG: 0.360 (1, 5)										5	1	2	1	0	0	1	<p>San Diego Padres @ New York Mets Shea Stadium, Flushing, NY Tue Aug 28 1973, 7:05 PM EDT Att: 16,801 - Unknown</p> <p>livebaseballscores.com</p>			
Felix Milten, R OBP: 0.327, SLG: 0.351 (1, 4)										4	2	1	0	1	0	2				
Rusty Staub, L OBP: 0.351, SLG: 0.410 (1, 9)										4	2	2	0	1	0	1				
Cleon Jones, R OBP: 0.313, SLG: 0.366 (1, 7)										5	0	2	1	0	0	4				
Ed Kranepool, L OBP: 0.309, SLG: 0.321 (1, 3)										3	2	1	1	2	0	2				
Ron Hodges, L OBP: 0.290, SLG: 0.283 (1, 2)										4	1	3	2	1	0	2				
Tug McGraw, R OBP: 0.071, SLG: 0.071 (9, 1)										0	0	0	0	0	0	0				
Don Hahn, R OBP: 0.293, SLG: 0.328 (1, 8)										5	0	1	2	0	1	4				
Bud Harrelson, S OBP: 0.337, SLG: 0.298 (1, 6)										4	0	0	0	1	1	3				
Jon Matlack, L OBP: 0.266, SLG: 0.130 (1, 1)										4	0	1	0	0	1	3				
Harry Parker, R OBP: 0.150, SLG: 0.150 (8, 1)										0	0	0	0	0	0	0				
Jerry Grote, R OBP: 0.286, SLG: 0.311 (9, 2)										0	0	0	0	0	0	0				
<b>Inning Stats</b>	R: 1 E: 0 K: 0 S: 5	H: 2 LOB: 2 BB: 1 P: 9	R: 0 E: 0 K: 0 S: 3	H: 0 LOB: 1 BB: 1 P: 7	R: 1 E: 0 K: 0 S: 5	H: 2 LOB: 2 BB: 1 P: 9	R: 0 E: 0 K: 1 S: 7	H: 2 LOB: 3 BB: 1 P: 11	R: 0 E: 0 K: 1 S: 5	H: 0 LOB: 0 BB: 0 P: 3	R: 5 E: 1 K: 1 S: 12	H: 6 LOB: 2 BB: 0 P: 12	R: 0 E: 0 K: 0 S: 3	H: 0 LOB: 0 BB: 0 P: 3	R: 1 E: 0 K: 0 S: 4	H: 1 LOB: 1 BB: 1 P: 8	1B: 11 2B: 1 3B: 0 HR: 1	SF: 0 SAC: 0 DP: 0 HBP: 0	WP: 0 PB: 1 SB: 0 CS: 0	PA: 44
<b>PITCHER</b>	IP WLS BF H R ER SO BB IBB HBP BLK WP HR S P ERA WHIP																			
Clay Kirby, R ERA: 4.67 (1, 1)	5.1 L 31 10 6 5 2 4 1 0 0 0 0 1 30 50 8.44 2.625																			
Mike Caldwell, L ERA: 3.53 (6, 1)	0.2 5 2 1 0 1 0 0 0 0 0 0 7 7 0.00 3.000																			
Gary Ross, R ERA: 5.4 (7, 1)	1.0 3 0 0 0 0 0 0 0 0 0 0 3 3 0.00 0.000																			
Frank Snook, R ERA: 3.88 (8, 1)	1.0 5 1 1 1 0 1 0 0 0 0 0 0 4 8 9.00 2.000																			



Batter	1	2	3	4	5	6	7	8	9	AB	R	H	RBI	BB	SO	LOB	TOP				
Jerry Morales, R OBP: 0.338, SLG: 0.433 (1, 8)										5	0	2	0	0	1	4					
Derrel Thomas, S OBP: 0.300, SLG: 0.257 (1, 6)										5	0	1	0	0	1	2					
Dave Roberts, R OBP: 0.309, SLG: 0.458 (1, 5)										4	0	1	0	0	1	3					
Nate Colbert, R OBP: 0.334, SLG: 0.427 (1, 3)										3	0	1	0	0	0	0					
Ivan Murrell, R OBP: 0.195, SLG: 0.344 Johnny Grubb, L OBP: 0.363, SLG: 0.430 (8, PH) (8, 8)										3	0	0	0	0	2	4					
Fred Kendall, R OBP: 0.310, SLG: 0.393 (1, 2)										3	0	2	0	1	0	2					
Dave Winfield, R OBP: 0.336, SLG: 0.423 (1, 7)										4	0	1	0	0	0	2					
Rich Morales, R OBP: 0.238, SLG: 0.190 Leron Lee, L OBP: 0.305, SLG: 0.305 (9, PH) (9, 8)										2	0	0	0	1	0	0					
Rich Troedson, L OBP: 0.167, SLG: 0.138 Mike Corkins, R OBP: 0.250, SLG: 0.538 Gene Locklear, L OBP: 0.278, SLG: 0.264 (9, PH) (1, 1) (5, 1)										2	0	0	0	0	1	3					
<b>Inning Stats</b>	R: 0 E: 0 K: 2 S: 8	H: 1 LOB: 2 BB: 0 P: 9	R: 0 E: 0 K: 1 S: 5	H: 1 LOB: 2 BB: 2 P: 13	R: 0 E: 0 K: 1 S: 7	H: 2 LOB: 0 BB: 0 P: 7	R: 0 E: 0 K: 0 S: 3	H: 0 LOB: 0 BB: 0 P: 3	R: 0 E: 0 K: 1 S: 5	H: 1 LOB: 1 BB: 0 P: 6	R: 0 E: 0 K: 1 S: 7	H: 2 LOB: 2 BB: 0 P: 7	R: 0 E: 0 K: 1 S: 6	H: 1 LOB: 1 BB: 0 P: 6	R: 0 E: 0 K: 0 S: 3	H: 0 LOB: 1 BB: 1 P: 7	1B: 8 2B: 0 3B: 0 HR: 0	SF: 0 SAC: 0 DP: 1 HBP: 1	WP: 0 PB: 0 SB: 2 CS: 0	PA: 38	
<b>PITCHER</b>	IP	WLS	BF	H	R	ER	SO	BB	IBB	HBP	BLK	WP	HR	S	P	ERA	WHIP				
Jerry Koosman, L ERA: 3.05 Buzz Capra, R ERA: 3.53	(1, 1) (7, 1)	6.2 S	29 9	7 1	0 0	0 0	7 1	2 1	0 0	1 0	0 0	0 0	0 0	40 10	49 14	0.00 0.00	1.350 0.857				

San Diego Padres @ New York Mets  
Shea Stadium, Flushing, NY  
Wed Aug 29 1973, 7:05 PM EDT  
Att: 18,436 - Unknown

AB 34  
R 0  
H 8  
RBI 0  
BB 3  
SO 8  
LOB 21



Batter	1	2	3	4	5	6	7	8	9	AB	R	H	RBI	BB	SO	LOB	BOTTOM				
Wayne Garrett, L OBP: 0.333, SLG: 0.358 (1, 5)										3	0	0	0	1	2	3					
Felix Milan, R OBP: 0.328, SLG: 0.352 Ted Martinez, R OBP: 0.281, SLG: 0.279 (1, 4) (7, 4)										1	0	1	1	0	0	0					
Willie Mays, R OBP: 0.303, SLG: 0.356 (1, 3)										4	0	1	1	0	2	2					
Cleon Jones, R OBP: 0.312, SLG: 0.368 (1, 7)										4	0	1	1	0	1	1					
Rusty Staub, L OBP: 0.354, SLG: 0.412 (1, 9)										3	0	2	0	1	0	0					
Jerry Grote, R OBP: 0.280, SLG: 0.304 (1, 2)										4	0	0	0	0	0	5					
Don Hahn, R OBP: 0.299, SLG: 0.330 (1, 8)										2	1	1	0	1	0	1					
Bud Harrelson, S OBP: 0.337, SLG: 0.299 (1, 6)										3	1	1	0	0	0	2					
Jerry Koosman, R OBP: 0.141, SLG: 0.143 Buzz Capra, R (7, 1)										3	1	1	0	0	1	0					
<b>Inning Stats</b>	R: 0 E: 0 K: 1 S: 5	H: 0 LOB: 1 BB: 1 P: 9	R: 0 E: 0 K: 0 S: 4	H: 1 LOB: 1 BB: 0 P: 4	R: 0 E: 0 K: 1 S: 6	H: 1 LOB: 1 BB: 0 P: 6	R: 0 E: 0 K: 0 S: 3	H: 0 LOB: 0 BB: 0 P: 3	R: 3 E: 0 K: 1 S: 9	H: 4 LOB: 3 BB: 2 P: 17	R: 0 E: 0 K: 1 S: 5	H: 1 LOB: 0 BB: 0 P: 5	R: 0 E: 0 K: 1 S: 5	H: 0 LOB: 0 BB: 0 P: 5	R: 0 E: 0 K: 1 S: 5	H: 1 LOB: 0 BB: 0 P: 5	1B: 7 2B: 2 3B: 0 HR: 0	SF: 1 SAC: 1 DP: 2 HBP: 0	WP: 0 PB: 0 SB: 0 CS: 0	PA: 33	
<b>PITCHER</b>	IP	WLS	BF	H	R	ER	SO	BB	IBB	HBP	BLK	WP	HR	S	P	ERA	WHIP				
Rich Troedson, L ERA: 4.45 Mike Corkins, R ERA: 4.41	(1, 1) (5, 1)	4.2 L	23 10	6 2	0 0	3 0	3 3	2 0	0 0	0 0	0 0	0 0	0 0	26 16	38 16	5.79 0.00	1.714 0.600				

San Diego Padres @ New York Mets  
Shea Stadium, Flushing, NY  
Wed Aug 29 1973, 7:05 PM EDT  
Att: 18,436 - Unknown

AB 28  
R 3  
H 8  
RBI 3  
BB 3  
SO 6  
LOB 14









Batter	1	2	3	4	5	6	7	8	9	AB	R	H	RBI	BB	SO	LOB	TOP		
<b>Pete Rose, S</b> OBP: 0.411, SLG: 0.436 (1, 7)										3	0	1	0	1	0	0	<b>Cincinnati Reds @ San Diego Padres</b> San Diego Stadium, San Diego, CA Sat Sep 01 1973, 10:05 PM EDT Att: 6,948 - Unknown		
<b>Joe Morgan, L</b> OBP: 0.406, SLG: 0.486 (1, 4)										4	0	0	0	0	0	4			
<b>Dan Driessen, L</b> OBP: 0.353, SLG: 0.407 (1, 5)										4	0	0	0	0	0	1			
<b>Tony Perez, R</b> OBP: 0.391, SLG: 0.527 (1, 3)										4	1	2	0	0	0	0			
<b>Denis Menke, R</b> OBP: 0.362, SLG: 0.250 (9, 5)										0	0	0	0	0	0	0			
<b>Johnny Bench, R</b> OBP: 0.346, SLG: 0.442 (1, 2)										4	1	1	2	0	0	1			
<b>Andy Kosco, R</b> OBP: 0.333, SLG: 0.512 (1, 9)										4	1	1	1	0	1	1			
<b>Cesar Geronimo, L</b> OBP: 0.254, SLG: 0.283 (9, 8)										0	0	0	0	0	0	0			
<b>Ed Arbrister, R</b> OBP: 0.200, SLG: 0.200 (1, 8)										4	0	1	0	0	0	0			
<b>Darrel Chaney, S</b> OBP: 0.263, SLG: 0.204 (1, 6)										2	0	0	0	0	0	0			
<b>Fred Norman, S</b> OBP: 0.100, SLG: 0.074 (1, 1)										2	0	0	0	0	0	1			
<b>Pedro Borbon, R</b> OBP: 0.333, SLG: 0.333 (7, 1)										0	0	0	0	0	0	0			
<b>George Foster, R</b> (8, PH)										1	0	0	0	0	0	0			
<b>Clay Carroll, R</b> OBP: 0.154, SLG: 0.154 (8, 1)										0	0	0	0	0	0	0			
<b>Tom Hall, L</b> OBP: 0.045, SLG: 0.045 (9, 1)										0	0	0	0	0	0	0			
<b>Inning Stats</b>	R: 0 E: 0 K: 0 S: 3	H: 1 LOB: 0 BB: 0 P: 3	R: 1 E: 0 K: 0 S: 4	H: 1 LOB: 0 BB: 0 P: 4	R: 0 E: 1 K: 0 S: 4	H: 0 LOB: 1 BB: 0 P: 4	R: 0 E: 1 K: 0 S: 4	H: 1 LOB: 2 BB: 1 P: 4	R: 0 E: 0 K: 1 S: 5	H: 0 LOB: 0 BB: 0 P: 5	R: 0 E: 0 K: 1 S: 5	H: 0 LOB: 0 BB: 0 P: 3	R: 0 E: 0 K: 0 S: 3	H: 0 LOB: 0 BB: 0 P: 3	R: 2 E: 0 K: 0 S: 5	H: 2 LOB: 0 BB: 0 P: 5	1B: 3 2B: 1 3B: 0 HR: 2	SF: 0 SAC: 1 DP: 1 HBP: 0	WP: 0 PA: 34 PB: 0 SB: 0 CS: 0
<b>PITCHER</b> <b>Randy Jones, L</b> ERA: 3.03 (1, 1)	IP: 9.0 WLS: L BF: 34 H: 6 R: 3 ER: 3 SO: 2 BB: 0 IBB: 1 HBP: 0 BLK: 0 WP: 0 HR: 2 S: 37 P: 41 ERA: 3.00 WHIP: 0.667															<b>PITCHER</b>			

AB	32
R	3
H	6
RBI	3
BB	1
SO	2
LOB	8



Batter	1	2	3	4	5	6	7	8	9	AB	R	H	RBI	BB	SO	LOB	BOTTOM		
<b>Jerry Morales, R</b> OBP: 0.338, SLG: 0.432 (1, 8)										4	0	2	0	0	0	0	<b>Cincinnati Reds @ San Diego Padres</b> San Diego Stadium, San Diego, CA Sat Sep 01 1973, 10:05 PM EDT Att: 6,948 - Unknown		
<b>Derrel Thomas, S</b> OBP: 0.300, SLG: 0.255 (1, 6)										3	0	0	0	0	1	1			
<b>Dave Roberts, R</b> OBP: 0.306, SLG: 0.451 (1, 5)										4	0	0	0	0	2	2			
<b>Nate Colbert, R</b> OBP: 0.335, SLG: 0.432 (1, 3)										3	1	2	1	1	0	0			
<b>Cito Gaston, R</b> OBP: 0.298, SLG: 0.419 (1, 9)										4	1	1	0	0	1	4			
<b>Fred Kendall, R</b> OBP: 0.308, SLG: 0.390 (1, 2)										4	0	1	0	0	0	0			
<b>Dwain Anderson, R</b> OBP: 0.223, SLG: 0.129 (9, FR)										0	0	0	0	0	0	0			
<b>Dave Winfield, R</b> OBP: 0.327, SLG: 0.408 (1, 7)										2	0	0	0	0	0	0			
<b>Johnny Grubb, L</b> OBP: 0.365, SLG: 0.435 (7, PH)										2	0	1	1	0	0	1			
<b>Dave Hilton, R</b> OBP: 0.267, SLG: 0.291 (1, 4)										4	0	0	0	0	1	3			
<b>Randy Jones, R</b> OBP: 0.176, SLG: 0.152 (1, 1)										3	0	0	0	0	2	2			
<b>Ivan Murrell, R</b> OBP: 0.194, SLG: 0.341 (9, PH)										1	0	0	0	0	0	1			
<b>Inning Stats</b>	R: 0 E: 0 K: 1 S: 5	H: 0 LOB: 0 BB: 0 P: 5	R: 0 E: 0 K: 1 S: 5	H: 0 LOB: 0 BB: 0 P: 5	R: 0 E: 0 K: 1 S: 7	H: 2 LOB: 0 BB: 0 P: 7	R: 0 E: 0 K: 0 S: 3	H: 0 LOB: 0 BB: 0 P: 3	R: 0 E: 0 K: 2 S: 7	H: 0 LOB: 0 BB: 0 P: 7	R: 2 E: 0 K: 1 S: 9	H: 4 LOB: 2 BB: 0 P: 9	R: 0 E: 0 K: 0 S: 4	H: 1 LOB: 2 BB: 1 P: 8	R: 0 E: 1 K: 0 S: 4	H: 0 LOB: 1 BB: 0 P: 4	1B: 4 2B: 2 3B: 0 HR: 1	SF: 0 SAC: 1 DP: 0 HBP: 0	WP: 0 PA: 36 PB: 0 SB: 0 CS: 0
<b>PITCHER</b> <b>Fred Norman, L</b> ERA: 3.38 (1, 1)	IP: 6.1 WLS: 24 BF: 24 H: 5 R: 2 ER: 2 SO: 6 BB: 0 IBB: 0 HBP: 0 BLK: 0 WP: 0 HR: 1 S: 36 P: 36 ERA: 2.84 WHIP: 0.789															<b>PITCHER</b>			
<b>Pedro Borbon, R</b> ERA: 2.25 (7, 1)	0.2	3	1	0	0	1	0	0	0	0	0	5	5	0.00	1.500				
<b>Clay Carroll, R</b> ERA: 4.11 (8, 1)	1.0	W	6	1	0	0	0	1	0	0	0	5	9	0.00	1.000				
<b>Tom Hall, L</b> ERA: 3.54 (9, 1)	1.0	S	3	0	0	0	0	0	0	0	0	3	3	0.00	0.000				

AB	34
R	2
H	7
RBI	2
BB	1
SO	7
LOB	14





Batter	1	2	3	4	5	6	7	8	9	AB	R	H	RBI	BB	SO	LOB	TOP			
<b>Pete Rose, S</b> OBP: 0.411, SLG: 0.438 (1, 7)	0-0 4-3 1B 2B		0-0 F8	0-0 BB 1B		0-0 4-3		0-0 4-3		5	1	2	1	0	0	0	<b>Cincinnati Reds @ San Diego Padres</b> San Diego Stadium, San Diego, CA Sun Sep 02 1973, 6:33 AM EDT Att: 4,894 - Unknown			
<b>Joe Morgan, L</b> OBP: 0.407, SLG: 0.483 (1, 4)	0-0 4-3		0-0 P4	4-0 FC4-6 BB		4-0 BB S 1B BB		0-3 K		3	1	0	0	2	1	1				
<b>Dan Driessen, L</b> OBP: 0.357, SLG: 0.406 (1, 5) (8, 3)	0-0 FC4-6 1B		0-3 K	0-0 FC4-6		4-0 1B BB		4-0 BB		3	0	1	1	2	1	2				
<b>Tony Perez, R</b> OBP: 0.393, SLG: 0.527 (1, 3)	0-3 K			0-0 1B 2B		4-0 G3 1B		0-0 F8		4	1	2	0	1	1	2				
<b>Denis Menke, R</b> OBP: 0.362, SLG: 0.250 (8, 5)				0-0 1B 1B		1-2 2-3 BB				0	0	0	0	0	0	0				
<b>Johnny Bench, R</b> OBP: 0.346, SLG: 0.441 (1, 2)	0-0 FC4-6			0-0 F5		0-3 K		4-0 FC3-6 1B BB		4	0	1	1	1	1	3				
<b>Ken Griffey, L</b> OBP: 0.556, SLG: 0.583 (1, 9)		4-0 4-3 G3 BB		0-0 2B 1B		0-0 G3 1B		0-0 6-3		4	1	3	0	1	0	3				
<b>Cesar Geronimo, L</b> OBP: 0.253, SLG: 0.285 (1, 8)		0-0 G3		0-0 1B 2B		0-0 G3		0-3 K		5	1	1	2	0	1	5				
<b>Darrel Chaney, S</b> OBP: 0.261, SLG: 0.204 (1, 6)		0-0 4-3		0-0 SH2-4 1B		0-0 4-3		0-0 FC3-6		5	1	1	1	0	0	5				
<b>Ross Grimsley, L</b> OBP: 0.068, SLG: 0.068 (1, 1)		0-0 4-3		0-0 SH2-4		0-0 6-3		0-3 K		4	0	0	0	0	1	3				
<b>Inning Stats</b>	R: 1 E: 0 K: 1 S: 7	H: 2 LOB: 1 BB: 0 P: 7	R: 0 E: 0 K: 0 S: 3	H: 0 LOB: 1 BB: 1 P: 7	R: 0 E: 0 K: 1 S: 5	H: 0 LOB: 0 BB: 0 P: 5	R: 4 E: 0 K: 0 S: 8	H: 5 LOB: 2 BB: 1 P: 12	R: 0 E: 0 K: 1 S: 4	H: 1 LOB: 3 BB: 3 P: 16	R: 0 E: 0 K: 0 S: 3	H: 0 LOB: 0 BB: 0 P: 3	R: 0 E: 0 K: 1 S: 5	H: 0 LOB: 1 BB: 1 P: 9	R: 0 E: 0 K: 2 S: 8	H: 1 LOB: 2 BB: 1 P: 12	1B: 9 2B: 2 3B: 0 HR: 0	SF: 0 SAC: 1 DP: 0 HBP: 0	WP: 0 PB: 0 SB: 1 CS: 0	PA: 45
<b>PITCHER</b>	IP WLS BF H R ER SO	IP WLS BF H R ER SO	IP WLS BF H R ER SO	IP WLS BF H R ER SO	IP WLS BF H R ER SO	IP WLS BF H R ER SO	IP WLS BF H R ER SO	IP WLS BF H R ER SO	IP WLS BF H R ER SO	IP WLS BF H R ER SO	IP WLS BF H R ER SO	IP WLS BF H R ER SO	IP WLS BF H R ER SO	IP WLS BF H R ER SO	IP WLS BF H R ER SO	IP WLS BF H R ER SO	ERA WHIP	ERA WHIP		
<b>Steve Arlin, R</b> ERA: 5.03 (1, 1)	3.2 L 19 7 5 5 2																			
<b>Vicente Romo, R</b> ERA: 3.95 (4, 1)	1.1 7 2 0 0 1																			
<b>Gary Ross, R</b> ERA: 5.29 (6, 1)	2.0 10 1 1 1 0																			
<b>Frank Snook, R</b> ERA: 3.05 (8, 1)	2.0 9 1 0 0 3																			

AB	37
R	6
H	11
RBI	6
BB	7
SO	6
LOB	24



Batter	1	2	3	4	5	6	7	8	9	AB	R	H	RBI	BB	SO	LOB	BOTTOM			
<b>Jerry Morales, R</b> OBP: 0.334, SLG: 0.427 (1, 8)	0-0 6-3		0-0 G4-6-3		0-0 G6-4-3			0-0 P6		4	0	0	0	0	0	2	<b>Cincinnati Reds @ San Diego Padres</b> San Diego Stadium, San Diego, CA Sun Sep 02 1973, 6:33 AM EDT Att: 4,894 - Unknown			
<b>Enzo Hernandez, R</b> OBP: 0.278, SLG: 0.245 (1, 6)	0-0 4-3		0-0 6-3				0-0 1B	0-0 F7		4	0	1	0	0	0	0				
<b>Dave Roberts, R</b> OBP: 0.308, SLG: 0.452 (1, 5)	0-0 5-3			0-0 F7 BB 2-3 1B		0-0 F7		0-0 1B		4	1	2	0	0	0	1				
<b>Nate Colbert, R</b> OBP: 0.334, SLG: 0.429 (1, 3)		0-3 K		4-0 2-3 BB		0-0 F8		0-0 F9		3	0	0	0	1	1	2				
<b>Cito Gaston, R</b> OBP: 0.295, SLG: 0.415 (1, 9)		0-0 P4		0-0 F7		0-0 4-3				4	0	0	0	0	0	3				
<b>Fred Kendall, R</b> OBP: 0.310, SLG: 0.391 (1, 2)		0-0 1B		0-0 2-3				0-0 F8		4	0	2	1	0	0	1				
<b>Dave Winfield, R</b> OBP: 0.333, SLG: 0.411 (1, 7)		0-0 1B		0-0 F9				0-0 FC6-4		4	0	2	0	0	0	2				
<b>Dave Hilton, R</b> OBP: 0.261, SLG: 0.283 (1, 4)		0-0 P4			0-3 K			0-0 F7		4	0	0	0	0	1	4				
<b>Steve Arlin, R</b> OBP: 0.232, SLG: 0.192 (1, 1)					4-0 G6-4-3					1	0	1	0	0	0	0				
<b>Vicente Romo, R</b> OBP: 0.200, SLG: 0.143 (4, 1)										0	0	0	0	0	0	0				
<b>Dwain Anderson, R</b> OBP: 0.229, SLG: 0.129 (5, 9)										0	0	0	0	0	0	0				
<b>Gary Ross, R</b> OBP: 0.192, SLG: 0.338 (8, 1)										0	0	0	0	0	0	0				
<b>Ivan Murrell, R</b> OBP: 0.192, SLG: 0.338 (7, 9)										0	0	0	0	0	0	0				
<b>Frank Snook, R</b> OBP: 0.192, SLG: 0.338 (8, 1)										0	0	0	0	0	0	0				
<b>Inning Stats</b>	R: 0 E: 0 K: 0 S: 3	H: 0 LOB: 0 BB: 0 P: 3	R: 0 E: 0 K: 1 S: 7	H: 2 LOB: 2 BB: 0 P: 7	R: 0 E: 0 K: 0 S: 3	H: 1 LOB: 0 BB: 0 P: 3	R: 1 E: 0 K: 0 S: 4	H: 1 LOB: 1 BB: 1 P: 8	R: 0 E: 0 K: 0 S: 4	H: 1 LOB: 1 BB: 0 P: 4	R: 0 E: 0 K: 0 S: 4	H: 1 LOB: 1 BB: 0 P: 4	R: 0 E: 0 K: 0 S: 4	H: 1 LOB: 1 BB: 0 P: 4	R: 0 E: 0 K: 0 S: 4	H: 1 LOB: 1 BB: 0 P: 4	1B: 8 2B: 0 3B: 0 HR: 0	SF: 0 SAC: 0 DP: 2 HBP: 0	WP: 0 PB: 0 SB: 0 CS: 0	PA: 35
<b>PITCHER</b>	IP WLS BF H R ER SO	IP WLS BF H R ER SO	IP WLS BF H R ER SO	IP WLS BF H R ER SO	IP WLS BF H R ER SO	IP WLS BF H R ER SO	IP WLS BF H R ER SO	IP WLS BF H R ER SO	IP WLS BF H R ER SO	IP WLS BF H R ER SO	IP WLS BF H R ER SO	IP WLS BF H R ER SO	IP WLS BF H R ER SO	IP WLS BF H R ER SO	IP WLS BF H R ER SO	IP WLS BF H R ER SO	ERA WHIP	ERA WHIP		
<b>Ross Grimsley, L</b> ERA: 2.99 (1, 1)	9.0 W 35 8 1 1 2																			





Batter	1	2	3	4	5	6	7	8	9	AB	R	H	RBI	BB	SO	LOB	TOP				
Ralph Garr, L OBP: 0.331, SLG: 0.426 (1, 9)	3-1	F6		6-3		6-3			E6 FC3-6	5	0	0	0	0	0	2					
Mike Lum, L OBP: 0.357, SLG: 0.463 (1, 3)	5-3		HR				4-3		FC3-6 1B WP	5	1	1	0	0	0	1					
Darrell Evans, L OBP: 0.406, SLG: 0.566 (1, 5)	HR		F8				4-3		1B BB	4	1	1	1	1	0	1					
Hank Aaron, R OBP: 0.385, SLG: 0.622 Sonny Jackson, L OBP: 0.290, SLG: 0.262 (7, 7)	5-3		HR				K		1B	4	2	2	3	0	1	0					
Dusty Baker Jr., R OBP: 0.360, SLG: 0.436 (1, 8)		5-3	F8		1-3				L6 F9	4	0	0	0	1	0	3					
Davey Johnson, R OBP: 0.362, SLG: 0.541 (1, 4)	K				6-3				6-3 L7	4	0	0	0	1	1	3					
Marty Perez, R OBP: 0.315, SLG: 0.336 (1, 6)		HR	F8						HR	3	2	2	1	1	0	2					
Paul Casanova, R OBP: 0.267, SLG: 0.382 (1, 2)		HR	K						HR	4	1	2	2	0	2	3					
Max Leon, R OBP: 0.286, SLG: 0.286 (1, 1)					F8		SH3-4		FC6 1B	3	0	1	0	0	0	1					
<b>Inning Stats</b>	R: 1 E: 0 K: 0 S: 4	H: 1 LOB: 0 BB: 0 P: 4	R: 2 E: 0 K: 1 S: 8	H: 3 LOB: 1 BB: 0 P: 8	R: 2 E: 0 K: 1 S: 7	H: 2 LOB: 2 BB: 2 P: 15	R: 0 E: 0 K: 0 S: 3	H: 0 LOB: 0 BB: 0 P: 3	R: 1 E: 0 K: 0 S: 4	H: 1 LOB: 1 BB: 1 P: 4	R: 0 E: 0 K: 1 S: 5	H: 0 LOB: 0 BB: 0 P: 5	R: 0 E: 0 K: 0 S: 5	H: 2 LOB: 1 BB: 0 P: 5	R: 0 E: 1 K: 0 S: 5	H: 1 LOB: 3 BB: 1 P: 9	1B: 5 2B: 0 3B: 0 HR: 5	SF: 0 SAC: 1 DP: 0 HBP: 0	WP: 1 PB: 0 SB: 1 CS: 0	PA: 42	
<b>PITCHER</b>	IP	WLS	BF	H	R	ER	SO	BB	IBB	HBP	BLK	WP	HR	S	P	ERA	WHIP				
Clay Kirby, R ERA: 4.89 Vicente Romo, R ERA: 3.84 Frank Snook, R ERA: 2.91 Mike Caldwell, L ERA: 3.81	2.1	L	13	6	5	5	1	0	0	0	0	0	3	15	15	19.29	2.571				
	3.1		11	1	1	1	1	2	0	0	0	0	1	11	19	3.38	1.125				
	1.0		4	0	0	0	1	1	0	0	0	0	0	5	9	0.00	1.000				
	3.0		14	3	1	1	1	1	0	0	0	1	1	15	19	3.00	1.333				

Atlanta Braves @ San Diego Padres  
San Diego Stadium, San Diego, CA  
Mon Sep 03 1973, 10:05 PM EDT  
Att: 8,333 - Unknown

AB	37
R	7
H	10
RBI	7
BB	4
SO	4
LOB	16




Batter	1	2	3	4	5	6	7	8	9	AB	R	H	RBI	BB	SO	LOB	BOTTOM				
Jerry Morales, R OBP: 0.333, SLG: 0.434 (1, 7)	F6		HR		K		F6			4	1	1	1	0	1	1					
Johnny Grubb, L OBP: 0.361, SLG: 0.430 (1, 8)	E5		G3		2-3				3-1	4	0	0	0	0	0	1					
Dave Roberts, R OBP: 0.309, SLG: 0.460 (1, 5)	FC5-6-4 1B				F3				HR	4	1	2	1	0	0	2					
Nate Colbert, R OBP: 0.337, SLG: 0.430 (1, 3)			K						HR	3	0	2	0	1	1	1					
Cito Gaston, R OBP: 0.292, SLG: 0.411 (1, 9)	4-3		5-3		G5-4-3		G5-4-3		G5-4-3	4	0	0	0	0	0	5					
Fred Kendall, R OBP: 0.312, SLG: 0.399 (1, 2)		HR			F3				F5	4	1	2	1	0	0	0					
Enzo Hernandez, R OBP: 0.277, SLG: 0.243 Frank Snook, R (6, 1)		1-3			5-3		6-3		K	2	0	0	0	0	0	0					
Leron Lee, L OBP: 0.304, SLG: 0.303 Mike Caldwell, R OBP: 0.171, SLG: 0.147 Gene Locklear, L OBP: 0.276, SLG: 0.262 (9, PH)									K	1	0	0	0	0	0	1					
Dave Hilton, R OBP: 0.260, SLG: 0.277 (1, 4)		F7			K				BB	3	0	0	0	1	1	0					
Clay Kirby, R OBP: 0.109, SLG: 0.130 Vicente Romo, R OBP: 0.200, SLG: 0.143 Derrel Thomas, S OBP: 0.300, SLG: 0.256 (6, 6)		K							F7	1	0	0	0	0	1	0					
										3	0	1	0	0	0	1					
<b>Inning Stats</b>	R: 0 E: 1 K: 0 S: 5	H: 1 LOB: 2 BB: 0 P: 5	R: 1 E: 0 K: 1 S: 6	H: 1 LOB: 0 BB: 0 P: 6	R: 1 E: 0 K: 1 S: 7	H: 2 LOB: 1 BB: 0 P: 7	R: 0 E: 0 K: 1 S: 5	H: 0 LOB: 0 BB: 0 P: 5	R: 0 E: 0 K: 0 S: 4	H: 2 LOB: 1 BB: 0 P: 4	R: 0 E: 0 K: 0 S: 3	H: 0 LOB: 0 BB: 0 P: 3	R: 1 E: 0 K: 0 S: 3	H: 1 LOB: 1 BB: 0 P: 7	R: 0 E: 0 K: 1 S: 5	H: 0 LOB: 1 BB: 1 P: 9	1B: 5 2B: 0 3B: 0 HR: 3	SF: 0 SAC: 0 DP: 2 HBP: 0	WP: 0 PB: 0 SB: 0 CS: 0	PA: 36	
<b>PITCHER</b>	IP	WLS	BF	H	R	ER	SO	BB	IBB	HBP	BLK	WP	HR	S	P	ERA	WHIP				
Max Leon, R ERA: 6.17	9.0	W	36	8	3	3	5	2	0	0	0	0	3	44	52	3.00	1.111				


Atlanta Braves @ San Diego Padres  
San Diego Stadium, San Diego, CA  
Mon Sep 03 1973, 10:05 PM EDT  
Att: 8,333 - Unknown

AB	34
R	3
H	8
RBI	3
BB	2
SO	5
LOB	12





Batter	1	2	3	4	5	6	7	8	9	AB	R	H	RBI	BB	SO	LOB	TOP								
Ralph Garr, L OBP: 0.330, SLG: 0.424 (1, 9)	0-0 1B 1B		0-0 1-3		0-0 4-3		0-0 F7		0-3 K	5	0	1	0	0	1	1	<p>Atlanta Braves @ San Diego Padres San Diego Stadium, San Diego, CA Tue Sep 04 1973, 10:05 PM EDT Att: 7,247 - Unknown</p> <p>livebaseballscorecards.com</p> <p>AB 33 R 3 H 7 RBI 2 BB 4 SO 7 LOB 13</p> 								
Marty Perez, R OBP: 0.315, SLG: 0.335 (1, 6)	0-0 BB 1-2 1B		0-0 5-3		0-0 F8		0-0 F9			4	0	1	0	0	0	0									
Darrell Evans, L OBP: 0.405, SLG: 0.564 (1, 5)	0-0 F6		0-0 L7		0-0 G6-4-3 1B		0-0 L4			4	0	1	0	0	0	1									
Hank Aaron, R OBP: 0.388, SLG: 0.624 Joe Niekro, R OBP: 0.500, SLG: 0.500 (8, 1)	4-0 BB 1-2 BB		0-0 2B		0-0 G6-4-3 1-2		4-0 HR BB			2	1	1	0	2	0	1									
Dusty Baker Jr., R OBP: 0.361, SLG: 0.441 (1, 8)	4-0 FC6-4 1-2 2-3 BB		0-0 L5		0-0 6-3		0-0 HR			3	1	1	2	1	0	1									
Davey Johnson, R OBP: 0.363, SLG: 0.545 (1, 4)	0-0 FC6-4 1-2		0-0 6-3		0-0 E 2B		0-0 2B			4	1	2	0	0	0	4									
Dick Dietz, R OBP: 0.392, SLG: 0.392 Sonny Jackson, L OBP: 0.289, SLG: 0.260 (8, PH) (8, 7)		0-3 K		4-0 IBB		0-3 K		0-0 6-3		2	0	0	0	1	2	1									
Mike Lum, L OBP: 0.354, SLG: 0.459 (1, 3)		0-3 K		0-0 1-3		0-0 4-3		0-3 K		4	0	0	0	0	2	3									
Roric Harrison, R OBP: 0.067, SLG: 0.222 Paul Casanova, R OBP: 0.265, SLG: 0.379 (8, 2) (1, 1)		0-3 K		0-3 K		0-0 E5		0-0 F3		3	0	0	0	0	2	0									
Inning Stats	R: 0 E: 0 K: 0 S: 4	H: 2 LOB: 3 BB: 2 P: 12	R: 0 E: 0 K: 3 S: 9	H: 0 LOB: 0 BB: 0 P: 9	R: 0 E: 0 K: 0 S: 3	H: 0 LOB: 2 BB: 1 P: 3	R: 0 E: 0 K: 0 S: 4	H: 1 LOB: 0 BB: 0 P: 8	R: 0 E: 0 K: 1 S: 5	H: 0 LOB: 0 BB: 0 P: 5	R: 0 E: 0 K: 0 S: 3	H: 1 LOB: 0 BB: 0 P: 3	R: 1 E: 1 K: 1 S: 7	H: 1 LOB: 1 BB: 0 P: 7	R: 2 E: 0 K: 0 S: 5	H: 2 LOB: 1 BB: 1 P: 9		R: 0 E: 0 K: 2 S: 7	H: 0 LOB: 0 BB: 0 P: 7	1B: 3 2B: 3 3B: 0 HR: 1	SF: 0 SAC: 0 DP: 1 HBP: 0	WP: 0 PB: 0 SB: 0 CS: 0	PA: 37		
PITCHER	IP	WLS	BF	H	R	ER	SO	BB	IBB	HBP	BLK	WP	HR	S	P	ERA	WHIP								
Rich Troedson, L ERA: 4.32 Gary Ross, R ERA: 5.19 (1, 1) (8, 1)	7.2	L	33	7	3	2	5	3	1	0	0	0	1	39	55	2.35	1.304								

Batter	1	2	3	4	5	6	7	8	9	AB	R	H	RBI	BB	SO	LOB	BOTTOM								
Jerry Morales, R OBP: 0.329, SLG: 0.427 (1, 9)	0-0 6-3		0-3 K		0-0 F8		0-0 F8		0-3 K	5	0	0	0	0	2	4	<p>Atlanta Braves @ San Diego Padres San Diego Stadium, San Diego, CA Tue Sep 04 1973, 10:05 PM EDT Att: 7,247 - Unknown</p> <p>livebaseballscorecards.com</p> <p>AB 34 R 0 H 8 RBI 0 BB 4 SO 6 LOB 21</p> 								
Johnny Grubb, L OBP: 0.359, SLG: 0.427 (1, 8)	0-0 4-3		0-0 F7		0-0 4-3		0-0 1B		0-0 F4	5	0	1	0	0	0	2									
Dave Roberts, R OBP: 0.311, SLG: 0.460 (1, 5)	0-0 E S 1B		0-0 6-3		0-3 K		0-0 G5-4-3 1B			4	0	2	0	0	1	0									
Nate Colbert, R OBP: 0.339, SLG: 0.432 (1, 3)	4-0 S 1-3 BB		0-3 K		0-0 2B		0-0 G5-4-3 1-2			3	0	1	0	1	1	2									
Leron Lee, L OBP: 0.303, SLG: 0.300 (1, 7)	4-0 1-2 BB		0-0 F9		0-0 G1		0-0 F9			3	0	0	0	1	0	1									
Fred Kendall, R OBP: 0.313, SLG: 0.399 (1, 2)	0-0 F7		0-0 1B		4-0 5-3 BB		0-0 L8			3	0	1	0	1	0	3									
Derrel Thomas, S OBP: 0.260, SLG: 0.260 Dwain Anderson, R OBP: 0.229, SLG: 0.129 (8, PR) (9, 6)		4-0 1B BB		0-0 1B		0-0 5-3		0-0 1B		3	0	2	0	1	0	1									
Dave Hilton, R OBP: 0.256, SLG: 0.272 Cito Gaston, R OBP: 0.291, SLG: 0.410 Rich Morales, R OBP: 0.237, SLG: 0.190 (1, 4) (8, PH) (9, 4)		0-3 K		0-3 1B		0-0 F7		0-0 F3		3	0	0	0	0	2	4									
Rich Troedson, L OBP: 0.182, SLG: 0.156 Gary Ross, R OBP: 0.274, SLG: 0.260 (1, 1) (8, 1) (9, PH)		0-0 1-3 1B		0-0 L9		0-0 5-3		0-0 F7		3	0	1	0	0	0	3									
Inning Stats	R: 0 E: 0 K: 0 S: 4	H: 1 LOB: 3 BB: 2 P: 12	R: 0 E: 0 K: 2 S: 8	H: 1 LOB: 2 BB: 1 P: 12	R: 0 E: 0 K: 1 S: 5	H: 0 LOB: 0 BB: 0 P: 5	R: 0 E: 0 K: 1 S: 7	H: 2 LOB: 2 BB: 0 P: 7	R: 0 E: 0 K: 1 S: 6	H: 1 LOB: 1 BB: 0 P: 6	R: 0 E: 0 K: 0 S: 3	H: 0 LOB: 1 BB: 1 P: 7	R: 0 E: 0 K: 0 S: 4	H: 2 LOB: 1 BB: 0 P: 4	R: 0 E: 0 K: 0 S: 4	H: 1 LOB: 1 BB: 0 P: 4		R: 0 E: 0 K: 1 S: 5	H: 0 LOB: 0 BB: 0 P: 5	1B: 7 2B: 1 3B: 0 HR: 0	SF: 0 SAC: 0 DP: 1 HBP: 0	WP: 0 PB: 0 SB: 0 CS: 0	PA: 38		
PITCHER	IP	WLS	BF	H	R	ER	SO	BB	IBB	HBP	BLK	WP	HR	S	P	ERA	WHIP								
Roric Harrison, R ERA: 3.53 Joe Niekro, R ERA: 4.8 (1, 1) (8, 1)	7.0	S	31	7	1	0	1	4	0	0	0	0	0	9	9	0.00	0.500								



Batter	1	2	3	4	5	6	7	8	9	AB	R	H	RBI	BB	SO	LOB	TOP					
Ralph Garr, L OBP: 0.329, SLG: 0.427 (1, 9)										5	1	1	1	0	1	1						
Mike Lum, L OBP: 0.351, SLG: 0.455 (1, 7)										4	0	0	0	0	0	0						
Darrell Evans, L OBP: 0.409, SLG: 0.568 (1, 5)										3	1	3	0	1	0	0						
Dusty Baker Jr., R OBP: 0.362, SLG: 0.440 (1, 8)										3	1	1	0	1	0	2						
Davey Johnson, R OBP: 0.366, SLG: 0.546 (1, 4)										3	0	2	1	1	0	1						
Frank Tededino, L OBP: 0.383, SLG: 0.426 (1, 3)										4	0	2	0	0	0	4						
Marty Perez, R OBP: 0.314, SLG: 0.334 (1, 6)										4	0	1	1	0	1	3						
Paul Casanova, R OBP: 0.265, SLG: 0.376 (1, 2)										4	0	1	0	0	1	1						
Phil Niekro, R OBP: 0.132, SLG: 0.200 (1, 1)										2	0	0	0	0	1	0						
Tom House, L OBP: 0.200, SLG: 0.300 (6, 1)										1	0	0	0	0	0	0						
Joe Niekro, R OBP: 0.333, SLG: 0.333 (8, 1)										1	0	0	0	0	1	1						
<b>Inning Stats</b>	R: 0 E: 0 K: 1 S: 3	H: 1 LOB: 1 BB: 0 P: 3	R: 1 E: 0 K: 1 S: 6	H: 2 LOB: 1 BB: 1 P: 10	R: 0 E: 0 K: 1 S: 5	H: 0 LOB: 0 BB: 0 P: 5	R: 0 E: 0 K: 0 S: 5	H: 3 LOB: 2 BB: 0 P: 5	R: 1 E: 0 K: 0 S: 4	H: 1 LOB: 0 BB: 0 P: 4	R: 1 E: 0 K: 0 S: 4	H: 2 LOB: 1 BB: 1 P: 8	R: 0 E: 0 K: 0 S: 3	H: 0 LOB: 0 BB: 0 P: 3	R: 0 E: 0 K: 0 S: 4	H: 1 LOB: 2 BB: 1 P: 8	R: 0 E: 0 K: 3 S: 10	H: 1 LOB: 1 BB: 0 P: 10	1B: 9 2B: 2 3B: 0 HR: 1	SF: 0 SAC: 0 DP: 2 HBP: 0	WP: 1 PB: 0 SB: 1 CS: 0	PA: 37
<b>PITCHER</b> Bill Greif, R ERA: 3.26 (1, 1)	IP: 9.0 WLS: W BF: 37 H: 11 R: 3 ER: 3 SO: 5 BB: 3 IBB: 0 HBP: 0 BLK: 0 WP: 1 HR: 1 S: 44 P: 56 ERA: 3.00 WHIP: 1.556															<b>PITCHER</b>						

Atlanta Braves @ San Diego Padres  
San Diego Stadium, San Diego, CA  
Wed Sep 05 1973, 10:05 PM EDT  
Att: 7,229 - Unknown

AB 34  
R 3  
H 11  
RBI 3  
BB 3  
SO 5  
LOB 13



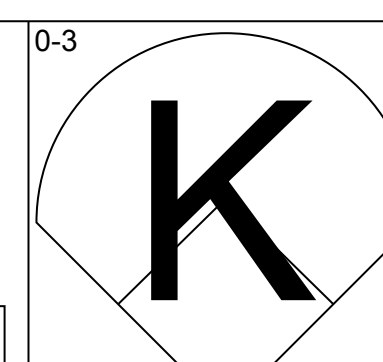
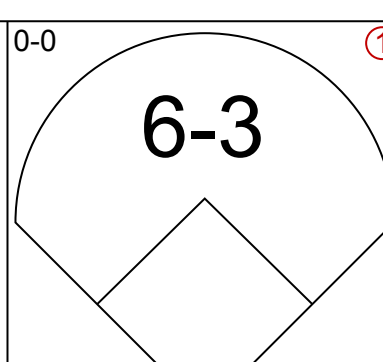
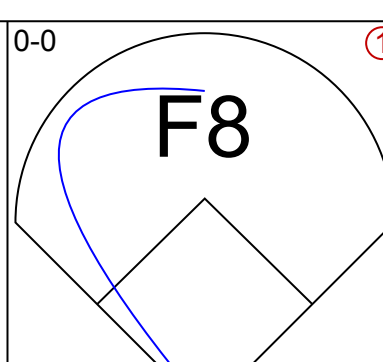
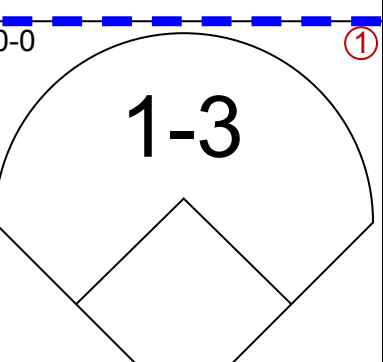
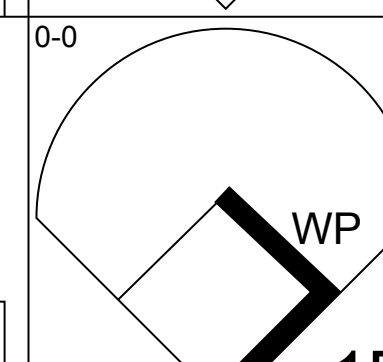
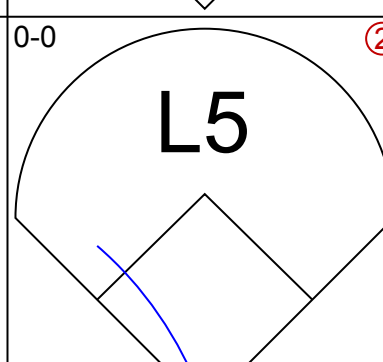
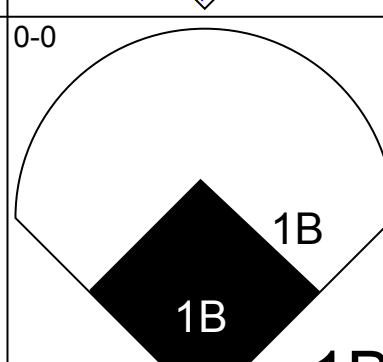
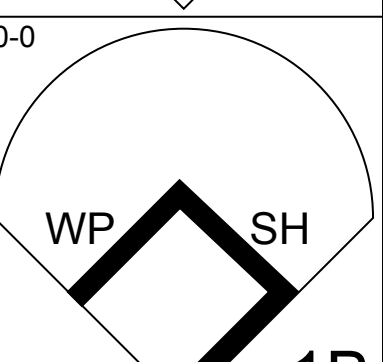
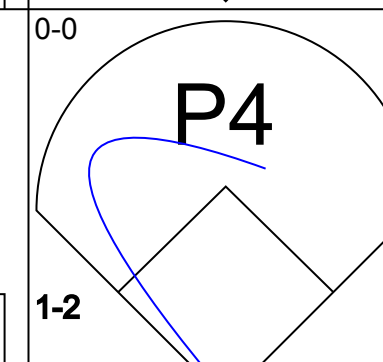
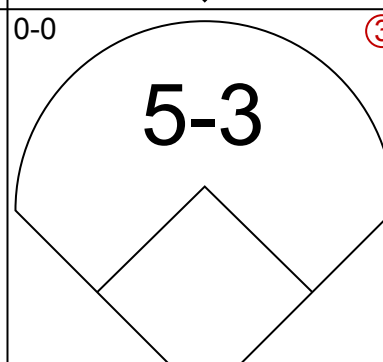
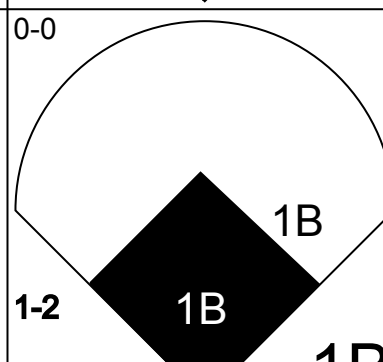
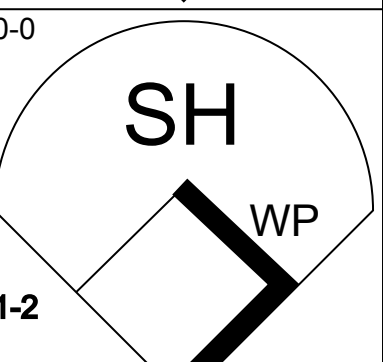
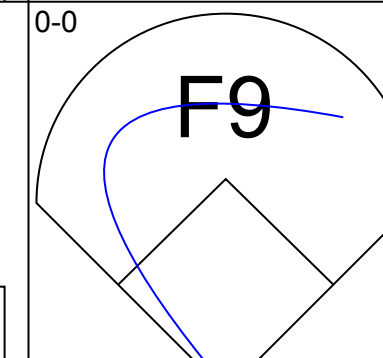
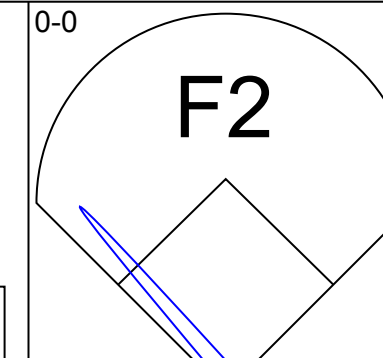
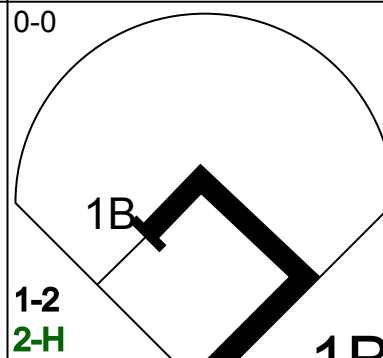
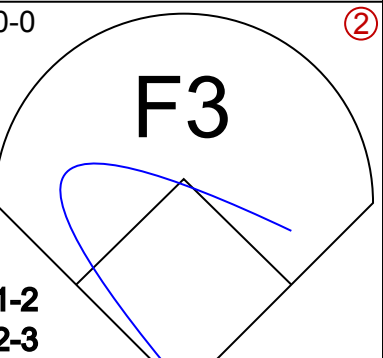
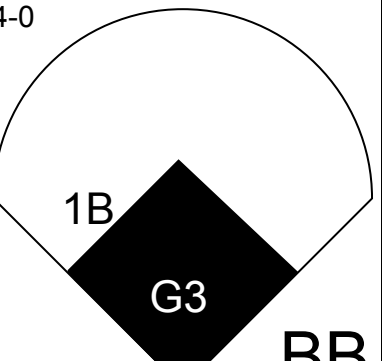
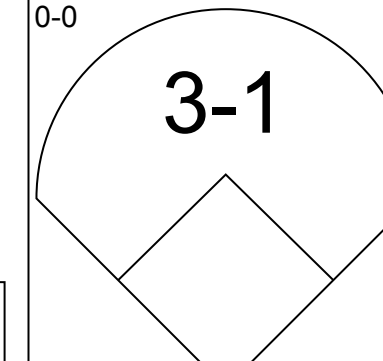
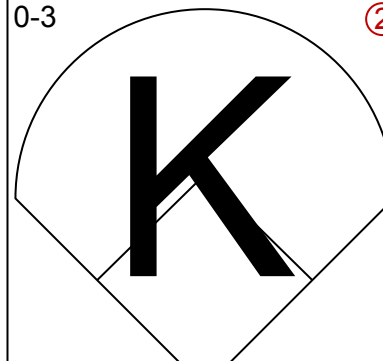
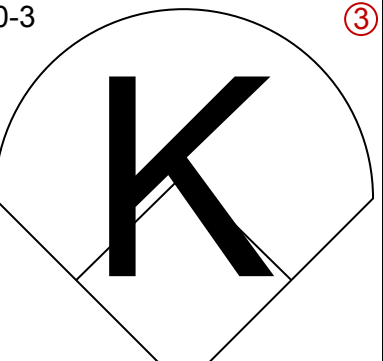
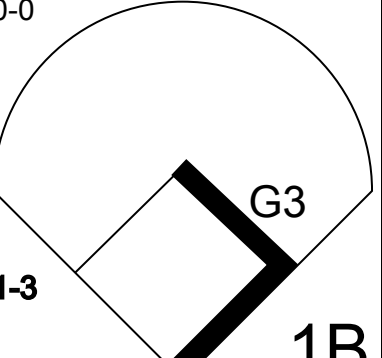
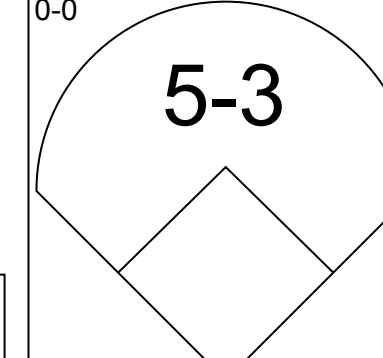
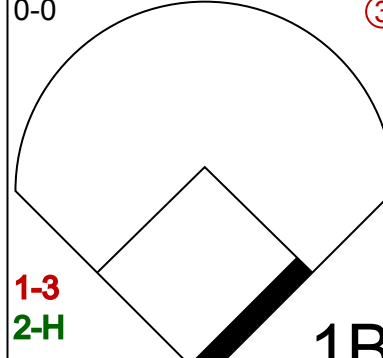
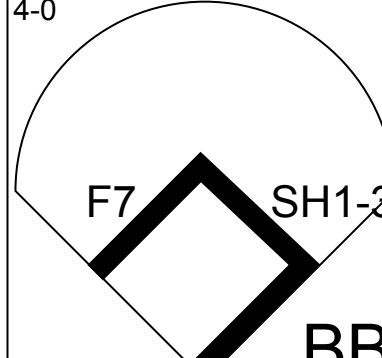
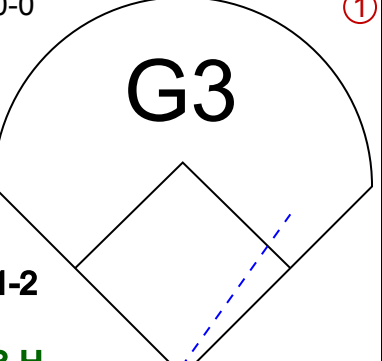
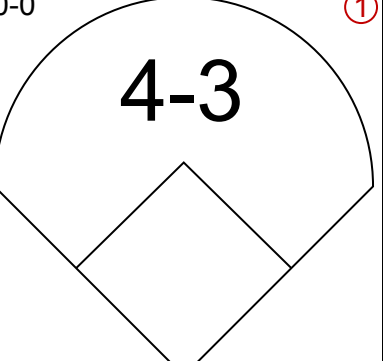
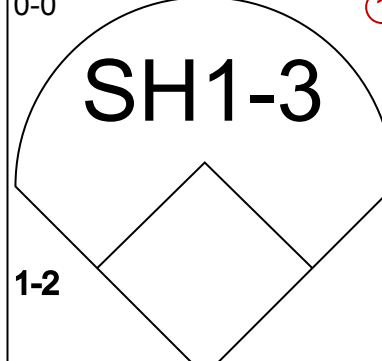
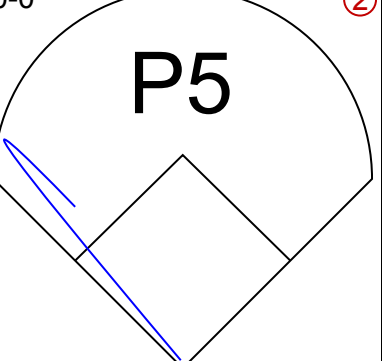
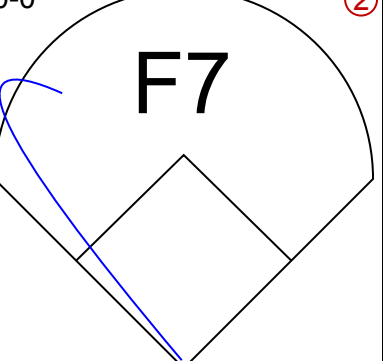
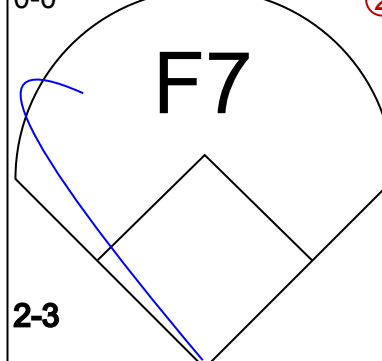
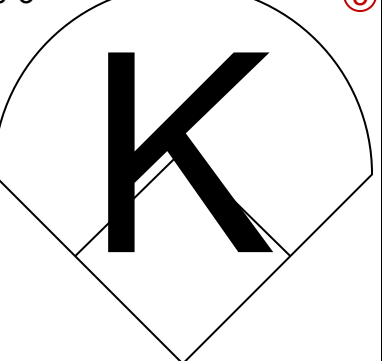
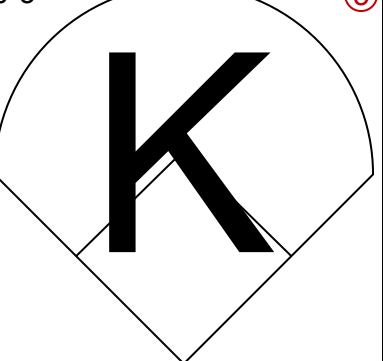
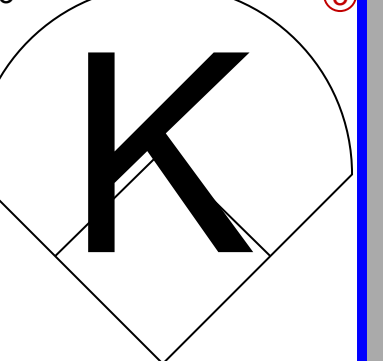
Batter	1	2	3	4	5	6	7	8	9	AB	R	H	RBI	BB	SO	LOB	BOTTOM					
Jerry Morales, R OBP: 0.333, SLG: 0.432 (1, 9)										3	1	2	0	1	0	0						
Johnny Grubb, L OBP: 0.380, SLG: 0.427 (1, 8)										2	0	1	0	0	0	1						
Ivan Murrell, R OBP: 0.197, SLG: 0.363 (5, 8)										2	1	1	1	0	0	1						
Dave Roberts, R OBP: 0.311, SLG: 0.458 (1, 5)										4	0	1	0	0	1	2						
Nate Colbert, R OBP: 0.338, SLG: 0.430 (1, 3)										4	1	1	0	0	2	1						
Leron Lee, L OBP: 0.305, SLG: 0.300 (1, 7)										3	1	1	2	1	0	0						
Fred Kendall, R OBP: 0.313, SLG: 0.396 (1, 2)										3	0	0	0	1	0	1						
Rich Morales, R OBP: 0.238, SLG: 0.192 (1, 6)										3	0	1	0	0	0	0						
Dave Winfield, R OBP: 0.339, SLG: 0.411 (9, PH)										0	0	0	0	1	0	0						
Dave Hilton, R OBP: 0.251, SLG: 0.267 (1, 4)										3	0	0	0	0	0	1						
Gene Locklear, L OBP: 0.279, SLG: 0.265 (9, PH)										1	0	1	1	0	0	0						
Bill Greif, R OBP: 0.161, SLG: 0.096 (1, 1)										3	0	0	0	0	0	0						
<b>Inning Stats</b>	R: 0 E: 0 K: 1 S: 6	H: 2 LOB: 1 BB: 0 P: 6	R: 0 E: 0 K: 0 S: 4	H: 1 LOB: 0 BB: 0 P: 4	R: 0 E: 0 K: 1 S: 5	H: 2 LOB: 1 BB: 0 P: 4	R: 0 E: 0 K: 1 S: 5	H: 0 LOB: 0 BB: 0 P: 5	R: 0 E: 0 K: 0 S: 3	H: 0 LOB: 0 BB: 0 P: 3	R: 2 E: 1 K: 1 S: 7	H: 2 LOB: 1 BB: 1 P: 11	R: 0 E: 0 K: 0 S: 3	H: 0 LOB: 0 BB: 0 P: 3	R: 1 E: 0 K: 0 S: 4	H: 1 LOB: 0 BB: 0 P: 4	R: 1 E: 0 K: 0 S: 1	H: 1 LOB: 3 BB: 3 P: 13	1B: 7 2B: 1 3B: 0 HR: 1	SF: 0 SAC: 0 DP: 1 HBP: 0	WP: 1 PB: 0 SB: 2 CS: 0	PA: 35
<b>PITCHER</b> Phil Niekro, R ERA: 3.32 (1, 1)	IP: 5.0 WLS: 18 BF: 18 H: 5 R: 0 ER: 0 SO: 2 BB: 0 IBB: 0 HBP: 0 BLK: 0 WP: 0 HR: 0 S: 22 P: 22 ERA: 0.00 WHIP: 1.000															<b>PITCHER</b>						
Tom House, L ERA: 4.69 (6, 1)	2.0 9 2 2 1 1 1 0 0 0 0 0 10 14 4.50 1.500																					
Joe Niekro, R ERA: 5.63 (8, 1)	1.0 L 8 2 2 2 0 2 1 0 0 1 1 5 17 18.00 4.000																					

Atlanta Braves @ San Diego Padres  
San Diego Stadium, San Diego, CA  
Wed Sep 05 1973, 10:05 PM EDT  
Att: 7,229 - Unknown

AB 31  
R 4  
H 9  
RBI 4  
BB 4  
SO 3  
LOB 7





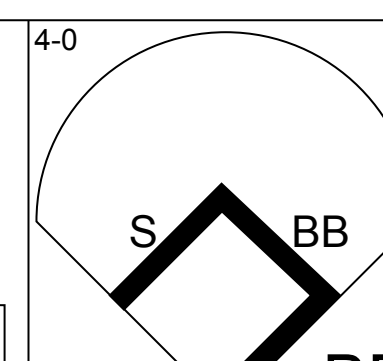
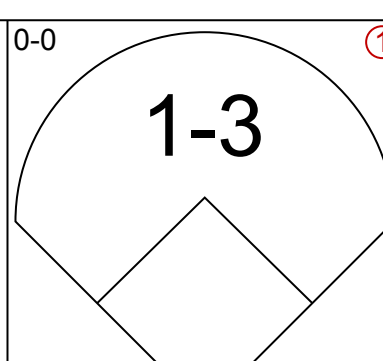
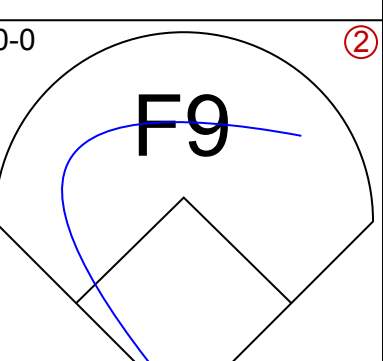
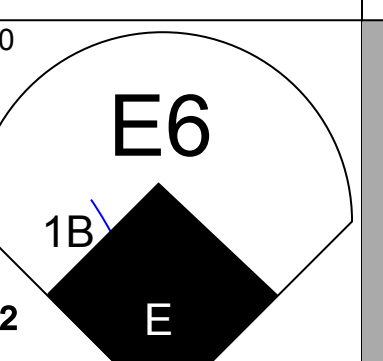
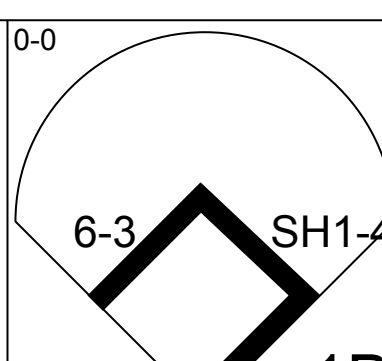
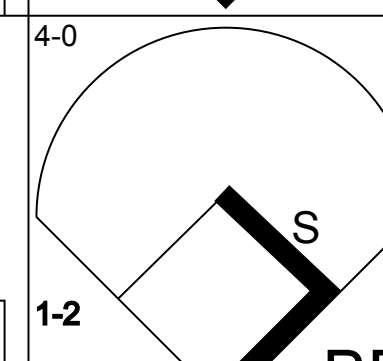
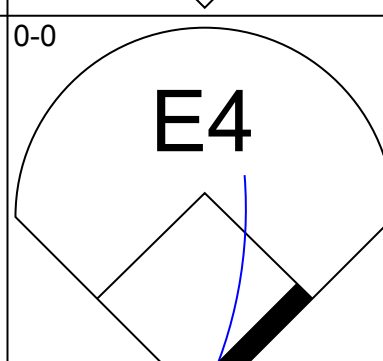
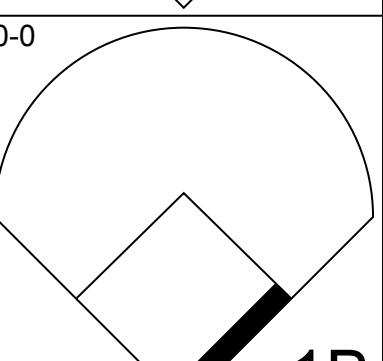
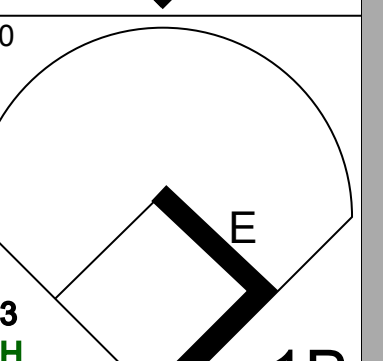
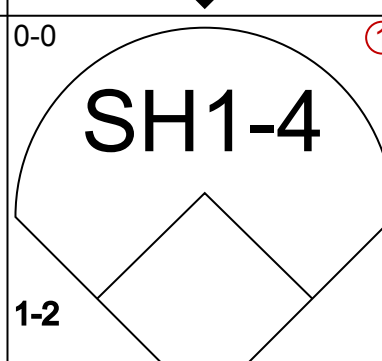
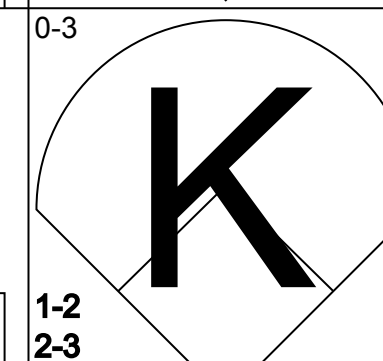
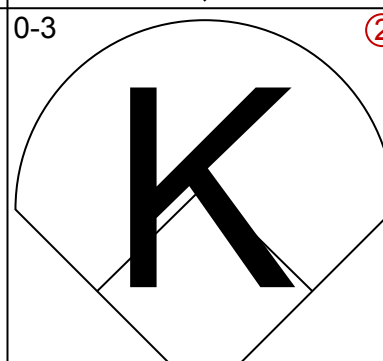
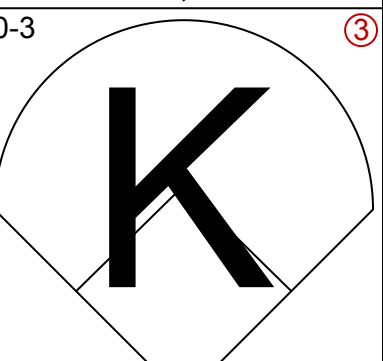
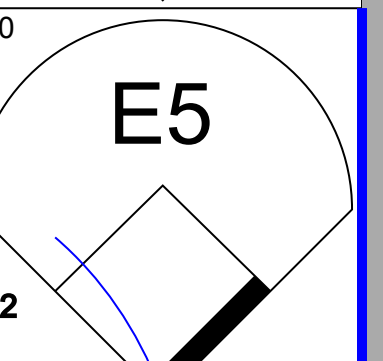
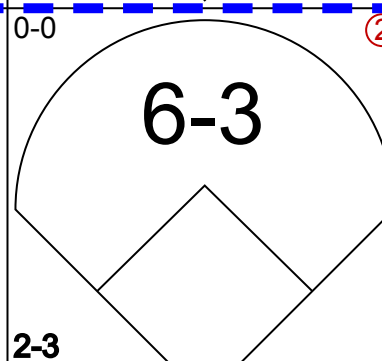
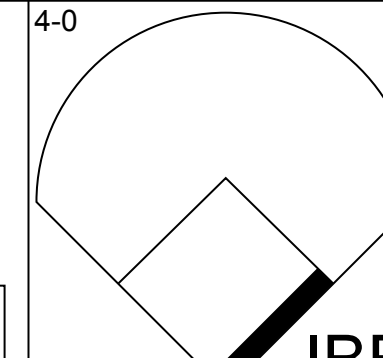
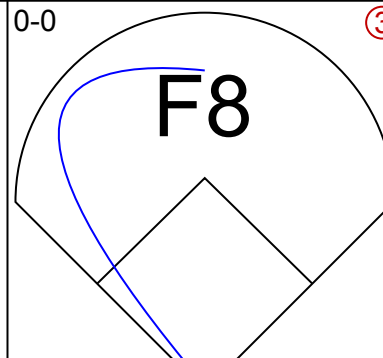
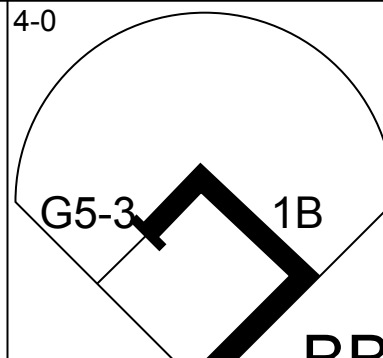
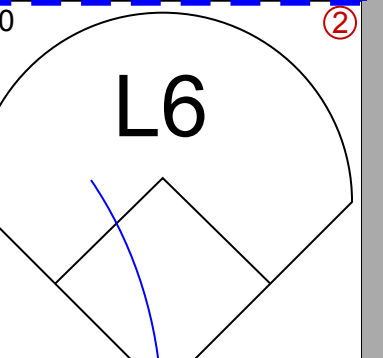
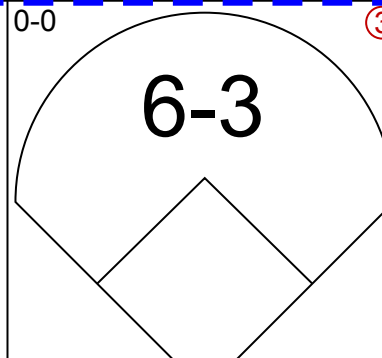
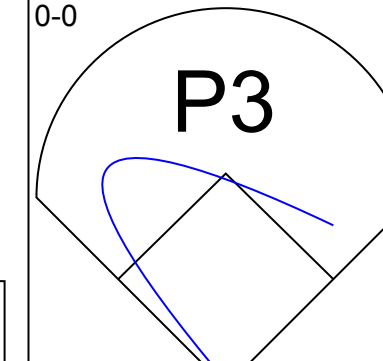
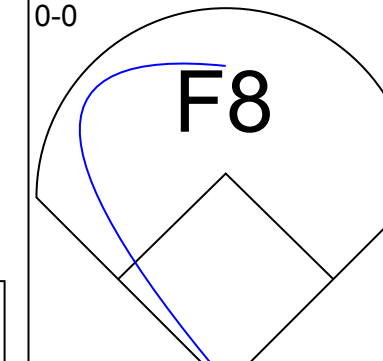
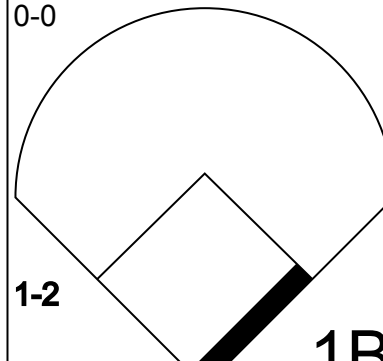
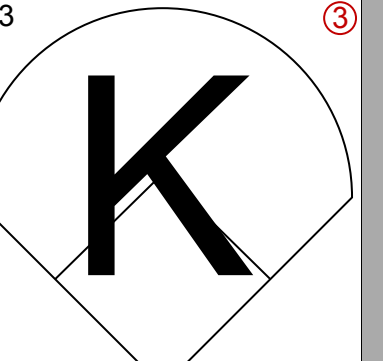
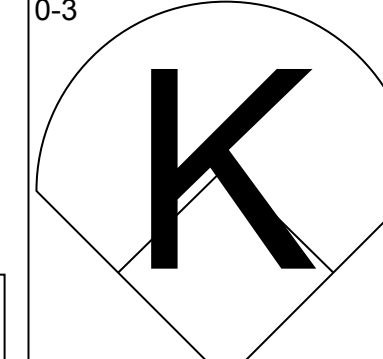
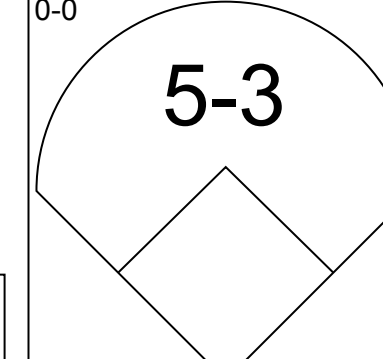
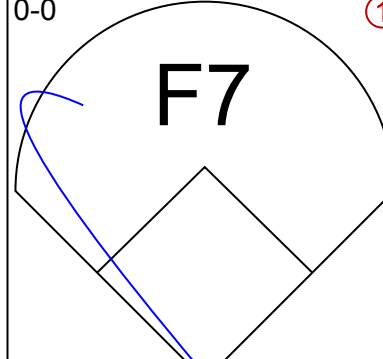
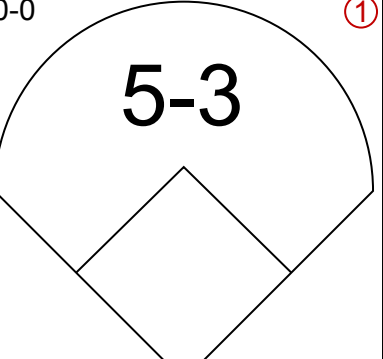
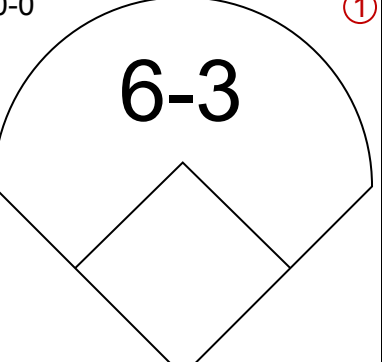
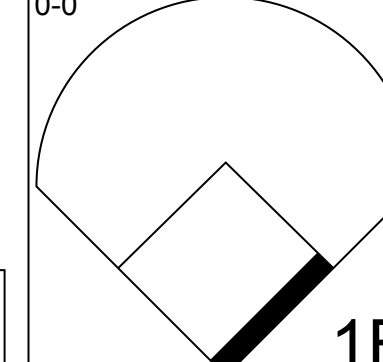
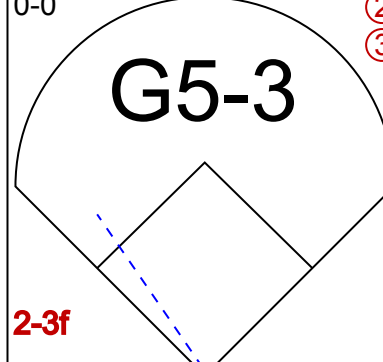
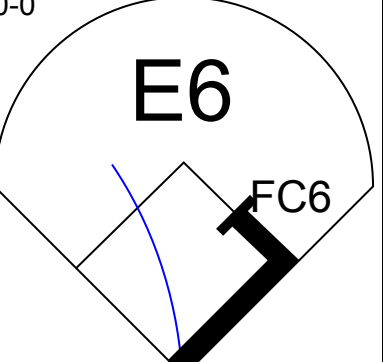


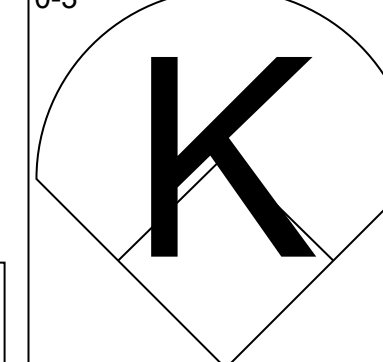
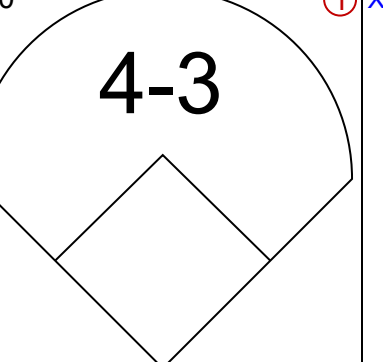


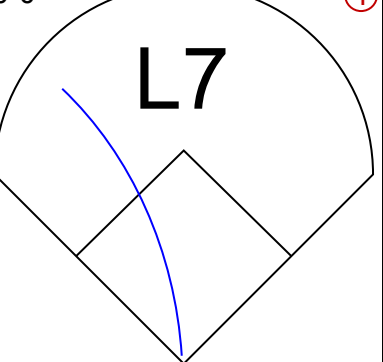
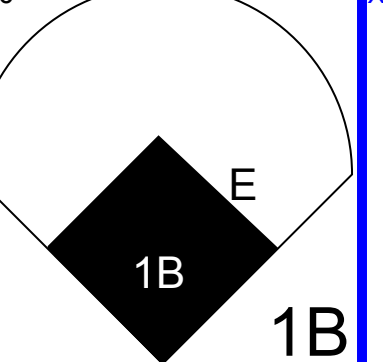

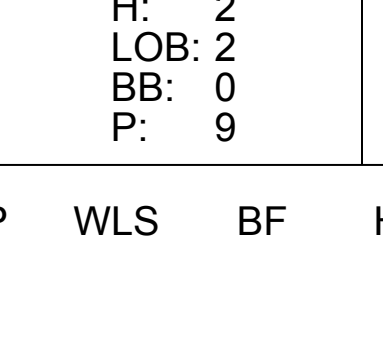
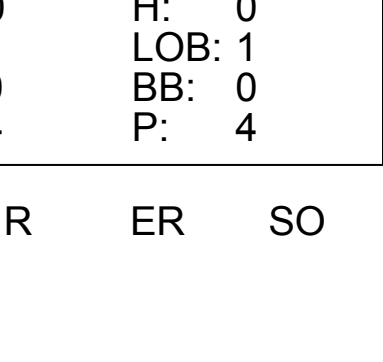
Batter	1	2	3	4	5	6	7	8	9	AB	R	H	RBI	BB	SO	LOB	TOP			
Jerry Morales, R OBP: 0.330, SLG: 0.427 (1, 8)										4	0	0	0	0	1	0				
Derrel Thomas, S OBP: 0.310, SLG: 0.266 Enzo Hernandez, R OBP: 0.277, SLG: 0.243 (1, 6)										4	1	3	0	0	0	0				
Dave Roberts, R OBP: 0.311, SLG: 0.457 (1, 5)										3	1	1	0	0	0	1				
Nate Colbert, R OBP: 0.337, SLG: 0.429 (1, 3)										4	0	1	1	0	0	3				
Leron Lee, L OBP: 0.305, SLG: 0.297 (7, 7)										3	1	0	0	1	2	4				
Fred Kendall, R OBP: 0.316, SLG: 0.398 (1, 2)										3	0	2	1	1	0	0				
Gene Locklear, L OBP: 0.198, SLG: 0.259 Ivan Murrell, R OBP: 0.197, SLG: 0.363 (7, 9)										3	0	0	1	0	1	1	AB 32			
Dave Hilton, R OBP: 0.246, SLG: 0.261 (1, 4)										4	0	0	0	0	1	2	R 3			
Randy Jones, R OBP: 0.162, SLG: 0.139 Vicente Romo, R OBP: 0.198, SLG: 0.133 Mike Caldwell, R OBP: 0.171, SLG: 0.147 Mike Corkins, R OBP: 0.276, SLG: 0.593 (1, 1)										3	0	0	0	0	3	1	H 7			
<b>Inning Stats</b>	R: 0 E: 0 K: 1 S: 6	H: 1 LOB: 1 BB: 0 P: 6	R: 1 E: 0 K: 1 S: 6	H: 1 LOB: 1 BB: 1 P: 10	R: 0 E: 0 K: 0 S: 3	H: 0 LOB: 0 BB: 0 P: 3	R: 0 E: 0 K: 0 S: 3	H: 0 LOB: 0 BB: 0 P: 3	R: 0 E: 0 K: 1 S: 5	H: 0 LOB: 0 BB: 0 P: 5	R: 2 E: 0 K: 1 S: 8	H: 4 LOB: 2 BB: 0 P: 8	R: 0 E: 1 K: 1 S: 7	H: 1 LOB: 2 BB: 0 P: 7	R: 0 E: 0 K: 0 S: 3	H: 0 LOB: 1 BB: 1 P: 7	1B: 7 2B: 0 3B: 0 HR: 0	SF: 0 SAC: 2 DP: 0 HBP: 0	WP: 2 PB: 2 SB: 0 CS: 0	PA: 36
<b>PITCHER</b>	IP WLS BF H R ER SO BB IBB HBP BLK WP HR S P ERA WHIP	7.0 L 27 6 3 3 7 1 0 0 0 1 0 40 44 3.86 1.000	2.0 9 1 0 0 1 1 0 0 0 1 0 10 14 0.00 1.000																	

San Diego Padres @ Los Angeles Dodgers  
Dodger Stadium, Los Angeles, CA  
Thu Sep 06 1973, 7:05 PM PDT  
Att: 18,235 - Unknown

livebaseballscorecards.com

AB 32  
R 3  
H 7  
RBI 3  
BB 2  
SO 8  
LOB 13




Batter	1	2	3	4	5	6	7	8	9	AB	R	H	RBI	BB	SO	LOB	BOTTOM					
Davey Lopes, R OBP: 0.341, SLG: 0.333 Jim Fairey, L OBP: 0.500, SLG: 0.500 Lee Lacy, R OBP: 0.280, SLG: 0.197 (1, 4)										3	1	0	0	1	0	1						
Manny Mota, R OBP: 0.368, SLG: 0.364 (1, 7)										3	0	2	1	1	0	0						
Willie Crawford, L OBP: 0.389, SLG: 0.439 Ken McMullen, R OBP: 0.279, SLG: 0.432 Von Joshua, L OBP: 0.285, SLG: 0.302 Geoff Zahn, L OBP: 0.319, SLG: 0.451 (1, 9)										3	0	0	0	0	3	4						
Willie Davis, L OBP: 0.319, SLG: 0.451 Joe Ferguson, R OBP: 0.375, SLG: 0.476 (8, 9)										3	0	0	0	2	0	5						
Steve Garvey, R OBP: 0.321, SLG: 0.409 (1, 3)										4	0	1	0	0	1	5						
Ron Cey, R OBP: 0.342, SLG: 0.378 (1, 5)										4	0	0	0	0	1	5						
Tom Paciorek, R OBP: 0.271, SLG: 0.286 (1, 8)										4	0	1	0	0	0	2	AB 35					
Bill Russell, R OBP: 0.296, SLG: 0.330 (1, 6)										4	0	0	0	0	2	2	R 2					
Don Sutton, R OBP: 0.150, SLG: 0.095 Steve Yeager, R OBP: 0.350, SLG: 0.340 (8, 2)										2	0	0	0	0	1	0	H 6					
Bill Buckner, L OBP: 0.300, SLG: 0.349 (9, 9)										1	0	0	0	0	1		RBI 2					
<b>Inning Stats</b>	R: 0 E: 0 K: 2 S: 7	H: 0 LOB: 3 BB: 3 P: 19	R: 0 E: 0 K: 2 S: 7	H: 0 LOB: 0 BB: 0 P: 7	R: 0 E: 1 K: 1 S: 6	H: 0 LOB: 1 BB: 0 P: 6	R: 0 E: 0 K: 1 S: 6	H: 1 LOB: 1 BB: 0 P: 6	R: 0 E: 0 K: 0 S: 3	H: 1 LOB: 1 BB: 1 P: 7	R: 2 E: 2 K: 1 S: 9	H: 2 LOB: 2 BB: 0 P: 9	R: 0 E: 1 K: 0 S: 4	H: 0 LOB: 1 BB: 0 P: 4	R: 0 E: 0 K: 0 S: 4	H: 1 LOB: 2 BB: 0 P: 4	1B: 6 2B: 0 3B: 0 HR: 0	SF: 0 SAC: 1 DP: 1 HBP: 0	WP: 0 PB: 0 SB: 2 CS: 0	PA: 40		
<b>PITCHER</b>	IP WLS BF H R ER SO BB IBB HBP BLK WP HR S P ERA WHIP	6.1 W 30 5 2 1 7 3 1 0 0 0 0 40 56 1.42 1.263	2.0 8 1 0 0 1 0 0 0 0 0 0 10 10 0.00 0.500	0.1 1 0 0 0 0 0 0 0 0 0 0 1 1 0.00 0.000	0.1 S 1 0 0 0 0 0 0 0 0 0 0 1 1 0.00 0.000																	

San Diego Padres @ Los Angeles Dodgers  
Dodger Stadium, Los Angeles, CA  
Thu Sep 06 1973, 7:05 PM PDT  
Att: 18,235 - Unknown

livebaseballscorecards.com

AB 35  
R 2  
H 6  
RBI 2  
BB 4  
SO 8  
LOB 28





Batter	1	2	3	4	5	6	7	8	9	AB	R	H	RBI	BB	SO	LOB	TOP					
Jerry Morales, R OBP: 0.329, SLG: 0.425 (1, 9)										4	1	1	0	0	0	1						
Enzo Hernandez, R OBP: 0.274, SLG: 0.240 Rich Morales, R OBP: 0.238, SLG: 0.191 (8, PH) (8, 6)										3	0	0	0	0	0	1						
Dave Roberts, R OBP: 0.313, SLG: 0.468 (1, 5)										4	2	2	2	0	1	0						
Nate Colbert, R OBP: 0.337, SLG: 0.427 (1, 3)										4	0	1	0	0	1	0						
Fred Kendall, R OBP: 0.318, SLG: 0.399 (1, 2)										4	1	2	0	0	0	1						
Dave Winfield, R OBP: 0.336, SLG: 0.405 (1, 7)										4	0	1	0	0	0	2						
Ivan Murrell, R OBP: 0.200, SLG: 0.362 (1, 8)										3	0	1	1	0	1	0						
Dave Hilton, R OBP: 0.247, SLG: 0.257 (1, 4)										2	0	0	0	1	1	2						
Steve Arlin, R OBP: 0.241, SLG: 0.204 Mike Caldwell, R OBP: 0.167, SLG: 0.143 (6, 1)										2	0	1	0	0	1	0						
										1	0	0	0	0	0	1						
<b>Inning Stats</b>	R: 2 E: 1 K: 0 S: 6	H: 3 LOB: 1 BB: 0 P: 6	R: 0 E: 0 K: 2 S: 7	H: 0 LOB: 0 BB: 0 P: 7	R: 0 E: 0 K: 1 S: 5	H: 0 LOB: 0 BB: 0 P: 5	R: 1 E: 0 K: 0 S: 5	H: 3 LOB: 1 BB: 0 P: 5	R: 0 E: 0 K: 1 S: 3	H: 1 LOB: 0 BB: 0 P: 3	R: 1 E: 0 K: 1 S: 6	H: 2 LOB: 0 BB: 0 P: 6	R: 0 E: 0 K: 1 S: 4	H: 0 LOB: 0 BB: 1 P: 8	R: 0 E: 0 K: 0 S: 3	H: 0 LOB: 0 BB: 0 P: 3	R: 0 E: 0 K: 0 S: 3	H: 0 LOB: 0 BB: 0 P: 3	1B: 7 2B: 1 3B: 0 HR: 1	SF: 0 SAC: 0 DP: 3 HBP: 0	WP: 0 PB: 0 SB: 0 CS: 0	PA: 33
<b>PITCHER</b> Claude Osteen, L ERA: 3.04 (1, 1)	IP: 9.0 WLS: L BF: 33	H: 9 R: 4 ER: 4 SO: 5	BB: 1 IBB: 0 HBP: 0 BLK: 0	WP: 0 HR: 1 S: 42 P: 46	ERA: 4.00 WHIP: 1.111																	

San Diego Padres @ Los Angeles Dodgers  
Dodger Stadium, Los Angeles, CA  
Fri Sep 07 1973, 7:05 PM PDT  
Att: 15,931 - Unknown

AB	32
R	4
H	9
RBI	3
BB	1
SO	5
LOB	8



Batter	1	2	3	4	5	6	7	8	9	AB	R	H	RBI	BB	SO	LOB	BOTTOM			
Davey Lopes, R OBP: 0.344, SLG: 0.335 (1, 4)										3	2	2	1	1	0	1				
Bill Buckner, L OBP: 0.298, SLG: 0.347 Manny Mota, R OBP: 0.368, SLG: 0.363 (7, PH) (8, 7)										3	0	0	0	0	1	4				
Willie Crawford, L OBP: 0.390, SLG: 0.442 (1, 9)										4	0	2	2	0	0	0				
Joe Ferguson, R OBP: 0.374, SLG: 0.473 (1, 2)										3	0	0	0	1	2	2				
Steve Garvey, R OBP: 0.317, SLG: 0.404 (1, 3)										4	0	0	0	0	3	2				
Von Joshua, L OBP: 0.281, SLG: 0.297 Tom Paciorek, R OBP: 0.274, SLG: 0.289 (6, PH) (7, 8)										2	0	0	0	0	0	0				
Ron Cey, R OBP: 0.340, SLG: 0.375 (1, 5)										4	0	0	0	0	1	1				
Bill Russell, R OBP: 0.299, SLG: 0.333 (1, 6)										4	1	3	0	0	0	0				
Claude Osteen, L OBP: 0.184, SLG: 0.176 Ken McMullen, R OBP: 0.276, SLG: 0.427 (9, PH)										2	0	1	0	0	0	0				
										1	0	0	0	0	0	1				
<b>Inning Stats</b>	R: 1 E: 0 K: 3 S: 10	H: 1 LOB: 1 BB: 1 P: 14	R: 1 E: 0 K: 1 S: 8	H: 3 LOB: 2 BB: 0 P: 8	R: 0 E: 0 K: 0 S: 2	H: 0 LOB: 0 BB: 1 P: 6	R: 0 E: 0 K: 0 S: 3	H: 0 LOB: 0 BB: 0 P: 3	R: 1 E: 0 K: 0 S: 5	H: 2 LOB: 1 BB: 0 P: 5	R: 0 E: 0 K: 1 S: 5	H: 1 LOB: 0 BB: 0 P: 5	R: 0 E: 0 K: 2 S: 7	H: 1 LOB: 1 BB: 0 P: 7	R: 0 E: 0 K: 1 S: 6	H: 1 LOB: 1 BB: 0 P: 6	1B: 8 2B: 1 3B: 0 HR: 0	SF: 0 SAC: 1 DP: 2 HBP: 0	WP: 2 PB: 0 SB: 1 CS: 0	PA: 36
<b>PITCHER</b> Steve Arlin, R ERA: 5.04 Mike Caldwell, L ERA: 3.69 (6, 1)	IP: 5.0 WLS: W BF: 22	H: 6 R: 3 ER: 3 SO: 4	BB: 2 IBB: 0 HBP: 0 BLK: 0	WP: 0 HR: 0 S: 28 P: 36	ERA: 5.40 WHIP: 1.600															

San Diego Padres @ Los Angeles Dodgers  
Dodger Stadium, Los Angeles, CA  
Fri Sep 07 1973, 7:05 PM PDT  
Att: 15,931 - Unknown

AB	33
R	3
H	9
RBI	3
BB	2
SO	8
LOB	12





Batter	1	2	3	4	5	6	7	8	9	10	11	AB	R	H	RBI	BB	SO	LOB	TOP						
Jerry Morales, R OBP: 0.329, SLG: 0.429 (1, 9)	1-3		5-3				F8		FC5-4		1B	6	1	2	4	0	0	2							
Dave Winfield, R OBP: 0.333, SLG: 0.388 Johnny Grubb, L OBP: 0.362, SLG: 0.429 (11, PH)	K		6-3				F7		5-3		FC5-4	5	0	0	0	0	2	3							
Dave Roberts, R OBP: 0.315, SLG: 0.474 (1, 5)	HR			5-3							FC5-4	5	2	2	1	1	0	1							
Nate Colbert, R OBP: 0.338, SLG: 0.433 (1, 3)	HR			K							1B	5	2	2	2	1	2	2							
Fred Kendall, R OBP: 0.316, SLG: 0.396 (1, 2)	1-3										F8	5	0	1	1	0	0	3							
Ivan Murrell, R OBP: 0.323, SLG: 0.350 (1, 8)			K									5	0	0	0	0	3	2							
Derrel Thomas, S OBP: 0.309, SLG: 0.265 (9, 4)			5-3									5	1	1	0	0	0	3							
Rich Morales, R OBP: 0.243, SLG: 0.194 Gene Locklear, L OBP: 0.278, SLG: 0.259 Dwain Anderson, R OBP: 0.227, SLG: 0.128 (9, 6)			5-3									2	1	1	0	1	0	0							
Clay Kirby, R OBP: 0.306, SLG: 0.128 Leron Lee OBP: 0.277, SLG: 0.200 Mike Carrozzini, R OBP: 0.278, SLG: 0.593 Mike Carrozzini, R OBP: 0.267, SLG: 0.143 Gary Ross, R OBP: 0.241, SLG: 0.411 Cito Gaston, R OBP: 0.241, SLG: 0.411 Frank Snook, R OBP: 0.241, SLG: 0.411 (1, 1)			K									1	0	0	0	0	1	0							
<b>Inning Stats</b>	R: 2 E: 0 K: 1 S: 7	H: 2 LOB: 0 BB: 0 P: 7	R: 0 E: 0 K: 1 S: 5	H: 0 LOB: 0 BB: 0 P: 5	R: 0 E: 0 K: 1 S: 5	H: 0 LOB: 0 BB: 0 P: 5	R: 0 E: 1 K: 1 S: 7	H: 1 LOB: 2 BB: 0 P: 7	R: 1 E: 0 K: 1 S: 6	H: 1 LOB: 2 BB: 2 P: 14	R: 0 E: 0 K: 0 S: 3	H: 1 LOB: 1 BB: 0 P: 4	R: 1 E: 0 K: 1 S: 6	H: 1 LOB: 1 BB: 1 P: 10	R: 1 E: 0 K: 2 S: 8	H: 0 LOB: 0 BB: 0 P: 8	R: 3 E: 0 K: 0 S: 8	H: 5 LOB: 2 BB: 0 P: 8	1B: 8 2B: 2 3B: 0 HR: 2	SF: 1 SAC: 2 DP: 0 HBP: 0	WP: 2 PB: 2 SB: 1 CS: 1	PA: 50			
<b>PITCHER</b>	IP 7.0	WLS 2.0	BF 30	H 6	R 4	ER 4	SO 5	BB 2	IBB 0	HBP 0	BLK 0	WP 0	HR 0	S 38	P 46	ERA 5.14	WHIP 1.143								
Tommy John, L ERA: 3.04																									
Charlie Hough, R ERA: 2.85																									
Jim Brewer, L ERA: 2.81																									
Pete Richert, L ERA: 3.12																									
Greg Shanahan, R ERA:																									
<b>Batter</b>	<b>1</b>	<b>2</b>	<b>3</b>	<b>4</b>	<b>5</b>	<b>6</b>	<b>7</b>	<b>8</b>	<b>9</b>	<b>10</b>	<b>11</b>	<b>AB</b>	<b>R</b>	<b>H</b>	<b>RBI</b>	<b>BB</b>	<b>SO</b>	<b>LOB</b>	<b>BOTTOM</b>						
Bill Buckner, L OBP: 0.297, SLG: 0.345 (1, 3)	1-3				5-3		6-3		4-3		G3	6	0	1	1	0	0	1							
Bill Russell, R OBP: 0.298, SLG: 0.337 (1, 6)	5-3		K				F8		6-3		F7	6	1	1	1	0	1	2							
Willie Davis, L OBP: 0.321, SLG: 0.453 Tom Pacliorek, R OBP: 0.277, SLG: 0.292 (10, 8)			F8									4	0	3	0	0	0	1							
Joe Ferguson, R OBP: 0.371, SLG: 0.467 (11, 9)												2	0	1	0	0	1	0							
Willie Crawford, L OBP: 0.369, SLG: 0.447 Ken McMullen, R OBP: 0.284, SLG: 0.470 Pete Richert, L OBP: 0.200, SLG: 0.200 Greg Shanahan, R OBP: 0.241, SLG: 0.411 (1, 9)												5	1	0	0	1	0	4							
Von Joshua, L OBP: 0.278, SLG: 0.293 (1, 7)												4	1	1	2	0	1	3							
Ron Cey, R OBP: 0.340, SLG: 0.382 (1, 5)												1	1	1	1	0	0	0							
Lee Lacy, R OBP: 0.279, SLG: 0.198 Manny Mota, R OBP: 0.370, SLG: 0.363 Jerry Royster, R OBP: 0.143, SLG: 0.143 (1, 4)												4	0	1	0	0	2	1							
Tommy John, L ERA: 3.04 Charlie Hough, R ERA: 2.85 Jim Brewer, L ERA: 2.81 Pete Richert, L ERA: 3.12 Greg Shanahan, R ERA:												0	0	0	0	0	0	0							
<b>Inning Stats</b>	R: 0 E: 0 K: 0 S: 4	H: 1 LOB: 2 BB: 1 P: 8	R: 0 E: 0 K: 1 S: 6	H: 0 LOB: 1 BB: 0 P: 6	R: 0 E: 0 K: 1 S: 6	H: 1 LOB: 1 BB: 0 P: 6	R: 0 E: 0 K: 1 S: 5	H: 0 LOB: 0 BB: 0 P: 5	R: 0 E: 0 K: 1 S: 5	H: 2 LOB: 1 BB: 0 P: 5	R: 1 E: 1 K: 0 S: 5	H: 1 LOB: 1 BB: 0 P: 5	R: 3 E: 0 K: 1 S: 8	H: 3 LOB: 0 BB: 0 P: 8	R: 0 E: 0 K: 0 S: 3	H: 0 LOB: 0 BB: 0 P: 3	R: 1 E: 0 K: 1 S: 8	H: 3 LOB: 3 BB: 1 P: 12	R: 0 E: 0 K: 0 S: 4	H: 1 LOB: 1 BB: 0 P: 4	1B: 8 2B: 0 3B: 0 HR: 4	SF: 0 SAC: 1 DP: 0 HBP: 0	WP: 0 PB: 0 SB: 0 CS: 0	PA: 49	
<b>PITCHER</b>	IP 8.0	WLS 1.2	BF 35	H 8	R 5	ER 4	SO 5	BB 1	IBB 0	HBP 0	BLK 0	WP 0	HR 3	S 44	P 48	ERA 4.50	WHIP 1.125								
Clay Kirby, R ERA: 4.87																									
Mike Corkins, R ERA: 4.88																									
Mike Caldwell, L ERA: 3.75																									
Gary Ross, R ERA: 5.16																									
Frank Snook, R ERA: 2.76																									

San Diego Padres @ Los Angeles Dodgers  
Dodger Stadium, Los Angeles, CA  
Sat Sep 08 1973, 7:05 PM PDT  
Att: 29,860 - Unknown

livebaseballscorecards.com

AB 43  
R 9  
H 12  
RBI 9  
BB 4  
SO 8  
LOB 17

WP: 2  
PB: 2  
SB: 1  
CS: 1



San Diego Padres @ Los Angeles Dodgers  
Dodger Stadium, Los Angeles, CA  
Sat Sep 08 1973, 7:05 PM PDT  
Att: 29,860 - Unknown

AB 46  
R 6  
H 12  
RBI 6  
BB 2  
SO 6  
LOB 18






Batter	1	2	3	4	5	6	7	8	9	AB	R	H	RBI	BB	SO	LOB	TOP					
Jerry Morales, R OBP: 0.328, SLG: 0.430	P2			1B		5-3		F8		4	0	1	0	0	0	1						
Johnny Grubb, L OBP: 0.365, SLG: 0.435	F9			2B		2B		FC4-6		4	1	3	1	0	0	0						
Dave Roberts, R OBP: 0.315, SLG: 0.474	K			1B		2B		FC4-6		4	0	1	1	0	1	2						
Nate Colbert, R OBP: 0.336, SLG: 0.429		K		K		F7		FC5-4		4	0	0	0	0	2	3						
Leron Lee, L OBP: 0.306, SLG: 0.299		K				F8		K		4	1	1	0	0	2	0						
Fred Kendall, R OBP: 0.313, SLG: 0.393		K				F9		P5		4	0	0	0	0	1	1						
Derrel Thomas, S OBP: 0.305, SLG: 0.262				F2		F7		K		4	0	0	0	0	2	1						
Rich Morales, R OBP: 0.245, SLG: 0.193				F6		5-3				1	1	0	0	1	0	0						
Gene Locklear, L OBP: 0.293, SLG: 0.265						SH2-3				1	0	1	1	0	0	0						
Dave Hilton, R OBP: 0.247, SLG: 0.257						2B		1B		0	0	0	0	0	0	0						
Rich Troedson, L OBP: 0.176, SLG: 0.152										1	0	0	0	0	1	0						
Mike Corkins, R OBP: 0.276, SLG: 0.593				K		SH2-3		4-3		0	0	0	0	0	0	0						
Cito Gaston, R OBP: 0.292, SLG: 0.410						1-2				1	0	0	0	0	0	1						
Gary Ross, R OBP: 0.247, SLG: 0.257										0	0	0	0	0	0	0						
<b>Inning Stats</b>	R: 0 E: 0 K: 1 S: 5	H: 0 LOB: 0 BB: 0 P: 5	R: 0 E: 0 K: 3 S: 9	H: 0 LOB: 0 BB: 0 P: 9	R: 0 E: 0 K: 1 S: 5	H: 0 LOB: 0 BB: 0 P: 5	R: 0 E: 0 K: 1 S: 6	H: 2 LOB: 1 BB: 0 P: 6	R: 0 E: 0 K: 0 S: 3	H: 0 LOB: 0 BB: 0 P: 3	R: 2 E: 0 K: 0 S: 5	H: 2 LOB: 1 BB: 1 P: 9	R: 1 E: 0 K: 1 S: 7	H: 2 LOB: 1 BB: 0 P: 7	R: 0 E: 0 K: 2 S: 4	H: 1 LOB: 1 BB: 0 P: 4	R: 0 E: 0 K: 2 S: 7	H: 0 LOB: 0 BB: 0 P: 7	1B: 4 2B: 3 3B: 0 HR: 0	SF: 0 SAC: 1 DP: 0 HBP: 0	WP: 0 PB: 0 SB: 0 CS: 0	PA: 34
<b>PITCHER</b>	IP WLS BF H R ER SO BB IBB HBP BLK WP HR S P ERA WHIP																					
Andy Messersmith, R ERA: 2.82	9.0 W 34 7 3 3 9 1 0 0 0 0 0 51 55 3.00 0.889																					

San Diego Padres @ Los Angeles Dodgers  
 Dodger Stadium, Los Angeles, CA  
 Sun Sep 09 1973, 3:33 AM PDT  
 Att: 20,565 - Unknown

livebaseballscorecards.com

AB 32  
 R 3  
 H 7  
 RBI 3  
 BB 1  
 SO 9  
 LOB 9




Batter	1	2	3	4	5	6	7	8	9	AB	R	H	RBI	BB	SO	LOB	BOTTOM					
Bill Russell, R OBP: 0.296, SLG: 0.335	4-3		6-3		6-3		F3			4	0	0	0	0	0	0						
Manny Mota, R OBP: 0.375, SLG: 0.366			4-3			1B	1B	FC4-6		3	2	2	0	1	0	0						
Von Joshua, L OBP: 0.278, SLG: 0.293	1B					HR	1B	BB		0	0	0	0	0	0	0						
Tom Paciorek, R OBP: 0.291, SLG: 0.306	F9		1B			HR	1B	FC4-6		4	1	3	0	0	0	1						
Joe Ferguson, R OBP: 0.370, SLG: 0.472	K		K			HR	FC4-6			4	1	1	4	0	2	3						
Steve Garvey, R OBP: 0.316, SLG: 0.402		F9		G6-4-3		4-3	K			4	0	1	0	0	1	1						
Ron Cey, R OBP: 0.340, SLG: 0.381		5-3		G6-4-3		F9		1B		4	0	1	0	0	0	1						
Steve Yeager, R OBP: 0.352, SLG: 0.345		1B		P5		1B	BB	F2		3	1	1	0	1	0	1						
Lee Lacy, R OBP: 0.286, SLG: 0.208		2B				F9		K		4	0	2	1	0	1	1						
Andy Messersmith, R OBP: 0.207, SLG: 0.193		1B				1B		K		4	0	0	0	0	1	4						
<b>Inning Stats</b>	R: 0 E: 0 K: 1 S: 6	H: 1 LOB: 1 BB: 0 P: 6	R: 1 E: 0 K: 0 S: 5	H: 2 LOB: 1 BB: 0 P: 5	R: 0 E: 0 K: 1 S: 6	H: 1 LOB: 0 BB: 0 P: 6	R: 0 E: 0 K: 0 S: 3	H: 1 LOB: 0 BB: 0 P: 3	R: 0 E: 0 K: 0 S: 3	H: 0 LOB: 0 BB: 0 P: 3	R: 3 E: 0 K: 0 S: 7	H: 4 LOB: 2 BB: 1 P: 11	R: 1 E: 0 K: 1 S: 6	H: 1 LOB: 1 BB: 1 P: 10	R: 0 E: 0 K: 2 S: 8	H: 1 LOB: 1 BB: 0 P: 8	R: 0 E: 0 K: 2 S: 8	H: 1 LOB: 1 BB: 0 P: 8	1B: 9 2B: 1 3B: 0 HR: 1	SF: 0 SAC: 0 DP: 1 HBP: 0	WP: 0 PB: 0 SB: 0 CS: 0	PA: 36
<b>PITCHER</b>	IP WLS BF H R ER SO BB IBB HBP BLK WP HR S P ERA WHIP																					
Rich Troedson, L ERA: 4.41	5.2 L 26 9 4 4 2 1 0 0 0 0 0 1 29 33 6.35 1.765																					
Mike Corkins, R ERA: 4.57	0.1 1 0 0 0 0 0 0 0 0 0 0 1 1 0.00 0.000																					
Gary Ross, R ERA: 5.14	2.0 9 2 1 1 3 1 0 0 0 0 0 0 14 18 4.50 1.500																					

San Diego Padres @ Los Angeles Dodgers  
 Dodger Stadium, Los Angeles, CA  
 Sun Sep 09 1973, 3:33 AM PDT  
 Att: 20,565 - Unknown

livebaseballscorecards.com

AB 34  
 R 5  
 H 11  
 RBI 5  
 BB 2  
 SO 5  
 LOB 12





Batter	1	2	3	4	5	6	7	8	9	AB	R	H	RBI	BB	SO	LOB	TOP					
Greg Gross, L (1, 8) OBP: 0.333, SLG: 0.667	0-0 3-1 4-3 1B		0-0 2H SF8 3B		0-0 4-3		0-0 6-3			4	1	2	1	0	0	1						
Roger Metzger, S (1, 6) OBP: 0.307, SLG: 0.328	0-0 4-3		0-0 SF8			0-0 2B E 1B		0-0 G3		3	1	1	1	0	0	1						
Dave Campbell, R (8, 5) OBP: 0.227, SLG: 0.207	1-2 4-3		0-0 3H SF8						0-0 0 0 0 0 0 0 0	0	0	0	0	0	0	0						
Bob Gallagher, L (1, 9) OBP: 0.288, SLG: 0.323	0-0 3-1		0-0 4-1			0-0 L8		0-3 K		4	0	0	0	0	1	2						
Cliff Johnson, R (1, 3) OBP: 0.500, SLG: 0.667	0-0 6-3			0-0 F6		0-0 E7 2B		4-0 BB		3	0	1	0	1	0	1						
Ray Busse, R (1, 5) OBP: 0.174, SLG: 0.296		0-0 F5		0-3 K		0-3 K		0-0 F9		3	0	0	0	0	2	1						
Bob Watson, R (8, PH) OBP: 0.406, SLG: 0.450										1	0	0	0	0	0	1						
Hector Torres, R (8, 6) OBP: 0.182, SLG: 0.117										0	0	0	0	0	0	0						
Mike Easter, L (1, 7) OBP: 0.370, SLG: 0.519		0-3 K		0-0 F8		4-0 IBB			0-0 5-3	2	0	0	0	1	1	0						
Cesar Cedeno, R (9, PH) OBP: 0.370, SLG: 0.519										1	0	0	0	0	0	0						
Gary Sutherland, R (1, 4) OBP: 0.214, SLG: 0.357					0-0 4-3		0-0 F7			3	0	0	0	0	0	2						
Jimmy Wynn, R (9, PH) OBP: 0.347, SLG: 0.393										1	0	0	0	0	0	0						
Skip Jutze, R (1, 2) OBP: 0.268, SLG: 0.238			4-0 SH3-4 3B BB		0-0 SH1-4 1B		0-0 6-3		0-0 FC6-4 1B	2	1	1	0	1	0	0						
Lee May, R (9, PH) OBP: 0.310, SLG: 0.488										1	0	1	0	0	0	0						
Tom Griffin, R (1, 1) OBP: 0.105, SLG: 0.111										1	0	0	0	0	1	0						
Ken Forsch, R (8, 1) OBP: 0.094, SLG: 0.081										0	0	0	0	0	0	0						
Doug Rader, R (9, PH) OBP: 0.312, SLG: 0.419										1	0	0	0	0	0	1						
<b>Inning Stats</b>	R: 0 E: 0 K: 0 S: 4	H: 1 LOB: 1 BB: 0 P: 4	R: 0 E: 0 K: 1 S: 5	H: 0 LOB: 0 BB: 0 P: 5	R: 2 E: 0 K: 0 S: 4	H: 1 LOB: 0 BB: 1 P: 8	R: 0 E: 0 K: 1 S: 5	H: 0 LOB: 0 BB: 0 P: 5	R: 0 E: 0 K: 0 S: 4	H: 1 LOB: 1 BB: 0 P: 4	R: 1 E: 1 K: 1 S: 7	H: 2 LOB: 2 BB: 1 P: 11	R: 0 E: 0 K: 1 S: 5	H: 0 LOB: 0 BB: 0 P: 5	R: 0 E: 0 K: 1 S: 4	H: 0 LOB: 1 BB: 1 P: 9	R: 0 E: 0 K: 0 S: 4	H: 1 LOB: 1 BB: 0 P: 4	1B: 4 2B: 1 3B: 1 HR: 0	SF: 1 SAC: 2 DP: 0 HBP: 0	WP: 0 PB: 0 SB: 0 CS: 0	PA: 36
<b>PITCHER</b> Bill Greif, R (1, 1) ERA: 3.19	IP: 9.0 WLS: W BF: 36 H: 6 R: 3 ER: 2 SO: 5 BB: 2 IBB: 1 HBP: 0 BLK: 0 WP: 0 HR: 0 S: 43 P: 55 ERA: 2.00 WHIP: 0.889															<b>PITCHER</b>	IP: 9.0 WLS: W BF: 36 H: 6 R: 3 ER: 2 SO: 5 BB: 2 IBB: 1 HBP: 0 BLK: 0 WP: 0 HR: 0 S: 43 P: 55 ERA: 2.00 WHIP: 0.889					

Houston Astros @ San Diego Padres  
San Diego Stadium, San Diego, CA  
Mon Sep 10 1973, 10:05 PM EDT  
Att: 2,294 - Unknown

AB 30  
R 3  
H 6  
RBI 2  
BB 3  
SO 5  
LOB 10



Batter	1	2	3	4	5	6	7	8	9	AB	R	H	RBI	BB	SO	LOB	BOTTOM			
Jerry Morales, R (1, 9) OBP: 0.328, SLG: 0.428	0-3 K			0-0 E4 1B BB BB	0-0 1B		0-0 6-3			4	1	1	0	0	1	1				
Johnny Grubb, L (1, 8) OBP: 0.372, SLG: 0.443	4-0 G5-4-3 BB			4-0 BB 1B 1-2 BB	0-0 1B			0-0 SF 3B		2	2	2	0	2	0	0				
Leron Lee, L (1, 7) OBP: 0.305, SLG: 0.299	0-0 G5-4-3 1-2			0-0 BB 1B 1-2 2-3 1B	0-3 K			0-0 SF 1B G4-6-3 1B		3	2	1	1	0	1	3				
Nate Colbert, R (1, 3) OBP: 0.339, SLG: 0.431		0-3 K		4-0 1B CS BB 1-2 2-3 3-H		0-0 G6-3 1B		0-0 G4-6-3 1B 1-2		3	0	2	1	1	1	0				
Fred Kendall, R (1, 2) OBP: 0.311, SLG: 0.389		0-0 F9		0-3 K		0-0 G6-3		0-0 G4-6-3 1-2 2-3		4	0	0	0	0	1	6				
Derrel Thomas, S (1, 6) OBP: 0.307, SLG: 0.264		0-0 4-3		0-0 CS 1B 1-3 2-H 3-H		0-0 F9		0-0 FC6-4 1B 3-H		4	0	2	3	0	0	0				
Rich Morales, R (1, 4) OBP: 0.245, SLG: 0.194			0-0 4-3	0-0 F9 1-2 3-H			0-0 SH1-4 1B		0-0 FC6-4 1B 1-2	4	0	1	0	0	0	3				
Dave Hilton, R (1, 5) OBP: 0.245, SLG: 0.254				0-3 K		0-0 F9			0-0 SH1-4 1-2	2	0	0	0	0	1	0				
Bill Greif, R (1, 1) OBP: 0.153, SLG: 0.091			0-3 K		0-0 F4			0-0 5-3		3	0	0	0	0	1	1				
<b>Inning Stats</b>	R: 0 E: 0 K: 1 S: 4	H: 0 LOB: 0 BB: 1 P: 8	R: 0 E: 0 K: 1 S: 5	H: 0 LOB: 0 BB: 0 P: 5	R: 0 E: 0 K: 2 S: 7	H: 0 LOB: 0 BB: 0 P: 7	R: 3 E: 1 K: 1 S: 7	H: 2 LOB: 1 BB: 2 P: 15	R: 0 E: 0 K: 1 S: 7	H: 2 LOB: 2 BB: 0 P: 7	R: 0 E: 0 K: 0 S: 3	H: 1 LOB: 0 BB: 0 P: 3	R: 0 E: 0 K: 0 S: 4	H: 1 LOB: 1 BB: 0 P: 4	R: 2 E: 1 K: 0 S: 6	H: 3 LOB: 1 BB: 0 P: 6	1B: 8 2B: 0 3B: 1 HR: 0	SF: 1 SAC: 1 DP: 3 HBP: 0	WP: 0 PB: 0 SB: 0 CS: 2	PA: 34
<b>PITCHER</b> Tom Griffin, R (1, 1) ERA: 4.81	IP: 7.0 WLS: L BF: 31 H: 8 R: 5 ER: 3 SO: 6 BB: 3 IBB: 0 HBP: 0 BLK: 0 WP: 0 HR: 0 S: 40 P: 52 ERA: 3.86 WHIP: 1.571															<b>PITCHER</b>	IP: 7.0 WLS: L BF: 31 H: 8 R: 5 ER: 3 SO: 6 BB: 3 IBB: 0 HBP: 0 BLK: 0 WP: 0 HR: 0 S: 40 P: 52 ERA: 3.86 WHIP: 1.571			
Ken Forsch, R (8, 1) ERA: 4.27	1.0 L 3 1 0 0 0 0 0 0 0 0 3 3 0.00 1.000															<b>PITCHER</b>	1.0 L 3 1 0 0 0 0 0 0 0 0 3 3 0.00 1.000			

Houston Astros @ San Diego Padres  
San Diego Stadium, San Diego, CA  
Mon Sep 10 1973, 10:05 PM EDT  
Att: 2,294 - Unknown

AB 29  
R 5  
H 9  
RBI 5  
BB 3  
SO 6  
LOB 14









Batter	1	2	3	4	5	6	7	8	9	AB	R	H	RBI	BB	SO	LOB	TOP																	
<b>Bobby Bonds, R</b> OBP: 0.383, SLG: 0.561 (1, 9)	3-1 S 1B	1-2 CS 1B		1-1 F2		2-0 4-3		1-3 K	0-0 F7	6	1	2	0	0	1	3	<b>San Francisco Giants @ San Diego Padres</b> San Diego Stadium, San Diego, CA Thu Sep 13 1973, 10:05 PM EDT Att: 2,586 - Unknown  <b>livebaseballscorecards.com</b>  <b>GIANTS</b>																	
<b>Tito Fuentes, S</b> OBP: 0.329, SLG: 0.360 (1, 4)	4-2 1B 1B BB	3-3 K		2-2 1-2 HBP			2-2 SF8 HBP	1-0 HBP		1	2	0	0	1	1	1																		
<b>Garry Maddox, R</b> OBP: 0.347, SLG: 0.450 <b>Jim Howarth, L</b> OBP: 0.286, SLG: 0.241 (1, 8) (9, 8)	0-0 BB 1B			1-1 F3	0-1 F7		1-1 E7 1B	0-0 F8		5	1	1	1	0	0	6																		
<b>Willie McCovey, L</b> OBP: 0.426, SLG: 0.553 <b>Gary Thomasson, L</b> OBP: 0.345, SLG: 0.414 (7, PR) (7, 3)	3-3 K			1-0 2-3		2-2 4-3	4-0 1B IBB	2-1 4-3		3	0	0	0	1	1	2																		
<b>Gary Matthews, R</b> OBP: 0.368, SLG: 0.444 (1, 7)	2-3 K			1-3 K		1-0 F4	1-2 SF8	2-0 F3		4	0	0	1	0	2	2																		
<b>Chris Speier, R</b> OBP: 0.338, SLG: 0.364 (1, 6)	1-2 BB 1B			1-1 F8	4-1 FC5-4 BB		3-H 3-2 1-2 2-H 1B	0-0 HR		4	1	3	2	1	0	0																		
<b>Dave Kingman, R</b> OBP: 0.280, SLG: 0.500 (1, 5)	4-1 1-2 2-3 3-H BB			4-2 1B E BB	0-2 FC5-4		0-0 F4	4-0 HR BB		2	2	0	1	3	0	3																		
<b>Chris Arnold, R</b> OBP: 0.396, SLG: 0.400 <b>Elias Sosa, R</b> OBP: 0.214, SLG: 0.083 <b>Steve Ontiveros, S</b> OBP: 0.357, SLG: 0.571 <b>Don McMahon, R</b> (9, 1)	0-3 K			1-0 E 1B	1-3 1B		3-2 4-3	1-0 F8	0-2 1-H HR	4	0	1	0	0	1	5																		
<b>Jim Barr, R</b> OBP: 0.179, SLG: 0.172 <b>Dave Rader, L</b> OBP: 0.325, SLG: 0.330 (1, 1) (7, 2)				0-0 FC	1-3 HBP		0-2 G3	0-1 F8 HBP 1B	0-0 3-1	3	0	0	0	0	0	1																		
<b>Inning Stats</b>	R: 2 E: 0 K: 3 S: 18	H: 3 LOB: 3 BB: 2 P: 35	R: 0 E: 0 K: 1 S: 7	H: 1 LOB: 0 BB: 0 P: 11	R: 0 E: 0 K: 1 S: 6	H: 0 LOB: 0 BB: 0 P: 9	R: 1 E: 1 K: 0 S: 12	H: 1 LOB: 3 BB: 1 P: 21	R: 0 E: 0 K: 0 S: 8	H: 0 LOB: 1 BB: 1 P: 15	R: 0 E: 0 K: 0 S: 7	H: 0 LOB: 0 BB: 0 P: 12	R: 2 E: 1 K: 0 S: 12	H: 1 LOB: 2 BB: 1 P: 24	R: 0 E: 0 K: 1 S: 8	H: 1 LOB: 0 BB: 0 P: 12		R: 3 E: 0 K: 0 S: 7	H: 2 LOB: 0 BB: 1 P: 13	1B: 7 2B: 0 3B: 0 HR: 2	SF: 1 SAC: 0 DP: 0 HBP: 3	WP: 0 PB: 0 CS: 1	PA: 46											
<b>PITCHER</b>	IP WLS BF H R ER SO BB IBB HBP BLK WP HR S P ERA WHIP	IP WLS BF H R ER SO BB IBB HBP BLK WP HR S P ERA WHIP																																
<b>Steve Arlin, R</b> ERA: 5.13 (1, 1)	0.2	7	3	2	2	2	2	0	0	0	0	0	0	15	32	27.00		7.500																
<b>Mike Corkins, R</b> ERA: 4.45 (8, 1)	7.0	32	4	3	1	4	2	1	3	0	0	0	0	61	103	1.29		0.857																
<b>Mike Caldwell, L</b> ERA: 3.74 (9, 1)	0.1	L	3	1	2	2	0	0	0	0	0	0	0	2	4	0.00		0.000																
<b>Frank Snook, R</b> ERA: 3.52 <b>Gary Ross, R</b> ERA: 5.22 (9, 1)	0.1	L	3	1	1	1	0	0	0	0	0	0	0	1	2	8		54.00	6.000															
<b>Gary Ross, R</b> ERA: 5.22 (9, 1)	0.2	3	1	1	1	0	0	0	0	0	0	0	0	1	5	13.50	1.500																	
Batter	1	2	3	4	5	6	7	8	9	AB	R	H	RBI	BB	SO	LOB	BOTTOM																	
<b>Derrel Thomas, S</b> OBP: 0.305, SLG: 0.263 (1, 6)	1-2 F8	1-0 L6			0-1 S 1B		1-0 6-3	3-2 6-3		5	0	1	0	0	0	1	<b>San Francisco Giants @ San Diego Padres</b> San Diego Stadium, San Diego, CA Thu Sep 13 1973, 10:05 PM EDT Att: 2,586 - Unknown  <b>livebaseballscorecards.com</b>  <b>SD</b>																	
<b>Johnny Grubb, L</b> OBP: 0.368, SLG: 0.438 (1, 8)	1-0 2B HR 1B			1-1 F7	1-3 K		1-1 4-3	0-0 L4		5	1	1	0	0	1	1																		
<b>Dave Roberts, R</b> OBP: 0.317, SLG: 0.475 (1, 5)	0-2 HR 2B			0-0 6-3	0-1 5-3		0-0 1B	1-3 K		5	1	2	0	0	1	1																		
<b>Cito Gaston, R</b> OBP: 0.290, SLG: 0.414 (1, 9)	1-1 HR			3-1 5-3		1-0 4-3	0-0 1-3	0-3 K		5	1	1	3	0	1	1																		
<b>Leron Lee, L</b> OBP: 0.304, SLG: 0.298 (1, 7)	3-3 K			0-1 F8		0-0 E8 1B FC6-4 1B	1-0 F4			4	1	1	0	0	1	0																		
<b>Fred Kendall, R</b> OBP: 0.314, SLG: 0.391 (1, 2)	0-2 FC6-4 1B			0-0 1B		0-0 FC6-4 1B	0-0 2B 1B			4	1	4	0	0	0	0																		
<b>Ivan Murrell, R</b> OBP: 0.199, SLG: 0.356 (1, 3)	0-0 FC6-4			0-1 G6-4-3 1B		0-1 FC6-4 1B	1-2 2B 1B			4	1	2	1	0	0	2																		
<b>Dave Hilton, R</b> OBP: 0.253, SLG: 0.259 <b>Dave Winfield, R</b> OBP: 0.320, SLG: 0.385 <b>Rich Morales, R</b> OBP: 0.245, SLG: 0.194 (1, 4) (8, PH) (9, 4)				1-1 F8		0-0 G6-4-3	0-1 5-3			2	0	0	0	1	0	2																		
<b>Steve Arlin, R</b> ERA: 5.13 <b>Mike Corkins, R</b> ERA: 4.45 <b>Mike Caldwell, L</b> ERA: 3.74 <b>Frank Snook, R</b> ERA: 3.52 <b>Gary Ross, R</b> ERA: 5.22 (1, 1) (1, 1) (8, 1) (8, PH) (9, 1) (9, 1)				1-0 F8		1-3 K	0-2 1-3			0	0	0	0	0	0	0																		
<b>Inning Stats</b>	R: 3 E: 0 K: 1 S: 16	H: 4 LOB: 1 BB: 0 P: 22	R: 0 E: 0 K: 0 S: 4	H: 0 LOB: 0 BB: 0 P: 7	R: 0 E: 0 K: 0 S: 5	H: 0 LOB: 0 BB: 0 P: 9	R: 0 E: 0 K: 0 S: 6	H: 2 LOB: 1 BB: 0 P: 6	R: 0 E: 0 K: 2 S: 10	H: 1 LOB: 1 BB: 0 P: 12	R: 1 E: 1 K: 0 S: 9	H: 2 LOB: 2 BB: 1 P: 14	R: 0 E: 0 K: 0 S: 5	H: 1 LOB: 1 BB: 0 P: 7	R: 2 E: 0 K: 0 S: 13	H: 3 LOB: 1 BB: 0 P: 19		R: 0 E: 0 K: 2 S: 7	H: 0 LOB: 0 BB: 0 P: 8	1B: 10 2B: 2 3B: 0 HR: 1	SF: 0 SAC: 0 DP: 1 HBP: 0	WP: 0 PB: 0 SB: 2 CS: 0	PA: 40											
<b>PITCHER</b>	IP WLS BF H R ER SO BB IBB HBP BLK WP HR S P ERA WHIP	IP WLS BF H R ER SO BB IBB HBP BLK WP HR S P ERA WHIP																																
<b>Jim Barr, R</b> ERA: 3.55 (1, 1)	6.2	30	10	4	3	3	0	0	0	0	0	0	0	14	20	4.05		1.500																
<b>Elias Sosa, R</b> ERA: 3.14 (7, 1)	1.1	W	7	3	2	2	0	0	0	0	0	0	0	14	20	13.50		2.250																
<b>Don McMahon, R</b> ERA: 1.52 (9, 1)	1.0	S	3	0	0	0	2	0	0	0	0	0	0	7	8	0.00		0.000																

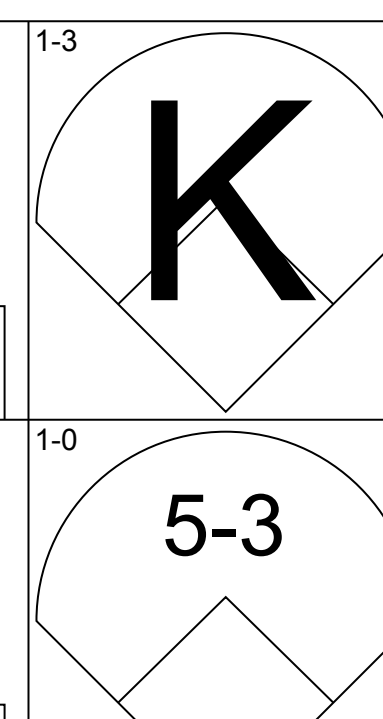
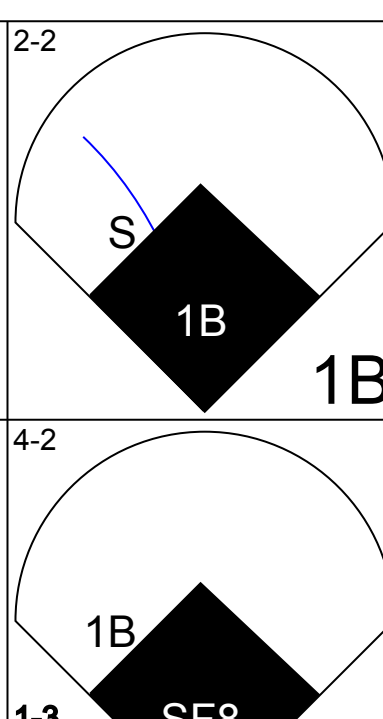
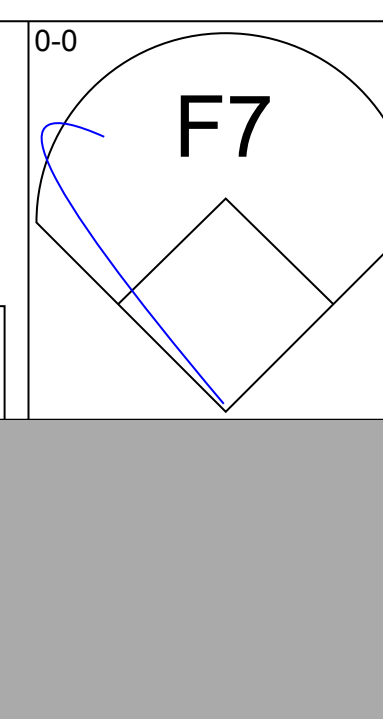
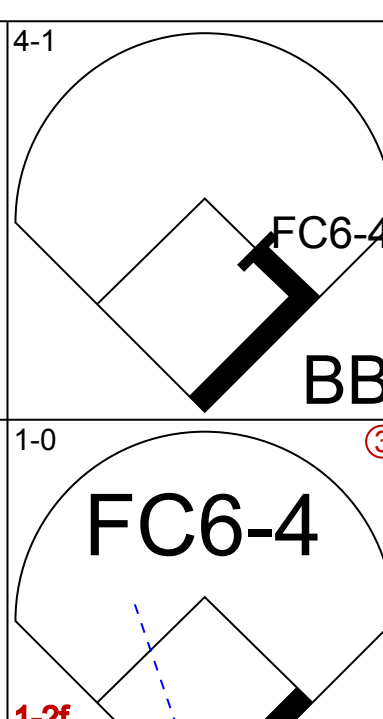
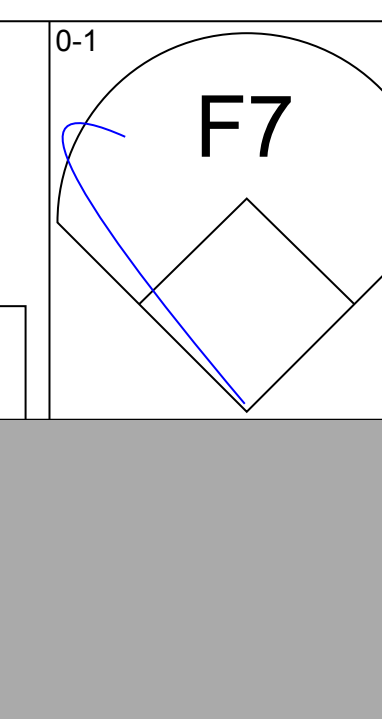
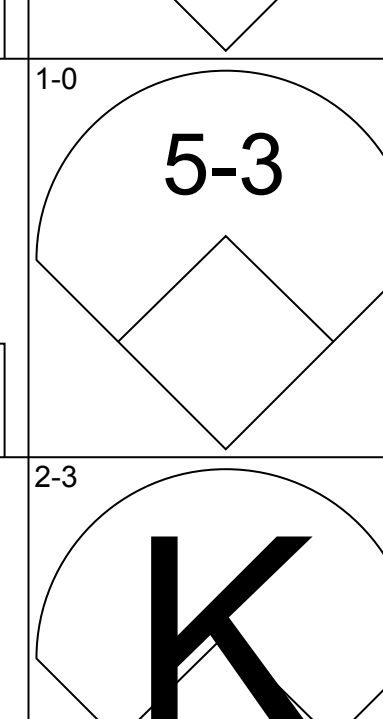
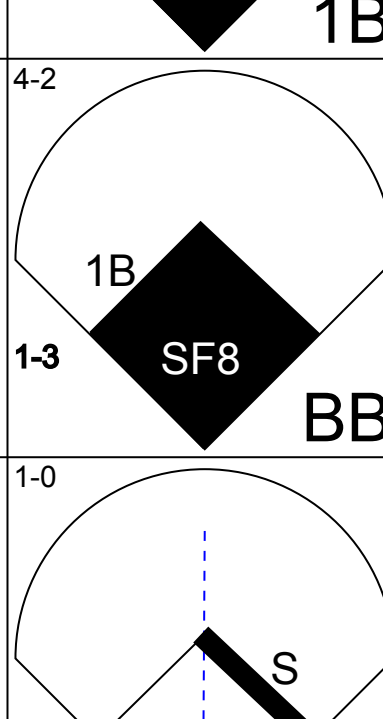
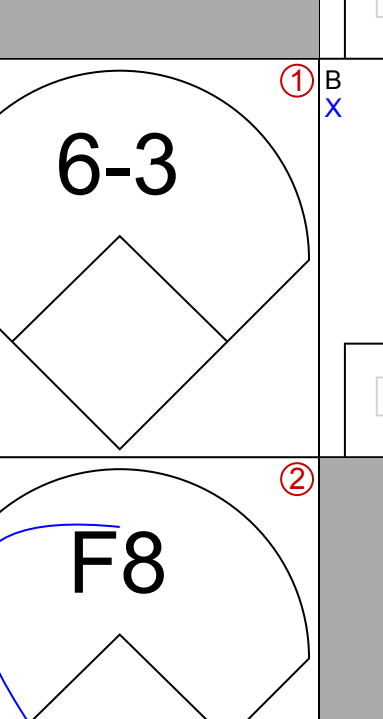
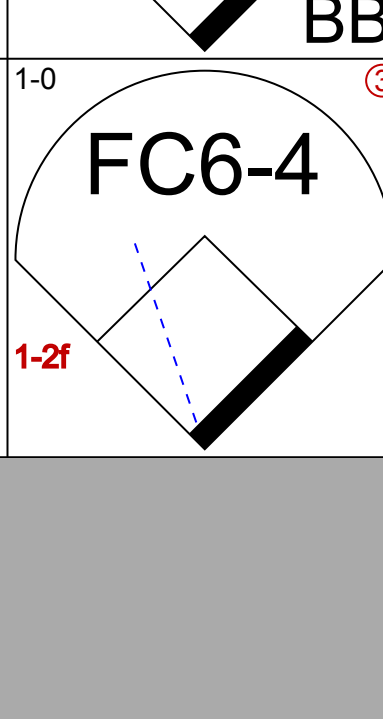
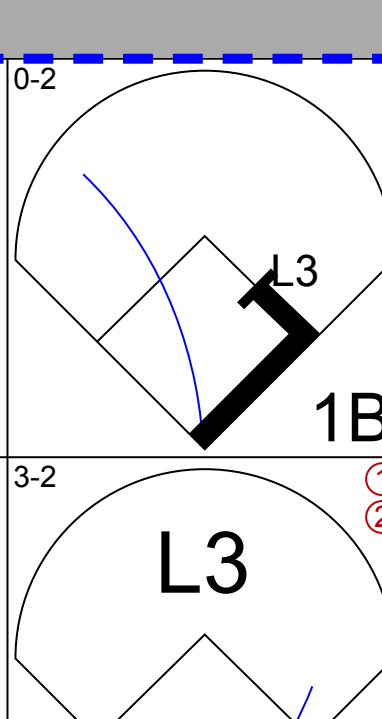
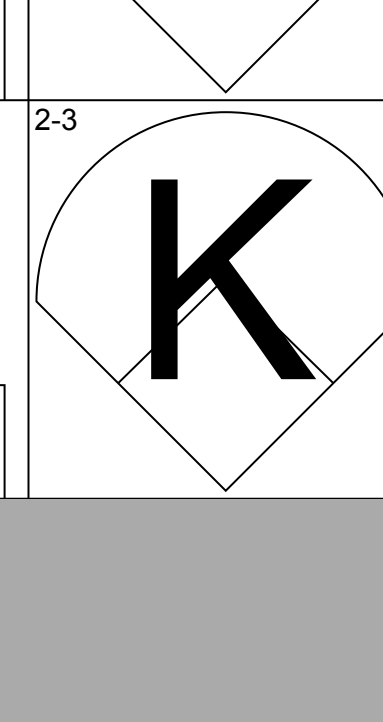
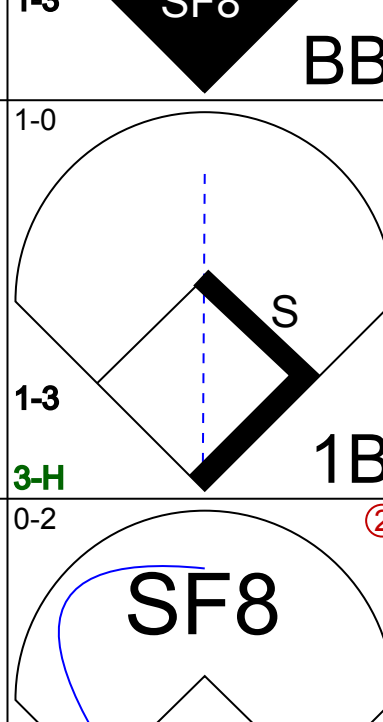
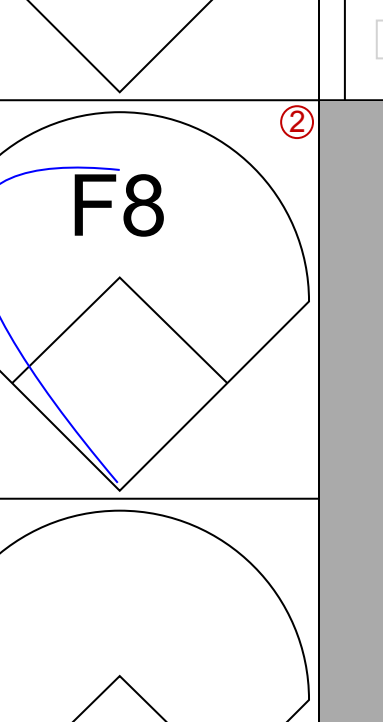
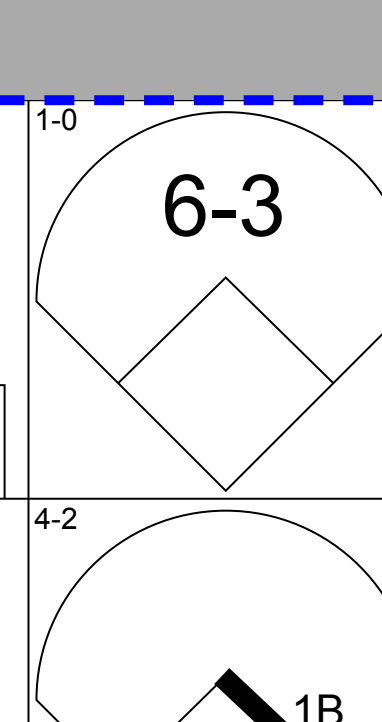
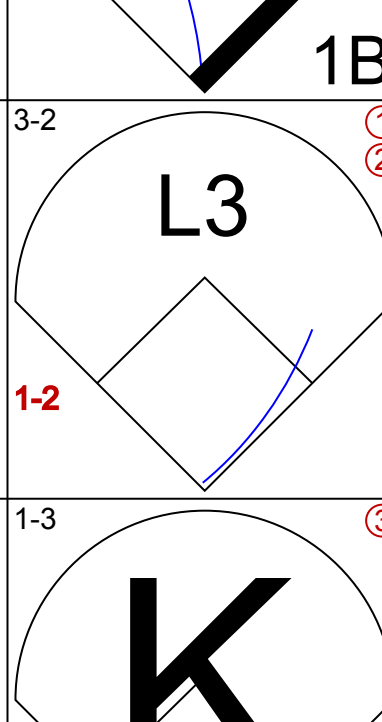
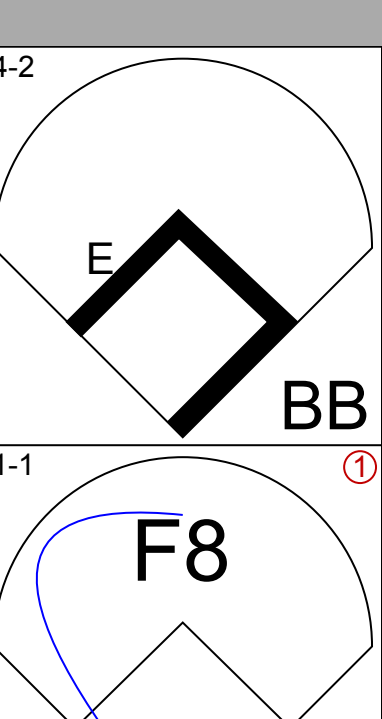
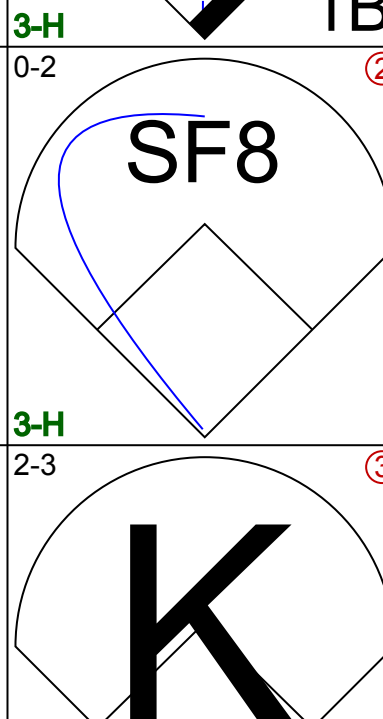

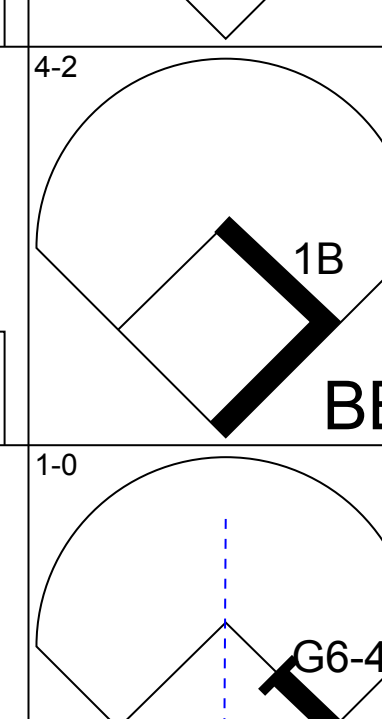

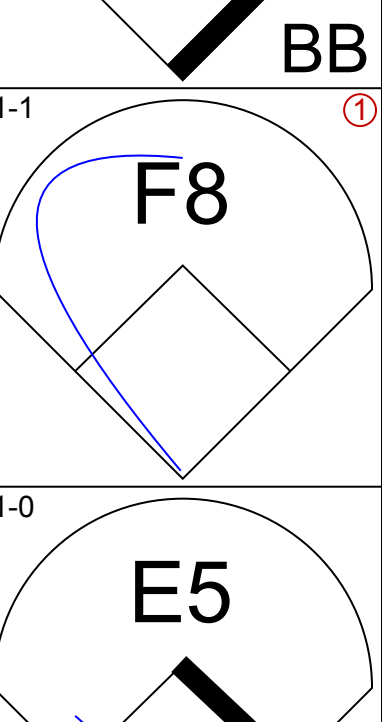
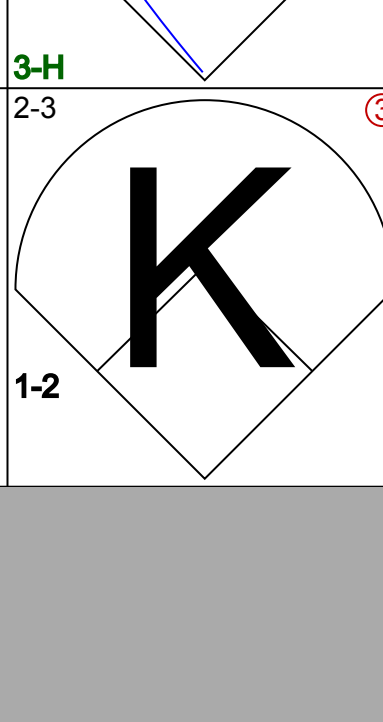
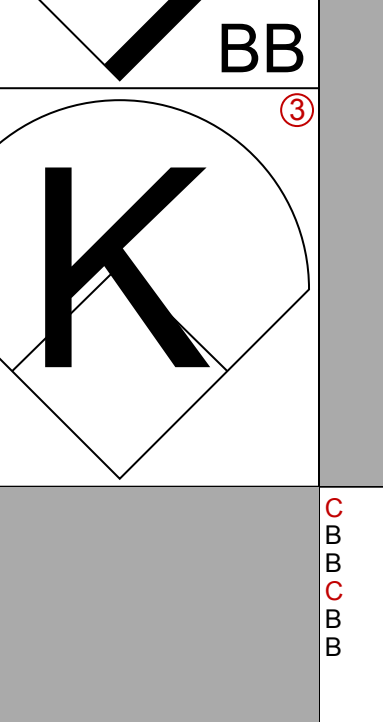
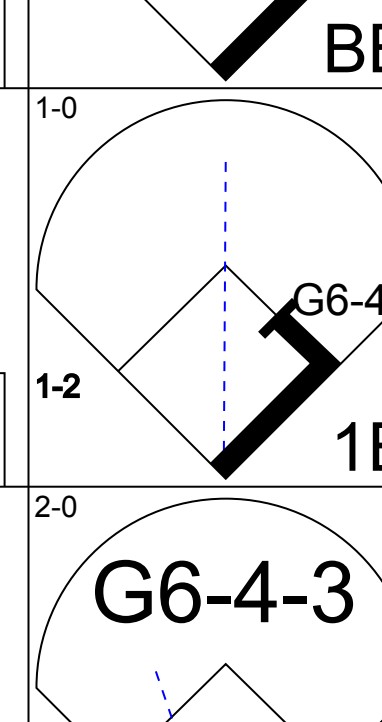
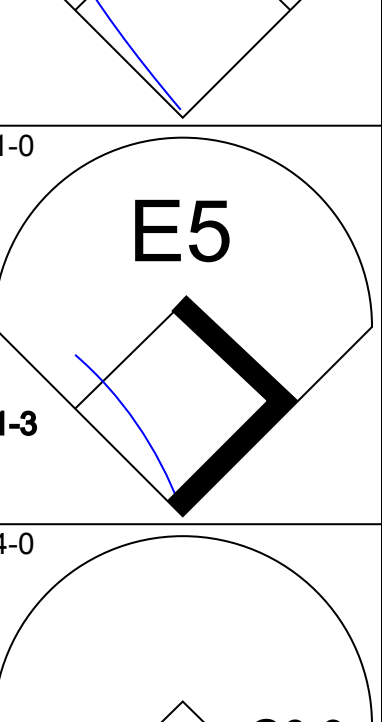
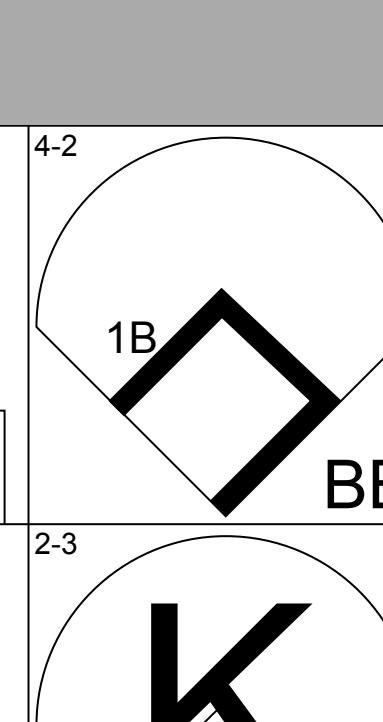
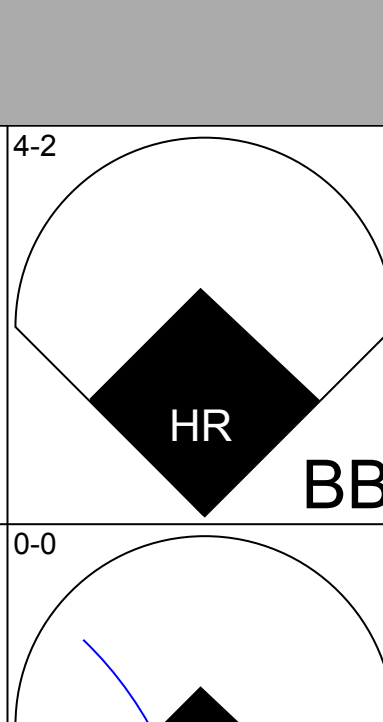
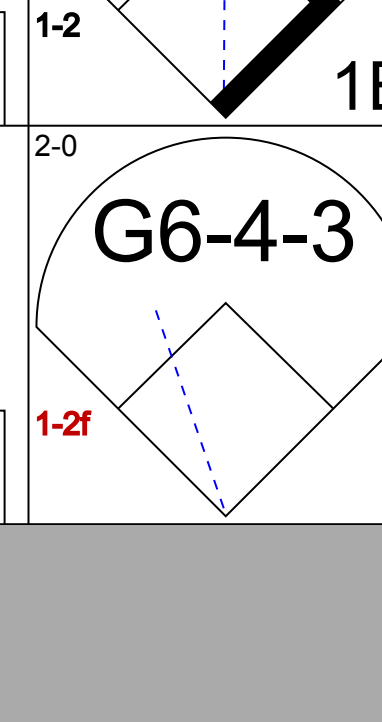
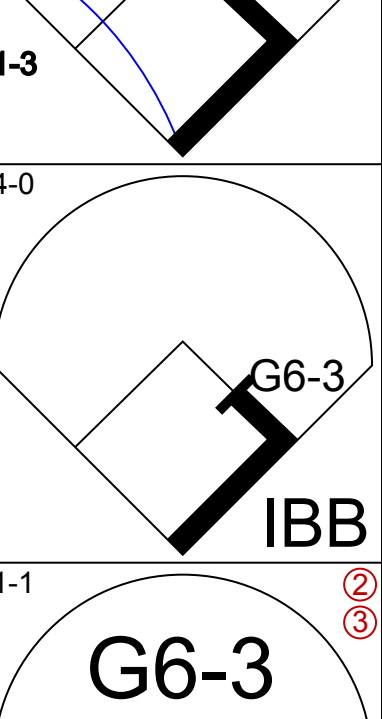
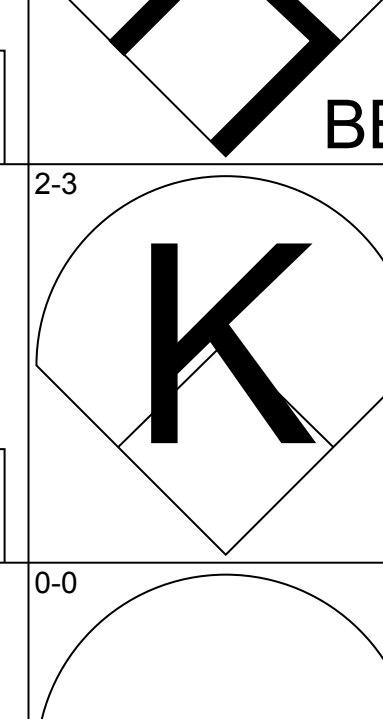
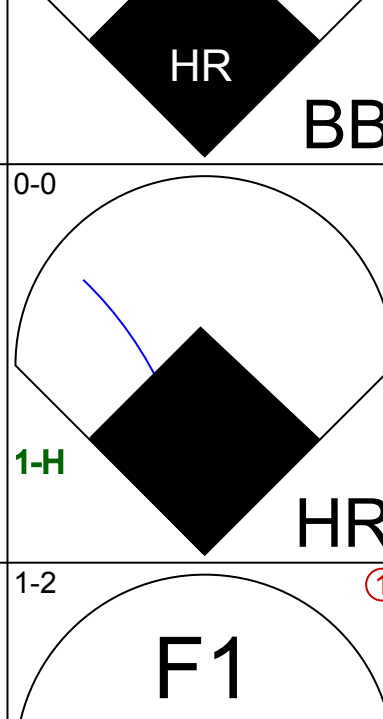
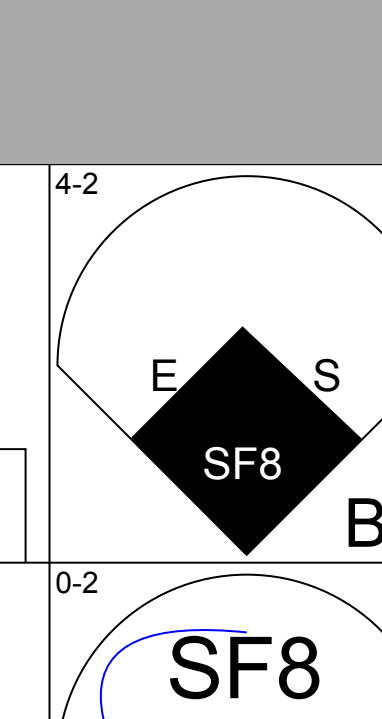
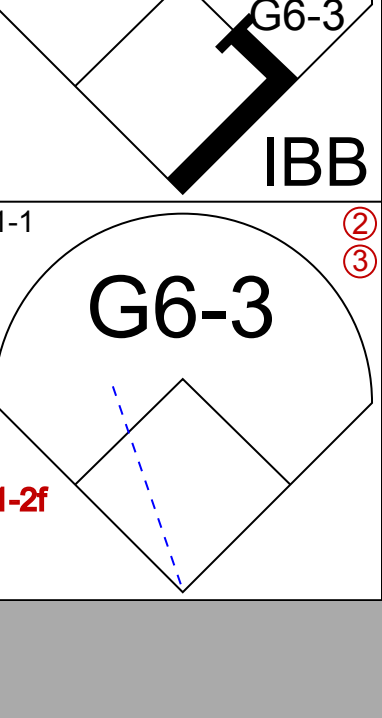
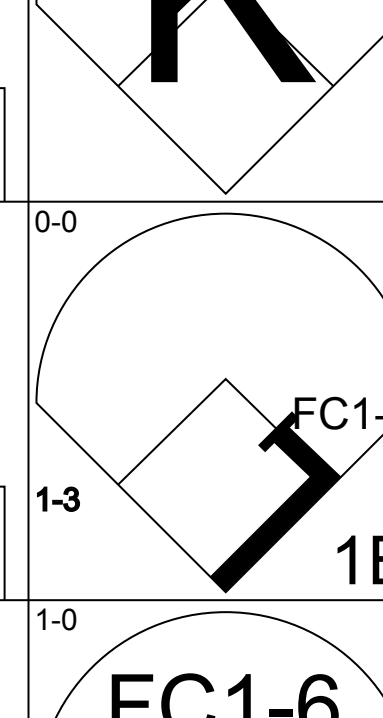
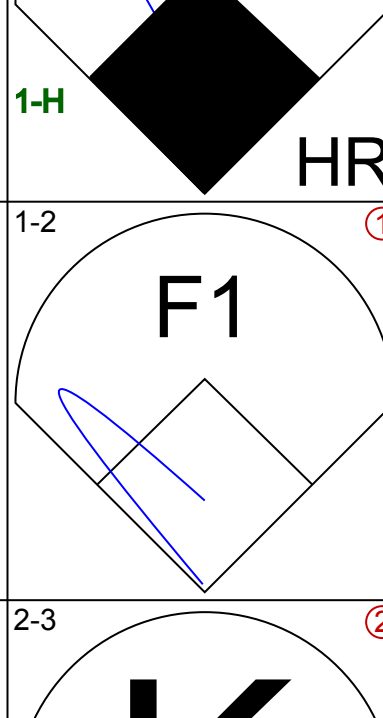
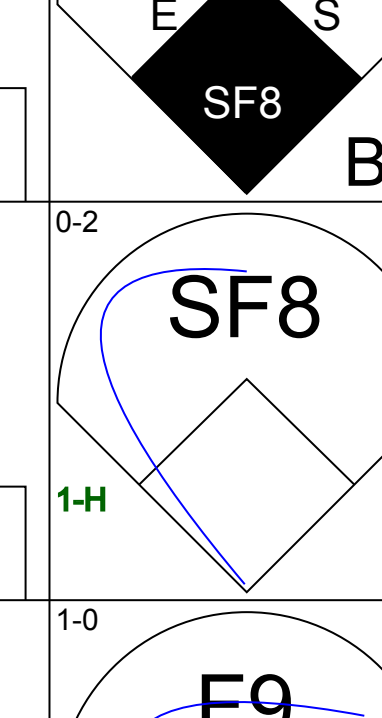
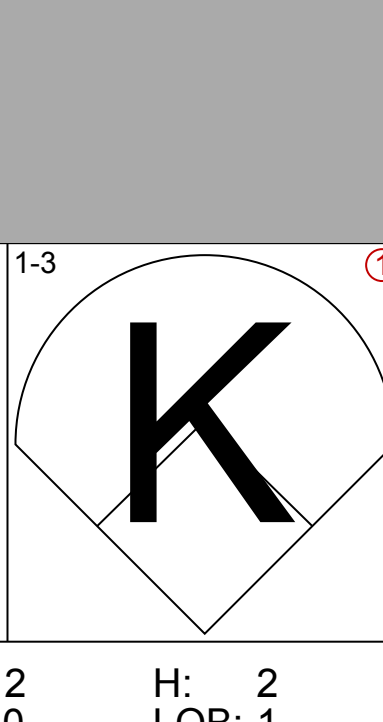
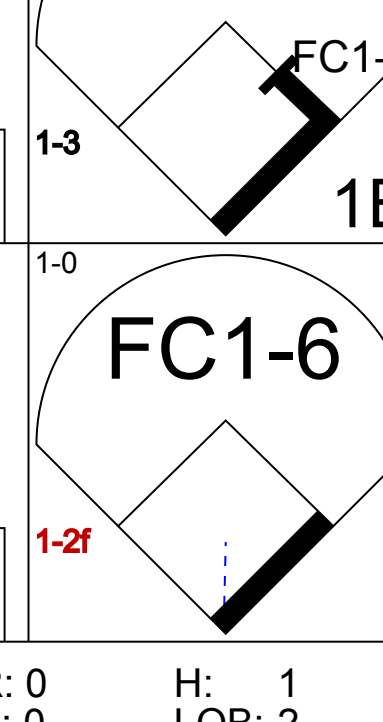
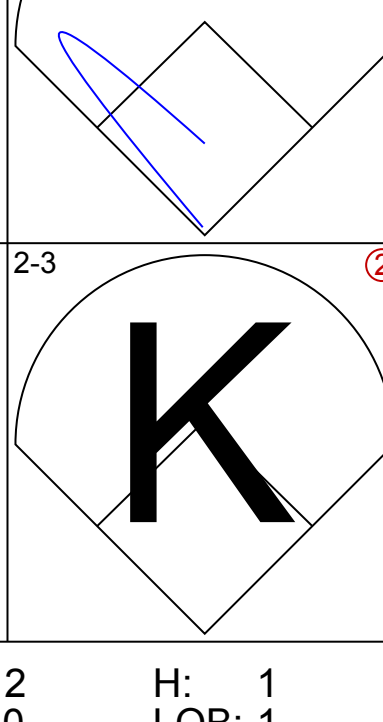
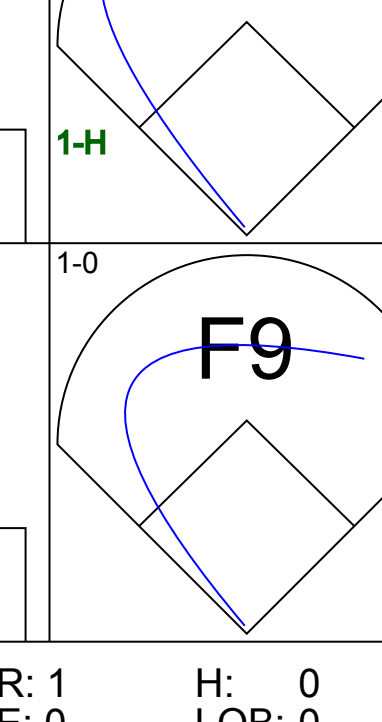


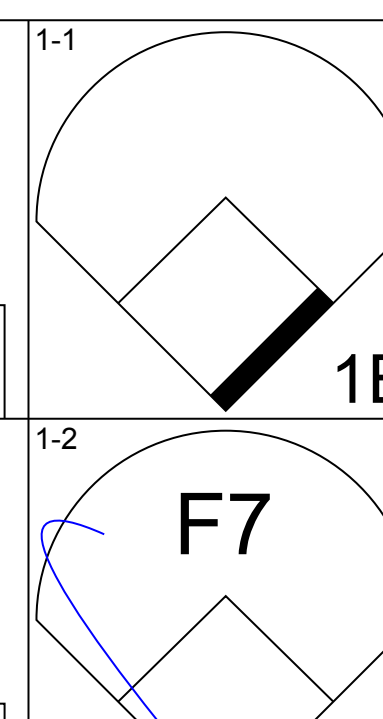
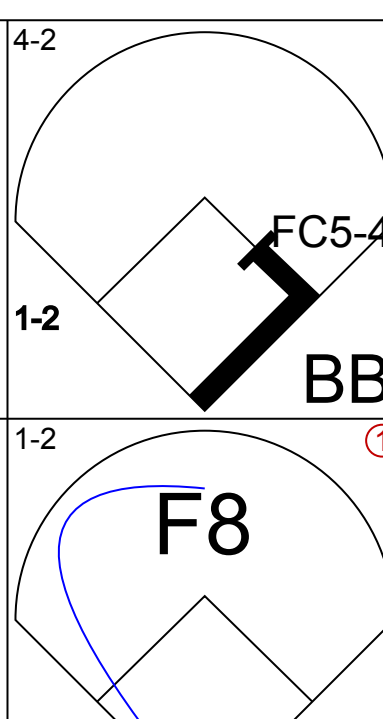
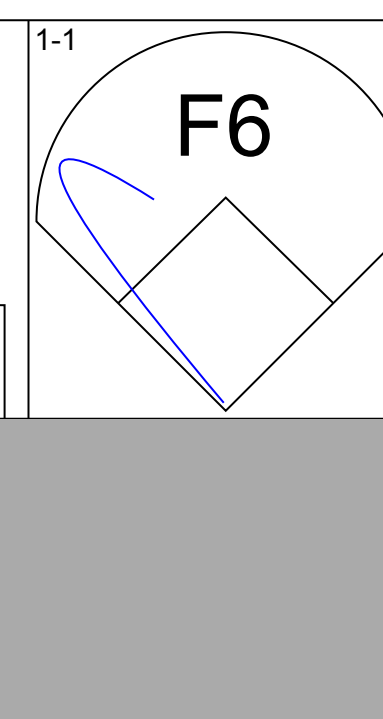
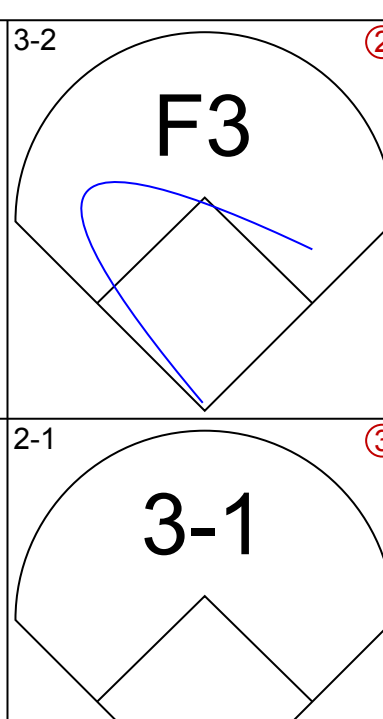
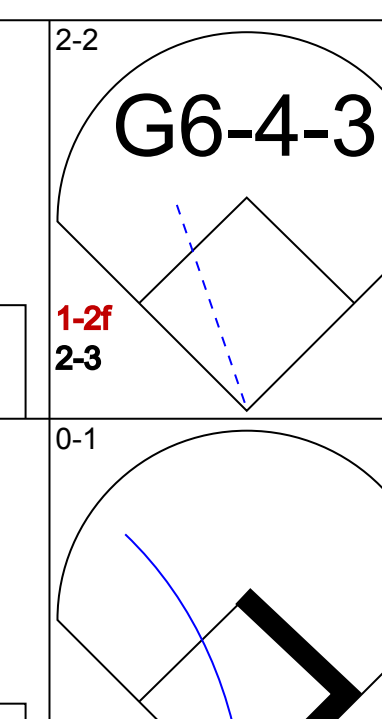
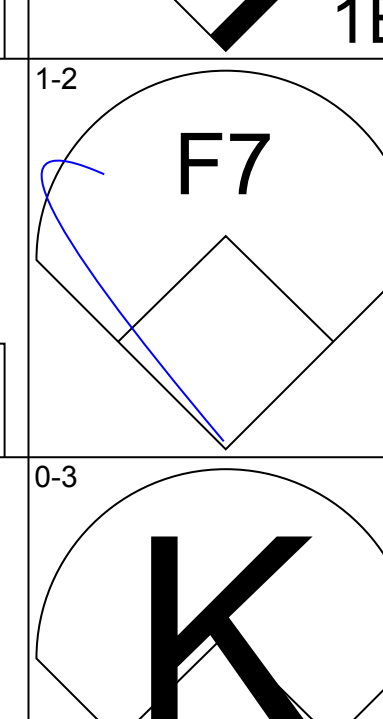
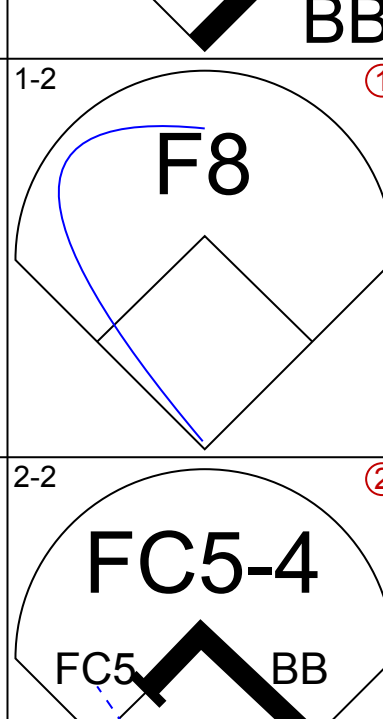
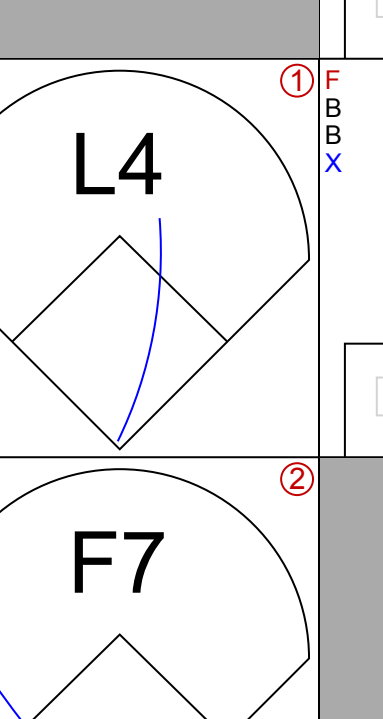
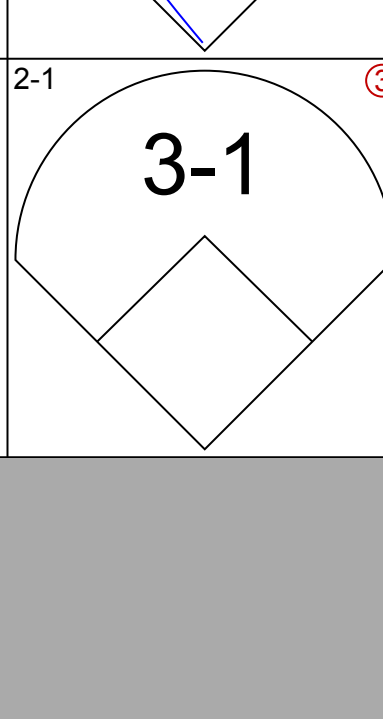
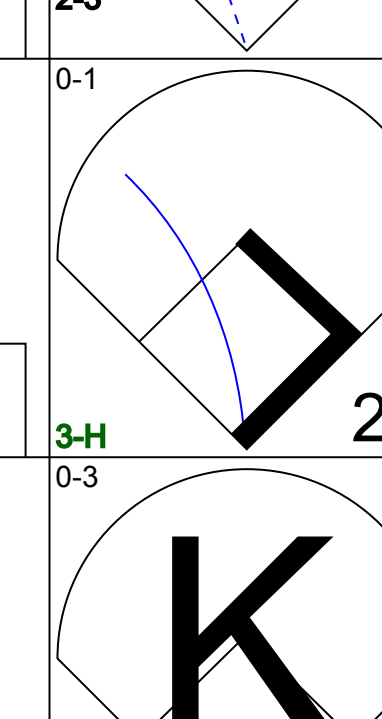
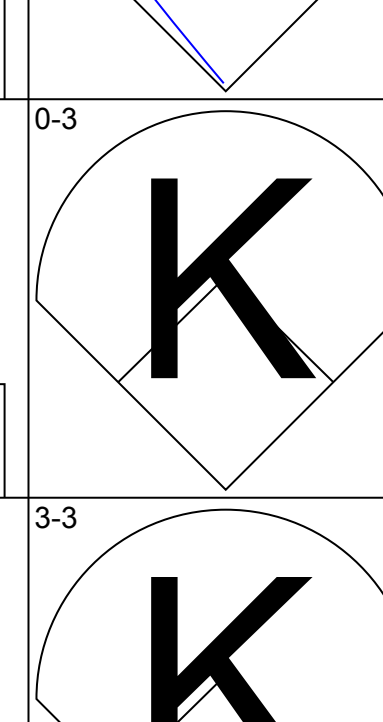
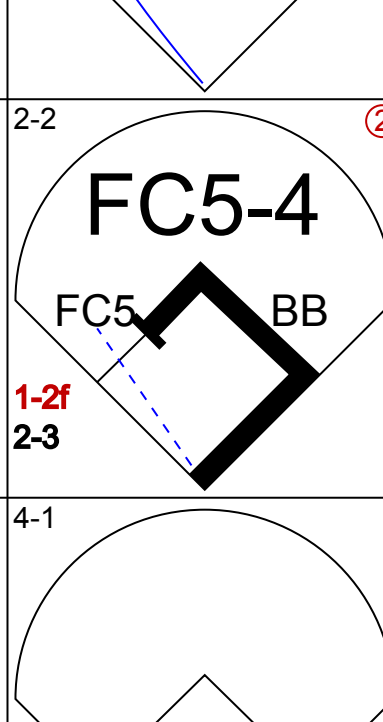
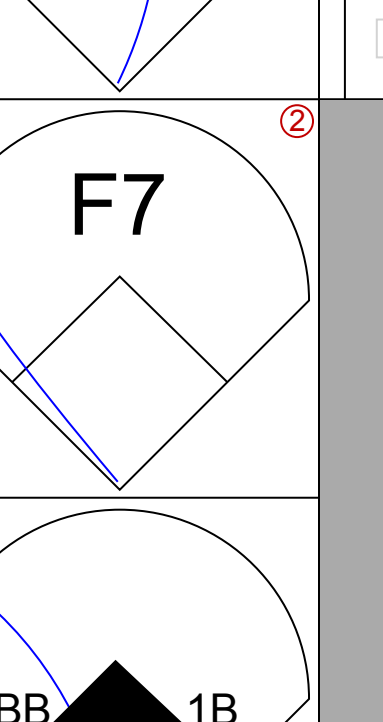
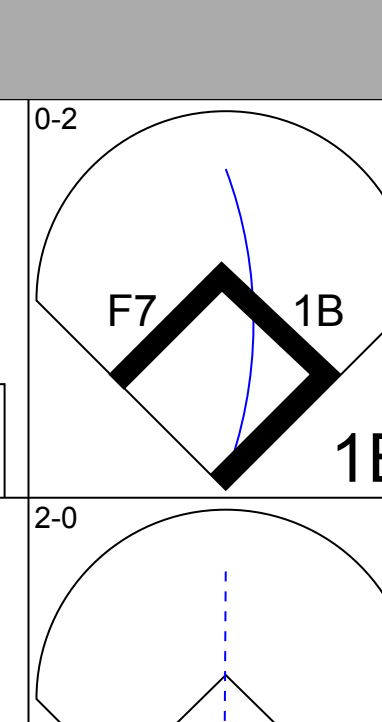
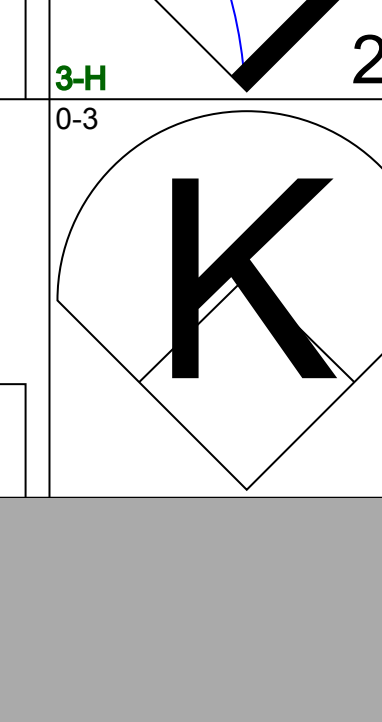
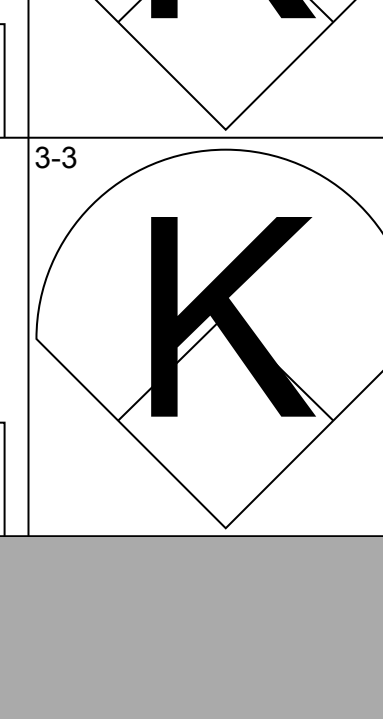
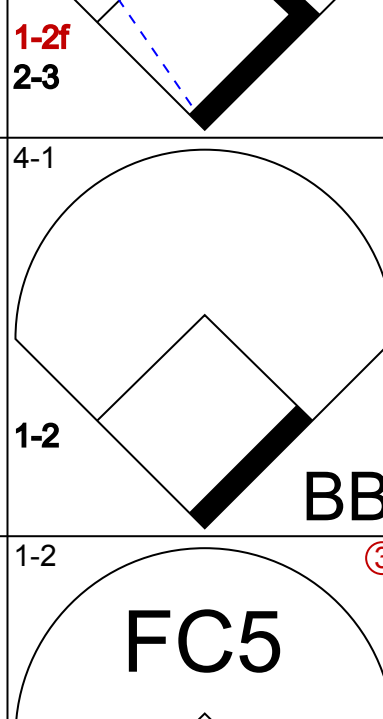
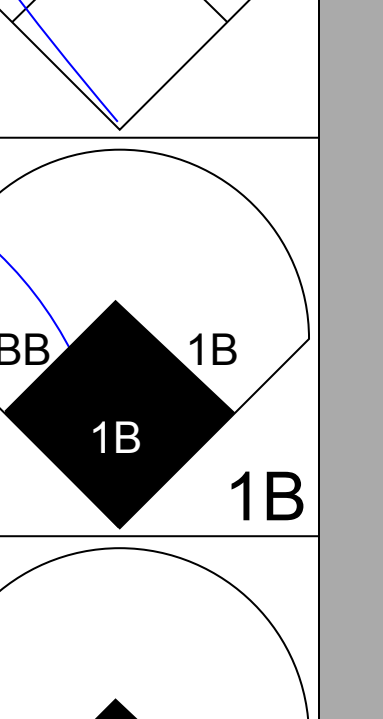
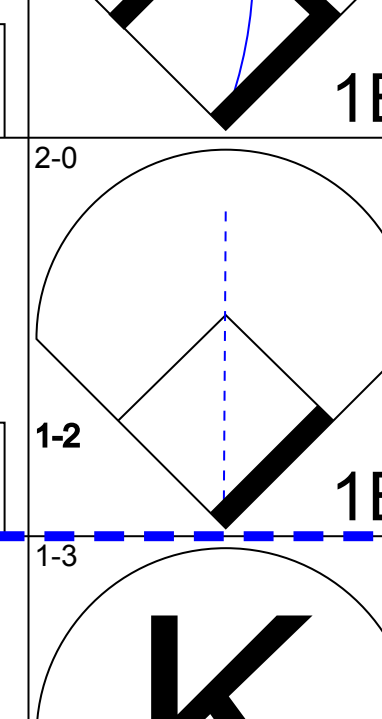

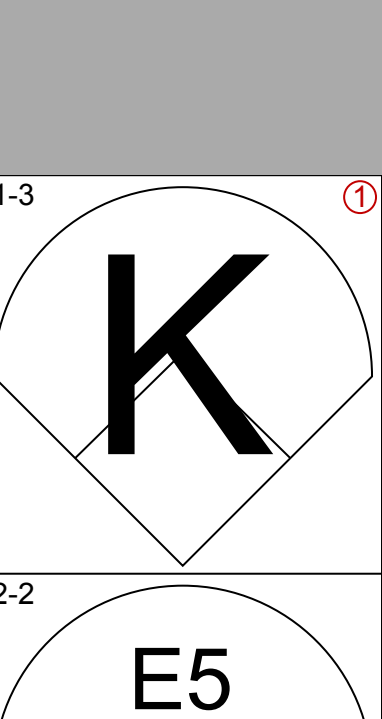
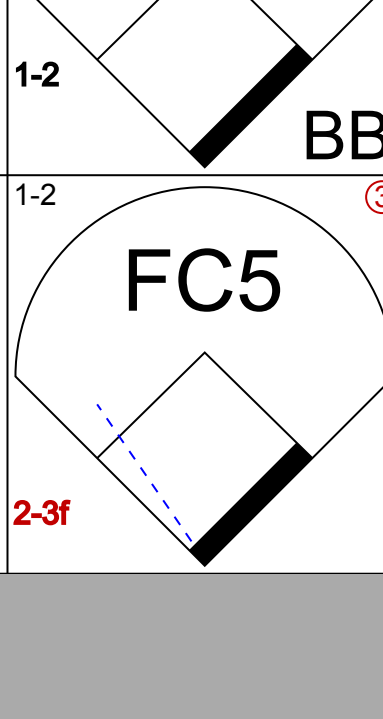
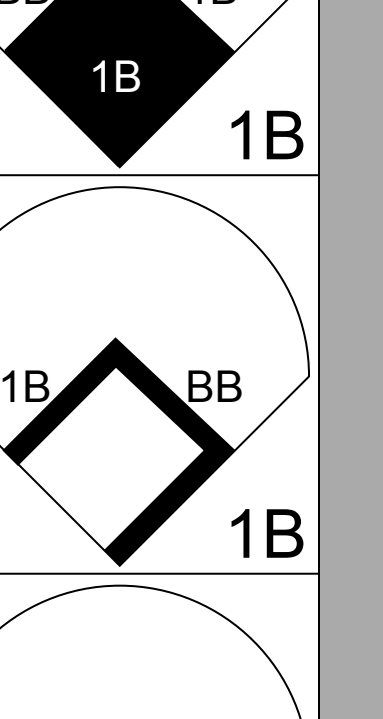
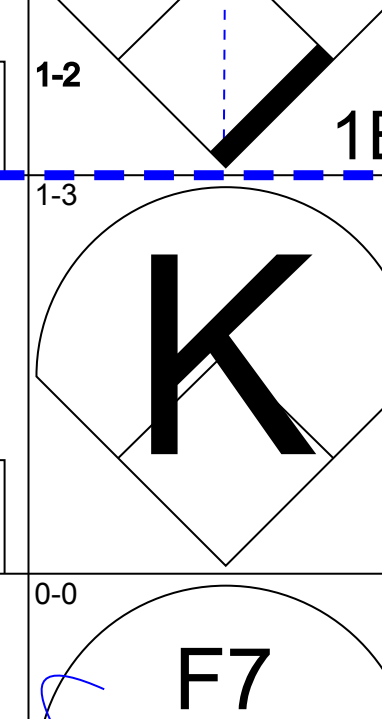

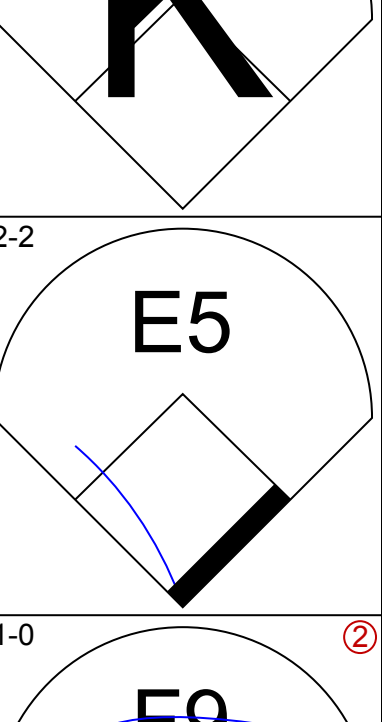
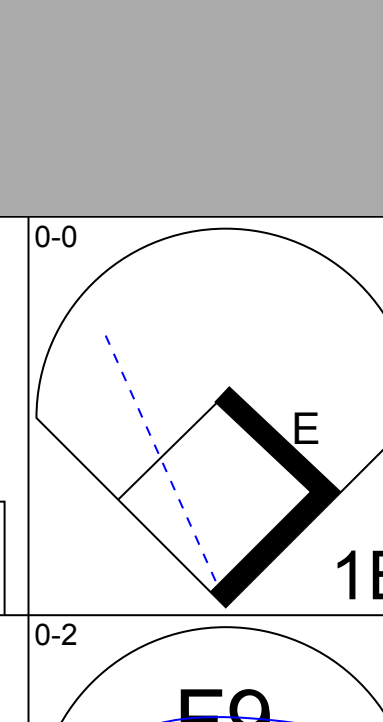
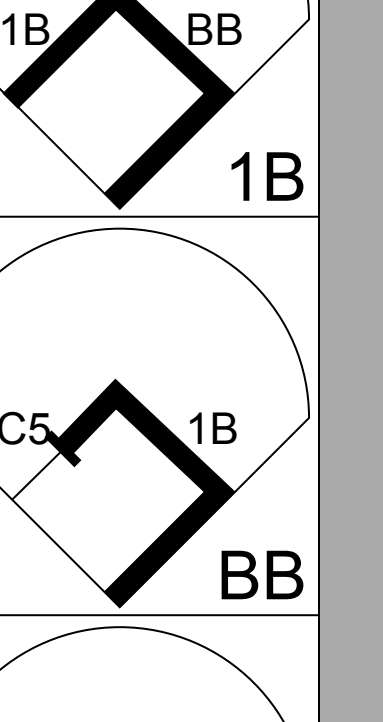
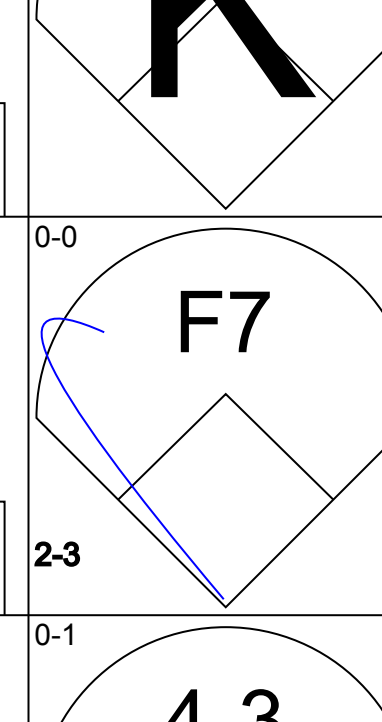

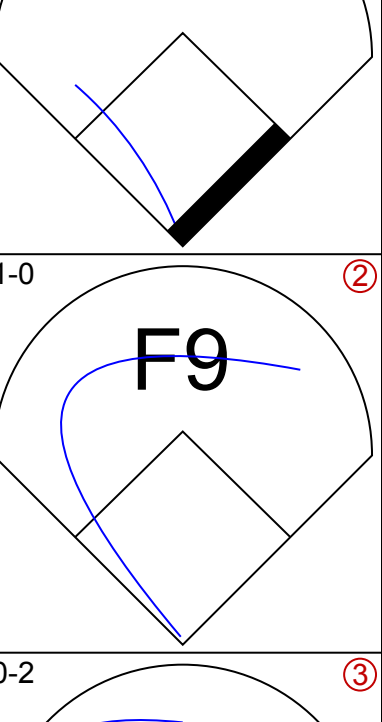
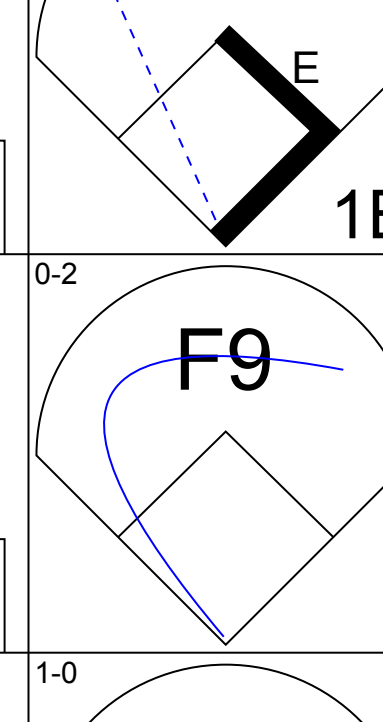
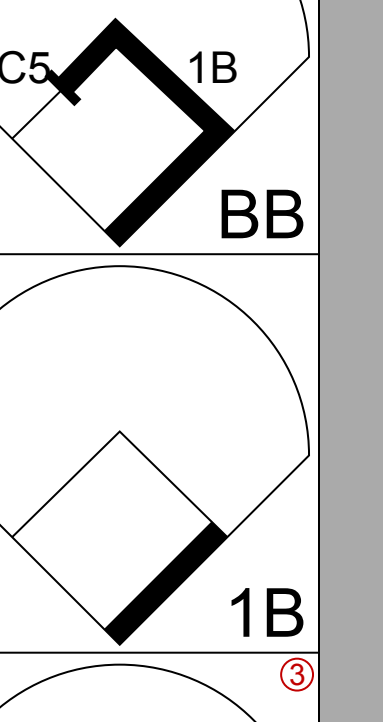
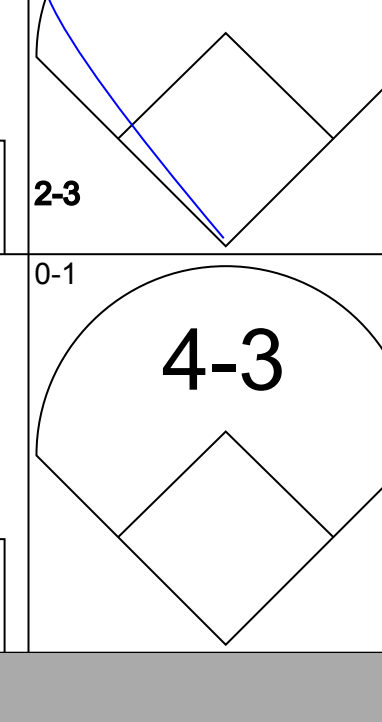
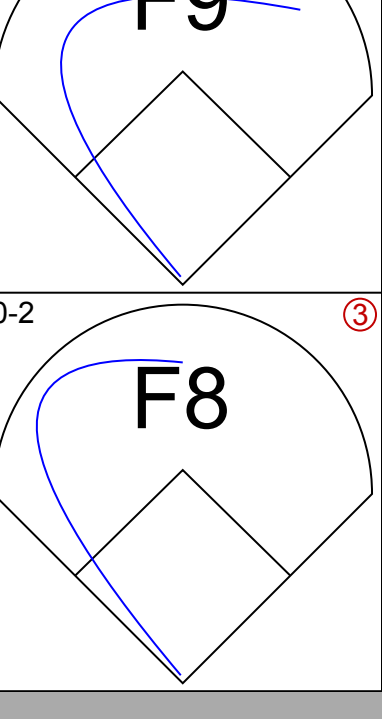
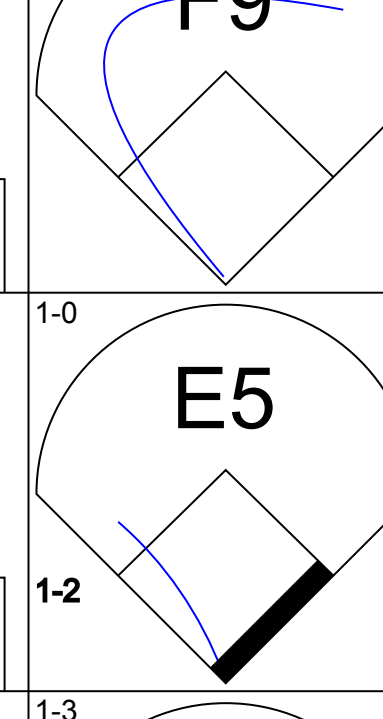
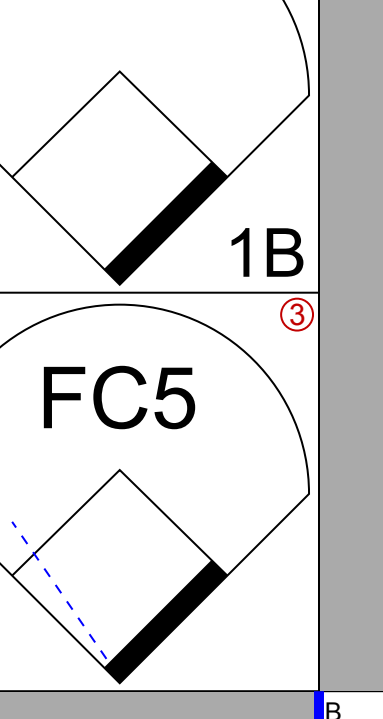
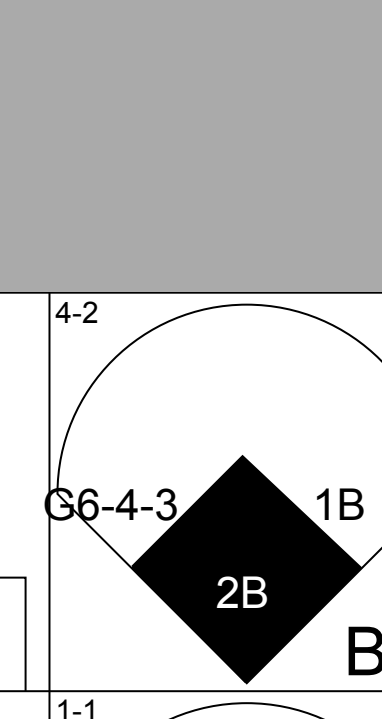
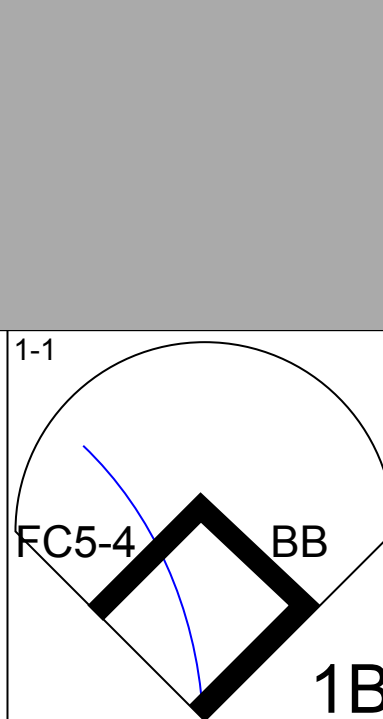
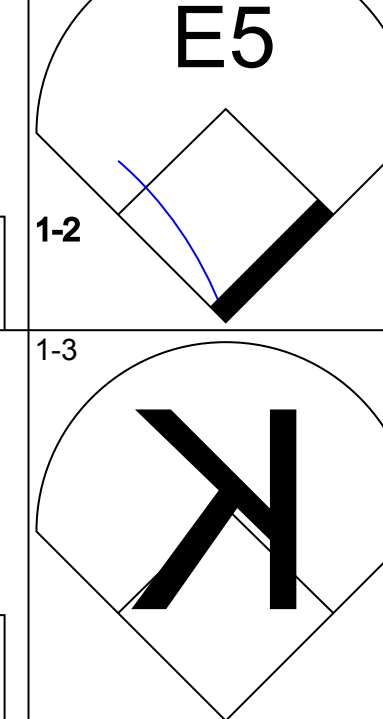
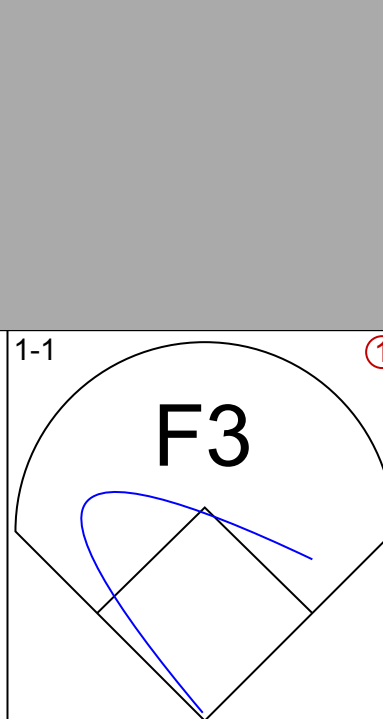
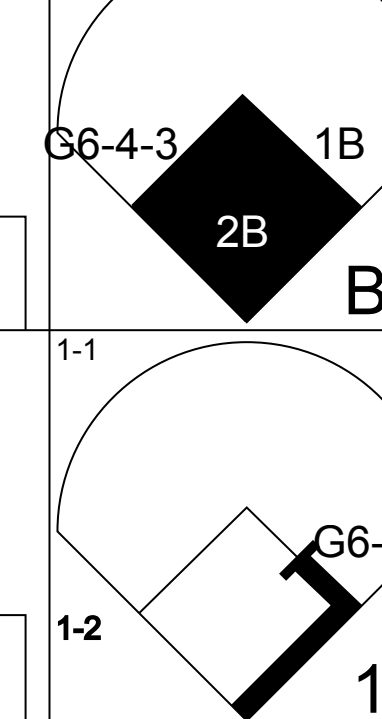
Batter	1	2	3	4	5	6	7	8	9	AB	R	H	RBI	BB	SO	LOB	TOP								
<b>Bobby Bonds, R</b> OBP: 0.381, SLG: 0.557 (1, 9)	F7		F8			F9		F4		4	0	0	0	0	0	1	<b>San Francisco Giants @ San Diego Padres</b> San Diego Stadium, San Diego, CA Fri Sep 14, 1973, 10:05 PM EDT Att: 5,341 - Unknown <a href="http://livebaseballscorecards.com">livebaseballscorecards.com</a>								
<b>Tito Fuentes, S</b> OBP: 0.327, SLG: 0.358 (1, 4)	4-3			L9		5-3		6-3		4	0	0	0	0	0	0									
<b>Garry Maddox, R</b> OBP: 0.345, SLG: 0.447 (1, 8)	K			K		F9		E6 HR		4	1	0	0	0	2	0									
<b>Gary Matthews, R</b> OBP: 0.369, SLG: 0.450 (1, 7)		K		WP 1B			E6 1B SF9	HR		4	2	2	2	0	1	0									
<b>Gary Thomasson, L</b> OBP: 0.343, SLG: 0.411 (1, 3)		G3		K			2B 1B	4-3		4	0	1	0	0	1	1									
<b>Chris Speier, R</b> OBP: 0.337, SLG: 0.364 (1, 6)		5-3			E6		SF9		3-1 WP 1B	3	0	1	1	0	0	0									
<b>Dave Kingman, R</b> OBP: 0.283, SLG: 0.504 (1, 5)			2B 1B		K		3H 2B		K	4	0	2	0	0	2	2									
<b>Chris Arnold, R</b> OBP: 0.385, SLG: 0.409 (1, 2)			WP 2B		F9		F6		3-1	4	0	1	0	0	0	4									
<b>Juan Marichal, R</b> OBP: 0.250, SLG: 0.226 (7, PH)			K		F2		6-3		6-3	2	0	0	0	0	1	2									
<b>Steve Ontiveros, S</b> OBP: 0.333, SLG: 0.533 (7, PH)										1	0	0	0	0	0	2									
<b>Randy Moffitt, R</b> OBP: 0.067, SLG: 0.067 (7, PH)										0	0	0	0	0	0	0									
<b>Bruce Miller, R</b> OBP: 0.235, SLG: 0.133 (9, PH)										1	0	0	0	0	0	1									
<b>Inning Stats</b>	R: 0 E: 0 K: 1 S: 5	H: 0 LOB: 0 BB: 0 P: 7	R: 0 E: 0 K: 1 S: 9	H: 0 LOB: 0 BB: 0 P: 16	R: 0 E: 0 K: 1 S: 8	H: 2 LOB: 1 BB: 0 P: 11	R: 0 E: 0 K: 2 S: 10	H: 1 LOB: 1 BB: 0 P: 15	R: 0 E: 1 K: 1 S: 7	H: 0 LOB: 1 BB: 0 P: 11	R: 0 E: 0 K: 0 S: 6	H: 0 LOB: 0 BB: 0 P: 8	R: 1 E: 1 K: 0 S: 10	H: 2 LOB: 2 BB: 0 P: 13	R: 2 E: 1 K: 0 S: 8	H: 1 LOB: 0 BB: 0 P: 9	R: 0 E: 0 K: 1 S: 9	H: 1 LOB: 1 BB: 0 P: 12	1B: 4 2B: 2 3B: 0 HR: 1	SF: 1 SAC: 0 DP: 0 HBP: 0	WP: 3 PB: 0 SB: 0 CS: 0	PA: 36			
<b>PITCHER</b>	IP	WLS	BF	H	R	ER	SO	BB	IBB	HBP	BLK	WP	HR	S	P	ERA	WHIP								
<b>Clay Kirby, R</b> ERA: 4.64 (1, 1)	8.0	W	33	7	3	0	6	0	0	0	0	2	1	65	94	0.00	0.875								
<b>Mike Caldwell, L</b> ERA: 3.72 (9, 1)	1.0	S	3	0	0	0	1	0	0	0	0	1	0	7	8	0.00	0.000								

Batter	1	2	3	4	5	6	7	8	9	AB	R	H	RBI	BB	SO	LOB	BOTTOM								
<b>Derrel Thomas, S</b> OBP: 0.304, SLG: 0.263 (1, 6)	F8	FC2		PB 2B 1B		SF9		4-3		4	1	1	1	0	0	5	<b>San Francisco Giants @ San Diego Padres</b> San Diego Stadium, San Diego, CA Fri Sep 14, 1973, 10:05 PM EDT Att: 5,341 - Unknown <a href="http://livebaseballscorecards.com">livebaseballscorecards.com</a>								
<b>Johnny Grubb, L</b> OBP: 0.372, SLG: 0.444 (1, 8)	5-3 1B		2B 1B	1H 2B		4-3				4	1	3	1	0	0	0									
<b>Dave Roberts, R</b> OBP: 0.317, SLG: 0.475 (1, 5)	5-3 1-2		FC6 PB 2B	F4			K			4	1	1	1	0	1	2									
<b>Cito Gaston, R</b> OBP: 0.288, SLG: 0.410 (1, 9)	F9		FC6 PB	F3			K			4	0	0	0	0	1	2									
<b>Leron Lee, L</b> OBP: 0.301, SLG: 0.294 (1, 7)		4-3		5-3			G3			4	0	0	0	0	1	1									
<b>Jerry Morales, R</b> OBP: 0.324, SLG: 0.424 (8, 7)			K		5-3					0	0	0	0	0	0	0									
<b>Fred Kendall, R</b> OBP: 0.315, SLG: 0.394 (1, 2)		3-1	6-3					SH2-4 1B		4	0	2	0	0	0	1									
<b>Ivan Murrell, R</b> OBP: 0.206, SLG: 0.366 (1, 3)		BB FC2 2B	F8		F6		SH2-4 1B			4	0	2	0	0	0	2									
<b>Dave Hilton, R</b> OBP: 0.258, SLG: 0.266 (1, 4)		BB IBB		F8		SH1-4 SF9 2B		F5		3	1	1	0	1	0	2									
<b>Clay Kirby, R</b> OBP: 0.122, SLG: 0.125 (1, 1)										1	0	0	0	1	0	0									
<b>Mike Caldwell, R</b> OBP: 0.167, SLG: 0.143 (9, 1)					6-3		SH1-4	SH2-4		0	0	0	0	0	0	0									
<b>Inning Stats</b>	R: 0 E: 0 K: 0 S: 9	H: 1 LOB: 3 BB: 2 P: 12	R: 0 E: 0 K: 0 S: 12	H: 1 LOB: 3 BB: 2 P: 27	R: 2 E: 0 K: 1 S: 13	H: 2 LOB: 1 BB: 0 P: 19	R: 1 E: 0 K: 0 S: 10	H: 2 LOB: 1 BB: 0 P: 13	R: 0 E: 0 K: 0 S: 9	H: 1 LOB: 1 BB: 0 P: 12	R: 1 E: 0 K: 0 S: 6	H: 1 LOB: 0 BB: 0 P: 11	R: 0 E: 0 K: 2 S: 9	H: 0 LOB: 0 BB: 0 P: 14	R: 0 E: 0 K: 0 S: 11	H: 2 LOB: 2 BB: 0 P: 14	1B: 5 2B: 5 3B: 0 HR: 0	SF: 1 SAC: 2 DP: 0 HBP: 0	WP: 0 PB: 2 SB: 0 CS: 0	PA: 37					
<b>PITCHER</b>	IP	WLS	BF	H	R	ER	SO	BB	IBB	HBP	BLK	WP	HR	S	P	ERA	WHIP								
<b>Juan Marichal, R</b> ERA: 3.76 (1, 1)	2.0	L	29	8	4	3	1	1	0	0	0	0	0	20	28	0.00	1.000								
<b>Randy Moffitt, R</b> ERA: 2.46 (7, 1)																									





Batter	1	2	3	4	5	6	7	8	9	AB	R	H	RBI	BB	SO	LOB	TOP					
<b>Bobby Bonds, R</b> OBP: 0.381, SLG: 0.555 (1, 9)										4	1	1	0	1	1	2	<b>San Francisco Giants @ San Diego Padres</b> San Diego Stadium, San Diego, CA Sat Sep 15 1973, 10:05 PM EDT Att: 5,376 - Unknown <a href="http://livebaseballscorecards.com">livebaseballscorecards.com</a>					
<b>Tito Fuentes, S</b> OBP: 0.328, SLG: 0.357 (1, 4)										4	1	1	0	1	0	1						
<b>Garry Maddox, R</b> OBP: 0.344, SLG: 0.445 (1, 8)										5	0	1	1	0	1	1						
<b>Willie McCovey, L</b> OBP: 0.428, SLG: 0.551 (1, 3)										1	0	0	1	3	1	0						
<b>Gary Matthews, R</b> OBP: 0.368, SLG: 0.448 (1, 7)										4	0	1	0	0	2	3						
<b>Chris Speier, R</b> OBP: 0.338, SLG: 0.363 (1, 6)										2	1	0	0	2	0	3						
<b>Dave Kingman, R</b> OBP: 0.289, SLG: 0.516 <b>Mike Phillips, L</b> OBP: 0.269, SLG: 0.330 (8, 5)										2	2	1	2	2	1	1						
<b>Dave Rader, L</b> OBP: 0.325, SLG: 0.330 (1, 2)										3	0	1	1	0	0	3						
<b>Tom Bradley, R</b> OBP: 0.240, SLG: 0.236 <b>Elias Sosa, R</b> OBP: 0.200, SLG: 0.077 <b>Don McMahon, R</b> OBP: 0.289, SLG: 0.330 <b>Gary Thomasson, L</b> OBP: 0.343, SLG: 0.411 (9, 3)										3	0	0	0	0	2	2						
<b>Inning Stats</b>	R: 0 E: 0 K: 2 S: 7	H: 0 LOB: 0 BB: 0 P: 11	R: 0 E: 1 K: 0 S: 7	H: 0 LOB: 2 BB: 2 P: 18	R: 2 E: 0 K: 2 S: 16	H: 2 LOB: 1 BB: 1 P: 26	R: 0 E: 0 K: 1 S: 8	H: 1 LOB: 2 BB: 1 P: 15	R: 0 E: 0 K: 1 S: 7	H: 0 LOB: 1 BB: 1 P: 13	R: 2 E: 0 K: 1 S: 12	H: 1 LOB: 1 BB: 2 P: 24	R: 0 E: 0 K: 0 S: 5	H: 1 LOB: 1 BB: 1 P: 13	R: 1 E: 0 K: 0 S: 10	H: 0 LOB: 0 BB: 1 P: 15		R: 0 E: 0 K: 1 S: 9	H: 1 LOB: 0 BB: 0 P: 13	1B: 5 2B: 1 3B: 0 HR: 1	SF: 2 SAC: 0 DP: 3 HBP: 0	WP: 0 PB: 0 SB: 4 CS: 0
<b>PITCHER</b>	IP	WLS	BF	H	R	ER	SO	BB	IBB	HBP	BLK	WP	HR	S	P	ERA	WHIP					
<b>Rich Troedson, L</b> ERA: 4.48 (1, 1)	6.0	L	29	4	4	4	7	6	1	0	0	0	1	57	107	6.00	1.667					
<b>Frank Snook, R</b> ERA: 3.24 (7, 1)	2.0		8	1	1	0	0	2	0	0	0	0	0	15	28	0.00	1.500					
<b>Gary Ross, R</b> ERA: 5.15 (9, 1)	1.0		3	1	0	0	1	0	0	0	0	0	0	9	13	0.00	1.000					

Batter	1	2	3	4	5	6	7	8	9	AB	R	H	RBI	BB	SO	LOB	BOTTOM					
<b>Jerry Morales, R</b> OBP: 0.325, SLG: 0.422 (1, 7) (9, 8)										4	0	1	0	1	0	4	<b>San Francisco Giants @ San Diego Padres</b> San Diego Stadium, San Diego, CA Sat Sep 15 1973, 10:05 PM EDT Att: 5,376 - Unknown <a href="http://livebaseballscorecards.com">livebaseballscorecards.com</a>					
<b>Johnny Grubb, L</b> OBP: 0.370, SLG: 0.443 <b>Rich Morales, R</b> OBP: 0.245, SLG: 0.194 (8, FR) (9, 4)										5	0	1	1	0	0	3						
<b>Dave Roberts, R</b> OBP: 0.315, SLG: 0.472 (1, 5)										5	0	1	0	0	2	4						
<b>Nate Colbert, R</b> OBP: 0.342, SLG: 0.434 (1, 3)										4	1	3	0	1	1	1						
<b>Cito Gaston, R</b> OBP: 0.287, SLG: 0.408 (1, 9)										5	0	1	0	0	3	6						
<b>Fred Kendall, R</b> OBP: 0.316, SLG: 0.393 (1, 2)										4	0	1	0	1	1	3						
<b>Derrel Thomas, S</b> OBP: 0.303, SLG: 0.262 (1, 6)										5	0	1	1	0	0	5						
<b>Dave Hilton, R</b> OBP: 0.254, SLG: 0.261 <b>Leron Lee, L</b> OBP: 0.303, SLG: 0.294 (8, PH) (9, 7)										3	0	0	0	0	0	5						
<b>Rich Troedson, L</b> OBP: 0.194, SLG: 0.171 <b>Dave Winfield, R</b> OBP: 0.316, SLG: 0.381 <b>Frank Snook, R</b> OBP: 0.292, SLG: 0.275 <b>Gene Locklear, L</b> OBP: 0.292, SLG: 0.275 <b>Gary Ross, R</b> OBP: 0.343, SLG: 0.411 (9, 1)										2	0	1	0	0	1	2						
<b>Inning Stats</b>	R: 0 E: 0 K: 2 S: 13	H: 1 LOB: 1 BB: 0 P: 18	R: 0 E: 1 K: 1 S: 12	H: 0 LOB: 1 BB: 0 P: 16	R: 0 E: 0 K: 0 S: 16	H: 1 LOB: 3 BB: 2 P: 29	R: 0 E: 1 K: 1 S: 10	H: 1 LOB: 2 BB: 0 P: 13	R: 1 E: 0 K: 0 S: 12	H: 3 LOB: 3 BB: 1 P: 19	R: 0 E: 0 K: 0 S: 8	H: 0 LOB: 0 BB: 0 P: 14	R: 0 E: 0 K: 1 S: 10	H: 2 LOB: 2 BB: 0 P: 13	R: 1 E: 0 K: 1 S: 14	H: 2 LOB: 1 BB: 1 P: 21		R: 0 E: 0 K: 2 S: 11	H: 1 LOB: 1 BB: 0 P: 15	1B: 9 2B: 2 3B: 0 HR: 0	SF: 0 SAC: 0 DP: 1 HBP: 0	WP: 0 PB: 0 SB: 0 CS: 0
<b>PITCHER</b>	IP	WLS	BF	H	R	ER	SO	BB	IBB	HBP	BLK	WP	HR	S	P	ERA	WHIP					
<b>Tom Bradley, R</b> ERA: 3.73 (1, 1)	6.0	W	31	8	1	1	4	3	0	0	0	0	0	75	115	1.50	1.833					
<b>Elias Sosa, R</b> ERA: 3.17 (7, 1)	2.0		9	3	1	1	2	1	0	0	0	0	0	23	32	4.50	2.000					
<b>Don McMahon, R</b> ERA: 1.46 (9, 1)	1.0	S	3	0	0	0	2	0	0	0	0	0	0	8	11	0.00	0.000					



Batter	1	2	3	4	5	6	7	8	9	AB	R	H	RBI	BB	SO	LOB	TOP					
<b>Bobby Bonds, R</b> OBP: 0.380, SLG: 0.552 (1, 9)	3-1 6-3		2-3 K	0-0 2H 1B		3-2 F9		0-1 L6		5	0	1	0	0	1	3						
<b>Tito Fuentes, S</b> OBP: 0.325, SLG: 0.354 (1, 4)	1-0 6-3		0-0 FC4-6 FC6-4		0-1 5-3		0-1 L6		0-0 5-3	5	0	0	0	0	0	1						
<b>Gary Maddox, R</b> OBP: 0.341, SLG: 0.440 (1, 8)	1-0 5-3		1-2 FC6-4		1-2 F9		2-1 1-3		2-3 K	5	0	0	0	0	1	1						
<b>Gary Matthews, R</b> OBP: 0.366, SLG: 0.446 (1, 7)		1-0 3-1		0-1 6-3		0-3 K		3-2 F3		2-2 1B 1B	5	0	1	0	0	1	0					
<b>Gary Thomasson, L</b> OBP: 0.353, SLG: 0.420 (1, 3)	1-0 HR 1B		1-1 G3		1-0 HR 1B		0-2 G3 3B 1B		2-1 FC5-4 1B	5	3	4	0	0	0	0						
<b>Dave Kingman, R</b> OBP: 0.298, SLG: 0.540 (1, 5)	0-0 1-H HR		4-0 E 2B BB		3-2 HR		4-2 G3 3B BB		0-0 FC5-4 1-2	3	4	2	4	2	0	2						
<b>Mike Phillips, L</b> OBP: 0.266, SLG: 0.326 (1, 6)	0-0 4-3		0-0 E3 2B E		0-2 SH1-4 1B		1-1 G3			4	1	1	0	0	0	3						
<b>Dave Rader, L</b> OBP: 0.326, SLG: 0.339 (1, 2)	1-0 4-3		3-2 E 2B		2-2 F8		0-0 3B			4	1	2	3	0	0	1						
<b>Ron Bryant, S</b> OBP: 0.227, SLG: 0.159 <b>Randy Moffitt, R</b> OBP: 0.063, SLG: 0.063 (6, 1)			4-2 FC4-6 BB		0-0 E9 1B 1B		0-1 SH1-4 1-2		0-0 G3	1	0	1	2	1	0	0						
<b>Inning Stats</b>	R: 0 E: 0 K: 0 S: 4	H: 0 LOB: 0 BB: 0 P: 9	R: 2 E: 0 K: 0 S: 5	H: 2 LOB: 0 BB: 0 P: 8	R: 0 E: 0 K: 1 S: 10	H: 0 LOB: 1 BB: 1 P: 17	R: 3 E: 2 K: 0 S: 10	H: 3 LOB: 2 BB: 1 P: 18	R: 0 E: 0 K: 1 S: 8	H: 0 LOB: 0 BB: 0 P: 9	R: 2 E: 0 K: 0 S: 15	H: 3 LOB: 1 BB: 0 P: 24	R: 0 E: 0 K: 0 S: 7	H: 0 LOB: 0 BB: 0 P: 12	R: 2 E: 0 K: 0 S: 11	H: 2 LOB: 1 BB: 0 P: 16	R: 0 E: 0 K: 1 S: 10	H: 2 LOB: 2 BB: 0 P: 16	1B: 8 2B: 1 3B: 1 HR: 2	SF: 0 SAC: 1 DP: 0 HBP: 0	WP: 0 PB: 0 SB: 0 CS: 0	PA: 42
<b>PITCHER</b>	IP	WLS	BF	H	R	ER	SO	BB	IBB	HBP	BLK	WP	HR	S	P	ERA	WHIP					
<b>Bill Greif, R</b> ERA: 3.3 <b>Gary Ross, R</b> ERA: 5.09 <b>Frank Snook, R</b> ERA: 3.76 <b>Mike Caldwell, L</b> ERA: 3.67	(1, 1)	5.0	L	25	8	7	4	2	2	0	0	0	0	2	44	72	7.20	2.000				
<b>PITCHER</b>	IP	WLS	BF	H	R	ER	SO	BB	IBB	HBP	BLK	WP	HR	S	P	ERA	WHIP					
<b>Bill Greif, R</b> ERA: 3.3 <b>Gary Ross, R</b> ERA: 5.09 <b>Frank Snook, R</b> ERA: 3.76 <b>Mike Caldwell, L</b> ERA: 3.67	(6, 1)	1.0		3	0	0	0	0	0	0	0	0	0	8	13	0.00	0.000					
<b>Bill Greif, R</b> ERA: 3.3 <b>Gary Ross, R</b> ERA: 5.09 <b>Frank Snook, R</b> ERA: 3.76 <b>Mike Caldwell, L</b> ERA: 3.67	(7, 1)	1.1		6	1	2	2	0	1	0	0	0	0	14	24	13.50	1.500					
<b>Bill Greif, R</b> ERA: 3.3 <b>Gary Ross, R</b> ERA: 5.09 <b>Frank Snook, R</b> ERA: 3.76 <b>Mike Caldwell, L</b> ERA: 3.67	(8, 1)	1.2		8	3	0	0	1	0	0	0	0	0	14	20	0.00	1.800					

San Francisco Giants @ San Diego Padres  
San Diego Stadium, San Diego, CA  
Sun Sep 16 1973, 6:33 AM EDT  
Att: 7,815 - Unknown

livebaseballscores.com

GIANTS

AB	38
R	9
H	12
RBI	9
BB	3
SO	3
LOB	12

Batter	1	2	3	4	5	6	7	8	9	AB	R	H	RBI	BB	SO	LOB	BOTTOM				
<b>Jerry Morales, R</b> OBP: 0.325, SLG: 0.420 <b>Ivan Murrell, R</b> OBP: 0.212, SLG: 0.390 (8, 8)	2-0 2B 1B		0-3 K		2-3 K		1-1 F8		1-2 HR	4	1	1	0	0	2	1					
<b>Rich Morales, R</b> OBP: 0.256, SLG: 0.204 (1, 6)	2-1 1B 1B		2-2 1B		4-1 BB		4-1 FC5-4 BB		0-0 5-3	3	1	2	1	2	0	0					
<b>Dave Roberts, R</b> OBP: 0.313, SLG: 0.468 (1, 5)	1-2 F6		0-3 K		2-0 F8		2-2 F3		2-1 FC5-4	4	0	0	0	0	1	5					
<b>Nate Colbert, R</b> OBP: 0.341, SLG: 0.432 (1, 3)	2-2 1B 2-3 1B		2-2 6-3		1-1 F3		2-1 FC5-4			4	0	1	0	0	0	2					
<b>Cito Gaston, R</b> OBP: 0.286, SLG: 0.413 (1, 9)	0-3 K		0-1 F9		3-2 HR		1-0 1-4-3			4	1	1	1	0	1	2					
<b>Fred Kendall, R</b> OBP: 0.316, SLG: 0.392 (1, 2)	2-0 1-3 3-H 1B		0-0 6-3		0-0 5-3		0-1 F6			4	0	1	1	0	0	0					
<b>Dave Winfield, R</b> OBP: 0.308, SLG: 0.369 (1, 7)	3-3 K		1-3 K		1-2 4-3		2-3 K			4	0	0	0	0	3	2					
<b>Dave Hilton, R</b> OBP: 0.254, SLG: 0.266 (1, 4)		1-3 K		2-2 6-3		1-2 2B		1-0 6-3		4	0	1	0	0	1	0					
<b>Bill Greif, R</b> ERA: 3.3 <b>Gary Ross, R</b> ERA: 5.09 <b>Enzo Hernandez, R</b> ERA: 2.29 <b>Frank Snook, R</b> ERA: 3.76 <b>Mike Caldwell, L</b> ERA: 3.67 <b>Gene Locklear, L</b> ERA: 2.73	(1, 1)	5.2	W	26	7	3	3	7	2	0	0	0	0	0	0	0					
<b>Enzo Hernandez, R</b> ERA: 2.29 <b>Frank Snook, R</b> ERA: 3.76 <b>Mike Caldwell, L</b> ERA: 3.67 <b>Gene Locklear, L</b> ERA: 2.73	(6, 1)	3.1	S	12	1	1	1	2	1	0	0	0	0	0	0	0					
<b>Inning Stats</b>	R: 2 E: 0 K: 2 S: 18	H: 4 LOB: 2 BB: 0 P: 30	R: 0 E: 0 K: 3 S: 16	H: 1 LOB: 2 BB: 1 P: 23	R: 0 E: 0 K: 1 S: 9	H: 0 LOB: 0 BB: 0 P: 13	R: 0 E: 0 K: 1 S: 7	H: 0 LOB: 1 BB: 1 P: 16	R: 1 E: 0 K: 1 S: 14	H: 2 LOB: 1 BB: 0 P: 21	R: 0 E: 0 K: 0 S: 9	H: 0 LOB: 1 BB: 1 P: 18	R: 0 E: 0 K: 1 S: 8	H: 0 LOB: 0 BB: 0 P: 11	R: 1 E: 0 K: 0 S: 7	H: 1 LOB: 0 BB: 0 P: 9	1B: 4 2B: 2 3B: 0 HR: 2	SF: 0 SAC: 0 DP: 0 HBP: 0	WP: 0 PB: 0 SB: 1 CS: 0	PA: 38	
<b>PITCHER</b>	IP	WLS	BF	H	R	ER	SO	BB	IBB	HBP	BLK	WP	HR	S	P	ERA	WHIP				
<b>Ron Bryant, L</b> ERA: 3.32 <b>Randy Moffitt, R</b> ERA: 2.47	(1, 1)	5.2	W	26	7	3	3	7	2	0	0	0	0	0	0	0					
<b>PITCHER</b>	IP	WLS	BF	H	R	ER	SO	BB	IBB	HBP	BLK	WP	HR	S	P	ERA	WHIP				
<b>Ron Bryant, L</b> ERA: 3.32 <b>Randy Moffitt, R</b> ERA: 2.47	(6, 1)	3.1	S	12	1	1	1	2	1	0	0	0	0	0	0	0					

San Francisco Giants @ San Diego Padres  
San Diego Stadium, San Diego, CA  
Sun Sep 16 1973, 6:33 AM EDT  
Att: 7,815 - Unknown

livebaseballscores.com

SD

AB	35
R	4
H	8
RBI	4
BB	3
SO	9
LOB	13







Batter	1	2	3	4	5	6	7	8	9	AB	R	H	RBI	BB	SO	LOB	TOP								
<b>Derrel Thomas, S</b> OBP: 0.307, SLG: 0.268 (1, 6)										6	1	2	0	0	0	4	<b>San Diego Padres @ Atlanta Braves</b> Atlanta Stadium, Atlanta, GA Tue Sep 18 1973, 7:05 PM EDT Att: 4,236 - Unknown								
<b>Gene Locklear, L</b> OBP: 0.291, SLG: 0.277 (1, 7)										4	1	2	1	1	1	2									
<b>Dave Roberts, R</b> OBP: 0.312, SLG: 0.466 (1, 5)										5	1	1	0	0	1	4									
<b>Nate Colbert, R</b> OBP: 0.339, SLG: 0.429 <b>Dave Winfield, R</b> OBP: 0.313, SLG: 0.374 (9, 3)										4	2	1	1	0	1	1									
<b>Cito Gaston, R</b> OBP: 0.285, SLG: 0.416 (1, 9)										5	2	2	2	0	1	1									
<b>Fred Kendall, R</b> OBP: 0.320, SLG: 0.396 (1, 2)										4	1	3	2	1	0	0									
<b>Ivan Murrell, R</b> OBP: 0.224, SLG: 0.399 (1, 8)										5	1	3	1	0	0	1									
<b>Dave Hilton, R</b> OBP: 0.257, SLG: 0.280 (1, 4)										5	0	2	2	0	0	4									
<b>Steve Arlin, R</b> OBP: 0.238, SLG: 0.190 (1, 1)										4	0	0	0	0	2	4									
<b>Inning Stats</b>	R: 0 E: 0 K: 1 S: 5	H: 0 LOB: 0 BB: 0 P: 5	R: 0 E: 0 K: 1 S: 7	H: 2 LOB: 2 BB: 0 P: 7	R: 0 E: 1 K: 1 S: 5	H: 1 LOB: 1 BB: 1 P: 9	R: 0 E: 0 K: 1 S: 5	H: 0 LOB: 0 BB: 0 P: 5	R: 0 E: 0 K: 0 S: 3	H: 0 LOB: 0 BB: 0 P: 3	R: 4 E: 0 K: 1 S: 10	H: 5 LOB: 2 BB: 0 P: 11	R: 0 E: 0 K: 0 S: 4	H: 1 LOB: 1 BB: 0 P: 4	R: 2 E: 0 K: 0 S: 5	H: 2 LOB: 2 BB: 1 P: 10		R: 3 E: 0 K: 1 S: 10	H: 5 LOB: 0 BB: 0 P: 10	1B: 10 2B: 5 3B: 0 HR: 1	SF: 0 SAC: 0 DP: 0 HBP: 2	WP: 0 PB: 0 SB: 1 CS: 1	PA: 46		
<b>PITCHER</b>	IP	WLS	BF	H	R	ER	SO	BB	IBB	HBP	BLK	WP	HR	S	P	ERA	WHIP								
<b>Roric Harrison, R</b> ERA: 4.04 (1, 1)	5.1	L	25	8	4	4	5	1	0	1	0	0	0	33	38	6.75	1.688								
<b>Joe Niekro, R</b> ERA: 4.57 (6, 1)	0.2		2	0	0	0	0	0	0	0	0	0	0	2	2	0.00	0.000								
<b>Wentley Ford, R</b> ERA: 4.3 (7, 1)	2.0		11	3	2	2	0	1	0	1	0	0	1	9	14	9.00	2.000								
<b>Gary Neibauer, R</b> ERA: 7.29 (9, 1)	0.1		4	3	3	3	0	0	0	0	0	0	0	4	4	81.00	9.000								
<b>Max Leon, R</b> ERA: 6.0 (9, 1)	0.2		4	2	0	0	1	0	0	0	0	0	0	6	6	0.00	3.000								

Batter	1	2	3	4	5	6	7	8	9	AB	R	H	RBI	BB	SO	LOB	BOTTOM								
<b>Ralph Garr, L</b> OBP: 0.324, SLG: 0.420 (1, 9)										4	1	2	1	0	0	1	<b>San Diego Padres @ Atlanta Braves</b> Atlanta Stadium, Atlanta, GA Tue Sep 18 1973, 7:05 PM EDT Att: 4,236 - Unknown								
<b>Mike Lum, L</b> OBP: 0.356, SLG: 0.464 (1, 3)										4	0	1	1	0	0	1									
<b>Darrell Evans, L</b> OBP: 0.408, SLG: 0.564 (1, 5)										4	0	0	0	0	0	2									
<b>Hank Aaron, R</b> OBP: 0.396, SLG: 0.633 (1, 7)										4	1	1	0	0	0	1									
<b>Dusty Baker Jr., R</b> OBP: 0.357, SLG: 0.449 (1, 8)										4	1	1	2	0	1	0									
<b>Davey Johnson, R</b> OBP: 0.372, SLG: 0.558 (1, 4)										4	0	0	0	0	2	0									
<b>Marty Perez, R</b> OBP: 0.315, SLG: 0.351 (1, 6)										3	0	0	0	0	1	0									
<b>Paul Casanova, R</b> OBP: 0.263, SLG: 0.346 (8, PH)										2	0	0	0	0	1	1									
<b>Sonny Jackson, L</b> OBP: 0.285, SLG: 0.254 <b>Dick Dietz, R</b> OBP: 0.453, SLG: 0.405 (9, 2)										1	0	0	0	0	0	0									
<b>Roric Harrison, R</b> OBP: 0.296, SLG: 0.200 <b>Joe Niekro, R</b> OBP: 0.333, SLG: 0.333 <b>Chuck Gooden, R</b> OBP: 0.297, SLG: 0.348 <b>Wentley Ford, R</b> OBP: 0.307, SLG: 0.400 <b>Johnny Oates, L</b> OBP: 0.297, SLG: 0.302 <b>Gary Neibauer, R</b> OBP: 0.295, SLG: 1.000 <b>Max Leon, R</b> OBP: 0.286, SLG: 0.286 (9, 1)										1	0	0	0	0	0	0									
<b>Inning Stats</b>	R: 0 E: 0 K: 0 S: 3	H: 1 LOB: 1 BB: 0 P: 3	R: 0 E: 0 K: 0 S: 3	H: 0 LOB: 0 BB: 0 P: 3	R: 0 E: 2 K: 2 S: 8	H: 0 LOB: 1 BB: 0 P: 8	R: 0 E: 0 K: 0 S: 3	H: 0 LOB: 0 BB: 0 P: 3	R: 0 E: 0 K: 2 S: 7	H: 0 LOB: 0 BB: 0 P: 7	R: 2 E: 0 K: 0 S: 5	H: 2 LOB: 1 BB: 1 P: 9	R: 0 E: 0 K: 2 S: 7	H: 0 LOB: 0 BB: 0 P: 7	R: 0 E: 0 K: 0 S: 3	H: 0 LOB: 0 BB: 0 P: 3	R: 2 E: 0 K: 0 S: 5	H: 2 LOB: 0 BB: 0 P: 5	1B: 2 2B: 2 3B: 0 HR: 1	SF: 0 SAC: 0 DP: 0 HBP: 0	WP: 0 PB: 0 SB: 0 CS: 0	PA: 33			
<b>PITCHER</b>	IP	WLS	BF	H	R	ER	SO	BB	IBB	HBP	BLK	WP	HR	S	P	ERA	WHIP								
<b>Steve Arlin, R</b> ERA: 5.07 (1, 1)	9.0	W	34	5	4	4	6	1	0	0	0	0	1	44	48	4.00	0.667								





Batter	1	2	3	4	5	6	7	8	9	AB	R	H	RBI	BB	SO	LOB	TOP			
<b>Derrel Thomas, S</b> OBP: 0.308, SLG: 0.270 (1, 6)										5	2	2	0	0	0	4	<b>San Diego Padres @ Houston Astros</b> Astrodome, Houston, TX Wed Sep 19 1973, 8:05 PM EDT Unknown			
<b>Gene Locklear, L</b> OBP: 0.306, SLG: 0.322 (1, 7)										4	1	3	4	1	0	0				
<b>Dave Roberts, R</b> OBP: 0.309, SLG: 0.461 (1, 5)										5	0	0	0	0	0	3				
<b>Nate Colbert, R</b> OBP: 0.341, SLG: 0.429 (1, 3)										3	0	1	0	0	0	1				
<b>Cito Gaston, R</b> OBP: 0.285, SLG: 0.415 (1, 9)										4	1	1	0	0	1	3				
<b>Ivan Murrell, R</b> OBP: 0.225, SLG: 0.401 (1, 8)										4	0	1	0	0	0	2				
<b>Dave Hilton, R</b> OBP: 0.262, SLG: 0.277 (1, 4)										2	1	0	0	2	0	0				
<b>Pat Corrales, R</b> OBP: 0.293, SLG: 0.284 (1, 2)										2	0	1	1	1	0	1				
<b>Fred Kendall, R</b> OBP: 0.319, SLG: 0.395 (9, PH)										1	0	0	0	0	1	0				
<b>Clay Kirby, R</b> OBP: 0.318, SLG: 0.120 (1, 1)										2	0	0	0	0	1	4				
<b>Mike Caldwell, R</b> OBP: 0.167, SLG: 0.143 (7, 1)										0	0	0	0	0	0	0				
<b>Leron Lee, L</b> OBP: 0.304, SLG: 0.294 (9, PH)										1	0	0	0	0	0	0				
<b>Inning Stats</b>	R: 0 E: 0 K: 0 S: 3	H: 0 LOB: 0 BB: 0 P: 3	R: 0 E: 0 K: 0 S: 3	H: 1 LOB: 0 BB: 0 P: 3	R: 3 E: 0 K: 0 S: 5	H: 2 LOB: 0 BB: 1 P: 9	R: 1 E: 0 K: 1 S: 7	H: 2 LOB: 3 BB: 2 P: 15	R: 0 E: 0 K: 0 S: 4	H: 1 LOB: 2 BB: 0 P: 5	R: 0 E: 0 K: 0 S: 2	H: 0 LOB: 0 BB: 1 P: 6	R: 0 E: 0 K: 1 S: 5	H: 0 LOB: 0 BB: 0 P: 5	R: 1 E: 0 K: 1 S: 7	H: 2 LOB: 1 BB: 0 P: 7	1B: 5 2B: 3 3B: 0 HR: 1	SF: 0 SAC: 1 DP: 1 HBP: 1	WP: 0 PB: 0 SB: 0 CS: 1	PA: 40
<b>PITCHER</b> <b>Tom Griffin, R</b> ERA: 4.45 (1, 1)	IP: 9.0 WLS: W BF: 39 H: 9 R: 5 ER: 5 SO: 3	BB: 3 IBB: 1 HBP: 1 BLK: 0	WP: 0 HR: 1 S: 40 P: 57	ERA: 5.00 WHIP: 1.333											IP: 9.0 WLS: W BF: 39 H: 9 R: 5 ER: 5 SO: 3	BB: 3 IBB: 1 HBP: 1 BLK: 0	WP: 0 HR: 1 S: 40 P: 57	ERA: 5.00 WHIP: 1.333		

AB 33  
R 5  
H 9  
RBI 5  
BB 4  
SO 3  
LOB 18



Batter	1	2	3	4	5	6	7	8	9	AB	R	H	RBI	BB	SO	LOB	BOTTOM			
<b>Greg Gross, L</b> OBP: 0.211, SLG: 0.333 (1, 7)										5	1	1	0	0	0	2	<b>San Diego Padres @ Houston Astros</b> Astrodome, Houston, TX Wed Sep 19 1973, 8:05 PM EDT Unknown			
<b>Gary Sutherland, R</b> OBP: 0.239, SLG: 0.273 (1, 4)										3	2	1	0	1	0	1				
<b>Bob Gallagher, L</b> OBP: 0.283, SLG: 0.358 (1, 8)										4	2	2	1	0	1	3				
<b>Cliff Johnson, R</b> OBP: 0.429, SLG: 0.500 (1, 3)										3	2	2	2	0	0	0				
<b>Dave Campbell, R</b> OBP: 0.227, SLG: 0.215 (1, 5)										4	1	2	2	0	1	1				
<b>Mike Easter, L</b> OBP: 0.302, SLG: 0.362 (1, 9)										3	0	0	0	1	2	2				
<b>Johnny Edwards, L</b> OBP: 0.302, SLG: 0.362 (1, 2)										4	0	1	1	0	0	3				
<b>Skip Jutze, R</b> OBP: 0.278, SLG: 0.253 (8, 2)										0	0	0	0	0	0	0				
<b>Ray Busse, R</b> OBP: 0.183, SLG: 0.287 (1, 6)										4	0	1	0	0	1	3				
<b>Tom Griffin, R</b> OBP: 0.154, SLG: 0.320 (1, 1)										4	0	1	0	0	3	1				
<b>Inning Stats</b>	R: 4 E: 0 K: 1 S: 9	H: 4 LOB: 1 BB: 0 P: 10	R: 0 E: 0 K: 1 S: 6	H: 1 LOB: 1 BB: 0 P: 6	R: 0 E: 0 K: 0 S: 4	H: 1 LOB: 2 BB: 1 P: 8	R: 0 E: 0 K: 1 S: 5	H: 0 LOB: 0 BB: 0 P: 5	R: 1 E: 0 K: 0 S: 5	H: 2 LOB: 1 BB: 0 P: 5	R: 0 E: 0 K: 2 S: 7	H: 0 LOB: 0 BB: 0 P: 7	R: 3 E: 1 K: 2 S: 9	H: 2 LOB: 0 BB: 1 P: 13	R: 0 E: 0 K: 1 S: 5	H: 1 LOB: 0 BB: 0 P: 5	1B: 6 2B: 4 3B: 0 HR: 1	SF: 0 SAC: 0 DP: 1 HBP: 1	WP: 3 PB: 0 SB: 0 CS: 0	PA: 37
<b>PITCHER</b> <b>Clay Kirby, R</b> ERA: 4.84 (1, 1)	IP: 6.0 WLS: L BF: 31 H: 10 R: 8 ER: 7 SO: 5	BB: 2 IBB: 0 HBP: 1 BLK: 0	WP: 1 HR: 1 S: 38 P: 47	ERA: 10.50 WHIP: 2.000											IP: 6.0 WLS: L BF: 31 H: 10 R: 8 ER: 7 SO: 5	BB: 2 IBB: 0 HBP: 1 BLK: 0	WP: 1 HR: 1 S: 38 P: 47	ERA: 10.50 WHIP: 2.000		
<b>Mike Caldwell, L</b> ERA: 3.62 (7, 1)	IP: 2.0 WLS: 6 BF: 1 H: 0 R: 0 ER: 0 SO: 3	BB: 0 IBB: 0 HBP: 0 BLK: 0	WP: 0 HR: 0 S: 12 P: 12	ERA: 0.00 WHIP: 0.500											IP: 2.0 WLS: 6 BF: 1 H: 0 R: 0 ER: 0 SO: 3	BB: 0 IBB: 0 HBP: 0 BLK: 0	WP: 0 HR: 0 S: 12 P: 12	ERA: 0.00 WHIP: 0.500		

AB 34  
R 8  
H 11  
RBI 6  
BB 2  
SO 8  
LOB 16





Batter	1	2	3	4	5	6	7	8	9	AB	R	H	RBI	BB	SO	LOB	TOP																					
<b>Derrel Thomas, S</b> (1, 6) OBP: 0.307, SLG: 0.269										4	1	1	0	0	2	0	<b>San Diego Padres @ Houston Astros</b> Astrodome, Houston, TX Wed Sep 19 1973, 8:05 PM EDT Att: 5,488 - Unknown																					
<b>Gene Locklear, L</b> (1, 7) OBP: 0.316, SLG: 0.325										2	2	1	0	2	0	0																						
<b>Dave Roberts, R</b> (1, 5) OBP: 0.309, SLG: 0.460										3	0	1	2	0	0	1																						
<b>Cito Gaston, R</b> (1, 9) OBP: 0.287, SLG: 0.414										3	2	1	0	1	0	1																						
<b>Fred Kendall, R</b> (1, 2) OBP: 0.321, SLG: 0.397										2	1	1	2	1	0	0																						
<b>Pat Corrales, R</b> (6, 2) OBP: 0.289, SLG: 0.279										1	0	0	0	0	0	1																						
<b>Dave Winfield, R</b> (1, 8) OBP: 0.326, SLG: 0.381										3	0	2	0	1	0	0																						
<b>Ivan Murrell, R</b> (1, 3) OBP: 0.225, SLG: 0.404										4	0	1	2	0	1	2																						
<b>Dave Hilton, R</b> (1, 4) OBP: 0.261, SLG: 0.276										4	0	1	0	0	1	0																						
<b>Rich Troedson, L</b> (1, 1) OBP: 0.175, SLG: 0.154										4	0	0	0	0	1	2																						
<b>Inning Stats</b>	R: 2 E: 0 K: 1 S: 5	H: 1 LOB: 1 BB: 2 P: 13	R: 0 E: 0 K: 0 S: 3	H: 1 LOB: 0 BB: 0 P: 3	R: 1 E: 0 K: 1 S: 5	H: 1 LOB: 1 BB: 1 P: 9	R: 0 E: 0 K: 0 S: 3	H: 0 LOB: 0 BB: 0 P: 3	R: 0 E: 0 K: 1 S: 5	H: 0 LOB: 0 BB: 0 P: 5	R: 3 E: 0 K: 0 S: 6	H: 4 LOB: 2 BB: 1 P: 10	R: 0 E: 0 K: 2 S: 7	H: 0 LOB: 0 BB: 0 P: 7	R: 0 E: 0 K: 0 S: 4	H: 1 LOB: 1 BB: 0 P: 4	R: 0 E: 0 K: 0 S: 3	H: 1 LOB: 1 BB: 1 P: 7	1B: 7 2B: 2 3B: 0 HR: 0	SF: 1 SAC: 0 DP: 2 HBP: 0	WP: 0 PB: 0 SB: 2 CS: 0	PA: 36																
<b>PITCHER</b>	IP	WLS	BF	H	R	ER	SO	BB	IBB	HBP	BLK	WP	HR	S	P	ERA	WHIP	<b>PITCHER</b>				IP	WLS	BF	H	R	ER	SO	BB	IBB	HBP	BLK	WP	HR	S	P	ERA	WHIP
<b>Doug Koniczny, R</b> (1, 1) ERA: 5.54	7.0	L	28	7	6	6	5	4	0	0	0	0	0	34	50	7.71	1.571																					
<b>Jim York, R</b> (8, 1) ERA: 4.39	2.0		8	2	0	0	0	1	0	0	0	0	0	7	11	0.00	1.500																					

AB	30
R	6
H	9
RBI	6
BB	5
SO	5
LOB	7



Batter	1	2	3	4	5	6	7	8	9	AB	R	H	RBI	BB	SO	LOB	BOTTOM																					
<b>Greg Gross, L</b> (1, 7) OBP: 0.261, SLG: 0.364										4	1	2	0	0	0	0	<b>San Diego Padres @ Houston Astros</b> Astrodome, Houston, TX Wed Sep 19 1973, 8:05 PM EDT Att: 5,488 - Unknown																					
<b>Roger Metzger, S</b> (1, 6) OBP: 0.303, SLG: 0.322										4	0	1	0	0	0	1																						
<b>Cesar Cedeno, R</b> (1, 8) OBP: 0.369, SLG: 0.524										4	0	0	0	0	0	2																						
<b>Cliff Johnson, R</b> (1, 3) OBP: 0.389, SLG: 0.625										4	1	1	1	0	2	0																						
<b>Jimmy Wynn, R</b> (1, 9) OBP: 0.346, SLG: 0.397										3	1	0	0	1	0	0																						
<b>Dave Campbell, R</b> (1, 5) OBP: 0.234, SLG: 0.231										4	0	2	0	0	0	0																						
<b>Tommy Helms, R</b> (1, 4) OBP: 0.329, SLG: 0.373										4	0	2	0	0	0	2																						
<b>Skip Jutze, R</b> (1, 2) OBP: 0.274, SLG: 0.249										4	0	0	0	0	1	4																						
<b>Doug Koniczny, R</b> (1, 1) ERA: 4.32										2	0	0	0	0	2	0																						
<b>Bob Watson, R</b> (7, PH) OBP: 0.404, SLG: 0.451										1	0	0	0	0	0	1																						
<b>Jim York, R</b> (8, 1) ERA: 4.39										0	0	0	0	0	0	0																						
<b>Inning Stats</b>	R: 1 E: 0 K: 1 S: 6	H: 2 LOB: 0 BB: 0 P: 6	R: 0 E: 0 K: 0 S: 4	H: 1 LOB: 1 BB: 0 P: 4	R: 0 E: 0 K: 1 S: 6	H: 1 LOB: 1 BB: 0 P: 6	R: 1 E: 1 K: 0 S: 4	H: 1 LOB: 1 BB: 1 P: 8	R: 0 E: 0 K: 1 S: 5	H: 0 LOB: 0 BB: 0 P: 5	R: 0 E: 0 K: 1 S: 5	H: 0 LOB: 0 BB: 0 P: 5	R: 0 E: 0 K: 0 S: 4	H: 1 LOB: 1 BB: 0 P: 4	R: 0 E: 0 K: 0 S: 3	H: 0 LOB: 0 BB: 0 P: 3	R: 1 E: 0 K: 1 S: 7	H: 2 LOB: 1 BB: 0 P: 7	1B: 6 2B: 1 3B: 0 HR: 1	SF: 0 SAC: 0 DP: 1 HBP: 0	WP: 0 PB: 0 SB: 1 CS: 0	PA: 35																
<b>PITCHER</b>	IP	WLS	BF	H	R	ER	SO	BB	IBB	HBP	BLK	WP	HR	S	P	ERA	WHIP	<b>PITCHER</b>				IP	WLS	BF	H	R	ER	SO	BB	IBB	HBP	BLK	WP	HR	S	P	ERA	WHIP
<b>Rich Troedson, L</b> (1, 1) ERA: 4.32	9.0	W	35	8	3	2	5	1	0	0	0	0	1	44	48	2.00	1.000																					






Batter	1	2	3	4	5	6	7	8	9	AB	R	H	RBI	BB	SO	LOB	TOP										
<b>Derrel Thomas, S</b> (1, 6) OBP: 0.304, SLG: 0.267	0-0 6-3		0-3 K			0-0 F7	0-0 F5			4	0	0	0	0	1	2											
<b>Gene Locklear, L</b> (1, 7) OBP: 0.320, SLG: 0.325	0-0 S 1B			4-0 CS BB		0-0 F7		0-0 5-3		3	0	1	0	1	0	1											
<b>Cito Gaston, R</b> (1, 9) OBP: 0.289, SLG: 0.420	0-3 K			4-0 1-2 BB		0-0 1-H HR		0-0 F8		3	1	1	2	1	1	1											
<b>Nate Colbert, R</b> (1, 3) OBP: 0.340, SLG: 0.426	0-3 K			0-0 F9		4-0 2B BB		0-0 6-3		3	1	0	0	1	1	2											
<b>Fred Kendall, R</b> (1, 2) OBP: 0.323, SLG: 0.400		0-0 L6-3 1B		0-0 F7		0-0 1-H 2B		0-0 F8		4	0	2	1	0	0	1											
<b>Ivan Murrell, R</b> (1, 8) OBP: 0.220, SLG: 0.394	0-0 L6-3				0-0 F9	0-0 F6		0-3 K		4	0	0	0	0	1	2											
<b>Dave Hilton, R</b> (1, 5) OBP: 0.257, SLG: 0.271	0-0 F4				0-0 6-3		0-0 F8		0-0 6-3	4	0	0	0	0	0	0											
<b>Rich Morales, R</b> (1, 4) OBP: 0.257, SLG: 0.206			0-3 K		0-0 5-3					3	0	1	0	0	1	0											
<b>Bill Greif, R</b> (1, 1) OBP: 0.172, SLG: 0.102			0-3 K			0-0 HR 1B				3	1	1	0	0	2	1											
<b>Mike Caldwell, R</b> (8, 1) OBP: 0.167, SLG: 0.143										0	0	0	0	0	0	0											
<b>Inning Stats</b>	R: 0 E: 0 K: 2 S: 8	H: 1 LOB: 1 BB: 0 P: 8	R: 0 E: 0 K: 0 S: 3	H: 1 LOB: 0 BB: 3 P: 3	R: 0 E: 0 K: 3 S: 9	H: 0 LOB: 0 BB: 2 P: 9	R: 0 E: 0 K: 0 S: 2	H: 0 LOB: 1 BB: 2 P: 10	R: 0 E: 0 K: 0 S: 3	H: 0 LOB: 0 BB: 0 P: 3	R: 3 E: 0 K: 0 S: 6	H: 3 LOB: 1 BB: 1 P: 10	R: 0 E: 0 K: 1 S: 6	H: 1 LOB: 1 BB: 0 P: 6	R: 0 E: 0 K: 0 S: 3	H: 0 LOB: 0 BB: 0 P: 5	R: 0 E: 0 K: 1 S: 5	H: 0 LOB: 0 BB: 0 P: 5	1B: 4 2B: 2 3B: 0 HR: 1	SF: 0 SAC: 0 DP: 1 HBP: 0	WP: 0 PB: 0 CS: 1 PA: 34						
<b>PITCHER</b>	IP	WLS	BF	H	R	ER	SO	BB	IBB	HBP	BLK	WP	HR	S	P	ERA	WHIP										
<b>Jim Barr, R</b> (1, 1) ERA: 3.63	6.2	L	27	6	3	3	6	3	0	0	0	0	1	36	48	4.05	1.350										
<b>Don McMahon, R</b> (7, 1) ERA: 1.33	1.1		4	0	0	0	0	0	0	0	0	0	0	4	4	0.00	0.000										
<b>Randy Moffitt, R</b> (9, 1) ERA: 2.44	1.0		3	0	0	0	1	0	0	0	0	0	0	5	5	0.00	0.000										

San Diego Padres @ San Francisco Giants  
Candlestick Park, San Francisco, CA  
Fri Sep 21 1973, 10:05 PM EDT  
Unknown

livebaseballscores.com

AB 31  
R 3  
H 6  
RBI 3  
BB 3  
SO 7  
LOB 10




Batter	1	2	3	4	5	6	7	8	9	AB	R	H	RBI	BB	SO	LOB	BOTTOM										
<b>Bobby Bonds, R</b> (1, 9) OBP: 0.374, SLG: 0.539	0-3 K		0-3 K			0-0 6-3		0-3 K		4	0	0	0	0	3	2											
<b>Tito Fuentes, S</b> (1, 4) OBP: 0.326, SLG: 0.354	0-0 G3			0-0 G6-3 1B		0-0 G3		0-0 G6-4-3		4	0	1	0	0	0	1											
<b>Garry Maddox, R</b> (1, 8) OBP: 0.340, SLG: 0.437	0-0 F8			0-0 G6-3 1-2		4-0 1B BB		0-0 WP SF8 1B		3	1	1	0	1	0	1											
<b>Willie McCovey, L</b> (1, 3) OBP: 0.422, SLG: 0.538		0-3 K		0-0 G3		0-0 1B		4-0 BB BB		3	0	1	0	1	1	0											
<b>Gary Thomasson, L</b> (9, PR) OBP: 0.356, SLG: 0.423						1-3 1B		1-3 BB BB		0	0	0	0	0	0	0											
<b>Gary Matthews, R</b> (1, 7) OBP: 0.369, SLG: 0.446		0-3 K			0-0 2B	0-3 K		0-0 SF8		3	0	1	1	0	2	2											
<b>Chris Speier, R</b> (1, 6) OBP: 0.332, SLG: 0.356		0-0 F8			0-0 F8		0-0 F8	4-0 3-H BB		3	0	0	0	1	0	1											
<b>Dave Kingman, R</b> (1, 5) OBP: 0.302, SLG: 0.520			0-0 SH1-4 1B		0-3 K		0-0 F8	0-3 K		4	0	1	0	0	2	3											
<b>Dave Rader, L</b> (1, 2) OBP: 0.323, SLG: 0.332				0-0 F9		4-0 IBB		0-0 3-1		2	0	0	0	1	0	1											
<b>Chris Arnold, R</b> (9, PH) OBP: 0.382, SLG: 0.404										1	0	0	0	0	0	2											
<b>Jim Barr, R</b> (1, 1) OBP: 0.188, SLG: 0.182				0-0 SH1-4		0-0 F2				1	0	0	0	0	0	2											
<b>Don McMahon, R</b> (7, 1)										0	0	0	0	0	0	0											
<b>Steve Ontiveros, S</b> (8, PH) OBP: 0.428, SLG: 0.500										0	0	0	0	1	0	0											
<b>Randy Moffitt, R</b> (9, 1) OBP: 0.063, SLG: 0.063				1-2						0	0	0	0	0	0	0											
<b>Inning Stats</b>	R: 0 E: 0 K: 1 S: 5	H: 0 LOB: 0 BB: 0 P: 5	R: 0 E: 0 K: 2 S: 7	H: 0 LOB: 0 BB: 0 P: 7	R: 0 E: 0 K: 1 S: 6	H: 1 LOB: 1 BB: 0 P: 6	R: 0 E: 0 K: 0 S: 3	H: 1 LOB: 0 BB: 0 P: 3	R: 0 E: 0 K: 1 S: 6	H: 1 LOB: 2 BB: 1 P: 10	R: 0 E: 0 K: 1 S: 6	H: 1 LOB: 0 BB: 1 P: 10	R: 0 E: 0 K: 0 S: 3	H: 0 LOB: 0 BB: 0 P: 3	R: 0 E: 0 K: 1 S: 4	H: 0 LOB: 0 BB: 1 P: 8	R: 1 E: 0 K: 1 S: 6	H: 1 LOB: 2 BB: 2 P: 14	1B: 4 2B: 1 3B: 0 HR: 0	SF: 1 SAC: 1 DP: 2 HBP: 0	WP: 2 PB: 0 CS: 0 PA: 35						
<b>PITCHER</b>	IP	WLS	BF	H	R	ER	SO	BB	IBB	HBP	BLK	WP	HR	S	P	ERA	WHIP										
<b>Bill Greif, R</b> (1, 1) ERA: 3.18	7.0	W	27	4	0	0	6	2	0	0	0	1	0	36	48	0.00	0.857										
<b>Mike Caldwell, L</b> (8, 1) ERA: 3.63	2.0	S	8	1	1	1	2	2	0	0	0	1	0	10	18	4.50	1.500										

San Diego Padres @ San Francisco Giants  
Candlestick Park, San Francisco, CA  
Fri Sep 21 1973, 10:05 PM EDT  
Unknown

livebaseballscores.com

AB 28  
R 1  
H 5  
RBI 1  
BB 5  
SO 8  
LOB 15










Batter	1	2	3	4	5	6	7	8	9	AB	R	H	RBI	BB	SO	LOB	TOP			
<b>Derrel Thomas, S</b> (1, 6) OBP: 0.300, SLG: 0.261										5	0	0	0	0	2	3				
<b>Gene Locklear, L</b> (1, 7) OBP: 0.326, SLG: 0.345										5	1	2	0	0	1	3				
<b>Cito Gaston, R</b> (1, 9) OBP: 0.286, SLG: 0.415										4	0	1	0	0	0	3				
<b>Nate Colbert, R</b> (1, 3) OBP: 0.342, SLG: 0.432										4	1	2	1	0	0	3				
<b>Fred Kendall, R</b> (1, 2) OBP: 0.324, SLG: 0.399										4	0	1	0	0	0	2				
<b>Ivan Murrell, R</b> (1, 8) OBP: 0.216, SLG: 0.383										4	0	1	1	0	1	1				
<b>Dave Hilton, R</b> (1, 5) OBP: 0.253, SLG: 0.267										3	0	1	0	0	0	2				
<b>Leron Lee, L</b> (8, PH) OBP: 0.302, SLG: 0.292										1	0	0	0	0	1	1				
<b>Dwain Anderson, R</b> (8, 5) OBP: 0.227, SLG: 0.128										0	0	0	0	0	0	0				
<b>Rich Morales, R</b> (1, 4) OBP: 0.254, SLG: 0.201										4	0	0	0	0	0	1				
<b>Steve Arlin, R</b> (1, 1) OBP: 0.231, SLG: 0.183										2	0	0	0	0	0	0				
<b>Dave Winfield, R</b> (7, PH) OBP: 0.336, SLG: 0.391										1	0	1	0	0	0	0				
<b>Mike Caldwell, R</b> (7, 1) OBP: 0.167, SLG: 0.143										0	0	0	0	0	0	0				
<b>Johnny Grubb, L</b> (8, PH) OBP: 0.371, SLG: 0.443										0	0	0	0	1	0	0				
<b>Clay Kirby, R</b> (8, PR) OBP: 0.118, SLG: 0.120										0	0	0	0	0	0	0				
<b>Inning Stats</b>	R: 2 E: 0 K: 1 S: 14	H: 4 LOB: 2 BB: 0 P: 18	R: 0 E: 0 K: 0 S: 5	H: 0 LOB: 0 BB: 0 P: 6	R: 0 E: 0 K: 0 S: 9	H: 1 LOB: 1 BB: 0 P: 16	R: 0 E: 0 K: 0 S: 3	H: 0 LOB: 0 BB: 0 P: 3	R: 0 E: 1 K: 1 S: 15	H: 1 LOB: 2 BB: 0 P: 21	R: 0 E: 0 K: 0 S: 8	H: 1 LOB: 1 BB: 0 P: 11	R: 0 E: 0 K: 2 S: 9	H: 1 LOB: 1 BB: 0 P: 14	R: 0 E: 0 K: 1 S: 8	H: 0 LOB: 1 BB: 1 P: 13	1B: 9 2B: 0 3B: 0 HR: 0	SF: 0 SAC: 0 DP: 0 HBP: 0	WP: 0 PB: 0 SB: 0 CS: 0	PA: 38
<b>PITCHER</b> <b>Juan Marichal, R</b> (1, 1) ERA: 3.69	IP: 9.0 WLS: W BF: 38 H: 9 R: 2 ER: 2 SO: 5 BB: 1 IBB: 0 HBP: 0 BLK: 1 WP: 0 HR: 0 S: 77 P: 108 ERA: 2.00 WHIP: 1.111															<b>PITCHER</b>				

**San Diego Padres @ San Francisco Giants**  
Candlestick Park, San Francisco, CA  
Sat Sep 22 1973, 6:33 AM EDT  
Att: 3,148 - Unknown


AB	37
R	2
H	9
RBI	2
BB	1
SO	5
LOB	19



Batter	1	2	3	4	5	6	7	8	9	AB	R	H	RBI	BB	SO	LOB	BOTTOM			
<b>Bobby Bonds, R</b> (1, 9) OBP: 0.374, SLG: 0.540										4	2	2	0	0	0	0				
<b>Tito Fuentes, S</b> (1, 4) OBP: 0.326, SLG: 0.352										3	0	1	0	1	0	1				
<b>Garry Maddox, R</b> (1, 8) OBP: 0.341, SLG: 0.444										4	1	2	2	0	0	3				
<b>Willie McCovey, L</b> (1, 3) OBP: 0.422, SLG: 0.546										4	1	2	2	0	0	1				
<b>Gary Thomasson, L</b> (8, PR) OBP: 0.350, SLG: 0.415										0	0	0	0	0	0	0				
<b>Gary Matthews, R</b> (1, 7) OBP: 0.368, SLG: 0.448										4	0	0	0	0	0	2				
<b>Dave Kingman, R</b> (1, 5) OBP: 0.301, SLG: 0.509										3	0	0	0	1	1	2				
<b>Mike Phillips, L</b> (1, 6) OBP: 0.275, SLG: 0.354										3	1	1	1	0	0	1				
<b>Mike Sadek, R</b> (1, 2) OBP: 0.279, SLG: 0.211										3	0	0	0	0	1	1				
<b>Juan Marichal, R</b> (1, 1) OBP: 0.233, SLG: 0.209										3	0	0	0	0	0	1				
<b>Inning Stats</b>	R: 0 E: 0 K: 0 S: 6	H: 1 LOB: 1 BB: 0 P: 10	R: 0 E: 0 K: 0 S: 5	H: 0 LOB: 0 BB: 0 P: 9	R: 0 E: 0 K: 0 S: 6	H: 0 LOB: 0 BB: 0 P: 7	R: 1 E: 0 K: 0 S: 5	H: 1 LOB: 0 BB: 1 P: 13	R: 1 E: 0 K: 1 S: 9	H: 1 LOB: 0 BB: 0 P: 12	R: 2 E: 0 K: 0 S: 9	H: 2 LOB: 0 BB: 0 P: 14	R: 0 E: 0 K: 0 S: 7	H: 0 LOB: 1 BB: 1 P: 13	R: 1 E: 0 K: 1 S: 12	H: 3 LOB: 3 BB: 0 P: 19	1B: 4 2B: 2 3B: 0 HR: 3	SF: 0 SAC: 0 DP: 1 HBP: 0	WP: 0 PB: 0 SB: 1 CS: 0	PA: 33
<b>PITCHER</b> <b>Steve Arlin, R</b> (1, 1) ERA: 5.1	IP: 6.0 WLS: L BF: 23 H: 5 R: 4 ER: 4 SO: 4 BB: 1 IBB: 0 HBP: 0 BLK: 0 WP: 0 HR: 3 S: 40 P: 65 ERA: 6.00 WHIP: 1.000															<b>PITCHER</b>				
<b>Mike Caldwell, L</b> (7, 1) ERA: 3.65	IP: 2.0 WLS: L BF: 10 H: 3 R: 1 ER: 1 SO: 1 BB: 1 IBB: 0 HBP: 0 BLK: 0 WP: 0 HR: 0 S: 19 P: 32 ERA: 4.50 WHIP: 2.000															<b>PITCHER</b>				

**San Diego Padres @ San Francisco Giants**  
Candlestick Park, San Francisco, CA  
Sat Sep 22 1973, 6:33 AM EDT  
Att: 3,148 - Unknown

AB	31
R	5
H	8
RBI	5
BB	2
SO	2
LOB	12





Batter	1	2	3	4	5	6	7	8	9	AB	R	H	RBI	BB	SO	LOB	TOP						
<b>Derrel Thomas, S</b> OBP: 0.299, SLG: 0.260 (1, 6)										5	1	1	0	0	0	3	<b>San Diego Padres @ San Francisco Giants</b> Candlestick Park, San Francisco, CA Sun Sep 23 1973, 6:33 AM EDT Att: 18,930 - Unknown <a href="http://livebaseballscorecards.com">livebaseballscorecards.com</a>						
<b>Gene Locklear, L</b> OBP: 0.326, SLG: 0.343 (1, 7)										4	1	1	0	1	0	1							
<b>Dave Roberts, R</b> OBP: 0.307, SLG: 0.465 (1, 5)										4	2	1	2	0	0	2							
<b>Nate Colbert, R</b> OBP: 0.344, SLG: 0.445 (1, 3)										4	3	2	4	1	1	0							
<b>Cito Gaston, R</b> OBP: 0.285, SLG: 0.412 (1, 9)										4	0	0	0	1	3	0							
<b>Fred Kendall, R</b> OBP: 0.324, SLG: 0.405 (1, 2)										5	1	2	3	0	1	0							
<b>Ivan Murrell, R</b> OBP: 0.221, SLG: 0.388 (1, 8)										5	1	2	0	0	0	2							
<b>Dave Hilton, R</b> OBP: 0.254, SLG: 0.268 (9, PH)										3	0	1	0	0	1	1							
<b>Johnny Grubb, L</b> OBP: 0.373, SLG: 0.445 (9, PH)										1	0	1	0	0	0	0							
<b>Dwain Anderson, R</b> OBP: 0.227, SLG: 0.128 (9, 6)										0	1	0	0	0	0	0							
<b>Clay Kirby, R</b> OBP: 0.311, SLG: 0.113 (1, 1)										3	0	0	0	0	2	2							
<b>Mike Caldwell, R</b> OBP: 0.167, SLG: 0.143 (8, 1)										0	0	0	0	0	0	0							
<b>Mike Corkins, R</b> OBP: 0.250, SLG: 0.533 (8, PH)										0	0	0	0	0	0	0							
<b>Leron Lee, L</b> OBP: 0.304, SLG: 0.294 (9, PH)										1	1	1	0	0	0	0							
<b>Gary Ross, R</b> OBP: 0.304, SLG: 0.294 (9, 1)										0	0	0	0	0	0	0							
<b>Inning Stats</b>	R: 2 E: 0 K: 1 S: 7	H: 2 LOB: 0 BB: 0 P: 7	R: 0 E: 0 K: 2 S: 7	H: 0 LOB: 0 BB: 0 P: 7	R: 0 E: 0 K: 1 S: 5	H: 0 LOB: 0 BB: 0 P: 5	R: 0 E: 0 K: 1 S: 5	H: 0 LOB: 0 BB: 0 P: 5	R: 1 E: 1 K: 0 S: 5	H: 1 LOB: 1 BB: 0 P: 5	R: 3 E: 0 K: 2 S: 12	H: 5 LOB: 2 BB: 0 P: 12	R: 1 E: 0 K: 1 S: 6	H: 1 LOB: 0 BB: 0 P: 6	R: 0 E: 0 K: 0 S: 3	H: 0 LOB: 0 BB: 0 P: 3	R: 4 E: 0 K: 0 S: 6	H: 3 LOB: 2 BB: 3 P: 18	1B: 7 2B: 1 3B: 0 HR: 4	SF: 1 SAC: 0 DP: 0 HBP: 0	WP: 3 PB: 0 SB: 3 CS: 0	PA: 43	
<b>PITCHER</b>	IP	WLS	BF	H	R	ER	SO	BB	IBB	HBP	BLK	WP	HR	S	P	ERA	WHIP					ERA	WHIP
<b>Tom Bradley, R</b> ERA: 3.94	(1, 1)	5.2	25	7	6	5	6	0	0	0	0	1	3	37	37	7.94	1.235					0.00	0.000
<b>Randy Moffitt, R</b> ERA: 2.43	(6, 1)	0.1	2	1	0	0	1	0	0	0	0	1	0	4	4	0.00	3.000						
<b>Don McMahon, R</b> ERA: 1.55	(7, 1)	2.0	7	1	1	1	1	0	0	0	0	0	1	9	9	4.50	0.500						
<b>Elias Sosa, R</b> ERA: 3.33	(9, 1)	0.1	L	4	2	3	3	1	0	0	0	0	0	3	7	81.00	9.000						
<b>Don Carrithers, R</b> ERA: 4.7	(9, 1)	0.1	4	1	1	1	0	1	1	0	0	1	0	2	10	27.00	6.000						

Batter	1	2	3	4	5	6	7	8	9	AB	R	H	RBI	BB	SO	LOB	BOTTOM						
<b>Bobby Bonds, R</b> OBP: 0.374, SLG: 0.539 (1, 9)										5	1	2	1	0	0	0	<b>San Diego Padres @ San Francisco Giants</b> Candlestick Park, San Francisco, CA Sun Sep 23 1973, 6:33 AM EDT Att: 18,930 - Unknown <a href="http://livebaseballscorecards.com">livebaseballscorecards.com</a>						
<b>Tito Fuentes, S</b> OBP: 0.329, SLG: 0.359 (1, 4)										4	2	3	2	1	0	0							
<b>Garry Maddox, R</b> OBP: 0.343, SLG: 0.445 (1, 8)										4	0	2	0	1	0	1							
<b>Willie McCovey, L</b> OBP: 0.422, SLG: 0.551 (1, 3)										4	1	1	1	1	1	2							
<b>Gary Matthews, R</b> OBP: 0.368, SLG: 0.448 (1, 7)										5	2	2	0	0	1	5							
<b>Mike Phillips, L</b> OBP: 0.276, SLG: 0.347 (8, PH)										2	0	0	0	1	0	3							
<b>Chris Speier, R</b> OBP: 0.334, SLG: 0.360 (9, 6)										1	1	0	0	1	0	0							
<b>Dave Kingman, R</b> OBP: 0.299, SLG: 0.507 (1, 5)										5	1	1	1	0	1	2							
<b>Dave Rader, L</b> OBP: 0.323, SLG: 0.332 (8, PH)										3	0	1	1	0	0	0							
<b>Chris Arnold, R</b> OBP: 0.393, SLG: 0.417 (9, 2)										1	1	1	1	0	0	0							
<b>Mike Sadek, R</b> OBP: 0.290, SLG: 0.211 (9, 2)										0	0	0	0	1	0	0							
<b>Inning Stats</b>	R: 1 E: 0 K: 0 S: 5	H: 2 LOB: 1 BB: 0 P: 5	R: 0 E: 0 K: 1 S: 5	H: 0 LOB: 0 BB: 0 P: 5	R: 0 E: 0 K: 0 S: 4	H: 1 LOB: 1 BB: 0 P: 4	R: 1 E: 0 K: 0 S: 5	H: 2 LOB: 2 BB: 1 P: 9	R: 0 E: 0 K: 0 S: 3	H: 0 LOB: 0 BB: 0 P: 3	R: 0 E: 0 K: 0 S: 3	H: 0 LOB: 0 BB: 0 P: 3	R: 0 E: 0 K: 2 S: 14	H: 7 LOB: 1 BB: 1 P: 18	R: 0 E: 0 K: 1 S: 5	H: 0 LOB: 1 BB: 1 P: 9	1B: 10 2B: 1 3B: 0 HR: 2	SF: 0 SAC: 0 DP: 0 HBP: 0	WP: 2 PB: 0 SB: 4 CS: 1	PA: 45			
<b>PITCHER</b>	IP	WLS	BF	H	R	ER	SO	BB	IBB	HBP	BLK	WP	HR	S	P	ERA	WHIP					ERA	WHIP
<b>Clay Kirby, R</b> ERA: 4.85	(1, 1)	7.0	32	8	4	4	4	1	0	0	0	0	0	3	7	54.00	9.000						
<b>Mike Caldwell, L</b> ERA: 3.52	(8, 1)	0.1	4	2	2	2	0	1	0	0	0	0	0	3	7	54.00	9.000						
<b>Mike Corkins, R</b> ERA: 4.57	(8, 1)	0.2	5	3	3	3	2	0	0	0	0	1	0	9	9	40.50	4.500						
<b>Gary Ross, R</b> ERA: 5.28	(9, 1)	1.0	W	4	0	0	0	1	0	0	0	0	0	5	9	0.00	1.000						



Batter	1	2	3	4	5	6	7	8	9	AB	R	H	RBI	BB	SO	LOB	TOP			
<b>Rich Morales, R</b> OBP: 0.251, SLG: 0.198 <b>Dave Winfield, R</b> OBP: 0.333, SLG: 0.388 <b>Dwain Anderson, R</b> OBP: 0.227, SLG: 0.128	L8		1-3			FC4-6		L6		3	0	0	0	0	0	2	<b>San Diego Padres @ Cincinnati Reds</b> Riverfront Stadium, Cincinnati, OH Mon Sep 24 1973, 7:05 PM EDT Att: 16,395 - Unknown			
<b>Gene Locklear, L</b> OBP: 0.327, SLG: 0.337				G3		FC3-6		K		3	0	0	0	1	1	3				
<b>Dave Roberts, R</b> OBP: 0.307, SLG: 0.463	F2			F9		L6				4	0	1	0	0	0	2				
<b>Nate Colbert, R</b> OBP: 0.344, SLG: 0.445		6-3		F3						4	0	1	0	0	0	3				
<b>Cito Gaston, R</b> OBP: 0.289, SLG: 0.414										4	0	3	0	0	0	0				
<b>Fred Kendall, R</b> OBP: 0.322, SLG: 0.402										4	0	0	0	0	0	4				
<b>Ivan Murrell, R</b> OBP: 0.222, SLG: 0.401										4	1	1	1	0	2	2				
<b>Dave Hilton, R</b> OBP: 0.258, SLG: 0.269										3	0	1	0	0	0	1				
<b>Rich Troedson, L</b> OBP: 0.195, SLG: 0.175 <b>Gary Ross, R</b> (7, 1)										1	0	1	0	0	0	0				
<b>Leron Lee, L</b> OBP: 0.306, SLG: 0.294 <b>Mike Corkins, R</b> OBP: 0.250, SLG: 0.533										0	0	0	0	0	0	0				
<b>Inning Stats</b>	R: 0 E: 0 K: 0 S: 2	H: 0 LOB: 0 BB: 1 P: 6	R: 0 E: 0 K: 0 S: 3	H: 1 LOB: 0 BB: 0 P: 3	R: 0 E: 0 K: 1 S: 6	H: 1 LOB: 1 BB: 0 P: 6	R: 0 E: 0 K: 0 S: 3	H: 0 LOB: 0 BB: 0 P: 3	R: 0 E: 0 K: 0 S: 4	H: 1 LOB: 1 BB: 0 P: 4	R: 0 E: 0 K: 1 S: 6	H: 2 LOB: 1 BB: 0 P: 6	R: 0 E: 0 K: 1 S: 6	H: 1 LOB: 3 BB: 1 P: 11	R: 1 E: 0 K: 0 S: 4	H: 1 LOB: 0 BB: 0 P: 4	1B: 6 2B: 1 3B: 0 HR: 1	SF: 0 SAC: 1 DP: 2 HBP: 1	WP: 0 PB: 0 SB: 0 CS: 1	PA: 35
<b>PITCHER</b>	IP	WLS	BF	H	R	ER	SO	BB	IBB	HBP	BLK	WP	HR	S	P	ERA	WHIP			
<b>Dick Baney, R</b> ERA: 3.04	(1, 1)	7.0	W	26	6	0	0	2	1	0	1	0	0	28	33	0.00	1.000			
<b>Tom Hall, L</b> ERA: 3.42	(8, 1)	0.2		3	0	0	0	1	1	0	0	0	0	4	8	0.00	1.500			
<b>Pedro Borbon, R</b> ERA: 2.2	(8, 1)	1.1	S	6	2	1	1	0	0	0	0	0	1	6	6	6.75	1.500			

AB 31  
R 1  
H 8  
RBI 1  
BB 2  
SO 3  
LOB 19



Batter	1	2	3	4	5	6	7	8	9	AB	R	H	RBI	BB	SO	LOB	BOTTOM			
<b>Pete Rose, S</b> OBP: 0.406, SLG: 0.443	1-3		K		F8					4	0	1	0	0	1	1	<b>San Diego Padres @ Cincinnati Reds</b> Riverfront Stadium, Cincinnati, OH Mon Sep 24 1973, 7:05 PM EDT Att: 16,395 - Unknown			
<b>Dan Driessen, L</b> OBP: 0.349, SLG: 0.387	F6		G3-6		1-3					4	0	1	0	0	0	1				
<b>Tony Perez, R</b> OBP: 0.391, SLG: 0.524										3	1	2	1	1	0	0				
<b>Johnny Bench, R</b> OBP: 0.345, SLG: 0.433										4	0	1	0	0	0	3				
<b>Andy Kosco, R</b> OBP: 0.355, SLG: 0.578 <b>Cesar Geronimo, L</b> OBP: 0.045, SLG: 0.299	1-3									4	1	2	1	0	0	2				
<b>George Foster, R</b> OBP: 0.368, SLG: 0.706										3	0	0	0	1	1	1				
<b>Denis Menke, R</b> OBP: 0.368, SLG: 0.262										3	0	1	0	1	1	1				
<b>Darrel Chaney, S</b> OBP: 0.267, SLG: 0.213										4	0	0	0	0	1	3				
<b>Dick Baney, R</b> OBP: 0.222, SLG: 0.222 <b>Tom Hall, L</b> OBP: 0.045, SLG: 0.045 <b>Pedro Borbon, R</b> OBP: 0.333, SLG: 0.333										3	0	1	0	0	0	0				
<b>Inning Stats</b>	R: 0 E: 0 K: 0 S: 5	H: 2 LOB: 2 BB: 0 P: 5	R: 0 E: 0 K: 2 S: 7	H: 0 LOB: 0 BB: 0 P: 7	R: 0 E: 0 K: 1 S: 5	H: 1 LOB: 0 BB: 0 P: 5	R: 1 E: 0 K: 0 S: 5	H: 2 LOB: 2 BB: 1 P: 9	R: 0 E: 0 K: 0 S: 3	H: 0 LOB: 0 BB: 0 P: 3	R: 1 E: 0 K: 0 S: 4	H: 1 LOB: 1 BB: 1 P: 8	R: 0 E: 0 K: 0 S: 5	H: 2 LOB: 3 BB: 1 P: 9	R: 0 E: 0 K: 1 S: 6	H: 1 LOB: 1 BB: 0 P: 6		1B: 5 2B: 2 3B: 0 HR: 2	SF: 0 SAC: 0 DP: 1 HBP: 0	WP: 0 PB: 0 SB: 0 CS: 0
<b>PITCHER</b>	IP	WLS	BF	H	R	ER	SO	BB	IBB	HBP	BLK	WP	HR	S	P	ERA	WHIP			
<b>Rich Troedson, L</b> ERA: 4.25	(1, 1)	6.2	L	29	8	2	2	3	1	1	0	0	0	2	33	41	2.70	1.350		
<b>Gary Ross, R</b> ERA: 5.29	(7, 1)	0.1		2	0	0	0	0	1	0	0	0	0	1	5	0.00	3.000			
<b>Mike Corkins, R</b> ERA: 4.53	(8, 1)	1.0		4	1	0	0	1	0	0	0	0	0	6	6	0.00	1.000			

AB 32  
R 2  
H 9  
RBI 2  
BB 3  
SO 4  
LOB 12





Batter	1	2	3	4	5	6	7	8	9	AB	R	H	RBI	BB	SO	LOB	TOP								
<b>Rich Morales, R</b> (1, 6) OBP: 0.251, SLG: 0.199	0-0 6-3		0-0 6-3			0-0 L8		0-0 FC6-4 1B		4	0	1	0	0	0	0	<b>San Diego Padres @ Cincinnati Reds</b> Riverfront Stadium, Cincinnati, OH Tue Sep 25 1973, 7:05 PM EDT Att: 12,724 - Unknown  <a href="http://livebaseballscores.com">livebaseballscores.com</a>								
<b>Gene Locklear, L</b> (1, 7) OBP: 0.320, SLG: 0.330	0-0 6-3		0-0 6-3			0-0 L8		0-0 FC6-4 1-2		4	0	0	0	0	0	1									
<b>Dave Roberts, R</b> (1, 5) OBP: 0.304, SLG: 0.459	0-3 K			0-0 1-3		0-3 K		0-0 F5		4	0	0	0	0	2	0									
<b>Nate Colbert, R</b> (1, 3) OBP: 0.345, SLG: 0.451		0-0 5-3 3B 1B		0-3 K		0-0 HR		0-3 K		4	2	2	1	0	2	0									
<b>Cito Gaston, R</b> (1, 9) OBP: 0.286, SLG: 0.411		0-0 5-3 1-2		0-0 6-3		0-0 6-3		0-0 F8		4	0	0	0	0	0	1									
<b>Fred Kendall, R</b> (1, 2) OBP: 0.324, SLG: 0.402		0-3 K			4-0 1-3 BB		0-0 L5-3 1B			2	0	1	0	1	1	1									
<b>Ivan Murrell, R</b> (1, 8) OBP: 0.223, SLG: 0.410		0-0 2-H 3B			0-3 K		0-0 L5-3 1-2			3	0	1	1	0	1	2									
<b>Dave Hilton, R</b> (1, 4) OBP: 0.255, SLG: 0.265		0-0 1-3			0-0 1-3		0-0 6-3			3	0	0	0	0	0	2									
<b>Bill Greif, R</b> (1, 1) OBP: 0.167, SLG: 0.098 (8, PH)			0-0 4-3			0-0 6-3		0-0 6-3		2	0	0	0	0	0	1									
<b>Leron Lee, L</b> (8, PH) OBP: 0.305, SLG: 0.293										1	0	0	0	0	0	0									
<b>Mike Caldwell, R</b> (8, 1) OBP: 0.167, SLG: 0.143										0	0	0	0	0	0	0									
<b>Inning Stats</b>	R: 0 E: 0 K: 1 S: 5	H: 0 LOB: 0 BB: 0 P: 5	R: 1 E: 0 K: 1 S: 7	H: 2 LOB: 1 BB: 0 P: 7	R: 0 E: 0 K: 0 S: 3	H: 0 LOB: 0 BB: 0 P: 3	R: 0 E: 0 K: 1 S: 5	H: 0 LOB: 0 BB: 0 P: 5	R: 0 E: 0 K: 1 S: 5	H: 0 LOB: 1 BB: 0 P: 9	R: 1 E: 0 K: 0 S: 4	H: 2 LOB: 2 BB: 0 P: 4	R: 0 E: 0 K: 0 S: 4	H: 1 LOB: 1 BB: 0 P: 4	R: 0 E: 0 K: 1 S: 5	H: 0 LOB: 0 BB: 0 P: 5	1B: 3 2B: 1 3B: 1 HR: 1	SF: 0 SAC: 0 DP: 1 HBP: 0	WP: 0 PB: 0 SB: 0 CS: 0	PA: 32					
<b>PITCHER</b> <b>Jack Billingham, R</b> (1, 1) ERA: 2.99	IP: 9.0 WLS: W BF: 32	H: 5 R: 2 ER: 2 SO: 6	BB: 1 IBB: 0 HBP: 0 BLK: 0	WP: 0 HR: 1 S: 43 P: 47	ERA: 2.00 WHIP: 0.667																				

Batter	1	2	3	4	5	6	7	8	9	AB	R	H	RBI	BB	SO	LOB	BOTTOM								
<b>Pete Rose, S</b> (1, 7) OBP: 0.406, SLG: 0.443	0-0 2-3 1B		0-0 G3 2-3		0-0 F5		0-0 1B			4	0	2	0	0	0	2	<b>San Diego Padres @ Cincinnati Reds</b> Riverfront Stadium, Cincinnati, OH Tue Sep 25 1973, 7:05 PM EDT Att: 12,724 - Unknown  <a href="http://livebaseballscores.com">livebaseballscores.com</a>								
<b>Ken Griffey, L</b> (1, 9) OBP: 0.438, SLG: 0.608	0-0 L9		0-3 K			0-0 2B 1B	0-0 1-2 1B			4	1	2	0	0	1	2									
<b>Dan Driessen, L</b> (1, 5) OBP: 0.348, SLG: 0.389 (9, 3)	0-0 2-3 1-2			0-0 F7		0-0 1-H 2B 2B	0-0 F7			4	1	1	1	0	0	3									
<b>Hal King, L</b> (1, 2) OBP: 0.298, SLG: 0.488	0-0 L8			0-0 1B		0-0 G3	0-0 F7			4	0	1	0	0	0	4									
<b>Larry Stahl, L</b> (1, 3) OBP: 0.320, SLG: 0.339 (8, PH)		0-0 L8		0-3 K		0-3 K		0-0 4-3		3	0	0	0	0	2	2									
<b>Ed Armbrister, R</b> (8, PH) OBP: 0.273, SLG: 0.516										1	0	0	0	0	0	0									
<b>Darrel Chaney, S</b> (9, 6) OBP: 0.267, SLG: 0.213										0	0	0	0	0	0	0									
<b>Cesar Geronimo, L</b> (1, 8) OBP: 0.267, SLG: 0.302		0-0 F8		0-0 4-3		0-0 2B 2B		0-0 4-3		4	1	1	1	0	0	1									
<b>Denis Menke, R</b> (1, 4) OBP: 0.370, SLG: 0.270 (9, 5)		0-3 K			0-3 K	0-0 2-H 2B		0-0 1B		4	0	2	1	0	2	0									
<b>Ed Crosby, L</b> (1, 6) OBP: 0.293, SLG: 0.267 (9, 4)			0-0 WP SH3-4 1B		0-0 SH3-4 1B	0-3 K		0-0 4-3		4	0	2	0	0	1	2									
<b>Jack Billingham, R</b> (1, 1) OBP: 0.096, SLG: 0.099			0-0 SH3-4 1-2		0-0 SH3-4 1-2		0-3 K			1	0	0	0	0	1	0									
<b>Inning Stats</b>	R: 0 E: 0 K: 0 S: 4	H: 1 LOB: 1 BB: 0 P: 4	R: 0 E: 0 K: 1 S: 5	H: 0 LOB: 0 BB: 0 P: 5	R: 0 E: 0 K: 1 S: 6	H: 1 LOB: 1 BB: 0 P: 6	R: 0 E: 0 K: 1 S: 6	H: 1 LOB: 1 BB: 0 P: 6	R: 3 E: 0 K: 2 S: 11	H: 4 LOB: 1 BB: 0 P: 11	R: 0 E: 0 K: 1 S: 7	H: 2 LOB: 2 BB: 0 P: 7	R: 0 E: 0 K: 0 S: 4	H: 1 LOB: 1 BB: 0 P: 4	R: 0 E: 0 K: 0 S: 4	H: 1 LOB: 1 BB: 0 P: 4	1B: 8 2B: 3 3B: 0 HR: 0	SF: 0 SAC: 2 DP: 0 HBP: 0	WP: 2 PB: 0 SB: 0 CS: 0	PA: 35					
<b>PITCHER</b> <b>Bill Greif, R</b> (1, 1) ERA: 3.21	IP: 7.0 WLS: L BF: 31	H: 10 R: 3 ER: 3 SO: 7	BB: 0 IBB: 0 HBP: 0 BLK: 0	WP: 2 HR: 0 S: 45 P: 45	ERA: 3.86 WHIP: 1.429																				
<b>Mike Caldwell, L</b> (8, 1) ERA: 3.6	IP: 1.0 WLS: L BF: 4	H: 1 R: 0 ER: 0 SO: 0	BB: 0 IBB: 0 HBP: 0 BLK: 0	WP: 0 HR: 0 S: 4 P: 4	ERA: 0.00 WHIP: 1.000																				



Batter	1	2	3	4	5	6	7	8	9	AB	R	H	RBI	BB	SO	LOB	TOP																			
<b>Rich Morales, R</b> OBP: 0.247, SLG: 0.196 (1, 6)	F4		6-3			5-3		F8		4	0	0	0	0	0	0	<b>San Diego Padres @ Cincinnati Reds</b> Riverfront Stadium, Cincinnati, OH Wed Sep 26 1973, 7:05 PM EDT Att: 12,239 - Unknown																			
<b>Dave Winfield, R</b> OBP: 0.324, SLG: 0.376 (1, 7)	5-3		1-3			F8		5-3		4	0	0	0	0	0																					
<b>Dave Roberts, R</b> OBP: 0.308, SLG: 0.468 (1, 5)	HR			5-3		HR		1B		4	2	3	1	0	0																					
<b>Nate Colbert, R</b> OBP: 0.344, SLG: 0.456 (1, 3)	HR			F8		K		L8		4	1	1	2	0	1																					
<b>Cito Gaston, R</b> OBP: 0.286, SLG: 0.416 (1, 9)	F8			F8				F9	HR	4	1	1	1	0	0																					
<b>Fred Kendall, R</b> OBP: 0.321, SLG: 0.399 (1, 2)		F7			6-3			F7	L6	4	0	0	0	0	0																					
<b>Ivan Murrell, R</b> OBP: 0.224, SLG: 0.407 (1, 8)		5-3			L8			1B	K	4	0	1	0	0	1																					
<b>Dave Hilton, R</b> OBP: 0.263, SLG: 0.291 (1, 4)		K			HR			1B	2B	4	1	3	1	0	1																					
<b>Randy Jones, R</b> OBP: 0.174, SLG: 0.156 (1, 1)			K		6-3			L9	L4	4	0	0	0	0	1	3																				
<b>Inning Stats</b>	R: 2 E: 0 K: 0 S: 5	H: 2 LOB: 0 BB: 0 P: 5	R: 0 E: 0 K: 1 S: 5	H: 0 LOB: 0 BB: 0 P: 5	R: 0 E: 0 K: 1 S: 5	H: 0 LOB: 0 BB: 0 P: 5	R: 0 E: 0 K: 0 S: 3	H: 0 LOB: 0 BB: 0 P: 3	R: 1 E: 0 K: 0 S: 4	H: 1 LOB: 0 BB: 0 P: 4	R: 1 E: 0 K: 1 S: 6	H: 1 LOB: 2 BB: 0 P: 6	R: 0 E: 0 K: 0 S: 5	H: 1 LOB: 1 BB: 0 P: 4	R: 1 E: 0 K: 1 S: 7	H: 2 LOB: 1 BB: 0 P: 7	1B: 4 2B: 1 3B: 0 HR: 4	SF: 0 SAC: 0 DP: 0 HBP: 0	WP: 0 PB: 0 SB: 1 CS: 0	PA: 36																
<b>PITCHER</b>	IP	WLS	BF	H	R	ER	SO	BB	IBB	HBP	BLK	WP	HR	S	P	ERA	WHIP	<b>PITCHER</b>		IP	WLS	BF	H	R	ER	SO	BB	IBB	HBP	BLK	WP	HR	S	P	ERA	WHIP
<b>Ross Grimsley, L</b> ERA: 3.23 (1, 1)	8.0	L	31	7	4	4	3	0	0	0	0	0	3	37	37	4.50	0.875			8.0	L	31	7	4	4	3	0	0	0	0	0	3	37	4.50	0.875	
<b>Dave Tomlin, L</b> ERA: 4.39 (9, 1)	1.0		5	2	1	1	1	0	0	0	0	0	1	7	7	9.00	2.000			1.0		5	2	1	1	1	0	0	0	0	1	7	9.00	2.000		

livebaseballscorecards.com

AB 36  
R 5  
H 9  
RBI 5  
BB 0  
SO 4  
LOB 4



Batter	1	2	3	4	5	6	7	8	9	AB	R	H	RBI	BB	SO	LOB	BOTTOM																			
<b>Ed Armbuster, R</b> OBP: 0.243, SLG: 0.457 (1, 7)	K		5-3		1-3			K		4	0	0	0	0	2	0	<b>San Diego Padres @ Cincinnati Reds</b> Riverfront Stadium, Cincinnati, OH Wed Sep 26 1973, 7:05 PM EDT Att: 12,239 - Unknown																			
<b>Cesar Geronimo, L</b> OBP: 0.287, SLG: 0.301 (1, 8)	L8		1B			L7		4-3		4	0	1	0	0	0																					
<b>Dan Driessen, L</b> OBP: 0.347, SLG: 0.387 (1, 5)	G3		1B			G3		F6		4	0	1	0	0	0																					
<b>Andy Kosco, R</b> OBP: 0.352, SLG: 0.575 (1, 3)		6-3	F9			5-3		F7		4	1	1	0	0	2																					
<b>George Foster, R</b> OBP: 0.357, SLG: 0.684 (1, 9)		6-3		6-3			2B	5-3		4	0	1	0	0	1																					
<b>Denis Menke, R</b> OBP: 0.367, SLG: 0.267 (1, 4)		6-3		1-3		5-3				3	0	0	1	0	1																					
<b>Bill Plummer, R</b> OBP: 0.270, SLG: 0.229 (1, 2)		BB		K		6-3				2	0	0	0	1	1																					
<b>Ed Crosby, L</b> OBP: 0.287, SLG: 0.261 (1, 6)					K			F9		2	0	0	0	0	1																					
<b>Johnny Bench, R</b> OBP: 0.344, SLG: 0.432 (7, PH)										1	0	0	0	0	1																					
<b>Darrel Chaney, S</b> OBP: 0.267, SLG: 0.213 (8, 6)										0	0	0	0	0	0																					
<b>Ross Grimsley, L</b> OBP: 0.061, SLG: 0.061 (1, 1)								5-3		2	0	0	0	0	0																					
<b>Phil Gagliano, R</b> OBP: 0.402, SLG: 0.319 (8, PH)										1	0	0	0	0	0																					
<b>Dave Tomlin, L</b> ERA: 3.15 (9, 1)										0	0	0	0	0	0																					
<b>Inning Stats</b>	R: 0 E: 0 K: 1 S: 5	H: 0 LOB: 0 BB: 0 P: 5	R: 1 E: 0 K: 0 S: 4	H: 1 LOB: 1 BB: 1 P: 8	R: 0 E: 0 K: 0 S: 5	H: 2 LOB: 2 BB: 0 P: 5	R: 0 E: 0 K: 1 S: 5	H: 0 LOB: 0 BB: 0 P: 5	R: 0 E: 0 K: 1 S: 3	H: 0 LOB: 0 BB: 0 P: 3	R: 0 E: 0 K: 0 S: 4	H: 1 LOB: 1 BB: 0 P: 4	R: 0 E: 0 K: 1 S: 5	H: 0 LOB: 0 BB: 0 P: 5	R: 0 E: 0 K: 0 S: 3	H: 0 LOB: 0 BB: 0 P: 3	1B: 2 2B: 2 3B: 0 HR: 0	SF: 0 SAC: 0 DP: 0 HBP: 0	WP: 0 PB: 0 SB: 0 CS: 0	PA: 32																
<b>PITCHER</b>	IP	WLS	BF	H	R	ER	SO	BB	IBB	HBP	BLK	WP	HR	S	P	ERA	WHIP	<b>PITCHER</b>		IP	WLS	BF	H	R	ER	SO	BB	IBB	HBP	BLK	WP	HR	S	P	ERA	WHIP
<b>Randy Jones, L</b> ERA: 3.15 (1, 1)	9.0	W	32	4	1	1	4	1	0	0	0	0	0	39	43	1.00	0.556			9.0	W	32	4	1	1	4	1	0	0	0	0	39	43	1.00	0.556	

livebaseballscorecards.com

AB 31  
R 1  
H 4  
RBI 1  
BB 1  
SO 4  
LOB 7









Batter	1	2	3	4	5	6	7	8	9	AB	R	H	RBI	BB	SO	LOB	TOP					
Davey Lopes, R (1.4) OBP: 0.352, SLG: 0.351										4	1	2	0	1	0	0	<b>Los Angeles Dodgers @ San Diego Padres</b> San Diego Stadium, San Diego, CA Sat Sep 29 1973, 10:05 PM EDT Att: 14,846 - Unknown <a href="http://livebaseballscorecards.com">livebaseballscorecards.com</a>					
Von Joshua, L (1.7) OBP: 0.288, SLG: 0.327										4	0	0	0	0	0	3						
Tom Paciorek, R (1.8) OBP: 0.304, SLG: 0.379										3	1	1	2	1	1	1						
Willie Crawford, L (1.9) OBP: 0.396, SLG: 0.453										3	1	0	0	1	1	3						
Bill Buckner, L (1.3) OBP: 0.297, SLG: 0.351										3	0	1	0	1	0	0						
Steve Yeager, R (1.2) OBP: 0.340, SLG: 0.336										4	0	1	0	0	2	3						
Bill Russell, R (1.6) OBP: 0.301, SLG: 0.337										4	0	2	0	0	0	0						
Jerry Royster, R (1.5) OBP: 0.211, SLG: 0.211										4	0	0	0	0	1	4						
Geoff Zahn, L (1.1) (6, PH)										2	0	0	0	0	1	1						
Willie Davis, L (6, PH) OBP: 0.320, SLG: 0.444										1	0	0	0	0	0	3						
Greg Shanahan, R (6.1)										1	0	0	0	0	1	0						
<b>Inning Stats</b>	R: 0 E: 0 K: 1 S: 5	H: 0 LOB: 3 BB: 3 P: 17	R: 0 E: 0 K: 1 S: 5	H: 0 LOB: 0 BB: 0 P: 5	R: 2 E: 0 K: 1 S: 7	H: 2 LOB: 0 BB: 0 P: 7	R: 0 E: 0 K: 2 S: 8	H: 1 LOB: 1 BB: 0 P: 8	R: 0 E: 0 K: 1 S: 5	H: 0 LOB: 0 BB: 0 P: 5	R: 1 E: 1 K: 0 S: 5	H: 3 LOB: 2 BB: 1 P: 9	R: 0 E: 0 K: 0 S: 4	H: 1 LOB: 1 BB: 0 P: 4	R: 0 E: 0 K: 0 S: 3	H: 0 LOB: 0 BB: 0 P: 3	R: 0 E: 0 K: 1 S: 5	H: 0 LOB: 0 BB: 0 P: 5	1B: 6 2B: 0 3B: 0 HR: 1	SF: 0 SAC: 0 DP: 1 HBP: 0	WP: 1 PB: 0 SB: 2 CS: 0	PA: 37
<b>PITCHER</b>	IP WLS BF H R ER SO BB IBB HBP BLK WP HR S P ERA WHIP																					
Clay Kirby, R (1.1) ERA: 4.79	8.0 L 34 7 3 3 6 3 1 0 0 1 1 42 58 3.38 1.250																					
Frank Snook, R (9.1) ERA: 3.62	1.0 3 0 0 0 1 0 0 0 0 0 0 5 5 0.00 0.000																					

Batter	1	2	3	4	5	6	7	8	9	AB	R	H	RBI	BB	SO	LOB	BOTTOM									
Dwain Anderson, R (1.6) OBP: 0.219, SLG: 0.123										4	0	0	0	0	2	1	<b>Los Angeles Dodgers @ San Diego Padres</b> San Diego Stadium, San Diego, CA Sat Sep 29 1973, 10:05 PM EDT Att: 14,846 - Unknown <a href="http://livebaseballscorecards.com">livebaseballscorecards.com</a>									
Dave Winfield, R (1.7) OBP: 0.331, SLG: 0.383										4	0	1	0	0	0	0										
Dave Roberts, R (1.5) OBP: 0.313, SLG: 0.476										4	1	1	1	0	0	1										
Nate Colbert, R (1.3) OBP: 0.344, SLG: 0.451										4	0	0	0	0	0	1										
Cito Gaston, R (1.9) OBP: 0.281, SLG: 0.408										4	0	0	0	0	1	1										
Fred Kendall, R (1.2) OBP: 0.321, SLG: 0.398										3	0	0	0	0	0	0										
Ivan Murrell, R (1.8) OBP: 0.226, SLG: 0.408										3	0	1	0	0	1	0										
Dave Hilton, R (1.4) OBP: 0.264, SLG: 0.304										3	1	1	1	0	0	1										
Clay Kirby, R (1.1) OBP: 0.109, SLG: 0.111										1	0	0	0	0	0	0										
Leron Lee, L (8, PH) OBP: 0.306, SLG: 0.297										1	0	0	0	0	0	0										
Frank Snook, R (9.1)										0	0	0	0	0	0	0										
<b>Inning Stats</b>	R: 0 E: 0 K: 1 S: 5	H: 0 LOB: 0 BB: 0 P: 5	R: 0 E: 0 K: 1 S: 5	H: 0 LOB: 0 BB: 0 P: 5	R: 0 E: 0 K: 0 S: 4	H: 1 LOB: 1 BB: 0 P: 4	R: 1 E: 0 K: 0 S: 4	H: 1 LOB: 0 BB: 0 P: 4	R: 0 E: 0 K: 0 S: 3	H: 0 LOB: 0 BB: 0 P: 3	R: 0 E: 0 K: 0 S: 4	H: 1 LOB: 1 BB: 0 P: 4	R: 0 E: 0 K: 2 S: 8	H: 0 LOB: 0 BB: 0 P: 8	R: 0 E: 1 K: 0 S: 4	H: 0 LOB: 1 BB: 0 P: 4	R: 0 E: 0 K: 0 S: 3	H: 0 LOB: 0 BB: 0 P: 3	R: 0 E: 0 K: 2 S: 8	H: 0 LOB: 1 BB: 0 P: 8	R: 0 E: 0 K: 0 S: 4	H: 0 LOB: 0 BB: 0 P: 4	1B: 2 2B: 0 3B: 0 HR: 2	SF: 0 SAC: 1 DP: 0 HBP: 0	WP: 0 PB: 0 SB: 0 CS: 0	PA: 32
<b>PITCHER</b>	IP WLS BF H R ER SO BB IBB HBP BLK WP HR S P ERA WHIP																									
Geoff Zahn, L (1.1) ERA: 1.35	5.0 W 17 2 1 1 2 0 0 0 0 0 0 21 21 1.80 0.400																									
Greg Shanahan, R (6.1) ERA: 3.45	4.0 S 15 2 1 1 2 0 0 0 0 0 0 1 19 19 2.25 0.500																									



Batter	1	2	3	4	5	6	7	8	9	AB	R	H	RBI	BB	SO	LOB	TOP				
Dwain Anderson, R OBP: 0.232, SLG: 0.121	4-0 1B BB	4-0 BB				4-0 S BB E BB	0-0 6-3		0-3 K	2	1	0	0	3	1	1					
Gene Locklear, L OBP: 0.322, SLG: 0.328	0-0 E 1B	0-0 L6				4-0 S BB	0-0 6-3			3	1	1	0	1	0	2					
Dave Roberts, R OBP: 0.310, SLG: 0.472	0-0 L8					0-0 P4 1-3 2-H	0-0 6-3			4	0	0	0	0	0	2					
Nate Colbert, R OBP: 0.343, SLG: 0.450	0-0 E8 2-H 1B					0-3 K	0-3 K			4	0	1	1	0	3	1					
Cito Gaston, R OBP: 0.281, SLG: 0.405	4-0 BB					0-3 P4				3	0	0	0	1	1	1					
Fred Kendall, R OBP: 0.320, SLG: 0.396	0-0 P6					0-0 5-3				4	1	1	0	0	0	2					
Ivan Murrell, R OBP: 0.236, SLG: 0.429						0-0 SH3 1B				4	1	3	1	0	0	0					
Dave Hilton, R OBP: 0.260, SLG: 0.299						0-0 L8				4	0	0	0	0	1	3					
Randy Jones, R OBP: 0.184, SLG: 0.188						0-0 SH3				3	0	1	1	0	1	0					
Mike Corkins, R OBP: 0.257, SLG: 0.515						1-2 1B				0	0	0	0	0	0	0					
<b>Inning Stats</b>	R: 1 E: 1 K: 0 S: 4	H: 2 LOB: 2 BB: 2 P: 12	R: 0 E: 0 K: 0 S: 4	H: 1 LOB: 2 BB: 1 P: 8	R: 0 E: 0 K: 1 S: 5	H: 0 LOB: 0 BB: 0 P: 5	R: 1 E: 0 K: 1 S: 6	H: 1 LOB: 0 BB: 0 P: 6	R: 1 E: 0 K: 2 S: 7	H: 0 LOB: 1 BB: 2 P: 15	R: 0 E: 0 K: 1 S: 5	H: 0 LOB: 0 BB: 0 P: 5	R: 0 E: 0 K: 0 S: 3	H: 0 LOB: 0 BB: 0 P: 3	R: 0 E: 0 K: 2 S: 7	H: 0 LOB: 0 BB: 0 P: 7	1B: 5 2B: 1 3B: 0 HR: 1	SF: 0 SAC: 1 DP: 1 HBP: 0	WP: 0 PB: 0 SB: 3 CS: 0	PA: 37	
<b>PITCHER</b>	IP	WLS	BF	H	R	ER	SO	BB	IBB	HBP	BLK	WP	HR	S	P	ERA	WHIP				
Bruce Kison, R ERA: 3.09	(1, 1)	5.0		23	4	3	2	4	5	0	0	0	0	1	26	46	3.60	1.800			
Bob Moose, R ERA: 3.53	(6, 1)	3.0	L	11	3	1	1	1	0	0	0	0	0	0	13	13	3.00	1.000			
Dave Giusti, R ERA: 2.37	(9, 1)	1.0		3	0	0	0	2	0	0	0	0	0	7	7	0.00	0.000				

**San Diego Padres @ Pittsburgh Pirates**  
Three Rivers Stadium, Pittsburgh, PA  
Mon Oct 01 1973, 3:33 AM EDT  
Att: 2,572 - Unknown

livebaseballscorecards.com

AB	31
R	4
H	7
RBI	3
BB	5
SO	7
LOB	12



Batter	1	2	3	4	5	6	7	8	9	AB	R	H	RBI	BB	SO	LOB	BOTTOM					
Dave Cash, R OBP: 0.328, SLG: 0.342	0-0 6-3					0-0 P6				4	0	1	0	0	0	0						
Gene Clines, R OBP: 0.327, SLG: 0.329	0-0 L6-3					4-0 E BB				3	1	0	0	1	0	1						
Al Oliver, L OBP: 0.316, SLG: 0.463	0-3 K					0-0 E9 1-H 2B				4	1	2	1	0	1	0						
Willie Stargell, L OBP: 0.392, SLG: 0.646						0-3 K				4	0	0	0	0	3	1						
Richie Zisk, R OBP: 0.364, SLG: 0.526						0-0 F8				4	1	1	1	0	0	1						
Manny Sanguillen, R OBP: 0.307, SLG: 0.411						0-0 F7				4	0	1	0	0	0	1						
Richie Hebner, L OBP: 0.346, SLG: 0.477						0-0 F8				3	0	0	0	0	0	1						
Dal Maxvill, R OBP: 0.261, SLG: 0.233						0-0 6-3				2	0	0	0	0	1	0						
Bob Robertson, R OBP: 0.332, SLG: 0.385										1	0	0	0	0	0	0						
Jackie Hernandez, R OBP: 0.286, SLG: 0.315										0	0	0	0	0	0	0						
Bruce Kison, R OBP: 0.143, SLG: 0.250						0-3 K				1	0	0	0	0	1	0						
Fernando Gonzalez, R OBP: 0.255, SLG: 0.357										1	0	0	0	0	0	0						
Bob Moose, R OBP: 0.194, SLG: 0.149										0	0	0	0	0	0	0						
Jim Camparis, R OBP: 0.167, SLG: 0.167										1	0	0	0	0	0	0						
Dave Giusti, R OBP: 0.307, SLG: 0.308										0	0	0	0	0	0	0						
<b>Inning Stats</b>	R: 0 E: 0 K: 1 S: 5	H: 0 LOB: 0 BB: 0 P: 5	R: 0 E: 0 K: 0 S: 3	H: 0 LOB: 0 BB: 0 P: 3	R: 0 E: 0 K: 1 S: 5	H: 0 LOB: 0 BB: 0 P: 5	R: 3 E: 1 K: 1 S: 7	H: 2 LOB: 0 BB: 1 P: 11	R: 0 E: 0 K: 1 S: 5	H: 0 LOB: 0 BB: 0 P: 5	R: 0 E: 0 K: 0 S: 3	H: 0 LOB: 0 BB: 0 P: 3	R: 0 E: 0 K: 0 S: 6	H: 1 LOB: 1 BB: 0 P: 6	R: 0 E: 0 K: 0 S: 4	H: 1 LOB: 1 BB: 0 P: 4	R: 0 E: 0 K: 1 S: 6	H: 1 LOB: 1 BB: 0 P: 6	1B: 3 2B: 1 3B: 0 HR: 1	SF: 0 SAC: 0 DP: 0 HBP: 0	WP: 0 PB: 0 SB: 0 CS: 0	PA: 33
<b>PITCHER</b>	IP	WLS	BF	H	R	ER	SO	BB	IBB	HBP	BLK	WP	HR	S	P	ERA	WHIP					
Randy Jones, L ERA: 3.16	(1, 1)	8.1	W	31	5	3	3	6	1	0	0	0	0	1	42	46	3.24	0.720				
Mike Corkins, R ERA: 4.5	(9, 1)	0.2	S	2	0	0	0	0	0	0	0	0	0	2	2	0.00	0.000					

**San Diego Padres @ Pittsburgh Pirates**  
Three Rivers Stadium, Pittsburgh, PA  
Mon Oct 01 1973, 3:33 AM EDT  
Att: 2,572 - Unknown

livebaseballscorecards.com

AB	32
R	3
H	5
RBI	2
BB	1
SO	6
LOB	5

