

San Diego Padres - 1974

Batter	1	2	3	4	5	6	7	8	9	AB R H RBI BB SO LOB	TOP											
Bobby Tolan, L (1, 9) OBP: 0.250, SLG: 0.250	0-0 L1		0-0 F5			0-0 FC5-4 1B		0-0 4-3		4 0 1 0 0 0 0	<b>San Diego Padres @ Los Angeles Dodgers</b> Dodger Stadium, Los Angeles, CA Fri Apr 05 1974, 8:05 PM PDT Att. 31,566 - Unknown <a href="http://livebaseballscorecards.com">livebaseballscorecards.com</a>											
Glenn Beckert, R (1, 4) OBP: 0.500, SLG: 0.500	0-0 F7		0-0 1B			0-0 FC5-4 4-3 1B 1-2f		0-0 FC4-6 1B		4 0 2 0 0 0 1												
Johnny Grubb, L (1, 8) OBP: 0.500, SLG: 0.500	0-0 1B		0-0 L8			0-0 4-3 1B 1-2		0-0 FC4-6 1-2f		4 0 2 0 0 0 2												
Willie McCovey, L (1, 3) SS	0-3 K			0-3 K		0-0 4-3 1-2 2-3		4-0 BB		3 0 0 0 1 2 3												
Nate Colbert, R (1, 7)		0-0 F8		0-3 K		0-0 5-3		0-3 K		4 0 0 0 0 2 4												
Fred Kendall, R (1, 2) BB		4-0 BB		0-0 F3			0-0 P6		0-3 K	3 0 0 0 1 1 0												
Dave Hilton, R (1, 5)		0-0 F8		0-0 F3			0-0 F9		0-0 6-3	4 0 0 0 0 0 1												
Enzo Hernandez, R (1, 6) OBP: 0.333, SLG: 0.667 Dave Winfield, R (9, PH)		0-0 F8		0-0 4-3			0-0 2B		0-3 K2-3	3 0 1 0 0 0 1 1 0 0 0 0 1 0												
Bill Greif, R (1, 1) Mike Corkins, R (4, 1) Ralph Garcia, R (6, 1) Matty Alou, L (7, PH) Joe McIntosh, S (7, 1)			0-3 K		0-3 K		0-0 4-3			1 0 0 0 0 1 0 1 0 0 0 0 1 0 0 0 0 0 0 0 0 1 0 0 0 0 0 1 0 0 0 0 0 0 0												
<b>Inning Stats</b>	R: 0 E: 0 K: 1 S: 6	H: 1 LOB: 1 BB: 0 P: 6	R: 0 E: 0 K: 0 S: 3	H: 0 LOB: 1 BB: 1 P: 7	R: 0 E: 0 K: 1 S: 6	H: 1 LOB: 1 BB: 0 P: 6	R: 0 E: 0 K: 2 S: 7	H: 0 LOB: 0 BB: 0 P: 7	R: 0 E: 0 K: 1 S: 5	H: 0 LOB: 0 BB: 0 P: 5		R: 0 E: 0 K: 0 S: 5	H: 2 LOB: 2 BB: 0 P: 5	R: 0 E: 0 K: 0 S: 4	H: 1 LOB: 1 BB: 0 P: 4	R: 0 E: 1 K: 1 S: 6	H: 1 LOB: 2 BB: 1 P: 10	R: 0 E: 0 K: 2 S: 7	H: 0 LOB: 0 BB: 0 P: 7	1B: 5 2B: 1 3B: 0 HR: 0	SF: 0 SAC: 0 DP: 0 HBP: 0	WP: 0 PB: 0 SB: 0 CS: 0
PITCHER Don Sutton, R (1, 1) ERA:	IP 9.0 WLS W BF 35 H 6 R 0 ER 0 SO 8 BB 2 IBB 0 HBP 0 BLK 0 WP 0 HR 0 S 49 P 57 ERA 0.00 WHIP 0.889											PITCHER	IP WLS BF H R ER SO BB IBB HBP BLK WP HR S P ERA WHIP									



Batter	1	2	3	4	5	6	7	8	9	AB	R	H	RBI	BB	SO	LOB
Davey Lopes, R OBP: 0.600, SLG: 0.500 (1, 4)	0-0 5-3		0-0 BLK S 1B	4-0 1B BB	0-3 K		0-0 G4-6-3 1B			4	1	2	0	1	1	2
Bill Buckner, L OBP: 0.400, SLG: 0.400 (1, 3)	0-3 K		0-0 L6	0-0 1B		0-0 HR 1B	0-0 G4-6-3			5	1	2	1	0	1	2
Jimmy Wynn, R OBP: 0.600, SLG: 1.200 (1, 8)	0-0 5-3		0-0 BB 1B 1B	0-0 P6		0-0 HR 1B	0-0 FC5-4 1B			5	2	3	3	0	0	2
Joe Ferguson, R OBP: 0.600, SLG: 0.333 (1, 2)		0-0 F3	0-0 BB 1B	4-0 BB		4-0 1B SF8 BB	0-0 FC5-4			3	2	1	0	2	0	1
Willie Crawford, L OBP: 0.800, SLG: 0.750 (1, 9)		0-0 S 1B	4-0 1B BB	0-0 F8		0-0 S 1B	0-0 FC6-4 1B			4	0	3	0	1	0	3
Ron Cey, R OBP: 0.400, SLG: 0.333 (1, 5)		4-0 BB	0-0 1B		0-3 K	0-0 SF8	0-0 FC6-4 SF7			3	1	1	3	1	1	1
Von Joshua, L (1, 7)		0-0 F7	0-0 G3		0-0 F8	0-3 K	0-0 SF7			4	0	0	1	0	1	5
Bill Russell, R OBP: 0.600, SLG: 0.500 (1, 6)		0-0 F2		0-0 SH1-4 1B	0-0 1B	4-0 FC6-4 IBB	0-0 F8			4	1	2	0	1	0	2
Don Sutton, R OBP: 0.333, SLG: 0.333 (1, 1)			0-0 F9	0-0 SH1-4	0-0 1B	0-0 FC6-4				3	0	1	0	0	0	2

Inning Stats	R: 0	H: 0	E: 0	K: 1	S: 5	R: 0	H: 1	E: 0	K: 0	S: 4	R: 3	H: 4	E: 0	K: 0	S: 7	R: 1	H: 2	E: 0	K: 0	S: 5	R: 0	H: 2	E: 0	K: 2	S: 9	R: 3	H: 3	E: 0	K: 1	S: 8	R: 0	H: 2	E: 0	K: 0	S: 4	R: 1	H: 1	E: 1	K: 0	S: 4	1B: 14	SF: 2	2B: 0	SAC: 1	3B: 0	DP: 1	HR: 1	HBP: 0	WP: 0	PA: 44
--------------	------	------	------	------	------	------	------	------	------	------	------	------	------	------	------	------	------	------	------	------	------	------	------	------	------	------	------	------	------	------	------	------	------	------	------	------	------	------	------	------	--------	-------	-------	--------	-------	-------	-------	--------	-------	--------

PITCHER	IP	WLS	BF	H	R	ER	SO	BB	IBB	HBP	BLK	WP	HR	S	P	ERA	WHIP
Bill Greif, R ERA: 10.8 (1, 1)	3.1	L	20	7	4	4	1	3	0	0	1	0	0	19	31	10.80	3.000
Mike Corkins, R ERA: 16.2 (4, 1)	1.2		12	5	3	3	2	2	0	0	0	0	1	14	22	16.20	4.200
Ralph Garcia, R ERA: (6, 1)	1.0		4	0	0	0	1	0	1	0	0	0	0	5	9	0.00	0.000
Joe McIntosh, R ERA: (7, 1)	2.0		8	3	1	0	0	0	0	0	0	0	0	8	8	0.00	1.500

BOTTOM

San Diego Padres @ Los Angeles Dodgers  
 Dodger Stadium, Los Angeles, CA

livebaseballscores.com

AB	35
R	8
H	15
RBI	8
BB	6
SO	4
LOB	20



Fri Apr 05 1974, 8:05 PM PDT  
 Att. 31,566 - Unknown

Batter	1	2	3	4	5	6	7	8	9	AB R H RBI BB SO LOB	TOP																			
<b>Bobby Tolan, L</b> (1, 9) OBP: 0.125, SLG: 0.125	0-3 <b>K</b>			0-0 <b>G3</b>		0-3 <b>K2-3</b>		0-0 <b>6-3</b>		4 0 0 0 0 2 0	<b>San Diego Padres @ Los Angeles Dodgers</b> <b>Dodger Stadium, Los Angeles, CA</b> Sat Apr 06 1974, 3:33 AM PDT Att. 14,284 - Unknown <a href="http://livebaseballscorecards.com">livebaseballscorecards.com</a>																			
<b>Glenn Beckert, R</b> (1, 4) OBP: 0.625, SLG: 0.571	0-0 <b>4-3</b>			0-0 <b>1B</b> <b>1B</b>		0-0 <b>1B</b>		4-0 <b>FC1-6</b> <b>BB</b>	3 0 2 0 1 0 0																					
<b>Dave Winfield, R</b> (1, 8) <b>Johnny Grubb, L</b> (3, 8) OBP: 0.429, SLG: 0.429	0-0 <b>5-3</b>			0-3 <b>K</b>		0-0 <b>1B</b>		0-0 <b>FC1-6</b> <b>1B</b>	1 0 0 0 0 0 0 3 0 1 0 0 1 2																					
<b>Willie McCovey, L</b> (1, 3) <b>Rich Troedson, L</b> (6, 1) <b>Derrel Thomas, S</b> (9, PH) OBP: 1.000, SLG: 1.000		0-3 <b>K</b>		0-0 <b>FC6-4</b> <b>1B</b>		0-0 <b>L5</b>		0-0 <b>G6-4-3</b> <b>1B</b>	3 0 1 0 0 1 2 0 0 0 0 0 0 0 1 0 1 0 0 0 0																					
<b>Nate Colbert, R</b> (1, 7) (6, 3)		0-0 <b>F8</b>		0-0 <b>FC6-4</b>		0-0 <b>5-3</b>		0-0 <b>G6-4-3</b>	4 0 0 0 0 0 4																					
<b>Fred Kendall, R</b> (1, 2) OBP: 0.429, SLG: 0.333		0-0 <b>1-3</b>		0-0 <b>G6-4-3</b> <b>1B</b>		0-0 <b>G1-6-3</b> <b>1B</b>			3 0 2 0 0 0 0																					
<b>Dave Hilton, R</b> (1, 5)			0-0 <b>F8</b>		0-0 <b>F3</b>		0-0 <b>G1-6-3</b>		3 0 0 0 0 0 2																					
<b>Enzo Hernandez, R</b> (1, 6) OBP: 0.167, SLG: 0.333			0-0 <b>1-3</b>		0-0 <b>G6-4-3</b>		0-0 <b>4-3</b>		3 0 0 0 0 0 1																					
<b>Randy Jones, R</b> (1, 1) <b>Ralph Garcia, R</b> (5, 1) <b>Bernie Williams, R</b> (6, PH) <b>Cito Gaston, R</b> (6, 7)			0-0 <b>4-3</b>		0-0 <b>4-3</b>		0-3 <b>K</b>		1 0 0 0 0 0 0 0 0 0 0 0 0 0 1 0 0 0 0 0 0 1 0 0 0 0 1 0																					
<b>Inning Stats</b>	R: 0 E: 0 K: 1 S: 5	H: 0 LOB: 0 BB: 0 P: 5	R: 0 E: 0 K: 1 S: 5	H: 0 LOB: 0 BB: 0 P: 5	R: 0 E: 0 K: 0 S: 3	H: 0 LOB: 0 BB: 0 P: 3	R: 0 E: 0 K: 1 S: 7	H: 2 LOB: 2 BB: 0 P: 7	R: 0 E: 0 K: 0 S: 3	H: 1 LOB: 0 BB: 0 P: 3		R: 0 E: 0 K: 1 S: 7	H: 2 LOB: 2 BB: 0 P: 7	R: 0 E: 0 K: 0 S: 5	H: 0 LOB: 0 BB: 0 P: 5	R: 0 E: 0 K: 0 S: 3	H: 1 LOB: 1 BB: 1 P: 7	1B: 7 2B: 0 3B: 0 HR: 0	SF: 0 SAC: 0 DP: 3 HBP: 0	WP: 0 PB: 0 SB: 0 CS: 0	PA: 32									
<b>PITCHER</b> <b>Tommy John, L</b> (1, 1) ERA:	IP 9.0	WLS W	BF 32	H 7	R 0	ER 0	SO 5	BB 1	IBB 0	HBP 0	BLK 0	WP 0	HR 0	S 41	P 45	ERA 0.00	WHIP 0.889													
											<b>PITCHER</b>	IP	WLS	BF	H	R	ER	SO	BB	IBB	HBP	BLK	WP	HR	S	P	ERA	WHIP		

Batter	1	2	3	4	5	6	7	8	9	AB	R	H	RBI	BB	SO	LOB
Davey Lopes, R OBP: 0.600, SLG: 0.625 (1, 4)	0-0 SF8 1B		4-0 3B BB		0-0 F4 2B		0-0 L7			4	3	2	0	1	0	4
Tom Paciorek, R OBP: 0.400, SLG: 0.800 (1, 7)	0-3 K 1-3		0-0 1B 3B		0-0 HR 1B	0-0 6-3		0-0 L9		5	2	2	2	0	1	1
Jimmy Wynn, R OBP: 0.500, SLG: 1.250 (1, 8)	0-0 SF8		4-0 1B BB		0-0 HR	0-0 P6		0-0 5-3		3	1	1	3	1	0	0
Von Joshua, L (9, 8)	3-H		0-0 K BB		4-0 1B BB	4-0 BB		0-0 F9		0	0	0	0	0	0	0
Joe Ferguson, R OBP: 0.600, SLG: 0.333 (1, 2)	0-3 K		0-0 1B		0-0 1B BB	0-0 BB		0-0 P2		3	1	1	1	2	1	0
Willie Crawford, L OBP: 0.667, SLG: 0.571 (1, 9)		4-0 BB	0-0 F6		0-0 1B 1B	0-0 1B		0-0 6-3		3	0	1	0	1	0	3
Ron Cey, R OBP: 0.333, SLG: 0.286 (1, 5)		0-0 G5-4-3 BB		0-0 E5 FC6-4	0-0 1B		0-0 6-3		4	0	1	1	0	0	1	
Steve Garvey, R OBP: 0.250, SLG: 0.500 (1, 3)		0-0 1-6-3		0-0 F9	0-0 4-3		0-0 1B 2B		4	1	1	0	0	0	3	
Bill Russell, R OBP: 0.444, SLG: 0.286 (1, 6)			0-0 F8	0-0 FC6-4	4-0 IBB		0-0 6-3		3	0	0	0	1	0	2	
Tommy John, R OBP: 0.250, SLG: 0.250 (1, 1)			0-0 6-3	0-3 K	0-3 K		0-0 1B		4	0	1	1	0	2	4	

Inning Stats	R: 1	H: 1	E: 0	K: 2	S: 8	LOB: 0	BB: 0	P: 8	R: 0	H: 0	E: 0	K: 0	S: 2	LOB: 0	BB: 1	P: 6	R: 2	H: 2	E: 0	K: 0	S: 5	LOB: 2	BB: 2	P: 13	R: 0	H: 0	E: 2	K: 1	S: 6	LOB: 1	BB: 0	P: 6	R: 4	H: 5	E: 0	K: 1	S: 10	LOB: 3	BB: 2	P: 18	R: 0	H: 0	E: 0	K: 0	S: 3	LOB: 1	BB: 1	P: 7	R: 1	H: 2	E: 0	K: 0	S: 5	LOB: 1	BB: 0	P: 5	R: 0	H: 0	E: 0	K: 0	S: 3	LOB: 0	BB: 0	P: 3
1B: 6	SF: 1	2B: 2	SAC: 0	3B: 1	DP: 1	HR: 1	HBP: 0	WP: 0	PA: 40																																																							

PITCHER	IP	WLS	BF	H	R	ER	SO	BB	IBB	HBP	BLK	WP	HR	S	P	ERA	WHIP
Randy Jones, L ERA: 13.5 (1, 1)	4.0	L	21	6	6	6	3	3	0	0	0	0	1	24	36	13.50	2.250
Ralph Garcia, R ERA: 4.5 (5, 1)	1.0		7	2	1	1	1	1	1	0	0	0	0	7	15	9.00	3.000
Rich Troedson, L ERA: 3.0 (6, 1)	3.0		12	2	1	1	0	1	0	0	0	0	0	11	15	3.00	1.000

BOTTOM

San Diego Padres @ Los Angeles Dodgers  
 Dodger Stadium, Los Angeles, CA  
 Sat Apr 06 1974, 3:33 AM PDT  
 Att. 14,284 - Unknown

livebaseballscorecards.com

AB	33
R	8
H	10
RBI	8
BB	6
SO	4
LOB	18



Batter	1	2	3	4	5	6	7	8	9	AB R H RBI BB SO LOB	TOP									
<b>Bobby Tolan, L</b> (1, 9) OBP: 0.250, SLG: 0.250	0-0 6-3		0-0 G3			0-0 1B		0-0 CS E 1B		4 1 2 0 0 0 0	<b>San Diego Padres @ Los Angeles Dodgers</b> Dodger Stadium, Los Angeles, CA Sun Apr 07 1974, 3:33 AM PDT Att: 23,632 - Unknown <a href="http://livebaseballscorecards.com">livebaseballscorecards.com</a>									
<b>Derrel Thomas, S</b> (1, 4) OBP: 0.200, SLG: 0.200	0-3 K		0-0 2-3			0-0 4-3		0-3 K		4 0 0 0 0 2 2										
<b>Matty Alou, L</b> (1, 7) OBP: 0.200, SLG: 0.400	0-0 2B		0-0 G3			0-0 F8		0-0 E4		4 0 1 0 0 0 2										
<b>Willie McCovey, L</b> (1, 3) OBP: 0.273, SLG: 0.200	0-0 4-3				0-0 4-3		0-0 2-H 1B	0-3 K		4 0 1 1 0 1 3										
<b>Johnny Grubb, L</b> (1, 8) OBP: 0.545, SLG: 0.500		0-0 G6-4-3 1B		0-0 L9-3 1B		0-0 L3		4-0 FC6-4 BB		3 0 2 0 1 0 1										
<b>Fred Kendall, R</b> (1, 2) OBP: 0.455, SLG: 0.700		0-0 G6-4-3 1B		0-0 L9-3			0-0 HR	0-0 FC6-4		4 1 2 1 0 0 2										
<b>Dave Hilton, R</b> (1, 5)		0-0 G6-4-3			0-0 F8		0-3 K	0-3 K		4 0 0 0 0 2 3										
<b>Enzo Hernandez, R</b> (1, 6) OBP: 0.200, SLG: 0.222		4-0 BB			0-3 K		0-3 K	0-0 4-3		3 0 0 0 1 2 1										
<b>Jim McAndrew, R</b> (1, 1)		0-0 6-3			0-0 4-3		0-3 K			1 0 0 0 0 0 2										
<b>Joe McIntosh, S</b> (3, 1)										1 0 0 0 0 0 0										
<b>Mike Corkins, R</b> (6, 1)										0 0 0 0 0 0 0										
<b>Cito Gaston, R</b> (7, PH)										1 0 0 0 0 1 0										
<b>Vicente Romo, R</b> (7, 1)										0 0 0 0 0 0 0										
<b>Inning Stats</b>	R: 0 E: 0 K: 1 S: 6	H: 1 LOB: 1 BB: 0 P: 6	R: 0 E: 0 K: 0 S: 4	H: 2 LOB: 2 BB: 1 P: 8	R: 0 E: 0 K: 0 S: 3	H: 0 LOB: 0 BB: 0 P: 3	R: 0 E: 0 K: 1 S: 5	H: 0 LOB: 0 BB: 0 P: 5	R: 1 E: 0 K: 3 S: 5	H: 2 LOB: 1 BB: 0 P: 5	R: 1 E: 0 K: 3 S: 10	H: 1 LOB: 0 BB: 0 P: 10	R: 0 E: 1 K: 2 S: 8	H: 1 LOB: 1 BB: 0 P: 8	R: 0 E: 0 K: 1 S: 5	H: 0 LOB: 1 BB: 1 P: 9	1B: 6 2B: 2 3B: 0 HR: 1	SF: 0 SAC: 0 DP: 2 HBP: 0	WP: 0 PB: 0 SB: 0 CS: 1	PA: 35
<b>PITCHER</b> <b>Andy Messersmith, R</b> (1, 1) ERA: 2.0	IP: 9.0 WLS: W BF: 35 H: 8 R: 2 ER: 2 SO: 8 BB: 2 IBB: 0 HBP: 0 BLK: 0 WP: 0 HR: 1 S: 49 P: 57 ERA: 2.00 WHIP: 1.111																			
<b>PITCHER</b>	IP	WLS	BF	H	R	ER	SO	BB	IBB	HBP	BLK	WP	HR	S	P	ERA	WHIP			



Batter	1	2	3	4	5	6	7	8	9
<b>Davey Lopes, R</b> OBP: 0.467, SLG: 0.417 (1, 4)	0-0 P3 BB	4-0 S BB	0-0 FC5-4 1-2f		0-0 F5		0-0 F7		
<b>Bill Buckner, L</b> OBP: 0.300, SLG: 0.222 (1, 7)	4-0 BB 1B 2B BB	0-3 K 1-2		0-0 P6		0-3 K		0-0 F8	
<b>Jimmy Wynn, R</b> OBP: 0.533, SLG: 1.308 (1, 8)	0-0 F7	0-0 F7		0-0 HR		0-0 BB 1B		0-0 2B	
<b>Joe Ferguson, R</b> OBP: 0.533, SLG: 0.300 (1, 2)	0-0 BB 2B 1B		0-3 K	4-0 CS BB		0-3 K		0-3 K	
<b>Willie Crawford, L</b> OBP: 0.571, SLG: 0.400 (1, 9)	4-0 2B E BB		0-0 L8	0-3 K 1-2		4-0 1B E BB		0-0 F7	
<b>Ron Cey, R</b> OBP: 0.538, SLG: 0.727 (1, 5)	0-0 E 2B		0-0 HR 1B		0-0 1B 2B	0-0 E4 1B			
<b>Steve Garvey, R</b> OBP: 0.250, SLG: 0.750 (1, 3)	0-0 E5 FC5-4		0-0 HR		0-3 K	0-0 F9			
<b>Bill Russell, R</b> OBP: 0.462, SLG: 0.364 (1, 6)	0-0 FC5-4 1-2f		0-0 1B 1B		0-0 1B		0-3 K		
<b>Andy Messersmith, R</b> OBP: 0.250, SLG: 0.250 (1, 1)		0-0 6-3	0-0 FC5-4 1B		0-0 P6		0-3 K		

Inning Stats	R: 3	H: 2	E: 1	LOB: 2	K: 0	BB: 2	S: 6	P: 14
	R: 0	H: 0	E: 0	LOB: 1	K: 1	BB: 1	S: 5	P: 9
	R: 2	H: 4	E: 0	LOB: 2	K: 1	BB: 0	S: 9	P: 9
	R: 1	H: 1	E: 0	LOB: 1	K: 1	BB: 1	S: 5	P: 9
	R: 1	H: 2	E: 0	LOB: 1	K: 1	BB: 0	S: 7	P: 7
	R: 2	H: 2	E: 1	LOB: 1	K: 2	BB: 1	S: 9	P: 13
	R: 0	H: 0	E: 0	LOB: 0	K: 2	BB: 0	S: 7	P: 7
	R: 0	H: 1	E: 0	LOB: 1	K: 1	BB: 0	S: 6	P: 6

PITCHER														PITCHER																			
IP	WLS	BF	H	R	ER	SO	BB	IBB	HBP	BLK	WP	HR	S	P	ERA	WHIP	IP	WLS	BF	H	R	ER	SO	BB	IBB	HBP	BLK	WP	HR	S	P	ERA	WHIP
2.2	L	18	6	5	4	2	3	0	0	0	0	1	19	31	13.50	3.375	2.1		10	3	2	2	2	1	0	0	0	1	13	17	7.71	1.714	
1.0		6	2	2	1	2	1	0	0	0	0	0	9	13	9.00	3.000	6.1		6	2	2	1	2	1	0	0	0	0	9	13	9.00	3.000	
2.0		7	1	0	0	3	0	0	0	0	0	0	13	13	0.00	0.500	7.1		7	1	0	0	3	0	0	0	0	0	13	13	0.00	0.500	

AB R H RBI BB SO LOB

4	0	0	0	1	0	3
4	1	0	0	1	2	1
5	2	3	1	0	0	2
4	1	1	0	1	3	2
3	2	0	0	2	1	2
4	2	4	3	0	0	0
4	1	1	2	0	1	3
4	0	2	1	0	1	2
4	0	1	0	0	1	1

1B: 7	SF: 0	WP: 0	PA: 41
2B: 4	SAC: 0	PB: 0	
3B: 0	DP: 1	SB: 1	
HR: 2	HBP: 0	CS: 1	

**San Diego Padres @ Los Angeles Dodgers**  
**Dodger Stadium, Los Angeles, CA**  
 Sun Apr 07 1974, 3:33 AM PDT  
 Att. 23,632 - Unknown

livebaseballscorecards.com

AB	36
R	9
H	12
RBI	7
BB	5
SO	9
LOB	16



Batter	1		2		3		4		5		6		7		8		9		AB	R	H	RBI	BB	SO	LOB	TOP	
<b>Greg Gross, L</b> OBP: 0.714, SLG: 0.714 (1, 9) (6, 7)	0-0 2B 1B	X	0-0 WP 1B 1B	X	0-3 K	②			0-3 K	②					0-0 SH1-3 1B 1B	X			5	3	3	0	0	2	2	<b>Houston Astros @ San Diego Padres</b> <b>San Diego Stadium, San Diego, CA</b> Tue Apr 09 1974, 10:05 PM EDT Att: 39,083 - Unknown	
<b>Roger Metzger, S</b> OBP: 0.353, SLG: 0.333 (1, 6)	0-0 F7	X	0-0 F7	X	4-0 BB	①			0-0 E4	X				0-0 SH1-3	X			3	0	0	0	1	0	3			
<b>Cesar Cedeno, R</b> OBP: 0.294, SLG: 0.471 (1, 8)	0-0 F8 2B	X	0-0 1B 1B	X	0-3 K	③			0-0 L7	X				0-0 E SF8 1B	X			5	3	3	4	0	1	3			
<b>Bob Watson, R</b> OBP: 0.235, SLG: 0.200 (1, 7) (6, 3)	0-0 F8	X	0-0 1B 1B	X				0-0 E5	X					0-0 F9	X			4	0	1	2	0	0	1			
<b>Lee May, R</b> OBP: 0.313, SLG: 0.214 <b>Bob Gallagher, L</b> OBP: 0.200, SLG: 0.200 (1, 3) (6, 9)	4-0 2B 1B BB	B	0-3 K	S	0-0 F2	①			0-0 5-3	X				0-0 1B	X			3	1	0	0	1	1	2			
<b>Doug Rader, R</b> OBP: 0.250, SLG: 0.500 (1, 5)	0-0 1B 2B	X	0-0 1B	X	0-0 L9	②			0-0 1-3	X				0-0 6-3	X			5	0	2	1	0	0	2			
<b>Johnny Edwards, L</b> OBP: 0.400, SLG: 0.500 (1, 2)	4-0 1B IBB	S	0-3 K	S	0-0 F7	③								0-0 5-3 B2-5 2B	X			4	0	1	0	1	1	3			
<b>Tommy Helms, R</b> OBP: 0.428, SLG: 0.571 <b>Larry Milbourne, S</b> (1, 4) (7, 4)	0-0 1B	X		X	0-0 6-3	①			0-0 SH5-4 E 1B	X				0-0 5-3	X			4	1	2	1	0	0	1			
<b>Larry Dierker, R</b> OBP: 0.667, SLG: 0.667 <b>Fred Scherman, L</b> (1, 1) (8, 1)		X	0-0 WP 1B 1B	X	0-0 BB 1B				0-0 SH5-4	X				0-0 B2-5	X			3	1	2	0	0	0	1			
<b>Inning Stats</b>	R: 3 E: 0 K: 0 S: 6	H: 4 LOB: 2 BB: 2 P: 14	R: 3 E: 0 K: 2 S: 12	H: 5 LOB: 2 BB: 0 P: 12	R: 0 E: 0 K: 2 S: 8	H: 1 LOB: 2 BB: 1 P: 12	R: 0 E: 1 K: 0 S: 4	H: 0 LOB: 1 BB: 0 P: 4	R: 1 E: 1 K: 1 S: 7	H: 1 LOB: 1 BB: 0 P: 7	R: 0 E: 0 K: 0 S: 3	H: 0 LOB: 0 BB: 0 P: 3	R: 0 E: 0 K: 0 S: 3	H: 1 LOB: 0 BB: 0 P: 3	R: 2 E: 1 K: 0 S: 6	H: 3 LOB: 1 BB: 0 P: 6	R: 0 E: 0 K: 1 S: 5	H: 0 LOB: 0 BB: 0 P: 5	1B: 12 2B: 4 3B: 0 HR: 0	SF: 1 SAC: 2 DP: 1 HBP: 0	WP: 1 PB: 0 SB: 1 CS: 0	PA: 45					
<b>PITCHER</b>	IP	WLS	BF	H	R	ER	SO	BB	IBB	HBP	BLK	WP	HR	S	P	ERA	WHIP										
<b>Steve Arlin, R</b> ERA: 45.0 (1, 1)	1.0	L	10	6	5	5	0	1	1	0	0	0	0	8	16	45.00	7.000										
<b>Ralph Garcia, R</b> ERA: 7.71 (2, 1)	0.1		3	2	1	1	0	0	0	0	0	1	0	3	3	27.00	6.000										
<b>Rich Troedson, L</b> ERA: 2.45 (2, 1)	0.2		3	1	0	0	2	0	0	0	0	0	0	7	7	0.00	1.500										
<b>Joe McIntosh, R</b> ERA: 2.84 (3, 1)	2.0		9	1	0	0	2	1	0	0	0	0	0	12	16	0.00	1.000										
<b>Jim McAndrew, R</b> ERA: 6.35 (5, 1)	3.0		11	2	1	0	1	0	0	0	0	0	0	13	13	0.00	0.667										
<b>PITCHER</b>	IP	WLS	BF	H	R	ER	SO	BB	IBB	HBP	BLK	WP	HR	S	P	ERA	WHIP										
<b>Mike Corkins, R</b> ERA: 12.27 (8, 1)	1.0		6	3	2	1	0	0	0	0	0	0	0	6	6	9.00	3.000										
<b>Vicente Romo, R</b> ERA: (9, 1)	1.0		3	0	0	0	1	0	0	0	0	0	0	5	5	0.00	0.000										





Batter	1	2	3	4	5	6	7	8	9	AB	R	H	RBI	BB	SO	LOB
<b>Bobby Tolan, L</b> (1, 9) OBP: 0.235, SLG: 0.188	0-0 4-3		4-0 1B SF4 BB	0-0 F2-4			0-0 F5		0-0 1-3	4	1	0	0	1	0	3
<b>Glenn Beckert, R</b> (1, 4) OBP: 0.615, SLG: 0.583	0-0 G4-3 1B		0-0 1-3 1B				0-0 F4		0-0 5-3	5	0	3	0	0	0	0
<b>Nate Colbert, R</b> (1, 7) OBP: 0.267, SLG: 0.214	0-0 G4-3 1-2f		0-0 SF4				0-3 K	4-0 E 1B BB	0-3 K	3	1	0	1	1	2	2
<b>Willie McCovey, L</b> (1, 3) OBP: 0.267, SLG: 0.214		0-0 3-1 WP E 1B	0-3 K				0-0 F7	0-3 K		4	1	1	0	0	2	3
<b>Johnny Grubb, L</b> (1, 8) OBP: 0.400, SLG: 0.357		0-0 3-1	0-0 F8				0-0 5-3	0-3 K		4	0	0	0	0	1	4
<b>Fred Kendall, R</b> (1, 2) OBP: 0.400, SLG: 0.571		0-0 FC1 PB 3-H		0-0 1-3 1B 1B			0-0 F8	0-0 E5 1B 2B		4	1	1	0	0	0	1
<b>Derrel Thomas, S</b> (1, 5) OBP: 0.444, SLG: 0.375		4-0 PB BB		0-0 1-3 1B			0-0 F8	0-0 1-2 2B 1B		3	1	2	1	1	0	0
<b>Enzo Hernandez, R</b> (1, 6) OBP: 0.154, SLG: 0.167		0-3 K		0-0 1-3			0-3 K	0-0 1-H 2-H 2B		3	0	0	0	0	2	4
<b>Cito Gaston, R</b> (8, PH) OBP: 0.333, SLG: 0.667		1-2 2-3 K		1-2 2-3 K						1	0	1	2	0	0	0
<b>Rich Morales, R</b> (9, 6)		0-3 K		4-0 F2-4 BB						0	0	0	0	0	0	0
<b>Steve Arlin, R</b> <b>Ralph Garcia, R</b> <b>Rich Troedson, L</b> <b>Dave Roberts, R</b> <b>Joe McIntosh, S</b> <b>Matty Alou, L</b> <b>Jim McAndrew, R</b> <b>Dave Hilton, R</b> <b>Mike Hopkins, R</b> <b>Bernie Williams, R</b> <b>Vicente Romo, R</b>		0-3 K								0	0	0	0	0	0	0

Inning Stats	R: 0	H: 1	E: 0	LOB: 0	K: 0	P: 3	R: 1	H: 1	E: 1	LOB: 2	K: 2	P: 3	R: 1	H: 1	E: 0	LOB: 1	K: 1	P: 10	R: 0	H: 2	E: 0	LOB: 2	K: 0	P: 8	R: 0	H: 0	E: 0	LOB: 0	K: 1	P: 5	R: 0	H: 0	E: 0	LOB: 0	K: 0	P: 3	R: 3	H: 2	E: 1	LOB: 1	K: 2	P: 14	R: 0	H: 0	E: 0	LOB: 0	K: 1	P: 5	1B: 7	SF: 1	2B: 2	SAC: 0	3B: 0	DP: 2	HR: 0	HBP: 0	WP: 1	PA: 39
<b>PITCHER</b>	IP	WLS	BF	H	R	ER	SO	BB	IBB	HBP	BLK	WP	HR	S	P	ERA	WHIP																																									
<b>Larry Dierker, R</b> (1, 1) ERA: 1.29	7.0	W	29	6	2	1	5	3	0	0	0	1	0	36	48	1.29	1.286																																									
<b>Fred Scherman, L</b> (8, 1) ERA:	2.0		10	2	3	0	3	1	0	0	0	0	0	15	19	0.00	1.500																																									

**BOTTOM**

**Houston Astros @ San Diego Padres**

San Diego Stadium, San Diego, CA

Tue Apr 09 1974, 10:05 PM EDT

Att. 39,083 - Unknown

livebaseballscorecards.com

<b>AB</b>	<b>34</b>
<b>R</b>	<b>5</b>
<b>H</b>	<b>8</b>
<b>RBI</b>	<b>4</b>
<b>BB</b>	<b>4</b>
<b>SO</b>	<b>8</b>
<b>LOB</b>	<b>20</b>



Batter	1	2	3	4	5	6	7	8	9	AB R H RBI BB SO LOB	TOP											
Greg Gross, L OBP: 0.579, SLG: 0.579 (1, 9) (6, 7)	0-0 6-3		0-0 6-3				0-0 1-3			5 0 1 0 0 0 1												
Roger Metzger, S OBP: 0.364, SLG: 0.316 (1, 6)	0-0 F7			0-0 4-3	0-0 1B E 1B	4-0 1B BB	0-3 K			4 2 1 0 1 1 0												
Cesar Cedeno, R OBP: 0.409, SLG: 0.667 (1, 8)	1-0 S HBP			0-0 HR	0-0 E 1B 1B	0-0 F6		0-0 G5-4-3 1B		4 2 3 1 0 0 1												
Bob Watson, R OBP: 0.227, SLG: 0.200 (1, 7) (6, 3)	0-0 6-3			0-0 1B 1B 1B	0-0 E4 BB 1B 2B	0-3 K		0-0 G5-4-3 1-2f		5 2 1 1 0 1 4 0 0 0 0 0 0 0												
Denis Menke, R (8, 3)	1-2			0-0 1B 1B	0-0 3-H 2B 1B	0-0 BB 1B		0-0 BB		4 1 3 1 1 0 0												
Milt May, L OBP: 0.294, SLG: 0.250 (1, 2)		0-0 F5		0-0 1B 1B 1B	0-0 1-2 2B 1B	0-0 BB 1B		4-0 BB		4 0 2 1 0 1 2 1 0 0 0 0 1 1												
Lee May, R OBP: 0.350, SLG: 0.278 (1, 3) Bob Gallagher, L OBP: 0.167, SLG: 0.167 (6, PR) (6, 9)		0-3 K		0-0 1B 1B	0-0 F7	0-0 BB 1B		0-3 K														
Doug Rader, R OBP: 0.333, SLG: 0.474 (1, 5)		0-0 6-3		0-0 1B	4-0 2B BB	4-0 FC6-4 BB		0-3 K		3 1 1 1 2 1 0												
Tommy Helms, R OBP: 0.444, SLG: 0.588 (1, 4) Larry Milbourne, S (6, 4)			0-0 5-3	4-0 IBB	0-0 1-3 2-H 3-H 2B 2B	0-0 FC6-4		0-3 K		3 1 1 2 1 0 3 1 0 0 0 0 1 0												
Dave Roberts, L OBP: 0.167, SLG: 0.333 (1, 1)			0-0 6-3	0-0 F8	0-0 2B		0-3 K		0-0 F3	5 0 1 2 0 1 3												
<b>Inning Stats</b>	R: 0 E: 0 K: 0 S: 3	H: 0 LOB: 1 BB: 0 P: 4	R: 0 E: 0 K: 1 S: 5	H: 0 LOB: 0 BB: 0 P: 5	R: 0 E: 0 K: 0 S: 3	H: 0 LOB: 0 BB: 0 P: 3	R: 2 E: 0 K: 0 S: 7	H: 5 LOB: 3 BB: 1 P: 11	R: 6 E: 1 K: 0 S: 9	H: 6 LOB: 1 BB: 1 P: 13	R: 1 E: 0 K: 1 S: 7	H: 2 LOB: 3 BB: 2 P: 15	R: 0 E: 0 K: 2 S: 7	H: 0 LOB: 0 BB: 0 P: 7	R: 0 E: 0 K: 1 S: 5	H: 1 LOB: 1 BB: 1 P: 9	R: 0 E: 0 K: 2 S: 7	H: 0 LOB: 0 BB: 0 P: 7	1B: 11 2B: 2 3B: 0 HR: 1	SF: 0 SAC: 0 DP: 1 HBP: 1	WP: 0 PB: 0 SB: 1 CS: 0	PA: 45
<b>PITCHER</b>	IP WLS BF H R ER SO BB IBB HBP BLK WP HR S P ERA WHIP												<b>PITCHER</b>	IP WLS BF H R ER SO BB IBB HBP BLK WP HR S P ERA WHIP								
Bill Greif, R ERA: 8.22 (1, 1)	4.1 L 22 8 5 5 1 0 1 1 0 0 0 1 22 27 10.38 1.846																					
Rich Troedson, L ERA: 9.0 (5, 1)	1.1 10 4 4 2 1 2 0 0 0 0 0 0 10 18 13.50 4.500																					
Ralph Garcia, R ERA: 4.91 (6, 1)	1.1 6 1 0 0 2 1 0 0 0 0 0 0 9 13 0.00 1.500																					
Mike Corkins, R ERA: 7.94 (8, 1)	2.0 7 1 0 0 3 1 0 0 0 0 0 0 12 16 0.00 1.000																					

Houston Astros @ San Diego Padres  
San Diego Stadium, San Diego, CA  
Wed Apr 10 1974, 10:05 PM EDT  
Att. 7,882 - Unknown

livebaseballscorecards.com

AB	39
R	9
H	14
RBI	9
BB	5
SO	7
LOB	15



Batter	1	2	3	4	5	6	7	8	9	AB	R	H	RBI	BB	SO	LOB					
Derrel Thomas, S OBP: 0.462, SLG: 0.583 (1, 5)	0-0 5-3 1B		0-0 6-3 3B		0-0 1-3		0-0 4-3			4	1	2	0	0	0	0					
Glenn Beckert, R OBP: 0.529, SLG: 0.500 (1, 4)	0-0 5-3 1-2		0-0 6-3		0-0 1B			0-0 F7		4	0	1	1	0	0	1					
Nate Colbert, R (1, 7)	0-0 5-3		0-0 F3		0-0 L4			0-0 F4		4	0	0	0	0	0	2					
Willie McCovey, L OBP: 0.316, SLG: 0.294 (1, 3)	4-0 BB		0-0 2B		0-0 F3			0-0 F3		3	0	1	0	1	0	1					
Cito Gaston, R OBP: 0.143, SLG: 0.286 (1, 9)	0-0 1-3		0-0 L9			0-0 4-3			0-0 6-3	4	0	0	0	0	0	3					
Fred Kendall, R OBP: 0.316, SLG: 0.444 (1, 2)		0-0 4-3		0-3 K		0-0 5-3			0-0 F3	4	0	0	0	0	1	0					
Bernie Williams, R OBP: 0.250, SLG: 0.250 (1, 8)		0-3 K		0-0		0-3 K			0-0 FC6-4 1B	2	0	1	0	0	1	0					
Johnny Grubb, L OBP: 0.412, SLG: 0.375 (6, 8)		0-3 K		0-0 1B		0-3 K			0-0 FC6-4 1B	2	0	1	0	0	1	0					
Enzo Hernandez, R OBP: 0.188, SLG: 0.333 Dave Hilton, R (9, PH)		0-0 3B		0-0 F8			0-0 F6		0-0 FC6-4 1-2f	3	0	1	0	0	0	1					
Bill Greif, R (1, 1)		0-0 L4		0-0 4-3			0-0 F9			1	0	0	0	0	0	0					
Rich Troedson, L (5, 1)										0	0	0	0	0	0	0					
Ralph Garcia, R (6, 1)										0	0	0	0	0	0	0					
Dave Roberts, R (7, PH)										1	0	0	0	0	0	0					
Mike Corkins, R (8, 1)										0	0	0	0	0	0	0					
<b>Inning Stats</b>	R: 0 E: 0 K: 0 S: 4	H: 1 LOB: 2 BB: 1 P: 8	R: 0 E: 0 K: 1 S: 6	H: 1 LOB: 1 BB: 0 P: 6	R: 1 E: 0 K: 0 S: 5	H: 2 LOB: 1 BB: 0 P: 5	R: 0 E: 0 K: 1 S: 6	H: 1 LOB: 1 BB: 0 P: 6	R: 0 E: 0 K: 0 S: 5	H: 0 LOB: 0 BB: 0 P: 5	R: 0 E: 0 K: 0 S: 3	H: 0 LOB: 0 BB: 0 P: 3	R: 0 E: 0 K: 0 S: 3	H: 0 LOB: 0 BB: 0 P: 3	R: 0 E: 0 K: 0 S: 4	H: 1 LOB: 1 BB: 0 P: 4	1B: 4 2B: 1 3B: 2 HR: 0	SF: 0 SAC: 0 DP: 0 HBP: 0	WP: 0 PB: 0 SB: 0 CS: 0	PA: 35	
<b>PITCHER</b> Dave Roberts, L ERA: 3.86 (1, 1)	IP 9.0	WLS W	BF 35	H 7	R 1	ER 1	SO 3	BB 1	IBB 0	HBP 0	BLK 0	WP 0	HR 0	S 40	P 44	ERA 1.00	WHIP 0.889				
<b>PITCHER</b>	IP	WLS	BF	H	R	ER	SO	BB	IBB	HBP	BLK	WP	HR	S	P	ERA	WHIP				

**BOTTOM**

**Houston Astros @ San Diego Padres**  
**San Diego Stadium, San Diego, CA**  
 Wed Apr 10 1974, 10:05 PM EDT  
 Att. 7,882 - Unknown

livebaseballscorecards.com

<b>AB</b>	<b>34</b>
<b>R</b>	<b>1</b>
<b>H</b>	<b>7</b>
<b>RBI</b>	<b>1</b>
<b>BB</b>	<b>1</b>
<b>SO</b>	<b>3</b>
<b>LOB</b>	<b>11</b>



Batter	1	2	3	4	5	6	7	8	9	AB	R	H	RBI	BB	SO	LOB	TOP																																		
Larry Milbourne, S OBP: 0.143, SLG: 0.143 (1, 4)	0-0 6-3	0-3 K	0-0 1B		0-0 G1-4-3		0-0 6-3			5	0	1	1	0	1	4																																			
Roger Metzger, S OBP: 0.407, SLG: 0.348 (1, 6)	0-0 1B	4-0 2B 2B BB	0-3 K			0-0 FC6-4 1B 1B		0-0 4-3		4	2	2	0	1	1	1																																			
Cesar Cedeno, R OBP: 0.407, SLG: 0.654 (1, 8)	0-0 F8	0-0 2B 2B		0-0 6-3		0-0 L8		0-0 1-3 1B		5	1	2	2	0	0	2																																			
Bob Watson, R OBP: 0.296, SLG: 0.440 (1, 7) (6, 3)	0-0 6-3	0-0 2B		0-0 HR		0-0 FC6-4 1B		0-0 1-3		5	1	3	3	0	0	2																																			
Lee May, R OBP: 0.417, SLG: 0.263 Bob Gallagher, L OBP: 0.143, SLG: 0.143 (1, 3) (6, PR) (6, 7)		0-0 2B BB		4-0 G6-4-3 BB		0-0 FC6-4 1B		0-0 4-3		1	1	0	0	3	0	2																																			
Doug Rader, R OBP: 0.320, SLG: 0.435 Denis Menke, R (1, 5) (7, 5)		0-0 K		0-0 G6-4-3		0-0 FC6-4 1B		0-0 6-3		4	0	1	1	0	1	4																																			
Ollie Brown, R OBP: 0.222, SLG: 0.222 (1, 9)		0-0 2B 1B 1B	0-0 5-3 1B 1B		0-0 F6	0-0 FC6-4		0-0 F5		5	2	2	0	0	0	2																																			
Milt May, L OBP: 0.350, SLG: 0.368 Johnny Edwards, L OBP: 0.286, SLG: 0.333 (1, 2) (6, 2)		0-0 BB 2B 2B	0-0 5-3		0-0 HBP 1B		0-0 1-3		0-0 5-3	3	1	2	1	0	0	1																																			
Tom Griffin, R OBP: 0.400, SLG: 0.250 Jerry Johnson, R Fred Scherman, L (1, 1) (8, 1) (9, 1)		0-0 BB 2B 1B	0-0 6-3		1-0 G1-4-3 HBP		0-0 F8			3	1	1	1	0	0	1																																			
Inning Stats	R: 0 E: 0 K: 0 S: 4	H: 1 LOB: 1 BB: 0 P: 4	R: 6 E: 0 K: 2 S: 12	H: 5 LOB: 2 BB: 3 P: 24	R: 1 E: 0 K: 1 S: 7	H: 2 LOB: 1 BB: 0 P: 7	R: 1 E: 0 K: 2 S: 3	H: 1 LOB: 0 BB: 1 P: 7	R: 0 E: 0 K: 0 S: 3	H: 1 LOB: 1 BB: 0 P: 4	R: 1 E: 0 K: 0 S: 6	H: 3 LOB: 2 BB: 0 P: 6	R: 0 E: 0 K: 0 S: 3	H: 0 LOB: 0 BB: 0 P: 3	R: 0 E: 0 K: 0 S: 4	H: 1 LOB: 1 BB: 0 P: 4	R: 0 E: 0 K: 0 S: 3	H: 0 LOB: 0 BB: 0 P: 3	1B: 10 2B: 3 3B: 0 HR: 1	SF: 0 SAC: 0 DP: 2 HBP: 1	WP: 0 PB: 0 SB: 0 CS: 0	PA: 44																													
PITCHER	IP	WLS	BF	H	R	ER	SO	BB	IBB	HBP	BLK	WP	HR	S	P	ERA	WHIP	PITCHER										IP	WLS	BF	H	R	ER	SO	BB	IBB	HBP	BLK	WP	HR	S	P	ERA	WHIP							
Randy Jones, L ERA: 19.06 (1, 1)	1.2	L	13	6	6	6	2	2	0	0	0	0	0	15	23	32.40	4.800																																		
Joe McIntosh, R ERA: 3.72 (2, 1)	3.1		15	4	2	2	1	2	0	1	0	0	1	14	23	5.40	1.800																																		
Ralph Garcia, R ERA: 4.76 (6, 1)	2.0		9	3	1	1	0	0	0	0	0	0	0	9	9	4.50	1.500																																		
Vicente Romo, R ERA: (8, 1)	1.0		4	1	0	0	0	0	0	0	0	0	0	4	4	0.00	1.000																																		
Rich Troedson, L ERA: 7.5 (9, 1)	1.0		3	0	0	0	0	0	0	0	0	0	0	3	3	0.00	0.000																																		

Houston Astros @ San Diego Padres  
San Diego Stadium, San Diego, CA  
Thu Apr 11 1974, 10:05 PM EDT  
Att. 6,618 - Unknown

livebaseballscorecards.com

AB	39
R	9
H	14
RBI	9
BB	4
SO	3
LOB	20



BOTTOM

Houston Astros @ San Diego Padres  
San Diego Stadium, San Diego, CA

Thu Apr 11 1974, 10:05 PM EDT  
Att. 6,618 - Unknown

livebaseballscorecards.com

AB	34
R	1
H	8
RBI	1
BB	4
SO	2
LOB	18



WP:	0	PA:	39
PB:	0	SB:	0
CS:	0		

AB R H RBI BB SO LOB

4	0	1	1	0	0	1
5	0	2	0	0	0	1
4	0	0	0	1	0	4
4	0	0	0	0	1	2
4	0	3	0	0	0	0
4	0	1	0	0	1	2
3	0	0	0	1	0	3
3	1	1	0	0	0	1
0	0	0	0	1	0	0
0	0	0	0	0	0	0
0	0	0	0	0	0	0
0	0	0	0	1	0	0
0	0	0	0	0	0	0
0	0	0	0	0	0	0
1	0	0	0	0	0	3
0	0	0	0	0	0	0

1B:	8	SF:	1
2B:	0	SAC:	0
3B:	0	DP:	1
HR:	0	HBP:	0

Batter	1	2	3	4	5	6	7	8	9
Bobby Tolan, L OBP: 0.227, SLG: 0.200 (1, 9)	0-0 G3 1B		0-0 F7		0-0 SF8		0-0 F8		0-0 G3
Matty Alou, L OBP: 0.364, SLG: 0.400 (1, 7)	0-0 G3 1-2		0-0 4-3		0-0 FC4-6 1B		0-0 1-2 1B		0-0 G3
Johnny Grubb, L OBP: 0.364, SLG: 0.300 (1, 8)	4-0 G6-4-3 BB			0-0 G3	0-0 FC4-6 1-2f		0-0 G3		0-0 2-3
Nate Colbert, R (1, 3)	0-0 G6-4-3 1-2f			0-0 F3		0-0 F7		0-3 K	
Fred Kendall, R OBP: 0.391, SLG: 0.500 (1, 2)		0-0 F5		0-0 1B		0-0 1B		0-0 G3 1B 1B	
Dave Roberts, R OBP: 0.167, SLG: 0.167 (1, 5)		0-3 K		0-0 1-3		0-0 F4		0-0 1-2 G3 1B	
Derrel Thomas, S OBP: 0.412, SLG: 0.467 (1, 4)		4-0 BB			0-0 F7	0-0 1-3		0-0 G3 1-2 2-3	
Enzo Hernandez, R OBP: 0.211, SLG: 0.333 Willie McCovey, L OBP: 0.350, SLG: 0.294 Rich Morales, R (8, PR) (9, 6)		0-0 F9			0-0 E FC1 SF8 1B		0-0 3-1	4-0 BB	
Randy Jones, R Joe McIntosh, S Glenn Beckert, R Earl Galt, R Ralph Garcia, R Clito Gaston, R Vicente Romo, R Dave Hilton, R Rich Troadson, L			0-0 G3		0-0 FC1 1B 1-3		4-0 BB 1B BB	0-0 F9	

Inning Stats	R: 0	H: 1	E: 0	K: 3	S: 3	R: 0	H: 0	E: 0	K: 1	S: 5	R: 0	H: 0	E: 0	K: 0	S: 3	R: 0	H: 1	E: 0	K: 0	S: 4	R: 1	H: 2	E: 1	K: 0	S: 6	R: 0	H: 1	E: 0	K: 0	S: 4	R: 0	H: 1	E: 0	K: 0	S: 4	R: 0	H: 2	E: 0	K: 1	S: 7	R: 0	H: 0	E: 0	K: 0	S: 3
	LOB: 1	BB: 1	P: 7	LOB: 1	BB: 1	P: 9	LOB: 0	BB: 0	P: 3	LOB: 1	BB: 0	P: 4	LOB: 2	BB: 0	P: 6	LOB: 1	BB: 0	P: 4	LOB: 2	BB: 1	P: 8	LOB: 3	BB: 1	P: 11	LOB: 0	BB: 0	P: 3	LOB: 0	BB: 0	P: 3	LOB: 0	BB: 0	P: 3	LOB: 0	BB: 0	P: 3									

PITCHER	IP	WLS	BF	H	R	ER	SO	BB	IBB	HBP	BLK	WP	HR	S	P	ERA	WHIP
Tom Griffin, R ERA: 2.08 (1, 1)	7.0		30	6	1	0	1	3	0	0	0	0	0	29	41	0.00	1.286
Jerry Johnson, R ERA: (8, 1)	1.0		6	2	0	0	1	1	0	0	0	0	0	7	11	0.00	3.000
Fred Scherman, L ERA: (9, 1)	1.0		3	0	0	0	0	0	0	0	0	0	0	3	3	0.00	0.000

Batter	1	2	3	4	5	6	7	8	9	AB R H RBI BB SO LOB	TOP											
<b>Bobby Bonds, R</b> (1, 9) OBP: 0.367, SLG: 0.444	0-0 F5		4-0 BB		0-0 SH2-3 1B		0-3 K		0-0 4-3	4 0 1 0 1 1 0	<b>San Francisco Giants @ San Diego Padres</b> San Diego Stadium, San Diego, CA Fri Apr 12 1974, 10:05 PM EDT Att: 11,870 - Unknown <a href="http://livebaseballscorecards.com">livebaseballscorecards.com</a>											
<b>Chris Speier, R</b> (1, 6) OBP: 0.333, SLG: 0.273	0-0 L9		0-0 F4		0-0 SH2-3 1-2		0-0 L9		0-0 F9	4 0 0 0 0 0 1												
<b>Garry Maddox, R</b> (1, 8) OBP: 0.333, SLG: 0.567	0-0 F9		0-0 1-3		0-0 F8		0-0 1B		0-0 F9	5 0 1 0 0 0 2												
<b>Gary Matthews, R</b> (1, 7) OBP: 0.321, SLG: 0.320		0-0 6-3		0-0 5-3		0-0 F3		0-0 F8		4 0 0 0 0 0 2												
<b>Steve Ontiveros, S</b> (1, 3) OBP: 0.357, SLG: 0.391		0-0 2B 3-1 1B		4-0 1B E BB		0-0 F6		4-0 BB BB		2 2 1 0 2 0 0												
<b>Dave Kingman, R</b> (1, 5) OBP: 0.429, SLG: 0.667		0-0 3-1 1-3 2B		0-3 K		0-0 F8		0-3 K		4 0 1 0 0 2 2												
<b>Mike Phillips, L</b> (1, 4) OBP: 0.364, SLG: 0.381		0-0 3-1 2-3 3-H		0-0 E 1-3 1B		0-0 BB 1B		0-0 F2		4 0 2 1 0 0 2												
<b>Ken Rudolph, R</b> (1, 2) OBP: 0.250, SLG: 0.100		0-0 L6		0-0 E5 FC6-4		4-0 BB 1-2 BB		4-0 BB 1-2 BB		2 0 0 0 1 0 2												
<b>Ed Goodson, L</b> (8, PH)										0 0 0 0 1 0 0												
<b>Jim Howarth, L</b> (8, PR)										0 0 0 0 0 0 0												
<b>John Boccabella, R</b> (8, 2)										0 0 0 0 0 0 0												
<b>Jim Willoughby, R</b> (1, 1) OBP: 0.200, SLG: 0.400			0-0 5-3		0-0 FC6-4 1-2f		0-3 K		0-0 L7	3 0 0 0 0 1 4												
<b>Jim Barr, R</b> (7, 1)										0 0 0 0 0 0 0												
<b>Gary Thomasson, L</b> (8, PH)										1 0 0 0 0 0 2												
<b>Charlie Williams, R</b> (8, 1)										0 0 0 0 0 0 0												
<b>Inning Stats</b>	R: 0 E: 0 K: 0 S: 3	H: 0 LOB: 0 BB: 0 P: 3	R: 1 E: 0 K: 0 S: 5	H: 2 LOB: 1 BB: 0 P: 5	R: 0 E: 0 K: 0 S: 3	H: 0 LOB: 1 BB: 1 P: 7	R: 1 E: 1 K: 1 S: 7	H: 1 LOB: 2 BB: 1 P: 11	R: 0 E: 0 K: 1 S: 4	H: 1 LOB: 1 BB: 0 P: 4	R: 0 E: 0 K: 1 S: 6	H: 1 LOB: 2 BB: 1 P: 10	R: 0 E: 0 K: 1 S: 6	H: 1 LOB: 1 BB: 0 P: 6	R: 0 E: 0 K: 1 S: 5	H: 0 LOB: 2 BB: 2 P: 13	R: 0 E: 0 K: 0 S: 3	H: 0 LOB: 0 BB: 0 P: 3	1B: 5 2B: 1 3B: 0 HR: 0	SF: 0 SAC: 1 DP: 0 HBP: 0	WP: 0 PB: 0 SB: 0 CS: 0	PA: 39
<b>PITCHER</b>	IP WLS BF H R ER SO BB IBB HBP BLK WP HR S P ERA WHIP																					
<b>Steve Arlin, R</b> (1, 1) ERA: 6.75	7.0 W 32 6 2 1 3 4 0 0 0 0 0 0 34 50 1.29 1.429																					
<b>Vicente Romo, R</b> (8, 1) ERA:	2.0 S 7 0 0 0 1 1 0 0 0 0 0 0 8 12 0.00 0.500																					



Batter	1	2	3	4	5	6	7	8	9	AB	R	H	RBI	BB	SO	LOB
<b>Bobby Tolan, L</b> OBP: 0.231, SLG: 0.208 (1, 9)	0-0 F8 ①		0-0 4-3 ③		0-0 CS 1B 2-H 3-H			0-3 K ①		4	0	1	2	0	1	0
<b>Derrel Thomas, S</b> OBP: 0.333, SLG: 0.368 (1, 4)	0-0 4-3 ②			0-0 3-1 ①	0-0 CS ③	0-0 F9 ①		0-0 4-3 ②		4	0	0	0	0	0	0
<b>Matty Alou, L</b> OBP: 0.267, SLG: 0.286 (1, 7)	0-0 F9 ③			0-0 F9 ②		0-0 G3 ②		0-0 1-3 ③		4	0	0	0	0	0	0
<b>Willie McCovey, L</b> OBP: 0.348, SLG: 0.350 <b>Nate Colbert, R</b> (8, 3)		0-0 4-3 ①		0-0 2B ③		0-0 F7 ③				3	0	1	0	0	0	0
<b>Johnny Grubb, L</b> OBP: 0.360, SLG: 0.304 (1, 8)		0-0 4-3 ②		0-0 G3 ③			0-0 SH2-4 1B ①			3	1	1	0	0	0	1
<b>Fred Kendall, R</b> OBP: 0.440, SLG: 0.542 (1, 2)		0-0 1B ③			0-0 SH1-4 1B 1B		0-0 SH2-4 1-2			2	1	2	0	0	0	0
<b>Dave Roberts, R</b> OBP: 0.333, SLG: 0.333 (1, 5)		0-0 F8 ③			0-0 SH1-4 1B 1B		0-0 FC4-6 1B 2-H			3	1	2	1	0	0	1
<b>Enzo Hernandez, R</b> OBP: 0.190, SLG: 0.300 (1, 6)			0-0 6-3 ①		0-0 SH1-4 1-2 2-3		0-0 FC4-6 1-2f			2	0	0	0	0	0	1
<b>Steve Arlin, R</b> <b>Vicente Romo, R</b> (8, 1)			0-0 5-3 ②		0-3 K ②		0-0 B5-3 ③			3	0	0	0	0	1	3
										0	0	0	0	0	0	0

Inning Stats	R: 0	H: 0	E: 0	K: 0	S: 3	R: 0	H: 1	E: 0	K: 0	S: 4	R: 0	H: 0	E: 0	K: 0	S: 3	R: 0	H: 1	E: 0	K: 0	S: 4	R: 2	H: 3	E: 0	K: 1	S: 7	R: 0	H: 0	E: 0	K: 0	S: 3	R: 1	H: 2	E: 0	K: 0	S: 5	R: 0	H: 0	E: 0	K: 1	S: 5		
	LOB: 0	BB: 0	P: 3	LOB: 1	BB: 0	P: 4	LOB: 0	BB: 0	P: 3	LOB: 1	BB: 0	P: 4	LOB: 0	BB: 0	P: 7	LOB: 0	BB: 0	P: 3	LOB: 1	BB: 0	P: 5	LOB: 0	BB: 0	P: 5	LOB: 0	BB: 0	P: 5	LOB: 0	BB: 0	P: 5	SF: 0	SAC: 2	DP: 0	HBP: 0	1B: 6	SF: 0	SAC: 2	DP: 0	HBP: 0	2B: 1	3B: 0	HR: 0


PITCHER	IP	WLS	BF	H	R	ER	SO	BB	IBB	HBP	BLK	WP	HR	S	P	ERA	WHIP
<b>Jim Willoughby, R</b> ERA: 5.56 (1, 1)	6.1	L	25	7	3	3	1	0	0	0	0	0	0	27	27	4.26	1.105
<b>Jim Barr, R</b> ERA: (7, 1)	0.2		2	0	0	0	0	0	0	0	0	0	0	2	2	0.00	0.000
<b>Charlie Williams, R</b> ERA: (8, 1)	1.0		3	0	0	0	1	0	0	0	0	0	0	5	5	0.00	0.000

**BOTTOM**

**San Francisco Giants @ San Diego Padres**  
San Diego Stadium, San Diego, CA

Fri Apr 12 1974, 10:05 PM EDT  
Att. 11,870 - Unknown

<b>AB</b>	<b>28</b>
<b>R</b>	<b>3</b>
<b>H</b>	<b>7</b>
<b>RBI</b>	<b>3</b>
<b>BB</b>	<b>0</b>
<b>SO</b>	<b>2</b>
<b>LOB</b>	<b>6</b>



WP	PA	ERA	WHIP
0	31		

Batter	1	2	3	4	5	6	7	8	9	AB R H RBI BB SO LOB	TOP											
<b>Bobby Bonds, R</b> (1, 9) OBP: 0.400, SLG: 0.548	0-0 4-3 3B	0-0 F8		4-0 G4-6-3 BB		0-0 F3			0-0 SH5-4 2B	4 1 2 0 1 0 2												
<b>Chris Speier, R</b> (1, 6) OBP: 0.290, SLG: 0.231	0-0 4-3		0-0 F3	0-0 G4-6-3			0-0 5-3		0-0 SH5-4	4 0 0 1 0 0 3												
<b>Garry Maddox, R</b> (1, 8) OBP: 0.314, SLG: 0.514	0-0 F3		0-0 BLK 1B		0-0 F5		0-0 6-3		0-3 K	5 0 1 0 0 1 1												
<b>Gary Matthews, R</b> (1, 7) OBP: 0.273, SLG: 0.267	0-0 4-3		0-0 F8		0-0 F8		0-0 F8		0-3 K	5 0 0 0 0 1 2												
<b>Steve Ontiveros, S</b> (1, 3) OBP: 0.406, SLG: 0.400		0-0 1B E 1B	4-0 BB		4-0 BB			0-0 3-1		2 1 1 0 2 0 0												
<b>Dave Kingman, R</b> (1, 5) OBP: 0.406, SLG: 0.607		0-0 E SF8 1B	0-3 K		0-3 K			0-0 F5		4 1 1 0 0 2 3												
<b>Mike Phillips, L</b> (1, 4) OBP: 0.462, SLG: 0.458		0-0 E2 1B		4-0 BB FC BB		0-0 4-3 SH1-4 1B		0-0 1B		3 0 3 0 1 0 0												
<b>Ken Rudolph, R</b> (1, 2) OBP: 0.259, SLG: 0.130		0-0 F3		0-0 FC BB		0-0 SH1-4		0-0 1B		3 0 1 0 0 0 3												
<b>John D'Acquisto, R</b> (1, 1) OBP: 0.250, SLG: 0.333		0-0 SF8		0-0 F2		0-0 4-3		0-0 G3		1 0 0 1 0 0 2												
<b>Gary Thomasson, L</b> (6, PH)										1 0 0 0 0 0 1												
<b>Jim Barr, R</b> (6, 1)										0 0 0 0 0 0 0												
<b>Ed Goodson, L</b> (8, PH)										1 0 0 0 0 0 2												
<b>Randy Moffitt, R</b> (8, 1)										0 0 0 0 0 0 0												
<b>Inning Stats</b>	R: 1 E: 0 K: 0 S: 4	H: 1 LOB: 0 BB: 0 P: 4	R: 2 E: 1 K: 0 S: 6	H: 3 LOB: 1 BB: 0 P: 6	R: 0 E: 0 K: 1 S: 6	H: 1 LOB: 2 BB: 1 P: 10	R: 0 E: 0 K: 0 S: 3	H: 0 LOB: 2 BB: 2 P: 11	R: 0 E: 0 K: 1 S: 5	H: 0 LOB: 1 BB: 1 P: 9	R: 0 E: 0 K: 0 S: 4	H: 1 LOB: 1 BB: 0 P: 4	R: 0 E: 0 K: 0 S: 3	H: 0 LOB: 0 BB: 0 P: 3	R: 0 E: 0 K: 0 S: 5	H: 2 LOB: 2 BB: 0 P: 5	R: 0 E: 0 K: 2 S: 8	H: 1 LOB: 1 BB: 0 P: 8	1B: 7 2B: 1 3B: 1 HR: 0	SF: 1 SAC: 2 DP: 1 HBP: 0	WP: 0 PB: 0 SB: 0 CS: 0	PA: 40
<b>PITCHER</b>	IP WLS BF H R ER SO BB IBB HBP BLK WP HR S P ERA WHIP																					
<b>Jim McAndrew, R</b> (1, 1) ERA: 7.04	2.0 L 10 4 3 2 0 0 0 0 0 0 0 0 10 10 9.00 2.000																					
<b>Mike Corkins, R</b> (3, 1) ERA: 4.22	5.0 21 2 0 0 2 4 0 0 1 0 0 21 37 0.00 1.200																					
<b>Ralph Garcia, R</b> (8, 1) ERA: 3.52	2.0 9 3 0 0 2 0 0 0 0 0 0 13 13 0.00 1.500																					

**San Francisco Giants @ San Diego Padres**  
San Diego Stadium, San Diego, CA  
Sat Apr 13 1974, 10:05 PM EDT  
Att: 15,479 - Unknown

AB	33
R	3
H	9
RBI	2
BB	4
SO	4
LOB	19





Batter	1	2	3	4	5	6	7	8	9	AB R H RBI BB SO LOB
<b>Bobby Tolan, L</b> (1, 9) OBP: 0.226, SLG: 0.241	0-0 6-3		0-0 1B 1B 2B	0-0 F6			0-0 4-3		0-0 3-1	5 1 1 0 0 0 1
<b>Derrel Thomas, S</b> (1, 4) OBP: 0.400, SLG: 0.435	0-3 K		0-0 BB 1B G4-6-3 1B		0-0 SH1-4 1B		0-0 BLK 1B			4 1 3 0 0 1 0
<b>Matty Alou, L</b> (1, 7) OBP: 0.278, SLG: 0.294	0-0 F6		0-0 G4-6-3 BB 1-2 3-H 1B		0-0 SH1-4		0-0 4-3			3 0 1 1 0 0 1
<b>Willie McCovey, L</b> (1, 3) OBP: 0.333, SLG: 0.304		0-3 K	4-0 1-2 2-3 BB G4-6-3		0-0 F6		0-0 4-3			3 0 0 0 1 1 1
<b>Johnny Grubb, L</b> (1, 8) OBP: 0.345, SLG: 0.269		4-0 1B BB BB BB	0-0 G4-6-3 BB		0-0 6-3		0-0 E5			3 0 0 0 1 0 3
<b>Fred Kendall, R</b> (1, 2) OBP: 0.379, SLG: 0.464		0-3 K	0-0 F8		0-0 6-3		0-0 F9			4 0 0 0 0 1 3
<b>Dave Roberts, R</b> (1, 5) OBP: 0.308, SLG: 0.250		4-0 1-2 1B BB		0-3 K		0-3 K		0-3 K		3 0 0 0 1 3 1
<b>Enzo Hernandez, R</b> (1, 6) OBP: 0.208, SLG: 0.304		0-0 1-2 2-3 1B		0-0 F9		0-0 4-3		0-0 6-3		3 0 1 0 0 0 0
<b>Cito Gaston, R</b> (9, PH) OBP: 0.222, SLG: 0.250										1 0 0 0 0 0 0
<b>Jim McAndrew, R</b> (1, 1) <b>Glenn Beckert, R</b> (2, PH) <b>Mike CorKins, R</b> (3, 1) <b>Nate Colbert, R</b> (7, PH) <b>Ralph Garcia, R</b> (8, 1) <b>Dave Winfield, R</b> (9, PH)		0-0 1-3		0-0 E6		0-3 K		0-0 5-3		0 0 0 0 0 0 0

Inning Stats	R: 0 E: 0 K: 1 S: 5	H: 0 LOB: 0 BB: 0 P: 5	R: 0 E: 0 K: 2 S: 8	H: 1 LOB: 3 BB: 2 P: 16	R: 2 E: 0 K: 0 S: 5	H: 3 LOB: 1 BB: 1 P: 9	R: 0 E: 1 K: 1 S: 6	H: 0 LOB: 1 BB: 0 P: 6	R: 0 E: 0 K: 0 S: 4	H: 1 LOB: 1 BB: 0 P: 4	R: 0 E: 0 K: 1 S: 5	H: 0 LOB: 0 BB: 0 P: 5	R: 0 E: 0 K: 1 S: 6	H: 1 LOB: 1 BB: 0 P: 6	R: 0 E: 1 K: 1 S: 6	H: 0 LOB: 1 BB: 0 P: 6	R: 0 E: 0 K: 0 S: 3	H: 0 LOB: 0 BB: 0 P: 3	1B: 5 2B: 1 3B: 0 HR: 0	SF: 0 SAC: 1 DP: 1 HBP: 0	WP: 0 PB: 0 SB: 0 CS: 0	PA: 37
--------------	------------------------------	---------------------------------	------------------------------	----------------------------------	------------------------------	---------------------------------	------------------------------	---------------------------------	------------------------------	---------------------------------	------------------------------	---------------------------------	------------------------------	---------------------------------	------------------------------	---------------------------------	------------------------------	---------------------------------	----------------------------------	------------------------------------	----------------------------------	--------

PITCHER	IP	WLS	BF	H	R	ER	SO	BB	IBB	HBP	BLK	WP	HR	S	P	ERA	WHIP
<b>John D'Acquisto, R</b> (1, 1) ERA: 3.09	5.0	W	23	5	2	2	4	3	0	0	0	0	0	28	40	3.60	1.600
<b>Jim Barr, R</b> (6, 1) ERA:	2.0		7	1	0	0	2	0	0	0	1	0	0	11	11	0.00	0.500
<b>Randy Moffitt, R</b> (8, 1) ERA: 1.17	2.0	S	7	0	0	0	1	0	0	0	0	0	0	9	9	0.00	0.000

**BOTTOM**

**San Francisco Giants @ San Diego Padres**  
San Diego Stadium, San Diego, CA

Sat Apr 13 1974, 10:05 PM EDT  
Att. 15,479 - Unknown

livebaseballscorecards.com

<b>AB</b>	<b>33</b>
<b>R</b>	<b>2</b>
<b>H</b>	<b>6</b>
<b>RBI</b>	<b>1</b>
<b>BB</b>	<b>3</b>
<b>SO</b>	<b>7</b>
<b>LOB</b>	<b>13</b>



Batter	1	2	3	4	5	6	7	8	9	AB R H RBI BB SO LOB	TOP																
<b>Bobby Bonds, R</b> (1, 9) OBP: 0.375, SLG: 0.486	0-3 K	4-0 BB			0-0 E6 F9		0-3 K	0-0 4-3		4 0 0 0 1 2 0																	
<b>Chris Speier, R</b> (1, 6) OBP: 0.306, SLG: 0.258	0-0 1B 1B	0-3 K			0-0 F9		0-0 1B HR 1B		0-0 F8	5 2 2 0 0 1 3																	
<b>Garry Maddox, R</b> (1, 8) OBP: 0.325, SLG: 0.500	0-0 1B 1-2 1B				0-3 K		0-0 1-2 HR 1B		0-0 5-3	5 2 2 0 0 1 1																	
<b>Gary Matthews, R</b> (1, 7) OBP: 0.289, SLG: 0.371	0-0 1B 1-3 2-H 1B				0-0 F8		0-0 1-H 2-H HR		0-0 6-3	5 1 2 4 0 0 1																	
<b>Steve Ontiveros, S</b> (1, 3) OBP: 0.472, SLG: 0.519	0-0 1-3 3-H 1B				4-0 BB		1-0 HBP HBP			2 0 2 1 1 0 0																	
<b>Dave Kingman, R</b> (1, 5) OBP: 0.417, SLG: 0.567	0-0 L5-3-2				0-0 F8		1-0 HBP G1-6-3 HBP			2 0 0 0 1 0 3																	
<b>Mike Phillips, L</b> (1, 4) OBP: 0.400, SLG: 0.393					0-0 F7		0-0 F8		0-0 F9	4 0 0 0 0 0 4																	
<b>Ken Rudolph, R</b> (1, 2) OBP: 0.226, SLG: 0.111					0-0 6-3		0-0 G1-6-3		0-3 K	4 0 0 0 0 1 2																	
<b>Tom Bradley, R</b> (1, 1) OBP: 0.100, SLG: 0.200					0-0 6-3		0-3 K		0-0 F3	4 0 1 0 0 1 0																	
<b>Elias Sosa, R</b> (8, 1)										0 0 0 0 0 0 0																	
<b>Jim Barr, R</b> (8, 1)										0 0 0 0 0 0 0																	
<b>Inning Stats</b>	R: 2 E: 0 K: 1 S: 8	H: 4 LOB: 1 BB: 0 P: 8	R: 0 E: 0 K: 1 S: 6	H: 1 LOB: 2 BB: 1 P: 10	R: 0 E: 0 K: 0 S: 3	H: 0 LOB: 1 BB: 1 P: 7	R: 0 E: 0 K: 0 S: 3	H: 0 LOB: 0 BB: 0 P: 3	R: 0 E: 1 K: 1 S: 6	H: 0 LOB: 1 BB: 0 P: 6	R: 0 E: 0 K: 0 S: 2	H: 0 LOB: 1 BB: 0 P: 4	R: 3 E: 0 K: 2 S: 11	H: 4 LOB: 2 BB: 1 P: 15	R: 0 E: 0 K: 1 S: 5	H: 0 LOB: 0 BB: 0 P: 5	R: 0 E: 0 K: 0 S: 3	H: 0 LOB: 0 BB: 0 P: 3	1B: 6 2B: 2 3B: 1 HR: 1	SF: 0 SAC: 0 DP: 2 HBP: 2	WP: 0 PB: 0 SB: 0 CS: 0	PA: 40					
<b>PITCHER</b>	IP	WLS	BF	H	R	ER	SO	BB	IBB	HBP	BLK	WP	HR	S	P	ERA	WHIP										
<b>Bill Greif, R</b> (1, 1) ERA: 7.53	6.2		31	8	5	5	5	2	0	2	0	0	1	37	47	6.75	1.500										
<b>Joe McIntosh, R</b> (7, 1) ERA: 3.6	0.1		3	1	0	0	0	1	0	0	0	0	0	2	6	0.00	6.000										
<b>Rich Troedson, L</b> (8, 1) ERA: 6.43	1.0	W	3	0	0	0	1	0	0	0	0	0	0	5	5	0.00	0.000										
<b>Vicente Romo, R</b> (9, 1) ERA:	1.0	S	3	0	0	0	0	0	0	0	0	0	0	3	3	0.00	0.000										

**San Francisco Giants @ San Diego Padres**  
San Diego Stadium, San Diego, CA  
Sun Apr 14 1974, 6:33 AM EDT  
Att. 9,562 - Unknown

<b>AB</b>	35
<b>R</b>	5
<b>H</b>	9
<b>RBI</b>	5
<b>BB</b>	3
<b>SO</b>	6
<b>LOB</b>	14



Batter	1	2	3	4	5	6	7	8	9
<b>Bobby Tolan, L</b> OBP: 0.250, SLG: 0.273 (1, 9)	0-0 B1		0-0 1-3		1-0 E HBP		0-0 F8	0-0 1B 2B	
<b>Derrel Thomas, S</b> OBP: 0.367, SLG: 0.393 (1, 4) (9, 6)	0-0 L8		0-0 F8		0-0 F9		0-0 F9	0-0 1B	
<b>Matty Alou, L</b> OBP: 0.348, SLG: 0.381 (1, 7)	0-0 1B 2B		4-0 BB		0-0 F9			0-0 1B	
<b>Nate Colbert, R</b> OBP: 0.154, SLG: 0.087 (1, 3)	0-0 1B		0-3 K		0-0 6-3 1B			4-0 1B BB	
<b>Johnny Grubb, L</b> OBP: 0.364, SLG: 0.250 (1, 8)	4-0 BB			0-0 G3		0-0 F2		4-0 1B BB	
<b>Fred Kendall, R</b> OBP: 0.364, SLG: 0.438 (1, 2)	0-0 F7			0-0 5-3		0-0 6-3		0-0 1B SH5-3	
<b>Dave Roberts, R</b> OBP: 0.250, SLG: 0.200 (1, 5)			0-3 K		0-0 F4		0-0 F8	0-0 SH5-3	
<b>Enzo Hernandez, R</b> OBP: 0.192, SLG: 0.280 (1, 6) <b>Glenn Beckert, R</b> OBP: 0.450, SLG: 0.421 (7, PH) <b>Rich Troedson, L</b> (8, 1) <b>Dave Winfield, R</b> OBP: 0.250, SLG: 0.250 (8, PH) <b>Vicente Romo, R</b> (9, 1)			0-0 F9		0-0 L4		0-0 F3	0-0 1B	
<b>Bill Greif, R</b> OBP: 0.200, SLG: 0.200 (1, 1) <b>Joe McIninch, S</b> (7, 1) <b>Willie McCovey, L</b> OBP: 0.357, SLG: 0.333 (7, PH) <b>Rich Morales, R</b> (7, PH) <b>Cito Gaston, R</b> OBP: 0.200, SLG: 0.222 (8, PH) <b>Dave Hilton, R</b> (9, 4)			0-0 4-3		0-0 E HBP 1B		0-0 1B	0-0 FC5-4 2B	

Inning Stats	R: 1 E: 0 K: 0 S: 5	H: 2 LOB: 2 BB: 1 P: 9	R: 0 E: 0 K: 1 S: 5	H: 0 LOB: 0 BB: 0 P: 5	R: 0 E: 0 K: 1 S: 5	H: 0 LOB: 1 BB: 1 P: 9	R: 0 E: 0 K: 0 S: 3	H: 0 LOB: 0 BB: 0 P: 3	R: 0 E: 1 K: 0 S: 4	H: 1 LOB: 2 BB: 0 P: 5	R: 0 E: 0 K: 0 S: 4	H: 1 LOB: 1 BB: 0 P: 4	R: 0 E: 0 K: 0 S: 4	H: 1 LOB: 1 BB: 0 P: 4	R: 5 E: 0 K: 0 S: 8	H: 5 LOB: 2 BB: 2 P: 16
--------------	------------------------------	---------------------------------	------------------------------	---------------------------------	------------------------------	---------------------------------	------------------------------	---------------------------------	------------------------------	---------------------------------	------------------------------	---------------------------------	------------------------------	---------------------------------	------------------------------	----------------------------------

PITCHER	IP	WLS	BF	H	R	ER	SO	BB	IBB	HBP	BLK	WP	HR	S	P	ERA	WHIP
<b>Tom Bradley, R</b> ERA: 2.91 (1, 1)	7.0		30	6	2	2	2	2	2	0	0	0	0	31	40	2.57	1.143
<b>Elias Sosa, R</b> ERA: 9.0 (8, 1)	0.0	L	2	0	0	0	0	2	0	0	0	0	0	8	8	∞	∞
<b>Jim Barr, R</b> ERA: 2.35 (8, 1)	1.0		7	4	4	4	0	0	0	0	0	0	0	7	7	36.00	4.000

**BOTTOM**

**San Francisco Giants @ San Diego Padres**  
San Diego Stadium, San Diego, CA

Sun Apr 14 1974, 6:33 AM EDT  
Att. 9,562 - Unknown

AB	R	H	RBI	BB	SO	LOB
4	0	1	1	0	0	1
5	0	1	0	0	0	3
4	2	2	0	1	0	4
3	1	2	1	1	1	1
2	1	0	0	2	0	1
4	1	1	2	0	0	3
3	0	0	0	0	1	1
2	0	0	0	0	0	0
1	0	0	0	0	0	0
0	0	0	0	0	0	0
0	0	0	0	0	0	0
1	1	0	1	0	0	1
0	0	0	0	0	0	0

AB	33
R	6
H	10
RBI	6
BB	4
SO	2
LOB	15



1B	2B	3B	HR	SF	SAC	DP	HBP
8	2	0	0	0	0	0	1

WP	PA
0	39

WP	HR	S	P	ERA	WHIP
0	0	0	0	0	0

Batter	1	2	3	4	5	6	7	8	9	AB R H RBI BB SO LOB	TOP											
Matty Alou, L (1, 7) OBP: 0.296, SLG: 0.320	0-3 K		0-0 FC6-4			0-3 K		0-0 F9		4 0 0 0 0 2 3												
Glenn Beckert, R (1, 4) OBP: 0.455, SLG: 0.400	0-0 F2			4-0 PB BB		0-3 K		0-0 FC6-4		1 0 0 0 1 0 0												
Derrel Thomas, S (4, PR) OBP: 0.344, SLG: 0.367								1-2f 2-3		2 0 0 0 0 1 2												
Dave Winfield, R (1, 9) OBP: 0.125, SLG: 0.125	0-3 K			0-0 F8			0-0 F4	0-3 K		4 0 0 0 0 2 3												
Nate Colbert, R (1, 3) OBP: 0.167, SLG: 0.077		0-3 K		0-3 K		4-0 1B BB		0-3 K2-3		3 0 0 0 1 3 2												
Johnny Grubb, L (1, 8) OBP: 0.378, SLG: 0.258		0-3 K		0-0 F7		0-0 1B		1-0 HBP		3 0 1 0 0 1 2												
Fred Kendall, R (1, 2) OBP: 0.351, SLG: 0.417		0-0 6-3			0-0 G6-4-3 1B		0-3 K	0-3 K		4 0 1 0 0 2 3												
Dave Roberts, R (1, 5) OBP: 0.200, SLG: 0.158			0-0 F7		0-0 G6-4-3		0-3 K	0-3 K		4 0 0 0 0 2 4												
Enzo Hernandez, R (1, 6) OBP: 0.179, SLG: 0.259			0-0 6-3		0-0 F8			0-0 FC6-4 1B		2 0 0 0 0 0 0												
Bernie Williams, R (8, PH) OBP: 0.400, SLG: 0.400								1B		1 0 1 0 0 0 0												
Rich Morales, R (8, 6)								1B		0 0 0 0 0 0 0												
Randy Jones, R (1, 1)			4-0 FC6-4 BB			0-0 G3		0-0 FC6-4 1B		0 0 0 0 0 0 0												
Mike Corkins, R (2, 1)										0 0 0 0 0 1 0 0												
Bobby Tolan, L (6, PH) OBP: 0.249, SLG: 0.285										1 0 0 0 0 0 0												
Gary Ross, R (6, 1)										0 0 0 0 0 0 0												
Cito Gaston, R (8, PH) OBP: 0.273, SLG: 0.300										1 0 1 0 0 0 0												
Rich Iredson, L (8, 1)										0 0 0 0 0 0 0												
<b>Inning Stats</b>	R: 0 E: 0 K: 2 S: 7	H: 0 LOB: 0 BB: 0 P: 7	R: 0 E: 0 K: 2 S: 7	H: 0 LOB: 0 BB: 0 P: 7	R: 0 E: 0 K: 0 S: 3	H: 0 LOB: 1 BB: 1 P: 7	R: 0 E: 0 K: 1 S: 5	H: 0 LOB: 2 BB: 1 P: 9	R: 0 E: 0 K: 0 S: 3	H: 1 LOB: 0 BB: 0 P: 3	R: 0 E: 0 K: 2 S: 7	H: 0 LOB: 0 BB: 0 P: 7	R: 0 E: 0 K: 2 S: 8	H: 1 LOB: 2 BB: 1 P: 12	R: 0 E: 0 K: 1 S: 7	H: 2 LOB: 2 BB: 0 P: 7	R: 0 E: 0 K: 3 S: 9	H: 0 LOB: 1 BB: 0 P: 10	1B: 4 2B: 0 3B: 0 HR: 0	SF: 0 SAC: 0 DP: 1 HBP: 1	WP: 0 PB: 1 SB: 0 CS: 0	PA: 34
<b>PITCHER</b> Phil Niekro, R (1, 1) ERA: 2.36	IP: 9.0 WLS: W BF: 34 H: 4 R: 0 ER: 0 SO: 13 BB: 3 IBB: 0 HBP: 1 BLK: 0 WP: 0 HR: 0 S: 56 P: 69 ERA: 0.00 WHIP: 0.778											<b>PITCHER</b>	IP: 9.0 WLS: W BF: 34 H: 4 R: 0 ER: 0 SO: 13 BB: 3 IBB: 0 HBP: 1 BLK: 0 WP: 0 HR: 0 S: 56 P: 69 ERA: 0.00 WHIP: 0.778									

San Diego Padres @ Atlanta Braves  
Atlanta Stadium, Atlanta, GA  
Mon Apr 15 1974, 7:05 PM EDT  
Att. 3,029 - Unknown

livebaseballscorecards.com

AB	30
R	0
H	4
RBI	0
BB	3
SO	13
LOB	19



Batter	1	2	3	4	5	6	7	8	9
<b>Ralph Garr, L</b> OBP: 0.295, SLG: 0.381 (1, 9) (6, 7)	0-0 6-3 BB SF4 1B	0-3 K		0-0 CS 1B		0-0 F9 2-3			
<b>Marty Perez, R</b> OBP: 0.545, SLG: 0.778 (1, 5)	4-0 6-3 1-2 E BB BB	4-0 BB BB		0-0 CS 1-2	0-0 F7	0-0 5-3			
<b>Hank Aaron, R</b> OBP: 0.280, SLG: 0.571 <b>Rowland Office, L</b> OBP: 0.154, SLG: 0.231 (1, 7) (6, 8)	0-0 6-3 1-2 2-3	4-0 BB BB			0-0 6-3		0-3 K		
<b>Dusty Baker Jr., R</b> OBP: 0.421, SLG: 0.455 (1, 8) (6, 9)	0-0 SF4 3-H	0-3 K			0-0 1-3		0-0 G4-3 1B		
<b>Davey Johnson, R</b> OBP: 0.526, SLG: 0.615 <b>Leo Foster, R</b> (1, 4) (8, 4)	0-0 E9 2-H 1B		1-0 FC4-6 HBP			0-0 1B 2B	0-0 G4-3 1-2f		
<b>Mike Lum, L</b> OBP: 0.220, SLG: 0.350 (1, 3)	0-0 F5		0-0 FC4-6 1-2f G6-3			0-3 K		1-0 3-1 6-3 HBP	
<b>Craig Robinson, R</b> OBP: 0.281, SLG: 0.179 (1, 6)		0-0 E8 1B 1B		0-0 G6-3 1-2f		0-0 1B 2-H 1B		0-0 6-3 1-2	
<b>Johnny Oates, L</b> OBP: 0.333, SLG: 0.308 (1, 2)		0-0 BB 2-H 1B		0-3 K		4-0 1B E IBB		0-0 3-1 2-3	
<b>Phil Niekro, R</b> OBP: 0.273, SLG: 0.364 (1, 1)		0-0 B1-3		0-3 K		0-0 E7 F9 1-H 2-H 1B		0-0 6-3	

Inning Stats	R: 2	H: 2	E: 1	LOB: 1	K: 0	P: 9	R: 1	H: 2	E: 1	LOB: 3	K: 2	P: 17	R: 0	H: 0	E: 0	LOB: 0	K: 0	P: 3	R: 0	H: 1	E: 0	LOB: 0	K: 2	P: 7	R: 0	H: 0	E: 0	LOB: 0	K: 0	P: 3	R: 3	H: 3	E: 1	LOB: 1	K: 1	P: 12	R: 0	H: 1	E: 0	LOB: 0	K: 1	P: 5	R: 0	H: 0	E: 0	LOB: 1	K: 0	P: 4
	S: 5	BB: 1	S: 9	BB: 2	S: 2	P: 17	S: 2	P: 3	S: 7	P: 7	S: 3	P: 3	S: 8	P: 12	S: 5	P: 4																																

PITCHER	IP	WLS	BF	H	R	ER	SO	BB	IBB	HBP	BLK	WP	HR	S	P	ERA	WHIP
<b>Randy Jones, L</b> ERA: 18.41 (1, 1)	1.2	L	12	4	3	3	1	3	0	0	0	0	0	11	23	16.20	4.200
<b>Mike Corkins, R</b> ERA: 3.21 (2, 1)	3.1		10	1	0	0	3	0	0	1	0	0	0	15	16	0.00	0.300
<b>Gary Ross, R</b> ERA: 9.0 (6, 1)	2.0		10	4	3	2	2	0	1	0	0	0	0	13	17	9.00	2.000
<b>Rich Troedson, L</b> ERA: 5.63 (8, 1)	1.0		4	0	0	0	0	0	0	1	0	0	0	3	4	0.00	0.000

**BOTTOM**

**San Diego Padres @ Atlanta Braves**  
Atlanta Stadium, Atlanta, GA

Mon Apr 15 1974, 7:05 PM EDT  
Att. 3,029 - Unknown

AB	R	H	RBI	BB	SO	LOB
4	1	2	0	0	1	2
2	1	0	0	2	0	1
2	0	0	0	1	0	2
1	0	0	0	0	1	0
3	0	1	1	0	1	3
3	1	2	1	0	0	1
0	0	0	0	0	0	0
3	0	0	0	0	1	3
4	2	2	1	0	0	2
3	1	1	1	1	1	1
4	0	1	1	0	1	2

livebaseballscorecards.com

AB	29
R	6
H	9
RBI	5
BB	4
SO	6
LOB	17

**Braves**

WP	0	PA	37
PB	0		
SB	0		
CS	1		

Batter	1	2	3	4	5	6	7	8	9	AB R H RBI BB SO LOB	TOP		
<b>Bobby Tolan, L</b> (1, 9) OBP: 0.262, SLG: 0.282	0-0 F8		0-0 1B S 1B			0-0 FC5-4 1B		0-0 F7	0-0 4-3	5 0 2 0 0 0 3			
<b>Derrel Thomas, S</b> (1, 4) OBP: 0.389, SLG: 0.412	0-0 FC6-4 1B		0-0 1-3 1B			0-0 L7		0-0 1-2 1B		4 0 3 0 0 0 1			
<b>Nate Colbert, R</b> (1, 7) OBP: 0.147, SLG: 0.067	0-0 FC6-4 1-2f		0-3 K			0-0 FC5-4 1-2f		0-3 K		4 0 0 0 0 2 6			
<b>Willie McCovey, L</b> (1, 3) OBP: 0.344, SLG: 0.296	0-0 F8					0-0 3-1				3 1 0 0 1 0 2			
<b>Johnny Grubb, L</b> (1, 8) OBP: 0.390, SLG: 0.265		0-0 F3				0-0 1-3				3 0 1 0 1 0 0			
<b>Fred Kendall, R</b> (1, 2) OBP: 0.341, SLG: 0.400		0-0 4-3				0-0 F3				4 1 1 0 0 0 1			
<b>Dave Roberts, R</b> (1, 5) OBP: 0.208, SLG: 0.136		0-0 5-3				0-0 F8				3 0 0 0 1 0 0			
<b>Enzo Hernandez, R</b> (1, 6) OBP: 0.167, SLG: 0.241			0-3 K			0-0 L9				2 0 0 0 0 1 0			
<b>Matty Alou, L</b> (8, PH) OBP: 0.286, SLG: 0.308										1 0 0 0 0 0 0			
<b>Rich Morales, R</b> (8, 6)										0 0 0 0 0 0 0			
<b>Dave Winfield, R</b> (9, PH) OBP: 0.222, SLG: 0.222										1 0 1 2 0 0 0			
<b>Steve Arlin, R</b> (1, 1)			0-0 F8			0-0 6-3				2 0 0 0 0 0 0			
<b>Cito Gaston, R</b> (8, PH) OBP: 0.333, SLG: 0.364										1 0 1 0 0 0 0			
<b>Rich Troedson, L</b> (8, 1)										0 0 0 0 0 0 0			
<b>Dave Hilton, R</b> (9, PH)										1 0 0 0 0 0 2			
<b>Inning Stats</b>	R: 0 E: 0 K: 0 S: 4 H: 1 LOB: 1 BB: 0 P: 4	R: 0 E: 0 K: 0 S: 3 H: 0 LOB: 0 BB: 0 P: 3	R: 0 E: 0 K: 2 S: 9 H: 2 LOB: 2 BB: 0 P: 9	R: 0 E: 0 K: 0 S: 3 H: 0 LOB: 0 BB: 0 P: 3	R: 0 E: 0 K: 0 S: 3 H: 0 LOB: 0 BB: 0 P: 3	R: 0 E: 0 K: 0 S: 4 H: 1 LOB: 1 BB: 0 P: 4	R: 0 E: 0 K: 0 S: 3 H: 1 LOB: 0 BB: 0 P: 3	R: 0 E: 0 K: 1 S: 7 H: 2 LOB: 2 BB: 0 P: 7	R: 2 E: 0 K: 0 S: 4 H: 2 LOB: 2 BB: 3 P: 16	1B: 9 2B: 0 3B: 0 HR: 0 SF: 0 SAC: 0 DP: 1 HBP: 0	WP: 0 PB: 0 SB: 1 CS: 0 PA: 37		
<b>PITCHER</b>	IP WLS BF H R ER SO BB IBB HBP BLK WP HR S P ERA WHIP											<b>PITCHER</b>	IP WLS BF H R ER SO BB IBB HBP BLK WP HR S P ERA WHIP
<b>Ron Reed, R</b> (1, 1) ERA: 4.19	8.0 W 31 7 1 1 3 1 0 0 0 0 0 0 36 40 1.12 1.000												
<b>Jack Aker, R</b> (9, 1) ERA: 8.31	0.1 3 1 0 0 0 2 0 0 0 0 0 0 1 9 0.00 9.000												
<b>Danny Frisella, R</b> (9, 1) ERA:	0.2 S 3 1 1 1 0 0 0 0 0 0 0 0 3 3 13.50 1.500												

San Diego Padres @ Atlanta Braves  
Atlanta Stadium, Atlanta, GA  
Tue Apr 16 1974, 7:05 PM EDT  
Att. 3,196 - Unknown

livebaseballscorecards.com

AB 34  
R 2  
H 9  
RBI 2  
BB 3  
SO 3  
LOB 15



Batter	1	2	3	4	5	6	7	8	9
Ralph Garr, L OBP: 0.327, SLG: 0.391 (1, 7) X	0-0 E3 4-3 1B	4-0 BB 1-2 2-3 BB		X 0-0 F9		X 0-0 F8		X 0-0 1-2 1B	
Mike Lum, L OBP: 0.217, SLG: 0.318 (1, 3) X	0-0 4-3 2-3	0-0 F3			BB 4-0 HR BB	X 0-0 F9		X 0-0 4-3	
Darrell Evans, L OBP: 0.333, SLG: 0.400 (1, 5) X	0-0 L4		X 0-0 3-1		X 0-0 1-H HR	0-3 K			
Dusty Baker Jr., R OBP: 0.405, SLG: 0.432 (1, 9) X	0-0 F3		X 0-0 5-3		X 0-0 WP SF9 1B		X 0-0 6-3		
Davey Johnson, R OBP: 0.524, SLG: 0.571 (1, 4) Leo Foster, R (8, 4)		BB 4-0 BLK 1B 6-3 BB	BB 4-0 BB	BB 4-0 BB	X 0-0 F6 1-2		X 0-0 5-3		
Johnny Oates, L OBP: 0.353, SLG: 0.310 (1, 2)		X 0-0 BB BLK 1-2 1B	X 0-0 G3		BB 4-0 SF9 WP BB		X 0-0 4-3		
Rowland Office, L OBP: 0.118, SLG: 0.188 (1, 8)		X 0-0 6-3 1-2 2-H		X 0-0 4-3	X 0-0 SF9		X 0-0 L9		
Craig Robinson, R OBP: 0.306, SLG: 0.194 (1, 6)		BB 4-0 BB BB		S 0-3 K	X 0-0 6-3		X 0-0 FC6-4 1B		
Ron Reed, R OBP: 0.125, SLG: 0.125 (1, 1) Jack Aker, R (9, 1) Danny Frisella, L (9, 1)		S 0-3 K		X 0-0 1B		X 0-0 E1	X 0-0 FC6-4 1B 1-2f		

Inning Stats	R: 0 E: 1 K: 0 S: 4	H: 1 LOB: 1 BB: 0 P: 4	R: 1 E: 0 K: 1 S: 6	H: 1 LOB: 3 BB: 3 P: 18	R: 0 E: 0 K: 0 S: 3	H: 0 LOB: 1 BB: 1 P: 7	R: 0 E: 0 K: 1 S: 6	H: 1 LOB: 1 BB: 0 P: 6	R: 3 E: 0 K: 0 S: 5	H: 2 LOB: 1 BB: 2 P: 13	R: 0 E: 1 K: 1 S: 6	H: 0 LOB: 1 BB: 0 P: 6	R: 0 E: 0 K: 0 S: 3	H: 0 LOB: 0 BB: 0 P: 3	R: 0 E: 0 K: 0 S: 5	H: 2 LOB: 2 BB: 0 P: 5
1B: 6 2B: 0 3B: 0 HR: 1	SF: 1 SAC: 0 DP: 0 HBP: 0	WP: 1 PB: 0 SB: 1 CS: 0	PA: 38													

PITCHER	IP	WLS	BF	H	R	ER	SO	BB	IBB	HBP	BLK	WP	HR	S	P	ERA	WHIP
Steve Arlin, R ERA: 6.0 (1, 1)	7.0	L	33	5	4	4	3	6	0	0	1	1	1	33	57	5.14	1.571
Rich Troedson, L ERA: 5.0 (8, 1)	1.0		5	2	0	0	0	0	0	0	0	0	0	5	5	0.00	2.000

**BOTTOM**

**San Diego Padres @ Atlanta Braves**  
 Atlanta Stadium, Atlanta, GA  
 Tue Apr 16 1974, 7:05 PM EDT  
 Att. 3,196 - Unknown

livebaseballscorecards.com

AB	31
R	4
H	7
RBI	4
BB	6
SO	3
LOB	19



Batter	1	2	3	4	5	6	7	8	9	AB R H RBI BB SO LOB	TOP
Derrel Thomas, S OBP: 0.439, SLG: 0.462 (1, 4) X	0-0 G6-4-3 E 1B		0-0 1B FC3-2-5 1B	0-0 G1-4-6-3 1-2f		0-0 1B 3-H		0-0 1B	0-0 1B	5 0 4 1 0 0 1	
Bobby Tolan, L OBP: 0.277, SLG: 0.295 (1, 9) X	0-0 FC1 G6-4-3 1-2		0-0 BB FC3-2-5 1B 1-3		0-0 G3 1	0-0 F4 3		0-0 1B	0-0 1B 1-3	5 1 2 0 0 0 2	
Nate Colbert, R OBP: 0.139, SLG: 0.063 (1, 7) X	0-0 G6-4-3 1-2f 2-3		0-0 FC3-2-5 BB 1B 1-2 3-H		0-0 HR		0-0 6-3 1	0-0 F3 2	2 1 0 0 0 0 4		
Dave Winfield, R OBP: 0.250, SLG: 0.500 (3, 7)									3 1 1 1 0 0 2		
Willie McCovey, L OBP: 0.400, SLG: 0.321 (1, 3) B B B B	4-0 BB		4-0 1B 1B 1-2 2-3		0-0 1B		0-0 F5 2	0-0 1-3 3	1 1 1 0 2 0 0		
Matty Alou, L OBP: 0.267, SLG: 0.286 (5, PR) B B									2 0 0 0 0 0 2		
Johnny Grubb, L OBP: 0.378, SLG: 0.263 (1, 8) X	0-0 L5 3		0-0 1B 1B 1-3 2-H 3-H		0-0 F4 2		0-0 4-3 3		4 1 1 2 0 0 3		
Fred Kendall, R OBP: 0.333, SLG: 0.386 (1, 2) X		0-0 F9 1	0-0 FC5-4 1B 2-H 3-H		0-0 6-3 3		0-0 F8 1		4 0 1 2 0 0 1		
Dave Roberts, R OBP: 0.214, SLG: 0.120 (1, 5) X		0-0 6-3 2	0-0 FC5-4 1B 1-2f			4-0 FC4-6 BB		0-3 K 2	3 0 0 0 1 1 1		
Enzo Hernandez, R OBP: 0.147, SLG: 0.212 (1, 6) X		0-0 4-3 3		0-0 6-3 1		0-0 FC4-6 G3 1B 1-2f		0-0 1-3 3	4 1 0 0 0 0 1		
Jim McAndrew, R OBP: 0.200, SLG: 0.200 (1, 1) S S S S			0-3 K 1	0-0 G3 1B 3-1-4-6-3		0-0 G3 2		0-0 6-3 1	4 0 1 0 0 1 1		
<b>Inning Stats</b>	R: 0 H: 1 E: 1 LOB: 2 K: 0 BB: 1 S: 4 P: 8	R: 0 H: 0 E: 0 LOB: 0 K: 0 BB: 0 S: 3 P: 3	R: 4 H: 4 E: 0 LOB: 1 K: 1 BB: 1 S: 9 P: 13	R: 0 H: 1 E: 0 LOB: 0 K: 0 BB: 0 S: 3 P: 3	R: 1 H: 2 E: 0 LOB: 1 K: 0 BB: 0 S: 5 P: 5	R: 1 H: 1 E: 0 LOB: 1 K: 0 BB: 1 S: 4 P: 8	R: 0 H: 0 E: 0 LOB: 0 K: 0 BB: 0 S: 3 P: 3	R: 0 H: 0 E: 0 LOB: 0 K: 1 BB: 0 S: 5 P: 5	R: 0 H: 2 E: 0 LOB: 2 K: 0 BB: 0 S: 5 P: 5	1B: 10 SF: 0 2B: 0 SAC: 0 3B: 0 DP: 2 HR: 1 HBP: 0	WP: 0 PA: 40 PB: 0 SB: 1 CS: 0
<b>PITCHER</b> Carl Morton, R ERA: 5.65 (1, 1)	IP WLS BF H R ER SO BB IBB HBP BLK WP HR S P ERA WHIP	7.0 L 32 9 6 6 1 3 0 0 0 0 0 1 31 43 7.71 1.714		<b>PITCHER</b> Tom House, L ERA: 9.0 (8, 1)	IP WLS BF H R ER SO BB IBB HBP BLK WP HR S P ERA WHIP	2.0 8 2 0 0 1 0 0 0 0 0 0 10 10 0.00 1.000					

San Diego Padres @ Atlanta Braves  
Atlanta Stadium, Atlanta, GA  
Wed Apr 17 1974, 7:05 PM EDT  
Att. 3,079 - Unknown

livebaseballscorecards.com

AB	37
R	6
H	11
RBI	6
BB	3
SO	2
LOB	18





Batter	1	2	3	4	5	6	7	8	9	AB R H RBI BB SO LOB
Ralph Garr, L (1, 7) OBP: 0.370, SLG: 0.431	0-0 4-3		0-0 E4 1B		0-0 1B		0-0 1B		0-0 FC6-4 1B	5 0 4 0 0 0 0
Mike Lum, L (1, 3) OBP: 0.229, SLG: 0.348 Frank Tepedino, L (5, 3) OBP: 0.364, SLG: 0.222	0-0 2B		0-0 F3		0-0 F9		0-0 F6		0-0 F3	2 0 1 0 0 0 1 3 0 0 0 0 0 3
Darrell Evans, L (1, 5) OBP: 0.326, SLG: 0.389 Marty Perez, R (3, 5) OBP: 0.533, SLG: 0.692	0-0 F8		0-0 1B		0-3 K			0-0 E 1B 1B	0-0 FC6-4 1-2f	1 0 0 0 0 0 1 4 0 2 0 0 1 2
Dusty Baker Jr., R (1, 9) OBP: 0.391, SLG: 0.400	4-0 BB		0-0 5-3		0-0 F9			0-0 F2		3 0 0 0 1 0 4
Davey Johnson, R (1, 4) OBP: 0.522, SLG: 0.594	0-0 F9			0-0 1B 2B		0-0 F8		0-0 E 1B 1-2		4 1 2 0 0 0 2
Johnny Oates, L (1, 2) OBP: 0.316, SLG: 0.273		0-0 4-3		0-3 K		0-0 4-3		0-0 E4 1-2 2-3		4 0 0 0 0 1 3
Rowland Office, L (1, 8) OBP: 0.095, SLG: 0.150		0-3 K		0-0 L8		0-0 F7		0-0 F2		4 0 0 0 0 1 4
Craig Robinson, R (1, 6) OBP: 0.308, SLG: 0.206 Norm Miller, L (8, PH)		0-0 F9		0-0 1B			0-0 F3	0-0 F8		3 0 1 1 0 0 0 1 0 0 0 0 0 3 0 0 0 0 0 0 0
Leo Foster, R (9, 6)				2-H 1B						
Carl Morton, R (1, 1) Vic Correll, R (7, PH) Tom House, L (8, 1) Ivan Murrell, R (9, PH) OBP: 0.375, SLG: 0.286			0-3 K		0-0 F9		0-0 6-3		0-0 5-3	2 0 0 0 0 1 1 1 0 0 0 0 0 0 0 0 0 0 0 0 0 1 0 0 0 0 0 0

**BOTTOM**

**San Diego Padres @ Atlanta Braves**  
**Atlanta Stadium, Atlanta, GA**  
 Wed Apr 17 1974, 7:05 PM EDT  
 Att. 3,079 - Unknown

livebaseballscorecards.com

<b>AB</b>	<b>38</b>
<b>R</b>	<b>1</b>
<b>H</b>	<b>10</b>
<b>RBI</b>	<b>1</b>
<b>BB</b>	<b>1</b>
<b>SO</b>	<b>4</b>
<b>LOB</b>	<b>24</b>



Inning Stats	R: 0	H: 1	E: 0	LOB: 2	K: 0	BB: 1	S: 4	P: 8	R: 0	H: 0	E: 0	LOB: 0	K: 1	BB: 0	S: 5	P: 5	R: 0	H: 2	E: 1	LOB: 2	K: 1	BB: 0	S: 7	P: 7	R: 1	H: 2	E: 0	LOB: 1	K: 1	BB: 0	S: 7	P: 7	R: 0	H: 1	E: 0	LOB: 0	K: 0	BB: 0	S: 3	P: 3	R: 0	H: 0	E: 0	LOB: 0	K: 0	BB: 0	S: 3	P: 4	R: 0	H: 2	E: 1	LOB: 3	K: 0	BB: 0	S: 6	P: 6	R: 0	H: 1	E: 0	LOB: 1	K: 0	BB: 0	S: 4	P: 4	R: 0	H: 2	E: 0	LOB: 1	K: 0	BB: 0	S: 4	P: 4	R: 0	H: 1	E: 0	LOB: 1	K: 0	BB: 0	S: 4	P: 4	1B: 8	SF: 0	2B: 2	SAC: 0	3B: 0	DP: 0	HR: 0	HBP: 0	WP: 0	PA: 39	PB: 0	SB: 0	CS: 0	ERA	WHIP
<b>PITCHER</b> Jim McAndrew, R (1, 1) ERA: 3.78	IP: 9.0	WLS: W	BF: 39	H: 10	R: 1	ER: 1	SO: 4	BB: 1	IBB: 0	HBP: 0	BLK: 0	WP: 0	HR: 0	S: 46	P: 50	ERA: 1.00	WHIP: 1.222	<b>PITCHER</b>	IP: 9.0	WLS: W	BF: 39	H: 10	R: 1	ER: 1	SO: 4	BB: 1	IBB: 0	HBP: 0	BLK: 0	WP: 0	HR: 0	S: 46	P: 50	ERA: 1.00	WHIP: 1.222	IP: 9.0	WLS: W	BF: 39	H: 10	R: 1	ER: 1	SO: 4	BB: 1	IBB: 0	HBP: 0	BLK: 0	WP: 0	HR: 0	S: 46	P: 50	ERA: 1.00	WHIP: 1.222	IP: 9.0	WLS: W	BF: 39	H: 10	R: 1	ER: 1	SO: 4	BB: 1	IBB: 0	HBP: 0	BLK: 0	WP: 0	HR: 0	S: 46	P: 50	ERA: 1.00	WHIP: 1.222																										

Batter	1	2	3	4	5	6	7	8	9	AB R H RBI BB SO LOB	TOP											
Derrel Thomas, S (1, 4) OBP: 0.435, SLG: 0.442	0-0 1-3	0-0 F8		4-0 BB			0-0 L4		0-0 1B	4 0 1 0 1 0 1												
Bobby Tolan, L (1, 9) OBP: 0.288, SLG: 0.306	0-0 F7		0-0 F8	0-0 F8			0-0 1B		0-0 1B	5 0 2 0 0 0 2												
Dave Winfield, R (1, 7) OBP: 0.353, SLG: 0.529	0-0 1B		0-0 2B		0-0 1B		0-0 1B		0-0 F9	5 2 3 0 0 0 3												
Willie McCovey, L (1, 3) OBP: 0.410, SLG: 0.355	4-0 1B		0-0 2B		0-0 1B		0-0 G3			3 0 1 1 1 0 2												
Johnny Grubb, L (1, 8) OBP: 0.388, SLG: 0.310	0-0 1B		0-0 F8		0-0 2B			0-0 G3		4 0 2 1 0 0 1												
Fred Kendall, R (1, 2) OBP: 0.306, SLG: 0.354	0-0 F4		0-0 F7		0-0 5-3			0-0 6-3		4 0 0 0 0 0 4												
Dave Roberts, R (1, 5) OBP: 0.219, SLG: 0.138		0-0 F7		0-0 1B		0-3 K		0-0 L6		4 0 1 0 0 1 0												
Enzo Hernandez, R (1, 6) OBP: 0.139, SLG: 0.200		0-0 5-3		0-0 SH5-3		0-0 F8		0-0 F9		2 0 0 0 0 0 0												
Matty Alou, L (9, PH) OBP: 0.258, SLG: 0.276				1-2						1 0 0 0 0 0 0												
Bill Greif, R (1, 1) OBP: 0.286, SLG: 0.167		4-0		0-3		0-0 5-3		0-0 F8		1 0 0 0 1 1 1												
Mike Corkins, R (5, 1)										0 0 0 0 0 0 0												
Cito Gaston, R (6, PH) OBP: 0.308, SLG: 0.333										1 0 0 0 0 0 0												
Gary Ross, R (6, 1)										0 0 0 0 0 0 0												
Nate Colbert, R (9, PH) OBP: 0.135, SLG: 0.061										1 0 0 0 0 0 0												
<b>Inning Stats</b>	R: 1 E: 0 K: 0 S: 5	H: 2 LOB: 2 BB: 1 P: 9	R: 0 E: 0 K: 0 S: 3	H: 0 LOB: 1 BB: 1 P: 7	R: 1 E: 0 K: 0 S: 5	H: 2 LOB: 1 BB: 0 P: 5	R: 0 E: 0 K: 1 S: 6	H: 1 LOB: 2 BB: 1 P: 10	R: 0 E: 0 K: 0 S: 4	H: 2 LOB: 1 BB: 0 P: 4	R: 0 E: 0 K: 1 S: 5	H: 0 LOB: 0 BB: 0 P: 5	R: 0 E: 0 K: 0 S: 4	H: 1 LOB: 1 BB: 0 P: 4	R: 0 E: 0 K: 0 S: 3	H: 0 LOB: 0 BB: 0 P: 3	R: 0 E: 0 K: 0 S: 5	H: 2 LOB: 2 BB: 0 P: 5	1B: 8 2B: 2 3B: 0 HR: 0	SF: 0 SAC: 1 DP: 1 HBP: 0	WP: 0 PB: 0 SB: 1 CS: 0	PA: 39
<b>PITCHER</b> Roric Harrison, R (1, 1) ERA: 4.7	IP: 9.0 WLS: W BF: 39 H: 10 R: 2 ER: 2 SO: 2 BB: 3 IBB: 0 HBP: 0 BLK: 0 WP: 0 HR: 0 S: 40 P: 52 ERA: 2.00 WHIP: 1.444											<b>PITCHER</b>	IP: 9.0 WLS: W BF: 39 H: 10 R: 2 ER: 2 SO: 2 BB: 3 IBB: 0 HBP: 0 BLK: 0 WP: 0 HR: 0 S: 40 P: 52 ERA: 2.00 WHIP: 1.444									

**San Diego Padres @ Atlanta Braves**  
 Atlanta Stadium, Atlanta, GA  
 Thu Apr 18 1974, 7:05 PM EDT  
 Att. 3,131 - Unknown

[livebaseballscorecards.com](http://livebaseballscorecards.com)

<b>AB</b>	35
<b>R</b>	2
<b>H</b>	10
<b>RBI</b>	2
<b>BB</b>	3
<b>SO</b>	2
<b>LOB</b>	14



BOTTOM

San Diego Padres @ Atlanta Braves  
Atlanta Stadium, Atlanta, GA

AB	32
R	7
H	11
RBI	7
BB	4
SO	2
LOB	17



WP	2	PA	39
PB	0		
SB	1		
CS	2		

Thu Apr 18 1974, 7:05 PM EDT  
Att. 3,131 - Unknown

livebaseballscorecards.com

AB R H RBI BB SO LOB

4 2 3 2 1 0 0

5 1 1 0 0 0 4

4 2 2 3 0 0 1

3 0 1 0 1 2 1

0 0 0 0 0 0 0

3 0 0 1 0 0 4

3 0 1 1 0 0 0

3 0 0 1 0 0 2

3 1 1 0 1 0 3

3 1 0 0 1 0 2

1B: 8 SF: 2  
2B: 1 SAC: 0  
3B: 2 DP: 0  
HR: 0 HBP: 0

Batter	1	2	3	4	5	6	7	8	9
Ralph Garr, L OBP: 0.407, SLG: 0.491 (1, 9) (8, 7)	0-0 G3 3B		0-0 FC6-4 1B 1-H 2-H		0-0 WP 3B 1B	4-0 IBB		0-0 6-3	
Marty Perez, R OBP: 0.450, SLG: 0.556 (1, 5)	0-0 5-3		0-0 FC6-4 5-3 1-2f		0-0 WP 3B 1B 1-2	0-0 F3		0-0 L9	
Frank Tepedino, L OBP: 0.400, SLG: 0.462 (1, 3)	0-0 G3		0-0 5-3 1-2		0-0 SF9 3B 1-H 2-H		0-0 L8 1B SF9 1B		
Hank Aaron, R OBP: 0.310, SLG: 0.542 (1, 7)	0-3 K		4-0 IBB		0-3 K		0-0 E 1B 1-2		
Rowland Office, L OBP: 0.095, SLG: 0.150 (7, PR) (8, 8)									
Dusty Baker Jr., R OBP: 0.360, SLG: 0.372 (1, 8) (8, 9)		0-0 L9	0-0 1-3		0-0 SF9		0-0 L8 1B		
Davey Johnson, R OBP: 0.500, SLG: 0.600 (1, 4)		0-0 L7		0-0 2B	0-0 F7		0-0 SF9		
Johnny Oates, L OBP: 0.333, SLG: 0.297 (1, 2)		0-0 CS 1B		0-0 F7		0-0 E5		0-0 E5	
Craig Robinson, R OBP: 0.326, SLG: 0.216 (1, 6)		0-0 CS	0-0 E6 1B WP	0-0 F6		4-0 S BB 1-2	0-0 1-3		
Roric Harrison, R (1, 1)			4-0 WP 1B BB	0-0 5-3		0-0 F8		0-0 6-3	

Inning Stats	R: 1 H: 1 E: 0 K: 1 S: 6	R: 0 H: 1 E: 0 K: 0 S: 3	R: 2 H: 2 E: 1 K: 0 S: 5	R: 0 H: 1 E: 0 K: 0 S: 4	R: 3 H: 3 E: 0 K: 1 S: 8	R: 0 H: 1 E: 0 K: 0 S: 3	R: 1 H: 2 E: 1 K: 0 S: 6	R: 0 H: 0 E: 0 K: 0 S: 3
--------------	--------------------------	--------------------------	--------------------------	--------------------------	--------------------------	--------------------------	--------------------------	--------------------------

PITCHER	IP	WLS	BF	H	R	ER	SO	BB	IBB	HBP	BLK	WP	HR	S	P	ERA	WHIP
Bill Greif, R ERA: 8.84 (1, 1)	4.0	L	21	8	6	6	1	1	1	0	0	2	0	21	29	13.50	2.250
Mike Corkins, R ERA: 3.0 (5, 1)	1.0		3	0	0	0	1	0	0	0	0	0	0	5	5	0.00	0.000
Gary Ross, R ERA: 5.4 (6, 1)	3.0		14	3	1	1	0	1	1	0	0	0	0	12	20	3.00	1.333

PITCHER	IP	WLS	BF	H	R	ER	SO	BB	IBB	HBP	BLK	WP	HR	S	P	ERA	WHIP
---------	----	-----	----	---	---	----	----	----	-----	-----	-----	----	----	---	---	-----	------

Batter	1	2	3	4	5	6	7	8	9	AB R H RBI BB SO LOB	TOP											
Derrel Thomas, S (1, 4) OBP: 0.431, SLG: 0.438	0-0 F7	0-0 4-3			0-0 5-3 1B			0-0 6-3	0-0 1B 1-2 2-3 1B	5 0 2 0 0 0 2												
Bobby Tolan, L (1, 9) OBP: 0.281, SLG: 0.296	0-0 G3		0-0 F8		0-0 5-3 1-2			0-0 F8	0-0 1B 1-3 2-H 3-H 1B	5 0 1 2 0 0 1												
Dave Winfield, R (1, 7) OBP: 0.318, SLG: 0.455	0-0 E1 BB		0-0 G4-6-3 1B		0-3 K			0-0 6-3	0-0 4-3	5 0 1 0 0 1 3												
Willie McCovey, L (1, 3) OBP: 0.395, SLG: 0.324	4-0 1-2 BB		0-0 G4-6-3 1-2f		0-3 K				0-3 K	3 0 0 0 1 2 1												
Johnny Grubb, L (1, 8) OBP: 0.396, SLG: 0.348	0-0 6-3			0-0 F8		0-0 G4-6-3 1B			0-0 1B 2B	4 1 2 0 0 0 2												
Dave Roberts, R (1, 5) OBP: 0.222, SLG: 0.152		0-0 5-3		0-0 6-3		0-0 G4-6-3 1-2f			0-0 1B 2B	4 1 1 1 0 0 1												
Fred Kendall, R (1, 2) OBP: 0.340, SLG: 0.392		0-0 SH1-4 E 1B		0-0 2B			0-0 6-3		4-0 1B 1B 1B BB	3 1 2 0 1 0 0												
Enzo Hernandez, R (1, 6) OBP: 0.132, SLG: 0.189		0-0 FC6		0-0 1-3			0-0 F8		0-0 1B 1B	2 0 0 0 0 0 2												
Matty Alou, L (7, PH) OBP: 0.250, SLG: 0.267		0-0 SH1-4							0-0 1B 1B	1 0 0 0 0 0 0												
Rich Morales, R (7, 6)		1-2							1-2 2-H 1B 1B	0 0 0 0 0 0 0												
Nate Colbert, R (9, PH) OBP: 0.158, SLG: 0.088		0-0 SH1-4			0-3 K		0-0 6-3		0-3 K	1 1 1 1 0 0 0												
Randy Jones, R (1, 1)										1 0 0 0 0 1 0												
Cito Gaston, R (7, PH) OBP: 0.286, SLG: 0.308										1 0 0 0 0 0 0												
Vicente Romo, R (7, 1)										0 0 0 0 0 0 0												
Ralph Garcia, R (8, 1)										0 0 0 0 0 0 0												
Bernie Williams, R (9, PH) OBP: 0.333, SLG: 0.333										1 0 0 0 0 1 2												
<b>Inning Stats</b>	R: 0 E: 1 K: 0 S: 4	H: 0 LOB: 2 BB: 1 P: 8	R: 0 E: 1 K: 0 S: 5	H: 1 LOB: 2 BB: 0 P: 5	R: 0 E: 0 K: 0 S: 3	H: 1 LOB: 0 BB: 0 P: 3	R: 0 E: 0 K: 0 S: 4	H: 1 LOB: 1 BB: 0 P: 4	R: 0 E: 0 K: 2 S: 8	H: 1 LOB: 1 BB: 0 P: 8	R: 0 E: 0 K: 1 S: 5	H: 1 LOB: 0 BB: 0 P: 5	R: 0 E: 0 K: 0 S: 3	H: 0 LOB: 0 BB: 0 P: 3	R: 0 E: 0 K: 0 S: 3	H: 0 LOB: 0 BB: 0 P: 3	R: 4 E: 0 K: 2 S: 12	H: 5 LOB: 2 BB: 1 P: 16	1B: 8 2B: 2 3B: 0 HR: 0	SF: 0 SAC: 1 DP: 2 HBP: 0	WP: 0 PB: 0 SB: 0 CS: 0	PA: 39
<b>PITCHER</b>	IP WLS BF H R ER SO BB IBB HBP BLK WP HR S P ERA WHIP																					
Jack Billingham, R (1, 1) ERA: 7.17	8.1 W 35 8 4 4 4 2 0 0 0 0 0 0 41 49 4.32 1.200																					
Pedro Borbon, R (9, 1) ERA: 1.42	0.2 4 2 0 0 1 0 0 0 0 0 0 0 6 6 0.00 3.000																					

San Diego Padres @ Cincinnati Reds  
Riverfront Stadium, Cincinnati, OH  
Fri Apr 19 1974, 7:05 PM EDT  
Att. 33,069 - Unknown

AB	36
R	4
H	10
RBI	4
BB	2
SO	5
LOB	14



Batter	1	2	3	4	5	6	7	8	9
Pete Rose, S (1, 7) OBP: 0.436, SLG: 0.469 Cesar Geronimo, L (9, 8) OBP: 0.154, SLG: 0.333	0-0 1B 1B	0-0 4-3		0-3 K			0-0 F7	4-0 1-2 BB	
Joe Morgan, L (1, 4) OBP: 0.434, SLG: 0.300	0-0 1B 1-2 5-3 1B	0-0 4-1			0-0 L8		4-0 2B IBB	0-0 SF8	
Dave Concepcion, R (1, 6) OBP: 0.313, SLG: 0.574	0-0 5-3 1-3 2-H 1B		0-0 P4		0-0 5-3		0-0 1-H 2-H HR 2B	0-0 L7	
Tony Perez, R (1, 3) OBP: 0.388, SLG: 0.625 Darrel Chaney, S (8, 5)	0-3 K		0-0 E7		0-0 F8		0-0 2-H HR		
Johnny Bench, R (1, 2) OBP: 0.367, SLG: 0.342	4-0 5-3 IBB		4-0 G4-6-3 BB			0-0 6-3	0-0 F9		
Merv Rettenmund, R (1, 9) OBP: 0.356, SLG: 0.447	0-0 5-3		0-0 G4-6-3			0-0 6-3		4-0 1B BB	
George Foster, R (1, 8) OBP: 0.450, SLG: 0.588	4-0 IBB			0-0 SH1-4 1B		0-3 K		0-0 1B 1-2 SF8	
Dan Driessen, L (1, 5) OBP: 0.340, SLG: 0.370	0-3 K			0-0 F5			0-0 SH1-4 2B 1B	0-0 1-3 2-H 1B	
Jack Billingham, R (1, 1) Pedro Borbon, R (9, 1) OBP: 0.500, SLG: 0.500		0-3 K		0-0 SH1-4			0-0 SH1-4	0-3 K	

Inning Stats	R: 2	H: 3	E: 0	K: 2	S: 10	LOB: 3	BB: 2	P: 18	R: 0	H: 0	E: 0	K: 1	S: 5	LOB: 0	BB: 0	P: 5	R: 0	H: 1	E: 1	K: 0	S: 3	LOB: 1	BB: 1	P: 7	R: 0	H: 0	E: 0	K: 0	S: 3	LOB: 0	BB: 0	P: 3	R: 0	H: 0	E: 0	K: 1	S: 5	LOB: 0	BB: 0	P: 5	R: 4	H: 3	E: 0	K: 0	S: 6	LOB: 0	BB: 1	P: 10	R: 2	H: 1	E: 1	K: 1	S: 7	LOB: 2	BB: 2	P: 15
--------------	------	------	------	------	-------	--------	-------	-------	------	------	------	------	------	--------	-------	------	------	------	------	------	------	--------	-------	------	------	------	------	------	------	--------	-------	------	------	------	------	------	------	--------	-------	------	------	------	------	------	------	--------	-------	-------	------	------	------	------	------	--------	-------	-------

										PITCHER										PITCHER										PITCHER																																															
										IP	WLS	BF	H	R	ER	SO	BB	IBB	HBP	BLK	WP	HR	S	P	ERA	WHIP	IP	WLS	BF	H	R	ER	SO	BB	IBB	HBP	BLK	WP	HR	S	P	ERA	WHIP	IP	WLS	BF	H	R	ER	SO	BB	IBB	HBP	BLK	WP	HR	S	P	ERA	WHIP	IP	WLS	BF	H	R	ER	SO	BB	IBB	HBP	BLK	WP	HR	S	P	ERA	WHIP
Randy Jones, L (1, 1) ERA: 11.48										6.0	L	25	5	2	2	5	1	2	0	0	0	0	32	44	3.00	1.000	1.0		10	4	6	4	0	1	1	0	0	0	1	8	16	36.00	5.000	1.0		4	0	0	0	1	1	0	0	0	0	0	0	5	9	0.00	1.000																
Vicente Romo, R (7, 1) ERA: 4.5																																																																													
Ralph Garcia, R (8, 1) ERA: 3.12																																																																													

AB R H RBI BB SO LOB

4	1	1	0	1	1	2	0	0	0	0	0	0	3	2	1	1	1	0	0	5	1	2	3	0	0	2	4	1	2	2	0	1	2	0	0	0	0	0	0	0	2	0	0	0	2	0	0	3	1	0	1	1	0	4	3	1	1	0	1	1	1	4	1	2	1	0	1	4	2	0	0	0	0	2	2	0	0	0	0	0	0	0
---	---	---	---	---	---	---	---	---	---	---	---	---	---	---	---	---	---	---	---	---	---	---	---	---	---	---	---	---	---	---	---	---	---	---	---	---	---	---	---	---	---	---	---	---	---	---	---	---	---	---	---	---	---	---	---	---	---	---	---	---	---	---	---	---	---	---	---	---	---	---	---	---	---	---	---	---	---	---	---	---	---	---

WP: 0	PA: 39
PB: 0	CS: 0
SB: 0	

**San Diego Padres @ Cincinnati Reds**  
 Riverfront Stadium, Cincinnati, OH  
 Fri Apr 19 1974, 7:05 PM EDT  
 Att. 33,069 - Unknown

AB	30
R	8
H	9
RBI	8
BB	6
SO	6
LOB	17



Batter	1	2	3	4	5	6	7	8	9	AB R H RBI BB SO LOB	TOP
<b>Bernie Williams, R</b> (1, 8) <small>OBP: 0.200, SLG: 0.200</small>	0-0 		0-3 			0-0 		0-0 		4 0 0 0 0 1 1	
<b>Derrel Thomas, S</b> (1, 4) <small>OBP: 0.400, SLG: 0.404</small>	0-3 		0-0 			0-3 		0-0 		4 0 0 0 0 2 2	
<b>Dave Winfield, R</b> (1, 7) <small>OBP: 0.385, SLG: 0.500</small>	0-0 			0-0 		0-0 		0-0 		4 0 3 0 0 0 1	
<b>Nate Colbert, R</b> (1, 3) <small>OBP: 0.143, SLG: 0.079</small>	0-3 			0-0 		0-3 			0-0 	4 0 0 0 0 2 4	
<b>Cito Gaston, R</b> (1, 9) <small>OBP: 0.222, SLG: 0.235</small>	0-0 			0-0 			0-0 		0-0 	4 0 0 0 0 0 3	
<b>Dave Roberts, R</b> (1, 5) <small>OBP: 0.205, SLG: 0.139</small> <b>Rich Troedson, L</b> (7, 1) <b>Willie McCovey, L</b> (9, PH) <small>OBP: 0.409, SLG: 0.371</small> <b>Rich Morales, R</b> (9, PR)		0-0 		0-3 			0-0 		0-0 	3 0 0 0 0 1 2 0 0 0 0 0 0 0 1 0 1 0 0 0 0 0 0 0 0 0 0 0	
<b>Fred Kendall, R</b> (1, 2) <small>OBP: 0.316, SLG: 0.364</small>		0-3 			0-0 		0-0 		0-0 	4 0 0 0 0 1 3	
<b>Enzo Hernandez, R</b> (1, 6) <small>OBP: 0.122, SLG: 0.175</small> <b>Matty Alou, L</b> (9, PH) <small>OBP: 0.242, SLG: 0.258</small>		0-0 			0-0 		0-0 		0-0 	3 0 0 0 0 0 1 1 0 0 0 0 0 2	
<b>Steve Arlin, R</b> (1, 1) <b>Mike Corkins, R</b> (2, 1) <b>Dave Hilton, R</b> (7, 5)			0-0 		0-0 			4-0 		0 0 0 0 0 0 0 2 0 0 0 0 0 0 0 0 0 0 1 0 0	
<b>Inning Stats</b>	R: 0 H: 1 E: 1 LOB: 2 K: 2 BB: 0 S: 9 P: 9	R: 0 H: 0 E: 0 LOB: 0 K: 1 BB: 0 S: 5 P: 5	R: 0 H: 0 E: 0 LOB: 0 K: 1 BB: 0 S: 5 P: 5	R: 0 H: 1 E: 0 LOB: 1 K: 1 BB: 0 S: 6 P: 6	R: 0 H: 0 E: 0 LOB: 0 K: 0 BB: 0 S: 3 P: 3	R: 0 H: 1 E: 0 LOB: 1 K: 2 BB: 0 S: 8 P: 8	R: 0 H: 0 E: 1 LOB: 1 K: 0 BB: 0 S: 4 P: 4	R: 0 H: 0 E: 0 LOB: 1 K: 0 BB: 1 S: 3 P: 7	R: 0 H: 1 E: 1 LOB: 2 K: 0 BB: 0 S: 5 P: 5	1B: 3 SF: 0 2B: 1 SAC: 0 3B: 0 DP: 0 HR: 0 HBP: 0	WP: 0 PA: 35 PB: 0 SB: 0 CS: 0
<b>PITCHER</b> <b>Don Gullett, L</b> (1, 1) <small>ERA: 2.41</small> <b>Clay Carroll, R</b> (9, 1) <small>ERA: 5.19</small>	IP WLS BF H R ER SO BB IBB HBP BLK WP HR S P ERA WHIP 8.0 W 30 3 0 0 7 1 0 0 0 0 0 0 43 47 0.00 0.500										

**San Diego Padres @ Cincinnati Reds**  
 Riverfront Stadium, Cincinnati, OH  
 Sat Apr 20 1974, 3:33 AM EDT  
 Att. 12,471 - Unknown

<b>AB</b>	34
<b>R</b>	0
<b>H</b>	4
<b>RBI</b>	0
<b>BB</b>	1
<b>SO</b>	7
<b>LOB</b>	19



Batter	1	2	3	4	5	6	7	8	9	AB	R	H	RBI	BB	SO	LOB	BOTTOM				
Pete Rose, S OBP: 0.467, SLG: 0.537 (1, 7)	0-0 2B	0-0 2B		0-0 G3		0-0 1B		0-0 HR		5	3	4	1	0	0	0					
Joe Morgan, L OBP: 0.448, SLG: 0.444 Clay Carroll, R (9, 1)	0-0 1B	0-0 FC6-5 2B		0-3 K		0-0 F5		0-0 HR		5	2	3	5	0	1	2					
Dan Driessen, L OBP: 0.352, SLG: 0.380 Andy Kosco, R OBP: 0.286, SLG: 0.167 (8, PH) (9, 5)	0-0 WP G6-4-3 1B	0-0 FC6-5		0-3 K			0-0 HR	0-3 K		4	2	2	1	0	1	1					
Tony Perez, R OBP: 0.396, SLG: 0.682 Bill Plummer, R (8, 2)	0-0 G6-4-3 1B	0-0 F7			0-3 K		0-0 HR	4-0 BB		4	1	2	2	0	1	1					
Johnny Bench, R OBP: 0.389, SLG: 0.415 (9, 3)	4-0 G6-4-3 BB				4-0 G6-4-3 BB		0-0 6-3	0-0 F9		3	1	1	1	2	0	1					
Merv Rettenmund, R OBP: 0.347, SLG: 0.429 (1, 9)	0-0 G6-4-3				0-0 G6-4-3		0-0 P4			4	0	1	0	0	0	3					
Dave Concepcion, R OBP: 0.288, SLG: 0.529 (1, 6)	0-0 5-3				0-0 P4		0-3 K	0-0 F7		4	0	0	0	0	1	2					
Cesar Geronimo, L OBP: 0.176, SLG: 0.313 (1, 8)		0-0 SH2 2B 1B		0-0 P6		0-3 K		0-0 P6		4	1	1	0	0	1	1					
Don Gullett, R OBP: 0.333, SLG: 0.333 Phil Gagliano, R OBP: 1.000, SLG: 1.000 Darrel Chaney, S (9, 4)		0-0 SH2 1B		0-0 5-3		0-0 1B		4-0 HR BB		2	0	1	0	0	0	1					
<b>Inning Stats</b>	R: 3 E: 0 K: 0 S: 6	H: 4 LOB: 1 BB: 1 P: 10	R: 2 E: 0 K: 0 S: 6	H: 3 LOB: 1 BB: 0 P: 6	R: 1 E: 0 K: 0 S: 5	H: 2 LOB: 1 BB: 0 P: 5	R: 0 E: 0 K: 2 S: 7	H: 0 LOB: 0 BB: 0 P: 7	R: 0 E: 0 K: 1 S: 4	H: 0 LOB: 0 BB: 1 P: 8	R: 0 E: 0 K: 2 S: 9	H: 2 LOB: 2 BB: 0 P: 9	R: 2 E: 0 K: 0 S: 5	H: 2 LOB: 0 BB: 0 P: 5	R: 3 E: 0 K: 1 S: 7	H: 2 LOB: 1 BB: 2 P: 15	1B: 8 2B: 4 3B: 0 HR: 3	SF: 0 SAC: 1 DP: 2 HBP: 0	WP: 1 PB: 0 SB: 0 CS: 0	PA: 41 ERA WHIP	
<b>PITCHER</b> Steve Arlin, R ERA: 8.27 Mike Corkins, R ERA: 2.75 Rich Troedson, L ERA: 8.18	IP 1.1 4.2 2.0	WLS L 18 12	BF 11 18 12	H 7 4 4	R 5 1 5	ER 5 1 5	SO 0 5 1	BB 1 0 0	IBB 0 0 0	HBP 0 0 0	BLK 0 0 0	WP 1 0 0	HR 0 1 2	S 10 27 12	P 14 31 20	ERA 33.75 1.93 22.50	WHIP 6.000 1.071 3.000				

**San Diego Padres @ Cincinnati Reds**  
Riverfront Stadium, Cincinnati, OH

Sat Apr 20 1974, 3:33 AM EDT  
Att. 12,471 - Unknown

AB 36  
R 11  
H 15  
RBI 10  
BB 4  
SO 6  
LOB 12



livebaseballscorecards.com

Batter	1	2	3	4	5	6	7	8	9	AB R H RBI BB SO LOB	TOP											
Derrel Thomas, S (1, 4) OBP: 0.383, SLG: 0.375	0-0 L3		4-0 G3 BB		0-3 K		0-3 K		0-0 F8	4 0 0 0 1 2 1												
Enzo Hernandez, R (1, 6) OBP: 0.156, SLG: 0.227	0-0 S 2B		0-0 G3		0-0 BB 1B			0-3 K FC5-4		4 0 2 1 0 1 2												
Nate Colbert, R (1, 7) OBP: 0.152, SLG: 0.073	0-3 K		0-0 P8		4-0 BB			0-0 FC5-4 BB		3 0 0 0 1 1 4												
Willie McCovey, L (1, 3) OBP: 0.396, SLG: 0.342	0-0 F8		0-3 K		0-0 3-1			4-0 FC5 BB		3 0 0 0 1 1 5												
Dave Winfield, R (1, 8) OBP: 0.333, SLG: 0.433		0-3 K		0-0 1-3		0-0 F7		0-0 FC5 FC6-4		4 0 0 0 0 1 2												
Cito Gaston, R (1, 9) OBP: 0.182, SLG: 0.190		0-0 6-3		0-3 K		0-0 F3		0-0 FC6-4		4 0 0 0 0 1 2												
Fred Kendall, R (1, 2) OBP: 0.311, SLG: 0.373		0-0 5-3		0-0 2B		0-0 F8			0-3 K	4 0 1 0 0 1 0												
Dave Hilton, R (1, 5)			4-0 BB G3 BB	0-0 F8			0-0 6-3		0-0 6-3	3 1 0 0 1 0 1												
Jim McAndrew, R (1, 1) OBP: 0.200, SLG: 0.200			4-0 BB BB		0-3 K		0-3 K		0-0 1B	0 0 0 0 0 0 0												
Ralph Garcia, R (1, 1) OBP: 0.290, SLG: 0.296										0 0 0 0 0 0 0												
Bobby Tolan, L (3, PH) OBP: 0.182, SLG: 0.182										0 0 0 0 0 1 0 0												
Gary Ross, R (3, 1)										1 0 0 0 0 0 1 0												
Bernie Williams, R (7, PH) OBP: 0.182, SLG: 0.182										1 0 0 0 0 0 1 0												
Rich Fredson, L (7, 1)										0 0 0 0 0 0 0 0												
Matty Alou, L (9, PH) OBP: 0.265, SLG: 0.281										1 0 1 0 0 0 0 0												
<b>Inning Stats</b>	R: 0 E: 0 K: 1 S: 6	H: 1 LOB: 1 BB: 0 P: 6	R: 0 E: 0 K: 1 S: 5	H: 0 LOB: 0 BB: 0 P: 5	R: 1 E: 0 K: 1 S: 5	H: 0 LOB: 2 BB: 3 P: 17	R: 0 E: 0 K: 1 S: 6	H: 1 LOB: 1 BB: 0 P: 6	R: 0 E: 0 K: 2 S: 8	H: 1 LOB: 2 BB: 1 P: 12	R: 0 E: 0 K: 0 S: 3	H: 0 LOB: 0 BB: 0 P: 3	R: 0 E: 0 K: 2 S: 7	H: 0 LOB: 0 BB: 0 P: 7	R: 0 E: 0 K: 1 S: 6	H: 0 LOB: 2 BB: 1 P: 10	R: 0 E: 0 K: 1 S: 6	H: 1 LOB: 1 BB: 0 P: 6	1B: 2 2B: 2 3B: 0 HR: 0	SF: 0 SAC: 0 DP: 0 HBP: 0	WP: 1 PB: 0 SB: 1 CS: 0	PA: 37
<b>PITCHER</b>	IP WLS BF H R ER SO BB IBB HBP BLK WP HR S P ERA WHIP																				ERA WHIP	
Fred Norman, L (1, 1) ERA: 2.45	8.0 W 33 3 1 1 9 5 0 0 0 1 0 46 66 1.12 1.000																					
Tom Hall, L (9, 1) ERA: 1.69	1.0 4 1 0 0 1 0 0 0 0 0 0 0 6 6 0.00 1.000																					

San Diego Padres @ Cincinnati Reds  
Riverfront Stadium, Cincinnati, OH  
Sun Apr 21 1974, 3:33 AM EDT  
Unknown

livebaseballscorecards.com

AB	32
R	1
H	4
RBI	1
BB	5
SO	10
LOB	17





Batter	1	2	3	4	5	6	7	8	9
<b>Pete Rose, S</b> OBP: 0.462, SLG: 0.517 (1, 7)	F8 E4 1B			4-3		4-3		4-0 BB	
<b>Joe Morgan, L</b> OBP: 0.435, SLG: 0.449 <b>Darrel Chaney, S</b> (7, 4)	WP 2B 2B G3			P5		F8		0-3 K	
<b>Dan Driessen, L</b> OBP: 0.351, SLG: 0.365 <b>Bill Plummer, R</b> (6, 2)	4-0 2B 2-3 BB BB	0-0 F8		0-3 K		0-0 L8			
<b>Tony Perez, R</b> OBP: 0.421, SLG: 0.792 <b>Terry Crowley, L</b> OBP: 0.143, SLG: 0.286 (8, 3)	0-0 BB 1-3 HR 2B 3-H	0-3 K			0-0 1B 2B		0-0 HR		
<b>Johnny Bench, R</b> OBP: 0.397, SLG: 0.409 (6, 5)	4-0 HR BB BB	0-3 K			0-0 4-3 2B 1B 2-H		0-0 F7		
<b>Ken Griffey, L</b> OBP: 0.250, SLG: 0.240 <b>George Foster, R</b> OBP: 0.429, SLG: 0.556 (7, 8)	4-0 HR BB 1-2 2-3 3-H		0-0 4-3 1B		0-0 4-3		0-3 K		
<b>Dave Concepcion, R</b> OBP: 0.286, SLG: 0.564 (1, 6)	0-0 HR 1-H 2-H 3-H		0-0 4-3 1-2		0-3 K		0-0 1-3		
<b>Cesar Geronimo, L</b> OBP: 0.250, SLG: 0.421 <b>Andy Kosco, R</b> OBP: 0.250, SLG: 0.143 (7, 9)	0-0 SH2-3 E 1B		0-3 K		0-0 2B 3-H		0-0 F2		
<b>Fred Norman, S</b> <b>Phil Gagliano, R</b> OBP: 0.800, SLG: 0.500 <b>Tom Hall, L</b> (8, PH) (9, 1)	0-0 SH2-3 1-2		0-3 K		0-0 5-3		0-0 1-3		

Inning Stats	R: 7 E: 1 K: 0 S: 8	H: 5 LOB: 1 BB: 3 P: 20	R: 0 E: 0 K: 2 S: 7	H: 0 LOB: 0 BB: 0 P: 7	R: 0 E: 0 K: 2 S: 8	H: 1 LOB: 1 BB: 0 P: 8	R: 0 E: 0 K: 1 S: 5	H: 0 LOB: 0 BB: 0 P: 5	R: 2 E: 0 K: 1 S: 8	H: 3 LOB: 1 BB: 0 P: 8	R: 0 E: 0 K: 0 S: 3	H: 0 LOB: 0 BB: 0 P: 3	R: 1 E: 0 K: 1 S: 6	H: 1 LOB: 0 BB: 0 P: 6	R: 0 E: 0 K: 1 S: 5	H: 0 LOB: 1 BB: 1 P: 9
--------------	------------------------------	----------------------------------	------------------------------	---------------------------------	------------------------------	---------------------------------	------------------------------	---------------------------------	------------------------------	---------------------------------	------------------------------	---------------------------------	------------------------------	---------------------------------	------------------------------	---------------------------------

PITCHER	IP	WLS	BF	H	R	ER	SO	BB	IBB	HBP	BLK	WP	HR	S	P	ERA	WHIP
<b>Jim McAndrew, R</b> ERA: 4.76 (1, 1)	0.1	L	2	1	1	1	0	0	0	0	0	0	0	2	2	27.00	3.000
<b>Ralph Garcia, R</b> ERA: 6.1 (1, 1)	1.2		12	4	6	5	2	3	0	0	0	1	1	13	25	27.00	4.200
<b>Gary Ross, R</b> ERA: 5.0 (3, 1)	4.0		16	4	2	2	4	0	0	0	0	0	0	24	24	4.50	1.000
<b>Rich Troedson, L</b> ERA: 7.62 (7, 1)	2.0		8	1	1	1	2	1	0	0	0	0	1	11	15	4.50	1.000

**BOTTOM**

AB	R	H	RBI	BB	SO	LOB
4	0	1	0	1	0	0
4	1	1	0	0	0	1
1	0	0	0	0	1	1
2	1	0	0	1	1	0
1	0	0	0	0	0	0
4	3	3	2	0	1	0
0	0	0	0	0	0	0
3	2	1	1	1	1	0
2	1	1	1	1	0	1
1	0	0	0	0	1	0
4	1	1	4	0	1	2
3	1	2	1	0	1	1
1	0	0	0	0	0	0
2	0	0	0	0	1	2
1	0	0	0	0	0	0
0	0	0	0	0	0	0

<b>AB</b>	<b>33</b>
<b>R</b>	<b>10</b>
<b>H</b>	<b>10</b>
<b>RBI</b>	<b>9</b>
<b>BB</b>	<b>4</b>
<b>SO</b>	<b>8</b>
<b>LOB</b>	<b>8</b>



WP	PA
1	38

**San Diego Padres @ Cincinnati Reds**  
Riverfront Stadium, Cincinnati, OH  
Sun Apr 21 1974, 3:33 AM EDT  
Unknown

livebaseballscorecards.com

Batter	1	2	3	4	5	6	7	8	9	AB R H RBI BB SO LOB	TOP		
Derrel Thomas, S (1, 4) OBP: 0.369, SLG: 0.361	0-0 F7		0-0 1B	0-0 L4		0-0 L3			0-0 6-3	5 1 1 0 0 0 4			
Enzo Hernandez, R (1, 6) OBP: 0.180, SLG: 0.213	0-3 K		0-0 5-3		0-0 6-3			4-0 BLK 1B BB	4-0 FC4-6 BB	3 1 0 0 2 1 1			
Bobby Tolan, L (1, 9) OBP: 0.302, SLG: 0.293	0-0 G3		0-0 E 1B		0-3 K			4-0 G1-6-3 1B PB BB	0-0 FC4-6 1-2f	4 2 1 1 1 1 1			
Nate Colbert, R (1, 3) OBP: 0.176, SLG: 0.089		4-0 S 3B BB	0-3 K		0-3 K			0-0 G1-6-3 1B	0-0 5-3	4 1 1 1 1 2 1			
Johnny Grubb, L (1, 8) OBP: 0.404, SLG: 0.420		0-0 1-H 3B		0-0 F8 1B 2B		0-3 K		0-0 G1-6-3		4 1 2 1 0 1 2			
Dave Winfield, R (1, 7) OBP: 0.324, SLG: 0.412		0-0 F2		0-0 F8		0-0 1B 1B		0-3 K		4 1 1 0 0 1 2			
Dave Hilton, R (1, 5) OBP: 0.167, SLG: 0.048		0-0 6-3		4-0 SH5-4 1B BB		0-0 FC1-6 1B 1B		0-0 4-3		3 0 1 0 1 0 1			
Bob Barton, R (1, 2) OBP: 0.500, SLG: 0.500		0-0 F8		0-0 SH5-4 1B		0-0 FC1-6 1B		0-0 6-3		4 0 2 2 0 0 1			
Bill Greif, R (1, 1) OBP: 0.200, SLG: 0.111			0-3 K	0-0 SH5-4		0-0 FC1-6		0-0 4-1		3 0 0 0 0 1 2			
<b>Inning Stats</b>	R: 0 E: 0 K: 1 S: 5 H: 0 LOB: 0 BB: 0 P: 5	R: 1 E: 0 K: 0 S: 4 H: 1 LOB: 1 BB: 1 P: 8	R: 2 E: 1 K: 2 S: 9 H: 2 LOB: 0 BB: 0 P: 9	R: 1 E: 0 K: 0 S: 5 H: 2 LOB: 2 BB: 1 P: 9	R: 0 E: 0 K: 2 S: 7 H: 0 LOB: 0 BB: 0 P: 7	R: 1 E: 0 K: 1 S: 8 H: 3 LOB: 2 BB: 0 P: 8	R: 2 E: 0 K: 1 S: 5 H: 1 LOB: 0 BB: 2 P: 13	R: 0 E: 0 K: 0 S: 3 H: 0 LOB: 0 BB: 0 P: 3	R: 0 E: 0 K: 0 S: 3 H: 0 LOB: 1 BB: 1 P: 7	1B: 7 2B: 1 3B: 1 HR: 0 SF: 0 SAC: 1 DP: 1 HBP: 0	WP: 0 PB: 1 SB: 1 CS: 0 PA: 40		
<b>PITCHER</b>	IP WLS BF H R ER SO BB IBB HBP BLK WP HR S P ERA WHIP											<b>PITCHER</b>	IP WLS BF H R ER SO BB IBB HBP BLK WP HR S P ERA WHIP
Clay Kirby, R (1, 1) ERA: 4.56	6.0 L 28 8 5 4 6 2 0 0 0 0 0 0 38 46 6.00 1.667												
Pedro Borbon, R (7, 1) ERA: 1.84	2.0 8 1 2 1 1 2 0 0 0 1 0 0 8 16 4.50 1.500												
Tom Hall, L (9, 1) ERA: 1.42	1.0 4 0 0 0 0 0 1 0 0 0 0 0 3 7 0.00 1.000												

**San Diego Padres @ Cincinnati Reds**  
 Riverfront Stadium, Cincinnati, OH  
 Sun Apr 21 1974, 3:38 AM EDT  
 Att. 25,727 - Unknown

AB	34
R	7
H	9
RBI	5
BB	5
SO	7
LOB	15



Batter	1	2	3	4	5	6	7	8	9	AB	R	H	RBI	BB	SO	LOB
<b>Pete Rose, S</b> (1, 7) OBP: 0.464, SLG: 0.500	4-0 CS BB		4-0 BB HBP 1B BB		4-0 4-3		0-0 G4-6-3 1-2f			2	1	0	0	2	0	1
<b>Joe Morgan, L</b> (1, 4) OBP: 0.439, SLG: 0.431	4-0 S BB 1-2		1-0 BB HBP 1B		0-0 P5			0-0 F8		2	1	0	0	1	0	0
<b>Dan Driessen, L</b> (1, 5) OBP: 0.361, SLG: 0.364	0-0 F8 1-2		4-0 1B BB 1-2 2-3		0-0 3-1			0-0 1B 1B		3	0	1	0	1	0	1
<b>Tony Perez, R</b> (1, 3) OBP: 0.410, SLG: 0.750	0-3 K		0-0 1-3 2-H 3-H 1B		0-0 6-3			0-0 P8		4	0	1	2	0	1	2
<b>Merv Rettenmund, R</b> (1, 9) OBP: 0.327, SLG: 0.400		0-0 4-3			0-0 F9			0-0 1B		3	0	0	0	0	1	2
<b>Pedro Borbon, R</b> (7, 1) OBP: 0.500, SLG: 0.500										0	0	0	0	0	0	0
<b>Terry Crowley, L</b> (8, PH) OBP: 0.250, SLG: 0.375										1	0	1	0	0	0	0
<b>Tom Hall, L</b> (9, 1)										0	0	0	0	0	0	0
<b>Dave Concepcion, R</b> (1, 6) OBP: 0.300, SLG: 0.552		4-0 CS BB			0-0 6-3			0-0 FC5-4 1B		3	0	1	0	1	0	2
<b>Cesar Geronimo, L</b> (1, 8) OBP: 0.250, SLG: 0.364		0-0 G3 1-2			4-0 BB			0-0 FC5-4 1-2f		3	0	0	0	1	0	2
<b>Bill Plummer, R</b> (1, 2)					0-0 F7			0-3 K		3	0	0	0	0	1	1
<b>Phil Gagliano, R</b> (9, PH) OBP: 0.667, SLG: 0.333					0-0 F9			0-0 6-3		1	0	0	0	0	0	0
<b>Clay Kirby, R</b> (1, 1)					0-3 K			0-0 G3		2	0	0	0	0	1	1
<b>Ken Griffey, L</b> (7, 9) OBP: 0.267, SLG: 0.259					0-0 F6			0-0 G4-6-3 1B		2	0	1	0	0	0	0

Inning Stats	R: 0	H: 0	E: 0	K: 1	S: 4	R: 0	H: 0	E: 0	K: 0	S: 2	R: 2	H: 1	E: 0	K: 2	S: 8	R: 0	H: 0	E: 0	K: 0	S: 3	R: 0	H: 0	E: 0	K: 0	S: 3	R: 0	H: 1	E: 0	K: 1	S: 5	R: 0	H: 2	E: 0	K: 0	S: 5	R: 0	H: 0	E: 0	K: 0	S: 3	1B: 5	2B: 0	3B: 0	HR: 0	SF: 0	SAC: 0	DP: 1	HBP: 1	WP: 0	PB: 0	SB: 1	CS: 2	PA: 36
<b>PITCHER</b> <b>Bill Greif, R</b> (1, 1) ERA: 6.59	IP	WLS	BF	H	R	ER	SO	BB	IBB	HBP	BLK	WP	HR	S	P	ERA	WHIP																																				

**BOTTOM**

**San Diego Padres @ Cincinnati Reds**  
Riverfront Stadium, Cincinnati, OH  
Sun Apr 21 1974, 3:38 AM EDT  
Att. 25,727 - Unknown

[livebaseballscorecards.com](http://livebaseballscorecards.com)

<b>AB</b>	<b>29</b>
<b>R</b>	<b>2</b>
<b>H</b>	<b>5</b>
<b>RBI</b>	<b>2</b>
<b>BB</b>	<b>6</b>
<b>SO</b>	<b>4</b>
<b>LOB</b>	<b>12</b>



Batter	1	2	3	4	5	6	7	8	9	AB R H RBI BB SO LOB	TOP	
Don Hahn, R (1, 8) OBP: 0.278, SLG: 0.333	0-0 G3		0-0 6-3			0-0 F8		0-3 K		4 0 0 0 0 1 1		
Felix Millan, R (1, 4) OBP: 0.375, SLG: 0.306	0-0 4-3		0-3 K			0-0 4-3		0-0 4-3		4 0 0 0 0 1 1		
Rusty Staub, L (1, 9) OBP: 0.397, SLG: 0.471	0-0 1B			0-0 G4-6-3 1B		0-0 4-3			4-0 2B 4-3 BB	3 1 2 0 1 0 0		
Cleon Jones, R (1, 7) OBP: 0.316, SLG: 0.302	0-3 K			0-0 G4-6-3 1B			0-0 3B 1B		0-0 4-3 2B	4 1 3 0 0 1 1		
John Milner, L (1, 3) OBP: 0.345, SLG: 0.292		0-3 K		0-0 G4-6-3		0-0 F8		0-0 4-3	0-0 4-3	4 0 0 1 0 1 4		
Jerry Grote, R (1, 2) OBP: 0.267, SLG: 0.483		0-3 K		0-0 5-3		0-0 5-3		0-0 F7	0-0 F7	4 0 0 0 0 1 3		
Wayne Garrett, L (1, 5) OBP: 0.237, SLG: 0.346			0-0 F9		0-0 P3		0-0 3B		0-3 K	4 0 1 1 0 1 1		
Bud Harrelson, S (1, 6) OBP: 0.463, SLG: 0.375			0-0 6-3 SH5-4 1B		0-0 F7		0-0 5-3			3 0 1 0 0 0 1		
Bob Miller, R (8, 1) OBP: 0.500, SLG: 1.000										0 0 0 0 0 0 0		
Jon Matlack, L (1, 1) OBP: 0.200, SLG: 0.200			0-0 SH5-4		0-0 F8				0-3 K	0 0 0 0 0 0 0		
Harry Parker, R (4, 1)										1 0 0 0 0 0 0		
Ray Sadecki, L (5, 1)										0 0 0 0 0 0 0		
Ted Martinez, R (8, PH) OBP: 0.222, SLG: 0.500			1-2							1 0 0 0 0 1 0		
<b>Inning Stats</b>	R: 0 H: 1 E: 0 LOB: 1 K: 1 BB: 0 S: 6 P: 6	R: 0 H: 0 E: 0 LOB: 0 K: 2 BB: 0 S: 7 P: 7	R: 0 H: 1 E: 0 LOB: 1 K: 1 BB: 0 S: 6 P: 6	R: 0 H: 2 E: 0 LOB: 1 K: 0 BB: 0 S: 4 P: 4	R: 0 H: 0 E: 0 LOB: 0 K: 0 BB: 0 S: 3 P: 3	R: 0 H: 0 E: 0 LOB: 0 K: 0 BB: 0 S: 3 P: 3	R: 1 H: 2 E: 0 LOB: 1 K: 0 BB: 0 S: 5 P: 5	R: 0 H: 0 E: 0 LOB: 0 K: 2 BB: 0 S: 7 P: 7	R: 1 H: 1 E: 0 LOB: 1 K: 1 BB: 1 S: 6 P: 10	1B: 5 SF: 0 2B: 1 SAC: 1 3B: 1 DP: 1 HR: 0 HBP: 0	WP: 0 PA: 34 PB: 0 SB: 1 CS: 0	
<b>PITCHER</b> Randy Jones, L (1, 1) ERA: 7.66	IP WLS BF H R ER SO BB IBB HBP BLK WP HR S P ERA WHIP											<b>PITCHER</b> IP WLS BF H R ER SO BB IBB HBP BLK WP HR S P ERA WHIP

New York Mets @ San Diego Padres  
San Diego Stadium, San Diego, CA  
Tue Apr 23 1974, 10:05 PM EDT  
Att. 7,819 - Unknown

livebaseballscorecards.com

AB 32  
R 2  
H 7  
RBI 2  
BB 1  
SO 7  
LOB 12



Batter	1	2	3	4	5	6	7	8	9	AB	R	H	RBI	BB	SO	LOB
Derrel Thomas, S OBP: 0.357, SLG: 0.348 (1, 4)	0-0 5-3 1B		0-0 1B 2B 1B	0-0 F7 2B	0-3 K		0-0 FC6 HR			5	2	1	0	0	1	5
Johnny Grubb, L OBP: 0.435, SLG: 0.519 (1, 8)	1-0 1B HBP		0-0 2B 1B 1B	0-0 2B	0-0 F9		0-0 HR			4	3	3	4	0	0	2
Dave Winfield, R OBP: 0.342, SLG: 0.447 Bobby Tolan, L OBP: 0.297, SLG: 0.288 (1, 7) (7, 9)	0-0 1B 1B		0-0 1B 2B	0-0 6-3		0-0 F9	0-0 1-3			4	0	2	1	0	0	1
Nate Colbert, R OBP: 0.214, SLG: 0.104 (1, 3)	0-0 1B G6-4-3		0-3 K		4-0 1B SF8	4-0 L6 1B		0-0 E5 G6-3		3	1	1	1	2	1	2
Cito Gaston, R OBP: 0.259, SLG: 0.240 (1, 9) (7, 7)	0-0 G6-4-3		4-0 1B IBB		0-0 1B 2B 1B	0-0 L6 1B		0-0 G6-3		4	1	2	0	1	0	3
Fred Kendall, R OBP: 0.303, SLG: 0.365 (1, 2)		0-0 F8	0-0 1B G6-4-3		0-0 SF8	0-0 L6		0-0 6-3		4	0	1	2	0	0	2
Dave Roberts, R OBP: 0.233, SLG: 0.200 (1, 5)		0-0 F8	0-0 G6-4-3		0-0 2B 1B 1B		0-0 FC6 HR 2B			4	2	2	0	0	0	3
Enzo Hernandez, R OBP: 0.241, SLG: 0.280 (1, 6)		0-0 S 1B		0-0 S 2B 1B	0-0 1B 2B		4-0 FC6 BB			3	1	3	1	1	0	0
Randy Jones, R OBP: 0.167, SLG: 0.167 (1, 1)		0-3 K		0-3 K	0-0 1B		0-3 K			4	0	1	1	0	3	4

Inning Stats	R: 1	H: 2	E: 0	K: 0	S: 4	LOB: 1	BB: 0	P: 5	R: 0	H: 1	E: 0	K: 1	S: 6	LOB: 1	BB: 0	P: 6	R: 2	H: 4	E: 0	K: 1	S: 8	LOB: 2	BB: 1	P: 12	R: 1	H: 2	E: 0	K: 1	S: 7	LOB: 1	BB: 0	P: 7	R: 3	H: 4	E: 0	K: 1	S: 9	LOB: 2	BB: 1	P: 13	R: 0	H: 1	E: 0	K: 0	S: 3	LOB: 1	BB: 1	P: 7	R: 3	H: 2	E: 0	K: 1	S: 7	LOB: 0	BB: 1	P: 11	R: 0	H: 0	E: 1	K: 0	S: 3	LOB: 0	BB: 0	P: 3
--------------	------	------	------	------	------	--------	-------	------	------	------	------	------	------	--------	-------	------	------	------	------	------	------	--------	-------	-------	------	------	------	------	------	--------	-------	------	------	------	------	------	------	--------	-------	-------	------	------	------	------	------	--------	-------	------	------	------	------	------	------	--------	-------	-------	------	------	------	------	------	--------	-------	------

PITCHER	IP	WLS	BF	H	R	ER	SO	BB	IBB	HBP	BLK	WP	HR	S	P	ERA	WHIP
Jon Mattack, L ERA: 2.95 (1, 1)	3.2	L	20	9	4	4	3	0	0	0	0	0	0	24	29	9.82	2.455
Harry Parker, R ERA: 4.05 (4, 1)	0.2		7	4	3	3	0	1	0	0	0	0	0	6	10	40.50	7.500
Ray Sadecki, L ERA: 10.13 (5, 1)	2.2		12	3	3	3	2	2	0	0	0	0	1	14	22	10.12	1.875
Bob Miller, R ERA: 4.5 (8, 1)	1.0		3	0	0	0	0	0	0	0	0	0	0	3	3	0.00	0.000


**BOTTOM**

**New York Mets @ San Diego Padres**  
San Diego Stadium, San Diego, CA

Tue Apr 23 1974, 10:05 PM EDT  
Att. 7,819 - Unknown

livebaseballscorecards.com

AB	36
R	10
H	16
RBI	10
BB	4
SO	5
LOB	22



WP	HR	S	P	ERA	WHIP
0	0	4	3	0	0

Batter	1	2	3	4	5	6	7	8	9	AB R H RBI BB SO LOB	TOP																
Bud Harrelson, S OBP: 0.467, SLG: 0.371 (1, 6) X	0-0 6-3		0-0 1-3			0-0 1B		4-0 SH1-4 BB		3 0 1 0 1 0 0																	
Felix Millan, R OBP: 0.373, SLG: 0.308 (1, 4) X	0-0 L5			0-0 F8		0-0 1-2 1B		0-0 SH1-4		3 0 1 0 0 0 0																	
Cleon Jones, R OBP: 0.295, SLG: 0.281 (1, 7) S S S	0-3 K			0-0 F8		0-0 F8		0-3 K		4 0 0 0 0 2 3																	
Rusty Staub, L OBP: 0.387, SLG: 0.444 (1, 9) X		0-0 4-3		0-0 F8		0-0 G3		4-0 IBB		3 0 0 0 1 0 2																	
John Milner, L OBP: 0.339, SLG: 0.288 (1, 3) X		0-0 F6			0-0 F5		0-0 HR 1B	0-0 3-1		4 1 1 0 0 0 2																	
Dave Schneck, L OBP: 0.400, SLG: 0.541 (1, 8) X		0-0 4-3			4-0 FC6-4 BB		0-0 F9		0-0 1-3	3 0 0 0 1 0 1																	
Wayne Garrett, L OBP: 0.270, SLG: 0.436 (1, 5) X			0-0 4-3 WP 2B		0-3 K		0-0 1-H HR		4-0 BB	3 2 2 2 1 1 1																	
Jerry Grote, R OBP: 0.235, SLG: 0.424 (1, 2) X			0-0 F7		0-0 FC6-4 1-2f		0-0 F8		0-0 F9	4 0 0 0 0 0 3																	
George Stone, L Bob Miller, R Ken Boswell, L Bob Apodaca, R (1, 1) (8, 1) (9, PH) (9, 1)			0-0 4-3 2-3			0-0 F3		0-0 4-3		0-0 P6	3 0 0 0 0 0 1 0 0 0 0 0 0 0 1 0 0 0 0 0 1 0 0 0 0 0 0 0																
<b>Inning Stats</b>	R: 0 E: 0 K: 1 S: 5	H: 0 LOB: 0 BB: 0 P: 5	R: 0 E: 0 K: 0 S: 3	H: 0 LOB: 0 BB: 0 P: 3	R: 1 E: 0 K: 0 S: 4	H: 1 LOB: 0 BB: 0 P: 4	R: 0 E: 0 K: 0 S: 3	H: 0 LOB: 0 BB: 0 P: 3	R: 0 E: 0 K: 1 S: 5	H: 0 LOB: 1 BB: 1 P: 9	R: 0 E: 0 K: 0 S: 5	H: 2 LOB: 2 BB: 0 P: 5	R: 2 E: 0 K: 0 S: 5	H: 2 LOB: 0 BB: 0 P: 5	R: 0 E: 0 K: 1 S: 5	H: 0 LOB: 2 BB: 2 P: 13	R: 0 E: 0 K: 0 S: 3	H: 0 LOB: 1 BB: 1 P: 7	1B: 3 2B: 1 3B: 0 HR: 1	SF: 0 SAC: 1 DP: 0 HBP: 0	WP: 1 PB: 0 SB: 0 CS: 0	PA: 36					
<b>PITCHER</b>	IP WLS BF H R ER SO BB IBB HBP BLK WP HR S P ERA WHIP																										
Steve Arlin, R ERA: 6.94 (1, 1)	7.0		28	5	3	3	2	2	0	0	0	1	1	30	38	3.86	1.000										
Vicente Romo, R ERA: 3.86 (8, 1)	1.1		6	0	0	0	1	1	1	0	0	0	0	6	14	0.00	0.750										
Mike Corkins, R ERA: 2.66 (9, 1)	0.2	W	2	0	0	0	0	0	0	0	0	0	0	2	2	0.00	0.000										

**New York Mets @ San Diego Padres**  
**San Diego Stadium, San Diego, CA**  
 Wed Apr 24 1974, 10:05 PM EDT  
 Att. 8,322 - Unknown

[livebaseballscorecards.com](http://livebaseballscorecards.com)

AB	31
R	3
H	5
RBI	2
BB	4
SO	3
LOB	14



BOTTOM

New York Mets @ San Diego Padres  
San Diego Stadium, San Diego, CA  
Wed Apr 24 1974, 10:05 PM EDT  
Att. 8,322 - Unknown

livebaseballscorecards.com

AB	34
R	4
H	11
RBI	4
BB	5
SO	3
LOB	14



WP:	0	PA:	40
PB:	0		
SB:	1		
CS:	1		

AB R H RBI BB SO LOB

5	1	1	0	0	1	2
4	0	1	0	1	1	0
4	2	2	1	1	0	1
5	1	2	3	0	0	2
2	0	1	0	1	0	1
3	0	1	0	1	0	2
3	0	1	0	1	0	1
3	0	1	0	0	0	1
1	0	0	0	0	0	2
0	0	0	0	0	0	0
3	0	1	0	0	1	2
0	0	0	0	0	0	0
0	0	0	0	0	0	0
1	0	0	0	0	0	0

Batter	1	2	3	4	5	6	7	8	9
Derrel Thomas, S (1, 4) OBP: 0.347, SLG: 0.352	0-0 4-3	0-0 F9		0-0 4-3			0-3 K		0-0 BB 4-3 2B
Johnny Grubb, L (1, 8) OBP: 0.433, SLG: 0.500	0-0 G3		0-3 K		0-0 G6-3 1B		0-0 L1		4-0 4-3 BB IBB
Dave Winfield, R (1, 7) OBP: 0.372, SLG: 0.524	0-0 HR 1B		0-0 HR		0-0 G6-3 1-2f		0-0 G3		4-0 4-3 BB 1-2 2-3
Nate Colbert, R (1, 3) OBP: 0.230, SLG: 0.189	0-0 HR 1-H		0-0 1-3		0-0 E6			0-0 CS SH5-4 1B	0-0 4-3 1-2 2-3 3-H
Cito Gaston, R (1, 9) OBP: 0.300, SLG: 0.296	4-0 BB		0-0		0-0 F7			0-0 SH5-4 1-2	
Dave Roberts, R (1, 5) OBP: 0.255, SLG: 0.233	0-0 F8		0-0 F3			0-0 1B 2B		4-0 BB IBB	
Fred Kendall, R (1, 2) OBP: 0.314, SLG: 0.364		0-0 5-3		0-0 FC6-4 1B		0-0 6-3		4-0 BB 1-2 2-3	
Enzo Hernandez, R (1, 6) OBP: 0.246, SLG: 0.283		0-0 5-3		0-0 FC6-4 1-2f		0-0 S 1B 2-3		0-0 3-1	
Willie McCovey, L (8, PH) OBP: 0.388, SLG: 0.333									
Rich Morales, R (9, 6)									
Steve Arlin, R (1, 1) OBP: 0.125, SLG: 0.250		0-0		0-3 K		0-0 P4 1-2			0-0 F7
Vicente Romo, R (8, 1)									
Mike Corkins, R (9, 1)									
Matty Alou, L (9, PH) OBP: 0.257, SLG: 0.273									

Inning Stats	R: 2	H: 2	E: 0	K: 0	S: 5	H: 2	LOB: 1	BB: 1	P: 9	R: 0	H: 1	E: 0	K: 0	S: 4	R: 0	H: 2	E: 0	K: 1	S: 7	R: 0	H: 1	E: 0	K: 1	S: 6	R: 0	H: 1	E: 1	K: 0	S: 4	R: 0	H: 2	E: 0	K: 0	S: 4	R: 0	H: 0	E: 0	K: 1	S: 5	R: 0	H: 1	E: 0	K: 0	S: 3	R: 1	H: 1	E: 0	K: 0	S: 3	1B: 5	SF: 0	2B: 4	3B: 0	HR: 2	WP: 0	PA: 40
--------------	------	------	------	------	------	------	--------	-------	------	------	------	------	------	------	------	------	------	------	------	------	------	------	------	------	------	------	------	------	------	------	------	------	------	------	------	------	------	------	------	------	------	------	------	------	------	------	------	------	------	-------	-------	-------	-------	-------	-------	--------

PITCHER	IP	WLS	BF	H	R	ER	SO	BB	IBB	HBP	BLK	WP	HR	S	P	ERA	WHIP
George Stone, L (1, 1) ERA: 3.18	7.1		33	10	3	3	3	1	1	0	0	0	2	37	45	3.68	1.500
Bob Miller, R (8, 1) ERA: 4.05	0.2		2	0	0	0	0	1	0	0	0	0	0	1	5	0.00	1.500
Bob Apodaca, R (9, 1) ERA: 9.64	0.2	L	5	1	1	1	0	1	1	0	0	0	0	3	11	13.50	3.000

Batter	1	2	3	4	5	6	7	8	9	AB R H RBI BB SO LOB	TOP											
<b>Bud Harrelson, S</b> (1, 6) OBP: 0.490, SLG: 0.378	4-0 1B 1B BB		0-0 1B SF8 1B	4-0 BB BB BB BB			0-0 F7		0-0 SH SH1-4 1B 1-3	2 3 1 0 2 0 0												
<b>Felix Millan, R</b> (1, 4) OBP: 0.391, SLG: 0.333	0-0 FC5 1-2 1B		0-0 1-3 2-3 1B	0-0 4-3			0-0 5-3		0-0 1-2 3-H 0-0 SH1-4 1B	5 1 3 1 0 0 2												
<b>Cleon Jones, R</b> (1, 7) OBP: 0.308, SLG: 0.295	0-0 1-2 2-H 1B		0-0 1-2 2-3		0-0 F9		0-0 1B 1B		0-0 1-2 2-3 SH1-4	4 0 2 1 0 0 2												
<b>Rusty Staub, L</b> (1, 9) OBP: 0.403, SLG: 0.439	0-0 P4		4-0 BB BB BB		0-0 F8		0-0 1-3 1B		4-0 1B IBB	3 0 1 0 2 0 2												
<b>John Milner, L</b> (1, 3) OBP: 0.344, SLG: 0.291	0-0 P4		0-0 3-H SF8		4-0 BB BB BB		0-0 4-3		0-0 1-2 2-H 3-H 1B	3 0 1 3 1 0 4												
<b>Dave Schneck, L</b> (1, 8) OBP: 0.364, SLG: 0.488	0-0 FC5 2-3f		0-0 F9		0-0 F7				0-0 F8	4 0 0 0 0 0 5												
<b>Don Hahn, R</b> (9, PH) OBP: 0.263, SLG: 0.316										1 0 0 0 0 0 2												
<b>Wayne Garrett, L</b> (1, 5) OBP: 0.250, SLG: 0.400		0-3 K		0-0 3-1		0-0 4-3		0-0 F7	0-3 K	5 0 0 0 0 2 2												
<b>Jerry Grote, R</b> (1, 2) OBP: 0.237, SLG: 0.405		0-0 F9		0-0 SH3-4 1B		0-0 F8		0-3 K		4 0 1 0 0 1 0												
<b>Jerry Koosman, R</b> (1, 1) OBP: 0.200, SLG: 0.111		0-0 1-3		0-0 SH3-4		0-0 5-3			0-0 SH 1B 1B	3 1 1 0 0 0 0												
<b>Inning Stats</b>	R: 1 E: 0 K: 0 S: 5	H: 2 LOB: 2 BB: 1 P: 9	R: 0 E: 0 K: 1 S: 5	H: 0 LOB: 0 BB: 0 P: 5	R: 1 E: 0 K: 0 S: 5	H: 2 LOB: 2 BB: 1 P: 9	R: 0 E: 0 K: 0 S: 4	H: 1 LOB: 2 BB: 1 P: 8	R: 0 E: 0 K: 0 S: 3	H: 0 LOB: 1 BB: 1 P: 7	R: 0 E: 0 K: 0 S: 3	H: 0 LOB: 0 BB: 0 P: 3	R: 0 E: 0 K: 0 S: 5	H: 2 LOB: 2 BB: 0 P: 5	R: 0 E: 0 K: 1 S: 9	H: 0 LOB: 0 BB: 0 P: 5	R: 3 E: 1 K: 1 S: 9	H: 3 LOB: 2 BB: 1 P: 13	1B: 10 2B: 0 3B: 0 HR: 0	SF: 1 SAC: 3 DP: 0 HBP: 0	WP: 0 PB: 0 SB: 0 CS: 0	PA: 43
<b>PITCHER</b>	IP WLS BF H R ER SO BB IBB HBP BLK WP HR S P ERA WHIP																					
<b>Bill Greif, R</b> (1, 1) ERA: 6.11	8.0 L 38 9 5 4 2 4 0 0 0 0 0 0 38 54 4.50 1.625																					
<b>Vicente Romo, R</b> (9, 1) ERA: 3.72	0.1 1 0 0 0 0 0 0 0 0 0 0 0 1 1 0.00 0.000																					
<b>Rich Troedson, L</b> (9, 1) ERA: 7.24	0.2 4 1 0 0 1 0 1 0 0 0 0 0 5 9 0.00 1.500																					

**New York Mets @ San Diego Padres**  
**San Diego Stadium, San Diego, CA**  
 Thu Apr 25 1974, 10:05 PM EDT  
 Att. 8,307 - Unknown

[livebaseballscorecards.com](http://livebaseballscorecards.com)

**AB 34**  
**R 5**  
**H 10**  
**RBI 5**  
**BB 5**  
**SO 3**  
**LOB 19**





Batter	1	2	3	4	5	6	7	8	9	AB	R	H	RBI	BB	SO	LOB					
<b>Derrel Thomas, S</b> (1, 4) OBP: 0.342, SLG: 0.347	0-3 K		0-3 K		0-0 1B		0-0 1-3			4	0	1	0	0	2	1					
<b>Johnny Grubb, L</b> (1, 8) OBP: 0.423, SLG: 0.484	0-0 E 1B E 1B		0-0 4-3		0-0 L1			0-3 K		4	1	1	0	0	1	1					
<b>Dave Winfield, R</b> (1, 7) OBP: 0.340, SLG: 0.478	0-0 F9		0-3 K			0-3 K		0-0 F7		4	0	0	0	0	2	1					
<b>Nate Colbert, R</b> (1, 3) OBP: 0.262, SLG: 0.200	0-0 E8 E 1B			0-3 K		4-0 BB		4-0 BB		2	1	1	0	2	1	0					
<b>Cito Gaston, R</b> (1, 9) OBP: 0.324, SLG: 0.355	0-0 E5 2-H 3-H 1B			0-0 2B		0-0 F9		0-3 K		4	0	2	1	0	1	2					
<b>Dave Roberts, R</b> (1, 5) OBP: 0.235, SLG: 0.213	0-0 L5			0-0 F3		0-0 F9			0-3 K	4	0	0	0	0	1	3					
<b>Fred Kendall, R</b> (1, 2) OBP: 0.311, SLG: 0.348		0-0 F9		0-0 F9			0-0 P4		4-0 BB	3	0	0	0	1	0	1					
<b>Bernie Williams, R</b> (9, PR) OBP: 0.182, SLG: 0.182										0	0	0	0	0	0	0					
<b>Enzo Hernandez, R</b> (1, 6) OBP: 0.250, SLG: 0.286		0-0 4-3			0-0 F9		0-0 1B		0-0 F9	3	0	1	0	0	0	0					
<b>Matty Alou, L</b> (9, PH) OBP: 0.250, SLG: 0.265										1	0	0	0	0	0	1					
<b>Bill Greif, R</b> (1, 1) OBP: 0.154, SLG: 0.083		0-3 K			0-3 K		0-3 K		0-0 P1	3	0	0	0	0	3	1					
<b>Vicente Romo, R</b> (9, 1)										0	0	0	0	0	0	0					
<b>Rich Troedson, L</b> (9, 1)										0	0	0	0	0	0	0					
<b>Willie McCovey, L</b> (9, PH) OBP: 0.380, SLG: 0.325										1	0	0	0	0	0	1					
<b>Inning Stats</b>	R: 2 E: 2 K: 1 S: 8	H: 3 LOB: 1 BB: 0 P: 8	R: 0 E: 0 K: 1 S: 5	H: 0 LOB: 0 BB: 0 P: 5	R: 0 E: 0 K: 2 S: 7	H: 0 LOB: 0 BB: 0 P: 7	R: 0 E: 0 K: 1 S: 6	H: 1 LOB: 1 BB: 0 P: 6	R: 0 E: 0 K: 1 S: 5	H: 0 LOB: 1 BB: 1 P: 9	R: 0 E: 0 K: 1 S: 6	H: 1 LOB: 1 BB: 0 P: 6	R: 0 E: 0 K: 2 S: 7	H: 0 LOB: 1 BB: 1 P: 11	R: 0 E: 0 K: 1 S: 5	H: 0 LOB: 1 BB: 1 P: 9	1B: 5 2B: 1 3B: 0 HR: 0	SF: 0 SAC: 0 DP: 0 HBP: 0	WP: 0 PB: 0 SB: 0 CS: 0	PA: 36	
<b>PITCHER</b> <b>Jerry Koosman, L</b> (1, 1) ERA: 1.62	IP 9.0	WLS W	BF 36	H 6	R 2	ER 0	SO 11	BB 3	IBB 0	HBP 0	BLK 0	WP 0	HR 0	S 55	P 67	ERA 0.00	WHIP 1.000				
<b>PITCHER</b>	IP	WLS	BF	H	R	ER	SO	BB	IBB	HBP	BLK	WP	HR	S	P	ERA	WHIP				

**BOTTOM**

**New York Mets @ San Diego Padres**  
**San Diego Stadium, San Diego, CA**  
 Thu Apr 25 1974, 10:05 PM EDT  
 Att. 8,307 - Unknown

[livebaseballscorecards.com](http://livebaseballscorecards.com)

<b>AB</b>	<b>33</b>
<b>R</b>	<b>2</b>
<b>H</b>	<b>6</b>
<b>RBI</b>	<b>1</b>
<b>BB</b>	<b>3</b>
<b>SO</b>	<b>11</b>
<b>LOB</b>	<b>12</b>



Batter	1	2	3	4	5	6	7	8	9	AB R H RBI BB SO LOB	TOP	
Dave Cash, R (1, 4) OBP: 0.341, SLG: 0.373	0-0 CS 1B			X 0-0 F8		B B B B 4-0 HR BB		X 0-0 6-3		3 1 1 0 1 0 0	Philadelphia Phillies @ San Diego Padres San Diego Stadium, San Diego, CA Fri Apr 26 1974, 10:05 PM EDT Att. 9,448 - Unknown <a href="http://livebaseballscorecards.com">livebaseballscorecards.com</a>	
Larry Bowa, S (1, 6) OBP: 0.284, SLG: 0.286	0-0 B5 1-2		X 0-0 4-3		X 0-0 F9		X 0-0 B1-3		4 0 0 0 0 0 2			
Del Unser, L (1, 8) OBP: 0.450, SLG: 0.500	0-0 F7		X 0-0 BB 1B		X 0-0 HR		X 0-0 G3		4 1 2 2 0 0 0			
Greg Luzinski, R (1, 7) OBP: 0.243, SLG: 0.338		X 0-0 6-3		B B B B 4-0 1-2 BB		B B B B 4-0 G6-3 BB		X 0-0 F3	2 0 0 0 2 0 0			
Tom Hutton, L (1, 3) OBP: 0.267, SLG: 0.432		X 0-0 F9		X 0-0 F7		X 0-0 G6-3 1-2f		X 0-0 6-3	4 0 0 0 0 0 3			
Mike Anderson, R (1, 9) OBP: 0.377, SLG: 0.463		X 0-0 L3		X 0-0 6-3		X 0-0 6-3		X 0-0 6-3	3 0 0 0 0 0 0			
Bob Boone, R (1, 2) OBP: 0.222, SLG: 0.250		X 0-0 F7		X 0-0 6-3		X 0-0 F8		X 0-0 F8	3 0 0 0 0 0 0			
Mike Schmidt, R (1, 5) OBP: 0.435, SLG: 0.429		X 0-0 F9		X 0-0 1B		X 0-3 K		X 0-3 K	3 0 1 0 0 1 0			
Steve Carlton, L (1, 1) OBP: 0.154, SLG: 0.167 Eddie Watt, R (7, 1) Mike Rogodzinski, L (8, PH) Mike Wallace, L (8, 1) George Culver, R (8, 1)		X 0-3 K		X 0-0 P6		X 0-0 G3		X 0-0 G3	2 0 0 0 0 1 1 0 0 0 0 0 0 0 1 0			
<b>Inning Stats</b>	R: 0 H: 1 E: 0 LOB: 0 K: 0 BB: 0 S: 3 P: 3	R: 0 H: 0 E: 0 LOB: 0 K: 0 BB: 0 S: 3 P: 3	R: 0 H: 0 E: 0 LOB: 0 K: 1 BB: 0 S: 5 P: 5	R: 0 H: 1 E: 0 LOB: 2 K: 0 BB: 1 S: 4 P: 8	R: 0 H: 1 E: 0 LOB: 1 K: 0 BB: 0 S: 4 P: 4	R: 2 H: 1 E: 0 LOB: 0 K: 0 BB: 2 S: 3 P: 11	R: 0 H: 0 E: 0 LOB: 0 K: 1 BB: 0 S: 5 P: 5	R: 0 H: 0 E: 0 LOB: 0 K: 0 BB: 0 S: 3 P: 3	R: 0 H: 0 E: 0 LOB: 0 K: 0 BB: 0 S: 3 P: 3	1B: 3 SF: 0 2B: 0 SAC: 0 3B: 0 DP: 1 HR: 1 HBP: 0	WP: 0 PA: 32 PB: 0 SB: 0 CS: 1	
<b>PITCHER</b> Dave Freisleben, R (1, 1) ERA: 2.0	IP WLS BF H R ER SO BB IBB HBP BLK WP HR S P ERA WHIP	9.0 W 32 4 2 2 2 3 0 0 0 0 0 1 33 45 2.00 0.778										

Batter	1	2	3	4	5	6	7	8	9
Derrel Thomas, S OBP: 0.357, SLG: 0.354 (1, 4)	0-0 BB 2B 1B		0-0 F8		0-0 5-3		4-0 1B WP BB	0-0 E 1B	
Johnny Grubb, L OBP: 0.434, SLG: 0.485 (1, 8)	4-0 2B SF8 BB		0-0 FC1-4 1B		0-0 6-3		0-0 1-3 1B 1B	0-0 E6 1-2 2-3 3-H	
Nate Colbert, R OBP: 0.271, SLG: 0.220 (1, 7) (8, 3)	0-0 P5		0-0 FC1-4 1B 1-2f		0-0 2B		4-0 1-2 3-H 1B IBB	0-0 P6 1-2 2-3 3-H	
Willie McCovey, L OBP: 0.407, SLG: 0.386 (1, 3) Cito Gaston, R OBP: 0.314, SLG: 0.344 (7, PR) (8, 9) Bobby Tolan, L OBP: 0.297, SLG: 0.288 (9, 9)	0-0 2B		0-0 FC5 BB 1B		0-0 F9		0-0 1-3 2-H 1B	0-3 K	
Dave Winfield, R OBP: 0.373, SLG: 0.553 (1, 9) (8, 7)	0-0 SF8		4-0 1-2 BB				4-0 1-2 HR BB		
Dave Roberts, R OBP: 0.236, SLG: 0.216 (1, 5)	0-3 K		0-0 FC5 2-3f				0-0 G4-6-3 1B	0-0 F7	
Fred Kendall, R OBP: 0.308, SLG: 0.342 (1, 2)		0-0 P4		0-0 F8			0-0 G4-6-3 1-2f	0-0 FC4-6 1B	
Enzo Hernandez, R OBP: 0.234, SLG: 0.267 (1, 6)		0-0 F9		0-0 F9			0-0 6-3	0-0 FC4-6 1B S E 1-2f	
Dave Freisleben, R (1, 1)		0-0 F9		0-0 F9			0-0 L3	4-0 E 1B BB 1-2	

Inning Stats	R: 2	H: 2	E: 0	LOB: 1	K: 1	S: 7	P: 11	R: 0	H: 0	E: 0	LOB: 0	K: 0	S: 3	R: 0	H: 2	E: 0	LOB: 3	K: 0	S: 5	R: 0	H: 0	E: 0	LOB: 0	K: 0	S: 3	R: 0	H: 1	E: 0	LOB: 1	K: 0	S: 4	R: 1	H: 2	E: 0	LOB: 0	K: 0	S: 4	R: 2	H: 2	E: 0	LOB: 2	K: 0	S: 4	R: 1	H: 2	E: 1	LOB: 3	K: 1	S: 8	P: 12
--------------	------	------	------	--------	------	------	-------	------	------	------	--------	------	------	------	------	------	--------	------	------	------	------	------	--------	------	------	------	------	------	--------	------	------	------	------	------	--------	------	------	------	------	------	--------	------	------	------	------	------	--------	------	------	-------

PITCHER	IP	WLS	BF	H	R	ER	SO	BB	IBB	HBP	BLK	WP	HR	S	P	ERA	WHIP
Steve Carlton, L ERA: 3.53 (1, 1)	6.2	L	32	9	5	5	1	4	1	0	0	1	1	29	49	6.75	1.950
Eddie Watt, R ERA: 9.0 (7, 1)	0.1		1	0	0	0	0	0	0	0	0	0	0	1	1	0.00	0.000
Mike Wallace, L ERA: 5.4 (8, 1)	0.1		5	2	1	1	0	1	0	0	0	0	0	4	8	27.00	9.000
George Culver, R ERA: 1.04 (8, 1)	0.2		2	0	0	0	1	0	0	0	0	0	0	4	4	0.00	0.000

**BOTTOM**

**Philadelphia Phillies @ San Diego Padres**  
**San Diego Stadium, San Diego, CA**

Fri Apr 26 1974, 10:05 PM EDT  
 Att: 9,448 - Unknown

AB	R	H	RBI	BB	SO	LOB
4	2	2	0	1	0	0
4	2	2	1	1	0	2
4	0	1	0	1	0	6
4	0	3	2	0	0	1
1	0	0	0	0	1	3
0	0	0	0	0	0	0
1	1	1	2	2	0	0
4	0	1	0	0	1	6
4	0	1	0	0	0	1
4	1	0	0	0	0	1
3	0	0	0	1	0	0

AB	33
R	6
H	11
RBI	5
BB	6
SO	2
LOB	20

livebaseballscorecards.com

**AB 33**  
**R 6**  
**H 11**  
**RBI 5**  
**BB 6**  
**SO 2**  
**LOB 20**



PITCHER	IP	WLS	BF	H	R	ER	SO	BB	IBB	HBP	BLK	WP	HR	S	P	ERA	WHIP
Steve Carlton, L ERA: 3.53 (1, 1)	6.2	L	32	9	5	5	1	4	1	0	0	1	1	29	49	6.75	1.950

Batter	1	2	3	4	5	6	7	8	9	AB R H RBI BB SO LOB	TOP		
Dave Cash, R OBP: 0.337, SLG: 0.405 (1, 4) X	0-0 HR		0-0 6-3		0-0 L6			0-0 F9		4 1 1 1 0 0 1			
Larry Bowa, S OBP: 0.271, SLG: 0.272 (1, 6) X	0-0 5-3		0-0 P4			0-3 K		0-0 F8		4 0 0 0 0 1 1			
Mike Schmidt, R OBP: 0.425, SLG: 0.467 (1, 5) S S S	0-3 K		0-0 6-3			0-0 IHR		0-3 K		4 1 1 1 0 2 1			
Greg Luzinski, R OBP: 0.243, SLG: 0.333 (1, 7) X	0-0 1B			0-3 K		0-3 K			0-0 1-4-3	4 0 1 0 0 2 0			
Bill Robinson, R OBP: 0.333, SLG: 0.370 (1, 8) X	0-0 E5			0-0 F8		0-0 P6			0-0 L7	4 0 0 0 0 0 1			
Mike Anderson, R OBP: 0.375, SLG: 0.474 Del Unser, L OBP: 0.443, SLG: 0.491 (1, 9) X (9, PH)	0-0 1-3			0-0 2B			0-0 6-3		0-0 6-3	3 0 1 0 0 0 2 1 0 0 0 0 0 0			
Willie Montanez, L OBP: 0.139, SLG: 0.152 (1, 3) X		0-0 F8		0-0 1-3			0-0 4-3			3 0 0 0 0 0 1			
Jim Essian, R (1, 2) X		0-0 1-4-3			0-0 6-3			0-0 F8		3 0 0 0 0 0 0 0 0 0 0 0 0 0			
Bob Boone, R OBP: 0.222, SLG: 0.250 (7, 2) X													
Ron Schueler, R OBP: 0.125, SLG: 0.125 George Culver, R (7, 1) X		0-3 K			0-0 F3			4-0 BB		2 0 0 0 0 1 0 0 0 0 0 0 0 0 0 0 0 0 1 0 0 0 0 0 0 0 0 0			
Billy Grabarkewitz, R OBP: 0.500, SLG: 1.333 Mac Scarce, L (8, 1) X													
<b>Inning Stats</b>	R: 1 H: 2 E: 1 LOB: 2 K: 1 BB: 0 S: 8 P: 8	R: 0 H: 0 E: 0 LOB: 0 K: 1 BB: 0 S: 5 P: 5	R: 0 H: 0 E: 0 LOB: 0 K: 0 BB: 0 S: 3 P: 3	R: 0 H: 1 E: 0 LOB: 1 K: 1 BB: 0 S: 6 P: 6	R: 0 H: 0 E: 0 LOB: 0 K: 0 BB: 0 S: 3 P: 3	R: 1 H: 1 E: 0 LOB: 0 K: 2 BB: 0 S: 8 P: 8	R: 0 H: 0 E: 0 LOB: 0 K: 0 BB: 0 S: 3 P: 3	R: 0 H: 0 E: 0 LOB: 1 K: 1 BB: 1 S: 5 P: 9	R: 0 H: 0 E: 0 LOB: 0 K: 0 BB: 0 S: 3 P: 3	1B: 1 SF: 0 2B: 1 SAC: 0 3B: 0 DP: 0 HR: 2 HBP: 0	WP: 0 PA: 33 PB: 0 SB: 0 CS: 0		
<b>PITCHER</b>	IP WLS BF H R ER SO BB IBB HBP BLK WP HR S P ERA WHIP											<b>PITCHER</b>	IP WLS BF H R ER SO BB IBB HBP BLK WP HR S P ERA WHIP
Randy Jones, L ERA: 6.44 (1, 1)	7.0 W 27 4 2 2 5 1 0 0 0 0 0 1 36 40 2.57 0.714												
Vicente Romo, R ERA: 3.09 (8, 1)	2.0 6 0 0 0 1 0 0 0 0 0 0 0 8 8 0.00 0.000												

Philadelphia Phillies @ San Diego Padres  
San Diego Stadium, San Diego, CA  
Sat Apr 27 1974, 10:05 PM EDT  
Att: 31,407 - Unknown

AB	32
R	2
H	4
RBI	2
BB	1
SO	6
LOB	7



WP	0	PA	33
PB	0		
SB	0		
CS	0		

1B	1	SF	0
2B	1	SAC	0
3B	0	DP	0
HR	2	HBP	0

Batter	1	2	3	4	5	6	7	8	9
<b>Derrel Thomas, S</b> (1, 4) OBP: 0.345, SLG: 0.341 <b>Rich Morales, R</b> (7, PH) OBP: 1.000, SLG: 1.000 (8, 4)	0-0 			0-0 	0-0 		0-0 		
<b>Bobby Tolan, L</b> (1, 9) OBP: 0.309, SLG: 0.290	4-0 			0-0 		0-0 	0-0 		
<b>Dave Winfield, R</b> (1, 7) OBP: 0.345, SLG: 0.510	0-0 			0-0 		0-3 	0-3 		
<b>Willie McCovey, L</b> (1, 3) OBP: 0.431, SLG: 0.391 <b>Bernie Williams, R</b> (8, PR) OBP: 0.182, SLG: 0.182 <b>Nate Colbert, R</b> (9, 3) OBP: 0.271, SLG: 0.220		0-3 			0-0 	4-0 		4-0 	
<b>Johnny Grubb, L</b> (1, 8) OBP: 0.450, SLG: 0.500		0-0 			0-0 	0-0 		0-0 	
<b>Dave Roberts, R</b> (1, 5) OBP: 0.254, SLG: 0.273		0-0 			0-0 	0-0 		0-0 	
<b>Fred Kendall, R</b> (1, 2) OBP: 0.317, SLG: 0.342			0-0 		4-0 	0-0 		0-0 	
<b>Enzo Hernandez, R</b> (1, 6) OBP: 0.239, SLG: 0.270			0-0 		0-0 		0-0 		
<b>Randy Jones, R</b> (1, 1) OBP: 0.111, SLG: 0.111 <b>Vicente Romo, R</b> (8, 1)			0-0 		0-3 		0-0 		

Inning Stats	R: 0	H: 0	R: 0	H: 1	R: 0	H: 1	R: 0	H: 0	R: 3	H: 4	R: 2	H: 2	R: 0	H: 2	R: 0	H: 0
	E: 0	LOB: 0	E: 0	LOB: 0	E: 0	LOB: 0	E: 0	LOB: 0	E: 0	LOB: 1	E: 0	LOB: 1	E: 0	LOB: 2	E: 0	LOB: 1
	K: 0	BB: 1	K: 1	BB: 0	K: 0	BB: 0	K: 0	BB: 0	K: 1	BB: 1	K: 1	BB: 1	K: 0	BB: 0	K: 0	BB: 1
	S: 2	P: 6	S: 5	P: 5	S: 3	P: 3	S: 3	P: 3	S: 8	P: 12	S: 7	P: 11	S: 7	P: 7	S: 3	P: 7

PITCHER	IP	WLS	BF	H	R	ER	SO	BB	IBB	HBP	BLK	WP	HR	S	P	ERA	WHIP
<b>Ron Schueler, R</b> (1, 1) ERA: 2.91	6.2	L	29	10	5	5	3	2	1	0	0	0	0	32	44	6.75	1.800
<b>George Culver, R</b> (7, 1) ERA: 1.0	0.1		1	0	0	0	1	0	0	0	0	0	0	3	3	0.00	0.000
<b>Mac Scarce, L</b> (8, 1) ERA: 3.86	1.0		4	0	0	0	0	1	0	0	0	0	0	3	7	0.00	1.000

**BOTTOM**

Philadelphia Phillies @ San Diego Padres  
 San Diego Stadium, San Diego, CA

Sat Apr 27 1974, 10:05 PM EDT  
 Att. 31,407 - Unknown

AB	30
R	5
H	10
RBI	5
BB	4
SO	4
LOB	11

WP	PA
0	34

Batter	1	2	3	4	5	6	7	8	9	AB R H RBI BB SO LOB	TOP																
Dave Cash, R OBP: 0.330, SLG: 0.393 (1, 4)	0-0 4-3 1B	0-0 5-3		0-0 P4		0-3 K		0-0 P8		5 1 1 0 0 1 1																	
Larry Bowa, S OBP: 0.278, SLG: 0.262 (1, 6)	0-3 K	0-0 4-3		4-0 FC5 S BB		0-0 F7		4-0 1-3 BB		3 0 0 0 2 1 2																	
Del Unser, L OBP: 0.424, SLG: 0.466 (1, 8)	0-0 4-3 1-2		0-0 F8	0-3 K2-3 1-2		0-0 FC4 1B		0-0 1-3 1-2		5 0 1 0 0 1 3																	
Greg Luzinski, R OBP: 0.266, SLG: 0.333 Mike Anderson, R OBP: 0.375, SLG: 0.474 (1, 7) (8, 9)	4-0 1B BB		0-0 2B 2B 1B	0-0 FC5 2-3		0-0 FC4 1-2f		4-0 BB		3 1 1 0 2 0 2 0 0 0 0 0 0 0																	
Willie Montanez, L OBP: 0.195, SLG: 0.263 (1, 3)	0-0 1-3 2-H 1B		0-0 2B 2B		0-0 5-3		0-0 2B	0-0 6-3		5 1 3 1 0 0 2																	
Bill Robinson, R OBP: 0.340, SLG: 0.380 (1, 9) (8, 7)	0-3 K		4-0 2B IBB		0-0 2B		0-0 6-3	0-3 K		4 0 1 0 1 2 3																	
Bob Boone, R OBP: 0.235, SLG: 0.262 (1, 2)		0-0 1B SF9 1B	0-0 P4		0-0 5-3		0-0 6-3	0-0 FC6-4 1B		5 1 2 0 0 0 5																	
Mike Schmidt, R OBP: 0.449, SLG: 0.492 (1, 5)		0-0 SF9 1B	0-0 2B		4-0 IBB		4-0 IBB	0-0 FC6-4 E S 1-2f		3 0 2 2 2 0 1																	
Jim Lonborg, R OBP: 0.063, SLG: 0.067 Frank Linzy, R Mac Scarce, L (1, 1) (9, 1) (9, 1)		0-0 SF9	0-0 5-3		0-0 F7		0-3 K	0-3 K 1-3		4 0 0 1 0 2 7 0 0 0 0 0 0 0 0 0 0 0 0 0 0																	
Inning Stats	R: 1 E: 0 K: 2 S: 9	H: 2 LOB: 2 BB: 1 P: 13	R: 1 E: 0 K: 0 S: 5	H: 2 LOB: 1 BB: 0 P: 5	R: 2 E: 0 K: 0 S: 6	H: 3 LOB: 2 BB: 1 P: 10	R: 0 E: 0 K: 1 S: 5	H: 0 LOB: 1 BB: 1 P: 9	R: 0 E: 0 K: 1 S: 6	H: 1 LOB: 2 BB: 1 P: 8	R: 0 E: 0 K: 1 S: 6	H: 1 LOB: 2 BB: 0 P: 6	R: 0 E: 0 K: 1 S: 6	H: 1 LOB: 2 BB: 1 P: 10	R: 0 E: 0 K: 0 S: 3	H: 0 LOB: 2 BB: 2 P: 11	R: 0 E: 0 K: 2 S: 8	H: 1 LOB: 1 BB: 0 P: 8	1B: 7 2B: 4 3B: 0 HR: 0	SF: 1 SAC: 0 DP: 0 HBP: 0	WP: 0 PB: 0 SB: 2 CS: 0	PA: 45					
PITCHER	IP	WLS	BF	H	R	ER	SO	BB	IBB	HBP	BLK	WP	HR	S	P	ERA	WHIP										
Steve Arlin, R ERA: 7.52 (1, 1)	3.0		18	7	4	4	2	1	1	0	0	0	0	20	28	12.00	2.667										
Mike Corkins, R ERA: 2.42 (4, 1)	2.0		9	1	0	0	1	1	1	0	0	0	0	9	17	0.00	1.000										
Gary Ross, R ERA: 4.09 (6, 1)	2.0		9	2	0	0	2	0	1	0	0	0	0	12	16	0.00	1.000										
Larry Hardy, R ERA: (8, 1)	2.0	W	9	1	0	0	2	2	0	0	0	0	0	11	19	0.00	1.500										

Philadelphia Phillies @ San Diego Padres  
San Diego Stadium, San Diego, CA  
Sun Apr 28 1974, 6:33 AM EDT  
Att: 12,031 - Unknown

AB	37
R	4
H	11
RBI	4
BB	7
SO	7
LOB	26



BOTTOM

Philadelphia Phillies @ San Diego Padres  
San Diego Stadium, San Diego, CA

livebaseballscores.com

AB	37
R	5
H	12
RBI	5
BB	2
SO	3
LOB	12



WP:	0	PA:	40
PB:	0	SB:	0
CS:	0		

Sun Apr 28 1974, 6:33 AM EDT  
Att. 12,031 - Unknown

AB R H RBI BB SO LOB

5	1	2	2	0	0	2
3	0	0	0	0	0	3
1	0	0	0	0	0	0
1	1	1	2	0	0	0
5	0	1	0	0	1	0
4	0	2	1	1	0	0
3	0	0	0	0	0	2
4	0	0	0	0	0	3
3	1	1	0	1	1	0
4	1	3	0	0	0	0
0	0	0	0	0	0	0
1	0	0	0	0	0	1
0	0	0	0	0	0	0
1	0	0	0	0	0	0
1	0	1	0	0	0	0
0	0	0	0	0	0	0
1	1	1	0	0	0	0

1 2 3 4 5 6 7 8 9

<p><b>Derrel Thomas, S</b> (1, 4) OBP: 0.348, SLG: 0.368</p> <p>0-0 4-3</p>			<p>0-0 F9</p>			<p>0-0 G3</p>		<p>0-0 1B 2B</p>	
<p><b>Enzo Hernandez, R</b> (1, 6) OBP: 0.229, SLG: 0.258</p> <p><b>Matty Alou, L</b> (8, PH) OBP: 0.243, SLG: 0.257</p> <p><b>Rich Morales, R</b> (9, 6) OBP: 1.000, SLG: 1.000</p> <p>0-0 6-3</p>			<p>0-0 FC4</p>					<p>0-0 F8</p>	<p>0-0 1B 1B</p>
<p><b>Nate Colbert, R</b> (1, 7) OBP: 0.267, SLG: 0.219</p> <p>0-0 5-3</p>				<p>0-3 K</p>		<p>0-0 P4</p>		<p>0-0 5-3</p>	<p>0-0 1B 1B</p>
<p><b>Willie McCovey, L</b> (1, 3) OBP: 0.444, SLG: 0.400</p> <p>0-0 F9</p>		<p>0-0 F9</p>		<p>0-0 F7</p>		<p>0-0 1B</p>		<p>4-0 BB</p>	<p>0-0 1B</p>
<p><b>Johnny Grubb, L</b> (1, 8) OBP: 0.440, SLG: 0.479</p> <p>1-0 FC5-4 HBP</p>			<p>0-0 E1</p>		<p>0-0 F7</p>		<p>0-0 G3</p>		
<p><b>Dave Winfield, R</b> (1, 9) OBP: 0.322, SLG: 0.473</p> <p>0-0 FC5-4 2B</p>			<p>0-0 FC6-4</p>		<p>0-0 F9</p>			<p>0-0 F7</p>	
<p><b>Dave Roberts, R</b> (1, 5) OBP: 0.270, SLG: 0.293</p> <p>0-0 1B</p>				<p>0-3 K</p>		<p>0-0 F8</p>		<p>4-0 1B 1B 2B BB</p>	
<p><b>Fred Kendall, R</b> (1, 2) OBP: 0.337, SLG: 0.363</p> <p>0-0 FC4 1B</p>				<p>0-0 2B 1B</p>		<p>0-0 6-3</p>		<p>0-0 1B 1B</p>	
<p><b>Steve Arlin, R</b> (1, 1) OBP: 0.176, SLG: 0.250</p> <p><b>Bernie Williams, R</b> (3, PH) OBP: 0.167, SLG: 0.167</p> <p><b>Mike Cofkins, R</b> (4, 1) OBP: 0.304, SLG: 0.286</p> <p><b>Bobby Tolán, L</b> (5, PH) OBP: 0.304, SLG: 0.286</p> <p><b>Gary Ross, R</b> (6, 1) OBP: 0.290, SLG: 0.091</p> <p><b>Dave Hilton, R</b> (7, PH) OBP: 0.290, SLG: 0.091</p> <p><b>Larry Hardy, R</b> (8, 1) OBP: 0.333, SLG: 0.364</p> <p><b>Cito Gaston, R</b> (9, PH) OBP: 0.333, SLG: 0.364</p> <p>0-3 K</p>				<p>0-0 F6</p>		<p>0-0 1B</p>		<p>0-0 2B 1B</p>	

<b>Inning Stats</b>	R: 0 E: 0 K: 0 S: 3	H: 0 LOB: 0 BB: 0 P: 3	R: 0 E: 0 K: 0 S: 3	H: 1 LOB: 2 BB: 0 P: 4	R: 0 E: 0 K: 1 S: 6	H: 1 LOB: 1 BB: 0 P: 6	R: 0 E: 1 K: 1 S: 6	H: 0 LOB: 1 BB: 0 P: 6	R: 0 E: 0 K: 1 S: 7	H: 2 LOB: 2 BB: 0 P: 7	R: 0 E: 0 K: 0 S: 4	H: 1 LOB: 1 BB: 0 P: 4	R: 0 E: 0 K: 0 S: 4	H: 1 LOB: 1 BB: 0 P: 4	R: 0 E: 0 K: 0 S: 3	H: 0 LOB: 1 BB: 1 P: 7	R: 5 E: 0 K: 0 S: 7	H: 6 LOB: 2 BB: 1 P: 11	1B: 9 2B: 3 3B: 0 HR: 0	SF: 0 SAC: 0 DP: 0 HBP: 1
---------------------	------------------------------	---------------------------------	------------------------------	---------------------------------	------------------------------	---------------------------------	------------------------------	---------------------------------	------------------------------	---------------------------------	------------------------------	---------------------------------	------------------------------	---------------------------------	------------------------------	---------------------------------	------------------------------	----------------------------------	----------------------------------	------------------------------------

<b>PITCHER</b>	IP	WLS	BF	H	R	ER	SO	BB	IBB	HBP	BLK	WP	HR	S	P	ERA	WHIP
<b>Jim Lonborg, R</b> (1, 1) ERA: 2.5	8.1		36	8	3	3	3	2	0	0	0	0	0	39	48	3.24	1.200
<b>Frank Linzy, R</b> (9, 1) ERA: 3.68	0.0	L	3	3	1	1	0	0	0	0	0	0	0	3	3	∞	∞
<b>Mac Scarce, L</b> (9, 1) ERA: 3.86	0.0		1	1	1	1	0	0	0	0	0	0	0	1	1	∞	∞

<b>PITCHER</b>	IP	WLS	BF	H	R	ER	SO	BB	IBB	HBP	BLK	WP	HR	S	P	ERA	WHIP
----------------	----	-----	----	---	---	----	----	----	-----	-----	-----	----	----	---	---	-----	------

Batter	1	2	3	4	5	6	7	8	9	AB R H RBI BB SO LOB	TOP									
Larry Lintz, S OBP: 0.222, SLG: 0.333 (1, 5)	0-3 K		0-0 G3 S 1B		0-0 6-3			0-0 6-3		4 0 1 0 0 1 1										
Tim Foli, R OBP: 0.359, SLG: 0.316 (1, 6)	0-0 1B E 1B		0-0 G3 1-3		0-0 F4			0-0 6-3		4 1 1 0 0 0 2										
Willie Davis, L OBP: 0.293, SLG: 0.348 (1, 8)	0-0 F8 1-3 1B		0-0 F9					0-0 F7		4 0 1 0 0 0 1										
Ken Singleton, S OBP: 0.479, SLG: 0.444 (1, 9)	0-0 F8 2-3 3-H			0-3 K		0-0 WP 2B			0-0 3-1	4 0 1 0 0 1 1										
Ron Fairly, L OBP: 0.353, SLG: 0.552 (1, 3)	0-3 K			0-0 F7		0-0 F8 2-3			0-0 1B 1B 1B	4 0 1 0 0 1 2 0 0 0 0 0 0 0										
Ron Woods, R OBP: 0.500, SLG: 0.250 (9, PR)									0-0 1B 1B 1B	3 0 1 0 1 2 1										
Bob Bailey, R OBP: 0.457, SLG: 0.481 (1, 7)		0-3 K		4-0 BB		0-3 K			0-0 1B 1B	3 0 1 0 1 2 1										
Jim Cox, R OBP: 0.254, SLG: 0.295 (1, 4)		0-3 K		0-0 G3			0-0 F4		0-0 1B 1-2 2-3	3 0 0 0 0 1 1 1 0 1 0 0 0 0										
Boots Day, L OBP: 0.250, SLG: 0.250 (9, PH)		0-3 K					0-3 K		0-3 K	3 0 1 0 0 2 0 1 0 0 0 0 1 3										
Terry Humphrey, R OBP: 0.250, SLG: 0.364 (1, 2)		0-3 K				0-0 2B			0-3 K	1 0 0 0 0 1 3										
Jim Lyttle, L (9, PH)																				
Steve Renko, R OBP: 0.100, SLG: 0.100 (1, 1)			0-0 5-3		0-3 K		0-0 F3		0-0 4-3	2 0 0 0 0 1 1 1 0 0 0 0 0 0 0 0 0 0 0 0 0 1 0 0 0 0 0 3										
Mike Jorgensen, L OBP: 0.333, SLG: 0.200 (7, PH)																				
Balor Moore, L (7, 1)																				
Ron Hunt, R OBP: 0.373, SLG: 0.230 (9, PH)																				
<b>Inning Stats</b>	R: 1 E: 0 K: 2 S: 9	H: 2 LOB: 1 BB: 0 P: 9	R: 0 E: 0 K: 3 S: 9	H: 0 LOB: 0 BB: 0 P: 9	R: 0 E: 0 K: 0 S: 4	H: 1 LOB: 1 BB: 0 P: 4	R: 0 E: 0 K: 1 S: 5	H: 0 LOB: 1 BB: 1 P: 9	R: 0 E: 0 K: 1 S: 6	H: 1 LOB: 1 BB: 0 P: 6	R: 0 E: 0 K: 1 S: 5	H: 0 LOB: 0 BB: 0 P: 5	R: 0 E: 0 K: 0 S: 3	H: 0 LOB: 0 BB: 0 P: 3	R: 0 E: 0 K: 1 S: 8	H: 3 LOB: 3 BB: 0 P: 8	1B: 6 2B: 2 3B: 0 HR: 0	SF: 0 SAC: 0 DP: 0 HBP: 0	WP: 1 PB: 0 SB: 1 CS: 0	PA: 36
<b>PITCHER</b>	IP WLS BF H R ER SO BB IBB HBP BLK WP HR S P ERA WHIP																			
Bill Greif, R ERA: 5.15 (1, 1)	8.1 W 32 6 1 1 9 1 0 0 0 1 0 49 53 1.08 0.840																			
Vicente Romo, R ERA: 2.92 (9, 1)	0.2 S 4 2 0 0 1 0 0 0 0 0 0 6 6 0.00 3.000																			

**Montreal Expos @ San Diego Padres**  
 San Diego Stadium, San Diego, CA  
 Tue Apr 30 1974, 10:05 PM EDT  
 Att. 9,390 - Unknown

livebaseballscorecards.com

AB	35
R	1
H	8
RBI	0
BB	1
SO	10
LOB	16





Batter	1	2	3	4	5	6	7	8	9
Derrel Thomas, S OBP: 0.351, SLG: 0.374 (1, 4) X	0-0 G3 ①		4-0 WP S BB	0-0 L9 ①		0-0 CS 2B 3-H		0-0 6-3 ③	
Matty Alou, L OBP: 0.220, SLG: 0.231 (1, 7) X	0-0 4-3 ②		0-3 K BB 1-3	0-0 G3-2 ② ③ 3-H		0-0 1-4-3 ② ③ 2-3			
Bobby Tolan, L OBP: 0.315, SLG: 0.288 (1, 9) X	0-0 E9 1B 1B		0-3 K ①		4-0 CS BB		0-0 L4 ①		
Willie McCovey, L OBP: 0.463, SLG: 0.392 (1, 3) X	4-0 1B IBB		4-0 1-2 BB		4-0 1-2 1B BB ①		0-3 K ②		
Dave Winfield, R OBP: 0.333, SLG: 0.475 (1, 8) X	0-0 1-2 3-H 1B ③		0-0 L7 ②		0-0 1-2 1B ②		0-0 F9 ③		
Dave Roberts, R OBP: 0.254, SLG: 0.274 (1, 5) X	0-0 F5 ③		0-0 F6 ③		0-0 F8 ②		0-0 5-3 ①		
Fred Kendall, R OBP: 0.333, SLG: 0.349 (1, 2) X		0-0 F7 ①		4-0 BB 1B G3-2 BB		0-0 F3 ③		0-0 F9 ②	
Enzo Hernandez, R OBP: 0.257, SLG: 0.286 (1, 6) X		0-0 3-1 ②		0-0 BB 1B 1-2		0-0 S BLK 2B 1B		0-0 S 1B	
Bill Greif, R OBP: 0.235, SLG: 0.071 Vicente Romo, R (9, 1) X		0-0 4-3 ③		4-0 BB 1B 1-2 2-3		0-3 K ① 1-3		4-0 BB 1-2	

Inning Stats	R: 1	H: 2	E: 1	K: 0	S: 5	LOB: 2	BB: 1	P: 9
	R: 0	H: 0	E: 0	K: 0	S: 3	LOB: 0	BB: 0	P: 3
	R: 0	H: 0	E: 0	K: 2	S: 8	LOB: 3	BB: 2	P: 16
	R: 0	H: 1	E: 0	K: 0	S: 3	LOB: 2	BB: 2	P: 11
	R: 0	H: 1	E: 0	K: 0	S: 3	LOB: 2	BB: 2	P: 11
	R: 1	H: 2	E: 0	K: 1	S: 6	LOB: 0	BB: 0	P: 6
	R: 0	H: 0	E: 0	K: 1	S: 5	LOB: 0	BB: 0	P: 5
	R: 0	H: 1	E: 0	K: 0	S: 4	LOB: 2	BB: 1	P: 8

PITCHER										PITCHER																								
IP	WLS	BF	H	R	ER	SO	BB	IBB	HBP	BLK	WP	HR	S	P	ERA	WHIP	IP	WLS	BF	H	R	ER	SO	BB	IBB	HBP	BLK	WP	HR	S	P	ERA	WHIP	
Steve Renko, R ERA: 6.75 (1, 1)	6.0	L	29	6	2	1	3	6	1	0	1	0	28	56	1.50	2.000																		
Balor Moore, L ERA: 3.38 (7, 1)	2.0		8	1	0	0	1	1	0	0	0	0	9	13	0.00	1.000																		

AB R H RBI BB SO LOB

4	0	1	1	1	0	5
4	0	0	0	0	1	5
3	1	1	0	1	1	2
1	0	0	0	3	1	0
4	0	2	1	0	0	3
4	0	0	0	0	0	7
3	0	0	0	1	0	2
4	1	3	0	0	0	0
2	0	0	0	2	1	1
0	0	0	0	0	0	0

1B: 6	SF: 0	WP: 1	PA: 37
2B: 1	SAC: 0	PB: 0	
3B: 0	DP: 1	SB: 3	
HR: 0	HBP: 0	CS: 2	

**Montreal Expos @ San Diego Padres**  
**San Diego Stadium, San Diego, CA**  
 Tue Apr 30 1974, 10:05 PM EDT  
 Att. 9,390 - Unknown

livebaseballscorecards.com

AB	29
R	2
H	7
RBI	2
BB	8
SO	4
LOB	25



Batter	1	2	3	4	5	6	7	8	9	AB R H RBI BB SO LOB	TOP																					
Ron Hunt, R (1, 5) OBP: 0.367, SLG: 0.219	0-0 L7		0-0 6-3		0-0 FC4-6			4-0 CS BB		3 0 0 0 1 0 1																						
Larry Lintz, S (1, 4) OBP: 0.154, SLG: 0.231	0-0 4-3		0-0 4-3			0-0 6-3		0-3 K		4 0 0 0 0 1 1																						
Willie Davis, L (1, 8) OBP: 0.291, SLG: 0.342	0-0 E3		0-0 F8			0-0 F8			0-0 G3-6 1B	4 0 1 0 0 0 0																						
Ken Singleton, S (1, 9) OBP: 0.468, SLG: 0.421	0-3 K			0-3 K		4-0 BB			0-0 F8	3 0 0 0 1 2 2																						
Ron Fairly, L (1, 3) OBP: 0.316, SLG: 0.485		0-0 F8		0-0 4-3		0-0 F2			0-0 G3-6	4 0 0 0 0 0 2																						
Bob Bailey, R (1, 7) OBP: 0.452, SLG: 0.474		0-0 1B		0-0 4-3			0-0 6-3			3 1 1 0 0 0 0																						
Tim Foli, R (1, 6) OBP: 0.343, SLG: 0.300		0-0 F6			0-0 6-3		0-0 F8			3 0 0 0 0 0 1																						
Terry Humphrey, R (1, 2) OBP: 0.267, SLG: 0.357		0-0 FC6-4			0-3 K		0-0 F4			3 0 1 1 0 1 0																						
Ernie McAnally, R (1, 1) Chuck Taylor, R (3, 1) Jim Lytle, L (5, PH) Donald DeMola, R (5, 1) Boots Day, L (8, PH) Tom Walker, R (8, 1)		0-0 FC6-4			0-0 FC4-6			0-3 K		1 0 0 0 0 0 1 0 0 0 0 0 0 0 1 0 1 0 0 0 0 0 0 0 0 0 0 0 1 0 0 0 0 1 0 0 0 0 0 0 0 0																						
<b>Inning Stats</b>	R: 0 E: 1 K: 1 S: 6	H: 0 LOB: 1 BB: 0 P: 6	R: 1 E: 0 K: 0 S: 5	H: 2 LOB: 1 BB: 0 P: 5	R: 0 E: 0 K: 0 S: 3	H: 0 LOB: 0 BB: 0 P: 3	R: 0 E: 0 K: 1 S: 6	H: 1 LOB: 1 BB: 0 P: 6	R: 0 E: 0 K: 0 S: 3	H: 0 LOB: 1 BB: 1 P: 7	R: 0 E: 0 K: 0 S: 3	H: 0 LOB: 0 BB: 0 P: 3	R: 0 E: 0 K: 2 S: 6	H: 0 LOB: 0 BB: 1 P: 10	R: 0 E: 0 K: 0 S: 3	H: 1 LOB: 0 BB: 0 P: 3	1B: 4 2B: 0 3B: 0 HR: 0	SF: 0 SAC: 0 DP: 1 HBP: 0	WP: 0 PB: 0 SB: 2 CS: 1	PA: 32												
<b>PITCHER</b> Dave Freisleben, R (1, 1) ERA: 1.5	IP 9.0	WLS W	BF 32	H 4	R 1	ER 1	SO 5	BB 2	IBB 0	HBP 0	BLK 0	WP 0	HR 0	S 40	P 48	ERA 1.00	WHIP 0.667															
											<b>PITCHER</b>	IP	WLS	BF	H	R	ER	SO	BB	IBB	HBP	BLK	WP	HR	S	P	ERA	WHIP				

**Montreal Expos @ San Diego Padres**  
 San Diego Stadium, San Diego, CA  
 Wed May 01 1974, 6:33 AM EDT  
 Att: 12,361 - Unknown

[livebaseballscorecards.com](http://livebaseballscorecards.com)

AB	30
R	1
H	4
RBI	1
BB	2
SO	5
LOB	8



Batter	1	2	3	4	5	6	7	8	9
<b>Derrel Thomas, S</b> OBP: 0.363, SLG: 0.396 (1, 4)	0-3 K		0-0 1B BB 1B	0-0 F7		0-0 2B		0-0 2-H 1B	
<b>Matty Alou, L</b> OBP: 0.239, SLG: 0.250 (1, 7)	0-0 G3		0-0 1-2 BB 1B	0-0 G3-6-3 1B		0-0 4-3		0-0 6-3	
<b>Bobby Tolan, L</b> OBP: 0.325, SLG: 0.290 (1, 9)	4-0 BB		0-0 1-2 BB SF8 1B	0-0 G3-6-3			0-0 B1-3		
<b>Willie McCovey, L</b> OBP: 0.437, SLG: 0.364 (1, 3)	0-0 F8		0-3 K		0-3 K		0-0 6-3		
<b>Dave Winfield, R</b> OBP: 0.358, SLG: 0.500 (1, 8)		0-0 FC6-4 1B	4-0 1-2 SF8 BB		0-0 E5		0-0 2B		
<b>Dave Roberts, R</b> OBP: 0.254, SLG: 0.262 (1, 5)		0-0 F7	4-0 1-2 SF8 BB		0-0 F4		0-0 F3		
<b>Fred Kendall, R</b> OBP: 0.319, SLG: 0.337 (1, 2)		0-0 FC6-4	0-0 1-2 SF8		0-0 5-3			0-0 F7	
<b>Enzo Hernandez, R</b> OBP: 0.269, SLG: 0.288 (1, 6)		0-0 6-3	4-0 IBB			0-0 4-3		0-0 WP SH3-4 1B	
<b>Dave Freisleben, R</b> OBP: 0.286, SLG: 0.333 (1, 1)						0-0 6-3		0-0 SH3-4	

Inning Stats	R: 0	H: 0	E: 0	K: 1	S: 5	LOB: 1	BB: 1	P: 9	R: 0	H: 1	E: 0	K: 0	S: 4	LOB: 1	BB: 0	P: 4	R: 4	H: 4	E: 0	K: 1	S: 9	LOB: 3	BB: 3	P: 21	R: 0	H: 1	E: 0	K: 0	S: 3	LOB: 0	BB: 0	P: 3	R: 0	H: 0	E: 1	K: 1	S: 6	LOB: 1	BB: 0	P: 6	R: 0	H: 1	E: 0	K: 0	S: 4	LOB: 1	BB: 0	P: 4	R: 0	H: 1	E: 0	K: 0	S: 4	LOB: 1	BB: 0	P: 4	R: 1	H: 2	E: 0	K: 0	S: 5	LOB: 1	BB: 0	P: 5
--------------	------	------	------	------	------	--------	-------	------	------	------	------	------	------	--------	-------	------	------	------	------	------	------	--------	-------	-------	------	------	------	------	------	--------	-------	------	------	------	------	------	------	--------	-------	------	------	------	------	------	------	--------	-------	------	------	------	------	------	------	--------	-------	------	------	------	------	------	------	--------	-------	------

PITCHER	IP	WLS	BF	H	R	ER	SO	BB	IBB	HBP	BLK	WP	HR	S	P	ERA	WHIP
<b>Ernie McAnally, R</b> ERA: 7.23 (1, 1)	2.1	L	15	5	4	4	2	3	0	0	0	0	0	16	28	15.43	3.429
<b>Chuck Taylor, R</b> ERA: 2.33 (3, 1)	1.2		6	1	0	0	0	0	1	0	0	0	0	5	9	0.00	0.600
<b>Donald DeMola, R</b> ERA: 4.38 (5, 1)	3.0		12	2	0	0	1	0	0	0	0	0	0	14	14	0.00	0.667
<b>Tom Walker, R</b> ERA: 2.0 (8, 1)	1.0		5	2	1	1	0	0	0	0	0	1	0	5	5	9.00	2.000

**BOTTOM**

**Montreal Expos @ San Diego Padres**  
San Diego Stadium, San Diego, CA

Wed May 01 1974, 6:33 AM EDT  
Att. 12,361 - Unknown

AB	R	H	RBI	BB	SO	LOB
5	1	3	1	0	1	0
5	1	2	1	0	0	2
3	1	1	0	1	0	1
4	0	0	0	0	2	4
3	0	2	1	1	0	0
3	0	0	1	1	0	3
3	0	0	1	0	0	2
3	1	1	0	1	0	1
3	1	1	0	0	0	3

AB	32
R	5
H	10
RBI	5
BB	4
SO	3
LOB	16

WP: 1 PA: 38  
PB: 0  
SB: 1  
CS: 0



PITCHER	IP	WLS	BF	H	R	ER	SO	BB	IBB	HBP	BLK	WP	HR	S	P	ERA	WHIP
---------	----	-----	----	---	---	----	----	----	-----	-----	-----	----	----	---	---	-----	------

Batter	1	2	3	4	5	6	7	8	9	AB R H RBI BB SO LOB	TOP											
Derrel Thomas, S OBP: 0.358, SLG: 0.410 (1, 4)	0-0 P4			0-0 6-3		0-0 F8		0-0 3B		4 0 1 0 0 0 1	<b>San Diego Padres @ New York Mets</b> Shea Stadium, Flushing, NY Sat May 04 1974, 3:33 AM EDT Att: 46,195 - Unknown											
Enzo Hernandez, R OBP: 0.268, SLG: 0.286 (1, 6)	0-3 K			0-0 6-3		0-0 1B		0-0 G3		4 1 1 1 0 1 1												
Nate Colbert, R OBP: 0.278, SLG: 0.279 (1, 7)	0-3 K			0-0 HR		0-0 1B		0-3 K		4 1 2 2 0 2 1												
Willie McCovey, L OBP: 0.427, SLG: 0.345 (1, 3)		0-3 K		0-0 P5		4-0 BB		0-0 F7		3 0 0 0 1 1 1												
Dave Winfield, R OBP: 0.338, SLG: 0.470 (1, 8)		0-0 6-3		0-0 4-3		0-0 FC6-4		0-3 K		4 0 0 0 0 1 2												
Cito Gaston, R OBP: 0.300, SLG: 0.324 (1, 9)		0-0 6-3		0-3 K		0-3 K		0-3 K		4 0 0 0 0 3 0												
Fred Kendall, R OBP: 0.306, SLG: 0.322 (1, 2)			0-0 1-3		0-0 F2		0-0 P5		0-3 K	4 0 0 0 0 1 0												
Dave Roberts, R OBP: 0.257, SLG: 0.265 (1, 5)			0-3 K		0-3 K		0-0 1B			3 0 1 0 0 2 0												
Randy Jones, R OBP: 0.167, SLG: 0.250 Vicente Romo, R (7, 1)			0-3 K		0-0 2B		0-3 K			3 1 1 0 0 2 1 0 0 0 0 0 0 0												
<b>Inning Stats</b>	R: 0 E: 0 K: 2 S: 7	H: 0 LOB: 0 BB: 0 P: 7	R: 0 E: 0 K: 1 S: 5	H: 0 LOB: 0 BB: 0 P: 5	R: 0 E: 0 K: 2 S: 7	H: 0 LOB: 0 BB: 0 P: 7	R: 1 E: 0 K: 0 S: 4	H: 1 LOB: 0 BB: 0 P: 4	R: 0 E: 0 K: 1 S: 5	H: 0 LOB: 0 BB: 0 P: 5	R: 2 E: 0 K: 1 S: 8	H: 3 LOB: 2 BB: 1 P: 12	R: 0 E: 0 K: 2 S: 8	H: 1 LOB: 1 BB: 0 P: 8	R: 0 E: 0 K: 1 S: 6	H: 1 LOB: 1 BB: 0 P: 6	R: 0 E: 0 K: 3 S: 9	H: 0 LOB: 0 BB: 0 P: 9	1B: 3 2B: 1 3B: 1 HR: 1	SF: 0 SAC: 0 DP: 0 HBP: 0	WP: 0 PB: 0 SB: 2 CS: 0	PA: 34
<b>PITCHER</b>	IP WLS BF H R ER SO BB IBB HBP BLK WP HR S P ERA WHIP																					
Jon Matlack, L ERA: 2.36 (1, 1)	7.0 W 27 5 3 3 9 1 0 0 0 0 0 1 44 48 3.86 0.857																					
Tug McGraw, L ERA: 5.91 (8, 1)	2.0 7 1 0 0 4 0 0 0 0 0 0 0 15 15 0.00 0.500																					

livebaseballscorecards.com

AB	33
R	3
H	6
RBI	3
BB	1
SO	13
LOB	7



Batter	1	2	3	4	5	6	7	8	9
<b>Bud Harrelson, S</b> (1, 6) OBP: 0.427, SLG: 0.319	4-0 BB E BB		0-0 F9 1		0-0 1B		4-0 BB HR BB	0-3 K 1-2 2	
<b>Felix Millan, R</b> (1, 4) OBP: 0.394, SLG: 0.370	0-0 E5 G6-4-3 1-2		0-0 6-3 2		0-0 P3 1		4-0 BB HR BB	0-0 F7 3	
<b>Rusty Staub, L</b> (1, 9) OBP: 0.356, SLG: 0.440	0-0 F8 1		0-0 4-3 3		0-0 F9 2		0-0 1-H 2-H HR		
<b>Cleon Jones, R</b> (1, 7) OBP: 0.350, SLG: 0.337	0-0 G6-4-3 1-2f 2			0-0 F8 1	0-0 4-3 3		0-0 HR 1B		
<b>Tug McGraw, R</b> (8, 1)									
<b>John Milner, L</b> (1, 3) OBP: 0.347, SLG: 0.425		4-0 BB CS BB		0-0 1B 1B 2B		0-0 1-3	0-0 1-H HR		
<b>Jerry Grote, R</b> (1, 2) OBP: 0.292, SLG: 0.316		4-0 BB 1-2 BB		0-0 1B 2-3 1B		0-0 6-3	4-0 BB		
<b>Wayne Garrett, L</b> (1, 5) OBP: 0.255, SLG: 0.420		0-0 F9 2		0-0 1B 1-2 3-H 1B		0-0 P6	0-3 K 3		
<b>Don Hahn, R</b> (1, 8) OBP: 0.258, SLG: 0.250		4-0 BB 1-2 BB		0-0 F9 2		0-0 F9	0-0 F9 1	0-0 6-3 1	
<b>Jon Mattack, L</b> (1, 1) OBP: 0.100, SLG: 0.100		0-0 L7 3		0-3 K 3			0-0 4-3 2	0-0 S 1B	
<b>George Theodore, R</b> (7, PH)									
<b>Dave Schneck, L</b> (8, 7) OBP: 0.328, SLG: 0.492									

AB	R	H	RBI	BB	SO	LOB
3	1	1	0	2	1	1
4	1	0	0	1	0	3
4	1	1	3	0	0	3
4	1	1	0	0	0	3
0	0	0	0	0	0	0
3	2	2	2	1	0	0
2	0	1	0	2	0	0
4	0	1	1	0	1	2
3	0	0	0	1	0	2
2	0	0	0	0	1	4
1	0	0	0	0	0	0
1	0	1	0	0	0	0

**BOTTOM**

**San Diego Padres @ New York Mets**  
Shea Stadium, Flushing, NY  
Sat May 04 1974, 3:33 AM EDT  
Att. 46,195 - Unknown

livebaseballscorecards.com

<b>AB</b>	<b>31</b>
<b>R</b>	<b>6</b>
<b>H</b>	<b>8</b>
<b>RBI</b>	<b>6</b>
<b>BB</b>	<b>7</b>
<b>SO</b>	<b>3</b>
<b>LOB</b>	<b>18</b>



1B: 5	SF: 0	WP: 0	PA: 38
2B: 1	SAC: 0	PB: 0	
3B: 0	DP: 1	SB: 1	
HR: 2	HBP: 0	CS: 1	

Inning Stats		R: 0	H: 0	R: 0	H: 0	R: 0	H: 0	R: 0	H: 1	R: 0	H: 0	R: 5	H: 3	R: 0	H: 1		
<b>Randy Jones, L</b> (1, 1) ERA: 6.75	IP: 6.2	WLS: L	BF: 32	H: 7	R: 6	ER: 6	SO: 1	BB: 6	IBB: 0	HBP: 0	BLK: 0	WP: 0	HR: 2	S: 28	P: 52	ERA: 8.10	WHIP: 1.950
<b>Vicente Romo, R</b> (7, 1) ERA: 2.63	IP: 1.1	WLS: L	BF: 6	H: 1	R: 0	ER: 0	SO: 2	BB: 1	IBB: 0	HBP: 0	BLK: 0	WP: 0	HR: 0	S: 9	P: 13	ERA: 0.00	WHIP: 1.500

PITCHER		IP	WLS	BF	H	R	ER	SO	BB	IBB	HBP	BLK	WP	HR	S	P	ERA	WHIP
<b>Randy Jones, L</b> (1, 1) ERA: 6.75	IP: 6.2	WLS: L	BF: 32	H: 7	R: 6	ER: 6	SO: 1	BB: 6	IBB: 0	HBP: 0	BLK: 0	WP: 0	HR: 2	S: 28	P: 52	ERA: 8.10	WHIP: 1.950	
<b>Vicente Romo, R</b> (7, 1) ERA: 2.63	IP: 1.1	WLS: L	BF: 6	H: 1	R: 0	ER: 0	SO: 2	BB: 1	IBB: 0	HBP: 0	BLK: 0	WP: 0	HR: 0	S: 9	P: 13	ERA: 0.00	WHIP: 1.500	

Batter	1	2	3	4	5	6	7	8	9	AB R H RBI BB SO LOB	TOP					
<b>Derrel Thomas, S</b> <small>(1, 4) OBP: 0.364, SLG: 0.413</small> <small>(8, 6)</small> <small>(9, 4)</small>	0-0 		0-0 SH1-3 <small>1-2</small>		0-3 K <small>0.0.0.0</small>			0-0 F9 <small>1</small>	0-0 	4 0 2 1 0 1 0						
<b>Enzo Hernandez, R</b> <small>(1, 6) OBP: 0.259, SLG: 0.275</small> <b>Dave Hilton, R</b> <small>(8, PH) OBP: 0.192, SLG: 0.087</small> <small>(8, 4)</small> <b>Matty Alou, L</b> <small>(9, PH) OBP: 0.234, SLG: 0.244</small> <b>Rich Morales, R</b> <small>(9, 6) OBP: 1.000, SLG: 1.000</small>	0-0 F9 <small>1-2</small>		0-0 1-3 <small>3</small>			0-0 3-1 <small>1</small>		0-0 4-3 <small>2</small>	0-0 F7 <small>1-3 2-H</small>	3 0 0 0 0 0 2 1 0 0 0 0 0 0 1 0 0 0 0 0 2 0 0 0 0 0 0 0						
<b>Nate Colbert, R</b> <small>(1, 7) OBP: 0.277, SLG: 0.319</small> <small>(9, 3)</small>	0-0 F9 <small>3</small>			0-3 K <small>0.0.0.0</small>		0-3 K <small>0.0.0.0</small>		0-0 		4 1 1 1 0 2 0						
<b>Willie McCovey, L</b> <small>(1, 3) OBP: 0.418, SLG: 0.328</small> <b>Vicente Romo, R</b> <small>(9, 1)</small>		4-0 		0-3 K <small>0.0.0.0</small>		0-0 E5 		0-0 3-1 <small>3</small>		3 1 0 0 1 1 0 0 0 0 0 0 0 0						
<b>Dave Winfield, R</b> <small>(1, 8) OBP: 0.360, SLG: 0.522</small>	0-0 P4 			0-0 		0-0 		4-0 		3 2 2 2 1 0 1						
<b>Cito Gaston, R</b> <small>(1, 9) OBP: 0.318, SLG: 0.366</small> <small>(9, 7)</small>	0-0 F8 <small>2</small>		0-0 			0-0 P4 <small>3</small>		0-0 		4 1 2 1 0 0 1						
<b>Fred Kendall, R</b> <small>(1, 2) OBP: 0.294, SLG: 0.309</small>	0-0 FC6-4 <small>1-2f</small>		0-0 FC6-4 <small>1-2f</small>			0-0 F9 <small>1</small>		0-0 F8 <small>1</small>		4 0 0 0 0 0 4						
<b>Dave Roberts, R</b> <small>(1, 5) OBP: 0.256, SLG: 0.264</small>			0-0 		0-3 K <small>0.0.0.0</small>		0-0 4-3 <small>2</small>	0-0 F7 <small>2</small>	0-0 	4 0 1 0 0 1 1						
<b>Bill Greif, R</b> <small>(1, 1) OBP: 0.222, SLG: 0.067</small> <b>Bernie Williams, R</b> <small>(5, PH) OBP: 0.154, SLG: 0.154</small> <b>Gary Ross, R</b> <small>(5, 1)</small> <b>Johnny Grubb, L</b> <small>(7, PH) OBP: 0.435, SLG: 0.473</small> <b>Larry Hardy, R</b> <small>(7, 1)</small> <b>Bobby Tolan, L</b> <small>(8, PH) OBP: 0.333, SLG: 0.290</small> <small>(9, 9)</small>			0-3 K <small>0.0.0.0</small>		0-3 K <small>0.0.0.0</small>		0-0 6-3 <small>3</small>	4-0 	1 0 0 0 0 1 1 1 0 0 0 0 1 0 0 0 0 0 0 0 0 1 0 0 0 0 0 0 0 0 0 0 0 0 0 0 0 0 0 1 0 0							
<b>Inning Stats</b>	R: 0 H: 1 E: 0 LOB: 0 K: 0 BB: 0 S: 3 P: 3	R: 0 H: 0 E: 0 LOB: 1 K: 0 BB: 1 S: 3 P: 7	R: 0 H: 1 E: 0 LOB: 1 K: 1 BB: 0 S: 6 P: 6	R: 0 H: 2 E: 0 LOB: 2 K: 2 BB: 0 S: 9 P: 9	R: 0 H: 0 E: 0 LOB: 0 K: 3 BB: 0 S: 9 P: 9	R: 2 H: 1 E: 1 LOB: 0 K: 1 BB: 0 S: 7 P: 7	R: 0 H: 0 E: 0 LOB: 0 K: 0 BB: 0 S: 3 P: 3	R: 1 H: 1 E: 0 LOB: 0 K: 0 BB: 0 S: 4 P: 4	R: 2 H: 2 E: 0 LOB: 2 K: 0 BB: 2 S: 5 P: 13	1B: 5 SF: 0 2B: 1 SAC: 1 3B: 0 DP: 0 HR: 2 HBP: 0	WP: 0 PA: 38 PB: 0 SB: 0 CS: 0					
<b>PITCHER</b>	IP WLS BF H R ER SO BB IBB HBP BLK WP HR S P ERA WHIP															
<b>Jerry Koosman, L</b> <small>(1, 1) ERA: 2.39</small> <b>Tug McGraw, L</b> <small>(9, 1) ERA: 7.15</small> <b>Bob Miller, R</b> <small>(9, 1) ERA: 3.65</small>	8.0 L 0.1	31 6 1	6 2 0	3 2 0	1 2 0	7 0 0	1 2 0	1 0 0	0 0 0	0 0 0	0 0 0	0 0 0	2 4 1	44 12 1	48 27.00 0.00	0.875 6.000 0.000

**San Diego Padres @ New York Mets**  
 Shea Stadium, Flushing, NY  
 Sun May 05 1974, 3:33 AM EDT  
 Unknown

[livebaseballscorecards.com](http://livebaseballscorecards.com)

AB	34
R	5
H	8
RBI	5
BB	3
SO	7
LOB	12



Batter	1	2	3	4	5	6	7	8	9	AB	R	H	RBI	BB	SO	LOB
<b>Bud Harrelson, S</b> OBP: 0.424, SLG: 0.310 (1, 6) BBB	4-0 SH1-3 WP 6-3 BB	0-0 4-3			0-0 4-3		0-0 SH1-4 1-2			2	1	0	0	1	0	1
<b>Felix Millan, R</b> OBP: 0.402, SLG: 0.379 (1, 4) X	0-0 SH1-3 1-3		0-0 HR 1B		0-0 1B		0-0 F8			3	1	2	0	0	0	1
<b>Cleon Jones, R</b> OBP: 0.336, SLG: 0.323 (1, 7) X	0-0 6-3 3-H		0-3 K		0-3 K		0-0 4-3			4	0	0	1	0	2	3
<b>Rusty Staub, L</b> OBP: 0.352, SLG: 0.463 (1, 9) X	0-0 HR		0-0 P6		0-0 G3		0-0 F7			4	1	1	1	0	0	2
<b>John Milner, L</b> OBP: 0.352, SLG: 0.456 (1, 3) BBB	4-0 BB		0-0 HR		0-0 F7		0-3 K			3	1	1	2	1	1	0
<b>Dave Schneck, L</b> OBP: 0.324, SLG: 0.470 (1, 8) X	0-0 F8		0-0 4-3		4-0 FC6-4 BB		0-0 E5 CS			3	0	0	0	1	0	1
<b>Wayne Garrett, L</b> OBP: 0.245, SLG: 0.402 (1, 5) X		0-0 F8		0-0 F7		0-0 FC6-4 1-2f		0-0 CS 1-2	0-0 L4	4	0	0	0	0	0	1
<b>Jerry Grote, R</b> OBP: 0.294, SLG: 0.333 (1, 2) <b>Ed Kranepool, L</b> OBP: 0.200, SLG: 0.200 (9, PH)		0-0 2B		0-0 F2		0-0 P4		0-0 F9		3	0	1	0	0	0	1
<b>Jerry Koosman, R</b> OBP: 0.176, SLG: 0.125 (9, 1) <b>Tug McGraw, R</b> (9, 1) <b>Bob Miller, R</b> OBP: 0.333, SLG: 0.667 (9, 1) <b>Ken Boswell, L</b> OBP: 0.385, SLG: 0.333 (9, PH)		0-3 K		0-0 6-3		0-0 SH1-4 1B		0-0 F8		3	0	1	0	0	1	1
										0	0	0	0	0	0	0
										0	0	0	0	0	0	0
										1	0	0	0	0	0	0

Inning Stats	R: 2	H: 1	E: 0	K: 0	S: 4	LOB: 1	BB: 2	P: 12	R: 0	H: 1	E: 0	K: 1	S: 6	LOB: 1	BB: 0	P: 6	R: 0	H: 2	E: 0	K: 1	S: 7	LOB: 0	BB: 0	P: 7	R: 0	H: 0	E: 0	K: 0	S: 3	LOB: 0	BB: 0	P: 3	R: 0	H: 1	E: 0	K: 1	S: 6	LOB: 1	BB: 0	P: 6	R: 0	H: 0	E: 0	K: 0	S: 3	LOB: 1	BB: 1	P: 7	R: 0	H: 1	E: 0	K: 0	S: 4	LOB: 1	BB: 0	P: 4	R: 0	H: 0	E: 1	K: 1	S: 5	LOB: 0	BB: 0	P: 5	R: 0	H: 0	E: 0	K: 0	S: 3	LOB: 0	BB: 0	P: 3	1B: 3	SF: 0	2B: 1	SAC: 2	3B: 0	DP: 0	HR: 2	HBP: 0	WP: 1	PA: 37
--------------	------	------	------	------	------	--------	-------	-------	------	------	------	------	------	--------	-------	------	------	------	------	------	------	--------	-------	------	------	------	------	------	------	--------	-------	------	------	------	------	------	------	--------	-------	------	------	------	------	------	------	--------	-------	------	------	------	------	------	------	--------	-------	------	------	------	------	------	------	--------	-------	------	------	------	------	------	------	--------	-------	------	-------	-------	-------	--------	-------	-------	-------	--------	-------	--------

PITCHER	IP	WLS	BF	H	R	ER	SO	BB	IBB	HBP	BLK	WP	HR	S	P	ERA	WHIP
<b>Bill Greif, R</b> ERA: 5.48 (1, 1)	4.0		18	4	4	4	2	2	0	0	0	1	2	20	28	9.00	1.500
<b>Gary Ross, R</b> ERA: 3.46 (5, 1)	2.0		8	1	0	0	1	1	0	0	0	0	0	9	13	0.00	1.000
<b>Larry Hardy, R</b> ERA: (7, 1)	2.0	W	7	1	0	0	1	0	0	0	0	0	0	9	9	0.00	0.500
<b>Vicente Romo, R</b> ERA: 2.45 (9, 1)	1.0	S	3	0	0	0	0	0	0	0	0	0	0	3	3	0.00	0.000

**BOTTOM**

**San Diego Padres @ New York Mets**  
Shea Stadium, Flushing, NY  
Sun May 05 1974, 3:33 AM EDT  
Unknown

<b>AB</b>	<b>31</b>
<b>R</b>	<b>4</b>
<b>H</b>	<b>6</b>
<b>RBI</b>	<b>4</b>
<b>BB</b>	<b>3</b>
<b>SO</b>	<b>4</b>
<b>LOB</b>	<b>11</b>



PITCHER	IP	WLS	BF	H	R	ER	SO	BB	IBB	HBP	BLK	WP	HR	S	P	ERA	WHIP
---------	----	-----	----	---	---	----	----	----	-----	-----	-----	----	----	---	---	-----	------

Batter	1	2	3	4	5	6	7	8	9	10	AB	R	H	RBI	BB	SO	LOB	TOP											
Derrel Thomas, S OBP: 0.348, SLG: 0.394 (1, 4)	F3		F9			P5		P4	P4		5	0	0	0	0	0	3												
Enzo Hernandez, R OBP: 0.261, SLG: 0.277 Willie McCovey, L OBP: 0.425, SLG: 0.355 Rich Morales, R OBP: 0.667, SLG: 0.667 (8, 6)	1-3		4-3			G6-4-3 1B		1B 2B		L6	3	0	1	0	0	0	1												
Bobby Tolan, L OBP: 0.333, SLG: 0.292 Cito Gaston, R OBP: 0.326, SLG: 0.395 (6, 9)	K				G5-4-3 1B	G6-4-3 1-2f		P3		2B	3	0	1	0	0	1	1												
Nate Colbert, R OBP: 0.295, SLG: 0.320 (1, 3)					G5-4-3 1-2f		P5	1B BB		2B	3	1	1	0	2	0	1												
Johnny Grubb, L OBP: 0.433, SLG: 0.468 (1, 8)	K				1B		F8	1B 1B 1B		K	5	0	2	1	0	2	3												
Dave Winfield, R OBP: 0.363, SLG: 0.514 (1, 7)	P5				P5			1B 1B		1-3	5	0	2	2	0	0	4												
Dave Hilton, R OBP: 0.200, SLG: 0.111 (1, 5)	4-3				P6		1-3	1B 1-3 2-3			4	0	1	0	0	0	2												
Bob Barton, R OBP: 0.500, SLG: 0.400 Matty Alou, L OBP: 0.250, SLG: 0.261 Larry Hardy, R (8, 1)					F8			BB 2B 1B		K	1	0	0	0	1	0	0												
Mike Corkins, R (1, 1) Fred Kendall, R OBP: 0.298, SLG: 0.305 (8, 2)			SH3		G3			BB 2B 1B BB		6-3	1	0	0	0	0	0	0												
<b>Inning Stats</b>	R: 0 E: 0 K: 1 S: 5	H: 0 LOB: 0 BB: 0 P: 5	R: 0 E: 0 K: 1 S: 6	H: 1 LOB: 1 BB: 0 P: 6	R: 0 E: 0 K: 0 S: 3	H: 0 LOB: 1 BB: 1 P: 7	R: 0 E: 0 K: 0 S: 4	H: 2 LOB: 1 BB: 0 P: 4	R: 0 E: 0 K: 0 S: 3	H: 0 LOB: 0 BB: 0 P: 3	R: 0 E: 0 K: 0 S: 3	H: 1 LOB: 0 BB: 0 P: 3	R: 0 E: 0 K: 0 S: 4	H: 1 LOB: 1 BB: 0 P: 4	R: 4 E: 0 K: 0 S: 7	H: 5 LOB: 3 BB: 2 P: 15	R: 0 E: 0 K: 1 S: 5	H: 0 LOB: 0 BB: 0 P: 5	R: 0 E: 0 K: 1 S: 6	H: 1 LOB: 2 BB: 1 P: 10	1B: 9 2B: 2 3B: 0 HR: 0	SF: 0 SAC: 1 DP: 2 HBP: 0	WP: 0 PB: 0 SB: 0 CS: 0	PA: 42					
<b>PITCHER</b>	IP WLS BF H R ER SO BB IBB HBP BLK WP HR S P ERA WHIP																												
Craig Swan, R ERA: 4.26 Bob Miller, R ERA: 4.4 Ray Sadecki, L ERA: 8.68	7.0 2.0 1.0	26 11 5	6 4 1	1 3 0	1 1 1	2 0 0	29 11 6	33 19 10	1.29 13.50 0.00	1.000 3.000 1.000																			

San Diego Padres @ New York Mets  
Shea Stadium, Flushing, NY  
Sun May 05 1974, 3:38 AM EDT  
Att. 25,439 - Unknown

livebaseballscorecards.com

AB	37
R	4
H	11
RBI	4
BB	4
SO	4
LOB	17





**BOTTOM**

**San Diego Padres @ New York Mets**  
 Shea Stadium, Flushing, NY  
 Sun May 05 1974, 3:38 AM EDT  
 Att: 25,439 - Unknown

[livebaseballscorecards.com](http://livebaseballscorecards.com)

<b>AB</b>	<b>34</b>
<b>R</b>	<b>6</b>
<b>H</b>	<b>10</b>
<b>RBI</b>	<b>5</b>
<b>BB</b>	<b>6</b>
<b>SO</b>	<b>1</b>
<b>LOB</b>	<b>17</b>



WP: 1	PA: 42
PB: 0	
SB: 0	
CS: 1	

AB	R	H	RBI	BB	SO	LOB
2	0	0	0	2	0	1
1	0	1	1	0	0	0
0	0	0	0	0	0	0

5	0	2	1	0	0	4
---	---	---	---	---	---	---

4	0	1	0	0	0	5
1	0	0	0	0	0	0

5	2	2	1	0	0	1
---	---	---	---	---	---	---

5	1	1	2	0	0	1
---	---	---	---	---	---	---

4	0	1	0	0	1	1
---	---	---	---	---	---	---

2	0	0	0	2	0	1
---	---	---	---	---	---	---

3	1	2	0	1	0	1
0	1	0	0	0	0	0

2	1	0	0	1	0	2
0	0	0	0	0	0	0
0	0	0	0	0	0	0
0	0	0	0	0	0	0

1B:	7	SF:	0
2B:	2	SAC:	1
3B:	0	DP:	2
HR:	2	HBP:	0

Batter	1	2	3	4	5	6	7	8	9	10
<b>Bud Harrelson, S</b> (1, 6) OBP: 0.427, SLG: 0.301 <b>Ken Boswell, L</b> (9, PH) OBP: 0.429, SLG: 0.385 <b>Ray Sadecki, L</b> (10, 1)	F8		WP BB		F9		1B BB		G6-3 1B	
<b>Felix Millan, R</b> (1, 4) OBP: 0.402, SLG: 0.380	L5-3 1B		4-3		5-3		1B		G6-3	
<b>Ed Kranepool, L</b> (1, 7) OBP: 0.222, SLG: 0.222 <b>Don Hahn, R</b> (8, 8) OBP: 0.250, SLG: 0.241	L5-3		5-3			1B	F8			6-3
<b>Rusty Staub, L</b> (1, 9) OBP: 0.354, SLG: 0.490		F9		HR		L8		F7		HR 1B
<b>John Milner, L</b> (1, 3) OBP: 0.345, SLG: 0.474	F2			3-1		L4		F5		HR
<b>Dave Schneck, L</b> (1, 8) OBP: 0.320, SLG: 0.457 (8, 7)	K			F8		F7				
<b>Wayne Garrett, L</b> (1, 5) OBP: 0.255, SLG: 0.394			FC3-6 BB	CS BB			P4	4-3		
<b>Ron Hodges, L</b> (1, 2) OBP: 0.286, SLG: 0.444 <b>Ted Martinez, R</b> (9, PR) OBP: 0.222, SLG: 0.500 (10, 6)			FC3-6 BB WP	CS	F9 2B		FC2-6 BB		SH1-4 1B	
<b>Craig Swan, R</b> (1, 1) OBP: 0.400, SLG: 0.250 <b>Bob Miller, R</b> (8, 1) OBP: 0.333, SLG: 0.667 <b>George Theodore, R</b> (9, PH) <b>Jerry Grote, R</b> (10, 2) OBP: 0.294, SLG: 0.333			WP BB		6-3		FC2-6 1B		SH1-4	

Inning Stats	R: 0	H: 1	E: 0	K: 0	S: 3	R: 0	H: 0	E: 0	K: 1	S: 5	R: 1	H: 0	E: 0	K: 0	S: 3	R: 1	H: 1	E: 0	K: 0	S: 3	R: 0	H: 1	E: 0	K: 0	S: 4	R: 0	H: 1	E: 0	K: 0	S: 4	R: 1	H: 1	E: 0	K: 0	S: 4	R: 0	H: 1	E: 0	K: 0	S: 4	R: 1	H: 1	E: 0	K: 0	S: 4	R: 0	H: 1	E: 0	K: 0	S: 4	R: 1	H: 2	E: 0	K: 0	S: 4	R: 2	H: 2	E: 0	K: 0	S: 3	1B: 7	2B: 2	3B: 0	HR: 2	SF: 0	SAC: 1	DP: 2	HBP: 0	WP: 1	PA: 42
--------------	------	------	------	------	------	------	------	------	------	------	------	------	------	------	------	------	------	------	------	------	------	------	------	------	------	------	------	------	------	------	------	------	------	------	------	------	------	------	------	------	------	------	------	------	------	------	------	------	------	------	------	------	------	------	------	------	------	------	------	------	-------	-------	-------	-------	-------	--------	-------	--------	-------	--------

PITCHER	IP	WLS	BF	H	R	ER	SO	BB	IBB	HBP	BLK	WP	HR	S	P	ERA	WHIP
<b>Mike Corkins, R</b> (1, 1) ERA: 2.76	7.0		30	5	3	3	1	6	0	0	0	1	1	26	50	3.86	1.571
<b>Larry Hardy, R</b> (8, 1) ERA: 4.26	2.1	L	11	5	3	3	0	0	0	0	0	0	1	11	11	11.57	2.143

Batter	1	2	3	4	5	6	7	8	9	AB R H RBI BB SO LOB	TOP																
<b>Enzo Hernandez, R</b> (1, 6) OBP: 0.258, SLG: 0.284	0-0 5-3		0-0 F9 1B 2B		0-3 K		0-0 F7	0-0 FC4-6 1-2f 2-3 3-H		5 1 1 1 0 1 3																	
<b>Johnny Grubb, L</b> (1, 8) OBP: 0.432, SLG: 0.458	0-3 K		0-0 F9 2-3		4-0 2B BB		0-0 1B 1B	0-0 F3		4 1 1 0 1 1 3																	
<b>Willie McCovey, L</b> (1, 3) OBP: 0.417, SLG: 0.348 <b>Cito Gaston, R</b> (7, PR) OBP: 0.340, SLG: 0.432	0-3 K		0-0 F9		0-0 F8		0-0 G5-4-3 1B 1-3			4 0 1 0 0 1 3 1 0 1 0 0 0 0																	
<b>Nate Colbert, R</b> (1, 7) OBP: 0.312, SLG: 0.342		4-0 HR BB	0-0 1B 3-H		0-0 2B 1-H 2-H		0-0 G5-4-3 1-2f			4 1 2 3 1 1 3																	
<b>Dave Winfield, R</b> (1, 9) OBP: 0.353, SLG: 0.494	0-0 L6		0-0 5-3		0-0 F7			0-0 2B 1B	0-0 F5	5 1 1 0 0 0 4																	
<b>Fred Kendall, R</b> (1, 2) OBP: 0.312, SLG: 0.354		0-0 HR 1-H		0-0 6-3		4-0 BB		0-0 2B 1B E 1-H FC4-6	0-3 K	4 2 2 3 1 1 1																	
<b>Dave Roberts, R</b> (1, 5) OBP: 0.244, SLG: 0.250	0-0 6-3		0-0 F8		0-0 F8		0-0 F8			4 0 0 0 0 0 2																	
<b>Derrel Thomas, S</b> (1, 4) OBP: 0.353, SLG: 0.393	0-0 FC6 1B		0-0 F8		0-0 F8		0-0 F8	4-0 FC4-6 IBB 2-3		3 0 1 0 1 0 1																	
<b>Dave Freisleben, R</b> (1, 1) OBP: 0.300, SLG: 0.250 <b>Rich Troedson, L</b> (7, 1) <b>Matty Alou, L</b> (8, PH) OBP: 0.245, SLG: 0.255 <b>Vicente Romo, R</b> (8, 1)	0-0 FC6 1-2f		0-0 FC6		4-0 BB 2B BB		0-3 K	0-3 K		2 1 0 0 1 1 2 0 0 0 0 0 0 0 1 0 0 0 0 1 3 0 0 0 0 0 0 0																	
<b>Inning Stats</b>	R: 0 E: 0 K: 2 S: 7	H: 0 LOB: 0 BB: 0 P: 7	R: 2 E: 0 K: 0 S: 5	H: 2 LOB: 1 BB: 1 P: 9	R: 1 E: 0 K: 0 S: 5	H: 2 LOB: 1 BB: 0 P: 5	R: 0 E: 0 K: 0 S: 3	H: 0 LOB: 0 BB: 0 P: 3	R: 2 E: 0 K: 1 S: 6	H: 1 LOB: 1 BB: 2 P: 14	R: 0 E: 0 K: 1 S: 5	H: 0 LOB: 1 BB: 1 P: 9	R: 0 E: 0 K: 0 S: 4	H: 2 LOB: 2 BB: 0 P: 4	R: 2 E: 1 K: 1 S: 8	H: 2 LOB: 2 BB: 1 P: 12	R: 0 E: 0 K: 2 S: 8	H: 1 LOB: 1 BB: 0 P: 8	1B: 5 2B: 4 3B: 0 HR: 1	SF: 0 SAC: 0 DP: 1 HBP: 0	WP: 0 PB: 0 SB: 0 CS: 0	PA: 42					
<b>PITCHER</b>	IP	WLS	BF	H	R	ER	SO	BB	IBB	HBP	BLK	WP	HR	S	P	ERA	WHIP										
<b>Steve Carlton, L</b> (1, 1) ERA: 5.05	6.1	L	30	7	5	5	4	4	0	0	0	0	1	34	50	7.11	1.737										
<b>Frank Linzy, R</b> (7, 1) ERA: 2.89	0.2		1	0	0	0	0	0	0	0	0	0	0	1	1	0.00	0.000										
<b>Dave Wallace, R</b> (8, 1) ERA:	0.0		4	2	2	1	0	0	1	0	0	0	0	3	7	∞	∞										
<b>Mac Scarce, L</b> (8, 1) ERA: 3.29	1.0		3	0	0	0	1	0	0	0	0	0	0	5	5	0.00	0.000										
<b>Ed Farmer, R</b> (9, 1) ERA: 5.87	1.0		4	1	0	0	2	0	0	0	0	0	0	8	8	0.00	1.000										

San Diego Padres @ Philadelphia Phillies  
Veterans Stadium, Philadelphia, PA  
Mon May 06 1974, 7:05 PM EDT  
Att. 4,149 - Unknown

AB	37
R	7
H	10
RBI	7
BB	5
SO	7
LOB	25



WP: 0	PA: 42
PB: 0	
SB: 0	
CS: 0	

BOTTOM

San Diego Padres @ Philadelphia Phillies  
Veterans Stadium, Philadelphia, PA  
Mon May 06 1974, 7:05 PM EDT  
Att. 4,149 - Unknown

livebaseballscorecards.com

AB	35
R	6
H	8
RBI	5
BB	2
SO	2
LOB	15



WP	0	PA	38
PB	0		
SB	0		
CS	0		

AB R H RBI BB SO LOB

5	1	1	1	0	0	2
3	1	1	1	1	0	0
1	0	0	0	0	0	2
4	0	1	1	0	0	1
4	0	0	0	0	0	2
4	1	1	0	0	0	1
0	0	0	0	0	0	0
4	0	1	0	0	1	1
4	2	2	1	0	1	0
2	0	1	1	1	0	0
0	1	0	0	0	0	0
2	0	0	0	0	0	2
0	0	0	0	0	0	0
1	0	0	0	0	0	1
0	0	0	0	0	0	0
0	0	0	0	0	0	0
0	0	0	0	0	0	0
1	0	0	0	0	0	3

1B	6	SF	0
2B	2	SAC	0
3B	1	DP	1
HR	0	HBP	1

Batter	1	2	3	4	5	6	7	8	9
Dave Cash, R OBP: 0.322, SLG: 0.396 (1, 4)	0-0 4-3 1			0-0 3B 1B		0-0 P4	0-0 F8		0-0 FC6-4 1-2f 2-H 3-H
Larry Bowa, S OBP: 0.310, SLG: 0.362 Mike Rogodzinski, L (9, PH)	0-0 6-3 2			0-0 1-H 6-3 3B		0-0 4-3 2		4-0 BB	0-0 G3 3
Del Unser, L OBP: 0.408, SLG: 0.424 (1, 8)	0-0 4-3 3			0-0 3-H 6-3 1		0-0 FC4 1B		0-0 F8 1	
Greg Luzinski, R OBP: 0.267, SLG: 0.316 (1, 7)		0-0 6-3 1		0-0 1-3 2		0-0 FC4 1-2f 3		0-0 F9 2	
Willie Montanez, L OBP: 0.262, SLG: 0.367 Ed Farmer, R OBP: 0.333, SLG: 0.333 (9, 1)		0-0 F7 2		0-0 G3 3			0-0 2B 1B		0-0 G3 3
Mike Schmidt, R OBP: 0.442, SLG: 0.512 (1, 5)		0-0 3-1 3			0-0 F5 1		0-3 K 1		0-0 1B FC5-2 1B
Bill Robinson, R OBP: 0.338, SLG: 0.378 (1, 9)			0-3 K 1		0-0 F7 2		0-0 1-H 1B 2B		0-0 FC5-2 HBP FC6-4 1B
Bob Boone, R OBP: 0.297, SLG: 0.280 Billy Grabarkewitz, R OBP: 0.500, SLG: 1.333 (9, PR)			0-0 L1-6 1		4-0 BB		0-0 2-H 4-3 1B		1-0 FC5-2 1-2 E HBP
Steve Carlton, L OBP: 0.176, SLG: 0.250 Frank Litzzy, R (7, 1)			0-0 L1-6 2		0-0 G3 3				0-0 FC5-2 FC6-4
Tom Hutton, L OBP: 0.277, SLG: 0.422 Dave Wallace, R (8, 1)			0-0 2-3 3				0-0 1-2 2		0-0 1-2 2-3 3-Hf
Mac Scarce, L (8, 1)									
Tony Taylor, R OBP: 0.397, SLG: 0.308 (9, 3)									

Inning Stats	R: 0	H: 0	E: 0	LOB: 0	K: 0	BB: 0	S: 3	R: 0	H: 0	E: 0	LOB: 0	K: 1	BB: 0	S: 5	R: 0	H: 0	E: 0	LOB: 1	K: 0	BB: 1	S: 3	R: 0	H: 1	E: 0	LOB: 1	K: 0	BB: 0	S: 4	R: 2	H: 3	E: 0	LOB: 1	K: 1	BB: 0	S: 8	R: 0	H: 0	E: 0	LOB: 1	K: 0	BB: 1	S: 3	R: 2	H: 2	E: 1	LOB: 2	K: 0	BB: 0	S: 5	P: 6	1B: 6	SF: 0	2B: 2	SAC: 0	3B: 1	DP: 1	HR: 0	HBP: 1	WP: 0	PA: 38
--------------	------	------	------	--------	------	-------	------	------	------	------	--------	------	-------	------	------	------	------	--------	------	-------	------	------	------	------	--------	------	-------	------	------	------	------	--------	------	-------	------	------	------	------	--------	------	-------	------	------	------	------	--------	------	-------	------	------	-------	-------	-------	--------	-------	-------	-------	--------	-------	--------

PITCHER	IP	WLS	BF	H	R	ER	SO	BB	IBB	HBP	BLK	WP	HR	S	P	ERA	WHIP
Dave Freisleben, R ERA: 2.59 (1, 1)	6.1	W	26	6	4	4	2	1	0	0	0	0	0	29	33	5.68	1.105
Rich Troedson, L ERA: 6.91 (7, 1)	0.2	S	2	0	0	0	0	0	0	0	0	0	0	2	2	0.00	0.000
Vicente Romo, R ERA: 2.7 (8, 1)	2.0		10	2	2	1	0	1	0	1	0	0	0	8	13	4.50	1.500

Batter	1	2	3	4	5	6	7	8	9	10	11	12	13	AB R H RBI BB SO LOB	TOP											
Enzo Hernandez, R OBP: 0.250, SLG: 0.284	F9	2B			K		1-3		1-3			K	F9	7 0 1 1 0 2 1												
Johnny Grubb, L OBP: 0.426, SLG: 0.443	F7	K			G3		1B			F9		BB		5 0 1 0 1 1 2												
Nate Colbert, R OBP: 0.313, SLG: 0.341	F3				1B		G6-4-3			E5		K		6 0 2 0 0 1 2												
Willie McCovey, L OBP: 0.409, SLG: 0.333		6-3			F5					FC3-6		4-3		3 0 0 0 1 1 2												
Bernie Williams, R OBP: 0.154, SLG: 0.154					K					1-2f				0 0 0 0 0 0 0												
Bobby Tolan, L OBP: 0.325, SLG: 0.284														2 0 0 0 0 0 2												
Dave Winfield, R OBP: 0.341, SLG: 0.506		K			G5-4-3		6-3			F8			HR	6 1 1 1 0 2 3												
Fred Kendall, R OBP: 0.330, SLG: 0.398		HR			5-3		4-3			4-0		F5	HR	4 2 2 1 2 0 0												
Derrel Thomas, S OBP: 0.352, SLG: 0.410		HR			CS		4-3			L4-6		K	5-3	5 1 1 2 1 1 3												
Dave Roberts, R OBP: 0.276, SLG: 0.256		1B			BB		2-3			P6		CI	BB	2 1 1 0 3 0 0												
Steve Arlin, R OBP: 0.162, SLG: 0.273		2B			1B		1-2			1-3		K	K	3 0 1 0 0 1 3												
Larry Hardy, K														0 0 0 0 0 0 0												
Matty Alou, L OBP: 0.240, SLG: 0.250					K									1 0 0 0 0 0 0												
Gary Ross, R														0 0 0 0 0 0 0												
Rich Troedson, L														0 0 0 0 0 0 0												
Mike Corkins, R														2 0 0 0 0 2 2												
<b>Inning Stats</b>	R: 0 E: 0 K: 0 S: 3	H: 0 LOB: 0 BB: 0 P: 3	R: 3 E: 0 K: 2 S: 10	H: 3 LOB: 2 BB: 2 P: 18	R: 0 E: 0 K: 0 S: 3	H: 1 LOB: 0 BB: 0 P: 3	R: 0 E: 0 K: 1 S: 5	H: 1 LOB: 1 BB: 1 P: 9	R: 0 E: 0 K: 1 S: 8	H: 1 LOB: 2 BB: 1 P: 8	R: 0 E: 0 K: 0 S: 4	H: 1 LOB: 0 BB: 0 P: 3	R: 0 E: 0 K: 1 S: 4	H: 0 LOB: 1 BB: 2 P: 12	R: 0 E: 0 K: 0 S: 3	H: 0 LOB: 1 BB: 0 P: 3	R: 0 E: 1 K: 2 S: 8	H: 0 LOB: 1 BB: 0 P: 8	R: 0 E: 0 K: 2 S: 7	H: 0 LOB: 1 BB: 1 P: 11	R: 2 E: 0 K: 1 S: 7	H: 2 LOB: 1 BB: 1 P: 11	1B: 5 2B: 3 3B: 0 HR: 3	SF: 0 SAC: 0 DP: 3 HBP: 0	WP: 0 PB: 1 SB: 0 CS: 1	PA: 55
<b>PITCHER</b>	IP WLS BF H R ER SO BB IBB HBP BLK WP HR S P ERA WHIP														IP WLS BF H R ER SO BB IBB HBP BLK WP HR S P ERA WHIP											
Ron Schueler, R ERA: 2.79	(1, 1) 7.0 30 8 3 3 5 3 1 0 0 0 1 36 52 3.86 1.571														Mac Scarce, L ERA: 3.07	(13, 1) 1.0 4 0 0 0 1 1 0 0 0 0 5 9 0.00 1.000										
George Culver, R ERA: 5.06	(8, 1) 1.0 4 0 0 0 1 2 0 0 0 0 0 4 12 0.00 2.000																									
Frank Linzy, R ERA: 2.38	(9, 1) 2.0 7 0 0 0 0 0 0 0 0 0 0 7 7 0.00 0.000																									
Eddie Watt, R ERA: 5.11	(11, 1) 2.0 8 0 0 0 4 1 0 0 0 0 0 15 19 0.00 0.500																									
Dave Wallace, R ERA:	(13, 1) 0.0 L 2 2 2 2 0 0 0 0 0 0 2 2 2 ∞ ∞																									

San Diego Padres @ Philadelphia Phillies  
Veterans Stadium, Philadelphia, PA  
Tue May 07 1974, 7:05 PM EDT  
Att: 4,288 - Unknown

livebaseballscorecards.com

AB	46
R	5
H	10
RBI	5
BB	8
SO	11
LOB	20



Batter	1	2	3	4	5	6	7	8	9	10	11	12	13	AB R H RBI BB SO LOB
<b>Dave Cash, R</b> OBP: 0.328, SLG: 0.383 (1, 4)	4-0 BB 1B		0-0 4-3		0-0 5-3		1-0 1B 2B HBP	0-0 G3		4-0 IBB			0-0 F4	4 1 0 0 2 0 1
<b>Larry Bowa, S</b> OBP: 0.308, SLG: 0.357 (1, 6)	0-0 F7		0-0 4-3		0-0 L4		0-0 2B 1B		0-0 BB SH1-3 1B	0-0 F8			0-0 F9	7 1 2 0 0 0 3
<b>Del Unser, L</b> OBP: 0.402, SLG: 0.431 (1, 8)	0-0 F8		0-0 1B 1B			0-0 F8	0-0 1B SF8 2B		0-0 SH1-3 1B	0-0 P6			0-0 F8	6 1 2 2 0 0 3
<b>Greg Luzinski, R</b> OBP: 0.297, SLG: 0.350 (1, 7)	0-0 1B		0-0 1B			0-0 BB 2B	0-0 S 1B		4-0 BB IBB		0-3 K			5 0 4 0 1 1 1 0
<b>Willie Montanez, L</b> OBP: 0.261, SLG: 0.355 (1, 3)	0-0 4-3		0-0 L7			4-0 BB BB	0-0 SF8		4-0 BB BB		0-3 K			2 0 0 1 1 0 4
<b>Tony Taylor, R</b> OBP: 0.375, SLG: 0.286 (9, PH) (10, 3)														1 0 0 0 1 1 0
<b>Mike Schmidt, R</b> OBP: 0.436, SLG: 0.495 (1, 5)		0-0 6-3 S 1B		0-0 F7		4-0 BB BB	0-0 F9		0-3 K		0-3 K		0-3 K	5 0 1 0 1 2 4
<b>Bill Robinson, R</b> OBP: 0.325, SLG: 0.363 (1, 9)		0-0 F8		0-0 P6		0-3 K		0-0 1B	0-0 F7			0-3 K		6 0 1 0 0 2 7
<b>Bob Boone, R</b> OBP: 0.290, SLG: 0.274 (1, 2)		0-0 6-3		0-0 F3		0-0 F9		0-0 F2		4-0 SH3 BB		0-0 P6		2 0 0 0 0 0 1
<b>Tom Hutton, L</b> OBP: 0.271, SLG: 0.413 (6, PH) (7, 2)		1-3											0-0 L6	1 0 0 0 0 0 3
<b>Jim Essian, R</b> (7, 2)														2 0 0 0 1 0 1
<b>Non Schayes, R</b> <b>Bob Schayes, R</b> <b>Bill Gotsdiner, R</b> <b>George Culver, R</b> <b>Mike Rogozinski, L</b> <b>Frank Lynch, R</b> <b>Terry Harmon, R</b> <b>Eddie Watt, R</b> <b>Mike Anderson, R</b> <b>Dave Williams, R</b> <b>Mic Scarso, L</b>		0-0 1-3		0-0 F8		0-0 F8	0-0 6-3	0-0 F8		0-0 SH3		0-0 L6		2 0 0 0 0 0 0 1

Inning Stats	R: 0	H: 1	E: 0	LOB: 2	K: 0	BB: 1	S: 4	P: 8	R: 0	H: 1	E: 0	LOB: 1	K: 0	BB: 0	S: 4	P: 4	R: 0	H: 2	E: 0	LOB: 2	K: 0	BB: 0	S: 5	P: 5	R: 0	H: 0	E: 0	LOB: 0	K: 0	BB: 0	S: 3	P: 3	R: 0	H: 0	E: 0	LOB: 0	K: 0	BB: 0	S: 3	P: 3	R: 3	H: 3	E: 0	LOB: 1	K: 0	BB: 0	S: 6	P: 7	R: 0	H: 1	E: 0	LOB: 1	K: 0	BB: 0	S: 4	P: 4	R: 0	H: 1	E: 0	LOB: 3	K: 1	BB: 2	S: 6	P: 14	R: 0	H: 1	E: 0	LOB: 3	K: 1	BB: 2	S: 6	P: 14	R: 0	H: 0	E: 0	LOB: 2	K: 0	BB: 2	S: 3	P: 11	R: 0	H: 0	E: 0	LOB: 0	K: 3	BB: 0	S: 9	P: 9	R: 0	H: 0	E: 0	LOB: 0	K: 1	BB: 0	S: 5	P: 5	R: 0	H: 0	E: 0	LOB: 0	K: 0	BB: 0	S: 3	P: 3	2B: 2	SF: 1	3B: 0	SAC: 2	HR: 0	DP: 0	HBP: 1	WP: 0	PA: 57
--------------	------	------	------	--------	------	-------	------	------	------	------	------	--------	------	-------	------	------	------	------	------	--------	------	-------	------	------	------	------	------	--------	------	-------	------	------	------	------	------	--------	------	-------	------	------	------	------	------	--------	------	-------	------	------	------	------	------	--------	------	-------	------	------	------	------	------	--------	------	-------	------	-------	------	------	------	--------	------	-------	------	-------	------	------	------	--------	------	-------	------	-------	------	------	------	--------	------	-------	------	------	------	------	------	--------	------	-------	------	------	------	------	------	--------	------	-------	------	------	-------	-------	-------	--------	-------	-------	--------	-------	--------

PITCHER	IP	WLS	BF	H	R	ER	SO	BB	IBB	HBP	BLK	WP	HR	S	P	ERA	WHIP
<b>Steve Arlin, R</b> ERA: 6.89 (1, 1)	6.1		30	7	3	3	1	3	0	1	0	0	0	28	41	4.26	1.579
<b>Larry Hardy, R</b> ERA: 3.38 (7, 1)	1.2		7	2	0	0	0	0	0	0	0	0	0	7	7	0.00	1.200
<b>Gary Ross, R</b> ERA: 3.38 (9, 1)	0.1		3	1	0	0	0	0	1	0	0	0	0	2	6	0.00	3.000
<b>Rich Troedson, L</b> ERA: 6.91 (9, 1)	0.0		1	0	0	0	0	1	0	0	0	0	0	4		∞	∞
<b>Mike Corkins, R</b> ERA: 2.38 (9, 1)	4.2	W	16	0	0	0	5	1	1	0	0	0	0	24	32	0.00	0.214


**BOTTOM**

**San Diego Padres @ Philadelphia Phillies**  
Veterans Stadium, Philadelphia, PA

Tue May 07 1974, 7:05 PM EDT  
Att. 4,288 - Unknown

livebaseballscorecards.com

AB	46
R	3
H	10
RBI	3
BB	7
SO	6
LOB	29



Batter	1	2	3	4	5	6	7	8	9	AB R H RBI BB SO LOB	TOP	
Enzo Hernandez, R (1, 6) OBP: 0.243, SLG: 0.276 Cito Gaston, R (8, PH) OBP: 0.333, SLG: 0.422 Larry Hardy, R (8, 1)	0-0 5-3		0-0 P4			0-0 6-3		0-0 F8		3 0 0 0 0 0 1 1 0 0 0 0 0 1 0 0 0 0 0 0 0		
Johnny Grubb, L (1, 8) OBP: 0.419, SLG: 0.435	0-3 K			0-0 1B		0-0 4-3			0-0 4-3	4 0 1 0 0 1 0		
Nate Colbert, R (1, 7) OBP: 0.301, SLG: 0.326 (7, 3)	0-0 F9			0-3 K			0-0 F8		0-3 K	4 0 0 0 0 2 1		
Willie McCovey, L (1, 3) OBP: 0.407, SLG: 0.333 Matty Alou, L (7, PR) OBP: 0.235, SLG: 0.245 (7, 7)		0-0 4-3		0-0 P6			0-0 FC5-4 1B		0-0 F7	3 0 1 0 0 0 1 1 0 0 0 0 0 0		
Dave Winfield, R (1, 9) OBP: 0.330, SLG: 0.489		0-0 2-3		0-0 4-3			0-0 FC5-4 1-2f			3 0 0 0 0 0 2		
Fred Kendall, R (1, 2) OBP: 0.322, SLG: 0.387		0-0 P4			0-0 5-3		0-0 F9			3 0 0 0 0 0 1		
Derrel Thomas, S (1, 4) OBP: 0.344, SLG: 0.400			0-0 P4		0-0 4-3			0-0 F7		3 0 0 0 0 0 0		
Dave Roberts, R (1, 5) OBP: 0.267, SLG: 0.247			0-0 P4		0-0 F9			0-0 F8		3 0 0 0 0 0 0		
Randy Jones, R (1, 1) OBP: 0.214, SLG: 0.231 Bobby Tolan, L (8, PH) OBP: 0.333, SLG: 0.284 Rich Morales, R (8, 6) OBP: 0.667, SLG: 0.667			4-0 BB		0-3 K			4-0 BB		1 0 0 0 1 1 0 0 0 0 0 1 0 0 0 0 0 0 0 0 0		
<b>Inning Stats</b>	R: 0 H: 0 E: 0 LOB: 0 K: 1 BB: 0 S: 5 P: 5	R: 0 H: 0 E: 0 LOB: 0 K: 0 BB: 0 S: 3 P: 3	R: 0 H: 0 E: 0 LOB: 1 K: 0 BB: 1 S: 3 P: 7	R: 0 H: 1 E: 0 LOB: 1 K: 1 BB: 0 S: 6 P: 6	R: 0 H: 0 E: 0 LOB: 0 K: 0 BB: 0 S: 3 P: 3	R: 0 H: 0 E: 0 LOB: 0 K: 1 BB: 0 S: 5 P: 5	R: 0 H: 1 E: 0 LOB: 1 K: 0 BB: 0 S: 4 P: 4	R: 0 H: 0 E: 0 LOB: 1 K: 0 BB: 1 S: 3 P: 7	R: 0 H: 0 E: 0 LOB: 0 K: 1 BB: 0 S: 5 P: 5	1B: 2 SF: 0 2B: 0 SAC: 0 3B: 0 DP: 0 HR: 0 HBP: 0	WP: 0 PA: 31 PB: 0 SB: 0 CS: 0	
<b>PITCHER</b> Jim Lonborg, R (1, 1) ERA: 2.18	IP WLS BF H R ER SO BB IBB HBP BLK WP HR S P ERA WHIP											<b>PITCHER</b> IP WLS BF H R ER SO BB IBB HBP BLK WP HR S P ERA WHIP

San Diego Padres @ Philadelphia Phillies  
Veterans Stadium, Philadelphia, PA  
Wed May 08 1974, 7:05 PM EDT  
Att. 5,081 - Unknown

livebaseballscorecards.com

AB	29
R	0
H	2
RBI	0
BB	2
SO	4
LOB	7



Batter	1	2	3	4	5	6	7	8	9	AB	R	H	RBI	BB	SO	LOB
Dave Cash, R OBP: 0.333, SLG: 0.390 (1, 4)	0-0 6-3		0-0 L9		4-0 6-3 BB		0-0 2-H 2B			3	0	1	1	1	0	0
Larry Bowa, S OBP: 0.315, SLG: 0.388 (1, 6)	0-0 2B		0-0 5-3 3B		0-0 6-3 1-2		0-0 F9			4	1	2	0	0	0	2
Mike Schmidt, R OBP: 0.439, SLG: 0.495 (1, 5)	0-0 CS 1B		0-0 5-3		0-0 5-3			0-0 HR 1B		4	1	2	1	0	0	1
Greg Luzinski, R OBP: 0.304, SLG: 0.350 (1, 7)	0-0 CS 1-2	0-0 F3	4-0 BB		0-0 G6-4-3 1B		0-0 F9			3	0	1	0	1	0	1
Bill Robinson, R OBP: 0.322, SLG: 0.393 (1, 8)		0-0 6-3	0-0 F8		0-0 G6-4-3 1-2		0-0 HR 1-H			4	1	1	2	0	0	2
Mike Anderson, R OBP: 0.345, SLG: 0.408 (1, 9)		0-0 BB 1B		0-3 K		0-0 6-3		0-0 5-3		4	0	1	0	0	1	0
Willie Montanez, L OBP: 0.260, SLG: 0.348 (1, 3)		0-0 BB 1B		0-3 K			0-0 3-1	0-0 L8		4	0	1	0	0	1	0
Bob Boone, R OBP: 0.302, SLG: 0.291 (1, 2)		4-0 BB 1-2 2-3		0-0 6-3			0-0 2B			2	1	1	0	1	0	0
Jim Lonborg, R OBP: 0.045, SLG: 0.048 (1, 1)		0-0 L9			0-0 F7		0-0 5-3			3	0	0	0	0	0	4

BOTTOM	
San Diego Padres @ Philadelphia Phillies	
Veterans Stadium, Philadelphia, PA	
Wed May 08 1974, 7:05 PM EDT	
Att. 5,081 - Unknown	
AB 31	
R 4	
H 10	
RBI 4	
BB 3	
SO 2	
LOB 10	
WP: 0 PA: 35	
PB: 0	
SB: 0	
CS: 1	

PITCHER	
Randy Jones, L ERA: 6.07 (1, 1)	IP 7.0 WLS L BF 29 H 8 R 2 ER 2 SO 2 BB 3 IBB 0 HBP 0 BLK 0 WP 0 HR 0 S 30 P 42 ERA 2.57 WHIP 1.571
Larry Hardy, R ERA: 5.0 (8, 1)	IP 1.0 WLS L BF 5 H 2 R 2 ER 2 SO 0 BB 0 IBB 0 HBP 0 BLK 0 WP 0 HR 1 S 5 P 5 ERA 18.00 WHIP 2.000

PITCHER	
	IP WLS BF H R ER SO BB IBB HBP BLK WP HR S P ERA WHIP



Batter	1	2	3	4	5	6	7	8	9	AB R H RBI BB SO LOB	TOP											
<b>Davey Lopes, R</b> (1, 4) <small>OBP: 0.336, SLG: 0.230</small> <b>Manny Mota, R</b> (9, PH) <small>OBP: 0.474, SLG: 0.571</small> <b>Lee Lacy, R</b> (9, PR) <small>OBP: 0.292, SLG: 0.333</small>	4-0 BB CS S		0-0 F9		0-0 5-3			0-3 K	0-0 2B	3 0 0 0 1 1 0 1 0 1 2 0 0 0 0 0 0 0 0 0 0												
<b>Bill Buckner, L</b> (1, 7) <small>OBP: 0.409, SLG: 0.429</small>	4-0 BB 1-3		0-0 4-3			0-0 1B FC4-6		0-0 1B 3B	0-0 4-3	4 2 2 0 1 0 1												
<b>Jimmy Wynn, R</b> (1, 8) <small>OBP: 0.402, SLG: 0.602</small>	4-0 BB 1-2			0-0 1B E SF7		0-0 1B FC4-6		0-0 3B 1-H		3 1 3 1 1 0 0												
<b>Steve Garvey, R</b> (1, 3) <small>OBP: 0.331, SLG: 0.573</small>	0-3 K			0-0 1B E4		0-0 1B FC4-6		0-0 3B 3-1		4 0 0 1 0 1 5												
<b>Willie Crawford, L</b> (1, 9) <small>OBP: 0.400, SLG: 0.388</small>	0-0 4-3			0-3 K		0-0 1B F9			0-0 2B SH2-3	4 1 1 0 0 1 5												
<b>Ron Cey, R</b> (1, 5) <small>OBP: 0.355, SLG: 0.362</small>		0-0 1B F3		0-0 1B SF7			0-0 1B 6-3		0-0 2B SH2-3	2 0 0 1 0 0 0												
<b>Bill Russell, R</b> (1, 6) <small>OBP: 0.391, SLG: 0.525</small>		0-0 1B F7		0-0 1B G3			0-0 1B F9		0-0 1B 2B	4 1 1 1 0 0 1												
<b>Steve Yeager, R</b> (1, 2) <small>OBP: 0.384, SLG: 0.467</small>		0-3 1B K			0-0 1B 6-3		0-0 1B 4-3		0-0 1B 2B	3 1 0 0 1 1 0												
<b>Don Sutton, R</b> (1, 1) <small>OBP: 0.130, SLG: 0.174</small>			0-0 1B 6-3		0-0 1B 6-3			0-0 1B 1-3	0-0 1B 1-3	4 0 0 0 0 0 2												
<b>Inning Stats</b>	R: 0 E: 0 K: 1 S: 4	H: 0 LOB: 2 BB: 3 P: 16	R: 0 E: 0 K: 1 S: 5	H: 0 LOB: 0 BB: 0 P: 5	R: 0 E: 0 K: 0 S: 3	H: 0 LOB: 0 BB: 0 P: 3	R: 1 E: 2 K: 1 S: 7	H: 1 LOB: 1 BB: 0 P: 7	R: 0 E: 0 K: 0 S: 3	H: 0 LOB: 0 BB: 0 P: 3	R: 1 E: 0 K: 0 S: 4	H: 2 LOB: 0 BB: 0 P: 4	R: 0 E: 0 K: 0 S: 3	H: 0 LOB: 0 BB: 0 P: 3	R: 1 E: 0 K: 1 S: 7	H: 2 LOB: 1 BB: 0 P: 7	R: 3 E: 0 K: 0 S: 6	H: 3 LOB: 1 BB: 1 P: 10	1B: 5 2B: 2 3B: 1 HR: 0	SF: 1 SAC: 1 DP: 0 HBP: 0	WP: 0 PB: 0 SB: 5 CS: 2	PA: 38
<b>PITCHER</b>	IP WLS BF H R ER SO BB IBB HBP BLK WP HR S P ERA WHIP																					
<b>Bill Greif, R</b> (1, 1) <small>ERA: 5.03</small> <b>Gary Ross, R</b> (7, 1) <small>ERA: 4.6</small> <b>Vicente Romo, R</b> (9, 1) <small>ERA: 3.12</small>	6.0 L 23 3 2 1 3 3 0 0 0 0 0 0 26 38 1.50 1.000																					
	2.1 11 4 3 3 1 0 0 0 0 0 0 0 13 13 11.57 1.714																					
	0.2 4 1 1 1 0 0 0 1 0 0 0 0 3 7 13.50 1.500																					

Los Angeles Dodgers @ San Diego Padres  
San Diego Stadium, San Diego, CA  
Thu May 09 1974, 10:05 PM EDT  
Att: 18,486 - Unknown

AB	32
R	6
H	8
RBI	6
BB	4
SO	4
LOB	14





Batter	1	2	3	4	5	6	7	8	9	AB R H RBI BB SO LOB
Enzo Hernandez, R (1, 6) OBP: 0.236, SLG: 0.267 Dave Winfield, R (9, PH) OBP: 0.326, SLG: 0.483	0-0 L4		0-0 F9			0-0 F7			0-0 5-3	3 0 0 0 0 0 1 1 0 0 0 0 0 0
Bobby Tolan, L (1, 9) OBP: 0.318, SLG: 0.269	0-3 K			0-0 4-3		0-0 G1			0-3 K	4 0 0 0 0 2 0
Nate Colbert, R (1, 7) OBP: 0.292, SLG: 0.315	0-0 F3			0-0 F8			0-0 F5			3 0 0 0 0 0 0
Willie McCovey, L (1, 3) OBP: 0.394, SLG: 0.320		0-0 F2		0-3 K			0-3 K			3 0 0 0 0 2 0
Johnny Grubb, L (1, 8) OBP: 0.417, SLG: 0.432		0-0		0-0 4-3			0-0 F8			3 0 1 0 0 0 0
Fred Kendall, R (1, 2) OBP: 0.314, SLG: 0.376		0-0	G6-4-3 1B	0-0 6-3				0-0 F3		3 0 0 0 0 0 1
Derrel Thomas, S (1, 4) OBP: 0.344, SLG: 0.393			0-0	4-0			0-0 F8			2 0 0 0 1 0 0
Dave Roberts, R (1, 5) OBP: 0.258, SLG: 0.238 Vicente Romo, R (9, 1)			0-0	0-0			0-0 F9			3 0 0 0 0 0 1 0 0 0 0 0 0 0
Bill Greif, R (1, 1) OBP: 0.263, SLG: 0.067 Matty Alou, L (6, PH) OBP: 0.231, SLG: 0.240 Gary Ross, R (7, 1) Dave Hilton, R (9, 5) OBP: 0.200, SLG: 0.111 Cito Gaston, R (9, PH) OBP: 0.327, SLG: 0.413			0-0	4-0		0-0	0-0	0-3 K		0 0 0 0 1 0 0 1 0 1 0 0 0 0 1 0

Inning Stats	R: 0 E: 0 K: 1 S: 5	H: 0 LOB: 0 BB: 0 P: 5	R: 0 E: 0 K: 0 S: 3	H: 1 LOB: 0 BB: 0 P: 3	R: 0 E: 0 K: 0 S: 3	H: 0 LOB: 1 BB: 1 P: 7	R: 0 E: 0 K: 1 S: 5	H: 0 LOB: 0 BB: 0 P: 5	R: 0 E: 0 K: 0 S: 3	H: 0 LOB: 1 BB: 1 P: 7	R: 0 E: 0 K: 0 S: 3	H: 0 LOB: 0 BB: 0 P: 3	R: 0 E: 0 K: 1 S: 5	H: 0 LOB: 0 BB: 0 P: 5	R: 0 E: 0 K: 0 S: 3	H: 0 LOB: 0 BB: 0 P: 7	R: 0 E: 0 K: 2 S: 7	H: 0 LOB: 0 BB: 0 P: 7	1B: 1 2B: 0 3B: 0 HR: 0	SF: 0 SAC: 0 DP: 1 HBP: 0	WP: 0 PB: 0 SB: 0 CS: 0	PA: 29
--------------	------------------------------	---------------------------------	------------------------------	---------------------------------	------------------------------	---------------------------------	------------------------------	---------------------------------	------------------------------	---------------------------------	------------------------------	---------------------------------	------------------------------	---------------------------------	------------------------------	---------------------------------	------------------------------	---------------------------------	----------------------------------	------------------------------------	----------------------------------	--------


PITCHER	IP	WLS	BF	H	R	ER	SO	BB	IBB	HBP	BLK	WP	HR	S	P	ERA	WHIP	PITCHER	IP	WLS	BF	H	R	ER	SO	BB	IBB	HBP	BLK	WP	HR	S	P	ERA	WHIP		
Don Sutton, R (1, 1) ERA: 3.03	9.0	W	29	1	0	0	5	2	0	0	0	0	0	37	45	0.00	0.333																				

**BOTTOM**

**Los Angeles Dodgers @ San Diego Padres**  
San Diego Stadium, San Diego, CA

Thu May 09 1974, 10:05 PM EDT  
Att. 18,486 - Unknown

<b>AB</b>	<b>27</b>
<b>R</b>	<b>0</b>
<b>H</b>	<b>1</b>
<b>RBI</b>	<b>0</b>
<b>BB</b>	<b>2</b>
<b>SO</b>	<b>5</b>
<b>LOB</b>	<b>3</b>



livebaseballscorecards.com

Batter	1	2	3	4	5	6	7	8	9	AB	R	H	RBI	BB	SO	LOB	TOP								
<b>Davey Lopes, R</b> (1, 4) <small>OBP: 0.333, SLG: 0.231</small> <b>Manny Mota, R</b> (8, PH) <small>OBP: 0.500, SLG: 0.571</small> <b>Lee Lacy, R</b> (8, PR) <small>OBP: 0.292, SLG: 0.333</small>	0-3 K	0-0 1B		0-0 F8		0-0 6-3		4-0 1B IBB		4	0	1	0	0	1	1									
<b>Bill Buckner, L</b> (1, 7) <small>OBP: 0.404, SLG: 0.422</small> <b>Tom Paciorek, R</b> (8, PH) <small>OBP: 0.293, SLG: 0.474</small>	0-0 WP 6-3 1B	0-0 6-3		0-0 5-3			0-0 L7	0-0 1-3 2-H 1B		4	1	1	0	0	0	2									
<b>Jimmy Wynn, R</b> (1, 8) <small>OBP: 0.402, SLG: 0.602</small>	0-0 6-3 WP 1-2 1B 1B		0-0 6-3		0-0 L3		0-0 2B	0-3 K		5	1	2	0	0	1	2									
<b>Steve Garvey, R</b> (1, 3) <small>OBP: 0.333, SLG: 0.565</small>	0-0 6-3 1-3 2-H		0-0 BB 1B		0-0 6-3		0-0 6-3	0-0 WP SH3-4 FC6-2 1B		5	0	2	1	0	0	2									
<b>Willie Crawford, L</b> (1, 9) <small>OBP: 0.403, SLG: 0.392</small>	0-0 3-H 1B		0-3 K		0-0 1B		0-3 K	0-0 SH3-4 1-2		4	0	2	1	0	2	2									
<b>Ron Cey, R</b> (1, 5) <small>OBP: 0.372, SLG: 0.398</small>	0-0 F9		4-0 1-2 BB		0-0 HR		0-0 SH3 2B 1B	4-0 FC5 WP IBB		3	2	2	1	2	0	1									
<b>Bill Russell, R</b> (1, 6) <small>OBP: 0.376, SLG: 0.505</small>		0-0 1-3	0-0 F8		0-0 6-3		0-0 SH3	0-0 FC6-2		4	0	0	0	0	0	4									
<b>Steve Yeager, R</b> (1, 2) <small>OBP: 0.385, SLG: 0.600</small>		0-0 HR	0-0 SH3-4 1B		0-3 K		0-0 2B 1B	0-0 FC5		5	2	3	2	0	1	2									
<b>Tommy John, R</b> (1, 1) <small>OBP: 0.200, SLG: 0.300</small> <b>Charlie Hough, R</b> (4, 1) <b>Ken McMullen, R</b> (6, PH) <small>OBP: 0.429, SLG: 0.857</small> <b>Mike Marshall, R</b> (6, 1)		0-0 F9	0-0 SH3-4 1-2		0-0 HR		0-0 6-3			1	0	0	0	0	0	0									
<b>Inning Stats</b>	R: 2 E: 0 K: 1 S: 8	H: 3 LOB: 1 BB: 0 P: 8	R: 1 E: 0 K: 0 S: 5	H: 2 LOB: 1 BB: 0 P: 5	R: 0 E: 0 K: 1 S: 6	H: 1 LOB: 2 BB: 1 P: 10	R: 0 E: 0 K: 0 S: 4	H: 1 LOB: 1 BB: 0 P: 4	R: 0 E: 0 K: 0 S: 3	H: 1 LOB: 1 BB: 0 P: 3	R: 2 E: 0 K: 1 S: 7	H: 2 LOB: 0 BB: 0 P: 7	R: 0 E: 0 K: 1 S: 6	H: 1 LOB: 1 BB: 0 P: 6	R: 2 E: 0 K: 1 S: 8	H: 3 LOB: 2 BB: 1 P: 12	R: 0 E: 0 K: 0 S: 4	H: 1 LOB: 2 BB: 1 P: 8	1B: 10 2B: 2 3B: 0 HR: 3	SF: 0 SAC: 3 DP: 0 HBP: 0	WP: 2 PB: 0 SB: 0 CS: 0	PA: 44			
<b>PITCHER</b>	IP	WLS	BF	H	R	ER	SO	BB	IBB	HBP	BLK	WP	HR	S	P	ERA	WHIP								
Dave Freisleben, R (1, 1) ERA: 3.33	2.2		15	6	3	3	2	1	0	0	0	1	1	18	22	10.12	2.625								
Jim McAndrew, R (3, 1) ERA: 4.87	3.1		13	4	2	2	1	0	0	0	0	0	2	15	15	5.40	1.200								
Vicente Romo, R (7, 1) ERA: 3.79	1.2	L	9	3	2	2	1	0	1	0	0	0	0	10	14	10.80	1.800								
Rich Troedson, L (8, 1) ERA: 6.91	0.0		1	1	0	0	0	0	0	0	0	0	0	1	1	∞	∞								
Larry Hardy, R (8, 1) ERA: 4.82	0.1		1	0	0	0	1	0	0	0	0	0	0	3	3	0.00	0.000								
<b>PITCHER</b>	IP	WLS	BF	H	R	ER	SO	BB	IBB	HBP	BLK	WP	HR	S	P	ERA	WHIP								
Steve Arlin, R (9, 1) ERA: 6.68	1.0		5	1	0	0	0	0	1	0	0	0	0	4	8	0.00	1.000								

**Los Angeles Dodgers @ San Diego Padres**  
 San Diego Stadium, San Diego, CA  
 Fri May 10 1974, 10:05 PM EDT  
 Att. 23,480 - Unknown

<b>AB</b>	38
<b>R</b>	7
<b>H</b>	15
<b>RBI</b>	7
<b>BB</b>	3
<b>SO</b>	5
<b>LOB</b>	17



BOTTOM

Los Angeles Dodgers @ San Diego Padres  
San Diego Stadium, San Diego, CA

AB 32  
R 5  
H 7  
RBI 4  
BB 6  
SO 5  
LOB 16



WP: 1 PA: 40  
PB: 1  
SB: 2  
CS: 0

Fri May 10 1974, 10:05 PM EDT  
Att. 23,480 - Unknown

AB R H RBI BB SO LOB

5	1	2	1	0	0	6
4	3	2	0	0	0	1
1	0	0	0	0	0	0
4	1	0	0	1	2	2
5	0	2	2	0	1	0
4	0	0	1	0	1	2
4	0	0	0	0	0	2
2	0	0	0	2	0	0
1	0	1	0	2	0	0
0	0	0	0	0	0	0
1	0	0	0	0	0	2
1	0	0	0	0	1	1
0	0	0	0	0	0	0
0	0	0	0	0	0	0
0	0	0	0	0	0	0
0	0	0	0	1	0	0
0	0	0	0	0	0	0

Batter	1	2	3	4	5	6	7	8	9
Derrel Thomas, S (1, 4) OBP: 0.346, SLG: 0.417	0-0 FC5-4 1B	0-0 6-3		0-0 G6-4-3 1-2f			0-0 HR	0-0 F8	
Enzo Hernandez, R (1, 6) OBP: 0.245, SLG: 0.286 Matty Alou, L (9, PH) OBP: 0.226, SLG: 0.235	0-0 FC5-4 S 1-2f 2B		0-0 1B 2B		0-0 G3 WP PB 1B		0-0 F9		0-0 4-3
Willie McCovey, L (1, 3) OBP: 0.384, SLG: 0.304	4-0 2B 1-3 4-3 BB		0-3 K		0-0 G3 1-3		0-3 K		0-0 1-3
Nate Colbert, R (1, 7) OBP: 0.297, SLG: 0.330	0-0 1-3 3-H 2B		0-0 FC2-6 1B		0-0 6-3 3-H		0-3 K		0-0 F8
Dave Winfield, R (1, 8) OBP: 0.313, SLG: 0.462	0-0 4-3		0-0 FC2-6 1-2f		0-3 K		0-0 F7		
Cito Gaston, R (1, 9) OBP: 0.302, SLG: 0.380	0-0 F8		0-0 5-3		0-0 4-3		0-0 5-3		
Fred Kendall, R (1, 2) OBP: 0.320, SLG: 0.369		0-0 4-3		4-0 FC1-5 BB BB		0-0 4-3		4-0 BB CI BB	
Dave Roberts, R (1, 5) OBP: 0.281, SLG: 0.247		4-0 SH3 BB		4-0 FC1-5 1-2 BB		0-0 1B		0-1 CI BB	
Dave Freisleben, R (1, 1) OBP: 0.390, SLG: 0.250 Jim McAndrew, R (3, 1) OBP: 0.167, SLG: 0.167 Johnny Grubb, L (6, PH) OBP: 0.413, SLG: 0.427 Vicente Romo, R (7, 1) OBP: 0.413, SLG: 0.427 Rich Troedson, L (8, 1) OBP: 0.413, SLG: 0.427 Larry Hardy, R (8, 1) OBP: 0.413, SLG: 0.427 Bobby Tolan, L (8, PH) OBP: 0.326, SLG: 0.269 Steve Arlin, R (9, 1) OBP: 0.182, SLG: 0.273		0-0 SH3		0-0 FC1-5 G6-4-3 1-2 2-3f		0-3 K		4-0 1-2 2-3 BB	

Inning Stats	R: 2	H: 2	E: 0	LOB: 1	K: 0	BB: 1	S: 5	P: 9	R: 0	H: 0	E: 0	LOB: 1	K: 0	BB: 1	S: 3	P: 7	R: 1	H: 2	E: 0	LOB: 1	K: 1	BB: 0	S: 7	P: 7	R: 0	H: 0	E: 0	LOB: 1	K: 0	BB: 2	S: 2	P: 10	R: 1	H: 1	E: 0	LOB: 0	K: 1	BB: 0	S: 6	P: 6	R: 0	H: 1	E: 0	LOB: 1	K: 1	BB: 0	S: 6	P: 6	R: 1	H: 1	E: 0	LOB: 0	K: 2	BB: 0	S: 8	P: 8	R: 0	H: 0	E: 1	LOB: 3	K: 0	BB: 2	S: 4	P: 12	R: 0	H: 0	E: 0	LOB: 0	K: 0	BB: 0	S: 3	P: 3	R: 0	H: 0	E: 0	LOB: 0	K: 0	BB: 0	S: 3	P: 3
--------------	------	------	------	--------	------	-------	------	------	------	------	------	--------	------	-------	------	------	------	------	------	--------	------	-------	------	------	------	------	------	--------	------	-------	------	-------	------	------	------	--------	------	-------	------	------	------	------	------	--------	------	-------	------	------	------	------	------	--------	------	-------	------	------	------	------	------	--------	------	-------	------	-------	------	------	------	--------	------	-------	------	------	------	------	------	--------	------	-------	------	------

PITCHER	IP	WLS	BF	H	R	ER	SO	BB	IBB	HBP	BLK	WP	HR	S	P	ERA	WHIP
Tommy John, L (1, 1) ERA: 1.89	3.0		17	4	3	3	1	4	0	0	0	0	0	15	31	9.00	2.667
Charlie Hough, R (4, 1) ERA: 2.89	2.0		6	1	1	0	1	0	0	0	0	1	0	8	8	0.00	0.500
Mike Marshall, R (6, 1) ERA: 1.93	4.0	W	17	2	1	1	3	2	0	0	0	0	1	21	29	2.25	1.000

Batter	1	2	3	4	5	6	7	8	9	AB R H RBI BB SO LOB	TOP		
<b>Davey Lopes, R</b> (1, 4) OBP: 0.328, SLG: 0.221	4-0 BB G4-6-3	0-0 FC6 1B		0-0 G3		0-0 4-3		0-3 K		4 1 0 0 1 1 3			
<b>Bill Buckner, L</b> (1, 7) OBP: 0.395, SLG: 0.411	0-0 G4-6-3 1-2f	0-0 1B BLK 1B		0-0 6-3			0-0 B1-3		0-0 F8	5 1 1 1 0 0 1			
<b>Jimmy Wynn, R</b> (1, 8) OBP: 0.424, SLG: 0.706	0-0 HR	0-0 1-3 2-H 3-H 1B			0-0 HR		0-0 HR		4-0 1B BB	4 3 4 5 1 0 0			
<b>Steve Garvey, R</b> (1, 3) OBP: 0.344, SLG: 0.567	0-0 1B	0-0 4-3 3-H			0-0 1-3		0-0 1B		0-0 1-2 1B	5 0 3 0 0 0 0			
<b>Willie Crawford, L</b> (1, 9) OBP: 0.395, SLG: 0.411	0-3 K			0-0 HR		0-0 E1		0-3 K	0-3 K	5 1 1 1 0 3 4			
<b>Ron Cey, R</b> (1, 5) OBP: 0.366, SLG: 0.389		0-0 1B BB 6-3 1B		0-0 1-3		0-0 F7		0-0 4-3	0-3 K	5 1 1 0 0 1 4			
<b>Bill Russell, R</b> (1, 6) OBP: 0.374, SLG: 0.491		4-0 BB BB 6-3 1B BB		0-0 6-3		0-3 K		0-0 P6		3 1 0 0 1 1 1			
<b>Steve Yeager, R</b> (1, 2) OBP: 0.405, SLG: 0.590		0-0 1-2 2-3 3-H 1B 1B		0-0 6-3		0-0 5-3		0-0 SH1-4 1B		4 1 2 0 0 0 0			
<b>Doug Rau, L</b> (1, 1) OBP: 0.182, SLG: 0.100		0-0 6-3		0-3 K		0-0 6-3		0-0 SH1-4		2 0 0 1 0 1 2			
<b>Charlie Hough, R</b> (5, 1)		1-2 2-3 3-H						1-2		1 0 0 0 0 0 0			
<b>Inning Stats</b>	R: 1 E: 0 K: 1 S: 6 H: 2 LOB: 1 BB: 1 P: 10	R: 5 E: 0 K: 0 S: 7 H: 4 LOB: 0 BB: 1 P: 11	R: 1 E: 0 K: 0 S: 4 H: 1 LOB: 0 BB: 0 P: 4	R: 0 E: 0 K: 1 S: 5 H: 0 LOB: 0 BB: 0 P: 5	R: 1 E: 1 K: 1 S: 7 H: 1 LOB: 1 BB: 0 P: 7	R: 0 E: 0 K: 0 S: 3 H: 0 LOB: 0 BB: 0 P: 3	R: 1 E: 0 K: 1 S: 7 H: 2 LOB: 1 BB: 0 P: 7	R: 0 E: 0 K: 1 S: 6 H: 1 LOB: 1 BB: 0 P: 6	R: 0 E: 0 K: 2 S: 8 H: 1 LOB: 2 BB: 1 P: 12	1B: 8 2B: 0 3B: 0 HR: 4 SF: 0 SAC: 1 DP: 1 HBP: 0	WP: 0 PB: 0 SB: 0 CS: 0 PA: 42		
<b>PITCHER</b>	IP WLS BF H R ER SO BB IBB HBP BLK WP HR S P ERA WHIP											<b>PITCHER</b>	IP WLS BF H R ER SO BB IBB HBP BLK WP HR S P ERA WHIP
<b>Mike Corkins, R</b> (1, 1) ERA: 3.75	2.0 L 13 6 6 6 1 2 0 0 0 1 0 1 13 21 27.00 4.000												
<b>Rich Troedson, L</b> (3, 1) ERA: 6.75	3.0 12 2 2 2 2 0 0 0 0 0 2 16 16 6.00 0.667												
<b>Gary Ross, R</b> (6, 1) ERA: 4.58	2.0 8 2 1 1 1 0 0 0 0 0 1 10 10 4.50 1.000												
<b>Larry Hardy, R</b> (8, 1) ERA: 3.97	2.0 9 2 0 0 3 1 0 0 0 0 0 0 14 18 0.00 1.500												

Los Angeles Dodgers @ San Diego Padres  
San Diego Stadium, San Diego, CA  
Sat May 11 1974, 10:05 PM EDT  
Att: 29,278 - Unknown

AB	38
R	9
H	12
RBI	8
BB	3
SO	7
LOB	15



Batter	1	2	3	4	5	6	7	8	9	AB	R	H	RBI	BB	SO	LOB
<b>Derrel Thomas, S</b> (1, 4) OBP: 0.350, SLG: 0.420	0-0 P6			0-0 6-3	0-0 HBP 1B SF8 1B		0-0 1B			4	1	2	1	0	0	0
<b>Enzo Hernandez, R</b> (1, 6) OBP: 0.263, SLG: 0.303	0-0 CS 1B			0-0 1B 1B	0-0 PO 1B HBP 1B		0-0 L4			4	0	3	1	0	0	1
<b>Bobby Tolan, L</b> (1, 9) OBP: 0.333, SLG: 0.272	0-3 K			0-0 HR 1B	1-0 HBP		0-0 F7			3	1	1	1	0	1	2
<b>Nate Colbert, R</b> (1, 3) OBP: 0.296, SLG: 0.360		0-0 P5		0-0 HR	0-0 SF8			0-0 F9		3	1	1	3	0	0	0
<b>Dave Winfield, R</b> (1, 8) OBP: 0.301, SLG: 0.443		0-3 K		0-0 1-3	0-0 PO	0-0 E6		0-3 K		4	0	0	0	0	2	0
<b>Cito Gaston, R</b> (1, 7) OBP: 0.298, SLG: 0.370		0-3 K			0-0 FC5-4 1B	0-3 K		0-0 6-3		4	0	1	0	0	2	1
<b>Dave Roberts, R</b> (1, 5) OBP: 0.270, SLG: 0.236			0-3 K		0-0 FC5-4 1B	0-3 K			0-3 K	4	1	0	0	0	3	2
<b>Bob Barton, R</b> (1, 2) OBP: 0.444, SLG: 0.375			0-0 3-1		0-0 1B E 1B	0-0 F9			0-0 P4	3	1	1	0	0	0	1
<b>Fred Kendall, R</b> (9, PH) OBP: 0.317, SLG: 0.366					1-2 1B				1 0 0 0 0 0 0	1	0	0	0	0	0	0
<b>Mike Corkins, R</b> (1, 1) <b>Rich Troedson, L</b> (3, 1) <b>Bernie Williams, R</b> (5, PH) <b>Gary Ross, R</b> (6, 1) <b>Matty Alou, L</b> (7, PH) <b>Larry Hardy, R</b> (8, 1) <b>Johnny Grubb, L</b> (9, PH)			0-3 K		0-0 E5 1B 1B HBP		0-0 F3		0-0 4-3	0	0	0	0	0	0	0

Inning Stats	R: 0	H: 1	E: 0	K: 1	S: 5	LOB: 0	BB: 0	P: 5	R: 0	H: 0	E: 0	K: 2	S: 7	LOB: 0	BB: 0	P: 7	R: 0	H: 0	E: 0	K: 2	S: 7	LOB: 0	BB: 0	P: 7	R: 2	H: 3	E: 0	K: 0	S: 5	LOB: 0	BB: 0	P: 5	R: 4	H: 4	E: 1	K: 0	S: 7	LOB: 1	BB: 0	P: 8	R: 0	H: 0	E: 1	K: 2	S: 8	LOB: 1	BB: 0	P: 8	R: 0	H: 1	E: 0	K: 0	S: 4	LOB: 1	BB: 0	P: 4	R: 0	H: 0	E: 0	K: 1	S: 5	LOB: 0	BB: 0	P: 5	R: 0	H: 0	E: 0	K: 1	S: 5	LOB: 0	BB: 0	P: 5	1B: 8	SF: 1	2B: 0	SAC: 0	3B: 0	DP: 0	HR: 1	HBP: 1	WP: 0	PA: 37	ERA	WHIP
<b>PITCHER</b>	IP	WLS	BF	H	R	ER	SO	BB	IBB	HBP	BLK	WP	HR	S	P	ERA	WHIP																																																																			
<b>Doug Rau, L</b> (1, 1) ERA: 2.53	4.1		20	8	6	4	5	0	0	0	0	0	0	30	30	8.31	1.846																																																																			
<b>Charlie Hough, R</b> (5, 1) ERA: 1.93	4.2	W	16	1	0	0	4	0	0	1	0	0	0	23	24	0.00	0.214																																																																			

**BOTTOM**

**Los Angeles Dodgers @ San Diego Padres**  
San Diego Stadium, San Diego, CA

AB	34
R	6
H	9
RBI	6
BB	0
SO	9
LOB	9



Sat May 11 1974, 10:05 PM EDT  
Att. 29,278 - Unknown

Batter	1	2	3	4	5	6	7	8	9	10	11	12	13	AB R H RBI BB SO LOB	TOP																		
Davey Lopes, R OBP: 0.323, SLG: 0.233 (1, 4)														8 1 2 1 0 0 4																			
Bill Buckner, L OBP: 0.397, SLG: 0.421 (1, 7) (9, 9)														7 2 3 1 0 0 3																			
Jimmy Wynn, R OBP: 0.439, SLG: 0.731 (1, 8)														6 3 4 2 1 2 1																			
Steve Garvey, R OBP: 0.356, SLG: 0.583 (1, 3)														7 3 4 3 0 0 4																			
Ron Cey, R OBP: 0.376, SLG: 0.395 (1, 5)														6 1 3 3 1 0 1																			
Tom Paciorek, R OBP: 0.289, SLG: 0.452 (1, 9) Manny Mota, R OBP: 0.478, SLG: 0.500 (9, PH) (9, 7)														4 0 1 0 0 1 2 2 1 0 0 1 0 3																			
Bill Russell, R OBP: 0.362, SLG: 0.465 (1, 6)														6 1 0 1 1 0 5																			
Steve Yeager, R OBP: 0.408, SLG: 0.609 (1, 2)														7 2 3 2 0 0 0																			
Al Downing, R OBP: 0.500, SLG: 0.500 (7, 1) Mike Marshall, R (7, 1) Jim Brewer, L (10, PH) Ken McMullen, R OBP: 0.375, SLG: 0.750 (10, 1) Charlie Hough, R (13, PH) Willie Crawford, L OBP: 0.397, SLG: 0.413 (13, 1) Geoff Zahn, L (13, 1)														2 1 2 0 0 0 0 0 0 0 0 0 0 0 1 0 0 0 0 0 0 1 0 0 0 0 0 0 0 0 0 0 0 0 0 2 0 1 1 0 0 0 0 0 0 0 0 0 0																			
<b>Inning Stats</b>	R: 2 E: 0 K: 2 S: 10	H: 3 LOB: 1 BB: 0 P: 10	R: 1 E: 0 K: 0 S: 4	H: 2 LOB: 0 BB: 0 P: 4	R: 2 E: 0 K: 0 S: 6	H: 3 LOB: 1 BB: 0 P: 6	R: 1 E: 0 K: 0 S: 5	H: 2 LOB: 2 BB: 1 P: 9	R: 0 E: 0 K: 0 S: 3	H: 0 LOB: 0 BB: 0 P: 3	R: 3 E: 0 K: 0 S: 6	H: 3 LOB: 0 BB: 0 P: 6	R: 0 E: 0 K: 0 S: 3	H: 1 LOB: 0 BB: 0 P: 3	R: 0 E: 0 K: 0 S: 3	H: 0 LOB: 0 BB: 0 P: 3	R: 0 E: 0 K: 0 S: 5	H: 2 LOB: 3 BB: 1 P: 9	R: 0 E: 0 K: 0 S: 3	H: 0 LOB: 0 BB: 0 P: 3	R: 0 E: 0 K: 1 S: 6	H: 1 LOB: 1 BB: 0 P: 6	R: 0 E: 0 K: 0 S: 3	H: 0 LOB: 0 BB: 0 P: 3	R: 6 E: 0 K: 0 S: 9	H: 6 LOB: 2 BB: 2 P: 17	1B: 16 2B: 6 3B: 0 HR: 1	SF: 0 SAC: 1 DP: 1 HBP: 0	WP: 1 PB: 0 SB: 2 CS: 1	PA: 65			
<b>PITCHER</b> Randy Jones, L ERA: 6.55 Jim McAndrew, R ERA: 4.7 Larry Hardy, R ERA: 5.4 Vicente Romo, R ERA: 3.27 Mike Corkins, R ERA: 4.89	(1, 1) (3, 1) (6, 1) (8, 1) (11, 1)	IP: 2.1 WLS: 2.1 BF: 14 H: 8 R: 5 ER: 4 SO: 2 BB: 0 IBB: 0 HBP: 0 BLK: 0 WP: 0 HR: 0 S: 18 P: 18 ERA: 15.43 WHIP: 3.429																															
<b>PITCHER</b> Gary Ross, R ERA: 4.5	(13, 1)	IP: 0.1 WLS: 3 BF: 2 H: 2 R: 0 ER: 0 SO: 0 BB: 0 IBB: 0 HBP: 0 BLK: 0 WP: 0 HR: 0 S: 3 P: 3 ERA: 0.00 WHIP: 6.000																															

Los Angeles Dodgers @ San Diego Padres  
 San Diego Stadium, San Diego, CA  
 Sun May 12 1974, 6:33 AM EDT  
 Att: 18,810 - Unknown

AB	59
R	15
H	23
RBI	14
BB	4
SO	3
LOB	23





Batter	1	2	3	4	5	6	7	8	9	AB R H RBI BB SO LOB	TOP														
Ralph Garr, L (1, 7) OBP: 0.367, SLG: 0.460	0-0 1B		0-0 1B 3B		0-0 FC4-6		0-0 G1		0-0 E6 SH3 1B	5 2 2 1 0 0 2	<p><b>Atlanta Braves @ San Diego Padres</b> San Diego Stadium, San Diego, CA</p> <p>Mon May 13 1974, 10:05 PM EDT Att: 36,052 - Unknown</p> <p>livebaseballscorecards.com</p> <table border="1"> <tr><td>AB</td><td>37</td></tr> <tr><td>R</td><td>7</td></tr> <tr><td>H</td><td>12</td></tr> <tr><td>RBI</td><td>6</td></tr> <tr><td>BB</td><td>1</td></tr> <tr><td>SO</td><td>2</td></tr> <tr><td>LOB</td><td>16</td></tr> </table> <p><b>Braves</b></p>	AB	37	R	7	H	12	RBI	6	BB	1	SO	2	LOB	16
AB	37																								
R	7																								
H	12																								
RBI	6																								
BB	1																								
SO	2																								
LOB	16																								
Johnny Oates, L (1, 2) OBP: 0.308, SLG: 0.283	0-0 F8		0-0 L4		0-0 4-3		0-0 F7		0-0 SH3	4 0 0 0 0 0 4															
Dusty Baker Jr., R (1, 9) OBP: 0.401, SLG: 0.496	0-0 F6		0-0 1B			0-0 HR	0-0 1B		0-0 FC1-6 1B	5 1 4 4 0 0 1															
Darrell Evans, L (1, 5) OBP: 0.378, SLG: 0.404	0-0 F7		0-0 L9		0-0 4-3	0-0 4-3	0-0 4-3		0-0 FC1-6	5 0 0 0 0 0 4															
Frank Tepedino, L (1, 3) OBP: 0.241, SLG: 0.240		0-0 F9		0-0 CS 1B		0-0 4-3		0-0 SH1-3 2B	0-0 F3	5 1 2 0 0 0 1															
Davey Johnson, R (1, 4) OBP: 0.345, SLG: 0.357		0-0 F8		0-0 6-3		4-0 1B BB		0-0 SH1-3		2 1 0 0 1 0 1															
Rowland Office, L (1, 8) OBP: 0.200, SLG: 0.304		0-0 3-1		0-0 F8		0-0 E6 1B		0-0 2B		4 0 2 1 0 0 0															
Craig Robinson, R (1, 6) OBP: 0.289, SLG: 0.243			0-0 SH3-4 3B 1B		0-3 K	0-0 5-3		0-0 F8		4 1 1 0 0 1 2															
Roric Harrison, R (1, 1) OBP: 0.238, SLG: 0.316			0-0 SH3-4		0-0 FC4-6 1B		0-0 E6 G1 1B		0-3 K	3 1 1 0 0 1 1															
Tom House, L (9, 1)										0 0 0 0 0 0 0															
Danny Frisella, L (9, 1)										0 0 0 0 0 0 0															
<b>Inning Stats</b>	R: 0 E: 0 K: 0 S: 4	H: 1 LOB: 1 BB: 0 P: 4	R: 0 E: 0 K: 0 S: 3	H: 0 LOB: 0 BB: 0 P: 3	R: 2 E: 0 K: 0 S: 6	H: 3 LOB: 1 BB: 0 P: 6	R: 0 E: 0 K: 0 S: 3	H: 1 LOB: 0 BB: 0 P: 3	R: 0 E: 0 K: 1 S: 6	H: 1 LOB: 1 BB: 0 P: 6	R: 2 E: 1 K: 0 S: 5	H: 2 LOB: 1 BB: 1 P: 9	R: 1 E: 1 K: 0 S: 5	H: 1 LOB: 1 BB: 0 P: 5	R: 1 E: 0 K: 1 S: 7	H: 2 LOB: 1 BB: 0 P: 7	R: 1 E: 1 K: 0 S: 5	H: 1 LOB: 1 BB: 0 P: 5	1B: 8 2B: 2 3B: 1 HR: 1	SF: 0 SAC: 3 DP: 0 HBP: 0	WP: 0 PB: 0 SB: 0 CS: 1	PA: 41			
<b>PITCHER</b>	IP WLS BF H R ER SO BB IBB HBP BLK WP HR S P ERA WHIP																								
Steve Arlin, R (1, 1) ERA: 6.25	6.2 L 30 9 5 3 1 1 0 0 0 0 0 1 31 35 4.05 1.500																								
Dave Tomlin, L (7, 1) ERA:	0.1 1 0 0 0 0 0 0 0 0 0 0 0 1 1 0.00 0.000																								
Jim McAndrew, R (8, 1) ERA: 4.81	1.1 8 3 2 1 1 0 0 0 0 0 0 0 10 10 6.75 2.250																								
Larry Hardy, R (9, 1) ERA: 5.14	0.2 2 0 0 0 0 0 0 0 0 0 0 0 2 2 0.00 0.000																								



Batter	1	2	3	4	5	6	7	8	9	AB	R	H	RBI	BB	SO	LOB
<b>Bobby Tolan, L</b> (1, 9) OBP: 0.323, SLG: 0.264	0-0 F6		0-3 K		0-0 F4		0-0 FC4-6		0-0 1B BB 1B	5	1	1	1	0	1	4
<b>Enzo Hernandez, R</b> (1, 6) OBP: 0.276, SLG: 0.308	0-0 F6		0-0 F8		0-0 F8		0-0 L8		0-0 BB 1B 1B	3	0	0	0	0	0	2
<b>Cito Gaston, R</b> (7, PH) OBP: 0.281, SLG: 0.344	0-0 F6								1-2 BB 1B	1	0	0	0	0	0	2
<b>Jim McAndrew, R</b> (8, 1) OBP: 0.167, SLG: 0.167	0-0 F6								1-2 BB 1B	0	0	0	0	0	0	0
<b>Larry Hardy, R</b> (9, 1) OBP: 0.478, SLG: 0.429	0-0 F6								1-2 BB 1B	0	0	0	0	0	0	0
<b>Glenn Beckert, R</b> (9, PH)	0-0 F6								1-2 BB 1B	1	0	1	0	0	0	0
<b>Johnny Grubb, L</b> (1, 8) OBP: 0.403, SLG: 0.419	0-0 G3			0-0 L9		0-0 F6		0-0 4-3	0-0 BB 1B	5	0	1	0	0	0	0
<b>Willie McCovey, L</b> (1, 3) OBP: 0.373, SLG: 0.318		0-0 F6		4-0 FC5-4 BB		0-0 4-3		0-0 HR	4-0 BB 1B	3	1	1	2	2	0	0
<b>Randy Jones, R</b> (9, PR) OBP: 0.267, SLG: 0.286		0-0 F6		4-0 FC5-4 BB		0-0 4-3		0-0 HR	4-0 BB 1B	0	0	0	0	0	0	0
<b>Dave Winfield, R</b> (1, 7) OBP: 0.307, SLG: 0.439		0-0 E9 2B		0-0 L9		0-0 F9		0-0 L8	0-3 K	5	0	1	0	0	1	4
<b>Fred Kendall, R</b> (1, 2) OBP: 0.307, SLG: 0.361		0-0 5-3		0-0 FC5-4					0-0 4-3	5	1	2	0	0	0	5
<b>Derrel Thomas, S</b> (1, 4) OBP: 0.351, SLG: 0.415		0-0 3-1							0-0 4-3	4	1	2	0	0	0	2
<b>Dave Roberts, R</b> (1, 5) OBP: 0.290, SLG: 0.284			0-0 1B						0-0 HR	3	1	2	1	1	0	0
<b>Steve Arlin, R</b> (1, 1) OBP: 0.167, SLG: 0.250			0-3 K						0-0 5-3	1	0	0	0	0	1	1
<b>Dave Tomlin, L</b> (7, 1)			0-3 K						0-0 5-3	0	0	0	0	0	0	0
<b>Matty Alou, L</b> (7, PH) OBP: 0.232, SLG: 0.226			0-3 K						0-0 5-3	1	0	0	0	0	0	3
<b>Rich Morales, R</b> (8, 6) OBP: 0.400, SLG: 0.400			0-3 K						0-0 5-3	1	0	0	0	0	0	0

Inning Stats	R: 0	H: 0	E: 0	K: 0	S: 3	R: 0	H: 1	E: 1	K: 0	S: 4	R: 0	H: 1	E: 0	K: 2	S: 8	R: 0	H: 0	E: 0	K: 0	S: 3	R: 1	H: 1	E: 1	K: 0	S: 5	R: 0	H: 0	E: 0	K: 0	S: 3	R: 1	H: 2	E: 0	K: 0	S: 5	R: 1	H: 2	E: 0	K: 0	S: 5	R: 2	H: 4	E: 0	K: 1	S: 9	1B: 7	2B: 2	3B: 0	HR: 2	SF: 0	SAC: 1	DP: 0	HBP: 0	WP: 0	PB: 0	SB: 0	CS: 0	PA: 42
--------------	------	------	------	------	------	------	------	------	------	------	------	------	------	------	------	------	------	------	------	------	------	------	------	------	------	------	------	------	------	------	------	------	------	------	------	------	------	------	------	------	------	------	------	------	------	-------	-------	-------	-------	-------	--------	-------	--------	-------	-------	-------	-------	--------

PITCHER	IP	WLS	BF	H	R	ER	SO	BB	IBB	HBP	BLK	WP	HR	S	P	ERA	WHIP
<b>Roric Harrison, R</b> (1, 1) ERA: 4.74	8.1	W	38	10	5	4	2	2	0	0	1	0	2	40	48	4.32	1.440
<b>Tom House, L</b> (9, 1) ERA: 2.57	0.0		2	1	0	0	0	1	0	0	0	0	0	1	5	∞	∞
<b>Danny Frisella, R</b> (9, 1) ERA: 4.4	0.2	S	2	0	0	0	1	0	0	0	0	0	0	4	4	0.00	0.000

**BOTTOM**

**Atlanta Braves @ San Diego Padres**

**San Diego Stadium, San Diego, CA**

Mon May 13 1974, 10:05 PM EDT  
Att. 36,052 - Unknown

AB	38
R	5
H	11
RBI	4
BB	3
SO	3
LOB	23



WP	HR	S	P	ERA	WHIP
0	2	13	9	4.32	1.440

Batter	1	2	3	4	5	6	7	8	9	AB R H RBI BB SO LOB	TOP	
Ralph Garr, L OBP: 0.380, SLG: 0.474 (1, 9) (5, 7)	0-0 SH1-4 1B		0-0 F7	4-0 IBB		0-0 2B		0-0 1B		4 0 3 0 1 0 0		
Johnny Oates, L OBP: 0.296, SLG: 0.271 (1, 2)	0-0 SH1-4 1-2		0-0 F9	0-3 K		0-0 F7		0-0 L3		4 0 0 0 0 1 4		
Dusty Baker Jr., R OBP: 0.394, SLG: 0.484 (1, 8) (5, 9)	0-3 K		0-0 F8		0-0 F8		0-0 F5		0-0 SH5-4 1B 1B	5 0 1 0 0 1 1		
Hank Aaron, R OBP: 0.337, SLG: 0.608 Rowland Office, L OBP: 0.197, SLG: 0.298 (1, 7) (5, 8)	0-0 L7			0-0 BB 1B 1B	4-0 1B BB		0-0 F8		0-0 SH5-4 1-2	2 1 1 0 1 0 1 1 0 0 0 0 0 0		
Darrell Evans, L OBP: 0.394, SLG: 0.417 (1, 5)		0-0 1B 1B		0-0 BB 1B 1B	0-0 L8		0-0 S 1B		4-0 1B IBB	4 1 3 0 1 0 1		
Davey Johnson, R OBP: 0.371, SLG: 0.376 (1, 4)		0-0 FC6-4 1B		4-0 1B SF8 BB	0-0 1B 1B		4-0 1-2 BB		0-0 1-3 2-H 1B	3 1 3 0 2 0 0		
Frank Tepedino, L OBP: 0.271, SLG: 0.259 (1, 3)		0-0 F3		0-0 SH1-4 1B	0-0 1-2 2-H 1B		0-0 G3		4-0 IBB	4 0 2 2 1 0 4		
Craig Robinson, R OBP: 0.277, SLG: 0.234 (1, 6)		0-0 F8		0-0 SF8		0-0 F9		0-3 K	0-3 K	4 0 0 1 0 2 5		
Phil Niekro, R OBP: 0.273, SLG: 0.318 Tom House, L (7, 1)		0-0 FC6-4 1-2		0-0 SH1-4 1-2		0-3 K		0-3 K		2 0 0 0 0 1 2 1 0 0 0 0 1 0		
<b>Inning Stats</b>	R: 0 E: 0 K: 1 S: 6 H: 1 LOB: 1 BB: 0 P: 6	R: 0 E: 0 K: 0 S: 5 H: 2 LOB: 2 BB: 0 P: 5	R: 0 E: 0 K: 0 S: 3 H: 0 LOB: 0 BB: 0 P: 3	R: 3 E: 0 K: 1 S: 8 H: 3 LOB: 2 BB: 2 P: 16	R: 0 E: 0 K: 0 S: 4 H: 2 LOB: 2 BB: 1 P: 8	R: 0 E: 0 K: 1 S: 6 H: 1 LOB: 1 BB: 0 P: 6	R: 0 E: 0 K: 0 S: 4 H: 1 LOB: 2 BB: 1 P: 8	R: 0 E: 0 K: 2 S: 8 H: 1 LOB: 1 BB: 0 P: 8	R: 0 E: 0 K: 1 S: 6 H: 2 LOB: 3 BB: 2 P: 14	1B: 12 2B: 1 3B: 0 HR: 0 SF: 1 SAC: 3 DP: 0 HBP: 0	WP: 0 PB: 0 SB: 1 CS: 0 PA: 44	
<b>PITCHER</b>	IP WLS BF H R ER SO BB IBB HBP BLK WP HR S P ERA WHIP											
Bill Greif, R ERA: 5.06 (1, 1)	5.0 L 25 8 3 3 2 2 1 0 0 0 0 0 26 38 5.40 2.000											
Mike Corkins, R ERA: 4.69 (6, 1)	1.2 8 2 0 0 1 1 0 0 0 0 0 0 9 13 0.00 1.800											
Dave Tomlin, L ERA: (7, 1)	0.1 1 0 0 0 0 0 0 0 0 0 0 0 1 1 0.00 0.000											
Larry Hardy, R ERA: 4.5 (8, 1)	2.0 10 3 0 0 3 0 2 0 0 0 0 0 14 22 0.00 1.500											

Atlanta Braves @ San Diego Padres  
San Diego Stadium, San Diego, CA  
Tue May 14 1974, 10:05 PM EDT  
Att. 8,582 - Unknown

livebaseballscorecards.com

AB	34
R	3
H	13
RBI	3
BB	6
SO	6
LOB	18



Batter	1	2	3	4	5	6	7	8	9	AB	R	H	RBI	BB	SO	LOB	BOTTOM			
<b>Bobby Tolan, L</b> (1, 9) OBP: 0.320, SLG: 0.275	0-0 3-1		0-3 K		0-0 F8		0-0 SH G6-4-3		0-0 1B 2B	4	1	1	0	0	1	2	<b>Atlanta Braves @ San Diego Padres</b> <b>San Diego Stadium, San Diego, CA</b> Tue May 14 1974, 10:05 PM EDT Att. 8,582 - Unknown			
<b>Enzo Hernandez, R</b> (1, 6) OBP: 0.270, SLG: 0.300	0-0 6-3		0-0 6-3		0-0 F8		0-3 K		0-0 1B 2B	3	0	0	0	0	0	2				
<b>Cito Gaston, R</b> (7, PH) OBP: 0.277, SLG: 0.339										1	0	0	0	0	1	3				
<b>Larry Hardy, R</b> (8, 1)										0	0	0	0	0	0	0				
<b>Derrel Thomas, S</b> (9, PH) OBP: 0.355, SLG: 0.420										1	0	1	1	0	0	0				
<b>Dave Winfield, R</b> (1, 7) OBP: 0.311, SLG: 0.464	0-0 BB 1B			0-3 K		0-0 HR		0-0 G6-4-3		0-0 F4	5	1	2	1	0	1			4	
<b>Willie McCovey, L</b> (1, 3) OBP: 0.386, SLG: 0.315	4-0 1-2 BB			4-0 FC1-6 BB		4-0 BB		0-0 3-1			1	0	0	0	3	0				
<b>Johnny Grubb, L</b> (1, 8) OBP: 0.390, SLG: 0.404	0-0 3-1			0-0 FC1-6		0-0 F4		0-0 4-3			4	0	0	0	0	4				
<b>Fred Kendall, R</b> (1, 2) OBP: 0.305, SLG: 0.357		0-0 F8		0-0 F5		0-0 F7		0-0 1B			4	0	1	0	0	2				
<b>Dave Roberts, R</b> (1, 5) OBP: 0.288, SLG: 0.276		0-0 F3			4-0 1B BB		0-0 F8		0-0 6-3	3	0	0	0	1	0	2				
<b>Rich Morales, R</b> (1, 4) OBP: 0.444, SLG: 0.444 (8, 6)		0-0 5-3			0-0 1B		0-0 SH 1B 1B		0-0 6-3	4	0	2	0	0	0	0				
<b>Bill Greif, R</b> (1, 1) OBP: 0.280, SLG: 0.063			0-0 F3		0-0 F8		0-0 SH 1B		0-0 F4	1	0	0	0	0	0	0				
<b>Rod Gaspar, S</b> (5, PH)										1	0	0	0	0	0	2				
<b>Mike Corkins, R</b> (6, 1)										0	0	0	0	0	0	0				
<b>Dave Tomlin, L</b> (7, 1)										0	0	0	0	0	0	0				
<b>Glenn Beckert, R</b> (7, PH) OBP: 0.480, SLG: 0.435 (8, 4)										2	0	1	0	0	0	0				
<b>Inning Stats</b>	R: 0 E: 0 K: 0 S: 4	H: 1 LOB: 2 BB: 1 P: 8	R: 0 E: 0 K: 0 S: 3	H: 0 LOB: 0 BB: 0 P: 3	R: 0 E: 0 K: 1 S: 5	H: 0 LOB: 1 BB: 1 P: 9	R: 0 E: 0 K: 0 S: 4	H: 1 LOB: 2 BB: 1 P: 8	R: 1 E: 0 K: 0 S: 4	H: 1 LOB: 1 BB: 1 P: 8	R: 0 E: 0 K: 1 S: 7	H: 2 LOB: 2 BB: 0 P: 7	R: 0 E: 0 K: 0 S: 4	H: 1 LOB: 1 BB: 0 P: 4	R: 1 E: 0 K: 0 S: 5	H: 2 LOB: 1 BB: 0 P: 5	1B: 6 2B: 1 3B: 0 HR: 1	SF: 0 SAC: 1 DP: 1 HBP: 0	WP: 0 PB: 0 SB: 0 CS: 0	PA: 39
<b>PITCHER</b>	IP	WLS	BF	H	R	ER	SO	BB	IBB	HBP	BLK	WP	HR	S	P	ERA	WHIP			
<b>Phil Niekro, R</b> (1, 1) ERA: 3.51	6.0	W	27	5	1	1	2	4	0	0	0	0	0	27	43	1.50	1.500			
<b>Tom House, L</b> (7, 1) ERA: 2.65	3.0	S	12	3	1	1	1	0	0	0	0	0	0	14	14	3.00	1.000			

AB	34
R	2
H	8
RBI	2
BB	4
SO	3
LOB	21



Batter	1	2	3	4	5	6	7	8	9	AB R H RBI BB SO LOB	TOP	
Ralph Garr, L (1, 7) OBP: 0.383, SLG: 0.494	0-0 HR		0-3 K		0-0 E6 5-3 1B		0-0 6-3			4 2 2 1 0 1 0	<p>Atlanta Braves @ San Diego Padres</p> <p>San Diego Stadium, San Diego, CA</p> <p>Wed May 15 1974, 10:05 PM EDT</p> <p>Att. 9,257 - Unknown</p>	
Craig Robinson, R (1, 6) OBP: 0.285, SLG: 0.243	0-0 L5-3 1B		0-0 S 3B 1B		0-0 5-3		0-0 1-3			4 1 2 1 0 0 0		
Dusty Baker Jr., R (1, 9) OBP: 0.390, SLG: 0.472	0-0 L5-3 1-2		0-0 L5 1-2		4-0 3-H S BB		0-0 G3			3 0 0 0 1 0 2		
Darrell Evans, L (1, 5) OBP: 0.397, SLG: 0.432	0-0 F7		0-0 2-H 3B		0-0 G3 1-2		4-0 BB			3 0 1 1 1 0 1		
Davey Johnson, R (1, 4) OBP: 0.359, SLG: 0.362		0-0 F7	0-0 F1		0-0 5-3		0-0 F9			4 0 0 0 0 0 2		
Frank Tepedino, L (1, 3) OBP: 0.270, SLG: 0.259		0-0 1B 1B		0-0 1-3		0-0 6-3		0-0 F7		4 0 1 0 0 0 0		
Rowland Office, L (1, 8) OBP: 0.200, SLG: 0.311		0-3 K		0-0 3-1		0-0 F8		0-0 2B		4 0 1 0 0 1 1		
Johnny Oates, L (1, 2) OBP: 0.285, SLG: 0.270		0-0 1-3 1B		0-0 4-3		0-3 K		0-0 F2		4 0 1 0 0 1 1		
Ron Reed, R (1, 1) OBP: 0.190, SLG: 0.150 Buzz Capra, R (1, 1) Ivan Murrell, R (7, PH) Gary Gentry, R (7, 1) Mike Lum, L (9, PH) Danny Frisella, L (9, 1)		0-3 K		0-0 4-3		0-0 L8		0-0 F8		0 0 0 0 0 0 0 2 0 0 0 0 0 1 2 1 0 0 0 0 0 0 0 0 0 0 0 0 0 0 0 1 0 0 0 0 0 0 1 0 0 0 0 0 0 0 0		
<b>Inning Stats</b>	R: 1 E: 0 K: 0 S: 4 H: 2 LOB: 0 BB: 0 P: 4	R: 0 E: 0 K: 2 S: 9 H: 2 LOB: 2 BB: 0 P: 9	R: 1 E: 0 K: 1 S: 7 H: 2 LOB: 1 BB: 0 P: 7	R: 0 E: 0 K: 0 S: 3 H: 0 LOB: 0 BB: 0 P: 3	R: 1 E: 1 K: 0 S: 4 H: 1 LOB: 1 BB: 1 P: 8	R: 0 E: 0 K: 0 S: 3 H: 0 LOB: 0 BB: 0 P: 3	R: 0 E: 0 K: 1 S: 5 H: 0 LOB: 0 BB: 0 P: 5	R: 0 E: 0 K: 0 S: 3 H: 0 LOB: 1 BB: 1 P: 7	R: 0 E: 0 K: 0 S: 4 H: 1 LOB: 1 BB: 0 P: 4	1B: 5 2B: 2 3B: 1 HR: 1 SF: 0 SAC: 0 DP: 1 HBP: 0	WP: 0 PB: 0 SB: 2 CS: 0 PA: 36	
<b>PITCHER</b>	IP WLS BF H R ER SO BB IBB HBP BLK WP HR S P ERA WHIP											
Dave Freisleben, R (1, 1) ERA: 3.27	6.0 L 25 7 3 2 3 1 0 0 0 0 0 1 30 34 3.00 1.333											
Dave Tomlin, L (7, 1) ERA:	2.0 7 0 0 0 1 1 0 0 0 0 0 0 8 12 0.00 0.500											
Jim McAndrew, R (9, 1) ERA: 4.62	1.0 4 1 0 0 0 0 0 0 0 0 0 0 4 4 0.00 1.000											

livebaseballscorecards.com

AB	34
R	3
H	8
RBI	3
BB	2
SO	4
LOB	10



Batter	1	2	3	4	5	6	7	8	9	AB	R	H	RBI	BB	SO	LOB
<b>Bobby Tolan, L</b> (1, 9) OBP: 0.318, SLG: 0.274	0-0 CS 1B			0-0 F7		0-3 K		0-0 F9		4	0	1	0	0	1	2
<b>Enzo Hernandez, R</b> (1, 6) OBP: 0.264, SLG: 0.293 Rod Gaspar, S (9, PH)	0-0 F5 1-2			0-3 K		0-0 F8		0-0 F9		3	0	0	0	0	1	3
<b>Dave Winfield, R</b> (1, 7) OBP: 0.301, SLG: 0.448	0-3 K			0-3 K		0-3 K		0-0 F8		4	0	0	0	0	3	2
<b>Willie McCovey, L</b> (1, 3) OBP: 0.373, SLG: 0.301		0-0 G3			0-0 3-4-1		0-0 1-3		0-3 K	4	0	0	0	0	1	0
<b>Johnny Grubb, L</b> (1, 8) OBP: 0.381, SLG: 0.393		0-0 F5			0-0 F3		0-0 G3			3	0	0	0	0	0	0
<b>Fred Kendall, R</b> (1, 2) OBP: 0.313, SLG: 0.359		0-0 F7			4-0 BB		0-0 1B			2	0	1	0	1	0	0
<b>Derrel Thomas, S</b> (1, 4) OBP: 0.348, SLG: 0.411			0-0 F2		0-0 4-3		0-0 F5			3	0	0	0	0	0	2
<b>Dave Roberts, R</b> (1, 5) OBP: 0.289, SLG: 0.270			0-0 F6		4-0 1B BB		0-0 F3			2	0	0	0	1	0	0
<b>Dave Freisleben, R</b> (1, 1) OBP: 0.273, SLG: 0.222 <b>Glenn Beckert, R</b> (6, PH) OBP: 0.500, SLG: 0.458 <b>Dave Tomlin, L</b> (7, 1) <b>Matty Alou, L</b> (8, PH) OBP: 0.228, SLG: 0.222 <b>Jim McAndrew, R</b> (9, 1) OBP: 0.167, SLG: 0.167			0-3 K			0-0 1B		0-0 F9		1	0	0	0	0	1	0
						1-2 1B				1	0	1	0	0	0	0
										0	0	0	0	0	0	0
										1	0	0	0	0	0	0
										0	0	0	0	0	0	0

Inning Stats	R: 0	H: 1	E: 0	K: 1	S: 5	H: 0	LOB: 0	BB: 0	P: 5	R: 0	H: 0	E: 0	K: 1	S: 5	R: 0	H: 0	E: 0	K: 2	S: 7	R: 0	H: 0	E: 0	K: 0	S: 3	R: 0	H: 1	E: 0	K: 0	S: 8	R: 0	H: 1	E: 0	K: 0	S: 4	R: 0	H: 0	E: 0	K: 0	S: 3	R: 0	H: 0	E: 0	K: 1	S: 5	1B: 3	SF: 0	2B: 0	3B: 0	HR: 0	WP: 0	PB: 0	SB: 0	CS: 1	PA: 31
--------------	------	------	------	------	------	------	--------	-------	------	------	------	------	------	------	------	------	------	------	------	------	------	------	------	------	------	------	------	------	------	------	------	------	------	------	------	------	------	------	------	------	------	------	------	------	-------	-------	-------	-------	-------	-------	-------	-------	-------	--------

PITCHER	IP	WLS	BF	H	R	ER	SO	BB	IBB	HBP	BLK	WP	HR	S	P	ERA	WHIP
<b>Ron Reed, R</b> (1, 1) ERA: 3.67	0.0		1	1	0	0	0	0	0	0	0	0	0	1	1	∞	∞
<b>Buzz Capra, R</b> (1, 1) ERA: 2.28	6.0	W	20	1	0	0	6	2	0	0	0	0	0	30	38	0.00	0.500
<b>Gary Gentry, R</b> (7, 1) ERA: 1.35	2.0		7	1	0	0	0	0	0	0	0	0	0	7	7	0.00	0.500
<b>Danny Frisella, R</b> (9, 1) ERA: 4.11	1.0		3	0	0	0	1	0	0	0	0	0	0	5	5	0.00	0.000


**BOTTOM**

**Atlanta Braves @ San Diego Padres**  
San Diego Stadium, San Diego, CA

Wed May 15 1974, 10:05 PM EDT  
Att. 9,257 - Unknown

livebaseballscorecards.com

<b>AB</b>	<b>29</b>
<b>R</b>	<b>0</b>
<b>H</b>	<b>3</b>
<b>RBI</b>	<b>0</b>
<b>BB</b>	<b>2</b>
<b>SO</b>	<b>7</b>
<b>LOB</b>	<b>9</b>



Batter	1	2	3	4	5	6	7	8	9	AB R H RBI BB SO LOB	TOP											
Ralph Garr, L OBP: 0.390, SLG: 0.497 (1, 9) (5, 7)	0-0 1B 1-3	0-0 HR 1B		0-0 E 1B	0-0 4-3		0-0 F7			5 3 3 0 0 0 2												
Marty Perez, R OBP: 0.446, SLG: 0.588 (1, 4)	0-0 L8	0-0 HR		0-0 E9 2B	0-0 1B 1B		0-0 L8			5 2 3 6 0 0 2												
Dusty Baker Jr., R OBP: 0.391, SLG: 0.466 (1, 8) (5, 9)	0-0 1-3	4-0 BB		0-0 4-3	0-0 1B			0-0 F9		4 0 1 0 1 0 2												
Hank Aaron, R OBP: 0.345, SLG: 0.615 Rowland Office, L OBP: 0.197, SLG: 0.306 (1, 7) (5, 8)	0-0 HR 1B	0-0 F5		0-0 2B	0-0 F7		0-0 4-3	0-0 4-3		4 1 2 2 0 0 3 1 0 0 0 0 0 0												
Davey Johnson, R OBP: 0.361, SLG: 0.418 (1, 3)	0-0 HR	0-3 K		0-0 F8		0-0 F7		0-0 HR		5 2 2 3 0 1 2												
Darrell Evans, L OBP: 0.404, SLG: 0.435 (1, 5)	0-0 1B		0-0 4-3	4-0 FC6-4 IBB		0-0 G1-4-3 1B		0-0 F9		4 0 2 0 1 0 0												
Paul Casanova, R OBP: 0.150, SLG: 0.056 (1, 2)	0-3 K		0-0 L6	0-0 FC6-4		0-0 G1-4-3			0-3 K	5 0 0 0 0 2 4	AB 39 R 11 H 16 RBI 11 BB 3 SO 3 LOB 15											
Craig Robinson, R OBP: 0.297, SLG: 0.259 (1, 6)		0-0 HR 1B	0-0 6-3		0-0 4-3 1B 1B		0-0 SH1-4 1B		0-0 3-1	5 2 3 0 0 0 0												
Carl Morton, R OBP: 0.115, SLG: 0.080 (1, 1)		0-0 SH2-4		4-0 E BB	0-0 SH1-4		0-0 SH1-4		0-0 6-3	1 1 0 0 1 0 0												
<b>Inning Stats</b>	R: 3 E: 0 K: 1 S: 9	H: 4 LOB: 1 BB: 0 P: 9	R: 3 E: 0 K: 1 S: 8	H: 3 LOB: 1 BB: 1 P: 12	R: 0 E: 0 K: 0 S: 3	H: 0 LOB: 0 BB: 0 P: 3	R: 3 E: 1 K: 0 S: 6	H: 3 LOB: 2 BB: 2 P: 14	R: 1 E: 0 K: 0 S: 6	H: 3 LOB: 2 BB: 0 P: 6	R: 0 E: 0 K: 0 S: 3	H: 1 LOB: 0 BB: 0 P: 3	R: 0 E: 0 K: 0 S: 4	H: 1 LOB: 1 BB: 0 P: 4	R: 1 E: 0 K: 0 S: 4	H: 1 LOB: 0 BB: 0 P: 4	R: 0 E: 0 K: 1 S: 5	H: 0 LOB: 0 BB: 0 P: 5	1B: 11 2B: 2 3B: 0 HR: 3	SF: 0 SAC: 3 DP: 1 HBP: 0	WP: 0 PB: 0 SB: 0 CS: 0	PA: 45
<b>PITCHER</b>	IP WLS BF H R ER SO BB IBB HBP BLK WP HR S P ERA WHIP																					
Rich Troedson, L ERA: 8.68 (1, 1)	1.1 L 10 6 5 5 1 0 0 0 0 0 0 1 12 12 33.75 4.500																					
Mike Corkins, R ERA: 5.36 (2, 1)	1.2 10 3 4 4 1 2 0 0 0 0 0 1 10 18 21.60 3.000																					
Larry Hardy, R ERA: 4.05 (4, 1)	4.0 18 6 1 1 0 0 1 0 0 0 0 0 17 21 2.25 1.500																					
Dave Tomlin, L ERA: 1.93 (8, 1)	2.0 7 1 1 1 1 0 0 0 0 0 0 1 9 9 4.50 0.500																					

Atlanta Braves @ San Diego Padres  
San Diego Stadium, San Diego, CA  
Thu May 16 1974, 10:05 PM EDT  
Att. 8,974 - Unknown

livebaseballscorecards.com



Batter	1	2	3	4	5	6	7	8	9	AB	R	H	RBI	BB	SO	LOB
Matty Alou, L OBP: 0.246, SLG: 0.241 (1, 7)	0-0 G6-4-3 1B 1B		0-0 4-3 ①		0-0 4-3 1B			0-0 G3 ①		4	0	2	0	0	0	0
Glenn Beckert, R OBP: 0.500, SLG: 0.464 Rich Morales, R OBP: 0.444, SLG: 0.444 (8, PR) (9, 5)	0-0 G6-4-3 1-2 1B		0-0 4-3 ②		0-0 4-3 ③			0-0 PB 1B		4	0	2	0	0	0	1
Bobby Tolan, L OBP: 0.315, SLG: 0.265 (1, 9)	0-0 G6-4-3 1-2f 2-3		0-0 3-1 ③				0-3 K ①	4-0 G6-4-3 1-2 BB		3	0	0	0	1	1	2
Nate Colbert, R OBP: 0.289, SLG: 0.343 (1, 3)	0-0 F4 ③			0-3 K ①			0-3 K ②	0-0 G6-4-3 1-2f		4	0	0	0	0	2	3
Dave Winfield, R OBP: 0.315, SLG: 0.466 (1, 8)		0-0 5-3 3B		4-0 BB			4-0 BB		0-0 5-3 ①	2	1	1	0	2	0	0
Derrel Thomas, S OBP: 0.346, SLG: 0.407 (1, 4)		0-0 F5 ①		0-0 F5 ②			0-0 F9 ③		0-0 G6-3 1B	4	0	1	0	0	0	3
Fred Kendall, R OBP: 0.304, SLG: 0.348 (1, 2)		0-0 5-3 ②		0-0 6-3 ③				0-0 5-3 ①	0-0 G6-3 1-2f	4	0	0	1	0	0	2
Enzo Hernandez, R OBP: 0.265, SLG: 0.288 (1, 6)		4-0 3-H BB					0-0 F9 ①	0-0 4-3 ②		2	0	0	0	1	0	0
Rich Troedson, L (1, 1)		0-3 K ③					0-3 K ②	0-0 G3 ③		0	0	0	0	0	0	0
Mike Corkins, R (2, 1)										1	0	0	0	0	1	1
Larry Hardy, R (4, 1)										1	0	0	0	0	1	0
Rod Gaspar, S (7, PH)										1	0	0	0	0	0	0
Dave Tomlin, L (8, 1)										0	0	0	0	0	0	0

Inning Stats	R: 0	H: 2	E: 0	K: 0	S: 4	H: 1	LOB: 1	BB: 0	P: 4	R: 1	H: 1	E: 0	K: 1	S: 6	H: 1	LOB: 1	BB: 1	P: 10	R: 0	H: 0	E: 0	K: 1	S: 5	R: 0	H: 0	E: 0	K: 1	S: 5	R: 0	H: 1	E: 0	K: 1	S: 6	R: 0	H: 0	E: 0	K: 2	S: 7	R: 0	H: 0	E: 0	K: 0	S: 3	R: 0	H: 1	E: 0	K: 0	S: 3	R: 0	H: 1	E: 0	K: 0	S: 3
--------------	------	------	------	------	------	------	--------	-------	------	------	------	------	------	------	------	--------	-------	-------	------	------	------	------	------	------	------	------	------	------	------	------	------	------	------	------	------	------	------	------	------	------	------	------	------	------	------	------	------	------	------	------	------	------	------

PITCHER	IP	WLS	BF	H	R	ER	SO	BB	IBB	HBP	BLK	WP	HR	S	P	ERA	WHIP
Carl Morton, R ERA: 3.7 (1, 1)	9.0	W	34	6	1	1	5	4	0	0	0	0	0	40	56	1.00	1.111

**BOTTOM**

**Atlanta Braves @ San Diego Padres**  
San Diego Stadium, San Diego, CA

Thu May 16 1974, 10:05 PM EDT  
Att. 8,974 - Unknown

AB	30
R	1
H	6
RBI	1
BB	4
SO	5
LOB	12



WP	PA	ERA	WHIP
0	34		

Batter	1	2	3	4	5	6	7	8	9	AB R H RBI BB SO LOB	TOP											
Derrel Thomas, S OBP: 0.341, SLG: 0.400 (1, 4) X	0-0 E5 BB 1B HR	0-0 4-3		0-0 G4-6-3 1-2f		0-0 4-3			0-0 1B 1-2 SF8 1B	5 2 1 0 0 0 1												
Enzo Hernandez, R OBP: 0.277, SLG: 0.300 (1, 6) X	0-0 BB 1-2 HR 1B	0-0 5-3			0-0 FC5-4 S 1B		0-0 F9		0-0 BB 1-3 2-H 1B	5 1 3 1 0 0 0												
Dave Winfield, R OBP: 0.311, SLG: 0.455 (1, 7) B B B	4-0 1-2 2-3 HR BB	0-3 K			0-0 L8		0-3 K		0-0 SF8 3-H	3 1 0 1 1 2 1												
Nate Colbert, R OBP: 0.294, SLG: 0.367 (1, 3) X	0-0 1-H 2-H 3-H HR		0-3 K		0-0 E5 FC5-4		0-0 F8		4-0 1-2 BB	4 1 1 4 1 1 1												
Cito Gaston, R OBP: 0.271, SLG: 0.318 (1, 9) B B B	4-0 1B SF9 BB		0-0 4-3		0-0 FC5-4 BB 1-2f 2-3			0-0 6-3	0-0 L9	4 1 0 0 1 0 4												
Johnny Grubb, L OBP: 0.392, SLG: 0.400 (1, 8) X	0-0 FC4-6 1-3 1B		0-0 FC6-4 1B		4-0 1-2 BB		0-0 L7			3 0 2 0 1 0 0												
Dave Roberts, R OBP: 0.280, SLG: 0.260 (1, 5) S S S	0-3 K		0-0 FC6-4 1-2f		0-0 F5		0-3 K			4 0 0 0 0 2 6												
Bob Barton, R OBP: 0.385, SLG: 0.364 (1, 2) X	0-0 SF9 3-H			0-0 6-3		0-0 F8			0-0 1B 1B 1B	3 1 1 1 0 0 0												
Randy Jones, R OBP: 0.278, SLG: 0.294 Vicente Romo, R (6, 1)	0-0 FC4-6 1-2f		0-0 G4-6-3 1B		0-3 K			0-3 K		3 0 1 0 0 1 1 1 0 0 0 0 1 1												
<b>Inning Stats</b>	R: 5 E: 1 K: 1 S: 9	H: 3 LOB: 1 BB: 2 P: 17	R: 0 E: 0 K: 1 S: 5	H: 0 LOB: 0 BB: 0 P: 5	R: 0 E: 0 K: 1 S: 6	H: 1 LOB: 1 BB: 0 P: 6	R: 0 E: 0 K: 0 S: 3	H: 1 LOB: 0 BB: 0 P: 3	R: 0 E: 1 K: 0 S: 5	H: 1 LOB: 3 BB: 1 P: 9	R: 0 E: 0 K: 1 S: 5	H: 0 LOB: 0 BB: 0 P: 5	R: 0 E: 0 K: 1 S: 5	H: 0 LOB: 0 BB: 0 P: 5	R: 0 E: 0 K: 1 S: 5	H: 0 LOB: 0 BB: 0 P: 5	R: 2 E: 0 K: 1 S: 8	H: 3 LOB: 2 BB: 1 P: 12	1B: 8 2B: 0 3B: 0 HR: 1	SF: 2 SAC: 0 DP: 1 HBP: 0	WP: 0 PB: 0 SB: 1 CS: 0	PA: 41
<b>PITCHER</b>	IP WLS BF H R ER SO BB IBB HBP BLK WP HR S P ERA WHIP																				IP WLS BF H R ER SO BB IBB HBP BLK WP HR S P ERA WHIP	
Ron Bryant, L ERA: 9.56 Charlie Williams, R ERA: 2.32 Jim Willoughby, R ERA: 4.42 Elias Sosa, R ERA: 2.35 Randy Moffitt, R ERA: 1.98	(1, 1) 0.0 L 6 3 5 3 0 2 0 0 0 0 1 4 12 ∞ ∞																				(9, 1) 1.0 7 3 2 2 1 1 0 0 0 0 0 10 10 3.32 4.000	

San Diego Padres @ San Francisco Giants  
Candlestick Park, San Francisco, CA  
Fri May 17 1974, 10:05 PM EDT  
Att. 3,099 - Unknown

AB	35
R	7
H	9
RBI	7
BB	4
SO	7
LOB	15



WP	0	PA	41
PB	0		
SB	1		
CS	0		





Batter	1	2	3	4	5	6	7	8	9	AB R H RBI BB SO LOB	TOP													
Bobby Tolan, L (1, 9) OBP: 0.310, SLG: 0.262	0-3 K		x 0-0 1B		x 0-0 L8		x 0-0 6-3		x 0-0 F4	5 0 1 0 0 1 3	<b>San Diego Padres @ San Francisco Giants</b> Candlestick Park, San Francisco, CA Sat May 18 1974, 6:33 AM EDT Att: 15,517 - Unknown													
Enzo Hernandez, R (1, 6) OBP: 0.277, SLG: 0.299	0-0 1B		x 0-0 5-3		x 0-0 6-3		x 0-0 6-3	x 0-0 F8		4 0 1 0 0 0 1														
Nate Colbert, R (1, 7) OBP: 0.292, SLG: 0.389	0-3 K			x 0-0 HR	x 0-0 6-3		x 0-0 6-3	x 0-0 4-3		4 1 1 1 0 1 1														
Willie McCovey, L (1, 3) Rod Gaspar, S (8, 8)	0-0 F9			x 0-0 HR		x 0-0 1-3		x 0-0 L7		4 1 1 1 0 0 1 0 0 0 0 0 0 0														
Dave Winfield, R (1, 8) OBP: 0.309, SLG: 0.456		0-3 K		x 0-0 L9		x 0-0 4-3 2B			0-3 K	4 0 1 0 0 2 0														
Derrel Thomas, S (1, 4) OBP: 0.345, SLG: 0.395		0-0 F4		B 4-0 CS BB		x 0-0 4-3		B 4-0 BB BB		2 0 0 0 2 0 1														
Dave Roberts, R (1, 5) Glenn Beckert, R (9, PH) OBP: 0.484, SLG: 0.448		0-0 F8		x 0-0 2B		x 0-0 4-3		x 0-0 L6		3 0 1 0 0 0 1 1 0 0 0 0 0 1														
Bob Barton, R (1, 2) Matty Alou, L (9, PH) OBP: 0.258, SLG: 0.254			0-3 K	4-0 IBB		x 0-0 L1		x 0-0 BB 1B		2 0 0 0 1 1 0 1 0 1 0 0 0 0														
Steve Arlin, R (1, 1) Cito Gaston, R (9, PH) OBP: 0.282, SLG: 0.318			x 0-0 F9	x 0-0 F7			0-3 K	B 4-0 BB 1B		3 0 0 0 0 1 2 0 0 0 0 1 0 0														
<b>Inning Stats</b>	R: 0 E: 0 K: 2 S: 8	H: 1 LOB: 1 BB: 0 P: 8	R: 0 E: 0 K: 1 S: 5	H: 0 LOB: 0 BB: 0 P: 5	R: 0 E: 0 K: 1 S: 6	H: 1 LOB: 1 BB: 0 P: 6	R: 2 E: 0 K: 0 S: 5	H: 3 LOB: 2 BB: 2 P: 13	R: 0 E: 0 K: 0 S: 3	H: 0 LOB: 0 BB: 0 P: 3		R: 0 E: 0 K: 0 S: 4	H: 1 LOB: 1 BB: 0 P: 4	R: 0 E: 0 K: 1 S: 5	H: 0 LOB: 0 BB: 0 P: 5	R: 0 E: 0 K: 0 S: 3	H: 0 LOB: 0 BB: 0 P: 3	R: 0 E: 0 K: 1 S: 6	H: 1 LOB: 3 BB: 2 P: 14	1B: 3 2B: 2 3B: 0 HR: 2	SF: 0 SAC: 0 DP: 0 HBP: 0	WP: 0 PB: 0 SB: 1 CS: 1	PA: 37	
<b>PITCHER</b>	IP WLS BF H R ER SO BB IBB HBP BLK WP HR S P ERA WHIP																							
Jim Barr, R (1, 1) ERA: 2.54	7.0		28	6	2	2	5	1	1	0	0	0	2	36	44	2.57	1.000							
Elias Sosa, R (8, 1) ERA: 2.19	1.2	W	7	1	0	0	1	1	0	0	0	0	0	8	12	0.00	1.200							
Randy Moffitt, R (9, 1) ERA: 1.95	0.1	S	2	0	0	0	0	1	0	0	0	0	0	1	5	0.00	3.000							

AB	33
R	2
H	7
RBI	2
BB	4
SO	6
LOB	11



Batter	1	2	3	4	5	6	7	8	9	AB R H RBI BB SO LOB
--------	---	---	---	---	---	---	---	---	---	----------------------

<b>Bobby Bonds, R</b> <small>OBP: 0.343, SLG: 0.476</small> (1, 9)										3 1 2 0 1 0 0
<b>Tito Fuentes, S</b> <small>OBP: 0.196, SLG: 0.182</small> (1, 4)										3 0 0 0 0 1 3
<b>Garry Maddox, R</b> <small>OBP: 0.345, SLG: 0.447</small> (1, 8)										2 0 1 1 1 0 1
<b>Ed Coodson, L</b> <small>OBP: 0.273, SLG: 0.211</small> (1, 3)										4 0 0 0 0 0 5
<b>Gary Matthews, R</b> <small>OBP: 0.313, SLG: 0.366</small> <b>Jim Howarth, L</b> <small>(9, 7)</small>										3 1 0 0 1 0 0 0 0 0 0 0 0 0
<b>Steve Ontiveros, S</b> <small>OBP: 0.373, SLG: 0.368</small> (1, 5)										4 1 3 0 0 0 0
<b>Mike Phillips, L</b> <small>OBP: 0.292, SLG: 0.333</small> (1, 6)										4 1 2 3 0 0 1
<b>Dave Rader, L</b> <small>OBP: 0.341, SLG: 0.410</small> (1, 2)										4 0 0 0 0 0 3
<b>Jim Barr, R</b> <small>OBP: 0.200, SLG: 0.300</small> <b>Gary Thomasson, L</b> <small>(7, PH) OBP: 0.347, SLG: 0.293</small> <b>Elias Sosa, R</b> <small>(8, 1)</small> <b>Randy Moffitt, R</b> <small>OBP: 0.500, SLG: 0.500</small> (9, 1)										2 0 1 0 0 1 2 1 0

Inning Stats	R: 1 E: 0 K: 0 S: 4	H: 1 LOB: 0 BB: 0 P: 4	R: 0 E: 0 K: 0 S: 3	H: 0 LOB: 0 BB: 0 P: 3	R: 0 E: 0 K: 0 S: 4	H: 1 LOB: 3 BB: 2 P: 12	R: 0 E: 0 K: 1 S: 7	H: 2 LOB: 2 BB: 0 P: 7	R: 0 E: 0 K: 1 S: 6	H: 1 LOB: 1 BB: 0 P: 6	R: 0 E: 0 K: 0 S: 4	H: 1 LOB: 1 BB: 0 P: 4	R: 0 E: 0 K: 0 S: 3	H: 0 LOB: 0 BB: 0 P: 3	R: 3 E: 0 K: 0 S: 5	H: 3 LOB: 0 BB: 1 P: 9	
<b>PITCHER</b> <b>Steve Arlin, R</b> <small>(1, 1) ERA: 5.96</small>	IP: 8.0	WLS: L	BF: 35	H: 9	R: 4	ER: 4	SO: 2	BB: 3	IBB: 0	HBP: 0	BLK: 0	WP: 0	HR: 1	S: 36	P: 48	ERA: 4.50	WHIP: 1.500
<b>PITCHER</b>	IP	WLS	BF	H	R	ER	SO	BB	IBB	HBP	BLK	WP	HR	S	P	ERA	WHIP

**BOTTOM**

**San Diego Padres @ San Francisco Giants**

Candlestick Park, San Francisco, CA

Sat May 18 1974, 6:33 AM EDT  
Att. 15,517 - Unknown

AB	30
R	4
H	9
RBI	4
BB	3
SO	2
LOB	15

WP: 0	PA: 35
PB: 0	
SB: 1	
CS: 1	

Batter	1	2	3	4	5	6	7	8	9	AB	R	H	RBI	BB	SO	LOB	TOP
Derrel Thomas, S OBP: 0.337, SLG: 0.385 (1, 4) x	0-0 5-3 		0-0 FC1-4 		0-3 K 		0-0 F4 			4	0	0	0	0	1	3	
Enzo Hernandez, R OBP: 0.269, SLG: 0.290 (1, 6) x	0-0 1-3 		0-0 G5-4-3 		0-0 FC6-4 		0-0 FC4-6 			4	0	0	0	0	0	3	
Dave Winfield, R OBP: 0.314, SLG: 0.457 (1, 7) x	0-0 1B 			0-0 6-3 		0-0 4-3 		0-0 FC6-4 		4	0	2	0	0	0	0	
Nate Colbert, R OBP: 0.299, SLG: 0.388 (1, 3) x	0-0 FC5-4 			4-0 1B 		0-0 E8 		0-0 F8 		3	1	1	0	1	0	1	
Cito Gaston, R OBP: 0.280, SLG: 0.314 (1, 9) x	0-0 FC5-4 			0-0 1B 		0-0 5-3 		0-0 FC6-4 		4	0	1	0	0	0	4	
Johnny Grubb, L OBP: 0.388, SLG: 0.420 (1, 8)		0-0 B1-3 		0-3 K 		0-0 HR 		0-0 F8 		4	1	1	2	0	1	3	
Dave Roberts, R OBP: 0.288, SLG: 0.266 (1, 5)		4-0 BB 		0-0 F7 		0-0 6-3 			4-0 FC6-4 	2	0	0	0	2	0	2	
Bob Barton, R OBP: 0.350, SLG: 0.294 (1, 2)		0-0 G4-6-3 		0-0 5-3 				0-0 FC6-4 	0-0 FC6-4 	4	0	1	0	0	0	2	
Bill Greif, R OBP: 0.250, SLG: 0.063 Mike Corkins, R Rod Gaspar, S Larry Hardy, R Glenn Beckert, R Randy Jones, R Dave Tomlin, L Fred Kendall, R OBP: 0.302, SLG: 0.346 (1, 1) (2, 1) (5, PH) (5, 1) (7, PH) (7, PH) (7, 1) (9, PH)			4-0 FC1-4 		4-0 FC6-4 		0-0 FC6-4 		0-0 G6-4-3 	0	0	0	0	0	0	0	
<b>Inning Stats</b>	R: 0 H: 2 E: 0 LOB: 2 K: 0 BB: 0 S: 5 P: 5	R: 0 H: 0 E: 0 LOB: 0 K: 0 BB: 1 S: 2 P: 6	R: 0 H: 0 E: 0 LOB: 0 K: 0 BB: 1 S: 2 P: 6	R: 0 H: 1 E: 0 LOB: 2 K: 1 BB: 1 S: 6 P: 10	R: 0 H: 0 E: 0 LOB: 1 K: 1 BB: 1 S: 5 P: 9	R: 2 H: 1 E: 1 LOB: 0 K: 0 BB: 0 S: 5 P: 5	R: 0 H: 1 E: 0 LOB: 1 K: 0 BB: 0 S: 4 P: 4	R: 0 H: 1 E: 0 LOB: 1 K: 0 BB: 0 S: 4 P: 4	R: 0 H: 0 E: 0 LOB: 0 K: 0 BB: 1 S: 2 P: 6	1B: 5 SF: 0 2B: 0 SAC: 0 3B: 0 DP: 3 HR: 1 HBP: 0	WP: 0 PA: 36 PB: 0 SB: 0 CS: 0						
<b>PITCHER</b> Mike Caldwell, L ERA: 1.45 (1, 1)	IP: 9.0 WLS: W BF: 36 H: 6 R: 2 ER: 0 SO: 2 BB: 5 IBB: 0 HBP: 0 BLK: 0 WP: 0 HR: 1 S: 35 P: 55 ERA: 0.00 WHIP: 1.222	<b>PITCHER</b> IP WLS BF H R ER SO BB IBB HBP BLK WP HR S P ERA WHIP															

**San Diego Padres @ San Francisco Giants**  
Candlestick Park, San Francisco, CA  
Sun May 19 1974, 6:33 AM EDT  
Unknown

[livebaseballscorecards.com](http://livebaseballscorecards.com)

AB	31
R	2
H	6
RBI	2
BB	5
SO	2
LOB	20



Batter	1	2	3	4	5	6	7	8	9	AB R H RBI BB SO LOB	BOTTOM							
<b>Bobby Bonds, R</b> OBP: 0.356, SLG: 0.517 (1, 9) x	0-0 1B 2B 1B	4-0 S 2B BB	0-0 1-H 3B		0-0 F7			0-0 1-H HR		4 3 3 3 1 0 1	<b>San Diego Padres @ San Francisco Giants</b> <b>Candlestick Park, San Francisco, CA</b> Sun May 19 1974, 6:33 AM EDT Unknown <a href="http://livebaseballscorecards.com">livebaseballscorecards.com</a>							
<b>Tito Fuentes, S</b> OBP: 0.235, SLG: 0.229 (1, 4) x	0-0 2B 1B 1B	1-0 2B HBP	0-0 G3			0-0 6-3		0-0 2B		4 2 2 0 0 0 1								
<b>Garry Maddox, R</b> OBP: 0.341, SLG: 0.446 (1, 8) x	0-0 1B 2B E	0-0 F6			0-0 F8		0-0 L5	0-3 K		5 1 1 1 0 1 3								
<b>Ed Coodson, L</b> OBP: 0.370, SLG: 0.417 (1, 3) x	0-0 E 1B 2B	0-0 1-H 2B			0-0 2B		0-0 1B	0-0 F9		5 0 4 3 0 0 1								
<b>Gary Matthews, R</b> OBP: 0.309, SLG: 0.356 (1, 7) x	0-0 FC7-6 1B 1-3 3-H	0-3 K			0-3 K		0-3 K	4-0 BB		4 0 0 0 1 3 4								
<b>Steve Ontiveros, S</b> OBP: 0.367, SLG: 0.362 (1, 5) S	0-3 K	0-0 5-3			0-0 F8		0-0 3-3 1B	0-3 K		5 0 1 0 0 2 5								
<b>Mike Phillips, L</b> OBP: 0.299, SLG: 0.340 <b>Chris Speier, R</b> OBP: 0.286, SLG: 0.301 (1, 6) x (3, 6)	0-0 S 2B 1B		0-0 6-3		0-3 K		0-0 8-3			1 0 1 0 0 0 0 3 0 0 0 0 1 1								
<b>Dave Rader, L</b> OBP: 0.375, SLG: 0.415 (1, 2) x	4-0 1-2 IBB		0-0 3B 1B		4-0 SH3-4 BB		0-0 3-1			2 1 1 0 2 0 0								
<b>Mike Caldwell, R</b> OBP: 0.222, SLG: 0.160 (1, 1) S	0-3 K		0-3 K		0-0 SH3-4			0-0 HR 1B		3 1 1 0 0 2 4								
<b>Inning Stats</b>	R: 3 E: 1 K: 2 S: 12	H: 5 LOB: 3 BB: 1 P: 16	R: 2 E: 0 K: 1 S: 6	H: 1 LOB: 1 BB: 1 P: 11	R: 1 E: 0 K: 1 S: 7	H: 2 LOB: 1 BB: 0 P: 7	R: 0 E: 0 K: 1 S: 6	H: 1 LOB: 1 BB: 0 P: 6	R: 0 E: 0 K: 1 S: 3	H: 1 LOB: 0 BB: 0 P: 3		R: 2 E: 0 K: 2 S: 10	H: 3 LOB: 2 BB: 1 P: 14	1B: 8 2B: 5 3B: 1 HR: 1	SF: 0 SAC: 1 DP: 1 HBP: 1	WP: 0 PB: 0 SB: 2 CS: 0	PA: 42 ERA WHIP	
<b>PITCHER</b>	IP WLS L BF H R ER SO BB IBB HBP BLK WP HR S P ERA WHIP																	
<b>Bill Greif, R</b> ERA: 5.55 (1, 1)	1.1 L	13 3	6 1	5 1	4 1	2 3	2 0	1 0	0 0	0 0	0 0	0 0	0 0	0 0	0 0	27.00 3.38	5.250 1.125	
<b>Mike Corkins, R</b> ERA: 5.24 (2, 1)	2.2	11	3	1	1	3	0	0	0	0	0	0	0	0	17	17		
<b>Larry Hardy, R</b> ERA: 3.68 (5, 1)	2.0	8	1	0	0	2	1	0	0	0	0	0	0	0	11	15	0.00	1.000
<b>Dave Tomlin, L</b> ERA: 4.05 (7, 1)	2.0	10	4	2	2	2	1	0	0	0	0	0	1	13	17	9.00	2.500	



Batter 1 2 3 4 5 6 7 8 9 10 11 12 AB R H RBI BB SO LOB

TOP

<p><b>Bobby Tolan, L</b> OBP: 0.317, SLG: 0.287</p>	<p><b>Derrel Thomas, S</b> OBP: 0.341, SLG: 0.389</p>	<p><b>Dave Winfield, R</b> OBP: 0.320, SLG: 0.459</p>	<p><b>Willie McCovey, L</b> OBP: 0.373, SLG: 0.376</p> <p><b>Nate Colbert, R</b> OBP: 0.294, SLG: 0.381</p>	<p><b>Johnny Grubb, L</b> OBP: 0.386, SLG: 0.419</p>	<p><b>Fred Kendall, R</b> OBP: 0.303, SLG: 0.348</p>	<p><b>Dave Roberts, R</b> OBP: 0.282, SLG: 0.261</p>	<p><b>Enzo Hernandez, R</b> OBP: 0.277, SLG: 0.293</p> <p><b>Glenn Beckert, R</b> OBP: 0.455, SLG: 0.419</p> <p><b>Rich Morales, R</b> OBP: 0.455, SLG: 0.455</p>	<p><b>Jim McAndrew, R</b> OBP: 0.293, SLG: 0.293</p> <p><b>Vicente Blumel, R</b> OBP: 0.293, SLG: 0.293</p> <p><b>Dave Tomlin, L</b> OBP: 0.293, SLG: 0.293</p> <p><b>Matty Alou, L</b> OBP: 0.293, SLG: 0.293</p> <p><b>Cito Gaston, R</b> OBP: 0.293, SLG: 0.293</p> <p><b>Larry Hardy, R</b> OBP: 0.293, SLG: 0.293</p> <p><b>Rod Gaspar, S</b> OBP: 0.293, SLG: 0.293</p> <p><b>Mike Cowins, R</b> OBP: 0.293, SLG: 0.293</p>
---	---	---	---	--	--	--	---	---

**San Diego Padres @ San Francisco Giants**  
 Candlestick Park, San Francisco, CA  
 Sun May 19 1974, 6:38 AM EDT  
 Att. 10,876 - Unknown

AB	48
R	10
H	13
RBI	8
BB	7
SO	7
LOB	33



Inning Stats															R: 0		H: 1		E: 0		LOB: 1		K: 0		S: 4					
R	H	E	LOB	K	S	R	H	E	LOB	K	S	R	H	E	LOB	K	S	R	H	E	LOB	K	S	R	H	E	LOB	K	S	
0	1	0	1	0	4	0	0	0	0	0	5	0	0	0	0	6	1	5	0	0	0	5	0	0	0	0	0	0	0	0

PITCHER												PITCHER																									
<b>Tom Bradley, R</b>	(1, 1)	IP	WLS	BF	H	R	E	SO	BB	IBB	HBP	BLK	WP	HR	S	P	ERA	WHIP	<b>Ron Bryant, L</b>	(12, 1)	IP	WLS	BF	H	R	E	SO	BB	IBB	HBP	BLK	WP	HR	S	P	ERA	WHIP
7.0		31	7	5	5	5	3	3	0	0	0	0	0	1	34	46	6.43	1.429	0.1		0.1	3	0	0	0	0	0	1	0	0	0	0	2	6	0.00	3.000	
<b>Charlie Williams, R</b>	(8, 1)	1.0		4	0	0	0	0	0	0	0	0	0	0	4	4	0.00	0.000																			
<b>Randy Moffitt, R</b>	(9, 1)	0.0		4	3	2	2	0	1	0	0	0	0	1	3	7	∞	∞																			
<b>Elias Sosa, R</b>	(9, 1)	3.0		10	2	0	0	3	0	0	0	0	1	0	16	16	0.00	0.667																			
<b>Jim Willoughby, R</b>	(12, 1)	0.2	L	5	1	3	1	1	2	0	0	0	0	0	5	13	13.50	4.500																			

WP	1	PA	57
PB	0		
SB	0		
CS	0		



Batter	1		2		3		4		5		6		7		8		9		AB	R	H	RBI	BB	SO	LOB	TOP
Bobby Tolan, L (1, 9) OBP: 0.326, SLG: 0.301	0-0 F5				0-0 1B 2B		0-0 2B 1B			0-3 K		0-0 F6			0-0 IBB				5	2	2	0	1	1	0	
Enzo Hernandez, R (1, 6) OBP: 0.266, SLG: 0.281	0-3 K				0-0 F9		0-3 K			0-0 F8		0-0 6-3			0-0 FC5				6	0	0	0	0	2	5	
Nate Colbert, R (1, 7) OBP: 0.305, SLG: 0.385	0-3 K				0-0 2B 1B		4-0 2B BB			0-0 6-3		0-0 1B 1B							4	3	2	0	1	1	0	
Willie McCovey, L (1, 3) Dave Winfield, R (7, PR) OBP: 0.324, SLG: 0.463				4-0 F9 1B FC6-4 BB	0-0 1B 2B		0-0 2B					0-0 SH2-3 2B 1B	0-0 1B 1B						3	1	3	4	1	0	0	
Johnny Grubb, L (1, 8) OBP: 0.396, SLG: 0.425				0-0 FC6-4 1B	0-0 F5		4-0 FC6-4 BB			0-0 SH2-3		0-0 1B 1B							3	0	2	1	1	0	2	
Derrel Thomas, S (1, 4) OBP: 0.337, SLG: 0.384				0-0 F9	0-0 FC6-4 1B		0-0 FC6-4			0-0 F2		0-0 4-3							5	0	1	1	0	0	8	
Fred Kendall, R (1, 2) OBP: 0.306, SLG: 0.352				0-0 FC6-4 1B	0-0 FC6-4				4-0 G4-6-3 BB			0-0 2B			0-0 6-3				4	0	1	2	1	0	3	AB 37
Rich Morales, R (1, 5) OBP: 0.500, SLG: 0.429				0-0 1B			0-0 F7		0-0 G4-6-3			4-0 IBB			0-0 FC5 SH3 BB				3	0	1	0	2	0	1	BB 8
Dave Freisleben, R (1, 1) Dave Tomlin, L (1, 1) Larry Hardy, R (6, 1) Cito Gaston, R (7, PH) Vicente Romo, R (7, 1)	0-0 4-3				0-0 1B		0-0 BB 1B 2B		0-0 6-3			0-0 5-3			0-0 SH3				0	0	0	0	0	0	0	SO 4
	R: 0 E: 0 K: 2 S: 7	H: 0 LOB: 0 BB: 0 P: 7	R: 1 E: 0 K: 0 S: 5	H: 2 LOB: 2 BB: 1 P: 9	R: 2 E: 0 K: 0 S: 7	H: 4 LOB: 2 BB: 0 P: 7	R: 3 E: 0 K: 1 S: 7	H: 2 LOB: 2 BB: 3 P: 19	R: 0 E: 0 K: 0 S: 2	H: 0 LOB: 0 BB: 1 P: 6	R: 0 E: 0 K: 1 S: 5	H: 0 LOB: 0 BB: 0 P: 5	R: 1 E: 0 K: 0 S: 5	H: 2 LOB: 2 BB: 1 P: 9	R: 1 E: 0 K: 0 S: 6	H: 3 LOB: 2 BB: 0 P: 6	R: 0 E: 0 K: 0 S: 3	H: 0 LOB: 2 BB: 2 P: 11								1B: 9 SF: 0
																										2B: 4 SAC: 2
																										3B: 0 DP: 1
																										HR: 0 HBP: 0
																										WP: 0 PA: 47
																										PB: 0
																										SB: 0
																										CS: 0

San Diego Padres @ Houston Astros

Astrodome, Houston, TX

Mon May 20 1974, 8:05 PM EDT

Att. 7,373 - Dome

[livebaseballscorecards.com](http://livebaseballscorecards.com)





BOTTOM

San Diego Padres @ Houston Astros  
Astrodome, Houston, TX  
Mon May 20 1974, 8:05 PM EDT  
Att: 7,373 - Dome

livebaseballscorecards.com

AB 38  
R 6  
H 11  
RBI 6  
BB 3  
SO 2  
LOB 19



WP: 0 PA: 42  
PB: 0  
SB: 2  
CS: 0

AB R H RBI BB SO LOB

5 1 2 0 0 0 0

5 1 1 0 0 0 2

4 1 4 1 1 0 0

3 0 0 0 1 1 4

0 0 0 0 0 0 0

1 0 0 0 0 0 1

4 1 2 1 0 0 2

1 0 0 0 0 0 2  
1 0 0 0 0 0 1  
0 0 0 0 0 0 0  
1 1 1 2 0 0 0  
0 0 0 0 0 0 0  
1 0 0 0 0 0 0

1B: 9 SF: 0  
2B: 1 SAC: 0  
3B: 0 DP: 2  
HR: 1 HBP: 1

Batter	1	2	3	4	5	6	7	8	9
Greg Cross, L (1, 9) OBP: 0.433, SLG: 0.410	0-0 1B 2B 1B	0-0 E6 FC5-4		0-0 G6-3 1B		0-0 L5		0-0 6-3	
Roger Metzger, S (1, 6) OBP: 0.351, SLG: 0.369	0-0 2B 1B 1B	0-0 FC5-4 1B 1-2f		0-0 G6-3 1-2f		0-0 4-3		0-0 5-3	
Cesar Cedeno, R (1, 8) OBP: 0.364, SLG: 0.521	0-0 1B 2B	0-0 S 1B		0-0 1B		0-0 S E 1B		4-0 4-3 BB	
Bob Watson, R (1, 7) OBP: 0.399, SLG: 0.411	0-3 K	4-0 G1-4-3 IBB		0-0 6-3		0-0 6-3		0-0 4-3	
Ken Forsch, R (7, 1)								1-2	
Mike Easler, L (9, PH) OBP: 0.100, SLG: 0.100									
Lee May, R (1, 3) OBP: 0.322, SLG: 0.459	1-0 1B 1B HBP	0-0 G1-4-3 1-2f			0-0 F9		0-0 5-3	0-0 5-3	
Milt May, L (1, 2) OBP: 0.306, SLG: 0.300	0-0 1B 1B		0-0 3-1		0-0 G3		0-0 L9	0-0 F4	
Doug Rader, R (1, 5) OBP: 0.352, SLG: 0.414	0-3 K		0-0 E6		0-0 F7		4-0 FC5-4 BB		
Tommy Helms, R (1, 4) OBP: 0.307, SLG: 0.396	0-0 1B		0-0 L7			0-0 HR 1B	0-0 FC5-4		
Larry Dierker, R (1, 1) OBP: 0.286, SLG: 0.200	0-0 F8		0-0 4-3			0-0 HR		0-0 4-3	
Doug Kotcechy, R (3, 1)									
Mike Cosgrove, L (4, 1)									
Cliff Johnson, R (6, PH) OBP: 0.387, SLG: 0.643									
Fred Scherman, L (7, 1)									
Bob Gallagher, L (7, 9) OBP: 0.250, SLG: 0.220									

Inning Stats	R: 4	H: 5	E: 0	K: 2	S: 12	LOB: 2	BB: 0	P: 13	R: 0	H: 1	E: 1	K: 0	S: 4	LOB: 2	BB: 1	P: 8	R: 0	H: 0	E: 1	K: 0	S: 4	LOB: 1	BB: 0	P: 4	R: 0	H: 2	E: 0	K: 0	S: 4	LOB: 1	BB: 0	P: 4	R: 0	H: 0	E: 0	K: 0	S: 3	LOB: 0	BB: 0	P: 3	R: 2	H: 3	E: 1	K: 0	S: 6	LOB: 1	BB: 0	P: 6	R: 0	H: 0	E: 0	K: 0	S: 3	LOB: 1	BB: 1	P: 7	R: 0	H: 0	E: 0	K: 0	S: 3	LOB: 0	BB: 0	P: 3	R: 0	H: 0	E: 0	K: 0	S: 3	LOB: 1	BB: 1	P: 7
--------------	------	------	------	------	-------	--------	-------	-------	------	------	------	------	------	--------	-------	------	------	------	------	------	------	--------	-------	------	------	------	------	------	------	--------	-------	------	------	------	------	------	------	--------	-------	------	------	------	------	------	------	--------	-------	------	------	------	------	------	------	--------	-------	------	------	------	------	------	------	--------	-------	------	------	------	------	------	------	--------	-------	------

PITCHER	IP	WLS	BF	H	R	ER	SO	BB	IBB	HBP	BLK	WP	HR	S	P	ERA	WHIP
Dave Freisleben, R ERA: 4.28	(1, 1)	0.2	8	5	4	4	2	0	0	0	0	0	0	11	12	54.00	7.500
Dave Tomlin, L ERA: 3.75	(1, 1)	5.0	22	6	2	2	0	0	1	0	0	0	1	21	25	3.60	1.200
Larry Hardy, R ERA: 3.33	(6, 1)	0.1	1	0	0	0	0	0	0	0	0	0	0	1	1	0.00	0.000
Vicente Romo, R ERA: 2.37	(7, 1)	3.0	W 11	0	0	0	0	2	0	0	0	0	0	9	17	0.00	0.667

PITCHER	IP	WLS	BF	H	R	ER	SO	BB	IBB	HBP	BLK	WP	HR	S	P	ERA	WHIP
Dave Freisleben, R ERA: 4.28	(1, 1)	0.2	8	5	4	4	2	0	0	0	0	0	0	11	12	54.00	7.500
Dave Tomlin, L ERA: 3.75	(1, 1)	5.0	22	6	2	2	0	0	1	0	0	0	1	21	25	3.60	1.200
Larry Hardy, R ERA: 3.33	(6, 1)	0.1	1	0	0	0	0	0	0	0	0	0	0	1	1	0.00	0.000
Vicente Romo, R ERA: 2.37	(7, 1)	3.0	W 11	0	0	0	0	2	0	0	0	0	0	9	17	0.00	0.667

Batter	1	2	3	4	5	6	7	8	9	AB R H RBI BB SO LOB	TOP		
<b>Bobby Tolan, L</b> (1, 9) OBP: 0.323, SLG: 0.308	0-0 3-1	0-0 4-3			0-0 1-3			0-0 2B 2B		4 1 1 0 0 0 1	<b>San Diego Padres @ Houston Astros</b> Astrodome, Houston, TX Tue May 21 1974, 8:05 PM EDT Att. 7,425 - Dome		
<b>Enzo Hernandez, R</b> (1, 6) OBP: 0.261, SLG: 0.275 <b>Dave Roberts, R</b> (8, PH) OBP: 0.280, SLG: 0.259 (8, 5)	0-0 5-3		0-0 6-3			0-0 6-3		0-3 K		3 0 0 0 0 0 0 1 0 0 0 0 1 1			
<b>Dave Winfield, R</b> (1, 7) OBP: 0.329, SLG: 0.468	4-0 HR BB		0-0 5-3			0-0 6-3		0-0 2B 2B		3 2 1 1 1 0 0			
<b>Nate Colbert, R</b> (1, 3) OBP: 0.310, SLG: 0.421	0-0 1-H HR		0-0 5-3			0-0 F5		0-0 2-H 2B		4 1 2 3 0 0 0			
<b>Johnny Grubb, L</b> (1, 8) OBP: 0.399, SLG: 0.423	0-0 1B			0-0 6-3			4-0 FC6 BB	0-0 4-3		3 0 1 0 1 0 1			
<b>Derrel Thomas, S</b> (1, 4) OBP: 0.335, SLG: 0.381	0-0 4-3		0-0 G5-4-3 1B			0-0 F6		0-0 6-3		4 0 1 0 0 0 2			
<b>Fred Kendall, R</b> (1, 2) OBP: 0.299, SLG: 0.342		0-0 3-1		0-0 G5-4-3 1-2f			0-0 F4		0-0 L8	4 0 0 0 0 0 2			
<b>Rich Morales, R</b> (1, 5) OBP: 0.421, SLG: 0.353 <b>Cito Gaston, R</b> (9, PH) OBP: 0.269, SLG: 0.301		0-0 5-3			0-0 6-3		0-0 FC6 1-2f	0-3 K		3 0 0 0 0 0 1 1 0 0 0 0 1 0			
<b>Dan Spillner, R</b> (1, 1) <b>Mike Corkins, R</b> (1, 1) <b>Matty Alou, L</b> (5, PH) OBP: 0.256, SLG: 0.262 <b>Jim McAndrew, R</b> (5, 1) OBP: 0.143, SLG: 0.143 <b>Glenn Beckert, R</b> (8, PH) OBP: 0.441, SLG: 0.406 <b>Larry Hardy, R</b> (8, 1)		4-0 BB			0-0 1-3			0-0 5-3		0 0 0 0 0 0 0 0 0 0 0 0 1 0 0 1 0 0 0 0 0 0 0 0 0 0 0 0 0 0 0 1 0 0 0 0 0 0 0 0 0 0 0 0 0 0 0			
<b>Inning Stats</b>	R: 2 H: 2 E: 0 LOB: 1 K: 0 BB: 1 S: 5 P: 9	R: 0 H: 0 E: 0 LOB: 1 K: 0 BB: 1 S: 3 P: 7	R: 0 H: 0 E: 0 LOB: 0 K: 0 BB: 0 S: 3 P: 3	R: 0 H: 1 E: 0 LOB: 0 K: 0 BB: 0 S: 3 P: 3	R: 0 H: 0 E: 0 LOB: 0 K: 0 BB: 0 S: 3 P: 3	R: 0 H: 0 E: 0 LOB: 0 K: 0 BB: 0 S: 3 P: 3	R: 0 H: 0 E: 0 LOB: 1 K: 0 BB: 1 S: 3 P: 7	R: 2 H: 3 E: 0 LOB: 1 K: 1 BB: 0 S: 8 P: 8	R: 0 H: 0 E: 0 LOB: 0 K: 1 BB: 0 S: 5 P: 5	1B: 2 SF: 0 2B: 3 SAC: 0 3B: 0 DP: 1 HR: 1 HBP: 0		WP: 0 PA: 35 PB: 0 SB: 0 CS: 0	
<b>PITCHER</b>	IP WLS BF H R ER SO BB IBB HBP BLK WP HR S P ERA WHIP											<b>PITCHER</b>	IP WLS BF H R ER SO BB IBB HBP BLK WP HR S P ERA WHIP
<b>Tom Griffin, R</b> (1, 1) ERA: 2.62 <b>Fred Scherman, L</b> (8, 1) ERA: 3.86	7.2 W 31 6 4 4 1 3 0 0 0 0 1 30 42 4.70 1.174												

livebaseballscorecards.com

<b>AB</b>	32
<b>R</b>	4
<b>H</b>	6
<b>RBI</b>	4
<b>BB</b>	3
<b>SO</b>	2
<b>LOB</b>	8



Batter	1	2	3	4	5	6	7	8	9	AB	R	H	RBI	BB	SO	LOB
Greg Cross, L OBP: 0.428, SLG: 0.400 (1, 9) BB (8, 7)	4-0 1B BB	0-0 4-3		0-0 L4		0-0 4-3				3	1	0	0	1	0	1
Roger Metzger, S OBP: 0.356, SLG: 0.368 (1, 6) X	0-0 F8	0-0 F8 S 1B		0-0 4-3			4-0 BB BB BB			3	0	1	1	1	0	1
Cesar Cedeno, R OBP: 0.362, SLG: 0.515 (1, 8) X	0-0 1B S 4-3 1B	0-0 F8			0-0 5-3		0-0 F7			4	1	1	0	0	0	2
Bob Watson, R OBP: 0.395, SLG: 0.407 Bob Gallagher, L OBP: 0.250, SLG: 0.220 (1, 7) (8, 9) X	0-0 4-3 HR 1B	0-3 K		0-0 1-3		0-0 F8				4	1	1	1	0	1	2
Lee May, R OBP: 0.320, SLG: 0.454 (1, 3) X	0-0 4-3		0-3 K		0-0 BLK 1B		0-0 F8			4	0	1	1	0	1	2
Milt May, L OBP: 0.322, SLG: 0.333 (1, 2) X	0-0 HR		4-0 5-3 BB		4-0 1-2 BB		0-0 4-3			2	1	1	2	2	0	0
Doug Rader, R OBP: 0.349, SLG: 0.417 (1, 5) X	0-0 2B		0-0 5-3		0-0 F8		0-0 5-3			4	0	1	0	0	0	3
Tommy Helms, R OBP: 0.298, SLG: 0.384 Larry Milbourne, S OBP: 0.409, SLG: 0.389 (1, 4) (9, 4) X	0-0 1-3		0-0 6-3		0-0 5-3		0-0 6-3			4	0	0	0	0	0	2
Tom Griffin, R OBP: 0.333, SLG: 0.478 Fred Scherman, L (8, 1) X		0-0 4-3 1B 2B		0-3 K		0-0 F4				3	1	1	0	0	1	0

Inning Stats	R: 4	H: 4	E: 0	K: 0	S: 7	LOB: 1	BB: 1	P: 11	R: 1	H: 2	E: 0	K: 1	S: 7	LOB: 1	BB: 0	P: 7	R: 0	H: 0	E: 0	K: 1	S: 5	LOB: 1	BB: 1	P: 9	R: 0	H: 0	E: 0	K: 1	S: 5	LOB: 0	BB: 0	P: 5	R: 0	H: 1	E: 0	K: 0	S: 4	LOB: 2	BB: 1	P: 8	R: 0	H: 0	E: 0	K: 0	S: 3	LOB: 0	BB: 0	P: 3	R: 0	H: 0	E: 0	K: 0	S: 3	LOB: 1	BB: 1	P: 7	R: 0	H: 0	E: 0	K: 0	S: 3	LOB: 0	BB: 0	P: 3
--------------	------	------	------	------	------	--------	-------	-------	------	------	------	------	------	--------	-------	------	------	------	------	------	------	--------	-------	------	------	------	------	------	------	--------	-------	------	------	------	------	------	------	--------	-------	------	------	------	------	------	------	--------	-------	------	------	------	------	------	------	--------	-------	------	------	------	------	------	------	--------	-------	------

PITCHER	IP	WLS	BF	H	R	ER	SO	BB	IBB	HBP	BLK	WP	HR	S	P	ERA	WHIP
Dan Spillner, R ERA: 54.0 (1, 1)	0.2	L	7	4	4	4	0	1	0	0	0	0	1	6	10	54.00	7.500
Mike Corkins, R ERA: 4.96 (1, 1)	3.1		13	2	1	1	3	1	0	0	0	0	0	18	22	2.70	0.900
Jim McAndrew, R ERA: 4.67 (5, 1)	3.0		12	1	0	0	0	2	0	0	1	0	0	10	18	0.00	1.000
Larry Hardy, R ERA: 3.2 (8, 1)	1.0		3	0	0	0	0	0	0	0	0	0	0	3	3	0.00	0.000

**BOTTOM**

**San Diego Padres @ Houston Astros**  
Astrodome, Houston, TX  
Tue May 21 1974, 8:05 PM EDT  
Att: 7,425 - Dome

AB	31
R	5
H	7
RBI	5
BB	4
SO	3
LOB	13



1B	2B	3B	HR	SF	SAC	DP	HBP	WP	PA	ERA	WHIP
4	2	0	1	0	0	0	0	0	35	0	0

Batter	1	2	3	4	5	6	7	8	9	AB R H RBI BB SO LOB	TOP											
Derrel Thomas, S (1, 4) OBP: 0.339, SLG: 0.389	0-0 5-3		0-0 5-3			0-0 FC6-4 1B		0-0 F8 2B		4 0 2 0 0 0 0	<b>San Diego Padres @ Houston Astros</b> Astrodome, Houston, TX Wed May 22 1974, 8:05 PM EDT Att. 10,365 - Unknown <a href="http://livebaseballscorecards.com">livebaseballscorecards.com</a>											
Enzo Hernandez, R (1, 6) OBP: 0.261, SLG: 0.275	0-0 4-3 S 1B		0-0 4-3			0-0 FC6-4 E S 1-2f 2B		0-0 F8 2-3	4 1 1 0 0 0 2													
Dave Winfield, R (1, 7) OBP: 0.327, SLG: 0.469	0-0 4-3 1-3			0-0 F8		0-0 1-H 2B		0-0 F9	4 0 1 1 0 0 2													
Nate Colbert, R (1, 3) OBP: 0.309, SLG: 0.411	0-3 K			0-0 F3		1-0 HBP		0-0 F8	3 0 0 0 0 1 1													
Cito Gaston, R (1, 9) OBP: 0.268, SLG: 0.312		0-0 2B		0-3 K		0-0 F4		0-0 6-3	4 0 1 0 0 1 2													
Johnny Grubb, L (1, 8) OBP: 0.391, SLG: 0.414		0-3 K		0-0 L4			0-3 K	4-0 BB	3 0 0 0 0 2 1													
Willie McCovey, L (9, PH) OBP: 0.397, SLG: 0.413									0 0 0 0 1 0 0													
Rod Gaspar, S (9, PR)									0 0 0 0 0 0 0													
Dave Roberts, R (1, 5) OBP: 0.272, SLG: 0.250		0-0 6-3		0-0 F4		0-0 F9		0-0 F8	4 0 0 0 0 0 2													
Bob Barton, R (1, 2) OBP: 0.304, SLG: 0.250		0-0 L7		0-0 F8		0-0 6-3			3 0 0 0 0 0 1													
Randy Jones, R (1, 1) OBP: 0.238, SLG: 0.250			0-3 K			0-0 F8		0-0 6-3	3 0 0 0 0 1 0													
Vicente Romo, R (9, 1)									0 0 0 0 0 0 0													
<b>Inning Stats</b>	R: 0 E: 0 K: 1 S: 6	H: 1 LOB: 1 BB: 0 P: 6	R: 0 E: 0 K: 1 S: 6	H: 1 LOB: 1 BB: 0 P: 6	R: 0 E: 0 K: 1 S: 5	H: 0 LOB: 0 BB: 0 P: 5	R: 0 E: 0 K: 1 S: 5	H: 0 LOB: 0 BB: 0 P: 5	R: 0 E: 0 K: 1 S: 3	H: 0 LOB: 0 BB: 0 P: 3	R: 1 E: 0 K: 0 S: 5	H: 2 LOB: 2 BB: 0 P: 6	R: 0 E: 0 K: 1 S: 5	H: 0 LOB: 0 BB: 0 P: 5	R: 0 E: 0 K: 0 S: 4	H: 1 LOB: 1 BB: 0 P: 4	R: 0 E: 0 K: 0 S: 3	H: 0 LOB: 1 BB: 1 P: 7	1B: 2 2B: 3 3B: 0 HR: 0	SF: 0 SAC: 0 DP: 0 HBP: 1	WP: 0 PB: 0 SB: 2 CS: 0	PA: 34
<b>PITCHER</b> Claude Osteen, L (1, 1) ERA: 2.82	IP: 9.0 WLS: W BF: 34 H: 5 R: 1 ER: 1 SO: 5 BB: 1 IBB: 0 HBP: 1 BLK: 0 WP: 0 HR: 0 S: 42 P: 47 ERA: 1.00 WHIP: 0.667											<b>PITCHER</b>	IP: WLS: BF: H: R: ER: SO: BB: IBB: HBP: BLK: WP: HR: S: P: ERA: WHIP:									



Batter	1	2	3	4	5	6	7	8	9	AB	R	H	RBI	BB	SO	LOB
Greg Cross, L (1, 9) OBP: 0.423, SLG: 0.390	0-0 4-3		0-0 4-3		4-0 BB			0-0 G4-6-3		3	0	0	0	1	0	1
Roger Metzger, S (1, 6) OBP: 0.361, SLG: 0.373	0-0 S 2B 1B		0-0 5-3		0-0 G1-2-3			0-0 1B		4	1	2	0	0	0	3
Cesar Cedeno, R (1, 8) OBP: 0.359, SLG: 0.509	0-0 6-3		0-0 6-3				0-0 CS 1B	0-3 K		4	0	1	0	0	1	2
Bob Watson, R (1, 7) OBP: 0.398, SLG: 0.416	0-0 2B		0-0 5-3		0-0 F9		0-0 1-2	0-0 E HR 1B		4	0	2	1	0	0	1
Bob Gallagher, L (9, PR) OBP: 0.250, SLG: 0.220	0-3 K		0-3 K		0-3 K		0-3 K	0-0 E1 IBB HR		4	0	0	0	0	3	2
Lee May, R (1, 3) OBP: 0.313, SLG: 0.443			0-3 K		0-3 K		0-3 K	4-0 1-2 HR IBB		3	1	0	0	1	3	0
Larry Milbourne, S (9, PR) OBP: 0.409, SLG: 0.389			0-3 K		0-3 K		0-3 K	0-3 K		3	0	0	0	1	2	3
Cliff Johnson, R (1, 2) OBP: 0.371, SLG: 0.581			0-3 K		0-3 K		0-3 K	0-0 K		4	0	2	0	0	1	3
Doug Rader, R (1, 5) OBP: 0.347, SLG: 0.408			0-3 K		4-0 FC1-5 1B BB		0-0 5-3	0-3 K		3	0	0	0	1	2	3
Tommy Helms, R (1, 4) OBP: 0.303, SLG: 0.387			0-0 1B		0-0 BB FC1-5 1-2 G1-2-3 1B		0-0 5-3	0-3 K		4	0	2	0	0	1	3
Claude Osteen, L (1, 1) OBP: 0.174, SLG: 0.217			0-3 K		0-0 FC1-5 BB		0-0 1-2 2-3f	0-0 G4-6-3 1B		3	0	1	0	0	1	3
Milt May, L (9, PH) OBP: 0.328, SLG: 0.369			0-3 K		0-0 FC1-5 BB		0-0 1-2 2-3f	0-0 1-H 2-H 3-H HR		1	1	1	4	0	0	0

Inning Stats	R: 1	H: 2	E: 0	K: 1	S: 7	H: 2	LOB: 1	BB: 0	P: 7	R: 0	H: 1	E: 0	K: 3	S: 10	H: 1	LOB: 1	BB: 0	P: 10	R: 0	H: 0	E: 0	K: 0	S: 3	R: 0	H: 0	E: 0	K: 2	S: 7	R: 0	H: 1	E: 0	K: 0	S: 3	R: 0	H: 1	E: 0	K: 1	S: 5	R: 0	H: 0	E: 0	K: 1	S: 5	R: 0	H: 2	E: 0	K: 1	S: 6	R: 4	H: 2	E: 1	K: 2	S: 9	1B: 7	SF: 0	2B: 1	SAC: 0	3B: 0	DP: 2	HR: 1	HBP: 0	WP: 0	PA: 36
PITCHER	IP	WLS	BF	H	R	ER	SO	BB	IBB	HBP	BLK	WP	HR	S	P	ERA	WHIP																																														
Randy Jones, L (1, 1) ERA: 5.71	8.0	L	31	8	2	1	9	2	0	0	0	0	0	47	55	1.12	1.250																																														
Vicente Romo, R (9, 1) ERA: 2.32	0.2		5	1	3	0	2	0	1	0	0	0	1	8	12	0.00	1.500																																														

BOTTOM

San Diego Padres @ Houston Astros  
Astrodome, Houston, TX  
Wed May 22 1974, 8:05 PM EDT  
Att. 10,365 - Unknown

livebaseballscorecards.com

AB	33
R	5
H	9
RBI	5
BB	3
SO	11
LOB	18



Batter	1	2	3	4	5	6	7	8	9	10	11	12	13	AB R H RBI BB SO LOB	TOP																		
<b>Pete Rose, S</b> OBP: 0.356, SLG: 0.378 (1, 7)	0-0 3-1	0-0 BB BB 1B		0-0 6-3	0-0 F7			0-3 K		0-0 2B		0-3 K		7 0 2 0 0 2 1	<b>Cincinnati Reds @ San Diego Padres</b> San Diego Stadium, San Diego, CA Thu May 23 1974, 10:05 PM EDT Att: 8,167 - Unknown																		
<b>Joe Morgan, L</b> OBP: 0.459, SLG: 0.483 (1, 4)	0-0 G3	4-0 FC5 BB 1-2 BB		0-0 F3	0-0 F9			0-0 P3		0-0 F9		0-0 G3		6 0 0 0 1 0 2																			
<b>Johnny Bench, R</b> OBP: 0.426, SLG: 0.526 (1, 2)	0-0 1B 3B 1B	4-0 1-2 2-3 BB		4-0 1B BB BB				0-0 1B		0-0 P5		4-0 BLK 1B BB		4 2 2 0 3 0 1																			
<b>Tony Perez, R</b> OBP: 0.347, SLG: 0.500 (1, 3)	0-0 3B 1B	0-0 FC5 2-3f		4-0 1B BB				0-0 FC3-6 1-2f		0-0 FC4 1B		0-0 1B		6 1 3 1 1 0 5																			
<b>Dan Driessen, L</b> OBP: 0.362, SLG: 0.402 (1, 5)	0-0 1-H 2-H 3B			0-0 1B 1B	0-0 FC4-6 1B			0-0 G3 1-2		0-0 FC4 1-2f		0-0 CS SH1-4 1B		7 0 4 2 0 1 4																			
<b>Terry Crowley, L</b> OBP: 0.200, SLG: 0.227 <b>George Foster, R</b> OBP: 0.326, SLG: 0.354 (1, 9) (6, 9)	1-0 HBP			0-0 1B 1B	0-0 FC4-6 1-2f			0-3 K		0-0 P4		0-0 SH1-4 1-2		3 0 1 0 0 1 4 2 0 1 0 0 0 0																			
<b>Cesar Geronimo, L</b> OBP: 0.391, SLG: 0.475 (1, 8)	0-0 F7			0-0 G6-3 1B	0-0 3-1 E 1B			0-0 1-3		0-0 P4		4-0 CS IBB		6 1 2 0 1 0 3																			
<b>Darrel Chaney, S</b> OBP: 0.182, SLG: 0.100 <b>Dave Concepcion, R</b> OBP: 0.292, SLG: 0.411 (1, 6) (11, PH) (11, 6)		0-0 F8		0-3 K	0-0 3-1			0-3 K		0-0 1B		4-0 1-2 2-3 IBB		5 0 1 0 0 2 4 1 0 0 0 1 0 1																			
<b>Clay Kirby, R</b> OBP: 0.150, SLG: 0.105 <b>Pedro Borbon, R</b> OBP: 0.250, SLG: 0.250 <b>Hal King, L</b> (8, PH) <b>Tom Hall, L</b> (8, 1) <b>Phil Gagliano, R</b> OBP: 0.038, SLG: 0.250 <b>Mike McClure, L</b> (11, 1) <b>Fred Norman, S</b> OBP: 0.133, SLG: 0.133 (12, 1)		0-0 6-3		0-0 G6-3	0-0 E6 1B			0-0 4-3		0-0 L4		0-0 P5		4 0 1 1 0 0 3 0 0 0 0 0 0 0 1 0 0 0 0 0 1 0 0 0 0 0 0 0 1 0 0 0 0 0 2 0 0 0 0 0 0 0 1 0 1 0 0 0 0																			
<b>Inning Stats</b>	R: 2 E: 0 K: 0 S: 6	H: 3 LOB: 2 BB: 0 P: 7	R: 0 E: 0 K: 0 S: 4	H: 1 LOB: 3 BB: 2 P: 12	R: 0 E: 0 K: 1 S: 7	H: 3 LOB: 2 BB: 0 P: 7	R: 0 E: 0 K: 0 S: 4	H: 1 LOB: 3 BB: 2 P: 12	R: 1 E: 1 K: 0 S: 5	H: 2 LOB: 1 BB: 0 P: 5	R: 0 E: 1 K: 1 S: 6	H: 0 LOB: 1 BB: 0 P: 6	R: 0 E: 0 K: 1 S: 5	H: 0 LOB: 0 BB: 0 P: 5		R: 0 E: 0 K: 1 S: 7	H: 2 LOB: 2 BB: 0 P: 7	R: 0 E: 0 K: 0 S: 4	H: 1 LOB: 1 BB: 0 P: 4	R: 0 E: 0 K: 0 S: 4	H: 1 LOB: 1 BB: 0 P: 4	R: 0 E: 0 K: 2 S: 3	H: 1 LOB: 2 BB: 2 P: 11	R: 1 E: 0 K: 2 S: 8	H: 1 LOB: 1 BB: 1 P: 12	R: 0 E: 0 K: 0 S: 4	H: 2 LOB: 0 BB: 0 P: 4	R: 1 E: 0 K: 2 S: 8	H: 1 LOB: 2 BB: 0 P: 4	1B: 16 2B: 1 3B: 1 HR: 0	SF: 0 SAC: 1 DP: 1 HBP: 1	WP: 0 PB: 0 SB: 0 CS: 2	PA: 63
<b>PITCHER</b>	IP WLS BF H R ER SO BB IBB HBP BLK WP HR S P ERA WHIP															IP WLS BF H R ER SO BB IBB HBP BLK WP HR S P ERA WHIP																	
<b>Steve Arlin, R</b> ERA: 6.12 (1, 1)	1.2 12 4															1.0 4 2																	
<b>Larry Hardy, R</b> ERA: 3.14 (2, 1)	3.1 17 6																																
<b>Jim McAndrew, R</b> ERA: 4.42 (6, 1)	2.0 7 0																																
<b>Mike Corkins, R</b> ERA: 4.76 (8, 1)	2.0 9 3																																
<b>Dave Freisleben, R</b> ERA: 4.17 (10, 1)	3.0 14 3																																
<b>PITCHER</b>	IP WLS BF H R ER SO BB IBB HBP BLK WP HR S P ERA WHIP															IP WLS BF H R ER SO BB IBB HBP BLK WP HR S P ERA WHIP																	
<b>Dan Spillner, R</b> ERA: 21.6 (13, 1)	1.0 4 2															1.0 4 2																	

AB	54
R	4
H	18
RBI	4
BB	7
SO	6
LOB	31



Batter	1	2	3	4	5	6	7	8	9	10	11	12	13	AB R H RBI BB SO LOB
<b>Bobby Tolán, L</b> OBP: 0.336, SLG: 0.331 (1, 9) X	0-0 5-3 2B		0-0 SH1-4 1B		0-0 F8		0-0 1B 1B		0-0 P4		0-0 1-2 BB 1B	0-0 4-3		7 1 4 0 0 0 2
<b>Enzo Hernández, R</b> OBP: 0.263, SLG: 0.277 (1, 6) X	0-0 5-3		0-0 SH1-4			0-0 L9	0-0 1-2 1B		0-0 F9		0-0 F8		0-0 SH BLK SF9 1B	6 1 2 0 0 0 3
<b>Nate Colbert, R</b> OBP: 0.314, SLG: 0.403 (1, 7) X (9, 3)	0-0 5-3		0-0 F2			0-0 1B 2B 1B	0-0 L7			0-3 K	4-0 1-2 2-3 BB		4-0 1-2 SH IBB	5 1 1 1 2 1 3
<b>Willie McCovey, L</b> OBP: 0.393, SLG: 0.402 (1, 3) S <b>Rod Gaspar, S</b> (8, PR) <b>Rich Morales, R</b> OBP: 0.429, SLG: 0.368 (9, 5)	0-3 K		0-0 6-3			0-0 F8		4-0 5-3 BLK BB		0-0 5-3 1B	0-0 F9		0-0 SH	3 0 0 0 1 1 2 0 0 0 0 0 0 0 2 0 1 0 0 0 3
<b>Johnny Grubb, L</b> OBP: 0.386, SLG: 0.403 (1, 8)		0-0 F9		4-0 G3-6-3 BB		0-0 1-2 2B 1B		0-0 F8		0-0 5-3		0-3 K	0-0 L4	6 1 1 0 1 1 5
<b>Derrel Thomas, S</b> OBP: 0.347, SLG: 0.393 (1, 4)		0-0 6-3		0-0 G3-6-3		0-0 1-2 1B 2B		4-0 5-3 IBB		4-0 BB		4-0 1B E BB	0-0 SF9	3 1 1 3 3 0 1
<b>Dave Roberts, R</b> OBP: 0.273, SLG: 0.246 (1, 5) <b>Dave Winfield, R</b> OBP: 0.321, SLG: 0.459 (8, PH) (9, 7)		4-0 1B BB		0-0 6-3		0-0 F8		0-0 5-3		0-0 P5		0-0 F3		2 0 0 0 1 0 1 3 0 0 0 0 0 5
<b>Bob Barton, R</b> OBP: 0.345, SLG: 0.280 (1, 2) <b>Bill Greif, R</b> OBP: 0.250, SLG: 0.063 (12, PR) <b>Dan Spillner, R</b> (13, 1)		0-0 1-2 1B			0-0 L7		0-0 P3	0-0 L9			4-0 FC3-6 BB	0-0 1-3 E 1B		5 0 2 0 1 0 3 0 0 0 0 0 0 0 0 0 0 0 0 0 0
<b>Steve Arlin, R</b> <b>Larry Herch, R</b> <b>Matty Alou, L</b> <b>Jim McAndrew, R</b> <b>Gene Schmitz, R</b> <b>Mike Cadden, R</b> <b>Clu Gaston, R</b> <b>Dave Falsleben, R</b> <b>Fred Hernandez, R</b>		0-3 K		0-0 L8		0-0 6-3		0-0 6-3		0-0 6-3		0-0 1-2 1B 3-H		0 0 0 0 0 0 0 1 0 0 0 0 0 0 1 0 0 0 0 0 0 1 0 0 0 0 0 0 1 0 0 0 0 0 0 1 0 0 0 0 0 0 1 0 0 0 0 0 1

Inning Stats	R: 1	H: 1	E: 0	LOB: 0	K: 1	BB: 0	S: 6	R: 0	H: 1	E: 0	LOB: 2	K: 1	BB: 1	S: 6	R: 0	H: 1	E: 0	LOB: 1	K: 0	BB: 0	S: 4	R: 0	H: 0	E: 0	LOB: 0	K: 0	BB: 1	S: 2	R: 0	H: 0	E: 0	LOB: 0	K: 0	BB: 0	S: 3	R: 2	H: 3	E: 0	LOB: 1	K: 0	BB: 0	S: 6	R: 0	H: 2	E: 0	LOB: 2	K: 0	BB: 0	S: 5	R: 0	H: 0	E: 0	LOB: 3	K: 0	BB: 2	S: 3	R: 0	H: 0	E: 0	LOB: 0	K: 0	BB: 0	S: 3	R: 0	H: 0	E: 0	LOB: 0	K: 1	BB: 1	S: 6	R: 0	H: 1	E: 0	LOB: 2	K: 0	BB: 2	S: 4	R: 1	H: 1	E: 1	LOB: 2	K: 1	BB: 1	S: 7	R: 1	H: 1	E: 0	LOB: 2	K: 0	BB: 1	S: 4	R: 0	H: 1	E: 0	LOB: 2	K: 0	BB: 1	S: 8	R: 1	H: 1	E: 0	LOB: 2	K: 0	BB: 1	S: 4	R: 1	H: 1	E: 0	LOB: 2	K: 0	BB: 1	S: 8	R: 1	H: 1	E: 0	LOB: 2	K: 0	BB: 1	S: 8
--------------	------	------	------	--------	------	-------	------	------	------	------	--------	------	-------	------	------	------	------	--------	------	-------	------	------	------	------	--------	------	-------	------	------	------	------	--------	------	-------	------	------	------	------	--------	------	-------	------	------	------	------	--------	------	-------	------	------	------	------	--------	------	-------	------	------	------	------	--------	------	-------	------	------	------	------	--------	------	-------	------	------	------	------	--------	------	-------	------	------	------	------	--------	------	-------	------	------	------	------	--------	------	-------	------	------	------	------	--------	------	-------	------	------	------	------	--------	------	-------	------	------	------	------	--------	------	-------	------	------	------	------	--------	------	-------	------

AB	R	H	RBI	BB	SO	LOB
48	5	12	4	9	4	32

PITCHER	IP	WLS	BF	H	R	ER	SO	BB	IBB	HBP	BLK	WP	HR	S	P	ERA	WHIP
<b>Clay Kirby, R</b> ERA: 5.15 (1, 1)	6.2		29	8	3	3	2	2	0	0	0	0	0	31	39	4.05	1.500
<b>Pedro Borbon, R</b> ERA: 1.91 (7, 1)	1.1		6	0	0	0	0	1	1	0	1	0	0	4	12	0.00	0.750
<b>Tom Hall, L</b> ERA: 0.63 (9, 1)	2.0		8	1	0	0	1	1	0	0	0	0	0	9	13	0.00	1.000
<b>Mike McQueen, L</b> ERA: 2.84 (11, 1)	1.2		10	2	1	0	1	3	0	0	0	0	0	9	21	0.00	3.000
<b>Fred Norman, L</b> ERA: 2.63 (12, 1)	1.0	L	7	1	1	1	0	0	1	0	1	0	0	6	10	9.00	1.000

**Cincinnati Reds @ San Diego Padres**  
San Diego Stadium, San Diego, CA  
Thu May 23 1974, 10:05 PM EDT  
Att. 8,167 - Unknown

livebaseballscorecards.com



Batter	1	2	3	4	5	6	7	8	9	AB R H RBI BB SO LOB	TOP											
<b>Pete Rose, S</b> (1, 7) OBP: 0.347, SLG: 0.369	0-0 L7	0-0 SF7		0-0 L6			0-0 P6	0-0 F7		4 0 0 1 0 0 3												
<b>Joe Morgan, L</b> (1, 4) OBP: 0.463, SLG: 0.497	4-0 F2 BB	0-0 1B			0-3 K		0-3 K		0-0 SF7 3B	4 1 2 0 1 2 0												
<b>Johnny Bench, R</b> (1, 2) OBP: 0.414, SLG: 0.507	0-0 F2	0-3 K			0-3 K		0-0 6-3		0-0 5-3	5 0 0 0 0 2 4												
<b>Tony Perez, R</b> (1, 3) OBP: 0.351, SLG: 0.510 <b>Dave Concepcion, R</b> (8, PR) OBP: 0.290, SLG: 0.411	0-0 4-3		0-0 F9		1-0 HBP			0-0 1B 3B	0-0 SF7	3 0 1 0 0 0 1 0 1 0 1 0 0 0												
<b>Dan Driessen, L</b> (1, 5) OBP: 0.370, SLG: 0.421		4-0 1B WP BB	0-0 3B		0-0 L8			0-0 FC6-4 1B 2B 1B	0-0 6-3	4 2 2 1 1 0 1												
<b>Terry Crowley, L</b> (1, 9) OBP: 0.241, SLG: 0.269 <b>George Foster, R</b> (8, PR) OBP: 0.326, SLG: 0.354		0-0 WP BB 1B	0-0 P9			0-0 F7		0-0 FC6-4 1B		4 1 2 0 0 0 1 0 0 0 0 0 0 0												
<b>Cesar Geronimo, L</b> (1, 8) OBP: 0.384, SLG: 0.452		4-0 1B WP SF7 BB	0-3 K		0-0 6-3		0-0 6-3	0-0 FC6-4 2B		3 1 0 0 1 1 4												
<b>Darrel Chaney, S</b> (1, 6) OBP: 0.267, SLG: 0.286		0-0 L5		0-0 P7		0-0 1B		0-0 1B 2B		4 0 2 1 0 0 2												
<b>Don Gullett, R</b> (1, 1) OBP: 0.364, SLG: 0.316 <b>Pedro Borbon, R</b> (9, 1) OBP: 0.250, SLG: 0.250		0-0 1B 1B		0-0 6-3		0-3 K		0-3 K		4 0 1 1 0 2 4 0 0 0 0 0 0 0												
<b>Inning Stats</b>	R: 0 E: 0 K: 0 S: 3	H: 0 LOB: 1 BB: 1 P: 7	R: 3 E: 0 K: 1 S: 8	H: 3 LOB: 2 BB: 2 P: 16	R: 0 E: 0 K: 1 S: 6	H: 1 LOB: 1 BB: 0 P: 6	R: 0 E: 0 K: 0 S: 3	H: 0 LOB: 0 BB: 0 P: 3	R: 0 E: 0 K: 2 S: 7	H: 0 LOB: 1 BB: 0 P: 8	R: 0 E: 0 K: 1 S: 6	H: 1 LOB: 1 BB: 0 P: 6	R: 0 E: 0 K: 1 S: 5	H: 0 LOB: 0 BB: 0 P: 5	R: 2 E: 0 K: 1 S: 9	H: 4 LOB: 3 BB: 0 P: 9	R: 1 E: 0 K: 0 S: 4	H: 1 LOB: 0 BB: 0 P: 4	1B: 6 2B: 1 3B: 3 HR: 0	SF: 2 SAC: 0 DP: 0 HBP: 1	WP: 1 PB: 0 SB: 0 CS: 0	PA: 41
<b>PITCHER</b>	IP WLS BF H R ER SO BB IBB HBP BLK WP HR S P ERA WHIP																					
<b>Bill Greif, R</b> (1, 1) ERA: 5.69	7.0 L 33 8 5 5 6 3 0 1 0 1 0 0 41 54 6.43 1.571																					
<b>Vicente Romo, R</b> (8, 1) ERA: 2.45	2.0 8 2 1 1 1 0 0 0 0 0 0 0 10 10 4.50 1.000																					

Cincinnati Reds @ San Diego Padres  
San Diego Stadium, San Diego, CA  
Fri May 24 1974, 10:05 PM EDT  
Att. 15,987 - Unknown

livebaseballscorecards.com

AB	35
R	6
H	10
RBI	5
BB	3
SO	7
LOB	20





Batter	1	2	3	4	5	6	7	8	9	AB	R	H	RBI	BB	SO	LOB
Derrel Thomas, S OBP: 0.343, SLG: 0.388 (1, 4)	0-0 FC6-4 2B 1B	0-0 F9			0-0 F8			0-0 P4	0-0 G3-6-3 1-2f	5	1	1	0	0	0	4
Enzo Hernandez, R OBP: 0.259, SLG: 0.272 Glenn Beckert, R OBP: 0.444, SLG: 0.394 Rich Morales, R OBP: 0.429, SLG: 0.368 (1, 6) (8, PH) (8, PR) (9, 6)	0-3 K		0-0 F8		0-0 F8			4-0 1B BB		3	0	0	0	0	1	1
Willie McCovey, L OBP: 0.403, SLG: 0.418 Rod Gaspar, S (1, 3) (8, PR) (9, 7)	0-0 E 2B		4-0 BB			0-0 4-3		0-0 1-2 1B		3	1	2	0	1	0	0
Nate Colbert, R OBP: 0.313, SLG: 0.394 (1, 7) (9, 3)	4-0 FC6-4 IBB		0-3 K			0-3 K		0-0 F9		3	0	0	0	1	2	3
Cito Gaston, R OBP: 0.264, SLG: 0.305 (1, 9)	0-0 FC6-4 1-2f 2-H 3-H		0-0 F9			0-0 1-3			0-0 1B SF7 1B	4	1	1	1	0	0	2
Johnny Grubb, L OBP: 0.383, SLG: 0.399 (1, 8)	0-0 4-3			0-3 K			0-0 L7		0-0 1B 1B 1B	4	0	1	0	0	1	1
Dave Roberts, R OBP: 0.280, SLG: 0.254 (1, 5)		0-0 1B		0-0 6-3			0-3 K		0-0 1B 1B	4	0	2	0	0	1	0
Bob Barton, R OBP: 0.313, SLG: 0.250 (1, 2)		0-0 F8		0-0 F8			0-0 P8		0-0 SF7	3	0	0	0	0	0	1
Bill Greif, R OBP: 0.227, SLG: 0.056 Vicente Romo, R (8, 1) Fred Kendall, R OBP: 0.299, SLG: 0.342 Matty Alou, L OBP: 0.258, SLG: 0.258 (1, 1) (8, 1) (8, 2) (9, PH)		0-0 B1			0-0 F8			0-0 5-3	0-0 G3-6-3 1B	2	0	0	0	0	0	1


Inning Stats	R: 2	H: 2	E: 1	K: 1	S: 7	LOB: 1	BB: 1	P: 11	R: 0	H: 1	E: 0	K: 0	S: 4	LOB: 1	BB: 0	P: 4	R: 0	H: 0	E: 0	K: 1	S: 5	LOB: 1	BB: 1	P: 9	R: 0	H: 0	E: 0	K: 1	S: 5	LOB: 0	BB: 0	P: 5	R: 0	H: 0	E: 0	K: 0	S: 3	LOB: 0	BB: 0	P: 3	R: 0	H: 0	E: 0	K: 1	S: 5	LOB: 0	BB: 0	P: 5	R: 0	H: 1	E: 0	K: 0	S: 4	LOB: 2	BB: 1	P: 8	R: 1	H: 4	E: 0	K: 0	S: 6	LOB: 2	BB: 0	P: 6	1B: 7	SF: 1	2B: 1	3B: 0	HR: 0	SAC: 0	DP: 1	HBP: 0	WP: 0	PA: 37
PITCHER	IP	WLS	BF	H	R	ER	SO	BB	IBB	HBP	BLK	WP	HR	S	P	ERA	WHIP																																																									
Don Gullett, L ERA: 2.58 (1, 1)	8.0	W	33	6	3	2	5	2	1	0	0	0	0	40	52	2.25	1.000																																																									
Pedro Borbon, R ERA: 1.86 (9, 1)	1.0		4	2	0	0	0	0	0	0	0	0	0	4	4	0.00	2.000																																																									

**San Diego Padres**  
San Diego Stadium, San Diego, CA

Fri May 24 1974, 10:05 PM EDT  
Att. 15,987 - Unknown

**Cincinnati Reds @ San Diego Padres**

AB	33
R	3
H	8
RBI	2
BB	3
SO	5
LOB	13



Batter	1	2	3	4	5	6	7	8	9	AB R H RBI BB SO LOB	TOP		
<b>Pete Rose, S</b> (1, 7) OBP: 0.357, SLG: 0.365	4-0 FC4-6 BB FC5-4-2 BB		4-0 WP BB 6-3 BB	4-0 1B SF8 BB	0-0 5-3		4-0 2B BB BB	0-0 3-1		2 3 0 0 4 0 1			
<b>Joe Morgan, L</b> (1, 4) OBP: 0.474, SLG: 0.503 <b>Darrel Chaney, S</b> (6, 4) OBP: 0.353, SLG: 0.400	4-0 FC4-6 BB 1-2 BB		4-0 6-3 WP 6-3 BB	0-0 WP 2B 1B	0-0 HR 1B		0-0 BB 2B 1-3 1B	4-0 BB		2 3 2 0 2 0 0 1 1 1 0 1 0 0			
<b>Johnny Bench, R</b> (1, 2) OBP: 0.419, SLG: 0.524 <b>Andy Kosco, R</b> (7, 5) OBP: 0.286, SLG: 0.280	0-0 FC4-6 1-2f 2-3		0-0 6-3	4-0 WP 2B IBB	0-0 HR		4-0 BB 1B IBB	0-3 K		3 3 1 3 2 0 3 1 0 0 0 0 1 2			
<b>Tony Perez, R</b> (1, 3) OBP: 0.341, SLG: 0.497 <b>Bill Plummer, R</b> (7, 2) OBP: 0.200, SLG: 0.250	0-0 FC5-4-2 1-2 3-H		0-0 6-3	0-0 SF8	0-0 L9		0-0 F3			4 0 0 2 0 0 5 1 0 0 0 0 0 0			
<b>Dan Driessen, L</b> (1, 5) OBP: 0.376, SLG: 0.416		0-0 F7	0-0 IBB 1B 1B	4-0 2B IBB 1-2 2-3		0-0 F8	4-0 1B BB 1-2 2-3 3-H	0-0 F9		4 1 1 1 2 0 0			
<b>Terry Crowley, L</b> (1, 9) OBP: 0.281, SLG: 0.345 <b>George Foster, R</b> (4, PR) OBP: 0.337, SLG: 0.378		0-0 E3 1B	0-0 IBB 1B	0-0 2B 1-H 2-H 3-H		0-0 6-3 2B	0-0 1-3 2-H 3-H 1B	0-0 1-4-3		3 1 2 3 0 0 0 3 0 2 2 0 0 0			
<b>Dave Concepcion, R</b> (1, 6) OBP: 0.299, SLG: 0.409		0-0 E 1B CS 1B 1-2	4-0 IBB 1-2 2-3	4-0 BB		0-0 6-3 2-3	0-0 F3			3 0 1 0 2 0 3			
<b>Cesar Geronimo, L</b> (1, 8) OBP: 0.372, SLG: 0.433		0-0 E9 CS 1B 1-3 2-H	0-3 K	0-0 F8		0-0 4-3		0-0 P5		5 0 1 1 0 1 6			
<b>Jack Billingham, R</b> (1, 1) OBP: 0.045, SLG: 0.045 <b>Mike McQueen, L</b> (7, 1) OBP: 1.000, SLG: 1.000		0-0 1-H 3-H 1B		0-0 L8	0-0 4-3		0-3 K	0-0 3-1 1B		4 0 1 0 0 1 0 1 0 1 0 0 0 0			
<b>Inning Stats</b>	R: 0 H: 0 E: 0 LOB: 1 K: 0 BB: 2 S: 2 P: 10	R: 1 H: 3 E: 2 LOB: 2 K: 0 BB: 0 S: 5 P: 5	R: 2 H: 2 E: 0 LOB: 3 K: 1 BB: 3 S: 7 P: 19	R: 4 H: 2 E: 0 LOB: 2 K: 0 BB: 4 S: 5 P: 21	R: 2 H: 2 E: 0 LOB: 0 K: 0 BB: 0 S: 5 P: 5	R: 0 H: 1 E: 0 LOB: 1 K: 0 BB: 0 S: 4 P: 4	R: 3 H: 2 E: 0 LOB: 2 K: 1 BB: 3 S: 7 P: 19	R: 0 H: 1 E: 0 LOB: 2 K: 1 BB: 1 S: 6 P: 10	R: 0 H: 0 E: 0 LOB: 0 K: 0 BB: 0 S: 3 P: 3	1B: 9 SF: 1 2B: 4 SAC: 0 3B: 0 DP: 1 HR: 1 HBP: 0	WP: 2 PA: 51 PB: 0 SB: 0 CS: 2		
<b>PITCHER</b>	IP WLS BF H R ER SO BB IBB HBP BLK WP HR S P ERA WHIP											<b>PITCHER</b>	IP WLS BF H R ER SO BB IBB HBP BLK WP HR S P ERA WHIP
<b>Steve Arlin, R</b> (1, 1) ERA: 6.15	2.2 L 15 5 3 2 0 4 0 0 0 1 0 11 27 6.75 3.375												
<b>Dave Tomlin, L</b> (3, 1) ERA: 5.68	0.2 6 1 3 3 1 1 2 0 0 0 0 5 17 40.50 3.000												
<b>Jim McAndrew, R</b> (4, 1) ERA: 4.93	1.2 10 3 3 3 0 1 1 0 0 1 1 8 16 16.20 2.400												
<b>Larry Hardy, R</b> (6, 1) ERA: 3.82	2.0 12 3 3 3 1 2 1 0 0 0 0 11 23 13.50 2.500												
<b>Vicente Romo, R</b> (8, 1) ERA: 2.31	2.0 8 1 0 0 1 1 0 0 0 0 0 9 13 0.00 1.000												

**Cincinnati Reds @ San Diego Padres**  
**San Diego Stadium, San Diego, CA**  
 Sat May 25 1974, 10:05 PM EDT  
 Att: 44,504 - Unknown

livebaseballscorecards.com

<b>AB</b>	37
<b>R</b>	12
<b>H</b>	13
<b>RBI</b>	12
<b>BB</b>	13
<b>SO</b>	3
<b>LOB</b>	20



Batter	1	2	3	4	5	6	7	8	9	AB	R	H	RBI	BB	SO	LOB
<b>Bobby Tolan, L</b> (1, 9) OBP: 0.338, SLG: 0.333	0-0 1B BLK G6-3 1B		0-0 B2-3			0-0 3-1	0-0 WP 1B		0-0 F9	5	1	2	2	0	0	2
<b>Enzo Hernandez, R</b> (1, 6) OBP: 0.270, SLG: 0.274	0-0 G6-3 1B		0-0 5-3			4-0 BB	4-0 BB			2	0	1	0	2	0	1
<b>Matty Alou, L</b> (1, 7) OBP: 0.246, SLG: 0.246	0-0 G6-3				0-0 F7	0-0 F9	0-0 P3			3	0	0	0	0	0	2
<b>Cito Gaston, R</b> (7, PH) OBP: 0.261, SLG: 0.301	1-2f 3-H									1	0	0	0	0	0	2
<b>Willie McCovey, L</b> (1, 3) OBP: 0.394, SLG: 0.407	0-0 G3			0-0 G3		0-0 4-3		4-0 FC5-4 BB		3	0	0	0	0	0	1
<b>Rod Gaspar, S</b> (8, 3)										0	0	0	0	1	0	0
<b>Johnny Grubb, L</b> (1, 8) OBP: 0.373, SLG: 0.388		0-0 4-3		0-0 F5			0-0 G3	0-0 L6		4	0	0	0	0	0	1
<b>Derrel Thomas, S</b> (1, 4) OBP: 0.341, SLG: 0.386		0-0 5-3			0-3 K		0-0 L8	0-0 FC5-4 FC6-4		1	0	0	0	0	0	0
<b>Rich Morales, R</b> (3, 4) OBP: 0.375, SLG: 0.318								1-2f		3	0	0	0	0	1	1
<b>Dave Roberts, R</b> (1, 5) OBP: 0.279, SLG: 0.248		0-3 K			0-3 K		4-0 E 1B BB	0-0 FC6-4		3	1	0	0	1	2	1
<b>Bob Barton, R</b> (1, 2) OBP: 0.361, SLG: 0.290			0-0 FC2-6 1B		0-0 FC6-4 1B		0-0 E5 1B BB		4-0 G6-4-3 BB	3	1	2	0	1	0	1
<b>Randy Jones, R</b> (9, PR) OBP: 0.238, SLG: 0.250										0	0	0	0	0	0	0
<b>Steve Arlin, R</b> (1, 1) OBP: 0.133, SLG: 0.200			0-0 FC2-6		0-0 FC6-4		4-0 1B BB		0-0 G6-4-3	0	0	0	0	0	0	0
<b>Dave Tomlin, L</b> (3, 1)										1	0	0	0	0	0	1
<b>Jim McAndrew, R</b> (4, 1) OBP: 0.143, SLG: 0.143										0	0	0	0	0	0	0
<b>Glenn Beckert, R</b> (5, PH) OBP: 0.452, SLG: 0.382										1	0	0	0	0	0	1
<b>Larry Hardy, R</b> (6, 1)										0	0	0	0	0	0	0
<b>Nate Colbert, R</b> (7, PH) OBP: 0.317, SLG: 0.394										0	1	0	0	1	0	0
<b>Vicente Romo, R</b> (8, 1)										0	0	0	0	0	0	0
<b>Dave Winfield, R</b> (9, PH) OBP: 0.319, SLG: 0.456									1-2f	1	0	0	0	0	0	1

Inning Stats	R: 1	H: 2	E: 0	K: 0	S: 4	H: 0	LOB: 0	BB: 0	P: 4	R: 0	H: 0	E: 0	K: 1	S: 5	H: 0	LOB: 0	BB: 0	P: 5	R: 0	H: 1	E: 0	K: 0	S: 4	H: 0	LOB: 1	BB: 0	P: 4	R: 0	H: 0	E: 0	K: 0	S: 3	R: 0	H: 0	E: 0	K: 2	S: 8	R: 0	H: 1	E: 0	K: 2	S: 8	R: 0	H: 0	E: 0	K: 0	S: 3	R: 3	H: 1	E: 1	K: 0	S: 5	R: 0	H: 0	E: 0	K: 0	S: 3	R: 0	H: 0	E: 0	K: 0	S: 2	R: 0	H: 0	E: 0	K: 0	S: 2	1B: 5	SF: 0	2B: 0	3B: 0	HR: 0	SF: 0	SAC: 0	DP: 2	HBP: 0	WP: 1	PA: 37
<b>PITCHER</b>	IP	WLS	BF	H	R	ER	SO	BB	IBB	HBP	BLK	WP	HR	S	P	ERA	WHIP																																																													
<b>Jack Billingham, R</b> (1, 1) ERA: 3.78	6.2	W	29	5	4	1	3	4	0	0	1	1	0	31	47	1.35	1.350																																																													
<b>Mike McQueen, L</b> (7, 1) ERA: 2.08	2.1		8	0	0	0	0	2	0	0	0	0	0	6	14	0.00	0.857																																																													

BOTTOM

Cincinnati Reds @ San Diego Padres  
San Diego Stadium, San Diego, CA  
Sat May 25 1974, 10:05 PM EDT  
Att. 44,504 - Unknown

livebaseballscores.com

AB	31
R	4
H	5
RBI	2
BB	6
SO	3
LOB	15



Batter	1	2	3	4	5	6	7	8	9	AB R H RBI BB SO LOB	TOP	
<b>Pete Rose, S</b> (1, 7) OBP: 0.363, SLG: 0.368	0-0 L7		0-0 1B		4-0 FC6-4 BB		0-0 2B SF7 1B	0-3 K		4 1 2 1 1 1 1		
<b>Joe Morgan, L</b> (1, 4) OBP: 0.477, SLG: 0.507	4-0 S BB		0-0 F2		0-3 K		0-0 1-3 2B	4-0 BB		3 0 1 0 2 1 1		
<b>Johnny Bench, R</b> (1, 2) OBP: 0.408, SLG: 0.507	0-0 5-3 1-2			0-0 5-3	0-0 F7		0-3 K	0-3 K		5 0 0 0 0 2 5		
<b>Tony Perez, R</b> (1, 3) OBP: 0.344, SLG: 0.491 <b>Darrel Chaney, S</b> (7, 5) OBP: 0.333, SLG: 0.375	0-0 L7			4-0 1B SF8 BB	0-0 FC6-4 1-2f		4-0 IBB	0-0 F7		2 1 0 0 2 0 2 1 0 0 0 0 0 1		
<b>Dan Driessen, L</b> (1, 5) OBP: 0.370, SLG: 0.411		0-0 4-3		0-0 1-3 1B S 1B	0-0 1-3 1B		0-0 1-3 SF7	0-0 4-3		4 1 1 1 0 0 1		
<b>Terry Crowley, L</b> (1, 9) OBP: 0.257, SLG: 0.323 <b>George Foster, R</b> (6, 9) OBP: 0.333, SLG: 0.373		0-3 K		0-0 1-2 3-H SF8	0-0 1-2 3-H P3		0-3 3-H K			2 0 0 1 0 1 0 1 0 0 0 0 1 2		
<b>Dave Concepcion, R</b> (1, 6) OBP: 0.304, SLG: 0.411		0-0 F8		0-0 2-H S 1B	0-0 E6 S		0-0 E7 WP 1B			4 0 2 1 0 0 0		
<b>Cesar Geronimo, L</b> (1, 8) OBP: 0.390, SLG: 0.435			0-0 1B E 1B	4-0 1-2 IBB	4-0 1-2 IBB		0-3 K			2 1 1 0 2 1 1		
<b>Roger Nelson, R</b> (1, 1) OBP: 0.190, SLG: 0.150			0-3 1-2 K	0-0 F8	0-0 F2		0-0 F2	0-0 P5		4 0 0 0 0 1 6		
<b>Inning Stats</b>	R: 0 E: 0 K: 0 S: 3 H: 0 LOB: 1 BB: 1 P: 7	R: 0 E: 0 K: 1 S: 5 H: 0 LOB: 0 BB: 0 P: 5	R: 1 E: 1 K: 1 S: 6 H: 2 LOB: 0 BB: 0 P: 6	R: 2 E: 0 K: 0 S: 5 H: 2 LOB: 2 BB: 2 P: 13	R: 0 E: 0 K: 1 S: 5 H: 0 LOB: 1 BB: 1 P: 9	R: 0 E: 1 K: 0 S: 4 H: 0 LOB: 2 BB: 1 P: 8	R: 1 E: 0 K: 2 S: 9 H: 2 LOB: 2 BB: 1 P: 13	R: 0 E: 1 K: 2 S: 8 H: 1 LOB: 1 BB: 0 P: 8	R: 0 E: 0 K: 1 S: 5 H: 0 LOB: 1 BB: 1 P: 9	1B: 6 2B: 1 3B: 0 HR: 0 SF: 2 SAC: 0 DP: 0 HBP: 0	WP: 1 PB: 0 SB: 4 CS: 0 PA: 41	
<b>PITCHER</b> <b>Dave Freisleben, R</b> (1, 1) ERA: 4.01 <b>Dave Tomlin, L</b> (7, 1) ERA: 5.17	IP 6.0 WLS L BF 27 H 4 R 3 ER 2 SO 3 BB 3 IBB 2 HBP 0 BLK 0 WP 0 HR 0 S 28 P 48 ERA 3.00 WHIP 1.167	IP 3.0 WLS L BF 14 H 3 R 1 ER 1 SO 5 BB 1 IBB 1 HBP 0 BLK 0 WP 1 HR 0 S 22 P 30 ERA 3.00 WHIP 1.333										

**Cincinnati Reds @ San Diego Padres**  
**San Diego Stadium, San Diego, CA**  
 Sun May 26 1974, 6:33 AM EDT  
 Att. 13,501 - Unknown

[livebaseballscorecards.com](http://livebaseballscorecards.com)

<b>AB</b>	32
<b>R</b>	4
<b>H</b>	7
<b>RBI</b>	4
<b>BB</b>	7
<b>SO</b>	8
<b>LOB</b>	20



Batter	1	2	3	4	5	6	7	8	9	AB	R	H	RBI	BB	SO	LOB
--------	---	---	---	---	---	---	---	---	---	----	---	---	-----	----	----	-----

Bobby Tolan, L OBP: 0.340, SLG: 0.331 (1, 9)	1-0 6-3 WP FC5 HBP		x 0-0 2B 1B		x 0-0 F5		x 0-0 3-1		x 0-0 G3	4	1	1	0	0	0	0
Enzo Hernandez, R OBP: 0.275, SLG: 0.286 (1, 6)	0-0 6-3		x 0-0 BB 1-H 2B		x 0-0 1B		x 0-0 6-3			4	0	2	1	0	0	1
Dave Winfield, R OBP: 0.317, SLG: 0.447 (1, 7) (9, 8)	0-0 FC5 E CS 3-H		B B B B 4-0 BB BB		x 0-0 F7		x 0-0 F7			3	0	0	0	1	0	2
Willie McCovey, L OBP: 0.397, SLG: 0.400 Rod Gaspar, S (1, 3) (9, 3)	4-0 1-H BB		B B B B 4-0 1-2 2-3 BB		x 0-0 4-3			x 0-0 P6		2	0	0	0	2	0	1
Johnny Grubb, L OBP: 0.371, SLG: 0.391 (1, 8) (9, 5)		x 0-0 F8	x 0-0 4-3		x 0-0 2B		x 0-0 F8		x 0-0 F8	4	0	1	0	0	0	3
Derrel Thomas, S OBP: 0.344, SLG: 0.389 (1, 4)		x 0-0 F8		x 0-0 1B		x 0-0 F8		x 0-0 1B		4	0	2	0	0	0	1
Dave Roberts, R OBP: 0.275, SLG: 0.244 Glenn Beckert, R OBP: 0.447, SLG: 0.382 Bill Greif, R OBP: 0.237, SLG: 0.056 Rich Morales, R OBP: 0.375, SLG: 0.318 Matty Alou, L OBP: 0.243, SLG: 0.242 (1, 5) (6, PH) (6, PR) (7, 5) (8, PH) (8, 7)		0-0-0 0-3 K	0-0-0 0-3 K		B B B B 4-0 BB FC6-4		x 0-0 1-3			2	0	0	0	0	2	1
Bob Barton, R OBP: 0.333, SLG: 0.265 Fred Kendall, R OBP: 0.298, SLG: 0.340 (1, 2) (9, PH)		x 0-0 1-4-3	x 0-0 K		S S S S 0-3 K		x 0-0 6-3		x 0-0 6-3	3	0	0	0	0	2	3
Dave Freisleben, R OBP: 0.214, SLG: 0.167 Nate Colbert, R OBP: 0.315, SLG: 0.391 Dave Tomlin, L (1, 1) (6, PH) (7, 1)		x 0-0 4-3	x 0-0 6-3		x 0-0 FC6-4 1-2f			S S S S 0-3 K		2	0	0	0	0	0	1
Cito Gaston, R OBP: 0.258, SLG: 0.298 (9, PH)										1	0	0	0	0	0	2
										0	0	0	0	0	0	0
										1	0	0	0	0	1	0

Inning Stats	R: 0 E: 0 K: 0 S: 2	H: 0 LOB: 1 BB: 1 P: 7	R: 0 E: 0 K: 1 S: 5	H: 0 LOB: 0 BB: 0 P: 5	R: 1 E: 0 K: 0 S: 5	H: 2 LOB: 3 BB: 2 P: 13	R: 0 E: 0 K: 2 S: 8	H: 1 LOB: 1 BB: 0 P: 8	R: 0 E: 0 K: 0 S: 4	H: 1 LOB: 1 BB: 0 P: 4	R: 0 E: 0 K: 1 S: 6	H: 0 LOB: 2 BB: 1 P: 10	R: 0 E: 0 K: 0 S: 3	H: 0 LOB: 0 BB: 0 P: 3	R: 0 E: 0 K: 0 S: 4	H: 1 LOB: 1 BB: 0 P: 4	R: 0 E: 0 K: 1 S: 5	H: 0 LOB: 0 BB: 0 P: 5	1B: 4 2B: 2 3B: 0 HR: 0	SF: 0 SAC: 0 DP: 0 HBP: 1
--------------	------------------------------	---------------------------------	------------------------------	---------------------------------	------------------------------	----------------------------------	------------------------------	---------------------------------	------------------------------	---------------------------------	------------------------------	----------------------------------	------------------------------	---------------------------------	------------------------------	---------------------------------	------------------------------	---------------------------------	----------------------------------	------------------------------------

PITCHER	IP	WLS	BF	H	R	ER	SO	BB	IBB	HBP	BLK	WP	HR	S	P	ERA	WHIP
Roger Nelson, R ERA: 2.81 (1, 1)	9.0	W	37	6	1	1	5	4	0	1	0	1	0	42	59	1.00	1.111

**BOTTOM**

**Cincinnati Reds @ San Diego Padres**  
**San Diego Stadium, San Diego, CA**  
 Sun May 26 1974, 6:33 AM EDT  
 Att. 13,501 - Unknown

AB	32
R	1
H	6
RBI	1
BB	4
SO	5
LOB	16



WP: 1 PB: 0 SB: 1 CS: 1	PA: 37
----------------------------------	--------

Batter	1	2	3	4	5	6	7	8	9	AB R H RBI BB SO LOB	TOP									
Derrel Thomas, S (1, 4) OBP: 0.343, SLG: 0.391	0-0 6-3			0-0 L3			0-3 K		0-0 2B	4 0 1 0 0 1 0	<b>San Diego Padres @ Pittsburgh Pirates</b> Three Rivers Stadium, Pittsburgh, PA Mon May 27 1974, 3:33 AM EDT Unknown <a href="http://livebaseballscorecards.com">livebaseballscorecards.com</a>									
Enzo Hernandez, R (1, 6) OBP: 0.269, SLG: 0.279	0-0 6-3			0-0 P4-3			0-0 6-3		0-0 G1	4 0 0 0 0 0 3										
Dave Winfield, R (1, 7) OBP: 0.311, SLG: 0.438	0-0 F8			0-0 P4-3			0-0 6-3			3 0 0 0 0 0 0										
Nate Colbert, R (1, 3) OBP: 0.309, SLG: 0.383		0-3 K		0-3 K				0-0 F8		3 0 0 0 0 2 0										
Cito Gaston, R (1, 9) OBP: 0.250, SLG: 0.287		0-3 K		0-0 F3				0-0 P4-3		3 0 0 0 0 1 0										
Johnny Grubb, L (1, 8) OBP: 0.364, SLG: 0.383		0-0 L8		0-0 P3-4-1				0-0 P4-3		3 0 0 0 0 0 0										
Fred Kendall, R (1, 2) OBP: 0.298, SLG: 0.340			0-0 F6			0-0 6-3			FC5-4 1B	3 0 1 0 0 0 0										
Dave Roberts, R (1, 5) OBP: 0.270, SLG: 0.239			0-0 6-3			0-0 F7			L9	3 0 0 0 0 0 1										
Randy Jones, R (1, 1) OBP: 0.217, SLG: 0.227 Vicente Romo, R (8, 1) Glenn Beckert, R (9, PH) OBP: 0.436, SLG: 0.371 Rod Gaspar, S (9, PR)			0-0 1-6-3			0-0 G3			FC5-4 2B 1-2f	2 0 0 0 0 0 0 0 0 0 0 0 0 0 1 0 0 0 0 0 1 0 0 0 0 0 0 0										
<b>Inning Stats</b>	R: 0 E: 0 K: 0 S: 3	H: 0 LOB: 0 BB: 0 P: 3	R: 0 E: 0 K: 2 S: 7	H: 0 LOB: 0 BB: 0 P: 7	R: 0 E: 0 K: 0 S: 3	H: 0 LOB: 0 BB: 0 P: 3	R: 0 E: 0 K: 1 S: 5	H: 0 LOB: 0 BB: 0 P: 5	R: 0 E: 0 K: 1 S: 5	H: 0 LOB: 0 BB: 0 P: 5	R: 0 E: 0 K: 0 S: 3	H: 0 LOB: 0 BB: 0 P: 3	R: 0 E: 0 K: 0 S: 5	H: 0 LOB: 0 BB: 0 P: 3	R: 0 E: 0 K: 0 S: 5	H: 2 LOB: 3 BB: 0 P: 5	1B: 1 2B: 1 3B: 0 HR: 0	SF: 0 SAC: 0 DP: 0 HBP: 0	WP: 0 PB: 0 SB: 0 CS: 0	PA: 29
<b>PITCHER</b> Ken Brett, L (1, 1) ERA: 3.02	IP 9.0 WLS W BF 29 H 2 R 0 ER 0 SO 4 BB 0 IBB 0 HBP 0 BLK 0 WP 0 HR 0 S 37 P 37 ERA 0.00 WHIP 0.222											<b>PITCHER</b>	IP WLS BF H R ER SO BB IBB HBP BLK WP HR S P ERA WHIP							

AB	29
R	0
H	2
RBI	0
BB	0
SO	4
LOB	5



Batter	1	2	3	4	5	6	7	8	9
Frank Taveras, R (1, 6) OBP: 0.295, SLG: 0.276	0-0 4-3		0-0 6-3			0-0 6-3		0-0 B5	
Rennie Stennett, R (1, 9) OBP: 0.346, SLG: 0.418	0-0 L7			0-0 4-3		0-0 5-3		0-0 BB 2B	
Ed Kirkpatrick, L (1, 8) OBP: 0.438, SLG: 0.324	0-0 F7			4-0 FC6-4 BB		0-3 K		4-0 BB 2B IBB	
Richie Zisk, R (1, 7) OBP: 0.403, SLG: 0.477		0-0 HR		0-0 FC6-4 FC6-4 1-2f		0-3 K		4-0 1-2 2B BB	
Bob Robertson, R (1, 3) OBP: 0.212, SLG: 0.298		0-0 F8		0-0 FC6-4 1-2f		0-0 6-3		0-0 1-H 2B	
Kurt Bevacqua, R (1, 5)		0-0 6-3			0-0 G2		0-0 1-3	0-3 K	
Paul Popovich, S (1, 4) OBP: 0.192, SLG: 0.200		0-0 P8			0-0 1B			0-0 FC1 1B 2B	
Mike Ryan, R (1, 2) OBP: 0.211, SLG: 0.063			0-0 6-3		0-3 K			0-0 FC1 1B 2B	
Ken Brett, L (1, 1) OBP: 0.435, SLG: 0.773			0-0 3-1		0-0 L9			0-0 2B BB 1B	

Inning Stats	R: 0	H: 0	E: 0	K: 0	S: 3	R: 1	H: 1	E: 0	K: 0	S: 4	R: 0	H: 0	E: 0	K: 0	S: 3	R: 0	H: 0	E: 0	K: 1	S: 6	R: 0	H: 0	E: 0	K: 1	S: 5	R: 0	H: 0	E: 0	K: 1	S: 5	R: 5	H: 4	E: 0	K: 1	S: 9	R: 1	H: 1	E: 0	K: 1	S: 3
	LOB: 0	BB: 0	LOB: 0	BB: 0	P: 3	LOB: 0	BB: 0	LOB: 0	BB: 0	P: 4	LOB: 1	BB: 1	LOB: 1	BB: 0	P: 7	LOB: 0	BB: 0	LOB: 0	BB: 0	P: 6	LOB: 0	BB: 0	LOB: 0	BB: 0	P: 5	LOB: 0	BB: 0	LOB: 1	BB: 2	SF: 0	SAC: 0	DP: 0	HBP: 0	1B: 2	2B: 3	3B: 0	HR: 1			

PITCHER	IP	WLS	BF	H	R	ER	SO	BB	IBB	HBP	BLK	WP	HR	S	P	ERA	WHIP
Randy Jones, L (1, 1) ERA: 5.65	7.0	L	27	4	4	4	3	1	0	0	0	0	1	32	36	5.14	0.714
Vicente Romo, R (8, 1) ERA: 2.75	1.0		6	2	2	2	1	1	1	0	0	0	0	6	14	18.00	3.000

**BOTTOM**

San Diego Padres @ Pittsburgh Pirates  
 Three Rivers Stadium, Pittsburgh, PA  
 Mon May 27 1974, 3:33 AM EDT  
 Unknown

AB	R	H	RBI	BB	SO	LOB
4	0	0	0	0	0	2
4	1	1	1	0	0	0
2	1	0	0	2	1	0
3	1	1	2	1	1	1
4	0	1	2	0	0	1
4	0	0	0	0	1	1
3	1	2	0	0	0	0
3	1	0	0	0	1	2
3	1	1	1	0	0	1

AB	30
R	6
H	6
RBI	6
BB	3
SO	4
LOB	8



WP	PA
0	33

WP	HR	S	P	ERA	WHIP
0	0	0	0	0	0

Batter	1	2	3	4	5	6	7	8	9	AB R H RBI BB SO LOB	TOP																									
<b>Bobby Tolan, L</b> OBP: 0.346, SLG: 0.358 (1, 8) (6, 9)	0-0 HR	0-0 1B		4-0 BB		0-0 P4-3		0-0 SF7	0-0 F5	4 1 2 2 1 0 2																										
<b>Enzo Hernandez, R</b> OBP: 0.278, SLG: 0.288 (1, 6)	0-0 S 1B	0-0 P6-4-3 1B		0-0 6-3			0-0 6-3	0-0 S 1B		5 1 3 0 0 0 1																										
<b>Matty Alou, L</b> OBP: 0.253, SLG: 0.257 (1, 3)	0-0 L9	0-0 P6-4-3			0-0 1B 2B		0-0 L9	4-0 1-2 IBB		4 1 1 0 1 0 3																										
<b>Dave Winfield, R</b> OBP: 0.314, SLG: 0.429 (1, 7)	4-0 E BB		0-3 K		0-3 K		4-0 S BB	0-0 3-1		3 0 0 0 2 2 3																										
<b>Johnny Grubb, L</b> OBP: 0.371, SLG: 0.409 (1, 5) (6, 8)	0-0 E7		0-0 1B		0-0 1B		0-0 P4-3		0-0 HR	5 1 3 2 0 0 2																										
<b>Cito Gaston, R</b> OBP: 0.242, SLG: 0.278 <b>Dave Roberts, R</b> OBP: 0.273, SLG: 0.243 (1, 9) (6, 5)	0-3 K		0-3 K		0-3 K			0-0 1B 2B 1B	0-3 K	3 0 0 0 0 3 4 2 1 1 0 0 1 0																										
<b>Derrel Thomas, S</b> OBP: 0.349, SLG: 0.390 (1, 4)	4-0 IBB		0-0 P4-3		0-0 F8			0-0 2B 1-2 P4-3 1B	1-0 S HBP	3 1 1 0 1 0 2																										
<b>Bob Barton, R</b> OBP: 0.310, SLG: 0.243 <b>Fred Kendall, R</b> OBP: 0.301, SLG: 0.348 (1, 2) (8, PH) (8, 2)	0-0 1-3			0-0 L8		0-3 K		0-0 P4-3 SF7 2B	0-0 F8	3 0 0 0 0 1 3 2 1 1 1 0 0 1																										
<b>Dan Spillner, R</b> <b>Larry Hardy, R</b> <b>Dave Tomlin, L</b> <b>Mike Corkins, R</b> <b>Nate Colbert, R</b> <b>Jim McAndrew, R</b> (1, 1) (7, 1) (7, 1) (7, 1) (8, PH) (8, 1)		0-3 K		0-0 P4-3		0-3 K		0-0 P4-3	4-0 BB	3 0 0 0 0 0 2 0 1 0 0 1 0 0 0 1 0 0 0 0 0 1 0 0																										
<b>Inning Stats</b>	R: 2 E: 1 K: 1 S: 8	H: 2 LOB: 3 BB: 2 P: 16	R: 0 E: 0 K: 1 S: 6	H: 2 LOB: 1 BB: 0 P: 6	R: 0 E: 0 K: 2 S: 8	H: 1 LOB: 1 BB: 0 P: 8	R: 0 E: 0 K: 0 S: 3	H: 0 LOB: 1 BB: 1 P: 7	R: 1 E: 0 K: 2 S: 9	H: 2 LOB: 1 BB: 0 P: 9	R: 0 E: 0 K: 2 S: 7	H: 0 LOB: 0 BB: 0 P: 7	R: 0 E: 0 K: 0 S: 3	H: 0 LOB: 1 BB: 1 P: 7	R: 3 E: 0 K: 0 S: 7	H: 4 LOB: 2 BB: 1 P: 11	R: 1 E: 0 K: 1 S: 6	H: 1 LOB: 2 BB: 1 P: 11	1B: 8 2B: 2 3B: 0 HR: 2	SF: 1 SAC: 0 DP: 1 HBP: 1	WP: 0 PB: 0 SB: 4 CS: 0	PA: 46														
<b>PITCHER</b>	IP WLS BF H R ER SO BB IBB HBP BLK WP HR S P ERA WHIP																																			
<b>Bruce Kison, R</b> ERA: 2.91 (1, 1)	7.0		32	7	3	2	8	3	1	0	0	0	1	44	60	2.57	1.429																			
<b>Ramon Hernandez, L</b> ERA: 2.84 (8, 1)	0.0		2	2	2	2	0	0	0	0	0	0	0	2	2	∞	∞																			
<b>Kent Tekulve, R</b> ERA: 4.15 (8, 1)	2.0	W	12	3	2	2	1	1	1	1	0	0	1	11	20	9.00	2.000																			

San Diego Padres @ Pittsburgh Pirates  
Three Rivers Stadium, Pittsburgh, PA  
Mon May 27 1974, 3:38 AM EDT  
Att: 15,367 - Unknown

AB	38
R	7
H	12
RBI	6
BB	6
SO	9
LOB	22





**BOTTOM**

**San Diego Padres @ Pittsburgh Pirates**  
 Three Rivers Stadium, Pittsburgh, PA

Mon May 27 1974, 3:38 AM EDT  
 Att. 15,367 - Unknown

[livebaseballscorecards.com](http://livebaseballscorecards.com)

<b>AB</b>	<b>37</b>
<b>R</b>	<b>8</b>
<b>H</b>	<b>13</b>
<b>RBI</b>	<b>8</b>
<b>BB</b>	<b>1</b>
<b>SO</b>	<b>4</b>
<b>LOB</b>	<b>14</b>



WP:	0	PA:	39
PB:	0		
SB:	0		
CS:	1		

Batter	1	2	3	4	5	6	7	8	9	AB	R	H	RBI	BB	SO	LOB						
Rennie Stennett, R OBP: 0.347, SLG: 0.418 (1, 9)	0-0 1-3 ①		0-0 CS 1B		0-0 L8 ②		0-0 P3 ①		0-0 HR 1B	5	1	2	0	0	0	3						
Ed Kirkpatrick, L OBP: 0.434, SLG: 0.333 (1, 8)	0-0 F8 ②		0-0 1-2 1B ②		0-0 F4 ③		0-0 2-3 2B 1B		0-3 K ②	5	1	2	0	0	1	3						
Richie Hebner, L OBP: 0.360, SLG: 0.503 (1, 5)	0-0 L8 ③		0-0 F9 ③			0-0 4-3 ①	0-0 F5 ②		0-0 1-H HR	5	1	1	2	0	0	4						
Richie Zisk, R OBP: 0.406, SLG: 0.487 (1, 7)		0-0 2B SF7 1B ①		0-3 K ①		0-0 F3 ②	0-0 1-H 2B			4	1	2	2	0	1	0						
Bob Robertson, R OBP: 0.214, SLG: 0.314 (1, 3)		0-0 1-3 2B ①		0-3 K ②		0-0 L8 ③	0-0 6-3 ③			4	0	1	0	0	1	1						
Manny Sanguillen, R OBP: 0.275, SLG: 0.358 (1, 2)		0-0 G3 ①		0-0 4-3 ③			0-0 1B 3B 1B	0-0 6-3 ①		4	1	1	0	0	0	2						
Paul Popovich, S OBP: 0.200, SLG: 0.214 (1, 4)		0-0 SF7 ②			0-0 P9 ①		0-0 1-3 3B 1B	0-0 P4-3 ②		3	1	1	1	0	0	0						
Frank Taveras, R OBP: 0.299, SLG: 0.292 (1, 6)		0-0 3-H 1-3 ③			0-0 L8 2B		0-0 1-H 2B 3B	0-0 L7 ③		2	0	1	0	0	0	1						
Ken Brett, L (7, PH) OBP: 0.458, SLG: 0.870 (8, 6)					0-0 L8 2B		0-0 1-H 2B 3B			1	1	1	2	0	0	0						
Mario Mendoza, R OBP: 0.318, SLG: 0.300 (8, 6)					0-0 BB		0-0 3-H 1B 2B 2B			1	0	0	0	0	0	0						
Bruce Kison, R (1, 1) Al Oliver, L (7, PH) Dook Ellis, S (7, PR) Ramon Hernandez, S (8, 1) Kent Tekulve, R (8, 1) Willie Stargell, L (9, PH) OBP: 0.364, SLG: 0.482			0-3 K ①		0-0 BB ①				0-0 F7 ①	1	0	0	0	1	1	0						
<b>Inning Stats</b>	R: 0 H: 0 E: 0 K: 3 S: 3	H: 0 LOB: 0 BB: 0 P: 3	R: 1 H: 2 E: 0 K: 0 S: 5	H: 2 LOB: 1 BB: 0 P: 5	R: 0 H: 2 E: 0 K: 1 S: 6	H: 2 LOB: 1 BB: 0 P: 6	R: 0 H: 0 E: 0 K: 2 S: 7	H: 0 LOB: 0 BB: 0 P: 7	R: 0 H: 1 E: 0 K: 0 S: 4	H: 1 LOB: 2 BB: 1 P: 8	R: 0 H: 0 E: 0 K: 0 S: 3	H: 0 LOB: 0 BB: 0 P: 3	R: 5 H: 6 E: 0 K: 0 S: 9	H: 6 LOB: 1 BB: 0 P: 9	R: 0 H: 0 E: 0 K: 0 S: 3	H: 0 LOB: 0 BB: 0 P: 3	R: 2 H: 2 E: 0 K: 1 S: 6	H: 2 LOB: 0 BB: 0 P: 6	1B: 7 2B: 4 3B: 1 HR: 1	SF: 1 SAC: 0 DP: 0 HBP: 0	WP: 0 PB: 0 SB: 0 CS: 1	PA: 39

PITCHER	IP	WLS	BF	H	R	ER	SO	BB	IBB	HBP	BLK	WP	HR	S	P	ERA	WHIP
Dan Spillner, R ERA: 9.39 (1, 1)	6.0		26	8	4	4	3	1	0	0	0	0	0	31	35	6.00	1.500
Larry Hardy, R ERA: 4.06 (7, 1)	0.1		2	1	0	0	0	0	0	0	0	0	2	2	0.00	3.000	
Dave Tomlin, L ERA: 5.63 (7, 1)	0.1		2	1	0	0	0	0	0	0	0	0	2	2	0.00	3.000	
Mike Corkins, R ERA: 4.73 (7, 1)	0.1		2	1	2	2	0	0	0	0	0	0	2	2	54.00	3.000	
Jim McAndrew, R ERA: 5.18 (8, 1)	1.2	L	7	2	2	2	1	0	0	0	0	0	1	9	9	10.80	1.200

Batter	1	2	3	4	5	6	7	8	9	AB R H RBI BB SO LOB	TOP											
<b>Derrel Thomas, S</b> OBP: 0.341, SLG: 0.380 (1, 4) X	0-0 F8		0-3 K		X 0-0 FC6-4		X 0-0 6-3		0-3 K	5 0 0 0 0 2 2	<b>San Diego Padres @ Pittsburgh Pirates</b> Three Rivers Stadium, Pittsburgh, PA Wed May 29 1974, 7:05 PM EDT Att. 4,534 - Unknown <a href="http://livebaseballscorecards.com">livebaseballscorecards.com</a>											
<b>Enzo Hernandez, R</b> OBP: 0.272, SLG: 0.282 (1, 6) X	0-0 L9		X 0-0 F8		X 0-0 F8		X 0-0 F2			4 0 0 0 0 0 1												
<b>Willie McCovey, L</b> OBP: 0.400, SLG: 0.393 (1, 3) B B B	4-0 1B E BB		X 0-0 3-1			4-0 HR BB		X 0-0 4-3		2 1 0 0 2 0 0												
<b>Nate Colbert, R</b> OBP: 0.312, SLG: 0.411 (1, 7) X	0-0 E6 1B			X 0-0 HR		X 0-0 F8		X 0-0 F8 2B		4 1 2 1 0 0 2												
<b>Cito Gaston, R</b> OBP: 0.253, SLG: 0.319 (1, 9) X	0-0 1-2 2-3 1B			X 0-0 6-3		X 0-0 1-H HR		X 0-0 F8 2-3		4 1 2 2 0 0 1												
<b>Dave Winfield, R</b> OBP: 0.307, SLG: 0.419 (1, 8) X	0-0 4-3			X 0-0 F7		X 0-0 E6 FC5-4		X 0-0 6-3		4 0 0 0 0 0 4												
<b>Dave Roberts, R</b> OBP: 0.266, SLG: 0.236 (1, 5) X		X 0-0 F8		X 0-0 F8		X 0-0 FC5-4		S 0-3 K		4 0 0 0 0 1 1												
<b>Bob Barton, R</b> OBP: 0.304, SLG: 0.244 (1, 2) X		0-3 K			X 0-0 E5 FC1-6		X 0-0 F8		X 0-0 1B	4 0 1 0 0 1 1												
<b>Larry Hardy, R</b> (1, 1) <b>Dave Tomlin, L</b> (4, 1) <b>Jim McAndrew, R</b> OBP: 0.250, SLG: 0.143 (5, 1) <b>Glenn Beckert, R</b> OBP: 0.425, SLG: 0.361 (7, PH) <b>Dave Freisleben, R</b> OBP: 0.214, SLG: 0.167 (7, 1) <b>Fred Kendall, R</b> OBP: 0.299, SLG: 0.346 (9, PH)		X 0-0 G3			X 0-0 FC1-6 FC6-4		X 0-0 6-3		X 0-0 F7	1 0 0 0 0 0 0 0 1 0 0 0 0 0 0 1 0 0 0 0 0 0 0 0 1 0 0 0 0 0 0 0 0 0 0 0 0 0 0 0 1 0 0 0 0 0 0 1												
<b>Inning Stats</b>	R: 0 E: 1 K: 0 S: 5	H: 1 LOB: 3 BB: 1 P: 9	R: 0 E: 0 K: 1 S: 5	H: 0 LOB: 0 BB: 0 P: 5	R: 0 E: 0 K: 1 S: 5	H: 0 LOB: 0 BB: 0 P: 5	R: 1 E: 0 K: 0 S: 4	H: 1 LOB: 0 BB: 0 P: 4	R: 0 E: 1 K: 0 S: 4	H: 0 LOB: 1 BB: 0 P: 4	R: 2 E: 1 K: 0 S: 5	H: 1 LOB: 1 BB: 1 P: 9	R: 0 E: 0 K: 0 S: 3	H: 0 LOB: 0 BB: 0 P: 3	R: 0 E: 0 K: 2 S: 4	H: 1 LOB: 1 BB: 0 P: 4	R: 0 E: 0 K: 2 S: 8	H: 1 LOB: 1 BB: 0 P: 8	1B: 2 2B: 1 3B: 0 HR: 2	SF: 0 SAC: 0 DP: 0 HBP: 0	WP: 0 PB: 0 SB: 0 CS: 0	PA: 37
<b>PITCHER</b> <b>Jerry Reuss, L</b> ERA: 4.48 (1, 1)	IP 9.0 WLS W BF 37 H 5 R 3 ER 3 SO 4 BB 2 IBB 0 HBP 0 BLK 0 WP 0 HR 2 S 43 P 51 ERA 3.00 WHIP 0.778																					

**San Diego Padres @ Pittsburgh Pirates**  
 Three Rivers Stadium, Pittsburgh, PA  
 Wed May 29 1974, 7:05 PM EDT  
 Att. 4,534 - Unknown

AB 35  
 R 3  
 H 5  
 RBI 3  
 BB 2  
 SO 4  
 LOB 14



Batter	1	2	3	4	5	6	7	8	9	AB	R	H	RBI	BB	SO	LOB
<b>Rennie Stennett, R</b> (1, 4) OBP: 0.344, SLG: 0.409	0-3 K		0-0 5-3	4-0 G6-3 IBB	0-0 F8		0-0 F8			4	0	0	0	1	1	2
<b>Richie Hebner, L</b> (1, 5) OBP: 0.355, SLG: 0.506	0-0 L3		0-0 SF8 3B	0-0 G6-3 1-2f		0-0 F8	0-0 F5			5	1	1	0	0	0	3
<b>Al Oliver, L</b> (1, 8) OBP: 0.295, SLG: 0.475	0-0 F8		0-0 SF8		0-0 4-3 1B 2B	0-0 1B 3B		0-0 F7		4	2	2	1	0	0	0
<b>Willie Stargell, L</b> (1, 7) OBP: 0.371, SLG: 0.490		0-0 1B 2B	4-0 1B E BB		0-0 4-3 2-3	0-0 HR 1B		0-3 K		4	3	2	1	1	1	1
<b>Richie Zisk, R</b> (1, 9) OBP: 0.413, SLG: 0.487		0-0 HR 1B	0-0 E8 1B		4-0 E 1B BB	0-3 K		0-3 K		4	2	2	1	1	2	1
<b>Bob Robertson, R</b> (1, 3) OBP: 0.250, SLG: 0.455		0-0 HR	0-0 L6		0-0 1-2 3-H 1B 1B	0-0 1-H HR				4	3	3	5	0	0	1
<b>Manny Sanguillen, R</b> (1, 2) OBP: 0.275, SLG: 0.355		0-0 4-3		0-0 SH3-4 E 1B	0-0 E4 WP 4-3 1B	0-0 F8				4	2	1	0	0	0	2
<b>Frank Taveras, R</b> (1, 6) OBP: 0.320, SLG: 0.308		4-0 CS BB		0-0 SH3-4 1-2	0-0 4-3 1B		0-0 4-3 1B			2	0	2	2	1	0	0
<b>Jerry Reuss, L</b> (1, 1) OBP: 0.250, SLG: 0.143		0-0 G3		0-0 E3 2-H 1B	0-0 4-3		0-0 4-3			4	0	1	2	0	0	3

Inning Stats	R: 0	H: 0	E: 0	K: 1	S: 5	LOB: 0	BB: 0	P: 5	R: 3	H: 3	E: 0	K: 0	S: 5	LOB: 0	BB: 1	P: 9	R: 2	H: 2	E: 1	K: 0	S: 5	LOB: 1	BB: 1	P: 9	R: 1	H: 2	E: 1	K: 0	S: 4	LOB: 1	BB: 1	P: 11	R: 3	H: 3	E: 0	K: 1	S: 8	LOB: 0	BB: 0	P: 8	R: 0	H: 1	E: 0	K: 0	S: 4	LOB: 1	BB: 0	P: 4	R: 0	H: 0	E: 0	K: 2	S: 7	LOB: 0	BB: 0	P: 7
--------------	------	------	------	------	------	--------	-------	------	------	------	------	------	------	--------	-------	------	------	------	------	------	------	--------	-------	------	------	------	------	------	------	--------	-------	-------	------	------	------	------	------	--------	-------	------	------	------	------	------	------	--------	-------	------	------	------	------	------	------	--------	-------	------

**BOTTOM**

**San Diego Padres @ Pittsburgh Pirates**  
**Three Rivers Stadium, Pittsburgh, PA**  
 Wed May 29 1974, 7:05 PM EDT  
 Att. 4,534 - Unknown

<b>AB</b>	<b>35</b>
<b>R</b>	<b>13</b>
<b>H</b>	<b>14</b>
<b>RBI</b>	<b>12</b>
<b>BB</b>	<b>4</b>
<b>SO</b>	<b>4</b>
<b>LOB</b>	<b>13</b>



PITCHER	IP	WLS	BF	H	R	ER	SO	BB	IBB	HBP	BLK	WP	HR	S	P	ERA	WHIP
<b>Larry Hardy, R</b> (1, 1) ERA: 4.98	3.1	L	18	7	6	5	1	2	0	0	0	0	1	18	26	13.50	2.700
<b>Dave Tomlin, L</b> (4, 1) ERA: 6.88	1.0		7	2	4	3	0	1	1	0	0	0	0	5	13	27.00	3.000
<b>Jim McAndrew, R</b> (5, 1) ERA: 5.62	1.2		9	4	3	3	1	0	0	0	0	1	1	11	11	16.20	2.400
<b>Dave Freisleben, R</b> (7, 1) ERA: 3.83	2.0		7	1	0	0	2	0	0	0	0	0	0	11	11	0.00	0.500

Batter	1	2	3	4	5	6	7	8	9	AB R H RBI BB SO LOB	TOP	
Bobby Tolan, L (1, 9) OBP: 0.338, SLG: 0.348	0-0 4-3		0-0 4-3			0-0 4-3			0-0 4-3	4 0 0 0 0 0 1		
Enzo Hernandez, R (1, 6) Cito Gaston, R (9, PH) OBP: 0.268, SLG: 0.277 OBP: 0.250, SLG: 0.316	0-3 K			0-0 6-3		0-0 F8			0-0 P6	3 0 0 0 0 1 0 1 0 0 0 0 0 0		
Nate Colbert, R (1, 7) OBP: 0.310, SLG: 0.403	0-3 K			0-3 K		0-0 F7			4-0 1B BB	3 0 0 0 1 2 0		
Willie McCovey, L (1, 3) Mike Corkins, R (9, PR) OBP: 0.403, SLG: 0.397		0-0 1B		0-0 F5			0-0 F9		0-0 1B	4 0 2 0 0 0 0 0 0 0 0 0 0 0		
Johnny Grubb, L (1, 8) OBP: 0.368, SLG: 0.405		0-0 G6-4-3			0-0 1B S 1B		0-0 4-3		0-0 1-3	4 0 1 0 0 0 3		
Derrel Thomas, S (1, 4) (8, 5) OBP: 0.336, SLG: 0.375		0-0 L4			0-0 P6		0-3 K			3 0 0 0 0 1 1		
Fred Kendall, R (1, 2) OBP: 0.305, SLG: 0.348			0-0 1B		4-0 1B BB			0-0 F8		2 0 1 0 1 0 0		
Dave Roberts, R (1, 5) Horace Clarke, S (8, PH) OBP: 0.269, SLG: 0.239 OBP: 0.288, SLG: 0.250			0-0 F8		0-0 G6-4-3 1B			0-0 4-3		2 0 1 0 0 0 1 1 0 0 0 0 0 0		
Steve Arlin, R (1, 1) Dave Tomlin, L (6, 1) Dan Spillner, R (6, 1) Matty Alou, L (8, PH) Larry Hardy, R (8, 1) OBP: 0.118, SLG: 0.176			0-3 K		0-0 G6-4-3			0-0 F9		2 0 0 0 0 1 4 0 0 0 0 0 0 0 0 0 0 0 0 0 0 1 0 0 0 0 0 0 0 0 0 0 0 0 0		
<b>Inning Stats</b>	R: 0 E: 0 K: 2 S: 7 H: 0 LOB: 0 BB: 0 P: 7	R: 0 E: 0 K: 0 S: 3 H: 1 LOB: 0 BB: 0 P: 3	R: 0 E: 0 K: 1 S: 6 H: 1 LOB: 1 BB: 0 P: 6	R: 0 E: 0 K: 1 S: 5 H: 0 LOB: 0 BB: 0 P: 5	R: 0 E: 0 K: 0 S: 4 H: 2 LOB: 2 BB: 1 P: 8	R: 0 E: 0 K: 0 S: 3 H: 0 LOB: 0 BB: 0 P: 3	R: 0 E: 0 K: 1 S: 5 H: 0 LOB: 0 BB: 0 P: 5	R: 0 E: 0 K: 0 S: 3 H: 0 LOB: 0 BB: 0 P: 3	R: 0 E: 0 K: 0 S: 4 H: 1 LOB: 2 BB: 1 P: 8	1B: 5 2B: 0 3B: 0 HR: 0 SF: 0 SAC: 0 DP: 2 HBP: 0	WP: 0 PB: 0 SB: 1 CS: 0 PA: 32	
<b>PITCHER</b> Sonny Siebert, R (1, 1) ERA: 2.22	IP: 9.0 WLS: W BF: 32 H: 5 R: 0 ER: 0 SO: 5 BB: 2 IBB: 0 HBP: 0 BLK: 0 WP: 0 HR: 0 S: 40 P: 48 ERA: 0.00 WHIP: 0.778											<b>PITCHER</b> IP: WLS: BF: H: R: ER: SO: BB: IBB: HBP: BLK: WP: HR: S: P: ERA: WHIP

**San Diego Padres @ St. Louis Cardinals**  
 Busch Stadium, St. Louis, MO  
 Fri May 31 1974, 7:05 PM CDT  
 Att: 11,245 - Unknown

AB	30
R	0
H	5
RBI	0
BB	2
SO	5
LOB	10





Batter	1	2	3	4	5	6	7	8	9	AB R H RBI BB SO LOB	TOP	
Horace Clarke, S (1, 4) OBP: 0.268, SLG: 0.231	0-0 4-3		0-0 F7			0-0 G3			0-0 1-3	4 0 0 0 0 0 1	<b>San Diego Padres @ St. Louis Cardinals</b> Busch Stadium, St. Louis, MO Sat Jun 01 1974, 7:05 PM CDT Att. 47,094 - Unknown <a href="http://livebaseballscorecards.com">livebaseballscorecards.com</a>	
Bobby Tolan, L (1, 9) OBP: 0.335, SLG: 0.352	0-0 2B		0-0 P6			0-3 K			0-0 F7	4 0 1 0 0 1 1		
Matty Alou, L (1, 7) OBP: 0.238, SLG: 0.240	0-3 K				0-0 F7				0-0 G3	4 0 0 0 0 1 1		
Willie McCovey, L (1, 3) OBP: 0.395, SLG: 0.387	0-0 4-1				0-0 F7				0-0 4-3	3 0 0 0 0 0 1		
Johnny Grubb, L (1, 8) OBP: 0.362, SLG: 0.398		0-0 4-3			0-0 4-3				0-0 F8	3 0 0 0 0 0 0		
Derrel Thomas, S (1, 5) OBP: 0.332, SLG: 0.370		0-0 6-3			0-0 1-3				0-0 1-3	3 0 0 0 0 0 0		
Fred Kendall, R (1, 2) OBP: 0.306, SLG: 0.348		0-0 F5			0-0 1B				0-0 F8	3 0 1 0 0 0 0		
Enzo Hernandez, R (1, 6) OBP: 0.270, SLG: 0.280 Dave Winfield, R (8, PH) OBP: 0.305, SLG: 0.416 Rich Morales, R (8, 6) OBP: 0.375, SLG: 0.318			0-0 SH1-4 1B			0-0 F2			0-0 F8	2 0 1 0 0 0 1 1 0 0 0 0 0 0 0 0 0 0 0 0 0		
Randy Jones, R (1, 1) OBP: 0.208, SLG: 0.217 Nate Colbert, R (8, PH) OBP: 0.309, SLG: 0.400 Vicente Romo, R (8, 1)			0-0 SH1-4 1-2			0-0 P5			0-0 4-3	1 0 0 0 0 0 1 1 0 0 0 0 0 0 0 0 0 0 0 0 0		
<b>Inning Stats</b>	R: 0 E: 0 K: 1 S: 6 H: 1 LOB: 1 BB: 0 P: 6	R: 0 E: 0 K: 0 S: 3 H: 0 LOB: 0 BB: 0 P: 3	R: 0 E: 0 K: 0 S: 4 H: 1 LOB: 1 BB: 0 P: 4	R: 0 E: 0 K: 0 S: 3 H: 0 LOB: 0 BB: 0 P: 3	R: 0 E: 0 K: 0 S: 4 H: 1 LOB: 1 BB: 0 P: 4	R: 0 E: 0 K: 1 S: 5 H: 0 LOB: 0 BB: 0 P: 5	R: 0 E: 0 K: 0 S: 3 H: 0 LOB: 0 BB: 0 P: 3	R: 0 E: 0 K: 0 S: 3 H: 0 LOB: 0 BB: 0 P: 3	R: 0 E: 0 K: 0 S: 3 H: 0 LOB: 0 BB: 0 P: 3	1B: 2 SF: 0 2B: 1 SAC: 1 3B: 0 DP: 0 HR: 0 HBP: 0		WP: 0 PA: 30 PB: 0 SB: 0 CS: 0
PITCHER Lynn McGlothen, R (1, 1) ERA: 2.33	IP WLS BF H R ER SO BB IBB HBP BLK WP HR S P ERA WHIP	PITCHER IP WLS BF H R ER SO BB IBB HBP BLK WP HR S P ERA WHIP										

AB	29
R	0
H	3
RBI	0
BB	0
SO	2
LOB	6



Batter	1	2	3	4	5	6	7	8	9	AB	R	H	RBI	BB	SO	LOB
Bake McBride, L OBP: 0.362, SLG: 0.432 (1, 8)	0-3 K		0-0 5-3		0-0 1B		0-0 4-3			4	0	1	0	0	1	0
Ted Sizemore, R OBP: 0.369, SLG: 0.380 (1, 4)	0-0 F8		0-0 4-3		0-0 G5-2-3			0-0 1-3		4	0	0	0	0	0	3
Reggie Smith, S OBP: 0.430, SLG: 0.642 (1, 9)	0-3 K			0-0 6-3		0-0 5-3		0-0 1B WP		4	1	1	0	0	1	0
Ted Simmons, S OBP: 0.328, SLG: 0.451 (1, 2)		0-0 6-3		0-0 P4		1-0 1B HBP		0-0 1B WP		3	0	1	0	0	0	0
Joe Torre, R OBP: 0.371, SLG: 0.416 (1, 3)		0-0 6-3		0-0 6-3		0-0 F9		4-0 1B IBB		3	0	0	0	1	0	1
Luis Melendez, R OBP: 0.365, SLG: 0.458 (1, 7)		0-0 1B S			0-0 1B	0-0 FC6-4		0-0 FC6-2-5		4	2	3	0	0	0	2
Ken Reitz, R OBP: 0.350, SLG: 0.426 (1, 5)		0-0 1B			0-0 1B	1-2 1B		0-0 FC6-4		4	0	2	1	0	0	4
Mike Tyson, R OBP: 0.254, SLG: 0.256 (1, 6)		0-0 5-3			0-0 1B			0-0 1-3		3	0	1	1	0	0	1
Lynn McGlothen, L OBP: 0.280, SLG: 0.320 (1, 1)			0-3 K			0-0 F7		0-3 K		3	0	0	0	0	2	2

Inning Stats	R: 0	H: 0	E: 0	K: 2	S: 7	R: 1	H: 2	E: 0	K: 0	S: 5	R: 0	H: 0	E: 0	K: 1	S: 5	R: 0	H: 0	E: 0	K: 0	S: 3	R: 1	H: 4	E: 0	K: 0	S: 6	R: 0	H: 1	E: 0	K: 0	S: 4	R: 0	H: 0	E: 0	K: 1	S: 5	R: 1	H: 2	E: 1	K: 0	S: 5
	LOB: 0	BB: 0	BB: 0	BB: 0	BB: 0	LOB: 1	BB: 0	LOB: 0	BB: 0	LOB: 0	LOB: 0	LOB: 0	LOB: 0	LOB: 0	LOB: 0	LOB: 2	LOB: 0	LOB: 0	LOB: 0	LOB: 0	LOB: 0	LOB: 2	LOB: 0	LOB: 0	LOB: 0	LOB: 0	LOB: 0	LOB: 2	LOB: 0	LOB: 0	LOB: 0	LOB: 0	LOB: 0	LOB: 2	LOB: 2	LOB: 1	LOB: 2	LOB: 0	LOB: 0	

PITCHER	IP	WLS	BF	H	R	ER	SO	BB	IBB	HBP	BLK	WP	HR	S	P	ERA	WHIP
Randy Jones, L ERA: 5.35 (1, 1)	7.0	L	28	7	2	2	4	0	0	1	0	0	0	35	36	2.57	1.000
Vicente Romo, R ERA: 2.92 (8, 1)	1.0		6	2	1	1	0	0	1	0	0	1	0	5	9	9.00	2.000

**BOTTOM**

**San Diego Padres @ St. Louis Cardinals**  
**Busch Stadium, St. Louis, MO**  
 Sat Jun 01 1974, 7:05 PM CDT  
 Att. 47,094 - Unknown

<b>AB</b>	<b>32</b>
<b>R</b>	<b>3</b>
<b>H</b>	<b>9</b>
<b>RBI</b>	<b>2</b>
<b>BB</b>	<b>1</b>
<b>SO</b>	<b>4</b>
<b>LOB</b>	<b>13</b>



WP	PA	ERA	WHIP
1	34		

<p><b>Derrel Thomas, S</b> (1, 4) OBP: 0.339, SLG: 0.381 <b>Rich Morales, R</b> (7, 4) OBP: 0.385, SLG: 0.375</p>	<p>0-0 SH2-3 2B 1B</p>	<p>0-0 1-3 2B</p>		<p>0-0 P6</p>		<p>0-0 G3 2-H 1B</p>		<p>0-0 1B 2B</p>	<p>0-0 F7</p>	<p>4 1 3 1 0 0 2 2 1 1 0 0 0 1</p>
<p><b>Bobby Tolan, L</b> (1, 9) OBP: 0.333, SLG: 0.349</p>	<p>0-0 SH2-3 1-2</p>	<p>0-0 4-1</p>		<p>0-0 4-3</p>		<p>0-0 G3 1-2</p>		<p>0-0 1B 1B</p>		<p>4 1 1 1 0 0 3</p>
<p><b>Dave Winfield, R</b> (1, 8) OBP: 0.302, SLG: 0.416 (8, 7)</p>	<p>0-0 5-3 2-H 2B</p>		<p>0-3 K</p>		<p>0-3 K</p>	<p>0-0 P4</p>		<p>0-3 K</p>		<p>5 0 1 1 0 3 2</p>
<p><b>Nate Colbert, R</b> (1, 3) OBP: 0.317, SLG: 0.403</p>	<p>0-0 5-3 2-3</p>		<p>0-3 K</p>		<p>0-0 1B 1B</p>		<p>4-0 S 2B BB</p>	<p>0-0 1B 1B</p>		<p>4 2 2 0 1 1 1</p>
<p><b>Cito Gaston, R</b> (1, 7) OBP: 0.260, SLG: 0.316 <b>Willie McCovey, L</b> (8, PH) OBP: 0.399, SLG: 0.392 <b>Mike Coppins, R</b> (8, PR) <b>Vicente Romo, R</b> (8, 1)</p>	<p>4-0 FC6 BB</p>		<p>0-0 F9</p>		<p>0-0 1B 1B</p>		<p>0-0 F3</p>	<p>0-0 1-3 2-H 1B</p>		<p>3 0 1 0 1 0 1 1 0 1 1 0 0 0 0 0 0 0 0 0 0 0 0 0 0 0 0 0</p>
<p><b>Fred Kendall, R</b> (1, 2) OBP: 0.303, SLG: 0.343</p>	<p>0-0 FC6 1-2f</p>		<p>0-0 5-3</p>		<p>0-0 1-2 3-H 1B</p>		<p>0-3 K 1-2</p>	<p>0-0 1-3</p>		<p>5 0 1 1 0 1 5</p>
<p><b>Dave Roberts, R</b> (1, 5) OBP: 0.273, SLG: 0.252</p>		<p>0-0 F2</p>		<p>0-0 1B 1B</p>		<p>0-0 P4</p>		<p>0-0 2-H 2B</p>	<p>0-0 6-3</p>	<p>5 0 2 1 0 0 2</p>
<p><b>Enzo Hernandez, R</b> (1, 6) OBP: 0.274, SLG: 0.283</p>		<p>0-0 5-3</p>		<p>0-3 K</p>		<p>0-0 SH2-4 1B 1B</p>		<p>0-3 K</p>	<p>0-0 1B</p>	<p>5 1 2 0 0 2 2</p>
<p><b>Dave Freisleben, R</b> (1, 1) OBP: 0.313, SLG: 0.286 <b>Dave Tomlin, L</b> (6, 1) <b>Johnny Grubb, L</b> (8, PH) OBP: 0.358, SLG: 0.393 (8, 8)</p>		<p>0-0 2B 1B</p>		<p>0-0 1-2 1B</p>		<p>0-0 SH2-4 1-2</p>		<p>0-0 3-1</p>	<p>0-0 P6</p>	<p>2 0 2 0 0 0 0 0 0 0 0 0 0 0 2 0 0 0 0 0 1</p>

San Diego Padres @ St. Louis Cardinals  
Busch Stadium, St. Louis, MO  
Sun Jun 02 1974, 3:33 AM CDT  
Att. 16,652 - Unknown

AB	42
R	6
H	17
RBI	6
BB	2
SO	7
LOB	20



Inning Stats	R: 1	H: 2	R: 0	H: 2	R: 0	H: 0	R: 0	H: 2	R: 1	H: 3	R: 1	H: 1	R: 2	H: 4	R: 0	H: 1	1B: 13	SF: 0	WP: 0	PA: 46
	E: 0	LOB: 2	E: 0	LOB: 2	E: 0	LOB: 0	E: 0	LOB: 2	E: 0	LOB: 2	E: 0	LOB: 1	E: 0	LOB: 2	E: 0	LOB: 1	2B: 4	SAC: 2	PB: 0	
	K: 0	BB: 1	K: 0	BB: 0	K: 2	BB: 0	K: 1	BB: 0	K: 1	BB: 0	K: 2	BB: 1	K: 1	BB: 0	K: 0	BB: 0	3B: 0	DP: 0	SB: 1	
	S: 5	P: 9	S: 5	P: 5	S: 7	P: 7	S: 7	P: 7	S: 8	P: 8	S: 8	P: 12	S: 9	P: 9	S: 4	P: 4	HR: 0	HBP: 0	CS: 0	

PITCHER	IP	WLS	BF	H	R	ER	SO	BB	IBB	HBP	BLK	WP	HR	S	P	ERA	WHIP
<b>John Curtis, L</b> (1, 1) ERA: 5.31	5.2		29	11	3	3	4	1	0	0	0	0	0	36	40	4.76	2.118
<b>Mike Garman, R</b> (6, 1) ERA: 2.1	0.1		1	0	0	0	0	0	0	0	0	0	0	1	1	0.00	0.000
<b>Mike Thompson, R</b> (7, 1) ERA: 6.63	1.1		6	1	1	1	2	1	0	0	0	0	0	9	13	6.75	1.500
<b>Al Hrabosky, L</b> (8, 1) ERA: 4.79	0.1		4	3	1	1	1	0	0	0	0	0	0	6	6	27.00	9.000
<b>Orlando Pena, R</b> (8, 1) ERA: 1.02	0.1	W	2	1	1	1	0	0	0	0	0	0	0	2	2	27.00	3.000
PITCHER	IP	WLS	BF	H	R	ER	SO	BB	IBB	HBP	BLK	WP	HR	S	P	ERA	WHIP
<b>Rich Folkers, L</b> (9, 1) ERA: 3.26	1.0		4	1	0	0	0	0	0	0	0	0	0	4	4	0.00	1.000



BOTTOM

San Diego Padres @ St. Louis Cardinals  
Busch Stadium, St. Louis, MO  
Sun Jun 02 1974, 3:33 AM CDT  
Att. 16,652 - Unknown

livebaseballscores.com

AB 33  
R 9  
H 9  
RBI 8  
BB 6  
SO 3  
LOB 12



WP: 0 PA: 39  
PB: 1  
SB: 2  
CS: 0

AB	R	H	RBI	BB	SO	LOB
4	2	2	0	0	0	2
0	0	0	0	0	0	0
0	0	0	0	0	0	0
0	0	0	0	0	0	0
1	1	1	0	0	0	0

3	1	0	1	2	0	1
0	0	0	0	0	0	0

5	0	3	4	0	1	0
---	---	---	---	---	---	---

3	0	0	0	1	1	2
---	---	---	---	---	---	---

4	1	0	1	0	0	2
---	---	---	---	---	---	---

4	1	1	0	0	1	2
---	---	---	---	---	---	---

3	2	1	0	1	0	0
---	---	---	---	---	---	---

2	0	0	0	0	0	0
0	0	0	0	1	0	0
1	0	1	1	0	0	0

2	0	0	0	0	0	1
0	0	0	0	0	0	0
0	0	0	0	0	0	0
0	0	0	1	1	0	0
1	1	0	0	0	0	2

1B:	8	SF:	0
2B:	1	SAC:	0
3B:	0	DP:	0
HR:	0	HBP:	0

WP	HR	S	P	ERA	WHIP
0	0	0	0	0.00	0.750
0	0	0	0	0.00	4.000

Batter	1	2	3	4	5	6	7	8	9
Lou Brock, L Mike Thompson, R Al Hrabosky, R Orlando Pena, R Tom Heintzelman, R	0-0 S 1B		0-0 S 2B 1B		0-0 F8	0-0 F5 1-2 2-3 3-H		0-0 BB 1B	
Ted Sizemore, R Rich Folkers, L	4-0 1B 1-2 4-3 BB		0-0 5-3 1-2		0-0 1-3		0-0 P6	4-0 1B 1-2 2-3 3-H BB	
Reggie Smith, S	0-0 4-3 1-3 2-H 1B		0-0 2-H 2B		0-3 K		0-0 F8	0-0 1-3 2-H 3-H 1B	
Ted Simmons, S	0-3 K		4-0 BB			0-0 G3	0-0 4-3		
Bake McBride, L	0-0 4-3 1-2 3-H		0-0 F7			0-0 P6		0-0 E4 6-3 1B	
Joe Torre, R	0-0 L6			0-3 K		0-0 BB 1B BB 1B		0-0 6-3 1-2	
Ken Reitz, R		0-0 F8		0-0 5-3		0-0 BB 1B 1-2 PB 1B		4-0 FC4-6 BB IBB	
Mike Tyson, R Tim McCarver, L Luis Melendez, R		0-0 P4		0-0 E6		4-0 PB 1-2 2-3 BB		0-0 FC4-6 1-2 2-H 1B	
John Curtis, L Mike Garman, R Jose Cruz, L Jim Hickman, R Jack Heidemann, R		0-0 P5		0-0 F7		4-0 PB 1-2 2-3 3-H BB		0-0 FC4-6 BB 1B 1-2 2-3	

Inning Stats	R: 2	H: 2	E: 0	K: 1	S: 7	R: 0	H: 0	E: 0	K: 0	S: 3	R: 1	H: 2	E: 0	K: 0	S: 4	R: 0	H: 0	E: 1	K: 1	S: 6	R: 0	H: 0	E: 0	K: 1	S: 5	R: 2	H: 2	E: 0	K: 0	S: 5	R: 0	H: 0	E: 0	K: 0	S: 3	R: 4	H: 3	E: 1	K: 0	S: 6
--------------	------	------	------	------	------	------	------	------	------	------	------	------	------	------	------	------	------	------	------	------	------	------	------	------	------	------	------	------	------	------	------	------	------	------	------	------	------	------	------	------

PITCHER	IP	WLS	BF	H	R	ER	SO	BB	IBB	HBP	BLK	WP	HR	S	P	ERA	WHIP
Dave Freisleben, R	5.2		26	6	5	4	3	3	0	0	0	0	0	29	41	6.35	1.588
Dave Tomlin, L	1.1		5	0	0	0	0	1	0	0	0	0	0	4	8	0.00	0.750
Vicente Romo, R	1.0	L	8	3	4	0	0	1	1	0	0	0	0	6	14	0.00	4.000

Batter	1	2	3	4	5	6	7	8	9	AB R H RBI BB SO LOB	TOP																	
Don Kessinger, S (1, 6) OBP: 0.374, SLG: 0.350	4-0 1B BLK BB	0-0 G3		0-0 F7			4-0 BB		0-0 5-3	3 1 0 0 2 0 2																		
Vic Harris, S (1, 4) OBP: 0.296, SLG: 0.237	0-0 BLK BB 1B	4-0 1B			0-0 G3 BLK 1B		0-0 F8			3 1 2 0 1 0 1																		
Dave Rosello, R (7, 4) OBP: 0.227, SLG: 0.268	1-3 1B	BB								0 0 0 0 0 0 0																		
Billy Williams, L (1, 3) OBP: 0.400, SLG: 0.475	4-0 1B BLK 1B	0-0			0-0 G3		0-3 K			3 1 1 1 1 1 2																		
Andre Thornton, R (7, 3) OBP: 0.423, SLG: 0.652	1-2 1B	BB		1-3 2-H 1B	1-3					0 0 0 0 0 0 0																		
Rick Monday, L (1, 8) OBP: 0.406, SLG: 0.456	0-0 1B SF7 1B	0-0 F7			0-0 G1		0-3 K			4 1 1 1 0 1 3																		
Chris Ward, L (1, 7) OBP: 0.350, SLG: 0.306	0-0 CS 1B		0-0 4-3		0-0 5-3			0-0 6-3		2 0 1 1 0 0 0																		
Jim Tyrone, R (5, PH) OBP: 0.200, SLG: 0.143	1-3 3-H 1B									2 0 0 0 0 0 1																		
Jerry Morales, R (1, 9) OBP: 0.316, SLG: 0.406	0-0 SF7		0-0 CS 1B			0-0 4-3		0-0 5-3		3 0 1 1 0 0 0																		
Carmen Fanzone, R (1, 5) OBP: 0.333, SLG: 0.345	0-3 K		0-0 F9			0-0 F2			0-3 K	4 0 0 0 0 2 2																		
George Mitterwald, R (1, 2) OBP: 0.250, SLG: 0.270	1-2		0-3 K		0-0 5-3		0-0 L9		0-0 5-3	3 0 0 0 0 1 0																		
Tom Lundstedt, S (6, 2) OBP: 0.192, SLG: 0.045										1 0 0 0 0 0 0																		
Bill Bonham, R (1, 1) OBP: 0.211, SLG: 0.211		0-0		0-0 F7			0-0 6-3		0-0	3 1 1 0 0 0 0																		
Dave LaRoche, L (7, 1) OBP: 0.250, SLG: 0.500										0 0 0 0 0 0 0																		
Bill Madlock, R (9, PH) OBP: 0.379, SLG: 0.475		G3 1B								1 0 1 0 0 0 0																		
Ken Frailing, L (9, PR) OBP: 0.316, SLG: 0.316										0 0 0 0 0 0 0																		
<b>Inning Stats</b>	R: 4 E: 0 K: 1 S: 7	H: 3 LOB: 1 BB: 2 P: 15	R: 1 E: 0 K: 1 S: 7	H: 2 LOB: 2 BB: 1 P: 11	R: 0 E: 0 K: 0 S: 3	H: 1 LOB: 0 BB: 0 P: 3	R: 0 E: 0 K: 0 S: 3	H: 0 LOB: 0 BB: 0 P: 3	R: 0 E: 0 K: 1 S: 5	H: 1 LOB: 1 BB: 1 P: 9	R: 0 E: 0 K: 1 S: 5	H: 0 LOB: 0 BB: 0 P: 5	R: 0 E: 0 K: 1 S: 6	H: 1 LOB: 1 BB: 0 P: 6	1B: 8 2B: 1 3B: 0 HR: 0	SF: 1 SAC: 0 DP: 1 HBP: 0	WP: 0 PB: 0 SB: 0 CS: 2	PA: 37										
<b>PITCHER</b>	IP WLS BF H R ER SO BB IBB HBP BLK WP HR S P ERA WHIP																											
Bill Greif, R (1, 1) ERA: 6.22	0.0		5	3	4	4	0	2	0	0	1	0	0	3	11	∞	∞											
Steve Arlin, R (1, 1) ERA: 5.95	4.0		14	3	1	1	2	1	0	0	0	0	0	17	21	2.25	1.000											
Dave Tomlin, L (5, 1) ERA: 5.48	3.0		11	1	0	0	1	1	0	0	1	0	0	12	16	0.00	0.667											
Larry Hardy, R (8, 1) ERA: 4.95	1.0	W	3	0	0	0	1	0	0	0	0	0	0	5	5	0.00	0.000											
Vicente Romo, R (9, 1) ERA: 2.77	1.0	S	4	1	0	0	1	0	0	0	0	0	0	6	6	0.00	1.000											

Chicago Cubs @ San Diego Padres  
San Diego Stadium, San Diego, CA  
Tue Jun 04 1974, 10:05 PM EDT  
Att. 5,808 - Unknown

livebaseballscorecards.com

AB 32  
R 5  
H 8  
RBI 4  
BB 4  
SO 5  
LOB 11



Batter	1	2	3	4	5	6	7	8	9
Derrel Thomas, S OBP: 0.340, SLG: 0.382 (1, 4)	0-0 2B 1B		0-0 G3	0-0 1-3			0-0 E5 1B	0-0 1-3	
Bobby Tolan, L OBP: 0.337, SLG: 0.355 (1, 9)	0-0 G3 1B 2B		1-0 BB 1B HBP		0-3 K		0-0 L7		
Nate Colbert, R OBP: 0.315, SLG: 0.399 (1, 7) (8, 3)	0-3 K		0-3 K		0-3 K		0-0 BB 1B		
Willie McCovey, L OBP: 0.407, SLG: 0.422 Dave Winfield, R OBP: 0.302, SLG: 0.416 (1, 3) (7, PR) (8, 7)	0-0 G3 2-3		0-0 BB 1B		0-0 HR		4-0 BB 1B 1-2 BB		
Johnny Grubb, L OBP: 0.366, SLG: 0.398 (1, 8)	0-0 S 1B		4-0 1-2 2-3 BB		0-0 F7		0-0 1-3 2-H 1B		
Fred Kendall, R OBP: 0.296, SLG: 0.335 (1, 2)	0-0 1-3 1-2		0-0 1-3		0-0 F6		0-0 F7		
Dave Roberts, R OBP: 0.266, SLG: 0.245 (1, 5)		0-0 6-3		0-3 K		0-0 6-3		0-0 F9	
Enzo Hernandez, R OBP: 0.275, SLG: 0.284 Rich Morales, R OBP: 0.370, SLG: 0.360 (1, 6) (7, 6)		0-3 K		0-0 S 1B		0-0 4-1		0-0 F8	
Bill Greif, R OBP: 0.227, SLG: 0.056 Steve Arlin, R OBP: 0.111, SLG: 0.167 Rod Gaspar, S Dave Tomlin, L Matty Alou, L OBP: 0.236, SLG: 0.237 Larry Hardy, R Cito Gaston, R OBP: 0.267, SLG: 0.354 Vicente Romo, R (1, 1) (1, 1) (4, PH) (5, 1) (7, PH) (8, 1) (8, PH) (9, 1)		0-3 K		0-3 K		0-0 3-1		0-0 HR	

AB	R	H	RBI	BB	SO	LOB
5	2	2	0	0	0	1
3	1	1	1	0	1	1
4	1	1	1	0	3	2
3	1	2	1	1	0	1
0	0	0	0	0	0	0
3	0	2	2	1	0	0
4	0	0	0	0	0	6
4	0	0	0	0	1	0
3	0	1	0	0	1	0
1	0	0	0	0	0	0
0	0	0	0	0	0	0
1	0	0	0	0	0	0
1	0	0	0	0	0	0
0	0	0	0	0	0	0
0	0	0	0	0	0	0
1	1	1	1	0	0	0
0	0	0	0	0	0	0


**BOTTOM**

**Chicago Cubs @ San Diego Padres**  
San Diego Stadium, San Diego, CA

Tue Jun 04 1974, 10:05 PM EDT  
Att. 5,808 - Unknown

livebaseballscorecards.com

AB	34
R	6
H	10
RBI	6
BB	2
SO	8
LOB	12



Inning Stats	R	H	E	K	S	P	R	H	E	K	S	P	R	H	E	K	S	P	R	H	E	K	S	P	R	H	E	K	S	P	
	2	3	0	8	7	8	0	1	0	2	7	8	1	1	0	1	8	11	0	0	0	0	0	0	0	1	1	0	2	3	10

PITCHER	IP	WLS	BF	H	R	ER	SO	BB	IBB	HBP	BLK	WP	HR	S	P	ERA	WHIP
Bill Bonham, R ERA: 4.64 (1, 1)	6.2		30	8	5	5	8	1	0	1	0	0	1	44	49	6.75	1.350
Dave LaRoche, L ERA: 3.78 (7, 1)	1.1	L	7	2	1	1	0	1	0	0	0	0	1	6	10	6.75	2.250

WP	PA	ERA	WHIP
0	37		

Batter	1	2	3	4	5	6	7	8	9	AB R H RBI BB SO LOB	TOP																
Don Kessinger, S (1, 6) OBP: 0.380, SLG: 0.354	4-0 BB		0-0 2-H 1B		0-0 3-H 1B		0-3 K		0-0 F7	4 0 2 2 1 1 1																	
Vic Harris, S (1, 4) OBP: 0.299, SLG: 0.231	0-3 K		0-0 5-3		0-0 L8		0-0 BB		4-0 G4-6-3 BB	3 0 0 0 2 1 2																	
Billy Williams, L (1, 3) OBP: 0.390, SLG: 0.461	0-0 4-3 1-2				0-0 P5		0-0 F8		0-0 F9	5 0 0 0 0 0 4																	
Rick Monday, L (1, 8) OBP: 0.408, SLG: 0.454	0-3 K				0-0 6-3		4-0 1B BB		0-0 SH1-4 1B	3 1 1 0 1 1 1																	
Chris Ward, L (1, 7) OBP: 0.372, SLG: 0.333					0-0 P6		0-0 1B		0-0 SH1-4	3 0 2 0 0 0 0																	
Jerry Morales, R (1, 9) OBP: 0.309, SLG: 0.397					0-0 5-3		0-0 F9		0-3 K	4 0 0 0 0 1 4																	
Carmen Fanzone, R (1, 5) OBP: 0.333, SLG: 0.333					0-0 5-3		4-0 WP 1B BB		0-0 1B	2 1 0 0 1 0 2																	
Ray Burris, R (8, 1)							0-0 F9		0-0 1B	0 0 0 0 0 0 0																	
Jim Todd, L (8, 1)									0-0 1B	0 0 0 0 0 0 0																	
Tom Lundstedt, S (1, 2) OBP: 0.214, SLG: 0.083					0-0 SH1-4 1B		0-0 F8		0-0 1B	2 1 1 0 0 0 1																	
Gonzalo Marquez, L (7, PH) George Mitterwald, R (7, 2) OBP: 0.255, SLG: 0.275							0-0 1-3		0-0 1-2 1B	1 0 0 0 0 0 0																	
Burt Hooton, R (1, 1)					0-0 SH1-4		0-3 K		0-0 4-3	1 0 0 0 0 1 1																	
Steve Stone, R (6, 1) OBP: 0.083, SLG: 0.083										0 0 0 0 0 0 0																	
Matt Alexander, S (6, 5) OBP: 0.370, SLG: 0.279										1 0 0 0 0 0 2																	
Bill Madlock, R (8, PH) OBP: 0.386, SLG: 0.481										1 0 1 1 0 0 0																	
Ken Frailing, L (8, PR) OBP: 0.316, SLG: 0.316										0 0 0 0 0 0 0																	
<b>Inning Stats</b>	R: 0 E: 0 K: 2 S: 7	H: 0 LOB: 1 BB: 1 P: 11	R: 0 E: 0 K: 0 S: 3	H: 0 LOB: 0 BB: 0 P: 3	R: 1 E: 0 K: 0 S: 4	H: 2 LOB: 0 BB: 0 P: 4	R: 0 E: 0 K: 0 S: 4	H: 1 LOB: 1 BB: 0 P: 4	R: 1 E: 0 K: 1 S: 6	H: 1 LOB: 1 BB: 1 P: 10	R: 0 E: 0 K: 0 S: 4	H: 1 LOB: 2 BB: 1 P: 8	R: 0 E: 0 K: 1 S: 5	H: 0 LOB: 2 BB: 1 P: 10	R: 1 E: 0 K: 1 S: 8	H: 3 LOB: 2 BB: 0 P: 8	R: 0 E: 0 K: 0 S: 2	H: 0 LOB: 0 BB: 1 P: 6	1B: 8 2B: 0 3B: 0 HR: 0	SF: 0 SAC: 2 DP: 1 HBP: 1	WP: 3 PB: 0 SB: 0 CS: 0	PA: 39					
<b>PITCHER</b>	IP	WLS	BF	H	R	ER	SO	BB	IBB	HBP	BLK	WP	HR	S	P	ERA	WHIP										
Lowell Palmer, R (1, 1) ERA: 2.7	6.2		29	5	2	2	4	4	0	1	0	2	0	32	49	2.70	1.350										
Dave Tomlin, L (7, 1) ERA: 5.73	0.2		3	1	1	1	0	0	0	0	0	0	0	3	3	13.50	1.500										
Larry Hardy, R (8, 1) ERA: 4.91	0.1		3	2	0	0	1	0	0	0	0	0	0	5	5	0.00	6.000										
Vicente Romo, R (8, 1) ERA: 2.68	1.1	W	4	0	0	0	0	1	0	0	0	0	0	3	7	0.00	0.750										

Chicago Cubs @ San Diego Padres  
San Diego Stadium, San Diego, CA  
Wed Jun 05 1974, 10:05 PM EDT  
Att. 6,934 - Unknown

livebaseballscorecards.com

AB	31
R	3
H	8
RBI	3
BB	5
SO	5
LOB	18



Batter	1	2	3	4	5	6	7	8	9
Derrel Thomas, S OBP: 0.344, SLG: 0.390 (1, 4)	0-0 1B S 1B		0-0 SH1-3 1-2		0-0 SH1-3 2B	0-0 4-3			
Bobby Tolan, L OBP: 0.343, SLG: 0.361 (1, 9)	0-0 1B 1-3 1B		0-0 S 2-H 1B		0-0 SH1-3 2-3		0-0 F9		
Nate Colbert, R OBP: 0.314, SLG: 0.395 (1, 7) (8, 3)	0-0 G4-6-3 1-3 3-H 1B		0-3 K 1-2		0-0 F7		0-0 L9		
Willie McCovey, L OBP: 0.404, SLG: 0.412 Rich Morales, R OBP: 0.370, SLG: 0.360 (1, 3) (8, 6)	0-3 K 1-2		0-3 K 1-2		4-0 BB		0-0 P3		
Johnny Grubb, L OBP: 0.369, SLG: 0.397 Rod Gaspar, S (8, PR) (9, 8)	0-0 G4-6-3 1-2f			0-0 4-3 1B	0-0 L7		1-0 WP 2B HBP		
Fred Kendall, R OBP: 0.301, SLG: 0.345 (1, 2)		0-0 4-3		0-0 4-3 1-2		0-0 SH1-4 1B 1B		0-0 1-H 2B	
Dave Roberts, R OBP: 0.266, SLG: 0.245 (1, 5)		0-3 K		0-0 F9		0-0 SH1-4 1-2 1B		0-0 5-3	
Enzo Hernandez, R OBP: 0.277, SLG: 0.286 Dave Winfield, R OBP: 0.301, SLG: 0.413 (1, 6) (8, 7)		0-0 4-3		0-0 2-H 1B		0-0 SH1-4 1-2 2-3		0-3 K	
Lowell Palmer, R OBP: 0.333, SLG: 0.333 Dave Tomlin, L (7, 1) Larry Hardy, R (8, 1) Vicente Romo, R (8, 1)			0-0 SH1-3 1B 1B		0-3 K		0-0 F7		0-0 5-3

Inning Stats	R: 1 E: 0 K: 1 S: 7	H: 3 LOB: 1 BB: 0 P: 7	R: 0 E: 0 K: 1 S: 5	H: 0 LOB: 0 BB: 0 P: 5	R: 1 E: 0 K: 2 S: 9	H: 2 LOB: 1 BB: 0 P: 9	R: 1 E: 0 K: 1 S: 7	H: 2 LOB: 1 BB: 0 P: 7	R: 0 E: 0 K: 0 S: 4	H: 1 LOB: 2 BB: 1 P: 8	R: 0 E: 0 K: 0 S: 5	H: 2 LOB: 2 BB: 0 P: 5	R: 0 E: 0 K: 0 S: 3	H: 0 LOB: 0 BB: 0 P: 3	R: 1 E: 0 K: 1 S: 6	H: 1 LOB: 2 BB: 0 P: 7
1B: 9 2B: 2 3B: 0 HR: 0	SF: 0 SAC: 3 DP: 1 HBP: 1	WP: 2 PB: 0 SB: 2 CS: 0	PA: 36													

PITCHER	IP	WLS	BF	H	R	ER	SO	BB	IBB	HBP	BLK	WP	HR	S	P	ERA	WHIP
Burt Hooton, R ERA: 4.58 (1, 1)	5.0		25	10	3	3	5	1	0	0	0	0	0	34	38	5.40	2.200
Steve Stone, R ERA: 5.6 (6, 1)	2.0		6	0	0	0	0	0	0	0	0	0	0	6	6	0.00	0.000
Ray Burris, R ERA: 5.46 (8, 1)	0.0	L	2	1	1	1	0	0	0	1	0	1	0	1	2	∞	∞
Jim Todd, R ERA: 3.45 (8, 1)	1.0		3	0	0	0	1	0	0	0	0	0	0	5	5	0.00	0.000


**BOTTOM**

**Chicago Cubs @ San Diego Padres**  
San Diego Stadium, San Diego, CA

Wed Jun 05 1974, 10:05 PM EDT  
Att. 6,934 - Unknown

livebaseballscorecards.com

AB	31
R	4
H	11
RBI	4
BB	1
SO	6
LOB	22



Batter	1	2	3	4	5	6	7	8	9	AB R H RBI BB SO LOB	TOP											
Don Kessinger, S (1, 6) OBP: 0.380, SLG: 0.355	0-0 6-3		0-0 6-3		0-0 5-3		0-0 2-H 1B		0-0 1-3 2B 3-H 1B	5 1 2 2 0 0 0	<b>Chicago Cubs @ San Diego Padres</b> San Diego Stadium, San Diego, CA Thu Jun 06 1974, 10:05 PM EDT Att: 6,630 - Unknown - 65 F											
Rick Monday, L (1, 8) OBP: 0.403, SLG: 0.452	0-0 4-3		0-0 F7		0-3 K		0-3 K		0-0 1-H 2B 3-H	5 0 1 2 0 2 1												
Jerry Morales, R (1, 7) OBP: 0.312, SLG: 0.397	0-0 P6		0-0 FC5 1B		0-0 CS 1B		0-0 F9		0-3 K	5 0 2 0 0 1 2												
Jose Cardenal, R (1, 9) OBP: 0.354, SLG: 0.428		0-0 6-3	0-0 1-2 1B		0-3 K 1-2		0-0 L9		0-3 K	5 0 1 0 0 2 2												
Carmen Fanzone, R (1, 5) OBP: 0.329, SLG: 0.344		0-0 5-3	0-0 FC5 2-3f		0-0 2B		0-0 5-3			4 0 1 0 0 0 2												
Andre Thornton, R (1, 3) OBP: 0.433, SLG: 0.615		0-0 BB 1B		0-0 6-3		4-0 BB		0-0 F7		3 1 1 0 1 0 0												
Vic Harris, S (1, 4) OBP: 0.304, SLG: 0.241		4-0 1B 1-2 BB		0-0 4-3		0-3 K			0-0 SH3-4 1B 2B	3 1 1 0 1 1 2												
Dave Rosello, R (9, 4) OBP: 0.227, SLG: 0.268										0 0 0 0 0 0 0												
George Mitterwald, R (1, 2) OBP: 0.263, SLG: 0.284		0-0 1-3 2-H 1B		0-0 1-3		0-0 SH3-4 1B			0-0 SH3-4 2-3	3 1 2 1 0 0 0												
Ken Frailing, L (1, 1) OBP: 0.286, SLG: 0.286		0-3 K		0-0 F7		0-0 SH3-4 1-2			4-0 1B 2B BB	2 0 0 0 0 1 2												
Chris Ward, L (9, PH) OBP: 0.386, SLG: 0.333										0 1 0 0 1 0 0												
Horacio Pina, R (9, 1)										0 0 0 0 0 0 0												
<b>Inning Stats</b>	R: 0 E: 0 K: 0 S: 3	H: 0 LOB: 0 BB: 0 P: 3	R: 1 E: 0 K: 1 S: 7	H: 2 LOB: 2 BB: 1 P: 11	R: 0 E: 0 K: 0 S: 5	H: 2 LOB: 2 BB: 0 P: 5	R: 0 E: 0 K: 0 S: 3	H: 0 LOB: 0 BB: 0 P: 3	R: 0 E: 0 K: 1 S: 5	H: 2 LOB: 0 BB: 0 P: 5	R: 0 E: 0 K: 2 S: 8	H: 2 LOB: 2 BB: 1 P: 12	R: 1 E: 0 K: 1 S: 7	H: 2 LOB: 1 BB: 0 P: 7	R: 0 E: 0 K: 0 S: 3	H: 0 LOB: 0 BB: 0 P: 3	R: 3 E: 0 K: 2 S: 10	H: 3 LOB: 1 BB: 1 P: 14	1B: 8 2B: 3 3B: 0 HR: 0	SF: 0 SAC: 2 DP: 0 HBP: 0	WP: 0 PB: 0 SB: 0 CS: 1	PA: 40
<b>PITCHER</b>	IP WLS BF H R ER SO BB IBB HBP BLK WP HR S P ERA WHIP																					
Randy Jones, L (1, 1) ERA: 5.04	8.0 L 33 8 2 2 5 2 0 0 0 0 0 0 41 49 2.25 1.250																					
Vicente Romo, R (9, 1) ERA: 3.32	0.1 4 2 3 3 0 1 0 0 0 0 0 0 3 7 81.00 9.000																					
Bill Greif, R (9, 1) ERA: 6.16	0.2 3 1 0 0 0 2 0 0 0 0 0 0 7 7 0.00 1.500																					

livebaseballscorecards.com

<b>AB</b>	35
<b>R</b>	5
<b>H</b>	11
<b>RBI</b>	5
<b>BB</b>	3
<b>SO</b>	7
<b>LOB</b>	11



Batter	1	2	3	4	5	6	7	8	9	AB	R	H	RBI	BB	SO	LOB
Derrel Thomas, S OBP: 0.343, SLG: 0.388 (1, 4)	0-0 5-3		0-0 P5			0-0 G5-3 1B		0-0 F9		4	0	1	0	0	0	2
Bobby Tolan, L OBP: 0.346, SLG: 0.371 (1, 8)	0-0 4-3 2B			0-0 P6		0-0 1-2 1B		0-0 3-1		4	0	2	0	0	0	2
Dave Winfield, R OBP: 0.305, SLG: 0.433 (1, 7)	0-0 4-3			0-0 HR		0-0 G5-3 2-3f		0-0 2B 1B		4	1	2	1	0	0	3
Nate Colbert, R OBP: 0.313, SLG: 0.398 (1, 3)	0-0 F9			0-3 K		0-3 K		0-0 1-3 2B		4	0	1	0	0	2	1
Cito Gaston, R OBP: 0.266, SLG: 0.350 (1, 9)		0-3 K		0-0 5-3		0-0 G6-4-3 1B		0-0 F8		4	0	1	0	0	1	2
Fred Kendall, R OBP: 0.294, SLG: 0.337 (1, 2)		0-0 6-3		0-3 K		0-0 G6-4-3 1-2f		0-0 P4		4	0	0	0	0	1	3
Dave Roberts, R OBP: 0.266, SLG: 0.245 (1, 5)		0-0 P4		0-0 F8		0-0 SH3-4 1B		0-0 L4		4	0	1	0	0	0	2
Enzo Hernandez, R OBP: 0.274, SLG: 0.283 (1, 6)			0-0 6-3		0-0 F3		0-0 SH3-4			2	0	0	0	0	0	0
Randy Jones, R OBP: 0.192, SLG: 0.200 (1, 1)			0-3 K		0-0 6-3		4-0 IBB			2	0	0	0	0	1	0
Willie McCovey, L OBP: 0.407, SLG: 0.412 (8, PH)										0	0	0	0	1	0	0
Rod Gaspar, S (8, PR)										0	0	0	0	0	0	0
Vicente Romo, R (9, 1)										0	0	0	0	0	0	0
Bill Greif, R OBP: 0.227, SLG: 0.056 (9, 1)										0	0	0	0	0	0	0

Inning Stats	R: 0	H: 1	E: 0	LOB: 1	K: 0	BB: 0	S: 4	P: 4	R: 0	H: 0	E: 0	LOB: 0	K: 1	BB: 0	S: 5	P: 5	R: 1	H: 1	E: 0	LOB: 0	K: 1	BB: 0	S: 6	P: 6	R: 0	H: 0	E: 0	LOB: 0	K: 1	BB: 0	S: 5	P: 5	R: 0	H: 2	E: 0	LOB: 1	K: 0	BB: 0	S: 4	P: 4	R: 0	H: 1	E: 0	LOB: 0	K: 1	BB: 0	S: 5	P: 5	R: 0	H: 1	E: 0	LOB: 2	K: 0	BB: 1	S: 4	P: 8	R: 0	H: 2	E: 0	LOB: 2	K: 0	BB: 0	S: 5	P: 5	1B: 5	SF: 0	2B: 2	SAC: 1	3B: 0	DP: 2	HR: 1	HBP: 0	WP: 0	PA: 34	PB: 0	SB: 0	CS: 0
PITCHER	IP	WLS	BF	H	R	ER	SO	BB	IBB	HBP	BLK	WP	HR	S	P	ERA	WHIP																																																												
Ken Frailing, L ERA: 4.36 (1, 1)	8.0	W	29	6	1	1	5	0	1	0	0	0	1	38	42	1.12	0.750																																																												
Horacio Pina, R ERA: 2.28 (9, 1)	1.0		5	2	0	0	0	0	0	0	0	0	0	5	5	0.00	2.000																																																												

BOTTOM

Chicago Cubs @ San Diego Padres  
San Diego Stadium, San Diego, CA

Thu Jun 06 1974, 10:05 PM EDT  
Att. 6,630 - Unknown - 65 F

livebaseballscorecards.com

AB	32
R	1
H	8
RBI	1
BB	1
SO	5
LOB	15



Batter	1	2	3	4	5	6	7	8	9	AB R H RBI BB SO LOB	TOP											
Lou Brock, L (1, 7) OBP: 0.376, SLG: 0.420	0-0 P4 1B		0-0 3-1			0-3 K		0-0 FC3-6 S S		4 0 1 0 0 1 1												
Tom Heintzelman, R (1, 4) OBP: 0.483, SLG: 0.640	0-0 P4 1-2		0-3 K			0-0 6-3		4-0 BB 1-2		3 0 0 0 1 1 1												
Reggie Smith, S (1, 9) OBP: 0.425, SLG: 0.644	0-3 K				0-0 F9			0-0 F8		2 0 0 0 0 1 0												
Jose Cruz, L (4, 9) OBP: 0.358, SLG: 0.491										2 0 0 0 0 0 2												
Orlando Pena, R (8, 1) OBP: 0.500, SLG: 0.500										0 0 0 0 0 0 0												
Ted Simmons, S (1, 2) OBP: 0.320, SLG: 0.431		0-0 F3			0-0 FC6-4 1B			0-0 F5 2-3		4 0 2 0 0 0 2												
Bake McBride, L (1, 8) OBP: 0.341, SLG: 0.403		0-0 WP S 1B			0-3 K			0-0 F7		4 0 1 0 0 2 2												
Joe Torre, R (1, 3) OBP: 0.364, SLG: 0.395		0-0 F9 1-3			0-0 FC6-4 1-2f			0-3 K		3 0 0 0 1 1 2												
Ken Reitz, R (1, 5) OBP: 0.355, SLG: 0.428		4-0 BB								3 0 1 0 1 0 2												
Alan Foster, R (9, PR) OBP: 0.211, SLG: 0.167					0-0 P5			0-0 FC1-4 1-2f 2-3		0 0 0 0 0 0 0												
Mike Tyson, R (1, 6) OBP: 0.254, SLG: 0.264		0-0 F7								2 0 0 0 0 0 2												
Tim McCarver, L (7, PH) OBP: 0.350, SLG: 0.300										1 0 0 0 0 0 2												
Jack Heidemann, R (7, 6) OBP: 0.083, SLG: 0.083										0 0 0 0 0 0 0												
Ted Sizemore, R (9, PH) OBP: 0.360, SLG: 0.363										1 0 0 0 0 0 1												
John Curtis, L (1, 1) OBP: 0.087, SLG: 0.045			0-3 K							2 0 0 0 0 2 0												
Jim Hickman, R (8, PH) OBP: 0.395, SLG: 0.444										1 0 1 0 0 0 0												
Luis Melendez, R (8, PR) OBP: 0.356, SLG: 0.426								0-0 FC3-6 1B		0 0 0 0 0 0 0												
<b>Inning Stats</b>	R: 0 E: 0 K: 1 S: 5	H: 1 LOB: 0 BB: 0 P: 5	R: 0 E: 0 K: 0 S: 4	H: 1 LOB: 2 BB: 1 P: 8	R: 0 E: 0 K: 2 S: 7	H: 0 LOB: 0 BB: 0 P: 7	R: 0 E: 0 K: 1 S: 6	H: 1 LOB: 1 BB: 0 P: 6	R: 0 E: 0 K: 1 S: 5	H: 0 LOB: 0 BB: 0 P: 5	R: 0 E: 0 K: 1 S: 5	H: 0 LOB: 0 BB: 0 P: 5	R: 0 E: 0 K: 1 S: 6	H: 1 LOB: 2 BB: 1 P: 10	R: 0 E: 0 K: 1 S: 4	H: 1 LOB: 2 BB: 1 P: 8	R: 0 E: 0 K: 1 S: 6	H: 1 LOB: 2 BB: 0 P: 6	1B: 6 2B: 0 3B: 0 HR: 0	SF: 0 SAC: 0 DP: 0 HBP: 0	WP: 2 PB: 0 SB: 3 CS: 0	PA: 35
<b>PITCHER</b> Dave Freisleben, R (1, 1) ERA: 3.49	IP: 9.0 WLS: W BF: 35 H: 6 R: 0 ER: 0 SO: 8 BB: 3 IBB: 0 HBP: 0 BLK: 0 WP: 2 HR: 0 S: 48 P: 60 ERA: 0.00 WHIP: 1.000																					

St. Louis Cardinals @ San Diego Padres  
San Diego Stadium, San Diego, CA

AB	32
R	0
H	6
RBI	0
BB	3
SO	8
LOB	17



Fri Jun 07 1974, 10:05 PM EDT  
Att. 7,969 - Unknown

livebaseballscorecards.com



Batter	1	2	3	4	5	6	7	8	9
Derrel Thomas, S OBP: 0.337, SLG: 0.381 (1, 4) SS	0-3 K ①			0-0 6-3 ①		0-0 6-3 ①		0-3 K ③	
Enzo Hernandez, R OBP: 0.270, SLG: 0.279 (1, 6) X	0-0 F8 ②			0-0 5-3 ②		0-0 6-3 ②			
Bobby Tolan, L OBP: 0.346, SLG: 0.370 (1, 8) (8, 9) X	0-0 4-3 ③			0-0 1B 1B		0-0 F8 ③			
Nate Colbert, R OBP: 0.316, SLG: 0.398 Willie McCovey, L OBP: 0.408, SLG: 0.414 (1, 3) (3, 3)		4-0 CS BB		0-0 1-2 FC6-4 1B		0-0 3-1 ①			
Dave Winfield, R OBP: 0.305, SLG: 0.448 (1, 7) X		0-0 F8 1-2 ① ②		0-0 1-2f FC6-4 ③		0-0 HR			
Cito Gaston, R OBP: 0.259, SLG: 0.340 Rod Gaspar, S (1, 9) (8, 8) X		0-0 1-6-3 ③			0-0 F8 ①		0-0 6-3 ②		
Dave Roberts, R OBP: 0.261, SLG: 0.241 (1, 5) X			0-0 P4 ①		0-3 K ②		0-0 5-3 ③		
Bob Barton, R OBP: 0.327, SLG: 0.256 (1, 2) X			0-0 G4-6-3 1B		4-0 BB BB		0-3 K ①		
Dave Freisleben, R OBP: 0.263, SLG: 0.235 (1, 1) X			0-0 G4-6-3 1-2f ② ③		0-0 6-3 ③		0-3 K ②		

Inning Stats	R: 0 E: 0 K: 1 S: 5	H: 0 LOB: 0 BB: 0 P: 5	R: 0 E: 0 K: 0 S: 2	H: 0 LOB: 0 BB: 1 P: 6	R: 0 E: 0 K: 0 S: 3	H: 1 LOB: 0 BB: 0 P: 3	R: 0 E: 0 K: 0 S: 5	H: 2 LOB: 2 BB: 0 P: 5	R: 0 E: 0 K: 1 S: 5	H: 0 LOB: 1 BB: 1 P: 9	R: 0 E: 0 K: 0 S: 3	H: 0 LOB: 0 BB: 0 P: 3	R: 1 E: 0 K: 0 S: 4	H: 1 LOB: 0 BB: 0 P: 4	R: 0 E: 0 K: 3 S: 9	H: 0 LOB: 0 BB: 0 P: 9
1B: 3 2B: 0 3B: 0 HR: 1	SF: 0 SAC: 0 DP: 1 HBP: 0	WP: 0 PA: 28 ERA WHIP														

PITCHER	IP	WLS	BF	H	R	ER	SO	BB	IBB	HBP	BLK	WP	HR	S	P	ERA	WHIP
John Curtis, L ERA: 4.88 (1, 1)	7.0	L	25	4	1	1	2	2	0	0	0	0	1	27	35	1.29	0.857
Orlando Pena, R ERA: 0.95 (8, 1)	1.0		3	0	0	0	3	0	0	0	0	0	0	9	9	0.00	0.000


**BOTTOM**

**St. Louis Cardinals @ San Diego Padres**  
San Diego Stadium, San Diego, CA

Fri Jun 07 1974, 10:05 PM EDT  
Att. 7,969 - Unknown

livebaseballscorecards.com

<b>AB</b>	<b>26</b>
<b>R</b>	<b>1</b>
<b>H</b>	<b>4</b>
<b>RBI</b>	<b>1</b>
<b>BB</b>	<b>2</b>
<b>SO</b>	<b>5</b>
<b>LOB</b>	<b>5</b>



Batter	1	2	3	4	5	6	7	8	9	AB R H RBI BB SO LOB	TOP
Lou Brock, L (1, 7) OBP: 0.367, SLG: 0.409	0-3 K		0-0 3-1		0-3 K		0-0 FC4-6		0-0 FC3-6	5 0 0 0 0 2 3	
Tom Heintzelman, R (1, 4) OBP: 0.438, SLG: 0.571 Ted Sizemore, R (7, PH) OBP: 0.357, SLG: 0.358 (7, 4)	0-3 K		0-0 F9		0-0 6-3		0-0 6-3		0-0 4-3	3 0 0 0 0 1 0 2 0 0 0 0 0 3	
Bake McBride, L (1, 8) OBP: 0.350, SLG: 0.407	0-0 E3 1B		4-0 BB		0-0 1B		0-0 F8			3 1 2 0 1 0 0	
Ted Simmons, S (1, 2) OBP: 0.327, SLG: 0.457	0-0 1B		0-0 L9		0-0 2B		0-0 HR			4 2 3 2 0 0 1	
Joe Torre, R (1, 3) OBP: 0.372, SLG: 0.404	0-0 1B			0-0 6-3		0-0 1B		0-0 1B		4 0 3 1 0 0 0	
Jose Cruz, L (1, 9) OBP: 0.338, SLG: 0.459	0-0 F8			0-0 F8		0-0 FC4		0-3 K		4 0 0 0 0 1 4	
Ken Reitz, R (1, 5) OBP: 0.348, SLG: 0.419		0-0 6-3		0-3 K		0-3 K		0-0 5-3		4 0 0 0 0 2 1	
Mike Tyson, R (1, 6) OBP: 0.257, SLG: 0.267 Tim McCarver, L (7, PH) OBP: 0.341, SLG: 0.290 Al Hrabosky, R (7, 1) Luis Melendez, R (9, PH) OBP: 0.350, SLG: 0.418		0-0 CS 1B		0-0 F8		0-0 E5 FC4-6 1B		0-0 6-3		2 0 1 0 0 0 0 1 0 0 0 0 0 0 0 0 0 0 0 0 0 1 0 0 0 0 0 0	
Mike Thompson, R (1, 1) Rich Folkers, L (3, 1) Jim Hickman, R (5, PH) Pete Richert, L (5, 1) Reggie Smith, S (7, PH) Jack Heidemann, R (7, PR) OBP: 0.154, SLG: 0.154 (7, 8)		0-3 K		0-3 K		0-0 FC4-6 1B		0-0 FC3-6 1B		1 0 0 0 0 1 1 0 0 0 0 0 0 0 1 0 0 0 0 1 0 0 0 0 0 0 0 0 1 0 1 0 0 0 0 1 0 1 0 0 0 0	
Inning Stats	R: 2 H: 3 E: 1 LOB: 1 K: 2 BB: 0 S: 10 P: 10	R: 0 H: 1 E: 0 LOB: 0 K: 1 BB: 0 S: 5 P: 5	R: 0 H: 0 E: 0 LOB: 1 K: 0 BB: 1 S: 3 P: 7	R: 0 H: 0 E: 0 LOB: 0 K: 1 BB: 0 S: 5 P: 5	R: 0 H: 0 E: 0 LOB: 0 K: 2 BB: 0 S: 7 P: 7	R: 0 H: 3 E: 0 LOB: 2 K: 0 BB: 0 S: 5 P: 5	R: 0 H: 1 E: 1 LOB: 2 K: 1 BB: 0 S: 7 P: 7	R: 1 H: 2 E: 0 LOB: 1 K: 1 BB: 0 S: 7 P: 7	R: 0 H: 1 E: 0 LOB: 1 K: 0 BB: 0 S: 4 P: 4	1B: 9 SF: 0 2B: 1 SAC: 0 3B: 0 DP: 0 HR: 1 HBP: 0	WP: 1 PA: 38 PB: 0 SB: 1 CS: 2
PITCHER	IP WLS BF H R ER SO BB IBB HBP BLK WP HR S P ERA WHIP										
Dan Spillner, R (1, 1) ERA: 5.4	7.1 W 32 10 3 2 7 1 0 0 0 0 1 45 49 2.46 1.500										
Dave Tomlin, L (8, 1) ERA: 5.64	0.1 1 0 0 0 1 0 0 0 0 0 1 0 3 3 0.00 0.000										
Vicente Romo, R (8, 1) ERA: 3.21	1.1 S 5 1 0 0 0 0 0 0 0 0 0 0 5 5 0.00 0.750										

St. Louis Cardinals @ San Diego Padres  
San Diego Stadium, San Diego, CA  
Sat Jun 08 1974, 10:05 PM EDT  
Att: 27,801 - Unknown

AB	37
R	3
H	11
RBI	3
BB	1
SO	8
LOB	13



livebaseballscorecards.com

Batter	1	2	3	4	5	6	7	8	9	AB	R	H	RBI	BB	SO	LOB	BOTTOM																			
<b>Bobby Tolan, L</b> (1, 9) OBP: 0.342, SLG: 0.383	0-0 F9		0-0 HR	0-0 4-3		0-0 FC1-5-6		0-0 F5		5	1	1	1	0	0	1	<b>St. Louis Cardinals @ San Diego Padres</b> <b>San Diego Stadium, San Diego, CA</b> Sat Jun 08 1974, 10:05 PM EDT Att. 27,801 - Unknown																			
<b>Enzo Hernandez, R</b> (1, 6) OBP: 0.270, SLG: 0.278	0-3 K		0-0 BB BLK SF8 1B	0-0 5-3		0-0 F8				4	1	1	0	0	1	1																				
<b>Nate Colbert, R</b> (1, 7) OBP: 0.325, SLG: 0.395	4-0 BB BB BB		4-0 WP BB FC5-4 BB		0-0 F3		4-0 S BB			1	1	0	0	3	0	0																				
<b>Willie McCovey, L</b> (1, 3) OBP: 0.410, SLG: 0.407	4-0 BB 1-2 BB		4-0 FC5-4 WP 1-2 2-3 BB		0-0 G3		0-3 K 1-2			2	0	0	0	2	1	1																				
<b>Dave Winfield, R</b> (8, 7) OBP: 0.305, SLG: 0.448										0	0	0	0	0	0	0																				
<b>Johnny Grubb, L</b> (1, 8) OBP: 0.377, SLG: 0.400	4-0 1-2 2-3 BB		0-0 SF8		0-0 WP 1B		4-0 BB			1	0	1	1	2	0	0																				
<b>Derrel Thomas, S</b> (1, 4) OBP: 0.336, SLG: 0.376	0-3 K		4-0 FC5-4 1-2 2-3 BB		0-0 4-3		0-0 F3			3	0	0	0	1	1	6																				
<b>Dave Roberts, R</b> (1, 5) OBP: 0.261, SLG: 0.259		0-0 F8	0-0 FC5-4 1-2 2-3 3-H		0-0 HR		0-3 K			4	1	1	2	0	1	4																				
<b>Bob Barton, R</b> (1, 2) OBP: 0.321, SLG: 0.277		0-3 K	0-0 F9		0-0 FC1-5-6 2B		0-3 K			4	0	1	0	0	2	2																				
<b>Dan Spillner, R</b> (1, 1)		0-3 K		0-3 K		0-3 K		0-0 4-3		3	0	0	0	0	3	1																				
<b>Dave Tomlin, L</b> (8, 1)										0	0	0	0	0	0	0																				
<b>Vicente Romo, R</b> (8, 1)										1	0	0	0	0	0	0																				
<b>Inning Stats</b>	R: 0 E: 0 K: 2 S: 7	H: 0 LOB: 3 BB: 3 P: 19	R: 0 E: 0 K: 2 S: 7	H: 0 LOB: 0 BB: 0 P: 7	R: 3 E: 0 K: 0 S: 5	H: 2 LOB: 2 BB: 3 P: 17	R: 0 E: 0 K: 1 S: 5	H: 0 LOB: 0 BB: 0 P: 5	R: 0 E: 0 K: 0 S: 4	H: 1 LOB: 1 BB: 0 P: 4	R: 1 E: 0 K: 1 S: 7	H: 2 LOB: 1 BB: 0 P: 7	R: 0 E: 0 K: 2 S: 7	H: 0 LOB: 2 BB: 2 P: 15	R: 0 E: 0 K: 1 S: 5	H: 0 LOB: 0 BB: 0 P: 5	1B: 2 2B: 1 3B: 0 HR: 2	SF: 1 SAC: 0 DP: 0 HBP: 0	WP: 2 PB: 0 SB: 1 CS: 0	PA: 37																
<b>PITCHER</b>	IP	WLS	BF	H	R	ER	SO	BB	IBB	HBP	BLK	WP	HR	S	P	ERA	WHIP	<b>PITCHER</b>		IP	WLS	BF	H	R	ER	SO	BB	IBB	HBP	BLK	WP	HR	S	P	ERA	WHIP
<b>Mike Thompson, R</b> (1, 1) ERA: 7.29	2.0	L	12	2	3	3	4	4	0	0	1	0	1	16	32	13.50	3.000																			
<b>Rich Folkers, L</b> (3, 1) ERA: 3.18	2.0		8	0	0	0	1	2	0	0	0	1	0	8	16	0.00	1.000																			
<b>Pete Richert, L</b> (5, 1) ERA: 3.24	2.0		9	3	1	1	1	0	0	0	0	1	1	11	11	4.50	1.500																			
<b>Al Hrabosky, L</b> (7, 1) ERA: 4.37	2.0		8	0	0	0	3	2	0	0	0	0	0	12	20	0.00	1.000																			

AB	28
R	4
H	5
RBI	4
BB	8
SO	9
LOB	16



WP	2	PA	37
PB	0		
SB	1		
CS	0		

1B	2	SF	1
2B	1	SAC	0
3B	0	DP	0
HR	2	HBP	0

Batter	1	2	3	4	5	6	7	8	9	AB	R	H	RBI	BB	SO	LOB	TOP	
Lou Brock, L (1, 7) OBP: 0.368, SLG: 0.424	0-3 K	[Greyed out]			0-3 K	X	0-0 1B 3B	X	0-0 2B 2B	X	0-0 1-3	5 2 2 0 0 2 2					<b>St. Louis Cardinals @ San Diego Padres</b> San Diego Stadium, San Diego, CA Sun Jun 09 1974, 6:33 AM EDT Att. 13,880 - Unknown	
Ted Sizemore, R (1, 4) OBP: 0.363, SLG: 0.358	4-0 BB				X	0-0 4-3	X	0-0 1B	BB	BB	BB							BB
Reggie Smith, S (1, 9) OBP: 0.427, SLG: 0.645	0-0 F8	X	0-0 E4 HR	X	0-0 F9	X	0-0 2B	X	0-0 1B	X	0-0 G4-6-3	5 1 2 2 0 0 2						
Ted Simmons, S (1, 2) OBP: 0.329, SLG: 0.467	0-0 4-3	X	0-0 HR	X	0-0 F7	X	0-0 IBB	X	0-0 G4-6-3	X	0-0 1-2f	4 1 1 2 1 0 2						
Bake McBride, L (1, 8) OBP: 0.348, SLG: 0.400	[Greyed out]		X	0-0 F8	H	1-0 HBP	X	0-0 P5	X	0-0 P5	3 0 0 0 0 0 2 0 0 0 0 0 0 0							
Luis Melendez, R (7, 8) OBP: 0.350, SLG: 0.418	[Greyed out]		X	0-0 F9	X	0-0 F9	B	4-0 BB	X	0-0 CS								
Joe Torre, R (1, 3) OBP: 0.374, SLG: 0.402	[Greyed out]		X	0-0 F9	X	0-0 F9	BB	BB	BB	CS	1B	3 0 1 0 1 0 1						
Ken Reitz, R (1, 5) OBP: 0.341, SLG: 0.411	[Greyed out]		0-3 K	0-3 K	0-0 F7	0-0 F7	0-0 P6	0-0 P6	0-0 P6	0-0 1-2	0-0 1B	4 0 0 0 0 2 3						
Mike Tyson, R (1, 6) OBP: 0.264, SLG: 0.269	[Greyed out]		H	1-0 G5-4-3 HBP	X	0-0 F9	X	0-3 K	X	0-0 1B	0-0 1B	3 0 1 0 0 1 0						
Bob Gibson, R (1, 1) OBP: 0.194, SLG: 0.226	[Greyed out]		X	0-0 G5-4-3	X	0-0 F9	X	0-3 K	X	0-0 1B	0-0 1B	3 0 0 0 0 1 1						
Al Hrabosky, R (7, 1) OBP: 0.333, SLG: 0.333	[Greyed out]		X	0-0 G5-4-3	X	0-0 F9	X	0-3 K	X	0-0 1B	0-0 1B	1 0 1 0 0 0 0						
Mike Garman, R (8, 1)	[Greyed out]		X	0-0 G5-4-3	X	0-0 F9	X	0-3 K	X	0-0 1B	0-0 1B	0 0 0 0 0 0 0						
<b>Inning Stats</b>	R: 0 H: 0 E: 0 K: 1 S: 5	R: 0 H: 0 E: 0 K: 1 S: 5	R: 0 H: 0 E: 0 K: 1 S: 4	R: 2 H: 1 E: 1 K: 1 S: 7	R: 1 H: 2 E: 0 K: 0 S: 5	R: 0 H: 0 E: 0 K: 0 S: 3	R: 2 H: 2 E: 0 K: 2 S: 9	R: 0 H: 3 E: 0 K: 0 S: 5	R: 0 H: 1 E: 0 K: 0 S: 3	1B: 5 SF: 0	2B: 2 SAC: 0	3B: 1 DP: 2	HR: 1 HBP: 2	WP: 0 PA: 40				
<b>PITCHER</b>	IP WLS BF H R ER SO BB IBB HBP BLK WP HR S P ERA WHIP	IP WLS BF H R ER SO BB IBB HBP BLK WP HR S P ERA WHIP	IP WLS BF H R ER SO BB IBB HBP BLK WP HR S P ERA WHIP	IP WLS BF H R ER SO BB IBB HBP BLK WP HR S P ERA WHIP	IP WLS BF H R ER SO BB IBB HBP BLK WP HR S P ERA WHIP	IP WLS BF H R ER SO BB IBB HBP BLK WP HR S P ERA WHIP	IP WLS BF H R ER SO BB IBB HBP BLK WP HR S P ERA WHIP	IP WLS BF H R ER SO BB IBB HBP BLK WP HR S P ERA WHIP	IP WLS BF H R ER SO BB IBB HBP BLK WP HR S P ERA WHIP	IP WLS BF H R ER SO BB IBB HBP BLK WP HR S P ERA WHIP	IP WLS BF H R ER SO BB IBB HBP BLK WP HR S P ERA WHIP	IP WLS BF H R ER SO BB IBB HBP BLK WP HR S P ERA WHIP	IP WLS BF H R ER SO BB IBB HBP BLK WP HR S P ERA WHIP	IP WLS BF H R ER SO BB IBB HBP BLK WP HR S P ERA WHIP	IP WLS BF H R ER SO BB IBB HBP BLK WP HR S P ERA WHIP	IP WLS BF H R ER SO BB IBB HBP BLK WP HR S P ERA WHIP	IP WLS BF H R ER SO BB IBB HBP BLK WP HR S P ERA WHIP	
Bill Greif, R (1, 1) ERA: 5.91	6.0		25	3	3	2	4	2	0	2	0	0	0	0	29	39	3.00	0.833
Larry Hardy, R (7, 1) ERA: 5.3	0.2		5	2	2	2	2	1	0	0	0	0	0	8	12	27.00	4.500	
Dave Tomlin, L (7, 1) ERA: 5.32	1.1	W	7	3	0	0	0	0	1	0	0	0	0	6	10	0.00	2.250	
Steve Arlin, R (9, 1) ERA: 5.86	1.0	S	3	1	0	0	0	0	0	0	0	0	0	3	3	0.00	1.000	

AB	34
R	5
H	9
RBI	5
BB	4
SO	6
LOB	13



Batter	1	2	3	4	5	6	7	8	9
<b>Bobby Tolan, L</b> (1, 9) OBP: 0.349, SLG: 0.400	0-0 4-1	4-0 IBB		0-0 G3			1-0 1B HBP	0-0 HR	
<b>Enzo Hernandez, R</b> (1, 6) OBP: 0.268, SLG: 0.276	0-0 F3	0-0 F7			0-0 6-3		0-0 1B	0-0 F8	
<b>Nate Colbert, R</b> (1, 7) (9, 3) OBP: 0.318, SLG: 0.386	0-0 P4		0-3 K		0-3 K		0-0 5-3		
<b>Willie McCovey, L</b> (1, 3) OBP: 0.407, SLG: 0.399									
<b>Fred Kendall, R</b> (9, 2) OBP: 0.294, SLG: 0.337		1B 2B BB		0-0 P5		0-0 G3		0-0 F9	
<b>Johnny Grubb, L</b> (1, 8) OBP: 0.384, SLG: 0.401		2B 1-2 SF8 1B		0-0 BB		4-0 SH3-4 BB		0-3 K	
<b>Derrel Thomas, S</b> (1, 4) OBP: 0.340, SLG: 0.381				0-0 G3		0-0 SH3-4		4-0 G5-4-3 BB	
<b>Dave Roberts, R</b> (1, 5) OBP: 0.266, SLG: 0.256						0-3 K		0-0 G5-4-3	
<b>Bob Barton, R</b> (1, 2) OBP: 0.333, SLG: 0.271								4-0 1B	
<b>Rod Gaspar, S</b> (8, PR)								4-0 BB	
<b>Steve Arlin, R</b> (9, 1) OBP: 0.111, SLG: 0.167								0-0 HR	
<b>Bill Greif, R</b> (1, 1) OBP: 0.230, SLG: 0.053								0-0 1B	
<b>Matty Alou, L</b> (6, PH) OBP: 0.232, SLG: 0.234								1-2 HR	
<b>Larry Hardy, R</b> (7, 1)								0-0 1B	
<b>Dave Tomlin, L</b> (7, 1)									
<b>Dave Winfield, R</b> (8, PH) (9, 7) OBP: 0.309, SLG: 0.451								1-2 HR	

AB	R	H	RBI	BB	SO	LOB
3	2	1	3	1	0	1
5	0	1	1	0	0	4
4	0	0	0	0	2	1
3	1	0	0	1	0	1
0	0	0	0	0	0	0
2	1	1	0	2	1	1
2	0	1	1	1	0	1
2	0	0	0	2	1	2
1	0	0	1	2	0	1
0	1	0	0	0	0	0
0	0	0	0	0	0	0
1	0	0	0	1	1	2
1	0	0	0	0	0	2
0	0	0	0	0	0	0
0	0	0	0	0	0	0
1	1	1	0	0	0	0


**BOTTOM**

**St. Louis Cardinals @ San Diego Padres**  
San Diego Stadium, San Diego, CA

Sun Jun 09 1974, 6:33 AM EDT  
Att. 13,880 - Unknown

[livebaseballscorecards.com](http://livebaseballscorecards.com)

AB	25
R	6
H	5
RBI	6
BB	10
SO	5
LOB	16



Inning	R	H	E	K	S	P	IP	WLS	BF	H	R	ER	SO	BB	IBB	HBP	BLK	WP	HR	S	P	ERA	WHIP
1	0	0	0	0	3	3	6.1		30	3	3	3	4	6	2	1	0	0	0	29	62	4.26	1.421
2	0	0	0	0	3	3	0.2		3	0	1	1	1	1	0	0	0	0	0	4	8	13.50	1.500
3	0	0	0	0	3	3	1.0	L	5	2	2	2	0	1	0	0	0	0	1	4	8	18.00	3.000

PITCHER	IP	WLS	BF	H	R	ER	SO	BB	IBB	HBP	BLK	WP	HR	S	P	ERA	WHIP
<b>Bob Gibson, R</b> (1, 1) ERA: 5.13	6.1		30	3	3	3	4	6	2	1	0	0	0	29	62	4.26	1.421
<b>Al Hrabosky, L</b> (7, 1) ERA: 4.24	0.2		3	0	1	1	1	1	0	0	0	0	0	4	8	13.50	1.500
<b>Mike Garman, R</b> (8, 1) ERA: 3.34	1.0	L	5	2	2	2	0	1	0	0	0	0	1	4	8	18.00	3.000

WP	PA	ERA	WHIP
0	38		
0			
1			
0			
0			
0			
0			
1			

Batter	1	2	3	4	5	6	7	8	9	AB	R	H	RBI	BB	SO	LOB	TOP										
Gene Clines, R OBP: 0.298, SLG: 0.265 (1, 8)	0-3 K	0-0 SF9		0-0 L6		0-0 L9		0-0 L6-3		4	0	0	1	0	1	2											
Richie Hebner, L OBP: 0.348, SLG: 0.497 (1, 5)	0-0 G3	0-0 F8		0-0 F8		0-3 K		0-0 1B		5	0	1	1	0	1	2											
Richie Zisk, R OBP: 0.418, SLG: 0.531 (1, 9) (8, 7)	0-0 BB HBP 1B		0-3 K		0-0 HR 1B		4-0 3B BB	0-0 1B		4	2	3	0	1	1	0											
Willie Stargell, L OBP: 0.364, SLG: 0.516 Ed Ott, L (1, 7) (8, 9)	1-0 BB 1-2 HBP		4-0 HR BB		0-0 HR		0-0 1B 3B	0-3 K		3	3	2	3	1	1	2											
Al Oliver, L OBP: 0.296, SLG: 0.445 (1, 3)	4-0 FC6-4 BB		0-0 F9		0-0 F2		0-0 FC4-6 1B	0-0 L9		4	0	1	1	1	0	3											
Manny Sanguillen, R OBP: 0.302, SLG: 0.387 (1, 2)	0-0 FC6-4		0-0 HR		0-0 E 1B		0-0 FC4-6 FC5-4	0-0 4-3		5	1	2	2	0	0	4											
Rennie Stennett, R OBP: 0.321, SLG: 0.374 (1, 4)		4-0 1B SF9 BB	0-0 6-3		0-0 FC3 G5-4-3		0-0 F7	0-0 1-3		4	1	0	0	1	0	2											
Mario Mendoza, R OBP: 0.333, SLG: 0.324 (1, 6)		0-0 1B		0-0 SH1-4 1B		0-0 G5-4-3	0-0 FC5-4	0-0 L4		5	0	2	0	0	0	3											
Jim Rooker, R OBP: 0.375, SLG: 0.452 Bruce Kison, R Ramon Hernandez, S Dave Giusti, R OBP: 0.250, SLG: 0.250 Kent Tekulve, R (1, 1) (8, 1) (8, 1) (9, 1) (9, 1)		0-3 K		0-0 SH1-4		0-3 K		0-0 L6-3 1B 2B		3	1	1	0	0	2	2											
<b>Inning Stats</b>	R: 0 E: 0 K: 1 S: 6	H: 1 LOB: 3 BB: 1 P: 11	R: 1 E: 0 K: 1 S: 6	H: 1 LOB: 1 BB: 1 P: 10	R: 2 E: 0 K: 1 S: 6	H: 1 LOB: 0 BB: 1 P: 10	R: 0 E: 0 K: 0 S: 4	H: 1 LOB: 1 BB: 0 P: 4	R: 2 E: 1 K: 0 S: 6	H: 3 LOB: 1 BB: 0 P: 6	R: 0 E: 0 K: 2 S: 7	H: 0 LOB: 0 BB: 0 P: 7	R: 2 E: 0 K: 0 S: 5	H: 2 LOB: 1 BB: 1 P: 9	R: 1 E: 0 K: 1 S: 8	H: 3 LOB: 2 BB: 0 P: 8	R: 0 E: 0 K: 0 S: 3	H: 0 LOB: 0 BB: 0 P: 3	1B: 8 2B: 1 3B: 1 HR: 2	SF: 1 SAC: 1 DP: 1 HBP: 1	WP: 0 PB: 0 SB: 0 CS: 0	PA: 44					
<b>PITCHER</b>	IP	WLS	BF	H	R	ER	SO	BB	IBB	HBP	BLK	WP	HR	S	P	ERA	WHIP										
Lowell Palmer, R ERA: 5.73 (1, 1)	4.1		24	7	5	5	3	3	0	1	0	0	2	26	39	10.38	2.308										
Larry Hardy, R ERA: 5.21 (5, 1)	0.2		2	0	0	0	0	0	0	0	0	0	0	2	2	0.00	0.000										
Dave Tomlin, L ERA: 5.61 (6, 1)	2.0		9	2	2	2	2	1	0	0	0	0	0	12	16	9.00	1.500										
Steve Arlin, R ERA: 5.91 (8, 1)	1.0		6	3	1	1	1	0	0	0	0	0	0	8	8	9.00	3.000										
Vicente Romo, R ERA: 3.14 (9, 1)	1.0	W	3	0	0	0	0	0	0	0	0	0	0	3	3	0.00	0.000										

Pittsburgh Pirates @ San Diego Padres  
San Diego Stadium, San Diego, CA  
Mon Jun 10 1974, 10:05 PM EDT  
Att. 7,309 - Unknown

livebaseballscorecards.com

AB	37
R	8
H	12
RBI	8
BB	4
SO	6
LOB	20



Batter	1	2	3	4	5	6	7	8	9	AB R H RBI BB SO LOB
<b>Horace Clarke, S</b> OBP: 0.274, SLG: 0.241 (1, 4)	0-0 F2		0-0 1B		0-0 E5		0-0 6-3	0-0 L8	0-0 1B	6 0 2 1 0 0 3
<b>Bobby Tolan, L</b> OBP: 0.350, SLG: 0.400 (1, 9)	0-3 K		0-0 1B		0-0 1-3			0-0 2B	0-0 4-3	5 1 2 0 0 1 2
<b>Dave Winfield, R</b> OBP: 0.311, SLG: 0.472 (1, 8)	0-3 K		0-3 K			0-0 F9		0-0 HR	0-0 HR	5 2 2 2 0 2 2
<b>Nate Colbert, R</b> OBP: 0.320, SLG: 0.379 (1, 3)		0-3 K		0-3 K		0-0 6-3		4-0 HR	4-0 1B	3 1 0 0 2 2 0
<b>Cito Gaston, R</b> OBP: 0.282, SLG: 0.382 (1, 7)		0-0 1B		0-0 6-3		0-0 BB		0-0 HR	4-0 1B	4 2 3 3 1 0 0
<b>Fred Kendall, R</b> OBP: 0.302, SLG: 0.337 (1, 2)		0-0 L8		0-0 F3		4-0 FC5-4		4-0 E	0-0 1B	3 1 1 0 2 0 1
<b>Dave Roberts, R</b> OBP: 0.264, SLG: 0.254 (1, 5)		0-3 K			0-0 E	0-0 FC5-4		0-0 FC5	0-0 FC1-2	5 1 1 0 0 1 7
<b>Enzo Hernandez, R</b> OBP: 0.269, SLG: 0.274 (1, 6)			4-0 BB		0-0 6-3		0-0 5-3	0-3 K	0-0 1B	2 0 0 0 1 0 1
<b>Johnny Grubb, L</b> OBP: 0.382, SLG: 0.399 (8, PH)					0-0 6-3				0-0 1B	1 0 0 0 0 1 2
<b>Rich Morales, R</b> OBP: 0.370, SLG: 0.360 (9, 6)					1-2 1B				1-2 2-3	0 0 0 0 0 0 0
<b>Derrel Thomas, S</b> OBP: 0.342, SLG: 0.384 (9, PH)					0-0 1-3				0-0 1B	1 1 1 1 0 0 0
<b>Lowell Palmer, R</b> Larry Hardy, R Rod Gaspar, S Dave Tomlin, L Matty Alpi, L Steve Arlin, R Willie McCovey, L Vicente Romo, R Bob Barton, R			0-0 1-3		0-0 6-3		0-0 F6	0-0 F9	0-0 1B	1 0 0 0 0 0 0 1

**BOTTOM**

**Pittsburgh Pirates @ San Diego Padres**  
San Diego Stadium, San Diego, CA

Mon Jun 10 1974, 10:05 PM EDT  
Att. 7,309 - Unknown

livebaseballscorecards.com

<b>AB</b>	<b>40</b>
<b>R</b>	<b>9</b>
<b>H</b>	<b>13</b>
<b>RBI</b>	<b>9</b>
<b>BB</b>	<b>6</b>
<b>SO</b>	<b>7</b>
<b>LOB</b>	<b>22</b>



Inning Stats		R: 0	H: 0	R: 0	H: 1	R: 0	H: 2	R: 0	H: 0	R: 0	H: 1	R: 0	H: 0	R: 0	H: 0	R: 4	H: 3	R: 5	H: 5	1B: 10	SF: 0	WP: 0	PA: 46
Inning Stats		E: 0	LOB: 0	E: 0	LOB: 1	E: 0	LOB: 2	E: 0	LOB: 0	E: 1	LOB: 2	E: 0	LOB: 2	E: 0	LOB: 0	E: 1	LOB: 2	E: 0	LOB: 2	2B: 1	SAC: 0	PB: 0	
Inning Stats		K: 2	BB: 0	K: 2	BB: 0	K: 1	BB: 1	K: 0	BB: 0	K: 0	BB: 0	K: 0	BB: 1	K: 0	BB: 0	K: 1	BB: 2	K: 0	BB: 2	3B: 0	DP: 0	SB: 0	
Inning Stats		S: 7	P: 7	S: 8	P: 8	S: 6	P: 10	S: 5	P: 5	S: 5	P: 5	S: 4	P: 8	S: 3	P: 3	S: 9	P: 17	S: 7	P: 15	HR: 2	HBP: 0	CS: 0	
PITCHER		IP	WLS	BF	H	R	ER	SO	BB	IBB	HBP	BLK	WP	HR	S	P	ERA	WHIP					
<b>Jim Rooker, L</b> ERA: 3.05 (1, 1)	7.0			31	7	3	3	6	3	0	0	0	0	0	40	52	3.86	1.429					
<b>Bruce Kison, R</b> ERA: 3.96 (8, 1)	0.0			3	1	1	1	0	1	0	0	0	0	1	2	6	∞	∞					
<b>Ramon Hernandez, L</b> ERA: 2.91 (8, 1)	1.1			5	1	1	1	1	0	0	0	0	0	1	7	7	6.75	0.750					
<b>Dave Giusti, R</b> ERA: 4.42 (9, 1)	0.0			2	0	0	0	0	2	0	0	0	0	0	8	∞	∞						
<b>Kent Tekulve, R</b> ERA: 6.0 (9, 1)	0.1	L		5	4	4	4	0	0	0	0	0	0	0	5	5	108.00	12.000					

Batter	1	2	3	4	5	6	7	8	9	AB R H RBI BB SO LOB	TOP		
Rennie Stennett, R (1, 4) OBP: 0.318, SLG: 0.368	0-0 1-3			0-0 5-3		0-0 4-3		0-0 F8	4-0 BB 1B IBB	4 0 0 0 1 0 0			
Gene Clines, R (1, 8) OBP: 0.294, SLG: 0.262	0-0 L5-3			0-3 K		0-0 L6-3		0-0 L9	0-0 BB 1B	5 0 1 2 0 1 0			
Richie Zisk, R (1, 9) OBP: 0.418, SLG: 0.521	0-0 F9			4-0 BB				0-0 F8	4-0 1B 1B BB	3 1 0 0 2 1 2			
Willie Stargell, L (1, 7) OBP: 0.374, SLG: 0.532		0-0 4-3 7-2 2B		0-3 K				0-0 1B SF9 2B	0-0 1B 1B	4 1 3 0 1 1 1			
Al Oliver, L (1, 3) OBP: 0.299, SLG: 0.444		0-0 4-3			0-0 F8			0-0 1B 1B 1B	0-0 F8	5 1 2 1 0 0 4			
Manny Sanguillen, R (1, 2) OBP: 0.295, SLG: 0.381		0-0 7-2			0-0 5-3			0-0 SF9	0-0 F7	3 0 0 1 0 0 3			
Richie Hebner, L (1, 5) OBP: 0.351, SLG: 0.498			0-0 F7		0-0 E3			0-0 1B 1B	0-0 SH4-2 1B 1B	4 1 2 0 0 0 0			
Mario Mendoza, R (1, 6) OBP: 0.316, SLG: 0.306 Bob Robertson, R (7, PH) OBP: 0.297, SLG: 0.550 Frank Taveras, R (7, PR) OBP: 0.310, SLG: 0.310			0-3 K		0-0 F2			0-0 1B	0-0 SH4-2 1B	2 0 0 0 0 1 1 1 0 1 1 0 0 0 1 1 1 0 0 0 0			
Ken Brett, L (1, 1) OBP: 0.371, SLG: 0.676			0-0 6-3		0-3 K		0-0 4-3		0-0 SH4-2	3 0 0 0 0 1 2			
<b>Inning Stats</b>	R: 0 H: 0 E: 0 LOB: 0 K: 0 BB: 0 S: 3 P: 3	R: 0 H: 1 E: 0 LOB: 0 K: 0 BB: 0 S: 3 P: 3	R: 0 H: 0 E: 0 LOB: 0 K: 1 BB: 0 S: 5 P: 5	R: 0 H: 0 E: 0 LOB: 1 K: 2 BB: 1 S: 7 P: 11	R: 0 H: 0 E: 1 LOB: 1 K: 0 BB: 0 S: 4 P: 4	R: 0 H: 0 E: 0 LOB: 0 K: 1 BB: 0 S: 5 P: 5	R: 2 H: 4 E: 0 LOB: 2 K: 0 BB: 0 S: 7 P: 7	R: 1 H: 2 E: 0 LOB: 2 K: 0 BB: 1 S: 5 P: 9	R: 2 H: 3 E: 0 LOB: 3 K: 1 BB: 2 S: 8 P: 16	1B: 8 SF: 1 2B: 3 SAC: 1 3B: 0 DP: 1 HR: 0 HBP: 0	WP: 0 PA: 41 PB: 0 SB: 0 CS: 0		
<b>PITCHER</b>	IP WLS BF H R ER SO BB IBB HBP BLK WP HR S P ERA WHIP											<b>PITCHER</b>	IP WLS BF H R ER SO BB IBB HBP BLK WP HR S P ERA WHIP
Randy Jones, L (1, 1) ERA: 4.91	7.2 L 32 7 3 3 4 2 0 0 0 0 0 0 38 46 3.52 1.174												
Vicente Romo, R (8, 1) ERA: 3.48	1.0 8 3 2 2 1 1 1 0 0 0 0 0 8 16 18.00 4.000												
Dave Tomlin, L (9, 1) ERA: 5.54	0.1 1 0 0 0 0 0 0 0 0 0 0 0 0 1 1 0.00 0.000												

**Pittsburgh Pirates @ San Diego Padres**  
 San Diego Stadium, San Diego, CA  
 Tue Jun 11 1974, 10:05 PM EDT  
 Att. 9,505 - Unknown

livebaseballscorecards.com

AB	35
R	5
H	10
RBI	5
BB	4
SO	5
LOB	13





Batter	1	2	3	4	5	6	7	8	9	AB R H RBI BB SO LOB	BOTTOM
Horace Clarke, S OBP: 0.254, SLG: 0.222 (1, 4)	0-0 L8		0-0 5-3		0-0 F4		0-0 L8		0-0 5-3	5 0 0 0 0 0 0	<b>Pittsburgh Pirates @ San Diego Padres</b> San Diego Stadium, San Diego, CA Tue Jun 11 1974, 10:05 PM EDT Att. 9,505 - Unknown
Bobby Tolan, L OBP: 0.351, SLG: 0.400 (1, 8)	0-0 1B		0-0 6-3		0-0 F5		0-0 G3		0-0 E, 1B	5 0 2 0 0 0 0	
Dave Winfield, R OBP: 0.318, SLG: 0.473 (1, 7)	0-0 1-3		4-0 BB		0-0 1B		0-0 F9		0-0 E6	4 1 2 0 1 0 1	
Nate Colbert, R OBP: 0.327, SLG: 0.379 (1, 3)	4-0 S		0-3 K		4-0 1B		0-0 S		0-0 L8	3 1 1 0 2 1 3	
Cito Gaston, R OBP: 0.281, SLG: 0.377 (1, 9)	0-0 G3				0-0 F6		0-0 1B		0-3 K	4 0 1 0 0 1 3	
Derrel Thomas, S OBP: 0.345, SLG: 0.383 (1, 5)			0-0 5-3		4-0 F9		0-0 L8		0-0 L8	3 0 1 2 1 0 1	
Fred Kendall, R OBP: 0.306, SLG: 0.333 (1, 2)			4-0 BB		0-0 F9		0-0 F6		4-0 FC4-6	2 0 0 0 2 0 2	
Enzo Hernandez, R OBP: 0.269, SLG: 0.270 (1, 6)			0-0 L8		0-0 F7		4-0 IBB		0-0 FC4-6	3 0 0 0 1 0 4	
Randy Jones, R OBP: 0.172, SLG: 0.179 Vicente Romo, R Dave Tomlin, L Johnny Grubb, L OBP: 0.380, SLG: 0.397 (1, 1) (8, 1) (9, 1) (9, PH)			0-0 L8		0-0 1-3		0-0 F7		0-3 K	3 0 0 0 0 0 3 0 0 0 0 0 0 0 0 0 0 0 0 0 0 1 0 0 0 0 1 0	

Inning Stats	R: 0	H: 2	E: 0	K: 0	S: 4	LOB: 2	BB: 1	P: 8	R: 0	H: 0	E: 0	K: 0	S: 3	LOB: 1	BB: 1	P: 7	R: 0	H: 0	E: 0	K: 1	S: 5	LOB: 1	BB: 1	P: 9	R: 0	H: 0	E: 0	K: 0	S: 3	LOB: 0	BB: 0	P: 3	R: 2	H: 3	E: 0	K: 0	S: 5	LOB: 2	BB: 2	P: 13	R: 0	H: 0	E: 0	K: 0	S: 3	LOB: 0	BB: 0	P: 3	R: 0	H: 1	E: 0	K: 1	S: 6	LOB: 2	BB: 1	P: 10	R: 0	H: 1	E: 1	K: 1	S: 7	LOB: 2	BB: 0	P: 7	1B: 7	2B: 0	3B: 0	HR: 0	SF: 0	SAC: 0	DP: 0	HBP: 0	WP: 0	PA: 40
PITCHER	IP	WLS	BF	H	R	ER	SO	BB	IBB	HBP	BLK	WP	HR	S	P	ERA	WHIP	PITCHER	IP	WLS	BF	H	R	ER	SO	BB	IBB	HBP	BLK	WP	HR	S	P	ERA	WHIP																																							
Ken Brett, L ERA: 3.07 (1, 1)	9.0	W	40	7	2	2	3	5	2	0	0	0	0	39	67	2.00	1.333																																																									

AB	33
R	2
H	7
RBI	2
BB	7
SO	3
LOB	17



Batter	1	2	3	4	5	6	7	8	9	AB R H RBI BB SO LOB	TOP												
Gene Clines, R OBP: 0.301, SLG: 0.264 (1, 8) X	0-0 L9		0-0 1B		4-0 CS BB			0-0 L6-3		3 0 1 0 1 0 0													
Richie Hebner, L OBP: 0.354, SLG: 0.495 (1, 5) B B B	4-0 BB		0-0 F6		0-0 F9			0-0 BB 1B		3 0 1 0 1 0 2													
Richie Zisk, R OBP: 0.420, SLG: 0.518 (1, 9) S S S	0-3 K			0-0 2B SF8 1B		0-3 K		4-0 BB		3 1 1 0 1 2 1													
Willie Stargell, L OBP: 0.368, SLG: 0.521 Dave Giusti, R OBP: 0.250, SLG: 0.250 (1, 7) X (8, 1)	0-0 F7			0-3 K		0-0 F8		0-0 F8		4 0 0 0 0 1 4 0 0 0 0 0 0 0													
Al Oliver, L OBP: 0.298, SLG: 0.445 (1, 3) X		0-0 6-3		0-0 1-3 2B		0-0 6-3			0-0 1-3	4 0 1 0 0 0 0													
Manny Sanguillen, R OBP: 0.299, SLG: 0.397 (1, 2) X		0-0 F4		0-0 SF8			0-0 G5-4-3 1B		0-0 SF8 3B	3 1 2 1 0 0 0													
Rennie Stennett, R OBP: 0.317, SLG: 0.365 (1, 4) X		0-0 5-3		4-0 IBB			0-0 G5-4-3		0-0 SF8	2 0 0 1 1 0 1													
Mario Mendoza, R OBP: 0.300, SLG: 0.289 Ed Ott, L (7, PH)			0-0 4-3		0-3 K		0-3 K		0-0 6-3	2 0 0 0 0 1 2 1 0 0 0 0 1 0 0 0 0 0 0 0 0 1 0 0 0 0 0 0													
Frank Taveras, R OBP: 0.310, SLG: 0.310 Bob Robertson, R OBP: 0.293, SLG: 0.543 (7, 6) (9, PH)																							
Larry Demery, R John Morlan, R Ed Kirkpatrick, L OBP: 0.388, SLG: 0.357 (1, 1) (7, 1) (8, PH) (8, 7)			0-3 K		0-3 K			0-0 F7		2 0 0 0 0 2 0 0 0 0 0 0 0 0 1 0 0 0 0 0 0													
<b>Inning Stats</b>	R: 0 E: 0 K: 1 S: 5	H: 0 LOB: 1 BB: 1 P: 9	R: 0 E: 0 K: 0 S: 3	H: 0 LOB: 0 BB: 0 P: 3	R: 0 E: 0 K: 1 S: 6	H: 1 LOB: 1 BB: 0 P: 6	R: 1 E: 0 K: 2 S: 9	H: 2 LOB: 2 BB: 1 P: 13	R: 0 E: 0 K: 1 S: 4	H: 0 LOB: 0 BB: 1 P: 8	R: 0 E: 0 K: 1 S: 5	H: 1 LOB: 0 BB: 0 P: 5	R: 0 E: 0 K: 1 S: 5	H: 1 LOB: 0 BB: 0 P: 5	R: 0 E: 0 K: 0 S: 4	H: 1 LOB: 2 BB: 1 P: 8	R: 1 E: 0 K: 0 S: 4	H: 1 LOB: 0 BB: 0 P: 4	1B: 4 2B: 1 3B: 1 HR: 0	SF: 2 SAC: 0 DP: 1 HBP: 0	WP: 0 PB: 0 SB: 0 CS: 1	PA: 35	
<b>PITCHER</b> Dave Freisleben, R ERA: 3.22 Dave Tomlin, L ERA: 5.6 (1, 1) (8, 1)	IP 7.2 1.1	WLS W S	BF 30 5	H 5 1	R 1 1	ER 1 1	SO 7 0	BB 3 0	IBB 1 0	HBP 0 0	BLK 0 0	WP 0 0	HR 0 0	S 40 5	P 56 5	ERA 1.17 6.75	WHIP 1.043 0.750						<b>PITCHER</b> IP WLS BF H R ER SO BB IBB HBP BLK WP HR S P ERA WHIP

Pittsburgh Pirates @ San Diego Padres  
San Diego Stadium, San Diego, CA  
Wed Jun 12 1974, 10:05 PM EDT  
Att. 12,336 - Unknown

livebaseballscorecards.com

AB	29
R	2
H	6
RBI	2
BB	4
SO	7
LOB	10



Batter	1	2	3	4	5	6	7	8	9	AB	R	H	RBI	BB	SO	LOB
<b>Bobby Tolan, L</b> OBP: 0.350, SLG: 0.397 (1, 9)	0-3 K		0-0 1B		0-0 4-3		0-0 FC6-4 1B			4	0	1	0	0	1	3
<b>Enzo Hernandez, R</b> OBP: 0.273, SLG: 0.271 (1, 6)	0-0 6-3		0-0 F3			4-0 1B BB	0-0 1B BB			3	1	1	0	1	0	1
<b>Dave Winfield, R</b> OBP: 0.317, SLG: 0.468 (1, 7)	0-0 1-3			0-3 K		0-0 1B HR	0-0 FC5-2-5-1-5 1B			4	1	1	0	0	1	2
<b>Nate Colbert, R</b> OBP: 0.326, SLG: 0.376 (1, 3)		0-3 K		0-0 F7		0-0 1B HR	0-0 4-3			4	1	1	1	0	1	2
<b>Johnny Grubb, L</b> OBP: 0.388, SLG: 0.421 (1, 8)		0-0 PB 1B		0-0 F7		0-0 1B HR		0-0 1B SF9		4	2	3	3	0	0	0
<b>Derrel Thomas, S</b> OBP: 0.343, SLG: 0.381 (1, 4)		0-0 L8 1-2			0-0 4-3	0-3 K2-3		0-0 1B CS		4	0	1	0	0	1	1
<b>Dave Roberts, R</b> OBP: 0.259, SLG: 0.250 (1, 5)		0-3 K2-3			0-3 K	0-0 4-3		0-0 SF9		3	0	0	1	0	2	1
<b>Bob Barton, R</b> OBP: 0.339, SLG: 0.269 (1, 2)			0-0 F9		4-0 1B BB	0-3 K		0-0 F9		3	0	0	0	1	1	1
<b>Dave Freisleben, R</b> OBP: 0.318, SLG: 0.300 <b>Dave Tomlin, L</b> (8, 1)			0-3 K		0-0 1B		0-0 FC6-4 1B			3	0	2	0	0	1	0
					1-3 1B					0	0	0	0	0	0	0

Inning Stats	R: 0	H: 0	E: 0	K: 1	S: 5	LOB: 0	BB: 0	P: 5	R: 0	H: 1	E: 0	K: 2	S: 8	LOB: 1	BB: 0	P: 8	R: 0	H: 1	E: 0	K: 1	S: 6	LOB: 1	BB: 0	P: 6	R: 0	H: 0	E: 0	K: 1	S: 5	LOB: 0	BB: 0	P: 5	R: 0	H: 1	E: 0	K: 1	S: 6	LOB: 2	BB: 1	P: 10	R: 4	H: 3	E: 0	K: 2	S: 10	LOB: 0	BB: 1	P: 14	R: 0	H: 2	E: 0	K: 0	S: 5	LOB: 2	BB: 0	P: 5	R: 1	H: 2	E: 0	K: 0	S: 4	LOB: 0	BB: 0	P: 4
--------------	------	------	------	------	------	--------	-------	------	------	------	------	------	------	--------	-------	------	------	------	------	------	------	--------	-------	------	------	------	------	------	------	--------	-------	------	------	------	------	------	------	--------	-------	-------	------	------	------	------	-------	--------	-------	-------	------	------	------	------	------	--------	-------	------	------	------	------	------	------	--------	-------	------

AB	R	H	RBI	BB	SO	LOB	WP	HR	S	P	ERA	WHIP	1B	2B	3B	HR	SF	SAC	DP	HBP	WP	HR	S	P	ERA	WHIP
32	5	10	5	2	8	11	0	1	43	51	5.68	1.579	9	0	0	1	1	0	0	0	0	0	0	0	0	0
32	5	10	5	2	8	11	0	1	43	51	5.68	1.579	9	0	0	1	1	0	0	0	0	0	0	0	0	
32	5	10	5	2	8	11	0	1	43	51	5.68	1.579	9	0	0	1	1	0	0	0	0	0	0	0	0	
32	5	10	5	2	8	11	0	1	43	51	5.68	1.579	9	0	0	1	1	0	0	0	0	0	0	0	0	


**BOTTOM**

**Pittsburgh Pirates @ San Diego Padres**  
San Diego Stadium, San Diego, CA

Wed Jun 12 1974, 10:05 PM EDT  
Att. 12,336 - Unknown

livebaseballscorecards.com

**AB 32**  
**R 5**  
**H 10**  
**RBI 5**  
**BB 2**  
**SO 8**  
**LOB 11**



PITCHER	IP	WLS	BF	H	R	ER	SO	BB	IBB	HBP	BLK	WP	HR	S	P	ERA	WHIP
<b>Larry Demery, R</b> ERA: 6.0 (1, 1)	6.1	L	29	8	4	4	8	2	0	0	0	0	1	43	51	5.68	1.579
<b>John Morlan, R</b> ERA: 2.66 (7, 1)	0.2		2	0	0	0	0	0	0	0	0	0	0	2	2	0.00	0.000
<b>Dave Giusti, R</b> ERA: 4.54 (8, 1)	1.0		4	2	1	1	0	0	0	0	0	0	0	4	4	9.00	2.000

Batter	1	2	3	4	5	6	7	8	9	AB	R	H	RBI	BB	SO	LOB	TOP								
<b>Bobby Tolan, L</b> OBP: 0.346, SLG: 0.392 (1, 9)	0-3 K	0-3 K		0-0 CS 1B		0-0 4-3			0-0 1-3	5	0	1	0	0	2	3									
<b>Enzo Hernandez, R</b> OBP: 0.267, SLG: 0.265 (1, 6)	0-0 F3		0-0 F4	0-0 F8		0-0 6-3			0-0 F8	5	0	0	0	0	0	1									
<b>Nate Colbert, R</b> OBP: 0.323, SLG: 0.368 (1, 7) (7, 3)	0-3 K		0-3 K						0-0 BB	4	0	0	0	1	4	0									
<b>Willie McCovey, L</b> OBP: 0.418, SLG: 0.400 <b>Dave Winfield, R</b> OBP: 0.316, SLG: 0.466 (7, PR) (7, 7)		4-0 2B BB	4-0 2B IHR		4-0 1B BB			0-0 CS 1B	0-0 L8	1	3	1	0	3	0	0									
<b>Johnny Grubb, L</b> OBP: 0.394, SLG: 0.439 (1, 8)		0-0 BB 2B	0-0 IHR 2B		0-0 1B			0-3 K		4	1	3	0	0	1	1									
<b>Derrel Thomas, S</b> OBP: 0.346, SLG: 0.395 (1, 4)		0-0 F8	0-0 IHR		0-0 1B			0-0 F8		4	1	2	4	0	0	2									
<b>Dave Roberts, R</b> OBP: 0.264, SLG: 0.247 (1, 5)		4-0 BB IBB	H 1-0 HBP		0-0 F4			0-0 B1-3		2	0	0	0	1	0	2									
<b>Bob Barton, R</b> OBP: 0.348, SLG: 0.259 (1, 2)		4-0 BB	0-0 6-3		0-0 L1			4-0 BB		2	0	0	1	2	0	3									
<b>Dan Spillner, R</b> (1, 1) <b>Larry Hardy, R</b> (4, 1) <b>Dave Tomlin, L</b> (7, 1) <b>Vicente Romo, R</b> (7, 1) <b>Randy Jones, R</b> OBP: 0.172, SLG: 0.179 (8, 1)		0-0 F9		0-3 K		0-0 F7		0-0 5-3		2	0	0	0	0	1	3									
<b>Inning Stats</b>	R: 0 E: 0 K: 2 S: 7	H: 0 LOB: 0 BB: 0 P: 7	R: 1 E: 0 K: 1 S: 6	H: 1 LOB: 3 BB: 3 P: 18	R: 3 E: 0 K: 1 S: 7	H: 2 LOB: 1 BB: 1 P: 12	R: 0 E: 0 K: 1 S: 5	H: 1 LOB: 0 BB: 0 P: 5	R: 1 E: 0 K: 1 S: 7	H: 2 LOB: 2 BB: 1 P: 11	R: 0 E: 0 K: 0 S: 3	H: 0 LOB: 0 BB: 0 P: 3	R: 0 E: 0 K: 2 S: 7	H: 1 LOB: 1 BB: 0 P: 7	R: 0 E: 0 K: 0 S: 3	H: 0 LOB: 1 BB: 1 P: 7	R: 0 E: 0 K: 0 S: 3	H: 0 LOB: 1 BB: 1 P: 7	1B: 4 2B: 2 3B: 0 HR: 1	SF: 0 SAC: 0 DP: 0 HBP: 1	WP: 0 PB: 0 SB: 0 CS: 2	PA: 40			
<b>PITCHER</b>	IP	WLS	BF	H	R	ER	SO	BB	IBB	HBP	BLK	WP	HR	S	P	ERA	WHIP								
<b>Ernie McAnally, R</b> ERA: 4.16 (1, 1)	6.0	L	29	6	5	5	6	4	1	1	0	0	0	35	56	7.50	1.667								
<b>Tom Walker, R</b> ERA: 2.9 (7, 1)	2.0		7	1	0	0	2	1	0	0	0	0	0	10	14	0.00	1.000								
<b>John Montague, R</b> ERA: 1.59 (9, 1)	1.0		4	0	0	0	0	1	0	0	0	0	0	3	7	0.00	1.000								

**San Diego Padres @ Montreal Expos**  
**Jarry Park, Montreal, QB**  
 Fri Jun 14 1974, 7:05 PM EDT  
 Att: 17,124 - Unknown

<b>AB</b>	<b>32</b>
<b>R</b>	<b>5</b>
<b>H</b>	<b>7</b>
<b>RBI</b>	<b>5</b>
<b>BB</b>	<b>7</b>
<b>SO</b>	<b>8</b>
<b>LOB</b>	<b>17</b>





Batter	1	2	3	4	5	6	7	8	9	AB R H RBI BB SO LOB	TOP																	
Bobby Tolan, L (1, 9) OBP: 0.347, SLG: 0.397	0-0 4-3		0-0 3-1 2B	0-0 F8		0-0 F9			0-0 2-3 1B	5 2 2 1 0 0 0																		
Horace Clarke, S (1, 4) OBP: 0.250, SLG: 0.221	0-0 3-1		0-0 3-1				0-0 F8		0-0 2-3	5 0 1 0 0 0 2																		
Nate Colbert, R (1, 7) OBP: 0.320, SLG: 0.368	0-3 K		0-0 E 2B	0-0 5-3			0-3 K		0-0 F3	5 1 1 1 0 2 2																		
Willie McCovey, L (1, 3) OBP: 0.422, SLG: 0.399		4-0 1B BB	0-0 E6 1B BB		4-0 E S BB		0-0 L9		0-0 E 1B 2-H 1B	3 0 1 1 2 0 0																		
Johnny Grubb, L (1, 8) OBP: 0.394, SLG: 0.435		0-3 K	4-0 1B BB		0-0 F8		0-0 L7		0-0 E8 1B	4 0 1 0 1 1 2																		
Derrel Thomas, S (1, 5) OBP: 0.347, SLG: 0.395		0-0 F7	0-0 1B BB		0-3 K		0-0 1B 1B		0-0 G3	5 0 2 0 0 1 4																		
Fred Kendall, R (1, 2) OBP: 0.310, SLG: 0.337		0-0 1B 1B	0-3 K		0-0 6-3		0-0 1B			4 0 2 0 0 1 4																		
Enzo Hernandez, R (1, 6) OBP: 0.268, SLG: 0.265		0-0 1B	0-0 4-3			0-0 L8		0-3 K		3 0 1 0 0 0 3																		
Cito Gaston, R (8, PH) OBP: 0.279, SLG: 0.374		1-2 2-H 1B								1 0 0 0 0 1 2																		
Rich Morales, R (8, 6) OBP: 0.370, SLG: 0.360										0 0 0 0 0 0 0																		
Bill Greif, R (1, 1) OBP: 0.269, SLG: 0.050			4-0 2B BB		0-0 6-3		0-0 L9		0-0 F9	1 1 0 0 1 0 0																		
Matty Alou, L (6, PH) OBP: 0.226, SLG: 0.228										1 0 0 0 0 0 0																		
Larry Hardy, R (6, 1) OBP: 0.314, SLG: 0.463										0 0 0 0 0 0 0																		
Dave Winfield, R (8, PH) OBP: 0.314, SLG: 0.463										1 0 0 0 0 0 2																		
Dave Tomlin, L (8, 1) OBP: 0.314, SLG: 0.463										0 0 0 0 0 0 0																		
<b>Inning Stats</b>	R: 0 E: 0 K: 1 S: 5	H: 0 LOB: 0 BB: 0 P: 5	R: 0 E: 0 K: 1 S: 6	H: 2 LOB: 2 BB: 1 P: 10	R: 3 E: 1 K: 1 S: 9	H: 3 LOB: 3 BB: 2 P: 17	R: 0 E: 0 K: 0 S: 4	H: 1 LOB: 1 BB: 0 P: 4	R: 0 E: 0 K: 1 S: 5	H: 0 LOB: 1 BB: 1 P: 9	R: 0 E: 0 K: 0 S: 3	H: 0 LOB: 0 BB: 0 P: 3	R: 0 E: 0 K: 1 S: 5	H: 0 LOB: 0 BB: 0 P: 5	R: 0 E: 0 K: 1 S: 7	H: 2 LOB: 2 BB: 0 P: 7	R: 1 E: 1 K: 0 S: 6	H: 3 LOB: 2 BB: 0 P: 6	1B: 9 2B: 2 3B: 0 HR: 0	SF: 0 SAC: 0 DP: 0 HBP: 0	WP: 0 PB: 0 SB: 1 CS: 0	PA: 42						
<b>PITCHER</b>	IP WLS BF H R ER SO BB IBB HBP BLK WP HR S P ERA WHIP																											
Mike Torrez, R (1, 1) ERA: 3.91	2.1		15	5	3	3	2	3	0	0	0	0	0	16	28	11.57	3.429											
John Montague, R (3, 1) ERA: 1.36	4.2	W	16	1	0	0	3	1	0	0	0	0	0	21	25	0.00	0.429											
Chuck Taylor, R (8, 1) ERA: 2.36	1.2		10	5	1	1	1	0	0	0	0	0	0	12	12	5.40	3.000											
Tom Walker, R (9, 1) ERA: 2.87	0.1	S	1	0	0	0	0	0	0	0	0	0	0	1	1	0.00	0.000											

**San Diego Padres @ Montreal Expos**  
 Jarry Park, Montreal, QB  
 Sat Jun 15 1974, 7:05 PM EDT  
 Att. 16,224 - Unknown

livebaseballscores.com

<b>AB</b>	38
<b>R</b>	4
<b>H</b>	11
<b>RBI</b>	3
<b>BB</b>	4
<b>SO</b>	6
<b>LOB</b>	21



BOTTOM

San Diego Padres @ Montreal Expos

Jarry Park, Montreal, QB

Sat Jun 15 1974, 7:05 PM EDT

Att. 16,224 - Unknown

livebaseballscorecards.com

AB	35
R	6
H	13
RBI	6
BB	5
SO	3
LOB	24



WP:	1	PA:	41
PB:	0		
SB:	1		
CS:	1		

AB R H RBI BB SO LOB

5 1 2 1 0 0 2

4 1 2 0 1 0 3

5 0 1 0 0 1 6

3 2 2 1 2 0 1

4 0 1 0 1 0 2

2 1 0 1 1 1 4

0 0 0 0 0 0 0

4 0 2 3 0 0 2

4 1 2 0 0 0 2

1 0 0 0 0 0 1

2 0 0 0 0 1 1

1 0 1 0 0 0 0

0 0 0 0 0 0 0

0 0 0 0 0 0 0

1B:	9	SF:	1
2B:	4	SAC:	0
3B:	0	DP:	1
HR:	0	HBP:	0

Batter	1	2	3	4	5	6	7	8	9
Ron Hunt, R OBP: 0.381, SLG: 0.255 (1, 5)	0-0 1B 2B	0-0 1-3		0-0 F2		0-0 6-3	0-0 1-2 3-H 1B		
Tim Foli, R OBP: 0.313, SLG: 0.314 (1, 6)	0-0 1B G3 SF9 2-3 1B	4-0 BB		0-0 F7		0-0 1B BB 1B	0-0 G5-3 2-3f		
Willie Davis, L OBP: 0.346, SLG: 0.433 (1, 8)	0-0 G3 1-2	0-0 F9		0-3 K		0-0 F7		0-0 CS 1B	
Ken Singleton, S OBP: 0.419, SLG: 0.372 (1, 9)	0-0 SF9 BB 2-3 3-H 1B		0-0 S 1B 2B		4-0 E 2B BB	4-0 FC5 1B 1-2 BB		0-0 L5 1-2	
Ron Fairly, L OBP: 0.392, SLG: 0.471 (1, 3)	4-0 1-2 BB		0-0 L3 2-3		0-0 F8 1-2	0-0 1-2 2-3 1B		0-0 6-3	
Bob Bailey, R OBP: 0.391, SLG: 0.385 Ron Woods, R OBP: 0.313, SLG: 0.160 (1, 7) (9, 7)	0-0 SF9 2-3 3-H		0-3 K		4-0 2B IBB	0-0 FC5 2-3f			
Jim Cox, R OBP: 0.277, SLG: 0.278 (1, 4)	0-0 F4		0-0 1B 3-H		0-0 WP 1-H 2-H 2B		0-0 F2		
Barry Foote, R OBP: 0.294, SLG: 0.374 (1, 2)		0-0 2B	0-0 G3		0-0 F3 2-3		0-0 1B 1B		
Mike Torrez, R OBP: 0.071, SLG: 0.037 John Montague, R (3, 1) Mike Jorgensen, L OBP: 0.471, SLG: 0.439 Chuck Taylor, R OBP: 0.333, SLG: 0.500 Tom Walker, R (9, 1)		0-0 F9		0-0 E5		0-3 K	0-0 G5-3 1-3 1B		

Inning Stats	R: 2	H: 3	E: 0	LOB: 2	K: 0	BB: 1	S: 6	P: 10
R: 0	H: 1	E: 0	LOB: 2	K: 0	BB: 1	S: 4	P: 8	
R: 1	H: 2	E: 0	LOB: 1	K: 1	BB: 0	S: 7	P: 7	
R: 0	H: 0	E: 1	LOB: 1	K: 1	BB: 0	S: 6	P: 6	
R: 2	H: 1	E: 1	LOB: 1	K: 1	BB: 2	S: 6	P: 14	
R: 0	H: 2	E: 0	LOB: 3	K: 0	BB: 1	S: 5	P: 9	
R: 1	H: 3	E: 0	LOB: 1	K: 0	BB: 0	S: 5	P: 5	
R: 0	H: 1	E: 0	LOB: 0	K: 0	BB: 0	S: 3	P: 3	

PITCHER	IP	WLS	BF	H	R	ER	SO	BB	IBB	HBP	BLK	WP	HR	S	P	ERA	WHIP
Bill Greif, R ERA: 6.1 (1, 1)	5.0	L	27	7	5	5	3	3	1	0	0	1	0	29	45	9.00	2.000
Larry Hardy, R ERA: 5.02 (6, 1)	2.0		11	5	1	1	0	1	0	0	0	0	0	10	14	4.50	3.000
Dave Tomlin, L ERA: 5.4 (8, 1)	1.0		3	1	0	0	0	0	0	0	0	0	0	3	3	0.00	1.000

Batter	1	2	3	4	5	6	7	8	9	AB R H RBI BB SO LOB	TOP																											
Bobby Tolan, L (1, 9) OBP: 0.348, SLG: 0.397	0-0 CS 1B		0-0 F6		0-0 S 1B	0-3 K		0-0 B3		5 0 2 1 0 1 2																												
Horace Clarke, S (1, 4) OBP: 0.247, SLG: 0.219 Dave Roberts, R (9, 5) OBP: 0.264, SLG: 0.247	0-0 F7 1-2		0-0 F9		0-3 3-H K		0-0 1B	0-0 4-3		5 0 1 0 0 1 2 0 0 0 0 0 0 0																												
Dave Winfield, R (1, 7) OBP: 0.321, SLG: 0.479	0-3 K		0-0 HR		0-0 S 1B		0-0 F4	4-0 CS BB		4 1 2 1 1 1 1																												
Nate Colbert, R (1, 3) OBP: 0.313, SLG: 0.359		0-0 L5	0-0 1-3		0-0 F2		0-0 F2	0-0 CS	0-0 5-3	5 0 0 0 0 0 3																												
Johnny Grubb, L (1, 8) OBP: 0.390, SLG: 0.434				0-0 G3	0-3 K		0-0 G3		0-0 BB 2B	5 0 1 0 0 1 3																												
Derrel Thomas, S (1, 5) OBP: 0.348, SLG: 0.401		4-0 BB 2B BB		0-0 4-3		0-0 L8		0-0 HR 3B	0-0 F8	4 2 1 0 1 0 1																												
Fred Kendall, R (1, 2) OBP: 0.326, SLG: 0.360		4-0 2B BB		0-0 1B		4-0 1B BB		0-0 HR	4-0 BB BB	2 2 2 2 3 0 0																												
Enzo Hernandez, R (1, 6) OBP: 0.269, SLG: 0.271 Matty Alou, L (8, PH) OBP: 0.235, SLG: 0.238 Rich Morales, R (8, 6) OBP: 0.393, SLG: 0.360		0-0 2B		0-0 F7		0-0 F9		0-0 HR 1B	4-0 1-2 2-3 BB	3 0 1 2 0 0 2 1 1 1 0 0 0 0 0 0 0 0 1 0 0																												
Lowell Palmer, R (1, 1) OBP: 0.333, SLG: 0.667 Dan Spillner, R (5, 1) Willie McCovey, L (6, PH) OBP: 0.426, SLG: 0.403 Mike Corkins, R (6, PR) Larry Hardy, R (6, 1) Cito Gaston, R (8, PH) OBP: 0.285, SLG: 0.405 Vicente Romo, R (8, 1) Dave Tomlin, L (9, 1)		0-3 K			0-0 1B 3B	0-0 1B		0-0 HR	0-0 F9	2 1 1 0 0 0 1 1 0 0 0 0 0 0 0 0 1 0 0 1 0 1 1 1 2 0 0 0 0 1 0 0 0 0 0 0 3 0 0 0 0 0 0 0 0																												
Inning Stats	R: 0 E: 0 K: 1 S: 5	H: 1 LOB: 0 BB: 0 P: 5	R: 2 E: 0 K: 1 S: 6	H: 1 LOB: 1 BB: 2 P: 14	R: 1 E: 0 K: 0 S: 4	H: 1 LOB: 0 BB: 0 P: 4	R: 0 E: 0 K: 0 S: 4	H: 1 LOB: 1 BB: 0 P: 4	R: 1 E: 0 K: 2 S: 10	H: 3 LOB: 2 BB: 0 P: 10	R: 0 E: 0 K: 1 S: 6	H: 1 LOB: 2 BB: 1 P: 10	R: 0 E: 0 K: 0 S: 4	H: 1 LOB: 1 BB: 0 P: 4	R: 4 E: 0 K: 0 S: 6	H: 4 LOB: 0 BB: 1 P: 10	R: 0 E: 0 K: 0 S: 4	H: 1 LOB: 3 BB: 2 P: 12	1B: 7 2B: 2 3B: 2 HR: 3	SF: 0 SAC: 0 DP: 0 HBP: 0	WP: 0 PB: 0 SB: 2 CS: 2	PA: 46																
PITCHER	IP WLS BF H R ER SO BB IBB HBP BLK WP HR S P ERA WHIP																					PITCHER	IP WLS BF H R ER SO BB IBB HBP BLK WP HR S P ERA WHIP															
Steve Renko, R (1, 1) ERA: 4.7	4.0		19	6	4	4	2	2	0	0	0	0	1	21	29	9.00	2.000																					
Tom Walker, R (5, 1) ERA: 3.41	3.0		16	6	3	3	3	1	0	0	0	0	1	21	25	9.00	2.333																					
Chuck Taylor, R (8, 1) ERA: 2.51	1.0		4	1	1	1	0	1	0	0	0	0	1	3	7	9.00	2.000																					
Donald DeMola, R (9, 1) ERA: 4.18	1.0	W	6	1	0	0	0	2	0	0	0	0	0	4	12	0.00	3.000																					

**San Diego Padres @ Montreal Expos**  
 Jarry Park, Montreal, QB  
 Sun Jun 16 1974, 3:33 AM EDT  
 Att. 13,534 - Unknown

[livebaseballscorecards.com](http://livebaseballscorecards.com)

AB	39
R	8
H	14
RBI	8
BB	6
SO	5
LOB	18





Batter	1	2	3	4	5	6	7	8	9	AB	R	H	RBI	BB	SO	LOB
Ron Hunt, R OBP: 0.381, SLG: 0.255 (1, 5)	1-0 FC1-6 HBP		0-0 5-3	0-0 5-3		0-0 FC6-4 1B		0-0 F8		4	0	1	0	0	0	3
Tim Foli, R OBP: 0.311, SLG: 0.312 Larry Lintz, S OBP: 0.341, SLG: 0.329 (1, 6) (4, PH) (5, 6)	0-0 FC1-6 CS 1-2f			4-0 1B BB	4-0 3B BB	0-0 FC6-4 1-2f			0-0 1-3	1	0	0	0	0	0	1
Willie Davis, L OBP: 0.347, SLG: 0.455 (1, 8)	0-0 F9 1-2			0-0 F9 1-2	0-0 SF7 3B 1-H		0-0 4-3		0-0 HR	5	2	2	2	0	0	2
Ken Singleton, S OBP: 0.423, SLG: 0.373 (1, 9)		4-0 FC1-6 BB		0-0 F9	0-0 SF7		0-0 1B G3-2 1B		4-0 2B BB	2	1	1	1	2	0	1
Ron Fairly, L OBP: 0.399, SLG: 0.480 (1, 3)		0-0 FC1-6 1-2f		4-0 1B BB	0-0 F8		0-0 1B		0-0 2B	4	1	2	1	1	0	1
Bob Bailey, R OBP: 0.390, SLG: 0.385 Mike Jorgensen, L OBP: 0.462, SLG: 0.429 (1, 7) (7, PH) (8, 7)		0-3 K		0-0 1B BB 1-3 2-H	0-0 F7		0-0 G3-2			3	1	1	1	0	1	1
Jim Cox, R OBP: 0.276, SLG: 0.274 (1, 4)		0-0 F3		4-0 1B S 1-2		0-0 6-3		0-0 E3 SH1-4		3	1	0	0	1	0	1
Barry Foote, R OBP: 0.302, SLG: 0.407 (1, 2)			0-0 6-3	0-0 1B S 1-3 2-H 3-H		0-0 HR		0-0 SH1-4		3	1	2	3	0	0	0
Steve Renko, R OBP: 0.281, SLG: 0.300 Tom Walker, R (1, 1) (5, 1)			0-0 4-3	0-0 1B		0-0 5-3		0-0 4-3		2	0	1	0	0	0	0
Chuck Taylor, R OBP: 0.333, SLG: 0.500 Boots Day, L OBP: 0.325, SLG: 0.278 Donald DeMola, R (8, 1) (8, PH) (9, 1)				1-3 3-H						1	0	0	0	0	0	0

Inning Stats	R: 0	H: 0	E: 0	K: 0	S: 2	R: 0	H: 0	E: 0	K: 1	S: 5	R: 0	H: 0	E: 0	K: 0	S: 3	R: 4	H: 3	E: 0	K: 0	S: 6	R: 2	H: 1	E: 0	K: 0	S: 4	R: 1	H: 2	E: 0	K: 0	S: 5	R: 0	H: 2	E: 0	K: 0	S: 4	R: 0	H: 0	E: 1	K: 0	S: 4	R: 2	H: 2	E: 0	K: 0	S: 3	1B: 6	SF: 1	2B: 2	SAC: 1	3B: 1	DP: 1	HR: 2	HBP: 1	WP: 0	PA: 41
--------------	------	------	------	------	------	------	------	------	------	------	------	------	------	------	------	------	------	------	------	------	------	------	------	------	------	------	------	------	------	------	------	------	------	------	------	------	------	------	------	------	------	------	------	------	------	-------	-------	-------	--------	-------	-------	-------	--------	-------	--------

PITCHER	IP	WLS	BF	H	R	ER	SO	BB	IBB	HBP	BLK	WP	HR	S	P	ERA	WHIP
Lowell Palmer, R ERA: 7.8 (1, 1)	4.0		21	4	6	6	1	5	0	1	0	0	0	17	38	13.50	2.250
Dan Spillner, R ERA: 5.06 (5, 1)	1.0		3	0	0	0	0	0	0	0	0	0	0	3	3	0.00	0.000
Larry Hardy, R ERA: 5.0 (6, 1)	2.0		9	4	1	1	0	0	0	0	0	0	1	9	9	4.50	2.000
Vicente Romo, R ERA: 3.88 (8, 1)	1.1	L	7	1	2	2	0	1	0	0	0	0	1	6	10	13.50	1.500
Dave Tomlin, L ERA: 5.4 (9, 1)	0.0		1	1	0	0	0	0	0	0	0	0	0	1	1	∞	∞

BOTTOM

San Diego Padres @ Montreal Expos  
 Jarry Park, Montreal, QB  
 Sun Jun 16 1974, 3:33 AM EDT  
 Att. 13,534 - Unknown

livebaseballscorecards.com

AB	32
R	9
H	10
RBI	8
BB	6
SO	1
LOB	14



Batter	1	2	3	4	5	6	7	8	9	10	11	12	13	AB R H RBI BB SO LOB	TOP															
<b>Bobby Tolan, L</b> OBP: 0.344, SLG: 0.395 (1, 8) (7, 9)	0-3 K	0-0 F9			0-0 B2		0-0 1B SF8 2B	0-0 F9		0-3 K			0-0 SH1-4	6 1 1 1 0 2 4																
<b>Horace Clarke, S</b> OBP: 0.274, SLG: 0.231 (1, 4) BBB	4-0 1B BB		0-0 5-3		0-0 6-3		0-0 1B		4-0 1B BB		0-0 L7		0-0 1B SH3-4 1B	5 2 2 1 2 0 0																
<b>Dave Winfield, R</b> OBP: 0.329, SLG: 0.492 (1, 7) BBB	4-0 1B BB		4-0 FC6-4 BB			0-0 HR	0-0 F8		0-3 K		0-0 L7		0-0 SH3-4 IBB 1B	5 1 2 2 2 1 3																
<b>Nate Colbert, R</b> OBP: 0.321, SLG: 0.362 (1, 3) X	0-0 1B		0-0 F9			0-0 FC6-4 1B	0-0 SF8		4-0 FC6-4 1B BB		0-3 K		0-0 SH3-4 IBB	4 0 2 1 2 1 1																
<b>Cito Gaston, R</b> OBP: 0.292, SLG: 0.362 (1, 9) <b>Bill Greif, R</b> OBP: 0.269, SLG: 0.050 (7, 1) <b>Rod Gaspar, S</b> OBP: 0.133, SLG: 0.143 (8, PH) <b>Dave Tomlin, L</b> (9, 1) <b>Larry Hardy, R</b> (9, 1) <b>Enzo Hernandez, R</b> OBP: 0.268, SLG: 0.271 (13, PH) <b>Dan Spillner, R</b> (13, 1)	0-0 F9		0-0 FC6-4			0-0 FC6-4 1B	0-3 K		0-0 FC6-4 1B		0-3 K		0-0 SH3-4	4 0 0 0 0 0 1 5 0 0 0 0 0 0 0 0 1 0 0 1 1 0 0 0 0 0 0 0 0 0 0 0 0 1 0 0 0 0 0 0 1 0 0 0 0 0 1 0 0 0 0 0 0 0 0 0 0 0																
<b>Derrel Thomas, S</b> OBP: 0.350, SLG: 0.395 (1, 5) (8, 6) BBB		4-0 1B BB		0-0 6-3		0-0 F8		0-3 K	0-0 FC6-4		BBB	4-0 FC6-4 BB	4-0 IBB	4 0 0 0 3 1 3																
<b>Rich Morales, R</b> OBP: 0.355, SLG: 0.321 (1, 6) <b>Matty Alou, L</b> OBP: 0.233, SLG: 0.235 (8, PH) <b>Fred Kendall, R</b> OBP: 0.321, SLG: 0.354 (8, 2)		0-0 F8		0-0 5-3		0-0 5-3		0-3 K	0-0 L8		X	0-0 FC6-4	0-0 6-3	3 0 0 0 0 0 2 1 0 0 0 0 0 1 0 3 0 0 0 0 0 0 6																
<b>Bob Barton, R</b> OBP: 0.362, SLG: 0.268 (1, 2) <b>Willie McCovey, L</b> OBP: 0.429, SLG: 0.403 (8, PH) <b>Mike Corkins, R</b> (8, PR) <b>Dave Roberts, R</b> OBP: 0.261, SLG: 0.244 (8, 5)		0-0 1B		0-0 4-3			4-0 1B BB	4-0 BB BB		0-0 F7		0-3 K		2 1 1 0 1 0 0 0 0 0 0 1 0 0 0 0 0 0 0 0 0 2 0 0 0 0 1 1																
<b>Randy Jones, R</b> OBP: 0.161, SLG: 0.167 (1, 1) <b>Johnny Grubb, L</b> OBP: 0.396, SLG: 0.434 (7, PH) (7, 8)		0-3 K			0-3 K		0-0 2B 1B	4-0 BB		0-0 1-3			4-0 1B SH1-4 BB	2 0 0 0 0 2 2 2 2 1 0 2 0 0																
<b>Inning Stats</b>	R: 0 E: 0 K: 1 S: 5	H: 1 LOB: 2 BB: 2 P: 13	R: 0 E: 0 K: 1 S: 6	H: 1 LOB: 2 BB: 1 P: 10	R: 0 E: 0 K: 0 S: 3	H: 0 LOB: 1 BB: 1 P: 7	R: 0 E: 0 K: 1 S: 5	H: 0 LOB: 0 BB: 0 P: 5	R: 1 E: 0 K: 0 S: 5	H: 2 LOB: 1 BB: 0 P: 5	R: 3 E: 0 K: 1 S: 8	H: 3 LOB: 1 BB: 1 P: 12	R: 0 E: 0 K: 2 S: 7	H: 0 LOB: 2 BB: 2 P: 15	R: 1 E: 0 K: 1 S: 6	H: 1 LOB: 2 BB: 2 P: 14	R: 0 E: 0 K: 1 S: 5	H: 0 LOB: 0 BB: 0 P: 5	R: 0 E: 0 K: 2 S: 7	H: 0 LOB: 1 BB: 1 P: 11	R: 2 E: 0 K: 0 S: 5	H: 2 LOB: 3 BB: 3 P: 17	1B: 8 2B: 1 3B: 0 HR: 1	SF: 1 SAC: 2 DP: 0 HBP: 0	WP: 0 PA: 61 PB: 0 SB: 0 CS: 0					
<b>PITCHER</b>														<b>PITCHER</b>																
<b>Ken Frailing, L</b> ERA: 4.14 (1, 1)	IP: 6.0	WLS: 26	BF: 4	H: 2	R: 2	ER: 2	SO: 3	BB: 5	IBB: 0	HBP: 0	BLK: 0	WP: 0	HR: 1	S: 27	P: 47	ERA: 3.00	WHIP: 1.500													
<b>Dave LaRoche, L</b> ERA: 4.82 (7, 1)	0.0		2	2	0	0	0	0	0	0	0	0	0	2	2	∞	∞													
<b>Horacio Pina, R</b> ERA: 3.06 (7, 1)	2.0		10	1	3	3	3	3	0	0	0	0	0	13	25	13.50	2.000													
<b>Burt Hooton, R</b> ERA: 4.47 (9, 1)	2.0		8	1	0	0	2	1	0	0	0	0	0	11	15	0.00	1.000													
<b>Steve Stone, R</b> ERA: 5.2 (11, 1)	3.0	L	15	2	2	2	3	2	2	0	0	0	0	17	33	6.00	1.333													

San Diego Padres @ Chicago Cubs  
Wrigley Field, Chicago, IL  
Mon Jun 17 1974, 3:33 AM CDT  
Att. 6,444 - Cloudy - 58 F

livebaseballscorecards.com

AB	45
R	7
H	10
RBI	7
BB	13
SO	11
LOB	27



Batter	1	2	3	4	5	6	7	8	9	10	11	12	13	AB	R	H	RBI	BB	SO	LOB
Don Kessinger, S (1, 6) OBP: 0.369, SLG: 0.351	4-0 FC3-6 HBP 1B BB	0-0 F9	0-0 F9			0-0 SH3-4 1-2 2-3		0-0 FC4-6 1-2f		0-0 3-1		4-0 E IBB		4	1	0	0	2	0	7
Rick Monday, L (1, 8) OBP: 0.384, SLG: 0.446	1-0 FC3-6 1-2 HBP		0-0 5-3 E 1B	0-0 L7		0-3 K 3-H			0-0 3-1		4-0 S BB	0-0 E6 1-2 2-3		5	1	1	0	1	1	4
Billy Williams, L (1, 7) (11, 3) OBP: 0.411, SLG: 0.510	0-0 FC3-6 1-2f 2-3 1B		0-3 K	0-3 K			0-0 4-3		0-0 P4		0-0 L9 1-2	0-0 4-3		7	0	0	0	0	2	7
Jose Cardenal, R (1, 9) OBP: 0.341, SLG: 0.415	0-0 1-2 3-H 1B		0-0 E6 5-3 1B	0-0 1B			0-3 K		4-0 BB BB		0-0 P6		0-0 4-3	6	1	2	1	1	1	2
Bill Madlock, R (1, 5) OBP: 0.378, SLG: 0.495	0-3 K		0-0 5-3 1-2 2-3 1B		1-0 CS HBP		0-0 F8		0-0 L8		4-0 FC6-4 IBB		0-0 F8	5	0	0	0	1	1	5
Andre Thornton, R (1, 3) (10, PH) Matt Alexander, R (10, PH) Jerry Morales, R (11, 7) Jim Tyrone, R (11, PH) (12, 7) OBP: 0.377, SLG: 0.543 OBP: 0.388, SLG: 0.267 OBP: 0.331, SLG: 0.429 OBP: 0.263, SLG: 0.222	0-0 F3		4-0 BB 1B IBB		0-0 6-3 1-2		0-0 6-3		4-0 BB BB		0-0 4-3 1B	0-0 FC6-4 1-2f		3	1	1	0	2	0	3
Dave Rosello, R (1, 4) OBP: 0.271, SLG: 0.290		0-0 F8	0-0 BB 1B 1B		0-0 6-3			0-0 F7		0-0 4-3		4-0 E SH1-4 BB	0-0 1B	6	1	2	2	1	0	2
Steve Swisher, R (1, 2) Vic Harris, S (10, PH) Tom Lundstedt, S (11, 2) Carmen Fanzone, R (13, PH) OBP: 0.563, SLG: 0.455 OBP: 0.300, SLG: 0.229 OBP: 0.216, SLG: 0.094 OBP: 0.292, SLG: 0.304		0-0 SH3-4 1B	4-0 1B BB			4-0 SH3-4 SH K BB		4-0 FC4-6 1-2 BB		4-0 IBB		0-3 K	0-0 F8	1	0	1	0	3	0	0
Ken Frailing, L (1, 1) Dave LaRoche, L (7, 1) Horacio Pina, R (7, 1) Burt Hooton, R (9, 1) Chris Ward, L (10, PH) Steve Stone, R (11, 1) OBP: 0.389, SLG: 0.333 OBP: 0.299, SLG: 0.500 OBP: 0.375, SLG: 0.310 OBP: 0.111, SLG: 0.111		0-0 SH3-4	0-0 SH 1-2 1B			0-0 SH SH3-4		0-0 F2		0-0 L9		0-0 SH1-4		1	0	1	2	0	0	0

BOTTOM																								
<table border="1"> <tr> <td>AB</td><td>44</td> <td>R</td><td>5</td> <td>H</td><td>9</td> <td>RBI</td><td>5</td> <td>BB</td><td>12</td> <td>SO</td><td>6</td> <td>LOB</td><td>39</td> </tr> </table>											AB	44	R	5	H	9	RBI	5	BB	12	SO	6	LOB	39
AB	44	R	5	H	9	RBI	5	BB	12	SO	6	LOB	39											
<table border="1"> <tr> <td>WP:</td><td>0</td> <td>PA:</td><td>62</td> </tr> <tr> <td>PB:</td><td>0</td> <td>CS:</td><td>1</td> </tr> </table>											WP:	0	PA:	62	PB:	0	CS:	1						
WP:	0	PA:	62																					
PB:	0	CS:	1																					

**San Diego Padres @ Chicago Cubs**  
 Wrigley Field, Chicago, IL  
 Mon Jun 17 1974, 3:33 AM CDT  
 Att: 6,444 - Cloudy - 58 F



Inning Stats	PITCHER																		
	IP	WLS	BF	H	R	ER	SO	BB	IBB	HBP	BLK	WP	HR	S	P	ERA	WHIP		
Randy Jones, L (1, 1) ERA: 4.63	6.0		29	6	5	1	4	3	1	2	0	0	0	31	49	1.50	1.500		
Bill Greif, R (7, 1) ERA: 5.95	2.0		8	0	0	0	1	2	0	0	0	0	0	8	16	0.00	1.000		
Dave Tomlin, L (9, 1) ERA: 5.28	0.2		3	0	0	0	0	1	0	0	0	0	0	2	6	0.00	1.500		
Larry Hardy, R (9, 1) ERA: 4.66	3.1	W	17	1	0	0	1	2	3	0	0	0	0	14	34	0.00	0.900		
Dan Spillner, R (13, 1) ERA: 4.84	1.0		5	2	0	0	0	0	0	0	0	0	0	5	5	0.00	2.000		

Batter	1	2	3	4	5	6	7	8	9	AB	R	H	RBI	BB	SO	LOB	TOP								
<b>Bobby Tolan, L</b> (1, 9) OBP: 0.336, SLG: 0.386	0-0 L8	0-0 F8			0-0 L9	0-0 FC6		0-0 F2		5	0	0	0	0	0	5									
<b>Dave Roberts, R</b> (1, 5) OBP: 0.264, SLG: 0.245	0-3 K		0-3 K		4-0 PB 1B WP BB	0-0 5-3		0-0 E 1B		4	2	1	0	1	2	1									
<b>Dave Winfield, R</b> (1, 7) OBP: 0.335, SLG: 0.495	0-0 L4		0-0 CS 1B		0-0 WP PB 1B		0-0 L8	0-0 E7 1B FC4-6 1B		5	1	3	1	0	0	0									
<b>Willie McCovey, L</b> (1, 3) <b>Rod Gaspar, S</b> (9, PR) <b>Nate Colbert, R</b> (9, 3) OBP: 0.433, SLG: 0.419 OBP: 0.333, SLG: 0.143 OBP: 0.321, SLG: 0.362		0-0 1B 3B	0-3 K		0-3 K		4-0 WP BB	0-0 FC4-6 1B		4	1	2	1	1	2	2									
<b>Johnny Grubb, L</b> (1, 8) OBP: 0.397, SLG: 0.433		0-0 1B 1B		0-3 K		0-0 3B 1B	0-0 F8	0-0 FC4-6		5	2	2	2	0	1	2									
<b>Derrel Thomas, S</b> (1, 4) OBP: 0.354, SLG: 0.404		0-0 1B 1B		0-0 L9		0-0 E 3B	4-0 F9	0-0 F9		4	1	2	1	1	0	1									
<b>Rich Morales, R</b> (1, 6) OBP: 0.306, SLG: 0.273		0-0 F8		0-0 P4		0-0 E6 6-3 FC6 S	0-0 4-3	0-3 K		5	1	0	1	0	1	5									
<b>Bob Barton, R</b> (1, 2) OBP: 0.342, SLG: 0.250		0-3 K		0-3 K		0-0 6-3		0-3 K		4	0	0	0	0	3	3									
<b>Dave Freisleben, R</b> (1, 1) <b>Bill Greif, R</b> (8, 1) OBP: 0.385, SLG: 0.391 OBP: 0.269, SLG: 0.050		0-0 1B		0-0 1B 2B		4-0 FC6 BB		0-0 F8		3	1	2	1	1	0	0									
<b>Inning Stats</b>	R: 0 E: 0 K: 1 S: 5	H: 0 LOB: 0 BB: 0 P: 5	R: 2 E: 0 K: 1 S: 9	H: 4 LOB: 2 BB: 0 P: 9	R: 0 E: 0 K: 2 S: 7	H: 1 LOB: 1 BB: 0 P: 7	R: 0 E: 0 K: 1 S: 5	H: 0 LOB: 0 BB: 0 P: 5	R: 2 E: 0 K: 2 S: 9	H: 2 LOB: 1 BB: 1 P: 13	R: 3 E: 2 K: 0 S: 6	H: 2 LOB: 1 BB: 1 P: 10	R: 0 E: 0 K: 0 S: 3	H: 0 LOB: 2 BB: 2 P: 11	R: 0 E: 0 K: 1 S: 5	H: 0 LOB: 0 BB: 0 P: 5	R: 2 E: 1 K: 1 S: 8	H: 3 LOB: 1 BB: 0 P: 8	1B: 9 2B: 2 3B: 2 HR: 0	SF: 0 SAC: 0 DP: 1 HBP: 0	WP: 2 PB: 1 SB: 3 CS: 1	PA: 43			
<b>PITCHER</b>	IP	WLS	BF	H	R	ER	SO	BB	IBB	HBP	BLK	WP	HR	S	P	ERA	WHIP								
<b>Bill Bonham, R</b> (1, 1) ERA: 4.54	5.1	L	27	9	7	5	7	2	0	0	0	1	0	39	47	8.44	2.062								
<b>Dave LaRoche, L</b> (6, 1) ERA: 4.43	1.2		7	0	0	0	0	2	0	0	0	1	0	5	13	0.00	1.200								
<b>Oscar Zamora, R</b> (8, 1) ERA:	1.0		3	0	0	0	1	0	0	0	0	0	0	5	5	0.00	0.000								
<b>Ray Burris, R</b> (9, 1) ERA: 5.85	1.0		6	3	2	2	1	0	0	0	0	0	0	8	8	18.00	3.000								

**San Diego Padres @ Chicago Cubs**  
 Wrigley Field, Chicago, IL  
 Tue Jun 18 1974, 3:33 AM CDT  
 Att: 9,842 - Sunny - 69 F

livebaseballscorecards.com

<b>AB</b>	39
<b>R</b>	9
<b>H</b>	12
<b>RBI</b>	7
<b>BB</b>	4
<b>SO</b>	9
<b>LOB</b>	19



Batter	1	2	3	4	5	6	7	8	9	AB	R	H	RBI	BB	SO	LOB	BOTTOM							
<b>Vic Harris, S</b> OBP: 0.291, SLG: 0.221 (1, 4) S S S	0-3 K ①		0-0 4-3 ① S S S	0-3 K ③			0-0 F8 ② X	0-0 FC6-4 ③ 1-2f		5	0	0	0	0	2	2								
<b>Dave Rosello, R</b> OBP: 0.277, SLG: 0.288 (1, 6) X	0-0 F7 ②		4-0 1B BB		0-0 F9 ①		0-0 1B		0-0 E6 FC4-6	4	0	1	0	1	0	0								
<b>Billy Williams, L</b> OBP: 0.407, SLG: 0.502 (1, 3) X	0-0 F9 ③		0-0 BB 1B		0-0 E7		0-0 P5 ③		0-0 FC4-6 FC6-4 ① 1-2f	5	0	1	0	0	0	2								
<b>Jose Cardenal, R</b> OBP: 0.346, SLG: 0.428 (1, 9) X		0-0 HR	4-0 1-2 BB		4-0 G6-4-3 BB		0-0 6-3		0-0 P4 ② X	3	1	1	1	2	0	1								
<b>Bill Madlock, R</b> OBP: 0.379, SLG: 0.513 (1, 5) B B B B B		4-0 CS BB	0-3 K ②		0-0 G6-4-3 ② ③ 1-2f		0-0 HR		0-0 FC6-4 ③ 1-2f	4	1	1	1	1	1	6								
<b>Rick Monday, L</b> OBP: 0.386, SLG: 0.442 (1, 8) S S S S		0-3 K ① ② 1-2	0-0 3-1 ③		4-0 G5-4-3 BB		4-0 HR BB			2	1	0	0	2	1	4								
<b>Chris Ward, L</b> OBP: 0.404, SLG: 0.422 (1, 7) B B B B B		4-0 BB BB		0-0 WP 2B		0-0 F7 ①		0-0 HR		3	1	2	2	1	0	1								
<b>Steve Swisher, R</b> OBP: 0.500, SLG: 0.357 (1, 2) B B B B B		4-0 1-2 BB		0-3 K ① 2-3		0-0 G5-4-3 ② ③ 1-2f		0-0 4-3 ②		3	0	0	0	1	1	2								
<b>Bill Bonham, R</b> OBP: 0.185, SLG: 0.185 (6, 1) <b>Dave LaRoche, L</b> OBP: 0.250, SLG: 0.500 (7, PH) <b>Don Kessinger, S</b> OBP: 0.368, SLG: 0.349 (8, 1) <b>Oscar Zamora, R</b> OBP: 0.389, SLG: 0.553 (8, PH) <b>Andre Thornton, R</b> OBP: 0.389, SLG: 0.553 (9, 1)		0-3 K ③		0-3 K ②				0-0 5-3 ① X	0-0 FC6-4 1B	2	0	0	0	0	2	3								
<b>Inning Stats</b>	R: 0 E: 0 K: 1 S: 5	H: 0 LOB: 0 BB: 0 P: 5	R: 1 E: 0 K: 2 S: 7	H: 1 LOB: 2 BB: 3 P: 19	R: 0 E: 0 K: 1 S: 6	H: 1 LOB: 3 BB: 2 P: 14	R: 0 E: 0 K: 3 S: 10	H: 1 LOB: 1 BB: 0 P: 10	R: 0 E: 1 K: 0 S: 3	H: 0 LOB: 1 BB: 1 P: 7	R: 0 E: 0 K: 0 S: 2	H: 0 LOB: 0 BB: 1 P: 6	R: 0 E: 0 K: 0 S: 4	H: 1 LOB: 1 BB: 0 P: 4	R: 3 E: 0 K: 0 S: 6	H: 3 LOB: 1 BB: 1 P: 10	R: 0 E: 1 K: 0 S: 4	H: 0 LOB: 1 BB: 0 P: 4	1B: 3 2B: 1 3B: 0 HR: 3	SF: 0 SAC: 0 DP: 2 HBP: 0	WP: 1 PB: 0 SB: 0 CS: 1	PA: 41 ERA WHIP		
<b>PITCHER</b> <b>Dave Freisleben, R</b> ERA: 3.38 <b>Bill Greif, R</b> ERA: 5.86	IP 7.2 WLS W (1, 1) (8, 1)	WLS W 5 0	BF 36 5 0	H 7 0 0	R 4 0 0	ER 4 0 0	SO 7 0 0	BB 8 0 0	IBB 0 0 0	HBP 0 0 0	BLK 0 0 0	WP 1 0 0	HR 3 0 5	S 42 5 5	P 74 5 5	ERA 4.70 0.00 0.000	WHIP 1.957 0.000							

**San Diego Padres @ Chicago Cubs**  
Wrigley Field, Chicago, IL  
Tue Jun 18 1974, 3:33 AM CDT  
Att. 9,842 - Sunny - 69 F

livebaseballscorecards.com

AB	33
R	4
H	7
RBI	4
BB	8
SO	7
LOB	21



Batter	1	2	3	4	5	6	7	8	9	AB R H RBI BB SO LOB	TOP							
<b>Bobby Tolan, L</b> (1, 9) OBP: 0.339, SLG: 0.388	0-0 SH1-3 E 1B		0-0 4-3			0-0 L6			0-0 SH1-4 1B	4 1 2 0 0 0 0								
<b>Dave Roberts, R</b> (1, 5) OBP: 0.262, SLG: 0.242	0-0 SH1-3 1-2			0-0 5-3		0-0 6-3			0-0 SH1-4 1-2	2 0 0 0 0 0 0								
<b>Dave Winfield, R</b> (1, 7) OBP: 0.329, SLG: 0.486	0-0 F9 2-H			0-0 6-3			0-0 P6		0-3 K	4 0 0 0 0 1 1								
<b>Willie McCovey, L</b> (1, 3) OBP: 0.434, SLG: 0.417 <b>Nate Colbert, R</b> (9, 3) OBP: 0.321, SLG: 0.362	0-0 L3			0-0 F7			4-0 BB		0-0 1B	3 0 1 0 0 1 0 0 0 0 0 0 0 0								
<b>Johnny Grubb, L</b> (1, 8) OBP: 0.391, SLG: 0.427		0-0 G3			0-0 F8		0-3 K			3 0 0 0 0 1 1								
<b>Derrel Thomas, S</b> (1, 4) OBP: 0.354, SLG: 0.403		0-3 K			0-0 FC5-4 1B		0-0 F8			3 0 1 0 0 1 1								
<b>Rich Morales, R</b> (1, 6) OBP: 0.282, SLG: 0.250		0-3 K			0-0 FC5-4 1-2f			0-0 6-3		3 0 0 0 0 1 1								
<b>Bob Barton, R</b> (1, 2) OBP: 0.329, SLG: 0.238			0-0 5-3		0-0 6-3			0-0 F2		3 0 0 0 0 0 1								
<b>Dan Spillner, R</b> (1, 1)			0-0 4-3			0-0 6-3		0-3 K		3 0 0 0 0 1 0								
<b>Inning Stats</b>	R: 1 E: 1 K: 0 S: 4	H: 1 LOB: 0 BB: 0 P: 4	R: 0 E: 0 K: 2 S: 7	H: 0 LOB: 0 BB: 0 P: 7	R: 0 E: 0 K: 0 S: 3	H: 0 LOB: 0 BB: 0 P: 3	R: 0 E: 0 K: 0 S: 3	H: 1 LOB: 1 BB: 0 P: 4	R: 0 E: 0 K: 1 S: 5	H: 0 LOB: 1 BB: 1 P: 9	R: 0 E: 0 K: 1 S: 5	H: 0 LOB: 0 BB: 0 P: 5	R: 0 E: 0 K: 1 S: 6	H: 2 LOB: 2 BB: 0 P: 6	1B: 4 2B: 0 3B: 0 HR: 0	SF: 0 SAC: 2 DP: 0 HBP: 0	WP: 0 PB: 0 SB: 0 CS: 0	PA: 31
<b>PITCHER</b>	IP WLS BF H R ER SO BB IBB HBP BLK WP HR S P ERA WHIP																	
<b>Jim Todd, R</b> (1, 1) ERA: 1.93	8.0 L 27 2 1 0 4 1 0 0 0 0 0 0 34 38 0.00 0.375																	
<b>Burt Hooton, R</b> (9, 1) ERA: 4.42	1.0 4 2 0 0 1 0 0 0 0 0 0 0 6 6 0.00 2.000																	

**San Diego Padres @ Chicago Cubs**  
**Wrigley Field, Chicago, IL**  
 Wed Jun 19 1974, 3:33 AM CDT  
 Att. 10,067 - Cloudy - 83 F

[livebaseballscorecards.com](http://livebaseballscorecards.com)

<b>AB</b>	28
<b>R</b>	1
<b>H</b>	4
<b>RBI</b>	0
<b>BB</b>	1
<b>SO</b>	5
<b>LOB</b>	5



BOTTOM

San Diego Padres @ Chicago Cubs  
Wrigley Field, Chicago, IL  
Wed Jun 19 1974, 3:33 AM CDT  
Att: 10,067 - Cloudy - 83 F

livebaseballscorecards.com

AB	27
R	0
H	1
RBI	0
BB	6
SO	3
LOB	10



WP:	1	PA:	33
PB:	0		
SB:	0		
CS:	1		

AB	R	H	RBI	BB	SO	LOB
3	0	0	0	1	0	0
4	0	1	0	0	0	1
2	0	0	0	2	0	2
3	0	0	0	1	0	1
3	0	0	0	1	0	2
4	0	0	0	0	0	1
2	0	0	0	1	1	1
2	0	0	0	0	1	1
1	0	0	0	0	0	1
0	0	0	0	0	0	0
2	0	0	0	0	1	0
1	0	0	0	0	0	0
0	0	0	0	0	0	0

Batter	1	2	3	4	5	6	7	8	9
Don Kessinger, S (1, 6) OBP: 0.366, SLG: 0.344	0-0 1-3		0-0 L9			0-0 F8		4-0 BB	
Rick Monday, L (1, 8) OBP: 0.384, SLG: 0.438	0-0 F7		0-0 1B			0-0 F9		0-0 P5	
Billy Williams, L (1, 7) OBP: 0.408, SLG: 0.498	4-0 WP BB		0-0 F8			4-0 BB		0-0 F8	
Jose Cardenal, R (1, 9) OBP: 0.345, SLG: 0.422	4-0 1-2 BB			0-0 5-3		0-0 F2			0-0 5-3
Bill Madlock, R (1, 5) OBP: 0.375, SLG: 0.500	0-0 P3			0-0 4-3		4-0 FC6 BB			0-0 L9
Andre Thornton, R (1, 3) OBP: 0.362, SLG: 0.510		0-0 F9		0-0 5-3		0-0 L7			0-0 F8
Steve Swisher, R (1, 2) OBP: 0.478, SLG: 0.313		0-3 K			4-0 CS BB	0-0 P6			
Dave Rosello, R (1, 4) OBP: 0.272, SLG: 0.283		0-0 4-3			0-3 K	0-0 FC6			
Chris Ward, L (7, PH) OBP: 0.396, SLG: 0.413					1-2 K	1-2 K			
Matt Alexander, S (8, 4) OBP: 0.368, SLG: 0.267									
Jim Todd, L (1, 1) OBP: 0.100, SLG: 0.103			0-3 K			0-0 P6			0-0 4-3

Inning Stats	R: 0	H: 0	E: 0	K: 0	S: 3	R: 0	H: 0	E: 0	K: 1	S: 5	R: 0	H: 1	E: 0	K: 1	S: 6	R: 0	H: 0	E: 0	K: 0	S: 3	R: 0	H: 0	E: 0	K: 1	S: 4	R: 0	H: 0	E: 0	K: 0	S: 3	R: 0	H: 0	E: 0	K: 0	S: 3	R: 0	H: 0	E: 0	K: 0	S: 3	R: 0	H: 0	E: 0	K: 0	S: 3
	LOB: 2	BB: 2	P: 11	LOB: 0	BB: 0	P: 5	LOB: 1	BB: 0	P: 6	LOB: 0	BB: 0	P: 6	LOB: 1	BB: 1	P: 8	LOB: 1	BB: 1	P: 7	LOB: 1	BB: 1	P: 7	LOB: 1	BB: 1	P: 7	LOB: 0	BB: 0	P: 3	LOB: 0	BB: 0	P: 3	LOB: 0	BB: 0	P: 3	LOB: 0	BB: 0	P: 3	LOB: 0	BB: 0	P: 3	LOB: 0	BB: 0	P: 3	LOB: 0	BB: 0	P: 3

PITCHER	IP	WLS	BF	H	R	ER	SO	BB	IBB	HBP	BLK	WP	HR	S	P	ERA	WHIP
Dan Spillner, R (1, 1) ERA: 3.45	9.0	W	33	1	0	0	3	6	0	0	0	1	0	33	57	0.00	0.778

Batter	1	2	3	4	5	6	7	8	9	AB R H RBI BB SO LOB	TOP																												
<b>Bobby Tolan, L</b> (1, 9) OBP: 0.342, SLG: 0.390	0-0 G6-4-3 1B		0-0 E3 1-2			0-0 CS 1B			0-0 4-3	4 0 2 0 0 0 1																													
<b>Enzo Hernandez, R</b> (1, 6) OBP: 0.265, SLG: 0.267 <b>Matty Alou, L</b> (9, PH) OBP: 0.241, SLG: 0.235	0-0 F6		0-0 1-3			0-0 F7 1-2			4-0 BB BB	3 0 0 0 0 0 4 0 0 0 0 1 0 0																													
<b>Dave Winfield, R</b> (1, 7) OBP: 0.328, SLG: 0.479	0-0 G6-4-3 1-2f			0-3 K		0-3 K		0-3 K	4-0 BB BB	3 0 0 0 1 2 1																													
<b>Willie McCovey, L</b> (1, 3) OBP: 0.426, SLG: 0.406		0-3 K		0-3 K		0-0 F8		0-0 F9	4-0 BB BB	4 0 0 0 0 2 2																													
<b>Johnny Grubb, L</b> (1, 8) OBP: 0.385, SLG: 0.419		0-0 F6		0-3 K		0-0 F8		0-0 P6		4 0 0 0 0 1 2																													
<b>Derrel Thomas, S</b> (1, 4) OBP: 0.350, SLG: 0.399 (8, 5)		0-0 F9			0-0 F9			0-0 F7		3 0 0 0 0 0 0																													
<b>Dave Roberts, R</b> (1, 5) OBP: 0.259, SLG: 0.239 <b>Horace Clarke, S</b> (8, PH) OBP: 0.282, SLG: 0.241 (8, 4)			0-0 1-3		0-0 6-3			0-0 FC6-4 1B		2 0 0 0 0 0 0 1 0 1 0 0 0 0																													
<b>Bob Barton, R</b> (1, 2) OBP: 0.333, SLG: 0.246 <b>Fred Kendall, R</b> (8, PH) OBP: 0.320, SLG: 0.352 (8, 2)			0-0 E 1B		0-0 F9			0-0 FC6-4 1-2f		2 0 1 0 0 0 0 1 0 0 0 0 0 1																													
<b>Bill Greif, R</b> (1, 1) OBP: 0.250, SLG: 0.045 <b>Larry Hardy, R</b> (6, 1) <b>Nate Colbert, R</b> (8, PH) OBP: 0.319, SLG: 0.360 <b>Vicente Romo, R</b> (8, 1)		0-3 K		0-3 K		0-3 K		0-0 F8		2 0 0 0 0 2 1 0 0 0 0 0 0 0 1 0 0 0 0 0 1 0 0 0 0 0 0 0																													
<b>Inning Stats</b>	R: 0 E: 0 K: 0 S: 3	H: 1 LOB: 0 BB: 0 P: 3	R: 0 E: 0 K: 1 S: 5	H: 0 LOB: 0 BB: 0 P: 5	R: 0 E: 1 K: 1 S: 7	H: 1 LOB: 2 BB: 0 P: 7	R: 0 E: 0 K: 3 S: 9	H: 0 LOB: 0 BB: 0 P: 9	R: 0 E: 0 K: 0 S: 3	H: 0 LOB: 0 BB: 0 P: 3	R: 0 E: 0 K: 1 S: 5	H: 1 LOB: 0 BB: 0 P: 5	R: 0 E: 0 K: 1 S: 5	H: 0 LOB: 0 BB: 0 P: 5	R: 0 E: 0 K: 0 S: 4	H: 1 LOB: 1 BB: 0 P: 4	R: 0 E: 0 K: 0 S: 3	H: 0 LOB: 2 BB: 2 P: 11	1B: 4 2B: 0 3B: 0 HR: 0	SF: 0 SAC: 0 DP: 1 HBP: 0	WP: 0 PB: 0 SB: 0 CS: 1	PA: 32																	
<b>PITCHER</b> <b>Larry Dierker, R</b> (1, 1) ERA: 1.86 <b>Fred Scherman, L</b> (9, 1) ERA: 3.75	IP 8.1	WLS W	BF 30	H 4	R 0	ER 0	SO 7	BB 2	IBB 0	HBP 0	BLK 0	WP 0	HR 0	S 42	P 50	ERA 0.00	WHIP 0.720						<b>PITCHER</b> IP 0.2	WLS S	BF 2	H 0	R 0	ER 0	SO 0	BB 0	IBB 0	HBP 0	BLK 0	WP 0	HR 0	S 2	P 2	ERA 0.00	WHIP 0.000

**San Diego Padres @ Houston Astros**  
Astrodome, Houston, TX  
Fri Jun 21 1974, 8:05 PM EDT  
Att. 13,650 - Dome

[livebaseballscorecards.com](http://livebaseballscorecards.com)

<b>AB</b>	<b>30</b>
<b>R</b>	<b>0</b>
<b>H</b>	<b>4</b>
<b>RBI</b>	<b>0</b>
<b>BB</b>	<b>2</b>
<b>SO</b>	<b>7</b>
<b>LOB</b>	<b>13</b>





Batter	1	2	3	4	5	6	7	8	9
<b>Greg Cross, L</b> OBP: 0.450, SLG: 0.419 (1, 9) (8, 7)	0-0 6-3		0-0 1B		4-0 FC5-4 BB	4-0 1-2 BB			
<b>Roger Metzger, S</b> OBP: 0.308, SLG: 0.319 (1, 6)	0-0 F8		0-0 1B		0-0 F5	0-3 K			
<b>Cesar Cedeno, R</b> OBP: 0.339, SLG: 0.481 (1, 8)	0-0 4-3		0-0 F6		0-0 FC5-4 E S 1-2f		0-0 F8		
<b>Bob Watson, R</b> OBP: 0.395, SLG: 0.408 (1, 7) (8, 3)		0-0 6-3	0-0 F7		0-0 F3		0-0 4-3		
<b>Lee May, R</b> OBP: 0.298, SLG: 0.451 <b>Bob Gallagher, L</b> OBP: 0.284, SLG: 0.240 (1, 3) (8, 9)		0-0 5-3	0-0 L7			0-0 6-3	0-0 F8		
<b>Milt May, L</b> OBP: 0.312, SLG: 0.343 (1, 2)		4-0 FC5 BB BB		0-3 K		0-0 1B 3B	0-0 1-3		
<b>Doug Rader, R</b> OBP: 0.337, SLG: 0.396 (1, 5)		4-0 1-2 BB		0-0 6-3		0-0 1B 3H 1B	0-0 L8		
<b>Tommy Helms, R</b> OBP: 0.320, SLG: 0.390 <b>Larry Milbourne, S</b> OBP: 0.417, SLG: 0.400 (1, 4) (9, 4)		0-0 FC5 2-3f		0-0 2B		0-0 F5	0-0 6-3		
<b>Larry Dierker, R</b> OBP: 0.194, SLG: 0.250 <b>Fred Scherman, L</b> (1, 1) (9, 1)			0-0 1B 2B		0-0 3-1	0-0 1B			

Inning Stats	R: 0	H: 0	E: 0	K: 0	S: 3	LOB: 0	BB: 0	P: 3
	R: 0	H: 0	E: 0	K: 0	S: 3	LOB: 2	BB: 2	P: 11
	R: 1	H: 3	E: 0	K: 0	S: 6	LOB: 2	BB: 0	P: 6
	R: 0	H: 1	E: 0	K: 1	S: 6	LOB: 1	BB: 0	P: 6
	R: 0	H: 0	E: 0	K: 0	S: 3	LOB: 1	BB: 1	P: 7
	R: 1	H: 3	E: 0	K: 1	S: 8	LOB: 3	BB: 1	P: 12
	R: 0	H: 0	E: 0	K: 0	S: 3	LOB: 0	BB: 0	P: 3
	R: 0	H: 0	E: 0	K: 0	S: 3	LOB: 0	BB: 0	P: 3

PITCHER	IP	WLS	BF	H	R	ER	SO	BB	IBB	HBP	BLK	WP	HR	S	P	ERA	WHIP
<b>Bill Greif, R</b> ERA: 5.68 (1, 1)	5.2	L	27	7	2	2	1	3	0	0	0	0	0	26	38	3.18	1.765
<b>Larry Hardy, R</b> ERA: 4.53 (6, 1)	1.1		5	0	0	0	1	1	0	0	0	0	0	6	10	0.00	0.750
<b>Vicente Romo, R</b> ERA: 3.8 (8, 1)	1.0		3	0	0	0	0	0	0	0	0	0	0	3	3	0.00	0.000

**BOTTOM**

**San Diego Padres @ Houston Astros**  
Astrodome, Houston, TX  
Fri Jun 21 1974, 8:05 PM EDT  
Att. 13,650 - Dome

AB	R	H	RBI	BB	SO	LOB
2	0	1	0	2	0	0
4	0	1	1	0	1	4
4	0	0	0	0	0	3
4	0	0	0	0	0	3
4	0	0	0	0	0	2
0	0	0	0	0	0	0
3	1	1	0	1	1	0
3	0	1	1	1	0	0
4	0	1	0	0	0	3
0	0	0	0	0	0	0
3	1	2	0	0	0	1
0	0	0	0	0	0	0

1B:	4	SF:	0
2B:	2	SAC:	0
3B:	1	DP:	0
HR:	0	HBP:	0

WP:	0	PA:	35
PB:	0	SB:	1
CS:	0		

livebaseballscorecards.com

**AB 31**  
**R 2**  
**H 7**  
**RBI 2**  
**BB 4**  
**SO 2**  
**LOB 16**



Batter	1	2	3	4	5	6	7	8	9	AB R H RBI BB SO LOB	TOP											
<b>Bobby Tolan, L</b> (1, 9) OBP: 0.343, SLG: 0.387	4-0 BB		0-0 F8		0-0 4-3		0-0 BB SH4-3 1B	0-0 4-3		4 1 1 0 1 0 0	<b>San Diego Padres @ Houston Astros</b> Astrodome, Houston, TX Sat Jun 22 1974, 8:05 PM EDT Att. 16,241 - Dome											
<b>Enzo Hernandez, R</b> (1, 6) OBP: 0.261, SLG: 0.263	0-0 F4		0-0 F4		0-0 6-3		0-0 SH4-3	0-0 5-3		4 0 0 0 0 0 1												
<b>Dave Winfield, R</b> (1, 7) OBP: 0.321, SLG: 0.468	0-0 F6		0-0 4-3			0-0 F8	0-0 L8		0-3 K	5 0 0 0 0 1 2												
<b>Willie McCovey, L</b> (1, 3) OBP: 0.430, SLG: 0.424	0-0 F9			0-0 HR		4-0 1B 2B BB	4-0 1B BB 1B IBB		0-0 4-3	3 3 1 1 2 0 1												
<b>Johnny Grubb, L</b> (1, 8) OBP: 0.393, SLG: 0.425		0-0 1B 1B		0-0 4-3 1-3 1B		0-0 2B SF8 1B	4-0 1-2 2-3 1B BB		0-0 4-3	4 2 3 0 1 0 0												
<b>Derrel Thomas, S</b> (1, 4) OBP: 0.355, SLG: 0.407		0-0 1-2 1B		0-0 1-3		0-0 E 2B	0-0 1-2 2-3 3-H 1B			4 0 3 2 0 0 1												
<b>Fred Kendall, R</b> (1, 2) OBP: 0.323, SLG: 0.352		0-0 F6		0-0 4-3		4-0 E IBB	0-0 1-3 2-3 3-H FC5-4 1B			3 0 1 2 1 0 3												
<b>Dave Roberts, R</b> (1, 5) OBP: 0.255, SLG: 0.236		0-3 K		0-0 6-3		0-0 SF8	0-0 FC5-4			3 0 0 1 0 1 5												
<b>Randy Jones, R</b> (1, 1) OBP: 0.143, SLG: 0.147		0-0 F4			0-0 4-3	0-0 4-3		0-3 K		4 0 0 0 0 1 4												
<b>Vicente Romo, R</b> (9, 1)										0 0 0 0 0 0 0												
<b>Dave Tomlin, L</b> (9, 1)										0 0 0 0 0 0 0												
<b>Inning Stats</b>	R: 0 E: 0 K: 0 S: 3	H: 0 LOB: 1 BB: 1 P: 7	R: 0 E: 0 K: 1 S: 7	H: 2 LOB: 2 BB: 0 P: 7	R: 0 E: 0 K: 0 S: 3	H: 0 LOB: 0 BB: 0 P: 3	R: 1 E: 0 K: 0 S: 5	H: 2 LOB: 1 BB: 0 P: 5	R: 0 E: 0 K: 0 S: 3	H: 0 LOB: 0 BB: 0 P: 3	R: 2 E: 1 K: 0 S: 5	H: 2 LOB: 2 BB: 2 P: 13	R: 3 E: 0 K: 0 S: 6	H: 3 LOB: 2 BB: 2 P: 14	R: 0 E: 0 K: 1 S: 5	H: 0 LOB: 0 BB: 0 P: 5	R: 0 E: 0 K: 1 S: 5	H: 0 LOB: 0 BB: 0 P: 5	1B: 7 2B: 1 3B: 0 HR: 1	SF: 1 SAC: 1 DP: 0 HBP: 0	WP: 0 PB: 0 SB: 0 CS: 0	PA: 41
<b>PITCHER</b>	IP WLS BF H R ER SO BB IBB HBP BLK WP HR S P ERA WHIP																					
<b>Don Wilson, R</b> (1, 1) ERA: 4.52	6.0 L 27 6 3 3 1 2 1 0 0 0 1 26 38 4.50 1.333																					
<b>Jerry Johnson, R</b> (7, 1) ERA: 5.14	0.2 7 3 3 3 0 1 1 0 0 0 0 5 13 40.50 6.000																					
<b>Jim York, R</b> (7, 1) ERA: 2.38	1.1 4 0 0 0 1 0 0 0 0 0 0 6 6 0.00 0.000																					
<b>Fred Scherman, L</b> (9, 1) ERA: 3.65	1.0 3 0 0 0 1 0 0 0 0 0 0 5 5 0.00 0.000																					

livebaseballscorecards.com

AB	34
R	6
H	9
RBI	6
BB	5
SO	3
LOB	17



BOTTOM

San Diego Padres @ Houston Astros  
Astrodome, Houston, TX  
Sat Jun 22 1974, 8:05 PM EDT  
Att. 16,241 - Dome

livebaseballscorecards.com

AB	32
R	2
H	7
RBI	2
BB	2
SO	5
LOB	16



WP	2	PA	36
PB	0		
SB	0		
CS	0		

AB R H RBI BB SO LOB

4 0 0 0 0 0 1

4 0 2 0 0 0 0

4 1 1 0 0 1 2

4 1 2 2 0 1 1

4 0 1 0 0 1 1

3 0 0 0 0 1 2

3 0 1 0 1 0 3

3 0 0 0 1 0 3

1B	5	SF	0
2B	1	SAC	1
3B	0	DP	1
HR	1	HBP	1

Batter	1	2	3	4	5	6	7	8	9
Greg Cross, L (1, 9) OBP: 0.443, SLG: 0.411	0-0 L8		0-0 L7			0-0 G3		0-0 F7	
Roger Metzger, S (1, 6) OBP: 0.311, SLG: 0.322	0-0 4-3			0-0 1B		0-0 5-3		0-0 1B	
Cesar Cedeno, R (1, 8) OBP: 0.338, SLG: 0.482	0-3 K			0-0 F7		0-0 WP HR 2B		0-0 F9	
Bob Watson, R (1, 7) OBP: 0.396, SLG: 0.421		0-0 4-3		0-3 K		0-0 2-H HR		0-0 WP 1B 1B	
Lee May, R (1, 3) OBP: 0.298, SLG: 0.448 Larry Milbourne, S (9, PR) OBP: 0.417, SLG: 0.400		0-0 4-3		0-3 K		0-0 F9		0-0 WP 1B	
Cliff Johnson, R (1, 2) OBP: 0.430, SLG: 0.557		0-0 5-3		0-0 K		1-0 BB HBP		0-0 F7	
Doug Rader, R (1, 5) OBP: 0.340, SLG: 0.396			0-0 SH1-4 1B		0-0 F7	4-0 BB BB BB BB 1-2 G5-4-3 BB		0-0 F9	
Tommy Helms, R (1, 4) OBP: 0.319, SLG: 0.385			0-0 F8		0-0 5-3	0-0 G5-4-3		4-0 BB	
Don Wilson, R (1, 1) OBP: 0.187, SLG: 0.235 Dave Campbell, R (6, PH) OBP: 0.251, SLG: 0.250 Jerry Johnson, R (7, 1) Jim York, R (7, 1) Ollie Brown, R (8, PH) OBP: 0.260, SLG: 0.362 Fred Scherman, L (9, 1) Milt May, L (9, PH) OBP: 0.312, SLG: 0.343 Denis Menke, R (9, PH) OBP: 0.188, SLG: 0.111			0-0 SH1-4		0-0 5-3			0-0 5-3	0-3 K

Inning Stats	R: 0	H: 0	E: 0	K: 1	S: 5	LOB: 0	BB: 0	P: 5	R: 0	H: 0	E: 0	K: 0	S: 3	LOB: 0	BB: 0	P: 3	R: 0	H: 1	E: 0	K: 0	S: 4	LOB: 1	BB: 0	P: 4	R: 0	H: 1	E: 0	K: 2	S: 8	LOB: 1	BB: 0	P: 8	R: 0	H: 0	E: 0	K: 1	S: 5	LOB: 0	BB: 0	P: 5	R: 2	H: 2	E: 0	K: 0	S: 4	LOB: 1	BB: 1	P: 9	R: 0	H: 1	E: 0	K: 0	S: 4	LOB: 1	BB: 0	P: 4	R: 0	H: 2	E: 0	K: 1	S: 7	LOB: 3	BB: 1	P: 11	1B: 5	SF: 0	2B: 1	3B: 0	HR: 1	WP: 2	PA: 36
--------------	------	------	------	------	------	--------	-------	------	------	------	------	------	------	--------	-------	------	------	------	------	------	------	--------	-------	------	------	------	------	------	------	--------	-------	------	------	------	------	------	------	--------	-------	------	------	------	------	------	------	--------	-------	------	------	------	------	------	------	--------	-------	------	------	------	------	------	------	--------	-------	-------	-------	-------	-------	-------	-------	-------	--------

PITCHER	IP	WLS	BF	H	R	ER	SO	BB	IBB	HBP	BLK	WP	HR	S	P	ERA	WHIP
Randy Jones, L (1, 1) ERA: 4.44	8.0	W	32	7	2	2	4	1	0	1	0	1	1	38	43	2.25	1.000
Vicente Romo, R (9, 1) ERA: 3.75	0.2		3	0	0	0	0	1	0	0	0	1	0	2	6	0.00	1.500
Dave Tomlin, L (9, 1) ERA: 5.22	0.1	S	1	0	0	0	1	0	0	0	0	0	0	3	3	0.00	0.000

Batter	1	2	3	4	5	6	7	8	9	AB R H RBI BB SO LOB	TOP													
<b>Bobby Tolan, L</b> (1, 9) OBP: 0.340, SLG: 0.388	0-0 4-3		0-0 2B		0-0 F6	0-0 B1		0-0 F8		5 0 1 0 0 0 5														
<b>Enzo Hernandez, R</b> (1, 6) OBP: 0.258, SLG: 0.259	0-0 6-3		0-0 F8		0-0 F5		0-0 F5		0-0 1B G3 1B	3 0 0 0 0 0 2														
<b>Larry Hardy, R</b> (5, 1)										0 0 0 0 0 0 0														
<b>Horace Clarke, S</b> (7, PH) OBP: 0.279, SLG: 0.238										1 0 0 0 0 0 0														
<b>Dave Tomlin, L</b> (7, 1)										0 0 0 0 0 0 0														
<b>Fred Kendall, R</b> (9, PH) OBP: 0.326, SLG: 0.355										1 0 1 0 0 0 0														
<b>Cito Gaston, R</b> (1, 7) OBP: 0.280, SLG: 0.387	0-0 L9			0-0 1B 1B	4-0 1B BB		0-0 4-3		0-0 G3 1-2	4 0 1 0 1 0 1														
<b>Nate Colbert, R</b> (1, 3) OBP: 0.317, SLG: 0.356		0-0 G3		0-3 K	0-0 1B		0-0 5-3		0-3 K	5 0 1 1 0 2 2														
<b>Johnny Grubb, L</b> (1, 8) OBP: 0.402, SLG: 0.440		4-0 FC6-4 BB		0-0 1B	0-0 F8			0-0 4-3 3B	0-0 1B	4 1 3 0 1 0 2														
<b>Derrel Thomas, S</b> (1, 4) OBP: 0.350, SLG: 0.400		0-0 F9		0-0 1-3 1B		0-0 5-3		0-0 4-3	0-0 F4	5 0 0 1 0 0 5														
<b>Dave Roberts, R</b> (1, 5) OBP: 0.259, SLG: 0.237		0-0 FC6-4 1-2		4-0 BB		0-0 2B 1B		0-0 F9		3 0 1 0 1 0 1														
<b>Bob Barton, R</b> (1, 2) OBP: 0.329, SLG: 0.246			0-0 F9	0-3 K		0-0 L9		0-0 WP 1B		4 0 1 0 0 1 4														
<b>Dave Freisleben, R</b> (1, 1) OBP: 0.370, SLG: 0.375			0-0 G1		4-0 BB 1B		0-0 1-3 2B		4-0 BB	1 0 0 0 0 0 0														
<b>Bill Laxton, L</b> (3, 1)										0 0 0 0 0 0 0														
<b>Rod Gaspar, S</b> (5, PH) OBP: 0.400, SLG: 0.143										0 1 0 0 1 0 0														
<b>Rich Morales, R</b> (5, 6) OBP: 0.317, SLG: 0.297										1 0 1 0 1 0 0														
<b>Inning Stats</b>	R: 0 E: 0 K: 0 S: 3	H: 0 LOB: 0 BB: 0 P: 3	R: 0 E: 0 K: 0 S: 3	H: 0 LOB: 1 BB: 1 P: 7	R: 0 E: 0 K: 0 S: 4	H: 1 LOB: 1 BB: 0 P: 4	R: 0 E: 0 K: 2 S: 9	H: 2 LOB: 3 BB: 1 P: 13	R: 1 E: 0 K: 0 S: 4	H: 1 LOB: 2 BB: 2 P: 12	R: 0 E: 0 K: 0 S: 5	H: 2 LOB: 2 BB: 0 P: 5	R: 0 E: 0 K: 0 S: 3	H: 0 LOB: 0 BB: 0 P: 3	R: 1 E: 0 K: 0 S: 5	H: 2 LOB: 2 BB: 1 P: 9	R: 0 E: 0 K: 1 S: 7	H: 2 LOB: 2 BB: 0 P: 7	1B: 7 2B: 2 3B: 1 HR: 0	SF: 0 SAC: 0 DP: 0 HBP: 0	WP: 1 PB: 0 SB: 0 CS: 0	PA: 42		
<b>PITCHER</b> <b>Claude Osteen, L</b> (1, 1) ERA: 3.59	IP 9.0	WLS W	BF 42	H 10	R 2	ER 2	SO 3	BB 5	IBB 0	HBP 0	BLK 0	WP 1	HR 0	S 43	P 63	ERA 2.00	WHIP 1.667							

**San Diego Padres @ Houston Astros**  
Astrodome, Houston, TX

Sun Jun 23 1974, 4:33 AM EDT  
Att. 12,183 - Dome

[livebaseballscorecards.com](http://livebaseballscorecards.com)

<b>AB</b>	37
<b>R</b>	2
<b>H</b>	10
<b>RBI</b>	2
<b>BB</b>	5
<b>SO</b>	3
<b>LOB</b>	22



Batter	1	2	3	4	5	6	7	8	9	AB R H RBI BB SO LOB
Greg Cross, L (1, 9) OBP: 0.453, SLG: 0.436 (6, 7)	0-0 HR 3B	0-0 3-H 2B	1-0 HBP		0-0 4-3 WP 1B		0-0 1B			4 2 4 1 0 0 0
Roger Metzger, S (1, 6) OBP: 0.309, SLG: 0.316	0-3 K	4-0 BB	0-3 K		0-0 4-3 1-3		0-0 F9			4 0 0 0 1 2 5
Cesar Cedeno, R (1, 8) OBP: 0.345, SLG: 0.500	0-0 HR	0-3 K		4-0 E BB	0-0 1B		0-0 2B			4 2 3 3 1 1 2
Bob Watson, R (1, 7) OBP: 0.396, SLG: 0.433 Bob Gallagher, L (5, PH) OBP: 0.273, SLG: 0.235 (6, 9)	0-0 5-3		0-0 HR	0-3 K 1-H	0-3 K		1-0 G4-6-3 HBP			3 1 1 1 0 1 0 1 0 0 0 0 1 1
Lee May, R (1, 3) OBP: 0.296, SLG: 0.440	0-0 E6		0-3 K	4-0 1B BB		0-3 K	0-3 K			4 0 0 0 1 3 2
Milt May, L (1, 2) OBP: 0.315, SLG: 0.345	0-0 4-3		0-0 1B 2B 1B	0-0 1-2 1B		0-0 4-3	0-0 G4-6-3 1-2f			5 1 2 0 0 0 3
Doug Rader, R (1, 5) OBP: 0.338, SLG: 0.390		1-0 4-3 WP 2B HBP	0-3 K	0-3 K		0-0 4-3				3 1 0 0 0 2 3
Tommy Helms, R (1, 4) OBP: 0.318, SLG: 0.382 Larry Milbourne, S (8, 4) OBP: 0.417, SLG: 0.400		0-0 4-3	0-0 2B 1B	0-3 K		0-0 F7				4 1 1 0 0 1 3 0 0 0 0 0 0 0
Claude Osteen, L (1, 1) OBP: 0.219, SLG: 0.313		0-0 F4	0-0 1-H 2-H 2B		0-3 K		0-0 6-3			4 0 1 2 0 1 1

Inning Stats	R: 2	H: 2	E: 1	K: 1	S: 8	LOB: 1	BB: 0	P: 8	R: 1	H: 1	E: 0	K: 1	S: 6	LOB: 2	BB: 1	P: 11	R: 3	H: 4	E: 0	K: 3	S: 13	LOB: 2	BB: 0	P: 14	R: 1	H: 1	E: 0	K: 3	S: 10	LOB: 1	BB: 0	P: 9	R: 0	H: 0	E: 0	K: 1	S: 5	LOB: 0	BB: 0	P: 5	R: 0	H: 1	E: 0	K: 0	S: 4	LOB: 1	BB: 0	P: 4	R: 0	H: 1	E: 0	K: 1	S: 5	LOB: 1	BB: 0	P: 6
--------------	------	------	------	------	------	--------	-------	------	------	------	------	------	------	--------	-------	-------	------	------	------	------	-------	--------	-------	-------	------	------	------	------	-------	--------	-------	------	------	------	------	------	------	--------	-------	------	------	------	------	------	------	--------	-------	------	------	------	------	------	------	--------	-------	------

PITCHER	IP	WLS	BF	H	R	ER	SO	BB	IBB	HBP	BLK	WP	HR	S	P	ERA	WHIP
Dave Freisleben, R (1, 1) ERA: 3.96	2.2	L	18	7	6	6	4	1	0	1	0	1	2	24	29	20.25	3.000
Bill Laxton, L (3, 1) ERA: 6.75	1.1		8	1	1	1	4	2	0	1	0	0	0	13	22	6.75	2.250
Larry Hardy, R (5, 1) ERA: 4.53	2.0		8	2	1	1	3	0	0	0	0	1	0	14	14	4.50	1.000
Dave Tomlin, L (7, 1) ERA: 4.88	2.0		8	2	0	0	1	0	0	1	0	0	0	9	10	0.00	1.000

**BOTTOM**

**San Diego Padres @ Houston Astros**  
Astrodome, Houston, TX  
Sun Jun 23 1974, 4:33 AM EDT  
Att. 12,183 - Dome

AB	36
R	8
H	12
RBI	7
BB	3
SO	12
LOB	20



1B	2B	3B	HR	SF	SAC	DP	HBP	WP	HR	S	P	ERA	WHIP
6	3	1	2	0	0	1	3	2	0	0	0	20.25	3.000

Batter	1	2	3	4	5	6	7	8	9	AB R H RBI BB SO LOB	TOP									
<b>Bobby Bonds, R</b> (1, 9) OBP: 0.360, SLG: 0.448	0-0 L7		0-3 K		0-3 K			0-0 F8	4-0 IBB	4 0 0 0 1 2 0	<b>San Francisco Giants @ San Diego Padres</b> San Diego Stadium, San Diego, CA Mon Jun 24 1974, 10:05 PM EDT Att. 27,125 - Unknown <a href="http://livebaseballscorecards.com">livebaseballscorecards.com</a>									
<b>Chris Speier, R</b> (1, 6) OBP: 0.321, SLG: 0.340	0-0 4-3		0-0 1B			4-0 BB		0-3 K	0-0 L4	4 0 1 0 1 1 3										
<b>Steve Ontiveros, S</b> (1, 5) OBP: 0.360, SLG: 0.326	4-0 1B		0-0 1B			0-0 L7		4-0 BB		2 0 1 0 2 0 1										
<b>Ed Goodson, L</b> (1, 3) OBP: 0.374, SLG: 0.472	0-0 1B		0-0 1B			0-0 F8		0-0 BB		4 0 1 0 0 0 4										
<b>Gary Matthews, R</b> (1, 7) OBP: 0.328, SLG: 0.374	0-0 F4			0-0 L8		0-0 F2			4-0 1B	3 1 0 0 1 0 3										
<b>Gary Thomasson, L</b> (1, 8) OBP: 0.338, SLG: 0.325		4-0 1B		0-0 F9			0-3 K		0-0 1B	3 0 1 0 1 1 0										
<b>Chris Arnold, R</b> (1, 4) OBP: 0.275, SLG: 0.333		0-3 K		0-0 5-3			0-0 F7		0-0 1B	4 0 1 1 0 1 1										
<b>Dave Rader, L</b> (1, 2) OBP: 0.411, SLG: 0.398		0-0 1B			0-0 L4				0-0 SH5-4	3 0 2 0 0 0 0										
<b>Ron Bryant, S</b> (1, 1) OBP: 0.067, SLG: 0.067		0-0 FC6-4			0-0 6-3			0-3 K	0-0 F6	2 0 0 0 0 0 2										
<b>Dave Kingman, R</b> (7, PH) OBP: 0.294, SLG: 0.395										1 0 0 0 0 1 1										
<b>Elias Sosa, R</b> (7, 1) OBP: 0.111, SLG: 0.111										0 0 0 0 0 0 0										
<b>Bruce Miller, R</b> (9, PH) OBP: 0.360, SLG: 0.370										0 0 0 0 0 0 0										
<b>Mike Phillips, L</b> (9, PH) OBP: 0.279, SLG: 0.295										1 0 0 0 0 0 2										
<b>Inning Stats</b>	R: 0 E: 0 K: 0 S: 4	H: 1 LOB: 2 BB: 1 P: 8	R: 0 E: 0 K: 1 S: 5	H: 1 LOB: 1 BB: 1 P: 9	R: 0 E: 0 K: 1 S: 6	H: 2 LOB: 1 BB: 0 P: 6	R: 0 E: 0 K: 0 S: 3	H: 0 LOB: 0 BB: 0 P: 3	R: 0 E: 0 K: 1 S: 5	H: 0 LOB: 0 BB: 0 P: 5	R: 0 E: 0 K: 2 S: 8	H: 1 LOB: 1 BB: 0 P: 8	R: 0 E: 0 K: 1 S: 5	H: 0 LOB: 1 BB: 1 P: 9	R: 1 E: 0 K: 0 S: 5	H: 2 LOB: 3 BB: 2 P: 13	1B: 7 2B: 0 3B: 0 HR: 0	SF: 0 SAC: 1 DP: 1 HBP: 0	WP: 0 PB: 0 SB: 0 CS: 0	PA: 38
<b>PITCHER</b>	IP WLS BF H R ER SO BB IBB HBP BLK WP HR S P ERA WHIP																			
<b>Dan Spillner, R</b> (1, 1) ERA: 2.97	8.0 W 32 5 1 1 6 5 0 0 0 0 0 0 39 59 1.12 1.250																			
<b>Dave Tomlin, L</b> (9, 1) ERA: 4.83	0.1 3 2 0 0 0 0 0 0 0 0 0 0 3 3 0.00 6.000																			
<b>Vicente Romo, R</b> (9, 1) ERA: 3.7	0.2 S 3 0 0 0 0 0 0 1 0 0 0 0 2 6 0.00 0.000																			



Batter	1	2	3	4	5	6	7	8	9	AB	R	H	RBI	BB	SO	LOB	BOTTOM		
<b>Bobby Tolan, L</b> OBP: 0.339, SLG: 0.385 (1, 8) (9, 9)	0-0 1B BB 1B	0-0 F9		0-0 5-3			0-0 G3			4	1	1	0	0	0	1	<b>San Francisco Giants @ San Diego Padres</b> San Diego Stadium, San Diego, CA Mon Jun 24 1974, 10:05 PM EDT Att. 27,125 - Unknown <a href="http://livebaseballscorecards.com">livebaseballscorecards.com</a>		
<b>Enzo Hernandez, R</b> OBP: 0.262, SLG: 0.263 (1, 6) (9, 9)	0-0 BB 1-3 FC6-5 1B	0-0 1-5-3			0-0 L3 1B		0-0 F9			4	1	2	0	0	0	0			
<b>Willie McCovey, L</b> OBP: 0.427, SLG: 0.416 <b>Johnny Grubb, L</b> OBP: 0.402, SLG: 0.440 (1, 3) (9, 8)	0-0 1-3 1-2		4-0 G1 WP BB		0-0 L3 1-2		0-0 F5			3	0	0	0	1	0	3			
<b>Nate Colbert, R</b> OBP: 0.320, SLG: 0.353 (1, 7) (9, 3)	4-0 FC6-5 BB IBB		0-0 F7		0-3 K		4-0 BB			2	0	0	0	2	1	1			
<b>Cito Gaston, R</b> OBP: 0.279, SLG: 0.378 (1, 9) (9, 7)	4-0 HBP FC6-5 BB 1-2 2-3 3-H		0-0 G1 1-3		0-0 4-3		0-0 L9			3	0	0	1	1	0	2			
<b>Derrel Thomas, S</b> OBP: 0.346, SLG: 0.396 (1, 4) (9, 9)	0-0 FC6-5 HBP 1-2 2-3f 3-H		0-0 F8		0-0 F7		0-0 F7			3	0	0	1	0	0	3			
<b>Dave Roberts, R</b> OBP: 0.260, SLG: 0.235 (1, 5) (9, 9)	1-0 1-2 2-3 HBP		0-3 K		0-3 K		0-3 K			2	0	0	0	0	2	0			
<b>Bob Barton, R</b> OBP: 0.329, SLG: 0.250 (1, 2) (9, 9)	0-3 K		0-0 SH1-4 1B		0-3 K		0-3 K			3	0	1	0	0	2	3			
<b>Dan Spillner, R</b> <b>Dave Tomlin, L</b> <b>Vicente Romo, R</b> (1, 1) (9, 1) (9, 1)		0-0 4-3		0-0 SH1-4 1-2			0-3 K			2	0	0	0	0	1	0			
<b>Inning Stats</b>	R: 2 E: 0 K: 1 S: 7	H: 2 LOB: 3 BB: 2 P: 16	R: 0 E: 0 K: 0 S: 3	H: 0 LOB: 0 BB: 0 P: 3	R: 0 E: 0 K: 0 S: 3	H: 0 LOB: 1 BB: 1 P: 7	R: 0 E: 0 K: 1 S: 6	H: 1 LOB: 0 BB: 0 P: 5	R: 0 E: 0 K: 1 S: 5	H: 0 LOB: 0 BB: 0 P: 5	R: 0 E: 0 K: 2 S: 7	H: 0 LOB: 0 BB: 0 P: 7	R: 0 E: 0 K: 0 S: 3	H: 0 LOB: 1 BB: 1 P: 7	1B: 4 2B: 1 3B: 0 HR: 0	SF: 0 SAC: 1 DP: 1 HBP: 1	WP: 1 PB: 0 SB: 0 CS: 0	PA: 32	
<b>PITCHER</b> <b>Ron Bryant, L</b> ERA: 7.2 <b>Elias Sosa, R</b> ERA: 2.45 (1, 1) (7, 1)	IP 6.0 2.0	WLS L 7	BF 25 7	H 4 0	R 2 0	ER 2 0	SO 4 2	BB 2 1	IBB 1 0	HBP 1 0	BLK 0 0	WP 1 0	HR 0 0	S 29 10	P 42 14	ERA 3.00 0.00	WHIP 1.000 0.500		

**AB 26**  
**R 2**  
**H 4**  
**RBI 2**  
**BB 4**  
**SO 6**  
**LOB 13**



Batter	1	2	3	4	5	6	7	8	9	AB R H RBI BB SO LOB	TOP
--------	---	---	---	---	---	---	---	---	---	----------------------	-----

<b>Bobby Bonds, R</b> OBP: 0.355, SLG: 0.440 (1, 9) X	0-0 F4		0-3 K		0-0 F8		0-0 F4		0-0 F9	5 0 0 0 0 1 1	
<b>Gary Thomasson, L</b> OBP: 0.340, SLG: 0.323 (1, 8) X	0-0 4-3		0-3 K		4-0 4-3 BB		0-0 1B		0-3 K	4 0 1 0 1 2 0	
<b>Chris Speier, R</b> OBP: 0.322, SLG: 0.339 (1, 6) X	0-0 BB 1B		0-0 F7		0-0 4-3 1-2 2-3		0-3 K		4-0 WP 1B BB	4 1 1 0 1 1 3	
<b>Ed Goodson, L</b> OBP: 0.390, SLG: 0.472 <b>Jim Barr, R</b> OBP: 0.318, SLG: 0.400 (1, 3) B B B B (9, PR) B	4-0 1-2 BB			1-0 G6-3 HBP	4-0 IBB		0-0 F7		0-0 1B	2 0 1 1 2 0 1 0 0 0 0 0 0 0	
<b>Gary Matthews, R</b> OBP: 0.326, SLG: 0.370 (1, 7) X	0-0 4-3			0-0 G6-3 1-2f	0-0 P3				0-0 FC6 1B 1B	5 0 1 0 0 1 7	
<b>Dave Rader, L</b> OBP: 0.407, SLG: 0.394 (1, 2)		0-3 K		0-0 WP 1B		0-3 K		0-0 L7		4 0 1 0 0 2 1	
<b>Mike Phillips, L</b> OBP: 0.283, SLG: 0.304 (1, 5)		0-0 1B		4-0 FC6-4 1-2 BB		0-0 FC4-6 1B		0-0 F8		3 0 2 0 1 0 1	
<b>Tito Fuentes, S</b> OBP: 0.238, SLG: 0.228 (1, 4)		0-0 F8		0-0 FC6-4 1-2f		0-0 FC4-6 FC5-4		0-0 1B		4 0 1 0 0 0 4	
<b>Charlie Williams, R</b> OBP: 0.167, SLG: 0.167 <b>Steve Barber, L</b> (7, 1) <b>Elias Sosa, R</b> OBP: 0.111, SLG: 0.111 <b>Steve Ontiveros, S</b> OBP: 0.359, SLG: 0.325 <b>Don McMahon, R</b> (8, 1)		0-0 F8			0-0 4-3 BB 1B		0-0 FC5-4		0-0 FC6 2-3f	3 0 1 0 0 0 2 0 0 0 0 0 0 0 0 0 0 0 0 0 0 1 0 0 0 0 0 2 0 0 0 0 0 0 0	

Inning Stats	R: 0 E: 0 K: 0 S: 4	H: 1 LOB: 2 BB: 1 P: 8	R: 0 E: 0 K: 1 S: 6	H: 1 LOB: 1 BB: 0 P: 6	R: 0 E: 0 K: 2 S: 7	H: 0 LOB: 0 BB: 0 P: 7	R: 0 E: 0 K: 0 S: 3	H: 1 LOB: 2 BB: 1 P: 8	R: 0 E: 0 K: 0 S: 4	H: 1 LOB: 3 BB: 2 P: 12	R: 0 E: 0 K: 1 S: 6	H: 1 LOB: 1 BB: 0 P: 6	R: 0 E: 0 K: 1 S: 6	H: 1 LOB: 1 BB: 0 P: 6	R: 0 E: 0 K: 0 S: 5	H: 2 LOB: 2 BB: 0 P: 5	R: 1 E: 0 K: 2 S: 8	H: 1 LOB: 1 BB: 1 P: 12	1B: 9 2B: 0 3B: 0 HR: 0	SF: 0 SAC: 0 DP: 1 HBP: 1	WP: 2 PB: 0 SB: 0 CS: 0	PA: 41
--------------	------------------------------	---------------------------------	------------------------------	---------------------------------	------------------------------	---------------------------------	------------------------------	---------------------------------	------------------------------	----------------------------------	------------------------------	---------------------------------	------------------------------	---------------------------------	------------------------------	---------------------------------	------------------------------	----------------------------------	----------------------------------	------------------------------------	----------------------------------	--------

PITCHER	IP	WLS	BF	H	R	ER	SO	BB	IBB	HBP	BLK	WP	HR	S	P	ERA	WHIP	PITCHER	IP	WLS	BF	H	R	ER	SO	BB	IBB	HBP	BLK	WP	HR	S	P	ERA	WHIP		
<b>Lowell Palmer, R</b> ERA: 5.25 (1, 1)	9.0	W	41	9	1	1	7	4	1	1	0	2	0	49	70	1.00	1.444																				

**San Francisco Giants @ San Diego Padres**  
San Diego Stadium, San Diego, CA  
Tue Jun 25 1974, 10:05 PM EDT  
Att. 10,860 - Unknown

AB	35
R	1
H	9
RBI	1
BB	5
SO	7
LOB	22





Batter	1	2	3	4	5	6	7	8	9	AB	R	H	RBI	BB	SO	LOB
<b>Bobby Tolan, L</b> (1, 9) OBP: 0.341, SLG: 0.385	1-0 CS HBP			0-0 6-3		0-0 F6	0-0 1B			3	0	1	2	0	0	0
<b>Enzo Hernandez, R</b> (1, 6) OBP: 0.262, SLG: 0.263	0-0 F8 1-2			0-0 WP S 1B		0-0 5-3	0-0 F2			4	0	1	0	0	0	3
<b>Dave Winfield, R</b> (1, 7) OBP: 0.315, SLG: 0.459	0-0 F7			0-3 K 1-2		0-0 6-3		0-3 K		4	0	0	0	0	2	1
<b>Willie McCovey, L</b> (1, 3) OBP: 0.430, SLG: 0.417		0-3 K		4-0 WP BB		0-0 SH5-3 E 1B		0-0 6-3		2	0	1	0	1	1	0
<b>Rod Gaspar, S</b> (7, PR) OBP: 0.400, SLG: 0.143										0	1	0	0	0	0	0
<b>Nate Colbert, R</b> (8, 3) OBP: 0.319, SLG: 0.351										1	0	0	0	0	0	0
<b>Johnny Grubb, L</b> (1, 8) OBP: 0.403, SLG: 0.439		0-0 F8		4-0 1-2 2-3 IBB		0-0 E SH5-3 FC6-2 1B		0-0 6-3		3	0	1	0	1	0	0
<b>Derrel Thomas, S</b> (1, 4) OBP: 0.344, SLG: 0.393		0-0 5-3		0-0 4-3		0-0 SH5-3				2	0	0	0	0	0	3
<b>Fred Kendall, R</b> (1, 2) OBP: 0.326, SLG: 0.352			0-0 4-3		0-0 F9		4-0 FC6-2 E 1B IBB			2	1	0	0	1	0	0
<b>Dave Roberts, R</b> (1, 5) OBP: 0.258, SLG: 0.232			0-0 F9		0-3 K		0-0 FC4 FC6-2 1B			2	0	0	0	0	1	0
<b>Horace Clarke, S</b> (7, PH) OBP: 0.276, SLG: 0.235										1	0	0	0	0	0	2
<b>Rich Morales, R</b> (7, PR) OBP: 0.317, SLG: 0.297										0	1	0	0	0	0	0
<b>Lowell Palmer, R</b> (1, 1) OBP: 0.222, SLG: 0.444			0-3 K		0-0 F9		0-0 FC6-2 1B			3	0	0	0	0	1	3

Inning Stats	R: 0	H: 0	E: 0	LOB: 0	K: 0	BB: 0	S: 2	P: 3
	R: 0	H: 0	E: 0	LOB: 0	K: 1	BB: 0	S: 5	P: 5
	R: 0	H: 0	E: 0	LOB: 0	K: 1	BB: 0	S: 5	P: 5
	R: 0	H: 1	E: 0	LOB: 3	K: 1	BB: 2	S: 6	P: 14
	R: 0	H: 0	E: 0	LOB: 0	K: 1	BB: 0	S: 5	P: 5
	R: 0	H: 0	E: 1	LOB: 2	K: 0	BB: 1	S: 7	P: 11
	R: 0	H: 0	E: 0	LOB: 0	K: 1	BB: 0	S: 5	P: 5

**BOTTOM**

**San Francisco Giants @ San Diego Padres**  
San Diego Stadium, San Diego, CA  
Tue Jun 25 1974, 10:05 PM EDT  
Att. 10,860 - Unknown

AB	27
R	3
H	4
RBI	2
BB	3
SO	5
LOB	12



PITCHER	IP	WLS	BF	H	R	ER	SO	BB	IBB	HBP	BLK	WP	HR	S	P	ERA	WHIP
<b>Charlie Williams, R</b> (1, 1) ERA: 2.86	6.0	L	22	2	1	0	4	1	1	1	0	1	0	27	36	0.00	0.500
<b>Steve Barber, L</b> (7, 1) ERA: 4.5	0.1		2	1	0	0	0	0	0	0	0	0	0	2	2	0.00	3.000
<b>Elias Sosa, R</b> (7, 1) ERA: 2.42	0.2		5	1	2	0	0	0	1	0	0	0	0	4	8	0.00	1.500
<b>Don McMahon, R</b> (8, 1) ERA: 3.72	1.0		3	0	0	0	1	0	0	0	0	0	0	5	5	0.00	0.000

Batter	1	2	3	4	5	6	7	8	9	AB R H RBI BB SO LOB	TOP							
<b>Bobby Bonds, R</b> (1, 9) OBP: 0.350, SLG: 0.434	0-3 K		0-0 F4		0-3 K			0-0 4-3		4 0 0 0 0 2 1	<b>San Francisco Giants @ San Diego Padres</b> San Diego Stadium, San Diego, CA Wed Jun 26 1974, 10:05 PM EDT Att. 13,092 - Unknown <a href="http://livebaseballscorecards.com">livebaseballscorecards.com</a>							
<b>Gary Thomasson, L</b> (1, 8) OBP: 0.331, SLG: 0.313	0-0 6-3		0-0 F7			0-3 K		0-0 E4 FC4-6		4 0 0 0 0 1 1								
<b>Chris Speier, R</b> (1, 6) OBP: 0.321, SLG: 0.337	0-0 1B		0-3 K			0-0 6-3		0-0 FC4-6 1-2f		4 0 1 0 0 1 2								
<b>Ed Goodson, L</b> (1, 3) OBP: 0.386, SLG: 0.465	0-0 6-3			0-0 F7		0-0 6-3		0-0 1B		4 0 1 0 0 0 1								
<b>Gary Matthews, R</b> (1, 7) OBP: 0.321, SLG: 0.364		0-0 4-3		0-0 F8			0-0 F8	0-3 K		4 0 0 0 0 1 1								
<b>Dave Rader, L</b> (1, 2) OBP: 0.409, SLG: 0.397		0-0 FC4-6 1B		0-0 1B		0-0 6-3		0-0 F7		4 0 2 0 0 0 1								
<b>Mike Phillips, L</b> (1, 5) OBP: 0.282, SLG: 0.302		0-3 K		0-3 K		0-0 1B		0-0 4-3		4 0 1 0 0 2 3								
<b>Tito Fuentes, S</b> (1, 4) OBP: 0.233, SLG: 0.223		0-0 FC4-6 1-2f			0-0 G3		0-0 1-3			3 0 0 0 0 0 2								
<b>Jim Barr, R</b> (1, 1) OBP: 0.333, SLG: 0.409			0-0 1B		0-0 4-3			0-0 F4		2 0 1 0 0 0 0								
<b>Chris Arnold, R</b> (8, PH) OBP: 0.271, SLG: 0.328										1 0 0 0 0 0 0								
<b>Mike Caldwell, R</b> (8, 1) OBP: 0.194, SLG: 0.138										0 0 0 0 0 0 0								
<b>Inning Stats</b>	R: 0 E: 0 K: 1 S: 6	H: 1 LOB: 1 BB: 0 P: 6	R: 0 E: 0 K: 1 S: 6	H: 1 LOB: 1 BB: 0 P: 6	R: 0 E: 0 K: 1 S: 6	H: 1 LOB: 1 BB: 0 P: 6	R: 0 E: 0 K: 1 S: 5	H: 0 LOB: 0 BB: 0 P: 5	R: 0 E: 0 K: 0 S: 4	H: 1 LOB: 1 BB: 0 P: 4	R: 0 E: 1 K: 0 S: 4	H: 0 LOB: 1 BB: 0 P: 4	R: 0 E: 0 K: 1 S: 6	H: 1 LOB: 1 BB: 0 P: 6	1B: 6 2B: 0 3B: 0 HR: 0	SF: 0 SAC: 0 DP: 0 HBP: 0	WP: 0 PB: 0 SB: 0 CS: 0	PA: 34
<b>PITCHER</b> <b>Bill Greif, R</b> (1, 1) ERA: 5.16	IP: 9.0 WLS: W BF: 34 H: 6 R: 0 ER: 0 SO: 7 BB: 0 IBB: 0 HBP: 0 BLK: 0 WP: 0 HR: 0 S: 48 P: 48 ERA: 0.00 WHIP: 0.667																	



Batter	1	2	3	4	5	6	7	8	9
<b>Bobby Tolan, L</b> OBP: 0.340, SLG: 0.382 (1, 9) X	0-0 G3		0-0 1B 2-H		0-0 F8		0-0 F9		
<b>Enzo Hernandez, R</b> OBP: 0.269, SLG: 0.271 (1, 6) X	0-0 CS 1B		0-0 G6-4-3 1-2 1B			0-0 1B E FC3-2 1B	0-0 F4		
<b>Dave Winfield, R</b> OBP: 0.310, SLG: 0.451 (1, 7) X	0-0 F3 1-2		0-0 G6-4-3 1-2f			0-0 FC6 FC3-2 1B 1-2 3B	0-0 4-3		
<b>Willie McCovey, L</b> OBP: 0.422, SLG: 0.407 (1, 3) X		0-0 L7		0-0 E6 FC4-6		0-0 P6		0-0 F8	
<b>Johnny Grubb, L</b> OBP: 0.405, SLG: 0.444 (1, 8) X		0-0 4-3 2B		0-0 FC4-6 1-2f		0-0 3B 1-2 2-3 1B		0-0 4-3	
<b>Derrel Thomas, S</b> OBP: 0.340, SLG: 0.388 (1, 4) X		0-0 4-3 2-3		0-0 F5		0-0 FC3-2 3B 1-2 2-3 3-H		0-0 L9	
<b>Fred Kendall, R</b> OBP: 0.326, SLG: 0.361 (1, 2) X		0-0 5-3		0-0 5-3		0-0 3B 1-H 2-H 3-H			
<b>Dave Roberts, R</b> OBP: 0.263, SLG: 0.235 (1, 5) X			0-0 SH3 1B		0-0 6-3	4-0 FC5-4 IBB			
<b>Bill Greif, R</b> OBP: 0.233, SLG: 0.042 (1, 1) X			0-0 SH3 1-2		0-0 G1	0-0 FC5-4 1-2f			

Inning Stats	R: 0	H: 1	E: 0	LOB: 0	K: 0	BB: 0	S: 3	P: 3
	R: 0	H: 1	E: 0	LOB: 1	K: 0	BB: 0	S: 4	P: 4
	R: 1	H: 3	E: 0	LOB: 1	K: 0	BB: 0	S: 5	P: 5
	R: 0	H: 0	E: 1	LOB: 1	K: 0	BB: 0	S: 4	P: 4
	R: 0	H: 0	E: 0	LOB: 0	K: 0	BB: 0	S: 3	P: 3
	R: 3	H: 3	E: 1	LOB: 2	K: 0	BB: 1	S: 7	P: 11
	R: 0	H: 0	E: 0	LOB: 0	K: 0	BB: 0	S: 3	P: 3
	R: 0	H: 0	E: 0	LOB: 0	K: 0	BB: 0	S: 3	P: 3

PITCHER	IP	WLS	BF	H	R	ER	SO	BB	IBB	HBP	BLK	WP	HR	S	P	ERA	WHIP
<b>Jim Barr, R</b> ERA: 2.47 (1, 1)	7.0	L	30	8	4	1	0	0	1	0	0	0	0	29	33	1.29	1.143
<b>Mike Caldwell, L</b> ERA: 3.13 (8, 1)	1.0		3	0	0	0	0	0	0	0	0	0	0	3	3	0.00	0.000


**BOTTOM**

**San Francisco Giants @ San Diego Padres**  
San Diego Stadium, San Diego, CA

Wed Jun 26 1974, 10:05 PM EDT  
Att. 13,092 - Unknown

AB	R	H	RBI	BB	SO	LOB
4	0	1	1	0	0	0
4	0	3	0	0	0	0
4	1	0	0	0	0	4
4	0	0	0	0	0	2
4	1	2	0	0	0	1
4	1	0	0	0	0	5
3	0	1	3	0	0	2
2	1	1	0	1	0	0
2	0	0	0	0	0	2

AB	31
R	4
H	8
RBI	4
BB	1
SO	0
LOB	16



WP	HR	S	P	ERA	WHIP
0	0	1	0	1.29	1.143
0	0	1	0	0.00	0.000

Batter	1	2	3	4	5	6	7	8	9	AB R H RBI BB SO LOB	TOP			
<b>Bobby Bonds, R</b> OBP: 0.354, SLG: 0.454 (1, 8) (7, 9)	0-0 1B	0-0 1-H 2-H HR		0-0 L7		0-0 3B			0-0 L7	5 1 3 3 0 0 1	<b>San Francisco Giants @ San Diego Padres</b> San Diego Stadium, San Diego, CA Thu Jun 27 1974, 10:05 PM EDT Att. 11,295 - Unknown <a href="http://livebaseballscorecards.com">livebaseballscorecards.com</a>			
<b>Chris Speier, R</b> OBP: 0.326, SLG: 0.340 (1, 6)	0-0 E6	0-0 1B		0-0 2-H 1B		4-0 BB		0-0 5-3	4 0 2 1 1 0 0					
<b>Gary Matthews, R</b> OBP: 0.322, SLG: 0.362 (1, 7)	4-0 FC6-4 BB	0-0 1-2 1B		0-0 F6		0-0 F9		0-0 F3	4 0 1 0 1 0 3					
<b>Ed Goodson, L</b> OBP: 0.375, SLG: 0.451 (1, 3)	0-3 K	0-3 K		0-0 4-3			0-0 G3		4 0 0 0 0 2 5					
<b>Dave Kingman, R</b> OBP: 0.293, SLG: 0.398 <b>Gary Thomasson, L</b> OBP: 0.331, SLG: 0.313 (1, 9) (7, 8)	0-0 FC6-4 1-2f		0-0 1-3 2B		0-3 K		0-0 6-3		4 0 1 0 0 1 2 0 0 0 0 0 0 0					
<b>Chris Arnold, R</b> OBP: 0.257, SLG: 0.309 <b>Tito Fuentes, S</b> OBP: 0.233, SLG: 0.223 (1, 4) (8, 4)		0-0 5-3	0-0 1-3	0-0 2-3	0-0 6-3		0-0 F4		4 0 0 0 0 0 1 0 0 0 0 0 0 0					
<b>Steve Ontiveros, S</b> OBP: 0.354, SLG: 0.320 (1, 5)		0-0 4-3	0-3 K	0-0 4-3			0-0 F9		4 0 0 0 0 1 1					
<b>Dave Rader, L</b> OBP: 0.405, SLG: 0.400 (1, 2)		0-0 HR 2B	0-0 6-3			0-0 F8		0-0 2-3	4 1 1 0 0 0 1					
<b>John D'Acquisto, R</b> OBP: 0.250, SLG: 0.286 (1, 1)		4-0 HR BB		0-0 1B 2B		0-0 L8		0-3 K	3 2 1 0 1 1 0					
<b>Inning Stats</b>	R: 0 E: 1 K: 1 S: 6 H: 1 LOB: 2 BB: 1 P: 10	R: 3 E: 0 K: 1 S: 9 H: 4 LOB: 2 BB: 1 P: 13	R: 0 E: 0 K: 1 S: 6 H: 1 LOB: 1 BB: 0 P: 6	R: 1 E: 0 K: 0 S: 5 H: 2 LOB: 1 BB: 0 P: 5	R: 0 E: 0 K: 1 S: 5 H: 0 LOB: 0 BB: 0 P: 5	R: 0 E: 0 K: 0 S: 4 H: 1 LOB: 2 BB: 1 P: 8	R: 0 E: 0 K: 0 S: 3 H: 0 LOB: 0 BB: 0 P: 3	R: 0 E: 0 K: 1 S: 5 H: 0 LOB: 0 BB: 0 P: 5	R: 0 E: 0 K: 0 S: 3 H: 0 LOB: 0 BB: 0 P: 3	1B: 4 2B: 3 3B: 1 HR: 1 SF: 0 SAC: 0 DP: 0 HBP: 0		WP: 0 PB: 0 SB: 0 CS: 0 PA: 39		
<b>PITCHER</b>	IP WLS BF H R ER SO BB IBB HBP BLK WP HR S P ERA WHIP											<b>PITCHER</b>	IP WLS BF H R ER SO BB IBB HBP BLK WP HR S P ERA WHIP	
<b>Randy Jones, L</b> ERA: 4.6 (1, 1)	2.1 L	15 6 3 3 2 2 0 0 0 0 0 0 1 17 25 11.57 3.429												
<b>Bill Laxton, L</b> ERA: 4.5 (3, 1)	0.2	2 0 0 0 1 0 0 0 4 4 0.00 0.000												
<b>Larry Hardy, R</b> ERA: 4.37 (4, 1)	4.0	16 3 1 1 1 1 0 0 17 21 2.25 1.000												
<b>Vicente Romo, R</b> ERA: 3.55 (8, 1)	2.0	6 0 0 0 1 0 0 0 8 8 0.00 0.000												

Batter	1	2	3	4	5	6	7	8	9	AB	R	H	RBI	BB	SO	LOB
--------	---	---	---	---	---	---	---	---	---	----	---	---	-----	----	----	-----

<b>Bobby Tolan, L</b> OBP: 0.338, SLG: 0.384 (1, 9) X	0-0 F2 ①		0-0 F9 ③			0-0 1B 2B		0-0 3-1 ①		4	1	1	0	0	0	0
<b>Enzo Hernandez, R</b> OBP: 0.269, SLG: 0.271 (1, 6) X	0-0 F4 ②			0-0 F8 ①		0-0 G3 1B 2B 1B		0-0 4-3 ②		4	1	1	1	0	0	0
<b>Nate Colbert, R</b> OBP: 0.321, SLG: 0.351 (1, 7) X	0-0 L8 ③			4-0 1B BB		0-0 1-2 G3 1B		0-0 6-3 ③		3	0	1	0	1	0	0
<b>Willie McCovey, L</b> OBP: 0.419, SLG: 0.404 (1, 3)		0-0 1B		0-0 F9 ②		0-0 G3 ① ②		0-3 K ①		4	0	1	0	0	1	3
<b>Johnny Grubb, L</b> OBP: 0.406, SLG: 0.450 (1, 8)		0-0 L7 ①		0-0 1-3 1B		0-0 3-H 2B		0-0 4-3 ②		4	0	2	1	0	0	1
<b>Derrel Thomas, S</b> OBP: 0.335, SLG: 0.382 (1, 4)		0-0 F9 ②		0-0 F5 ③		0-0 F5 ③		0-0 G3 ③		4	0	0	0	0	0	4
<b>Fred Kendall, R</b> OBP: 0.322, SLG: 0.356 (1, 2)		0-3 K ③			0-0 6-3 ①		0-3 K ①			3	0	0	0	0	2	1
<b>Dave Roberts, R</b> OBP: 0.260, SLG: 0.232 (1, 5)			0-0 F7 ①		0-0 F3 ②		0-3 K ②			3	0	0	0	0	1	0
<b>Randy Jones, R</b> OBP: 0.143, SLG: 0.147 (3, 1) <b>Bill Laxton, L</b> (3, PH) <b>Rod Gaspar, S</b> OBP: 0.364, SLG: 0.125 (4, 1) <b>Larry Hardy, R</b> (7, PH) <b>Horace Clarke, S</b> OBP: 0.273, SLG: 0.232 (8, 1) <b>Vicente Romo, R</b>			0-0 F6 ②		0-3 K ③		0-0 6-3 ③			0	0	0	0	0	0	0

Inning Stats	R: 0	H: 0	E: 0	K: 0	S: 3	R: 0	H: 1	E: 0	K: 1	S: 6	R: 0	H: 0	E: 0	K: 0	S: 3	R: 0	H: 1	E: 0	K: 0	S: 4	R: 0	H: 0	E: 0	K: 1	S: 5	R: 2	H: 4	E: 0	K: 0	S: 6	R: 0	H: 0	E: 0	K: 2	S: 7	R: 0	H: 0	E: 0	K: 0	S: 3	R: 0	H: 0	E: 0	K: 1	S: 5	1B: 4	SF: 0	2B: 2	SAC: 0	3B: 0	DP: 1	HR: 0	HBP: 0	WP: 0	PA: 33
--------------	------	------	------	------	------	------	------	------	------	------	------	------	------	------	------	------	------	------	------	------	------	------	------	------	------	------	------	------	------	------	------	------	------	------	------	------	------	------	------	------	------	------	------	------	------	-------	-------	-------	--------	-------	-------	-------	--------	-------	--------

PITCHER	IP	WLS	BF	H	R	ER	SO	BB	IBB	HBP	BLK	WP	HR	S	P	ERA	WHIP
<b>John D'Acquisto, R</b> ERA: 3.41 (1, 1)	9.0	W	33	6	2	2	5	1	0	0	0	0	0	42	46	2.00	0.778

**BOTTOM**

**San Francisco Giants @ San Diego Padres**  
San Diego Stadium, San Diego, CA  
Thu Jun 27 1974, 10:05 PM EDT  
Att. 11,295 - Unknown

AB	32
R	2
H	6
RBI	2
BB	1
SO	5
LOB	9



WP	PA	ERA	WHIP
0	33	2.00	0.778

Houston Astros @ San Diego Padres  
San Diego Stadium, San Diego, CA

Fri Jun 28 1974, 10:05 PM EDT  
Att. 10,776 - Unknown

AB	38
R	4
H	13
RBI	4
BB	4
SO	6
LOB	26



Batter	1	2	3	4	5	6	7	8	9	AB	R	H	RBI	BB	SO	LOB									
<b>Greg Gross, L</b> (1, 9) OBP: 0.445, SLG: 0.429	0-0 L7		0-0 FC3-2 BB 1-2 1B		0-0 F8		0-0 1B 2-3 1B		0-0 4-3 1B	5	2	3	0	0	0	0									
<b>Roger Metzger, S</b> (1, 6) OBP: 0.308, SLG: 0.312	0-0 F9		4-0 FC3-2 BB 1-2 2-3			0-0 WP 1B 1B	0-0 1B 1B SF7 1B		0-0 4-3 1-2	4	1	2	1	1	0	1									
<b>Cesar Cedeno, R</b> (1, 8) OBP: 0.349, SLG: 0.517	0-3 K		0-0 FC3-2 FC4-6 1-2 2-3 3-H			0-0 WP 1B 1-2 1B	0-0 1B 1B 3-H		0-0 5-3	5	0	2	1	0	1	4									
<b>Bob Watson, R</b> (1, 7) OBP: 0.410, SLG: 0.456		4-0 FC4-6 BB	0-0 FC4-6 1-2f			0-0 F3 1-2 2-3	0-0 1B 1B 2-3		0-0 BB BB 2-H 1B	4	0	2	1	1	0	5									
<b>Lee May, R</b> (1, 3) OBP: 0.292, SLG: 0.434 <b>Wilbur Howard, S</b> (9, PR)		0-0 F9		0-0 4-3		0-0 F5	0-0 SF7		4-0 BB BB 1-2 BB	3	0	0	1	1	0	3									
<b>Milt May, L</b> (1, 2) OBP: 0.312, SLG: 0.340 <b>Ken Forsch, R</b> (7, 1)		0-0 FC4-6		0-0 5-3		0-3 K	0-0 4-3		4-0 BB BB 1-2 BB	4	0	0	0	0	1	5									
<b>Cliff Johnson, R</b> (9, PH) OBP: 0.414, SLG: 0.507		0-0 1-2f		0-0 K		0-0 1-2 2-3			0-0 1-2 2-3 BB	0	0	0	0	0	0	0									
<b>Doug Rader, R</b> (1, 5) OBP: 0.331, SLG: 0.391		0-0 L6		0-3 K		0-3 K			0-0 F9	5	0	1	0	0	2	7									
<b>Tommy Helms, R</b> (1, 4) OBP: 0.317, SLG: 0.382			0-0 CS 1B		0-0 F3		0-0 1B 2B		0-0 F4	4	1	2	0	0	0	0									
<b>Claude Osteen, L</b> (1, 1) OBP: 0.235, SLG: 0.324 <b>Bob Gallagher, L</b> (7, PH) OBP: 0.288, SLG: 0.231 <b>Johnny Edwards, L</b> (7, 2) OBP: 0.299, SLG: 0.372			0-0 BB 1B 1-2 FC3-2 1B		0-3 K		0-3 K		0-0 4-3	2	0	1	0	0	1	0									
<b>Inning Stats</b>	R: 0 E: 0 K: 1 S: 5	H: 0 LOB: 0 BB: 0 P: 5	R: 0 E: 0 K: 0 S: 3	H: 0 LOB: 1 BB: 1 P: 7	R: 0 E: 0 K: 0 S: 5	H: 3 LOB: 3 BB: 1 P: 9	R: 0 E: 0 K: 1 S: 5	H: 0 LOB: 0 BB: 0 P: 5	R: 0 E: 0 K: 2 S: 10	H: 2 LOB: 3 BB: 0 P: 10	R: 3 E: 0 K: 1 S: 10	H: 5 LOB: 2 BB: 0 P: 10	R: 0 E: 0 K: 0 S: 3	H: 1 LOB: 0 BB: 0 P: 3	R: 1 E: 0 K: 0 S: 5	H: 2 LOB: 3 BB: 2 P: 13	1B: 12 2B: 1 3B: 0 HR: 0	SF: 1 SAC: 0 DP: 0 HBP: 0	WP: 1 PB: 0 SB: 0 CS: 1	PA: 43					
<b>PITCHER</b>	IP	WLS	BF	H	R	ER	SO	BB	IBB	HBP	BLK	WP	HR	S	P	ERA	WHIP								
<b>Dave Freisleben, R</b> (1, 1) ERA: 3.98	6.1		29	8	3	3	6	2	0	0	0	1	0	39	47	4.26	1.579								
<b>Vicente Romo, R</b> (7, 1) ERA: 3.57	2.1	W	13	5	1	1	0	2	0	0	0	0	0	11	19	3.86	3.000								
<b>Larry Hardy, R</b> (9, 1) ERA: 4.34	0.1	S	1	0	0	0	0	0	0	0	0	0	0	1	1	0.00	0.000								

Batter	1	2	3	4	5	6	7	8	9
<b>Bobby Tolan, L</b> OBP: 0.336, SLG: 0.389 (1, 8) (8, 9)	0-0 L3	0-0 FC4-6 1-2f		0-0 B1			0-0 1B 3B	0-0 G3	
<b>Enzo Hernandez, R</b> OBP: 0.279, SLG: 0.279 (1, 6)	0-0 G6-4-3 1B		0-0 2B SF7 1B	4-0 S BB			0-0 1B SF8 1B		
<b>Dave Winfield, R</b> OBP: 0.313, SLG: 0.456 (1, 7)	0-0 G6-4-3 1-2f		0-0 1B 2B	0-0 F8 1-2			0-0 1-3 1B		
<b>Nate Colbert, R</b> OBP: 0.320, SLG: 0.357 (1, 3)		0-0 1B FC5-4 2B	0-0 SF7		0-0 6-3		0-0 SF8		
<b>Cito Gaston, R</b> OBP: 0.286, SLG: 0.382 <b>Johnny Grubb, L</b> OBP: 0.406, SLG: 0.450 (1, 9) (8, 8)		0-0 FC5-4 1B	0-0 E 1B		0-0 5-3		0-0 5-3		
<b>Derrel Thomas, S</b> OBP: 0.331, SLG: 0.377 (1, 4)		0-0 F6	0-0 F7		0-0 4-3		0-0 F3		
<b>Fred Kendall, R</b> OBP: 0.321, SLG: 0.354 (1, 2)		0-0 FC5-4 BB 1-2f 3-H	0-0 E5 1-2			0-0 CS 1B		0-0 L8	
<b>Dave Roberts, R</b> OBP: 0.264, SLG: 0.233 (1, 5)		4-0 BB 1-2 BB	0-0 F9			0-0 F3 1-2		0-0 FC1-6 1B	
<b>Dave Freisleben, R</b> OBP: 0.367, SLG: 0.346 <b>Vicente Romo, R</b> <b>Larry Hardy, R</b> (1, 1) (7, 1) (9, 1)		4-0 FC4-6 1-2 2-3 BB	0-0 F9			0-3 K		0-0 FC1-6 1-2f	

AB	R	H	RBI	BB	SO	LOB
5	1	1	0	0	0	4
3	2	3	1	1	0	0
4	1	2	0	0	0	2
2	1	1	2	0	0	0
4	0	2	1	0	0	1
0	0	0	0	0	0	0
4	0	0	0	0	0	4
4	0	1	1	0	0	2
3	0	1	0	1	0	3
2	0	0	0	1	1	0
1	0	0	0	0	0	1
0	0	0	0	0	0	0

WP	PA
0	37

**Houston Astros @ San Diego Padres**  
San Diego Stadium, San Diego, CA  
Fri Jun 28 1974, 10:05 PM EDT  
Att. 10,776 - Unknown

AB	32
R	5
H	11
RBI	5
BB	3
SO	1
LOB	17



Inning Stats	R	H	E	K	S	P	IP	WLS	BF	H	R	ER	SO	BB	IBB	HBP	BLK	WP	HR	S	P	ERA	WHIP
<b>Claude Osteen, L</b> ERA: 3.64 <b>Ken Forsch, R</b> ERA: 3.82	0	1	0	0	3	3	6.0		27	7	3	3	1	3	0	0	0	0	0	26	38	4.50	1.667
	1	2	0	0	5	5	2.0	L	10	4	2	2	0	0	0	0	0	0	0	10	10	9.00	2.000

WP	PA
0	37

Batter	1	2	3	4	5	6	7	8	9	AB R H RBI BB SO LOB	TOP											
<b>Greg Gross, L</b> (1, 9) <small>OBP: 0.437, SLG: 0.420</small> (7, 7)	0-3 K	0-0 FC5 2-3f			0-0 4-3		0-0 L3	0-0 FC6-4 1-2f		5 0 0 0 0 1 5												
<b>Roger Metzger, S</b> (1, 6) <small>OBP: 0.314, SLG: 0.318</small>	0-0 S 1B		0-0 G3		0-0 F8		0-0 CS BB 1B		0-0 1B 1B	5 0 3 0 0 0 1												
<b>Cesar Cedeno, R</b> (1, 8) <small>OBP: 0.353, SLG: 0.527</small>	0-3 K 1-2		0-0 CS 1B		0-0 HR		4-0 BB BB BB BB 1-2 BB		0-0 L6	4 1 2 2 1 1 2												
<b>Bob Watson, R</b> (1, 7) <small>OBP: 0.411, SLG: 0.454</small> <b>Bob Gallagher, L</b> (7, 9) <small>OBP: 0.263, SLG: 0.226</small> (8, 3)	4-0 BB		0-3 K 1-2		0-0 1B		0-3 K 2-3		0-3 K	3 0 1 0 1 2 3 1 0 0 0 0 1 1												
<b>Lee May, R</b> (1, 3) <small>OBP: 0.292, SLG: 0.432</small> <b>Wilbur Howard, S</b> (8, PR) <small>OBP: 0.500, SLG: 0.500</small> (8, 9)	0-3 K			0-3 K	0-0 F9			0-0 3-1 1B 1B	0-0 1-3 1B	4 0 1 0 0 2 3 1 1 1 0 0 0 0												
<b>Milt May, L</b> (1, 2) <small>OBP: 0.314, SLG: 0.342</small>		0-0 FC5 BB 1B		0-0 1B		0-0 F7		0-0 3-1 1B 1B	0-0 F7	5 0 2 0 0 0 3												
<b>Doug Rader, R</b> (1, 5) <small>OBP: 0.330, SLG: 0.386</small>		0-3 K		0-0 F8		0-0 F9		4-0 1B IBB		3 0 0 0 1 1 2												
<b>Tommy Helms, R</b> (1, 4) <small>OBP: 0.320, SLG: 0.379</small>		4-0 BB BB BB BB 1-2 BB		0-0 F8		4-0 BB BB BB BB BB		0-0 F9		2 0 0 0 2 0 3												
<b>Tom Griffin, R</b> (1, 1) <small>OBP: 0.333, SLG: 0.486</small>		0-0 L7			0-0 4-3 HR 2B		0-3 K	0-0 1-2 2-H FC6-4 1B		4 1 2 1 0 1 3												
<b>Inning Stats</b>	R: 0 E: 0 K: 3 S: 10	H: 1 LOB: 2 BB: 1 P: 14	R: 0 E: 0 K: 1 S: 6	H: 1 LOB: 2 BB: 1 P: 10	R: 0 E: 0 K: 1 S: 5	H: 1 LOB: 0 BB: 0 P: 5	R: 0 E: 0 K: 1 S: 6	H: 1 LOB: 1 BB: 0 P: 6	R: 2 E: 0 K: 0 S: 6	H: 3 LOB: 1 BB: 0 P: 6	R: 0 E: 0 K: 1 S: 5	H: 0 LOB: 1 BB: 1 P: 9	R: 0 E: 0 K: 1 S: 5	H: 1 LOB: 2 BB: 1 P: 9	R: 1 E: 0 K: 0 S: 5	H: 2 LOB: 2 BB: 1 P: 9	R: 0 E: 0 K: 1 S: 7	H: 2 LOB: 2 BB: 0 P: 7	1B: 10 2B: 2 3B: 0 HR: 1	SF: 0 SAC: 0 DP: 1 HBP: 0	WP: 0 PB: 0 SB: 1 CS: 2	PA: 42
<b>PITCHER</b>	IP WLS BF H R ER SO BB IBB HBP BLK WP HR S P ERA WHIP																					
<b>Dan Spillner, R</b> (1, 1) <small>ERA: 2.96</small>	6.1 L 30 8 2 2 7 4 0 0 0 0 0 1 40 56 2.84 1.895																					
<b>Mike Corkins, R</b> (7, 1) <small>ERA: 4.67</small>	0.2 1 0 0 0 1 0 0 0 0 0 0 3 3 0.00 0.000																					
<b>Dave Tomlin, L</b> (8, 1) <small>ERA: 4.81</small>	2.0 11 4 1 1 1 0 1 0 0 0 0 12 16 4.50 2.000																					

Houston Astros @ San Diego Padres  
 San Diego Stadium, San Diego, CA  
 Sat Jun 29 1974, 10:05 PM EDT  
 Att. 21,594 - Unknown

livebaseballscorecards.com

AB 37  
 R 3  
 H 12  
 RBI 3  
 BB 5  
 SO 9  
 LOB 26





Batter	1	2	3	4	5	6	7	8	9	AB	R	H	RBI	BB	SO	LOB
<b>Bobby Tolan, L</b> (1, 9) OBP: 0.335, SLG: 0.386	0-0 F2		0-0 SH1-3		0-0 2-3 1B		0-0 G3		0-0 F6	4	0	1	0	0	0	2
<b>Enzo Hernandez, R</b> (1, 6) OBP: 0.275, SLG: 0.275	0-0 5-3		0-0 2-3		0-0 F5			0-0 F4		4	0	0	0	0	0	3
<b>Dave Winfield, R</b> (1, 7) OBP: 0.312, SLG: 0.453	0-3 K			0-0 F7	0-0 F9			0-0 PB E 1B		4	0	1	0	0	1	2
<b>Nate Colbert, R</b> (1, 3) OBP: 0.319, SLG: 0.352		0-0 F7		0-0 5-3		4-0 BB FC1-4-6		0-3 K		3	0	0	0	1	1	1
<b>Johnny Grubb, L</b> (1, 8) OBP: 0.404, SLG: 0.444		0-0 G3		4-0 1B BB		0-0 FC1-4-6		0-0 L8		3	0	0	0	1	0	2
<b>Derrel Thomas, S</b> (1, 4) OBP: 0.333, SLG: 0.382		0-0 2B		0-0 FC6-4 1B		0-0 F7			0-0 L7	4	0	2	0	0	0	1
<b>Dave Roberts, R</b> (1, 5) OBP: 0.261, SLG: 0.230		0-3 K		0-0 FC6-4		0-0 F9			0-0 F8	3	0	0	0	0	1	4
<b>Fred Kendall, R</b> (9, PH) OBP: 0.319, SLG: 0.352				1-2f						1	0	0	0	0	0	0
<b>Bob Barton, R</b> (1, 2) OBP: 0.341, SLG: 0.257			0-0 SH1-3 1B		4-0 1B SH3-4 BB		0-0 6-3		0-0 BB 1B	2	0	1	0	1	0	0
<b>Rod Gaspar, S</b> (9, PH) OBP: 0.417, SLG: 0.222										1	0	1	0	0	0	0
<b>Dan Spillner, R</b> (1, 1) OBP: 0.270, SLG: 0.229		0-3 K		0-0 SH3-4			0-0 L4		4-0 BB 1B	1	0	0	0	0	1	1
<b>Mike Corkins, R</b> (7, 1)										0	0	0	0	0	0	0
<b>Horace Clarke, S</b> (7, PH)										1	0	0	0	0	0	0
<b>Dave Tomlin, L</b> (8, 1)										0	0	0	0	0	0	0
<b>Cito Gaston, R</b> (9, PH) OBP: 0.291, SLG: 0.382									1-2 BB	0	0	0	0	1	0	0

**BOTTOM**

**Houston Astros @ San Diego Padres**  
San Diego Stadium, San Diego, CA

Sat Jun 29 1974, 10:05 PM EDT  
Att. 21,594 - Unknown

livebaseballscorecards.com

<b>AB</b>	<b>31</b>
<b>R</b>	<b>0</b>
<b>H</b>	<b>6</b>
<b>RBI</b>	<b>0</b>
<b>BB</b>	<b>4</b>
<b>SO</b>	<b>4</b>
<b>LOB</b>	<b>16</b>



Inning Stats	R: 0	H: 0	E: 0	K: 1	S: 5	LOB: 0	BB: 0	P: 5	R: 0	H: 1	E: 0	K: 1	S: 6	LOB: 1	BB: 0	P: 6	R: 0	H: 1	E: 0	K: 1	S: 6	LOB: 1	BB: 0	P: 6	R: 0	H: 1	E: 0	K: 0	S: 4	LOB: 2	BB: 1	P: 8	R: 0	H: 0	E: 0	K: 0	S: 4	LOB: 1	BB: 1	P: 7	R: 0	H: 0	E: 0	K: 0	S: 3	LOB: 0	BB: 0	P: 3	R: 0	H: 1	E: 1	K: 1	S: 6	LOB: 1	BB: 0	P: 6	R: 0	H: 1	E: 0	K: 0	S: 4	LOB: 2	BB: 1	P: 8	1B: 5	2B: 1	3B: 0	HR: 0	SF: 0	SAC: 2	DP: 0	HBP: 0	WP: 0	PB: 1	SB: 0	CS: 0	PA: 37	ERA	WHIP
<b>PITCHER</b> <b>Tom Griffin, R</b> (1, 1) ERA: 3.22	9.0	WLS	W	BF	37	H	6	R	0	ER	0	SO	4	BB	4	IBB	0	HBP	0	BLK	0	WP	0	HR	0	S	41	P	57	ERA	0.00	WHIP	1.111																																														
<b>PITCHER</b>	IP	WLS	W	BF	H	R	ER	SO	BB	IBB	HBP	BLK	WP	HR	S	P	ERA	WHIP																																																													

Batter	1	2	3	4	5	6	7	8	9	AB R H RBI BB SO LOB	TOP											
<b>Greg Gross, L</b> (1, 9) <small>OBP: 0.438, SLG: 0.419</small> (9, 7)	0-0 5-3			4-0 BB		0-0 SH1-3 2B 1B		0-0 5-3		3 1 1 0 1 0 0	<b>Houston Astros @ San Diego Padres</b> San Diego Stadium, San Diego, CA Sun Jun 30 1974, 6:33 AM EDT Unknown											
<b>Roger Metzger, S</b> (1, 6) <small>OBP: 0.310, SLG: 0.314</small> (9, 7)	0-3 K			0-0 F4		0-0 SH1-3 1-2		0-0 F5		3 0 0 0 0 1 1												
<b>Cesar Cedeno, R</b> (1, 8) <small>OBP: 0.351, SLG: 0.527</small> (9, 7)	0-0 F9			0-3 K		0-0 SF9 2B		0-3 K		4 1 1 1 0 2 1												
<b>Bob Watson, R</b> (1, 7) <b>Bob Gallagher, L</b> (9, 9) <small>OBP: 0.263, SLG: 0.226</small>		0-0 6-3		0-0 5-3		0-0 SF9 3-H		0-0 6-3		3 0 0 1 0 0 1 0 0 0 0 0 0 0												
<b>Lee May, R</b> (1, 3) <small>OBP: 0.295, SLG: 0.442</small>		0-0 F7			4-0 BB	0-0 HR		0-0 F2		3 1 1 1 1 0 0												
<b>Johnny Edwards, L</b> (1, 2) <b>Ken Forsch, R</b> (9, 1)		0-0 F6			0-0 F8	0-0 F9		0-3 K		4 0 0 0 0 1 1 0 0 0 0 0 0 0												
<b>Doug Rader, R</b> (1, 5) <small>OBP: 0.333, SLG: 0.385</small>			0-3 K		4-0 BB		4-0 G6-4-3 BB			1 0 0 0 2 1 0												
<b>Tommy Helms, R</b> (1, 4) <small>OBP: 0.317, SLG: 0.374</small>			0-0 1-3		0-0 L5		0-0 G6-4-3 1-2f			3 0 0 0 0 0 3												
<b>Larry Dierker, R</b> (1, 1) <b>Dave Campbell, R</b> (3, PH) <b>Mike Cosgrove, L</b> (3, 1) <b>Milt May, L</b> (9, 2) <small>OBP: 0.314, SLG: 0.342</small>			0-3 K		0-3 K		0-3 K			0 0 0 0 0 0 0 1 0 0 0 0 1 0 2 0 0 0 0 2 2 0 0 0 0 0 0 0												
<b>Inning Stats</b>	R: 0 E: 0 K: 1 S: 5	H: 0 LOB: 0 BB: 0 P: 5	R: 0 E: 0 K: 0 S: 3	H: 0 LOB: 0 BB: 0 P: 3	R: 0 E: 0 K: 2 S: 7	H: 0 LOB: 0 BB: 0 P: 7	R: 0 E: 0 K: 1 S: 5	H: 0 LOB: 1 BB: 1 P: 9	R: 0 E: 0 K: 1 S: 5	H: 0 LOB: 2 BB: 2 P: 13	R: 3 E: 0 K: 0 S: 6	H: 3 LOB: 0 BB: 0 P: 6	R: 0 E: 0 K: 1 S: 4	H: 0 LOB: 0 BB: 1 P: 8	R: 0 E: 0 K: 1 S: 5	H: 0 LOB: 0 BB: 0 P: 5	R: 0 E: 0 K: 1 S: 5	H: 0 LOB: 0 BB: 0 P: 5	1B: 1 2B: 1 3B: 0 HR: 1	SF: 1 SAC: 1 DP: 1 HBP: 0	WP: 0 PB: 0 SB: 0 CS: 0	PA: 33
<b>PITCHER</b> <b>Lowell Palmer, R</b> (1, 1) <small>ERA: 5.16</small> <b>Bill Laxton, L</b> (6, 1) <small>ERA: 2.7</small> <b>Mike Corkins, R</b> (8, 1) <small>ERA: 4.5</small>	IP	WLS	BF	H	R	ER	SO	BB	IBB	HBP	BLK	WP	HR	S	P	ERA	WHIP					
	5.2	L	23	3	3	3	5	3	0	0	0	0	1	30	42	4.76	1.059					
	1.1		4	0	0	0	1	1	0	0	0	0	0	5	9	0.00	0.750					
	2.0		6	0	0	0	2	0	0	0	0	0	0	10	10	0.00	0.000					

<b>AB</b>	27
<b>R</b>	3
<b>H</b>	3
<b>RBI</b>	3
<b>BB</b>	4
<b>SO</b>	8
<b>LOB</b>	9



WP: 0	PA: 33
PB: 0	
SB: 0	
CS: 0	

Batter	1	2	3	4	5	6	7	8	9	AB R H RBI BB SO LOB
<b>Bobby Tolan, L</b> OBP: 0.336, SLG: 0.391 (1, 9)	0-0 4-3 1B 2B	0-0 F9			0-0 4-3		0-0 F7		0-0 1-2 2-3 1B	5 1 2 0 0 0 2
<b>Horace Clarke, S</b> OBP: 0.277, SLG: 0.221 (1, 4)	0-0 4-3 2-3		4-0 BB		4-0 BB		0-0 FC4 1-2f		0-0 3-1	3 0 0 0 2 0 5
<b>Cito Gaston, R</b> OBP: 0.290, SLG: 0.378 (1, 7)	0-0 WP 1B 3-H 1B		0-0 F7		0-0 F8		0-0 F3			4 0 1 1 0 0 2
<b>Willie McCovey, L</b> OBP: 0.416, SLG: 0.400 (1, 3)	0-0 WP 1-2 1B		0-0 F2		0-0 F2		0-0 F9			4 0 1 0 0 0 2
<b>Johnny Grubb, L</b> OBP: 0.401, SLG: 0.438 (1, 8)	4-0 1-2 2-3 BB G4-6-3		0-0 4-3		0-0 4-3		0-0 L9			3 0 0 0 1 0 1
<b>Derrel Thomas, S</b> OBP: 0.335, SLG: 0.384 (1, 5)	0-0 G4-6-3 1-2f			0-0 6-3 S 1B		0-0 F8		0-0 FC5-4 1B		4 0 2 0 0 0 3
<b>Fred Kendall, R</b> OBP: 0.318, SLG: 0.350 (1, 2)				0-3 K 1-2		0-0 F9		0-0 FC5-4 1B 1-2f		4 0 1 0 0 1 2
<b>Enzo Hernandez, R</b> OBP: 0.279, SLG: 0.275 (1, 6)		0-0 FC4-6 G3 S 1-2f		0-0 6-3 2-3		4-0 FC4 BB		0-0 1B 1-2 1B		3 0 1 0 1 0 2
<b>Lowell Palmer, R</b> OBP: 0.182, SLG: 0.364 (1, 1)		0-0 G3		0-3 K		0-3 K		0-3 K		2 0 0 0 0 0 1 2
<b>Bill Laxton, L</b> (6, 1)										0 0 0 0 0 0 0
<b>Dave Winfield, R</b> OBP: 0.311, SLG: 0.451 (7, PH)										1 0 0 0 0 0 1 1
<b>Mike Corkins, R</b> (8, 1)										0 0 0 0 0 0 0
<b>Nate Colbert, R</b> OBP: 0.318, SLG: 0.350 (9, PH)										1 0 0 0 0 0 1 2

Inning Stats	R: 1 E: 0 K: 0 S: 5	H: 3 LOB: 2 BB: 1 P: 9	R: 0 E: 0 K: 0 S: 4	H: 1 LOB: 1 BB: 0 P: 4	R: 0 E: 0 K: 0 S: 3	H: 0 LOB: 1 BB: 1 P: 7	R: 0 E: 0 K: 2 S: 8	H: 1 LOB: 1 BB: 0 P: 8	R: 0 E: 0 K: 0 S: 3	H: 0 LOB: 1 BB: 1 P: 7	R: 0 E: 0 K: 0 S: 3	H: 0 LOB: 0 BB: 0 P: 3	R: 0 E: 0 K: 1 S: 5	H: 0 LOB: 1 BB: 1 P: 9	R: 0 E: 0 K: 0 S: 3	H: 0 LOB: 0 BB: 0 P: 3	R: 0 E: 0 K: 1 S: 8	H: 3 LOB: 3 BB: 0 P: 8	1B: 7 2B: 1 3B: 0 HR: 0	SF: 0 SAC: 0 DP: 1 HBP: 0
--------------	------------------------------	---------------------------------	------------------------------	---------------------------------	------------------------------	---------------------------------	------------------------------	---------------------------------	------------------------------	---------------------------------	------------------------------	---------------------------------	------------------------------	---------------------------------	------------------------------	---------------------------------	------------------------------	---------------------------------	----------------------------------	------------------------------------


PITCHER	IP	WLS	BF	H	R	ER	SO	BB	IBB	HBP	BLK	WP	HR	S	P	ERA	WHIP
<b>Larry Dierker, R</b> ERA: 2.05 (1, 1)	2.0		10	4	1	1	0	1	0	0	0	1	0	9	13	4.50	2.500
<b>Mike Cosgrove, L</b> ERA: 1.5 (3, 1)	6.1	W	25	3	0	0	3	3	0	0	0	0	0	28	40	0.00	0.947
<b>Ken Forsch, R</b> ERA: 3.75 (9, 1)	0.2	S	3	1	0	0	1	0	0	0	0	0	0	5	5	0.00	1.500

**BOTTOM**

**Houston Astros @ San Diego Padres**  
San Diego Stadium, San Diego, CA

Sun Jun 30 1974, 6:33 AM EDT  
Unknown

<b>AB</b>	<b>34</b>
<b>R</b>	<b>1</b>
<b>H</b>	<b>8</b>
<b>RBI</b>	<b>1</b>
<b>BB</b>	<b>4</b>
<b>SO</b>	<b>4</b>
<b>LOB</b>	<b>24</b>



WP	PA	ERA	WHIP
1	38		
0			
2			
0			

Batter	1	2	3	4	5	6	7	8	9	10	11	AB R H RBI BB SO LOB	TOP			
Greg Gross, L (1, 9) OBP: 0.441, SLG: 0.420	FC5-4 1B		WP SH5-3 BB		G3	FC6-4 1B		SH2-4		4-3		4 0 2 0 1 0 0	<div style="text-align: center;"> <h3>Houston Astros @ San Diego Padres</h3> <p>San Diego Stadium, San Diego, CA</p> <p>Sun Jun 30 1974, 6:38 AM EDT Att. 22,707 - Unknown</p> </div>			
Roger Metzger, S (1, 6) Tommy Helms, R (6, PH) OBP: 0.312, SLG: 0.320 OBP: 0.317, SLG: 0.374	FC5-4 2B 6-3		SH5-3		E	FC6-4 1B		F8		6-3		2 2 1 0 0 0 1 3 0 1 1 0 0 1				
Cesar Cedeno, R (1, 8) OBP: 0.357, SLG: 0.530	6-3 2B		WP HBP		E3 1B	FC6-4 1B		FC6-4 IBB				4 1 2 0 1 1 2				
Bob Watson, R (1, 7) OBP: 0.401, SLG: 0.443	6-3		F6		1-3 1B	K		FC6-4		5-3		6 0 1 2 0 1 7				
Cliff Johnson, R (1, 3) OBP: 0.430, SLG: 0.507	F5		HBP		1-3 1B			L7		SH5-4 1B		4 0 2 0 1 0 1				
Milt May, L (1, 2) OBP: 0.306, SLG: 0.331			F4		1-3 1B			4-3		SH5-4		5 0 0 0 0 0 6				
Doug Rader, R (1, 5) OBP: 0.341, SLG: 0.410			FC6-4 1B		1-3-2 3B	K		HR		G4-6-3 IBB		4 1 3 1 1 1 2				
Larry Milbourne, S (1, 4) OBP: 0.393, SLG: 0.375			FC6-4		1-3-2			F7		G4-6-3		4 1 1 0 0 0 2				
Bob Gallagher, L (9, PH) Denis Menke, R (9, 6) OBP: 0.259, SLG: 0.222 OBP: 0.182, SLG: 0.107			1-2f		3-Hf	1B 1B				1-2f		1 0 0 0 0 0 2 0 0 0 0 0 0 0				
Dave Roberts, L (1, 1) Jim York, R (5, 1) Dave Campbell, R (6, PH) Fred Scherman, L (6, 1) Ken Forsch, R (6, 1) Lee May, R (10, PH) Jerry Johnson, R (10, 1) OBP: 0.184, SLG: 0.361 OBP: 0.200, SLG: 0.214			L4		K	F3		SH2-4 BB		5-3		2 0 0 0 0 1 1 0 0 0 0 0 0 0 1 0 0 0 0 0 1 0 0 0 0 0 0 0 0 0 0 0 1 0 0 1 0 0 0 0 0 0 0 0 0 0 0 0 0				
<b>Inning Stats</b>	R: 1 H: 2 E: 0 LOB: 1 K: 5 P: 5	R: 0 H: 1 E: 0 LOB: 1 K: 0 BB: 0 S: 4 P: 4	R: 0 H: 0 E: 0 LOB: 3 K: 0 BB: 1 S: 3 P: 9	R: 0 H: 1 E: 0 LOB: 0 K: 1 BB: 0 S: 5 P: 5	R: 2 H: 4 E: 1 LOB: 2 K: 1 BB: 0 S: 9 P: 9	R: 1 H: 3 E: 0 LOB: 2 K: 1 BB: 0 S: 8 P: 8	R: 1 H: 1 E: 0 LOB: 0 K: 0 BB: 0 S: 4 P: 4	R: 0 H: 0 E: 0 LOB: 2 K: 0 BB: 2 S: 3 P: 11	R: 0 H: 1 E: 0 LOB: 1 K: 0 BB: 1 S: 3 P: 7	R: 0 H: 0 E: 0 LOB: 0 K: 1 BB: 1 S: 5 P: 9	1B: 9 SF: 0 2B: 3 SAC: 3 3B: 1 DP: 2 HR: 1 HBP: 2	WP: 1 PA: 51 PB: 0 SB: 2 CS: 0				
<b>PITCHER</b>	IP WLS BF H R ER SO BB IBB HBP BLK WP HR S P ERA WHIP															
Bill Greif, R (1, 1) ERA: 5.21	4.1	23	8	3	3	1	1	0	2	0	1	0	22	28	6.23	2.077
Larry Hardy, R (5, 1) ERA: 4.45	2.2	12	4	2	2	2	0	0	0	0	0	1	16	16	6.75	1.500
Vicente Romo, R (8, 1) ERA: 3.44	2.0	9	1	0	0	0	1	2	0	0	0	0	6	18	0.00	1.000
Dave Tomlin, L (10, 1) ERA: 4.54	2.0	W 7	0	0	0	1	1	0	0	0	0	0	8	12	0.00	0.500

AB	41
R	5
H	13
RBI	4
BB	5
SO	4
LOB	26



WP	1	PA	51
PB	0		
SB	2		
CS	0		

1B	9	SF	0
2B	3	SAC	3
3B	1	DP	2
HR	1	HBP	2


livebaseballscorecards.com
----------------------------

Batter	1	2	3	4	5	6	7	8	9	10	11	AB	R	H	RBI	BB	SO	LOB	BOTTOM						
<b>Bobby Tolan, L</b> OBP: 0.339, SLG: 0.391 (1, 8)	1-0 HBP 1B		0-0 F9 SH1 1B	0-0 4-3		0-0 FC6-4 1B	0-0 4-3			0-0 3-1		5	0	2	0	0	0	3							
<b>Enzo Hernandez, R</b> OBP: 0.277, SLG: 0.274 (1, 6)	0-0 L6		0-0 SH1 1-2		0-0 1B 1B 1B	0-0 FC6-4 FC4-6 1-2f			0-0 6-3	0-0 4-3		5	1	1	0	0	0	2							
<b>Dave Winfield, R</b> OBP: 0.312, SLG: 0.448 (1, 7)	0-0 1-2 1B		0-0 F9 2-3		0-0 1B 1B 1B	0-0 FC4-6 BB 1-2f			0-0 4-3			6	2	2	0	0	1	2							
<b>Nate Colbert, R</b> OBP: 0.322, SLG: 0.356 (1, 3)	0-0 F8		0-0 6-3		0-0 FC1-5 1B 1-2 2-3	0-0 1B 1-2			0-0 F9			5	2	2	0	1	0	3							
<b>Cito Gaston, R</b> OBP: 0.298, SLG: 0.383 (1, 9)	0-0 F9			0-3 K	0-0 4-3 FC1-5 1B 1-2 2-H 3-H	0-0 1B 1-3 2-H			0-0 6-3			6	1	3	3	0	1	2							
<b>Derrel Thomas, S</b> OBP: 0.341, SLG: 0.387 (1, 4) (10, 5)		0-0 5-3		0-0 CS 1B	0-0 FC1-5 1B 4-3 1-2 2-3f	0-0 1B 1-2 3-H			0-0 FC6-4 1B			5	0	3	1	1	0	2							
<b>Fred Kendall, R</b> OBP: 0.319, SLG: 0.347 (1, 2)		0-0 4-3 1B		4-0 BB 1-2	0-0 4-3 1-2 2-3	0-0 F7			0-0 FC6-4 WP 1-2f			5	0	1	0	1	0	8							
<b>Dave Roberts, R</b> OBP: 0.264, SLG: 0.235 (1, 5)		0-0 4-3		0-0 BB	0-0 FC6 1B 2-3 3-H		0-0 5-3		4-0 BB 1-2			4	0	2	1	0	0	1							
<b>Horace Clarke, S</b> OBP: 0.292, SLG: 0.221 (9, PH) (10, 4)		0-0 4-3		1-2 BB	0-0 FC6 1B 2-3 3-H		0-0 F5		0-0 BB 1-2			0	0	0	1	2	0	0							
<b>Bill Greif, R</b> OBP: 0.260, SLG: 0.040 (5, 1)		0-3 K		4-0 BB 1-2 2-3	0-0 FC6 1-2f		0-0 F8		0-0 BB 1-2 2-3 3-H			1	0	0	0	1	1	1							
<b>Larry Hardy, R</b> OBP: 0.414, SLG: 0.388 (7, PH) (8, 1)												1	0	0	0	0	0	2							
<b>Willie McCovey, L</b> OBP: 0.414, SLG: 0.388 (8, 1)												1	0	0	0	0	0	0							
<b>Vicente Romo, R</b> OBP: 0.440, SLG: 0.436 (9, PH) (10, 1)												1	0	0	0	0	0	2							
<b>Johnny Grubb, L</b> OBP: 0.440, SLG: 0.436 (9, PH) (10, 1)												0	0	0	0	0	0	0							
<b>Dave Tomlin, L</b> OBP: 0.440, SLG: 0.436 (9, PH) (10, 1)												0	0	0	0	0	0	0							
<b>Inning Stats</b>	R: 0 E: 0 K: 0 S: 4	H: 1 LOB: 2 BB: 0 P: 5	R: 0 E: 0 K: 1 S: 6	H: 1 LOB: 1 BB: 0 P: 6	R: 0 E: 0 K: 1 S: 4	H: 1 LOB: 1 BB: 0 P: 4	R: 0 E: 0 K: 1 S: 6	H: 2 LOB: 3 BB: 2 P: 14	R: 3 E: 0 K: 0 S: 8	H: 5 LOB: 2 BB: 0 P: 8	R: 2 E: 0 K: 0 S: 6	H: 3 LOB: 2 BB: 1 P: 10	R: 0 E: 0 K: 0 S: 3	H: 0 LOB: 0 BB: 0 P: 3	R: 0 E: 0 K: 0 S: 3	H: 0 LOB: 0 BB: 0 P: 3	R: 0 E: 0 K: 0 S: 4	H: 1 LOB: 2 BB: 1 P: 8	R: 0 E: 0 K: 1 S: 5	H: 0 LOB: 0 BB: 0 P: 5	R: 1 E: 0 K: 0 S: 3	H: 2 LOB: 3 BB: 2 P: 11	1B: 15 2B: 1 3B: 0 HR: 0	SF: 0 SAC: 1 DP: 0 HBP: 1	WP: 1 PA: 53
<b>PITCHER</b>	IP	WLS	BF	H	R	ER	SO	BB	IBB	HBP	BLK	WP	HR	S	P	ERA	WHIP								
<b>Dave Roberts, L</b> ERA: 3.99 (1, 1)	4.0		23	9	3	3	2	2	0	1	0	0	0	24	33	6.75	2.750								
<b>Jim York, R</b> ERA: 2.19 (5, 1)	1.0		4	1	0	0	0	0	0	0	0	0	0	4	4	0.00	1.000								
<b>Fred Scherman, L</b> ERA: 4.23 (6, 1)	0.2		6	3	2	2	0	1	0	0	0	0	0	5	9	27.00	6.000								
<b>Ken Forsch, R</b> ERA: 3.43 (6, 1)	3.1		12	1	0	0	0	1	0	0	0	1	0	11	15	0.00	0.600								
<b>Jerry Johnson, R</b> ERA: 5.2 (10, 1)	1.1	L	8	2	1	1	1	1	1	0	0	0	0	8	16	6.75	2.250								

Houston Astros @ San Diego Padres  
San Diego Stadium, San Diego, CA  
Sun Jun 30 1974, 6:38 AM EDT  
Att. 22,707 - Unknown

AB	45
R	6
H	16
RBI	6
BB	6
SO	3
LOB	28



Batter	1	2	3	4	5	6	7	8	9	AB R H RBI BB SO LOB	TOP									
<b>Bobby Tolan, L</b> (1, 9) OBP: 0.334, SLG: 0.385	0-0 L9		0-0 F9	0-0 G3			0-0 F4		0-0 SH5-3	4 0 0 0 0 0 2	<b>San Diego Padres @ San Francisco Giants</b> Candlestick Park, San Francisco, CA Tue Jul 02 1974, 10:05 PM EDT Att. 2,297 - Unknown  <b>livebaseballscorecards.com</b>  <b>AB 32</b> <b>R 5</b> <b>H 7</b> <b>RBI 4</b> <b>BB 7</b> <b>SO 5</b> <b>LOB 13</b>  									
<b>Enzo Hernandez, R</b> (1, 6) OBP: 0.272, SLG: 0.269	0-0 6-3		0-0 6-3			0-0 F3	0-0 F2		0-0 1-3	5 0 0 0 0 0 1										
<b>Cito Gaston, R</b> (1, 7) OBP: 0.314, SLG: 0.414	0-0 HR		0-0 HR			0-3 K		4-0 FC3-6 WP PB	0-0 1B	4 3 3 2 1 1 0										
<b>Willie McCovey, L</b> (1, 3) OBP: 0.414, SLG: 0.411	4-0 BB		0-0 HR			0-0 F5		0-0 L9	0-0 F9	4 1 1 2 1 0 2										
<b>Johnny Grubb, L</b> (1, 8) OBP: 0.398, SLG: 0.431	0-0 F5		0-0 3-1			0-0 F6		4-0 FC3-6 BB		3 0 0 0 1 0 1										
<b>Derrel Thomas, S</b> (1, 4) OBP: 0.340, SLG: 0.383		0-0 F6		4-0 CS BB		0-0 L9		0-0 FC3-6 PB		3 0 0 0 1 0 2										
<b>Fred Kendall, R</b> (1, 2) OBP: 0.325, SLG: 0.348		0-0 F8		0-0 1B 1B		4-0 BB		4-0 1-2 2-3 BB		2 0 1 0 2 0 0										
<b>Dave Roberts, R</b> (1, 5) OBP: 0.264, SLG: 0.235		0-0 1B		0-3 K		0-3 K		0-3 K		4 0 1 0 0 3 4										
<b>Randy Jones, R</b> (1, 1) OBP: 0.158, SLG: 0.162 <b>Larry Hardy, R</b> (8, 1)		0-3 K		0-0 1B		0-0 F8			4-0 1-3 SH5-3 1B BB	3 0 1 0 0 1 1 0 1 0 0 1 0 0										
<b>Inning Stats</b>	R: 1 E: 0 K: 0 S: 4	H: 1 LOB: 1 BB: 1 P: 8	R: 0 E: 0 K: 1 S: 6	H: 1 LOB: 1 BB: 0 P: 6	R: 2 E: 0 K: 0 S: 5	H: 2 LOB: 2 BB: 1 P: 10	R: 0 E: 0 K: 1 S: 5	H: 0 LOB: 0 BB: 0 P: 5	R: 0 E: 0 K: 1 S: 5	H: 0 LOB: 1 BB: 1 P: 9	R: 0 E: 0 K: 0 S: 3	H: 0 LOB: 0 BB: 0 P: 3	R: 1 E: 0 K: 1 S: 5	H: 0 LOB: 2 BB: 3 P: 17	R: 1 E: 0 K: 0 S: 4	H: 1 LOB: 1 BB: 1 P: 8	1B: 5 2B: 0 3B: 0 HR: 2	SF: 0 SAC: 1 DP: 0 HBP: 0	WP: 1 PB: 1 SB: 0 CS: 1	PA: 40
<b>PITCHER</b>	IP WLS BF H R ER SO BB IBB HBP BLK WP HR S P ERA WHIP																			
<b>John D'Acquisto, R</b> (1, 1) ERA: 3.44	7.0 L 29 6 3 3 4 3 0 0 0 0 2 34 46 3.86 1.286																			
<b>Randy Moffitt, R</b> (8, 1) ERA: 2.94	1.2 10 1 2 1 1 4 0 0 0 1 0 8 24 5.40 3.000																			
<b>Steve Barber, L</b> (9, 1) ERA: 4.26	0.1 1 0 0 0 0 0 0 0 0 0 0 0 1 1 0.00 0.000																			

Batter	1	2	3	4	5	6	7	8	9	AB R H RBI BB SO LOB
<b>Bobby Bonds, R</b> OBP: 0.352, SLG: 0.446 (1, 9) X	0-0 5-3 ①		0-0 L8 ③			0-0 S 1B		4-0 FC6 E 1B BB	0-3 K ③	4 1 1 0 1 1 1
<b>Chris Speier, R</b> OBP: 0.323, SLG: 0.339 (1, 6) X	0-0 1B			0-0 5-3 ①		0-3 K ①		0-0 FC6 1-2 1B		4 0 2 0 0 1 1
<b>Garry Maddox, R</b> OBP: 0.341, SLG: 0.441 (1, 8) S S	0-3 K ②			0-0 3-1 ②		0-0 F6 1-3		0-0 FC6 G3 E 1-2f 2-3		4 0 0 0 0 1 4
<b>Gary Matthews, R</b> OBP: 0.324, SLG: 0.354 (1, 7) X	0-0 F9 ③			0-0 1B		4-0 BB		0-0 FC6 G3 1-2		3 0 1 0 1 0 2
<b>Dave Kingman, R</b> OBP: 0.300, SLG: 0.406 (1, 3) (9, 5) X		0-0 5-3 ①		0-3 K ③		0-0 F5 ③		0-0 G3 1-2 2-3		4 0 0 0 0 1 5
<b>Chris Arnold, R</b> OBP: 0.256, SLG: 0.306 (1, 5) X		0-0 4-3 ②			0-0 F9 ①		0-0 F8 ①	0-0 F8 ③		3 0 0 0 0 0 0
<b>Ed Goodson, L</b> OBP: 0.361, SLG: 0.432 (8, PH) (9, 3) X		0-0 F8 ③			0-0 1B					1 0 0 0 0 0 2
<b>Tito Fuentes, S</b> OBP: 0.224, SLG: 0.221 (1, 4) X		0-0 F8 ③			0-0 1B		0-0 1-3 ②		0-0 6-3 ①	4 0 1 0 0 0 0
<b>Dave Rader, L</b> OBP: 0.391, SLG: 0.385 (1, 2) X			0-0 L7 ①		0-0 L8 ②		0-0 1B		0-0 E3 FC4	4 0 1 0 0 0 1
<b>Jim Barr, R</b> OBP: 0.308, SLG: 0.375 (9, PR) X										0 0 0 0 0 0 0
<b>John D'Acquisto, R</b> OBP: 0.238, SLG: 0.270 (1, 1) X			0-0 1-3 ②		0-3 K ③		0-0 5-3 ③		0-0 FC4 1-2f	2 0 0 0 0 1 1
<b>Bruce Miller, R</b> OBP: 0.365, SLG: 0.375 (7, PH) X										1 0 0 0 0 0 1
<b>Randy Moffitt, R</b> OBP: 0.286, SLG: 0.167 (8, 1) X										0 0 0 0 0 0 0
<b>Steve Barber, L</b> (9, 1) X										0 0 0 0 0 0 0
<b>Gary Thomasson, L</b> OBP: 0.335, SLG: 0.316 (9, PH) X										1 0 0 0 0 0 1

Inning Stats	R: 0	H: 1	E: 0	K: 1	S: 6	H: 1	LOB: 1	BB: 0	P: 6	R: 0	H: 0	E: 0	K: 0	S: 3	R: 0	H: 0	E: 0	K: 0	S: 3	R: 0	H: 1	E: 0	K: 1	S: 6	R: 0	H: 1	E: 0	K: 1	S: 6	R: 0	H: 1	E: 0	K: 0	S: 4	R: 1	H: 1	E: 1	K: 0	S: 5	R: 0	H: 0	E: 1	K: 1	S: 6	1B: 6	SF: 0	2B: 0	3B: 0	HR: 0	WP: 0	PB: 0	SB: 2	CS: 0	PA: 37
--------------	------	------	------	------	------	------	--------	-------	------	------	------	------	------	------	------	------	------	------	------	------	------	------	------	------	------	------	------	------	------	------	------	------	------	------	------	------	------	------	------	------	------	------	------	------	-------	-------	-------	-------	-------	-------	-------	-------	-------	--------

PITCHER	IP	WLS	BF	H	R	ER	SO	BB	IBB	HBP	BLK	WP	HR	S	P	ERA	WHIP
<b>Randy Jones, L</b> ERA: 4.39 (1, 1)	7.0	W	29	6	1	1	4	2	0	0	0	0	0	35	43	1.29	1.143
<b>Larry Hardy, R</b> ERA: 4.3 (8, 1)	2.0		8	0	0	0	1	0	0	0	0	0	0	10	10	0.00	0.000

**BOTTOM**

**San Diego Padres @ San Francisco Giants**  
Candlestick Park, San Francisco, CA  
Tue Jul 02 1974, 10:05 PM EDT  
Att. 2,297 - Unknown

livebaseballscorecards.com

<b>AB</b>	<b>35</b>
<b>R</b>	<b>1</b>
<b>H</b>	<b>6</b>
<b>RBI</b>	<b>0</b>
<b>BB</b>	<b>2</b>
<b>SO</b>	<b>5</b>
<b>LOB</b>	<b>19</b>



Batter	1	2	3	4	5	6	7	8	9	10	AB R H RBI BB SO LOB	TOP														
<b>Bobby Tolan, L</b> OBP: 0.336, SLG: 0.383 (1, 8) (8, 9)	0-3 K		0-0 4-3		0-0 4-3		4-0 IBB		0-0 1-2 1B		4 0 1 0 1 1 0	<b>San Diego Padres @ San Francisco Giants</b> Candlestick Park, San Francisco, CA Wed Jul 03 1974, 6:33 AM EDT Att: 3,489 - Unknown <a href="http://livebaseballscorecards.com">livebaseballscorecards.com</a>														
<b>Enzo Hernandez, R</b> OBP: 0.271, SLG: 0.271 (1, 6)	0-0 5-3		0-0 2B		0-0 F9		0-0 6-3		0-0 1-3		5 0 1 0 0 0 4															
<b>Dave Winfield, R</b> OBP: 0.307, SLG: 0.440 <b>Johnny Grubb, L</b> OBP: 0.396, SLG: 0.429 (1, 7) (8, 8)	0-3 K		0-3 K		0-0 F7		0-0 6-3		0-0 F8		4 0 0 0 0 2 1 1 0 0 0 0 0 0															
<b>Nate Colbert, R</b> OBP: 0.327, SLG: 0.353 (1, 3)		0-3 K		4-0 1B BB		4-0 G5-4-3 BB		4-0 S BB		0-0 F8			2 0 0 0 3 1 0													
<b>Cito Gaston, R</b> OBP: 0.311, SLG: 0.407 (1, 9) (8, 7)		0-0 E3		0-0 G5-4-3 1-2 1B		0-0 G5-4-3 1-2f		0-0 F3		0-0 5-3			5 0 1 0 0 0 2													
<b>Derrel Thomas, S</b> OBP: 0.336, SLG: 0.379 (1, 4)		0-0 6-3		0-0 B5		0-0 F3		0-0 L7					4 0 0 0 0 0 4													
<b>Fred Kendall, R</b> OBP: 0.328, SLG: 0.362 (1, 2)		4-0 BB		0-0 G5-4-3 1-2f		0-0 HR		0-0 F3		0-0 F3			3 1 1 1 1 0 2													
<b>Dave Roberts, R</b> OBP: 0.268, SLG: 0.253 (1, 5)		0-3 K		0-0 HR		0-0 SH2-4 1B		0-0 B1					4 1 2 1 0 1 2													
<b>Dave Freisleben, R</b> OBP: 0.344, SLG: 0.321 <b>Willie McCovey, L</b> OBP: 0.416, SLG: 0.411 <b>Rod Gaspar, S</b> OBP: 0.417, SLG: 0.222 <b>Dave Tomlin, L</b> <b>Vicente Romo, R</b> (1, 1) (9, PH) (9, PR) (9, 1) (9, 1)			0-0 4-3		0-0 6-3		0-0 SH2-4		4-0 1B BB		2 0 0 0 0 0 0 0 0 0 0 1 0															
<b>Inning Stats</b>	R: 0 E: 0 K: 2 S: 7	H: 0 LOB: 0 BB: 0 P: 7	R: 0 E: 1 K: 2 S: 8	H: 0 LOB: 2 BB: 1 P: 12	R: 0 E: 0 K: 1 S: 6	H: 1 LOB: 1 BB: 0 P: 6	R: 0 E: 0 K: 0 S: 3	H: 1 LOB: 1 BB: 1 P: 7	R: 1 E: 0 K: 0 S: 4	H: 1 LOB: 0 BB: 0 P: 4	R: 0 E: 0 K: 0 S: 2		H: 0 LOB: 0 BB: 1 P: 6	R: 1 E: 0 K: 0 S: 5	H: 2 LOB: 2 BB: 1 P: 9	R: 0 E: 0 K: 0 S: 3	H: 0 LOB: 1 BB: 1 P: 7	R: 0 E: 0 K: 0 S: 4	H: 1 LOB: 2 BB: 1 P: 8	R: 0 E: 0 K: 0 S: 3	H: 0 LOB: 0 BB: 0 P: 3	1B: 3 2B: 1 3B: 0 HR: 2	SF: 0 SAC: 1 DP: 2 HBP: 0	WP: 0 PB: 0 SB: 1 CS: 0	PA: 41	
<b>PITCHER</b>	IP WLS BF H R ER SO BB IBB HBP BLK WP HR S P ERA WHIP																									
<b>Ron Bryant, L</b> ERA: 6.65 <b>Elias Sosa, R</b> ERA: 2.38 <b>Randy Moffitt, R</b> ERA: 2.83	(1, 1) (7, 1) (9, 1)	6.1 1.2 2.0	WLS 25 8 W 8	H 4 1 1	R 2 0 0	ER 2 0 0	SO 5 0 0	BB 3 1 0	IBB 0 0 0	HBP 0 0 0	BLK 0 0 0	WP 0 0 0	HR 2 0 0	S 32 6 7	P 44 14 11	ERA 2.84 0.00 0.00	WHIP 1.105 1.200 1.000									







Batter	1	2	3	4	5	6	7	8	9	AB R H RBI BB SO LOB	TOP	
<b>Bobby Tolan, L</b> (1, 9) OBP: 0.338, SLG: 0.385	0-0 SH5-3 1B		0-0 F8		0-0 FC5-4 1B			0-0 G3		4 0 2 0 0 0 0	<b>San Diego Padres @ San Francisco Giants</b> Candlestick Park, San Francisco, CA Thu Jul 04 1974, 6:33 AM EDT Att. 5,718 - Unknown	
<b>Enzo Hernandez, R</b> (1, 6) OBP: 0.268, SLG: 0.269	0-0 SH5-3		0-0 F9		0-0 FC5-4			0-0 6-3		3 0 0 0 0 0 1		
<b>Cito Gaston, R</b> (1, 7) OBP: 0.303, SLG: 0.396	0-3 K			0-3 K				0-0 1-3		4 0 0 0 0 3 1		
<b>Willie McCovey, L</b> (1, 3) OBP: 0.418, SLG: 0.426	4-0 BB			0-0 F4				0-0 4-3		3 1 1 1 1 0 0		
<b>Johnny Grubb, L</b> (1, 8) OBP: 0.398, SLG: 0.443	0-0 F8			0-0 HR				0-0 FC5-4 1B		4 1 2 1 0 0 2		
<b>Derrel Thomas, S</b> (1, 4) OBP: 0.335, SLG: 0.383		0-0 F9		0-0 3B				0-0 F8		4 0 1 0 0 0 1		
<b>Fred Kendall, R</b> (1, 2) OBP: 0.323, SLG: 0.355		0-0 F7		0-0 F8				0-0 FC5-4		4 0 0 0 0 0 2		
<b>Dave Roberts, R</b> (1, 5) OBP: 0.265, SLG: 0.250		0-0 1-3			0-0 F3			0-0 L7		3 0 0 0 0 0 0		
<b>Dan Spillner, R</b> (1, 1) <b>Dave Winfield, R</b> (7, PH) <b>Larry Hardy, R</b> (7, 1) <b>Bill Laxton, L</b> (7, 1)			0-0 F4		0-0 F9			0-3 K		2 0 0 0 0 0 0 1 0 0 0 0 1 0 0 0 0 0 0 0 0 0 0 0 0 0 0 0		
<b>Inning Stats</b>	R: 0 E: 1 K: 1 S: 6 H: 1 LOB: 2 BB: 1 P: 10	R: 0 E: 0 K: 0 S: 3 H: 0 LOB: 0 BB: 0 P: 3	R: 0 E: 0 K: 0 S: 3 H: 0 LOB: 0 BB: 0 P: 3	R: 1 E: 0 K: 1 S: 7 H: 2 LOB: 1 BB: 0 P: 7	R: 0 E: 0 K: 0 S: 4 H: 1 LOB: 1 BB: 0 P: 4	R: 1 E: 0 K: 1 S: 6 H: 1 LOB: 0 BB: 0 P: 6	R: 0 E: 0 K: 1 S: 5 H: 0 LOB: 0 BB: 0 P: 5	R: 0 E: 0 K: 0 S: 3 H: 0 LOB: 0 BB: 0 P: 3	R: 0 E: 0 K: 0 S: 4 H: 1 LOB: 1 BB: 0 P: 4	1B: 3 SF: 0 2B: 0 SAC: 1 3B: 1 DP: 0 HR: 2 HBP: 0		WP: 0 PA: 34 PB: 0 SB: 0 CS: 0
<b>PITCHER</b> <b>Tom Bradley, R</b> (1, 1) ERA: 4.4	IP WLS BF H R ER SO BB IBB HBP BLK WP HR S P ERA WHIP											
	9.0 W 34 6 2 2 4 1 0 0 0 0 2 41 45 2.00 0.778											

livebaseballscorecards.com

AB	32
R	2
H	6
RBI	2
BB	1
SO	4
LOB	7



BOTTOM

San Diego Padres @ San Francisco Giants  
Candlestick Park, San Francisco, CA

Thu Jul 04 1974, 6:33 AM EDT  
Att. 5,718 - Unknown

livebaseballscorecards.com

<b>AB</b>	<b>33</b>
<b>R</b>	<b>9</b>
<b>H</b>	<b>10</b>
<b>RBI</b>	<b>7</b>
<b>BB</b>	<b>5</b>
<b>SO</b>	<b>6</b>
<b>LOB</b>	<b>11</b>



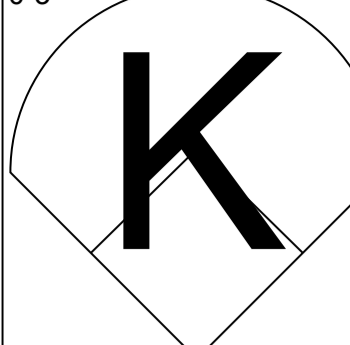
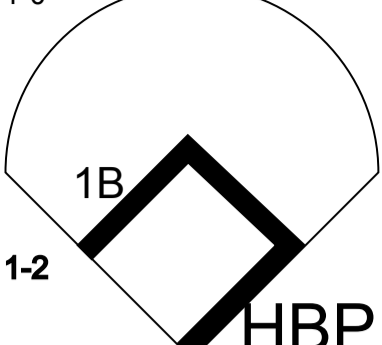
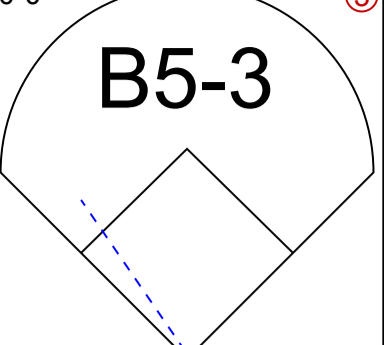
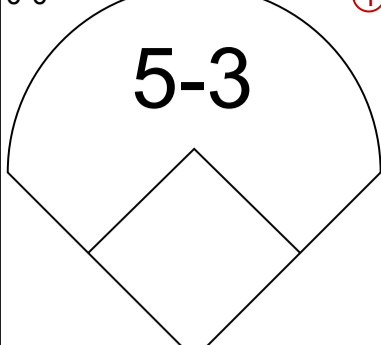
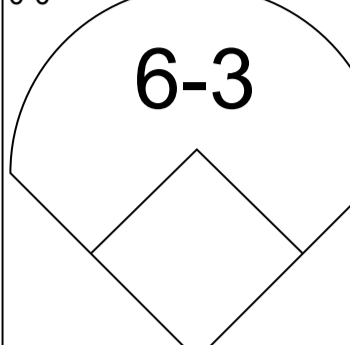
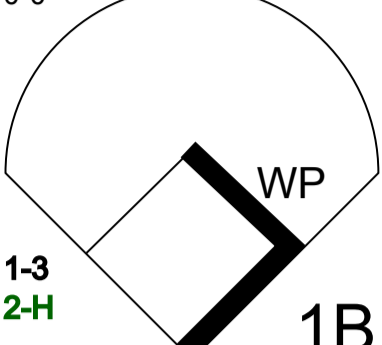
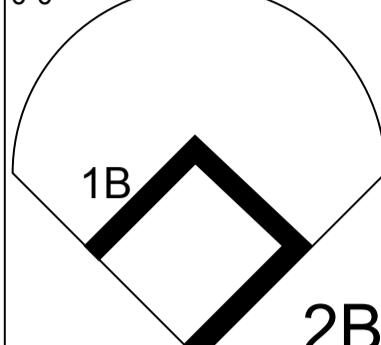
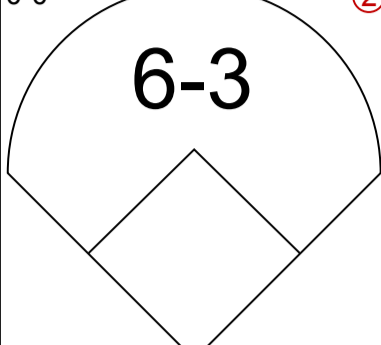
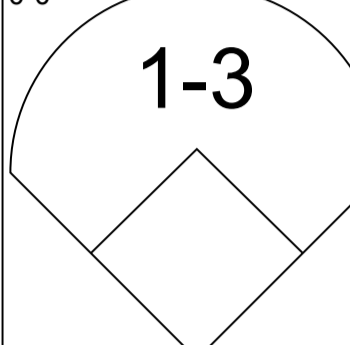
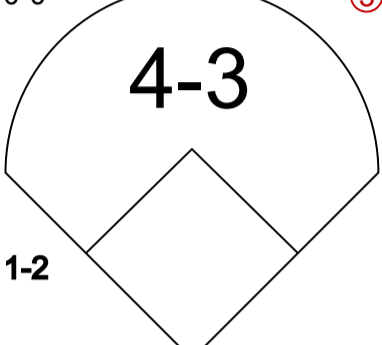
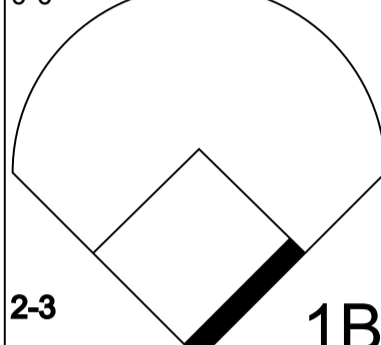
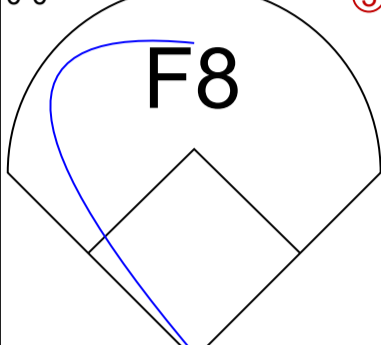
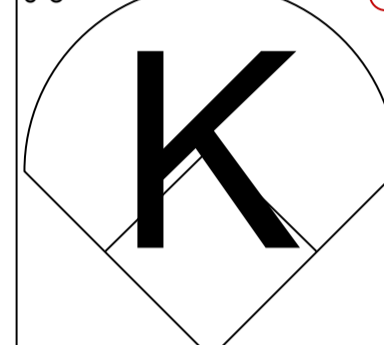
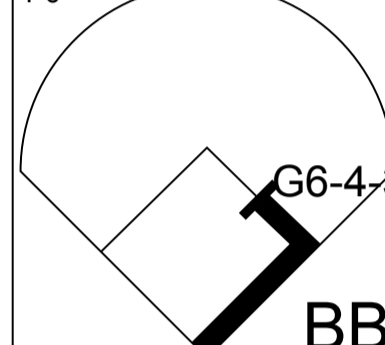
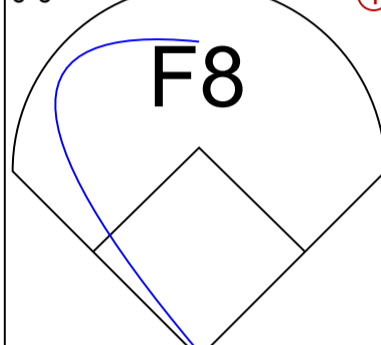
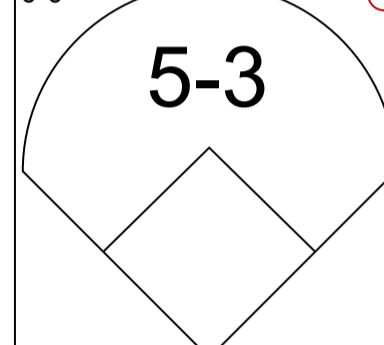
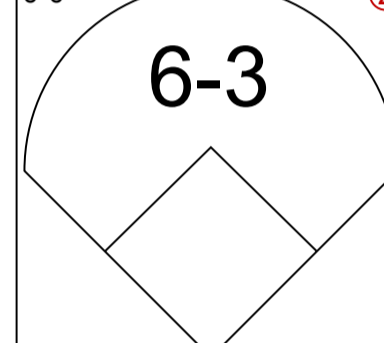
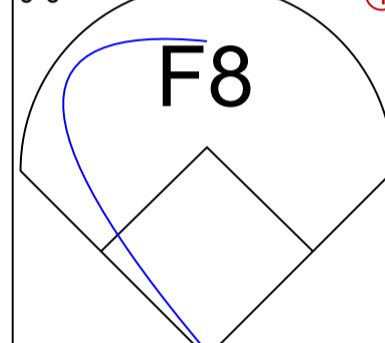
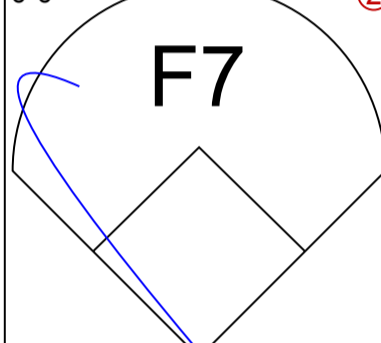
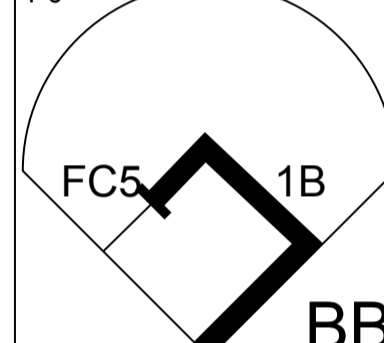
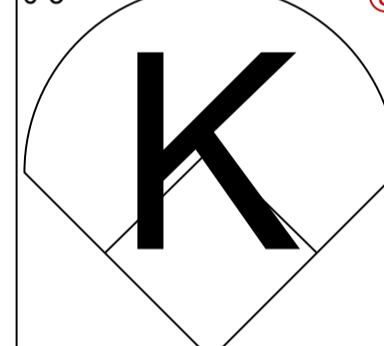
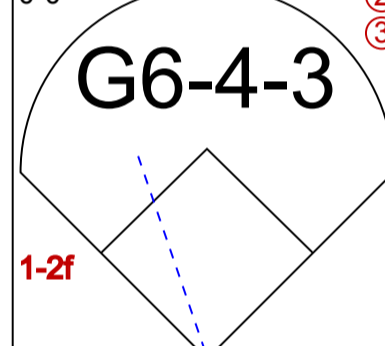
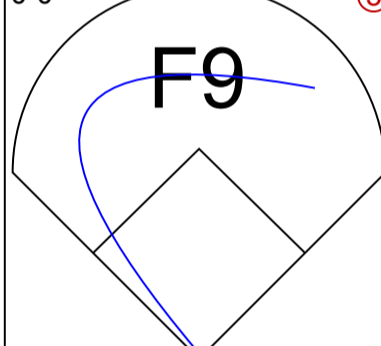
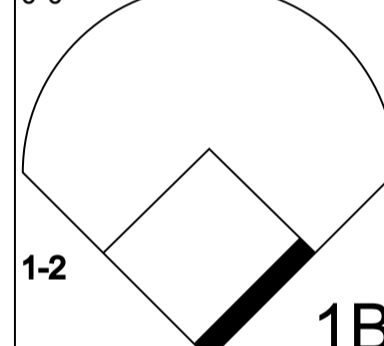
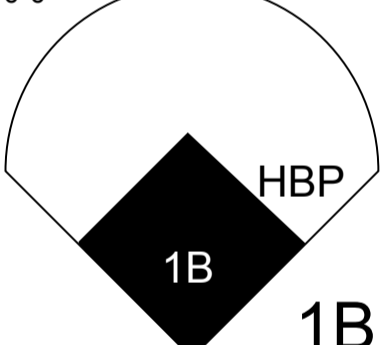
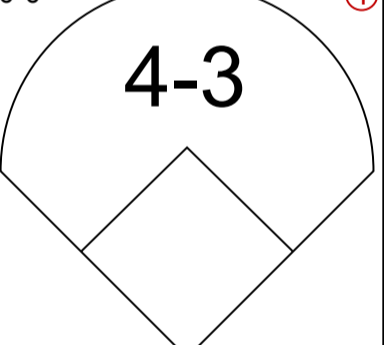
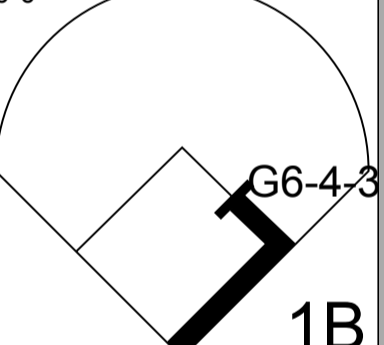
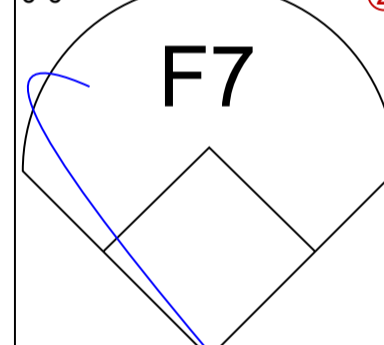
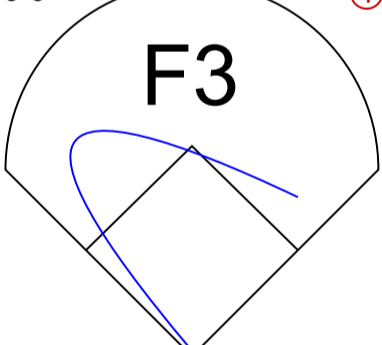
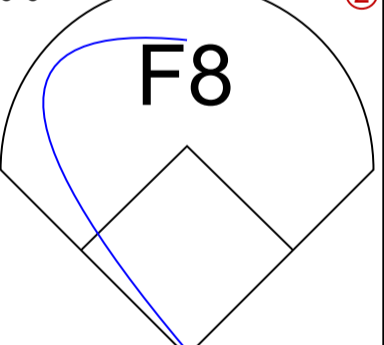
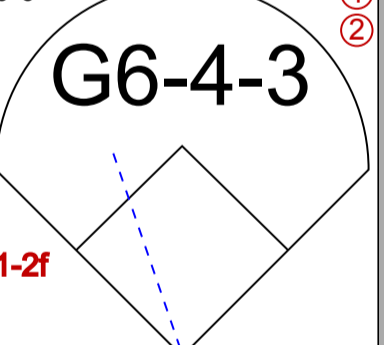
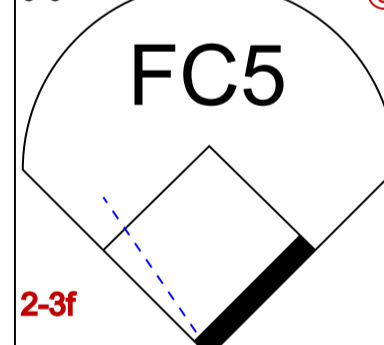
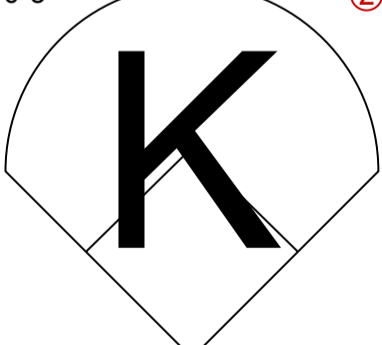
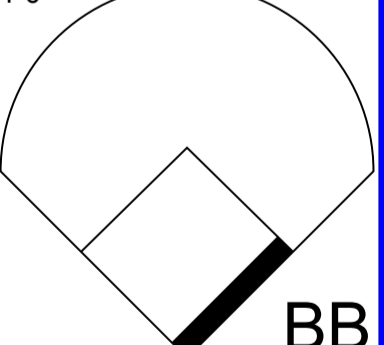
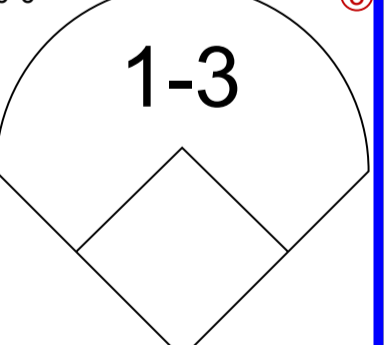
WP: 0	PA: 39
PB: 0	
SB: 2	
CS: 1	

Batter	1	2	3	4	5	6	7	8	9	AB	R	H	RBI	BB	SO	LOB
Mike Phillips, L OBP: 0.287, SLG: 0.291 (1, 5)	F6		F8		F8		E 1B	G3		5	1	1	0	0	0	2
Chris Speier, R OBP: 0.326, SLG: 0.344 (1, 6)	4-3		2B		F4		E BB	2B		4	1	2	2	1	0	0
Gary Thomasson, L OBP: 0.339, SLG: 0.338 (1, 8)	1B		L8		BB		E8 HR	K		4	1	1	0	1	1	2
Bobby Bonds, R OBP: 0.357, SLG: 0.444 (1, 9)	F9			6-3	L8		HR IBB			3	1	0	0	1	0	2
Ed Goodson, L OBP: 0.367, SLG: 0.461 (1, 3)		K		HR 1B		F7	HR			4	2	2	3	0	1	0
Gary Matthews, R OBP: 0.338, SLG: 0.387 (1, 7)		CS BB		HR		F4	BB			2	1	1	2	2	0	0
Tito Fuentes, S OBP: 0.225, SLG: 0.222 (1, 4)		L7		1B		L5	K			4	0	1	0	0	1	2
John Boccabella, R OBP: 0.200, SLG: 0.205 (1, 2)			SH1-3 2B 1B		6-3		K	2B		4	2	2	0	0	1	1
Tom Bradley, R OBP: 0.139, SLG: 0.091 (1, 1)			SH1-3		K		F4	K		3	0	0	0	0	2	2

Inning Stats																1B:	2B:	3B:	HR:	SF:	SAC:	DP:	HBP:	WP:	HR:	S:	P:	ERA:	WHIP:
R: 0	H: 1	R: 0	H: 0	R: 1	H: 2	R: 2	H: 3	R: 0	H: 0	R: 5	H: 2	R: 1	H: 2	5	0	0	0	2	0	0	0	0	0	4.50	1.333				
E: 0	LOB: 1	E: 0	LOB: 0	E: 0	LOB: 1	E: 0	LOB: 1	E: 0	LOB: 0	E: 1	LOB: 1	E: 0	LOB: 1	1	0	0	0	0	0	0	0	0	0	13.50	3.000				
K: 0	BB: 0	K: 1	BB: 1	K: 0	BB: 0	K: 1	BB: 0	K: 0	BB: 0	K: 2	BB: 3	K: 2	BB: 0	2	0	0	0	0	0	0	0	0	13.50	3.000					
S: 4	P: 4	S: 4	P: 8	S: 5	P: 5	S: 8	P: 8	S: 3	P: 7	S: 10	P: 22	S: 9	P: 9																

PITCHER																IP	WLS	BF	H	R	ER	SO	BB	IBB	HBP	BLK	WP	HR	S	P	ERA	WHIP
Dan Spillner, R ERA: 3.14 (1, 1)	6.0		25	6	3	3	2	2	0	0	0	0	0	27	35	4.50	1.333															
Larry Hardy, R ERA: 4.26 (7, 1)	0.2		5	1	3	1	1	1	0	0	0	0	0	6	10	13.50	3.000															
Bill Laxton, L ERA: 7.71 (7, 1)	1.1		9	3	3	2	3	1	1	0	0	0	1	13	21	13.50	3.000															

Batter	1	2	3	4	5	6	7	8	9	AB R H RBI BB SO LOB	TOP													
<b>Bobby Tolan, L</b> (1, 8) OBP: 0.337, SLG: 0.380	0-3  ①		H 1-0  1B HBP		X 0-0  ③			X 0-0  ①		3 0 0 0 0 1 1														
<b>Enzo Hernandez, R</b> (1, 6) OBP: 0.272, SLG: 0.275	0-0  ②		X 0-0  1B WP			X 0-0  1B 2B		X 0-0  ②		4 0 2 1 0 0 0														
<b>Dave Winfield, R</b> (1, 7) OBP: 0.305, SLG: 0.435	0-0  ③		X 0-0  ③			X 0-0  2-3 1B		X 0-0  ③		4 0 1 0 0 0 2														
<b>Nate Colbert, R</b> (1, 3) OBP: 0.326, SLG: 0.348		0-3  ①		B 4-0  G6-4-3 BB		X 0-0  ①			X 0-0  ①	3 0 0 0 1 1 2														
<b>Cito Gaston, R</b> (1, 9) OBP: 0.302, SLG: 0.389		X 0-0  ②		X 0-0  ①		X 0-0  ②			B 4-0  FC5 1B BB	3 0 0 0 1 0 3														
<b>Derrel Thomas, S</b> (1, 4) OBP: 0.334, SLG: 0.382		0-3  ③		X 0-0  G6-4-3 1-2f		X 0-0  ③			X 0-0  1B	4 0 1 0 0 1 3														
<b>Fred Kendall, R</b> (1, 2) OBP: 0.326, SLG: 0.358			X 0-0  1B HBP 1B		X 0-0  ①		X 0-0  G6-4-3 1B		X 0-0  ②	4 1 2 0 0 0 2														
<b>Dave Roberts, R</b> (1, 5) OBP: 0.261, SLG: 0.246			X 0-0  ①		X 0-0  ②		X 0-0  G6-4-3 1-2f		X 0-0  ③	4 0 0 0 0 0 4														
<b>Bill Greif, R</b> (1, 1) OBP: 0.242, SLG: 0.038		0-3  ②			B 4-0 		X 0-0  ③			1 0 0 0 0 1 1														
<b>Rod Gaspar, S</b> (5, PH) OBP: 0.462, SLG: 0.222										0 0 0 0 1 0 0														
<b>Mike Corkins, R</b> (5, 1)										0 0 0 0 0 0 0														
<b>Horace Clarke, S</b> (7, PH) OBP: 0.289, SLG: 0.218										1 0 0 0 0 0 0														
<b>Dave Tomlin, L</b> (7, 1)										0 0 0 0 0 0 0														
<b>Inning Stats</b>	R: 0 E: 0 K: 1 S: 5	H: 0 LOB: 0 BB: 0 P: 5	R: 0 E: 0 K: 2 S: 7	H: 0 LOB: 0 BB: 0 P: 7	R: 1 E: 0 K: 1 S: 7	H: 2 LOB: 2 BB: 0 P: 8	R: 0 E: 0 K: 0 S: 2	H: 0 LOB: 0 BB: 1 P: 6	R: 0 E: 0 K: 0 S: 3	H: 0 LOB: 1 BB: 1 P: 7	R: 0 E: 0 K: 0 S: 5	H: 2 LOB: 2 BB: 0 P: 5	R: 0 E: 0 K: 0 S: 3	H: 1 LOB: 0 BB: 0 P: 3	R: 0 E: 0 K: 0 S: 3	H: 0 LOB: 0 BB: 0 P: 3	R: 0 E: 0 K: 0 S: 4	H: 1 LOB: 2 BB: 1 P: 8	R: 0 E: 0 K: 0 S: 4	H: 1 LOB: 2 BB: 1 P: 8	1B: 5 2B: 1 3B: 0 HR: 0	SF: 0 SAC: 0 DP: 2 HBP: 1	WP: 1 PB: 0 SB: 0 CS: 0	PA: 35
<b>PITCHER Steve Carlton, L</b> (1, 1) ERA: 3.04	IP: 9.0 WLS: W BF: 35 H: 6 R: 1 ER: 1 SO: 4 BB: 3 IBB: 0 HBP: 1 BLK: 0 WP: 1 HR: 0 S: 39 P: 52 ERA: 1.00 WHIP: 1.000																			PITCHER	IP: 9.0 WLS: W BF: 35 H: 6 R: 1 ER: 1 SO: 4 BB: 3 IBB: 0 HBP: 1 BLK: 0 WP: 1 HR: 0 S: 39 P: 52 ERA: 1.00 WHIP: 1.000			

**San Diego Padres @ Philadelphia Phillies**  
 Veterans Stadium, Philadelphia, PA  
 Fri Jul 05 1974, 7:05 PM EDT  
 Att: 42,332 - Unknown

<b>AB</b>	<b>31</b>
<b>R</b>	<b>1</b>
<b>H</b>	<b>6</b>
<b>RBI</b>	<b>1</b>
<b>BB</b>	<b>3</b>
<b>SO</b>	<b>4</b>
<b>LOB</b>	<b>18</b>



Batter	1	2	3	4	5	6	7	8	9	AB	R	H	RBI	BB	SO	LOB
<b>Dave Cash, R</b> OBP: 0.370, SLG: 0.418 (1, 4)	0-0 F8 1B	0-0 L5			0-0 F8			0-0 F9 2-3	0-0 P3							5 0 1 0 0 0 3
<b>Larry Bowa, S</b> OBP: 0.304, SLG: 0.352 (1, 6)	0-0 F8 1-2	0-0 F7			0-0 CS 1B			0-0 4-3								4 0 1 0 0 0 2
<b>Mike Schmidt, R</b> OBP: 0.426, SLG: 0.570 (1, 5)	4-0 WP 3B BB		0-0 F9		4-0 1-2 BB			0-0 E7 HR 2B								2 2 1 0 2 0 0
<b>Willie Montanez, L</b> OBP: 0.307, SLG: 0.375 (1, 3)	4-0 1-2 3B BB		0-0 L3-6 1B		0-0 F8			0-0 HR								3 2 2 2 1 0 1
<b>Del Unser, L</b> OBP: 0.364, SLG: 0.404 (1, 8)	0-0 1-H 2-H HR 3B		0-0 L3-6		0-0 F8			0-0 L7								4 1 1 2 0 0 1
<b>Tom Hutton, L</b> OBP: 0.289, SLG: 0.348 (1, 7)	4-0 HR BB			0-0 P4		0-0 L3		0-0 2B SF8 1B								3 2 1 0 1 0 0
<b>Bob Boone, R</b> OBP: 0.299, SLG: 0.306 (1, 2)	0-0 1-H 3-H HR			4-0 BB BB BB BB	0-0 F8 BB		0-0 6-3	0-0 SF8 1-3 2B								3 1 2 3 1 0 0
<b>Mike Anderson, R</b> OBP: 0.317, SLG: 0.380 (1, 9)	0-3 K			0-0 F8			0-0 F9 SH5-4 1B	4-0 IBB								3 0 1 0 1 1 1
<b>Steve Carlton, L</b> OBP: 0.164, SLG: 0.226 (1, 1)		0-0 F7		0-0 F8			0-0 SH5-4 1-2	0-0 SF8 2-3 3-H								2 0 0 1 0 0 1

<b>Inning Stats</b>	R: 5 E: 0 K: 1 S: 7	H: 3 LOB: 0 BB: 3 P: 19	R: 0 E: 0 K: 0 S: 3	H: 0 LOB: 0 BB: 0 P: 3	R: 0 E: 0 K: 0 S: 3	H: 1 LOB: 0 BB: 0 P: 3	R: 0 E: 0 K: 0 S: 3	H: 0 LOB: 1 BB: 1 P: 7	R: 0 E: 0 K: 0 S: 3	H: 1 LOB: 1 BB: 1 P: 7	R: 0 E: 0 K: 0 S: 3	H: 0 LOB: 0 BB: 0 P: 3	R: 0 E: 0 K: 0 S: 4	H: 1 LOB: 1 BB: 0 P: 4	R: 3 E: 1 K: 0 S: 7	H: 4 LOB: 2 BB: 1 P: 11	1B: 5 2B: 3 3B: 1 HR: 2	SF: 1 SAC: 1 DP: 1 HBP: 0
<b>PITCHER</b>	IP WLS BF H R ER SO	P ERA WHIP	BB IBB HBP BLK	WP HR S P	ERA WHIP	PITCHER	IP WLS BF H R ER SO	BB IBB HBP BLK	WP HR S P	ERA WHIP								
<b>Bill Greif, R</b> ERA: 5.43 (1, 1)	4.0 L	18	4	5	5	1	4	0	0	0	1	11.25	2.000					
<b>Mike Corkins, R</b> ERA: 4.34 (5, 1)	2.0	7	1	0	0	0	1	0	0	0	6	0.00	1.000					
<b>Dave Tomlin, L</b> ERA: 4.93 (7, 1)	2.0	12	5	3	3	0	0	1	0	0	11	13.50	2.500					

<b>BOTTOM</b>	
<b>San Diego Padres @ Philadelphia Phillies</b>	<b>Veterans Stadium, Philadelphia, PA</b>
Fri Jul 05 1974, 7:05 PM EDT Att. 42,332 - Unknown	
AB	29
R	8
H	10
RBI	8
BB	6
SO	1
LOB	9
WP: 1 PB: 0 SB: 0 CS: 1	PA: 37



livebaseballscorecards.com

Batter	1	2	3	4	5	6	7	8	9	AB R H RBI BB SO LOB	TOP
--------	---	---	---	---	---	---	---	---	---	----------------------	-----

<b>Bobby Tolan, L</b> (1, 9) <small>OBP: 0.336, SLG: 0.376</small> 										3 1 0 0 1 1 0	
<b>Horace Clarke, S</b> (1, 4) <small>OBP: 0.287, SLG: 0.220</small> 										4 0 1 0 0 0 1	
<b>Cito Gaston, R</b> (1, 7) <small>OBP: 0.301, SLG: 0.388</small> 										3 0 1 1 0 1 1	
<b>Willie McCovey, L</b> (1, 3) <small>OBP: 0.411, SLG: 0.417</small> 										4 0 0 0 0 2 2	
<b>Johnny Grubb, L</b> (1, 8) <small>OBP: 0.392, SLG: 0.435</small> 										4 0 0 0 0 1 1	
<b>Derrel Thomas, S</b> (1, 5) <small>OBP: 0.336, SLG: 0.381</small> 										3 0 1 0 1 1 0	
<b>Fred Kendall, R</b> (1, 2) <small>OBP: 0.332, SLG: 0.370</small> 										3 1 2 0 1 0 1	
<b>Enzo Hernandez, R</b> (1, 6) <small>OBP: 0.269, SLG: 0.273</small> 										2 0 0 1 0 0 3	
<b>Lowell Palmer, R</b> (1, 1) <small>OBP: 0.154, SLG: 0.308</small> <b>Larry Hardy, R</b> (6, 1) <b>Bill Laxton, L</b> (6, 1) <b>Dave Winfield, R</b> (7, PH) <small>OBP: 0.304, SLG: 0.434</small> <b>Vicente Romo, R</b> (7, 1) 										2 0 0 0 0 2 2	

**San Diego Padres @ Philadelphia Phillies**  
 Veterans Stadium, Philadelphia, PA  
 Sat Jul 06 1974, 7:05 PM EDT  
 Att. 22,111 - Unknown

AB	29
R	2
H	5
RBI	2
BB	3
SO	8
LOB	11



Inning Stats	R: 1 E: 1 K: 1 S: 6	H: 0 LOB: 1 BB: 1 P: 10	R: 1 E: 0 K: 1 S: 6	H: 1 LOB: 0 BB: 0 P: 6	R: 0 E: 0 K: 2 S: 8	H: 1 LOB: 1 BB: 0 P: 8	R: 0 E: 0 K: 1 S: 6	H: 1 LOB: 2 BB: 1 P: 10	R: 0 E: 0 K: 0 S: 3	H: 0 LOB: 0 BB: 0 P: 5	R: 0 E: 0 K: 0 S: 3	H: 1 LOB: 0 BB: 0 P: 3	R: 0 E: 0 K: 1 S: 5	H: 0 LOB: 0 BB: 0 P: 5	R: 0 E: 0 K: 0 S: 5	H: 0 LOB: 0 BB: 0 P: 5	R: 0 E: 0 K: 1 S: 5	H: 0 LOB: 1 BB: 1 P: 9	1B: 4 2B: 0 3B: 1 HR: 0	SF: 2 SAC: 0 DP: 2 HBP: 0	WP: 1 PB: 0 SB: 0 CS: 0	PA: 34
--------------	------------------------------	----------------------------------	------------------------------	---------------------------------	------------------------------	---------------------------------	------------------------------	----------------------------------	------------------------------	---------------------------------	------------------------------	---------------------------------	------------------------------	---------------------------------	------------------------------	---------------------------------	------------------------------	---------------------------------	----------------------------------	------------------------------------	----------------------------------	--------

PITCHER	IP	WLS	BF	H	R	ER	SO	BB	IBB	HBP	BLK	WP	HR	S	P	ERA	WHIP
<b>Dick Ruthven, R</b> (1, 1) <small>ERA: 3.73</small>	6.0	W	24	4	2	1	6	2	0	0	1	1	0	34	42	1.50	1.000
<b>Mac Scarce, L</b> (7, 1) <small>ERA: 3.89</small>	3.0	S	10	1	0	0	2	1	0	0	0	0	0	13	17	0.00	0.667

Batter	1	2	3	4	5	6	7	8	9	AB	R	H	RBI	BB	SO	LOB	BOTTOM
<b>Dave Cash, R</b> OBP: 0.371, SLG: 0.420 (1, 4)	0-0 F8	0-0 F8			0-0 2B	0-0 B1-3		0-0 6-3		5	0	2	2	0	0	1	<b>San Diego Padres @ Philadelphia Phillies</b> <b>Veterans Stadium, Philadelphia, PA</b> Sat Jul 06 1974, 7:05 PM EDT Att. 22,111 - Unknown
<b>Larry Bowa, S</b> OBP: 0.305, SLG: 0.351 (1, 6)	4-0 2B BB		0-0 F8		0-0 F5	0-0 B1-3		0-0 2B 1B		4	2	1	0	1	0	3	
<b>Mike Schmidt, R</b> OBP: 0.432, SLG: 0.578 (1, 5)	0-0 2B		0-3 K		1-0 HBP	4-0 IBB		0-0 4-3 2B		3	0	2	2	1	1	0	
<b>Willie Montanez, L</b> OBP: 0.302, SLG: 0.368 (1, 3) <b>Mac Scarce, L</b> (7, 1)	0-0 F7		0-0 P4		0-0 4-3	0-0 4-3		0-0 4-3		4	0	0	0	0	0	6	
<b>Del Unser, L</b> OBP: 0.372, SLG: 0.402 (1, 8)	4-0 BB			4-0 S BB		4-0 SH5-4 1B BB	0-0 4-3	4-0 BB		1	1	0	0	4	0	0	
<b>Tom Hutton, L</b> OBP: 0.293, SLG: 0.350 (1, 7) (7, 3)	0-3 K		0-0 F9	0-0 F9	0-0 BB SH5-4 1B	0-0 3B 1B	0-0 F9			5	2	2	0	0	1	5	
<b>Bob Boone, R</b> OBP: 0.300, SLG: 0.315 (1, 2)		0-0 6-3	0-3 K	0-3 K	0-0 SH5-4	0-0 3B				3	0	1	1	0	1	1	
<b>Mike Anderson, R</b> OBP: 0.320, SLG: 0.377 (1, 9)		4-0 BB	0-0 F3	0-0 F3	4-0 BB 1B BB	0-0 B3				2	1	0	0	2	0	2	
<b>Dick Ruthven, R</b> OBP: 0.118, SLG: 0.118 (1, 1) <b>Jay Johnstone, L</b> (6, PH) (7, 7)		0-3 K	0-0 4-3	0-0 4-3	4-0 B1-3 1B BB	0-0 4-3				2	0	0	0	0	1	1	
										1	0	0	1	1	0	1	

Inning Stats	R: 1	H: 1	E: 0	K: 1	S: 6	LOB: 2	P: 14	R: 0	H: 0	E: 0	K: 1	S: 5	LOB: 1	P: 9	R: 0	H: 0	E: 0	K: 1	S: 5	R: 0	H: 1	E: 0	K: 0	S: 4	R: 3	H: 2	E: 0	K: 0	S: 5	LOB: 3	P: 21	R: 1	H: 2	E: 0	K: 0	S: 5	R: 1	H: 2	E: 0	K: 0	S: 5	LOB: 2	P: 9	1B: 4	2B: 3	3B: 1	HR: 0	SF: 0	SAC: 1	DP: 0	HBP: 1	WP: 0	PB: 0	SB: 1	CS: 0	PA: 42
--------------	------	------	------	------	------	--------	-------	------	------	------	------	------	--------	------	------	------	------	------	------	------	------	------	------	------	------	------	------	------	------	--------	-------	------	------	------	------	------	------	------	------	------	------	--------	------	-------	-------	-------	-------	-------	--------	-------	--------	-------	-------	-------	-------	--------

PITCHER	IP	WLS	BF	H	R	ER	SO	BB	IBB	HBP	BLK	WP	HR	S	P	ERA	WHIP
<b>Lowell Palmer, R</b> ERA: 5.4 (1, 1)	5.1	L	27	3	4	4	4	7	0	0	0	0	0	27	56	6.75	1.875
<b>Larry Hardy, R</b> ERA: 4.23 (6, 1)	0.1		2	1	0	0	0	0	0	0	0	0	0	2	2	0.00	3.000
<b>Bill Laxton, L</b> ERA: 7.2 (6, 1)	0.1		2	0	0	0	0	0	1	0	0	0	0	1	5	0.00	0.000
<b>Vicente Romo, R</b> ERA: 3.77 (7, 1)	2.0		11	4	2	2	0	1	0	0	0	0	0	10	14	9.00	2.500



Batter	1	2	3	4	5	6	7	8	9	AB R H RBI BB SO LOB	TOP																														
Derrel Thomas, S (1, 5) OBP: 0.331, SLG: 0.375	0-0 3-1		0-0 4-3		0-0 G3-6-3 1-2f 3-H		0-0 F9		0-0 G3 1-2 2-3	5 0 0 0 0 0 3	<b>San Diego Padres @ Philadelphia Phillies</b> Veterans Stadium, Philadelphia, PA Sun Jul 07 1974, 3:33 AM EDT Att: 34,094 - Unknown <a href="http://livebaseballscorecards.com">livebaseballscorecards.com</a>																														
Horace Clarke, S (1, 4) OBP: 0.283, SLG: 0.219	0-0 G3			0-0 WP 1B 1B	0-0 4-3			0-0 4-3	0-0 1-3	5 1 1 0 0 0 2																															
Nate Colbert, R (1, 7) OBP: 0.325, SLG: 0.346	0-0 P3			0-0 F8		0-0 F9		0-0 1B 1B		4 0 1 0 0 0 1																															
Willie McCovey, L (1, 3) OBP: 0.412, SLG: 0.419		0-3 K		0-0 1B 1B 1-H		0-0 G3		0-0 1B 1B 1-2		4 0 2 1 0 1 0																															
Johnny Grubb, L (1, 8) OBP: 0.397, SLG: 0.442		4-0 BB		0-0 1B 1-2		0-0 2B		0-0 F8		3 0 2 0 1 0 2																															
Cito Gaston, R (1, 9) OBP: 0.294, SLG: 0.378		0-3 K		0-3 K		0-0 F8		0-0 F9		4 0 0 0 0 2 6																															
Fred Kendall, R (1, 2) OBP: 0.335, SLG: 0.374		0-0 F7		0-0 5-3		0-0 WP SF7 2B		4-0 G3 1B BB		3 1 1 0 1 0 3																															
Enzo Hernandez, R (1, 6) OBP: 0.269, SLG: 0.276			0-0 F9		0-0 1B G3-6-3 2B		0-0 F9 2-3		0-0 F2	4 1 1 0 0 0 2																															
Randy Jones, R (1, 1) OBP: 0.154, SLG: 0.158			0-3 K		0-0 1B G3-6-3 2B		0-0 SF7 3-H		0-0 G3 1B 1-2	1 0 0 0 0 0 1 0 0 0 0 0 0 0 0 0 0 0 0 0 0 0 0 0 1 0 1 0 0 0 0 0 0 0 0 0 0 0 0 0 0 0 0 1 0 0 0 0 0 0 0 0 0 0 0 0 1 0 1 0 0 0 0 0																															
Mike Corkins, R (3, 1)																																									
Larry Hardy, R (4, 1)																																									
Rod Gaspar, S (5, PH) OBP: 0.590, SLG: 0.300																																									
Bill Laxton, L (5, 1)																																									
Dave Winfield, R (7, PH) OBP: 0.303, SLG: 0.434																																									
Dave Tomlin, L (7, 1)																																									
Dave Roberts, R (9, PH) OBP: 0.294, SLG: 0.249																																									
<b>Inning Stats</b>	R: 0 E: 0 K: 0 S: 3	H: 0 LOB: 0 BB: 0 P: 3	R: 0 E: 0 K: 2 S: 7	H: 0 LOB: 1 BB: 1 P: 11	R: 0 E: 0 K: 1 S: 5	H: 0 LOB: 0 BB: 0 P: 5	R: 1 E: 0 K: 1 S: 8	H: 3 LOB: 2 BB: 0 P: 8	R: 1 E: 0 K: 0 S: 4	H: 2 LOB: 0 BB: 0 P: 4	R: 0 E: 0 K: 0 S: 4	H: 1 LOB: 1 BB: 0 P: 4	R: 1 E: 0 K: 0 S: 4	H: 1 LOB: 0 BB: 0 P: 4	R: 0 E: 0 K: 0 S: 5	H: 2 LOB: 2 BB: 0 P: 5	R: 0 E: 0 K: 0 S: 4	H: 1 LOB: 2 BB: 1 P: 8	1B: 7 2B: 3 3B: 0 HR: 0	SF: 1 SAC: 0 DP: 1 HBP: 0	WP: 2 PB: 0 SB: 0 CS: 0	PA: 38																			
<b>PITCHER</b> Jim Lonborg, R (1, 1) ERA: 2.82	IP 9.0	WLS W	BF 38	H 10	R 3	ER 3	SO 4	BB 2	IBB 0	HBP 0	BLK 0	WP 2	HR 0	S 44	P 52	ERA 3.00	WHIP 1.333																								
																						<b>PITCHER</b>	IP	WLS	BF	H	R	ER	SO	BB	IBB	HBP	BLK	WP	HR	S	P	ERA	WHIP		



Batter	1	2	3	4	5	6	7	8	9
<b>Dave Cash, R</b> OBP: 0.374, SLG: 0.420 (1, 4)	4-0 1B 1B G6-4-3 BB	0-0 2-H 1B		4-0 2B BB	0-0 L6		0-0 6-3		
<b>Larry Bowa, S</b> OBP: 0.307, SLG: 0.354 (1, 6)	0-0 G6-4-3 1-2 1B	0-3 K		0-0 1-H 1B 2B	0-0 F7			0-0 F8	
<b>Mike Schmidt, R</b> OBP: 0.434, SLG: 0.577 (1, 5)	0-0 G6-4-3 1-2 2-3 1B		0-0 F9	0-0 2-H 1B 1B		4-0 WP BB		0-3 K	
<b>Bill Robinson, R</b> OBP: 0.276, SLG: 0.327 (1, 8)	0-0 G6-4-3 1-2 2-3 3-H 1B		0-3 K	0-0 1-2 2B 1B		0-3 K		0-0 5-3	
<b>Ollie Brown, R</b> OBP: 0.229, SLG: 0.304 (1, 7)	0-3 K		0-0 1B 2B 1B	0-0 1-2 2-H 2B 1B		0-0 F7			
<b>Willie Montanez, L</b> OBP: 0.310, SLG: 0.379 <b>Tom Hutton, L</b> OBP: 0.293, SLG: 0.350 (1, 3) (8, 3)		0-0 1B 1-3 SH1-4 1B	0-0 1-3 2B 1B	0-0 1-H 2-H 2B		0-0 L5			
<b>Bob Boone, R</b> OBP: 0.299, SLG: 0.318 (1, 2)		0-0 1-3	0-0 PB 1-H 3-H 2B	0-3 K			0-0 E5 SH5-4		
<b>Mike Anderson, R</b> OBP: 0.323, SLG: 0.376 (1, 9)		0-0 SH1-4 1B 2-3	4-0 PB IBB	0-0 6-3			0-3 K		
<b>Jim Lonborg, R</b> OBP: 0.127, SLG: 0.208 (1, 1)		0-0 SH1-4	0-3 K		0-0 P4		0-0 SH5-4		

Inning Stats	R: 1	H: 2	E: 0	K: 1	S: 6	R: 2	H: 3	E: 0	K: 1	S: 8	R: 2	H: 3	E: 0	K: 2	S: 10	R: 4	H: 5	E: 0	K: 1	S: 9	R: 0	H: 0	E: 0	K: 0	S: 3	R: 0	H: 0	E: 0	K: 1	S: 6	R: 0	H: 0	E: 0	K: 1	S: 5
	LOB: 1	BB: 1	P: 10	R: 2	H: 3	LOB: 1	BB: 0	P: 8	R: 2	H: 3	LOB: 2	BB: 1	P: 14	R: 4	H: 5	LOB: 1	BB: 1	P: 13	R: 0	H: 0	LOB: 0	BB: 0	P: 3	R: 0	H: 0	LOB: 1	BB: 1	P: 9	R: 0	H: 0	LOB: 1	BB: 0	P: 5		

PITCHER	IP	WLS	BF	H	R	ER	SO	BB	IBB	HBP	BLK	WP	HR	S	P	ERA	WHIP
<b>Randy Jones, L</b> ERA: 4.68 (1, 1)	2.2	L	15	7	5	5	3	1	1	0	0	0	0	20	24	16.88	3.000
<b>Mike Corkins, R</b> ERA: 4.79 (3, 1)	0.1		6	3	3	3	1	1	1	0	0	0	0	6	14	81.00	12.000
<b>Larry Hardy, R</b> ERA: 4.31 (4, 1)	1.0		5	3	1	1	1	0	0	0	0	0	0	7	7	9.00	3.000
<b>Bill Laxton, L</b> ERA: 5.14 (5, 1)	2.0		7	0	0	0	1	1	0	0	0	1	0	8	12	0.00	0.500
<b>Dave Tomlin, L</b> ERA: 4.69 (7, 1)	2.0		7	0	0	0	2	0	0	0	0	0	0	11	11	0.00	0.000

**BOTTOM**

AB	R	H	RBI	BB	SO	LOB
3	2	1	1	2	0	1
5	1	2	1	0	1	1
4	1	2	1	1	1	0
5	1	1	0	0	2	3
4	1	2	1	0	1	2
4	2	3	1	0	0	1
0	0	0	0	0	0	0
4	0	1	2	0	1	2
3	1	1	0	1	1	2
2	0	0	1	0	1	2

<b>AB</b>	<b>34</b>
<b>R</b>	<b>9</b>
<b>H</b>	<b>13</b>
<b>RBI</b>	<b>8</b>
<b>BB</b>	<b>4</b>
<b>SO</b>	<b>8</b>
<b>LOB</b>	<b>14</b>



WP	PA
1	40

livebaseballscores.com

**San Diego Padres @ Philadelphia Phillies**  
Veterans Stadium, Philadelphia, PA  
Sun Jul 07 1974, 3:33 AM EDT  
Att. 34,094 - Unknown

**San Diego Padres @ New York Mets**  
 Shea Stadium, Flushing, NY

Mon Jul 08 1974, 7:05 PM EDT  
 Att: 16,791 - Unknown

<b>AB</b>	<b>30</b>
<b>R</b>	<b>1</b>
<b>H</b>	<b>6</b>
<b>RBI</b>	<b>1</b>
<b>BB</b>	<b>9</b>
<b>SO</b>	<b>4</b>
<b>LOB</b>	<b>27</b>



WP: 0	PA: 40
PB: 0	
SB: 0	
CS: 0	

AB R H RBI BB SO LOB

5	0	2	0	0	1	2
5	0	1	0	0	0	2
3	0	0	0	2	0	4
1	1	1	0	2	0	0
1	0	0	0	0	0	3
4	0	1	1	0	1	5
1	0	0	0	3	0	0
3	0	0	0	1	1	5
3	0	0	0	1	0	3
2	0	0	0	0	1	3
1	0	0	0	0	0	0
0	0	0	0	0	0	0
0	0	0	0	0	0	0
1	0	1	0	0	0	0

Batter	1	2	3	4	5	6	7	8	9	
<b>Bobby Tolan, L</b> OBP: 0.337, SLG: 0.377 (1, 9) X	0-0 B5-3 1B		0-0 G6-4-3 1B		0-3 K		0-0 E9 L4-6 1B		0-0 FC1-5 1B	
<b>Derrel Thomas, S</b> OBP: 0.330, SLG: 0.373 (1, 4) X	0-0 F5		0-0 F5		0-0 4-3		0-0 L4-6 2-3		0-0 1B 1-2 2-3f	
<b>Nate Colbert, R</b> OBP: 0.326, SLG: 0.342 (1, 7) B (8, 3) B	4-0 BB BB		0-0 G6-4-3 1-2f		4-0 BB BB			0-0 L6	0-0 P5	
<b>Willie McCovey, L</b> OBP: 0.419, SLG: 0.427 <b>Rod Gaspar, S</b> OBP: 0.467, SLG: 0.273 (8, PR) B (8, 7) B	4-0 1-2 BB			0-0 2B	4-0 FC4-6 BB			0-1 CI BB	0-0 F8	
<b>Johnny Grubb, L</b> OBP: 0.395, SLG: 0.443 (1, 8) X	0-0 F8			0-0 2B 2-H	0-0 FC4-6 1-2f			0-3 K		
<b>Fred Kendall, R</b> OBP: 0.341, SLG: 0.372 (1, 2) X		0-0 F3		4-0 BB		4-0 G6-4-3 BB		4-0 FC6-4 BB		
<b>Dave Roberts, R</b> OBP: 0.263, SLG: 0.246 (1, 5) B		4-0 BB		0-3 K		0-0 G6-4-3 1-2f		0-0 FC6-4 1-2f		
<b>Enzo Hernandez, R</b> OBP: 0.268, SLG: 0.274 (1, 6) X		0-0 F8		0-0 L7		0-0 F9			4-0 FC1-5 1B BB	
<b>Dave Freisleben, R</b> OBP: 0.324, SLG: 0.300 <b>Dave Winfield, R</b> OBP: 0.301, SLG: 0.432 <b>Dave Tomlin, L</b> <b>Vicente Romo, R</b> <b>Cito Gaston, R</b> OBP: 0.298, SLG: 0.382 (9, PH) B		0-3 K		0-0 6-3			0-0 L5		0-0 1B FC1-5 1B	
<b>Inning Stats</b>	R: 0 E: 0 K: 0 S: 3 H: 0 LOB: 2 BB: 2 P: 11	R: 0 E: 0 K: 1 S: 5 H: 0 LOB: 1 BB: 1 P: 9	R: 0 E: 0 K: 0 S: 3 H: 1 LOB: 0 BB: 0 P: 3	R: 1 E: 0 K: 1 S: 7 H: 2 LOB: 2 BB: 1 P: 11	R: 0 E: 0 K: 1 S: 5 H: 0 LOB: 2 BB: 2 P: 13	R: 0 E: 0 K: 0 S: 2 H: 0 LOB: 0 BB: 1 P: 6	R: 0 E: 1 K: 0 S: 3 H: 1 LOB: 0 BB: 0 P: 3	R: 0 E: 1 K: 1 S: 6 H: 0 LOB: 2 BB: 1 P: 10	R: 0 E: 0 K: 0 S: 5 H: 2 LOB: 3 BB: 1 P: 9	1B: 4 2B: 3 3B: 0 HR: 0 SF: 0 SAC: 0 DP: 3 HBP: 0
<b>PITCHER</b> <b>Harry Parker, R</b> ERA: 2.88 <b>Bob Miller, R</b> ERA: 3.83	IP: 8.0 WLS: W BF: 35 H: 4 R: 1 ER: 1 SO: 4 BB: 9 IBB: 0 HBP: 0 BLK: 0 WP: 0 HR: 0 S: 34 P: 70 ERA: 1.12 WHIP: 1.625	IP: 1.0 WLS: S BF: 5 H: 2 R: 0 ER: 0 SO: 0 BB: 0 IBB: 0 HBP: 0 BLK: 0 WP: 0 HR: 0 S: 5 P: 5 ERA: 0.00 WHIP: 2.000								<b>PITCHER</b> IP WLS BF H R ER SO BB IBB HBP BLK WP HR S P ERA WHIP

livebaseballscores.com

Batter	1	2	3	4	5	6	7	8	9	AB	R	H	RBI	BB	SO	LOB	BOTTOM			
Wayne Garrett, L (1, 5) OBP: 0.295, SLG: 0.330	0-0 F8		0-0 F5		0-0 SH3 1B		4-0 S SH1-4 BB			3	0	1	0	1	0	1				
Felix Millan, R (1, 4) OBP: 0.300, SLG: 0.279	0-0 5-3		0-0 4-3		0-0 SH3		0-0 SH1-4			2	0	0	0	0	0	1				
Rusty Staub, L (1, 9) OBP: 0.356, SLG: 0.433	0-0 2B		0-0 2-H 1B		0-3 K		4-0 S BB			3	0	2	1	1	1	1				
Cleon Jones, R (1, 7) OBP: 0.341, SLG: 0.414	4-0 BB		0-0 6-3		0-3 K		0-3 K			3	0	0	0	1	2	4				
John Milner, L (1, 3) OBP: 0.325, SLG: 0.414	0-0 P5			0-0 1B SF9 1B		0-0 4-3	0-0 F9			4	1	1	0	0	0	4				
Jerry Grote, R (1, 2) OBP: 0.323, SLG: 0.358		0-0 L7		0-0 1B FC1-6 1B		4-0 WP BB		0-0 1B FC5-2-5 2B		3	0	2	0	1	0	0				
Bud Harrelson, S (8, PR) OBP: 0.404, SLG: 0.319										0	0	0	0	0	0	0				
Duffy Dyer, R (9, 2) OBP: 0.273, SLG: 0.077										0	0	0	0	0	0	0				
Dave Schneck, L (1, 8) OBP: 0.274, SLG: 0.350		0-0 L8		0-0 1B SF9		4-0 1B IBB		0-0 2B 1B		1	0	0	1	1	0	0				
Don Hahn, R (8, PH) OBP: 0.362, SLG: 0.426										1	0	1	0	0	0	0				
Ted Martinez, R (1, 6) OBP: 0.243, SLG: 0.310		0-3 K		0-0 1B FC1-6		0-0 1-2f F7		0-0 1B FC5-2-5 FC4-6		4	0	0	0	0	1	5				
Harry Parker, R (1, 1) OBP: 0.167, SLG: 0.333			4-0 WP 1B 4-3 BB		0-3 K		0-3 K		0-0 1-2f FC4-6	3	1	0	0	1	2	5				
Bob Miller, R (9, 1)										0	0	0	0	0	0	0				
<b>Inning Stats</b>	R: 0 E: 0 K: 0 S: 4	H: 1 LOB: 2 BB: 1 P: 8	R: 0 E: 0 K: 1 S: 5	H: 0 LOB: 0 BB: 0 P: 5	R: 1 E: 0 K: 0 S: 4	H: 1 LOB: 1 BB: 1 P: 8	R: 1 E: 0 K: 1 S: 7	H: 2 LOB: 1 BB: 0 P: 7	R: 0 E: 0 K: 2 S: 8	H: 1 LOB: 1 BB: 0 P: 8	R: 0 E: 0 K: 1 S: 5	H: 0 LOB: 2 BB: 2 P: 13	R: 0 E: 0 K: 1 S: 5	H: 0 LOB: 2 BB: 2 P: 13	R: 0 E: 0 K: 0 S: 4	H: 2 LOB: 2 BB: 0 P: 4	1B: 5 2B: 2 3B: 0 HR: 0	SF: 1 SAC: 2 DP: 0 HBP: 0	WP: 2 PB: 0 SB: 2 CS: 0	PA: 36
<b>PITCHER</b>	IP WLS L	BF H R	ER SO	BB IBB HBP BLK	WP HR S P	ERA WHIP	<b>PITCHER</b>	IP WLS L	BF H R	ER SO	BB IBB HBP BLK	WP HR S P	ERA WHIP							
Dave Freisleben, R (1, 1) ERA: 3.69	6.0	27	1	5	2	1.50	1.333													
Dave Tomlin, L (7, 1) ERA: 4.54	1.1	7	0	2	0	0.00	3.000													
Vicente Romo, R (8, 1) ERA: 3.72	0.2	2	0	0	0	0.00	0.000													

San Diego Padres @ New York Mets  
Shea Stadium, Flushing, NY  
Mon Jul 08 1974, 7:05 PM EDT  
Att. 16,791 - Unknown

livebaseballscorecards.com  
**AB 27**  
**R 2**  
**H 7**  
**RBI 2**  
**BB 6**  
**SO 6**  
**LOB 21**



Batter	1	2	3	4	5	6	7	8	9	AB R H RBI BB SO LOB	TOP		
<b>Bobby Tolan, L</b> (1, 9) OBP: 0.332, SLG: 0.372	0-0 4-3		0-0 F5		0-0 B1-3		0-0 2-3			4 0 0 0 0 0 0			
<b>Derrel Thomas, S</b> (1, 4) OBP: 0.329, SLG: 0.371	0-0 5-3		0-0 F9		0-0 4-3		0-0 1B			4 0 1 0 0 0 0			
<b>Dave Winfield, R</b> (1, 8) OBP: 0.301, SLG: 0.429 <b>Johnny Grubb, L</b> (7, 8) OBP: 0.395, SLG: 0.443	0-0 5-3		0-0 1B		0-0 F7		0-0 P6			4 0 1 0 0 0 1 0 0 0 0 0 0 0			
<b>Nate Colbert, R</b> (1, 3) OBP: 0.329, SLG: 0.345		0-0 1B 2B 1B	0-0 P6		0-0 1B S		0-3 K			4 2 2 0 0 1 1			
<b>Cito Gaston, R</b> (1, 7) OBP: 0.297, SLG: 0.379		0-0 1-3 2B 1B		0-3 K		0-3 K		0-0 6-3		4 1 1 0 0 2 1			
<b>Fred Kendall, R</b> (1, 2) OBP: 0.343, SLG: 0.379		0-0 6-3 1-H 3-H 2B		0-0 5-3		0-0 2-H HR 1B		0-0 P4		4 1 2 3 0 0 0			
<b>Dave Roberts, R</b> (1, 5) OBP: 0.267, SLG: 0.263		0-0 5-3		0-0 S 1B		0-0 1-H HR		0-3 K		4 1 2 2 0 1 1			
<b>Enzo Hernandez, R</b> (1, 6) OBP: 0.265, SLG: 0.270		0-0 6-3 2-3		0-0 5-3 1-2		0-0 P4		0-0 F8		4 0 0 0 0 0 2			
<b>Dan Spillner, R</b> (1, 1) <b>Larry Hardy, R</b> (8, 1) <b>Dave Tomlin, L</b> (9, 1) <b>Vicente Romo, R</b> (9, 1)		0-3 K		0-3 K		0-3 K		0-3 K		3 0 0 0 0 3 1 1 0 0 0 0 1 0 0 0 0 0 0 0 0 0 0 0 0 0 0 0			
<b>Inning Stats</b>	R: 0 H: 0 E: 0 LOB: 0 K: 0 BB: 0 S: 3 P: 3	R: 2 H: 3 E: 0 LOB: 1 K: 1 BB: 0 S: 8 P: 8	R: 0 H: 1 E: 0 LOB: 1 K: 0 BB: 0 S: 4 P: 4	R: 0 H: 1 E: 0 LOB: 1 K: 1 BB: 0 S: 6 P: 6	R: 0 H: 0 E: 0 LOB: 0 K: 1 BB: 0 S: 5 P: 5	R: 3 H: 3 E: 0 LOB: 0 K: 1 BB: 0 S: 8 P: 8	R: 0 H: 1 E: 0 LOB: 1 K: 1 BB: 0 S: 6 P: 6	R: 0 H: 0 E: 0 LOB: 0 K: 1 BB: 0 S: 5 P: 5	R: 0 H: 0 E: 0 LOB: 0 K: 2 BB: 0 S: 7 P: 7	1B: 7 SF: 0 2B: 1 SAC: 0 3B: 0 DP: 0 HR: 1 HBP: 0	WP: 0 PA: 36 PB: 0 SB: 2 CS: 0		
<b>PITCHER</b>	IP WLS BF H R ER SO BB IBB HBP BLK WP HR S P ERA WHIP											<b>PITCHER</b>	IP WLS BF H R ER SO BB IBB HBP BLK WP HR S P ERA WHIP
<b>Jon Mattack, L</b> (1, 1) ERA: 2.7	8.0 L 33 9 5 5 6 0 0 0 0 0 0 1 45 45 5.62 1.125												
<b>Tug McGraw, L</b> (9, 1) ERA: 6.14	1.0 3 0 0 0 2 0 0 0 0 0 0 0 7 7 0.00 0.000												

**San Diego Padres @ New York Mets**  
 Shea Stadium, Flushing, NY  
 Tue Jul 09 1974, 7:05 PM EDT  
 Att. 19,264 - Unknown

<b>AB</b>	36
<b>R</b>	5
<b>H</b>	9
<b>RBI</b>	5
<b>BB</b>	0
<b>SO</b>	8
<b>LOB</b>	7



livebaseballscorecards.com

BOTTOM

San Diego Padres @ New York Mets  
Shea Stadium, Flushing, NY  
Tue Jul 09 1974, 7:05 PM EDT  
Att. 19,264 - Unknown

livebaseballscores.com

AB	33
R	4
H	10
RBI	4
BB	4
SO	4
LOB	12



WP	2	PA	37
PB	0		
SB	0		
CS	0		

AB R H RBI BB SO LOB

4	0	0	0	1	1	2
4	1	1	0	0	0	3
4	0	0	0	0	1	1
4	1	3	1	0	0	0
4	1	2	0	0	1	2
4	1	1	3	0	0	1
3	0	1	0	0	0	0
0	0	0	0	1	0	0
3	0	1	0	1	0	2
2	0	0	0	0	1	1
1	0	1	0	0	0	0
0	0	0	0	0	0	0
0	0	0	0	1	0	0

Batter	1	2	3	4	5	6	7	8	9
Wayne Garrett, L (1, 5) OBP: 0.294, SLG: 0.325	0-3 K		0-0 4-3			0-0 L3		4-0 BB G4-6-3	0-0 3-1
Felix Millan, R (1, 4) OBP: 0.299, SLG: 0.279	0-0 WP 4-3 2B 1B		0-0 F9			0-0 F7		0-0 G4-6-3 1-2f	
Rusty Staub, L (1, 9) OBP: 0.352, SLG: 0.428	0-0 4-3 1-2		0-3 K			0-0 4-3			0-0 4-3
Cleon Jones, R (1, 7) OBP: 0.346, SLG: 0.422	0-0 2-H 2B			0-0 G3-6-4 1B			0-0 L9		0-0 2B HR 1B
John Milner, L (1, 3) OBP: 0.327, SLG: 0.419	0-3 K			0-0 G3-6-4 1-2f			0-0 G6-3 1B		0-0 1-3 HR 2B
Ron Hodges, L (1, 2) OBP: 0.351, SLG: 0.471		0-0 4-3		0-0 F9			0-0 G6-3 1-2f		0-0 2-H 3-H HR
Dave Schneck, L (1, 8) OBP: 0.275, SLG: 0.349		0-0 P4			0-0 G5-4-3 1B			0-0 F3	4-0 BB BB
Don Hahn, R (9, PH) OBP: 0.366, SLG: 0.426									
Ted Martinez, R (1, 6) OBP: 0.250, SLG: 0.311		4-0 BB			0-0 G5-4-3 1-2f			0-0 WP 1B 1B	0-0 F3
Jon Mattack, L (1, 1) OBP: 0.175, SLG: 0.111		0-3 K			0-0 6-3			0-0 WP 1B	4-0 BB
Ed Kranepool, L (8, PH) OBP: 0.435, SLG: 0.468									
Tug McGraw, R (9, 1)									
Ken Boswell, L (9, PH) OBP: 0.286, SLG: 0.307									

Inning Stats	R: 1	H: 2	E: 0	K: 2	S: 9	R: 0	H: 0	E: 0	K: 1	S: 5	R: 0	H: 0	E: 0	K: 1	S: 5	R: 0	H: 1	E: 0	K: 0	S: 3	R: 0	H: 1	E: 0	K: 0	S: 3	R: 0	H: 0	E: 0	K: 0	S: 3	R: 0	H: 1	E: 0	K: 0	S: 3	R: 0	H: 2	E: 0	K: 0	S: 4	R: 3	H: 3	E: 0	K: 0	S: 6	1B: 7	2B: 2	3B: 0	HR: 1	SF: 0	SAC: 0	DP: 4	HBP: 0	WP: 2	PB: 0	SB: 0	CS: 0	PA: 37
--------------	------	------	------	------	------	------	------	------	------	------	------	------	------	------	------	------	------	------	------	------	------	------	------	------	------	------	------	------	------	------	------	------	------	------	------	------	------	------	------	------	------	------	------	------	------	-------	-------	-------	-------	-------	--------	-------	--------	-------	-------	-------	-------	--------

PITCHER	IP	WLS	BF	H	R	ER	SO	BB	IBB	HBP	BLK	WP	HR	S	P	ERA	WHIP
Dan Spillner, R (1, 1) ERA: 2.9	7.1	W	28	7	1	1	4	2	0	0	0	2	0	34	42	1.23	1.227
Larry Hardy, R (8, 1) ERA: 4.66	1.0		5	3	3	3	0	0	0	0	0	0	1	5	5	27.00	3.000
Dave Tomlin, L (9, 1) ERA: 4.54	0.0		1	0	0	0	0	1	0	0	0	0	0	0	4	∞	∞
Vicente Romo, R (9, 1) ERA: 3.68	0.2	S	3	0	0	0	0	1	0	0	0	0	0	2	6	0.00	1.500

Batter	1	2	3	4	5	6	7	8	9	AB R H RBI BB SO LOB	TOP											
<b>Derrel Thomas, S</b> (1, 4) OBP: 0.325, SLG: 0.367	0-3 K	0-0 F8			0-0 SH3-4	0-0 L5		0-0 6-3		4 0 0 0 0 1 3												
<b>Enzo Hernandez, R</b> (1, 6) OBP: 0.267, SLG: 0.272	0-0 5-3		0-3 K		0-0 1B		0-0 FC6-4 1B	0-0 6-3		5 1 2 0 0 1 0												
<b>Nate Colbert, R</b> (1, 7) OBP: 0.324, SLG: 0.339	0-0 4-3		0-0 F9		0-0 5-3		0-0 FC6-4 1B		0-0 F9	4 1 0 0 0 0 3												
<b>Johnny Grubb, L</b> (7, 8) OBP: 0.394, SLG: 0.441					1-2		1-2f 1B			1 0 0 0 0 0 0												
<b>Willie McCovey, L</b> (1, 3) OBP: 0.419, SLG: 0.426		0-3 K	0-0 F7		0-0 WP 1B		0-0 FC5-4 1B		0-3 K	5 0 2 2 0 2 0												
<b>Dave Winfield, R</b> (1, 8) OBP: 0.306, SLG: 0.456					0-0 HR		0-0 FC5-4 1B		0-3 K	5 3 3 2 0 1 2												
<b>Cito Gaston, R</b> (1, 9) OBP: 0.296, SLG: 0.376		0-0 F8		0-0 HR	0-0 4-3	0-0 1-3				4 0 1 1 0 0 2												
<b>Fred Kendall, R</b> (1, 2) OBP: 0.345, SLG: 0.389		0-0 1B E 2B		0-0 F9		0-0 4-3 2B		0-0 E5 1B		4 1 2 0 0 0 1												
<b>Dave Roberts, R</b> (1, 5) OBP: 0.270, SLG: 0.279		0-0 E 1B		0-0 6-3		0-0 4-3			0-0 HR	4 1 2 1 0 0 1												
<b>Bill Greif, R</b> (1, 1) OBP: 0.243, SLG: 0.034		0-0 E1			4-0 1B SH3-4 BB	0-0 F9			0-0 4-3	3 1 0 0 1 0 2												
<b>Inning Stats</b>	R: 0 E: 0 K: 1 S: 5	H: 0 LOB: 0 BB: 0 P: 5	R: 2 E: 1 K: 1 S: 9	H: 3 LOB: 2 BB: 0 P: 9	R: 0 E: 0 K: 1 S: 5	H: 0 LOB: 0 BB: 0 P: 5	R: 1 E: 0 K: 0 S: 4	H: 1 LOB: 0 BB: 0 P: 4	R: 2 E: 0 K: 0 S: 6	H: 3 LOB: 2 BB: 1 P: 10	R: 0 E: 0 K: 0 S: 4	H: 1 LOB: 1 BB: 0 P: 4	R: 2 E: 1 K: 0 S: 6	H: 3 LOB: 1 BB: 0 P: 6	R: 1 E: 0 K: 0 S: 4	H: 1 LOB: 0 BB: 0 P: 4	R: 0 E: 0 K: 2 S: 7	H: 0 LOB: 0 BB: 0 P: 7	1B: 7 2B: 2 3B: 0 HR: 3	SF: 0 SAC: 1 DP: 0 HBP: 0	WP: 1 PB: 0 SB: 1 CS: 0	PA: 41
<b>PITCHER</b>	IP WLS BF H R ER SO BB IBB HBP BLK WP HR S P ERA WHIP																					
<b>Jerry Koosman, L</b> (1, 1) ERA: 3.18	5.0 L 24 7 5 4 3 1 0 0 0 0 1 2 29 33 7.20 1.600																					
<b>Ray Sadecki, L</b> (6, 1) ERA: 4.8	2.0 10 4 2 1 0 0 0 0 0 0 0 0 10 10 4.50 2.000																					
<b>Tug McGraw, L</b> (8, 1) ERA: 6.03	2.0 7 1 1 1 2 0 0 0 0 0 0 1 11 11 4.50 0.500																					

San Diego Padres @ New York Mets  
Shea Stadium, Flushing, NY  
Wed Jul 10 1974, 3:33 AM EDT  
Att: 16,962 - Unknown

AB	39
R	8
H	12
RBI	6
BB	1
SO	5
LOB	14



Batter	1	2	3	4	5	6	7	8	9	AB	R	H	RBI	BB	SO	LOB
<b>Wayne Garrett, L</b> (1, 5) OBP: 0.295, SLG: 0.331	0-0 F8		4-0 FC6-4 BB		0-0 1B 3B		0-3 K		0-0 3-1	4	1	1	0	1	1	1
<b>Felix Millan, R</b> (1, 4) OBP: 0.299, SLG: 0.278	0-0 1-3		0-0 FC6-4 1-2f 2-3		0-0 2B 1B		0-0 4-3			4	0	1	1	0	0	3
<b>Rusty Staub, L</b> (1, 9) OBP: 0.351, SLG: 0.429	0-0 6-3		0-0 F7		0-0 2B			0-0 4-3		4	0	1	0	0	0	2
<b>Cleon Jones, R</b> (1, 7) OBP: 0.348, SLG: 0.419		4-0 BB		0-0 P4		0-0 6-3		4-0 1B BB		2	0	0	0	2	0	2
<b>John Milner, L</b> (1, 3) OBP: 0.326, SLG: 0.417		0-0 F8		0-0 FC4-6 1B		0-0 F8		0-0 F8		4	0	1	0	0	0	2
<b>Jerry Grote, R</b> (1, 2) OBP: 0.322, SLG: 0.356		0-3 K		0-0 FC4-6 1-2f		0-3 K		0-0 1-2 1B		4	0	1	0	0	2	2
<b>Dave Schneck, L</b> (1, 8) OBP: 0.270, SLG: 0.342		0-0 L6		0-0 F9		0-0 F9		0-3 K		4	0	0	0	0	1	4
<b>Ted Martinez, R</b> (1, 6) OBP: 0.250, SLG: 0.309			0-0 FC6-4 SH1-4 1B		0-3 K		0-0 F8		0-0 F3	4	0	1	0	0	1	0
<b>Jerry Koosman, R</b> (1, 1) OBP: 0.149, SLG: 0.192 <b>George Theodore, R</b> (5, PH) OBP: 0.256, SLG: 0.179 <b>Ray Sadecki, L</b> (6, 1) OBP: 0.125, SLG: 0.125 <b>Ed Kranepool, L</b> (7, PH) OBP: 0.443, SLG: 0.476 <b>Tug McGraw, R</b> (8, 1) <b>Ken Boswell, L</b> (9, PH) OBP: 0.283, SLG: 0.304			0-0 SH1-4		0-3 K		0-0 1B		0-0 P6	0	0	0	0	0	0	0

**BOTTOM**

**San Diego Padres @ New York Mets**  
Shea Stadium, Flushing, NY  
Wed Jul 10 1974, 3:33 AM EDT  
Att. 16,962 - Unknown

<b>AB</b>	<b>33</b>
<b>R</b>	<b>1</b>
<b>H</b>	<b>7</b>
<b>RBI</b>	<b>1</b>
<b>BB</b>	<b>3</b>
<b>SO</b>	<b>6</b>
<b>LOB</b>	<b>16</b>



Inning Stats	R: 0	H: 0	E: 0	LOB: 0	K: 0	BB: 0	S: 3	P: 3	R: 0	H: 0	E: 0	LOB: 1	K: 1	BB: 1	S: 5	P: 9	R: 0	H: 1	E: 0	LOB: 2	K: 0	BB: 1	S: 4	P: 8	R: 0	H: 1	E: 0	LOB: 1	K: 0	BB: 0	S: 4	P: 4	R: 1	H: 3	E: 0	LOB: 2	K: 2	BB: 0	S: 10	P: 10	R: 0	H: 0	E: 0	LOB: 0	K: 1	BB: 0	S: 5	P: 5	R: 0	H: 1	E: 0	LOB: 1	K: 1	BB: 0	S: 6	P: 6	R: 0	H: 1	E: 0	LOB: 2	K: 1	BB: 1	S: 6	P: 10	R: 0	H: 0	E: 0	LOB: 0	K: 0	BB: 0	S: 3	P: 3	1B: 5	SF: 0	2B: 1	SAC: 1	3B: 1	DP: 0	HR: 0	HBP: 0	WP: 0	PA: 37	PB: 0	SB: 0	CS: 0	ERA	WHIP
<b>PITCHER</b> <b>Bill Greif, R</b> (1, 1) ERA: 5.09	IP	WLS	BF	H	R	ER	SO	BB	IBB	HBP	BLK	WP	HR	S	P	ERA	WHIP	IP	WLS	BF	H	R	ER	SO	BB	IBB	HBP	BLK	WP	HR	S	P	ERA	WHIP																																																					

Batter	1	2	3	4	5	6	7	8	9	AB R H RBI BB SO LOB	TOP
Ron Hunt, R (1, 5) OBP: 0.378, SLG: 0.303	0-3 K		0-0 F8			0-0 6-3		0-0 5-3		4 0 0 0 0 1 0	<b>Montreal Expos @ San Diego Padres</b> San Diego Stadium, San Diego, CA Fri Jul 12 1974, 10:05 PM EDT Att: 24,511 - Unknown
Tim Foli, R (1, 6) OBP: 0.287, SLG: 0.289	0-0 L6		0-0 6-3			0-0 1B		0-0 5-3	4 0 1 0 0 0 0		
Willie Davis, L (1, 8) OBP: 0.334, SLG: 0.413	0-3 K			0-0 4-3		0-0 F5		0-0 L6	4 0 0 0 0 1 1		
Bob Bailey, R (1, 7) OBP: 0.410, SLG: 0.449		4-0 1B BB		0-0 L7		4-0 FC2-5 1B BB		0-0 BB 1B 1B	2 0 1 0 2 0 0		
Hal Breiden, R (1, 3) OBP: 0.311, SLG: 0.350 Mike Jorgensen, L (9, PR) OBP: 0.435, SLG: 0.544		0-0 F6		0-3 K		0-0 FC2-5 1B		0-0 BB 1B	4 0 2 0 0 1 1 0 0 0 0 0 0 0		
Ken Singleton, S (1, 9) OBP: 0.412, SLG: 0.398		0-0 FC6-4 1B			0-0 6-3		0-0 FC2-5 G5-4-3	4-0 FC6-4 BB	3 0 1 0 1 0 2		
Barry Foote, R (1, 2) OBP: 0.300, SLG: 0.371		0-0 F6			0-0 F8		0-0 G5-4-3	0-0 FC6-4	4 0 0 0 0 0 7		
Pepe Frias, R (1, 4) OBP: 0.240, SLG: 0.319 Jose Morales, R (8, PH) OBP: 0.429, SLG: 0.714 John Montague, R (8, 1) OBP: 0.273, SLG: 0.111		0-0 FC6-4			0-0 1-3			0-0 F9	2 0 0 0 0 0 2 1 0 0 0 0 0 0 0 0 0 0 0 0 0		
Ernie McAnally, R (1, 1) OBP: 0.158, SLG: 0.135 Ron Woods, R (8, PH) OBP: 0.286, SLG: 0.185 Larry Lintz, S (8, 4) OBP: 0.348, SLG: 0.312			0-0 4-3			0-3 K		0-0 L7	2 0 0 0 0 1 0 1 0 0 0 0 0 0 0 0 0 0 0 0 0		
<b>Inning Stats</b>	R: 0 H: 0 E: 0 LOB: 0 K: 2 BB: 0 S: 7 P: 7	R: 0 H: 1 E: 0 LOB: 2 K: 0 BB: 1 S: 4 P: 8	R: 0 H: 0 E: 0 LOB: 0 K: 0 BB: 0 S: 3 P: 3	R: 0 H: 0 E: 0 LOB: 0 K: 1 BB: 0 S: 5 P: 5	R: 0 H: 0 E: 0 LOB: 0 K: 0 BB: 0 S: 3 P: 3	R: 0 H: 1 E: 0 LOB: 1 K: 1 BB: 0 S: 6 P: 6	R: 0 H: 1 E: 0 LOB: 1 K: 0 BB: 1 S: 3 P: 7	R: 0 H: 0 E: 0 LOB: 0 K: 0 BB: 0 S: 3 P: 3	R: 0 H: 2 E: 0 LOB: 3 K: 0 BB: 1 S: 5 P: 9	1B: 5 SF: 0 2B: 0 SAC: 0 3B: 0 DP: 1 HR: 0 HBP: 0	WP: 0 PA: 34 PB: 0 SB: 0 CS: 0
<b>PITCHER</b> Randy Jones, L (1, 1) ERA: 4.34	IP WLS BF H R ER SO BB IBB HBP BLK WP HR S P ERA WHIP										
	9.0 W 34 5 0 0 4 3 0 0 0 0 0 0 39 51 0.00 0.889										

livebaseballscorecards.com

AB	31
R	0
H	5
RBI	0
BB	3
SO	4
LOB	13





Batter	1	2	3	4	5	6	7	8	9	AB R H RBI BB SO LOB
<b>Bobby Tolan, L</b> OBP: 0.331, SLG: 0.370 (1, 9) X	0-0 G3 2B 1B		0-0 4-3		0-0 F7		0-0 F9			4 1 1 0 0 0 3
<b>Derrel Thomas, S</b> OBP: 0.325, SLG: 0.364 (1, 4) X	0-0 G3 1-2		4-0 S BB		0-0 F8			0-0 F9		3 0 0 0 1 0 2
<b>Dave Winfield, R</b> OBP: 0.309, SLG: 0.460 (1, 7) X	0-0 2-H 2B		0-0 6-3			0-0 F7		0-0 G4-6-3 1B		4 0 2 1 0 0 1
<b>Willie McCovey, L</b> OBP: 0.416, SLG: 0.420 (1, 3) X <b>Nate Colbert, R</b> OBP: 0.324, SLG: 0.339 (9, 3)	0-0 4-3			4-0 FC3-6 BB		0-0 4-3		0-0 G4-6-3 1-2f		3 0 0 0 1 0 2 0 0 0 0 0 0 0
<b>Johnny Grubb, L</b> OBP: 0.390, SLG: 0.436 (1, 8) X	0-0 4-3			0-0 FC3-6 4-3 1-2f		0-0 6-3				3 0 0 0 0 0 2
<b>Fred Kendall, R</b> OBP: 0.345, SLG: 0.388 (1, 2)		0-3 K		0-0 4-3 1-2			0-0 1B 1B			3 0 1 0 0 1 1
<b>Dave Roberts, R</b> OBP: 0.267, SLG: 0.276 (1, 5) X		0-0 6-3		0-0 F6			0-3 K			3 0 0 0 0 1 2
<b>Enzo Hernandez, R</b> OBP: 0.271, SLG: 0.274 (1, 6) X		0-0 F6			4-0 S BB		0-0 1-2 1B			2 0 1 0 1 0 0
<b>Randy Jones, R</b> OBP: 0.143, SLG: 0.146 (1, 1) X			0-0 F8		0-3 K		0-3 K			3 0 0 0 0 2 3

Inning Stats	R: 1 E: 0 K: 0 S: 5	H: 2 LOB: 1 BB: 0 P: 5	R: 0 E: 0 K: 1 S: 5	H: 0 LOB: 0 BB: 0 P: 5	R: 0 E: 0 K: 0 S: 3	H: 0 LOB: 1 BB: 1 P: 7	R: 0 E: 0 K: 0 S: 3	H: 0 LOB: 1 BB: 1 P: 9	R: 0 E: 0 K: 1 S: 5	H: 0 LOB: 0 BB: 0 P: 3	R: 0 E: 0 K: 2 S: 9	H: 2 LOB: 2 BB: 0 P: 9	R: 0 E: 0 K: 0 S: 3	H: 1 LOB: 0 BB: 0 P: 3	1B: 4 2B: 1 3B: 0 HR: 0	SF: 0 SAC: 0 DP: 1 HBP: 0
	WP: 0 PB: 0 SB: 2 CS: 0	PA: 31														

PITCHER	IP	WLS	BF	H	R	ER	SO	BB	IBB	HBP	BLK	WP	HR	S	P	ERA	WHIP
<b>Ernie McAnally, R</b> ERA: 3.58 (1, 1)	7.0	L	28	4	1	1	4	3	0	0	0	0	0	33	45	1.29	1.000
<b>John Montague, R</b> ERA: 2.32 (8, 1)	1.0		3	1	0	0	0	0	0	0	0	0	0	3	3	0.00	1.000


BOTTOM

**Montreal Expos @ San Diego Padres**  
San Diego Stadium, San Diego, CA  
Fri Jul 12 1974, 10:05 PM EDT  
Att. 24,511 - Unknown

livebaseballscorecards.com

<b>AB</b>	<b>28</b>
<b>R</b>	<b>1</b>
<b>H</b>	<b>5</b>
<b>RBI</b>	<b>1</b>
<b>BB</b>	<b>3</b>
<b>SO</b>	<b>4</b>
<b>LOB</b>	<b>16</b>



Batter	1	2	3	4	5	6	7	8	9	AB R H RBI BB SO LOB	TOP														
Bob Bailey, R (1, 5) OBP: 0.408, SLG: 0.444	0-0 4-1		4-0 G4-3 BB		0-0 G4-6-3 1-2f			0-0 6-3		3 0 0 0 1 0 1	<p><b>Montreal Expos @ San Diego Padres</b> San Diego Stadium, San Diego, CA</p> <p>Sat Jul 13 1974, 10:05 PM EDT Att: 10,649 - Unknown</p> <p>livebaseballscorecards.com</p> <table border="1"> <tr><td>AB</td><td>30</td></tr> <tr><td>R</td><td>1</td></tr> <tr><td>H</td><td>5</td></tr> <tr><td>RBI</td><td>1</td></tr> <tr><td>BB</td><td>5</td></tr> <tr><td>SO</td><td>3</td></tr> <tr><td>LOB</td><td>19</td></tr> </table> 	AB	30	R	1	H	5	RBI	1	BB	5	SO	3	LOB	19
AB	30																								
R	1																								
H	5																								
RBI	1																								
BB	5																								
SO	3																								
LOB	19																								
Larry Lintz, S (1, 4) OBP: 0.352, SLG: 0.317	0-0 1-3		0-0 G4-3 1-2f			0-0 1B		0-0 1B		4 0 2 0 0 0 2															
Willie Davis, L (1, 8) OBP: 0.333, SLG: 0.409	4-0 BB			0-0 F3		0-0 L9 1-2		0-0 F7 1-2		3 0 0 0 1 0 2															
Ken Singleton, S (1, 9) OBP: 0.410, SLG: 0.394	0-3 K 1-2			4-0 WP 1B BB		0-0 F7		0-0 4-3		3 1 0 0 1 1 3															
Mike Jorgensen, L (1, 7) OBP: 0.429, SLG: 0.527		0-0 F8		0-0 F7 1-2		0-3 K		4-0 WP 4-3 BB		3 0 0 0 1 1 2															
Ron Fairly, L (1, 3) OBP: 0.391, SLG: 0.472		0-0 F4		0-0 1B 2-H		0-0 BB 1B		0-0 4-3		4 0 2 1 0 0 1															
Tim Foli, R (1, 6) OBP: 0.287, SLG: 0.285		0-0 5-3		0-0 F9		4-0 BB G4-3 BB		0-0 5-3 2-3		3 0 0 0 1 0 2															
Barry Foote, R (1, 2) OBP: 0.300, SLG: 0.369			0-3 K		0-0 FC4-6 1B		0-0 F9		0-0 5-3	4 0 1 0 0 1 3															
Steve Rogers, R (1, 1) OBP: 0.299, SLG: 0.200 Don Carnthers, R (2, 1) Boots Day, L (5, PH) Dale Murray, R (5, 1) Bob Stinson, S (7, PH) Donald DelMoid, R (7, 1)			0-0 E9		0-0 FC4-6 G4-6-3 1-2f		0-0 G4-3 1-2f			0 0 0 0 0 0 0 1 0 0 0 0 0 0 1 0 0 0 0 0 1 0 0 0 0 0 0 0 1 0 0 0 0 0 2 0 0 0 0 0 0 0															
<b>Inning Stats</b>	R: 0 E: 0 K: 1 S: 5	H: 0 LOB: 1 BB: 1 P: 9	R: 0 E: 0 K: 0 S: 3	H: 0 LOB: 0 BB: 0 P: 3	R: 0 E: 1 K: 1 S: 5	H: 0 LOB: 1 BB: 1 P: 9	R: 1 E: 0 K: 0 S: 4	H: 1 LOB: 1 BB: 1 P: 8	R: 0 E: 0 K: 0 S: 3	H: 1 LOB: 0 BB: 0 P: 3	R: 0 E: 0 K: 1 S: 6	H: 1 LOB: 1 BB: 0 P: 6	R: 0 E: 0 K: 0 S: 3	H: 1 LOB: 1 BB: 1 P: 7	R: 0 E: 0 K: 0 S: 4	H: 1 LOB: 1 BB: 0 P: 4	R: 0 E: 0 K: 0 S: 3	H: 0 LOB: 1 BB: 1 P: 7	1B: 5 2B: 0 3B: 0 HR: 0	SF: 0 SAC: 0 DP: 3 HBP: 0	WP: 2 PB: 0 SB: 3 CS: 0	PA: 35			
<b>PITCHER</b> Dave Freisleben, R (1, 1) ERA: 3.46	IP: 9.0 WLS: W BF: 35 H: 5 R: 1 ER: 1 SO: 3 BB: 5 IBB: 0 HBP: 0 BLK: 0 WP: 2 HR: 0 S: 36 P: 56 ERA: 1.00 WHIP: 1.111																				<b>PITCHER</b> ERA: 3.46	IP: 9.0 WLS: W BF: 35 H: 5 R: 1 ER: 1 SO: 3 BB: 5 IBB: 0 HBP: 0 BLK: 0 WP: 2 HR: 0 S: 36 P: 56 ERA: 1.00 WHIP: 1.111			

Batter	1	2	3	4	5	6	7	8	9
<b>Bobby Tolan, L</b> OBP: 0.335, SLG: 0.397 (1, 9)	0-0 HR	0-0 HR		0-0 HBP 2B		0-0 6-3		0-3 K	
<b>Derrel Thomas, S</b> OBP: 0.328, SLG: 0.366 (1, 4)	0-0 4-3	4-0 1B BB		0-0 F8		0-0 WP 2B		4-0 BB	
<b>Nate Colbert, R</b> OBP: 0.326, SLG: 0.337 (1, 7) (9, 3)	4-0 1B BB	0-0 1-2 1B 1B		0-0 L6		0-3 K 2-3		0-0 6-3	
<b>Willie McCovey, L</b> OBP: 0.421, SLG: 0.424 (1, 3) <b>Rod Gaspar, S</b> OBP: 0.467, SLG: 0.273 (9, 8)	0-0 1-1 1B 1B	0-0 1-2 1B 1B		4-0 HBP IBB		0-0 L9			
<b>Dave Winfield, R</b> OBP: 0.315, SLG: 0.460 (1, 8) (9, 7)	0-3 K	0-0 1-2 2-H 1B		1-0 1-2 2-3 HBP		4-0 CS BB			
<b>Fred Kendall, R</b> OBP: 0.347, SLG: 0.390 (1, 2)	0-0 1-2 1B	0-0 F9		0-0 L9		0-0 1-2 1B			
<b>Dave Roberts, R</b> OBP: 0.264, SLG: 0.271 (1, 5)	0-0 F9		0-0 F9		0-0 F9		0-0 F8		
<b>Enzo Hernandez, R</b> OBP: 0.267, SLG: 0.270 (1, 6)		0-0 L3	0-0 3-4-1		0-0 5-3		0-0 F3		
<b>Dave Freisleben, R</b> OBP: 0.289, SLG: 0.265 (1, 1)		0-3 K	0-0 6-3		0-3 K		0-0 L9		

Inning Stats	R: 2	H: 3	E: 0	K: 1	S: 8	LOB: 2	BB: 1	P: 12
	R: 3	H: 4	E: 0	K: 1	S: 9	LOB: 2	BB: 1	P: 13
	R: 0	H: 0	E: 0	K: 0	S: 3	LOB: 0	BB: 0	P: 3
	R: 0	H: 1	E: 0	K: 0	S: 4	LOB: 3	BB: 1	P: 9
	R: 0	H: 0	E: 0	K: 1	S: 5	LOB: 0	BB: 0	P: 5
	R: 0	H: 1	E: 0	K: 1	S: 6	LOB: 1	BB: 0	P: 6
	R: 0	H: 1	E: 0	K: 0	S: 3	LOB: 1	BB: 1	P: 7
	R: 0	H: 0	E: 0	K: 1	S: 5	LOB: 1	BB: 1	P: 9

PITCHER	IP	WLS	BF	H	R	ER	SO	BB	IBB	HBP	BLK	WP	HR	S	P	ERA	WHIP
<b>Steve Rogers, R</b> ERA: 4.54 (1, 1)	1.2	L	14	7	5	5	2	2	0	0	0	0	2	16	24	27.00	5.400
<b>Don Carrithers, R</b> ERA: 3.68 (2, 1)	2.1		10	1	0	0	0	0	1	1	0	0	0	8	13	0.00	0.429
<b>Dale Murray, R</b> ERA: 1.8 (5, 1)	2.0		7	1	0	0	2	0	0	0	0	1	0	11	11	0.00	0.500
<b>Donald DeMola, R</b> ERA: 2.45 (7, 1)	2.0		8	1	0	0	1	2	0	0	0	0	0	8	16	0.00	1.500

AB R H RBI BB SO LOB

5	2	3	2	0	1	0
3	1	1	0	2	0	1
4	2	1	0	1	1	3
3	0	2	2	1	0	1
0	0	0	0	0	0	0
2	0	1	1	1	1	1
4	0	2	0	0	0	5
4	0	0	0	0	0	3
4	0	0	0	0	0	1
4	0	0	0	0	2	0

AB	33
R	5
H	10
RBI	5
BB	5
SO	5
LOB	15



**Montreal Expos @ San Diego Padres**  
San Diego Stadium, San Diego, CA  
Sat Jul 13 1974, 10:05 PM EDT  
Att. 10,649 - Unknown

WP: 1	PA: 39
PB: 0	
SB: 1	
CS: 1	

WP	HR	S	P	ERA	WHIP
1	0	0	0	0.00	0.429
0	0	0	0	0.00	0.500
0	0	0	0	0.00	1.500

Batter	1	2	3	4	5	6	7	8	9	AB R H RBI BB SO LOB	TOP									
Larry Lintz, S (1, 4) OBP: 0.353, SLG: 0.320	0-0 6-3		0-0 2B HR 1B		0-3 K		0-0 6-3		0-0 1-2 1B	5 1 2 1 0 1 0										
Willie Davis, L (1, 8) OBP: 0.332, SLG: 0.410	0-0 F5		0-0 1-3 HR 2B		0-0 4-3		0-0 1-3		0-0 PO	4 1 1 0 0 0 0										
Ken Singleton, S (1, 9) OBP: 0.408, SLG: 0.402	0-0 F7		0-0 2-H 3-H HR		0-0 6-3		0-0 5-3			4 1 1 3 0 0 0										
Ron Fairly, L (1, 3) OBP: 0.388, SLG: 0.467		0-0 F5				0-0 F7		0-0 4-3		4 0 1 0 0 0 0										
Ron Woods, R (8, 7) OBP: 0.286, SLG: 0.185										0 0 0 0 0 0 0										
Bob Bailey, R (1, 5) OBP: 0.406, SLG: 0.452		0-0 F8	0-0 F6			0-0 HR		0-0 6-3		4 1 1 1 0 0 1										
Mike Jorgensen, L (1, 7) OBP: 0.422, SLG: 0.526		0-0 6-3		0-0 F8		0-0 2B		0-0 4-3		4 1 1 0 0 0 0										
Bob Stinson, S (1, 2) OBP: 0.367, SLG: 0.327			0-0 F8	0-0 B3 1B		0-0 2-H 2B			0-0 L9	4 0 2 1 0 0 0	AB 36 R 6 H 11 RBI 6 BB 0 SO 3 LOB 6									
Pepe Frias, R (1, 6) OBP: 0.259, SLG: 0.333			0-0 SH2-4 1B 1B	0-0 B3		0-0 F2			0-0 PO 1B 1B	4 1 2 0 0 0 2										
Mike Torrez, R (1, 1) OBP: 0.105, SLG: 0.081			0-0 SH2-4	0-0 6-3		0-3 K			0-3 K	3 0 0 0 0 2 3										
<b>Inning Stats</b>	R: 0 E: 0 K: 0 S: 3	H: 0 LOB: 0 BB: 0 P: 3	R: 0 E: 0 K: 0 S: 3	H: 0 LOB: 0 BB: 0 P: 3	R: 4 E: 0 K: 0 S: 8	H: 5 LOB: 1 BB: 0 P: 8	R: 0 E: 0 K: 0 S: 4	H: 1 LOB: 1 BB: 0 P: 4	R: 0 E: 0 K: 1 S: 5	H: 0 LOB: 0 BB: 0 P: 5	R: 2 E: 0 K: 1 S: 8	H: 3 LOB: 1 BB: 0 P: 8	R: 0 E: 0 K: 0 S: 3	H: 0 LOB: 0 BB: 0 P: 3	R: 0 E: 0 K: 1 S: 6	H: 2 LOB: 1 BB: 0 P: 6	1B: 6 2B: 3 3B: 0 HR: 2	SF: 0 SAC: 1 DP: 0 HBP: 0	WP: 0 PB: 0 SB: 0 CS: 0	PA: 38
<b>PITCHER</b>	IP WLS BF H R ER SO BB IBB HBP BLK WP HR S P ERA WHIP																			
Dan Spillner, R (1, 1) ERA: 3.23	5.0 L 21 6 4 4 1 0 0 0 0 0 0 1 23 23 7.20 1.200																			
Bill Laxton, L (6, 1) ERA: 6.0	2.0 9 3 2 2 1 0 0 0 0 0 0 1 11 11 9.00 1.500																			
Larry Hardy, R (8, 1) ERA: 4.52	2.0 7 2 0 0 1 0 0 0 0 0 0 0 9 9 0.00 1.000																			

**Montreal Expos @ San Diego Padres**  
 San Diego Stadium, San Diego, CA  
 Sun Jul 14 1974, 6:33 AM EDT  
 Unknown

[livebaseballscorecards.com](http://livebaseballscorecards.com)



Batter	1	2	3	4	5	6	7	8	9	AB R H RBI BB SO LOB
<b>Bobby Tolan, L</b> OBP: 0.334, SLG: 0.395 (1, 9) X	0-0 4-3		0-0 F7		0-0 G1-6-3		0-0 1B			4 0 1 0 0 0 2
<b>Derrel Thomas, S</b> OBP: 0.330, SLG: 0.366 (1, 4) B B B B	4-0 4-3 BB		0-0 G6-4-3 1B		0-0 4-3		0-3 K			3 0 1 0 1 1 1
<b>Nate Colbert, R</b> OBP: 0.325, SLG: 0.333 (1, 7) B B B B	4-0 1-2 BB		0-0 G6-4-3		0-0 1-3		0-3 K			3 0 0 0 1 1 2
<b>Willie McCovey, L</b> OBP: 0.423, SLG: 0.437 (1, 3) X	0-0 1-2 2-3			0-0 HR		4-0 FC6-4 BB		0-3 K		3 1 1 1 1 1 2
<b>Dave Winfield, R</b> OBP: 0.314, SLG: 0.457 (1, 8) X	0-0 F7			0-0 5-3		0-0 FC6-4 BB		0-0 1B		4 0 1 0 0 0 3
<b>Fred Kendall, R</b> OBP: 0.346, SLG: 0.385 (1, 2) X		0-0 6-3		0-0 6-3		4-0 1-2 BB		0-0 F9		3 0 0 0 1 0 1
<b>Dave Roberts, R</b> OBP: 0.267, SLG: 0.272 (1, 5) B B B B		4-0 5-3 BB		0-0 1B		0-3 K		0-3 K		3 0 1 0 1 2 2
<b>Enzo Hernandez, R</b> OBP: 0.264, SLG: 0.267 (1, 6) X		0-0 5-3		0-0 5-3		0-3 K		0-0 5-3		4 0 0 0 0 1 2
<b>Dan Spillner, R</b> <b>Horace Clarke, S</b> <b>Bill Laxton, L</b> <b>Cito Gaston, R</b> <b>Larry Hardy, R</b> <b>Rod Gaspar, S</b>			4-0 1B BB		0-0 G1-6-3 1B		0-0 L7		0-0 6-3	0 0 0 0 0 1 0 0 1 0 1 0 0 0 0 0 0 0 0 0 0 0 0 0 1 0 0 0 0 0 0 0 0 0 0 0 0 0 0 0 1 0 0 0 0 0 0 0

Inning Stats	R: 0	H: 0	E: 0	K: 0	S: 3	R: 0	H: 0	E: 0	K: 0	S: 2	R: 0	H: 1	E: 0	K: 0	S: 3	R: 1	H: 2	E: 0	K: 0	S: 5	R: 0	H: 1	E: 0	K: 1	S: 5	R: 0	H: 0	E: 0	K: 2	S: 8	R: 0	H: 1	E: 0	K: 2	S: 8	R: 0	H: 0	E: 0	K: 1	S: 5	1B: 5	SF: 0	2B: 0	3B: 0	HR: 1	WP: 0	PA: 36
<b>Mike Torrez, R</b> ERA: 4.07 (1, 1)	IP	WLS	BF	H	R	ER	SO	BB	IBB	HBP	BLK	WP	HR	S	P	ERA	WHIP													IP	WLS	BF	H	R	ER	SO	BB	IBB	HBP	BLK	WP	HR	S	P	ERA	WHIP	


**BOTTOM**

**Montreal Expos @ San Diego Padres**  
San Diego Stadium, San Diego, CA

Sun Jul 14 1974, 6:33 AM EDT  
Unknown

livebaseballscorecards.com

AB	30
R	1
H	6
RBI	1
BB	6
SO	6
LOB	15



Batter	1	2	3	4	5	6	7	8	9	AB R H RBI BB SO LOB	TOP											
Larry Lintz, S OBP: 0.360, SLG: 0.320 (1, 4) X	0-0 4-3 ①		4-0 E S 3B BB	0-0 F8		0-0 CS 1B		4-0 FC3-6 BB		3 1 1 0 2 0 1												
Willie Davis, L OBP: 0.333, SLG: 0.419 (1, 8) X	0-0 F5		0-0 1B 3B 1-H	0-0 2B 1-H		0-0 F7		0-0 FC3-6 1B 1-2f		5 1 2 2 0 0 2												
Ken Singleton, S OBP: 0.408, SLG: 0.402 (1, 9) S S S	0-3 K		0-0 4-3 1B 3-H	0-3 K		0-0 CS 1-2	0-0 L9	0-0 FC6-4 1B 1-2		5 1 2 1 0 2 1												
Ron Fairly, L OBP: 0.392, SLG: 0.467 Ron Woods, R OBP: 0.292, SLG: 0.196 (7, 7) (7, 7)		0-0 G6-4-3 1B	0-0 4-3 1-2		4-0 5-3 BB		0-0 G3 BB 1B	0-0 FC6-4 1-2f		2 0 1 0 1 0 1 2 1 1 0 0 0 2												
Bob Bailey, R OBP: 0.406, SLG: 0.449 (1, 5)		0-0 G6-4-3 1-2f	0-0 1B 2-H		0-0 5-3 1-2		4-0 G3 1B BB		0-0 6-3	4 1 1 1 1 0 2												
Mike Jorgensen, L OBP: 0.430, SLG: 0.515 (1, 7) (7, 3)		4-0 1B BB	4-0 FC6-4 IBB		4-0 IBB		0-0 G3 1-2 2-3		0-0 5-3	2 0 0 0 3 0 2												
Barry Foote, R OBP: 0.302, SLG: 0.369 (1, 2)		0-0 1-3 1B	0-0 FC6-4 1-2f		0-0 F4		0-0 2-H 3-H 1B		0-0 F7	5 0 2 2 0 0 4												
Pepe Frias, R OBP: 0.259, SLG: 0.315 (1, 6)	0-0 F8			4-0 FC1-6 BB	0-0 1-3		0-0 1-3			3 0 0 0 1 0 5												
Dennis Blair, R OBP: 0.182, SLG: 0.100 John Montague, R OBP: 0.273, SLG: 0.111 (1, 1) (9, 1)			0-3 K	0-0 FC1-6 2B 1-2f		0-0 1-3		0-0 4-3		4 1 0 0 0 1 1 0 0 0 0 0 0 0												
<b>Inning Stats</b>	R: 0 E: 0 K: 1 S: 5	H: 0 LOB: 0 BB: 0 P: 5	R: 0 E: 0 K: 0 S: 4	H: 2 LOB: 2 BB: 1 P: 8	R: 3 E: 0 K: 1 S: 8	H: 3 LOB: 2 BB: 2 P: 16	R: 1 E: 0 K: 1 S: 6	H: 1 LOB: 1 BB: 1 P: 10	R: 0 E: 0 K: 0 S: 3	H: 0 LOB: 2 BB: 2 P: 11	R: 0 E: 0 K: 0 S: 3	H: 1 LOB: 0 BB: 0 P: 3	R: 2 E: 0 K: 0 S: 5	H: 2 LOB: 1 BB: 1 P: 9	R: 0 E: 0 K: 0 S: 4	H: 1 LOB: 2 BB: 1 P: 8	R: 0 E: 0 K: 0 S: 3	H: 0 LOB: 0 BB: 0 P: 3	1B: 8 2B: 1 3B: 1 HR: 0	SF: 0 SAC: 0 DP: 1 HBP: 0	WP: 0 PB: 0 SB: 1 CS: 1	PA: 44
<b>PITCHER</b>	IP WLS BF H R ER SO BB IBB HBP BLK WP HR S P ERA WHIP																					
Lowell Palmer, R ERA: 5.77 (1, 1)	4.0 L 22 6 4 4 3 4 1 0 0 0 0 23 43 9.00 2.500																					
Larry Hardy, R ERA: 4.39 (5, 1)	2.0 7 1 0 0 0 0 0 1 0 0 0 0 6 10 0.00 0.500																					
Dave Tomlin, L ERA: 4.74 (7, 1)	2.0 11 3 2 2 0 2 0 0 0 0 0 9 17 9.00 2.500																					
Vicente Romo, R ERA: 3.62 (9, 1)	1.0 3 0 0 0 0 0 0 0 0 0 0 0 3 3 0.00 0.000																					

**Montreal Expos @ San Diego Padres**  
San Diego Stadium, San Diego, CA  
Sun Jul 14 1974, 6:38 AM EDT  
Att: 13,107 - Unknown

[livebaseballscorecards.com](http://livebaseballscorecards.com)

AB	35
R	6
H	10
RBI	6
BB	8
SO	3
LOB	21



Batter	1	2	3	4	5	6	7	8	9	AB	R	H	RBI	BB	SO	LOB
<b>Bobby Tolan, L</b> (1, 9) OBP: 0.333, SLG: 0.393	0-0 4-3			0-0 1-3		0-0 F9		0-0 1B		4	0	1	0	0	0	0
<b>Enzo Hernandez, R</b> (1, 6) OBP: 0.264, SLG: 0.270	0-0 F8			0-0 2B		0-0 F5		0-0 L1		4	1	1	0	0	0	2
<b>Dave Winfield, R</b> (1, 8) OBP: 0.313, SLG: 0.452	0-3 K			0-0 1-3			4-0 BB		0-0 6-3	3	0	0	0	1	1	1
<b>Nate Colbert, R</b> (1, 3) OBP: 0.327, SLG: 0.337		0-3 K		0-0 2B			0-3 K		4-0 1B	3	1	1	1	1	2	1
<b>Cito Gaston, R</b> (1, 7) OBP: 0.293, SLG: 0.371		0-0 6-3		0-0 5-3			0-3 K		0-0 1B	4	0	1	0	0	1	2
<b>Derrel Thomas, S</b> (1, 4) OBP: 0.329, SLG: 0.368		0-0 F8			0-0 L8		0-0 4-3		0-0 2B	4	0	1	1	0	0	1
<b>Dave Roberts, R</b> (1, 5) OBP: 0.268, SLG: 0.270			0-3 K		0-0 F6			4-0 BB	0-3 K	2	0	0	0	1	1	0
<b>Willie McCovey, L</b> (9, PH) OBP: 0.421, SLG: 0.435										1	0	0	0	0	1	2
<b>Bob Barton, R</b> (1, 2) OBP: 0.333, SLG: 0.250			0-3 K		0-3 K			0-0 F5	0-0 F8	2	0	0	0	0	2	0
<b>Fred Kendall, R</b> (8, PH) OBP: 0.343, SLG: 0.382										2	0	0	0	0	0	3
<b>Lowell Palmer, R</b> (1, 1) OBP: 0.143, SLG: 0.286			0-3 K			0-3 K				1	0	0	0	0	1	0
<b>Larry Hardy, R</b> (5, 1)										0	0	0	0	0	0	0
<b>Horace Clarke, S</b> (6, PH) OBP: 0.287, SLG: 0.224										0	0	0	0	0	1	0
<b>Dave Tomlin, L</b> (7, 1)										0	0	0	0	0	0	0
<b>Glenn Beckert, R</b> (8, PH) OBP: 0.416, SLG: 0.351										1	0	0	0	0	0	1
<b>Mike Corkins, R</b> (8, PR)										0	0	0	0	0	0	0
<b>Vicente Romo, R</b> (9, 1)										0	0	0	0	0	0	0

Inning Stats	R: 0	H: 0	E: 0	K: 1	S: 5	LOB: 0	BB: 0	P: 5	R: 0	H: 0	E: 0	K: 3	S: 9	LOB: 0	BB: 0	P: 9	R: 1	H: 2	E: 0	K: 0	S: 5	LOB: 1	BB: 0	P: 5	R: 0	H: 0	E: 0	K: 1	S: 5	LOB: 0	BB: 0	P: 5	R: 0	H: 0	E: 0	K: 1	S: 5	LOB: 0	BB: 0	P: 5	R: 0	H: 0	E: 0	K: 2	S: 7	LOB: 1	BB: 1	P: 11	R: 0	H: 1	E: 0	K: 0	S: 4	LOB: 2	BB: 1	P: 8	R: 1	H: 2	E: 0	K: 1	S: 7	LOB: 2	BB: 1	P: 11	1B: 2	2B: 3	3B: 0	HR: 0	SF: 0	SAC: 0	DP: 0	HBP: 0	WP: 0	PA: 35
<b>Dennis Blair, R</b> (1, 1) ERA: 3.06	8.1	WLS	BF	H	R	ER	SO	BB	IBB	HBP	BLK	WP	HR	S	P	ERA	WHIP																																																									
<b>John Montague, R</b> (9, 1) ERA: 2.29	0.2	W	33	5	2	2	9	3	0	0	0	0	0	48	60	2.16	0.960																																																									


**BOTTOM**

**Montreal Expos @ San Diego Padres**  
San Diego Stadium, San Diego, CA

Sun Jul 14 1974, 6:38 AM EDT  
Att. 13,107 - Unknown

livebaseballscorecards.com

<b>AB</b>	<b>32</b>
<b>R</b>	<b>2</b>
<b>H</b>	<b>5</b>
<b>RBI</b>	<b>2</b>
<b>BB</b>	<b>3</b>
<b>SO</b>	<b>10</b>
<b>LOB</b>	<b>13</b>



Batter	1	2	3	4	5	6	7	8	9	AB R H RBI BB SO LOB	TOP																									
<b>Dave Cash, R</b> (1, 4) OBP: 0.365, SLG: 0.416	0-0 F9		0-3 K		0-0 CS	0-0 6-3		0-0 F9		4 0 0 0 0 1 1																										
<b>Larry Bowa, S</b> (1, 6) OBP: 0.296, SLG: 0.340	0-0 L8			0-0 B2-3		0-0 FC5-4 1B		0-0 F5		4 0 1 0 0 0 0																										
<b>Mike Schmidt, R</b> (1, 5) OBP: 0.432, SLG: 0.569	0-0 P3			0-0 2B		0-0 FC5-4 1B		0-3 K		4 1 1 0 0 1 1																										
<b>Willie Montanez, L</b> (1, 3) OBP: 0.331, SLG: 0.399		0-0 L7		0-0 L7		0-0 1B			0-0 SH1-3 1B	4 1 2 1 0 0 1																										
<b>Del Unser, L</b> (1, 8) OBP: 0.371, SLG: 0.430		0-0 4-3		0-0 4-3		0-0 4-3			0-0 SH1-3	3 0 0 0 0 0 2																										
<b>Jay Johnstone, L</b> (1, 7) OBP: 0.500, SLG: 0.550		0-3 K			0-0 G6-4-3 1B		0-0 E9 6-3 1B		0-0 CS BB 1B	4 1 3 1 0 1 0																										
<b>Bob Boone, R</b> (1, 2) OBP: 0.296, SLG: 0.318			0-0 5-3		0-0 G6-4-3 1B		0-0 6-3		4-0 2B BB	3 1 1 0 1 0 1																										
<b>Mike Anderson, R</b> (1, 9) OBP: 0.317, SLG: 0.378			0-0 SH3 1B		0-0 G6-4-3		0-0 6-3		0-0 2B	4 0 2 1 0 0 3																										
<b>Dick Ruthven, R</b> (1, 1) OBP: 0.122, SLG: 0.122			0-0 SH3		0-0 CS S 1B		0-0 4-3		0-0 F8	3 0 1 1 0 0 2																										
<b>Jesus Hernaiz, R</b> (9, 1)										0 0 0 0 0 0 0																										
<b>Pete Richert, L</b> (9, 1)										0 0 0 0 0 0 0																										
<b>Inning Stats</b>	R: 0 E: 0 K: 0 S: 3	H: 0 LOB: 0 BB: 0 P: 3	R: 0 E: 0 K: 1 S: 5	H: 0 LOB: 0 BB: 0 P: 5	R: 0 E: 0 K: 1 S: 6	H: 1 LOB: 1 BB: 0 P: 6	R: 0 E: 0 K: 0 S: 4	H: 1 LOB: 1 BB: 0 P: 4	R: 1 E: 0 K: 0 S: 5	H: 2 LOB: 1 BB: 0 P: 5	R: 0 E: 1 K: 0 S: 4	H: 1 LOB: 1 BB: 0 P: 4	R: 0 E: 0 K: 1 S: 5	H: 0 LOB: 0 BB: 0 P: 5	R: 2 E: 0 K: 0 S: 5	H: 3 LOB: 1 BB: 1 P: 9	1B: 8 2B: 3 3B: 0 HR: 0	SF: 0 SAC: 2 DP: 1 HBP: 0	WP: 0 PB: 0 SB: 2 CS: 2	PA: 37																
<b>PITCHER</b>	IP WLS BF H R ER SO BB IBB HBP BLK WP HR S P ERA WHIP																																			
<b>Bill Greif, R</b> (1, 1) ERA: 4.9	8.0		30	8	2	2	3	0	0	0	0	0	0	36	36	2.25	1.000																			
<b>Dave Tomlin, L</b> (9, 1) ERA: 5.11	0.1		4	2	2	2	0	1	0	0	0	0	0	3	7	54.00	9.000																			
<b>Vicente Romo, R</b> (9, 1) ERA: 3.58	0.2	W	2	1	0	0	0	0	0	0	0	0	0	2	2	0.00	1.500																			

Philadelphia Phillies @ San Diego Padres  
San Diego Stadium, San Diego, CA  
Tue Jul 16 1974, 10:05 PM EDT  
Att. 7,927 - Unknown

AB	33
R	4
H	11
RBI	4
BB	1
SO	3
LOB	11





Batter	1	2	3	4	5	6	7	8	9	AB	R	H	RBI	BB	SO	LOB	BOTTOM								
<b>Bobby Tolan, L</b> OBP: 0.331, SLG: 0.390 (1, 9) X	0-0 F7 ①		0-0 4-1 ③		0-0 1-3 ③			0-0 P6 ② X	0-0 1B 1-2 3-H	5	0	1	1	0	0	1	<b>Philadelphia Phillies @ San Diego Padres</b> San Diego Stadium, San Diego, CA Tue Jul 16 1974, 10:05 PM EDT Att. 7,927 - Unknown								
<b>Derrel Thomas, S</b> OBP: 0.328, SLG: 0.366 (1, 4) X	0-0 F8 ②			0-0 E1 G6-4-3 3B 1B		0-0 F8 ①		0-0 3-1 ③		4	1	1	0	0	0	0									
<b>Nate Colbert, R</b> OBP: 0.329, SLG: 0.349 (1, 7) X	0-0 5-3 ③			4-0 BB G6-4-3		0-0 G3 ②			0-0 HR	3	1	1	1	1	0	0									
<b>Willie McCovey, L</b> OBP: 0.422, SLG: 0.450 (1, 3)		0-0 F8 ①		0-0 G6-4-3 ① ② 1-2f 2-3		0-0 1B			0-0 HR	4	1	2	1	0	0	2									
<b>Dave Winfield, R</b> OBP: 0.316, SLG: 0.471 (1, 8)		0-0 5-3 ②		0-0 3B 3-H		0-3 K ③			0-0 HR	4	1	2	2	0	1	1									
<b>Fred Kendall, R</b> OBP: 0.346, SLG: 0.382 (1, 2)		0-0 F9 ③		4-0 BB			0-0 P4 ①		0-0 L9 SH 1B	3	0	1	0	1	0	0									
<b>Rod Gaspar, S</b> OBP: 0.438, SLG: 0.250 (9, PR)										0	0	0	0	0	0	0									
<b>Dave Roberts, R</b> OBP: 0.265, SLG: 0.267 (1, 5)			0-0 4-3 ① X	0-0 P3 ③			0-3 K ②		0-0 SH 1B 1-2 1B	3	1	0	0	0	1	2									
<b>Enzo Hernandez, R</b> OBP: 0.264, SLG: 0.267 (1, 6)			4-0 SH3-4 BB		0-0 5-3 ①		0-0 F9 ③		0-0 L9 ① ② 2-3	3	0	0	0	1	0	2									
<b>Bill Greif, R</b> OBP: 0.237, SLG: 0.033 (1, 1)			0-0 SH3-4 ②		0-3 K ②			0-0 F3 ① X	0-0 1B 1-3 1B	1	0	0	0	0	1	0									
<b>Johnny Grubb, L</b> OBP: 0.389, SLG: 0.435 (8, PH)										1	0	0	0	0	0	0									
<b>Dave Fortini, L</b> (9, 1)										0	0	0	0	0	0	0									
<b>Vicente Romo, R</b> (9, 1)										0	0	0	0	0	0	0									
<b>Glenn Beckert, R</b> OBP: 0.429, SLG: 0.368 (9, PH)										1	0	1	0	0	0	0									
<b>Randy Jones, R</b> OBP: 0.143, SLG: 0.146 (9, PR)										0	0	0	0	0	0	0									
<b>Inning Stats</b>	R: 0 E: 0 K: 0 S: 3	H: 0 LOB: 0 BB: 0 P: 3	R: 0 E: 0 K: 0 S: 3	H: 0 LOB: 0 BB: 0 P: 3	R: 0 E: 0 K: 0 S: 3	H: 0 LOB: 1 BB: 1 P: 7	R: 1 E: 1 K: 0 S: 4	H: 2 LOB: 2 BB: 2 P: 12	R: 0 E: 0 K: 1 S: 5	H: 0 LOB: 0 BB: 0 P: 5	R: 0 E: 0 K: 1 S: 6	H: 1 LOB: 1 BB: 0 P: 6	R: 0 E: 0 K: 1 S: 5	H: 0 LOB: 0 BB: 0 P: 5	R: 0 E: 0 K: 0 S: 3	H: 0 LOB: 0 BB: 0 P: 3	R: 4 E: 1 K: 0 S: 8	H: 6 LOB: 2 BB: 0 P: 8	1B: 5 2B: 0 3B: 1 HR: 3	SF: 0 SAC: 2 DP: 1 HBP: 0	WP: 0 PB: 0 SB: 0 CS: 0	PA: 37			
<b>PITCHER</b>	IP	WLS	BF	H	R	ER	SO	BB	IBB	HBP	BLK	WP	HR	S	P	ERA	WHIP								
<b>Dick Ruthven, R</b> ERA: 3.59 (1, 1)	8.0		31	5	3	3	3	3	3	0	0	0	0	2	34	46	3.38	1.000							
<b>Jesus Hernaiz, R</b> ERA: 2.7 (9, 1)	0.2	L	5	3	1	1	0	0	0	0	0	0	0	1	5	5	13.50	4.500							
<b>Pete Richert, L</b> ERA: 2.04 (9, 1)	0.0		1	1	1	0	0	0	0	0	0	0	0	1	1	∞	∞								

AB	32
R	5
H	9
RBI	5
BB	3
SO	3
LOB	8



WP: 0	PA: 37
PB: 0	
SB: 0	
CS: 0	

ERA	WHIP
-----	------

AB	33
R	1
H	7
RBI	1
BB	0
SO	5
LOB	8



WP:	0	PA:	34
PB:	0		
SB:	0		
CS:	0		

AB R H RBI BB SO LOB

3	0	0	0	0	0	0
1	0	0	0	0	1	0
3	0	1	0	0	1	0
0	0	0	0	0	0	0
1	0	0	0	0	0	0
4	1	3	0	0	0	1
0	0	0	0	0	0	0
4	0	1	0	0	1	2
1	0	0	0	0	1	0
3	0	0	0	0	0	2
4	0	1	0	0	0	0
2	0	1	1	0	0	0
0	0	0	0	0	0	0
1	0	0	0	0	0	0
3	0	0	0	0	0	3
1	0	0	0	0	1	0
0	0	0	0	0	0	0
2	0	0	0	0	0	0

Batter	1	2	3	4	5	6	7	8	9
<b>Dave Cash, R</b> (1, 4) OBP: 0.362, SLG: 0.412 <b>Tony Taylor, R</b> (6, 4) OBP: 0.351, SLG: 0.412	0-0 F8		0-0 F9		0-0 F8			0-3 K	
<b>Larry Bowa, S</b> (1, 6) OBP: 0.296, SLG: 0.340 <b>Ed Farmer, R</b> (5, 1) OBP: 0.111, SLG: 0.111 <b>Larry Cox, R</b> (7, 2) OBP: 0.125, SLG: 0.130	0-0 6-3		0-3 K		0-0 1B			0-0 6-3	
<b>Mike Schmidt, R</b> (1, 5) OBP: 0.435, SLG: 0.571 <b>Mac Scarce, L</b> (8, 1)	0-0 FC4 1B			0-0 1B SF8 1B	0-0 1-3			0-0 1B	
<b>Willie Montanez, L</b> (1, 3) OBP: 0.330, SLG: 0.397	0-0 FC4 1-2f			0-0 1B 1B		0-3 K		0-0 6-3	
<b>Bill Robinson, R</b> (1, 7) OBP: 0.269, SLG: 0.318 <b>Ollie Brown, R</b> (3, 7) OBP: 0.243, SLG: 0.374		0-3 K		0-0 F7		0-0 F8		0-0 F8	
<b>Alan Bannister, R</b> (1, 8) OBP: 0.286, SLG: 0.286		0-0 F8		0-0 1B 1-2 2-3		0-0 F8		0-0 5-3	
<b>Bob Boone, R</b> (1, 2) OBP: 0.296, SLG: 0.320 <b>Ron Schueler, R</b> (7, 1) OBP: 0.167, SLG: 0.143 <b>Jay Johnstone, L</b> (8, 8) OBP: 0.478, SLG: 0.524		0-0 FC6-4 1B		0-0 SF8		0-0 F7		0-0 G3	
<b>Mike Anderson, R</b> (1, 9) OBP: 0.314, SLG: 0.374	0-0 FC6-4 1-2f			0-0 3-H F9		0-0 5-3			
<b>Jim Lonborg, R</b> (1, 1) OBP: 0.123, SLG: 0.200 <b>Eddie Watt, R</b> (3, 1) <b>Terry Harmon, R</b> (5, PH) OBP: 0.125, SLG: 0.125		0-3 K			0-0 F8		0-0 F9		

Inning Stats	R: 0	H: 1	R: 0	H: 1	R: 0	H: 0	R: 1	H: 3	R: 0	H: 1	R: 0	H: 0	R: 0	H: 0	R: 0	H: 1	R: 0	H: 0
	E: 0	LOB: 1	E: 0	LOB: 1	E: 0	LOB: 0	E: 0	LOB: 2	E: 0	LOB: 1	E: 0	LOB: 0	E: 0	LOB: 0	E: 0	LOB: 1	E: 0	LOB: 0
	K: 0	BB: 0	K: 1	BB: 0	K: 2	BB: 0	K: 0	BB: 0	K: 1	BB: 0	K: 0	BB: 0	K: 0	BB: 0	K: 0	BB: 0	K: 1	BB: 0
	S: 4	P: 4	S: 6	P: 6	S: 7	P: 7	S: 6	P: 6	S: 4	P: 4	S: 5	P: 5	S: 3	P: 3	S: 6	P: 6	S: 3	P: 3

PITCHER	IP	WLS	BF	H	R	ER	SO	BB	IBB	HBP	BLK	WP	HR	S	P	ERA	WHIP
<b>Randy Jones, L</b> (1, 1) ERA: 4.12	9.0	W	34	7	1	1	5	0	0	0	0	0	0	44	44	1.00	0.778



Philadelphia Phillies @ San Diego Padres  
 San Diego Stadium, San Diego, CA  
 Thu Jul 18 1974, 10:05 PM EDT  
 Att. 8,196 - Unknown

AB	41
R	8
H	18
RBI	8
BB	1
SO	2
LOB	26



WP: 0	PA: 45
PB: 0	
SB: 2	
CS: 0	

Batter	1	2	3	4	5	6	7	8	9	AB	R	H	RBI	BB	SO	LOB
Dave Cash, R (1, 4) OBP: 0.365, SLG: 0.417	0-0 5-3		0-0 SH1-3 1B 2B		0-0 FC1-5 HBP 1B	0-0 G6-4-3 1-2f		0-0 1B 1-2 HR 1B		5	2	3	1	0	0	2
Larry Bowa, S (1, 6) OBP: 0.301, SLG: 0.342	0-0 E S 1B		0-0 SH1-3 2-3		1-0 FC1-5 1-2 3B HBP		0-0 F7	0-0 1B 1-3 HR 1B		3	2	2	1	0	0	0
Mike Schmidt, R (1, 5) OBP: 0.435, SLG: 0.578	0-3 K 1-3		0-0 7-4 1B		0-0 FC1-5 1-2 2-3f 3B		0-0 6-3	0-0 1B 1-H HR		5	2	2	4	0	1	3
Willie Montanez, L (1, 3) OBP: 0.327, SLG: 0.393	0-0 6-3		0-0 7-4 1-2f 1B		0-0 F7		0-0 1B	0-0 F7		5	0	1	0	0	0	5
Del Unser, L (1, 8) OBP: 0.372, SLG: 0.438		0-0 1B 1B		0-0 5-3	0-0 1B 1-2 2-H 3B		0-0 4-3		0-0 F9	5	0	2	2	0	0	1
Jay Johnstone, L (1, 9) OBP: 0.500, SLG: 0.538		0-0 1B 1-2 1B		0-0 F9 S 1B	0-0 P4			0-0 1B 1B	0-0 F9	5	1	3	0	0	0	1
Bob Boone, R (1, 2) OBP: 0.304, SLG: 0.326		0-0 1B 1-2 2-H 1B		4-0 BB 1-2 BB	0-0 1B F9 1B			0-0 L7	0-0 CI 1B	4	0	3	0	1	0	1
Tom Hutton, L (1, 7) OBP: 0.286, SLG: 0.336		0-0 F7		0-0 F9	0-0 F9			0-0 1B 1B	0-1 CI	4	0	1	0	0	0	5
Terry Harmon, R (8, PR) OBP: 0.125, SLG: 0.125										0	1	0	0	0	0	0
Jesus Henaiz, R (8, 1)										0	0	0	0	0	0	0
Steve Carlton, L (1, 1) OBP: 0.177, SLG: 0.233		0-0 F8		0-3 K	0-0 G6-4-3 2-3 1B			0-0 P3	0-0 L4	3	0	1	0	0	1	4
Ron Schueler, R (7, 1) OBP: 0.167, SLG: 0.143										0	0	0	0	0	0	0
Ollie Brown, R (8, PH) OBP: 0.239, SLG: 0.367										2	0	0	0	0	0	4

Inning Stats	R	H	E	K	S	IP	WLS	BF	H	R	ER	SO	BB	IBB	HBP	BLK	WP	HR	S	P	ERA	WHIP	
	0	1	0	1	6	5.1		27	11	3	3	2	1	0	1	0	0	0	29	34	5.06	2.250	
	0	3	0	0	5																		
	1	2	0	0	4																		
	0	1	0	1	6																		
	2	2	0	0	5																		
	0	2	0	0	4																		
	0	2	0	0	4																		
	0	1	0	0	5																		
	0	1	0	0	5																		

PITCHER	IP	WLS	BF	H	R	ER	SO	BB	IBB	HBP	BLK	WP	HR	S	P	ERA	WHIP
Dave Freisleben, R (1, 1) ERA: 3.54	5.1		27	11	3	3	2	1	0	1	0	0	0	29	34	5.06	2.250
Larry Hardy, R (6, 1) ERA: 4.28	1.2		5	1	0	0	0	0	0	0	0	0	0	5	5	0.00	0.600
Vicente Romo, R (8, 1) ERA: 4.13	0.2	L	6	4	4	4	0	0	0	0	0	0	0	6	6	54.00	6.000
Bill Greif, R (8, 1) ERA: 4.96	0.1		2	1	1	1	0	0	0	0	0	0	1	2	2	27.00	3.000
Dave Tomlin, L (9, 1) ERA: 5.0	1.0		5	1	0	0	0	0	0	0	0	0	0	5	5	0.00	1.000

BOTTOM

Philadelphia Phillies @ San Diego Padres  
San Diego Stadium, San Diego, CA

Thu Jul 18 1974, 10:05 PM EDT  
Att. 8,196 - Unknown

livebaseballscorecards.com

AB 37  
R 5  
H 9  
RBI 4  
BB 5  
SO 4  
LOB 18



WP: 0 PA: 43  
PB: 0  
SB: 0  
CS: 0

AB R H RBI BB SO LOB  
2 0 0 0 0 1 0  
1 1 0 0 1 0 1

1 0 1 0 0 0 0  
4 1 1 1 0 0 3

5 1 1 0 0 0 2

3 1 2 2 2 1 1

4 1 1 1 1 0 5

5 0 2 0 0 0 1

5 0 0 0 0 1 5

4 0 0 0 0 0 0

1 0 0 0 1 1 0  
0 0 0 0 0 0 0  
1 0 1 0 0 0 0  
0 0 0 0 0 0 0  
0 0 0 0 0 0 0  
0 0 0 0 0 0 0  
1 0 0 0 0 0 0  
0 0 0 0 0 0 0

1B: 5 SF: 0  
2B: 2 SAC: 0  
3B: 0 DP: 0  
HR: 2 HBP: 1

Batter	1	2	3	4	5	6	7	8	9
Bobby Tolan, L (1, 9) OBP: 0.336, SLG: 0.411 Johnny Grubb, L (6, 8) OBP: 0.393, SLG: 0.434	0-0 4-3 		0-3 K 		1-0 HBP 		0-0 FC4-6 2B 	4-0 FC4-6 BB 	
Derrel Thomas, S (1, 4) OBP: 0.328, SLG: 0.367 Horace Clarke, S (1, PR) OBP: 0.286, SLG: 0.235	0-0 6-3 2B 		0-0 6-3 		0-0 F8 		0-0 E 2B 	0-0 FC4-6 	
Cito Gaston, R (1, 7) OBP: 0.291, SLG: 0.366	0-0 6-3 			0-0 6-3 		0-0 6-3 	0-0 E9 1B 		0-0 1B 1B 
Willie McCovey, L (1, 3) OBP: 0.427, SLG: 0.468	4-0 BB BB 			4-0 FC1-4 BB 		0-0 HR 	0-0 1B BB 1B 		0-3 K 
Dave Winfield, R (1, 8) OBP: 0.322, SLG: 0.481	0-0 F9 			0-0 FC1-4 		0-0 HR 	4-0 1B BB 		0-0 F9 
Fred Kendall, R (1, 2) OBP: 0.344, SLG: 0.390		0-0 6-3 		0-0 6-3 		0-0 6-3 	0-0 1B 		0-0 FC4-6 1B 
Dave Roberts, R (1, 5) OBP: 0.263, SLG: 0.268		0-0 F8 			0-0 F9 	0-3 K 	0-0 1-3 		0-0 FC4-6 
Enzo Hernandez, R (1, 6) OBP: 0.264, SLG: 0.264		0-0 5-3 			0-0 F9 		0-0 6-3 	0-0 4-3 	
Dave Freisleben, R (1, 1) OBP: 0.300, SLG: 0.257 Larry Hardy, R (6, 1) Nate Colbert, R (7, PH) OBP: 0.331, SLG: 0.352 Randy Jones, R (7, PR) OBP: 0.174, SLG: 0.178 Vicente Romo, R (8, 1) Bill Greff, R (8, 1) Glenn Beckert, R (8, PH) Dave Tomlin, L (9, 1)			0-3 K 		4-0 HBP BB 		0-0 FC4-6 1B 	0-0 4-3 	

Inning Stats	R: 0	H: 1	E: 0	LOB: 3	K: 0	BB: 1	S: 4	P: 8	R: 0	H: 0	E: 0	LOB: 0	K: 0	BB: 0	S: 3	P: 3	R: 0	H: 0	E: 0	LOB: 1	K: 0	BB: 1	S: 3	P: 7	R: 0	H: 0	E: 0	LOB: 2	K: 0	BB: 1	S: 3	P: 8	R: 2	H: 2	E: 0	LOB: 0	K: 1	BB: 0	S: 7	P: 7	R: 3	H: 4	E: 1	LOB: 3	K: 0	BB: 1	S: 8	P: 12	R: 0	H: 0	E: 0	LOB: 1	K: 0	BB: 1	S: 3	P: 7	R: 0	H: 2	E: 0	LOB: 2	K: 1	BB: 0	S: 7	P: 7	1B: 5	SF: 0	2B: 2	SAC: 0	3B: 0	DP: 0	HR: 2	HBP: 1	WP: 0	PA: 43
--------------	------	------	------	--------	------	-------	------	------	------	------	------	--------	------	-------	------	------	------	------	------	--------	------	-------	------	------	------	------	------	--------	------	-------	------	------	------	------	------	--------	------	-------	------	------	------	------	------	--------	------	-------	------	-------	------	------	------	--------	------	-------	------	------	------	------	------	--------	------	-------	------	------	-------	-------	-------	--------	-------	-------	-------	--------	-------	--------

PITCHER	IP	WLS	BF	H	R	ER	SO	BB	IBB	HBP	BLK	WP	HR	S	P	ERA	WHIP
Steve Carlton, L (1, 1) ERA: 3.14	6.2		32	6	5	3	3	4	0	1	0	0	2	33	50	4.05	1.500
Ron Schueler, R (7, 1) ERA: 3.82	0.1	W	2	1	0	0	0	0	0	0	0	0	0	2	2	0.00	3.000
Jesus Hernaiz, R (8, 1) ERA: 2.45	2.0		9	2	0	0	1	1	0	0	0	0	0	10	14	0.00	1.500

Batter	1	2	3	4	5	6	7	8	9	AB	R	H	RBI	BB	SO	LOB	TOP				
<b>Bud Harrelson, S</b> OBP: 0.407, SLG: 0.309 (1, 6) X	0-0 F7		0-0 F5			4-0 1B BB	0-0 F7			3	1	0	0	1	0	0					
<b>Wayne Garrett, L</b> OBP: 0.290, SLG: 0.320 (1, 5) X	0-0 F3			0-0 3-1		0-3 K	0-0 4-3			4	0	0	0	0	1	2					
<b>Cleon Jones, R</b> OBP: 0.339, SLG: 0.409 (1, 8) BB (8, 7) BB	4-0 BB			0-0 5-3		0-0 F8		0-3 K		3	0	0	0	1	1	2					
<b>Rusty Staub, L</b> OBP: 0.351, SLG: 0.421 (1, 9) X	0-0 G3			0-0 F7		0-0 E4 1B		0-0 P6		4	1	0	0	0	0	2					
<b>Ed Kranepool, L</b> OBP: 0.449, SLG: 0.486 (1, 7) X		0-0 G3			0-0 4-3	0-0 1B 1B		0-3 K		4	1	1	1	0	1	0					
<b>Don Hahn, R</b> OBP: 0.364, SLG: 0.417 (8, 8)						1-3 2-H				0	0	0	0	0	0	0					
<b>John Milner, L</b> OBP: 0.320, SLG: 0.401 (1, 3) X		0-0 4-3			0-3 K	4-0 FC5 1B IBB		0-3 K		3	0	0	0	1	2	0					
<b>Jerry Grote, R</b> OBP: 0.339, SLG: 0.365 (1, 2) X		0-0 F8			0-0 2B	1-2 2-H 3-H				3	0	2	2	1	0	0					
<b>Ted Martinez, R</b> OBP: 0.247, SLG: 0.298 (1, 4) X			0-0 6-3		0-0 6-3	0-0 FC5		0-0 P6		4	0	0	0	0	0	4					
<b>Jon Matlack, L</b> OBP: 0.170, SLG: 0.116 (1, 1) X			0-3 K			0-0 F8 BB E 1B	0-0 F6		0-3 K	4	1	1	0	0	2	1					
<b>Inning Stats</b>	R: 0 E: 0 K: 0 S: 3	H: 0 LOB: 1 BB: 1 P: 7	R: 0 E: 0 K: 0 S: 3	H: 0 LOB: 0 BB: 0 P: 3	R: 0 E: 0 K: 1 S: 5	H: 0 LOB: 0 BB: 0 P: 5	R: 0 E: 0 K: 0 S: 3	H: 0 LOB: 0 BB: 0 P: 3	R: 0 E: 0 K: 1 S: 6	H: 1 LOB: 1 BB: 0 P: 6	R: 4 E: 1 K: 1 S: 9	H: 3 LOB: 2 BB: 2 P: 17	R: 0 E: 0 K: 0 S: 3	H: 0 LOB: 0 BB: 0 P: 3	R: 0 E: 0 K: 2 S: 7	H: 0 LOB: 1 BB: 1 P: 11	1B: 3 2B: 1 3B: 0 HR: 0	SF: 0 SAC: 0 DP: 0 HBP: 0	WP: 0 PB: 0 SB: 0 CS: 0	PA: 36	
<b>PITCHER</b>	IP	WLS	BF	H	R	ER	SO	BB	IBB	HBP	BLK	WP	HR	S	P	ERA	WHIP				
<b>Dan Spillner, R</b> ERA: 2.96 (1, 1)	6.0	L	26	4	4	0	3	2	1	0	0	0	0	29	41	0.00	1.000				
<b>Lowell Palmer, R</b> ERA: 5.49 (7, 1)	2.0		6	0	0	0	2	0	0	0	0	0	0	10	10	0.00	0.000				
<b>Larry Hardy, R</b> ERA: 4.22 (9, 1)	1.0		4	0	0	0	2	1	0	0	0	0	0	7	11	0.00	1.000				

**New York Mets @ San Diego Padres**  
 San Diego Stadium, San Diego, CA  
 Fri Jul 19 1974, 10:05 PM EDT  
 Att: 11,480 - Unknown

<b>AB</b>	<b>32</b>
<b>R</b>	<b>4</b>
<b>H</b>	<b>4</b>
<b>RBI</b>	<b>3</b>
<b>BB</b>	<b>4</b>
<b>SO</b>	<b>7</b>
<b>LOB</b>	<b>11</b>



Batter	1	2	3	4	5	6	7	8	9	AB	R	H	RBI	BB	SO	LOB
<b>Enzo Hernandez, R</b> (1, 6) <small>OBP: 0.266, SLG: 0.270</small>	0-0 5-3		0-0 L8			0-0 CS 1B		0-0 2-H 2B		4	0	2	1	0	0	0
<b>Horace Clarke, S</b> (1, 4) <small>OBP: 0.284, SLG: 0.229</small>	0-0 F2			0-0 F7		4-0 BB		0-0 5-3		3	0	0	0	1	0	1
<b>Cito Gaston, R</b> (1, 9) <small>OBP: 0.295, SLG: 0.385</small>	0-0 P4			0-0 HR		0-3 K			0-0 FC6-4 1B	4	1	2	1	0	1	1
<b>Nate Colbert, R</b> (1, 3) <small>OBP: 0.327, SLG: 0.346</small>		0-0 P6		0-3 K			0-0 5-3		0-0 F9	4	0	0	0	0	1	1
<b>Dave Winfield, R</b> (1, 7) <small>OBP: 0.321, SLG: 0.476</small>		4-0 G3 S BB		0-0 6-3			0-0 6-3		0-0 FC6-4 1-2f	3	0	0	0	1	0	1
<b>Johnny Grubb, L</b> (1, 8) <small>OBP: 0.388, SLG: 0.428</small>		0-0 G3 1-3			0-0 G3		0-0 6-3		0-0 4-3	4	0	0	0	0	0	2
<b>Fred Kendall, R</b> (1, 2) <small>OBP: 0.341, SLG: 0.385</small>		0-0 L8			0-0 6-3			0-0 F7		3	0	0	0	0	0	1
<b>Dave Roberts, R</b> (1, 5) <small>OBP: 0.263, SLG: 0.272</small>			0-0 F8		0-3 K			0-0 2B 2B		3	1	1	0	0	1	0
<b>Dan Spillner, R</b> (1, 1) <small>OBP: 0.389, SLG: 0.214</small>			0-3 K			0-3 K		0-0 P6		1	0	0	0	0	1	0
<b>Rod Gaspar, S</b> (6, PH) <small>OBP: 0.143, SLG: 0.286</small>										1	0	0	0	0	1	0
<b>Lowell Palmer, R</b> (7, 1) <small>OBP: 0.409, SLG: 0.350</small>										0	0	0	0	0	0	0
<b>Glenn Beckert, R</b> (8, PH) <small>OBP: 0.409, SLG: 0.350</small>										1	0	0	0	0	0	1
<b>Larry Hardy, R</b> (9, 1)										0	0	0	0	0	0	0

<b>Inning Stats</b>	R: 0 E: 0 K: 0 S: 3	H: 0 LOB: 0 BB: 0 P: 3	R: 0 E: 0 K: 0 S: 3	H: 0 LOB: 1 BB: 1 P: 7	R: 0 E: 0 K: 1 S: 5	H: 0 LOB: 0 BB: 0 P: 5	R: 1 E: 0 K: 1 S: 6	H: 1 LOB: 0 BB: 0 P: 6	R: 0 E: 0 K: 1 S: 5	H: 0 LOB: 0 BB: 0 P: 5	R: 0 E: 0 K: 2 S: 7	H: 1 LOB: 1 BB: 1 P: 11	R: 0 E: 0 K: 0 S: 3	H: 0 LOB: 0 BB: 0 P: 3	R: 1 E: 0 K: 0 S: 5	H: 2 LOB: 1 BB: 0 P: 5	R: 0 E: 0 K: 0 S: 4	H: 1 LOB: 1 BB: 0 P: 4	1B: 2 2B: 2 3B: 0 HR: 1	SF: 0 SAC: 0 DP: 0 HBP: 0	WP: 0 PB: 0 SB: 1 CS: 1	PA: 33
---------------------	------------------------------	---------------------------------	------------------------------	---------------------------------	------------------------------	---------------------------------	------------------------------	---------------------------------	------------------------------	---------------------------------	------------------------------	----------------------------------	------------------------------	---------------------------------	------------------------------	---------------------------------	------------------------------	---------------------------------	----------------------------------	------------------------------------	----------------------------------	--------


<b>PITCHER</b> <b>Jon Mattack, L</b> (1, 1) <small>ERA: 2.55</small>	IP	WLS	BF	H	R	ER	SO	BB	IBB	HBP	BLK	WP	HR	S	P	ERA	WHIP							
	9.0	W	33	5	2	2	5	2	0	0	0	0	1	41	49	2.00	0.778							

**BOTTOM**

**New York Mets @ San Diego Padres**  
San Diego Stadium, San Diego, CA

Fri Jul 19 1974, 10:05 PM EDT  
Att. 11,480 - Unknown

<b>AB</b>	<b>31</b>
<b>R</b>	<b>2</b>
<b>H</b>	<b>5</b>
<b>RBI</b>	<b>2</b>
<b>BB</b>	<b>2</b>
<b>SO</b>	<b>5</b>
<b>LOB</b>	<b>8</b>



Batter	1	2	3	4	5	6	7	8	9	AB R H RBI BB SO LOB
Bud Harrelson, S OBP: 0.405, SLG: 0.306 (1, 6)	0-0 F9	0-0 F7			0-0 6-3	4-0 1B BB	0-0 F9		0-0 G1-6-3 1B	5 1 1 0 1 0 4
George Theodore, R OBP: 0.280, SLG: 0.267 (1, 3)	0-3 K		4-0 G6-3 BB		0-0 HR	0-3 K	0-0 FC5-4 2B		0-0 G1-6-3 1B	5 2 2 1 1 2 2
Rusty Staub, L OBP: 0.353, SLG: 0.433 (1, 9)	0-0 L7		0-0 G6-3		0-0 HR	4-0 1B 1B 1B IBB	0-0 2B		0-0 G1-6-3	5 2 2 2 1 0 3
Cleon Jones, R OBP: 0.340, SLG: 0.418 Dave Schneck, L OBP: 0.263, SLG: 0.335 (1, 7) (7, 7)		0-0 E5 F8 SF9	0-0 6-3		0-0 HR	0-0 1B 1B 1-2 2-H	0-0 6-3		0-0 F2	5 3 2 2 0 0 1 1 0 0 0 0 0 1
Jerry Grote, R OBP: 0.349, SLG: 0.377 Duffy Dyer, R OBP: 0.265, SLG: 0.074 (1, 2) (7, 2)				0-0 1B BB 1B	0-0 2B	0-0 1B	1-2 2-3	0-0 6-3		3 1 3 0 1 0 0 1 0 0 0 0 0 0
Don Hahn, R OBP: 0.365, SLG: 0.423 (1, 8)		0-0 F8		0-0 1B	0-0 SF9 2B	0-0 1B	1-2 2-H 2-H 3-H	0-0 5-3		5 1 2 3 0 0 3
Wayne Garrett, L OBP: 0.298, SLG: 0.321 (1, 5)		4-0 BB 1-2 BB		4-0 1B	0-0 1B	0-3 K		4-0 1B BB		2 0 1 0 3 1 2
Ted Martinez, R OBP: 0.251, SLG: 0.305 (1, 4)		0-0 SF9		0-0 G5-4-3 1B	0-0 SF9	0-0 F9		0-0 1B		3 0 2 2 0 0 2
Jerry Koosman, R OBP: 0.204, SLG: 0.192 (1, 1)		4-0 1-2 2-3 BB		0-0 G5-4-3 1-2	0-3 K		0-0 FC5-4 1B	0-0 1-3		4 0 1 0 1 1 6

Inning Stats	R: 0 E: 0 K: 1 S: 5	H: 0 LOB: 0 BB: 0 P: 5	R: 1 E: 1 K: 0 S: 4	H: 0 LOB: 3 BB: 3 P: 16	R: 0 E: 0 K: 0 S: 2	H: 0 LOB: 0 BB: 1 P: 6	R: 0 E: 0 K: 0 S: 4	H: 2 LOB: 2 BB: 1 P: 8	R: 5 E: 0 K: 1 S: 11	H: 6 LOB: 1 BB: 0 P: 11	R: 3 E: 0 K: 2 S: 10	H: 3 LOB: 2 BB: 2 P: 18	R: 1 E: 0 K: 0 S: 5	H: 2 LOB: 1 BB: 0 P: 5	R: 0 E: 0 K: 0 S: 4	H: 1 LOB: 2 BB: 1 P: 8	R: 0 E: 0 K: 0 S: 4	H: 2 LOB: 1 BB: 0 P: 4	1B: 10 2B: 3 3B: 0 HR: 3	SF: 2 SAC: 0 DP: 3 HBP: 0	WP: 0 PB: 0 SB: 1 CS: 0	PA: 49
--------------	------------------------------	---------------------------------	------------------------------	----------------------------------	------------------------------	---------------------------------	------------------------------	---------------------------------	-------------------------------	----------------------------------	-------------------------------	----------------------------------	------------------------------	---------------------------------	------------------------------	---------------------------------	------------------------------	---------------------------------	-----------------------------------	------------------------------------	----------------------------------	--------

PITCHER	IP	WLS	BF	H	R	ER	SO	BB	IBB	HBP	BLK	WP	HR	S	P	ERA	WHIP
Bill Laxton, L ERA: 5.06 (1, 1)	1.2		9	0	1	0	1	3	0	0	0	0	0	8	20	0.00	1.800
Lowell Palmer, R ERA: 5.77 (2, 1)	2.2	L	13	5	3	3	0	2	0	0	0	0	3	11	19	10.12	2.625
Larry Hardy, R ERA: 4.79 (5, 1)	1.0		10	5	5	5	2	1	1	0	0	0	0	12	20	45.00	6.000
Dave Tomlin, L ERA: 5.01 (6, 1)	1.2		8	3	1	1	1	0	0	0	0	0	0	10	10	5.40	1.800
Vicente Romo, R ERA: 4.0 (8, 1)	2.0		9	3	0	0	0	1	0	0	0	0	0	8	12	0.00	2.000

New York Mets @ San Diego Padres  
San Diego Stadium, San Diego, CA  
Sat Jul 20 1974, 10:05 PM EDT  
Att: 31,342 - Unknown

livebaseballscorecards.com

AB	39
R	10
H	16
RBI	10
BB	8
SO	4
LOB	24





Batter	1	2	3	4	5	6	7	8	9	AB	R	H	RBI	BB	SO	LOB
Enzo Hernandez, R OBP: 0.269, SLG: 0.273 (1, 6)	0-0 BB S G3 1B	0-0 FC6-4 1-2 1B		0-0 F9			0-0 F3			4	1	2	0	0	0	0
Rich Morales, R OBP: 0.348, SLG: 0.300 (1, 4)	4-0 G3 BB 1-2 BB	0-0 FC6-4 1-2			4-0 BB		0-0 1B			2	0	1	0	2	0	2
Nate Colbert, R OBP: 0.326, SLG: 0.342 (1, 7)	4-0 G3 1-2 2-3 BB		0-3 K		0-0 F7		0-3 K			3	0	0	0	1	2	1
Willie McCovey, L OBP: 0.424, SLG: 0.464 (1, 3)	0-3 K		0-3 K		0-0 F3		0-0 WP 1B			4	0	1	0	0	2	4
Dave Winfield, R OBP: 0.320, SLG: 0.473 (1, 8)	0-0 G3 1-2 2-3 3-H		0-0 BLK 2B 1B		0-0 P4		0-3 K			4	1	1	1	0	1	4
Cito Gaston, R OBP: 0.294, SLG: 0.387 (1, 9)	0-0 4-3		0-0 1-H 2B		0-3 K		0-0 P5			4	0	1	1	0	1	3
Fred Kendall, R OBP: 0.340, SLG: 0.384 (1, 2)		0-0 1B 1B	0-0 4-3		0-0 F9		0-0 P3			4	0	1	0	0	0	1
Dave Roberts, R OBP: 0.260, SLG: 0.268 (1, 5)		0-0 F8		0-0 P4		0-0 5-3		0-0 5-3		4	0	0	0	0	0	1
Bill Laxton, L Lowell Palmer, R Larry Hardy, R Dave Tomlin, L Horace Clarke, S Vicente Romo, R Glenn Beckert, R	0-3 K	0-3 K	0-3 K	0-3 K	0-3 K	0-0 F8	0-0 6-3	0-0 6-3	0-0 6-3	0	0	0	0	0	0	0

Inning Stats	R: 1	H: 1	E: 0	K: 1	S: 6	LOB: 2	BB: 2	P: 14	R: 0	H: 2	E: 0	K: 1	S: 7	LOB: 2	BB: 0	P: 7	R: 1	H: 2	E: 0	K: 2	S: 9	LOB: 1	BB: 0	P: 9	R: 0	H: 0	E: 0	K: 1	S: 5	LOB: 0	BB: 0	P: 5	R: 0	H: 0	E: 0	K: 0	S: 3	LOB: 1	BB: 1	P: 7	R: 0	H: 0	E: 0	K: 1	S: 5	LOB: 0	BB: 0	P: 5	R: 0	H: 1	E: 0	K: 2	S: 8	LOB: 1	BB: 0	P: 8	R: 0	H: 0	E: 0	K: 0	S: 3	LOB: 0	BB: 0	P: 3	R: 0	H: 1	E: 0	K: 2	S: 8	LOB: 1	BB: 0	P: 8	R: 0	H: 0	E: 0	K: 0	S: 3	LOB: 0	BB: 0	P: 3
1B: 6	SF: 0	2B: 1	SAC: 0	3B: 0	DP: 0	HR: 0	HBP: 0	WP: 1	PA: 36	ERA: 2.00	WHIP: 1.111	ERA: 3.36	IP: 9.0	WLS: 7	BF: 36	H: 7	R: 2	ER: 2	SO: 8	BB: 3	IBB: 0	HBP: 0	BLK: 1	WP: 1	HR: 0	S: 49	P: 61	ERA: 3.36	WHIP: 1.111																																																			

**San Diego Padres**

New York Mets @ San Diego Padres  
San Diego Stadium, San Diego, CA

Sat Jul 20 1974, 10:05 PM EDT  
Att. 31,342 - Unknown

AB	33
R	2
H	7
RBI	2
BB	3
SO	8
LOB	17

Batter	1	2	3	4	5	6	7	8	9	AB R H RBI BB SO LOB	TOP	
<b>Bud Harrelson, S</b> (1, 6) OBP: 0.403, SLG: 0.304	0-0 F8 BB SF8 1B		0-3 K		0-3 K			0-0 L8		4 1 1 0 0 2 1	<b>New York Mets @ San Diego Padres</b> San Diego Stadium, San Diego, CA Sun Jul 21 1974, 6:33 AM EDT Att. 7,481 - Unknown	
<b>Wayne Garrett, L</b> (1, 5) OBP: 0.300, SLG: 0.321	4-0 1-2 BB		0-0 L9			0-0 L8		0-0 1-2 1B 1B		3 1 1 0 1 0 0		
<b>Cleon Jones, R</b> (1, 7) OBP: 0.339, SLG: 0.416	0-0 F8 2-3		0-0 5-3			0-0 3-1		0-0 1-2 2-3 1B 1B		4 0 1 0 0 0 2		
<b>Rusty Staub, L</b> (1, 9) OBP: 0.354, SLG: 0.435	0-0 SF8 3-H			0-3 K		0-0 1B		0-0 1-3 2-H 3-H 1B 1B		3 0 2 3 0 1 0		
<b>Ed Kranepool, L</b> (1, 3) OBP: 0.432, SLG: 0.466 <b>George Theodore, R</b> (8, PH) OBP: 0.275, SLG: 0.261 (8, 3)	0-0 F5			0-0 G3		0-0 G3		0-0 G6-4-3 1-2f		3 0 0 0 0 0 2 1 0 0 0 0 0 2		
<b>Ron Hodges, L</b> (1, 2) OBP: 0.365, SLG: 0.459 <b>Duffy Dyer, R</b> (9, PH) OBP: 0.286, SLG: 0.107		0-0 FC5-4 1B		4-0 BB		0-0 P4		0-0 FC6-4 1B		2 0 1 0 1 0 0 1 0 1 0 0 0 0		
<b>Don Hahn, R</b> (1, 8) OBP: 0.357, SLG: 0.412		0-0 F9		0-3 K		0-0 6-3		0-0 FC6-4 1-2f		4 0 0 0 0 1 3		
<b>Ted Martinez, R</b> (1, 4) OBP: 0.247, SLG: 0.299 <b>Tug McGraw, R</b> (7, 1) <b>Jerry Grote, R</b> (9, PH) OBP: 0.347, SLG: 0.376		0-0 FC5-4 1-2f			0-0 F7		0-3 K		0-3 K	3 0 0 0 0 1 1 0 0 0 0 0 0 0 1 0 0 0 0 1 1		
<b>Harry Parker, R</b> (1, 1) <b>Bob Miller, R</b> (5, 1) <b>Ken Boswell, L</b> (7, 4) OBP: 0.276, SLG: 0.295		0-3 K			0-3 K			0-0 1B 1B 1B		2 0 0 0 0 2 1 0 0 0 0 0 0 0 2 1 1 0 0 0 1		
<b>Inning Stats</b>	R: 1 H: 1 E: 0 LOB: 1 K: 0 BB: 1 S: 4 P: 8	R: 0 H: 1 E: 0 LOB: 1 K: 1 BB: 0 S: 6 P: 6	R: 0 H: 0 E: 0 LOB: 0 K: 1 BB: 0 S: 5 P: 5	R: 0 H: 0 E: 0 LOB: 1 K: 2 BB: 1 S: 7 P: 11	R: 0 H: 0 E: 0 LOB: 0 K: 2 BB: 0 S: 7 P: 7	R: 0 H: 1 E: 0 LOB: 1 K: 0 BB: 0 S: 4 P: 4	R: 0 H: 0 E: 0 LOB: 0 K: 1 BB: 0 S: 5 P: 5	R: 2 H: 4 E: 0 LOB: 1 K: 0 BB: 0 S: 6 P: 6	R: 0 H: 1 E: 0 LOB: 1 K: 1 BB: 0 S: 6 P: 6	1B: 8 SF: 1 2B: 0 SAC: 0 3B: 0 DP: 1 HR: 0 HBP: 0		WP: 0 PA: 36 PB: 0 SB: 0 CS: 0
<b>PITCHER</b> <b>Bill Greif, R</b> (1, 1) ERA: 4.89 <b>Randy Jones, L</b> (8, 1) ERA: 4.07	IP WLS BF H R ER SO BB IBB HBP BLK WP HR S P ERA WHIP	7.1 W 31 7 3 3 7 2 0 0 0 0 0 0 43 51 3.68 1.227	1.2 5 1 0 0 1 0 0 0 0 0 0 0 7 7 0.00 0.600	<b>PITCHER</b> IP WLS BF H R ER SO BB IBB HBP BLK WP HR S P ERA WHIP								ERA WHIP

livebaseballscorecards.com

AB	33
R	3
H	8
RBI	3
BB	2
SO	8
LOB	14



Batter	1	2	3	4	5	6	7	8	9	AB	R	H	RBI	BB	SO	LOB	BOTTOM			
Enzo Hernandez, R (1, 6) OBP: 0.274, SLG: 0.279	0-0 4-3 2B		0-0 SH1-3 HR 1B		4-0 1-2 1B BB	0-0 6-3				3	3	2	0	1	0	1	<b>New York Mets @ San Diego Padres</b> San Diego Stadium, San Diego, CA Sun Jul 21 1974, 6:33 AM EDT Att. 7,481 - Unknown			
Rich Morales, R (1, 4) OBP: 0.327, SLG: 0.279	0-0 4-3 2-3		0-0 SH1-3		0-0 4-3		0-0 F9			3	0	0	0	0	0	3				
Dave Winfield, R (1, 7) OBP: 0.322, SLG: 0.476	0-0 3-H 2B		0-0 L5		0-0 2-H 3-H HR 1B		0-0 F8			4	1	2	3	0	0	1				
Willie McCovey, L (1, 3) OBP: 0.432, SLG: 0.496	4-0 BB		0-0 2-H HR		0-0 1-H HR		4-0 BB			2	2	2	4	2	0	0				
Johnny Grubb, L (1, 8) OBP: 0.383, SLG: 0.421	0-3 K		0-3 K		0-0 4-3		0-3 K			4	0	0	0	0	3	3				
Cito Gaston, R (1, 9) OBP: 0.293, SLG: 0.390	0-3 K			0-0 6-3	0-0 6-3			0-0 2B		4	0	1	0	0	1	2				
Fred Kendall, R (1, 2) OBP: 0.335, SLG: 0.378		0-0 6-3		0-0 5-3		0-0 E6 SH1-4		0-3 K		4	0	0	0	0	1	1				
Dave Roberts, R (1, 5) OBP: 0.256, SLG: 0.264		0-3 K		0-0 6-3		0-0 F9		0-0 5-3		4	0	0	0	0	1	2				
Bill Greif, R (1, 1) OBP: 0.250, SLG: 0.063		0-0 G3			0-0 4-3 1B BB 1B		0-0 SH1-4		0-3 K	2	1	1	0	0	0	0				
Randy Jones, R (8, 1) OBP: 0.170, SLG: 0.174										1	0	0	0	0	1	1				
<b>Inning Stats</b>	R: 1 E: 0 K: 2 S: 9	H: 2 LOB: 2 BB: 1 P: 13	R: 0 E: 0 K: 1 S: 5	H: 0 LOB: 0 BB: 0 P: 5	R: 2 E: 0 K: 1 S: 7	H: 2 LOB: 0 BB: 0 P: 7	R: 0 E: 0 K: 0 S: 3	H: 0 LOB: 0 BB: 0 P: 3	R: 4 E: 0 K: 0 S: 6	H: 3 LOB: 0 BB: 1 P: 10	R: 0 E: 1 K: 0 S: 4	H: 0 LOB: 1 BB: 0 P: 4	R: 0 E: 0 K: 1 S: 5	H: 0 LOB: 1 BB: 1 P: 9	R: 0 E: 0 K: 2 S: 8	H: 1 LOB: 1 BB: 0 P: 8	1B: 3 2B: 3 3B: 0 HR: 2	SF: 0 SAC: 2 DP: 0 HBP: 0	WP: 0 PB: 0 SB: 0 CS: 0	PA: 36
<b>PITCHER</b>	IP WLS BF H R ER SO	IP WLS BF H R ER SO	IP WLS BF H R ER SO	IP WLS BF H R ER SO	IP WLS BF H R ER SO	IP WLS BF H R ER SO	IP WLS BF H R ER SO	IP WLS BF H R ER SO	IP WLS BF H R ER SO	IP WLS BF H R ER SO	IP WLS BF H R ER SO	IP WLS BF H R ER SO	IP WLS BF H R ER SO	IP WLS BF H R ER SO	IP WLS BF H R ER SO	IP WLS BF H R ER SO	ERA WHIP			
Harry Parker, R (1, 1) ERA: 3.21	4.0																			
Bob Miller, R (5, 1) ERA: 3.97	2.0																			
Tug McGraw, L (7, 1) ERA: 5.67	2.0																			

livebaseballscorecards.com

AB	31
R	7
H	8
RBI	7
BB	3
SO	7
LOB	14



Batter	1	2	3	4	5	6	7	8	9	10	AB R H RBI BB SO LOB
Enzo Hernandez, R (1, 6) OBP: 0.274, SLG: 0.279	0-0 SH3-4 1B		0-0 5-3			0-0 5-3			0-0 4-3		4 0 1 0 0 0 0
Rich Morales, R (1, 4) OBP: 0.327, SLG: 0.267	0-0 SH3-4 1-2			0-0 5-3			0-0 5-3		4-0 BB		2 0 0 0 1 0 0
Dave Winfield, R (1, 7) OBP: 0.318, SLG: 0.470	0-0 F7			0-3 K			0-0 5-3		0-0 F8		4 0 0 0 0 1 2
Willie McCovey, L (1, 3) OBP: 0.426, SLG: 0.487	0-0 5-3			0-0 F8			0-0 4-3		0-0 4-3		4 0 0 0 0 0 2
Johnny Grubb, L (1, 8) OBP: 0.381, SLG: 0.419		0-0 F7			0-0 F8			0-0 SH2-4 1B		0-0 F8	4 0 1 0 0 0 0
Cito Gaston, R (1, 9) OBP: 0.269, SLG: 0.384		0-0 F8			0-0 5-3			0-0 SH2-4 1-2		0-0 F8	3 0 0 0 0 0 0
Fred Kendall, R (1, 2) OBP: 0.331, SLG: 0.373		0-0 F7			0-0 4-3			0-0 F3		0-0 6-3	4 0 0 0 0 0 1
Dave Hilton, R (1, 5) OBP: 0.189, SLG: 0.091			0-0 F9			0-0 5-3		4-0 IBB			2 0 0 0 1 0 0
Randy Jones, R (1, 1) OBP: 0.163, SLG: 0.167			0-0 6-3			0-0 F8		0-0 1-3			2 0 0 0 0 0 0
Glenn Beckert, R (8, PH) OBP: 0.391, SLG: 0.333											1 0 0 0 0 0 2
Larry Hardy, R (8, 1)											0 0 0 0 0 0 0
Bill Laxton, L (9, 1)											0 0 0 0 0 0 0
Mike Johnson, R (9, 1)											0 0 0 0 0 0 0

TOP	
San Diego Padres @ Atlanta Braves Atlanta Stadium, Atlanta, GA Thu Jul 25 1974, 7:05 PM EDT Att. 5,149 - Unknown	
AB 30 R 0 H 2 RBI 0 BB 2 SO 1 LOB 7	
	
WP: 0 PA: 34 PB: 0 SB: 0 CS: 0	

Inning Stats	R: 0	H: 1	R: 0	H: 0	R: 0	H: 0	R: 0	H: 0	R: 0	H: 0	R: 0	H: 1	R: 0	H: 0	R: 0	H: 0	R: 0	H: 0	R: 0	H: 0	1B: 2	SF: 0	WP: 0	PA: 34
	E: 0	LOB: 1	E: 0	LOB: 0	E: 0	LOB: 0	E: 0	LOB: 0	E: 0	LOB: 0	E: 0	LOB: 2	E: 0	LOB: 1	E: 0	LOB: 0	E: 0	LOB: 0	E: 0	LOB: 0	2B: 0	SAC: 2	PB: 0	
	K: 0	BB: 0	K: 0	BB: 0	K: 0	BB: 0	K: 1	BB: 0	K: 0	BB: 0	K: 0	BB: 0	K: 0	BB: 1	K: 0	BB: 0	K: 0	BB: 0	K: 0	BB: 0	3B: 0	DP: 0	SB: 0	
	S: 4	P: 4	S: 3	P: 3	S: 3	P: 3	S: 5	P: 5	S: 3	P: 3	S: 3	P: 3	S: 4	P: 8	S: 3	P: 7	S: 3	P: 3	S: 3	P: 3	HR: 0	HBP: 0	CS: 0	
PITCHER	IP	WLS	BF	H	R	ER	SO	BB	IBB	HBP	BLK	WP	HR	S	P	ERA	WHIP							
Ron Reed, R (1, 1) ERA: 2.39	9.0		31	2	0	0	1	1	1	0	0	0	0	31	39	0.00	0.333							
Tom House, L (10, 1) ERA: 2.1	1.0	W	3	0	0	0	0	0	0	0	0	0	0	3	3	0.00	0.000							

Batter	1	2	3	4	5	6	7	8	9	10	AB	R	H	RBI	BB	SO	LOB							
<b>Ralph Garr, L</b> (1, 7) OBP: 0.392, SLG: 0.498	<b>K</b>		<b>6-3</b>		<b>F9</b>		<b>F5</b>		<b>FC4-2</b>		5	0	0	0	0	1	7							
<b>Davey Johnson, R</b> (1, 3) OBP: 0.352, SLG: 0.386	<b>F9</b>		<b>BB</b>			<b>K</b>		<b>1-3</b>	<b>FC5</b>		4	0	0	0	1	1	3							
<b>Darrell Evans, L</b> (1, 5) OBP: 0.393, SLG: 0.413	<b>BB</b>		<b>F7</b>		<b>F9</b>		<b>4-3</b>			<b>SH5-3</b> <b>1B</b> <b>BB</b>	3	1	0	0	2	0	2							
<b>Dusty Baker Jr., R</b> (1, 9) OBP: 0.314, SLG: 0.359	<b>K</b>			<b>5-3</b>		<b>1B</b>		<b>1B</b>		<b>SH5-3</b>	4	0	2	0	0	1	1							
<b>Ivan Murrell, R</b> (1, 8) <b>Mike Lum, L</b> (8, PH) (9, 8) (10, 3)		<b>6-3</b>		<b>K</b>		<b>K</b>		<b>1-3</b>		<b>1B</b> <b>IBB</b>	3	0	0	0	0	2	1							
<b>Marty Perez, R</b> (1, 4) OBP: 0.348, SLG: 0.387 <b>Rowland Office, L</b> (9, PR) OBP: 0.276, SLG: 0.360 (10, 8)		<b>5-3</b>		<b>L7</b>			<b>E5</b> <b>WP</b> <b>1-3</b>		<b>BB</b> <b>FC4-2</b> <b>BB</b>	<b>1B</b> <b>1-2</b> <b>2-H</b> <b>1B</b>	3	0	0	0	1	0	0							
<b>Craig Robinson, R</b> (1, 6) OBP: 0.264, SLG: 0.246		<b>6-3</b>		<b>L8</b>			<b>1-3</b>		<b>B1</b>		4	0	0	0	0	0	2							
<b>Vic Correll, R</b> (1, 2) OBP: 0.243, SLG: 0.229			<b>6-3</b> <b>SH1-4</b> <b>BB</b>			<b>1B</b>		<b>SH5-3</b> <b>IBB</b>		<b>FC4-2</b> <b>BB</b> <b>1B</b>	2	0	2	0	2	0	0							
<b>Ron Reed, R</b> (1, 1) <b>Frank Tepedino, L</b> (9, PH) <b>Hank Aaron, R</b> (9, PH) <b>Tom House, L</b> (10, 1) OBP: 0.400, SLG: 0.400			<b>SH1-4</b>		<b>K</b>		<b>SH5-3</b>		<b>FC5</b> <b>FC4-2</b> <b>BB</b>	<b>1-2</b> <b>2-3</b>	1	0	0	0	0	1	1							
<b>Inning Stats</b>	R: 0 E: 0 K: 2 S: 7	H: 0 LOB: 1 BB: 1 P: 11	R: 0 E: 0 K: 0 S: 3	H: 0 LOB: 0 BB: 0 P: 3	R: 0 E: 0 K: 0 S: 3	H: 0 LOB: 2 BB: 2 P: 11	R: 0 E: 0 K: 1 S: 5	H: 0 LOB: 0 BB: 0 P: 5	R: 0 E: 0 K: 1 S: 6	H: 1 LOB: 1 BB: 0 P: 6	R: 0 E: 0 K: 2 S: 8	H: 1 LOB: 1 BB: 0 P: 8	R: 0 E: 1 K: 0 S: 4	H: 0 LOB: 2 BB: 1 P: 8	R: 0 E: 0 K: 0 S: 4	H: 1 LOB: 1 BB: 0 P: 4	R: 0 E: 0 K: 0 S: 4	H: 1 LOB: 3 BB: 2 P: 12	R: 1 E: 0 K: 0 S: 2	H: 1 LOB: 2 BB: 2 P: 10	1B: 5 2B: 0 3B: 0 HR: 0	SF: 0 SAC: 3 DP: 0 HBP: 0	WP: 1 PB: 0 SB: 1 CS: 0	PA: 42
<b>PITCHER</b>	IP	WLS	BF	H	R	ER	SO	BB	IBB	HBP	BLK	WP	HR	S	P	ERA	WHIP							
<b>Randy Jones, L</b> (1, 1) ERA: 3.87	7.0		28	2	0	0	6	3	1	0	0	1	0	36	52	0.00	0.714							
<b>Larry Hardy, R</b> (8, 1) ERA: 4.71	1.1		7	2	0	0	0	1	0	0	0	0	0	6	10	0.00	2.250							
<b>Bill Laxton, L</b> (9, 1) ERA: 4.91	0.1		2	0	0	0	0	1	0	0	0	0	0	1	5	0.00	3.000							
<b>Mike Johnson, R</b> (9, 1) ERA: 13.5	0.2	L	5	1	1	1	0	1	1	0	0	0	0	3	11	13.50	3.000							

BOTTOM

**San Diego Padres @ Atlanta Braves**  
Atlanta Stadium, Atlanta, GA  
Thu Jul 25 1974, 7:05 PM EDT  
Att. 5,149 - Unknown

livebaseballscorecards.com

**AB** 31  
**R** 1  
**H** 5  
**RBI** 1  
**BB** 8  
**SO** 6  
**LOB** 18



**WP:** 1  
**PB:** 0  
**SB:** 1  
**CS:** 0

Batter	1	2	3	4	5	6	7	8	9	AB R H RBI BB SO LOB	TOP	
Enzo Hernandez, R (1, 6) OBP: 0.274, SLG: 0.279	0-0 F8		0-0 E 1B		0-0 6-3			0-0 G2		4 0 1 0 0 0 0		
Rich Morales, R (1, 4) OBP: 0.309, SLG: 0.250 Glenn Becker, R (8, PH) OBP: 0.383, SLG: 0.326 Rusty Gerhardt, S (8, 1)	0-0 P4		0-0 E5 1-2		0-0 L4			0-0 4-3		3 0 0 0 0 0 1 1 0 0 0 0 0 0 0 0 0 0 0 0 0		
Gene Locklear, L (1, 7) OBP: 0.500, SLG: 0.333	0-0 6-3		0-0 6-3			4-0 L4-3 BB			0-0 FC4-6 BB 1B	3 0 1 0 1 0 2		
Willie McCovey, L (1, 3) OBP: 0.427, SLG: 0.483		0-3 K		4-0 1B 2B BB		0-0 L4-3 1-2			4-0 FC4-6 BB	2 1 0 0 2 1 1		
Johnny Grubb, L (1, 8) OBP: 0.379, SLG: 0.416		0-0 F8		0-0 2B 1-2 9-2 1B		0-3 K			0-0 FC4-6 WP 1-2f 2-3	4 0 1 0 0 1 2		
Cito Gaston, R (1, 9) OBP: 0.293, SLG: 0.388		4-0 BB		0-0 1-3 2-H 2B			0-0 F8		0-3 K	3 0 1 1 1 1 2		
Fred Kendall, R (1, 2) OBP: 0.327, SLG: 0.368		0-0 F8		0-0 P6			0-0 P4		0-0 5-3 1-2	4 0 0 0 0 0 5		
Dave Hilton, R (1, 5) OBP: 0.175, SLG: 0.083			0-0 6-3	0-0 9-2 3-Hf			0-3 K			3 0 0 0 0 1 2		
Dave Freisleben, R (1, 1) OBP: 0.286, SLG: 0.243 Horace Clarke, S (8, PH) OBP: 0.280, SLG: 0.224 (8, 4)			0-3 K		0-0 4-3			0-0 4-3		2 0 0 0 0 1 0 1 0 0 0 0 0 0		
<b>Inning Stats</b>	R: 0 E: 0 K: 0 S: 3 H: 0 LOB: 0 BB: 0 P: 3	R: 0 E: 0 K: 1 S: 5 H: 0 LOB: 1 BB: 1 P: 9	R: 0 E: 1 K: 1 S: 7 H: 1 LOB: 2 BB: 0 P: 7	R: 1 E: 0 K: 0 S: 4 H: 2 LOB: 1 BB: 1 P: 8	R: 0 E: 0 K: 0 S: 3 H: 0 LOB: 0 BB: 0 P: 3	R: 0 E: 0 K: 1 S: 4 H: 0 LOB: 0 BB: 1 P: 8	R: 0 E: 0 K: 1 S: 5 H: 0 LOB: 0 BB: 0 P: 5	R: 0 E: 0 K: 0 S: 3 H: 0 LOB: 0 BB: 0 P: 3	R: 0 E: 0 K: 1 S: 6 H: 1 LOB: 2 BB: 1 P: 10	1B: 3 2B: 3 3B: 0 HR: 0 SF: 0 SAC: 0 DP: 2 HBP: 0	WP: 1 PB: 0 SB: 0 CS: 0 PA: 34	
<b>PITCHER</b>	IP WLS BF H R ER SO BB IBB HBP BLK WP HR S P ERA WHIP											
Tom Carroll, R (1, 1) ERA: 1.93	8.0 W 31 4 1 1 4 4 0 0 0 0 0 0 35 51 1.12 1.000											
Will McEnaney, L (9, 1) ERA: 5.23	1.0 3 0 0 0 1 0 0 0 0 1 0 5 5 0.00 0.000											

San Diego Padres @ Cincinnati Reds  
Riverfront Stadium, Cincinnati, OH  
Sat Jul 27 1974, 7:05 PM EDT  
Att. 42,350 - Unknown

livebaseballscorecards.com

AB	30
R	1
H	4
RBI	1
BB	4
SO	5
LOB	15



Batter	1	2	3	4	5	6	7	8	9
<b>Cesar Geronimo, L</b> (1, 8) OBP: 0.370, SLG: 0.461	0-0 E BB 1B	0-0 3-1		4-0 WP BB		0-0 1-2 1B		0-0 1-3 2B	
<b>Pete Rose, S</b> (1, 7) OBP: 0.386, SLG: 0.362	4-0 1-2 1B BB	4-0 BB		0-0 F8 1-2 2-3		0-0 4-3		0-0 6-3	
<b>Joe Morgan, L</b> (1, 4) OBP: 0.430, SLG: 0.479	0-0 1-2 2-3 E4 1B E	0-3 K		0-0 G3			0-0 L3		
<b>Johnny Bench, R</b> (1, 2) OBP: 0.355, SLG: 0.470	0-0 F2		0-0 F8		0-3 K		0-0 6-3		
<b>Tony Perez, R</b> (1, 3) OBP: 0.332, SLG: 0.468	0-0 E5 1B		0-0 F9		0-0 5-3		0-0 6-3		
<b>Darrel Chaney, S</b> (8, 5) OBP: 0.365, SLG: 0.298	1-H 2-H 3-H 1B								
<b>Dan Driessen, L</b> (1, 5) OBP: 0.342, SLG: 0.385	0-0 3-H 1B		0-0 2B		0-0 G3			0-0 2B 1B	
<b>Dave Concepcion, R</b> (1, 6) OBP: 0.336, SLG: 0.390	0-0 F2 1B		0-0 5-3		0-3 K2-3		0-0 B1-3 1-H FC6-2-5 2B		
<b>Ken Griffey, L</b> (1, 9) OBP: 0.252, SLG: 0.291	0-3 K			0-0 WP 2B		4-0 FC3-6 BB		0-0 B1-3 2-3	
<b>Tom Carroll, L</b> (1, 1) OBP: 0.182, SLG: 0.182		0-3 K		0-3 K		0-0 FC3-6 1B		0-0 FC6-2-5 2B 3-H	
<b>Will McEnaney, L</b> (9, 1)									

Inning Stats	R: 4	H: 3	LOB: 1	K: 1	S: 9	R: 0	H: 0	LOB: 1	K: 2	S: 7	R: 0	H: 1	LOB: 1	K: 0	S: 4	R: 0	H: 1	LOB: 2	K: 1	S: 6	R: 0	H: 0	LOB: 0	K: 1	S: 5	R: 0	H: 1	LOB: 2	K: 1	S: 6	R: 0	H: 0	LOB: 0	K: 0	S: 3	R: 1	H: 3	LOB: 2	K: 0	S: 6
	1B: 5	SF: 0	2B: 4	SAC: 0	3B: 0	DP: 0	HR: 0	HBP: 0	WP: 1	PA: 38																														

PITCHER	IP	WLS	BF	H	R	ER	SO	BB	IBB	HBP	BLK	WP	HR	S	P	ERA	WHIP
<b>Dave Freisleben, R</b> (1, 1) ERA: 3.55	7.0	L	32	6	4	3	6	4	0	0	0	1	0	40	56	3.86	1.429
<b>Rusty Gerhardt, L</b> (8, 1) ERA: 9.0	1.0		6	3	1	1	0	0	0	0	0	0	0	6	6	9.00	3.000


**BOTTOM**

**San Diego Padres @ Cincinnati Reds**  
Riverfront Stadium, Cincinnati, OH

Sat Jul 27 1974, 7:05 PM EDT  
Att. 42,350 - Unknown

livebaseballscorecards.com

<b>AB</b>	<b>34</b>
<b>R</b>	<b>5</b>
<b>H</b>	<b>9</b>
<b>RBI</b>	<b>4</b>
<b>BB</b>	<b>4</b>
<b>SO</b>	<b>6</b>
<b>LOB</b>	<b>21</b>



San Diego Padres @ Cincinnati Reds  
Riverfront Stadium, Cincinnati, OH

Sun Jul 28 1974, 3:33 AM EDT  
Att: 30,975 - Unknown

livebaseballscorecards.com

AB	30
R	1
H	5
RBI	1
BB	2
SO	5
LOB	8



WP:	0	PA:	32
PB:	0		
SB:	0		
CS:	1		

Batter	1	2	3	4	5	6	7	8	9	AB	R	H	RBI	BB	SO	LOB
Enzo Hernandez, R (1, 6) OBP: 0.273, SLG: 0.278	0-0 CS 1B			0-0 F3		0-0 F9		0-0 6-3		4	0	1	0	0	0	0
Dave Hilton, R (1, 5) OBP: 0.205, SLG: 0.125	0-0 F9 1-2			0-0 1B 1B		0-0 4-3 1B		0-0 6-3		4	1	2	0	0	0	1
Johnny Grubb, L (1, 8) OBP: 0.375, SLG: 0.411	0-0 4-3			0-0 F8		0-0 4-3 1-2			0-0 3-1	4	0	0	0	0	0	2
Willie McCovey, L (1, 3) OBP: 0.430, SLG: 0.483 Mike Johnson, R (7, 1) Horace Clarke, S (9, PH) OBP: 0.277, SLG: 0.222		0-3 K		0-0 1B 1-3 1B		4-0 BB BB		0-3 K		2	0	1	0	1	1	0
Cito Gaston, R (1, 9) OBP: 0.292, SLG: 0.385		0-0 5-3		0-0 1-2 1B		0-0 F7		0-0 P4		4	0	1	1	0	0	2
Nate Colbert, R (1, 7) OBP: 0.323, SLG: 0.338 (7, 3)		0-0 6-3		0-3 K		0-3 K				3	0	0	0	0	2	2
Fred Kendall, R (1, 2) OBP: 0.327, SLG: 0.365 Bob Barton, R (8, 2) OBP: 0.333, SLG: 0.250			4-0 BB BB		0-0 4-3		0-0 F2			2	0	0	0	1	0	0
Rich Morales, R (1, 4) OBP: 0.293, SLG: 0.235			0-0 G4-6-3 1-2f		0-0 G3		0-0 6-3			3	0	0	0	0	0	1
Dan Spillner, R (1, 1) Bill Laxton, L (5, 1) Larry Hardy, R (5, 1) Lowell Palmer, R (6, 1) OBP: 0.125, SLG: 0.250 Dave Roberts, R (7, 7) OBP: 0.256, SLG: 0.264			0-0 F3		0-3 K		0-0 5-3			2	0	0	0	0	1	0
	R: 0 H: 1 E: 0 LOB: 0 K: 0 BB: 0 S: 3 P: 3	R: 0 H: 0 E: 0 LOB: 0 K: 1 BB: 0 S: 5 P: 5	R: 0 H: 0 E: 0 LOB: 0 K: 0 BB: 1 S: 2 P: 6	R: 1 H: 3 E: 0 LOB: 2 K: 1 BB: 0 S: 8 P: 8	R: 0 H: 0 E: 0 LOB: 0 K: 1 BB: 0 S: 5 P: 5	R: 0 H: 1 E: 0 LOB: 2 K: 0 BB: 1 S: 4 P: 8	R: 0 H: 0 E: 0 LOB: 0 K: 1 BB: 0 S: 5 P: 5	R: 0 H: 0 E: 0 LOB: 0 K: 0 BB: 0 S: 3 P: 3	R: 0 H: 0 E: 0 LOB: 0 K: 1 BB: 0 S: 5 P: 5	1B: 5 SF: 0 2B: 0 SAC: 0 3B: 0 DP: 1 HR: 0 HBP: 0	WP: 0 PA: 32 PB: 0 SB: 0 CS: 1					

Batter	1	2	3	4	5	6	7	8	9	AB	R	H	RBI	BB	SO	LOB
Enzo Hernandez, R (1, 6) OBP: 0.273, SLG: 0.278	0-0 CS 1B			0-0 F3		0-0 F9		0-0 6-3		4	0	1	0	0	0	0
Dave Hilton, R (1, 5) OBP: 0.205, SLG: 0.125	0-0 F9 1-2			0-0 1B 1B		0-0 4-3 1B		0-0 6-3		4	1	2	0	0	0	1
Johnny Grubb, L (1, 8) OBP: 0.375, SLG: 0.411	0-0 4-3			0-0 F8		0-0 4-3 1-2			0-0 3-1	4	0	0	0	0	0	2
Willie McCovey, L (1, 3) OBP: 0.430, SLG: 0.483 Mike Johnson, R (7, 1) Horace Clarke, S (9, PH) OBP: 0.277, SLG: 0.222		0-3 K		0-0 1B 1-3 1B		4-0 BB BB		0-3 K		2	0	1	0	1	1	0
Cito Gaston, R (1, 9) OBP: 0.292, SLG: 0.385		0-0 5-3		0-0 1-2 1B		0-0 F7		0-0 P4		4	0	1	1	0	0	2
Nate Colbert, R (1, 7) OBP: 0.323, SLG: 0.338 (7, 3)		0-0 6-3		0-3 K		0-3 K				3	0	0	0	0	2	2
Fred Kendall, R (1, 2) OBP: 0.327, SLG: 0.365 Bob Barton, R (8, 2) OBP: 0.333, SLG: 0.250			4-0 BB BB		0-0 4-3		0-0 F2			2	0	0	0	1	0	0
Rich Morales, R (1, 4) OBP: 0.293, SLG: 0.235			0-0 G4-6-3 1-2f		0-0 G3		0-0 6-3			3	0	0	0	0	0	1
Dan Spillner, R (1, 1) Bill Laxton, L (5, 1) Larry Hardy, R (5, 1) Lowell Palmer, R (6, 1) OBP: 0.125, SLG: 0.250 Dave Roberts, R (7, 7) OBP: 0.256, SLG: 0.264			0-0 F3		0-3 K		0-0 5-3			2	0	0	0	0	1	0
	R: 0 H: 1 E: 0 LOB: 0 K: 0 BB: 0 S: 3 P: 3	R: 0 H: 0 E: 0 LOB: 0 K: 1 BB: 0 S: 5 P: 5	R: 0 H: 0 E: 0 LOB: 0 K: 0 BB: 1 S: 2 P: 6	R: 1 H: 3 E: 0 LOB: 2 K: 1 BB: 0 S: 8 P: 8	R: 0 H: 0 E: 0 LOB: 0 K: 1 BB: 0 S: 5 P: 5	R: 0 H: 1 E: 0 LOB: 2 K: 0 BB: 1 S: 4 P: 8	R: 0 H: 0 E: 0 LOB: 0 K: 1 BB: 0 S: 5 P: 5	R: 0 H: 0 E: 0 LOB: 0 K: 0 BB: 0 S: 3 P: 3	R: 0 H: 0 E: 0 LOB: 0 K: 1 BB: 0 S: 5 P: 5	1B: 5 SF: 0 2B: 0 SAC: 0 3B: 0 DP: 1 HR: 0 HBP: 0	WP: 0 PA: 32 PB: 0 SB: 0 CS: 1					

PITCHER	IP	WLS	BF	H	R	ER	SO	BB	IBB	HBP	BLK	WP	HR	S	P	ERA	WHIP
Jack Billingham, R (1, 1) ERA: 3.38	6.0	W	23	5	1	1	3	2	0	0	0	0	0	27	35	1.50	1.167
Dick Baney, R (7, 1) ERA: 4.12	2.0		6	0	0	0	1	0	0	0	0	0	0	8	8	0.00	0.000
Tom Hall, L (9, 1) ERA: 4.2	1.0		3	0	0	0	1	0	0	0	0	0	0	5	5	0.00	0.000



BOTTOM

San Diego Padres @ Cincinnati Reds  
Riverfront Stadium, Cincinnati, OH

Sun Jul 28 1974, 3:33 AM EDT  
Att. 30,975 - Unknown

livebaseballscorecards.com

AB	39
R	14
H	13
RBI	10
BB	10
SO	5
LOB	36



WP	2	PA	51
PB	0		
SB	1		
CS	1		

AB	5	R	0	H	2	RBI	2	BB	1	SO	0	LOB	3
	0	0	0	0	0	0	0	0	0	0	0		

3	1	0	1	1	0	3							
0	0	0	0	0	0	0							
1	0	0	0	0	0	3							

3	2	1	1	1	0	4							
2	0	0	0	0	1	5							

5	2	4	2	1	0	0							
---	---	---	---	---	---	---	--	--	--	--	--	--	--

3	2	2	1	1	0	0							
2	0	0	0	0	0	3							

1	0	0	0	1	0	0							
0	0	0	1	1	0	0							
1	2	1	1	1	0	0							

3	0	0	0	1	2	8							
1	0	0	0	0	1	1							

4	4	2	0	1	0	1							
---	---	---	---	---	---	---	--	--	--	--	--	--	--

3	0	0	0	0	1	4							
2	1	1	1	0	0	1							

1B	10	SF	1
2B	2	SAC	0
3B	0	DP	1
HR	1	HBP	0

Batter	1	2	3	4	5	6	7	8	9
Cesar Geronimo, L OBP: 0.372, SLG: 0.460 Tom Hall, L	0-0 P6	0-0 1B		0-0 FC8-4	0-0 1B	0-0 FC		4-0 1B BB	
Pete Rose, S OBP: 0.384, SLG: 0.360 Dick Baney, R	4-0 1B	0-0 F8		0-0 CS	0-0 L8	0-0 SF7		0-0 P6	
Merv Rettenmund, R OBP: 0.326, SLG: 0.341	1B BB				0-0 E4				
Joe Morgan, L OBP: 0.431, SLG: 0.486 Bill Plummer, R OBP: 0.265, SLG: 0.366	0-0 F9		0-0 HR		0-0 BB BB	0-0 F9		0-3 K	
Johnny Bench, R OBP: 0.362, SLG: 0.474	0-0 2B 1B		0-0 5-3		4-0 BB BB E BB	0-0 1B 1B	0-0 G5-4-3 1B	0-0 FC6-4 1B	
Tony Perez, R OBP: 0.336, SLG: 0.472 George Foster, R OBP: 0.317, SLG: 0.389	0-0 2B		0-0 6-3		4-0 BB BB E BB	0-0 2B 1B	0-0 G5-4-3	0-0 FC6-4	
Dan Driessen, L OBP: 0.343, SLG: 0.384 Andy Kosco, R OBP: 0.295, SLG: 0.243 Darrel Chaney, S OBP: 0.382, SLG: 0.328	4-0 1B		0-0 F7		4-0 E WP BB	0-0 1B WP 2B	4-0 BB		
Dave Concepcion, R OBP: 0.335, SLG: 0.387 Phil Gagliano, R OBP: 0.500, SLG: 0.118	0-3 K			4-0 FC5-6 1B BB	0-0 K	0-0 F7	0-3 K		
Ken Griffey, L OBP: 0.265, SLG: 0.298		0-0 4-3		0-0 E FC8-4 1B	0-0 E7 WP 1B	4-0 WP 1B SF7 IBB		0-0 E FC3 1B 1B	
Jack Billingham, R OBP: 0.067, SLG: 0.045 Terry Crowley, L OBP: 0.301, SLG: 0.376		0-0 F9		0-0 FC5-6 FC8-4	0-3 K E 1B	0-0 WP 1B		0-0 FC3 BB 1B	

Inning Stats	R: 1	H: 2	E: 0	K: 1	S: 7	R: 0	H: 1	E: 0	K: 0	S: 4	R: 1	H: 1	E: 0	K: 0	S: 4	R: 5	H: 1	E: 2	K: 2	S: 11	R: 4	H: 4	E: 0	K: 1	S: 8	R: 0	H: 1	E: 0	K: 1	S: 5	R: 2	H: 2	E: 1	K: 1	S: 8
--------------	------	------	------	------	------	------	------	------	------	------	------	------	------	------	------	------	------	------	------	-------	------	------	------	------	------	------	------	------	------	------	------	------	------	------	------

PITCHER	IP	WLS	BF	H	R	ER	SO	BB	IBB	HBP	BLK	WP	HR	S	P	ERA	WHIP
Dan Spillner, R ERA: 3.15	(1, 1)	4.1	23	5	6	3	1	5	1	0	0	0	1	19	43	6.23	2.308
Bill Laxton, L ERA: 4.91	(5, 1)	0.0	1	0	0	0	0	1	0	0	0	0	0	0	4	∞	∞
Larry Hardy, R ERA: 4.66	(5, 1)	0.2	6	1	2	0	2	0	0	0	0	1	0	10	10	0.00	1.500
Lowell Palmer, R ERA: 6.45	(6, 1)	1.0	9	4	4	4	0	0	1	0	0	1	0	8	12	36.00	4.000
Mike Johnson, R ERA: 10.13	(7, 1)	2.0	11	3	2	2	2	2	0	0	0	0	0	13	21	9.00	2.500

PITCHER	IP	WLS	BF	H	R	ER	SO	BB	IBB	HBP	BLK	WP	HR	S	P	ERA	WHIP
---------	----	-----	----	---	---	----	----	----	-----	-----	-----	----	----	---	---	-----	------

Batter	1	2	3	4	5	6	7	8	9	AB R H RBI BB SO LOB	TOP	
Enzo Hernandez, R (1, 6) OBP: 0.276, SLG: 0.281	0-0 F7	0-0 1B			0-0 CS 1B		0-0 6-3			4 0 2 1 0 0 0		
Dave Hilton, R (1, 4) OBP: 0.208, SLG: 0.136	0-0 F8		0-0 F8		0-0 1B			0-0 L9		4 0 1 0 0 0 0		
Johnny Grubb, L (1, 8) OBP: 0.376, SLG: 0.422	0-0 HR		0-0 F7		0-0 G4-6-3 1B			0-3 K		4 1 2 1 0 1 0		
Willie McCovey, L (1, 3) OBP: 0.427, SLG: 0.477 Dave Winfield, R (8, PR) OBP: 0.318, SLG: 0.470 (8, 7)	0-3 K		0-0 6-3		0-0 G4-6-3 1B			4-0 BB		3 0 0 0 1 1 2 0 0 0 0 0 0 0		
Cito Gaston, R (1, 9) OBP: 0.291, SLG: 0.383		0-0 SH1-3 1B		0-0 6-3		0-0 6-3		0-3 K		4 1 1 0 0 1 1		
Nate Colbert, R (1, 7) OBP: 0.323, SLG: 0.349 (8, 3)		0-0 SH1-3		0-0 HR		0-0 L7		0-0 F7		3 1 1 1 0 0 0		
Dave Roberts, R (1, 5) OBP: 0.256, SLG: 0.263		0-0 BB 1B		0-0 6-3		0-0 5-3		0-0 1-6-3		4 0 1 0 0 0 0		
Bob Barton, R (1, 2) OBP: 0.340, SLG: 0.253		0-3 K		4-0 BB			0-0 F9		0-0 1B	3 0 1 0 1 1 2		
Bill Greif, R (1, 1) OBP: 0.250, SLG: 0.057		4-0 1B		0-0 4-3			0-0 4-3		0-0 P4	3 0 0 0 1 0 2		
<b>Inning Stats</b>	R: 1 E: 0 K: 1 S: 6 H: 1 LOB: 0 BB: 0 P: 6	R: 1 E: 1 K: 1 S: 7 H: 3 LOB: 2 BB: 1 P: 11	R: 0 E: 0 K: 0 S: 3 H: 0 LOB: 0 BB: 0 P: 3	R: 1 E: 0 K: 0 S: 4 H: 1 LOB: 1 BB: 1 P: 8	R: 0 E: 0 K: 0 S: 4 H: 3 LOB: 1 BB: 0 P: 4	R: 0 E: 0 K: 0 S: 3 H: 0 LOB: 0 BB: 0 P: 3	R: 0 E: 0 K: 0 S: 3 H: 0 LOB: 0 BB: 0 P: 3	R: 0 E: 0 K: 2 S: 7 H: 0 LOB: 1 BB: 1 P: 11	R: 0 E: 0 K: 0 S: 4 H: 1 LOB: 1 BB: 0 P: 4	1B: 7 2B: 0 3B: 0 HR: 2 SF: 0 SAC: 1 DP: 1 HBP: 0	WP: 0 PB: 0 SB: 0 CS: 1 PA: 36	
<b>PITCHER</b>	IP WLS BF H R ER SO BB IBB HBP BLK WP HR S P ERA WHIP											
Clay Kirby, R (1, 1) ERA: 3.26	4.1 L 21 8 3 3 2 2 0 0 0 0 0 2 23 31 6.23 2.308											
Will McEnaney, L (5, 1) ERA: 4.91	0.2 1 0 0 0 0 0 0 0 0 0 0 0 1 1 0.00 0.000											
Pedro Borbon, R (6, 1) ERA: 2.97	2.0 6 0 0 0 0 0 0 0 0 0 0 0 6 6 0.00 0.000											
Tom Hall, L (8, 1) ERA: 4.01	2.0 8 1 0 0 0 2 1 0 0 0 0 0 0 11 15 0.00 1.000											

**San Diego Padres @ Cincinnati Reds**  
 Riverfront Stadium, Cincinnati, OH  
 Mon Jul 29 1974, 7:05 PM EDT  
 Att. 20,082 - Unknown

[livebaseballscorecards.com](http://livebaseballscorecards.com)

<b>AB</b>	<b>32</b>
<b>R</b>	<b>3</b>
<b>H</b>	<b>9</b>
<b>RBI</b>	<b>3</b>
<b>BB</b>	<b>3</b>
<b>SO</b>	<b>4</b>
<b>LOB</b>	<b>7</b>



Batter	1	2	3	4	5	6	7	8	9	AB R H RBI BB SO LOB
<b>Cesar Geronimo, L</b> (1, 8) OBP: 0.376, SLG: 0.463	0-0 CS 1B		0-0 1B		0-0 G4-6-3 1-2f		0-0 1B		0-0 P4	5 0 3 0 0 0 2
<b>Pete Rose, S</b> (1, 7) OBP: 0.385, SLG: 0.360	1-0 G3-6-3 HBP		0-0 F7			0-0 1B 1B	0-0 F8			3 1 1 0 0 0 2
<b>Joe Morgan, L</b> (1, 4) OBP: 0.427, SLG: 0.481	0-0 G3-6-3 1-2f		0-0 F8			0-0 F9	0-0 F8			4 0 0 0 0 0 4
<b>Johnny Bench, R</b> (1, 2) OBP: 0.361, SLG: 0.472		0-0 5-3		0-3 K		0-0 1B 1-2 1B		0-0 4-3		4 1 1 0 0 1 0
<b>Tony Perez, R</b> (1, 3) OBP: 0.335, SLG: 0.470		0-0 E4 1B		0-3 K		0-3 K		0-3 K		4 0 1 0 0 3 2
<b>Dan Driessen, L</b> (1, 5) OBP: 0.348, SLG: 0.387		4-0 BB		0-0 1B		0-0 1B 1-2 2-H		0-0 F7		3 0 2 1 1 0 0
<b>Dave Concepcion, R</b> (1, 6) OBP: 0.334, SLG: 0.385		0-3 K		0-3 K		0-0 S 1B				4 0 1 1 0 2 3
<b>Ken Griffey, L</b> (1, 9) OBP: 0.272, SLG: 0.306		0-0 L8			4-0 BB	0-0 G4-6-3 BB	0-0 F8		0-0 2B	3 0 1 0 1 0 4
<b>Clay Kirby, R</b> (1, 1) OBP: 0.170, SLG: 0.083 <b>Will McEnaney, L</b> (5, 1) <b>Phil Gagliano, R</b> (5, PH) OBP: 0.484, SLG: 0.111 <b>Pedro Borbon, R</b> (6, 1) OBP: 0.235, SLG: 0.235 <b>George Foster, R</b> (7, PH) OBP: 0.315, SLG: 0.387 <b>Tom Hall, L</b> (8, 1) <b>Terry Crowley, L</b> (9, PH) OBP: 0.288, SLG: 0.373			0-0 P3		0-0 F9		0-3 K		0-0 F5	1 0 0 0 0 0 0 0 0 0 0 0 0 0 1 0 0 0 0 0 1 0 0 0 0 0 0 0 1 0 0 0 0 0 1 0 0 0 0 0 0 0 1 0 0 0 0 0 1

Inning Stats	R: 0 E: 0 K: 0 S: 2	H: 1 LOB: 0 BB: 0 P: 3	R: 0 E: 1 K: 1 S: 6	H: 1 LOB: 2 BB: 1 P: 10	R: 0 E: 0 K: 0 S: 4	H: 1 LOB: 1 BB: 0 P: 4	R: 0 E: 0 K: 3 S: 10	H: 1 LOB: 1 BB: 0 P: 10	R: 0 E: 0 K: 0 S: 2	H: 0 LOB: 0 BB: 1 P: 6	R: 2 E: 0 K: 1 S: 9	H: 4 LOB: 2 BB: 0 P: 9	R: 0 E: 0 K: 1 S: 6	H: 1 LOB: 1 BB: 0 P: 6	R: 0 E: 0 K: 1 S: 5	H: 0 LOB: 0 BB: 0 P: 5	R: 0 E: 0 K: 0 S: 4	H: 1 LOB: 1 BB: 0 P: 4	1B: 9 2B: 1 3B: 0 HR: 0	SF: 0 SAC: 0 DP: 2 HBP: 1	WP: 0 PB: 0 SB: 1 CS: 1	PA: 37 ERA WHIP
<b>PITCHER</b> <b>Bill Greif, R</b> (1, 1) ERA: 4.7	IP 9.0 WLS W BF 37 H 10 R 2 ER 2 SO 7 BB 2 IBB 0 HBP 1 BLK 0 WP 0 HR 0 S 48 P 57 ERA 2.00 WHIP 1.333																					

**BOTTOM**

**San Diego Padres @ Cincinnati Reds**  
Riverfront Stadium, Cincinnati, OH  
Mon Jul 29 1974, 7:05 PM EDT  
Att. 20,082 - Unknown

livebaseballscorecards.com

<b>AB</b>	<b>34</b>
<b>R</b>	<b>2</b>
<b>H</b>	<b>10</b>
<b>RBI</b>	<b>2</b>
<b>BB</b>	<b>2</b>
<b>SO</b>	<b>7</b>
<b>LOB</b>	<b>19</b>



Batter	1	2	3	4	5	6	7	8	9	AB	R	H	RBI	BB	SO	LOB	TOP								
Davey Lopes, R OBP: 0.356, SLG: 0.339 (1, 4)	0-0 6-3	0-3 K		0-3 K		0-0 6-3		0-0 FC1-6 1B		5	1	0	0	0	2	5									
Bill Russell, R OBP: 0.332, SLG: 0.374 (1, 6)	0-3 K		4-0 1B E BB	0-3 K		0-0 F9		0-0 1B		4	1	1	1	1	2	2									
Jimmy Wynn, R OBP: 0.403, SLG: 0.567 (1, 8)	0-0 4-3		0-0 E9 3B 1B	0-3 K			0-3 K	0-0 F5		5	1	1	0	0	2	2									
Steve Garvey, R OBP: 0.343, SLG: 0.496 (1, 3)		0-0 6-3	0-0 E 3B		0-3 K		0-0 HR		0-0 G5-4-3 1B	5	2	3	2	0	1	0									
Ron Cey, R OBP: 0.351, SLG: 0.398 (1, 5)		0-0 2B 1B	0-0 SF L5-4		0-0 F2		0-0 P6		0-3 K	4	1	1	1	0	1	1									
Joe Ferguson, R OBP: 0.383, SLG: 0.443 (1, 9) (8, 2)		4-0 2B SF8 BB	0-3 K		0-0 E1		0-0 FC5-4 1B		0-0 G5-4-3	4	1	1	0	1	1	2									
Tom Paciorek, R OBP: 0.278, SLG: 0.381 (1, 7)		0-0 SF8 2B	0-0 L5-4		0-3 K		0-0 FC5-4			4	0	1	1	0	1	3									
Steve Yeager, R OBP: 0.381, SLG: 0.451 Mike Marshall, R OBP: 0.091, SLG: 0.091 (1, 2) (8, 1)		4-0 SF8 IBB		0-0 HR		0-0 SH3-4 1B		0-0 L9		3	1	2	1	1	0	0									
Andy Messersmith, R OBP: 0.304, SLG: 0.333 Willie Crawford, L OBP: 0.383, SLG: 0.417 (1, 1) (8, PH) (8, 9)		0-0 SF8		4-0 WP BB		0-0 SH3-4		0-0 FC1-6 1B		0	0	0	1	1	0	0									
										0	0	1	0	0	0	0									
										1	0	1	0	0	0	0									
Inning Stats	R: 0 E: 0 K: 1 S: 5	H: 0 LOB: 0 BB: 0 P: 5	R: 2 E: 0 K: 1 S: 7	H: 2 LOB: 2 BB: 2 P: 15	R: 3 E: 2 K: 1 S: 7	H: 2 LOB: 0 BB: 1 P: 11	R: 1 E: 0 K: 3 S: 10	H: 1 LOB: 1 BB: 1 P: 14	R: 0 E: 1 K: 2 S: 8	H: 0 LOB: 1 BB: 0 P: 8	R: 0 E: 0 K: 0 S: 4	H: 1 LOB: 1 BB: 0 P: 4	R: 1 E: 0 K: 1 S: 7	H: 2 LOB: 1 BB: 0 P: 7	R: 1 E: 0 K: 0 S: 5	H: 2 LOB: 1 BB: 0 P: 5	R: 0 E: 0 K: 1 S: 5	H: 1 LOB: 0 BB: 0 P: 5	1B: 7 2B: 2 3B: 1 HR: 2	SF: 2 SAC: 1 DP: 2 HBP: 0	WP: 1 PB: 0 SB: 1 CS: 0	PA: 42			
PITCHER	IP	WLS	BF	H	R	ER	SO	BB	IBB	HBP	BLK	WP	HR	S	P	ERA	WHIP								
Randy Jones, L ERA: 4.13 (1, 1)	2.0	L	13	4	5	5	2	2	1	0	0	0	0	14	26	22.50	3.000								
Lowell Palmer, R ERA: 6.23 (3, 1)	3.0		12	1	1	1	6	1	0	0	0	1	1	23	27	3.00	0.667								
Vicente Romo, R ERA: 4.02 (6, 1)	2.0		9	3	1	1	1	0	0	0	0	0	1	11	11	4.50	1.500								
Mike Johnson, R ERA: 7.71 (8, 1)	2.0		8	3	1	1	1	0	0	0	0	0	0	10	10	4.50	1.500								

Los Angeles Dodgers @ San Diego Padres  
San Diego Stadium, San Diego, CA  
Tue Jul 30 1974, 10:05 PM EDT  
Att. 24,162 - Unknown

AB	35
R	8
H	11
RBI	7
BB	4
SO	10
LOB	15



Batter	1	2	3	4	5	6	7	8	9	AB	R	H	RBI	BB	SO	LOB
Enzo Hernandez, R (1, 6) OBP: 0.273, SLG: 0.278	0-0 P5		0-3 K			0-3 K		0-0 F3		4	0	0	0	0	2	0
Glenn Beckert, R (1, 4) OBP: 0.392, SLG: 0.326	0-0 FC4-6 1B		0-0 1-3			4-0 BB BB		0-0 L8		3	0	1	0	1	0	0
Johnny Grubb, L (1, 8) OBP: 0.375, SLG: 0.418	0-0 FC4-6 1-2f				0-0 5-3	4-0 FC4-6 1-2 BB		0-0 F7		3	0	0	0	1	0	1
Willie McCovey, L (1, 3) OBP: 0.422, SLG: 0.469	0-3 K				0-3 K	0-0 FC4-6 1-2f			0-0 P5	4	0	0	0	0	2	3
Cito Gaston, R (1, 9) OBP: 0.286, SLG: 0.376		0-0 5-3			0-3 K	0-0 FC5-4 1-2f			0-0 F8	4	0	0	0	0	1	2
Nate Colbert, R (1, 7) OBP: 0.322, SLG: 0.348		0-0 6-3			0-0 5-3				0-3 K	4	0	1	0	0	1	0
Dave Hilton, R (1, 5) OBP: 0.235, SLG: 0.170		0-0 1B			0-0 1B					3	0	2	0	0	0	1
Bob Barton, R (1, 2) OBP: 0.333, SLG: 0.247		0-3 K			0-0 B5					2	0	0	0	0	1	2
Gene Locklear, L (7, PH) OBP: 0.600, SLG: 0.500										1	0	1	0	0	0	0
Mike Johnson, R (8, 1)										0	0	0	0	0	0	0
Randy Jones, R (1, 1) OBP: 0.183, SLG: 0.167			0-3 K							0	0	0	0	0	0	0
Lowell Palmer, R (3, 1) OBP: 0.118, SLG: 0.235										1	0	0	0	0	1	0
Derrel Thomas, S (5, PH) OBP: 0.328, SLG: 0.366										1	0	0	0	0	0	1
Vicente Romo, R (6, 1) OBP: 0.328, SLG: 0.366										0	0	0	0	0	0	0
Fred Kendall, R (7, PH) OBP: 0.326, SLG: 0.364										1	0	0	0	0	0	1

Inning Stats	R: 0	H: 1	E: 0	LOB: 1	K: 1	BB: 0	S: 6	P: 6	R: 0	H: 1	E: 0	LOB: 1	K: 1	BB: 0	S: 6	P: 6	R: 0	H: 0	E: 0	LOB: 0	K: 2	BB: 0	S: 7	P: 7	R: 0	H: 0	E: 0	LOB: 0	K: 2	BB: 0	S: 7	P: 7	R: 0	H: 1	E: 0	LOB: 1	K: 0	BB: 0	S: 4	P: 4	R: 0	H: 0	E: 0	LOB: 2	K: 1	BB: 2	S: 5	P: 13	R: 0	H: 2	E: 0	LOB: 1	K: 0	BB: 0	S: 4	P: 4	R: 0	H: 0	E: 0	LOB: 0	K: 1	BB: 0	S: 3	P: 3	R: 0	H: 0	E: 0	LOB: 0	K: 1	BB: 0	S: 5	P: 5
<b>AB</b>	31																																																																							
<b>R</b>	0																																																																							
<b>H</b>	5																																																																							
<b>RBI</b>	0																																																																							
<b>BB</b>	2																																																																							
<b>SO</b>	8																																																																							
<b>LOB</b>	11																																																																							
<b>WP: 0</b>	<b>PA: 33</b>																																																																							
<b>PB: 0</b>	<b>SB: 0</b>																																																																							
<b>CS: 0</b>																																																																								

PITCHER	IP	WLS	BF	H	R	ER	SO	BB	IBB	HBP	BLK	WP	HR	S	P	ERA	WHIP
Andy Messersmith, R (1, 1) ERA: 2.24	7.0	W	27	5	0	0	7	2	0	0	0	0	0	39	47	0.00	1.000
Mike Marshall, R (8, 1) ERA: 2.24	2.0		6	0	0	0	1	0	0	0	0	0	0	8	8	0.00	0.000

**BOTTOM**

**Los Angeles Dodgers @ San Diego Padres**  
 San Diego Stadium, San Diego, CA  
 Tue Jul 30 1974, 10:05 PM EDT  
 Att. 24,162 - Unknown

livebaseballscorecards.com

<b>AB</b>	<b>31</b>
<b>R</b>	<b>0</b>
<b>H</b>	<b>5</b>
<b>RBI</b>	<b>0</b>
<b>BB</b>	<b>2</b>
<b>SO</b>	<b>8</b>
<b>LOB</b>	<b>11</b>



Batter	1	2	3	4	5	6	7	8	9	AB R H RBI BB SO LOB	TOP		
Davey Lopes, R (1, 4) OBP: 0.361, SLG: 0.344	4-0 G6-4-3 1B BB		K		4-0 BB BB BB BB		0-0 F3		0-0 1B 2B	4 1 2 1 2 1 0			
Bill Buckner, L (1, 7) OBP: 0.353, SLG: 0.398	0-0 G6-4-3 1-2 1B		1B BB		0-0 F5		0-0 6-3		0-0 FC5-4 2-3 1B 1B	5 2 3 1 1 0 1			
Jimmy Wynn, R (1, 8) OBP: 0.403, SLG: 0.562	0-0 G6-4-3 1-2f 2-3		1B BB K		4-0 BB BB BB BB		0-0 L6		0-0 FC5-4 1-2 3-H 1B	3 2 0 0 2 1 5 1 0 1 1 0 0 0			
Steve Garvey, R (1, 3) OBP: 0.347, SLG: 0.499	4-0 BB		0-0 1-3 2-H 1B 1B	0-0 6-3		0-0 5-3 1-H 2B		4-0 2B HR BB	0-0 FC5-4 1-2f 2-3 HR	4 3 2 2 2 0 2			
Willie Crawford, L (1, 9) OBP: 0.385, SLG: 0.418	0-0 4-3		4-0 1-2 1B E BB	0-0 4-3		4-0 5-3 BB		0-0 1-3 HR 2B	0-0 E3 1-2 HR	4 3 1 1 2 0 3			
Ron Cey, R (1, 5) OBP: 0.356, SLG: 0.416		0-0 F2	0-0 E2 BB 1B 1B	4-0 BB BB BB BB		0-3 K		0-0 HR 2B	0-0 HR	5 3 3 8 1 1 2 0 0 0 0 0 0 0			
Lee Lacy, R (9, 5) OBP: 0.267, SLG: 0.286			1-H 2-H 3-H 1B 1B					2-H 3-H HR	1-H 2-H HR				
Joe Ferguson, R (1, 2) OBP: 0.375, SLG: 0.432		0-0 F7	0-0 L8	0-0 F2		0-0 5-3		0-3 K	0-3 K	6 0 0 0 0 2 4			
Bill Russell, R (1, 6) OBP: 0.336, SLG: 0.373		1-0 FC4-6 HBP	4-0 1B BB BB IBB		0-0 F8	4-0 IBB		0-0 G3	0-3 K	1 1 0 0 2 0 0 1 0 0 0 0 0 0 1 0 0 0 0 1 0			
Von Joshua, L (8, PH) OBP: 0.280, SLG: 0.310													
Rick Auerbach, R (8, 6) OBP: 0.397, SLG: 0.386													
Doug Rau, L (1, 1) OBP: 0.220, SLG: 0.152	0-0 FC4-6 1-2f		4-0 BB 1B BB		0-3 K	0-0 F7		0-3 K		4 0 0 0 1 2 4			
<b>Inning Stats</b>	R: 0 H: 1 E: 0 LOB: 2 K: 0 BB: 2 S: 3 P: 11	R: 0 H: 0 E: 0 LOB: 1 K: 0 BB: 0 S: 3 P: 4	R: 6 H: 4 E: 1 LOB: 3 K: 2 BB: 5 S: 11 P: 31	R: 0 H: 0 E: 0 LOB: 1 K: 0 BB: 1 S: 3 P: 7	R: 0 H: 0 E: 0 LOB: 1 K: 1 BB: 1 S: 5 P: 9	R: 1 H: 1 E: 0 LOB: 3 K: 1 BB: 3 S: 6 P: 18	R: 0 H: 0 E: 0 LOB: 0 K: 0 BB: 0 S: 3 P: 3	R: 3 H: 2 E: 0 LOB: 0 K: 2 BB: 1 S: 9 P: 13	R: 5 H: 4 E: 1 LOB: 0 K: 2 BB: 0 S: 12 P: 12	1B: 7 SF: 0 2B: 3 SAC: 0 3B: 0 DP: 1 HR: 2 HBP: 1	WP: 0 PA: 53 PB: 0 SB: 1 CS: 0		
<b>PITCHER</b>	IP WLS BF H R ER SO BB IBB HBP BLK WP HR S P ERA WHIP											<b>PITCHER</b>	IP WLS BF H R ER SO BB IBB HBP BLK WP HR S P ERA WHIP
Dave Freisleben, R (1, 1) ERA: 3.86	2.1 L 15 4 5 5 1 4 0 1 0 0 0 0 12 29 19.29 3.429											Vicente Romo, R (8, 1) ERA: 4.77	1.0 5 1 2 1 2 0 0 0 0 0 0 1 9 9 9.00 1.000
Larry Hardy, R (3, 1) ERA: 4.76	0.1 4 1 0 0 0 1 1 0 0 0 0 0 2 10 0.00 6.000											Mike Johnson, R (9, 1) ERA: 7.94	1.0 5 1 2 1 2 0 0 0 0 0 0 1 9 9 9.00 1.000
Bill Laxton, L (3, 1) ERA: 4.05	2.1 10 0 1 1 2 3 0 0 0 0 0 0 11 23 3.86 1.286												
Lowell Palmer, R (6, 1) ERA: 6.42	0.0 3 1 1 1 0 2 0 0 0 0 0 0 1 9 ∞ ∞												
Rusty Gerhardt, L (6, 1) ERA: 3.0	2.0 7 0 0 0 1 0 1 0 0 0 0 0 8 12 0.00 0.000												

Los Angeles Dodgers @ San Diego Padres  
San Diego Stadium, San Diego, CA  
Wed Jul 31 1974, 10:05 PM EDT  
Att: 27,820 - Unknown

AB	39
R	15
H	12
RBI	14
BB	13
SO	8
LOB	21



Batter	1	2	3	4	5	6	7	8	9	AB	R	H	RBI	BB	SO	LOB
Derrel Thomas, S OBP: 0.332, SLG: 0.371 (1, 5) BBB	4-0 G3 SH1-3 BB		X 0-0 1B		X 0-0 2B		X 0-0 F8			3	0	2	0	1	0	0
Glenn Beckert, R OBP: 0.370, SLG: 0.306 (1, 4) Vicente Romo, R (8, 1) Mike Johnson, R (9, 1)	0-0 SH1-3 1-2		X 0-0 F8		X 0-0 6-3		X 0-0 L7			3	0	0	0	0	0	2
Johnny Grubb, L OBP: 0.370, SLG: 0.412 (1, 8)	0-0 G3 2-3		X 0-0 4-3		X 0-0 P6			X 0-0 4-3		4	0	0	0	0	0	3
Dave Winfield, R OBP: 0.317, SLG: 0.470 (1, 7)	0-0 6-3			S 0-3 K		X 0-0 G3 E 2B		X 0-0 1-3		4	1	1	0	0	1	1
Cito Gaston, R OBP: 0.281, SLG: 0.369 (1, 9)		0-3 K		X 0-0 P4		X 0-0 G3 2-3		X 0-0 1-3		4	0	0	0	0	1	1
Nate Colbert, R OBP: 0.324, SLG: 0.359 (1, 3)		0-0 F8		BBB 4-0 HR BB		X 0-0 F8		X 0-0 HR		3	2	1	1	1	0	1
Fred Kendall, R OBP: 0.331, SLG: 0.377 (1, 2)		BBB 4-0 FC6-4 BB		X 0-0 1-H HR		X 0-0 E6 3-H 1B		X 0-0 F7		3	1	2	3	1	0	0
Enzo Hernandez, R OBP: 0.273, SLG: 0.277 (1, 6)		X 0-0 FC6-4 1-2f		X 0-0 5-3		X 0-0 F8		X 0-0 G1-6-3 1B		4	0	1	0	0	0	2
Dave Freisleben, R OBP: 0.286, SLG: 0.243 (1, 1) Larry Hardy, R (3, 1) Bill Laxton, L (3, 1) Horace Clarke, S OBP: 0.275, SLG: 0.220 (5, PH) Lowell Palmer, R OBP: 0.116, SLG: 0.235 (6, 1) Rusty Gerhardt, S (6, 1) Dave Hilton, R OBP: 0.226, SLG: 0.163 (7, PH) (8, 4)			X 0-0 1-3		X 0-0 F8		S 0-3 K		X 0-0 G1-6-3 1-2f	0	0	0	0	0	0	0

Inning Stats	R: 0	H: 0	E: 0	K: 0	S: 3	R: 0	H: 0	E: 0	K: 1	S: 5	R: 0	H: 1	E: 0	K: 0	S: 4	R: 2	H: 1	E: 0	K: 1	S: 6	R: 0	H: 1	E: 0	K: 0	S: 4	R: 1	H: 2	E: 1	K: 0	S: 5	R: 0	H: 0	E: 0	K: 1	S: 5	R: 0	H: 0	E: 0	K: 0	S: 3	R: 1	H: 2	E: 0	K: 0	S: 4	1B: 3	2B: 2	3B: 0	HR: 2	SF: 0	SAC: 1	DP: 1	HBP: 0	WP: 0	PB: 0	SB: 0	CS: 0	PA: 36
--------------	------	------	------	------	------	------	------	------	------	------	------	------	------	------	------	------	------	------	------	------	------	------	------	------	------	------	------	------	------	------	------	------	------	------	------	------	------	------	------	------	------	------	------	------	------	-------	-------	-------	-------	-------	--------	-------	--------	-------	-------	-------	-------	--------

PITCHER	IP	WLS	BF	H	R	ER	SO	BB	IBB	HBP	BLK	WP	HR	S	P	ERA	WHIP
Doug Rau, L ERA: 2.84 (1, 1)	9.0	W	36	7	4	4	3	3	0	0	0	0	2	39	51	4.00	1.111

**BOTTOM**

**Los Angeles Dodgers @ San Diego Padres**  
San Diego Stadium, San Diego, CA  
Wed Jul 31 1974, 10:05 PM EDT  
Att. 27,820 - Unknown

AB	32
R	4
H	7
RBI	4
BB	3
SO	3
LOB	11



WP	0	PA	36
PB	0		
SB	0		
CS	0		

Batter	1	2	3	4	5	6	7	8	9	AB R H RBI BB SO LOB	TOP
<b>Derrel Thomas, S</b> (1, 5) <small>OBP: 0.331, SLG: 0.372</small> (8, 4)	0-3 		0-0 			0-3 		0-0 		4 0 1 0 0 2 1	<b>San Diego Padres @ Los Angeles Dodgers</b> Dodger Stadium, Los Angeles, CA Thu Aug 01 1974, 7:05 PM PDT Att: 21,374 - Unknown <a href="http://livebaseballscorecards.com">livebaseballscorecards.com</a>
<b>Glenn Beckert, R</b> (1, 4) <small>OBP: 0.397, SLG: 0.327</small> <b>Dave Roberts, R</b> (8, PR) <small>OBP: 0.256, SLG: 0.263</small> (8, 5)	4-0 		0-0 			0-0 		0-0 		3 0 2 0 1 0 1 0 0 0 0 0 0 0	
<b>Johnny Grubb, L</b> (1, 8) <small>OBP: 0.369, SLG: 0.410</small>	0-0 			0-0 		0-0 		0-0 		4 0 1 0 0 0 3	
<b>Dave Winfield, R</b> (1, 7) <small>OBP: 0.313, SLG: 0.464</small>	0-0 			0-0 		0-0 		0-0 		4 0 0 1 0 0 5	
<b>Cito Gaston, R</b> (1, 9) <small>OBP: 0.281, SLG: 0.367</small>		0-0 		0-0 		0-0 		0-0 		4 0 1 0 0 0 2	
<b>Nate Colbert, R</b> (1, 3) <small>OBP: 0.326, SLG: 0.356</small>		4-0 		0-3 		4-0 		0-0 		2 0 0 0 2 1 1	
<b>Fred Kendall, R</b> (1, 2) <small>OBP: 0.327, SLG: 0.372</small>		0-0 		0-0 		0-0 		0-0 		4 0 0 0 0 0 3	
<b>Enzo Hernandez, R</b> (1, 6) <small>OBP: 0.272, SLG: 0.277</small>		0-0 		0-0 		0-0 		0-0 		4 0 1 0 0 0 1	
<b>Dan Spillner, R</b> (7, 1) <b>Rusty Gerhardt, S</b> (7, 1) <b>Larry Hardy, R</b> (8, PH) <small>OBP: 0.590, SLG: 0.400</small> <b>Bill Laxton, L</b> (8, 1) <b>Dave Hilton, R</b> (8, PH) <small>OBP: 0.222, SLG: 0.160</small>			0-3 			4-0 		0-3 		1 1 0 0 1 1 0 0 0 0 0 0 0 0 0 0 0 0 0 0 0 1 0 0 0 0 0 1 0 0 0 0 0 0 0 0 0 1 0 0 0 0 0 0 2	
<b>Inning Stats</b>	R: 0 H: 0 E: 0 LOB: 1 K: 1 BB: 1 S: 5 P: 9	R: 0 H: 0 E: 0 LOB: 1 K: 0 BB: 1 S: 3 P: 7	R: 0 H: 1 E: 0 LOB: 0 K: 1 BB: 0 S: 5 P: 5	R: 0 H: 0 E: 0 LOB: 0 K: 0 BB: 0 S: 3 P: 3	R: 0 H: 0 E: 0 LOB: 0 K: 1 BB: 0 S: 5 P: 5	R: 1 H: 2 E: 0 LOB: 2 K: 1 BB: 1 S: 7 P: 11	R: 0 H: 0 E: 0 LOB: 0 K: 0 BB: 1 S: 2 P: 6	R: 0 H: 1 E: 1 LOB: 2 K: 1 BB: 0 S: 7 P: 7	R: 0 H: 2 E: 0 LOB: 2 K: 0 BB: 0 S: 5 P: 5	1B: 5 SF: 0 2B: 2 SAC: 0 3B: 0 DP: 2 HR: 0 HBP: 0	
<b>PITCHER</b> <b>Al Downing, L</b> (1, 1) <small>ERA: 4.43</small> <b>Mike Marshall, R</b> (7, 1) <small>ERA: 2.19</small>	IP WLS BF H R ER SO BB IBB HBP BLK WP HR S P ERA WHIP 6.0 W 24 3 1 1 4 4 0 0 0 0 0 0 28 44 1.50 1.167										

San Diego Padres @ Los Angeles Dodgers  
 Dodger Stadium, Los Angeles, CA  
 Thu Aug 01 1974, 7:05 PM PDT  
 Att: 21,374 - Unknown

AB	32
R	1
H	6
RBI	1
BB	4
SO	5
LOB	19





Batter 1 2 3 4 5 6 7 8 9 AB R H RBI BB SO LOB BOTTOM

Davey Lopes, R (1, 4) HR L9

Bill Buckner, L (1, 7) 1B FC4

Jimmy Wynn, R (1, 8) 1B BB FC4

Steve Garvey, R (1, 3) 1B BB K 6-3

Willie Crawford, L (1, 9) P4 SH 2B

Ron Cey, R (1, 5) K F9 1B IBB

Steve Yeager, R (1, 2) BB BB K F8

Bill Russell, R (1, 6) F7 6-3 FC5-4

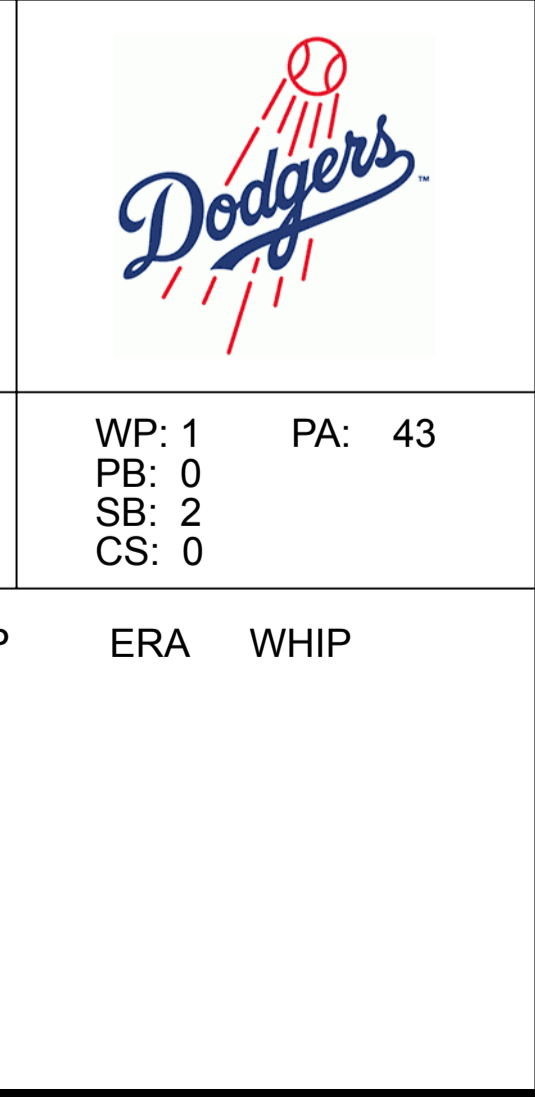
Al Downing, R (1, 1) K K

Inning Stats table with columns for R, H, E, K, S, LOB, BB, P, WP, HR, S, P, ERA, WHIP

PITCHER table with columns for IP, WLS, BF, H, R, ER, SO, BB, IBB, HBP, BLK, WP, HR, S, P, ERA, WHIP

San Diego Padres @ Los Angeles Dodgers Dodger Stadium, Los Angeles, CA Thu Aug 01 1974, 7:05 PM PDT Att. 21,374 - Unknown

Team stats table: AB 35, R 8, H 10, RBI 8, BB 6, SO 8, LOB 26



Batter	1	2	3	4	5	6	7	8	9	AB R H RBI BB SO LOB	TOP										
Derrel Thomas, S (1, 4) OBP: 0.332, SLG: 0.369	0-0 P6		0-0 L7		4-0 WP BB		4-0 BB		0-0 FC1-5 G6-4-3 1-2 2-3f	3 0 0 0 2 0 3	<b>San Diego Padres @ Los Angeles Dodgers</b> Dodger Stadium, Los Angeles, CA Fri Aug 02 1974, 7:05 PM PDT Att: 20,046 - Unknown <a href="http://livebaseballscorecards.com">livebaseballscorecards.com</a>										
Dave Hilton, R (1, 5) OBP: 0.211, SLG: 0.151 Glenn Beckert, R (7, PH) OBP: 0.390, SLG: 0.321 Dave Roberts, R (7, 5) OBP: 0.255, SLG: 0.262	0-0 F3		0-0 5-3		0-0 6-3		0-0 1-3		0-0 G6-4-3 1-2f	3 0 0 0 0 0 2 1 0 0 0 0 0 2 1 0 0 0 0 0 2											
Johnny Grubb, L (1, 8) OBP: 0.364, SLG: 0.405	0-3 K		0-0 F7		0-0 G3		0-0 4-3			4 0 0 0 0 1 1											
Willie McCovey, L (1, 3) OBP: 0.426, SLG: 0.483		0-0 FC5-4 1B		0-0 HR		0-3 K		4-0 1B BB		3 1 2 1 1 1 0											
Dave Winfield, R (1, 7) OBP: 0.319, SLG: 0.468		0-0 FC5-4 1B		0-0 G3		0-0 1B		0-0 FC5-4 1B		4 0 3 0 0 0 0											
Cito Gaston, R (1, 9) OBP: 0.276, SLG: 0.360		0-3 K		0-0 F8		0-0 F8		0-0 P4		4 0 0 0 0 1 5											
Fred Kendall, R (1, 2) OBP: 0.324, SLG: 0.367		0-0 FC5-4 1-2f 2-3		0-0 5-3		0-0 P4		0-0 FC5-4 1-2f		4 0 0 0 0 0 4											
Enzo Hernandez, R (1, 6) OBP: 0.273, SLG: 0.276 Gene Locklear, L (9, PH) OBP: 0.571, SLG: 0.500		0-0 F8		0-0 6-3		4-0 S BB		0-0 FC1-5 1B		2 0 0 0 1 0 2 1 0 1 0 0 0 0											
Bill Greif, R (1, 1) OBP: 0.255, SLG: 0.079 Nate Colbert, R (9, PH) OBP: 0.328, SLG: 0.358			0-0 5-3 1B		0-3 K		0-3 K		0-0 FC1-5 1B	3 0 1 0 0 2 1 1 0 1 0 0 0 0											
<b>Inning Stats</b>	R: 0 E: 0 K: 1 S: 5	H: 0 LOB: 0 BB: 0 P: 5	R: 0 E: 0 K: 1 S: 7	H: 2 LOB: 2 BB: 0 P: 7	R: 0 E: 0 K: 0 S: 4	H: 1 LOB: 1 BB: 0 P: 4	R: 1 E: 0 K: 0 S: 4	H: 1 LOB: 0 BB: 0 P: 4	R: 0 E: 0 K: 1 S: 5	H: 0 LOB: 1 BB: 1 P: 9		R: 0 E: 0 K: 1 S: 6	H: 1 LOB: 1 BB: 0 P: 6	R: 0 E: 0 K: 1 S: 5	H: 0 LOB: 2 BB: 2 P: 13	R: 0 E: 0 K: 0 S: 4	H: 1 LOB: 2 BB: 1 P: 8	R: 0 E: 0 K: 0 S: 4	H: 2 LOB: 1 BB: 0 P: 4	1B: 7 2B: 0 3B: 0 HR: 1	SF: 0 SAC: 0 DP: 1 HBP: 0
<b>PITCHER</b> Don Sutton, R (1, 1) ERA: 3.87 Mike Marshall, R (9, 1) ERA: 2.17	IP: 8.0 WLS: W BF: 36 H: 8 R: 1 ER: 1 SO: 5 BB: 4 IBB: 0 HBP: 0 BLK: 0 WP: 1 HR: 1 S: 42 P: 58 ERA: 1.12 WHIP: 1.500	IP: 1.0 WLS: S BF: 2 H: 0 R: 0 ER: 0 SO: 0 BB: 0 IBB: 0 HBP: 0 BLK: 0 WP: 0 HR: 0 S: 2 P: 2 ERA: 0.00 WHIP: 0.000	<b>PITCHER</b> IP WLS BF H R ER SO BB IBB HBP BLK WP HR S P ERA WHIP																		

AB	34
R	1
H	8
RBI	1
BB	4
SO	5
LOB	22



Batter	1	2	3	4	5	6	7	8	9	AB R H RBI BB SO LOB
<b>Davey Lopes, R</b> OBP: 0.360, SLG: 0.349 (1, 4) X	0-0 F2 ①		4-0 1B BB		0-0 F8 ②		4-0 BB			2 1 0 0 2 0 0
<b>Bill Buckner, L</b> OBP: 0.355, SLG: 0.399 (1, 7) X	0-0 1B 1B		0-0 1-3 1B 1-H		0-0 F8 ③		0-0 4-3 ③			4 1 2 1 0 0 2
<b>Jimmy Wynn, R</b> OBP: 0.399, SLG: 0.551 (1, 8) S S S	0-3 K ②		0-0 1-3 ②		0-3 K ①		0-3 K ①			4 0 0 0 0 3 2
<b>Steve Garvey, R</b> OBP: 0.349, SLG: 0.498 (1, 3) X	0-0 1B 1-H		0-3 K ③		0-0 FC5-4 1B		0-0 6-3 ②			4 0 2 1 0 1 1
<b>Willie Crawford, L</b> OBP: 0.383, SLG: 0.430 (1, 9) X	0-0 F8 ③			0-0 P5 ①		0-0 F8 ②		0-0 G3 ③		4 0 0 0 0 0 2
<b>Ron Cey, R</b> OBP: 0.356, SLG: 0.414 (1, 5) X		0-0 L8 ①		0-0 1B		0-0 FC5-4 ③				3 0 1 0 0 0 1
<b>Steve Yeager, R</b> OBP: 0.385, SLG: 0.453 (1, 2) X		0-0 K 1B		0-0 L7 ②			0-3 K ①			3 0 1 0 0 1 1
<b>Bill Russell, R</b> OBP: 0.335, SLG: 0.370 (1, 6) S S S		0-3 K ② ③		0-3 K ③			0-0 SH1-4 1B			3 0 1 0 0 2 2
<b>Don Sutton, R</b> OBP: 0.217, SLG: 0.220 (1, 1) S S S			0-3 K ①		0-0 4-3 ①		0-0 SH1-4 ②			2 0 0 0 0 1 0
<b>Mike Marshall, R</b> OBP: 0.130, SLG: 0.130 (9, 1) X							1-2			0 0 0 0 0 0 0

<b>Inning Stats</b>	R: 1 H: 2 E: 0 K: 1 S: 7	H: 2 LOB: 1 BB: 0 P: 7	R: 0 H: 1 E: 0 K: 1 S: 5	H: 1 LOB: 0 BB: 0 P: 5	R: 1 H: 1 E: 0 K: 2 S: 8	H: 1 LOB: 1 BB: 1 P: 12	R: 0 H: 1 E: 0 K: 1 S: 6	H: 1 LOB: 1 BB: 0 P: 6	R: 0 H: 0 E: 0 K: 0 S: 3	H: 0 LOB: 0 BB: 0 P: 3	R: 0 H: 1 E: 0 K: 1 S: 6	H: 1 LOB: 1 BB: 0 P: 6	R: 0 H: 1 E: 0 K: 1 S: 6	H: 1 LOB: 2 BB: 1 P: 10	R: 0 H: 0 E: 0 K: 1 S: 5	H: 0 LOB: 0 BB: 0 P: 5	1B: 7 2B: 0 3B: 0 HR: 0	SF: 0 SAC: 1 DP: 0 HBP: 0	WP: 0 PB: 0 SB: 3 CS: 0	PA: 32
<b>PITCHER</b> <b>Bill Greif, R</b> ERA: 4.57 (1, 1)	IP: 8.0 WLS: L BF: 32 H: 7 R: 2 ER: 2 SO: 8 BB: 2 IBB: 0 HBP: 0 BLK: 0 WP: 0 HR: 0 S: 46 P: 54 ERA: 2.25 WHIP: 1.125																			
<b>PITCHER</b>	IP: WLS: BF: H: R: ER: SO: BB: IBB: HBP: BLK: WP: HR: S: P: ERA: WHIP:																			

**BOTTOM**

**San Diego Padres @ Los Angeles Dodgers**  
Dodger Stadium, Los Angeles, CA  
Fri Aug 02 1974, 7:05 PM PDT  
Att. 20,046 - Unknown

livebaseballscorecards.com

<b>AB</b>	<b>29</b>
<b>R</b>	<b>2</b>
<b>H</b>	<b>7</b>
<b>RBI</b>	<b>2</b>
<b>BB</b>	<b>2</b>
<b>SO</b>	<b>8</b>
<b>LOB</b>	<b>11</b>



Batter	1	2	3	4	5	6	7	8	9	AB R H RBI BB SO LOB	TOP														
Merv Rettenmund, R (1, 9) OBP: 0.320, SLG: 0.333 Cesar Geronimo, L (7, 8) OBP: 0.378, SLG: 0.474	0-0 5-3		0-0 5-3		0-0 6-3		0-0 4-3		4-0 3B BB	4 0 0 1 0 0 1 0 1 0 0 1 0 0															
Pete Rose, S (1, 7) OBP: 0.386, SLG: 0.365	0-0 1-3		0-0 E5		0-0 2B 2B		0-0 2B 2B	0-0 E4 1B E	0-0 3B	5 2 2 1 0 0 1															
Joe Morgan, L (1, 4) OBP: 0.423, SLG: 0.483 Darrel Chaney, S (9, 4) OBP: 0.383, SLG: 0.339	0-3 K		0-0 G3		0-0 2B 2B		0-0 2B 1B	0-0 2B SF8 1B	0-0 P6	5 2 2 1 0 1 3 0 0 0 0 0 0 0															
Johnny Bench, R (1, 5) OBP: 0.358, SLG: 0.481		0-3 K		0-0 F7		0-0 6-3		0-0 1B 2B	0-3 K	5 1 1 0 0 2 2															
Tony Perez, R (1, 3) OBP: 0.341, SLG: 0.487		0-0 1-3		0-0 2B		0-0 2B		4-0 1B BB		3 0 2 1 1 0 0															
Dave Concepcion, R (1, 6) OBP: 0.326, SLG: 0.376		0-0 6-3		0-0 1-3		0-0 F8		0-0 SF8		3 0 0 1 0 0 2															
George Foster, R (1, 8) OBP: 0.319, SLG: 0.395			0-0 1B 5-3 2B	0-0 F3		0-0 P6		0-0 1B G6-4-3		4 1 2 1 0 0 2															
Bill Plummer, R (1, 2) OBP: 0.265, SLG: 0.361			0-0 E SH1-3 2-3 1B		0-0 1-3		0-0 5-3	0-0 G6-4-3		4 0 1 0 0 0 2															
Fred Norman, S (1, 1) OBP: 0.128, SLG: 0.089 Dick Baney, R (5, 1)			0-0 SH1-3		0-3 K		0-0 5-3		0-0 6-3	1 0 0 0 0 1 0 2 0 0 0 0 0 0															
Inning Stats	R: 0 E: 0 K: 1 S: 5	H: 0 LOB: 0 BB: 0 P: 5	R: 0 E: 0 K: 1 S: 5	H: 0 LOB: 0 BB: 0 P: 5	R: 1 E: 1 K: 0 S: 6	H: 2 LOB: 2 BB: 0 P: 6	R: 0 E: 0 K: 0 S: 4	H: 1 LOB: 1 BB: 0 P: 4	R: 0 E: 0 K: 1 S: 5	H: 0 LOB: 0 BB: 0 P: 5	R: 2 E: 0 K: 0 S: 6	H: 3 LOB: 1 BB: 0 P: 6	R: 0 E: 0 K: 0 S: 3	H: 0 LOB: 0 BB: 0 P: 3	R: 3 E: 2 K: 0 S: 6	H: 3 LOB: 1 BB: 1 P: 10	R: 1 E: 0 K: 1 S: 6	H: 1 LOB: 1 BB: 1 P: 10	1B: 3 2B: 6 3B: 1 HR: 0	SF: 1 SAC: 1 DP: 1 HBP: 0	WP: 0 PB: 0 SB: 0 CS: 0	PA: 40			
PITCHER	IP	WLS	BF	H	R	ER	SO	BB	IBB	HBP	BLK	WP	HR	S	P	ERA	WHIP								
Randy Jones, L (1, 1) ERA: 4.17	7.0	L	30	7	5	5	3	0	0	0	0	0	0	36	36	6.43	1.000								
Larry Hardy, R (8, 1) ERA: 4.84	0.0		2	1	0	0	0	1	0	0	0	0	0	1	5	∞	∞								
Vicente Romo, R (8, 1) ERA: 4.76	2.0		8	2	2	1	1	1	0	0	0	0	0	9	13	4.50	1.500								

Cincinnati Reds @ San Diego Padres  
San Diego Stadium, San Diego, CA  
Sun Aug 04 1974, 6:33 AM EDT  
Unknown

livebaseballscorecards.com

AB	36
R	7
H	10
RBI	6
BB	2
SO	4
LOB	13



Batter	1	2	3	4	5	6	7	8	9	AB	R	H	RBI	BB	SO	LOB
Enzo Hernandez, R (1, 6) OBP: 0.275, SLG: 0.275	4-0 6-3 1B SF9 BB		0-0 1B S E 1B	0-0 L5		0-0 F9			0-0 F3	4	2	1	0	1	0	4
Glenn Beckert, R (1, 4) OBP: 0.406, SLG: 0.345	0-0 6-3 1-2 1B		0-0 1B E 1B		0-0 FC5-4 1B		0-0 6-3		0-0 FC4-6 1B 1-2f	5	0	3	0	0	0	1
Gene Locklear, L (1, 7) OBP: 0.500, SLG: 0.455	0-0 6-3 1-2 2-3		0-0 E5 1B 1-H 3-H		0-0 FC5-4 BB 1-2f		0-0 5-3		0-0 1B 1-2	5	0	2	0	0	0	3
Dave Winfield, R (1, 8) OBP: 0.320, SLG: 0.467	0-0 SF9 3-H		0-0 F8		4-0 FC6-4 BB 1-2		0-0 S 1B		0-0 F8	3	0	1	1	1	0	3
Cito Gaston, R (1, 9) OBP: 0.272, SLG: 0.354	0-3 K		0-0 F8		0-0 P4		0-3 K 1-2			4	0	0	0	0	2	5
Nate Colbert, R (1, 3) OBP: 0.325, SLG: 0.353		0-3 K		0-3 K		0-0 FC6-4 1-2f		0-0 F7		4	0	0	0	0	2	2
Fred Kendall, R (1, 2) OBP: 0.323, SLG: 0.366		0-0 F4		0-0 1B 1B		0-0 1-3		0-0 5-3		4	0	1	0	0	0	0
Dave Hilton, R (1, 5) OBP: 0.246, SLG: 0.196		0-0 2B		0-0 1B 1-2		4-0 SH5-4 BB		0-0 G3		3	0	2	0	1	0	0
Randy Jones, R (1, 1) OBP: 0.157, SLG: 0.160		0-3 K		0-0 F2		0-0 SH5-4			0-0 FC4-6 1B	2	0	0	0	0	1	3
Larry Hardy, R (8, 1)										0	0	0	0	0	0	0
Vicente Romo, R (8, 1)										0	0	0	0	0	0	0
Horace Clarke, S (9, PH)										1	0	1	0	0	0	0

Inning Stats	R: 1 E: 0 K: 1 S: 6	H: 1 LOB: 1 BB: 1 P: 10	R: 0 E: 0 K: 2 S: 8	H: 1 LOB: 1 BB: 0 P: 8	R: 1 E: 1 K: 0 S: 5	H: 3 LOB: 1 BB: 0 P: 5	R: 0 E: 0 K: 1 S: 7	H: 2 LOB: 2 BB: 0 P: 7	R: 0 E: 0 K: 0 S: 4	H: 1 LOB: 2 BB: 1 P: 8	R: 0 E: 0 K: 0 S: 3	H: 0 LOB: 1 BB: 1 P: 7	R: 0 E: 0 K: 1 S: 6	H: 1 LOB: 1 BB: 0 P: 6	R: 0 E: 0 K: 0 S: 3	H: 0 LOB: 0 BB: 0 P: 3	R: 0 E: 0 K: 0 S: 5	H: 2 LOB: 2 BB: 0 P: 5	1B: 10 2B: 1 3B: 0 HR: 0	SF: 1 SAC: 1 DP: 0 HBP: 0
--------------	------------------------------	----------------------------------	------------------------------	---------------------------------	------------------------------	---------------------------------	------------------------------	---------------------------------	------------------------------	---------------------------------	------------------------------	---------------------------------	------------------------------	---------------------------------	------------------------------	---------------------------------	------------------------------	---------------------------------	-----------------------------------	------------------------------------

PITCHER	IP	WLS	BF	H	R	ER	SO	BB	IBB	HBP	BLK	WP	HR	S	P	ERA	WHIP
Fred Norman, L (1, 1) ERA: 2.88	4.1		22	8	2	2	4	2	0	0	0	0	0	28	36	4.15	2.308
Dick Baney, R (5, 1) ERA: 3.95	4.2	W	18	3	0	0	1	1	0	0	0	0	0	19	23	0.00	0.857

BOTTOM

Cincinnati Reds @ San Diego Padres  
San Diego Stadium, San Diego, CA  
Sun Aug 04 1974, 6:33 AM EDT  
Unknown

[livebaseballscorecards.com](http://livebaseballscorecards.com)

AB	35
R	2
H	11
RBI	1
BB	3
SO	5
LOB	21



WP: 0	PA: 40
PB: 0	
SB: 2	
CS: 0	
ERA	WHIP



Batter	1	2	3	4	5	6	7	8	9	10	11	12	13	14
<b>Enzo Hernandez, R</b> (1, 6) OBP: 0.275, SLG: 0.274	4-0 S BB		X 0-0 F3			X 0-0 F9		X 0-0 FC6-4			X 0-3 K		X 0-0 FC3-6 1B	
<b>Dave Hilton, R</b> (1, 4) OBP: 0.234, SLG: 0.186	0-0 4-3		X 0-0 6-3			S 0-3 K		X 0-0 F5			X 0-0 4-3		X 0-0 FC3-6	
<b>Glenn Beckert, R</b> (8, PH) OBP: 0.400, SLG: 0.339													X 1-2 2-3	
<b>Rich Morales, R</b> (9, 4) OBP: 0.288, SLG: 0.231														
<b>Horace Clarke, S</b> (13, PH) OBP: 0.279, SLG: 0.225														
<b>Gene Locklear, L</b> (1, 7) OBP: 0.444, SLG: 0.412	0-0 F7			X 0-0 CS 1B		X 0-0 5-3			X 0-0 F8		X 0-0 FC4 1B		X 0-0 L6	
<b>Willie McCovey, L</b> (1, 3) OBP: 0.424, SLG: 0.480	0-0 4-3			S 0-3 K			X 0-0 4-3		X 0-0 1B		X 0-0 FC4			
<b>Johnny Grubb, L</b> (9, PR) OBP: 0.364, SLG: 0.405														
<b>Nate Colbert, R</b> (10, 3) OBP: 0.326, SLG: 0.358														
<b>Dave Winfield, R</b> (1, 8) OBP: 0.317, SLG: 0.459		X 0-0 F7		S 0-3 K			S 0-3 K		X 0-0 F8			X 0-0 5-3		
<b>Cito Gaston, R</b> (1, 9) OBP: 0.269, SLG: 0.346		X 0-0 5-3				X 0-0 F2		B 4-0 BB		X 0-0 4-3			X 0-0 4-3	
<b>Dave Roberts, R</b> (1, 5) OBP: 0.256, SLG: 0.265		X 0-0 F2				X 0-0 2B		X 0-0 F7			X 0-0 F9		X 0-0 5-3	
<b>Chris Cannizzaro, R</b> (1, 2) OBP: 0.200, SLG: 0.200			X 0-0 6-3			S 0-3 K		X 0-0 L8		X 0-0 L8			X 0-0 FC3-6 SH3 1B	
<b>Lowell Palmer, R</b> (13, PR) OBP: 0.119, SLG: 0.235														
<b>Fred Kendall, R</b> (14, 2) OBP: 0.322, SLG: 0.366														
<b>Dave Freisleben, R</b> (1, 1) OBP: 0.304, SLG: 0.250			X 0-0 WP 1B			X 0-0 4-3		B 4-0 FC6-4 BB		X 0-0 F9		X 0-0 SH3		X 0-0 SH3
<b>Rusty Gerhardt, S</b> (14, 1) OBP: 0.304, SLG: 0.250														

AB	R	H	RBI	BB	SO	LOB
5	0	1	0	1	1	2
3	0	0	0	0	1	2
1	0	0	0	0	0	1
1	0	0	0	0	0	0
1	0	0	0	0	0	2
6	0	2	0	0	0	3
4	0	1	0	0	1	2
0	0	0	0	0	0	0
2	1	1	0	0	0	1
5	0	0	0	1	2	1
5	0	0	0	1	0	3
5	0	1	0	1	0	1
5	0	0	0	1	0	0
3	0	1	0	1	0	1
0	0	0	0	0	0	0

Inning Stats		R: 0	H: 0	E: 0	LOB: 1	K: 0	BB: 1	S: 3	P: 7	R: 0	H: 0	E: 0	LOB: 0	K: 0	BB: 0	S: 3	P: 3	R: 0	H: 1	E: 0	LOB: 1	K: 1	BB: 1	S: 5	P: 9	R: 0	H: 0	E: 0	LOB: 1	K: 0	BB: 1	S: 3	P: 7	R: 0	H: 1	E: 0	LOB: 1	K: 0	BB: 0	S: 4	P: 4	R: 0	H: 0	E: 0	LOB: 0	K: 0	BB: 0	S: 5	P: 5	R: 0	H: 0	E: 0	LOB: 0	K: 1	BB: 0	S: 6	P: 6	R: 0	H: 1	E: 0	LOB: 1	K: 0	BB: 1	S: 5	P: 9	R: 0	H: 0	E: 0	LOB: 0	K: 0	BB: 0	S: 4	P: 4	R: 0	H: 0	E: 0	LOB: 0	K: 0	BB: 0	S: 3	P: 3	R: 0	H: 1	E: 0	LOB: 1	K: 1	BB: 0	S: 6	P: 6	R: 0	H: 0	E: 0	LOB: 0	K: 0	BB: 0	S: 5	P: 5	R: 1	H: 1	E: 0	LOB: 2	K: 0	BB: 2	S: 3	P: 11	1B: 6	SF: 1	2B: 3	SAC: 1	3B: 0	DP: 1	HR: 0	HBP: 0	WP: 1	PA: 53
PITCHER	Clay Kirby, R	(1, 1)	9.0	WLS	33	BF	4	R	0	ER	0	SO	5	BB	3	IBB	0	HBP	0	BLK	0	WP	1	HR	0	S	40	P	52	ERA	0.00	WHIP	0.778																																																																																		
	Clay Carroll, R	(10, 1)	2.0	WLS	7	BF	1	R	0	ER	0	SO	1	BB	0	IBB	0	HBP	0	BLK	0	WP	0	HR	0	S	9	P	9	ERA	0.00	WHIP	0.500																																																																																		
	Pedro Borbon, R	(12, 1)	2.2	WLS	L	BF	13	R	3	ER	1	SO	1	BB	2	IBB	0	HBP	0	BLK	0	WP	0	HR	0	S	11	P	19	ERA	3.38	WHIP	1.125																																																																																		

**San Diego Padres**  
 San Diego Stadium, San Diego, CA  
 Sun Aug 04 1974, 6:38 AM EDT  
 Att: 19,883 - Unknown

Cincinnati Reds @ San Diego Padres

livebaseballscorecards.com

AB	46
R	1
H	8
RBI	1
BB	5
SO	6
LOB	20



# Atlanta Braves @ San Diego Padres

## San Diego Stadium, San Diego, CA

Mon Aug 05 1974, 10:05 PM EDT  
Att: 13,198 - Unknown

livebaseballscorecards.com

**AB** 35  
**R** 9  
**H** 10  
**RBI** 7  
**BB** 6  
**SO** 5  
**LOB** 13




AB		R	H	RBI	BB	SO	LOB
5	1	1	0	0	1	0	0
3	1	1	0	2	1	0	0
0	1	0	0	0	0	0	0
3	3	1	2	2	1	1	1
5	1	2	2	0	0	0	0
0	0	0	0	0	0	0	0
4	1	1	1	0	0	3	3
4	0	3	2	0	0	0	0
4	0	1	0	1	0	3	3
4	0	0	0	0	0	4	4
3	1	0	0	1	2	2	2
0	0	0	0	0	0	0	0
0	0	0	0	0	0	0	0

Batter	1	2	3	4	5	6	7	8	9
<b>Ralph Garr, L</b> (1, 9) OBP: 0.396, SLG: 0.501 (9, 7)	0-0 L5		0-3 K		0-0 BB 1B 1B	0-0 F7			0-0 L8
<b>Mike Lum, L</b> (1, 3) OBP: 0.300, SLG: 0.367 <b>Leo Foster, R</b> (9, PR) OBP: 0.222, SLG: 0.262 (9, 4)	0-0 F9		4-0 BB		4-0 1B SF7 BB	0-3 K			0-0 BB 1B
<b>Darrell Evans, L</b> (1, 5) OBP: 0.385, SLG: 0.402 (1, 5)	0-0 HR		0-3 K		4-0 WP E 1B BB	0-0 F7			4-0 1B SF7 BB
<b>Hank Aaron, R</b> (1, 7) OBP: 0.318, SLG: 0.466 <b>Rowland Office, L</b> (9, PR) OBP: 0.281, SLG: 0.356 (9, 8)	0-0 F3			0-0 5-3	0-0 WP E 1B		0-0 F9		0-0 1B 1B
<b>Dusty Baker Jr., R</b> (1, 8) OBP: 0.321, SLG: 0.391 (9, 9)		0-0 F7		0-0 2B 2B	0-0 F4		0-0 5-3		0-0 SF7
<b>Davey Johnson, R</b> (1, 4) OBP: 0.347, SLG: 0.380 (9, 3)		0-0 FC9-6 1B		0-0 1B 2B 2-H	0-0 SF7		0-0 L7		0-0 1B
<b>Craig Robinson, R</b> (1, 6) OBP: 0.262, SLG: 0.241 (1, 6)		0-0 FC9-6		0-0 G6-4-3 1B	4-0 E BB			0-0 B2	0-0 1-3
<b>Paul Casanova, R</b> (1, 2) OBP: 0.208, SLG: 0.179 (1, 2)		0-0 F9		0-0 G6-4-3	0-0 E5			0-0 L5	
<b>Carl Morton, R</b> (1, 1) OBP: 0.147, SLG: 0.094 <b>Max Leon, R</b> (8, 1) <b>Tom House, L</b> (9, 1) OBP: 0.400, SLG: 0.400 (9, 1)			0-3 K		0-3 BB 1B BB			0-0 F5	

Inning Stats	R: 1 E: 0 K: 0 S: 4	H: 1 LOB: 0 BB: 0 P: 4	R: 0 E: 0 K: 0 S: 4	H: 1 LOB: 1 BB: 0 P: 4	R: 0 E: 0 K: 3 S: 9	H: 0 LOB: 1 BB: 1 P: 13	R: 1 E: 0 K: 0 S: 5	H: 3 LOB: 1 BB: 0 P: 5	R: 5 E: 1 K: 1 S: 8	H: 2 LOB: 2 BB: 4 P: 24	R: 0 E: 0 K: 1 S: 5	H: 0 LOB: 0 BB: 0 P: 5	R: 0 E: 0 K: 0 S: 3	H: 0 LOB: 0 BB: 0 P: 3	R: 0 E: 0 K: 0 S: 3	H: 0 LOB: 0 BB: 0 P: 3	R: 2 E: 0 K: 0 S: 6	H: 3 LOB: 2 BB: 1 P: 10	1B: 7 2B: 2 3B: 0 HR: 1	SF: 2 SAC: 0 DP: 1 HBP: 0	WP: 1 PB: 0 SB: 0 CS: 0	PA: 43
--------------	------------------------------	---------------------------------	------------------------------	---------------------------------	------------------------------	----------------------------------	------------------------------	---------------------------------	------------------------------	----------------------------------	------------------------------	---------------------------------	------------------------------	---------------------------------	------------------------------	---------------------------------	------------------------------	----------------------------------	----------------------------------	------------------------------------	----------------------------------	--------

PITCHER	IP	WLS	BF	H	R	ER	SO	BB	IBB	HBP	BLK	WP	HR	S	P	ERA	WHIP
<b>Dan Spillner, R</b> (1, 1) ERA: 3.72	4.0		20	6	5	5	3	3	0	0	0	0	1	23	35	11.25	2.250
<b>Lowell Palmer, R</b> (5, 1) ERA: 6.33	0.2		5	1	0	0	0	2	0	0	0	1	0	3	11	0.00	4.500
<b>Mike Johnson, R</b> (5, 1) ERA: 7.5	0.1		2	0	2	0	1	0	0	0	0	0	0	4	4	0.00	0.000
<b>Bill Laxton, L</b> (6, 1) ERA: 3.31	2.0		6	0	0	0	1	0	0	0	0	0	0	8	8	0.00	0.000
<b>Larry Hardy, R</b> (8, 1) ERA: 4.78	1.0		3	0	0	0	0	0	0	0	0	0	0	3	3	0.00	0.000
PITCHER	IP	WLS	BF	H	R	ER	SO	BB	IBB	HBP	BLK	WP	HR	S	P	ERA	WHIP
<b>Rusty Gerhardt, L</b> (9, 1) ERA: 12.46	0.1		L	3	1	2	0	1	0	0	0	0	0	2	6	54.00	6.000
<b>Vicente Romo, R</b> (9, 1) ERA: 4.72	0.2		4	2	0	0	0	0	0	0	0	0	0	4	4	0.00	3.000



Batter	1	2	3	4	5	6	7	8	9	AB R H RBI BB SO LOB	BOTTOM											
Enzo Hernandez, R (1, 6) OBP: 0.275, SLG: 0.272	4-3 (1)			SH5-4 E SF8 BB	FC5-4 1B (2)		K (3)		6-3 (1)	4 1 0 0 1 1 2	<b>Atlanta Braves @ San Diego Padres</b> <b>San Diego Stadium, San Diego, CA</b> Mon Aug 05 1974, 10:05 PM EDT Att. 13,198 - Unknown											
Dave Hilton, R (1, 4) OBP: 0.246, SLG: 0.203	4-3 (2)			E6 SF8 SH5-4 1B	1-2 1B			2B E 1B	K (2)	5 2 2 1 0 1 1												
Gene Locklear, L (1, 9) OBP: 0.455, SLG: 0.476	6-3 (3)			SH5-4 1-2 2-3	G3 3-H 1B (3)			E 1B 2B		4 1 2 0 0 0 2												
Willie McCovey, L (1, 3) OBP: 0.423, SLG: 0.490		0-3 K (1)		SF8 2-3 3-H		0-0 HR		1B E BB	F8 (3)	3 2 1 2 1 1 1												
Dave Winfield, R (1, 8) OBP: 0.316, SLG: 0.457		6-3 (2)		FC6-4 1B		4-3 (1)		E3 1B		4 0 1 2 0 0 2												
Nate Colbert, R (1, 7) OBP: 0.325, SLG: 0.356		0-3 K (3)		FC6-4 1-2 1B		5-3 (2)		1-3 1B		4 0 1 2 0 1 1												
Dave Roberts, R (1, 5) OBP: 0.253, SLG: 0.261			0-0 5-3 (1)		F6	F8		1-3		4 0 0 0 0 0 2												
Chris Cannizzaro, R (1, 2) OBP: 0.222, SLG: 0.125			0-0 1-4-3 (2)		FC5-4 E 1B BB		0-3 K (1)	F7	F7 (2)	3 1 0 0 1 1 2												
Dan Spillner, R Lowell Palmer, R Mike Johnson, R Morse Clarke, S Bill Laxton, L Cito Gaston, R Larry Hardy, R Fred Kendall, R Rusty Ghent, S Vicente Romo, R			0-0 6-3 (3)		E3 FC5-4 1-2		0-0 F7 (2)	F6	F6 (3)	1 0 0 0 0 0 0	<table border="0"> <tr> <td>WP: 0</td> <td>PA: 40</td> </tr> <tr> <td>PB: 0</td> <td></td> </tr> <tr> <td>SB: 0</td> <td></td> </tr> <tr> <td>CS: 0</td> <td></td> </tr> </table>				WP: 0	PA: 40	PB: 0		SB: 0		CS: 0	
WP: 0	PA: 40																					
PB: 0																						
SB: 0																						
CS: 0																						
										1B: 5 SF: 1												
										2B: 1 SAC: 1												
										3B: 0 DP: 0	<table border="0"> <tr> <td>WP: 0</td> <td>PA: 40</td> </tr> <tr> <td>PB: 0</td> <td></td> </tr> <tr> <td>SB: 0</td> <td></td> </tr> <tr> <td>CS: 0</td> <td></td> </tr> </table>				WP: 0	PA: 40	PB: 0		SB: 0		CS: 0	
WP: 0	PA: 40																					
PB: 0																						
SB: 0																						
CS: 0																						
										HR: 1 HBP: 0												
Inning Stats	R: 0 H: 0 E: 0 LOB: 0 K: 0 BB: 0 S: 3 P: 3	R: 0 H: 0 E: 0 LOB: 0 K: 2 BB: 0 S: 7 P: 7	R: 0 H: 0 E: 0 LOB: 0 K: 0 BB: 0 S: 3 P: 3	R: 2 H: 1 E: 1 LOB: 1 K: 0 BB: 1 S: 5 P: 9	R: 1 H: 1 E: 1 LOB: 2 K: 0 BB: 1 S: 5 P: 9	R: 1 H: 1 E: 0 LOB: 0 K: 0 BB: 0 S: 4 P: 4	R: 0 H: 0 E: 0 LOB: 0 K: 2 BB: 0 S: 7 P: 7	R: 3 H: 3 E: 1 LOB: 2 K: 0 BB: 1 S: 7 P: 11	R: 0 H: 1 E: 0 LOB: 1 K: 1 BB: 0 S: 6 P: 6	1B: 5 SF: 1 2B: 1 SAC: 1 3B: 0 DP: 0 HR: 1 HBP: 0												
PITCHER	IP WLS BF H R ER SO BB IBB HBP BLK WP HR S P ERA WHIP																					
Carl Morton, R (1, 1) ERA: 3.12	7.0																					
Max Leon, R (8, 1) ERA: 2.16	1.2	W	8	2	0	0	1	0	0	0	0	0	10	10	0.00	1.200						
Tom House, L (9, 1) ERA: 2.0	0.1	S	1	0	0	0	0	0	0	0	0	0	1	1	0.00	0.000						

Batter	1	2	3	4	5	6	7	8	9	AB R H RBI BB SO LOB	TOP											
Ralph Garr, L OBP: 0.398, SLG: 0.507 (1, 9) (7, 7)	0-0 B5-3		0-0 HR 1B		0-0 1B		0-0 3B		0-0 F7	5 1 3 0 0 0 0												
Mike Lum, L OBP: 0.303, SLG: 0.364 (1, 3)	0-0 FC3-6 1B		0-0 F9 1-2		0-3 K 1-2		4-0 CS BB		0-0 F8	4 0 1 0 1 1 2												
Darrell Evans, L OBP: 0.383, SLG: 0.398 (1, 5)	0-0 FC3-6 1B 1-2f		4-0 HR BB		0-0 F6 1-2		0-3 K 1-2		0-3 K	4 1 0 0 1 2 4												
Hank Aaron, R OBP: 0.325, SLG: 0.496 Ivan Murrell, R OBP: 0.263, SLG: 0.337 (1, 7) (7, 9)	0-0 1-2 1B		0-0 1-H 2-H HR		0-0 HR		0-0 4-3			4 2 3 4 0 0 1 0 0 0 0 0 0 0												
Dusty Baker Jr., R OBP: 0.320, SLG: 0.389 Rowland Office, L OBP: 0.281, SLG: 0.356 (1, 8) (8, 8)	0-0 L8		0-0 6-3		0-0 1B 1B 1B 1B		0-0 6-3			4 1 1 0 0 0 2 0 0 0 0 0 0 0												
Davey Johnson, R OBP: 0.351, SLG: 0.382 (1, 4)		4-0 BB BB BB BB		0-0 F8		0-0 1B 1B		0-0 1B 1B		3 0 2 0 1 0 0												
Craig Robinson, R OBP: 0.265, SLG: 0.244 (1, 6)		0-3 K		0-0 2-3		0-0 1B 1-2 2-3		0-0 1B 1-2		4 0 2 0 0 1 1												
Vic Correll, R OBP: 0.207, SLG: 0.273 (1, 2)		0-0 L1-3 1-2		0-3 K2-3		0-0 SF8-3-5 2-3 3-H		0-0 L7		3 0 0 1 0 1 3												
Phil Niekro, R OBP: 0.211, SLG: 0.225 (1, 1)			0-0 4-3		0-3 K		0-0 F6		0-3 K	4 0 0 0 0 2 3												
Inning Stats	R: 0 E: 0 K: 0 S: 5	H: 2 LOB: 2 BB: 0 P: 5	R: 0 E: 0 K: 1 S: 4	H: 0 LOB: 0 BB: 1 P: 8	R: 3 E: 0 K: 0 S: 5	H: 2 LOB: 0 BB: 1 P: 9	R: 0 E: 0 K: 1 S: 5	H: 0 LOB: 0 BB: 0 P: 5	R: 0 E: 0 K: 2 S: 8	H: 1 LOB: 1 BB: 0 P: 8	R: 2 E: 0 K: 0 S: 6	H: 4 LOB: 1 BB: 0 P: 6	R: 0 E: 0 K: 1 S: 5	H: 1 LOB: 1 BB: 1 P: 9	R: 0 E: 0 K: 1 S: 7	H: 2 LOB: 2 BB: 0 P: 7	R: 0 E: 0 K: 1 S: 5	H: 0 LOB: 0 BB: 0 P: 5	1B: 9 2B: 3 3B: 1 HR: 2	SF: 1 SAC: 0 DP: 3 HBP: 0	WP: 0 PB: 0 SB: 2 CS: 1	PA: 39
PITCHER	IP WLS BF H R ER SO BB IBB HBP BLK WP HR S P ERA WHIP																					
Bill Greif, R ERA: 4.69 (1, 1)	6.0 L 29 10 5 5 4 3 0 0 0 0 0 2 34 46 7.50 2.167																					
Bill Laxton, L ERA: 3.12 (7, 1)	1.0 2 0 0 0 1 0 0 0 0 0 0 0 4 4 0.00 0.000																					
Mike Johnson, R ERA: 6.43 (8, 1)	1.0 5 2 0 0 1 0 0 0 0 0 0 0 7 7 0.00 2.000																					
Rusty Gerhardt, L ERA: 10.13 (9, 1)	1.0 3 0 0 0 1 0 0 0 0 0 0 0 5 5 0.00 0.000																					

Atlanta Braves @ San Diego Padres  
San Diego Stadium, San Diego, CA

Tue Aug 06 1974, 10:05 PM EDT  
Att. 9,492 - Unknown

livebaseballscorecards.com

AB 35  
R 5  
H 12  
RBI 5  
BB 3  
SO 7  
LOB 16





Batter	1	2	3	4	5	6	7	8	9	AB	R	H	RBI	BB	SO	LOB	TOP			
<b>Derrel Thomas, S</b> (1, 8) OBP: 0.331, SLG: 0.368	0-0 6-3		0-0 L5-3			0-0 2B 1B		0-0 5-3		4	1	1	0	0	0	1				
<b>Enzo Hernandez, R</b> (1, 6) OBP: 0.281, SLG: 0.281	0-0 CS 1B			0-0 1-4-3		0-0 1-3 1B 2B		0-0 L7		4	1	2	0	0	0	0				
<b>Nate Colbert, R</b> (1, 7) OBP: 0.328, SLG: 0.362	0-0 F9			0-0 1-3		0-0 FC4-6 1B		0-0 F8		4	0	1	2	0	0	1				
<b>Willie McCovey, L</b> (1, 3) OBP: 0.421, SLG: 0.494	0-0 CS 1-2	0-0 F8		0-3 K		0-0 FC4-6 1B 1-2f			0-0 2-3	4	0	0	0	0	1	1				
<b>Dave Winfield, R</b> (1, 9) OBP: 0.317, SLG: 0.453				0-0 4-3		0-0 WP 1B 1B		0-0 FC6-4 1-2 1B		4	1	2	0	0	0	0				
<b>Dave Hilton, R</b> (1, 4) OBP: 0.260, SLG: 0.211		4-0 FC6-4 BB				0-0 G6-4-3 1-H 1B 1-2f		0-0 FC6-4 1-2f		3	0	1	1	1	1	2				
<b>Fred Kendall, R</b> (1, 2) OBP: 0.318, SLG: 0.361		0-0 FC6-4 1-2f				0-0 G6-4-3 1-2f		0-0 F8		3	0	0	0	0	0	2				
<b>Dave Roberts, R</b> (1, 5) OBP: 0.251, SLG: 0.259			0-0 4-3			0-0 F8		0-3 K		3	0	0	0	0	1	0				
<b>Randy Jones, R</b> (1, 1) OBP: 0.173, SLG: 0.176			0-0			0-0		0-0		1	0	1	0	0	0	0				
<b>Rusty Gerhardt, S</b> (3, 1)										0	0	0	0	0	0	0				
<b>Vicente Romo, R</b> (5, 1)										0	0	0	0	0	0	0				
<b>Horace Clarke, S</b> (6, PH)										1	0	0	0	0	0	0				
<b>Larry Hardy, R</b> (6, 1)			0-0 L5-3 1B							0	0	0	0	0	0	0				
<b>Gene Locklear, L</b> (7, PH)										1	0	0	0	0	1	0				
<b>Mike Johnson, R</b> (7, 1)										0	0	0	0	0	0	0				
<b>Inning Stats</b>	R: 0 E: 0 K: 0 S: 3	H: 1 LOB: 0 BB: 0 P: 3	R: 0 E: 0 K: 0 S: 3	H: 0 LOB: 1 BB: 1 P: 7	R: 0 E: 0 K: 0 S: 3	H: 1 LOB: 0 BB: 0 P: 3	R: 0 E: 0 K: 1 S: 5	H: 0 LOB: 0 BB: 0 P: 5	R: 1 E: 0 K: 0 S: 4	H: 2 LOB: 0 BB: 0 P: 4	R: 2 E: 0 K: 0 S: 7	H: 4 LOB: 2 BB: 0 P: 7	R: 0 E: 0 K: 2 S: 7	H: 0 LOB: 0 BB: 0 P: 7	R: 0 E: 0 K: 1 S: 5	H: 0 LOB: 0 BB: 0 P: 5	1B: 7 2B: 2 3B: 0 HR: 0	SF: 0 SAC: 0 DP: 2 HBP: 0	WP: 1 PB: 0 SB: 0 CS: 1	PA: 34
<b>PITCHER</b> <b>Jim Rooker, L</b> (1, 1) ERA: 3.15	IP: 9.0 WLS: W BF: 33 H: 8 R: 3 ER: 3 SO: 4 BB: 1 IBB: 0 HBP: 0 BLK: 0 WP: 1 HR: 0 S: 40 P: 44 ERA: 3.00 WHIP: 1.000																			

San Diego Padres @ Pittsburgh Pirates  
Three Rivers Stadium, Pittsburgh, PA

livebaseballscores.com

AB	32
R	3
H	8
RBI	3
BB	1
SO	4
LOB	7



Fri Aug 09 1974, 7:05 PM EDT  
Att: 11,507 - Unknown

Batter	1	2	3	4	5	6	7	8	9	AB R H RBI BB SO LOB	BOTTOM
--------	---	---	---	---	---	---	---	---	---	----------------------	--------


Rennie Stennett, R OBP: 0.296, SLG: 0.355 (1, 4)	0-0 E6 1B E	0-0 HR				0-0 4-3 4-3 1B	0-0 FC5-4 1-2f	0-0 L8				5 2 2 1 0 0 3			
Manny Sanguillen, R OBP: 0.314, SLG: 0.385 (1, 2)	0-0 1-2 E 1B	0-0 1-3				0-0 4-3 1-2	0-0 5-3	0-0 6-3				5 1 1 0 0 0 1			
Al Oliver, L OBP: 0.334, SLG: 0.455 (1, 8)	0-0 F7	0-0 G3				0-0 4-3 2-3	4-0 1B BB	0-0 1B 1B				4 1 1 0 1 0 3			
Willie Stargell, L OBP: 0.398, SLG: 0.564 (1, 7)	0-0 E6 1B 1-H 2-H					0-0 3-1	0-3 K 1B	0-0 1-3 1B 1B				5 1 2 0 0 1 1			
Richie Zisk, R OBP: 0.384, SLG: 0.484 (1, 9)	4-0 FC6-4 1B BB					0-0 FC6-4 1B 1B	0-0 F9	0-3 K 2				0-0 1-2 3-H 1B	4 1 2 1 1 1 2		
Bob Robertson, R OBP: 0.318, SLG: 0.464 (1, 3)	0-0 1-2 2-H FC6-4 1B	0-0 1-2 FC6-4 1B										0-0 2B SF9 1B	0-3 K 3	0-0 F3	5 1 3 1 0 1 4
Art Howe, R OBP: 0.341, SLG: 0.432 (1, 5)	0-0 1-2f 2-3 FC6-4	0-0 1-2f 2-3 FC6-4 1B										0-0 1-3 SF9 2B			
Frank Taveras, R OBP: 0.310, SLG: 0.289 (1, 6)	0-0 4-3	0-0 1-2 3-H 1B				0-0 1-2 3-H IBB	0-0 4-0 FC5-4 1B	0-0 5-3				0-0 3 0 1 0 0 2			
Jim Rooker, R OBP: 0.328, SLG: 0.367 (1, 1)				0-0 1-3	0-0 F8	0-0 2-3 3-H SF9	0-0 1B				3 0 1 1 0 0 2				

Inning Stats	R: 3	H: 2	E: 2	LOB: 2	K: 0	S: 7	P: 11	R: 1	H: 1	E: 0	LOB: 0	K: 0	S: 4	P: 4	R: 1	H: 3	E: 0	LOB: 2	K: 0	S: 6	P: 6	R: 0	H: 1	E: 0	LOB: 1	K: 1	S: 6	P: 6	R: 1	H: 2	E: 0	LOB: 2	K: 0	S: 5	P: 9	R: 0	H: 1	E: 0	LOB: 2	K: 2	S: 8	P: 12	R: 0	H: 1	E: 0	LOB: 1	K: 0	S: 4	P: 4	R: 1	H: 3	E: 0	LOB: 2	K: 0	S: 6	P: 6
--------------	------	------	------	--------	------	------	-------	------	------	------	--------	------	------	------	------	------	------	--------	------	------	------	------	------	------	--------	------	------	------	------	------	------	--------	------	------	------	------	------	------	--------	------	------	-------	------	------	------	--------	------	------	------	------	------	------	--------	------	------	------

Randy Jones, L ERA: 4.22 (1, 1)	2.2	WLS	L	BF	H	R	ER	SO	BB	IBB	HBP	BLK	WP	HR	S	P	ERA	WHIP												
Rusty Gerhardt, L ERA: 9.0 (3, 1)	1.2	9	3	1	1	1	0	1	0	0	0	0	0	0	10	14	5.40	1.800												
Vicente Romo, R ERA: 4.67 (5, 1)	0.2	2	0	0	0	0	0	0	0	0	0	0	0	0	2	2	0.00	0.000												
Larry Hardy, R ERA: 4.72 (6, 1)	1.0	5	1	0	0	2	1	0	0	0	0	0	0	0	8	12	0.00	2.000												
Mike Johnson, R ERA: 6.0 (7, 1)	2.0	10	4	1	1	0	0	0	0	0	0	0	0	0	10	10	4.50	2.000												

San Diego Padres @ Pittsburgh Pirates  
Three Rivers Stadium, Pittsburgh, PA  
Fri Aug 09 1974, 7:05 PM EDT  
Att. 11,507 - Unknown

AB	39
R	7
H	14
RBI	5
BB	3
SO	3
LOB	24

  
 WP: 0 PA: 43  
 PB: 0  
 SB: 0  
 CS: 0  
 SAC: 0  
 DP: 0  
 HBP: 0

Batter	1	2	3	4	5	6	7	8	9	AB R H RBI BB SO LOB	TOP																																					
Derrel Thomas, S OBP: 0.329, SLG: 0.366 (1, 4) (9, 8)	0-0 4-3	0-0 FC1-2 1B		0-0 4-3			0-0 F6	0-0 L6		5 0 1 1 0 0 2																																						
Enzo Hernandez, R OBP: 0.284, SLG: 0.281 (1, 6) BB BB BB	4-0 E HR BB	0-0 FC1-2		0-3 K			4-0 2B BB	0-0 1-2 3-H 1B		3 2 1 1 2 1 2																																						
Gene Locklear, L OBP: 0.375, SLG: 0.400 Cito Gaston, R OBP: 0.266, SLG: 0.342 (1, 9) (7, 9)	0-0 E6 1-2 HR	0-0 F5				0-0 L7	0-0 1-H 3B 2B	0-0 1-3		4 2 1 1 0 0 3 1 0 0 0 0 0 2																																						
Willie McCovey, L OBP: 0.423, SLG: 0.504 Rich Morales, R OBP: 0.288, SLG: 0.231 (1, 3) (9, 4)	0-0 1-H 2-H HR		4-0 1B BB BB			0-3 K	4-0 3B IBB		0-3 K	3 2 1 3 2 2 0 0 0 0 0 0 0 0																																						
Dave Winfield, R OBP: 0.315, SLG: 0.456 (1, 8) (9, 7)	0-0 6-3		0-0 L7			0-0 F8	0-0 1-H 2-H 3B		0-3 K	5 0 1 2 0 1 1																																						
Nate Colbert, R OBP: 0.326, SLG: 0.358 (1, 7) (9, 3)	0-0 2-3		4-0 1B 1-2 BB				0-0 6-3		0-0 4-3	4 0 0 0 1 0 1																																						
Dave Hilton, R OBP: 0.284, SLG: 0.240 (1, 5)		0-0 SH1-4 1B 1B	0-0 G5-4-3 1-2 2-3 1B			0-0 1-3		0-0 1B 1B		4 2 3 0 0 0 0																																						
Chris Cannizzaro, R OBP: 0.235, SLG: 0.188 (1, 2)		0-0 1B SH1-4 FC1-2 1B	0-0 G5-4-3 1-2f			0-0 6-3		0-0 1-3 FC6-4 1B		4 0 2 0 0 0 3																																						
Dave Freisleben, R OBP: 0.286, SLG: 0.233 (1, 1)		0-0 SH1-4 1-2 2-3	0-3 K			0-3 K		0-0 FC6-4 1B		3 0 0 0 0 2 2																																						
Inning Stats	R: 3 E: 1 K: 0 S: 5	H: 1 LOB: 0 BB: 1 P: 9	R: 1 E: 0 K: 0 S: 6	H: 3 LOB: 2 BB: 0 P: 6	R: 0 E: 0 K: 2 S: 7	H: 1 LOB: 2 BB: 2 P: 11	R: 0 E: 0 K: 2 S: 7	H: 0 LOB: 0 BB: 0 P: 7	R: 0 E: 0 K: 1 S: 5	H: 0 LOB: 0 BB: 0 P: 5	R: 0 E: 0 K: 0 S: 3	H: 0 LOB: 0 BB: 0 P: 3	R: 3 E: 0 K: 1 S: 7	H: 2 LOB: 1 BB: 2 P: 15	R: 1 E: 0 K: 0 S: 6	H: 3 LOB: 2 BB: 0 P: 6	R: 0 E: 0 K: 2 S: 7	H: 0 LOB: 0 BB: 0 P: 7	1B: 7 2B: 1 3B: 1 HR: 1	SF: 0 SAC: 1 DP: 1 HBP: 0	WP: 0 PB: 0 SB: 0 CS: 0	PA: 42																										
PITCHER	IP	WLS	BF	H	R	ER	SO	BB	IBB	HBP	BLK	WP	HR	S	P	ERA	WHIP																															
Bruce Kison, R ERA: 3.54 (1, 1)	2.0		12	4	4	3	0	1	0	0	0	0	1	11	15	13.50	2.500																															
John Morlan, R ERA: 3.14 (3, 1)	5.0	L	21	3	3	3	4	3	1	0	0	0	0	25	41	5.40	1.200																															
Dave Giusti, R ERA: 3.67 (8, 1)	2.0		9	3	1	1	2	0	0	0	0	0	0	13	13	4.50	1.500																															

San Diego Padres @ Pittsburgh Pirates  
 Three Rivers Stadium, Pittsburgh, PA  
 Sat Aug 10 1974, 7:05 PM EDT  
 Att: 15,150 - Unknown

[livebaseballscorecards.com](http://livebaseballscorecards.com)

AB	36
R	8
H	10
RBI	8
BB	5
SO	6
LOB	16



BOTTOM

San Diego Padres @ Pittsburgh Pirates

Three Rivers Stadium, Pittsburgh, PA

Sat Aug 10 1974, 7:05 PM EDT

Att. 15,150 - Unknown

livebaseballscorecards.com

<b>AB</b>	<b>35</b>
<b>R</b>	<b>4</b>
<b>H</b>	<b>9</b>
<b>RBI</b>	<b>4</b>
<b>BB</b>	<b>4</b>
<b>SO</b>	<b>1</b>
<b>LOB</b>	<b>16</b>



WP:	0	PA:	40
PB:	0	SB:	0
CS:	0		

Batter	1	2	3	4	5	6	7	8	9	AB	R	H	RBI	BB	SO	LOB
Rennie Stennett, R OBP: 0.297, SLG: 0.358 (1, 4)	0-0 BB 1B	0-0 1B 2B		0-0 F8			0-0 5-3		0-0 F8	5	2	2	0	0	0	0
Ed Kirkpatrick, L OBP: 0.347, SLG: 0.296 (1, 3)	0-3 K	0-0 2-H 1B		0-0 F7			1-0 2B HBP		0-0 FC6-4 1B	4	0	2	1	0	1	1
Al Oliver, L OBP: 0.335, SLG: 0.456 (1, 8)	4-0 1B 1-2 2B BB	0-0 4-3				0-0 G3	0-0 1-3 2B		0-0 F8	4	1	1	0	1	0	2
Willie Stargell, L OBP: 0.399, SLG: 0.562 Dave Giusti, R OBP: 0.125, SLG: 0.125 Gene Clines, R OBP: 0.311, SLG: 0.255 (1, 7)	0-0 1-3 2-H 2B 1B		0-0 F7		4-0 G6-4-3 BB		0-0 F7		0-0 FC6-4 1-2f	3	1	1	1	1	0	2
Richie Zisk, R OBP: 0.385, SLG: 0.485 (1, 9)	0-0 1-H 3-H 2B		0-0 6-3		0-0 1-2f			4-0 1B BB		3	0	1	2	1	0	1
Manny Sanguillen, R OBP: 0.314, SLG: 0.383 (1, 2)	0-0 F7		0-0 BB 1B			0-0 5-3		0-0 F7		4	0	1	0	0	0	2
Art Howe, R OBP: 0.356, SLG: 0.425 (1, 5)	0-0 F5		4-0 1-2 FC4-6 BB			0-0 6-3		0-0 1-2 1B		3	0	1	0	1	0	1
Frank Taveras, R OBP: 0.306, SLG: 0.284 Richie Hebner, L OBP: 0.357, SLG: 0.470 Mario Mendoza, R OBP: 0.272, SLG: 0.265 (1, 6)		0-0 1-3	0-0 FC4-6			0-0 F7		0-0 F6		3	0	0	0	0	0	2
Bruce Kison, R OBP: 0.208, SLG: 0.143 Paul Popovich, S OBP: 0.229, SLG: 0.215 John Morlan, R Dave Parker, L OBP: 0.335, SLG: 0.423 (8, PH)		0-0 F2		0-0 6-3			0-0 F2		0-0 1-3	1	0	0	0	0	0	0
										1	0	0	0	0	0	0
										1	0	0	0	0	0	0
										2	0	0	0	0	0	2

<b>Inning Stats</b>	R: 3 E: 0 K: 1 S: 8	H: 3 LOB: 1 BB: 1 P: 12	R: 1 E: 0 K: 0 S: 5	H: 2 LOB: 1 BB: 0 P: 5	R: 0 E: 0 K: 0 S: 4	H: 1 LOB: 2 BB: 1 P: 8	R: 0 E: 0 K: 0 S: 3	H: 0 LOB: 0 BB: 0 P: 3	R: 0 E: 0 K: 0 S: 2	H: 0 LOB: 0 BB: 1 P: 6	R: 0 E: 0 K: 0 S: 3	H: 0 LOB: 0 BB: 0 P: 3	R: 0 E: 0 K: 0 S: 4	H: 1 LOB: 2 BB: 1 P: 8	R: 0 E: 0 K: 0 S: 4	H: 1 LOB: 2 BB: 1 P: 8	R: 0 E: 0 K: 0 S: 4	H: 1 LOB: 1 BB: 0 P: 4	1B: 6 2B: 3 3B: 0 HR: 0	SF: 0 SAC: 0 DP: 1 HBP: 1	WP: 0 PB: 0 SB: 0 CS: 0	PA: 40
---------------------	------------------------------	----------------------------------	------------------------------	---------------------------------	------------------------------	---------------------------------	------------------------------	---------------------------------	------------------------------	---------------------------------	------------------------------	---------------------------------	------------------------------	---------------------------------	------------------------------	---------------------------------	------------------------------	---------------------------------	----------------------------------	------------------------------------	----------------------------------	--------

<b>PITCHER</b> Dave Freisleben, R ERA: 3.52 (1, 1)	IP 9.0	WLS W	BF 40	H 9	R 4	ER 4	SO 1	BB 4	IBB 0	HBP 1	BLK 0	WP 0	HR 0	S 37	P 54	ERA 4.00	WHIP 1.444	<b>PITCHER</b>	IP	WLS	BF	H	R	ER	SO	BB	IBB	HBP	BLK	WP	HR	S	P	ERA	WHIP
---	-----------	----------	----------	--------	--------	---------	---------	---------	----------	----------	----------	---------	---------	---------	---------	-------------	---------------	----------------	----	-----	----	---	---	----	----	----	-----	-----	-----	----	----	---	---	-----	------

Batter	1	2	3	4	5	6	7	8	9	AB R H RBI BB SO LOB	TOP
Derrel Thomas, S (1, 4) OBP: 0.326, SLG: 0.362	0-0 L9		0-0 L9		0-0 F6		0-0 F9			4 0 0 0 0 0 2	
Enzo Hernandez, R (1, 6) OBP: 0.286, SLG: 0.283	0-0 1B		0-0 1B		1-2 FC6-4			0-0 F9		4 0 2 0 0 0 1	
Gene Locklear, L (1, 9) OBP: 0.361, SLG: 0.382	0-0 F6		0-0 F8		1-2 1B			0-0 6-3		4 0 1 0 0 0 2	
Willie McCovey, L (1, 3) OBP: 0.418, SLG: 0.496	0-0 F5			0-0 F7		0-0 F9		0-0 F4		4 0 0 0 0 0 2	
Dave Winfield, R (1, 8) OBP: 0.317, SLG: 0.456		0-0 FC4-6		0-0 2B		0-0 F9			0-0 6-3	4 1 2 0 0 0 1	
Nate Colbert, R (1, 7) OBP: 0.325, SLG: 0.359		0-0 F8		0-0 FC4-5		0-0 F8			0-0 L1	4 0 1 1 0 0 2	
Dave Hilton, R (1, 5) OBP: 0.282, SLG: 0.231		0-0 FC4-6		0-0 FC4-5			4-0 SH3		0-0 4-3	3 0 0 0 1 0 2	
Fred Kendall, R (1, 2) OBP: 0.319, SLG: 0.362		0-0 1B		0-0 CS		0-0 6-3				2 0 1 0 0 0 0	
Dan Spillner, R (1, 1) OBP: 0.107, SLG: 0.038		0-3 K			0-0 6-3		0-0 SH3			2 0 1 0 0 1 2	
Johnny Grubb, L (7, PH) OBP: 0.363, SLG: 0.403										1 0 0 0 0 0 1	
Rusty Gerhardt, S (7, 1)										0 0 0 0 0 0 0	
Mike Johnson, R (7, 1)										0 0 0 0 0 0 0	
Larry Hardy, R (8, 1)										0 0 0 0 0 0 0	
Inning Stats	R: 0 H: 1 E: 0 LOB: 1 K: 0 BB: 0 S: 4 P: 4	R: 0 H: 2 E: 0 LOB: 2 K: 1 BB: 0 S: 7 P: 7	R: 0 H: 1 E: 0 LOB: 0 K: 0 BB: 0 S: 3 P: 3	R: 1 H: 2 E: 0 LOB: 0 K: 0 BB: 0 S: 4 P: 4	R: 0 H: 1 E: 0 LOB: 1 K: 0 BB: 0 S: 4 P: 4	R: 0 H: 1 E: 0 LOB: 1 K: 0 BB: 0 S: 4 P: 4	R: 0 H: 0 E: 0 LOB: 1 K: 0 BB: 1 S: 3 P: 7	R: 0 H: 0 E: 0 LOB: 0 K: 0 BB: 0 S: 3 P: 3	R: 0 H: 0 E: 0 LOB: 0 K: 0 BB: 0 S: 3 P: 3	1B: 7 SF: 0 2B: 1 SAC: 1 3B: 0 DP: 0 HR: 0 HBP: 0	WP: 0 PA: 35 PB: 0 SB: 0 CS: 2
PITCHER Dock Ellis, R (1, 1) ERA: 3.49	IP WLS BF H R ER SO BB IBB HBP BLK WP HR S P ERA WHIP	9.0 W 34 8 1 1 1 1 1 0 0 0 0 0 0 35 39 1.00 1.000									
	PITCHER	IP WLS BF H R ER SO BB IBB HBP BLK WP HR S P ERA WHIP									

**San Diego Padres @ Pittsburgh Pirates**  
 Three Rivers Stadium, Pittsburgh, PA  
 Sun Aug 11 1974, 3:33 AM EDT  
 Att. 14,726 - Unknown

[livebaseballscorecards.com](http://livebaseballscorecards.com)

AB	32
R	1
H	8
RBI	1
BB	1
SO	1
LOB	15





Batter	1	2	3	4	5	6	7	8	9	AB	R	H	RBI	BB	SO	LOB
Rennie Stennett, R OBP: 0.300, SLG: 0.359	4-0 3-1 3B BB	0-0 F8		0-0 2-H S 1B			0-0 F3	0-0 HBP HR 1B		4	2	2	1	1	0	2
Richie Hebner, L OBP: 0.360, SLG: 0.467	0-0 3-1 1-2		4-0 1B BB	4-0 1-2 BB			0-0 L4	1-0 HR HBP		2	1	0	0	2	0	1
Al Oliver, L OBP: 0.336, SLG: 0.460	0-0 2-H 3B		0-3 K	0-0 L9			0-0 1B 1B	0-0 F7		5	1	2	1	0	1	5
Willie Stargell, L OBP: 0.404, SLG: 0.574	0-3 K		0-0 1-2 1B		0-0 G5-4-3 1B		0-0 1B 2B 1B	0-0 HR		5	2	4	3	0	1	1
Richie Zisk, R OBP: 0.383, SLG: 0.481	0-3 K		0-0 F4		0-0 G5-4-3 1-2f		0-0 2B 1B	0-0 L9		5	1	1	1	0	1	4
Manny Sanguillen, R OBP: 0.313, SLG: 0.385		0-0 F8	0-0 F8		0-0 F7		0-0 1-H 3-H 2B			4	0	1	2	0	0	2
Ed Kirkpatrick, L OBP: 0.356, SLG: 0.294		4-0 FC1-5 1B BB		4-0 CS BB BB		0-3 K	4-0 FC6-4 IBB			1	0	0	0	3	1	0
Frank Taveras, R OBP: 0.309, SLG: 0.285		0-0 FC1-5 1-2 1B		4-0 CS 1B BB		0-0 F3	0-0 FC6-4 1-2f			3	1	1	0	1	0	2
Dock Ellis, S OBP: 0.333, SLG: 0.256		0-0 FC1-5 1-2 2-3f		0-3 K 1-2 2-3		0-0 4-3		0-0 G3		4	0	0	0	0	1	4

Inning Stats	R: 1	H: 1	E: 0	LOB: 1	K: 2	S: 8	P: 12	R: 0	H: 1	E: 0	LOB: 2	K: 0	S: 4	R: 0	H: 1	E: 0	LOB: 2	K: 1	S: 6	R: 1	H: 1	E: 0	LOB: 2	K: 1	S: 5	R: 0	H: 1	E: 0	LOB: 0	K: 0	S: 3	R: 0	H: 0	E: 0	LOB: 0	K: 1	S: 5	R: 3	H: 4	E: 0	LOB: 2	K: 0	S: 7	R: 3	H: 2	E: 0	LOB: 0	K: 0	S: 5	R: 0	H: 2	E: 0	LOB: 0	K: 0	S: 6
	1	1	0	1	2	8	12	0	1	0	2	0	4	0	1	0	2	1	6	1	1	0	2	3	5	0	0	0	0	0	0	3	0	0	0	0	5	3	3	4	2	0	7	3	2	0	0	6							

PITCHER	IP	WLS	BF	H	R	ER	SO	BB	IBB	HBP	BLK	WP	HR	S	P	ERA	WHIP
Dan Spillner, R ERA: 3.67	(1, 1)	6.0	L	27	5	2	5	6	0	0	0	0	0	31	55	3.00	1.833
Rusty Gerhardt, L ERA: 11.74	(7, 1)	0.2		5	3	3	0	0	0	0	0	0	0	5	5	40.50	4.500
Mike Johnson, R ERA: 7.45	(7, 1)	0.2		6	2	2	0	0	1	1	0	0	0	4	9	27.00	3.000
Larry Hardy, R ERA: 4.79	(8, 1)	0.2		3	1	1	0	0	0	0	0	0	1	3	3	13.50	1.500

**BOTTOM**

**San Diego Padres @ Pittsburgh Pirates**  
 Three Rivers Stadium, Pittsburgh, PA

Sun Aug 11 1974, 3:33 AM EDT  
 Att. 14,726 - Unknown

AB	33
R	8
H	11
RBI	8
BB	7
SO	5
LOB	21



WP	PA	1B	SF	PB	SAC	2B	DP	3B	HBP	HR	CS
0	41	8	0	0	0	1	1	1	1	1	2

Batter	1	2	3	4	5	6	7	8	9	10	11	12	13	AB R H RBI BB SO LOB	TOP																
Enzo Hernandez, R OBP: 0.289, SLG: 0.290 (1, 6)	4-0 6-3 2B BB	0-0 6-3			0-0 4-3 3B		0-0 F7		0-0 WP S 1B			0-0 F8		5 2 2 1 1 0 1	<p>San Diego Padres @ St. Louis Cardinals</p> <p>Busch Stadium, St. Louis, MO</p> <p>Mon Aug 12 1974, 7:05 PM CDT</p> <p>Att. 16,493 - Unknown</p>																
Glenn Beckert, R OBP: 0.400, SLG: 0.353 Dave Roberts, R OBP: 0.250, SLG: 0.258 (1, 4) (9, PR) (9, 5)	0-0 6-3 1-2		0-0 6-3		0-0 4-3		0-0 FC6-4 1-2f		4-0 BB 1B			0-0 P4		4 0 0 1 1 0 2 1 0 0 0 0 0 0																	
Derrel Thomas, S OBP: 0.329, SLG: 0.365 (1, 8)	0-0 E 2B		0-0 5-3		0-0 P4			0-0 1B SF8 1B				4-0 BB		5 2 2 1 1 0 2																	
Dave Winfield, R OBP: 0.317, SLG: 0.454 (1, 7)	0-0 E9 2B 1B		0-3 K					0-0 F8				0-0 F9		6 0 2 1 0 1 2																	
Nate Colbert, R OBP: 0.325, SLG: 0.359 (1, 3)	0-3 K			0-0 G6-4-3 1B				0-0 F8					0-3 K	6 0 2 0 0 3 2																	
Cito Gaston, R OBP: 0.264, SLG: 0.336 (1, 9)	4-0 FC6-4 IBB			0-0 G6-4-3 1-2f				0-0 SF8					0-0 4-3	4 0 0 1 1 0 2																	
Dave Hilton, R OBP: 0.264, SLG: 0.214 (1, 5) (9, 4)	0-0 FC6-4 1-2f			0-3 K				0-3 K					0-0 P4	6 0 0 0 0 3 4																	
Fred Kendall, R OBP: 0.323, SLG: 0.367 (1, 2)		0-0 B3-6-4 1B			0-0 SH5-3 3B 2B		4-0 FC3-4 BB		0-0 F3			0-0 F8		4 1 2 0 1 0 0																	
Bill Greif, R OBP: 0.235, SLG: 0.071 Johnny Grubb, L OBP: 0.362, SLG: 0.402 Bill Laxton, L (1, 1) (9, PH) (9, 1)		0-0 B3-6-4 1-2f			0-0 SH5-3 2-3		0-0 FC3-4 FC6-4		0-0 F7			0-3 K		2 0 0 0 0 0 2 1 0 0 0 0 0 0 1 0 0 0 0 1 0																	
<b>Inning Stats</b>	R: 2 E: 1 K: 1 S: 7	H: 2 LOB: 2 BB: 2 P: 15	R: 0 E: 0 K: 0 S: 3	H: 1 LOB: 0 BB: 0 P: 3	R: 0 E: 0 K: 1 S: 5	H: 0 LOB: 0 BB: 0 P: 5	R: 0 E: 0 K: 1 S: 5	H: 1 LOB: 1 BB: 0 P: 5	R: 0 E: 0 K: 2 S: 8	H: 1 LOB: 1 BB: 0 P: 8	R: 0 E: 0 K: 1 S: 7	H: 2 LOB: 1 BB: 0 P: 7	R: 0 E: 0 K: 0 S: 4	H: 1 LOB: 2 BB: 1 P: 8		R: 0 E: 0 K: 0 S: 3	H: 0 LOB: 0 BB: 0 P: 3	R: 0 E: 0 K: 1 S: 5	H: 0 LOB: 0 BB: 0 P: 5	R: 0 E: 0 K: 1 S: 5	H: 0 LOB: 0 BB: 0 P: 7	R: 0 E: 0 K: 1 S: 5	H: 0 LOB: 0 BB: 0 P: 5	1B: 7 2B: 2 3B: 1 HR: 0	SF: 1 SAC: 1 DP: 2 HBP: 0	WP: 1 PB: 0 SB: 1 CS: 0	PA: 52				
<b>PITCHER</b>	IP WLS BF H R ER SO BB IBB HBP BLK WP HR S P ERA WHIP																														
John Curtis, L ERA: 4.44 Bob Forsch, R ERA: 3.24 Al Hrabosky, L ERA: 3.16 (1, 1) (8, 1) (9, 1)	7.0 1.2 4.1	29 9 14	7 3 0	4 1 0	4 1 0	5 1 2	48 14 21	5.14 5.40 0.00	1.286 2.400 0.231																						

livebaseballscorecards.com



Batter	1	2	3	4	5	6	7	8	9	10	11	12	13	AB R H RBI BB SO LOB
Lou Brock, L OBP: 0.377, SLG: 0.398 (1, 7)	0-0 4-3		0-0 6-3	4-0 FC6-4 IBB			4-0 S BB		4-0 E S BB		0-0 F7		0-0 IBB 1B	4 0 1 0 3 0 0
Ted Sizemore, R OBP: 0.361, SLG: 0.330 (1, 4)	4-0 BB			1B BB FC6-4			0-0 F7		4-0 1-2 IBB		4-0 BB		4-0 1-2 IBB	2 1 0 0 5 0 3
Bake McBride, L OBP: 0.357, SLG: 0.375 (1, 8)	0-0 F7			0-0 F8	0-0 F7		0-0 F2		0-0 E4		0-0 F8		0-0 SF8	6 0 0 1 0 0 6
Reggie Smith, S OBP: 0.379, SLG: 0.544 Jose Cruz, L OBP: 0.327, SLG: 0.414 (8, PR) Luis Melendez, R OBP: 0.296, SLG: 0.314 (9, PH) (10, 9)	0-3 K			0-0 1B 1B	0-0 F5		0-0 3-1 FC5-2-5 2B		0-0 F3				0-0 1B	4 1 2 0 0 1 1 0 0 0 0 0 0 0 2 0 1 0 0 0 3
Ted Simmons, S OBP: 0.313, SLG: 0.430 (1, 2)		0-0 F5		0-0 1B 1B	0-0 G3		0-0 3-1		0-0 F8				0-0 F5	6 1 1 1 0 0 5
Joe Torre, R OBP: 0.382, SLG: 0.420 (1, 3)		0-0 F8		0-0 1B E 1B		0-3 K		4-0 FC5-2-5 IBB		0-0 5-3			0-0 F7	5 1 1 1 1 1 1
Ken Reitz, R OBP: 0.310, SLG: 0.379 (1, 5)		0-0 4-3		0-0 E3 E 1B		0-0 F7		0-0 FC5-2-5		0-0 4-3			0-0 F9	6 1 1 1 0 0 4
Mike Tyson, R OBP: 0.241, SLG: 0.255 Jim Dwyer, L OBP: 0.390, SLG: 0.394 (8, PH) Jerry Davanon, R OBP: 0.286, SLG: 0.194 (9, 6) Al Hrabosky, R OBP: 0.167, SLG: 0.167 (9, 1) Danny Godby, R OBP: 1.000, SLG: 1.000 (13, PH)			0-0 P4	0-0 FC SH3-4		0-0 F8		0-0 F7		0-3 K			0-0 1B SH3-4 SF8 1B	3 0 0 0 0 0 0 1 0 0 0 0 0 2 0 0 0 0 0 0 0 1 0 0 0 0 1 0 1 1 1 0 0 0 0
John Curtis, L OBP: 0.200, SLG: 0.167 Tim McCarver, L OBP: 0.356, SLG: 0.242 (7, PH) Bob Forsch, R OBP: 0.235, SLG: 0.188 (8, 1) Jack Heidemann, R OBP: 0.295, SLG: 0.250 (9, 6)			0-0 6-3	0-0 SH3-4		0-0 F9		0-3 K			0-3 K		0-0 SH3-4	1 0 0 0 0 0 0 1 0 0 0 0 0 0 0 0 0 0 0 0 0 2 0 0 0 0 2 0

Inning Stats	R: 0	H: 0	E: 0	LOB: 1	K: 1	S: 5	P: 9	R: 0	H: 0	E: 0	LOB: 0	K: 0	S: 3	P: 3	R: 0	H: 0	E: 0	LOB: 0	K: 0	S: 3	P: 3	R: 5	H: 4	E: 2	LOB: 2	K: 0	S: 8	P: 16	R: 0	H: 0	E: 0	LOB: 0	K: 0	S: 3	P: 3	R: 0	H: 0	E: 0	LOB: 0	K: 1	S: 5	P: 5	R: 0	H: 1	E: 0	LOB: 2	K: 0	S: 4	P: 8	R: 0	H: 0	E: 1	LOB: 3	K: 1	S: 6	P: 14	R: 0	H: 0	E: 0	LOB: 0	K: 1	S: 5	P: 5	R: 0	H: 1	E: 0	LOB: 1	K: 0	S: 4	P: 4	R: 0	H: 1	E: 0	LOB: 1	K: 0	S: 4	P: 4	R: 1	H: 2	E: 0	LOB: 2	K: 0	S: 4	P: 8	1B: 7	SF: 1	2B: 1	SAC: 2	3B: 0	DP: 0	HR: 0	HBP: 0	WP: 0	PA: 57
PITCHER	IP	WLS	BF	H	R	ER	SO	BB	IBB	HBP	BLK	WP	HR	S	P	ERA	WHIP																																																																													
Bill Greif, R ERA: 4.62 (1, 1)	8.0		35	5	5	3	2	3	2	0	0	0	0	34	54	3.38	1.000																																																																													
Bill Laxton, L ERA: 2.86 (9, 1)	4.2	L	22	3	1	1	3	2	2	0	0	0	0	24	40	1.93	1.071																																																																													

San Diego Padres @ St. Louis Cardinals  
 Busch Stadium, St. Louis, MO  
 Mon Aug 12 1974, 7:05 PM CDT  
 Att: 16,493 - Unknown

livebaseballscorecards.com

AB	45
R	6
H	8
RBI	4
BB	9
SO	5
LOB	25



Batter	1	2	3	4	5	6	7	8	9	AB R H RBI BB SO LOB	TOP									
Enzo Hernandez, R (1, 6) OBP: 0.291, SLG: 0.291	0-0 5-3		0-0 S SH1-3 1B		0-3 K	0-3 K		0-0 E 1B		5 0 2 0 0 2 1										
Dave Hilton, R (1, 4) OBP: 0.274, SLG: 0.239	0-0 1B 2B		0-0 SH1-3		0-0 1B 2B	0-0 L1		0-3 K		4 2 2 0 0 1 3										
Gene Locklear, L (1, 7) OBP: 0.341, SLG: 0.359	0-0 P6		0-3 K		0-0 2B 1B		0-0 F9	0-0 E1		5 0 1 0 0 1 4										
Dave Winfield, R (1, 9) OBP: 0.319, SLG: 0.456	0-0 2-H 1B		0-3 K		0-0 1-3 2-H 2B		0-3 K		0-0 6-3	5 0 2 2 0 2 1										
Nate Colbert, R (1, 3) OBP: 0.326, SLG: 0.363	0-3 K			0-0 FC1-6 1B	0-0 F5		0-0 2B	0-3 K		5 0 2 0 0 2 3										
Derrel Thomas, S (1, 8) OBP: 0.334, SLG: 0.373		0-0 3B		0-0 FC1-6 E 1-2f IBB	4-0 IBB		4-0 IBB	0-0 1B		3 0 2 0 2 0 1										
Fred Kendall, R (1, 2) OBP: 0.319, SLG: 0.361		0-0 F8		0-0 E6	0-3 K		0-0 P4	0-0 F8		5 0 0 0 0 1 8										
Dave Roberts, R (1, 5) OBP: 0.253, SLG: 0.258		0-0 5-3		0-3 K		4-0 S BB		0-0 E1 1B 1B		3 0 1 0 1 1 3										
Vicente Romo, R (1, 1) Lowell Palmer, R (1, 1) OBP: 0.095, SLG: 0.190		0-3 K		0-3 K		0-0 F7		0-3 K		0 0 0 0 0 0 0 4 0 0 0 0 3 5										
<b>Inning Stats</b>	R: 1 E: 0 K: 1 S: 7	H: 2 LOB: 1 BB: 0 P: 7	R: 0 E: 0 K: 1 S: 6	H: 1 LOB: 1 BB: 0 P: 6	R: 0 E: 0 K: 2 S: 8	H: 1 LOB: 1 BB: 0 P: 9	R: 1 E: 0 K: 2 S: 10	H: 3 LOB: 3 BB: 1 P: 14	R: 0 E: 0 K: 1 S: 5	H: 0 LOB: 1 BB: 1 P: 9	R: 0 E: 0 K: 1 S: 6	H: 1 LOB: 2 BB: 1 P: 10	R: 0 E: 1 K: 2 S: 9	H: 2 LOB: 2 BB: 0 P: 9	R: 0 E: 0 K: 1 S: 6	H: 1 LOB: 1 BB: 0 P: 6	1B: 8 2B: 3 3B: 1 HR: 0	SF: 0 SAC: 1 DP: 0 HBP: 0	WP: 0 PB: 0 SB: 2 CS: 0	PA: 43
<b>PITCHER</b>	IP WLS BF H R ER SO BB IBB HBP BLK WP HR S P ERA WHIP																			
Sonny Siebert, R (1, 1) ERA: 3.19	7.1 L 37 11 2 2 2 11 1 2 0 0 0 0 56 68 2.46 1.636																			
Mike Garman, R (8, 1) ERA: 2.95	0.2 2 0 0 0 1 0 0 0 0 0 0 4 4 0.00 0.000																			
Rich Folkers, L (9, 1) ERA: 2.45	1.0 4 1 0 0 1 0 0 0 0 0 0 6 6 0.00 1.000																			

San Diego Padres @ St. Louis Cardinals  
 Busch Stadium, St. Louis, MO  
 Tue Aug 13 1974, 7:05 PM CDT  
 Att: 17,480 - Unknown

AB	39
R	2
H	12
RBI	2
BB	3
SO	13
LOB	29



BOTTOM

San Diego Padres @ St. Louis Cardinals  
Busch Stadium, St. Louis, MO  
Tue Aug 13 1974, 7:05 PM CDT  
Att. 17,480 - Unknown

livebaseballscorecards.com

AB	31
R	1
H	7
RBI	1
BB	3
SO	6
LOB	12



WP:	0	PA:	35
PB:	0		
SB:	1		
CS:	1		

AB R H RBI BB SO LOB

3 0 2 0 0 0 1

4 0 1 0 0 2 3

3 0 0 0 1 1 2

3 1 1 1 1 0 1

4 0 0 0 0 0 3

3 0 0 0 1 0 0

4 0 0 0 0 1 1

2 0 1 0 0 1 0

1 0 0 0 0 0 0

0 0 0 0 0 0 0

1B: 6 SF: 0

2B: 0 SAC: 1


3B: 0 DP: 1

HR: 1 HBP: 0

Batter	1	2	3	4	5	6	7	8	9
Lou Brock, L (1, 7) OBP: 0.378, SLG: 0.400	0-0 CS 1B		0-0 F7		0-0 S 1B			0-0 SH1-4 1-2	
Ted Sizemore, R (1, 4) OBP: 0.359, SLG: 0.329	0-3 K 1-2		0-0 F8		0-3 K 1-2			0-0 FC4 2-3 1B	
Bake McBride, L (1, 8) OBP: 0.356, SLG: 0.372	4-0 BB			0-0 F7		0-3 K		0-0 FC4 1-3 3-H	
Reggie Smith, S (1, 9) OBP: 0.380, SLG: 0.551	0-0 P6			0-0 HR		0-0 5-3		4-0 IBB	
Ted Simmons, S (1, 2) OBP: 0.311, SLG: 0.426		0-0 F9		0-0 F7		0-0 P6		0-0 4-3	
Joe Torre, R (1, 3) OBP: 0.380, SLG: 0.416		0-0 F8		4-0 BB		0-0 4-3		0-0 6-3	
Ken Reitz, R (1, 5) OBP: 0.308, SLG: 0.375		0-0 F7		0-3 K		0-0 F3		0-0 4-3	
Mike Tyson, R (1, 6) OBP: 0.243, SLG: 0.256			0-3 K		0-0 G6-3 1B		0-0 P3		0-3 K
Jose Cruz, L (7, PH) OBP: 0.325, SLG: 0.411									
Jerry Davanon, R (8, 6) OBP: 0.286, SLG: 0.194									
Jim Dwyer, L (9, PH) OBP: 0.355, SLG: 0.388									
Sonny Siebert, R (1, 1) OBP: 0.159, SLG: 0.098			0-0 1B		0-0 G6-3			0-0 1B SH1-4 FC4 1B	
Mike Garman, R (8, 1) OBP: 0.143, SLG: 0.143									
Tim McCarver, L (8, PH) OBP: 0.361, SLG: 0.250									
Rich Folkers, L (9, 1) OBP: 0.361, SLG: 0.250									

Inning Stats	R: 0 H: 1 E: 0 K: 5	H: 1 LOB: 1 BB: 1 P: 9	R: 0 H: 0 E: 0 K: 3	H: 0 LOB: 0 BB: 0 P: 3	R: 0 H: 1 E: 0 K: 6	H: 1 LOB: 1 BB: 0 P: 6	R: 1 H: 1 E: 0 K: 6	H: 1 LOB: 1 BB: 1 P: 10	R: 0 H: 2 E: 0 K: 6	H: 2 LOB: 1 BB: 0 P: 6	R: 0 H: 0 E: 0 K: 5	H: 0 LOB: 0 BB: 0 P: 5	R: 0 H: 0 E: 0 K: 3	H: 0 LOB: 0 BB: 0 P: 3	R: 0 H: 2 E: 0 K: 5	H: 2 LOB: 3 BB: 1 P: 9	R: 0 H: 0 E: 0 K: 5	H: 0 LOB: 0 BB: 0 P: 5	1B: 6 2B: 0 3B: 0 HR: 1	SF: 0 SAC: 1 DP: 1 HBP: 0	WP: 0 PA: 35
--------------	---------------------	------------------------	---------------------	------------------------	---------------------	------------------------	---------------------	-------------------------	---------------------	------------------------	---------------------	------------------------	---------------------	------------------------	---------------------	------------------------	---------------------	------------------------	-------------------------	---------------------------	--------------

PITCHER	IP	WLS	BF	H	R	ER	SO	BB	IBB	HBP	BLK	WP	HR	S	P	ERA	WHIP
Vicente Romo, R (1, 1) ERA: 4.63	0.2		2	1	0	0	1	0	0	0	0	0	0	4	4	0.00	1.500
Lowell Palmer, R (1, 1) ERA: 5.56	8.1	W	33	6	1	1	5	2	1	0	0	0	1	40	52	1.08	0.960

Batter	1	2	3	4	5	6	7	8	9	AB R H RBI BB SO LOB	TOP	
Enzo Hernandez, R (1, 6) OBP: 0.290, SLG: 0.289	4-0 CS BB		0-0 FC3-6 1-2f		0-0 F8		0-0 FC6-4 1-2f			3 0 0 0 1 0 2		
Glenn Beckert, R (1, 4) OBP: 0.392, SLG: 0.338	0-0 L4 1-2		0-3 K 1-2			4-0 FC4-6 BB		0-0 4-3		3 0 0 0 1 1 2		
Nate Colbert, R (1, 7) OBP: 0.328, SLG: 0.372 (6, 3)	4-0 HBP BB		0-0 F9			0-0 F8		0-0 HR		3 1 1 1 1 0 2		
Willie McCovey, L (1, 3) OBP: 0.419, SLG: 0.494 Gene Locklear, L (6, PH) OBP: 0.349, SLG: 0.390 (6, 7)	1-0 FC6-4 HBP			0-0 4-3		0-0 FC4-6 1B 1-2f		0-0 2B		1 0 0 0 0 0 0 2 0 1 0 0 0 1		
Dave Winfield, R (1, 9) OBP: 0.318, SLG: 0.454	0-0 FC6-4 1-2f			0-3 K		0-0 1B		0-0 F7		4 0 1 0 0 1 3		
Derrel Thomas, S (1, 8) OBP: 0.333, SLG: 0.370		0-0 1-3		4-0 BB		0-0 F9		0-3 K		3 0 0 0 1 1 3		
Dave Hilton, R (1, 5) OBP: 0.273, SLG: 0.239		0-0 9-3 1B		0-0 P6			0-0 G3		0-0 4-3	4 0 1 0 0 0 1	AB 31 R 1 H 6 RBI 1 BB 4 SO 5 LOB 16	
Fred Kendall, R (1, 2) OBP: 0.318, SLG: 0.360		0-0 9-3 1-2f			0-0 5-3		0-0 FC4-6 1B		0-3 K	4 0 1 0 0 1 1		
Randy Jones, R (1, 1) OBP: 0.185, SLG: 0.189 Horace Clarke, S (7, PH) OBP: 0.270, SLG: 0.217 Larry Hardy, R (7, 1) Johnny Grubb, L (9, PH) OBP: 0.361, SLG: 0.401			0-0 FC3-6 1B		0-3 K		0-0 FC4-6 FC6-4 1-2f		0-0 6-3	2 0 1 0 0 1 0 1 0 0 0 0 0 1 0 0 0 0 0 0 0 1 0 0 0 0 0 0		
<b>Inning Stats</b>	R: 0 H: 0 E: 0 LOB: 2 K: 0 BB: 2 S: 2 P: 11	R: 0 H: 1 E: 0 LOB: 0 K: 0 BB: 0 S: 3 P: 3	R: 0 H: 1 E: 0 LOB: 1 K: 1 BB: 0 S: 6 P: 6	R: 0 H: 0 E: 0 LOB: 1 K: 1 BB: 1 S: 5 P: 9	R: 0 H: 0 E: 0 LOB: 0 K: 1 BB: 0 S: 5 P: 5	R: 0 H: 1 E: 0 LOB: 2 K: 0 BB: 1 S: 4 P: 8	R: 0 H: 1 E: 0 LOB: 1 K: 0 BB: 0 S: 4 P: 4	R: 1 H: 2 E: 0 LOB: 1 K: 1 BB: 0 S: 7 P: 7	R: 0 H: 0 E: 0 LOB: 0 K: 1 BB: 0 S: 5 P: 5	1B: 4 SF: 0 2B: 2 SAC: 0 3B: 0 DP: 1 HR: 1 HBP: 1	WP: 0 PA: 36 PB: 0 SB: 1 CS: 1	
<b>PITCHER</b> Alan Foster, R (1, 1) ERA: 3.35	IP WLS BF H R ER SO BB IBB HBP BLK WP HR S P ERA WHIP	9.0 W 36 6 1 1 5 4 0 1 0 0 1 41 58 1.00 1.111										

San Diego Padres @ St. Louis Cardinals  
 Busch Stadium, St. Louis, MO  
 Wed Aug 14 1974, 7:05 PM CDT  
 Att: 16,427 - Unknown

livebaseballscorecards.com

**BOTTOM**

**San Diego Padres @ St. Louis Cardinals**  
 Busch Stadium, St. Louis, MO  
 Wed Aug 14 1974, 7:05 PM CDT  
 Att. 16,427 - Unknown

[livebaseballscorecards.com](http://livebaseballscorecards.com)

<b>AB</b>	<b>32</b>
<b>R</b>	<b>5</b>
<b>H</b>	<b>8</b>
<b>RBI</b>	<b>5</b>
<b>BB</b>	<b>0</b>
<b>SO</b>	<b>3</b>
<b>LOB</b>	<b>12</b>



WP: 0	PA: 32
PB: 0	
SB: 0	
CS: 0	

Batter	1	2	3	4	5	6	7	8	9	AB	R	H	RBI	BB	SO	LOB
Lou Brock, L OBP: 0.375, SLG: 0.396 (1, 7)	0-0 4-3		0-0 4-1		0-0 F6		0-0 F7			4	0	0	0	0	0	3
Ted Sizemore, R OBP: 0.358, SLG: 0.328 (1, 4)	0-0 P6		0-0 6-3		0-0 HR 1B		0-0 4-3			4	1	1	1	0	0	1
Reggie Smith, S OBP: 0.379, SLG: 0.556 (1, 9)	0-3 K			0-0 5-3	0-0 HR			0-0 G3		4	1	1	3	0	1	0
Joe Torre, R OBP: 0.379, SLG: 0.415 (1, 3)		0-0 FC5-4 1B		0-0 6-3	0-3 K			0-0 F9		4	0	1	0	0	1	0
Ted Simmons, S OBP: 0.308, SLG: 0.422 (1, 2)		0-0 FC5-4 1B		0-0 F8		0-0 6-3		0-0 4-3		4	0	0	0	0	0	1
Luis Melendez, R OBP: 0.305, SLG: 0.333 (1, 8)		0-0 FC6-4 1B			0-0 1B 2B	0-0 P4				3	1	2	0	0	0	0
Ken Reitz, R OBP: 0.308, SLG: 0.375 (1, 5)		0-0 F7			0-0 2B 1B	0-0 5-3				3	1	1	0	0	0	2
Mike Tyson, R OBP: 0.247, SLG: 0.267 (1, 6)		0-0 FC6-4			0-0 1B HR 2B		0-0 2B			3	1	2	1	0	0	2
Alan Foster, R OBP: 0.213, SLG: 0.178 (1, 1)			0-0 5-3		0-3 K		0-0 1-4			3	0	0	0	0	1	3

Inning Stats	R: 0	H: 0	E: 0	K: 1	S: 5	LOB: 0	BB: 0	P: 5	R: 0	H: 2	E: 0	K: 0	S: 5	LOB: 2	BB: 0	P: 5	R: 0	H: 0	E: 0	K: 0	S: 3	LOB: 0	BB: 0	P: 3	R: 0	H: 0	E: 0	K: 0	S: 3	LOB: 0	BB: 0	P: 3	R: 5	H: 5	E: 0	K: 2	S: 12	LOB: 0	BB: 0	P: 12	R: 0	H: 0	E: 0	K: 0	S: 3	LOB: 0	BB: 0	P: 3	R: 0	H: 1	E: 0	K: 0	S: 4	LOB: 1	BB: 0	P: 4	R: 0	H: 0	E: 0	K: 0	S: 3	LOB: 0	BB: 0	P: 3
<b>1B: 4</b>	<b>SF: 0</b>	<b>2B: 3</b>	<b>SAC: 0</b>	<b>3B: 0</b>	<b>DP: 0</b>	<b>HR: 1</b>	<b>HBP: 0</b>	<b>WP: 0</b>	<b>PA: 32</b>																																																							

PITCHER	IP	WLS	BF	H	R	ER	SO	BB	IBB	HBP	BLK	WP	HR	S	P	ERA	WHIP
Randy Jones, L ERA: 4.34 (1, 1)	6.0	L	25	7	5	5	3	0	0	0	0	0	1	31	31	7.50	1.167
Larry Hardy, R ERA: 4.67 (7, 1)	2.0		7	1	0	0	0	0	0	0	0	0	0	7	7	0.00	0.500

Batter	1	2	3	4	5	6	7	8	9	AB R H RBI BB SO LOB	TOP															
Enzo Hernandez, R (1, 6) OBP: 0.290, SLG: 0.287	0-0 6-3	0-0 CS	0-0 F8		0-0 5-3			4-0 BB BB BB		3 0 0 0 1 0 1	<b>San Diego Padres @ Chicago Cubs</b> Wrigley Field, Chicago, IL Fri Aug 16 1974, 3:33 AM CDT Att. 9,075 - Cloudy															
Glenn Beckert, R (1, 4) OBP: 0.386, SLG: 0.333	0-0 BB WP SF8 1B		0-3 K			0-0 F9		0-0 L7		4 1 1 0 0 1 2																
Nate Colbert, R (1, 3) OBP: 0.327, SLG: 0.368	4-0 BB 1-2 BB		0-3 K			0-3 K		0-0 E3 1-2 2-3		3 0 0 0 1 2 2																
Dave Winfield, R (1, 7) OBP: 0.317, SLG: 0.450	4-0 1-2 2-3 BB			0-3 K		0-0 F9		0-3 K		3 0 0 0 1 2 3																
Derrel Thomas, S (1, 8) OBP: 0.330, SLG: 0.367	0-0 SF8			0-0 B4-3			0-0 G3	0-0 4-1		3 0 0 1 0 0 3																
Cito Gaston, R (1, 9) OBP: 0.260, SLG: 0.331	0-0 F9			0-3 K			0-0 G3	0-0 1-3		4 0 0 0 0 1 2																
Dave Hilton, R (1, 5) OBP: 0.291, SLG: 0.260		0-0 CS 1B			0-0 SH2-4 1B		0-0 1B	0-3 K		4 0 3 0 0 1 0																
Chris Cannizzaro, R (1, 2) OBP: 0.211, SLG: 0.167		0-0 F7			0-3 K		0-0 4-3	0-0 F8		2 0 0 0 0 1 2																
Gene Locklear, L (7, PH) OBP: 0.341, SLG: 0.381										1 0 0 0 0 0 1																
Fred Kendall, R (7, 2) OBP: 0.317, SLG: 0.359										1 0 0 0 0 0 0																
Dave Freisleben, R (1, 1) OBP: 0.280, SLG: 0.227		0-0 B1			0-0 SH2-4			0-0 E 2B		1 0 0 0 0 0 1																
Larry Hardy, R (6, 1)										0 0 0 0 0 0 0																
Bill Laxton, L (6, 1)										0 0 0 0 0 0 0																
Johnny Grubb, L (8, PH) OBP: 0.363, SLG: 0.406										1 0 1 0 0 0 0																
Mike Johnson, R (8, 1)										0 0 0 0 0 0 0																
<b>Inning Stats</b>	R: 1 E: 0 K: 0 S: 4	H: 1 LOB: 2 BB: 2 P: 12	R: 0 E: 0 K: 0 S: 3	H: 1 LOB: 0 BB: 0 P: 3	R: 0 E: 0 K: 2 S: 7	H: 0 LOB: 0 BB: 0 P: 7	R: 0 E: 0 K: 2 S: 7	H: 0 LOB: 0 BB: 0 P: 7	R: 0 E: 0 K: 1 S: 6	H: 1 LOB: 1 BB: 0 P: 6	R: 0 E: 0 K: 1 S: 5	H: 0 LOB: 0 BB: 0 P: 5	R: 0 E: 0 K: 0 S: 4	H: 1 LOB: 1 BB: 0 P: 4	R: 0 E: 1 K: 1 S: 7	H: 1 LOB: 3 BB: 1 P: 11	R: 0 E: 0 K: 1 S: 5	H: 0 LOB: 0 BB: 0 P: 5	1B: 4 2B: 1 3B: 0 HR: 0	SF: 1 SAC: 1 DP: 0 HBP: 0	WP: 1 PB: 0 SB: 0 CS: 1	PA: 36				
<b>PITCHER</b>	IP WLS BF H R ER SO BB IBB HBP BLK WP HR S P ERA WHIP																									
Jim Kremmel, L (1, 1) ERA: 6.61	1.0	7	2	1	1	0	2	0	0	0	1	0	5	13	9.00	4.000										
Tom Dettore, R (2, 1) ERA: 0.75	6.1	W	23	3	0	0	6	1	0	0	0	0	34	38	0.00	0.632										
Jim Todd, R (8, 1) ERA: 4.3	1.2	S	5	0	0	0	2	0	0	0	0	0	9	9	0.00	0.000										

AB	30
R	1
H	5
RBI	1
BB	3
SO	8
LOB	17





Batter	1	2	3	4	5	6	7	8	9
Don Kessinger, S (1, 6) OBP: 0.332, SLG: 0.320	0-0 F6		0-0 L7		4-0 FC6 BB	4-0 BB BB		0-0 F8	
Jose Cardenal, R (1, 9) OBP: 0.370, SLG: 0.451	0-0 HR		0-0 FC5 2B		0-3 K	4-0 1-2 2-3 BB			
Billy Williams, L (1, 7) OBP: 0.389, SLG: 0.452	0-0 F7		0-0 L9		0-0 FC6 BB 1-2f	0-3 K			
Andre Thornton, R (1, 3) OBP: 0.401, SLG: 0.484	0-0 F8		4-0 BB		4-0 FC5-4 BB 1-2	0-3 K			
Jerry Morales, R (1, 8) OBP: 0.305, SLG: 0.391		0-0 5-3	0-0 FC5 2-3f		0-0 FC5-4 1-2f		0-0 F8		
Bill Madlock, R (1, 5) OBP: 0.345, SLG: 0.396		4-0 1B E BB		0-0 1B 1-3 1B		0-0 SH3-4 BB 2B 1B	0-0 F7		
Rob Sperring, R (1, 4) OBP: 0.318, SLG: 0.389		0-0 FC1-6 1B 1-2		0-0 1-3 1-2		4-0 SH3-4 2B BB	0-0 F4		
Steve Swisher, R (1, 2) OBP: 0.304, SLG: 0.286		0-0 FC1-6 1-2f 2-H		0-0 1B 2-H		0-0 SH3-4 1-2 2-3		0-0 5-3	
Jim Kremmel, L (1, 1)		0-0 4-3		0-0 F6		0-0 BB 2B 2-H 3-H		0-3 K	

Inning Stats	R: 1	H: 1	E: 0	LOB: 0	K: 0	BB: 0	S: 4	P: 4
	R: 1	H: 1	E: 1	LOB: 1	K: 0	BB: 1	S: 4	P: 8
	R: 0	H: 1	E: 0	LOB: 2	K: 0	BB: 1	S: 4	P: 8
	R: 0	H: 2	E: 0	LOB: 1	K: 0	BB: 0	S: 4	P: 4
	R: 0	H: 0	E: 0	LOB: 2	K: 1	BB: 2	S: 5	P: 13
	R: 2	H: 2	E: 0	LOB: 3	K: 2	BB: 3	S: 9	P: 21
	R: 0	H: 0	E: 0	LOB: 0	K: 0	BB: 0	S: 3	P: 3
	R: 0	H: 0	E: 0	LOB: 0	K: 1	BB: 0	S: 5	P: 5

PITCHER	IP	WLS	BF	H	R	ER	SO	BB	IBB	HBP	BLK	WP	HR	S	P	ERA	WHIP
Dave Freisleben, R (1, 1) ERA: 3.58	5.0	L	25	6	4	3	1	5	0	0	0	0	1	22	42	5.40	2.200
Larry Hardy, R (6, 1) ERA: 4.65	0.1		3	1	0	0	0	1	0	0	0	0	0	2	6	0.00	6.000
Bill Laxton, L (6, 1) ERA: 2.66	1.2		6	0	0	0	2	1	0	0	0	0	0	9	13	0.00	0.600
Mike Johnson, R (8, 1) ERA: 6.75	1.0		3	0	0	0	1	0	0	0	0	0	0	5	5	0.00	0.000

AB R H RBI BB SO LOB

3	0	0	0	2	0	0
3	1	2	1	1	1	1
4	0	0	0	0	1	5
2	0	0	0	2	1	3
4	0	0	0	0	0	4
3	2	2	0	1	0	0
3	1	1	0	1	0	1
3	0	1	0	0	0	1
0	0	0	0	0	0	0
3	0	1	2	0	0	2
1	0	0	0	0	1	0

AB	R	H	RBI	BB	SO	LOB
29	4	7	3	7	4	17

WP	PA
0	37

**San Diego Padres @ Chicago Cubs**  
 Wrigley Field, Chicago, IL  
 Fri Aug 16 1974, 3:33 AM CDT  
 Att. 9,075 - Cloudy

livebaseballscorecards.com



Batter	1	2	3	4	5	6	7	8	9	AB R H RBI BB SO LOB	TOP		
<b>Enzo Hernandez, R</b> (1, 6) OBP: 0.287, SLG: 0.284	0-0 1-3		0-0 5-3		0-3 K		0-0 SH1-3		0-0 1-3	4 0 0 0 0 1 0			
<b>Dave Hilton, R</b> (1, 4) OBP: 0.280, SLG: 0.250	0-3 K		0-0 4-3		0-0 F8		0-0 4-3			4 0 0 0 0 1 1			
<b>Johnny Grubb, L</b> (1, 7) OBP: 0.362, SLG: 0.404	0-0 3-1			0-0 1B 1B 1B		0-0 6-3		0-0 3-1		4 1 1 0 0 0 0			
<b>Willie McCovey, L</b> (1, 3) OBP: 0.420, SLG: 0.496		0-3 K		0-3 K		0-0 1B 2B		4-0 HR BB		3 1 1 0 1 2 1			
<b>Dave Winfield, R</b> (1, 9) OBP: 0.324, SLG: 0.463		4-0 FC5 1B BB		0-0 BB 1B 1B		0-0 BB 1B		0-0 HR		3 2 3 2 1 0 0			
<b>Derrel Thomas, S</b> (1, 8) OBP: 0.332, SLG: 0.365		0-3 K		4-0 1B BB		4-0 BB		0-0 F9		2 0 0 0 2 1 1			
<b>Fred Kendall, R</b> (1, 2) OBP: 0.319, SLG: 0.360		0-0 1B		0-0 1B		0-0 G5-4-3 BB		0-0 4-3		4 0 2 2 0 0 3			
<b>Dave Roberts, R</b> (1, 5) OBP: 0.253, SLG: 0.256		0-0 FC5		0-0 G4-3		4-0 SH1-3 BB		0-0 6-3		3 0 0 0 1 0 4			
<b>Dan Spillner, R</b> (1, 1) OBP: 0.097, SLG: 0.034 <b>Lowell Palmer, R</b> (7, 1) OBP: 0.095, SLG: 0.190 <b>Rusty Gerhardt, S</b> (7, 1) <b>Larry Hardy, R</b> (7, 1)		0-0 2-3		0-3 K		0-3 K		0-3 K		3 0 0 0 0 2 1 0 0 0 0 0 0 0 0 0 0 0 0 0 0 1 0 0 0 0 1 0			
<b>Inning Stats</b>	R: 0 H: 0 E: 0 LOB: 0 K: 1 BB: 0 S: 5 P: 5	R: 0 H: 1 E: 0 LOB: 2 K: 2 BB: 1 S: 8 P: 12	R: 0 H: 0 E: 0 LOB: 0 K: 0 BB: 0 S: 3 P: 3	R: 2 H: 3 E: 0 LOB: 1 K: 1 BB: 1 S: 7 P: 11	R: 0 H: 0 E: 0 LOB: 0 K: 2 BB: 0 S: 7 P: 7	R: 0 H: 2 E: 0 LOB: 2 K: 0 BB: 1 S: 4 P: 8	R: 0 H: 0 E: 0 LOB: 1 K: 1 BB: 1 S: 5 P: 9	R: 2 H: 1 E: 0 LOB: 0 K: 0 BB: 1 S: 4 P: 8	R: 0 H: 0 E: 0 LOB: 0 K: 1 BB: 0 S: 5 P: 5	1B: 5 SF: 0 2B: 1 SAC: 1 3B: 0 DP: 2 HR: 1 HBP: 0	WP: 0 PA: 37 PB: 0 SB: 0 CS: 0		
<b>PITCHER</b>	IP WLS BF H R ER SO BB IBB HBP BLK WP HR S P ERA WHIP											<b>PITCHER</b>	IP WLS BF H R ER SO BB IBB HBP BLK WP HR S P ERA WHIP
<b>Bill Bonham, R</b> (1, 1) ERA: 3.81 <b>Oscar Zamora, R</b> (6, 1) ERA: 3.22	5.1 24 6 2 2 6 3 0 0 0 0 0 0 33 45 3.38 1.688												

San Diego Padres @ Chicago Cubs  
Wrigley Field, Chicago, IL  
Sat Aug 17 1974, 3:33 AM CDT  
Att: 14,323 - Sunny

[livebaseballscorecards.com](http://livebaseballscorecards.com)

AB	31
R	4
H	7
RBI	4
BB	5
SO	8
LOB	11



Batter	1	2	3	4	5	6	7	8	9	AB	R	H	RBI	BB	SO	LOB
<b>Don Kessinger, S</b> OBP: 0.333, SLG: 0.321 (1, 6)	F8		F3						L8	5	0	2	1	0	0	2
<b>Jose Cardenal, R</b> OBP: 0.369, SLG: 0.450 (1, 9)	F8			2B	6-3				FC6-4	5	1	1	0	0	1	4
<b>Billy Williams, L</b> OBP: 0.390, SLG: 0.454 (1, 7)	5-3			SF8						3	1	1	1	1	0	0
<b>Jim Tyrone, R</b> OBP: 0.257, SLG: 0.212 (7, PR) (8, 7)				2B						0	0	0	0	0	0	0
<b>Andre Thornton, R</b> OBP: 0.394, SLG: 0.474 (1, 3)			F9	F9					F6	4	0	0	0	0	1	4
<b>Jerry Morales, R</b> OBP: 0.304, SLG: 0.390 (1, 8)			6-3	SF8					K	3	0	1	1	0	1	0
<b>Carmen Fanzone, R</b> OBP: 0.261, SLG: 0.270 (1, 5)			F8	1B					F4	3	0	0	0	1	0	1
<b>Rob Sperring, R</b> OBP: 0.308, SLG: 0.364 (1, 4)			K	1B					5-3	4	0	1	0	0	1	0
<b>Steve Swisher, R</b> OBP: 0.305, SLG: 0.287 (1, 2)			6-3	F8					F8	3	1	1	0	0	0	2
<b>Chris Ward, L</b> OBP: 0.337, SLG: 0.341 (9, PH)										1	0	0	0	0	0	0
<b>Bill Bonham, R</b> OBP: 0.164, SLG: 0.167 (1, 1)										2	0	1	0	0	1	0
<b>Oscar Zamora, R</b> OBP: 0.200, SLG: 0.200 (6, 1)										1	0	1	0	0	0	0
<b>Rick Stelmazek, L</b> OBP: 0.455, SLG: 0.353 (9, PH)										1	0	1	0	0	0	0

Inning Stats	R: 0	H: 0	E: 0	K: 0	S: 3	H: 0	LOB: 0	BB: 0	P: 3	R: 0	H: 1	E: 0	K: 1	S: 6	H: 1	LOB: 1	BB: 0	P: 6	R: 2	H: 3	E: 0	K: 0	S: 6	H: 1	LOB: 0	BB: 0	P: 5	R: 0	H: 1	E: 0	K: 1	S: 6	H: 3	LOB: 3	BB: 1	P: 12	R: 0	H: 0	E: 0	K: 1	S: 5	H: 0	LOB: 0	BB: 0	P: 5	R: 0	H: 1	E: 0	K: 0	S: 4	H: 1	LOB: 1	BB: 0	P: 4	1B: 8	SF: 1	2B: 2	SAC: 0	3B: 0	DP: 0	HR: 0	HBP: 0	WP: 0	PA: 38
--------------	------	------	------	------	------	------	--------	-------	------	------	------	------	------	------	------	--------	-------	------	------	------	------	------	------	------	--------	-------	------	------	------	------	------	------	------	--------	-------	-------	------	------	------	------	------	------	--------	-------	------	------	------	------	------	------	------	--------	-------	------	-------	-------	-------	--------	-------	-------	-------	--------	-------	--------

PITCHER	IP	WLS	BF	H	R	ER	SO	BB	IBB	HBP	BLK	WP	HR	S	P	ERA	WHIP
<b>Dan Spillner, R</b> ERA: 3.71 (1, 1)	6.1		28	9	3	3	3	1	0	0	0	0	0	33	37	4.26	1.579
<b>Lowell Palmer, R</b> ERA: 5.53 (7, 1)	0.1		1	0	0	0	1	0	0	0	0	0	0	3	3	0.00	0.000
<b>Rusty Gerhardt, L</b> ERA: 11.74 (7, 1)	0.0		1	0	0	0	0	1	0	0	0	0	0	4	4	∞	∞
<b>Larry Hardy, R</b> ERA: 4.52 (7, 1)	2.1	W	8	1	0	0	1	0	0	0	0	0	0	10	10	0.00	0.429

**BOTTOM**

**San Diego Padres @ Chicago Cubs**  
Wrigley Field, Chicago, IL

Sat Aug 17 1974, 3:33 AM CDT  
Att. 14,323 - Sunny

<b>AB</b>	<b>35</b>
<b>R</b>	<b>3</b>
<b>H</b>	<b>10</b>
<b>RBI</b>	<b>3</b>
<b>BB</b>	<b>2</b>
<b>SO</b>	<b>5</b>
<b>LOB</b>	<b>13</b>



PITCHER	IP	WLS	BF	H	R	ER	SO	BB	IBB	HBP	BLK	WP	HR	S	P	ERA	WHIP
<b>Dan Spillner, R</b> ERA: 3.71 (1, 1)	6.1		28	9	3	3	3	1	0	0	0	0	0	33	37	4.26	1.579
<b>Lowell Palmer, R</b> ERA: 5.53 (7, 1)	0.1		1	0	0	0	1	0	0	0	0	0	0	3	3	0.00	0.000
<b>Rusty Gerhardt, L</b> ERA: 11.74 (7, 1)	0.0		1	0	0	0	0	1	0	0	0	0	0	4	4	∞	∞
<b>Larry Hardy, R</b> ERA: 4.52 (7, 1)	2.1	W	8	1	0	0	1	0	0	0	0	0	0	10	10	0.00	0.429

Batter	1	2	3	4	5	6	7	8	9	AB R H RBI BB SO LOB	TOP	
Enzo Hernandez, R (1, 6) OBP: 0.289, SLG: 0.285	0-0 F3 1B		0-0 1-3 1B	0-0 PB 1B			0-0 6-3		0-0 B2-3	5 0 2 2 0 0 2	<b>San Diego Padres @ Chicago Cubs</b> Wrigley Field, Chicago, IL Sun Aug 18 1974, 3:33 AM CDT Att. 17,906 - Sunny - 80 F	
Glenn Beckert, R (1, 4) OBP: 0.386, SLG: 0.338	0-0 F3 1-2		0-0 1B 1B	0-0 F9 1-2			0-0 3-1 1B	0-0 6-3	0-0 6-3	5 0 2 1 0 0 3		
Johnny Grubb, L (1, 7) OBP: 0.360, SLG: 0.401	0-0 F9		0-0 1B 1B		0-0 4-3		0-0 3-1	0-0 F7	0-0 F7	5 0 1 0 0 0 2		
Willie McCovey, L (1, 3) OBP: 0.418, SLG: 0.504		0-0 F5	0-0 F8		0-0 HR		0-3 K			4 1 1 1 0 1 3		
Dave Winfield, R (1, 9) OBP: 0.326, SLG: 0.463		0-0 2B 1B		0-0 BB 2B 1B	0-0 4-3		0-0 6-3			4 2 2 0 0 0 0		
Derrel Thomas, S (1, 8) OBP: 0.331, SLG: 0.363		0-0 F7		4-0 BB 1B BB	0-0 5-3		0-0 G3			3 1 0 0 1 0 1		
Dave Hilton, R (1, 5) OBP: 0.288, SLG: 0.279		0-0 1-H 2B		0-0 1-3 2-H 1B 2B		0-0 6-3	0-0 F7			4 1 2 2 0 0 0		
Fred Kendall, R (1, 2) OBP: 0.318, SLG: 0.359	0-0 F8			0-0 5-3		0-0 5-3		0-0 B2-3 E 6-3 1B	0-0 B2-3 E	4 1 1 0 0 0 3		
Bill Greif, R (1, 1) OBP: 0.231, SLG: 0.070 Lowell Palmer, R (3, 1) OBP: 0.095, SLG: 0.190 Bill Laxton, L (3, 1) Gene Locklear, L (4, PH) OBP: 0.333, SLG: 0.372 Rusty Gerhardt, S (4, 1) Mike Johnson, R (7, 1) Cito Gaston, R (9, PH) OBP: 0.259, SLG: 0.329			0-3 K	0-3 K		0-0 F4		0-0 E5 B2-3	0-0 E5	1 0 0 0 0 0 1 0 0 0 0 0 0 0 0 0 0 0 0 0 0 0 0 0 1 0 0 0 0 0 1 2 1 0 0 0 0 0 0 0 0 0 0 0 0 0 0 0 1 0 0 0 0 0 0 1		
<b>Inning Stats</b>	R: 0 H: 1 E: 0 LOB: 0 K: 0 BB: 0 S: 3 P: 3	R: 1 H: 2 E: 0 LOB: 1 K: 0 BB: 0 S: 5 P: 5	R: 0 H: 2 E: 0 LOB: 2 K: 1 BB: 0 S: 7 P: 7	R: 3 H: 3 E: 0 LOB: 1 K: 1 BB: 1 S: 8 P: 12	R: 1 H: 1 E: 0 LOB: 0 K: 0 BB: 0 S: 4 P: 4	R: 0 H: 0 E: 0 LOB: 0 K: 0 BB: 0 S: 3 P: 3	R: 0 H: 1 E: 0 LOB: 1 K: 1 BB: 0 S: 6 P: 6	R: 0 H: 0 E: 0 LOB: 0 K: 0 BB: 0 S: 3 P: 3	R: 1 H: 1 E: 1 LOB: 1 K: 0 BB: 0 S: 5 P: 5	1B: 8 SF: 0 2B: 2 SAC: 0 3B: 0 DP: 0 HR: 1 HBP: 0	WP: 0 PA: 39 PB: 1 SB: 0 CS: 0	
<b>PITCHER</b> Steve Stone, R (1, 1) ERA: 4.55	IP WLS BF H R ER SO BB IBB HBP BLK WP HR S P ERA WHIP	9.0 W 39 11 6 5 3 1 0 0 0 0 1 44 48 5.00 1.333										

livebaseballscorecards.com

AB	38
R	6
H	11
RBI	6
BB	1
SO	3
LOB	17



Batter	1	2	3	4	5	6	7	8	9
Don Kessinger, S (1, 6) Billy Grabarkewitz, R (3, PR) OBP: 0.337, SLG: 0.326 OBP: 0.328, SLG: 0.284	0-0 E7 4-3 2B		F5 1B BB		4-0 BB BB BB		0-0 F7 2B	0-0 1B 3-H 1B	
Jose Cardenal, R (1, 9) Chris Ward, L (8, 7) OBP: 0.369, SLG: 0.457 OBP: 0.343, SLG: 0.348	0-3 K		F6 1B		0-0 F9		0-0 HR	0-0 1B 1-3 1B	
Billy Williams, L (1, 7) Jim Tyrone, R (7, PR) OBP: 0.391, SLG: 0.453 OBP: 0.250, SLG: 0.206	0-0 4-3		0-0 F8 2-3	0-0 FC 1B	0-0 F8		0-0 3B 1B	0-0 L5	
Andre Thornton, R (1, 3) OBP: 0.394, SLG: 0.480	0-0 F7 3-H		1-0 F6 1-2 WP HBP	0-0 FC 1B		0-0 6-3	0-0 1B 3B 1-H		
Jerry Morales, R (1, 8) OBP: 0.307, SLG: 0.391		0-3 K	4-0 1B WP 1B BB	0-3 K		0-0 HBP 1B	0-0 1B 3-H		
Carmen Fanzone, R (1, 5) OBP: 0.265, SLG: 0.264		4-0 HR BB	0-0 F6 2-3 3-H	0-0 F6		1-0 HBP 1B	0-0 1-3		
Steve Swisher, R (1, 2) OBP: 0.318, SLG: 0.311		0-0 HR	0-0 1B 1B BB	0-0 FC5-4 1B		0-0 F7	4-0 E 1B BB		
Rob Sperring, R (1, 4) OBP: 0.290, SLG: 0.333		0-0 G1	0-0 1B 1B BB	0-0 FC5-4 1-2f		0-0 F8	0-3 K		
Steve Stone, R (1, 1) OBP: 0.150, SLG: 0.150		0-3 K	0-0 1B 1B 1-3 2-H 3-H		0-0 F4		0-0 F8 1-3	0-0 E9	


Inning Stats	R: 1	H: 1	E: 1	LOB: 0	K: 1	S: 6	P: 6	R: 2	H: 1	E: 0	LOB: 0	K: 2	S: 8	P: 12	R: 6	H: 4	E: 0	LOB: 2	K: 1	S: 9	R: 1	H: 2	E: 0	LOB: 2	K: 1	S: 8	P: 8	R: 0	H: 0	E: 0	LOB: 1	K: 0	S: 3	R: 3	H: 4	E: 0	LOB: 1	K: 0	S: 7	R: 1	H: 2	E: 1	LOB: 2	K: 1	S: 7	P: 11
--------------	------	------	------	--------	------	------	------	------	------	------	--------	------	------	-------	------	------	------	--------	------	------	------	------	------	--------	------	------	------	------	------	------	--------	------	------	------	------	------	--------	------	------	------	------	------	--------	------	------	-------

AB	R	H	RBI	BB	SO	LOB
2	2	2	1	1	0	0
2	0	1	1	1	0	0
5	2	2	1	0	2	4
1	0	1	0	0	0	0
5	1	2	1	0	0	3
1	1	0	0	0	0	2
4	2	1	1	0	0	1
4	1	2	2	1	2	2
3	1	0	1	1	0	5
3	3	2	3	2	0	2
5	1	1	0	0	1	5
5	0	1	2	0	1	1

**BOTTOM**

**San Diego Padres @ Chicago Cubs**  
 Wrigley Field, Chicago, IL  
 Sun Aug 18 1974, 3:33 AM CDT  
 Att. 17,906 - Sunny - 80 F

AB	40
R	14
H	15
RBI	13
BB	6
SO	6
LOB	25



1B: 11	SF: 0	WP: 1	PA: 48
2B: 1	SAC: 0	PB: 0	
3B: 1	DP: 0	SB: 1	
HR: 2	HBP: 2	CS: 0	

PITCHER	IP	WLS	BF	H	R	ER	SO	BB	IBB	HBP	BLK	WP	HR	S	P	ERA	WHIP
Bill Greif, R (1, 1) ERA: 4.83	2.1	L	13	3	6	5	3	2	0	1	0	0	1	16	25	19.29	2.143
Lowell Palmer, R (3, 1) ERA: 5.81	0.1		3	0	0	0	0	2	0	0	0	1	0	1	9	0.00	6.000
Bill Laxton, L (3, 1) ERA: 3.0	0.1		4	3	3	3	1	0	0	0	0	0	0	6	6	81.00	9.000
Rusty Gerhardt, L (4, 1) ERA: 11.12	3.2		20	6	4	4	1	1	0	1	0	0	1	20	25	9.82	1.909
Mike Johnson, R (7, 1) ERA: 6.75	1.1		8	3	1	1	1	1	0	0	0	0	0	9	13	6.75	3.000

Batter	1	2	3	4	5	6	7	8	9	AB R H RBI BB SO LOB	TOP																	
Enzo Hernandez, R (1, 6) OBP: 0.288, SLG: 0.283 Cito Gaston, R (9, PH) OBP: 0.259, SLG: 0.329 Horace Clarke, S (9, PH) OBP: 0.268, SLG: 0.216	0-0 4-3		4-0 BB		0-0 F2		0-3 K		0-0 F7	3 0 0 0 1 1 1 0 0 0 0 0 0 0 1 0 0 0 0 0 3																		
Glenn Beckert, R (1, 4) OBP: 0.376, SLG: 0.321	0-3 K		0-0 4-3			4-0 2B HR BB	0-0 6-3		0-0 FC6-4	4 1 0 1 1 1 3																		
Johnny Grubb, L (1, 7) OBP: 0.366, SLG: 0.410	0-0 1B			0-0 E3 G5-3 1B		0-0 HR 2B		0-0 G3 1B	0-0 G3	5 1 4 0 0 0 2																		
Willie McCovey, L (1, 3) OBP: 0.419, SLG: 0.513	0-0 F9			4-0 G5-3 BB		0-0 HR		0-0 G3		3 1 1 3 1 0 2																		
Dave Winfield, R (1, 9) OBP: 0.323, SLG: 0.458		0-0 1-3		0-0 G5-3		0-0 1-3		0-0 1-3		4 0 0 0 0 0 3																		
Derrel Thomas, S (1, 8) OBP: 0.328, SLG: 0.359		0-0 F4		0-0 G3		0-0 L6		0-3 K		4 0 0 0 0 1 2																		
Dave Hilton, R (1, 5) OBP: 0.304, SLG: 0.296		0-0 F8			0-0 FC1-6 1B	0-0 1B			0-0 1B FC6-4 1B	4 1 3 0 0 0 0	AB 36 R 4 H 10 RBI 4 BB 3 SO 5 LOB 19																	
Fred Kendall, R (1, 2) OBP: 0.318, SLG: 0.358			0-0 F7		0-0 F7	0-0 F8			0-0 FC6-4 1B	4 0 1 0 0 0 2																		
Randy Jones, R (1, 1) OBP: 0.175, SLG: 0.179 Larry Hardy, R (7, 1) Gene Locklear, L (9, PH) OBP: 0.348, SLG: 0.386			0-3 K		0-0 FC1-6		0-3 K		0-0 FC6-4 1B	3 0 0 0 0 2 1 0 0 0 0 0 0 0 1 0 1 0 0 0 0																		
<b>Inning Stats</b>	R: 0 E: 0 K: 1 S: 6	H: 1 LOB: 1 BB: 0 P: 6	R: 0 E: 0 K: 0 S: 3	H: 0 LOB: 0 BB: 0 P: 3	R: 0 E: 0 K: 1 S: 5	H: 0 LOB: 1 BB: 1 P: 9	R: 0 E: 1 K: 0 S: 3	H: 1 LOB: 1 BB: 1 P: 7	R: 0 E: 0 K: 0 S: 4	H: 1 LOB: 1 BB: 0 P: 4	R: 3 E: 0 K: 0 S: 6	H: 3 LOB: 1 BB: 1 P: 10	R: 0 E: 0 K: 2 S: 7	H: 0 LOB: 0 BB: 0 P: 7	R: 0 E: 0 K: 1 S: 6	H: 1 LOB: 1 BB: 0 P: 6	R: 1 E: 0 K: 0 S: 6	H: 3 LOB: 2 BB: 0 P: 6	1B: 8 2B: 1 3B: 0 HR: 1	SF: 0 SAC: 0 DP: 1 HBP: 0	WP: 0 PA: 39 PB: 0 SB: 0 CS: 0							
<b>PITCHER</b>	IP WLS BF H R ER SO BB IBB HBP BLK WP HR S P ERA WHIP																											
Dennis Blair, R (1, 1) ERA: 3.02	5.0		21	4	2	2	2	3	0	0	0	0	0	0	22	34	3.60	1.400										
Don Carrithers, R (6, 1) ERA: 2.86	3.0	W	15	6	2	2	3	0	0	0	0	0	1	21	21	6.00	2.000											
Chuck Taylor, R (9, 1) ERA: 2.21	1.0	S	3	0	0	0	0	0	0	0	0	0	0	3	3	0.00	0.000											

San Diego Padres @ Montreal Expos  
 Jarry Park, Montreal, QB  
 Mon Aug 19 1974, 7:05 PM EDT  
 Att: 11,146 - Unknown

livebaseballscorecards.com



Batter	1	2	3	4	5	6	7	8	9
Ron Hunt, R (1, 4) Pepe Frias, R (9, 4) OBP: 0.380, SLG: 0.301 OBP: 0.277, SLG: 0.280	0-0 F7	0-0 6-3			0-0 5-3		0-0 FC3-6 3B	0-0 E9 1B	
Tim Foli, R (1, 6) OBP: 0.280, SLG: 0.273	0-0 6-3		0-0 2-3		4-0 BB		0-0 1B 3B	0-0 F8	
Willie Davis, L (1, 8) OBP: 0.317, SLG: 0.403	0-3 K		0-0 4-3		0-0 F9		0-0 G3		
Bob Bailey, R (1, 5) OBP: 0.399, SLG: 0.427		4-0 SH2-4 4-3 BB BB	0-3 K		0-0 1-3		4-0 1B BB		
Hal Breeden, R (1, 3) Mike Jorgensen, L (7, PR) (8, 3) OBP: 0.333, SLG: 0.364 OBP: 0.432, SLG: 0.462		4-0 4-3 1-2 2B BB	0-3 K		0-3 K		0-0 1-2 3-H 1B		
Ron Woods, R (1, 7) OBP: 0.327, SLG: 0.220		0-0 SH2-4 1-2 2-3	0-0 6-3 1B		0-0 F8		0-0 L8		
Ken Singleton, S (1, 9) OBP: 0.384, SLG: 0.367		0-0 4-3 2-3 3-H	0-0 6-3 1-2		0-0 F8			0-0 SH1-4 E 1B	
Barry Foote, R (1, 2) OBP: 0.312, SLG: 0.396		0-0 2B 3-H 2B	4-0 IBB				0-0 HR	0-0 F7	
Dennis Blair, R (1, 1) Don Carrithers, R (6, 1) Chuck Taylor, R (9, 1) OBP: 0.184, SLG: 0.147 OBP: 0.286, SLG: 0.286 OBP: 0.444, SLG: 0.500		0-0 WP 2-H 2B	0-3 K				0-0 FC3-6 1B	0-0 SH1-4 1-2	

Inning Stats	R: 0	H: 0	E: 0	K: 1	S: 5	LOB: 0	BB: 0	P: 5
	R: 3	H: 2	E: 0	K: 0	S: 5	LOB: 1	BB: 2	P: 13
	R: 0	H: 0	E: 0	K: 1	S: 5	LOB: 0	BB: 0	P: 5
	R: 0	H: 1	E: 0	K: 2	S: 8	LOB: 2	BB: 1	P: 12
	R: 0	H: 0	E: 0	K: 0	S: 3	LOB: 1	BB: 1	P: 7
	R: 0	H: 0	E: 0	K: 1	S: 5	LOB: 0	BB: 0	P: 5
	R: 3	H: 4	E: 0	K: 0	S: 7	LOB: 2	BB: 1	P: 11
	R: 1	H: 2	E: 1	K: 0	S: 5	LOB: 1	BB: 0	P: 5

PITCHER	IP	WLS	BF	H	R	ER	SO	BB	IBB	HBP	BLK	WP	HR	S	P	ERA	WHIP
Randy Jones, L (1, 1) ERA: 4.49	6.2	L	32	7	6	6	5	4	1	0	0	1	1	37	57	8.10	1.650
Larry Hardy, R (7, 1) ERA: 4.55	1.1		6	2	1	1	0	0	0	0	0	0	0	6	6	6.75	1.500

AB R H RBI BB SO LOB

5	1	1	1	0	0	2
0	0	0	0	0	0	0
4	1	1	1	1	0	1
4	0	0	0	0	1	2
2	1	0	0	2	1	1
3	1	1	1	1	2	0
0	0	0	0	0	0	0
3	0	1	0	0	0	2
4	1	1	1	0	0	2
3	2	2	2	1	0	1
2	0	1	1	0	1	2
1	0	1	0	0	0	0
0	0	0	0	0	0	0

AB	R	H	RBI	BB	SO	LOB
31	7	9	7	5	5	13



**San Diego Padres @ Montreal Expos**  
 Jarry Park, Montreal, QB  
 Mon Aug 19 1974, 7:05 PM EDT  
 Att. 11,146 - Unknown

livebaseballscorecards.com

WP	HR	S	P	ERA	WHIP
1	0	0	0	0	0

Batter	1	2	3	4	5	6	7	8	9	AB R H RBI BB SO LOB	TOP											
Enzo Hernandez, R (1, 6) OBP: 0.286, SLG: 0.281	0-0 F3		0-0 6-3		0-0 5-3			0-0 F4		4 0 0 0 0 0 1	<b>San Diego Padres @ Montreal Expos</b> Jarry Park, Montreal, QB Tue Aug 20 1974, 7:05 PM EDT Att: 12,713 - Unknown <a href="http://livebaseballscorecards.com">livebaseballscorecards.com</a>											
Dave Hilton, R (1, 4) OBP: 0.311, SLG: 0.304	0-0 1B			0-0 1B		0-0 5-3		0-0 F8	4 1 2 0 0 0 0													
Johnny Grubb, L (1, 7) OBP: 0.364, SLG: 0.406	0-0 F6			4-0 1B		0-0 L8		0-3 K	3 1 0 0 1 1 0													
Willie McCovey, L (1, 3) OBP: 0.420, SLG: 0.522		0-0 F9		0-0 HR		0-3 K		4-0 BB	3 1 1 3 1 1 0													
Dave Winfield, R (1, 9) OBP: 0.322, SLG: 0.455		4-0 BB		0-3 K		0-0 1-3		0-0 F3	3 0 0 0 1 1 1													
Derrel Thomas, S (1, 8) OBP: 0.326, SLG: 0.356		0-0 F9		0-0 4-3		0-3 K2-3			3 0 0 0 0 1 1													
Dave Roberts, R (1, 5) OBP: 0.251, SLG: 0.253		0-0 PO	0-0 F3	0-0 6-3		0-0 L5			3 0 0 0 0 0 0													
Chris Cannizzaro, R (1, 2) OBP: 0.227, SLG: 0.238			0-0 2B		0-0 1-3		0-3 K		3 0 1 0 0 1 0													
Dave Freisleben, R (1, 1) OBP: 0.264, SLG: 0.213			0-3 K		0-0 4-3		0-3 K		3 0 0 0 0 2 1													
<b>Inning Stats</b>	R: 0 E: 0 K: 0 S: 3	H: 1 LOB: 0 BB: 0 P: 3	R: 0 E: 0 K: 0 S: 2	H: 0 LOB: 0 BB: 1 P: 6	R: 0 E: 0 K: 1 S: 6	H: 1 LOB: 1 BB: 0 P: 6	R: 3 E: 0 K: 1 S: 7	H: 2 LOB: 0 BB: 1 P: 11	R: 0 E: 0 K: 0 S: 3	H: 0 LOB: 0 BB: 0 P: 3	R: 0 E: 0 K: 1 S: 5	H: 0 LOB: 0 BB: 0 P: 5	R: 0 E: 0 K: 1 S: 5	H: 0 LOB: 0 BB: 0 P: 5	R: 0 E: 0 K: 2 S: 7	H: 0 LOB: 0 BB: 0 P: 7	R: 0 E: 0 K: 1 S: 5	H: 0 LOB: 1 BB: 1 P: 9	1B: 2 2B: 1 3B: 0 HR: 1	SF: 0 SAC: 0 DP: 0 HBP: 0	WP: 0 PB: 0 SB: 0 CS: 0	PA: 33
<b>PITCHER</b>	IP WLS BF H R ER SO BB IBB HBP BLK WP HR S P ERA WHIP																					
Steve Rogers, R (1, 1) ERA: 4.61	7.0 L 25 4 3 3 4 2 0 0 0 0 0 1 31 39 3.86 0.857																					
John Montague, R (8, 1) ERA: 2.47	2.0 7 0 0 0 3 1 0 0 0 0 0 0 12 16 0.00 0.500																					





Batter	1	2	3	4	5	6	7	8	9	AB R H RBI BB SO LOB	BOTTOM									
Larry Lintz, S OBP: 0.345, SLG: 0.286 (1, 4)	0-0 F9	0-0 FC6-4			0-0 FC4-6		0-0 1-3		4-0 BB	4 0 0 0 1 0 3	<b>San Diego Padres @ Montreal Expos</b> Jarry Park, Montreal, QB Tue Aug 20 1974, 7:05 PM EDT Att. 12,713 - Unknown									
Willie Davis, L OBP: 0.317, SLG: 0.403 (1, 8)	0-0 F9		0-0 1B		0-0 FC4-6		0-0 1B	0-0 F9	5 0 2 0 0 0 3											
Mike Jorgensen, L OBP: 0.429, SLG: 0.455 (1, 3)	0-0 E4		0-0 F8		4-0 BB		0-0 F9		3 0 0 0 1 0 2											
Ron Fairly, L OBP: 0.374, SLG: 0.429 (1, 7)	4-0 1-2		0-0 F9		4-0 BB		0-0 6-3		2 0 0 0 2 0 1											
Ken Singleton, S OBP: 0.381, SLG: 0.363 (1, 9)	0-0 L8		0-3 K		0-0 FC6-4		0-0 4-3		4 0 0 0 0 1 6											
Bob Bailey, R OBP: 0.398, SLG: 0.424 (1, 5)		4-0 BB		0-0 L9		0-0 5-3	0-0 5-3		3 0 0 0 1 0 0											
Barry Foote, R OBP: 0.309, SLG: 0.391 (1, 2)		0-3 K		0-0 F9		0-0 5-3		0-0 F8	4 0 0 0 0 1 1											
Tim Foli, R OBP: 0.278, SLG: 0.271 (1, 6)		0-0 FC4-6		0-0 L8		0-0 6-3		0-0 F6	3 0 0 0 0 0 1											
Jim Northrup, L OBP: 0.305, SLG: 0.374 (9, PH)		1-2 BB							1 0 0 0 0 0 0											
Steve Rogers, R OBP: 0.250, SLG: 0.156 (1, 1)		4-0 BB			4-0 BB		0-3 K	0-0 2B	0 0 0 0 2 0 0											
Ron Hunt, R OBP: 0.379, SLG: 0.300 (7, PH)									1 0 0 0 0 1 0											
John Montague, R OBP: 0.250, SLG: 0.100 (8, 1)									0 0 0 0 0 0 0											
Larry Bittner, L OBP: 0.235, SLG: 0.294 (9, PH)		1-2 BB							1 0 1 0 0 0 0											
<b>Inning Stats</b>	R: 0 E: 1 K: 0 S: 4	H: 0 LOB: 2 BB: 1 P: 8	R: 0 E: 0 K: 1 S: 5	H: 0 LOB: 2 BB: 2 P: 13	R: 0 E: 0 K: 1 S: 6	H: 1 LOB: 1 BB: 0 P: 6	R: 0 E: 0 K: 0 S: 3	H: 0 LOB: 0 BB: 0 P: 3	R: 0 E: 0 K: 0 S: 3	H: 0 LOB: 0 BB: 0 P: 3	R: 0 E: 0 K: 1 S: 6	H: 1 LOB: 1 BB: 0 P: 6	R: 0 E: 0 K: 0 S: 3	H: 0 LOB: 0 BB: 0 P: 3	R: 0 E: 0 K: 0 S: 4	H: 1 LOB: 2 BB: 1 P: 8	1B: 2 2B: 1 3B: 0 HR: 0	SF: 0 SAC: 0 DP: 0 HBP: 0	WP: 0 PB: 0 SB: 0 CS: 0	PA: 38
<b>PITCHER</b> Dave Freisleben, R ERA: 3.38 (1, 1)	IP 9.0 WLS W BF 38 H 3 R 0 ER 0 SO 3 BB 7 IBB 0 HBP 0 BLK 0 WP 0 HR 0 S 37 P 65 ERA 0.00 WHIP 1.111																			

livebaseballscorecards.com

<b>AB</b>	<b>31</b>
<b>R</b>	<b>0</b>
<b>H</b>	<b>3</b>
<b>RBI</b>	<b>0</b>
<b>BB</b>	<b>7</b>
<b>SO</b>	<b>3</b>
<b>LOB</b>	<b>17</b>



Batter	1	2	3	4	5	6	7	8	9	AB	R	H	RBI	BB	SO	LOB	TOP										
Enzo Hernandez, R (1, 6) OBP: 0.285, SLG: 0.280	0-0 3B 1B	0-0 F8	0-0 4-3			0-0 4-3		0-0 F8		5	1	1	0	0	0	3											
Glenn Beckert, R (1, 4) OBP: 0.357, SLG: 0.303 Dave Roberts, R (9, 5) OBP: 0.251, SLG: 0.253	0-0 F7		0-0 E6 BB 2B	0-0 1-3		0-0 6-3		0-0 L7	0-0 L7	5	1	0	0	0	0	1											
Johnny Grubb, L (1, 7) OBP: 0.368, SLG: 0.412	0-0 SF8 1-H 3B		4-0 BB 2B BB	4-0 1B BB		0-3 K		0-0 4-3	0-0 4-3	3	2	1	1	2	1	0											
Willie McCovey, L (1, 3) OBP: 0.419, SLG: 0.516	4-0 IBB		4-0 2B 1B BB	0-0 F8				0-0 F8	0-0 G3	3	1	0	0	2	0	1											
Dave Winfield, R (1, 9) OBP: 0.321, SLG: 0.454	0-0 SF8 3-H		0-0 F8	0-0 1B				0-0 6-3		3	0	1	1	0	0	3											
Derrel Thomas, S (1, 8) OBP: 0.325, SLG: 0.358	0-0 6-3		0-0 1B 2B	0-0 1-3				0-0 F2		4	1	1	2	0	0	3											
Dave Hilton, R (1, 5) OBP: 0.309, SLG: 0.302		0-0 6-3	0-0 BB 1B			0-0 F2		0-0 F3		4	0	1	2	0	0	0											
Chris Cannizzaro, R (1, 2) OBP: 0.240, SLG: 0.217 Fred Kendall, R (8, PH) OBP: 0.317, SLG: 0.357		0-0 F9	0-0 BB 1B	0-0 5-3		0-0 5-3		0-3 K		2	0	0	0	0	1	0											
Dan Spillner, R (1, 1) OBP: 0.097, SLG: 0.034 Bill Laxton, L (1, 1) OBP: 0.250, SLG: 0.250 Lowell Palmer, R (3, 1) OBP: 0.091, SLG: 0.182 Gene Locklear, L (8, PH) OBP: 0.362, SLG: 0.467 Larry Hardy, R (8, 1) OBP: 0.362, SLG: 0.467		0-0 1B	0-3 K	0-3 K		0-3 K		0-0 HR		0	0	0	0	0	0	0											
<b>Inning Stats</b>	R: 2 E: 0 K: 0 S: 5	H: 2 LOB: 1 BB: 1 P: 9	R: 0 E: 0 K: 0 S: 4	H: 1 LOB: 1 BB: 0 P: 4	R: 4 E: 1 K: 1 S: 8	H: 2 LOB: 2 BB: 3 P: 20	R: 0 E: 0 K: 0 S: 4	H: 1 LOB: 2 BB: 1 P: 8	R: 0 E: 0 K: 1 S: 5	H: 0 LOB: 0 BB: 0 P: 5	R: 0 E: 0 K: 1 S: 3	H: 0 LOB: 0 BB: 0 P: 3	R: 1 E: 0 K: 1 S: 6	H: 1 LOB: 0 BB: 0 P: 6	R: 0 E: 0 K: 0 S: 3	H: 0 LOB: 0 BB: 0 P: 3	1B: 4 2B: 1 3B: 1 HR: 1	SF: 1 SAC: 0 DP: 0 HBP: 0	WP: 0 PB: 0 SB: 0 CS: 0	PA: 40							
<b>PITCHER</b>	IP	WLS	BF	H	R	ER	SO	BB	IBB	HBP	BLK	WP	HR	S	P	ERA	WHIP										
Steve Renko, R (1, 1) ERA: 4.03	2.1		16	5	6	5	0	2	1	0	0	0	0	13	25	19.29	3.000										
Dale Murray, R (3, 1) ERA: 1.01	4.2		17	1	0	0	3	2	0	0	0	0	0	21	29	0.00	0.643										
Chuck Taylor, R (8, 1) ERA: 2.26	2.0	W	7	1	1	1	1	0	0	0	0	0	1	9	9	4.50	0.500										

**San Diego Padres @ Montreal Expos**  
 Jarry Park, Montreal, QB  
 Wed Aug 21 1974, 7:05 PM EDT  
 Att: 18,037 - Unknown

AB	34
R	7
H	7
RBI	7
BB	5
SO	4
LOB	13



WP	0	PA	40
PB	0		
SB	0		
CS	0		

ERA	WHIP

BOTTOM

San Diego Padres @ Montreal Expos  
Jarry Park, Montreal, QB  
Wed Aug 21 1974, 7:05 PM EDT  
Att. 18,037 - Unknown

AB	41
R	8
H	16
RBI	8
BB	5
SO	4
LOB	22



WP:	1	PA:	46
PB:	0		
SB:	3		
CS:	0		

AB R H RBI BB SO LOB

6	1	3	1	0	0	2
5	2	2	1	0	2	1
5	1	2	1	0	0	2
4	0	2	1	1	0	2
4	0	3	2	1	0	0
5	0	1	0	0	0	7
0	1	0	0	0	0	0
5	1	1	1	0	1	4
4	1	1	1	1	1	2
1	1	1	0	0	0	0
1	0	0	0	1	0	0
1	0	0	0	0	0	2
0	0	0	0	0	0	0
0	0	0	0	1	0	0

Batter	1	2	3	4	5	6	7	8	9
Ron Hunt, R OBP: 0.380, SLG: 0.306 (1, 4)	0-0 1B 2B	0-0 G3	0-0 5-3			0-0 1B		0-0 F3	0-0 1B
Tim Foli, R OBP: 0.279, SLG: 0.272 (1, 6)	0-0 BB 1B	0-0 4-3 1B		0-3 K		0-0 F4		0-3 K	
Willie Davis, L OBP: 0.318, SLG: 0.403 (1, 8)	0-0 BB 1B	0-0 4-3		0-0 4-3		0-0 F8		0-0 E8 WP 1B	
Ron Fairly, L OBP: 0.378, SLG: 0.430 (1, 7)	4-0 FC5-4 1B	0-0 BB 1B		0-0 1B		0-0 F8		0-0 6-3	
Mike Jorgensen, L OBP: 0.437, SLG: 0.461 (1, 3)	0-0 FC5-4 1B	4-0 1B		0-0 1B		0-0 1B		0-0 F7	
Jim Northrup, L OBP: 0.303, SLG: 0.372 (1, 9)	0-0 F6	0-0 P1		0-0 F5		0-0 F7		0-0 E 1B	
Larry Lintz, S OBP: 0.345, SLG: 0.286 (9, PR)									
Bob Bailey, R OBP: 0.396, SLG: 0.429 (1, 5)	0-0 FC5-4 1B		0-0 HR		0-0 4-3		0-3 K		0-0 5-3
Barry Foote, R OBP: 0.310, SLG: 0.389 (1, 2)	0-3 K		0-0 F8		0-0 L8		4-0 IBB		0-0 E9 1B
Steve Renko, R OBP: 0.274, SLG: 0.348 (1, 1)			4-0 G3 1B		0-0 F9		0-0 G3		4-0 IBB
Dale Murray, R (3, 1)									
Larry Bittner, L (7, PH)									
Chuck Taylor, R (8, 1)									
Ken Singleton, S (9, PH)									

Inning Stats	R: 3	H: 4	E: 0	K: 1	S: 9	H: 4	LOB: 2	BB: 1	P: 13	R: 2	H: 3	E: 0	K: 0	S: 6	H: 1	LOB: 0	BB: 1	P: 10	R: 1	H: 1	E: 0	K: 0	S: 3	R: 0	H: 2	E: 0	K: 1	S: 7	R: 0	H: 0	E: 0	K: 0	S: 3	R: 0	H: 1	E: 0	K: 0	S: 4	R: 0	H: 1	E: 0	K: 1	S: 6	R: 0	H: 1	E: 1	K: 1	S: 6	R: 2	H: 3	E: 1	K: 0	S: 5	1B: 13	SF: 0	2B: 2	SAC: 0	3B: 0	DP: 0	HR: 1	HBP: 0	WP: 1	PA: 46
--------------	------	------	------	------	------	------	--------	-------	-------	------	------	------	------	------	------	--------	-------	-------	------	------	------	------	------	------	------	------	------	------	------	------	------	------	------	------	------	------	------	------	------	------	------	------	------	------	------	------	------	------	------	------	------	------	------	--------	-------	-------	--------	-------	-------	-------	--------	-------	--------

PITCHER	IP	WLS	BF	H	R	ER	SO	BB	IBB	HBP	BLK	WP	HR	S	P	ERA	WHIP
Dan Spillner, R (1, 1) ERA: 3.99	0.0		5	4	3	3	0	1	0	0	0	0	0	4	8	∞	∞
Bill Laxton, L (1, 1) ERA: 3.76	2.1		13	4	3	3	1	2	0	0	0	0	1	13	21	11.57	2.571
Lowell Palmer, R (3, 1) ERA: 5.37	4.2		18	4	0	0	2	0	1	0	0	0	0	21	25	0.00	0.857
Larry Hardy, R (8, 1) ERA: 4.66	1.2	L	10	4	2	2	1	0	1	0	0	1	0	11	15	10.80	2.400

PITCHER	IP	WLS	BF	H	R	ER	SO	BB	IBB	HBP	BLK	WP	HR	S	P	ERA	WHIP
---------	----	-----	----	---	---	----	----	----	-----	-----	-----	----	----	---	---	-----	------

Batter	1	2	3	4	5	6	7	8	9	AB R H RBI BB SO LOB	TOP											
<b>Rennie Stennett, R</b> (1, 4) OBP: 0.309, SLG: 0.374	0-0 G3	0-0 G3			0-0 HR	0-0 6-3		0-0 1B		5 1 2 2 0 0 2	<b>Pittsburgh Pirates @ San Diego Padres</b> <b>San Diego Stadium, San Diego, CA</b> Fri Aug 23 1974, 10:05 PM EDT Att: 13,443 - Unknown											
<b>Richie Hebner, L</b> (1, 5) OBP: 0.363, SLG: 0.461	0-0 L9		0-0 6-3		0-3 K		4-0 BB	0-0 G3-2-3		4 0 0 0 1 1 3												
<b>Al Oliver, L</b> (1, 8) OBP: 0.346, SLG: 0.477	0-0 2B		0-0 1-3		0-0 3-1		0-0 F7		0-0 G3	5 2 2 0 0 0 1												
<b>Willie Stargell, L</b> (1, 7) OBP: 0.407, SLG: 0.561	0-0 2B		0-0 F7		4-0 1B		0-0 G3-6-3		0-0 G3	4 0 1 1 1 0 2												
<b>Richie Zisk, R</b> (1, 9) OBP: 0.392, SLG: 0.498 <b>Gene Clines, R</b> (8, PR) OBP: 0.307, SLG: 0.252	0-3 K				0-0 1B			0-0 WP	0-0 L9	4 0 3 0 0 1 1 1 1 0 0 0 0 0												
<b>Manny Sanguillen, R</b> (1, 2) OBP: 0.315, SLG: 0.384		0-0 1B			0-0 F9			0-0 WP	0-0 1B	5 2 3 0 0 0 3												
<b>Ed Kirkpatrick, L</b> (1, 3) OBP: 0.363, SLG: 0.337		0-0 G3			0-0 4-3		0-0 F9	4-0 WP	0-0 F8	4 0 0 0 1 0 3												
<b>Frank Taveras, R</b> (1, 6) OBP: 0.324, SLG: 0.293 <b>Bob Robertson, R</b> (8, PH) OBP: 0.322, SLG: 0.478 <b>Mario Mendoza, R</b> (8, PR) OBP: 0.270, SLG: 0.263		0-0 FC6			0-0 1B		0-0 5-3	4-0 1B		3 0 2 0 0 0 0 0 0 0 0 1 0 0 0 0 0 0 0 0 0												
<b>Jerry Reuss, L</b> (1, 1) OBP: 0.282, SLG: 0.219 <b>Dave Giusti, R</b> (9, 1) OBP: 0.222, SLG: 0.125		0-0 FC6			0-0 G3		0-0 1B	0-3 K		4 0 1 1 0 1 6 0 0 0 0 0 0 0												
<b>Inning Stats</b>	R: 1 E: 0 K: 1 S: 7	H: 2 LOB: 1 BB: 0 P: 7	R: 1 E: 1 K: 0 S: 5	H: 2 LOB: 1 BB: 0 P: 5	R: 0 E: 0 K: 0 S: 3	H: 0 LOB: 0 BB: 0 P: 3	R: 0 E: 0 K: 0 S: 5	H: 2 LOB: 2 BB: 0 P: 5	R: 1 E: 0 K: 1 S: 7	H: 2 LOB: 2 BB: 1 P: 11	R: 0 E: 0 K: 0 S: 4	H: 1 LOB: 1 BB: 0 P: 4	R: 0 E: 0 K: 0 S: 2	H: 0 LOB: 0 BB: 1 P: 6	R: 2 E: 0 K: 1 S: 7	H: 3 LOB: 2 BB: 2 P: 15	R: 1 E: 0 K: 0 S: 5	H: 2 LOB: 1 BB: 0 P: 5	1B: 12 2B: 1 3B: 0 HR: 1	SF: 0 SAC: 0 DP: 2 HBP: 0	WP: 2 PB: 1 SB: 0 CS: 0	PA: 43
<b>PITCHER</b>	IP WLS BF H R ER SO BB IBB HBP BLK WP HR S P ERA WHIP																					
<b>Bill Greif, R</b> (1, 1) ERA: 4.79	7.0 L 31 9 3 3 2 2 0 0 0 0 0 1 33 41 3.86 1.571																					
<b>Dan Spillner, R</b> (8, 1) ERA: 4.18	0.0 3 2 2 2 0 1 0 0 0 0 0 0 2 6 ∞ ∞																					
<b>Bill Laxton, L</b> (8, 1) ERA: 3.81	2.0 9 3 1 1 1 1 0 0 0 2 0 10 14 4.50 2.000																					

<b>AB</b>	39
<b>R</b>	6
<b>H</b>	14
<b>RBI</b>	4
<b>BB</b>	4
<b>SO</b>	3
<b>LOB</b>	21



Batter	1	2	3	4	5	6	7	8	9	AB	R	H	RBI	BB	SO	LOB	BOTTOM	
Enzo Hernandez, R (1, 6) OBP: 0.288, SLG: 0.282	0-0 6-3		0-0 E8 1B		0-0 F2		0-0 FC1-5 1B		4-0 1B BB	4	0	2	1	1	0	2	<b>Pittsburgh Pirates @ San Diego Padres</b> San Diego Stadium, San Diego, CA Fri Aug 23 1974, 10:05 PM EDT Att. 13,443 - Unknown	
Glenn Beckert, R (1, 4) OBP: 0.359, SLG: 0.309 Dave Roberts, R (9, PR) OBP: 0.251, SLG: 0.253	0-0 1-3		0-0 6-3		0-0 1B		0-0 FC1-5		0-0 1B	5	0	2	1	0	0	3		
Nate Colbert, R (1, 3) OBP: 0.326, SLG: 0.364	4-0 BB			0-0 F8	0-3 K		0-0 FC6-4-3-5		0-0 F7	4	0	0	0	1	1	7		
Dave Winfield, R (1, 7) OBP: 0.320, SLG: 0.450	0-0 4-3			0-0 FC6-4 1B		0-0 5-3		0-0 F8	0-3 K	5	0	1	0	0	1	3		
Cito Gaston, R (1, 9) OBP: 0.258, SLG: 0.325		0-0 4-3		0-0 FC6-4		0-0 6-3		4-0 1B BB		3	0	0	0	1	0	1		
Derrel Thomas, S (1, 8) OBP: 0.327, SLG: 0.358		0-0 F9		0-0 L4		4-0 BB		0-0 G6-4-3 1B		3	0	1	0	1	0	1		
Dave Hilton, R (1, 5) OBP: 0.307, SLG: 0.300		0-0 4-3			0-0 FC3-5 1B	0-0 4-3		0-0 G6-4-3		4	0	1	0	0	0	3		
Chris Cannizzaro, R (1, 2) OBP: 0.259, SLG: 0.240 Gene Locklear, L (7, PH) OBP: 0.375, SLG: 0.478 Dan Spillner, R (8, 1) OBP: 0.097, SLG: 0.034 Bill Laxton, L (8, 1) OBP: 0.250, SLG: 0.250 Johnny Grubb, L (9, PH) OBP: 0.369, SLG: 0.412			0-0 F2		0-0 1B FC3-5 1B		0-0 1B 1B		4-0 1B WP BB	2	0	1	0	0	0	0		
Bill Greif, R (1, 1) OBP: 0.222, SLG: 0.067 Fred Kendall, R (7, PH) OBP: 0.318, SLG: 0.358			0-0 L8		0-0 FC3-5 1B		0-0 FC1-5 1B		0-3 K	2	0	0	0	0	0	2		
										2	0	1	0	0	1	1		
<b>Inning Stats</b>	R: 0 H: 0 E: 0 LOB: 1 K: 0 BB: 1 S: 3 P: 7	R: 0 H: 0 E: 0 LOB: 0 K: 0 BB: 0 S: 3 P: 3	R: 0 H: 1 E: 1 LOB: 1 K: 0 BB: 0 S: 4 P: 4	R: 0 H: 1 E: 0 LOB: 1 K: 0 BB: 0 S: 4 P: 4	R: 0 H: 3 E: 0 LOB: 3 K: 1 BB: 0 S: 8 P: 8	R: 0 H: 0 E: 0 LOB: 1 K: 0 BB: 1 S: 3 P: 7	R: 1 H: 3 E: 0 LOB: 1 K: 0 BB: 0 S: 5 P: 5	R: 0 H: 1 E: 0 LOB: 1 K: 0 BB: 1 S: 3 P: 7	R: 1 H: 1 E: 0 LOB: 2 K: 2 BB: 2 S: 8 P: 16	1B: 10 SF: 0 2B: 1 SAC: 0 3B: 0 DP: 2 HR: 0 HBP: 0	WP: 1 PA: 40 PB: 0 SB: 0 CS: 0							
<b>PITCHER</b>	IP WLS BF H R ER SO BB IBB HBP BLK WP HR S P ERA WHIP	IP WLS BF H R ER SO BB IBB HBP BLK WP HR S P ERA WHIP																
Jerry Reuss, L (1, 1) ERA: 3.73	8.1 37 9 2 2 2 5 0 0 0 1 0 36 56 2.16 1.680																	
Dave Giusti, R (9, 1) ERA: 3.81	0.2 3 1 0 0 1 0 0 0 0 0 0 5 5 0.00 1.500																	

livebaseballscores.com

AB 35  
R 2  
H 10  
RBI 2  
BB 5  
SO 3  
LOB 23



Batter	1	2	3	4	5	6	7	8	9	10	11	12	AB	R	H	RBI	BB	SO	LOB	TOP		
Rennie Stennett, R OBP: 0.308, SLG: 0.372 (1, 4)	0-0 6-3		0-0 3-1		0-0 L4			0-0 G1-6-3		0-0 FC4-6 1B		0-0 SH3-4	5	0	1	0	0	0	2			
Manny Sanguillen, R OBP: 0.315, SLG: 0.382 (1, 2)	0-0 WP 1B 1B		0-0 4-3			0-0 6-3		0-0 L8		0-0 FC4-6		4-0 SF9 BB IBB	5	2	1	0	1	0	1			
Al Oliver, L OBP: 0.350, SLG: 0.478 (1, 8)	0-0 1-H 1B			0-0 L7		0-0 FC6-4 1B			0-0 1B 1B		0-0 6-3	4-0 BB SF9 BB	5	0	3	2	1	0	0			
Willie Stargell, L OBP: 0.409, SLG: 0.564 (1, 7)	0-0			0-0		0-3 K			0-0 F6		0-0 1B	0-0 SF9	5	0	3	0	0	1	2			
Gene Clines, R OBP: 0.306, SLG: 0.252 (11, PR) (11, 7)	0-0 2B			0-0 1B 1B		0-0 K			0-0 F9		0-0 1B	1-2 2-3 3-H	0	0	0	1	0	0	0			
Richie Zisk, R OBP: 0.394, SLG: 0.496 (1, 9)	0-0 F9			0-0 G5-4-3 1B		0-0 FC6-4			0-0 F9		0-0 1B	4-0 BB IBB	5	0	2	0	1	0	3			
Bob Robertson, R OBP: 0.322, SLG: 0.470 (1, 3)		0-3 K		0-0 G5-4-3		0-0 5-3			0-0 1B		0-3 K	4-0 BB	5	0	1	1	1	2	4			
Ed Kirkpatrick, L OBP: 0.363, SLG: 0.337 (12, 3)				1-2					1-2 1B		0-0 K	1-2 2-3 3-H BB	0	0	0	0	0	0	0			
Art Howe, R OBP: 0.333, SLG: 0.375 (1, 5)		0-0 L8			0-0 FC4-3-6 1B			0-0 F7		0-0 F7		0-0 G3	4	0	1	0	0	0	2			
Richie Hebner, L OBP: 0.362, SLG: 0.459 (11, PH) (11, 5)												0-0 L9	2	0	0	0	0	0	5			
Frank Taveras, R OBP: 0.319, SLG: 0.288 (1, 6)		0-0 B1-3			0-0 FC4-3-6 1B			0-0 6-3				0-0 L4	4	0	0	0	0	0	1			
Dave Parker, L OBP: 0.339, SLG: 0.431 (12, PH)					1-2							SH3-4 BB 1B	1	1	1	0	0	0	0			
Dave Giusti, R OBP: 0.222, SLG: 0.125 (12, 1)												BB 1B	0	0	0	0	0	0	0			
Jim Rooker, R OBP: 0.329, SLG: 0.382 (1, 1)			0-3 K		0-3 K			0-0 G1-6-3 1B				4-0 BB SH3-4 BB	4	0	1	0	0	2	1			
Paul Popovich, S OBP: 0.236, SLG: 0.215 (12, PH)					1-2							1-2 SF9 BB	0	0	0	0	1	0	0			
Mario Mendoza, R OBP: 0.270, SLG: 0.263 (12, PR) (12, 6)													0	1	0	0	0	0	0			
<b>Inning Stats</b>	R: 1 E: 0 K: 0 S: 5	H: 3 LOB: 1 BB: 0 P: 5	R: 0 E: 0 K: 1 S: 5	H: 0 LOB: 0 BB: 0 P: 5	R: 0 E: 0 K: 1 S: 5	H: 0 LOB: 0 BB: 0 P: 5	R: 0 E: 0 K: 0 S: 4	H: 2 LOB: 1 BB: 0 P: 4	R: 0 E: 0 K: 1 S: 6	H: 1 LOB: 1 BB: 0 P: 6	R: 0 E: 0 K: 0 S: 3	H: 0 LOB: 0 BB: 0 P: 3	R: 0 E: 0 K: 0 S: 5	H: 2 LOB: 2 BB: 0 P: 5	R: 0 E: 0 K: 1 S: 7	H: 2 LOB: 2 BB: 0 P: 7	R: 3 E: 0 K: 0 S: 4	H: 1 LOB: 3 BB: 5 P: 24	1B: 13 2B: 1 3B: 0 HR: 0	SF: 1 SAC: 1 DP: 2 HBP: 0	WP: 1 PB: 0 SB: 1 CS: 0	PA: 52
<b>PITCHER</b>	IP	WLS	BF	H	R	ER	SO	BB	IBB	HBP	BLK	WP	HR	S	P	ERA	WHIP					
Randy Jones, L ERA: 4.34 (1, 1)	8.0		29	8	1	1	4	0	0	0	0	1	0	37	37	1.12	1.000					
Rusty Gerhardt, L ERA: 9.22 (9, 1)	2.1		12	5	0	0	0	0	0	0	0	0	0	12	12	0.00	2.143					
Larry Hardy, R ERA: 4.64 (11, 1)	0.2		2	0	0	0	1	0	0	0	0	0	0	4	4	0.00	0.000					
Lowell Palmer, R ERA: 5.66 (12, 1)	0.0	L	2	1	2	2	0	1	0	0	0	0	0	1	5	∞	∞					
Mike Johnson, R ERA: 6.57 (12, 1)	0.1		1	0	0	0	0	0	0	0	0	0	0	1	1	0.00	0.000					
<b>PITCHER</b>	IP	WLS	BF	H	R	ER	SO	BB	IBB	HBP	BLK	WP	HR	S	P	ERA	WHIP					
Bill Laxton, L ERA: 4.03 (12, 1)	0.2		6	0	1	1	0	2	2	0	0	0	0	2	18	13.50	3.000					

**Pittsburgh Pirates @ San Diego Padres**  
 San Diego Stadium, San Diego, CA  
 Sun Aug 25 1974, 6:33 AM EDT  
 Unknown

AB	45
R	4
H	14
RBI	4
BB	5
SO	5
LOB	21



livebaseballscorecards.com

Batter	1	2	3	4	5	6	7	8	9	10	11	12	AB	R	H	RBI	BB	SO	LOB	BOTTOM								
Enzo Hernandez, R OBP: 0.292, SLG: 0.283 (1, 6)	0-0 1B S		0-0 F7			4-0 FC4-6 BB			4-0 SH1-3 WP BB		0-0 SH3-4 1-2		2	1	1	0	2	0	0									
Dave Hilton, R OBP: 0.298, SLG: 0.290 (1, 4) (9, 5)	0-0 L9			0-0 5-3		0-0 FC4-6 CS 1-2f			0-0 SH1-3 1-2		0-0 L9		4	0	0	0	0	0	3									
Nate Colbert, R OBP: 0.322, SLG: 0.358 (1, 3)	0-3 K 1-2			0-0 F7		0-0 CS 1-2	0-3 K		0-0 F3 2-H		0-3 K		5	0	0	0	0	3	2									
Dave Winfield, R OBP: 0.318, SLG: 0.447 (1, 7)	0-0 3-1			0-0 F8			0-0 1B 1B		0-0 L4			0-0 6-3	5	0	1	0	0	0	1									
Cito Gaston, R OBP: 0.261, SLG: 0.327 (1, 9)		0-3 K			0-0 1B		0-0 1B G5-4-3		0-0 F4		0-0 F8		5	0	2	0	0	1	0									
Derrel Thomas, S OBP: 0.326, SLG: 0.356 (1, 8)		0-3 K			0-0 B1		0-0 G5-4-3 1-2f		0-0 1B		0-0 1B		5	0	1	0	0	1	3									
Fred Kendall, R OBP: 0.315, SLG: 0.353 (1, 2)		0-0 F8			0-0 F8			0-3 K		0-0 L8			4	0	0	0	0	1	2									
Dave Roberts, R OBP: 0.249, SLG: 0.252 (1, 5)			0-3 K		0-0 F9			0-0 F4		0-0 F9			2	0	0	0	0	1	1									
Glenn Beckert, R OBP: 0.356, SLG: 0.305 (8, PH)													1	0	0	0	0	0	0									
Rich Morales, R OBP: 0.283, SLG: 0.226 (9, 4)													1	0	0	0	0	0	1									
Randy Jones, R OBP: 0.169, SLG: 0.172 (1, 1)			0-3 K					0-0 G3					2	0	0	0	0	2	0									
Johnny Cruz, L OBP: 0.368, SLG: 0.410 (8, PH)													1	0	0	0	0	0	0									
Rusty Gerhardt, S OBP: 0.391, SLG: 0.410 (8, 1)													0	0	0	0	0	0	0									
Larry Hardy, R OBP: 0.391, SLG: 0.410 (11, 1)													0	0	0	0	0	0	0									
Gene Locklear, L OBP: 0.388, SLG: 0.489 (11, PH)													1	0	1	0	0	0	0									
Lowell Palmer, R OBP: 0.391, SLG: 0.182 (12, 1)													0	0	0	0	0	0	0									
Mike Johnson, R OBP: 0.320, SLG: 0.250 (12, 1)													0	0	0	0	0	0	0									
Bill Laxton, L OBP: 0.320, SLG: 0.250 (12, 1)													0	0	0	0	0	0	0									
<b>Inning Stats</b>	R: 0 E: 0 K: 1 S: 6	H: 1 LOB: 1 BB: 0 P: 6	R: 0 E: 0 K: 2 S: 7	H: 0 LOB: 0 BB: 0 P: 7	R: 0 E: 0 K: 2 S: 7	H: 0 LOB: 0 BB: 0 P: 7	R: 0 E: 0 K: 0 S: 3	H: 0 LOB: 0 BB: 0 P: 3	R: 0 E: 0 K: 1 S: 4	H: 1 LOB: 1 BB: 0 P: 4	R: 0 E: 0 K: 1 S: 4	H: 0 LOB: 0 BB: 1 P: 8	R: 0 E: 0 K: 1 S: 6	H: 2 LOB: 1 BB: 0 P: 6	R: 0 E: 0 K: 1 S: 5	H: 0 LOB: 0 BB: 0 P: 5	R: 1 E: 0 K: 0 S: 3	H: 0 LOB: 0 BB: 1 P: 7	R: 0 E: 0 K: 0 S: 4	H: 1 LOB: 1 BB: 0 P: 4	R: 0 E: 0 K: 1 S: 6	H: 1 LOB: 1 BB: 0 P: 6	R: 0 E: 0 K: 0 S: 3	H: 0 LOB: 0 BB: 0 P: 3	1B: 6 2B: 0 3B: 0 HR: 0	SF: 0 SAC: 2 DP: 1 HBP: 0	WP: 2 PB: 0 SB: 1 CS: 1	PA: 43
<b>PITCHER</b>	IP	WLS	BF	H	R	ER	SO	BB	IBB	HBP	BLK	WP	HR	S	P	ERA	WHIP											
Jim Rooker, L ERA: 3.1	11.0	W	39	6	1	1	9	2	0	0	0	1	0	55	63	0.82	0.727											
Dave Giusti, R ERA: 3.77	1.0		3	0	0	0	0	0	0	0	0	0	0	3	3	0.00	0.000											

Pittsburgh Pirates @ San Diego Padres  
San Diego Stadium, San Diego, CA  
Sun Aug 25 1974, 6:33 AM EDT  
Unknown

AB	38
R	1
H	6
RBI	0
BB	2
SO	9
LOB	13



Batter 1 2 3 4 5 6 7 8 9 AB R H RBI BB SO LOB TOP

Main table containing batter statistics, pitch counts, and play diagrams for each batter across 9 innings. Includes names like Rennie Stennett, Richie Hebner, Al Oliver, Willie Stargell, Richie Zisk, Ed Kirkpatrick, Frank Taveras, Mike Ryan, Manny Sanguillen, Larry Demery, Dave Parker, and Ramon Hernandez.

Inning Stats table showing runs, hits, errors, strikeouts, and other metrics for each of the 9 innings.

Pitcher statistics table listing pitchers (Dave Freisleben, Rusty Gerhardt, Larry Hardy) and their performance metrics including IP, WLS, BF, H, R, ER, SO, BB, IBB, HBP, BLK, WP, HR, S, P, ERA, and WHIP.

Pittsburgh Pirates @ San Diego Padres
San Diego Stadium, San Diego, CA
Sun Aug 25 1974, 6:38 AM EDT
Att: 11,567 - Unknown

Summary statistics table: AB 38, R 10, H 12, RBI 10, BB 8, SO 11, LOB 21.





Batter	1	2	3	4	5	6	7	8	9	AB R H RBI BB SO LOB
Enzo Hernandez, R (1, 6) OBP: 0.293, SLG: 0.283	4-0 S 1B BB	0-0 F4		0-0 1-2 1B			0-0 5-3		0-0 F5	4 1 1 0 1 0 3
Derrel Thomas, S (1, 4) OBP: 0.323, SLG: 0.353	0-0 4-3 1-3		0-3 K	0-0 4-3			0-0 6-3			4 0 0 0 0 1 3
Gene Locklear, L (1, 7) OBP: 0.358, SLG: 0.451	0-3 K		0-3 K		0-3 K		0-3 K			4 0 0 0 0 4 1
Dave Winfield, R (1, 9) OBP: 0.320, SLG: 0.448	0-0 CS 1B		0-0 1B 1B		0-0 6-3			0-0 F8		4 0 2 1 0 0 0
Johnny Grubb, L (1, 8) OBP: 0.367, SLG: 0.408	0-0 CS 1-2	0-0 F8	0-0 FC6-4 1B		0-0 1-3			0-0 F8		4 0 1 0 0 0 0
Nate Colbert, R (1, 3) OBP: 0.323, SLG: 0.358		4-0 BB SH1 1B BB	0-0 FC6-4			0-0 2-3 1B		0-0 6-3		3 1 1 0 1 0 2
Dave Hilton, R (1, 5) OBP: 0.304, SLG: 0.305		0-0 SH1 BB 1B		0-0 6-3		0-0 2-3		0-0 2B		4 0 2 0 0 0 1
Chris Cannizzaro, R (1, 2) OBP: 0.267, SLG: 0.222		4-0 SH1 BB		0-0 F6		0-0 6-3		0-0 F5		2 0 0 0 1 0 1
Fred Kendall, R (9, PH) OBP: 0.314, SLG: 0.352		1-2 2-3 BB		0-0 F6		0-0 6-3		0-0 F5		1 0 0 0 0 0 1
Dave Freisleben, R (1, 1) OBP: 0.273, SLG: 0.208		0-0 SH1		4-0 1B		0-3 K		0-0 6-3		1 0 0 1 1 1 1
Rusty Gerhardt, S (9, 1)										0 0 0 0 0 0 0
Larry Hardy, R (9, 1)										0 0 0 0 0 0 0
Cito Gaston, R (9, PH) OBP: 0.260, SLG: 0.325		1-2 2-3 3-H								1 0 0 0 0 0 1

Inning Stats	R: 1 E: 0 K: 1 S: 5	H: 1 LOB: 0 BB: 1 P: 9	R: 1 E: 0 K: 0 S: 4	H: 1 LOB: 2 BB: 2 P: 12	R: 0 E: 0 K: 2 S: 9	H: 2 LOB: 2 BB: 0 P: 9	R: 0 E: 0 K: 0 S: 4	H: 1 LOB: 2 BB: 1 P: 8	R: 0 E: 0 K: 1 S: 5	H: 0 LOB: 0 BB: 0 P: 5	R: 0 E: 0 K: 1 S: 6	H: 1 LOB: 1 BB: 0 P: 6	R: 0 E: 0 K: 1 S: 5	H: 0 LOB: 0 BB: 0 P: 5	R: 0 E: 0 K: 0 S: 3	H: 0 LOB: 0 BB: 0 P: 3	R: 0 E: 0 K: 0 S: 4	H: 1 LOB: 1 BB: 0 P: 4	1B: 6 2B: 1 3B: 0 HR: 0	SF: 0 SAC: 1 DP: 0 HBP: 0
--------------	------------------------------	---------------------------------	------------------------------	----------------------------------	------------------------------	---------------------------------	------------------------------	---------------------------------	------------------------------	---------------------------------	------------------------------	---------------------------------	------------------------------	---------------------------------	------------------------------	---------------------------------	------------------------------	---------------------------------	----------------------------------	------------------------------------

PITCHER	IP	WLS	BF	H	R	ER	SO	BB	IBB	HBP	BLK	WP	HR	S	P	ERA	WHIP
Larry Demery, R (1, 1) ERA: 3.61	6.0	W	27	6	2	2	5	4	0	0	0	0	0	33	49	3.00	1.667
Ramon Hernandez, L (7, 1) ERA: 1.99	3.0		10	1	0	0	1	0	0	0	0	0	0	12	12	0.00	0.333

**BOTTOM**

**Pittsburgh Pirates @ San Diego Padres**  
**San Diego Stadium, San Diego, CA**

Sun Aug 25 1974, 6:38 AM EDT  
Att. 11,567 - Unknown

<b>AB</b>	<b>32</b>
<b>R</b>	<b>2</b>
<b>H</b>	<b>7</b>
<b>RBI</b>	<b>2</b>
<b>BB</b>	<b>4</b>
<b>SO</b>	<b>6</b>
<b>LOB</b>	<b>14</b>



WP	PA	ERA	WHIP
0	38		

Batter	1	2	3	4	5	6	7	8	9	AB R H RBI BB SO LOB	TOP											
Lou Brock, L (1, 7) OBP: 0.372, SLG: 0.399	0-0 4-3 2B		0-0 4-3		0-0 4-3		0-0 FC6-4		0-0 F5	5 0 1 0 0 0 3												
Ted Sizemore, R (1, 4) OBP: 0.345, SLG: 0.313	0-0 P1		0-0 F7		0-0 5-3		0-0 F8			4 0 0 0 0 0 2												
Reggie Smith, S (1, 9) OBP: 0.385, SLG: 0.545	0-0 4-3 2-3		0-0 1B			0-0 FC4-6 1B		0-0 4-3		4 1 2 0 0 0 1												
Joe Torre, R (1, 3) OBP: 0.376, SLG: 0.416	0-0 F9		0-0 1-3			0-0 FC4-6 1B		0-0 1-3		4 0 1 0 0 0 2												
Bake McBride, L (1, 8) OBP: 0.360, SLG: 0.378		0-0 F9 S 1B		0-0 1B 1B		0-0 FC4-6 1B		0-0 1-3		4 0 2 0 0 0 2												
Ted Simmons, S (1, 2) OBP: 0.306, SLG: 0.418		0-0 F9 1-2		0-0 F7		0-0 G6-4-3 1B		0-0 FC1-5 1B		4 0 1 1 0 0 2												
Ken Reitz, R (1, 5) OBP: 0.305, SLG: 0.370		0-0 F9 2-3		0-0 G4-6-3 1B		0-0 G6-4-3		0-0 FC1-5 1B		4 0 2 0 0 0 3												
Jerry Davanon, R (9, PR) OBP: 0.286, SLG: 0.194										0 0 0 0 0 0 0												
Mike Tyson, R (1, 6) OBP: 0.253, SLG: 0.280		4-0 BB		0-0 G4-6-3		0-3 K		0-0 FC1-5		1 0 0 0 1 0 2												
Jose Cruz, L (7, PH) OBP: 0.319, SLG: 0.392								0-0 FC1-5 1B		1 0 0 0 0 1 0												
Jack Heidemann, R (7, 6) OBP: 0.286, SLG: 0.241								1-2 2-3f		0 0 0 0 0 0 0												
Jim Dwyer, L (9, PH) OBP: 0.366, SLG: 0.389								0-0 F8		1 0 0 0 0 0 2												
Bob Gibson, R (1, 1) OBP: 0.197, SLG: 0.219		0-3 K								2 0 0 0 1 1 2												
Tim McCarver, L (9, PH) OBP: 0.353, SLG: 0.236					0-0 6-3			0-0 FC6-4 BB		1 0 0 0 0 0 2												
<b>Inning Stats</b>	R: 0 E: 0 K: 0 S: 4	H: 1 LOB: 1 BB: 0 P: 4	R: 0 E: 0 K: 1 S: 6	H: 1 LOB: 2 BB: 1 P: 10	R: 0 E: 0 K: 0 S: 4	H: 1 LOB: 1 BB: 0 P: 4	R: 0 E: 0 K: 0 S: 4	H: 2 LOB: 1 BB: 0 P: 4	R: 0 E: 0 K: 0 S: 3	H: 0 LOB: 0 BB: 0 P: 3	R: 1 E: 0 K: 0 S: 5	H: 3 LOB: 1 BB: 0 P: 5	R: 0 E: 0 K: 1 S: 5	H: 0 LOB: 1 BB: 1 P: 9	R: 0 E: 0 K: 0 S: 3	H: 0 LOB: 0 BB: 0 P: 3	R: 0 E: 1 K: 0 S: 5	H: 1 LOB: 2 BB: 0 P: 5	1B: 8 2B: 1 3B: 0 HR: 0	SF: 0 SAC: 0 DP: 2 HBP: 0	WP: 0 PB: 0 SB: 2 CS: 0	PA: 37
<b>PITCHER</b> Dan Spillner, R (1, 1) ERA: 3.91	IP: 9.0 WLS: W BF: 37 H: 9 R: 1 ER: 1 SO: 2 BB: 2 IBB: 0 HBP: 0 BLK: 0 WP: 0 HR: 0 S: 39 P: 47 ERA: 1.00 WHIP: 1.222																					

**St. Louis Cardinals @ San Diego Padres**  
 San Diego Stadium, San Diego, CA  
 Tue Aug 27 1974, 10:05 PM EDT  
 Att. 9,782 - Unknown

livebaseballscorecards.com

<b>AB</b>	35
<b>R</b>	1
<b>H</b>	9
<b>RBI</b>	1
<b>BB</b>	2
<b>SO</b>	2
<b>LOB</b>	23



Batter	1	2	3	4	5	6	7	8	9
Enzo Hernandez, R OBP: 0.291, SLG: 0.280 (1, 6)	0-0 F9		0-3 K		0-3 K			0-0 4-3	
Glenn Beckert, R OBP: 0.352, SLG: 0.303 Dave Roberts, R OBP: 0.249, SLG: 0.252 (8, PR) (9, 5)	0-3 K		0-0 F7			0-0 F9		0-0 1B	
Johnny Grubb, L OBP: 0.363, SLG: 0.404 (1, 7)	0-0 G3		0-0 F9			0-0 F7		0-0 G3	
Willie McCovey, L OBP: 0.421, SLG: 0.527 (1, 3)		4-0 BB 1B BB		0-0 HR		0-0 P4			
Dave Winfield, R OBP: 0.320, SLG: 0.454 (1, 9)		0-0 F8		0-3 K		0-0 HR			
Derrel Thomas, S OBP: 0.323, SLG: 0.351 (1, 8)		4-0 1B 1-2 BB		0-0 4-3		0-0 P6			
Dave Hilton, R OBP: 0.304, SLG: 0.305 (9, 4) (1, 5)		0-0 1-3 2-H 1B		0-0 F3		0-0 F8			
Fred Kendall, R OBP: 0.314, SLG: 0.350 (1, 2)		4-0 G4-6-3 IBB			0-3 K		0-0 F8		
Dan Spillner, R OBP: 0.088, SLG: 0.031 (1, 1)		0-0 G4-6-3 1-2f			0-3 K		0-3 K		

Inning Stats	R: 0	H: 0	E: 0	K: 1	S: 5	R: 1	H: 1	E: 0	K: 0	S: 3	R: 0	H: 0	E: 0	K: 1	S: 5	R: 1	H: 1	E: 0	K: 1	S: 6	R: 0	H: 0	E: 0	K: 3	S: 9	R: 0	H: 0	E: 0	K: 0	S: 3	R: 1	H: 1	E: 0	K: 0	S: 4	R: 0	H: 1	E: 0	K: 1	S: 6	R: 0	H: 1	E: 0	K: 1	S: 6	
	0	0	0	1	5	0	0	0	0	3	0	0	0	0	5	1	1	0	0	6	0	0	0	0	0	3	0	0	0	0	0	1	1	0	0	4	0	0	0	1	6	0	1	0	0	6

PITCHER	IP	WLS	BF	H	R	ER	SO	BB	IBB	HBP	BLK	WP	HR	S	P	ERA	WHIP
Bob Gibson, R ERA: 4.19 (1, 1)	8.0	L	30	4	3	3	7	2	1	0	0	0	2	41	53	3.38	0.750

**BOTTOM**

AB R H RBI BB SO LOB

4	0	0	0	0	2	0
4	0	1	0	0	1	0
0	0	0	0	0	0	0
4	0	0	0	0	0	1
2	2	1	1	1	0	0
3	1	1	1	0	1	1
2	0	0	0	1	0	0
3	0	1	1	0	0	0
2	0	0	0	1	1	0
3	0	0	0	0	2	3


WP: 0 PA: 30  
PB: 0  
SB: 0  
CS: 0

**St. Louis Cardinals @ San Diego Padres**  
San Diego Stadium, San Diego, CA

Tue Aug 27 1974, 10:05 PM EDT  
Att. 9,782 - Unknown

livebaseballscorecards.com

AB 27  
R 3  
H 4  
RBI 3  
BB 3  
SO 7  
LOB 5



Batter	1	2	3	4	5	6	7	8	9	AB R H RBI BB SO LOB
Lou Brock, L (1, 7) OBP: 0.373, SLG: 0.399	0-0 CS 1B		0-0 1-3		0-0 FC1-2		0-0 BB S 1B	0-3 K		5 1 2 0 0 1 1
Ted Sizemore, R (1, 4) OBP: 0.343, SLG: 0.309	4-0 5-3 1B BB		0-0 5-3		0-0 F2		0-0 P2	0-0 P5		4 0 0 0 1 0 2
Reggie Smith, S (1, 9) OBP: 0.385, SLG: 0.542	0-0 5-3 1B		0-0 P6				4-0 3-1	0-0 L5		4 1 1 0 1 0 0
Joe Torre, R (1, 3) OBP: 0.376, SLG: 0.414	0-0 5-3 1B			0-0 F7		0-0 4-3	4-0 WP 1B 2B BB	0-0 1B 1B		4 1 1 0 1 0 2
Bake McBride, L (1, 8) OBP: 0.363, SLG: 0.384	1-0 HBP			0-0 4-3		0-0 2B 3B	0-0 WP 2B 1B	0-0 P5		4 2 2 2 0 0 1
Ted Simmons, S (1, 2) OBP: 0.309, SLG: 0.423	0-0 F2			4-0 BB		0-0 1B 2B	0-0 1B 2B	0-0 F7		4 0 2 3 1 0 4
Ken Reitz, R (1, 5) OBP: 0.306, SLG: 0.369		0-0 P6		0-0 F9		4-0 1B IBB	0-0 P3	0-0 1B		4 0 1 0 1 0 2
Mike Tyson, R (1, 6) OBP: 0.258, SLG: 0.285		0-3 K			0-0 WP FC1-2 2B	0-0 1-2 2-3 1B	4-0 1B IBB	0-0 4-3		4 0 2 0 1 1 2
Lynn McGlothen, L (1, 1) OBP: 0.229, SLG: 0.221		0-3 K			0-0 1-3	0-0 4-3	0-3 K			4 0 0 0 0 2 6

Inning Stats	R: 0 E: 0 K: 0 S: 4	H: 2 LOB: 3 BB: 1 P: 9	R: 0 E: 0 K: 2 S: 7	H: 0 LOB: 0 BB: 0 P: 7	R: 0 E: 0 K: 0 S: 3	H: 0 LOB: 0 BB: 0 P: 3	R: 0 E: 0 K: 0 S: 3	H: 0 LOB: 1 BB: 1 P: 7	R: 0 E: 0 K: 0 S: 4	H: 1 LOB: 1 BB: 0 P: 4	R: 1 E: 0 K: 0 S: 6	H: 3 LOB: 3 BB: 1 P: 10	R: 4 E: 0 K: 1 S: 8	H: 3 LOB: 2 BB: 3 P: 20	R: 0 E: 0 K: 1 S: 5	H: 0 LOB: 0 BB: 0 P: 5	R: 0 E: 0 K: 0 S: 5	H: 2 LOB: 2 BB: 0 P: 5	1B: 7 2B: 3 3B: 1 HR: 0	SF: 0 SAC: 0 DP: 0 HBP: 1
--------------	------------------------------	---------------------------------	------------------------------	---------------------------------	------------------------------	---------------------------------	------------------------------	---------------------------------	------------------------------	---------------------------------	------------------------------	----------------------------------	------------------------------	----------------------------------	------------------------------	---------------------------------	------------------------------	---------------------------------	----------------------------------	------------------------------------


PITCHER	IP	WLS	BF	H	R	ER	SO	BB	IBB	HBP	BLK	WP	HR	S	P	ERA	WHIP
Bill Greif, R (1, 1) ERA: 4.87	6.1	L	32	8	5	5	2	4	1	1	0	1	0	30	51	7.11	1.895
Bill Laxton, L (7, 1) ERA: 3.94	0.2		4	1	0	0	1	0	1	0	0	1	0	5	9	0.00	1.500
Rusty Gerhardt, L (8, 1) ERA: 9.19	1.2		7	2	0	0	1	0	0	0	0	0	0	9	9	0.00	1.200
Larry Hardy, R (9, 1) ERA: 4.8	0.1		1	0	0	0	0	0	0	0	0	0	0	1	1	0.00	0.000

**TOP**

**St. Louis Cardinals @ San Diego Padres**  
San Diego Stadium, San Diego, CA

Wed Aug 28 1974, 10:05 PM EDT  
Att. 9,641 - Unknown

AB	37
R	5
H	11
RBI	5
BB	6
SO	4
LOB	20



livebaseballscorecards.com

Batter	1	2	3	4	5	6	7	8	9	AB R H RBI BB SO LOB
<b>Enzo Hernandez, R</b> (1, 6) OBP: 0.290, SLG: 0.280	0-0 5-3		0-0 5-3		0-0 2-H 1B			0-0 F9		4 0 1 0 0 0 0
<b>Glenn Beckert, R</b> (1, 4) OBP: 0.348, SLG: 0.294	0-0 L5			4-0 SH5-3 1B BB		0-0 G3		0-0 F9		3 0 0 0 1 0 0
<b>Johnny Grubb, L</b> (1, 7) OBP: 0.363, SLG: 0.412	0-0 4-3			0-0 SH5-3 1-2		0-0 HR		0-3 K		3 1 1 1 0 1 0
<b>Willie McCovey, L</b> (1, 3) OBP: 0.422, SLG: 0.528		0-0 F8		4-0 1B IBB		0-0 P6		0-0 4-3 2B		3 0 1 0 1 0 0
<b>Dave Winfield, R</b> (1, 9) OBP: 0.322, SLG: 0.455		0-0 1B		0-0 1-2 2-H 1B		0-0 P6		0-0 F2		4 0 2 0 0 0 1
<b>Derrel Thomas, S</b> (1, 8) OBP: 0.322, SLG: 0.350		0-3 K		0-0 F7			0-0 4-3 1B		0-0 4-3	4 0 1 0 0 1 4
<b>Dave Hilton, R</b> (1, 5) OBP: 0.303, SLG: 0.304		0-0 F9			0-0 SH1-4 1B 1B		0-3 K		0-0 F9	4 0 1 0 0 1 3
<b>Fred Kendall, R</b> (1, 2) OBP: 0.312, SLG: 0.347			0-0 F7		0-0 F7		0-0 4-3			3 0 0 0 0 0 2
<b>Bill Greif, R</b> (1, 1) OBP: 0.218, SLG: 0.065			0-3 K			0-0 SH1-4		0-0 4-3		1 0 0 0 0 1 0
<b>Bill Laxton, L</b> (7, 1) OBP: 0.250, SLG: 0.250										0 0 0 0 0 0 0
<b>Gene Locklear, L</b> (7, PH) OBP: 0.352, SLG: 0.442										1 0 0 0 0 0 1
<b>Rusty Gerhardt, S</b> (8, 1)										0 0 0 0 0 0 0
<b>Larry Hardy, R</b> (9, 1)										0 0 0 0 0 0 0

Inning Stats	R: 0 E: 0 K: 0 S: 3	H: 0 LOB: 0 BB: 0 P: 3	R: 0 E: 0 K: 1 S: 6	H: 1 LOB: 1 BB: 0 P: 6	R: 0 E: 0 K: 1 S: 5	H: 0 LOB: 0 BB: 0 P: 5	R: 0 E: 0 K: 0 S: 3	H: 1 LOB: 2 BB: 2 P: 11	R: 0 E: 0 K: 0 S: 4	H: 2 LOB: 2 BB: 0 P: 4	R: 1 E: 0 K: 0 S: 4	H: 1 LOB: 0 BB: 0 P: 4	R: 0 E: 0 K: 1 S: 6	H: 1 LOB: 1 BB: 0 P: 6	R: 0 E: 0 K: 1 S: 5	H: 0 LOB: 0 BB: 0 P: 5	R: 0 E: 0 K: 0 S: 4	H: 1 LOB: 1 BB: 0 P: 4	1B: 5 2B: 1 3B: 0 HR: 1	SF: 0 SAC: 2 DP: 0 HBP: 0	WP: 0 PB: 0 SB: 1 CS: 0	PA: 34	
<b>PITCHER</b> <b>Lynn McGlothen, R</b> (1, 1) ERA: 2.64	IP 9.0	WLS W	BF 34	H 7	R 1	ER 1	SO 4	BB 1	IBB 1	HBP 0	BLK 0	WP 0	HR 1	S 40	P 48	ERA 1.00	WHIP 0.889						


**BOTTOM**

**St. Louis Cardinals @ San Diego Padres**  
San Diego Stadium, San Diego, CA

Wed Aug 28 1974, 10:05 PM EDT  
Att. 9,641 - Unknown

livebaseballscorecards.com

<b>AB</b>	<b>30</b>
<b>R</b>	<b>1</b>
<b>H</b>	<b>7</b>
<b>RBI</b>	<b>1</b>
<b>BB</b>	<b>2</b>
<b>SO</b>	<b>4</b>
<b>LOB</b>	<b>11</b>



Batter	1	2	3	4	5	6	7	8	9	AB R H RBI BB SO LOB	TOP															
Lou Brock, L (1, 7) OBP: 0.374, SLG: 0.398	0-3 K		0-0 1B S 1B			0-0 E4 S		4-0 CS BB		3 0 1 0 1 1 0																
Ted Sizemore, R (1, 4) OBP: 0.344, SLG: 0.311	0-0 G5-4-3 1B		0-0 1-3 1B			0-0 4-3 1-2		0-0 4-3 1-2		4 0 2 0 0 0 2																
Reggie Smith, S (1, 3) OBP: 0.382, SLG: 0.536	0-0 G5-4-3 1-2f					0-0 F7			0-0 L8	4 0 0 0 0 0 2																
Ted Simmons, S (1, 2) OBP: 0.310, SLG: 0.429		1-0 4-3 HBP				0-0 F8		0-0 HR	0-3 K	3 1 1 1 0 1 0																
Bake McBride, L (1, 8) OBP: 0.362, SLG: 0.383		0-0 4-3 1-2				0-0 F7		0-0 4-3	0-0 1B 1B 1B	4 1 1 0 0 0 1																
Ken Reitz, R (1, 5) OBP: 0.306, SLG: 0.368		0-0 6-3				0-0 5-3		0-0 5-3	0-0 1B 1B 1B	4 1 1 0 0 0 1																
Danny Godby, R (1, 9) OBP: 0.250, SLG: 0.167		0-0 4-3				0-0 4-3		4-0 BB	0-0 1B 1-2 3-H 1B	2 0 0 0 1 0 1 1 0 1 1 0 0 0																
Jim Dwyer, L (9, PH) OBP: 0.373, SLG: 0.397																										
Mike Tyson, R (1, 6) OBP: 0.258, SLG: 0.285			0-0 L3			0-0 5-3		0-3 K	0-0 1-3 2-H 1B	4 0 1 1 0 1 1																
John Curtis, L (1, 1) OBP: 0.218, SLG: 0.192			0-3 K						0-0 G3	4 0 0 0 0 1 2																
<b>Inning Stats</b>	R: 0 E: 0 K: 1 S: 5	H: 1 LOB: 0 BB: 0 P: 5	R: 0 E: 0 K: 0 S: 3	H: 0 LOB: 1 BB: 0 P: 4	R: 0 E: 0 K: 1 S: 6	H: 2 LOB: 2 BB: 0 P: 6	R: 0 E: 0 K: 0 S: 3	H: 0 LOB: 0 BB: 0 P: 3	R: 0 E: 0 K: 0 S: 3	H: 0 LOB: 0 BB: 0 P: 3	R: 0 E: 1 K: 0 S: 4	H: 0 LOB: 1 BB: 0 P: 4	R: 1 E: 0 K: 1 S: 6	H: 1 LOB: 1 BB: 1 P: 10	R: 0 E: 0 K: 0 S: 2	H: 0 LOB: 0 BB: 1 P: 6	R: 2 E: 0 K: 1 S: 9	H: 4 LOB: 2 BB: 0 P: 9	1B: 7 2B: 0 3B: 0 HR: 1	SF: 0 SAC: 0 DP: 1 HBP: 1	WP: 0 PB: 0 SB: 2 CS: 1	PA: 36				
<b>PITCHER</b>	IP WLS BF H R ER SO BB IBB HBP BLK WP HR S P ERA WHIP																									
Randy Jones, L (1, 1) ERA: 4.2	8.0	29	4	1	1	3	2	0	1	0	0	1	32	41	1.12	0.750										
Larry Hardy, R (9, 1) ERA: 4.95	1.0	L	7	4	2	1	0	0	0	0	0	0	9	9	18.00	4.000										

St. Louis Cardinals @ San Diego Padres  
San Diego Stadium, San Diego, CA  
Thu Aug 29 1974, 10:05 PM EDT  
Att. 6,042 - Unknown

livebaseballscorecards.com

AB	33
R	3
H	8
RBI	3
BB	2
SO	4
LOB	10



Batter	1	2	3	4	5	6	7	8	9	AB R H RBI BB SO LOB
Enzo Hernandez, R (1, 6) OBP: 0.290, SLG: 0.279 Rich Morales, R (4, 6) OBP: 0.274, SLG: 0.218 Johnny Grubb, L (9, PH) OBP: 0.362, SLG: 0.411	0-0 F7 ①			0-0 P6 ①			0-0 6-3 ①		0-0 F8 ①	1 0 0 0 0 0 0
Glenn Beckert, R (1, 4) OBP: 0.336, SLG: 0.283	0-0 F9 ②			0-0 G3 ②			0-0 L7 ②		0-0 F8 ②	4 0 0 0 0 0 0
Nate Colbert, R (1, 3) OBP: 0.320, SLG: 0.354	0-0 F8 ③			0-3 K ③			0-3 K ③		0-0 1-3 ③	4 0 0 0 0 2 0
Dave Winfield, R (1, 9) OBP: 0.322, SLG: 0.453		0-0 F7 ①			0-0 6-3 ①			4-0 F9 SH1-3 1B BB		2 1 0 0 1 0 0
Cito Gaston, R (1, 7) OBP: 0.258, SLG: 0.323		0-0 F8 ②			0-0 6-3 ②			0-0 SH1-3 ①		2 0 0 0 0 0 0
Derrel Thomas, S (1, 8) OBP: 0.322, SLG: 0.348		0-0 F8 ③			0-0 5-3 ③			4-0 1B BB		2 0 0 0 1 0 0
Dave Hilton, R (1, 5) OBP: 0.297, SLG: 0.297			0-0 6-3 ①			0-0 6-3 ①		0-0 F9 ②		3 0 0 0 0 0 2
Fred Kendall, R (1, 2) OBP: 0.312, SLG: 0.347			0-0 L3 ②			0-0 F8 ②		0-0 1-2 1B		3 0 1 1 0 0 0
Randy Jones, R (1, 1) OBP: 0.164, SLG: 0.167 Willie McCovey, L (8, PH) OBP: 0.421, SLG: 0.526 Larry Hardy, R (9, 1)			0-0 F8 ③			0-0 F3 ③		0-0 F8 ③		2 0 0 0 0 0 0 1 0 0 0 0 0 2 0 0 0 0 0 0 0

Inning Stats	R: 0 E: 0 K: 0 S: 3	H: 0 LOB: 0 BB: 0 P: 3	R: 0 E: 0 K: 0 S: 3	H: 0 LOB: 0 BB: 0 P: 3	R: 0 E: 0 K: 0 S: 3	H: 0 LOB: 0 BB: 0 P: 3	R: 0 E: 0 K: 1 S: 5	H: 0 LOB: 0 BB: 0 P: 5	R: 0 E: 0 K: 0 S: 3	H: 0 LOB: 0 BB: 0 P: 3	R: 0 E: 0 K: 1 S: 5	H: 0 LOB: 0 BB: 0 P: 5	R: 1 E: 0 K: 0 S: 4	H: 1 LOB: 2 BB: 2 P: 12	R: 0 E: 0 K: 0 S: 3	H: 0 LOB: 0 BB: 0 P: 3	1B: 1 2B: 0 3B: 0 HR: 0	SF: 0 SAC: 1 DP: 0 HBP: 0
WP: 0 PB: 0 SB: 0 CS: 0	PA: 30	ERA: 1.00 WHIP: 0.333	ERA: 1.00 WHIP: 0.333	ERA: 1.00 WHIP: 0.333	ERA: 1.00 WHIP: 0.333	ERA: 1.00 WHIP: 0.333	ERA: 1.00 WHIP: 0.333	ERA: 1.00 WHIP: 0.333	ERA: 1.00 WHIP: 0.333	ERA: 1.00 WHIP: 0.333	ERA: 1.00 WHIP: 0.333	ERA: 1.00 WHIP: 0.333	ERA: 1.00 WHIP: 0.333	ERA: 1.00 WHIP: 0.333	ERA: 1.00 WHIP: 0.333	ERA: 1.00 WHIP: 0.333	ERA: 1.00 WHIP: 0.333	ERA: 1.00 WHIP: 0.333

PITCHER	IP	WLS	BF	H	R	ER	SO	BB	IBB	HBP	BLK	WP	HR	S	P	ERA	WHIP
John Curtis, L (1, 1) ERA: 3.89	9.0	W	30	1	1	1	2	2	0	0	0	0	0	32	40	1.00	0.333


**BOTTOM**

**St. Louis Cardinals @ San Diego Padres**  
San Diego Stadium, San Diego, CA

Thu Aug 29 1974, 10:05 PM EDT  
Att. 6,042 - Unknown

livebaseballscorecards.com

AB	27
R	1
H	1
RBI	1
BB	2
SO	2
LOB	4



Batter	1	2	3	4	5	6	7	8	9	10	11	12	AB R H RBI BB SO LOB	TOP	
<b>Jim Tyrone, R</b> (1, 5) <small>OBP: 0.207, SLG: 0.218</small> <b>Billy Grabarkewitz, R</b> (8, 5) <small>OBP: 0.326, SLG: 0.292</small> (10, 4)	0-0 <b>L8</b> 			0-0 <b>6-3</b> 		0-0 <b>5-3</b> 		0-0 <b>FC5-4</b> 		0-0 <b>5-3</b> 	0-0 	0-0 	4 0 0 0 0 0 2 2 0 1 2 0 0 0	<b>Chicago Cubs @ San Diego Padres</b> San Diego Stadium, San Diego, CA Fri Aug 30 1974, 10:05 PM EDT Sunny	
<b>Ralph LaCock, L</b> (1, 9) <small>OBP: 0.200, SLG: 0.310</small>	0-0 <b>G3</b> 			0-0 <b>3-1</b> 		0-0 <b>F7</b> 			4-0 	0-0 <b>4-3</b> 	0-0 <b>CS</b> 	0-0 	4 0 0 0 1 0 1		
<b>Rick Monday, L</b> (1, 8) <small>OBP: 0.375, SLG: 0.449</small>	0-3 <b>K</b> 			0-0 <b>F6</b> 			0-0 <b>G3</b> 		0-3 <b>K</b> 	4-0 	0-0 <b>CS</b> 	0-0 	4 0 0 0 1 2 1		
<b>Andre Thornton, R</b> (1, 3) <small>OBP: 0.376, SLG: 0.461</small>		0-0 <b>5-3</b> 			4-0 		0-0 <b>F9</b> 		0-0 <b>F7</b> 	0-0 <b>CS</b> 	0-0 <b>F8</b> 	0-0 	4 0 0 0 1 0 1		
<b>Chris Ward, L</b> (1, 7) <small>OBP: 0.306, SLG: 0.300</small>	0-0 <b>F8</b> 			0-0 <b>F5</b> 		0-0 <b>1-3</b> 		0-0 <b>FC3-6</b> 			0-0 	5 1 1 0 0 0 2			
<b>Don Kessinger, S</b> (1, 6) <small>OBP: 0.332, SLG: 0.322</small>	0-0 <b>6-3</b> 			0-0 <b>F8</b> 			0-0 <b>F6</b> 		0-0 <b>G3</b> 	0-0 	0-0 	5 1 1 0 0 0 1			
<b>George Mitterwald, R</b> (1, 2) <small>OBP: 0.303, SLG: 0.365</small> <b>Bill Bonham, R</b> (12, PR) <small>OBP: 0.174, SLG: 0.191</small> <b>Oscar Zamora, R</b> (12, 1) <small>OBP: 0.200, SLG: 0.200</small>			0-3 <b>K</b> 		0-0 <b>1-3</b> 		0-0 	0-0 		0-0 	4-0 	0-0 <b>1B</b> 	4 1 2 1 1 1 1 0 1 0 0 0 0 0 0 0 0 0 0 0 0		
<b>Rob Sperring, R</b> (1, 4) <small>OBP: 0.250, SLG: 0.259</small> <b>Jose Cardenal, R</b> (10, PH) <small>OBP: 0.371, SLG: 0.466</small> <b>Carmen Fanzone, R</b> (10, 5) <small>OBP: 0.263, SLG: 0.282</small>			0-3 <b>K</b> 		0-0 <b>6-3</b> 		0-3 <b>K</b> 		0-3 <b>K</b> 	0-3 <b>K</b> 	0-0 <b>3B</b> 	0-0 <b>1B</b> 	3 0 0 0 0 2 0 1 0 0 0 0 1 1 1 1 1 1 0 0 0		
<b>Tom Dettore, L</b> (1, 1) <small>OBP: 0.429, SLG: 0.571</small> <b>Ken Frailing, L</b> (10, 1) <small>OBP: 0.281, SLG: 0.258</small> <b>Rick Stelmazek, L</b> (12, PH) <small>OBP: 0.467, SLG: 0.500</small> (12, 2)	0-0 <b>F5</b> 			0-0 		0-0 <b>5-3</b> 		0-0 	0-3 <b>K</b> 	0-3 <b>K</b> 	0-0 <b>SF8</b> 	0-0 	4 0 2 0 0 1 1 0 0 0 0 0 0 0 0 0 0 1 0 0 0		
<b>Inning Stats</b>	R: 0 H: 0 E: 0 LOB: 0 K: 1 BB: 0 S: 5 P: 5	R: 0 H: 0 E: 0 LOB: 0 K: 0 BB: 0 S: 3 P: 3	R: 0 H: 0 E: 0 LOB: 0 K: 2 BB: 0 S: 7 P: 7	R: 0 H: 0 E: 0 LOB: 0 K: 0 BB: 0 S: 3 P: 3	R: 0 H: 0 E: 0 LOB: 1 K: 0 BB: 1 S: 3 P: 7	R: 0 H: 1 E: 0 LOB: 1 K: 0 BB: 0 S: 4 P: 4	R: 0 H: 0 E: 0 LOB: 0 K: 0 BB: 0 S: 3 P: 3	R: 1 H: 2 E: 0 LOB: 1 K: 1 BB: 0 S: 7 P: 7	R: 0 H: 0 E: 0 LOB: 1 K: 1 BB: 1 S: 5 P: 9	R: 0 H: 1 E: 0 LOB: 1 K: 2 BB: 0 S: 8 P: 8	R: 0 H: 0 E: 0 LOB: 0 K: 0 BB: 1 S: 2 P: 6	R: 4 H: 4 E: 0 LOB: 1 K: 0 BB: 1 S: 6 P: 10	1B: 5 SF: 1 2B: 1 SAC: 0 3B: 1 DP: 0 HR: 1 HBP: 0		WP: 0 PA: 48 PB: 0 SB: 0 CS: 2
<b>PITCHER</b> <b>Dave Freisleben, R</b> (1, 1) <small>ERA: 3.41</small> <b>Rusty Gerhardt, L</b> (12, 1) <small>ERA: 9.0</small>	IP 11.2 WLS L BF 46 H 8 R 5 E 5 SO 7 BB 3 IBB 1 HBP 0 BLK 0 WP 0 HR 1 S 56 P 72 ERA 3.86 WHIP 0.943														

AB	41
R	5
H	8
RBI	5
BB	4
SO	7
LOB	11



livebaseballscorecards.com



Batter	1	2	3	4	5	6	7	8	9	10	11	12	AB R H RBI BB SO LOB	BOTTOM																
<b>Derrel Thomas, S</b> OBP: 0.319, SLG: 0.344 (1, 8) X	0-0 4-3 (1)		0-0 B2-3 (1)		0-0 F5 (2)		0-3 K (1)			0-0 4-3 (1)		0-3 K (3)	6 0 0 0 0 2 1																	
<b>Glenn Beckert, R</b> OBP: 0.331, SLG: 0.279 (1, 4) X	0-0 6-3 (2)		0-0 4-3 (2)		0-0 F5 (3)		0-0 F6 (2)			0-0 FC4-6 1B			5 0 1 0 0 0 1																	
<b>Rich Morales, R</b> OBP: 0.274, SLG: 0.218 (10, PR) (11, 4) X													0 0 0 0 0 0 0																	
<b>Johnny Grubb, L</b> OBP: 0.362, SLG: 0.410 (1, 7) X	0-0 BB 1B		0-0 G3 (3)			0-0 FC4-6 1B		0-0 G3 (3)		0-0 FC4-6 1-2f			5 0 2 0 0 0 1																	
<b>Willie McCovey, L</b> OBP: 0.418, SLG: 0.519 (1, 3) B B B	4-0 1-2 BB			0-0 4-3 (1)		0-0 FC4-6 BB 1-2f BB		0-0 F9 (1)		0-3 K (3)			4 1 0 0 1 1 2																	
<b>Dave Winfield, R</b> OBP: 0.320, SLG: 0.449 (1, 9) S S S	0-3 K (3)			0-0 F7 (2)		0-0 BB 1-2 1B		0-3 K (2)		0-3 K (1)			5 0 1 0 0 3 2																	
<b>Dave Hilton, R</b> OBP: 0.300, SLG: 0.296 (1, 5) X		0-0 5-3 (1)		0-0 1B		4-0 BB 1-2 2-3 BB		0-3 K (3)		0-0 6-3 (2)			4 0 1 0 1 1 0																	
<b>Dave Roberts, R</b> OBP: 0.249, SLG: 0.257 (1, 6) X		0-0 3B		0-0 F8 (3)		0-0 F6 (2)				0-0 4-3 (3)			5 0 1 0 0 0 4																	
<b>Chris Cannizzaro, R</b> OBP: 0.333, SLG: 0.250 (1, 2) B B B		4-0 G4-6-3 BB			0-0 SH3 1B	4-0 BB BB 1-2 2-3 3-H BB			0-0 F5 (1)			0-0 F8 (1)	1 0 1 1 2 0 0																	
<b>Fred Kendal, R</b> OBP: 0.310, SLG: 0.345 (9, PH) (10, 2) X									0-0 F2 (2)				2 0 0 0 0 0 0																	
<b>Dave Freisleben, R</b> OBP: 0.259, SLG: 0.196 (1, 1) X		0-0 G4-6-3 (2, 3)			0-0 SH3 (1)	0-3 K (3)			0-3 K (3)			0-3 K (2)	3 0 0 0 0 2 5																	
<b>Rusty Gerhardt, S</b> OBP: 0.345, SLG: 0.434 (12, PH) X					1-2								0 0 0 0 0 0 0																	
<b>Gene Locklear, L</b> OBP: 0.345, SLG: 0.434 (12, PH) X													1 0 0 0 0 1 0																	
<b>Inning Stats</b>	R: 0 E: 0 K: 1 S: 6	H: 1 LOB: 2 BB: 1 P: 10	R: 0 E: 0 K: 0 S: 3	H: 1 LOB: 1 BB: 1 P: 7	R: 0 E: 0 K: 0 S: 3	H: 0 LOB: 0 BB: 0 P: 3	R: 0 E: 0 K: 0 S: 4	H: 1 LOB: 1 BB: 0 P: 4	R: 0 E: 0 K: 1 S: 4	H: 0 LOB: 0 BB: 0 P: 5	R: 0 E: 0 K: 1 S: 5	H: 0 LOB: 0 BB: 0 P: 5	R: 0 E: 0 K: 2 S: 7	H: 0 LOB: 0 BB: 0 P: 7	R: 0 E: 0 K: 1 S: 5	H: 1 LOB: 1 BB: 0 P: 6	R: 0 E: 0 K: 1 S: 5	H: 0 LOB: 0 BB: 0 P: 5	R: 0 E: 0 K: 2 S: 7	H: 0 LOB: 0 BB: 0 P: 7	1B: 6 2B: 0 3B: 1 HR: 0	SF: 0 SAC: 1 DP: 1 HBP: 0	WP: 0 PA: 46 PB: 0 SB: 0 CS: 0							
<b>PITCHER</b>	IP	WLS	BF	H	R	ER	SO	BB	IBB	HBP	BLK	WP	HR	S	P	ERA	WHIP													
<b>Tom Dettore, R</b> ERA: 3.28 (1, 1)	9.1		38	7	1	1	6	4	0	0	0	0	0	46	62	0.96	1.179													
<b>Ken Frailing, L</b> ERA: 3.72 (10, 1)	1.2	W	5	0	0	0	2	0	0	0	0	0	0	9	9	0.00	0.000													
<b>Oscar Zamora, R</b> ERA: 3.15 (12, 1)	1.0		3	0	0	0	2	0	0	0	0	0	0	7	7	0.00	0.000													

Chicago Cubs @ San Diego Padres  
San Diego Stadium, San Diego, CA  
Fri Aug 30 1974, 10:05 PM EDT  
Sunny

livebaseballscorecards.com

AB	41
R	1
H	7
RBI	1
BB	4
SO	10
LOB	16



Batter	1	2	3	4	5	6	7	8	9	10	AB	R	H	RBI	BB	SO	LOB	TOP						
<b>Billy Grabarkewitz, R</b> OBP: 0.329, SLG: 0.305 (1, 6) (10, 5)	0-3 K		x 0-0 F4		x 0-0 1B 2B		x 0-0 F9			x 0-0 FC E 1B	5	2	2	1	0	1	0							
<b>Jose Cardenal, R</b> OBP: 0.372, SLG: 0.463 (1, 7) B BB	4-0 CS BB		x 0-0 F8		x 4-0 1B BB		x 0-0 6-3			x 0-0 FC 1B 1H	3	0	0	0	2	0	0							
<b>Ralph LaCock, L</b> OBP: 0.188, SLG: 0.290 (1, 9) S S	0-3 K		x 0-0 6-3		x 0-0 F4		x 0-0 CS 1B			x 0-0 F6	2	0	0	0	0	1	1							
<b>Jim Tyrone, R</b> OBP: 0.213, SLG: 0.224 (5, PH) (5, 9)	1-2 K									3	0	1	0	0	0	4								
<b>Andre Thornton, R</b> OBP: 0.382, SLG: 0.457 (1, 3)		B BB BB	4-0 BB FC5-2 BB		x 0-0 L9	B BB BB	4-0 G4-6-3 HBP BB		x 0-0 CS 1-2	0-0 2-3	2	0	0	0	3	0	3							
<b>Jerry Morales, R</b> OBP: 0.321, SLG: 0.411 (1, 8)		B BB BB	4-0 FC5-2 BB 1-2		x 1-0 HBP BB	H	1-0 G4-6-3 HBP 1B		x 0-0 F9	0-0 F9	3	0	2	2	1	0	0							
<b>Rick Steimaszek, L</b> OBP: 0.441, SLG: 0.440 (1, 2)		B BB BB	4-0 FC5-2 BB		x 0-0 HBP 1B		1-2 2-H 3-H		x 0-0 F9	0-0 1B	3	0	0	0	1	0	4							
<b>Bill Madlock, R</b> OBP: 0.354, SLG: 0.417 (10, PH)		B BB BB	4-0 FC5-2 BB		x 0-0 HBP 1B		1-2 2-3 3-H		x 0-0 F9	0-0 1B	1	0	0	0	0	0	3							
<b>Steve Swisher, R</b> OBP: 0.317, SLG: 0.295 (10, 2)		B BB BB	1-2 2-3 BB		x 1-2 2-3		1-2 2-3		x 0-0 F9	0-0 1B	0	0	0	0	0	0	0							
<b>Carmen Fanzone, R</b> OBP: 0.255, SLG: 0.272 (1, 5)		x	0-0 FC5-2		x 0-0 5-3		0-0 5-3		x 0-0 F3	0-0 FC5	5	0	0	0	0	0	7							
<b>Don Kessinger, S</b> OBP: 0.332, SLG: 0.322 (10, 6)		x	1-2 2-3 3-H		x 0-0 5-3		0-0 5-3		x 0-0 F3	0-0 FC5	0	0	0	0	0	0	0							
<b>Rob Sperring, R</b> OBP: 0.250, SLG: 0.246 (1, 4)		x	0-0 F4		x 0-0 F4	B BB BB	4-0 BB BB		x 0-0 F9	0-0 F9	3	1	0	0	1	0	3							
<b>Steve Stone, R</b> OBP: 0.152, SLG: 0.133 (1, 1)		S S	0-3 K		x 0-0 F4	B BB BB	4-0 BB BB		x 0-0 F9	0-0 F9	2	1	0	0	1	2	3							
<b>Ken Frailing, L</b> OBP: 0.291, SLG: 0.258 (8, 1)		S S	0-3 K		x 0-0 F4	B BB BB	4-0 BB BB		x 0-0 F9	0-0 F9	0	0	0	0	0	0	0							
<b>Oscar Zamora, R</b> OBP: 0.290, SLG: 0.200 (8, 1)		S S	0-3 K		x 0-0 F4	B BB BB	4-0 BB BB		x 0-0 F9	0-0 F9	0	0	0	0	0	0	0							
<b>Chris Ward, L</b> OBP: 0.304, SLG: 0.297 (9, PH)		S S	0-3 K		x 0-0 F4	B BB BB	4-0 BB BB		x 0-0 F9	0-0 F9	0	0	0	0	0	0	0							
<b>Dave LaRoche, L</b> OBP: 0.250, SLG: 0.350 (9, 1)		S S	0-3 K		x 0-0 F4	B BB BB	4-0 BB BB		x 0-0 F9	0-0 F9	0	0	0	0	0	0	0							
<b>Jim Todd, L</b> OBP: 0.067, SLG: 0.067 (10, 1)		S S	0-3 K		x 0-0 F4	B BB BB	4-0 BB BB		x 0-0 F9	0-0 F9	0	0	0	0	0	0	0							
<b>Inning Stats</b>	R: 0 E: 0 K: 2 S: 6	H: 0 LOB: 1 BB: 1 P: 10	R: 0 E: 0 K: 1 S: 5	H: 0 LOB: 3 BB: 3 P: 17	R: 0 E: 0 K: 0 S: 3	H: 0 LOB: 0 BB: 0 P: 3	R: 0 E: 0 K: 0 S: 2	H: 0 LOB: 1 BB: 1 P: 7	R: 0 E: 0 K: 1 S: 5	H: 0 LOB: 0 BB: 0 P: 5	R: 0 E: 0 K: 0 S: 3	H: 1 LOB: 0 BB: 0 P: 3	R: 0 E: 0 K: 0 S: 3	H: 0 LOB: 0 BB: 0 P: 3	R: 0 E: 0 K: 0 S: 3	H: 0 LOB: 0 BB: 0 P: 3	R: 1 E: 1 K: 0 S: 6	H: 2 LOB: 3 BB: 1 P: 10	1B: 4 2B: 2 3B: 0 HR: 0	SF: 0 SAC: 0 DP: 2 HBP: 1	WP: 0 PB: 0 SB: 0 CS: 2	PA: 44		
<b>PITCHER</b>	IP	WLS	BF	H	R	ER	SO	BB	IBB	HBP	BLK	WP	HR	S	P	ERA	WHIP							
<b>Lowell Palmer, R</b> ERA: 5.73 (1, 1)	4.0		20	1	3	3	3	8	0	1	0	0	0	17	50	6.75	2.250							
<b>Bill Laxton, L</b> ERA: 3.58 (5, 1)	3.0		10	2	0	0	1	0	0	0	0	0	0	12	12	0.00	0.667							
<b>Larry Hardy, R</b> ERA: 4.84 (8, 1)	2.0		6	0	0	0	0	0	0	0	0	0	0	6	6	0.00	0.000							
<b>Mike Johnson, R</b> ERA: 6.39 (10, 1)	0.1	L	5	2	1	0	0	0	1	0	0	0	0	4	8	0.00	6.000							
<b>Rusty Gerhardt, L</b> ERA: 8.64 (10, 1)	0.2		2	0	0	0	0	0	0	0	0	0	0	2	2	0.00	0.000							

**Chicago Cubs @ San Diego Padres**  
San Diego Stadium, San Diego, CA  
Fri Aug 30 1974, 10:05 PM EDT  
Att: 8,773 - Unknown

livebaseballscorecards.com

AB 33  
R 4  
H 5  
RBI 3  
BB 9  
SO 4  
LOB 28



Chicago Cubs @ San Diego Padres  
San Diego Stadium, San Diego, CA

Fri Aug 30 1974, 10:05 PM EDT  
Att. 8,773 - Unknown

livebaseballscorecards.com

AB	40
R	3
H	10
RBI	3
BB	3
SO	7
LOB	25



WP	1	PA	43
PB	0		
SB	1		
CS	0		

AB	R	H	RBI	BB	SO	LOB
5	1	2	0	0	0	1
4	0	1	0	1	0	2
5	2	2	1	0	1	2
4	0	1	1	1	0	2
5	0	1	0	0	0	4
4	0	1	1	1	1	2
5	0	2	0	0	0	6
3	0	0	0	0	2	2
1	0	0	0	0	0	3
0	0	0	0	0	0	0
1	0	0	0	0	0	0
1	0	0	0	0	0	0
0	0	0	0	0	0	0
0	0	0	0	0	0	0
0	0	0	0	0	0	0

Batter	1	2	3	4	5	6	7	8	9	10
Johnny Grubb, L (1, 8) OBP: 0.363, SLG: 0.413	0-0 WP 3B S 1B	0-0 F7			0-0 2B		0-0 1-3		0-0 L3	
Derrel Thomas, S (1, 4) OBP: 0.319, SLG: 0.345	0-0 G3 1-3		0-0 F7		0-0 F6			4-0 FC1-5 1B BB	0-0 2B	
Gene Locklear, L (1, 7) OBP: 0.350, SLG: 0.466	0-0 6-3 3B 3-H		0-0 F8		0-0 L7			0-0 E FC1-5 1B 1-2	0-3 K	
Willie McCovey, L (1, 3) OBP: 0.418, SLG: 0.519	0-0 6-3		0-0 F9		0-0 2B			0-0 FC1-5 1B E 1-2 2-3f		4-0 FC2-6 BB
Dave Winfield, R (1, 9) OBP: 0.319, SLG: 0.446	0-0 1B 3-H			0-0 6-3	0-0 F7			0-0 E5 FC6-2 1B 1-2 2-3		0-0 FC2-6 BB 1-2f
Dave Hilton, R (1, 5) OBP: 0.303, SLG: 0.295	0-3 K			0-0 F3	0-0 F5			0-0 FC6-2 1B 1-2 2-3 3-H		4-0 G4-3 BB 1-2
Fred Kendall, R (1, 2) OBP: 0.311, SLG: 0.346		0-0 G3 1B			0-0 1B			0-0 FC6-2 1-2 3-H		0-0 G4-3 1-2f
Dave Roberts, R (1, 6) OBP: 0.246, SLG: 0.255		0-0 G3			0-3 K		0-3 K	0-0 4-3		
Glenn Beckert, R (8, PH) OBP: 0.328, SLG: 0.277		1-2								
Rich Morales, R (9, 6) OBP: 0.274, SLG: 0.218										
Lowell Palmer, R (1, 1) OBP: 0.097, SLG: 0.174		0-3 K			0-3 K				0-0 F7	
Bill Laxton, L (5, 1) OBP: 0.200, SLG: 0.200										
Cito Gaston, R (7, PH) OBP: 0.257, SLG: 0.322										
Larry Hardy, R (8, 1) OBP: 0.266, SLG: 0.214										
Horace Clarke, S (9, PH) OBP: 0.266, SLG: 0.214										
Mike Johnson, R (10, 1) OBP: 0.266, SLG: 0.214										
Rusty Gerhardt, S (10, 1) OBP: 0.266, SLG: 0.214										

Inning Stats	R: 2	H: 3	E: 0	K: 1	S: 8	L: 1	LOB: 1	BB: 0	P: 8	R: 0	H: 0	E: 0	K: 0	S: 3	L: 0	LOB: 0	BB: 0	P: 3	R: 0	H: 1	E: 0	K: 1	S: 6	L: 1	LOB: 1	BB: 0	P: 6	R: 0	H: 1	E: 0	K: 1	S: 6	L: 1	LOB: 0	BB: 0	P: 4	R: 0	H: 0	E: 0	K: 2	S: 7	L: 0	LOB: 0	BB: 0	P: 7	R: 1	H: 2	E: 1	K: 0	S: 6	L: 3	LOB: 3	BB: 1	P: 10	R: 0	H: 1	E: 0	K: 1	S: 6	L: 1	LOB: 1	BB: 0	P: 6	R: 0	H: 0	E: 0	K: 0	S: 2	L: 0	LOB: 1	BB: 2	P: 10	1B: 6	SF: 0	2B: 3	SAC: 0	3B: 1	DP: 1	HR: 0	HBP: 0	WP: 1	PA: 43
--------------	------	------	------	------	------	------	--------	-------	------	------	------	------	------	------	------	--------	-------	------	------	------	------	------	------	------	--------	-------	------	------	------	------	------	------	------	--------	-------	------	------	------	------	------	------	------	--------	-------	------	------	------	------	------	------	------	--------	-------	-------	------	------	------	------	------	------	--------	-------	------	------	------	------	------	------	------	--------	-------	-------	-------	-------	-------	--------	-------	-------	-------	--------	-------	--------

PITCHER	IP	WLS	BF	H	R	ER	SO	BB	IBB	HBP	BLK	WP	HR	S	P	ERA	WHIP
Steve Stone, R (1, 1) ERA: 4.27	7.0		28	7	2	2	6	0	0	0	0	1	0	40	40	2.57	1.000
Ken Frailing, L (8, 1) ERA: 3.79	0.1		3	1	1	1	0	1	0	0	0	0	0	2	6	27.00	6.000
Oscar Zamora, R (8, 1) ERA: 3.12	0.2		4	1	0	0	0	0	0	0	0	0	0	4	4	0.00	1.500
Dave LaRoche, L (9, 1) ERA: 4.46	1.0	W	5	1	0	0	1	1	0	0	0	0	0	6	10	0.00	2.000
Jim Todd, R (10, 1) ERA: 4.03	1.0	S	3	0	0	0	0	1	0	0	0	0	0	2	6	0.00	1.000

Batter	1	2	3	4	5	6	7	8	9	AB R H RBI BB SO LOB	TOP																					
<b>Billy Grabarkewitz, R</b> OBP: 0.317, SLG: 0.293 (1, 4) (9, 5)	0-0 E6 1B	0-0 1-3		0-3 K		0-0 F9			0-0 F4	5 1 0 0 0 1 2																						
<b>Ralph LaCock, L</b> OBP: 0.243, SLG: 0.333 (1, 9)	0-0 HR 1B		0-0 BB 1B	0-0 3-1			0-3 K		0-0 BB 1B	5 2 3 1 0 1 1																						
<b>Rick Monday, L</b> OBP: 0.373, SLG: 0.445 (1, 8)	0-0 F8		0-0 F4		0-0 F9		0-0 4-3		4-0 BB 1B	4 0 0 0 1 0 2																						
<b>Andre Thornton, R</b> OBP: 0.389, SLG: 0.472 (1, 3)	0-0 HR		4-0 BB BB		0-0 FC6-5 1B		4-0 BB		0-3 K	3 1 2 2 2 1 2																						
<b>Chris Ward, L</b> OBP: 0.295, SLG: 0.287 <b>Jerry Morales, R</b> OBP: 0.323, SLG: 0.412 (1, 7) (7, 7)	0-0 F9		0-3 K		0-0 F5		0-3 K		0-0 1B	4 0 0 0 0 2 4 1 0 1 1 0 0 0																						
<b>Bill Madlock, R</b> OBP: 0.355, SLG: 0.415 <b>Don Kessinger, S</b> OBP: 0.332, SLG: 0.322 (1, 5) (9, 6)	0-3 K		4-0 BB		0-0 1B			0-0 6-3	0-0 F4	4 0 1 0 1 1 2 0 0 0 0 0 0 0																						
<b>George Mitterwald, R</b> OBP: 0.302, SLG: 0.363 <b>Steve Stone, R</b> OBP: 0.152, SLG: 0.133 <b>Steve Swisher, R</b> OBP: 0.317, SLG: 0.295 (1, 2) (8, PR) (8, 2)		0-0 6-3	0-0 L4		0-0 FC6-5			0-0 1B		4 0 1 0 0 0 5 0 0 0 0 0 0 0 0 0 0 0 0 0 0	<b>AB 38</b>																					
<b>Rob Sperring, R</b> OBP: 0.236, SLG: 0.231 (1, 6) (9, 4)		0-3 K		0-0 4-3		0-0 6-3		0-3 K		4 0 0 0 0 2 1	<b>R 4</b>																					
<b>Rick Reuschel, R</b> OBP: 0.221, SLG: 0.303 <b>Oscar Zamora, R</b> OBP: 0.200, SLG: 0.200 (1, 1) (8, 1)		0-0 1B		0-0 1B		0-0 F4		0-3 K		4 0 2 0 0 1 1 0 0 0 0 0 0 0	<b>H 10</b>																					
<b>Inning Stats</b>	R: 3 E: 1 K: 1 S: 8	H: 2 LOB: 0 BB: 0 P: 8	R: 0 E: 0 K: 1 S: 6	H: 1 LOB: 1 BB: 0 P: 6	R: 0 E: 0 K: 1 S: 6	H: 1 LOB: 3 BB: 2 P: 14	R: 0 E: 0 K: 1 S: 6	H: 1 LOB: 1 BB: 0 P: 6	R: 0 E: 0 K: 0 S: 3	H: 0 LOB: 0 BB: 0 P: 3	R: 0 E: 0 K: 2 S: 7	H: 0 LOB: 1 BB: 1 P: 11	R: 0 E: 0 K: 2 S: 8	H: 1 LOB: 1 BB: 0 P: 8	R: 1 E: 0 K: 1 S: 7	H: 2 LOB: 2 BB: 1 P: 11	1B: 9 2B: 0 3B: 0 HR: 1	SF: 0 SAC: 0 DP: 0 HBP: 0	WP: 0 PB: 0 SB: 1 CS: 0	PA: 42												
<b>PITCHER</b> <b>Dan Spillner, R</b> ERA: 3.82 <b>Larry Hardy, R</b> ERA: 4.83 (1, 1) (8, 1)	IP 7.0	WLS L	BF 32	H 7	R 3	ER 2	SO 6	BB 3	IBB 0	HBP 0	BLK 0	WP 0	HR 1	S 41	P 53	ERA 2.57	WHIP 1.429															
											<b>PITCHER</b>	IP	WLS	BF	H	R	ER	SO	BB	IBB	HBP	BLK	WP	HR	S	P	ERA	WHIP				

**Chicago Cubs @ San Diego Padres**  
San Diego Stadium, San Diego, CA  
Sun Sep 01 1974, 6:33 AM EDT  
Att. 7,128 - Sunny - 68 F

livebaseballscorecards.com



Batter	1	2	3	4	5	6	7	8	9	AB	R	H	RBI	BB	SO	LOB
Johnny Grubb, L (1, 8) OBP: 0.362, SLG: 0.411	0-3 K		0-0 1B		0-3 K		0-0 4-3			4	0	1	0	0	2	1
Derrel Thomas, S (1, 4) OBP: 0.319, SLG: 0.344	0-0 B4		0-0 1B		0-0 F7		0-0 F8			4	0	1	0	0	0	1
Gene Locklear, L (1, 7) OBP: 0.328, SLG: 0.435	0-0 4-3		0-0 F7		0-0 G3			0-0 6-3		4	0	0	0	0	0	2
Willie McCovey, L (1, 3) OBP: 0.421, SLG: 0.517		4-0 1B	4-0 1B		0-0 F8			4-0 WP		1	1	0	0	3	0	0
Dave Winfield, R (1, 9) OBP: 0.318, SLG: 0.444		0-0 1B	0-0 F4		0-0 4-3			0-0 F7		4	0	1	0	0	0	4
Dave Hilton, R (1, 5) OBP: 0.308, SLG: 0.307		0-0 FC6-4		0-0 2B		0-0 1B		0-0 4-3		4	0	2	1	0	0	2
Fred Kendall, R (1, 2) OBP: 0.311, SLG: 0.343		0-0 5-3		0-0 F9		0-0 F9		4-0 G6-4-3		3	0	0	0	1	0	3
Dave Roberts, R (1, 6) OBP: 0.244, SLG: 0.252		0-0 5-3		0-3 K		0-3 K		0-0 F8		3	0	0	0	0	2	2
Glenn Beckert, R (9, PH) OBP: 0.325, SLG: 0.274										1	0	0	0	0	0	1
Dan Spillner, R (1, 1) OBP: 0.083, SLG: 0.029			0-3 K		0-0 1-3		0-0 4-3		0-0 G6-4-3	2	0	0	0	0	1	1
Horace Clarke, S (7, PH) OBP: 0.271, SLG: 0.220										1	0	1	0	0	0	0
Larry Hardy, R (8, 1)										0	0	0	0	0	0	0
Cito Gaston, R (9, PH) OBP: 0.256, SLG: 0.320										1	0	0	0	0	0	1

BOTTOM

Chicago Cubs @ San Diego Padres  
San Diego Stadium, San Diego, CA

Sun Sep 01 1974, 6:33 AM EDT  
Att. 7,128 - Sunny - 68 F

AB	32
R	1
H	6
RBI	1
BB	4
SO	5
LOB	18



Inning Stats		R: 0	H: 0	R: 1	H: 1	R: 0	H: 2	R: 0	H: 1	R: 0	H: 0	R: 0	H: 1	R: 0	H: 1	R: 0	H: 0	R: 0	H: 0	R: 0	H: 0	R: 0	H: 0	1B: 5	SF: 0	WP: 1	PA: 36
		E: 0	LOB: 0	E: 0	LOB: 1	E: 0	LOB: 3	E: 0	LOB: 1	E: 0	LOB: 0	E: 0	LOB: 1	E: 0	LOB: 0	E: 0	LOB: 0	E: 0	LOB: 1	E: 0	LOB: 0	E: 0	LOB: 0	2B: 1	SAC: 0	PB: 0	
		K: 1	BB: 0	K: 0	BB: 1	K: 1	BB: 1	K: 1	BB: 0	K: 1	BB: 0	K: 1	BB: 0	K: 0	BB: 1	K: 0	BB: 1	K: 0	BB: 1	K: 0	BB: 1	K: 0	BB: 1	3B: 0	DP: 1	SB: 0	
		S: 5	P: 5	S: 4	P: 8	S: 7	P: 11	S: 6	P: 6	S: 5	P: 5	S: 6	P: 6	S: 3	P: 7	S: 2	P: 6	S: 2	P: 6	S: 2	P: 6	S: 2	P: 6	HR: 0	HBP: 0	CS: 0	
PITCHER	IP	WLS	BF	H	R	ER	SO	BB	IBB	HBP	BLK	WP	HR	S	P	ERA	WHIP										
Rick Reuschel, R (1, 1) ERA: 4.19	7.1	W	31	6	1	1	5	3	0	0	0	0	0	38	50	1.23	1.227										
Oscar Zamora, R (8, 1) ERA: 3.04	1.2	S	5	0	0	0	0	1	0	0	0	1	0	4	8	0.00	0.600										

livebaseballscorecards.com

Batter	1	2	3	4	5	6	7	8	9	AB R H RBI BB SO LOB	TOP
Johnny Grubb, L (1, 8) OBP: 0.361, SLG: 0.415	0-0 3-1 3B	0-0 4-3		0-0 L9			0-0 F6			4 1 1 0 0 0 3	<b>San Diego Padres @ Atlanta Braves</b> Atlanta Stadium, Atlanta, GA Mon Sep 02 1974, 3:33 AM EDT Unknown <a href="http://livebaseballscorecards.com">livebaseballscorecards.com</a>
Glenn Beckert, R (1, 4) OBP: 0.323, SLG: 0.274 Mike Johnson, R (7, 1)	0-0 3-1		0-0 BB 1B		0-0 L6		0-0 5-3			4 0 1 1 0 0 0 0 0 0 0 0 0 0	
Jerry Turner, L (1, 7)	0-0 L9		0-0 F9		0-0 4-3			0-0 3-1		4 0 0 0 0 0 1	
Willie McCovey, L (1, 3) OBP: 0.426, SLG: 0.529 Mike Ivie, R (5, 3)	4-0 BB		4-0 1-2 BB		0-0 HR			0-0 F7		1 1 1 1 2 0 0 1 0 0 0 0 0 0	
Dave Winfield, R (1, 9) OBP: 0.318, SLG: 0.441	0-3 K		0-0 F6		0-0 F4			4-0 BB		3 0 0 0 1 1 3	
Derrel Thomas, S (1, 5) OBP: 0.316, SLG: 0.341 (7, 4)		0-3 K2-3	0-0 F8		0-0 L4			0-0 F7		4 0 0 0 0 1 3	
Fred Kendall, R (1, 2) OBP: 0.310, SLG: 0.342		0-0 FC6-4 1B		0-0 F5		0-0 6-3		0-0 F8		4 0 1 0 0 0 0	
Bill Almon, R (1, 6)		0-0 FC6-4 BB 1-2f		0-0 6-3		0-3 K2-3		0-0 6-3		4 0 0 0 0 1 1	
Randy Jones, R (1, 1) OBP: 0.177, SLG: 0.167 Horace Clarke, S (4, PH) OBP: 0.269, SLG: 0.218 Lowell Palmer, R (4, 1) OBP: 0.087, SLG: 0.174 Dave Hilton, R (7, PH) OBP: 0.304, SLG: 0.303 (7, 5)		4-0 BB	0-3 K		0-0 F2			0-0 F4		0 0 0 0 1 0 0 1 0 0 0 0 1 0 0 0 0 0 0 0 0 2 0 0 0 0 0 0	
<b>Inning Stats</b>	R: 1 H: 1 E: 0 LOB: 1 K: 1 BB: 1 S: 6 P: 10	R: 0 H: 1 E: 0 LOB: 2 K: 1 BB: 1 S: 6 P: 10	R: 0 H: 1 E: 0 LOB: 2 K: 0 BB: 1 S: 4 P: 8	R: 0 H: 0 E: 0 LOB: 1 K: 1 BB: 0 S: 6 P: 6	R: 1 H: 1 E: 0 LOB: 0 K: 0 BB: 0 S: 4 P: 4	R: 0 H: 0 E: 0 LOB: 0 K: 1 BB: 0 S: 5 P: 5	R: 0 H: 0 E: 0 LOB: 0 K: 0 BB: 0 S: 3 P: 3	R: 0 H: 0 E: 0 LOB: 1 K: 0 BB: 1 S: 3 P: 7	R: 0 H: 0 E: 0 LOB: 0 K: 0 BB: 0 S: 3 P: 3	1B: 2 SF: 0 2B: 0 SAC: 0 3B: 1 DP: 0 HR: 1 HBP: 0	
<b>PITCHER</b> Phil Niekro, R (1, 1) ERA: 2.67	IP WLS BF H R ER SO BB IBB HBP BLK WP HR S P ERA WHIP	IP WLS BF H R ER SO BB IBB HBP BLK WP HR S P ERA WHIP									

Batter	1	2	3	4	5	6	7	8	9
Ralph Garr, L (1, 7) OBP: 0.383, SLG: 0.500 Rowland Office, L (7, 8) OBP: 0.279, SLG: 0.348	0-0 4-3	0-0 4-3	0-0 F8		0-0 F7			0-0 F3	
Marty Perez, R (1, 4) OBP: 0.320, SLG: 0.351	0-0 2B BB	4-0 1B BB		4-0 HR BB	0-0 4-3			0-0 4-3	
Darrell Evans, L (1, 5) OBP: 0.387, SLG: 0.426	4-0 2B E	0-0 F9		0-0 1-H HR	0-0 F8			4-0 BB	
Dusty Baker Jr., R (1, 8) OBP: 0.329, SLG: 0.415	0-0 1-3 2-H E		0-0 4-3 HR	0-3 K	0-3 K			0-0 F8	
Mike Lum, L (1, 9) OBP: 0.326, SLG: 0.372	4-0 E SF8		0-0 4-3	0-0 F6	0-0 F8				
Davey Johnson, R (1, 3) OBP: 0.350, SLG: 0.393	0-0 E6 SF8		0-0 3-H HR	0-0 L5			0-0 F6		
Craig Robinson, R (1, 6) OBP: 0.267, SLG: 0.251	0-0 SF8		0-0 6-3		0-3 K		0-3 K		
Vic Correll, R (1, 2) OBP: 0.322, SLG: 0.386	0-0 5-3		0-0 2B	4-0 1B BB	4-0 BB		4-0 BB		
Phil Niekro, R (1, 1) OBP: 0.227, SLG: 0.221		0-0 F6	4-0 BB		0-0 1-2 1B		0-3 K		

Inning Stats	R: 4	H: 2	E: 1	K: 0	S: 6	LOB: 1	BB: 2	P: 14
	R: 0	H: 0	E: 0	K: 0	S: 3	LOB: 1	BB: 1	P: 7
	R: 2	H: 3	E: 0	K: 0	S: 6	LOB: 2	BB: 1	P: 10
	R: 2	H: 1	E: 0	K: 1	S: 6	LOB: 0	BB: 1	P: 10
	R: 0	H: 1	E: 0	K: 1	S: 6	LOB: 2	BB: 1	P: 10
	R: 0	H: 0	E: 0	K: 1	S: 5	LOB: 0	BB: 0	P: 5
	R: 0	H: 0	E: 0	K: 2	S: 7	LOB: 1	BB: 1	P: 11
	R: 0	H: 0	E: 0	K: 0	S: 3	LOB: 1	BB: 1	P: 7

PITCHER	IP	WLS	BF	H	R	ER	SO	BB	IBB	HBP	BLK	WP	HR	S	P	ERA	WHIP
Randy Jones, L (1, 1) ERA: 4.32	3.0	L	19	5	6	4	0	4	0	0	0	0	1	15	31	12.00	3.000
Lowell Palmer, R (4, 1) ERA: 5.74	3.0		13	2	2	2	3	2	0	0	0	0	1	17	25	6.00	1.333
Mike Johnson, R (7, 1) ERA: 5.52	2.0		8	0	0	0	2	2	0	0	0	0	0	10	18	0.00	1.000

**BOTTOM**

**San Diego Padres @ Atlanta Braves**  
Atlanta Stadium, Atlanta, GA


Mon Sep 02 1974, 3:33 AM EDT  
Unknown

AB	R	H	RBI	BB	SO	LOB
4	0	0	0	0	0	4
1	0	0	0	0	0	0
3	2	1	0	2	0	2
3	2	1	2	2	0	1
5	2	2	1	0	2	1
3	1	0	0	1	0	1
4	1	1	3	0	0	1
3	0	0	1	0	2	0
2	0	1	0	2	0	1
3	0	1	0	1	1	1

AB	31
R	8
H	7
RBI	7
BB	8
SO	5
LOB	12

livebaseballscorecards.com

WP: 0	PA: 40
PB: 0	CS: 0
SB: 0	
HR: 2	
SAC: 0	
DP: 0	
HBP: 0	



Batter	1	2	3	4	5	6	7	8	9	AB R H RBI BB SO LOB	TOP
Derrel Thomas, S (1, 4) OBP: 0.318, SLG: 0.341	0-0 FC4-6 1B		0-0 6-3			4-0 FC6-4 BB		0-0 G6-4-3 1-2f		3 0 1 0 1 0 1	
Dave Hilton, R (1, 5) OBP: 0.297, SLG: 0.295	0-0 FC4-6 1-2f		0-0 F9			0-0 L8			0-3 K	4 0 0 0 0 1 2	
Jerry Turner, L (1, 7) OBP: 0.297, SLG: 0.295	0-0 FC6-4 1-2f			0-0 6-3		0-0 F3			0-0 F8	4 0 0 0 0 0 2	
Dave Winfield, R (1, 9) OBP: 0.315, SLG: 0.437	0-3 K 1-2			0-0 F8		0-0 FC6-4 1-2f			0-0 F7	4 0 0 0 0 1 2	
Johnny Grubb, L (1, 8) OBP: 0.363, SLG: 0.416		4-0 BB FC5-4 BB		0-0 1B		0-0 L3				2 0 1 0 1 0 0	
Mike Ivie, R (1, 3) OBP: 0.363, SLG: 0.416		0-0 FC5-4 1-2f		0-0 F7		0-0 L8				3 0 0 0 0 0 2	
Chris Cannizzaro, R (1, 2) OBP: 0.306, SLG: 0.226		0-3 K			0-0 F7		0-3 K			3 0 0 0 0 2 1	
Bill Almon, R (1, 6) OBP: 0.143, SLG: 0.143		0-0 FC6 1-2f			0-0 F4			0-0 G6-4-3 1B		3 0 1 0 0 0 1	
Bill Greif, R (1, 1) OBP: 0.211, SLG: 0.063			0-0 4-3		0-3 K			0-0 F8		2 0 0 0 0 1 0	
Gene Locklear, L (8, PH) OBP: 0.323, SLG: 0.429										1 0 0 0 0 0 1	
Bill Laxton, L (8, 1) OBP: 0.200, SLG: 0.200										0 0 0 0 0 0 0	
<b>Inning Stats</b>	R: 0 E: 0 K: 1 S: 6 H: 1 LOB: 1 BB: 0 P: 6	R: 0 E: 0 K: 1 S: 5 H: 0 LOB: 1 BB: 1 P: 9	R: 0 E: 0 K: 0 S: 3 H: 0 LOB: 0 BB: 0 P: 3	R: 0 E: 0 K: 0 S: 4 H: 1 LOB: 1 BB: 0 P: 4	R: 0 E: 0 K: 1 S: 5 H: 0 LOB: 0 BB: 0 P: 5	R: 0 E: 0 K: 0 S: 3 H: 0 LOB: 1 BB: 1 P: 7	R: 0 E: 0 K: 1 S: 5 H: 0 LOB: 0 BB: 0 P: 5	R: 0 E: 0 K: 0 S: 3 H: 1 LOB: 0 BB: 0 P: 3	R: 0 E: 0 K: 1 S: 5 H: 0 LOB: 0 BB: 0 P: 5	1B: 3 2B: 0 3B: 0 HR: 0 SF: 0 SAC: 0 DP: 1 HBP: 0	WP: 0 PB: 0 SB: 1 CS: 0 PA: 31
<b>PITCHER</b> Ron Reed, R (1, 1) ERA: 2.87	IP: 9.0 WLS: W BF: 31 H: 3 R: 0 ER: 0 SO: 5 BB: 2 IBB: 0 HBP: 0 BLK: 0 WP: 0 HR: 0 S: 39 P: 47 ERA: 0.00 WHIP: 0.556										

San Diego Padres @ Atlanta Braves  
Atlanta Stadium, Atlanta, GA  
Mon Sep 02 1974, 3:38 AM EDT  
Att. 8,214 - Unknown

livebaseballscorecards.com

AB	29
R	0
H	3
RBI	0
BB	2
SO	5
LOB	12





Batter	1	2	3	4	5	6	7	8	9	AB	R	H	RBI	BB	SO	LOB
Ralph Garr, L OBP: 0.385, SLG: 0.506 (1, 7)	0-0 HR		0-0 6-3			0-0 BB 1B	4-0 IBB			3	1	2	1	1	0	0
Marty Perez, R OBP: 0.317, SLG: 0.347 (1, 4)	0-0 F9			0-0 6-3		0-0 F3	0-3 K			4	0	0	0	0	1	3
Darrell Evans, L OBP: 0.368, SLG: 0.424 (1, 5)	0-0 F9			1-0 HR HBP		4-0 BB 1-2		0-0 F8		2	1	0	0	1	0	0
Dusty Baker Jr., R OBP: 0.328, SLG: 0.419 (1, 8) (9, 9)	0-3 K			0-0 HR 1-H		0-0 F3		0-0 L8		4	1	1	2	0	1	2
Mike Lum, L OBP: 0.328, SLG: 0.374 Rowland Office, L OBP: 0.279, SLG: 0.348 (8, PR) (9, 8)		0-0 G5-4-3 1B		0-0 F4		0-0 F8		0-0 1B		4	0	2	0	0	0	2
Davey Johnson, R OBP: 0.349, SLG: 0.399 (1, 3)		0-0 G5-4-3 1-2		0-0 4-3			0-0 HR	0-3 K		4	1	1	1	0	1	2
Craig Robinson, R OBP: 0.265, SLG: 0.249 (1, 6)		0-0 6-3			0-3 K		0-0 L9			3	0	0	0	0	1	0
Johnny Oates, L OBP: 0.289, SLG: 0.284 (1, 2)			0-0 F4		0-0 F9		0-0 SH2-4 1B			3	0	1	0	0	0	0
Ron Reed, R OBP: 0.122, SLG: 0.104 (1, 1)			0-0 6-3		0-0 F5		0-0 SH2-4 1-2			2	0	0	0	0	0	0

**BOTTOM**

**San Diego Padres @ Atlanta Braves**  
Atlanta Stadium, Atlanta, GA  
Mon Sep 02 1974, 3:38 AM EDT  
Att. 8,214 - Unknown

livebaseballscores.com

**AB** 29  
**R** 4  
**H** 7  
**RBI** 4  
**BB** 2  
**SO** 4  
**LOB** 9



Inning Stats																	1B:	SF:	WP:	PA:	
R:	H:	R:	H:	R:	H:	R:	H:	R:	H:	R:	H:	R:	H:	R:	H:	R:	4	0	0	33	
E:	LOB:	E:	LOB:	E:	LOB:	E:	LOB:	E:	LOB:	E:	LOB:	E:	LOB:	E:	LOB:	E:	0	0	0	0	
K:	BB:	K:	BB:	K:	BB:	K:	BB:	K:	BB:	K:	BB:	K:	BB:	K:	BB:	K:	0	0	0	0	
S:	P:	S:	P:	S:	P:	S:	P:	S:	P:	S:	P:	S:	P:	S:	P:	S:	0	0	0	0	
PITCHER																	2B:	SAC:	PB:		
Bill Greif, R ERA: 4.88 (1, 1)	IP: 7.0	WLS: L	BF: 29	H: 6	R: 4	ER: 4	SO: 3	BB: 1	IBB: 1	HBP: 1	BLK: 0	WP: 0	HR: 3	S: 32	P: 41	ERA: 5.14	WHIP: 1.000				
Bill Laxton, L ERA: 3.48 (8, 1)	IP: 1.0		BF: 4	H: 1	R: 0	ER: 0	SO: 1	BB: 0	IBB: 0	HBP: 0	BLK: 0	WP: 0	HR: 0	S: 6	P: 6	ERA: 0.00	WHIP: 1.000				
PITCHER																	3B:	DP:	SB:		
	IP:	WLS:	BF:	H:	R:	ER:	SO:	BB:	IBB:	HBP:	BLK:	WP:	HR:	S:	P:	ERA:	WHIP:				

Batter	1	2	3	4	5	6	7	8	9	AB R H RBI BB SO LOB	TOP													
Johnny Grubb, L (1, 8) OBP: 0.363, SLG: 0.415	0-0 F4		0-0 L9			0-0 FC2-5 1B	0-0 1B		0-0 F5	5 0 2 0 0 0 1	<b>San Diego Padres @ Atlanta Braves</b> Atlanta Stadium, Atlanta, GA Tue Sep 03 1974, 7:05 PM EDT Att. 1,562 - Unknown													
Glenn Beckert, R (1, 4) OBP: 0.326, SLG: 0.279	0-0 F6		0-0 1B			0-0 FC BB FC2-5 FC6-4 1-2	0-0 1B		0-0 FC9-6 FC4-6 1-2f	5 1 2 0 0 0 2														
Jerry Turner, L (1, 7) Cito Gaston, R (9, PH) OBP: 0.083, SLG: 0.083 OBP: 0.255, SLG: 0.319	0-0 1B		0-0 4-3			0-0 FC2-5 FC6-4 BB 1-2 2-3f	0-0 F4		0-0 FC4-6 1-2f	4 0 1 0 0 0 6 1 0 0 0 0 0 1														
Willie McCovey, L (1, 3) OBP: 0.427, SLG: 0.537	0-0 F5				0-0 F3	4-0 FC6-4 BB 1-2 2-3		0-0 HR		3 1 1 1 1 0 1														
Dave Winfield, R (1, 9) OBP: 0.315, SLG: 0.435		0-3 K		0-3 K		0-0 FC6-4 1-2f 2-3 3-H		0-0 SH2-4 1B		4 0 1 1 0 2 2														
Dave Hilton, R (1, 5) OBP: 0.292, SLG: 0.289		0-0 E3		0-3 K		0-0 F8		0-0 SH2-4 1-2		3 0 0 0 0 1 2														
Fred Kendall, R (1, 2) OBP: 0.307, SLG: 0.339		0-0 F7			0-0 F8		0-0 F5	0-0 5-3 2-3		4 0 0 0 0 0 2														
Bill Almon, R (1, 6) Derrel Thomas, S (8, PH) OBP: 0.100, SLG: 0.100 OBP: 0.317, SLG: 0.341		0-0 F9			0-3 K		0-3 K	0-3 K		3 0 0 0 0 2 1 1 0 0 0 0 1 1														
Dave Freisleben, R (1, 1) Gene Locklear, L (7, PH) Larry Hardy, R (7, 1) Rusty Gerhardt, S (7, 1) Mike Johnson, R (8, 1) Horace Clarke, S (9, PH) OBP: 0.250, SLG: 0.189 OBP: 0.333, SLG: 0.429			0-0 F3		0-0 G3		4-0 1B 1B BB		0-0 FC9-6 1B	2 0 0 0 0 0 0 0 0 0 0 0 1 0 1 0 1 0 0 0 0 0														
<b>Inning Stats</b>	R: 0 E: 0 K: 0 S: 4	H: 1 LOB: 1 BB: 0 P: 4	R: 0 E: 1 K: 1 S: 6	H: 0 LOB: 1 BB: 0 P: 6	R: 0 E: 0 K: 0 S: 4	H: 1 LOB: 1 BB: 0 P: 4	R: 0 E: 0 K: 2 S: 7	H: 0 LOB: 0 BB: 0 P: 7	R: 0 E: 0 K: 1 S: 5	H: 0 LOB: 0 BB: 0 P: 5	R: 1 E: 1 K: 0 S: 5	H: 1 LOB: 2 BB: 1 P: 9	R: 0 E: 0 K: 1 S: 7	H: 2 LOB: 3 BB: 1 P: 11	R: 1 E: 0 K: 1 S: 7	H: 2 LOB: 1 BB: 0 P: 7	R: 0 E: 0 K: 0 S: 4	H: 1 LOB: 1 BB: 0 P: 4	1B: 7 2B: 0 3B: 0 HR: 1	SF: 0 SAC: 1 DP: 0 HBP: 0	WP: 0 PB: 0 SB: 0 CS: 0	PA: 39		
<b>PITCHER</b> Buzz Capra, R (1, 1) ERA: 2.45 Tom House, L (8, 1) ERA: 1.99	IP 7.0	WLS W	BF 30	H 5	R 1	ER 0	SO 5	BB 2	IBB 0	HBP 0	BLK 0	WP 0	HR 0	S 38	P 46	ERA 0.00	WHIP 1.000						ERA 4.50	WHIP 1.500

AB	36
R	2
H	8
RBI	2
BB	2
SO	6
LOB	19



livebaseballscorecards.com

Batter	1	2	3	4	5	6	7	8	9
Ralph Garr, L (1, 7) OBP: 0.384, SLG: 0.505 Rowland Office, L (1, PR) OBP: 0.284, SLG: 0.351 (2, 8)	0-0 E6 FC3-6 1B		0-0 G5-4-3 1B		0-0 F7		0-0 4-3	0-0 2B SF8 1B	
Marty Perez, R (1, 4) OBP: 0.321, SLG: 0.354	0-0 FC3-6 1-2 1B		0-0 G5-4-3 1-2f			0-0 5-3	0-0 FC6-4 1B	0-0 1-3 2-H 2B	
Darrell Evans, L (1, 5) OBP: 0.386, SLG: 0.421	0-0 FC3-6 1-2f 2-3 BB		0-0 4-3			0-0 6-3	0-0 FC6-4 WP 1-2f	4-0 IBB	
Dusty Baker Jr., R (1, 8) OBP: 0.333, SLG: 0.419 (2, 9)	4-0 G3-6-3 1-2 BB			4-0 S BB		4-0 S 1B BB	4-0 1-2 BB	0-0 SF8 3-H	
Mike Lum, L (1, 9) OBP: 0.326, SLG: 0.370 (2, 7)	0-0 G3-6-3 1-2f			0-0 F8 1-2		0-0 1B 1B 1-H	0-0 F9	0-0 F8	
Davey Johnson, R (1, 3) OBP: 0.353, SLG: 0.406		0-0 HR		0-3 K		4-0 BB 1B IBB		4-0 1B BB	
Craig Robinson, R (1, 6) OBP: 0.265, SLG: 0.249		0-0 4-3		0-3 K		0-0 BB 1-2 2-H 1B		0-3 K	
Vic Correll, R (1, 2) OBP: 0.327, SLG: 0.385		0-0 6-3		0-3 K		0-3 K 1-2 2-3 BB		0-0 1B 1-2 1B 1B	
Buzz Capra, R (1, 1) OBP: 0.267, SLG: 0.170 Tom House, L (8, 1) OBP: 0.375, SLG: 0.375		0-3 K		0-3 K		0-3 K		0-0 1B 1-3 2-H 2B 1B	


AB	R	H	RBI	BB	SO	LOB
1	0	0	0	0	0	0
4	1	2	1	0	0	0
5	0	3	1	0	0	1
4	0	0	0	1	0	3
0	1	0	1	4	0	0
5	1	1	1	0	0	8
2	2	1	1	2	1	1
4	0	1	1	0	2	2
3	1	1	0	1	1	0
3	0	0	0	0	3	3
1	1	1	1	0	0	0

BOTTOM	
San Diego Padres @ Atlanta Braves	Atlanta Stadium, Atlanta, GA
Tue Sep 03 1974, 7:05 PM EDT	Att. 1,562 - Unknown
AB	32
R	7
H	10
RBI	7
BB	8
SO	7
LOB	18
WP: 1	PA: 41
PB: 0	SB: 2
CS: 0	

Inning Stats		R	H	E	K	S	Pitcher	
R: 0	H: 1	E: 1	LOB: 2	K: 0	BB: 1	S: 4	R: 0	H: 1
R: 1	H: 1	E: 0	LOB: 0	K: 1	BB: 0	S: 6	R: 0	H: 0
R: 0	H: 1	E: 0	LOB: 0	K: 0	BB: 0	S: 3	R: 0	H: 0
R: 0	H: 0	E: 0	LOB: 1	K: 2	BB: 1	S: 7	R: 2	H: 2
R: 0	H: 0	E: 0	LOB: 0	K: 2	BB: 0	S: 7	R: 0	H: 0
R: 0	H: 0	E: 0	LOB: 0	K: 2	BB: 0	S: 7	R: 0	H: 1
R: 2	H: 2	E: 0	LOB: 3	K: 1	BB: 3	S: 7	R: 0	H: 2
R: 0	H: 1	E: 0	LOB: 2	K: 0	BB: 1	S: 4	R: 4	H: 4

PITCHER		IP	WLS	BF	H	R	ER	SO	BB	IBB	HBP	BLK	WP	HR	S	P	ERA	WHIP
Dave Freisleben, R (1, 1)	ERA: 3.44	6.0	L	27	5	3	3	6	4	1	0	0	0	1	34	54	4.50	1.500
Larry Hardy, R (7, 1)	ERA: 4.79	0.2		4	1	0	0	0	1	0	0	0	1	0	3	7	0.00	3.000
Rusty Gerhardt, L (7, 1)	ERA: 10.38	0.2		6	3	4	4	1	1	0	0	0	0	0	7	11	54.00	6.000
Mike Johnson, R (8, 1)	ERA: 5.28	0.2		4	1	0	0	0	0	1	0	0	0	0	3	7	0.00	1.500



Batter	1	2	3	4	5	6	7	8	9	AB R H RBI BB SO LOB	TOP														
Derrel Thomas, S (1, 5) OBP: 0.315, SLG: 0.338	0-0 F7 ①		0-0 F9 ②		0-0 3-1 ①		0-0 B2-3 ③			4 0 0 0 0 0 0	<p><b>San Diego Padres @ Atlanta Braves</b> Atlanta Stadium, Atlanta, GA</p> <p>Wed Sep 04 1974, 7:05 PM EDT Att. 4,115 - Unknown</p> <p>livebaseballscorecards.com</p> <table border="1"> <tr><td>AB</td><td>30</td></tr> <tr><td>R</td><td>3</td></tr> <tr><td>H</td><td>4</td></tr> <tr><td>RBI</td><td>2</td></tr> <tr><td>BB</td><td>3</td></tr> <tr><td>SO</td><td>6</td></tr> <tr><td>LOB</td><td>6</td></tr> </table> 	AB	30	R	3	H	4	RBI	2	BB	3	SO	6	LOB	6
AB	30																								
R	3																								
H	4																								
RBI	2																								
BB	3																								
SO	6																								
LOB	6																								
Glenn Beckert, R (1, 4) OBP: 0.316, SLG: 0.270	0-0 6-3 ②		0-0 6-3 ③		0-0 L8 ②			0-0 6-3 ①		4 0 0 0 0 0 0															
Jerry Turner, L (1, 7) OBP: 0.250, SLG: 0.200	0-0 1B			4-0 1B	0-0 1B			0-0 F7 ②		3 1 2 0 1 0 0															
Willie McCovey, L (1, 3) OBP: 0.425, SLG: 0.531	0-0 F8 ③			4-0 1B	0-0 4-3 ③			0-3 K ③		3 1 0 0 1 1 2															
Johnny Grubb, L (1, 8) OBP: 0.362, SLG: 0.412		0-0 F7 ①		4-0 1B		0-0 G3 ①		0-0 G3 ①		3 1 0 0 1 0 0															
Dave Winfield, R (1, 9) OBP: 0.316, SLG: 0.436		0-0 1B		0-0 1B		0-3 K ②		0-3 K ②		4 0 2 2 0 2 0															
Chris Cannizzaro, R (1, 2) Gene Locklear, L (9, PH) OBP: 0.289, SLG: 0.212 OBP: 0.328, SLG: 0.422		0-0 F9 ②		0-0 SH3-4 ①		0-3 K ③		0-0 1-3 ③		2 0 0 0 0 1 1 1 0 0 0 0 0 0															
Bill Almon, R (1, 6) OBP: 0.077, SLG: 0.077		0-3 K ③		0-0 L7 ②			0-0 F7 ①			3 0 0 0 0 1 2															
Joe McIntosh, S (1, 1) Bill Greif, R (7, 1) Bill Laxton, L (8, 1) OBP: 0.200, SLG: 0.200			0-0 L6 ①	0-0 F7 ③			0-3 K ②			3 0 0 0 0 1 1 0 0 0 0 0 0 0 0 0 0 0 0 0 0															
<b>Inning Stats</b>	R: 0 H: 1 E: 0 LOB: 1 K: 0 BB: 0 S: 4 P: 4	R: 0 H: 1 E: 0 LOB: 1 K: 1 BB: 0 S: 6 P: 6	R: 0 H: 0 E: 0 LOB: 0 K: 0 BB: 0 S: 3 P: 3	R: 3 H: 1 E: 1 LOB: 1 K: 0 BB: 3 S: 4 P: 16	R: 0 H: 1 E: 0 LOB: 1 K: 0 BB: 0 S: 4 P: 4	R: 0 H: 0 E: 0 LOB: 0 K: 2 BB: 0 S: 7 P: 7	R: 0 H: 0 E: 0 LOB: 0 K: 1 BB: 0 S: 5 P: 5	R: 0 H: 0 E: 0 LOB: 0 K: 1 BB: 0 S: 5 P: 5	R: 0 H: 0 E: 0 LOB: 0 K: 1 BB: 0 S: 5 P: 5	1B: 4 SF: 0 2B: 0 SAC: 1 3B: 0 DP: 0 HR: 0 HBP: 0	WP: 0 PA: 34 PB: 0 SB: 2 CS: 0														
<b>PITCHER</b>	IP WLS BF H R ER SO BB IBB HBP BLK WP HR S P ERA WHIP											<b>PITCHER</b>	IP WLS BF H R ER SO BB IBB HBP BLK WP HR S P ERA WHIP												
Lew Krausse, R (1, 1) ERA: 2.88	6.0 25 4 3 3 3 3 0 0 0 0 0 0 28 40 4.50 1.167																								
Max Leon, R (7, 1) ERA: 2.63	3.0 9 0 0 0 3 0 0 0 0 0 0 0 15 15 0.00 0.000																								

Batter	1	2	3	4	5	6	7	8	9	AB	R	H	RBI	BB	SO	LOB
Rowland Office, L OBP: 0.291, SLG: 0.351 (1, 8)	0-0 6-3 BB	0-0 1B		4-0 1-2 BB		0-0 4-3 BB		4-0 BB		3	0	1	0	2	0	0
Marty Perez, R OBP: 0.319, SLG: 0.350 (1, 4)	0-0 6-3	0-0 F8		4-0 1-2 2-3 BB		0-0 L7		0-3 K		4	0	0	0	1	1	2
Darrell Evans, L OBP: 0.387, SLG: 0.418 (1, 5)	4-0 BB 1B BB		0-0 F2	0-0 F3			4-0 BB E 1B BB	0-0 F5		3	2	0	0	2	0	4
Dusty Baker Jr., R OBP: 0.333, SLG: 0.418 (1, 9)	4-0 1B 1-2 BB		0-0 S 1B	0-0 L7			0-0 E3 1-2 1B	0-0 E4 1-2		4	2	1	0	1	0	5
Mike Lum, L OBP: 0.330, SLG: 0.375 (1, 7)	0-0 1B 1-3 2-H 1B		0-0 F4 1-2		0-0 1B		0-0 SH1-4 1-2 2-H FC6-2 1B	0-0 F8		5	0	3	2	0	0	3
Davey Johnson, R OBP: 0.356, SLG: 0.408 (1, 3)	0-0 1-3 3-H 1B		4-0 IBB		0-0 F3		0-0 SH1-4 1-2 2-H 1B			3	1	2	2	1	0	1
Craig Robinson, R OBP: 0.263, SLG: 0.247 (1, 6)	0-0 F8		0-0 F8		0-0 F8		0-0 SH1-4 1-2 2-3			3	0	0	0	0	0	5
Vic Correll, R OBP: 0.318, SLG: 0.373 (1, 2)		0-3 S K		0-0 5-3		0-0 F8		0-0 FC6-2 1B		4	0	0	0	0	1	3
Lew Krausse, R OBP: 0.571, SLG: 1.000 Frank Tepedino, L OBP: 0.263, SLG: 0.277 Max Leon, R OBP: 0.133, SLG: 0.143 (1, 1) (6, PH) (7, 1)		0-0 F5		4-0 BB BB BB		0-0 F9		0-0 3-H 1-3 2-H 1B		1	0	0	0	1	0	0

Inning Stats	R: 2	H: 2	E: 0	K: 0	S: 5	LOB: 2	BB: 2	P: 13	R: 0	H: 1	E: 0	K: 1	S: 6	LOB: 1	BB: 0	P: 6	R: 0	H: 1	E: 0	K: 0	S: 4	LOB: 2	BB: 1	P: 8	R: 0	H: 0	E: 0	K: 0	S: 3	LOB: 3	BB: 3	P: 15	R: 0	H: 1	E: 0	K: 0	S: 4	LOB: 1	BB: 0	P: 4	R: 0	H: 0	E: 0	K: 0	S: 3	LOB: 0	BB: 0	P: 3	R: 3	H: 3	E: 1	K: 0	S: 6	LOB: 2	BB: 1	P: 10	R: 0	H: 0	E: 1	K: 1	S: 6	LOB: 2	BB: 1	P: 10
--------------	------	------	------	------	------	--------	-------	-------	------	------	------	------	------	--------	-------	------	------	------	------	------	------	--------	-------	------	------	------	------	------	------	--------	-------	-------	------	------	------	------	------	--------	-------	------	------	------	------	------	------	--------	-------	------	------	------	------	------	------	--------	-------	-------	------	------	------	------	------	--------	-------	-------

PITCHER	IP	WLS	BF	H	R	ER	SO	BB	IBB	HBP	BLK	WP	HR	S	P	ERA	WHIP
Joe McIntosh, R ERA: 3.94 (1, 1)	6.0	L	32	6	5	3	1	6	1	0	0	0	0	27	55	4.50	2.000
Bill Greif, R ERA: 4.86 (7, 1)	1.0		4	2	0	0	0	0	0	0	0	0	0	4	4	0.00	2.000
Bill Laxton, L ERA: 3.38 (8, 1)	1.0		5	0	0	0	1	1	0	0	0	0	0	6	10	0.00	1.000

**BOTTOM**

**San Diego Padres @ Atlanta Braves**  
Atlanta Stadium, Atlanta, GA

Wed Sep 04 1974, 7:05 PM EDT  
Att: 4,115 - Unknown

AB	32
R	5
H	8
RBI	5
BB	8
SO	2
LOB	23

livebaseballscorecards.com



WP	PA	ERA	WHIP
0	41		

Batter	1	2	3	4	5	6	7	8	9	AB R H RBI BB SO LOB	TOP	
<b>Derrel Thomas, S</b> (1, 4) <small>OBP: 0.314, SLG: 0.335</small> <small>(8, 6)</small>	4-0 	0-0 3-1 		0-0 F8 		0-3 K 		0-0 FC WP 1B 		4 1 0 1 1 1 6	<b>San Diego Padres @ Houston Astros</b> Astrodome, Houston, TX Fri Sep 06 1974, 8:05 PM EDT Att. 5,163 - Dome	
<b>Dave Hilton, R</b> (1, 5) <small>OBP: 0.285, SLG: 0.282</small> <b>Willie McCovey, L</b> (8, PH) <small>OBP: 0.424, SLG: 0.530</small> <b>Larry Hardy, R</b> (8, 1)	0-3 K 		0-0 5-3 		0-0 F9 	0-0 F4 		0-3 K 		4 0 0 0 0 1 3 1 0 0 0 0 1 2 0 0 0 0 0 0 0		
<b>Jerry Turner, L</b> (1, 7) <small>OBP: 0.286, SLG: 0.167</small>	4-0 		4-0 		0-0 4-3 		0-0 4-3 	0-0 F4 		3 0 0 0 2 0 3		
<b>Dave Winfield, R</b> (1, 9) <small>OBP: 0.321, SLG: 0.439</small>	0-3 K 		4-0 	1-2 	0-0 1B 		0-0 	0-0 	2-H 3-H	4 0 3 2 1 1 2		
<b>Johnny Grubb, L</b> (1, 8) <small>OBP: 0.360, SLG: 0.409</small>	0-3 K 		0-3 K 	1-3 	0-0 		0-0 L8 		0-3 K 	5 0 1 0 0 3 5		
<b>Mike Ivie, R</b> (1, 3)		0-0 L7 	0-0 F2 	1-2f 	0-0 FC6-4 		4-0 		0-0 5-3 	4 0 0 0 1 0 4		
<b>Fred Kendall, R</b> (1, 2) <small>OBP: 0.308, SLG: 0.338</small>		0-0 		0-0 L5 		4-0 		0-0 L9 	0-0 6-3 	4 0 1 0 1 0 2		
<b>Bill Almon, R</b> (1, 6) <small>OBP: 0.125, SLG: 0.125</small> <b>Horace Clarke, S</b> (8, PH) <small>OBP: 0.280, SLG: 0.225</small> <small>(8, 4)</small>		0-0 		0-3 K 		0-3 K 		4-0 		3 0 1 0 0 2 1 0 1 0 0 1 0 0		
<b>Dan Spillner, R</b> (1, 1) <small>OBP: 0.081, SLG: 0.029</small> <b>Bill Laxton, L</b> (3, 1) <small>OBP: 0.333, SLG: 0.200</small> <b>Gene Locklear, L</b> (6, PH) <small>OBP: 0.339, SLG: 0.422</small> <b>Mike Johnson, R</b> (6, 1) <b>Cito Gaston, R</b> (8, PH) <small>OBP: 0.258, SLG: 0.322</small> <b>Dave Roberts, R</b> (8, PR) <small>OBP: 0.244, SLG: 0.252</small> <small>(8, 5)</small>		0-0 FC2-5 		4-0 		4-0 		0-0 		1 0 0 0 0 0 2 0 0 0 0 1 0 0 0 0 0 0 1 0 0 0 0 0 0 0 0 0 1 0 1 0 0 0 0 0 1 0 0 0 0 0		
<b>Inning Stats</b>	R: 0 H: 0 E: 0 LOB: 2 K: 3 BB: 2 S: 9 P: 17	R: 0 H: 2 E: 0 LOB: 2 K: 0 BB: 0 S: 5 P: 5	R: 0 H: 0 E: 0 LOB: 2 K: 1 BB: 2 S: 5 P: 13	R: 0 H: 0 E: 0 LOB: 1 K: 1 BB: 1 S: 5 P: 9	R: 0 H: 2 E: 0 LOB: 2 K: 0 BB: 0 S: 5 P: 5	R: 0 H: 0 E: 0 LOB: 2 K: 2 BB: 2 S: 7 P: 15	R: 0 H: 1 E: 0 LOB: 2 K: 0 BB: 1 S: 4 P: 8	R: 3 H: 2 E: 1 LOB: 1 K: 1 BB: 1 S: 7 P: 11	R: 0 H: 0 E: 0 LOB: 0 K: 1 BB: 0 S: 5 P: 5	1B: 7 SF: 0 2B: 0 SAC: 0 3B: 0 DP: 0 HR: 0 HBP: 0	WP: 1 PA: 43 PB: 0 SB: 1 CS: 0	
<b>PITCHER</b> <b>J.R. Richard, R</b> (1, 1) <small>ERA: 3.38</small> <b>Ken Forsch, R</b> (8, 1) <small>ERA: 2.94</small>	IP WLS BF H R ER SO BB IBB HBP BLK WP HR S P ERA WHIP 7.0 W 34 5 0 0 7 8 0 0 0 0 0 0 40 72 0.00 1.857											<b>PITCHER</b> IP WLS BF H R ER SO BB IBB HBP BLK WP HR S P ERA WHIP 2.0 9 2 3 0 2 1 0 0 0 1 0 12 16 0.00 1.500

livebaseballscorecards.com

AB	34
R	3
H	7
RBI	3
BB	9
SO	9
LOB	30



Batter	1	2	3	4	5	6	7	8	9	AB R H RBI BB SO LOB
Greg Cross, L (1, 9) OBP: 0.391, SLG: 0.367	0-0 E 3B	0-0 CS 1B		4-0 BB		4-0 IBB				2 1 2 1 2 0 0
Roger Metzger, S (1, 6) OBP: 0.304, SLG: 0.328	0-0 E9 3B	0-0 CS 1-2	0-0 FC4 2B	0-0 L7		0-0 4-3				4 1 2 1 0 0 4
Cesar Cedeno, R (1, 8) OBP: 0.344, SLG: 0.479	0-3 K 3B		4-0 FC4 BB		0-3 K		0-3 K			3 0 0 0 1 3 0
Lee May, R (1, 3) OBP: 0.303, SLG: 0.459 Dave Campbell, R (7, PR) OBP: 0.130, SLG: 0.136	0-0 5-3		0-3 K		0-0 F8		0-0 G6-4-3 1B			4 0 1 0 0 1 2 0 0 0 0 0 0 0
Milt May, L (1, 2) OBP: 0.344, SLG: 0.387	0-0 F9		0-0 FC4 1-2f 2-3		4-0 BB		0-0 G6-4-3 1-2f			3 0 0 0 1 0 3
Doug Rader, R (1, 5) OBP: 0.330, SLG: 0.416		0-0 F3	0-3 K		0-3 K		0-0 F9			4 0 0 0 0 2 3
Wilbur Howard, S (1, 7) OBP: 0.326, SLG: 0.341		0-0 1B 2B		0-0 SH1-3 1B		0-0 F4		4-0 FC5-4 BB		3 1 2 0 1 0 0
Larry Milbourne, S (1, 4) OBP: 0.340, SLG: 0.340		0-0 E S 1B		0-0 F4		0-0 S 1B		0-0 FC5-4 1-2f		4 1 2 1 0 0 2
J.R. Richard, R (1, 1) OBP: 0.154, SLG: 0.154 Ken Forsch, R (8, 1)		0-3 K 1-3		0-0 SH1-3 1-2		0-3 K 1-2		0-3 K		2 0 0 0 0 2 2 1 0 0 0 0 1 1

Inning Stats	R: 2 E: 1 K: 1 S: 7	H: 2 LOB: 0 BB: 0 P: 7	R: 2 E: 0 K: 1 S: 7	H: 3 LOB: 0 BB: 0 P: 7	R: 0 E: 0 K: 2 S: 8	H: 1 LOB: 2 BB: 1 P: 12	R: 0 E: 0 K: 0 S: 4	H: 1 LOB: 2 BB: 1 P: 8	R: 0 E: 0 K: 2 S: 7	H: 0 LOB: 1 BB: 1 P: 11	R: 0 E: 0 K: 1 S: 6	H: 1 LOB: 2 BB: 1 P: 10	R: 0 E: 0 K: 1 S: 5	H: 1 LOB: 1 BB: 0 P: 5	R: 0 E: 0 K: 1 S: 5	H: 0 LOB: 1 BB: 1 P: 9
--------------	------------------------------	---------------------------------	------------------------------	---------------------------------	------------------------------	----------------------------------	------------------------------	---------------------------------	------------------------------	----------------------------------	------------------------------	----------------------------------	------------------------------	---------------------------------	------------------------------	---------------------------------

**BOTTOM**

**San Diego Padres @ Houston Astros**  
Astrodome, Houston, TX  
Fri Sep 06 1974, 8:05 PM EDT  
Att. 5,163 - Dome

AB	30
R	4
H	9
RBI	3
BB	5
SO	9
LOB	17



PITCHER	IP	WLS	BF	H	R	ER	SO	BB	IBB	HBP	BLK	WP	HR	S	P	ERA	WHIP
Dan Spillner, R (1, 1) ERA: 3.99	2.0	L	11	6	4	3	2	0	0	0	0	0	0	15	15	13.50	3.000
Bill Laxton, L (3, 1) ERA: 3.11	3.0		13	1	0	0	4	3	0	0	0	0	0	18	30	0.00	1.333
Mike Johnson, R (6, 1) ERA: 4.67	2.0		8	2	0	0	2	0	1	0	0	0	0	11	15	0.00	1.000
Larry Hardy, R (8, 1) ERA: 4.74	1.0		4	0	0	0	1	1	0	0	0	0	0	5	9	0.00	1.000

Batter	1	2	3	4	5	6	7	8	9	AB R H RBI BB SO LOB	TOP																
Derrel Thomas, S OBP: 0.313, SLG: 0.336 (1, 5) (8, 4)	0-0 1-3		0-0 FC6-2 SF8 2B		0-3 K			0-0 SF8	0-0 F7	4 1 1 1 0 1 0																	
Glenn Beckert, R OBP: 0.307, SLG: 0.262 Dave Hilton, R OBP: 0.283, SLG: 0.280 (1, 4) (8, 5)	0-0 E4 FC6-4 1B		0-0 FC6-2			0-0 6-3		0-0 5-3	0-0 F8	4 1 0 0 0 0 4 1 0 0 0 0 0 0																	
Johnny Grubb, L OBP: 0.363, SLG: 0.413 (1, 8)	0-0 FC6-4 1B		0-0 SF8			0-0 F6		0-0 2B 1B	0-0 FC6-4 1B	4 1 3 2 0 0 0																	
Dave Winfield, R OBP: 0.320, SLG: 0.438 (1, 9)	0-0 FC6-4 1B		0-0 F5			0-3 K		0-0 1B 2B	0-0 FC6-4	5 1 1 0 0 1 4																	
Randy Elliott, R OBP: 0.750, SLG: 0.667 (1, 7) (8, 3)	0-0 1-3 3-H 1B			0-0 F9			0-0 CS 1B	4-0 1B BB		3 1 2 1 1 0 0																	
Mike Ivie, R (1, 3)		4-0 BB		0-0 5-3			0-0 F4	0-0 1B BB		2 0 0 0 1 0 1 1 0 1 2 0 0 0 0 1 0 0 0 0 0 0 0 0 0 0 0 0 0 0 0 0 0 0 0																	
Willie McCovey, L OBP: 0.425, SLG: 0.531 (8, PH)			G6-4-3 BB																								
Randy Jones, R OBP: 0.177, SLG: 0.167 (8, PR)																											
Larry Hardy, R (8, 1)																											
Rusty Gerhardt, S (8, 1)																											
Chris Cannizzaro, R OBP: 0.286, SLG: 0.216 (1, 2)		0-0 G6-4-3 1-2f		0-0 6-3			0-0 F7	0-0 1B 1B		4 0 1 1 0 0 2																	
Bill Almon, R OBP: 0.111, SLG: 0.111 (1, 6)																											
Enzo Hernandez, R OBP: 0.293, SLG: 0.282 (8, PH) (8, 6)						0-0 F6		0-0 CS	0-0 2B SF8 1B	2 0 0 0 0 0 0 2 1 2 1 0 0 0																	
Bill Greif, R OBP: 0.220, SLG: 0.061 (1, 1)																											
Cito Gaston, R OBP: 0.261, SLG: 0.328 (8, PH)						0-3 K			0-0 SF8 1B 2B	1 0 0 0 1 1 0 1 0 1 0 0 0 0 1 1 0 0 0 0 2																	
John Scott, R (8, PR) (8, 7)			2B FC6-2 BB						0-0 5-3																		
<b>Inning Stats</b>	R: 1 E: 1 K: 0 S: 5	H: 2 LOB: 2 BB: 0 P: 5	R: 0 E: 0 K: 0 S: 2	H: 0 LOB: 0 BB: 1 P: 6	R: 1 E: 0 K: 0 S: 4	H: 1 LOB: 1 BB: 1 P: 8	R: 0 E: 0 K: 0 S: 3	H: 0 LOB: 0 BB: 0 P: 3	R: 0 E: 0 K: 1 S: 5	H: 0 LOB: 0 BB: 0 P: 5	R: 0 E: 0 K: 0 S: 3	H: 1 LOB: 0 BB: 0 P: 3	R: 6 E: 0 K: 0 S: 10	H: 7 LOB: 2 BB: 1 P: 14	R: 0 E: 0 K: 0 S: 4	H: 1 LOB: 1 BB: 0 P: 4	1B: 9 2B: 3 3B: 0 HR: 0	SF: 2 SAC: 0 DP: 1 HBP: 0	WP: 0 PB: 0 SB: 0 CS: 1	PA: 41							
<b>PITCHER</b>	IP	WLS	BF	H	R	ER	SO	BB	IBB	HBP	BLK	WP	HR	S	P	ERA	WHIP										
Paul Siebert, L ERA: 1.29 (1, 1)	7.0		25	4	2	1	3	2	0	0	0	0	0	29	37	1.29	0.857										
Mike Cosgrove, L ERA: 3.61 (8, 1)	0.2	L	6	4	4	4	0	0	0	0	0	0	0	6	6	54.00	6.000										
Jerry Johnson, R ERA: 5.3 (8, 1)	0.0		1	0	0	0	0	1	0	0	0	0	0	4	∞	∞											
Ramon de los Santos, L ERA: 1.29 (8, 1)	0.0		2	2	1	1	0	0	0	0	0	0	0	2	2	∞	∞										
Jim York, R ERA: 3.48 (8, 1)	1.1		6	2	1	1	0	0	0	0	0	0	0	6	6	6.75	1.500										

**San Diego Padres @ Houston Astros**  
 Astrodome, Houston, TX  
 Sat Sep 07 1974, 4:33 AM EDT  
 Att. 3,044 - Dome

AB	35
R	8
H	12
RBI	8
BB	3
SO	3
LOB	13



WP: 0	PA: 41
PB: 0	
SB: 0	
CS: 1	



Batter	1	2	3	4	5	6	7	8	9	AB R H RBI BB SO LOB
Greg Cross, L (1, 9) OBP: 0.391, SLG: 0.370	0-0 F7		0-0 2B			0-0 1B	0-0 SF8		0-3 K	4 0 2 2 0 1 0
Roger Metzger, S (1, 6) OBP: 0.304, SLG: 0.327	0-0 F9		0-0 F4			0-0 1B	0-0 F8			4 0 1 0 0 0 2
Cesar Cedeno, R (1, 8) OBP: 0.343, SLG: 0.476	0-0 6-3		0-3 K			0-0 1B		4-0 BB 1B		3 0 0 0 1 1 2
Cliff Johnson, R (1, 3) (8, 2) OBP: 0.349, SLG: 0.441		0-0 F6		0-0 F5		0-3 K		0-0 BB 1B		4 0 1 0 0 1 1
Milt May, L (1, 2) OBP: 0.347, SLG: 0.389		0-0		0-0 L8			0-0	0-0 F4		3 0 2 0 0 0 0
Dave Campbell, R (7, PR) OBP: 0.130, SLG: 0.136		5-4-3 1B					0-0			0 1 0 0 0 0 0
Lee May, R (8, PH) OBP: 0.302, SLG: 0.458							0-3 2B			1 0 0 0 0 0 2
Doug Rader, R (1, 5) OBP: 0.330, SLG: 0.413		0-0 5-4-3		0-3 K			0-3 K	4-0 BB		3 0 0 0 1 2 2
Wilbur Howard, S (1, 7) OBP: 0.319, SLG: 0.356		0-0 F8			0-0 4-3		0-0 1B	0-0 G6-4-3 BB		4 1 1 1 0 0 4
Larry Milbourne, S (1, 4) OBP: 0.345, SLG: 0.346			0-0 SH1-4 2B 1B		0-0 1-3		0-0 1B		0-3 K	4 2 2 0 0 1 0
Paul Siebert, L (1, 1) Bob Watson, R (7, PH) Tom Griffin, R (7, PR) Mike Cosgrove, L (8, 1) Jerry Johnson, R (8, 1) Ramon de los Santos, L (8, 1) Jim York, R (8, 1) Tommy Helms, R (9, PH) OBP: 0.322, SLG: 0.362			0-0 SH1-4		0-3 K		0-0 1B		0-3 K	1 0 0 0 0 0 1 0 1 0 1 1 0 1 0 0 0 0 0 1 0

**BOTTOM**

**San Diego Padres @ Houston Astros**  
Astrodome, Houston, TX  
Sat Sep 07 1974, 4:33 AM EDT  
Att. 3,044 - Dome

AB	33
R	4
H	10
RBI	4
BB	2
SO	8
LOB	13



Inning Stats	R: 0	H: 0	E: 0	K: 0	S: 3	H: 0	LOB: 0	BB: 0	P: 3	R: 0	H: 1	E: 0	K: 0	S: 4	H: 1	LOB: 1	BB: 0	P: 4	R: 1	H: 2	E: 0	K: 1	S: 7	H: 2	LOB: 1	BB: 0	P: 7	R: 0	H: 0	E: 0	K: 1	S: 5	R: 0	H: 0	E: 0	K: 1	S: 5	R: 0	H: 2	E: 0	K: 1	S: 6	R: 3	H: 4	E: 0	K: 1	S: 9	R: 0	H: 1	E: 0	K: 0	S: 3	R: 0	H: 0	E: 0	K: 3	S: 9	1B: 8	SF: 1	2B: 2	3B: 0	HR: 0	SAC: 1	DP: 1	HBP: 0	WP: 0	PA: 37
--------------	------	------	------	------	------	------	--------	-------	------	------	------	------	------	------	------	--------	-------	------	------	------	------	------	------	------	--------	-------	------	------	------	------	------	------	------	------	------	------	------	------	------	------	------	------	------	------	------	------	------	------	------	------	------	------	------	------	------	------	------	-------	-------	-------	-------	-------	--------	-------	--------	-------	--------

PITCHER	IP	WLS	BF	H	R	ER	SO	BB	IBB	HBP	BLK	WP	HR	S	P	ERA	WHIP
Bill Greif, R (1, 1) ERA: 4.87	7.0	W	29	9	4	4	5	0	0	0	0	0	0	39	39	5.14	1.286
Larry Hardy, R (8, 1) ERA: 4.73	0.1		4	1	0	0	0	2	0	0	0	0	0	2	10	0.00	9.000
Rusty Gerhardt, L (8, 1) ERA: 9.47	1.2	S	4	0	0	0	3	0	0	0	0	0	0	10	10	0.00	0.000

PITCHER	IP	WLS	BF	H	R	ER	SO	BB	IBB	HBP	BLK	WP	HR	S	P	ERA	WHIP
---------	----	-----	----	---	---	----	----	----	-----	-----	-----	----	----	---	---	-----	------

livebaseballscorecards.com

TOP

San Diego Padres @ Houston Astros  
Astrodome, Houston, TX

livebaseballscorecards.com

AB	35
R	2
H	8
RBI	2
BB	4
SO	5
LOB	22



WP: 0 PA: 40  
PB: 0  
SB: 1  
CS: 0

Batter 1 2 3 4 5 6 7 8 9 AB R H RBI BB SO LOB

Bill Almon, R (1, 6) OBP: 0.136, SLG: 0.136 Cito Gaston, R (9, PH) OBP: 0.260, SLG: 0.327	0-0 F3		0-0 SF9 1B		0-0 F8		0-3 K		0-3 K	4 1 1 0 0 1 2 1 0 0 0 0 1 0
--	--------	--	------------	--	--------	--	-------	--	-------	--------------------------------

Glenn Beckert, R (1, 4) OBP: 0.310, SLG: 0.261 John Scott, R (9, PR)	0-0 L5		0-0 3-1		4-0 BB		0-0 F8		0-0 BB 1B	4 0 1 0 1 0 3 0 0 0 0 0 0 0
--	--------	--	---------	--	--------	--	--------	--	-----------	--------------------------------

Johnny Grubb, L (1, 8) OBP: 0.364, SLG: 0.415	0-0		0-0 SF9		0-0 F8		0-0 4-3		4-0 BB	3 0 1 1 1 0 3
--	-----	--	---------	--	--------	--	---------	--	--------	---------------

Dave Winfield, R (1, 9) OBP: 0.319, SLG: 0.434	4-0 BB		0-0 F7		0-0 E1		0-0 6-3		0-3 K	4 0 0 0 1 1 2
---	--------	--	--------	--	--------	--	---------	--	-------	---------------

Randy Elliott, R (1, 7) OBP: 0.625, SLG: 0.500	0-3 K				4-0 BB		0-0 6-3		0-0 3-1 1B	3 0 1 0 1 1 3
---	-------	--	--	--	--------	--	---------	--	------------	---------------

Mike Ivie, R (1, 3) OBP: 0.188, SLG: 0.071			0-0 F8		0-0 6-3		0-0 F5		0-0 3-1 1B	4 0 1 0 0 0 2
---	--	--	--------	--	---------	--	--------	--	------------	---------------

Dave Hilton, R (1, 5) OBP: 0.294, SLG: 0.299 Willie McCovey, L (8, PH) OBP: 0.424, SLG: 0.529 Fred Kendall, R (8, 2) OBP: 0.308, SLG: 0.338			0-0 HR		0-0 4-3		0-0 F4		0-0 3-1	3 1 1 1 0 0 2 1 0 0 0 0 0 2 0 0 0 0 0 0 0
--	--	--	--------	--	---------	--	--------	--	---------	---

Chris Cannizzaro, R (1, 2) OBP: 0.289, SLG: 0.225 Gene Locklear, L (8, PH) OBP: 0.333, SLG: 0.415 Dave Roberts, R (8, 5) OBP: 0.244, SLG: 0.252			0-0 5-3		0-0 4-3		0-0 1B		0-0 1-3	3 0 1 0 0 0 1 1 0 0 0 0 0 2 0 0 0 0 0 0 0
--	--	--	---------	--	---------	--	--------	--	---------	---

Randy Jones, R (1, 1) OBP: 0.185, SLG: 0.175 Horace Clarke, S (9, PH) OBP: 0.278, SLG: 0.223			0-0 5-3		0-3 K		0-0 1B		0-0 6-3	3 0 1 0 0 1 0 1 0 0 0 0 0 0
---	--	--	---------	--	-------	--	--------	--	---------	--------------------------------

Inning Stats	R: 0	H: 1	E: 0	K: 1	S: 6	R: 1	H: 1	E: 0	K: 0	S: 4	R: 1	H: 1	E: 0	K: 0	S: 4	R: 0	H: 0	E: 0	K: 0	S: 3	R: 0	H: 0	E: 1	K: 1	S: 5	R: 0	H: 2	E: 0	K: 1	S: 7	R: 0	H: 2	E: 0	K: 2	S: 8	R: 0	H: 1	E: 0	K: 2	S: 8	1B: 6	SF: 1	2B: 1	3B: 0	HR: 1	WP: 0	PA: 40
--------------	------	------	------	------	------	------	------	------	------	------	------	------	------	------	------	------	------	------	------	------	------	------	------	------	------	------	------	------	------	------	------	------	------	------	------	------	------	------	------	------	-------	-------	-------	-------	-------	-------	--------

PITCHER	IP	WLS	BF	H	R	ER	SO	BB	IBB	HBP	BLK	WP	HR	S	P	ERA	WHIP
Tom Griffin, R (1, 1) ERA: 3.42	7.1	W	33	7	2	2	3	3	0	0	0	0	1	36	48	2.46	1.364
Ken Forsch, R (8, 1) ERA: 2.88	1.2	S	7	1	0	0	2	1	0	0	0	0	0	10	14	0.00	1.200

Sun Sep 08 1974, 4:33 AM EDT  
Att. 5,065 - Dome

Batter	1	2	3	4	5	6	7	8	9	AB	R	H	RBI	BB	SO	LOB
Greg Cross, L OBP: 0.392, SLG: 0.370 (1, 9)	0-0 E6 SH1-3 E 1B		0-0 1-3			0-0 FC6 FC5 2-3		4-0 1B SH1-4 G1-2-3 BB		3	1	1	0	1	0	1
Roger Metzger, S OBP: 0.302, SLG: 0.326 (1, 6)	0-0 SH1-3 2-3		0-0 F8			0-0 5-3		0-0 SH1-4 1-2		2	0	0	0	0	0	2
Cesar Cedeno, R OBP: 0.344, SLG: 0.475 (1, 8)	0-0 6-3				0-3 K	4-0 IBB		4-0 1B IBB		2	0	0	0	2	1	1
Lee May, R OBP: 0.302, SLG: 0.457 (1, 3)	0-0 E5 FC5-4			0-0 5-3		0-0 SF8		0-0 1B		3	0	1	1	0	0	0
Cliff Johnson, R OBP: 0.341, SLG: 0.429 (1, 2)	0-0 FC5-4 1-2f			0-3 K		0-0 FC5 2-3f		0-0 G1-2-3		4	0	0	0	0	1	6
Doug Rader, R OBP: 0.330, SLG: 0.411 (1, 5)		4-0 G6-3 BB			0-3 K			0-3 K		2	0	0	0	1	2	0
Wilbur Howard, S OBP: 0.340, SLG: 0.426 (1, 7)		0-0 G6-3 1-2f			4-0 L5-3 BB			0-0 HR		2	1	1	1	1	0	1
Larry Milbourne, S OBP: 0.336, SLG: 0.336 (1, 4)		0-0 4-3			0-0 L5-3 1-2			0-0 6-3		3	0	0	0	0	0	1
Tom Griffin, R OBP: 0.317, SLG: 0.474 Ken Forsch, R (8, 1)			0-0 F8			0-0 E SF8 2B		0-0 F7		3	1	1	0	0	0	0
										0	0	0	0	0	0	0

Inning Stats	R: 1	H: 1	E: 2	LOB: 1	K: 0	BB: 0	S: 5	P: 5
	0	0	0	0	0	0	0	6
	0	0	0	0	0	0	0	3
	0	0	0	0	0	0	0	7
	0	0	0	0	0	0	0	8
	1	1	0	2	1	1	9	6
	0	1	0	0	0	0	11	2

PITCHER	IP	WLS	BF	H	R	ER	SO	BB	IBB	HBP	BLK	WP	HR	S	P	ERA	WHIP
Randy Jones, L ERA: 4.19 (1, 1)	8.0	L	32	4	3	1	4	3	2	0	0	0	1	35	55	1.12	0.875

**BOTTOM**

**San Diego Padres @ Houston Astros**  
Astrodome, Houston, TX

Sun Sep 08 1974, 4:33 AM EDT  
Att. 5,065 - Dome

AB	24
R	3
H	4
RBI	2
BB	5
SO	4
LOB	12



1B	2B	3B	HR	SF	SAC	DP	HBP	WP	PA
2	2	0	1	1	3	0	0	0	32

Batter	1	2	3	4	5	6	7	8	9	AB R H RBI BB SO LOB	TOP
Enzo Hernandez, R (1, 6) OBP: 0.294, SLG: 0.284	0-0 G3 SH3 1B		0-0 HR 1B		0-0 P4		0-0 1-3			4 1 2 0 0 0 0	<p style="text-align: center;"><b>San Diego Padres @ Cincinnati Reds</b></p> <p style="text-align: center;">Riverfront Stadium, Cincinnati, OH</p> <p style="text-align: center;">Mon Sep 09 1974, 7:05 PM EDT Att: 11,023 - Unknown</p>
Rich Morales, R (1, 4) OBP: 0.292, SLG: 0.281	0-0 SH3 1-2		0-0 HR 1-H		4-0 BB		0-3 K			2 1 1 2 1 1 0	
Johnny Grubb, L (1, 8) OBP: 0.363, SLG: 0.421	0-0 G3 2-3		0-0 HR		0-0 L4		0-0 4-3			4 1 1 1 0 0 2	
Willie McCovey, L (1, 3) OBP: 0.420, SLG: 0.523	0-0 L8		0-3 K		0-0 F9		0-0 4-3			4 0 0 0 0 1 2	
Dave Winfield, R (1, 9) OBP: 0.318, SLG: 0.431		0-3 K		4-0 S BB		0-0 F8		0-3 K		3 0 0 0 1 2 0	
Randy Elliott, R (1, 7) OBP: 0.417, SLG: 0.300		0-0 F8		0-0 F7 1-2		0-0 1-3		0-3 K		4 0 0 0 0 1 1	
Dave Hilton, R (1, 5) OBP: 0.276, SLG: 0.292		0-0 F7		0-0 F8		0-0 F8		0-0 F9		4 0 0 0 0 0 1	
Fred Kendall, R (1, 2) OBP: 0.308, SLG: 0.336			0-0 L8		4-0 IBB		0-0 5-3			2 0 0 0 1 0 0	
Dave Freisleben, R (1, 1) OBP: 0.242, SLG: 0.182 Bill Laxton, L (4, 1) OBP: 0.333, SLG: 0.200 Lowell Palmer, R (5, 1) OBP: 0.087, SLG: 0.174 Jerry Turner, L (7, PH) OBP: 0.273, SLG: 0.158 Rusty Gerhardt, S (7, 1) Vicente Romo, R (8, 1)			0-0 1-3		0-3 K		0-0 L8			2 0 0 0 0 1 2 0 0 0 0 0 0 0 0 0 0 0 0 0 0 1 0	
<b>Inning Stats</b>	R: 0 H: 1 E: 0 LOB: 1 K: 0 BB: 0 S: 4 P: 4	R: 0 H: 0 E: 0 LOB: 0 K: 1 BB: 0 S: 5 P: 5	R: 3 H: 3 E: 0 LOB: 0 K: 1 BB: 0 S: 8 P: 8	R: 0 H: 0 E: 0 LOB: 2 K: 1 BB: 2 S: 5 P: 13	R: 0 H: 0 E: 0 LOB: 1 K: 0 BB: 1 S: 3 P: 7	R: 0 H: 0 E: 0 LOB: 0 K: 0 BB: 0 S: 3 P: 3	R: 0 H: 0 E: 0 LOB: 0 K: 0 BB: 0 S: 3 P: 3	R: 0 H: 0 E: 0 LOB: 0 K: 1 BB: 0 S: 5 P: 5	R: 0 H: 0 E: 0 LOB: 0 K: 2 BB: 0 S: 7 P: 7	1B: 2 SF: 0 2B: 0 SAC: 1 3B: 0 DP: 0 HR: 2 HBP: 0	WP: 0 PA: 34 PB: 0 SB: 1 CS: 0
<b>PITCHER</b> Fred Norman, L (1, 1) ERA: 3.02 Pedro Borbon, R (6, 1) ERA: 2.91	IP WLS BF H R ER SO BB IBB HBP BLK WP HR S P ERA WHIP 5.2 W 24 4 3 3 3 2 1 0 0 0 2 27 39 4.76 1.059										

AB	30
R	3
H	4
RBI	3
BB	3
SO	6
LOB	8



Batter	1	2	3	4	5	6	7	8	9	AB	R	H	RBI	BB	SO	LOB	BOTTOM
<b>Pete Rose, S</b> (1, 7) OBP: 0.382, SLG: 0.377										5	1	3	2	0	1	2	<b>San Diego Padres @ Cincinnati Reds</b> Riverfront Stadium, Cincinnati, OH Mon Sep 09 1974, 7:05 PM EDT Att. 11,023 - Unknown
<b>Cesar Geronimo, L</b> (1, 8) OBP: 0.362, SLG: 0.419										5	0	1	1	0	1	4	
<b>Johnny Bench, R</b> (1, 2) OBP: 0.362, SLG: 0.499 <b>Bill Plummer, R</b> (9, 2) OBP: 0.270, SLG: 0.351										3	0	2	0	1	0	2	
<b>Tony Perez, R</b> (1, 3) OBP: 0.333, SLG: 0.461										3	1	1	1	1	0	2	
<b>Dan Driessen, L</b> (1, 5) OBP: 0.347, SLG: 0.402 <b>Junior Kennedy, R</b> (9, 4) OBP: 0.284, SLG: 0.143										4	1	1	0	0	0	3	
<b>Dave Concepcion, R</b> (1, 6) OBP: 0.325, SLG: 0.392										4	2	2	2	0	0	1	
<b>Ken Griffey, L</b> (1, 9) OBP: 0.293, SLG: 0.296										2	1	0	0	2	1	0	
<b>Darrel Chaney, S</b> (1, 4) OBP: 0.336, SLG: 0.277 (9, 5)										4	1	1	0	0	0	3	
<b>Fred Norman, S</b> (1, 1) OBP: 0.157, SLG: 0.122 <b>Pedro Borbon, R</b> (6, 1) OBP: 0.182, SLG: 0.182										2	1	2	1	0	0	0	
										1	0	0	0	0	0		

<b>Inning Stats</b>	R: 1 E: 0 K: 0 S: 4	H: 2 LOB: 1 BB: 1 P: 8	R: 1 E: 0 K: 1 S: 7	H: 2 LOB: 2 BB: 1 P: 11	R: 0 E: 0 K: 0 S: 4	H: 1 LOB: 1 BB: 0 P: 4	R: 2 E: 0 K: 0 S: 5	H: 3 LOB: 1 BB: 1 P: 9	R: 4 E: 0 K: 1 S: 10	H: 5 LOB: 1 BB: 0 P: 10	R: 0 E: 0 K: 0 S: 2	H: 0 LOB: 0 BB: 1 P: 6	R: 0 E: 0 K: 1 S: 5	H: 0 LOB: 0 BB: 0 P: 5	R: 0 E: 0 K: 0 S: 3	H: 0 LOB: 0 BB: 0 P: 3	1B: 9 2B: 2 3B: 0 HR: 2	SF: 0 SAC: 1 DP: 3 HBP: 0	WP: 2 PB: 0 SB: 3 CS: 0	PA: 38
---------------------	------------------------------	---------------------------------	------------------------------	----------------------------------	------------------------------	---------------------------------	------------------------------	---------------------------------	-------------------------------	----------------------------------	------------------------------	---------------------------------	------------------------------	---------------------------------	------------------------------	---------------------------------	----------------------------------	------------------------------------	----------------------------------	--------

PITCHER	IP	WLS	BF	H	R	ER	SO	BB	IBB	HBP	BLK	WP	HR	S	P	ERA	WHIP
<b>Dave Freisleben, R</b> (1, 1) ERA: 3.57	3.1	L	19	7	4	4	1	3	0	0	1	1	0	18	30	10.80	3.000
<b>Bill Laxton, L</b> (4, 1) ERA: 3.76	0.2		5	4	3	3	0	0	0	0	0	0	2	5	5	40.50	6.000
<b>Lowell Palmer, R</b> (5, 1) ERA: 5.7	2.0		8	2	1	1	1	1	0	0	0	1	0	9	13	4.50	1.500
<b>Rusty Gerhardt, L</b> (7, 1) ERA: 9.0	1.0		3	0	0	0	1	0	0	0	0	0	0	5	5	0.00	0.000
<b>Vicente Romo, R</b> (8, 1) ERA: 4.56	1.0		3	0	0	0	0	0	0	0	0	0	0	3	3	0.00	0.000

livebaseballscorecards.com

<b>AB</b>	33
<b>R</b>	8
<b>H</b>	13
<b>RBI</b>	7
<b>BB</b>	4
<b>SO</b>	3
<b>LOB</b>	17



Batter	1	2	3	4	5	6	7	8	9	AB R H RBI BB SO LOB	TOP																					
Enzo Hernandez, R (1, 6) OBP: 0.294, SLG: 0.286	0-0 5-3		0-0 F9			0-0 5-3			0-0 1B	4 1 1 0 0 0 1																						
Rich Morales, R (1, 4) OBP: 0.294, SLG: 0.300 Mike Ivie, R (9, PH) OBP: 0.176, SLG: 0.067	0-3 K			0-0 5-3		0-0 2B			0-3 K	3 0 1 0 0 1 0 1 0 0 0 0 1 1																						
Johnny Grubb, L (1, 8) OBP: 0.362, SLG: 0.419	0-0 F7			0-0 6-3		0-0 4-3			0-0 WP 2-H 1B	4 0 1 1 0 0 1																						
Willie McCovey, L (1, 3) OBP: 0.416, SLG: 0.516		0-0 4-3		0-0 P1			0-3 K		0-3 K	4 0 0 0 0 2 1																						
Dave Winfield, R (1, 9) OBP: 0.316, SLG: 0.428		0-0 F5			0-0 F9		0-3 K		0-3 K	4 0 0 0 0 2 1																						
Randy Elliott, R (1, 7) OBP: 0.400, SLG: 0.538		0-0 F9					0-0 5-3			3 1 1 1 0 0 0																						
Dave Hilton, R (1, 5) OBP: 0.279, SLG: 0.305			0-3 K		0-0 HR			0-0 4-3		3 0 1 0 0 1 0																						
Chris Cannizzaro, R (1, 2) OBP: 0.277, SLG: 0.214 Fred Kendall, R (8, PH) OBP: 0.308, SLG: 0.335			0-3 K		0-0 CS 3B		0-3 K		0-3 K	2 0 0 0 0 2 1 1 0 0 0 0 1 0																						
Joe McIntosh, S (1, 1) Rusty Gerhardt, S (2, 1) OBP: 0.333, SLG: 0.333 Larry Hardy, R (6, 1) Cito Gaston, R (8, PH) OBP: 0.259, SLG: 0.326 Dave Tomlin, L (8, 1)			0-0 1B				0-3 K		0-0 4-3	0 0 0 0 0 0 0 2 0 1 0 0 1 0 0 0 0 0 0 0 0 1 0 0 0 0 0 0 0 0 0 0 0 0 0																						
<b>Inning Stats</b>	R: 0 E: 0 K: 1 S: 5	H: 0 LOB: 0 BB: 0 P: 5	R: 0 E: 0 K: 0 S: 3	H: 0 LOB: 0 BB: 0 P: 3	R: 0 E: 0 K: 2 S: 8	H: 1 LOB: 1 BB: 0 P: 8	R: 0 E: 0 K: 0 S: 3	H: 0 LOB: 0 BB: 0 P: 3	R: 1 E: 0 K: 1 S: 6	H: 2 LOB: 0 BB: 0 P: 6	R: 0 E: 0 K: 1 S: 6	H: 1 LOB: 1 BB: 0 P: 6	R: 0 E: 0 K: 2 S: 7	H: 0 LOB: 0 BB: 0 P: 7	R: 0 E: 0 K: 1 S: 5	H: 0 LOB: 0 BB: 0 P: 5	R: 1 E: 0 K: 3 S: 11	H: 2 LOB: 1 BB: 0 P: 11	1B: 2 2B: 2 3B: 1 HR: 1	SF: 0 SAC: 0 DP: 0 HBP: 0	WP: 1 PA: 32 PB: 0 SB: 0 CS: 1											
<b>PITCHER</b> Don Gullett, L (1, 1) ERA: 2.93	IP 9.0	WLS W	BF 32	H 6	R 2	ER 2	SO 11	BB 0	IBB 0	HBP 0	BLK 0	WP 1	HR 1	S 54	P 54	ERA 2.00	WHIP 0.667															
											<b>PITCHER</b>	IP	WLS	BF	H	R	ER	SO	BB	IBB	HBP	BLK	WP	HR	S	P	ERA	WHIP				

San Diego Padres @ Cincinnati Reds  
Riverfront Stadium, Cincinnati, OH

Tue Sep 10 1974, 7:05 PM EDT  
Att: 12,181 - Unknown

livebaseballscorecards.com

AB	32
R	2
H	6
RBI	2
BB	0
SO	11
LOB	6



Batter	1	2	3	4	5	6	7	8	9	AB	R	H	RBI	BB	SO	LOB
<b>Pete Rose, S</b> OBP: 0.385, SLG: 0.383 (1, 7)	0-0 F8	0-0 4-3 2B		0-0 FC3-6 1B		0-0 1-3 3-H 2B		4-0 IBB		4	0	3	1	1	0	0
<b>Cesar Geronimo, L</b> OBP: 0.360, SLG: 0.416 (1, 8)	4-0 1B BB	0-0 4-3		0-0 FC3-6 BLK 1-2f		0-0 SF7		0-0 P5		3	1	0	1	1	0	4
<b>Johnny Bench, R</b> OBP: 0.362, SLG: 0.497 (1, 2)	0-0 1B 1-3 1B	0-0 F7		0-0 F2 1-2		0-3 K				4	0	1	0	0	1	3
<b>Tony Perez, R</b> OBP: 0.336, SLG: 0.464 (1, 3)	0-0 1-2 3-H 1B			0-0 F9 2B 2B		4-0 G4-6-3 BB		0-0 6-3		3	1	2	1	1	0	0
<b>Dan Driessen, L</b> OBP: 0.345, SLG: 0.400 (1, 5)	0-0 L9			0-0 6-3		0-0 G4-6-3 1-2f		0-3 K		3	0	0	0	0	0	4
<b>Ray Knight, R</b> (6, 5)										1	0	0	0	0	1	0
<b>Dave Concepcion, R</b> OBP: 0.324, SLG: 0.391 (1, 6)	0-0 FC6-4 1-2 2-3 1B			0-0 F9 2-3		0-0 P4		0-0 4-3		4	0	1	0	0	0	1
<b>Ken Griffey, L</b> OBP: 0.299, SLG: 0.308 (1, 9)	0-0 FC6-4			0-0 2B		0-0 FC6-4 1B 2B 1B		0-0 SH2-4 1B		3	1	2	1	0	0	3
<b>Roger Freed, R</b> OBP: 1.000, SLG: 1.000 (8, PH)										1	0	1	0	0	0	0
<b>Junior Kennedy, R</b> OBP: 0.294, SLG: 0.143 (8, PR)										0	0	0	0	0	0	0
<b>Junior Kennedy, R</b> (9, 4)																
<b>Darrel Chaney, S</b> OBP: 0.344, SLG: 0.308 (1, 4)		0-0 WP 3B		0-3 K		0-0 FC6-4 1-2 1B		0-0 P4		3	1	2	0	0	1	1
<b>Ed Ambrister, R</b> (8, PH)										1	0	0	0	0	0	1
<b>Ed Ambrister, R</b> (9, 9)																
<b>Don Gullett, R</b> OBP: 0.284, SLG: 0.257 (1, 1)		0-3 K		0-0 6-3		0-0 FC6-4 2B SF7		0-0 SH2-4		3	1	0	0	0	1	2

Inning Stats	R: 1	H: 3	E: 0	K: 0	S: 6	LOB: 3	BB: 1	P: 10	R: 1	H: 2	E: 0	K: 1	S: 7	LOB: 1	BB: 0	P: 7	R: 1	H: 2	E: 0	K: 1	S: 7	LOB: 1	BB: 0	P: 7	R: 0	H: 1	E: 0	K: 0	S: 4	LOB: 1	BB: 0	P: 4	R: 0	H: 0	E: 0	K: 0	S: 2	LOB: 0	BB: 1	P: 6	R: 2	H: 3	E: 0	K: 1	S: 8	LOB: 1	BB: 0	P: 8	R: 0	H: 0	E: 0	K: 1	S: 5	LOB: 0	BB: 0	P: 5	R: 0	H: 1	E: 0	K: 0	S: 4	LOB: 2	BB: 1	P: 8
--------------	------	------	------	------	------	--------	-------	-------	------	------	------	------	------	--------	-------	------	------	------	------	------	------	--------	-------	------	------	------	------	------	------	--------	-------	------	------	------	------	------	------	--------	-------	------	------	------	------	------	------	--------	-------	------	------	------	------	------	------	--------	-------	------	------	------	------	------	------	--------	-------	------

PITCHER	IP	WLS	BF	H	R	ER	SO	BB	IBB	HBP	BLK	WP	HR	S	P	ERA	WHIP
<b>Joe McIntosh, R</b> ERA: 4.67 (1, 1)	1.1	L	10	5	2	2	1	1	0	0	0	1	0	11	15	13.50	4.500
<b>Rusty Gerhardt, L</b> ERA: 8.51 (2, 1)	4.1		19	6	3	3	1	1	0	0	1	0	0	20	24	6.23	1.615
<b>Larry Hardy, R</b> ERA: 4.66 (6, 1)	1.1		4	0	0	0	2	0	0	0	0	0	0	8	8	0.00	0.000
<b>Dave Tomlin, L</b> ERA: 4.91 (8, 1)	1.0		5	1	0	0	0	0	1	0	0	0	0	4	8	0.00	1.000

**BOTTOM**

**San Diego Padres @ Cincinnati Reds**  
Riverfront Stadium, Cincinnati, OH

Tue Sep 10 1974, 7:05 PM EDT  
Att. 12,181 - Unknown

<b>AB</b>	<b>33</b>
<b>R</b>	<b>5</b>
<b>H</b>	<b>12</b>
<b>RBI</b>	<b>4</b>
<b>BB</b>	<b>3</b>
<b>SO</b>	<b>4</b>
<b>LOB</b>	<b>19</b>



WP	HR	S	P	ERA	WHIP
1	0	1	38		

Batter	1	2	3	4	5	6	7	8	9	AB R H RBI BB SO LOB	TOP																								
Greg Gross, L (1, 9) OBP: 0.387, SLG: 0.364	0-0 4-3			0-0 F6		0-0 4-3			0-0 FC3-6 1B	4 0 1 0 0 0 0	<b>Houston Astros @ San Diego Padres</b> San Diego Stadium, San Diego, CA Wed Sep 11 1974, 10:05 PM EDT Att. 2,356 - Unknown <a href="http://livebaseballscorecards.com">livebaseballscorecards.com</a>																								
Roger Metzger, S (1, 6) OBP: 0.301, SLG: 0.323	0-0 3-1			0-3 K		0-0 1-3			0-0 FC3-6 WP 1-2f	4 0 0 0 0 1 1																									
Cesar Cedeno, R (1, 8) OBP: 0.339, SLG: 0.472	0-0 F5			0-0 L5			0-0 F8		0-3 K	4 0 0 0 0 1 1																									
Lee May, R (1, 3) OBP: 0.301, SLG: 0.461 Bob Gallagher, L (9, PR) OBP: 0.287, SLG: 0.211		0-0 F9		0-3 K		0-3 K		0-0 E6 WP 1-2	4 0 0 0 0 2 1 0 0 0 0 0 0 0																										
Milt May, L (1, 2) OBP: 0.352, SLG: 0.409		0-0 F5		0-0 2B		0-0 F2		0-3 K 1-2 2-3	4 0 1 0 0 1 2																										
Ray Busse, R (1, 5) OBP: 0.188, SLG: 0.188		0-3 K		0-3 K			0-0 1B		3 0 1 0 0 2 1																										
Wilbur Howard, S (1, 7) OBP: 0.311, SLG: 0.386			0-3 K	4-0 BB		0-0 F8		0-0 F8	2 0 0 0 1 1 1																										
Larry Milbourne, S (1, 4) OBP: 0.325, SLG: 0.325 Cliff Johnson, R (8, PH) OBP: 0.343, SLG: 0.430 Dave Campbell, R (8, 4) OBP: 0.130, SLG: 0.136		0-0 6-3		0-0 L5		0-3 K		0-3 K	2 0 0 0 0 0 2 1 0 0 0 0 1 1 0 0 0 0 0 0 0																										
Don Wilson, R (1, 1) OBP: 0.254, SLG: 0.321 Johnny Edwards, L (8, PH) OBP: 0.290, SLG: 0.321 Ramon de los Santos, L (8, 1)		0-3 K		0-0 4-3		0-0 4-3		0-0 4-3	2 0 0 0 0 1 0 1 0 0 0 0 0 1 0 0 0 0 0 0 0																										
<b>Inning Stats</b>	R: 0 E: 0 K: 0 S: 3	H: 0 LOB: 0 BB: 0 P: 3	R: 0 E: 0 K: 1 S: 5	H: 0 LOB: 0 BB: 0 P: 5	R: 0 E: 0 K: 2 S: 7	H: 0 LOB: 0 BB: 0 P: 7	R: 0 E: 0 K: 1 S: 5	H: 0 LOB: 0 BB: 0 P: 5	R: 0 E: 0 K: 2 S: 8	H: 1 LOB: 2 BB: 1 P: 12		R: 0 E: 0 K: 0 S: 3	H: 0 LOB: 0 BB: 0 P: 3	R: 0 E: 0 K: 1 S: 5	H: 0 LOB: 0 BB: 0 P: 5	R: 0 E: 0 K: 1 S: 6	H: 1 LOB: 1 BB: 0 P: 6	R: 0 E: 1 K: 2 S: 9	H: 1 LOB: 3 BB: 0 P: 9	1B: 2 2B: 1 3B: 0 HR: 0	SF: 0 SAC: 0 DP: 0 HBP: 0	WP: 1 PB: 0 SB: 0 CS: 0	PA: 32												
<b>PITCHER</b> Dan Spillner, R (1, 1) ERA: 3.7	IP 9.0	WLS W	BF 32	H 3	R 0	ER 0	SO 10	BB 1	IBB 0	HBP 0	BLK 0	WP 1	HR 0	S 51	P 55	ERA 0.00	WHIP 0.444	<b>PITCHER</b>	IP 9.0	WLS W	BF 32	H 3	R 0	ER 0	SO 10	BB 1	IBB 0	HBP 0	BLK 0	WP 1	HR 0	S 51	P 55	ERA 0.00	WHIP 0.444





Batter	1	2	3	4	5	6	7	8	9	AB	R	H	RBI	BB	SO	LOB
Enzo Hernandez, R (1, 6) OBP: 0.294, SLG: 0.286	0-0 6-3		0-0 5-3			0-0 1B		0-0 F7		4	0	1	0	0	0	0
Horace Clarke, S (1, 4) OBP: 0.270, SLG: 0.216	0-0 1-3			0-0 6-3		0-0 F9		0-0 L7		4	0	0	0	0	0	1
Jerry Turner, L (1, 7) OBP: 0.280, SLG: 0.227 John Scott, R (9, 7)	0-0 2B			0-0 CS		0-0 4-3				3	0	1	0	0	0	1
Johnny Crubb, L (1, 8) OBP: 0.364, SLG: 0.419	0-0 L4			0-0 1B		4-0 HR				0	0	0	0	0	0	0
Randy Elliott, R (1, 9) OBP: 0.333, SLG: 0.438		0-3 K		0-3 K		0-3 K				2	1	1	0	1	0	1
Mike Ivie, R (1, 3) OBP: 0.200, SLG: 0.278		0-3 K			0-0 F7		0-0 HR			3	0	0	0	0	3	2
Dave Hilton, R (1, 5) OBP: 0.274, SLG: 0.299		0-3 K			0-0 6-3		0-0 F4			3	1	1	2	0	1	0
Fred Kendall, R (1, 2) OBP: 0.306, SLG: 0.332			0-0 5-3		0-0 F8		0-3 K			3	0	0	0	0	1	0
Dan Spillner, R (1, 1) OBP: 0.075, SLG: 0.026			0-3 K			0-3 K		0-3 K		3	0	0	0	0	3	0

Inning Stats		R: 0	H: 1	R: 0	H: 0	R: 0	H: 0	R: 0	H: 1	R: 0	H: 0	R: 0	H: 1	R: 2	H: 1	R: 0	H: 0
Inning Stats		E: 0	LOB: 1	E: 0	LOB: 0	E: 1	LOB: 1	E: 0	LOB: 1	E: 0	LOB: 0	E: 0	LOB: 1	E: 0	LOB: 0	E: 0	LOB: 0
Inning Stats		K: 0	BB: 0	K: 3	BB: 0	K: 1	BB: 0	K: 0	BB: 0	K: 2	BB: 1	K: 1	BB: 0	K: 2	BB: 1	K: 1	BB: 0
Inning Stats		S: 4	P: 4	S: 9	P: 9	S: 5	P: 5	S: 3	P: 3	S: 8	P: 12	S: 5	P: 5	S: 8	P: 12	S: 5	P: 5
PITCHER	IP	WLS	BF	H	R	ER	SO	BB	IBB	HBP	BLK	WP	HR	S	P	ERA	WHIP
Don Wilson, R (1, 1) ERA: 3.32	7.0	L	26	4	2	2	8	1	0	0	0	0	1	41	45	2.57	0.714
Ramon de los Santos, L (8, 1) ERA: 1.13	1.0		3	0	0	0	1	0	0	0	0	0	0	5	5	0.00	0.000

BOTTOM

Houston Astros @ San Diego Padres  
San Diego Stadium, San Diego, CA

Wed Sep 11 1974, 10:05 PM EDT  
Att. 2,356 - Unknown

AB	28
R	2
H	4
RBI	2
BB	1
SO	9
LOB	5



1B:	2	SF:	0	WP:	0	PA:	29
2B:	1	SAC:	0	PB:	0		
3B:	0	DP:	0	SB:	1		
HR:	1	HBP:	0	CS:	1		

livebaseballscores.com

Batter	1	2	3	4	5	6	7	8	9	AB R H RBI BB SO LOB	TOP	
Greg Gross, L (1, 9) OBP: 0.388, SLG: 0.364	4-0 1B G5-4-3 BB		x 0-0 F7		x 0-0 E 1B			x 0-0 3-1		3 1 1 0 1 0 1		
Roger Metzger, S (1, 6) OBP: 0.301, SLG: 0.323	x 0-0 G5-4-3 1B		x 0-0 F7		x 0-0 E4 G6-4-3			x 0-0 3-1		4 0 1 0 0 0 3		
Cesar Cedeno, R (1, 8) OBP: 0.339, SLG: 0.470	x 0-0 G5-4-3 1-2f 3-H			x 0-0 S 1B	x 0-0 G6-4-3			S S S 0-3 K		4 0 1 0 0 1 4		
Lee May, R (1, 3) OBP: 0.299, SLG: 0.457	S S S 0-3 K			S S S 0-3 K	x 0-0 F7			x 0-0 F9		4 0 0 0 0 2 1		
Milt May, L (1, 2) OBP: 0.351, SLG: 0.407 Skip Jutze, R (9, PR)		x 0-0 E3 G1-6-3		S S S 0-3 K	S S S 0-3 K			x 0-0 FC6-4 1B		4 0 1 0 0 2 1 0 0 0 0 0 0 0		
Ray Busse, R (1, 5) OBP: 0.200, SLG: 0.158		x 0-0 G1-6-3 1-2f		B B B B 4-0 FC6-4 BB	x 0-0 F3			S S S 0-3 K		3 0 0 0 1 1 2		
Tommy Helms, R (1, 4) OBP: 0.318, SLG: 0.357		x 0-0 F3		x 0-0 FC6-4 1-2f			x 0-0 5-3	x 0-0 FC6-4 1-2f		4 0 0 0 0 0 3		
Wilbur Howard, S (1, 7) OBP: 0.313, SLG: 0.383			x 0-0 S 1B		x 0-0 B3			x 0-0 6-3		3 0 1 0 0 0 0		
Tom Griffin, R (1, 1) OBP: 0.323, SLG: 0.475 Johnny Edwards, L (7, PH) OBP: 0.288, SLG: 0.319 Ken Forsch, R (7, 1)			S S S 0-3 K		x 0-0 E 1B		x 0-0 F6			2 0 1 0 0 1 1 1 0 0 0 0 0 0 0 0 0 0 0 0 0		
<b>Inning Stats</b>	R: 1 H: 1 E: 0 LOB: 0 K: 1 BB: 1 S: 5 P: 9	R: 0 H: 0 E: 1 LOB: 0 K: 0 BB: 0 S: 3 P: 3	R: 0 H: 1 E: 0 LOB: 1 K: 1 BB: 0 S: 6 P: 6	R: 0 H: 1 E: 0 LOB: 2 K: 2 BB: 1 S: 8 P: 12	R: 0 H: 2 E: 1 LOB: 2 K: 0 BB: 0 S: 5 P: 5	R: 0 H: 0 E: 0 LOB: 0 K: 1 BB: 0 S: 5 P: 5	R: 0 H: 0 E: 0 LOB: 0 K: 0 BB: 0 S: 3 P: 3	R: 0 H: 0 E: 0 LOB: 0 K: 1 BB: 0 S: 5 P: 5	R: 0 H: 1 E: 0 LOB: 1 K: 1 BB: 0 S: 6 P: 6	1B: 6 SF: 0 2B: 0 SAC: 0 3B: 0 DP: 3 HR: 0 HBP: 0	WP: 0 PA: 34 PB: 0 SB: 3 CS: 0	
<b>PITCHER</b> Bill Greif, R (1, 1) ERA: 4.69	IP WLS BF H R ER SO BB IBB HBP BLK WP HR S P ERA WHIP	9.0 W 34 6 1 1 7 2 0 0 0 0 0 0 46 54 1.00 0.889										

Houston Astros @ San Diego Padres  
San Diego Stadium, San Diego, CA  
Thu Sep 12 1974, 10:05 PM EDT  
Att. 2,471 - Unknown

livebaseballscorecards.com

AB	32
R	1
H	6
RBI	0
BB	2
SO	7
LOB	16



Batter	1	2	3	4	5	6	7	8	9	AB	R	H	RBI	BB	SO	LOB
Enzo Hernandez, R OBP: 0.291, SLG: 0.283 (1, 6)	0-0 5-3		0-0 4-3		0-0 5-3		0-0 1-3			4	0	0	0	0	0	1
Glenn Beckert, R OBP: 0.309, SLG: 0.261 (1, 4)	0-0 1B FC4-6 1B		0-3 K		0-0 5-3		0-0 4-3			4	1	1	0	0	1	1
Jerry Turner, L OBP: 0.310, SLG: 0.269 John Scott, R (9, 7)	0-0 FC4-6 1-3 1B		0-0 4-3			0-0 1B E 1B		0-0 4-3		4	1	2	0	0	0	0
Johnny Crubb, L OBP: 0.363, SLG: 0.418 (1, 8)	0-0 FC4-6 1-2f 3-H		0-0 4-3		0-0 FC 1B		0-0 F4			4	0	1	1	0	0	1
Randy Elliott, R OBP: 0.333, SLG: 0.389 Dave Winfield, R OBP: 0.316, SLG: 0.428 (1, 9) (9, 9)	0-0 F4		4-0 BB BB BB BB		0-0 FC 1B 1-H 2-H		0-3 K			3	1	0	0	1	1	2
Mike Ivie, R OBP: 0.217, SLG: 0.286 (1, 3)		0-0 6-3		0-0 F9		0-0 FC1-6 1B 3-H 2-H				3	0	1	1	0	0	1
Dave Hilton, R OBP: 0.270, SLG: 0.294 (1, 5)		0-0 4-3		0-3 K		0-0 FC1-6 S 1-2f				3	0	0	0	0	1	2
Fred Kendall, R OBP: 0.308, SLG: 0.343 (1, 2)		0-0 HR			0-0 SH3-4 1B		0-0 5-3			3	1	2	1	0	0	1
Bill Greif, R OBP: 0.213, SLG: 0.059 (1, 1)		0-0 F9			0-0 SH3-4 1-2		0-3 K			2	0	0	0	0	1	0

Inning Stats	R: 1	H: 2	E: 0	LOB: 1	K: 0	BB: 0	S: 5	P: 5	R: 1	H: 1	E: 0	LOB: 0	K: 0	BB: 0	S: 4	P: 4	R: 0	H: 0	E: 0	LOB: 0	K: 1	BB: 0	S: 5	P: 5	R: 0	H: 0	E: 0	LOB: 1	K: 1	BB: 1	S: 5	P: 9	R: 0	H: 1	E: 1	LOB: 1	K: 0	BB: 0	S: 6	P: 6	R: 0	H: 0	E: 0	LOB: 0	K: 1	BB: 0	S: 5	P: 5	R: 0	H: 0	E: 0	LOB: 0	K: 1	BB: 0	S: 5	P: 5
PITCHER	IP	WLS	BF	H	R	ER	SO	BB	IBB	HBP	BLK	WP	HR	S	P	ERA	WHIP																																							
Tom Griffin, R ERA: 3.45 Ken Forsch, R ERA: 2.89	(1, 1) (7, 1)	6.0 2.0	L	26	7	4	3	2	1	0	0	0	0	29	33	4.50	1.333																																							


**BOTTOM**

**Houston Astros @ San Diego Padres**  
San Diego Stadium, San Diego, CA

Thu Sep 12 1974, 10:05 PM EDT  
Att. 2,471 - Unknown

livebaseballscorecards.com

AB	30
R	4
H	7
RBI	3
BB	1
SO	4
LOB	9



WP: 0	PA: 32
PB: 0	
SB: 1	
CS: 0	

Batter	1	2	3	4	5	6	7	8	9	AB R H RBI BB SO LOB	TOP									
Darrell Evans, L OBP: 0.384, SLG: 0.423 (1, 5) X	0-0 BB E FC5-6-2 1B	0-0 F9		4-0 1B 2B BB	4-0 1B BB		4-0 BB		0-0 HR	3 2 2 1 3 0 0										
Marty Perez, R OBP: 0.318, SLG: 0.352 (1, 4) X	0-0 E1 FC5-6-2 1B BB	0-0 6-3		0-0 2B SF8 1B	0-0 1B		0-3 K		0-0 6-3	6 2 2 0 0 1 2										
Dusty Baker Jr., R OBP: 0.334, SLG: 0.413 (1, 8) B (8, 9) B	4-0 1B HR BB			4-0 HBP BB	0-0 SF8 2B		0-0 L5		4-0 1-3 1B BB	2 1 1 2 3 0 2										
Davey Johnson, R OBP: 0.357, SLG: 0.395 Rowland Office, L OBP: 0.283, SLG: 0.338 (1, 3) X (8, 8) B	0-0 FC5-6-2 1B HR			4-0 HBP BB	4-0 BB		0-0 3-1		0-0 L5	3 1 0 0 2 0 4 0 0 0 0 0 0 0										
Ivan Murrell, R OBP: 0.256, SLG: 0.304 (1, 9) X (8, 7) B	0-0 HR 1B			0-3 K	0-0 F9		4-0 2-3 BB		0-0 1-3 1B	4 1 2 1 1 1 5										
Mike Lum, L OBP: 0.325, SLG: 0.380 (1, 7) X (8, 3) B	0-0 HR			0-0 L8	0-0 SF8		0-0 2-3		0-0 1-3	4 1 1 5 0 0 5										
Vic Correll, R OBP: 0.313, SLG: 0.354 (1, 2) B B B	4-0 G6-4-3 BB			1-0 HBP	0-0 5-3		0-3 K		0-0 F9	3 0 0 0 1 1 5										
Leo Foster, R OBP: 0.257, SLG: 0.250 (1, 6) X	0-0 G6-4-3			0-3 K			0-0 F8		0-0 5-3	5 0 0 0 0 1 4										
Buzz Capra, R OBP: 0.258, SLG: 0.169 (1, 1) X		0-0 4-3		0-0 1B 2B 1B	0-0 6-3		0-3 K		0-0 4-3	5 1 1 0 0 1 0										
<b>Inning Stats</b>	R: 5 E: 1 K: 0 S: 6	H: 3 LOB: 0 BB: 2 P: 14	R: 0 E: 0 K: 0 S: 3	H: 0 LOB: 0 BB: 0 P: 3	R: 0 E: 0 K: 2 S: 7	H: 0 LOB: 3 BB: 2 P: 16	R: 3 E: 0 K: 0 S: 6	H: 3 LOB: 2 BB: 2 P: 14	R: 0 E: 0 K: 1 S: 5	H: 0 LOB: 1 BB: 1 P: 9	R: 0 E: 0 K: 2 S: 7	H: 0 LOB: 1 BB: 1 P: 11	R: 0 E: 0 K: 0 S: 4	H: 1 LOB: 2 BB: 1 P: 8	R: 1 E: 0 K: 0 S: 4	H: 1 LOB: 0 BB: 0 P: 4	1B: 6 2B: 1 3B: 0 HR: 2	SF: 1 SAC: 0 DP: 1 HBP: 1	WP: 0 PB: 0 SB: 0 CS: 0	PA: 47
<b>PITCHER</b>	IP WLS BF H R ER SO BB IBB HBP BLK WP HR S P ERA WHIP																			
Randy Jones, L ERA: 4.37 (1, 1)	0.1 L 6 3 5 4 0 1 0 0 0 0 0 1 5 9 108.00 12.000																			
Rusty Gerhardt, L ERA: 8.33 (1, 1)	2.2 13 1 2 2 2 4 0 1 0 0 0 0 12 29 6.75 1.875																			
Mike Johnson, R ERA: 4.66 (4, 1)	2.0 11 3 1 1 0 2 0 0 0 0 0 0 9 17 4.50 2.500																			
Bill Laxton, L ERA: 3.48 (6, 1)	3.0 13 1 0 0 3 3 0 0 0 0 0 0 16 28 0.00 1.333																			
Larry Hardy, R ERA: 4.7 (9, 1)	1.0 4 1 1 1 0 0 0 0 0 0 0 1 4 4 9.00 1.000																			

Atlanta Braves @ San Diego Padres  
San Diego Stadium, San Diego, CA

livebaseballscorecards.com

AB 35  
R 9  
H 9  
RBI 9  
BB 10  
SO 5  
LOB 27



Fri Sep 13 1974, 10:05 PM EDT  
Att. 6,537 - Unknown

Batter	1	2	3	4	5	6	7	8	9	AB	R	H	RBI	BB	SO	LOB
John Scott, R (1, 9) SS	0-3 K		0-0 5-3		0-0 5-3			0-3 K		4	0	0	0	0	2	1
Horace Clarke, S (1, 4) OBP: 0.277, SLG: 0.225	0-0 F9-3 1B		0-0 2-3 1B			0-0 F4		0-0 L9		4	0	2	0	0	0	0
Jerry Turner, L (1, 7) OBP: 0.303, SLG: 0.267	0-0 F9-3 1-2		0-0 F8			0-0 WP 1B			0-3 K	4	0	1	0	0	1	3
Johnny Crubb, L (1, 8) OBP: 0.362, SLG: 0.416		0-0 G3		0-0 6-3 WP 1B		0-0 F8 1-2		0-0 F8		4	0	1	0	0	0	1
Mike Ivie, R (1, 3) OBP: 0.185, SLG: 0.240		0-0 F5		0-3 K 1-2		0-3 K		0-0 5-3		4	0	0	0	0	2	2
Dave Hilton, R (1, 5) OBP: 0.271, SLG: 0.301		0-0 2B		0-0 6-3 2-3		0-3 K				3	0	1	0	0	1	1
Fred Kendall, R (1, 2) OBP: 0.306, SLG: 0.340		0-0 L8		0-3 K			0-0 F6			3	0	0	0	0	1	2
Bill Almon, R (1, 6) OBP: 0.160, SLG: 0.200			0-0 1B 2B		0-0 4-3		0-0 F9			3	0	1	0	0	0	0
Randy Jones, R (1, 1) OBP: 0.185, SLG: 0.175			0-3 K		0-0 F6			0-3 K		0	0	0	0	0	0	0
Rusty Gerhardt, S (1, 1) OBP: 0.250, SLG: 0.250										1	0	0	0	0	1	1
Mike Johnson, R (4, 1)										0	0	0	0	0	0	0
Gene Locklear, L (5, PH) OBP: 0.329, SLG: 0.409										1	0	0	0	0	0	0
Bill Laxton, L (6, 1) OBP: 0.233, SLG: 0.200										0	0	0	0	0	0	0
Randy Elliott, R (8, PH) OBP: 0.318, SLG: 0.368										1	0	0	0	0	1	0
Larry Hardy, R (9, 1)										0	0	0	0	0	0	0

Inning Stats	R: 0	H: 1	R: 0	H: 1	R: 0	H: 2	R: 0	H: 0	R: 0	H: 1	R: 0	H: 0	R: 0	H: 0	R: 0	H: 0	R: 0	H: 0	1B: 4	SF: 0	WP: 2	PA: 32		
	E: 0	LOB: 0	E: 0	LOB: 1	E: 0	LOB: 2	E: 0	LOB: 0	E: 0	LOB: 1	E: 0	LOB: 0	E: 0	LOB: 0	E: 0	LOB: 0	E: 0	LOB: 0	2B: 3	SAC: 0	PB: 0			
	K: 1	BB: 0	K: 0	BB: 0	K: 1	BB: 0	K: 2	BB: 0	K: 1	BB: 0	K: 1	BB: 0	K: 2	BB: 0	K: 1	BB: 0	K: 1	BB: 0	3B: 0	DP: 1	SB: 0			
	S: 5	P: 5	S: 4	P: 4	S: 7	P: 7	S: 8	P: 8	S: 6	P: 6	S: 5	P: 5	S: 7	P: 7	S: 5	P: 5	S: 5	P: 5	HR: 0	HBP: 0	CS: 0			
PITCHER Buzz Capra, R (1, 1) ERA: 2.46	IP: 9.0	WLS: W	BF: 32	H: 6	R: 0	ER: 0	SO: 9	BB: 0	IBB: 0	HBP: 0	BLK: 0	WP: 2	HR: 0	S: 50	P: 50	ERA: 0.00	WHIP: 0.667						ERA: 0.00	WHIP: 0.667

**BOTTOM**

**Atlanta Braves @ San Diego Padres**  
**San Diego Stadium, San Diego, CA**

Fri Sep 13 1974, 10:05 PM EDT  
 Att. 6,537 - Unknown

livebaseballscorecards.com

<b>AB</b>	<b>32</b>
<b>R</b>	<b>0</b>
<b>H</b>	<b>6</b>
<b>RBI</b>	<b>0</b>
<b>BB</b>	<b>0</b>
<b>SO</b>	<b>9</b>
<b>LOB</b>	<b>11</b>



Batter	1	2	3	4	5	6	7	8	9	AB R H RBI BB SO LOB	TOP											
<b>Darrell Evans, L</b> (1, 5) OBP: 0.386, SLG: 0.421	1-0 BB 1B E HBP	4-0 BB		0-3 K		0-3 K		4-0 1B 1B E BB	0-3 K	3 2 0 0 2 3 0												
<b>Marty Perez, R</b> (1, 4) OBP: 0.316, SLG: 0.349	0-0 E4 1B BB	0-3 K		0-0 F8		0-0 F4		0-0 1B 1B E 1B	0-0 6-3	6 1 1 0 0 1 3												
<b>Dusty Baker Jr., R</b> (1, 8) (8, 9) OBP: 0.334, SLG: 0.412	0-0 F7	0-3 K		0-0 5-3		4-0 FC5-4 BB		0-0 E7 1B 1B		4 1 1 1 1 1 4												
<b>Hank Aaron, R</b> (1, 7) <b>Max Leon, R</b> (8, 1) OBP: 0.335, SLG: 0.481 OBP: 0.133, SLG: 0.143	4-0 1B BB 1-2 2-3		0-0 4-3		0-0 HR	0-0 FC5-4		0-0 F5		4 1 1 1 1 0 3 0 0 0 0 0 0 0												
<b>Mike Lum, L</b> (1, 9) (8, 3) OBP: 0.329, SLG: 0.381	0-0 FC5-4 1B 1-2 2-3 3-H		4-0 BB 1B BB		0-0 F9		0-0 F9	0-0 1B 1B 1-2 2-3		4 1 2 1 1 0 0												
<b>Davey Johnson, R</b> (1, 3) <b>Ivan Murrell, R</b> (8, PR) (8, 7) OBP: 0.359, SLG: 0.395 OBP: 0.256, SLG: 0.304	0-0 F4		4-0 1B BB 1-2		0-0 F4		4-0 FC6-4 BB	0-0 1B 1-2 2-H 3-H		3 0 1 2 2 0 3 0 0 0 0 0 0 0												
<b>Vic Correll, R</b> (1, 2) OBP: 0.316, SLG: 0.356	0-0 FC5-4 1-2f		0-0 1B 1-2 2-H		0-0 1B 1B		0-0 F7	0-3 K		5 0 2 1 0 1 6												
<b>Leo Foster, R</b> (1, 6) OBP: 0.263, SLG: 0.250		4-0 SH1-4 BB	0-0 F8		0-0 1B 1-2		0-0 FC6-4 1-2f	0-3 K		4 0 1 0 1 1 5												
<b>Carl Morton, R</b> (1, 1) <b>Rowland Office, L</b> (8, 8) OBP: 0.148, SLG: 0.119 OBP: 0.282, SLG: 0.336		0-0 SH1-4 1-2	0-0 1-3		0-0 5-3			0-0 1B 1B 2B	0-3 K	3 1 1 0 0 0 4 1 0 0 0 0 1 0												
<b>Inning Stats</b>	R: 1 E: 1 K: 0 S: 5	H: 1 LOB: 3 BB: 1 P: 10	R: 0 E: 0 K: 2 S: 7	H: 0 LOB: 2 BB: 2 P: 15	R: 1 E: 0 K: 0 S: 4	H: 1 LOB: 2 BB: 2 P: 12	R: 0 E: 0 K: 1 S: 5	H: 0 LOB: 0 BB: 0 P: 5	R: 1 E: 0 K: 0 S: 6	H: 3 LOB: 2 BB: 0 P: 6	R: 0 E: 0 K: 1 S: 5	H: 0 LOB: 1 BB: 1 P: 9	R: 0 E: 0 K: 0 S: 3	H: 0 LOB: 1 BB: 1 P: 7	R: 4 E: 1 K: 2 S: 12	H: 5 LOB: 2 BB: 1 P: 16	R: 0 E: 0 K: 2 S: 7	H: 0 LOB: 0 BB: 0 P: 7	1B: 8 2B: 1 3B: 0 HR: 1	SF: 0 SAC: 1 DP: 0 HBP: 1	WP: 0 PB: 0 SB: 0 CS: 0	PA: 47
<b>PITCHER</b>	IP WLS BF H R ER SO BB IBB HBP BLK WP HR S P ERA WHIP																					
<b>Dave Freisleben, R</b> (1, 1) ERA: 3.72	7.0 L 38 7 6 6 4 8 0 1 0 0 0 1 37 70 7.71 2.143																					
<b>Larry Hardy, R</b> (8, 1) ERA: 4.78	0.1 4 3 1 1 0 0 0 0 0 0 0 0 4 4 27.00 9.000																					
<b>Dave Tomlin, L</b> (8, 1) ERA: 4.84	0.2 2 0 0 0 2 0 0 0 0 0 0 0 6 6 0.00 0.000																					
<b>Rusty Gerhardt, L</b> (9, 1) ERA: 8.04	1.0 3 0 0 0 2 0 0 0 0 0 0 0 7 7 0.00 0.000																					

Atlanta Braves @ San Diego Padres  
San Diego Stadium, San Diego, CA  
Sat Sep 14 1974, 10:05 PM EDT  
Att: 17,213 - Unknown

livebaseballscorecards.com

AB	37
R	7
H	10
RBI	6
BB	8
SO	8
LOB	28



Batter	1	2	3	4	5	6	7	8	9	AB	R	H	RBI	BB	SO	LOB	BOTTOM			
Johnny Grubb, L (1, 8) OBP: 0.364, SLG: 0.418	0-0 1B 1B	0-0 1-3 1B		0-0 SH5-4 1B		0-0 E6 B5-4		0-0 4-3		5	1	3	0	0	0	1				
Horace Clarke, S (1, 4) OBP: 0.276, SLG: 0.226	0-0 1B 1-2 G1-2-3 1B	0-3 K		0-0 SH5-4 1-2		0-0 B5-4 1-2f		0-0 F9		4	0	1	0	0	1	3				
Nate Colbert, R (1, 7) OBP: 0.316, SLG: 0.349	0-3 K		0-0 F4	0-0 5-3		0-0 F7		0-3 K		5	0	0	0	0	2	3				
Willie McCovey, L (1, 3) OBP: 0.416, SLG: 0.513	0-0 BB 1-3 2-H 1B		0-3 K	4-0 IBB			0-0 F2	0-0 G3		4	0	1	1	1	1	0				
Dave Winfield, R (1, 9) OBP: 0.319, SLG: 0.428	4-0 1-2 BB		4-0 1B BB	0-0 5-3			0-0 CS 1B			2	1	1	0	2	0	2				
Dave Hilton, R (1, 5) OBP: 0.276, SLG: 0.305	0-0 G1-2-3		0-0 BB 1-3 1B		0-0 WP S 1B		0-0 F8			4	1	2	0	0	0	4				
Fred Kendall, R (1, 2) OBP: 0.305, SLG: 0.338		0-0 F8	4-0 BB 1-2 1B		0-3 K 1-3		0-0 CS	0-0 5-3		3	0	0	0	1	1	1				
Bill Almon, R (1, 6) OBP: 0.207, SLG: 0.241		0-0 1B 1B	0-0 FC6-4 1B		0-0 6-3			0-3 K		4	0	2	2	0	1	1				
Dave Freisleben, R (1, 1) OBP: 0.231, SLG: 0.172		0-0 B5	0-0 FC6-4 1B		0-0 L4			0-0 3B		3	0	0	0	0	0	4				
Larry Hardy, R (8, 1)										0	0	0	0	0	0	0				
Dave Tomlin, L (8, 1)										0	0	0	0	0	0	0				
Gene Locklear, L (8, PH) OBP: 0.338, SLG: 0.448										1	0	1	0	0	0	0				
Rusty Gerhardt, S (9, 1) OBP: 0.250, SLG: 0.250										0	0	0	0	0	0	0				
<b>Inning Stats</b>	R: 1 E: 0 K: 1 S: 7	H: 3 LOB: 2 BB: 1 P: 11	R: 0 E: 0 K: 1 S: 7	H: 2 LOB: 2 BB: 0 P: 7	R: 2 E: 0 K: 1 S: 7	H: 2 LOB: 2 BB: 2 P: 15	R: 0 E: 0 K: 0 S: 4	H: 1 LOB: 2 BB: 1 P: 8	R: 0 E: 0 K: 1 S: 6	H: 1 LOB: 1 BB: 0 P: 6	R: 0 E: 1 K: 0 S: 3	H: 0 LOB: 0 BB: 0 P: 3	R: 0 E: 0 K: 0 S: 3	H: 1 LOB: 1 BB: 0 P: 6	R: 0 E: 0 K: 1 S: 5	H: 0 LOB: 0 BB: 0 P: 5	1B: 10 2B: 1 3B: 1 HR: 0	SF: 0 SAC: 1 DP: 2 HBP: 0	WP: 1 PB: 0 SB: 1 CS: 1	PA: 41
<b>PITCHER</b>	IP WLS BF H R ER SO	W W 7 1 0 0 2	H R ER SO	H R ER SO	H R ER SO	WP HR S P	ERA WHIP	<b>PITCHER</b>	IP WLS BF H R ER SO	BB IBB HBP BLK WP HR S P	ERA WHIP									
Carl Morton, R (1, 1) ERA: 3.01	7.0	33	10	3	3	4	3.86	1.857												
Max Leon, R (8, 1) ERA: 2.5	2.0	7	1	0	0	2	0.00	0.500												

Atlanta Braves @ San Diego Padres  
San Diego Stadium, San Diego, CA

Sat Sep 14 1974, 10:05 PM EDT  
Att. 17,213 - Unknown

AB	35
R	3
H	11
RBI	3
BB	4
SO	6
LOB	19



WP: 1	PA: 41
PB: 0	
SB: 1	
CS: 1	

ERA	WHIP
-----	------

livebaseballscores.com

Batter	1	2	3	4	5	6	7	8	9	AB R H RBI BB SO LOB	TOP											
Rowland Office, L (1, 8) OBP: 0.281, SLG: 0.336	0-0 4-3		0-0 4-3			0-0 G3 2B 4-3 1B	0-0 SF8			3 1 1 1 0 0 0	<p>Atlanta Braves @ San Diego Padres</p> <p>San Diego Stadium, San Diego, CA</p> <p>Sun Sep 15 1974, 6:33 AM EDT</p> <p>Att. 6,003 - Unknown</p>											
Marty Perez, R (1, 4) OBP: 0.313, SLG: 0.345	0-0 L1			0-0 F8		0-0 4-3	0-0 FC6-4			4 0 0 0 0 0 2												
Darrell Evans, L (1, 5) OBP: 0.386, SLG: 0.425	0-0 2B			0-0 2B		0-0 G3		0-0 F5		4 0 2 0 0 0 1												
Dusty Baker Jr., R (1, 9) OBP: 0.334, SLG: 0.412	0-3 K			0-3 K		0-0 2B		0-0 5-3		4 0 1 1 0 2 2												
Mike Lum, L (1, 7) OBP: 0.325, SLG: 0.377		0-3 K		0-0 F7		0-0 F8		0-3 K		4 0 0 0 0 2 2												
Davey Johnson, R (1, 3) OBP: 0.359, SLG: 0.394		0-0 F5			0-0 1B		0-0 F7		0-3 K	4 0 1 0 0 1 0												
Vic Correll, R (1, 2) OBP: 0.314, SLG: 0.359		0-0 F8			0-0 F7		0-0 1B 2B		0-0 6-3	4 1 1 0 0 0 1												
Leo Foster, R (1, 6) OBP: 0.258, SLG: 0.245			0-0 L8		0-0 B1-3		4-0 1B SF8 BB		0-0 4-3	2 0 0 0 0 0 1												
Jack Pierce, L (7, PH) OBP: 0.667, SLG: 0.500										0 0 0 0 1 0 0												
Craig Robinson, R (7, PR) OBP: 0.260, SLG: 0.245										1 1 0 0 0 0 0												
Phil Niekro, R (1, 1) OBP: 0.237, SLG: 0.222			0-0 5-3		0-3 K		0-0 FC6-4 1B			3 0 1 1 0 1 1												
<b>Inning Stats</b>	R: 0 E: 0 K: 1 S: 6	H: 1 LOB: 1 BB: 0 P: 6	R: 0 E: 0 K: 1 S: 5	H: 0 LOB: 0 BB: 0 P: 5	R: 0 E: 0 K: 0 S: 3	H: 0 LOB: 0 BB: 0 P: 3	R: 0 E: 0 K: 1 S: 6	H: 1 LOB: 1 BB: 0 P: 6	R: 0 E: 0 K: 1 S: 6	H: 1 LOB: 1 BB: 0 P: 6	R: 1 E: 0 K: 0 S: 5	H: 2 LOB: 1 BB: 0 P: 5	R: 2 E: 0 K: 0 S: 5	H: 2 LOB: 1 BB: 1 P: 9	R: 0 E: 0 K: 1 S: 5	H: 0 LOB: 0 BB: 0 P: 5	R: 0 E: 0 K: 1 S: 5	H: 0 LOB: 0 BB: 0 P: 5	1B: 3 2B: 4 3B: 0 HR: 0	SF: 1 SAC: 0 DP: 0 HBP: 0	WP: 0 PB: 0 SB: 0 CS: 0	PA: 35
<b>PITCHER</b>	IP WLS BF H R ER SO BB IBB HBP BLK WP HR S P ERA WHIP																					
Joe McIntosh, R (1, 1) ERA: 4.44	7.0 L 29 7 3 3 4 1 0 0 0 0 0 0 36 40 3.86 1.143																					
Randy Jones, L (8, 1) ERA: 4.32	2.0 6 0 0 0 2 0 0 0 0 0 0 0 10 10 0.00 0.000																					

livebaseballscorecards.com

AB	33
R	3
H	7
RBI	3
BB	1
SO	6
LOB	10





Batter	1	2	3	4	5	6	7	8	9	AB	R	H	RBI	BB	SO	LOB
--------	---	---	---	---	---	---	---	---	---	----	---	---	-----	----	----	-----

Bobby Tolan, L (1, 9) OBP: 0.332, SLG: 0.406 Randy Jones, R (8, 1) OBP: 0.185, SLG: 0.175	0-0 G3	0-0 F7			0-0 F8		0-0 4-3			4	0	0	0	0	0	2
										0	0	0	0	0	0	0

Horace Clarke, S (1, 4) OBP: 0.268, SLG: 0.219	0-3 K		0-0 F6		0-0 4-3		0-0 4-3	0-0 F8		4	0	0	0	0	1	0
---	----------	--	-----------	--	------------	--	------------	-----------	--	---	---	---	---	---	---	---

Nate Colbert, R (1, 3) OBP: 0.318, SLG: 0.357	4-0 1B BB		0-0 HR		0-3 K2-3		0-3 K2-3	0-0 6-3		3	1	1	1	1	1	0
--	--------------	--	-----------	--	-------------	--	-------------	------------	--	---	---	---	---	---	---	---

Johnny Crubb, L (1, 8) OBP: 0.365, SLG: 0.419	0-0 FC5 BB 1-3 1B		0-0 S 1B		0-0 F8		0-0 F8	0-0 4-3		4	0	2	0	0	0	0
--	----------------------------	--	----------------	--	-----------	--	-----------	------------	--	---	---	---	---	---	---	---

Dave Winfield, R (1, 7) OBP: 0.319, SLG: 0.425 (8, 9)	4-0 1-2 BB		0-3 K		0-0 6-3		0-0 6-3	0-0 F7		3	0	0	0	1	1	1
---	------------------	--	----------	--	------------	--	------------	-----------	--	---	---	---	---	---	---	---

Dave Hilton, R (1, 5) OBP: 0.275, SLG: 0.309	0-0 FC5 2-3f		0-0 F7		0-0 F3		0-0 F3	0-0 2B		4	0	1	0	0	0	4
---	--------------------	--	-----------	--	-----------	--	-----------	-----------	--	---	---	---	---	---	---	---

Chris Cannizzaro, R (1, 2) OBP: 0.265, SLG: 0.205 Gene Locklear, L (7, PH) OBP: 0.333, SLG: 0.441 Fred Kendall, R (8, 2) OBP: 0.305, SLG: 0.337		0-0 F5		0-0 F4		0-0 4-3		0-0 F7		2	0	0	0	0	0	0
										1	0	0	0	0	0	0
										1	0	0	0	0	0	1

Bill Almon, R (1, 6) OBP: 0.258, SLG: 0.290 Jerry Turner, L (7, PH) OBP: 0.314, SLG: 0.281 (8, 7)		0-0 SH1-4 1B		0-0 G6-4-3 1B		0-0 F9 PB 1B		0-0 4-3		2	0	2	0	0	0	0
										2	0	1	0	0	0	1

Joe McIntosh, S (1, 1) OBP: 0.415, SLG: 0.511 Willie McCovey, L (7, PH) OBP: 0.294, SLG: 0.300 Rich Morales, R (8, 6)		0-0 SH1-4 1-2		0-0 G6-4-3 1-2f		0-0 F9 1-3				1	0	0	0	0	0	1
										1	0	0	0	0	0	1
										0	0	0	0	0	0	0

<b>Inning Stats</b>	R: 0 E: 0 K: 1 S: 6	H: 1 LOB: 3 BB: 2 P: 14	R: 0 E: 0 K: 0 S: 4	H: 1 LOB: 1 BB: 0 P: 4	R: 1 E: 0 K: 1 S: 7	H: 2 LOB: 1 BB: 0 P: 7	R: 0 E: 0 K: 0 S: 3	H: 1 LOB: 0 BB: 0 P: 3	R: 0 E: 0 K: 0 S: 5	H: 0 LOB: 0 BB: 0 P: 5	R: 0 E: 0 K: 0 S: 3	H: 0 LOB: 0 BB: 0 P: 3	R: 0 E: 0 K: 0 S: 3	H: 0 LOB: 0 BB: 0 P: 3	R: 0 E: 0 K: 0 S: 4	H: 1 LOB: 1 BB: 0 P: 4	R: 0 E: 0 K: 0 S: 4	H: 1 LOB: 1 BB: 0 P: 4	1B: 5 2B: 1 3B: 0 HR: 1	SF: 0 SAC: 1 DP: 1 HBP: 0	WP: 0 PB: 1 SB: 1 CS: 0	PA: 35
---------------------	------------------------------	----------------------------------	------------------------------	---------------------------------	------------------------------	---------------------------------	------------------------------	---------------------------------	------------------------------	---------------------------------	------------------------------	---------------------------------	------------------------------	---------------------------------	------------------------------	---------------------------------	------------------------------	---------------------------------	----------------------------------	------------------------------------	----------------------------------	--------

<b>PITCHER</b> Phil Niekro, R (1, 1) ERA: 2.61	IP 9.0	WLS W	BF 35	H 7	R 1	ER 1	SO 3	BB 2	IBB 0	HBP 0	BLK 0	WP 0	HR 1	S 39	P 47	ERA 1.00	WHIP 1.000	<b>PITCHER</b>	IP 9.0	WLS W	BF 35	H 7	R 1	ER 1	SO 3	BB 2	IBB 0	HBP 0	BLK 0	WP 0	HR 1	S 39	P 47	ERA 1.00	WHIP 1.000
--	-----------	----------	----------	--------	--------	---------	---------	---------	----------	----------	----------	---------	---------	---------	---------	-------------	---------------	----------------	-----------	----------	----------	--------	--------	---------	---------	---------	----------	----------	----------	---------	---------	---------	---------	-------------	---------------

**BOTTOM**

**Atlanta Braves @ San Diego Padres**  
San Diego Stadium, San Diego, CA  
Sun Sep 15 1974, 6:33 AM EDT  
Att. 6,003 - Unknown

AB	32
R	1
H	7
RBI	1
BB	2
SO	3
LOB	11



WP: 0	PA: 35
PB: 1	
SB: 1	
CS: 0	

livebaseballscores.com

Batter	1	2	3	4	5	6	7	8	9	AB R H RBI BB SO LOB	TOP		
<b>Pete Rose, S</b> (1, 7) OBP: 0.383, SLG: 0.381 <b>Rawly Eastwick, R</b> (9, 1)	0-0 6-3	4-0 BB	0-0 WP BB 1-2 2-H 1B		0-0 HBP 1-3 G1-2-3 2B		0-0 2B 1B		0-0 6-3	5 1 3 1 1 0 0 0 0 0 0 0 0 0			
<b>Joe Morgan, L</b> (1, 4) OBP: 0.431, SLG: 0.502 <b>Darrel Chaney, S</b> (7, 4) OBP: 0.336, SLG: 0.296 <b>Ed Arbrister, R</b> (9, PH) (9, 7)	0-0 BB BB 1B	4-0 1-2 BB	4-0 WP 1-2 2-3 BB		4-0 HBP IBB		0-0 P4		0-0 1-3	2 1 1 0 3 0 1 0 0 0 0 0 0 0 1 0 0 0 0 0 0			
<b>Johnny Bench, R</b> (1, 2) OBP: 0.358, SLG: 0.498 <b>Hal King, L</b> (9, 2)	4-0 1B BB 1-2 1B BB	0-0 F8	0-0 6-3		1-0 1-2 2-3 3-H HBP		0-0 1-H 2B			3 1 1 2 1 0 4 0 0 0 0 0 0 0			
<b>Tony Perez, R</b> (1, 3) OBP: 0.334, SLG: 0.470	0-0 F9		0-0 4-3	0-3 K	0-0 G1-2-3		4-0 G5-4-3 IBB			4 0 0 0 1 1 5			
<b>Dan Driessen, L</b> (1, 5) OBP: 0.347, SLG: 0.414 <b>Ray Knight, R</b> (6, 5)	4-0 1B BB 1-2 2-3 1B BB		0-0 HR	0-0 2B		0-0 F8	0-0 G5-4-3			3 2 2 1 1 0 0 1 0 0 0 0 0 2			
<b>Cesar Geronimo, L</b> (1, 8) OBP: 0.363, SLG: 0.426	0-0 1B 1-2 2-3 3-H 1B		0-0 HR	0-0 F8		1-0 1B HBP		0-0 4-3		4 1 2 2 0 0 1			
<b>Dave Concepcion, R</b> (1, 6) OBP: 0.329, SLG: 0.390	0-0 1B 1-3 2-H 3-H 1B		4-0 1B BB	0-0 L8		0-0 P6		0-3 K		4 1 1 2 1 1 2			
<b>Ken Griffey, L</b> (1, 9) OBP: 0.298, SLG: 0.299 <b>George Foster, R</b> (3, PH) (3, 9)		0-3 K	0-3 K		0-0 2B HBP 1B	0-0 1-3 1B		0-0 F3		1 0 0 0 0 1 0 4 1 2 0 0 1 1			
<b>Clay Kirby, R</b> (1, 1) OBP: 0.167, SLG: 0.091 <b>Roger Freed, R</b> (9, PH) OBP: 0.333, SLG: 0.333 <b>Junior Kennedy, R</b> (9, 4) OBP: 0.294, SLG: 0.143		0-3 K	0-0 BB 1B 1-2 WP 1B		0-3 K	0-3 K		0-0 5-3		4 1 1 0 0 3 3 1 0 0 0 0 0 0 0 0 0 0 0 0 0			
<b>Inning Stats</b>	R: 3 H: 3 E: 0 LOB: 2 K: 0 BB: 2 S: 5 P: 13	R: 0 H: 0 E: 0 LOB: 2 K: 2 BB: 2 S: 7 P: 15	R: 4 H: 4 E: 0 LOB: 2 K: 1 BB: 2 S: 9 P: 17	R: 0 H: 1 E: 0 LOB: 1 K: 1 BB: 0 S: 6 P: 6	R: 1 H: 2 E: 0 LOB: 2 K: 1 BB: 1 S: 6 P: 11	R: 0 H: 1 E: 0 LOB: 2 K: 1 BB: 0 S: 6 P: 7	R: 1 H: 2 E: 0 LOB: 1 K: 0 BB: 1 S: 4 P: 8	R: 0 H: 0 E: 0 LOB: 0 K: 1 BB: 0 S: 5 P: 5	R: 0 H: 0 E: 0 LOB: 0 K: 0 BB: 0 S: 3 P: 3	1B: 8 SF: 0 2B: 3 SAC: 0 3B: 0 DP: 2 HR: 2 HBP: 2	WP: 1 PA: 47 PB: 0 SB: 0 CS: 0		
<b>PITCHER</b>	IP WLS BF H R ER SO BB IBB HBP BLK WP HR S P ERA WHIP											<b>PITCHER</b>	IP WLS BF H R ER SO BB IBB HBP BLK WP HR S P ERA WHIP
<b>Dan Spillner, R</b> (1, 1) ERA: 4.06	2.1 L 16 5 6 6 2 5 0 0 0 0 0 2 15 35 23.14 4.286											<b>Dave Tomlin, L</b> (8, 1) ERA: 4.65	2.0 6 0 0 0 1 0 0 0 0 0 0 6 10 13.50 4.500
<b>Rusty Gerhardt, L</b> (3, 1) ERA: 8.16	0.2 5 2 1 1 1 1 0 0 0 0 1 0 6 10 13.50 4.500												
<b>Lowell Palmer, R</b> (4, 1) ERA: 5.67	2.0 10 3 1 1 2 0 1 1 0 0 0 0 12 17 4.50 1.500												
<b>Bill Laxton, L</b> (6, 1) ERA: 3.59	1.1 9 3 1 1 1 0 1 1 0 0 0 0 9 14 6.75 2.250												
<b>Larry Hardy, R</b> (7, 1) ERA: 4.75	0.2 1 0 0 0 0 0 0 0 0 0 0 0 1 1 0.00 0.000												

**Cincinnati Reds @ San Diego Padres**  
**San Diego Stadium, San Diego, CA**  
 Mon Sep 16 1974, 10:05 PM EDT  
 Att. 5,467 - Unknown

[livebaseballscorecards.com](http://livebaseballscorecards.com)

<b>AB</b>	37
<b>R</b>	9
<b>H</b>	13
<b>RBI</b>	8
<b>BB</b>	8
<b>SO</b>	7
<b>LOB</b>	19



Batter	1	2	3	4	5	6	7	8	9	AB	R	H	RBI	BB	SO	LOB
Bobby Tolan, L (1, 9) OBP: 0.329, SLG: 0.401 Dave Tomlin, L (8, 1)	0-3 K ①		0-3 K ①		0-0 L4 ②		0-0 F7 ③			4	0	0	0	0	2	3
Glenn Beckert, R (1, 4) OBP: 0.307, SLG: 0.261	0-0 1B		0-0 F8 ②		0-0 1-3 ③			0-0 6-3 ①		4	0	1	0	0	0	1
Johnny Grubb, L (1, 8) OBP: 0.367, SLG: 0.421	0-0 F6 ②		0-0 2B			4-0 BB		0-0 L8 ②		3	0	1	1	1	0	1
Willie McCovey, L (1, 3) OBP: 0.415, SLG: 0.512	0-3 K ③		4-0 BB			0-0 G4-6-3 ① ②		0-0 2B		3	0	1	0	1	1	2
Dave Winfield, R (1, 7) OBP: 0.318, SLG: 0.426 (8, 9)		0-0 6-3 2B	0-0 F2 ③			0-3 K ③		0-0 1-3 ③		4	1	1	0	0	1	3
Derrel Thomas, S (1, 5) OBP: 0.312, SLG: 0.335		0-0 4-3 ①		0-0 F7 ①			0-0 WP 1B		0-0 F8 ①	4	0	1	0	0	0	1
Chris Cannizzaro, R (1, 2) OBP: 0.255, SLG: 0.196 Fred Kendall, R (7, PH) OBP: 0.308, SLG: 0.340 (8, 2)		0-0 6-3 ②		0-0 5-3 ②			0-0 WP 1B		0-0 FC6-4 1B	2	0	0	1	0	0	0
Enzo Hernandez, R (1, 6) OBP: 0.289, SLG: 0.281		0-0 3-H F9 ③		0-0 F8 ③			0-0 F9 ①		0-0 F9 ②	4	0	0	0	0	0	3
Dan Spillner, R Rusty Gerhardt, S Jerry Turner, R Lowell Williams, R Gene Ladd, L Bill Laxton, L Larry Hardy, R Dave Hilton, R John Scott, R			0-0 WP 2B 1B		0-0 F3 ①		0-3 K ②		0-0 FC6-4 ③	0	0	0	0	0	0	0

Inning Stats	R: 0 E: 0 K: 2 S: 8	H: 1 LOB: 1 BB: 0 P: 8	R: 1 E: 0 K: 0 S: 4	H: 1 LOB: 0 BB: 0 P: 4	R: 1 E: 0 K: 1 S: 7	H: 2 LOB: 2 BB: 1 P: 11	R: 0 E: 0 K: 0 S: 3	H: 0 LOB: 0 BB: 0 P: 3	R: 0 E: 0 K: 0 S: 3	H: 0 LOB: 0 BB: 0 P: 3	R: 0 E: 0 K: 1 S: 4	H: 0 LOB: 0 BB: 1 P: 8	R: 0 E: 0 K: 1 S: 7	H: 2 LOB: 2 BB: 0 P: 7	R: 0 E: 0 K: 0 S: 4	H: 1 LOB: 1 BB: 0 P: 4	R: 0 E: 0 K: 0 S: 4	H: 1 LOB: 1 BB: 0 P: 4	1B: 5 2B: 3 3B: 0 HR: 0	SF: 0 SAC: 0 DP: 1 HBP: 0
--------------	------------------------------	---------------------------------	------------------------------	---------------------------------	------------------------------	----------------------------------	------------------------------	---------------------------------	------------------------------	---------------------------------	------------------------------	---------------------------------	------------------------------	---------------------------------	------------------------------	---------------------------------	------------------------------	---------------------------------	----------------------------------	------------------------------------

PITCHER	IP	WLS	BF	H	R	ER	SO	BB	IBB	HBP	BLK	WP	HR	S	P	ERA	WHIP
Clay Kirby, R (1, 1) ERA: 3.38	8.0	W	32	7	2	2	5	2	0	0	0	2	0	40	48	2.25	1.125
Rawly Eastwick, R (9, 1) ERA: 3.0	1.0		4	1	0	0	0	0	0	0	0	0	0	4	4	0.00	1.000

**BOTTOM**

**Cincinnati Reds @ San Diego Padres**  
**San Diego Stadium, San Diego, CA**  
 Mon Sep 16 1974, 10:05 PM EDT  
 Att. 5,467 - Unknown

AB	34
R	2
H	8
RBI	2
BB	2
SO	5
LOB	17



WP	2	PA	36
PB	0		
SB	0		
CS	0		

[livebaseballscores.com](http://livebaseballscores.com)

Batter	1	2	3	4	5	6	7	8	9	AB R H RBI BB SO LOB	TOP									
<b>Pete Rose, S</b> (1, 7) OBP: 0.383, SLG: 0.384	4-0 BB BB		0-0 1-3		0-3 K		0-0 2-H 3B		0-0 G3	4 0 1 1 1 1 3	<b>Cincinnati Reds @ San Diego Padres</b> San Diego Stadium, San Diego, CA Tue Sep 17 1974, 10:05 PM EDT Att. 6,428 - Unknown <a href="http://livebaseballscorecards.com">livebaseballscorecards.com</a>									
<b>Joe Morgan, L</b> (1, 4) OBP: 0.432, SLG: 0.500 <b>Darrel Chaney, S</b> (7, PR) OBP: 0.336, SLG: 0.296 (7, 4)	0-0 F8		4-0 BB		0-0 F8		4-0 BB			2 0 0 0 2 0 3 0 0 0 0 0 0 0										
<b>Johnny Bench, R</b> (1, 2) OBP: 0.358, SLG: 0.496	4-0 1-2 BB		0-3 K		0-0 F7		0-3 K			3 0 0 0 1 2 5										
<b>Tony Perez, R</b> (1, 3) OBP: 0.332, SLG: 0.466	0-0 F8		0-0 P6		0-0		0-0 6-3			4 0 0 0 0 0 3										
<b>Dan Driessen, L</b> (1, 5) OBP: 0.346, SLG: 0.411	0-3 K			4-0 G5-4-3 BB		0-0 F8		0-3 K		3 0 0 0 1 2 2										
<b>Cesar Geronimo, L</b> (1, 8) OBP: 0.360, SLG: 0.422		0-3 K		0-0 L4		0-3 K		0-0 P4		4 0 0 0 0 2 1										
<b>Dave Concepcion, R</b> (1, 6) OBP: 0.328, SLG: 0.389		0-0 CS 1B		0-0 G5-4-3 1-2f		0-0 F8		0-3 K		4 0 1 0 0 1 1										
<b>Ken Griffey, L</b> (1, 9) OBP: 0.307, SLG: 0.316		4-0 1-3 BB			0-0 1B 1B		0-0 4-3		0-0 3B	3 0 2 0 1 0 0										
<b>Jack Billingham, R</b> (1, 1) OBP: 0.088, SLG: 0.075 <b>Pat Darcy, L</b> (3, 1) OBP: 0.500, SLG: 0.500 <b>Merv Rettenmund, R</b> (5, PH) OBP: 0.233, SLG: 0.329 <b>Tom Hall, L</b> (5, 1) <b>Hal King, L</b> (7, PH) OBP: 0.353, SLG: 0.286 <b>Will McEnaney, L</b> (7, 1) <b>Rawly Eastwick, R</b> (8, 1) <b>Terry Crowley, L</b> (9, PH) OBP: 0.290, SLG: 0.361		0-0 1-6-3			0-0 1-3 1B		0-0 3B 2B		0-0 1-3	1 0 0 0 0 0 0 1 0 0 0 0 0 0 0 0 1 0 0 1 0 0 0 0 0 0 0 0 0 0 0 0 1 1 1 0 1 0 0 0 0 0 0 1										
<b>Inning Stats</b>	R: 0 E: 0 K: 1 S: 5	H: 0 LOB: 2 BB: 2 P: 13	R: 0 E: 0 K: 1 S: 5	H: 1 LOB: 1 BB: 1 P: 9	R: 0 E: 0 K: 1 S: 5	H: 0 LOB: 0 BB: 1 P: 6	R: 0 E: 0 K: 1 S: 7	H: 2 LOB: 2 BB: 0 P: 7	R: 0 E: 0 K: 1 S: 5	H: 0 LOB: 0 BB: 0 P: 5	R: 1 E: 0 K: 1 S: 7	H: 2 LOB: 2 BB: 1 P: 11	R: 0 E: 0 K: 1 S: 5	H: 0 LOB: 0 BB: 0 P: 5	R: 0 E: 0 K: 1 S: 6	H: 1 LOB: 1 BB: 0 P: 6	1B: 3 2B: 1 3B: 2 HR: 0	SF: 0 SAC: 0 DP: 1 HBP: 0	WP: 0 PB: 0 SB: 1 CS: 1	PA: 37
<b>PITCHER</b> <b>Bill Greif, R</b> (1, 1) ERA: 4.54	IP: 9.0 WLS: W BF: 37 H: 6 R: 1 ER: 1 SO: 8 BB: 6 IBB: 0 HBP: 0 BLK: 0 WP: 0 HR: 0 S: 47 P: 71 ERA: 1.00 WHIP: 1.333											<b>PITCHER</b>	IP: WLS: BF: H: R: ER: SO: BB: IBB: HBP: BLK: WP: HR: S: P: ERA: WHIP:							



Batter	1	2	3	4	5	6	7	8	9
Bobby Tolan, L (1, 9) OBP: 0.325, SLG: 0.396	0-0 4-3	0-0 2-3		0-0 4-3		0-3 K			
Glenn Beckert, R (1, 4) OBP: 0.312, SLG: 0.267 Dave Hilton, R (8, 4) OBP: 0.274, SLG: 0.307	0-0 2B 1B		0-0 2B 1B	0-0 F9			0-0 F9		
Johnny Grubb, L (1, 8) OBP: 0.366, SLG: 0.422	0-0 F7		0-0 1B 2B		0-3 K		0-0 4-3		
Willie McCovey, L (1, 3) OBP: 0.416, SLG: 0.514	0-0 1-H 2B		4-0 1B 1B G4-6-3 IBB		0-0 F3		0-3 K		
Dave Winfield, R (1, 7) OBP: 0.319, SLG: 0.433	0-3 K		0-0 G4-6-3 1B 1-2 2-H 3-H		0-0 HR		0-0 P4		
Derrel Thomas, S (1, 5) OBP: 0.315, SLG: 0.337		0-0 1B FC5-4 1B	0-0 G4-6-3 1B 1-2 2-3		0-0 F7		4-0 BB BB BB		
Fred Kendall, R (1, 2) OBP: 0.307, SLG: 0.339		0-0 FC5-4 1B	0-0 G4-6-3 1-2 2-3 3-H		0-0 F8		0-0 P		
Enzo Hernandez, R (1, 6) OBP: 0.289, SLG: 0.279		0-0 FC5-4 SH3-4	0-0 1-4-3		4-0 SH1-4 BB		0-0 F8		
Bill Greif, R (1, 1) OBP: 0.210, SLG: 0.058		0-0 SH3-4		0-0 4-3		0-0 SH1-4			

Inning Stats	R: 1 E: 0 K: 1 S: 7	H: 2 LOB: 1 BB: 0 P: 7	R: 1 E: 0 K: 0 S: 5	H: 2 LOB: 1 BB: 0 P: 5	R: 3 E: 0 K: 0 S: 6	H: 4 LOB: 1 BB: 1 P: 10	R: 0 E: 0 K: 0 S: 3	H: 0 LOB: 0 BB: 0 P: 3	R: 1 E: 0 K: 1 S: 6	H: 1 LOB: 0 BB: 0 P: 6	R: 0 E: 0 K: 1 S: 5	H: 0 LOB: 1 BB: 1 P: 9	R: 0 E: 0 K: 1 S: 5	H: 0 LOB: 0 BB: 0 P: 5	R: 0 E: 0 K: 0 S: 3	H: 0 LOB: 1 BB: 1 P: 7
1B: 6 2B: 2 3B: 0 HR: 1	SF: 0 SAC: 2 DP: 1 HBP: 0	WP: 0 PA: 35														

PITCHER	IP	WLS	BF	H	R	ER	SO	BB	IBB	HBP	BLK	WP	HR	S	P	ERA	WHIP
Jack Billingham, R (1, 1) ERA: 3.5	2.0	L	15	8	5	5	1	0	1	0	0	0	0	16	20	22.50	4.000
Pat Darcy, R (3, 1) ERA: 1.86	2.0		5	0	0	0	0	0	0	0	0	0	0	5	5	0.00	0.000
Tom Hall, L (5, 1) ERA: 4.42	2.0		8	1	1	1	2	1	0	0	0	0	1	11	15	4.50	1.000
Will McEnaney, L (7, 1) ERA: 4.33	1.0		3	0	0	0	1	0	0	0	0	0	0	5	5	0.00	0.000
Rawly Eastwick, R (8, 1) ERA: 2.25	1.0		4	0	0	0	0	1	0	0	0	0	0	3	7	0.00	1.000

BOTTOM

Cincinnati Reds @ San Diego Padres  
San Diego Stadium, San Diego, CA  
Tue Sep 17 1974, 10:05 PM EDT  
Att. 6,428 - Unknown

livebaseballscorecards.com

AB	30
R	6
H	9
RBI	5
BB	3
SO	4
LOB	10



Batter	1	2	3	4	5	6	7	8	9	AB R H RBI BB SO LOB	TOP		
<b>Pete Rose, S</b> (1, 7) OBP: 0.385, SLG: 0.384	4-0 FC5-4 BB		0-0 FC5-4 1B		0-0 G6-4-3		0-0 SH1-4 1B		4-0 G6-4-3 BB	3 0 1 0 2 0 2			
<b>Merv Rettenmund, R</b> (1, 9) OBP: 0.333, SLG: 0.328 <b>Cesar Geronimo, L</b> (7, 8) OBP: 0.359, SLG: 0.421	0-0 FC5-4 1-3		0-0 1-3 1B		0-0 1-3		0-0 SH1-4		0-0 F9	3 0 1 0 0 0 1 1 0 0 0 0 0 2			
<b>Dave Concepcion, R</b> (1, 6) OBP: 0.327, SLG: 0.388	0-0 1-3		0-0 F3			0-0 1B 2B 1B	0-0 1-3		0-0 G6-4-3	5 1 1 0 0 0 5			
<b>Johnny Bench, R</b> (1, 2) OBP: 0.359, SLG: 0.495	0-3 K			0-0 5-3		0-0 2B 1-2 HR 1B	4-0 IBB			3 1 1 0 1 1 1			
<b>Tony Perez, R</b> (1, 3) OBP: 0.332, SLG: 0.467		0-0 6-3		0-3 K		0-0 1-3 2-H HR 2B	0-0 F9			4 1 1 1 0 1 2			
<b>George Foster, R</b> (1, 8) OBP: 0.342, SLG: 0.407		0-0 1B		0-0 2B		0-0 P2		0-0 6-3		4 0 2 0 0 0 2			
<b>Ray Knight, R</b> (1, 5) <b>Roger Freed, R</b> (6, PH) OBP: 0.500, SLG: 1.250 <b>Junior Kennedy, R</b> (6, 4) OBP: 0.278, SLG: 0.133		0-0 L4		0-0 6-3		0-0 HR		0-0 1-3		2 0 0 0 0 0 2 1 1 1 3 0 0 0 1 0 0 0 0 0 0			
<b>Darrel Chaney, S</b> (1, 4) OBP: 0.336, SLG: 0.291 <b>Phil Gagliano, R</b> (8, PH) OBP: 0.386, SLG: 0.069		0-3 K			4-0 1B G6-4-3 BB	0-0 1-3		0-0 L7		2 1 0 0 1 1 1 1 0 0 0 0 0 0			
<b>Don Gullett, R</b> (1, 1) OBP: 0.287, SLG: 0.263 <b>Clay Carroll, R</b> (7, 1) OBP: 0.176, SLG: 0.176 <b>Joe Morgan, L</b> (9, PH) OBP: 0.433, SLG: 0.501 <b>Ken Griffey, L</b> (9, PR) OBP: 0.307, SLG: 0.316			0-0 FC5-4 1B		0-0 1-3 1B	0-0 6-3			0-0 BB 1B	3 0 2 0 0 0 0 0 0 0 0 0 0 0 1 0 1 0 0 0 0 0 0 0 0 0 0 0			
<b>Inning Stats</b>	R: 0 E: 0 K: 1 S: 5 H: 0 LOB: 1 BB: 1 P: 9	R: 0 E: 0 K: 1 S: 6 H: 1 LOB: 1 BB: 0 P: 6	R: 0 E: 0 K: 0 S: 4 H: 2 LOB: 1 BB: 0 P: 4	R: 0 E: 0 K: 1 S: 6 H: 1 LOB: 1 BB: 0 P: 6	R: 1 E: 0 K: 0 S: 3 H: 1 LOB: 0 BB: 1 P: 7	R: 4 E: 0 K: 0 S: 7 H: 4 LOB: 0 BB: 0 P: 7	R: 0 E: 0 K: 0 S: 4 H: 1 LOB: 2 BB: 1 P: 8	R: 0 E: 0 K: 0 S: 3 H: 0 LOB: 0 BB: 0 P: 3	R: 0 E: 0 K: 0 S: 3 H: 1 LOB: 2 BB: 1 P: 7	1B: 8 2B: 2 3B: 0 HR: 1 SF: 0 SAC: 1 DP: 2 HBP: 0	WP: 0 PB: 0 SB: 0 CS: 0 PA: 39		
<b>PITCHER</b>	IP WLS BF H R ER SO BB IBB HBP BLK WP HR S P ERA WHIP											<b>PITCHER</b>	IP WLS BF H R ER SO BB IBB HBP BLK WP HR S P ERA WHIP
<b>Randy Jones, L</b> (1, 1) ERA: 4.4	7.0 W 32 10 5 5 3 2 1 0 0 0 1 35 47 6.43 1.714												
<b>Dave Tomlin, L</b> (8, 1) ERA: 4.53	1.1 6 1 0 0 0 1 0 0 0 0 0 5 9 0.00 1.500												
<b>Larry Hardy, R</b> (9, 1) ERA: 4.72	0.2 S 1 0 0 0 0 0 0 0 0 0 0 1 1 0.00 0.000												

Cincinnati Reds @ San Diego Padres  
San Diego Stadium, San Diego, CA  
Wed Sep 18 1974, 10:05 PM EDT  
Att: 33,237 - Unknown

livebaseballscorecards.com

AB	34
R	5
H	11
RBI	4
BB	4
SO	3
LOB	18



Batter	1	2	3	4	5	6	7	8	9
Enzo Hernandez, R OBP: 0.290, SLG: 0.283 (1, 6)	0-0 1-3		0-3 K2-3		0-0 1B		0-0 SF8 2B		
Glenn Beckert, R OBP: 0.304, SLG: 0.260 Dave Tomlin, L (8, 1) Larry Hardy, R (9, 1)	0-0 P5			0-0 4-3	0-0 F9		0-0 6-3		
Johnny Grubb, L OBP: 0.362, SLG: 0.419 (1, 8)	0-3 K			0-0 5-3		0-0 6-3	0-0 SF8		
Nate Colbert, R OBP: 0.320, SLG: 0.366 (1, 3)		0-0 HR		4-0 FC5-4 BB		0-3 K	0-0 5-3		
Dave Winfield, R OBP: 0.319, SLG: 0.430 (1, 9)		0-0 F5		0-0 FC5-4 1-2f		4-0 BB BB		0-0 6-3	
Randy Elliott, R OBP: 0.346, SLG: 0.333 (1, 7)		0-0 1-4-3			4-0 5-3 1B BB	4-0 1-2 BB		0-0 4-3	
Derrel Thomas, S OBP: 0.315, SLG: 0.337 (8, 4)		0-0 F3			0-0 5-3 1B 1B	0-0 F8		0-0 G3	
Fred Kendall, R OBP: 0.308, SLG: 0.337 Dave Roberts, R OBP: 0.244, SLG: 0.252 (7, PR) (8, 5)			0-0 F9		0-0 5-3		4-0 E FC4 2B BB		
Randy Jones, R OBP: 0.179, SLG: 0.169 Cito Gaston, R OBP: 0.258, SLG: 0.325 John Scott, R (7, PR) Chris Cannizzaro, R OBP: 0.255, SLG: 0.196 (8, 2)			0-3 K		0-3 K		0-0 FC4 2B		

Inning Stats	R: 0	H: 0	E: 0	K: 1	S: 5	LOB: 0	BB: 0	P: 5
	R: 1	H: 1	E: 0	K: 0	S: 4	LOB: 0	BB: 0	P: 4
	R: 0	H: 0	E: 0	K: 2	S: 7	LOB: 0	BB: 0	P: 7
	R: 0	H: 0	E: 0	K: 0	S: 3	LOB: 1	BB: 1	P: 7
	R: 2	H: 2	E: 0	K: 1	S: 7	LOB: 1	BB: 1	P: 11
	R: 0	H: 0	E: 0	K: 1	S: 5	LOB: 2	BB: 2	P: 13
	R: 3	H: 1	E: 1	K: 0	S: 5	LOB: 2	BB: 1	P: 9
	R: 0	H: 0	E: 0	K: 0	S: 3	LOB: 0	BB: 0	P: 3

PITCHER	IP	WLS	BF	H	R	ER	SO	BB	IBB	HBP	BLK	WP	HR	S	P	ERA	WHIP
Don Gullett, L ERA: 2.95 (1, 1)	6.0		26	3	4	3	5	5	0	0	0	0	1	31	51	4.50	1.333
Clay Carroll, R ERA: 2.22 (7, 1)	2.0	L	8	1	2	0	0	0	0	0	0	0	0	8	8	0.00	0.500

**BOTTOM**

**Cincinnati Reds @ San Diego Padres**  
San Diego Stadium, San Diego, CA

Wed Sep 18 1974, 10:05 PM EDT  
Att. 33,237 - Unknown

AB	R	H	RBI	BB	SO	LOB
4	1	2	4	0	1	0
4	0	0	0	0	0	3
0	0	0	0	0	0	0
0	0	0	0	0	0	0
3	0	0	1	0	1	0
3	1	1	1	1	1	2
3	0	0	0	1	0	1
2	1	0	0	2	0	0
4	1	1	0	0	0	2
2	0	0	0	1	0	2
0	1	0	0	0	0	0
0	1	0	0	0	0	0
0	0	0	0	0	0	0

AB	28
R	6
H	4
RBI	6
BB	5
SO	5
LOB	13

WP: 0 PA: 34  
PB: 0  
SB: 0  
CS: 0



WP	HR	S	P	ERA	WHIP
0	0	0	0		

Batter	1	2	3	4	5	6	7	8	9	AB R H RBI BB SO LOB	TOP		
Bobby Tolan, L (1, 9) OBP: 0.327, SLG: 0.401 Mike Johnson, R (8, 1)	0-0 F2		0-3 K			0-0 G5-4-3 1B		0-0 1B 2B		4 1 2 1 0 1 0 0 0 0 0 0 0 0	<b>San Diego Padres @ Los Angeles Dodgers</b> Dodger Stadium, Los Angeles, CA Thu Sep 19 1974, 7:05 PM PDT Att: 17,056 - Unknown		
Glenn Beckert, R (1, 4) OBP: 0.303, SLG: 0.260 Rich Morales, R (8, PR) OBP: 0.294, SLG: 0.300	0-0 5-3		0-0 6-3			0-0 G5-4-3		0-0 BLK 1B		4 0 1 1 0 0 1 0 0 0 0 0 0 0			
Johnny Grubb, L (1, 8) OBP: 0.362, SLG: 0.417	0-0 3-1				0-0 G6-4-3 1B		0-0 L9		0-0 F9	4 0 1 0 0 0 1			
Willie McCovey, L (1, 3) OBP: 0.415, SLG: 0.509		4-0 FC6-4 BB			0-0 F8		0-0 4-3		0-0 F8	3 0 0 0 1 0 1			
Dave Winfield, R (1, 7) OBP: 0.320, SLG: 0.432		0-3 K			0-0 G6-4-3		0-0 2B		4-0 WP BB	3 0 1 0 1 1 2			
Fred Kendall, R (1, 2) OBP: 0.305, SLG: 0.334		0-0 FC6-4			0-0 G3		0-0 F8		0-3 K	4 0 0 0 0 1 3			
Dave Roberts, R (1, 5) OBP: 0.246, SLG: 0.252 Gene Locklear, L (7, PH) OBP: 0.324, SLG: 0.429 Dave Hilton, R (7, 5) OBP: 0.272, SLG: 0.306		4-0 BB			0-0 6-3		0-0 6-3		0-0 L3	1 0 0 0 1 0 0 1 0 0 0 0 0 1 1 0 0 0 0 0 1			
Enzo Hernandez, R (1, 6) OBP: 0.289, SLG: 0.281		0-0 G3			0-0 F8				0-0 P4	3 0 0 0 0 0 2			
Dave Freisleben, R (1, 1) OBP: 0.239, SLG: 0.217 Bill Laxton, L (6, 1) OBP: 0.333, SLG: 0.200 Larry Hardy, R (7, 1) Jerry Turner, L (8, PH) OBP: 0.324, SLG: 0.294			0-0 F3			0-0 1B 3B		0-3 K		2 1 1 0 0 0 0 0 0 0 0 0 0 0 0 0 0 0 0 0 0 1 0 0 0 0 1 0			
<b>Inning Stats</b>	R: 0 H: 0 E: 0 LOB: 0 K: 0 BB: 0 S: 3 P: 3	R: 0 H: 0 E: 1 LOB: 2 K: 1 BB: 2 S: 5 P: 13	R: 0 H: 0 E: 0 LOB: 0 K: 1 BB: 0 S: 5 P: 5	R: 0 H: 1 E: 0 LOB: 0 K: 0 BB: 0 S: 3 P: 3	R: 0 H: 0 E: 0 LOB: 0 K: 0 BB: 0 S: 3 P: 3	R: 1 H: 2 E: 0 LOB: 0 K: 0 BB: 0 S: 4 P: 4	R: 0 H: 1 E: 0 LOB: 1 K: 0 BB: 0 S: 4 P: 4	R: 1 H: 2 E: 0 LOB: 2 K: 1 BB: 0 S: 7 P: 7	R: 0 H: 0 E: 0 LOB: 1 K: 1 BB: 1 S: 5 P: 9	1B: 3 SF: 0 2B: 2 SAC: 0 3B: 1 DP: 2 HR: 0 HBP: 0		WP: 1 PA: 34 PB: 0 SB: 0 CS: 0	
<b>PITCHER</b>	IP WLS BF H R ER SO BB IBB HBP BLK WP HR S P ERA WHIP											<b>PITCHER</b>	IP WLS BF H R ER SO BB IBB HBP BLK WP HR S P ERA WHIP
Don Sutton, R (1, 1) ERA: 3.3	8.0 W 30 6 2 2 3 2 0 0 0 1 0 0 34 42 2.25 1.000												
Mike Marshall, R (9, 1) ERA: 2.34	1.0 4 0 0 0 1 1 0 0 0 0 1 0 5 9 0.00 1.000												

livebaseballscorecards.com

AB	31
R	2
H	6
RBI	2
BB	3
SO	4
LOB	12





Batter	1	2	3	4	5	6	7	8	9	AB	R	H	RBI	BB	SO	LOB
Davey Lopes, R OBP: 0.355, SLG: 0.377 (1, 4)	F3		E5 BB 1B E	G3		K		G1-6-3 1B BB		4	1	0	0	1	1	1
Bill Buckner, L OBP: 0.353, SLG: 0.403 (1, 7)	G3		E8 1B BB			K		2B E 1B		5	2	2	1	0	1	1
Jimmy Wynn, R OBP: 0.388, SLG: 0.506 (1, 8)	1-3		1B 2B BB			F8		E7 1B 2B		3	2	1	0	1	0	0
Von Joshua, L OBP: 0.290, SLG: 0.330 (8, 8)			1B 2B BB			F9		G1-6-3 1B 2B		1	0	0	0	0	0	2
Steve Garvey, R OBP: 0.353, SLG: 0.488 (1, 3)		5-3	2B 1B			F9		1B SF9 BB		4	2	1	2	1	0	2
Willie Crawford, L OBP: 0.384, SLG: 0.449 (1, 9)		BB	1B 2B					CS 1B		3	0	3	3	1	0	0
Ron Cey, R OBP: 0.359, SLG: 0.409 (1, 5)		BB	1B 2B					5-3 SF9 1B		2	1	0	1	1	0	2
Bill Russell, R OBP: 0.333, SLG: 0.349 (1, 6)		BB	1B 2B					1-3 2-H		3	1	0	0	1	0	2
Steve Yeager, R OBP: 0.333, SLG: 0.411 (1, 2)		BB	1B 2B					1-2 3-H		2	1	0	1	1	0	2
Don Sutton, R OBP: 0.200, SLG: 0.185 (1, 1)		BB	1B 2B					1-2 3-H		3	1	1	3	1	0	1
Charlie Manuel, L OBP: 0.667, SLG: 0.500 (8, PH)		BB	1B 2B					1-2 3-H		2	0	0	0	0	0	0
Jerry Royster, R (8, PR)		BB	1B 2B					1-2 3-H		0	0	0	0	0	0	0
Mike Marshall, R OBP: 0.219, SLG: 0.219 (9, 1)		BB	1B 2B					1-2 3-H		0	0	0	0	0	0	0

Inning Stats	R: 0	H: 0	E: 0	K: 0	S: 3	LOB: 0	BB: 0	P: 3	R: 0	H: 0	E: 0	K: 0	S: 3	LOB: 1	BB: 1	P: 7	R: 4	H: 2	E: 2	K: 0	S: 7	LOB: 1	BB: 1	P: 11	R: 0	H: 0	E: 0	K: 0	S: 3	LOB: 0	BB: 0	P: 5	R: 0	H: 0	E: 0	K: 1	S: 5	LOB: 0	BB: 0	P: 5	R: 3	H: 2	E: 0	K: 1	S: 6	LOB: 0	BB: 2	P: 14	R: 3	H: 3	E: 1	K: 0	S: 6	LOB: 1	BB: 1	P: 10	R: 1	H: 1	E: 0	K: 0	S: 3	LOB: 2	BB: 2	P: 11
--------------	------	------	------	------	------	--------	-------	------	------	------	------	------	------	--------	-------	------	------	------	------	------	------	--------	-------	-------	------	------	------	------	------	--------	-------	------	------	------	------	------	------	--------	-------	------	------	------	------	------	------	--------	-------	-------	------	------	------	------	------	--------	-------	-------	------	------	------	------	------	--------	-------	-------


PITCHER	IP	WLS	BF	H	R	ER	SO	BB	IBB	HBP	BLK	WP	HR	S	P	ERA	WHIP
Dave Freisleben, R (1, 1) ERA: 3.76	5.1	L	26	4	7	3	1	5	0	0	0	0	1	23	43	5.06	1.688
Bill Laxton, L (6, 1) ERA: 4.15	0.2		6	3	3	3	1	1	0	0	0	0	0	7	11	40.50	6.000
Larry Hardy, R (7, 1) ERA: 4.67	1.0		3	0	0	0	0	0	0	0	0	0	0	3	3	0.00	0.000
Mike Johnson, R (8, 1) ERA: 4.87	1.0		5	1	1	1	0	2	0	0	0	0	0	3	11	9.00	3.000

**BOTTOM**

**San Diego Padres @ Los Angeles Dodgers**  
 Dodger Stadium, Los Angeles, CA

Thu Sep 19 1974, 7:05 PM PDT  
 Att. 17,056 - Unknown

AB	30
R	11
H	8
RBI	10
BB	8
SO	2
LOB	11



WP	HR	S	P	ERA	WHIP
0	0	0	0	0	0
0	0	0	0	0	0
0	1	0	0	0	0
0	0	0	0	0	0

Batter	1	2	3	4	5	6	7	8	9	AB R H RBI BB SO LOB	TOP											
<b>Bobby Tolan, L</b> (1, 9) OBP: 0.326, SLG: 0.399	0-0 F2		0-0 4-3			0-0 4-3		0-0 5-3 1B		4 0 1 0 0 0 0	<b>San Diego Padres @ Los Angeles Dodgers</b> <b>Dodger Stadium, Los Angeles, CA</b> Fri Sep 20 1974, 7:05 PM PDT Att. 23,968 - Unknown											
<b>Glenn Beckert, R</b> (1, 4) OBP: 0.308, SLG: 0.266	0-0 L6			0-0 PB BB 6-3 1B		0-0 1B 1B		0-0 5-3 1-2		4 1 2 0 0 0 1												
<b>Johnny Grubb, L</b> (1, 8) OBP: 0.365, SLG: 0.417	4-0 BB			4-0 PB 1-2 BB		0-0 1-2 1B		0-0 1-3		2 0 1 0 2 0 1												
<b>Willie McCovey, L</b> (1, 3) <b>Dave Roberts, R</b> (9, PR) OBP: 0.246, SLG: 0.252	0-0 2-3			0-0 F2 1-2 2-3		0-3 K		4-0 FC6-4 BB BB		3 0 0 0 1 1 5 0 0 0 0 0 0 0												
<b>Dave Winfield, R</b> (1, 7) OBP: 0.318, SLG: 0.428		0-0 F3		0-0 6-3		0-0 6-3		0-3 K		4 0 0 1 0 1 4												
<b>Derrel Thomas, S</b> (1, 5) OBP: 0.316, SLG: 0.337		0-0 CS 1B		0-3 3-H K		0-3 K		4-0 FC6-4 BB		3 0 1 0 1 2 1												
<b>Fred Kendall, R</b> (1, 2) OBP: 0.305, SLG: 0.334 <b>John Scott, R</b> (7, PR) <b>Chris Cannizzaro, R</b> (7, 2) OBP: 0.255, SLG: 0.196 <b>Cito Gaston, R</b> (9, PH) OBP: 0.267, SLG: 0.323 <b>Dave Hilton, R</b> (9, PR) OBP: 0.272, SLG: 0.306		0-0 F9		0-0 F7		0-0 FC1-6 1B		0-0 FC6-4 1-2 2-3		3 0 1 0 0 0 1 0 0 0 0 0 0 0 1 0 0 0 0 0 2 0 0 0 0 0 0 0												
<b>Enzo Hernandez, R</b> (1, 6) OBP: 0.287, SLG: 0.280 <b>Randy Elliott, R</b> (9, PH) OBP: 0.333, SLG: 0.318			0-0 G3		0-0 F4		0-0 FC1-6 CS		0-3 K			3 0 0 0 0 0 1 1 0 0 0 0 1 2										
<b>Joe McIntosh, S</b> (1, 1) <b>Gene Locklear, L</b> (7, PH) OBP: 0.324, SLG: 0.429 <b>Dave Tomlin, L</b> (7, 1) <b>Nate Colbert, R</b> (8, PH) OBP: 0.319, SLG: 0.365 <b>Randy Jones, R</b> (8, 1) OBP: 0.179, SLG: 0.169			0-0 4-3		0-3 K		0-0 CS	0-0 P4		2 0 0 0 0 1 0 0 0 0 0 0 0 0 0 0 0 0 0 0 0 1 0 0 0 0 0 0 0 0 0 0 0 0 0												
<b>Inning Stats</b>	R: 0 E: 0 K: 0 S: 3	H: 0 LOB: 1 BB: 1 P: 7	R: 0 E: 0 K: 0 S: 3	H: 1 LOB: 0 BB: 0 P: 3	R: 0 E: 0 K: 0 S: 3	H: 0 LOB: 0 BB: 0 P: 3	R: 1 E: 0 K: 1 S: 6	H: 1 LOB: 1 BB: 1 P: 10	R: 0 E: 0 K: 1 S: 5	H: 0 LOB: 0 BB: 0 P: 5		R: 0 E: 0 K: 1 S: 7	H: 2 LOB: 2 BB: 0 P: 7	R: 0 E: 0 K: 1 S: 5	H: 1 LOB: 1 BB: 0 P: 5	R: 0 E: 0 K: 0 S: 4	H: 1 LOB: 1 BB: 0 P: 4	R: 0 E: 0 K: 2 S: 7	H: 0 LOB: 2 BB: 2 P: 15	1B: 6 2B: 0 3B: 0 HR: 0	SF: 0 SAC: 0 DP: 0 HBP: 0	WP: 0 PB: 1 SB: 0 CS: 2
<b>PITCHER</b> <b>Andy Messersmith, R</b> (1, 1) ERA: 2.65	IP 9.0	WLS W	BF 35	H 6	R 1	ER 0	SO 6	BB 4	IBB 0	HBP 0	BLK 0	WP 0	HR 0	S 43	P 59	ERA 0.00	WHIP 1.111					

AB	31
R	1
H	6
RBI	1
BB	4
SO	6
LOB	18



Batter	1	2	3	4	5	6	7	8	9
<b>Davey Lopes, R</b> OBP: 0.352, SLG: 0.374 (1, 4) S S S	0-3 K			0-0 4-3		0-0 6-3		0-0 FC6-4 1-2f	
<b>Bill Buckner, L</b> OBP: 0.351, SLG: 0.401 (1, 7) X	0-0 P4			0-0 L8		0-0 P6			
<b>Jimmy Wynn, R</b> OBP: 0.388, SLG: 0.505 (1, 8) X	0-0 L8			0-0 2B 1B		0-3 K			
<b>Steve Garvey, R</b> OBP: 0.352, SLG: 0.488 (1, 3) X		0-0 L7		0-0 2B 1-H		0-0 F8			
<b>Willie Crawford, L</b> OBP: 0.382, SLG: 0.446 (1, 9) X		0-0 F7		0-3 K		0-0 1-3			
<b>Ron Cey, R</b> OBP: 0.357, SLG: 0.407 (1, 5) X		0-0 6-3			0-0 L8		0-0 F7		
<b>Bill Russell, R</b> OBP: 0.331, SLG: 0.347 (1, 6) X			0-0 P5		0-0 F7		0-0 1-3		
<b>Steve Yeager, R</b> OBP: 0.336, SLG: 0.424 (1, 2) S S S			0-3 K		0-0 HR		0-0 FC6-4 1B		
<b>Andy Messersmith, R</b> OBP: 0.337, SLG: 0.386 (1, 1) S S S			0-3 K		0-0 1-3		0-0 FC6-4 1-2f		

AB	R	H	RBI	BB	SO	LOB
4	0	0	0	0	1	1
3	0	0	0	0	0	0
3	1	1	0	0	1	0
3	0	1	1	0	0	0
3	0	0	0	0	1	1
3	0	0	0	0	0	0
3	0	0	0	0	0	0
3	0	0	0	0	0	0
3	0	0	0	0	0	0
3	1	2	1	0	1	0
3	0	0	0	0	1	1
1B: 2	SF: 0					
2B: 1	SAC: 0					
3B: 0	DP: 0					
HR: 1	HBP: 0					

**BOTTOM**

**San Diego Padres @ Los Angeles Dodgers**  
Dodger Stadium, Los Angeles, CA

Fri Sep 20 1974, 7:05 PM PDT  
Att. 23,968 - Unknown

livebaseballscorecards.com

<b>AB</b>	<b>28</b>
<b>R</b>	<b>2</b>
<b>H</b>	<b>4</b>
<b>RBI</b>	<b>2</b>
<b>BB</b>	<b>0</b>
<b>SO</b>	<b>5</b>
<b>LOB</b>	<b>3</b>



Inning Stats		R: 0	H: 0	R: 0	H: 0	R: 0	H: 0	R: 1	H: 2	R: 1	H: 1	R: 0	H: 0	R: 0	H: 0	R: 0	H: 1
		E: 0	LOB: 0	E: 0	LOB: 0	E: 0	LOB: 0	E: 0	LOB: 1	E: 0	LOB: 0	E: 0	LOB: 0	E: 0	LOB: 0	E: 0	LOB: 1
		K: 1	BB: 0	K: 0	BB: 0	K: 2	BB: 0	K: 1	BB: 0	K: 0	BB: 0	K: 1	BB: 0	K: 0	BB: 0	K: 0	BB: 0
		S: 5	P: 5	S: 3	P: 3	S: 7	P: 7	S: 7	P: 7	S: 4	P: 4	S: 5	P: 5	S: 3	P: 3	S: 4	P: 4
<b>PITCHER</b>	<b>IP</b>	<b>WLS</b>	<b>BF</b>	<b>H</b>	<b>R</b>	<b>ER</b>	<b>SO</b>	<b>BB</b>	<b>IBB</b>	<b>HBP</b>	<b>BLK</b>	<b>WP</b>	<b>HR</b>	<b>S</b>	<b>P</b>	<b>ERA</b>	<b>WHIP</b>
<b>Joe McIntosh, R</b> ERA: 4.15 (1, 1)	6.0	L	21	3	2	2	5	0	0	0	0	0	1	31	31	3.00	0.500
<b>Dave Tomlin, L</b> ERA: 4.44 (7, 1)	1.0		3	0	0	0	0	0	0	0	0	0	0	3	3	0.00	0.000
<b>Randy Jones, L</b> ERA: 4.37 (8, 1)	1.0		4	1	0	0	0	0	0	0	0	0	0	4	4	0.00	1.000

WP	PA	ERA	WHIP
0	28		
0			
0			

Batter	1	2	3	4	5	6	7	8	9	AB R H RBI BB SO LOB	TOP	
Enzo Hernandez, R (1, 6) OBP: 0.289, SLG: 0.282	4-0 1B 3B BB	0-0 F7		0-0 P4			0-0 2B			3 1 1 0 1 0 1		
Glenn Beckert, R (1, 4) OBP: 0.306, SLG: 0.265 Rich Morales, R (9, 4) OBP: 0.294, SLG: 0.300	0-0 B5		0-0 1B 2B 1B		0-0 F7		0-0 5-3			4 1 1 0 0 0 2 0 0 0 0 0 0 0		
Bobby Tolan, L (1, 9) OBP: 0.328, SLG: 0.400	0-0 1-3 3B 1B		0-0 1-3 2B 1B		0-0 4-3			0-3 K		4 2 2 0 0 1 0		
Nate Colbert, R (1, 3) OBP: 0.321, SLG: 0.369	0-3 K		0-0 WP 1-H 3-H 2B		0-0 6-3			0-0 G6-4-3 1B		4 0 2 2 0 1 2		
Dave Winfield, R (1, 7) OBP: 0.318, SLG: 0.432 John Scott, R (6, 7)	0-0 1-H 3-H 3B		0-0 F3		0-0 E5 FC6-4			0-0 G6-4-3 1-2f		3 0 1 2 0 0 1 1 0 0 0 0 0 1		
Derrel Thomas, S (1, 8) OBP: 0.314, SLG: 0.334	0-3 K		0-3 K		0-0 FC6-4 CS 1-2f			0-0 6-3		4 0 0 0 0 2 3		
Dave Hilton, R (1, 5) OBP: 0.267, SLG: 0.299			0-0 5-3		0-3 K 1-2			0-3 K		4 0 0 0 0 2 2		
Chris Cannizzaro, R (1, 2) OBP: 0.273, SLG: 0.204			0-0 SH1-4 1B		0-0 F8		0-0 5-3		4-0 BB	3 0 1 0 1 0 0		
Dan Spillner, R (1, 1) OBP: 0.070, SLG: 0.024			0-0 SH1-4 1-2		0-3 K		0-3 K		0-0 F8	3 0 0 0 0 2 1		
<b>Inning Stats</b>	R: 2 E: 0 K: 2 S: 9 H: 2 LOB: 1 BB: 1 P: 13	R: 0 E: 0 K: 0 S: 4 H: 1 LOB: 1 BB: 0 P: 4	R: 2 E: 0 K: 1 S: 8 H: 3 LOB: 1 BB: 0 P: 8	R: 0 E: 0 K: 1 S: 5 H: 0 LOB: 0 BB: 0 P: 5	R: 0 E: 0 K: 0 S: 3 H: 0 LOB: 0 BB: 0 P: 3	R: 0 E: 1 K: 1 S: 5 H: 0 LOB: 0 BB: 0 P: 5	R: 0 E: 0 K: 1 S: 6 H: 1 LOB: 1 BB: 0 P: 6	R: 0 E: 0 K: 1 S: 5 H: 1 LOB: 0 BB: 0 P: 5	R: 0 E: 0 K: 1 S: 5 H: 0 LOB: 1 BB: 1 P: 9	1B: 5 2B: 2 3B: 1 HR: 0 SF: 0 SAC: 1 DP: 1 HBP: 0	WP: 1 PB: 0 SB: 0 CS: 1 PA: 36	
<b>PITCHER</b>	IP WLS BF H R ER SO BB IBB HBP BLK WP HR S P ERA WHIP											
Doug Rau, L (1, 1) ERA: 3.78	2.0 L 13 6 4 4 2 1 0 0 0 0 0 0 16 20 18.00 3.500											
Charlie Hough, R (3, 1) ERA: 3.79	4.0 12 0 0 0 3 0 0 0 0 1 0 18 18 0.00 0.000											
Mike Marshall, R (7, 1) ERA: 2.3	3.0 11 2 0 0 3 1 0 0 0 0 0 16 20 0.00 1.000											

San Diego Padres @ Los Angeles Dodgers  
 Dodger Stadium, Los Angeles, CA  
 Sat Sep 21 1974, 3:33 AM PDT  
 Att: 27,282 - Unknown

AB	33
R	4
H	8
RBI	4
BB	2
SO	8
LOB	13



Batter	1	2	3	4	5	6	7	8	9	AB	R	H	RBI	BB	SO	LOB
Davey Lopes, R (1, 4) OBP: 0.350, SLG: 0.371	0-3 K		0-0 F9			0-0 F7		0-0 F8		4	0	0	0	0	1	1
Bill Buckner, L (1, 7) OBP: 0.354, SLG: 0.406	0-0 E S 1B			0-0 F8 S SF9 1B		0-0 1-H 2B		0-0 G3		4	1	3	1	0	0	0
Jimmy Wynn, R (1, 8) OBP: 0.387, SLG: 0.509	0-3 K 1-3			0-0 F8 1-3		0-0 F8			0-0 HR	4	1	1	1	0	1	4
Steve Garvey, R (1, 3) OBP: 0.352, SLG: 0.487	0-0 L5			0-0 SF9 3-H		4-0 BB			0-3 K	2	0	0	1	1	1	1
Willie Crawford, L (1, 9) OBP: 0.380, SLG: 0.443		0-0 P5		0-3 K		0-0 P5			0-3 K	3	0	0	0	0	1	2
Mike Marshall, R (7, 1) OBP: 0.219, SLG: 0.219										0	0	0	0	0	0	0
Joe Ferguson, R (9, PH) OBP: 0.371, SLG: 0.421										1	0	0	0	0	1	0
Ron Cey, R (1, 5) OBP: 0.355, SLG: 0.404		0-0 6-3			0-0 F8		0-0 L6		0-0 F8	4	0	0	0	0	0	0
Bill Russell, R (1, 6) OBP: 0.329, SLG: 0.345		0-0 6-3			0-0 F7		0-0 1-3			3	0	0	0	0	0	0
Steve Yeager, R (1, 2) OBP: 0.333, SLG: 0.420			0-3 K		0-3 K		0-3 K			3	0	0	0	0	3	0
Doug Rau, L (1, 1) OBP: 0.212, SLG: 0.148			0-0 F9			0-0 2B 1B		0-0 F2		0	0	0	0	0	0	0
Charlie Hough, R (3, 1)										1	0	0	0	0	0	0
Gail Hopkins, L (6, PH) OBP: 0.500, SLG: 0.444										1	0	1	0	0	0	0
Jerry Royster, R (6, PR)										0	1	0	0	0	0	0
Von Joshua, L (7, 9) OBP: 0.288, SLG: 0.328										1	0	0	0	0	0	0

Inning Stats	R: 0	H: 1	E: 0	K: 2	S: 8	LOB: 1	BB: 0	P: 8
	R: 0	H: 0	E: 0	K: 0	S: 3	LOB: 0	BB: 0	P: 3
	R: 0	H: 0	E: 0	K: 1	S: 5	LOB: 0	BB: 0	P: 5
	R: 1	H: 1	E: 0	K: 1	S: 6	LOB: 0	BB: 0	P: 6
	R: 0	H: 0	E: 0	K: 1	S: 5	LOB: 0	BB: 0	P: 5
	R: 1	H: 2	E: 0	K: 0	S: 5	LOB: 2	BB: 1	P: 9
	R: 0	H: 0	E: 0	K: 1	S: 5	LOB: 0	BB: 0	P: 5
	R: 0	H: 0	E: 0	K: 0	S: 3	LOB: 0	BB: 0	P: 3
	R: 1	H: 1	E: 0	K: 2	S: 8	LOB: 0	BB: 0	P: 8

PITCHER	IP	WLS	BF	H	R	ER	SO	BB	IBB	HBP	BLK	WP	HR	S	P	ERA	WHIP
Dan Spillner, R (1, 1) ERA: 3.99	9.0	W	33	5	3	3	8	1	0	0	0	0	1	48	52	3.00	0.667


**BOTTOM**

**San Diego Padres @ Los Angeles Dodgers**  
 Dodger Stadium, Los Angeles, CA

Sat Sep 21 1974, 3:33 AM PDT  
 Att. 27,282 - Unknown

AB	31
R	3
H	5
RBI	3
BB	1
SO	8
LOB	8

WP: 0 PA: 33  
 PB: 0  
 SB: 2  
 CS: 0



livebaseballscorecards.com

Batter	1	2	3	4	5	6	7	8	9	AB R H RBI BB SO LOB	TOP																
Enzo Hernandez, R (1, 6) OBP: 0.288, SLG: 0.284 Willie McCovey, L (9, PH) OBP: 0.415, SLG: 0.506 Bill Almon, R (9, PR) OBP: 0.258, SLG: 0.290	0-0 E3 1B	0-0 E6 2B		0-0 F8			0-3 K		0-0 FC 1B	4 1 1 1 0 1 2 1 0 1 1 0 0 0 0 0 0 0 0 0 0	<b>San Diego Padres @ Los Angeles Dodgers</b> Dodger Stadium, Los Angeles, CA Sun Sep 22 1974, 3:33 AM PDT Att: 29,152 - Unknown  <b>livebaseballscorecards.com</b>																
Glenn Beckert, R (1, 4) OBP: 0.303, SLG: 0.263 John Scott, R (9, PR)	0-3 K	0-0 6-3			0-3 K		0-0 4-3		0-0 FC 1B	5 0 1 0 0 2 3 0 0 0 0 0 0 0																	
Bobby Tolan, L (1, 9) OBP: 0.324, SLG: 0.394	0-0 F2	0-0 P6			0-0 F3			0-0 5-3	0-0 FC	5 0 0 1 0 0 4																	
Nate Colbert, R (1, 3) OBP: 0.319, SLG: 0.367	0-0 1B				0-3 K			0-0 F3	0-0 F8	5 1 1 1 0 2 3																	
Dave Winfield, R (1, 7) OBP: 0.317, SLG: 0.430	0-0 1B			0-0 F8			0-0 P6	0-3 K		4 0 1 1 0 1 0																	
Derrel Thomas, S (1, 8) OBP: 0.315, SLG: 0.335	0-0 FC5-4 1B			0-0 F5			0-0 L9		0-0 HBP 1B	4 1 2 0 0 0 0																	
Dave Hilton, R (1, 5) OBP: 0.268, SLG: 0.296 Johnny Grubb, L (9, PH) OBP: 0.364, SLG: 0.416	0-0 FC5-4				4-0 1B		0-3 K		0-3 K	2 0 0 0 1 1 2 1 0 0 0 0 1 1																	
Chris Cannizzaro, R (1, 2) OBP: 0.263, SLG: 0.196 Jerry Turner, L (7, PH) OBP: 0.342, SLG: 0.314 Fred Kendall, R (7, 2) OBP: 0.304, SLG: 0.333		0-0 E6 E			0-0 6-3				0-3 K	2 1 0 0 0 0 1 1 0 1 0 0 0 0 1 0 0 0 0 1 1																	
Bill Greif, R (1, 1) OBP: 0.219, SLG: 0.074 Gene Locklear, L (7, PH) OBP: 0.320, SLG: 0.423 Dave Tomlin, L (7, 1) Cito Gaston, R (9, PH) OBP: 0.260, SLG: 0.323 Dave Roberts, R (9, PR) OBP: 0.246, SLG: 0.252		0-0 B1			0-0 6-3			0-0 L8	1-0 FC HBP	2 0 1 0 0 0 1 1 0 0 0 0 0 1 0 0 0 0 0 0 0 0 0 0 0 0 0 0 0 1 0 0 0 0 0																	
<b>Inning Stats</b>	R: 2 E: 1 K: 1 S: 9	H: 3 LOB: 2 BB: 0 P: 9	R: 1 E: 2 K: 0 S: 5	H: 1 LOB: 1 BB: 0 P: 5	R: 0 E: 0 K: 1 S: 5	H: 0 LOB: 0 BB: 0 P: 5	R: 0 E: 0 K: 0 S: 3	H: 1 LOB: 1 BB: 1 P: 7	R: 0 E: 0 K: 2 S: 7	H: 0 LOB: 0 BB: 0 P: 7	R: 0 E: 0 K: 1 S: 5	H: 0 LOB: 0 BB: 0 P: 5	R: 0 E: 0 K: 1 S: 6	H: 1 LOB: 1 BB: 0 P: 6	R: 0 E: 0 K: 1 S: 5	H: 0 LOB: 0 BB: 0 P: 5	R: 2 E: 0 K: 2 S: 11	H: 3 LOB: 3 BB: 0 P: 12	1B: 8 2B: 1 3B: 0 HR: 0	SF: 0 SAC: 0 DP: 0 HBP: 1	WP: 0 PB: 0 SB: 3 CS: 0	PA: 40					
<b>PITCHER</b>	IP WLS BF H R ER SO BB IBB HBP BLK WP HR S P ERA WHIP																										
Al Downing, L (1, 1) ERA: 3.46	2.0		12	4	3	0	1	0	0	0	0	0	0	14	14	0.00	2.000										
Rick Rhoden, R (3, 1) ERA: 2.08	6.0	W	21	3	1	1	6	1	0	0	0	0	0	32	36	1.50	0.667										
Mike Marshall, R (9, 1) ERA: 2.33	1.0		7	2	1	1	2	0	0	1	0	0	0	10	11	9.00	2.000										

AB	38
R	5
H	9
RBI	5
BB	1
SO	9
LOB	19



Batter	1	2	3	4	5	6	7	8	9	AB	R	H	RBI	BB	SO	LOB
--------	---	---	---	---	---	---	---	---	---	----	---	---	-----	----	----	-----

<b>Davey Lopes, R</b> <small>OBP: 0.351, SLG: 0.377</small> (1, 4)	0-0  1-H 2-H HR	0-0  HR		4-0  CS BB		0-0  1-3				3	1	1	3	1	0	1
<b>Bill Buckner, L</b> <small>OBP: 0.353, SLG: 0.406</small> (1, 7)	0-0  1B 2B	0-0  F5		0-0  CS 1-2	0-0  F8		0-0  P4			4	0	1	0	0	0	0
<b>Jimmy Wynn, R</b> <small>OBP: 0.387, SLG: 0.508</small> (1, 8)	0-0  1B 2-3	4-0  BB			0-0  F7		0-0  6-3			3	0	1	0	1	0	0
<b>Steve Garvey, R</b> <small>OBP: 0.350, SLG: 0.484</small> (1, 3)	0-0  F2	0-0  4-3			0-0  F8		0-0  4-3			4	0	0	0	0	0	3
<b>Willie Crawford, L</b> <small>OBP: 0.379, SLG: 0.441</small> (1, 9)	0-0  F5		0-3  K		0-0  HR 1B		0-3  K			4	1	1	0	0	2	2
<b>Joe Ferguson, R</b> <small>OBP: 0.375, SLG: 0.434</small> (1, 2)		0-0  BB SF7 1B	0-3  K		0-0  1-H HR 1B		0-0  1B			4	2	3	2	0	1	0
<b>Ron Cey, R</b> <small>OBP: 0.354, SLG: 0.401</small> (1, 5)		4-0  BB HR BB	0-3  K		0-0  F2		0-0  F7			3	1	0	0	1	1	0
<b>Bill Russell, R</b> <small>OBP: 0.329, SLG: 0.344</small> (1, 6)		4-0  1-2 2-3 HR BB		0-3  K		0-0  L5				2	1	0	0	1	1	0
<b>Al Downing, R</b> <small>OBP: 0.194, SLG: 0.172</small> (1, 1)		0-0  SF7	0-3  K		0-0  1B					0	0	0	0	0	0	0
<b>Von Joshua, L</b> <small>OBP: 0.286, SLG: 0.328</small> (2, PH)										0	0	0	1	0	0	0
<b>Rick Rhoden, R</b> <small>OBP: 0.500, SLG: 0.500</small> (3, 1)										2	0	1	0	0	1	0
<b>Mike Marshall, R</b> <small>OBP: 0.219, SLG: 0.219</small> (9, 1)										0	0	0	0	0	0	0
<b>Tom Paciorek, R</b> <small>OBP: 0.282, SLG: 0.367</small> (9, 9)		3-H  3-H								0	0	0	0	0	0	0

Inning Stats	R: 0	H: 2	E: 0	LOB: 2	K: 0	BB: 0	S: 5	R: 4	H: 2	E: 0	LOB: 1	K: 0	BB: 3	S: 5	R: 0	H: 0	E: 0	LOB: 0	K: 3	BB: 0	S: 9	R: 0	H: 0	E: 0	LOB: 0	K: 2	BB: 1	S: 6	R: 0	H: 3	E: 0	LOB: 1	K: 0	BB: 0	S: 6	R: 0	H: 0	E: 0	LOB: 0	K: 0	BB: 0	S: 3	R: 0	H: 1	E: 0	LOB: 0	K: 1	BB: 0	S: 5	R: 0	H: 1	E: 0	LOB: 0	K: 1	BB: 0	S: 5	1B: 5	SF: 1	2B: 1	SAC: 0	3B: 0	DP: 0	HR: 2	HBP: 0	WP: 0	PA: 35	PB: 0	SB: 0	CS: 1
--------------	------	------	------	--------	------	-------	------	------	------	------	--------	------	-------	------	------	------	------	--------	------	-------	------	------	------	------	--------	------	-------	------	------	------	------	--------	------	-------	------	------	------	------	--------	------	-------	------	------	------	------	--------	------	-------	------	------	------	------	--------	------	-------	------	-------	-------	-------	--------	-------	-------	-------	--------	-------	--------	-------	-------	-------

PITCHER	IP	WLS	BF	H	R	ER	SO	BB	IBB	HBP	BLK	WP	HR	S	P	ERA	WHIP
<b>Bill Greif, R</b> <small>ERA: 4.66</small> (1, 1)	6.0	L	28	7	6	6	5	4	0	0	0	0	2	34	50	9.00	1.833
<b>Dave Tomlin, L</b> <small>ERA: 4.28</small> (7, 1)	2.0		6	1	0	0	1	0	0	0	0	0	0	8	8	0.00	0.500

**BOTTOM**

**San Diego Padres @ Los Angeles Dodgers**  
 Dodger Stadium, Los Angeles, CA  
 Sun Sep 22 1974, 3:33 AM PDT  
 Att. 29,152 - Unknown

AB	29
R	6
H	8
RBI	6
BB	4
SO	6
LOB	6



Batter	1	2	3	4	5	6	7	8	9	AB R H RBI BB SO LOB	TOP									
Garry Maddox, R (1, 8) OBP: 0.325, SLG: 0.401	0-0 5-3		0-0 F8			0-0 E 2B		0-0 F4		4 0 1 0 0 0 1										
Tito Fuentes, S (1, 4) OBP: 0.297, SLG: 0.301	0-0 6-3		0-0 F8			0-0 E5 G1-6-3 2-3		0-0 BB 1B		4 0 1 0 0 0 2										
Bobby Bonds, R (1, 9) OBP: 0.365, SLG: 0.437	0-3 K			0-0 5-3		0-0 F6		0-3 K		4 0 0 0 0 2 3										
Gary Matthews, R (1, 7) OBP: 0.365, SLG: 0.446		0-0 6-3 WP SF7 1B		0-0 G4-3 1B		0-0 G1-6-3 1-2f		4-0 BB 1-2 BB		3 1 2 0 1 0 2										
Steve Ontiveros, S (1, 5) OBP: 0.372, SLG: 0.350		0-0 6-3 1-3		0-0 G4-3 1-2f			0-0 2B 1B	0-0 6-3		4 0 1 0 0 0 4										
Dave Kingman, R (1, 3) OBP: 0.306, SLG: 0.443		0-0 SF7 3-H			4-0 CS S BB		0-0 F7		0-0 K 1B 1B	2 0 1 1 1 0 1										
Chris Speier, R (1, 6) OBP: 0.333, SLG: 0.357		0-0 5-3			0-3 K 1-3		0-0 2B 1B		0-0 CS 1B	4 1 2 0 0 1 1 0 0 0 0 0 0 0	AB 32 R 2 H 11 RBI 2 BB 2 SO 5 LOB 18									
Mike Phillips, L (9, PR) OBP: 0.255, SLG: 0.259																				
Ken Rudolph, R (1, 2) OBP: 0.347, SLG: 0.276			0-0 F7		0-0 1B		0-0 2B 1B		0-3 K 1-2 2-3	4 0 2 1 0 1 2										
John D'Acquisto, R (1, 1) OBP: 0.215, SLG: 0.174			0-0 1B		0-3 K		0-0 F3			2 0 1 0 0 1 1										
Chris Arnold, R (7, PH) OBP: 0.284, SLG: 0.317										1 0 0 0 0 0 1										
Elias Sosa, R (7, 1) OBP: 0.067, SLG: 0.067										0 0 0 0 0 0 0										
Gary Lavelle, S (8, 1)										0 0 0 0 0 0 0										
<b>Inning Stats</b>	R: 0 E: 0 K: 1 S: 5	H: 0 LOB: 0 BB: 0 P: 5	R: 1 E: 0 K: 0 S: 4	H: 1 LOB: 0 BB: 0 P: 4	R: 0 E: 0 K: 0 S: 4	H: 1 LOB: 1 BB: 0 P: 4	R: 0 E: 0 K: 2 S: 7	H: 1 LOB: 1 BB: 1 P: 11	R: 0 E: 1 K: 0 S: 4	H: 1 LOB: 1 BB: 0 P: 4	R: 1 E: 0 K: 0 S: 5	H: 3 LOB: 1 BB: 0 P: 5	R: 0 E: 0 K: 1 S: 6	H: 1 LOB: 2 BB: 1 P: 10	R: 0 E: 0 K: 1 S: 5	H: 2 LOB: 1 BB: 0 P: 5	1B: 9 2B: 3 3B: 0 HR: 0	SF: 1 SAC: 0 DP: 3 HBP: 0	WP: 1 PB: 0 SB: 1 CS: 2	PA: 35
<b>PITCHER</b>	IP WLS BF H R ER SO BB IBB HBP BLK WP HR S P ERA WHIP																			
Rusty Gerhardt, L (1, 1) ERA: 7.07	7.0 W 27 8 2 2 3 1 0 0 0 1 0 32 36 2.57 1.286																			
Randy Jones, L (8, 1) ERA: 4.33	2.0 S 8 3 0 0 2 1 0 0 0 0 0 0 11 15 0.00 2.000																			

San Francisco Giants @ San Diego Padres  
San Diego Stadium, San Diego, CA  
Tue Sep 24 1974, 10:05 PM EDT  
Att. 2,654 - Unknown

livebaseballscorecards.com





Batter	1	2	3	4	5	6	7	8	9
Enzo Hernandez, R (1, 6) OBP: 0.286, SLG: 0.281	0-0 5-3		0-0 5-3		0-0 4-3		0-0 FC6-4		
John Scott, R (1, 8) SS	0-3 K		0-0 F7		0-0 F3		0-3 K		
Jerry Turner, L (1, 7) Mike Ivie, R (9, 3) SS	0-3 K			0-0 1B 2B 1B	0-0 6-3		0-0 4-3		
Willie McCovey, L (1, 3) Randy Elliott, R (8, PR) SS		4-0 BB BB		0-0 2B SF8 1B		0-0 F6		0-0 G6-4-3 1B	
Dave Winfield, R (1, 9) SS		0-0 F9		0-0 F4		0-0 5-3		0-0 G6-4-3 1-2f	
Derrel Thomas, S (1, 4) SS		0-0 L7		0-0 SF8 2B		0-0 F4			
Dave Hilton, R (1, 5) SS		4-0 1-2 BB		0-0 SF8			4-0 E FC SF9 BB		
Fred Kendall, R (1, 2) Bill Almon, R (7, PR) Chris Cannizzaro, R (8, 2) SS		0-0 1-3		0-0 IBB			0-0 FC		
Rusty Gerhardt, S (1, 1) Johnny Grubb, L (7, PH) Randy Jones, R (8, 1) SS			0-0 L8	0-3 K			0-0 SF9		

Inning Stats	R: 0	H: 0	E: 0	K: 2	S: 7	LOB: 0	BB: 0	P: 7
	R: 0	H: 0	E: 0	K: 0	S: 3	LOB: 2	BB: 2	P: 11
	R: 0	H: 0	E: 0	K: 0	S: 3	LOB: 0	BB: 0	P: 3
	R: 2	H: 3	E: 0	K: 1	S: 8	LOB: 2	BB: 1	P: 12
	R: 0	H: 0	E: 0	K: 0	S: 3	LOB: 0	BB: 0	P: 3
	R: 0	H: 0	E: 0	K: 0	S: 3	LOB: 0	BB: 0	P: 3
	R: 1	H: 0	E: 1	K: 1	S: 6	LOB: 1	BB: 1	P: 10
	R: 0	H: 1	E: 0	K: 0	S: 3	LOB: 1	BB: 0	P: 3

PITCHER	IP	WLS	BF	H	R	ER	SO	BB	IBB	HBP	BLK	WP	HR	S	P	ERA	WHIP
John D'Acquisto, R (1, 1) ERA: 3.66	6.0		24	3	2	2	3	2	1	0	0	0	0	27	39	3.00	0.833
Elias Sosa, R (7, 1) ERA: 3.15	1.0	L	5	0	1	0	1	1	0	0	0	0	0	6	10	0.00	1.000
Gary Lavelle, L (8, 1) ERA: 0.75	1.0		3	1	0	0	0	0	0	0	0	0	0	3	3	0.00	1.000


**BOTTOM**

**San Francisco Giants @ San Diego Padres**  
San Diego Stadium, San Diego, CA

Tue Sep 24 1974, 10:05 PM EDT  
Att. 2,654 - Unknown

AB	R	H	RBI	BB	SO	LOB
4	0	0	0	0	0	1
4	0	0	0	0	2	1
4	1	1	0	0	1	0
0	0	0	0	0	0	0
3	1	2	0	1	0	0
0	0	0	0	0	0	0
4	0	0	0	0	0	4
3	0	1	1	0	0	1
0	1	0	1	2	0	0
2	0	0	0	1	0	3
0	0	0	0	0	0	0
0	0	0	0	0	0	0
2	0	0	0	0	1	2
0	0	0	1	0	0	0
0	0	0	0	0	0	0

AB	26
R	3
H	4
RBI	3
BB	4
SO	4
LOB	12



WP	PA
0	32
PB	0
SB	0
CS	0

1B	SF	WP	PA
3	2	0	32
2B	1	PB	0
3B	0	SB	0
HR	0	CS	0

Batter	1	2	3	4	5	6	7	8	9	AB R H RBI BB SO LOB	TOP																									
Garry Maddox, R (1, 8) OBP: 0.322, SLG: 0.398	0-0 6-3		0-0 1-3			0-3 K		0-0 F8		4 0 0 0 0 1 0	<b>San Francisco Giants @ San Diego Padres</b> San Diego Stadium, San Diego, CA Wed Sep 25 1974, 10:05 PM EDT Att. 5,070 - Unknown <a href="http://livebaseballscorecards.com">livebaseballscorecards.com</a>																									
Mike Phillips, L (1, 6) OBP: 0.255, SLG: 0.259	0-0 E S 1B		0-0 4-3			0-3 K		0-0 4-3		4 0 1 0 0 1 0																										
Gary Thomasson, L (1, 9) OBP: 0.328, SLG: 0.332	0-3 K			0-0 L9			4-0 F9 1B 1B BB	0-0 1B		3 1 1 0 1 1 1																										
Gary Matthews, R (1, 7) OBP: 0.367, SLG: 0.448	4-0 BB			0-3 K			0-0 1-2 E 1B 1B	0-0 1B		3 1 2 0 1 1 0																										
Ed Goodson, L (1, 3) OBP: 0.323, SLG: 0.386	0-3 K			0-0 4-3			0-0 F9	0-0 F8		4 0 0 0 0 1 5																										
Bruce Miller, R (1, 5) OBP: 0.316, SLG: 0.325		0-0 L5			0-0 6-3		0-0 E9 5-3 1-H 3-H 1B	0-0 F9		4 0 1 1 0 0 1																										
Glenn Redmon, R (1, 4) OBP: 0.214, SLG: 0.429		0-0 6-3			0-0 6-3		0-0 5-3	0-3 K		3 0 0 0 0 0 1																										
Bobby Bonds, R (9, PH) OBP: 0.365, SLG: 0.436							2-3			1 0 0 0 0 1 1																										
Dave Rader, L (1, 2) OBP: 0.345, SLG: 0.355		0-0 4-3			0-0 L5		4-0 FC5-4 IBB			2 0 0 0 1 0 0																										
Mike Caldwell, R (1, 1) OBP: 0.169, SLG: 0.143			0-3 K			0-0 5-3	0-0 FC5-4			3 0 0 0 0 1 2																										
Butch Metzger, R (8, 1)							1-2f			0 0 0 0 0 0 0																										
<b>Inning Stats</b>	R: 0 E: 0 K: 2 S: 8	H: 1 LOB: 2 BB: 1 P: 12	R: 0 E: 0 K: 0 S: 3	H: 0 LOB: 0 BB: 0 P: 3	R: 0 E: 0 K: 1 S: 5	H: 0 LOB: 0 BB: 0 P: 5	R: 0 E: 0 K: 1 S: 5	H: 0 LOB: 0 BB: 0 P: 5	R: 0 E: 0 K: 0 S: 3	H: 0 LOB: 0 BB: 0 P: 3	R: 2 E: 1 K: 0 S: 5	H: 2 LOB: 2 BB: 2 P: 13	R: 0 E: 0 K: 0 S: 3	H: 1 LOB: 1 BB: 0 P: 3	R: 0 E: 0 K: 1 S: 6	H: 1 LOB: 1 BB: 0 P: 6	1B: 5 2B: 0 3B: 0 HR: 0	SF: 0 SAC: 0 DP: 0 HBP: 0	WP: 0 PB: 0 SB: 1 CS: 0	PA: 34																
<b>PITCHER</b>	IP WLS BF H R ER SO BB IBB HBP BLK WP HR S P ERA WHIP																																			
Joe McIntosh, R (1, 1) ERA: 3.62	7.0		27	3	2	1	6	2	1	0	0	0	0	36	48	1.29	0.714																			
Larry Hardy, R (8, 1) ERA: 4.62	1.0	W	3	1	0	0	0	0	0	0	0	0	0	3	3	0.00	1.000																			
Bill Greif, R (9, 1) ERA: 4.64	1.0	S	4	1	0	0	1	0	0	0	0	0	0	6	6	0.00	1.000																			



Batter	1	2	3	4	5	6	7	8	9	AB	R	H	RBI	BB	SO	LOB	BOTTOM			
<b>Enzo Hernandez, R</b> (1, 6) OBP: 0.284, SLG: 0.279	0-0 5-3 ①		0-0 5-3 ②			0-0 L8 ①	0-0 FC6-4 ③ 1-2f			4	0	0	0	0	0	2	<b>San Francisco Giants @ San Diego Padres</b> San Diego Stadium, San Diego, CA Wed Sep 25 1974, 10:05 PM EDT Att. 5,070 - Unknown <a href="http://livebaseballscorecards.com">livebaseballscorecards.com</a>			
<b>John Scott, R</b> (1, 8) OBP: 0.067, SLG: 0.067	0-0 5-3 ②		0-0 3-1 ③			0-0 1B ②		0-0 F8 ①		4	0	1	0	0	0	0				
<b>Randy Elliott, R</b> (1, 7) OBP: 0.387, SLG: 0.423	0-0 1B ③			0-0 2B ①		0-0 F8 ②		0-0 1B ①		4	1	3	0	0	0	1				
<b>Nate Colbert, R</b> (1, 3) OBP: 0.316, SLG: 0.363	0-0 FC5-4 ③			0-3 K ①		0-0 F9 ③		0-0 FC 1B ①		4	1	0	0	0	1	4				
<b>Dave Winfield, R</b> (1, 9) OBP: 0.316, SLG: 0.426		4-0 BB ①		0-0 F9 ②			0-0 5-3 ①	0-0 1B ②		3	0	1	1	1	0	1				
<b>Derrel Thomas, S</b> (1, 4) OBP: 0.315, SLG: 0.335		0-3 K ①		0-3 K ③			4-0 1B ①	0-0 F9 ②		3	1	0	0	1	2	4				
<b>Dave Hilton, R</b> (1, 5) OBP: 0.279, SLG: 0.299		4-0 BB ①			0-0 6-3 ①		0-0 1B ②	0-0 E9 ①		2	0	1	0	1	0	0			<b>AB 32</b>	
<b>Johnny Grubb, L</b> (8, PH) OBP: 0.365, SLG: 0.418		1-2 BB ②					1-2 1B ②	1-3 2-H 1B ①		1	0	1	1	0	0	0			<b>R 3</b>	
<b>Bill Greif, R</b> (9, 1) OBP: 0.219, SLG: 0.074		0-0 G6-4-3 ③					0-0 F6 ②	4-0 FC6-4 IBB ③		0	0	0	0	0	0	0			<b>H 8</b>	
<b>Chris Cannizzaro, R</b> (1, 2) OBP: 0.254, SLG: 0.189										2	0	0	0	0	0	2	<b>RBI 3</b>			
<b>Cito Gaston, R</b> (7, PH) OBP: 0.259, SLG: 0.322										1	0	0	0	0	0	2	<b>BB 4</b>			
<b>Larry Hardy, R</b> (8, 1)										0	0	0	0	0	0	0	<b>SO 3</b>			
<b>Bobby Tolan, L</b> (8, PH) OBP: 0.325, SLG: 0.394										0	0	0	0	1	0	0	<b>LOB 19</b>			
<b>Dave Roberts, R</b> (9, 5) OBP: 0.246, SLG: 0.252										0	0	0	0	0	0	0				
<b>Joe McIntosh, S</b> (1, 1) OBP: 0.305, SLG: 0.333			0-0 4-3 ①			0-0 G3 ③		0-0 FC6-4 1B ①	0-0 FC6-4 1B ③	2	0	0	0	0	0	0				
<b>Fred Kendall, R</b> (7, PH) OBP: 0.305, SLG: 0.333										2	0	1	1	0	0	3				
<b>Inning Stats</b>	R: 0 E: 0 K: 0 S: 4	H: 1 LOB: 1 BB: 0 P: 4	R: 0 E: 0 K: 1 S: 4	H: 0 LOB: 1 BB: 2 P: 12	R: 0 E: 0 K: 0 S: 3	H: 0 LOB: 0 BB: 0 P: 3	R: 0 E: 0 K: 2 S: 8	H: 1 LOB: 1 BB: 0 P: 8	R: 0 E: 0 K: 0 S: 3	H: 0 LOB: 0 BB: 0 P: 3	R: 0 E: 0 K: 0 S: 4	H: 1 LOB: 1 BB: 0 P: 4	R: 1 E: 0 K: 0 S: 5	H: 2 LOB: 2 BB: 1 P: 9	R: 2 E: 2 K: 0 S: 7	H: 3 LOB: 3 BB: 1 P: 11	1B: 7 2B: 1 3B: 0 HR: 0	SF: 0 SAC: 0 DP: 1 HBP: 0	WP: 0 PA: 36 PB: 0 SB: 1 CS: 0	
<b>PITCHER</b> <b>Mike Caldwell, L</b> (1, 1) ERA: 2.95	IP: 7.1 WLS: L	WLS: L BF: 32	H: 7 R: 3	ER: 1 SO: 3	BB: 3 IBB: 0	HBP: 0 BLK: 0	WP: 0 HR: 0	S: 35 P: 47	ERA: 1.23 WHIP: 1.364											
<b>Butch Metzger, R</b> (8, 1) ERA: 1.59	IP: 0.2	WLS: L BF: 4	H: 1 R: 0	ER: 0 SO: 0	BB: 0 IBB: 1	HBP: 0 BLK: 0	WP: 0 HR: 0	S: 3 P: 7	ERA: 0.00 WHIP: 1.500											

Batter	1	2	3	4	5	6	7	8	9	10	AB	R	H	RBI	BB	SO	LOB	TOP						
Lee Lacy, R (1, 4) OBP: 0.301, SLG: 0.362 Gail Hopkins, L (7, PH) OBP: 0.500, SLG: 0.400 Mike Marshall, R (7, 1) OBP: 0.212, SLG: 0.212	0-3 K		0-0 4-3		0-3 K		0-0 F9		0-3 K		3	0	0	0	0	2	0							
Bill Buckner, L (1, 7) OBP: 0.352, SLG: 0.406	0-0 G3		0-0 S 1B			0-0 P4		0-0 4-3	0-0 4-3		5	0	1	0	0	0	0							
Jimmy Wynn, R (1, 8) OBP: 0.385, SLG: 0.499	0-0 6-3		0-0 F9 1-2			0-3 K		0-0 S 1B		4-0 S 2B BB	4	2	1	0	1	1	1							
Steve Garvey, R (1, 3) OBP: 0.344, SLG: 0.474		0-0 F8		0-0 6-3		0-0 6-3		0-0 E 1B		0-0 S 5-3	5	0	1	1	0	0	1							
Joe Ferguson, R (1, 2) OBP: 0.384, SLG: 0.438 (8, 9)		0-0 1B		4-0 BB			0-0 6-3	4-0 E IBB		4-0 S 2B IBB	2	1	1	0	3	0	0							
Willie Crawford, L (1, 9) OBP: 0.374, SLG: 0.433 Ken McMullen, R (8, PH) OBP: 0.286, SLG: 0.426 Steve Yeager, R (8, 2) OBP: 0.339, SLG: 0.434		0-0 1B	0-0 1-3 1B	0-3 K	0-3 K		4-0 E BB	0-3 K	0-0 F8	0-0 F8	2	1	1	0	1	1	1							
Ron Cey, R (1, 5) OBP: 0.353, SLG: 0.403		0-3 K		0-0 5-3			0-3 K	4-0 FC6-4 IBB		0-0 S 1B 2B	4	1	1	2	1	2	4							
Bill Russell, R (1, 6) OBP: 0.331, SLG: 0.343		0-0 4-3		0-0 P6			0-0 E 1B	0-0 FC6-4		0-0 S 1B	5	0	2	1	0	0	5							
Doug Rau, L (1, 1) OBP: 0.206, SLG: 0.143 Manny Mota, R (7, PH) OBP: 0.323, SLG: 0.309 Davey Lopes, R (7, PR) OBP: 0.350, SLG: 0.375 (7, 4)			0-3 K		0-0 6-3		0-0 E 1B		0-3 K	0-0 S B3	2	0	0	0	0	1	0							
<b>Inning Stats</b>	R: 0 E: 0 K: 1 S: 5	H: 0 LOB: 0 BB: 0 P: 5	R: 0 E: 0 K: 1 S: 7	H: 2 LOB: 2 BB: 0 P: 7	R: 0 E: 0 K: 1 S: 6	H: 1 LOB: 1 BB: 0 P: 6	R: 0 E: 0 K: 1 S: 5	H: 0 LOB: 1 BB: 1 P: 9	R: 0 E: 0 K: 1 S: 5	H: 0 LOB: 0 BB: 0 P: 5	R: 1 E: 1 K: 1 S: 7	H: 1 LOB: 2 BB: 1 P: 11	R: 1 E: 1 K: 1 S: 7	H: 2 LOB: 3 BB: 2 P: 15	R: 0 E: 0 K: 2 S: 7	H: 0 LOB: 0 BB: 0 P: 7	R: 3 E: 0 K: 0 S: 5	H: 2 LOB: 1 BB: 2 P: 13	1B: 7 2B: 1 3B: 0 HR: 0	SF: 0 SAC: 0 DP: 0 HBP: 0	WP: 0 PB: 0 SB: 2 CS: 0	PA: 45		
<b>PITCHER</b>	IP	WLS	BF	H	R	ER	SO	BB	IBB	HBP	BLK	WP	HR	S	P	ERA	WHIP							
Dave Freisleben, R (1, 1) ERA: 3.63	7.0		28	4	1	0	7	2	0	0	0	0	0	40	48	0.00	0.857							
Randy Jones, L (8, 1) ERA: 4.45	2.2	L	16	4	4	4	3	1	3	0	0	0	0	18	34	13.50	1.875							
Larry Hardy, R (10, 1) ERA: 4.61	0.1		1	0	0	0	0	0	0	0	0	0	0	1	1	0.00	0.000							

Los Angeles Dodgers @ San Diego Padres  
San Diego Stadium, San Diego, CA  
Thu Sep 26 1974, 10:05 PM EDT  
Att: 7,794 - Unknown

AB	39
R	5
H	8
RBI	4
BB	6
SO	10
LOB	20




Batter	1	2	3	4	5	6	7	8	9	10	AB	R	H	RBI	BB	SO	LOB
<b>Bobby Tolan, L</b> (1, 9) OBP: 0.321, SLG: 0.389	0-0 4-3		0-3 K2-3		0-0 F7			0-3 K		0-0 G3	5	0	0	0	0	2	1
<b>Glenn Beckert, R</b> (1, 4) OBP: 0.301, SLG: 0.262	0-0 5-3		0-0 F8			0-0 SH1-3 1B		0-0 P4		0-3 K	5	0	1	0	0	1	0
<b>Johnny Grubb, L</b> (1, 8) OBP: 0.364, SLG: 0.416	4-0 BB		0-0 1-3			0-0 SH1-3 1-2		0-0 4-3			2	0	0	0	1	0	0
<b>Nate Colbert, R</b> (1, 3) OBP: 0.316, SLG: 0.360	0-3 K			0-3 K		4-0 G5-4-3 BB			0-0 F7		3	0	0	0	1	2	1
<b>Dave Winfield, R</b> (1, 7) OBP: 0.318, SLG: 0.433		0-0 1B E 1B		0-0 F8		0-0 G5-4-3			0-0 HR		4	2	2	1	0	0	2
<b>Derrel Thomas, S</b> (1, 5) OBP: 0.316, SLG: 0.337		0-0 F7		0-0 6-3			0-0 SH1 1B		0-0 1B		4	0	2	0	0	0	1
<b>Enzo Hernandez, R</b> (1, 6) OBP: 0.285, SLG: 0.280		0-0 E8 S 1B		0-0 5-3			0-0 SH1		0-3 K		2	0	1	0	0	0	0
<b>Willie McCovey, L</b> (9, PH) OBP: 0.417, SLG: 0.506		1-H					1-2				1	0	0	0	0	1	1
<b>Bill Almon, R</b> (10, 6) OBP: 0.258, SLG: 0.290											0	0	0	0	0	0	0
<b>Chris Cannizzaro, R</b> (1, 2) OBP: 0.246, SLG: 0.182		0-0 F9		0-3 K			0-0 F7		0-0 5-3		2	0	0	0	0	1	1
<b>Fred Kendall, R</b> (7, PH) OBP: 0.304, SLG: 0.331		2-3									2	0	0	0	0	0	2
<b>Dave Freisleben, R</b> (1, 1) OBP: 0.246, SLG: 0.226		0-3 K		0-0			0-0 6-3			0-3 K	2	0	1	0	0	1	1
<b>Gene Locklear, L</b> (7, PH) OBP: 0.316, SLG: 0.417											1	0	0	0	0	0	1
<b>Randy Jones, R</b> (8, 1) OBP: 0.179, SLG: 0.169											0	0	0	0	0	0	0
<b>Larry Hardy, R</b> (10, 1) OBP: 0.179, SLG: 0.169											0	0	0	0	0	0	0
<b>Jerry Turner, L</b> (10, PH) OBP: 0.326, SLG: 0.300											1	0	0	0	0	1	0

Inning Stats	R: 0	H: 0	E: 0	K: 1	S: 5	H: 0	LOB: 1	BB: 1	P: 9	R: 1	H: 2	E: 1	K: 1	S: 7	H: 0	LOB: 0	BB: 0	P: 7	R: 0	H: 0	E: 0	K: 1	S: 5	H: 0	LOB: 0	BB: 0	P: 5	R: 0	H: 0	E: 0	K: 1	S: 5	H: 0	LOB: 0	BB: 0	P: 5	R: 0	H: 1	E: 0	K: 1	S: 6	H: 1	LOB: 1	BB: 0	P: 6	R: 0	H: 1	E: 0	K: 0	S: 3	H: 1	LOB: 1	BB: 1	P: 7	R: 0	H: 1	E: 0	K: 0	S: 4	H: 1	LOB: 1	BB: 0	P: 4	R: 0	H: 0	E: 0	K: 1	S: 5	H: 0	LOB: 0	BB: 0	P: 5	R: 1	H: 2	E: 0	K: 1	S: 7	H: 0	LOB: 1	BB: 0	P: 7	R: 0	H: 0	E: 0	K: 2	S: 7	H: 0	LOB: 0	BB: 0	P: 7	1B: 6	SF: 0	2B: 0	3B: 0	HR: 1	WP: 0	PA: 38
--------------	------	------	------	------	------	------	--------	-------	------	------	------	------	------	------	------	--------	-------	------	------	------	------	------	------	------	--------	-------	------	------	------	------	------	------	------	--------	-------	------	------	------	------	------	------	------	--------	-------	------	------	------	------	------	------	------	--------	-------	------	------	------	------	------	------	------	--------	-------	------	------	------	------	------	------	------	--------	-------	------	------	------	------	------	------	------	--------	-------	------	------	------	------	------	------	------	--------	-------	------	-------	-------	-------	-------	-------	-------	--------

PITCHER	IP	WLS	BF	H	R	ER	SO	BB	IBB	HBP	BLK	WP	HR	S	P	ERA	WHIP
<b>Doug Rau, L</b> (1, 1) ERA: 3.66	6.0		23	4	1	0	5	2	0	0	0	0	0	31	39	0.00	1.000
<b>Mike Marshall, R</b> (7, 1) ERA: 2.41	4.0	W	15	3	1	1	4	0	0	0	0	0	1	23	23	2.25	0.750

**Los Angeles Dodgers @ San Diego Padres**  
San Diego Stadium, San Diego, CA  
Thu Sep 26 1974, 10:05 PM EDT  
Att. 7,794 - Unknown

<b>AB</b>	34
<b>R</b>	2
<b>H</b>	7
<b>RBI</b>	1
<b>BB</b>	2
<b>SO</b>	9
<b>LOB</b>	11



Batter	1	2	3	4	5	6	7	8	9	AB R H RBI BB SO LOB	TOP	
Lee Lacy, R (1, 4) OBP: 0.289, SLG: 0.347 Von Joshua, L (8, PH) OBP: 0.283, SLG: 0.325 Jim Brewer, L (8, 1)	0-0 4-3		0-0 F9			0-0 6-3		0-0 F7		3 0 0 0 0 0 1 1 0 0 0 0 0 0 0 0 0 0 0 0 0	<b>Los Angeles Dodgers @ San Diego Padres</b> San Diego Stadium, San Diego, CA Fri Sep 27 1974, 10:05 PM EDT Att. 14,253 - Unknown <a href="http://livebaseballscorecards.com">livebaseballscorecards.com</a>	
Bill Buckner, L (1, 7) OBP: 0.353, SLG: 0.415	0-0 F8			0-0 HR		0-0 F8		0-0 1B 3B	4 2 2 1 0 0 0			
Jimmy Wynn, R (1, 8) OBP: 0.386, SLG: 0.499	0-0 F7			0-0 P3		0-0 FC4-6 1B		0-0 SH2-3 1B	4 0 2 1 0 0 0			
Steve Garvey, R (1, 3) OBP: 0.342, SLG: 0.472		0-0 5-3		0-0 F8		0-0 FC4-6		0-0 SH2-3	3 0 0 0 0 0 1			
Joe Ferguson, R (1, 9) OBP: 0.385, SLG: 0.440		0-0 6-3		0-0 2B		0-0 5-3		4-0 G6-4-3 IBB	3 0 1 0 1 0 0			
Ron Cey, R (1, 5) OBP: 0.351, SLG: 0.400		0-0 P4		0-0 L8		0-0 F7		0-0 G6-4-3	4 0 0 0 0 0 3			
Bill Russell, R (1, 6) OBP: 0.331, SLG: 0.345			0-0 2B		0-0 4-3		0-0 4-3		3 0 1 0 0 0 0			
Steve Yeager, R (1, 2) OBP: 0.337, SLG: 0.431 Willie Crawford, L (8, PH) OBP: 0.374, SLG: 0.432			0-0 L7		0-3 K		0-0 P3		2 0 0 0 0 1 1 1 0 0 0 0 0 0			
Don Sutton, R (1, 1) OBP: 0.210, SLG: 0.206 Gail Hopkins, L (8, PH) OBP: 0.462, SLG: 0.364 Davey Lopes, R (8, 4) OBP: 0.350, SLG: 0.375			0-3 K		0-3 K		0-0 F9		2 0 0 0 0 2 1 1 0 0 0 0 0 0 0 0 0 0 0 0 0			
<b>Inning Stats</b>	R: 0 H: 0 E: 0 LOB: 0 K: 0 BB: 0 S: 3 P: 3	R: 0 H: 0 E: 0 LOB: 0 K: 0 BB: 0 S: 3 P: 3	R: 0 H: 1 E: 0 LOB: 1 K: 1 BB: 0 S: 6 P: 6	R: 1 H: 2 E: 0 LOB: 1 K: 0 BB: 0 S: 5 P: 5	R: 0 H: 0 E: 0 LOB: 0 K: 2 BB: 0 S: 7 P: 7	R: 0 H: 1 E: 0 LOB: 1 K: 0 BB: 0 S: 4 P: 4	R: 0 H: 0 E: 0 LOB: 0 K: 0 BB: 0 S: 3 P: 3	R: 0 H: 0 E: 0 LOB: 0 K: 0 BB: 0 S: 3 P: 3	R: 1 H: 2 E: 0 LOB: 1 K: 0 BB: 1 S: 4 P: 8	1B: 2 SF: 0 2B: 2 SAC: 1 3B: 1 DP: 1 HR: 1 HBP: 0		WP: 0 PA: 33 PB: 0 SB: 0 CS: 0
<b>PITCHER</b> Dan Spillner, R (1, 1) ERA: 3.87	IP WLS BF H R ER SO BB IBB HBP BLK WP HR S P ERA WHIP											<b>PITCHER</b> IP WLS BF H R ER SO BB IBB HBP BLK WP HR S P ERA WHIP





Batter	1	2	3	4	5	6	7	8	9	AB R H RBI BB SO LOB	TOP											
<b>Davey Lopes, R</b> (1, 4) OBP: 0.352, SLG: 0.382	0-0 HR	0-0 F7			0-0 S 1B		0-0 F3		0-0 BLK 1B	5 1 3 1 0 0 1												
<b>Bill Buckner, L</b> (1, 7) OBP: 0.354, SLG: 0.417	0-0 CS 2B		0-0 G3		0-0 4-3			0-0 SH3-4 1B	0-0 F7	5 1 2 0 0 0 2												
<b>Jimmy Wynn, R</b> (1, 8) OBP: 0.386, SLG: 0.501	0-0 S 1B		0-0 6-3			0-0 WP 2B		0-0 SH3-4	0-0 1-3	4 1 2 0 0 0 1												
<b>Steve Garvey, R</b> (1, 3) OBP: 0.343, SLG: 0.469	4-0 1-2 BB		0-0 G3		0-0 F7			4-0 1B 1B	0-0 F2	3 1 0 0 2 0 2												
<b>Joe Ferguson, R</b> (1, 9) OBP: 0.381, SLG: 0.435	0-3 K			0-0 F7		0-0 5-3		0-0 F8		4 0 0 0 0 1 5												
<b>Ron Cey, R</b> (1, 5) OBP: 0.351, SLG: 0.401	0-3 K			0-0 6-3		0-0 FC5-4 1B		0-0 1B 1B		4 1 2 1 0 1 2												
<b>Bill Russell, R</b> (1, 6) OBP: 0.332, SLG: 0.350		0-0 3B		0-0 6-3		0-0 FC5-4		0-0 1B 1B		4 0 2 1 0 0 1												
<b>Steve Yeager, R</b> (1, 2) OBP: 0.336, SLG: 0.429		0-0 5-3		0-0 F7			0-0 4-3	0-0 S 1B		4 0 1 1 0 0 1												
<b>Andy Messersmith, R</b> (1, 1) OBP: 0.318, SLG: 0.362 <b>Mike Marshall, R</b> (8, 1) OBP: 0.212, SLG: 0.212		0-3 K		0-3 K			0-0 6-3	0-3 K		4 0 0 0 0 3 3 0 0 0 0 0 0 0												
<b>Inning Stats</b>	R: 1 E: 0 K: 2 S: 9	H: 3 LOB: 2 BB: 1 P: 13	R: 0 E: 0 K: 1 S: 6	H: 1 LOB: 1 BB: 0 P: 6	R: 0 E: 0 K: 0 S: 3	H: 0 LOB: 0 BB: 0 P: 3	R: 0 E: 0 K: 0 S: 3	H: 0 LOB: 0 BB: 0 P: 3	R: 0 E: 0 K: 1 S: 6	H: 1 LOB: 1 BB: 0 P: 6	R: 1 E: 0 K: 0 S: 5	H: 2 LOB: 1 BB: 0 P: 5	R: 0 E: 0 K: 0 S: 3	H: 0 LOB: 0 BB: 0 P: 3	R: 3 E: 0 K: 1 S: 9	H: 4 LOB: 2 BB: 1 P: 13	R: 0 E: 0 K: 0 S: 4	H: 1 LOB: 1 BB: 0 P: 4	1B: 8 2B: 2 3B: 1 HR: 1	SF: 0 SAC: 1 DP: 0 HBP: 0	WP: 2 PB: 0 SB: 3 CS: 1	PA: 40
<b>PITCHER</b>	IP WLS BF H R ER SO BB IBB HBP BLK WP HR S P ERA WHIP																					
<b>Bill Greif, R</b> (1, 1) ERA: 4.68	7.2 L 34 10 5 5 4 1 1 0 0 1 1 40 48 5.87 1.435																					
<b>Larry Hardy, R</b> (8, 1) ERA: 4.59	0.1 2 1 0 0 1 0 0 0 0 0 0 4 4 0.00 3.000																					
<b>Dave Tomlin, L</b> (9, 1) ERA: 4.2	1.0 4 1 0 0 0 0 0 0 0 0 1 0 0 4 4 0.00 1.000																					

Los Angeles Dodgers @ San Diego Padres  
San Diego Stadium, San Diego, CA  
Sat Sep 28 1974, 10:05 PM EDT  
Att: 41,055 - Unknown

AB	37
R	5
H	12
RBI	4
BB	2
SO	5
LOB	18





Batter	1	2	3	4	5	6	7	8	9
Enzo Hernandez, R (1, 6) OBP: 0.285, SLG: 0.277 Gene Locklear, L (8, PH) OBP: 0.312, SLG: 0.411 Dave Tomlin, L (9, 1)	4-0 SH1-3 1B G3 BB		4-0 F7 BB			0-0 6-3		0-0 6-3	
Bobby Tolan, L (1, 9) OBP: 0.320, SLG: 0.384	0-0 G3 SH1-3 1-2 FC5-2-5 1B		0-0 F7 1-2			0-0 4-3		4-0 2B BB	
Johnny Grubb, L (1, 8) OBP: 0.359, SLG: 0.409	0-0 SH1-3 1-2 2-3			0-0 P6			0-0 F9		0-0 F7
Willie McCovey, L (1, 3) OBP: 0.416, SLG: 0.507 John Scott, R (9, PR) OBP: 0.067, SLG: 0.067	0-0 G3 2-3 3-H			4-0 G6-4-3 BB			0-0 G3		0-0 1-3 2B
Dave Winfield, R (1, 7) OBP: 0.317, SLG: 0.435	0-0 FC5-2-5 3-H			0-0 G6-4-3 1-2f			0-0 1-3		0-0 F8
Derrel Thomas, S (1, 4) OBP: 0.313, SLG: 0.333		0-0 F8			0-3 K			0-0 F8	0-0 F9
Dave Hilton, R (1, 5) OBP: 0.279, SLG: 0.308		0-0 CS 1B			0-0 F7			0-0 F7	
Chris Cannizzaro, R (1, 2) OBP: 0.258, SLG: 0.200 Nate Colbert, R (8, PH) OBP: 0.317, SLG: 0.364 Bill Almon, R (9, 6) OBP: 0.258, SLG: 0.290		0-0 P4 1-2			0-0 F2			0-0 2B 2B	
Bill Greif, R (1, 1) OBP: 0.212, SLG: 0.071 Larry Hardy, R (8, 1) Fred Kendall, R (8, PH) OBP: 0.306, SLG: 0.335 (9, 2)			0-3 K			0-0 F3		0-0 2B	

AB	R	H	RBI	BB	SO	LOB
1	1	0	0	2	0	0
1	0	0	0	0	0	1
0	0	0	0	0	0	0

3	0	1	0	1	0	1
---	---	---	---	---	---	---

3	0	0	0	0	0	1
---	---	---	---	---	---	---

3	0	1	1	1	0	1
0	0	0	0	0	0	0

4	0	0	0	0	0	4
---	---	---	---	---	---	---

4	0	0	0	0	1	2
---	---	---	---	---	---	---

3	0	1	0	0	0	0
---	---	---	---	---	---	---

2	0	0	0	0	0	1
1	1	1	0	0	0	0
0	0	0	0	0	0	0

2	0	0	0	0	1	0
0	0	0	0	0	0	0
1	0	1	1	0	0	0

**BOTTOM**

**Los Angeles Dodgers @ San Diego Padres**  
San Diego Stadium, San Diego, CA

livebaseballscorecards.com

<b>AB</b>	<b>28</b>
<b>R</b>	<b>2</b>
<b>H</b>	<b>5</b>
<b>RBI</b>	<b>2</b>
<b>BB</b>	<b>4</b>
<b>SO</b>	<b>2</b>
<b>LOB</b>	<b>11</b>



WP: 0	PA: 33
PB: 0	
SB: 0	
CS: 1	

Sat Sep 28 1974, 10:05 PM EDT  
Att. 41,055 - Unknown

Inning	1	2	3	4	5	6	7	8	9
R	1	0	0	0	0	0	0	1	0
H	1	0	0	0	0	0	0	2	1
E	0	0	0	0	0	0	0	0	0
K	0	0	1	0	1	0	0	0	0
S	4	3	4	2	5	3	3	5	4
LOB	1	0	0	0	0	0	0	1	2
BB	1	0	1	1	0	0	0	0	1
P	8	3	8	6	5	3	3	5	8

PITCHER	IP	WLS	BF	H	R	ER	SO	BB	IBB	HBP	BLK	WP	HR	S	P	ERA	WHIP
Andy Messersmith, R (1, 1) ERA: 2.6	7.2	W	27	4	2	2	2	3	0	0	0	0	0	28	40	2.35	0.913
Mike Marshall, R (8, 1) ERA: 2.4	1.1		6	1	0	0	0	1	0	0	0	0	0	5	9	0.00	1.500

Batter	1	2	3	4	5	6	7	8	9	AB R H RBI BB SO LOB	TOP											
Derrel Thomas, S (1, 4) OBP: 0.313, SLG: 0.333	0-0 F9			0-0 4-3	0-0 SF7			0-0 FC2-5 1B		3 0 1 1 0 0 0	<b>San Diego Padres @ San Francisco Giants</b> Candlestick Park, San Francisco, CA Tue Oct 01 1974, 10:05 PM EDT Att. 1,192 - Unknown <a href="http://livebaseballscorecards.com">livebaseballscorecards.com</a>											
Dave Hilton, R (1, 5) OBP: 0.279, SLG: 0.307	0-0 6-3			0-0 F3	0-0 F9			0-0 FC2-5 1B		4 0 1 0 0 0 1												
Jerry Turner, L (1, 7) OBP: 0.319, SLG: 0.295	0-3 K			0-0 1B				0-0 FC2-5 FC6-4		4 0 1 0 0 1 2												
Johnny Grubb, L (1, 8) OBP: 0.358, SLG: 0.408		0-0 F6		0-0 1B				0-0 F7		4 0 1 0 0 0 2												
Randy Elliott, R (1, 9) OBP: 0.343, SLG: 0.367		0-0 F3		0-0 F7				0-0 FC6-4		4 0 0 0 0 0 4												
Mike Ivie, R (1, 3) OBP: 0.161, SLG: 0.207		0-3 K			0-0 F7		0-0 E5		0-3 K	4 0 0 0 0 2 0												
Fred Kendall, R (1, 2) OBP: 0.305, SLG: 0.333			0-0 F8		4-0 E 1B BB		0-3 K		0-0 6-3	3 1 0 0 1 1 0												
Bill Almon, R (1, 6) OBP: 0.286, SLG: 0.314			0-3 K		0-0 E8 1B SF7 1B		0-0 1B		0-0 4-3	4 1 2 0 0 1 0												
Dave Freisleben, R (1, 1) OBP: 0.254, SLG: 0.234			0-3 K		0-0 1B		0-0 F3			2 0 1 1 0 1 0												
Willie McCovey, L (7, PH) OBP: 0.415, SLG: 0.506										1 0 0 0 0 0 1												
Larry Hardy, R (7, 1)										0 0 0 0 0 0 0												
Dave Tomlin, L (8, 1)					1-3 3-H 1B					0 0 0 0 0 0 0												
<b>Inning Stats</b>	R: 0 E: 0 K: 1 S: 5	H: 0 LOB: 0 BB: 0 P: 5	R: 0 E: 0 K: 1 S: 5	H: 0 LOB: 0 BB: 0 P: 5	R: 0 E: 0 K: 2 S: 7	H: 0 LOB: 0 BB: 0 P: 7	R: 0 E: 0 K: 0 S: 5	H: 2 LOB: 2 BB: 0 P: 5	R: 2 E: 1 K: 0 S: 5	H: 2 LOB: 1 BB: 1 P: 9	R: 0 E: 0 K: 0 S: 3	H: 0 LOB: 0 BB: 0 P: 3	R: 0 E: 1 K: 1 S: 6	H: 1 LOB: 1 BB: 0 P: 6	R: 0 E: 0 K: 0 S: 5	H: 2 LOB: 2 BB: 0 P: 5	R: 0 E: 0 K: 1 S: 5	H: 0 LOB: 0 BB: 0 P: 5	1B: 7 2B: 0 3B: 0 HR: 0	SF: 1 SAC: 0 DP: 0 HBP: 0	WP: 0 PB: 0 SB: 0 CS: 0	PA: 35
<b>PITCHER</b>	IP WLS BF H R ER SO BB IBB HBP BLK WP HR S P ERA WHIP																					
Tom Bradley, R (1, 1) ERA: 5.16	6.0 W 23 4 2 2 4 1 0 0 0 0 0 30 34 3.00 0.833																					
Jim Barr, R (7, 1) ERA: 2.74	3.0 S 12 3 0 0 2 0 0 0 0 0 0 16 16 0.00 1.000																					



Batter	1	2	3	4	5	6	7	8	9
Gary Thomasson, L (1, 9) OBP: 0.327, SLG: 0.329	0-0 G3		0-0 4-3		0-0 4-3		0-0 1-3 2B	0-3 K	
Tito Fuentes, S (1, 4) OBP: 0.293, SLG: 0.297	0-0 F8		0-0 F8		0-0 2B		0-0 4-3	0-0 FC6-4	
Bobby Bonds, R (1, 8) OBP: 0.364, SLG: 0.435	4-0 FC5-4 BB			0-3 K	0-3 K		0-0 6-3		
Gary Matthews, R (1, 7) OBP: 0.365, SLG: 0.442	0-0 FC5-4			4-0 2B BB		0-0 4-3		0-0 6-3	
Dave Kingman, R (1, 3) OBP: 0.303, SLG: 0.445		0-0 F8		0-3 K		0-3 K		0-0 HBP 2B	
Chris Speier, R (1, 6) OBP: 0.335, SLG: 0.362		0-0 E8 3B		0-0 1B 2B		4-0 BB		4-0 HBP 2B IBB	
Mike Phillips, L (1, 5) OBP: 0.258, SLG: 0.269		0-0 F7		0-0 1B		0-0 F7		1-0 2B 1B HBP	
Bruce Miller, R (8, PH) OBP: 0.318, SLG: 0.325								1-2 2-3 HBP	
Dave Rader, L (1, 2) OBP: 0.348, SLG: 0.358		0-0 4-3		0-0 F8			0-0 2B 1B	0-0 1B 2B	
Tom Bradley, R (1, 1) OBP: 0.140, SLG: 0.100			0-0 F8		0-3 K		0-3 K	0-0 FC6-4 1B	
Jim Barr, R (7, 1) OBP: 0.303, SLG: 0.338									

Inning Stats	R: 0 E: 0 K: 3	H: 0 LOB: 1 BB: 1 P: 7	R: 1 E: 1 K: 0 S: 4	H: 1 LOB: 0 BB: 0 P: 4	R: 0 E: 0 K: 3 S: 3	H: 0 LOB: 0 BB: 0 P: 3	R: 2 E: 0 K: 2 S: 9	H: 2 LOB: 1 BB: 1 P: 13	R: 0 E: 0 K: 2 S: 8	H: 1 LOB: 1 BB: 0 P: 8	R: 0 E: 0 K: 1 S: 5	H: 0 LOB: 1 BB: 1 P: 9	R: 0 E: 0 K: 1 S: 7	H: 2 LOB: 2 BB: 0 P: 7	R: 4 E: 0 K: 1 S: 8	H: 3 LOB: 1 BB: 1 P: 13
1B: 3 2B: 5 3B: 1 HR: 0	SF: 0 SAC: 0 DP: 0 HBP: 1	WP: 0 PA: 38														

PITCHER	IP	WLS	BF	H	R	ER	SO	BB	IBB	HBP	BLK	WP	HR	S	P	ERA	WHIP
Dave Freisleben, R (1, 1) ERA: 3.66	6.0	L	25	4	3	3	5	3	0	0	0	0	0	32	44	4.50	1.167
Larry Hardy, R (7, 1) ERA: 4.71	1.1		8	3	2	2	1	0	1	0	0	0	0	9	13	13.50	2.250
Dave Tomlin, L (8, 1) ERA: 4.47	0.2		5	2	2	2	1	0	0	1	0	0	0	6	7	27.00	3.000

BOTTOM

San Diego Padres @ San Francisco Giants  
Candlestick Park, San Francisco, CA


livebaseballscorecards.com

AB	33
R	7
H	9
RBI	6
BB	4
SO	7
LOB	12



WP	PA	ERA	WHIP
0	38		

Tue Oct 01 1974, 10:05 PM EDT  
Att. 1,192 - Unknown

Batter	1	2	3	4	5	6	7	8	9	AB R H RBI BB SO LOB	TOP						
<b>Derrel Thomas, S</b> (1, 4) OBP: 0.313, SLG: 0.333 (9, 7)	0-0 G3		0-0 F9			0-0 1B 1B	0-0 F8		0-0 SH BB 1B WP	4 2 1 0 0 0 2	<b>San Diego Padres @ San Francisco Giants</b> Candlestick Park, San Francisco, CA Wed Oct 02 1974, 6:33 AM EDT Att. 1,349 - Unknown  <b>livebaseballscorecards.com</b>  <b>AB 35</b> <b>R 9</b> <b>H 9</b> <b>RBI 7</b> <b>BB 8</b> <b>SO 6</b> <b>LOB 19</b>  						
<b>Dave Hilton, R</b> (1, 5) OBP: 0.281, SLG: 0.309	0-0 4-3			0-0 4-3		0-0 BB 1B 1B	0-3 K		0-0 WP BB BB 1B	5 1 2 1 0 1 1							
<b>Jerry Turner, L</b> (1, 7) OBP: 0.333, SLG: 0.313 <b>Nate Colbert, R</b> (9, PH) OBP: 0.319, SLG: 0.364 <b>Bill Greif, R</b> (9, 1) OBP: 0.212, SLG: 0.071	0-0 F8			0-0 F8		0-0 BB 1B	0-0 E7 1B		4-0 BB WP 1B BB	4 0 2 2 0 0 0 0 1 0 1 1 0 0 0 0 0 0 0 0 0							
<b>Johnny Grubb, L</b> (1, 8) OBP: 0.355, SLG: 0.403		0-0 6-3		0-0 3-1		0-0 F7	0-3 K		0-0 6-3	5 0 0 0 0 1 5							
<b>Randy Elliott, R</b> (1, 9) OBP: 0.350, SLG: 0.333		0-0 F4			0-0 F3	4-0 BB 1-2 2-3		0-3 K	4-0 1B BB IBB	3 0 0 0 2 1 0							
<b>Mike Ivie, R</b> (1, 3) OBP: 0.139, SLG: 0.176		0-3 K			0-0 4-3	0-0 F7		0-0 5-3	0-3 K	5 0 0 0 0 2 6							
<b>Fred Kendall, R</b> (1, 2) OBP: 0.308, SLG: 0.333			0-0 4-3		0-0 6-3		4-0 BB 2B BB		4-0 BB 1B BB	3 1 1 1 2 0 0							
<b>Bill Almon, R</b> (1, 6) OBP: 0.350, SLG: 0.342			4-0 SH3-4 BB			0-0 1B 1B	4-0 2B E BB	0-0 G3	0-0 1-2 2-3 3-H 1B	3 2 2 1 2 0 1							
<b>Dan Spillner, R</b> <b>Bill Laxton, L</b> <b>Gene Locklear, L</b> <b>Mike Johnson, R</b> <b>Dave Winfield, R</b> <b>Ernie Harbeck, R</b> <b>Dave Tomlin, L</b> <b>Larry Hardy, R</b> <b>Willie McCovey, L</b> <b>Rich Morales, R</b>			0-0 SH3-4			0-3 K	0-0 E4 E 2B		0-0 1B SH BB BB	0 0 0 0 0 0 0 0 0 0 0 0 0 0 0 0 1 0 0 0 0 0 0 0 1 0 0 0 0 0 0 0 0 1 0 1 1 0 0 0 1 0 0 3							
<b>Inning Stats</b>	R: 0 H: 0 E: 0 LOB: 0 K: 0 BB: 0 S: 3 P: 3	R: 0 H: 0 E: 0 LOB: 0 K: 1 BB: 0 S: 5 P: 5	R: 0 H: 0 E: 0 LOB: 1 K: 0 BB: 1 S: 3 P: 7	R: 0 H: 0 E: 0 LOB: 0 K: 0 BB: 0 S: 3 P: 3	R: 0 H: 0 E: 0 LOB: 0 K: 0 BB: 0 S: 3 P: 3	R: 2 H: 4 E: 0 LOB: 3 K: 1 BB: 1 S: 9 P: 13	R: 3 H: 2 E: 2 LOB: 1 K: 2 BB: 2 S: 9 P: 17	R: 0 H: 1 E: 0 LOB: 1 K: 1 BB: 0 S: 6 P: 6	R: 4 H: 2 E: 0 LOB: 3 K: 1 BB: 4 S: 8 P: 24	1B: 8 SF: 0 2B: 1 SAC: 2 3B: 0 DP: 0 HR: 0 HBP: 0		WP: 1 PA: 45 PB: 0 SB: 0 CS: 0					
<b>PITCHER</b>	IP WLS BF H R ER SO BB IBB HBP BLK WP HR S P ERA WHIP											<b>PITCHER</b>	IP WLS BF H R ER SO BB IBB HBP BLK WP HR S P ERA WHIP				
<b>Ed Halicki, R</b> (1, 1) ERA: 4.24	6.0		4 4 4 2 4 0 0 0 0 0 0 0 0 0 26 42 6.00 1.333											<b>Butch Metzger, R</b> (9, 1) ERA: 3.55	0.2		5 1 1 1 1 1 1 0 0 0 0 0 0 6 6 13.50 3.000
<b>John Montefusco, R</b> (7, 1) ERA: 4.81	0.2		4 2 1 1 1 0 0 0 0 0 0 0 0 0 6 6 13.50 3.000														
<b>Gary Lavelle, L</b> (7, 1) ERA: 2.16	0.1		1 0 0 0 1 0 0 0 0 0 0 0 0 0 3 3 0.00 0.000														
<b>Elias Sosa, R</b> (8, 1) ERA: 3.48	1.0	L	7 2 3 3 1 1 0 0 0 0 0 0 0 8 12 27.00 3.000														
<b>John Morris, L</b> (9, 1) ERA: 3.05	0.1		2 0 0 0 0 1 0 0 0 0 1 0 1 5 0.00 3.000														

BOTTOM

San Diego Padres @ San Francisco Giants  
Candlestick Park, San Francisco, CA  
Wed Oct 02 1974, 6:33 AM EDT  
Att. 1,349 - Unknown

livebaseballscores.com

AB 36  
R 5  
H 9  
RBI 5  
BB 8  
SO 7  
LOB 21



WP: 0 PA: 45  
PB: 0  
SB: 0  
CS: 0

AB R H RBI BB SO LOB

5 1 1 0 0 1 3  
4 2 1 0 0 0 0  
1 0 0 0 0 0 0

4 1 1 1 1 2 0

2 1 1 0 3 0 2

4 0 0 1 1 2 5

4 0 1 0 1 0 4

3 0 1 2 1 1 0

5 0 3 1 0 0 3

3 0 0 0 0 1 3  
0 0 0 0 0 0 0  
0 0 0 0 0 0 0  
0 0 0 0 1 0 0  
0 0 0 0 0 0 0  
0 0 0 0 0 0 0  
0 0 0 0 0 0 0  
1 0 0 0 0 0 1

1B: 9 SF: 0  
2B: 0 SAC: 1  
3B: 0 DP: 0  
HR: 0 HBP: 0

Batter	1	2	3	4	5	6	7	8	9
Gary Thomasson, L (1, 9) OBP: 0.325, SLG: 0.327	0-0 4-3		0-0 1B 1B	0-0 F8	0-3 K		0-0 F8		
Mike Phillips, L (1, 5) OBP: 0.258, SLG: 0.269 Bruce Miller, R (8, PH) OBP: 0.316, SLG: 0.323	0-0 F4		0-0 1B 1B	0-0 E4 BB BB		0-0 4-3		0-0 4-3	
Bobby Bonds, R (1, 8) OBP: 0.364, SLG: 0.434	0-0 F9		0-0 1B 1B	4-0 BB BB		0-3 K		0-3 K	
Gary Matthews, R (1, 7) OBP: 0.368, SLG: 0.442		4-0 BB 1B BB	0-0 6-3	4-0 BB BB		0-0 1B		4-0 BB	
Dave Kingman, R (1, 3) OBP: 0.302, SLG: 0.440	0-0 F8		0-0 F7	4-0 BB		0-3 K		0-3 K	
Chris Speier, R (1, 6) OBP: 0.336, SLG: 0.361	0-0 F8		4-0 E 1B IBB	0-0 F2			0-0 SH1-4 1B		0-0 F2
Glenn Redmon, R (1, 4) OBP: 0.278, SLG: 0.412		4-0 1B BB	0-0 E8 1B		0-3 K		0-0 SH1-4		0-0 F3
Dave Rader, L (1, 2) OBP: 0.351, SLG: 0.362	0-0 1B		0-0 F6		0-0 1B		0-0 F7		0-0 1B
Ed Halicki, R (1, 1) OBP: 0.240, SLG: 0.400 John Montelusco, R (7, 1) OBP: 0.333, SLG: 0.714 Gary Lavelle, S (7, 1) OBP: 0.067, SLG: 0.333 Chris Arnold, R (7, PH) OBP: 0.302, SLG: 0.333 Elias Sosa, R (8, 1) OBP: 0.067, SLG: 0.067 John Morris, R (9, 1) OBP: 1.000, SLG: 1.000 Butch Metzger, R (9, 1) OBP: 0.375, SLG: 0.350	0-0 F8		0-0 F8		0-3 K		4-0 IBB		0-0 F8

Inning Stats	R: 0	H: 0	E: 0	K: 0	S: 3	L: 0	LOB: 0	BB: 0	P: 3	R: 1	H: 1	E: 0	K: 0	S: 4	L: 1	LOB: 2	BB: 2	P: 12	R: 3	H: 4	E: 1	K: 0	S: 7	L: 0	LOB: 3	BB: 3	P: 16	R: 0	H: 1	E: 0	K: 3	S: 10	R: 0	H: 1	E: 0	K: 2	S: 8	R: 0	H: 1	E: 0	K: 0	S: 4	R: 0	H: 0	E: 0	K: 2	S: 7	R: 0	H: 0	E: 0	K: 2	S: 7	R: 0	H: 1	E: 0	K: 0	S: 4	R: 0	H: 1	E: 0	K: 0	S: 4	R: 0	H: 1	E: 0	K: 0	S: 4	R: 0	H: 0	E: 0	K: 2	S: 7	R: 0	H: 0	E: 0	K: 0	S: 4	R: 0	H: 1	E: 0	K: 0	S: 4	R: 0	H: 1	E: 0	K: 0	S: 4
--------------	------	------	------	------	------	------	--------	-------	------	------	------	------	------	------	------	--------	-------	-------	------	------	------	------	------	------	--------	-------	-------	------	------	------	------	-------	------	------	------	------	------	------	------	------	------	------	------	------	------	------	------	------	------	------	------	------	------	------	------	------	------	------	------	------	------	------	------	------	------	------	------	------	------	------	------	------	------	------	------	------	------	------	------	------	------	------	------	------	------	------	------

PITCHER	IP	WLS	BF	H	R	ER	SO	BB	IBB	HBP	BLK	WP	HR	S	P	ERA	WHIP
Dan Spillner, R (1, 1) ERA: 4.01	3.2		22	5	5	4	0	4	1	0	0	0	0	17	37	9.82	2.455
Bill Laxton, L (4, 1) ERA: 4.03	1.1		6	1	0	0	3	1	0	0	0	0	0	11	15	0.00	1.500
Mike Johnson, R (6, 1) ERA: 4.64	1.0		4	1	0	0	2	0	0	0	0	0	0	8	8	0.00	1.000
Dave Tomlin, L (7, 1) ERA: 4.34	1.2		8	1	0	0	1	1	1	0	0	0	0	8	16	0.00	1.200
Larry Hardy, R (8, 1) ERA: 4.69	0.1	W	1	0	0	0	1	0	0	0	0	0	0	3	3	0.00	0.000

PITCHER	IP	WLS	BF	H	R	ER	SO	BB	IBB	HBP	BLK	WP	HR	S	P	ERA	WHIP
Bill Greif, R (9, 1) ERA: 4.66	1.0		4	1	0	0	0	0	0	0	0	0	0	4	4	0.00	1.000