

# San Diego Padres - 1974

Batter	1	2	3	4	5	6	7	8	9	AB	R	H	RBI	BB	SO	LOB	TOP					
<b>Bobby Tolan, L</b> OBP: 0.250, SLG: 0.250 (1,9)	L1		F5			FC5-4 1B		4-3		4	0	1	0	0	0	0	<b>San Diego Padres @ Los Angeles Dodgers</b> Dodger Stadium, Los Angeles, CA Fri Apr 05 1974, 8:05 PM PDT Att: 31,566 - Unknown					
<b>Glenn Beckert, R</b> OBP: 0.500, SLG: 0.500 (1,4)	F7					FC5-4 4-3 1B 1-2				4	0	2	0	0	0	1						
<b>Johnny Grubb, L</b> OBP: 0.500, SLG: 0.500 (1,8)								FC4-6 1B 1-2		4	0	2	0	0	0	2						
<b>Willie McCovey, L</b> (1,3)	K					4-3 1-2 2-3				3	0	0	0	1	2	3						
<b>Nate Colbert, R</b> (1,7)		F8				5-3				4	0	0	0	0	2	4						
<b>Fred Kendall, R</b> (1,2)				F3						3	0	0	0	1	1	0						
<b>Dave Hilton, R</b> (1,5)		BB								4	0	0	0	0	0	1						
<b>Enzo Hernandez, R</b> OBP: 0.333, SLG: 0.667 (1,6)										3	0	1	0	0	0	1						
<b>Dave Winfield, R</b> (9,PH)										1	0	0	0	0	1	0						
<b>Bill Greif, R</b> (1,1)										1	0	0	0	0	1	0						
<b>Mike Corkins, R</b> (4,1)										1	0	0	0	0	1	0						
<b>Ralph Garcia, R</b> (6,1)										0	0	0	0	0	0	0						
<b>Matty Alou, L</b> (7,PH)										1	0	0	0	0	0	1						
<b>Joe McIntosh, S</b> (7,1)										0	0	0	0	0	0	0						
<b>Inning Stats</b>	R: 0 E: 0 K: 1 S: 6	H: 1 LOB: 1 BB: 0 P: 6	R: 0 E: 0 K: 0 S: 3	H: 0 LOB: 1 BB: 1 P: 7	R: 0 E: 0 K: 1 S: 6	H: 1 LOB: 1 BB: 0 P: 6	R: 0 E: 0 K: 2 S: 7	H: 0 LOB: 0 BB: 0 P: 7	R: 0 E: 0 K: 1 S: 5	H: 0 LOB: 0 BB: 0 P: 5	R: 0 E: 0 K: 0 S: 5	H: 2 LOB: 2 BB: 0 P: 5	R: 0 E: 0 K: 0 S: 4	H: 1 LOB: 1 BB: 0 P: 4	R: 0 E: 1 K: 1 S: 6	H: 1 LOB: 2 BB: 1 P: 10	R: 0 E: 0 K: 2 S: 7	H: 0 LOB: 0 BB: 0 P: 7	1B: 5 2B: 1 3B: 0 HR: 0	SF: 0 SAC: 0 DP: 0 HBP: 0	WP: 0 PB: 0 SB: 0 CS: 0	PA: 35
<b>PITCHER</b> <b>Don Sutton, R</b> ERA: (1,1)	IP: 9.0 WLS: W BF: 35 H: 6 R: 0 ER: 0 SO: 8 BB: 2 IBB: 0 HBP: 0 BLK: 0 WP: 0 HR: 0 S: 49 P: 57 ERA: 0.00 WHIP: 0.889																					

Batter	1	2	3	4	5	6	7	8	9	AB	R	H	RBI	BB	SO	LOB	BOTTOM					
<b>Davey Lopes, R</b> OBP: 0.600, SLG: 0.500 (1,4)	5-3		BLK S 1B	1B BB	K		G4-6-3 1B			4	1	2	0	1	1	2	<b>San Diego Padres @ Los Angeles Dodgers</b> Dodger Stadium, Los Angeles, CA Fri Apr 05 1974, 8:05 PM PDT Att: 31,566 - Unknown					
<b>Bill Buckner, L</b> OBP: 0.400, SLG: 0.400 (1,3)	K		L6 1-2	1-3 2-H 1B		HR 1B	G4-6-3 1-2			5	1	2	1	0	1	2						
<b>Jimmy Wynn, R</b> OBP: 0.800, SLG: 1.200 (1,8)	5-3		BB 2-H 1B	P6 1B		HR 1-H 1B	FC5-4 1B			5	2	3	3	0	0	2						
<b>Joe Ferguson, R</b> OBP: 0.600, SLG: 0.333 (1,2)		F3	1-2 1B BB	BB 1B BB		1B SF8 BB	FC5-4 1-2			3	2	1	0	2	0	1						
<b>Willie Crawford, L</b> OBP: 0.800, SLG: 0.750 (1,9)		S 1B	1-2 2-3 1B BB	F8 1B		S 1-3 1B	FC6-4 1B			4	0	3	0	1	0	3						
<b>Ron Cey, R</b> OBP: 0.400, SLG: 0.333 (1,5)		BB 1-2 1B	1-2 2-H 3-H 1B		K	SF8 1-2 3-H 1B	FC6-4 1-2 SF7			3	1	1	3	1	1	1						
<b>Von Joshua, L</b> (1,7)		F7	G3			K				4	0	0	1	0	1	5						
<b>Bill Russell, R</b> OBP: 0.600, SLG: 0.500 (1,6)		F2		SH1-4 1B	1B	1B	FC6-4 1B			4	1	2	0	1	0	2						
<b>Don Sutton, R</b> OBP: 0.333, SLG: 0.333 (1,1)			F9	SH1-4 1-2		FC6-4 1-3 1B				3	0	1	0	0	0	2						
<b>Inning Stats</b>	R: 0 E: 0 K: 1 S: 5	H: 0 LOB: 0 BB: 0 P: 5	R: 0 E: 0 K: 0 S: 4	H: 1 LOB: 2 BB: 1 P: 8	R: 3 E: 0 K: 0 S: 7	H: 4 LOB: 2 BB: 1 P: 11	R: 1 E: 0 K: 0 S: 5	H: 2 LOB: 3 BB: 2 P: 13	R: 0 E: 0 K: 2 S: 9	H: 2 LOB: 2 BB: 0 P: 9	R: 3 E: 0 K: 1 S: 8	H: 3 LOB: 2 BB: 2 P: 16	R: 0 E: 0 K: 0 S: 4	H: 2 LOB: 1 BB: 0 P: 4	R: 1 E: 1 K: 0 S: 4	H: 1 LOB: 0 BB: 0 P: 4		R: 0 E: 0 K: 2 S: 7	H: 0 LOB: 0 BB: 0 P: 7	1B: 14 2B: 0 3B: 0 HR: 1	SF: 2 SAC: 1 DP: 1 HBP: 0	WP: 0 PB: 0 SB: 3 CS: 0
<b>PITCHER</b> <b>Bill Greif, R</b> ERA: 10.8 (1,1)	IP: 3.1 WLS: L BF: 20 H: 7 R: 4 ER: 4 SO: 4 BB: 3 IBB: 0 HBP: 0 BLK: 1 WP: 0 HR: 0 S: 19 P: 31 ERA: 10.80 WHIP: 3.000																					
<b>Mike Corkins, R</b> ERA: 16.2 (4,1)	1.2	12	5	3	3	2	2	0	0	0	0	1	14	22	16.20	4.200						
<b>Ralph Garcia, R</b> ERA: (6,1)	1.0	4	0	0	0	1	0	1	0	0	0	0	5	9	0.00	0.000						
<b>Joe McIntosh, R</b> ERA: (7,1)	2.0	8	3	1	0	0	0	0	0	0	0	0	8	8	0.00	1.500						





Batter	1	2	3	4	5	6	7	8	9	AB	R	H	RBI	BB	SO	LOB	TOP				
<b>Bobby Tolan, L</b> (1, 9) OBP: 0.125, SLG: 0.125										4	0	0	0	0	2	0					
<b>Glenn Beckert, R</b> (1, 4) OBP: 0.625, SLG: 0.571										3	0	2	0	1	0	0					
<b>Dave Winfield, R</b> (1, 8) <b>Johnny Grubb, L</b> (3, 8) OBP: 0.429, SLG: 0.429										1	0	0	0	0	0	0					
<b>Willie McCovey, L</b> (1, 3) OBP: 0.286, SLG: 0.167 <b>Rich Troedson, L</b> (6, 1)										3	0	1	0	0	1	2					
<b>Derrel Thomas, S</b> (9, PH) OBP: 1.000, SLG: 1.000										1	0	1	0	0	0	0					
<b>Nate Colbert, R</b> (1, 7) (6, 3)										4	0	0	0	0	0	4					
<b>Fred Kendall, R</b> (1, 2) OBP: 0.429, SLG: 0.333										3	0	2	0	0	0	0					
<b>Dave Hilton, R</b> (1, 5)										3	0	0	0	0	0	2					
<b>Enzo Hernandez, R</b> (1, 6) OBP: 0.167, SLG: 0.333										3	0	0	0	0	0	1					
<b>Randy Jones, R</b> (1, 1) <b>Ralph Garcia, R</b> (5, 1) <b>Bernie Williams, R</b> (6, PH) <b>Cito Gaston, R</b> (6, 7)										1	0	0	0	0	0	0					
<b>Inning Stats</b>	R: 0 E: 0 K: 1 S: 5	H: 0 LOB: 0 BB: 0 P: 5	R: 0 E: 0 K: 1 S: 5	H: 0 LOB: 0 BB: 0 P: 5	R: 0 E: 0 K: 0 S: 3	H: 0 LOB: 0 BB: 0 P: 3	R: 0 E: 0 K: 1 S: 7	H: 2 LOB: 2 BB: 0 P: 7	R: 0 E: 0 K: 0 S: 3	H: 1 LOB: 0 BB: 0 P: 3	R: 0 E: 0 K: 1 S: 7	H: 2 LOB: 2 BB: 0 P: 7	R: 0 E: 0 K: 0 S: 3	H: 1 LOB: 0 BB: 0 P: 3	R: 0 E: 0 K: 1 S: 5	H: 0 LOB: 0 BB: 1 P: 5	R: 0 E: 0 K: 0 S: 3	H: 1 LOB: 1 BB: 1 P: 7	1B: 7 2B: 0 3B: 0 HR: 0	SF: 0 SAC: 0 DP: 3 HBP: 0	WP: 0 PA: 32 PB: 0 SB: 0 CS: 0
<b>PITCHER</b> <b>Tommy John, L</b> (1, 1) ERA: 0.00	IP: 9.0 WLS: W BF: 32 H: 7 R: 0 ER: 0 SO: 5 BB: 1 IBB: 0 HBP: 0 BLK: 0 WP: 0 HR: 0 S: 41 P: 45 ERA: 0.00 WHIP: 0.889															<b>PITCHER</b> <b>Tommy John, L</b> (1, 1) ERA: 0.00	IP: 9.0 WLS: W BF: 32 H: 7 R: 0 ER: 0 SO: 5 BB: 1 IBB: 0 HBP: 0 BLK: 0 WP: 0 HR: 0 S: 41 P: 45 ERA: 0.00 WHIP: 0.889				

San Diego Padres @ Los Angeles Dodgers  
 Dodger Stadium, Los Angeles, CA  
 Sat Apr 06 1974, 3:33 AM PDT  
 Att: 14,284 - Unknown

AB	31
R	0
H	7
RBI	0
BB	1
SO	5
LOB	11



Batter	1	2	3	4	5	6	7	8	9	AB	R	H	RBI	BB	SO	LOB	BOTTOM		
<b>Davey Lopes, R</b> (1, 4) OBP: 0.600, SLG: 0.625										4	3	2	0	1	0	4			
<b>Tom Paciorek, R</b> (1, 7) OBP: 0.400, SLG: 0.800										5	2	2	2	0	1	1			
<b>Jimmy Wynn, R</b> (1, 8) <b>Von Joshua, L</b> (9, 8)										3	1	1	3	1	0	0			
<b>Joe Ferguson, R</b> (1, 2) OBP: 0.600, SLG: 0.333										3	1	1	1	2	1	0			
<b>Willie Crawford, L</b> (1, 9) OBP: 0.667, SLG: 0.571										3	0	1	0	1	0	3			
<b>Ron Cey, R</b> (1, 5) OBP: 0.333, SLG: 0.286										4	0	1	1	0	0	1			
<b>Steve Garvey, R</b> (1, 3) OBP: 0.250, SLG: 0.500										4	1	1	0	0	0	3			
<b>Bill Russell, R</b> (1, 6) OBP: 0.444, SLG: 0.286										3	0	0	0	1	0	2			
<b>Tommy John, R</b> (1, 1) OBP: 0.250, SLG: 0.250										4	0	1	1	0	2	4			
<b>Inning Stats</b>	R: 1 E: 0 K: 2 S: 8	H: 1 LOB: 0 BB: 0 P: 8	R: 0 E: 0 K: 0 S: 2	H: 0 LOB: 1 BB: 1 P: 6	R: 2 E: 0 K: 0 S: 5	H: 2 LOB: 2 BB: 2 P: 13	R: 0 E: 2 K: 1 S: 6	H: 0 LOB: 1 BB: 0 P: 6	R: 4 E: 0 K: 1 S: 10	H: 5 LOB: 3 BB: 2 P: 18	R: 0 E: 0 K: 0 S: 3	H: 0 LOB: 1 BB: 1 P: 7	R: 1 E: 0 K: 0 S: 5	H: 2 LOB: 1 BB: 0 P: 5	R: 0 E: 0 K: 0 S: 3	H: 0 LOB: 0 BB: 0 P: 3	1B: 6 2B: 2 3B: 1 HR: 1	SF: 1 SAC: 0 DP: 1 HBP: 0	WP: 0 PA: 40 PB: 0 SB: 3 CS: 0
<b>PITCHER</b> <b>Randy Jones, L</b> (1, 1) ERA: 13.5 <b>Ralph Garcia, R</b> (5, 1) ERA: 4.5 <b>Rich Troedson, L</b> (6, 1) ERA: 3.0	IP: 4.0 WLS: L BF: 21 H: 6 R: 6 ER: 6 SO: 3 BB: 3 IBB: 0 HBP: 0 BLK: 0 WP: 0 HR: 1 S: 24 P: 36 ERA: 13.50 WHIP: 2.250															<b>PITCHER</b> <b>Randy Jones, L</b> (1, 1) ERA: 13.5 <b>Ralph Garcia, R</b> (5, 1) ERA: 4.5 <b>Rich Troedson, L</b> (6, 1) ERA: 3.0	IP: 4.0 WLS: L BF: 21 H: 6 R: 6 ER: 6 SO: 3 BB: 3 IBB: 0 HBP: 0 BLK: 0 WP: 0 HR: 1 S: 24 P: 36 ERA: 13.50 WHIP: 2.250		

San Diego Padres @ Los Angeles Dodgers  
 Dodger Stadium, Los Angeles, CA  
 Sat Apr 06 1974, 3:33 AM PDT  
 Att: 14,284 - Unknown

AB	33
R	8
H	10
RBI	8
BB	6
SO	4
LOB	18





Batter	1	2	3	4	5	6	7	8	9	AB	R	H	RBI	BB	SO	LOB	TOP					
<b>Bobby Tolan, L</b> OBP: 0.250, SLG: 0.250 (1, 9)	6-3		G3			4-3 1B		CS E 1B		4	1	2	0	0	0	0	<b>San Diego Padres @ Los Angeles Dodgers</b> Dodger Stadium, Los Angeles, CA Sun Apr 07 1974, 3:33 AM PDT Att: 23,632 - Unknown <a href="http://livebaseballscorecards.com">livebaseballscorecards.com</a>					
<b>Derrel Thomas, S</b> OBP: 0.200, SLG: 0.200 (1, 4)	K		2-3			4-3 1-2		K		4	0	0	0	0	2	2						
<b>Matty Alou, L</b> OBP: 0.200, SLG: 0.400 (1, 7)	2B		G3			F8		E4		4	0	1	0	0	0	2						
<b>Willie McCovey, L</b> OBP: 0.273, SLG: 0.200 (1, 3)	4-3			4-3		2H 1B		K	2-3	4	0	1	1	0	1	3						
<b>Johnny Grubb, L</b> OBP: 0.545, SLG: 0.500 (1, 8)		G6-4-3 1B		L9-3 1B		L3		FC6-4 BB		3	0	2	0	1	0	1						
<b>Fred Kendall, R</b> OBP: 0.455, SLG: 0.700 (1, 2)		G6-4-3 1B		L9-3				FC6-4	1-2	4	1	2	1	0	0	2						
<b>Dave Hilton, R</b> (1, 5)		G6-4-3				F8		K		4	0	0	0	0	2	3						
<b>Enzo Hernandez, R</b> OBP: 0.200, SLG: 0.222 (1, 6)		BB				K		K		3	0	0	0	1	2	1						
<b>Jim McAndrew, R</b> (1, 1)		6-3				4-3		K		1	0	0	0	0	0	2						
<b>Joe McIntosh, S</b> (3, 1)										1	0	0	0	0	0	0						
<b>Mike Corkins, R</b> (6, 1)										0	0	0	0	0	0	0						
<b>Cito Gaston, R</b> (7, PH)										1	0	0	0	0	1	0						
<b>Vicente Romo, R</b> (7, 1)										0	0	0	0	0	0	0						
<b>Inning Stats</b>	R: 0 E: 0 K: 1 S: 6	H: 1 LOB: 1 BB: 0 P: 6	R: 0 E: 0 K: 0 S: 4	H: 2 LOB: 2 BB: 1 P: 8	R: 0 E: 0 K: 0 S: 3	H: 0 LOB: 0 BB: 0 P: 3	R: 0 E: 0 K: 0 S: 3	H: 1 LOB: 0 BB: 0 P: 3	R: 0 E: 0 K: 1 S: 5	H: 0 LOB: 0 BB: 0 P: 5	R: 1 E: 0 K: 0 S: 5	H: 2 LOB: 1 BB: 0 P: 5	R: 1 E: 0 K: 3 S: 10	H: 1 LOB: 0 BB: 0 P: 10	R: 0 E: 1 K: 2 S: 8	H: 1 LOB: 1 BB: 1 P: 8	R: 0 E: 0 K: 1 S: 5	H: 0 LOB: 1 BB: 1 P: 9	1B: 6 2B: 2 3B: 0 HR: 1	SF: 0 SAC: 0 DP: 2 HBP: 0	WP: 0 PB: 0 SB: 1 CS: 0	PA: 35
<b>PITCHER</b> <b>Andy Messersmith, R</b> ERA: 2.0 (1, 1)	IP: 9.0 WLS: W BF: 35 H: 8 R: 2 ER: 2 SO: 8 BB: 2 IBB: 0 HBP: 0 BLK: 0 WP: 0 HR: 1 S: 49 P: 57 ERA: 2.00 WHIP: 1.111															<b>PITCHER</b>						

Batter	1	2	3	4	5	6	7	8	9	AB	R	H	RBI	BB	SO	LOB	BOTTOM			
<b>Davey Lopes, R</b> OBP: 0.467, SLG: 0.417 (1, 4)	P3		FC5-4			F5		F7		4	0	0	0	1	0	3	<b>San Diego Padres @ Los Angeles Dodgers</b> Dodger Stadium, Los Angeles, CA Sun Apr 07 1974, 3:33 AM PDT Att: 23,632 - Unknown <a href="http://livebaseballscorecards.com">livebaseballscorecards.com</a>			
<b>Bill Buckner, L</b> OBP: 0.300, SLG: 0.222 (1, 7)	BB 2B BB	K		P6		K		F8		4	1	0	0	1	2	1				
<b>Jimmy Wynn, R</b> OBP: 0.533, SLG: 1.308 (1, 8)	F7	F7		HR		BB 1B		2B		5	2	3	1	0	0	2				
<b>Joe Ferguson, R</b> OBP: 0.533, SLG: 0.300 (1, 2)	BB 2B 1B		K	CS BB		K		K		4	1	1	0	1	3	2				
<b>Willie Crawford, L</b> OBP: 0.571, SLG: 0.400 (1, 9)	2B E BB		L8	K		1B E BB		F7		3	2	0	0	2	1	2				
<b>Ron Cey, R</b> OBP: 0.538, SLG: 0.727 (1, 5)	E 2B		HR	1B		E4 1B		1B 2B	1H 2H 1B	4	2	4	3	0	0	0				
<b>Steve Garvey, R</b> OBP: 0.250, SLG: 0.750 (1, 3)	E5 FC5-4		HR			K		F9		4	1	1	2	0	1	3				
<b>Bill Russell, R</b> OBP: 0.462, SLG: 0.364 (1, 6)	FC5-4		1B	1B		2H 1B		K		4	0	2	1	0	1	2				
<b>Andy Messersmith, R</b> OBP: 0.250, SLG: 0.250 (1, 1)		6-3	FC5-4 1B			P6		K		4	0	1	0	0	1	1				
<b>Inning Stats</b>	R: 3 E: 1 K: 0 S: 6	H: 2 LOB: 2 BB: 2 P: 14	R: 0 E: 0 K: 1 S: 5	H: 0 LOB: 1 BB: 1 P: 9	R: 2 E: 0 K: 1 S: 9	H: 4 LOB: 2 BB: 0 P: 9	R: 1 E: 0 K: 1 S: 5	H: 1 LOB: 1 BB: 1 P: 9	R: 1 E: 0 K: 1 S: 7	H: 2 LOB: 1 BB: 0 P: 7	R: 2 E: 1 K: 2 S: 9	H: 2 LOB: 1 BB: 1 P: 13	R: 0 E: 0 K: 2 S: 7	H: 0 LOB: 0 BB: 0 P: 7	R: 0 E: 0 K: 1 S: 6	H: 1 LOB: 1 BB: 0 P: 6		1B: 7 2B: 4 3B: 0 HR: 2	SF: 0 SAC: 0 DP: 1 HBP: 0	WP: 0 PB: 0 SB: 1 CS: 1
<b>PITCHER</b> <b>Jim McAndrew, R</b> ERA: 13.5 (1, 1)	IP: 2.2 WLS: L BF: 18 H: 6 R: 5 ER: 4 SO: 2 BB: 3 IBB: 0 HBP: 0 BLK: 0 WP: 0 HR: 1 S: 19 P: 31 ERA: 13.50 WHIP: 3.375															<b>PITCHER</b>				
<b>Joe McIntosh, R</b> ERA: 4.15 (3, 1)	2.1 BF: 10 H: 3 R: 2 ER: 2 SO: 2 BB: 1 IBB: 0 HBP: 0 BLK: 0 WP: 0 HR: 1 S: 13 P: 17 ERA: 7.71 WHIP: 1.714																			
<b>Mike Corkins, R</b> ERA: 13.5 (6, 1)	1.0 BF: 6 H: 2 R: 2 ER: 1 SO: 2 BB: 1 IBB: 0 HBP: 0 BLK: 0 WP: 0 HR: 0 S: 9 P: 13 ERA: 9.00 WHIP: 3.000																			
<b>Vicente Romo, R</b> ERA: (7, 1)	2.0 BF: 7 H: 1 R: 0 ER: 0 SO: 3 BB: 0 IBB: 0 HBP: 0 BLK: 0 WP: 0 HR: 0 S: 13 P: 13 ERA: 0.00 WHIP: 0.500																			











Batter	1	2	3	4	5	6	7	8	9	AB	R	H	RBI	BB	SO	LOB	TOP										
Larry Milbourne, S OBP: 0.143, SLG: 0.143	6-3	K			G1-4-3		6-3			5	0	1	1	0	1	4	<b>Houston Astros @ San Diego Padres</b> San Diego Stadium, San Diego, CA Thu Apr 11 1974, 10:05 PM EDT Att: 6,618 - Unknown <a href="http://livebaseballscorecards.com">livebaseballscorecards.com</a>										
Roger Metzger, S OBP: 0.407, SLG: 0.348		2B	K			FC6-4		4-3		4	2	2	0	1	1												
Cesar Cedeno, R OBP: 0.407, SLG: 0.654	F8	2B			6-3	L8				5	1	2	2	0	0	2											
Bob Watson, R OBP: 0.296, SLG: 0.440	6-3							1-3		5	1	3	3	0	0	2											
Lee May, R OBP: 0.417, SLG: 0.263 Bob Gallagher, L OBP: 0.143, SLG: 0.143						FC6-4				1	1	0	0	3	0	2											
Doug Radler, R OBP: 0.320, SLG: 0.435 Denis Menke, R										1	0	0	0	0	0	1											
Ollie Brown, R OBP: 0.222, SLG: 0.222										4	0	1	1	0	1	4											
Mitt May, L OBP: 0.350, SLG: 0.368 Johnny Edwards, L OBP: 0.296, SLG: 0.333										1	0	0	0	0	0	0											
Tom Griffin, R OBP: 0.400, SLG: 0.250 Jerry Johnson, R										3	1	1	1	0	0	1											
Fred Scherman, L										0	0	0	0	0	0	0											
<b>Inning Stats</b>	R: 0 E: 0 K: 0 S: 4	H: 1 LOB: 1 BB: 0 P: 4	R: 6 E: 0 K: 2 S: 12	H: 5 LOB: 2 BB: 3 P: 24	R: 1 E: 0 K: 1 S: 7	H: 2 LOB: 1 BB: 0 P: 7	R: 1 E: 0 K: 0 S: 3	H: 1 LOB: 0 BB: 1 P: 7	R: 0 E: 0 K: 0 S: 3	H: 1 LOB: 1 BB: 0 P: 4	R: 1 E: 0 K: 0 S: 6	H: 3 LOB: 2 BB: 0 P: 6	R: 0 E: 0 K: 0 S: 3	H: 0 LOB: 0 BB: 0 P: 3	R: 0 E: 0 K: 0 S: 4	H: 1 LOB: 1 BB: 0 P: 4	R: 0 E: 0 K: 0 S: 3	H: 0 LOB: 0 BB: 0 P: 3	1B: 10 2B: 3 3B: 0 HR: 1	SF: 0 SAC: 0 DP: 2 HBP: 1	WP: 0 PB: 0 SB: 0 CS: 0	PA: 44					
<b>PITCHER</b>	IP	WLS	BF	H	R	ER	SO	BB	IBB	HBP	BLK	WP	HR	S	P	ERA	WHIP										
Randy Jones, L ERA: 19.06	1.2	L	13	6	6	6	2	2	0	0	0	0	0	15	23	32.40	4.800										
Joe McIntosh, R ERA: 3.72	3.1		15	4	2	2	1	2	0	1	0	0	1	14	23	5.40	1.800										
Ralph Garcia, R ERA: 4.76	2.0		9	3	1	1	0	0	0	0	0	0	0	9	9	4.50	1.500										
Vicente Romo, R ERA: 7.5	1.0		4	1	0	0	0	0	0	0	0	0	0	4	4	0.00	1.000										
Rich Treadson, L ERA: 7.5	1.0		3	0	0	0	0	0	0	0	0	0	0	3	3	0.00	0.000										

Batter	1	2	3	4	5	6	7	8	9	AB	R	H	RBI	BB	SO	LOB	BOTTOM										
Bobby Tolan, L OBP: 0.227, SLG: 0.200			F7		SF8		F8		G3	4	0	1	1	0	0	1	<b>Houston Astros @ San Diego Padres</b> San Diego Stadium, San Diego, CA Thu Apr 11 1974, 10:05 PM EDT Att: 6,618 - Unknown <a href="http://livebaseballscorecards.com">livebaseballscorecards.com</a>										
Matty Alou, L OBP: 0.364, SLG: 0.400	G3		4-3			FC4-6			G3	5	0	2	0	0	0	1											
Johnny Grubb, L OBP: 0.364, SLG: 0.300					G3	FC4-6			G3	4	0	0	0	1	0	4											
Nate Colbert, R			G6-4-3		F3		F7		K	4	0	0	0	0	1	2											
Fred Kendall, R OBP: 0.391, SLG: 0.500			F5						G3	4	0	3	0	0	0	0											
Dave Roberts, R OBP: 0.167, SLG: 0.167			K				F4		G3	4	0	1	0	0	1	2											
Derrel Thomas, S OBP: 0.412, SLG: 0.467					F7		1-3		G3	3	0	0	0	1	0	3											
Enzo Hernandez, R OBP: 0.211, SLG: 0.333 Willie McCovey, L OBP: 0.350, SLG: 0.294 Rich Morales, R			F9							3	1	1	0	0	0	1											
										0	0	0	0	1	0	0											
										0	0	0	0	0	0	0											
<b>Inning Stats</b>	R: 0 E: 0 K: 0 S: 3	H: 1 LOB: 1 BB: 1 P: 7	R: 0 E: 0 K: 1 S: 5	H: 0 LOB: 1 BB: 1 P: 9	R: 0 E: 0 K: 0 S: 3	H: 0 LOB: 0 BB: 0 P: 3	R: 0 E: 0 K: 0 S: 4	H: 1 LOB: 1 BB: 0 P: 4	R: 1 E: 1 K: 0 S: 6	H: 2 LOB: 2 BB: 0 P: 6	R: 0 E: 0 K: 0 S: 4	H: 1 LOB: 2 BB: 1 P: 4	R: 0 E: 0 K: 1 S: 7	H: 1 LOB: 3 BB: 1 P: 11	R: 0 E: 0 K: 0 S: 3	H: 0 LOB: 0 BB: 0 P: 3	1B: 8 2B: 0 3B: 0 HR: 0	SF: 1 SAC: 0 DP: 1 HBP: 0	WP: 0 PB: 0 SB: 0 CS: 0	PA: 39							
<b>PITCHER</b>	IP	WLS	BF	H	R	ER	SO	BB	IBB	HBP	BLK	WP	HR	S	P	ERA	WHIP										
Tom Griffin, R ERA: 2.08	7.0	W	30	6	1	0	1	3	0	0	0	0	0	29	41	0.00	1.286										
Jerry Johnson, R ERA: 7.5	1.0		6	2	0	0	1	1	0	0	0	0	0	7	11	0.00	3.000										
Fred Scherman, L ERA: 7.5	1.0		3	0	0	0	0	0	0	0	0	0	0	3	3	0.00	0.000										



Batter	1	2	3	4	5	6	7	8	9	AB	R	H	RBI	BB	SO	LOB	TOP					
<b>Bobby Bonds, R</b> OBP: 0.367, SLG: 0.444 (1, 9)	F5																<b>San Francisco Giants @ San Diego Padres</b> San Diego Stadium, San Diego, CA Fri Apr 12 1974, 10:05 PM EDT Att: 11,870 - Unknown					
<b>Chris Speier, R</b> OBP: 0.333, SLG: 0.273 (1, 6)	L9																					
<b>Garry Maddox, R</b> OBP: 0.333, SLG: 0.567 (1, 8)	F9																					
<b>Gary Matthews, R</b> OBP: 0.321, SLG: 0.320 (1, 7)		6-3																				
<b>Steve Ontiveros, S</b> OBP: 0.357, SLG: 0.391 (1, 3)		2B 3-1 1B																				
<b>Dave Kingman, R</b> OBP: 0.423, SLG: 0.667 (1, 5)		3-1 2B																				
<b>Mike Phillips, L</b> OBP: 0.364, SLG: 0.381 (1, 4)		3-1																				
<b>Ken Rudolph, R</b> OBP: 0.250, SLG: 0.100 (8, PH) <b>Ed Goodson, L</b> (8, FR) <b>Jim Howarth, L</b> (8, FR) <b>John Boccabella, R</b> (8, 2)		L6																				
<b>Jim Willoughby, R</b> OBP: 0.260, SLG: 0.400 <b>Jim Barr, R</b> (7, 1) <b>Gary Thomasson, L</b> (8, PH) <b>Charlie Williams, R</b> (8, 1)																						
<b>Inning Stats</b>	R: 0 E: 0 K: 0 S: 3	H: 0 LOB: 0 BB: 0 P: 3	R: 1 E: 0 K: 0 S: 5	H: 2 LOB: 1 BB: 0 P: 5	R: 0 E: 0 K: 0 S: 3	H: 0 LOB: 1 BB: 1 P: 7	R: 1 E: 1 K: 1 S: 7	H: 1 LOB: 2 BB: 1 P: 11	R: 0 E: 0 K: 0 S: 4	H: 1 LOB: 1 BB: 0 P: 4	R: 0 E: 0 K: 1 S: 6	H: 1 LOB: 2 BB: 1 P: 10	R: 0 E: 0 K: 1 S: 6	H: 1 LOB: 1 BB: 0 P: 6	R: 0 E: 0 K: 1 S: 5	H: 0 LOB: 2 BB: 2 P: 13		R: 0 E: 0 K: 0 S: 3	H: 0 LOB: 0 BB: 0 P: 3	1B: 5 2B: 1 3B: 0 HR: 0	SF: 0 SAC: 1 DP: 0 HBP: 0	WP: 0 PB: 0 SB: 0 CS: 0
<b>PITCHER</b>	IP	WLS	BF	H	R	ER	SO	BB	IBB	HBP	BLK	WP	HR	S	P	ERA	WHIP					
<b>Steve Arlin, R</b> ERA: 6.75 <b>Vicente Romo, R</b> ERA:	7.0	W	32	6	2	1	3	4	0	0	0	0	0	34	50	1.29	1.429					
<b>PITCHER</b>	IP	WLS	BF	H	R	ER	SO	BB	IBB	HBP	BLK	WP	HR	S	P	ERA	WHIP					


Batter	1	2	3	4	5	6	7	8	9	AB	R	H	RBI	BB	SO	LOB	BOTTOM				
<b>Bobby Tolan, L</b> OBP: 0.231, SLG: 0.208 (1, 9)	F8																<b>San Francisco Giants @ San Diego Padres</b> San Diego Stadium, San Diego, CA Fri Apr 12 1974, 10:05 PM EDT Att: 11,870 - Unknown				
<b>Derrel Thomas, S</b> OBP: 0.333, SLG: 0.368 (1, 4)	4-3																				
<b>Matty Alou, L</b> OBP: 0.267, SLG: 0.286 (1, 7)	F9																				
<b>Willie McCovey, L</b> OBP: 0.348, SLG: 0.350 <b>Nate Colbert, R</b> (8, 3)		4-3																			
<b>Johnny Grubb, L</b> OBP: 0.360, SLG: 0.304 (1, 8)		4-3																			
<b>Fred Kendall, R</b> OBP: 0.440, SLG: 0.542 (1, 2)																					
<b>Dave Roberts, R</b> OBP: 0.333, SLG: 0.333 (1, 5)																					
<b>Enzo Hernandez, R</b> OBP: 0.190, SLG: 0.300 (1, 6)																					
<b>Steve Arlin, R</b> <b>Vicente Romo, R</b> (8, 1)																					
<b>Inning Stats</b>	R: 0 E: 0 K: 0 S: 3	H: 0 LOB: 0 BB: 0 P: 3	R: 0 E: 0 K: 0 S: 4	H: 1 LOB: 0 BB: 0 P: 4	R: 0 E: 0 K: 0 S: 3	H: 0 LOB: 0 BB: 0 P: 3	R: 0 E: 0 K: 0 S: 4	H: 1 LOB: 1 BB: 0 P: 4	R: 2 E: 0 K: 1 S: 7	H: 3 LOB: 0 BB: 0 P: 7	R: 0 E: 0 K: 0 S: 3	H: 0 LOB: 0 BB: 0 P: 3	R: 1 E: 0 K: 0 S: 5	H: 2 LOB: 1 BB: 0 P: 5	R: 0 E: 0 K: 1 S: 5	H: 0 LOB: 0 BB: 0 P: 5		1B: 6 2B: 1 3B: 0 HR: 0	SF: 0 SAC: 2 DP: 0 HBP: 0	WP: 0 PB: 0 SB: 0 CS: 1	PA: 31
<b>PITCHER</b>	IP	WLS	BF	H	R	ER	SO	BB	IBB	HBP	BLK	WP	HR	S	P	ERA	WHIP				
<b>Jim Willoughby, R</b> ERA: 5.56 <b>Jim Barr, R</b> ERA: <b>Charlie Williams, R</b> ERA:	6.1	L	25	7	3	3	1	0	0	0	0	0	0	27	27	4.26	1.105				
<b>PITCHER</b>	IP	WLS	BF	H	R	ER	SO	BB	IBB	HBP	BLK	WP	HR	S	P	ERA	WHIP				




Batter	1	2	3	4	5	6	7	8	9	AB	R	H	RBI	BB	SO	LOB	TOP			
<b>Bobby Bonds, R</b> OBP: 0.400, SLG: 0.548 (1, 9)										4	1	2	0	1	0	2	<b>San Francisco Giants @ San Diego Padres</b> San Diego Stadium, San Diego, CA Sat Apr 13, 1974, 10:05 PM EDT Att: 15,479 - Unknown <a href="http://livebaseballscorecards.com">livebaseballscorecards.com</a>			
<b>Chris Speier, R</b> OBP: 0.290, SLG: 0.231 (1, 6)										4	0	0	1	0	0	3				
<b>Garry Maddox, R</b> OBP: 0.314, SLG: 0.514 (1, 8)										5	0	1	0	0	1	1				
<b>Gary Matthews, R</b> OBP: 0.273, SLG: 0.267 (1, 7)										5	0	0	0	0	1	2				
<b>Steve Ontiveros, S</b> OBP: 0.406, SLG: 0.400 (1, 3)										2	1	1	0	2	0	0				
<b>Dave Kingman, R</b> OBP: 0.406, SLG: 0.607 (1, 5)										4	1	1	0	0	2	3				
<b>Mike Phillips, L</b> OBP: 0.462, SLG: 0.458 (1, 4)										3	0	3	0	1	0	0				
<b>Ken Rudolph, R</b> OBP: 0.259, SLG: 0.130 (1, 2)										3	0	1	0	0	0	3				
<b>John D'Acquisto, R</b> OBP: 0.290, SLG: 0.333 (1, 1)										1	0	0	1	0	0	2				
<b>Gary Thomasson, L</b> (6, PH)										1	0	0	0	0	0	1				
<b>Jim Barr, R</b> (6, 1)										0	0	0	0	0	0	0				
<b>Ed Goodson, L</b> (8, PH)										1	0	0	0	0	0	2				
<b>Randy Moffitt, R</b> (8, 1)										0	0	0	0	0	0	0				
<b>Inning Stats</b>	R: 1 E: 0 K: 0 S: 4	H: 1 LOB: 0 BB: 0 P: 4	R: 2 E: 1 K: 0 S: 6	H: 3 LOB: 1 BB: 0 P: 6	R: 0 E: 0 K: 1 S: 6	H: 1 LOB: 2 BB: 1 P: 10	R: 0 E: 0 K: 0 S: 3	H: 0 LOB: 2 BB: 2 P: 11	R: 0 E: 0 K: 1 S: 5	H: 1 LOB: 1 BB: 0 P: 9	R: 0 E: 0 K: 0 S: 3	H: 0 LOB: 0 BB: 0 P: 3	R: 0 E: 0 K: 0 S: 5	H: 2 LOB: 2 BB: 0 P: 5	R: 0 E: 0 K: 2 S: 8	H: 1 LOB: 1 BB: 0 P: 8	1B: 7 2B: 1 3B: 1 HR: 0	SF: 1 SAC: 2 DP: 1 HBP: 0	WP: 0 PB: 0 SB: 0 CS: 0	PA: 40
<b>PITCHER</b>	IP	WLS	BF	H	R	ER	SO	BB	IBB	HBP	BLK	WP	HR	S	P	ERA	WHIP			
<b>Jim McAndrew, R</b> ERA: 7.04 (1, 1)	2.0	L	10	4	3	2	0	0	0	0	0	0	0	10	10	9.00	2.000			
<b>Mike Corkins, R</b> ERA: 4.22 (3, 1)	5.0		21	2	0	0	2	4	0	0	1	0	0	21	37	0.00	1.200			
<b>Ralph Garcia, R</b> ERA: 3.52 (8, 1)	2.0		9	3	0	0	2	0	0	0	0	0	0	13	13	0.00	1.500			

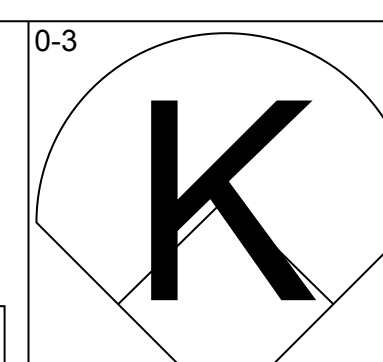
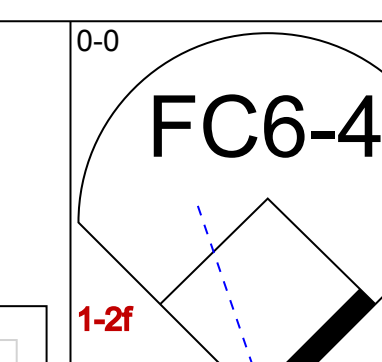
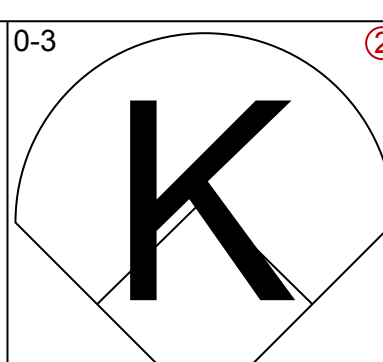
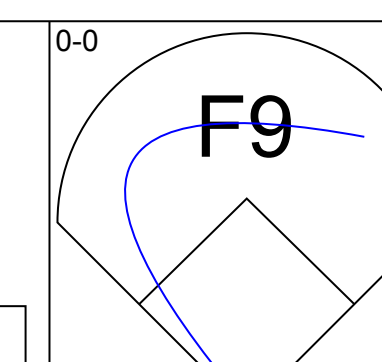
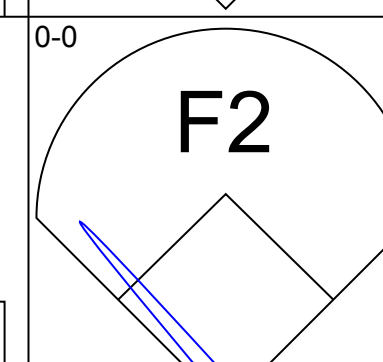
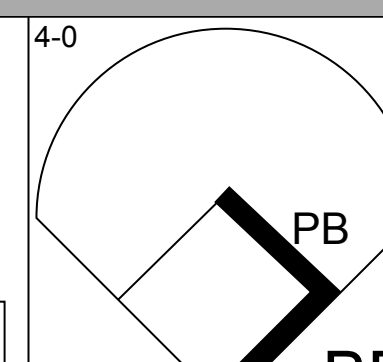
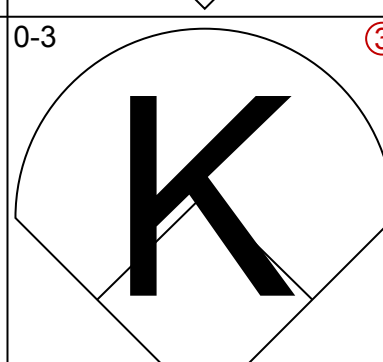
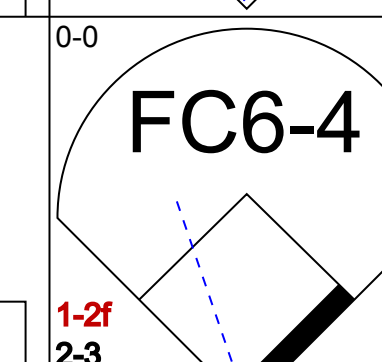
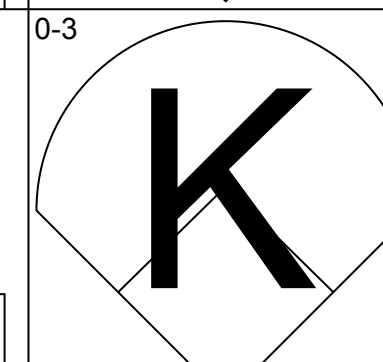
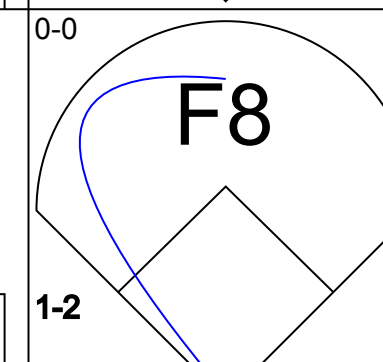
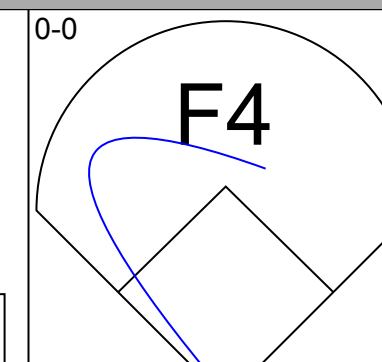
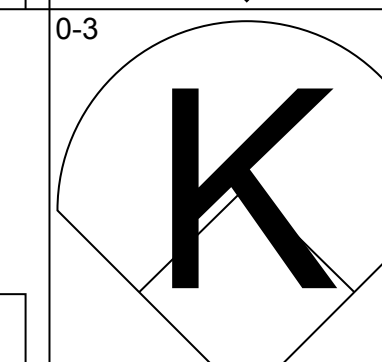
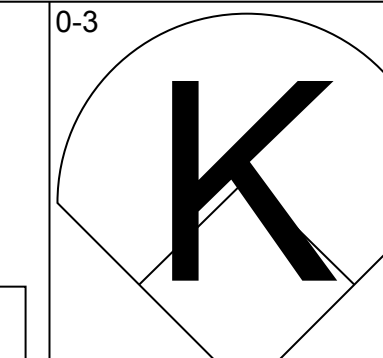
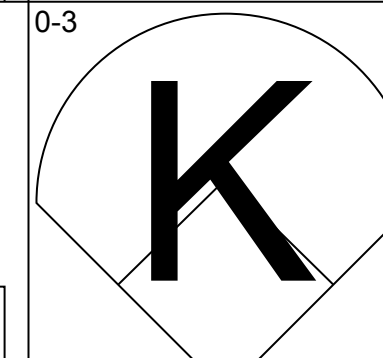
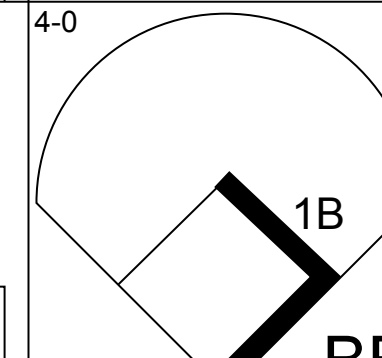
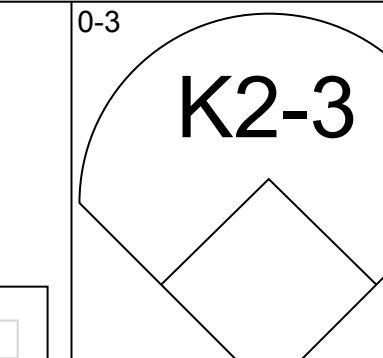
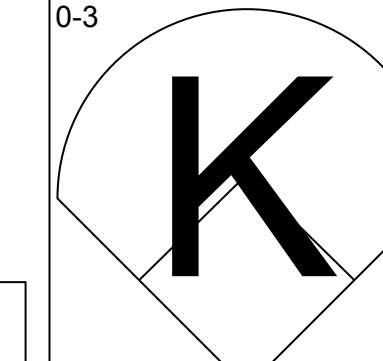
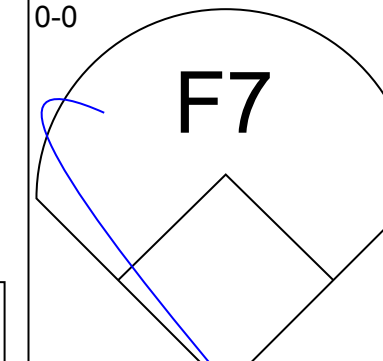
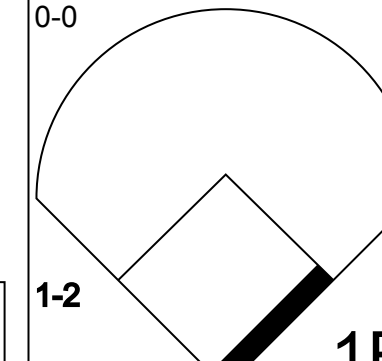
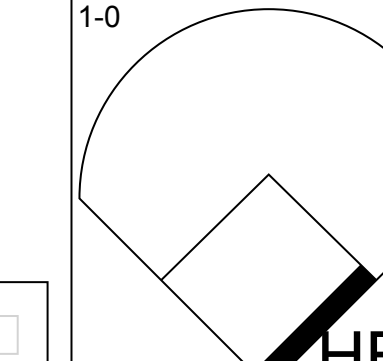
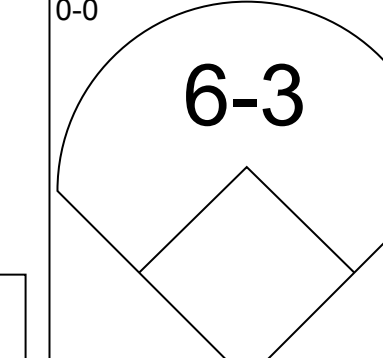
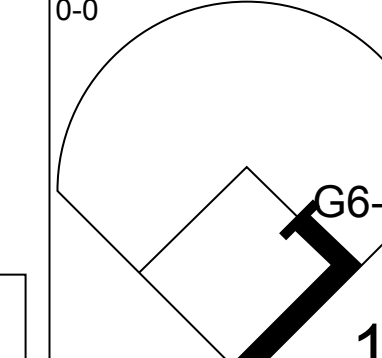
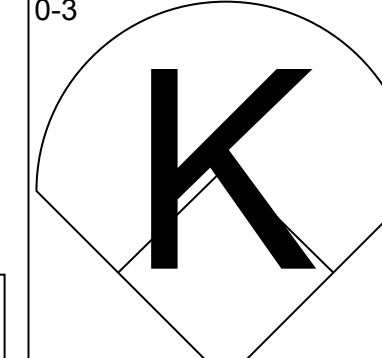
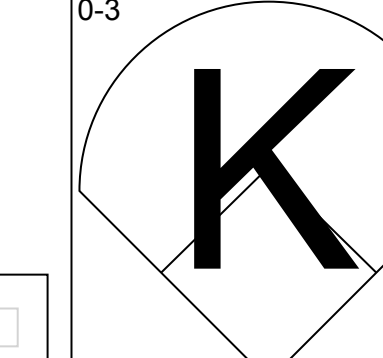
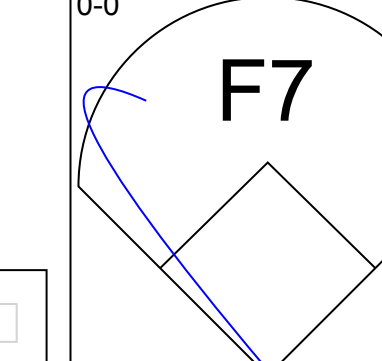
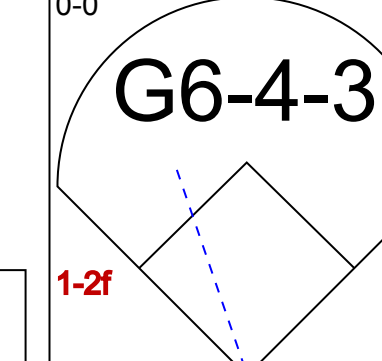
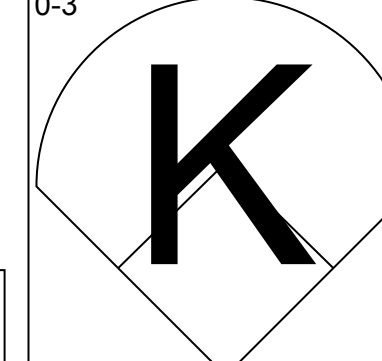
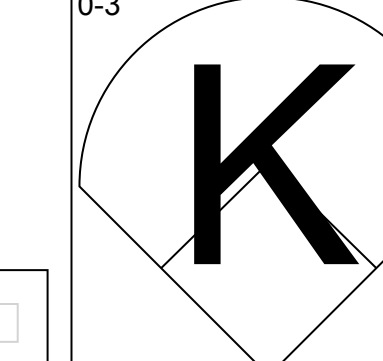
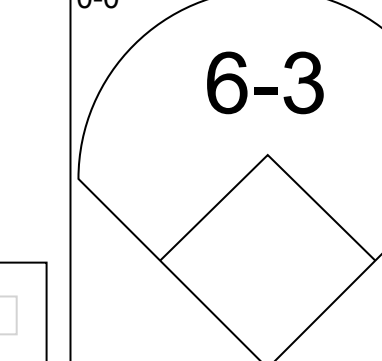
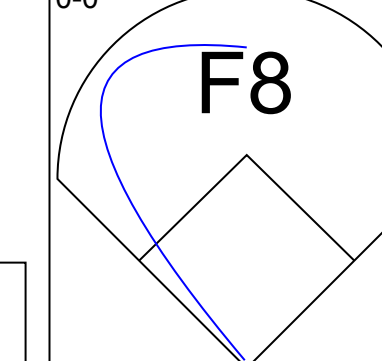
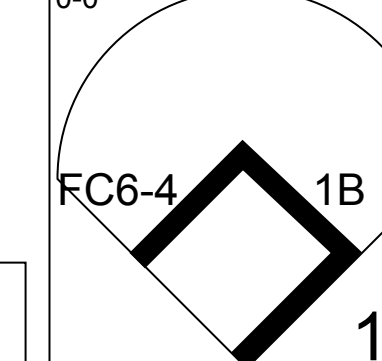
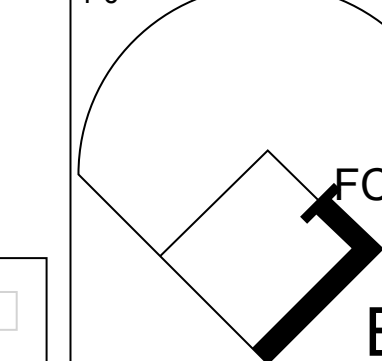
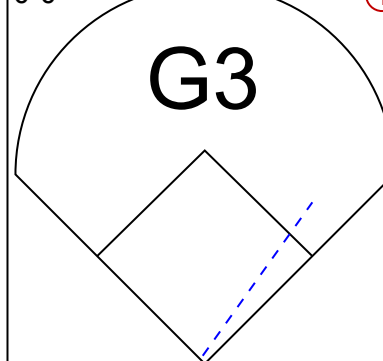
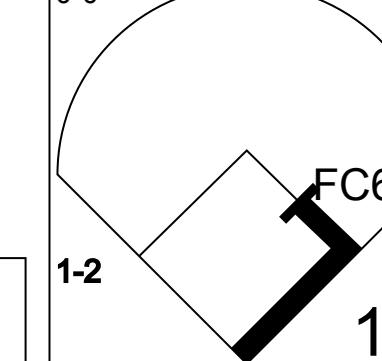
Batter	1	2	3	4	5	6	7	8	9	AB	R	H	RBI	BB	SO	LOB	BOTTOM					
<b>Bobby Tolan, L</b> OBP: 0.226, SLG: 0.241 (1, 9)										5	1	1	0	0	0	1	<b>San Francisco Giants @ San Diego Padres</b> San Diego Stadium, San Diego, CA Sat Apr 13, 1974, 10:05 PM EDT Att: 15,479 - Unknown <a href="http://livebaseballscorecards.com">livebaseballscorecards.com</a>					
<b>Derrel Thomas, S</b> OBP: 0.400, SLG: 0.435 (1, 4)										4	1	3	0	0	1	0						
<b>Matty Alou, L</b> OBP: 0.278, SLG: 0.294 (1, 7)										3	0	1	1	0	0	1						
<b>Willie McCovey, L</b> OBP: 0.333, SLG: 0.304 (1, 3)										3	0	0	0	1	1	1						
<b>Johnny Grubb, L</b> OBP: 0.345, SLG: 0.269 (1, 8)										3	0	0	0	1	0	3						
<b>Fred Kendall, R</b> OBP: 0.379, SLG: 0.464 (1, 2)										4	0	0	0	0	1	3						
<b>Dave Roberts, R</b> OBP: 0.308, SLG: 0.250 (1, 5)										3	0	0	0	1	3	1						
<b>Enzo Hernandez, R</b> OBP: 0.208, SLG: 0.304 (1, 6)										3	0	1	0	0	0	0						
<b>Cito Gaston, R</b> (9, PH)										1	0	0	0	0	0	0						
<b>Jim McAndrew, R</b> (2, PH)										0	0	0	0	0	0	0						
<b>Glenn Beckert, R</b> (3, 1)										1	0	0	0	0	0	0						
<b>Mike Corkins, R</b> (3, 1)										1	0	0	0	0	0	0						
<b>Nate Colbert, R</b> (7, PH)										1	0	0	0	0	1	0						
<b>Ralph Garcia, R</b> (8, 1)										0	0	0	0	0	0	0						
<b>Dave Winfield, R</b> (8, PH)										1	0	0	0	0	0	0						
<b>Inning Stats</b>	R: 0 E: 0 K: 1 S: 5	H: 0 LOB: 0 BB: 0 P: 5	R: 0 E: 0 K: 2 S: 8	H: 1 LOB: 3 BB: 2 P: 16	R: 2 E: 0 K: 0 S: 5	H: 3 LOB: 1 BB: 1 P: 9	R: 0 E: 1 K: 1 S: 6	H: 0 LOB: 1 BB: 0 P: 6	R: 0 E: 0 K: 0 S: 4	H: 1 LOB: 1 BB: 0 P: 4	R: 0 E: 0 K: 1 S: 5	H: 0 LOB: 0 BB: 0 P: 5	R: 0 E: 0 K: 1 S: 6	H: 1 LOB: 1 BB: 0 P: 6	R: 0 E: 1 K: 1 S: 6	H: 0 LOB: 1 BB: 0 P: 6	R: 0 E: 0 K: 0 S: 3	H: 0 LOB: 0 BB: 0 P: 3	1B: 5 2B: 1 3B: 0 HR: 0	SF: 0 SAC: 1 DP: 1 HBP: 0	WP: 0 PB: 0 SB: 0 CS: 0	PA: 37
<b>PITCHER</b>	IP	WLS	BF	H	R	ER	SO	BB	IBB	HBP	BLK	WP	HR	S	P	ERA	WHIP					
<b>John D'Acquisto, R</b> ERA: 3.09 (1, 1)	5.0	W	23	5	2	2	4	3	0	0	0	0	0	28	40	3.60	1.600					
<b>Jim Barr, R</b> (6, 1)	2.0		7	1	0	0	2	0	0	0	1	0	0	11	11	0.00	0.500					
<b>Randy Moffitt, R</b> ERA: 1.17 (8, 1)	2.0	S	7	0	0	0	1	0	0	0	0	0	0	9	9	0.00	0.000					

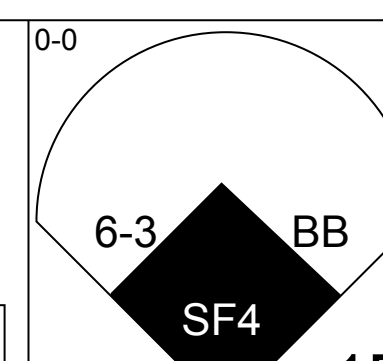
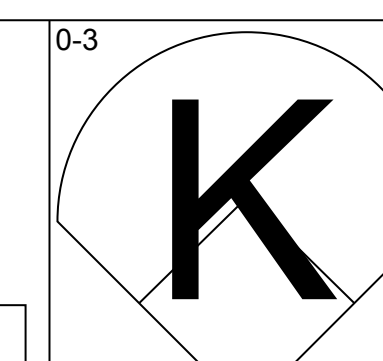
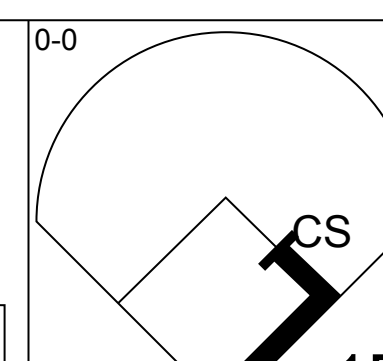
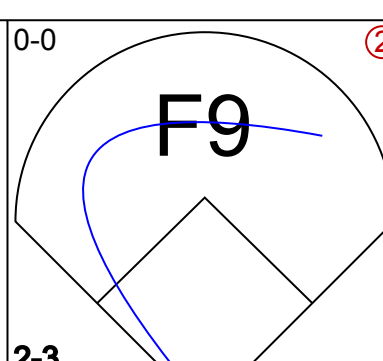
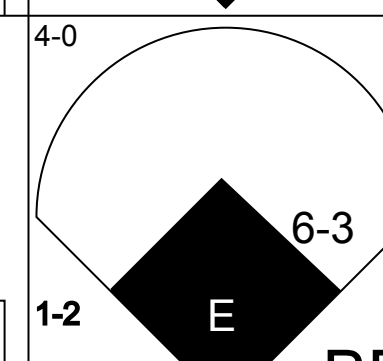
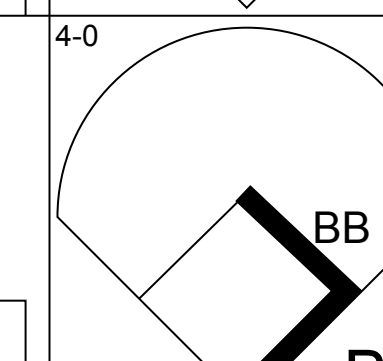
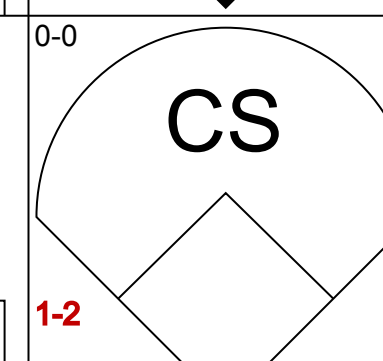
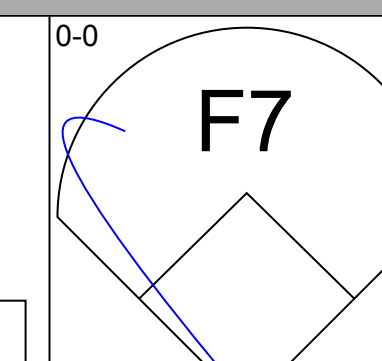
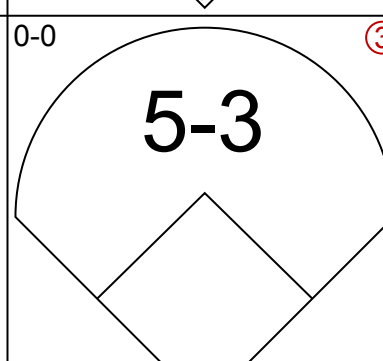
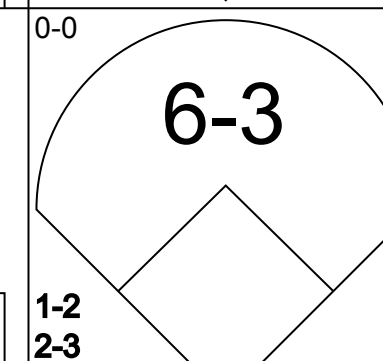
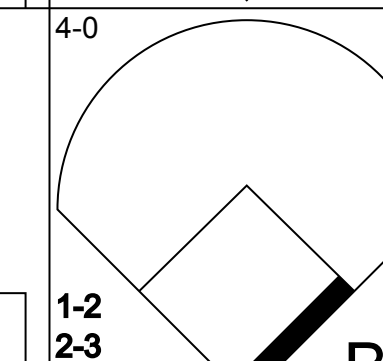
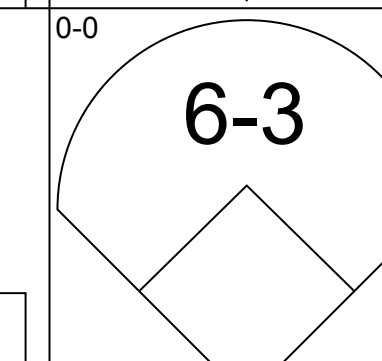
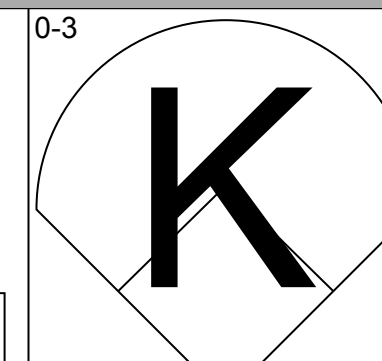
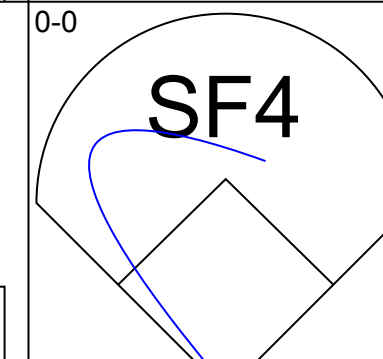
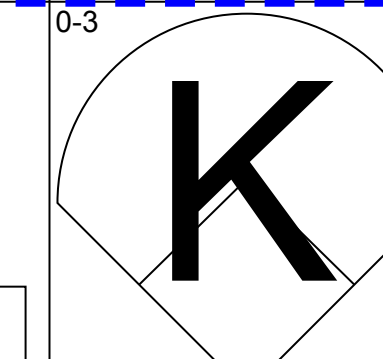
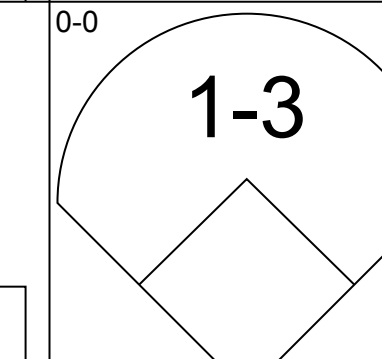
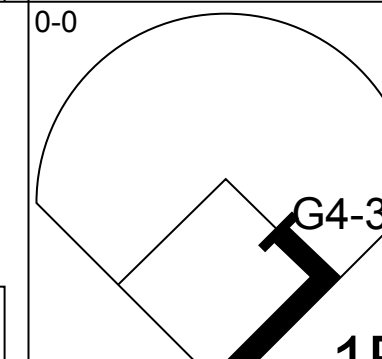
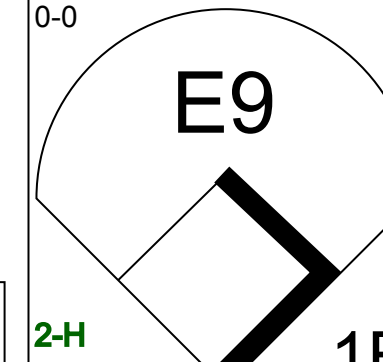
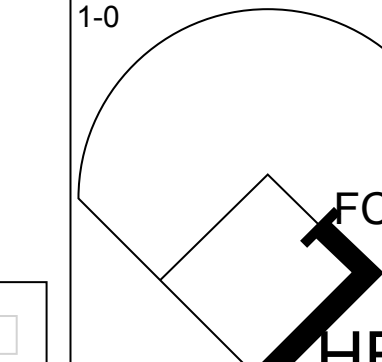
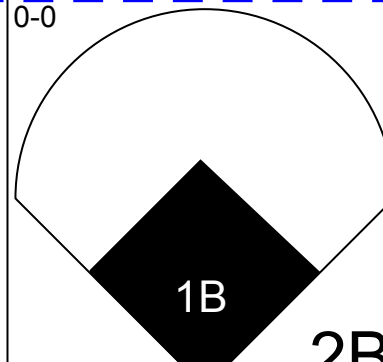

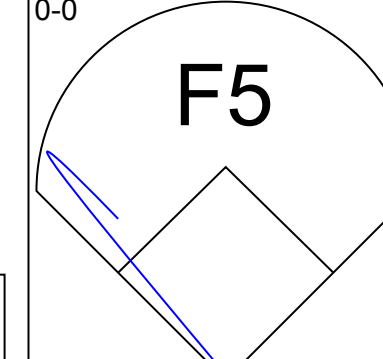
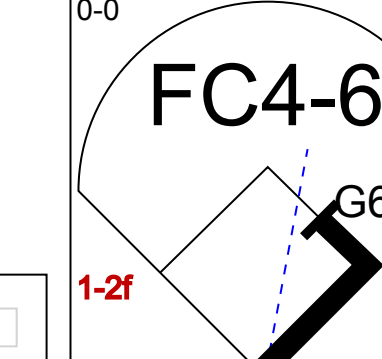

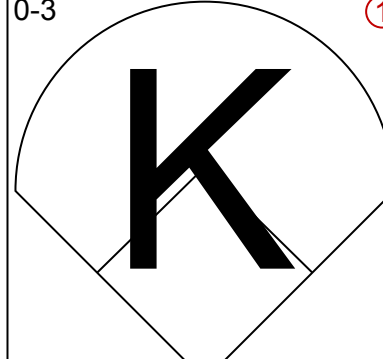
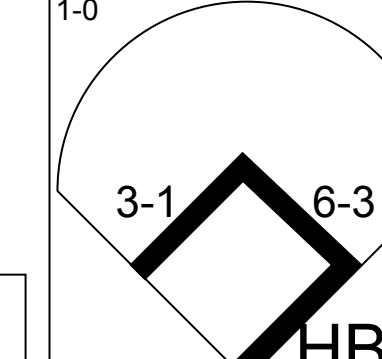
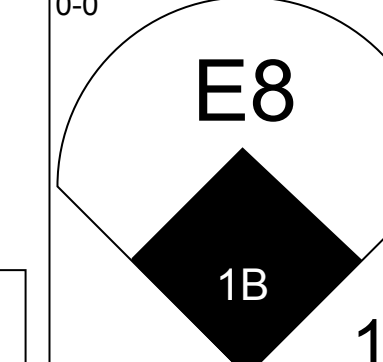
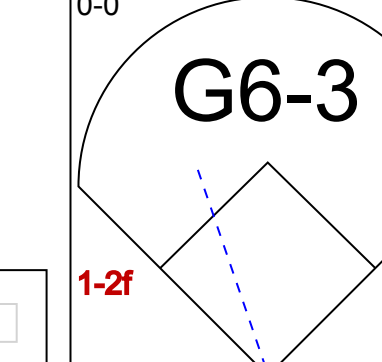
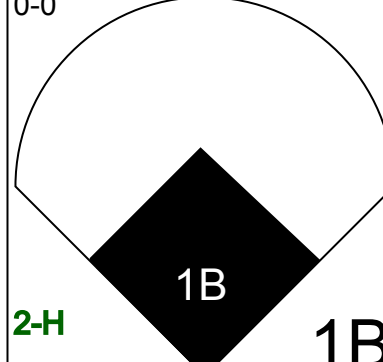
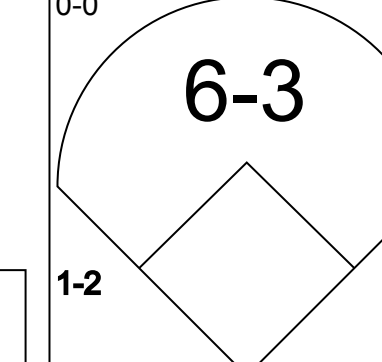
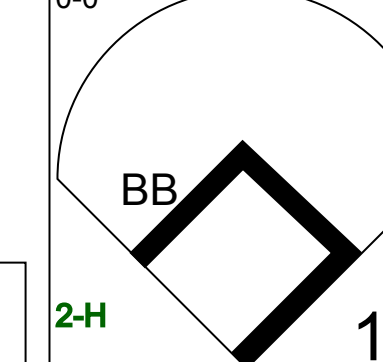
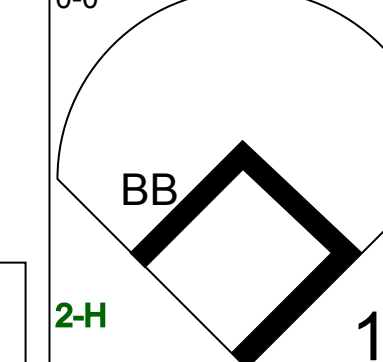
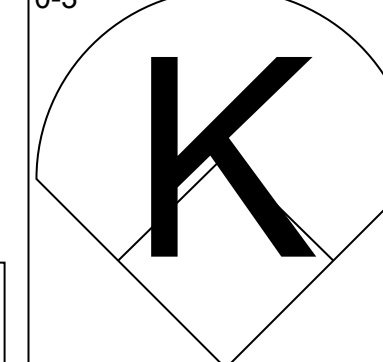
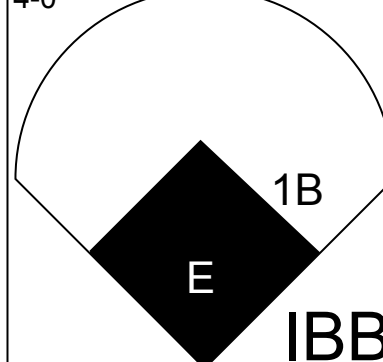
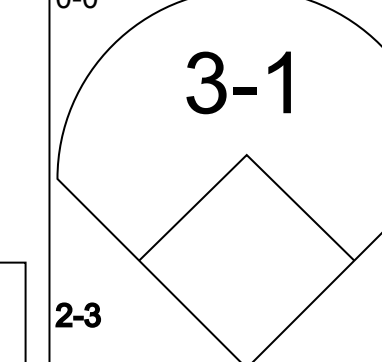
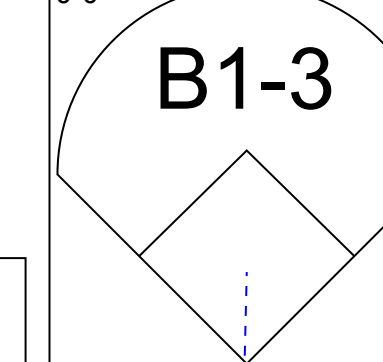
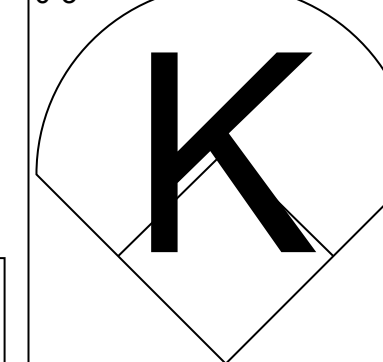
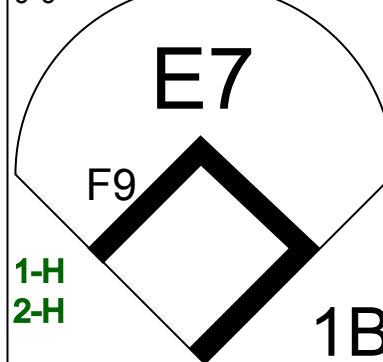
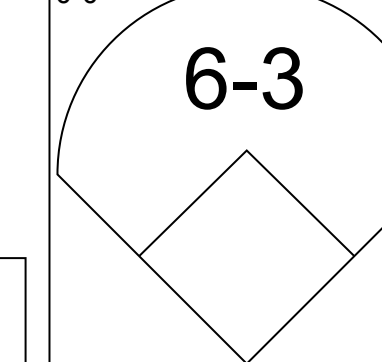


Batter	1	2	3	4	5	6	7	8	9	AB	R	H	RBI	BB	SO	LOB	TOP								
<b>Bobby Bonds, R</b> OBP: 0.375, SLG: 0.486 (1, 9)	0-3 K	4-0 BB			0-0 E6 F9		0-3 K	0-0 4-3		4	0	0	0	1	2	0	<b>San Francisco Giants @ San Diego Padres</b> San Diego Stadium, San Diego, CA Sun Apr 14 1974, 6:33 AM EDT Att: 9,562 - Unknown  <b>AB 35</b> <b>R 5</b> <b>H 9</b> <b>RBI 5</b> <b>BB 3</b> <b>SO 6</b> <b>LOB 14</b> 								
<b>Chris Speier, R</b> OBP: 0.306, SLG: 0.258 (1, 6)	0-0 1B 1B	0-3 K			0-0 F9		0-0 1B HR	0-0 F8		5	2	2	0	0	1	3									
<b>Garry Maddox, R</b> OBP: 0.325, SLG: 0.500 (1, 8)	0-0 1B 1-2 1B			0-0 F7		0-3 K	0-0 HR	0-0 5-3		5	2	2	0	0	1	1									
<b>Gary Matthews, R</b> OBP: 0.289, SLG: 0.371 (1, 7)	0-0 1B 1-3 2H 1-5-3-2 1B			0-0 4-3		0-0 F8	0-0 HR	0-0 6-3		5	1	2	4	0	0	1									
<b>Steve Ontiveros, S</b> OBP: 0.472, SLG: 0.519 (1, 3)	0-0 1-3 3H 1B			0-0 BB		1-0 HBP	0-0 3B			2	0	2	1	1	0	0									
<b>Dave Kingman, R</b> OBP: 0.417, SLG: 0.567 (1, 5)	0-0 L5-3-2 3H			0-0 F8		1-0 HBP	0-0 BB			2	0	0	0	1	0	3									
<b>Mike Phillips, L</b> OBP: 0.400, SLG: 0.393 (1, 4)				0-0 F8		0-0 F8	0-0 F9			4	0	0	0	0	0	4									
<b>Ken Rudolph, R</b> OBP: 0.226, SLG: 0.111 (1, 2)				0-0 F2		0-0 G1-6-3 1-2	0-3 K			4	0	0	0	0	1	2									
<b>Tom Bradley, R</b> OBP: 0.100, SLG: 0.200 (8, 1)				0-0 6-3			0-3 K	0-0 F3		4	0	1	0	0	1	0									
<b>Elias Sosa, R</b> (8, 1)				0-0 6-3						0	0	0	0	0	0	0									
<b>Jim Barr, R</b> (8, 1)				2B						0	0	0	0	0	0	0									
<b>Inning Stats</b>	R: 2 E: 0 K: 1 S: 8	H: 4 LOB: 1 BB: 0 P: 8	R: 0 E: 0 K: 1 S: 6	H: 1 LOB: 2 BB: 1 P: 10	R: 0 E: 0 K: 0 S: 3	H: 0 LOB: 0 BB: 1 P: 7	R: 0 E: 0 K: 0 S: 3	H: 0 LOB: 0 BB: 0 P: 3	R: 0 E: 1 K: 1 S: 6	H: 0 LOB: 1 BB: 0 P: 6	R: 0 E: 0 K: 0 S: 2	H: 0 LOB: 1 BB: 0 P: 4	R: 3 E: 0 K: 2 S: 11	H: 4 LOB: 2 BB: 1 P: 15	R: 0 E: 0 K: 1 S: 5	H: 0 LOB: 0 BB: 0 P: 5	R: 0 E: 0 K: 0 S: 3	H: 0 LOB: 0 BB: 0 P: 3	1B: 6 2B: 2 3B: 1 HR: 1	SF: 0 SAC: 0 DP: 2 HBP: 2	WP: 0 PB: 0 SB: 0 CS: 0	PA: 40			
<b>PITCHER</b>	IP	WLS	BF	H	R	ER	SO	BB	IBB	HBP	BLK	WP	HR	S	P	ERA	WHIP								
<b>Bill Greif, R</b> ERA: 7.53 (1, 1)	6.2		31	8	5	5	5	2	0	2	0	0	1	37	47	6.75	1.500								
<b>Joe McIntosh, R</b> ERA: 3.5 (7, 1)	0.1		3	1	0	0	0	1	0	0	0	0	0	2	6	0.00	6.000								
<b>Rich Troedson, L</b> ERA: 6.43 (8, 1)	1.0	W	3	0	0	0	1	0	0	0	0	0	0	5	5	0.00	0.000								
<b>Vicente Romo, R</b> ERA: (9, 1)	1.0	S	3	0	0	0	0	0	0	0	0	0	0	3	3	0.00	0.000								

Batter	1	2	3	4	5	6	7	8	9	AB	R	H	RBI	BB	SO	LOB	BOTTOM								
<b>Bobby Tolan, L</b> OBP: 0.250, SLG: 0.273 (1, 9)	0-0 B1		0-0 1-3		1-0 E HBP		0-0 F8	0-0 1B 2B		4	0	1	1	0	0	1	<b>San Francisco Giants @ San Diego Padres</b> San Diego Stadium, San Diego, CA Sun Apr 14 1974, 6:33 AM EDT Att: 9,562 - Unknown  <b>AB 33</b> <b>R 6</b> <b>H 10</b> <b>RBI 6</b> <b>BB 4</b> <b>SO 2</b> <b>LOB 15</b> 								
<b>Derrel Thomas, S</b> OBP: 0.367, SLG: 0.393 (1, 4) (9, 6)	0-0 L8		0-0 F8		0-0 F9		0-0 F9	0-0 1B		5	0	1	0	0	0	3									
<b>Matty Alou, L</b> OBP: 0.348, SLG: 0.381 (1, 7)	0-0 1B 2B		4-0 BB		0-0 F9		0-0 F9	0-0 1B 1-3		4	2	2	0	1	0	4									
<b>Nate Colbert, R</b> OBP: 0.154, SLG: 0.087 (1, 3)	0-0 2H 1B		0-3 K		0-0 6-3 1B		0-0 1B BB	4-0 1B BB		3	1	2	1	1	1	1									
<b>Johnny Grubb, L</b> OBP: 0.364, SLG: 0.250 (1, 8)	4-0 BB		0-0 G3		0-0 F2		4-0 SH5-3 1B BB	4-0 1B BB		2	1	0	0	2	0	1									
<b>Fred Kendall, R</b> OBP: 0.364, SLG: 0.438 (1, 2)	0-0 F7		0-0 5-3		0-0 6-3		0-0 1B SH5-3 1B	0-0 1B SH5-3 1B		4	1	1	2	0	0	3									
<b>Dave Roberts, R</b> OBP: 0.250, SLG: 0.200 (1, 5)			0-3 K		0-0 F4		0-0 F8	0-0 SH5-3		3	0	0	0	0	1	1									
<b>Enzo Hernandez, R</b> OBP: 0.192, SLG: 0.280 (7, PH) <b>Glenn Beckert, R</b> OBP: 0.450, SLG: 0.421 (8, 1) <b>Rich Troedson, L</b> (8, PH) <b>Dave Winfield, R</b> OBP: 0.250 (9, 1) <b>Vicente Romo, R</b> (9, 1)	0-0 F9		0-0 L4		0-0 L4		0-0 F3	0-0 FC5-4 1B		2	0	0	0	0	0	0									
<b>Bill Greif, R</b> OBP: 0.200, SLG: 0.200 (7, 1) <b>Willie McCovey, L</b> OBP: 0.333 (7, PH) <b>Rich Morales, R</b> (8, PH) <b>Cito Gaston, R</b> OBP: 0.222 (8, PH) <b>Dave Hilton, R</b> (9, 4)	0-0 4-3		0-0 E HBP		0-0 1B		0-0 1B	0-0 FC5-4 2B		2	0	1	0	0	0	0									
<b>Inning Stats</b>	R: 1 E: 0 K: 0 S: 5	H: 2 LOB: 2 BB: 1 P: 9	R: 0 E: 0 K: 1 S: 5	H: 0 LOB: 0 BB: 0 P: 5	R: 0 E: 0 K: 0 S: 3	H: 0 LOB: 0 BB: 0 P: 3	R: 0 E: 0 K: 0 S: 4	H: 0 LOB: 1 BB: 0 P: 4	R: 0 E: 0 K: 0 S: 4	H: 1 LOB: 1 BB: 0 P: 4	R: 0 E: 0 K: 0 S: 4	H: 1 LOB: 1 BB: 0 P: 4	R: 5 E: 0 K: 0 S: 8	H: 5 LOB: 2 BB: 2 P: 16	R: 0 E: 0 K: 0 S: 5	H: 0 LOB: 0 BB: 0 P: 3	1B: 8 2B: 2 3B: 0 HR: 0	SF: 0 SAC: 1 DP: 0 HBP: 1	WP: 0 PB: 0 SB: 0 CS: 0	PA: 39					
<b>PITCHER</b>	IP	WLS	BF	H	R	ER	SO	BB	IBB	HBP	BLK	WP	HR	S	P	ERA	WHIP								
<b>Tom Bradley, R</b> ERA: 2.91 (1, 1)	7.0		30	6	2	2	2	2	0	1	0	0	0	31	40	2.57	1.143								
<b>Elias Sosa, R</b> ERA: 9.0 (8, 1)	0.0		2	0	0	0	0	2	0	0	0	0	0	0	8	∞	∞								
<b>Jim Barr, R</b> ERA: 2.35 (8, 1)	1.0	L	7	4	4	4	0	0	0	0	0	0	0	7	7	36.00	4.000								



Batter	1	2	3	4	5	6	7	8	9	AB	R	H	RBI	BB	SO	LOB	TOP			
Matty Alou, L OBP: 0.296, SLG: 0.320 (1, 7)										4	0	0	0	0	2	3	<b>San Diego Padres @ Atlanta Braves</b> Atlanta Stadium, Atlanta, GA Mon Apr 15 1974, 7:05 PM EDT Att: 3,029 - Unknown			
Glenn Beckert, R OBP: 0.455, SLG: 0.400 Derrel Thomas, S OBP: 0.344, SLG: 0.367 (1, 4) (4, FR) (4, 4)										1	0	0	0	1	0	0				
Dave Winfield, R OBP: 0.125, SLG: 0.125 (1, 9)										4	0	0	0	0	2	3				
Nate Colbert, R OBP: 0.167, SLG: 0.077 (1, 3)											3	0	0	0	1	3		2		
Johnny Grubb, L OBP: 0.378, SLG: 0.258 (1, 8)											3	0	1	0	0	1		2		
Fred Kendall, R OBP: 0.351, SLG: 0.417 (1, 2)											4	0	1	0	0	2		3		
Dave Roberts, R OBP: 0.200, SLG: 0.158 (1, 5)											4	0	0	0	0	2		4		
Enzo Hernandez, R OBP: 0.179, SLG: 0.259 Bernie Williams, R OBP: 0.400, SLG: 0.400 Rich Morales, R (1, 6) (8, PH) (8, 6)										2	0	0	0	0	0	0				
Randy Jones, R Mike Corkins, R Bobby Tolan, L Gary Ross, R Cito Gaston, R Rich Troedson, L (1, 1) (2, 1) (8, PH) (8, 1) (8, PH) (8, 1)										0	0	0	0	0	0	0				
<b>Inning Stats</b>	R: 0 E: 0 K: 2 S: 7	H: 0 LOB: 0 BB: 0 P: 7	R: 0 E: 0 K: 2 S: 7	H: 0 LOB: 0 BB: 0 P: 7	R: 0 E: 0 K: 0 S: 3	H: 0 LOB: 1 BB: 1 P: 7	R: 0 E: 0 K: 1 S: 5	H: 1 LOB: 0 BB: 1 P: 9	R: 0 E: 0 K: 2 S: 7	H: 0 LOB: 0 BB: 0 P: 7	R: 0 E: 0 K: 1 S: 8	H: 1 LOB: 2 BB: 1 P: 12	R: 0 E: 0 K: 1 S: 7	H: 2 LOB: 2 BB: 0 P: 7	R: 0 E: 0 K: 3 S: 9	H: 0 LOB: 1 BB: 0 P: 10		1B: 4 2B: 0 3B: 0 HR: 0	SF: 0 SAC: 0 DP: 1 HBP: 1	WP: 0 PB: 1 SB: 0 CS: 0
<b>PITCHER</b> Phil Niekro, R ERA: 2.36 (1, 1)	IP: 9.0 WLS: W BF: 34 H: 4 R: 0 ER: 0 SO: 13 BB: 3 IBB: 0 HBP: 1 BLK: 0 WP: 0 HR: 0 S: 56 P: 69 ERA: 0.00 WHIP: 0.778																			

Batter	1	2	3	4	5	6	7	8	9	AB	R	H	RBI	BB	SO	LOB	BOTTOM			
Ralph Garr, L OBP: 0.295, SLG: 0.381 (1, 9) (6, 7)										4	1	2	0	0	1	2	<b>San Diego Padres @ Atlanta Braves</b> Atlanta Stadium, Atlanta, GA Mon Apr 15 1974, 7:05 PM EDT Att: 3,029 - Unknown			
Marty Perez, R OBP: 0.545, SLG: 0.778 (1, 5)										2	1	0	0	2	0	1				
Hank Aaron, R OBP: 0.280, SLG: 0.571 Rowland Office, L OBP: 0.154, SLG: 0.231 (1, 7) (6, 8)										2	0	0	0	1	0	2				
Dusty Baker Jr., R OBP: 0.421, SLG: 0.455 (1, 8) (6, 9)										3	0	1	1	0	1	3				
Davey Johnson, R OBP: 0.526, SLG: 0.615 Leo Foster, R (1, 4) (8, 4)										3	1	2	1	0	0	1				
Mike Lum, L OBP: 0.220, SLG: 0.350 (1, 3)										3	0	0	0	0	1	3				
Craig Robinson, R OBP: 0.281, SLG: 0.179 (1, 6)										4	2	2	1	0	0	2				
Johnny Oates, L OBP: 0.333, SLG: 0.308 (1, 2)										3	1	1	1	1	1	1				
Phil Niekro, R OBP: 0.273, SLG: 0.364 (1, 1)										4	0	1	1	0	1	2				
<b>Inning Stats</b>	R: 2 E: 1 K: 0 S: 5	H: 2 LOB: 1 BB: 1 P: 9	R: 1 E: 1 K: 2 S: 9	H: 2 LOB: 3 BB: 2 P: 17	R: 0 E: 0 K: 0 S: 2	H: 0 LOB: 0 BB: 0 P: 3	R: 0 E: 0 K: 2 S: 7	H: 1 LOB: 0 BB: 0 P: 7	R: 0 E: 0 K: 1 S: 3	H: 0 LOB: 0 BB: 0 P: 3	R: 3 E: 1 K: 1 S: 8	H: 3 LOB: 1 BB: 1 P: 12	R: 0 E: 0 K: 1 S: 5	H: 1 LOB: 0 BB: 0 P: 5	R: 0 E: 0 K: 0 S: 3	H: 0 LOB: 1 BB: 0 P: 4		1B: 8 2B: 1 3B: 0 HR: 0	SF: 1 SAC: 0 DP: 2 HBP: 2	WP: 0 PB: 0 SB: 0 CS: 1
<b>PITCHER</b> Randy Jones, L ERA: 18.41 Mike Corkins, R ERA: 3.21 Gary Ross, R ERA: 9.0 Rich Troedson, L ERA: 5.63 (1, 1) (2, 1) (6, 1) (8, 1)	IP: 1.2 WLS: L BF: 12 H: 4 R: 3 ER: 3 SO: 3 BB: 3 IBB: 0 HBP: 0 BLK: 0 WP: 0 HR: 0 S: 11 P: 23 ERA: 16.20 WHIP: 4.200																			





Batter	1	2	3	4	5	6	7	8	9	AB	R	H	RBI	BB	SO	LOB	TOP				
<b>Bobby Tolan, L</b> OBP: 0.282, SLG: 0.282 (1, 9)										5	0	2	0	0	0	3	<b>San Diego Padres @ Atlanta Braves</b> Atlanta Stadium, Atlanta, GA Tue Apr 16 1974, 7:05 PM EDT Att: 3,196 - Unknown				
<b>Derrel Thomas, S</b> OBP: 0.389, SLG: 0.412 (1, 4)										4	0	3	0	0	0	1					
<b>Nate Colbert, R</b> OBP: 0.147, SLG: 0.067 (1, 7)										4	0	0	0	0	2	6					
<b>Willie McCovey, L</b> OBP: 0.344, SLG: 0.296 (1, 3)										3	1	0	0	1	0	2					
<b>Johnny Grubb, L</b> OBP: 0.390, SLG: 0.265 (1, 8)										3	0	1	0	1	0	0					
<b>Fred Kendall, R</b> OBP: 0.341, SLG: 0.400 (1, 2)										4	1	1	0	0	0	1					
<b>Dave Roberts, R</b> OBP: 0.208, SLG: 0.136 (1, 5)										3	0	0	0	1	0	0					
<b>Enzo Hernandez, R</b> OBP: 0.167, SLG: 0.241 (8, PH)										2	0	0	0	0	1	0					
<b>Matty Alou, L</b> OBP: 0.265, SLG: 0.308 (8, PH)										1	0	0	0	0	0	0					
<b>Rich Morales, R</b> OBP: 0.222, SLG: 0.222 (8, PH)										1	0	1	2	0	0	0					
<b>Steve Arlin, R</b> OBP: 0.333, SLG: 0.364 (8, PH)										2	0	0	0	0	0	0					
<b>Cito Gaston, R</b> OBP: 0.333, SLG: 0.364 (8, PH)										1	0	1	0	0	0	0					
<b>Rich Troedson, L</b> OBP: 0.333, SLG: 0.364 (8, PH)										0	0	0	0	0	0	0					
<b>Dave Hilton, R</b> OBP: 0.333, SLG: 0.364 (8, PH)										1	0	0	0	0	0	2					
<b>Inning Stats</b>	R: 0 E: 0 K: 0 S: 4	H: 1 LOB: 1 BB: 0 P: 4	R: 0 E: 0 K: 0 S: 3	H: 0 LOB: 0 BB: 0 P: 3	R: 0 E: 0 K: 2 S: 9	H: 2 LOB: 2 BB: 0 P: 9	R: 0 E: 0 K: 0 S: 3	H: 0 LOB: 0 BB: 0 P: 3	R: 0 E: 0 K: 0 S: 4	H: 1 LOB: 1 BB: 0 P: 4	R: 0 E: 0 K: 0 S: 3	H: 1 LOB: 0 BB: 0 P: 3	R: 0 E: 0 K: 1 S: 7	H: 2 LOB: 2 BB: 0 P: 7	R: 2 E: 0 K: 0 S: 4	H: 2 LOB: 2 BB: 3 P: 16	1B: 9 2B: 0 3B: 0 HR: 0	SF: 0 SAC: 0 DP: 1 HBP: 0	WP: 0 PB: 0 SB: 1 CS: 0	PA: 37	
<b>PITCHER</b>	IP	WLS	BF	H	R	ER	SO	BB	IBB	HBP	BLK	WP	HR	S	P	ERA	WHIP				
<b>Ron Reed, R</b> ERA: 4.19 (1, 1)	8.0	W	31	7	1	1	3	1	0	0	0	0	0	36	40	1.12	1.000				
<b>Jack Aker, R</b> ERA: 8.31 (9, 1)	0.1		3	1	0	0	0	2	0	0	0	0	0	1	9	0.00	9.000				
<b>Danny Frisella, R</b> ERA: (9, 1)	0.2	S	3	1	1	1	0	0	0	0	0	0	0	3	3	13.50	1.500				

AB 34  
R 2  
H 9  
RBI 2  
BB 3  
SO 3  
LOB 15



Batter	1	2	3	4	5	6	7	8	9	AB	R	H	RBI	BB	SO	LOB	BOTTOM				
<b>Ralph Garr, L</b> OBP: 0.327, SLG: 0.391 (1, 7)										4	0	2	0	1	0	2	<b>San Diego Padres @ Atlanta Braves</b> Atlanta Stadium, Atlanta, GA Tue Apr 16 1974, 7:05 PM EDT Att: 3,196 - Unknown				
<b>Mike Lum, L</b> OBP: 0.217, SLG: 0.318 (1, 3)										4	1	0	0	1	0	7					
<b>Darrell Evans, L</b> OBP: 0.333, SLG: 0.400 (1, 5)										4	1	1	2	0	1	2					
<b>Dusty Baker Jr., R</b> OBP: 0.405, SLG: 0.432 (1, 9)										4	1	1	0	0	0	1					
<b>Davey Johnson, R</b> OBP: 0.524, SLG: 0.571 (1, 4)										2	1	0	0	2	0	1					
<b>Leo Foster, R</b> OBP: 0.353, SLG: 0.310 (8, 4)										0	0	0	0	0	0	0					
<b>Johnny Oates, L</b> OBP: 0.353, SLG: 0.310 (1, 2)										3	0	1	0	1	0	1					
<b>Rowland Office, L</b> OBP: 0.118, SLG: 0.188 (1, 8)										3	0	0	2	0	0	1					
<b>Craig Robinson, R</b> OBP: 0.306, SLG: 0.194 (1, 6)										3	0	1	0	1	1	1					
<b>Ron Reed, R</b> OBP: 0.125, SLG: 0.125 (1, 1)										4	0	1	0	0	1	3					
<b>Jack Aker, R</b> OBP: 0.125, SLG: 0.125 (9, 1)										0	0	0	0	0	0	0					
<b>Danny Frisella, L</b> OBP: 0.125, SLG: 0.125 (9, 1)										0	0	0	0	0	0	0					
<b>Inning Stats</b>	R: 0 E: 1 K: 0 S: 4	H: 1 LOB: 1 BB: 0 P: 4	R: 1 E: 0 K: 1 S: 6	H: 1 LOB: 3 BB: 3 P: 18	R: 0 E: 0 K: 0 S: 3	H: 0 LOB: 1 BB: 1 P: 7	R: 0 E: 0 K: 1 S: 6	H: 1 LOB: 1 BB: 0 P: 6	R: 3 E: 0 K: 0 S: 5	H: 2 LOB: 1 BB: 2 P: 13	R: 0 E: 1 K: 1 S: 6	H: 0 LOB: 1 BB: 0 P: 6	R: 0 E: 0 K: 0 S: 3	H: 0 LOB: 0 BB: 0 P: 3	R: 0 E: 0 K: 0 S: 5	H: 2 LOB: 2 BB: 0 P: 5	1B: 6 2B: 0 3B: 0 HR: 1	SF: 1 SAC: 0 DP: 0 HBP: 0	WP: 1 PB: 0 SB: 1 CS: 0	PA: 38	
<b>PITCHER</b>	IP	WLS	BF	H	R	ER	SO	BB	IBB	HBP	BLK	WP	HR	S	P	ERA	WHIP				
<b>Steve Arlin, R</b> ERA: 6.0 (1, 1)	7.0	L	33	5	4	4	3	6	0	0	0	0	0	1	33	5.71	1.571				
<b>Rich Troedson, L</b> ERA: 5.0 (8, 1)	1.0		5	2	0	0	0	0	0	0	0	0	0	5	5	0.00	2.000				





Batter	1	2	3	4	5	6	7	8	9	AB	R	H	RBI	BB	SO	LOB	TOP					
<b>Derrel Thomas, S</b> OBP: 0.439, SLG: 0.462 (1, 4)										5	0	4	1	0	0	1	<b>San Diego Padres @ Atlanta Braves</b> Atlanta Stadium, Atlanta, GA Wed Apr 17 1974, 7:05 PM EDT Att: 3,079 - Unknown					
<b>Bobby Tolán, L</b> OBP: 0.277, SLG: 0.295 (1, 9)										5	1	2	0	0	0	2						
<b>Nate Colbert, R</b> OBP: 0.139, SLG: 0.063 (1, 7)										2	1	0	0	0	0	4						
<b>Dave Winfield, R</b> OBP: 0.250, SLG: 0.500 (3, 7)										3	1	1	1	0	0	2						
<b>Willie McCovey, L</b> OBP: 0.400, SLG: 0.321 (1, 3)										1	1	1	0	2	0	0						
<b>Matty Alou, L</b> OBP: 0.287, SLG: 0.286 (5, PR)										2	0	0	0	0	0	2						
<b>Johnny Grubb, L</b> OBP: 0.378, SLG: 0.263 (1, 8)										4	1	1	2	0	0	3						
<b>Fred Kendall, R</b> OBP: 0.333, SLG: 0.386 (1, 2)										4	0	1	2	0	0	1						
<b>Dave Roberts, R</b> OBP: 0.214, SLG: 0.120 (1, 5)										3	0	0	0	1	1	1						
<b>Enzo Hernandez, R</b> OBP: 0.147, SLG: 0.212 (1, 6)										4	1	0	0	0	0	1						
<b>Jim McAndrew, R</b> OBP: 0.200, SLG: 0.200 (1, 1)										4	0	1	0	0	1	1						
<b>Inning Stats</b>	R: 0 E: 1 K: 0 S: 4	H: 1 LOB: 2 BB: 1 P: 8	R: 0 E: 0 K: 0 S: 3	H: 0 LOB: 0 BB: 0 P: 3	R: 4 E: 0 K: 1 S: 9	H: 4 LOB: 1 BB: 1 P: 13	R: 0 E: 0 K: 0 S: 3	H: 1 LOB: 0 BB: 0 P: 3	R: 1 E: 0 K: 0 S: 5	H: 2 LOB: 1 BB: 0 P: 5	R: 1 E: 0 K: 0 S: 4	H: 1 LOB: 1 BB: 1 P: 8	R: 0 E: 0 K: 0 S: 3	H: 0 LOB: 0 BB: 0 P: 3	R: 0 E: 0 K: 1 S: 5	H: 0 LOB: 0 BB: 0 P: 5	R: 0 E: 0 K: 0 S: 5	H: 2 LOB: 2 BB: 0 P: 5	1B: 10 2B: 0 3B: 0 HR: 1	SF: 0 SAC: 0 DP: 2 HBP: 0	WP: 0 PB: 0 SB: 1 CS: 0	PA: 40
<b>PITCHER</b>	IP WLS BF H R ER SO BB IBB HBP BLK WP HR S P ERA WHIP																					
<b>Carl Morton, R</b> ERA: 5.65 (1, 1)	7.0 L 32 9 6 6 1 3 0 0 0 0 0 1 31 43 7.71 1.714																					
<b>Tom House, L</b> ERA: 9.0 (8, 1)	2.0 8 2 0 0 1 0 0 0 0 0 0 0 10 10 0.00 1.000																					

Batter	1	2	3	4	5	6	7	8	9	AB	R	H	RBI	BB	SO	LOB	BOTTOM					
<b>Ralph Garr, L</b> OBP: 0.370, SLG: 0.431 (1, 7)										5	0	4	0	0	0	0	<b>San Diego Padres @ Atlanta Braves</b> Atlanta Stadium, Atlanta, GA Wed Apr 17 1974, 7:05 PM EDT Att: 3,079 - Unknown					
<b>Mike Lum, L</b> OBP: 0.223, SLG: 0.348 (1, 3)										2	0	1	0	0	0	1						
<b>Frank Tepedino, L</b> OBP: 0.364, SLG: 0.222 (5, 3)										3	0	0	0	0	0	3						
<b>Darrell Evans, L</b> OBP: 0.326, SLG: 0.389 (1, 5)										1	0	0	0	0	0	1						
<b>Marty Perez, R</b> OBP: 0.533, SLG: 0.692 (3, 5)										4	0	2	0	0	1	2						
<b>Dusty Baker Jr., R</b> OBP: 0.391, SLG: 0.400 (1, 9)										3	0	0	0	1	0	4						
<b>Davey Johnson, R</b> OBP: 0.522, SLG: 0.594 (1, 4)										4	1	2	0	0	0	2						
<b>Johnny Oates, L</b> OBP: 0.316, SLG: 0.273 (1, 2)										4	0	0	0	0	1	3						
<b>Rowland Office, L</b> OBP: 0.095, SLG: 0.150 (1, 8)										4	0	0	0	0	1	4						
<b>Craig Robinson, R</b> OBP: 0.308, SLG: 0.206 (1, 6)										3	0	1	1	0	0	0						
<b>Norm Miller, L</b> (8, PH)										1	0	0	0	0	0	3						
<b>Leo Foster, R</b> (9, 6)										0	0	0	0	0	0	0						
<b>Carl Morton, R</b> (1, 1)										2	0	0	0	0	1	1						
<b>Vic Correll, R</b> (7, PH)										1	0	0	0	0	0	0						
<b>Tom House, L</b> (8, 1)										0	0	0	0	0	0	0						
<b>Ivan Murrell, R</b> OBP: 0.375, SLG: 0.286 (8, PH)										1	0	0	0	0	0	0						
<b>Inning Stats</b>	R: 0 E: 0 K: 0 S: 4	H: 1 LOB: 2 BB: 1 P: 8	R: 0 E: 0 K: 1 S: 5	H: 0 LOB: 0 BB: 0 P: 5	R: 0 E: 1 K: 1 S: 7	H: 2 LOB: 2 BB: 0 P: 7	R: 1 E: 0 K: 1 S: 7	H: 2 LOB: 1 BB: 0 P: 7	R: 0 E: 0 K: 0 S: 6	H: 1 LOB: 1 BB: 0 P: 6	R: 0 E: 0 K: 0 S: 3	H: 0 LOB: 0 BB: 0 P: 3	R: 0 E: 0 K: 0 S: 4	H: 1 LOB: 1 BB: 0 P: 4	R: 0 E: 1 K: 0 S: 6	H: 2 LOB: 3 BB: 0 P: 6	R: 0 E: 0 K: 0 S: 4	H: 1 LOB: 1 BB: 0 P: 4	1B: 8 2B: 2 3B: 0 HR: 0	SF: 0 SAC: 0 DP: 0 HBP: 0	WP: 0 PB: 0 SB: 0 CS: 0	PA: 39
<b>PITCHER</b>	IP WLS BF H R ER SO BB IBB HBP BLK WP HR S P ERA WHIP																					
<b>Jim McAndrew, R</b> ERA: 3.78 (1, 1)	9.0 W 39 10 1 1 4 1 0 0 0 0 0 0 46 50 1.00 1.222																					





Batter	1	2	3	4	5	6	7	8	9	AB	R	H	RBI	BB	SO	LOB	TOP		
<b>Derrel Thomas, S</b> OBP: 0.435, SLG: 0.442 (1, 4)	1-3	F8		BB			L4		1B	4	0	1	0	1	0	1	<b>San Diego Padres @ Atlanta Braves</b> Atlanta Stadium, Atlanta, GA Thu Apr 18 1974, 7:05 PM EDT Att: 3,131 - Unknown		
<b>Bobby Tolán, L</b> OBP: 0.298, SLG: 0.306 (1, 9)	F7		F8	F8			1B		1B	5	0	2	0	0	0	2			
<b>Dave Winfield, R</b> OBP: 0.353, SLG: 0.529 (1, 7)	BB	1B	2B	1B	G4-6-3		F6		F9	5	2	3	0	0	0	3			
<b>Willie McCovey, L</b> OBP: 0.410, SLG: 0.355 (1, 3)	1B	BB	2B	1B	G4-6-3		G3			3	0	1	1	1	0	2			
<b>Johnny Grubb, L</b> OBP: 0.388, SLG: 0.310 (1, 8)	1B	BB	2B	1B					G3	4	0	2	1	0	0	1			
<b>Fred Kendall, R</b> OBP: 0.306, SLG: 0.354 (1, 2)	F4		F7		5-3				6-3	4	0	0	0	0	0	4			
<b>Dave Roberts, R</b> OBP: 0.219, SLG: 0.138 (1, 5)		F7		SH5-3			K		L6	4	0	1	0	0	1	0			
<b>Enzo Hernandez, R</b> OBP: 0.139, SLG: 0.200 (9, PH)	5-3		SH5-3				F8		F9	2	0	0	0	0	0	0			
<b>Matty Alou, L</b> OBP: 0.256, SLG: 0.276 (9, PH)										1	0	0	0	0	0	0			
<b>Bill Greif, R</b> OBP: 0.286, SLG: 0.167 (5, 1)							5-3		F8	1	0	0	0	1	1	1			
<b>Mike Corkins, R</b> (6, PH)										0	0	0	0	0	0	0			
<b>Cito Gaston, R</b> OBP: 0.308, SLG: 0.333 (6, 1)										1	0	0	0	0	0	0			
<b>Gary Ross, R</b> (9, PH)										0	0	0	0	0	0	0			
<b>Nate Colbert, R</b> OBP: 0.135, SLG: 0.061 (9, PH)										1	0	0	0	0	0	0			
<b>Inning Stats</b>	R: 1 E: 0 K: 0 S: 5	H: 2 LOB: 2 BB: 1 P: 9	R: 0 E: 0 K: 0 S: 3	H: 0 LOB: 1 BB: 1 P: 7	R: 1 E: 0 K: 0 S: 5	H: 2 LOB: 1 BB: 0 P: 5	R: 0 E: 0 K: 1 S: 6	H: 1 LOB: 2 BB: 1 P: 10	R: 0 E: 0 K: 0 S: 4	H: 0 LOB: 0 BB: 0 P: 4	R: 0 E: 0 K: 0 S: 4	H: 1 LOB: 1 BB: 0 P: 4	R: 0 E: 0 K: 0 S: 3	H: 0 LOB: 0 BB: 0 P: 3	R: 0 E: 0 K: 0 S: 5	H: 2 LOB: 2 BB: 0 P: 5	1B: 8 2B: 2 3B: 0 HR: 0	SF: 0 SAC: 1 DP: 1 HBP: 0	WP: 0 PA: 39 SB: 0 CS: 1
<b>PITCHER</b> <b>Roric Harrison, R</b> ERA: 4.7 (1, 1)	IP: 9.0 WLS: W BF: 39 H: 10 R: 2 ER: 2 SO: 2 BB: 3 IBB: 0 HBP: 0 BLK: 0 WP: 0 HR: 0 S: 40 P: 52 ERA: 2.00 WHIP: 1.444																		

AB 35  
R 2  
H 10  
RBI 2  
BB 3  
SO 2  
LOB 14



Batter	1	2	3	4	5	6	7	8	9	AB	R	H	RBI	BB	SO	LOB	BOTTOM		
<b>Ralph Garr, L</b> OBP: 0.407, SLG: 0.491 (8, 7)	G3		FC6-4		WP			6-3		4	2	3	2	1	0	0	<b>San Diego Padres @ Atlanta Braves</b> Atlanta Stadium, Atlanta, GA Thu Apr 18 1974, 7:05 PM EDT Att: 3,131 - Unknown		
<b>Marty Pérez, R</b> OBP: 0.450, SLG: 0.556 (1, 5)	5-3		FC6-4		WP		F3		L9	5	1	1	0	0	0	4			
<b>Frank Tepedino, L</b> OBP: 0.400, SLG: 0.462 (1, 3)	G3		5-3							4	2	2	3	0	0	1			
<b>Hank Aaron, R</b> OBP: 0.310, SLG: 0.542 (7, PR)	K									3	0	1	0	1	2	1			
<b>Rowland Office, L</b> OBP: 0.095, SLG: 0.150 (8, 8)										0	0	0	0	0	0	0			
<b>Dusty Baker Jr., R</b> OBP: 0.360, SLG: 0.372 (8, 9)		L9	1-3		SF9		L8			3	0	0	1	0	0	4			
<b>Davey Johnson, R</b> OBP: 0.500, SLG: 0.600 (1, 4)		L7			F7		SF9			3	0	1	1	0	0	0			
<b>Johnny Oates, L</b> OBP: 0.333, SLG: 0.297 (1, 2)					F7				E5	4	0	2	0	0	0	2			
<b>Craig Robinson, R</b> OBP: 0.326, SLG: 0.216 (1, 6)		CS	E6		F6		1-3			3	1	1	0	1	0	3			
<b>Roric Harrison, R</b> (1, 1)					5-3				6-3	3	1	0	0	1	0	2			
<b>Inning Stats</b>	R: 1 E: 0 K: 1 S: 6	H: 1 LOB: 0 BB: 0 P: 6	R: 0 E: 0 K: 0 S: 3	H: 1 LOB: 0 BB: 0 P: 3	R: 2 E: 1 K: 0 S: 5	H: 2 LOB: 2 BB: 2 P: 13	R: 0 E: 0 K: 0 S: 4	H: 1 LOB: 1 BB: 0 P: 4	R: 3 E: 0 K: 1 S: 8	H: 3 LOB: 0 BB: 0 P: 8	R: 0 E: 0 K: 0 S: 3	H: 1 LOB: 2 BB: 2 P: 11	R: 1 E: 1 K: 0 S: 6	H: 2 LOB: 2 BB: 0 P: 6	R: 0 E: 0 K: 0 S: 3	H: 0 LOB: 0 BB: 0 P: 3	1B: 8 2B: 1 3B: 2 HR: 0	SF: 2 SAC: 0 DP: 0 HBP: 0	WP: 2 PA: 39 SB: 0 CS: 2
<b>PITCHER</b> <b>Bill Greif, R</b> ERA: 8.84 (5, 1)	IP: 4.0 WLS: L BF: 21 H: 8 R: 6 ER: 6 SO: 1 BB: 0 IBB: 0 HBP: 0 BLK: 0 WP: 0 HR: 0 S: 21 P: 29 ERA: 13.50 WHIP: 2.250																		
<b>Mike Corkins, R</b> ERA: 3.0 (6, 1)	IP: 1.0 WLS: 0 BF: 3 H: 0 R: 0 ER: 0 SO: 1 BB: 0 IBB: 0 HBP: 0 BLK: 0 WP: 0 HR: 0 S: 5 P: 5 ERA: 0.00 WHIP: 0.000																		
<b>Gary Ross, R</b> ERA: 5.4 (6, 1)	IP: 3.0 WLS: 14 BF: 3 H: 1 R: 1 ER: 1 SO: 0 BB: 1 IBB: 1 HBP: 0 BLK: 0 WP: 0 HR: 0 S: 12 P: 20 ERA: 3.00 WHIP: 1.333																		





Batter	1	2	3	4	5	6	7	8	9	AB	R	H	RBI	BB	SO	LOB	TOP		
<b>Derrel Thomas, S</b> (1, 4) OBP: 0.431, SLG: 0.438	F7	4-3						6-3	1B	5	0	2	0	0	0	2	<b>San Diego Padres @ Cincinnati Reds</b> Riverfront Stadium, Cincinnati, OH Fri Apr 19 1974, 7:05 PM EDT Att: 33,069 - Unknown		
<b>Bobby Tolán, L</b> (1, 9) OBP: 0.291, SLG: 0.296	G3		F8					F8	1B	5	0	1	2	0	0	1			
<b>Dave Winfield, R</b> (1, 7) OBP: 0.318, SLG: 0.455	E1							6-3	4-3	5	0	1	0	0	1	3			
<b>Willie McCovey, L</b> (1, 3) OBP: 0.395, SLG: 0.324			G4-6-3						K	3	0	0	0	1	2	1			
<b>Johnny Grubb, L</b> (1, 8) OBP: 0.396, SLG: 0.348	6-3								K	4	1	2	0	0	0	2			
<b>Dave Roberts, R</b> (1, 5) OBP: 0.222, SLG: 0.152									1B	4	1	1	1	0	0	1			
<b>Fred Kendall, R</b> (1, 2) OBP: 0.340, SLG: 0.392									1B	4	1	1	1	0	0	1			
<b>Enzo Hernandez, R</b> (1, 6) OBP: 0.132, SLG: 0.189									1B	3	1	2	0	1	0	0			
<b>Matty Alou, L</b> (7, PH) OBP: 0.260, SLG: 0.267									1B	3	1	2	0	1	0	0			
<b>Rich Morales, R</b> (7, 6)									1B	3	1	2	0	1	0	0			
<b>Nate Colbert, R</b> (9, PH) OBP: 0.158, SLG: 0.088									1B	1	1	1	1	0	0	0			
<b>Randy Jones, R</b> (1, 1)									1B	1	0	0	0	0	1	0			
<b>Cito Gaston, R</b> (7, PH) OBP: 0.286, SLG: 0.308									1B	1	0	0	0	0	0	0			
<b>Vicente Romo, R</b> (7, 1)									1B	0	0	0	0	0	0	0			
<b>Ralph Garcia, R</b> (8, 1)									1B	0	0	0	0	0	0	0			
<b>Bernie Williams, R</b> (9, PH) OBP: 0.333, SLG: 0.333									1B	1	0	0	0	0	1	2			
<b>Inning Stats</b>	R: 0 E: 1 K: 0 S: 4	H: 0 LOB: 2 BB: 1 P: 8	R: 0 E: 1 K: 0 S: 5	H: 1 LOB: 2 BB: 0 P: 5	R: 0 E: 0 K: 0 S: 3	H: 1 LOB: 0 BB: 0 P: 3	R: 0 E: 0 K: 0 S: 4	H: 1 LOB: 1 BB: 0 P: 4	R: 0 E: 0 K: 2 S: 8	H: 1 LOB: 0 BB: 0 P: 8	R: 0 E: 0 K: 1 S: 5	H: 0 LOB: 0 BB: 0 P: 3	R: 0 E: 0 K: 0 S: 3	H: 0 LOB: 0 BB: 0 P: 3	R: 4 E: 0 K: 2 S: 12	H: 5 LOB: 2 BB: 1 P: 16	1B: 8 2B: 2 3B: 0 HR: 0	SF: 0 SAC: 1 DP: 2 HBP: 0	WP: 0 PA: 39 PB: 0 SB: 0 CS: 0
<b>PITCHER</b>	IP	WLS	BF	H	R	ER	SO	BB	IBB	HBP	BLK	WP	HR	S	P	ERA	WHIP		
<b>Jack Billingham, R</b> (1, 1) ERA: 7.17	8.1	W	35	8	4	4	4	2	0	0	0	0	0	41	49	4.32	1.200		
<b>Pedro Borbon, R</b> (9, 1) ERA: 1.42	0.2		4	2	0	0	1	0	0	0	0	0	0	6	6	0.00	3.000		

AB	36
R	4
H	10
RBI	4
BB	2
SO	5
LOB	14



Batter	1	2	3	4	5	6	7	8	9	AB	R	H	RBI	BB	SO	LOB	BOTTOM		
<b>Pete Rose, S</b> (1, 7) OBP: 0.436, SLG: 0.469										4	1	1	0	1	1	2	<b>San Diego Padres @ Cincinnati Reds</b> Riverfront Stadium, Cincinnati, OH Fri Apr 19 1974, 7:05 PM EDT Att: 33,069 - Unknown		
<b>Cesar Geronimo, L</b> (9, 8) OBP: 0.154, SLG: 0.333	1B	4-3								0	0	0	0	0	0	0			
<b>Joe Morgan, L</b> (1, 4) OBP: 0.434, SLG: 0.300	1B	4-1								3	2	1	1	1	0	0			
<b>Dave Concepcion, R</b> (1, 6) OBP: 0.313, SLG: 0.574										5	1	2	3	0	0	2			
<b>Tony Perez, R</b> (1, 3) OBP: 0.388, SLG: 0.625										4	1	2	2	0	1	2			
<b>Darrel Chaney, S</b> (8, 5)										0	0	0	0	0	0	0			
<b>Johnny Bench, R</b> (1, 2) OBP: 0.367, SLG: 0.342										2	0	0	0	2	0	0			
<b>Mery Rettenmund, R</b> (1, 9) OBP: 0.356, SLG: 0.447										3	1	0	1	1	0	4			
<b>George Foster, R</b> (1, 8) OBP: 0.450, SLG: 0.588										3	1	1	0	1	1	1			
<b>Dan Driessen, L</b> (1, 5) OBP: 0.340, SLG: 0.370										4	1	2	1	0	1	4			
<b>Jack Billingham, R</b> (1, 1) ERA: 11.48										2	0	0	0	0	2	2			
<b>Pedro Borbon, R</b> (9, 1) ERA: 4.5										0	0	0	0	0	0	0			
<b>Ralph Garcia, R</b> (8, 1) ERA: 3.12										2	0	0	0	0	2	2			
<b>Inning Stats</b>	R: 2 E: 0 K: 2 S: 10	H: 3 LOB: 3 BB: 2 P: 18	R: 0 E: 0 K: 1 S: 5	H: 0 LOB: 0 BB: 0 P: 5	R: 0 E: 1 K: 0 S: 3	H: 1 LOB: 1 BB: 1 P: 7	R: 0 E: 0 K: 1 S: 6	H: 1 LOB: 0 BB: 0 P: 6	R: 0 E: 0 K: 0 S: 3	H: 0 LOB: 0 BB: 0 P: 3	R: 4 E: 0 K: 0 S: 6	H: 3 LOB: 0 BB: 1 P: 10	R: 2 E: 1 K: 1 S: 7	H: 1 LOB: 2 BB: 2 P: 15	1B: 6 2B: 2 3B: 0 HR: 1	SF: 1 SAC: 2 DP: 1 HBP: 0		WP: 0 PA: 39 PB: 0 SB: 0 CS: 0	
<b>PITCHER</b>	IP	WLS	BF	H	R	ER	SO	BB	IBB	HBP	BLK	WP	HR	S	P	ERA		WHIP	
<b>Randy Jones, L</b> (1, 1) ERA: 11.48	6.0	L	25	5	2	2	5	1	2	0	0	0	0	32	44	3.00	1.000		
<b>Vicente Romo, R</b> (7, 1) ERA: 4.5	1.0		10	4	6	4	0	1	1	0	0	0	1	8	16	36.00	5.000		
<b>Ralph Garcia, R</b> (8, 1) ERA: 3.12	1.0		4	0	0	0	1	1	0	0	0	0	0	5	9	0.00	1.000		

AB	30
R	8
H	9
RBI	8
BB	6
SO	6
LOB	17





Batter	1	2	3	4	5	6	7	8	9	AB	R	H	RBI	BB	SO	LOB	TOP					
<b>Bernie Williams, R</b> OBP: 0.200, SLG: 0.200 (1, 8)										4	0	0	0	0	1	1	<b>San Diego Padres @ Cincinnati Reds</b> Riverfront Stadium, Cincinnati, OH Sat Apr 20 1974, 3:33 AM EDT Att: 12,471 - Unknown					
<b>Derrel Thomas, S</b> OBP: 0.400, SLG: 0.404 (1, 4)										4	0	0	0	0	2	2						
<b>Dave Winfield, R</b> OBP: 0.385, SLG: 0.500 (1, 7)										4	0	3	0	0	0	1						
<b>Nate Colbert, R</b> OBP: 0.143, SLG: 0.079 (1, 3)										4	0	0	0	0	2	4						
<b>Cito Gaston, R</b> OBP: 0.222, SLG: 0.235 (1, 9)										4	0	0	0	0	0	3						
<b>Dave Roberts, R</b> OBP: 0.205, SLG: 0.139 (1, 5)										3	0	0	0	0	1	2						
<b>Rich Troedson, L</b> (7, 1)										0	0	0	0	0	0	0						
<b>Willie McCovey, L</b> OBP: 0.409, SLG: 0.371 (9, PH)										1	0	1	0	0	0	0						
<b>Rich Morales, R</b> (9, PR)										0	0	0	0	0	0	0						
<b>Fred Kendall, R</b> OBP: 0.316, SLG: 0.364 (1, 2)										4	0	0	0	0	1	3						
<b>Enzo Hernandez, R</b> OBP: 0.122, SLG: 0.175 (1, 6)										3	0	0	0	0	0	1						
<b>Matty Alou, L</b> OBP: 0.242, SLG: 0.258 (9, PH)										1	0	0	0	0	0	2						
<b>Steve Arlin, R</b> (1, 1)										0	0	0	0	0	0	0						
<b>Mike Corkins, R</b> (2, 1)										2	0	0	0	0	0	0						
<b>Dave Hilton, R</b> (7, 5)										0	0	0	0	1	0	0						
<b>Inning Stats</b>	R: 0 E: 1 K: 2 S: 9	H: 1 LOB: 2 BB: 0 P: 9	R: 0 E: 0 K: 1 S: 5	H: 0 LOB: 0 BB: 0 P: 5	R: 0 E: 0 K: 1 S: 5	H: 0 LOB: 0 BB: 0 P: 5	R: 0 E: 0 K: 1 S: 6	H: 1 LOB: 1 BB: 0 P: 6	R: 0 E: 0 K: 0 S: 3	H: 0 LOB: 0 BB: 0 P: 3	R: 0 E: 0 K: 2 S: 8	H: 1 LOB: 1 BB: 0 P: 8	R: 0 E: 1 K: 0 S: 4	H: 0 LOB: 1 BB: 0 P: 4	R: 0 E: 0 K: 0 S: 3	H: 0 LOB: 2 BB: 1 P: 7	R: 0 E: 1 K: 0 S: 5	H: 1 LOB: 2 BB: 0 P: 5	1B: 3 2B: 1 3B: 0 HR: 0	SF: 0 SAC: 0 DP: 0 HBP: 0	WP: 0 PB: 0 SB: 0 CS: 0	PA: 35
<b>PITCHER</b>	IP	WLS	BF	H	R	ER	SO	BB	IBB	HBP	BLK	WP	HR	S	P	ERA	WHIP					
<b>Don Gullett, L</b> ERA: 2.41 (1, 1)	8.0	W	30	3	0	0	7	1	0	0	0	0	0	43	47	0.00	0.500					
<b>Clay Carroll, R</b> ERA: 5.19 (9, 1)	1.0		5	1	0	0	0	0	0	0	0	0	0	5	5	0.00	1.000					

Batter	1	2	3	4	5	6	7	8	9	AB	R	H	RBI	BB	SO	LOB	BOTTOM					
<b>Pete Rose, S</b> OBP: 0.467, SLG: 0.537 (1, 7)										5	3	4	1	0	0	0	<b>San Diego Padres @ Cincinnati Reds</b> Riverfront Stadium, Cincinnati, OH Sat Apr 20 1974, 3:33 AM EDT Att: 12,471 - Unknown					
<b>Joe Morgan, L</b> OBP: 0.448, SLG: 0.444 (1, 4)										5	2	3	5	0	1	2						
<b>Clay Carroll, R</b> (9, 1)										0	0	0	0	0	0	0						
<b>Dan Driessen, L</b> OBP: 0.352, SLG: 0.380 (1, 5)										4	2	2	1	0	1	1						
<b>Andy Kosco, R</b> OBP: 0.286, SLG: 0.167 (8, PH)										1	0	0	0	0	1	0						
<b>Tony Perez, R</b> OBP: 0.396, SLG: 0.682 (1, 3)										4	1	2	2	0	1	1						
<b>Bill Plummer, R</b> (8, 2)										0	0	0	0	1	0	0						
<b>Johnny Bench, R</b> OBP: 0.389, SLG: 0.415 (1, 2)										3	1	1	1	2	0	1						
<b>Mery Rettenmund, R</b> OBP: 0.347, SLG: 0.429 (1, 9)										4	0	1	0	0	0	3						
<b>Dave Concepcion, R</b> OBP: 0.288, SLG: 0.529 (1, 6)										4	0	0	0	0	1	2						
<b>Cesar Geronimo, L</b> OBP: 0.176, SLG: 0.313 (1, 8)										4	1	1	0	0	1	1						
<b>Don Gullett, R</b> OBP: 0.333, SLG: 0.333 (1, 1)										2	0	1	0	0	0	1						
<b>Phil Gagliano, R</b> OBP: 1.000, SLG: 1.000 (8, PH)										0	1	0	0	1	0	0						
<b>Darrel Chaney, S</b> (9, 4)										0	0	0	0	0	0	0						
<b>Inning Stats</b>	R: 3 E: 0 K: 0 S: 6	H: 4 LOB: 1 BB: 1 P: 10	R: 2 E: 0 K: 0 S: 6	H: 3 LOB: 1 BB: 0 P: 6	R: 1 E: 0 K: 0 S: 5	H: 2 LOB: 1 BB: 0 P: 5	R: 0 E: 0 K: 2 S: 7	H: 0 LOB: 0 BB: 0 P: 7	R: 0 E: 0 K: 1 S: 4	H: 0 LOB: 0 BB: 1 P: 8	R: 0 E: 0 K: 2 S: 9	H: 2 LOB: 2 BB: 0 P: 9	R: 2 E: 0 K: 0 S: 5	H: 2 LOB: 0 BB: 0 P: 5	R: 3 E: 0 K: 1 S: 7	H: 2 LOB: 1 BB: 2 P: 15	R: 0 E: 0 K: 0 S: 5	H: 0 LOB: 1 BB: 2 P: 5	1B: 8 2B: 4 3B: 0 HR: 3	SF: 0 SAC: 1 DP: 2 HBP: 0	WP: 1 PB: 0 SB: 0 CS: 0	PA: 41
<b>PITCHER</b>	IP	WLS	BF	H	R	ER	SO	BB	IBB	HBP	BLK	WP	HR	S	P	ERA	WHIP					
<b>Steve Arlin, R</b> ERA: 8.27 (1, 1)	1.1	L	11	7	5	5	0	1	0	0	0	0	1	27	31	1.93	1.071					
<b>Mike Corkins, R</b> ERA: 2.75 (2, 1)	4.2		18	4	1	1	5	1	0	0	0	0	2	12	20	22.50	3.000					
<b>Rich Troedson, L</b> ERA: 8.18 (7, 1)	2.0		12	4	5	5	1	2	0	0	0	0	2	12	20	22.50	3.000					





Batter	1	2	3	4	5	6	7	8	9	AB	R	H	RBI	BB	SO	LOB	TOP								
<b>Derrel Thomas, S</b> OBP: 0.383, SLG: 0.375 (1, 4)	L3		G3 BB		K		K		F8	4	0	0	0	1	2	1	<b>San Diego Padres @ Cincinnati Reds</b> Riverfront Stadium, Cincinnati, OH Sun Apr 21 1974, 3:33 AM EDT Unknown								
<b>Enzo Hernandez, R</b> OBP: 0.156, SLG: 0.227 (1, 6)	S 2B		G3		BB			K FC5-4		4	0	2	1	0	1	2									
<b>Nate Colbert, R</b> OBP: 0.152, SLG: 0.073 (1, 7)	K 2-3		P8		BB			FC5-4 FC5 BB 1-2		3	0	0	0	1	1	4									
<b>Willie McCovey, L</b> OBP: 0.396, SLG: 0.342 (1, 3)	F8		K		3-1			FC5 BB 1-2		3	0	0	0	1	1	5									
<b>Dave Winfield, R</b> OBP: 0.333, SLG: 0.433 (1, 8)		K		1-3		F7		FC5 FC6-4 1-2 2-3		4	0	0	0	0	1	2									
<b>Cito Gaston, R</b> OBP: 0.182, SLG: 0.190 (1, 9)	6-3		K		F3			FC6-4 1-2		4	0	0	0	0	1	2									
<b>Fred Kendall, R</b> OBP: 0.311, SLG: 0.373 (1, 2)	5-3				F8				K	4	0	1	0	0	1	0									
<b>Dave Hilton, R</b> (1, 5)			BB G3 BB		F8		6-3		6-3	3	1	0	0	1	0	1									
<b>Jim McAndrew, R</b> OBP: 0.200, SLG: 0.200 (1, 1)			G3 BB		K					0	0	0	0	0	0	0									
<b>Ralph Garcia, R</b> OBP: 0.249, SLG: 0.296 (3, PH)										0	0	0	0	0	0	0									
<b>Bobby Tolan, L</b> OBP: 0.192, SLG: 0.152 (7, PH)										0	0	0	0	0	0	0									
<b>Gary Ross, R</b> OBP: 0.192, SLG: 0.152 (7, 1)										0	0	0	0	0	0	0									
<b>Bernie Williams, R</b> OBP: 0.192, SLG: 0.152 (7, 1)										0	0	0	0	0	0	0									
<b>Rich Troedson, L</b> OBP: 0.280, SLG: 0.281 (9, PH)										1	0	1	0	0	0	0									
<b>Inning Stats</b>	R: 0 E: 0 K: 1 S: 6	H: 1 LOB: 1 BB: 0 P: 6	R: 0 E: 0 K: 1 S: 5	H: 0 LOB: 0 BB: 0 P: 5	R: 1 E: 0 K: 1 S: 5	H: 0 LOB: 2 BB: 3 P: 17	R: 0 E: 0 K: 1 S: 6	H: 1 LOB: 1 BB: 0 P: 6	R: 0 E: 0 K: 2 S: 8	H: 0 LOB: 0 BB: 1 P: 12	R: 0 E: 0 K: 0 S: 3	H: 0 LOB: 0 BB: 0 P: 3	R: 0 E: 0 K: 1 S: 7	H: 0 LOB: 0 BB: 0 P: 7	R: 0 E: 0 K: 1 S: 6	H: 0 LOB: 2 BB: 1 P: 10	R: 0 E: 0 K: 1 S: 6	H: 1 LOB: 1 BB: 0 P: 6	1B: 2 2B: 2 3B: 0 HR: 0	SF: 0 SAC: 0 DP: 0 HBP: 0	WP: 1 PB: 0 SB: 1 CS: 0	PA: 37			
<b>PITCHER</b>	IP	WLS	BF	H	R	ER	SO	BB	IBB	HBP	BLK	WP	HR	S	P	ERA	WHIP								
<b>Fred Norman, L</b> ERA: 2.45 (1, 1)	8.0	W	33	3	1	1	9	5	0	0	0	1	0	46	66	1.12	1.000								
<b>Tom Hall, L</b> ERA: 1.69 (9, 1)	1.0		4	1	0	0	1	0	0	0	0	0	0	6	6	0.00	1.000								

Batter	1	2	3	4	5	6	7	8	9	AB	R	H	RBI	BB	SO	LOB	BOTTOM								
<b>Pete Rose, S</b> OBP: 0.462, SLG: 0.517 (1, 7)	F8			4-3		4-3				4	0	1	0	1	0	0	<b>San Diego Padres @ Cincinnati Reds</b> Riverfront Stadium, Cincinnati, OH Sun Apr 21 1974, 3:33 AM EDT Unknown								
<b>Joe Morgan, L</b> OBP: 0.435, SLG: 0.449 (1, 4)								BB		4	1	1	0	0	0	1									
<b>Darrel Chaney, S</b> (7, 4)								K		1	0	0	0	0	1	1									
<b>Dan Driessen, L</b> OBP: 0.351, SLG: 0.365 (1, 5)										2	1	0	0	1	1	0									
<b>Bill Plummer, R</b> (6, 2)	2B BB	F8		K		L8				1	0	0	0	0	0	0									
<b>Tony Perez, R</b> OBP: 0.421, SLG: 0.792 (1, 3)										4	3	3	2	0	1	0									
<b>Terry Crowley, L</b> OBP: 0.143, SLG: 0.286 (8, 3)	BB HR	K				1B 2B		HR		0	0	0	0	0	0	0									
<b>Johnny Bench, R</b> OBP: 0.397, SLG: 0.409 (1, 2)	HR BB	K				4-3 2B 1B		F7		3	2	1	1	1	1	0									
<b>Ken Griffey, L</b> OBP: 0.250, SLG: 0.240 (1, 9)						4-3		K		2	1	1	1	1	0	1									
<b>George Foster, R</b> OBP: 0.429, SLG: 0.556 (6, 9)	HR BB					4-3		K		1	0	0	0	0	1	0									
<b>Dave Concepcion, R</b> OBP: 0.286, SLG: 0.564 (1, 6)						4-3		1-3		4	1	1	4	0	1	2									
<b>Cesar Geronimo, L</b> OBP: 0.250, SLG: 0.421 (1, 8)										3	1	2	1	0	1	1									
<b>Andy Kosco, R</b> OBP: 0.250, SLG: 0.143 (7, 9)								F2		1	0	0	0	0	0	0									
<b>Fred Norman, S</b> (1, 1)										2	0	0	0	0	1	2									
<b>Phil Gagliano, R</b> (8, PH)	SH2-3							1-3		1	0	0	0	0	0	0									
<b>Tom Hall, L</b> (9, 1)	1-2									0	0	0	0	0	0	0									
<b>Inning Stats</b>	R: 7 E: 1 K: 0 S: 8	H: 5 LOB: 1 BB: 3 P: 20	R: 0 E: 0 K: 2 S: 7	H: 0 LOB: 0 BB: 0 P: 7	R: 0 E: 0 K: 2 S: 8	H: 1 LOB: 1 BB: 0 P: 8	R: 0 E: 0 K: 1 S: 5	H: 0 LOB: 0 BB: 0 P: 5	R: 2 E: 0 K: 1 S: 8	H: 3 LOB: 1 BB: 0 P: 8	R: 0 E: 0 K: 0 S: 3	H: 0 LOB: 0 BB: 0 P: 3	R: 1 E: 0 K: 1 S: 6	H: 1 LOB: 0 BB: 0 P: 6	R: 0 E: 0 K: 1 S: 5	H: 0 LOB: 1 BB: 1 P: 9	R: 0 E: 0 K: 1 S: 5	H: 0 LOB: 1 BB: 1 P: 9	1B: 4 2B: 4 3B: 0 HR: 2	SF: 0 SAC: 1 DP: 0 HBP: 0	WP: 1 PB: 0 SB: 0 CS: 0	PA: 38			
<b>PITCHER</b>	IP	WLS	BF	H	R	ER	SO	BB	IBB	HBP	BLK	WP	HR	S	P	ERA	WHIP								
<b>Jim McAndrew, R</b> ERA: 4.76 (1, 1)	0.1	L	2	1	1	1	0	0	0	0	0	0	0	2	2	27.00	3.000								
<b>Ralph Garcia, R</b> ERA: 6.1 (1, 1)	1.2		12	4	6	5	2	3	0	0	0	1	1	13	25	27.00	4.200								
<b>Gary Ross, R</b> ERA: 5.0 (3, 1)	4.0		16	4	2	2	4	0	0	0	0	0	0	24	24	4.50	1.000								
<b>Rich Troedson, L</b> ERA: 7.62 (7, 1)	2.0		8	1	1	1	2	1	0	0	0	0	1	11	15	4.50	1.000								





Batter	1	2	3	4	5	6	7	8	9	AB	R	H	RBI	BB	SO	LOB	TOP								
<b>Derrel Thomas, S</b> (1,4) OBP: 0.369, SLG: 0.361	F7		5-3 1B	L4		L3			6-3	5	1	1	0	0	0	4									
<b>Enzo Hernandez, R</b> (1,6) OBP: 0.190, SLG: 0.213	K		5-3			6-3		BLK 1B BB	FC4-6 BB	3	1	0	0	2	1	1									
<b>Bobby Tolan, L</b> (1,9) OBP: 0.302, SLG: 0.293	G3		E E 1B			K		G1-6-3 1B PB BB	FC4-6 1-2	4	2	1	1	1	1	1									
<b>Nate Colbert, R</b> (1,3)		S 3B BB	K			K		G1-6-3 1B 1-2 2-H	5-3	4	1	1	1	1	2	1									
<b>Johnny Grubb, L</b> (1,8) OBP: 0.404, SLG: 0.420		1-H 3B		F8 1B 2B		K		G1-6-3 1-2 2-3		4	1	2	1	0	1	2									
<b>Dave Winfield, R</b> (1,7) OBP: 0.324, SLG: 0.412	F2			F8		1B 1B		K		4	1	1	0	0	1	2									
<b>Dave Hilton, R</b> (1,5) OBP: 0.167, SLG: 0.048	6-3			SH5-4 1B BB		1B 1B		4-3		3	0	1	0	1	0	1									
<b>Bob Barton, R</b> (1,2) OBP: 0.500, SLG: 0.500	F8			SH5-4 1B		FC1-6 1B 1B		6-3		4	0	2	2	0	0	1									
<b>Bill Greif, R</b> (1,1) OBP: 0.200, SLG: 0.111			K	SH5-4		FC1-6 1-2 2-3		4-1		3	0	0	0	0	1	2									
<b>Inning Stats</b>	R: 0 E: 0 K: 1 S: 5	H: 0 LOB: 0 BB: 0 P: 5	R: 1 E: 0 K: 0 S: 4	H: 1 LOB: 1 BB: 1 P: 8	R: 2 E: 1 K: 2 S: 9	H: 2 LOB: 2 BB: 0 P: 9	R: 1 E: 0 K: 0 S: 5	H: 2 LOB: 2 BB: 1 P: 9	R: 0 E: 0 K: 2 S: 7	H: 0 LOB: 0 BB: 0 P: 7	R: 1 E: 0 K: 1 S: 8	H: 3 LOB: 2 BB: 0 P: 8	R: 2 E: 0 K: 1 S: 5	H: 1 LOB: 0 BB: 2 P: 13	R: 0 E: 0 K: 0 S: 3	H: 0 LOB: 0 BB: 0 P: 3	R: 0 E: 0 K: 0 S: 3	H: 0 LOB: 1 BB: 1 P: 7	1B: 7 2B: 1 3B: 1 HR: 0	SF: 0 SAC: 1 DP: 1 HBP: 0	WP: 0 PB: 1 SB: 1 CS: 0	PA: 40			
<b>PITCHER</b>	IP	WLS	BF	H	R	ER	SO	BB	IBB	HBP	BLK	WP	HR	S	P	ERA	WHIP								
<b>Clay Kirby, R</b> (1,1) ERA: 4.56	6.0	L	28	8	5	4	6	2	0	0	0	0	0	38	46	6.00	1.667								
<b>Pedro Borbon, R</b> (7,1) ERA: 1.54	2.0		8	1	2	1	1	2	0	0	1	0	0	8	16	4.50	1.500								
<b>Tom Hall, L</b> (9,1) ERA: 1.42	1.0		4	0	0	0	0	1	0	0	0	0	0	3	7	0.00	1.000								

**San Diego Padres @ Cincinnati Reds**  
Riverfront Stadium, Cincinnati, OH  
Sun Apr 21 1974, 3:38 AM EDT  
Att: 25,727 - Unknown

AB 34  
R 7  
H 9  
RBI 5  
BB 5  
SO 7  
LOB 15




Batter	1	2	3	4	5	6	7	8	9	AB	R	H	RBI	BB	SO	LOB	BOTTOM								
<b>Pete Rose, S</b> (1,7) OBP: 0.464, SLG: 0.500	CS BB		BB HBP 1B BB			4-3			G4-6-3 1-2	2	1	0	0	2	0	1									
<b>Joe Morgan, L</b> (1,4) OBP: 0.439, SLG: 0.431	S BB		BB HBP			P5			F8	2	1	0	0	1	0	0									
<b>Dan Driessen, L</b> (1,5) OBP: 0.361, SLG: 0.364	F8		1B BB			3-1			1B 1B	3	0	1	0	1	0	1									
<b>Tony Perez, R</b> (1,3) OBP: 0.410, SLG: 0.750	K		1-3 2-H 3-H 1B			6-3			P8	4	0	1	2	0	1	2									
<b>Merv Rettenmund, R</b> (1,9) OBP: 0.327, SLG: 0.400		4-3				F9			1B	3	0	0	0	0	1	2									
<b>Pedro Borbon, R</b> (7,1) OBP: 0.500, SLG: 0.500										0	0	0	0	0	0	0									
<b>Terry Crowley, L</b> (9, PH) OBP: 0.250, SLG: 0.375										1	0	1	0	0	0	0									
<b>Tom Hall, L</b> (9,1) ERA: 1.42										0	0	0	0	0	0	0									
<b>Dave Concepcion, R</b> (1,6) OBP: 0.300, SLG: 0.552	CS BB					6-3			F8	3	0	1	0	1	0	2									
<b>Cesar Geronimo, L</b> (1,8) OBP: 0.250, SLG: 0.364	G3					FC5-4 1B			L3	3	0	0	0	1	0	2									
<b>Bill Plummer, R</b> (1,2)										3	0	0	0	0	1	1									
<b>Phil Gagliano, R</b> (9, PH) OBP: 0.667, SLG: 0.333			F7		F9				6-3	1	0	0	0	0	0	0									
<b>Clay Kirby, R</b> (1,1)										2	0	0	0	0	1	1									
<b>Ken Griffey, L</b> (7,9) OBP: 0.267, SLG: 0.259			K		F6				G3	2	0	1	0	0	0	0									
<b>Inning Stats</b>	R: 0 E: 0 K: 1 S: 4	H: 0 LOB: 1 BB: 2 P: 12	R: 0 E: 0 K: 0 S: 2	H: 0 LOB: 0 BB: 1 P: 6	R: 2 E: 0 K: 2 S: 8	H: 1 LOB: 2 BB: 2 P: 17	R: 0 E: 0 K: 0 S: 3	H: 0 LOB: 1 BB: 1 P: 7	R: 0 E: 0 K: 0 S: 3	H: 0 LOB: 0 BB: 0 P: 3	R: 0 E: 0 K: 0 S: 4	H: 1 LOB: 1 BB: 0 P: 4	R: 0 E: 0 K: 1 S: 5	H: 1 LOB: 0 BB: 0 P: 5	R: 0 E: 0 K: 0 S: 5	H: 2 LOB: 2 BB: 0 P: 5	R: 0 E: 0 K: 0 S: 3	H: 0 LOB: 0 BB: 0 P: 3	1B: 5 2B: 0 3B: 0 HR: 0	SF: 0 SAC: 0 DP: 1 HBP: 1	WP: 0 PB: 0 SB: 1 CS: 2	PA: 36			
<b>PITCHER</b>	IP	WLS	BF	H	R	ER	SO	BB	IBB	HBP	BLK	WP	HR	S	P	ERA	WHIP								
<b>Bill Greif, R</b> (1,1) ERA: 6.59	9.0	W	36	5	2	2	4	6	0	1	0	0	0	37	62	2.00	1.222								


**San Diego Padres @ Cincinnati Reds**  
Riverfront Stadium, Cincinnati, OH  
Sun Apr 21 1974, 3:38 AM EDT  
Att: 25,727 - Unknown

AB 29  
R 2  
H 5  
RBI 2  
BB 6  
SO 4  
LOB 12





Batter	1	2	3	4	5	6	7	8	9	AB	R	H	RBI	BB	SO	LOB	TOP					
Don Hahn, R OBP: 0.278, SLG: 0.333 (1, 8)	G3		6-3			F8		K		4	0	0	0	0	1	1	<p>New York Mets @ San Diego Padres San Diego Stadium, San Diego, CA Tue Apr 23 1974, 10:05 PM EDT Att: 7,819 - Unknown</p> <p>livebaseballscores.com</p> <p>AB 32 R 2 H 7 RBI 2 BB 1 SO 7 LOB 12</p> 					
Felix Milan, R OBP: 0.375, SLG: 0.306 (1, 4)	4-3		K			4-3		4-3		4	0	0	0	0	1	1						
Rusty Staub, L OBP: 0.397, SLG: 0.471 (1, 9)	1B			G4-6-3 1B		4-3		2B 4-3 BB		3	1	2	0	1	0	0						
Cleon Jones, R OBP: 0.316, SLG: 0.302 (1, 7)	K			G4-6-3 1B		S 3B 1B		4-3 2B		4	1	3	0	0	1	1						
John Milner, L OBP: 0.345, SLG: 0.292 (1, 3)	K			G4-6-3 1B		F8		4-3		4	0	0	1	0	1	4						
Jerry Grote, R OBP: 0.287, SLG: 0.483 (1, 2)	K			5-3		5-3		F7		4	0	0	0	0	1	3						
Wayne Garrett, L OBP: 0.237, SLG: 0.346 (1, 5)	F9					P3		K		4	0	1	1	0	1	1						
Bud Harrelson, S OBP: 0.463, SLG: 0.375 Bob Miller, R OBP: 0.500, SLG: 1.000 (8, 1)			6-3 SH5-4 1B			F7		5-3		3	0	1	0	0	0	1						
Jon Matlack, L OBP: 0.200, SLG: 0.200 Harry Parker, R Ray Sadecki, L Ted Martinez, R OBP: 0.222, SLG: 0.500 (8, 6)			SH5-4			F8		K		0	0	0	0	0	0	0						
			1-2							1	0	0	0	0	0	0						
										1	0	0	0	0	0	0						
										1	0	0	0	0	1	0						
<b>Inning Stats</b>	R: 0 E: 0 K: 1 S: 6	H: 1 LOB: 1 BB: 0 P: 6	R: 0 E: 0 K: 2 S: 7	H: 0 LOB: 0 BB: 0 P: 7	R: 0 E: 0 K: 1 S: 6	H: 1 LOB: 1 BB: 0 P: 6	R: 0 E: 0 K: 0 S: 4	H: 2 LOB: 1 BB: 0 P: 4	R: 0 E: 0 K: 0 S: 3	H: 0 LOB: 0 BB: 0 P: 3	R: 0 E: 0 K: 0 S: 3	H: 0 LOB: 0 BB: 0 P: 3	R: 1 E: 0 K: 0 S: 5	H: 2 LOB: 1 BB: 0 P: 5	R: 0 E: 0 K: 2 S: 7	H: 0 LOB: 0 BB: 0 P: 7	R: 1 E: 0 K: 1 S: 6	H: 1 LOB: 1 BB: 1 P: 10	1B: 5 2B: 1 3B: 1 HR: 0	SF: 0 SAC: 1 DP: 1 HBP: 0	WP: 0 PB: 0 SB: 1 CS: 0	PA: 34
<b>PITCHER</b> Randy Jones, L ERA: 7.66 (1, 1)	IP: 9.0 WLS: W BF: 34 H: 7 R: 2 ER: 2 SO: 7 BB: 1 IBB: 0 HBP: 0 BLK: 0 WP: 0 HR: 0 S: 47 P: 51 ERA: 2.00 WHIP: 0.889																					

Batter	1	2	3	4	5	6	7	8	9	AB	R	H	RBI	BB	SO	LOB	BOTTOM
Derrel Thomas, S OBP: 0.397, SLG: 0.348 (1, 4)	5-3		1B 2B 1B	F7	K		FC6 HR			5	2	1	0	0	1	5	<p>New York Mets @ San Diego Padres San Diego Stadium, San Diego, CA Tue Apr 23 1974, 10:05 PM EDT Att: 7,819 - Unknown</p> <p>livebaseballscores.com</p> <p>AB 36 R 10 H 16 RBI 10 BB 4 SO 5 LOB 22</p> 
Johnny Grubb, L OBP: 0.435, SLG: 0.519 (1, 8)	1B 1B HBP		2B 1B 1B		F9		1-2 2-3 HR			4	3	3	4	0	0	2	
Dave Winfield, R OBP: 0.342, SLG: 0.447 Bobby Tolan, L OBP: 0.297, SLG: 0.288 (7, 9)	1B 1B		1B 2B	6-3		F9	1-3 3-H HR			4	0	2	1	0	0	1	
Nate Colbert, R OBP: 0.214, SLG: 0.104 (1, 3)	1B 1B		K			F9		1-3		3	1	1	1	2	1	2	
Cito Gaston, R OBP: 0.259, SLG: 0.240 (7, 7)	G6-4-3		1B IBB			F9		G6-3		4	1	2	0	1	0	3	
Fred Kendall, R OBP: 0.303, SLG: 0.365 (1, 2)			F8	G6-4-3 1B	SF8	L6		6-3		4	0	1	2	0	0	2	
Dave Roberts, R OBP: 0.233, SLG: 0.200 (1, 5)			F8	G6-4-3		2B 1B		FC6 HR 2B		4	2	2	0	0	0	3	
Enzo Hernandez, R OBP: 0.241, SLG: 0.280 (1, 6)			S 1B		S 2B 1B	1B 2B		FC6 BB		3	1	3	1	1	0	0	
Randy Jones, R OBP: 0.167, SLG: 0.167 (1, 1)	K		K		K		K			4	0	1	1	0	3	4	
			1-2							1B: 11 2B: 5 3B: 0 HR: 1	SF: 1 SAC: 0 DP: 4 HBP: 1	WP: 0 PB: 0 SB: 3 CS: 0	PA: 42				
<b>Inning Stats</b>	R: 1 E: 0 K: 0 S: 4	H: 2 LOB: 1 BB: 0 P: 5	R: 0 E: 0 K: 1 S: 6	H: 1 LOB: 0 BB: 0 P: 6	R: 2 E: 0 K: 1 S: 8	H: 4 LOB: 1 BB: 1 P: 12	R: 1 E: 0 K: 1 S: 7	H: 2 LOB: 1 BB: 0 P: 7	R: 3 E: 0 K: 1 S: 9	H: 4 LOB: 2 BB: 1 P: 13	R: 0 E: 0 K: 0 S: 3	H: 1 LOB: 1 BB: 1 P: 7	R: 3 E: 0 K: 1 S: 7	H: 2 LOB: 0 BB: 1 P: 11	R: 0 E: 1 K: 0 S: 3	H: 0 LOB: 0 BB: 0 P: 3	
<b>PITCHER</b> Jon Matlack, L ERA: 2.95 Harry Parker, R ERA: 4.05 Ray Sadecki, L ERA: 10.13 Bob Miller, R ERA: 4.5 (8, 1)	IP: 3.2 WLS: L BF: 20 H: 4 R: 4 ER: 3 SO: 4 BB: 0 IBB: 1 HBP: 0 BLK: 0 WP: 0 HR: 0 S: 24 P: 29 ERA: 9.82 WHIP: 2.455																



Batter	1	2	3	4	5	6	7	8	9	AB	R	H	RBI	BB	SO	LOB	TOP			
<b>Bud Harrelson, S</b> OBP: 0.467, SLG: 0.371 (1, 6)	0-0 6-3		0-0 1-3					0-0 SH1-4 BB		3	0	1	0	1	0	0				
<b>Felix Milten, R</b> OBP: 0.373, SLG: 0.308 (1, 4)	0-0 L5			0-0 F8				0-0 SH1-4		3	0	1	0	0	0	0				
<b>Cleon Jones, R</b> OBP: 0.295, SLG: 0.281 (1, 7)	0-3 K			0-0 F8				0-3 K		4	0	0	0	0	2	3				
<b>Rusty Staub, L</b> OBP: 0.387, SLG: 0.444 (1, 9)		0-0 4-3		0-0 F8				0-0 G3		3	0	0	0	1	0	2				
<b>John Milner, L</b> OBP: 0.339, SLG: 0.288 (1, 3)		0-0 F6			0-0 F5			0-0 3-1		4	1	1	0	0	0	2				
<b>Dave Schneck, L</b> OBP: 0.400, SLG: 0.541 (1, 8)		0-0 4-3			4-0 FC6-4 BB			0-0 F9		3	0	0	0	1	0	1				
<b>Wayne Garrett, L</b> OBP: 0.270, SLG: 0.436 (1, 5)			0-0 4-3 WP		0-3 K			0-0 HR		3	2	2	2	1	1	1				
<b>Jerry Grote, R</b> OBP: 0.235, SLG: 0.424 (1, 2)			0-0 F7		0-0 FC6-4			0-0 F8		4	0	0	0	0	0	3				
<b>George Stone, L</b> (1, 1)			0-0 4-3			0-0 F3		0-0 4-3		3	0	0	0	0	0	1				
<b>Bob Miller, R</b> OBP: 0.500, SLG: 1.000 (8, 1)										0	0	0	0	0	0	0				
<b>Ken Boswell, L</b> OBP: 0.400, SLG: 0.400 (9, PH)										1	0	0	0	0	0	1				
<b>Bob Apodaca, R</b> (9, 1)			2-3							0	0	0	0	0	0	0				
<b>Inning Stats</b>	R: 0 E: 0 K: 1 S: 5	H: 0 LOB: 0 BB: 0 P: 5	R: 0 E: 0 K: 0 S: 3	H: 0 LOB: 0 BB: 0 P: 3	R: 1 E: 0 K: 0 S: 4	H: 1 LOB: 0 BB: 0 P: 4	R: 0 E: 0 K: 0 S: 3	H: 0 LOB: 0 BB: 0 P: 3	R: 0 E: 0 K: 1 S: 5	H: 2 LOB: 2 BB: 0 P: 5	R: 2 E: 0 K: 0 S: 5	H: 2 LOB: 0 BB: 0 P: 5	R: 0 E: 0 K: 1 S: 5	H: 0 LOB: 2 BB: 2 P: 13	R: 0 E: 0 K: 0 S: 3	H: 0 LOB: 1 BB: 1 P: 7	1B: 3 2B: 1 3B: 0 HR: 1	SF: 0 SAC: 1 DP: 0 HBP: 0	WP: 1 PA: 36 FB: 0 SB: 0 CS: 0	
<b>PITCHER</b>	IP	WLS	BF	H	R	ER	SO	BB	IBB	HBP	BLK	WP	HR	S	P	ERA	WHIP			
<b>Steve Arlin, R</b> ERA: 6.94 (1, 1)	7.0		28	5	3	3	2	2	0	0	0	1	1	30	38	3.86	1.000			
<b>Vicente Romo, R</b> ERA: 3.95 (8, 1)	1.1		6	0	0	0	1	1	1	0	0	0	0	6	14	0.00	0.750			
<b>Mike Corkins, R</b> ERA: 2.66 (9, 1)	0.2	W	2	0	0	0	0	0	0	0	0	0	0	2	2	0.00	0.000			

**New York Mets @ San Diego Padres**  
San Diego Stadium, San Diego, CA  
Wed Apr 24 1974, 10:05 PM EDT  
Att: 8,322 - Unknown

AB 31  
R 3  
H 5  
RBI 2  
BB 4  
SO 3  
LOB 14



Batter	1	2	3	4	5	6	7	8	9	AB	R	H	RBI	BB	SO	LOB	BOTTOM			
<b>Derrel Thomas, S</b> OBP: 0.347, SLG: 0.352 (1, 4)	0-0 4-3		0-0 F9		0-0 4-3				0-0 BB 4-3 2B	5	1	1	0	0	1	2				
<b>Johnny Grubb, L</b> OBP: 0.433, SLG: 0.500 (1, 8)	0-0 G3		0-3 K		0-0 G6-3 1B			0-0 L1		4	0	1	0	1	1	0				
<b>Dave Winfield, R</b> OBP: 0.372, SLG: 0.524 (1, 7)	0-0 HR 1B		0-0 HR		0-0 G6-3 1-2			0-0 G3		4	2	2	1	1	0	1				
<b>Nate Colbert, R</b> OBP: 0.230, SLG: 0.189 (1, 3)	0-0 HR		0-0 1-3		0-0 E6			0-0 4-3		5	1	2	3	0	0	2				
<b>Cito Gaston, R</b> OBP: 0.300, SLG: 0.296 (1, 9)	4-0 BB		0-0 2B		0-0 F7			0-0 SH5-4		2	0	1	0	1	0	1				
<b>Dave Roberts, R</b> OBP: 0.255, SLG: 0.233 (1, 5)	0-0 F8		0-0 F3			0-0 1B 2B		4-0 BB IBB		3	0	1	0	1	0	2				
<b>Fred Kendall, R</b> OBP: 0.314, SLG: 0.364 (1, 2)		0-0 5-3		0-0 FC6-4 1B		0-0 6-3		4-0 1-2 2-3 BB		3	0	1	0	1	0	1				
<b>Enzo Hernandez, R</b> OBP: 0.246, SLG: 0.283 (1, 6)		0-0 5-3		0-0 FC6-4		0-0 1B		0-0 3-1		3	0	1	0	0	0	1				
<b>Willie McCovey, L</b> OBP: 0.398, SLG: 0.333 (8, PH)				1-2		2-3				1	0	0	0	0	0	2				
<b>Rich Morales, R</b> (9, 6)										0	0	0	0	0	0	0				
<b>Steve Arlin, R</b> OBP: 0.125, SLG: 0.250 (1, 1)					0-3 K					3	0	1	0	0	1	2				
<b>Vicente Romo, R</b> (8, 1)										0	0	0	0	0	0	0				
<b>Mike Corkins, R</b> (9, 1)										0	0	0	0	0	0	0				
<b>Matty Alou, L</b> OBP: 0.257, SLG: 0.273 (9, PH)										1	0	0	0	0	0	0				
<b>Inning Stats</b>	R: 2 E: 0 K: 0 S: 5	H: 2 LOB: 1 BB: 1 P: 9	R: 0 E: 0 K: 0 S: 4	H: 1 LOB: 1 BB: 0 P: 4	R: 1 E: 0 K: 1 S: 7	H: 2 LOB: 1 BB: 0 P: 7	R: 0 E: 0 K: 1 S: 6	H: 1 LOB: 1 BB: 0 P: 6	R: 0 E: 0 K: 0 S: 4	H: 2 LOB: 1 BB: 0 P: 4	R: 0 E: 0 K: 1 S: 5	H: 0 LOB: 0 BB: 0 P: 5	R: 0 E: 0 K: 0 S: 3	H: 1 LOB: 2 BB: 2 P: 11	R: 1 E: 0 K: 0 S: 3	H: 1 LOB: 3 BB: 2 P: 11	1B: 5 2B: 4 3B: 0 HR: 2	SF: 0 SAC: 1 DP: 1 HBP: 0	WP: 0 PA: 40 FB: 0 SB: 1 CS: 1	
<b>PITCHER</b>	IP	WLS	BF	H	R	ER	SO	BB	IBB	HBP	BLK	WP	HR	S	P	ERA	WHIP			
<b>George Stone, L</b> ERA: 3.18 (1, 1)	7.1		33	10	3	3	3	1	1	0	0	0	0	2	37	3.68	1.500			
<b>Bob Miller, R</b> ERA: 4.05 (8, 1)	0.2		2	0	0	0	0	1	0	0	0	0	0	1	5	0.00	1.500			
<b>Bob Apodaca, R</b> ERA: 9.64 (9, 1)	0.2	L	5	1	1	1	0	1	1	0	0	0	0	3	11	13.50	3.000			

**New York Mets @ San Diego Padres**  
San Diego Stadium, San Diego, CA  
Wed Apr 24 1974, 10:05 PM EDT  
Att: 8,322 - Unknown

AB 34  
R 4  
H 11  
RBI 4  
BB 5  
SO 3  
LOB 14









Batter	1	2	3	4	5	6	7	8	9	AB	R	H	RBI	BB	SO	LOB	TOP				
Dave Cash, R (1.4) OBP: 0.341, SLG: 0.373										3	1	1	0	1	0	0	<b>Philadelphia Phillies @ San Diego Padres</b> San Diego Stadium, San Diego, CA Fri Apr 26 1974, 10:05 PM EDT Att: 9,448 - Unknown				
Larry Bowa, S (1.6) OBP: 0.284, SLG: 0.286										4	0	0	0	0	0	2					
Del Unser, L (1.8) OBP: 0.450, SLG: 0.500										4	1	2	2	0	0	0					
Greg Luzinski, R (1.7) OBP: 0.243, SLG: 0.338										2	0	0	0	2	0	0					
Tom Hutton, L (1.3) OBP: 0.267, SLG: 0.432										4	0	0	0	0	0	3					
Mike Anderson, R (1.9) OBP: 0.377, SLG: 0.463										3	0	0	0	0	0	0					
Bob Boone, R (1.2) OBP: 0.222, SLG: 0.250										3	0	0	0	0	0	0					
Mike Schmidt, R (1.5) OBP: 0.435, SLG: 0.429										3	0	1	0	0	1	0					
Steve Carlton, L (1.1) OBP: 0.154, SLG: 0.167										2	0	0	0	0	1	1					
Eddie Watt, R (7.1)										0	0	0	0	0	0	0					
Mike Rogodzinski, L (8. PH)										1	0	0	0	0	0	0					
Mike Wallace, L (8.1)										0	0	0	0	0	0	0					
George Culver, R (8.1)										0	0	0	0	0	0	0					
<b>Inning Stats</b>	R: 0 E: 0 K: 0 S: 3	H: 1 LOB: 0 BB: 0 P: 3	R: 0 E: 0 K: 0 S: 3	H: 0 LOB: 0 BB: 0 P: 3	R: 0 E: 0 K: 1 S: 5	H: 0 LOB: 0 BB: 0 P: 5	R: 0 E: 0 K: 0 S: 4	H: 1 LOB: 2 BB: 1 P: 8	R: 0 E: 0 K: 0 S: 4	H: 1 LOB: 1 BB: 0 P: 4	R: 2 E: 0 K: 0 S: 3	H: 1 LOB: 0 BB: 0 P: 11	R: 0 E: 0 K: 1 S: 5	H: 0 LOB: 0 BB: 0 P: 5	R: 0 E: 0 K: 0 S: 3	H: 0 LOB: 0 BB: 0 P: 3	R: 0 E: 0 K: 0 S: 3	H: 0 LOB: 0 BB: 0 P: 3	1B: 3 2B: 0 3B: 0 HR: 1	SF: 0 SAC: 0 DP: 1 HBP: 0	WP: 0 PA: 32 PB: 0 SB: 0 CS: 1
<b>PITCHER</b> Dave Freisleben, R (1.1) ERA: 2.0	IP: 9.0 WLS: W BF: 32 H: 4 R: 2 ER: 2 SO: 2 BB: 3 IBB: 0 HBP: 0 BLK: 0 WP: 0 HR: 1 S: 33 P: 45 ERA: 2.00 WHIP: 0.778															<b>PITCHER</b>					

Batter	1	2	3	4	5	6	7	8	9	AB	R	H	RBI	BB	SO	LOB	BOTTOM				
Derrel Thomas, S (1.4) OBP: 0.357, SLG: 0.354										4	2	2	0	1	0	0	<b>Philadelphia Phillies @ San Diego Padres</b> San Diego Stadium, San Diego, CA Fri Apr 26 1974, 10:05 PM EDT Att: 9,448 - Unknown				
Johnny Grubb, L (1.8) OBP: 0.434, SLG: 0.485										4	2	2	1	1	0	2					
Nate Colbert, R (1.7) OBP: 0.271, SLG: 0.220										4	0	1	0	1	0	6					
Willie McCovey, L (1.3) OBP: 0.407, SLG: 0.386										4	0	3	2	0	0	1					
Cito Gaston, R (7. PR)										1	0	0	0	0	1	3					
Bobby Tolan, L (9.9) OBP: 0.297, SLG: 0.288										0	0	0	0	0	0	0					
Dave Winfield, R (1.9) OBP: 0.373, SLG: 0.553										1	1	1	2	2	0	0					
Dave Roberts, R (1.5) OBP: 0.236, SLG: 0.216										4	0	1	0	0	1	6					
Fred Kendall, R (1.2) OBP: 0.308, SLG: 0.342										4	0	1	0	0	0	1					
Enzo Hernandez, R (1.6) OBP: 0.234, SLG: 0.267										4	1	0	0	0	0	1					
Dave Freisleben, R (1.1)										3	0	0	0	1	0	0					
<b>Inning Stats</b>	R: 2 E: 0 K: 1 S: 7	H: 2 LOB: 1 BB: 1 P: 11	R: 0 E: 0 K: 0 S: 3	H: 0 LOB: 0 BB: 0 P: 3	R: 0 E: 0 K: 0 S: 5	H: 2 LOB: 3 BB: 1 P: 9	R: 0 E: 0 K: 0 S: 3	H: 0 LOB: 0 BB: 0 P: 3	R: 0 E: 0 K: 0 S: 4	H: 1 LOB: 1 BB: 0 P: 4	R: 1 E: 0 K: 0 S: 4	H: 2 LOB: 0 BB: 0 P: 4	R: 2 E: 0 K: 0 S: 4	H: 2 LOB: 2 BB: 3 P: 16	R: 1 E: 1 K: 1 S: 8	H: 2 LOB: 3 BB: 1 P: 12	R: 1 E: 1 K: 1 S: 8	H: 2 LOB: 3 BB: 1 P: 12	1B: 8 2B: 2 3B: 0 HR: 1	SF: 1 SAC: 0 DP: 1 HBP: 0	WP: 1 PA: 40 PB: 0 SB: 1 CS: 0
<b>PITCHER</b> Steve Carlton, L (1.1) ERA: 3.53	IP: 6.2 WLS: L BF: 32 H: 9 R: 5 ER: 5 SO: 1 BB: 4 IBB: 1 HBP: 0 BLK: 0 WP: 1 HR: 1 S: 29 P: 49 ERA: 6.75 WHIP: 1.950															<b>PITCHER</b>					
Eddie Watt, R (7.1) ERA: 9.0	0.1	1	0	0	0	0	0	0	0	0	0	1	1	0.00	0.000						
Mike Wallace, L (8.1) ERA: 5.4	0.1	5	2	1	1	0	1	0	0	0	0	4	8	27.00	9.000						
George Culver, R (8.1) ERA: 1.04	0.2	2	0	0	0	1	0	0	0	0	0	4	4	0.00	0.000						











Batter	1	2	3	4	5	6	7	8	9	AB	R	H	RBI	BB	SO	LOB	TOP				
Larry Lintz, S (1, 5) OBP: 0.222, SLG: 0.333	0-3 K		0-0 G3 S 1B		0-0 6-3			0-0 6-3		4	0	1	0	0	1	1	<b>Montreal Expos @ San Diego Padres</b> San Diego Stadium, San Diego, CA Tue Apr 30 1974, 10:05 PM EDT Att: 9,390 - Unknown				
Tim Foli, R (1, 6) OBP: 0.359, SLG: 0.316	0-0 1B E 1B		0-0 G3		0-0 F4			0-0 6-3		4	1	1	0	0	0	2					
Willie Davis, L (1, 8) OBP: 0.293, SLG: 0.348	0-0 F8 1-3 1B		0-0 F9		0-0 4-3			0-0 F7		4	0	1	0	0	0	1					
Ken Singleton, S (1, 9) OBP: 0.479, SLG: 0.444	0-0 F8 2-3 3-H			0-3 K		0-0 WP 2B			0-0 3-1	4	0	1	0	0	1	1					
Ron Fairly, L (1, 3) OBP: 0.353, SLG: 0.552 Ron Woods, R (9, PR) OBP: 0.500, SLG: 0.250	0-3 K			0-0 F7		0-0 F8 2-3			0-0 1B 1B 1B	4	0	1	0	0	1	2					
Bob Bailey, R (1, 7) OBP: 0.457, SLG: 0.481		0-3 K		4-0 BB		0-3 K			0-0 1B 1-2 1B	3	0	1	0	1	2	1					
Jim Cox, R (1, 4) OBP: 0.295, SLG: 0.295 Boots Day, L (9, PH) OBP: 0.250, SLG: 0.250		0-3 K		0-0 G3			0-0 F4		0-0 1-2 2-3 1B	3	0	0	0	0	1	1					
Terry Humphrey, R (1, 2) OBP: 0.250, SLG: 0.364 Jim Lyttle, L (9, PH)		0-3 K			0-0 2B		0-3 K		0-3 K	3	0	1	0	0	2	0					
Steve Renko, R (1, 1) OBP: 0.100, SLG: 0.100 Mike Jorgensen, L (7, PH) OBP: 0.333, SLG: 0.200 Balor Moore, L (7, 1) OBP: 0.271, SLG: 0.230 Ron Hunt, R (9, PH)			0-0 5-3		0-3 K		0-0 F3		0-0 4-3	2	0	0	0	0	1	1					
<b>Inning Stats</b>	R: 1 E: 0 K: 2 S: 9	H: 2 LOB: 1 BB: 0 P: 9	R: 0 E: 0 K: 3 S: 9	H: 0 LOB: 0 BB: 0 P: 9	R: 0 E: 0 K: 0 S: 4	H: 1 LOB: 1 BB: 0 P: 4	R: 0 E: 0 K: 1 S: 5	H: 0 LOB: 1 BB: 1 P: 9	R: 0 E: 0 K: 1 S: 6	H: 1 LOB: 1 BB: 0 P: 6	R: 0 E: 0 K: 1 S: 5	H: 0 LOB: 0 BB: 0 P: 5	R: 0 E: 0 K: 0 S: 3	H: 0 LOB: 0 BB: 0 P: 3	R: 0 E: 0 K: 1 S: 8	H: 3 LOB: 3 BB: 0 P: 8		1B: 6 2B: 2 3B: 0 HR: 0	SF: 0 SAC: 0 DP: 0 HBP: 0	WP: 1 PB: 0 SB: 1 CS: 0	PA: 36
<b>PITCHER</b>	IP WLS BF H R ER SO BB IBB HBP BLK WP HR S P ERA WHIP	8.1 W 32 6 1 1 9 1 0 0 0 1 0 0 6 1.08 0.840	0.2 S 4 2 0 0 1 0 0 0 0 0 0 6 0.00 3.000																		

AB	35
R	1
H	8
RBI	0
BB	1
SO	10
LOB	16



Batter	1	2	3	4	5	6	7	8	9	AB	R	H	RBI	BB	SO	LOB	BOTTOM			
Derrel Thomas, S (1, 4) OBP: 0.391, SLG: 0.374	0-0 G3		4-0 WP S BB		0-0 L9			0-0 6-3		4	0	1	1	1	0	5	<b>Montreal Expos @ San Diego Padres</b> San Diego Stadium, San Diego, CA Tue Apr 30 1974, 10:05 PM EDT Att: 9,390 - Unknown			
Matty Alou, L (1, 7) OBP: 0.220, SLG: 0.231	0-0 4-3		0-3 K 1-3 BB		0-0 G3-2		0-0 1-4-3			4	0	0	0	0	1	5				
Bobby Tolan, L (1, 9) OBP: 0.315, SLG: 0.288	0-0 E9 1B		0-3 K		4-0 CS BB		0-0 L4			3	1	1	0	1	1	2				
Willie McCovey, L (1, 3) OBP: 0.463, SLG: 0.392	4-0 1B IBB		4-0 1-2 BB		4-0 1-2 BB		0-3 K			1	0	0	0	3	1	0				
Dave Winfield, R (1, 8) OBP: 0.333, SLG: 0.475	0-0 1-2 3-H 1B		0-0 L7		0-0 1-2 1B		0-0 F9			4	0	2	1	0	0	3				
Dave Roberts, R (1, 5) OBP: 0.254, SLG: 0.274	0-0 F5		0-0 F6		0-0 F8			0-0 5-3		4	0	0	0	0	0	7				
Fred Kendall, R (1, 2) OBP: 0.333, SLG: 0.349		0-0 F7		4-0 BB G3-2 BB		0-0 F3		0-0 F9		3	0	0	0	1	0	2				
Enzo Hernandez, R (1, 6) OBP: 0.257, SLG: 0.286		0-0 3-1		0-0 BB 1B		0-0 S BLK 2B 1B		0-0 S 1B		4	1	3	0	0	0	0				
Bill Greif, R (1, 1) OBP: 0.235, SLG: 0.071 Vicente Romo, R (9, 1)		0-0 4-3		4-0 1-2 2-3 BB		0-3 K		4-0 1-2 BB		2	0	0	0	2	1	1				
<b>Inning Stats</b>	R: 1 E: 1 K: 0 S: 5	H: 2 LOB: 2 BB: 1 P: 9	R: 0 E: 0 K: 0 S: 3	H: 0 LOB: 0 BB: 0 P: 3	R: 0 E: 0 K: 2 S: 8	H: 0 LOB: 3 BB: 2 P: 16	R: 0 E: 0 K: 0 S: 3	H: 1 LOB: 2 BB: 2 P: 11	R: 1 E: 0 K: 1 S: 6	H: 2 LOB: 0 BB: 0 P: 6	R: 0 E: 0 K: 1 S: 5	H: 0 LOB: 0 BB: 0 P: 5	R: 0 E: 0 K: 0 S: 4	H: 1 LOB: 2 BB: 1 P: 8	1B: 6 2B: 1 3B: 0 HR: 0	SF: 0 SAC: 0 DP: 1 HBP: 0		WP: 1 PB: 0 SB: 3 CS: 2	PA: 37	
<b>PITCHER</b>	IP WLS BF H R ER SO BB IBB HBP BLK WP HR S P ERA WHIP	6.0 L 29 6 2 1 3 6 1 0 1 1 0 9 1.50 2.000	2.0 8 1 0 0 1 1 0 0 0 0 0 9 0.00 1.000																	





Batter	1	2	3	4	5	6	7	8	9	AB	R	H	RBI	BB	SO	LOB	TOP					
Ron Hunt, R OBP: 0.367, SLG: 0.219 (1, 5)	L7		6-3		FC4-6			CS BB		3	0	0	0	1	0	1	<b>Montreal Expos @ San Diego Padres</b> San Diego Stadium, San Diego, CA Wed May 01 1974, 6:33 AM EDT Att: 12,361 - Unknown					
Larry Lintz, S OBP: 0.154, SLG: 0.231 (1, 4)	4-3		4-3			6-3		K		4	0	0	0	0	1	1						
Willie Davis, L OBP: 0.291, SLG: 0.342 (1, 8)	E3		F8			F8			G3-6 1B	4	0	1	0	0	0	0						
Ken Singleton, S OBP: 0.468, SLG: 0.421 (1, 9)	K				K				F8	3	0	0	0	1	2	2						
Ron Fairly, L OBP: 0.316, SLG: 0.485 (1, 3)		F8		4-3		F2			G3-6	4	0	0	0	0	0	2						
Bob Bailey, R OBP: 0.452, SLG: 0.474 (1, 7)		S 1B		4-3						3	1	1	0	0	0	0						
Tim Foli, R OBP: 0.343, SLG: 0.300 (1, 6)		F6			6-3			F8		3	0	0	0	0	0	1						
Terry Humphrey, R OBP: 0.267, SLG: 0.357 (1, 2)		FC6-4 1B			K			F4		3	0	1	1	0	1	0						
Ernie McAnally, R Chuck Taylor, R Jim Lyles, L Donald DeMola, R Boots Day, L Tom Walker, R (1, 1) (3, 1) (5, Ph) (5, 1) (8, Ph) (8, 1)		FC6-4			FC4-6 1B			K		1	0	0	0	0	0	1						
<b>Inning Stats</b>	R: 0 E: 1 K: 1 S: 6	H: 0 LOB: 1 BB: 0 P: 6	R: 1 E: 0 K: 0 S: 5	H: 2 LOB: 1 BB: 0 P: 5	R: 0 E: 0 K: 0 S: 3	H: 0 LOB: 0 BB: 0 P: 3	R: 0 E: 0 K: 1 S: 5	H: 0 LOB: 0 BB: 0 P: 5	R: 0 E: 0 K: 1 S: 6	H: 1 LOB: 1 BB: 0 P: 6	R: 0 E: 0 K: 0 S: 3	H: 0 LOB: 0 BB: 1 P: 7	R: 0 E: 0 K: 0 S: 3	H: 0 LOB: 0 BB: 0 P: 3	R: 0 E: 0 K: 2 S: 6	H: 0 LOB: 0 BB: 1 P: 10	R: 0 E: 0 K: 0 S: 3	H: 1 LOB: 0 BB: 0 P: 3	1B: 4 2B: 0 3B: 0 HR: 0	SF: 0 SAC: 0 DP: 1 HBP: 0	WP: 0 PB: 0 SB: 2 CS: 1	PA: 32
<b>PITCHER</b> Dave Freisleben, R ERA: 1.5 (1, 1)	IP: 9.0 WLS: W BF: 32 H: 4 R: 1 ER: 1 SO: 5 BB: 2 IBB: 0 HBP: 0 BLK: 0 WP: 0 HR: 0 S: 40 P: 48 ERA: 1.00 WHIP: 0.667															<b>PITCHER</b>						

AB	30
R	1
H	4
RBI	1
BB	2
SO	5
LOB	8



Batter	1	2	3	4	5	6	7	8	9	AB	R	H	RBI	BB	SO	LOB	BOTTOM			
Derrel Thomas, S OBP: 0.363, SLG: 0.396 (1, 4)	K		1B BB 1B	F7						5	1	3	1	0	1	0	<b>Montreal Expos @ San Diego Padres</b> San Diego Stadium, San Diego, CA Wed May 01 1974, 6:33 AM EDT Att: 12,361 - Unknown			
Matty Alou, L OBP: 0.239, SLG: 0.250 (1, 7)	G3		BB BB 1B	G3-6-3 1B		4-3		2H 1B		5	1	2	1	0	0	2				
Bobby Tolan, L OBP: 0.325, SLG: 0.290 (1, 9)	BB		BB SF8 1B	G3-6-3				B1-3		3	1	1	0	1	0	1				
Willie McCovey, L OBP: 0.437, SLG: 0.364 (1, 3)	F8		K		K			6-3		4	0	0	0	0	2	4				
Dave Winfield, R OBP: 0.358, SLG: 0.500 (1, 8)		FC6-4 1B	SF8 BB BB	E5				2B		3	0	2	1	1	0	0				
Dave Roberts, R OBP: 0.254, SLG: 0.262 (1, 5)		F7	SF8 BB	F4				F3		3	0	0	1	1	0	3				
Fred Kendall, R OBP: 0.319, SLG: 0.337 (1, 2)		FC6-4	SF8	5-3				F7		3	0	0	1	0	0	2				
Enzo Hernandez, R OBP: 0.269, SLG: 0.288 (1, 6)		6-3				4-3		WP SH3-4 1B 1B		3	1	1	0	1	0	1				
Dave Freisleben, R OBP: 0.286, SLG: 0.333 (1, 1)						6-3		SH3-4		3	1	1	0	0	0	3				
<b>Inning Stats</b>	R: 0 E: 0 K: 1 S: 5	H: 0 LOB: 1 BB: 1 P: 9	R: 0 E: 0 K: 0 S: 4	H: 1 LOB: 0 BB: 0 P: 4	R: 4 E: 0 K: 1 S: 9	H: 4 LOB: 3 BB: 3 P: 21	R: 0 E: 0 K: 0 S: 3	H: 1 LOB: 0 BB: 0 P: 3	R: 0 E: 0 K: 1 S: 6	H: 0 LOB: 1 BB: 0 P: 6	R: 0 E: 0 K: 0 S: 4	H: 1 LOB: 1 BB: 0 P: 4	R: 0 E: 0 K: 0 S: 4	H: 1 LOB: 0 BB: 0 P: 4	R: 1 E: 0 K: 0 S: 5	H: 2 LOB: 1 BB: 0 P: 5	1B: 7 2B: 3 3B: 0 HR: 0	SF: 1 SAC: 1 DP: 1 HBP: 0	WP: 1 PB: 0 SB: 1 CS: 0	PA: 38
<b>PITCHER</b> Ernie McAnally, R ERA: 7.23 Chuck Taylor, R ERA: 2.53 Donald DeMola, R ERA: 4.38 Tom Walker, R ERA: 2.0 (1, 1) (3, 1) (5, 1) (8, 1)	IP: 2.1 WLS: L BF: 15 H: 5 R: 4 ER: 4 SO: 2 BB: 3 IBB: 0 HBP: 0 BLK: 0 WP: 0 HR: 0 S: 16 P: 28 ERA: 15.43 WHIP: 3.429															<b>PITCHER</b>				

AB	32
R	5
H	10
RBI	5
BB	4
SO	3
LOB	16





Batter	1	2	3	4	5	6	7	8	9	AB	R	H	RBI	BB	SO	LOB	TOP					
<b>Derrel Thomas, S</b> (1.4) OBP: 0.358, SLG: 0.410	P4			6-3		F8		3B		4	0	1	0	0	0	1						
<b>Enzo Hernandez, R</b> (1.6) OBP: 0.298, SLG: 0.286	K			6-3		1B		G3		4	1	1	1	0	1	1						
<b>Nate Colbert, R</b> (1.7) OBP: 0.278, SLG: 0.279	K			HR		1B		K		4	1	2	2	0	2	1						
<b>Willie McCovey, L</b> (1.3) OBP: 0.427, SLG: 0.345		K		P5		FC6-4		F7		3	0	0	0	1	1	1						
<b>Dave Winfield, R</b> (1.8) OBP: 0.338, SLG: 0.470	6-3				4-3	FC6-4			K	4	0	0	0	0	1	2						
<b>Cito Gaston, R</b> (1.9) OBP: 0.300, SLG: 0.324	6-3				K				K	4	0	0	0	0	3	0						
<b>Fred Kendall, R</b> (1.2) OBP: 0.306, SLG: 0.322			1-3		F2				K	4	0	0	0	0	1	0						
<b>Dave Roberts, R</b> (1.5) OBP: 0.257, SLG: 0.265			K			K				3	0	1	0	0	2	0						
<b>Randy Jones, R</b> (1.1) OBP: 0.167, SLG: 0.250			K							3	1	1	0	0	2	1						
<b>Vicente Romo, R</b> (7.1)						F8		K		0	0	0	0	0	0	0						
<b>Inning Stats</b>	R: 0 E: 0 K: 2 S: 7	H: 0 LOB: 0 BB: 7 P: 7	R: 0 E: 0 K: 1 S: 5	H: 0 LOB: 0 BB: 0 P: 5	R: 0 E: 0 K: 2 S: 7	H: 0 LOB: 0 BB: 0 P: 7	R: 1 E: 0 K: 0 S: 4	H: 1 LOB: 0 BB: 0 P: 4	R: 0 E: 0 K: 1 S: 5	H: 0 LOB: 0 BB: 0 P: 5	R: 2 E: 0 K: 1 S: 8	H: 3 LOB: 2 BB: 1 P: 12	R: 0 E: 0 K: 2 S: 8	H: 1 LOB: 1 BB: 0 P: 8	R: 0 E: 0 K: 3 S: 6	H: 1 LOB: 1 BB: 0 P: 6	R: 0 E: 0 K: 3 S: 9	H: 0 LOB: 0 BB: 0 P: 9	1B: 3 2B: 1 3B: 1 HR: 1	SF: 0 SAC: 0 DP: 0 HBP: 0	WP: 0 PB: 0 SB: 2 CS: 0	PA: 34
<b>PITCHER</b>	IP	WLS	BF	H	R	ER	SO	BB	IBB	HBP	BLK	WP	HR	S	P	ERA	WHIP					
<b>Jon Matlack, L</b> (1.1) ERA: 2.36	7.0	W	27	5	3	3	9	1	0	0	0	0	1	44	48	3.86	0.857					
<b>Tug McGraw, L</b> (8.1) ERA: 5.91	2.0		7	1	0	0	4	0	0	0	0	0	0	15	15	0.00	0.500					

San Diego Padres @ New York Mets  
Shea Stadium, Flushing, NY  
Sat May 04 1974, 3:33 AM EDT  
Att: 46,195 - Unknown

AB 33  
R 3  
H 6  
RBI 3  
BB 1  
SO 13  
LOB 7



Batter	1	2	3	4	5	6	7	8	9	AB	R	H	RBI	BB	SO	LOB	BOTTOM					
<b>Bud Harrelson, S</b> (1.6) OBP: 0.427, SLG: 0.319	E		F9				BB	K		3	1	1	0	2	1	1						
<b>Felix Milan, R</b> (1.4) OBP: 0.394, SLG: 0.370	E5		6-3		P3		HR	F7		4	1	0	0	1	0	3						
<b>Rusty Staub, L</b> (1.9) OBP: 0.356, SLG: 0.440	F8		4-3		F9		HR			4	1	1	3	0	0	3						
<b>Cleon Jones, R</b> (1.7) OBP: 0.350, SLG: 0.337	G6-4-3			F8	4-3					4	1	1	0	0	0	3						
<b>Tug McGraw, R</b> (8.1)							HR			0	0	0	0	0	0	0						
<b>John Milner, L</b> (1.3) OBP: 0.347, SLG: 0.425		CS		1B		1-3				3	2	2	2	1	0	0						
<b>Jerry Grote, R</b> (1.2) OBP: 0.292, SLG: 0.316		BB		1B		6-3				2	0	1	0	2	0	0						
<b>Wayne Garrett, L</b> (1.5) OBP: 0.255, SLG: 0.420			F9		1B	P6		K		4	0	1	1	0	1	2						
<b>Don Hahn, R</b> (1.8) OBP: 0.258, SLG: 0.250					F9			6-3		3	0	0	0	1	0	2						
<b>Jon Matlack, L</b> (1.1) OBP: 0.100, SLG: 0.100										2	0	0	0	0	1	4						
<b>George Theodore, R</b> (7. PH)										1	0	0	0	0	0	0						
<b>Dave Schneck, L</b> (8.7) OBP: 0.328, SLG: 0.492					K					1	0	1	0	0	0	0						
<b>Inning Stats</b>	R: 0 E: 1 K: 0 S: 3	H: 0 LOB: 2 BB: 3 P: 14	R: 0 E: 0 K: 0 S: 3	H: 0 LOB: 0 BB: 0 P: 3	R: 1 E: 0 K: 1 S: 8	H: 3 LOB: 2 BB: 0 P: 8	R: 0 E: 0 K: 0 S: 4	H: 1 LOB: 1 BB: 0 P: 4	R: 0 E: 0 K: 0 S: 3	H: 0 LOB: 0 BB: 0 P: 3	R: 5 E: 0 K: 1 S: 8	H: 3 LOB: 1 BB: 3 P: 20	R: 0 E: 0 K: 1 S: 6	H: 1 LOB: 1 BB: 0 P: 6	R: 0 E: 0 K: 1 S: 6	H: 1 LOB: 1 BB: 0 P: 6	1B: 5 2B: 1 3B: 0 HR: 2	SF: 0 SAC: 0 DP: 1 HBP: 0	WP: 0 PB: 0 SB: 1 CS: 1	PA: 38		
<b>PITCHER</b>	IP	WLS	BF	H	R	ER	SO	BB	IBB	HBP	BLK	WP	HR	S	P	ERA	WHIP					
<b>Randy Jones, L</b> (1.1) ERA: 6.75	6.2	L	32	7	6	6	1	6	0	0	0	0	2	28	52	8.10	1.950					
<b>Vicente Romo, R</b> (7.1) ERA: 2.63	1.1		6	1	0	0	2	1	0	0	0	0	0	9	13	0.00	1.500					

San Diego Padres @ New York Mets  
Shea Stadium, Flushing, NY  
Sat May 04 1974, 3:33 AM EDT  
Att: 46,195 - Unknown

AB 31  
R 6  
H 8  
RBI 6  
BB 7  
SO 3  
LOB 18





Batter	1	2	3	4	5	6	7	8	9	AB	R	H	RBI	BB	SO	LOB	TOP					
<b>Derrel Thomas, S</b> OBP: 0.364, SLG: 0.413 (1, 4)										4	0	2	1	0	1	0						
<b>Enzo Hernandez, R</b> OBP: 0.289, SLG: 0.275 (1, 6)										3	0	0	0	0	0	2						
<b>Dave Hilton, R</b> OBP: 0.192, SLG: 0.087 (8, PH)										1	0	0	0	0	0	0						
<b>Matty Alou, L</b> OBP: 0.234, SLG: 0.244 (9, PH)										1	0	0	0	0	0	2						
<b>Rich Morales, R</b> OBP: 1.000, SLG: 1.000 (9, 6)										0	0	0	0	0	0	0						
<b>Nate Colbert, R</b> OBP: 0.277, SLG: 0.319 (1, 7)										4	1	1	1	0	2	0						
<b>Willie McCovey, L</b> OBP: 0.418, SLG: 0.328 (9, 1)										3	1	0	0	1	1	0						
<b>Dave Winfield, R</b> OBP: 0.360, SLG: 0.522 (1, 8)										3	2	2	2	1	0	1						
<b>Cito Gaston, R</b> OBP: 0.318, SLG: 0.366 (1, 9)										4	1	2	1	0	0	1						
<b>Fred Kendall, R</b> OBP: 0.294, SLG: 0.309 (1, 2)										4	0	0	0	0	0	4						
<b>Dave Roberts, R</b> OBP: 0.256, SLG: 0.264 (1, 5)										4	0	1	0	0	1	1						
<b>Bill Greif, R</b> OBP: 0.222, SLG: 0.267 (5, PH)										1	0	0	0	0	1	1						
<b>Bernie Williams, R</b> OBP: 0.154, SLG: 0.154 (5, 1)										1	0	0	0	0	1	0						
<b>Gary Ross, R</b> OBP: 0.445, SLG: 0.473 (7, PH)										0	0	0	0	0	0	0						
<b>Johnny Grubb, L</b> OBP: 0.445, SLG: 0.473 (7, 1)										1	0	0	0	0	0	0						
<b>Larry Hardy, R</b> OBP: 0.333, SLG: 0.290 (9, PH)										0	0	0	0	1	0	0						
<b>Bobby Tolan, L</b> OBP: 0.333, SLG: 0.290 (9, 9)										0	0	0	0	1	0	0						
<b>Inning Stats</b>	R: 0 E: 0 K: 0 S: 3	H: 1 LOB: 0 BB: 0 P: 3	R: 0 E: 0 K: 0 S: 3	H: 0 LOB: 1 BB: 1 P: 7	R: 0 E: 0 K: 1 S: 6	H: 1 LOB: 1 BB: 0 P: 6	R: 0 E: 0 K: 2 S: 9	H: 2 LOB: 2 BB: 0 P: 9	R: 0 E: 0 K: 3 S: 9	H: 0 LOB: 0 BB: 0 P: 9	R: 2 E: 1 K: 1 S: 7	H: 1 LOB: 0 BB: 0 P: 7	R: 0 E: 0 K: 0 S: 3	H: 0 LOB: 0 BB: 0 P: 3	R: 1 E: 0 K: 0 S: 4	H: 1 LOB: 0 BB: 0 P: 4	R: 2 E: 0 K: 0 S: 5	H: 2 LOB: 2 BB: 2 P: 13	1B: 5 2B: 1 3B: 0 HR: 2	SF: 0 SAC: 1 DP: 0 HBP: 0	WP: 0 PB: 0 SB: 0 CS: 0	PA: 38
<b>PITCHER</b>	IP	WLS	BF	H	R	ER	SO	BB	IBB	HBP	BLK	WP	HR	S	P	ERA	WHIP					
<b>Jerry Koosman, L</b> ERA: 2.39 (1, 1)	8.0		31	6	3	1	7	1	0	0	0	0	2	44	48	1.12	0.875					
<b>Tug McGraw, L</b> ERA: 7.15 (9, 1)	0.2	L	6	2	2	2	0	2	0	0	0	0	0	4	12	27.00	6.000					
<b>Bob Miller, R</b> ERA: 3.65 (9, 1)	0.1		1	0	0	0	0	0	0	0	0	0	0	1	1	0.00	0.000					

San Diego Padres @ New York Mets  
Shea Stadium, Flushing, NY  
Sun May 05 1974, 3:33 AM EDT  
Unknown

AB 34  
R 5  
H 8  
RBI 5  
BB 3  
SO 7  
LOB 12



Batter	1	2	3	4	5	6	7	8	9	AB	R	H	RBI	BB	SO	LOB	BOTTOM				
<b>Bud Harrelson, S</b> OBP: 0.424, SLG: 0.310 (1, 6)										2	1	0	0	1	0	1					
<b>Felix Milan, R</b> OBP: 0.402, SLG: 0.379 (1, 4)										3	1	2	0	0	0	1					
<b>Cleon Jones, R</b> OBP: 0.336, SLG: 0.323 (1, 7)										4	0	0	1	0	2	3					
<b>Rusty Staub, L</b> OBP: 0.352, SLG: 0.463 (1, 9)										4	1	1	1	0	0	2					
<b>John Milner, L</b> OBP: 0.352, SLG: 0.456 (1, 3)										3	1	1	2	1	1	0					
<b>Dave Schneck, L</b> OBP: 0.324, SLG: 0.470 (1, 8)										3	0	0	0	1	0	1					
<b>Wayne Garrett, L</b> OBP: 0.245, SLG: 0.402 (1, 5)										4	0	0	0	0	0	1					
<b>Jerry Grote, R</b> OBP: 0.294, SLG: 0.333 (1, 2)										3	0	1	0	0	0	1					
<b>Ed Kravetz, L</b> OBP: 0.200, SLG: 0.200 (9, PH)										1	0	0	0	0	0	0					
<b>Jerry Koosman, R</b> OBP: 0.176, SLG: 0.125 (9, 1)										3	0	1	0	0	1	1					
<b>Tug McGraw, R</b> OBP: 0.333, SLG: 0.667 (9, 1)										0	0	0	0	0	0	0					
<b>Bob Miller, R</b> OBP: 0.333, SLG: 0.667 (9, 1)										0	0	0	0	0	0	0					
<b>Ken Boswell, L</b> OBP: 0.385, SLG: 0.333 (9, PH)										1	0	0	0	0	0	0					
<b>Inning Stats</b>	R: 2 E: 0 K: 0 S: 4	H: 1 LOB: 1 BB: 2 P: 12	R: 0 E: 0 K: 1 S: 6	H: 1 LOB: 0 BB: 0 P: 6	R: 2 E: 0 K: 1 S: 7	H: 2 LOB: 0 BB: 0 P: 7	R: 0 E: 0 K: 0 S: 3	H: 0 LOB: 0 BB: 0 P: 3	R: 0 E: 0 K: 0 S: 3	H: 1 LOB: 1 BB: 1 P: 7	R: 0 E: 0 K: 0 S: 4	H: 1 LOB: 1 BB: 0 P: 4	R: 0 E: 1 K: 1 S: 5	H: 0 LOB: 0 BB: 0 P: 5	R: 0 E: 0 K: 0 S: 3	H: 0 LOB: 0 BB: 0 P: 3	1B: 3 2B: 1 3B: 0 HR: 2	SF: 0 SAC: 2 DP: 0 HBP: 0	WP: 1 PB: 0 SB: 0 CS: 1	PA: 37	
<b>PITCHER</b>	IP	WLS	BF	H	R	ER	SO	BB	IBB	HBP	BLK	WP	HR	S	P	ERA	WHIP				
<b>Bill Greif, R</b> ERA: 5.48 (5, 1)	2.0		8	1	0	0	1	1	0	0	0	0	0	9	13	0.00	1.000				
<b>Gary Ross, R</b> ERA: 3.46 (7, 1)	2.0	W	7	1	0	0	1	0	0	0	0	0	0	9	9	0.00	0.500				
<b>Larry Hardy, R</b> ERA: 2.45 (9, 1)	1.0	S	3	0	0	0	0	0	0	0	0	0	0	3	3	0.00	0.000				

San Diego Padres @ New York Mets  
Shea Stadium, Flushing, NY  
Sun May 05 1974, 3:33 AM EDT  
Unknown

AB 31  
R 4  
H 6  
RBI 4  
BB 3  
SO 4  
LOB 11






Batter	1	2	3	4	5	6	7	8	9	10	AB	R	H	RBI	BB	SO	LOB	TOP			
Derrel Thomas, S OBP: 0.348, SLG: 0.394 (1, 4)	F3		F9			P5		P4	P4		5	0	0	0	0	0	3				
Enzo Hernandez, R OBP: 0.261, SLG: 0.277 Willie McCovey, L OBP: 0.425, SLG: 0.355 Rich Morales, R OBP: 0.667, SLG: 0.667 (8, 6)	1-3		4-3			G6-4-3 1B		1B 1B 1B 2B	L6		3	0	1	0	0	0	1				
Bobby Tolan, L OBP: 0.333, SLG: 0.292 Cito Gaston, R OBP: 0.326, SLG: 0.395 (1, 9)	K					G6-4-3 1B		P3			3	0	1	0	0	1	1				
Nate Colbert, R OBP: 0.295, SLG: 0.320 (1, 3)						G5-4-3 1B		P5			3	1	1	0	2	0	1				
Johnny Grubb, L OBP: 0.433, SLG: 0.468 (1, 8)								F8			5	0	2	1	0	2	3				
Dave Winfield, R OBP: 0.383, SLG: 0.514 (1, 7)											5	0	2	2	0	0	4				
Dave Hilton, R OBP: 0.200, SLG: 0.111 (1, 5)								1-3 2-3 3-4H			4	0	1	0	0	0	2				
Bob Barton, R OBP: 0.500, SLG: 0.400 Matty Alou, L OBP: 0.250, SLG: 0.261 Larry Hardy, R (8, 1)											1	0	0	0	1	0	0				
Mike Corkins, R (1, 1)											1	1	1	0	0	0	0				
Fred Kendall, R OBP: 0.238, SLG: 0.305 (8, 2)											1	0	0	0	0	1	0				
<b>Inning Stats</b>	R: 0 E: 0 K: 1 S: 5	H: 0 LOB: 0 BB: 0 P: 5	R: 0 E: 0 K: 1 S: 6	H: 1 LOB: 1 BB: 0 P: 6	R: 0 E: 0 K: 0 S: 3	H: 0 LOB: 1 BB: 1 P: 7	R: 0 E: 0 K: 0 S: 4	H: 2 LOB: 1 BB: 0 P: 4	R: 0 E: 0 K: 0 S: 3	H: 1 LOB: 0 BB: 0 P: 3	R: 0 E: 0 K: 0 S: 4	H: 1 LOB: 1 BB: 0 P: 4	R: 4 E: 0 K: 0 S: 7	H: 5 LOB: 3 BB: 2 P: 15	R: 0 E: 0 K: 1 S: 5	H: 0 LOB: 0 BB: 0 P: 5	R: 0 E: 0 K: 1 S: 6	H: 1 LOB: 2 BB: 1 P: 10	1B: 9 2B: 2 3B: 0 HR: 0	SF: 0 SAC: 1 DP: 2 HBP: 0	WP: 0 PA: 42
<b>PITCHER</b>	IP 7.0	WLS 26	H 6	R 1	ER 1	SO 2	BB 1	IBB 0	HBP 0	BLK 0	WP 0	HR 0	S 29	P 33	ERA 1.29	WHIP 1.000					
Craig Swan, R ERA: 4.26 (1, 1)	2.0	11	4	3	3	1	2	0	0	0	0	0	11	19	13.50	3.000					
Bob Miller, R ERA: 4.4 (8, 1)	1.0	W	5	1	0	0	1	0	1	0	0	0	6	10	0.00	1.000					
Ray Sadecki, L ERA: 8.68 (10, 1)																					

San Diego Padres @ New York Mets  
Shea Stadium, Flushing, NY  
Sun May 05 1974, 3:38 AM EDT  
Att: 25,439 - Unknown


AB	37
R	4
H	11
RBI	4
BB	4
SO	4
LOB	17



Batter	1	2	3	4	5	6	7	8	9	10	AB	R	H	RBI	BB	SO	LOB	BOTTOM			
Bud Harrelson, S OBP: 0.427, SLG: 0.301 Ken Boswell, L OBP: 0.428, SLG: 0.385 Ray Sadecki, L (10, 1)	F8		WP BB			F9		1B BB	G6-3 1B		2	0	0	0	2	0	1				
Felix Millan, R OBP: 0.402, SLG: 0.380 (1, 4)	L5-3 1B		4-3			5-3		1B	G6-3		5	0	2	1	0	0	4				
Ed Kranepool, L OBP: 0.222, SLG: 0.222 Don Hahn, R OBP: 0.250, SLG: 0.241 (1, 7)	L5-3		5-3					1B			4	0	1	0	0	0	5				
Rusty Staub, L OBP: 0.354, SLG: 0.480 (1, 9)								L8			5	2	2	1	0	0	1				
John Milner, L OBP: 0.345, SLG: 0.474 (1, 3)	F2							L4			5	1	1	2	0	0	1				
Dave Schneck, L OBP: 0.320, SLG: 0.457 (8, 7)	K							F7			4	0	1	0	0	1	1				
Wayne Garrett, L OBP: 0.255, SLG: 0.394 (1, 5)								P4			2	0	0	0	2	0	1				
Ron Hodges, L OBP: 0.286, SLG: 0.444 Ted Martinez, R OBP: 0.222, SLG: 0.500 (10, 6)			FC3-6 BB			CS BB		F9 2B	FC2-6 BB		3	1	2	0	1	0	1				
Craig Swan, R OBP: 0.400, SLG: 0.250 Bob Miller, R OBP: 0.333, SLG: 0.667 George Theodore, R (9, PH)			WP BB					6-3	SH1-4 1B		2	1	0	0	1	0	2				
Jerry Grote, R OBP: 0.294, SLG: 0.333 (10, 2)									SH1-4		0	0	0	0	0	0	0				
<b>Inning Stats</b>	R: 0 E: 0 K: 0 S: 3	H: 1 LOB: 0 BB: 0 P: 3	R: 0 E: 0 K: 1 S: 5	H: 0 LOB: 0 BB: 0 P: 5	R: 1 E: 0 K: 0 S: 3	H: 0 LOB: 2 BB: 3 P: 15	R: 1 E: 0 K: 0 S: 3	H: 1 LOB: 0 BB: 1 P: 7	R: 0 E: 0 K: 0 S: 4	H: 1 LOB: 1 BB: 0 P: 4	R: 0 E: 0 K: 0 S: 4	H: 1 LOB: 2 BB: 2 P: 12	R: 0 E: 0 K: 0 S: 4	H: 1 LOB: 1 BB: 0 P: 4	R: 1 E: 0 K: 0 S: 4	H: 2 LOB: 1 BB: 0 P: 4	R: 2 E: 0 K: 0 S: 3	H: 2 LOB: 0 BB: 0 P: 3	1B: 7 2B: 2 3B: 0 HR: 2	SF: 0 SAC: 1 DP: 2 HBP: 0	WP: 1 PA: 42
<b>PITCHER</b>	IP 7.0	WLS 30	H 5	R 3	ER 3	SO 1	BB 6	IBB 0	HBP 0	BLK 0	WP 1	HR 1	S 26	P 50	ERA 3.86	WHIP 1.571					
Mike Corkins, R ERA: 2.76 (1, 1)	2.1	L	5	3	3	0	0	0	0	0	0	0	1	11	11.57	2.143					
Larry Hardy, R ERA: 4.26 (8, 1)																					

San Diego Padres @ New York Mets  
Shea Stadium, Flushing, NY  
Sun May 05 1974, 3:38 AM EDT  
Att: 25,439 - Unknown

AB	34
R	6
H	10
RBI	5
BB	6
SO	1
LOB	17





Batter	1	2	3	4	5	6	7	8	9	AB	R	H	RBI	BB	SO	LOB	TOP										
Enzo Hernandez, R (1, 6) OBP: 0.258, SLG: 0.284	5-3		F9 1B 2B		K		F7	FC4-6		5	1	1	1	0	1	3	<b>San Diego Padres @ Philadelphia Phillies</b> Veterans Stadium, Philadelphia, PA Mon May 06 1974, 7:05 PM EDT Att. 4,149 - Unknown										
Johnny Grubb, L (1, 8) OBP: 0.432, SLG: 0.458	K		F9		F9		1B	F3		4	1	1	0	1	1	3											
Willie McCovey, L (1, 3) Cito Gaston, R (7, PR) OBP: 0.340, SLG: 0.432	K		F9		F8		G5-4-3 1B			4	0	1	0	0	1	3											
Nate Colbert, R (1, 7) OBP: 0.312, SLG: 0.342							G5-4-3 1B			1	0	1	0	0	0	0											
Dave Winfield, R (1, 9) OBP: 0.353, SLG: 0.494			HR BB							4	1	2	3	1	1	3											
Fred Kendall, R (1, 2) OBP: 0.312, SLG: 0.354										5	1	1	0	0	0	4											
Dave Roberts, R (1, 5) OBP: 0.244, SLG: 0.250										4	2	2	3	1	1	1											
Derrel Thomas, S (1, 4) OBP: 0.353, SLG: 0.393										4	0	0	0	0	0	2											
Dave Freisleben, R (1, 1) OBP: 0.300, SLG: 0.250										3	0	1	0	1	0	1	<b>AB 37</b> <b>R 7</b> <b>H 10</b> <b>RBI 7</b> <b>BB 5</b> <b>SO 7</b> <b>LOB 25</b>										
Rich Troedson, L (7, 1) Matty Alou, L (8, PH) Vicente Romo, R (8, 1)	FC6									2	1	0	0	1	1	2											
Inning Stats	R: 0 E: 0 K: 2 S: 7	H: 0 LOB: 0 BB: 0 P: 7	R: 2 E: 0 K: 0 S: 5	H: 2 LOB: 1 BB: 1 P: 9	R: 1 E: 0 K: 0 S: 5	H: 2 LOB: 1 BB: 0 P: 5	R: 0 E: 0 K: 0 S: 3	H: 0 LOB: 0 BB: 0 P: 3	R: 2 E: 0 K: 1 S: 6	H: 1 LOB: 1 BB: 2 P: 14	R: 0 E: 0 K: 1 S: 5	H: 0 LOB: 1 BB: 1 P: 9	R: 0 E: 0 K: 0 S: 4	H: 2 LOB: 2 BB: 0 P: 4	R: 2 E: 1 K: 1 S: 8	H: 2 LOB: 2 BB: 1 P: 12		R: 0 E: 0 K: 2 S: 8	H: 1 LOB: 1 BB: 0 P: 8	1B: 5 2B: 4 3B: 0 HR: 1	SF: 0 SAC: 0 DP: 1 HBP: 0	WP: 0 PB: 0 SB: 0 CS: 0	PA: 42				
PITCHER	IP	WLS	BF	H	R	ER	SO	BB	IBB	HBP	BLK	WP	HR	S	P	ERA		WHIP									
Steve Carlton, L (1, 1) ERA: 5.05	6.1	L	30	7	5	5	4	4	0	0	0	0	1	34	50	7.11	1.737										
Frank Linzy, R (7, 1) ERA: 2.59	0.2		1	0	0	0	0	0	0	0	0	0	0	1	1	0.00	0.000										
Dave Wallace, R (8, 1) ERA:	0.0		4	2	2	1	0	0	1	0	0	0	0	3	7	∞	∞										
Mac Scarce, L (8, 1) ERA: 3.29	1.0		3	0	0	0	1	0	0	0	0	0	0	5	5	0.00	0.000										
Ed Farmer, R (9, 1) ERA: 5.67	1.0		4	1	0	0	2	0	0	0	0	0	0	8	8	0.00	1.000										

Batter	1	2	3	4	5	6	7	8	9	AB	R	H	RBI	BB	SO	LOB	BOTTOM											
Dave Cash, R (1, 4) OBP: 0.322, SLG: 0.396	4-3									5	1	1	1	0	0	2	<b>San Diego Padres @ Philadelphia Phillies</b> Veterans Stadium, Philadelphia, PA Mon May 06 1974, 7:05 PM EDT Att. 4,149 - Unknown											
Larry Bowa, S (1, 6) Mike Rogodzinski, L (9, PH)	6-3									3	1	1	1	1	0	0												
Del Unser, L (1, 8) OBP: 0.408, SLG: 0.424	4-3									4	0	1	1	0	0	1												
Greg Luzinski, R (1, 7) OBP: 0.267, SLG: 0.316										4	0	0	0	0	0	2												
Willie Montanez, L (1, 3) Ed Farmer, R (9, 1) OBP: 0.333, SLG: 0.333										4	1	1	0	0	0	1												
Mike Schmidt, R (1, 5) OBP: 0.442, SLG: 0.512										4	0	1	0	0	1	1												
Bill Robinson, R (1, 9) OBP: 0.338, SLG: 0.378										4	2	2	1	0	1	0												
Bob Boone, R (1, 2) Billy Grabarkewitz, R (9, PR) OBP: 0.500, SLG: 1.333										2	0	1	1	1	0	0												
Steve Carlton, L (1, 1) Frank Linzy, R (7, 1) Tom Hutton, L (7, PH) Dave Wallace, R (8, 1) Mac Scarce, L (8, 1) Tony Taylor, R (9, 3)										1	0	0	0	0	0	0	<b>AB 35</b> <b>R 6</b> <b>H 8</b> <b>RBI 5</b> <b>BB 2</b> <b>SO 2</b> <b>LOB 15</b>											
Inning Stats	R: 0 E: 0 K: 0 S: 3	H: 0 LOB: 0 BB: 0 P: 3	R: 0 E: 0 K: 0 S: 3	H: 0 LOB: 0 BB: 0 P: 3	R: 0 E: 1 K: 1 S: 5	H: 0 LOB: 0 BB: 0 P: 5	R: 2 E: 0 K: 0 S: 5	H: 2 LOB: 0 BB: 0 P: 5	R: 0 E: 0 K: 0 S: 3	H: 0 LOB: 1 BB: 1 P: 7	R: 0 E: 0 K: 0 S: 4	H: 1 LOB: 1 BB: 0 P: 4	R: 2 E: 0 K: 1 S: 8	H: 3 LOB: 1 BB: 0 P: 8	R: 0 E: 0 K: 0 S: 3	H: 0 LOB: 1 BB: 1 P: 7		R: 2 E: 1 K: 0 S: 5	H: 2 LOB: 2 BB: 0 P: 6	1B: 6 2B: 2 3B: 1 HR: 0	SF: 0 SAC: 0 DP: 1 HBP: 1	WP: 0 PB: 0 SB: 0 CS: 0	PA: 38					
PITCHER	IP	WLS	BF	H	R	ER	SO	BB	IBB	HBP	BLK	WP	HR	S	P	ERA		WHIP										
Dave Freisleben, R (1, 1) ERA: 2.59	6.1		26	6	4	4	2	1	0	0	0	0	0	29	33	5.68		1.105										
Rich Troedson, L (7, 1) ERA: 6.91	0.2	S	2	0	0	0	0	0	0	0	0	0	0	2	2	0.00	0.000											
Vicente Romo, R (8, 1) ERA: 2.7	2.0		10	2	2	1	0	1	0	1	0	0	0	8	13	4.50	1.500											



Batter	1	2	3	4	5	6	7	8	9	10	11	12	13	AB	R	H	RBI	BB	SO	LOB	TOP	
Enzo Hernandez, R OBP: 0.250, SLG: 0.284 (1, 6)	F9				K		1-3		1-3			K	F9	7	0	1	1	0	2	1		
Johnny Grubb, L OBP: 0.426, SLG: 0.443 (1, 8)	F7	K			G3					F9				5	0	1	0	1	1	2		
Nate Colbert, R OBP: 0.313, SLG: 0.341 (1, 7) (8, 3)	F3									E5		K		6	0	2	0	0	1	2		
Willie McCovey, L OBP: 0.400, SLG: 0.333 Bernie Williams, R OBP: 0.154, SLG: 0.154 (8, PR) (8, 7)		6-3	F5		K					FC3-6		4-3		3	0	0	0	1	1	2		
Bobby Tolan, L OBP: 0.325, SLG: 0.284 (10, PH) (10, 9)									L4-6	BB				0	0	0	0	0	0	0		
Dave Winfield, R OBP: 0.341, SLG: 0.506 (1, 9) (10, 7)										F8				6	1	1	1	0	2	3		
Fred Kendall, R OBP: 0.330, SLG: 0.398 (1, 2)														4	2	2	1	2	0	0		
Derrel Thomas, S OBP: 0.352, SLG: 0.410 (1, 4)														5	1	1	2	1	1	3		
Dave Roberts, R OBP: 0.276, SLG: 0.256 (1, 5)														2	1	1	0	3	0	0		
Steve Arlin, R OBP: 0.162, SLG: 0.273 Larry Hardy, R OBP: 0.250, SLG: 0.250 Matty Alou, L OBP: 0.250, SLG: 0.250 Gary Ross, R OBP: 0.250, SLG: 0.250 Rich Troedson, L OBP: 0.250, SLG: 0.250 Mike Corkins, R OBP: 0.250, SLG: 0.250														3	0	1	0	0	1	3		
<b>Inning Stats</b>	R: 0 E: 0 K: 0 S: 3	H: 0 LOB: 0 BB: 0 P: 3	R: 3 E: 0 K: 2 S: 10	H: 3 LOB: 2 BB: 2 P: 18	R: 0 E: 0 K: 0 S: 3	H: 1 LOB: 0 BB: 0 P: 3	R: 0 E: 0 K: 1 S: 5	H: 1 LOB: 1 BB: 1 P: 9	R: 0 E: 0 K: 2 S: 8	H: 1 LOB: 2 BB: 0 P: 8	R: 0 E: 0 K: 0 S: 4	H: 0 LOB: 0 BB: 0 P: 3	R: 0 E: 1 K: 2 S: 8	H: 0 LOB: 1 BB: 0 P: 4	R: 0 E: 0 K: 2 S: 7	H: 0 LOB: 1 BB: 1 P: 11	R: 2 E: 0 K: 1 S: 7	H: 2 LOB: 1 BB: 1 P: 11	1B: 5 2B: 3 3B: 0 HR: 3	SF: 0 SAC: 0 DP: 3 HBP: 0	W/P: 0 PB: 1 SB: 0 CS: 1	PA: 55
<b>PITCHER</b>	IP 7.0	WLS 30	BF 8	H 3	R 3	ER 3	SO 5	BB 3	IBB 1	HBP 0	BLK 0	WP 0	HR 1	S 36	P 52	ERA 3.86	WHIP 1.571					
Ron Schueler, R ERA: 2.79	1.0	4	0	0	0	1	2	0	0	0	0	0	0	4	12	0.00	2.000					
George Culver, R ERA: 5.06	2.0	7	0	0	0	0	0	0	0	0	0	0	0	7	7	0.00	0.000					
Frank Linzy, R ERA: 2.38	2.0	8	0	0	0	4	1	0	0	0	0	0	0	15	19	0.00	0.500					
Eddie Watt, R ERA: 5.11	0.0	L	2	2	2	2	0	0	0	0	0	0	0	2	2	∞	∞					
Dave Wallace, R ERA:																						

San Diego Padres @ Philadelphia Phillies  
Veterans Stadium, Philadelphia, PA  
Tue May 07 1974, 7:05 PM EDT  
Att. 4,288 - Unknown

AB 46  
R 5  
H 10  
RBI 5  
BB 8  
SO 11  
LOB 20



Batter	1	2	3	4	5	6	7	8	9	10	11	12	13	AB	R	H	RBI	BB	SO	LOB	BOTTOM
Dave Cash, R OBP: 0.328, SLG: 0.383 (1, 4)														4	1	0	0	2	0	1	
Larry Bowa, S OBP: 0.308, SLG: 0.357 (1, 6)	F7													7	1	2	0	0	0	3	
Del Unser, L OBP: 0.402, SLG: 0.431 (1, 8)	F8													6	1	2	2	0	0	3	
Greg Luzinski, R OBP: 0.297, SLG: 0.350 (1, 7)														5	0	4	0	1	1	0	
Willie Montanez, L OBP: 0.261, SLG: 0.355 Tony Taylor, R OBP: 0.375, SLG: 0.286 (8, PH) (10, 3)														2	0	0	1	1	0	4	
Mike Schmidt, R OBP: 0.436, SLG: 0.495 (1, 5)														5	0	1	0	1	2	4	
Bill Robinson, R OBP: 0.325, SLG: 0.363 (1, 9)														6	0	1	0	0	2	7	
Bob Boone, R OBP: 0.290, SLG: 0.274 Tom Hutton, L OBP: 0.271, SLG: 0.413 (6, PH) Jim Essian, R (7, 2)														2	0	0	0	0	0	1	
Steve Arlin, R ERA: 6.89 Larry Hardy, R ERA: 3.36 Gary Ross, R ERA: 3.38 Rich Troedson, L ERA: 6.91 Mike Corkins, R ERA: 2.38														1	0	0	0	0	3		
2	0	0	0	0	0	0	0	0	0	0	0	0	0	2	0	0	0	1	0	1	
2	0	0	0	0	0	0	0	0	0	0	0	0	0	2	0	0	0	1	0	1	
2	0	0	0	0	0	0	0	0	0	0	0	0	0	2	0	0	0	0	0	0	
2	0	0	0	0	0	0	0	0	0	0	0	0	0	2	0	0	0	0	0	0	
2	0	0	0	0	0	0	0	0	0	0	0	0	0	2	0	0	0	0	0	0	
2	0	0	0	0	0	0	0	0	0	0	0	0	0	2	0	0	0	0	0	0	
2	0	0	0	0	0	0	0	0	0	0	0	0	0	2	0	0	0	0	0	0	
2	0	0	0	0	0	0	0	0	0	0	0	0	0	2	0	0	0	0	0	0	
2	0	0	0	0	0	0	0	0	0	0	0	0	0	2	0	0	0	0	0	0	
2	0	0	0	0	0	0	0	0	0	0	0	0	0	2	0	0	0	0	0	0	
2	0	0	0	0	0	0	0	0	0	0	0	0	0	2	0	0	0	0	0	0	
2	0	0	0	0	0	0	0	0	0	0	0	0	0	2	0	0	0	0	0	0	
2	0	0	0	0	0	0	0	0	0	0	0	0	0	2	0	0	0	0	0	0	
2	0	0	0	0	0	0	0	0	0	0	0	0	0	2	0	0	0	0	0	0	
2	0	0	0	0	0	0	0	0	0	0	0	0	0	2	0	0	0	0	0	0	
2	0	0	0	0	0	0	0	0	0	0	0	0	0	2	0	0	0	0	0	0	
2	0	0	0	0	0	0	0	0	0	0	0	0	0	2	0	0	0	0	0	0	
2	0	0	0	0	0	0	0	0	0	0	0	0	0	2	0	0	0	0	0	0	
2	0	0	0	0	0	0	0	0	0	0	0	0	0	2	0	0	0	0	0	0	
2	0	0	0	0	0	0	0	0	0	0	0	0	0	2	0	0	0	0	0	0	
2	0	0	0	0	0	0	0	0	0	0	0	0	0	2	0	0	0	0	0	0	
2	0	0	0	0	0	0	0	0	0	0	0	0	0	2	0	0	0	0	0	0	
2	0	0	0	0	0	0	0	0	0	0	0	0	0	2	0	0	0	0	0	0	
2	0	0	0	0	0	0	0	0	0	0	0	0	0	2	0	0	0	0	0	0	
2	0	0	0	0	0	0	0	0	0	0	0	0	0	2	0	0	0	0	0	0	
2	0	0	0	0	0	0	0	0	0	0	0	0	0	2	0	0	0	0	0	0	
2	0	0	0	0	0	0	0	0	0	0	0	0	0	2	0	0	0	0	0	0	
2	0	0	0	0	0	0	0	0	0	0	0	0	0	2	0	0	0	0	0	0	
2	0	0	0	0	0	0	0	0	0	0	0	0	0	2	0	0	0	0	0	0	
2	0	0	0	0	0	0	0	0	0	0	0	0	0	2	0	0	0	0	0	0	
2	0	0	0	0	0	0	0	0	0	0	0	0	0	2	0	0	0	0	0	0	
2	0	0	0	0	0	0	0	0	0	0	0	0	0	2	0	0	0	0	0	0	
2	0	0	0	0	0	0	0	0	0	0	0	0	0	2	0	0	0	0	0	0	
2	0	0	0	0	0	0	0	0	0	0	0	0	0	2	0	0	0	0	0	0	
2	0	0	0	0	0	0	0	0	0	0	0	0	0	2	0	0	0	0	0	0	
2	0	0	0	0	0	0	0	0	0	0	0	0	0	2	0	0	0	0	0	0	
2	0	0	0	0	0	0	0	0	0	0	0	0	0	2	0	0	0	0	0	0	
2	0	0	0	0	0	0	0	0	0	0	0	0	0	2	0	0	0	0	0	0	
2	0	0	0	0	0	0	0	0	0	0	0	0	0	2	0	0	0	0	0	0	
2	0	0	0	0	0	0	0	0	0	0	0	0	0	2	0	0	0	0	0	0	
2	0	0	0	0	0	0	0	0	0	0	0	0	0	2	0	0	0	0	0	0	
2	0	0	0	0	0	0	0	0	0	0	0	0	0	2	0	0	0	0			



Batter	1	2	3	4	5	6	7	8	9	AB	R	H	RBI	BB	SO	LOB	TOP		
Enzo Hernandez, R (1,6) Cito Gaston, R (8,PH) Larry Hardy, R (8,1)	5-3		P4			6-3		F8		3	0	0	0	0	0	1	<b>San Diego Padres @ Philadelphia Phillies</b> Veterans Stadium, Philadelphia, PA Wed May 08 1974, 7:05 PM EDT Att: 5,081 - Unknown <a href="http://livebaseballscorecards.com">livebaseballscorecards.com</a>		
Johnny Grubb, L (1,8) Nate Colbert, R (1,7) Willie McCovey, L (1,3) Matty Alou, L (7,PR)	K			1B		4-3			4-3	4	0	1	0	0	1	0			
Willie McCovey, L (1,3) Matty Alou, L (7,PR)		4-3		P6			FC5-4 1B		F7	3	0	1	0	0	0	1			
Dave Winfield, R (1,9) Fred Kendall, R (1,2)		2-3		4-3			FC5-4 1-2			3	0	0	0	0	0	2			
Derrel Thomas, S (1,4) Dave Roberts, R (1,5)			P4		5-3				F9	3	0	0	0	0	0	1			
Randy Jones, R (1,1) Bobby Tolan, L (8,PH) Rich Morales, R (8,6)						4-3				3	0	0	0	0	0	0			
			P4						F8	3	0	0	0	0	0	0			
										1	0	0	0	1	1	0			
										0	0	0	0	1	0	0			
										0	0	0	0	0	0	0			
<b>Inning Stats</b>	R: 0 E: 0 K: 1 S: 5	H: 0 LOB: 0 BB: 0 P: 5	R: 0 E: 0 K: 0 S: 3	H: 0 LOB: 0 BB: 0 P: 3	R: 0 E: 0 K: 0 S: 3	H: 0 LOB: 1 BB: 1 P: 7	R: 0 E: 0 K: 1 S: 6	H: 1 LOB: 1 BB: 0 P: 6	R: 0 E: 0 K: 0 S: 3	H: 0 LOB: 0 BB: 0 P: 3	R: 0 E: 0 K: 0 S: 4	H: 1 LOB: 1 BB: 0 P: 4	R: 0 E: 0 K: 0 S: 3	H: 0 LOB: 1 BB: 1 P: 7	R: 0 E: 0 K: 1 S: 5	H: 0 LOB: 0 BB: 0 P: 5	1B: 2 2B: 0 3B: 0 HR: 0	SF: 0 SAC: 0 DP: 0 HBP: 0	WP: 0 PA: 31 PB: 0 SB: 0 CS: 0
<b>PITCHER</b> Jim Lonborg, R (1,1) ERA: 2.18	IP: 9.0 WLS: W BF: 31 H: 2 R: 0 ER: 0 SO: 4 BB: 2 IBB: 0 HBP: 0 BLK: 0 WP: 0 HR: 0 S: 37 P: 45 ERA: 0.00 WHIP: 0.444															<b>PITCHER</b> IP: 9.0 WLS: W BF: 31 H: 2 R: 0 ER: 0 SO: 4 BB: 2 IBB: 0 HBP: 0 BLK: 0 WP: 0 HR: 0 S: 37 P: 45 ERA: 0.00 WHIP: 0.444			

Batter	1	2	3	4	5	6	7	8	9	AB	R	H	RBI	BB	SO	LOB	BOTTOM		
Dave Cash, R (1,4) Larry Bowa, S (1,6) Mike Schmidt, R (1,5) Greg Luzinski, R (1,7) Bill Robinson, R (1,8) Mike Anderson, R (1,9) Willie Montanez, L (1,3) Bob Boone, R (1,2) Jim Lonborg, R (1,1)	6-3		L9							3	0	1	1	1	0	0	<b>San Diego Padres @ Philadelphia Phillies</b> Veterans Stadium, Philadelphia, PA Wed May 08 1974, 7:05 PM EDT Att: 5,081 - Unknown <a href="http://livebaseballscorecards.com">livebaseballscorecards.com</a>		
Mike Schmidt, R (1,5) Greg Luzinski, R (1,7)				BB			2B		F9	4	1	2	0	0	0	2			
Greg Luzinski, R (1,7) Bill Robinson, R (1,8)										4	1	2	1	0	0	1			
Bill Robinson, R (1,8) Mike Anderson, R (1,9)										4	1	1	2	0	0	2			
Mike Anderson, R (1,9) Willie Montanez, L (1,3)										4	0	1	0	0	1	0			
Willie Montanez, L (1,3) Bob Boone, R (1,2)										4	0	1	0	0	1	0			
Bob Boone, R (1,2) Jim Lonborg, R (1,1)										2	1	1	0	1	0	0			
Jim Lonborg, R (1,1)										3	0	0	0	0	0	4			
										4	0	1	0	0	1	0			
										4	0	1	0	0	1	0			
<b>Inning Stats</b>	R: 0 E: 0 K: 0 S: 3	H: 2 LOB: 0 BB: 0 P: 3	R: 0 E: 0 K: 0 S: 5	H: 2 LOB: 3 BB: 1 P: 9	R: 1 E: 0 K: 0 S: 4	H: 1 LOB: 1 BB: 1 P: 8	R: 0 E: 0 K: 2 S: 7	H: 0 LOB: 0 BB: 0 P: 7	R: 0 E: 0 K: 0 S: 3	H: 0 LOB: 1 BB: 1 P: 7	R: 0 E: 0 K: 0 S: 3	H: 1 LOB: 0 BB: 0 P: 3	R: 1 E: 0 K: 0 S: 5	H: 2 LOB: 1 BB: 0 P: 5	R: 2 E: 0 K: 0 S: 5	H: 2 LOB: 0 BB: 0 P: 5	1B: 5 2B: 3 3B: 1 HR: 1	SF: 0 SAC: 0 DP: 1 HBP: 0	WP: 0 PA: 35 PB: 0 SB: 0 CS: 1
<b>PITCHER</b> Randy Jones, L (1,1) Larry Hardy, R (8,1) ERA: 6.07 ERA: 5.0	IP: 7.0 WLS: L BF: 29 H: 8 R: 2 ER: 2 SO: 2 BB: 3 IBB: 0 HBP: 0 BLK: 0 WP: 0 HR: 0 S: 30 P: 42 ERA: 2.57 WHIP: 1.571															<b>PITCHER</b> IP: 1.0 WLS: L BF: 5 H: 2 R: 2 ER: 2 SO: 0 BB: 0 IBB: 0 HBP: 0 BLK: 0 WP: 1 HR: 5 S: 5 P: 5 ERA: 18.00 WHIP: 2.000			











Batter	1	2	3	4	5	6	7	8	9	AB	R	H	RBI	BB	SO	LOB	TOP			
Davey Lopes, R OBP: 0.328, SLG: 0.221										4	1	0	0	1	1	3				
Bill Buckner, L OBP: 0.395, SLG: 0.411										5	1	1	1	0	0	1				
Jimmy Wynn, R OBP: 0.424, SLG: 0.706										4	3	4	5	1	0	0				
Steve Garvey, R OBP: 0.344, SLG: 0.567										5	0	3	0	0	0	0				
Willie Crawford, L OBP: 0.395, SLG: 0.411										5	1	1	1	0	3	4				
Ron Cey, R OBP: 0.386, SLG: 0.389										5	1	1	0	0	1	4				
Bill Russell, R OBP: 0.374, SLG: 0.491										3	1	0	0	1	1	1				
Steve Yeager, R OBP: 0.405, SLG: 0.590										4	1	2	0	0	0	0				
Doug Rau, L OBP: 0.182, SLG: 0.100										2	0	0	1	0	1	2				
Charlie Hough, R (5, 1)										1	0	0	0	0	0	0				
<b>Inning Stats</b>	R: 1 E: 0 K: 1 S: 6	H: 2 LOB: 1 BB: 1 P: 10	R: 5 E: 0 K: 0 S: 7	H: 4 LOB: 0 BB: 1 P: 11	R: 1 E: 0 K: 0 S: 4	H: 1 LOB: 0 BB: 0 P: 4	R: 0 E: 0 K: 1 S: 5	H: 0 LOB: 0 BB: 0 P: 5	R: 1 E: 1 K: 1 S: 7	H: 1 LOB: 1 BB: 0 P: 7	R: 0 E: 0 K: 0 S: 3	H: 0 LOB: 0 BB: 0 P: 3	R: 1 E: 0 K: 1 S: 7	H: 2 LOB: 1 BB: 0 P: 7	R: 0 E: 0 K: 1 S: 6	H: 1 LOB: 1 BB: 1 P: 12	1B: 8 2B: 0 3B: 0 HR: 4	SF: 0 SAC: 1 DP: 1 HBP: 0	WP: 0 PB: 0 SB: 0 CS: 0	PA: 42
<b>PITCHER</b>	IP WLS BF H R ER SO BB IBB HBP BLK WP HR S P ERA WHIP																			
Mike Corkins, R ERA: 3.75	(1, 1)	2.0 L 13 6 6 6 1 2 0 0 0 1 0 1 13 21 27.00 4.000																		
Rich Treadson, L ERA: 6.75	(3, 1)	3.0 12 2 2 2 2 0 0 0 0 0 2 16 16 6.00 0.667																		
Gary Ross, R ERA: 4.58	(6, 1)	2.0 8 2 1 1 1 0 0 0 0 0 0 1 10 10 4.50 1.000																		
Larry Hardy, R ERA: 3.97	(8, 1)	2.0 9 2 0 0 3 1 0 0 0 0 0 0 14 18 0.00 1.500																		

Los Angeles Dodgers @ San Diego Padres  
San Diego Stadium, San Diego, CA  
Sat May 11 1974, 10:05 PM EDT  
Att: 29,278 - Unknown

livebaseballscores.com

AB 38  
R 9  
H 12  
RBI 8  
BB 3  
SO 7  
LOB 15

Batter	1	2	3	4	5	6	7	8	9	AB	R	H	RBI	BB	SO	LOB	BOTTOM			
Derrel Thomas, S OBP: 0.350, SLG: 0.420										4	1	2	1	0	0	0				
Enzo Hernandez, R OBP: 0.283, SLG: 0.303										4	0	3	1	0	0	1				
Bobby Tolan, L OBP: 0.333, SLG: 0.272										3	1	1	1	0	1	2				
Nate Colbert, R OBP: 0.296, SLG: 0.360										3	1	1	3	0	0	0				
Dave Winfield, R OBP: 0.301, SLG: 0.443										4	0	0	0	0	2	0				
Cito Gaston, R OBP: 0.298, SLG: 0.370										4	0	1	0	0	2	1				
Dave Roberts, R OBP: 0.270, SLG: 0.236										4	1	0	0	0	3	2				
Bob Barton, R OBP: 0.444, SLG: 0.375	(1, 2)									3	1	1	0	0	0	1				
Fred Kendall, R OBP: 0.317, SLG: 0.366	(9, PH)									1	0	0	0	0	0	0				
Mike Corkins, R ERA: 3.75	(1, 1)									0	0	0	0	0	0	0				
Rich Treadson, L ERA: 6.75	(3, 1)									1	0	0	0	0	1	0				
Bernie Williams, R ERA: 6.75	(5, PH)									1	1	0	0	0	0	2				
Gary Ross, R ERA: 4.58	(6, 1)									0	0	0	0	0	0	0				
Matty Alou, L OBP: 0.322, SLG: 0.231	(7, PH)									1	0	0	0	0	0	0				
Larry Hardy, R ERA: 3.97	(8, 1)									0	0	0	0	0	0	0				
Johnny Grubb, L OBP: 0.406, SLG: 0.423	(9, PH)									1	0	0	0	0	0	0				
<b>Inning Stats</b>	R: 0 E: 0 K: 1 S: 5	H: 1 LOB: 0 BB: 0 P: 5	R: 0 E: 0 K: 2 S: 7	H: 0 LOB: 0 BB: 0 P: 7	R: 0 E: 0 K: 2 S: 7	H: 0 LOB: 0 BB: 0 P: 7	R: 2 E: 0 K: 0 S: 5	H: 3 LOB: 0 BB: 0 P: 5	R: 4 E: 1 K: 0 S: 7	H: 4 LOB: 1 BB: 0 P: 8	R: 0 E: 1 K: 2 S: 8	H: 0 LOB: 1 BB: 0 P: 8	R: 0 E: 0 K: 0 S: 4	H: 1 LOB: 0 BB: 0 P: 4	R: 0 E: 0 K: 1 S: 5	H: 0 LOB: 0 BB: 0 P: 5	1B: 8 2B: 0 3B: 0 HR: 1	SF: 1 SAC: 0 DP: 0 HBP: 1	WP: 0 PB: 0 SB: 0 CS: 1	PA: 37
<b>PITCHER</b>	IP WLS BF H R ER SO BB IBB HBP BLK WP HR S P ERA WHIP																			
Doug Rau, L ERA: 2.53	(1, 1)	4.1 20 6 4 4 5 0 0 0 0 0 0 1 30 30 0.00 0.214																		
Charlie Hough, R ERA: 1.93	(5, 1)	4.2 W 16 1 0 0 4 0 0 1 0 0 0 0 23 24 0.00 0.214																		

Los Angeles Dodgers @ San Diego Padres  
San Diego Stadium, San Diego, CA  
Sat May 11 1974, 10:05 PM EDT  
Att: 29,278 - Unknown

livebaseballscores.com

AB 34  
R 6  
H 9  
RBI 6  
BB 0  
SO 9  
LOB 9



Batter	1	2	3	4	5	6	7	8	9	10	11	12	13	AB	R	H	RBI	BB	SO	LOB	TOP	
Davey Lopes, R OBP: 0.323, SLG: 0.233 (1, 4)		FC6-4 		WP 		4-3 		5-3 		6-3 			F9 	8	1	2	1	0	0	4		
Bill Buckner, L OBP: 0.397, SLG: 0.421 (9, 9)	F9 	CS 	F8 	L3 		HR 			FC1-2 		G3 		1B 	7	2	3	1	0	0	3		
Jimmy Wynn, R OBP: 0.439, SLG: 0.731 (1, 8)	K 		S 	WP 		HR 			FC1-2 		K 		1B 	6	3	4	2	1	2	1		
Steve Garvey, R OBP: 0.356, SLG: 0.583 (1, 3)	1B 		1B 	6-3 		5-3 			6-3 		1B 		BB 	7	3	4	3	0	0	4		
Ron Cey, R OBP: 0.376, SLG: 0.395 (1, 5)	1B 		1-4-3 		5-3 			F9 		FC1-2 		1-3 	6	1	3	3	1	0	1			
Tom Paciorek, R OBP: 0.289, SLG: 0.452 (9, PH)	K 		1-4-3 		6-3 			G1-6-3 		FC1-2 			L4 	4	0	1	0	0	1	2		
Manny Mota, R OBP: 0.478, SLG: 0.500 (9, 7)	K 		1-4-3 		6-3 			G1-6-3 		FC1-2 			L4 	2	1	0	0	1	0	3		
Bill Russell, R OBP: 0.362, SLG: 0.465 (1, 6)		6-3 	6-3 		L8 			G1-6-3 		F8 			F9 	6	1	0	1	1	0	5		
Steve Yeager, R OBP: 0.406, SLG: 0.809 (1, 2)		1B 		F9 		SH1-4 			F5 		L9 		F8 	7	2	3	2	0	0	0		
Al Downing, R OBP: 0.256, SLG: 0.500 (7, 1)		FC6-4 				SH1-4 			F8 		L6 		F8 	2	1	2	0	0	0	0		
Ken Mackay, R OBP: 0.277, SLG: 0.413 (13, PH)		FC6-4 				SH1-4 			F8 		L6 		F8 	0	0	0	0	0	0	0		
Willy Crawford, L OBP: 0.277, SLG: 0.413 (13, PH)		FC6-4 				SH1-4 			F8 		L6 		F8 	0	0	0	0	0	0	0		
Geoff Zahn, L OBP: 0.277, SLG: 0.413 (13, PH)		FC6-4 				SH1-4 			F8 		L6 		F8 	0	0	0	0	0	0	0		
Inning Stats	R: 2 E: 0 K: 2 S: 10	H: 3 LOB: 1 BB: 0 P: 10	R: 1 E: 0 K: 0 S: 4	H: 3 LOB: 0 BB: 0 P: 4	R: 2 E: 0 K: 2 S: 6	H: 3 LOB: 1 BB: 0 P: 6	R: 1 E: 0 K: 0 S: 5	H: 2 LOB: 2 BB: 1 P: 9	R: 0 E: 0 K: 0 S: 3	H: 1 LOB: 0 BB: 0 P: 3	R: 0 E: 0 K: 0 S: 3	H: 0 LOB: 0 BB: 0 P: 3	R: 0 E: 0 K: 1 S: 6	H: 1 LOB: 1 BB: 0 P: 6	R: 0 E: 0 K: 0 S: 3	H: 0 LOB: 0 BB: 0 P: 3	R: 6 E: 0 K: 0 S: 9	H: 6 LOB: 2 BB: 2 P: 17	1B: 16 2B: 6 3B: 0 HR: 1	SF: 0 SAC: 1 DP: 1 HBP: 0	W/P: 1 PB: 0 SB: 2 CS: 1	PA: 65
PITCHER	IP	WLS	BF	H	R	ER	SO	BB	IBB	HBP	BLK	WP	HR	S	P	ERA	WHIP					
Randy Jones, L ERA: 6.55	2.1		14	8	5	4	2	0	0	0	0	0	0	18	18	15.43	3.429					
Jim McAndrew, R ERA: 4.7	2.2		11	2	1	1	0	0	1	0	0	1	0	10	14	3.38	0.750					
Larry Hardy, R ERA: 5.4	2.0		9	4	3	3	0	0	0	0	0	0	1	9	9	13.50	2.000					
Vicente Romo, R ERA: 3.27	3.0		12	2	0	0	0	0	1	0	0	0	0	11	15	0.00	0.667					
Mike Corkins, R ERA: 4.89	2.2	L	15	5	6	6	1	1	1	0	0	0	0	15	23	20.25	2.250					

Los Angeles Dodgers @ San Diego Padres  
San Diego Stadium, San Diego, CA  
Sun May 12 1974: 6:33 AM EDT  
Att: 18,810 - Unknown

AB 59  
R 15  
H 23  
RBI 14  
BB 4  
SO 3  
LOB 23



Batter	1	2	3	4	5	6	7	8	9	10	11	12	13	AB	R	H	RBI	BB	SO	LOB	BOTTOM	
Derrel Thomas, S OBP: 0.347, SLG: 0.413 (1, 4)	BB 	K 			G3 			5-3 			L9 		K 	7	2	2	0	0	2	2		
Enzo Hernandez, R OBP: 0.263, SLG: 0.316 (1, 6)	BB 	F8 					1B 	6-3 			G4-6-3 			5	2	3	1	1	0	1		
Wille McCovey, L OBP: 0.362, SLG: 0.282 (1, 3)	P3 		K 		4-3 			F4 			K 		G4-6-3 	6	0	0	0	0	2	7		
Nate Colbert, R OBP: 0.290, SLG: 0.356 (1, 7)	FC6-4 		L7 			4-3 	1B 			F8 		4-3 		1	0	0	0	1	0	0		
Johnny Grubb, L OBP: 0.412, SLG: 0.430 (4, 9)	FC6-4 		L7 			4-3 	1B 			F8 		4-3 		3	2	1	1	1	0	0		
Dave Winfield, R OBP: 0.312, SLG: 0.441 (1, 8)	FC6-4 		K 			4-3 	1B 				1B 		F9 	5	1	2	2	1	1	1		
Cito Gaston, R OBP: 0.286, SLG: 0.350 (1, 9)	FC6-4 		K 			4-3 	1B 				L9 		K 	6	0	1	4	0	2	3		
Fred Kendall, R OBP: 0.303, SLG: 0.350 (1, 2)	4-3 				5-3 			5-3 			6-3 		4-3 	5	0	0	1	0	0	2		
Dave Hilton, R OBP: 0.277, SLG: 0.500 (8, 1)		5-3 						6-3 			K 		5-3 	4	1	0	0	0	0	1		
Bobby Tolan, L OBP: 0.350, SLG: 0.283 (10, PH)								6-3 			K 		5-3 	0	0	0	0	0	0	0		
Mike Corkins, R OBP: 0.350, SLG: 0.500 (11, 1)								6-3 			K 		5-3 	0	0	0	0	0	0	0		
Gary Ross, R OBP: 0.350, SLG: 0.500 (13, PH)								6-3 			K 		5-3 	0	0	0	0	0	0	0		
Rich Morales, R OBP: 0.350, SLG: 0.500 (13, PH)								6-3 			K 		5-3 	0	0	0	0	0	0	0		
Randy Jones, R ERA: 5.4	6.0		28	6	6	6	4	3	0	0	0	0	0	33	45	9.00	1.500					
Mike Marshall, R ERA: 2.73	0.1		5	2	2	1	0	2	0	0	0	0	0	3	11	27.00	12.000					
Jim Brewer, L ERA: 2.46	2.2		9	1	1	1	1	0	0	0	0	0	0	11	11	3.38	0.375					
Charlie Hough, R ERA: 1.59	3.0	W	9	1	0	0	3	0	0	0	0	0	0	15	15	0.00	0.333					
Geoff Zahn, L ERA:	1.0		4	1	0	0	1	0	0	0	0	0	0	6	6	0.00	1.000					
Inning Stats	R: 2 E: 0 K: 0 S: 5	H: 2 LOB: 2 BB: 2 P: 13	R: 0 E: 0 K: 1 S: 6	H: 1 LOB: 1 BB: 0 P: 6	R: 0 E: 0 K: 2 S: 7	H: 0 LOB: 0 BB: 0 P: 7	R: 0 E: 0 K: 1 S: 5	H: 0 LOB: 0 BB: 0 P: 5	R: 0 E: 0													



Batter	1	2	3	4	5	6	7	8	9	AB	R	H	RBI	BB	SO	LOB	TOP					
Ralph Garr, L (1.7) OBP: 0.367, SLG: 0.460											5	2	2	1	0	0	2					
Johnny Oates, L (1.2) OBP: 0.308, SLG: 0.283											4	0	0	0	0	0	4					
Dusty Baker Jr., R (1.9) OBP: 0.401, SLG: 0.496											5	1	4	4	0	0	1					
Darrell Evans, L (1.5) OBP: 0.378, SLG: 0.404											5	0	0	0	0	0	4					
Frank Tepedino, L (1.3) OBP: 0.241, SLG: 0.240											5	1	2	0	0	0	1					
Davey Johnson, R (1.4) OBP: 0.345, SLG: 0.357											2	1	0	0	1	0	1					
Rowland Office, L (1.8) OBP: 0.200, SLG: 0.304											4	0	2	1	0	0	0					
Craig Robinson, R (1.6) OBP: 0.289, SLG: 0.243											4	1	1	0	0	1	2					
Roric Harrison, R (1.1) OBP: 0.238, SLG: 0.316										3	1	1	0	0	0	1	1					
Tom House, L (9.1)										0	0	0	0	0	0	0	0					
Danny Frisella, L (9.1)										0	0	0	0	0	0	0	0					
<b>Inning Stats</b>	R: 0 E: 0 K: 0 S: 4	H: 1 LOB: 1 BB: 0 P: 4	R: 0 E: 0 K: 0 S: 3	H: 0 LOB: 0 BB: 0 P: 3	R: 2 E: 0 K: 0 S: 6	H: 3 LOB: 1 BB: 0 P: 6	R: 0 E: 0 K: 0 S: 3	H: 1 LOB: 0 BB: 0 P: 3	R: 0 E: 0 K: 1 S: 6	H: 1 LOB: 1 BB: 0 P: 6	R: 2 E: 1 K: 0 S: 5	H: 2 LOB: 1 BB: 0 P: 9	R: 1 E: 1 K: 0 S: 5	H: 1 LOB: 1 BB: 0 P: 5	R: 1 E: 0 K: 1 S: 7	H: 2 LOB: 1 BB: 0 P: 7	R: 1 E: 1 K: 0 S: 5	H: 1 LOB: 1 BB: 0 P: 5	1B: 8 2B: 2 3B: 1 HR: 1	SF: 0 SAC: 3 DP: 0 HBP: 0	WP: 0 PB: 0 SB: 0 CS: 1	PA: 41
<b>PITCHER</b>	IP WLS BF H R ER SO BB IBB HBP BLK WP HR S P ERA WHIP																					
Steve Arlin, R (1.1) ERA: 6.25	6.2 L 30 9 5 3 1 1 0 0 0 0 0 1 31 35 4.05 1.500																					
Dave Tomlin, L (7.1) ERA:	0.1 1 0 0 0 0 0 0 0 0 0 0 0 1 1 0.00 0.000																					
Jim McAndrew, R (8.1) ERA: 4.81	1.1 8 3 2 1 1 0 0 0 0 0 0 0 10 10 6.75 2.250																					
Larry Hardy, R (9.1) ERA: 5.14	0.2 2 0 0 0 0 0 0 0 0 0 0 0 2 2 0.00 0.000																					

Atlanta Braves @ San Diego Padres  
San Diego Stadium, San Diego, CA  
Mon May 13 1974, 10:05 PM EDT  
Att: 36,052 - Unknown

AB 37  
R 7  
H 12  
RBI 6  
BB 1  
SO 2  
LOB 16



Batter	1	2	3	4	5	6	7	8	9	AB	R	H	RBI	BB	SO	LOB	BOTTOM					
Bobby Tolan, L (1.9) OBP: 0.323, SLG: 0.264										5	1	1	1	0	1	4						
Enzo Hernandez, R (1.6) OBP: 0.276, SLG: 0.308										3	0	0	0	0	0	2						
Cito Gaston, R (7. PH) OBP: 0.281, SLG: 0.344										1	0	0	0	0	0	2						
Jim McAndrew, R (8.1) OBP: 0.167, SLG: 0.167										0	0	0	0	0	0	0						
Larry Hardy, R (9.1) OBP: 0.478, SLG: 0.429										1	0	1	0	0	0	0						
Glenn Beckert, R (9. PH) OBP: 0.478, SLG: 0.429										1	0	1	0	0	0	0						
Johnny Grubb, L (1.8) OBP: 0.403, SLG: 0.419										5	0	1	0	0	0	0						
Willie McCovey, L (1.3) OBP: 0.373, SLG: 0.318										3	1	1	2	2	0	0						
Randy Jones, R (9. PR) OBP: 0.297, SLG: 0.286										0	0	0	0	0	0	0						
Dave Winfield, R (1.7) OBP: 0.307, SLG: 0.439										5	0	1	0	0	1	4						
Fred Kendall, R (1.2) OBP: 0.307, SLG: 0.361										5	1	2	0	0	0	5						
Derrel Thomas, S (1.4) OBP: 0.351, SLG: 0.415										4	1	2	0	0	0	2						
Dave Roberts, R (1.5) OBP: 0.290, SLG: 0.284										3	1	2	1	1	0	0						
Steve Arlin, R (1.1) OBP: 0.167, SLG: 0.250										1	0	0	0	0	1	1						
Dave Tomlin, L (7.1) ERA:										0	0	0	0	0	0	0						
Matty Alou, L (7. PH) OBP: 0.232, SLG: 0.226										1	0	0	0	0	0	3						
Rich Morales, R (8.6) OBP: 0.400, SLG: 0.400										1	0	0	0	0	0	0						
<b>Inning Stats</b>	R: 0 E: 0 K: 0 S: 3	H: 0 LOB: 0 BB: 0 P: 3	R: 0 E: 1 K: 0 S: 4	H: 1 LOB: 1 BB: 0 P: 4	R: 0 E: 0 K: 2 S: 8	H: 1 LOB: 1 BB: 0 P: 8	R: 0 E: 0 K: 0 S: 3	H: 0 LOB: 1 BB: 1 P: 7	R: 1 E: 1 K: 0 S: 5	H: 1 LOB: 1 BB: 0 P: 5	R: 0 E: 0 K: 0 S: 3	H: 0 LOB: 0 BB: 0 P: 3	R: 1 E: 0 K: 0 S: 5	H: 2 LOB: 2 BB: 1 P: 9	R: 1 E: 0 K: 0 S: 5	H: 2 LOB: 1 BB: 0 P: 5	R: 2 E: 0 K: 1 S: 9	H: 4 LOB: 3 BB: 1 P: 13	1B: 7 2B: 2 3B: 0 HR: 2	SF: 0 SAC: 1 DP: 0 HBP: 0	WP: 0 PB: 0 SB: 0 CS: 0	PA: 42
<b>PITCHER</b>	IP WLS BF H R ER SO BB IBB HBP BLK WP HR S P ERA WHIP																					
Roric Harrison, R (1.1) ERA: 4.74	8.1 W 38 10 5 4 2 2 0 0 0 1 0 2 40 48 4.32 1.440																					
Tom House, L (9.1) ERA: 2.57	0.0 2 1 0 0 0 1 0 0 0 0 0 0 1 5 ∞ ∞																					
Danny Frisella, R (9.1) ERA: 4.4	0.2 S 2 0 0 0 0 1 0 0 0 0 0 0 0 4 4 0.00 0.000																					

Atlanta Braves @ San Diego Padres  
San Diego Stadium, San Diego, CA  
Mon May 13 1974, 10:05 PM EDT  
Att: 36,052 - Unknown

AB 38  
R 5  
H 11  
RBI 4  
BB 3  
SO 3  
LOB 23









Batter	1	2	3	4	5	6	7	8	9	AB	R	H	RBI	BB	SO	LOB	TOP					
Ralph Garr, L (1.7) OBP: 0.383, SLG: 0.494										4	2	2	1	0	1	0	<b>Atlanta Braves @ San Diego Padres</b> San Diego Stadium, San Diego, CA Wed May 15 1974, 10:05 PM EDT Att: 9,257 - Unknown					
Craig Robinson, R (1.6) OBP: 0.295, SLG: 0.243										4	1	2	1	0	0	0						
Dusty Baker Jr., R (1.9) OBP: 0.390, SLG: 0.472										3	0	0	0	1	0	2						
Darrell Evans, L (1.5) OBP: 0.397, SLG: 0.432										3	0	1	1	1	0	1						
Davey Johnson, R (1.4) OBP: 0.359, SLG: 0.362											4	0	0	0	0	2						
Frank Tepedino, L (1.3) OBP: 0.270, SLG: 0.259											4	0	1	0	0	0						
Rowland Office, L (1.8) OBP: 0.200, SLG: 0.311											4	0	1	0	0	1						
Johnny Oates, L (1.2) OBP: 0.295, SLG: 0.270											4	0	1	0	0	1						
Ron Reed, R (1.1) OBP: 0.190, SLG: 0.150											0	0	0	0	0	0						
Buzz Capra, R (7. PH) OBP: 0.255, SLG: 0.250											2	0	0	0	0	1						
Ivan Murrell, R (7. PH) OBP: 0.255, SLG: 0.250											1	0	0	0	0	0						
Gary Gentry, R (7. PH) OBP: 0.255, SLG: 0.250											0	0	0	0	0	0						
Mike Lum, L (9. PH) OBP: 0.255, SLG: 0.250											1	0	0	0	0	1						
Danny Frisella, L (9. PH) OBP: 0.255, SLG: 0.250											0	0	0	0	0	0						
<b>Inning Stats</b>	R: 1 E: 0 K: 0 S: 4	H: 2 LOB: 0 BB: 0 P: 4	R: 0 E: 0 K: 2 S: 9	H: 2 LOB: 2 BB: 0 P: 9	R: 1 E: 0 K: 1 S: 7	H: 2 LOB: 1 BB: 0 P: 7	R: 0 E: 0 K: 0 S: 3	H: 0 LOB: 0 BB: 0 P: 3	R: 1 E: 1 K: 0 S: 4	H: 1 LOB: 1 BB: 1 P: 8	R: 0 E: 0 K: 0 S: 3	H: 0 LOB: 0 BB: 0 P: 3	R: 0 E: 0 K: 1 S: 5	H: 0 LOB: 0 BB: 0 P: 5	R: 0 E: 0 K: 0 S: 3	H: 0 LOB: 1 BB: 1 P: 7	R: 0 E: 0 K: 0 S: 4	H: 1 LOB: 1 BB: 0 P: 4	1B: 5 2B: 2 3B: 1 HR: 1	SF: 0 SAC: 0 DP: 1 HBP: 0	WP: 0 PB: 0 SB: 2 CS: 0	PA: 36
<b>PITCHER</b>	IP WLS BF H R ER SO BB IBB HBP BLK WP HR S P ERA WHIP																					
Dave Freisleben, R (1.1) ERA: 3.27	6.0 L 25 7 3 2 3 1 0 0 0 0 0 1 30 34 3.00 1.333																					
Dave Tomlin, L (7.1) ERA:	2.0 7 0 0 0 1 1 0 0 0 0 0 0 8 12 0.00 0.500																					
Jim McAndrew, R (9.1) ERA: 4.62	1.0 4 1 0 0 0 0 0 0 0 0 0 0 4 4 0.00 1.000																					

Batter	1	2	3	4	5	6	7	8	9	AB	R	H	RBI	BB	SO	LOB	BOTTOM					
Bobby Tolan, L (1.9) OBP: 0.318, SLG: 0.274										4	0	1	0	0	1	2	<b>Atlanta Braves @ San Diego Padres</b> San Diego Stadium, San Diego, CA Wed May 15 1974, 10:05 PM EDT Att: 9,257 - Unknown					
Enzo Hernandez, R (1.6) OBP: 0.284, SLG: 0.293											3	0	0	0	0	1						
Rod Gaspar, S (9. PH)											1	0	0	0	0	0						
Dave Winfield, R (1.7) OBP: 0.301, SLG: 0.448											4	0	0	0	0	3						
Willie McCovey, L (1.3) OBP: 0.373, SLG: 0.301											4	0	0	0	1	0						
Johnny Grubb, L (1.8) OBP: 0.381, SLG: 0.393											3	0	0	0	0	0						
Fred Kendall, R (1.2) OBP: 0.313, SLG: 0.359											2	0	1	0	1	0						
Derrel Thomas, S (1.4) OBP: 0.348, SLG: 0.411											3	0	0	0	0	2						
Dave Roberts, R (1.5) OBP: 0.289, SLG: 0.270										2	0	0	0	1	0	0						
Dave Freisleben, R (1.1) OBP: 0.273, SLG: 0.222										1	0	0	0	0	1	0						
Glenn Beckert, R (6. PH) OBP: 0.500, SLG: 0.458										1	0	1	0	0	0	0						
Dave Tomlin, L (7.1) ERA: 2.29										0	0	0	0	0	0	0						
Matty Alou, L (8. PH) OBP: 0.228, SLG: 0.222										1	0	0	0	0	0	0						
Jim McAndrew, R (9.1) OBP: 0.197, SLG: 0.167										0	0	0	0	0	0	0						
<b>Inning Stats</b>	R: 0 E: 0 K: 1 S: 5	H: 1 LOB: 0 BB: 0 P: 5	R: 0 E: 0 K: 0 S: 3	H: 0 LOB: 0 BB: 0 P: 3	R: 0 E: 0 K: 1 S: 5	H: 0 LOB: 0 BB: 0 P: 5	R: 0 E: 0 K: 2 S: 7	H: 0 LOB: 0 BB: 0 P: 7	R: 0 E: 0 K: 0 S: 3	H: 0 LOB: 1 BB: 1 P: 7	R: 0 E: 0 K: 2 S: 8	H: 1 LOB: 2 BB: 1 P: 12	R: 0 E: 0 K: 0 S: 4	H: 1 LOB: 1 BB: 0 P: 4	R: 0 E: 0 K: 0 S: 3	H: 0 LOB: 0 BB: 0 P: 3	R: 0 E: 0 K: 1 S: 5	H: 0 LOB: 0 BB: 0 P: 5	1B: 3 2B: 0 3B: 0 HR: 0	SF: 0 SAC: 0 DP: 0 HBP: 0	WP: 0 PB: 0 SB: 0 CS: 1	PA: 31
<b>PITCHER</b>	IP WLS BF H R ER SO BB IBB HBP BLK WP HR S P ERA WHIP																					
Ron Reed, R (1.1) ERA: 3.67	0.0 W 20 1 0 0 6 2 0 0 0 0 0 0 30 38 0.00 0.500																					
Buzz Capra, R (1.1) ERA: 2.29	6.0 7 1 0 0 0 0 0 0 0 0 0 0 7 7 0.00 0.500																					
Gary Gentry, R (7.1) ERA: 1.35	2.0 7 1 0 0 0 0 0 0 0 0 0 0 7 7 0.00 0.500																					
Danny Frisella, R (9.1) ERA: 4.11	1.0 3 0 0 0 0 1 0 0 0 0 0 0 5 5 0.00 0.000																					



Batter	1	2	3	4	5	6	7	8	9	AB	R	H	RBI	BB	SO	LOB	TOP		
Ralph Garr, L OBP: 0.390, SLG: 0.497 (1, 9)	0-0 1-3 1B	0-0 HR 1B		0-0 E 1B	0-0 4-3		0-0 F7			5	3	3	0	0	0	2			
Marty Perez, R OBP: 0.446, SLG: 0.588 (1, 4)	0-0 L8	0-0 HR		0-0 E9 2B	0-0 1B		0-0 L8			5	2	3	6	0	0	2			
Dusty Baker Jr., R OBP: 0.391, SLG: 0.466 (1, 8)	0-0 1-3	0-0 HR		0-0 4-3	0-0 1B		0-0 F9			4	0	1	0	1	0	2			
Hank Aaron, R OBP: 0.345, SLG: 0.615 Rowland Office, L OBP: 0.197, SLG: 0.306 (1, 7)	0-0 HR 1B	0-0 F5		0-0 2B	0-0 F7		0-0 4-3			4	1	2	2	0	0	3			
Davey Johnson, R OBP: 0.361, SLG: 0.418 (1, 3)	0-0 HR	0-3 K		0-0 F8	0-0 F7		0-0 HR			5	2	2	3	0	1	2			
Darrell Evans, L OBP: 0.404, SLG: 0.435 (1, 5)	0-0 1B		0-0 4-3	0-0 FC6-4 IBB	0-0 G1-4-3 1B		0-0 F9			4	0	2	0	1	0	0			
Paul Casanova, R OBP: 0.150, SLG: 0.056 (1, 2)	0-3 K		0-0 L6	0-0 FC6-4	0-0 G1-4-3		0-3 K			5	0	0	0	0	2	4			
Craig Robinson, R OBP: 0.297, SLG: 0.259 (1, 6)		0-0 1B SH2-4 HR 1B	0-0 6-3		0-0 4-3 SH1-4 1B		0-0 SH1-4 1B		0-0 3-1	5	2	3	0	0	0	0			
Carl Morton, R OBP: 0.115, SLG: 0.080 (1, 1)		0-0 SH2-4		0-0 1B E BB	0-0 SH1-4		0-0 SH1-4		0-0 6-3	1	1	0	0	1	0	0			
<b>Inning Stats</b>	R: 3 E: 0 K: 1 S: 9	H: 4 LOB: 1 BB: 0 P: 9	R: 3 E: 0 K: 1 S: 8	H: 3 LOB: 1 BB: 1 P: 12	R: 0 E: 0 K: 0 S: 3	H: 0 LOB: 0 BB: 0 P: 3	R: 3 E: 1 K: 0 S: 6	H: 3 LOB: 2 BB: 2 P: 14	R: 1 E: 0 K: 0 S: 6	H: 3 LOB: 0 BB: 0 P: 6	R: 0 E: 0 K: 0 S: 4	H: 1 LOB: 1 BB: 0 P: 4	R: 1 E: 0 K: 0 S: 4	H: 1 LOB: 0 BB: 0 P: 4	R: 0 E: 0 K: 1 S: 5	H: 0 LOB: 0 BB: 0 P: 5	1B: 11 2B: 2 3B: 0 HR: 3	SF: 0 SAC: 3 DP: 1 HBP: 0	WP: 0 PA: 45 PB: 0 SB: 0 CS: 0
<b>PITCHER</b>	IP WLS BF H R ER SO BB IBB HBP BLK WP HR S P ERA WHIP	IP WLS BF H R ER SO BB IBB HBP BLK WP HR S P ERA WHIP	IP WLS BF H R ER SO BB IBB HBP BLK WP HR S P ERA WHIP	IP WLS BF H R ER SO BB IBB HBP BLK WP HR S P ERA WHIP	IP WLS BF H R ER SO BB IBB HBP BLK WP HR S P ERA WHIP	IP WLS BF H R ER SO BB IBB HBP BLK WP HR S P ERA WHIP	IP WLS BF H R ER SO BB IBB HBP BLK WP HR S P ERA WHIP	IP WLS BF H R ER SO BB IBB HBP BLK WP HR S P ERA WHIP	IP WLS BF H R ER SO BB IBB HBP BLK WP HR S P ERA WHIP	IP WLS BF H R ER SO BB IBB HBP BLK WP HR S P ERA WHIP	IP WLS BF H R ER SO BB IBB HBP BLK WP HR S P ERA WHIP	IP WLS BF H R ER SO BB IBB HBP BLK WP HR S P ERA WHIP	IP WLS BF H R ER SO BB IBB HBP BLK WP HR S P ERA WHIP	IP WLS BF H R ER SO BB IBB HBP BLK WP HR S P ERA WHIP	IP WLS BF H R ER SO BB IBB HBP BLK WP HR S P ERA WHIP	IP WLS BF H R ER SO BB IBB HBP BLK WP HR S P ERA WHIP	IP WLS BF H R ER SO BB IBB HBP BLK WP HR S P ERA WHIP	IP WLS BF H R ER SO BB IBB HBP BLK WP HR S P ERA WHIP	
Rich Troedson, L ERA: 8.88 Mike Corkins, R ERA: 5.35 Larry Hardy, R ERA: 4.05 Dave Tomlin, L ERA: 1.93	1.1 L 10 6 5 5 1 0 0 0 0 0 1 12 12 33.75 4.500	1.2 10 3 4 4 1 2 0 0 0 0 0 1 10 18 21.60 3.000	4.0 18 6 1 1 0 0 1 0 0 0 0 1 17 21 2.25 1.500	2.0 7 1 1 1 1 0 0 0 0 0 0 1 9 9 4.50 0.500															

Batter	1	2	3	4	5	6	7	8	9	AB	R	H	RBI	BB	SO	LOB	BOTTOM	
Matty Alou, L OBP: 0.246, SLG: 0.241 (1, 7)	0-0 G6-4-3 1B		0-0 4-3		0-0 1B			0-0 G3		4	0	2	0	0	0	0		
Glenn Beckert, R OBP: 0.500, SLG: 0.464 Rich Morales, R OBP: 0.444, SLG: 0.444 (8, FR)	0-0 G6-4-3 1B		0-0 4-3		0-0 4-3			0-0 PB 1B		4	0	2	0	0	0	1		
Bobby Tolan, L OBP: 0.315, SLG: 0.265 (1, 9)	0-0 G6-4-3		0-0 3-1			0-3 K		0-0 G6-4-3 BB		3	0	0	0	1	1	2		
Nate Colbert, R OBP: 0.289, SLG: 0.343 (1, 3)	0-0 F4			0-3 K		0-3 K		0-0 G6-4-3		4	0	0	0	0	2	3		
Dave Winfield, R OBP: 0.315, SLG: 0.466 (1, 8)		0-0 5-3 3B		0-0 BB		0-0 BB		0-0 5-3		2	1	1	0	2	0	0		
Derrel Thomas, S OBP: 0.346, SLG: 0.407 (1, 4)		0-0 F5		0-0 F5		0-0 F9		0-0 G6-3 1B		4	0	1	0	0	0	3		
Fred Kendall, R OBP: 0.304, SLG: 0.348 (1, 2)		0-0 5-3		0-0 6-3			0-0 5-3		0-0 G6-3	4	0	0	1	0	0	2		
Enzo Hernandez, R OBP: 0.265, SLG: 0.288 (1, 6)		0-0 BB			0-0 F9		0-0 4-3			2	0	0	0	1	0	0		
Rich Troedson, L (1, 1) Mike Corkins, R (2, 1) Larry Hardy, R (4, 1) Rod Gaspar, S (7, PH) Dave Tomlin, L (8, 1)		0-3 K			0-3 K		0-0 G3			0	0	0	0	0	0	0		
<b>Inning Stats</b>	R: 0 E: 0 K: 0 S: 4	H: 2 LOB: 1 BB: 0 P: 4	R: 1 E: 0 K: 1 S: 6	H: 1 LOB: 1 BB: 1 P: 10	R: 0 E: 0 K: 1 S: 5	H: 0 LOB: 1 BB: 1 P: 9	R: 0 E: 0 K: 2 S: 7	H: 0 LOB: 1 BB: 1 P: 11	R: 0 E: 0 K: 0 S: 3	H: 0 LOB: 0 BB: 0 P: 3	R: 0 E: 0 K: 0 S: 3	H: 1 LOB: 2 BB: 1 P: 7	R: 0 E: 0 K: 0 S: 3	H: 1 LOB: 0 BB: 0 P: 3	1B: 5 2B: 0 3B: 1 HR: 0	SF: 0 SAC: 0 DP: 3 HBP: 0	WP: 0 PA: 34 PB: 1 SB: 0 CS: 0	
<b>PITCHER</b>	IP WLS BF H R ER SO BB IBB HBP BLK WP HR S P ERA WHIP	IP WLS BF H R ER SO BB IBB HBP BLK WP HR S P ERA WHIP	IP WLS BF H R ER SO BB IBB HBP BLK WP HR S P ERA WHIP	IP WLS BF H R ER SO BB IBB HBP BLK WP HR S P ERA WHIP	IP WLS BF H R ER SO BB IBB HBP BLK WP HR S P ERA WHIP	IP WLS BF H R ER SO BB IBB HBP BLK WP HR S P ERA WHIP	IP WLS BF H R ER SO BB IBB HBP BLK WP HR S P ERA WHIP	IP WLS BF H R ER SO BB IBB HBP BLK WP HR S P ERA WHIP	IP WLS BF H R ER SO BB IBB HBP BLK WP HR S P ERA WHIP	IP WLS BF H R ER SO BB IBB HBP BLK WP HR S P ERA WHIP	IP WLS BF H R ER SO BB IBB HBP BLK WP HR S P ERA WHIP	IP WLS BF H R ER SO BB IBB HBP BLK WP HR S P ERA WHIP	IP WLS BF H R ER SO BB IBB HBP BLK WP HR S P ERA WHIP	IP WLS BF H R ER SO BB IBB HBP BLK WP HR S P ERA WHIP	IP WLS BF H R ER SO BB IBB HBP BLK WP HR S P ERA WHIP	IP WLS BF H R ER SO BB IBB HBP BLK WP HR S P ERA WHIP	IP WLS BF H R ER SO BB IBB HBP BLK WP HR S P ERA WHIP	IP WLS BF H R ER SO BB IBB HBP BLK WP HR S P ERA WHIP
Carl Morton, R ERA: 3.7	9.0 W 34 6 1 1 5 4 0 0 0 0 0 40 56 1.00 1.111																	

Atlanta Braves @ San Diego Padres  
San Diego Stadium, San Diego, CA  
Thu May 16 1974, 10:05 PM EDT  
Att: 8,974 - Unknown

AB 39  
R 11  
H 16  
RBI 11  
BB 3  
SO 3  
LOB 15



Atlanta Braves @ San Diego Padres  
San Diego Stadium, San Diego, CA  
Thu May 16 1974, 10:05 PM EDT  
Att: 8,974 - Unknown

AB 30  
R 1  
H 6  
RBI 1  
BB 4  
SO 5  
LOB 12






Batter	1	2	3	4	5	6	7	8	9	AB	R	H	RBI	BB	SO	LOB	TOP											
<b>Derrel Thomas, S</b> OBP: 0.341, SLG: 0.400	0-0 E5 BB 1B HR	0-0 4-3		0-0 G4-6-3		0-0 4-3			0-0 1B SF8	5	2	1	0	0	0	1												
<b>Enzo Hernandez, R</b> OBP: 0.277, SLG: 0.300	0-0 BB HR	0-0 5-3			0-0 FC5-4 S		0-0 F9		0-0 BB 1B	5	1	3	1	0	0	0												
<b>Dave Winfield, R</b> OBP: 0.311, SLG: 0.455	4-0 HR BB	0-3 K			0-0 L8		0-3 K		0-0 SF8	3	1	0	1	1	2	1												
<b>Nate Colbert, R</b> OBP: 0.294, SLG: 0.367	0-0 HR		0-3 K		0-0 E5 FC5-4		0-0 F8		0-0 BB	4	1	1	4	1	1	1												
<b>Cito Gaston, R</b> OBP: 0.271, SLG: 0.318	4-0 1B SF9 BB		0-0 4-3		0-0 FC5-4 BB			0-0 6-3	0-0 L9	4	1	0	0	1	0	4												
<b>Johnny Grubb, L</b> OBP: 0.392, SLG: 0.400	0-0 FC4-6 1B		0-0 FC6-4 1B		0-0 BB			0-0 L7		3	0	2	0	1	0	0												
<b>Dave Roberts, R</b> OBP: 0.280, SLG: 0.260	0-3 K		0-0 FC6-4		0-0 F5			0-3 K		4	0	0	0	0	2	6												
<b>Bob Barton, R</b> OBP: 0.385, SLG: 0.364	0-0 SF9			0-0 6-3		0-0 F8			0-0 1B 1B	3	1	1	1	0	0	0												
<b>Randy Jones, R</b> OBP: 0.278, SLG: 0.294	0-0 FC4-6			0-0 G4-6-3 1B		0-3 K			0-3 K	3	0	1	0	0	1	1												
<b>Vicente Romo, R</b> (6, 1)										1	0	0	0	0	1	1												
<b>Inning Stats</b>	R: 5 E: 1 K: 1 S: 9	H: 3 LOB: 1 BB: 2 P: 17	R: 0 E: 0 K: 1 S: 5	H: 0 LOB: 0 BB: 0 P: 5	R: 0 E: 0 K: 1 S: 6	H: 1 LOB: 1 BB: 0 P: 6	R: 0 E: 0 K: 0 S: 3	H: 1 LOB: 0 BB: 0 P: 3	R: 0 E: 1 K: 0 S: 5	H: 0 LOB: 3 BB: 1 P: 9	R: 0 E: 0 K: 1 S: 5	H: 0 LOB: 0 BB: 0 P: 5	R: 0 E: 0 K: 1 S: 5	H: 0 LOB: 0 BB: 0 P: 5	R: 0 E: 0 K: 1 S: 5	H: 0 LOB: 0 BB: 0 P: 5	R: 2 E: 0 K: 1 S: 8	H: 3 LOB: 2 BB: 1 P: 12	1B: 8 2B: 0 3B: 0 HR: 1	SF: 2 SAC: 0 DP: 1 HBP: 0	WP: 0 PB: 0 SB: 1 CS: 0	PA: 41						
<b>PITCHER</b>	IP	WLS	BF	H	R	ER	SO	BB	IBB	HBP	BLK	WP	HR	S	P	ERA	WHIP											
<b>Ron Bryant, L</b> ERA: 9.58	(1, 1)	0.0	L	6	3	5	3	0	2	0	0	0	0	1	4	12	∞	∞										
<b>Charlie Williams, R</b> ERA: 2.32	(1, 1)	4.0		13	2	0	0	3	0	0	0	0	0	0	19	19	0.00	0.500										
<b>Jim Willoughby, R</b> ERA: 4.42	(5, 1)	0.2		5	1	0	0	0	1	0	0	0	0	0	4	8	0.00	3.000										
<b>Elias Sosa, R</b> ERA: 2.35	(5, 1)	1.1		4	0	0	0	1	0	0	0	0	0	0	6	6	0.00	0.000										
<b>Randy Moffitt, R</b> ERA: 1.98	(7, 1)	2.0		6	0	0	0	2	0	0	0	0	0	0	10	10	0.00	0.000										

**San Diego Padres @ San Francisco Giants**  
Candlestick Park, San Francisco, CA  
Fri May 17 1974, 10:05 PM EDT  
Att: 3,099 - Unknown

livebaseballscores.com

AB 35  
R 7  
H 9  
RBI 7  
BB 4  
SO 7  
LOB 15




Batter	1	2	3	4	5	6	7	8	9	AB	R	H	RBI	BB	SO	LOB	BOTTOM											
<b>Bobby Bonds, R</b> OBP: 0.333, SLG: 0.465	0-0 S 1B	0-0 1-3 2-H 3-H 2B			0-0 6-3	0-0 2-3 1B			0-0 1B 4-3 1B	5	0	4	2	0	0	0												
<b>Tito Fuentes, S</b> OBP: 0.209, SLG: 0.195	0-3 K		0-3 6-3		0-0 E6 1B	0-3 K			0-0 4-3	5	0	0	0	0	2	6												
<b>Garry Maddox, R</b> OBP: 0.341, SLG: 0.447	0-0 L5			0-0 F4	0-0 F9		0-0 1B		0-0 F7	5	0	1	0	0	0	3												
<b>Gary Matthews, R</b> OBP: 0.314, SLG: 0.374	0-0 L7			0-0 6-3	0-0 1B		0-0 L7		0-0 1B	5	0	2	0	0	0	2												
<b>Steve Ontiveros, S</b> OBP: 0.363, SLG: 0.348			0-0 6-3		0-3 K		0-3 K		0-0 F5	5	0	0	0	0	2	5												
<b>Ed Goodson, L</b> OBP: 0.333, SLG: 0.267		4-0 1B 2B BB BB		0-0 1-6-3		0-0 BB 1B		0-0 1-3		3	2	1	0	1	0	1												
<b>Chris Speier, R</b> OBP: 0.292, SLG: 0.308		4-0 1B 2B BB		0-0 2B		4-0 CS 1B BB		0-0 F8		2	1	1	0	2	0	0												
<b>Ken Rudolph, R</b> OBP: 0.317, SLG: 0.236		0-3 K		0-0 6-3		0-0 1B CS 1B		0-0 F8		4	0	1	1	0	1	3												
<b>Ron Bryant, S</b> ERA: 9.58					0-0 4-3		0-0 1-3		0-0 4-3																			
<b>Charlie Williams, R</b> ERA: 2.32																												
<b>Jim Willoughby, R</b> ERA: 4.42																												
<b>Elias Sosa, R</b> ERA: 2.35																												
<b>Randy Moffitt, R</b> ERA: 1.98																												
<b>Inning Stats</b>	R: 0 E: 0 K: 1 S: 6	H: 1 LOB: 1 BB: 0 P: 6	R: 2 E: 0 K: 1 S: 7	H: 2 LOB: 2 BB: 2 P: 15	R: 0 E: 0 K: 1 S: 5	H: 0 LOB: 0 BB: 0 P: 5	R: 0 E: 0 K: 0 S: 4	H: 1 LOB: 1 BB: 0 P: 4	R: 0 E: 1 K: 1 S: 7	H: 1 LOB: 2 BB: 0 P: 7	R: 1 E: 0 K: 1 S: 7	H: 3 LOB: 2 BB: 1 P: 11	R: 0 E: 0 K: 0 S: 4	H: 1 LOB: 1 BB: 0 P: 4	R: 0 E: 0 K: 0 S: 3	H: 0 LOB: 0 BB: 0 P: 3	R: 0 E: 0 K: 0 S: 5	H: 2 LOB: 2 BB: 0 P: 5	1B: 9 2B: 2 3B: 0 HR: 0	SF: 0 SAC: 0 DP: 0 HBP: 0	WP: 0 PB: 0 SB: 1 CS: 2	PA: 41						
<b>PITCHER</b>	IP	WLS	BF	H	R	ER	SO	BB	IBB	HBP	BLK	WP	HR	S	P	ERA	WHIP											
<b>Randy Jones, L</b> ERA: 6.44	(1, 1)	5.0	W	26	7	3	3	4	0	0	0	0	0	0	31	43	5.40	2.000										
<b>Vicente Romo, R</b> ERA: 2.77	(6, 1)	4.0	S	15	4	0	0	1	0	0	0	0	0	0	17	17	0.00	1.000										

**San Diego Padres @ San Francisco Giants**  
Candlestick Park, San Francisco, CA  
Fri May 17 1974, 10:05 PM EDT  
Att: 3,099 - Unknown

livebaseballscores.com

AB 38  
R 3  
H 11  
RBI 3  
BB 3  
SO 5  
LOB 23





Batter	1	2	3	4	5	6	7	8	9	AB	R	H	RBI	BB	SO	LOB	TOP										
<b>Bobby Tolan, L</b> OBP: 0.310, SLG: 0.262 (1, 9)	0-3 K		0-0 1B		0-0 L8		0-0 6-3		0-0 F4	5	0	1	0	0	1	3											
<b>Enzo Hernandez, R</b> OBP: 0.277, SLG: 0.299 (1, 6)	0-0 1B		0-0 5-3		0-0 6-3			0-0 F8		4	0	1	0	0	0	1											
<b>Nate Colbert, R</b> OBP: 0.292, SLG: 0.389 (1, 7) (8, 3)	0-3 K			0-0 HR		0-0 6-3		0-0 4-3		4	1	1	1	0	1	1											
<b>Willie McCovey, L</b> OBP: 0.369, SLG: 0.330 <b>Rod Gaspar, S</b> (8, 8)	0-0 F9			0-0 HR		0-0 1-3		0-0 L7		4	1	1	1	0	0	1											
<b>Dave Winfield, R</b> OBP: 0.309, SLG: 0.456 (8, 7)		0-3 K		0-0 L9		0-0 4-3 2B			0-3 K	4	0	1	0	0	2	0											
<b>Derrel Thomas, S</b> OBP: 0.345, SLG: 0.395 (1, 4)		0-0 F4		4-0 CS BB		0-0 4-3			4-0 BB 1B BB	2	0	0	0	2	0	1											
<b>Dave Roberts, R</b> OBP: 0.271, SLG: 0.271 <b>Glenn Beckert, R</b> OBP: 0.484, SLG: 0.448 (9, PH)		0-0 F8		0-0 1-2 2B		0-0 4-3			0-0 L6	3	0	1	0	0	0	1											
<b>Bob Barton, R</b> OBP: 0.375, SLG: 0.308 <b>Matty Alou, L</b> OBP: 0.256, SLG: 0.254 (9, PH)			0-3 K	4-0 IBB			0-0 L1		0-0 BB 1B	2	0	0	0	1	1	0											
<b>Steve Arlin, R</b> OBP: 0.133, SLG: 0.200 <b>Cito Gaston, R</b> OBP: 0.282, SLG: 0.318 (9, PH)			0-0 F9	0-0 F7			0-3 K		4-0 1-2 2-3 BB	3	0	0	0	0	1	2											
<b>Inning Stats</b>	R: 0 E: 0 K: 2 S: 8	H: 1 LOB: 1 BB: 0 P: 8	R: 0 E: 0 K: 1 S: 5	H: 0 LOB: 0 BB: 0 P: 5	R: 0 E: 0 K: 1 S: 6	H: 1 LOB: 1 BB: 0 P: 6	R: 2 E: 0 K: 0 S: 5	H: 3 LOB: 2 BB: 2 P: 13	R: 0 E: 0 K: 0 S: 4	H: 1 LOB: 1 BB: 0 P: 4	R: 0 E: 0 K: 1 S: 5	H: 0 LOB: 0 BB: 0 P: 5	R: 0 E: 0 K: 0 S: 3	H: 0 LOB: 0 BB: 0 P: 3	R: 0 E: 0 K: 1 S: 6	H: 1 LOB: 3 BB: 2 P: 14	1B: 3 2B: 2 3B: 0 HR: 2	SF: 0 SAC: 0 DP: 0 HBP: 0	WP: 0 PB: 0 SB: 1 CS: 1	PA: 37							
<b>PITCHER</b>	IP	WLS	BF	H	R	ER	SO	BB	IBB	HBP	BLK	WP	HR	S	P	ERA	WHIP										
<b>Jim Barr, R</b> ERA: 2.54 (1, 1)	7.0		28	6	2	2	5	1	1	0	0	0	2	36	44	2.57	1.000										
<b>Elias Sosa, R</b> ERA: 2.19 (8, 1)	1.2	W	7	1	0	0	1	1	0	0	0	0	0	8	12	0.00	1.200										
<b>Randy Moffitt, R</b> ERA: 1.95 (9, 1)	0.1	S	2	0	0	0	0	1	0	0	0	0	0	1	5	0.00	3.000										

San Diego Padres @ San Francisco Giants  
Candlestick Park, San Francisco, CA  
Sat May 18 1974, 6:33 AM EDT  
Att: 15,517 - Unknown

AB 33  
R 2  
H 7  
RBI 2  
BB 4  
SO 6  
LOB 11



Batter	1	2	3	4	5	6	7	8	9	AB	R	H	RBI	BB	SO	LOB	BOTTOM										
<b>Bobby Bonds, R</b> OBP: 0.343, SLG: 0.476 (1, 9)	0-0 SH5-3 SF9 2B		4-0 FC4-6 BB		0-0 S 1B		0-0 5-3			3	1	2	0	1	0	0											
<b>Tito Fuentes, S</b> OBP: 0.196, SLG: 0.182 (1, 4)	0-0 SH5-3		0-0 FC4-6 BB		0-3 K		0-0 6-3			3	0	0	0	0	1	3											
<b>Garry Maddox, R</b> OBP: 0.345, SLG: 0.447 (1, 8)	0-0 SF9		4-0 1-2 BB		0-0 F8			0-0 CS 1B		2	0	1	1	1	0	1											
<b>Ed Goodson, L</b> OBP: 0.273, SLG: 0.211 (1, 3)	0-0 G3		0-0 4-3		0-0 L7			0-0 6-3		4	0	0	0	0	0	5											
<b>Gary Matthews, R</b> OBP: 0.313, SLG: 0.366 <b>Jim Howarth, L</b> (9, 7)		0-0 1-3		0-0 6-3		0-0 F3		4-0 2B HR BB		3	1	0	0	1	0	0											
<b>Steve Ontiveros, S</b> OBP: 0.373, SLG: 0.368 (1, 5)		0-0 4-3		0-0 FC6-4 1B		0-0 4-1 1B		0-0 1-3 HR 2B		4	1	3	0	0	0	0											
<b>Mike Phillips, L</b> OBP: 0.292, SLG: 0.333 (1, 6)		0-0 F9		0-0 FC6-4 1B		0-0 4-1		0-0 2B HR		4	1	2	3	0	0	1											
<b>Dave Rader, L</b> OBP: 0.341, SLG: 0.410 (1, 2)			0-0 4-3	0-0 FC6-4		0-0 3-1		0-0 L7		4	0	0	0	0	0	3											
<b>Jim Barr, R</b> OBP: 0.200, SLG: 0.300 <b>Gary Thomasson, L</b> OBP: 0.347, SLG: 0.293 <b>Elias Sosa, R</b> <b>Randy Moffitt, R</b> OBP: 0.500, SLG: 0.500 (9, 1)			0-0 FC4-6 2B	0-0 K			0-0 F7			2	0	1	0	0	0	0											
<b>Inning Stats</b>	R: 1 E: 0 K: 0 S: 4	H: 1 LOB: 0 BB: 0 P: 4	R: 0 E: 0 K: 0 S: 3	H: 0 LOB: 0 BB: 0 P: 3	R: 0 E: 0 K: 1 S: 7	H: 1 LOB: 3 BB: 2 P: 12	R: 0 E: 0 K: 1 S: 6	H: 2 LOB: 2 BB: 0 P: 7	R: 0 E: 0 K: 1 S: 4	H: 1 LOB: 1 BB: 0 P: 4	R: 0 E: 0 K: 0 S: 3	H: 0 LOB: 0 BB: 0 P: 3	R: 3 E: 0 K: 0 S: 5	H: 3 LOB: 0 BB: 1 P: 9	1B: 5 2B: 3 3B: 0 HR: 1	SF: 1 SAC: 1 DP: 0 HBP: 0	WP: 0 PB: 0 SB: 1 CS: 1	PA: 35									
<b>PITCHER</b>	IP	WLS	BF	H	R	ER	SO	BB	IBB	HBP	BLK	WP	HR	S	P	ERA	WHIP										
<b>Steve Arlin, R</b> ERA: 5.96 (1, 1)	8.0	L	35	9	4	4	2	3	0	0	0	0	1	36	48	4.50	1.500										

San Diego Padres @ San Francisco Giants  
Candlestick Park, San Francisco, CA  
Sat May 18 1974, 6:33 AM EDT  
Att: 15,517 - Unknown

AB 30  
R 4  
H 9  
RBI 4  
BB 3  
SO 2  
LOB 15





Batter	1	2	3	4	5	6	7	8	9	AB	R	H	RBI	BB	SO	LOB	TOP		
Derrel Thomas, S OBP: 0.337, SLG: 0.385	5-3		FC1-4		K		F4			4	0	0	0	0	1	3	<b>San Diego Padres @ San Francisco Giants</b> Candlestick Park, San Francisco, CA Sun May 19 1974, 6:33 AM EDT Unknown <a href="http://livebaseballscorecards.com">livebaseballscorecards.com</a>		
Enzo Hernandez, R OBP: 0.299, SLG: 0.290	1-3		G5-4-3		FC6-4		FC4-6			4	0	0	0	0	0	3			
Dave Winfield, R OBP: 0.314, SLG: 0.457	1B				6-3		4-3		FC6-4	4	0	2	0	0	0	0			
Nate Colbert, R OBP: 0.299, SLG: 0.388	FC5-4				1B		E8		F8	3	1	1	0	1	0	1			
Cito Gaston, R OBP: 0.280, SLG: 0.314	FC5-4				1B		5-3		FC6-4	4	0	1	0	0	0	4			
Johnny Grubb, L OBP: 0.388, SLG: 0.420		B1-3			K				F8	4	1	1	2	0	1	3			
Dave Roberts, R OBP: 0.288, SLG: 0.266					F7		6-3		FC6-4	2	0	0	0	2	0	2			
Bob Barton, R OBP: 0.350, SLG: 0.294		G4-6-3			5-3				FC6-4	4	0	1	0	0	0	2			
Bill Greif, R OBP: 0.286, SLG: 0.063							FC6-4		G6-4-3	0	0	0	0	0	0	0			
Mike Corbins, R OBP: 0.278, SLG: 0.029							FC4-6			1	0	0	0	0	0	0			
Rod Gaspar, S OBP: 0.278, SLG: 0.029										0	0	0	0	0	0	0			
Larry Hardy, R OBP: 0.278, SLG: 0.029										0	0	0	0	0	0	0			
Glenn Beckert, R OBP: 0.278, SLG: 0.029										0	0	0	0	0	0	0			
Randy Jones, R OBP: 0.278, SLG: 0.029										0	0	0	0	0	0	0			
Dave Tomlin, L OBP: 0.278, SLG: 0.029										0	0	0	0	0	0	0			
Fred Kendall, R OBP: 0.278, SLG: 0.029										0	0	0	0	0	0	0			
<b>Inning Stats</b>	R: 0 E: 0 K: 0 S: 5	H: 2 LOB: 2 BB: 0 P: 5	R: 0 E: 0 K: 0 S: 2	H: 0 LOB: 0 BB: 1 P: 6	R: 0 E: 0 K: 0 S: 2	H: 0 LOB: 0 BB: 1 P: 6	R: 0 E: 0 K: 1 S: 6	H: 1 LOB: 2 BB: 1 P: 10	R: 0 E: 0 K: 1 S: 5	H: 0 LOB: 1 BB: 0 P: 9	R: 2 E: 1 K: 0 S: 5	H: 1 LOB: 0 BB: 0 P: 5	R: 0 E: 0 K: 0 S: 4	H: 1 LOB: 1 BB: 0 P: 4	R: 0 E: 0 K: 0 S: 2	H: 0 LOB: 0 BB: 1 P: 6	1B: 5 2B: 0 3B: 0 HR: 1	SF: 0 SAC: 0 DP: 3 HBP: 0	WP: 0 PA: 36 PB: 0 SB: 0 CS: 0
<b>PITCHER</b> Mike Caldwell, L ERA: 1.45	IP: 9.0 WLS: W BF: 36 H: 6 R: 2 ER: 0 SO: 2 BB: 5 IBB: 0 HBP: 0 BLK: 0 WP: 0 HR: 1 S: 35 P: 55 ERA: 0.00 WHIP: 1.222											<b>PITCHER</b>	IP: 9.0 WLS: W BF: 36 H: 6 R: 2 ER: 0 SO: 2 BB: 5 IBB: 0 HBP: 0 BLK: 0 WP: 0 HR: 1 S: 35 P: 55 ERA: 0.00 WHIP: 1.222						

Batter	1	2	3	4	5	6	7	8	9	AB	R	H	RBI	BB	SO	LOB	BOTTOM
Bobby Bonds, R OBP: 0.356, SLG: 0.517	2B	2B	3B		F7			HR		4	3	3	3	1	0	1	<b>San Diego Padres @ San Francisco Giants</b> Candlestick Park, San Francisco, CA Sun May 19 1974, 6:33 AM EDT Unknown <a href="http://livebaseballscorecards.com">livebaseballscorecards.com</a>
Tito Fuentes, S OBP: 0.235, SLG: 0.229	2B	2B	G3			6-3		2B		4	2	2	0	0	0	1	
Garry Maddox, R OBP: 0.341, SLG: 0.446	1B	F6			F8	L5		K		5	1	1	1	0	1	3	
Ed Goodson, L OBP: 0.370, SLG: 0.417	1B	2B				1B		F9		5	0	4	3	0	0	1	
Gary Matthews, R OBP: 0.309, SLG: 0.356	FC7-6	K			K	K				4	0	0	0	1	3	4	
Steve Ontiveros, S OBP: 0.397, SLG: 0.362	K	5-3			F8			K		5	0	1	0	0	2	5	
Mike Phillips, L OBP: 0.299, SLG: 0.340			6-3		K			8-3		1	0	1	0	0	0	0	
Chris Speier, R OBP: 0.286, SLG: 0.301	1B									3	0	0	0	0	1	1	
Dave Rader, L OBP: 0.375, SLG: 0.415	1B		3B		SH3-4			3-1		2	1	1	0	2	0	0	
Mike Caldwell, R OBP: 0.222, SLG: 0.160	K		K		SH3-4			HR		3	1	1	0	0	2	4	
<b>Inning Stats</b>	R: 3 E: 1 K: 2 S: 12	H: 5 LOB: 3 BB: 1 P: 16	R: 2 E: 0 K: 1 S: 6	H: 1 LOB: 1 BB: 1 P: 11	R: 1 E: 0 K: 1 S: 7	H: 2 LOB: 1 BB: 0 P: 7	R: 0 E: 0 K: 1 S: 6	H: 1 LOB: 1 BB: 0 P: 6	R: 0 E: 0 K: 1 S: 6	H: 0 LOB: 1 BB: 1 P: 9	R: 0 E: 0 K: 1 S: 3	H: 1 LOB: 0 BB: 0 P: 3	R: 2 E: 0 K: 2 S: 10	H: 3 LOB: 2 BB: 1 P: 14	1B: 8 2B: 5 3B: 1 HR: 1	SF: 0 SAC: 1 DP: 1 HBP: 1	WP: 0 PA: 42 PB: 0 SB: 2 CS: 0
<b>PITCHER</b> Bill Greif, R ERA: 5.55	IP: 1.1 WLS: L BF: 13 H: 6 R: 5 ER: 4 SO: 2 BB: 1 IBB: 0 HBP: 0 BLK: 0 WP: 0 HR: 0 S: 14 P: 23 ERA: 27.00 WHIP: 5.250											<b>PITCHER</b>	IP: 1.1 WLS: L BF: 13 H: 6 R: 5 ER: 4 SO: 2 BB: 1 IBB: 0 HBP: 0 BLK: 0 WP: 0 HR: 0 S: 14 P: 23 ERA: 27.00 WHIP: 5.250				
Mike Corbins, R ERA: 5.24	2.2	11	3	1	1	3	0	0	0	0	0	17	17	3.38	1.125		
Larry Hardy, R ERA: 3.68	2.0	8	1	0	0	2	1	0	0	0	0	11	15	0.00	1.000		
Dave Tomlin, L ERA: 4.05	2.0	10	4	2	2	2	1	0	0	0	0	1	13	17	9.00	2.500	



Batter	1	2	3	4	5	6	7	8	9	10	11	12	AB	R	H	RBI	BB	SO	LOB	TOP								
<b>Bobby Tolan, L</b> OBP: 0.317, SLG: 0.287 (1.9)	F7		K		1B HR BB		4-3		HR	G3		E BB	5	2	1	3	2	1	2									
<b>Derrel Thomas, S</b> OBP: 0.341, SLG: 0.389 (1.4)	F9		F7		F2				WP 2B			E5	6	0	2	0	1	0	4									
<b>Dave Winfield, R</b> OBP: 0.320, SLG: 0.459 (1.7)	2B				F4		F8		WP BB			G2-6-4 1B	6	1	2	0	1	0	4									
<b>Willie McCovey, L</b> OBP: 0.373, SLG: 0.376 (1.3)	F8				HR 1B							6-3	4	2	2	4	0	1	2									
<b>Nate Colbert, R</b> OBP: 0.284, SLG: 0.381 (7.3)	F8				2B		K		K			F7	2	0	0	0	0	1	2									
<b>Johnny Grubb, L</b> OBP: 0.386, SLG: 0.419 (1.8)		4-3			4-3				E4	L7		FC1-5 BB	5	0	1	1	1	0	2									
<b>Fred Kendall, R</b> OBP: 0.303, SLG: 0.348 (1.2)	K				5-3		FC6-5 2B		F3	G3		1B FC1-5 BB	5	1	1	0	1	1	4									
<b>Dave Roberts, R</b> OBP: 0.282, SLG: 0.281 (1.5)	6-3				F4		FC6-5		F7			FC1-5 BB	6	1	1	0	0	0	5									
<b>Enzo Hernandez, R</b> OBP: 0.277, SLG: 0.293 (1.6)							F8		5-3			BB	2	1	1	0	1	0	1									
<b>Glenn Beckert, R</b> OBP: 0.455, SLG: 0.419 (8. PH)										K		BB	1	0	0	0	0	0	1									
<b>Rich Morales, R</b> OBP: 0.455, SLG: 0.455 (8.0)			SH1-4 1B		1B HR BB					K		BB	2	1	1	0	0	1	1									
<b>Jim McAndrew, R</b> OBP: 0.386, SLG: 0.419 (1.8)			SH1-4		SH1-4		1-3		HR 1B	K		K	0	0	0	0	0	0	0									
<b>Inning Stats</b>	R: 0 E: 0 K: 0 S: 4	H: 1 LOB: 1 BB: 4	R: 0 E: 0 K: 1 S: 5	H: 0 LOB: 0 BB: 0 P: 5	R: 0 E: 0 K: 1 S: 6	H: 1 LOB: 1 BB: 0 P: 6	R: 1 E: 0 K: 0 S: 5	H: 2 LOB: 1 BB: 6	R: 4 E: 0 K: 0 S: 5	H: 2 LOB: 0 BB: 2 P: 13	R: 0 E: 0 K: 0 S: 4	H: 1 LOB: 1 BB: 0 P: 4	R: 0 E: 0 K: 1 S: 5	H: 0 LOB: 1 BB: 0 P: 9	R: 0 E: 1 K: 0 S: 4	H: 1 LOB: 1 BB: 0 P: 4	R: 2 E: 0 K: 1 S: 8	H: 3 LOB: 2 BB: 1 P: 12	R: 0 E: 0 K: 2 S: 8	H: 1 LOB: 1 BB: 0 P: 8	R: 0 E: 0 K: 0 S: 3	H: 1 LOB: 0 BB: 0 P: 3	R: 3 E: 1 K: 1 S: 7	H: 1 LOB: 2 BB: 3 P: 19	1B: 6 2B: 5 3B: 0 HR: 2	SF: 0 SAC: 2 DP: 1 HBP: 0	WP: 1 PB: 0 SB: 0 CS: 0	PA: 57
<b>PITCHER</b>	IP	WLS	BF	H	R	ER	SO	BB	IBB	HBP	BLK	WP	HR	S	P	ERA	WHIP											
<b>Tom Bradley, R</b> ERA: 3.57	(1.1)	7.0	31	7	5	5	3	3	0	0	0	0	0	1	34	4.6	1.429											
<b>Charlie Williams, R</b> ERA: 2.25	(8.1)	1.0	4	0	0	0	0	0	0	0	0	0	0	4	4	0.00	0.000											
<b>Randy Moffitt, R</b> ERA: 2.0	(8.1)	0.0	4	3	2	2	0	1	0	0	0	0	1	3	7	=	=											
<b>Elias Sosa, R</b> ERA: 1.95	(8.1)	3.0	10	2	0	0	3	0	0	0	0	1	0	16	16	0.00	0.667											
<b>Jim Willoughby, R</b> ERA: 4.58	(12.1)	0.2	L	5	1	3	1	1	2	0	0	0	0	0	5	13	13.50	4.500										

San Diego Padres @ San Francisco Giants  
Candlestick Park, San Francisco, CA  
Sun May 19 1974, 6:38 AM EDT  
Alt. 10.876 - Unknown


AB 48  
R 10  
H 13  
RBI 8  
BB 7  
SO 7  
LOB 33



Batter	1	2	3	4	5	6	7	8	9	10	11	12	AB	R	H	RBI	BB	SO	LOB	BOTTOM								
<b>Bobby Bonds, R</b> OBP: 0.359, SLG: 0.506 (1.9)	5-3			E 1B		K	1B E BB		F9			F4	5	2	1	0	2	1	2									
<b>Chris Speier, R</b> OBP: 0.299, SLG: 0.317 (1.6)	5-3			5-3		1B	E 1B		BB 2B			F7	6	0	3	1	1	0	2									
<b>Gary Maddox, R</b> OBP: 0.333, SLG: 0.434 (1.8)	6-3			F8		1B	E5		K			K	7	0	1	0	0	3	6									
<b>Steve Ontveros, S</b> OBP: 0.372, SLG: 0.359 (1.5)		F5		HR BB		K	4-3		BB IBB			1B	4	1	1	0	2	1	4									
<b>Gary Matthews, R</b> OBP: 0.316, SLG: 0.384 (1.7)	5-3			HR		F8			SH1-3 2B			F8	5	1	2	3	1	0	3									
<b>Dave Kingman, R</b> OBP: 0.328, SLG: 0.478 (1.3)	F6			CS BB		K	SH1-3 2B		1-2 2-3 3-4 BB			1B	4	0	1	0	1	2	3									
<b>Chris Arnold, R</b> OBP: 0.310, SLG: 0.346 (1.4)	L8			CS		4-3	BB 1B					F7	4	1	1	0	0	0	1									
<b>Randy Moffitt, R</b> ERA: 2.00 (8.1)													0	0	0	0	0	0	0									
<b>Elias Sosa, R</b> ERA: 1.95 (8.1)													1	0	0	0	0	0	2									
<b>Jim Willoughby, R</b> ERA: 4.58 (12.1)													0	0	0	0	0	0	0									
<b>Ken Rudolph, R</b> OBP: 0.310, SLG: 0.230 (1.2)							BB 1B					SH1-4 1B	0	0	0	0	0	0	0									
<b>Gary Thomasson, L</b> OBP: 0.360, SLG: 0.293 (7. PH)	G3						1B 1B BB					6-3	0	1	0	0	1	0	0									
<b>Dave Rader, L</b> OBP: 0.360, SLG: 0.395 (8.2)												6-3	2	0	0	0	0	0	1									
<b>Tom Bradley, R</b> OBP: 0.312, SLG: 0.091 (7. PH)													2	0	0	0	0	0	0									
<b>Ed Goodson, L</b> OBP: 0.303, SLG: 0.440 (7. PH)													1	0	1	1	0	0	0									
<b>Damaso Blanco, R</b> (7. PH)													0	0	0	0	0	0	0									
<b>Charlie Williams, R</b> OBP: 0.250, SLG: 0.250 (8.1)													0	0	0	0	0	0	0									
<b>Tito Fuentes, S</b> OBP: 0.259, SLG: 0.240 (8.4)													2	1	1	0	1	0	1									
<b>Inning Stats</b>	R: 0 E: 0 K: 0 S: 3	H: 0 LOB: 0 BB: 0	R: 0 E: 0 K: 0 S: 3	H: 0 LOB: 0 BB: 0 P: 3	R: 0 E: 0 K: 0 S: 3	H: 0 LOB: 0 BB: 0 P: 3	R: 3 E: 1 K: 0 S: 4	H: 2 LOB: 0 BB: 2 P: 12	R: 0 E: 0 K: 0 S: 3	H: 0 LOB: 0 BB: 0 P: 3	R: 0 E: 0 K: 2 S: 9	H: 2 LOB: 2 BB: 0 P: 9	R: 3 E: 1 K: 1 S: 8	H: 3 LOB: 2 BB: 2 P: 16	R: 0 E: 0 K: 0 S: 4	H: 1 LOB: 1 BB: 0 P: 4	R: 1 E: 0 K: 2 S: 9	H: 2 LOB: 3 BB: 2 P: 17	R: 0 E: 0 K: 0 S: 4	H: 1 LOB: 2 BB: 1 P: 8	R: 0 E: 0 K: 1 S: 7	H: 2 LOB: 2 BB: 0 P: 7	R: 0 E: 0 K: 1 S: 5	H: 0 LOB: 2 BB: 2 P: 13	1B: 10 2B: 2 3B: 0 HR: 1	SF: 0 SAC: 2 DP: 0 HBP: 0	WP: 0 PB: 0 SB: 0 CS: 1	PA: 58
<b>PITCHER</b>	IP	WLS	BF	H	R	ER	SO	BB	IBB	HBP	BLK	WP	HR	S	P	ERA	WHIP											
<b>Jim McAndrew, R</b> ERA: 3.86	(1.1)	6.1	26	5	5	5	3	3	0	0	0	0	0	1	29	4.1	1.263											
<b>Vicente Romo, R</b> ERA: 2.63	(7.1)	1.1	8	3	1	0	0	1	0	0	0	0	0	7	11	0.00	3.000											
<b>Dave Tomlin, L</b> ERA: 3.86	(8.1)	0.1	1	0	0	0	0	0	0	0	0	0	0	1	1	0.00	0.000											
<b>Bill Greif, R</b> ERA: 5.61	(8.1)	1.0	7	2	1	1	2	1	1	0	0	0	0	9	17	9.00	3.000											
<b>Larry Hardy, R</b> ERA: 3.38	(10.1)	2.0	W	10	3	0	0	1	0	1	0	0	0	0	11	15	0.00	1.500										

San Diego Padres @ San Francisco Giants  
Candlestick Park, San Francisco, CA  
Sun May 19 1974, 6:38 AM EDT  
Alt. 10.876 - Unknown

AB 46  
R 7  
H 13  
RBI 5  
BB 9  
SO 7  
LOB 25





Batter	1	2	3	4	5	6	7	8	9	AB	R	H	RBI	BB	SO	LOB	TOP								
<b>Bobby Tolan, L</b> OBP: 0.326, SLG: 0.301 (1, 9)	F5		1B 2B	BB 2B		K		F6	IBB	5	2	2	0	1	1	0									
<b>Enzo Hernandez, R</b> OBP: 0.296, SLG: 0.281 (1, 6)	K		F9	K		F8		6-3	FC5	6	0	0	0	0	2	5									
<b>Nate Colbert, R</b> OBP: 0.305, SLG: 0.385 (1, 7) (7, 3)	K		2B 1B	BB 2B		6-3		1B 1B		4	3	2	0	1	1	0									
<b>Willie McCovey, L</b> OBP: 0.392, SLG: 0.413 <b>Dave Winfield, R</b> OBP: 0.324, SLG: 0.463 (7, PR) (7, 7)		F9 FC6-4 BB	1B 2B	BB 2B			SH2-3 2B	1B	1B	3	1	3	4	1	0	0									
<b>Johnny Grubb, L</b> OBP: 0.396, SLG: 0.425 (1, 8)		FC6-4 1B	F5	FC6-4 BB		SH2-3		1B		3	0	2	1	1	0	2									
<b>Derrel Thomas, S</b> OBP: 0.337, SLG: 0.384 (1, 4)		F9	FC6-4 1B	FC6-4		F2		4-3		5	0	1	1	0	0	8									
<b>Fred Kendall, R</b> OBP: 0.306, SLG: 0.352 (1, 2)		FC6-4 1B	FC6-4	G4-6-3 BB				2B		4	0	1	2	1	0	3									
<b>Rich Morales, R</b> OBP: 0.500, SLG: 0.429 (1, 5)			F7	G4-6-3				IBB	FC5 SH3 BB	3	0	1	0	2	0	1									
<b>Dave Freisleben, R</b> OBP: 0.273, SLG: 0.222 <b>Dave Tomlin, L</b> (1, 1) <b>Larry Hardy, R</b> (6, 1) <b>Cito Gaston, R</b> OBP: 0.273, SLG: 0.306 (7, PH) <b>Vicente Romo, R</b> (7, 1)		4-3		BB 1B 2B BB		6-3		5-3	SH3	0	0	0	0	0	0	0									
<b>Inning Stats</b>	R: 0 E: 0 K: 2 S: 7	H: 0 LOB: 0 BB: 0 P: 7	R: 1 E: 0 K: 0 S: 5	H: 2 LOB: 1 BB: 1 P: 9	R: 2 E: 0 K: 0 S: 7	H: 4 LOB: 2 BB: 0 P: 7	R: 3 E: 0 K: 1 S: 7	H: 2 LOB: 2 BB: 3 P: 19	R: 0 E: 0 K: 0 S: 2	H: 0 LOB: 0 BB: 1 P: 6	R: 0 E: 0 K: 1 S: 5	H: 0 LOB: 0 BB: 0 P: 5	R: 1 E: 0 K: 0 S: 5	H: 2 LOB: 2 BB: 1 P: 9	R: 1 E: 0 K: 0 S: 6	H: 3 LOB: 2 BB: 2 P: 6	R: 0 E: 0 K: 0 S: 3	H: 0 LOB: 2 BB: 2 P: 11	1B: 9 2B: 4 3B: 0 HR: 0	SF: 0 SAC: 2 DP: 1 HBP: 0	WP: 0 PB: 0 SB: 0 CS: 0	PA: 47			
<b>PITCHER</b>	IP	WLS	BF	H	R	ER	SO	BB	IBB	HBP	BLK	WP	HR	S	P	ERA	WHIP								
<b>Larry Dierker, R</b> ERA: 2.47 <b>Doug Koniczny, R</b> ERA: 7.89 <b>Mike Cosgrove, L</b> ERA: <b>Fred Scherman, L</b> ERA: 4.09 <b>Ken Forsch, R</b> ERA: 3.1	(1, 1)	2.2	15	6	3	3	2	1	0	0	0	0	0	18	22	10.12	2.625								
	(3, 1)	1.0	8	2	3	3	1	3	0	0	0	0	0	7	19	27.00	5.000								
	(4, 1)	2.1	7	0	0	0	1	1	0	0	0	0	0	8	12	0.00	0.429								
	(7, 1)	0.2	L	5	2	1	0	0	1	0	0	0	0	4	8	13.50	3.000								
	(7, 1)	2.1		12	3	1	0	1	1	0	0	0	0	10	18	3.86	1.714								
Batter	1	2	3	4	5	6	7	8	9	AB	R	H	RBI	BB	SO	LOB	BOTTOM								
<b>Greg Gross, L</b> OBP: 0.433, SLG: 0.410 (1, 9) (7, 7)	1B 2B	E6 FC5-4		G6-3 1B		L5		6-3		5	1	2	0	0	0	0									
<b>Roger Metzger, S</b> OBP: 0.351, SLG: 0.369 (1, 6)	2B 1B	FC5-4 1B		G6-3		4-3		5-3		5	1	1	0	0	0	2									
<b>Cesar Cedeno, R</b> OBP: 0.364, SLG: 0.521 (1, 8)	1B 2B	S 1B		1B		S E 1B		4-3 BB		4	1	4	1	1	0	0									
<b>Bob Watson, R</b> OBP: 0.399, SLG: 0.411 <b>Ken Forsch, R</b> (7, 1) <b>Mike Easler, L</b> OBP: 0.100, SLG: 0.100 (9, PH)	K	G1-4-3 IBB		6-3		6-3		4-3		3	0	0	0	1	1	4									
<b>Lee May, R</b> OBP: 0.322, SLG: 0.459 (1, 3)	1B HBP	G1-4-3				F9		5-3		4	1	0	0	0	0	4									
<b>Milt May, L</b> OBP: 0.306, SLG: 0.300 (1, 2)	1B 1B		3-1			G3		L9		5	0	1	2	0	0	1									
<b>Doug Rader, R</b> OBP: 0.352, SLG: 0.414 (1, 5)	K	E6		F7				FC5-4 BB		3	0	0	0	1	1	2									
<b>Tommy Helms, R</b> OBP: 0.307, SLG: 0.396 (1, 4)	1B	L7		FC5-4		HR 1B		4-3		4	1	2	1	0	0	2									
<b>Larry Dierker, R</b> OBP: 0.200, SLG: 0.200 <b>Doug Koniczny, R</b> <b>Mike Cosgrove, L</b> <b>Cliff Johnson, R</b> OBP: 0.307, SLG: 0.643 <b>Fred Scherman, L</b> <b>Bob Gallagher, R</b> OBP: 0.250, SLG: 0.220 (1, 1) (3, 1) (4, 1) (6, PH) (7, 1) (7, 9)	F8		4-3			HR		4-3		1	0	0	0	0	0	2									
<b>Inning Stats</b>	R: 4 E: 0 K: 2 S: 12	H: 5 LOB: 2 BB: 0 P: 13	R: 0 E: 1 K: 0 S: 4	H: 1 LOB: 2 BB: 1 P: 8	R: 0 E: 1 K: 0 S: 4	H: 0 LOB: 1 BB: 0 P: 4	R: 0 E: 0 K: 0 S: 4	H: 2 LOB: 1 BB: 0 P: 4	R: 0 E: 0 K: 0 S: 3	H: 0 LOB: 0 BB: 0 P: 3	R: 2 E: 1 K: 0 S: 6	H: 3 LOB: 1 BB: 0 P: 6	R: 0 E: 0 K: 0 S: 3	H: 0 LOB: 1 BB: 1 P: 7	R: 0 E: 0 K: 0 S: 3	H: 0 LOB: 0 BB: 0 P: 3	R: 0 E: 0 K: 0 S: 3	H: 0 LOB: 1 BB: 1 P: 7	1B: 9 2B: 1 3B: 0 HR: 1	SF: 0 SAC: 0 DP: 2 HBP: 1	WP: 0 PB: 0 SB: 2 CS: 0	PA: 42			
<b>PITCHER</b>	IP	WLS	BF	H	R	ER	SO	BB	IBB	HBP	BLK	WP	HR	S	P	ERA	WHIP								
<b>Dave Freisleben, R</b> ERA: 4.28 <b>Dave Tomlin, L</b> ERA: 3.75 <b>Larry Hardy, R</b> ERA: 3.33 <b>Vicente Romo, R</b> ERA: 2.37	(1, 1)	0.2		6	2	2	0	0	1	0	0	0	1	21	25	3.60	1.200								
	(1, 1)	5.0	22	6	2	2	0	0	1	0	0	0	1	21	25	3.60	1.200								
	(6, 1)	0.1	1	0	0	0	0	0	0	0	0	0	0	1	1	0.00	0.000								
	(7, 1)	3.0	W	11	0	0	0	2	0	0	0	0	0	9	17	0.00	0.667								

San Diego Padres @ Houston Astros  
Astrodome, Houston, TX  
Mon May 20 1974, 8:05 PM EDT  
Att: 7,373 - Dome

AB 37  
R 8  
H 13  
RBI 8  
BB 8  
SO 4  
LOB 23



San Diego Padres @ Houston Astros  
Astrodome, Houston, TX  
Mon May 20 1974, 8:05 PM EDT  
Att: 7,373 - Dome

AB 38  
R 6  
H 11  
RBI 6  
BB 3  
SO 2  
LOB 19





Batter	1	2	3	4	5	6	7	8	9	AB	R	H	RBI	BB	SO	LOB	TOP										
<b>Bobby Tolan, L</b> OBP: 0.323, SLG: 0.308 (1, 9)	0-0 3-1	0-0 4-3			0-0 1-3			0-0 2B		4	1	1	0	0	0	1	<b>San Diego Padres @ Houston Astros</b> Astrodome, Houston, TX Tue May 21 1974, 8:05 PM EDT Att: 7,425 - Dome										
<b>Enzo Hernandez, R</b> OBP: 0.281, SLG: 0.275 <b>Dave Roberts, R</b> (8, PH) OBP: 0.280, SLG: 0.259 (8, 5)	0-0 5-3		0-0 6-3		0-0 6-3			0-3 K		3	0	0	0	0	0	0											
<b>Dave Winfield, R</b> OBP: 0.329, SLG: 0.468 (1, 7)	4-0 HR		0-0 5-3		0-0 6-3			0-0 2B		3	2	1	1	1	0	0											
<b>Nate Colbert, R</b> OBP: 0.310, SLG: 0.421 (1, 3)	0-0 HR		0-0 5-3		0-0 F5			0-0 2B		4	1	2	3	0	0	0											
<b>Johnny Grubb, L</b> OBP: 0.399, SLG: 0.423 (1, 8)	0-0 1B		0-0 6-3		0-0 FC6			0-0 2B		3	0	1	0	1	0	1											
<b>Derrel Thomas, S</b> OBP: 0.335, SLG: 0.381 (1, 4)	0-0 4-3		0-0 1B		0-0 F6			0-0 6-3		4	0	1	0	0	0	2											
<b>Fred Kendall, R</b> OBP: 0.299, SLG: 0.342 (1, 2)		0-0 3-1		0-0 1B		0-0 F4		0-0 L8		4	0	0	0	0	0	2											
<b>Rich Morales, R</b> OBP: 0.421, SLG: 0.353 (8, 6)		0-0 5-3		0-0 6-3		0-0 FC6		0-3 K		3	0	0	0	0	0	1											
<b>Cito Gaston, R</b> OBP: 0.269, SLG: 0.301 (9, PH)				0-0 1-3						1	0	0	0	0	1	0											
<b>Dan Spillner, R</b> (1, 1) <b>Mike Corkins, R</b> (1, 1) <b>Matty Alou, L</b> OBP: 0.346, SLG: 0.292 (5, PH) <b>Jim McAndrew, S</b> (5, 1) <b>Glenn Beckert, R</b> OBP: 0.441, SLG: 0.606 (8, PH) <b>Larry Hardy, R</b> (8, 1)		4-0 BB		0-0 1-3				0-0 5-3		0	0	0	0	0	0	0											
<b>Inning Stats</b>	R: 2 E: 0 K: 0 S: 5	H: 2 LOB: 1 BB: 1 P: 9	R: 0 E: 0 K: 0 S: 3	H: 0 LOB: 1 BB: 1 P: 7	R: 0 E: 0 K: 0 S: 3	H: 0 LOB: 0 BB: 0 P: 3	R: 0 E: 0 K: 0 S: 3	H: 1 LOB: 0 BB: 0 P: 3	R: 0 E: 0 K: 0 S: 3	H: 0 LOB: 0 BB: 0 P: 3	R: 0 E: 0 K: 0 S: 3	H: 0 LOB: 1 BB: 1 P: 7	R: 2 E: 0 K: 1 S: 8	H: 3 LOB: 1 BB: 0 P: 8	R: 0 E: 0 K: 1 S: 5	H: 0 LOB: 0 BB: 0 P: 5	1B: 2 2B: 3 3B: 0 HR: 1	SF: 0 SAC: 0 DP: 1 HBP: 0	WP: 0 PB: 0 SB: 0 CS: 0	PA: 35							
<b>PITCHER</b>	IP	WLS	BF	H	R	ER	SO	BB	IBB	HBP	BLK	WP	HR	S	P	ERA	WHIP										
<b>Tom Griffin, R</b> ERA: 2.62 <b>Fred Scherman, L</b> ERA: 3.95	(1, 1) 7.2	W 31	31	6	4	4	1	3	0	0	0	0	1	30	42	4.70	1.174										
(8, 1) 1.1	S 4	0	0	0	0	1	0	0	0	0	0	0	0	6	6	0.00	0.000										

AB	32
R	4
H	6
RBI	4
BB	3
SO	2
LOB	8



Batter	1	2	3	4	5	6	7	8	9	AB	R	H	RBI	BB	SO	LOB	BOTTOM										
<b>Greg Gross, L</b> OBP: 0.428, SLG: 0.400 (1, 9)	4-0 1B	0-0 4-3		0-0 L4		0-0 4-3				3	1	0	0	1	0	1	<b>San Diego Padres @ Houston Astros</b> Astrodome, Houston, TX Tue May 21 1974, 8:05 PM EDT Att: 7,425 - Dome										
<b>Roger Metzger, S</b> OBP: 0.356, SLG: 0.368 (1, 6)	0-0 F8	0-0 F8		0-0 4-3		4-0 BB				3	0	1	1	1	0	1											
<b>Cesar Cedeno, R</b> OBP: 0.362, SLG: 0.515 (1, 8)	0-0 1B	0-0 F8		0-0 5-3		0-0 F7				4	1	1	0	0	0	2											
<b>Bob Watson, R</b> OBP: 0.395, SLG: 0.407 <b>Bob Gallagher, L</b> OBP: 0.250, SLG: 0.220 (8, 9)	0-0 HR	0-3 K		0-0 1-3		0-0 F8				4	1	1	1	0	1	2											
<b>Lee May, R</b> OBP: 0.320, SLG: 0.454 (1, 3)	0-0 4-3		0-3 K		0-0 BLK			0-0 F8		4	0	1	1	0	1	2											
<b>Milt May, L</b> OBP: 0.322, SLG: 0.333 (1, 2)	0-0 HR		4-0 5-3		4-0 1-2			0-0 4-3		2	1	1	2	2	0	0											
<b>Doug Rader, R</b> OBP: 0.349, SLG: 0.417 (1, 5)	0-0 2B		0-0 5-3		0-0 F8			0-0 5-3		4	0	1	0	0	0	3											
<b>Tommy Helms, R</b> OBP: 0.298, SLG: 0.384 <b>Larry Milbourne, S</b> OBP: 0.409, SLG: 0.389 (9, 4)	0-0 1-3		0-0 6-3		0-0 5-3			0-0 6-3		4	0	0	0	0	0	2											
<b>Tom Griffin, R</b> OBP: 0.333, SLG: 0.478 <b>Fred Scherman, L</b> (8, 1)		0-0 4-3		0-3 K		0-0 F4				3	1	1	0	0	1	0											
<b>Inning Stats</b>	R: 4 E: 0 K: 0 S: 7	H: 4 LOB: 1 BB: 1 P: 11	R: 1 E: 0 K: 1 S: 7	H: 2 LOB: 1 BB: 0 P: 7	R: 0 E: 0 K: 1 S: 5	H: 0 LOB: 1 BB: 1 P: 9	R: 0 E: 0 K: 1 S: 5	H: 0 LOB: 0 BB: 0 P: 5	R: 0 E: 0 K: 0 S: 4	H: 1 LOB: 2 BB: 1 P: 8	R: 0 E: 0 K: 0 S: 3	H: 0 LOB: 0 BB: 0 P: 3	R: 0 E: 0 K: 0 S: 3	H: 0 LOB: 1 BB: 1 P: 7	R: 0 E: 0 K: 0 S: 3	H: 0 LOB: 0 BB: 0 P: 3		1B: 4 2B: 2 3B: 0 HR: 1	SF: 0 SAC: 0 DP: 0 HBP: 0	WP: 0 PB: 0 SB: 2 CS: 0	PA: 35						
<b>PITCHER</b>	IP	WLS	BF	H	R	ER	SO	BB	IBB	HBP	BLK	WP	HR	S	P	ERA	WHIP										
<b>Dan Spillner, R</b> ERA: 54.0 <b>Mike Corkins, R</b> ERA: 4.96 <b>Jim McAndrew, R</b> ERA: 4.67 <b>Larry Hardy, R</b> ERA: 3.2	(1, 1) 0.2	L 7	7	4	4	4	0	1	0	0	0	0	0	18	22	2.70	0.900										
(1, 1) 3.1	13	2	1	1	3	1	0	0	0	0	0	0	0	10	18	0.00	1.000										
(5, 1) 3.0	12	1	0	0	0	2	0	0	1	0	0	0	0	3	3	0.00	0.000										
(8, 1) 1.0	3	0	0	0	0	0	0	0	0	0	0	0	0	3	3	0.00	0.000										





Batter	1	2	3	4	5	6	7	8	9	AB	R	H	RBI	BB	SO	LOB	TOP			
<b>Derrel Thomas, S</b> OBP: 0.339, SLG: 0.389	5-3		5-3			FC6-4 1B		F8 2B		4	0	2	0	0	0	0	<b>San Diego Padres @ Houston Astros</b> Astrodome, Houston, TX Wed May 22 1974, 8:05 PM EDT Att: 10,365 - Unknown			
<b>Enzo Hernandez, R</b> OBP: 0.291, SLG: 0.275	4-3 1B		4-3			FC6-4 2B		F8 2-3		4	1	1	0	0	0	2				
<b>Dave Winfield, R</b> OBP: 0.327, SLG: 0.469	4-3				F8			F9		4	0	1	1	0	0	2				
<b>Nate Colbert, R</b> OBP: 0.309, SLG: 0.411	K				F3			F8		3	0	0	0	0	1	1				
<b>Cito Gaston, R</b> OBP: 0.268, SLG: 0.312					K			F4		4	0	1	0	0	1	2				
<b>Johnny Grubb, L</b> OBP: 0.391, SLG: 0.414					L4					3	0	0	0	0	2	1				
<b>Willie McCovey, L</b> OBP: 0.397, SLG: 0.413	K									0	0	0	0	1	0	0				
<b>Rod Gaspar, S</b> OBP: 0.250, SLG: 0.250										0	0	0	0	0	0	0				
<b>Dave Roberts, R</b> OBP: 0.272, SLG: 0.250	6-3				F4			F9		4	0	0	0	0	0	2				
<b>Bob Barton, R</b> OBP: 0.304, SLG: 0.250	L7				F8			6-3		3	0	0	0	0	0	1				
<b>Randy Jones, R</b> OBP: 0.238, SLG: 0.250								F8		3	0	0	0	0	1	0				
<b>Vicente Romo, R</b> OBP: 0.250, SLG: 0.250								6-3		0	0	0	0	0	0	0				
<b>Inning Stats</b>	R: 0 E: 0 K: 1 S: 6	H: 1 LOB: 1 BB: 0 P: 6	R: 0 E: 0 K: 1 S: 6	H: 1 LOB: 1 BB: 0 P: 6	R: 0 E: 0 K: 1 S: 5	H: 0 LOB: 0 BB: 0 P: 5	R: 0 E: 0 K: 1 S: 5	H: 0 LOB: 0 BB: 0 P: 5	R: 1 E: 0 K: 0 S: 5	H: 2 LOB: 2 BB: 0 P: 6	R: 0 E: 0 K: 1 S: 5	H: 0 LOB: 0 BB: 0 P: 5	R: 0 E: 0 K: 0 S: 4	H: 1 LOB: 1 BB: 0 P: 4	R: 0 E: 0 K: 0 S: 3	H: 0 LOB: 1 BB: 1 P: 7	1B: 2 2B: 3 3B: 0 HR: 0	SF: 0 SAC: 0 DP: 0 HBP: 1	WP: 0 PB: 0 SB: 2 CS: 0	PA: 34
<b>PITCHER</b> <b>Claude Osteen, L</b> ERA: 2.82	IP: 9.0 WLS: W BF: 34 H: 5 R: 1 ER: 1 SO: 5 BB: 1 IBB: 0 HBP: 1 BLK: 0 WP: 0 HR: 0 S: 42 P: 47 ERA: 1.00 WHIP: 0.667																			

Batter	1	2	3	4	5	6	7	8	9	AB	R	H	RBI	BB	SO	LOB	BOTTOM					
<b>Greg Gross, L</b> OBP: 0.423, SLG: 0.390	4-3		4-3			4-0 BB		G4-6-3		3	0	0	0	1	0	1	<b>San Diego Padres @ Houston Astros</b> Astrodome, Houston, TX Wed May 22 1974, 8:05 PM EDT Att: 10,365 - Unknown					
<b>Roger Metzger, S</b> OBP: 0.361, SLG: 0.373	2B		5-3			G1-2-3				4	1	2	0	0	0	3						
<b>Cesar Cedeno, R</b> OBP: 0.359, SLG: 0.509	6-3		6-3							4	0	1	0	0	1	2						
<b>Bob Watson, R</b> OBP: 0.398, SLG: 0.416						5-3		F9		4	0	2	1	0	0	1						
<b>Bob Gallagher, L</b> OBP: 0.250, SLG: 0.220	2B									0	1	0	0	0	0	0						
<b>Lee May, R</b> OBP: 0.313, SLG: 0.443	K									4	0	0	0	0	3	2						
<b>Larry Milbourne, S</b> OBP: 0.409, SLG: 0.389	K									0	1	0	0	0	0	0						
<b>Cliff Johnson, R</b> OBP: 0.371, SLG: 0.581										3	1	0	0	1	3	0						
<b>Doug Rader, R</b> OBP: 0.347, SLG: 0.498										3	0	0	0	1	2	3						
<b>Tommy Helms, R</b> OBP: 0.303, SLG: 0.387										4	0	2	0	0	1	3						
<b>Claude Osteen, L</b> OBP: 0.174, SLG: 0.217										3	0	1	0	0	1	3						
<b>Milt May, L</b> OBP: 0.328, SLG: 0.369	K									1	1	1	4	0	0	0						
<b>Inning Stats</b>	R: 1 E: 0 K: 1 S: 7	H: 2 LOB: 1 BB: 0 P: 7	R: 0 E: 0 K: 3 S: 10	H: 1 LOB: 1 BB: 0 P: 10	R: 0 E: 0 K: 0 S: 3	H: 0 LOB: 0 BB: 0 P: 3	R: 0 E: 0 K: 2 S: 7	H: 0 LOB: 0 BB: 0 P: 7	R: 0 E: 0 K: 0 S: 3	H: 1 LOB: 2 BB: 2 P: 11	R: 0 E: 0 K: 1 S: 5	H: 1 LOB: 0 BB: 0 P: 5	R: 0 E: 0 K: 1 S: 5	H: 0 LOB: 0 BB: 0 P: 5	R: 0 E: 0 K: 1 S: 6	H: 2 LOB: 1 BB: 0 P: 6	R: 4 E: 1 K: 2 S: 9	H: 2 LOB: 1 BB: 1 P: 13	1B: 7 2B: 1 3B: 0 HR: 1	SF: 0 SAC: 0 DP: 2 HBP: 0	WP: 0 PB: 0 SB: 1 CS: 1	PA: 36
<b>PITCHER</b> <b>Randy Jones, L</b> ERA: 5.71	IP: 8.0 WLS: L BF: 31 H: 8 R: 2 ER: 2 SO: 8 BB: 2 IBB: 2 HBP: 0 BLK: 0 WP: 0 HR: 0 S: 47 P: 55 ERA: 1.12 WHIP: 1.250																					
<b>PITCHER</b> <b>Vicente Romo, R</b> ERA: 2.32	IP: 0.2 WLS: L BF: 5 H: 1 R: 3 ER: 0 SO: 2 BB: 0 IBB: 1 HBP: 0 BLK: 0 WP: 0 HR: 1 S: 8 P: 12 ERA: 0.00 WHIP: 1.500																					







Batter	1	2	3	4	5	6	7	8	9	AB	R	H	RBI	BB	SO	LOB	TOP										
<b>Pete Rose, S</b> OBP: 0.347, SLG: 0.369 (1, 7)	L7	SF7		L6			P6	F7		4	0	0	1	0	0	3	<b>Cincinnati Reds @ San Diego Padres</b> San Diego Stadium, San Diego, CA Fri May 24 1974, 10:05 PM EDT Att: 15,987 - Unknown										
<b>Joe Morgan, L</b> OBP: 0.463, SLG: 0.497 (1, 4)	F2				K		K		SF7	4	1	2	0	1	2	0											
<b>Johnny Bench, R</b> OBP: 0.414, SLG: 0.507 (1, 2)	F2	K			K		6-3		5-3	5	0	0	0	0	2	4											
<b>Tony Perez, R</b> OBP: 0.351, SLG: 0.510 (1, 3)	4-3				F9				SF7	3	0	1	0	0	0	1											
<b>Dave Concepcion, R</b> OBP: 0.290, SLG: 0.411 (8, 6)					HBP					0	1	0	1	0	0	0											
<b>Dan Driessen, L</b> OBP: 0.370, SLG: 0.421 (8, 3)		1B			L8				6-3	4	2	2	1	1	0	1											
<b>Terry Crowley, L</b> OBP: 0.241, SLG: 0.269 (8, 9)		1B					F7			4	1	2	0	0	0	1											
<b>George Foster, R</b> OBP: 0.326, SLG: 0.354 (8, 9)		1B			P9					0	0	0	0	0	0	0											
<b>Cesar Geronimo, L</b> OBP: 0.384, SLG: 0.452 (1, 8)		1B			K		6-3		FC6-4	3	1	0	0	1	1	4											
<b>Darrel Chaney, S</b> OBP: 0.267, SLG: 0.286 (8, 5)		L5			P7					4	0	2	1	0	0	2											
<b>Don Gullett, R</b> OBP: 0.364, SLG: 0.316 (1, 1)					6-3					4	0	1	1	0	2	4											
<b>Pedro Borbon, R</b> OBP: 0.250, SLG: 0.250 (9, 1)		1B			6-3		K		K	0	0	0	0	0	0	0											
<b>Inning Stats</b>	R: 0 E: 0 K: 0 S: 3	H: 0 LOB: 1 BB: 1 P: 7	R: 3 E: 0 K: 1 S: 8	H: 3 LOB: 2 BB: 2 P: 16	R: 0 E: 0 K: 1 S: 6	H: 1 LOB: 1 BB: 0 P: 6	R: 0 E: 0 K: 0 S: 3	H: 0 LOB: 0 BB: 0 P: 3	R: 0 E: 0 K: 1 S: 7	H: 1 LOB: 1 BB: 0 P: 8	R: 0 E: 0 K: 1 S: 5	H: 0 LOB: 0 BB: 0 P: 5	R: 0 E: 0 K: 1 S: 9	H: 4 LOB: 3 BB: 0 P: 9	R: 1 E: 0 K: 0 S: 4	H: 1 LOB: 0 BB: 0 P: 4	1B: 6 2B: 1 3B: 3 HR: 0	SF: 2 DP: 0 HBP: 1	WP: 1 PA: 41 PB: 0 SB: 0 CS: 0								
<b>PITCHER</b>	IP	WLS	BF	H	R	ER	SO	BB	IBB	HBP	BLK	WP	HR	S	P	ERA	WHIP										
<b>Bill Greif, R</b> ERA: 5.69 (1, 1)	7.0	L	33	8	5	5	6	3	0	1	0	1	0	41	54	6.43	1.571										
<b>Vicente Romo, R</b> ERA: 2.45 (8, 1)	2.0		8	2	1	1	1	0	0	0	0	0	0	10	10	4.50	1.000										

AB	35
R	6
H	10
RBI	5
BB	3
SO	7
LOB	20



Batter	1	2	3	4	5	6	7	8	9	AB	R	H	RBI	BB	SO	LOB	BOTTOM										
<b>Derrel Thomas, S</b> OBP: 0.343, SLG: 0.388 (1, 4)	2B	F9			F8			P4	G3-6-3	5	1	1	0	0	0	4	<b>Cincinnati Reds @ San Diego Padres</b> San Diego Stadium, San Diego, CA Fri May 24 1974, 10:05 PM EDT Att: 15,987 - Unknown										
<b>Enzo Hernandez, R</b> OBP: 0.259, SLG: 0.272 (1, 6)	K				F8					3	0	0	0	0	1	1											
<b>Glenn Beckert, R</b> OBP: 0.444, SLG: 0.394 (8, FH)										0	0	0	0	1	0	0											
<b>Rich Morales, R</b> OBP: 0.429, SLG: 0.368 (8, 6)								1B		0	0	0	0	0	0	0											
<b>Willie McCovey, L</b> OBP: 0.403, SLG: 0.418 (1, 3)							4-3			3	1	2	0	1	0	0											
<b>Rod Gaspar, S</b> OBP: 0.297, SLG: 0.316 (8, 7)	F									0	0	0	0	0	0	0											
<b>Nate Colbert, R</b> OBP: 0.313, SLG: 0.394 (1, 7)										3	0	0	0	1	2	3											
<b>Cito Gaston, R</b> OBP: 0.264, SLG: 0.305 (1, 9)	FC6-4				F9					4	1	1	1	0	0	2											
<b>Johnny Grubb, L</b> OBP: 0.383, SLG: 0.399 (1, 8)	4-3				K			L7		4	0	1	0	0	1	1											
<b>Dave Roberts, R</b> OBP: 0.280, SLG: 0.254 (1, 5)					6-3			K		4	0	2	0	0	1	0											
<b>Bob Barton, R</b> OBP: 0.313, SLG: 0.250 (1, 2)		F8			F8			P8		3	0	0	0	0	0	1											
<b>Bill Greif, R</b> OBP: 0.227, SLG: 0.056 (1, 1)										2	0	0	0	0	0	1											
<b>Vicente Romo, R</b> ERA: 2.58 (8, 1)										0	0	0	0	0	0	0											
<b>Fred Kendall, R</b> OBP: 0.299, SLG: 0.342 (8, 2)										2	0	1	0	0	0	0											
<b>Matty Alou, L</b> OBP: 0.258, SLG: 0.258 (8, FH)										0	0	0	1	0	0	0											
<b>Inning Stats</b>	R: 2 E: 1 K: 1 S: 7	H: 2 LOB: 1 BB: 1 P: 11	R: 0 E: 0 K: 0 S: 4	H: 1 LOB: 1 BB: 0 P: 4	R: 0 E: 0 K: 1 S: 5	H: 0 LOB: 1 BB: 1 P: 9	R: 0 E: 0 K: 1 S: 5	H: 0 LOB: 0 BB: 0 P: 5	R: 0 E: 0 K: 1 S: 5	H: 0 LOB: 0 BB: 0 P: 5	R: 0 E: 0 K: 1 S: 5	H: 0 LOB: 0 BB: 0 P: 5	R: 0 E: 0 K: 0 S: 4	H: 1 LOB: 2 BB: 1 P: 8	R: 1 E: 0 K: 0 S: 6	H: 4 LOB: 2 BB: 0 P: 6	1B: 7 2B: 1 3B: 0 HR: 0	SF: 1 DP: 1 HBP: 0	WP: 0 PA: 37 PB: 0 SB: 0 CS: 0								
<b>PITCHER</b>	IP	WLS	BF	H	R	ER	SO	BB	IBB	HBP	BLK	WP	HR	S	P	ERA	WHIP										
<b>Don Gullett, L</b> ERA: 2.58 (1, 1)	8.0	W	33	6	3	2	5	2	0	0	0	0	0	40	52	2.25	1.000										
<b>Pedro Borbon, R</b> ERA: 1.95 (9, 1)	1.0		4	2	0	0	0	0	0	0	0	0	0	4	4	0.00	2.000										

AB	33
R	3
H	8
RBI	2
BB	3
SO	5
LOB	13









Batter	1	2	3	4	5	6	7	8	9	AB	R	H	RBI	BB	SO	LOB	TOP					
<b>Pete Rose, S</b> OBP: 0.363, SLG: 0.368 (1, 7)	L7		1B		FC6-4 BB		2B SF7 1B	K		4	1	2	1	1	1	1	<b>Cincinnati Reds @ San Diego Padres</b> San Diego Stadium, San Diego, CA Sun May 26 1974, 6:33 AM EDT Att: 13,501 - Unknown					
<b>Joe Morgan, L</b> OBP: 0.477, SLG: 0.507 (1, 4)	S BB		F2		K		2B		BB	3	0	1	0	2	1	1						
<b>Johnny Bench, R</b> OBP: 0.408, SLG: 0.507 (1, 2)	5-3 1-2			5-3	F7		K		K	5	0	0	0	0	2	5						
<b>Tony Perez, R</b> OBP: 0.344, SLG: 0.491 <b>Darrel Chaney, S</b> OBP: 0.333, SLG: 0.375 (7, 5)	L7			1B SF8 BB	FC6-4 1-2		IBB		F7	2	1	0	0	2	0	2						
<b>Dan Driessen, L</b> OBP: 0.370, SLG: 0.411 (7, 3)		4-3		1-3 S 1B			1-3	SF7	4-3	4	1	1	1	0	0	1						
<b>Terry Crowley, L</b> OBP: 0.257, SLG: 0.323 <b>George Foster, R</b> OBP: 0.333, SLG: 0.373 (6, 9)	K			SF8 1-2 3-H			P3	K		2	0	0	1	0	1	0						
<b>Dave Concepcion, R</b> OBP: 0.304, SLG: 0.411 (1, 6)	F8			S 1B			E6	E7 WP 1B		4	0	2	1	0	0	0						
<b>Cesar Geronimo, L</b> OBP: 0.390, SLG: 0.435 (1, 8)				E 1B 1B	1-2 IBB		1-2 IBB	K 2-3		2	1	1	0	2	1	1						
<b>Roger Nelson, R</b> OBP: 0.190, SLG: 0.150 (1, 1)				K 1-2	F8		F2	P5		4	0	0	0	0	1	6						
<b>Inning Stats</b>	R: 0 E: 0 K: 0 S: 3	H: 0 LOB: 1 BB: 1 P: 7	R: 0 E: 0 K: 1 S: 5	H: 0 LOB: 0 BB: 0 P: 5	R: 1 E: 1 K: 1 S: 6	H: 2 LOB: 0 BB: 0 P: 6	R: 2 E: 0 K: 0 S: 5	H: 2 LOB: 2 BB: 2 P: 13	R: 0 E: 0 K: 1 S: 5	H: 0 LOB: 1 BB: 1 P: 9	R: 0 E: 1 K: 0 S: 4	H: 0 LOB: 2 BB: 1 P: 8	R: 1 E: 0 K: 2 S: 9	H: 2 LOB: 1 BB: 13	R: 0 E: 1 K: 2 S: 8	H: 1 LOB: 1 BB: 0 P: 8		R: 0 E: 0 K: 1 S: 5	H: 0 LOB: 1 BB: 1 P: 9	1B: 6 2B: 1 3B: 0 HR: 0	SF: 2 SAC: 0 DP: 0 HBP: 0	WP: 1 PB: 0 SB: 4 CS: 0
<b>PITCHER</b>	IP	WLS	BF	H	R	ER	SO	BB	IBB	HBP	BLK	WP	HR	S	P	ERA	WHIP					
<b>Dave Freisleben, R</b> ERA: 4.01 (1, 1)	6.0	L	27	4	3	2	3	3	2	0	0	0	0	28	48	3.00	1.167					
<b>Dave Tomlin, L</b> ERA: 5.17 (7, 1)	3.0		14	3	1	1	5	1	1	0	0	1	0	22	30	3.00	1.333					

Batter	1	2	3	4	5	6	7	8	9	AB	R	H	RBI	BB	SO	LOB	BOTTOM				
<b>Bobby Tolan, L</b> OBP: 0.340, SLG: 0.331 (1, 9)	6-3 WP FC5 HBP		2B		F5		3-1		G3	4	1	1	0	0	0	0	<b>Cincinnati Reds @ San Diego Padres</b> San Diego Stadium, San Diego, CA Sun May 26 1974, 6:33 AM EDT Att: 13,501 - Unknown				
<b>Enzo Hernandez, R</b> OBP: 0.275, SLG: 0.286 (1, 6)	6-3 1-3		BB 1-H 2B				6-3			4	0	2	1	0	0	1					
<b>Dave Winfield, R</b> OBP: 0.317, SLG: 0.447 (9, 8)	FC5 E S CS		BB		F7		F7			3	0	0	0	1	0	2					
<b>Willie McCovey, L</b> OBP: 0.397, SLG: 0.400 <b>Rod Gaspar, S</b> (9, 3)	3-H 1-H BB		1-2 2-3 BB		4-3			P6		2	0	0	0	2	0	1					
<b>Johnny Grubb, L</b> OBP: 0.371, SLG: 0.391 (9, 5)			F8		4-3			F8		4	0	1	0	0	0	3					
<b>Derrel Thomas, S</b> OBP: 0.344, SLG: 0.389 (1, 4)			F8				F8			4	0	2	0	0	0	1					
<b>Dave Roberts, R</b> OBP: 0.275, SLG: 0.244 <b>Glenn Beckert, R</b> OBP: 0.147, SLG: 0.382 <b>Bill Greif, R</b> OBP: 0.227, SLG: 0.056 <b>Rich Morales, R</b> OBP: 0.375, SLG: 0.318 <b>Matty Albi, L</b> OBP: 0.243, SLG: 0.242 (18, 7)	K				K		FC6-4 BB	1-3		2	0	0	0	0	2	1					
<b>Bob Barton, R</b> OBP: 0.333, SLG: 0.265 <b>Fred Kendall, R</b> OBP: 0.298, SLG: 0.340 (9, PH)			1-4-3		K		K		6-3	3	0	0	0	0	2	3					
<b>Dave Freisleben, R</b> OBP: 0.214, SLG: 0.167 <b>Nate Colbert, R</b> OBP: 0.315, SLG: 0.391 <b>Dave Tomlin, L</b> (7, 1) <b>Cito Gaston, R</b> OBP: 0.258, SLG: 0.298 (9, PH)			4-3		6-3		FC6-4 1-2		K	2	0	0	0	0	0	1					
<b>Inning Stats</b>	R: 0 E: 0 K: 0 S: 2	H: 0 LOB: 1 BB: 1 P: 7	R: 0 E: 0 K: 1 S: 5	H: 0 LOB: 0 BB: 0 P: 5	R: 1 E: 0 K: 0 S: 5	H: 2 LOB: 3 BB: 2 P: 13	R: 0 E: 0 K: 2 S: 8	H: 1 LOB: 1 BB: 0 P: 8	R: 0 E: 0 K: 1 S: 4	H: 1 LOB: 2 BB: 1 P: 10	R: 0 E: 0 K: 0 S: 3	H: 0 LOB: 0 BB: 0 P: 3	R: 0 E: 0 K: 0 S: 4	H: 1 LOB: 1 BB: 0 P: 4	R: 0 E: 0 K: 1 S: 5	H: 0 LOB: 0 BB: 0 P: 5		1B: 4 2B: 2 3B: 0 HR: 0	SF: 0 SAC: 0 DP: 0 HBP: 1	WP: 1 PB: 0 SB: 1 CS: 1	PA: 37
<b>PITCHER</b>	IP	WLS	BF	H	R	ER	SO	BB	IBB	HBP	BLK	WP	HR	S	P	ERA	WHIP				
<b>Roger Nelson, R</b> ERA: 2.81 (1, 1)	9.0	W	37	6	1	1	5	4	0	1	0	1	0	42	59	1.00	1.111				



Batter	1	2	3	4	5	6	7	8	9	AB	R	H	RBI	BB	SO	LOB	TOP
<b>Derrel Thomas, S</b> (1, 4) OBP: 0.343, SLG: 0.391	0-0 6-3			0-0 L3			0-3 K		0-0 2B	4	0	1	0	0	1	0	<b>San Diego Padres @ Pittsburgh Pirates</b> Three Rivers Stadium, Pittsburgh, PA Mon May 27 1974, 3:33 AM EDT Unknown <a href="http://livebaseballscorecards.com">livebaseballscorecards.com</a>
<b>Enzo Hernandez, R</b> (1, 6) OBP: 0.269, SLG: 0.279	0-0 6-3			0-0 P4-3			0-0 6-3		0-0 G1	4	0	0	0	0	0	3	
<b>Dave Winfield, R</b> (1, 7) OBP: 0.311, SLG: 0.438	0-0 F8			0-0 P4-3			0-0 6-3			3	0	0	0	0	0	0	
<b>Nate Colbert, R</b> (1, 3) OBP: 0.309, SLG: 0.383		0-3 K				0-3 K			0-0 F8	3	0	0	0	0	2	0	
<b>Cito Gaston, R</b> (1, 9) OBP: 0.250, SLG: 0.287		0-3 K				0-0 F3			0-0 P4-3	3	0	0	0	0	1	0	
<b>Johnny Grubb, L</b> (1, 8) OBP: 0.364, SLG: 0.383		0-0 L8				0-0 P3-4-1			0-0 P4-3	3	0	0	0	0	0	0	
<b>Fred Kendall, R</b> (1, 2) OBP: 0.298, SLG: 0.340			0-0 F6			0-0 6-3			0-0 FC5-4 1B	3	0	1	0	0	0	0	
<b>Dave Roberts, R</b> (1, 5) OBP: 0.270, SLG: 0.239			0-0 6-3			0-0 F7			0-0 L9	3	0	0	0	0	0	1	
<b>Randy Jones, R</b> (1, 1) OBP: 0.217, SLG: 0.227				0-0 1-6-3			0-0 G3		0-0 FC5-4 2B 1-2	2	0	0	0	0	0	0	
<b>Vicente Romo, R</b> (8, 1) <b>Glenn Beckert, R</b> (9, PH) <b>Rod Gaspar, S</b> (9, PR)										0	0	0	0	0	0	0	
<b>Inning Stats</b>	R: 0 E: 0 S: 3	H: 0 LOB: 0 BB: 0 P: 3	R: 0 E: 0 S: 7	H: 0 LOB: 0 BB: 0 P: 7	R: 0 E: 0 S: 3	H: 0 LOB: 0 BB: 0 P: 3	R: 0 E: 0 S: 3	H: 0 LOB: 0 BB: 0 P: 3	R: 0 E: 0 S: 5	H: 0 LOB: 0 BB: 0 P: 5	R: 0 E: 0 S: 3	H: 0 LOB: 0 BB: 0 P: 3	R: 0 E: 0 S: 5	H: 2 LOB: 2 BB: 0 P: 5	1B: 1 2B: 1 3B: 0 HR: 0	SF: 0 SAC: 0 DP: 0 HBP: 0	WP: 0 PA: 29
<b>PITCHER</b> <b>Ken Brett, L</b> (1, 1) ERA: 3.02	IP: 9.0 WLS: W BF: 29 H: 2 R: 0 ER: 0 SO: 4 BB: 0 IBB: 0 HBP: 0 BLK: 0 WP: 0 HR: 0 S: 37 P: 37 ERA: 0.00 WHIP: 0.222																

Batter	1	2	3	4	5	6	7	8	9	AB	R	H	RBI	BB	SO	LOB	BOTTOM		
<b>Frank Taveras, R</b> (1, 6) OBP: 0.295, SLG: 0.276	0-0 4-3		0-0 6-3			0-0 6-3		0-0 B5		4	0	0	0	0	0	2	<b>San Diego Padres @ Pittsburgh Pirates</b> Three Rivers Stadium, Pittsburgh, PA Mon May 27 1974, 3:33 AM EDT Unknown <a href="http://livebaseballscorecards.com">livebaseballscorecards.com</a>		
<b>Rennie Stennett, R</b> (1, 9) OBP: 0.346, SLG: 0.418	0-0 L7			0-0 4-3		0-0 5-3		0-0 BB 2B		4	1	1	1	0	0	0			
<b>Ed Kirkpatrick, L</b> (1, 8) OBP: 0.438, SLG: 0.324	0-0 F7			4-0 FC6-4 BB		0-3 K		4-0 BB IBB		2	1	0	0	2	1	0			
<b>Richie Zisk, R</b> (1, 7) OBP: 0.403, SLG: 0.477		0-0 HR		0-0 FC6-4 1-2		0-3 K		4-0 2B BB		3	1	1	2	1	1	1			
<b>Bob Robertson, R</b> (1, 3) OBP: 0.212, SLG: 0.298		0-0 F8		0-0 FC6-4 1-2		0-0 6-3		0-0 2B		4	0	1	2	0	0	1			
<b>Kurt Bevacqua, R</b> (1, 5) OBP: 0.192, SLG: 0.200		0-0 6-3			0-0 G2		0-0 1-3		0-3 K	4	0	0	0	0	1	1			
<b>Paul Popovich, S</b> (1, 4) OBP: 0.192, SLG: 0.200		0-0 P8			0-0 1B			0-0 FC1 1B 2B		3	1	2	0	0	0	0			
<b>Mike Ryan, R</b> (1, 2) OBP: 0.211, SLG: 0.063			0-0 6-3		0-3 K			0-0 FC1 1B 2B		3	1	0	0	0	1	2			
<b>Ken Brett, L</b> (1, 1) OBP: 0.435, SLG: 0.773			0-0 3-1		0-0 L9			0-0 2B BB 1B		3	1	1	1	0	0	1			
<b>Inning Stats</b>	R: 0 E: 0 S: 3	H: 0 LOB: 0 BB: 0 P: 3	R: 1 E: 0 S: 4	H: 1 LOB: 0 BB: 0 P: 4	R: 0 E: 0 S: 3	H: 0 LOB: 0 BB: 0 P: 3	R: 0 E: 0 S: 3	H: 0 LOB: 1 BB: 1 P: 7	R: 0 E: 0 S: 6	H: 1 LOB: 1 BB: 0 P: 6	R: 0 E: 0 S: 5	H: 0 LOB: 0 BB: 0 P: 5	R: 0 E: 0 S: 5	H: 0 LOB: 0 BB: 0 P: 5	R: 5 E: 0 S: 9	H: 4 LOB: 1 BB: 2 P: 17	1B: 2 2B: 3 3B: 0 HR: 1	SF: 0 SAC: 0 DP: 0 HBP: 0	WP: 0 PA: 33
<b>PITCHER</b> <b>Randy Jones, L</b> (1, 1) ERA: 5.65 <b>Vicente Romo, R</b> (8, 1) ERA: 2.75	IP: 7.0 WLS: L BF: 27 H: 4 R: 4 ER: 4 SO: 3 BB: 1 IBB: 0 HBP: 0 BLK: 0 WP: 0 HR: 1 S: 32 P: 36 ERA: 5.14 WHIP: 0.714																		



Batter	1	2	3	4	5	6	7	8	9	AB	R	H	RBI	BB	SO	LOB	TOP									
<b>Bobby Tolan, L</b> OBP: 0.346, SLG: 0.358 (1, 8) (6, 9)										4	1	2	2	1	0	2	<b>San Diego Padres @ Pittsburgh Pirates</b> Three Rivers Stadium, Pittsburgh, PA Mon May 27 1974, 3:38 AM EDT Att: 15,367 - Unknown									
<b>Enzo Hernandez, R</b> OBP: 0.278, SLG: 0.288 (1, 6)										5	1	3	0	0	0	1										
<b>Matty Alou, L</b> OBP: 0.253, SLG: 0.257 (1, 3)										4	1	1	0	1	0	3										
<b>Dave Winfield, R</b> OBP: 0.314, SLG: 0.429 (1, 7)										3	0	0	0	2	2	3										
<b>Johnny Grubb, L</b> OBP: 0.371, SLG: 0.409 (1, 5) (6, 8)										5	1	3	2	0	0	2										
<b>Cito Gaston, R</b> OBP: 0.242, SLG: 0.278 <b>Dave Roberts, R</b> OBP: 0.273, SLG: 0.243 (1, 9) (6, 5)										3	0	0	0	0	3	4										
<b>Derrel Thomas, S</b> OBP: 0.349, SLG: 0.390 (1, 4)										2	1	1	0	0	1	0										
<b>Bob Barton, R</b> OBP: 0.310, SLG: 0.243 <b>Fred Kendall, R</b> OBP: 0.301, SLG: 0.348 (1, 2) (8, PH) (8, 2)										3	0	0	0	0	1	3										
<b>Dan Spillner, R</b> <b>Larry Hardy, R</b> <b>Dave Tomlin, L</b> <b>Mike Corkins, R</b> <b>Nate Colbert, R</b> <b>Jim McAndrew, R</b> (1, 1) (7, 1) (7, 1) (7, 1) (8, PH) (8, 1)										3	0	0	0	0	2	0										
<b>Inning Stats</b>	R: 2 E: 1 K: 1 S: 8	H: 2 LOB: 3 BB: 2 P: 16	R: 0 E: 0 K: 1 S: 6	H: 2 LOB: 1 BB: 0 P: 6	R: 0 E: 0 K: 2 S: 8	H: 1 LOB: 1 BB: 0 P: 8	R: 0 E: 0 K: 0 S: 3	H: 0 LOB: 1 BB: 1 P: 7	R: 1 E: 0 K: 2 S: 9	H: 2 LOB: 1 BB: 0 P: 9	R: 0 E: 0 K: 0 S: 7	H: 0 LOB: 0 BB: 0 P: 7	R: 0 E: 0 K: 0 S: 3	H: 0 LOB: 1 BB: 1 P: 7	R: 3 E: 0 K: 0 S: 7	H: 4 LOB: 2 BB: 1 P: 11		R: 1 E: 0 K: 1 S: 6	H: 1 LOB: 2 BB: 1 P: 11	1B: 8 2B: 2 3B: 0 HR: 2	SF: 1 SAC: 0 DP: 1 HBP: 1	WP: 0 PB: 0 SB: 4 CS: 0	PA: 46			
<b>PITCHER</b>	IP	WLS	BF	H	R	ER	SO	BB	IBB	HBP	BLK	WP	HR	S	P	ERA	WHIP									
<b>Bruce Kison, R</b> ERA: 2.91	(1, 1)	7.0	32	7	3	2	8	3	1	0	0	0	1	44	60	2.57	1.429									
<b>Ramon Hernandez, L</b> ERA: 2.94	(8, 1)	0.0	2	2	2	2	0	0	0	0	0	0	0	2	2	∞	∞									
<b>Kent Tekulve, R</b> ERA: 4.15	(8, 1)	2.0	W	12	3	2	2	1	1	1	1	0	0	1	11	20	9.00	2.000								

AB	38
R	7
H	12
RBI	6
BB	6
SO	9
LOB	22



Batter	1	2	3	4	5	6	7	8	9	AB	R	H	RBI	BB	SO	LOB	BOTTOM								
<b>Rennie Stennett, R</b> OBP: 0.347, SLG: 0.418 (1, 9)										5	1	2	0	0	0	3	<b>San Diego Padres @ Pittsburgh Pirates</b> Three Rivers Stadium, Pittsburgh, PA Mon May 27 1974, 3:38 AM EDT Att: 15,367 - Unknown								
<b>Ed Kirkpatrick, L</b> OBP: 0.434, SLG: 0.333 (1, 8)									5	1	2	0	0	1	3										
<b>Richie Hebner, L</b> OBP: 0.360, SLG: 0.503 (1, 5)									5	1	1	2	0	0	4										
<b>Richie Zisk, R</b> OBP: 0.406, SLG: 0.487 (1, 7)										4	1	2	2	0	1	0									
<b>Bob Robertson, R</b> OBP: 0.214, SLG: 0.314 (1, 3)										4	0	1	0	0	1	1									
<b>Manny Sanguillen, R</b> OBP: 0.275, SLG: 0.358 (1, 2)									4	1	1	0	0	0	2										
<b>Paul Popovich, S</b> OBP: 0.200, SLG: 0.214 (1, 4)									3	1	1	1	0	0	0										
<b>Frank Taveras, R</b> OBP: 0.299, SLG: 0.292 <b>Ken Brett, L</b> OBP: 0.458, SLG: 0.870 <b>Mario Mendoza, R</b> OBP: 0.318, SLG: 0.300 (1, 6) (7, PH) (8, 6)									2	0	1	0	0	0	1										
<b>Bruce Kison, R</b> <b>Al Oliver, L</b> <b>Dock Ellis, S</b> <b>Ramon Hernandez, S</b> <b>Kent Tekulve, R</b> <b>Willie Stargatt, L</b> (1, 1) (7, PH) (7, PH) (8, 1) (8, 1) (8, PH)									1	0	0	0	1	1	0										
<b>Inning Stats</b>	R: 0 E: 0 K: 0 S: 3	H: 0 LOB: 0 BB: 0 P: 3	R: 1 E: 0 K: 0 S: 5	H: 2 LOB: 1 BB: 0 P: 5	R: 0 E: 0 K: 1 S: 6	H: 2 LOB: 1 BB: 0 P: 6	R: 0 E: 0 K: 2 S: 7	H: 0 LOB: 0 BB: 0 P: 7	R: 0 E: 0 K: 0 S: 4	H: 1 LOB: 2 BB: 1 P: 8	R: 0 E: 0 K: 0 S: 3	H: 0 LOB: 0 BB: 0 P: 3	R: 5 E: 0 K: 0 S: 9	H: 6 LOB: 1 BB: 0 P: 9	R: 0 E: 0 K: 0 S: 3	H: 0 LOB: 0 BB: 0 P: 3		R: 2 E: 0 K: 1 S: 6	H: 2 LOB: 0 BB: 0 P: 6	1B: 7 2B: 4 3B: 1 HR: 1	SF: 1 SAC: 0 DP: 0 HBP: 0	WP: 0 PB: 0 SB: 0 CS: 1	PA: 39		
<b>PITCHER</b>	IP	WLS	BF	H	R	ER	SO	BB	IBB	HBP	BLK	WP	HR	S	P	ERA	WHIP								
<b>Dan Spillner, R</b> ERA: 9.39	(1, 1)	6.0	26	8	4	4	3	1	0	0	0	0	0	2	2	6.00	3.000								
<b>Larry Hardy, R</b> ERA: 4.09	(7, 1)	0.1	2	1	0	0	0	0	0	0	0	0	0	2	2	0.00	3.000								
<b>Dave Tomlin, L</b> ERA: 5.63	(7, 1)	0.1	2	1	0	0	0	0	0	0	0	0	0	2	2	0.00	3.000								
<b>Mike Corkins, R</b> ERA: 4.73	(7, 1)	0.1	2	1	2	2	0	0	0	0	0	0	0	2	2	54.00	3.000								
<b>Jim McAndrew, R</b> ERA: 5.18	(8, 1)	1.2	L	7	2	2	1	0	0	0	0	0	1	9	9	10.80	1.200								

AB	37
R	8
H	13
RBI	8
BB	1
SO	4
LOB	14





Batter	1	2	3	4	5	6	7	8	9	AB	R	H	RBI	BB	SO	LOB	TOP					
<b>Derrel Thomas, S</b> OBP: 0.341, SLG: 0.380 (1, 4)										5	0	0	0	0	2	2						
<b>Enzo Hernandez, R</b> OBP: 0.272, SLG: 0.282 (1, 6)										4	0	0	0	0	0	1						
<b>Willie McCovey, L</b> OBP: 0.400, SLG: 0.393 (1, 3)										2	1	0	0	2	0	0						
<b>Nate Colbert, R</b> OBP: 0.312, SLG: 0.411 (1, 7)										4	1	2	1	0	0	2						
<b>Cito Gaston, R</b> OBP: 0.253, SLG: 0.319 (1, 9)										4	1	2	2	0	0	1						
<b>Dave Winfield, R</b> OBP: 0.307, SLG: 0.419 (1, 8)										4	0	0	0	0	0	4						
<b>Dave Roberts, R</b> OBP: 0.266, SLG: 0.236 (1, 5)										4	0	0	0	0	1	1						
<b>Bob Barton, R</b> OBP: 0.304, SLG: 0.244 (1, 2)										4	0	1	0	0	1	1						
<b>Larry Hardy, R</b> OBP: 0.226, SLG: 0.143 (1, 1)										1	0	0	0	0	0	0						
<b>Dave Tomlin, L</b> OBP: 0.226, SLG: 0.143 (4, 1)										1	0	0	0	0	0	1						
<b>Jim McAndrew, R</b> OBP: 0.226, SLG: 0.143 (5, 1)										0	0	0	0	0	0	0						
<b>Glenn Beckert, R</b> OBP: 0.226, SLG: 0.143 (7, PH)										1	0	0	0	0	0	0						
<b>Dave Freisleben, R</b> OBP: 0.226, SLG: 0.143 (7, 1)										0	0	0	0	0	0	0						
<b>Fred Kendall, R</b> OBP: 0.226, SLG: 0.143 (8, PH)										1	0	0	0	0	0	1						
<b>Inning Stats</b>	R: 0 E: 1 K: 0 S: 5	H: 1 LOB: 3 BB: 1 P: 9	R: 0 E: 0 K: 1 S: 5	H: 0 LOB: 0 BB: 0 P: 5	R: 0 E: 0 K: 1 S: 5	H: 0 LOB: 0 BB: 0 P: 5	R: 1 E: 0 K: 0 S: 4	H: 1 LOB: 0 BB: 0 P: 4	R: 0 E: 1 K: 0 S: 5	H: 0 LOB: 1 BB: 0 P: 4	R: 2 E: 1 K: 0 S: 5	H: 1 LOB: 1 BB: 0 P: 9	R: 0 E: 0 K: 0 S: 3	H: 0 LOB: 0 BB: 0 P: 3	R: 0 E: 0 K: 0 S: 4	H: 1 LOB: 1 BB: 0 P: 4	R: 0 E: 0 K: 2 S: 8	H: 1 LOB: 1 BB: 0 P: 8	1B: 2 2B: 1 3B: 0 HR: 2	SF: 0 SAC: 0 DP: 0 HBP: 0	WP: 0 PB: 0 SB: 0 CS: 0	PA: 37
<b>PITCHER</b> <b>Jerry Reuss, L</b> ERA: 4.48 (1, 1)	IP: 9.0 WLS: W BF: 37 H: 5 R: 3 ER: 3 SO: 4 BB: 2 IBB: 0 HBP: 0 BLK: 0 WP: 0 HR: 2 S: 43 P: 51 ERA: 3.00 WHIP: 0.778																					

San Diego Padres @ Pittsburgh Pirates  
Three Rivers Stadium, Pittsburgh, PA  
Wed May 29 1974, 7:05 PM EDT  
Att: 4,534 - Unknown

AB 35  
R 3  
H 5  
RBI 3  
BB 2  
SO 4  
LOB 14



Batter	1	2	3	4	5	6	7	8	9	AB	R	H	RBI	BB	SO	LOB	BOTTOM			
<b>Rennie Stennett, R</b> OBP: 0.344, SLG: 0.409 (1, 4)										4	0	0	0	1	1	2				
<b>Richie Hebner, L</b> OBP: 0.355, SLG: 0.506 (1, 5)										5	1	1	0	0	0	3				
<b>Al Oliver, L</b> OBP: 0.295, SLG: 0.475 (1, 8)										4	2	2	1	0	0	0				
<b>Willie Stargell, L</b> OBP: 0.371, SLG: 0.490 (1, 7)										4	3	2	1	1	1	1				
<b>Richie Zisk, R</b> OBP: 0.413, SLG: 0.487 (1, 9)										4	2	2	1	1	2	1				
<b>Bob Robertson, R</b> OBP: 0.250, SLG: 0.455 (1, 3)										4	3	3	5	0	0	1				
<b>Manny Sanguillen, R</b> OBP: 0.275, SLG: 0.355 (1, 2)										4	2	1	0	0	0	2				
<b>Frank Taveras, R</b> OBP: 0.320, SLG: 0.308 (1, 6)										2	0	2	2	1	0	0				
<b>Jerry Reuss, L</b> OBP: 0.250, SLG: 0.143 (1, 1)										4	0	1	2	0	0	3				
<b>Inning Stats</b>	R: 0 E: 0 K: 1 S: 5	H: 0 LOB: 0 BB: 0 P: 5	R: 3 E: 0 K: 0 S: 5	H: 3 LOB: 0 BB: 1 P: 9	R: 2 E: 1 K: 0 S: 5	H: 2 LOB: 1 BB: 1 P: 9	R: 1 E: 1 K: 0 S: 4	H: 2 LOB: 1 BB: 1 P: 8	R: 4 E: 1 K: 0 S: 7	H: 3 LOB: 1 BB: 1 P: 11	R: 3 E: 0 K: 1 S: 8	H: 3 LOB: 0 BB: 0 P: 8	R: 0 E: 0 K: 2 S: 4	H: 1 LOB: 1 BB: 0 P: 4	R: 0 E: 0 K: 2 S: 7	H: 0 LOB: 0 BB: 0 P: 7	1B: 8 2B: 2 3B: 2 HR: 2	SF: 1 SAC: 1 DP: 1 HBP: 0	WP: 1 PB: 0 SB: 0 CS: 1	PA: 41
<b>PITCHER</b> <b>Larry Hardy, R</b> ERA: 4.98 (1, 1)	IP: 3.1 WLS: L BF: 18 H: 7 R: 6 ER: 5 SO: 1 BB: 2 IBB: 0 HBP: 0 BLK: 0 WP: 0 HR: 1 S: 18 P: 26 ERA: 13.50 WHIP: 2.700																			
<b>Dave Tomlin, L</b> ERA: 6.88 (4, 1)	IP: 1.0 WLS: L BF: 7 H: 2 R: 4 ER: 3 SO: 0 BB: 1 IBB: 0 HBP: 0 BLK: 0 WP: 0 HR: 0 S: 5 P: 13 ERA: 27.00 WHIP: 3.000																			
<b>Jim McAndrew, R</b> ERA: 5.62 (5, 1)	IP: 1.2 WLS: L BF: 9 H: 4 R: 3 ER: 3 SO: 1 BB: 0 IBB: 0 HBP: 0 BLK: 0 WP: 1 HR: 1 S: 11 P: 11 ERA: 16.20 WHIP: 2.400																			
<b>Dave Freisleben, R</b> ERA: 3.83 (7, 1)	IP: 2.0 WLS: L BF: 7 H: 1 R: 0 ER: 0 SO: 2 BB: 0 IBB: 0 HBP: 0 BLK: 0 WP: 0 HR: 0 S: 11 P: 11 ERA: 0.00 WHIP: 0.500																			

San Diego Padres @ Pittsburgh Pirates  
Three Rivers Stadium, Pittsburgh, PA  
Wed May 29 1974, 7:05 PM EDT  
Att: 4,534 - Unknown


AB 35  
R 13  
H 14  
RBI 12  
BB 4  
SO 4  
LOB 13





Batter	1	2	3	4	5	6	7	8	9	AB	R	H	RBI	BB	SO	LOB	TOP							
<b>Bobby Tolan, L</b> (1,9) OBP: 0.338, SLG: 0.348	0-0 4-3		0-0 4-3						0-0 4-3	4	0	0	0	0	0	1	<b>San Diego Padres @ St. Louis Cardinals</b> Busch Stadium, St. Louis, MO Fri May 31 1974, 7:05 PM CDT Att: 11,245 - Unknown							
<b>Enzo Hernandez, R</b> (1,6) OBP: 0.288, SLG: 0.277 <b>Cito Gaston, R</b> (9,PH) OBP: 0.250, SLG: 0.316	0-3 K			0-0 6-3		0-0 F8			0-0 P6	3	0	0	0	0	1	0								
<b>Nate Colbert, R</b> (1,7) OBP: 0.310, SLG: 0.403	0-3 K			0-3 K		0-0 F7			4-0 1B BB	3	0	0	0	1	2	0								
<b>Willie McCovey, L</b> (1,3) OBP: 0.403, SLG: 0.397 <b>Mike Corkins, R</b> (9,PR)				0-0 F5					0-0 F9	4	0	2	0	0	0	0								
<b>Johnny Grubb, L</b> (1,8) OBP: 0.368, SLG: 0.405				0-0 G6-4-3 1B		0-0 1B S 1B			0-0 4-3	4	0	1	0	0	0	3								
<b>Derrel Thomas, S</b> (1,4) OBP: 0.336, SLG: 0.375				0-0 L4		0-0 P6			0-0 1-3	3	0	0	0	0	1	1								
<b>Fred Kendall, R</b> (1,2) OBP: 0.305, SLG: 0.348				0-0 1B		4-0 1B BB			0-0 F8	2	0	1	0	1	0	0								
<b>Dave Roberts, R</b> (1,5) OBP: 0.269, SLG: 0.239 <b>Horace Clarke, S</b> (8,PH) OBP: 0.298, SLG: 0.250				0-0 F8		0-0 1B S G6-4-3			0-0 4-3	2	0	1	0	0	0	1								
<b>Steve Arlin, R</b> (1,1) OBP: 0.118, SLG: 0.176 <b>Dave Tomlin, L</b> (6,1) <b>Dan Spillner, R</b> (6,1) <b>Matty Alou, L</b> (8,PH) <b>Larry Hardy, R</b> (8,1)				0-3 K		0-0 G6-4-3			0-0 F9	2	0	0	0	0	1	4								
<b>Inning Stats</b>	R: 0 E: 0 K: 2 S: 7	H: 0 LOB: 0 BB: 0 P: 7	R: 0 E: 0 K: 0 S: 3	H: 1 LOB: 0 BB: 0 P: 3	R: 0 E: 0 K: 1 S: 6	H: 1 LOB: 1 BB: 0 P: 6	R: 0 E: 0 K: 1 S: 5	H: 0 LOB: 0 BB: 0 P: 5	R: 0 E: 0 K: 0 S: 4	H: 2 LOB: 2 BB: 1 P: 8	R: 0 E: 0 K: 0 S: 3	H: 0 LOB: 0 BB: 0 P: 3	R: 0 E: 0 K: 1 S: 5	H: 0 LOB: 0 BB: 0 P: 5	R: 0 E: 0 K: 0 S: 3	H: 0 LOB: 2 BB: 1 P: 8		1B: 5 2B: 0 3B: 0 HR: 0	SF: 0 SAC: 0 DP: 2 HBP: 0	WP: 0 PB: 0 SB: 1 CS: 0	PA: 32			
<b>PITCHER</b> <b>Sonny Siebert, R</b> (1,1) ERA: 2.22	IP: 9.0 WLS: W BF: 32 H: 5 R: 0 ER: 0 SO: 5 BB: 2 IBB: 0 HBP: 0 BLK: 0 WP: 0 HR: 0 S: 40 P: 48 ERA: 0.00 WHIP: 0.778											<b>PITCHER</b>	IP: 9.0 WLS: W BF: 32 H: 5 R: 0 ER: 0 SO: 5 BB: 2 IBB: 0 HBP: 0 BLK: 0 WP: 0 HR: 0 S: 40 P: 48 ERA: 0.00 WHIP: 0.778											

Batter	1	2	3	4	5	6	7	8	9	AB	R	H	RBI	BB	SO	LOB	BOTTOM							
<b>Bake McBride, L</b> (1,8) OBP: 0.365, SLG: 0.437	0-0 F8		0-0 3-1	4-0 FC6 IBB		4-0 BB 1B FC3-2 BB			0-0 S 1B	3	1	1	0	2	0	0	<b>San Diego Padres @ St. Louis Cardinals</b> Busch Stadium, St. Louis, MO Fri May 31 1974, 7:05 PM CDT Att: 11,245 - Unknown							
<b>Ted Sizemore, R</b> (1,4) OBP: 0.377, SLG: 0.390	0-0 F8		0-0 5-3	FC6		0-0 FC3-2 BB 1B			0-0 5-3	5	0	1	1	0	0	4								
<b>Reggie Smith, S</b> (1,9) OBP: 0.434, SLG: 0.651	4-0 BB		0-0 WP 2B			4-0 FC3-2 BB			4-0 1B IBB	2	1	2	2	3	0	0								
<b>Ted Simmons, S</b> (1,2) OBP: 0.325, SLG: 0.453	0-0 1-3		0-0 4-3			0-0 F2			0-0 FC3-2 1B	5	0	1	1	0	0	5								
<b>Joe Torre, R</b> (1,5) OBP: 0.374, SLG: 0.425			0-0 F8		0-0 1B 6-3 2B	0-0 F9			0-0 F2	5	1	1	0	0	1	5								
<b>Jim Hickman, R</b> (1,3) OBP: 0.375, SLG: 0.441			0-3 K		4-0 6-3 1B BB	0-0 F2			0-3 K	3	0	0	0	1	2	0								
<b>Jose Cruz, L</b> (1,7) OBP: 0.377, SLG: 0.538			0-0 E 1B 1B		0-0 F9				0-0 BB SH1-4 1B 1B	4	1	2	0	0	1	2								
<b>Mike Tyson, R</b> (1,6) OBP: 0.252, SLG: 0.254			0-0 E9 1B		0-0 6-3 1B	0-0 SH1-4			0-0 6-3	3	0	2	0	0	0	0								
<b>Sonny Siebert, R</b> (1,1) OBP: 0.167, SLG: 0.048			0-0 F9		0-0 6-3	4-0 1B BB BB			0-0 6-3	3	1	0	1	1	0	4								
<b>Inning Stats</b>	R: 0 E: 0 K: 0 S: 3	H: 0 LOB: 1 BB: 1 P: 7	R: 0 E: 1 K: 1 S: 7	H: 2 LOB: 2 BB: 0 P: 7	R: 0 E: 0 K: 0 S: 4	H: 1 LOB: 1 BB: 0 P: 4	R: 1 E: 0 K: 0 S: 4	H: 1 LOB: 0 BB: 0 P: 4	R: 2 E: 0 K: 1 S: 7	H: 2 LOB: 3 BB: 3 P: 19	R: 0 E: 0 K: 2 S: 7	H: 0 LOB: 0 BB: 0 P: 7	R: 1 E: 0 K: 0 S: 5	H: 2 LOB: 2 BB: 1 P: 9	1B: 7 2B: 2 3B: 0 HR: 1	SF: 0 SAC: 1 DP: 0 HBP: 0		WP: 1 PB: 0 SB: 1 CS: 0	PA: 41					
<b>PITCHER</b> <b>Steve Arlin, R</b> (1,1) ERA: 6.21 <b>Dave Tomlin, L</b> (6,1) ERA: 6.89 <b>Dan Spillner, R</b> (6,1) ERA: 7.71 <b>Larry Hardy, R</b> (8,1) ERA: 5.09	IP: 5.1 WLS: L BF: 27 H: 7 R: 4 ER: 4 SO: 4 BB: 3 IBB: 0 HBP: 0 BLK: 0 WP: 1 HR: 1 S: 25 P: 41 ERA: 6.75 WHIP: 1.875											<b>PITCHER</b>	IP: 5.1 WLS: L BF: 27 H: 7 R: 4 ER: 4 SO: 4 BB: 3 IBB: 0 HBP: 0 BLK: 0 WP: 1 HR: 1 S: 25 P: 41 ERA: 6.75 WHIP: 1.875											





Batter	1	2	3	4	5	6	7	8	9	AB	R	H	RBI	BB	SO	LOB	TOP			
Horace Clarke, S (1,4) OBP: 0.268, SLG: 0.231	4-3		F7			G3			1-3	4	0	0	0	0	0	1	<b>San Diego Padres @ St. Louis Cardinals</b> Busch Stadium, St. Louis, MO Sat Jun 01 1974, 7:05 PM CDT Att: 47,094 - Unknown <a href="http://livebaseballscorecards.com">livebaseballscorecards.com</a>			
Bobby Tolan, L (1,9) OBP: 0.335, SLG: 0.352	2B		P6			K			F7	4	0	1	0	0	1					
Matty Alou, L (1,7) OBP: 0.238, SLG: 0.240	K				F7	G3			6-3	4	0	0	0	0	1					
Willie McCovey, L (1,3) OBP: 0.395, SLG: 0.387	4-1				F7				4-3	3	0	0	0	0	0	1				
Johnny Grubb, L (1,8) OBP: 0.362, SLG: 0.398		4-3			4-3				F8	3	0	0	0	0	0	0				
Derrel Thomas, S (1,5) OBP: 0.332, SLG: 0.370		6-3				1-3			1-3	3	0	0	0	0	0	0				
Fred Kendall, R (1,2) OBP: 0.306, SLG: 0.348									F8	3	0	1	0	0	0	0				
Enzo Hernandez, R (1,6) OBP: 0.270, SLG: 0.280									F8	2	0	1	0	0	0	1				
Dave Winfield, R (8, PH) OBP: 0.305, SLG: 0.416						F2			F8	1	0	0	0	0	0	0				
Rich Morales, R (8,6) OBP: 0.375, SLG: 0.318			SH1-4 1B							0	0	0	0	0	0	0				
Randy Jones, R (1,1) OBP: 0.208, SLG: 0.217										1	0	0	0	0	0	1				
Nate Colbert, R (8, PH) OBP: 0.309, SLG: 0.400			SH1-4			P5				1	0	0	0	0	0	0				
Vicente Romo, R (8,1) OBP: 0.375, SLG: 0.318									4-3	0	0	0	0	0	0	0				
<b>Inning Stats</b>	R: 0 E: 0 K: 1 S: 6	H: 1 LOB: 1 BB: 0 P: 6	R: 0 E: 0 K: 0 S: 3	H: 0 LOB: 0 BB: 0 P: 3	R: 0 E: 0 K: 0 S: 4	H: 1 LOB: 1 BB: 0 P: 4	R: 0 E: 0 K: 0 S: 3	H: 0 LOB: 0 BB: 0 P: 3	R: 0 E: 0 K: 0 S: 3	H: 0 LOB: 0 BB: 0 P: 3	R: 0 E: 0 K: 0 S: 3	H: 0 LOB: 0 BB: 0 P: 3	R: 0 E: 0 K: 0 S: 3	H: 0 LOB: 0 BB: 0 P: 3	R: 0 E: 0 K: 0 S: 3	H: 0 LOB: 0 BB: 0 P: 3	1B: 2 2B: 1 3B: 0 HR: 0	SF: 0 SAC: 1 DP: 0 HBP: 0	WP: 0 PB: 0 SB: 0 CS: 0	PA: 30
<b>PITCHER</b> Lynn McGlothen, R (1,1) ERA: 2.33	IP: 9.0 WLS: W BF: 30 H: 3 R: 0 ER: 0 SO: 2 BB: 0 IBB: 0 HBP: 0 BLK: 0 WP: 0 HR: 0 S: 34 P: 34 ERA: 0.00 WHIP: 0.333																			

Batter	1	2	3	4	5	6	7	8	9	AB	R	H	RBI	BB	SO	LOB	BOTTOM			
Bake McBride, L (1,8) OBP: 0.362, SLG: 0.432	K		5-3						4-3	4	0	1	0	0	1	0	<b>San Diego Padres @ St. Louis Cardinals</b> Busch Stadium, St. Louis, MO Sat Jun 01 1974, 7:05 PM CDT Att: 47,094 - Unknown <a href="http://livebaseballscorecards.com">livebaseballscorecards.com</a>			
Ted Sizemore, R (1,4) OBP: 0.369, SLG: 0.380	F8		4-3			G5-2-3 3-H			1-3	4	0	0	0	0	0	3				
Reggie Smith, S (1,9) OBP: 0.430, SLG: 0.642	K									4	1	1	0	0	1	0				
Ted Simmons, S (1,2) OBP: 0.328, SLG: 0.451		6-3								3	0	1	0	0	0	0				
Joe Torre, R (1,3) OBP: 0.371, SLG: 0.416		6-3								3	0	0	0	1	0	1				
Luis Melendez, R (1,7) OBP: 0.385, SLG: 0.458										4	2	3	0	0	0	2				
Ken Reitz, R (1,5) OBP: 0.350, SLG: 0.426										4	0	2	1	0	0	4				
Mike Tyson, R (1,6) OBP: 0.264, SLG: 0.256										3	0	1	1	0	0	1				
Lynn McGlothen, L (1,1) OBP: 0.280, SLG: 0.320										3	0	0	0	0	2	2				
<b>Inning Stats</b>	R: 0 E: 0 K: 2 S: 7	H: 0 LOB: 0 BB: 0 P: 7	R: 1 E: 0 K: 0 S: 5	H: 2 LOB: 1 BB: 0 P: 5	R: 0 E: 0 K: 1 S: 5	H: 0 LOB: 0 BB: 0 P: 5	R: 0 E: 0 K: 0 S: 3	H: 0 LOB: 0 BB: 0 P: 3	R: 1 E: 0 K: 0 S: 6	H: 4 LOB: 2 BB: 0 P: 6	R: 0 E: 0 K: 0 S: 4	H: 1 LOB: 2 BB: 0 P: 5	R: 0 E: 0 K: 1 S: 5	H: 0 LOB: 0 BB: 0 P: 5	R: 1 E: 1 K: 0 S: 5	H: 2 LOB: 2 BB: 1 P: 9		1B: 9 2B: 0 3B: 0 HR: 0	SF: 0 SAC: 0 DP: 1 HBP: 1	WP: 1 PB: 0 SB: 1 CS: 0
<b>PITCHER</b> Randy Jones, L (1,1) ERA: 5.35	IP: 7.0 WLS: L BF: 28 H: 7 R: 2 ER: 2 SO: 4 BB: 0 IBB: 0 HBP: 1 BLK: 0 WP: 0 HR: 0 S: 35 P: 36 ERA: 2.57 WHIP: 1.000																			
Vicente Romo, R (8,1) ERA: 2.92	IP: 1.0 WLS: L BF: 6 H: 2 R: 1 ER: 1 SO: 0 BB: 1 IBB: 0 HBP: 0 BLK: 0 WP: 1 HR: 0 S: 9 P: 9 ERA: 9.00 WHIP: 2.000																			



Batter	1	2	3	4	5	6	7	8	9	AB	R	H	RBI	BB	SO	LOB	TOP		
<b>Derrel Thomas, S</b> (1, 4) <small>OBP: 0.339, SLG: 0.381</small> <b>Rich Morales, R</b> (7, 4) <small>OBP: 0.385, SLG: 0.375</small>										4	1	3	1	0	0	2	<b>San Diego Padres @ St. Louis Cardinals</b> Busch Stadium, St. Louis, MO Sun Jun 02 1974, 3:33 AM CDT Att: 16,652 - Unknown		
<b>Bobby Tolan, L</b> (1, 9) <small>OBP: 0.333, SLG: 0.349</small>										4	1	1	1	0	0	3			
<b>Dave Winfield, R</b> (1, 8) <small>OBP: 0.302, SLG: 0.416</small>										5	0	1	1	0	3	2			
<b>Nate Colbert, R</b> (1, 3) <small>OBP: 0.317, SLG: 0.403</small>										4	2	2	0	1	1	1			
<b>Cito Gaston, R</b> (1, 7) <small>OBP: 0.260, SLG: 0.316</small> <b>Willie McCovey, L</b> (8, PH) <small>OBP: 0.399, SLG: 0.392</small> <b>Mike Coppins, R</b> (8, PR) <b>Vicente Romo, R</b> (8, 1)										3	0	1	0	1	0	1			
<b>Fred Kendall, R</b> (1, 2) <small>OBP: 0.303, SLG: 0.343</small>										5	0	1	1	0	1	5			
<b>Dave Roberts, R</b> (1, 5) <small>OBP: 0.273, SLG: 0.252</small>										5	0	2	1	0	0	2			
<b>Enzo Hernandez, R</b> (1, 6) <small>OBP: 0.274, SLG: 0.283</small>										5	1	2	0	0	2	2			
<b>Dave Freisleben, R</b> (1, 1) <small>OBP: 0.313, SLG: 0.286</small> <b>Dave Tomlin, L</b> (6, 1) <b>Johnny Grubb, L</b> (8, PH) <small>OBP: 0.358, SLG: 0.393</small>										2	0	2	0	0	0	0			
<b>Inning Stats</b>	R: 1 E: 0 K: 0 S: 5	H: 2 LOB: 2 BB: 1 P: 9	R: 0 E: 0 K: 0 S: 5	H: 2 LOB: 2 BB: 0 P: 5	R: 0 E: 0 K: 2 S: 7	H: 0 LOB: 0 BB: 0 P: 7	R: 0 E: 0 K: 1 S: 7	H: 2 LOB: 2 BB: 0 P: 7	R: 1 E: 0 K: 1 S: 8	H: 3 LOB: 1 BB: 0 P: 8	R: 1 E: 0 K: 2 S: 8	H: 1 LOB: 1 BB: 1 P: 12	R: 2 E: 0 K: 1 S: 9	H: 4 LOB: 2 BB: 0 P: 9	R: 0 E: 0 K: 0 S: 4	H: 1 LOB: 1 BB: 0 P: 4		1B: 13 2B: 4 3B: 0 HR: 0	SF: 0 SAC: 2 DP: 0 HBP: 0
<b>PITCHER</b>	IP: 5.2 WLS: 29 BF: 11	H: 3 R: 3 ER: 3 SO: 4	BB: 1 IBB: 0 HBP: 0 BLK: 0	WP: 0 HR: 0 S: 36 P: 40	ERA: 4.76 WHIP: 2.118	<b>Rich Folkers, L</b> (9, 1) <small>ERA: 3.26</small>	IP: 1.0 WLS: 4 BF: 1	H: 1 R: 0 ER: 0 SO: 0	BB: 0 IBB: 0 HBP: 0 BLK: 0	WP: 0 HR: 0 S: 4 P: 4	ERA: 0.00 WHIP: 1.000								
<b>John Curtis, L</b> (1, 1) <small>ERA: 5.31</small> <b>Mike Garman, R</b> (6, 1) <small>ERA: 2.1</small> <b>Mike Thompson, R</b> (7, 1) <small>ERA: 6.63</small> <b>Al Hrabosky, L</b> (8, 1) <small>ERA: 4.79</small> <b>Orlando Pena, R</b> (8, 1) <small>ERA: 1.02</small>	IP: 5.2 WLS: 29 BF: 11	H: 3 R: 3 ER: 3 SO: 4	BB: 1 IBB: 0 HBP: 0 BLK: 0	WP: 0 HR: 0 S: 36 P: 40	ERA: 4.76 WHIP: 2.118	<b>Rich Folkers, L</b> (9, 1) <small>ERA: 3.26</small>	IP: 1.0 WLS: 4 BF: 1	H: 1 R: 0 ER: 0 SO: 0	BB: 0 IBB: 0 HBP: 0 BLK: 0	WP: 0 HR: 0 S: 4 P: 4	ERA: 0.00 WHIP: 1.000								
<b>Lou Brock, L</b> (1, 7) <small>OBP: 0.375, SLG: 0.407</small> <b>Mike Thompson, R</b> (7, 1) <small>ERA: 2.1</small> <b>Al Hrabosky, R</b> (8, 1) <b>Orlando Pena, R</b> (8, 1) <small>OBP: 0.350, SLG: 0.390</small> <b>Tom Heinzelmann, R</b> (8, PH) <small>OBP: 0.400, SLG: 0.675</small>										4	2	2	0	0	0	2	<b>San Diego Padres @ St. Louis Cardinals</b> Busch Stadium, St. Louis, MO Sun Jun 02 1974, 3:33 AM CDT Att: 16,652 - Unknown		
<b>Ted Sizemore, R</b> (1, 4) <small>OBP: 0.370, SLG: 0.373</small> <b>Rich Folkers, L</b> (9, 1)										3	1	0	1	2	0	1			
<b>Reggie Smith, S</b> (1, 9) <small>OBP: 0.434, SLG: 0.646</small>										5	0	3	4	0	1	0			
<b>Ted Simmons, S</b> (1, 2) <small>OBP: 0.327, SLG: 0.444</small>										3	0	0	0	1	1	2			
<b>Bake McBride, L</b> (1, 8) <small>OBP: 0.353, SLG: 0.420</small>										4	1	0	1	0	0	2			
<b>Joe Torre, R</b> (1, 3) <small>OBP: 0.369, SLG: 0.412</small>										4	1	1	0	0	1	2			
<b>Ken Reitz, R</b> (1, 5) <small>OBP: 0.353, SLG: 0.425</small>										3	2	1	0	1	0	0			
<b>Mike Tyson, R</b> (1, 6) <small>OBP: 0.250, SLG: 0.252</small> <b>Tim McCarver, L</b> (6, PH) <small>OBP: 0.333, SLG: 0.296</small> <b>Luis Melendez, R</b> (7, 7) <small>OBP: 0.377, SLG: 0.469</small>										2	0	0	0	0	0	0			
<b>John Curtis, L</b> (1, 1) <small>OBP: 0.095, SLG: 0.050</small> <b>Mike Garman, R</b> (6, 1) <b>Jose Cruz, L</b> (6, PH) <small>OBP: 0.377, SLG: 0.538</small> <b>Jim Hickman, R</b> (6, PH) <small>OBP: 0.390, SLG: 0.441</small> <b>Jack Heidemann, R</b> (7, 6) <small>OBP: 0.383, SLG: 0.083</small>										2	0	0	0	0	0	1			
<b>Inning Stats</b>	R: 2 E: 0 K: 1 S: 7	H: 2 LOB: 1 BB: 1 P: 11	R: 0 E: 0 K: 0 S: 3	H: 0 LOB: 0 BB: 0 P: 3	R: 1 E: 0 K: 0 S: 4	H: 2 LOB: 1 BB: 1 P: 8	R: 0 E: 1 K: 1 S: 6	H: 0 LOB: 1 BB: 0 P: 6	R: 0 E: 0 K: 1 S: 5	H: 0 LOB: 0 BB: 0 P: 5	R: 2 E: 0 K: 0 S: 5	H: 2 LOB: 2 BB: 2 P: 13	R: 0 E: 0 K: 0 S: 3	H: 0 LOB: 0 BB: 0 P: 3	R: 4 E: 1 K: 0 S: 6	H: 3 LOB: 2 BB: 2 P: 14		1B: 8 2B: 1 3B: 0 HR: 0	SF: 0 SAC: 0 DP: 0 HBP: 0
<b>PITCHER</b>	IP: 5.2 WLS: 26 BF: 11	H: 5 R: 5 ER: 4 SO: 3	BB: 3 IBB: 0 HBP: 0 BLK: 0	WP: 0 HR: 0 S: 29 P: 41	ERA: 6.35 WHIP: 1.588	<b>PITCHER</b>	IP: 1.0 WLS: 8 BF: 3	H: 0 R: 0 ER: 0 SO: 0	BB: 0 IBB: 0 HBP: 0 BLK: 0	WP: 0 HR: 0 S: 6 P: 14	ERA: 0.00 WHIP: 0.750								
<b>Dave Freisleben, R</b> (1, 1) <small>ERA: 4.11</small> <b>Dave Tomlin, L</b> (6, 1) <small>ERA: 6.39</small> <b>Vicente Romo, R</b> (8, 1) <small>ERA: 2.84</small>	IP: 5.2 WLS: 26 BF: 11	H: 5 R: 5 ER: 4 SO: 3	BB: 3 IBB: 0 HBP: 0 BLK: 0	WP: 0 HR: 0 S: 29 P: 41	ERA: 6.35 WHIP: 1.588	<b>PITCHER</b>	IP: 1.0 WLS: 8 BF: 3	H: 0 R: 0 ER: 0 SO: 0	BB: 0 IBB: 0 HBP: 0 BLK: 0	WP: 0 HR: 0 S: 6 P: 14	ERA: 0.00 WHIP: 0.750								



Batter	1	2	3	4	5	6	7	8	9	AB	R	H	RBI	BB	SO	LOB	TOP					
<b>Don Kessinger, S</b> OBP: 0.374, SLG: 0.350 (1, 6)										3	1	0	0	2	0	2	<b>Chicago Cubs @ San Diego Padres</b> San Diego Stadium, San Diego, CA Tue Jun 04 1974, 10:05 PM EDT Att: 5,808 - Unknown					
<b>Vic Harris, S</b> OBP: 0.296, SLG: 0.237 (1, 4)										3	1	2	0	1	0	1						
<b>Dave Rosello, R</b> OBP: 0.227, SLG: 0.268 (7, 4)										0	0	0	0	0	0	0						
<b>Billy Williams, L</b> OBP: 0.400, SLG: 0.475 (1, 3)										3	1	1	1	1	1	2						
<b>Andre Thornton, R</b> OBP: 0.423, SLG: 0.652 (7, 3)										0	0	0	0	0	0	0						
<b>Rick Monday, L</b> OBP: 0.406, SLG: 0.456 (1, 8)										4	1	1	1	0	1	3						
<b>Chris Ward, L</b> OBP: 0.350, SLG: 0.306 (1, 7)										2	0	1	1	0	0	0						
<b>Jim Tyrone, R</b> OBP: 0.200, SLG: 0.143 (5, PH)										2	0	0	0	0	0	1						
<b>Jerry Morales, R</b> OBP: 0.316, SLG: 0.406 (1, 9)										3	0	1	1	0	0	0						
<b>Carmen Fanzone, R</b> OBP: 0.333, SLG: 0.345 (1, 5)										4	0	0	0	0	2	2						
<b>George Mitterwald, R</b> OBP: 0.250, SLG: 0.270 (1, 2)										3	0	0	0	0	1	0						
<b>Tom Lundstedt, S</b> OBP: 0.192, SLG: 0.045 (6, 2)										1	0	0	0	0	0	0						
<b>Bill Bonham, R</b> OBP: 0.211, SLG: 0.211 (1, 1)										3	1	1	0	0	0	0						
<b>Dave LaRoche, L</b> OBP: 0.250, SLG: 0.500 (7, 1)										0	0	0	0	0	0	0						
<b>Bill Madlock, R</b> OBP: 0.379, SLG: 0.475 (9, PH)										1	0	1	0	0	0	0						
<b>Ken Frailing, L</b> OBP: 0.316, SLG: 0.316 (9, PR)										0	0	0	0	0	0	0						
<b>Inning Stats</b>	R: 4 E: 0 K: 1 S: 7	H: 3 LOB: 1 BB: 2 P: 15	R: 1 E: 0 K: 1 S: 7	H: 2 LOB: 2 BB: 1 P: 11	R: 0 E: 0 K: 0 S: 3	H: 1 LOB: 0 BB: 0 P: 3	R: 0 E: 0 K: 0 S: 3	H: 0 LOB: 0 BB: 0 P: 3	R: 0 E: 0 K: 0 S: 4	H: 1 LOB: 1 BB: 1 P: 4	R: 0 E: 0 K: 0 S: 3	H: 0 LOB: 0 BB: 0 P: 3	R: 0 E: 0 K: 1 S: 5	H: 0 LOB: 1 BB: 1 P: 9	R: 0 E: 0 K: 1 S: 5	H: 0 LOB: 0 BB: 0 P: 5	R: 0 E: 0 K: 1 S: 6	H: 1 LOB: 1 BB: 0 P: 6	1B: 8 2B: 1 3B: 0 HR: 0	SF: 1 SAC: 0 DP: 1 HBP: 0	WP: 0 PB: 0 SB: 0 CS: 2	PA: 37
<b>PITCHER</b>	IP WLS BF H R ER SO BB IBB HBP BLK WP HR S P ERA WHIP	<b>PITCHER</b>																				
<b>Bill Greif, R</b> ERA: 6.22	0.0	5	3	4	4	0	2	0	0	0	1	0	0	0	3	11	∞	∞				
<b>Steve Arlin, R</b> ERA: 5.95	4.0	14	3	1	1	2	1	0	0	0	0	0	0	17	21	2.25	1.000					
<b>Dave Tomlin, L</b> ERA: 5.48	3.0	11	1	0	0	1	1	0	0	0	1	0	0	12	16	0.00	0.667					
<b>Larry Hardy, R</b> ERA: 4.95	1.0	W	3	0	0	0	0	0	0	0	0	0	0	5	5	0.00	0.000					
<b>Vicente Romo, R</b> ERA: 2.77	1.0	S	4	1	0	0	0	0	0	0	0	0	0	6	6	0.00	1.000					

AB	32
R	5
H	8
RBI	4
BB	4
SO	5
LOB	11





Batter	1	2	3	4	5	6	7	8	9	AB	R	H	RBI	BB	SO	LOB	BOTTOM			
<b>Derrel Thomas, S</b> OBP: 0.340, SLG: 0.382 (1, 4)										5	2	2	0	0	0	1	<b>Chicago Cubs @ San Diego Padres</b> San Diego Stadium, San Diego, CA Tue Jun 04 1974, 10:05 PM EDT Att: 5,808 - Unknown			
<b>Bobby Tolan, L</b> OBP: 0.337, SLG: 0.355 (1, 9)										3	1	1	1	0	1	1				
<b>Nate Colbert, R</b> OBP: 0.315, SLG: 0.399 (1, 7)										4	1	1	1	0	3	2				
<b>Willie McCovey, L</b> OBP: 0.407, SLG: 0.422 (1, 3)										3	1	2	1	1	0	1				
<b>Dave Winfield, R</b> OBP: 0.302, SLG: 0.416 (7, PR)										0	0	0	0	0	0	0				
<b>Johnny Grubb, L</b> OBP: 0.366, SLG: 0.398 (1, 8)										3	0	2	2	1	0	0				
<b>Fred Kendall, R</b> OBP: 0.296, SLG: 0.335 (1, 2)										4	0	0	0	0	0	6				
<b>Dave Roberts, R</b> OBP: 0.266, SLG: 0.245 (1, 5)										4	0	0	0	0	1	0				
<b>Enzo Hernandez, R</b> OBP: 0.275, SLG: 0.284 (1, 6)										3	0	1	0	0	1	0				
<b>Bill Greif, R</b> OBP: 0.227, SLG: 0.056 (1, 1)										0	0	0	0	0	0	0				
<b>Steve Arlin, R</b> OBP: 0.111, SLG: 0.167 (4, PH)										1	0	0	0	0	1	0				
<b>Rod Gaspar, S</b> OBP: 0.111, SLG: 0.167 (4, PH)										1	0	0	0	0	1	1				
<b>Dave Tomlin, L</b> OBP: 0.111, SLG: 0.167 (4, PH)										0	0	0	0	0	0	0				
<b>Matty Alou, L</b> OBP: 0.227, SLG: 0.237 (7, PH)										1	0	0	0	0	0	0				
<b>Larry Hardy, R</b> OBP: 0.227, SLG: 0.237 (7, PH)										0	0	0	0	0	0	0				
<b>Clio Gaston, R</b> OBP: 0.227, SLG: 0.237 (7, PH)										1	1	1	1	0	0	0				
<b>Vicente Romo, R</b> OBP: 0.227, SLG: 0.237 (7, PH)										0	0	0	0	0	0	0				
<b>Inning Stats</b>	R: 2 E: 0 K: 1 S: 8	H: 3 LOB: 1 BB: 0 P: 8	R: 0 E: 0 K: 2 S: 7	H: 0 LOB: 0 BB: 0 P: 7	R: 0 E: 0 K: 1 S: 6	H: 1 LOB: 3 BB: 1 P: 11	R: 0 E: 0 K: 2 S: 8	H: 1 LOB: 1 BB: 0 P: 8	R: 1 E: 0 K: 2 S: 8	H: 1 LOB: 0 BB: 0 P: 8	R: 0 E: 0 K: 0 S: 3	H: 0 LOB: 0 BB: 0 P: 3	R: 2 E: 1 K: 0 S: 6	H: 3 LOB: 2 BB: 1 P: 10	R: 1 E: 0 K: 0 S: 4	H: 1 LOB: 0 BB: 0 P: 4	1B: 7 2B: 1 3B: 0 HR: 2	SF: 0 SAC: 0 DP: 0 HBP: 1	WP: 0 PB: 0 SB: 2 CS: 0	PA: 37
<b>PITCHER</b>	IP WLS BF H R ER SO BB IBB HBP BLK WP HR S P ERA WHIP	<b>PITCHER</b>																		
<b>Bill Bonham, R</b> ERA: 4.64	6.2	30	8	5	5	0	1	0	0	0	0	0	0	1	44	49	6.75	1.350		
<b>Dave LaRoche, L</b> ERA: 3.79	1.1	L	7	2	1	1	0	1	0	0	0	0	0	1	6	10	6.75	2.250		

AB	34
R	6
H	10
RBI	6
BB	2
SO	8
LOB	12





Batter	1	2	3	4	5	6	7	8	9	AB	R	H	RBI	BB	SO	LOB	TOP										
Don Kessinger, S (1, 6) OBP: 0.380, SLG: 0.354	4-0 BB		0-0 2H 1B		0-0 3H 1B		0-3 K		0-0 F7	4	0	2	2	1	1	1	<p>Chicago Cubs @ San Diego Padres San Diego Stadium, San Diego, CA Wed Jun 05 1974, 10:05 PM EDT Att: 6,934 - Unknown</p> <p>livebaseballscorecards.com</p> <p>AB 31 R 3 H 8 RBI 3 BB 5 SO 5 LOB 18</p> 										
Vic Harris, S (1, 4) OBP: 0.299, SLG: 0.231	0-3 K		0-0 5-3		0-0 L8		4-0 BB		4-0 BB	3	0	0	0	2	1	2											
Billy Williams, L (1, 3) OBP: 0.390, SLG: 0.461	0-0 4-3			0-0 P5		0-0 F8	0-0 F9		0-0 G4-6-3	5	0	0	0	0	0	4											
Rick Monday, L (1, 8) OBP: 0.408, SLG: 0.454	0-3 K			0-0 6-3		4-0 1B BB		0-0 SH1-4 1B		3	1	1	0	1	1	1											
Chris Ward, L (1, 7) OBP: 0.372, SLG: 0.333		0-0 P6		0-0 1B		0-0 1B		0-0 SH1-4		3	0	2	0	0	0	0											
Jerry Morales, R (1, 9) OBP: 0.305, SLG: 0.397		0-0 5-3		0-0 F9		0-0 P4		0-3 K		4	0	0	0	0	1	4											
Carmen Fanzone, R (1, 5) OBP: 0.333, SLG: 0.333		0-0 5-3			4-0 WP 1B BB		0-0 F9		0-0 1B	2	1	0	0	1	0	2											
Ray Burris, R (8, 1) Jim Todd, L (8, 1)								2-0 1B		0	0	0	0	0	0	0											
Tom Lundstedt, S (1, 2) OBP: 0.214, SLG: 0.083			0-0 SH1-4 1B		0-0 F8		0-0 6-3		0-0 1B	2	1	1	0	0	0	1											
Gonzalo Marquez, L (7, PH) George Mitterwald, R (7, 2) OBP: 0.255, SLG: 0.275				0-0 SH1-4		0-0 1-3		0-0 1-2		1	0	0	0	0	0	0											
Burt Hooton, R (1, 1) Steve Stone, R (6, 1) Matt Alexander, S (6, 5) Bill Madlock, R (8, PH) Ken Frailing, L (8, PR) OBP: 0.386, SLG: 0.481			0-0 SH1-4		0-0 K		1-0 WP		0-0 4-3	0	0	0	0	0	0	0											
Inning Stats	R: 0 E: 0 K: 2 S: 7	H: 0 LOB: 1 BB: 1 P: 11	R: 0 E: 0 K: 0 S: 3	H: 0 LOB: 0 BB: 0 P: 3	R: 1 E: 0 K: 0 S: 4	H: 2 LOB: 0 BB: 0 P: 4	R: 0 E: 0 K: 0 S: 4	H: 1 LOB: 1 BB: 0 P: 4	R: 1 E: 0 K: 1 S: 6	H: 1 LOB: 1 BB: 1 P: 10	R: 0 E: 0 K: 0 S: 4	H: 1 LOB: 2 BB: 1 P: 8	R: 0 E: 0 K: 1 S: 5	H: 0 LOB: 0 BB: 1 P: 10	R: 1 E: 0 K: 1 S: 8	H: 3 LOB: 2 BB: 0 P: 8		R: 0 E: 0 K: 0 S: 2	H: 0 LOB: 0 BB: 1 P: 6	1B: 8 2B: 0 3B: 0 HR: 0	SF: 0 SAC: 2 DP: 1 HBP: 1	WP: 3 PB: 0 SB: 0 CS: 0	PA: 39				
PITCHER	IP	WLS	BF	H	R	ER	SO	BB	IBB	HBP	BLK	WP	HR	S	P	ERA		WHIP									
Lowell Palmer, R (1, 1) ERA: 2.7	6.2		29	5	2	2	4	4	0	1	0	2	0	32	49	2.70	1.350										
Dave Tomlin, L (7, 1) ERA: 5.73	0.2		3	1	1	1	0	0	0	0	0	0	0	3	3	13.50	1.500										
Larry Hardy, R (8, 1) ERA: 4.91	0.1		3	2	0	0	1	0	0	0	0	0	0	5	5	0.00	6.000										
Vicente Romo, R (8, 1) ERA: 2.88	1.1	W	4	0	0	0	0	1	0	0	0	0	0	3	7	0.00	0.750										

Batter	1	2	3	4	5	6	7	8	9	AB	R	H	RBI	BB	SO	LOB	BOTTOM										
Derrel Thomas, S (1, 4) OBP: 0.344, SLG: 0.390	0-0 1B S 1B		0-0 SH1-3		0-0 SH1-3 2B		0-0 4-3			3	1	2	0	0	0	2	<p>Chicago Cubs @ San Diego Padres San Diego Stadium, San Diego, CA Wed Jun 05 1974, 10:05 PM EDT Att: 6,934 - Unknown</p> <p>livebaseballscorecards.com</p> <p>AB 31 R 4 H 11 RBI 4 BB 1 SO 6 LOB 22</p> 										
Bobby Tolan, L (1, 9) OBP: 0.343, SLG: 0.361	0-0 1B		0-0 S 1B		0-0 SH1-3		0-0 F9			3	0	2	1	0	0	0											
Nate Colbert, R (1, 7) OBP: 0.314, SLG: 0.395	0-0 1B		0-0 2H 1B		0-0 F7		0-0 L9			4	0	1	1	0	1	2											
Willie McCovey, L (1, 3) OBP: 0.404, SLG: 0.412	0-3 K		0-3 K		4-0 BB		0-0 P3			3	0	0	0	1	2	3											
Rich Morales, R (8, 6) OBP: 0.370, SLG: 0.360										0	0	0	0	0	0	0											
Johnny Grubb, L (1, 8) OBP: 0.369, SLG: 0.397	0-0 G4-6-3			0-0 4-3 1B		0-0 L7		1-0 WP 2B HBP		3	1	1	0	0	0	4											
Rod Gaspar, S (8, PR) (9, 8)										0	1	0	0	0	0	0											
Fred Kendall, R (1, 2) OBP: 0.301, SLG: 0.345		0-0 4-3		0-0 4-3		0-0 SH1-4 1B		0-0 1B		4	0	2	1	0	0	1											
Dave Roberts, R (1, 5) OBP: 0.286, SLG: 0.245		0-3 K		0-0 F9		0-0 SH1-4 1B		0-0 5-3		4	0	1	0	0	1	3											
Enzo Hernandez, R (1, 6) OBP: 0.277, SLG: 0.286		0-0 4-3			0-0 2H 1B		0-0 SH1-4			2	0	1	1	0	0	0											
Dave Winfield, R (8, 7) OBP: 0.301, SLG: 0.413						1-2 2-3				1	0	0	0	0	1	2											
Lowell Palmer, R (1, 1) OBP: 0.333, SLG: 0.333					0-0 2H 1B		0-0 F7			3	1	1	0	0	1	3											
Dave Tomlin, L (7, 1)										0	0	0	0	0	0	0											
Larry Hardy, R (8, 1)										0	0	0	0	0	0	0											
Vicente Romo, R (8, 1)					0-0 SH1-3 1B					1	0	0	0	0	0	2											
Inning Stats	R: 1 E: 0 K: 1 S: 7	H: 3 LOB: 1 BB: 0 P: 7	R: 0 E: 0 K: 1 S: 5	H: 0 LOB: 0 BB: 0 P: 5	R: 1 E: 0 K: 2 S: 9	H: 2 LOB: 1 BB: 0 P: 9	R: 1 E: 0 K: 1 S: 7	H: 2 LOB: 1 BB: 0 P: 7	R: 0 E: 0 K: 0 S: 4	H: 1 LOB: 2 BB: 1 P: 8	R: 0 E: 0 K: 0 S: 5	H: 2 LOB: 2 BB: 0 P: 5	R: 0 E: 0 K: 0 S: 3	H: 0 LOB: 0 BB: 0 P: 3	R: 1 E: 0 K: 1 S: 6	H: 1 LOB: 2 BB: 0 P: 7	1B: 9 2B: 2 3B: 0 HR: 0	SF: 0 SAC: 3 DP: 1 HBP: 1	WP: 2 PB: 0 SB: 2 CS: 0	PA: 36							
PITCHER	IP	WLS	BF	H	R	ER	SO	BB	IBB	HBP	BLK	WP	HR	S	P	ERA	WHIP										
Burt Hooton, R (1, 1) ERA: 4.58	5.0		25	10	3	3	5	1	0	0	0	0	0	34	38	5.40	2.200										
Steve Stone, R (6, 1) ERA: 5.6	2.0		6	0	0	0	0	0	0	0	0	0	0	6	6	0.00	0.000										
Ray Burris, R (8, 1) ERA: 5.46	0.0	L	2	1	1	1	0	0	0	1	0	1	0	1	2	∞	∞										
Jim Todd, R (8, 1) ERA: 3.45	1.0		3	0	0	0	1	0	0	0	0	0	0	5	5	0.00	0.000										



Batter	1	2	3	4	5	6	7	8	9	AB	R	H	RBI	BB	SO	LOB	TOP		
Don Kessinger, S (1, 6) OBP: 0.380, SLG: 0.355	6-3		6-3							5	1	2	2	0	0	0	<b>Chicago Cubs @ San Diego Padres</b> San Diego Stadium, San Diego, CA Thu Jun 06 1974, 10:05 PM EDT Att. 6,630 - Unknown - 65 F		
Rick Monday, L (1, 8) OBP: 0.403, SLG: 0.452	4-3		F7				K			5	0	1	2	0	2	1			
Jerry Morales, R (1, 7) OBP: 0.312, SLG: 0.397	P6		FC5				F9			5	0	2	0	0	1	2			
Jose Cardenal, R (1, 9) OBP: 0.354, SLG: 0.428		6-3					K			5	0	1	0	0	2	2			
Carmen Fanzone, R (1, 5) OBP: 0.329, SLG: 0.344		5-3								4	0	1	0	0	0	2			
Andre Thornton, R (1, 3) OBP: 0.433, SLG: 0.615										3	1	1	0	1	0	0			
Vic Harris, S (1, 4) Dave Rosello, R (9, 4) OBP: 0.227, SLG: 0.268										3	1	1	0	1	1	2			
George Mitterwald, R (1, 2) OBP: 0.283, SLG: 0.284										3	1	2	1	0	0	0			
Ken Frailing, L (1, 1) OBP: 0.286, SLG: 0.286										2	0	0	0	0	1	2			
Chris Ward, L (9, PH) OBP: 0.386, SLG: 0.333										0	1	0	0	1	0	0			
Horacio Pina, R (9, 1)										0	0	0	0	0	0	0			
<b>Inning Stats</b>	R: 0 E: 0 K: 0 S: 3	H: 0 LOB: 0 BB: 0 P: 3	R: 1 E: 0 K: 1 S: 7	H: 2 LOB: 2 BB: 1 P: 11	R: 0 E: 0 K: 0 S: 5	H: 2 LOB: 2 BB: 0 P: 5	R: 0 E: 0 K: 0 S: 3	H: 0 LOB: 0 BB: 0 P: 3	R: 0 E: 0 K: 1 S: 5	H: 2 LOB: 1 BB: 0 P: 5	R: 1 E: 0 K: 1 S: 7	H: 2 LOB: 1 BB: 0 P: 7	R: 0 E: 0 K: 0 S: 3	H: 0 LOB: 0 BB: 0 P: 3	R: 3 E: 0 K: 2 S: 10	H: 3 LOB: 1 BB: 1 P: 14	1B: 8 2B: 3 HR: 0	SF: 0 SAC: 2 DP: 0 HBP: 0	WP: 0 PA: 40 PB: 0 SB: 0 CS: 1
<b>PITCHER</b>	IP	WLS	BF	H	R	ER	SO	BB	IBB	HBP	BLK	WP	HR	S	P	ERA	WHIP		
Randy Jones, L (1, 1) ERA: 5.04	8.0	L	33	8	2	2	5	2	0	0	0	0	0	41	49	2.25	1.250		
Vicente Romo, R (9, 1) ERA: 3.32	0.1		4	2	3	3	0	1	0	0	0	0	0	3	7	81.00	9.000		
Bill Greif, R (9, 1) ERA: 6.16	0.2		3	1	0	0	2	0	0	0	0	0	0	7	7	0.00	1.500		

AB	35
R	5
H	11
RBI	5
BB	3
SO	7
LOB	11



Batter	1	2	3	4	5	6	7	8	9	AB	R	H	RBI	BB	SO	LOB	BOTTOM				
Derrel Thomas, S (1, 4) OBP: 0.343, SLG: 0.388	5-3		P5							4	0	1	0	0	0	2	<b>Chicago Cubs @ San Diego Padres</b> San Diego Stadium, San Diego, CA Thu Jun 06 1974, 10:05 PM EDT Att. 6,630 - Unknown - 65 F				
Bobby Tolan, L (1, 8) OBP: 0.346, SLG: 0.371										4	0	2	0	0	0	2					
Dave Winfield, R (1, 7) OBP: 0.305, SLG: 0.433										4	1	2	1	0	0	3					
Nate Colbert, R (1, 3) OBP: 0.313, SLG: 0.398										4	0	1	0	0	2	1					
Cito Gaston, R (1, 9) OBP: 0.266, SLG: 0.350										4	0	1	0	0	1	2					
Fred Kendall, R (1, 2) OBP: 0.294, SLG: 0.337										4	0	0	0	0	1	3					
Dave Roberts, R (1, 5) OBP: 0.266, SLG: 0.245										4	0	1	0	0	0	2					
Enzo Hernandez, R (1, 6) OBP: 0.274, SLG: 0.283										2	0	0	0	0	0	0					
Randy Jones, R (1, 1) OBP: 0.192, SLG: 0.200										2	0	0	0	0	1	0					
Willie McCovey, L (8, PH) OBP: 0.407, SLG: 0.412										0	0	0	0	1	0	0					
Rod Gaspar, S (8, PR)										0	0	0	0	0	0	0					
Vicente Romo, R (9, 1)										0	0	0	0	0	0	0					
Bill Greif, R (9, 1) OBP: 0.227, SLG: 0.056										0	0	0	0	0	0	0					
<b>Inning Stats</b>	R: 0 E: 0 K: 0 S: 4	H: 1 LOB: 1 BB: 0 P: 4	R: 0 E: 0 K: 1 S: 5	H: 0 LOB: 0 BB: 0 P: 5	R: 0 E: 0 K: 1 S: 5	H: 0 LOB: 0 BB: 0 P: 5	R: 1 E: 0 K: 1 S: 6	H: 1 LOB: 0 BB: 0 P: 6	R: 0 E: 0 K: 1 S: 5	H: 1 LOB: 0 BB: 0 P: 5	R: 0 E: 0 K: 1 S: 5	H: 2 LOB: 1 BB: 0 P: 4	R: 0 E: 0 K: 1 S: 5	H: 1 LOB: 0 BB: 0 P: 5	R: 0 E: 0 K: 0 S: 4	H: 1 LOB: 2 BB: 1 P: 8	R: 0 E: 0 K: 0 S: 5	H: 2 LOB: 2 BB: 0 P: 5	1B: 5 2B: 2 HR: 1	SF: 0 SAC: 1 DP: 2 HBP: 0	WP: 0 PA: 34 PB: 0 SB: 0 CS: 0
<b>PITCHER</b>	IP	WLS	BF	H	R	ER	SO	BB	IBB	HBP	BLK	WP	HR	S	P	ERA	WHIP				
Ken Frailing, L (1, 1) ERA: 4.36	8.0	W	29	6	1	1	5	0	0	0	0	0	0	5	42	1.12	0.750				
Horacio Pina, R (9, 1) ERA: 2.29	1.0		5	2	0	0	0	0	0	0	0	0	0	5	5	0.00	2.000				

AB	32
R	1
H	8
RBI	1
BB	1
SO	5
LOB	15





Batter	1	2	3	4	5	6	7	8	9	AB	R	H	RBI	BB	SO	LOB	TOP			
Lou Brock, L OBP: 0.376, SLG: 0.420 (1, 7)			3-1			K		FC3-6		4	0	1	0	0	1	1	<b>St. Louis Cardinals @ San Diego Padres</b> San Diego Stadium, San Diego, CA Fri Jun 07 1974, 10:05 PM EDT Att: 7,969 - Unknown			
Tom Heintzelman, R OBP: 0.483, SLG: 0.640 (1, 4)			K			6-3		BB		3	0	0	0	1	1					
Reggie Smith, S OBP: 0.425, SLG: 0.644 (1, 9)					F9			F8		2	0	0	0	0	1					
Jose Cruz, L OBP: 0.358, SLG: 0.491 (4, 9)						6-3				2	0	0	0	0	2					
Orlando Pena, R OBP: 0.500, SLG: 0.500 (8, 1)	K									0	0	0	0	0	0					
Ted Simmons, S OBP: 0.320, SLG: 0.431 (1, 2)		F3						F5		4	0	2	0	0	2					
Bake McBride, L OBP: 0.341, SLG: 0.403 (1, 8)		WP				K				4	0	1	0	0	2					
Joe Torre, R OBP: 0.364, SLG: 0.395 (1, 3)		F9				FC6-4				3	0	0	0	1	2					
Ken Reitz, R OBP: 0.355, SLG: 0.428 (9, PR)						FC1-4				3	0	1	0	1	2					
Alan Foster, R OBP: 0.211, SLG: 0.167 (9, PR)						BB				0	0	0	0	0	0					
Mike Tyson, R OBP: 0.254, SLG: 0.264 (1, 6)										2	0	0	0	0	2					
Tim McCarver, L OBP: 0.350, SLG: 0.300 (7, PH)										1	0	0	0	0	2					
Jack Heidemann, R OBP: 0.083, SLG: 0.083 (7, 6)										0	0	0	0	0	0					
Ted Sizemore, R OBP: 0.360, SLG: 0.363 (9, PH)										1	0	0	0	0	1					
John Curtis, L OBP: 0.087, SLG: 0.045 (1, 1)										2	0	0	0	0	2					
Jim Hickman, R OBP: 0.395, SLG: 0.444 (8, PH)										1	0	1	0	0	0					
Luis Melendez, R OBP: 0.356, SLG: 0.426 (8, 9)										0	0	0	0	0	0					
<b>Inning Stats</b>	R: 0 E: 0 K: 1 S: 5	H: 1 LOB: 0 BB: 0 P: 5	R: 0 E: 0 K: 0 S: 4	H: 1 LOB: 2 BB: 1 P: 8	R: 0 E: 0 K: 2 S: 7	H: 0 LOB: 0 BB: 0 P: 7	R: 0 E: 0 K: 1 S: 6	H: 1 LOB: 1 BB: 0 P: 6	R: 0 E: 0 K: 1 S: 5	H: 0 LOB: 0 BB: 0 P: 5	R: 0 E: 0 K: 1 S: 6	H: 1 LOB: 2 BB: 1 P: 10	R: 0 E: 0 K: 0 S: 4	H: 1 LOB: 2 BB: 1 P: 8	R: 0 E: 0 K: 1 S: 6	H: 1 LOB: 2 BB: 0 P: 6	1B: 6 2B: 0 3B: 0 HR: 0	SF: 0 SAC: 0 DP: 0 HBP: 0	WP: 2 PB: 0 SB: 3 CS: 0	PA: 35
<b>PITCHER</b> Dave Freisleben, R ERA: 3.49 (1, 1)	IP: 9.0 WLS: W BF: 35	H: 6 R: 0 ER: 0 SO: 8	BB: 3 IBB: 0 HBP: 0 BLK: 0	WP: 2 HR: 0 S: 48 P: 60	ERA: 0.00 WHIP: 1.000	<b>PITCHER</b>										IP: 9.0 WLS: W BF: 35	H: 6 R: 0 ER: 0 SO: 8	BB: 3 IBB: 0 HBP: 0 BLK: 0	WP: 2 HR: 0 S: 48 P: 60	ERA: 0.00 WHIP: 1.000

AB	32
R	0
H	6
RBI	0
BB	3
SO	8
LOB	17



Batter	1	2	3	4	5	6	7	8	9	AB	R	H	RBI	BB	SO	LOB	BOTTOM			
Derrel Thomas, S OBP: 0.337, SLG: 0.381 (1, 4)	K					6-3				4	0	0	0	0	2	0	<b>St. Louis Cardinals @ San Diego Padres</b> San Diego Stadium, San Diego, CA Fri Jun 07 1974, 10:05 PM EDT Att: 7,969 - Unknown			
Enzo Hernandez, R OBP: 0.270, SLG: 0.279 (1, 6)	F8					5-3				3	0	0	0	0	0					
Bobby Tolan, L OBP: 0.346, SLG: 0.370 (1, 8)	4-3					1B				3	0	1	0	0	0					
Nate Colbert, R OBP: 0.316, SLG: 0.398 (1, 3)										0	0	0	0	1	0					
Willie McCovey, L OBP: 0.409, SLG: 0.414 (3, 3)						CS				2	0	1	0	0	0					
Dave Winfield, R OBP: 0.305, SLG: 0.448 (1, 7)						BB				3	1	1	1	0	3					
Cito Gaston, R OBP: 0.299, SLG: 0.340 (1, 9)										3	0	0	0	0	0					
Rod Gaspar, S (8, 8)										0	0	0	0	0	0					
Dave Roberts, R OBP: 0.281, SLG: 0.241 (1, 5)										3	0	0	0	0	1					
Bob Barton, R OBP: 0.327, SLG: 0.256 (1, 2)										2	0	1	0	1	1					
Dave Freisleben, R OBP: 0.263, SLG: 0.235 (1, 1)										3	0	0	0	0	1					
<b>Inning Stats</b>	R: 0 E: 0 K: 1 S: 5	H: 0 LOB: 0 BB: 0 P: 5	R: 0 E: 0 K: 0 S: 2	H: 0 LOB: 0 BB: 1 P: 6	R: 0 E: 0 K: 0 S: 3	H: 1 LOB: 0 BB: 0 P: 3	R: 0 E: 0 K: 0 S: 5	H: 2 LOB: 2 BB: 0 P: 5	R: 0 E: 0 K: 1 S: 5	H: 0 LOB: 1 BB: 1 P: 9	R: 0 E: 0 K: 0 S: 3	H: 0 LOB: 0 BB: 0 P: 3	R: 1 E: 0 K: 0 S: 4	H: 1 LOB: 0 BB: 0 P: 4	R: 0 E: 0 K: 3 S: 9	H: 0 LOB: 0 BB: 0 P: 9	1B: 3 2B: 0 3B: 0 HR: 1	SF: 0 SAC: 0 DP: 1 HBP: 0	WP: 0 PB: 0 SB: 0 CS: 1	PA: 28
<b>PITCHER</b> John Curtis, L ERA: 4.88 (1, 1)	IP: 7.0 WLS: L BF: 25	H: 4 R: 1 ER: 1 SO: 2	BB: 2 IBB: 0 HBP: 0 BLK: 0	WP: 0 HR: 1 S: 27 P: 35	ERA: 1.29 WHIP: 0.857	<b>PITCHER</b>										IP: 1.0 WLS: L BF: 3	H: 0 R: 0 ER: 0 SO: 3	BB: 0 IBB: 0 HBP: 0 BLK: 0	WP: 0 HR: 0 S: 9 P: 9	ERA: 0.00 WHIP: 0.000





Batter	1	2	3	4	5	6	7	8	9	AB	R	H	RBI	BB	SO	LOB	TOP										
<b>Lou Brock, L</b> OBP: 0.367, SLG: 0.409 (1, 7)	0-3 K		0-0 3-1		0-3 K		0-0 FC4-6		0-0 FC3-6	5	0	0	0	0	2	3											
<b>Tom Heintzleman, R</b> OBP: 0.438, SLG: 0.571 <b>Ted Sizemore, R</b> OBP: 0.357, SLG: 0.358 (7, PH) (7, 4)	0-3 K		0-0 F9		0-0 6-3		0-0 6-3		0-0 4-3	3	0	0	0	0	1	0											
<b>Bake McBride, L</b> OBP: 0.350, SLG: 0.407 (1, 8)	0-0 E3 1B		4-0 BB		0-0 1B		0-0 1B		0-0 F8	3	1	2	0	1	0	0											
<b>Ted Simmons, S</b> OBP: 0.327, SLG: 0.457 (1, 2)	0-0 1B		0-0 L9		0-0 2B		0-0 2B		0-0 HR	4	2	3	2	0	0	1											
<b>Joe Torre, R</b> OBP: 0.372, SLG: 0.404 (1, 3)	0-0 1B		0-0 6-3		0-0 1B		0-0 1B		0-0 1B	4	0	3	1	0	0	0											
<b>Jose Cruz, L</b> OBP: 0.338, SLG: 0.459 (1, 9)	0-0 F8		0-0 F8		0-0 FC4		0-0 FC4		0-3 K	4	0	0	0	0	1	4											
<b>Ken Reitz, R</b> OBP: 0.348, SLG: 0.419 (1, 5)			0-0 6-3		0-3 K				0-0 5-3	4	0	0	0	0	2	1											
<b>Mike Tyson, R</b> OBP: 0.257, SLG: 0.267 <b>Tim McCarver, L</b> OBP: 0.341, SLG: 0.290 <b>Al Hrabosky, R</b> (7, PH) (7, 1)			0-0 F8		0-0 F8		0-0 E5		0-0 6-3	2	0	1	0	0	0	0											
<b>Luis Melendez, R</b> OBP: 0.350, SLG: 0.418 (9, PH)			0-0 1B				0-0 FC4-6 1B			1	0	0	0	0	0	0											
<b>Mike Thompson, R</b> (1, 1) <b>Rich Folkers, L</b> (3, 1) <b>Jim Hickman, R</b> OBP: 0.386, SLG: 0.432 <b>Pete Richert, L</b> (5, PH) (5, 1) <b>Reggie Smith, S</b> OBP: 0.428, SLG: 0.646 <b>Jack Heidemann, R</b> OBP: 0.194, SLG: 0.194 (7, PH) (7, 6)			0-3 K		0-3 K		0-0 FC4-6 1B		0-0 FC3-6 1B	1	0	0	0	0	0	1											
<b>Inning Stats</b>	R: 2 E: 1 K: 2 S: 10	H: 3 LOB: 1 BB: 0 P: 10	R: 0 E: 0 K: 1 S: 5	H: 1 LOB: 0 BB: 0 P: 5	R: 0 E: 0 K: 0 S: 3	H: 0 LOB: 1 BB: 1 P: 7	R: 0 E: 0 K: 1 S: 5	H: 0 LOB: 0 BB: 0 P: 5	R: 0 E: 0 K: 0 S: 7	H: 3 LOB: 2 BB: 0 P: 5	R: 0 E: 1 K: 1 S: 7	H: 1 LOB: 2 BB: 0 P: 7	R: 1 E: 0 K: 1 S: 7	H: 2 LOB: 1 BB: 0 P: 7	R: 0 E: 0 K: 0 S: 4	H: 1 LOB: 1 BB: 0 P: 4	1B: 9 2B: 1 3B: 0 HR: 1	SF: 0 SAC: 0 DP: 0 HBP: 0	WP: 1 PB: 0 SB: 1 CS: 2	PA: 38							
<b>PITCHER</b>	IP	WLS	BF	H	R	ER	SO	BB	IBB	HBP	BLK	WP	HR	S	P	ERA	WHIP										
<b>Dan Spillner, R</b> ERA: 5.4 (1, 1)	7.1	W	32	10	3	2	7	1	0	0	0	0	1	45	49	2.46	1.500										
<b>Dave Tomlin, L</b> ERA: 5.64 (8, 1)	0.1		1	0	0	0	1	0	0	0	0	1	0	3	3	0.00	0.000										
<b>Vicente Romo, R</b> ERA: 3.21 (8, 1)	1.1	S	5	1	0	0	0	0	0	0	0	0	0	5	5	0.00	0.750										

St. Louis Cardinals @ San Diego Padres  
San Diego Stadium, San Diego, CA  
Sat Jun 08 1974, 10:05 PM EDT  
Att: 27,801 - Unknown

AB 37  
R 3  
H 11  
RBI 3  
BB 1  
SO 8  
LOB 13



Batter	1	2	3	4	5	6	7	8	9	AB	R	H	RBI	BB	SO	LOB	BOTTOM										
<b>Bobby Tolan, L</b> OBP: 0.342, SLG: 0.383 (1, 9)	0-0 F9		0-0 HR		0-0 4-3		0-0 FC1-5-6		0-0 F5	5	1	1	1	0	0	1											
<b>Enzo Hernandez, R</b> OBP: 0.270, SLG: 0.278 (1, 6)	0-3 K		0-0 BB BLK SF8 1B		0-0 5-3		0-0 F8			4	1	1	0	0	1	1											
<b>Nate Colbert, R</b> OBP: 0.325, SLG: 0.395 (1, 7) (8, 3)	4-0 BB BB		4-0 WP FC5-4 BB		0-0 F3		4-0 S BB			1	1	0	0	3	0	0											
<b>Willie McCovey, L</b> OBP: 0.410, SLG: 0.407 <b>Dave Winfield, R</b> OBP: 0.305, SLG: 0.448 (1, 3) (8, 7)	4-0 BB		4-0 FC5-4 WP BB		0-0 G3		0-3 K			2	0	0	0	2	1	1											
<b>Johnny Grubb, L</b> OBP: 0.377, SLG: 0.400 (1, 8)	4-0 BB		0-0 SF8		0-0 WP 1B		4-0 BB			1	0	1	1	2	0	0											
<b>Derrel Thomas, S</b> OBP: 0.336, SLG: 0.376 (1, 4)	0-3 K		4-0 FC5-4 BB		0-0 4-3		0-0 F3			3	0	0	0	1	1	6											
<b>Dave Roberts, R</b> OBP: 0.261, SLG: 0.259 (1, 5)			0-0 F8		0-0 FC5-4		0-0 HR		0-3 K	4	1	1	2	0	1	4											
<b>Bob Barton, R</b> OBP: 0.321, SLG: 0.277 (1, 2)			0-3 K		0-0 F9		0-0 FC1-5-6 2B		0-3 K	4	0	1	0	0	2	2											
<b>Dan Spillner, R</b> (1, 1) <b>Dave Tomlin, L</b> (8, 1) <b>Vicente Romo, R</b> (8, 1)			0-3 K		0-3 K		0-3 K		0-0 4-3	3	0	0	0	0	3	1											
<b>Inning Stats</b>	R: 0 E: 0 K: 2 S: 7	H: 0 LOB: 3 BB: 3 P: 19	R: 0 E: 0 K: 2 S: 7	H: 0 LOB: 0 BB: 0 P: 7	R: 3 E: 0 K: 0 S: 5	H: 2 LOB: 2 BB: 3 P: 17	R: 0 E: 0 K: 1 S: 5	H: 0 LOB: 0 BB: 0 P: 5	R: 0 E: 0 K: 0 S: 4	H: 1 LOB: 1 BB: 0 P: 4	R: 1 E: 0 K: 1 S: 7	H: 2 LOB: 1 BB: 0 P: 7	R: 0 E: 0 K: 2 S: 7	H: 0 LOB: 2 BB: 2 P: 15	R: 0 E: 0 K: 1 S: 5	H: 0 LOB: 0 BB: 0 P: 5	1B: 2 2B: 1 3B: 0 HR: 2	SF: 1 SAC: 0 DP: 0 HBP: 0	WP: 2 PB: 0 SB: 1 CS: 0	PA: 37							
<b>PITCHER</b>	IP	WLS	BF	H	R	ER	SO	BB	IBB	HBP	BLK	WP	HR	S	P	ERA	WHIP										
<b>Mike Thompson, R</b> ERA: 7.29 (1, 1)	2.0	L	12	3	3	3	4	4	0	0	0	1	0	8	16	3.000	3.000										
<b>Rich Folkers, L</b> ERA: 3.18 (3, 1)	2.0		8	0	0	0	1	2	0	0	0	1	0	8	16	0.00	1.000										
<b>Pete Richert, L</b> ERA: 3.24 (5, 1)	2.0		9	3	1	1	1	0	0	0	0	1	1	11	11	4.50	1.500										
<b>Al Hrabosky, L</b> ERA: 4.37 (7, 1)	2.0		8	0	0	0	3	2	0	0	0	0	0	12	20	0.00	1.000										

St. Louis Cardinals @ San Diego Padres  
San Diego Stadium, San Diego, CA  
Sat Jun 08 1974, 10:05 PM EDT  
Att: 27,801 - Unknown

AB 28  
R 4  
H 5  
RBI 4  
BB 8  
SO 9  
LOB 16





Batter	1	2	3	4	5	6	7	8	9	AB	R	H	RBI	BB	SO	LOB	TOP						
Lou Brock, L OBP: 0.368, SLG: 0.424 (1, 7)																	5 2 2 0 0 2 2						
Ted Sizemore, R OBP: 0.363, SLG: 0.358 (1, 4)																	3 1 1 1 2 0 0						
Reggie Smith, S OBP: 0.427, SLG: 0.645 (1, 9)																	5 1 2 2 0 0 2						
Ted Simmons, S OBP: 0.329, SLG: 0.467 (1, 2)																	4 1 1 2 1 0 2						
Bake McBride, L OBP: 0.348, SLG: 0.400 Luis Melendez, R OBP: 0.350, SLG: 0.418 (1, 8) (7, 8)																	3 0 0 0 0 0 2 0 0 0 0 0 0 0						
Joe Torre, R OBP: 0.374, SLG: 0.402 (1, 3)																	3 0 1 0 1 0 1						
Ken Reitz, R OBP: 0.341, SLG: 0.411 (1, 5)																	4 0 0 0 0 2 3						
Mike Tyson, R OBP: 0.264, SLG: 0.269 (1, 6)																	3 0 1 0 0 1 0						
Bob Gibson, R OBP: 0.194, SLG: 0.226 Al Hrabosky, R OBP: 0.333, SLG: 0.333 Mike Garman, R (1, 1) (7, 1) (8, 1)																	3 0 0 0 0 1 1 1 0 1 0 0 0 0 0 0 0 0 0 0 0						
<b>Inning Stats</b>	R: 0 E: 0 K: 1 S: 5	H: 0 LOB: 1 BB: 1 P: 9	R: 0 E: 0 K: 1 S: 5	H: 0 LOB: 0 BB: 0 P: 5	R: 0 E: 0 K: 1 S: 4	H: 0 LOB: 0 BB: 0 P: 5	R: 2 E: 1 K: 1 S: 7	H: 1 LOB: 1 BB: 0 P: 8	R: 1 E: 0 K: 0 S: 5	H: 2 LOB: 1 BB: 1 P: 7	R: 0 E: 0 K: 0 S: 3	H: 0 LOB: 1 BB: 1 P: 7	R: 2 E: 0 K: 2 S: 9	H: 2 LOB: 2 BB: 2 P: 17	R: 0 E: 0 K: 0 S: 5	H: 3 LOB: 2 BB: 0 P: 5	R: 0 E: 0 K: 0 S: 3	H: 1 LOB: 0 BB: 0 P: 3	1B: 5 2B: 2 3B: 1 HR: 1	SF: 0 SAC: 0 DP: 2 HBP: 2	WP: 0 PB: 0 SB: 0 CS: 1	PA: 40	
<b>PITCHER</b>	IP WLS BF H R ER SO BB IBB HBP BLK WP HR S P ERA WHIP																						
Bill Greif, R ERA: 5.91 Larry Hardy, R ERA: 5.3 Dave Tomlin, L ERA: 5.32 Steve Arlin, R ERA: 5.86 (1, 1) (7, 1) (7, 1) (9, 1)	6.0 0.2 1.1 1.0	25 5 2 2 2 4	3 2 2 2 2 0	3 2 2 2 2 0	4 2 2 2 2 0	2 1 0 0 0 0	0 0 0 0 0 0	0 0 0 0 0 0	0 0 0 0 0 0	0 0 0 0 0 0	0 0 0 0 0 0	0 0 0 0 0 0	0 0 0 0 0 0	0 0 0 0 0 0	0 0 0 0 0 0	0 0 0 0 0 0	0 0 0 0 0 0	0 0 0 0 0 0	0 0 0 0 0 0	0 0 0 0 0 0	0 0 0 0 0 0	0 0 0 0 0 0	0 0 0 0 0 0

St. Louis Cardinals @ San Diego Padres  
San Diego Stadium, San Diego, CA  
Sun Jun 09 1974, 6:33 AM EDT  
Att: 13,880 - Unknown

AB 34  
R 5  
H 9  
RBI 5  
BB 4  
SO 6  
LOB 13





Batter	1	2	3	4	5	6	7	8	9	AB	R	H	RBI	BB	SO	LOB	BOTTOM					
Bobby Tolan, L OBP: 0.349, SLG: 0.400 (1, 9)																	3 2 1 3 1 0 1					
Enzo Hernandez, R OBP: 0.288, SLG: 0.276 (1, 6)																	5 0 1 1 0 0 4					
Nate Colbert, R OBP: 0.318, SLG: 0.386 (1, 7) (9, 3)																	4 0 0 0 0 2 1					
Willie McCovey, L OBP: 0.407, SLG: 0.399 Fred Kendall, R OBP: 0.294, SLG: 0.337 (1, 3) (9, 2)																	3 1 0 0 1 0 1 0 0 0 0 0 0 0					
Johnny Grubb, L OBP: 0.384, SLG: 0.401 (1, 8)																	2 1 1 0 2 1 1					
Derrel Thomas, S OBP: 0.340, SLG: 0.381 (1, 4)																	2 0 1 1 1 0 1					
Dave Roberts, R OBP: 0.266, SLG: 0.256 (1, 5)																	2 0 0 0 2 1 2					
Bob Barton, R OBP: 0.333, SLG: 0.271 Rod Gaspar, S Steve Arlin, R OBP: 0.111, SLG: 0.167 (1, 2) (8, PR) (9, 1)																	1 0 0 1 2 0 1 0 1 0 0 0 0 0 0 0 0 0 0 0 0					
Bill Greif, R ERA: 5.29 Matty Alou, L ERA: 4.24 Larry Hardy, R ERA: 4.24 Dave Tomlin, L ERA: 5.32 Dave Winfield, R ERA: 5.39 (1, 1) (5, PR) (7, 1) (7, 1) (8, PR) (9, 7)	6.1 0.2 1.0	30 3 0 1 1 1	3 0 1 1 1 1	4 3 3 4 0	0 0 0 0 0	0 0 0 0 0	0 0 0 0 0	0 0 0 0 0	0 0 0 0 0	0 0 0 0 0	0 0 0 0 0	0 0 0 0 0	0 0 0 0 0	0 0 0 0 0	0 0 0 0 0	0 0 0 0 0	0 0 0 0 0 0 0					
<b>Inning Stats</b>	R: 0 E: 0 K: 0 S: 3	H: 0 LOB: 0 BB: 0 P: 3	R: 2 E: 0 K: 1 S: 7	H: 2 LOB: 3 BB: 3 P: 19	R: 0 E: 0 K: 1 S: 5	H: 0 LOB: 1 BB: 1 P: 9	R: 0 E: 0 K: 0 S: 2	H: 0 LOB: 1 BB: 2 P: 10	R: 0 E: 0 K: 1 S: 5	H: 0 LOB: 0 BB: 0 P: 5	R: 0 E: 0 K: 1 S: 5	H: 0 LOB: 2 BB: 2 P: 13	R: 1 E: 0 K: 1 S: 6	H: 1 LOB: 1 BB: 0 P: 7	R: 3 E: 0 K: 0 S: 4	H: 2 LOB: 1 BB: 2 P: 12	R: 0 E: 0 K: 0 S: 3	H: 1 LOB: 0 BB: 0 P: 3	1B: 3 2B: 1 3B: 0 HR: 1	SF: 1 SAC: 1 DP: 2 HBP: 1	WP: 0 PB: 0 SB: 1 CS: 0	PA: 38
<b>PITCHER</b>	IP WLS BF H R ER SO BB IBB HBP BLK WP HR S P ERA WHIP																					
Bob Gibson, R ERA: 5.13 Al Hrabosky, L ERA: 4.24 Mike Garman, R ERA: 3.34 (1, 1) (7, 1) (8, 1)	6.1 0.2 1.0	30 3 0 1 1 1	3 0 1 1 1 1	4 3 3 4 0	0 0 0 0 0	0 0 0 0 0	0 0 0 0 0	0 0 0 0 0	0 0 0 0 0	0 0 0 0 0	0 0 0 0 0	0 0 0 0 0	0 0 0 0 0	0 0 0 0 0	0 0 0 0 0	0 0 0 0 0	0 0 0 0 0 0 0					

St. Louis Cardinals @ San Diego Padres  
San Diego Stadium, San Diego, CA  
Sun Jun 09 1974, 6:33 AM EDT  
Att: 13,880 - Unknown

AB 25  
R 6  
H 5  
RBI 6  
BB 10  
SO 5  
LOB 16





Batter	1	2	3	4	5	6	7	8	9	AB	R	H	RBI	BB	SO	LOB	TOP					
Gene Clines, R OBP: 0.298, SLG: 0.265	K	SF9		L6		L9		L6-3		4	0	0	1	0	1	2	<b>Pittsburgh Pirates @ San Diego Padres</b> San Diego Stadium, San Diego, CA Mon Jun 10 1974, 10:05 PM EDT Att: 7,309 - Unknown  <b>AB</b> 37 <b>R</b> 8 <b>H</b> 12 <b>RBI</b> 8 <b>BB</b> 4 <b>SO</b> 6 <b>LOB</b> 20  					
Richie Hebner, L OBP: 0.348, SLG: 0.497	G3	F8		F8		K				5	0	1	1	0	1	2						
Richie Zisk, R OBP: 0.418, SLG: 0.531	BB HBP 1B			K		HR 1B		3B BB 1-2 1B		4	2	3	0	1	1	0						
Willie Stargell, L Ed Ott, L	BB 1-2 HBP			HR BB		1-H HR		1-H 1B 3B		3	3	2	3	1	1	2						
Al Oliver, L OBP: 0.296, SLG: 0.445	FC6-4 1-2 2-3 BB			F9		F2		FC4-6 1B		4	0	1	1	1	0	3						
Manny Sanguillen, R OBP: 0.302, SLG: 0.387	FC6-4 1-2			HR		E 1B		FC4-6 FC5-4 1-2		5	1	2	2	0	0	4						
Rennie Stennett, R OBP: 0.321, SLG: 0.374		1B SF9 BB		6-3		FC3 G5-4-3 1-2		F7		4	1	0	0	1	0	2						
Mario Mendoza, R OBP: 0.333, SLG: 0.324				SH1-4 1B		G5-4-3 1-2		FC5-4		5	0	2	0	0	0	3						
Jim Rooker, R OBP: 0.375, SLG: 0.452				SH1-4						3	1	1	0	0	2	2						
Bruce Kison, R										0	0	0	0	0	0	0						
Ramon Hernandez, S										0	0	0	0	0	0	0						
Dave Giusti, R OBP: 0.250, SLG: 0.250										0	0	0	0	0	0	0						
Kent Tekulve, R								L6-3 1B 2B		0	0	0	0	0	0	0						
<b>Inning Stats</b>	R: 0 E: 0 K: 1 S: 6	H: 1 LOB: 3 BB: 1 P: 11	R: 1 E: 0 K: 1 S: 6	H: 1 LOB: 1 BB: 1 P: 10	R: 2 E: 0 K: 1 S: 6	H: 1 LOB: 0 BB: 1 P: 10	R: 0 E: 0 K: 0 S: 4	H: 1 LOB: 1 BB: 0 P: 4	R: 2 E: 1 K: 0 S: 6	H: 3 LOB: 1 BB: 0 P: 6	R: 0 E: 0 K: 2 S: 7	H: 0 LOB: 0 BB: 0 P: 7	R: 2 E: 0 K: 0 S: 5	H: 2 LOB: 1 BB: 1 P: 9	R: 1 E: 0 K: 1 S: 8	H: 3 LOB: 2 BB: 0 P: 8	R: 0 E: 0 K: 0 S: 3	H: 0 LOB: 0 BB: 0 P: 3	1B: 8 2B: 1 3B: 1 HR: 2	SF: 1 SAC: 1 DP: 1 HBP: 1	WP: 0 PB: 0 CS: 0	PA: 44
<b>PITCHER</b>	IP WLS BF H R ER SO BB IBB HBP BLK WP HR S P ERA WHIP																					
Lowell Palmer, R ERA: 5.73	(1, 1) 4.1 24 7 5 5 3 3 0 1 0 0 2 26 39 10.38 2.308																					
Larry Hardy, R ERA: 5.21	(5, 1) 0.2 2 0 0 0 0 0 0 0 0 0 0 2 2 0.00 0.000																					
Dave Tomlin, L ERA: 5.61	(6, 1) 2.0 9 2 2 2 2 1 0 0 0 0 0 0 12 16 9.00 1.500																					
Steve Arlin, R ERA: 5.91	(8, 1) 1.0 6 3 1 1 1 0 0 0 0 0 0 8 8 9.00 3.000																					
Vicente Romo, R ERA: 3.14	(9, 1) 1.0 W 3 0 0 0 0 0 0 0 0 0 0 3 3 0.00 0.000																					
<b>Batter</b>	<b>1</b>	<b>2</b>	<b>3</b>	<b>4</b>	<b>5</b>	<b>6</b>	<b>7</b>	<b>8</b>	<b>9</b>	<b>AB</b>	<b>R</b>	<b>H</b>	<b>RBI</b>	<b>BB</b>	<b>SO</b>	<b>LOB</b>	<b>BOTTOM</b>					
Horace Clarke, S OBP: 0.274, SLG: 0.241	F2				E5		6-3	L8		6	0	2	1	0	0	3	<b>Pittsburgh Pirates @ San Diego Padres</b> San Diego Stadium, San Diego, CA Mon Jun 10 1974, 10:05 PM EDT Att: 7,309 - Unknown  <b>AB</b> 40 <b>R</b> 9 <b>H</b> 13 <b>RBI</b> 9 <b>BB</b> 6 <b>SO</b> 7 <b>LOB</b> 22  					
Bobby Tolan, L OBP: 0.350, SLG: 0.400	K				1-3					5	1	2	0	0	1	2						
Dave Winfield, R OBP: 0.311, SLG: 0.472	K									5	2	2	2	0	2	2						
Nate Colbert, R OBP: 0.320, SLG: 0.379										3	1	0	0	2	2	0						
Cito Gaston, R OBP: 0.282, SLG: 0.382										4	2	3	3	1	0	0						
Fred Kendall, R OBP: 0.302, SLG: 0.337										3	1	1	0	2	0	1						
Dave Roberts, R OBP: 0.284, SLG: 0.254										5	1	1	0	0	1	7						
Enzo Hernandez, R OBP: 0.269, SLG: 0.274										2	0	0	0	1	0	1						
Johnny Grubbs, L OBP: 0.392, SLG: 0.359										1	0	0	0	0	1	2						
Rich Morales, R OBP: 0.370, SLG: 0.360										0	0	0	0	0	0	0						
Derrel Thomas, S OBP: 0.342, SLG: 0.384										1	1	1	1	0	0	0						
Lowell Palmer, R ERA: 5.73	(1, 1) 4.1 24 7 5 5 3 3 0 1 0 0 2 26 39 10.38 2.308																					
Larry Hardy, R ERA: 5.21	(5, 1) 0.2 2 0 0 0 0 0 0 0 0 0 0 2 2 0.00 0.000																					
Dave Tomlin, L ERA: 5.61	(6, 1) 2.0 9 2 2 2 2 1 0 0 0 0 0 0 12 16 9.00 1.500																					
Steve Arlin, R ERA: 5.91	(8, 1) 1.0 6 3 1 1 1 0 0 0 0 0 0 8 8 9.00 3.000																					
Vicente Romo, R ERA: 3.14	(9, 1) 1.0 W 3 0 0 0 0 0 0 0 0 0 0 3 3 0.00 0.000																					
<b>Inning Stats</b>	R: 0 E: 0 K: 2 S: 7	H: 0 LOB: 0 BB: 0 P: 7	R: 0 E: 0 K: 2 S: 8	H: 1 LOB: 1 BB: 0 P: 8	R: 0 E: 0 K: 1 S: 6	H: 2 LOB: 2 BB: 1 P: 10	R: 0 E: 0 K: 1 S: 5	H: 0 LOB: 0 BB: 0 P: 5	R: 0 E: 1 K: 0 S: 5	H: 1 LOB: 2 BB: 0 P: 5	R: 0 E: 0 K: 0 S: 4	H: 1 LOB: 2 BB: 1 P: 8	R: 0 E: 0 K: 0 S: 3	H: 0 LOB: 0 BB: 0 P: 3	R: 4 E: 1 K: 1 S: 9	H: 3 LOB: 2 BB: 2 P: 17	R: 5 E: 0 K: 0 S: 7	H: 5 LOB: 2 BB: 2 P: 15	1B: 10 2B: 1 3B: 0 HR: 2	SF: 0 SAC: 0 DP: 0 HBP: 0	WP: 0 PB: 0 CS: 0	PA: 46
<b>PITCHER</b>	IP WLS BF H R ER SO BB IBB HBP BLK WP HR S P ERA WHIP																					
Jim Rooker, L ERA: 3.05	(1, 1) 7.0 31 7 3 3 6 3 0 0 0 0 0 40 52 3.86 1.429																					
Bruce Kison, R ERA: 3.96	(8, 1) 0.0 3 1 1 1 0 1 0 0 0 0 0 1 2 6 ∞ ∞																					
Ramon Hernandez, L ERA: 2.91	(8, 1) 1.1 5 1 1 1 1 0 0 0 0 0 0 1 7 7 6.75 0.750																					
Dave Giusti, R ERA: 4.42	(9, 1) 0.0 2 0 0 0 0 2 0 0 0 0 0 0 0 8 ∞ ∞																					
Kent Tekulve, R ERA: 6.0	(9, 1) 0.1 L 5 4 4 4 0 0 0 0 0 0 0 0 5 5 108.00 12.000																					



Batter	1	2	3	4	5	6	7	8	9	AB	R	H	RBI	BB	SO	LOB	TOP								
<b>Rennie Stennett, R</b> (1,4) OBP: 0.318, SLG: 0.368	0-0 1-3			0-0 5-3		0-0 4-3		0-0 F8	4-0 BB 1B IBB	4	0	0	0	1	0	0	<b>Pittsburgh Pirates @ San Diego Padres</b> San Diego Stadium, San Diego, CA Tue Jun 11 1974, 10:05 PM EDT Att: 9,505 - Unknown <a href="http://livebaseballscorecards.com">livebaseballscorecards.com</a>								
<b>Gene Clines, R</b> (1,8) OBP: 0.294, SLG: 0.262	0-0 L5-3			0-3 K		0-0 L6-3		0-0 L9	0-0 BB 1B	5	0	1	2	0	1	0									
<b>Richie Zisk, R</b> (1,9) OBP: 0.418, SLG: 0.521	0-0 F9			4-0 BB				4-0 F8	4-0 1B BB	3	1	0	0	2	1	2									
<b>Willie Stargell, L</b> (1,7) OBP: 0.374, SLG: 0.532		0-0 4-3 7-2 2B		0-3 K				0-0 1B SF9 2B	0-0 1B 1B	4	1	3	0	1	1	1									
<b>Al Oliver, L</b> (1,3) OBP: 0.299, SLG: 0.444	0-0 4-3				0-0 F8			0-0 1B 1B	1-3 1B	5	1	2	1	0	0	4									
<b>Manny Sanguillen, R</b> (1,2) OBP: 0.256, SLG: 0.381	0-0 7-2				0-0 5-3			0-0 SF9	0-0 F7	3	0	0	1	0	0	3									
<b>Richie Hebner, L</b> (1,5) OBP: 0.351, SLG: 0.498				0-0 F7				0-0 1B 1-2 1B	0-0 SH4-2 1B 1B	4	1	2	0	0	0	0									
<b>Mario Mendoza, R</b> (1,6) OBP: 0.316, SLG: 0.306				0-3 K				0-0 1B 1-3 2H 1B	0-0 SH4-2 1B 1B	2	0	0	0	0	1	1									
<b>Bob Robertson, R</b> (7, PH) OBP: 0.297, SLG: 0.550					0-0 F2					1	0	1	1	0	0	0									
<b>Frank Taveras, R</b> (7, PR) OBP: 0.310, SLG: 0.310										1	1	1	0	0	0	0									
<b>Ken Brett, L</b> (1,1) OBP: 0.371, SLG: 0.676				0-0 6-3		0-3 K		0-0 4-3	0-0 SH4-2	3	0	0	0	0	1	2									
<b>Inning Stats</b>	R: 0 E: 0 K: 0 S: 3	H: 0 LOB: 0 BB: 0 P: 3	R: 0 E: 0 K: 0 S: 3	H: 1 LOB: 0 BB: 0 P: 3	R: 0 E: 0 K: 1 S: 5	H: 0 LOB: 0 BB: 0 P: 5	R: 0 E: 0 K: 2 S: 7	H: 0 LOB: 1 BB: 1 P: 11	R: 0 E: 1 K: 0 S: 4	H: 0 LOB: 1 BB: 0 P: 4	R: 0 E: 0 K: 1 S: 5	H: 0 LOB: 0 BB: 0 P: 5	R: 2 E: 0 K: 0 S: 7	H: 4 LOB: 2 BB: 0 P: 7	R: 1 E: 0 K: 0 S: 5	H: 2 LOB: 2 BB: 1 P: 9	R: 2 E: 0 K: 1 S: 8	H: 3 LOB: 3 BB: 2 P: 16	1B: 8 2B: 3 3B: 0 HR: 0	SF: 1 SAC: 1 DP: 1 HBP: 0	WP: 0 PB: 0 SB: 0 CS: 0	PA: 41			
<b>PITCHER</b>	IP	WLS	BF	H	R	ER	SO	BB	IBB	HBP	BLK	WP	HR	S	P	ERA	WHIP								
<b>Randy Jones, L</b> (1,1) ERA: 4.91	7.2	L	32	7	3	3	4	2	0	0	0	0	0	38	46	3.52	1.174								
<b>Vicente Romo, R</b> (8,1) ERA: 3.45	1.0		8	3	2	2	1	1	1	0	0	0	0	8	16	18.00	4.000								
<b>Dave Tomlin, L</b> (9,1) ERA: 5.54	0.1		1	0	0	0	0	0	0	0	0	0	0	1	1	0.00	0.000								

Batter	1	2	3	4	5	6	7	8	9	AB	R	H	RBI	BB	SO	LOB	BOTTOM								
<b>Horace Clarke, S</b> (1,4) OBP: 0.254, SLG: 0.222	0-0 L8		0-0 5-3		0-0 F4		0-0 L8		0-0 5-3	5	0	0	0	0	0	0	<b>Pittsburgh Pirates @ San Diego Padres</b> San Diego Stadium, San Diego, CA Tue Jun 11 1974, 10:05 PM EDT Att: 9,505 - Unknown <a href="http://livebaseballscorecards.com">livebaseballscorecards.com</a>								
<b>Bobby Tolan, L</b> (1,8) OBP: 0.351, SLG: 0.400	0-0 1B		0-0 6-3		0-0 F5		0-0 G3		0-0 E 1B	5	0	2	0	0	0	0									
<b>Dave Winfield, R</b> (1,7) OBP: 0.318, SLG: 0.473	0-0 1-3 1B		4-0 BB		0-0 F9		0-0 1B BB 1B		0-0 E6 1-2 1B	4	1	2	0	1	0	1									
<b>Nate Colbert, R</b> (1,3) OBP: 0.327, SLG: 0.379	4-0 S BB		0-3 K		4-0 1B BB 1B				0-0 L8 S 1B	3	1	1	0	2	1	3									
<b>Cito Gaston, R</b> (1,9) OBP: 0.281, SLG: 0.377	0-0 G3			0-0 F6		0-0 1B 1-2 2-3 1B		0-3 K		4	0	1	0	0	1	3									
<b>Derrel Thomas, S</b> (1,5) OBP: 0.345, SLG: 0.383		0-0 5-3		4-0 F9 S BB		0-0 1B 1-3 2H 3H 1B		0-0 L8		3	0	1	2	1	0	1									
<b>Fred Kendall, R</b> (1,2) OBP: 0.306, SLG: 0.333		4-0 BB		0-0 F9		0-0 F6		4-0 FC4-6 IBB		2	0	0	0	2	0	2									
<b>Enzo Hernandez, R</b> (1,6) OBP: 0.269, SLG: 0.270		0-0 L8		0-0 F7		4-0 IBB		0-0 FC4-6		3	0	0	0	1	0	4									
<b>Randy Jones, R</b> (1,1) OBP: 0.172, SLG: 0.179		0-0 L8			0-0 1-3		0-0 F7			3	0	0	0	0	0	3									
<b>Vicente Romo, R</b> (8,1)										0	0	0	0	0	0	0									
<b>Dave Tomlin, L</b> (9,1)										0	0	0	0	0	0	0									
<b>Johnny Grubb, L</b> (9, PH) OBP: 0.380, SLG: 0.397										1	0	0	0	0	1	0									
<b>Inning Stats</b>	R: 0 E: 0 K: 0 S: 4	H: 2 LOB: 2 BB: 1 P: 8	R: 0 E: 0 K: 0 S: 3	H: 0 LOB: 1 BB: 1 P: 7	R: 0 E: 0 K: 1 S: 5	H: 0 LOB: 1 BB: 1 P: 9	R: 0 E: 0 K: 0 S: 3	H: 0 LOB: 0 BB: 0 P: 3	R: 2 E: 0 K: 0 S: 5	H: 3 LOB: 2 BB: 2 P: 13	R: 0 E: 0 K: 0 S: 3	H: 0 LOB: 0 BB: 0 P: 3	R: 0 E: 0 K: 1 S: 6	H: 1 LOB: 2 BB: 1 P: 10	R: 0 E: 1 K: 1 S: 7	H: 1 LOB: 2 BB: 0 P: 7	1B: 7 2B: 0 3B: 0 HR: 0	SF: 0 SAC: 0 DP: 0 HBP: 0	WP: 0 PB: 0 SB: 3 CS: 0	PA: 40					
<b>PITCHER</b>	IP	WLS	BF	H	R	ER	SO	BB	IBB	HBP	BLK	WP	HR	S	P	ERA	WHIP								
<b>Ken Brett, L</b> (1,1) ERA: 3.07	9.0	W	40	7	2	2	3	5	2	0	0	0	0	39	67	2.00	1.333								



Batter	1	2	3	4	5	6	7	8	9	AB	R	H	RBI	BB	SO	LOB	TOP			
Gene Clines, R (1, 8) OBP: 0.301, SLG: 0.264	L9		1B					L6-3		3	0	1	0	1	0	0	<b>Pittsburgh Pirates @ San Diego Padres</b> San Diego Stadium, San Diego, CA Wed Jun 12 1974, 10:05 PM EDT Att: 12,336 - Unknown			
Richie Hebner, L (1, 5) OBP: 0.354, SLG: 0.495	BB		F6				F9	BB		3	0	1	0	1	0	2				
Richie Zisk, R (1, 9) OBP: 0.420, SLG: 0.518	K			2B	SF8			BB		3	1	1	0	1	2	1				
Willie Stargell, L (1, 7) OBP: 0.368, SLG: 0.521	F7							F8		4	0	0	0	0	1	4				
Dave Giusti, R (8, 1) OBP: 0.250, SLG: 0.250								F8		0	0	0	0	0	0	0				
Al Oliver, L (1, 3) OBP: 0.298, SLG: 0.445		6-3						6-3		4	0	1	0	0	0	0				
Manny Sanguillen, R (1, 2) OBP: 0.299, SLG: 0.397	F4							G5-4-3		3	1	2	1	0	0	0				
Rennie Stennett, R (1, 4) OBP: 0.317, SLG: 0.365	5-3							G5-4-3		2	0	0	1	1	0	1				
Mario Mendoza, R (1, 6) OBP: 0.300, SLG: 0.289			4-3							2	0	0	0	0	1	2				
Ed Ott, L (7, PH)										1	0	0	0	0	1	0				
Frank Taveras, R (7, 6) OBP: 0.310, SLG: 0.310										0	0	0	0	0	0	0				
Bob Robertson, R (9, PH) OBP: 0.293, SLG: 0.543										1	0	0	0	0	0	0				
Larry Demery, R (1, 1)										2	0	0	0	0	2	0				
John Morlan, R (7, 1)										0	0	0	0	0	0	0				
Ed Kirkpatrick, L (8, PH) OBP: 0.388, SLG: 0.357								F7		1	0	0	0	0	0	0				
<b>Inning Stats</b>	R: 0 E: 0 K: 1 S: 5	H: 0 LOB: 1 BB: 1 P: 9	R: 0 E: 0 K: 0 S: 3	H: 0 LOB: 0 BB: 0 P: 3	R: 0 E: 0 K: 1 S: 6	H: 1 LOB: 1 BB: 0 P: 6	R: 1 E: 0 K: 2 S: 9	H: 2 LOB: 2 BB: 1 P: 13	R: 0 E: 0 K: 1 S: 4	H: 0 LOB: 0 BB: 1 P: 8	R: 0 E: 0 K: 1 S: 5	H: 1 LOB: 0 BB: 0 P: 5	R: 0 E: 0 K: 0 S: 4	H: 1 LOB: 2 BB: 1 P: 8	R: 1 E: 0 K: 0 S: 4	H: 1 LOB: 0 BB: 0 P: 4	1B: 4 2B: 1 3B: 1 HR: 0	SF: 2 SAC: 0 DP: 1 HBP: 0	WP: 0 PB: 0 SB: 0 CS: 1	PA: 35
<b>PITCHER</b>	IP WLS BF H R ER SO BB IBB HBP BLK WP HR S P ERA WHIP																			
Dave Freisleben, R (1, 1) ERA: 3.22	7.2 W 30 5 1 1 7 3 1 0 0 0 0 40 56 1.17 1.043																			
Dave Tomlin, L (8, 1) ERA: 5.6	1.1 S 5 1 1 1 0 0 0 0 0 0 0 5 5 6.75 0.750																			

Batter	1	2	3	4	5	6	7	8	9	AB	R	H	RBI	BB	SO	LOB	BOTTOM			
Bobby Tolan, L (1, 9) OBP: 0.350, SLG: 0.397	K		1B					FC6-4		4	0	1	0	0	1	3	<b>Pittsburgh Pirates @ San Diego Padres</b> San Diego Stadium, San Diego, CA Wed Jun 12 1974, 10:05 PM EDT Att: 12,336 - Unknown			
Enzo Hernandez, R (1, 6) OBP: 0.273, SLG: 0.271	6-3		F3					BB		3	1	1	0	1	0	1				
Dave Winfield, R (1, 7) OBP: 0.317, SLG: 0.468	1-3							BB		4	1	1	0	0	1	2				
Nate Colbert, R (1, 3) OBP: 0.326, SLG: 0.376								HR		4	1	1	1	0	1	2				
Johnny Grubb, L (1, 8) OBP: 0.388, SLG: 0.421								HR		4	2	3	3	0	0	0				
Derrel Thomas, S (1, 4) OBP: 0.343, SLG: 0.381								HR		4	0	1	0	0	1	1				
Dave Roberts, R (1, 5) OBP: 0.259, SLG: 0.250								HR		3	0	0	1	0	2	1				
Bob Barton, R (1, 2) OBP: 0.339, SLG: 0.269								HR		3	0	0	0	1	1	1				
Dave Freisleben, R (1, 1) ERA: 6.0								HR		3	0	2	0	0	1	0				
Dave Tomlin, L (8, 1) ERA: 4.54								HR		0	0	0	0	0	0	0				
<b>Inning Stats</b>	R: 0 E: 0 K: 1 S: 5	H: 0 LOB: 0 BB: 0 P: 5	R: 0 E: 0 K: 2 S: 8	H: 1 LOB: 1 BB: 0 P: 8	R: 0 E: 0 K: 1 S: 6	H: 1 LOB: 1 BB: 0 P: 6	R: 0 E: 0 K: 1 S: 5	H: 0 LOB: 0 BB: 0 P: 5	R: 0 E: 0 K: 1 S: 6	H: 1 LOB: 2 BB: 1 P: 10	R: 4 E: 0 K: 2 S: 10	H: 3 LOB: 0 BB: 1 P: 14	R: 0 E: 0 K: 0 S: 5	H: 2 LOB: 2 BB: 0 P: 5	R: 0 E: 0 K: 0 S: 4	H: 2 LOB: 0 BB: 0 P: 4	1B: 9 2B: 0 3B: 0 HR: 1	SF: 1 SAC: 0 DP: 0 HBP: 0	WP: 0 PB: 1 SB: 0 CS: 1	PA: 35
<b>PITCHER</b>	IP WLS BF H R ER SO BB IBB HBP BLK WP HR S P ERA WHIP																			
Larry Demery, R (1, 1) ERA: 6.0	6.1 L 29 8 4 4 8 2 0 0 0 0 0 0 2 2 0.00 0.000																			
John Morlan, R (7, 1) ERA: 2.69	0.2 2 0 0 0 0 0 0 0 0 0 0 0 2 2 0.00 0.000																			
Dave Giusti, R (8, 1) ERA: 4.54	1.0 4 2 1 1 0 0 0 0 0 0 0 0 4 4 9.00 2.000																			



Batter	1	2	3	4	5	6	7	8	9	AB	R	H	RBI	BB	SO	LOB	TOP								
<b>Bobby Tolan, L</b> OBP: 0.346, SLG: 0.392 (1, 9)										5	0	1	0	0	2	3									
<b>Enzo Hernandez, R</b> OBP: 0.297, SLG: 0.265 (1, 6)										5	0	0	0	0	0	1									
<b>Nate Colbert, R</b> OBP: 0.323, SLG: 0.368 (7, 3)										4	0	0	0	1	4	0									
<b>Willie McCovey, L</b> OBP: 0.418, SLG: 0.400 <b>Dave Winfield, R</b> OBP: 0.316, SLG: 0.466 (7, 7)										1	3	1	0	3	0	0									
<b>Johnny Grubb, L</b> OBP: 0.394, SLG: 0.439 (1, 8)										4	1	3	0	0	1	1									
<b>Derrel Thomas, S</b> OBP: 0.346, SLG: 0.395 (1, 4)										4	1	2	4	0	0	2									
<b>Dave Roberts, R</b> OBP: 0.284, SLG: 0.247 (1, 5)										2	0	0	0	1	0	2									
<b>Bob Barton, R</b> OBP: 0.348, SLG: 0.259 (1, 2)										2	0	0	1	2	0	3									
<b>Dan Spillner, R</b> (1, 1)										2	0	0	0	0	1	3									
<b>Larry Hardy, R</b> (4, 1)										1	0	0	0	0	0	0									
<b>Dave Tomlin, L</b> (7, 1)										0	0	0	0	0	0	0									
<b>Vicente Romo, R</b> (7, 1)										1	0	0	0	0	0	1									
<b>Randy Jones, R</b> OBP: 0.172, SLG: 0.179 (8, 1)										0	0	0	0	0	0	0									
<b>Inning Stats</b>	R: 0 E: 0 K: 2 S: 7	H: 0 LOB: 0 BB: 7	R: 1 E: 0 K: 1 S: 6	H: 1 LOB: 3 BB: 3 P: 18	R: 3 E: 0 K: 1 S: 7	H: 2 LOB: 1 BB: 1 P: 12	R: 0 E: 0 K: 1 S: 5	H: 1 LOB: 0 BB: 0 P: 5	R: 1 E: 0 K: 1 S: 7	H: 2 LOB: 2 BB: 1 P: 11	R: 0 E: 0 K: 0 S: 3	H: 0 LOB: 0 BB: 0 P: 3	R: 0 E: 0 K: 0 S: 7	H: 1 LOB: 1 BB: 7	R: 0 E: 0 K: 0 S: 3	H: 0 LOB: 1 BB: 1 P: 7	R: 0 E: 0 K: 0 S: 3	H: 0 LOB: 1 BB: 7	1B: 4 2B: 2 3B: 0 HR: 1	SF: 0 SAC: 0 DP: 0 HBP: 1	WP: 0 PB: 0 SB: 0 CS: 2	PA: 40			
<b>PITCHER</b>	IP	WLS	BF	H	R	ER	SO	BB	IBB	HBP	BLK	WP	HR	S	P	ERA	WHIP								
<b>Ernie McAnally, R</b> ERA: 4.16 (1, 1)	6.0	L	29	6	5	5	6	4	1	1	0	0	0	35	56	7.50	1.667								
<b>Tom Walker, R</b> ERA: 2.9 (7, 1)	2.0		7	1	0	0	2	1	0	0	0	0	0	10	14	0.00	1.000								
<b>John Montague, R</b> ERA: 1.59 (9, 1)	1.0		4	0	0	0	0	1	0	0	0	0	0	3	7	0.00	1.000								

San Diego Padres @ Montreal Expos  
Jarry Park, Montreal, QB  
Fri Jun 14 1974, 7:05 PM EDT  
Att: 17,124 - Unknown

AB	32
R	5
H	7
RBI	5
BB	7
SO	8
LOB	17



Batter	1	2	3	4	5	6	7	8	9	AB	R	H	RBI	BB	SO	LOB	BOTTOM								
<b>Ron Hunt, R</b> OBP: 0.380, SLG: 0.244 (1, 5)										4	1	3	0	1	0	2									
<b>Tim Foli, R</b> OBP: 0.303, SLG: 0.309 (1, 6)										3	1	2	0	1	0	2									
<b>Willie Davis, L</b> OBP: 0.350, SLG: 0.438 (1, 8)										4	0	1	1	1	1	5									
<b>Ken Singleton, S</b> OBP: 0.411, SLG: 0.362 <b>John Montague, R</b> (9, 1)										4	0	0	0	1	1	5									
<b>Ron Fairly, L</b> OBP: 0.392, SLG: 0.479 (9, 9)										3	1	1	2	1	1	2									
<b>Ron Woods, R</b> OBP: 0.313, SLG: 0.160 (9, PH)										1	0	0	0	0	0	0									
<b>Bob Bailey, R</b> OBP: 0.394, SLG: 0.390 (1, 7)										4	0	0	0	0	0	0									
<b>Jim Cox, R</b> OBP: 0.272, SLG: 0.267 (1, 4)										3	0	0	0	0	1	0									
<b>Boots Day, L</b> OBP: 0.333, SLG: 0.286 (7, PH)										1	0	0	0	0	0	3									
<b>Pepe Frias, R</b> OBP: 0.118, SLG: 0.176 (8, 4)										1	0	0	0	0	0	0									
<b>Terry Humphrey, R</b> OBP: 0.246, SLG: 0.250 <b>Bob Stinson, S</b> OBP: 0.455, SLG: 0.500 (7, 2)										0	0	0	0	2	0	0									
<b>Ernie McAnally, R</b> OBP: 0.130, SLG: 0.091 <b>Hal Breeden, R</b> OBP: 0.351, SLG: 0.354 <b>Tom Walker, R</b> (7, 1)										2	0	1	0	0	1	1									
<b>Mike Jorgensen, L</b> OBP: 0.460, SLG: 0.425 (8, PH)										1	0	0	0	0	1	1									
<b>Inning Stats</b>	R: 0 E: 0 K: 2 S: 7	H: 0 LOB: 2 BB: 2 P: 15	R: 0 E: 0 K: 1 S: 6	H: 1 LOB: 2 BB: 1 P: 10	R: 2 E: 0 K: 0 S: 5	H: 2 LOB: 0 BB: 0 P: 5	R: 0 E: 0 K: 2 S: 8	H: 1 LOB: 3 BB: 2 P: 16	R: 0 E: 0 K: 0 S: 3	H: 0 LOB: 0 BB: 0 P: 3	R: 0 E: 0 K: 1 S: 5	H: 0 LOB: 0 BB: 0 P: 5	R: 1 E: 0 K: 0 S: 4	H: 2 LOB: 3 BB: 2 P: 13	R: 1 E: 0 K: 1 S: 8	H: 3 LOB: 2 BB: 0 P: 8	R: 0 E: 0 K: 0 S: 3	H: 0 LOB: 0 BB: 0 P: 3	1B: 7 2B: 2 3B: 0 HR: 1	SF: 0 SAC: 1 DP: 1 HBP: 1	WP: 0 PB: 0 SB: 0 CS: 0	PA: 43			
<b>PITCHER</b>	IP	WLS	BF	H	R	ER	SO	BB	IBB	HBP	BLK	WP	HR	S	P	ERA	WHIP								
<b>Dan Spillner, R</b> ERA: 5.31 (1, 1)	3.2		20	4	2	2	4	5	0	0	0	0	0	14	18	4.91	2.455								
<b>Larry Hardy, R</b> ERA: 5.05 (4, 1)	3.0	W	11	2	1	1	2	1	0	0	0	0	0	0	4	∞	∞								
<b>Dave Tomlin, L</b> ERA: 5.6 (7, 1)	0.0		1	0	0	0	0	1	0	0	0	0	0	0	4	∞	∞								
<b>Vicente Romo, R</b> ERA: 3.6 (7, 1)	1.0		6	2	1	1	1	0	0	1	0	0	0	7	8	9.00	2.000								
<b>Randy Jones, L</b> ERA: 4.84 (8, 1)	1.1	S	5	1	0	0	0	0	0	0	0	0	0	5	5	0.00	0.750								

San Diego Padres @ Montreal Expos  
Jarry Park, Montreal, QB  
Fri Jun 14 1974, 7:05 PM EDT  
Att: 17,124 - Unknown

AB	34
R	4
H	9
RBI	3
BB	7
SO	7
LOB	21





Batter	1	2	3	4	5	6	7	8	9	AB	R	H	RBI	BB	SO	LOB	TOP																					
<b>Bobby Tolan, L</b> OBP: 0.347, SLG: 0.397 (1.9)	0-0 4-3		0-0 3-1 2B	0-0 F8		0-0 F9			0-0 2-3 1B	5	2	2	1	0	0	0																						
<b>Horace Clarke, S</b> OBP: 0.250, SLG: 0.221 (1.4)	0-0 3-1		0-0 3-1				0-0 F8		0-0 2-3	5	0	1	0	0	0	2																						
<b>Nate Colbert, R</b> OBP: 0.320, SLG: 0.368 (1.7)	0-3 K		0-0 E	0-0 5-3			0-3 K		0-0 F3	5	1	1	1	0	2	2																						
<b>Willie McCovey, L</b> OBP: 0.422, SLG: 0.399 (1.3)		4-0 1B BB	0-0 E6 1B BB		4-0 E S BB		0-0 L9		0-0 E 1B 2H	3	0	1	1	2	0	0																						
<b>Johnny Grubb, L</b> OBP: 0.394, SLG: 0.435 (1.8)		0-3 K	4-0 1B BB		0-0 F8		0-0 L7		0-0 E8 1B	4	0	1	0	1	1	2																						
<b>Derrel Thomas, S</b> OBP: 0.347, SLG: 0.395 (1.5)		0-0 F7	0-0 1B BB		0-3 K		0-0 1B 1B		0-0 G3	5	0	2	0	0	1	4																						
<b>Fred Kendall, R</b> OBP: 0.310, SLG: 0.337 (1.2)		0-0 1B 1B	0-3 K		0-0 6-3		0-0 1B 1B			4	0	2	0	0	1	4																						
<b>Enzo Hernandez, R</b> OBP: 0.268, SLG: 0.265 (8, PH)			0-0 4-3			0-0 L8		0-3 K		3	0	1	0	0	0	3																						
<b>Cito Gaston, R</b> OBP: 0.270, SLG: 0.374 (8, PH)										1	0	0	0	0	1	2																						
<b>Rich Morales, R</b> OBP: 0.370, SLG: 0.360 (8, PH)										0	0	0	0	0	0	0																						
<b>Bill Greif, R</b> OBP: 0.269, SLG: 0.050 (1, 1)			4-0 2B BB		0-0 6-3		0-0 L9		0-0 F9	1	1	0	0	0	1	0																						
<b>Matty Alou, L</b> OBP: 0.226, SLG: 0.228 (6, PH)										1	0	0	0	0	0	0																						
<b>Larry Hardy, R</b> OBP: 0.314, SLG: 0.463 (8, PH)										0	0	0	0	0	0	0																						
<b>Dave Winfield, R</b> OBP: 0.314, SLG: 0.463 (8, PH)										1	0	0	0	0	0	2																						
<b>Dave Tomlin, L</b> OBP: 0.314, SLG: 0.463 (8, 1)										0	0	0	0	0	0	0																						
<b>Inning Stats</b>	R: 0 E: 0 K: 1 S: 5	H: 0 LOB: 0 BB: 0 P: 5	R: 0 E: 0 K: 1 S: 6	H: 2 LOB: 2 BB: 1 P: 10	R: 3 E: 1 K: 1 S: 9	H: 3 LOB: 3 BB: 2 P: 17	R: 0 E: 0 K: 0 S: 4	H: 1 LOB: 1 BB: 0 P: 4	R: 0 E: 0 K: 1 S: 5	H: 0 LOB: 1 BB: 1 P: 9	R: 0 E: 0 K: 0 S: 3	H: 0 LOB: 0 BB: 0 P: 3	R: 0 E: 0 K: 1 S: 5	H: 0 LOB: 0 BB: 0 P: 5	R: 0 E: 0 K: 1 S: 7	H: 2 LOB: 2 BB: 0 P: 7	R: 1 E: 1 K: 0 S: 6	H: 3 LOB: 2 BB: 0 P: 6	1B: 9 2B: 2 3B: 0 HR: 0	SF: 0 SAC: 0 DP: 0 HBP: 0	WP: 0 PA: 42 PB: 0 SB: 1 CS: 0																	
<b>PITCHER</b>	IP	WLS	BF	H	R	ER	SO	BB	IBB	HBP	BLK	WP	HR	S	P	ERA	WHIP	<b>PITCHER</b>				IP	WLS	BF	H	R	ER	SO	BB	IBB	HBP	BLK	WP	HR	S	P	ERA	WHIP
<b>Mike Torrez, R</b> ERA: 3.91 (1, 1)	2.1		15	5	3	3	2	3	0	0	0	0	0	16	28	11.57	3.429																					
<b>John Montague, R</b> ERA: 1.35 (3, 1)	4.2	W	16	1	0	0	3	1	0	0	0	0	0	21	25	0.00	0.429																					
<b>Chuck Taylor, R</b> ERA: 2.36 (8, 1)	1.2		10	5	1	1	1	0	0	0	0	0	0	12	12	5.40	3.000																					
<b>Tom Walker, R</b> ERA: 2.87 (9, 1)	0.1	S	1	0	0	0	0	0	0	0	0	0	0	1	1	0.00	0.000																					

San Diego Padres @ Montreal Expos  
Jarry Park, Montreal, QB  
Sat Jun 15 1974, 7:05 PM EDT  
Att: 16,224 - Unknown

AB	38
R	4
H	11
RBI	3
BB	4
SO	6
LOB	21



Batter	1	2	3	4	5	6	7	8	9	AB	R	H	RBI	BB	SO	LOB	BOTTOM																					
<b>Ron Hunt, R</b> OBP: 0.381, SLG: 0.255 (1.5)	0-0 1B 2B		0-0 1-3		0-0 F2		0-0 6-3		0-0 1-2 3H 1B	5	1	2	1	0	0	2																						
<b>Tim Foli, R</b> OBP: 0.313, SLG: 0.314 (1.6)	0-0 1B SF9	4-0 BB		0-0 F7		0-0 1B BB	0-0 G5-3		0-0 2-3F	4	1	2	0	1	0	3																						
<b>Willie Davis, L</b> OBP: 0.346, SLG: 0.433 (1.8)	0-0 G3	0-0 F9		0-3 K		0-0 F7		0-0 CS 1B		5	0	1	0	0	1	6																						
<b>Ken Singleton, S</b> OBP: 0.419, SLG: 0.372 (1.9)	0-0 SF9 BB		0-0 S 1B 2B		4-0 E 2B BB	4-0 FC5 1B BB		0-0 L5		3	2	2	1	2	0	1																						
<b>Ron Fairly, L</b> OBP: 0.392, SLG: 0.471 (1.3)	4-0 1-2 BB		0-0 L3		0-0 F8	0-0 F8		0-0 6-3		4	0	1	0	1	0	2																						
<b>Bob Bailey, R</b> OBP: 0.391, SLG: 0.385 (1.7)	0-0 SF9		0-3 K		4-0 2B	0-0 FC5				2	1	0	1	1	1	4																						
<b>Ron Woods, R</b> OBP: 0.313, SLG: 0.160 (9, 7)										0	0	0	0	0	0	0																						
<b>Jim Cox, R</b> OBP: 0.277, SLG: 0.278 (1.4)	0-0 F4		0-0 1B		0-0 WP 1H 2H 2B		0-0 F2			4	0	2	3	0	0	2																						
<b>Barry Foote, R</b> OBP: 0.294, SLG: 0.374 (1.2)		0-0 G3		0-0 F3		0-0 1B 1B				4	1	2	0	0	0	2																						
<b>Mike Torrez, R</b> OBP: 0.071, SLG: 0.037 (1, 1)		0-0 F9		0-0 E5		0-0 G5-3 1B		0-0 1B		1	0	0	0	0	0	1																						
<b>John Montague, R</b> ERA: 5.02 (3, 1)										2	0	0	0	0	1	1																						
<b>Mike Jorgensen, L</b> OBP: 0.471, SLG: 0.439 (7, PH)										1	0	1	0	0	0	0																						
<b>Chuck Taylor, R</b> OBP: 0.333, SLG: 0.500 (8, 1)										0	0	0	0	0	0	0																						
<b>Tom Walker, R</b> ERA: 2.87 (9, 1)										0	0	0	0	0	0	0																						
<b>Inning Stats</b>	R: 2 E: 0 K: 0 S: 6	H: 3 LOB: 2 BB: 1 P: 10	R: 0 E: 0 K: 0 S: 4	H: 1 LOB: 1 BB: 1 P: 8	R: 1 E: 0 K: 1 S: 7	H: 2 LOB: 1 BB: 0 P: 7	R: 0 E: 1 K: 1 S: 6	H: 0 LOB: 1 BB: 0 P: 6	R: 2 E: 0 K: 0 S: 5	H: 1 LOB: 1 BB: 2 P: 14	R: 0 E: 0 K: 0 S: 5	H: 2 LOB: 3 BB: 1 P: 9	R: 1 E: 0 K: 0 S: 5	H: 3 LOB: 1 BB: 0 P: 5	R: 0 E: 0 K: 0 S: 3	H: 1 LOB: 0 BB: 0 P: 3	1B: 9 2B: 4 3B: 0 HR: 0	SF: 1 SAC: 0 DP: 1 HBP: 0	WP: 1 PA: 41 PB: 0 SB: 1 CS: 1																			
<b>PITCHER</b>	IP	WLS	BF	H	R	ER	SO	BB	IBB	HBP	BLK	WP	HR	S	P	ERA	WHIP	<b>PITCHER</b>				IP	WLS	BF	H	R	ER	SO	BB	IBB	HBP	BLK	WP	HR	S	P	ERA	WHIP
<b>Bill Greif, R</b> ERA: 6.1 (1, 1)	5.0	L	27	7	5	5	3	3	1	0	0	0	0	29	45	9.00	2.000																					
<b>Larry Hardy, R</b> ERA: 5.02 (6, 1)	2.0		11	5	1	1	0	1	0	0	0	0	0	10	14	4.50	3.000																					
<b>Dave Tomlin, L</b> ERA: 5.4 (8, 1)	1.0		3	1	0	0	0	0	0	0	0	0	0	3	3	0.00	1.000																					

San Diego Padres @ Montreal Expos  
Jarry Park, Montreal, QB  
Sat Jun 15 1974, 7:05 PM EDT  
Att: 16,224 - Unknown

AB	35
R	6
H	13
RBI	6
BB	5
SO	3
LOB	24





Batter	1	2	3	4	5	6	7	8	9	AB	R	H	RBI	BB	SO	LOB	TOP							
Bobby Tolan, L OBP: 0.348, SLG: 0.397										5	0	2	1	0	1	2	<b>San Diego Padres @ Montreal Expos</b> Jarry Park, Montreal, QB Sun Jun 16 1974, 3:33 AM EDT Att: 13,534 - Unknown							
Horacio Clarke, S OBP: 0.247, SLG: 0.219										5	0	1	0	0	1	2								
Dave Roberts, R OBP: 0.264, SLG: 0.247										0	0	0	0	0	0	0								
Dave Winfield, R OBP: 0.321, SLG: 0.479										4	1	2	1	1	1	1								
Nate Colbert, R OBP: 0.313, SLG: 0.359										5	0	0	0	0	0	3								
Johnny Grubb, L OBP: 0.390, SLG: 0.434										5	0	1	0	0	1	3								
Derrel Thomas, S OBP: 0.348, SLG: 0.401										4	2	1	0	1	0	1								
Fred Kendall, R OBP: 0.326, SLG: 0.360										2	2	2	2	3	0	0								
Enzo Hernandez, R OBP: 0.269, SLG: 0.271										3	0	1	2	0	0	2								
Matty Alou, L OBP: 0.255, SLG: 0.238										1	1	1	0	0	0	0								
Rich Morales, R OBP: 0.393, SLG: 0.360										0	0	0	0	1	0	0								
Lowell Palmer, R OBP: 0.333, SLG: 0.667										2	1	1	0	0	1	1								
Dan Spillner, R OBP: 0.446, SLG: 0.403										0	0	0	0	0	0	0								
Willie McCovey, L OBP: 0.426, SLG: 0.403										1	0	0	0	0	0	0								
Mike Eassey, R OBP: 0.269, SLG: 0.269										0	0	0	0	0	0	0								
Larry Hardy, R OBP: 0.269, SLG: 0.269										0	0	0	0	0	0	0								
Cito Gaston, R OBP: 0.269, SLG: 0.269										1	1	1	2	0	0	0								
Vicente Romo, R OBP: 0.269, SLG: 0.269										1	0	0	0	0	0	3								
Dave Tomlin, L OBP: 0.269, SLG: 0.269										0	0	0	0	0	0	0								
<b>Inning Stats</b>	R: 0 E: 0 K: 1 S: 5	H: 1 LOB: 0 BB: 0 P: 5	R: 2 E: 0 K: 1 S: 6	H: 1 LOB: 1 BB: 2 P: 14	R: 1 E: 0 K: 0 S: 4	H: 1 LOB: 0 BB: 0 P: 4	R: 0 E: 0 K: 0 S: 4	H: 1 LOB: 1 BB: 0 P: 4	R: 1 E: 0 K: 2 S: 10	H: 3 LOB: 2 BB: 0 P: 10	R: 0 E: 0 K: 1 S: 6	H: 1 LOB: 1 BB: 1 P: 10	R: 0 E: 0 K: 0 S: 4	H: 1 LOB: 1 BB: 0 P: 4	R: 4 E: 0 K: 0 S: 6	H: 4 LOB: 0 BB: 1 P: 10	R: 0 E: 0 K: 0 S: 4	H: 1 LOB: 3 BB: 2 P: 12	1B: 7 2B: 2 3B: 2 HR: 3	SF: 0 SAC: 0 DP: 0 HBP: 0	WP: 0 PB: 0 SB: 2 CS: 2	PA: 46		
<b>PITCHER</b>	IP WLS BF H R ER SO BB IBB HBP BLK WP HR S P ERA WHIP	IP WLS BF H R ER SO BB IBB HBP BLK WP HR S P ERA WHIP	IP WLS BF H R ER SO BB IBB HBP BLK WP HR S P ERA WHIP	IP WLS BF H R ER SO BB IBB HBP BLK WP HR S P ERA WHIP	IP WLS BF H R ER SO BB IBB HBP BLK WP HR S P ERA WHIP	IP WLS BF H R ER SO BB IBB HBP BLK WP HR S P ERA WHIP	IP WLS BF H R ER SO BB IBB HBP BLK WP HR S P ERA WHIP	IP WLS BF H R ER SO BB IBB HBP BLK WP HR S P ERA WHIP	IP WLS BF H R ER SO BB IBB HBP BLK WP HR S P ERA WHIP	IP WLS BF H R ER SO BB IBB HBP BLK WP HR S P ERA WHIP	IP WLS BF H R ER SO BB IBB HBP BLK WP HR S P ERA WHIP	IP WLS BF H R ER SO BB IBB HBP BLK WP HR S P ERA WHIP	IP WLS BF H R ER SO BB IBB HBP BLK WP HR S P ERA WHIP	IP WLS BF H R ER SO BB IBB HBP BLK WP HR S P ERA WHIP	IP WLS BF H R ER SO BB IBB HBP BLK WP HR S P ERA WHIP	IP WLS BF H R ER SO BB IBB HBP BLK WP HR S P ERA WHIP	IP WLS BF H R ER SO BB IBB HBP BLK WP HR S P ERA WHIP	IP WLS BF H R ER SO BB IBB HBP BLK WP HR S P ERA WHIP	IP WLS BF H R ER SO BB IBB HBP BLK WP HR S P ERA WHIP	IP WLS BF H R ER SO BB IBB HBP BLK WP HR S P ERA WHIP	IP WLS BF H R ER SO BB IBB HBP BLK WP HR S P ERA WHIP	IP WLS BF H R ER SO BB IBB HBP BLK WP HR S P ERA WHIP	IP WLS BF H R ER SO BB IBB HBP BLK WP HR S P ERA WHIP	IP WLS BF H R ER SO BB IBB HBP BLK WP HR S P ERA WHIP
Steve Renko, R ERA: 4.7	4.0 19 6 4 4 2 2 0 0 0 0 1 21 29 9.00 2.000	4.0 19 6 4 4 2 2 0 0 0 0 1 21 29 9.00 2.000	4.0 19 6 4 4 2 2 0 0 0 0 1 21 29 9.00 2.000	4.0 19 6 4 4 2 2 0 0 0 0 1 21 29 9.00 2.000	4.0 19 6 4 4 2 2 0 0 0 0 1 21 29 9.00 2.000	4.0 19 6 4 4 2 2 0 0 0 0 1 21 29 9.00 2.000	4.0 19 6 4 4 2 2 0 0 0 0 1 21 29 9.00 2.000	4.0 19 6 4 4 2 2 0 0 0 0 1 21 29 9.00 2.000	4.0 19 6 4 4 2 2 0 0 0 0 1 21 29 9.00 2.000	4.0 19 6 4 4 2 2 0 0 0 0 1 21 29 9.00 2.000	4.0 19 6 4 4 2 2 0 0 0 0 1 21 29 9.00 2.000	4.0 19 6 4 4 2 2 0 0 0 0 1 21 29 9.00 2.000	4.0 19 6 4 4 2 2 0 0 0 0 1 21 29 9.00 2.000	4.0 19 6 4 4 2 2 0 0 0 0 1 21 29 9.00 2.000	4.0 19 6 4 4 2 2 0 0 0 0 1 21 29 9.00 2.000	4.0 19 6 4 4 2 2 0 0 0 0 1 21 29 9.00 2.000	4.0 19 6 4 4 2 2 0 0 0 0 1 21 29 9.00 2.000	4.0 19 6 4 4 2 2 0 0 0 0 1 21 29 9.00 2.000	4.0 19 6 4 4 2 2 0 0 0 0 1 21 29 9.00 2.000	4.0 19 6 4 4 2 2 0 0 0 0 1 21 29 9.00 2.000	4.0 19 6 4 4 2 2 0 0 0 0 1 21 29 9.00 2.000	4.0 19 6 4 4 2 2 0 0 0 0 1 21 29 9.00 2.000	4.0 19 6 4 4 2 2 0 0 0 0 1 21 29 9.00 2.000	
Tom Walker, R ERA: 3.41	3.0 16 6 3 3 3 1 0 0 0 0 1 21 25 9.00 2.333	3.0 16 6 3 3 3 1 0 0 0 0 1 21 25 9.00 2.333	3.0 16 6 3 3 3 1 0 0 0 0 1 21 25 9.00 2.333	3.0 16 6 3 3 3 1 0 0 0 0 1 21 25 9.00 2.333	3.0 16 6 3 3 3 1 0 0 0 0 1 21 25 9.00 2.333	3.0 16 6 3 3 3 1 0 0 0 0 1 21 25 9.00 2.333	3.0 16 6 3 3 3 1 0 0 0 0 1 21 25 9.00 2.333	3.0 16 6 3 3 3 1 0 0 0 0 1 21 25 9.00 2.333	3.0 16 6 3 3 3 1 0 0 0 0 1 21 25 9.00 2.333	3.0 16 6 3 3 3 1 0 0 0 0 1 21 25 9.00 2.333	3.0 16 6 3 3 3 1 0 0 0 0 1 21 25 9.00 2.333	3.0 16 6 3 3 3 1 0 0 0 0 1 21 25 9.00 2.333	3.0 16 6 3 3 3 1 0 0 0 0 1 21 25 9.00 2.333	3.0 16 6 3 3 3 1 0 0 0 0 1 21 25 9.00 2.333	3.0 16 6 3 3 3 1 0 0 0 0 1 21 25 9.00 2.333	3.0 16 6 3 3 3 1 0 0 0 0 1 21 25 9.00 2.333	3.0 16 6 3 3 3 1 0 0 0 0 1 21 25 9.00 2.333	3.0 16 6 3 3 3 1 0 0 0 0 1 21 25 9.00 2.333	3.0 16 6 3 3 3 1 0 0 0 0 1 21 25 9.00 2.333	3.0 16 6 3 3 3 1 0 0 0 0 1 21 25 9.00 2.333	3.0 16 6 3 3 3 1 0 0 0 0 1 21 25 9.00 2.333	3.0 16 6 3 3 3 1 0 0 0 0 1 21 25 9.00 2.333		
Chuck Taylor, R ERA: 2.51	1.0 6 1 1 1 0 1 0 0 0 0 0 4 12 0.00 3.000	1.0 6 1 1 1 0 1 0 0 0 0 0 4 12 0.00 3.000	1.0 6 1 1 1 0 1 0 0 0 0 0 4 12 0.00 3.000	1.0 6 1 1 1 0 1 0 0 0 0 0 4 12 0.00 3.000	1.0 6 1 1 1 0 1 0 0 0 0 0 4 12 0.00 3.000	1.0 6 1 1 1 0 1 0 0 0 0 0 4 12 0.00 3.000	1.0 6 1 1 1 0 1 0 0 0 0 0 4 12 0.00 3.000	1.0 6 1 1 1 0 1 0 0 0 0 0 4 12 0.00 3.000	1.0 6 1 1 1 0 1 0 0 0 0 0 4 12 0.00 3.000	1.0 6 1 1 1 0 1 0 0 0 0 0 4 12 0.00 3.000	1.0 6 1 1 1 0 1 0 0 0 0 0 4 12 0.00 3.000	1.0 6 1 1 1 0 1 0 0 0 0 0 4 12 0.00 3.000	1.0 6 1 1 1 0 1 0 0 0 0 0 4 12 0.00 3.000	1.0 6 1 1 1 0 1 0 0 0 0 0 4 12 0.00 3.000	1.0 6 1 1 1 0 1 0 0 0 0 0 4 12 0.00 3.000	1.0 6 1 1 1 0 1 0 0 0 0 0 4 12 0.00 3.000	1.0 6 1 1 1 0 1 0 0 0 0 0 4 12 0.00 3.000	1.0 6 1 1 1 0 1 0 0 0 0 0 4 12 0.00 3.000	1.0 6 1 1 1 0 1 0 0 0 0 0 4 12 0.00 3.000	1.0 6 1 1 1 0 1 0 0 0 0 0 4 12 0.00 3.000	1.0 6 1 1 1 0 1 0 0 0 0 0 4 12 0.00 3.000	1.0 6 1 1 1 0 1 0 0 0 0 0 4 12 0.00 3.000	1.0 6 1 1 1 0 1 0 0 0 0 0 4 12 0.00 3.000	
Donald DeMola, R ERA: 4.18	1.0 W 6 1 0 0 0 2 0 0 0 0 0 4 12 0.00 3.000	1.0 W 6 1 0 0 0 2 0 0 0 0 0 4 12 0.00 3.000	1.0 W 6 1 0 0 0 2 0 0 0 0 0 4 12 0.00 3.000	1.0 W 6 1 0 0 0 2 0 0 0 0 0 4 12 0.00 3.000	1.0 W 6 1 0 0 0 2 0 0 0 0 0 4 12 0.00 3.000	1.0 W 6 1 0 0 0 2 0 0 0 0 0 4 12 0.00 3.000	1.0 W 6 1 0 0 0 2 0 0 0 0 0 4 12 0.00 3.000	1.0 W 6 1 0 0 0 2 0 0 0 0 0 4 12 0.00 3.000	1.0 W 6 1 0 0 0 2 0 0 0 0 0 4 12 0.00 3.000	1.0 W 6 1 0 0 0 2 0 0 0 0 0 4 12 0.00 3.000	1.0 W 6 1 0 0 0 2 0 0 0 0 0 4 12 0.00 3.000	1.0 W 6 1 0 0 0 2 0 0 0 0 0 4 12 0.00 3.000	1.0 W 6 1 0 0 0 2 0 0 0 0 0 4 12 0.00 3.000	1.0 W 6 1 0 0 0 2 0 0 0 0 0 4 12 0.00 3.000	1.0 W 6 1 0 0 0 2 0 0 0 0 0 4 12 0.00 3.000	1.0 W 6 1 0 0 0 2 0 0 0 0 0 4 12 0.00 3.000	1.0 W 6 1 0 0 0 2 0 0 0 0 0 4 12 0.00 3.000	1.0 W 6 1 0 0 0 2 0 0 0 0 0 4 12 0.00 3.000	1.0 W 6 1 0 0 0 2 0 0 0 0 0 4 12 0.00 3.000	1.0 W 6 1 0 0 0 2 0 0 0 0 0 4 12 0.00 3.000	1.0 W 6 1 0 0 0 2 0 0 0 0 0 4 12 0.00 3.000	1.0 W 6 1 0 0 0 2 0 0 0 0 0 4 12 0.00 3.000	1.0 W 6 1 0 0 0 2 0 0 0 0 0 4 12 0.00 3.000	1.0 W 6 1 0 0 0 2 0 0 0 0 0 4 12 0.00 3.000

AB	39
R	8
H	14
RBI	8
BB	6
SO	5
LOB	18



Batter	1	2	3	4	5	6	7	8	9	AB	R	H	RBI	BB	SO	LOB	BOTTOM
Ron Hunt, R OBP: 0.381, SLG: 0.255										4	0	1	0	0	0	3	<b>San Diego Padres @ Montreal Expos</b> Jarry Park, Montreal, QB Sun Jun 16 1974, 3:33 AM EDT Att: 13,534 - Unknown
Tim Foli, R OBP: 0.311, SLG: 0.312										1	0	0	0	0	1	1	
Larry Lintz, S OBP: 0.341, SLG: 0.329										2	2	0	0	2	0	1	
Willie Davis, L OBP: 0.347, SLG: 0.455										5	2	2	2	0	0	2	
Ken Singleton, S OBP: 0.423, SLG: 0.373										2	1	1	1	2	0	1	
Ron Fairly, L OBP: 0.399, SLG: 0.480										4	1	2	1	1	0	1	
Bob Bailey, R OBP: 0.390, SLG: 0.385										3	1	1	1	0	1	1	
Mike Jorgensen, L OBP: 0.462, SLG: 0.429										1	0	0	0	0	0	2	
Jim Cox, R OBP: 0.276, SLG: 0.274										3	1	0	0	1	0	1	
Barry Foote, R OBP: 0.302, SLG: 0.407										3	1	2	3	0	0	0	
Steve Renko, R OBP: 0.281, SLG: 0.300										2	0	1	0	0	0	0	
Tom Walker, R ERA: 5.09										1	0	0	0	0	0	0	
Chuck Taylor, R OBP: 0.333, SLG: 0.500										0	0	0	0	0	0	0	
Boots Day, L OBP: 0.325, SLG: 0.278										1	0	0	0	0	0	1	
Donald DeMola, R ERA: 5.4										0	0	0	0	0	0	0	
<b>Inning Stats</b>	R: 0 E: 0 K: 0 S: 2	H: 0 LOB: 0 BB: 0 P: 3	R: 0 E: 0 K: 1 S: 5	H: 0 LOB: 1 BB: 1 P: 9	R: 0 E: 0 K: 0 S: 3	H: 0 LOB: 0 BB: 0 P: 3	R: 4 E: 0 K: 0 S: 6	H									



Batter	1	2	3	4	5	6	7	8	9	10	11	12	13	AB R H RBI BB SO LOB	TOP																
<b>Bobby Tolan, L</b> OBP: 0.344, SLG: 0.395 (7, 9)														6 1 1 1 0 2 4	<b>San Diego Padres @ Chicago Cubs</b> Wrigley Field, Chicago, IL Mon Jun 17 1974, 3:33 AM CDT Att: 6,444 - Cloudy - 58 F																
<b>Horacio Clarke, S</b> OBP: 0.274, SLG: 0.231 (1, 4)														5 2 2 1 2 0 0																	
<b>Dave Winfield, R</b> OBP: 0.329, SLG: 0.492 (1, 7)														5 1 2 2 2 1 3																	
<b>Nate Colbert, R</b> OBP: 0.321, SLG: 0.362 (1, 3)														4 0 2 1 2 1 1																	
<b>Cito Gaston, R</b> OBP: 0.285, SLG: 0.332 (7, 1)														4 0 0 0 0 1 5																	
<b>Bill Gray, R</b> OBP: 0.285, SLG: 0.280 (8, PR)														1 0 0 0 0 0 0																	
<b>Rod Gaspari, R</b> OBP: 0.285, SLG: 0.143 (8, PR)														1 0 0 0 0 0 0																	
<b>Dave Tomlin, R</b> OBP: 0.285, SLG: 0.143 (8, PR)														1 0 0 0 0 0 0																	
<b>Larry Hardy, R</b> OBP: 0.285, SLG: 0.143 (8, PR)														1 0 0 0 0 0 0																	
<b>Enzo Hernandez, R</b> OBP: 0.285, SLG: 0.143 (8, PR)														1 0 0 0 0 0 0																	
<b>Dan Spillner, R</b> OBP: 0.285, SLG: 0.143 (8, PR)														1 0 0 0 0 0 0																	
<b>Derrel Thomas, S</b> OBP: 0.350, SLG: 0.395 (8, 6)														4 0 0 0 3 1 3																	
<b>Rich Morales, R</b> OBP: 0.355, SLG: 0.321 (8, PH)														3 0 0 0 0 0 2																	
<b>Matty Alonzo, L</b> OBP: 0.233, SLG: 0.239 (8, 2)														1 0 0 0 0 1 0																	
<b>Fred Kendall, R</b> OBP: 0.321, SLG: 0.354 (8, 2)														3 0 0 0 0 0 6																	
<b>Bob Barton, R</b> OBP: 0.302, SLG: 0.268 (8, PH)														2 1 1 0 1 1 0 0																	
<b>Willie McCovey, L</b> OBP: 0.429, SLG: 0.403 (8, PR)														0 0 0 0 1 1 0 0																	
<b>Mike Corkins, R</b> OBP: 0.285, SLG: 0.244 (8, 5)														0 0 0 0 0 0 0 0																	
<b>Dave Roberts, R</b> OBP: 0.281, SLG: 0.244 (8, 5)														2 0 0 0 0 1 1																	
<b>Randy Jones, R</b> OBP: 0.161, SLG: 0.167 (7, PH)														2 0 0 0 0 2 2																	
<b>Johnny Grubb, L</b> OBP: 0.395, SLG: 0.434 (7, 8)														2 2 1 0 2 0 0																	
<b>Inning Stats</b>	R: 0 E: 0 K: 1 S: 5	H: 1 LOB: 2 BB: 2 P: 13	R: 0 E: 0 K: 1 S: 6	H: 1 LOB: 2 BB: 1 P: 10	R: 0 E: 0 K: 0 S: 3	H: 0 LOB: 1 BB: 1 P: 7	R: 0 E: 0 K: 0 S: 3	H: 0 LOB: 0 BB: 0 P: 5	R: 1 E: 0 K: 0 S: 5	H: 2 LOB: 1 BB: 0 P: 5	R: 3 E: 0 K: 1 S: 8	H: 3 LOB: 1 BB: 1 P: 12	R: 0 E: 0 K: 2 S: 7	H: 0 LOB: 2 BB: 2 P: 15	R: 1 E: 0 K: 1 S: 6	H: 1 LOB: 2 BB: 0 P: 14	R: 0 E: 0 K: 1 S: 5	H: 0 LOB: 0 BB: 0 P: 5	R: 0 E: 0 K: 2 S: 7	H: 0 LOB: 1 BB: 1 P: 11	R: 2 E: 0 K: 0 S: 5	H: 2 LOB: 3 BB: 3 P: 17	1B: 8 2B: 1 3B: 0 HR: 1	SF: 1 SAC: 2 DP: 0 HBP: 0	W/P: 0 P/B: 0 SB: 0 CS: 0	PA: 61					
<b>PITCHER</b>	IP WLS BF H R ER SO BB IBB HBP BLK WP HR S P ERA WHIP																														
<b>Ken Frailing, L</b> ERA: 4.14	6.0	26	4	2	2	3	5	0	0	0	0	0	0	0	2	2	3.00	1.500													
<b>Dave LaRoche, L</b> ERA: 4.82	0.0	2	2	0	0	0	0	0	0	0	0	0	0	0	0	0	0.00	0.000													
<b>Horacio Pina, R</b> ERA: 3.06	2.0	10	1	3	3	0	3	0	0	0	0	0	0	0	13	25	13.50	2.000													
<b>Burt Hooton, R</b> ERA: 4.47	2.0	8	1	0	0	2	1	0	0	0	0	0	0	0	11	15	0.00	1.000													
<b>Steve Stone, R</b> ERA: 5.2	3.0	15	2	2	2	3	2	2	0	0	0	0	0	0	17	33	6.00	1.333													

Batter	1	2	3	4	5	6	7	8	9	10	11	12	13	AB R H RBI BB SO LOB	BOTTOM																
<b>Don Kessinger, S</b> OBP: 0.369, SLG: 0.351 (1, 6)														4 1 0 0 2 0 7	<b>San Diego Padres @ Chicago Cubs</b> Wrigley Field, Chicago, IL Mon Jun 17 1974, 3:33 AM CDT Att: 6,444 - Cloudy - 58 F																
<b>Rick Monday, L</b> OBP: 0.364, SLG: 0.446 (1, 8)														5 1 1 0 1 1 4																	
<b>Billy Williams, L</b> OBP: 0.411, SLG: 0.510 (11, 3)														7 0 0 0 0 2 7																	
<b>Jose Cardenal, R</b> OBP: 0.341, SLG: 0.415 (1, 9)														6 1 2 1 1 1 2																	
<b>Bill Madlock, R</b> OBP: 0.378, SLG: 0.495 (1, 5)														5 0 0 0 1 1 5																	
<b>Andre Thornton, R</b> OBP: 0.216, SLG: 0.284 (11, 3)														3 1 1 0 2 0 3																	
<b>Matt Alexander, S</b> OBP: 0.216, SLG: 0.284 (11, 3)														0 0 0 0 0 0 0																	
<b>Jerry Morales, R</b> OBP: 0.216, SLG: 0.284 (11, 3)														0 0 0 0 0 0 0																	
<b>Jim Tyrone, R</b> OBP: 0.281, SLG: 0.222 (12, 7)														2 0 1 0 0 0 2																	
<b>Dave Rosello, R</b> OBP: 0.271, SLG: 0.290 (1, 4)														6 1 2 2 1 0 2																	
<b>Steve Swisher, R</b> OBP: 0.563, SLG: 0.455 (10, PH)														1 0 1 0 3 0 0																	
<b>Vic Harris, S</b> OBP: 0.300, SLG: 0.220 (11, 2)														0 0 0 0 1 1 0 0																	
<b>Tom Lundstedt, S</b> OBP: 0.216, SLG: 0.284 (13, PH)														1 0 0 0 0 1 1																	
<b>Carmen Fernandez, R</b> OBP: 0.292, SLG: 0.304 (11, 3)														1 0 0 0 0 0 2																	
<b>Ken Frailing, L</b> ERA: 4.14	6.0	29	6	5	1	4	3	1	2	0	0	0	0	0	8	16	0.00	1.000													
<b>Bill Greif, R</b> ERA: 5.95	2.0	8	0	0	0	1	2	0	0	0	0	0	0	0	8	16	0.00	1.000													
<b>Dave Tomlin, L</b> ERA: 5.28	0.2	3	0	0	0	0	1	0	0	0	0	0	0	2	6	0.00	1.500														
<b>Larry Hardy, R</b> ERA: 4.66	3.1	17	1	0	0	1	2	3	0	0	0	0	0	14	34	0.00	0.900														
<b>Dan Spillner, R</b> ERA: 4.84	1.0	5	2	0	0	0	0	0	0	0	0	0	0	5	5	0.00	2.000														
<b>Inning Stats</b>	R: 1 E: 0 K: 1 S: 6	H: 1 LOB: 2 BB: 1 P: 11	R: 0 E: 0 K: 0 S: 4	H: 1 LOB: 1 BB: 0 P: 4	R: 4 E: 1 K: 1 S: 5	H: 3 LOB: 2 BB: 2 P: 17	R: 0 E: 0 K: 1 S: 5	H: 1 LOB: 1 BB: 0 P: 5	R: 0 E: 0 K: 0 S: 5	H: 0 LOB: 0 BB: 0 P: 5	R: 0 E: 0 K: 1 S: 5	H: 0 LOB: 0 BB: 0 P: 9	R: 0 E: 0 K: 0 S: 3	H: 0 LOB: 2 BB: 2 P: 11	R: 0 E: 0 K: 0 S: 4	H: 1 LOB: 2 BB: 1 P: 8	R: 0 E: 0 K: 1 S: 3	H: 0 LOB: 2 BB: 2 P: 11	R: 0 E: 0 K: 1 S: 6	H: 0 LOB: 3 BB: 1 P: 14	R: 0 E: 0 K: 0 S: 5	H: 2 LOB: 2 BB: 0 P: 5	1B: 9 2B: 0 3B: 0 HR: 0	SF: 0 SAC: 4 DP: 0 HBP: 2	W/P: 0 P/B: 0 SB: 1 CS: 1	PA: 62					
<b>PITCHER</b>	IP WLS BF H R ER SO BB IBB HBP BLK WP HR S P ERA WHIP																														
<b>Randy Jones, L</b> ERA: 4.63	6.0	29	6	5	1	4	3	1	2	0	0	0	0	0	8	16	0.00	1.000													
<b>Bill Greif, R</b> ERA: 5.95	2.0	8	0	0	0	1	2	0	0	0	0	0	0	0	8	16	0.00	1.500													
<b>Dave Tomlin, L</b> ERA: 5.28	0.2	3	0	0	0	0	1	0	0	0	0	0	0	2	6	0.00	1.500														
<b>Larry Hardy, R</b> ERA: 4.66	3.1	17	1	0	0	1	2	3	0	0	0	0	0	14	34	0.00	0.900														
<b>Dan Spillner, R</b> ERA: 4.84	1.0	5	2	0	0	0	0	0	0	0	0	0	0	5	5	0.00	2.000														

**San Diego Padres @ Chicago Cubs**  
 Wrigley Field, Chicago, IL  
 Mon Jun 17 1974, 3:33 AM CDT  
 Att: 6,444 - Cloudy - 58 F

livebaseballscorecards.com

AB 45  
 R 7  
 H 10  
 RBI 7  
 BB 13  
 SO 11  
 LOB 27




W/P: 0  
 P/B: 0  
 SB: 0  
 CS: 0

**San Diego Padres @ Chicago Cubs**  
 Wrigley Field, Chicago, IL  
 Mon Jun 17 1974, 3:33 AM CDT  
 Att: 6,444 - Cloudy - 58 F

livebaseballscorecards.com

AB 44  
 R 5  
 H 9  
 RBI 5  
 BB 12  
 SO 6  
 LOB 39



W/P: 0  
 P/B: 0  
 SB: 1  
 CS: 1



Batter	1	2	3	4	5	6	7	8	9	AB	R	H	RBI	BB	SO	LOB	TOP										
<b>Bobby Tolan, L</b> OBP: 0.336, SLG: 0.386 (1, 9)	L8	F8			L9	FC6		F2		5	0	0	0	0	0	5											
<b>Dave Roberts, R</b> OBP: 0.284, SLG: 0.245 (1, 5)	K		K		PB 1B WP BB	5-3		1B		4	2	1	0	1	2	1											
<b>Dave Winfield, R</b> OBP: 0.335, SLG: 0.495 (1, 7)	L4				WP PB 1-2 2-H	1B		L8		5	1	3	1	0	0	0											
<b>Willie McCovey, L</b> OBP: 0.433, SLG: 0.419 <b>Rod Gaspar, S</b> OBP: 0.333, SLG: 0.143 <b>Nate Colbert, R</b> OBP: 0.321, SLG: 0.362 (1, 3)			K		1-2	K		WP		4	1	2	1	1	2	2											
<b>Johnny Grubb, L</b> OBP: 0.397, SLG: 0.433 (1, 8)		1B			1-2 2-H	1B		BB		0	0	0	0	0	0	0											
<b>Derrel Thomas, S</b> OBP: 0.354, SLG: 0.404 (1, 4)		1B				1B		1B		5	2	2	2	0	1	2											
<b>Rich Morales, R</b> OBP: 0.306, SLG: 0.273 (1, 6)								BB		4	1	2	1	1	0	1											
<b>Bob Barton, R</b> OBP: 0.342, SLG: 0.250 (1, 2)										5	1	0	1	0	1	5											
<b>Dave Freisleben, R</b> OBP: 0.385, SLG: 0.391 <b>Bill Greif, R</b> OBP: 0.269, SLG: 0.050 (1, 1)										4	0	0	0	0	3	3											
<b>Inning Stats</b>	R: 0 E: 0 K: 1 S: 5	H: 0 LOB: 0 BB: 0 P: 5	R: 2 E: 0 K: 1 S: 9	H: 4 LOB: 2 BB: 0 P: 9	R: 0 E: 0 K: 2 S: 7	H: 1 LOB: 1 BB: 0 P: 7	R: 0 E: 0 K: 1 S: 5	H: 0 LOB: 0 BB: 0 P: 5	R: 2 E: 2 K: 0 S: 9	H: 2 LOB: 1 BB: 1 P: 13	R: 3 E: 2 K: 0 S: 6	H: 2 LOB: 1 BB: 1 P: 10	R: 0 E: 0 K: 0 S: 3	H: 0 LOB: 0 BB: 2 P: 11	R: 0 E: 0 K: 1 S: 5	H: 0 LOB: 0 BB: 0 P: 5	R: 2 E: 1 K: 1 S: 8	H: 3 LOB: 1 BB: 0 P: 8	1B: 9 2B: 2 3B: 2 HR: 0	SF: 0 SAC: 0 DP: 1 HBP: 0	WP: 2 PB: 1 SB: 3 CS: 1	PA: 43					
<b>PITCHER</b>	IP	WLS	BF	H	R	ER	SO	BB	IBB	HBP	BLK	WP	HR	S	P	ERA	WHIP										
<b>Bill Bonham, R</b> ERA: 4.54 (1, 1)	5.1	L	27	9	7	5	7	2	0	0	0	1	0	39	47	8.44	2.062										
<b>Dave LaRoche, L</b> ERA: 4.43 (6, 1)	1.2		7	0	0	0	0	2	0	0	0	0	0	5	13	0.00	1.200										
<b>Oscar Zamora, R</b> ERA: (8, 1)	1.0		3	0	0	0	1	0	0	0	0	0	0	5	5	0.00	0.000										
<b>Ray Burris, R</b> ERA: 5.85 (9, 1)	1.0		6	3	2	2	1	0	0	0	0	0	0	8	8	18.00	3.000										

San Diego Padres @ Chicago Cubs  
Wrigley Field, Chicago, IL  
Tue Jun 18 1974, 3:33 AM CDT  
Att: 9,842 - Sunny - 69 F

AB	39
R	9
H	12
RBI	7
BB	4
SO	9
LOB	19



Batter	1	2	3	4	5	6	7	8	9	AB	R	H	RBI	BB	SO	LOB	BOTTOM										
<b>Vic Harris, S</b> OBP: 0.291, SLG: 0.221 (1, 4)	K		4-3	K			F8	FC6-4		5	0	0	0	0	2	2											
<b>Dave Rosello, R</b> OBP: 0.277, SLG: 0.288 (1, 6)	F7		1B				F9			4	0	1	0	1	0	0											
<b>Billy Williams, L</b> OBP: 0.407, SLG: 0.502 (1, 3)	F9						E7			5	0	1	0	0	0	2											
<b>Jose Cardenal, R</b> OBP: 0.346, SLG: 0.428 (1, 9)										3	1	1	1	2	0	1											
<b>Bill Madlock, R</b> OBP: 0.379, SLG: 0.513 (1, 5)										4	1	1	1	1	1	6											
<b>Rick Monday, L</b> OBP: 0.386, SLG: 0.442 (1, 8)										2	1	0	0	2	1	4											
<b>Chris Ward, L</b> OBP: 0.404, SLG: 0.422 (1, 7)										3	1	2	2	1	0	1											
<b>Steve Swisher, R</b> OBP: 0.500, SLG: 0.357 (1, 2)										3	0	0	0	1	1	2											
<b>Bill Bonham, R</b> OBP: 0.185, SLG: 0.185 <b>Dave LaRoche, L</b> OBP: 0.290, SLG: 0.200 <b>Don Kessinger, S</b> OBP: 0.346, SLG: 0.349 <b>Oscar Zamora, R</b> OBP: 0.389, SLG: 0.530 <b>Andre Thornton, R</b> OBP: 0.389, SLG: 0.530 <b>Ray Burris, R</b> (1, 1)										2	0	0	0	0	2	3											
<b>Inning Stats</b>	R: 0 E: 0 K: 1 S: 5	H: 0 LOB: 0 BB: 0 P: 5	R: 1 E: 0 K: 2 S: 7	H: 1 LOB: 3 BB: 3 P: 19	R: 0 E: 0 K: 1 S: 6	H: 1 LOB: 2 BB: 2 P: 14	R: 0 E: 0 K: 3 S: 10	H: 1 LOB: 1 BB: 0 P: 10	R: 0 E: 1 K: 0 S: 3	H: 0 LOB: 1 BB: 1 P: 7	R: 0 E: 0 K: 0 S: 2	H: 0 LOB: 0 BB: 1 P: 6	R: 0 E: 0 K: 0 S: 4	H: 1 LOB: 1 BB: 0 P: 4	R: 3 E: 0 K: 0 S: 6	H: 3 LOB: 1 BB: 1 P: 10	R: 0 E: 1 K: 0 S: 4	H: 0 LOB: 1 BB: 0 P: 4	1B: 3 2B: 1 3B: 0 HR: 3	SF: 0 SAC: 0 DP: 2 HBP: 0	WP: 1 PB: 0 SB: 0 CS: 1	PA: 41					
<b>PITCHER</b>	IP	WLS	BF	H	R	ER	SO	BB	IBB	HBP	BLK	WP	HR	S	P	ERA	WHIP										
<b>Dave Freisleben, R</b> ERA: 3.38 (1, 1)	7.2	W	36	7	4	4	7	8	0	0	0	0	3	42	74	4.70	1.957										
<b>Bill Greif, R</b> ERA: 5.66 (8, 1)	1.1		5	0	0	0	0	0	0	0	0	0	0	5	5	0.00	0.000										

San Diego Padres @ Chicago Cubs  
Wrigley Field, Chicago, IL  
Tue Jun 18 1974, 3:33 AM CDT  
Att: 9,842 - Sunny - 69 F

AB	33
R	4
H	7
RBI	4
BB	8
SO	7
LOB	21





Batter	1	2	3	4	5	6	7	8	9	AB	R	H	RBI	BB	SO	LOB	TOP										
Bobby Tolan, L OBP: 0.339, SLG: 0.388 (1, 9)										4	1	2	0	0	0	0											
Dave Roberts, R OBP: 0.262, SLG: 0.242 (1, 5)										2	0	0	0	0	0	0											
Dave Winfield, R OBP: 0.329, SLG: 0.486 (1, 7)										4	0	0	0	0	1	1											
Willie McCovey, L OBP: 0.434, SLG: 0.417 Nate Colbert, R OBP: 0.321, SLG: 0.362 (1, 3) (9, 3)										3	0	1	0	1	0	0											
Johnny Grubb, L OBP: 0.391, SLG: 0.427 (1, 8)										3	0	0	0	0	1	1											
Derrel Thomas, S OBP: 0.354, SLG: 0.403 (1, 4)										3	0	1	0	0	1	1											
Rich Morales, R OBP: 0.282, SLG: 0.250 (1, 6)										3	0	0	0	0	1	1											
Bob Barton, R OBP: 0.329, SLG: 0.238 (1, 2)										3	0	0	0	0	0	1											
Dan Spillner, R (1, 1)										3	0	0	0	0	1	0											
<b>Inning Stats</b>	R: 1 E: 1 K: 0 S: 4	H: 1 LOB: 0 BB: 0 P: 4	R: 0 E: 0 K: 2 S: 7	H: 0 LOB: 0 BB: 0 P: 7	R: 0 E: 0 K: 0 S: 3	H: 0 LOB: 0 BB: 0 P: 3	R: 0 E: 0 K: 0 S: 3	H: 0 LOB: 0 BB: 0 P: 3	R: 0 E: 0 K: 0 S: 3	H: 0 LOB: 1 BB: 0 P: 3	R: 0 E: 0 K: 1 S: 5	H: 0 LOB: 1 BB: 1 P: 9	R: 0 E: 0 K: 1 S: 5	H: 0 LOB: 0 BB: 0 P: 5	R: 0 E: 0 K: 1 S: 6	H: 2 LOB: 2 BB: 0 P: 6	1B: 4 2B: 0 3B: 0 HR: 0	SF: 0 SAC: 0 DP: 0 HBP: 0	WP: 0 PB: 0 SB: 0 CS: 0	PA: 31							
<b>PITCHER</b>	IP	WLS	BF	H	R	ER	SO	BB	IBB	HBP	BLK	WP	HR	S	P	ERA	WHIP										
Jim Todd, R ERA: 1.93 (1, 1)	8.0	L	27	2	1	0	4	1	0	0	0	0	0	34	38	0.00	0.375										
Burt Hooton, R ERA: 4.42 (9, 1)	1.0		4	2	0	0	1	0	0	0	0	0	0	6	6	0.00	2.000										

San Diego Padres @ Chicago Cubs  
Wrigley Field, Chicago, IL  
Wed Jun 19 1974, 3:33 AM CDT  
Att: 10,067 - Cloudy - 83 F

livebaseballscores.com

AB 28  
R 1  
H 4  
RBI 0  
BB 1  
SO 5  
LOB 5

Batter	1	2	3	4	5	6	7	8	9	AB	R	H	RBI	BB	SO	LOB	BOTTOM										
Don Kessinger, S OBP: 0.366, SLG: 0.344 (1, 6)										3	0	0	0	1	0	0											
Rick Monday, L OBP: 0.394, SLG: 0.438 (1, 8)										4	0	1	0	0	0	1											
Billy Williams, L OBP: 0.408, SLG: 0.498 (1, 7)										2	0	0	0	2	0	2											
Jose Cardenal, R OBP: 0.345, SLG: 0.422 (1, 9)										3	0	0	0	1	0	1											
Bill Madlock, R OBP: 0.375, SLG: 0.500 (1, 5)										3	0	0	0	1	0	2											
Andre Thornton, R OBP: 0.382, SLG: 0.510 (1, 3)										4	0	0	0	0	0	1											
Steve Swisher, R OBP: 0.478, SLG: 0.313 (1, 2)										2	0	0	0	1	1	1											
Dave Rosello, R OBP: 0.272, SLG: 0.283 Chris Ward, L OBP: 0.396, SLG: 0.413 Matt Alexander, S OBP: 0.368, SLG: 0.267 (1, 4) (7, PH) (8, 4)										2	0	0	0	0	1	1											
Jim Todd, L (1, 1) Jerry Morales, R OBP: 0.329, SLG: 0.427 Burt Hooton, R OBP: 0.100, SLG: 0.103 (8, PH) (9, 1)										2	0	0	0	0	1	0											
<b>Inning Stats</b>	R: 0 E: 0 K: 0 S: 3	H: 0 LOB: 2 BB: 2 P: 11	R: 0 E: 0 K: 1 S: 5	H: 0 LOB: 0 BB: 0 P: 5	R: 0 E: 0 K: 1 S: 6	H: 1 LOB: 1 BB: 0 P: 6	R: 0 E: 0 K: 0 S: 3	H: 0 LOB: 0 BB: 0 P: 3	R: 0 E: 0 K: 1 S: 4	H: 0 LOB: 0 BB: 1 P: 8	R: 0 E: 0 K: 0 S: 3	H: 0 LOB: 1 BB: 1 P: 7	R: 0 E: 0 K: 0 S: 3	H: 0 LOB: 1 BB: 1 P: 7	R: 0 E: 0 K: 0 S: 3	H: 0 LOB: 0 BB: 0 P: 3	1B: 1 2B: 0 3B: 0 HR: 0	SF: 0 SAC: 0 DP: 0 HBP: 0	WP: 1 PB: 0 SB: 0 CS: 1	PA: 33							
<b>PITCHER</b>	IP	WLS	BF	H	R	ER	SO	BB	IBB	HBP	BLK	WP	HR	S	P	ERA	WHIP										
Dan Spillner, R ERA: 3.45 (1, 1)	9.0	W	33	1	0	0	3	6	0	0	0	1	0	33	57	0.00	0.778										

San Diego Padres @ Chicago Cubs  
Wrigley Field, Chicago, IL  
Wed Jun 19 1974, 3:33 AM CDT  
Att: 10,067 - Cloudy - 83 F


livebaseballscores.com

AB 27  
R 0  
H 1  
RBI 0  
BB 6  
SO 3  
LOB 10



Batter	1	2	3	4	5	6	7	8	9	AB	R	H	RBI	BB	SO	LOB	TOP					
<b>Bobby Tolan, L</b> (1,9) OBP: 0.342, SLG: 0.390										4	0	2	0	0	0	1	<b>San Diego Padres @ Houston Astros</b> Astrodome, Houston, TX Fri Jun 21 1974, 8:05 PM EDT Att: 13,650 - Dome					
<b>Enzo Hernandez, R</b> (1,6) OBP: 0.285, SLG: 0.267										3	0	0	0	0	0	4						
<b>Matty Alou, L</b> (9, PH) OBP: 0.241, SLG: 0.235										0	0	0	0	1	0	0						
<b>Dave Winfield, R</b> (1,7) OBP: 0.328, SLG: 0.479										3	0	0	0	1	2	1						
<b>Willie McCovey, L</b> (1,3) OBP: 0.426, SLG: 0.406										4	0	0	0	0	2	2						
<b>Johnny Grubb, L</b> (1,8) OBP: 0.385, SLG: 0.419										4	0	0	0	0	1	2						
<b>Derrel Thomas, S</b> (1,4) OBP: 0.350, SLG: 0.399										3	0	0	0	0	0	0						
<b>Dave Roberts, R</b> (1,5) OBP: 0.259, SLG: 0.239										2	0	0	0	0	0	0						
<b>Horace Clarke, S</b> (8, PH) OBP: 0.282, SLG: 0.241										1	0	1	0	0	0	0						
<b>Bob Barton, R</b> (1,2) OBP: 0.333, SLG: 0.246										2	0	1	0	0	0	0						
<b>Fred Kendall, R</b> (8, PH) OBP: 0.320, SLG: 0.352										1	0	0	0	0	0	1						
<b>Bill Greif, R</b> (1,1) OBP: 0.250, SLG: 0.045										2	0	0	0	0	2	1						
<b>Larry Hardy, R</b> (6,1)										0	0	0	0	0	0	0						
<b>Nate Colbert, R</b> (8, PH) OBP: 0.319, SLG: 0.360										1	0	0	0	0	0	1						
<b>Vicente Romo, R</b> (8,1)										0	0	0	0	0	0	0						
<b>Inning Stats</b>	R: 0 E: 0 K: 0 S: 3	H: 1 LOB: 0 BB: 0 P: 3	R: 0 E: 0 K: 1 S: 5	H: 0 LOB: 0 BB: 0 P: 5	R: 0 E: 1 K: 1 S: 7	H: 1 LOB: 2 BB: 0 P: 7	R: 0 E: 0 K: 3 S: 9	H: 0 LOB: 0 BB: 0 P: 9	R: 0 E: 0 K: 0 S: 3	H: 0 LOB: 0 BB: 0 P: 3	R: 0 E: 0 K: 1 S: 5	H: 1 LOB: 0 BB: 0 P: 5	R: 0 E: 0 K: 0 S: 5	H: 0 LOB: 0 BB: 0 P: 5	R: 0 E: 0 K: 0 S: 4	H: 1 LOB: 1 BB: 0 P: 4	R: 0 E: 0 K: 0 S: 3	H: 0 LOB: 2 BB: 2 P: 11	1B: 4 2B: 0 3B: 0 HR: 0	SF: 0 SAC: 0 DP: 1 HBP: 0	WP: 0 PB: 0 SB: 0 CS: 1	PA: 32
<b>PITCHER</b>	IP	WLS	BF	H	R	ER	SO	BB	IBB	HBP	BLK	WP	HR	S	P	ERA	WHIP					
<b>Larry Dierker, R</b> (1,1) ERA: 1.86	8.1	W	30	4	0	0	7	2	0	0	0	0	0	42	50	0.00	0.720					
<b>Fred Scherman, L</b> (9,1) ERA: 3.75	0.2	S	2	0	0	0	0	0	0	0	0	0	0	2	2	0.00	0.000					

AB	30
R	0
H	4
RBI	0
BB	2
SO	7
LOB	13



Batter	1	2	3	4	5	6	7	8	9	AB	R	H	RBI	BB	SO	LOB	BOTTOM				
<b>Greg Gross, L</b> (1,9) OBP: 0.450, SLG: 0.419										2	0	1	0	2	0	0	<b>San Diego Padres @ Houston Astros</b> Astrodome, Houston, TX Fri Jun 21 1974, 8:05 PM EDT Att: 13,650 - Dome				
<b>Roger Metzger, S</b> (1,6) OBP: 0.305, SLG: 0.319										4	0	1	1	0	1	4					
<b>Cesar Cedeno, R</b> (1,8) OBP: 0.339, SLG: 0.481										4	0	0	0	0	0	3					
<b>Bob Watson, R</b> (1,7) OBP: 0.395, SLG: 0.408										4	0	0	0	0	0	3					
<b>Lee May, R</b> (1,3) OBP: 0.298, SLG: 0.451										4	0	0	0	0	0	2					
<b>Bob Gallagher, L</b> (8,9) OBP: 0.264, SLG: 0.240										0	0	0	0	0	0	0					
<b>Milt May, L</b> (1,2) OBP: 0.312, SLG: 0.343										3	1	1	0	1	1	0					
<b>Doug Rader, R</b> (1,5) OBP: 0.337, SLG: 0.396										3	0	1	1	1	0	0					
<b>Tommy Helms, R</b> (1,4) OBP: 0.320, SLG: 0.390										4	0	1	0	0	0	3					
<b>Larry Milbourne, S</b> (9,4) OBP: 0.417, SLG: 0.400										0	0	0	0	0	0	0					
<b>Larry Dierker, R</b> (1,1) OBP: 0.194, SLG: 0.250										3	1	2	0	0	0	1					
<b>Fred Scherman, L</b> (9,1)										0	0	0	0	0	0	0					
<b>Inning Stats</b>	R: 0 E: 0 K: 0 S: 3	H: 0 LOB: 0 BB: 0 P: 3	R: 0 E: 0 K: 0 S: 3	H: 0 LOB: 2 BB: 2 P: 11	R: 1 E: 0 K: 0 S: 6	H: 3 LOB: 0 BB: 0 P: 6	R: 0 E: 0 K: 1 S: 6	H: 1 LOB: 1 BB: 0 P: 6	R: 0 E: 0 K: 0 S: 3	H: 0 LOB: 0 BB: 0 P: 3	R: 1 E: 0 K: 1 S: 8	H: 3 LOB: 3 BB: 1 P: 12	R: 0 E: 0 K: 0 S: 3	H: 0 LOB: 0 BB: 0 P: 3	R: 0 E: 0 K: 0 S: 3	H: 0 LOB: 0 BB: 0 P: 3	1B: 4 2B: 2 3B: 1 HR: 0	SF: 0 SAC: 0 DP: 0 HBP: 0	WP: 0 PB: 0 SB: 1 CS: 0	PA: 35	
<b>PITCHER</b>	IP	WLS	BF	H	R	ER	SO	BB	IBB	HBP	BLK	WP	HR	S	P	ERA	WHIP				
<b>Bill Greif, R</b> (1,1) ERA: 5.68	5.2	L	27	7	2	2	1	3	0	0	0	0	0	26	38	3.18	1.765				
<b>Larry Hardy, R</b> (6,1) ERA: 4.53	1.1		5	0	0	0	1	1	0	0	0	0	0	6	10	0.00	0.750				
<b>Vicente Romo, R</b> (8,1) ERA: 3.8	1.0		3	0	0	0	0	0	0	0	0	0	0	3	3	0.00	0.000				

AB	31
R	2
H	7
RBI	2
BB	4
SO	2
LOB	16





Batter	1	2	3	4	5	6	7	8	9	AB	R	H	RBI	BB	SO	LOB	TOP								
<b>Bobby Tolan, L</b> OBP: 0.343, SLG: 0.387 (1, 9)	4-0 BB		0-0 F8		0-0 4-3		0-0 SH4-3 1B	0-0 4-3		4	1	1	0	1	0	0									
<b>Enzo Hernandez, R</b> OBP: 0.291, SLG: 0.263 (1, 6)	0-0 F4		0-0 F4		0-0 6-3		0-0 SH4-3 1-2	0-0 5-3		4	0	0	0	0	0	1									
<b>Dave Winfield, R</b> OBP: 0.321, SLG: 0.468 (1, 7)	0-0 F6		0-0 4-3			0-0 F8	0-0 L8		0-3 K	5	0	0	0	0	1	2									
<b>Willie McCovey, L</b> OBP: 0.430, SLG: 0.424 (1, 3)	0-0 F9			0-0 HR		4-0 1B 2B	4-0 1B BB		0-0 4-3	3	3	1	1	2	0	1									
<b>Johnny Grubb, L</b> OBP: 0.393, SLG: 0.425 (1, 8)		0-0 1B		0-0 4-3 1-3 1B		0-0 2B 1B	4-0 1B BB		0-0 4-3	4	2	3	0	1	0	0									
<b>Derrel Thomas, S</b> OBP: 0.355, SLG: 0.407 (1, 4)		0-0 1B		0-0 1-3		0-0 E 2B	0-0 1B			4	0	3	2	0	0	1									
<b>Fred Kendall, R</b> OBP: 0.323, SLG: 0.352 (1, 2)	0-0 F6		0-0 4-3		0-0 4-3		E IBB	0-0 FC5-4 1B		3	0	1	2	1	0	3									
<b>Dave Roberts, R</b> OBP: 0.255, SLG: 0.236 (1, 5)	0-3 K		0-0 6-3		0-0 6-3		SF8	0-0 FC5-4		3	0	0	1	0	1	5									
<b>Randy Jones, R</b> OBP: 0.143, SLG: 0.147 (1, 1)	0-0 F4				0-0 4-3		0-0 4-3		0-3 K	4	0	0	0	0	1	4									
<b>Vicente Romo, R</b> (9, 1)										0	0	0	0	0	0	0									
<b>Dave Tomlin, L</b> (9, 1)										0	0	0	0	0	0	0									
<b>Inning Stats</b>	R: 0 E: 0 K: 0 S: 3	H: 0 LOB: 1 BB: 1 P: 7	R: 0 E: 0 K: 1 S: 7	H: 2 LOB: 2 BB: 0 P: 7	R: 0 E: 0 K: 0 S: 3	H: 0 LOB: 0 BB: 0 P: 3	R: 1 E: 0 K: 0 S: 5	H: 2 LOB: 1 BB: 1 P: 5	R: 0 E: 0 K: 0 S: 3	H: 0 LOB: 0 BB: 0 P: 3	R: 2 E: 1 K: 0 S: 5	H: 2 LOB: 2 BB: 2 P: 13	R: 3 E: 0 K: 0 S: 6	H: 3 LOB: 2 BB: 2 P: 14	R: 0 E: 0 K: 1 S: 5	H: 0 LOB: 0 BB: 0 P: 5	R: 0 E: 0 K: 1 S: 5	H: 0 LOB: 0 BB: 0 P: 5	1B: 7 2B: 1 3B: 0 HR: 1	SF: 1 SAC: 1 DP: 0 HBP: 0	WP: 0 PB: 0 SB: 0 CS: 0	PA: 41			
<b>PITCHER</b>	IP	WLS	BF	H	R	ER	SO	BB	IBB	HBP	BLK	WP	HR	S	P	ERA	WHIP								
<b>Don Wilson, R</b> ERA: 4.52 (1, 1)	6.0	L	27	6	3	3	1	2	1	0	0	0	1	26	38	4.50	1.333								
<b>Jerry Johnson, R</b> ERA: 5.14 (7, 1)	0.2		7	3	3	3	0	1	1	0	0	0	0	5	13	40.50	6.000								
<b>Jim York, R</b> ERA: 2.38 (7, 1)	1.1		4	0	0	0	1	0	0	0	0	0	0	6	6	0.00	0.000								
<b>Fred Scherman, L</b> ERA: 3.85 (9, 1)	1.0		3	0	0	0	1	0	0	0	0	0	0	5	5	0.00	0.000								

San Diego Padres @ Houston Astros  
Astrodome, Houston, TX  
Sat Jun 22 1974, 8:05 PM EDT  
Att: 16,241 - Dome

AB	34
R	6
H	9
RBI	6
BB	5
SO	3
LOB	17



Batter	1	2	3	4	5	6	7	8	9	AB	R	H	RBI	BB	SO	LOB	BOTTOM								
<b>Greg Gross, L</b> OBP: 0.443, SLG: 0.411 (1, 9)	0-0 L8		0-0 L7			0-0 G3		0-0 F7		4	0	0	0	0	0	1									
<b>Roger Metzger, S</b> OBP: 0.311, SLG: 0.322 (1, 6)	0-0 4-3			0-0 1B		0-0 5-3		0-0 1B		4	0	2	0	0	0	0									
<b>Cesar Cedeno, R</b> OBP: 0.338, SLG: 0.482 (1, 8)	0-3 K		0-0 F7		0-0 F7		0-0 WP HR 2B	0-0 F9		4	1	1	0	0	1	2									
<b>Bob Watson, R</b> OBP: 0.396, SLG: 0.421 (1, 7)		0-0 4-3		0-3 K		0-0 K		0-0 WP HR 1B		4	1	2	2	0	1	1									
<b>Lee May, R</b> OBP: 0.298, SLG: 0.448 (1, 3)		0-0 4-3		0-3 K		0-0 K		0-0 F9		4	0	1	0	0	1	1									
<b>Larry Milbourne, S</b> OBP: 0.417, SLG: 0.400 (9, PR)								1-2 WP 1B		0	0	0	0	0	0	0									
<b>Cliff Johnson, R</b> OBP: 0.430, SLG: 0.557 (1, 2)		0-0 5-3			0-3 K		1-0 BB HBP	0-0 F7		3	0	0	0	0	1	2									
<b>Doug Rader, R</b> OBP: 0.340, SLG: 0.396 (1, 5)			0-0 SH1-4 1B		0-0 F7		4-0 G5-4-3 BB	0-0 F9		3	0	1	0	1	0	3									
<b>Tommy Helms, R</b> OBP: 0.319, SLG: 0.385 (1, 4)			0-0 F8		0-0 5-3		0-0 G5-4-3	4-0 BB		3	0	0	0	1	0	3									
<b>Don Wilson, R</b> OBP: 0.167, SLG: 0.255 (5, PH)										0	0	0	0	0	0	0									
<b>Dave Campbell, R</b> OBP: 0.281, SLG: 0.250 (7, 1)										0	0	0	0	0	0	0									
<b>Jerry Johnson, R</b> (7, 1)										0	0	0	0	0	0	0									
<b>Jim York, R</b> (7, 1)										0	0	0	0	0	0	0									
<b>Ollie Brown, R</b> OBP: 0.266, SLG: 0.302 (5, PH)										0	0	0	0	0	0	0									
<b>Fred Scherman, L</b> (9, 1)										0	0	0	0	0	0	0									
<b>Milt May, R</b> OBP: 0.372, SLG: 0.343 (5, PH)										0	0	0	0	0	0	0									
<b>Denis Menke, R</b> OBP: 0.188, SLG: 0.111 (5, PH)										1	0	0	0	1	3										
<b>Inning Stats</b>	R: 0 E: 0 K: 1 S: 5	H: 0 LOB: 0 BB: 0 P: 5	R: 0 E: 0 K: 0 S: 3	H: 0 LOB: 0 BB: 0 P: 3	R: 0 E: 0 K: 2 S: 8	H: 1 LOB: 1 BB: 0 P: 8	R: 0 E: 0 K: 1 S: 5	H: 0 LOB: 0 BB: 0 P: 5	R: 0 E: 0 K: 0 S: 3	H: 0 LOB: 0 BB: 0 P: 3	R: 2 E: 0 K: 0 S: 4	H: 2 LOB: 1 BB: 1 P: 9	R: 0 E: 0 K: 0 S: 4	H: 1 LOB: 1 BB: 0 P: 4	R: 0 E: 0 K: 1 S: 7	H: 2 LOB: 3 BB: 1 P: 11	1B: 5 2B: 1 3B: 0 HR: 1	SF: 0 SAC: 1 DP: 1 HBP: 1	WP: 2 PB: 0 SB: 0 CS: 0	PA: 36					
<b>PITCHER</b>	IP	WLS	BF	H	R	ER	SO	BB	IBB	HBP	BLK	WP	HR	S	P	ERA	WHIP								
<b>Randy Jones, L</b> ERA: 4.44 (1, 1)	8.0	W	32	7	2	2	4	1	0	1	0	1	0	2	6	0.00	1.500								
<b>Vicente Romo, R</b> ERA: 3.75 (9, 1)	0.2		3	0	0	0	0	1	0	0	0	1	0	2	6	0.00	1.500								
<b>Dave Tomlin, L</b> ERA: 5.22 (9, 1)	0.1	S	1	0	0	0	1	0	0	0	0	0	0	3	3	0.00	0.000								

San Diego Padres @ Houston Astros  
Astrodome, Houston, TX  
Sat Jun 22 1974, 8:05 PM EDT  
Att: 16,241 - Dome

AB	32
R	2
H	7
RBI	2
BB	2
SO	5
LOB	16





Batter	1	2	3	4	5	6	7	8	9	AB	R	H	RBI	BB	SO	LOB	TOP					
<b>Bobby Tolan, L</b> OBP: 0.340, SLG: 0.388 (1, 9)	0-0 4-3		0-0 2B		0-0 F6	0-0 B1		0-0 F8		5	0	1	0	0	0	5	<b>San Diego Padres @ Houston Astros</b> Astrodome, Houston, TX Sun Jun 23 1974, 4:33 AM EDT Att: 12,183 - Dome					
<b>Enzo Hernandez, R</b> OBP: 0.238, SLG: 0.259 <b>Larry Hardy, R</b> (5, 1)	0-0 6-3		0-0 F8		0-0 F5		0-0 F5		0-0 1B G3	3	0	0	0	0	0	2						
<b>Horace Clarke, S</b> OBP: 0.279, SLG: 0.238 <b>Dave Tomlin, L</b> (7, 1)									0-0 1B	1	0	0	0	0	0	0						
<b>Fred Kendall, R</b> OBP: 0.326, SLG: 0.355 (9, PH)									0-0 1B	1	0	1	0	0	0	0						
<b>Cito Gaston, R</b> OBP: 0.280, SLG: 0.387 (1, 7)	0-0 L9			0-0 1B	4-0 1B		0-0 4-3		0-0 G3	4	0	1	0	1	0	1						
<b>Nate Colbert, R</b> OBP: 0.317, SLG: 0.356 (1, 3)		0-0 G3		0-3 K	0-0 1B		0-0 5-3		0-3 K	5	0	1	1	0	2	2						
<b>Johnny Grubb, L</b> OBP: 0.402, SLG: 0.440 (1, 8)		4-0 FC6-4 BB		0-0 1B	0-0 F8				0-0 1B	4	1	3	0	1	0	2						
<b>Derrel Thomas, S</b> OBP: 0.350, SLG: 0.400 (1, 4)		0-0 F9		0-0 1-3			0-0 5-3		0-0 4-3	5	0	0	1	0	0	5						
<b>Dave Roberts, R</b> OBP: 0.259, SLG: 0.237 (1, 5)		0-0 FC6-4		4-0 BB			0-0 2B		0-0 F9	3	0	1	0	1	0	1						
<b>Bob Barton, R</b> OBP: 0.329, SLG: 0.246 (1, 2)			0-0 F9	0-3 K			0-0 L9		0-0 WP 1B	4	0	1	0	0	1	4						
<b>Dave Freisleben, R</b> OBP: 0.370, SLG: 0.375 <b>Bill Laxton, L</b> (3, 1)			0-0 G1		4-0 BB 1B		0-0 1-3		4-0 1B	1	0	0	0	0	0	0						
<b>Rod Gaspar, S</b> OBP: 0.400, SLG: 0.143 <b>Rich Morales, R</b> OBP: 0.317, SLG: 0.297 (5, 6)								0-0 1-2 BB		0	0	0	0	0	0	0						
<b>Inning Stats</b>	R: 0 E: 0 K: 0 S: 3	H: 0 LOB: 0 BB: 0 P: 3	R: 0 E: 0 K: 0 S: 3	H: 0 LOB: 1 BB: 1 P: 7	R: 0 E: 0 K: 0 S: 4	H: 1 LOB: 1 BB: 0 P: 4	R: 0 E: 0 K: 2 S: 9	H: 2 LOB: 3 BB: 1 P: 13	R: 1 E: 0 K: 0 S: 4	H: 1 LOB: 2 BB: 2 P: 12	R: 0 E: 0 K: 0 S: 5	H: 2 LOB: 0 BB: 0 P: 5	R: 0 E: 0 K: 0 S: 3	H: 0 LOB: 0 BB: 0 P: 3	R: 1 E: 0 K: 0 S: 5	H: 2 LOB: 2 BB: 1 P: 9	R: 0 E: 0 K: 1 S: 7	H: 2 LOB: 2 BB: 0 P: 7	1B: 7 2B: 2 3B: 1 HR: 0	SF: 0 SAC: 0 DP: 0 HBP: 0	WP: 1 PB: 0 SB: 0 CS: 0	PA: 42
<b>PITCHER</b> <b>Claude Osteen, L</b> ERA: 3.59 (1, 1)	IP: 9.0 WLS: W BF: 42 H: 10 R: 2 ER: 2 SO: 3 BB: 5 IBB: 0 HBP: 0 BLK: 0 WP: 1 HR: 0 S: 43 P: 63 ERA: 2.00 WHIP: 1.667															<b>PITCHER</b>	IP: 9.0 WLS: W BF: 42 H: 10 R: 2 ER: 2 SO: 3 BB: 5 IBB: 0 HBP: 0 BLK: 0 WP: 1 HR: 0 S: 43 P: 63 ERA: 2.00 WHIP: 1.667					

AB 37  
R 2  
H 10  
RBI 2  
BB 5  
SO 3  
LOB 22



Batter	1	2	3	4	5	6	7	8	9	AB	R	H	RBI	BB	SO	LOB	BOTTOM			
<b>Greg Gross, L</b> OBP: 0.453, SLG: 0.436 (1, 9) (6, 7)	0-0 HR		1-0 HBP		0-0 4-3 WP 1B		0-0 1B			4	2	4	1	0	0	0	<b>San Diego Padres @ Houston Astros</b> Astrodome, Houston, TX Sun Jun 23 1974, 4:33 AM EDT Att: 12,183 - Dome			
<b>Roger Metzger, S</b> OBP: 0.305, SLG: 0.316 (1, 6)	0-3 K	3-H 2B	0-3 K		0-0 4-3		0-0 F9			4	0	0	0	1	2	5				
<b>Cesar Cedeno, R</b> OBP: 0.345, SLG: 0.500 (1, 8)	0-0 HR	0-3 K		4-0 S BB	0-0 1B			0-0 2B		4	2	3	3	1	1	2				
<b>Bob Watson, R</b> OBP: 0.396, SLG: 0.433 <b>Bob Gallagher, L</b> OBP: 0.273, SLG: 0.235 (6, PH) (6, 9)	0-0 5-3		0-0 HR	0-3 K	0-3 K			1-0 G4-6-3 HBP		3	1	1	1	0	1	0				
<b>Lee May, R</b> OBP: 0.296, SLG: 0.440 (1, 3)	0-0 E6		0-3 K	4-0 1B BB		0-3 K		0-3 K		4	0	0	0	1	3	2				
<b>Milt May, L</b> OBP: 0.315, SLG: 0.345 (1, 2)	0-0 4-3		0-0 2B	0-0 1B	0-0 1-2 1B		0-0 4-3	0-0 G4-6-3		5	1	2	0	0	0	3				
<b>Doug Rader, R</b> OBP: 0.336, SLG: 0.390 (1, 5)		1-0 4-3 WP 2B HBP	0-3 K	0-3 K		0-0 4-3				3	1	0	0	0	2	3				
<b>Tommy Helms, R</b> OBP: 0.318, SLG: 0.382 <b>Larry Milbourne, S</b> OBP: 0.417, SLG: 0.400 (8, 4)		0-0 4-3	0-0 2B	0-3 K			0-0 F7			4	1	1	0	0	1	3				
<b>Claude Osteen, L</b> OBP: 0.219, SLG: 0.313 (1, 1)	0-0 F4		0-0 2B		0-3 K		0-0 6-3			4	0	1	2	0	1	1				
<b>Inning Stats</b>	R: 2 E: 1 K: 1 S: 8	H: 2 LOB: 1 BB: 0 P: 8	R: 1 E: 0 K: 1 S: 6	H: 1 LOB: 2 BB: 1 P: 11	R: 3 E: 0 K: 3 S: 13	H: 4 LOB: 2 BB: 0 P: 14	R: 1 E: 0 K: 3 S: 10	H: 1 LOB: 2 BB: 2 P: 18	R: 1 E: 0 K: 2 S: 9	H: 2 LOB: 1 BB: 0 P: 9	R: 0 E: 0 K: 1 S: 5	H: 0 LOB: 0 BB: 0 P: 5	R: 0 E: 0 K: 0 S: 4	H: 1 LOB: 1 BB: 0 P: 4	R: 0 E: 0 K: 1 S: 5	H: 1 LOB: 1 BB: 0 P: 6		1B: 6 2B: 3 3B: 1 HR: 2	SF: 0 SAC: 0 DP: 1 HBP: 3	WP: 2 PB: 0 SB: 2 CS: 0
<b>PITCHER</b> <b>Dave Freisleben, R</b> ERA: 3.96 <b>Bill Laxton, L</b> ERA: 6.75 <b>Larry Hardy, R</b> ERA: 4.53 <b>Dave Tomlin, L</b> ERA: 4.88	IP: 2.2 WLS: L BF: 18 H: 7 R: 6 ER: 6 SO: 4 BB: 1 IBB: 0 HBP: 1 BLK: 0 WP: 1 HR: 2 S: 24 P: 29 ERA: 20.25 WHIP: 3.000															<b>PITCHER</b>	IP: 2.2 WLS: L BF: 18 H: 7 R: 6 ER: 6 SO: 4 BB: 1 IBB: 0 HBP: 1 BLK: 0 WP: 1 HR: 2 S: 24 P: 29 ERA: 20.25 WHIP: 3.000			

AB 36  
R 8  
H 12  
RBI 7  
BB 3  
SO 12  
LOB 20





Batter	1	2	3	4	5	6	7	8	9	AB	R	H	RBI	BB	SO	LOB	TOP								
<b>Bobby Bonds, R</b> OBP: 0.360, SLG: 0.448	0-0 L7		0-3 K		0-3 K			0-0 F8	4-0 IBB	4	0	0	0	1	2	0	<b>San Francisco Giants @ San Diego Padres</b> San Diego Stadium, San Diego, CA Mon Jun 24 1974, 10:05 PM EDT Att: 27,125 - Unknown <a href="http://livebaseballscorecards.com">livebaseballscorecards.com</a>								
<b>Chris Speier, R</b> OBP: 0.321, SLG: 0.340	0-0 4-3		0-0 1B			4-0 BB		0-3 K	0-0 L4	4	0	1	0	1	1	3									
<b>Steve Ontiveros, S</b> OBP: 0.360, SLG: 0.326	4-0 1B		0-0 1B		G4-6-3 1B	0-0 L7		4-0 BB		2	0	1	0	2	0	1									
<b>Ed Goodson, L</b> OBP: 0.374, SLG: 0.472	0-0 1B		0-0 G4-6-3			0-0 F8		0-0 BB		4	0	1	0	0	0	4									
<b>Gary Matthews, R</b> OBP: 0.328, SLG: 0.374	0-0 F4			0-0 L8		0-0 F2			4-0 1B	3	1	0	0	1	0	3									
<b>Gary Thomasson, L</b> OBP: 0.338, SLG: 0.325		4-0 FC6-4		0-0 F9			0-3 K		0-0 BB	3	0	1	0	1	1	0									
<b>Chris Arnold, R</b> OBP: 0.275, SLG: 0.333		0-3 K		0-0 5-3			0-0 F7		0-0 1B	4	0	1	1	0	1	1									
<b>Dave Rader, L</b> OBP: 0.411, SLG: 0.398		0-0 FC6-4			0-0 L4				0-0 SH5-4	3	0	2	0	0	0	0									
<b>Ron Bryant, S</b> OBP: 0.067, SLG: 0.067		0-0 FC6-4			0-0 6-3				0-0 F6	2	0	0	0	0	0	2									
<b>Dave Kingman, R</b> OBP: 0.294, SLG: 0.395										1	0	0	0	0	1	1									
<b>Elias Sosa, R</b> OBP: 0.111, SLG: 0.111										0	0	0	0	0	0	0									
<b>Bruce Miller, R</b> OBP: 0.360, SLG: 0.370										0	0	0	0	0	0	0									
<b>Mike Phillips, L</b> OBP: 0.279, SLG: 0.295										1	0	0	0	0	0	2									
<b>Inning Stats</b>	R: 0 E: 0 K: 0 S: 4	H: 1 LOB: 2 BB: 1 P: 8	R: 0 E: 0 K: 1 S: 5	H: 1 LOB: 1 BB: 1 P: 9	R: 0 E: 0 K: 1 S: 6	H: 2 LOB: 1 BB: 0 P: 6	R: 0 E: 0 K: 0 S: 3	H: 0 LOB: 0 BB: 0 P: 3	R: 0 E: 0 K: 1 S: 5	H: 0 LOB: 0 BB: 0 P: 5	R: 0 E: 0 K: 0 S: 3	H: 0 LOB: 1 BB: 1 P: 7	R: 0 E: 0 K: 2 S: 8	H: 1 LOB: 1 BB: 0 P: 8	R: 0 E: 0 K: 1 S: 5	H: 0 LOB: 1 BB: 1 P: 9	R: 1 E: 0 K: 0 S: 5	H: 2 LOB: 3 BB: 2 P: 13	1B: 7 2B: 0 3B: 0 HR: 0	SF: 0 SAC: 1 DP: 1 HBP: 0	WP: 0 PB: 0 SB: 0 CS: 0	PA: 38			
<b>PITCHER</b>	IP	WLS	BF	H	R	ER	SO	BB	IBB	HBP	BLK	WP	HR	S	P	ERA	WHIP								
<b>Dan Spillner, R</b> ERA: 2.97	(1, 1)	8.0	W	32	5	1	1	6	5	0	0	0	0	39	59	1.12	1.250								
<b>Dave Tomlin, L</b> ERA: 4.53	(9, 1)	0.1		3	2	0	0	0	0	0	0	0	0	3	3	0.00	6.000								
<b>Vicente Romo, R</b> ERA: 3.7	(9, 1)	0.2	S	3	0	0	0	0	0	1	0	0	0	2	6	0.00	0.000								

Batter	1	2	3	4	5	6	7	8	9	AB	R	H	RBI	BB	SO	LOB	BOTTOM								
<b>Bobby Tolan, L</b> OBP: 0.339, SLG: 0.385	0-0 1B		0-0 F9		0-0 5-3			0-0 G3		4	1	1	0	0	0	1	<b>San Francisco Giants @ San Diego Padres</b> San Diego Stadium, San Diego, CA Mon Jun 24 1974, 10:05 PM EDT Att: 27,125 - Unknown <a href="http://livebaseballscorecards.com">livebaseballscorecards.com</a>								
<b>Enzo Hernandez, R</b> OBP: 0.282, SLG: 0.263	0-0 BB		0-0 1-5-3			0-0 L3		0-0 F9		4	1	2	0	0	0	0									
<b>Willie McCovey, L</b> OBP: 0.427, SLG: 0.416	0-0 1-3			4-0 G1		0-0 L3		0-0 F5		3	0	0	0	1	0	3									
<b>Johnny Grubb, L</b> OBP: 0.402, SLG: 0.440	0-0 1-2			0-0 FC6-5		0-0 L3		0-0 F5		0	0	0	0	0	0	0									
<b>Nate Colbert, R</b> OBP: 0.320, SLG: 0.353	4-0 FC6-5		0-0 F7		0-3 K			4-0 BB		2	0	0	0	2	1	1									
<b>Cito Gaston, R</b> OBP: 0.279, SLG: 0.378	4-0 HBP		0-0 G1			0-0 4-3		0-0 L9		3	0	0	1	1	0	2									
<b>Derrel Thomas, S</b> OBP: 0.346, SLG: 0.396	0-0 FC6-5		0-0 F8			0-0 F7				3	0	0	1	0	0	3									
<b>Dave Roberts, R</b> OBP: 0.260, SLG: 0.235	0-0 1-2			0-3 K		0-3 K				2	0	0	0	0	2	0									
<b>Bob Barton, R</b> OBP: 0.329, SLG: 0.250	0-3 K			0-0 SH1-4			0-3 K			3	0	1	0	0	2	3									
<b>Dan Spillner, R</b> ERA: 2.97	(1, 1)			0-0 4-3			0-3 K			2	0	0	0	0	1	0									
<b>Dave Tomlin, L</b> ERA: 7.2	(9, 1)				0-0 SH1-4					0	0	0	0	0	0	0									
<b>Vicente Romo, R</b> ERA: 2.45	(9, 1)						0-3 K			0	0	0	0	0	0	0									
<b>Inning Stats</b>	R: 2 E: 0 K: 1 S: 7	H: 2 LOB: 3 BB: 2 P: 16	R: 0 E: 0 K: 0 S: 3	H: 0 LOB: 0 BB: 0 P: 3	R: 0 E: 0 K: 0 S: 3	H: 0 LOB: 1 BB: 1 P: 7	R: 0 E: 0 K: 1 S: 6	H: 1 LOB: 0 BB: 0 P: 6	R: 0 E: 0 K: 1 S: 5	H: 1 LOB: 0 BB: 0 P: 5	R: 0 E: 0 K: 2 S: 7	H: 0 LOB: 0 BB: 0 P: 7	R: 0 E: 0 K: 0 S: 3	H: 0 LOB: 1 BB: 1 P: 7	R: 0 E: 0 K: 0 S: 3	H: 0 LOB: 1 BB: 1 P: 7	1B: 4 2B: 1 3B: 0 HR: 0	SF: 0 SAC: 1 DP: 1 HBP: 1	WP: 1 PB: 0 SB: 0 CS: 0	PA: 32					
<b>PITCHER</b>	IP	WLS	BF	H	R	ER	SO	BB	IBB	HBP	BLK	WP	HR	S	P	ERA	WHIP								
<b>Ron Bryant, L</b> ERA: 7.2	(1, 1)	6.0	L	25	4	2	2	4	2	1	1	0	0	29	42	3.00	1.000								
<b>Elias Sosa, R</b> ERA: 2.45	(7, 1)	2.0		7	0	0	0	2	1	0	0	0	0	10	14	0.00	0.500								

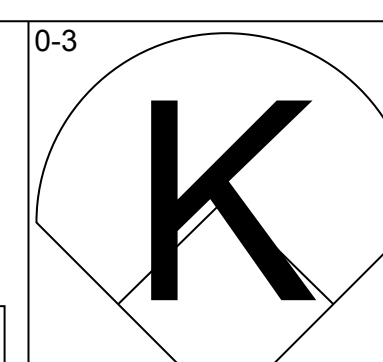
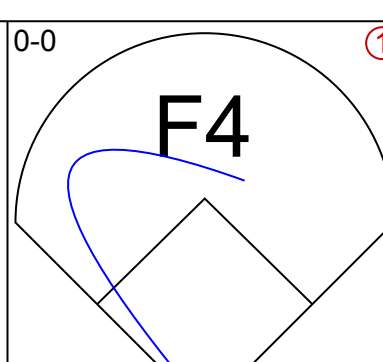
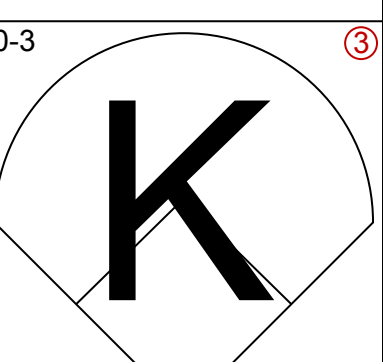
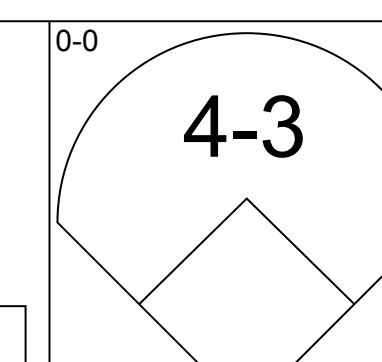
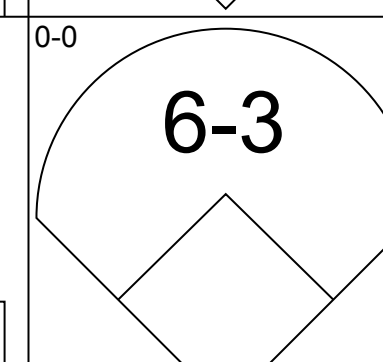
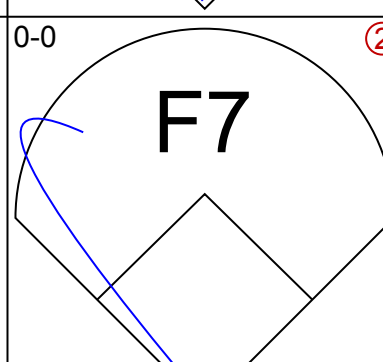
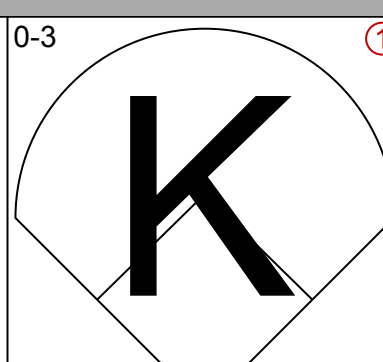
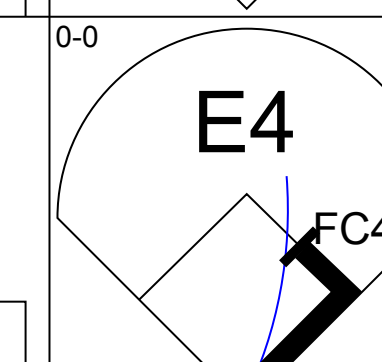
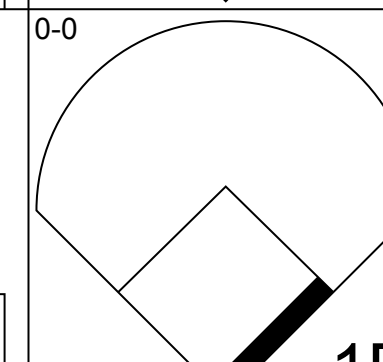
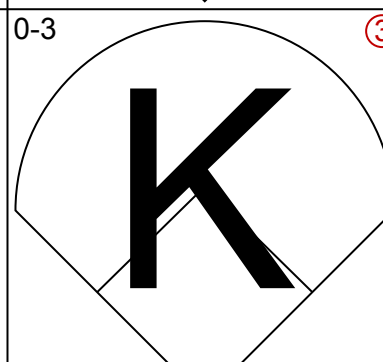
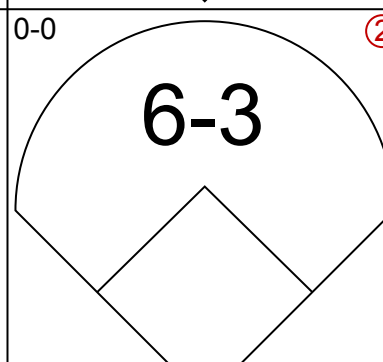
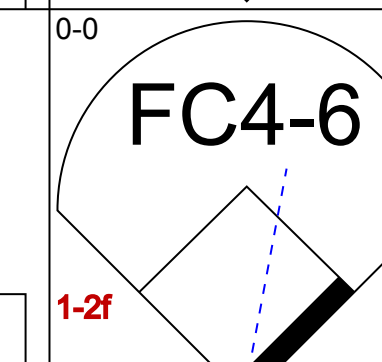
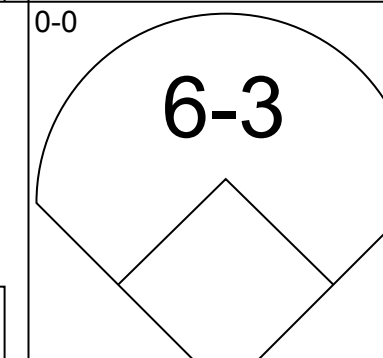
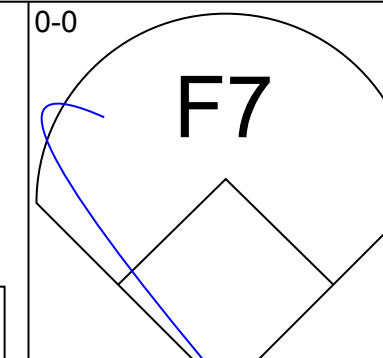
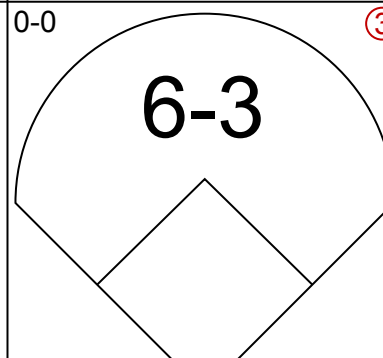
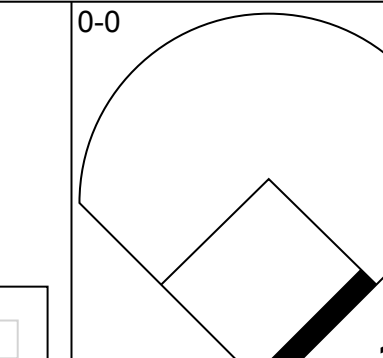
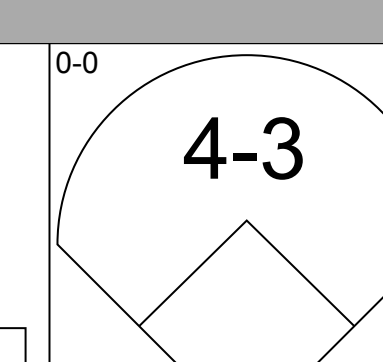
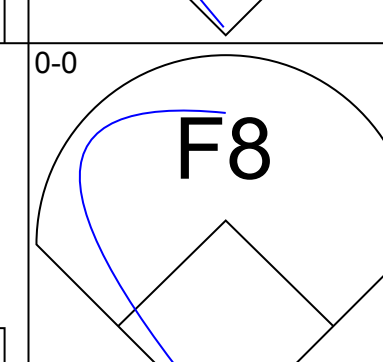
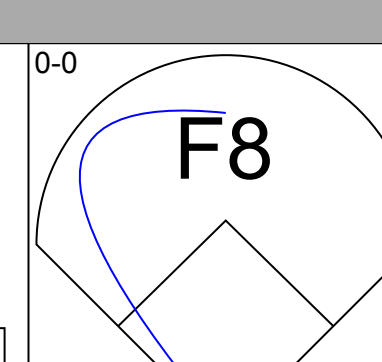
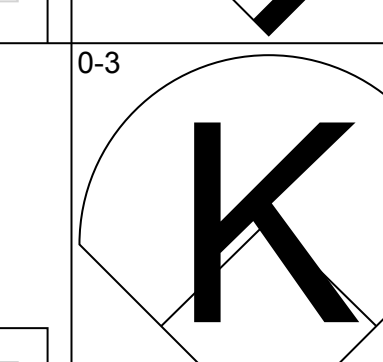
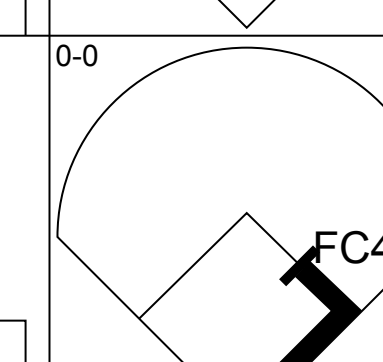
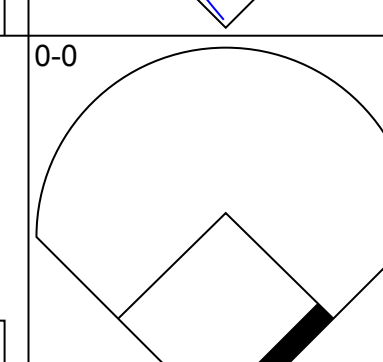
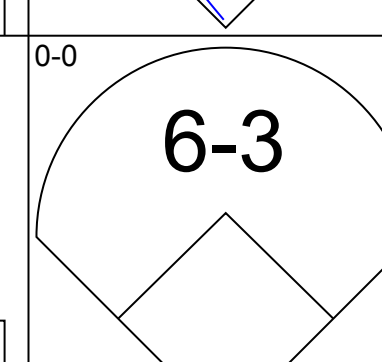
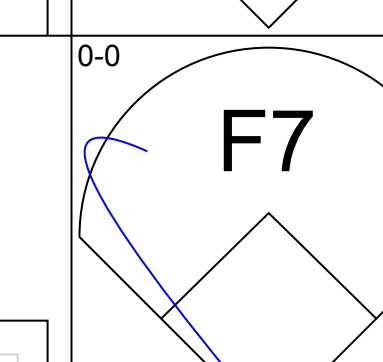
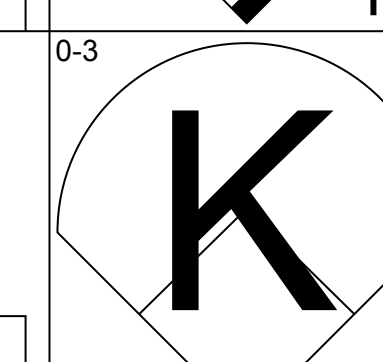
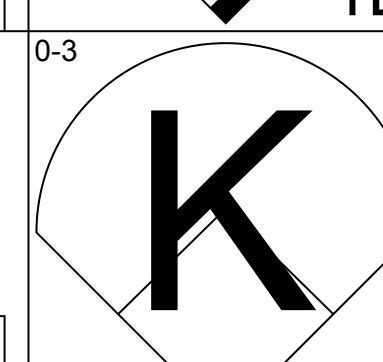
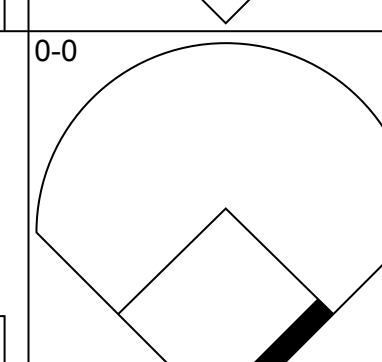
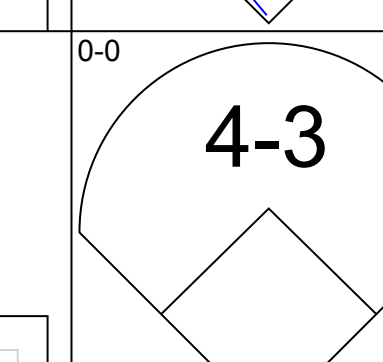
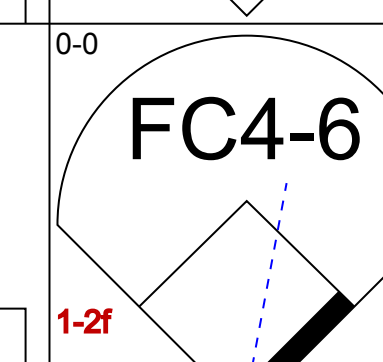
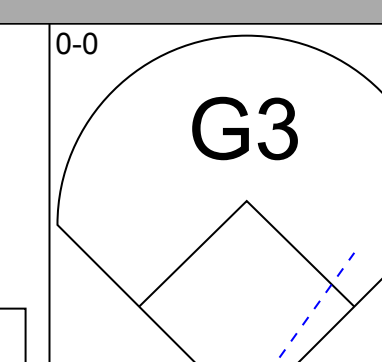
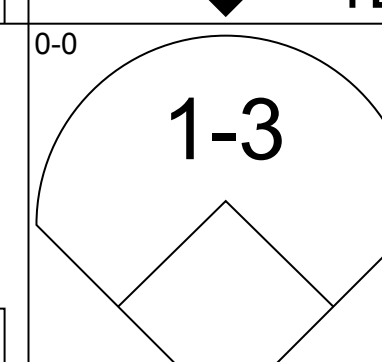
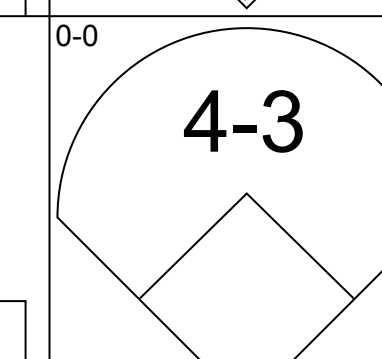
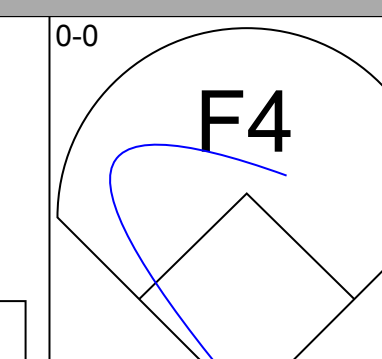


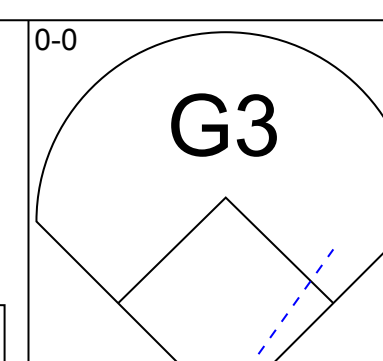
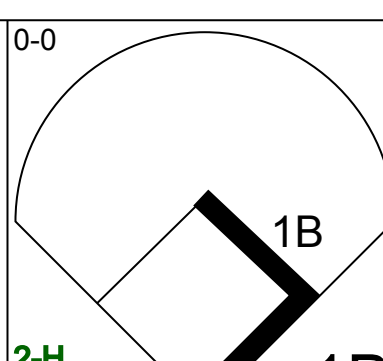
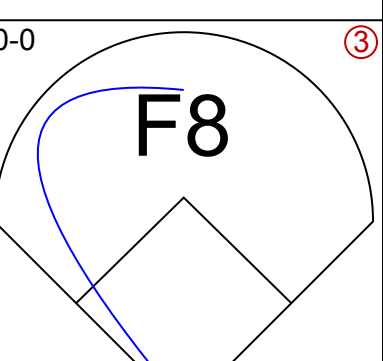
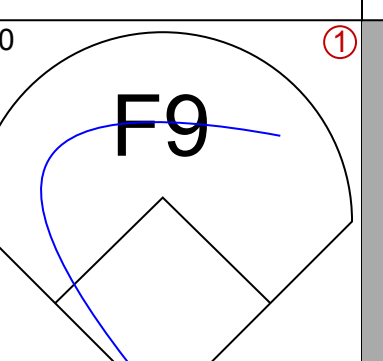
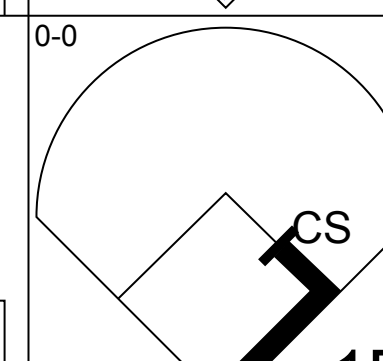
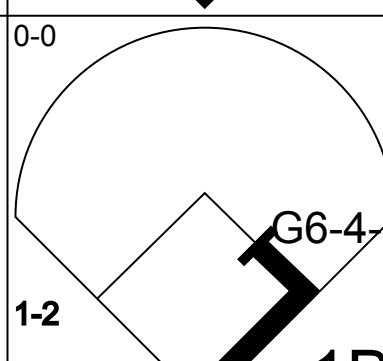
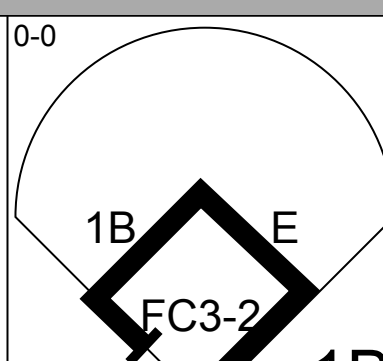
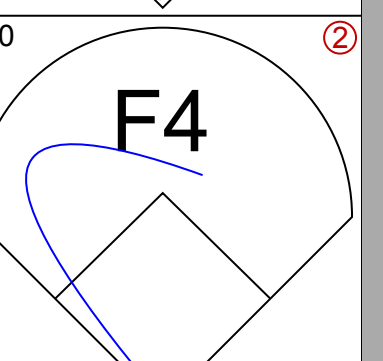
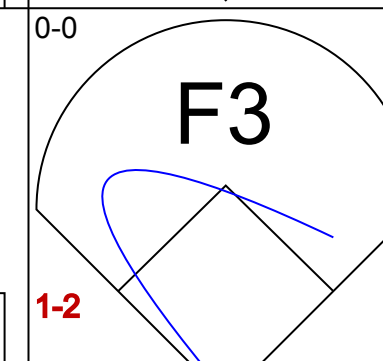
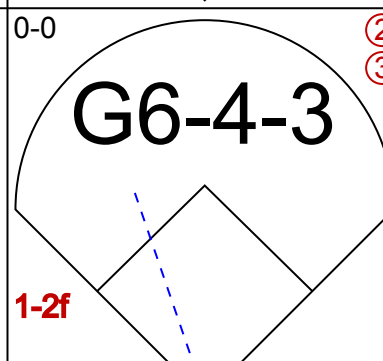
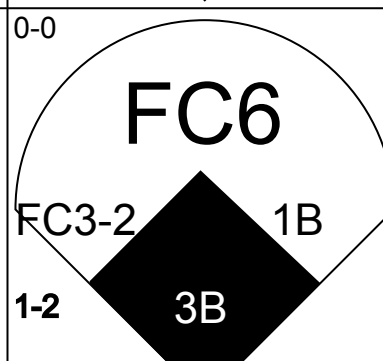
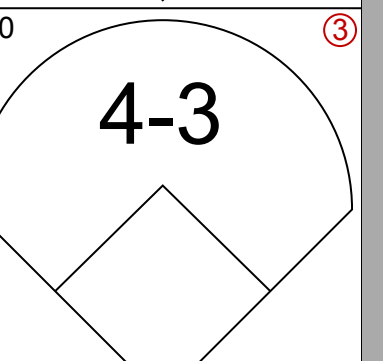
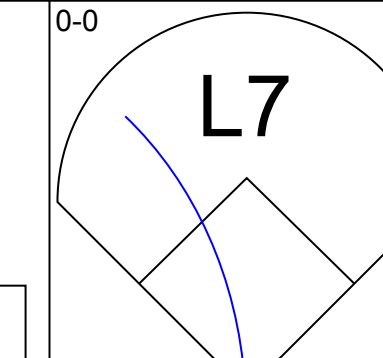
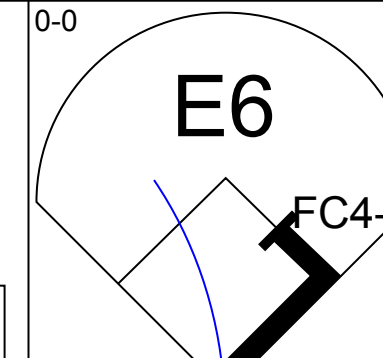
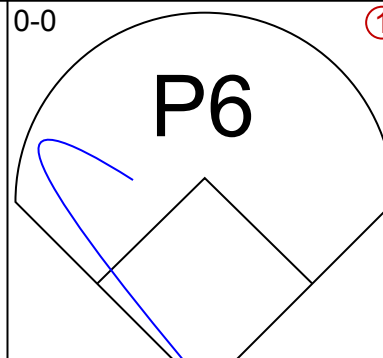
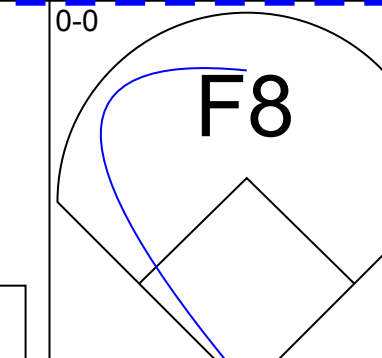
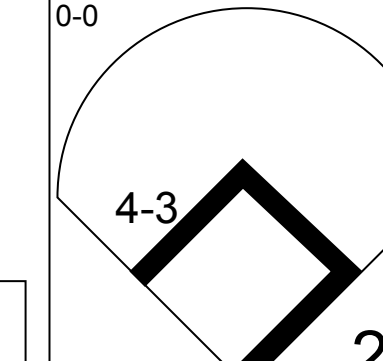
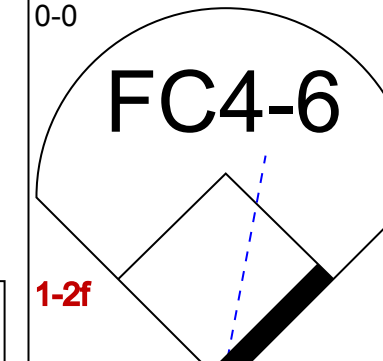
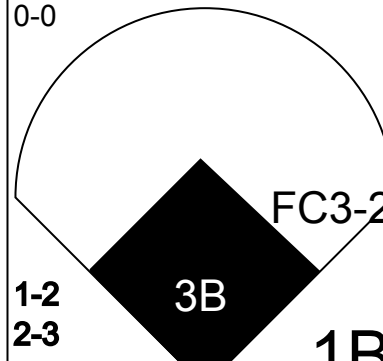
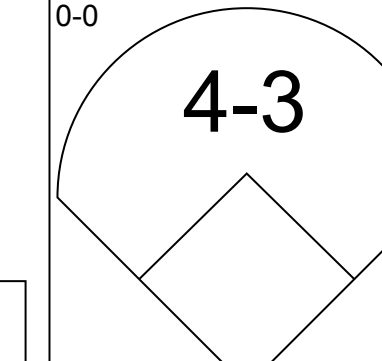
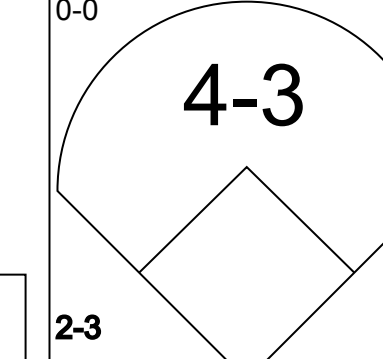
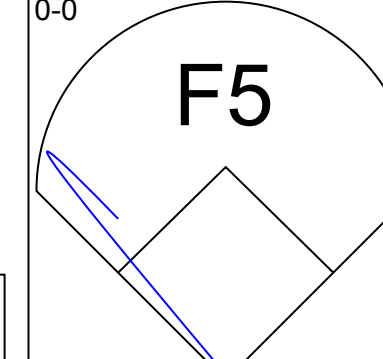
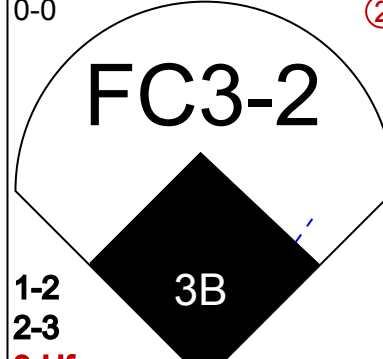
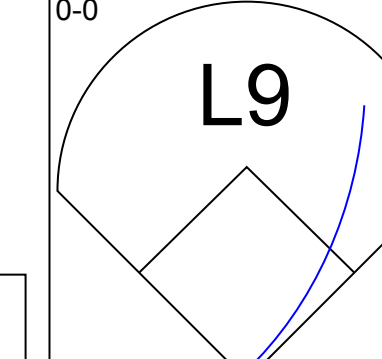
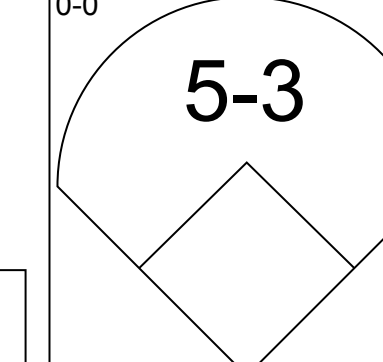
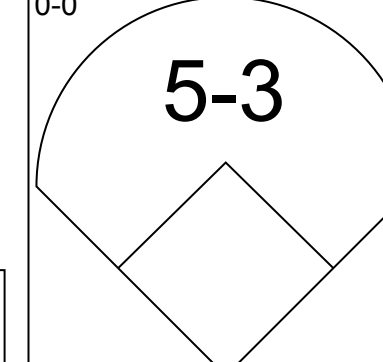
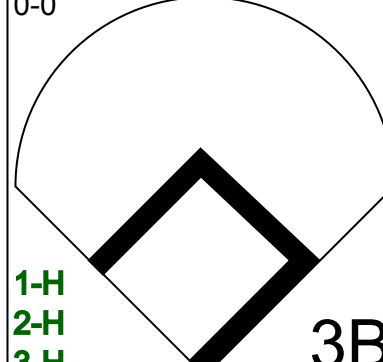
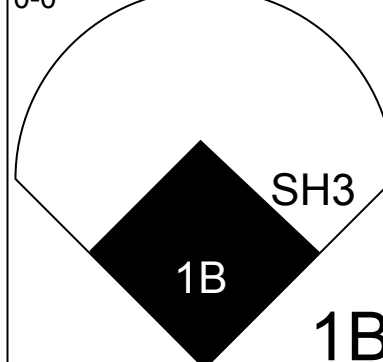
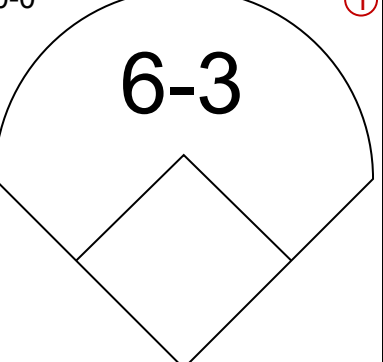
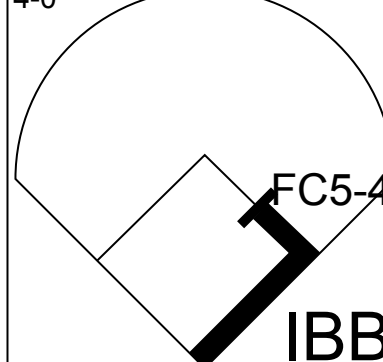
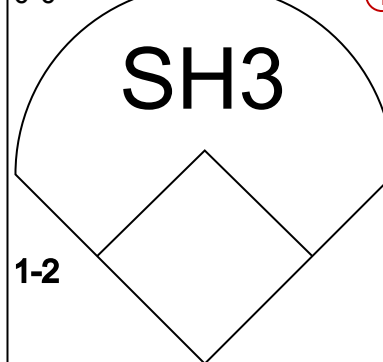
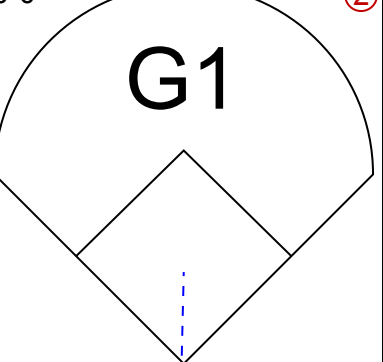
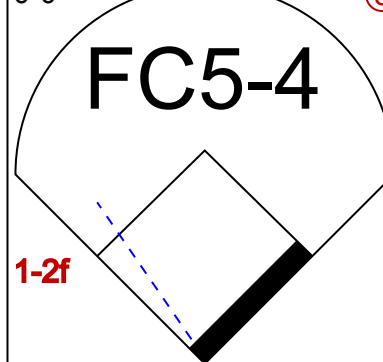
Batter	1	2	3	4	5	6	7	8	9	AB	R	H	RBI	BB	SO	LOB	TOP		
<b>Bobby Bonds, R</b> OBP: 0.355, SLG: 0.440 (1, 9)	F4		K		F8		F4		F9	5	0	0	0	0	1	1	<b>San Francisco Giants @ San Diego Padres</b> San Diego Stadium, San Diego, CA Tue Jun 25 1974, 10:05 PM EDT Att: 10,860 - Unknown <a href="http://livebaseballscorecards.com">livebaseballscorecards.com</a>		
<b>Gary Thomasson, L</b> OBP: 0.340, SLG: 0.323 (1, 8)	4-3		K		4-3 BB		1B		K	4	0	1	0	1	2	0			
<b>Chris Speier, R</b> OBP: 0.322, SLG: 0.339 (1, 6)	BB 1B		F7		4-3		K		WP 1B BB	4	1	1	0	1	1	3			
<b>Ed Goodson, L</b> OBP: 0.390, SLG: 0.472 <b>Jim Barr, R</b> OBP: 0.318, SLG: 0.400 (9, PR)	1-2 BB				G6-3 HBP		F7		1-2 1B	2	0	1	1	2	0	1			
<b>Gary Matthews, R</b> OBP: 0.326, SLG: 0.370 (1, 7)	4-3				G6-3				FC6 1B	0	0	0	0	0	0	0			
<b>Dave Rader, L</b> OBP: 0.407, SLG: 0.394 (1, 2)			K		WP 1B		K		L7	4	0	1	0	0	2	1			
<b>Mike Phillips, L</b> OBP: 0.293, SLG: 0.304 (1, 5)					FC6-4 BB				F8	3	0	2	0	1	0	1			
<b>Tito Fuentes, S</b> OBP: 0.238, SLG: 0.228 (1, 4)			F8		FC6-4				FC4-6 FC5-4	4	0	1	0	0	0	4			
<b>Charlie Williams, R</b> OBP: 0.167, SLG: 0.167 <b>Steve Barber, L</b> (7, 1) <b>Elias Sosa, R</b> OBP: 0.191, SLG: 0.111 <b>Steve Ontiveros, S</b> OBP: 0.359, SLG: 0.325 <b>Don McMahon, R</b> (8, 1)			F8		4-3 BB				FC6	3	0	1	0	0	0	2			
<b>Inning Stats</b>	R: 0 E: 0 K: 0 S: 4	H: 1 LOB: 2 BB: 1 P: 8	R: 0 E: 0 K: 1 S: 6	H: 1 LOB: 1 BB: 0 P: 6	R: 0 E: 0 K: 2 S: 7	H: 0 LOB: 0 BB: 0 P: 7	R: 0 E: 0 K: 0 S: 3	H: 1 LOB: 2 BB: 1 P: 8	R: 0 E: 0 K: 0 S: 4	H: 1 LOB: 3 BB: 2 P: 12	R: 0 E: 0 K: 1 S: 6	H: 1 LOB: 1 BB: 0 P: 6	R: 0 E: 0 K: 1 S: 6	H: 1 LOB: 2 BB: 0 P: 5	R: 1 E: 0 K: 2 S: 8	H: 1 LOB: 1 BB: 1 P: 12		1B: 9 2B: 0 3B: 0 HR: 0	SF: 0 SAC: 0 DP: 1 HBP: 1
<b>PITCHER</b> <b>Lowell Palmer, R</b> ERA: 5.25 (1, 1)	IP: 9.0 WLS: W BF: 41 H: 9 R: 1 ER: 1 SO: 7 BB: 4 IBB: 1 HBP: 1 BLK: 0 WP: 2 HR: 0 S: 49 P: 70 ERA: 1.00 WHIP: 1.444															<b>PITCHER</b>			

Batter	1	2	3	4	5	6	7	8	9	AB	R	H	RBI	BB	SO	LOB	BOTTOM
<b>Bobby Tolan, L</b> OBP: 0.341, SLG: 0.385 (1, 9)	CS HBP				6-3		F6			3	0	1	2	0	0	0	<b>San Francisco Giants @ San Diego Padres</b> San Diego Stadium, San Diego, CA Tue Jun 25 1974, 10:05 PM EDT Att: 10,860 - Unknown <a href="http://livebaseballscorecards.com">livebaseballscorecards.com</a>
<b>Enzo Hernandez, R</b> OBP: 0.282, SLG: 0.263 (1, 6)	F8				WP S 1B		5-3		F2	4	0	1	0	0	0	3	
<b>Dave Winfield, R</b> OBP: 0.315, SLG: 0.459 (1, 7)	F7				K		6-3		K	4	0	0	0	0	2	1	
<b>Willie McCovey, L</b> OBP: 0.430, SLG: 0.417 <b>Rod Gaspar, S</b> OBP: 0.400, SLG: 0.143 <b>Nate Colbert, R</b> OBP: 0.319, SLG: 0.351 (8, 3)			K		WP BB				SH5-3 E 1B	2	0	1	0	1	1	0	
<b>Johnny Grubb, L</b> OBP: 0.403, SLG: 0.439 (1, 8)			F8						E SH5-3 FC6-2 1B	3	0	1	0	1	0	0	
<b>Derrel Thomas, S</b> OBP: 0.344, SLG: 0.393 (1, 4)			5-3		4-3				SH5-3	2	0	0	0	0	0	3	
<b>Fred Kendall, R</b> OBP: 0.326, SLG: 0.352 (1, 2)					4-3				FC6-2 E 1B IBB	2	1	0	0	1	0	0	
<b>Dave Roberts, R</b> OBP: 0.258, SLG: 0.232 <b>Horace Clarke, S</b> OBP: 0.276, SLG: 0.235 <b>Rich Morales, R</b> OBP: 0.317, SLG: 0.297 (8, 5)					F9				FC4 FC6-2 1B	2	0	0	0	0	1	0	
<b>Lowell Palmer, R</b> OBP: 0.222, SLG: 0.444 (1, 1)					K				FC6-2 1B	3	0	0	0	0	1	3	
<b>Inning Stats</b>	R: 0 E: 0 K: 0 S: 2	H: 0 LOB: 0 BB: 0 P: 3	R: 0 E: 0 K: 1 S: 5	H: 0 LOB: 0 BB: 0 P: 5	R: 0 E: 0 K: 1 S: 5	H: 1 LOB: 2 BB: 0 P: 14	R: 0 E: 0 K: 1 S: 3	H: 0 LOB: 0 BB: 0 P: 3	R: 3 E: 1 K: 0 S: 7	H: 3 LOB: 2 BB: 1 P: 11	R: 0 E: 0 K: 1 S: 5	H: 0 LOB: 0 BB: 0 P: 5	R: 0 E: 0 K: 1 S: 5	H: 0 LOB: 0 BB: 0 P: 5	1B: 4 2B: 0 3B: 0 HR: 0	SF: 0 SAC: 1 DP: 0 HBP: 1	
<b>PITCHER</b> <b>Charlie Williams, R</b> ERA: 2.88 <b>Steve Barber, L</b> ERA: 4.5 <b>Elias Sosa, R</b> ERA: 2.4 <b>Don McMahon, R</b> ERA: 3.72 (1, 1)	IP: 6.0 WLS: L BF: 22 H: 2 R: 1 ER: 0 SO: 4 BB: 1 IBB: 1 HBP: 0 BLK: 0 WP: 1 HR: 0 S: 27 P: 36 ERA: 0.00 WHIP: 0.500															<b>PITCHER</b>	





Batter	1	2	3	4	5	6	7	8	9	AB	R	H	RBI	BB	SO	LOB	TOP
<b>Bobby Bonds, R</b> OBP: 0.350, SLG: 0.434 (1, 9)										4	0	0	0	0	2	1	<b>San Francisco Giants @ San Diego Padres</b> San Diego Stadium, San Diego, CA Wed Jun 26 1974, 10:05 PM EDT Att: 13,092 - Unknown
<b>Gary Thomasson, L</b> OBP: 0.331, SLG: 0.313 (1, 8)										4	0	0	0	0	1	1	
<b>Chris Speier, R</b> OBP: 0.321, SLG: 0.337 (1, 6)										4	0	1	0	0	1	2	
<b>Ed Goodson, L</b> OBP: 0.386, SLG: 0.465 (1, 3)										4	0	1	0	0	0	1	
<b>Gary Matthews, R</b> OBP: 0.321, SLG: 0.364 (1, 7)										4	0	0	0	0	1	1	
<b>Dave Radler, L</b> OBP: 0.409, SLG: 0.397 (1, 2)										4	0	2	0	0	0	1	
<b>Mike Phillips, L</b> OBP: 0.292, SLG: 0.302 (1, 5)										4	0	1	0	0	2	3	
<b>Tito Fuentes, S</b> OBP: 0.233, SLG: 0.223 (1, 4)										3	0	0	0	0	0	2	
<b>Jim Barr, R</b> OBP: 0.333, SLG: 0.409 (8, PH)										2	0	1	0	0	0	0	
<b>Chris Arnold, R</b> OBP: 0.271, SLG: 0.328 (8, PH)										1	0	0	0	0	0	0	
<b>Mike Caldwell, R</b> OBP: 0.194, SLG: 0.138 (8, 1)										0	0	0	0	0	0	0	
<b>Inning Stats</b>	R: 0 E: 0 K: 1 S: 6	H: 1 LOB: 1 BB: 0 P: 6	R: 0 E: 0 K: 1 S: 6	H: 1 LOB: 1 BB: 0 P: 6	R: 0 E: 0 K: 1 S: 6	H: 1 LOB: 1 BB: 0 P: 6	R: 0 E: 0 K: 1 S: 5	H: 0 LOB: 0 BB: 0 P: 5	R: 0 E: 0 K: 0 S: 4	H: 1 LOB: 1 BB: 0 P: 4	R: 0 E: 1 K: 0 S: 4	H: 0 LOB: 1 BB: 0 P: 4	R: 0 E: 0 K: 1 S: 6	H: 1 LOB: 1 BB: 0 P: 6	1B: 6 2B: 0 3B: 0 HR: 0	SF: 0 SAC: 0 DP: 0 HBP: 0	WP: 0 PA: 34 PB: 0 SB: 0 CS: 0
<b>PITCHER</b> <b>Bill Greif, R</b> ERA: 5.16 (1, 1)	IP: 9.0 WLS: W BF: 34 H: 6 R: 0 ER: 0 SO: 7 BB: 0 IBB: 0 HBP: 0 BLK: 0 WP: 0 HR: 0 S: 48 P: 48 ERA: 0.00 WHIP: 0.667																

Batter	1	2	3	4	5	6	7	8	9	AB	R	H	RBI	BB	SO	LOB	BOTTOM
<b>Bobby Tolan, L</b> OBP: 0.340, SLG: 0.382 (1, 9)										4	0	1	1	0	0	0	<b>San Francisco Giants @ San Diego Padres</b> San Diego Stadium, San Diego, CA Wed Jun 26 1974, 10:05 PM EDT Att: 13,092 - Unknown
<b>Enzo Hernandez, R</b> OBP: 0.289, SLG: 0.271 (1, 6)										4	0	3	0	0	0	0	
<b>Dave Winfield, R</b> OBP: 0.310, SLG: 0.451 (1, 7)										4	1	0	0	0	0	4	
<b>Willie McCovey, L</b> OBP: 0.422, SLG: 0.407 (1, 3)										4	0	0	0	0	0	2	
<b>Johnny Grubb, L</b> OBP: 0.405, SLG: 0.444 (1, 8)										4	1	2	0	0	0	1	
<b>Derrel Thomas, S</b> OBP: 0.340, SLG: 0.388 (1, 4)										4	1	0	0	0	0	5	
<b>Fred Kendall, R</b> OBP: 0.326, SLG: 0.361 (1, 2)										3	0	1	3	0	0	2	
<b>Dave Roberts, R</b> OBP: 0.263, SLG: 0.235 (1, 5)										2	1	1	0	1	0	0	
<b>Bill Greif, R</b> OBP: 0.233, SLG: 0.042 (1, 1)										2	0	0	0	0	0	2	
<b>Inning Stats</b>	R: 0 E: 0 K: 0 S: 3	H: 1 LOB: 0 BB: 0 P: 3	R: 0 E: 0 K: 0 S: 4	H: 1 LOB: 1 BB: 0 P: 4	R: 1 E: 0 K: 0 S: 5	H: 3 LOB: 1 BB: 0 P: 5	R: 0 E: 1 K: 0 S: 4	H: 0 LOB: 1 BB: 0 P: 4	R: 0 E: 0 K: 0 S: 3	H: 0 LOB: 2 BB: 1 P: 11	R: 0 E: 0 K: 0 S: 3	H: 0 LOB: 0 BB: 0 P: 3	R: 0 E: 0 K: 0 S: 3	H: 0 LOB: 0 BB: 0 P: 3	1B: 6 2B: 1 3B: 1 HR: 0	SF: 0 SAC: 1 DP: 1 HBP: 0	
<b>PITCHER</b> <b>Jim Barr, R</b> ERA: 2.47 <b>Mike Caldwell, L</b> ERA: 3.13 (8, 1)	IP: 7.0 WLS: L BF: 30 H: 8 R: 4 ER: 1 SO: 0 BB: 0 IBB: 0 HBP: 0 BLK: 0 WP: 0 HR: 0 S: 29 P: 33 ERA: 1.29 WHIP: 1.143																



Batter	1	2	3	4	5	6	7	8	9	AB	R	H	RBI	BB	SO	LOB	TOP				
<b>Bobby Bonds, R</b> OBP: 0.354, SLG: 0.454 (1, 8)										5	1	3	3	0	0	1	<b>San Francisco Giants @ San Diego Padres</b> San Diego Stadium, San Diego, CA Thu Jun 27 1974, 10:05 PM EDT Att: 11,295 - Unknown <a href="http://livebaseballscorecards.com">livebaseballscorecards.com</a>				
<b>Chris Speier, R</b> OBP: 0.326, SLG: 0.340 (1, 6)										4	0	2	1	1	0	0					
<b>Gary Matthews, R</b> OBP: 0.322, SLG: 0.362 (1, 7)										4	0	1	0	1	0	3					
<b>Ed Goodson, L</b> OBP: 0.375, SLG: 0.451 (1, 3)										4	0	0	0	0	2	5					
<b>Dave Kingman, R</b> OBP: 0.293, SLG: 0.398 <b>Gary Thomasson, L</b> OBP: 0.331, SLG: 0.313 (7, 8)										4	0	1	0	0	1	2					
<b>Chris Arnold, R</b> OBP: 0.257, SLG: 0.309 <b>Tito Fuentes, S</b> OBP: 0.233, SLG: 0.223 (8, 4)										4	0	0	0	0	0	1					
<b>Steve Ontiveros, S</b> OBP: 0.354, SLG: 0.320 (1, 5)										4	0	0	0	0	1	1					
<b>Dave Rader, L</b> OBP: 0.405, SLG: 0.400 (1, 2)										4	1	1	0	0	0	1					
<b>John D'Acquisto, R</b> OBP: 0.250, SLG: 0.286 (1, 1)										3	2	1	0	1	1	0					
<b>Inning Stats</b>	R: 0 E: 1 K: 1 S: 6	H: 1 LOB: 2 BB: 1 P: 10	R: 3 E: 0 K: 1 S: 9	H: 4 LOB: 2 BB: 1 P: 13	R: 0 E: 0 K: 1 S: 6	H: 1 LOB: 1 BB: 0 P: 6	R: 1 E: 0 K: 0 S: 5	H: 2 LOB: 1 BB: 0 P: 5	R: 0 E: 0 K: 1 S: 5	H: 0 LOB: 0 BB: 0 P: 5	R: 0 E: 0 K: 0 S: 4	H: 1 LOB: 2 BB: 1 P: 8	R: 0 E: 0 K: 0 S: 3	H: 0 LOB: 0 BB: 0 P: 3	R: 0 E: 0 K: 1 S: 5	H: 0 LOB: 0 BB: 0 P: 5		1B: 4 2B: 3 3B: 1 HR: 1	SF: 0 SAC: 0 DP: 0 HBP: 0	WP: 0 PB: 0 SB: 0 CS: 0	PA: 39
<b>PITCHER</b>	IP	WLS	BF	H	R	ER	SO	BB	IBB	HBP	BLK	WP	HR	S	P	ERA	WHIP				
<b>Randy Jones, L</b> ERA: 4.6 (1, 1)	2.1	L	15	6	3	3	2	2	0	0	0	0	1	17	25	11.57	3.429				
<b>Bill Laxton, L</b> ERA: 4.5 (3, 1)	0.2		2	0	0	0	1	0	0	0	0	0	0	4	4	0.00	0.000				
<b>Larry Hardy, R</b> ERA: 4.37 (4, 1)	4.0		16	3	1	1	1	1	0	0	0	0	0	17	21	2.25	1.000				
<b>Vicente Romo, R</b> ERA: 3.55 (8, 1)	2.0		6	0	0	0	1	0	0	0	0	0	0	8	8	0.00	0.000				

Batter	1	2	3	4	5	6	7	8	9	AB	R	H	RBI	BB	SO	LOB	BOTTOM				
<b>Bobby Tolan, L</b> OBP: 0.338, SLG: 0.384 (1, 9)										4	1	1	0	0	0	0	<b>San Francisco Giants @ San Diego Padres</b> San Diego Stadium, San Diego, CA Thu Jun 27 1974, 10:05 PM EDT Att: 11,295 - Unknown <a href="http://livebaseballscorecards.com">livebaseballscorecards.com</a>				
<b>Enzo Hernandez, R</b> OBP: 0.289, SLG: 0.271 (1, 6)										4	1	1	1	0	0	0					
<b>Nate Colbert, R</b> OBP: 0.321, SLG: 0.351 (1, 7)										3	0	1	0	1	0	0					
<b>Willie McCovey, L</b> OBP: 0.419, SLG: 0.404 (1, 3)										4	0	1	0	0	1	3					
<b>Johnny Grubb, L</b> OBP: 0.406, SLG: 0.450 (1, 8)										4	0	2	1	0	0	1					
<b>Derrel Thomas, S</b> OBP: 0.335, SLG: 0.382 (1, 4)										4	0	0	0	0	0	4					
<b>Fred Kendall, R</b> OBP: 0.322, SLG: 0.356 (1, 2)										3	0	0	0	0	2	1					
<b>Dave Roberts, R</b> OBP: 0.260, SLG: 0.232 (1, 5)										3	0	0	0	0	1	0					
<b>Randy Jones, R</b> OBP: 0.143, SLG: 0.147 (3, 1) <b>Bill Laxton, L</b> OBP: 0.346, SLG: 0.125 (4, 1) <b>Larry Hardy, R</b> OBP: 0.275, SLG: 0.232 (8, 1)										0	0	0	0	0	0	0					
<b>Inning Stats</b>	R: 0 E: 0 K: 0 S: 3	H: 0 LOB: 0 BB: 0 P: 3	R: 0 E: 0 K: 1 S: 6	H: 1 LOB: 1 BB: 0 P: 6	R: 0 E: 0 K: 0 S: 3	H: 0 LOB: 0 BB: 0 P: 3	R: 0 E: 0 K: 0 S: 4	H: 1 LOB: 2 BB: 1 P: 8	R: 0 E: 0 K: 2 S: 7	H: 0 LOB: 0 BB: 0 P: 7	R: 0 E: 0 K: 0 S: 3	H: 0 LOB: 0 BB: 0 P: 3	R: 0 E: 0 K: 1 S: 5	H: 0 LOB: 0 BB: 0 P: 5	1B: 4 2B: 2 3B: 0 HR: 0	SF: 0 SAC: 0 DP: 1 HBP: 0		WP: 0 PB: 0 SB: 0 CS: 0	PA: 33		
<b>PITCHER</b>	IP	WLS	BF	H	R	ER	SO	BB	IBB	HBP	BLK	WP	HR	S	P	ERA	WHIP				
<b>John D'Acquisto, R</b> ERA: 3.41 (1, 1)	9.0	W	33	6	2	2	5	1	0	0	0	0	0	42	46	2.00	0.778				



Batter	1	2	3	4	5	6	7	8	9	AB	R	H	RBI	BB	SO	LOB	TOP			
Greg Gross, L (1,9) OBP: 0.445, SLG: 0.429	L7		FC3-2 BB 1-2 1B		F8		1B 1B		4-3 1B	5	2	3	0	0	0	0	<b>Houston Astros @ San Diego Padres</b> San Diego Stadium, San Diego, CA Fri Jun 28 1974, 10:05 PM EDT Att: 10,776 - Unknown			
Roger Metzger, S (1,6) OBP: 0.308, SLG: 0.312	F9		FC3-2 BB 1-2 2-3			WP 1B	1B SF7 1B		4-3 1-2	4	1	2	1	1	0	1				
Cesar Cedeno, R (1,8) OBP: 0.349, SLG: 0.517	K		FC3-2 FC4-6 1-2 2-3 3-H			WP 1B	1B 1-2 3-H 1B		5-3	5	0	2	1	0	1	4				
Bob Watson, R (1,7) OBP: 0.410, SLG: 0.456		FC4-6 BB 1-2	FC4-6 1-2			F3 1-2 2-3 1B			BB BB 1B 2-H	4	0	2	1	1	0	5				
Lee May, R (1,3) Wilbur Howard, S (9, PR) OBP: 0.292, SLG: 0.434	F9			4-3		F5	SF7		BB BB 1B	3	0	0	1	1	0	3				
Milt May, L (1,2) Ken Forsch, R (7,1) Cliff Johnson, R (9, PH) OBP: 0.312, SLG: 0.340	FC4-6 1-2			5-3		K	4-3		BB 1-2 2-3	4	0	0	0	0	0	1				
Doug Rader, R (1,5) OBP: 0.331, SLG: 0.391	L6			K		K			1B F9	5	0	1	0	0	2	7				
Tommy Helms, R (1,4) OBP: 0.317, SLG: 0.382			CS 1B		F3		1B 1B 2B		F4	4	1	2	0	0	0	0				
Claude Osteen, L (1,1) Bob Gallagher, L (7, PH) Johnny Edwards, L (7,2) OBP: 0.235, SLG: 0.324			BB 1B FC3-2 1B		K		K		4-3	2	0	1	0	0	1	0				
Inning Stats	R: 0 E: 0 K: 1 S: 5	H: 0 LOB: 0 BB: 0 P: 5	R: 0 E: 0 K: 0 S: 3	H: 0 LOB: 1 BB: 1 P: 7	R: 0 E: 0 K: 0 S: 5	H: 3 LOB: 3 BB: 1 P: 9	R: 0 E: 0 K: 1 S: 5	H: 0 LOB: 0 BB: 0 P: 5	R: 0 E: 0 K: 2 S: 10	H: 2 LOB: 3 BB: 0 P: 10	R: 3 E: 0 K: 1 S: 10	H: 5 LOB: 2 BB: 0 P: 10	R: 0 E: 0 K: 0 S: 3	H: 1 LOB: 0 BB: 0 P: 3	R: 1 E: 0 K: 0 S: 5	H: 2 LOB: 3 BB: 2 P: 13		1B: 12 2B: 1 3B: 0 HR: 0	SF: 1 SAC: 0 DP: 0 HBP: 0	WP: 1 PB: 0 SB: 0 CS: 1
PITCHER	IP	WLS	BF	H	R	ER	SO	BB	IBB	HBP	BLK	WP	HR	S	P	ERA	WHIP			
Dave Freisleben, R (1,1) ERA: 3.98	6.1		29	8	3	3	6	2	0	0	0	1	0	39	47	4.26	1.579			
Vicente Romo, R (7,1) ERA: 3.57	2.1	W	13	5	1	1	0	2	0	0	0	0	0	11	19	3.86	3.000			
Larry Hardy, R (9,1) ERA: 4.34	0.1	S	1	0	0	0	0	0	0	0	0	0	0	1	1	0.00	0.000			

Batter	1	2	3	4	5	6	7	8	9	AB	R	H	RBI	BB	SO	LOB	BOTTOM			
Bobby Tolan, L (1,8) OBP: 0.336, SLG: 0.389	L3	FC4-6 1-2		B1			1B 3B		G3	5	1	1	0	0	0	4	<b>Houston Astros @ San Diego Padres</b> San Diego Stadium, San Diego, CA Fri Jun 28 1974, 10:05 PM EDT Att: 10,776 - Unknown			
Enzo Hernandez, R (1,6) OBP: 0.278, SLG: 0.279			2B SF7 1B	S BB			1B SF8 1B			3	2	3	1	1	0	0				
Dave Winfield, R (1,7) OBP: 0.313, SLG: 0.456	G6-4-3 1-2		1B 2B	F8			1B			4	1	2	0	0	0	2				
Nate Colbert, R (1,3) OBP: 0.320, SLG: 0.357		1B FC5-4 2B	SF7		6-3		SF8			2	1	1	2	0	0	0				
Cito Gaston, R (1,9) OBP: 0.286, SLG: 0.382			FC5-4 1B	E 1B	5-3		5-3			4	0	2	1	0	0	1				
Johnny Grubb, L (8,8) OBP: 0.406, SLG: 0.450			2-3 1B	2-H 1B	4-3		F3			0	0	0	0	0	0	0				
Derrel Thomas, S (1,4) OBP: 0.331, SLG: 0.377		F6	F7		4-3		F3			4	0	0	0	0	0	4				
Fred Kendall, R (1,2) OBP: 0.321, SLG: 0.354		FC5-4 BB 1-2 3-H	E5			CS 1B		L8		4	0	1	1	0	0	2				
Dave Roberts, R (1,5) OBP: 0.264, SLG: 0.233		BB 1-2 BB	F9			F3 1-2		FC1-6 1B		3	0	1	0	1	0	3				
Dave Freisleben, R (1,1) Vicente Romo, R (7,1) Larry Hardy, R (9,1) OBP: 0.367, SLG: 0.346		FC4-6 1-2 2-3 BB		F9		K		FC1-6 1-2		2	0	0	0	1	1	0				
Inning Stats	R: 0 E: 0 K: 0 S: 3	H: 1 LOB: 0 BB: 0 P: 3	R: 1 E: 0 K: 0 S: 5	H: 2 LOB: 3 BB: 2 P: 13	R: 2 E: 1 K: 0 S: 7	H: 3 LOB: 2 BB: 0 P: 7	R: 0 E: 0 K: 0 S: 3	H: 0 LOB: 1 BB: 1 P: 7	R: 0 E: 0 K: 1 S: 5	H: 1 LOB: 0 BB: 0 P: 5	R: 2 E: 0 K: 0 S: 6	H: 3 LOB: 1 BB: 0 P: 6	R: 0 E: 0 K: 0 S: 4	H: 1 LOB: 1 BB: 0 P: 4	R: 0 E: 0 K: 0 S: 5	H: 1 LOB: 1 BB: 0 P: 4	1B: 8 2B: 2 3B: 1 HR: 0	SF: 2 SAC: 0 DP: 1 HBP: 0	WP: 0 PB: 0 SB: 1 CS: 1	PA: 37
PITCHER	IP	WLS	BF	H	R	ER	SO	BB	IBB	HBP	BLK	WP	HR	S	P	ERA	WHIP			
Claude Osteen, L (1,1) ERA: 3.64	6.0		27	7	3	3	1	3	0	0	0	0	0	26	38	4.50	1.667			
Ken Forsch, R (7,1) ERA: 3.82	2.0	L	10	4	2	2	0	0	0	0	0	0	0	10	10	9.00	2.000			







Batter	1	2	3	4	5	6	7	8	9	AB	R	H	RBI	BB	SO	LOB	TOP					
Greg Gross, L OBP: 0.438, SLG: 0.419 (1, 9)	0-0 5-3			4-0 BB		0-0 SH1-3 2B 1B		0-0 5-3		3	1	1	0	1	0	0	Houston Astros @ San Diego Padres San Diego Stadium, San Diego, CA Sun Jun 30 1974, 6:33 AM EDT Unknown					
Roger Metzger, S OBP: 0.310, SLG: 0.314 (1, 6)	0-3 K			0-0 F4		0-0 SH1-3 1-2		0-0 F5		3	0	0	0	0	1	1						
Cesar Cedeno, R OBP: 0.351, SLG: 0.527 (1, 8)	0-0 F9			0-3 K		0-0 SF9 2B		0-3 K		4	1	1	1	0	2	1						
Bob Watson, R OBP: 0.406, SLG: 0.449 Bob Gallagher, L OBP: 0.263, SLG: 0.226 (9, 9)		0-0 6-3		0-0 5-3		0-0 SF9			0-0 6-3	3	0	0	1	0	0	1						
Lee May, R OBP: 0.295, SLG: 0.442 (1, 3)		0-0 F7			4-0 BB BB	0-0 3-H HR		0-0 F2		3	1	1	1	1	0	0						
Johnny Edwards, L OBP: 0.286, SLG: 0.354 Ken Forsch, R (9, 1)		0-0 F6			0-0 F8	0-0 F9		0-3 K		4	0	0	0	0	1	1						
Doug Rader, R OBP: 0.333, SLG: 0.385 (1, 5)			0-3 K		4-0 1-2 BB		4-0 G6-4-3 BB			1	0	0	0	2	1	0						
Tommy Helms, R OBP: 0.317, SLG: 0.374 (1, 4)			0-0 1-3		0-0 L5		0-0 G6-4-3 1-2			3	0	0	0	0	0	3						
Larry Dierker, R OBP: 0.184, SLG: 0.237 Dave Campbell, R OBP: 0.214, SLG: 0.231 Mike Cosgrove, L (3, PH) Milt May, L OBP: 0.314, SLG: 0.342 (9, 2)			0-3 K		0-3 K		0-3 K			0	0	0	0	0	0	0						
<b>Inning Stats</b>	R: 0 E: 0 K: 1 S: 5	H: 0 LOB: 0 BB: 0 P: 5	R: 0 E: 0 K: 0 S: 3	H: 0 LOB: 0 BB: 0 P: 3	R: 0 E: 0 K: 2 S: 7	H: 0 LOB: 1 BB: 1 P: 7	R: 0 E: 0 K: 1 S: 5	H: 0 LOB: 2 BB: 2 P: 13	R: 3 E: 0 K: 0 S: 6	H: 3 LOB: 0 BB: 1 P: 6	R: 0 E: 0 K: 1 S: 4	H: 0 LOB: 0 BB: 1 P: 8	R: 0 E: 0 K: 1 S: 5	H: 0 LOB: 0 BB: 0 P: 5	R: 0 E: 0 K: 1 S: 5	H: 0 LOB: 0 BB: 0 P: 5		1B: 1 2B: 1 3B: 0 HR: 1	SF: 1 SAC: 1 DP: 1 HBP: 0	WP: 0 PB: 0 SB: 0 CS: 0	PA: 33	
<b>PITCHER</b>	IP WLS BF H R ER SO BB IBB HBP BLK WP HR S P ERA WHIP	IP WLS BF H R ER SO BB IBB HBP BLK WP HR S P ERA WHIP	IP WLS BF H R ER SO BB IBB HBP BLK WP HR S P ERA WHIP	IP WLS BF H R ER SO BB IBB HBP BLK WP HR S P ERA WHIP	IP WLS BF H R ER SO BB IBB HBP BLK WP HR S P ERA WHIP	IP WLS BF H R ER SO BB IBB HBP BLK WP HR S P ERA WHIP	IP WLS BF H R ER SO BB IBB HBP BLK WP HR S P ERA WHIP	IP WLS BF H R ER SO BB IBB HBP BLK WP HR S P ERA WHIP	IP WLS BF H R ER SO BB IBB HBP BLK WP HR S P ERA WHIP	IP WLS BF H R ER SO BB IBB HBP BLK WP HR S P ERA WHIP	IP WLS BF H R ER SO BB IBB HBP BLK WP HR S P ERA WHIP	IP WLS BF H R ER SO BB IBB HBP BLK WP HR S P ERA WHIP	IP WLS BF H R ER SO BB IBB HBP BLK WP HR S P ERA WHIP	IP WLS BF H R ER SO BB IBB HBP BLK WP HR S P ERA WHIP	IP WLS BF H R ER SO BB IBB HBP BLK WP HR S P ERA WHIP	IP WLS BF H R ER SO BB IBB HBP BLK WP HR S P ERA WHIP	IP WLS BF H R ER SO BB IBB HBP BLK WP HR S P ERA WHIP	IP WLS BF H R ER SO BB IBB HBP BLK WP HR S P ERA WHIP	IP WLS BF H R ER SO BB IBB HBP BLK WP HR S P ERA WHIP	IP WLS BF H R ER SO BB IBB HBP BLK WP HR S P ERA WHIP	IP WLS BF H R ER SO BB IBB HBP BLK WP HR S P ERA WHIP	IP WLS BF H R ER SO BB IBB HBP BLK WP HR S P ERA WHIP

AB	27
R	3
H	3
RBI	3
BB	4
SO	8
LOB	9



Batter	1	2	3	4	5	6	7	8	9	AB	R	H	RBI	BB	SO	LOB	BOTTOM					
Bobby Tolan, L OBP: 0.336, SLG: 0.391 (1, 9)	0-0 4-3 1B 2B				0-0 4-3		0-0 F7		0-0 1-2 2-3 1B	5	1	2	0	0	0	2	Houston Astros @ San Diego Padres San Diego Stadium, San Diego, CA Sun Jun 30 1974, 6:33 AM EDT Unknown					
Horace Clarke, S OBP: 0.277, SLG: 0.221 (1, 4)	0-0 4-3			4-0 BB		4-0 BB		0-0 FC4 1-2	0-0 3-1	3	0	0	0	2	0	5						
Cito Gaston, R OBP: 0.290, SLG: 0.378 (1, 7)	0-0 WP 1B			0-0 F7		0-0 F8		0-0 F3		4	0	1	1	0	0	2						
Willie McCovey, L OBP: 0.416, SLG: 0.400 (1, 3)	0-0 WP 1B			0-0 F2		0-0 F2		0-0 F9		4	0	1	0	0	0	2						
Johnny Grubb, L OBP: 0.401, SLG: 0.438 (1, 8)	4-0 G4-6-3 BB			4-0 4-3		0-0 4-3		0-0 L9		3	0	0	0	1	0	1						
Derrel Thomas, S OBP: 0.335, SLG: 0.384 (1, 5)	0-0 G4-6-3			0-0 6-3 S 1B		0-0 F8		0-0 FC5-4 1B		4	0	2	0	0	0	3						
Fred Kendall, R OBP: 0.318, SLG: 0.350 (1, 2)				0-3 K		0-0 F9		0-0 FC5-4 1B 1B		4	0	1	0	0	1	2						
Enzo Hernandez, R OBP: 0.279, SLG: 0.275 (1, 6)		0-0 FC4-6 G3 S		0-0 6-3		4-0 FC4 BB		0-0 1B 1B		3	0	1	0	1	0	2						
Lowell Palmer, R OBP: 0.182, SLG: 0.364 Bill Laxton, L (6, 1)		0-0 G3		0-3 K		0-3 K		0-3 K		2	0	0	0	0	1	2						
Dave Winfield, R OBP: 0.311, SLG: 0.451 Mike Cosgrove, L (8, 1) Nate Colbert, R OBP: 0.318, SLG: 0.350 (9, PH)		1-3								1	0	0	0	0	0	0						
<b>Inning Stats</b>	R: 1 E: 0 K: 0 S: 5	H: 3 LOB: 2 BB: 1 P: 9	R: 0 E: 0 K: 0 S: 4	H: 1 LOB: 1 BB: 0 P: 4	R: 0 E: 0 K: 2 S: 8	H: 1 LOB: 1 BB: 0 P: 8	R: 0 E: 0 K: 0 S: 3	H: 0 LOB: 1 BB: 1 P: 7	R: 0 E: 0 K: 1 S: 5	H: 0 LOB: 0 BB: 1 P: 9	R: 0 E: 0 K: 0 S: 3	H: 0 LOB: 0 BB: 0 P: 3	R: 0 E: 0 K: 0 S: 3	H: 3 LOB: 3 BB: 0 P: 8	R: 0 E: 0 K: 1 S: 8	H: 3 LOB: 3 BB: 0 P: 8	1B: 7 2B: 1 3B: 0 HR: 0	SF: 0 SAC: 0 DP: 1 HBP: 0	WP: 1 PB: 0 SB: 2 CS: 0	PA: 38		
<b>PITCHER</b>	IP WLS BF H R ER SO BB IBB HBP BLK WP HR S P ERA WHIP	IP WLS BF H R ER SO BB IBB HBP BLK WP HR S P ERA WHIP	IP WLS BF H R ER SO BB IBB HBP BLK WP HR S P ERA WHIP	IP WLS BF H R ER SO BB IBB HBP BLK WP HR S P ERA WHIP	IP WLS BF H R ER SO BB IBB HBP BLK WP HR S P ERA WHIP	IP WLS BF H R ER SO BB IBB HBP BLK WP HR S P ERA WHIP	IP WLS BF H R ER SO BB IBB HBP BLK WP HR S P ERA WHIP	IP WLS BF H R ER SO BB IBB HBP BLK WP HR S P ERA WHIP	IP WLS BF H R ER SO BB IBB HBP BLK WP HR S P ERA WHIP	IP WLS BF H R ER SO BB IBB HBP BLK WP HR S P ERA WHIP	IP WLS BF H R ER SO BB IBB HBP BLK WP HR S P ERA WHIP	IP WLS BF H R ER SO BB IBB HBP BLK WP HR S P ERA WHIP	IP WLS BF H R ER SO BB IBB HBP BLK WP HR S P ERA WHIP	IP WLS BF H R ER SO BB IBB HBP BLK WP HR S P ERA WHIP	IP WLS BF H R ER SO BB IBB HBP BLK WP HR S P ERA WHIP	IP WLS BF H R ER SO BB IBB HBP BLK WP HR S P ERA WHIP	IP WLS BF H R ER SO BB IBB HBP BLK WP HR S P ERA WHIP	IP WLS BF H R ER SO BB IBB HBP BLK WP HR S P ERA WHIP	IP WLS BF H R ER SO BB IBB HBP BLK WP HR S P ERA WHIP	IP WLS BF H R ER SO BB IBB HBP BLK WP HR S P ERA WHIP	IP WLS BF H R ER SO BB IBB HBP BLK WP HR S P ERA WHIP	IP WLS BF H R ER SO BB IBB HBP BLK WP HR S P ERA WHIP









Batter	1	2	3	4	5	6	7	8	9	AB	R	H	RBI	BB	SO	LOB	TOP					
<b>Bobby Tolan, L</b> OBP: 0.334, SLG: 0.385 (1, 9)	L9		F9	G3			F4		SH5-3	4	0	0	0	0	0	2						
<b>Enzo Hernandez, R</b> OBP: 0.272, SLG: 0.269 (1, 6)	6-3		6-3				F2		1-3	5	0	0	0	0	0	1						
<b>Cito Gaston, R</b> OBP: 0.314, SLG: 0.414 (1, 7)	HR		HR	1B				FC3-6 WP PB BB		4	3	3	2	1	1	0						
<b>Willie McCovey, L</b> OBP: 0.414, SLG: 0.411 (1, 3)	BB		HR					L9	F9	4	1	1	2	1	0	2						
<b>Johnny Grubb, L</b> OBP: 0.398, SLG: 0.431 (1, 8)	F5		3-1							3	0	0	0	1	0	1						
<b>Derrel Thomas, S</b> OBP: 0.340, SLG: 0.383 (1, 4)		F6		CS BB			L9	FC3-6 PB		3	0	0	0	1	0	2						
<b>Fred Kendall, R</b> OBP: 0.325, SLG: 0.348 (1, 2)		F8		1B 1B						2	0	1	0	2	0	0						
<b>Dave Roberts, R</b> OBP: 0.264, SLG: 0.235 (1, 5)				K						4	0	1	0	0	3	4						
<b>Randy Jones, R</b> OBP: 0.158, SLG: 0.162 <b>Larry Hardy, R</b> (8, 1)	K						F8		1-3 SH5-3 1B BB	3	0	1	0	0	1	1						
<b>Inning Stats</b>	R: 1 E: 0 K: 0 S: 4	H: 1 LOB: 1 BB: 1 P: 8	R: 0 E: 0 K: 1 S: 6	H: 1 LOB: 1 BB: 0 P: 6	R: 2 E: 0 K: 0 S: 5	H: 2 LOB: 0 BB: 1 P: 5	R: 0 E: 0 K: 1 S: 6	H: 2 LOB: 2 BB: 1 P: 10	R: 0 E: 0 K: 1 S: 5	H: 0 LOB: 0 BB: 0 P: 5	R: 0 E: 0 K: 1 S: 5	H: 0 LOB: 0 BB: 1 P: 9	R: 0 E: 0 K: 0 S: 3	H: 0 LOB: 0 BB: 0 P: 3	R: 1 E: 0 K: 0 S: 5	H: 0 LOB: 2 BB: 3 P: 17	R: 1 E: 0 K: 0 S: 4	H: 1 LOB: 1 BB: 1 P: 8	1B: 5 2B: 0 3B: 0 HR: 2	SF: 0 SAC: 1 DP: 0 HBP: 0	WP: 1 PB: 1 CS: 1 SB: 0	PA: 40
<b>PITCHER</b>	IP	WLS	BF	H	R	ER	SO	BB	IBB	HBP	BLK	WP	HR	S	P	ERA	WHIP					
<b>John D'Acquisto, R</b> ERA: 3.44 <b>Randy Moffitt, R</b> ERA: 2.94 <b>Steve Barber, L</b> ERA: 4.26	(1, 1)	7.0	L	29	6	3	3	4	3	0	0	0	0	2	34	46	3.86	1.286				
	(8, 1)	1.2		10	1	2	1	1	4	0	0	0	1	0	8	24	5.40	3.000				
	(9, 1)	0.1		1	0	0	0	0	0	0	0	0	0	0	1	1	0.00	0.000				

**San Diego Padres @ San Francisco Giants**  
Candlestick Park, San Francisco, CA  
Tue Jul 02 1974, 10:05 PM EDT  
Att: 2,297 - Unknown


**AB 32**  
**R 5**  
**H 7**  
**RBI 4**  
**BB 7**  
**SO 5**  
**LOB 13**



Batter	1	2	3	4	5	6	7	8	9	AB	R	H	RBI	BB	SO	LOB	BOTTOM				
<b>Bobby Bonds, R</b> OBP: 0.352, SLG: 0.446 (1, 9)	5-3		L8			S 1B		FC6 1B E BB	K	4	1	1	0	1	1	1					
<b>Chris Speier, R</b> OBP: 0.323, SLG: 0.339 (1, 6)				5-3		K		FC6 1B		4	0	2	0	0	1	1					
<b>Garry Maddox, R</b> OBP: 0.341, SLG: 0.441 (1, 8)	K			3-1		F6		FC6 G3 E		4	0	0	0	0	1	4					
<b>Gary Matthews, R</b> OBP: 0.324, SLG: 0.354 (1, 7)	F9							FC6 G3		3	0	1	0	1	0	2					
<b>Dave Kingman, R</b> OBP: 0.300, SLG: 0.406 (9, 5)		5-3		K		F5		G3		4	0	0	0	0	1	5					
<b>Chris Arnold, R</b> OBP: 0.256, SLG: 0.306 <b>Ed Goodson, L</b> OBP: 0.361, SLG: 0.432 (8, PH) (9, 3)		4-3				F9		F8	F8	3	0	0	0	0	0	0					
<b>Tito Fuentes, S</b> OBP: 0.224, SLG: 0.221 (1, 4)		F8								4	0	1	0	0	0	0					
<b>Dave Rader, L</b> OBP: 0.391, SLG: 0.385 <b>Jim Barr, R</b> OBP: 0.308, SLG: 0.375 (9, PR)			L7			L8			E3 FC4	4	0	1	0	0	0	1					
<b>John D'Acquisto, R</b> OBP: 0.238, SLG: 0.270 <b>Bruce Miller, R</b> OBP: 0.365, SLG: 0.375 <b>Randy Moffitt, R</b> OBP: 0.286, SLG: 0.167 <b>Steve Barber, L</b> (9, 1) <b>Gary Thomasson, L</b> OBP: 0.335, SLG: 0.316 (9, PH)				1-3		K			FC4	2	0	0	0	0	1	1					
<b>Inning Stats</b>	R: 0 E: 0 K: 1 S: 6	H: 1 LOB: 0 BB: 0 P: 6	R: 0 E: 0 K: 0 S: 3	H: 0 LOB: 0 BB: 0 P: 3	R: 0 E: 0 K: 1 S: 6	H: 1 LOB: 1 BB: 0 P: 6	R: 0 E: 0 K: 1 S: 6	H: 1 LOB: 1 BB: 0 P: 10	R: 0 E: 0 K: 0 S: 4	H: 1 LOB: 2 BB: 1 P: 4	R: 1 E: 1 K: 0 S: 5	H: 0 LOB: 1 BB: 1 P: 9	R: 0 E: 1 K: 1 S: 6	H: 0 LOB: 1 BB: 0 P: 6	1B: 6 2B: 0 3B: 0 HR: 0	SF: 0 SAC: 0 DP: 0 HBP: 0	WP: 0 PB: 0 CS: 0 SB: 2	PA: 37			
<b>PITCHER</b>	IP	WLS	BF	H	R	ER	SO	BB	IBB	HBP	BLK	WP	HR	S	P	ERA	WHIP				
<b>Randy Jones, L</b> ERA: 4.39 <b>Larry Hardy, R</b> ERA: 4.3	(1, 1)	7.0	W	29	6	1	1	4	2	0	0	0	0	35	43	1.29	1.143				
	(8, 1)	2.0		8	0	0	0	1	0	0	0	0	0	10	10	0.00	0.000				

**San Diego Padres @ San Francisco Giants**  
Candlestick Park, San Francisco, CA  
Tue Jul 02 1974, 10:05 PM EDT  
Att: 2,297 - Unknown

**AB 35**  
**R 1**  
**H 6**  
**RBI 0**  
**BB 2**  
**SO 5**  
**LOB 19**









Batter	1	2	3	4	5	6	7	8	9	AB	R	H	RBI	BB	SO	LOB	TOP		
<b>Bobby Tolan, L</b> (1, 9) OBP: 0.338, SLG: 0.385										4	0	2	0	0	0	0	<b>San Diego Padres @ San Francisco Giants</b> Candlestick Park, San Francisco, CA Thu Jul 04 1974, 6:33 AM EDT Att: 5,718 - Unknown		
<b>Enzo Hernandez, R</b> (1, 6) OBP: 0.298, SLG: 0.269										3	0	0	0	0	0	1			
<b>Cito Gaston, R</b> (1, 7) OBP: 0.303, SLG: 0.396										4	0	0	0	0	3	1			
<b>Willie McCovey, L</b> (1, 3) OBP: 0.418, SLG: 0.426										3	1	1	1	1	0	0			
<b>Johnny Grubb, L</b> (1, 8) OBP: 0.398, SLG: 0.443										4	1	2	1	0	0	2			
<b>Derrel Thomas, S</b> (1, 4) OBP: 0.335, SLG: 0.383										4	0	1	0	0	0	1			
<b>Fred Kendall, R</b> (1, 2) OBP: 0.323, SLG: 0.355										4	0	0	0	0	0	2			
<b>Dave Roberts, R</b> (1, 5) OBP: 0.265, SLG: 0.250										3	0	0	0	0	0	0			
<b>Dan Spillner, R</b> (1, 1) <b>Dave Winfield, R</b> (7, PH) <b>Larry Hardy, R</b> (7, 1) <b>Bill Laxton, L</b> (7, 1)										2	0	0	0	0	0	0			
<b>Inning Stats</b>	R: 0 E: 1 K: 1 S: 6	H: 1 LOB: 2 BB: 1 P: 10	R: 0 E: 0 K: 0 S: 3	H: 0 LOB: 0 BB: 0 P: 3	R: 0 E: 0 K: 0 S: 3	H: 0 LOB: 0 BB: 0 P: 3	R: 1 E: 0 K: 1 S: 7	H: 2 LOB: 1 BB: 0 P: 7	R: 0 E: 0 K: 0 S: 4	H: 1 LOB: 0 BB: 0 P: 4	R: 1 E: 0 K: 1 S: 6	H: 1 LOB: 0 BB: 0 P: 6	R: 0 E: 0 K: 1 S: 5	H: 0 LOB: 0 BB: 0 P: 5	R: 0 E: 0 K: 0 S: 3	H: 1 LOB: 1 BB: 0 P: 4		1B: 3 2B: 0 3B: 1 HR: 2	SF: 0 SAC: 1 DP: 0 HBP: 0
<b>PITCHER</b> <b>Tom Bradley, R</b> (1, 1) ERA: 4.4	IP: 9.0 WLS: W BF: 34 H: 6 R: 2 ER: 2 SO: 4 BB: 1 IBB: 0 HBP: 0 BLK: 0 WP: 0 HR: 2 S: 41 P: 45 ERA: 2.00 WHIP: 0.778															<b>PITCHER</b>			

Batter	1	2	3	4	5	6	7	8	9	AB	R	H	RBI	BB	SO	LOB	BOTTOM		
<b>Mike Phillips, L</b> (1, 5) OBP: 0.287, SLG: 0.291										5	1	1	0	0	0	2	<b>San Diego Padres @ San Francisco Giants</b> Candlestick Park, San Francisco, CA Thu Jul 04 1974, 6:33 AM EDT Att: 5,718 - Unknown		
<b>Chris Speier, R</b> (1, 6) OBP: 0.326, SLG: 0.344										4	1	2	2	1	0	0			
<b>Gary Thomasson, L</b> (1, 8) OBP: 0.339, SLG: 0.338										4	1	1	0	1	1	2			
<b>Bobby Bonds, R</b> (1, 9) OBP: 0.357, SLG: 0.444										3	1	0	0	1	0	2			
<b>Ed Goodson, L</b> (1, 3) OBP: 0.367, SLG: 0.461										4	2	2	3	0	1	0			
<b>Gary Matthews, R</b> (1, 7) OBP: 0.338, SLG: 0.387										2	1	1	2	2	0	0			
<b>Tito Fuentes, S</b> (1, 4) OBP: 0.225, SLG: 0.222										4	0	1	0	0	1	2			
<b>John Boccabella, R</b> (1, 2) OBP: 0.200, SLG: 0.205										4	2	2	0	0	1	1			
<b>Tom Bradley, R</b> (1, 1) OBP: 0.139, SLG: 0.091										3	0	0	0	0	2	2			
<b>Inning Stats</b>	R: 0 E: 0 K: 0 S: 4	H: 1 LOB: 1 BB: 0 P: 4	R: 0 E: 0 K: 1 S: 4	H: 0 LOB: 0 BB: 1 P: 8	R: 1 E: 0 K: 0 S: 5	H: 2 LOB: 1 BB: 0 P: 5	R: 2 E: 0 K: 1 S: 8	H: 3 LOB: 1 BB: 0 P: 8	R: 0 E: 0 K: 0 S: 3	H: 0 LOB: 0 BB: 1 P: 7	R: 0 E: 0 K: 0 S: 3	H: 0 LOB: 0 BB: 0 P: 3	R: 5 E: 1 K: 2 S: 10	H: 2 LOB: 1 BB: 3 P: 22	R: 1 E: 0 K: 2 S: 9	H: 2 LOB: 1 BB: 0 P: 9		1B: 5 2B: 3 3B: 0 HR: 2	SF: 0 SAC: 1 DP: 0 HBP: 0
<b>PITCHER</b> <b>Dan Spillner, R</b> (1, 1) <b>Larry Hardy, R</b> (7, 1) <b>Bill Laxton, L</b> (7, 1)	IP: 6.0 WLS: L BF: 25 H: 6 R: 3 ER: 3 SO: 2 BB: 2 IBB: 0 HBP: 0 BLK: 0 WP: 0 HR: 1 S: 27 P: 35 ERA: 4.50 WHIP: 1.333															<b>PITCHER</b>			





Batter	1	2	3	4	5	6	7	8	9	AB	R	H	RBI	BB	SO	LOB	TOP		
<b>Bobby Tolan, L</b> (1, 8) OBP: 0.337, SLG: 0.380	0-3 K		1-0 1B HBP		0-0 B5-3			0-0 5-3		3	0	0	0	0	1	1			
<b>Enzo Hernandez, R</b> (1, 6) OBP: 0.272, SLG: 0.275	0-0 6-3		0-0 WP 1B			0-0 1B 2B		0-0 6-3		4	0	2	1	0	0	0			
<b>Dave Winfield, R</b> (1, 7) OBP: 0.305, SLG: 0.435	0-0 1-3		0-0 4-3 1-2			0-0 1B		0-0 F8		4	0	1	0	0	0	2			
<b>Nate Colbert, R</b> (1, 3) OBP: 0.326, SLG: 0.348		0-3 K		4-0 G6-4-3 BB		0-0 F8		0-0 5-3		3	0	0	0	1	1	2			
<b>Cito Gaston, R</b> (1, 9) OBP: 0.302, SLG: 0.389	0-0 6-3		0-0 F8		0-0 F8		0-0 F7	4-0 FC5 1B BB		3	0	0	0	1	0	3			
<b>Derrel Thomas, S</b> (1, 4) OBP: 0.334, SLG: 0.382	0-3 K		0-0 G6-4-3 1-2		0-0 F9		0-0 F9	0-0 1B		4	0	1	0	0	1	3			
<b>Fred Kendall, R</b> (1, 2) OBP: 0.326, SLG: 0.358			0-0 HBP 1B		0-0 4-3		0-0 G6-4-3 1B	0-0 F7		4	1	2	0	0	0	2			
<b>Dave Roberts, R</b> (1, 5) OBP: 0.261, SLG: 0.246			0-0 F3		0-0 F8		0-0 G6-4-3 1-2	0-0 FC5 2-3		4	0	0	0	0	0	4			
<b>Bill Greif, R</b> (1, 1) OBP: 0.242, SLG: 0.038			0-3 K		4-0 BB		0-0 1-3			1	0	0	0	0	1	1			
<b>Rod Gaspar, S</b> (5, PH) OBP: 0.462, SLG: 0.222										0	0	0	0	1	0	0			
<b>Mike Corkins, R</b> (5, 1) OBP: 0.289, SLG: 0.218										0	0	0	0	0	0	0			
<b>Horace Clarke, S</b> (7, PH) OBP: 0.289, SLG: 0.218										1	0	0	0	0	0	0			
<b>Dave Tomlin, L</b> (7, 1) OBP: 0.289, SLG: 0.218										0	0	0	0	0	0	0			
<b>Inning Stats</b>	R: 0 E: 0 K: 1 S: 5	H: 0 LOB: 0 BB: 0 P: 5	R: 0 E: 0 K: 2 S: 7	H: 0 LOB: 0 BB: 0 P: 7	R: 1 E: 0 K: 1 S: 7	H: 2 LOB: 2 BB: 0 P: 8	R: 0 E: 0 K: 0 S: 2	H: 0 LOB: 0 BB: 1 P: 6	R: 0 E: 0 K: 0 S: 3	H: 2 LOB: 2 BB: 0 P: 5	R: 0 E: 0 K: 0 S: 3	H: 1 LOB: 0 BB: 0 P: 3	R: 0 E: 0 K: 0 S: 3	H: 0 LOB: 0 BB: 0 P: 3	R: 0 E: 0 K: 0 S: 4	H: 1 LOB: 2 BB: 1 P: 8	1B: 5 2B: 1 3B: 0 HR: 0	SF: 0 SAC: 0 DP: 2 HBP: 1	WP: 1 PA: 35 PB: 0 CS: 0
<b>PITCHER</b> <b>Steve Carlton, L</b> (1, 1) ERA: 3.04	IP: 9.0 WLS: W BF: 35 H: 6 R: 1 ER: 1 SO: 4 BB: 3 IBB: 0 HBP: 1 BLK: 0 WP: 1 HR: 0 S: 39 P: 52 ERA: 1.00 WHIP: 1.000																		

**San Diego Padres @ Philadelphia Phillies**  
Veterans Stadium, Philadelphia, PA  
Fri Jul 05 1974, 7:05 PM EDT  
Att: 42,332 - Unknown

AB 31  
R 1  
H 6  
RBI 1  
BB 3  
SO 4  
LOB 18



Batter	1	2	3	4	5	6	7	8	9	AB	R	H	RBI	BB	SO	LOB	BOTTOM		
<b>Dave Cash, R</b> (1, 4) OBP: 0.370, SLG: 0.418	0-0 F8 1B	0-0 L5			0-0 F8		0-0 F9 2-3	0-0 P3		5	0	1	0	0	0	3			
<b>Larry Bowa, S</b> (1, 6) OBP: 0.304, SLG: 0.352	0-0 F8 1-2	0-0 F7			0-0 CS 1B		0-0 4-3			4	0	1	0	0	0	2			
<b>Mike Schmidt, R</b> (1, 5) OBP: 0.426, SLG: 0.570	4-0 WP 3B BB		0-0 F9		4-0 1-2 BB		0-0 F8	0-0 E7 HR 2B		2	2	1	0	2	0	0			
<b>Willie Montanez, L</b> (1, 3) OBP: 0.307, SLG: 0.375	4-0 3B BB		0-0 L3-6 1B		0-0 F8		0-0 F8	0-0 HR		3	2	2	2	1	0	1			
<b>Del Unser, L</b> (1, 8) OBP: 0.364, SLG: 0.404	0-0 HR 3B		0-0 L3-6		0-0 F8		0-0 F8	0-0 L7		4	1	1	2	0	0	1			
<b>Tom Hutton, L</b> (1, 7) OBP: 0.285, SLG: 0.348	4-0 HR BB			0-0 P4		0-0 L3		0-0 2B SF8 1B		3	2	1	0	1	0	0			
<b>Bob Boone, R</b> (1, 2) OBP: 0.299, SLG: 0.306	0-0 HR			4-0 BB		0-0 6-3		0-0 SF8 1-3 2B		3	1	2	3	1	0	0			
<b>Mike Anderson, R</b> (1, 9) OBP: 0.317, SLG: 0.380	0-3 K			0-0 F8		0-0 F9 SH5-4 1B		4-0 IBB		3	0	1	0	1	1	1			
<b>Steve Carlton, L</b> (1, 1) OBP: 0.164, SLG: 0.226		0-0 F7		0-0 F8		0-0 SH5-4 1-2		0-0 SF8 2-3 3H		2	0	0	1	0	0	1			
<b>Inning Stats</b>	R: 5 E: 0 K: 1 S: 7	H: 3 LOB: 3 BB: 3 P: 19	R: 0 E: 0 K: 0 S: 3	H: 0 LOB: 0 BB: 0 P: 3	R: 0 E: 0 K: 0 S: 3	H: 1 LOB: 0 BB: 0 P: 3	R: 0 E: 0 K: 0 S: 3	H: 0 LOB: 1 BB: 1 P: 7	R: 0 E: 0 K: 0 S: 3	H: 1 LOB: 1 BB: 1 P: 7	R: 0 E: 0 K: 0 S: 3	H: 0 LOB: 0 BB: 0 P: 3	R: 0 E: 0 K: 0 S: 4	H: 1 LOB: 1 BB: 0 P: 4	R: 3 E: 1 K: 0 S: 7	H: 4 LOB: 2 BB: 1 P: 11	1B: 5 2B: 3 3B: 1 HR: 2	SF: 1 SAC: 1 DP: 1 HBP: 0	WP: 1 PA: 37 PB: 0 CS: 1
<b>PITCHER</b> <b>Bill Greif, R</b> (1, 1) ERA: 5.43	IP: 4.0 WLS: L BF: 18 H: 4 R: 5 ER: 5 SO: 1 BB: 4 IBB: 0 HBP: 0 BLK: 0 WP: 4 HR: 1 S: 16 P: 32 ERA: 11.25 WHIP: 2.000																		
<b>Mike Corkins, R</b> (5, 1) ERA: 4.34	2.0 7 1 0 0 0 1 0 0 0 0 0 6 10 0.00 1.000																		
<b>Dave Tomlin, L</b> (7, 1) ERA: 4.93	2.0 12 5 3 3 0 0 1 0 0 0 1 11 15 13.50 2.500																		

**San Diego Padres @ Philadelphia Phillies**  
Veterans Stadium, Philadelphia, PA  
Fri Jul 05 1974, 7:05 PM EDT  
Att: 42,332 - Unknown

AB 29  
R 8  
H 10  
RBI 8  
BB 6  
SO 1  
LOB 9





Batter	1	2	3	4	5	6	7	8	9	AB	R	H	RBI	BB	SO	LOB	TOP										
<b>Bobby Tolan, L</b> OBP: 0.336, SLG: 0.376 (1, 9)										3	1	0	0	1	1	0	<b>San Diego Padres @ Philadelphia Phillies</b> Veterans Stadium, Philadelphia, PA Sat Jul 06 1974, 7:05 PM EDT Att: 22,111 - Unknown										
<b>Horace Clarke, S</b> OBP: 0.297, SLG: 0.220 (1, 4)										4	0	1	0	0	0	1											
<b>Cito Gaston, R</b> OBP: 0.301, SLG: 0.388 (1, 7)										3	0	1	1	0	1	1											
<b>Willie McCovey, L</b> OBP: 0.411, SLG: 0.417 (1, 3)										4	0	0	0	0	2	2											
<b>Johnny Grubb, L</b> OBP: 0.392, SLG: 0.435 (1, 8)										4	0	0	0	0	1	1											
<b>Derrel Thomas, S</b> OBP: 0.336, SLG: 0.381 (1, 5)										3	0	1	0	1	1	0											
<b>Fred Kendall, R</b> OBP: 0.332, SLG: 0.370 (1, 2)										3	1	2	0	1	0	1											
<b>Enzo Hernandez, R</b> OBP: 0.269, SLG: 0.273 (1, 6)										2	0	0	1	0	0	3											
<b>Lowell Palmer, R</b> OBP: 0.154, SLG: 0.308 Larry Hardy, R Bill Laxton, L Dave Winfield, R (7, PH) Vicente Romo, R (6, 1) (6, 1) (7, PH) (7, 1)										2	0	0	0	0	2	2											
<b>Inning Stats</b>	R: 1 E: 1 K: 1 S: 6	H: 0 LOB: 1 BB: 1 P: 10	R: 1 E: 0 K: 1 S: 6	H: 1 LOB: 0 BB: 0 P: 6	R: 0 E: 0 K: 2 S: 8	H: 1 LOB: 1 BB: 0 P: 8	R: 0 E: 0 K: 1 S: 6	H: 1 LOB: 2 BB: 1 P: 10	R: 0 E: 0 K: 0 S: 3	H: 0 LOB: 0 BB: 0 P: 5	R: 0 E: 0 K: 0 S: 3	H: 1 LOB: 0 BB: 0 P: 3	R: 0 E: 0 K: 1 S: 5	H: 0 LOB: 0 BB: 0 P: 5	R: 0 E: 0 K: 1 S: 5	H: 0 LOB: 1 BB: 1 P: 9		1B: 4 2B: 0 3B: 1 HR: 0	SF: 2 SAC: 0 DP: 2 HBP: 0	WP: 1 PB: 0 SB: 0 CS: 0	PA: 34						
<b>PITCHER</b>	IP	WLS	BF	H	R	ER	SO	BB	IBB	HBP	BLK	WP	HR	S	P	ERA	WHIP										
<b>Dick Ruthven, R</b> ERA: 3.73 <b>Mac Scarce, L</b> ERA: 3.89	(1, 1) (7, 1)	6.0 S	24 10	4 1	2 0	1 0	6 2	2 1	0 0	0 0	1 0	1 0	0 0	34 13	42 17	1.50 0.00	1.000 0.667										

Batter	1	2	3	4	5	6	7	8	9	AB	R	H	RBI	BB	SO	LOB	BOTTOM										
<b>Dave Cash, R</b> OBP: 0.371, SLG: 0.420 (1, 4)										5	0	2	2	0	0	1	<b>San Diego Padres @ Philadelphia Phillies</b> Veterans Stadium, Philadelphia, PA Sat Jul 06 1974, 7:05 PM EDT Att: 22,111 - Unknown										
<b>Larry Bowa, S</b> OBP: 0.305, SLG: 0.351 (1, 6)										4	2	1	0	1	0	3											
<b>Mike Schmidt, R</b> OBP: 0.432, SLG: 0.578 (1, 5)										3	0	2	2	1	1	0											
<b>Willie Montanez, L</b> OBP: 0.302, SLG: 0.368 <b>Mac Scarce, L</b> (1, 3) (7, 1)										4	0	0	0	0	0	6											
<b>Del Unser, L</b> OBP: 0.372, SLG: 0.402 (1, 8)										1	1	0	0	4	0	0											
<b>Tom Hutton, L</b> OBP: 0.293, SLG: 0.350 (1, 7) (7, 3)										5	2	2	0	0	1	5											
<b>Bob Boone, R</b> OBP: 0.300, SLG: 0.315 (1, 2)										3	0	1	1	0	1	1											
<b>Mike Anderson, R</b> OBP: 0.320, SLG: 0.377 (1, 9)										2	1	0	0	2	0	2											
<b>Dick Ruthven, R</b> OBP: 0.118, SLG: 0.118 <b>Jay Johnstone, L</b> (1, 1) (6, PH) (7, 7)										2	0	0	0	0	1	1											
<b>Inning Stats</b>	R: 1 E: 0 K: 1 S: 6	H: 1 LOB: 2 BB: 2 P: 14	R: 0 E: 0 K: 1 S: 5	H: 0 LOB: 1 BB: 1 P: 9	R: 0 E: 0 K: 1 S: 5	H: 0 LOB: 1 BB: 1 P: 9	R: 0 E: 0 K: 0 S: 4	H: 0 LOB: 2 BB: 0 P: 5	R: 3 E: 0 K: 0 S: 5	H: 2 LOB: 3 BB: 4 P: 21	R: 1 E: 0 K: 0 S: 5	H: 2 LOB: 1 BB: 0 P: 5	R: 1 E: 0 K: 0 S: 5	H: 2 LOB: 2 BB: 1 P: 9	1B: 4 2B: 3 3B: 1 HR: 0	SF: 0 SAC: 1 DP: 0 HBP: 1		WP: 0 PB: 0 SB: 1 CS: 0	PA: 42								
<b>PITCHER</b>	IP	WLS	BF	H	R	ER	SO	BB	IBB	HBP	BLK	WP	HR	S	P	ERA	WHIP										
<b>Lowell Palmer, R</b> ERA: 5.4 <b>Larry Hardy, R</b> ERA: 4.23 <b>Bill Laxton, L</b> ERA: 7.2 <b>Vicente Romo, R</b> ERA: 3.77	(1, 1) (6, 1) (6, 1) (7, 1)	5.1 0.1 0.1 2.0	L 2 2 11	27 1 0 4	3 0 0 2	4 0 0 2	4 0 0 0	4 0 1 0	4 0 0 0	4 0 0 0	4 0 0 0	0 0 0 0	0 0 0 0	2 1 5 10	56 2 5 14	6.75 0.00 0.00 9.00	1.875 3.000 0.000 2.500										



Batter	1	2	3	4	5	6	7	8	9	AB	R	H	RBI	BB	SO	LOB	TOP				
<b>Derrel Thomas, S</b> OBP: 0.331, SLG: 0.375 (1,5)	0-0 3-1		0-0 4-3		0-0 G3-6-3		0-0 F9		0-0 G3	5	0	0	0	0	0	3					
<b>Horace Clarke, S</b> OBP: 0.293, SLG: 0.219 (1,4)	0-0 G3			0-0 WP 1B	0-0 4-3			0-0 4-3	0-0 1-3	5	1	1	0	0	0	2					
<b>Nate Colbert, R</b> OBP: 0.325, SLG: 0.346 (1,7)	0-0 P3			0-0 F8		0-0 F9			0-0 1B 1B	4	0	1	0	0	0	1					
<b>Willie McCovey, L</b> OBP: 0.412, SLG: 0.419 (1,3)		0-3 K		0-0 1B 1B		0-0 G3		0-0 1-2 1B		4	0	2	1	0	1	0					
<b>Johnny Grubb, L</b> OBP: 0.397, SLG: 0.442 (1,8)		4-0 BB		0-0 1-2 1B		0-0 2B		0-0 F8		3	0	2	0	1	0	2					
<b>Cito Gaston, R</b> OBP: 0.294, SLG: 0.378 (1,9)		0-3 K		0-3 K		0-0 F8		0-0 F9		4	0	0	0	0	2	6					
<b>Fred Kendall, R</b> OBP: 0.335, SLG: 0.374 (1,2)		0-0 F7		0-0 5-3			0-0 WP SF7 2B		4-0 G3 1B BB	3	1	1	0	1	0	3					
<b>Enzo Hernandez, R</b> OBP: 0.269, SLG: 0.276 (1,6)			0-0 F9		0-0 1B G3-6-3 2B		0-0 F9		0-0 F2	4	1	1	0	0	0	2					
<b>Randy Jones, R</b> OBP: 0.154, SLG: 0.158 (1,1)			0-3 K		0-0 G3-6-3 1B		0-0 SF7		0-0 1-2 1B	1	0	0	0	0	0	1					
<b>Mike Corkins, R</b> OBP: 0.300, SLG: 0.300 (3,1)										0	0	0	0	0	0	0					
<b>Larry Hardy, R</b> OBP: 0.300, SLG: 0.300 (4,1)										0	0	0	0	0	0	0					
<b>Rod Gaspar, S</b> OBP: 0.300, SLG: 0.300 (5, PH)										0	0	0	0	0	0	0					
<b>Bill Laxton, L</b> OBP: 0.300, SLG: 0.300 (5, PH)										0	0	0	0	0	0	0					
<b>Dave Winfield, R</b> OBP: 0.300, SLG: 0.300 (7, PH)										0	0	0	0	0	0	0					
<b>Dave Tomlin, L</b> OBP: 0.300, SLG: 0.300 (7, PH)										0	0	0	0	0	0	0					
<b>Dave Roberts, R</b> OBP: 0.269, SLG: 0.249 (9, PH)										1	0	1	0	0	0	0					
<b>Inning Stats</b>	R: 0 E: 0 K: 0 S: 3	H: 0 LOB: 0 BB: 0 P: 3	R: 0 E: 0 K: 2 S: 7	H: 0 LOB: 1 BB: 1 P: 11	R: 0 E: 0 K: 1 S: 5	H: 0 LOB: 0 BB: 0 P: 5	R: 1 E: 0 K: 1 S: 8	H: 3 LOB: 2 BB: 0 P: 8	R: 1 E: 0 K: 0 S: 4	H: 2 LOB: 0 BB: 0 P: 4	R: 0 E: 0 K: 0 S: 4	H: 1 LOB: 1 BB: 0 P: 4	R: 1 E: 0 K: 0 S: 4	H: 1 LOB: 0 BB: 0 P: 4	R: 0 E: 0 K: 0 S: 5	H: 2 LOB: 2 BB: 0 P: 5	R: 0 E: 0 K: 0 S: 4	H: 1 LOB: 2 BB: 1 P: 8	1B: 7 2B: 3 3B: 0 HR: 0	SF: 1 SAC: 0 DP: 1 HBP: 0	WP: 2 PA: 38 PB: 2 SB: 0 CS: 0
<b>PITCHER</b> <b>Jim Lonborg, R</b> ERA: 2.82 (1,1)	IP: 9.0 WLS: W BF: 38 H: 10 R: 3 ER: 3 SO: 4 BB: 2 IBB: 0 HBP: 0 BLK: 0 WP: 2 HR: 0 S: 44 P: 52 ERA: 3.00 WHIP: 1.333															<b>PITCHER</b> <b>Jim Lonborg, R</b> ERA: 2.82 (1,1)	IP: 9.0 WLS: W BF: 38 H: 10 R: 3 ER: 3 SO: 4 BB: 2 IBB: 0 HBP: 0 BLK: 0 WP: 2 HR: 0 S: 44 P: 52 ERA: 3.00 WHIP: 1.333				

San Diego Padres @ Philadelphia Phillies  
Veterans Stadium, Philadelphia, PA  
Sun Jul 07 1974, 3:33 AM EDT  
Att: 34,094 - Unknown

AB	35
R	3
H	10
RBI	2
BB	2
SO	4
LOB	19

WP	2	PA	38
PB	2	SB	0
CS	0		

1B	7	SF	1
2B	3	SAC	0
3B	0	DP	1
HR	0	HBP	0

WP	1	PA	40
PB	1	SB	0
CS	0		

Batter	1	2	3	4	5	6	7	8	9	AB	R	H	RBI	BB	SO	LOB	BOTTOM	
<b>Dave Cash, R</b> OBP: 0.374, SLG: 0.420 (1,4)	4-0 1B G6-4-3 BB	0-0 2H 1B		4-0 2B BB	0-0 L6		0-0 6-3			3	2	1	1	2	0	1		
<b>Larry Bowa, S</b> OBP: 0.307, SLG: 0.354 (1,6)	0-0 G6-4-3 1-2 1B	0-3 K		0-0 1H 1B 2B	0-0 F7			0-0 F8		5	1	2	1	0	1	1		
<b>Mike Schmidt, R</b> OBP: 0.434, SLG: 0.577 (1,5)	0-0 G6-4-3 1-2 2-3 1B		0-0 F9	0-0 2H 1B 1B		4-0 WP BB		0-3 K		4	1	2	1	1	1	0		
<b>Bill Robinson, R</b> OBP: 0.276, SLG: 0.327 (1,8)	0-0 G6-4-3		0-3 K	0-0 1-2 2B 1B		0-3 K		0-0 5-3		5	1	1	0	0	2	3		
<b>Ollie Brown, R</b> OBP: 0.229, SLG: 0.304 (1,7)	0-3 K		0-0 1B 2B 1B	0-0 1-2 2H 2B 1B		0-0 F7				4	1	2	1	0	1	2		
<b>Willie Montanez, L</b> OBP: 0.310, SLG: 0.379 (1,3)		0-0 1B SH1-4 1B		0-0 1-3 2B 1B		0-0 L5				4	2	3	1	0	0	1		
<b>Tom Hutton, L</b> OBP: 0.293, SLG: 0.350 (8,3)			0-0 1B SH1-4 1B	0-0 1-3 2B 1B		0-0 L5				0	0	0	0	0	0	0		
<b>Bob Boone, R</b> OBP: 0.299, SLG: 0.318 (1,2)	0-0 1-3		0-0 1H 3H 2B	0-3 K		0-0 E5 SH5-4				4	0	1	2	0	1	2		
<b>Mike Anderson, R</b> OBP: 0.323, SLG: 0.376 (1,9)	0-0 SH1-4 1B		0-0 2-3 1B	0-0 PB IBB	0-0 6-3		0-3 K			3	1	1	0	1	1	2		
<b>Jim Lonborg, R</b> OBP: 0.127, SLG: 0.208 (1,1)	0-0 SH1-4		0-0 2-3 3H K	0-3 K		0-0 P4		0-0 SH5-4		2	0	0	1	0	1	2		
<b>Inning Stats</b>	R: 1 E: 0 K: 1 S: 6	H: 2 LOB: 1 BB: 1 P: 10	R: 2 E: 0 K: 1 S: 8	H: 3 LOB: 1 BB: 0 P: 8	R: 2 E: 0 K: 2 S: 10	H: 3 LOB: 2 BB: 1 P: 14	R: 4 E: 0 K: 1 S: 9	H: 5 LOB: 1 BB: 1 P: 13	R: 0 E: 0 K: 1 S: 5	H: 0 LOB: 1 BB: 1 P: 9	R: 0 E: 0 K: 1 S: 6	H: 0 LOB: 0 BB: 0 P: 6	R: 0 E: 0 K: 1 S: 5	H: 0 LOB: 0 BB: 0 P: 5	1B: 10 2B: 3 3B: 0 HR: 0	SF: 0 SAC: 2 DP: 1 HBP: 0	WP: 1 PA: 40 PB: 1 SB: 0 CS: 0	
<b>PITCHER</b> <b>Randy Jones, L</b> ERA: 4.68 (1,1)	IP: 2.2 WLS: L BF: 15 H: 7 R: 5 ER: 5 SO: 3 BB: 1 IBB: 0 HBP: 0 BLK: 0 WP: 0 HR: 0 S: 20 P: 24 ERA: 16.88 WHIP: 3.000															<b>PITCHER</b> <b>Randy Jones, L</b> ERA: 4.68 (1,1)	IP: 2.2 WLS: L BF: 15 H: 7 R: 5 ER: 5 SO: 3 BB: 1 IBB: 0 HBP: 0 BLK: 0 WP: 0 HR: 0 S: 20 P: 24 ERA: 16.88 WHIP: 3.000	
<b>Mike Corkins, R</b> ERA: 4.79 (3,1)	0.1	6	3	3	3	1	1	1	0	0	0	6	14	81.00	12.000			
<b>Larry Hardy, R</b> ERA: 4.31 (4,1)	1.0	5	3	1	1	1	0	0	0	0	0	7	7	9.00	3.000			
<b>Bill Laxton, L</b> ERA: 5.14 (5,1)	2.0	7	0	0	0	1	1	0	0	0	1	0	8	12	0.00	0.500		
<b>Dave Tomlin, L</b> ERA: 4.69 (7,1)	2.0	7	0	0	0	2	0	0	0	0	0	0	11	11	0.00	0.000		

San Diego Padres @ Philadelphia Phillies  
Veterans Stadium, Philadelphia, PA  
Sun Jul 07 1974, 3:33 AM EDT  
Att: 34,094 - Unknown

AB	34
R	9
H	13
RBI	8
BB	4
SO	8
LOB	14

WP	1	PA	40
PB	1	SB	0
CS	0		



Batter	1	2	3	4	5	6	7	8	9	AB	R	H	RBI	BB	SO	LOB	TOP				
<b>Bobby Tolan, L</b> OBP: 0.337, SLG: 0.377 (1, 9)	B5-3		G6-4-3 1B		K		E9 L4-6 1B		FC1-5 1B	5	0	2	0	0	1	2					
<b>Derrel Thomas, S</b> OBP: 0.330, SLG: 0.373 (1, 4)	F5		F5		4-3		L4-6 2-3			5	0	1	0	0	0	2					
<b>Nate Colbert, R</b> OBP: 0.326, SLG: 0.342 (1, 7) (8, 3)			G6-4-3 1-2					L6	P5	3	0	0	0	2	0	4					
<b>Willie McCovey, L</b> OBP: 0.419, SLG: 0.427 (8, PR) <b>Rod Gaspar, S</b> OBP: 0.407, SLG: 0.273 (8, 7)					2B			CI BB	F8	1	1	1	0	2	0	0					
<b>Johnny Grubb, L</b> OBP: 0.395, SLG: 0.443 (1, 8)	F8				FC4-6 BB					4	0	1	1	0	1	5					
<b>Fred Kendall, R</b> OBP: 0.341, SLG: 0.372 (1, 2)			F3		2B					1	0	0	0	3	0	0					
<b>Dave Roberts, R</b> OBP: 0.283, SLG: 0.246 (1, 5)					K					3	0	0	0	1	1	5					
<b>Enzo Hernandez, R</b> OBP: 0.266, SLG: 0.274 (1, 6)			F8		L7					3	0	0	0	1	0	3					
<b>Dave Freisleben, R</b> OBP: 0.324, SLG: 0.300 <b>Dave Winfield, R</b> OBP: 0.301, SLG: 0.432 <b>Dave Tomlin, L</b> (7, PH) <b>Vicente Romo, R</b> (8, 1) <b>Cito Gaston, R</b> (9, PH)					6-3					2	0	0	0	0	1	3					
<b>Inning Stats</b>	R: 0 E: 0 K: 0 S: 3	H: 0 LOB: 2 BB: 2 P: 11	R: 0 E: 0 K: 1 S: 5	H: 0 LOB: 1 BB: 1 P: 9	R: 0 E: 0 K: 0 S: 3	H: 1 LOB: 0 BB: 0 P: 3	R: 1 E: 0 K: 1 S: 7	H: 2 LOB: 2 BB: 1 P: 11	R: 0 E: 0 K: 0 S: 5	H: 0 LOB: 0 BB: 1 P: 6	R: 0 E: 1 K: 0 S: 3	H: 1 LOB: 0 BB: 0 P: 3	R: 0 E: 1 K: 1 S: 6	H: 0 LOB: 2 BB: 1 P: 10	R: 0 E: 0 K: 0 S: 5	H: 2 LOB: 3 BB: 1 P: 9	1B: 4 2B: 3 3B: 0 HR: 0	SF: 0 SAC: 0 DP: 3 HBP: 0	WP: 0 PB: 0 SB: 0 CS: 0	PA: 40	
<b>PITCHER</b>	IP	WLS	BF	H	R	ER	SO	BB	IBB	HBP	BLK	WP	HR	S	P	ERA	WHIP				
<b>Harry Parker, R</b> ERA: 2.88 <b>Bob Miller, R</b> ERA: 3.83	(1, 1)	8.0	W	35	4	1	1	4	9	0	0	0	0	0	34	70	1.12	1.625			
<b>PITCHER</b>	IP	WLS	BF	H	R	ER	SO	BB	IBB	HBP	BLK	WP	HR	S	P	ERA	WHIP				

San Diego Padres @ New York Mets  
Shea Stadium, Flushing, NY  
Mon Jul 08 1974, 7:05 PM EDT  
Att: 16,791 - Unknown

AB 30  
R 1  
H 6  
RBI 1  
BB 9  
SO 4  
LOB 27



Batter	1	2	3	4	5	6	7	8	9	AB	R	H	RBI	BB	SO	LOB	BOTTOM				
<b>Wayne Garrett, L</b> OBP: 0.295, SLG: 0.330 (1, 5)	F8		F5				SH3 1B			3	0	1	0	1	0	1					
<b>Felix Milten, R</b> OBP: 0.300, SLG: 0.279 (1, 4)	5-3		4-3		SH3 1B		SH1-4			2	0	0	0	0	0	1					
<b>Rusty Staub, L</b> OBP: 0.356, SLG: 0.433 (1, 9)										3	0	2	1	1	1	1					
<b>Cleon Jones, R</b> OBP: 0.341, SLG: 0.414 (1, 7)			6-3		K					3	0	0	0	1	2	4					
<b>John Milner, L</b> OBP: 0.325, SLG: 0.414 (1, 3)	P5				1B SF9 1B		4-3		F9	4	1	1	0	0	0	4					
<b>Jerry Grote, R</b> OBP: 0.323, SLG: 0.358 <b>Bud Harrelson, S</b> OBP: 0.404, SLG: 0.319 <b>Duffy Dyer, R</b> OBP: 0.273, SLG: 0.077										3	0	2	0	1	0	0					
<b>Dave Schneck, L</b> OBP: 0.274, SLG: 0.350 <b>Don Hahn, R</b> OBP: 0.362, SLG: 0.426 (8, PH) (9, 8)										0	0	0	0	0	0	0					
<b>Ted Martinez, R</b> OBP: 0.243, SLG: 0.310 (1, 6)										1	0	0	1	1	0	0					
<b>Harry Parker, R</b> <b>Bob Miller, R</b> OBP: 0.167, SLG: 0.333 (9, 1)										1	0	1	0	0	0	0					
<b>Inning Stats</b>	R: 0 E: 0 K: 0 S: 4	H: 1 LOB: 2 BB: 1 P: 8	R: 0 E: 0 K: 1 S: 5	H: 0 LOB: 0 BB: 0 P: 5	R: 1 E: 0 K: 0 S: 4	H: 1 LOB: 1 BB: 1 P: 8	R: 1 E: 0 K: 1 S: 7	H: 2 LOB: 1 BB: 0 P: 7	R: 0 E: 0 K: 2 S: 8	H: 1 LOB: 1 BB: 0 P: 8	R: 0 E: 0 K: 1 S: 5	H: 0 LOB: 2 BB: 2 P: 13	R: 0 E: 0 K: 1 S: 5	H: 0 LOB: 2 BB: 2 P: 13	R: 0 E: 0 K: 0 S: 4	H: 2 LOB: 2 BB: 0 P: 4	1B: 5 2B: 2 3B: 0 HR: 0	SF: 1 SAC: 2 DP: 0 HBP: 0	WP: 2 PB: 0 SB: 2 CS: 0	PA: 36	
<b>PITCHER</b>	IP	WLS	BF	H	R	ER	SO	BB	IBB	HBP	BLK	WP	HR	S	P	ERA	WHIP				
<b>Dave Freisleben, R</b> ERA: 3.69 <b>Dave Tomlin, L</b> ERA: 4.54 <b>Vicente Romo, R</b> ERA: 3.72	(1, 1)	6.0	L	27	2	0	1	5	3	0	0	0	0	7	15	0.00	3.000				
<b>PITCHER</b>	IP	WLS	BF	H	R	ER	SO	BB	IBB	HBP	BLK	WP	HR	S	P	ERA	WHIP				

San Diego Padres @ New York Mets  
Shea Stadium, Flushing, NY  
Mon Jul 08 1974, 7:05 PM EDT  
Att: 16,791 - Unknown

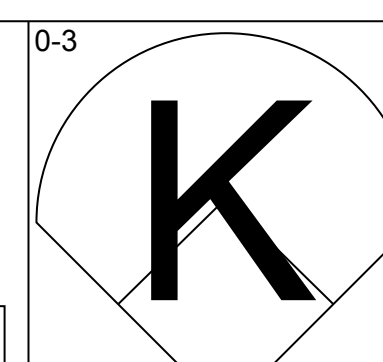
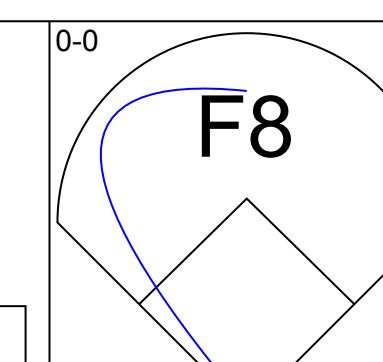
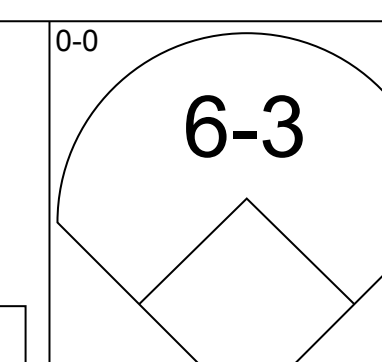
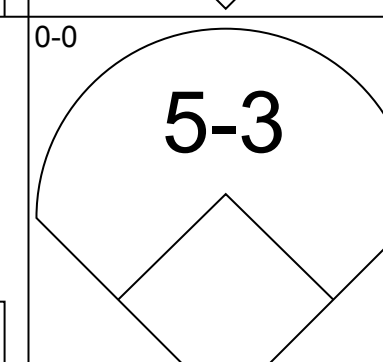
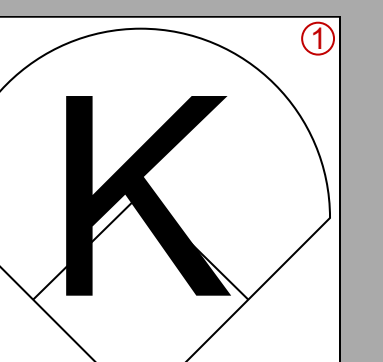
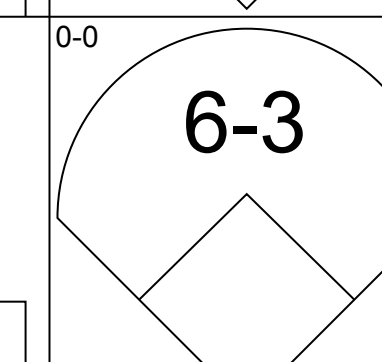
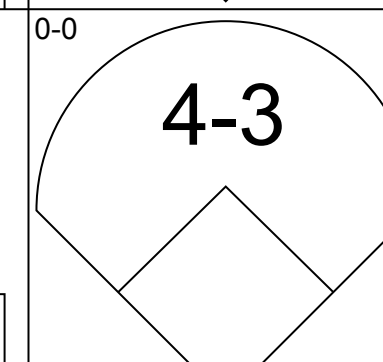
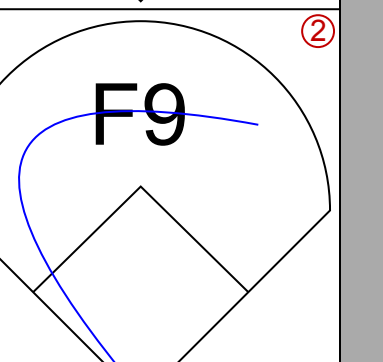

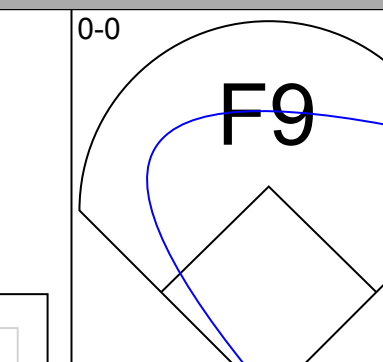
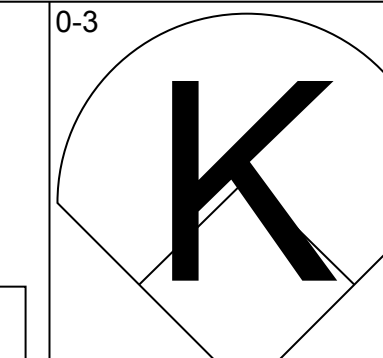
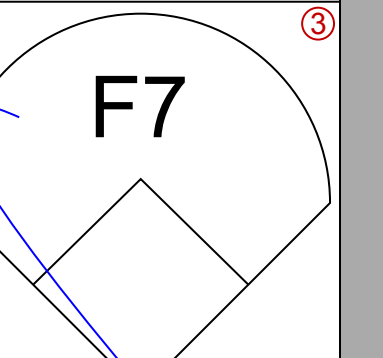

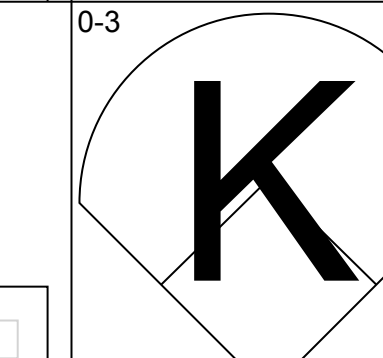
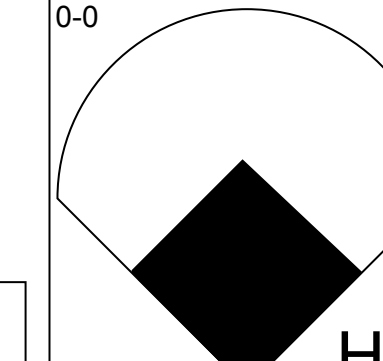
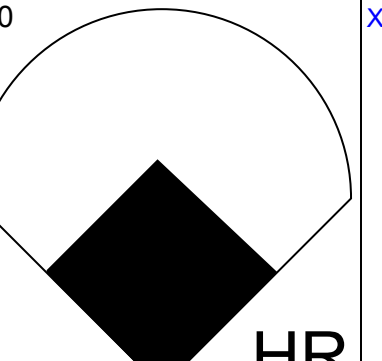

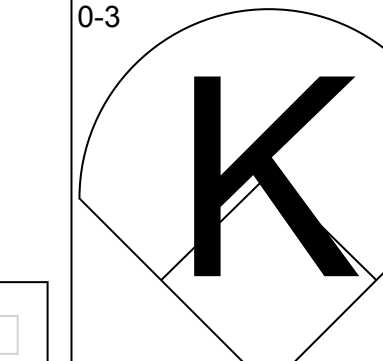
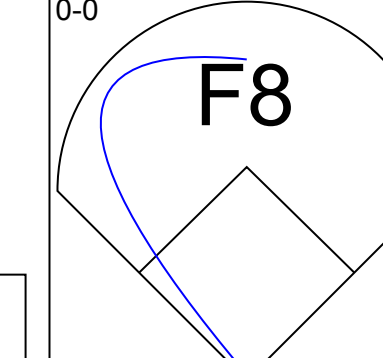
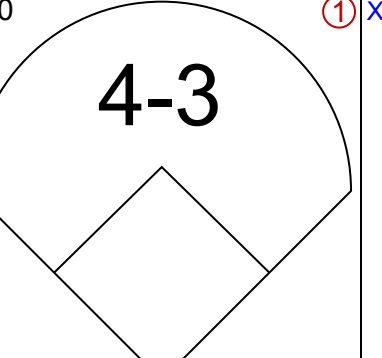
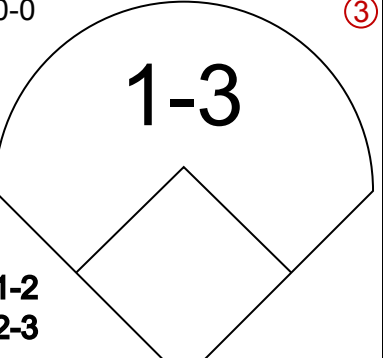

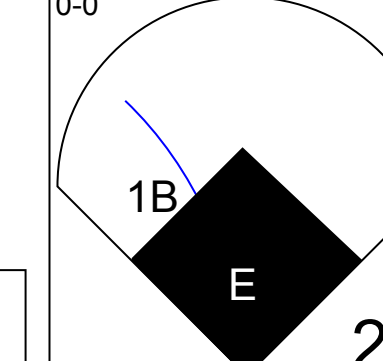
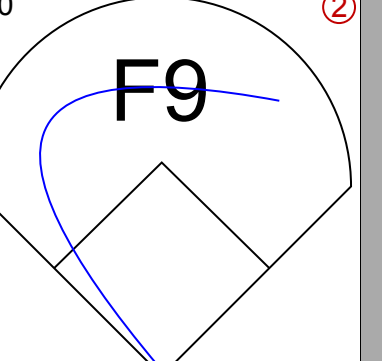

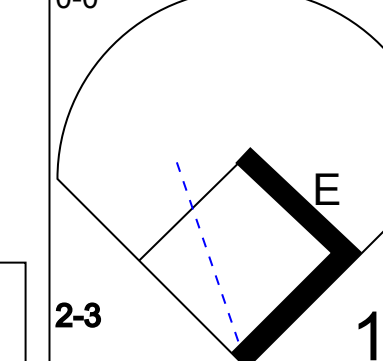
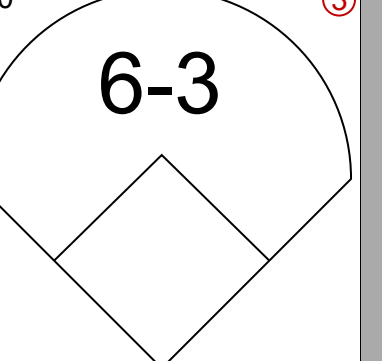
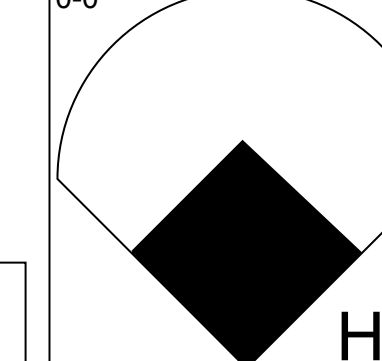
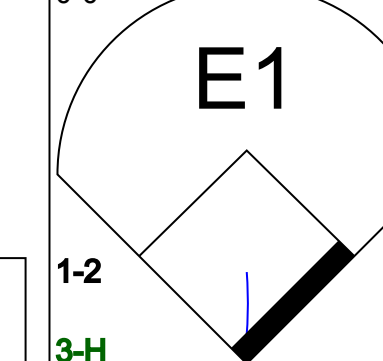
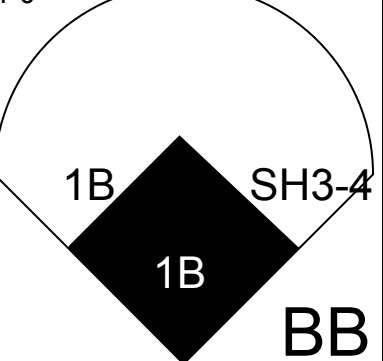
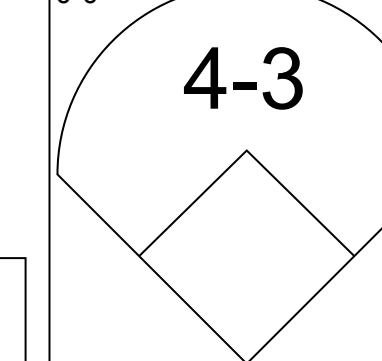
AB 27  
R 2  
H 7  
RBI 2  
BB 6  
SO 6  
LOB 21

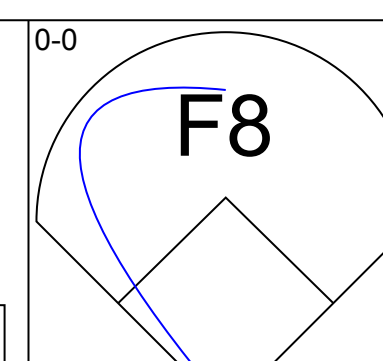
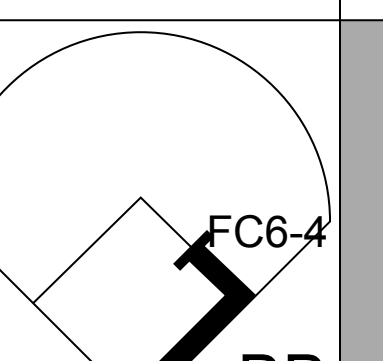

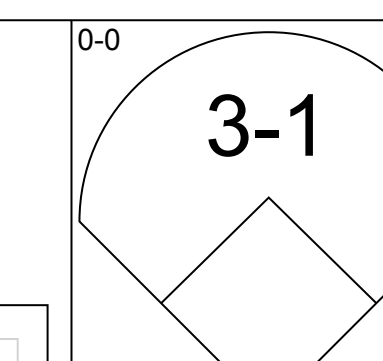
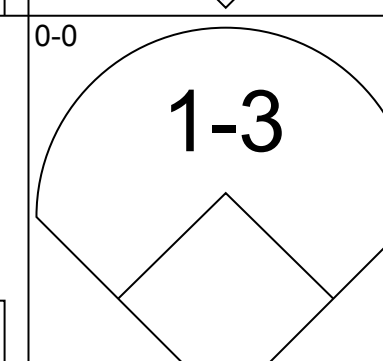
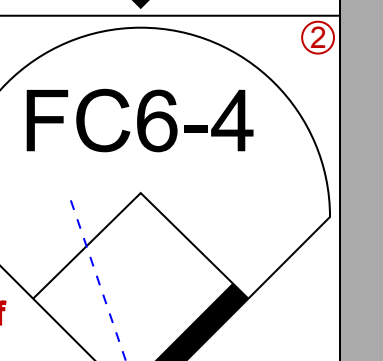

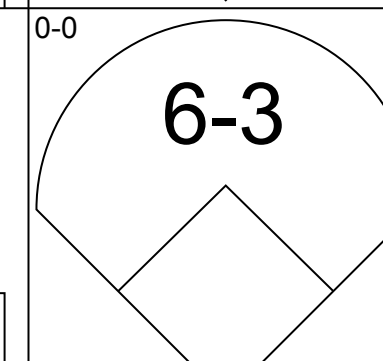
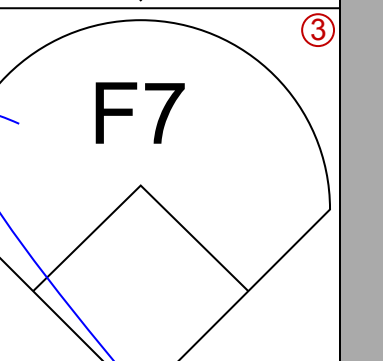
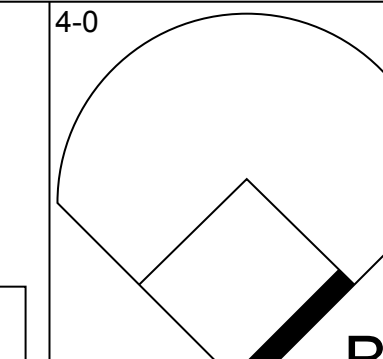
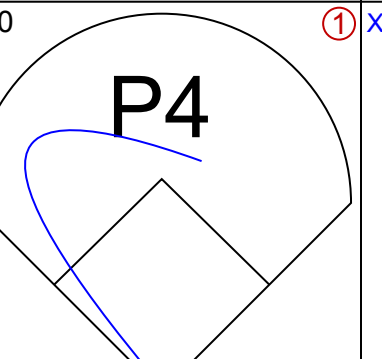
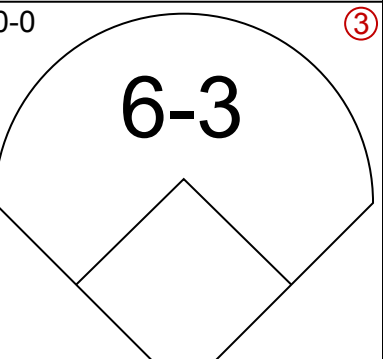
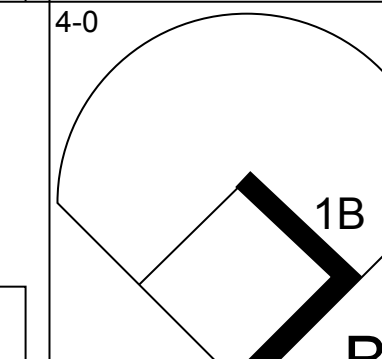
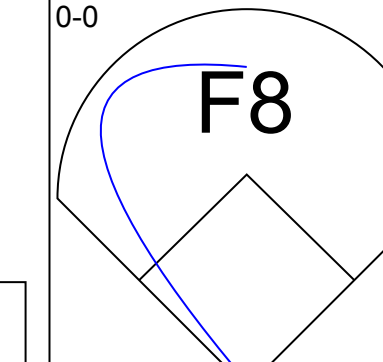
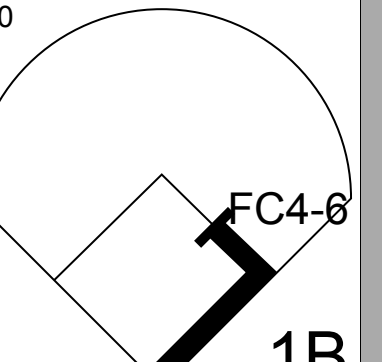
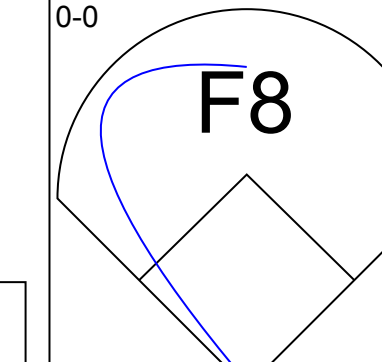

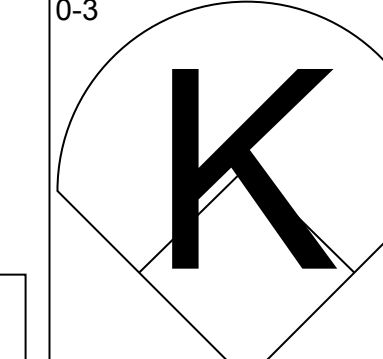
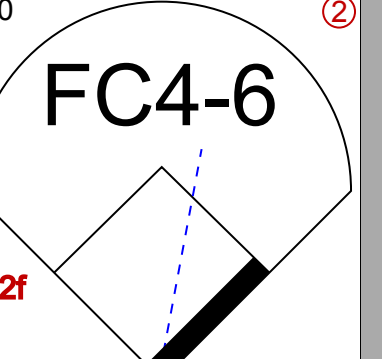
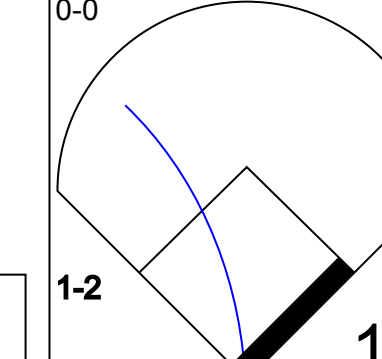

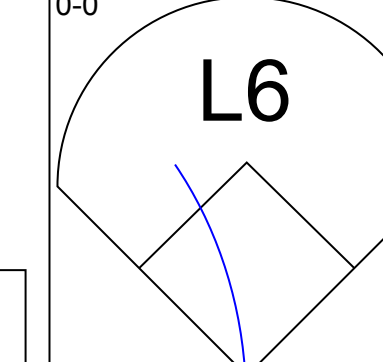
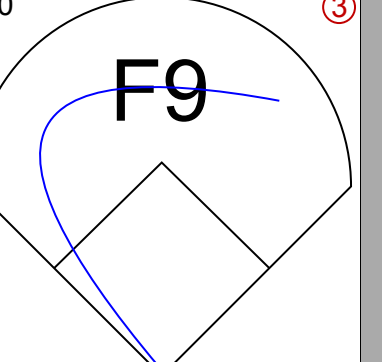
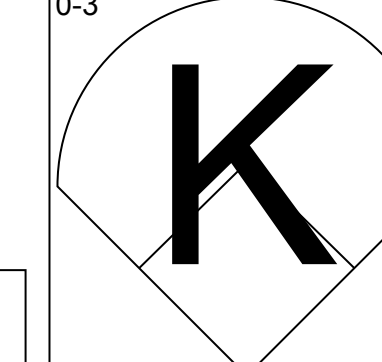
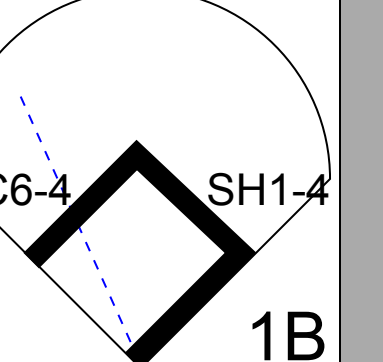

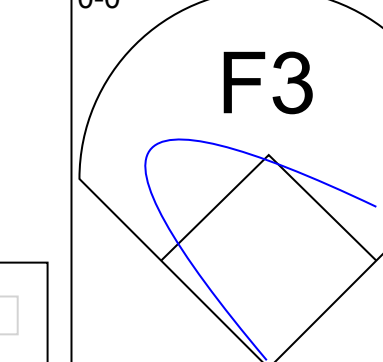


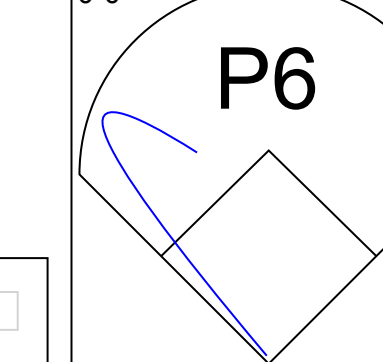




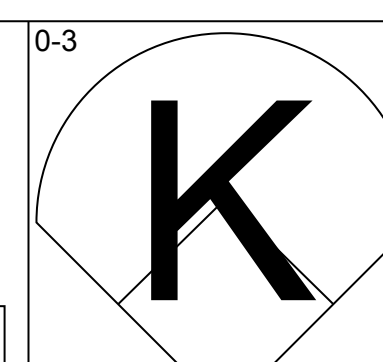
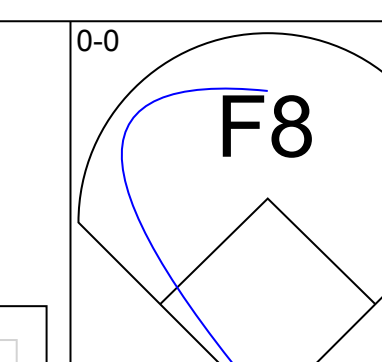
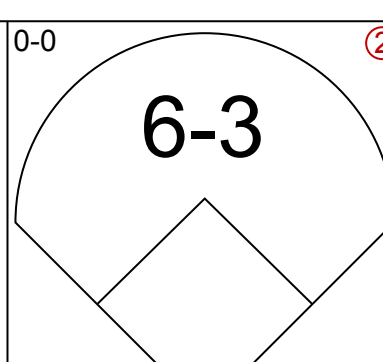
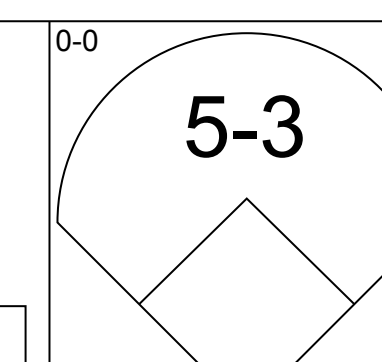

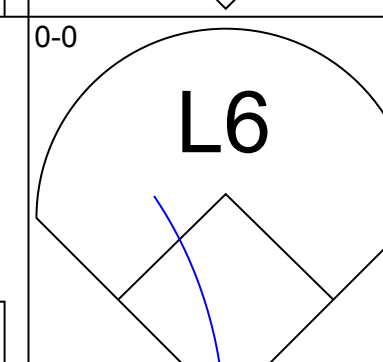
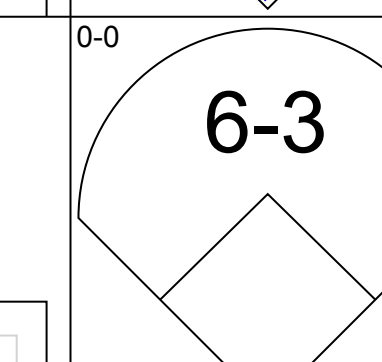
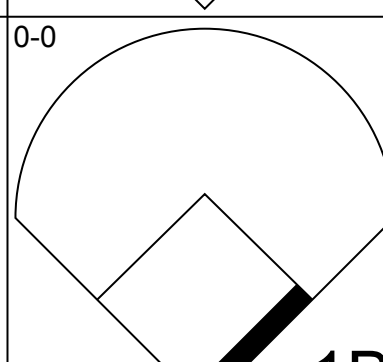
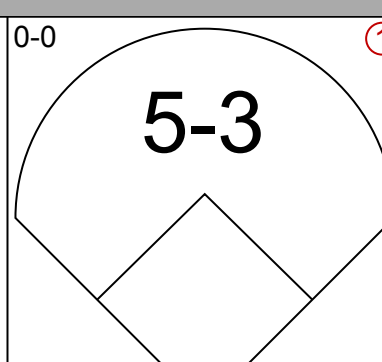
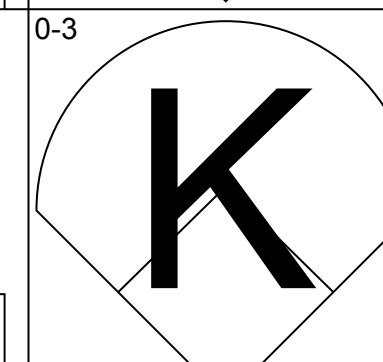
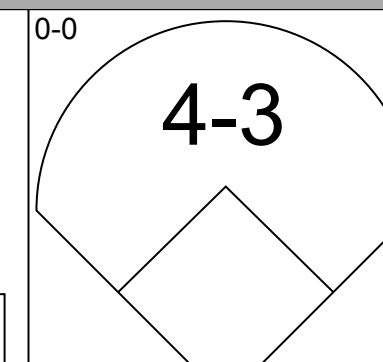
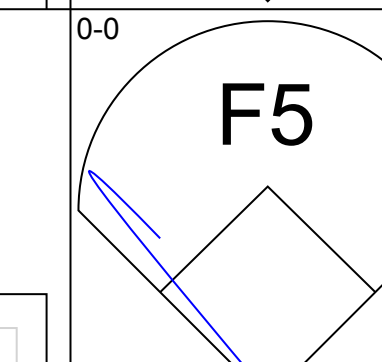
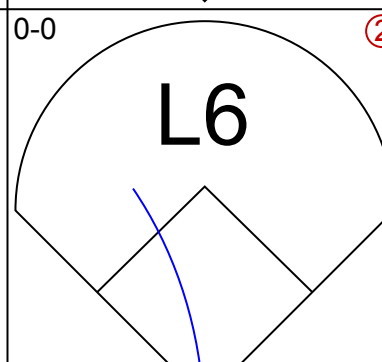
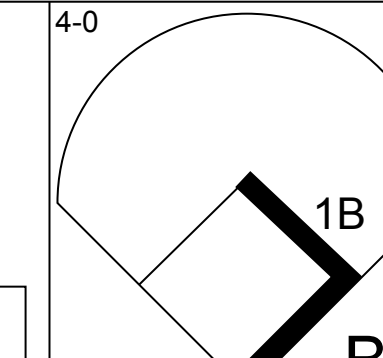
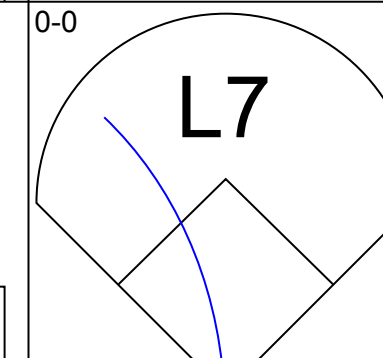
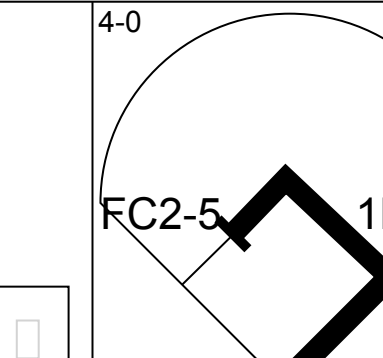
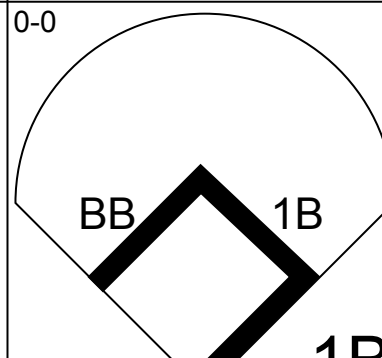
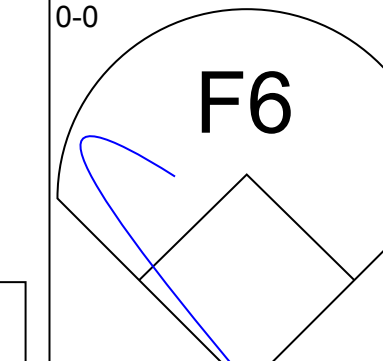
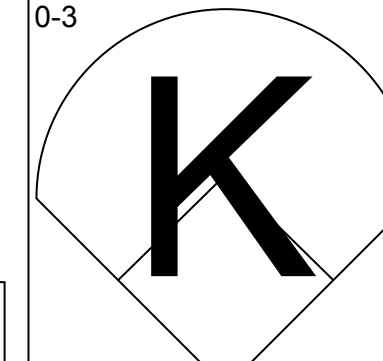
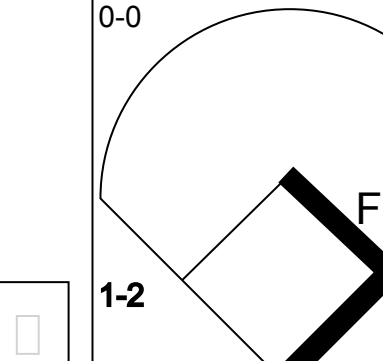
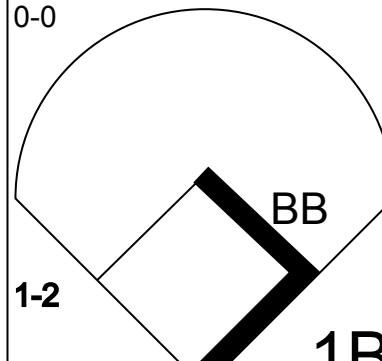
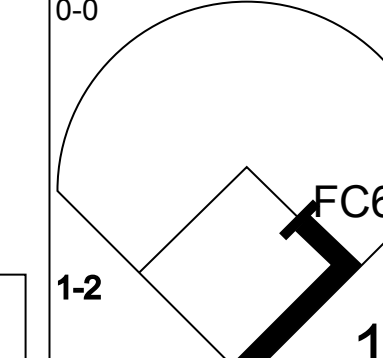
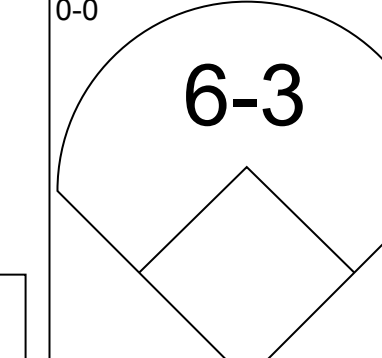
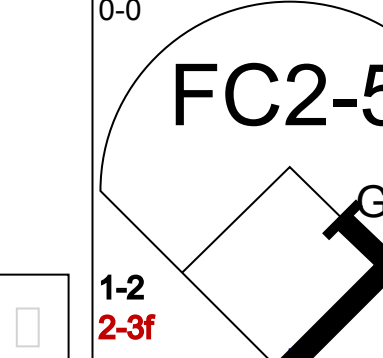
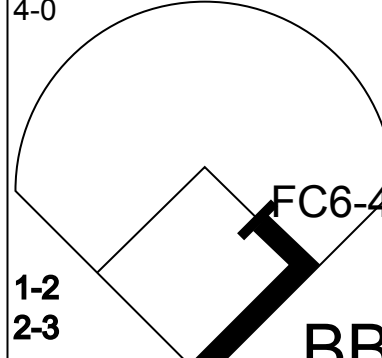
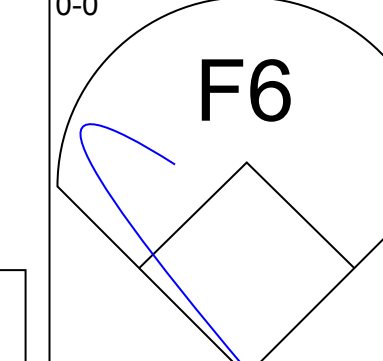
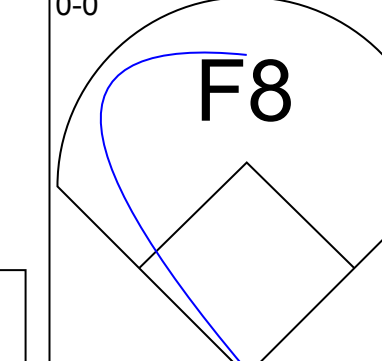
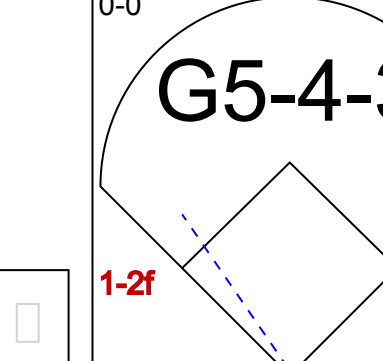
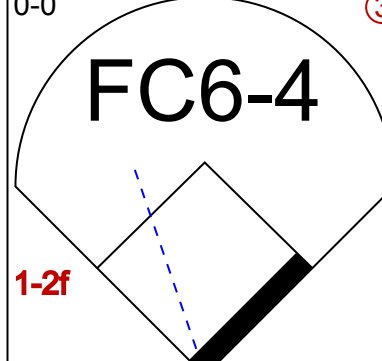
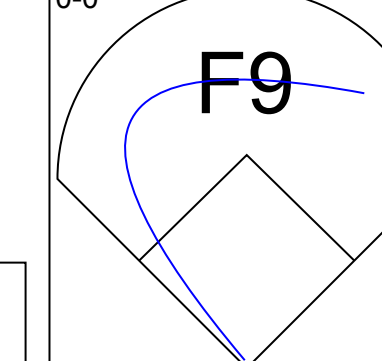
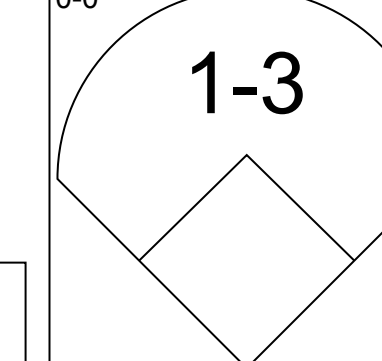
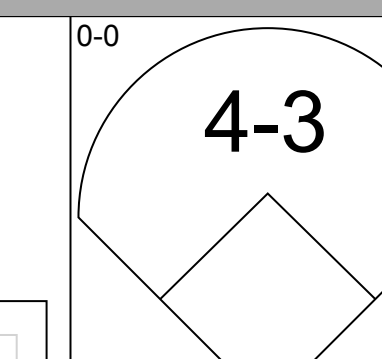
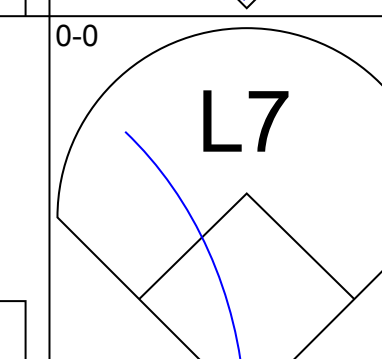


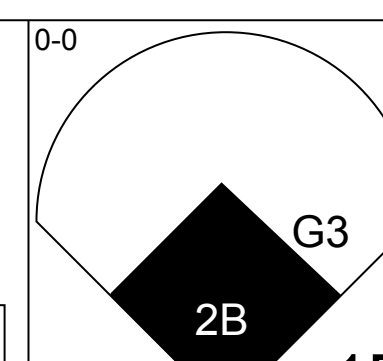
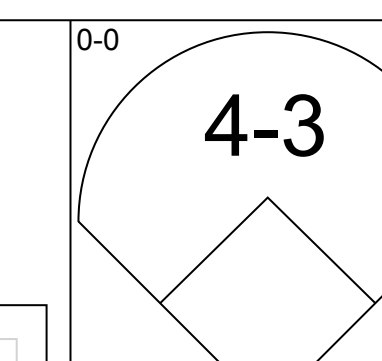
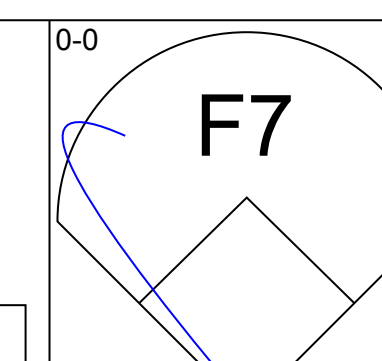
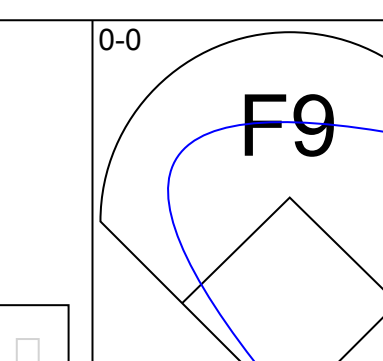

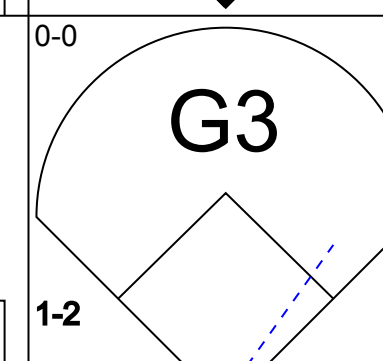
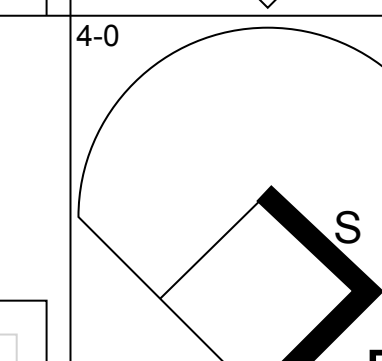
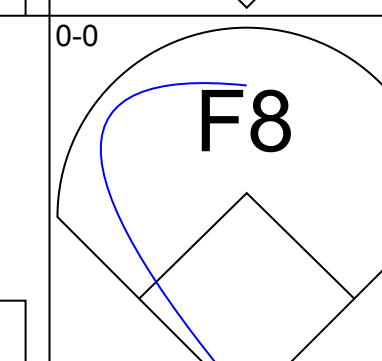
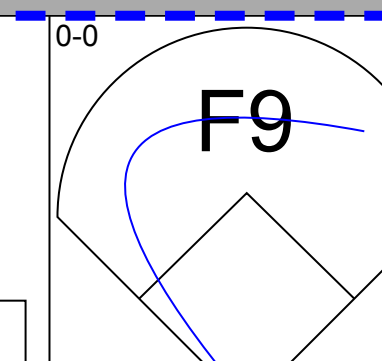
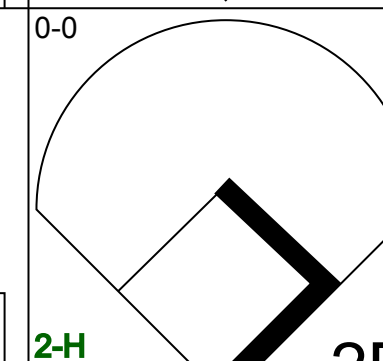
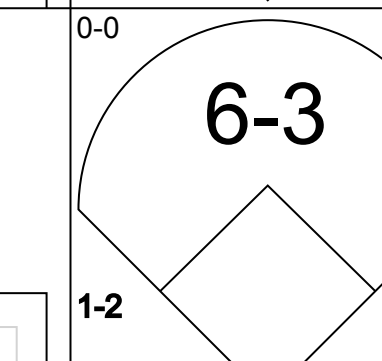
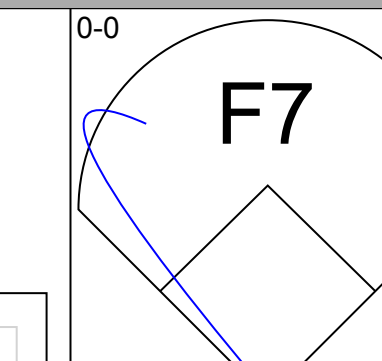
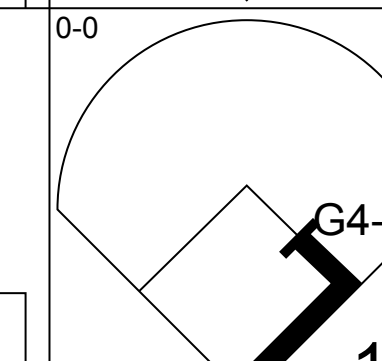
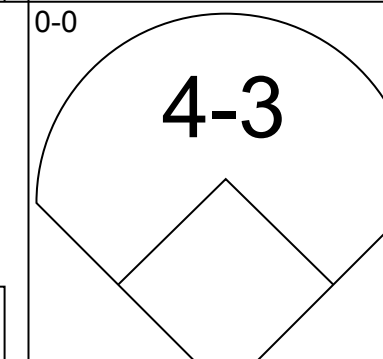
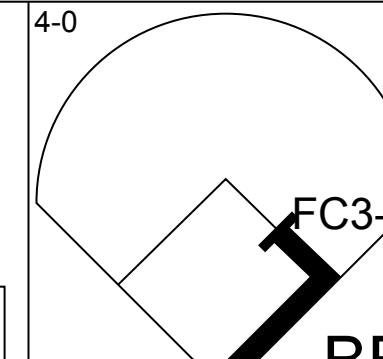
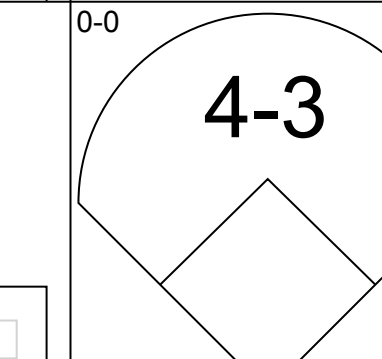
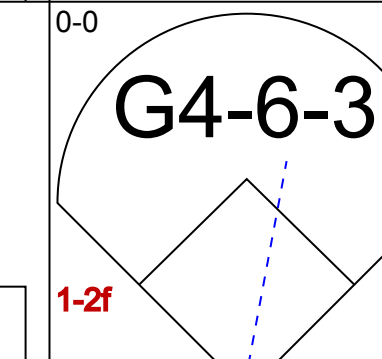
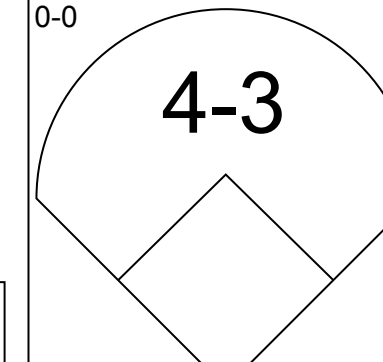
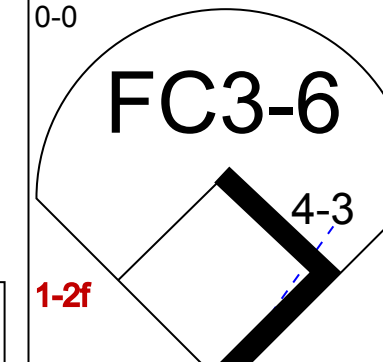
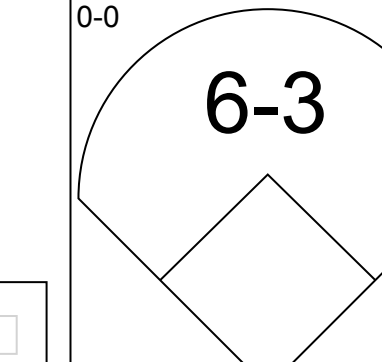
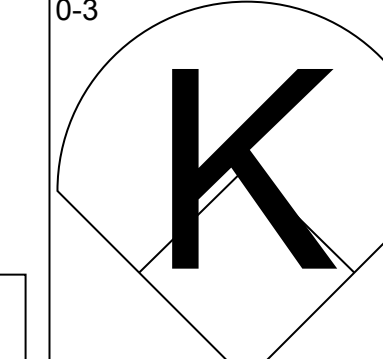
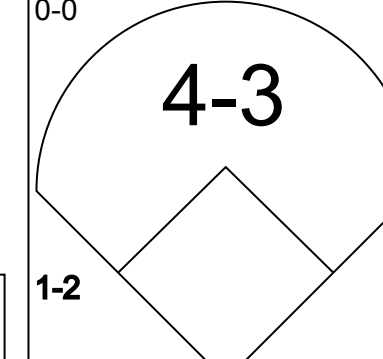
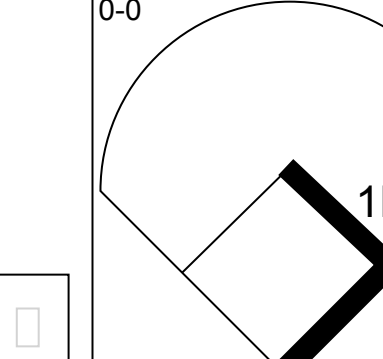
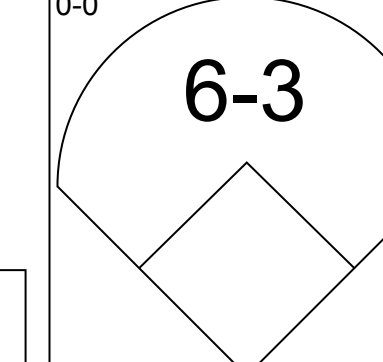
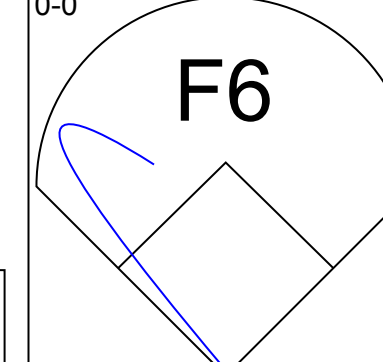
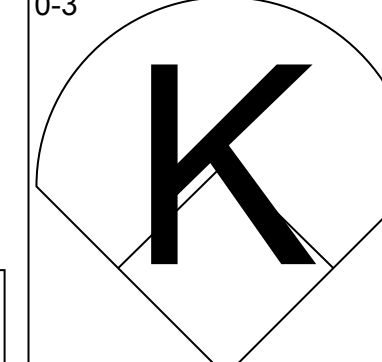
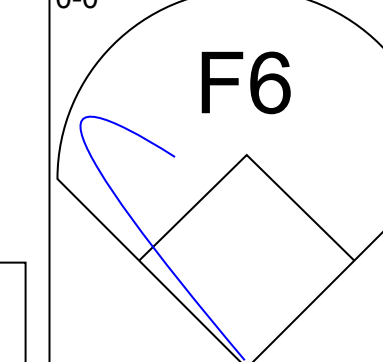
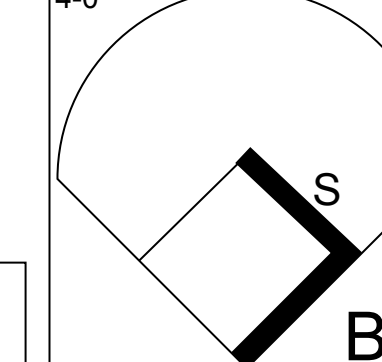
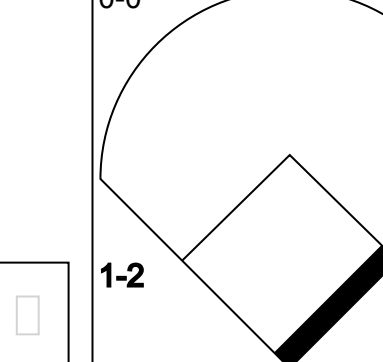
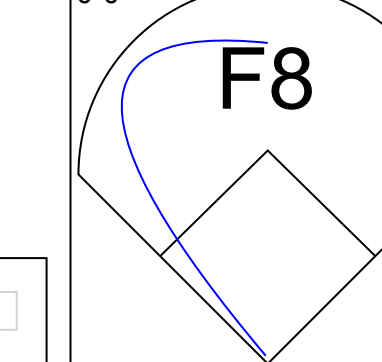
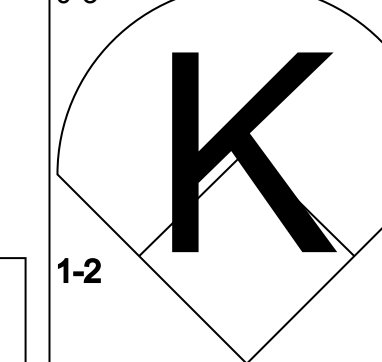
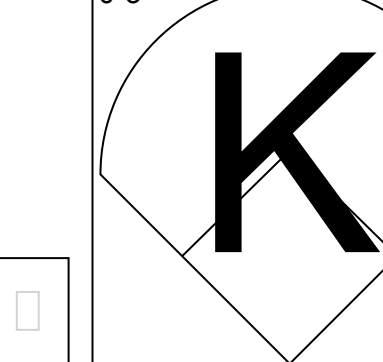


Batter	1	2	3	4	5	6	7	8	9	AB	R	H	RBI	BB	SO	LOB	TOP								
<b>Derrel Thomas, S</b> OBP: 0.325, SLG: 0.367 (1, 4)										4	0	0	0	0	1	3	<b>San Diego Padres @ New York Mets</b> Shea Stadium, Flushing, NY Wed Jul 10 1974, 3:33 AM EDT Att: 16,962 - Unknown								
<b>Enzo Hernandez, R</b> OBP: 0.297, SLG: 0.272 (1, 6)										5	1	2	0	0	1	0									
<b>Nate Colbert, R</b> OBP: 0.324, SLG: 0.339 <b>Johnny Grubb, L</b> OBP: 0.394, SLG: 0.441 (1, 7) (7, 8)										4	1	0	0	0	0	3									
<b>Willie McCovey, L</b> OBP: 0.419, SLG: 0.426 (1, 3)										5	0	2	2	0	2	0									
<b>Dave Winfield, R</b> OBP: 0.306, SLG: 0.456 (1, 8) (7, 7)										5	3	3	2	0	1	2									
<b>Cito Gaston, R</b> OBP: 0.296, SLG: 0.376 (1, 9)										4	0	1	1	0	0	2									
<b>Fred Kendall, R</b> OBP: 0.345, SLG: 0.389 (1, 2)										4	1	2	0	0	0	1									
<b>Dave Roberts, R</b> OBP: 0.270, SLG: 0.279 (1, 5)										4	1	2	1	0	0	1									
<b>Bill Greif, R</b> OBP: 0.243, SLG: 0.034 (1, 1)										3	1	0	0	1	0	2									
<b>Inning Stats</b>	R: 0 E: 0 K: 1 S: 5	H: 0 LOB: 0 BB: 0 P: 5	R: 2 E: 1 K: 1 S: 9	H: 3 LOB: 2 BB: 0 P: 9	R: 0 E: 0 K: 1 S: 5	H: 0 LOB: 0 BB: 0 P: 5	R: 1 E: 0 K: 0 S: 4	H: 1 LOB: 0 BB: 0 P: 4	R: 2 E: 0 K: 0 S: 6	H: 3 LOB: 2 BB: 1 P: 10	R: 0 E: 0 K: 0 S: 4	H: 1 LOB: 1 BB: 0 P: 4	R: 2 E: 1 K: 0 S: 6	H: 3 LOB: 1 BB: 0 P: 6	R: 1 E: 0 K: 0 S: 4	H: 1 LOB: 0 BB: 0 P: 4		R: 0 E: 0 K: 2 S: 7	H: 0 LOB: 0 BB: 0 P: 7	1B: 7 2B: 2 3B: 0 HR: 3	SF: 0 SAC: 1 DP: 0 HBP: 0	WP: 1 PB: 0 SB: 1 CS: 0	PA: 41		
<b>PITCHER</b>	IP	WLS	BF	H	R	ER	SO	BB	IBB	HBP	BLK	WP	HR	S	P	ERA	WHIP								
<b>Jerry Koosman, L</b> ERA: 3.18 (1, 1)	5.0	L	24	7	5	4	3	1	0	0	0	1	2	29	33	7.20	1.600								
<b>Ray Sadecki, L</b> ERA: 4.5 (6, 1)	2.0		10	4	2	1	0	0	0	0	0	0	0	10	10	4.50	2.000								
<b>Tug McGraw, L</b> ERA: 6.03 (8, 1)	2.0		7	1	1	1	2	0	0	0	0	0	1	11	11	4.50	0.500								


Batter	1	2	3	4	5	6	7	8	9	AB	R	H	RBI	BB	SO	LOB	BOTTOM								
<b>Wayne Garrett, L</b> OBP: 0.295, SLG: 0.331 (1, 5)										4	1	1	0	1	1	1	<b>San Diego Padres @ New York Mets</b> Shea Stadium, Flushing, NY Wed Jul 10 1974, 3:33 AM EDT Att: 16,962 - Unknown								
<b>Felix Milan, R</b> OBP: 0.299, SLG: 0.278 (1, 4)										4	0	1	1	0	0	3									
<b>Rusty Staub, L</b> OBP: 0.351, SLG: 0.429 (1, 9)										4	0	1	0	0	0	2									
<b>Cleon Jones, R</b> OBP: 0.348, SLG: 0.419 (1, 7)										2	0	0	0	2	0	2									
<b>John Milner, L</b> OBP: 0.326, SLG: 0.417 (1, 3)										4	0	1	0	0	0	2									
<b>Jerry Grote, R</b> OBP: 0.322, SLG: 0.356 (1, 2)										4	0	1	0	0	2	2									
<b>Dave Schneck, L</b> OBP: 0.270, SLG: 0.342 (1, 8)										4	0	0	0	0	1	4									
<b>Ted Martinez, R</b> OBP: 0.250, SLG: 0.309 (1, 6)										4	0	1	0	0	1	0									
<b>Jerry Koosman, R</b> OBP: 0.140, SLG: 0.152 <b>George Theodoris, R</b> OBP: 0.296, SLG: 0.179 <b>Ray Sadecki, L</b> OBP: 0.125, SLG: 0.125 <b>Ed Kranepool, L</b> OBP: 0.342, SLG: 0.476 <b>Tug McGraw, R</b> OBP: 0.253, SLG: 0.304 (1, 1) (5, PH) (6, 1) (7, PH) (8, 1) (9, PH)										0	0	0	0	0	0	0									
<b>Inning Stats</b>	R: 0 E: 0 K: 0 S: 3	H: 0 LOB: 0 BB: 0 P: 3	R: 0 E: 0 K: 1 S: 5	H: 0 LOB: 1 BB: 1 P: 9	R: 0 E: 0 K: 0 S: 4	H: 1 LOB: 2 BB: 1 P: 8	R: 0 E: 0 K: 0 S: 4	H: 1 LOB: 1 BB: 0 P: 4	R: 1 E: 0 K: 2 S: 10	H: 3 LOB: 2 BB: 0 P: 10	R: 0 E: 0 K: 1 S: 5	H: 0 LOB: 0 BB: 0 P: 5	R: 0 E: 0 K: 1 S: 6	H: 1 LOB: 1 BB: 0 P: 6	R: 0 E: 0 K: 1 S: 6	H: 1 LOB: 2 BB: 1 P: 10		R: 0 E: 0 K: 0 S: 3	H: 0 LOB: 0 BB: 0 P: 3	1B: 5 2B: 1 3B: 1 HR: 0	SF: 0 SAC: 1 DP: 0 HBP: 0	WP: 0 PB: 0 SB: 0 CS: 0	PA: 37		
<b>PITCHER</b>	IP	WLS	BF	H	R	ER	SO	BB	IBB	HBP	BLK	WP	HR	S	P	ERA	WHIP								
<b>Bill Greif, R</b> ERA: 5.09 (1, 1)	9.0	W	37	7	1	1	6	3	0	0	0	0	0	46	58	1.00	1.111								




Batter	1	2	3	4	5	6	7	8	9	AB	R	H	RBI	BB	SO	LOB	TOP			
Ron Hunt, R OBP: 0.378, SLG: 0.303 (1,5)										4	0	0	0	0	1	0	<p><b>Montreal Expos @ San Diego Padres</b> San Diego Stadium, San Diego, CA Fri Jul 12 1974, 10:05 PM EDT Att: 24,511 - Unknown</p> <p>livebaseballscores.com</p> <p>AB 31 R 0 H 5 RBI 0 BB 3 SO 4 LOB 13</p> 			
Tim Foli, R OBP: 0.287, SLG: 0.289 (1,6)										4	0	1	0	0	0	0				
Willie Davis, L OBP: 0.334, SLG: 0.413 (1,8)										4	0	0	0	0	1	1				
Bob Bailey, R OBP: 0.410, SLG: 0.449 (1,7)										2	0	1	0	2	0	0				
Hal Breeden, R OBP: 0.311, SLG: 0.350 (1,3)										4	0	2	0	0	1	1				
Mike Jorgensen, L OBP: 0.435, SLG: 0.544 (9, PR)										0	0	0	0	0	0	0				
Ken Singleton, S OBP: 0.412, SLG: 0.398 (1,9)										3	0	1	0	1	0	2				
Barry Foote, R OBP: 0.300, SLG: 0.371 (1,2)										4	0	0	0	0	0	7				
Pepe Frias, R OBP: 0.240, SLG: 0.319 (1,4)										2	0	0	0	0	0	2				
Jose Morales, R OBP: 0.429, SLG: 0.714 (8, PH)										1	0	0	0	0	0	0				
John Montague, R OBP: 0.273, SLG: 0.111 (8,1)										0	0	0	0	0	0	0				
Ernie McAnally, R OBP: 0.158, SLG: 0.135 (1,1)										2	0	0	0	0	1	0				
Ron Woods, R OBP: 0.286, SLG: 0.185 (8, PH)										1	0	0	0	0	0	0				
Larry Lintz, S OBP: 0.348, SLG: 0.312 (8,4)										0	0	0	0	0	0	0				
<b>Inning Stats</b>	R: 0 E: 0 K: 2 S: 7	H: 0 LOB: 0 BB: 0 P: 7	R: 0 E: 0 K: 0 S: 4	H: 1 LOB: 2 BB: 1 P: 8	R: 0 E: 0 K: 0 S: 3	H: 0 LOB: 0 BB: 0 P: 3	R: 0 E: 0 K: 1 S: 5	H: 0 LOB: 0 BB: 0 P: 5	R: 0 E: 0 K: 1 S: 6	H: 1 LOB: 1 BB: 0 P: 6	R: 0 E: 0 K: 0 S: 3	H: 1 LOB: 1 BB: 1 P: 7	R: 0 E: 0 K: 0 S: 3	H: 0 LOB: 0 BB: 0 P: 3	R: 0 E: 0 K: 0 S: 5	H: 2 LOB: 3 BB: 1 P: 9	1B: 5 2B: 0 3B: 0 HR: 0	SF: 0 SAC: 0 DP: 1 HBP: 0	WP: 0 PB: 0 SB: 0 CS: 0	PA: 34
<b>PITCHER</b> Randy Jones, L ERA: 4.34 (1,1)	IP: 9.0 WLS: W BF: 34 H: 5 R: 0 ER: 0 SO: 4 BB: 3 IBB: 0 HBP: 0 BLK: 0 WP: 0 HR: 0 S: 39 P: 51 ERA: 0.00 WHIP: 0.889															<b>PITCHER</b>				

Batter	1	2	3	4	5	6	7	8	9	AB	R	H	RBI	BB	SO	LOB	BOTTOM				
Bobby Tolan, L OBP: 0.331, SLG: 0.370 (1,9)										4	1	1	0	0	0	3	<p><b>Montreal Expos @ San Diego Padres</b> San Diego Stadium, San Diego, CA Fri Jul 12 1974, 10:05 PM EDT Att: 24,511 - Unknown</p> <p>livebaseballscores.com</p> <p>AB 28 R 1 H 5 RBI 1 BB 3 SO 4 LOB 16</p> 				
Derrel Thomas, S OBP: 0.325, SLG: 0.364 (1,4)										3	0	0	0	1	0	2					
Dave Winfield, R OBP: 0.309, SLG: 0.460 (1,7)										4	0	2	1	0	0	1					
Willie McCovey, L OBP: 0.416, SLG: 0.420 (1,3)										3	0	0	0	1	0	2					
Nate Colbert, R OBP: 0.324, SLG: 0.339 (9,3)										0	0	0	0	0	0	0					
Johnny Grubb, L OBP: 0.390, SLG: 0.436 (1,8)										3	0	0	0	0	0	2					
Fred Kendall, R OBP: 0.345, SLG: 0.388 (1,2)										3	0	1	0	0	1	1					
Dave Roberts, R OBP: 0.287, SLG: 0.276 (1,5)										3	0	0	0	0	1	2					
Enzo Hernandez, R OBP: 0.271, SLG: 0.274 (1,6)										2	0	1	0	1	0	0					
Randy Jones, R OBP: 0.143, SLG: 0.146 (1,1)										3	0	0	0	0	2	3					
<b>Inning Stats</b>	R: 1 E: 0 K: 0 S: 5	H: 2 LOB: 1 BB: 0 P: 5	R: 0 E: 0 K: 1 S: 5	H: 0 LOB: 0 BB: 0 P: 5	R: 0 E: 0 K: 0 S: 3	H: 0 LOB: 1 BB: 1 P: 7	R: 0 E: 0 K: 0 S: 3	H: 0 LOB: 0 BB: 0 P: 3	R: 0 E: 0 K: 2 S: 9	H: 2 LOB: 2 BB: 0 P: 9	R: 0 E: 0 K: 0 S: 3	H: 1 LOB: 0 BB: 0 P: 3	R: 0 E: 0 K: 0 S: 3	H: 0 LOB: 0 BB: 0 P: 3	R: 0 E: 0 K: 0 S: 5	H: 1 LOB: 0 BB: 0 P: 3		1B: 4 2B: 1 3B: 0 HR: 0	SF: 0 SAC: 0 DP: 1 HBP: 0	WP: 0 PB: 0 SB: 2 CS: 0	PA: 31
<b>PITCHER</b> Ernie McAnally, R ERA: 3.58 (1,1)	IP: 7.0 WLS: L BF: 28 H: 4 R: 1 ER: 1 SO: 4 BB: 3 IBB: 0 HBP: 0 BLK: 0 WP: 0 HR: 0 S: 33 P: 45 ERA: 1.29 WHIP: 1.000															<b>PITCHER</b>					
John Montague, R ERA: 2.32 (8,1)	IP: 1.0 WLS: L BF: 3 H: 1 R: 0 ER: 0 SO: 0 BB: 0 IBB: 0 HBP: 0 BLK: 0 WP: 0 HR: 0 S: 3 P: 3 ERA: 0.00 WHIP: 1.000															<b>PITCHER</b>					



Batter	1	2	3	4	5	6	7	8	9	AB	R	H	RBI	BB	SO	LOB	TOP				
<b>Bob Bailey, R</b> OBP: 0.408, SLG: 0.444 (1, 5)	0-0 4-1		4-0 G4-3 BB		0-0 G4-6-3			0-0 6-3		3	0	0	0	1	0	1	<b>Montreal Expos @ San Diego Padres</b> San Diego Stadium, San Diego, CA Sat Jul 13 1974, 10:05 PM EDT Att: 10,649 - Unknown 				
<b>Larry Lintz, S</b> OBP: 0.352, SLG: 0.317 (1, 4)	0-0 1-3		0-0 G4-3			0-0 1B		0-0 1B		4	0	2	0	0	0	2					
<b>Willie Davis, L</b> OBP: 0.333, SLG: 0.409 (1, 8)	4-0 BB			0-0 F3		0-0 L9		0-0 F7		3	0	0	0	1	0	2					
<b>Ken Singleton, S</b> OBP: 0.410, SLG: 0.394 (1, 9)	0-3 K			4-0 WP 1B BB		0-0 F7		0-0 4-3		3	1	0	0	1	1	3					
<b>Mike Jorgensen, L</b> OBP: 0.429, SLG: 0.527 (1, 7)		0-0 F8		0-0 F7		0-3 K		4-0 WP 4-3 BB		3	0	0	0	1	1	2					
<b>Ron Fairly, L</b> OBP: 0.391, SLG: 0.472 (1, 3)		0-0 F4		0-0 1B			0-0 BB 1B		0-0 4-3	4	0	2	1	0	0	1					
<b>Tim Foli, R</b> OBP: 0.287, SLG: 0.285 (1, 6)		0-0 5-3		0-0 F9			4-0 BB G4-3 BB 1B		0-0 5-3	3	0	0	0	1	0	2					
<b>Barry Foote, R</b> OBP: 0.300, SLG: 0.369 (1, 2)			0-3 K		0-0 FC4-6 1B		0-0 F9		0-0 5-3	4	0	1	0	0	1	3					
<b>Steve Rogers, R</b> OBP: 0.256, SLG: 0.200 (2, 1) <b>Don Carrithers, R</b> OBP: 0.262, SLG: 0.214 (5, PH) <b>Dale Murray, R</b> OBP: 0.397, SLG: 0.289 (7, PH) <b>Donald DeMola, R</b> OBP: 0.289, SLG: 0.289 (7, 1)			0-0 E9		0-0 FC4-6 G4-6-3		0-0 G4-3			0	0	0	0	0	0	0					
<b>Inning Stats</b>	R: 0 E: 0 K: 1 S: 5	H: 0 LOB: 1 BB: 1 P: 9	R: 0 E: 0 K: 0 S: 3	H: 0 LOB: 0 BB: 0 P: 3	R: 0 E: 1 K: 1 S: 5	H: 0 LOB: 1 BB: 1 P: 9	R: 1 E: 0 K: 0 S: 4	H: 1 LOB: 1 BB: 1 P: 8	R: 0 E: 0 K: 0 S: 3	H: 1 LOB: 0 BB: 0 P: 3	R: 0 E: 0 K: 1 S: 6	H: 1 LOB: 1 BB: 0 P: 6	R: 0 E: 0 K: 0 S: 3	H: 1 LOB: 1 BB: 1 P: 7	R: 0 E: 0 K: 0 S: 4	H: 0 LOB: 1 BB: 1 P: 4	R: 0 E: 0 K: 0 S: 3	H: 0 LOB: 1 BB: 1 P: 7	1B: 5 2B: 0 3B: 0 HR: 0	SF: 0 SAC: 0 DP: 3 HBP: 0	WP: 2 PA: 35 PB: 0 SB: 3 CS: 0
<b>PITCHER</b> <b>Dave Freisleben, R</b> ERA: 3.46 (1, 1)	IP: 9.0 WLS: W BF: 35 H: 5 R: 1 ER: 1 SO: 3 BB: 5 IBB: 0 HBP: 0 BLK: 0 WP: 2 HR: 0 S: 36 P: 56 ERA: 1.00 WHIP: 1.111															<b>PITCHER</b>					

Batter	1	2	3	4	5	6	7	8	9	AB	R	H	RBI	BB	SO	LOB	BOTTOM		
<b>Bobby Tolan, L</b> OBP: 0.335, SLG: 0.397 (1, 9)	0-0 HR	0-0 HR		0-0 HBP 2B		0-0 6-3		0-3 K		5	2	3	2	0	1	0	<b>Montreal Expos @ San Diego Padres</b> San Diego Stadium, San Diego, CA Sat Jul 13 1974, 10:05 PM EDT Att: 10,649 - Unknown 		
<b>Derrel Thomas, S</b> OBP: 0.328, SLG: 0.366 (1, 4)	0-0 4-3	4-0 1B BB		0-0 F8		0-0 WP 2B		4-0 BB		3	1	1	0	2	0	1			
<b>Nate Colbert, R</b> OBP: 0.326, SLG: 0.337 (1, 7)	4-0 1B BB	0-0 1B 1B		0-0 L6		0-3 K		0-0 6-3		4	2	1	0	1	1	3			
<b>Willie McCovey, L</b> OBP: 0.421, SLG: 0.424 (1, 3) <b>Rod Gaspar, S</b> OBP: 0.497, SLG: 0.273 (9, 8)	0-0 1B 1B	0-0 1B 1B		4-0 HBP IBB		0-0 L9				3	0	2	2	1	0	1			
<b>Dave Winfield, R</b> OBP: 0.315, SLG: 0.460 (1, 8)	0-3 K	0-0 1B		1-0 HBP		4-0 CS BB				2	0	1	1	1	1	1			
<b>Fred Kendall, R</b> OBP: 0.347, SLG: 0.390 (1, 2)	0-0 1B	0-0 F9		0-0 L9		0-0 1B				4	0	2	0	0	0	5			
<b>Dave Roberts, R</b> OBP: 0.284, SLG: 0.271 (1, 5)	0-0 F9		0-0 F9		0-0 F9		0-0 F8			4	0	0	0	0	0	3			
<b>Enzo Hernandez, R</b> OBP: 0.267, SLG: 0.270 (1, 6)		0-0 L3	0-0 3-4-1		0-0 5-3		0-0 F3			4	0	0	0	0	0	1			
<b>Dave Freisleben, R</b> OBP: 0.289, SLG: 0.265 (1, 1)	0-3 K		0-0 6-3		0-3 K			0-0 L9		4	0	0	0	0	2	0			
<b>Inning Stats</b>	R: 2 E: 0 K: 1 S: 8	H: 3 LOB: 2 BB: 1 P: 12	R: 3 E: 0 K: 1 S: 9	H: 4 LOB: 1 BB: 1 P: 13	R: 0 E: 0 K: 0 S: 3	H: 0 LOB: 0 BB: 0 P: 3	R: 0 E: 0 K: 0 S: 4	H: 1 LOB: 3 BB: 1 P: 9	R: 0 E: 0 K: 1 S: 5	H: 0 LOB: 0 BB: 0 P: 5	R: 0 E: 0 K: 1 S: 6	H: 1 LOB: 1 BB: 0 P: 6	R: 0 E: 0 K: 0 S: 3	H: 1 LOB: 1 BB: 1 P: 7	R: 0 E: 0 K: 1 S: 5	H: 0 LOB: 1 BB: 1 P: 9	1B: 6 2B: 2 3B: 0 HR: 2	SF: 0 SAC: 0 DP: 0 HBP: 1	WP: 1 PA: 39 PB: 0 SB: 1 CS: 1
<b>PITCHER</b> <b>Steve Rogers, R</b> ERA: 4.54 (1, 1) <b>Don Carrithers, R</b> ERA: 3.68 (2, 1) <b>Dale Murray, R</b> ERA: 1.8 (5, 1) <b>Donald DeMola, R</b> ERA: 2.45 (7, 1)	IP: 1.2 WLS: L BF: 14 H: 7 R: 5 ER: 5 SO: 2 BB: 2 IBB: 0 HBP: 1 BLK: 0 WP: 0 HR: 2 S: 16 P: 24 ERA: 27.00 WHIP: 5.400															<b>PITCHER</b>			



Batter	1	2	3	4	5	6	7	8	9	AB	R	H	RBI	BB	SO	LOB	TOP	
Larry Lintz, S OBP: 0.353, SLG: 0.320 (1, 4)	0-0 6-3		0-0 2B HR 1B		0-3 K		0-0 6-3		0-0 1-2 1B	5	1	2	1	0	1	0	<b>Montreal Expos @ San Diego Padres</b> San Diego Stadium, San Diego, CA Sun Jul 14 1974, 6:33 AM EDT Unknown <a href="http://livebaseballscorecards.com">livebaseballscorecards.com</a>	
Wille Davis, L OBP: 0.332, SLG: 0.410 (1, 8)	0-0 F5		0-0 1-3 HR 2B		0-0 4-3		0-0 1-3		0-0 2-3 PO	4	1	1	0	0	0	0		
Ken Singleton, S OBP: 0.408, SLG: 0.402 (1, 9)	0-0 F7		0-0 2-H 3-H HR		0-0 6-3		0-0 5-3			4	1	1	3	0	0	0		
Ron Fairly, L OBP: 0.388, SLG: 0.467 Ron Woods, R OBP: 0.296, SLG: 0.185 (8, 7)		0-0 F5	0-0 1B		0-0 F7		0-0 4-3			4	0	1	0	0	0	0		
Bob Bailey, R OBP: 0.406, SLG: 0.452 (1, 5)		0-0 F8	0-0 F6		0-0 HR		0-0 6-3			4	1	1	1	0	0	1		
Mike Jorgensen, L OBP: 0.422, SLG: 0.526 (8, 3)		0-0 6-3		0-0 F8		0-0 2B		0-0 4-3		4	1	1	0	0	0	0		
Bob Stinson, S OBP: 0.367, SLG: 0.327 (1, 2)			0-0 F8	0-0 B3 1B		0-0 2B		0-0 L9		4	0	2	1	0	0	0		
Pepe Frias, R OBP: 0.259, SLG: 0.333 (1, 6)			0-0 SH2-4 1B	0-0 B3		0-0 F2		0-0 PO 1B		4	1	2	0	0	0	2		
Mike Torrez, R OBP: 0.105, SLG: 0.081 (1, 1)			0-0 SH2-4	0-0 6-3		0-3 K		0-3 K		3	0	0	0	0	2	3		
<b>Inning Stats</b>	R: 0 E: 0 K: 0 S: 3	H: 0 LOB: 0 BB: 0 P: 3	R: 0 E: 0 K: 0 S: 3	H: 0 LOB: 0 BB: 0 P: 3	R: 4 E: 0 K: 0 S: 8	H: 5 LOB: 1 BB: 0 P: 8	R: 0 E: 0 K: 0 S: 4	H: 1 LOB: 1 BB: 0 P: 4	R: 0 E: 0 K: 1 S: 5	H: 0 LOB: 0 BB: 0 P: 5	R: 0 E: 0 K: 0 S: 3	H: 0 LOB: 0 BB: 0 P: 3	R: 0 E: 0 K: 0 S: 6	H: 2 LOB: 1 BB: 0 P: 6	1B: 6 2B: 3 3B: 0 HR: 2	SF: 0 SAC: 1 DP: 0 HBP: 0		WP: 0 PA: 38 PB: 0 SB: 0 CS: 0
<b>PITCHER</b>	IP WLS BF H R ER SO BB IBB HBP BLK WP HR S P ERA WHIP	5.0 L 21 6 4 4 1 0 0 0 0 0 1 23 23 7.20 1.200	2.0 9 3 2 2 1 0 0 0 0 0 0 1 11 11 9.00 1.500	2.0 7 2 0 0 1 0 0 0 0 0 0 0 9 9 0.00 1.000	<b>PITCHER</b>													IP WLS BF H R ER SO BB IBB HBP BLK WP HR S P ERA WHIP
Dan Spillner, R ERA: 3.23 Bill Laxton, L ERA: 6.0 Larry Hardy, R ERA: 4.52																		

Batter	1	2	3	4	5	6	7	8	9	AB	R	H	RBI	BB	SO	LOB	BOTTOM				
Bobby Tolan, L OBP: 0.334, SLG: 0.395 (1, 9)	0-0 4-3		0-0 F7		0-0 G1-6-3		0-0 1B			4	0	1	0	0	0	2	<b>Montreal Expos @ San Diego Padres</b> San Diego Stadium, San Diego, CA Sun Jul 14 1974, 6:33 AM EDT Unknown <a href="http://livebaseballscorecards.com">livebaseballscorecards.com</a>				
Derrel Thomas, S OBP: 0.330, SLG: 0.366 (1, 4)	4-0 4-3 BB		0-0 G6-4-3 1B		0-0 4-3		0-3 K			3	0	1	0	1	1	1					
Nate Colbert, R OBP: 0.325, SLG: 0.333 (1, 7)	4-0 1-2 BB		0-0 G6-4-3		0-0 1-3		0-3 K			3	0	0	0	1	1	2					
Willie McCovey, L OBP: 0.423, SLG: 0.437 (1, 3)	0-0 4-3			0-0 HR		4-0 FC6-4 BB		0-3 K		3	1	1	1	1	1	2					
Dave Winfield, R OBP: 0.314, SLG: 0.457 (1, 8)	0-0 F7			0-0 5-3		0-0 FC6-4 BB		0-0 1B		4	0	1	0	0	0	3					
Fred Kendall, R OBP: 0.346, SLG: 0.385 (1, 2)		0-0 6-3		0-0 6-3		4-0 1-2 BB		0-0 F9		3	0	0	0	1	0	1					
Dave Roberts, R OBP: 0.267, SLG: 0.272 (8, 1)		4-0 5-3 BB		0-0 1B		0-3 K		0-3 K		3	0	1	0	1	2	2					
Enzo Hernandez, R OBP: 0.264, SLG: 0.267 (1, 6)		0-0 5-3		0-0 5-3		0-3 K		0-0 5-3		4	0	0	0	0	1	2					
Dan Spillner, R Horace Clarke, S Bill Laxton, L Cito Gaston, R Larry Hardy, R Rod Gaspar, S																					
<b>Inning Stats</b>	R: 0 E: 0 K: 0 S: 3	H: 0 LOB: 2 BB: 2 P: 11	R: 0 E: 0 K: 0 S: 2	H: 0 LOB: 0 BB: 1 P: 6	R: 0 E: 0 K: 0 S: 3	H: 1 LOB: 1 BB: 1 P: 7	R: 1 E: 0 K: 0 S: 5	H: 2 LOB: 1 BB: 0 P: 5	R: 0 E: 0 K: 0 S: 3	H: 1 LOB: 0 BB: 0 P: 3	R: 0 E: 0 K: 1 S: 5	H: 0 LOB: 2 BB: 2 P: 13	R: 0 E: 0 K: 2 S: 8	H: 1 LOB: 1 BB: 0 P: 8	R: 0 E: 0 K: 2 S: 8	H: 1 LOB: 1 BB: 0 P: 8		R: 0 E: 0 K: 1 S: 5	H: 0 LOB: 0 BB: 0 P: 5	1B: 5 2B: 0 3B: 0 HR: 1	SF: 0 SAC: 0 DP: 2 HBP: 0
<b>PITCHER</b>	IP WLS BF H R ER SO BB IBB HBP BLK WP HR S P ERA WHIP	9.0 W 36 6 1 1 6 6 0 0 0 0 1 42 66 1.00 1.333	<b>PITCHER</b>													IP WLS BF H R ER SO BB IBB HBP BLK WP HR S P ERA WHIP					



Batter	1	2	3	4	5	6	7	8	9	AB	R	H	RBI	BB	SO	LOB	TOP
Larry Lintz, S OBP: 0.360, SLG: 0.320 (1, 4)	4-3		F8					FC3-6		3	1	1	0	2	0	1	<p><b>Montreal Expos @ San Diego Padres</b> San Diego Stadium, San Diego, CA Sun Jul 14 1974, 6:38 AM EDT Att: 13,107 - Unknown</p>
Willie Davis, L OBP: 0.333, SLG: 0.419 (1, 8)	F5		1B					FC3-6		5	1	2	2	0	0	2	
Ken Singleton, S OBP: 0.408, SLG: 0.402 (1, 9)	K		1B					FC6-4		5	1	2	1	0	2	1	
Ron Fairly, L OBP: 0.392, SLG: 0.467 Ron Woods, R OBP: 0.292, SLG: 0.196 (7, PH) (7, 7)		G6-4-3	4-3					FC6-4		2	0	1	0	1	0	1	
Bob Bailey, R OBP: 0.406, SLG: 0.449 (1, 5)		G6-4-3	1B					FC6-4		2	1	1	0	0	0	2	
Mike Jorgensen, L OBP: 0.430, SLG: 0.515 (1, 7) (7, 3)		G6-4-3	1B					FC6-4		4	1	1	1	1	0	2	
Barry Foote, R OBP: 0.302, SLG: 0.369 (1, 2)		G6-4-3	1B					FC6-4		2	0	0	0	3	0	2	
Pepe Frias, R OBP: 0.259, SLG: 0.315 (1, 6)		G6-4-3	1B					FC6-4		5	0	2	2	0	0	4	
Dennis Blair, R OBP: 0.182, SLG: 0.100 John Montague, R OBP: 0.273, SLG: 0.111 (1, 1) (9, 1)		G6-4-3	1B					FC6-4		3	0	0	0	1	0	5	
		G6-4-3	1B					FC6-4		4	1	0	0	0	1	1	
		G6-4-3	1B					FC6-4		0	0	0	0	0	0	0	
		G6-4-3	1B					FC6-4		4	1	0	0	0	1	1	
		G6-4-3	1B					FC6-4		0	0	0	0	0	0	0	
		G6-4-3	1B					FC6-4		4	1	0	0	0	1	1	
		G6-4-3	1B					FC6-4		0	0	0	0	0	0	0	
		G6-4-3	1B					FC6-4		4	1	0	0	0	1	1	
		G6-4-3	1B					FC6-4		0	0	0	0	0	0	0	
		G6-4-3	1B					FC6-4		4	1	0	0	0	1	1	
		G6-4-3	1B					FC6-4		0	0	0	0	0	0	0	
		G6-4-3	1B					FC6-4		4	1	0	0	0	1	1	
		G6-4-3	1B					FC6-4		0	0	0	0	0	0	0	
		G6-4-3	1B					FC6-4		4	1	0	0	0	1	1	
		G6-4-3	1B					FC6-4		0	0	0	0	0	0	0	
		G6-4-3	1B					FC6-4		4	1	0	0	0	1	1	
		G6-4-3	1B					FC6-4		0	0	0	0	0	0	0	
		G6-4-3	1B					FC6-4		4	1	0	0	0	1	1	
		G6-4-3	1B					FC6-4		0	0	0	0	0	0	0	
		G6-4-3	1B					FC6-4		4	1	0	0	0	1	1	
		G6-4-3	1B					FC6-4		0	0	0	0	0	0	0	
		G6-4-3	1B					FC6-4		4	1	0	0	0	1	1	
		G6-4-3	1B					FC6-4		0	0	0	0	0	0	0	
		G6-4-3	1B					FC6-4		4	1	0	0	0	1	1	
		G6-4-3	1B					FC6-4		0	0	0	0	0	0	0	
		G6-4-3	1B					FC6-4		4	1	0	0	0	1	1	
		G6-4-3	1B					FC6-4		0	0	0	0	0	0	0	
		G6-4-3	1B					FC6-4		4	1	0	0	0	1	1	
		G6-4-3	1B					FC6-4		0	0	0	0	0	0	0	
		G6-4-3	1B					FC6-4		4	1	0	0	0	1	1	
		G6-4-3	1B					FC6-4		0	0	0	0	0	0	0	
		G6-4-3	1B					FC6-4		4	1	0	0	0	1	1	
		G6-4-3	1B					FC6-4		0	0	0	0	0	0	0	
		G6-4-3	1B					FC6-4		4	1	0	0	0	1	1	
		G6-4-3	1B					FC6-4		0	0	0	0	0	0	0	
		G6-4-3	1B					FC6-4		4	1	0	0	0	1	1	
		G6-4-3	1B					FC6-4		0	0	0	0	0	0	0	
		G6-4-3	1B					FC6-4		4	1	0	0	0	1	1	
		G6-4-3	1B					FC6-4		0	0	0	0	0	0	0	
		G6-4-3	1B					FC6-4		4	1	0	0	0	1	1	
		G6-4-3	1B					FC6-4		0	0	0	0	0	0	0	
		G6-4-3	1B					FC6-4		4	1	0	0	0	1	1	
		G6-4-3	1B					FC6-4		0	0	0	0	0	0	0	
		G6-4-3	1B					FC6-4		4	1	0	0	0	1	1	
		G6-4-3	1B					FC6-4		0	0	0	0	0	0	0	
		G6-4-3	1B					FC6-4		4	1	0	0	0	1	1	
		G6-4-3	1B					FC6-4		0	0	0	0	0	0	0	
		G6-4-3	1B					FC6-4		4	1	0	0	0	1	1	
		G6-4-3	1B					FC6-4		0	0	0	0	0	0	0	
		G6-4-3	1B					FC6-4		4	1	0	0	0	1	1	
		G6-4-3	1B					FC6-4		0	0	0	0	0	0	0	
		G6-4-3	1B					FC6-4		4	1	0	0	0	1	1	
		G6-4-3	1B					FC6-4		0	0	0	0	0	0	0	
		G6-4-3	1B					FC6-4		4	1	0	0	0	1	1	
		G6-4-3	1B					FC6-4		0	0	0	0	0	0	0	
		G6-4-3	1B					FC6-4		4	1	0	0	0	1	1	
		G6-4-3	1B					FC6-4		0	0	0	0	0	0	0	
		G6-4-3	1B					FC6-4		4	1	0	0	0	1	1	
		G6-4-3	1B					FC6-4		0	0	0	0	0	0	0	
		G6-4-3	1B					FC6-4		4	1	0	0	0	1	1	
		G6-4-3	1B					FC6-4		0	0	0	0	0	0	0	
		G6-4-3	1B					FC6-4		4	1	0	0	0	1	1	
		G6-4-3	1B					FC6-4		0	0	0	0	0	0	0	
		G6-4-3	1B					FC6-4		4	1	0	0	0	1	1	
		G6-4-3	1B					FC6-4		0	0	0	0	0	0	0	
		G6-4-3	1B					FC6-4		4	1	0	0	0	1	1	
		G6-4-3	1B					FC6-4		0	0	0	0	0	0	0	
		G6-4-3	1B					FC6-4		4	1	0	0	0	1	1	
		G6-4-3	1B					FC6-4		0	0	0	0	0	0	0	
		G6-4-3	1B					FC6-4		4	1	0	0	0	1	1	
		G6-4-3	1B					FC6-4		0	0	0	0	0	0	0	
		G6-4-3	1B					FC6-4		4	1	0	0	0	1	1	
		G6-4-3	1B					FC6-4		0	0	0	0	0	0	0	
		G6-4-3	1B					FC6-4		4	1	0	0	0	1	1	
		G6-4-3	1B					FC6-4		0	0	0	0	0	0	0	
		G6-4-3	1B					FC6-4		4	1	0	0	0	1	1	
		G6-4-3	1B					FC6-4		0	0	0	0	0	0	0	
		G6-4-3	1B					FC6-4		4	1	0	0	0	1	1	
		G6-4-3	1B					FC6-4		0	0	0	0	0	0	0	
		G6-4-3	1B					FC6-4		4	1	0	0	0	1	1	
		G6-4-3	1B					FC6-4		0	0	0	0	0	0	0	
		G6-4-3	1B					FC6-4		4	1	0	0	0	1	1	
		G6-4-3	1B					FC6-4		0	0	0	0	0	0	0	
		G6-4-3	1B					FC6-4		4	1	0	0	0	1	1	
		G6-4-3	1B					FC6-4		0	0	0	0	0	0	0	
		G6-4-3	1B					FC6-4		4	1	0	0	0	1	1	
		G6-4-3	1B					FC6-4		0	0	0	0	0	0	0	
		G6-4-3	1B					FC6-4		4	1	0	0	0	1	1	
		G6-4-3	1B					FC6-4		0	0	0	0	0	0	0	
		G6-4-3	1B					FC6-4		4	1	0	0	0	1	1	



Batter	1	2	3	4	5	6	7	8	9	AB	R	H	RBI	BB	SO	LOB	TOP			
Dave Cash, R OBP: 0.365, SLG: 0.416 (1, 4)	F9		K		CS	6-3		F9		4	0	0	0	0	1	1	<b>Philadelphia Phillies @ San Diego Padres</b> San Diego Stadium, San Diego, CA Tue Jul 16 1974, 10:05 PM EDT Att: 7,927 - Unknown <a href="http://livebaseballscorecards.com">livebaseballscorecards.com</a>			
Larry Bowa, S OBP: 0.296, SLG: 0.340 (1, 6)	L8			B2-3		FC5-4 1B		F5		4	0	1	0	0	0	0				
Mike Schmidt, R OBP: 0.432, SLG: 0.569 (1, 5)	P3					FC5-4 1B		K		4	1	1	0	0	1	1				
Willie Montanez, L OBP: 0.331, SLG: 0.399 (1, 3)		L7		L7					SH1-3 1B	4	1	2	1	0	0	1				
Del Unser, L OBP: 0.371, SLG: 0.430 (1, 8)		4-3		4-3					SH1-3	3	0	0	0	0	0	2				
Jay Johnstone, L OBP: 0.500, SLG: 0.550 (1, 7)										4	1	3	1	0	1	0				
Bob Boone, R OBP: 0.296, SLG: 0.318 (1, 2)										3	1	1	0	1	0	1				
Mike Anderson, R OBP: 0.317, SLG: 0.378 (1, 9)										4	0	2	1	0	0	3				
Dick Ruthven, R OBP: 0.122, SLG: 0.122 Jesus Hernaiz, R (9, 1) Pete Richert, L (9, 1)										3	0	1	1	0	0	2				
										0	0	0	0	0	0	0				
										0	0	0	0	0	0	0				
<b>Inning Stats</b>	R: 0 E: 0 K: 0 S: 3	H: 0 LOB: 0 BB: 0 P: 3	R: 0 E: 0 K: 1 S: 5	H: 0 LOB: 0 BB: 0 P: 5	R: 0 E: 0 K: 1 S: 6	H: 1 LOB: 1 BB: 0 P: 6	R: 0 E: 0 K: 0 S: 4	H: 1 LOB: 1 BB: 0 P: 4	R: 1 E: 0 K: 0 S: 5	H: 2 LOB: 1 BB: 0 P: 5	R: 0 E: 1 K: 0 S: 4	H: 1 LOB: 1 BB: 0 P: 4	R: 0 E: 0 K: 1 S: 5	H: 0 LOB: 0 BB: 0 P: 5	R: 2 E: 0 K: 0 S: 5	H: 3 LOB: 1 BB: 1 P: 9	1B: 8 2B: 3 3B: 0 HR: 0	SF: 0 SAC: 2 DP: 1 HBP: 0	WP: 0 PA: 37 PB: 0 SB: 2 CS: 2	
<b>PITCHER</b>	IP WLS BF H R ER SO BB IBB HBP BLK WP HR S P ERA WHIP	8.0 0 30 8 2 2 3 0 0 0 0 0 0 36 36 2.25 1.000	0.1 4 2 2 2 0 1 0 0 0 0 0 0 3 7 54.00 9.000	0.2 W 2 1 0 0 0 0 0 0 0 0 0 0 2 2 0.00 1.500																

Batter	1	2	3	4	5	6	7	8	9	AB	R	H	RBI	BB	SO	LOB	BOTTOM				
Bobby Tolan, L OBP: 0.331, SLG: 0.390 (1, 9)	F7		4-1		1-3			P6		5	0	1	1	0	0	1	<b>Philadelphia Phillies @ San Diego Padres</b> San Diego Stadium, San Diego, CA Tue Jul 16 1974, 10:05 PM EDT Att: 7,927 - Unknown <a href="http://livebaseballscorecards.com">livebaseballscorecards.com</a>				
Derrel Thomas, S OBP: 0.328, SLG: 0.366 (1, 4)	F8			E1 3B		F8		3-1		4	1	1	0	0	0	0					
Nate Colbert, R OBP: 0.329, SLG: 0.349 (1, 7)	5-3			G6-4-3 BB		G3				3	1	1	1	1	0	0					
Willie McCovey, L OBP: 0.422, SLG: 0.450 (1, 3)		F8		G6-4-3						4	1	2	1	0	0	2					
Dave Winfield, R OBP: 0.316, SLG: 0.471 (1, 8)		5-3								4	1	2	2	0	1	1					
Fred Kendall, R OBP: 0.346, SLG: 0.382 Rod Gaspar, S (9, FR) OBP: 0.438, SLG: 0.250		F9								3	0	1	0	1	0	0					
Dave Roberts, R OBP: 0.265, SLG: 0.267 (1, 5)										0	0	0	0	0	0	0					
Enzo Hernandez, R OBP: 0.264, SLG: 0.267 (1, 6)										3	0	0	0	1	0	2					
Bill Greif, R Johnny Grubbs, L Dave Tomlin, L Vicente Romo, R Glenn Beckert, R Randy Jones, R										1	0	0	0	0	1	0					
										1	0	0	0	0	0	0					
										0	0	0	0	0	0	0					
										0	0	0	0	0	0	0					
										0	0	0	0	0	0	0					
										0	0	0	0	0	0	0					
<b>Inning Stats</b>	R: 0 E: 0 K: 0 S: 3	H: 0 LOB: 0 BB: 0 P: 3	R: 0 E: 0 K: 0 S: 3	H: 0 LOB: 0 BB: 0 P: 3	R: 0 E: 0 K: 0 S: 3	H: 0 LOB: 1 BB: 1 P: 7	R: 1 E: 1 K: 0 S: 4	H: 2 LOB: 2 BB: 2 P: 12	R: 0 E: 0 K: 1 S: 5	H: 0 LOB: 0 BB: 0 P: 5	R: 0 E: 0 K: 1 S: 6	H: 1 LOB: 1 BB: 0 P: 6	R: 0 E: 0 K: 1 S: 5	H: 0 LOB: 0 BB: 0 P: 5	R: 0 E: 0 K: 0 S: 3	H: 0 LOB: 0 BB: 0 P: 3	R: 4 E: 1 K: 0 S: 8	H: 6 LOB: 2 BB: 0 P: 8	1B: 5 2B: 0 3B: 1 HR: 3	SF: 0 SAC: 2 DP: 1 HBP: 0	WP: 0 PA: 37 PB: 0 SB: 0 CS: 0
<b>PITCHER</b>	IP WLS BF H R ER SO BB IBB HBP BLK WP HR S P ERA WHIP	8.0 0 31 5 3 3 3 3 0 0 0 0 0 1 5 5 13.50 4.500	0.2 L 5 3 1 1 1 0 0 0 0 0 0 0 1 5 5 13.50 4.500	0.0 1 1 1 0 0 0 0 0 0 0 0 0 1 1 ∞ ∞																	



Batter	1	2	3	4	5	6	7	8	9	AB	R	H	RBI	BB	SO	LOB	TOP		
Dave Cash, R OBP: 0.362, SLG: 0.412 Tony Taylor, R OBP: 0.351, SLG: 0.412	(1,4) X 0-0 F8		(2) X 0-0 F9		(2) X 0-0 F8			(1) X 0-3 K		3	0	0	0	0	0	0			
Larry Bowa, S OBP: 0.296, SLG: 0.340 Ed Farmer, R OBP: 0.111, SLG: 0.111 Larry Cox, R OBP: 0.125, SLG: 0.130	(1,6) X 0-0 6-3		(3) X 0-3 K		(3) X 0-0 1B			(2) X 0-0 6-3		3	0	1	0	0	1	0			
Mike Schmidt, R OBP: 0.435, SLG: 0.571 Mac Scarce, L	(1,5) X 0-0 FC4 1B			(3) X 0-0 1B SF8 1B			(3) X 0-0 1-3			4	1	3	0	0	0	1			
Willie Montanez, L OBP: 0.330, SLG: 0.397	(1,3) X 0-0 FC4 1-2			(3) X 0-0 1B 1-2 1B			(1) X 0-3 K			4	0	1	0	0	1	2			
Bill Robinson, R OBP: 0.269, SLG: 0.318 Ollie Brown, R OBP: 0.243, SLG: 0.374	(1,7) X 0-0 K		(1) X 0-0 F7		(2) X 0-0 F8			(1) X 0-0 F8		1	0	0	0	0	1	0			
Alan Bannister, R OBP: 0.286, SLG: 0.286	(1,8) X 0-0 F8			(2) X 0-0 1B 1-2 2-3			(3) X 0-0 F8			4	0	1	0	0	0	0			
Bob Boone, R OBP: 0.296, SLG: 0.320 Ron Schueler, R OBP: 0.167, SLG: 0.143 Jay Johnstone, L OBP: 0.478, SLG: 0.524	(1,2) X 0-0 FC6-4 1B			(2) X 0-0 SF8 3-H 0-0			(1) X 0-0 F7			2	0	1	1	0	0	0			
Mike Anderson, R OBP: 0.314, SLG: 0.374	(1,9) X 0-0 FC6-4 1-2			(3) X 0-0 F9			(2) X 0-0 5-3			3	0	0	0	0	0	3			
Jim Lonborg, R OBP: 0.123, SLG: 0.200 Eddie Watt, R	(1,1) X 0-0 K						(3) X 0-0 F9			1	0	0	0	0	1	0			
Terry Harmon, R OBP: 0.125, SLG: 0.125	(5, PH) (5,6) (8,4)						(1) X 0-0 F8			0	0	0	0	0	0	0			
Inning Stats	R: 0 E: 0 K: 0 S: 4	H: 1 LOB: 1 BB: 0 P: 4	R: 0 E: 0 K: 1 S: 6	H: 1 LOB: 1 BB: 0 P: 6	R: 0 E: 0 K: 2 S: 7	H: 0 LOB: 0 BB: 0 P: 7	R: 1 E: 0 K: 0 S: 6	H: 3 LOB: 2 BB: 0 P: 6	R: 0 E: 0 K: 1 S: 5	H: 0 LOB: 0 BB: 0 P: 5	R: 0 E: 0 K: 0 S: 3	H: 0 LOB: 0 BB: 0 P: 3	R: 0 E: 0 K: 1 S: 6	H: 1 LOB: 1 BB: 0 P: 6	R: 0 E: 0 K: 0 S: 3	H: 0 LOB: 0 BB: 0 P: 3	1B: 7 2B: 0 3B: 0 HR: 0	SF: 1 SAC: 0 DP: 0 HBP: 0	WP: 0 PA: 34 PB: 0 SB: 0 CS: 0
PITCHER Randy Jones, L ERA: 4.12	(1,1)	IP: 9.0 WLS: W BF: 34 H: 7 R: 1 ER: 1 SO: 5 BB: 0 IBB: 0 HBP: 0 BLK: 0 WP: 0 HR: 0 S: 44 P: 44 ERA: 1.00 WHIP: 0.778																	

Philadelphia Phillies @ San Diego Padres  
San Diego Stadium, San Diego, CA  
Wed Jul 17 1974, 10:05 PM EDT  
Att: 9,031 - Unknown

AB	33
R	1
H	7
RBI	1
BB	0
SO	5
LOB	8



Batter	1	2	3	4	5	6	7	8	9	AB	R	H	RBI	BB	SO	LOB	BOTTOM		
Bobby Tolan, L OBP: 0.336, SLG: 0.414 Rod Gaspar, S OBP: 0.412, SLG: 0.231	(1,9) X 0-3 K		(1) X 0-0 K			(1) X 0-0 FC3-6 E				4	3	3	6	0	1	0			
Derrel Thomas, S OBP: 0.327, SLG: 0.362	(1,4) X 0-0 3-1		(3) X 0-3 K			(2) X 4-0 1B WP BB				4	1	0	0	1	1	1			
Dave Winfield, R OBP: 0.320, SLG: 0.473	(1,7) X 0-0 1B			(1) X 0-3 K			(1) X 0-0 E3 1B			5	1	3	2	0	1	0			
Willie McCovey, L OBP: 0.420, SLG: 0.451 Rich Morales, R OBP: 0.310, SLG: 0.289	(1,3) X 0-0 P4			(2) X 0-0 F9			(3) X 0-3 K			4	1	1	0	0	1	2			
Johnny Grubb, L OBP: 0.392, SLG: 0.436	(1,8) X 0-0 K			(3) X 0-0 4-3			(1) X 4-0 1B HR BB			4	3	2	1	1	0	0			
Fred Kendall, R OBP: 0.343, SLG: 0.390	(1,2) X 0-0 1-3			(2) X 0-3 K			(1) X 0-0 P3 1-2 HR			5	1	1	3	0	2	2			
Dave Roberts, R OBP: 0.267, SLG: 0.273	(1,5) X 0-0 1B FC3-2			(2) X 0-0 6-3			(2) X 0-0 F9			5	1	2	1	0	0	0			
Enzo Hernandez, R OBP: 0.267, SLG: 0.268	(1,6) X 0-0 FC3-2 HR			(3) X 0-0 E7 1B			(3) X 4-0 1B F8			3	2	1	0	1	0	1			
Randy Jones, R OBP: 0.174, SLG: 0.178	(1,1) X 0-0 FC3-2 HR			(3) X 0-0 K			(3) X 0-0 FC3-6 1B			4	2	2	1	0	1	3			
Inning Stats	R: 0 E: 0 K: 1 S: 6	H: 1 LOB: 1 BB: 0 P: 6	R: 4 E: 0 K: 1 S: 9	H: 4 LOB: 0 BB: 0 P: 9	R: 6 E: 1 K: 1 S: 11	H: 5 LOB: 0 BB: 0 P: 11	R: 0 E: 0 K: 1 S: 5	H: 0 LOB: 0 BB: 0 P: 5	R: 0 E: 0 K: 1 S: 5	H: 0 LOB: 1 BB: 1 P: 9	R: 5 E: 0 K: 1 S: 8	H: 3 LOB: 0 BB: 2 P: 16	R: 0 E: 1 K: 0 S: 5	H: 2 LOB: 2 BB: 0 P: 5	R: 0 E: 0 K: 1 S: 5	H: 0 LOB: 0 BB: 0 P: 5	1B: 10 2B: 2 3B: 0 HR: 3	SF: 0 SAC: 0 DP: 0 HBP: 0	WP: 1 PA: 43 PB: 0 SB: 1 CS: 0
PITCHER Jim Lonborg, R ERA: 3.36 Eddie Watt, R ERA: 4.56 Ed Farmer, R ERA: 8.42 Ron Schueler, R ERA: 3.83 Mac Scarce, L ERA: 4.04	(1,1)	IP: 2.2 WLS: L BF: 18 H: 5 R: 1 ER: 1 SO: 1 BB: 0 IBB: 0 HBP: 0 BLK: 0 WP: 0 HR: 1 S: 7 P: 7 ERA: 0.00 WHIP: 0.750																	

Philadelphia Phillies @ San Diego Padres  
San Diego Stadium, San Diego, CA  
Wed Jul 17 1974, 10:05 PM EDT  
Att: 9,031 - Unknown

AB	40
R	15
H	15
RBI	14
BB	3
SO	7
LOB	12





Batter	1	2	3	4	5	6	7	8	9	AB	R	H	RBI	BB	SO	LOB	TOP				
Dave Cash, R OBP: 0.365, SLG: 0.417 (1, 4)	5-3		SH1-3 1B 2B		FC1-5 HBP 1B	G6-4-3		1B HR 1B		5	2	3	1	0	0	2					
Larry Bowa, S OBP: 0.301, SLG: 0.342 (1, 6)	F S 1B		SH1-3		FC1-5 HBP 3B		F7	HR 1B		3	2	2	1	0	0	0					
Mike Schmidt, R OBP: 0.435, SLG: 0.578 (1, 5)	K		7-4 1B		FC1-5 3B		6-3	HR		5	2	2	4	0	1	3					
Willie Montanez, L OBP: 0.327, SLG: 0.393 (1, 3)	6-3		7-4 1B		F7			F7		5	0	1	0	0	0	5					
Del Unser, L OBP: 0.372, SLG: 0.438 (1, 8)		1B 1B		5-3			4-3		F9	5	0	2	2	0	0	1					
Jay Johnstone, L OBP: 0.500, SLG: 0.538 (1, 9)		1B		F9 S 1B		P4		1B 1B	F9	5	1	3	0	0	0	1					
Bob Boone, R OBP: 0.304, SLG: 0.326 (1, 2)		1B				1B F9 1B		L7		4	0	3	0	1	0	1					
Tom Hutton, L OBP: 0.286, SLG: 0.336 (8, FR)		F7		F9		F9			CI	4	0	1	0	0	0	5					
Terry Harmon, R OBP: 0.125, SLG: 0.125 Jesus Hernaiz, R (8, 1)								1B 1B	CI	0	1	0	0	0	0	0					
Steve Carlton, L OBP: 0.177, SLG: 0.233 Ron Schueler, R OBP: 0.167, SLG: 0.143 Ollie Brown, R OBP: 0.239, SLG: 0.367 (8, 7)				K		G6-4-3 1B		P3	L4	3	0	1	0	0	1	4					
<b>Inning Stats</b>	R: 0 E: 0 K: 1 S: 6	H: 1 LOB: 1 BB: 0 P: 6	R: 0 E: 0 K: 0 S: 5	H: 3 LOB: 2 BB: 0 P: 5	R: 1 E: 0 K: 0 S: 4	H: 2 LOB: 0 BB: 0 P: 4	R: 0 E: 0 K: 1 S: 6	H: 1 LOB: 2 BB: 1 P: 10	R: 2 E: 0 K: 0 S: 5	H: 2 LOB: 1 BB: 0 P: 6	R: 0 E: 0 K: 0 S: 4	H: 1 LOB: 0 BB: 0 P: 4	R: 5 E: 0 K: 0 S: 8	H: 5 LOB: 1 BB: 0 P: 8	R: 0 E: 1 K: 0 S: 5	H: 1 LOB: 2 BB: 0 P: 5	1B: 15 2B: 2 3B: 1 HR: 1	SF: 0 SAC: 1 DP: 2 HBP: 1	WP: 0 PB: 0 SB: 2 CS: 0	PA: 45	
<b>PITCHER</b>	IP WLS BF H R ER SO BB IBB HBP BLK WP HR S P ERA WHIP	IP WLS BF H R ER SO BB IBB HBP BLK WP HR S P ERA WHIP	IP WLS BF H R ER SO BB IBB HBP BLK WP HR S P ERA WHIP	IP WLS BF H R ER SO BB IBB HBP BLK WP HR S P ERA WHIP	IP WLS BF H R ER SO BB IBB HBP BLK WP HR S P ERA WHIP	IP WLS BF H R ER SO BB IBB HBP BLK WP HR S P ERA WHIP	IP WLS BF H R ER SO BB IBB HBP BLK WP HR S P ERA WHIP	IP WLS BF H R ER SO BB IBB HBP BLK WP HR S P ERA WHIP	IP WLS BF H R ER SO BB IBB HBP BLK WP HR S P ERA WHIP	IP WLS BF H R ER SO BB IBB HBP BLK WP HR S P ERA WHIP	IP WLS BF H R ER SO BB IBB HBP BLK WP HR S P ERA WHIP	IP WLS BF H R ER SO BB IBB HBP BLK WP HR S P ERA WHIP	IP WLS BF H R ER SO BB IBB HBP BLK WP HR S P ERA WHIP	IP WLS BF H R ER SO BB IBB HBP BLK WP HR S P ERA WHIP	IP WLS BF H R ER SO BB IBB HBP BLK WP HR S P ERA WHIP	IP WLS BF H R ER SO BB IBB HBP BLK WP HR S P ERA WHIP	IP WLS BF H R ER SO BB IBB HBP BLK WP HR S P ERA WHIP	IP WLS BF H R ER SO BB IBB HBP BLK WP HR S P ERA WHIP	IP WLS BF H R ER SO BB IBB HBP BLK WP HR S P ERA WHIP	IP WLS BF H R ER SO BB IBB HBP BLK WP HR S P ERA WHIP	IP WLS BF H R ER SO BB IBB HBP BLK WP HR S P ERA WHIP

Philadelphia Phillies @ San Diego Padres  
San Diego Stadium, San Diego, CA  
Thu Jul 18 1974, 10:05 PM EDT  
Att: 8,196 - Unknown

AB 41  
R 8  
H 18  
RBI 8  
BB 1  
SO 2  
LOB 26



Batter	1	2	3	4	5	6	7	8	9	AB	R	H	RBI	BB	SO	LOB	BOTTOM				
Bobby Tolan, L OBP: 0.336, SLG: 0.411 Johnny Grubb, L OBP: 0.393, SLG: 0.434 (8, 8)	4-3		K				FC4-6 2B	FC4-6 BB		2	0	0	0	0	1	0					
Derrel Thomas, S OBP: 0.328, SLG: 0.367 Horace Clarke, S OBP: 0.286, SLG: 0.235 (2, 4)	6-3 2B		6-3		F8		E 2B	FC4-6		1	0	1	0	0	0	0					
Cito Gaston, R OBP: 0.291, SLG: 0.366 (6, 9)	6-3			6-3		6-3	E9 1B		1B 1B	5	1	1	0	0	0	2					
Willie McCovey, L OBP: 0.427, SLG: 0.468 (1, 3)		BB		FC1-4 BB		HR	1B BB 1B		K	3	1	2	2	2	1	1					
Dave Winfield, R OBP: 0.322, SLG: 0.481 (6, 7)	F9			FC1-4		HR	1B BB		F9	4	1	1	1	1	0	5					
Fred Kendall, R OBP: 0.344, SLG: 0.390 (1, 2)		6-3		6-3		6-3		FC4-6 1B		5	0	2	0	0	0	1					
Dave Roberts, R OBP: 0.263, SLG: 0.268 (8, 1)		F8			F9	K	1-3		FC4-6	5	0	0	0	0	1	5					
Enzo Hernandez, R OBP: 0.264, SLG: 0.264 (1, 6)		5-3			F9		6-3	4-3		4	0	0	0	0	0	0					
Dave Freisleben, R OBP: 0.300, SLG: 0.257 Larry Hardy, R OBP: 0.315, SLG: 0.352 Nate Colbert, R OBP: 0.170, SLG: 0.178 Randy Jones, R OBP: 0.170, SLG: 0.178 Vicente Romo, R OBP: 0.170, SLG: 0.178 Bill Greif, R OBP: 0.237, SLG: 0.233 Glenn Beckert, R OBP: 0.195, SLG: 0.359 Dave Tomlin, L OBP: 0.195, SLG: 0.359 (8, 1)			K				FC4-6 1B		4-3	1	0	0	0	1	1	0					
<b>Inning Stats</b>	R: 0 E: 0 K: 0 S: 4	H: 1 LOB: 3 BB: 1 P: 8	R: 0 E: 0 K: 0 S: 3	H: 0 LOB: 0 BB: 0 P: 3	R: 0 E: 0 K: 2 S: 7	H: 0 LOB: 0 BB: 0 P: 7	R: 0 E: 0 K: 0 S: 3	H: 0 LOB: 1 BB: 1 P: 7	R: 2 E: 0 K: 1 S: 7	H: 2 LOB: 0 BB: 0 P: 7	R: 3 E: 1 K: 0 S: 8	H: 4 LOB: 3 BB: 1 P: 12	R: 0 E: 0 K: 0 S: 3	H: 0 LOB: 1 BB: 1 P: 7	R: 0 E: 0 K: 1 S: 7	H: 2 LOB: 2 BB: 0 P: 7	1B: 5 2B: 2 3B: 0 HR: 2	SF: 0 SAC: 0 DP: 0 HBP: 1	WP: 0 PB: 0 SB: 0 CS: 0	PA: 43	
<b>PITCHER</b>	IP WLS BF H R ER SO BB IBB HBP BLK WP HR S P ERA WHIP	IP WLS BF H R ER SO BB IBB HBP BLK WP HR S P ERA WHIP	IP WLS BF H R ER SO BB IBB HBP BLK WP HR S P ERA WHIP	IP WLS BF H R ER SO BB IBB HBP BLK WP HR S P ERA WHIP	IP WLS BF H R ER SO BB IBB HBP BLK WP HR S P ERA WHIP	IP WLS BF H R ER SO BB IBB HBP BLK WP HR S P ERA WHIP	IP WLS BF H R ER SO BB IBB HBP BLK WP HR S P ERA WHIP	IP WLS BF H R ER SO BB IBB HBP BLK WP HR S P ERA WHIP	IP WLS BF H R ER SO BB IBB HBP BLK WP HR S P ERA WHIP	IP WLS BF H R ER SO BB IBB HBP BLK WP HR S P ERA WHIP	IP WLS BF H R ER SO BB IBB HBP BLK WP HR S P ERA WHIP	IP WLS BF H R ER SO BB IBB HBP BLK WP HR S P ERA WHIP	IP WLS BF H R ER SO BB IBB HBP BLK WP HR S P ERA WHIP	IP WLS BF H R ER SO BB IBB HBP BLK WP HR S P ERA WHIP	IP WLS BF H R ER SO BB IBB HBP BLK WP HR S P ERA WHIP	IP WLS BF H R ER SO BB IBB HBP BLK WP HR S P ERA WHIP	IP WLS BF H R ER SO BB IBB HBP BLK WP HR S P ERA WHIP	IP WLS BF H R ER SO BB IBB HBP BLK WP HR S P ERA WHIP	IP WLS BF H R ER SO BB IBB HBP BLK WP HR S P ERA WHIP	IP WLS BF H R ER SO BB IBB HBP BLK WP HR S P ERA WHIP	IP WLS BF H R ER SO BB IBB HBP BLK WP HR S P ERA WHIP

Philadelphia Phillies @ San Diego Padres  
San Diego Stadium, San Diego, CA  
Thu Jul 18 1974, 10:05 PM EDT  
Att: 8,196 - Unknown

AB 37  
R 5  
H 9  
RBI 4  
BB 5  
SO 4  
LOB 18





Batter	1	2	3	4	5	6	7	8	9	AB	R	H	RBI	BB	SO	LOB	TOP				
<b>Bud Harrelson, S</b> OBP: 0.407, SLG: 0.309 (1, 6)	F7		F5			E 1B BB	F7			3	1	0	0	1	0	0	<b>New York Mets @ San Diego Padres</b> San Diego Stadium, San Diego, CA Fri Jul 19 1974, 10:05 PM EDT Att: 11,480 - Unknown				
<b>Wayne Garrett, L</b> OBP: 0.290, SLG: 0.320 (1, 5)	F3			3-1		K	4-3			4	0	0	0	0	1	2					
<b>Cleon Jones, R</b> OBP: 0.339, SLG: 0.409 (1, 8) (8, 7)				5-3		F8		K		3	0	0	0	1	1	2					
<b>Rusty Staub, L</b> OBP: 0.351, SLG: 0.421 (1, 9)	G3		F7			E4 1B 1-2 1B		P6		4	1	0	0	0	2						
<b>Ed Kranepool, L</b> OBP: 0.449, SLG: 0.486 <b>Don Hahn, R</b> OBP: 0.364, SLG: 0.417 (1, 7) (8, 8)		G3			4-3			K		4	1	1	1	0	1	0					
<b>John Milner, L</b> OBP: 0.320, SLG: 0.401 (1, 3)		4-3				K	FC5 1B IBB		K	3	0	0	0	1	2	0					
<b>Jerry Grote, R</b> OBP: 0.339, SLG: 0.365 (1, 2)		F8					1-2 2-H 3-H	1B		3	0	2	2	1	0	0					
<b>Ted Martinez, R</b> OBP: 0.247, SLG: 0.298 (1, 4)			6-3			FC5		P6		4	0	0	0	0	4						
<b>Jon Matlack, L</b> OBP: 0.170, SLG: 0.116 (1, 1)			K				2-3f		K	4	1	1	0	0	2	1					
<b>Inning Stats</b>	R: 0 E: 0 K: 0 S: 3	H: 0 LOB: 1 BB: 1 P: 7	R: 0 E: 0 K: 0 S: 3	H: 0 LOB: 0 BB: 0 P: 3	R: 0 E: 0 K: 1 S: 5	H: 0 LOB: 0 BB: 0 P: 5	R: 0 E: 0 K: 0 S: 3	H: 0 LOB: 0 BB: 0 P: 3	R: 0 E: 0 K: 1 S: 6	H: 1 LOB: 1 BB: 0 P: 6	R: 0 E: 0 K: 0 S: 3	H: 0 LOB: 0 BB: 0 P: 3	R: 0 E: 0 K: 2 S: 7	H: 0 LOB: 0 BB: 0 P: 7	R: 0 E: 0 K: 2 S: 7	H: 0 LOB: 1 BB: 1 P: 11		1B: 3 2B: 1 3B: 0 HR: 0	SF: 0 SAC: 0 DP: 0 HBP: 0	WP: 0 PB: 0 SB: 0 CS: 0	PA: 36
<b>PITCHER</b>	IP	WLS	BF	H	R	ER	SO	BB	IBB	HBP	BLK	WP	HR	S	P	ERA	WHIP				
<b>Dan Spillner, R</b> ERA: 2.96 (1, 1)	6.0	L	26	4	4	0	3	2	1	0	0	0	0	29	41	0.00	1.000				
<b>Lowell Palmer, R</b> ERA: 5.49 (7, 1)	2.0		6	0	0	0	2	0	0	0	0	0	0	10	10	0.00	0.000				
<b>Larry Hardy, R</b> ERA: 4.22 (9, 1)	1.0		4	0	0	0	2	1	0	0	0	0	0	7	11	0.00	1.000				

AB	32
R	4
H	4
RBI	3
BB	4
SO	7
LOB	11



Batter	1	2	3	4	5	6	7	8	9	AB	R	H	RBI	BB	SO	LOB	BOTTOM					
<b>Enzo Hernandez, R</b> OBP: 0.266, SLG: 0.270 (1, 6)	5-3		L8			CS 1B				4	0	2	1	0	0	0	<b>New York Mets @ San Diego Padres</b> San Diego Stadium, San Diego, CA Fri Jul 19 1974, 10:05 PM EDT Att: 11,480 - Unknown					
<b>Horace Clarke, S</b> OBP: 0.284, SLG: 0.229 (1, 4)	F2			F7			1-2	BB		3	0	0	0	1	0	1						
<b>Cito Gaston, R</b> OBP: 0.295, SLG: 0.385 (1, 9)	P4				HR	K				4	1	2	1	0	1	1						
<b>Nate Colbert, R</b> OBP: 0.327, SLG: 0.346 (1, 3)		P6						5-3		4	0	0	0	0	1	1						
<b>Dave Winfield, R</b> OBP: 0.321, SLG: 0.476 (1, 7)		G3 S BB		6-3				6-3		3	0	0	0	1	0	1						
<b>Johnny Grubb, L</b> OBP: 0.388, SLG: 0.428 (1, 8)		G3				G3		6-3		4	0	0	0	0	2							
<b>Fred Kendall, R</b> OBP: 0.341, SLG: 0.385 (1, 2)		L8				6-3				3	0	0	0	0	1							
<b>Dave Roberts, R</b> OBP: 0.263, SLG: 0.272 (1, 5)			F8			K				3	1	1	0	0	1	0						
<b>Dan Spillner, R</b> (1, 1)										1	0	0	0	0	1	0						
<b>Rod Gaspar, S</b> OBP: 0.389, SLG: 0.214 (6, PH) <b>Lowell Palmer, R</b> OBP: 0.143, SLG: 0.286 (7, 1) <b>Glenn Beckert, R</b> OBP: 0.409, SLG: 0.350 (8, PH) <b>Larry Hardy, R</b> (9, 1)						K				1	0	0	0	0	1	0						
<b>Inning Stats</b>	R: 0 E: 0 K: 0 S: 3	H: 0 LOB: 0 BB: 0 P: 3	R: 0 E: 0 K: 0 S: 3	H: 0 LOB: 1 BB: 1 P: 7	R: 0 E: 0 K: 1 S: 5	H: 0 LOB: 0 BB: 0 P: 5	R: 1 E: 0 K: 1 S: 6	H: 1 LOB: 0 BB: 0 P: 6	R: 0 E: 0 K: 1 S: 5	H: 0 LOB: 0 BB: 0 P: 5	R: 0 E: 0 K: 2 S: 7	H: 1 LOB: 1 BB: 1 P: 11	R: 0 E: 0 K: 0 S: 3	H: 0 LOB: 0 BB: 0 P: 3	R: 1 E: 0 K: 0 S: 5	H: 2 LOB: 1 BB: 0 P: 5	R: 0 E: 0 K: 0 S: 4	H: 1 LOB: 1 BB: 0 P: 4	1B: 2 2B: 2 3B: 0 HR: 1	SF: 0 SAC: 0 DP: 0 HBP: 0	WP: 0 PB: 0 SB: 0 CS: 1	PA: 33
<b>PITCHER</b>	IP	WLS	BF	H	R	ER	SO	BB	IBB	HBP	BLK	WP	HR	S	P	ERA	WHIP					
<b>Jon Matlack, L</b> ERA: 2.55 (1, 1)	9.0	W	33	5	2	2	5	2	0	0	0	0	1	41	49	2.00	0.778					





Batter	1	2	3	4	5	6	7	8	9	AB	R	H	RBI	BB	SO	LOB	TOP										
<b>Bud Harrelson, S</b> (1.6) OBP: 0.405, SLG: 0.306	F9	F7			6-3	1B BB	F9		G1-6-3 1B	5	1	1	0	1	0	4	<b>New York Mets @ San Diego Padres</b> San Diego Stadium, San Diego, CA Sat Jul 20 1974, 10:05 PM EDT Att: 31,342 - Unknown										
<b>George Theodores, R</b> (1.3) OBP: 0.280, SLG: 0.287	K		G6-3 BB		HR	K	FC5-4 2B		G1-6-3 1B	5	2	2	1	1	2	2											
<b>Rusty Staub, L</b> (1.9) OBP: 0.353, SLG: 0.433	L7		G6-3 1-2		HR	1B 1B			G1-6-3 1-2	5	2	2	2	1	0	3											
<b>Cleon Jones, R</b> (1.7) OBP: 0.340, SLG: 0.418		E5 F8 SF9			HR	1B 1B			F2	5	3	2	2	0	0	1											
<b>Dave Schneck, L</b> (7.7) OBP: 0.293, SLG: 0.335			6-3			1-2 2H 1B				1	0	0	0	0	0	1											
<b>Jerry Grote, R</b> (1.2) OBP: 0.349, SLG: 0.377		BB BB BB			1B BB	2B			6-3	3	1	3	0	1	0	0											
<b>Duffy Dyer, R</b> (7.2) OBP: 0.265, SLG: 0.074		BB BB BB			1B BB	2B				1	0	0	0	0	0	0											
<b>Don Hahn, R</b> (1.8) OBP: 0.365, SLG: 0.423		F8 2-3			F9 1B SF9	2B			5-3	5	1	2	3	0	0	3											
<b>Wayne Garrett, L</b> (1.5) OBP: 0.298, SLG: 0.321		BB BB BB			1B BB	2-3 1B			1B BB	2	0	1	0	3	1	2											
<b>Ted Martinez, R</b> (1.4) OBP: 0.251, SLG: 0.305		SF9 3-H			1-2 2-3 1B	G5-4-3 1B			F9 1-2	3	0	2	2	0	0	2											
<b>Jerry Koosman, R</b> (1.1) OBP: 0.204, SLG: 0.192		1-2 2-3 BB			G5-4-3 1-2	K			FC5-4 1B	4	0	1	0	1	1	6											
<b>Inning Stats</b>	R: 0 E: 0 K: 1 S: 5	H: 0 LOB: 0 BB: 0 P: 5	R: 1 E: 1 K: 0 S: 4	H: 0 LOB: 3 BB: 3 P: 16	R: 0 E: 0 K: 0 S: 2	H: 0 LOB: 0 BB: 1 P: 6	R: 0 E: 0 K: 0 S: 4	H: 2 LOB: 2 BB: 1 P: 8	R: 5 E: 0 K: 1 S: 11	H: 6 LOB: 1 BB: 0 P: 11	R: 3 E: 0 K: 2 S: 10	H: 3 LOB: 2 BB: 2 P: 18	R: 1 E: 0 K: 0 S: 5	H: 2 LOB: 1 BB: 0 P: 5	R: 0 E: 0 K: 0 S: 4	H: 1 LOB: 2 BB: 1 P: 8	R: 0 E: 0 K: 0 S: 4	H: 2 LOB: 1 BB: 0 P: 4	1B: 10 2B: 3 3B: 0 HR: 3	SF: 2 SAC: 0 DP: 3 HBP: 0	WP: 0 PB: 0 SB: 1 CS: 0	PA: 49					
<b>PITCHER</b>	IP	WLS	BF	H	R	ER	SO	BB	IBB	HBP	BLK	WP	HR	S	P	ERA	WHIP										
<b>Bill Laxton, L</b> (1.1) ERA: 5.06	1.2		9	0	1	0	1	3	0	0	0	0	0	8	20	0.00	1.800										
<b>Lowell Palmer, R</b> (2.1) ERA: 5.77	2.2	L	13	5	3	3	0	2	0	0	0	0	3	11	19	10.12	2.625										
<b>Larry Hardy, R</b> (5.1) ERA: 4.79	1.0		10	5	5	5	2	1	1	0	0	0	0	12	20	45.00	6.000										
<b>Dave Tomlin, L</b> (6.1) ERA: 5.01	1.2		8	3	1	1	1	0	0	0	0	0	0	10	10	5.40	1.800										
<b>Vicente Romo, R</b> (8.1) ERA: 4.0	2.0		9	3	0	0	0	1	0	0	0	0	0	8	12	0.00	2.000										
<b>Batter</b>	<b>1</b>	<b>2</b>	<b>3</b>	<b>4</b>	<b>5</b>	<b>6</b>	<b>7</b>	<b>8</b>	<b>9</b>	<b>AB</b>	<b>R</b>	<b>H</b>	<b>RBI</b>	<b>BB</b>	<b>SO</b>	<b>LOB</b>	<b>BOTTOM</b>										
<b>Enzo Hernandez, R</b> (1.6) OBP: 0.269, SLG: 0.273	BB S G3 1B	FC6-4 1B			F9				F3	4	1	2	0	0	0	0	<b>New York Mets @ San Diego Padres</b> San Diego Stadium, San Diego, CA Sat Jul 20 1974, 10:05 PM EDT Att: 31,342 - Unknown										
<b>Rich Morales, R</b> (1.4) OBP: 0.348, SLG: 0.300	G3 BB 1-2	FC6-4 1-2				BB			1B	2	0	1	0	2	0	2											
<b>Nate Colbert, R</b> (1.7) OBP: 0.326, SLG: 0.342	G3 1-2 2-3 BB				F7				K	3	0	0	0	1	2	1											
<b>Willie McCovey, L</b> (1.3) OBP: 0.424, SLG: 0.464	K				F3				K	4	0	1	0	0	2	4											
<b>Dave Winfield, R</b> (1.8) OBP: 0.320, SLG: 0.473	G3 1-2 2-3 3-H				P4				K	4	1	1	1	0	1	4											
<b>Cito Gaston, R</b> (1.9) OBP: 0.294, SLG: 0.387	4-3				K				P5	4	0	1	1	0	1	3											
<b>Fred Kendall, R</b> (1.2) OBP: 0.340, SLG: 0.384					F9				P3	4	0	1	0	0	0	1											
<b>Dave Roberts, R</b> (1.5) OBP: 0.260, SLG: 0.268		F8			P4				5-3	4	0	0	0	0	0	1											
<b>Bill Laxton, L</b> (1.1) ERA: 5.06					K				F8	0	0	0	0	0	0	0											
<b>Lowell Palmer, R</b> (2.1) ERA: 5.77					K					2	0	0	0	0	0	2											
<b>Larry Hardy, R</b> (5.1) ERA: 4.79										0	0	0	0	0	0	0											
<b>Dave Tomlin, L</b> (6.1) ERA: 5.01										0	0	0	0	0	0	0											
<b>Horace Clarke, S</b> (7.7) OBP: 0.325, SLG: 0.228										1	0	0	0	0	0	0											
<b>Vicente Romo, R</b> (8.1) ERA: 4.0										0	0	0	0	0	0	0											
<b>Glenn Beckert, R</b> (9.7) OBP: 0.400, SLG: 0.341										1	0	0	0	0	0	0											
<b>Inning Stats</b>	R: 1 E: 0 K: 1 S: 6	H: 1 LOB: 2 BB: 2 P: 14	R: 0 E: 0 K: 1 S: 7	H: 2 LOB: 2 BB: 0 P: 7	R: 1 E: 0 K: 2 S: 9	H: 2 LOB: 1 BB: 0 P: 9	R: 0 E: 0 K: 1 S: 5	H: 0 LOB: 0 BB: 0 P: 5	R: 0 E: 0 K: 0 S: 3	H: 0 LOB: 1 BB: 1 P: 7	R: 0 E: 0 K: 1 S: 5	H: 0 LOB: 0 BB: 0 P: 5	R: 0 E: 0 K: 0 S: 3	H: 1 LOB: 1 BB: 0 P: 3	R: 0 E: 0 K: 2 S: 8	H: 1 LOB: 1 BB: 0 P: 8	R: 0 E: 0 K: 0 S: 3	H: 0 LOB: 0 BB: 0 P: 3	1B: 6 2B: 1 3B: 0 HR: 0	SF: 0 SAC: 0 DP: 0 HBP: 0	WP: 1 PB: 0 SB: 1 CS: 0	PA: 36					
<b>PITCHER</b>	IP	WLS	BF	H	R	ER	SO	BB	IBB	HBP	BLK	WP	HR	S	P	ERA	WHIP										
<b>Jerry Koosman, L</b> (1.1) ERA: 3.36	9.0	W	36	7	2	2	8	3	0	0	0	1	0	49	61	2.00	1.111										



Batter	1	2	3	4	5	6	7	8	9	AB	R	H	RBI	BB	SO	LOB	TOP			
<b>Bud Harrelson, S</b> OBP: 0.403, SLG: 0.304 (1, 6)										4	1	1	0	0	2	1	<b>New York Mets @ San Diego Padres</b> San Diego Stadium, San Diego, CA Sun Jul 21 1974, 6:33 AM EDT Att: 7,481 - Unknown			
<b>Wayne Garrett, L</b> OBP: 0.300, SLG: 0.321 (1, 5)										3	1	1	0	1	0	0				
<b>Cleon Jones, R</b> OBP: 0.339, SLG: 0.416 (1, 7)										4	0	1	0	0	0	2				
<b>Rusty Staub, L</b> OBP: 0.354, SLG: 0.435 (1, 9)										3	0	2	3	0	1	0				
<b>Ed Kranepool, L</b> OBP: 0.432, SLG: 0.466 (1, 3) <b>George Theodore, R</b> (8, PH) OBP: 0.275, SLG: 0.281 (8, 3)										3	0	0	0	0	0	2				
<b>Ron Hodges, L</b> OBP: 0.385, SLG: 0.459 (1, 2) <b>Duffy Dyer, R</b> (9, PH) OBP: 0.286, SLG: 0.107 (9, PH)											2	0	1	0	1	0				
<b>Don Hahn, R</b> OBP: 0.357, SLG: 0.412 (1, 8)											4	0	0	0	0	1				
<b>Ted Martinez, R</b> OBP: 0.247, SLG: 0.299 (1, 4) <b>Tug McGraw, R</b> (7, 1) <b>Jerry Grote, R</b> (9, PH) OBP: 0.347, SLG: 0.376 (9, PH)											3	0	0	0	0	1				
<b>Harry Parker, R</b> (1, 1) <b>Bob Miller, R</b> (5, 1) <b>Ken Boswell, L</b> (7, 4) OBP: 0.276, SLG: 0.295 (7, 4)												2	0	0	0	2				
<b>Inning Stats</b>	R: 1 E: 0 K: 0 S: 4	H: 1 LOB: 1 BB: 1 P: 8	R: 0 E: 0 K: 1 S: 6	H: 1 LOB: 1 BB: 0 P: 6	R: 0 E: 0 K: 1 S: 5	H: 0 LOB: 0 BB: 0 P: 5	R: 0 E: 0 K: 2 S: 7	H: 0 LOB: 1 BB: 1 P: 11	R: 0 E: 0 K: 2 S: 7	H: 1 LOB: 1 BB: 0 P: 7	R: 0 E: 0 K: 1 S: 5	H: 0 LOB: 0 BB: 0 P: 5	R: 2 E: 0 K: 0 S: 6	H: 4 LOB: 1 BB: 0 P: 6	R: 0 E: 0 K: 1 S: 6	H: 1 LOB: 1 BB: 0 P: 6		1B: 8 2B: 0 3B: 0 HR: 0	SF: 1 SAC: 0 DP: 1 HBP: 0	WP: 0 PB: 0 SB: 0 CS: 0
<b>PITCHER</b>	IP WLS BF H R ER SO BB IBB HBP BLK WP HR S P ERA WHIP																			
<b>Bill Greif, R</b> (1, 1) ERA: 4.89	7.1 W 31 7 3 3 7 2 0 0 0 0 0 0 43 51 3.68 1.227																			
<b>Randy Jones, L</b> (8, 1) ERA: 4.07	1.2 5 1 0 0 1 0 0 0 0 0 0 0 7 7 0.00 0.600																			

AB	33
R	3
H	8
RBI	3
BB	2
SO	8
LOB	14



Batter	1	2	3	4	5	6	7	8	9	AB	R	H	RBI	BB	SO	LOB	BOTTOM			
<b>Enzo Hernandez, R</b> OBP: 0.274, SLG: 0.279 (1, 6)										3	3	2	0	1	0	1	<b>New York Mets @ San Diego Padres</b> San Diego Stadium, San Diego, CA Sun Jul 21 1974, 6:33 AM EDT Att: 7,481 - Unknown			
<b>Rich Morales, R</b> OBP: 0.327, SLG: 0.279 (1, 4)										3	0	0	0	0	0	3				
<b>Dave Winfield, R</b> OBP: 0.322, SLG: 0.476 (1, 7)										4	1	2	3	0	0	1				
<b>Willie McCovey, L</b> OBP: 0.432, SLG: 0.496 (1, 3)										2	2	2	4	2	0	0				
<b>Johnny Grubb, L</b> (1, 8)										4	0	0	0	0	3	3				
<b>Cito Gaston, R</b> (1, 9)											4	0	1	0	0	1				
<b>Fred Kendall, R</b> OBP: 0.335, SLG: 0.378 (1, 2)											4	0	0	0	0	1				
<b>Dave Roberts, R</b> OBP: 0.256, SLG: 0.264 (1, 5)											4	0	0	0	0	1				
<b>Bill Greif, R</b> (1, 1) ERA: 3.21 <b>Bob Miller, R</b> (5, 1) ERA: 3.97 <b>Tug McGraw, L</b> (7, 1) ERA: 5.67											2	1	1	0	0	0				
<b>Inning Stats</b>	R: 1 E: 0 K: 2 S: 9	H: 2 LOB: 2 BB: 1 P: 13	R: 0 E: 0 K: 1 S: 5	H: 0 LOB: 0 BB: 0 P: 5	R: 2 E: 0 K: 1 S: 7	H: 2 LOB: 0 BB: 0 P: 7	R: 0 E: 0 K: 0 S: 3	H: 0 LOB: 0 BB: 0 P: 3	R: 4 E: 0 K: 0 S: 6	H: 3 LOB: 0 BB: 1 P: 10	R: 0 E: 1 K: 0 S: 4	H: 0 LOB: 1 BB: 0 P: 4	R: 0 E: 0 K: 1 S: 5	H: 0 LOB: 1 BB: 1 P: 9	R: 0 E: 0 K: 2 S: 8	H: 1 LOB: 1 BB: 0 P: 8		1B: 3 2B: 3 3B: 0 HR: 2	SF: 0 SAC: 2 DP: 0 HBP: 0	WP: 0 PB: 0 SB: 0 CS: 0
<b>PITCHER</b>	IP WLS BF H R ER SO BB IBB HBP BLK WP HR S P ERA WHIP																			
<b>Harry Parker, R</b> (1, 1) ERA: 3.21	4.0 L 19 5 5 5 4 2 0 0 0 0 0 0 1 25 33 11.25 1.750																			
<b>Bob Miller, R</b> (5, 1) ERA: 3.97	2.0 9 2 2 2 0 0 0 0 0 0 0 1 9 9 9.00 1.000																			
<b>Tug McGraw, L</b> (7, 1) ERA: 5.67	2.0 8 1 0 0 3 1 0 0 0 0 0 0 0 13 17 0.00 1.000																			

AB	31
R	7
H	8
RBI	7
BB	3
SO	7
LOB	14





Batter	1	2	3	4	5	6	7	8	9	10	AB	R	H	RBI	BB	SO	LOB	TOP	
Enzo Hernandez, R OBP: 0.274, SLG: 0.279 (1, 6)	0-0 SH3-4 1B		0-0 5-3			0-0 5-3			0-0 4-3		4	0	1	0	0	0	0	<b>San Diego Padres @ Atlanta Braves</b> Atlanta Stadium, Atlanta, GA Thu Jul 25 1974, 7:05 PM EDT Att: 5,149 - Unknown	
Rich Morales, R OBP: 0.327, SLG: 0.267 (1, 4)	0-0 SH3-4 1-2		0-0 5-3			0-0 5-3			4-0 BB		2	0	0	0	1	0	0		
Dave Winfield, R OBP: 0.318, SLG: 0.470 (1, 7)	0-0 F7		0-3 K			0-0 5-3			0-0 F8		4	0	0	0	0	1	2		
Willie McCovey, L OBP: 0.426, SLG: 0.487 (1, 3)	0-0 5-3		0-0 F8			0-0 4-3			0-0 4-3		4	0	0	0	0	0	2		
Johnny Grubb, L OBP: 0.351, SLG: 0.419 (1, 8)		0-0 F7				0-0 F8			0-0 SH2-4 1B		4	0	1	0	0	0	0		
Cito Gaston, R OBP: 0.289, SLG: 0.384 (1, 9)		0-0 F8				0-0 5-3			0-0 SH2-4 1-2		3	0	0	0	0	0	0		
Fred Kendall, R OBP: 0.331, SLG: 0.373 (1, 2)		0-0 F7				0-0 4-3			0-0 F3		4	0	0	0	0	0	1		
Dave Hilton, R OBP: 0.189, SLG: 0.091 (1, 5)			0-0 F9			0-0 5-3			4-0 IBB		2	0	0	0	1	0	0		
Randy Jones, R OBP: 0.163, SLG: 0.167 Glenn Beckert, R OBP: 0.351, SLG: 0.333 Larry Hardy, R (8, PH) Bill Laxton, L (9, 1) Mike Johnson, R (9, 1)			0-0 6-3			0-0 F8			0-0 1-3		2	0	0	0	0	0	0		
<b>Inning Stats</b>	R: 0 E: 0 K: 0 S: 4	H: 1 LOB: 1 BB: 0 P: 4	R: 0 E: 0 K: 0 S: 3	H: 0 LOB: 0 BB: 0 P: 3	R: 0 E: 0 K: 1 S: 5	H: 0 LOB: 0 BB: 0 P: 5	R: 0 E: 0 K: 0 S: 3	H: 0 LOB: 0 BB: 0 P: 3	R: 0 E: 0 K: 0 S: 3	H: 0 LOB: 0 BB: 0 P: 3	R: 0 E: 0 K: 0 S: 4	H: 1 LOB: 2 BB: 1 P: 8	R: 0 E: 0 K: 0 S: 3	H: 0 LOB: 1 BB: 1 P: 7	R: 0 E: 0 K: 0 S: 3	H: 0 LOB: 0 BB: 0 P: 3	1B: 2 2B: 0 3B: 0 HR: 0		SF: 0 SAC: 2 DP: 0 HBP: 0
<b>PITCHER</b>	IP 9.0	WLS 31	BF 2	H 0	R 0	ER 0	SO 1	BB 1	IBB 0	HBP 0	BLK 0	WP 0	HR 0	S 31	P 39	ERA 0.00	WHIP 0.333		
Ron Reed, R ERA: 2.39 Tom House, L ERA: 2.1	(1, 1)	1.0	W	3	0	0	0	0	0	0	0	0	0	0	3	3	0.00	0.000	

AB	30
R	0
H	2
RBI	0
BB	2
SO	1
LOB	7



Batter	1	2	3	4	5	6	7	8	9	10	AB	R	H	RBI	BB	SO	LOB	BOTTOM	
Ralph Garr, L OBP: 0.392, SLG: 0.498 (1, 7)	0-3 K		0-0 6-3			0-0 F9			0-0 FC4-2		5	0	0	0	0	1	7	<b>San Diego Padres @ Atlanta Braves</b> Atlanta Stadium, Atlanta, GA Thu Jul 25 1974, 7:05 PM EDT Att: 5,149 - Unknown	
Davey Johnson, R OBP: 0.352, SLG: 0.386 (1, 3) (10, 4)	0-0 F9		4-0 BB			0-3 K			0-0 FC5		4	0	0	0	1	1	3		
Darrell Evans, L OBP: 0.350, SLG: 0.413 (1, 5)	4-0 BB		0-0 F7			0-0 F9			0-0 4-3		3	1	0	0	2	0	2		
Dusty Baker Jr., R OBP: 0.314, SLG: 0.359 (1, 9)	0-3 K			0-0 5-3		0-0 1B			0-0 1B		4	0	2	0	0	1	1		
Ivan Murrell, R OBP: 0.250, SLG: 0.330 Mike Lum, L OBP: 0.284, SLG: 0.364 (8, PH) (9, 8) (10, 3)		0-0 6-3		0-3 K		0-3 K			0-0 1-3		3	0	0	0	0	2	1		
Marty Perez, R OBP: 0.348, SLG: 0.387 Rowland Office, L OBP: 0.276, SLG: 0.360 (9, PR) (10, 8)		0-0 5-3		0-0 L7		0-0 E5 WP			4-0 BB FC4-2 BB		3	0	0	0	1	0	0		
Craig Robinson, R OBP: 0.264, SLG: 0.246 (1, 6)		0-0 6-3			0-0 L8				0-0 B1		4	0	0	0	0	0	2		
Vic Correll, R OBP: 0.243, SLG: 0.229 (1, 2)			4-0 6-3 SH1-4 BB			0-0 1B			0-0 FC4-2 BB 1B		2	0	2	0	2	0	0		
Ron Reed, R OBP: 0.156, SLG: 0.129 Frank Tepedino, L OBP: 0.277, SLG: 0.292 Hank Aaron, R OBP: 0.310, SLG: 0.447 Tom House, L OBP: 0.400, SLG: 0.400 (9, PH) (9, PH) (10, 1)			0-0 SH1-4			0-3 K			4-0 FC5 FC4-2 BB		1	0	0	0	0	1	1		
<b>Inning Stats</b>	R: 0 E: 0 K: 2 S: 7	H: 0 LOB: 1 BB: 1 P: 11	R: 0 E: 0 K: 0 S: 3	H: 0 LOB: 0 BB: 0 P: 3	R: 0 E: 0 K: 1 S: 5	H: 0 LOB: 0 BB: 0 P: 5	R: 0 E: 0 K: 1 S: 6	H: 1 LOB: 1 BB: 0 P: 6	R: 0 E: 1 K: 0 S: 4	H: 0 LOB: 2 BB: 1 P: 8	R: 0 E: 0 K: 0 S: 4	H: 1 LOB: 1 BB: 0 P: 4	R: 0 E: 0 K: 0 S: 4	H: 1 LOB: 3 BB: 2 P: 12	R: 1 E: 0 K: 0 S: 2	H: 1 LOB: 2 BB: 2 P: 10	1B: 5 2B: 0 3B: 0 HR: 0		SF: 0 SAC: 3 DP: 0 HBP: 0
<b>PITCHER</b>	IP 7.0	WLS 28	BF 28	H 2	R 0	ER 0	SO 6	BB 1	IBB 1	HBP 0	BLK 0	WP 1	HR 0	S 36	P 52	ERA 0.00	WHIP 0.714		
Randy Jones, L ERA: 3.87 Larry Hardy, R ERA: 4.71 Bill Laxton, L ERA: 4.91 Mike Johnson, R ERA: 13.5	(1, 1)	1.1	7	2	0	0	0	1	0	0	0	0	0	6	10	0.00	2.250		
	(9, 1)	0.1	2	0	0	0	0	1	0	0	0	0	0	1	5	0.00	3.000		
	(9, 1)	0.2	L	5	1	1	1	0	1	0	0	0	0	3	11	13.50	3.000		

AB	31
R	1
H	5
RBI	1
BB	8
SO	6
LOB	18





Batter	1	2	3	4	5	6	7	8	9	AB	R	H	RBI	BB	SO	LOB	TOP								
<b>Enzo Hernandez, R</b> OBP: 0.274, SLG: 0.279 (1, 6)										4	0	1	0	0	0	0	<b>San Diego Padres @ Cincinnati Reds</b> Riverfront Stadium, Cincinnati, OH Sat Jul 27 1974, 7:05 PM EDT Att: 42,350 - Unknown								
<b>Rich Morales, R</b> OBP: 0.309, SLG: 0.250 (1, 4)										3	0	0	0	0	0	1									
<b>Glenn Beckert, R</b> OBP: 0.383, SLG: 0.326 (8, PH)										1	0	0	0	0	0	0									
<b>Rusty Gerhardt, S</b> (8, 1)										0	0	0	0	0	0	0									
<b>Gene Locklear, L</b> OBP: 0.500, SLG: 0.333 (1, 7)										3	0	1	0	1	0	2									
<b>Willie McCovey, L</b> OBP: 0.427, SLG: 0.483 (1, 3)										2	1	0	0	2	1	1									
<b>Johnny Grubb, L</b> OBP: 0.379, SLG: 0.416 (1, 8)										4	0	1	0	0	1	2									
<b>Cito Gaston, R</b> OBP: 0.293, SLG: 0.388 (1, 9)										3	0	1	1	1	1	2									
<b>Fred Kendall, R</b> OBP: 0.327, SLG: 0.368 (1, 2)										4	0	0	0	0	0	5									
<b>Dave Hilton, R</b> OBP: 0.175, SLG: 0.083 (1, 5)										3	0	0	0	0	1	2									
<b>Dave Freisleben, R</b> OBP: 0.286, SLG: 0.243 (1, 1)										2	0	0	0	0	1	0									
<b>Horace Clarke, S</b> OBP: 0.280, SLG: 0.224 (8, PH) (8, 4)										1	0	0	0	0	0	0									
<b>Inning Stats</b>	R: 0 E: 0 K: 0 S: 3	H: 0 LOB: 0 BB: 0 P: 3	R: 0 E: 0 K: 1 S: 5	H: 0 LOB: 1 BB: 1 P: 9	R: 0 E: 1 K: 1 S: 7	H: 1 LOB: 2 BB: 0 P: 7	R: 1 E: 0 K: 0 S: 4	H: 2 LOB: 1 BB: 1 P: 8	R: 0 E: 0 K: 0 S: 3	H: 0 LOB: 0 BB: 0 P: 3	R: 0 E: 0 K: 1 S: 5	H: 0 LOB: 0 BB: 0 P: 5	R: 0 E: 0 K: 0 S: 3	H: 0 LOB: 0 BB: 0 P: 3	R: 0 E: 0 K: 1 S: 6	H: 1 LOB: 2 BB: 1 P: 10	1B: 3 2B: 3 3B: 0 HR: 0	SF: 0 SAC: 0 DP: 2 HBP: 0	WP: 1 PB: 0 SB: 0 CS: 0	PA: 34					
<b>PITCHER</b>	IP	WLS	BF	H	R	ER	SO	BB	IBB	HBP	BLK	WP	HR	S	P	ERA	WHIP								
<b>Tom Carroll, R</b> ERA: 1.93 (1, 1)	8.0	W	31	4	1	1	4	4	0	0	0	0	0	35	51	1.12	1.000								
<b>Willi McEnaney, L</b> ERA: 5.23 (9, 1)	1.0		3	0	0	0	1	0	0	0	0	1	0	5	5	0.00	0.000								

AB 30  
R 1  
H 4  
RBI 1  
BB 4  
SO 5  
LOB 15



Batter	1	2	3	4	5	6	7	8	9	AB	R	H	RBI	BB	SO	LOB	BOTTOM								
<b>Cesar Geronimo, L</b> OBP: 0.370, SLG: 0.461 (1, 8)										4	1	3	0	1	0	0	<b>San Diego Padres @ Cincinnati Reds</b> Riverfront Stadium, Cincinnati, OH Sat Jul 27 1974, 7:05 PM EDT Att: 42,350 - Unknown								
<b>Pete Rose, S</b> OBP: 0.386, SLG: 0.362 (1, 7)										3	1	0	0	2	0	6									
<b>Joe Morgan, L</b> OBP: 0.430, SLG: 0.479 (1, 4)										4	1	0	0	0	1	5									
<b>Johnny Bench, R</b> OBP: 0.355, SLG: 0.470 (1, 2)										4	0	0	0	0	1	3									
<b>Tony Perez, R</b> OBP: 0.332, SLG: 0.468 (1, 3)										4	1	1	2	0	0	0									
<b>Darrel Chaney, S</b> OBP: 0.365, SLG: 0.298 (8, 5)										0	0	0	0	0	0	0									
<b>Dan Driessen, L</b> OBP: 0.342, SLG: 0.385 (1, 5) (8, 3)										4	1	3	1	0	0	0									
<b>Dave Concepcion, R</b> OBP: 0.336, SLG: 0.390 (1, 6)										4	0	1	1	0	1	2									
<b>Ken Griffey, L</b> OBP: 0.252, SLG: 0.291 (1, 9)										3	0	1	0	1	1	2									
<b>Tom Carroll, L</b> OBP: 0.182, SLG: 0.182 (1, 1)										4	0	0	0	0	2	3									
<b>Willi McEnaney, L</b> (9, 1)										0	0	0	0	0	0	0									
<b>Inning Stats</b>	R: 4 E: 2 K: 1 S: 9	H: 3 LOB: 1 BB: 1 P: 13	R: 0 E: 0 K: 2 S: 7	H: 0 LOB: 1 BB: 1 P: 11	R: 0 E: 0 K: 0 S: 4	H: 1 LOB: 1 BB: 0 P: 4	R: 0 E: 0 K: 1 S: 6	H: 1 LOB: 2 BB: 1 P: 10	R: 0 E: 0 K: 0 S: 3	H: 0 LOB: 0 BB: 0 P: 3	R: 0 E: 0 K: 0 S: 6	H: 3 LOB: 3 BB: 0 P: 6	R: 0 E: 0 K: 0 S: 6	H: 0 LOB: 0 BB: 0 P: 6	R: 0 E: 0 K: 0 S: 6	H: 3 LOB: 2 BB: 0 P: 6	1B: 5 2B: 4 3B: 0 HR: 0	SF: 0 SAC: 0 DP: 0 HBP: 0	WP: 1 PB: 0 SB: 0 CS: 0	PA: 38					
<b>PITCHER</b>	IP	WLS	BF	H	R	ER	SO	BB	IBB	HBP	BLK	WP	HR	S	P	ERA	WHIP								
<b>Dave Freisleben, R</b> ERA: 3.55 (1, 1)	7.0	L	32	6	4	3	6	4	0	0	0	0	0	40	56	3.86	1.429								
<b>Rusty Gerhardt, L</b> ERA: 9.0 (8, 1)	1.0		6	3	1	1	0	0	0	0	0	0	0	6	6	9.00	3.000								

AB 34  
R 5  
H 9  
RBI 4  
BB 4  
SO 6  
LOB 21





Batter	1	2	3	4	5	6	7	8	9	AB	R	H	RBI	BB	SO	LOB	TOP										
Enzo Hernandez, R OBP: 0.273, SLG: 0.278										4	0	1	0	0	0	0											
Dave Hilton, R OBP: 0.205, SLG: 0.125										4	1	2	0	0	0	1											
Johnny Grubb, L OBP: 0.375, SLG: 0.411										4	0	0	0	0	0	2											
Willie McCovey, L OBP: 0.430, SLG: 0.483 Mike Johnson, R OBP: 0.277, SLG: 0.222										2	0	1	0	1	1	0											
Cito Gaston, R OBP: 0.292, SLG: 0.385										4	0	1	1	0	0	2											
Nate Colbert, R OBP: 0.323, SLG: 0.338										3	0	0	0	0	2	2											
Fred Kendall, R OBP: 0.327, SLG: 0.365 Bob Barton, R OBP: 0.333, SLG: 0.250										2	0	0	0	1	0	0											
Rich Morales, R OBP: 0.293, SLG: 0.235										3	0	0	0	0	0	1											
Dan Spillner, R OBP: 0.125, SLG: 0.250 Dave Roberts, R OBP: 0.255, SLG: 0.264										2	0	0	0	0	1	0											
<b>Inning Stats</b>	R: 0 E: 0 K: 0 S: 3	H: 1 LOB: 0 BB: 0 P: 3	R: 0 E: 0 K: 1 S: 5	H: 0 LOB: 0 BB: 0 P: 5	R: 0 E: 0 K: 0 S: 2	H: 0 LOB: 0 BB: 1 P: 6	R: 1 E: 0 K: 1 S: 8	H: 3 LOB: 2 BB: 0 P: 8	R: 0 E: 0 K: 0 S: 4	H: 1 LOB: 2 BB: 1 P: 8	R: 0 E: 0 K: 1 S: 5	H: 0 LOB: 0 BB: 0 P: 5	R: 0 E: 0 K: 0 S: 3	H: 0 LOB: 0 BB: 0 P: 3	R: 0 E: 0 K: 1 S: 5	H: 0 LOB: 0 BB: 0 P: 5	1B: 5 2B: 0 3B: 0 HR: 0	SF: 0 SAC: 0 DP: 1 HBP: 0	WP: 0 PB: 0 SB: 0 CS: 1	PA: 32							
<b>PITCHER</b>	IP	WLS	BF	H	R	ER	SO	BB	IBB	HBP	BLK	WP	HR	S	P	ERA	WHIP										
Jack Billingham, R ERA: 3.38	6.0	W	23	5	1	1	3	2	0	0	0	0	0	27	35	1.50	1.167										
Dick Baney, R ERA: 4.12	2.0		6	0	0	0	1	0	0	0	0	0	0	8	8	0.00	0.000										
Tom Hall, L ERA: 4.2	1.0		3	0	0	0	1	0	0	0	0	0	0	5	5	0.00	0.000										

San Diego Padres @ Cincinnati Reds  
Riverfront Stadium, Cincinnati, OH  
Sun Jul 28 1974, 3:33 AM EDT  
Att: 30,975 - Unknown

AB	30
R	1
H	5
RBI	1
BB	2
SO	5
LOB	8



Batter	1	2	3	4	5	6	7	8	9	AB	R	H	RBI	BB	SO	LOB	BOTTOM										
Cesar Geronimo, L OBP: 0.372, SLG: 0.460 Tom Hall, L										5	0	2	2	1	0	3											
Pete Rose, S OBP: 0.384, SLG: 0.360 Dick Baney, R										3	1	0	1	1	0	3											
Merv Rettenmund, R OBP: 0.326, SLG: 0.341										1	0	0	0	0	0	3											
Joe Morgan, L OBP: 0.431, SLG: 0.486 Bill Plummer, R OBP: 0.265, SLG: 0.366										3	2	1	1	1	0	4											
Johnny Bench, R OBP: 0.362, SLG: 0.474										5	2	4	2	1	0	0											
Tony Perez, R OBP: 0.336, SLG: 0.472 George Foster, R OBP: 0.317, SLG: 0.389										3	2	2	1	1	0	0											
Dan Driessen, L OBP: 0.343, SLG: 0.384 Andy Kosco, R OBP: 0.295, SLG: 0.243 Darrel Chaney, S OBP: 0.392, SLG: 0.328										1	0	0	0	1	0	0											
Dave Concepcion, R OBP: 0.335, SLG: 0.387 Phil Gagliano, R OBP: 0.500, SLG: 0.118										3	0	0	0	1	2	8											
Ken Griffey, L OBP: 0.265, SLG: 0.298										4	4	2	0	1	0	1											
Jack Billingham, R OBP: 0.087, SLG: 0.045 Terry Crowley, L OBP: 0.301, SLG: 0.376										3	0	0	0	0	1	4											
<b>Inning Stats</b>	R: 1 E: 0 K: 1 S: 7	H: 2 LOB: 3 BB: 2 P: 15	R: 0 E: 0 K: 0 S: 4	H: 1 LOB: 1 BB: 0 P: 4	R: 1 E: 0 K: 0 S: 4	H: 1 LOB: 0 BB: 1 P: 7	R: 5 E: 2 K: 2 S: 11	H: 1 LOB: 3 BB: 4 P: 27	R: 4 E: 0 K: 0 S: 8	H: 4 LOB: 2 BB: 1 P: 12	R: 0 E: 0 K: 1 S: 5	H: 1 LOB: 1 BB: 1 P: 9	R: 2 E: 1 K: 1 S: 8	H: 2 LOB: 2 BB: 1 P: 12	1B: 10 2B: 2 3B: 0 HR: 1	SF: 1 SAC: 0 DP: 1 HBP: 0	WP: 2 PB: 0 SB: 1 CS: 1	PA: 51									
<b>PITCHER</b>	IP	WLS	BF	H	R	ER	SO	BB	IBB	HBP	BLK	WP	HR	S	P	ERA	WHIP										
Dan Spillner, R ERA: 3.15	4.1	L	23	5	6	3	1	5	0	0	0	0	0	19	43	6.23	2.308										
Bill Laxton, L ERA: 4.91	0.0		1	0	0	0	0	1	0	0	0	0	0	4	4	∞	∞										
Larry Hardy, R ERA: 4.66	0.2		6	1	2	0	2	0	0	0	0	1	0	10	10	0.00	1.500										
Lowell Palmer, R ERA: 6.45	1.0		9	4	4	4	0	0	1	0	0	1	0	8	12	36.00	4.000										
Mike Johnson, R ERA: 10.13	2.0		11	3	2	2	2	2	0	0	0	0	0	13	21	9.00	2.500										

San Diego Padres @ Cincinnati Reds  
Riverfront Stadium, Cincinnati, OH  
Sun Jul 28 1974, 3:33 AM EDT  
Att: 30,975 - Unknown

AB	39
R	14
H	13
RBI	10
BB	10
SO	5
LOB	36





Batter	1	2	3	4	5	6	7	8	9	AB R H RBI BB SO LOB	TOP									
Enzo Hernandez, R OBP: 0.276, SLG: 0.281 (1, 6)	F7	1-2 2-H 3-H 1B					6-3			4 0 2 1 0 0 0	<b>San Diego Padres @ Cincinnati Reds</b> Riverfront Stadium, Cincinnati, OH Mon Jul 29 1974, 7:05 PM EDT Att: 20,082 - Unknown									
Dave Hilton, R OBP: 0.208, SLG: 0.136 (1, 4)	F8		F8		1B			L9	4 0 1 0 0 0 0											
Johnny Grubb, L OBP: 0.376, SLG: 0.422 (1, 8)	HR		F7		G4-6-3 1B			K	4 1 2 1 0 1 0											
Willie McCovey, L OBP: 0.427, SLG: 0.477 Dave Winfield, R OBP: 0.316, SLG: 0.470 (8, PR) (8, 7)	K		6-3		G4-6-3 1-2			BB	3 0 0 0 1 1 2 0 0 0 0 0 0 0											
Cito Gaston, R OBP: 0.291, SLG: 0.383 (1, 9)		E2 SH1-3 1B		6-3		6-3		K	4 1 1 0 0 1 1											
Nate Colbert, R OBP: 0.323, SLG: 0.349 (8, 3)		SH1-3		HR		L7		F7	3 1 1 1 0 0 0											
Dave Roberts, R OBP: 0.256, SLG: 0.263 (1, 5)		BB 1B		6-3		5-3		1-6-3	4 0 1 0 0 0 0											
Bob Barton, R OBP: 0.340, SLG: 0.253 (1, 2)		K		BB		F9		1B	3 0 1 0 1 1 2											
Bill Greif, R OBP: 0.250, SLG: 0.057 (1, 1)		1-2 BB		4-3		4-3		P4	3 0 0 0 1 0 2											
<b>Inning Stats</b>	R: 1 E: 0 K: 1 S: 6	H: 1 LOB: 0 BB: 0 P: 6	R: 1 E: 1 K: 1 S: 7	H: 3 LOB: 2 BB: 1 P: 11	R: 0 E: 0 K: 0 S: 3	H: 0 LOB: 0 BB: 0 P: 3	R: 1 E: 0 K: 0 S: 4	H: 1 LOB: 1 BB: 0 P: 8	R: 0 E: 0 K: 0 S: 3	H: 3 LOB: 1 BB: 0 P: 4		R: 0 E: 0 K: 0 S: 3	H: 0 LOB: 0 BB: 0 P: 3	R: 0 E: 0 K: 0 S: 7	H: 0 LOB: 1 BB: 1 P: 11	R: 0 E: 0 K: 0 S: 4	H: 1 LOB: 1 BB: 0 P: 4	1B: 7 2B: 0 3B: 0 HR: 2	SF: 0 SAC: 1 DP: 1 HBP: 0	WP: 0 PB: 0 SB: 0 CS: 1
<b>PITCHER</b>	IP WLS BF H R ER SO BB IBB HBP BLK WP HR S P ERA WHIP											IP WLS BF H R ER SO BB IBB HBP BLK WP HR S P ERA WHIP								
Clay Kirby, R ERA: 3.26 (1, 1)	4.1 L 21 8 3 3 2 2 0 0 0 0 0 2 23 31 6.23 2.308																			
Willie McEnaney, L ERA: 4.91 (5, 1)	0.2 1 0 0 0 0 0 0 0 0 0 0 0 1 1 0.00 0.000																			
Pedro Borbon, R ERA: 2.97 (6, 1)	2.0 6 0 0 0 0 0 0 0 0 0 0 0 6 6 0.00 0.000																			
Tom Hall, L ERA: 4.01 (8, 1)	2.0 8 1 0 0 2 1 0 0 0 0 0 0 11 15 0.00 1.000																			


AB	32
R	3
H	9
RBI	3
BB	3
SO	4
LOB	7




Batter	1	2	3	4	5	6	7	8	9	AB R H RBI BB SO LOB	BOTTOM									
Cesar Geronimo, L OBP: 0.376, SLG: 0.463 (1, 8)	CS 1B		1B		G4-6-3 1-2		1B		P4	5 0 3 0 0 0 2	<b>San Diego Padres @ Cincinnati Reds</b> Riverfront Stadium, Cincinnati, OH Mon Jul 29 1974, 7:05 PM EDT Att: 20,082 - Unknown									
Pete Rose, S OBP: 0.385, SLG: 0.360 (1, 7)	G3-6-3 HBP		F7		1B	1B	F8			3 1 1 0 0 0 2										
Joe Morgan, L OBP: 0.427, SLG: 0.481 (1, 4)	G3-6-3 1-2		F8		F9	F8				4 0 0 0 0 0 4										
Johnny Bench, R OBP: 0.361, SLG: 0.472 (1, 2)		5-3		K		1B 1-2 1B		4-3		4 1 1 0 0 1 0										
Tony Perez, R OBP: 0.335, SLG: 0.470 (1, 3)		E4 1B		K		K		K		4 0 1 0 0 3 2										
Dan Driessen, L OBP: 0.348, SLG: 0.387 (1, 5)		BB		1B		1B 1-2 2-H 1B		F7		3 0 2 1 1 0 0										
Dave Concepcion, R OBP: 0.334, SLG: 0.385 (1, 6)		K		K		S 1B		5-3		4 0 1 1 0 2 3										
Ken Griffey, L OBP: 0.272, SLG: 0.306 (1, 9)		L8			G4-6-3 BB	F8 1-2				3 0 1 0 1 0 4										
Clay Kirby, R OBP: 0.270, SLG: 0.083 Willie McEnaney, L OBP: 0.248, SLG: 0.111 Phil Gagliano, R OBP: 0.256, SLG: 0.225 Pedro Borbon, R OBP: 0.316, SLG: 0.387 George Foster, R OBP: 0.285, SLG: 0.337 Tom Hall, L OBP: 0.298, SLG: 0.373 (1, 1) (5, 1) (8, 1) (7, PR) (8, 1) (9, PR)			P3		F9		K		F5	1 0 0 0 0 0 0 0 0 0 0 0 0 0 1 0 0 0 0 0 1 0 0 0 0 0 0 0 1 0 0 0 0 0 1 0 0 0 0 0 0 0 1 0 0 0 0 0 1										
<b>Inning Stats</b>	R: 0 E: 0 K: 0 S: 2	H: 1 LOB: 0 BB: 0 P: 3	R: 0 E: 1 K: 1 S: 6	H: 1 LOB: 2 BB: 1 P: 10	R: 0 E: 0 K: 3 S: 10	H: 1 LOB: 0 BB: 0 P: 10	R: 0 E: 0 K: 0 S: 2	H: 0 LOB: 0 BB: 1 P: 6	R: 2 E: 0 K: 1 S: 9	H: 4 LOB: 2 BB: 0 P: 9		R: 0 E: 0 K: 1 S: 6	H: 1 LOB: 1 BB: 0 P: 6	R: 0 E: 0 K: 1 S: 5	H: 0 LOB: 0 BB: 0 P: 5	R: 0 E: 0 K: 0 S: 4	H: 1 LOB: 1 BB: 0 P: 4	1B: 9 2B: 1 3B: 0 HR: 0	SF: 0 SAC: 0 DP: 2 HBP: 1	WP: 0 PB: 0 SB: 1 CS: 1
<b>PITCHER</b>	IP WLS BF H R ER SO BB IBB HBP BLK WP HR S P ERA WHIP											IP WLS BF H R ER SO BB IBB HBP BLK WP HR S P ERA WHIP								
Bill Greif, R ERA: 4.7 (1, 1)	9.0 W 37 10 2 2 7 2 0 1 0 0 0 0 48 57 2.00 1.333																			





Batter	1	2	3	4	5	6	7	8	9	AB	R	H	RBI	BB	SO	LOB	TOP										
<b>Davey Lopes, R</b> OBP: 0.356, SLG: 0.339 (1, 4)	0-0 6-3	0-3 K		0-3 K		0-0 6-3		0-0 FC1-6 1B		5	1	0	0	0	2	5	<b>Los Angeles Dodgers @ San Diego Padres</b> San Diego Stadium, San Diego, CA Tue Jul 30 1974, 10:05 PM EDT Att: 24,162 - Unknown  <b>AB 35</b> <b>R 8</b> <b>H 11</b> <b>RBI 7</b> <b>BB 4</b> <b>SO 10</b> <b>LOB 15</b> 										
<b>Bill Russell, R</b> OBP: 0.332, SLG: 0.374 (1, 6)	0-3 K		4-0 E 1B BB	0-3 K		0-0 F9		0-0 1B		4	1	1	1	1	2	2											
<b>Jimmy Wynn, R</b> OBP: 0.303, SLG: 0.567 (1, 8)	0-0 4-3		0-0 E9 3B 1B	0-3 K			0-3 K	0-0 F5		5	1	1	0	0	2	2											
<b>Steve Garvey, R</b> OBP: 0.343, SLG: 0.496 (1, 3)		0-0 6-3	0-0 E 3B		0-3 K				0-0 G5-4-3 1B	5	2	3	2	0	1	0											
<b>Ron Cey, R</b> OBP: 0.351, SLG: 0.398 (1, 5)		0-0 BB 2B 1B	0-0 SF L5-4		0-0 F2		0-0 P6		0-3 K	4	1	1	1	0	1	1											
<b>Joe Ferguson, R</b> OBP: 0.383, SLG: 0.443 (8, 2)		4-0 2B SF8 BB	0-3 K		0-0 E1		0-0 FC5-4 1B		0-0 G5-4-3	4	1	1	0	1	1	2											
<b>Tom Paciorek, R</b> OBP: 0.278, SLG: 0.381 (1, 7)		0-0 SF8 2B	0-0 L5-4		0-3 K		0-0 FC5-4 1B			4	0	1	1	0	1	3											
<b>Steve Yeager, R</b> OBP: 0.381, SLG: 0.451 <b>Mike Marshall, R</b> OBP: 0.091, SLG: 0.091 (8, 1)		4-0 SF8 IBB		0-0 HR		0-0 SH3-4 1B		0-0 L9		3	1	2	1	1	0	0											
<b>Andy Messersmith, R</b> OBP: 0.304, SLG: 0.333 <b>Willie Crawford, L</b> OBP: 0.353, SLG: 0.417 (8, 9)		0-0 SF8		4-0 WP BB		0-0 SH3-4		0-0 FC1-6 1B		0	0	0	0	0	0	0											
<b>Inning Stats</b>	R: 0 E: 0 K: 1 S: 5	H: 0 LOB: 0 BB: 0 P: 5	R: 2 E: 0 K: 1 S: 7	H: 2 LOB: 2 BB: 2 P: 15	R: 3 E: 2 K: 1 S: 7	H: 2 LOB: 0 BB: 1 P: 11	R: 1 E: 0 K: 3 S: 10	H: 1 LOB: 1 BB: 1 P: 14	R: 0 E: 1 K: 2 S: 8	H: 0 LOB: 1 BB: 0 P: 8	R: 0 E: 0 K: 0 S: 4	H: 1 LOB: 1 BB: 0 P: 4	R: 1 E: 0 K: 1 S: 7	H: 2 LOB: 1 BB: 0 P: 7	R: 1 E: 0 K: 0 S: 5	H: 2 LOB: 1 BB: 0 P: 5		R: 0 E: 0 K: 1 S: 5	H: 1 LOB: 0 BB: 0 P: 5	1B: 7 2B: 2 3B: 1 HR: 2	SF: 2 SAC: 1 DP: 2 HBP: 0	WP: 1 PB: 0 SB: 1 CS: 0	PA: 42				
<b>PITCHER</b>	IP	WLS	BF	H	R	ER	SO	BB	IBB	HBP	BLK	WP	HR	S	P	ERA	WHIP										
<b>Randy Jones, L</b> ERA: 4.13 <b>Lowell Palmer, R</b> ERA: 6.23 <b>Vicente Romo, R</b> ERA: 4.02 <b>Mike Johnson, R</b> ERA: 7.71	(1, 1)	2.0	L	13	4	5	5	2	2	1	0	0	0	1	1	23	27	3.00	0.667								
	(3, 1)	3.0		12	1	1	1	6	1	0	0	0	1	1	23	27	3.00	0.667									
	(6, 1)	2.0		9	3	1	1	1	0	0	0	0	0	1	11	11	4.50	1.500									
	(8, 1)	2.0		8	3	1	1	1	0	0	0	0	0	0	10	10	4.50	1.500									

Batter	1	2	3	4	5	6	7	8	9	AB	R	H	RBI	BB	SO	LOB	BOTTOM									
<b>Enzo Hernandez, R</b> OBP: 0.273, SLG: 0.278 (1, 6)	0-0 P5		0-3 K			0-3 K		0-0 F3		4	0	0	0	0	2	0	<b>Los Angeles Dodgers @ San Diego Padres</b> San Diego Stadium, San Diego, CA Tue Jul 30 1974, 10:05 PM EDT Att: 24,162 - Unknown  <b>AB 31</b> <b>R 0</b> <b>H 5</b> <b>RBI 0</b> <b>BB 2</b> <b>SO 8</b> <b>LOB 11</b> 									
<b>Glenn Beckert, R</b> OBP: 0.392, SLG: 0.326 (1, 4)	0-0 FC4-6 1B		1-3			4-0 BB BB		0-0 L8		3	0	1	0	1	0	0										
<b>Johnny Grubb, L</b> OBP: 0.375, SLG: 0.418 (1, 8)	0-0 FC4-6 1-2			0-0 5-3		4-0 FC4-6 BB		0-0 F7		3	0	0	0	1	0	1										
<b>Willie McCovey, L</b> OBP: 0.422, SLG: 0.469 (1, 3)	0-3 K			0-3 K		0-0 FC4-6 FC5-4		0-0 P5		4	0	0	0	0	2	3										
<b>Cito Gaston, R</b> OBP: 0.286, SLG: 0.376 (1, 9)		0-0 5-3		0-3 K		0-0 FC5-4		0-0 F8		4	0	0	0	0	1	2										
<b>Nate Colbert, R</b> OBP: 0.322, SLG: 0.348 (1, 7)		0-0 6-3			0-0 5-3		0-0 1B 1B		0-3 K	4	0	1	0	0	1	0										
<b>Dave Hilton, R</b> OBP: 0.235, SLG: 0.170 (1, 5)		0-0 1B			0-0 1B		0-0 P4			3	0	2	0	0	0	1										
<b>Bob Barton, R</b> OBP: 0.333, SLG: 0.247 <b>Gene Locklear, L</b> OBP: 0.500, SLG: 0.500 <b>Mike Johnson, R</b> (8, 1)		0-3 K			0-0 B5		0-0 FC4 1B			2	0	0	0	0	1	2										
<b>Randy Jones, R</b> OBP: 0.183, SLG: 0.187 <b>Lowell Palmer, R</b> OBP: 0.118, SLG: 0.235 <b>Derrel Thomas, S</b> OBP: 0.328, SLG: 0.366 <b>Vicente Romo, R</b> <b>Fred Kendall, R</b> OBP: 0.326, SLG: 0.364 (8, 2)			0-3 K		0-0 1-3		0-0 FC4			0	0	0	0	0	0	0										
<b>Inning Stats</b>	R: 0 E: 0 K: 1 S: 6	H: 1 LOB: 1 BB: 0 P: 6	R: 0 E: 0 K: 1 S: 6	H: 1 LOB: 0 BB: 0 P: 6	R: 0 E: 0 K: 2 S: 7	H: 0 LOB: 0 BB: 0 P: 7	R: 0 E: 0 K: 2 S: 7	H: 0 LOB: 0 BB: 0 P: 7	R: 0 E: 0 K: 0 S: 4	H: 1 LOB: 1 BB: 0 P: 4	R: 0 E: 0 K: 1 S: 5	H: 0 LOB: 2 BB: 2 P: 13	R: 0 E: 0 K: 0 S: 4	H: 2 LOB: 1 BB: 0 P: 4	R: 0 E: 0 K: 0 S: 3	H: 0 LOB: 0 BB: 0 P: 3		R: 0 E: 0 K: 1 S: 5	H: 0 LOB: 0 BB: 0 P: 5	1B: 5 2B: 0 3B: 0 HR: 0	SF: 0 SAC: 0 DP: 0 HBP: 0	WP: 0 PB: 0 SB: 0 CS: 0	PA: 33			
<b>PITCHER</b>	IP	WLS	BF	H	R	ER	SO	BB	IBB	HBP	BLK	WP	HR	S	P	ERA	WHIP									
<b>Andy Messersmith, R</b> ERA: 2.24 <b>Mike Marshall, R</b> ERA: 2.24	(1, 1)	7.0	W	27	7	0	7	2	0	0	0	0	0	0	39	47	0.00	1.000								
	(8, 1)	2.0		6	0	0	0	1	0	0	0	0	0	8	8	0.00	0.000									







Batter	1	2	3	4	5	6	7	8	9	AB	R	H	RBI	BB	SO	LOB	TOP					
<b>Derrel Thomas, S</b> OBP: 0.331, SLG: 0.372 (1, 5)										4	0	1	0	0	2	1	<b>San Diego Padres @ Los Angeles Dodgers</b> Dodger Stadium, Los Angeles, CA Thu Aug 01 1974, 7:05 PM PDT Att: 21,374 - Unknown					
<b>Glenn Beckert, R</b> OBP: 0.397, SLG: 0.327 <b>Dave Roberts, R</b> OBP: 0.256, SLG: 0.263 (8, FR)										3	0	2	0	1	0	1						
<b>Johnny Grubb, L</b> OBP: 0.369, SLG: 0.410 (1, 8)										4	0	1	0	0	0	3						
<b>Dave Winfield, R</b> OBP: 0.313, SLG: 0.464 (1, 7)										4	0	0	1	0	0	5						
<b>Cito Gaston, R</b> OBP: 0.281, SLG: 0.367 (1, 9)										4	0	1	0	0	0	2						
<b>Nate Colbert, R</b> OBP: 0.326, SLG: 0.356 (1, 3)										2	0	0	0	2	1	1						
<b>Fred Kendall, R</b> OBP: 0.327, SLG: 0.372 (1, 2)										4	0	0	0	0	0	3						
<b>Enzo Hernandez, R</b> OBP: 0.272, SLG: 0.277 (1, 6)										4	0	1	0	0	0	1						
<b>Dan Spillner, R</b> <b>Rusty Gerhardt, S</b> <b>Larry Hardy, R</b> <b>Gene Locklear, L</b> <b>Bill Laxton, L</b> <b>Dave Hilton, R</b> OBP: 0.222, SLG: 0.190 (7, 1)										1	1	0	0	1	1	0						
<b>Inning Stats</b>	R: 0 E: 0 K: 1 S: 5	H: 0 LOB: 1 BB: 1 P: 9	R: 0 E: 0 K: 0 S: 3	H: 0 LOB: 1 BB: 1 P: 7	R: 0 E: 0 K: 1 S: 5	H: 1 LOB: 0 BB: 0 P: 5	R: 0 E: 0 K: 0 S: 3	H: 0 LOB: 0 BB: 0 P: 3	R: 0 E: 0 K: 1 S: 5	H: 0 LOB: 0 BB: 0 P: 5	R: 1 E: 0 K: 1 S: 7	H: 2 LOB: 2 BB: 1 P: 11	R: 0 E: 0 K: 0 S: 2	H: 0 LOB: 0 BB: 1 P: 6	R: 0 E: 1 K: 1 S: 7	H: 1 LOB: 2 BB: 0 P: 7	R: 0 E: 0 K: 0 S: 5	H: 2 LOB: 2 BB: 0 P: 5	1B: 5 2B: 2 3B: 0 HR: 0	SF: 0 SAC: 0 DP: 2 HBP: 0	WP: 0 PB: 0 SB: 0 CS: 0	PA: 36
<b>PITCHER</b>	IP WLS BF H R ER SO BB IBB HBP BLK WP HR S P ERA WHIP																					
<b>Al Downing, L</b> ERA: 4.43	(1, 1)	6.0 W 24 3 1 1 4 4 0 0 0 0 0 0 28 44 1.50 1.167																				
<b>Mike Marshall, R</b> ERA: 2.19	(7, 1)	3.0 S 12 3 0 0 1 0 0 0 0 0 0 0 14 14 0.00 1.000																				

Batter	1	2	3	4	5	6	7	8	9	AB	R	H	RBI	BB	SO	LOB	BOTTOM			
<b>Davey Lopes, R</b> OBP: 0.359, SLG: 0.351 (1, 4)										5	1	1	1	0	1	4	<b>San Diego Padres @ Los Angeles Dodgers</b> Dodger Stadium, Los Angeles, CA Thu Aug 01 1974, 7:05 PM PDT Att: 21,374 - Unknown			
<b>Bill Buckner, L</b> OBP: 0.354, SLG: 0.398 (1, 7)										5	2	2	0	0	0	3				
<b>Jimmy Wynn, R</b> OBP: 0.403, SLG: 0.557 (1, 8)										3	0	0	0	2	1	2				
<b>Steve Garvey, R</b> OBP: 0.348, SLG: 0.498 (1, 3)										5	1	2	1	0	1	1				
<b>Willie Crawford, L</b> <b>Mandy Miller, R</b> <b>Tom Paciorek, R</b> <b>Von Joshua, L</b> OBP: 0.286, SLG: 0.310 (8, PR)										3	1	2	1	0	0	2				
<b>Ron Cey, R</b> OBP: 0.356, SLG: 0.415 (1, 5)										4	1	1	0	1	1	5				
<b>Steve Yeager, R</b> OBP: 0.386, SLG: 0.455 (1, 2)										3	1	1	2	2	1	3				
<b>Bill Russell, R</b> OBP: 0.335, SLG: 0.370 (1, 6)										3	0	0	0	1	0	5				
<b>Al Downing, R</b> OBP: 0.273, SLG: 0.250 <b>Mike Marshall, R</b> OBP: 0.130, SLG: 0.130 (7, 1)										3	0	0	0	0	3	1				
<b>Inning Stats</b>	R: 2 E: 0 K: 1 S: 8	H: 3 LOB: 3 BB: 2 P: 16	R: 0 E: 0 K: 1 S: 6	H: 1 LOB: 1 BB: 0 P: 6	R: 1 E: 0 K: 2 S: 9	H: 2 LOB: 1 BB: 0 P: 9	R: 0 E: 0 K: 1 S: 5	H: 0 LOB: 0 BB: 0 P: 5	R: 0 E: 0 K: 0 S: 4	H: 1 LOB: 1 BB: 0 P: 4	R: 0 E: 0 K: 1 S: 5	H: 0 LOB: 1 BB: 1 P: 9	R: 5 E: 2 K: 2 S: 12	H: 3 LOB: 3 BB: 2 P: 20	R: 0 E: 0 K: 0 S: 3	H: 0 LOB: 2 BB: 1 P: 8	1B: 6 2B: 1 3B: 1 HR: 2	SF: 0 SAC: 1 DP: 0 HBP: 1	WP: 1 PB: 0 SB: 2 CS: 0	PA: 43
<b>PITCHER</b>	IP WLS BF H R ER SO BB IBB HBP BLK WP HR S P ERA WHIP																			
<b>Dan Spillner, R</b> ERA: 3.35	(1, 1)	6.1 L 31 8 5 5 7 3 0 0 0 0 0 0 2 42 54 7.11 1.737																		
<b>Rusty Gerhardt, L</b> ERA: 12.0	(7, 1)	0.0 4 1 1 0 0 0 2 0 0 0 0 0 2 10 1.737																		
<b>Larry Hardy, R</b> ERA: 4.72	(7, 1)	0.2 3 1 2 2 1 0 0 0 0 0 0 0 5 5 27.00 1.500																		
<b>Bill Laxton, L</b> ERA: 3.77	(8, 1)	1.0 5 0 0 0 0 1 0 1 0 0 0 0 3 8 0.00 1.000																		





Batter	1	2	3	4	5	6	7	8	9	AB	R	H	RBI	BB	SO	LOB	TOP										
<b>Derrel Thomas, S</b> (1,4) OBP: 0.332, SLG: 0.369	P6		L7			WP BB			FC1-5 G6-4-3	3	0	0	0	2	0	3											
<b>Dave Hilton, R</b> (1,5) OBP: 0.211, SLG: 0.151	F3		5-3						G6-4-3	3	0	0	0	0	0	2											
<b>Glenn Beckert, R</b> (7,PH) OBP: 0.390, SLG: 0.321							1-3			1	0	0	0	0	0	2											
<b>Dave Roberts, R</b> (7,5) OBP: 0.255, SLG: 0.262										1	0	0	0	0	0	2											
<b>Johnny Grubb, L</b> (1,8) OBP: 0.364, SLG: 0.405	K		F7							4	0	0	0	0	1	1											
<b>Willie McCovey, L</b> (1,3) OBP: 0.426, SLG: 0.483										3	1	2	1	1	1	0											
<b>Dave Winfield, R</b> (1,7) OBP: 0.319, SLG: 0.468										4	0	3	0	0	0	0											
<b>Cito Gaston, R</b> (1,9) OBP: 0.276, SLG: 0.360										4	0	0	0	0	1	5											
<b>Fred Kendall, R</b> (1,2) OBP: 0.324, SLG: 0.367										4	0	0	0	0	0	4											
<b>Enzo Hernandez, R</b> (1,6) OBP: 0.273, SLG: 0.276										2	0	0	0	1	0	2											
<b>Gene Locklear, L</b> (9,PH) OBP: 0.571, SLG: 0.550										1	0	1	0	0	0	0											
<b>Bill Greif, R</b> (1,1) OBP: 0.255, SLG: 0.079										3	0	1	0	0	2	1											
<b>Nate Colbert, R</b> (9,PH) OBP: 0.328, SLG: 0.358										1	0	1	0	0	0	0											
<b>Inning Stats</b>	R: 0 E: 0 K: 1 S: 5	H: 0 LOB: 0 BB: 0 P: 5	R: 0 E: 0 K: 1 S: 7	H: 2 LOB: 2 BB: 0 P: 7	R: 0 E: 0 K: 0 S: 4	H: 1 LOB: 1 BB: 0 P: 4	R: 1 E: 0 K: 0 S: 4	H: 1 LOB: 0 BB: 0 P: 4	R: 0 E: 0 K: 1 S: 5	H: 0 LOB: 1 BB: 0 P: 6	R: 0 E: 0 K: 1 S: 6	H: 1 LOB: 1 BB: 0 P: 6	R: 0 E: 0 K: 1 S: 5	H: 0 LOB: 2 BB: 1 P: 13	R: 0 E: 0 K: 0 S: 4	H: 1 LOB: 2 BB: 1 P: 8	R: 0 E: 0 K: 0 S: 4	H: 2 LOB: 1 BB: 0 P: 4	1B: 7 2B: 0 3B: 0 HR: 1	SF: 0 SAC: 0 DP: 1 HBP: 0	WP: 1 PB: 0 SB: 1 CS: 0	PA: 38					
<b>PITCHER</b>	IP	WLS	BF	H	R	ER	SO	BB	IBB	HBP	BLK	WP	HR	S	P	ERA	WHIP										
<b>Don Sutton, R</b> (1,1) ERA: 3.87	8.0	W	36	8	1	1	5	4	0	0	0	1	1	42	58	1.12	1.500										
<b>Mike Marshall, R</b> (9,1) ERA: 2.17	1.0	S	2	0	0	0	0	0	0	0	0	0	0	2	2	0.00	0.000										

**San Diego Padres @ Los Angeles Dodgers**  
**Dodger Stadium, Los Angeles, CA**  
 Fri Aug 02 1974, 7:05 PM PDT  
 Att: 20,046 - Unknown

AB	34
R	1
H	8
RBI	1
BB	4
SO	5
LOB	22



Batter	1	2	3	4	5	6	7	8	9	AB	R	H	RBI	BB	SO	LOB	BOTTOM										
<b>Davey Lopes, R</b> (1,4) OBP: 0.360, SLG: 0.349	F2									2	1	0	0	2	0	0											
<b>Bill Buckner, L</b> (1,7) OBP: 0.355, SLG: 0.399										4	1	2	1	0	0	2											
<b>Jimmy Wynn, R</b> (1,8) OBP: 0.399, SLG: 0.551										4	0	0	0	0	3	2											
<b>Steve Garvey, R</b> (1,3) OBP: 0.349, SLG: 0.498										4	0	2	1	0	1	1											
<b>Willie Crawford, L</b> (1,9) OBP: 0.383, SLG: 0.430										4	0	0	0	0	0	2											
<b>Ron Cey, R</b> (1,5) OBP: 0.356, SLG: 0.414										3	0	1	0	0	0	1											
<b>Steve Yeager, R</b> (1,2) OBP: 0.385, SLG: 0.453										3	0	1	0	0	1	1											
<b>Bill Russell, R</b> (1,6) OBP: 0.335, SLG: 0.370										3	0	1	0	0	2	2											
<b>Don Sutton, R</b> (1,1) OBP: 0.217, SLG: 0.220										2	0	0	0	0	1	0											
<b>Mike Marshall, R</b> (9,1) OBP: 0.130, SLG: 0.130										0	0	0	0	0	0	0											
<b>Inning Stats</b>	R: 1 E: 0 K: 1 S: 7	H: 2 LOB: 1 BB: 0 P: 7	R: 0 E: 0 K: 1 S: 5	H: 1 LOB: 0 BB: 0 P: 5	R: 1 E: 0 K: 2 S: 8	H: 1 LOB: 1 BB: 1 P: 12	R: 0 E: 0 K: 1 S: 6	H: 1 LOB: 1 BB: 0 P: 6	R: 0 E: 0 K: 0 S: 3	H: 0 LOB: 0 BB: 0 P: 3	R: 0 E: 0 K: 1 S: 6	H: 1 LOB: 1 BB: 0 P: 6	R: 0 E: 0 K: 1 S: 6	H: 1 LOB: 2 BB: 1 P: 10	R: 0 E: 0 K: 1 S: 5	H: 0 LOB: 0 BB: 0 P: 5	1B: 7 2B: 0 3B: 0 HR: 0	SF: 0 SAC: 1 DP: 0 HBP: 0	WP: 0 PB: 0 SB: 3 CS: 0	PA: 32							
<b>PITCHER</b>	IP	WLS	BF	H	R	ER	SO	BB	IBB	HBP	BLK	WP	HR	S	P	ERA	WHIP										
<b>Bill Greif, R</b> (1,1) ERA: 4.57	8.0	L	32	7	2	2	8	2	0	0	0	0	0	46	54	2.25	1.125										

**San Diego Padres @ Los Angeles Dodgers**  
**Dodger Stadium, Los Angeles, CA**  
 Fri Aug 02 1974, 7:05 PM PDT  
 Att: 20,046 - Unknown

AB	29
R	2
H	7
RBI	2
BB	2
SO	8
LOB	11





Batter	1	2	3	4	5	6	7	8	9	AB	R	H	RBI	BB	SO	LOB	TOP								
Mery Rettenmund, R OBP: 0.320, SLG: 0.333 Cesar Geronimo, L OBP: 0.378, SLG: 0.474	5-3		5-3		6-3		4-3		3B	4	0	1	0	0	1	0	<p>Cincinnati Reds @ San Diego Padres</p> <p>San Diego Stadium, San Diego, CA</p> <p>Sun Aug 04 1974, 6:33 AM EDT</p> <p>Unknown</p>								
Pete Rose, S OBP: 0.386, SLG: 0.365	1-3		E5			2B		E4	3B	5	2	1	0	0	1										
Joe Morgan, L OBP: 0.423, SLG: 0.483 Darrel Chaney, S OBP: 0.383, SLG: 0.339	K		G3			2B		2B	P6	5	2	1	0	1	3										
Johnny Bench, R OBP: 0.358, SLG: 0.481		K		F7		6-3		1B	K	5	1	1	0	0	2										
Tony Perez, R OBP: 0.341, SLG: 0.487	1-3							1B		3	0	2	1	1	0										
Dave Concepcion, R OBP: 0.326, SLG: 0.376	6-3							BB		3	0	0	1	0	2										
George Foster, R OBP: 0.319, SLG: 0.395			1B	F3		P6		1B		4	1	2	1	0	2										
Bill Plummer, R OBP: 0.265, SLG: 0.361			SH1-3		1-3		5-3	G6-4-3		4	0	1	0	0	2										
Fred Norman, S OBP: 0.128, SLG: 0.089 Dick Baney, R (5, 1)			SH1-3		K		5-3		6-3	1	0	0	0	0	1										
										2	0	0	0	0	0										
<b>Inning Stats</b>	R: 0 E: 0 K: 1 S: 5	H: 0 LOB: 0 BB: 0 P: 5	R: 0 E: 0 K: 1 S: 5	H: 0 LOB: 0 BB: 0 P: 5	R: 1 E: 1 K: 0 S: 6	H: 2 LOB: 2 BB: 0 P: 6	R: 0 E: 0 K: 0 S: 4	H: 1 LOB: 1 BB: 0 P: 4	R: 0 E: 0 K: 1 S: 5	H: 0 LOB: 0 BB: 0 P: 5	R: 2 E: 0 K: 0 S: 6	H: 3 LOB: 1 BB: 0 P: 6	R: 0 E: 0 K: 0 S: 3	H: 0 LOB: 0 BB: 0 P: 3	R: 3 E: 2 K: 0 S: 6	H: 3 LOB: 1 BB: 1 P: 10	R: 1 E: 0 K: 1 S: 6	H: 1 LOB: 1 BB: 1 P: 10	1B: 3 2B: 6 3B: 1 HR: 0	SF: 1 SAC: 1 DP: 1 HBP: 0	WP: 0 PB: 0 SB: 0 CS: 0	PA: 40			
<b>PITCHER</b>	IP	WLS	BF	H	R	ER	SO	BB	IBB	HBP	BLK	WP	HR	S	P	ERA	WHIP								
Randy Jones, L ERA: 4.17	(1, 1)	7.0	L	30	7	5	5	3	0	0	0	0	0	36	36	6.43	1.000								
Larry Hardy, R ERA: 4.94	(8, 1)	0.0		2	1	0	0	0	1	0	0	0	0	1	5	∞	∞								
Vicente Romo, R ERA: 4.76	(8, 1)	2.0		8	2	2	1	1	1	0	0	0	0	9	13	4.50	1.500								

AB	36
R	7
H	10
RBI	6
BB	2
SO	4
LOB	13



Batter	1	2	3	4	5	6	7	8	9	AB	R	H	RBI	BB	SO	LOB	BOTTOM								
Enzo Hernandez, R OBP: 0.275, SLG: 0.275	6-3		1B	L5		F9			F3	4	2	1	0	1	0	4	<p>Cincinnati Reds @ San Diego Padres</p> <p>San Diego Stadium, San Diego, CA</p> <p>Sun Aug 04 1974, 6:33 AM EDT</p> <p>Unknown</p>								
Glenn Beckert, R OBP: 0.406, SLG: 0.345	6-3		1B			FC5-4		6-3	FC4-6	5	0	3	0	0	0	1									
Gene Locklear, L OBP: 0.500, SLG: 0.455	6-3		E5			FC5-4		5-3		5	0	2	0	0	0	3									
Dave Winfield, R OBP: 0.320, SLG: 0.467	SF9		F8			FC6-4			F8	3	0	1	1	1	0	3									
Cito Gaston, R OBP: 0.272, SLG: 0.354	K		F8			P4				4	0	0	0	0	2	5									
Nate Colbert, R OBP: 0.325, SLG: 0.353		K		K		FC6-4			F7	4	0	0	0	0	2	2									
Fred Kendall, R OBP: 0.323, SLG: 0.366		F4							1-3	4	0	1	0	0	0	0									
Dave Hilton, R OBP: 0.246, SLG: 0.196									G3	3	0	2	0	1	0	0									
Randy Jones, R OBP: 0.157, SLG: 0.160 Larry Hardy, R Vicente Romo, R Horace Clarke, S (8, PH) OBP: 0.281, SLG: 0.227		K		F2		SH5-4			FC4-6	2	0	0	0	0	1	3									
										0	0	0	0	0	0	0									
										1	0	1	0	0	0	0									
<b>Inning Stats</b>	R: 1 E: 0 K: 1 S: 6	H: 1 LOB: 1 BB: 1 P: 10	R: 0 E: 0 K: 2 S: 8	H: 1 LOB: 1 BB: 0 P: 8	R: 1 E: 1 K: 0 S: 5	H: 3 LOB: 1 BB: 0 P: 5	R: 0 E: 0 K: 1 S: 7	H: 2 LOB: 2 BB: 0 P: 7	R: 0 E: 0 K: 0 S: 4	H: 1 LOB: 2 BB: 1 P: 8	R: 0 E: 0 K: 0 S: 3	H: 0 LOB: 1 BB: 1 P: 7	R: 0 E: 0 K: 0 S: 3	H: 1 LOB: 1 BB: 0 P: 6	R: 0 E: 0 K: 0 S: 3	H: 0 LOB: 0 BB: 0 P: 3	R: 0 E: 0 K: 0 S: 5	H: 2 LOB: 2 BB: 0 P: 5	1B: 10 2B: 1 3B: 0 HR: 0	SF: 1 SAC: 1 DP: 0 HBP: 0	WP: 0 PB: 0 SB: 2 CS: 0	PA: 40			
<b>PITCHER</b>	IP	WLS	BF	H	R	ER	SO	BB	IBB	HBP	BLK	WP	HR	S	P	ERA	WHIP								
Fred Norman, L ERA: 2.88	(1, 1)	4.1		22	3	0	2	4	2	0	0	0	0	19	23	0.00	0.857								
Dick Baney, R ERA: 3.95	(5, 1)	4.2	W	18	3	0	0	1	1	0	0	0	0	19	23	0.00	0.857								

AB	35
R	2
H	11
RBI	1
BB	3
SO	5
LOB	21





Batter	1	2	3	4	5	6	7	8	9	10	11	12	13	14	AB	R	H	RBI	BB	SO	LOB	TOP
<b>Cesar Geronimo, L</b> OBP: 0.374, SLG: 0.467 (1, 8)															6	0	1	0	0	1	3	
<b>Pete Rose, S</b> OBP: 0.387, SLG: 0.368 (1, 7)															5	0	2	0	1	0	1	
<b>Joe Morgan, L</b> OBP: 0.420, SLG: 0.477 (1, 4)															5	0	0	0	1	0	3	
<b>Johnny Bench, R</b> OBP: 0.356, SLG: 0.477 (1, 2)															3	0	0	0	0	1	1	
<b>Bill Plummer, R</b> OBP: 0.257, SLG: 0.350 (7, 2)															3	0	0	0	0	1	3	
<b>Tony Perez, R</b> OBP: 0.336, SLG: 0.480 (1, 3)															6	0	0	0	0	2	3	
<b>Dan Driessen, L</b> OBP: 0.345, SLG: 0.382 (1, 5)															4	0	0	0	0	1	0	
<b>Darrel Chaney, S</b> OBP: 0.373, SLG: 0.328 (10, 5)															2	0	0	0	0	1	0	
<b>Dave Concepcion, R</b> OBP: 0.326, SLG: 0.376 (1, 6)															6	0	2	0	0	1	0	
<b>Ken Griffey, L</b> OBP: 0.285, SLG: 0.310 (1, 9)															5	0	3	0	0	0	1	
<b>Clay Kirby, R</b> OBP: 0.161, SLG: 0.078 (1, 1)															3	0	0	0	0	1	2	
<b>Terry Crowley, L</b> OBP: 0.291, SLG: 0.362 (10, PH)															1	0	0	0	0	0	1	
<b>Clay Carroll, R</b> OBP: 0.167, SLG: 0.167 (10, 1)															0	0	0	0	0	0	0	
<b>Phil Gagliano, R</b> OBP: 0.485, SLG: 0.105 (12, PH)														0	0	0	0	1	0	0		
<b>Pedro Borbon, R</b> OBP: 0.235, SLG: 0.235 (12, 1)														0	0	0	0	0	0	0		
<b>Inning Stats</b>	R: 0 E: 0 K: 0 S: 4	H: 1 LOB: 1 BB: 0 P: 4	R: 0 E: 0 K: 1 S: 6	H: 1 LOB: 1 BB: 0 P: 6	R: 0 E: 0 K: 1 S: 5	H: 0 LOB: 0 BB: 0 P: 5	R: 0 E: 0 K: 1 S: 6	H: 1 LOB: 1 BB: 0 P: 6	R: 0 E: 0 K: 1 S: 5	H: 2 LOB: 1 BB: 0 P: 4	R: 0 E: 0 K: 1 S: 5	H: 0 LOB: 1 BB: 1 P: 9	R: 0 E: 0 K: 1 S: 6	H: 1 LOB: 2 BB: 1 P: 10	R: 0 E: 0 K: 0 S: 3	H: 0 LOB: 0 BB: 0 P: 3	R: 0 E: 0 K: 2 S: 7	H: 0 LOB: 0 BB: 0 P: 7	1B: 6 2B: 1 3B: 1 HR: 0	SF: 0 SAC: 0 DP: 1 HBP: 0	WP: 0 PB: 0 SB: 1 CS: 0	PA: 52
<b>PITCHER</b>	IP 13.0	WLS 7	BF 49	H 8	R 0	ER 0	SO 7	BB 2	IBB 0	HBP 0	BLK 0	WP 0	HR 0	S 60	P 72	ERA 0.00	WHIP 0.769					
<b>Rusty Gerhardt, L</b> ERA: 9.0 (14, 1)	1.0	W	3	0	0	0	2	0	0	0	0	0	0	7	7	0.00	0.000					

Cincinnati Reds @ San Diego Padres  
San Diego Stadium, San Diego, CA  
Sun Aug 04 1974, 6:38 AM EDT  
Att: 19,883 - Unknown

AB	49
R	0
H	8
RBI	0
BB	3
SO	9
LOB	18



Batter	1	2	3	4	5	6	7	8	9	10	11	12	13	14	AB	R	H	RBI	BB	SO	LOB	BOTTOM				
<b>Enzo Hernandez, R</b> OBP: 0.275, SLG: 0.274 (1, 6)															5	0	1	0	1	1	2					
<b>Dave Hilton, R</b> OBP: 0.234, SLG: 0.186 (1, 4)															3	0	0	0	0	1	2					
<b>Glenn Beckert, R</b> OBP: 0.400, SLG: 0.330 (8, PH)															1	0	0	0	0	0	1					
<b>Rich Morales, R</b> OBP: 0.288, SLG: 0.231 (9, 4)															1	0	0	0	0	0	2					
<b>Horace Clarke, S</b> OBP: 0.279, SLG: 0.225 (14, 4)															6	0	2	0	0	0	3					
<b>Gene Locklear, L</b> OBP: 0.444, SLG: 0.412 (1, 7)															6	0	2	0	0	0	3					
<b>Willie McCovey, L</b> OBP: 0.424, SLG: 0.480 (1, 3)															4	0	1	0	0	1	2					
<b>Johnny Grubb, L</b> OBP: 0.364, SLG: 0.405 (9, PR)															0	0	0	0	0	0	0					
<b>Nate Colbert, R</b> OBP: 0.326, SLG: 0.358 (10, 3)															2	1	1	0	0	0	1					
<b>Dave Winfield, R</b> OBP: 0.317, SLG: 0.459 (1, 8)															5	0	0	0	1	2	1					
<b>Cito Gaston, R</b> OBP: 0.269, SLG: 0.346 (1, 9)															5	0	0	0	1	0	3					
<b>Dave Roberts, R</b> OBP: 0.256, SLG: 0.265 (1, 5)															5	0	1	0	1	0	1					
<b>Chris Cannizzaro, R</b> OBP: 0.320, SLG: 0.250 (1, 2)															5	0	1	0	0	1	1					
<b>Lowell Palmer, R</b> OBP: 0.116, SLG: 0.235 (13, PR)															0	0	0	0	0	0	0					
<b>Fred Kendall, R</b> OBP: 0.332, SLG: 0.366 (14, 2)															0	0	0	1	0	0	0					
<b>Dave Freisleben, R</b> OBP: 0.304, SLG: 0.290 (1, 1)															3	0	1	0	1	0	1					
<b>Rusty Gerhardt, S</b> ERA: 3.0 (14, 1)															0	0	0	0	0	0	0					
<b>Inning Stats</b>	R: 0 E: 0 K: 0 S: 3	H: 0 LOB: 1 BB: 1 P: 1	R: 0 E: 0 K: 0 S: 3	H: 0 LOB: 0 BB: 0 P: 3	R: 0 E: 0 K: 0 S: 4	H: 1 LOB: 1 BB: 0 P: 4	R: 0 E: 0 K: 1 S: 6	H: 1 LOB: 1 BB: 0 P: 6	R: 0 E: 0 K: 1 S: 5	H: 0 LOB: 0 BB: 0 P: 5	R: 0 E: 0 K: 1 S: 5	H: 0 LOB: 1 BB: 1 P: 9	R: 0 E: 0 K: 0 S: 4	H: 1 LOB: 1 BB: 0 P: 4	R: 0 E: 0 K: 1 S: 6	H: 1 LOB: 2 BB: 1 P: 6	R: 0 E: 0 K: 0 S: 3	H: 0 LOB: 0 BB: 0 P: 3	R: 0 E: 0 K: 0 S: 5	H: 2 LOB: 2 BB: 0 P: 5	R: 1 E: 0 K: 0 S: 3	H: 1 LOB: 2 BB: 2 P: 11	1B: 6 2B: 3 3B: 0 HR: 0	SF: 1 SAC: 1 DP: 1 HBP: 0	WP: 1 PB: 0 SB: 1 CS: 1	PA: 53
<b>PITCHER</b>	IP 9.0	WLS 3	BF 33	H 4	R 0	ER 0	SO 5	BB 3	IBB 0	HBP 0	BLK 0	WP 1	HR 0	S 40	P 52	ERA 0.00	WHIP 0.778									
<b>Clay Kirby, R</b> ERA: 3.07 (1, 1)	2.0	L	7	1	0	0	1	0	0	0	0	0	0	9	9	0.00	0.500									
<b>Clay Carroll, R</b> ERA: 2.81 (10, 1)	2.2	L	13	3	1	1	0	0	2	0	0	0	0	11	19	3.38	1.125									

Cincinnati Reds @ San Diego Padres  
San Diego Stadium, San Diego, CA  
Sun Aug 04 1974, 6:38 AM EDT  
Att: 19,883 - Unknown


AB	46
R	1
H	8
RBI	1
BB	5
SO	6
LOB	20










Batter	1	2	3	4	5	6	7	8	9	AB	R	H	RBI	BB	SO	LOB	TOP					
Ralph Garr, L (1.9) OBP: 0.398, SLG: 0.507	B5-3		HR						F7	5	1	3	0	0	0	0	<p>Atlanta Braves @ San Diego Padres San Diego Stadium, San Diego, CA Tue Aug 06 1974, 10:05 PM EDT Att: 9,492 - Unknown</p> <p>livebaseballscorecards.com</p> <p>AB 35 R 5 H 12 RBI 5 BB 3 SO 7 LOB 16</p> 					
Mike Lum, L (1.3) OBP: 0.303, SLG: 0.364	FC3-6		F9						F8	4	0	1	0	1	1	2						
Darrell Evans, L (1.5) OBP: 0.383, SLG: 0.398	FC3-6		HR						K	4	1	0	0	1	2	4						
Hank Aaron, R (1.7) OBP: 0.325, SLG: 0.496										4	2	3	4	0	0	1						
Ivan Murrell, R (7.9) OBP: 0.293, SLG: 0.337			HR							0	0	0	0	0	0	0						
Dusty Baker Jr., R (1.8) OBP: 0.320, SLG: 0.389										4	1	1	0	0	0	2						
Rowland Office, L (8.8) OBP: 0.281, SLG: 0.356	L8		6-3							0	0	0	0	0	0	0						
Davey Johnson, R (1.4) OBP: 0.351, SLG: 0.382										3	0	2	0	1	0	0						
Craig Robinson, R (1.6) OBP: 0.265, SLG: 0.244										4	0	2	0	0	1	1						
Vic Correll, R (1.2) OBP: 0.207, SLG: 0.273										3	0	0	1	0	1	3						
Phil Niekro, R (1.1) OBP: 0.211, SLG: 0.225			4-3							4	0	0	0	0	2	3						
<b>Inning Stats</b>	R: 0 E: 0 K: 0 S: 5	H: 2 LOB: 2 BB: 0 P: 5	R: 0 E: 0 K: 1 S: 4	H: 0 LOB: 0 BB: 1 P: 8	R: 3 E: 0 K: 0 S: 5	H: 2 LOB: 0 BB: 1 P: 9	R: 0 E: 0 K: 1 S: 5	H: 0 LOB: 0 BB: 0 P: 5	R: 0 E: 0 K: 2 S: 8	H: 1 LOB: 1 BB: 0 P: 8	R: 2 E: 0 K: 0 S: 6	H: 4 LOB: 1 BB: 0 P: 6	R: 0 E: 0 K: 1 S: 5	H: 1 LOB: 1 BB: 1 P: 9	R: 0 E: 0 K: 1 S: 7	H: 2 LOB: 2 BB: 0 P: 7	R: 0 E: 0 K: 1 S: 5	H: 0 LOB: 0 BB: 0 P: 5	1B: 9 2B: 3 3B: 1 HR: 2	SF: 1 SAC: 0 DP: 3 HBP: 0	WP: 0 PB: 0 SB: 2 CS: 1	PA: 39
<b>PITCHER</b>	IP WLS BF H R ER SO BB IBB HBP BLK WP HR S P ERA WHIP																					
Bill Greif, R (1.1) ERA: 4.69	6.0 L 29 10 5 5 4 3 0 0 0 0 0 2 34 46 7.50 2.167																					
Bill Laxton, L (7.1) ERA: 3.12	1.0 2 0 0 0 1 0 0 0 0 0 0 4 4 0.00 0.000																					
Mike Johnson, R (8.1) ERA: 6.43	1.0 5 2 0 0 1 0 0 0 0 0 0 7 7 0.00 2.000																					
Rusty Gerhardt, L (9.1) ERA: 10.13	1.0 3 0 0 0 1 0 0 0 0 0 0 5 5 0.00 0.000																					

Batter	1	2	3	4	5	6	7	8	9	AB	R	H	RBI	BB	SO	LOB	BOTTOM					
Enzo Hernandez, R (1.6) OBP: 0.278, SLG: 0.276			6-3							5	0	3	0	0	1	0	<p>Atlanta Braves @ San Diego Padres San Diego Stadium, San Diego, CA Tue Aug 06 1974, 10:05 PM EDT Att: 9,492 - Unknown</p> <p>livebaseballscorecards.com</p> <p>AB 40 R 2 H 13 RBI 2 BB 2 SO 8 LOB 25</p> 					
Glenn Beckert, R (1.4) OBP: 0.414, SLG: 0.375			F5							5	1	3	0	0	0	1						
Gene Locklear, L (1.9) OBP: 0.407, SLG: 0.400			6-3							4	0	0	0	1	1	3						
Willie McCovey, L (1.3) OBP: 0.426, SLG: 0.502										4	1	2	2	1	1	4						
Dave Winfield, R (1.8) OBP: 0.315, SLG: 0.453										5	0	1	0	0	3	2						
Nate Colbert, R (1.7) OBP: 0.329, SLG: 0.364										5	0	3	0	0	0	2						
Dave Hilton, R (1.5) OBP: 0.247, SLG: 0.206										4	0	1	0	0	0	4						
Chris Cannizzaro, R (1.2) OBP: 0.154, SLG: 0.083										4	0	0	0	0	1	5						
Bill Greif, R (1.1) OBP: 0.241, SLG: 0.075										2	0	0	0	0	1	2						
Horace Clarke, S (7.9) OBP: 0.274, SLG: 0.221										0	0	0	0	0	0	0						
Mike Johnson, R (8.1) OBP: 0.307, SLG: 0.343										0	0	0	0	0	0	0						
Cito Gaston, R (8.9) OBP: 0.287, SLG: 0.343										1	0	0	0	0	0	2						
Rusty Gerhardt, S (9.1)										0	0	0	0	0	0	0						
<b>Inning Stats</b>	R: 0 E: 0 K: 1 S: 6	H: 2 LOB: 1 BB: 0 P: 6	R: 0 E: 0 K: 2 S: 9	H: 2 LOB: 2 BB: 0 P: 9	R: 0 E: 0 K: 0 S: 3	H: 0 LOB: 0 BB: 0 P: 3	R: 0 E: 0 K: 1 S: 6	H: 1 LOB: 2 BB: 1 P: 10	R: 0 E: 0 K: 0 S: 6	H: 1 LOB: 1 BB: 0 P: 6	R: 0 E: 0 K: 0 S: 4	H: 1 LOB: 1 BB: 0 P: 4	R: 0 E: 0 K: 1 S: 7	H: 2 LOB: 3 BB: 1 P: 11	R: 0 E: 1 K: 1 S: 7	H: 1 LOB: 2 BB: 0 P: 7	R: 2 E: 0 K: 1 S: 8	H: 3 LOB: 1 BB: 0 P: 8	1B: 10 2B: 2 3B: 0 HR: 1	SF: 0 SAC: 0 DP: 0 HBP: 0	WP: 0 PB: 0 SB: 0 CS: 1	PA: 42
<b>PITCHER</b>	IP WLS BF H R ER SO BB IBB HBP BLK WP HR S P ERA WHIP																					
Phil Niekro, R (1.1) ERA: 2.57	9.0 W 42 13 2 2 8 2 0 0 0 0 1 56 64 2.00 1.667																					



Batter	1	2	3	4	5	6	7	8	9	AB	R	H	RBI	BB	SO	LOB	TOP										
<b>Derrel Thomas, S</b> OBP: 0.331, SLG: 0.368 (1, 8)	0-0 6-3		0-0 L5-3			0-0 2B 1B		0-0 5-3		4	1	1	0	0	0	1	<b>San Diego Padres @ Pittsburgh Pirates</b> Three Rivers Stadium, Pittsburgh, PA Fri Aug 09 1974, 7:05 PM EDT Att: 11,507 - Unknown  <b>livebaseballscorecards.com</b>										
<b>Enzo Hernandez, R</b> OBP: 0.291, SLG: 0.281 (1, 6)	0-0 CS 1B			0-0 1-4-3		0-0 1B 2B		0-0 L7		4	1	2	0	0	0	0											
<b>Nate Colbert, R</b> OBP: 0.328, SLG: 0.362 (1, 7)	0-0 F9			0-0 1-3		0-0 FC4-6 1B		0-0 F8		4	0	1	2	0	0	1											
<b>Willie McCovey, L</b> OBP: 0.421, SLG: 0.494 (1, 3)	0-0 CS 1-2	0-0 F8		0-3 K		0-0 FC4-6 1B			0-0 2-3	4	0	0	0	0	1	1											
<b>Dave Winfield, R</b> OBP: 0.317, SLG: 0.453 (1, 9)		0-0 4-3			0-0 WP 1B	0-0 FC6-4 1B		0-0 L5		4	1	2	0	0	0	0											
<b>Dave Hilton, R</b> OBP: 0.280, SLG: 0.211 (1, 4)		4-0 FC6-4 BB			0-0 G6-4-3 1B	0-0 FC6-4		0-3 K		3	0	1	1	1	1	2											
<b>Fred Kendall, R</b> OBP: 0.318, SLG: 0.361 (1, 2)		0-0 FC6-4 1-2			0-0 G6-4-3 1-2		0-0 F8			3	0	0	0	0	0	2											
<b>Dave Roberts, R</b> OBP: 0.251, SLG: 0.259 (1, 5)			0-0 4-3		0-0 F8		0-3 K			3	0	0	0	0	1	0											
<b>Randy Jones, R</b> OBP: 0.173, SLG: 0.176 (3, 1)			0-0 L5-3 1B			0-0 F9		0-3 K2-3		1	0	1	0	0	0	0											
<b>Rusty Gerhardt, S</b> OBP: 0.272, SLG: 0.279 (6, PH)										0	0	0	0	0	0	0											
<b>Vicente Romo, R</b> OBP: 0.250, SLG: 0.279 (6, PH)										0	0	0	0	0	0	0											
<b>Horace Clarke, S</b> OBP: 0.272, SLG: 0.279 (6, PH)										0	0	0	0	0	0	0											
<b>Larry Hardy, R</b> OBP: 0.285, SLG: 0.305 (7, PH)										0	0	0	0	0	0	0											
<b>Gene Locklear, L</b> OBP: 0.285, SLG: 0.305 (7, PH)										0	0	0	0	0	0	0											
<b>Mike Johnson, R</b> (7, 1)										0	0	0	0	0	0	0											
<b>Inning Stats</b>	R: 0 E: 0 K: 0 S: 3	H: 1 LOB: 0 BB: 0 P: 3	R: 0 E: 0 K: 0 S: 3	H: 0 LOB: 1 BB: 1 P: 7	R: 0 E: 0 K: 0 S: 3	H: 1 LOB: 0 BB: 0 P: 3	R: 0 E: 0 K: 1 S: 5	H: 0 LOB: 0 BB: 0 P: 5	R: 1 E: 0 K: 0 S: 4	H: 2 LOB: 2 BB: 0 P: 4	R: 2 E: 0 K: 0 S: 7	H: 4 LOB: 2 BB: 0 P: 7	R: 0 E: 0 K: 2 S: 7	H: 0 LOB: 0 BB: 0 P: 7	R: 0 E: 0 K: 1 S: 5	H: 0 LOB: 0 BB: 0 P: 5	R: 0 E: 0 K: 1 S: 5	H: 0 LOB: 0 BB: 0 P: 5	1B: 7 2B: 2 3B: 0 HR: 0	SF: 0 SAC: 0 DP: 2 HBP: 0	WP: 1 PB: 0 SB: 0 CS: 1	PA: 34					
<b>PITCHER</b>	IP	WLS	BF	H	R	ER	SO	BB	IBB	HBP	BLK	WP	HR	S	P	ERA	WHIP										
<b>Jim Rooker, L</b> ERA: 3.15 (1, 1)	9.0	W	33	8	3	3	4	1	0	0	0	1	0	40	44	3.00	1.000										

Batter	1	2	3	4	5	6	7	8	9	AB	R	H	RBI	BB	SO	LOB	BOTTOM										
<b>Rennie Stennett, R</b> OBP: 0.296, SLG: 0.355 (1, 4)	0-0 E6 1B			0-0 4-3 1B	0-0 FC5-4 1-2		0-0 L8			5	2	2	1	0	0	3	<b>San Diego Padres @ Pittsburgh Pirates</b> Three Rivers Stadium, Pittsburgh, PA Fri Aug 09 1974, 7:05 PM EDT Att: 11,507 - Unknown  <b>livebaseballscorecards.com</b>										
<b>Manny Sanguillen, R</b> OBP: 0.314, SLG: 0.365 (1, 2)	0-0 E 1B	0-0 1-3		0-0 4-3		0-0 5-3		0-0 6-3		5	1	1	0	0	0	1											
<b>Al Oliver, L</b> OBP: 0.334, SLG: 0.455 (1, 8)	0-0 F7	0-0 G3		0-0 4-3		4-0 1B BB		0-0 1B 1B		4	1	1	0	1	0	3											
<b>Willie Stargell, L</b> OBP: 0.398, SLG: 0.564 (1, 7)	0-0 E6 1B		0-0 3-1	0-3 K		0-0 1B		0-0 1B		5	1	2	0	0	1	1											
<b>Richie Zisk, R</b> OBP: 0.384, SLG: 0.484 (1, 9)	4-0 FC6-4 BB		0-0 FC6-4 1B		0-0 F9	0-3 K		0-0 1B		4	1	2	1	1	1	2											
<b>Bob Robertson, R</b> OBP: 0.318, SLG: 0.464 (1, 3)	0-0 FC6-4 1B		0-0 FC6-4 1B		0-0 F9	0-3 K		0-0 F3		5	1	3	1	0	1	4											
<b>Art Howe, R</b> OBP: 0.341, SLG: 0.432 (1, 5)	0-0 FC6-4 1-2 2-3		0-0 FC6-4 1B		0-0 SF9 1B		0-0 4-3	0-0 F3		5	0	1	0	0	0	6											
<b>Frank Taveras, R</b> OBP: 0.310, SLG: 0.289 (1, 6)	0-0 4-3		0-0 1-2 1B		4-0 FC5-4 IBB		0-0 5-3			3	0	1	1	1	0	2											
<b>Jim Rooker, R</b> OBP: 0.328, SLG: 0.367 (1, 1)		0-0 1-3	0-0 F8		0-0 SF9		0-0 1B			3	0	1	1	0	0	2											
<b>Inning Stats</b>	R: 3 E: 2 K: 0 S: 7	H: 2 LOB: 2 BB: 1 P: 11	R: 1 E: 0 K: 0 S: 4	H: 1 LOB: 0 BB: 0 P: 4	R: 1 E: 0 K: 0 S: 6	H: 3 LOB: 2 BB: 0 P: 6	R: 0 E: 0 K: 1 S: 6	H: 1 LOB: 1 BB: 0 P: 6	R: 0 E: 0 K: 2 S: 8	H: 1 LOB: 2 BB: 1 P: 12	R: 0 E: 0 K: 0 S: 4	H: 1 LOB: 1 BB: 0 P: 4	R: 0 E: 0 K: 0 S: 6	H: 3 LOB: 2 BB: 0 P: 6	R: 1 E: 0 K: 0 S: 6	H: 3 LOB: 2 BB: 0 P: 6		1B: 12 2B: 1 3B: 0 HR: 1	SF: 1 SAC: 0 DP: 0 HBP: 0	WP: 0 PB: 0 SB: 0 CS: 0	PA: 43						
<b>PITCHER</b>	IP	WLS	BF	H	R	ER	SO	BB	IBB	HBP	BLK	WP	HR	S	P	ERA	WHIP										
<b>Randy Jones, L</b> ERA: 4.22 (1, 1)	2.2	L	17	6	5	2	0	1	0	0	0	0	0	16	20	6.75	2.625										
<b>Rusty Gerhardt, L</b> ERA: 6.0 (3, 1)	1.2		9	3	1	1	1	0	1	0	0	0	0	10	14	5.40	1.800										
<b>Vicente Romo, R</b> ERA: 4.67 (5, 1)	0.2		2	0	0	0	0	0	0	0	0	0	0	2	2	0.00	0.000										
<b>Larry Hardy, R</b> ERA: 4.72 (6, 1)	1.0		5	1	0	0	2	1	0	0	0	0	0	8	12	0.00	2.000										
<b>Mike Johnson, R</b> ERA: 6.0 (7, 1)	2.0		10	4	1	1	0	0	0	0	0	0	0	10	10	4.50	2.000										



Batter	1	2	3	4	5	6	7	8	9	AB	R	H	RBI	BB	SO	LOB	TOP										
<b>Derrel Thomas, S</b> OBP: 0.329, SLG: 0.366 (1, 4)	4-3	FC1-2 1B		4-3			F6	L6		5	0	1	1	0	0	2	<b>San Diego Padres @ Pittsburgh Pirates</b> Three Rivers Stadium, Pittsburgh, PA Sat Aug 10 1974, 7:05 PM EDT Att: 15,150 - Unknown										
<b>Enzo Hernandez, R</b> OBP: 0.294, SLG: 0.281 (1, 6)	4-0 HR	FC1-2		K			2B	1B		3	2	1	1	2	1	2											
<b>Gene Locklear, L</b> OBP: 0.375, SLG: 0.400 <b>Cito Gaston, R</b> OBP: 0.266, SLG: 0.342 (1, 9) (7, 9)	E6 HR	F5				L7	3B	1-3		4	2	1	1	0	0	3											
<b>Willie McCovey, L</b> OBP: 0.423, SLG: 0.504 <b>Rich Morales, R</b> OBP: 0.298, SLG: 0.231 (1, 3) (9, 4)	HR		1B BB			K	3B		K	3	2	1	3	2	2	0											
<b>Dave Winfield, R</b> OBP: 0.315, SLG: 0.456 (1, 8) (9, 7)	6-3		L7			F8	IBB		K	5	0	1	2	0	1	1											
<b>Nate Colbert, R</b> OBP: 0.326, SLG: 0.358 (1, 7) (9, 3)	2-3		1B BB			6-3	4-3		5-3	4	0	0	0	1	0	1											
<b>Dave Hilton, R</b> OBP: 0.284, SLG: 0.240 (1, 5)		SH1-4 1B	1B	G5-4-3 1B		1-3		1B 1B		4	2	3	0	0	0	0											
<b>Chris Cannizzaro, R</b> OBP: 0.235, SLG: 0.188 (1, 2)		1B SH1-4 FC1-2 1B	G5-4-3 1B			6-3		FC6-4 1B		4	0	2	0	0	0	3											
<b>Dave Freisleben, R</b> OBP: 0.286, SLG: 0.233 (1, 1)		SH1-4		K			K	FC6-4 1B		3	0	0	0	0	2	2											
<b>Inning Stats</b>	R: 3 E: 1 K: 0 S: 5	H: 1 LOB: 0 BB: 1 P: 9	R: 1 E: 0 K: 0 S: 6	H: 3 LOB: 2 BB: 0 P: 6	R: 0 E: 0 K: 0 S: 3	H: 1 LOB: 2 BB: 2 P: 11	R: 0 E: 0 K: 2 S: 7	H: 0 LOB: 0 BB: 0 P: 7	R: 0 E: 0 K: 1 S: 5	H: 0 LOB: 0 BB: 0 P: 5	R: 0 E: 0 K: 0 S: 3	H: 0 LOB: 0 BB: 0 P: 3	R: 3 E: 0 K: 1 S: 7	H: 2 LOB: 1 BB: 2 P: 15	R: 1 E: 0 K: 0 S: 6	H: 3 LOB: 2 BB: 0 P: 6	R: 0 E: 0 K: 2 S: 7	H: 0 LOB: 0 BB: 0 P: 7	1B: 7 2B: 1 3B: 1 HR: 1	SF: 0 SAC: 1 DP: 1 HBP: 0	WP: 0 PB: 0 SB: 0 CS: 0	PA: 42					
<b>PITCHER</b>	IP	WLS	BF	H	R	ER	SO	BB	IBB	HBP	BLK	WP	HR	S	P	ERA	WHIP										
<b>Bruce Kison, R</b> ERA: 3.54 (1, 1)	2.0		12	4	4	3	0	1	0	0	0	0	1	11	15	13.50	2.500										
<b>John Morton, R</b> ERA: 3.14 (3, 1)	5.0	L	21	3	3	3	4	3	1	0	0	0	0	25	41	5.40	1.200										
<b>Dave Giusti, R</b> ERA: 3.67 (8, 1)	2.0		9	3	1	1	2	0	0	0	0	0	0	13	13	4.50	1.500										

AB 36  
R 8  
H 10  
RBI 8  
BB 5  
SO 6  
LOB 16



Batter	1	2	3	4	5	6	7	8	9	AB	R	H	RBI	BB	SO	LOB	BOTTOM										
<b>Rennie Stennett, R</b> OBP: 0.297, SLG: 0.358 (1, 4)	BB 1B	1B 2B		F8			5-3		F8	5	2	2	0	0	0	0	<b>San Diego Padres @ Pittsburgh Pirates</b> Three Rivers Stadium, Pittsburgh, PA Sat Aug 10 1974, 7:05 PM EDT Att: 15,150 - Unknown										
<b>Ed Kirkpatrick, L</b> OBP: 0.347, SLG: 0.296 (1, 3)	K	1B		F7			2B HBP		FC6-4 1B	4	0	2	1	0	1	1											
<b>Al Oliver, L</b> OBP: 0.335, SLG: 0.456 (1, 8)	1B 2B BB	4-3				G3	1-3 2B		F8	4	1	1	0	1	0	2											
<b>Willie Stargell, L</b> OBP: 0.399, SLG: 0.562 <b>Dave Giusti, R</b> OBP: 0.125, SLG: 0.125 <b>Gene Clines, R</b> OBP: 0.311, SLG: 0.255 (1, 7) (8, 1) (9, PH)	2B 1B		F7			G6-4-3 BB	F7		FC6-4	3	1	1	1	1	0	2											
<b>Richie Zisk, R</b> OBP: 0.385, SLG: 0.485 (1, 9)	2B		6-3			G6-4-3		1B BB		3	0	1	2	1	0	1											
<b>Manny Sanguillen, R</b> OBP: 0.314, SLG: 0.383 (1, 2)	F7		BB 1B			5-3		F7		4	0	1	0	0	0	2											
<b>Art Howe, R</b> OBP: 0.356, SLG: 0.425 (1, 5)	F5		FC4-6 BB			6-3		1B		3	0	1	0	1	0	1											
<b>Frank Taveras, R</b> OBP: 0.306, SLG: 0.284 <b>Richie Hebner, L</b> OBP: 0.357, SLG: 0.470 <b>Mario Mendoza, R</b> OBP: 0.272, SLG: 0.265 (1, 6) (8, PH) (9, 6)		1-3	FC4-6			F7		F6		3	0	0	0	0	0	2											
<b>Bruce Kison, R</b> OBP: 0.208, SLG: 0.143 <b>Paul Popovich, S</b> OBP: 0.229, SLG: 0.215 <b>John Morton, R</b> <b>Dave Parker, L</b> OBP: 0.335, SLG: 0.423 (1, 1) (2, PH) (3, 1) (7, PH) (8, 7)	F2				6-3		F2	1-3		0	0	0	0	0	0	0											
<b>Inning Stats</b>	R: 3 E: 0 K: 1 S: 8	H: 3 LOB: 1 BB: 1 P: 12	R: 1 E: 0 K: 0 S: 5	H: 2 LOB: 1 BB: 0 P: 5	R: 0 E: 0 K: 0 S: 4	H: 1 LOB: 2 BB: 1 P: 8	R: 0 E: 0 K: 0 S: 3	H: 0 LOB: 0 BB: 0 P: 3	R: 0 E: 0 K: 0 S: 4	H: 1 LOB: 2 BB: 0 P: 5	R: 0 E: 0 K: 0 S: 4	H: 1 LOB: 2 BB: 1 P: 8	R: 0 E: 0 K: 0 S: 4	H: 1 LOB: 1 BB: 0 P: 4	1B: 6 2B: 3 3B: 0 HR: 0	SF: 0 SAC: 0 DP: 1 HBP: 1	WP: 0 PB: 0 SB: 0 CS: 0	PA: 40									
<b>PITCHER</b>	IP	WLS	BF	H	R	ER	SO	BB	IBB	HBP	BLK	WP	HR	S	P	ERA	WHIP										
<b>Dave Freisleben, R</b> ERA: 3.52 (1, 1)	9.0	W	40	9	4	4	1	4	0	1	0	0	0	37	54	4.00	1.444										

AB 35  
R 4  
H 9  
RBI 4  
BB 4  
SO 1  
LOB 16





Batter	1	2	3	4	5	6	7	8	9	AB	R	H	RBI	BB	SO	LOB	TOP										
<b>Derrel Thomas, S</b> OBP: 0.326, SLG: 0.362 (1,4)	L9		L9		F6		F9			4	0	0	0	0	0	2	<b>San Diego Padres @ Pittsburgh Pirates</b> Three Rivers Stadium, Pittsburgh, PA Sun Aug 11 1974, 3:33 AM EDT Att: 14,726 - Unknown <a href="http://livebaseballscorecards.com">livebaseballscorecards.com</a>										
<b>Enzo Hernandez, R</b> OBP: 0.286, SLG: 0.283 (1,6)	1B		1B		FC6-4		F9			4	0	2	0	0	0	1											
<b>Gene Locklear, L</b> OBP: 0.361, SLG: 0.382 (1,9)	F6		F8					6-3		4	0	1	0	0	0	2											
<b>Willie McCovey, L</b> OBP: 0.418, SLG: 0.496 (1,3)	F5			F7		F9		F4		4	0	0	0	0	0	2											
<b>Dave Winfield, R</b> OBP: 0.317, SLG: 0.456 (1,8)		FC4-6 1B		2B	1B	F9			6-3	4	1	2	0	0	0	1											
<b>Nate Colbert, R</b> OBP: 0.325, SLG: 0.359 (1,7)	F8		FC4-5 1H	2B		F8			L1	4	0	1	1	0	0	2											
<b>Dave Hilton, R</b> OBP: 0.282, SLG: 0.231 (1,5)		FC4-6 1B		FC4-5 CS			SH3 BB		4-3	3	0	0	0	1	0	2											
<b>Fred Kendall, R</b> OBP: 0.319, SLG: 0.362 (1,2)			CS	6-3			SH3			2	0	1	0	0	0	0											
<b>Dan Spillner, R</b> OBP: 0.107, SLG: 0.038 (7, PH)							F9			2	0	1	0	0	1	2											
<b>Johnny Grubb, L</b> OBP: 0.363, SLG: 0.403 (7, PH)	K									1	0	0	0	0	0	1											
<b>Rusty Gerhardt, S</b> (7, 1)										0	0	0	0	0	0	0											
<b>Mike Johnson, R</b> (7, 1)										0	0	0	0	0	0	0											
<b>Larry Hardy, R</b> (8, 1)										0	0	0	0	0	0	0											
<b>Inning Stats</b>	R: 0 E: 0 K: 0 S: 4	H: 1 LOB: 1 BB: 0 P: 4	R: 0 E: 0 K: 1 S: 7	H: 2 LOB: 2 BB: 0 P: 7	R: 0 E: 0 K: 0 S: 3	H: 1 LOB: 0 BB: 0 P: 3	R: 1 E: 0 K: 0 S: 4	H: 2 LOB: 0 BB: 0 P: 4	R: 0 E: 0 K: 0 S: 4	H: 1 LOB: 1 BB: 0 P: 4	R: 0 E: 0 K: 0 S: 3	H: 0 LOB: 1 BB: 1 P: 7	R: 0 E: 0 K: 0 S: 3	H: 0 LOB: 0 BB: 0 P: 3	R: 0 E: 0 K: 0 S: 3	H: 0 LOB: 0 BB: 0 P: 3	1B: 7 2B: 1 3B: 0 HR: 0	SF: 0 SAC: 1 DP: 0 HBP: 0	WP: 0 PB: 0 SB: 0 CS: 2	PA: 35							
<b>PITCHER</b>	IP	WLS	BF	H	R	ER	SO	BB	IBB	HBP	BLK	WP	HR	S	P	ERA	WHIP										
<b>Dock Ellis, R</b> ERA: 3.49 (1, 1)	9.0	W	34	8	1	1	1	1	0	0	0	0	0	35	39	1.00	1.000										

Batter	1	2	3	4	5	6	7	8	9	AB	R	H	RBI	BB	SO	LOB	BOTTOM											
<b>Rennie Stennett, R</b> OBP: 0.300, SLG: 0.359 (1,4)	3-1 3B	F8		S 1B			F3	HBP HR 1B		4	2	2	1	1	0	2	<b>San Diego Padres @ Pittsburgh Pirates</b> Three Rivers Stadium, Pittsburgh, PA Sun Aug 11 1974, 3:33 AM EDT Att: 14,726 - Unknown <a href="http://livebaseballscorecards.com">livebaseballscorecards.com</a>											
<b>Richie Hebner, L</b> OBP: 0.360, SLG: 0.467 (1,5)	3-1 1-2		1B	BB	BB	BB	L4	HR HBP		2	1	0	0	2	0	1												
<b>Al Oliver, L</b> OBP: 0.336, SLG: 0.460 (1,8)			K	L9			1B	F7		5	1	2	1	0	1	5												
<b>Willie Stargell, L</b> OBP: 0.404, SLG: 0.574 (1,7)	K						1B	1B		5	2	4	3	0	1	1												
<b>Richie Zisk, R</b> OBP: 0.383, SLG: 0.481 (1,9)	K		1B				1B	HR		5	1	1	1	0	1	4												
<b>Manny Sanguillen, R</b> OBP: 0.313, SLG: 0.385 (1,2)		F8	F8				2B			4	0	1	2	0	0	2												
<b>Ed Kirkpatrick, L</b> OBP: 0.356, SLG: 0.294 (1,3)		FC1-5 BB		CS BB			K	FC6-4 IBB		1	0	0	0	3	1	0												
<b>Frank Taveras, R</b> OBP: 0.309, SLG: 0.285 (1,6)		FC1-5 1B		CS 1B	BB		F3	FC6-4		3	1	1	0	1	0	2												
<b>Dock Ellis, S</b> OBP: 0.333, SLG: 0.256 (1, 1)	FC1-5			K			4-3	G3		4	0	0	0	0	1	4												
<b>Inning Stats</b>	R: 1 E: 0 K: 2 S: 8	H: 1 LOB: 1 BB: 1 P: 12	R: 0 E: 0 K: 0 S: 4	H: 1 LOB: 2 BB: 1 P: 8	R: 0 E: 0 K: 1 S: 6	H: 1 LOB: 2 BB: 3 P: 10	R: 1 E: 0 K: 1 S: 5	H: 1 LOB: 0 BB: 0 P: 3	R: 0 E: 0 K: 1 S: 5	H: 0 LOB: 0 BB: 0 P: 5	R: 3 E: 0 K: 0 S: 7	H: 4 LOB: 2 BB: 1 P: 11	R: 3 E: 0 K: 0 S: 5	H: 2 LOB: 0 BB: 0 P: 6	1B: 8 2B: 1 3B: 1 HR: 1	SF: 0 SAC: 0 DP: 1 HBP: 1		WP: 0 PB: 0 SB: 1 CS: 2	PA: 41									
<b>PITCHER</b>	IP	WLS	BF	H	R	ER	SO	BB	IBB	HBP	BLK	WP	HR	S	P	ERA		WHIP										
<b>Dan Spillner, R</b> ERA: 3.67 (7, 1)	6.0	L	27	5	2	2	2	6	0	0	0	0	0	31	55	3.00		1.833										
<b>Rusty Gerhardt, L</b> ERA: 11.74 (7, 1)	0.2		5	3	3	3	0	0	0	0	0	0	0	5	5	40.50	4.500											
<b>Mike Johnson, R</b> ERA: 7.45 (7, 1)	0.2		6	2	2	2	0	0	1	1	0	0	0	4	9	27.00	3.000											
<b>Larry Hardy, R</b> ERA: 4.79 (8, 1)	0.2		3	1	1	1	0	0	0	0	0	0	1	3	3	13.50	1.500											







Batter	1	2	3	4	5	6	7	8	9	AB	R	H	RBI	BB	SO	LOB	TOP				
Enzo Hernandez, R OBP: 0.291, SLG: 0.291	5-3		SH1-3 1B		K	K		E 1B		5	0	2	0	0	2	1	<b>San Diego Padres @ St. Louis Cardinals</b> Busch Stadium, St. Louis, MO Tue Aug 13 1974, 7:05 PM CDT Att: 17,480 - Unknown				
Dave Hilton, R OBP: 0.274, SLG: 0.239	1B 2B		SH1-3		1B 2B	L1		K		4	2	2	0	0	1	3					
Gene Locklear, L OBP: 0.341, SLG: 0.359	P6		K		2B 1B		F9	E1		5	0	1	0	0	1	4					
Dave Winfield, R OBP: 0.319, SLG: 0.456	2H 1B		K		2B		K		6-3	5	0	2	2	0	2	1					
Nate Colbert, R OBP: 0.326, SLG: 0.363	K			FC1-6 1B	F5				K	5	0	2	0	0	2	3					
Derrel Thomas, S OBP: 0.334, SLG: 0.373		3B		FC1-6 E 1-2	IBB		IBB		1B	3	0	2	0	2	0	1					
Fred Kendall, R OBP: 0.319, SLG: 0.361	F8		E6		K		P4		F8	5	0	0	0	0	1	8					
Dave Roberts, R OBP: 0.253, SLG: 0.258	5-3		K			S BB		E1 1B		3	0	1	0	1	1	3					
Vicente Romo, R OBP: 0.095, SLG: 0.190	K		K		F7			K		0	0	0	0	0	0	0					
Inning Stats	R: 1 E: 0 K: 1 S: 7	H: 2 LOB: 1 BB: 0 P: 7	R: 0 E: 0 K: 1 S: 6	H: 1 LOB: 1 BB: 0 P: 6	R: 0 E: 0 K: 2 S: 8	H: 1 LOB: 2 BB: 0 P: 8	R: 0 E: 1 K: 2 S: 9	H: 3 LOB: 3 BB: 1 P: 14	R: 0 E: 0 K: 1 S: 5	H: 0 LOB: 1 BB: 1 P: 9	R: 0 E: 0 K: 1 S: 6	H: 1 LOB: 2 BB: 1 P: 10	R: 0 E: 1 K: 2 S: 9	H: 2 LOB: 2 BB: 0 P: 9	R: 0 E: 0 K: 1 S: 6	H: 1 LOB: 1 BB: 0 P: 6		1B: 8 2B: 3 3B: 1 HR: 0	SF: 0 SAC: 1 DP: 0 HBP: 0	WP: 0 PB: 0 SB: 2 CS: 0	PA: 43
PITCHER	IP	WLS	BF	H	R	ER	SO	BB	IBB	HBP	BLK	WP	HR	S	P	ERA	WHIP				
Sonny Siebert, R ERA: 3.19	7.1	L	37	11	2	2	11	1	2	0	0	0	0	56	68	2.46	1.636				
Mike Garman, R ERA: 2.95	0.2		2	0	0	0	1	0	0	0	0	0	0	4	4	0.00	0.000				
Rich Folkers, L ERA: 2.45	1.0		4	1	0	0	1	0	0	0	0	0	0	6	6	0.00	1.000				

Batter	1	2	3	4	5	6	7	8	9	AB	R	H	RBI	BB	SO	LOB	BOTTOM					
Lou Brock, L OBP: 0.378, SLG: 0.400	CS 1B		F7		S 1B			SH1-4		3	0	2	0	0	0	1	<b>San Diego Padres @ St. Louis Cardinals</b> Busch Stadium, St. Louis, MO Tue Aug 13 1974, 7:05 PM CDT Att: 17,480 - Unknown					
Ted Sizemore, R OBP: 0.359, SLG: 0.329	K		F8		K		FC4 1B		4	0	1	0	0	2	3							
Bake McBride, L OBP: 0.356, SLG: 0.372	BB		F7		K		FC4		3	0	0	0	1	1	2							
Reggie Smith, S OBP: 0.380, SLG: 0.551	P6			HR	5-3		3H IBB		3	1	1	1	1	0	1							
Ted Simmons, S OBP: 0.311, SLG: 0.426	F9		F7		P6		4-3		4	0	0	0	0	0	3							
Joe Torre, R OBP: 0.380, SLG: 0.416	F8			BB	4-3		6-3		3	0	0	0	1	0	0							
Ken Reitz, R OBP: 0.308, SLG: 0.375	F7		K		F3		4-3		4	0	0	0	0	1	1							
Mike Tyson, R OBP: 0.243, SLG: 0.256			K				P3		2	0	1	0	0	1	0							
Jose Cruz, L OBP: 0.325, SLG: 0.411					S6-3 1B				1	0	0	0	0	0	0							
Jerry Davanon, R OBP: 0.286, SLG: 0.194								K	0	0	0	0	0	0	0							
Jim Dwyer, L OBP: 0.355, SLG: 0.388									1	0	0	0	0	1	0							
Sonny Siebert, R OBP: 0.159, SLG: 0.098					G6-3			1B SH1-4 FC4 1B	2	0	1	0	0	0	1							
Mike Garman, R OBP: 0.143, SLG: 0.143									0	0	0	0	0	0	0							
Tim McCarver, L OBP: 0.361, SLG: 0.250									1	0	1	0	0	0	0							
Rich Folkers, L ERA: 5.96									0	0	0	0	0	0	0							
Inning Stats	R: 0 E: 0 K: 1 S: 5	H: 1 LOB: 1 BB: 1 P: 9	R: 0 E: 0 K: 0 S: 3	H: 0 LOB: 0 BB: 0 P: 3	R: 0 E: 0 K: 1 S: 6	H: 1 LOB: 1 BB: 0 P: 6	R: 1 E: 0 K: 1 S: 6	H: 1 LOB: 1 BB: 1 P: 10	R: 0 E: 0 K: 1 S: 6	H: 2 LOB: 1 BB: 0 P: 6	R: 0 E: 0 K: 1 S: 5	H: 0 LOB: 0 BB: 0 P: 5	R: 0 E: 0 K: 0 S: 3	H: 0 LOB: 0 BB: 0 P: 3	R: 0 E: 0 K: 0 S: 5	H: 2 LOB: 3 BB: 1 P: 9	R: 0 E: 0 K: 1 S: 5	H: 0 LOB: 0 BB: 0 P: 5	1B: 6 2B: 0 3B: 0 HR: 1	SF: 0 SAC: 1 DP: 1 HBP: 0	WP: 0 PB: 0 SB: 1 CS: 1	PA: 35
PITCHER	IP	WLS	BF	H	R	ER	SO	BB	IBB	HBP	BLK	WP	HR	S	P	ERA	WHIP					
Vicente Romo, R ERA: 4.63	0.2	W	33	6	1	1	5	2	1	0	0	0	1	40	52	1.08	0.960					
Lowell Palmer, R ERA: 5.96																						





Batter	1	2	3	4	5	6	7	8	9	AB	R	H	RBI	BB	SO	LOB	TOP								
<b>Enzo Hernandez, R</b> OBP: 0.290, SLG: 0.289 (1, 6)	4-0 CS BB		0-0 FC3-6 1-2		0-0 F8		0-0 FC6-4 1-2			3	0	0	0	1	0	2									
<b>Glenn Beckert, R</b> OBP: 0.392, SLG: 0.338 (1, 4)	0-0 L4 1-2		0-3 K			4-0 FC4-6 BB		0-0 4-3		3	0	0	0	1	1	2									
<b>Nate Colbert, R</b> OBP: 0.328, SLG: 0.372 (1, 7) (6, 3)	4-0 HBP BB		0-0 F9			0-0 F8		0-0 HR		3	1	1	1	1	0	2									
<b>Willie McCovey, L</b> OBP: 0.419, SLG: 0.494 (6, PH) <b>Gene Locklear, L</b> OBP: 0.349, SLG: 0.390 (6, 7)	1-0 FC6-4 HBP			0-0 4-3		0-0 FC4-6 1B 1-2		0-0 2B		1	0	0	0	0	0	0									
<b>Dave Winfield, R</b> OBP: 0.318, SLG: 0.454 (1, 9)	0-0 FC6-4 1-2			0-3 K		0-0 1B		0-0 F7		4	0	1	0	0	1	3									
<b>Derrel Thomas, S</b> OBP: 0.333, SLG: 0.370 (1, 8)		0-0 1-3		4-0 BB		0-0 F9		0-3 K		3	0	0	0	1	1	3									
<b>Dave Hilton, R</b> OBP: 0.273, SLG: 0.239 (1, 5)		0-0 9-3 1B		0-0 P6			0-0 G3		0-0 4-3	4	0	1	0	0	0	1									
<b>Fred Kendall, R</b> OBP: 0.318, SLG: 0.360 (1, 2)		0-0 9-3 1-2			0-0 5-3		0-0 FC4-6 1B		0-3 K	4	0	1	0	0	1	1									
<b>Randy Jones, R</b> OBP: 0.185, SLG: 0.189 <b>Horace Clarke, S</b> OBP: 0.270, SLG: 0.217 <b>Larry Hardy, R</b> <b>Johnny Grubb, L</b> OBP: 0.361, SLG: 0.401 (7, PH) (7, 1) (8, PH)					0-3 K		0-0 FC4-6 FC6-4 1-2		0-0 6-3	2	0	1	0	0	1	0									
<b>Inning Stats</b>	R: 0 E: 0 K: 1 S: 2	H: 0 LOB: 2 BB: 2 P: 11	R: 0 E: 0 K: 0 S: 3	H: 1 LOB: 0 BB: 0 P: 3	R: 0 E: 0 K: 1 S: 6	H: 1 LOB: 1 BB: 0 P: 6	R: 0 E: 0 K: 1 S: 5	H: 0 LOB: 1 BB: 1 P: 9	R: 0 E: 0 K: 1 S: 5	H: 0 LOB: 0 BB: 0 P: 5	R: 0 E: 0 K: 0 S: 4	H: 1 LOB: 2 BB: 1 P: 8	R: 0 E: 0 K: 0 S: 4	H: 1 LOB: 1 BB: 0 P: 4	R: 1 E: 0 K: 1 S: 7	H: 2 LOB: 1 BB: 0 P: 7	R: 0 E: 0 K: 1 S: 5	H: 0 LOB: 0 BB: 0 P: 5	1B: 4 2B: 2 3B: 0 HR: 1	SF: 0 SAC: 0 DP: 1 HBP: 1	WP: 0 PB: 0 SB: 1 CS: 1	PA: 36			
<b>PITCHER</b> <b>Alan Foster, R</b> ERA: 3.35 (1, 1)	IP: 9.0 WLS: W BF: 36 H: 6 R: 1 ER: 1 SO: 5 BB: 4 IBB: 0 HBP: 1 BLK: 0 WP: 0 HR: 1 S: 41 P: 58 ERA: 1.00 WHIP: 1.111																								

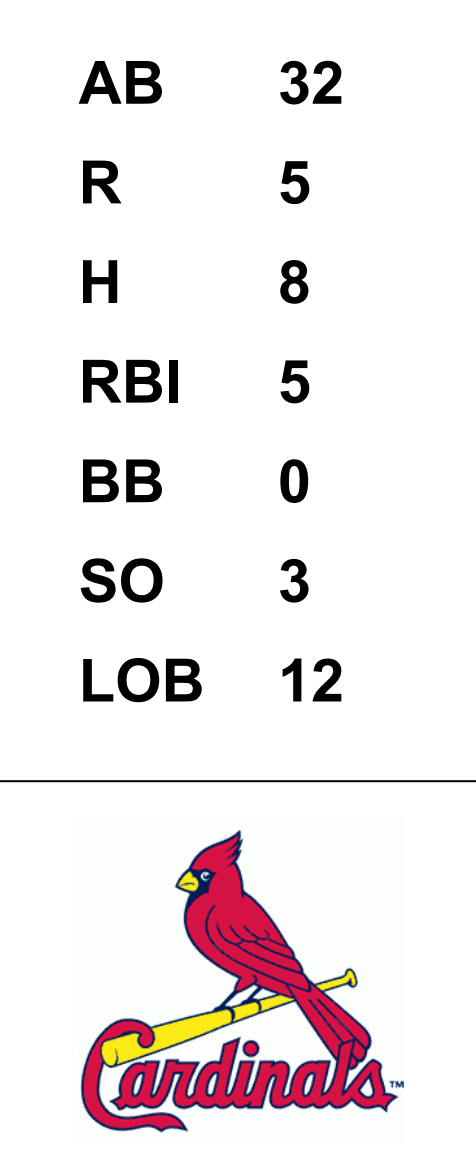
San Diego Padres @ St. Louis Cardinals  
 Busch Stadium, St. Louis, MO  
 Wed Aug 14 1974, 7:05 PM CDT  
 Att: 16,427 - Unknown

AB	31
R	1
H	6
RBI	1
BB	4
SO	5
LOB	16



Batter	1	2	3	4	5	6	7	8	9	AB	R	H	RBI	BB	SO	LOB	BOTTOM							
<b>Lou Brock, L</b> OBP: 0.375, SLG: 0.396 (1, 7)	0-0 4-3		0-0 4-1		0-0 F6		0-0 F7			4	0	0	0	0	0	3								
<b>Ted Sizemore, R</b> OBP: 0.358, SLG: 0.328 (1, 4)	0-0 P6		0-0 6-3		0-0 HR 1B		0-0 4-3			4	1	1	1	0	0	1								
<b>Reggie Smith, S</b> OBP: 0.379, SLG: 0.556 (1, 9)	0-3 K			0-0 5-3	0-0 HR 1B			0-0 G3		4	1	1	3	0	1	0								
<b>Joe Torre, R</b> OBP: 0.379, SLG: 0.415 (1, 3)		0-0 FC5-4 1B		0-0 6-3	0-0 K			0-0 F9		4	0	1	0	0	1	0								
<b>Ted Simmons, S</b> OBP: 0.308, SLG: 0.422 (1, 2)		0-0 FC5-4 1B 1-2		0-0 F8		0-0 6-3		0-0 4-3		4	0	0	0	0	0	1								
<b>Luis Melendez, R</b> OBP: 0.305, SLG: 0.333 (1, 8)		0-0 FC6-4 1B 1-2			0-0 1B 2B 2B		0-0 P4			3	1	2	0	0	0	0								
<b>Ken Reitz, R</b> OBP: 0.308, SLG: 0.375 (1, 5)		0-0 F7			0-0 2B 1B		0-0 5-3			3	1	1	0	0	0	2								
<b>Mike Tyson, R</b> OBP: 0.247, SLG: 0.267 (1, 6)		0-0 FC6-4 1-2			0-0 1B HR 2B			0-0 2B		3	1	2	1	0	0	2								
<b>Alan Foster, R</b> OBP: 0.213, SLG: 0.178 (1, 1)			0-0 5-3		0-3 K		0-0 1-4			3	0	0	0	0	1	3								
<b>Inning Stats</b>	R: 0 E: 0 K: 1 S: 5	H: 0 LOB: 0 BB: 0 P: 5	R: 0 E: 0 K: 0 S: 5	H: 2 LOB: 2 BB: 0 P: 5	R: 0 E: 0 K: 0 S: 3	H: 0 LOB: 0 BB: 0 P: 3	R: 0 E: 0 K: 0 S: 3	H: 0 LOB: 0 BB: 0 P: 3	R: 0 E: 0 K: 0 S: 3	H: 1 LOB: 1 BB: 0 P: 4	R: 0 E: 0 K: 0 S: 3	H: 0 LOB: 0 BB: 0 P: 3	R: 0 E: 0 K: 0 S: 3	H: 0 LOB: 0 BB: 0 P: 3	1B: 4 2B: 3 3B: 0 HR: 1	SF: 0 SAC: 0 DP: 0 HBP: 0	WP: 0 PB: 0 SB: 0 CS: 0	PA: 32						
<b>PITCHER</b> <b>Randy Jones, L</b> ERA: 4.34 <b>Larry Hardy, R</b> ERA: 4.67 (1, 1) (7, 1)	IP: 6.0 WLS: L BF: 25 H: 7 R: 5 ER: 5 SO: 3 BB: 0 IBB: 0 HBP: 0 BLK: 0 WP: 0 HR: 1 S: 31 P: 31 ERA: 7.50 WHIP: 1.167																							

San Diego Padres @ St. Louis Cardinals  
 Busch Stadium, St. Louis, MO  
 Wed Aug 14 1974, 7:05 PM CDT  
 Att: 16,427 - Unknown



AB	32
R	5
H	8
RBI	5
BB	0
SO	3
LOB	12



Batter	1	2	3	4	5	6	7	8	9	AB	R	H	RBI	BB	SO	LOB	TOP								
<b>Enzo Hernandez, R</b> OBP: 0.290, SLG: 0.287 (1, 6)	6-3	CS	F8		5-3			E BB		3	0	0	0	1	0	1	<b>San Diego Padres @ Chicago Cubs</b> Wrigley Field, Chicago, IL Fri Aug 16 1974, 3:33 AM CDT Att: 9,075 - Cloudy								
<b>Glenn Beckert, R</b> OBP: 0.386, SLG: 0.333 (1, 4)	BB WP SF8 1B		K			F9		L7		4	1	1	0	0	1	2									
<b>Nate Colbert, R</b> OBP: 0.327, SLG: 0.368 (1, 3)	BB BB		K			K		E3		3	0	0	0	1	2	2									
<b>Dave Winfield, R</b> OBP: 0.317, SLG: 0.450 (1, 7)	1-2 BB			K		F9		K		3	0	0	0	1	2	3									
<b>Derrel Thomas, S</b> OBP: 0.330, SLG: 0.367 (1, 8)	SF8			B4-3			G3	4-1		3	0	0	1	0	0	3									
<b>Cito Gaston, R</b> OBP: 0.260, SLG: 0.331 (1, 9)	3H F9			K			G3		1-3	4	0	0	0	0	1	2									
<b>Dave Hilton, R</b> OBP: 0.291, SLG: 0.260 (1, 5)									K	4	0	3	0	0	1	0									
<b>Chris Cannizzaro, R</b> OBP: 0.211, SLG: 0.167 (1, 2)																									
<b>Gene Locklear, L</b> OBP: 0.341, SLG: 0.381 (7, PH)			F7							2	0	0	0	0	1	2									
<b>Fred Kendall, R</b> OBP: 0.317, SLG: 0.359 (7, 2)										1	0	0	0	0	0	1									
<b>Dave Freisleben, R</b> OBP: 0.280, SLG: 0.227 (6, 1)										1	0	0	0	0	0	1									
<b>Larry Hardy, R</b> (6, 1)										0	0	0	0	0	0	0									
<b>Bill Laxton, L</b> (6, 1)										0	0	0	0	0	0	0									
<b>Johnny Grubb, L</b> OBP: 0.363, SLG: 0.406 (8, PH)										1	0	1	0	0	0	0									
<b>Mike Johnson, R</b> (8, 1)										0	0	0	0	0	0	0									
<b>Inning Stats</b>	R: 1 E: 0 K: 0 S: 4	H: 1 LOB: 2 BB: 2 P: 12	R: 0 E: 0 K: 0 S: 3	H: 1 LOB: 0 BB: 0 P: 3	R: 0 E: 0 K: 2 S: 7	H: 0 LOB: 0 BB: 0 P: 7	R: 0 E: 0 K: 2 S: 7	H: 0 LOB: 0 BB: 0 P: 7	R: 0 E: 0 K: 1 S: 6	H: 1 LOB: 1 BB: 0 P: 6	R: 0 E: 0 K: 1 S: 5	H: 0 LOB: 0 BB: 0 P: 5	R: 0 E: 0 K: 0 S: 4	H: 1 LOB: 1 BB: 0 P: 4	R: 0 E: 1 K: 1 S: 7	H: 1 LOB: 3 BB: 1 P: 11	R: 0 E: 0 K: 1 S: 5	H: 0 LOB: 0 BB: 0 P: 5	1B: 4 2B: 1 3B: 0 HR: 0	SF: 1 SAC: 1 DP: 0 HBP: 0	WP: 1 PB: 0 SB: 0 CS: 1	PA: 36			
<b>PITCHER</b>	IP	WLS	BF	H	R	ER	SO	BB	IBB	HBP	BLK	WP	HR	S	P	ERA	WHIP								
<b>Jim Krummel, L</b> ERA: 6.61 (1, 1)	1.0		7	2	1	1	0	2	0	0	0	1	0	5	13	9.00	4.000								
<b>Tom Detlore, R</b> ERA: 0.75 (2, 1)	6.1	W	23	3	0	0	6	1	0	0	0	0	0	34	38	0.00	0.632								
<b>Jim Todd, R</b> ERA: 4.3 (8, 1)	1.2	S	5	0	0	0	2	0	0	0	0	0	0	9	9	0.00	0.000								

AB	30
R	1
H	5
RBI	1
BB	3
SO	8
LOB	17



Batter	1	2	3	4	5	6	7	8	9	AB	R	H	RBI	BB	SO	LOB	BOTTOM								
<b>Don Kessinger, S</b> OBP: 0.332, SLG: 0.320 (1, 6)	F6		L7			FC6 BB		F8		3	0	0	0	2	0	0	<b>San Diego Padres @ Chicago Cubs</b> Wrigley Field, Chicago, IL Fri Aug 16 1974, 3:33 AM CDT Att: 9,075 - Cloudy								
<b>Jose Cardenal, R</b> OBP: 0.370, SLG: 0.451 (1, 9)	HR		FC5 2B			K		BB		3	1	2	1	1	1	1									
<b>Billy Williams, L</b> OBP: 0.389, SLG: 0.452 (1, 7)	F7		L9			FC6 BB		K		4	0	0	0	0	1	5									
<b>Andre Thornton, R</b> OBP: 0.401, SLG: 0.484 (1, 3)	F8					FC5-4 BB		K		2	0	0	0	2	1	3									
<b>Jerry Morales, R</b> OBP: 0.305, SLG: 0.391 (1, 8)		5-3	FC5			FC5-4		F8		4	0	0	0	0	0	4									
<b>Bill Madlock, R</b> OBP: 0.345, SLG: 0.396 (1, 5)		1B E BB				1-3 1B 1B		SH3-4 BB 2B 1B		3	2	2	0	1	0	0									
<b>Rob Sperring, R</b> OBP: 0.316, SLG: 0.389 (1, 4)			FC1-6 1B			1-3		SH3-4 2B BB		3	1	1	0	1	0	1									
<b>Steve Swisher, R</b> OBP: 0.304, SLG: 0.286 (1, 2)			FC1-6			SH3-4		5-3		3	0	1	0	0	0	1									
<b>Jim Krummel, L</b> (1, 1)										0	0	0	0	0	0	0									
<b>Tom Detlore, L</b> OBP: 0.333, SLG: 0.667 (2, 1)			4-3			F6		K		3	0	1	2	0	0	2									
<b>Jim Todd, L</b> OBP: 0.071, SLG: 0.071 (8, 1)								BB 2B		1	0	0	0	0	1	0									
<b>Inning Stats</b>	R: 1 E: 0 K: 0 S: 4	H: 1 LOB: 0 BB: 0 P: 4	R: 1 E: 1 K: 0 S: 4	H: 1 LOB: 1 BB: 1 P: 8	R: 0 E: 0 K: 0 S: 4	H: 2 LOB: 1 BB: 0 P: 4	R: 0 E: 0 K: 1 S: 5	H: 0 LOB: 2 BB: 2 P: 13	R: 2 E: 0 K: 2 S: 9	H: 2 LOB: 3 BB: 3 P: 21	R: 0 E: 0 K: 0 S: 3	H: 0 LOB: 0 BB: 0 P: 3	R: 0 E: 0 K: 1 S: 5	H: 0 LOB: 0 BB: 0 P: 5	R: 0 E: 0 K: 1 S: 5	H: 0 LOB: 0 BB: 0 P: 5	1B: 4 2B: 2 3B: 0 HR: 1	SF: 0 SAC: 1 DP: 0 HBP: 0	WP: 0 PB: 0 SB: 0 CS: 0	PA: 37					
<b>PITCHER</b>	IP	WLS	BF	H	R	ER	SO	BB	IBB	HBP	BLK	WP	HR	S	P	ERA	WHIP								
<b>Dave Freisleben, R</b> ERA: 3.58 (1, 1)	5.0	L	25	6	4	3	1	5	0	0	0	0	0	2	22	5.40	2.200								
<b>Larry Hardy, R</b> ERA: 4.65 (6, 1)	0.1		3	1	0	0	0	1	0	0	0	0	0	2	6	0.00	6.000								
<b>Bill Laxton, L</b> ERA: 2.66 (6, 1)	1.2		6	0	0	0	2	1	0	0	0	0	0	9	13	0.00	0.600								
<b>Mike Johnson, R</b> ERA: 6.75 (8, 1)	1.0		3	0	0	0	1	0	0	0	0	0	0	5	5	0.00	0.000								

AB	29
R	4
H	7
RBI	3
BB	7
SO	4
LOB	17





Batter	1	2	3	4	5	6	7	8	9	AB	R	H	RBI	BB	SO	LOB	TOP					
Enzo Hernandez, R (1, 6) OBP: 0.287, SLG: 0.284	1-3		5-3		K		SH1-3		1-3	4	0	0	0	0	1	0	<b>San Diego Padres @ Chicago Cubs</b> Wrigley Field, Chicago, IL Sat Aug 17 1974, 3:33 AM CDT Att: 14,323 - Sunny					
Dave Hilton, R (1, 4) OBP: 0.280, SLG: 0.250	K		4-3		F8		4-3			4	0	0	0	0	1	1						
Johnny Grubb, L (1, 7) OBP: 0.362, SLG: 0.404	3-1				1B		6-3		3-1	4	1	1	0	0	0	0						
Willie McCovey, L (1, 3) OBP: 0.420, SLG: 0.496		K			K		1B		HR	3	1	1	0	1	2	1						
Dave Winfield, R (1, 9) OBP: 0.324, SLG: 0.463		FC5			BB		2B		BB	3	2	3	2	1	0	0						
Derrel Thomas, S (1, 8) OBP: 0.332, SLG: 0.365	K				1B		BB		HR	2	0	0	0	2	1	1						
Fred Kendall, R (1, 2) OBP: 0.319, SLG: 0.360					BB		G5-4-3		F9	2	0	0	0	2	1	1						
Dave Roberts, R (1, 5) OBP: 0.253, SLG: 0.256					1B		G5-4-3		4-3	4	0	2	2	0	0	3						
Dan Spillner, R (1, 1) OBP: 0.097, SLG: 0.034					G4-3		SH1-3		6-3	3	0	0	0	1	0	4						
Lowell Palmer, R (7, 1) OBP: 0.095, SLG: 0.190					G4-3		K		K	0	0	0	0	0	0	0						
Rusty Gerhardt, S (7, 1)					2-3		K		K	0	0	0	0	0	0	0						
Larry Hardy, R (7, 1)									K	1	0	0	0	0	1	0						
<b>Inning Stats</b>	R: 0 E: 0 K: 1 S: 5	H: 0 LOB: 0 BB: 0 P: 5	R: 0 E: 0 K: 2 S: 8	H: 1 LOB: 2 BB: 1 P: 12	R: 0 E: 0 K: 0 S: 3	H: 0 LOB: 0 BB: 0 P: 3	R: 2 E: 0 K: 1 S: 7	H: 3 LOB: 1 BB: 1 P: 11	R: 0 E: 0 K: 2 S: 7	H: 0 LOB: 0 BB: 0 P: 7	R: 0 E: 0 K: 0 S: 4	H: 2 LOB: 2 BB: 1 P: 8	R: 0 E: 0 K: 1 S: 5	H: 0 LOB: 1 BB: 1 P: 9	R: 2 E: 0 K: 0 S: 4	H: 1 LOB: 0 BB: 1 P: 8	R: 0 E: 0 K: 1 S: 5	H: 0 LOB: 0 BB: 0 P: 5	1B: 5 2B: 1 3B: 0 HR: 1	SF: 0 SAC: 1 DP: 2 HBP: 0	WP: 0 PB: 0 SB: 0 CS: 0	PA: 37
<b>PITCHER</b>	IP	WLS	BF	H	R	ER	SO	BB	IBB	HBP	BLK	WP	HR	S	P	ERA	WHIP					
Bill Bonham, R (1, 1) ERA: 3.81	5.1		24	6	2	2	6	3	0	0	0	0	0	33	45	3.38	1.688					
Oscar Zamora, R (6, 1) ERA: 3.22	3.2	L	13	1	2	2	2	2	0	0	0	0	1	15	23	4.91	0.818					

AB	31
R	4
H	7
RBI	4
BB	5
SO	8
LOB	11



Batter	1	2	3	4	5	6	7	8	9	AB	R	H	RBI	BB	SO	LOB	BOTTOM				
Don Kessinger, S (1, 6) OBP: 0.333, SLG: 0.321	F8		F3		CS		BB		L8	5	0	2	1	0	0	2	<b>San Diego Padres @ Chicago Cubs</b> Wrigley Field, Chicago, IL Sat Aug 17 1974, 3:33 AM CDT Att: 14,323 - Sunny				
Jose Cardenal, R (1, 9) OBP: 0.369, SLG: 0.450	F8				2B		K		FC6-4	5	1	1	0	0	1	4					
Billy Williams, L (1, 7) OBP: 0.390, SLG: 0.454					2B		F8			3	1	1	1	1	0	0					
Jim Tyrone, R (7, PR) OBP: 0.257, SLG: 0.212	5-3				SF8		BB			0	0	0	0	0	0	0					
Andre Thornton, R (1, 3) OBP: 0.394, SLG: 0.474		F9			F9		F6			4	0	0	0	0	1	4					
Jerry Morales, R (1, 8) OBP: 0.304, SLG: 0.390		6-3			SF8		K		K	3	0	1	1	0	1	0					
Carmen Fanzone, R (1, 5) OBP: 0.281, SLG: 0.270		F8			BB		FC6-4		F4	3	0	0	0	1	0	1					
Rob Sperring, R (1, 4) OBP: 0.308, SLG: 0.364					1B		5-3		1-3	4	0	1	0	0	1	0					
Steve Swisher, R (1, 2) OBP: 0.305, SLG: 0.287					F8		1B		F8	3	1	1	0	0	0	2					
Chris Ward, L (9, PH) OBP: 0.337, SLG: 0.341					6-3		1B			1	0	0	0	0	0	0					
Bill Bonham, R (1, 1) OBP: 0.164, SLG: 0.167							K			2	0	1	0	0	1	0					
Oscar Zamora, R (6, 1) OBP: 0.200, SLG: 0.200							BB		FC6-4	1	0	1	0	0	0	0					
Rick Stelmazek, L (9, PH) OBP: 0.455, SLG: 0.353					1B		1B			1	0	1	0	0	0	0					
<b>Inning Stats</b>	R: 0 E: 0 K: 0 S: 3	H: 0 LOB: 0 BB: 0 P: 3	R: 0 E: 0 K: 0 S: 3	H: 0 LOB: 0 BB: 0 P: 3	R: 0 E: 0 K: 1 S: 6	H: 1 LOB: 1 BB: 0 P: 6	R: 2 E: 0 K: 0 S: 6	H: 3 LOB: 2 BB: 1 P: 10	R: 0 E: 0 K: 1 S: 6	H: 1 LOB: 1 BB: 0 P: 6	R: 1 E: 0 K: 1 S: 8	H: 3 LOB: 3 BB: 1 P: 12	R: 0 E: 0 K: 1 S: 5	H: 0 LOB: 0 BB: 0 P: 5	R: 0 E: 0 K: 0 S: 4	H: 1 LOB: 1 BB: 0 P: 4	1B: 8 2B: 2 3B: 0 HR: 0	SF: 1 SAC: 0 DP: 0 HBP: 0	WP: 0 PB: 0 SB: 0 CS: 1	PA: 38	
<b>PITCHER</b>	IP	WLS	BF	H	R	ER	SO	BB	IBB	HBP	BLK	WP	HR	S	P	ERA	WHIP				
Dan Spillner, R (1, 1) ERA: 3.71	6.1		28	9	3	3	3	1	0	0	0	0	0	33	37	6.14	1.579				
Lowell Palmer, R (7, 1) ERA: 5.53	0.1		1	0	0	0	1	0	0	0	0	0	0	3	3	0.00	0.000				
Rusty Gerhardt, L (7, 1) ERA: 11.74	0.0		1	0	0	0	0	1	0	0	0	0	0	0	4	∞	∞				
Larry Hardy, R (7, 1) ERA: 4.52	2.1	W	8	1	0	0	1	0	0	0	0	0	0	10	10	0.00	0.429				





Batter	1	2	3	4	5	6	7	8	9	AB	R	H	RBI	BB	SO	LOB	TOP					
Enzo Hernandez, R OBP: 0.289, SLG: 0.285										5	0	2	2	0	0	2						
Glenn Beckert, R OBP: 0.386, SLG: 0.338										5	0	2	1	0	0	3						
Johnny Grubb, L OBP: 0.360, SLG: 0.401										5	0	1	0	0	0	2						
Willie McCovey, L OBP: 0.418, SLG: 0.504										4	1	1	1	0	1	3						
Dave Winfield, R OBP: 0.326, SLG: 0.463										4	2	2	0	0	0	0						
Derrel Thomas, S OBP: 0.331, SLG: 0.363										3	1	0	0	1	0	1						
Dave Hilton, R OBP: 0.288, SLG: 0.279										4	1	2	2	0	0	0						
Fred Kendall, R OBP: 0.318, SLG: 0.359										4	1	1	0	0	0	3						
Bill Greif, R OBP: 0.231, SLG: 0.070										1	0	0	0	0	1	0						
Lowell Palmer, R OBP: 0.099, SLG: 0.190										0	0	0	0	0	0	0						
Bill Laxton, L OBP: 0.333, SLG: 0.372										0	0	0	0	0	0	0						
Gene Locklear, L OBP: 0.333, SLG: 0.372										0	0	0	0	0	0	0						
Rusty Gerhardt, S OBP: 0.333, SLG: 0.372										0	0	0	0	0	0	0						
Mike Johnson, R OBP: 0.250, SLG: 0.320										0	0	0	0	0	0	0						
Cito Gaston, R OBP: 0.250, SLG: 0.320										0	0	0	0	0	0	0						
<b>Inning Stats</b>	R: 0 E: 0 K: 0 S: 3	H: 1 LOB: 0 BB: 0 P: 3	R: 1 E: 0 K: 0 S: 5	H: 2 LOB: 1 BB: 0 P: 5	R: 0 E: 0 K: 1 S: 7	H: 2 LOB: 2 BB: 0 P: 7	R: 3 E: 0 K: 1 S: 8	H: 3 LOB: 1 BB: 1 P: 12	R: 1 E: 0 K: 0 S: 4	H: 1 LOB: 0 BB: 0 P: 4	R: 0 E: 0 K: 0 S: 3	H: 0 LOB: 0 BB: 0 P: 3	R: 0 E: 0 K: 1 S: 6	H: 1 LOB: 1 BB: 0 P: 6	R: 0 E: 0 K: 0 S: 3	H: 0 LOB: 0 BB: 0 P: 3	R: 1 E: 1 K: 0 S: 5	H: 1 LOB: 1 BB: 0 P: 5	1B: 8 2B: 2 3B: 0 HR: 1	SF: 0 SAC: 0 DP: 0 HBP: 0	WP: 0 PB: 1 SB: 0 CS: 0	PA: 39
<b>PITCHER</b> Steve Stone, R ERA: 4.55	IP: 9.0 WLS: W BF: 39 H: 11 R: 6 ER: 5 SO: 3	BB: 1 IBB: 0 HBP: 0 BLK: 0	WP: 0 HR: 1 S: 44 P: 48	ERA: 5.00 WHIP: 1.333																		

San Diego Padres @ Chicago Cubs  
Wrigley Field, Chicago, IL  
Sun Aug 18 1974, 3:33 AM CDT  
Att: 17,906 - Sunny - 80 F

AB	38
R	6
H	11
RBI	6
BB	1
SO	3
LOB	17



Batter	1	2	3	4	5	6	7	8	9	AB	R	H	RBI	BB	SO	LOB	BOTTOM			
Don Kessinger, S OBP: 0.337, SLG: 0.326										2	2	2	1	1	0	0				
Billy Grabarkewitz, R OBP: 0.329, SLG: 0.254										2	0	1	1	1	0	0				
Jose Cardenal, R OBP: 0.369, SLG: 0.457										5	2	2	1	0	2	4				
Chris Ward, L OBP: 0.343, SLG: 0.348										1	0	1	0	0	0	0				
Billy Williams, L OBP: 0.453										5	1	2	1	0	0	3				
Jim Tyrone, R OBP: 0.250, SLG: 0.206										1	1	0	0	0	0	2				
Andre Thornton, R OBP: 0.394, SLG: 0.480										4	2	1	1	0	0	1				
Jerry Morales, R OBP: 0.307, SLG: 0.391										4	1	2	2	1	2	2				
Carmen Fanzone, R OBP: 0.285, SLG: 0.264										3	1	0	1	1	0	5				
Steve Swisher, R OBP: 0.318, SLG: 0.311										3	3	2	3	2	0	2				
Rob Sperring, R OBP: 0.290, SLG: 0.333										5	1	1	0	0	1	5				
Steve Stone, R OBP: 0.150, SLG: 0.150										5	0	1	2	0	1	1				
<b>Inning Stats</b>	R: 1 E: 1 K: 1 S: 6	H: 1 LOB: 0 BB: 0 P: 6	R: 2 E: 0 K: 2 S: 8	H: 1 LOB: 1 BB: 1 P: 12	R: 6 E: 0 K: 1 S: 9	H: 4 LOB: 2 BB: 3 P: 22	R: 1 E: 0 K: 1 S: 8	H: 2 LOB: 0 BB: 0 P: 8	R: 0 E: 0 K: 0 S: 3	H: 0 LOB: 1 BB: 1 P: 7	R: 0 E: 0 K: 0 S: 4	H: 1 LOB: 2 BB: 0 P: 5	R: 3 E: 0 K: 0 S: 7	H: 4 LOB: 1 BB: 0 P: 7	R: 1 E: 1 K: 1 S: 7	H: 2 LOB: 2 BB: 1 P: 11	1B: 11 2B: 1 3B: 1 HR: 2	SF: 0 SAC: 0 DP: 0 HBP: 2	WP: 1 PB: 0 SB: 1 CS: 0	PA: 48
<b>PITCHER</b> Bill Greif, R ERA: 4.83	IP: 2.1 WLS: L BF: 13 H: 3 R: 6 ER: 5 SO: 3	BB: 2 IBB: 0 HBP: 1 BLK: 0	WP: 0 HR: 1 S: 16 P: 25	ERA: 19.29 WHIP: 2.143																
Lowell Palmer, R ERA: 5.81	0.1	3	0	0	0	0	2	0	0	0	0	1	0	1	9	0.00	6.000			
Bill Laxton, L ERA: 3.0	0.1	4	3	3	3	1	0	0	0	0	0	0	0	6	6	81.00	9.000			
Rusty Gerhardt, L ERA: 11.12	3.2	20	6	4	4	1	1	0	1	0	0	0	1	20	25	9.82	1.909			
Mike Johnson, R ERA: 6.75	1.1	8	3	1	1	1	1	0	0	0	0	0	0	9	13	6.75	3.000			

San Diego Padres @ Chicago Cubs  
Wrigley Field, Chicago, IL  
Sun Aug 18 1974, 3:33 AM CDT  
Att: 17,906 - Sunny - 80 F

AB	40
R	14
H	15
RBI	13
BB	6
SO	6
LOB	25





Batter	1	2	3	4	5	6	7	8	9	AB	R	H	RBI	BB	SO	LOB	TOP								
Enzo Hernandez, R (1, 6) Cito Gaston, R (9, PH) Horace Clarke, S (9, PH)	4-3		4-0 BB		F2		K		F7	3	0	0	0	1	1	1									
Glenn Beckert, R (1, 4)	K		4-3			4-0 2B HR BB	6-3		FC6-4	4	1	0	1	1	1	3									
Johnny Grubb, L (1, 7)	1B			E3 G5-3		1-3 HR			G3	5	1	4	0	0	0	2									
Willie McCovey, L (1, 3)	F9			G5-3 BB		2B HR			G3	3	1	1	3	1	0	2									
Dave Winfield, R (1, 9)		1-3		G5-3		1-3			1-3	4	0	0	0	0	0	3									
Derrel Thomas, S (1, 8)	F4			G3		L6			K	4	0	0	0	0	1	2									
Dave Hilton, R (1, 5)	F8									4	1	3	0	0	0	0									
Fred Kendall, R (1, 2)			F7							4	0	1	0	0	0	2									
Randy Jones, R (1, 1) Larry Hardy, R (7, 1) Gene Locklear, L (9, PH)			K			FC1-6				3	0	0	0	0	2	1									
<b>Inning Stats</b>	R: 0 E: 0 K: 1 S: 6	H: 1 LOB: 1 BB: 0 P: 6	R: 0 E: 0 K: 0 S: 3	H: 0 LOB: 0 BB: 0 P: 3	R: 0 E: 0 K: 1 S: 5	H: 0 LOB: 1 BB: 1 P: 9	R: 0 E: 1 K: 0 S: 3	H: 1 LOB: 1 BB: 1 P: 7	R: 0 E: 0 K: 0 S: 4	H: 1 LOB: 1 BB: 0 P: 4	R: 3 E: 0 K: 2 S: 6	H: 3 LOB: 0 BB: 1 P: 10	R: 0 E: 0 K: 1 S: 7	H: 0 LOB: 0 BB: 0 P: 7	R: 0 E: 0 K: 1 S: 6	H: 1 LOB: 1 BB: 0 P: 6	R: 1 E: 0 K: 0 S: 6	H: 3 LOB: 2 BB: 0 P: 6	1B: 8 2B: 1 3B: 0 HR: 1	SF: 0 SAC: 0 DP: 1 HBP: 0	WP: 0 PB: 0 SB: 0 CS: 0	PA: 39			
<b>PITCHER</b>	IP	WLS	BF	H	R	ER	SO	BB	IBB	HBP	BLK	WP	HR	S	P	ERA	WHIP								
Dennis Blair, R (1, 1) Don Carrithers, R (6, 1) Chuck Taylor, R (9, 1)	5.0		21	4	2	2	2	3	0	0	0	0	0	22	34	3.60	1.400								

San Diego Padres @ Montreal Expos  
Jarry Park, Montreal, QB  
Mon Aug 19 1974, 7:05 PM EDT  
Att: 11,146 - Unknown

AB	36
R	4
H	10
RBI	4
BB	3
SO	5
LOB	19



Batter	1	2	3	4	5	6	7	8	9	AB	R	H	RBI	BB	SO	LOB	BOTTOM								
Ron Hunt, R (1, 4) Pepe Frias, R (9, 4)	F7	6-3			5-3		FC3-6	E9		5	1	1	1	0	0	2									
Tim Foli, R (1, 6)	6-3		2-3		2-3			F8		4	1	1	1	1	0	1									
Willie Davis, L (1, 8)	K		4-3		F9		G3			4	0	0	0	0	1	2									
Bob Bailey, R (1, 5)		SH2-4 BB	K		1-3					2	1	0	0	2	1	1									
Hal Breeden, R (1, 3) Mike Jorgensen, L (7, PR) Ron Woods, R (1, 7)		4-3 SH2-4		K		K				3	1	1	1	1	2	0									
Ken Singleton, S (1, 9)		4-3			6-3		F8	L8		4	1	1	1	0	0	2									
Barry Foote, R (1, 2)		SH2-4					F8			3	2	2	2	1	0	1									
Dennis Blair, R (1, 1) Don Carrithers, R (6, 1) Chuck Taylor, R (9, 1)		2B						F7		2	0	1	1	0	1	2									
<b>Inning Stats</b>	R: 0 E: 0 K: 1 S: 5	H: 2 LOB: 1 BB: 2 P: 13	R: 0 E: 0 K: 0 S: 5	H: 0 LOB: 0 BB: 0 P: 5	R: 0 E: 0 K: 2 S: 8	H: 1 LOB: 2 BB: 1 P: 12	R: 0 E: 0 K: 0 S: 3	H: 0 LOB: 1 BB: 1 P: 7	R: 0 E: 0 K: 1 S: 5	H: 0 LOB: 0 BB: 0 P: 5	R: 3 E: 0 K: 0 S: 7	H: 4 LOB: 2 BB: 1 P: 11	R: 0 E: 1 K: 0 S: 5	H: 2 LOB: 1 BB: 0 P: 5	1B: 5 2B: 2 3B: 1 HR: 1	SF: 0 SAC: 2 DP: 0 HBP: 0	WP: 1 PB: 0 SB: 0 CS: 0	PA: 38							
<b>PITCHER</b>	IP	WLS	BF	H	R	ER	SO	BB	IBB	HBP	BLK	WP	HR	S	P	ERA	WHIP								
Randy Jones, L (1, 1) Larry Hardy, R (7, 1)	6.2	L	32	7	6	6	5	4	1	0	0	0	0	6	6	6.75	1.500								

San Diego Padres @ Montreal Expos  
Jarry Park, Montreal, QB  
Mon Aug 19 1974, 7:05 PM EDT  
Att: 11,146 - Unknown

AB	31
R	7
H	9
RBI	7
BB	5
SO	5
LOB	13





Batter	1	2	3	4	5	6	7	8	9	AB	R	H	RBI	BB	SO	LOB	TOP					
Enzo Hernandez, R (1, 6) OBP: 0.286, SLG: 0.281	F3		6-3		5-3			F4		4	0	0	0	0	0	1						
Dave Hilton, R (1, 4) OBP: 0.311, SLG: 0.304	1B			HR		5-3		F8		4	1	2	0	0	0	0						
Johnny Grubb, L (1, 7) OBP: 0.364, SLG: 0.406	F6			HR		L8		K		3	1	0	0	1	1	0						
Willie McCovey, L (1, 3) OBP: 0.420, SLG: 0.522	F9			HR		K				3	1	1	3	1	1	0						
Dave Winfield, R (1, 9) OBP: 0.322, SLG: 0.455	BB			K				F3		3	0	0	0	1	1	1						
Derrel Thomas, S (1, 8) OBP: 0.326, SLG: 0.356	F9			4-3						3	0	0	0	0	1	1						
Dave Roberts, R (1, 5) OBP: 0.251, SLG: 0.253	PO		F3	6-3				L5		3	0	0	0	0	0	0						
Chris Cannizzaro, R (1, 2) OBP: 0.227, SLG: 0.238			2B			1-3		K		3	0	1	0	0	1	0						
Dave Freisleben, R (1, 1) OBP: 0.264, SLG: 0.213			K			4-3		K		3	0	0	0	0	2	1						
<b>Inning Stats</b>	R: 0 E: 0 K: 0 S: 3	H: 1 LOB: 0 BB: 0 P: 3	R: 0 E: 0 K: 0 S: 2	H: 0 LOB: 0 BB: 1 P: 6	R: 0 E: 0 K: 1 S: 6	H: 1 LOB: 1 BB: 0 P: 6	R: 3 E: 0 K: 1 S: 7	H: 2 LOB: 0 BB: 1 P: 11	R: 0 E: 0 K: 0 S: 3	H: 0 LOB: 0 BB: 0 P: 3	R: 0 E: 0 K: 1 S: 5	H: 0 LOB: 0 BB: 0 P: 5	R: 0 E: 0 K: 1 S: 5	H: 0 LOB: 0 BB: 0 P: 5	R: 0 E: 0 K: 2 S: 7	H: 0 LOB: 0 BB: 0 P: 7	R: 0 E: 0 K: 1 S: 5	H: 0 LOB: 1 BB: 1 P: 9	1B: 2 2B: 1 3B: 0 HR: 1	SF: 0 SAC: 0 DP: 0 HBP: 0	WP: 0 PB: 0 SB: 0 CS: 0	PA: 33
<b>PITCHER</b>	IP	WLS	BF	H	R	ER	SO	BB	IBB	HBP	BLK	WP	HR	S	P	ERA	WHIP					
Steve Rogers, R (1, 1) ERA: 4.61	7.0	L	25	4	3	3	4	2	0	0	0	0	1	31	39	3.86	0.857					
John Montague, R (8, 1) ERA: 2.47	2.0		7	0	0	0	3	1	0	0	0	0	0	12	16	0.00	0.500					

San Diego Padres @ Montreal Expos  
Jarry Park, Montreal, QB  
Tue Aug 20 1974, 7:05 PM EDT  
Att: 12,713 - Unknown

AB 29  
R 3  
H 4  
RBI 3  
BB 3  
SO 7  
LOB 4



Batter	1	2	3	4	5	6	7	8	9	AB	R	H	RBI	BB	SO	LOB	BOTTOM				
Larry Lintz, S (1, 4) OBP: 0.345, SLG: 0.286	F9	FC6-4			FC4-6		1-3		BB	4	0	0	0	1	0	3					
Willie Davis, L (1, 8) OBP: 0.379, SLG: 0.403	F9			1B	FC4-6			F9		5	0	2	0	0	0	3					
Mike Jorgensen, L (1, 3) OBP: 0.429, SLG: 0.455	E4		F8		BB		F9			3	0	0	0	1	0	2					
Ron Fairly, L (1, 7) OBP: 0.374, SLG: 0.429	BB		F9		FC6-4			6-3		2	0	0	0	2	0	1					
Ken Singleton, S (1, 9) OBP: 0.381, SLG: 0.363	L8		K		FC6-4			4-3		4	0	0	0	0	1	6					
Bob Bailey, R (1, 5) OBP: 0.398, SLG: 0.424		FC6-4		L9		5-3		5-3		3	0	0	0	1	0	0					
Barry Foote, R (1, 2) OBP: 0.309, SLG: 0.391		K		F9		5-3		F8		4	0	0	0	0	1	1					
Tim Foli, R (1, 6) OBP: 0.278, SLG: 0.271		FC4-6		L8		6-3		F6		3	0	0	0	0	0	1					
Jim Northrup, L (9, PH) OBP: 0.305, SLG: 0.374		BB								1	0	0	0	0	0	0					
Steve Rogers, R (1, 1) OBP: 0.250, SLG: 0.156		K								0	0	0	0	2	0	0					
Ron Hunt, R (7, PH) OBP: 0.379, SLG: 0.300		FC6-4								1	0	0	0	0	1	0					
John Montague, R (8, 1) OBP: 0.250, SLG: 0.100		FC6-4								0	0	0	0	0	0	0					
Larry Bittner, L (8, PH) OBP: 0.235, SLG: 0.294		BB						2B		1	0	1	0	0	0	0					
<b>Inning Stats</b>	R: 0 E: 1 K: 0 S: 4	H: 0 LOB: 2 BB: 1 P: 8	R: 0 E: 0 K: 1 S: 5	H: 0 LOB: 2 BB: 2 P: 13	R: 0 E: 0 K: 1 S: 6	H: 1 LOB: 1 BB: 0 P: 6	R: 0 E: 0 K: 0 S: 3	H: 0 LOB: 0 BB: 0 P: 3	R: 0 E: 0 K: 0 S: 3	H: 0 LOB: 0 BB: 0 P: 3	R: 0 E: 0 K: 1 S: 6	H: 1 LOB: 1 BB: 0 P: 6	R: 0 E: 0 K: 0 S: 3	H: 0 LOB: 0 BB: 0 P: 3	R: 0 E: 0 K: 0 S: 4	H: 1 LOB: 2 BB: 1 P: 8	1B: 2 2B: 1 3B: 0 HR: 0	SF: 0 SAC: 0 DP: 0 HBP: 0	WP: 0 PB: 0 SB: 0 CS: 0	PA: 38	
<b>PITCHER</b>	IP	WLS	BF	H	R	ER	SO	BB	IBB	HBP	BLK	WP	HR	S	P	ERA	WHIP				
Dave Freisleben, R (1, 1) ERA: 3.38	9.0	W	38	3	0	0	3	7	0	0	0	0	0	37	65	0.00	1.111				

San Diego Padres @ Montreal Expos  
Jarry Park, Montreal, QB  
Tue Aug 20 1974, 7:05 PM EDT  
Att: 12,713 - Unknown

AB 31  
R 0  
H 3  
RBI 0  
BB 7  
SO 3  
LOB 17





Batter	1	2	3	4	5	6	7	8	9	AB	R	H	RBI	BB	SO	LOB	TOP			
Enzo Hernandez, R OBP: 0.285, SLG: 0.280										5	1	1	0	0	0	3				
Glenn Beckert, R OBP: 0.357, SLG: 0.303										5	1	0	0	0	0	1				
Dave Roberts, R OBP: 0.251, SLG: 0.253										0	0	0	0	0	0	0				
Johnny Grubb, L OBP: 0.368, SLG: 0.412										3	2	1	1	2	1	0				
Willie McCovey, L OBP: 0.419, SLG: 0.516										3	1	0	0	2	0	1				
Dave Winfield, R OBP: 0.321, SLG: 0.454										3	0	1	1	0	0	3				
Derrel Thomas, S OBP: 0.325, SLG: 0.358										4	1	1	2	0	0	3				
Dave Hilton, R OBP: 0.309, SLG: 0.302										4	0	1	2	0	0	0				
Chris Cannizzaro, R OBP: 0.240, SLG: 0.217										2	0	0	0	1	0	0				
Fred Kendall, R OBP: 0.317, SLG: 0.357										1	0	0	0	0	1	0				
Dan Spillner, R OBP: 0.097, SLG: 0.034										0	0	0	0	0	0	0				
Bill Laxton, L OBP: 0.250, SLG: 0.250										2	0	1	0	0	1	2				
Lowell Palmer, R OBP: 0.091, SLG: 0.182										1	0	0	0	0	1	0				
Gene Locklear, L OBP: 0.362, SLG: 0.467										1	1	1	1	0	0	0				
Larry Hardy, R OBP: 0.362, SLG: 0.467										0	0	0	0	0	0	0				
<b>Inning Stats</b>	R: 2 E: 0 K: 0 S: 5	H: 2 LOB: 1 BB: 1 P: 9	R: 0 E: 0 K: 0 S: 4	H: 1 LOB: 0 BB: 0 P: 4	R: 4 E: 1 K: 1 S: 8	H: 2 LOB: 2 BB: 3 P: 20	R: 0 E: 0 K: 0 S: 4	H: 1 LOB: 2 BB: 1 P: 8	R: 0 E: 0 K: 1 S: 5	H: 0 LOB: 0 BB: 0 P: 5	R: 0 E: 0 K: 0 S: 3	H: 0 LOB: 0 BB: 0 P: 3	R: 1 E: 0 K: 1 S: 6	H: 1 LOB: 0 BB: 0 P: 6	R: 0 E: 0 K: 0 S: 3	H: 0 LOB: 0 BB: 0 P: 3	1B: 4 2B: 1 3B: 1 HR: 1	SF: 1 SAC: 0 DP: 0 HBP: 0	WP: 0 PB: 0 SB: 0 CS: 0	PA: 40
<b>PITCHER</b>	IP	WLS	BF	H	R	ER	SO	BB	IBB	HBP	BLK	WP	HR	S	P	ERA	WHIP			
Steve Renko, R ERA: 4.03	(1, 1)	2.1	16	5	6	5	0	2	1	0	0	0	0	13	25	19.29	3.000			
Dale Murray, R ERA: 1.01	(3, 1)	4.2	17	1	0	0	3	2	0	0	0	0	0	21	29	0.00	0.643			
Chuck Taylor, R ERA: 2.26	(8, 1)	2.0	W	7	1	1	1	1	0	0	0	0	1	9	9	4.50	0.500			

San Diego Padres @ Montreal Expos  
Jarry Park, Montreal, QB  
Wed Aug 21 1974, 7:05 PM EDT  
Att: 18,037 - Unknown

AB	34
R	7
H	7
RBI	7
BB	5
SO	4
LOB	13



Batter	1	2	3	4	5	6	7	8	9	AB	R	H	RBI	BB	SO	LOB	BOTTOM			
Ron Hunt, R OBP: 0.380, SLG: 0.306										6	1	3	1	0	0	2				
Tim Foli, R OBP: 0.279, SLG: 0.272										5	2	2	1	0	2	1				
Willie Davis, L OBP: 0.318, SLG: 0.403										5	1	2	1	0	0	2				
Ron Fairly, L OBP: 0.378, SLG: 0.430										4	0	2	1	1	0	2				
Mike Jorgensen, L OBP: 0.437, SLG: 0.461										4	0	3	2	1	0	0				
Jim Northrup, L OBP: 0.303, SLG: 0.372										5	0	1	0	0	0	7				
Larry Lintz, S OBP: 0.345, SLG: 0.286										0	1	0	0	0	0	0				
Bob Bailey, R OBP: 0.396, SLG: 0.429										5	1	1	1	0	1	4				
Barry Foote, R OBP: 0.310, SLG: 0.389										4	1	1	1	1	1	2				
Steve Renko, R OBP: 0.274, SLG: 0.348										1	1	1	0	0	0	0				
Dale Murray, R ERA: 3.79	(3, 1)	2.1	13	4	3	3	1	2	0	0	0	0	4	8	11.57	2.571				
Larry Bittner, L OBP: 0.222, SLG: 0.278	(7, PH)	4.2	18	4	0	0	2	0	1	0	0	0	0	21	25	0.00	0.857			
Chuck Taylor, R OBP: 0.444, SLG: 0.500	(8, 1)	1.2	L	10	4	2	2	1	0	1	0	0	1	11	15	10.80	2.400			
Ken Singleton, S OBP: 0.382, SLG: 0.363	(9, PH)																			
<b>Inning Stats</b>	R: 3 E: 0 K: 1 S: 9	H: 4 LOB: 2 BB: 1 P: 13	R: 2 E: 0 K: 0 S: 6	H: 3 LOB: 2 BB: 1 P: 10	R: 1 E: 0 K: 0 S: 3	H: 1 LOB: 0 BB: 1 P: 7	R: 0 E: 0 K: 1 S: 7	H: 2 LOB: 2 BB: 0 P: 7	R: 0 E: 0 K: 0 S: 3	H: 0 LOB: 0 BB: 0 P: 3	R: 0 E: 0 K: 0 S: 4	H: 1 LOB: 1 BB: 0 P: 4	R: 0 E: 0 K: 1 S: 6	H: 1 LOB: 1 BB: 0 P: 6	R: 2 E: 1 K: 0 S: 5	H: 3 LOB: 2 BB: 1 P: 9	1B: 13 2B: 2 3B: 0 HR: 1	SF: 0 SAC: 0 DP: 0 HBP: 0	WP: 1 PB: 0 SB: 3 CS: 0	PA: 46
<b>PITCHER</b>	IP	WLS	BF	H	R	ER	SO	BB	IBB	HBP	BLK	WP	HR	S	P	ERA	WHIP			
Dan Spillner, R ERA: 3.99	(1, 1)	0.0		4	3	3	0	1	0	0	0	0	1	13	21	11.57	2.571			
Bill Laxton, L ERA: 3.79	(1, 1)	2.1	13	4	3	3	1	2	0	0	0	0	1	13	21	11.57	2.571			
Lowell Palmer, R ERA: 5.37	(3, 1)	4.2	18	4	0	0	2	0	1	0	0	0	0	21	25	0.00	0.857			
Larry Hardy, R ERA: 4.68	(8, 1)	1.2	L	10	4	2	2	1	0	1	0	0	1	11	15	10.80	2.400			

San Diego Padres @ Montreal Expos  
Jarry Park, Montreal, QB  
Wed Aug 21 1974, 7:05 PM EDT  
Att: 18,037 - Unknown

AB	41
R	8
H	16
RBI	8
BB	5
SO	4
LOB	22





Batter	1	2	3	4	5	6	7	8	9	AB	R	H	RBI	BB	SO	LOB	TOP					
Rennie Stennett, R OBP: 0.309, SLG: 0.374 (1, 4)	G3	G3				6-3				5	1	2	2	0	0	2	<b>Pittsburgh Pirates @ San Diego Padres</b> San Diego Stadium, San Diego, CA Fri Aug 23 1974, 10:05 PM EDT Att: 13,443 - Unknown					
Richie Hebner, L OBP: 0.393, SLG: 0.461 (1, 5)	L9		6-3					G3-2-3		4	0	0	0	1	1	3						
Al Oliver, L OBP: 0.346, SLG: 0.477 (1, 8)	2B		1-3							5	2	2	0	0	0	1						
Willie Stargell, L OBP: 0.407, SLG: 0.561 (1, 7)			F7					G3-6-3		4	0	1	1	1	0	2						
Richie Zisk, R OBP: 0.392, SLG: 0.498 Gene Clines, R OBP: 0.307, SLG: 0.252 (8, PR) (8, 9)	K									4	0	3	0	0	1	1						
Manny Sanguillen, R OBP: 0.315, SLG: 0.384 (1, 2)										5	2	3	0	0	0	3						
Ed Kirkpatrick, L OBP: 0.363, SLG: 0.337 (1, 3)			G3							4	0	0	0	1	0	3						
Frank Taveras, R OBP: 0.324, SLG: 0.293 Bob Robertson, R OBP: 0.322, SLG: 0.478 Mario Mendoza, R OBP: 0.270, SLG: 0.263 (8, PH) (8, PR) (8, 6)										3	0	2	0	0	0	0						
Jerry Reuss, L OBP: 0.282, SLG: 0.219 Dave Giusti, R OBP: 0.222, SLG: 0.125 (1, 1) (9, 1)			FC6							4	0	1	1	0	1	6						
<b>Inning Stats</b>	R: 1 E: 0 K: 1 S: 7	H: 2 LOB: 1 BB: 0 P: 7	R: 1 E: 1 K: 0 S: 5	H: 2 LOB: 1 BB: 0 P: 5	R: 0 E: 0 K: 0 S: 3	H: 0 LOB: 0 BB: 0 P: 3	R: 0 E: 0 K: 0 S: 5	H: 2 LOB: 2 BB: 0 P: 5	R: 1 E: 0 K: 1 S: 7	H: 2 LOB: 2 BB: 1 P: 11	R: 0 E: 0 K: 0 S: 4	H: 1 LOB: 1 BB: 0 P: 4	R: 0 E: 0 K: 0 S: 2	H: 0 LOB: 0 BB: 1 P: 6	R: 2 E: 0 K: 1 S: 7	H: 3 LOB: 2 BB: 2 P: 15		R: 1 E: 0 K: 0 S: 5	H: 2 LOB: 1 BB: 0 P: 5	1B: 12 2B: 1 3B: 0 HR: 1	SF: 0 SAC: 0 DP: 2 HBP: 0	WP: 2 PB: 1 SB: 0 CS: 0
<b>PITCHER</b>	IP	WLS	BF	H	R	ER	SO	BB	IBB	HBP	BLK	WP	HR	S	P	ERA	WHIP					
Bill Greif, R ERA: 4.79 Dan Spillner, R ERA: 4.18 Bill Laxton, L ERA: 3.81	(1, 1)	7.0	L	31	9	3	3	2	2	0	0	0	0	1	33	41	3.86	1.571				
	(8, 1)	0.0		3	2	2	0	1	0	0	0	0	0	0	2	6	∞	∞				
	(8, 1)	2.0		9	3	1	1	1	1	0	0	0	2	0	10	14	4.50	2.000				

Batter	1	2	3	4	5	6	7	8	9	AB	R	H	RBI	BB	SO	LOB	BOTTOM					
Enzo Hernandez, R OBP: 0.288, SLG: 0.282 (1, 6)	6-3		E8							4	0	2	1	1	0	2	<b>Pittsburgh Pirates @ San Diego Padres</b> San Diego Stadium, San Diego, CA Fri Aug 23 1974, 10:05 PM EDT Att: 13,443 - Unknown					
Glenn Beckert, R OBP: 0.359, SLG: 0.309 Dave Roberts, R OBP: 0.251, SLG: 0.253 (1, 4) (8, PR)	1-3		6-3							5	0	2	1	0	0	3						
Nate Colbert, R OBP: 0.326, SLG: 0.364 (1, 3)										4	0	0	0	1	1	7						
Dave Winfield, R OBP: 0.320, SLG: 0.450 (1, 7)	4-3									5	0	1	0	0	1	3						
Cito Gaston, R OBP: 0.258, SLG: 0.325 (1, 9)			4-3							3	0	0	0	1	0	1						
Derrel Thomas, S OBP: 0.327, SLG: 0.358 (1, 8)			F9							3	0	1	0	1	0	1						
Dave Hilton, R OBP: 0.307, SLG: 0.300 (1, 5)			4-3							4	0	1	0	0	0	3						
Chris Cannizzaro, R OBP: 0.259, SLG: 0.240 Gene Locklear, L OBP: 0.375, SLG: 0.478 Dan Spillner, R OBP: 0.097, SLG: 0.034 Bill Laxton, L OBP: 0.250, SLG: 0.250 Johnny Grubb, L OBP: 0.389, SLG: 0.412 (1, 2) (7, PH) (8, 1) (8, PH)			F2							2	0	1	0	0	0	0						
Bill Greif, R OBP: 0.222, SLG: 0.067 Fred Kendall, R OBP: 0.318, SLG: 0.358 (7, PH) (8, 2)			L8							2	0	0	0	0	0	2						
<b>Inning Stats</b>	R: 0 E: 0 K: 0 S: 3	H: 0 LOB: 0 BB: 1 P: 7	R: 0 E: 0 K: 0 S: 3	H: 0 LOB: 0 BB: 0 P: 3	R: 0 E: 1 K: 0 S: 4	H: 1 LOB: 1 BB: 0 P: 4	R: 0 E: 0 K: 0 S: 4	H: 1 LOB: 1 BB: 0 P: 4	R: 0 E: 0 K: 1 S: 8	H: 3 LOB: 3 BB: 0 P: 8	R: 0 E: 0 K: 0 S: 3	H: 0 LOB: 1 BB: 1 P: 7	R: 1 E: 0 K: 0 S: 5	H: 3 LOB: 1 BB: 0 P: 5	R: 0 E: 0 K: 0 S: 3	H: 1 LOB: 1 BB: 1 P: 7		R: 1 E: 0 K: 2 S: 8	H: 1 LOB: 2 BB: 2 P: 16	1B: 10 2B: 1 3B: 0 HR: 0	SF: 0 SAC: 0 DP: 2 HBP: 0	WP: 1 PB: 0 SB: 0 CS: 0
<b>PITCHER</b>	IP	WLS	BF	H	R	ER	SO	BB	IBB	HBP	BLK	WP	HR	S	P	ERA	WHIP					
Jerry Reuss, L ERA: 3.73 Dave Giusti, R ERA: 3.81	(1, 1)	8.1	W	37	9	2	2	2	5	0	0	0	0	0	36	56	2.16	1.680				
	(9, 1)	0.2		3	1	0	0	1	0	0	0	0	0	5	5	0.00	1.500					







Batter	1	2	3	4	5	6	7	8	9	AB	R	H	RBI	BB	SO	LOB	TOP					
<b>Rennie Stennett, R</b> OBP: 0.311, SLG: 0.373										4	1	2	1	2	1	0						
<b>Richie Hebner, L</b> OBP: 0.382, SLG: 0.457										4	3	1	0	1	0	3						
<b>Al Oliver, L</b> OBP: 0.353, SLG: 0.484										5	2	3	1	0	0	2						
<b>Willie Stargell, L</b> OBP: 0.409, SLG: 0.561										4	0	1	0	1	1	3						
<b>Richie Zisk, R</b> OBP: 0.396, SLG: 0.495										3	1	1	1	2	1	3						
<b>Ed Kirkpatrick, L</b> OBP: 0.388, SLG: 0.337										3	1	1	3	2	0	2						
<b>Frank Taveras, R</b> OBP: 0.313, SLG: 0.282										5	0	0	0	0	1	8						
<b>Mike Ryan, R</b> OBP: 0.226, SLG: 0.111										4	0	0	0	0	4	0						
<b>Manny Sanguillen, R</b> OBP: 0.337, SLG: 0.429										1	1	1	3	0	0	0						
<b>Larry Demery, R</b> OBP: 0.172, SLG: 0.185										2	0	1	0	0	1	0						
<b>Dave Parker, L</b> OBP: 0.337, SLG: 0.429										1	0	0	0	0	1	0						
<b>Ramon Hernandez, S</b> OBP: 0.333, SLG: 0.667										2	1	1	1	0	1	0						
<b>Inning Stats</b>	R: 1 E: 0 K: 0 S: 4	H: 2 LOB: 3 BB: 3 P: 16	R: 0 E: 0 K: 3 S: 9	H: 0 LOB: 0 BB: 0 P: 9	R: 0 E: 0 K: 0 S: 4	H: 1 LOB: 2 BB: 1 P: 8	R: 0 E: 0 K: 1 S: 6	H: 1 LOB: 2 BB: 1 P: 10	R: 0 E: 0 K: 0 S: 3	H: 0 LOB: 0 BB: 0 P: 3	R: 0 E: 0 K: 1 S: 5	H: 0 LOB: 0 BB: 0 P: 5	R: 3 E: 1 K: 2 S: 11	H: 3 LOB: 2 BB: 1 P: 15	R: 0 E: 0 K: 2 S: 7	H: 0 LOB: 0 BB: 0 P: 7	R: 6 E: 0 K: 2 S: 12	H: 5 LOB: 1 BB: 2 P: 20	1B: 8 2B: 4 3B: 0 HR: 0	SF: 0 SAC: 0 DP: 0 HBP: 0	WP: 0 PB: 0 SB: 1 CS: 0	PA: 47
<b>PITCHER</b>	IP	WLS	BF	H	R	ER	SO	BB	IBB	HBP	BLK	WP	HR	S	P	ERA	WHIP					
<b>Dave Freisleben, R</b> ERA: 3.38	8.0	L	39	9	6	3	9	6	0	0	0	0	0	51	75	3.38	1.875					
<b>Rusty Gerhardt, L</b> ERA: 10.29	0.1		3	0	0	0	1	1	1	0	0	0	0	3	11	0.00	3.000					
<b>Larry Hardy, R</b> ERA: 4.81	0.2		5	3	4	4	1	0	0	0	0	0	0	7	7	54.00	4.500					

Pittsburgh Pirates @ San Diego Padres  
San Diego Stadium, San Diego, CA  
Sun Aug 25 1974, 6:38 AM EDT  
Att: 11,567 - Unknown

AB 38  
R 10  
H 12  
RBI 10  
BB 8  
SO 11  
LOB 21



Batter	1	2	3	4	5	6	7	8	9	AB	R	H	RBI	BB	SO	LOB	BOTTOM					
<b>Enzo Hernandez, R</b> OBP: 0.293, SLG: 0.283										4	1	1	0	1	0	3						
<b>Derrel Thomas, S</b> OBP: 0.323, SLG: 0.353										4	0	0	0	0	1	3						
<b>Gene Locklear, L</b> OBP: 0.358, SLG: 0.451										4	0	0	0	0	4	1						
<b>Dave Winfield, R</b> OBP: 0.320, SLG: 0.448										4	0	2	1	0	0	0						
<b>Johnny Grubb, L</b> OBP: 0.367, SLG: 0.408										4	0	1	0	0	0	0						
<b>Nate Colbert, R</b> OBP: 0.323, SLG: 0.358										3	1	1	0	1	0	2						
<b>Dave Hilton, R</b> OBP: 0.304, SLG: 0.305										4	0	2	0	0	0	1						
<b>Chris Cannizzaro, R</b> OBP: 0.267, SLG: 0.222										2	0	0	0	1	0	1						
<b>Fred Kendall, R</b> OBP: 0.314, SLG: 0.352										1	0	0	0	0	0	1						
<b>Dave Freisleben, R</b> OBP: 0.273, SLG: 0.208										1	0	0	1	1	1	1						
<b>Rusty Gerhardt, S</b>										0	0	0	0	0	0	0						
<b>Larry Hardy, R</b>										0	0	0	0	0	0	0						
<b>Cito Gaston, R</b> OBP: 0.260, SLG: 0.325										1	0	0	0	0	0	1						
<b>Inning Stats</b>	R: 1 E: 0 K: 1 S: 5	H: 1 LOB: 0 BB: 1 P: 9	R: 0 E: 0 K: 0 S: 4	H: 1 LOB: 2 BB: 2 P: 12	R: 0 E: 0 K: 2 S: 9	H: 2 LOB: 0 BB: 0 P: 9	R: 0 E: 0 K: 0 S: 4	H: 1 LOB: 2 BB: 1 P: 8	R: 0 E: 0 K: 1 S: 5	H: 0 LOB: 0 BB: 0 P: 5	R: 0 E: 0 K: 1 S: 6	H: 1 LOB: 1 BB: 0 P: 6	R: 0 E: 0 K: 1 S: 5	H: 0 LOB: 0 BB: 0 P: 5	R: 0 E: 0 K: 0 S: 3	H: 0 LOB: 0 BB: 0 P: 3	R: 0 E: 0 K: 0 S: 4	H: 1 LOB: 1 BB: 0 P: 4	1B: 6 2B: 1 3B: 0 HR: 0	SF: 0 SAC: 1 DP: 0 HBP: 0	WP: 0 PB: 0 SB: 1 CS: 1	PA: 38
<b>PITCHER</b>	IP	WLS	BF	H	R	ER	SO	BB	IBB	HBP	BLK	WP	HR	S	P	ERA	WHIP					
<b>Larry Demery, R</b> ERA: 3.61	6.0	W	27	6	2	2	5	4	0	0	0	0	0	12	12	3.00	1.667					
<b>Ramon Hernandez, L</b> ERA: 1.99	3.0		10	1	0	0	1	0	0	0	0	0	0	12	12	0.00	0.333					

Pittsburgh Pirates @ San Diego Padres  
San Diego Stadium, San Diego, CA  
Sun Aug 25 1974, 6:38 AM EDT  
Att: 11,567 - Unknown

AB 32  
R 2  
H 7  
RBI 2  
BB 4  
SO 6  
LOB 14





Batter	1	2	3	4	5	6	7	8	9	AB	R	H	RBI	BB	SO	LOB	TOP			
<b>Lou Brock, L</b> OBP: 0.372, SLG: 0.399 (1, 7)										5	0	1	0	0	0	3	<b>St. Louis Cardinals @ San Diego Padres</b> San Diego Stadium, San Diego, CA Tue Aug 27 1974, 10:05 PM EDT Att: 9,782 - Unknown <a href="http://livebaseballscorecards.com">livebaseballscorecards.com</a>			
<b>Ted Sizemore, R</b> OBP: 0.345, SLG: 0.313 (1, 4)										4	0	0	0	0	0	2				
<b>Reggie Smith, S</b> OBP: 0.385, SLG: 0.545 (1, 9)										4	1	2	0	0	0	1				
<b>Joe Torre, R</b> OBP: 0.376, SLG: 0.416 (1, 3)										4	0	1	0	0	0	2				
<b>Bake McBride, L</b> OBP: 0.360, SLG: 0.378 (1, 8)										4	0	2	0	0	0	2				
<b>Ted Simmons, S</b> OBP: 0.306, SLG: 0.418 (1, 2)										4	0	1	1	0	0	2				
<b>Ken Reitz, R</b> <b>Jerry Davanon, R</b> OBP: 0.305, SLG: 0.370 (8, PR) OBP: 0.286, SLG: 0.194										4	0	2	0	0	0	3				
<b>Mike Tyson, R</b> OBP: 0.253, SLG: 0.280 (7, PH)										1	0	0	0	1	0	2				
<b>Jose Cruz, L</b> OBP: 0.319, SLG: 0.392 (7, PH)										1	0	0	0	0	1	0				
<b>Jack Heidemann, R</b> OBP: 0.286, SLG: 0.241 (9, PH)										1	0	0	0	0	0	0				
<b>Jim Dwyer, L</b> OBP: 0.366, SLG: 0.389 (9, PH)										1	0	0	0	0	0	2				
<b>Bob Gibson, R</b> OBP: 0.197, SLG: 0.219 (9, PH)										2	0	0	0	1	1	2				
<b>Tim McCarver, L</b> OBP: 0.353, SLG: 0.236 (9, PH)										1	0	0	0	0	0	2				
<b>Inning Stats</b>	R: 0 E: 0 K: 0 S: 4	H: 1 LOB: 1 BB: 0 P: 4	R: 0 E: 0 K: 1 S: 6	H: 1 LOB: 2 BB: 1 P: 10	R: 0 E: 0 K: 0 S: 4	H: 1 LOB: 1 BB: 0 P: 4	R: 0 E: 0 K: 0 S: 3	H: 2 LOB: 0 BB: 0 P: 3	R: 0 E: 0 K: 1 S: 5	H: 0 LOB: 0 BB: 1 P: 5	R: 0 E: 0 K: 1 S: 5	H: 0 LOB: 1 BB: 1 P: 9	R: 0 E: 0 K: 0 S: 3	H: 0 LOB: 0 BB: 0 P: 3	R: 0 E: 1 K: 0 S: 5	H: 1 LOB: 2 BB: 0 P: 5	1B: 8 2B: 1 3B: 0 HR: 0	SF: 0 SAC: 0 DP: 2 HBP: 0	WP: 0 PB: 0 SB: 2 CS: 0	PA: 37
<b>PITCHER</b> <b>Dan Spillner, R</b> ERA: 3.91 (1, 1)	IP: 9.0 WLS: W BF: 37	H: 9 R: 1 ER: 1 SO: 2	BB: 2 IBB: 0 HBP: 0 BLK: 0	WP: 0 HR: 0 S: 39 P: 47	ERA: 1.00 WHIP: 1.222															

Batter	1	2	3	4	5	6	7	8	9	AB	R	H	RBI	BB	SO	LOB	BOTTOM			
<b>Enzo Hernandez, R</b> OBP: 0.291, SLG: 0.280 (1, 6)										4	0	0	0	0	2	0	<b>St. Louis Cardinals @ San Diego Padres</b> San Diego Stadium, San Diego, CA Tue Aug 27 1974, 10:05 PM EDT Att: 9,782 - Unknown <a href="http://livebaseballscorecards.com">livebaseballscorecards.com</a>			
<b>Glenn Beckert, R</b> OBP: 0.352, SLG: 0.303 (1, 4)										4	0	1	0	0	1	0				
<b>Dave Roberts, R</b> OBP: 0.249, SLG: 0.252 (8, PR) (9, 5)										4	0	0	0	0	0	1				
<b>Johnny Grubb, L</b> OBP: 0.363, SLG: 0.404 (1, 7)										4	0	0	0	0	0	1				
<b>Willie McCovey, L</b> OBP: 0.421, SLG: 0.527 (1, 3)										2	2	1	1	1	0	0				
<b>Dave Winfield, R</b> OBP: 0.320, SLG: 0.454 (1, 9)										3	1	1	1	0	1	1				
<b>Derrel Thomas, S</b> OBP: 0.323, SLG: 0.351 (1, 8)										2	0	0	0	1	0	0				
<b>Dave Hilton, R</b> OBP: 0.304, SLG: 0.305 (9, 4)										3	0	1	1	0	0	0				
<b>Fred Kendall, R</b> OBP: 0.314, SLG: 0.350 (1, 2)										2	0	0	0	1	1	0				
<b>Dan Spillner, R</b> OBP: 0.088, SLG: 0.031 (1, 1)										3	0	0	0	0	2	3				
<b>Inning Stats</b>	R: 0 E: 0 K: 1 S: 5	H: 0 LOB: 0 BB: 0 P: 5	R: 1 E: 0 K: 0 S: 3	H: 1 LOB: 2 BB: 3 P: 15	R: 0 E: 0 K: 1 S: 5	H: 0 LOB: 0 BB: 0 P: 5	R: 1 E: 0 K: 1 S: 6	H: 1 LOB: 0 BB: 0 P: 6	R: 0 E: 0 K: 3 S: 9	H: 0 LOB: 0 BB: 0 P: 9	R: 0 E: 0 K: 0 S: 3	H: 0 LOB: 0 BB: 0 P: 3	R: 1 E: 0 K: 0 S: 4	H: 1 LOB: 0 BB: 0 P: 4	R: 0 E: 0 K: 1 S: 6	H: 1 LOB: 1 BB: 0 P: 6	1B: 2 2B: 0 3B: 0 HR: 2	SF: 0 SAC: 0 DP: 1 HBP: 0	WP: 0 PB: 0 SB: 0 CS: 0	PA: 30
<b>PITCHER</b> <b>Bob Gibson, R</b> ERA: 4.19 (1, 1)	IP: 8.0 WLS: L BF: 30	H: 4 R: 3 ER: 3 SO: 7	BB: 2 IBB: 1 HBP: 0 BLK: 0	WP: 0 HR: 2 S: 41 P: 53	ERA: 3.38 WHIP: 0.750															



Batter	1	2	3	4	5	6	7	8	9	AB	R	H	RBI	BB	SO	LOB	TOP		
Lou Brock, L OBP: 0.373, SLG: 0.399 (1, 7)	0-0 CS 1B		0-0 1-3		0-0 FC1-2		0-0 BB S 1B	0-3 K		5	1	2	0	0	1	1			
Ted Sizemore, R OBP: 0.343, SLG: 0.309 (1, 4)	4-0 5-3 1B BB		0-0 5-3		0-0 F2		0-0 P2	0-0 P5		4	0	0	0	1	0	2			
Reggie Smith, S OBP: 0.385, SLG: 0.542 (1, 9)	0-0 5-3 1B		0-0 P6		0-0 3-1		4-0 BB 1B	0-0 L5		4	1	1	0	1	0	0			
Joe Torre, R OBP: 0.376, SLG: 0.414 (1, 3)	0-0 5-3			0-0 F7		0-0 4-3	4-0 WP 1B 2B BB	0-0 1B 1B		4	1	1	0	1	0	2			
Bake McBride, L OBP: 0.363, SLG: 0.384 (1, 8)	1-0 HBP		0-0 4-3		0-0 4-3		0-0 2B 3B	0-0 WP 2B 1B		4	2	2	2	0	0	1			
Ted Simmons, S OBP: 0.309, SLG: 0.423 (1, 2)	0-0 F2		0-0 BB		0-0 F9		0-0 1B 2B	0-0 F7		4	0	2	3	1	0	4			
Ken Reitz, R OBP: 0.306, SLG: 0.369 (1, 5)		0-0 P6		0-0 F9		0-0 1B IBB	0-0 P3	0-0 1B 1B		4	0	1	0	1	0	2			
Mike Tyson, R OBP: 0.258, SLG: 0.285 (1, 6)		0-3 K		0-0 FC1-2 2B		0-0 1B	4-0 1B IBB	0-0 4-3		4	0	2	0	1	1	2			
Lynn McGlothen, L OBP: 0.229, SLG: 0.221 (1, 1)		0-3 K		0-0 1-3		0-0 4-3	0-3 K			4	0	0	0	0	2	6			
<b>Inning Stats</b>	R: 0 E: 0 K: 0 S: 4	H: 2 LOB: 3 BB: 1 P: 9	R: 0 E: 0 K: 2 S: 7	H: 0 LOB: 0 BB: 0 P: 7	R: 0 E: 0 K: 0 S: 3	H: 0 LOB: 1 BB: 1 P: 7	R: 0 E: 0 K: 0 S: 4	H: 1 LOB: 1 BB: 0 P: 4	R: 1 E: 0 K: 0 S: 6	H: 3 LOB: 3 BB: 1 P: 10	R: 4 E: 0 K: 1 S: 8	H: 3 LOB: 2 BB: 3 P: 20	R: 0 E: 0 K: 1 S: 5	H: 0 LOB: 2 BB: 0 P: 5	R: 0 E: 0 K: 0 S: 5	H: 2 LOB: 2 BB: 0 P: 5	1B: 7 2B: 3 3B: 1 HR: 0	SF: 0 SAC: 0 DP: 0 HBP: 1	WP: 2 PA: 44 PB: 0 SB: 2 CS: 1
<b>PITCHER</b>	IP WLS BF H R ER SO BB IBB HBP BLK WP HR S P ERA WHIP	IP WLS BF H R ER SO BB IBB HBP BLK WP HR S P ERA WHIP	IP WLS BF H R ER SO BB IBB HBP BLK WP HR S P ERA WHIP	IP WLS BF H R ER SO BB IBB HBP BLK WP HR S P ERA WHIP	IP WLS BF H R ER SO BB IBB HBP BLK WP HR S P ERA WHIP	IP WLS BF H R ER SO BB IBB HBP BLK WP HR S P ERA WHIP	IP WLS BF H R ER SO BB IBB HBP BLK WP HR S P ERA WHIP	IP WLS BF H R ER SO BB IBB HBP BLK WP HR S P ERA WHIP	IP WLS BF H R ER SO BB IBB HBP BLK WP HR S P ERA WHIP	IP WLS BF H R ER SO BB IBB HBP BLK WP HR S P ERA WHIP	IP WLS BF H R ER SO BB IBB HBP BLK WP HR S P ERA WHIP	IP WLS BF H R ER SO BB IBB HBP BLK WP HR S P ERA WHIP	IP WLS BF H R ER SO BB IBB HBP BLK WP HR S P ERA WHIP	IP WLS BF H R ER SO BB IBB HBP BLK WP HR S P ERA WHIP	IP WLS BF H R ER SO BB IBB HBP BLK WP HR S P ERA WHIP	IP WLS BF H R ER SO BB IBB HBP BLK WP HR S P ERA WHIP	IP WLS BF H R ER SO BB IBB HBP BLK WP HR S P ERA WHIP		
Bill Greif, R ERA: 4.87 (1, 1)	6.1 L	32 8 5 5 2	8 5 5 2	4 1 0 0 1	0 1 0 0 0	1 0 5 9	0.00 1.500	0.00 1.200	0.00 0.000										
Bill Laxton, L ERA: 3.94 (7, 1)	0.2	4 1 0 0 1	0 0 1	0 0 0 0 0	0 0 0 0 0	0 0 9 9	0.00 1.200	0.00 0.000											
Rusty Gerhardt, L ERA: 9.19 (8, 1)	1.2	7 2 0 0 1	0 0 0 0	0 0 0 0	0 0 0 0	0 0 9 9	0.00 1.200	0.00 0.000											
Larry Hardy, R ERA: 4.8 (9, 1)	0.1	1 0 0 0 0	0 0 0 0	0 0 0 0	0 0 0 0	0 0 1 1	0.00 0.000												

St. Louis Cardinals @ San Diego Padres  
San Diego Stadium, San Diego, CA  
Wed Aug 28 1974, 10:05 PM EDT  
Att: 9,641 - Unknown

AB	37
R	5
H	11
RBI	5
BB	6
SO	4
LOB	20



Batter	1	2	3	4	5	6	7	8	9	AB	R	H	RBI	BB	SO	LOB	BOTTOM				
Enzo Hernandez, R OBP: 0.290, SLG: 0.280 (1, 6)	0-0 5-3		0-0 5-3		0-0 2H 1B			0-0 F9		4	0	1	0	0	0	0					
Glenn Beckert, R OBP: 0.348, SLG: 0.294 (1, 4)	0-0 L5		0-0 SH5-3 1B BB		0-0 G3		0-0 F9			3	0	0	0	1	0	0					
Johnny Grubb, L OBP: 0.363, SLG: 0.412 (1, 7)	0-0 4-3		0-0 SH5-3		0-0 HR		0-3 K			3	1	1	1	0	1	0					
Willie McCovey, L OBP: 0.422, SLG: 0.528 (1, 3)		0-0 F8		4-0 1B IBB		0-0 P6		0-0 4-3 2B		3	0	1	0	1	0	0					
Dave Winfield, R OBP: 0.322, SLG: 0.455 (1, 9)		0-0 S 1B		0-0 1-2 2H 1B		0-0 P6		0-0 F2		4	0	2	0	0	0	1					
Derrel Thomas, S OBP: 0.322, SLG: 0.350 (1, 8)		0-3 K		0-0 F7		0-0 4-3 1B		0-0 4-3		4	0	1	0	0	1	4					
Dave Hilton, R OBP: 0.303, SLG: 0.304 (1, 5)		0-0 F9		0-0 SH1-4 1B 1B		0-0 K		0-0 F9		4	0	1	0	0	1	3					
Fred Kendall, R OBP: 0.312, SLG: 0.347 (1, 2)			0-0 F7		0-0 F7		0-0 4-3			3	0	0	0	0	0	2					
Bill Greif, R OBP: 0.218, SLG: 0.065 (1, 1)			0-3 K		0-0 SH1-4		0-0 4-3			1	0	0	0	0	1	0					
Bill Laxton, L OBP: 0.250, SLG: 0.250 (7, PH)										0	0	0	0	0	0	0					
Gene Locklear, L OBP: 0.352, SLG: 0.442 (7, PH)										1	0	0	0	0	0	1					
Rusty Gerhardt, S (8, 1)										0	0	0	0	0	0	0					
Larry Hardy, R (9, 1)										0	0	0	0	0	0	0					
<b>Inning Stats</b>	R: 0 E: 0 K: 0 S: 3	H: 0 LOB: 0 BB: 0 P: 3	R: 0 E: 0 K: 1 S: 6	H: 1 LOB: 1 BB: 0 P: 6	R: 0 E: 0 K: 1 S: 5	H: 0 LOB: 0 BB: 0 P: 5	R: 0 E: 0 K: 0 S: 3	H: 1 LOB: 2 BB: 2 P: 11	R: 0 E: 0 K: 0 S: 4	H: 2 LOB: 2 BB: 0 P: 4	R: 1 E: 0 K: 0 S: 4	H: 1 LOB: 1 BB: 0 P: 4	R: 0 E: 0 K: 1 S: 6	H: 1 LOB: 1 BB: 0 P: 6	R: 0 E: 0 K: 1 S: 5	H: 0 LOB: 0 BB: 0 P: 5	R: 0 E: 0 K: 0 S: 4	H: 1 LOB: 1 BB: 0 P: 4	1B: 5 2B: 1 3B: 0 HR: 1	SF: 0 SAC: 2 DP: 0 HBP: 0	WP: 0 PA: 34 PB: 0 SB: 1 CS: 0
<b>PITCHER</b>	IP WLS BF H R ER SO BB IBB HBP BLK WP HR S P ERA WHIP	IP WLS BF H R ER SO BB IBB HBP BLK WP HR S P ERA WHIP	IP WLS BF H R ER SO BB IBB HBP BLK WP HR S P ERA WHIP	IP WLS BF H R ER SO BB IBB HBP BLK WP HR S P ERA WHIP	IP WLS BF H R ER SO BB IBB HBP BLK WP HR S P ERA WHIP	IP WLS BF H R ER SO BB IBB HBP BLK WP HR S P ERA WHIP	IP WLS BF H R ER SO BB IBB HBP BLK WP HR S P ERA WHIP	IP WLS BF H R ER SO BB IBB HBP BLK WP HR S P ERA WHIP	IP WLS BF H R ER SO BB IBB HBP BLK WP HR S P ERA WHIP	IP WLS BF H R ER SO BB IBB HBP BLK WP HR S P ERA WHIP	IP WLS BF H R ER SO BB IBB HBP BLK WP HR S P ERA WHIP	IP WLS BF H R ER SO BB IBB HBP BLK WP HR S P ERA WHIP	IP WLS BF H R ER SO BB IBB HBP BLK WP HR S P ERA WHIP	IP WLS BF H R ER SO BB IBB HBP BLK WP HR S P ERA WHIP	IP WLS BF H R ER SO BB IBB HBP BLK WP HR S P ERA WHIP	IP WLS BF H R ER SO BB IBB HBP BLK WP HR S P ERA WHIP	IP WLS BF H R ER SO BB IBB HBP BLK WP HR S P ERA WHIP				
Lynn McGlothen, R ERA: 2.64 (1, 1)	9.0 W	34 7 1 1 4	7 1 1 4	1 1 0 0	0 1 40 48	1.00 0.889															

St. Louis Cardinals @ San Diego Padres  
San Diego Stadium, San Diego, CA  
Wed Aug 28 1974, 10:05 PM EDT  
Att: 9,641 - Unknown

AB	30
R	1
H	7
RBI	1
BB	2
SO	4
LOB	11





Batter	1	2	3	4	5	6	7	8	9	AB	R	H	RBI	BB	SO	LOB	TOP			
<b>Lou Brock, L</b> OBP: 0.374, SLG: 0.398 (1, 7)										3	0	1	0	1	1	0	<b>St. Louis Cardinals @ San Diego Padres</b> San Diego Stadium, San Diego, CA Thu Aug 29 1974, 10:05 PM EDT Att: 6,042 - Unknown <a href="http://livebaseballscorecards.com">livebaseballscorecards.com</a>			
<b>Ted Sizemore, R</b> OBP: 0.344, SLG: 0.311 (1, 4)										4	0	2	0	0	0	2				
<b>Reggie Smith, S</b> OBP: 0.382, SLG: 0.536 (1, 3)										4	0	0	0	0	0	2				
<b>Ted Simmons, S</b> OBP: 0.310, SLG: 0.429 (1, 2)										3	1	1	1	0	1	0				
<b>Bake McBride, L</b> OBP: 0.362, SLG: 0.383 (1, 8)										4	1	1	0	0	0	1				
<b>Ken Reitz, R</b> OBP: 0.306, SLG: 0.368 (1, 5)										4	1	1	0	0	0	1				
<b>Danny Godby, R</b> OBP: 0.250, SLG: 0.167 (9, PH)										2	0	0	0	1	0	1				
<b>Jim Dwyer, L</b> OBP: 0.373, SLG: 0.397 (9, 9)										1	0	1	1	0	0	0				
<b>Mike Tyson, R</b> OBP: 0.258, SLG: 0.285 (1, 6)										4	0	1	1	0	1	1				
<b>John Curtis, L</b> OBP: 0.218, SLG: 0.192 (1, 1)										4	0	0	0	0	1	2				
<b>Inning Stats</b>	R: 0 E: 0 K: 1 S: 5	H: 1 LOB: 0 BB: 0 P: 5	R: 0 E: 0 K: 0 S: 3	H: 0 LOB: 1 BB: 0 P: 4	R: 0 E: 0 K: 1 S: 6	H: 2 LOB: 2 BB: 0 P: 6	R: 0 E: 0 K: 0 S: 3	H: 0 LOB: 0 BB: 0 P: 3	R: 0 E: 0 K: 0 S: 3	H: 0 LOB: 0 BB: 0 P: 3	R: 1 E: 0 K: 1 S: 6	H: 1 LOB: 1 BB: 1 P: 10	R: 0 E: 0 K: 0 S: 2	H: 0 LOB: 0 BB: 1 P: 6	R: 2 E: 0 K: 1 S: 9	H: 4 LOB: 2 BB: 0 P: 9	1B: 7 2B: 0 3B: 0 HR: 1	SF: 0 SAC: 0 DP: 1 HBP: 1	WP: 0 PB: 0 SB: 2 CS: 1	PA: 36
<b>PITCHER</b>	IP WLS BF H R ER SO BB IBB HBP BLK WP HR S P ERA WHIP																			
<b>Randy Jones, L</b> ERA: 4.2 (1, 1)	8.0	29	4	1	1	3	2	0	1	0	0	0	0	1	32	41	1.12	0.750		
<b>Larry Hardy, R</b> ERA: 4.95 (9, 1)	1.0	L	7	4	2	2	1	0	0	0	0	0	0	0	9	9	18.00	4.000		

Batter	1	2	3	4	5	6	7	8	9	AB	R	H	RBI	BB	SO	LOB	BOTTOM			
<b>Enzo Hernandez, R</b> OBP: 0.290, SLG: 0.279 (1, 6)										1	0	0	0	0	0	0	<b>St. Louis Cardinals @ San Diego Padres</b> San Diego Stadium, San Diego, CA Thu Aug 29 1974, 10:05 PM EDT Att: 6,042 - Unknown <a href="http://livebaseballscorecards.com">livebaseballscorecards.com</a>			
<b>Rich Morales, R</b> OBP: 0.274, SLG: 0.218 (4, 6)										2	0	0	0	0	0	0				
<b>Johnny Grubb, L</b> OBP: 0.362, SLG: 0.411 (9, PH)										1	0	0	0	0	0	0				
<b>Glenn Beckert, R</b> OBP: 0.336, SLG: 0.283 (1, 4)										4	0	0	0	0	0	0				
<b>Nate Colbert, R</b> OBP: 0.320, SLG: 0.354 (1, 3)										4	0	0	0	0	2	0				
<b>Dave Winfield, R</b> OBP: 0.322, SLG: 0.453 (1, 9)										2	1	0	0	1	0	0				
<b>Cito Gaston, R</b> OBP: 0.258, SLG: 0.323 (1, 7)										2	0	0	0	0	0	0				
<b>Derrel Thomas, S</b> OBP: 0.322, SLG: 0.348 (1, 8)										2	0	0	0	1	0	0				
<b>Dave Hilton, R</b> OBP: 0.297, SLG: 0.297 (1, 5)										3	0	0	0	0	0	2				
<b>Fred Kendall, R</b> OBP: 0.312, SLG: 0.347 (1, 2)										3	0	1	1	0	0	0				
<b>Randy Jones, R</b> OBP: 0.164, SLG: 0.167 (1, 1)										2	0	0	0	0	0	0				
<b>Willie McCovey, L</b> OBP: 0.421, SLG: 0.526 (8, PH)										1	0	0	0	0	0	2				
<b>Larry Hardy, R</b> (9, 1)										0	0	0	0	0	0	0				
<b>Inning Stats</b>	R: 0 E: 0 K: 0 S: 3	H: 0 LOB: 0 BB: 0 P: 3	R: 0 E: 0 K: 0 S: 3	H: 0 LOB: 0 BB: 0 P: 3	R: 0 E: 0 K: 1 S: 5	H: 0 LOB: 0 BB: 0 P: 5	R: 0 E: 0 K: 0 S: 3	H: 0 LOB: 0 BB: 0 P: 3	R: 0 E: 0 K: 0 S: 3	H: 0 LOB: 0 BB: 0 P: 3	R: 1 E: 0 K: 0 S: 4	H: 1 LOB: 2 BB: 2 P: 12	R: 0 E: 0 K: 0 S: 3	H: 0 LOB: 0 BB: 0 P: 3	1B: 1 2B: 0 3B: 0 HR: 0	SF: 0 SAC: 1 DP: 0 HBP: 0	WP: 0 PB: 0 SB: 0 CS: 0	PA: 30		
<b>PITCHER</b>	IP WLS BF H R ER SO BB IBB HBP BLK WP HR S P ERA WHIP																			
<b>John Curtis, L</b> ERA: 3.89 (1, 1)	9.0	W	30	1	1	1	2	2	0	0	0	0	0	0	32	40	1.00	0.333		



Batter	1	2	3	4	5	6	7	8	9	10	11	12	AB	R	H	RBI	BB	SO	LOB																			
Jim Tyrone, R OBP: 0.207, SLG: 0.218 Billy Grabarkewitz, R OBP: 0.326, SLG: 0.292 (10, 4)	L8			6-3		5-3		FC5-4			5-3	CS	4 0 0 0 0 0 2 2 0 1 2 0 0 0																									
Ralph LaCock, L OBP: 0.200, SLG: 0.310 (1, 9)	G3			3-1		F7			FC3-6 BB		4-3	CS	4 0 0 0 1 0 1																									
Rick Monday, L OBP: 0.375, SLG: 0.449 (1, 8)	K			F6			G3				CS BB		4 0 0 0 1 2 1																									
Andre Thornton, R OBP: 0.378, SLG: 0.461 (1, 3)		5-3			BB		F9		F7		CS	F8	4 0 0 0 1 0 1																									
Chris Ward, L OBP: 0.306, SLG: 0.300 (1, 7)		F8			BB		1-3		FC3-6			2B 1B	5 1 1 0 0 0 2																									
Don Kessinger, S OBP: 0.352, SLG: 0.322 (1, 6)		6-3					F8					1B SF8	5 1 1 0 0 0 1																									
George Mitterwald, R OBP: 0.303, SLG: 0.365 Bill Bonham, R OBP: 0.174, SLG: 0.191 Oscar Zamora, R OBP: 0.200, SLG: 0.200 (12, 1)			K			1-3						1B 2B	4 1 2 1 1 1 1 0 1 0 0 0 0 0 0 0 0 0 0 0 0																									
Rob Sperring, R OBP: 0.250, SLG: 0.259 Jose Cardenal, R OBP: 0.371, SLG: 0.466 Carmen Fanzone, R OBP: 0.263, SLG: 0.282 (10, 5)			K			6-3						1B 3B	3 0 0 0 0 2 0 1 0 0 0 0 1 1 1 1 1 1 0 0 0																									
Tom Dettono, L OBP: 0.426, SLG: 0.571 Ken Frailing, L OBP: 0.281, SLG: 0.258 Rick Steimaszek, L OBP: 0.467, SLG: 0.500 (12, 2)			F5									1B SF8	4 0 2 0 0 1 1 0 0 0 0 0 0 0 0 0 0 1 0 0 0																									
<b>Inning Stats</b>	R: 0 E: 0 K: 1 S: 5	H: 0 LOB: 0 BB: 0 P: 5	R: 0 E: 0 K: 3 S: 3	H: 0 LOB: 0 BB: 0 P: 3	R: 0 E: 0 K: 2 S: 7	H: 0 LOB: 0 BB: 0 P: 7	R: 0 E: 0 K: 0 S: 3	H: 0 LOB: 1 BB: 0 P: 7	R: 0 E: 0 K: 0 S: 3	H: 0 LOB: 0 BB: 0 P: 3	R: 1 E: 0 K: 1 S: 7	H: 2 LOB: 1 BB: 0 P: 7	R: 0 E: 0 K: 1 S: 5	H: 0 LOB: 1 BB: 1 P: 9	R: 0 E: 0 K: 2 S: 8	H: 1 LOB: 1 BB: 0 P: 8	R: 0 E: 0 K: 0 S: 2	H: 0 LOB: 0 BB: 1 P: 6	R: 4 E: 0 K: 2 S: 6	H: 4 LOB: 1 BB: 10	1B: 5 2B: 1 3B: 1 HR: 1	SF: 1 SAC: 0 DP: 0 HBP: 0	WP: 0 PB: 0 SB: 0 CS: 2	PA: 48														
<b>PITCHER</b>	IP 11.2	WLS L	BF 46	H 8	R 5	ER 5	SO 7	BB 3	IBB 1	HBP 0	BLK 0	WP 0	HR 1	S 56	P 72	ERA 3.86	WHIP 0.943																					
Dave Freisleben, R ERA: 3.41 Rusty Gerhardt, L ERA: 9.0											<b>PITCHER</b>	IP 0.1	WLS L	BF 0	H 0	R 0	ER 0	SO 0	BB 0	IBB 0	HBP 0	BLK 0	WP 0	HR 0	S 0	P 0	ERA 0.00	WHIP 0.000										

**TOP**

Chicago Cubs @ San Diego Padres  
San Diego Stadium, San Diego, CA  
Fri Aug 30 1974, 10:05 PM EDT  
Sunny

AB	41
R	5
H	8
RBI	5
BB	4
SO	7
LOB	11




Batter	1	2	3	4	5	6	7	8	9	10	11	12	AB	R	H	RBI	BB	SO	LOB																			
Derrel Thomas, S OBP: 0.319, SLG: 0.344 (1, 8)	4-3		B2-3		F5		K			4-3		K	6 0 0 0 0 2 1																									
Glenn Beckert, R OBP: 0.331, SLG: 0.279 Rich Morales, R OBP: 0.274, SLG: 0.218 (10, 4)	6-3		4-3		F5		F6		FC4-6 1B				5 0 1 0 0 0 1 0 0 0 0 0 0 0																									
Johnny Grubb, L OBP: 0.362, SLG: 0.410 (1, 7)	BB 1B		G3			FC4-6 1B	G3		FC4-6 1B				5 0 2 0 0 0 1																									
Willie McCovey, L OBP: 0.416, SLG: 0.519 (1, 3)				4-3		FC4-6 BB 1B		F9		K			4 1 0 0 1 1 2																									
Dave Winfield, R OBP: 0.320, SLG: 0.449 (1, 9)	K			F7		BB 1B	K				K		5 0 1 0 0 3 2																									
Dave Hilton, R OBP: 0.300, SLG: 0.296 (1, 5)		5-3				BB 1B		K			6-3		4 0 1 0 1 1 0																									
Dave Roberts, R OBP: 0.249, SLG: 0.257 (1, 6)					F8		F6		F5		4-3		5 0 1 0 0 0 4																									
Chris Cannizzaro, R OBP: 0.333, SLG: 0.250 Fred Kendall, R OBP: 0.310, SLG: 0.345 (9, 11)										F2		F8	1 0 1 1 2 0 0 2 0 0 0 0 0 0																									
Dave Freisleben, R OBP: 0.259, SLG: 0.196 Rusty Gerhardt, S OBP: 0.345, SLG: 0.434 (12, 1)			G4-6-3 BB			SH3 1B							3 0 0 0 0 2 5 0 0 0 0 0 0 0 1 0 0 0 0 1 0																									
Gene Locklear, L OBP: 0.345, SLG: 0.434 (12, 1)					SH3		K		K			K																										
<b>Inning Stats</b>	R: 0 E: 0 K: 1 S: 6	H: 1 LOB: 2 BB: 1 P: 10	R: 0 E: 0 K: 3 S: 3	H: 1 LOB: 1 BB: 1 P: 7	R: 0 E: 0 K: 0 S: 3	H: 0 LOB: 0 BB: 0 P: 3	R: 0 E: 0 K: 0 S: 4	H: 1 LOB: 1 BB: 0 P: 4	R: 0 E: 0 K: 0 S: 4	H: 0 LOB: 0 BB: 0 P: 7	R: 0 E: 0 K: 1 S: 5	H: 0 LOB: 0 BB: 0 P: 5	R: 0 E: 0 K: 1 S: 5	H: 0 LOB: 0 BB: 0 P: 5	R: 0 E: 0 K: 2 S: 7	H: 0 LOB: 0 BB: 0 P: 7	R: 0 E: 0 K: 1 S: 5	H: 0 LOB: 0 BB: 0 P: 5	R: 0 E: 0 K: 2 S: 7	H: 0 LOB: 0 BB: 0 P: 7	1B: 6 2B: 0 3B: 1 HR: 0	SF: 0 SAC: 1 DP: 1 HBP: 0	WP: 0 PB: 0 SB: 0 CS: 0	PA: 46														
<b>PITCHER</b>	IP 9.1	WLS W	BF 38	H 7	R 1	ER 1	SO 6	BB 4	IBB 0	HBP 0	BLK 0	WP 0	HR 0	S 46	P 62	ERA 0.96	WHIP 1.179																					
Tom Dettono, R ERA: 3.28 Ken Frailing, L ERA: 3.72 Oscar Zamora, R ERA: 3.15											<b>PITCHER</b>	IP 1.0	WLS L	BF 3	H 0	R 0	ER 0	SO 2	BB 0	IBB 0	HBP 0	BLK 0	WP 0	HR 0	S 7	P 7	ERA 0.00	WHIP 0.000										

**BOTTOM**

Chicago Cubs @ San Diego Padres  
San Diego Stadium, San Diego, CA  
Fri Aug 30 1974, 10:05 PM EDT  
Sunny

AB	41
R	1
H	7
RBI	1
BB	4
SO	10
LOB	16









Batter	1	2	3	4	5	6	7	8	9	AB	R	H	RBI	BB	SO	LOB	TOP																			
<b>Billy Grabarkewitz, R</b> OBP: 0.317, SLG: 0.293 (1, 4) (9, 5)										5	1	0	0	0	1	2	<b>Chicago Cubs @ San Diego Padres</b> San Diego Stadium, San Diego, CA Sun Sep 01 1974, 6:33 AM EDT Att: 7,128 - Sunny - 68 F																			
<b>Ralph LaCock, L</b> OBP: 0.243, SLG: 0.333 (1, 9)										5	2	3	1	0	1	1																				
<b>Rick Monday, L</b> OBP: 0.373, SLG: 0.445 (1, 8)										4	0	0	0	1	0	2																				
<b>Andre Thornton, R</b> OBP: 0.389, SLG: 0.472 (1, 3)										3	1	2	2	2	1	2																				
<b>Chris Ward, L</b> OBP: 0.295, SLG: 0.287 (1, 7) <b>Jerry Morales, R</b> OBP: 0.323, SLG: 0.412 (7, 7)										4	0	0	0	0	2	4																				
<b>Bill Madlock, R</b> OBP: 0.395, SLG: 0.415 <b>Don Kessinger, S</b> OBP: 0.332, SLG: 0.322 (1, 5) (9, 6)										4	0	1	0	1	1	2																				
<b>George Mitterwald, R</b> OBP: 0.302, SLG: 0.363 (8, PR) <b>Steve Stone, R</b> OBP: 0.152, SLG: 0.133 <b>Steve Swisher, R</b> OBP: 0.317, SLG: 0.295 (8, 2)										4	0	1	0	0	0	5																				
<b>Rob Sperring, R</b> OBP: 0.236, SLG: 0.231 (1, 6) (9, 4)										4	0	0	0	0	2	1																				
<b>Rick Reuschel, R</b> OBP: 0.221, SLG: 0.303 <b>Oscar Zamora, R</b> OBP: 0.200, SLG: 0.200 (1, 1) (8, 1)										4	0	2	0	0	1	1																				
<b>Inning Stats</b>	R: 3 E: 1 K: 1 S: 8	H: 2 LOB: 0 BB: 0 P: 8	R: 0 E: 0 K: 1 S: 6	H: 1 LOB: 1 BB: 0 P: 6	R: 0 E: 0 K: 1 S: 6	H: 1 LOB: 1 BB: 0 P: 14	R: 0 E: 0 K: 0 S: 5	H: 2 LOB: 2 BB: 0 P: 5	R: 0 E: 0 K: 0 S: 3	H: 0 LOB: 0 BB: 0 P: 3	R: 0 E: 0 K: 2 S: 7	H: 0 LOB: 1 BB: 1 P: 11	R: 0 E: 0 K: 2 S: 8	H: 1 LOB: 1 BB: 0 P: 8	R: 1 E: 0 K: 1 S: 7	H: 2 LOB: 2 BB: 1 P: 11		1B: 9 2B: 0 3B: 0 HR: 1	SF: 0 SAC: 0 DP: 0 HBP: 0	WP: 0 PA: 42 PB: 0 SB: 1 CS: 0																
<b>PITCHER</b>	IP	WLS	BF	H	R	ER	SO	BB	IBB	HBP	BLK	WP	HR	S	P	ERA	WHIP	<b>PITCHER</b>		IP	WLS	BF	H	R	ER	SO	BB	IBB	HBP	BLK	WP	HR	S	P	ERA	WHIP
<b>Dan Spillner, R</b> ERA: 3.82 <b>Larry Hardy, R</b> ERA: 4.83	(1, 1) (8, 1)	7.0 2.0	L 10	32 10	7 3	3 1	2 1	6 3	3 1	0 0	0 0	0 0	1 0	15 19	53 19	2.57 4.50	1.429 2.000																			

AB	38
R	4
H	10
RBI	4
BB	4
SO	9
LOB	20



Batter	1	2	3	4	5	6	7	8	9	AB	R	H	RBI	BB	SO	LOB	BOTTOM																			
<b>Johnny Grubb, L</b> OBP: 0.362, SLG: 0.411 (1, 8)										4	0	1	0	0	2	1	<b>Chicago Cubs @ San Diego Padres</b> San Diego Stadium, San Diego, CA Sun Sep 01 1974, 6:33 AM EDT Att: 7,128 - Sunny - 68 F																			
<b>Derrel Thomas, S</b> OBP: 0.319, SLG: 0.344 (1, 4)										4	0	1	0	0	0	1																				
<b>Gene Locklear, L</b> OBP: 0.328, SLG: 0.435 (1, 7)										4	0	0	0	0	0	2																				
<b>Willie McCovey, L</b> OBP: 0.421, SLG: 0.517 (1, 3)										1	1	0	0	3	0	0																				
<b>Dave Winfield, R</b> OBP: 0.318, SLG: 0.444 (1, 9)										4	0	1	0	0	0	4																				
<b>Dave Hilton, R</b> OBP: 0.308, SLG: 0.307 (1, 5)										4	0	2	1	0	0	2																				
<b>Fred Kendall, R</b> OBP: 0.311, SLG: 0.343 (1, 2)										3	0	0	0	1	0	3																				
<b>Dave Roberts, R</b> OBP: 0.244, SLG: 0.252 <b>Glenn Beckert, R</b> OBP: 0.325, SLG: 0.274 (1, 6) (9, PH)										3	0	0	0	0	2	2																				
<b>Dan Spillner, R</b> OBP: 0.083, SLG: 0.029 <b>Horace Clarke, S</b> OBP: 0.271, SLG: 0.220 <b>Larry Hardy, R</b> (8, 1) <b>Cito Gaston, R</b> OBP: 0.256, SLG: 0.320 (9, PH)	(1, 1) (7, PH) (8, 1) (9, PH)	7.1 1.2	W S	31 5	31 0	3 0	1 0	0 0	0 0	0 1	0 0	0 0	0 0	0 0	0 0	0 1																				
<b>Inning Stats</b>	R: 0 E: 0 K: 1 S: 5	H: 0 LOB: 0 BB: 0 P: 5	R: 1 E: 0 K: 0 S: 4	H: 1 LOB: 1 BB: 1 P: 8	R: 0 E: 0 K: 1 S: 7	H: 2 LOB: 3 BB: 1 P: 11	R: 0 E: 0 K: 1 S: 6	H: 1 LOB: 1 BB: 0 P: 6	R: 0 E: 0 K: 0 S: 5	H: 0 LOB: 0 BB: 0 P: 5	R: 0 E: 0 K: 0 S: 4	H: 1 LOB: 1 BB: 0 P: 4	R: 0 E: 0 K: 1 S: 6	H: 1 LOB: 1 BB: 0 P: 6	R: 0 E: 0 K: 0 S: 3	H: 0 LOB: 1 BB: 1 P: 7		R: 0 E: 0 K: 0 S: 2	H: 0 LOB: 0 BB: 1 P: 6	1B: 5 2B: 1 3B: 0 HR: 0	SF: 0 SAC: 0 DP: 1 HBP: 0	WP: 1 PA: 36 PB: 0 SB: 0 CS: 0														
<b>PITCHER</b>	IP	WLS	BF	H	R	ER	SO	BB	IBB	HBP	BLK	WP	HR	S	P	ERA	WHIP	<b>PITCHER</b>		IP	WLS	BF	H	R	ER	SO	BB	IBB	HBP	BLK	WP	HR	S	P	ERA	WHIP
<b>Rick Reuschel, R</b> ERA: 4.19 <b>Oscar Zamora, R</b> ERA: 3.04	(1, 1) (8, 1)	7.1 1.2	W S	31 5	0 0	0 0	0 0	1 0	0 0	0 0	0 0	1 0	4 8	0 8	0 8	0.00 0.600	1.227 0.600																			

AB	32
R	1
H	6
RBI	1
BB	4
SO	5
LOB	18





Batter	1	2	3	4	5	6	7	8	9	AB	R	H	RBI	BB	SO	LOB	TOP			
Johnny Grubb, L OBP: 0.361, SLG: 0.415	0-0 3-1 3B	0-0 4-3		0-0 L9			0-0 F6			4	1	1	0	0	0	3				
Glenn Beckert, R OBP: 0.323, SLG: 0.274 Mike Johnson, R (7.1)	0-0 3-1		0-0 BB 1B		0-0 L6		0-0 5-3			4	0	1	1	0	0	0				
Jerry Turner, L (1.7)	0-0 L9		0-0 F9		0-0 4-3			0-0 3-1		4	0	0	0	0	0	1				
Willie McCovey, L OBP: 0.426, SLG: 0.529 Mike Ivie, R (5.3)	4-0 BB		4-0 1-2 BB		0-0 HR			0-0 F7		1	1	1	1	2	0	0				
Dave Winfield, R OBP: 0.318, SLG: 0.441	0-3 K		0-0 F6		0-0 F4			4-0 BB		3	0	0	0	1	1	3				
Derrel Thomas, S OBP: 0.316, SLG: 0.341		0-3 K2-3	0-0 F8		0-0 L4			0-0 F7		4	0	0	0	0	1	3				
Fred Kendall, R OBP: 0.310, SLG: 0.342		0-0 FC6-4 1B		0-0 F5		0-0 6-3		0-0 F8		4	0	1	0	0	0	0				
Bill Almon, R (1.6)		0-0 FC6-4 BB		0-0 6-3		0-3 K2-3		0-0 6-3		4	0	0	0	0	1	1				
Randy Jones, R OBP: 0.177, SLG: 0.167 Horace Clarke, S OBP: 0.269, SLG: 0.218 Lowell Palmer, R OBP: 0.087, SLG: 0.174 Dave Hilton, R OBP: 0.304, SLG: 0.303	4-0 1-2 BB		0-0 K		0-0 F2			0-0 F4		0	0	0	0	1	0	0				
<b>Inning Stats</b>	R: 1 E: 0 K: 1 S: 6	H: 1 LOB: 1 BB: 1 P: 10	R: 0 E: 0 K: 1 S: 6	H: 1 LOB: 2 BB: 1 P: 10	R: 0 E: 0 K: 0 S: 4	H: 1 LOB: 2 BB: 1 P: 8	R: 0 E: 0 K: 1 S: 6	H: 0 LOB: 0 BB: 0 P: 6	R: 1 E: 0 K: 0 S: 4	H: 1 LOB: 0 BB: 0 P: 4	R: 0 E: 0 K: 1 S: 5	H: 0 LOB: 0 BB: 0 P: 5	R: 0 E: 0 K: 0 S: 3	H: 0 LOB: 1 BB: 1 P: 7	R: 0 E: 0 K: 0 S: 3	H: 0 LOB: 0 BB: 0 P: 3	1B: 2 2B: 0 3B: 1 HR: 1	SF: 0 SAC: 0 DP: 0 HBP: 0	WP: 0 PB: 1 SB: 0 CS: 0	PA: 36
<b>PITCHER</b> Phil Niekro, R ERA: 2.67	IP: 9.0 WLS: W BF: 36 H: 4 R: 2 ER: 2 SO: 4 BB: 4 IBB: 0 HBP: 0 BLK: 0 WP: 0 HR: 1 S: 40 P: 56 ERA: 2.00 WHIP: 0.889																			

San Diego Padres @ Atlanta Braves  
Atlanta Stadium, Atlanta, GA  
Mon Sep 02 1974, 3:33 AM EDT  
Unknown

AB 32  
R 2  
H 4  
RBI 2  
BB 4  
SO 4  
LOB 11



Batter	1	2	3	4	5	6	7	8	9	AB	R	H	RBI	BB	SO	LOB	BOTTOM	
Ralph Garr, L OBP: 0.383, SLG: 0.500 Rowland Office, L OBP: 0.279, SLG: 0.348	0-0 4-3	0-0 4-3	0-0 F8		0-0 F7			0-0 F3		4	0	0	0	0	0	4		
Marty Perez, R OBP: 0.320, SLG: 0.351	0-0 BB 2B	4-0 BB		4-0 HR BB	0-0 4-3			0-0 4-3		3	2	1	0	2	0	2		
Darrell Evans, L OBP: 0.387, SLG: 0.426	4-0 2B 1-2 BB	0-0 F9		0-0 1-H HR		0-0 F8		4-0 BB		3	2	1	2	2	0	1		
Dusty Baker Jr., R OBP: 0.329, SLG: 0.415	0-0 E 2B		0-0 4-3 HR 2B	0-3 K		0-3 K		0-0 F8		5	2	2	1	0	2	1		
Mike Lum, L OBP: 0.326, SLG: 0.372	4-0 E SF8 BB		0-0 4-3	0-0 F6		0-0 F8				3	1	0	0	1	0	1		
Davey Johnson, R OBP: 0.350, SLG: 0.393	0-0 E6 SF8		0-0 HR	0-0 L5			0-0 F6			4	1	1	3	0	0	1		
Craig Robinson, R OBP: 0.287, SLG: 0.251	0-0 SF8		0-0 6-3		0-3 K		0-3 K			3	0	0	1	0	2	0		
Vic Correll, R OBP: 0.322, SLG: 0.386	0-0 5-3				4-0 1B BB		4-0 BB			2	0	1	0	2	0	1		
Phil Niekro, R OBP: 0.227, SLG: 0.221		0-0 F6	4-0 BB		0-0 1-2 1B		0-3 K			3	0	1	0	1	1	1		
<b>Inning Stats</b>	R: 4 E: 1 K: 0 S: 6	H: 2 LOB: 1 BB: 2 P: 14	R: 0 E: 0 K: 0 S: 3	H: 0 LOB: 1 BB: 1 P: 7	R: 2 E: 0 K: 0 S: 6	H: 3 LOB: 2 BB: 1 P: 10	R: 2 E: 0 K: 1 S: 6	H: 1 LOB: 0 BB: 1 P: 10	R: 0 E: 0 K: 1 S: 5	H: 0 LOB: 0 BB: 0 P: 5	R: 0 E: 0 K: 2 S: 7	H: 0 LOB: 1 BB: 1 P: 11	R: 0 E: 0 K: 0 S: 3	H: 0 LOB: 1 BB: 1 P: 7	1B: 2 2B: 3 3B: 0 HR: 2	SF: 1 SAC: 0 DP: 0 HBP: 0	WP: 0 PB: 0 SB: 0 CS: 0	PA: 40
<b>PITCHER</b> Randy Jones, L ERA: 4.32 Lowell Palmer, R ERA: 5.74 Mike Johnson, R ERA: 5.52	IP: 3.0 WLS: L BF: 19 H: 5 R: 6 ER: 4 SO: 3 BB: 4 IBB: 0 HBP: 0 BLK: 0 WP: 0 HR: 1 S: 15 P: 31 ERA: 12.00 WHIP: 3.000																	

San Diego Padres @ Atlanta Braves  
Atlanta Stadium, Atlanta, GA  
Mon Sep 02 1974, 3:33 AM EDT  
Unknown

AB 31  
R 8  
H 7  
RBI 7  
BB 8  
SO 5  
LOB 12





Batter	1	2	3	4	5	6	7	8	9	AB	R	H	RBI	BB	SO	LOB	TOP					
<b>Derrel Thomas, S</b> (1,4) OBP: 0.318, SLG: 0.341										3	0	1	0	1	0	1	<b>San Diego Padres @ Atlanta Braves</b> Atlanta Stadium, Atlanta, GA Mon Sep 02 1974, 3:38 AM EDT Att: 8,214 - Unknown					
<b>Dave Hilton, R</b> (1,5) OBP: 0.297, SLG: 0.295										4	0	0	0	0	1	2						
<b>Jerry Turner, L</b> (1,7) OBP: 0.297, SLG: 0.295										4	0	0	0	0	2							
<b>Dave Winfield, R</b> (1,9) OBP: 0.315, SLG: 0.437										4	0	0	0	0	1	2						
<b>Johnny Grubb, L</b> (1,8) OBP: 0.363, SLG: 0.416										2	0	1	0	1	0	0						
<b>Mike Ivie, R</b> (1,3) OBP: 0.297, SLG: 0.295										3	0	0	0	0	0	2						
<b>Chris Cannizzaro, R</b> (1,2) OBP: 0.309, SLG: 0.226										3	0	0	0	0	2	1						
<b>Bill Almon, R</b> (1,6) OBP: 0.143, SLG: 0.143										3	0	1	0	0	0	1						
<b>Bill Greif, R</b> (1,1) OBP: 0.211, SLG: 0.063										2	0	0	0	0	1	0						
<b>Gene Locklear, L</b> (8, PH) OBP: 0.323, SLG: 0.429										1	0	0	0	0	0	1						
<b>Bill Laxton, L</b> (8, 1) OBP: 0.200, SLG: 0.200										0	0	0	0	0	0	0						
<b>Inning Stats</b>	R: 0 E: 0 K: 1 S: 6	H: 1 LOB: 1 BB: 0 P: 6	R: 0 E: 0 K: 1 S: 5	H: 0 LOB: 1 BB: 1 P: 9	R: 0 E: 0 K: 0 S: 3	H: 0 LOB: 0 BB: 0 P: 3	R: 0 E: 0 K: 0 S: 4	H: 1 LOB: 1 BB: 0 P: 4	R: 0 E: 0 K: 1 S: 5	H: 0 LOB: 0 BB: 0 P: 5	R: 0 E: 0 K: 0 S: 3	H: 0 LOB: 1 BB: 1 P: 7	R: 0 E: 0 K: 1 S: 5	H: 0 LOB: 0 BB: 0 P: 5	R: 0 E: 0 K: 0 S: 3	H: 1 LOB: 0 BB: 0 P: 3	R: 0 E: 0 K: 1 S: 5	H: 0 LOB: 0 BB: 0 P: 5	1B: 3 2B: 0 3B: 0 HR: 0	SF: 0 SAC: 0 DP: 1 HBP: 0	WP: 0 PB: 0 SB: 1 CS: 0	PA: 31
<b>PITCHER</b> <b>Ron Reed, R</b> (1,1) ERA: 2.87	IP: 9.0 WLS: W BF: 31 H: 3 R: 0 ER: 0 SO: 5 BB: 2 IBB: 0 HBP: 0 BLK: 0 WP: 0 HR: 0 S: 39 P: 47 ERA: 0.00 WHIP: 0.556															<b>PITCHER</b> <b>Ron Reed, R</b> (1,1) ERA: 2.87	IP: 9.0 WLS: W BF: 31 H: 3 R: 0 ER: 0 SO: 5 BB: 2 IBB: 0 HBP: 0 BLK: 0 WP: 0 HR: 0 S: 39 P: 47 ERA: 0.00 WHIP: 0.556					

Batter	1	2	3	4	5	6	7	8	9	AB	R	H	RBI	BB	SO	LOB	BOTTOM			
<b>Ralph Garr, L</b> (1,7) OBP: 0.385, SLG: 0.506										3	1	2	1	1	0	0	<b>San Diego Padres @ Atlanta Braves</b> Atlanta Stadium, Atlanta, GA Mon Sep 02 1974, 3:38 AM EDT Att: 8,214 - Unknown			
<b>Marty Perez, R</b> (1,4) OBP: 0.317, SLG: 0.347										4	0	0	0	0	1	3				
<b>Darrell Evans, L</b> (1,5) OBP: 0.388, SLG: 0.424										2	1	0	0	1	0	0				
<b>Dusty Baker Jr., R</b> (1,8) OBP: 0.328, SLG: 0.419										4	1	1	2	0	1	2				
<b>Mike Lum, L</b> (1,9) OBP: 0.328, SLG: 0.374										4	0	2	0	0	0	2				
<b>Rowland Office, L</b> (8, PR) OBP: 0.279, SLG: 0.348										0	0	0	0	0	0	0				
<b>Davey Johnson, R</b> (1,3) OBP: 0.348, SLG: 0.399										4	1	1	1	0	1	2				
<b>Craig Robinson, R</b> (1,6) OBP: 0.265, SLG: 0.249										3	0	0	0	0	1	0				
<b>Johnny Oates, L</b> (1,2) OBP: 0.289, SLG: 0.284										3	0	1	0	0	0	0				
<b>Ron Reed, R</b> (1,1) OBP: 0.122, SLG: 0.104										2	0	0	0	0	0	0				
<b>Inning Stats</b>	R: 1 E: 0 K: 1 S: 6	H: 1 LOB: 0 BB: 0 P: 6	R: 0 E: 0 K: 0 S: 3	H: 1 LOB: 0 BB: 0 P: 3	R: 0 E: 0 K: 0 S: 3	H: 0 LOB: 0 BB: 0 P: 3	R: 2 E: 0 K: 0 S: 4	H: 1 LOB: 0 BB: 0 P: 5	R: 0 E: 0 K: 1 S: 5	H: 0 LOB: 0 BB: 0 P: 5	R: 0 E: 0 K: 0 S: 4	H: 1 LOB: 2 BB: 1 P: 8	R: 1 E: 0 K: 1 S: 7	H: 2 LOB: 2 BB: 1 P: 11	R: 0 E: 0 K: 1 S: 6	H: 1 LOB: 1 BB: 0 P: 6	1B: 4 2B: 0 3B: 0 HR: 3	SF: 0 SAC: 1 DP: 1 HBP: 1	WP: 0 PB: 0 SB: 0 CS: 0	PA: 33
<b>PITCHER</b> <b>Bill Greif, R</b> (1,1) ERA: 4.88	IP: 7.0 WLS: L BF: 29 H: 6 R: 4 ER: 4 SO: 3 BB: 6 IBB: 4 HBP: 4 BLK: 3 WP: 0 HR: 3 S: 32 P: 41 ERA: 5.14 WHIP: 1.000															<b>PITCHER</b> <b>Bill Laxton, L</b> (8, 1) ERA: 3.45	IP: 1.0 WLS: L BF: 4 H: 1 R: 0 ER: 0 SO: 1 BB: 0 IBB: 0 HBP: 0 BLK: 0 WP: 0 HR: 0 S: 6 P: 6 ERA: 0.00 WHIP: 1.000			





Batter	1	2	3	4	5	6	7	8	9	AB	R	H	RBI	BB	SO	LOB	TOP			
Johnny Grubb, L OBP: 0.363, SLG: 0.415	F4		L9			FC2-5 E 1B	1-2 1B		F5	5	0	2	0	0	0	1				
Glenn Beckert, R OBP: 0.326, SLG: 0.279	F6					FC BB FC2-5 FC6-4	1-2 2-3 1B		FC9-6 FC4-6	5	1	2	0	0	0	2				
Jerry Turner, L OBP: 0.083, SLG: 0.083										4	0	1	0	0	0	6				
Cito Gaston, R OBP: 0.295, SLG: 0.319			4-3			FC2-5 FC6-4 BB	F4		FC4-6	1	0	0	0	0	0	1				
Willie McCovey, L OBP: 0.427, SLG: 0.537	F5					FC6-4 BB				3	1	1	1	1	0	1				
Dave Winfield, R OBP: 0.315, SLG: 0.435		K				FC6-4 BB			HR	4	0	1	1	0	2	2				
Dave Hilton, R OBP: 0.292, SLG: 0.289	E3					FC6-4 1-2 2-3 3H	F8		SH2-4 1B	3	0	0	0	0	1	2				
Fred Kendall, R OBP: 0.307, SLG: 0.339										4	0	0	0	0	0	2				
Bill Almon, R OBP: 0.100, SLG: 0.100										3	0	0	0	0	2	1				
Derrel Thomas, S OBP: 0.317, SLG: 0.341										1	0	0	0	0	1	1				
Dave Freisleben, R OBP: 0.260, SLG: 0.189										2	0	0	0	0	0	0				
Geng Locklear, L OBP: 0.333, SLG: 0.429										0	0	0	0	0	0	0				
Larry Hardy, R OBP: 0.275, SLG: 0.225										0	0	0	0	0	0	0				
Rusty Gerhardt, S OBP: 0.275, SLG: 0.225										0	0	0	0	0	0	0				
Mike Johnson, R OBP: 0.275, SLG: 0.225										1	0	1	0	0	0	0				
Horace Clarke, S OBP: 0.275, SLG: 0.225										0	0	0	0	0	0	0				
<b>Inning Stats</b>	R: 0 E: 0 K: 0 S: 4	H: 1 LOB: 1 BB: 0 P: 4	R: 0 E: 1 K: 1 S: 6	H: 0 LOB: 1 BB: 0 P: 6	R: 0 E: 0 K: 2 S: 7	H: 0 LOB: 0 BB: 0 P: 7	R: 0 E: 0 K: 1 S: 5	H: 0 LOB: 0 BB: 0 P: 5	R: 1 E: 1 K: 0 S: 5	H: 1 LOB: 2 BB: 1 P: 9	R: 0 E: 0 K: 1 S: 7	H: 2 LOB: 3 BB: 1 P: 11	R: 1 E: 0 K: 0 S: 7	H: 2 LOB: 1 BB: 0 P: 7	R: 0 E: 0 K: 0 S: 4	H: 1 LOB: 1 BB: 0 P: 4	1B: 7 2B: 0 3B: 0 HR: 1	SF: 0 SAC: 1 DP: 0 HBP: 0	WP: 0 PB: 0 CS: 0	PA: 39
<b>PITCHER</b>	IP WLS BF H R ER SO BB IBB HBP BLK WP HR S P ERA WHIP																			
Buzz Capra, R ERA: 2.45	(1, 1) 7.0 W 30 5 1 0 5 2 0 0 0 0 0 0 38 46 0.00 1.000																			
Tom House, L ERA: 1.99	(8, 1) 2.0 9 3 1 1 1 0 0 0 0 0 0 1 11 11 4.50 1.500																			

San Diego Padres @ Atlanta Braves  
Atlanta Stadium, Atlanta, GA  
Tue Sep 03 1974, 7:05 PM EDT  
Att: 1,562 - Unknown

AB 36  
R 2  
H 8  
RBI 2  
BB 2  
SO 6  
LOB 19



Batter	1	2	3	4	5	6	7	8	9	AB	R	H	RBI	BB	SO	LOB	BOTTOM	
Ralph Garr, L OBP: 0.384, SLG: 0.505	E6									1	0	0	0	0	0	0		
Rowland Office, L OBP: 0.284, SLG: 0.351	FC3-6 1B									4	1	2	1	0	0	0		
Marty Perez, R OBP: 0.321, SLG: 0.354										5	0	3	1	0	0	1		
Darrell Evans, L OBP: 0.386, SLG: 0.421	FC3-6 BB									4	0	0	0	1	0	3		
Dusty Baker Jr., R OBP: 0.333, SLG: 0.419										0	1	0	1	4	0	0		
Mike Lum, L OBP: 0.326, SLG: 0.370	G3-6-3 BB									5	1	1	1	0	0	8		
Davey Johnson, R OBP: 0.353, SLG: 0.406										2	2	1	1	2	1	1		
Craig Robinson, R OBP: 0.265, SLG: 0.249										4	0	1	1	0	2	2		
Vic Correll, R OBP: 0.327, SLG: 0.385										3	1	1	0	1	1	0		
Buzz Capra, R OBP: 0.267, SLG: 0.170										3	0	0	0	0	3	3		
Tom House, L OBP: 0.375, SLG: 0.375										1	1	1	1	0	0	0		
<b>Inning Stats</b>	R: 0 E: 1 K: 0 S: 4	H: 1 LOB: 2 BB: 1 P: 8	R: 1 E: 0 K: 1 S: 6	H: 1 LOB: 0 BB: 0 P: 6	R: 0 E: 0 K: 2 S: 7	H: 0 LOB: 1 BB: 1 P: 11	R: 0 E: 0 K: 2 S: 7	H: 0 LOB: 0 BB: 0 P: 7	R: 2 E: 0 K: 1 S: 7	H: 2 LOB: 3 BB: 3 P: 19	R: 0 E: 0 K: 0 S: 4	H: 1 LOB: 2 BB: 1 P: 8	R: 4 E: 0 K: 1 S: 9	H: 4 LOB: 2 BB: 2 P: 17	1B: 8 2B: 1 3B: 0 HR: 1	SF: 1 SAC: 0 DP: 2 HBP: 0	WP: 1 PB: 0 CS: 0	PA: 41
<b>PITCHER</b>	IP WLS BF H R ER SO BB IBB HBP BLK WP HR S P ERA WHIP																	
Dave Freisleben, R ERA: 3.44	(1, 1) 6.0 L 27 5 3 3 6 4 1 0 0 0 1 0 3 7 4.50 3.000																	
Larry Hardy, R ERA: 4.79	(7, 1) 0.2 4 1 0 0 0 1 0 0 0 0 0 0 3 7 0.00 3.000																	
Rusty Gerhardt, L ERA: 10.38	(7, 1) 0.2 6 3 4 4 1 1 0 0 0 0 0 0 7 11 54.00 6.000																	
Mike Johnson, R ERA: 5.28	(8, 1) 0.2 4 1 0 0 0 0 0 1 0 0 0 0 3 7 0.00 1.500																	

San Diego Padres @ Atlanta Braves  
Atlanta Stadium, Atlanta, GA  
Tue Sep 03 1974, 7:05 PM EDT  
Att: 1,562 - Unknown

AB 32  
R 7  
H 10  
RBI 7  
BB 8  
SO 7  
LOB 18





Batter	1	2	3	4	5	6	7	8	9	AB	R	H	RBI	BB	SO	LOB	TOP				
<b>Derrel Thomas, S</b> OBP: 0.315, SLG: 0.338 (1, 5)	F7		F9		3-1		B2-3			4	0	0	0	0	0	0	<b>San Diego Padres @ Atlanta Braves</b> Atlanta Stadium, Atlanta, GA Wed Sep 04 1974, 7:05 PM EDT Att. 4,115 - Unknown				
<b>Glenn Beckert, R</b> OBP: 0.316, SLG: 0.270 (1, 4)	6-3		6-3		L8			6-3		4	0	0	0	0	0	0					
<b>Jerry Turner, L</b> OBP: 0.250, SLG: 0.200 (1, 7)	1B			BB	1B			F7		3	1	2	0	1	0	0					
<b>Willie McCovey, L</b> OBP: 0.425, SLG: 0.531 (1, 3)	F8		BB	BB	4-3			K		3	1	0	0	1	1	2					
<b>Johnny Grubb, L</b> OBP: 0.362, SLG: 0.412 (1, 8)		F7		SH3-4	BB		G3			3	1	0	0	1	0	0					
<b>Dave Winfield, R</b> OBP: 0.316, SLG: 0.436 (1, 9)		1B		E	SH3-4		K			4	0	2	2	0	2	0					
<b>Chris Cannizzaro, R</b> OBP: 0.289, SLG: 0.212 <b>Gene Locklear, L</b> OBP: 0.328, SLG: 0.422 (9, PH)	F9			1-2	2-3		K			2	0	0	0	0	1	1					
<b>Bill Almon, R</b> OBP: 0.077, SLG: 0.077 (1, 6)	K			L7			F7			3	0	0	0	0	1	2					
<b>Joe McIntosh, S</b> (1, 1)			L6		F7		K			3	0	0	0	0	1	1					
<b>Bill Greif, R</b> OBP: 0.211, SLG: 0.063 <b>Bill Laxton, L</b> OBP: 0.200, SLG: 0.200 (8, 1)										0	0	0	0	0	0	0					
<b>Inning Stats</b>	R: 0 E: 0 K: 0 S: 4	H: 1 LOB: 1 BB: 0 P: 4	R: 0 E: 0 K: 1 S: 6	H: 1 LOB: 0 BB: 0 P: 6	R: 0 E: 0 K: 0 S: 3	H: 0 LOB: 0 BB: 0 P: 3	R: 3 E: 1 K: 0 S: 4	H: 1 LOB: 1 BB: 3 P: 16	R: 0 E: 0 K: 0 S: 4	H: 0 LOB: 0 BB: 0 P: 4	R: 0 E: 0 K: 1 S: 5	H: 0 LOB: 0 BB: 0 P: 5	R: 0 E: 0 K: 1 S: 5	H: 0 LOB: 0 BB: 0 P: 5	R: 0 E: 0 K: 1 S: 5	H: 0 LOB: 0 BB: 0 P: 5	1B: 4 2B: 0 3B: 0 HR: 0	SF: 0 SAC: 1 DP: 0 HBP: 0	WP: 0 PB: 0 SB: 0 CS: 0	PA: 34	
<b>PITCHER</b>	IP	WLS	BF	H	R	ER	SO	BB	IBB	HBP	BLK	WP	HR	S	P	ERA	WHIP				
<b>Lew Krausse, R</b> ERA: 2.88 (1, 1)	6.0		25	4	3	3	3	3	0	0	0	0	0	28	40	4.50	1.167				
<b>Max Leon, R</b> ERA: 2.63 (7, 1)	3.0	W	9	0	0	0	3	0	0	0	0	0	0	15	15	0.00	0.000				

AB 30  
R 3  
H 4  
RBI 2  
BB 3  
SO 6  
LOB 6



Batter	1	2	3	4	5	6	7	8	9	AB	R	H	RBI	BB	SO	LOB	BOTTOM				
<b>Rowland Office, L</b> OBP: 0.291, SLG: 0.351 (1, 8)	6-3			BB		4-3		E		3	0	1	0	2	0	0	<b>San Diego Padres @ Atlanta Braves</b> Atlanta Stadium, Atlanta, GA Wed Sep 04 1974, 7:05 PM EDT Att. 4,115 - Unknown				
<b>Marty Perez, R</b> OBP: 0.319, SLG: 0.350 (1, 4)	6-3		F8		BB		L7			4	0	0	0	1	1	2					
<b>Darrell Evans, L</b> OBP: 0.387, SLG: 0.418 (1, 5)	BB		F2		F3		BB			3	2	0	0	2	0	4					
<b>Dusty Baker Jr., R</b> OBP: 0.333, SLG: 0.418 (1, 9)	BB		BB		L7		E3			4	2	1	0	1	0	5					
<b>Mike Lum, L</b> OBP: 0.330, SLG: 0.375 (1, 7)	BB		F4				BB			5	0	3	2	0	0	3					
<b>Davey Johnson, R</b> OBP: 0.356, SLG: 0.408 (1, 3)	BB		BB		F3		BB			3	1	2	2	1	0	1					
<b>Craig Robinson, R</b> OBP: 0.283, SLG: 0.247 (1, 6)	F8		F8		F8		SH1-4			3	0	0	0	0	0	5					
<b>Vic Correll, R</b> OBP: 0.318, SLG: 0.373 (1, 2)			K		5-3		F8			4	0	0	0	0	1	3					
<b>Lew Krausse, R</b> OBP: 0.571, SLG: 1.000 <b>Frank Tepedino, L</b> OBP: 0.263, SLG: 0.277 <b>Max Leon, R</b> OBP: 0.133, SLG: 0.143 (7, 1)	F5				BB		F9			1	0	0	0	1	0	0					
<b>Inning Stats</b>	R: 2 E: 0 K: 0 S: 5	H: 2 LOB: 2 BB: 2 P: 13	R: 0 E: 0 K: 1 S: 6	H: 1 LOB: 1 BB: 0 P: 6	R: 0 E: 0 K: 0 S: 4	H: 1 LOB: 2 BB: 1 P: 8	R: 0 E: 0 K: 0 S: 3	H: 0 LOB: 3 BB: 3 P: 15	R: 0 E: 0 K: 0 S: 4	H: 1 LOB: 1 BB: 0 P: 4	R: 0 E: 0 K: 0 S: 3	H: 0 LOB: 0 BB: 0 P: 3	R: 3 E: 1 K: 0 S: 6	H: 3 LOB: 2 BB: 1 P: 10	R: 0 E: 1 K: 1 S: 6	H: 0 LOB: 2 BB: 1 P: 10		1B: 8 2B: 0 3B: 0 HR: 0	SF: 0 SAC: 1 DP: 0 HBP: 0	WP: 0 PB: 0 SB: 1 CS: 0	PA: 41
<b>PITCHER</b>	IP	WLS	BF	H	R	ER	SO	BB	IBB	HBP	BLK	WP	HR	S	P	ERA	WHIP				
<b>Joe McIntosh, R</b> ERA: 3.94 (1, 1)	6.0	L	32	6	5	3	1	6	1	0	0	0	0	27	55	4.50	2.000				
<b>Bill Greif, R</b> ERA: 4.56 (7, 1)	1.0		4	2	0	0	0	0	0	0	0	0	0	4	4	0.00	2.000				
<b>Bill Laxton, L</b> ERA: 3.38 (8, 1)	1.0		5	0	0	0	1	1	0	0	0	0	0	6	10	0.00	1.000				

AB 32  
R 5  
H 8  
RBI 5  
BB 8  
SO 2  
LOB 23






Batter	1	2	3	4	5	6	7	8	9	AB	R	H	RBI	BB	SO	LOB	TOP			
<b>Derrel Thomas, S</b> (1, 4) OBP: 0.314, SLG: 0.335	4-0 S BB	0-0 3-1		0-0 F8		0-3 K		0-0 FC 1B WP		4	1	0	1	1	1	6				
<b>Dave Hilton, R</b> (1, 5) OBP: 0.285, SLG: 0.282	0-3 K		0-0 5-3		0-0 F9	0-0 F4		0-3 K		4	0	0	0	0	1	3				
<b>Willie McCovey, L</b> (8, PH) OBP: 0.424, SLG: 0.530	1-2 K							1-2 2-3 K		1	0	0	0	0	1	2				
<b>Larry Hardy, R</b> (8, 1)										0	0	0	0	0	0	0				
<b>Jerry Turner, L</b> (1, 7) OBP: 0.286, SLG: 0.167	4-0 BB		4-0 BB		0-0 4-3		0-0 4-3	0-0 F4		3	0	0	0	2	0	3				
<b>Dave Winfield, R</b> (1, 9) OBP: 0.321, SLG: 0.439	0-3 K		4-0 BB		0-0 1B		0-0 BB	0-0 1B		4	0	3	2	1	1	2				
<b>Johnny Grubb, L</b> (1, 8) OBP: 0.360, SLG: 0.409	0-3 K		0-3 K		0-0 FC6-4 1B		0-0 L8		0-3 K	5	0	1	0	0	3	5				
<b>Mike Ivie, R</b> (1, 3)		0-0 L7	0-0 F2		0-0 FC6-4		4-0 BB		0-0 5-3	4	0	0	0	1	0	4				
<b>Fred Kendall, R</b> (1, 2) OBP: 0.308, SLG: 0.338		0-0 FC2-5 1B		0-0 L5		4-0 BB		0-0 L9		4	0	1	0	1	0	2				
<b>Bill Almon, R</b> (1, 6) OBP: 0.125, SLG: 0.125										3	0	1	0	0	2	1				
<b>Horace Clarke, S</b> (8, PH) OBP: 0.280, SLG: 0.225	1-2 FC2-5 1B			0-3 K		0-3 K		4-0 1B FC BB		0	1	0	0	1	0	0				
<b>Dan Spillner, R</b> (1, 1) OBP: 0.081, SLG: 0.029										1	0	0	0	0	0	2				
<b>Bill Laxton, L</b> (3, 1) OBP: 0.303, SLG: 0.200										0	0	0	0	1	0	0				
<b>Gene Lockaber, L</b> (6, PH) OBP: 0.338, SLG: 0.422										0	0	0	0	1	0	0				
<b>Mike Johnson, R</b> (6, 1)										0	0	0	0	0	0	0				
<b>Cito Gaston, R</b> (8, PH) OBP: 0.288, SLG: 0.322										1	0	1	0	0	0	0				
<b>Dave Roberts, R</b> (8, PH) OBP: 0.294, SLG: 0.252	1-2 2-3 K							1-3 1B		0	1	0	0	0	0	0				
<b>Inning Stats</b>	R: 0 E: 0 K: 3 S: 9	H: 0 LOB: 2 BB: 2 P: 17	R: 0 E: 0 K: 0 S: 5	H: 2 LOB: 0 BB: 0 P: 5	R: 0 E: 0 K: 1 S: 5	H: 0 LOB: 2 BB: 2 P: 13	R: 0 E: 0 K: 1 S: 5	H: 0 LOB: 1 BB: 1 P: 9	R: 0 E: 0 K: 2 S: 7	H: 0 LOB: 2 BB: 0 P: 15	R: 0 E: 0 K: 0 S: 4	H: 1 LOB: 2 BB: 1 P: 8	R: 3 E: 1 K: 1 S: 7	H: 2 LOB: 1 BB: 1 P: 11	R: 0 E: 0 K: 1 S: 5	H: 0 LOB: 0 BB: 0 P: 5	1B: 7 2B: 0 3B: 0 HR: 0	SF: 0 SAC: 0 DP: 0 HBP: 0	WP: 1 PB: 0 SB: 1 CS: 0	PA: 43
<b>PITCHER</b>	IP	WLS	BF	H	R	ER	SO	BB	IBB	HBP	BLK	WP	HR	S	P	ERA	WHIP			
<b>J.R. Richard, R</b> (1, 1) ERA: 3.38	7.0	W	34	5	0	0	7	8	0	0	0	0	0	40	72	0.00	1.857			
<b>Ken Forsch, R</b> (8, 1) ERA: 2.94	2.0		9	2	3	0	2	1	0	0	0	1	0	12	16	0.00	1.500			

San Diego Padres @ Houston Astros  
Astrodome, Houston, TX  
Fri Sep 06 1974, 8:05 PM EDT  
Att.: 5,163 - Dome


AB 34  
R 3  
H 7  
RBI 3  
BB 9  
SO 9  
LOB 30




Batter	1	2	3	4	5	6	7	8	9	AB	R	H	RBI	BB	SO	LOB	BOTTOM			
<b>Greg Gross, L</b> (1, 9) OBP: 0.391, SLG: 0.367	0-0 E 3B	0-0 CS 1B		4-0 BB		4-0 IBB				2	1	2	1	2	0	0				
<b>Roger Metzger, S</b> (1, 6) OBP: 0.304, SLG: 0.328	0-0 E9 3B	0-0 CS	0-0 FC4 2B	0-0 L7		0-0 4-3				4	1	2	1	0	0	4				
<b>Cesar Cedeno, R</b> (1, 8) OBP: 0.344, SLG: 0.479	0-3 K		4-0 FC4 BB		0-3 K		0-3 K			3	0	0	0	1	3	0				
<b>Lee May, R</b> (1, 3) OBP: 0.303, SLG: 0.459	0-0 5-3		0-3 K		0-0 F8		0-0 G6-4-3 1B			4	0	1	0	0	1	2				
<b>Dave Campbell, R</b> (7, PR) OBP: 0.150, SLG: 0.136										0	0	0	0	0	0	0				
<b>Mitt May, L</b> (1, 2) OBP: 0.344, SLG: 0.387	0-0 F9		0-0 FC4		4-0 BB		0-0 G6-4-3			3	0	0	0	1	0	3				
<b>Doug Rader, R</b> (1, 5) OBP: 0.330, SLG: 0.416		0-0 F3	0-3 K		0-3 K			0-0 F9		4	0	0	0	0	2	3				
<b>Wilbur Howard, S</b> (1, 7) OBP: 0.326, SLG: 0.341		0-0 1B 2B		0-0 SH1-3 1B		0-0 F4		4-0 FC5-4 BB		3	1	2	0	1	0	0				
<b>Larry Milbourne, S</b> (1, 4) OBP: 0.340, SLG: 0.340		0-0 E 1B 2H		0-0 F4		0-0 S 1B		0-0 FC5-4		4	1	2	1	0	0	2				
<b>J.R. Richard, R</b> (1, 1) OBP: 0.154, SLG: 0.154		0-3 K		0-0 SH1-3		0-3 K		0-3 K		2	0	0	0	0	2	2				
<b>Ken Forsch, R</b> (8, 1)										1	0	0	0	0	1	1				
<b>Inning Stats</b>	R: 2 E: 1 K: 1 S: 7	H: 2 LOB: 0 BB: 0 P: 7	R: 2 E: 0 K: 1 S: 7	H: 3 LOB: 0 BB: 0 P: 7	R: 0 E: 0 K: 2 S: 8	H: 1 LOB: 2 BB: 1 P: 12	R: 0 E: 0 K: 0 S: 4	H: 1 LOB: 2 BB: 1 P: 8	R: 0 E: 0 K: 1 S: 6	H: 1 LOB: 1 BB: 1 P: 10	R: 0 E: 0 K: 1 S: 5	H: 1 LOB: 0 BB: 0 P: 5	R: 0 E: 0 K: 1 S: 5	H: 0 LOB: 1 BB: 1 P: 9	R: 0 E: 0 K: 1 S: 5	H: 0 LOB: 0 BB: 0 P: 5	1B: 5 2B: 2 3B: 2 HR: 0	SF: 0 SAC: 1 DP: 1 HBP: 0	WP: 0 PB: 0 SB: 2 CS: 1	PA: 37
<b>PITCHER</b>	IP	WLS	BF	H	R	ER	SO	BB	IBB	HBP	BLK	WP	HR	S	P	ERA	WHIP			
<b>Dan Spillner, R</b> (1, 1) ERA: 3.99	2.0	L	11	6	4	3	2	0	0	0	0	0	0	15	15	13.50	3.000			
<b>Bill Laxton, L</b> (3, 1) ERA: 3.11	3.0		13	1	0	0	4	3	0	0	0	0	0	18	30	0.00	1.333			
<b>Mike Johnson, R</b> (6, 1) ERA: 4.67	2.0		8	2	0	0	2	0	1	0	0	0	0	11	15	0.00	1.000			
<b>Larry Hardy, R</b> (8, 1) ERA: 4.74	1.0		4	0	0	0	1	1	0	0	0	0	0	5	9	0.00	1.000			


San Diego Padres @ Houston Astros  
Astrodome, Houston, TX  
Fri Sep 06 1974, 8:05 PM EDT  
Att.: 5,163 - Dome

AB 30  
R 4  
H 9  
RBI 3  
BB 5  
SO 9  
LOB 17





Batter	1	2	3	4	5	6	7	8	9	AB	R	H	RBI	BB	SO	LOB	TOP										
<b>Derrel Thomas, S</b> OBP: 0.313, SLG: 0.336 (1,5) (8,4)	1-3		FC6-2 1-3 SF8 2B		K			SF8	F7	4	1	1	1	0	1	0	<b>San Diego Padres @ Houston Astros</b> Astrodome, Houston, TX Sat Sep 07 1974, 4:33 AM EDT Att: 3,044 - Dome  <b>AB 35</b> <b>R 8</b> <b>H 12</b> <b>RBI 8</b> <b>BB 3</b> <b>SO 3</b> <b>LOB 13</b> 										
<b>Glenn Beckert, R</b> OBP: 0.307, SLG: 0.262 <b>Dave Hilton, R</b> OBP: 0.283, SLG: 0.280 (1,4) (8,5)	E4 FC6-4 1B		FC6-2			6-3		5-3	F8	4	1	0	0	0	0	4											
<b>Johnny Grubb, L</b> OBP: 0.363, SLG: 0.413 (1,8)			SF8			F6		2B 1B	FC6-4 1B	4	1	3	2	0	0	0											
<b>Dave Winfield, R</b> OBP: 0.320, SLG: 0.438 (1,9)	FC6-4 1B		F5			K		3-H 1B	FC6-4	5	1	1	0	0	1	4											
<b>Randy Elliott, R</b> OBP: 0.750, SLG: 0.667 (1,7) (8,3)					F9			CS 1B	1B BB	3	1	2	1	1	0	0											
<b>Mike Ivie, R</b> <b>Willie McCovey, L</b> OBP: 0.425, SLG: 0.531 <b>Randy Jones, R</b> OBP: 0.177, SLG: 0.167 <b>Larry Hardy, R</b> <b>Rusty Gerhardt, S</b> (1,3) (8,PH) (8,PR) (8,1) (8,1)		G6-4-3 BB			5-3			F4	1B 1B	2	0	0	0	1	0	1											
<b>Chris Cannizzaro, R</b> OBP: 0.289, SLG: 0.216 (1,2)		G6-4-3			6-3			F7	1B 1B	4	0	1	1	0	0	2											
<b>Bill Almon, R</b> OBP: 0.111, SLG: 0.111 <b>Enzo Hernandez, R</b> OBP: 0.230, SLG: 0.282 (1,6) (8,PH) (8,6)		6-3			F6			CS	1B 1B	2	0	0	0	0	0	0											
<b>Bill Greif, R</b> OBP: 0.220, SLG: 0.061 <b>Cito Gaston, R</b> OBP: 0.261, SLG: 0.328 <b>John Scott, R</b> (1,1) (8,PH) (8,PR) (8,7)			2B FC6-2 BB		K			1-2 1B	1B 5-3	1	0	0	0	1	1	0											
<b>Inning Stats</b>	R: 1 E: 1 K: 0 S: 5	H: 2 LOB: 2 BB: 0 P: 5	R: 0 E: 0 K: 0 S: 2	H: 0 LOB: 0 BB: 1 P: 6	R: 1 E: 0 K: 0 S: 4	H: 1 LOB: 1 BB: 1 P: 8	R: 0 E: 0 K: 0 S: 3	H: 0 LOB: 0 BB: 0 P: 3	R: 0 E: 0 K: 1 S: 5	H: 0 LOB: 0 BB: 0 P: 5	R: 0 E: 0 K: 0 S: 3	H: 1 LOB: 0 BB: 0 P: 3	R: 6 E: 0 K: 0 S: 10	H: 7 LOB: 2 BB: 1 P: 14	R: 0 E: 0 K: 0 S: 4	H: 1 LOB: 1 BB: 0 P: 4		1B: 9 2B: 3 3B: 0 HR: 0	SF: 2 SAC: 0 DP: 1 HBP: 0	WP: 0 PB: 0 SB: 0 CS: 1	PA: 41						
<b>PITCHER</b>	IP	WLS	BF	H	R	ER	SO	BB	IBB	HBP	BLK	WP	HR	S	P	ERA	WHIP										
<b>Paul Siebert, L</b> ERA: 1.29 <b>Mike Cosgrove, L</b> ERA: 3.61 <b>Jerry Johnson, R</b> ERA: 5.3 <b>Ramon de los Santos, L</b> ERA: 1.29 <b>Jim York, R</b> ERA: 3.46 (1,1) (8,1) (8,1) (8,1) (8,1)	7.0		25	4	2	1	3	2	0	0	0	0	0	29	37	1.29	0.857										
<b>PITCHER</b>	IP	WLS	BF	H	R	ER	SO	BB	IBB	HBP	BLK	WP	HR	S	P	ERA	WHIP										
<b>Paul Siebert, L</b> ERA: 1.29 <b>Mike Cosgrove, L</b> ERA: 3.61 <b>Jerry Johnson, R</b> ERA: 5.3 <b>Ramon de los Santos, L</b> ERA: 1.29 <b>Jim York, R</b> ERA: 3.46 (1,1) (8,1) (8,1) (8,1) (8,1)	7.0		25	4	2	1	3	2	0	0	0	0	0	29	37	1.29	0.857										

Batter	1	2	3	4	5	6	7	8	9	AB	R	H	RBI	BB	SO	LOB	BOTTOM										
<b>Greg Gross, L</b> OBP: 0.391, SLG: 0.370 (1,9)	F7					CS 1B		SF8	K	4	0	2	2	0	1	0	<b>San Diego Padres @ Houston Astros</b> Astrodome, Houston, TX Sat Sep 07 1974, 4:33 AM EDT Att: 3,044 - Dome  <b>AB 33</b> <b>R 4</b> <b>H 10</b> <b>RBI 4</b> <b>BB 2</b> <b>SO 8</b> <b>LOB 13</b> 										
<b>Roger Metzger, S</b> OBP: 0.304, SLG: 0.327 (1,6)	F9		F4			FC1-6 1B		F8		4	0	1	0	0	0	2											
<b>Cesar Cedeno, R</b> OBP: 0.343, SLG: 0.476 (1,8)	6-3		K			FC1-6 1B		BB 1B BB		3	0	0	0	1	1	2											
<b>Cliff Johnson, R</b> OBP: 0.349, SLG: 0.441 (1,3) (8,2)		F6			F5	K		1-2 1B	BB 1B	4	0	1	0	0	1	1											
<b>Mitt May, L</b> OBP: 0.347, SLG: 0.389 <b>Dave Campbell, R</b> OBP: 0.130, SLG: 0.136 (1,2) (7,PR) (8,3)			L8					F4		3	0	2	0	0	0	0											
<b>Lee May, R</b> OBP: 0.302, SLG: 0.458 (8,PH) (9,3)		5-4-3 1B						2B 1B	F4	1	0	0	0	0	0	2											
<b>Doug Rader, R</b> OBP: 0.330, SLG: 0.413 (1,5)		5-4-3			K			K	G6-4-3 BB	3	0	0	0	1	2	2											
<b>Wilbur Howard, S</b> OBP: 0.319, SLG: 0.356 (1,7)		F8			4-3			1B 1B 2B	G6-4-3	4	1	1	1	0	0	4											
<b>Larry Milbourne, S</b> OBP: 0.345, SLG: 0.346 (1,4)			SH1-4 2B 1B		1-3			1B SF8 1B	K	4	2	2	0	0	1	0											
<b>Paul Siebert, L</b> ERA: 1.29 <b>Bob Watson, R</b> OBP: 0.299, SLG: 0.413 <b>Tom Griffin, L</b> OBP: 0.316, SLG: 0.463 <b>Mike Cosgrove, L</b> OBP: 0.277, SLG: 0.303 <b>Jerry Johnson, R</b> <b>Ramon de los Santos, L</b> <b>Jim York, R</b> <b>Tommy Helms, R</b> OBP: 0.302, SLG: 0.362 (1,1) (7,PH) (7,PR) (8,1) (8,1) (8,1) (8,1) (8,1) (8,PH)			SH1-4		K			K	K	1	0	0	0	0	1	0											
<b>Inning Stats</b>	R: 0 E: 0 K: 0 S: 3	H: 0 LOB: 0 BB: 0 P: 3	R: 0 E: 0 K: 0 S: 4	H: 1 LOB: 1 BB: 0 P: 4	R: 1 E: 0 K: 1 S: 7	H: 2 LOB: 1 BB: 0 P: 7	R: 0 E: 0 K: 1 S: 5	H: 0 LOB: 0 BB: 0 P: 5	R: 0 E: 0 K: 1 S: 6	H: 2 LOB: 1 BB: 0 P: 6	R: 3 E: 0 K: 1 S: 9	H: 4 LOB: 1 BB: 0 P: 9	R: 0 E: 0 K: 0 S: 3	H: 1 LOB: 2 BB: 2 P: 11	R: 0 E: 0 K: 3 S: 9	H: 0 LOB: 0 BB: 0 P: 9	1B: 8 2B: 2 3B: 0 HR: 0	SF: 1 SAC: 1 DP: 1 HBP: 0	WP: 0 PB: 0 SB: 2 CS: 1	PA: 37							
<b>PITCHER</b>	IP	WLS	BF	H	R	ER	SO	BB	IBB	HBP	BLK	WP	HR	S	P	ERA	WHIP										
<b>Bill Greif, R</b> ERA: 4.87 <b>Larry Hardy, R</b> ERA: 4.73 <b>Rusty Gerhardt, L</b> ERA: 9.47 (1,1) (8,1) (8,1)	7.0		29	4	4	4	5	0	0	0	0	0	0	2	10	0.00	9.000										
<b>PITCHER</b>	IP	WLS	BF	H	R	ER	SO	BB	IBB	HBP	BLK	WP	HR	S	P	ERA	WHIP										
<b>Bill Greif, R</b> ERA: 4.87 <b>Larry Hardy, R</b> ERA: 4.73 <b>Rusty Gerhardt, L</b> ERA: 9.47 (1,1) (8,1) (8,1)	7.0		29	4	4	4	5	0	0	0	0	0	0	2	10	0.00	9.000										



Batter	1	2	3	4	5	6	7	8	9	AB	R	H	RBI	BB	SO	LOB	TOP					
Bill Almon, R OBP: 0.136, SLG: 0.136 Cito Gaston, R OBP: 0.260, SLG: 0.327	F3		SF9 1B		F8		K		K	4	1	1	0	0	1	2	<b>San Diego Padres @ Houston Astros</b> Astrodome, Houston, TX Sun Sep 08 1974, 4:33 AM EDT Att: 5,065 - Dome					
Glenn Beckert, R OBP: 0.310, SLG: 0.261 John Scott, R	L5		3-1				F8			4	0	1	0	1	0	3						
Johnny Grubb, L OBP: 0.364, SLG: 0.415			SF9		F8		4-3			3	0	1	1	1	0	3						
Dave Winfield, R OBP: 0.319, SLG: 0.434					F7					4	0	0	0	1	1	2						
Randy Elliott, R OBP: 0.625, SLG: 0.500	K						6-3			3	0	1	0	1	1	3						
Mike Ivie, R OBP: 0.188, SLG: 0.071										4	0	1	0	0	0	2						
Dave Hilton, R OBP: 0.289, SLG: 0.299 Willie McCovey, L OBP: 0.424, SLG: 0.529 Fred Kendall, R OBP: 0.308, SLG: 0.338			HR		4-3		F4		3-1	3	1	1	1	0	0	2						
Chris Cannizzaro, R OBP: 0.289, SLG: 0.225 Gene Locklear, L OBP: 0.333, SLG: 0.415 Dave Roberts, R OBP: 0.244, SLG: 0.252			5-3		4-3				1-3	3	0	1	0	0	0	1						
Randy Jones, R OBP: 0.185, SLG: 0.175 Horace Clarke, S OBP: 0.278, SLG: 0.223			5-3				K		6-3	3	0	1	0	0	1	0						
<b>Inning Stats</b>	R: 0 E: 0 K: 1 S: 6	H: 1 LOB: 2 BB: 1 P: 10	R: 1 E: 0 K: 0 S: 4	H: 1 LOB: 0 BB: 0 P: 4	R: 1 E: 0 K: 0 S: 4	H: 1 LOB: 0 BB: 0 P: 4	R: 0 E: 0 K: 0 S: 3	H: 0 LOB: 1 BB: 1 P: 7	R: 0 E: 0 K: 1 S: 5	H: 0 LOB: 1 BB: 1 P: 9	R: 0 E: 0 K: 0 S: 4	H: 0 LOB: 2 BB: 0 P: 4	R: 0 E: 0 K: 1 S: 7	H: 2 LOB: 2 BB: 0 P: 7	R: 0 E: 0 K: 0 S: 5	H: 2 LOB: 2 BB: 0 P: 5		R: 0 E: 0 K: 2 S: 8	H: 1 LOB: 2 BB: 1 P: 12	1B: 6 2B: 1 3B: 0 HR: 1	SF: 1 SAC: 0 DP: 0 HBP: 0	WP: 0 PB: 0 SB: 1 CS: 0
<b>PITCHER</b>	IP WLS BF H R ER SO BB IBB HBP BLK WP HR S P ERA WHIP	7.1 W 33 7 2 2 3 3 0 0 0 0 1 36 48 2.46 1.364	1.2 S 7 1 0 0 2 1 0 0 0 0 0 10 14 0.00 1.200	<b>PITCHER</b>										IP WLS BF H R ER SO BB IBB HBP BLK WP HR S P ERA WHIP								

AB 35  
R 2  
H 8  
RBI 2  
BB 4  
SO 5  
LOB 22



Batter	1	2	3	4	5	6	7	8	9	AB	R	H	RBI	BB	SO	LOB	BOTTOM					
Greg Gross, L OBP: 0.392, SLG: 0.370	E6 SH1-3 E 1B		1-3							3	1	1	0	1	0	1	<b>San Diego Padres @ Houston Astros</b> Astrodome, Houston, TX Sun Sep 08 1974, 4:33 AM EDT Att: 5,065 - Dome					
Roger Metzger, S OBP: 0.302, SLG: 0.326	SH1-3		F8							2	0	0	0	0	0	2						
Cesar Cedeno, R OBP: 0.344, SLG: 0.475	6-3									2	0	0	0	2	1	1						
Lee May, R OBP: 0.302, SLG: 0.457	E5 FC5-4									3	0	1	1	0	0	0						
Cliff Johnson, R OBP: 0.341, SLG: 0.429	FC5-4									4	0	0	0	0	1	6						
Doug Rader, R OBP: 0.330, SLG: 0.411										2	0	0	0	1	2	0						
Wilbur Howard, S OBP: 0.340, SLG: 0.426										2	1	1	1	1	0	1						
Larry Milbourne, S OBP: 0.336, SLG: 0.336										3	0	0	0	0	0	1						
Tom Griffin, R OBP: 0.317, SLG: 0.474 Ken Forsch, R			F8							3	1	1	0	0	0	0						
<b>Inning Stats</b>	R: 1 E: 2 K: 0 S: 5	H: 1 LOB: 1 BB: 0 P: 5	R: 0 E: 0 K: 0 S: 2	H: 0 LOB: 0 BB: 1 P: 6	R: 0 E: 0 K: 0 S: 3	H: 0 LOB: 0 BB: 0 P: 3	R: 0 E: 0 K: 2 S: 7	H: 0 LOB: 0 BB: 0 P: 7	R: 0 E: 0 K: 1 S: 4	H: 0 LOB: 1 BB: 1 P: 8	R: 1 E: 1 K: 0 S: 5	H: 1 LOB: 2 BB: 1 P: 9	R: 1 E: 0 K: 1 S: 6	H: 1 LOB: 0 BB: 0 P: 6	R: 0 E: 0 K: 0 S: 3	H: 1 LOB: 2 BB: 2 P: 11		R: 0 E: 0 K: 2 S: 8	H: 1 LOB: 2 BB: 1 P: 11	1B: 2 2B: 2 3B: 0 HR: 1	SF: 1 SAC: 2 DP: 3 HBP: 0	WP: 0 PB: 0 SB: 0 CS: 0
<b>PITCHER</b>	IP WLS BF H R ER SO BB IBB HBP BLK WP HR S P ERA WHIP	8.0 L 32 4 3 1 4 3 2 0 0 0 1 35 55 1.12 0.875	<b>PITCHER</b>										IP WLS BF H R ER SO BB IBB HBP BLK WP HR S P ERA WHIP									

AB 24  
R 3  
H 4  
RBI 2  
BB 5  
SO 4  
LOB 12





Batter	1	2	3	4	5	6	7	8	9	AB	R	H	RBI	BB	SO	LOB	TOP										
Enzo Hernandez, R OBP: 0.294, SLG: 0.284	G3 SH3 1B		HR 1B		P4		1-3			4	1	2	0	0	0	0	<b>San Diego Padres @ Cincinnati Reds</b> Riverfront Stadium, Cincinnati, OH Mon Sep 09 1974, 7:05 PM EDT Att: 11,023 - Unknown										
Rich Morales, R OBP: 0.292, SLG: 0.281	SH3		HR		BB		K			2	1	1	2	1	1	0											
Johnny Grubb, L OBP: 0.363, SLG: 0.421	G3		HR		L4		4-3			4	1	1	1	0	0	2											
Willie McCovey, L OBP: 0.420, SLG: 0.523	L8		K		F9		4-3			4	0	0	0	0	1	2											
Dave Winfield, R OBP: 0.318, SLG: 0.431		K		S BB	F8				K	3	0	0	0	1	2	0											
Randy Elliott, R OBP: 0.417, SLG: 0.300		F8		F7	1-3				K	4	0	0	0	0	1	1											
Dave Hilton, R OBP: 0.278, SLG: 0.292		F7		F8	F8				F9	4	0	0	0	0	0	1											
Fred Kendall, R OBP: 0.308, SLG: 0.336			L8		5-3					2	0	0	0	1	0	0											
Dave Freisleben, R ERA: 3.02	1-3		1-3		L8					2	0	0	0	0	0	0											
Bill Laxton, L ERA: 3.79										0	0	0	0	0	0	0											
Lowell Palmer, R ERA: 5.7										0	0	0	0	0	0	0											
Rusty Gerhardt, L ERA: 9.0										0	0	0	0	0	0	0											
Vicente Romo, R ERA: 4.66										0	0	0	0	0	0	0											
<b>Inning Stats</b>	R: 0 E: 0 K: 0 S: 4	H: 1 LOB: 1 BB: 0 P: 4	R: 0 E: 0 K: 1 S: 5	H: 0 LOB: 0 BB: 0 P: 5	R: 3 E: 0 K: 1 S: 8	H: 3 LOB: 0 BB: 0 P: 8	R: 0 E: 0 K: 1 S: 5	H: 0 LOB: 2 BB: 2 P: 13	R: 0 E: 0 K: 0 S: 3	H: 0 LOB: 0 BB: 0 P: 3	R: 0 E: 0 K: 0 S: 3	H: 0 LOB: 0 BB: 0 P: 3	R: 0 E: 0 K: 1 S: 5	H: 0 LOB: 0 BB: 0 P: 5	R: 0 E: 0 K: 2 S: 7	H: 0 LOB: 0 BB: 0 P: 7	1B: 2 2B: 0 3B: 0 HR: 2	SF: 0 SAC: 1 DP: 0 HBP: 0	WP: 0 PB: 0 SB: 1 CS: 0	PA: 34							
<b>PITCHER</b>	IP	WLS	BF	H	R	ER	SO	BB	IBB	HBP	BLK	WP	HR	S	P	ERA	WHIP										
Fred Norman, L ERA: 3.02	5.2	W	24	4	3	3	3	2	1	0	0	0	2	27	39	4.76	1.059										
Pedro Borbon, R ERA: 2.91	3.1	S	10	0	0	0	3	0	0	0	0	0	0	16	16	0.00	0.000										

AB 30  
R 3  
H 4  
RBI 3  
BB 3  
SO 6  
LOB 8




Batter	1	2	3	4	5	6	7	8	9	AB	R	H	RBI	BB	SO	LOB	BOTTOM										
Pete Rose, S OBP: 0.382, SLG: 0.377	G3 WP 2B	K		1B 1-3 3H	WP 1B			G3		5	1	3	2	0	1	2	<b>San Diego Padres @ Cincinnati Reds</b> Riverfront Stadium, Cincinnati, OH Mon Sep 09 1974, 7:05 PM EDT Att: 11,023 - Unknown										
Cesar Geronimo, L OBP: 0.382, SLG: 0.419	G3	FC6-4		G6-4-3 1B	K			F8		5	0	1	1	0	1	4											
Johnny Bench, R OBP: 0.362, SLG: 0.499				G6-4-3 1B						3	0	2	0	1	0	2											
Bill Plummer, R OBP: 0.270, SLG: 0.351	WP 1B		6-3 1B	G6-4-3 1B						0	0	0	0	0	0	0											
Tony Perez, R OBP: 0.333, SLG: 0.461			6-3		G6-4-3 BB					3	1	1	1	1	0	2											
Dan Driessen, L OBP: 0.347, SLG: 0.402					HR 1B					4	1	1	0	0	0	3											
Junior Kennedy, R OBP: 0.294, SLG: 0.143	G4-6-3		G3		S HR 1B			F8		0	0	0	0	0	0	0											
Dave Concepcion, R OBP: 0.325, SLG: 0.392			G3		HR			F8		4	2	2	2	0	0	1											
Ken Griffey, L OBP: 0.293, SLG: 0.296				1B S BB	1B G3 BB			F7		2	1	0	0	2	1	0											
Darrel Chaney, S OBP: 0.336, SLG: 0.277		F8		G3				F9		4	1	1	0	0	0	3											
Fred Norman, S OBP: 0.157, SLG: 0.122										2	1	2	1	0	0	0											
Pedro Borbon, R OBP: 0.182, SLG: 0.182				2B 1B	SH5-4 1B			1-3		1	0	0	0	0	0	0											
<b>Inning Stats</b>	R: 1 E: 0 K: 0 S: 4	H: 2 LOB: 1 BB: 1 P: 8	R: 1 E: 0 K: 1 S: 7	H: 2 LOB: 2 BB: 1 P: 11	R: 0 E: 0 K: 0 S: 4	H: 1 LOB: 1 BB: 0 P: 4	R: 2 E: 0 K: 0 S: 5	H: 3 LOB: 1 BB: 1 P: 9	R: 4 E: 0 K: 1 S: 10	H: 5 LOB: 1 BB: 0 P: 10	R: 0 E: 0 K: 0 S: 2	H: 0 LOB: 0 BB: 1 P: 6	R: 0 E: 0 K: 1 S: 5	H: 0 LOB: 0 BB: 0 P: 5	R: 0 E: 0 K: 0 S: 3	H: 0 LOB: 0 BB: 0 P: 3	1B: 9 2B: 2 3B: 0 HR: 2	SF: 0 SAC: 1 DP: 3 HBP: 0	WP: 2 PB: 0 SB: 3 CS: 0	PA: 38							
<b>PITCHER</b>	IP	WLS	BF	H	R	ER	SO	BB	IBB	HBP	BLK	WP	HR	S	P	ERA	WHIP										
Dave Freisleben, R ERA: 3.57	3.1	L	19	7	4	4	1	3	0	0	0	0	2	5	5	40.50	6.000										
Bill Laxton, L ERA: 3.79	0.2		5	4	3	3	0	0	0	0	0	0	0	2	5	40.50	6.000										
Lowell Palmer, R ERA: 5.7	2.0		8	2	1	1	1	1	0	0	0	1	0	9	13	4.50	1.500										
Rusty Gerhardt, L ERA: 9.0	1.0		3	0	0	0	1	0	0	0	0	0	0	5	5	0.00	0.000										
Vicente Romo, R ERA: 4.66	1.0		3	0	0	0	0	0	0	0	0	0	0	3	3	0.00	0.000										

AB 33  
R 8  
H 13  
RBI 7  
BB 4  
SO 3  
LOB 17





Batter	1	2	3	4	5	6	7	8	9	AB	R	H	RBI	BB	SO	LOB	TOP			
Enzo Hernandez, R OBP: 0.294, SLG: 0.286 (1, 6)	0-0 5-3		0-0 F9			0-0 5-3		0-0 1B 2B	4 1 1 0 0 0 1											
Rich Morales, R OBP: 0.294, SLG: 0.300 Mike Ivie, R OBP: 0.176, SLG: 0.087 (1, 4) (9, FH)	0-3 K			0-0 5-3		0-0 2B		0-3 K	3 0 1 0 0 0 1 0 1 0 0 0 0 0 1 1											
Johnny Grubb, L OBP: 0.362, SLG: 0.419 (1, 8)	0-0 F7			0-0 6-3		0-0 4-3		0-0 WP 2-H 1B	4 0 1 1 0 0 0 1											
Willie McCovey, L OBP: 0.416, SLG: 0.516 (1, 3)		0-0 4-3		0-0 P1			0-3 K	0-3 K	4 0 0 0 0 2 1											
Dave Winfield, R OBP: 0.316, SLG: 0.428 (1, 9)	0-0 F5				0-0 F9		0-3 K	0-3 K	4 0 0 0 0 2 1											
Randy Elliott, R OBP: 0.400, SLG: 0.538 (1, 7)	0-0 F9				0-0 HR		0-0 5-3		3 1 1 1 0 0 0 0											
Dave Hilton, R OBP: 0.279, SLG: 0.305 (1, 5)			0-3 K		0-0 CS 3B		0-0 4-3		3 0 1 0 0 0 1 0								AB 32 R 2 H 6 RBI 2 BB 0 SO 11 LOB 6			
Chris Cannizzaro, R OBP: 0.277, SLG: 0.214 Fred Kendall, R OBP: 0.308, SLG: 0.335 (1, 2) (8, FH) (8, 2)			0-3 K		0-3 K 3-H		0-3 K		2 0 0 0 0 2 1 1 0 0 0 0 0 1 0											
Joe McIntosh, S (1, 1) Rusty Gerhardt, S OBP: 0.333, SLG: 0.333 Larry Hardy, R (6, 1) Cito Gaston, R OBP: 0.259, SLG: 0.326 Dave Tomlin, L (8, 1)				0-0 1B		0-3 K		0-0 4-3	0 0 0 0 0 0 0 0 2 0 1 0 0 0 1 0 0 0 0 0 0 0 0 0 1 0 0 0 0 0 0 0 0 0 0 0 0 0 0 0											
<b>Inning Stats</b>	R: 0 E: 0 K: 1 S: 5	H: 0 LOB: 0 BB: 0 P: 5	R: 0 E: 0 K: 0 S: 3	H: 0 LOB: 0 BB: 0 P: 3	R: 0 E: 0 K: 2 S: 8	H: 1 LOB: 1 BB: 0 P: 8	R: 0 E: 0 K: 0 S: 3	H: 0 LOB: 0 BB: 0 P: 3	R: 1 E: 0 K: 1 S: 6	H: 2 LOB: 0 BB: 0 P: 6	R: 0 E: 0 K: 2 S: 7	H: 0 LOB: 0 BB: 0 P: 7	R: 0 E: 0 K: 1 S: 5	H: 0 LOB: 0 BB: 0 P: 5	R: 1 E: 0 K: 3 S: 11	H: 2 LOB: 1 BB: 0 P: 11	1B: 2 2B: 2 3B: 1 HR: 1	SF: 0 SAC: 0 DP: 0 HBP: 0	WP: 1 PB: 0 SB: 0 CS: 1	PA: 32
<b>PITCHER</b> Don Gullett, L ERA: 2.93 (1, 1)	IP 9.0 WLS W BF 32 H 6 R 2 ER 2 SO 11 BB 0 IBB 0 HBP 0 BLK 0 WP 1 HR 1 S 54 P 54 ERA 2.00 WHIP 0.667															<b>PITCHER</b>	IP WLS BF H R ER SO BB IBB HBP BLK WP HR S P ERA WHIP			

San Diego Padres @ Cincinnati Reds  
Riverfront Stadium, Cincinnati, OH  
Tue Sep 10 1974, 7:05 PM EDT  
Att: 12,181 - Unknown

AB 32  
R 2  
H 6  
RBI 2  
BB 0  
SO 11  
LOB 6





Batter	1	2	3	4	5	6	7	8	9	AB	R	H	RBI	BB	SO	LOB	BOTTOM			
Pete Rose, S OBP: 0.385, SLG: 0.383 (1, 7)	0-0 F8	0-0 4-3 2B		0-0 FC3-6 1B		0-0 1-3 3-H 2B		4-0 IBB	4 0 3 1 1 0 0 0											
Cesar Geronimo, L OBP: 0.360, SLG: 0.416 (1, 8)	4-0 1B BB	0-0 4-3 2-3		0-0 FC3-6 BLK		0-0 SF7		0-0 P5	3 1 0 1 1 0 4											
Johnny Bench, R OBP: 0.362, SLG: 0.497 (1, 2)	0-0 1B 1-3 1B	0-0 F7		0-0 F2		0-0 K			4 0 1 0 0 0 1 3											
Tony Perez, R OBP: 0.336, SLG: 0.464 (1, 3)	0-0 1B 1-2 3-H 1B		0-0 F9 2B 2B		4-0 G4-6-3 BB		0-0 6-3		3 1 2 1 1 0 0 0											
Dan Driessen, L OBP: 0.345, SLG: 0.400 Ray Knight, R (6, 5)	0-0 L9		0-0 6-3		0-0 G4-6-3		0-3 K		3 0 0 0 0 0 4 1 0 0 0 0 0 1 0											
Dave Concepcion, R OBP: 0.324, SLG: 0.391 (1, 6)	0-0 FC6-4 1B		0-0 F9		0-0 P4		0-0 4-3		4 0 1 0 0 0 0 1											
Ken Griffey, L OBP: 0.299, SLG: 0.308 Roger Freed, R OBP: 1.000, SLG: 1.000 Junior Kennedy, R OBP: 0.294, SLG: 0.143 (1, 9) (8, FH) (8, PR) (9, 4)	0-0 FC6-4		0-0 3-H 2B		0-0 FC6-4 1B		0-0 SH2-4 1B		3 1 2 1 0 0 3 1 0 1 0 0 0 0 0 0 0 0 0 0 0 0								AB 33 R 5 H 12 RBI 4 BB 3 SO 4 LOB 19			
Darrel Chaney, S OBP: 0.344, SLG: 0.308 Ed Ambrister, R (8, FH) (9, 9)		0-0 WP 3B		0-0 K		0-0 FC6-4 1B		0-0 P4	3 1 2 0 0 1 1 1 0 0 0 0 0 0 1											
Don Gullett, R OBP: 0.284, SLG: 0.257 (1, 1)		0-3 K 3-H		0-0 6-3		0-0 FC6-4 2B SF7		0-0 SH2-4	3 1 0 0 0 0 1 2											
<b>Inning Stats</b>	R: 1 E: 0 K: 0 S: 6	H: 3 LOB: 3 BB: 1 P: 10	R: 1 E: 0 K: 1 S: 7	H: 2 LOB: 1 BB: 0 P: 7	R: 1 E: 0 K: 1 S: 7	H: 2 LOB: 1 BB: 0 P: 7	R: 0 E: 0 K: 0 S: 4	H: 1 LOB: 1 BB: 0 P: 4	R: 0 E: 0 K: 0 S: 2	H: 0 LOB: 0 BB: 1 P: 6	R: 2 E: 0 K: 1 S: 8	H: 3 LOB: 1 BB: 0 P: 8	R: 0 E: 0 K: 1 S: 5	H: 0 LOB: 0 BB: 0 P: 5	R: 0 E: 0 K: 0 S: 4	H: 1 LOB: 2 BB: 1 P: 8	1B: 7 2B: 4 3B: 1 HR: 0	SF: 1 SAC: 1 DP: 1 HBP: 0	WP: 1 PB: 0 SB: 0 CS: 0	PA: 38
<b>PITCHER</b> Joe McIntosh, R ERA: 4.67 Rusty Gerhardt, L ERA: 8.51 Larry Hardy, R ERA: 4.66 Dave Tomlin, L ERA: 4.91 (1, 1) (2, 1) (6, 1) (8, 1)	IP 1.1 WLS L BF 10 H 5 R 2 ER 2 SO 1 BB 1 IBB 0 HBP 0 BLK 1 WP 0 HR 0 S 11 P 15 ERA 13.50 WHIP 4.500															<b>PITCHER</b>	IP WLS BF H R ER SO BB IBB HBP BLK WP HR S P ERA WHIP			

San Diego Padres @ Cincinnati Reds  
Riverfront Stadium, Cincinnati, OH  
Tue Sep 10 1974, 7:05 PM EDT  
Att: 12,181 - Unknown

AB 33  
R 5  
H 12  
RBI 4  
BB 3  
SO 4  
LOB 19



Batter	1	2	3	4	5	6	7	8	9	AB	R	H	RBI	BB	SO	LOB	TOP			
Greg Gross, L (1,9) OBP: 0.397, SLG: 0.364	0-0 4-3			0-0 F6		0-0 4-3		0-0 FC3-6 1B	4 0 1 0 0 0 0								<b>Houston Astros @ San Diego Padres</b> San Diego Stadium, San Diego, CA Wed Sep 11 1974, 10:05 PM EDT Att: 2,356 - Unknown  <b>AB 31</b> <b>R 0</b> <b>H 3</b> <b>RBI 0</b> <b>BB 1</b> <b>SO 10</b> <b>LOB 11</b> 			
Roger Metzger, S (1,6) OBP: 0.301, SLG: 0.323	0-0 3-1			0-3 K		0-0 1-3		0-0 FC3-6 WP E 1-2	4 0 0 0 0 1 1											
Cesar Cedeno, R (1,8) OBP: 0.339, SLG: 0.472	0-0 F5			0-0 L5			0-0 F8	0-3 K	4 0 0 0 0 1 1											
Lee May, R (1,3) OBP: 0.301, SLG: 0.461 Bob Gallagher, L (9, PR) OBP: 0.297, SLG: 0.211			0-0 F9		0-3 K		0-3 K	0-0 E6 WP 1-2	4 0 0 0 0 2 1 0 0 0 0 0 0 0											
Milt May, L (1,2) OBP: 0.352, SLG: 0.409			0-0 F5		0-0 2B		0-0 F2	0-3 K	4 0 1 0 0 1 2											
Ray Busse, R (1,5) OBP: 0.188, SLG: 0.188			0-3 K		0-3 K			0-0 1B	3 0 1 0 0 2 1											
Wilbur Howard, S (1,7) OBP: 0.311, SLG: 0.386			0-3 K		4-0 BB		0-0 F8	0-0 F8	2 0 0 0 1 1 1											
Larry Milbourne, S (1,4) OBP: 0.325, SLG: 0.325 Cliff Johnson, R (8, PH) OBP: 0.343, SLG: 0.430 Dave Campbell, R (8, 4) OBP: 0.130, SLG: 0.136			0-0 6-3		0-0 L5			0-3 K	2 0 0 0 0 0 2 1 0 0 0 0 1 1 0 0 0 0 0 0 0											
Don Wilson, R (1,1) OBP: 0.254, SLG: 0.321 Johnny Edwards, L (8, PH) OBP: 0.250, SLG: 0.321 Ramon de los Santos, L (8, 1)			0-3 K			0-0 4-3		0-0 4-3	2 0 0 0 0 1 0 1 0 0 0 0 0 1 0 0 0 0 0 0 0											
<b>Inning Stats</b>	R: 0 E: 0 K: 0 S: 3	H: 0 LOB: 0 BB: 0 P: 3	R: 0 E: 0 K: 1 S: 5	H: 0 LOB: 0 BB: 0 P: 5	R: 0 E: 0 K: 2 S: 7	H: 0 LOB: 0 BB: 0 P: 7	R: 0 E: 0 K: 1 S: 5	H: 1 LOB: 2 BB: 1 P: 5	R: 0 E: 0 K: 2 S: 8	H: 0 LOB: 0 BB: 0 P: 12	R: 0 E: 0 K: 1 S: 5	H: 0 LOB: 0 BB: 0 P: 5	R: 0 E: 0 K: 1 S: 6	H: 1 LOB: 1 BB: 0 P: 6	R: 0 E: 1 K: 2 S: 9	H: 1 LOB: 3 BB: 0 P: 9		1B: 2 2B: 1 3B: 0 HR: 0	SF: 0 SAC: 0 DP: 0 HBP: 0	WP: 1 PB: 0 SB: 0 CS: 0
<b>PITCHER</b> Dan Spillner, R (1,1) ERA: 3.7	IP: 9.0 WLS: W BF: 32 H: 3 R: 0 ER: 0 SO: 10 BB: 1 IBB: 0 HBP: 0 BLK: 0 WP: 1 HR: 0 S: 51 P: 55 ERA: 0.00 WHIP: 0.444															<b>PITCHER</b>				

Batter	1	2	3	4	5	6	7	8	9	AB	R	H	RBI	BB	SO	LOB	BOTTOM			
Enzo Hernandez, R (1,6) OBP: 0.294, SLG: 0.286	0-0 6-3		0-0 5-3			0-0 S 1B		0-0 F7	4 0 1 0 0 0 0								<b>Houston Astros @ San Diego Padres</b> San Diego Stadium, San Diego, CA Wed Sep 11 1974, 10:05 PM EDT Att: 2,356 - Unknown  <b>AB 28</b> <b>R 2</b> <b>H 4</b> <b>RBI 2</b> <b>BB 1</b> <b>SO 9</b> <b>LOB 5</b> 			
Horace Clarke, S (1,4) OBP: 0.270, SLG: 0.216	0-0 1-3			0-0 6-3		0-0 F9 1-2		0-0 L7	4 0 0 0 0 0 1											
Jerry Turner, L (1,7) OBP: 0.260, SLG: 0.227 John Scott, R (9, 7)				0-0 E1 CS 2B		0-0 4-3			3 0 1 0 0 0 1 0 0 0 0 0 0 0											
Johnny Grubb, L (1,8) OBP: 0.364, SLG: 0.419				0-0 L4		0-0 1-2 1B		4-0 HR BB	2 1 1 0 1 0 1											
Randy Elliott, R (1,9) OBP: 0.333, SLG: 0.438		0-3 K		0-3 K		0-3 K		0-0 K	3 0 0 0 0 3 2											
Mike Ivie, R (1,3) OBP: 0.200, SLG: 0.278		0-3 K			0-0 F7		0-0 HR	0-0 HR	3 1 1 2 0 1 0											
Dave Hilton, R (1,5) OBP: 0.274, SLG: 0.299		0-3 K			0-0 6-3		0-0 F4	0-0 F4	3 0 0 0 0 1 0											
Fred Kendall, R (1,2) OBP: 0.306, SLG: 0.332			0-0 5-3		0-0 F8		0-3 K	0-3 K	3 0 0 0 0 1 0											
Dan Spillner, R (1,1) OBP: 0.075, SLG: 0.026			0-3 K			0-3 K		0-3 K	3 0 0 0 0 3 0											
<b>Inning Stats</b>	R: 0 E: 0 K: 0 S: 4	H: 1 LOB: 1 BB: 0 P: 4	R: 0 E: 0 K: 3 S: 9	H: 0 LOB: 0 BB: 0 P: 9	R: 0 E: 0 K: 1 S: 5	H: 0 LOB: 0 BB: 0 P: 5	R: 0 E: 1 K: 1 S: 6	H: 1 LOB: 1 BB: 0 P: 6	R: 0 E: 0 K: 2 S: 8	H: 1 LOB: 0 BB: 1 P: 12	R: 0 E: 0 K: 1 S: 5	H: 0 LOB: 0 BB: 0 P: 5	R: 0 E: 0 K: 1 S: 5	H: 0 LOB: 0 BB: 0 P: 5	R: 0 E: 0 K: 2 S: 9	H: 0 LOB: 0 BB: 0 P: 9		1B: 2 2B: 1 3B: 0 HR: 1	SF: 0 SAC: 0 DP: 0 HBP: 0	WP: 0 PB: 0 SB: 1 CS: 1
<b>PITCHER</b> Don Wilson, R (1,1) ERA: 3.32 Ramon de los Santos, L (8, 1) ERA: 1.13	IP: 7.0 WLS: L BF: 26 H: 4 R: 2 ER: 2 SO: 8 BB: 1 IBB: 0 HBP: 0 BLK: 0 WP: 0 HR: 1 S: 41 P: 45 ERA: 2.57 WHIP: 0.714															<b>PITCHER</b>				



Batter	1	2	3	4	5	6	7	8	9	AB	R	H	RBI	BB	SO	LOB	TOP			
Greg Gross, L OBP: 0.398, SLG: 0.364 (1, 9)										3	1	1	0	1	0	1	<p>Houston Astros @ San Diego Padres San Diego Stadium, San Diego, CA Thu Sep 12 1974, 10:05 PM EDT Att: 2,471 - Unknown</p> <p>AB 32 R 1 H 6 RBI 0 BB 2 SO 7 LOB 16</p>			
Roger Metzger, S OBP: 0.301, SLG: 0.323 (1, 6)										4	0	1	0	0	0	3				
Cesar Cedeno, R OBP: 0.339, SLG: 0.470 (1, 8)										4	0	1	0	0	1	4				
Lee May, R OBP: 0.299, SLG: 0.457 (1, 3)										4	0	0	0	0	2	1				
Milt May, L OBP: 0.351, SLG: 0.407 Skip Jutze, R (9, PR)										4	0	1	0	0	2	1				
Ray Busse, R OBP: 0.200, SLG: 0.158 (1, 5)										3	0	0	0	1	1	2				
Tommy Helms, R OBP: 0.318, SLG: 0.357 (1, 4)										4	0	0	0	0	0	3				
Wilbur Howard, S OBP: 0.313, SLG: 0.383 (1, 7)										3	0	1	0	0	0	0				
Tom Griffin, R OBP: 0.323, SLG: 0.475 Johnny Edwards, L (7, PH) Ken Forsch, R (7, 1)										2	0	1	0	0	1	1				
<b>Inning Stats</b>	R: 1 E: 0 K: 1 S: 5	H: 1 LOB: 0 BB: 1 P: 9	R: 0 E: 1 K: 0 S: 3	H: 0 LOB: 0 BB: 0 P: 3	R: 0 E: 0 K: 1 S: 6	H: 1 LOB: 1 BB: 0 P: 6	R: 0 E: 0 K: 2 S: 8	H: 1 LOB: 2 BB: 1 P: 12	R: 0 E: 1 K: 0 S: 5	H: 2 LOB: 0 BB: 0 P: 5	R: 0 E: 0 K: 1 S: 5	H: 0 LOB: 0 BB: 0 P: 5	R: 0 E: 0 K: 0 S: 3	H: 0 LOB: 0 BB: 0 P: 3	R: 0 E: 0 K: 1 S: 6	H: 1 LOB: 1 BB: 0 P: 6	1B: 6 2B: 0 3B: 0 HR: 0	SF: 0 SAC: 0 DP: 3 HBP: 0	WP: 0 PB: 0 SB: 3 CS: 0	PA: 34
<b>PITCHER</b> Bill Greif, R ERA: 4.69 (1, 1)	IP: 9.0 WLS: W BF: 34 H: 6 R: 1 ER: 1 SO: 7 BB: 2 IBB: 0 HBP: 0 BLK: 0 WP: 0 HR: 0 S: 46 P: 54 ERA: 1.00 WHIP: 0.889															<b>PITCHER</b>				

Batter	1	2	3	4	5	6	7	8	9	AB	R	H	RBI	BB	SO	LOB	BOTTOM			
Enzo Hernandez, R OBP: 0.291, SLG: 0.283 (1, 6)										4	0	0	0	0	0	1	<p>Houston Astros @ San Diego Padres San Diego Stadium, San Diego, CA Thu Sep 12 1974, 10:05 PM EDT Att: 2,471 - Unknown</p> <p>AB 30 R 4 H 7 RBI 3 BB 1 SO 4 LOB 9</p>			
Glenn Beckert, R OBP: 0.309, SLG: 0.261 (1, 4)										4	1	1	0	0	1	1				
Jerry Turner, L OBP: 0.310, SLG: 0.269 John Scott, R (9, 7)										4	1	2	0	0	0	0				
Johnny Grubb, L OBP: 0.363, SLG: 0.418 (1, 8)										4	0	1	1	0	0	1				
Randy Elliott, R OBP: 0.333, SLG: 0.389 Dave Winfield, R (9, 9)										3	1	0	0	1	1	2				
Mike Ivie, R OBP: 0.217, SLG: 0.286 (1, 3)										3	0	1	1	0	0	1				
Dave Hilton, R OBP: 0.270, SLG: 0.294 (1, 5)										3	0	0	0	0	1	2				
Fred Kendall, R OBP: 0.308, SLG: 0.343 (1, 2)										3	1	2	1	0	0	1				
Bill Greif, R OBP: 0.213, SLG: 0.059 (1, 1)										2	0	0	0	0	1	0				
<b>Inning Stats</b>	R: 1 E: 0 K: 0 S: 5	H: 2 LOB: 1 BB: 0 P: 5	R: 1 E: 0 K: 0 S: 4	H: 1 LOB: 0 BB: 0 P: 4	R: 0 E: 0 K: 1 S: 5	H: 0 LOB: 0 BB: 0 P: 5	R: 0 E: 0 K: 1 S: 5	H: 0 LOB: 1 BB: 1 P: 9	R: 0 E: 0 K: 0 S: 6	H: 1 LOB: 1 BB: 0 P: 4	R: 2 E: 1 K: 0 S: 6	H: 3 LOB: 1 BB: 0 P: 6	R: 0 E: 0 K: 1 S: 5	H: 0 LOB: 0 BB: 0 P: 5	R: 0 E: 0 K: 1 S: 5	H: 0 LOB: 0 BB: 0 P: 5	1B: 6 2B: 0 3B: 0 HR: 1	SF: 0 SAC: 2 DP: 0 HBP: 0	WP: 0 PB: 0 SB: 1 CS: 0	PA: 32
<b>PITCHER</b> Tom Griffin, R ERA: 3.45 Ken Forsch, R ERA: 2.89 (1, 1) (7, 1)	IP: 6.0 WLS: L BF: 26 H: 7 R: 4 ER: 3 SO: 2 BB: 1 IBB: 0 HBP: 0 BLK: 0 WP: 0 HR: 1 S: 29 P: 33 ERA: 4.50 WHIP: 1.333															<b>PITCHER</b>				



Batter	1	2	3	4	5	6	7	8	9	AB	R	H	RBI	BB	SO	LOB	TOP					
Darrell Evans, L OBP: 0.384, SLG: 0.423										3	2	1	3	0	0		<p>Atlanta Braves @ San Diego Padres San Diego Stadium, San Diego, CA Fri Sep 13 1974, 10:05 PM EDT Att: 6,537 - Unknown</p>					
Marty Perez, R OBP: 0.318, SLG: 0.352										6	2	2	0	0	1	2						
Dusty Baker Jr., R OBP: 0.334, SLG: 0.413										2	1	1	2	3	0	2						
Davey Johnson, R OBP: 0.357, SLG: 0.395										3	1	0	0	2	0	4						
Rowland Office, L OBP: 0.293, SLG: 0.338										0	0	0	0	0	0	0						
Ivan Murrell, R OBP: 0.256, SLG: 0.304										4	1	2	1	1	1	5						
Mike Lum, L OBP: 0.325, SLG: 0.380										4	1	1	5	0	0	5						
Vic Correll, R OBP: 0.313, SLG: 0.354										3	0	0	0	1	1	5						
Leo Foster, R OBP: 0.257, SLG: 0.250										5	0	0	0	0	1	4						
Buzz Capra, R OBP: 0.258, SLG: 0.169										5	1	1	0	0	1	0						
<b>Inning Stats</b>	R: 5 E: 1 K: 0 S: 6	H: 3 LOB: 0 BB: 2 P: 14	R: 0 E: 0 K: 0 S: 3	H: 0 LOB: 0 BB: 0 P: 3	R: 0 E: 0 K: 2 S: 7	H: 0 LOB: 3 BB: 2 P: 16	R: 3 E: 0 K: 0 S: 6	H: 3 LOB: 2 BB: 1 P: 14	R: 0 E: 0 K: 1 S: 4	H: 1 LOB: 2 BB: 1 P: 8	R: 0 E: 0 K: 1 S: 5	H: 0 LOB: 1 BB: 1 P: 9	R: 0 E: 0 K: 2 S: 7	H: 0 LOB: 1 BB: 1 P: 11	R: 0 E: 0 K: 0 S: 4	H: 1 LOB: 2 BB: 2 P: 8	R: 1 E: 0 K: 0 S: 4	H: 1 LOB: 0 BB: 0 P: 4	1B: 6 2B: 1 3B: 0 HR: 2	SF: 1 SAC: 0 DP: 1 HBP: 1	WP: 0 PB: 0 SB: 0 CS: 0	PA: 47
<b>PITCHER</b>	IP WLS BF H R ER SO BB IBB HBP BLK WP HR S P ERA WHIP																	<b>PITCHER</b>	IP WLS BF H R ER SO BB IBB HBP BLK WP HR S P ERA WHIP			
Randy Jones, L ERA: 4.37	(1, 1) 0.1 L 6 3 5 4 0 1 0 0 0 0 0 1 5 9 108.00 12.000																					
Rusty Gerhardt, L ERA: 8.33	(1, 1) 2.2 13 1 2 2 2 4 0 1 0 0 0 0 12 29 6.75 1.875																					
Mike Johnson, R ERA: 4.66	(4, 1) 2.0 11 3 1 1 0 2 0 0 0 0 0 0 9 17 4.50 2.500																					
Bill Laxton, L ERA: 3.48	(6, 1) 3.0 13 1 0 0 3 3 0 0 0 0 0 0 16 28 0.00 1.333																					
Larry Hardy, R ERA: 4.7	(9, 1) 1.0 4 1 1 1 0 0 0 0 0 0 0 1 4 4 9.00 1.000																					
<b>Batter</b>	<b>1</b>	<b>2</b>	<b>3</b>	<b>4</b>	<b>5</b>	<b>6</b>	<b>7</b>	<b>8</b>	<b>9</b>	<b>AB</b>	<b>R</b>	<b>H</b>	<b>RBI</b>	<b>BB</b>	<b>SO</b>	<b>LOB</b>	<b>BOTTOM</b>					
John Scott, R OBP: 0.292										4	0	0	0	0	2	1	<p>Atlanta Braves @ San Diego Padres San Diego Stadium, San Diego, CA Fri Sep 13 1974, 10:05 PM EDT Att: 6,537 - Unknown</p>					
Horace Clarke, S OBP: 0.277, SLG: 0.225										4	0	2	0	0	0	0						
Jerry Turner, L OBP: 0.303, SLG: 0.267										4	0	1	0	0	1	3						
Johnny Grubb, L OBP: 0.362, SLG: 0.416										4	0	1	0	0	0	1						
Mike Ivie, R OBP: 0.185, SLG: 0.240										4	0	0	0	0	2	2						
Dave Hilton, R OBP: 0.271, SLG: 0.301										3	0	1	0	0	1	1						
Fred Kendall, R OBP: 0.306, SLG: 0.340										3	0	0	0	0	1	2						
Bill Almon, R OBP: 0.160, SLG: 0.200										3	0	1	0	0	0	0						
Randy Jones, R OBP: 0.185, SLG: 0.175	(1, 1) 0 0 0 0 0 0 0 0 0 0 0 0 0 0 0 0 0 0																					
Rusty Gerhardt, S OBP: 0.250, SLG: 0.250	(1, 1) 0 0 0 0 0 0 0 0 0 0 0 0 0 0 0 0 0 0																					
Mike Johnson, R OBP: 0.250, SLG: 0.250	(4, 1) 0 0 0 0 0 0 0 0 0 0 0 0 0 0 0 0 0 0																					
Gene Locklear, L OBP: 0.250, SLG: 0.250	(5, PH) 0 0 0 0 0 0 0 0 0 0 0 0 0 0 0 0 0 0																					
Bill Laxton, L OBP: 0.250, SLG: 0.250	(6, 1) 0 0 0 0 0 0 0 0 0 0 0 0 0 0 0 0 0 0																					
Randy Elliott, R OBP: 0.300, SLG: 0.300	(8, PH) 1 0 0 0 0 1 0 0 0 0 0 0 0 0 0 0 0 0																					
Larry Hardy, R ERA: 4.7	(9, 1) 0 0 0 0 0 0 0 0 0 0 0 0 0 0 0 0 0 0																					
<b>Inning Stats</b>	R: 0 E: 0 K: 1 S: 5	H: 1 LOB: 0 BB: 0 P: 5	R: 0 E: 0 K: 0 S: 4	H: 1 LOB: 0 BB: 0 P: 4	R: 0 E: 0 K: 1 S: 7	H: 2 LOB: 2 BB: 0 P: 7	R: 0 E: 0 K: 2 S: 8	H: 1 LOB: 1 BB: 0 P: 8	R: 0 E: 0 K: 0 S: 3	H: 0 LOB: 0 BB: 0 P: 3	R: 0 E: 0 K: 1 S: 6	H: 1 LOB: 1 BB: 0 P: 6	R: 0 E: 0 K: 1 S: 5	H: 0 LOB: 0 BB: 0 P: 5	R: 0 E: 0 K: 2 S: 7	H: 0 LOB: 0 BB: 0 P: 7	R: 0 E: 0 K: 1 S: 5	H: 0 LOB: 0 BB: 0 P: 5	1B: 4 2B: 3 3B: 0 HR: 0	SF: 0 SAC: 0 DP: 1 HBP: 0	WP: 2 PB: 0 SB: 0 CS: 0	PA: 32
<b>PITCHER</b>	IP WLS BF H R ER SO BB IBB HBP BLK WP HR S P ERA WHIP																	<b>PITCHER</b>	IP WLS BF H R ER SO BB IBB HBP BLK WP HR S P ERA WHIP			
Buzz Capra, R ERA: 2.46	(1, 1) 9.0 W 32 6 0 0 9 0 0 0 0 0 2 0 50 50 0.00 0.667																					



Batter	1	2	3	4	5	6	7	8	9	AB	R	H	RBI	BB	SO	LOB	TOP			
Darrell Evans, L (1,5) OBP: 0.386, SLG: 0.421										3	2	0	0	2	3	0	<p>Atlanta Braves @ San Diego Padres San Diego Stadium, San Diego, CA</p> <p>Sat Sep 14 1974, 10:05 PM EDT Att: 17,213 - Unknown</p> <p>livebaseballscorecards.com</p> <p>AB 37 R 7 H 10 RBI 6 BB 8 SO 8 LOB 28</p>			
Marty Perez, R (1,4) OBP: 0.316, SLG: 0.349										6	1	1	0	0	1	3				
Dusty Baker Jr., R (1,8) OBP: 0.334, SLG: 0.412										4	1	1	1	1	1	4				
Hank Aaron, R (1,7) OBP: 0.335, SLG: 0.481										4	1	1	1	1	0	3				
Max Leon, R (8,1) OBP: 0.153, SLG: 0.143										0	0	0	0	0	0	0				
Mike Lum, L (1,9) OBP: 0.329, SLG: 0.381										4	1	2	1	1	0	0				
Davey Johnson, R (1,3) OBP: 0.359, SLG: 0.395										3	0	1	2	2	0	3				
Ivan Murrell, R (8,7) OBP: 0.256, SLG: 0.304										0	0	0	0	0	0	0				
Vic Correll, R (1,2) OBP: 0.316, SLG: 0.356										5	0	2	1	0	1	6				
Leo Foster, R (1,6) OBP: 0.263, SLG: 0.250										4	0	1	0	1	1	5				
Carl Morton, R (1,1) OBP: 0.148, SLG: 0.119										3	1	1	0	0	0	4				
Rowland Office, L (8,8) OBP: 0.282, SLG: 0.336										1	0	0	0	0	1	0				
<b>Inning Stats</b>	R: 1 E: 1 K: 0 S: 5	H: 1 LOB: 3 BB: 1 P: 10	R: 0 E: 0 K: 2 S: 7	H: 0 LOB: 2 BB: 2 P: 15	R: 1 E: 0 K: 0 S: 4	H: 1 LOB: 2 BB: 2 P: 12	R: 0 E: 0 K: 1 S: 5	H: 0 LOB: 0 BB: 0 P: 5	R: 1 E: 0 K: 0 S: 6	H: 3 LOB: 2 BB: 0 P: 6	R: 0 E: 0 K: 1 S: 3	H: 0 LOB: 1 BB: 1 P: 7	R: 0 E: 0 K: 0 S: 12	H: 5 LOB: 2 BB: 1 P: 16	R: 0 E: 0 K: 2 S: 7	H: 0 LOB: 0 BB: 0 P: 7	1B: 8 2B: 1 3B: 0 HR: 1	SF: 0 SAC: 1 DP: 0 HBP: 1	WP: 0 PB: 0 SB: 0 CS: 0	PA: 47
<b>PITCHER</b>	IP WLS BF H R ER SO BB IBB HBP BLK WP HR S P ERA WHIP																			
Dave Freisleben, R (1,1) ERA: 3.72	7.0 L 38 7 6 6 4 8 0 0 0 0 0 1 37 70 7.71 2.143																			
Larry Hardy, R (8,1) ERA: 4.75	0.1 4 3 1 1 0 0 0 0 0 0 0 0 4 4 27.00 9.000																			
Dave Tomlin, L (8,1) ERA: 4.84	0.2 2 0 0 0 2 0 0 0 0 0 0 0 6 6 0.00 0.000																			
Rusty Gerhardt, L (9,1) ERA: 8.04	1.0 3 0 0 0 2 0 0 0 0 0 0 0 7 7 0.00 0.000																			

Batter	1	2	3	4	5	6	7	8	9	AB	R	H	RBI	BB	SO	LOB	BOTTOM					
Johnny Grubb, L (1,8) OBP: 0.364, SLG: 0.418										5	1	3	0	0	0	1	<p>Atlanta Braves @ San Diego Padres San Diego Stadium, San Diego, CA</p> <p>Sat Sep 14 1974, 10:05 PM EDT Att: 17,213 - Unknown</p> <p>livebaseballscorecards.com</p> <p>AB 35 R 3 H 11 RBI 3 BB 4 SO 6 LOB 19</p>					
Horace Clarke, S (1,4) OBP: 0.276, SLG: 0.226										4	0	1	0	0	1	3						
Nate Colbert, R (1,7) OBP: 0.316, SLG: 0.349											5	0	0	0	2	3						
Willie McCovey, L (1,3) OBP: 0.416, SLG: 0.513											4	0	1	1	1	0						
Dave Winfield, R (1,9) OBP: 0.319, SLG: 0.428											2	1	1	0	2	2						
Dave Hilton, R (1,5) OBP: 0.276, SLG: 0.305											4	1	2	0	0	4						
Fred Kendall, R (1,2) OBP: 0.305, SLG: 0.338											3	0	0	0	1	1						
Bill Almon, R (1,6) OBP: 0.207, SLG: 0.241										4	0	2	2	0	1	1						
Dave Freisleben, R (1,1) OBP: 0.231, SLG: 0.172										3	0	0	0	0	0	4						
Larry Hardy, R (8,1)										0	0	0	0	0	0	0						
Dave Tomlin, L (8,1)										0	0	0	0	0	0	0						
Gene Locklear, L (8,PH) OBP: 0.338, SLG: 0.448										1	0	1	0	0	0	0						
Rusty Gerhardt, S (9,1) OBP: 0.250, SLG: 0.250										0	0	0	0	0	0	0						
<b>Inning Stats</b>	R: 1 E: 0 K: 1 S: 7	H: 3 LOB: 2 BB: 1 P: 11	R: 0 E: 0 K: 1 S: 7	H: 2 LOB: 0 BB: 0 P: 7	R: 2 E: 0 K: 1 S: 7	H: 2 LOB: 2 BB: 2 P: 15	R: 0 E: 0 K: 0 S: 4	H: 1 LOB: 2 BB: 1 P: 8	R: 0 E: 0 K: 1 S: 6	H: 1 LOB: 1 BB: 0 P: 6	R: 0 E: 1 K: 0 S: 3	H: 0 LOB: 0 BB: 0 P: 3	R: 0 E: 0 K: 0 S: 3	H: 1 LOB: 0 BB: 0 P: 3	R: 0 E: 0 K: 1 S: 6	H: 1 LOB: 1 BB: 0 P: 6	R: 0 E: 0 K: 1 S: 5	H: 0 LOB: 0 BB: 0 P: 5	1B: 10 2B: 1 3B: 1 HR: 0	SF: 0 SAC: 1 DP: 2 HBP: 0	WP: 1 PB: 0 SB: 1 CS: 1	PA: 41
<b>PITCHER</b>	IP WLS BF H R ER SO BB IBB HBP BLK WP HR S P ERA WHIP																					
Carl Morton, R (1,1) ERA: 3.01	7.0 W 33 10 3 3 4 3 0 0 0 0 0 0 37 53 3.86 1.857																					
Max Leon, R (8,1) ERA: 2.5	2.0 7 1 0 0 2 0 0 0 0 0 0 0 11 11 0.00 0.500																					



Batter	1	2	3	4	5	6	7	8	9	AB	R	H	RBI	BB	SO	LOB	TOP				
Rowland Office, L OBP: 0.281, SLG: 0.336 (1, 8)	0-0 4-3		0-0 4-3			0-0 G3 4-3 2B 1B	0-0 SF8			3	1	1	1	0	0	0	<b>Atlanta Braves @ San Diego Padres</b> San Diego Stadium, San Diego, CA Sun Sep 15 1974, 6:33 AM EDT Att: 6,003 - Unknown				
Marty Perez, R OBP: 0.313, SLG: 0.345 (1, 4)	0-0 L1			0-0 F8		0-0 4-3	0-0 FC6-4			4	0	0	0	0	0	2					
Darrell Evans, L OBP: 0.386, SLG: 0.425 (1, 5)	0-0 2B			0-0 2B		0-0 G3		0-0 F5		4	0	2	0	0	0	1					
Dusty Baker Jr., R OBP: 0.334, SLG: 0.412 (1, 9)	0-3 K			0-3 K		0-0 2B		0-0 5-3		4	0	1	1	0	2	2					
Mike Lum, L OBP: 0.325, SLG: 0.377 (1, 7)		0-3 K		0-0 F7		0-0 F8		0-3 K		4	0	0	0	0	2	2					
Davey Johnson, R OBP: 0.356, SLG: 0.394 (1, 3)		0-0 F5			0-0 1B		0-0 F7		0-3 K	4	0	1	0	0	1	0					
Vic Correll, R OBP: 0.314, SLG: 0.359 (1, 2)		0-0 F8			0-0 F7		0-0 1B 2B		0-0 6-3	4	1	1	0	0	0	1					
Leo Foster, R OBP: 0.256, SLG: 0.245 (7, PH)			0-0 L8		0-0 B1-3		4-0 1B SF8 BB		0-0 4-3	2	0	0	0	0	0	1					
Jack Pierce, L OBP: 0.667, SLG: 0.500 (7, PR)										0	0	0	0	1	0	0					
Craig Robinson, R OBP: 0.260, SLG: 0.245 (7, PR)										1	1	0	0	0	0	0					
Phil Niekro, R OBP: 0.237, SLG: 0.222 (1, 1)			0-0 5-3		0-0 K		0-0 FC6-4 1B			3	0	1	1	0	1	1					
<b>Inning Stats</b>	R: 0 E: 0 K: 1 S: 6	H: 1 LOB: 1 BB: 0 P: 6	R: 0 E: 0 K: 1 S: 5	H: 0 LOB: 0 BB: 0 P: 5	R: 0 E: 0 K: 0 S: 3	H: 0 LOB: 0 BB: 0 P: 3	R: 0 E: 0 K: 1 S: 6	H: 1 LOB: 1 BB: 0 P: 6	R: 0 E: 0 K: 1 S: 5	H: 0 LOB: 0 BB: 0 P: 5	R: 1 E: 0 K: 0 S: 5	H: 2 LOB: 1 BB: 0 P: 5	R: 2 E: 0 K: 0 S: 5	H: 2 LOB: 1 BB: 1 P: 9	R: 0 E: 0 K: 1 S: 5	H: 0 LOB: 0 BB: 0 P: 5	R: 0 E: 0 K: 1 S: 5	H: 0 LOB: 0 BB: 0 P: 5	1B: 3 2B: 4 3B: 0 HR: 0	SF: 1 SAC: 0 DP: 0 HBP: 0	WP: 0 PA: 35 PB: 0 SB: 0 CS: 0
<b>PITCHER</b>	IP WLS BF H R ER SO BB IBB HBP BLK WP HR S P ERA WHIP	7.0 L 29 7 3 3 4 1 0 0 0 0 0 0 36 40 3.86 1.143	2.0 L 6 0 0 0 2 0 0 0 0 0 0 0 10 10 0.00 0.000	<b>PITCHER</b>										IP WLS BF H R ER SO BB IBB HBP BLK WP HR S P ERA WHIP							
Joe McIntosh, R ERA: 4.44 (1, 1)											7.0 L 29 7 3 3 4 1 0 0 0 0 0 0 36 40 3.86 1.143										
Randy Jones, L ERA: 4.32 (8, 1)											2.0 L 6 0 0 0 2 0 0 0 0 0 0 0 10 10 0.00 0.000										


Batter	1	2	3	4	5	6	7	8	9	AB	R	H	RBI	BB	SO	LOB	BOTTOM				
Bobby Tolan, L OBP: 0.332, SLG: 0.406 (1, 9)	0-0 G3				0-0 F8		0-0 4-3			4	0	0	0	0	0	2	<b>Atlanta Braves @ San Diego Padres</b> San Diego Stadium, San Diego, CA Sun Sep 15 1974, 6:33 AM EDT Att: 6,003 - Unknown				
Randy Jones, R OBP: 0.185, SLG: 0.175 (8, 1)		0-3 F7								0	0	0	0	0	0	0					
Horace Clarke, S OBP: 0.286, SLG: 0.219 (1, 4)	0-3 K		0-0 F6		0-0 4-3			0-0 F8		4	0	0	0	0	1	0					
Nate Colbert, R OBP: 0.318, SLG: 0.357 (1, 3)	4-0 1B BB		0-0 HR		0-3 K2-3			0-0 6-3		3	1	1	1	1	1	0					
Johnny Grubb, L OBP: 0.365, SLG: 0.419 (1, 8)	0-0 FC5 1B		0-0 S 1B		0-0 F8			0-0 4-3		4	0	2	0	0	0	0					
Dave Winfield, R OBP: 0.319, SLG: 0.425 (1, 7)	4-0 1-2 BB		0-3 K		0-0 6-3			0-0 F7		3	0	0	0	1	1	1					
Dave Hilton, R OBP: 0.275, SLG: 0.309 (1, 5)	0-0 FC5		0-0 F7		0-0 F3			0-0 2B		4	0	1	0	0	0	4					
Chris Cannizzaro, R OBP: 0.266, SLG: 0.265 (7, PH)		0-0 F5		0-0 F4		0-0 4-3		0-0 F7		2	0	0	0	0	0	0					
Gene Locklear, L OBP: 0.333, SLG: 0.441 (8, 2)										1	0	0	0	0	0	0					
Fred Kendall, R OBP: 0.305, SLG: 0.337 (8, 2)										1	0	0	0	0	0	1					
Bill Almon, R OBP: 0.258, SLG: 0.290 (7, PH)		0-0 SH1-4 1B		0-0 G6-4-3 1B		0-0 F9 PB 1B		0-0 4-3		2	0	2	0	0	0	0					
Jerry Turner, L OBP: 0.314, SLG: 0.281 (8, 7)										2	0	1	0	0	0	1					
Joe McIntosh, S (1, 1)		0-0 SH1-4		0-0 G6-4-3		0-0 F9				1	0	0	0	0	0	1					
Willie McCovey, L OBP: 0.415, SLG: 0.511 (7, PH)										1	0	0	0	0	0	1					
Rich Morales, R OBP: 0.294, SLG: 0.300 (8, 6)										0	0	0	0	0	0	0					
<b>Inning Stats</b>	R: 0 E: 0 K: 1 S: 6	H: 1 LOB: 3 BB: 2 P: 14	R: 0 E: 0 K: 0 S: 4	H: 1 LOB: 1 BB: 0 P: 4	R: 1 E: 0 K: 1 S: 7	H: 2 LOB: 1 BB: 0 P: 7	R: 0 E: 0 K: 0 S: 3	H: 1 LOB: 0 BB: 0 P: 3	R: 0 E: 0 K: 1 S: 5	H: 0 LOB: 0 BB: 0 P: 5	R: 0 E: 0 K: 0 S: 3	H: 0 LOB: 0 BB: 0 P: 3	R: 0 E: 0 K: 0 S: 4	H: 1 LOB: 1 BB: 0 P: 4	R: 0 E: 0 K: 0 S: 3	H: 0 LOB: 0 BB: 0 P: 3	R: 0 E: 0 K: 0 S: 4	H: 1 LOB: 1 BB: 0 P: 4	1B: 5 2B: 1 3B: 0 HR: 1	SF: 0 SAC: 1 DP: 1 HBP: 0	WP: 0 PA: 35 PB: 1 SB: 1 CS: 0
<b>PITCHER</b>	IP WLS BF H R ER SO BB IBB HBP BLK WP HR S P ERA WHIP	9.0 W 35 7 1 1 3 2 0 0 0 0 1 39 47 1.00 1.000	<b>PITCHER</b>										IP WLS BF H R ER SO BB IBB HBP BLK WP HR S P ERA WHIP								
Phil Niekro, R ERA: 2.61 (1, 1)											9.0 W 35 7 1 1 3 2 0 0 0 0 1 39 47 1.00 1.000										






Batter	1	2	3	4	5	6	7	8	9	AB	R	H	RBI	BB	SO	LOB	TOP				
<b>Pete Rose, S</b> OBP: 0.383, SLG: 0.381 <b>Rawly Eastwick, R</b> (9, 1)	0-0 6-3	4-0 BB	0-0 WP BB 1B		0-0 HBP G1-2-3 2B		0-0 2B 1B		0-0 6-3	5	1	3	1	1	0	0	<b>Cincinnati Reds @ San Diego Padres</b> San Diego Stadium, San Diego, CA Mon Sep 16 1974, 10:05 PM EDT Att: 5,467 - Unknown				
<b>Joe Morgan, L</b> OBP: 0.431, SLG: 0.502 <b>Darrel Chaney, S</b> OBP: 0.336, SLG: 0.296 <b>Ed Arbrister, R</b> (9, PH) (9, 7)	0-0 BB BB 1B	4-0 BB	4-0 WP BB		4-0 HBP IBB		0-0 P4		0-0 1-3	2	1	1	0	3	0	1					
<b>Johnny Bench, R</b> OBP: 0.358, SLG: 0.498 <b>Hal King, L</b> OBP: 0.313, SLG: 0.154	4-0 1B BB 1B	0-0 F8	0-0 6-3		1-0 HBP		0-0 1-H 2B			3	1	1	2	1	0	4					
<b>Tony Perez, R</b> OBP: 0.334, SLG: 0.470	0-0 F9		0-0 4-3		0-0 K		0-0 G1-2-3			4	0	0	0	1	1	5					
<b>Dan Driessen, L</b> OBP: 0.347, SLG: 0.414 <b>Ray Knight, R</b> (6, 5)	4-0 1B BB 1B		0-0 HR		0-0 2B		0-0 F8		0-0 G5-4-3	3	2	2	1	1	0	0					
<b>Cesar Geronimo, L</b> OBP: 0.329, SLG: 0.426	0-0 1B 1-2 2-3 1B		0-0 HR		0-0 F8		1-0 1B HBP		0-0 4-3	4	1	2	2	0	0	1					
<b>Dave Concepcion, R</b> OBP: 0.329, SLG: 0.390	0-0 1-3 2-H 1B		4-0 1B BB		0-0 L8		0-0 P6		0-3 K	4	1	1	2	1	1	2					
<b>Ken Griffey, L</b> OBP: 0.298, SLG: 0.299 <b>George Foster, R</b> OBP: 0.340, SLG: 0.402 (3, PH) (3, 9)		0-3 K	0-3 K		0-0 2B HBP 1B		0-0 1-3 1B		0-0 F3	1	0	0	0	0	1	0					
<b>Clay Kirby, R</b> OBP: 0.167, SLG: 0.091 <b>Roger Freed, R</b> OBP: 0.333, SLG: 0.333 <b>Junior Kennedy, R</b> OBP: 0.294, SLG: 0.143 (9, PH) (9, 4)		0-3 K	0-0 BB 1B WP 1B		0-3 K		0-3 K		0-0 5-3	4	1	1	0	0	3	3					
<b>Inning Stats</b>	R: 3 E: 0 K: 0 S: 5	H: 3 LOB: 2 BB: 2 P: 13	R: 0 E: 0 K: 2 S: 7	H: 0 LOB: 2 BB: 2 P: 15	R: 4 E: 0 K: 1 S: 9	H: 4 LOB: 2 BB: 2 P: 17	R: 0 E: 0 K: 1 S: 6	H: 1 LOB: 1 BB: 0 P: 6	R: 1 E: 0 K: 1 S: 6	H: 2 LOB: 2 BB: 1 P: 11	R: 0 E: 0 K: 1 S: 4	H: 1 LOB: 1 BB: 1 P: 8	R: 0 E: 0 K: 1 S: 5	H: 0 LOB: 0 BB: 0 P: 5	R: 0 E: 0 K: 0 S: 3	H: 0 LOB: 0 BB: 0 P: 3		1B: 8 2B: 3 3B: 0 HR: 2	SF: 0 SAC: 0 DP: 2 HBP: 2	WP: 1 PB: 0 SB: 0 CS: 0	PA: 47
<b>PITCHER</b>	IP WLS BF H R ER SO BB IBB HBP BLK WP HR S P ERA WHIP																				
<b>Dan Spillner, R</b> ERA: 4.06	(1, 1) 2.1 L 16 5 6 6 2 5 0 0 0 0 0 2 15 35 23.14 4.286																				
<b>Rusty Gerhardt, L</b> ERA: 8.19	(3, 1) 0.2 5 2 1 1 1 1 0 0 0 0 1 0 6 10 13.50 4.500																				
<b>Lowell Palmer, R</b> ERA: 5.67	(4, 1) 2.0 10 3 1 1 2 0 1 1 0 0 0 0 12 17 4.50 1.500																				
<b>Bill Laxton, L</b> ERA: 3.59	(6, 1) 1.1 9 3 1 1 1 0 1 1 0 0 0 9 14 6.75 2.250																				
<b>Larry Hardy, R</b> ERA: 4.75	(7, 1) 0.2 1 0 0 0 0 0 0 0 0 0 0 0 1 1 0.00 0.000																				
<b>PITCHER</b>	IP WLS BF H R ER SO BB IBB HBP BLK WP HR S P ERA WHIP																				
<b>Dave Tomlin, L</b> ERA: 4.65	(8, 1) 2.0 6 0 0 0 1 0 0 0 0 0 0 0 8 8 0.00 0.000																				
Batter	1	2	3	4	5	6	7	8	9	AB	R	H	RBI	BB	SO	LOB	BOTTOM				
<b>Bobby Tolan, L</b> OBP: 0.329, SLG: 0.401 <b>Dave Tomlin, L</b> (8, 1)	0-3 K		0-3 K		0-0 L4		0-0 F7			4	0	0	0	0	2	3	<b>Cincinnati Reds @ San Diego Padres</b> San Diego Stadium, San Diego, CA Mon Sep 16 1974, 10:05 PM EDT Att: 5,467 - Unknown				
<b>Glenn Beckert, R</b> OBP: 0.307, SLG: 0.261	0-0 1B		0-0 F8		0-0 1-3				0-0 6-3	4	0	1	0	0	0	1					
<b>Johnny Grubb, L</b> OBP: 0.367, SLG: 0.421	0-0 F6		0-0 2B		4-0 G4-6-3 BB				0-0 L8	3	0	1	1	1	0	1					
<b>Willie McCovey, L</b> OBP: 0.415, SLG: 0.512	0-3 K		4-0 BB		0-0 G4-6-3				0-0 2B	3	0	1	0	1	1	2					
<b>Dave Winfield, R</b> OBP: 0.318, SLG: 0.426 (8, 9)		0-0 4-3 6-3 2B		0-0 F2		0-3 K			0-0 1-3	4	1	1	0	0	1	3					
<b>Derrel Thomas, S</b> OBP: 0.312, SLG: 0.335		0-0 4-3		0-0 F7					0-0 F8	4	0	1	0	0	0	1					
<b>Chris Cannizzaro, R</b> OBP: 0.265, SLG: 0.196 <b>Fred Kendall, R</b> OBP: 0.308, SLG: 0.340 (7, PH) (8, 2)		0-0 6-3		0-0 5-3					0-0 FC6-4 1B	2	0	0	1	0	0	0					
<b>Enzo Hernandez, R</b> OBP: 0.289, SLG: 0.281		0-0 F9		0-0 F8					0-0 F9	4	0	0	0	0	0	3					
<b>Dan Osburn, R</b> <b>Rusty Gerhardt, L</b> <b>Lowell Palmer, R</b> <b>Bill Laxton, L</b> <b>Larry Hardy, R</b> <b>Dave Winfield, R</b> <b>John Spivey, R</b>			0-0 WP 2B 1B		0-0 F3				0-0 FC6-4	0	0	0	0	0	0	0					
<b>Inning Stats</b>	R: 0 E: 0 K: 2 S: 8	H: 1 LOB: 1 BB: 0 P: 8	R: 1 E: 0 K: 0 S: 4	H: 1 LOB: 0 BB: 0 P: 4	R: 1 E: 0 K: 1 S: 7	H: 2 LOB: 1 BB: 1 P: 11	R: 0 E: 0 K: 0 S: 3	H: 0 LOB: 0 BB: 0 P: 3	R: 0 E: 0 K: 1 S: 4	H: 0 LOB: 0 BB: 1 P: 8	R: 0 E: 0 K: 1 S: 7	H: 2 LOB: 2 BB: 0 P: 7	R: 0 E: 0 K: 0 S: 4	H: 1 LOB: 1 BB: 0 P: 4	R: 0 E: 0 K: 0 S: 4	H: 1 LOB: 1 BB: 0 P: 4		1B: 5 2B: 3 3B: 0 HR: 0	SF: 0 SAC: 0 DP: 1 HBP: 0	WP: 2 PB: 0 SB: 0 CS: 0	PA: 36
<b>PITCHER</b>	IP WLS BF H R ER SO BB IBB HBP BLK WP HR S P ERA WHIP																				
<b>Clay Kirby, R</b> ERA: 3.38	(1, 1) 8.0 W 32 7 2 2 5 2 0 0 0 0 0 0 40 48 2.25 1.125																				
<b>Rawly Eastwick, R</b> ERA: 3.0	(9, 1) 1.0 4 1 0 0 0 0 0 0 0 0 0 4 4 0.00 1.000																				



Batter	1	2	3	4	5	6	7	8	9	AB	R	H	RBI	BB	SO	LOB	TOP					
<b>Pete Rose, S</b> OBP: 0.383, SLG: 0.384 (1, 7)	4-0 BB BB		0-0 1-3		0-3 K		0-0 3B		0-0 G3	4	0	1	1	1	1	3	<b>Cincinnati Reds @ San Diego Padres</b> San Diego Stadium, San Diego, CA Tue Sep 17 1974, 10:05 PM EDT Att: 6,428 - Unknown  <b>AB 31</b> <b>R 1</b> <b>H 6</b> <b>RBI 1</b> <b>BB 6</b> <b>SO 8</b> <b>LOB 20</b> 					
<b>Joe Morgan, L</b> OBP: 0.432, SLG: 0.500 <b>Darrel Chaney, S</b> OBP: 0.336, SLG: 0.296 (7, FR) (7, 4)	0-0 F8		4-0 BB		0-0 F8		4-0 BB			2	0	0	0	2	0	3						
<b>Johnny Bench, R</b> OBP: 0.358, SLG: 0.496 (1, 2)	4-0 1-2 BB		0-3 K		0-0 F7		0-3 K			3	0	0	0	1	2	5						
<b>Tony Perez, R</b> OBP: 0.332, SLG: 0.466 (1, 3)	0-0 F8		0-0 P6						0-0 6-3	4	0	0	0	0	0	3						
<b>Dan Driessen, L</b> OBP: 0.346, SLG: 0.411 (1, 5)	0-3 K			4-0 G5-4-3 BB		0-0 F8		0-3 K		3	0	0	0	1	2	2						
<b>Cesar Geronimo, L</b> OBP: 0.360, SLG: 0.422 (1, 8)		0-3 K		0-0 L4		0-3 K		0-0 P4		4	0	0	0	0	2	1						
<b>Dave Concepcion, R</b> OBP: 0.328, SLG: 0.389 (1, 6)		0-0 CS S 1B		0-0 G5-4-3 1-2			0-0 F8		0-3 K	4	0	1	0	0	1	1						
<b>Ken Griffey, L</b> OBP: 0.307, SLG: 0.316 (1, 9)		4-0 1-3 BB			0-0 1B 1B		0-0 4-3		0-0 3B	3	0	2	0	1	0	0						
<b>Jack Billingham, R</b> OBP: 0.288, SLG: 0.375 <b>Pat Darcy, L</b> OBP: 0.300, SLG: 0.392 <b>Merv Rettenmund, S</b> OBP: 0.333, SLG: 0.328 <b>Tom Hall, L</b> <b>Hal King, L</b> OBP: 0.353, SLG: 0.286 <b>Will McEnaney, L</b> <b>Rawly Eastwick, R</b> OBP: 0.298, SLG: 0.361 (1, 1) (3, 1) (5, PH) (5, 1) (7, PH) (7, 1) (8, 1) (9, PH)		0-0 1-6-3			0-0 1-3 1B		0-0 3B 2B		0-0 1-3	1	0	0	0	0	0	1						
<b>Inning Stats</b>	R: 0 E: 0 K: 1 S: 5	H: 0 LOB: 2 BB: 2 P: 13	R: 0 E: 0 K: 1 S: 5	H: 1 LOB: 1 BB: 1 P: 9	R: 0 E: 0 K: 1 S: 5	H: 0 LOB: 1 BB: 1 P: 9	R: 0 E: 0 K: 0 S: 2	H: 0 LOB: 0 BB: 0 P: 6	R: 0 E: 0 K: 1 S: 7	H: 2 LOB: 2 BB: 0 P: 7	R: 0 E: 0 K: 1 S: 5	H: 0 LOB: 0 BB: 0 P: 5	R: 1 E: 0 K: 1 S: 7	H: 2 LOB: 1 BB: 1 P: 11	R: 0 E: 0 K: 1 S: 5	H: 0 LOB: 0 BB: 0 P: 5		R: 0 E: 0 K: 1 S: 6	H: 1 LOB: 1 BB: 0 P: 6	1B: 3 2B: 1 3B: 2 HR: 0	SF: 0 SAC: 0 DP: 1 HBP: 0	WP: 0 PB: 0 SB: 1 CS: 1
<b>PITCHER</b> <b>Bill Greif, R</b> ERA: 4.54 (1, 1)	IP: 9.0 WLS: W BF: 37 H: 6 R: 1 ER: 1 SO: 8 BB: 6 IBB: 0 HBP: 0 BLK: 0 WP: 0 HR: 0 S: 47 P: 71 ERA: 1.00 WHIP: 1.333															<b>PITCHER</b>						

Batter	1	2	3	4	5	6	7	8	9	AB	R	H	RBI	BB	SO	LOB	BOTTOM			
<b>Bobby Tolan, L</b> OBP: 0.325, SLG: 0.396 (1, 9)	0-0 4-3		0-0 2-3		0-0 4-3		0-3 K			4	0	0	0	0	1	2	<b>Cincinnati Reds @ San Diego Padres</b> San Diego Stadium, San Diego, CA Tue Sep 17 1974, 10:05 PM EDT Att: 6,428 - Unknown  <b>AB 30</b> <b>R 6</b> <b>H 9</b> <b>RBI 5</b> <b>BB 3</b> <b>SO 4</b> <b>LOB 10</b> 			
<b>Glenn Beckert, R</b> OBP: 0.312, SLG: 0.267 <b>Dave Hilton, R</b> OBP: 0.274, SLG: 0.307 (1, 4) (8, 4)	0-0 2B 1B		0-0 2B 1B		0-0 F9		0-0 F9			4	2	2	0	0	0	0				
<b>Johnny Grubb, L</b> OBP: 0.366, SLG: 0.422 (1, 8)	0-0 F7		0-0 1B 2B		0-3 K		0-0 4-3			4	1	1	0	0	1	1				
<b>Willie McCovey, L</b> OBP: 0.416, SLG: 0.514 (1, 3)	0-0 1-H 2B		4-0 1B 1B IBB		0-0 F3		0-3 K			3	1	1	1	1	1	0				
<b>Dave Winfield, R</b> OBP: 0.319, SLG: 0.433 (1, 7)	0-3 K		0-0 G4-6-3 1B 1-2 2-H 3-H		0-0 HR				0-0 P4	4	1	2	3	0	1	1				
<b>Derrel Thomas, S</b> OBP: 0.315, SLG: 0.337 (1, 5)		0-0 1B FC5-4 1B	0-0 G4-6-3 1B 1-2 2-3		0-0 F7			4-0 BB		3	1	2	0	1	0	0				
<b>Fred Kendall, R</b> OBP: 0.307, SLG: 0.339 (1, 2)		0-0 FC5-4 1B	0-0 G4-6-3 1-2 2-3 3-H		0-0 F8			0-0 P		4	0	1	0	0	0	3				
<b>Enzo Hernandez, R</b> OBP: 0.289, SLG: 0.279 (1, 6)		0-0 FC5-4 SH3-4	0-0 1-4-3		4-0 SH1-4 BB			0-0 F8		3	0	0	1	1	0	3				
<b>Bill Greif, R</b> OBP: 0.210, SLG: 0.058 (1, 1)		0-0 SH3-4		0-0 4-3		0-0 SH1-4				1	0	0	0	0	0	0				
<b>Inning Stats</b>	R: 1 E: 0 K: 1 S: 7	H: 2 LOB: 1 BB: 0 P: 7	R: 1 E: 0 K: 0 S: 5	H: 2 LOB: 1 BB: 0 P: 5	R: 3 E: 0 K: 0 S: 6	H: 4 LOB: 1 BB: 1 P: 10	R: 0 E: 0 K: 0 S: 3	H: 0 LOB: 0 BB: 0 P: 3	R: 1 E: 0 K: 1 S: 6	H: 1 LOB: 0 BB: 0 P: 6	R: 0 E: 0 K: 1 S: 5	H: 0 LOB: 1 BB: 1 P: 9	R: 0 E: 0 K: 1 S: 5	H: 0 LOB: 0 BB: 0 P: 5	R: 0 E: 0 K: 0 S: 3	H: 0 LOB: 1 BB: 1 P: 7		1B: 6 2B: 2 3B: 0 HR: 1	SF: 0 SAC: 2 DP: 1 HBP: 0	WP: 0 PB: 0 SB: 0 CS: 0
<b>PITCHER</b> <b>Jack Billingham, R</b> ERA: 3.5 <b>Pat Darcy, R</b> ERA: 1.96 <b>Tom Hall, L</b> ERA: 4.42 <b>Will McEnaney, L</b> ERA: 4.33 <b>Rawly Eastwick, R</b> ERA: 2.25 (1, 1) (3, 1) (5, 1) (7, 1) (8, 1)	IP: 2.0 WLS: L BF: 15 H: 8 R: 5 ER: 5 SO: 1 BB: 0 IBB: 0 HBP: 0 BLK: 0 WP: 0 HR: 0 S: 16 P: 20 ERA: 22.50 WHIP: 4.000															<b>PITCHER</b>				



Batter	1	2	3	4	5	6	7	8	9	AB	R	H	RBI	BB	SO	LOB	TOP					
<b>Pete Rose, S</b> OBP: 0.385, SLG: 0.384 (1, 7)	FC5-4 BB		FC5-4 1B		G6-4-3		SH1-4 1B		G6-4-3 BB	3	0	1	0	2	0	2	<b>Cincinnati Reds @ San Diego Padres</b> San Diego Stadium, San Diego, CA Wed Sep 18 1974, 10:05 PM EDT Att: 33,237 - Unknown					
<b>Mery Rettenmund, R</b> OBP: 0.333, SLG: 0.328 <b>Cesar Geronimo, L</b> OBP: 0.359, SLG: 0.421 (1, 9) (7, 8)	FC5-4 1-3		FC5-4 1B		1-3		SH1-4		F9	3	0	1	0	0	0	1						
<b>Dave Concepcion, R</b> OBP: 0.327, SLG: 0.388 (1, 6)	1-3		F3				1-3		G6-4-3	5	1	1	0	0	0	5						
<b>Johnny Bench, R</b> OBP: 0.359, SLG: 0.495 (1, 2)	K				5-3					3	1	1	0	1	1	1						
<b>Tony Perez, R</b> OBP: 0.332, SLG: 0.467 (1, 3)										4	1	1	1	0	1	2						
<b>George Foster, R</b> OBP: 0.342, SLG: 0.407 (1, 8) (7, 9)										4	0	2	0	0	0	2						
<b>Ray Knight, R</b> <b>Roger Freed, R</b> OBP: 0.500, SLG: 1.250 <b>Junior Kennedy, R</b> OBP: 0.278, SLG: 0.133 (1, 5) (6, PH) (6, 4)										2	0	0	0	0	0	2						
<b>Darrel Chaney, S</b> OBP: 0.336, SLG: 0.291 (1, 4) (6, 5)										2	1	0	0	1	1	1						
<b>Phil Gagliano, R</b> OBP: 0.386, SLG: 0.069 (8, PH) (8, 5)										1	0	0	0	0	0	0						
<b>Don Gullett, R</b> OBP: 0.287, SLG: 0.263 <b>Clay Carroll, R</b> OBP: 0.176, SLG: 0.176 <b>Joe Morgan, L</b> OBP: 0.433, SLG: 0.501 <b>Ken Griffey, L</b> OBP: 0.307, SLG: 0.316 (1, 1) (7, 1) (9, PH) (9, PR)										3	0	2	0	0	0	0						
<b>Inning Stats</b>	R: 0 E: 0 K: 1 S: 5	H: 0 LOB: 1 BB: 1 P: 9	R: 0 E: 0 K: 1 S: 6	H: 1 LOB: 1 BB: 0 P: 6	R: 0 E: 0 K: 0 S: 4	H: 2 LOB: 1 BB: 0 P: 4	R: 0 E: 0 K: 1 S: 6	H: 1 LOB: 1 BB: 0 P: 6	R: 1 E: 0 K: 0 S: 3	H: 1 LOB: 0 BB: 1 P: 7	R: 4 E: 0 K: 0 S: 7	H: 4 LOB: 0 BB: 0 P: 7	R: 0 E: 0 K: 0 S: 4	H: 1 LOB: 2 BB: 1 P: 8	R: 0 E: 0 K: 0 S: 3	H: 0 LOB: 0 BB: 0 P: 3	R: 0 E: 0 K: 0 S: 3	H: 1 LOB: 2 BB: 1 P: 7	1B: 8 2B: 2 3B: 0 HR: 1	SF: 0 SAC: 1 DP: 2 HBP: 0	WP: 0 PB: 0 SB: 0 CS: 0	PA: 39
<b>PITCHER</b>	IP	WLS	BF	H	R	ER	SO	BB	IBB	HBP	BLK	WP	HR	S	P	ERA	WHIP					
<b>Randy Jones, L</b> ERA: 4.4 (1, 1)	7.0	W	32	10	5	5	3	2	1	0	0	0	1	35	47	6.43	1.714					
<b>Dave Tomlin, L</b> ERA: 4.53 (8, 1)	1.1		6	1	0	0	0	1	0	0	0	0	0	5	9	0.00	1.500					
<b>Larry Hardy, R</b> ERA: 4.72 (9, 1)	0.2	S	1	0	0	0	0	0	0	0	0	0	0	1	1	0.00	0.000					

AB	34
R	5
H	11
RBI	4
BB	4
SO	3
LOB	18



Batter	1	2	3	4	5	6	7	8	9	AB	R	H	RBI	BB	SO	LOB	BOTTOM				
<b>Enzo Hernandez, R</b> OBP: 0.290, SLG: 0.283 (1, 6)	1-3		K2-3							4	1	2	4	0	1	0	<b>Cincinnati Reds @ San Diego Padres</b> San Diego Stadium, San Diego, CA Wed Sep 18 1974, 10:05 PM EDT Att: 33,237 - Unknown				
<b>Glenn Beckert, R</b> OBP: 0.304, SLG: 0.260 <b>Dave Tomlin, L</b> <b>Larry Hardy, R</b> (1, 4) (8, 1) (9, 1)	P5				4-3		F9		6-3	4	0	0	0	0	0	3					
<b>Johnny Grubb, L</b> OBP: 0.362, SLG: 0.419 (1, 8)	K				5-3				6-3	3	0	0	1	0	1	0					
<b>Nate Colbert, R</b> OBP: 0.320, SLG: 0.366 (1, 3)										3	1	1	1	1	1	2					
<b>Dave Winfield, R</b> OBP: 0.319, SLG: 0.430 (1, 9)										3	0	0	0	1	0	1					
<b>Randy Elliott, R</b> OBP: 0.346, SLG: 0.333 (1, 7)										2	1	0	0	2	0	0					
<b>Derrel Thomas, S</b> OBP: 0.315, SLG: 0.337 (1, 5) (8, 4)										4	1	1	0	0	0	2					
<b>Fred Kendall, R</b> OBP: 0.308, SLG: 0.337 <b>Dave Roberts, R</b> OBP: 0.244, SLG: 0.252 (1, 2) (7, PR) (8, 5)										2	0	0	0	1	0	2					
<b>Randy Jones, R</b> OBP: 0.179, SLG: 0.169 <b>Cito Gaston, R</b> OBP: 0.259, SLG: 0.325 <b>John Scott, R</b> <b>Chris Cannizzaro, R</b> OBP: 0.255, SLG: 0.196 (1, 1) (7, PH) (7, PR) (8, 2)										2	0	0	0	0	2	2					
<b>Inning Stats</b>	R: 0 E: 0 K: 1 S: 5	H: 0 LOB: 0 BB: 0 P: 5	R: 1 E: 0 K: 0 S: 4	H: 1 LOB: 0 BB: 0 P: 4	R: 0 E: 0 K: 2 S: 7	H: 0 LOB: 0 BB: 0 P: 7	R: 0 E: 0 K: 0 S: 3	H: 0 LOB: 1 BB: 1 P: 7	R: 2 E: 0 K: 1 S: 7	H: 2 LOB: 1 BB: 1 P: 11	R: 0 E: 0 K: 1 S: 5	H: 0 LOB: 2 BB: 2 P: 13	R: 3 E: 1 K: 0 S: 5	H: 1 LOB: 2 BB: 1 P: 9	R: 0 E: 0 K: 0 S: 3	H: 0 LOB: 0 BB: 0 P: 3		1B: 2 2B: 1 3B: 0 HR: 1	SF: 1 SAC: 0 DP: 0 HBP: 0	WP: 0 PB: 0 SB: 0 CS: 0	PA: 34
<b>PITCHER</b>	IP	WLS	BF	H	R	ER	SO	BB	IBB	HBP	BLK	WP	HR	S	P	ERA	WHIP				
<b>Don Gullett, L</b> ERA: 2.95 <b>Clay Carroll, R</b> ERA: 2.22 (1, 1) (7, 1)	6.0	L	26	3	2	0	0	5	0	0	0	0	0	31	51	4.50	1.333				
<b>Clay Carroll, R</b> ERA: 2.22 (7, 1)	2.0		8	1	2	0	0	0	0	0	0	0	0	8	8	0.00	0.500				

AB	28
R	6
H	4
RBI	6
BB	5
SO	5
LOB	13













Batter	1	2	3	4	5	6	7	8	9	AB	R	H	RBI	BB	SO	LOB	TOP			
Enzo Hernandez, R (1, 6) OBP: 0.289, SLG: 0.282										3	1	1	0	1	0	1	<b>San Diego Padres @ Los Angeles Dodgers</b> Dodger Stadium, Los Angeles, CA Sat Sep 21 1974, 3:33 AM PDT Att: 27,282 - Unknown			
Glenn Beckert, R (1, 4) OBP: 0.306, SLG: 0.265										4	1	1	0	0	0	2				
Rich Morales, R (9, 4) OBP: 0.294, SLG: 0.300										0	0	0	0	0	0	0				
Bobby Tolan, L (1, 9) OBP: 0.328, SLG: 0.400										4	2	2	0	0	1	0				
Nate Colbert, R (1, 3) OBP: 0.321, SLG: 0.369										4	0	2	2	0	1	2				
Dave Winfield, R (1, 7) OBP: 0.318, SLG: 0.432										3	0	1	2	0	0	1				
John Scott, R (6, 7)										1	0	0	0	0	0	1				
Derrel Thomas, S (1, 8) OBP: 0.314, SLG: 0.334										4	0	0	0	0	2	3				
Dave Hilton, R (1, 5) OBP: 0.267, SLG: 0.299										4	0	0	0	0	2	2				
Chris Cannizzaro, R (1, 2) OBP: 0.273, SLG: 0.204										3	0	1	0	1	0	0				
Dan Spillner, R (1, 1) OBP: 0.070, SLG: 0.024										3	0	0	0	0	2	1				
<b>Inning Stats</b>	R: 2 E: 0 K: 2 S: 9	H: 2 LOB: 1 BB: 1 P: 13	R: 0 E: 0 K: 0 S: 4	H: 1 LOB: 1 BB: 0 P: 4	R: 2 E: 0 K: 1 S: 8	H: 3 LOB: 1 BB: 0 P: 8	R: 0 E: 0 K: 1 S: 5	H: 0 LOB: 0 BB: 0 P: 5	R: 0 E: 0 K: 0 S: 3	H: 0 LOB: 0 BB: 0 P: 3	R: 0 E: 0 K: 1 S: 5	H: 1 LOB: 1 BB: 0 P: 6	R: 0 E: 0 K: 1 S: 5	H: 1 LOB: 0 BB: 0 P: 5	R: 0 E: 0 K: 1 S: 5	H: 0 LOB: 1 BB: 1 P: 9	1B: 5 2B: 2 3B: 1 HR: 0	SF: 0 SAC: 1 DP: 1 HBP: 0	WP: 1 PB: 0 CS: 0 SB: 0	PA: 36
<b>PITCHER</b>	IP WLS BF H R ER SO BB IBB HBP BLK WP HR S P ERA WHIP	IP WLS BF H R ER SO BB IBB HBP BLK WP HR S P ERA WHIP																		
Doug Rau, L (1, 1) ERA: 3.78	2.0	L	13	6	4	4	2	1	0	0	0	0	0	0	16	20	18.00	3.500		
Charlie Hough, R (3, 1) ERA: 3.79	4.0		12	0	0	0	3	0	0	0	0	1	0	18	18	0.00	0.000			
Mike Marshall, R (7, 1) ERA: 2.3	3.0		11	2	0	0	3	1	0	0	0	0	0	16	20	0.00	1.000			

Batter	1	2	3	4	5	6	7	8	9	AB	R	H	RBI	BB	SO	LOB	BOTTOM					
Davey Lopes, R (1, 4) OBP: 0.350, SLG: 0.371										4	0	0	0	0	1	1	<b>San Diego Padres @ Los Angeles Dodgers</b> Dodger Stadium, Los Angeles, CA Sat Sep 21 1974, 3:33 AM PDT Att: 27,282 - Unknown					
Bill Buckner, L (1, 7) OBP: 0.354, SLG: 0.406										4	1	3	1	0	0	0						
Jimmy Wynn, R (1, 8) OBP: 0.387, SLG: 0.509										4	1	1	1	0	1	4						
Steve Garvey, R (1, 3) OBP: 0.352, SLG: 0.487										2	0	0	1	1	1	1						
Willie Crawford, L (1, 9) OBP: 0.380, SLG: 0.443										3	0	0	0	0	1	2						
Mike Marshall, R (7, 1) OBP: 0.219, SLG: 0.219										0	0	0	0	0	0	0						
Joe Ferguson, R (9, PH) OBP: 0.371, SLG: 0.421										1	0	0	0	0	1	0						
Ron Cey, R (1, 5) OBP: 0.355, SLG: 0.404										4	0	0	0	0	0	0						
Bill Russell, R (1, 6) OBP: 0.329, SLG: 0.345										3	0	0	0	0	0	0						
Steve Yeager, R (1, 2) OBP: 0.333, SLG: 0.420										3	0	0	0	0	3	0						
Doug Rau, L (1, 1) OBP: 0.212, SLG: 0.148										0	0	0	0	0	0	0						
Charlie Hough, R (3, 1)										1	0	0	0	0	0	0						
Gail Hopkins, L (6, PH) OBP: 0.500, SLG: 0.444										1	0	1	0	0	0	0						
Jerry Royster, R (6, PR)										0	1	0	0	0	0	0						
Von Joshua, L (7, 9) OBP: 0.288, SLG: 0.328										1	0	0	0	0	0	0						
<b>Inning Stats</b>	R: 0 E: 0 K: 2 S: 8	H: 1 LOB: 1 BB: 0 P: 8	R: 0 E: 0 K: 0 S: 3	H: 0 LOB: 0 BB: 0 P: 3	R: 0 E: 0 K: 1 S: 5	H: 0 LOB: 0 BB: 0 P: 5	R: 1 E: 0 K: 1 S: 6	H: 1 LOB: 0 BB: 0 P: 6	R: 0 E: 0 K: 1 S: 5	H: 0 LOB: 0 BB: 0 P: 5	R: 1 E: 0 K: 0 S: 5	H: 2 LOB: 2 BB: 1 P: 9	R: 0 E: 0 K: 1 S: 5	H: 0 LOB: 0 BB: 0 P: 5	R: 0 E: 0 K: 0 S: 3	H: 0 LOB: 0 BB: 0 P: 3	R: 1 E: 0 K: 2 S: 8	H: 1 LOB: 0 BB: 0 P: 8	1B: 3 2B: 1 3B: 0 HR: 1	SF: 1 SAC: 0 DP: 0 HBP: 0	WP: 0 PB: 0 CS: 0 SB: 0	PA: 33
<b>PITCHER</b>	IP WLS BF H R ER SO BB IBB HBP BLK WP HR S P ERA WHIP	IP WLS BF H R ER SO BB IBB HBP BLK WP HR S P ERA WHIP																				
Dan Spillner, R (1, 1) ERA: 3.99	9.0	W	33	5	3	3	8	1	0	0	0	0	1	48	52	3.00	0.667					





Batter	1	2	3	4	5	6	7	8	9	AB	R	H	RBI	BB	SO	LOB	TOP																	
Enzo Hernandez, R (1, 6) OBP: 0.288, SLG: 0.284										4	1	1	1	0	1	2	<b>San Diego Padres @ Los Angeles Dodgers</b> Dodger Stadium, Los Angeles, CA Sun Sep 22 1974, 3:33 AM PDT Att: 29,152 - Unknown																	
Willie McCovey, L (9, PH) OBP: 0.415, SLG: 0.506										5	0	1	0	0	2	3																		
Bill Almon, R (9, PR) OBP: 0.258, SLG: 0.290										5	0	0	1	0	0	4																		
Glenn Beckert, R (1, 4) OBP: 0.303, SLG: 0.263										5	1	1	1	0	2	3																		
John Scott, R (9, PR)										5	0	0	0	0	0	0																		
Bobby Tolan, L (1, 9) OBP: 0.324, SLG: 0.394										5	0	0	1	0	0	4																		
Nate Colbert, R (1, 3) OBP: 0.319, SLG: 0.367										5	1	1	1	0	2	3																		
Dave Winfield, R (1, 7) OBP: 0.317, SLG: 0.430										4	0	1	1	0	1	0																		
Derrel Thomas, S (1, 8) OBP: 0.315, SLG: 0.335										4	1	2	0	0	0	0																		
Dave Hilton, R (1, 5) OBP: 0.268, SLG: 0.298										2	0	0	0	1	1	2																		
Johnny Grubb, L (9, PH) OBP: 0.364, SLG: 0.416										1	0	0	0	0	1	1																		
Chris Cannizzaro, R (1, 2) OBP: 0.263, SLG: 0.196										2	1	0	0	0	0	1																		
Jerry Turner, L (7, PH) OBP: 0.342, SLG: 0.314										1	0	1	0	0	0	0																		
Fred Kendall, R (7, 2) OBP: 0.304, SLG: 0.333										1	0	0	0	0	1	1																		
Bill Greif, R (1, 1) OBP: 0.219, SLG: 0.074										2	0	1	0	0	0	1																		
Gene Locklear, L (7, PH) OBP: 0.320, SLG: 0.423										1	0	0	0	0	0	1																		
Dave Tomlin, L (7, 1) OBP: 0.260, SLG: 0.323										0	0	0	0	0	0	0																		
Cito Gaston, R (9, PH) OBP: 0.260, SLG: 0.323										0	0	0	0	0	0	0																		
Dave Roberts, R (9, PR) OBP: 0.246, SLG: 0.252										0	1	0	0	0	0	0																		
<b>Inning Stats</b>	R: 2 E: 1 K: 1 S: 9	H: 3 LOB: 2 BB: 0 P: 9	R: 1 E: 2 K: 0 S: 5	H: 1 LOB: 1 BB: 0 P: 5	R: 0 E: 0 K: 1 S: 5	H: 0 LOB: 0 BB: 0 P: 5	R: 0 E: 0 K: 0 S: 3	H: 1 LOB: 0 BB: 1 P: 7	R: 0 E: 0 K: 2 S: 7	H: 0 LOB: 0 BB: 0 P: 7	R: 0 E: 0 K: 1 S: 5	H: 0 LOB: 0 BB: 0 P: 5	R: 0 E: 0 K: 1 S: 6	H: 1 LOB: 1 BB: 0 P: 6	R: 0 E: 0 K: 1 S: 5	H: 0 LOB: 0 BB: 0 P: 5	R: 2 E: 0 K: 2 S: 11	H: 3 LOB: 3 BB: 0 P: 12	1B: 8 2B: 1 3B: 0 HR: 0	SF: 0 SAC: 0 DP: 0 HBP: 1	WP: 0 PB: 0 SB: 3 CS: 0	PA: 40												
<b>PITCHER</b>	IP WLS BF H R ER SO BB IBB HBP BLK WP HR S P ERA WHIP																																	
Al Downing, L (1, 1) ERA: 3.46	2.0	W	12	4	3	0	1	0	0	0	0	0	0	0	14	14	0.00	2.000																
Rick Rhoden, R (3, 1) ERA: 2.08	6.0	L	21	3	1	1	6	1	0	0	0	0	0	0	32	36	1.50	0.667																
Mike Marshall, R (9, 1) ERA: 2.33	1.0		7	2	1	1	2	0	0	1	0	0	0	0	10	11	9.00	2.000																



Batter	1	2	3	4	5	6	7	8	9	AB	R	H	RBI	BB	SO	LOB	BOTTOM																	
Davey Lopes, R (1, 4) OBP: 0.351, SLG: 0.377										3	1	1	3	1	0	1	<b>San Diego Padres @ Los Angeles Dodgers</b> Dodger Stadium, Los Angeles, CA Sun Sep 22 1974, 3:33 AM PDT Att: 29,152 - Unknown																	
Bill Buckner, L (1, 7) OBP: 0.353, SLG: 0.406										4	0	1	0	0	0	0																		
Jimmy Wynn, R (1, 8) OBP: 0.387, SLG: 0.508										3	0	1	0	1	0	0																		
Steve Garvey, R (1, 3) OBP: 0.350, SLG: 0.484										4	0	0	0	0	0	3																		
Willie Crawford, L (1, 9) OBP: 0.379, SLG: 0.441										4	1	1	0	0	2	2																		
Joe Ferguson, R (1, 2) OBP: 0.375, SLG: 0.434										4	2	3	2	0	1	0																		
Ron Cey, R (1, 5) OBP: 0.354, SLG: 0.401										3	1	0	0	1	1	0																		
Bill Russell, R (1, 6) OBP: 0.329, SLG: 0.344										2	1	0	0	1	1	0																		
Al Downing, R (1, 1) OBP: 0.184, SLG: 0.172										0	0	0	0	0	0	0																		
Von Joshua, L (2, PH) OBP: 0.286, SLG: 0.328										0	0	0	1	0	0	0																		
Rick Rhoden, R (3, 1) OBP: 0.500, SLG: 0.500										2	0	1	0	0	1	0																		
Mike Marshall, R (9, 1) OBP: 0.219, SLG: 0.219										0	0	0	0	0	0	0																		
Tom Paciorek, R (9, 9) OBP: 0.282, SLG: 0.367										0	0	0	0	0	0	0																		
<b>Inning Stats</b>	R: 0 E: 0 K: 0 S: 5	H: 2 LOB: 2 BB: 0 P: 5	R: 4 E: 0 K: 0 S: 5	H: 2 LOB: 1 BB: 3 P: 17	R: 0 E: 0 K: 3 S: 9	H: 0 LOB: 0 BB: 0 P: 9	R: 0 E: 0 K: 2 S: 6	H: 0 LOB: 0 BB: 1 P: 10	R: 0 E: 0 K: 0 S: 3	H: 0 LOB: 0 BB: 0 P: 3	R: 2 E: 0 K: 0 S: 6	H: 3 LOB: 1 BB: 0 P: 6	R: 0 E: 0 K: 1 S: 3	H: 0 LOB: 0 BB: 0 P: 3	R: 0 E: 0 K: 1 S: 5	H: 1 LOB: 0 BB: 0 P: 5	1B: 5 2B: 1 3B: 0 HR: 2	SF: 1 SAC: 0 DP: 0 HBP: 0	WP: 0 PB: 0 SB: 0 CS: 1	PA: 35														
<b>PITCHER</b>	IP WLS BF H R ER SO BB IBB HBP BLK WP HR S P ERA WHIP																																	
Bill Greif, R (1, 1) ERA: 4.66	6.0	L	28	7	6	6	5	4	0	0	0	0	0	0	34	50	9.00	1.833																
Dave Tomlin, L (7, 1) ERA: 4.28	2.0		6	1	0	0	1	0	0	0	0	0	0	8	8	0.00	0.500																	













Batter	1	2	3	4	5	6	7	8	9	10	AB	R	H	RBI	BB	SO	LOB	TOP				
Lee Lacy, R OBP: 0.301, SLG: 0.362 Gail Hopkins, L OBP: 0.500, SLG: 0.400 Mike Marshall, R OBP: 0.212, SLG: 0.212	(1,4) 0-3 K		(1) 4-3		(2) 4-3		(3) K		(2) K			3	0	0	0	2	0	<b>Los Angeles Dodgers @ San Diego Padres</b> San Diego Stadium, San Diego, CA Thu Sep 26 1974, 10:05 PM EDT Att: 7,794 - Unknown <a href="http://livebaseballscorecards.com">livebaseballscorecards.com</a>				
Bill Buckner, L OBP: 0.352, SLG: 0.406	(1,7) 0-0 G3		(2) 1B		(1) P4		(1) 4-3		(3) 4-3		5	0	1	0	0	0						
Jimmy Wynn, R OBP: 0.385, SLG: 0.499	(1,8) 0-0 6-3		(3) F9		(2) K		(2) 1B		(3) 5-3		4	2	1	0	1	1						
Steve Garvey, R OBP: 0.344, SLG: 0.474		(1) 0-0 F8		(1) 6-3		(3) 6-3		(1) 1B		(1) 5-3		5	0	1	1	0	0					
Joe Ferguson, R OBP: 0.354, SLG: 0.438	(1,2) 0-0 1B		(2) 1B		(4) BB		(3) 6-3		(4) 1B		2	1	1	0	3	0	0					
Willie Crawford, L OBP: 0.374, SLG: 0.433 Ken McMullen, R OBP: 0.286, SLG: 0.426 Steve Yeager, R OBP: 0.339, SLG: 0.434	(1,9) 0-0 1B		(2) 1B		(2) K		(3) 1B		(2) K		2	1	1	0	1	1	1					
Ron Cey, R OBP: 0.353, SLG: 0.403	(1,5) 0-3 K		(2) K		(3) 5-3		(2) K		(4) 1B		4	1	1	2	1	2	4					
Bill Russell, R OBP: 0.331, SLG: 0.343	(1,6) 0-0 4-3		(3) P6		(1) P6		(2) 1B		(3) FC6-4		5	0	2	1	0	0	5					
Doug Rau, L OBP: 0.206, SLG: 0.143 Manny Mota, R OBP: 0.323, SLG: 0.309 Davey Lopes, R OBP: 0.350, SLG: 0.375	(1,1) 0-0 K		(1) K		(2) 6-3		(3) E4		(1) K		2	0	0	0	0	1	0					
<b>Inning Stats</b>	R: 0 E: 0 K: 1 S: 5	H: 0 LOB: 0 BB: 0 P: 5	R: 0 E: 0 K: 1 S: 7	H: 2 LOB: 2 BB: 0 P: 7	R: 0 E: 0 K: 1 S: 6	H: 1 LOB: 1 BB: 0 P: 6	R: 0 E: 0 K: 1 S: 5	H: 0 LOB: 0 BB: 0 P: 5	R: 0 E: 0 K: 1 S: 5	H: 0 LOB: 0 BB: 0 P: 5	R: 1 E: 1 K: 1 S: 7	H: 1 LOB: 2 BB: 1 P: 11	R: 1 E: 1 K: 1 S: 7	H: 2 LOB: 3 BB: 2 P: 15	R: 0 E: 0 K: 2 S: 7	H: 0 LOB: 0 BB: 0 P: 7	R: 3 E: 0 K: 0 S: 5		H: 2 LOB: 1 BB: 2 P: 13	1B: 7 2B: 1 3B: 0 HR: 0	SF: 0 SAC: 0 DP: 0 HBP: 0	WP: 0 PB: 0 SB: 2 CS: 0
<b>PITCHER</b>	IP	WLS	BF	H	R	ER	SO	BB	IBB	HBP	BLK	WP	HR	S	P	ERA	WHIP					
Dave Freisleben, R ERA: 3.63	(1,1) 7.0		28	4	1	0	7	2	0	0	0	0	0	40	48	0.00	0.857					
Randy Jones, L ERA: 4.45	(8,1) 2.2	L	16	4	4	4	3	1	3	0	0	0	0	18	34	13.50	1.875					
Larry Hardy, R ERA: 4.61	(10,1) 0.1		1	0	0	0	0	0	0	0	0	0	0	1	1	0.00	0.000					

Batter	1	2	3	4	5	6	7	8	9	10	AB	R	H	RBI	BB	SO	LOB	BOTTOM				
Bobby Tolan, L OBP: 0.321, SLG: 0.389	(1,9) 0-0 4-3		(1) K2-3		(3) F7			(1) K		(2) G3		5	0	0	0	2	1	<b>Los Angeles Dodgers @ San Diego Padres</b> San Diego Stadium, San Diego, CA Thu Sep 26 1974, 10:05 PM EDT Att: 7,794 - Unknown <a href="http://livebaseballscorecards.com">livebaseballscorecards.com</a>				
Glenn Beckert, R OBP: 0.301, SLG: 0.262	(1,4) 0-0 5-3		(2) F8		(1) SH1-3		(2) P4		(3) K		5	0	1	0	0	1	0					
Johnny Grubb, L OBP: 0.364, SLG: 0.416	(1,8) 4-0 1B		(3) 1-3		(1) SH1-3		(3) 4-3				2	0	0	0	1	0	0					
Nate Colbert, R OBP: 0.316, SLG: 0.360	(1,3) 0-3 K		(1) K		(1) K		(3) G5-4-3		(1) F7		3	0	0	0	1	2	1					
Dave Winfield, R OBP: 0.319, SLG: 0.433	(1,7) 0-0 1B		(2) F8		(2) F8		(3) G5-4-3		(2) HR		4	2	2	1	0	0	2					
Derrel Thomas, S OBP: 0.316, SLG: 0.337	(1,5) 0-0 F7		(1) F7		(3) 6-3		(1) SH1		(1) 1B		4	0	2	0	0	0	1					
Enzo Hernandez, R OBP: 0.285, SLG: 0.280 Willie McCovey, L OBP: 0.417, SLG: 0.506 Bill Almon, R OBP: 0.258, SLG: 0.290	(1,6) 0-0 E8		(1) E8		(1) 5-3		(1) SH1		(2) K		2	0	1	0	0	0	0					
Chris Cannizzaro, R OBP: 0.246, SLG: 0.182 Fred Kendall, R OBP: 0.394, SLG: 0.331	(1,2) 0-0 F9		(2) F9		(2) K		(2) F7		(3) 5-3		2	0	0	0	0	1	1					
Dave Freisleben, R OBP: 0.246, SLG: 0.226 Gene Locklear, L OBP: 0.316, SLG: 0.417 Randy Jones, R OBP: 0.179, SLG: 0.169 Larry Hardy, R OBP: 0.326, SLG: 0.300	(1,1) 0-3 K		(3) K		(1) K		(3) 6-3		(1) K		2	0	1	0	0	1	1					
<b>Inning Stats</b>	R: 0 E: 0 K: 1 S: 5	H: 0 LOB: 1 BB: 1 P: 9	R: 1 E: 1 K: 1 S: 7	H: 2 LOB: 1 BB: 0 P: 7	R: 0 E: 0 K: 1 S: 5	H: 0 LOB: 0 BB: 0 P: 5	R: 0 E: 0 K: 1 S: 5	H: 0 LOB: 0 BB: 0 P: 5	R: 0 E: 0 K: 1 S: 3	H: 1 LOB: 1 BB: 1 P: 7	R: 0 E: 0 K: 2 S: 4	H: 1 LOB: 1 BB: 0 P: 4	R: 0 E: 0 K: 1 S: 5	H: 0 LOB: 0 BB: 0 P: 5	R: 1 E: 0 K: 1 S: 7	H: 2 LOB: 1 BB: 0 P: 7	R: 0 E: 0 K: 2 S: 7		H: 0 LOB: 0 BB: 0 P: 7	1B: 6 2B: 0 3B: 0 HR: 1	SF: 0 SAC: 2 DP: 1 HBP: 0	WP: 0 PB: 0 SB: 1 CS: 0
<b>PITCHER</b>	IP	WLS	BF	H	R	ER	SO	BB	IBB	HBP	BLK	WP	HR	S	P	ERA	WHIP					
Doug Rau, L ERA: 3.66	(1,1) 6.0		25	4	1	0	5	2	0	0	0	0	0	31	39	0.00	1.000					
Mike Marshall, R ERA: 2.41	(7,1) 4.0	W	15	3	1	1	4	0	0	0	0	0	1	23	23	2.25	0.750					



Batter	1	2	3	4	5	6	7	8	9	AB	R	H	RBI	BB	SO	LOB	TOP			
Lee Lacy, R OBP: 0.289, SLG: 0.347 Von Joshua, L OBP: 0.283, SLG: 0.325 Jim Brewer, L (8, 1)	0-0 4-3		0-0 F9			0-0 6-3		0-0 F7		3	0	0	0	0	0	1	<b>Los Angeles Dodgers @ San Diego Padres</b> San Diego Stadium, San Diego, CA Fri Sep 27 1974, 10:05 PM EDT Att: 14,253 - Unknown			
Bill Buckner, L OBP: 0.353, SLG: 0.415	0-0 F8			0-0 HR		0-0 F8		0-0 1B	0-0 1B	4	2	2	1	0	0	0				
Jimmy Wynn, R OBP: 0.386, SLG: 0.499	0-0 F7			0-0 P3		0-0 FC4-6		0-0 SH2-3	0-0 1B	4	0	2	1	0	0	0				
Steve Garvey, R OBP: 0.342, SLG: 0.472		0-0 5-3		0-0 F8		0-0 FC4-6		0-0 SH2-3	0-0 1-2	3	0	0	0	0	0	1				
Joe Ferguson, R OBP: 0.385, SLG: 0.440 (8, 2)	0-0 6-3			0-0 2B			0-0 5-3		4-0 G6-4-3	3	0	1	0	1	0	0				
Ron Cey, R OBP: 0.351, SLG: 0.400	0-0 P4			0-0 L8			0-0 F7		0-0 G6-4-3	4	0	0	0	0	0	3				
Bill Russell, R OBP: 0.331, SLG: 0.345			0-0 2B		0-0 4-3		0-0 4-3			3	0	1	0	0	0	0				
Steve Yeager, R OBP: 0.337, SLG: 0.431 Willie Crawford, L OBP: 0.374, SLG: 0.432 (8, 9)			0-0 L7		0-3 K			0-0 P3		2	0	0	0	0	1	1				
Don Sutton, R OBP: 0.210, SLG: 0.206 Gail Hopkins, L OBP: 0.462, SLG: 0.364 Davey Lopes, R OBP: 0.350, SLG: 0.375 (8, 4)			0-3 K		0-3 K			0-0 F9		2	0	0	0	0	2	1				
<b>Inning Stats</b>	R: 0 E: 0 K: 0 S: 3	H: 0 LOB: 0 BB: 0 P: 3	R: 0 E: 0 K: 0 S: 3	H: 0 LOB: 0 BB: 0 P: 3	R: 0 E: 0 K: 1 S: 6	H: 1 LOB: 1 BB: 0 P: 6	R: 1 E: 0 K: 0 S: 5	H: 2 LOB: 1 BB: 0 P: 5	R: 0 E: 0 K: 2 S: 7	H: 0 LOB: 0 BB: 0 P: 7	R: 0 E: 0 K: 0 S: 4	H: 1 LOB: 1 BB: 0 P: 4	R: 0 E: 0 K: 0 S: 3	H: 0 LOB: 0 BB: 0 P: 3	R: 1 E: 0 K: 0 S: 4	H: 2 LOB: 1 BB: 1 P: 8		1B: 2 2B: 2 3B: 1 HR: 1	SF: 0 SAC: 1 DP: 1 HBP: 0	WP: 0 PB: 0 SB: 0 CS: 0
<b>PITCHER</b> Dan Spillner, R ERA: 3.87	IP: 9.0 WLS: W BF: 33	H: 6 R: 2 ER: 2 SO: 3	BB: 0 IBB: 1 HBP: 0 BLK: 0	WP: 0 HR: 1 S: 38 P: 42	ERA: 2.00 WHIP: 0.667															

Batter	1	2	3	4	5	6	7	8	9	AB	R	H	RBI	BB	SO	LOB	BOTTOM			
Enzo Hernandez, R OBP: 0.283, SLG: 0.278	0-0 6-3		0-0 F9			0-0 6-3		0-0 F8		4	0	0	0	0	0	3	<b>Los Angeles Dodgers @ San Diego Padres</b> San Diego Stadium, San Diego, CA Fri Sep 27 1974, 10:05 PM EDT Att: 14,253 - Unknown			
Bobby Tolan, L OBP: 0.318, SLG: 0.384	0-3 K		0-0 G1-6-3			0-0 E4		0-0 F9		4	0	0	0	0	1	3				
Johnny Grubb, L OBP: 0.361, SLG: 0.412	0-0 6-3			0-0 3-1		0-0 P5			0-0 4-3	4	0	0	0	0	0	1				
Willie McCovey, L OBP: 0.415, SLG: 0.506 John Scott, R OBP: 0.067, SLG: 0.067 (9, PR)		0-0 F2		0-3 K		0-3 K		0-0 F8	0-0 E	4	0	1	0	0	2	0				
Dave Winfield, R OBP: 0.319, SLG: 0.438		0-0 HR		0-3 K		0-3 K		4-0 E	4-0 IBB	3	1	1	1	1	2	0				
Derrel Thomas, S OBP: 0.316, SLG: 0.336		0-3 K			0-3 K			0-0 F8		4	0	1	0	0	2	2				
Dave Hilton, R OBP: 0.279, SLG: 0.307		0-0 F7			0-0 1B		0-0 1-3		0-0 E6	4	1	1	0	0	0	3				
Chris Cannizzaro, R OBP: 0.266, SLG: 0.207			0-0 E5		0-0 1B			0-0 1B		3	0	2	1	0	0	0				
Dan Spillner, R OBP: 0.067, SLG: 0.023			0-0 SH		0-3 K			0-3 K		2	0	0	0	0	2	1				
<b>Inning Stats</b>	R: 0 E: 0 K: 1 S: 5	H: 0 LOB: 0 BB: 0 P: 5	R: 1 E: 0 K: 1 S: 6	H: 1 LOB: 0 BB: 0 P: 6	R: 0 E: 1 K: 0 S: 4	H: 0 LOB: 1 BB: 0 P: 4	R: 0 E: 0 K: 2 S: 7	H: 0 LOB: 0 BB: 0 P: 7	R: 1 E: 0 K: 2 S: 8	H: 2 LOB: 0 BB: 0 P: 8	R: 0 E: 1 K: 0 S: 3	H: 0 LOB: 0 BB: 0 P: 3	R: 0 E: 0 K: 1 S: 6	H: 1 LOB: 1 BB: 0 P: 6	R: 1 E: 0 K: 0 S: 4	H: 1 LOB: 2 BB: 1 P: 8		1B: 3 2B: 1 3B: 1 HR: 1	SF: 0 SAC: 1 DP: 1 HBP: 0	WP: 0 PB: 0 SB: 0 CS: 0
<b>PITCHER</b> Don Sutton, R ERA: 3.29 Jim Brewer, L ERA: 2.41	IP: 7.0 WLS: L BF: 25	H: 4 R: 2 ER: 2 SO: 8	BB: 0 IBB: 0 HBP: 0 BLK: 0	WP: 0 HR: 1 S: 41 P: 41	ERA: 2.57 WHIP: 0.571															





Batter	1	2	3	4	5	6	7	8	9	AB	R	H	RBI	BB	SO	LOB	TOP											
<b>Davey Lopes, R</b> OBP: 0.352, SLG: 0.382 (1, 4)										5	1	3	1	0	0	1												
<b>Bill Buckner, L</b> OBP: 0.354, SLG: 0.417 (1, 7)										5	1	2	0	0	0	2												
<b>Jimmy Wynn, R</b> OBP: 0.386, SLG: 0.501 (1, 8)										4	1	2	0	0	0	1												
<b>Steve Garvey, R</b> OBP: 0.343, SLG: 0.469 (1, 3)										3	1	0	0	2	0	2												
<b>Joe Ferguson, R</b> OBP: 0.381, SLG: 0.435 (1, 9)										4	0	0	0	0	1	5												
<b>Ron Cey, R</b> OBP: 0.351, SLG: 0.401 (1, 5)										4	1	2	1	0	1	2												
<b>Bill Russell, R</b> OBP: 0.332, SLG: 0.350 (1, 6)										4	0	2	1	0	0	1												
<b>Steve Yeager, R</b> OBP: 0.336, SLG: 0.429 (1, 2)										4	0	1	1	0	0	1												
<b>Andy Messersmith, R</b> OBP: 0.318, SLG: 0.362 <b>Mike Marshall, R</b> OBP: 0.212, SLG: 0.212 (8, 1)										4	0	0	0	0	3	3												
<b>Inning Stats</b>	R: 1 H: 3 E: 0 K: 2 S: 9	H: 3 LOB: 2 BB: 1 P: 13	R: 0 H: 1 E: 0 K: 1 S: 6	H: 1 LOB: 1 BB: 0 P: 6	R: 0 H: 0 E: 0 K: 0 S: 3	H: 0 LOB: 0 BB: 0 P: 3	R: 0 H: 0 E: 0 K: 0 S: 3	H: 0 LOB: 0 BB: 0 P: 3	R: 0 H: 1 E: 0 K: 1 S: 6	H: 1 LOB: 1 BB: 0 P: 6	R: 1 H: 2 E: 0 K: 0 S: 5	H: 2 LOB: 1 BB: 0 P: 5	R: 0 H: 0 E: 0 K: 0 S: 3	H: 0 LOB: 0 BB: 0 P: 3	R: 3 H: 4 E: 0 K: 1 S: 9	H: 4 LOB: 2 BB: 1 P: 13	R: 0 H: 1 E: 0 K: 0 S: 4	H: 1 LOB: 1 BB: 0 P: 4	1B: 8 2B: 2 3B: 1 HR: 1	SF: 0 SAC: 1 DP: 0 HBP: 0	WP: 2 PA: 40 PB: 0 SB: 3 CS: 1							
<b>PITCHER</b>	IP	WLS	BF	H	R	ER	SO	BB	IBB	HBP	BLK	WP	HR	S	P	ERA	WHIP											
<b>Bill Greif, R</b> ERA: 4.68 <b>Larry Hardy, R</b> ERA: 4.59 <b>Dave Tomlin, L</b> ERA: 4.2	(1, 1)	7.2	L	34	10	5	5	4	1	1	0	0	1	1	40	48	5.87	1.435										
(8, 1)	0.1	2	1	0	0	1	0	0	0	0	0	0	0	4	4	0.00	3.000											
(9, 1)	1.0	4	1	0	0	0	0	0	0	0	1	0	0	4	4	0.00	1.000											

Los Angeles Dodgers @ San Diego Padres  
San Diego Stadium, San Diego, CA  
Sat Sep 28 1974, 10:05 PM EDT  
Att: 41,055 - Unknown

AB 37  
R 5  
H 12  
RBI 4  
BB 2  
SO 5  
LOB 18

Batter	1	2	3	4	5	6	7	8	9	AB	R	H	RBI	BB	SO	LOB	BOTTOM										
<b>Enzo Hernandez, R</b> OBP: 0.285, SLG: 0.277 <b>Gene Locklear, L</b> OBP: 0.312, SLG: 0.411 <b>Dave Tomlin, L</b> (9, 1)										1	1	0	0	2	0	0											
<b>Bobby Tolan, L</b> OBP: 0.320, SLG: 0.384 (1, 9)										3	0	1	0	1	0	1											
<b>Johnny Grubb, L</b> OBP: 0.359, SLG: 0.409 (1, 8)										3	0	0	0	0	0	1											
<b>Willie McCovey, L</b> OBP: 0.416, SLG: 0.507 <b>John Scott, R</b> OBP: 0.067, SLG: 0.067 (9, PR)										3	0	1	1	1	0	1											
<b>Dave Winfield, R</b> OBP: 0.317, SLG: 0.435 (1, 7)										4	0	0	0	0	0	4											
<b>Derrel Thomas, S</b> OBP: 0.313, SLG: 0.333 (1, 4)										4	0	0	0	0	1	2											
<b>Dave Hilton, R</b> OBP: 0.279, SLG: 0.308 (1, 5)										3	0	1	0	0	0	0											
<b>Chris Cannizzaro, R</b> OBP: 0.258, SLG: 0.200 <b>Nate Colbert, R</b> OBP: 0.317, SLG: 0.364 <b>Bill Almon, R</b> OBP: 0.259, SLG: 0.290 (9, 6)										2	0	0	0	0	0	1											
<b>Bill Greif, R</b> OBP: 0.212, SLG: 0.071 <b>Larry Hardy, R</b> <b>Fred Kendall, R</b> OBP: 0.306, SLG: 0.335 (9, 2)										2	0	0	0	0	1	0											
<b>Inning Stats</b>	R: 1 H: 1 E: 0 K: 0 S: 4	H: 1 LOB: 0 BB: 1 P: 8	R: 0 H: 1 E: 0 K: 0 S: 3	H: 1 LOB: 0 BB: 0 P: 3	R: 0 H: 0 E: 0 K: 1 S: 4	H: 0 LOB: 0 BB: 1 P: 8	R: 0 H: 0 E: 0 K: 0 S: 2	H: 0 LOB: 0 BB: 1 P: 6	R: 0 H: 0 E: 0 K: 0 S: 5	H: 0 LOB: 0 BB: 0 P: 5	R: 0 H: 0 E: 0 K: 0 S: 3	H: 0 LOB: 0 BB: 0 P: 3	R: 0 H: 0 E: 0 K: 0 S: 3	H: 0 LOB: 0 BB: 0 P: 3	R: 1 H: 2 E: 0 K: 0 S: 5	H: 2 LOB: 1 BB: 0 P: 5	R: 0 H: 1 E: 0 K: 0 S: 4	H: 1 LOB: 2 BB: 1 P: 8	1B: 2 2B: 3 3B: 0 HR: 0	SF: 0 SAC: 1 DP: 1 HBP: 0	WP: 0 PA: 33 PB: 0 SB: 0 CS: 1						
<b>PITCHER</b>	IP	WLS	BF	H	R	ER	SO	BB	IBB	HBP	BLK	WP	HR	S	P	ERA	WHIP										
<b>Andy Messersmith, R</b> ERA: 2.6 <b>Mike Marshall, R</b> ERA: 2.4	(1, 1)	7.2	W	27	4	2	2	2	3	0	0	0	0	28	40	2.35	0.913										
(8, 1)	1.1	6	1	0	0	0	0	1	0	0	0	0	0	5	9	0.00	1.500										

Los Angeles Dodgers @ San Diego Padres  
San Diego Stadium, San Diego, CA  
Sat Sep 28 1974, 10:05 PM EDT  
Att: 41,055 - Unknown

AB 28  
R 2  
H 5  
RBI 2  
BB 4  
SO 2  
LOB 11



Batter	1	2	3	4	5	6	7	8	9	AB	R	H	RBI	BB	SO	LOB	TOP								
Derrel Thomas, S (1,4) OBP: 0.313, SLG: 0.333	F9			4-3	SF7			FC2-5 1B		3	0	1	1	0	0	0	<b>San Diego Padres @ San Francisco Giants</b> Candlestick Park, San Francisco, CA Tue Oct 01 1974, 10:05 PM EDT Att: 1,192 - Unknown <a href="http://livebaseballscorecards.com">livebaseballscorecards.com</a>								
Dave Hilton, R (1,5) OBP: 0.279, SLG: 0.307	6-3			F3	F9			FC2-5 1B		4	0	1	0	0	0	1									
Jerry Turner, L (1,7) OBP: 0.319, SLG: 0.295	K			1B				FC2-5 1B		4	0	1	0	0	1	2									
Johnny Grubb, L (1,8) OBP: 0.358, SLG: 0.408		F6		1B				F7		4	0	1	0	0	0	2									
Randy Elliott, R (1,9) OBP: 0.343, SLG: 0.367		F3		1B				FC6-4		4	0	0	0	0	0	4									
Mike Ivie, R (1,3) OBP: 0.161, SLG: 0.207	K				F7				K	4	0	0	0	0	2	0									
Fred Kendall, R (1,2) OBP: 0.305, SLG: 0.333			F8		E 1B BB			K		3	1	0	0	1	1	0									
Bill Almon, R (1,6) OBP: 0.286, SLG: 0.314			K		E8 1B SF7 1B				4-3	4	1	2	0	0	1	0									
Dave Freisleben, R (1,1) OBP: 0.254, SLG: 0.234										2	0	1	1	0	1	0									
Willie McCovey, L (7, PH) OBP: 0.415, SLG: 0.506										1	0	0	0	0	0	1									
Larry Hardy, R (7, 1)										0	0	0	0	0	0	0									
Dave Tomlin, L (8, 1)										0	0	0	0	0	0	0									
<b>Inning Stats</b>	R: 0 E: 0 K: 1 S: 5	H: 0 LOB: 0 BB: 0 P: 5	R: 0 E: 0 K: 1 S: 5	H: 0 LOB: 0 BB: 0 P: 5	R: 0 E: 0 K: 2 S: 7	H: 0 LOB: 0 BB: 0 P: 7	R: 0 E: 0 K: 0 S: 5	H: 2 LOB: 2 BB: 0 P: 5	R: 2 E: 1 K: 0 S: 5	H: 2 LOB: 1 BB: 1 P: 9	R: 0 E: 0 K: 0 S: 3	H: 0 LOB: 0 BB: 0 P: 3	R: 0 E: 1 K: 1 S: 6	H: 1 LOB: 1 BB: 0 P: 6	R: 0 E: 0 K: 0 S: 5	H: 2 LOB: 2 BB: 0 P: 5	R: 0 E: 0 K: 1 S: 5	H: 0 LOB: 0 BB: 0 P: 5	1B: 7 2B: 0 3B: 0 HR: 0	SF: 1 SAC: 0 DP: 0 HBP: 0	WP: 0 PB: 0 SB: 0 CS: 0	PA: 35			
<b>PITCHER</b>	IP	WLS	BF	H	R	ER	SO	BB	IBB	HBP	BLK	WP	HR	S	P	ERA	WHIP								
Tom Bradley, R (1, 1) ERA: 5.16	6.0	W	23	4	2	2	4	1	0	0	0	0	0	30	34	3.00	0.833								
Jim Barr, R (7, 1) ERA: 2.74	3.0	S	12	3	0	0	2	0	0	0	0	0	0	16	16	0.00	1.000								

Batter	1	2	3	4	5	6	7	8	9	AB	R	H	RBI	BB	SO	LOB	BOTTOM								
Gary Thomasson, L (1,9) OBP: 0.327, SLG: 0.329	G3		4-3		4-3			K		5	0	1	0	0	1	1	<b>San Diego Padres @ San Francisco Giants</b> Candlestick Park, San Francisco, CA Tue Oct 01 1974, 10:05 PM EDT Att: 1,192 - Unknown <a href="http://livebaseballscorecards.com">livebaseballscorecards.com</a>								
Tito Fuentes, S (1,4) OBP: 0.293, SLG: 0.297	F8		F8				2B	FC6-4		5	0	1	0	0	0	3									
Bobby Bonds, R (1,8) OBP: 0.364, SLG: 0.435				K	K					3	0	0	0	1	2	3									
Gary Matthews, R (1,7) OBP: 0.365, SLG: 0.442	FC5-4			2B BB				6-3		3	1	0	0	1	0	1									
Dave Kingman, R (1,3) OBP: 0.303, SLG: 0.445		F8		K				HBP 2B		4	1	1	0	0	2	1									
Chris Speier, R (1,6) OBP: 0.335, SLG: 0.362		E8 3B		1B 2B				HBP 2B IBB		2	3	2	1	2	0	0									
Mike Phillips, L (1,5) OBP: 0.258, SLG: 0.269										3	0	1	1	0	0	1									
Bruce Miller, R (6, PH) OBP: 0.318, SLG: 0.325		F7			1B			2B 1B HBP		0	1	0	0	0	0	0									
Dave Rader, L (1,2) OBP: 0.348, SLG: 0.358		4-3			F8			2B 1B		4	1	2	2	0	0	1									
Tom Bradley, R (1, 1) OBP: 0.140, SLG: 0.100			F8							2	0	0	0	0	1	0									
Jim Barr, R (7, 1) OBP: 0.303, SLG: 0.338					K			K		2	0	1	2	0	1	1									
<b>Inning Stats</b>	R: 0 E: 0 K: 0 S: 3	H: 0 LOB: 1 BB: 1 P: 7	R: 1 E: 1 K: 0 S: 4	H: 1 LOB: 0 BB: 0 P: 4	R: 0 E: 0 K: 0 S: 3	H: 0 LOB: 0 BB: 0 P: 3	R: 2 E: 0 K: 2 S: 9	H: 2 LOB: 1 BB: 1 P: 13	R: 0 E: 0 K: 2 S: 8	H: 1 LOB: 1 BB: 0 P: 8	R: 0 E: 0 K: 1 S: 5	H: 0 LOB: 1 BB: 1 P: 9	R: 0 E: 0 K: 1 S: 7	H: 2 LOB: 2 BB: 0 P: 7	R: 4 E: 0 K: 1 S: 8	H: 3 LOB: 1 BB: 1 P: 13	1B: 3 2B: 5 3B: 1 HR: 0	SF: 0 SAC: 0 DP: 0 HBP: 1	WP: 0 PB: 0 SB: 0 CS: 0	PA: 38					
<b>PITCHER</b>	IP	WLS	BF	H	R	ER	SO	BB	IBB	HBP	BLK	WP	HR	S	P	ERA	WHIP								
Dave Freisleben, R (1, 1) ERA: 3.66	6.0	L	25	4	3	3	5	3	0	0	0	0	0	32	44	4.50	1.167								
Larry Hardy, R (7, 1) ERA: 4.71	1.1		8	3	2	2	1	0	1	0	0	0	0	9	13	13.50	2.250								
Dave Tomlin, L (8, 1) ERA: 4.47	0.2		5	2	2	2	1	0	0	1	0	0	0	6	7	27.00	3.000								





Batter	1	2	3	4	5	6	7	8	9	AB	R	H	RBI	BB	SO	LOB	TOP																			
<b>Derrel Thomas, S</b> (1.4) OBP: 0.313, SLG: 0.333 (9.7)	G3		F9				F8		SH	4	2	1	0	0	0	2	<b>San Diego Padres @ San Francisco Giants</b> Candlestick Park, San Francisco, CA Wed Oct 02 1974, 6:33 AM EDT Att: 1,349 - Unknown <a href="http://livebaseballscorecards.com">livebaseballscorecards.com</a>																			
<b>Dave Hilton, R</b> (1.5) OBP: 0.281, SLG: 0.309	4-3			4-3			K		WP	5	1	2	1	0	1	1																				
<b>Jerry Turner, L</b> (1.7) OBP: 0.333, SLG: 0.313 <b>Nate Colbert, R</b> (9. PH) OBP: 0.319, SLG: 0.364 <b>Bill Greif, R</b> (9.1) OBP: 0.212, SLG: 0.071	F8			F8			E7		BB	4	0	2	2	0	0	0																				
<b>Johnny Grubb, L</b> (1.8) OBP: 0.355, SLG: 0.403		6-3		3-1			K		BB	0	1	0	1	1	0	0																				
<b>Randy Elliott, R</b> (1.9) OBP: 0.350, SLG: 0.333		F4					K		BB	3	0	0	0	2	1	0																				
<b>Mike Ivie, R</b> (1.3) OBP: 0.139, SLG: 0.176				4-3			F7		BB	5	0	0	0	0	2	6																				
<b>Fred Kendall, R</b> (1.2) OBP: 0.308, SLG: 0.333			4-3				6-3		BB	3	1	1	1	2	0	0																				
<b>Bill Almon, R</b> (1.6) OBP: 0.350, SLG: 0.342			SH3-4				BB		BB	3	2	2	1	2	0	1																				
<b>Dan Spillner, R</b> (1.1) ERA: 4.24 <b>John Montefusco, R</b> (7.1) ERA: 4.51 <b>Gary Lavelle, L</b> (7.1) ERA: 2.16 <b>Elias Sosa, R</b> (8.1) ERA: 3.48 <b>John Morris, L</b> (9.1) ERA: 3.05			SH3-4				BB		BB	0	0	0	0	0	0	0																				
<b>Inning Stats</b>	R: 0 E: 0 K: 0 S: 3	H: 0 LOB: 0 BB: 0 P: 3	R: 0 E: 0 K: 1 S: 5	H: 0 LOB: 0 BB: 0 P: 5	R: 0 E: 0 K: 0 S: 3	H: 0 LOB: 0 BB: 1 P: 7	R: 0 E: 0 K: 0 S: 3	H: 0 LOB: 0 BB: 0 P: 3	R: 0 E: 0 K: 0 S: 3	H: 0 LOB: 0 BB: 0 P: 3	R: 2 E: 0 K: 1 S: 9	H: 4 LOB: 3 BB: 1 P: 13	R: 3 E: 0 K: 2 S: 9	H: 2 LOB: 1 BB: 2 P: 17	R: 0 E: 0 K: 1 S: 6	H: 1 LOB: 1 BB: 0 P: 6		R: 4 E: 0 K: 1 S: 8	H: 2 LOB: 3 BB: 4 P: 24	1B: 8 2B: 1 3B: 0 HR: 0	SF: 0 SAC: 2 DP: 0 HBP: 0	WP: 1 PA: 45 PB: 0 SB: 0 CS: 0														
<b>PITCHER</b>	IP	WLS	BF	H	R	ER	SO	BB	IBB	HBP	BLK	WP	HR	S	P	ERA	WHIP	<b>PITCHER</b>		IP	WLS	BF	H	R	ER	SO	BB	IBB	HBP	BLK	WP	HR	S	P	ERA	WHIP
<b>Ed Halicki, R</b> (1.1) ERA: 4.24	6.0		26	4	4	4	2	4	0	0	0	0	0	26	42	6.00	1.333	<b>Butch Metzger, R</b> (9.1) ERA: 3.55		0.2		5	1	1	1	1	1	1	0	0	0	5	13	13.50	3.000	

Batter	1	2	3	4	5	6	7	8	9	AB	R	H	RBI	BB	SO	LOB	BOTTOM																			
<b>Gary Thomasson, L</b> (1.9) OBP: 0.325, SLG: 0.327	4-3			F8			F8			5	1	1	0	0	1	3	<b>San Diego Padres @ San Francisco Giants</b> Candlestick Park, San Francisco, CA Wed Oct 02 1974, 6:33 AM EDT Att: 1,349 - Unknown <a href="http://livebaseballscorecards.com">livebaseballscorecards.com</a>																			
<b>Mike Phillips, L</b> (1.5) OBP: 0.258, SLG: 0.269 <b>Bruce Miller, R</b> (8. PH) OBP: 0.316, SLG: 0.323	F4			E4			4-3		4-3	4	2	1	0	0	0	0																				
<b>Bobby Bonds, R</b> (1.8) OBP: 0.364, SLG: 0.434	F9			BB			K		K	4	1	1	1	1	2	0																				
<b>Gary Matthews, R</b> (1.7) OBP: 0.368, SLG: 0.442		BB		6-3			BB		BB	2	1	1	0	3	0	2																				
<b>Dave Kingman, R</b> (1.3) OBP: 0.302, SLG: 0.440	F8			F7			K		K	4	0	0	1	1	2	5																				
<b>Chris Speier, R</b> (1.6) OBP: 0.336, SLG: 0.361	F8			E			F2		F2	4	0	1	0	1	0	4																				
<b>Glenn Redmon, R</b> (1.4) OBP: 0.278, SLG: 0.412				E8			SH1-4		F3	3	0	1	2	1	1	0																				
<b>Dave Rader, L</b> (1.2) OBP: 0.351, SLG: 0.362				F6			F7		1B	5	0	3	1	0	0	3																				
<b>Ed Halicki, R</b> (1.1) ERA: 4.01 <b>John Montefusco, R</b> (7.1) ERA: 4.03 <b>Gary Lavelle, S</b> (7.1) ERA: 4.64 <b>Chris Arnold, R</b> (7. PH) ERA: 4.03 <b>Elias Sosa, R</b> (8.1) ERA: 3.02 <b>John Morris, R</b> (9.1) ERA: 1.00 <b>Butch Metzger, R</b> (9.1) ERA: 4.69	F8			F8			K		F8	3	0	0	0	0	1	3																				
<b>Inning Stats</b>	R: 0 E: 0 K: 0 S: 3	H: 0 LOB: 0 BB: 0 P: 3	R: 1 E: 0 K: 0 S: 4	H: 1 LOB: 2 BB: 2 P: 12	R: 3 E: 1 K: 0 S: 7	H: 4 LOB: 2 BB: 1 P: 11	R: 1 E: 1 K: 0 S: 4	H: 0 LOB: 3 BB: 3 P: 16	R: 0 E: 0 K: 3 S: 10	H: 1 LOB: 1 BB: 0 P: 10	R: 0 E: 0 K: 2 S: 8	H: 1 LOB: 2 BB: 1 P: 8	R: 0 E: 0 K: 0 S: 4	H: 1 LOB: 2 BB: 1 P: 8	R: 0 E: 0 K: 2 S: 7	H: 0 LOB: 1 BB: 1 P: 11		R: 0 E: 0 K: 0 S: 4	H: 1 LOB: 1 BB: 0 P: 4	1B: 9 2B: 0 3B: 0 HR: 0	SF: 0 SAC: 1 DP: 0 HBP: 0	WP: 0 PA: 45 PB: 0 SB: 0 CS: 0														
<b>PITCHER</b>	IP	WLS	BF	H	R	ER	SO	BB	IBB	HBP	BLK	WP	HR	S	P	ERA	WHIP	<b>PITCHER</b>		IP	WLS	BF	H	R	ER	SO	BB	IBB	HBP	BLK	WP	HR	S	P	ERA	WHIP
<b>Dan Spillner, R</b> (1.1) ERA: 4.01	3.2		22	5	5	4	0	4	1	0	0	0	0	17	37	9.82	2.455	<b>Bill Greif, R</b> (9.1) ERA: 4.66		1.0		4	1	0	0	0	0	0	0	4	4	0.00	1.000			

