San Diego Padres - 1975

Batter	1	2	3	4	5	6	7	8	9	10	AB	R	H	RBI	BB	SO	LOB
Garry Maddox, R (1, 8)	5-3			F8		BB CS			IBB		2	0	0	0	2	0	0
Derrel Thomas, S (1, 4)	F8			4-3		CS 1-2	6-3		L9		4	0	0	0	0	0	2
Gary Thomasson, L (1, 3)	F8			F6			1-3		G3		4	0	0	0	0	0	2
Bobby Murcer, L (1, 9) OBP: 0.500, SLG: 0.750		G6-4-3 1B			4-3		F9			2B 2B	4	1	2	0	0	0	0
Gary Matthews, R (1, 7) OBP: 0.500, SLG: 0.667		G6-4-3 1-2f			1B BB			6-3		SH1-3 5-3 2-H 2B	3	1	1	1	1	0	1
Chris Speier, R (1, 6) OBP: 0.667, SLG: 0.667		F9			G1-4-3 1-3 1B			CS 1B		SH1-3 2-3	3	0	2	0	0	0	0
Steve Ontiveros, S (1, 5)			F7		G1-4-3 1-2f			K 1-2		5-3 3-H	4	0	0	1	0	1	3
Dave Rader, L (1, 2) OBP: 0.333, SLG: 0.333			K			3-1			SH2-3 1B	K	3	0	1	0	0	1	0
Horace Speed, R (9, PR)											0	0	0	0	0	0	0
Marc Hill, R (9, 2)											1	0	0	0	0	1	0
Jim Barr, R (1, 1)			K			K				SH2-3 1-2	2	0	0	0	0	2	0
Inning Stats	R: 0 E: 0 K: 0 S: 3 H: 0 LOB: 0 BB: 0 P: 3	R: 0 E: 0 K: 0 S: 3 H: 1 LOB: 0 BB: 0 P: 3	R: 0 E: 0 K: 2 S: 7 H: 0 LOB: 0 BB: 0 P: 7	R: 0 E: 0 K: 0 S: 3 H: 0 LOB: 0 BB: 0 P: 3	R: 0 E: 0 K: 0 S: 3 H: 1 LOB: 1 BB: 1 P: 7	R: 0 E: 0 K: 1 S: 4 H: 0 LOB: 0 BB: 1 P: 8	R: 0 E: 0 K: 0 S: 3 H: 0 LOB: 0 BB: 0 P: 3	R: 0 E: 0 K: 1 S: 5 H: 1 LOB: 1 BB: 0 P: 5	R: 0 E: 0 K: 0 S: 4 H: 1 LOB: 2 BB: 1 P: 8	R: 2 E: 0 K: 1 S: 7 H: 2 LOB: 0 BB: 0 P: 7	1B: 4 2B: 3 3B: 0 HR: 0	SF: 0 SAC: 2 DP: 3 HBP: 0						WP: 0 PB: 0 SB: 0 CS: 2	PA: 36

PITCHER	IP	WLS	BF	H	R	ER	SO	BB	IBB	HBP	BLK	WP	HR	S	P	ERA	WHIP
Randy Jones, L (1, 1) ERA:	9.0		30	4	0	0	4	2	1	0	0	0	0	35	47	0.00	0.667
Rich Folkers, L (10, 1) ERA: 18.0	1.0	L	5	2	2	2	1	0	0	0	0	0	0	7	7	18.00	2.000

PITCHER	IP	WLS	BF	H	R	ER	SO	BB	IBB	HBP	BLK	WP	HR	S	P	ERA	WHIP

TOP

San Francisco Giants @ San Diego Padres

San Diego Stadium, San Diego, CA

Thu Apr 10 1975, 10:05 PM EDT
Att. 17,670 - Unknown

livebaseballscorecards.com

AB	30
R	2
H	6
RBI	2
BB	3
SO	5
LOB	8

Batter	1	2	3	4	5	6	7	8	9	10	AB	R	H	RBI	BB	SO	LOB
Bobby Tolan, L (1, 7) OBP: 0.250, SLG: 0.250	3-1		F5			G6-4-3 1B			F8		4	0	1	0	0	0	2
Tito Fuentes, S (1, 4) OBP: 0.250, SLG: 0.250	4-3		F7			G6-4-3 1-2f			1B		4	0	1	0	0	0	3
John Scott, R (9, PR)											0	0	0	0	0	0	0
Rich Folkers, L (10, 1)											0	0	0	0	0	0	0
Dave Winfield, R (1, 9)	6-3			1-3			6-3		F2		4	0	0	0	0	0	1
Willie McCovey, L (1, 3) OBP: 0.250, SLG: 0.500		L9		2B			F7		F6		4	0	1	0	0	0	1
Johnny Grubb, L (1, 8) OBP: 0.500, SLG: 0.750		L4-6 2B		F7			CS 1B			K	4	0	2	0	0	1	0
Glenn Beckert, R (1, 5) OBP: 0.333, SLG: 0.333		L4-6 2-3			G6-4-3 1B		CS 1-2	5-3		F8	3	0	1	0	0	0	1
Hector Torres, R (9, 5)											1	0	0	0	0	0	0
(10, 4)																	
Randy Hundley, R (1, 2)			BB 1B SH5-3		K			5-3		1-3	2	0	0	0	1	1	1
Fred Kendall, R (10, 2)											1	0	0	0	0	0	0
Enzo Hernandez, R (1, 6) OBP: 0.500, SLG: 0.500			SH5-3 1-2		G6-4-3 1-2f			1B			2	0	1	0	0	0	1
Randy Jones, R (1, 1) OBP: 0.333, SLG: 0.333			1B 2-3			K		K			3	0	1	0	0	2	1
Dave Hilton, R (10, 5)											0	0	0	0	0	0	0
Inning Stats	R: 0 E: 0 K: 0 S: 3 H: 0 LOB: 0 BB: 0 P: 3	R: 0 E: 0 K: 0 S: 3 H: 1 LOB: 0 BB: 0 P: 3	R: 0 E: 0 K: 0 S: 4 H: 1 LOB: 2 BB: 1 P: 8	R: 0 E: 0 K: 0 S: 3 H: 1 LOB: 0 BB: 0 P: 3	R: 0 E: 0 K: 1 S: 5 H: 1 LOB: 0 BB: 0 P: 5	R: 0 E: 0 K: 1 S: 5 H: 1 LOB: 0 BB: 0 P: 5	R: 0 E: 0 K: 0 S: 3 H: 1 LOB: 0 BB: 0 P: 3	R: 0 E: 0 K: 1 S: 6 H: 1 LOB: 1 BB: 0 P: 6	R: 0 E: 0 K: 0 S: 4 H: 1 LOB: 1 BB: 0 P: 4	R: 0 E: 0 K: 1 S: 5 H: 0 LOB: 0 BB: 0 P: 5	1B: 6 2B: 3 3B: 0 HR: 0	SF: 0 SAC: 1 DP: 3 HBP: 0						

PITCHER		IP	WLS	BF	H	R	ER	SO	BB	IBB	HBP	BLK	WP	HR	S	P	ERA	WHIP
Jim Barr, R	(1, 1)	10.0	W	34	8	0	0	4	1	0	0	0	0	0	41	45	0.00	0.900
ERA:																		

PITCHER	IP	WLS	BF	H	R	ER	SO	BB	IBB	HBP	BLK	WP	HR	S	P	ERA	WHIP

BOTTOM

San Francisco Giants @ San Diego Padres

San Diego Stadium, San Diego, CA

Thu Apr 10 1975, 10:05 PM EDT

Att. 17,670 - Unknown

livebaseballscorecards.com

AB	32
R	0
H	8
RBI	0
BB	1
SO	4
LOB	11

PA: 35

WP: 0 PB: 0 SB: 0 CS: 1

Batter	1	2	3	4	5	6	7	8	9	AB	R	H	RBI	BB	SO	LOB
Pete Rose, S (1, 7) OBP: 0.500, SLG: 0.400	G3		1B		F9		1-3		1B 1-3 2B	5	2	2	0	0	0	0
Joe Morgan, L (1, 4) OBP: 0.650, SLG: 0.600	1B		F2		K		BB		1-3 2-3 1B	4	0	2	0	1	1	1
Johnny Bench, R (1, 2) OBP: 0.250, SLG: 0.167	K		1B 1-2 1B		BB		FC4 1-2 1B		1-3 1-2 3-H	4	0	2	1	1	1	2
Tony Perez, R (1, 3) OBP: 0.150, SLG: 0.158	K		K		1-2 1B		FC4 1-2f		K	5	0	1	0	0	3	6
Cesar Geronimo, L (1, 8) OBP: 0.357, SLG: 0.385		K	1-3 2-H 1B		F7			B1-3 1B		4	0	2	1	0	1	2
Ken Griffey, L (1, 9) OBP: 0.308, SLG: 0.417		4-3	K			F7		B1-3 1-2		4	0	0	0	0	1	3
Darrel Chaney, S (1, 6) OBP: 0.167, SLG: 0.100		BB 2B		F2		F8		F9		3	0	0	0	1	0	1
John Vukovich, R (1, 5) OBP: 0.400, SLG: 0.667 Terry Crowley, L (8, PH) OBP: 0.250, SLG: 0.500 Doug Flynn, R (8, 5) OBP: 0.250, SLG: 0.250		1-3 2B		F8		F8		G3		3 1 0	0 0 0	1 0 0	0 0 0	0 0 0	0 0 0	0 1 0
Fred Norman, S (1, 1) Ed Armbrister, R (7, PH) OBP: 0.667, SLG: 1.000 Tom Hall, L (7, 1) Merv Rettenmund, R (9, PH)		F9		5-3			K		6-3	2 1 0 1	0 0 0 0	0 0 0 0	0 0 0 0	0 1 0 0	0 0 0 0	2 0 0 0
Inning Stats	R: 0 E: 0 K: 2 S: 8 H: 1 LOB: 1 BB: 0 P: 8	R: 0 E: 0 K: 1 S: 6 H: 1 LOB: 2 BB: 1 P: 10	R: 1 E: 0 K: 2 S: 10 H: 3 LOB: 2 BB: 0 P: 10	R: 0 E: 0 K: 0 S: 3 H: 0 LOB: 0 BB: 0 P: 3	R: 0 E: 0 K: 1 S: 6 H: 1 LOB: 2 BB: 1 P: 10	R: 0 E: 0 K: 0 S: 3 H: 0 LOB: 0 BB: 0 P: 3	R: 0 E: 0 K: 1 S: 6 H: 1 LOB: 2 BB: 1 P: 10	R: 0 E: 0 K: 0 S: 4 H: 1 LOB: 1 BB: 0 P: 4	R: 1 E: 0 K: 1 S: 7 H: 2 LOB: 1 BB: 0 P: 7	1B: 8 2B: 2 3B: 0 HR: 0 SF: 0 SAC: 0 DP: 0 HBP: 0						

PITCHER		IP	WLS	BF	H	R	ER	SO	BB	IBB	HBP	BLK	WP	HR	S	P	ERA	WHIP
Dan Spillner, R ERA: 2.0	(1, 1)	9.0	W	40	10	2	2	8	3	0	0	0	0	0	53	65	2.00	1.444

PITCHER	IP	WLS	BF	H	R	ER	SO	BB	IBB	HBP	BLK	WP	HR	S	P	ERA	WHIP

Cincinnati Reds @ San Diego Padres

San Diego Stadium, San Diego, CA

Fri Apr 11 1975, 10:05 PM EDT

Att. 13,818 - Unknown

TOP

livebaseballscorecards.com

AB	37
R	2
H	10
RBI	2
BB	3
SO	8
LOB	18

WP: 0 PB: 0 SB: 0 CS: 0 PA: 40

BOTTOM

Cincinnati Reds @ San Diego Padres

San Diego Stadium, San Diego, CA

Fri Apr 11 1975, 10:05 PM EDT

Att. 13,818 - Unknown

livebaseballscorecards.com

Batter	1	2	3	4	5	6	7	8	9	AB	R	H	RBI	BB	SO	LOB
Enzo Hernandez, R (1, 6) OBP: 0.429, SLG: 0.571	0-0 1B 1B 2B	0-0 5-3		0-0 1-3 2-H 3-H 1B		0-0 6-3 2-3		0-0 F8		5	1	2	2	0	0	1
Bobby Tolan, L (1, 7) OBP: 0.375, SLG: 0.375	0-0 1B 2B 2-3 1B		0-0 F9 SH2-4 1B	0-0 P4		0-3 K				4	1	2	0	0	1	3
Johnny Grubb, L (1, 8) OBP: 0.429, SLG: 0.571	0-0 2B 1-2 3-H 1B		0-0 SH2-4 1-2	0-0 4-3			0-3 K			3	1	1	1	0	1	2
Dave Winfield, R (1, 9) OBP: 0.250, SLG: 0.286	0-0 1-H 2-H 2B		0-0 F9 2-3		0-0 4-3		4-0 FC5-4 BB			3	0	1	2	1	0	1
Mike Ivie, R (1, 3)	0-3 K		0-3 K		0-0 5-3		0-0 FC5-4 1B 1-2f			4	0	0	0	0	2	3
Glenn Beckert, R (1, 5) OBP: 0.500, SLG: 0.400 Hector Torres, R (6, 5) OBP: 0.500, SLG: 0.500	0-0 F7			4-0 1B BB 1B BB	0-0 1B		0-0 1-2 1B			2 1	1 0	1 1	0 0	1 0	0 0	1 0
Tito Fuentes, S (1, 4) OBP: 0.250, SLG: 0.143	0-0 4-3			4-0 1B 1-2 1B BB	0-0 F3		0-3 K			3	1	0	0	1	1	4
Randy Hundley, R (1, 2) OBP: 0.429, SLG: 0.333		0-0 6-3		0-0 1B 1-2 2-3 1B		0-0 6-3 SH3 1B		0-0 F8		4	0	2	0	0	0	0
Dan Spillner, R (1, 1)		0-0 G3		0-3 K		0-0 SH3 1-2		0-3 K		3	0	0	0	0	2	3
Inning Stats	R: 3 H: 4 E: 0 LOB: 1 K: 1 BB: 0 S: 9 P: 9	R: 0 H: 0 E: 0 LOB: 0 K: 0 BB: 0 S: 3 P: 3	R: 0 H: 1 E: 0 LOB: 1 K: 1 BB: 0 S: 6 P: 6	R: 2 H: 2 E: 0 LOB: 2 K: 1 BB: 2 S: 7 P: 15	R: 0 H: 1 E: 0 LOB: 1 K: 0 BB: 0 S: 4 P: 4	R: 0 H: 1 E: 0 LOB: 1 K: 1 BB: 0 S: 6 P: 6	R: 0 H: 1 E: 0 LOB: 2 K: 2 BB: 1 S: 8 P: 12	R: 0 H: 0 E: 0 LOB: 0 K: 1 BB: 0 S: 5 P: 5		1B: 8 SF: 0 2B: 2 SAC: 2 3B: 0 DP: 0 HR: 0 HBP: 0						

	AB	32
	R	5
	H	10
	RBI	5
	BB	3
	SO	7
	LOB	18

WP: 0 PA: 37
PB: 0
SB: 0
CS: 0

PITCHER		IP	WLS	BF	H	R	ER	SO	BB	IBB	HBP	BLK	WP	HR	S	P	ERA	WHIP
Fred Norman, L ERA: 7.5	(1, 1)	6.0	L	29	9	5	5	4	2	0	0	0	0	0	35	43	7.50	1.833
Tom Hall, L ERA:	(7, 1)	2.0		8	1	0	0	3	1	0	0	0	0	0	13	17	0.00	1.000

PITCHER	IP	WLS	BF	H	R	ER	SO	BB	IBB	HBP	BLK	WP	HR	S	P	ERA	WHIP

Cincinnati Reds @ San Diego Padres

San Diego Stadium, San Diego, CA

Sat Apr 12 1975, 10:05 PM EDT

Att. 17,881 - Unknown

livebaseballscorecards.com

Batter	1	2	3	4	5	6	7	8	9	AB	R	H	RBI	BB	SO	LOB
Pete Rose, S (1, 7) OBP: 0.560, SLG: 0.526	G3		2B SF9 1B		4-3 1-H 2B		FC6-4 1B		HBP BB	4	1	3	1	1	0	0
Joe Morgan, L (1, 4) OBP: 0.640, SLG: 0.632	BB 1B		SF9 1-3 2B		4-3 2-3		F9		1-2 HBP	4	0	2	0	0	0	2
Johnny Bench, R (1, 2) OBP: 0.240, SLG: 0.143	G6-4-3 1-2 BB		SF9 2-3 3-H		K		FC6-4 1-2f		K	3	0	0	1	1	2	4
Tony Perez, R (1, 3) OBP: 0.208, SLG: 0.143	G6-4-3 1-2f		5-3			F3 BB		FC1-6 BB		2	0	0	0	2	0	3
Cesar Geronimo, L (1, 8) OBP: 0.278, SLG: 0.294		6-3		G3		F7		FC1-6 4-3 1-2f		4	0	0	0	0	0	2
Ken Griffey, L (1, 9) OBP: 0.375, SLG: 0.385		6-3		F1-6-3 BB		F3 1-2 BB		4-3 1-2		1	0	0	0	2	0	0
George Foster, R (8, PH) OBP: 0.500, SLG: 1.500 (8, 9)										1	0	0	0	0	0	1
Doug Flynn, R (1, 6) OBP: 0.250, SLG: 0.250		FC4 1B		F1-6-3 1-2		F3 1-2 2-3		F3		4	0	1	0	0	0	4
John Vukovich, R (1, 5) OBP: 0.417, SLG: 0.600		FC4 1-2f			2B BB	5-3			K	1	1	0	0	1	0	1
Dave Concepcion, R (6, PH) OBP: 0.300, SLG: 0.300 (6, 5)										2	0	0	0	0	1	2
Gary Nolan, R (1, 1)			K		K		K		F9	2	0	0	0	0	2	1
Ed Armbrister, R (7, PH) OBP: 0.500, SLG: 0.750										1	0	0	0	0	1	0
Will McEnaney, L (7, 1)										0	0	0	0	0	0	0
Pedro Borbon, R (7, 1)										0	0	0	0	0	0	0
Merv Rettenmund, R (9, PH)										1	0	0	0	0	0	0

Inning Stats										
	R: 0 E: 0 K: 0 S: 3	H: 1 LOB: 1 BB: 1 P: 7	R: 0 E: 0 K: 0 S: 4	H: 1 LOB: 1 BB: 0 P: 4	R: 1 E: 0 K: 1 S: 7	H: 2 LOB: 1 BB: 0 P: 7	R: 0 E: 0 K: 0 S: 2	H: 0 LOB: 0 BB: 1 P: 6	R: 1 E: 0 K: 2 S: 8	H: 1 LOB: 1 BB: 1 P: 12
	R: 0 E: 0 K: 0 S: 3	H: 0 LOB: 2 BB: 2 P: 11	R: 0 E: 0 K: 1 S: 6	H: 1 LOB: 1 BB: 0 P: 6	R: 0 E: 0 K: 0 S: 3	H: 0 LOB: 1 BB: 1 P: 7	R: 0 E: 0 K: 2 S: 7	H: 0 LOB: 2 BB: 1 P: 12		

	AB	30
	R	2
	H	6
	RBI	2
	BB	7
	SO	6
	LOB	20

	1B: 4	SF: 1	WP: 0	PA: 39
	2B: 2	SAC: 0	PB: 0	
	3B: 0	DP: 2	SB: 0	
	HR: 0	HBP: 1	CS: 0	

PITCHER		IP	WLS	BF	H	R	ER	SO	BB	IBB	HBP	BLK	WP	HR	S	P	ERA	WHIP
Joe McIntosh, R ERA: 2.57	(1, 1)	7.0	W	31	6	2	2	4	6	0	0	0	0	0	33	57	2.57	1.714
Dave Tomlin, L ERA:	(8, 1)	1.2		7	0	0	0	1	1	0	1	0	0	0	7	12	0.00	0.600
Bill Greif, R ERA:	(9, 1)	0.1	S	1	0	0	0	1	0	0	0	0	0	0	3	3	0.00	0.000

PITCHER	IP	WLS	BF	H	R	ER	SO	BB	IBB	HBP	BLK	WP	HR	S	P	ERA	WHIP

Cincinnati Reds @ San Diego Padres

San Diego Stadium, San Diego, CA

Sat Apr 12 1975, 10:05 PM EDT

Att. 17,881 - Unknown

livebaseballscorecards.com

BOTTOM

Batter	1	2	3	4	5	6	7	8	9	AB	R	H	RBI	BB	SO	LOB
Enzo Hernandez, R (1, 6) OBP: 0.364, SLG: 0.545	4-3 SF9 2B	F8		1-3			F9			4	1	1	0	0	0	3
Bobby Tolan, L (1, 7) OBP: 0.250, SLG: 0.250	4-3 2-3	F6			K		F5			4	0	0	0	0	1	1
Johnny Grubb, L (1, 8) OBP: 0.455, SLG: 0.600	SF9 3-H	1B SF8 1B			3-1		1B 1B			3	1	2	1	0	0	0
Willie McCovey, L (1, 3) OBP: 0.375, SLG: 0.500	G3		1-3 FC6-4 1B		K		1-3 1B			4	0	2	0	0	1	0
Mike Ivie, R (7, PR) (8, 3)										0	0	0	0	0	0	0
Dave Winfield, R (1, 9) OBP: 0.167, SLG: 0.200		P4	SF8 3-H			F6-3	F8			3	0	0	1	0	0	2
Glenn Beckert, R (1, 5) OBP: 0.556, SLG: 0.500	1B 1B	FC6-4 1-2f				1B		F6-4-3		3	1	2	0	0	0	1
Hector Torres, R (6, PR) OBP: 0.667, SLG: 0.667 (7, 5)							1B	1B		1	0	1	0	0	0	0
Tito Fuentes, S (1, 4) OBP: 0.417, SLG: 0.364	SH2-4 1B 1-3 1B			FC6-5 5-3 1B		1-2 1B		F8		4	0	3	0	0	0	1
Fred Kendall, R (1, 2) OBP: 0.200, SLG: 0.200	SH2-4 1-2 3-H 1B			5-3 1-2		F8		F6-4-3 1-2		4	0	1	1	0	0	4
Joe McIntosh, S (1, 1)	SH2-4 1-2 2-3			FC6-5 2-3		G3				2	0	0	0	0	0	3
Dave Tomlin, L (8, 1)										0	0	0	0	0	0	0
Bill Greif, R (9, 1)										0	0	0	0	0	0	0
Inning Stats	R: 1 H: 1 E: 0 LOB: 0 K: 0 BB: 0 S: 4 P: 4	R: 1 H: 3 E: 0 LOB: 2 K: 0 BB: 0 S: 6 P: 6	R: 1 H: 2 E: 0 LOB: 1 K: 0 BB: 0 S: 5 P: 5	R: 0 H: 1 E: 0 LOB: 1 K: 0 BB: 0 S: 4 P: 4	R: 0 H: 0 E: 0 LOB: 0 K: 2 BB: 0 S: 7 P: 7	R: 0 H: 2 E: 0 LOB: 2 K: 0 BB: 0 S: 5 P: 5	R: 0 H: 2 E: 0 LOB: 2 K: 0 BB: 0 S: 5 P: 5	R: 0 H: 1 E: 0 LOB: 0 K: 0 BB: 0 S: 3 P: 3		1B: 11 SF: 2 2B: 1 SAC: 1 3B: 0 DP: 1 HR: 0 HBP: 0						

AB	32
R	3
H	12
RBI	3
BB	0
SO	2
LOB	15

WP: 0 PA: 35
PB: 0
SB: 0
CS: 0

PITCHER		IP	WLS	BF	H	R	ER	SO	BB	IBB	HBP	BLK	WP	HR	S	P	ERA	WHIP
Gary Nolan, R ERA: 4.5	(1, 1)	6.0	L	27	9	3	3	2	0	0	0	0	0	0	31	31	4.50	1.500
Will McEnaney, L ERA:	(7, 1)	0.2		4	2	0	0	0	0	0	0	0	0	0	4	4	0.00	3.000
Pedro Borbon, R ERA: 1.42	(7, 1)	1.1		4	1	0	0	0	0	0	0	0	0	0	4	4	0.00	0.750

PITCHER	IP	WLS	BF	H	R	ER	SO	BB	IBB	HBP	BLK	WP	HR	S	P	ERA	WHIP

Batter	1	2	3	4	5	6	7	8	9	AB	R	H	RBI	BB	SO	LOB
Pete Rose, S (1, 7) OBP: 0.500, SLG: 0.458	F7	FC6-4 1-2f		4-3	E4 1B 1-2 2-3	1-2 2-H 1B			F8	5	1	1	1	0	0	6
Ed Armbrister, R (6, 7) OBP: 0.400, SLG: 0.600										1	0	0	0	0	0	0
Joe Morgan, L (1, 4) OBP: 0.633, SLG: 0.667	3-1 S 1B		F9 2B		E3 2B E 1B 1-3 2-H 3-H	F7			1B 2B	5	1	3	2	0	0	2
Doug Flynn, R (6, 4) OBP: 0.333, SLG: 0.444										1	1	1	0	0	0	0
Johnny Bench, R (1, 2) OBP: 0.300, SLG: 0.240	3-1 1-2 BB	F9 2-3			E 1-3 4-3 2B FC6-4 1-2 3-H 1B		K		2-H 1B	4	1	2	1	1	1	1
Bill Plummer, R (8, 2) OBP: 1.000, SLG: 1.000										1	0	1	1	0	0	0
Tony Perez, R (1, 3) OBP: 0.167, SLG: 0.111	3-1 1-2 2-3	P4			5-3 FC6-4 1-2f		K		F9	6	0	0	0	0	1	8
Dave Concepcion, R (1, 6) OBP: 0.188, SLG: 0.188	P6	K			E6 4-3 1B 2-3 3-H	F9	P6		5-3	6	1	0	1	0	1	5
Darrel Chaney, S (9, 6) OBP: 0.167, SLG: 0.100										0	0	0	0	0	0	0
Cesar Geronimo, L (1, 8) OBP: 0.304, SLG: 0.286		1-3		BB 1B	4-3 1B IBB	K		G3		4	1	1	0	1	1	0
Ken Griffey, L (1, 9) OBP: 0.333, SLG: 0.389		E6 1B		F8	4-3 1-2 2-3 3-H	1B 2B		G3		5	1	1	1	0	0	3
John Vukovich, R (1, 5) OBP: 0.529, SLG: 0.615		FC6-4 1-3 1B		F8	E 1B 1B IBB	1B 1B 2-H 1B		BB		3	2	2	1	2	0	1
Don Gullett, R (1, 1) OBP: 0.375, SLG: 0.286		K		BB 1-2	E 1B 1-2 2-H 3-H 1B	1B 1-2 1B		K		4	1	2	2	1	2	3

TOP

Cincinnati Reds @ San Diego Padres

San Diego Stadium, San Diego, CA

Sun Apr 13 1975, 6:33 AM EDT

Att. 17,622 - Unknown

livebaseballscorecards.com

AB	45
R	10
H	14
RBI	10
BB	5
SO	6
LOB	29

Inning Stats	1	2	3	4	5	6	7	8	9	1B: 10	SF: 0	WP: 0	PA: 50
R	0	0	0	0	7	2	0	0	1	2B: 4	SAC: 0	PB: 0	
E	0	1	0	0	3	0	0	0	0	3B: 0	DP: 0	SB: 1	
K	0	1	1	0	0	1	2	1	0	HR: 0	HBP: 0	CS: 0	
S	4	7	6	4	10	9	7	5	5				
H	1	1	1	1	4	4	0	0	2				
LOB		2		2	2			1					
BB	1	0	0	1	2	0	0	1	0				
P	8	7	6	8	18	9	7	9	5				

PITCHER		IP	WLS	BF	H	R	ER	SO	BB	IBB	HBP	BLK	WP	HR	S	P	ERA	WHIP
Dave Freisleben, R ERA:	(1, 1)	4.2	L	29	7	7	0	2	2	2	0	0	0	0	29	45	0.00	1.929
Rich Folkers, L ERA: 15.43	(5, 1)	1.1		9	5	2	2	1	0	0	0	0	0	0	11	11	13.50	3.750
Danny Frisella, R ERA: 3.0	(7, 1)	3.0		12	2	1	1	3	1	0	0	0	0	0	17	21	3.00	1.000

PITCHER	IP	WLS	BF	H	R	ER	SO	BB	IBB	HBP	BLK	WP	HR	S	P	ERA	WHIP

Batter	1	2	3	4	5	6	7	8	9	AB	R	H	RBI	BB	SO	LOB
Enzo Hernandez, R (1, 6) OBP: 0.267, SLG: 0.400	F7		F8			F4-3			K	4	0	0	0	0	1	1
Bobby Tolan, L (1, 7) OBP: 0.188, SLG: 0.188	F8			K		K			F3	4	0	0	0	0	2	0
Johnny Grubb, L (1, 8) OBP: 0.357, SLG: 0.462	6-3			6-3			F8			3	0	0	0	0	0	0
Dave Winfield, R (1, 9) OBP: 0.200, SLG: 0.231		K		1B			5-3			3	0	1	0	0	1	0
Mike Ivie, R (1, 3)		6-3		6-3			F9			3	0	0	0	0	0	1
Tito Fuentes, S (1, 4) OBP: 0.333, SLG: 0.286		F9			K			5-3		3	0	0	0	0	1	0
Dave Hilton, R (1, 5)			F8		F7			F4-3		3	0	0	0	0	0	0
Randy Hundley, R (1, 2) OBP: 0.400, SLG: 0.333			SH1-4 1B		L6			6-3		3	0	1	0	0	0	0
Dave Freisleben, R (1, 1)			SH1-4 1-2			K			F7	0	0	0	0	0	0	0
Rich Folkers, L (5, 1)										0	0	0	0	0	0	0
Dick Sharon, R (6, PH)										1	0	0	0	0	1	0
Danny Frisella, L (7, 1)										0	0	0	0	0	0	0
John Scott, R (9, PH)										1	0	0	0	0	0	0
Inning Stats	R: 0 E: 0 K: 0 S: 3 H: 0 LOB: 0 BB: 0 P: 3	R: 0 E: 0 K: 1 S: 5 H: 0 LOB: 0 BB: 0 P: 5	R: 0 E: 0 K: 0 S: 4 H: 1 LOB: 1 BB: 0 P: 4	R: 0 E: 0 K: 1 S: 6 H: 1 LOB: 1 BB: 0 P: 6	R: 0 E: 0 K: 1 S: 5 H: 0 LOB: 0 BB: 0 P: 5	R: 0 E: 0 K: 2 S: 7 H: 0 LOB: 0 BB: 0 P: 7	R: 0 E: 0 K: 0 S: 3 H: 0 LOB: 0 BB: 0 P: 3	R: 0 E: 0 K: 0 S: 3 H: 0 LOB: 0 BB: 0 P: 3	R: 0 E: 0 K: 1 S: 5 H: 0 LOB: 0 BB: 0 P: 5	1B: 2 2B: 0 3B: 0 HR: 0 SF: 0 SAC: 1 DP: 0 HBP: 0						

PITCHER	IP	WLS	BF	H	R	ER	SO	BB	IBB	HBP	BLK	WP	HR	S	P	ERA	WHIP
Don Gullett, L (1, 1) ERA: 0.48	9.0	W	29	2	0	0	6	0	0	0	0	0	0	41	41	0.00	0.222

PITCHER	IP	WLS	BF	H	R	ER	SO	BB	IBB	HBP	BLK	WP	HR	S	P	ERA	WHIP

BOTTOM

Cincinnati Reds @ San Diego Padres

San Diego Stadium, San Diego, CA

Sun Apr 13 1975, 6:33 AM EDT

Att. 17,622 - Unknown

livebaseballscorecards.com

AB	28
R	0
H	2
RBI	0
BB	0
SO	6
LOB	2

PB: 0
SB: 0
CS: 0

PA: 29

Batter	1	2	3	4	5	6	7	8	9	AB	R	H	RBI	BB	SO	LOB
Enzo Hernandez, R (1, 6) OBP: 0.316, SLG: 0.389	B B B B 4-0 2B BB	x 0-0 ② 5-3	S S S 0-3 ③ K	x 0-0 SH1-3 1B 1B						3	2	1	0	1	1	1
Bobby Tolan, L (1, 7) OBP: 0.263, SLG: 0.278	x 0-0 ① 1-H 2B	B B B B 4-0 BB	x 0-0 ① L6	x 0-0 ① SH1-3 1-2						2	0	1	1	1	0	0
Johnny Grubb, L (1, 8) OBP: 0.333, SLG: 0.471	x 0-0 ② 1-3	x 0-0 ③ F7	x 0-0 1B 2B	x 0-0 ② 6-3						4	1	1	0	0	0	3
Willie McCovey, L (1, 3) OBP: 0.364, SLG: 0.455 Hector Torres, R (7, 5) OBP: 0.750, SLG: 0.750	x 0-0 ③ G3	x 0-0 1B	x 0-0 ② L9	x 0-0 2-H 1B						3 1	0 0	1 1	0 1	0 0	0 0	1 0
Dave Winfield, R (1, 9) OBP: 0.211, SLG: 0.235	x 0-0 ① 5-3	x 0-0 ① F9	x 0-0 2-H S 1B	x 0-0 ③ 5-3						4	0	1	1	0	0	2
Mike Ivie, R (1, 5) (7, 3)	x 0-0 ② L7	x 0-0 ② F2	x 0-0 ③ 6-3 1-2	x 0-0 ① 5-3						4	0	0	0	0	0	2
Tito Fuentes, S (1, 4) OBP: 0.316, SLG: 0.278	x 0-0 ③ 4-3	x 0-0 ③ F7	x 0-0 ① 6-3	x 0-0 CS 1B						4	0	1	0	0	0	1
Randy Hundley, R (1, 2) OBP: 0.357, SLG: 0.385	x 0-0 SH5-4 2B	x 0-0 ① 5-3	x 0-0 ② 5-3	S S S 0-3 ②③ K 1-2						4	0	1	0	0	1	1
Sonny Siebert, R (1, 1) Dave Tomlin, L (6, 1) Dick Sharon, R (7, PH) Bill Greif, R (7, 1)	x 0-0 ① SH5-4 2-3	x 0-0 ② 6-3	x 0-0 ③ F8							1 0 1 0	0 0 0 0	0 0 0 0	0 0 0 0	0 0 0 0	0 0 0 0	0 0 0 0
Inning Stats	R: 1 H: 1 E: 0 LOB: 0 K: 0 BB: 1 S: 3 P: 7	R: 0 H: 0 E: 0 LOB: 0 K: 0 BB: 0 S: 3 P: 3	R: 0 H: 1 E: 0 LOB: 2 K: 0 BB: 1 S: 4 P: 8	R: 0 H: 1 E: 0 LOB: 1 K: 0 BB: 0 S: 4 P: 4	R: 0 H: 0 E: 0 LOB: 0 K: 1 BB: 0 S: 5 P: 5	R: 1 H: 2 E: 0 LOB: 1 K: 0 BB: 0 S: 5 P: 5	R: 0 H: 0 E: 0 LOB: 0 K: 0 BB: 0 S: 3 P: 3	R: 1 H: 2 E: 0 LOB: 1 K: 0 BB: 0 S: 5 P: 5	R: 0 H: 1 E: 0 LOB: 1 K: 1 BB: 0 S: 5 P: 5	1B: 5 SF: 0 2B: 4 SAC: 2 3B: 0 DP: 1 HR: 0 HBP: 0						WP: 0 PA: 35 PB: 0 SB: 1 CS: 1	

San Diego Padres @ San Francisco Giants

Candlestick Park, San Francisco, CA

Mon Apr 14 1975, 6:33 AM EDT

Att. 987 - Unknown

TOP

livebaseballscorecards.com

AB	31
R	3
H	8
RBI	3
BB	2
SO	2
LOB	11

PITCHER		IP	WLS	BF	H	R	ER	SO	BB	IBB	HBP	BLK	WP	HR	S	P	ERA	WHIP
Jim Barr, R ERA: 1.13	(1, 1)	6.0	L	24	5	2	2	1	2	0	0	0	0	0	24	32	3.00	1.167
Gary Lavelle, L ERA: 2.45	(7, 1)	2.0		8	2	1	1	0	0	0	0	0	0	0	8	8	4.50	1.000
Dave Heaverlo, R ERA:	(9, 1)	1.0		3	1	0	0	1	0	0	0	0	0	0	5	5	0.00	1.000

PITCHER		IP	WLS	BF	H	R	ER	SO	BB	IBB	HBP	BLK	WP	HR	S	P	ERA	WHIP

Batter	1	2	3	4	5	6	7	8	9	AB	R	H	RBI	BB	SO	LOB
Garry Maddox, R (1, 8) OBP: 0.200, SLG: 0.167	F8		F7			FC5 1B 1-2 2-3f		6-3		4	0	0	0	0	0	2
Derrel Thomas, S (1, 4) OBP: 0.280, SLG: 0.417	BB			4-3		L1-3 1B 1-2 2-3		1B		3	0	2	0	1	0	0
Bobby Murcer, L (1, 9) OBP: 0.417, SLG: 0.571	L9			F9		L1-3 1-2		4-3		4	0	0	0	0	0	5
Gary Matthews, R (1, 7) OBP: 0.417, SLG: 0.714	F9			K			5-3		HR	4	1	1	1	0	1	1
Ed Goodson, L (1, 3) OBP: 0.250, SLG: 0.571		F7			F9		4-3		4-3	4	0	0	0	0	0	0
Chris Speier, R (1, 6) OBP: 0.238, SLG: 0.286		F4			F7		BB 1B		L6	4	0	1	0	0	0	0
Mike Phillips, L (1, 5) OBP: 0.429, SLG: 0.200		4-1			F4		BB 1-2		F7	3	0	0	0	1	0	0
Dave Rader, L (1, 2) OBP: 0.182, SLG: 0.182			F8			FC5 1B	L9			2	0	1	0	0	0	0
Horace Speed, R (6, PR)										0	0	0	0	0	0	0
Marc Hill, R (7, 2) OBP: 0.300, SLG: 0.700										1	0	0	0	0	0	2
Jim Barr, R (1, 1)										1	0	0	0	0	1	0
Von Joshua, L (6, PH) OBP: 0.333, SLG: 0.500			K			1B FC5 1-2		G3		1	0	1	0	0	0	0
Gary Lavelle, S (7, 1)										0	0	0	0	0	0	0
Gary Thomasson, L (8, PH)										1	0	0	0	0	0	0
Dave Heaverlo, R (9, 1)										0	0	0	0	0	0	0
Inning Stats	R: 0 E: 0 K: 0 S: 3 H: 0 LOB: 1 BB: 1 P: 7	R: 0 E: 0 K: 0 S: 3 H: 0 LOB: 0 BB: 0 P: 3	R: 0 E: 0 K: 1 S: 5 H: 0 LOB: 0 BB: 0 P: 5	R: 0 E: 0 K: 1 S: 5 H: 0 LOB: 0 BB: 0 P: 5	R: 0 E: 0 K: 0 S: 3 H: 0 LOB: 0 BB: 0 P: 3	R: 0 E: 0 K: 0 S: 5 H: 3 LOB: 2 BB: 0 P: 5	R: 0 E: 0 K: 0 S: 4 H: 1 LOB: 2 BB: 1 P: 8	R: 0 E: 0 K: 0 S: 4 H: 1 LOB: 1 BB: 0 P: 4	R: 1 E: 0 K: 0 S: 4 H: 1 LOB: 0 BB: 0 P: 4	1B: 5 2B: 1 3B: 0 HR: 1	SF: 0 SAC: 0 DP: 1 HBP: 0						

PITCHER	IP	WLS	BF	H	R	ER	SO	BB	IBB	HBP	BLK	WP	HR	S	P	ERA	WHIP
Sonny Siebert, R (1, 1) ERA:	5.1	W	20	3	0	0	2	1	0	0	0	0	0	23	27	0.00	0.750
Dave Tomlin, L (6, 1) ERA:	0.2		1	0	0	0	0	0	0	0	0	0	0	1	1	0.00	0.000
Bill Greif, R (7, 1) ERA: 2.7	3.0	S	13	3	1	1	0	1	0	0	0	0	1	12	16	3.00	1.333

PITCHER	IP	WLS	BF	H	R	ER	SO	BB	IBB	HBP	BLK	WP	HR	S	P	ERA	WHIP

BOTTOM

San Diego Padres @ San Francisco Giants

Candlestick Park, San Francisco, CA

Mon Apr 14 1975, 6:33 AM EDT

Att. 987 - Unknown

livebaseballscorecards.com

AB	32
R	1
H	6
RBI	1
BB	2
SO	2
LOB	10

Batter	1	2	3	4	5	6	7	8	9	AB	R	H	RBI	BB	SO	LOB
Enzo Hernandez, R (1, 6) OBP: 0.375, SLG: 0.409	E3 1B		K			E5 SH1-3		BB 1B 1-3	1B	4	1	2	0	1	1	0
Bobby Tolan, L (1, 7) OBP: 0.304, SLG: 0.318	6-3			3-1		SH1-3 1-2		1B HBP FC6-2 1-3 3-H 1B	BB 1-3 1B	4	0	2	1	0	0	1
Johnny Grubb, L (1, 8) OBP: 0.348, SLG: 0.400	K			6-3		F6		FC6-2 1-2 HBP	BB 1-2	3	0	0	0	1	1	2
Willie McCovey, L (1, 3) OBP: 0.333, SLG: 0.400 Hector Torres, R (8, PR) OBP: 0.600, SLG: 0.600 (8, 5)	5-3			F5		4-3		FC6-2 1-2 2-3 3-H 1B	3-1	4 1	0 0	1 0	1 0	0 0	0 0	2 3
Dave Winfield, R (1, 9) OBP: 0.217, SLG: 0.238		G4-3 1B			K		L8	FC6-2 1-2 2-3 3-Hf		4	0	1	0	0	1	3
Mike Ivie, R (1, 5) OBP: 0.067, SLG: 0.067 (8, 3)		G4-3 1-2f			F9 1B		F9	K		4	0	1	0	0	1	4
Tito Fuentes, S (1, 4) OBP: 0.348, SLG: 0.318		F7			1-2 1B		1B	F8		4	0	2	0	0	0	3
Fred Kendall, R (1, 2) OBP: 0.111, SLG: 0.111			K		F9 2-3		F8		F2	4	0	0	0	0	1	3
Randy Jones, R (1, 1) OBP: 0.200, SLG: 0.200 Glenn Beckert, R (8, PH) OBP: 0.500, SLG: 0.444 John Scott, R (8, PR) Dave Tomlin, L (8, 1) Danny Frisella, L (9, 1)			K		K			E4 S 1B	K	2 1 0 1 0	0 0 1 0 0	0 0 0 0 0	0 0 0 0 0	2 0 0 1 0	2 0 0 0 0	2 0 0 0 0
Inning Stats	R: 0 E: 1 K: 1 S: 6 H: 1 LOB: 1 BB: 0 P: 6	R: 0 E: 0 K: 0 S: 3 H: 1 LOB: 0 BB: 0 P: 3	R: 0 E: 0 K: 3 S: 9 H: 0 LOB: 0 BB: 0 P: 9	R: 0 E: 0 K: 0 S: 3 H: 0 LOB: 0 BB: 0 P: 3	R: 0 E: 0 K: 2 S: 9 H: 2 LOB: 2 BB: 0 P: 9	R: 0 E: 1 K: 0 S: 4 H: 0 LOB: 1 BB: 0 P: 4	R: 0 E: 0 K: 0 S: 4 H: 1 LOB: 1 BB: 0 P: 4	R: 2 E: 1 K: 1 S: 8 H: 2 LOB: 3 BB: 1 P: 13	R: 0 E: 0 K: 1 S: 7 H: 2 LOB: 3 BB: 1 P: 11	1B: 9 2B: 0 3B: 0 HR: 0	SF: 0 SAC: 1 DP: 1 HBP: 1					

PITCHER		IP	WLS	BF	H	R	ER	SO	BB	IBB	HBP	BLK	WP	HR	S	P	ERA	WHIP
Mike Caldwell, L ERA: 3.14	(1, 1)	7.0	L	30	6	2	1	6	1	0	1	0	0	0	40	45	1.29	1.000
Gary Lavelle, L ERA: 2.45	(8, 1)	0.0		1	1	0	0	0	0	0	0	0	0	0	1	1	∞	∞
Randy Moffitt, R ERA:	(8, 1)	1.0		3	0	0	0	1	0	0	0	0	0	0	5	5	0.00	0.000
Charlie Williams, R ERA: 1.5	(9, 1)	1.0		6	2	0	0	1	1	0	0	0	0	0	7	11	0.00	3.000

PITCHER	IP	WLS	BF	H	R	ER	SO	BB	IBB	HBP	BLK	WP	HR	S	P	ERA	WHIP

TOP

San Diego Padres @ San Francisco Giants

Candlestick Park, San Francisco, CA

Tue Apr 15 1975, 10:05 PM EDT

Att. 1,965 - Unknown

livebaseballscorecards.com

AB	36
R	2
H	9
RBI	2
BB	2
SO	8
LOB	23

Batter	1	2	3	4	5	6	7	8	9	AB	R	H	RBI	BB	SO	LOB
Garry Maddox, R (1, 8) OBP: 0.167, SLG: 0.136	E5 5-3 3-1		5-3			6-3		K		4	1	0	0	0	1	1
Derrel Thomas, S (1, 4) OBP: 0.241, SLG: 0.357	5-3 2-3		6-3			K			6-3	4	0	0	0	0	1	1
Bobby Murcer, L (1, 9) OBP: 0.357, SLG: 0.480	3-1 3-H			1-3		4-3			F9	4	0	0	1	0	0	0
Gary Matthews, R (1, 7) OBP: 0.393, SLG: 0.640	K			F9			F8		1B	4	0	1	0	0	1	0
Ed Goodson, L (1, 3) OBP: 0.250, SLG: 0.455		1-3		6-3			6-3		FC6-4 1-2	4	0	1	0	0	0	0
Gary Thomasson, L (9, PR)										0	0	0	0	0	0	0
Chris Speier, R (1, 6) OBP: 0.240, SLG: 0.280		1B			L4		F9		FC6-4 1-2f	4	0	1	0	0	0	2
Steve Ontiveros, S (1, 5) OBP: 0.118, SLG: 0.118		F9			K			4-3		3	0	0	0	0	1	1
Marc Hill, R (1, 2) OBP: 0.385, SLG: 0.692		K			1B			1B		3	0	2	0	0	1	1
Von Joshua, L (8, PR) OBP: 0.333, SLG: 0.500										0	0	0	0	0	0	0
Dave Rader, L (9, 2) OBP: 0.182, SLG: 0.182										0	0	0	0	0	0	0
Mike Caldwell, R (1, 1)			K		F9			F8		2	0	0	0	0	1	1
Gary Lavelle, S (8, 1)										0	0	0	0	0	0	0
Randy Moffitt, R (8, 1)										0	0	0	0	0	0	0
Chris Arnold, R (8, PH)										1	0	0	0	0	0	1
Charlie Williams, R (9, 1)										0	0	0	0	0	0	0
Inning Stats	R: 1 E: 1 K: 1 S: 6 H: 0 LOB: 0 BB: 0 P: 6	R: 0 E: 0 K: 1 S: 6 H: 1 LOB: 1 BB: 0 P: 6	R: 0 E: 0 K: 1 S: 5 H: 0 LOB: 0 BB: 0 P: 5	R: 0 E: 0 K: 0 S: 3 H: 0 LOB: 0 BB: 0 P: 3	R: 0 E: 0 K: 1 S: 6 H: 1 LOB: 1 BB: 0 P: 6	R: 0 E: 0 K: 1 S: 5 H: 0 LOB: 0 BB: 0 P: 5	R: 0 E: 0 K: 0 S: 3 H: 0 LOB: 0 BB: 0 P: 3	R: 0 E: 0 K: 1 S: 6 H: 1 LOB: 1 BB: 0 P: 6	R: 0 E: 0 K: 0 S: 5 H: 2 LOB: 2 BB: 0 P: 5	1B: 5 2B: 0 3B: 0 HR: 0 SF: 0 SAC: 0 DP: 0 HBP: 0						

PITCHER		IP	WLS	BF	H	R	ER	SO	BB	IBB	HBP	BLK	WP	HR	S	P	ERA	WHIP
Randy Jones, L ERA:	(1, 1)	7.0	W	24	2	1	0	5	0	0	0	0	0	0	34	34	0.00	0.286
Dave Tomlin, L ERA:	(8, 1)	1.2		8	3	0	0	1	0	0	0	0	0	0	10	10	0.00	1.800
Danny Frisella, R ERA: 2.7	(9, 1)	0.1	S	1	0	0	0	0	0	0	0	0	0	0	1	1	0.00	0.000

PITCHER	IP	WLS	BF	H	R	ER	SO	BB	IBB	HBP	BLK	WP	HR	S	P	ERA	WHIP

BOTTOM

San Diego Padres @ San Francisco Giants

Candlestick Park, San Francisco, CA

Tue Apr 15 1975, 10:05 PM EDT

Att. 1,965 - Unknown

livebaseballscorecards.com

AB	33
R	1
H	5
RBI	1
BB	0
SO	6
LOB	8

PA: 33

Batter	1	2	3	4	5	6	7	8	9	AB	R	H	RBI	BB	SO	LOB
Enzo Hernandez, R (1, 6) OBP: 0.357, SLG: 0.360	B B B B 4-0 3-1 E BB		x 0-0 ② F9		x 0-0 ③ F8		x 0-0 ③ F8		S S S 0-3 ② K	3	0	0	0	1	0	3
Fred Kendall, R (9, PH) OBP: 0.100, SLG: 0.100										1	0	0	0	0	1	2
Bobby Tolan, L (1, 7) OBP: 0.286, SLG: 0.296	x 0-0 ① 3-1 1-3		x 0-0 ③ G3			x 0-0 ① F8		x 0-0 ① G3	x 0-0 1-2 2-3 1B	5	0	1	0	0	0	2
Johnny Grubb, L (1, 8) OBP: 0.286, SLG: 0.320	x 0-0 ② F5			S S S 0-3 ① K		x 0-0 ② F7		x 0-0 ② 4-3	x 0-0 ③ 1-3	5	0	0	0	0	1	4
Willie McCovey, L (1, 3) OBP: 0.368, SLG: 0.444	x 0-0 ③ F6			S S S 0-3 ② K		x 0-0 2B		B B B B 4-0 BB		3	0	1	0	1	1	1
Dave Winfield, R (1, 9) OBP: 0.296, SLG: 0.261		x 0-0 G1-6-3 1B		B B B B 4-0 S BB		x 0-0 ③ 6-3		B B B B 4-0 1-2 BB		2	0	1	0	2	0	1
Mike Ivie, R (1, 5) OBP: 0.105, SLG: 0.263		x 0-0 ① ② G1-6-3 1-2f		x 0-0 ③ F9 1-2			x 0-0 HR	S S S 0-3 ③ K		4	1	1	1	0	1	4
Tito Fuentes, S (1, 4) OBP: 0.407, SLG: 0.360		x 0-0 CS 1B			x 0-0 ① 4-3		B B B B 4-0 BB		x 0-0 1B 1B 1B	3	0	2	0	1	0	0
Randy Hundley, R (1, 2) OBP: 0.333, SLG: 0.353		x 0-0 ③ CS 1-2	x 0-0 1B		x 0-0 E5		x 0-0 ① F3		S S S 0-3 ① K	4	0	1	0	0	1	2
Dan Spillner, R (1, 1) Rich Folkers, L (5, 1) Gene Locklear, L (7, PH) Alan Foster, R (7, 1) Dave Tomlin, L (7, 1) Bill Greif, R (8, 1) Glenn Beckert, R (9, PH) OBP: 0.545, SLG: 0.500 John Scott, R (9, PR)			S S S 0-3 ① K		S S S 0-3 ② K		x 0-0 ② F9		x 0-0 1B 1-2 1B	2 0 1 0 0 0 0 1	0 0 0 0 0 0 0 0	0 0 0 0 0 0 1 0	0 0 0 0 0 0 0 1	0 0 0 0 0 0 0 0	2 0 0 0 0 0 0 0	2 0 1 0 0 0 0 0
Inning Stats	R: 0 H: 0 E: 1 LOB: 1 K: 0 BB: 1 S: 3 P: 7	R: 0 H: 2 E: 0 LOB: 0 K: 0 BB: 0 S: 3 P: 3	R: 0 H: 1 E: 0 LOB: 1 K: 1 BB: 0 S: 6 P: 6	R: 0 H: 0 E: 0 LOB: 1 K: 2 BB: 1 S: 7 P: 11	R: 0 H: 0 E: 1 LOB: 1 K: 1 BB: 0 S: 6 P: 6	R: 0 H: 1 E: 0 LOB: 1 K: 0 BB: 0 S: 4 P: 4	R: 1 H: 1 E: 0 LOB: 1 K: 0 BB: 1 S: 4 P: 8	R: 0 H: 0 E: 0 LOB: 2 K: 1 BB: 2 S: 5 P: 13	R: 0 H: 3 E: 0 LOB: 3 K: 2 BB: 0 S: 10 P: 10	1B: 6 SF: 0 2B: 1 SAC: 0 3B: 0 DP: 1 HR: 1 HBP: 0						

PITCHER		IP	WLS	BF	H	R	ER	SO	BB	IBB	HBP	BLK	WP	HR	S	P	ERA	WHIP
John D'Acquisto, R ERA: 4.63	(1, 1)	7.2	W	32	5	1	1	4	5	0	0	0	0	1	35	55	1.17	1.304
Randy Moffitt, R ERA:	(8, 1)	1.1		7	3	0	0	3	0	0	0	0	0	0	13	13	0.00	2.250

PITCHER	IP	WLS	BF	H	R	ER	SO	BB	IBB	HBP	BLK	WP	HR	S	P	ERA	WHIP

TOP

San Diego Padres @ San Francisco Giants

Candlestick Park, San Francisco, CA

Wed Apr 16 1975, 6:33 AM EDT

Att. 1,343 - Unknown

livebaseballscorecards.com

AB	34
R	1
H	8
RBI	1
BB	5
SO	7
LOB	22

WP: 0 PA: 40
PB: 0
SB: 1
CS: 1

Batter	1	2	3	4	5	6	7	8	9	AB	R	H	RBI	BB	SO	LOB
Von Joshua, L (1, 8) OBP: 0.300, SLG: 0.444	F5		G3		SF7 3-H		S 2B 1B	SH1-3 1-2 2-3		3	1	1	1	0	0	0
Mike Phillips, L (1, 4) OBP: 0.250, SLG: 0.100	F7		G3		L9		K 1-2	1-3		5	0	0	0	0	1	5
Bobby Murcer, L (1, 9) OBP: 0.424, SLG: 0.586 Horace Speed, R (9, 9)	1B			F4	WP 1-H 2-H 3B		2B IBB	1B 2-3 3-H		4 0	1 0	3 0	3 0	1 0	0 0	0 0
Gary Matthews, R (1, 7) OBP: 0.394, SLG: 0.621	1-3			L9	S E BB		2B 1-3 2-H	K		4	1	1	1	1	1	3
Ed Goodson, L (1, 3) OBP: 0.375, SLG: 0.462		4-3		FC6-4 1B	WP 1-2 BB		IBB			2	0	1	0	2	0	0
Chris Speier, R (1, 6) OBP: 0.207, SLG: 0.241		1-3		FC6-4 1-2f	F4 1-2 2-H 3-H		K			4	0	0	0	0	1	5
Steve Ontiveros, S (1, 5) OBP: 0.190, SLG: 0.200		BB			1B SF7 2B	1-3	F3			3	1	1	0	1	0	3
Dave Rader, L (1, 2) OBP: 0.267, SLG: 0.267		K			BB 3B 2-3 1B	F8		SH1-3 1B 1B		4	2	2	0	0	1	1
John D'Acquisto, R (1, 1) Randy Moffitt, R (8, 1) OBP: 1.000, SLG: 1.000			K		3B 1-2 BB	K		1B SH1-3 1-2 1B		2 1	1 0	0 1	0 0	1 0	2 0	0 0
Inning Stats	R: 0 E: 0 K: 0 S: 4 H: 1 LOB: 1 BB: 0 P: 4	R: 0 E: 0 K: 1 S: 5 H: 0 LOB: 1 BB: 1 P: 9	R: 0 E: 0 K: 1 S: 5 H: 0 LOB: 0 BB: 0 P: 5	R: 0 E: 0 K: 0 S: 4 H: 1 LOB: 1 BB: 0 P: 4	R: 5 E: 0 K: 0 S: 6 H: 3 LOB: 1 BB: 3 P: 18	R: 0 E: 0 K: 1 S: 5 H: 0 LOB: 0 BB: 0 P: 5	R: 1 E: 0 K: 2 S: 9 H: 2 LOB: 3 BB: 2 P: 17	R: 1 E: 0 K: 1 S: 8 H: 3 LOB: 2 BB: 0 P: 8		1B: 7 2B: 2 3B: 1 HR: 0 SF: 1 SAC: 1 DP: 0 HBP: 0				WP: 1 PB: 0 SB: 2 CS: 0 PA: 40		

PITCHER		IP	WLS	BF	H	R	ER	SO	BB	IBB	HBP	BLK	WP	HR	S	P	ERA	WHIP
Dan Spillner, R ERA: 3.95	(1, 1)	4.2	L	22	5	5	4	2	3	0	0	0	0	0	23	35	7.71	1.714
Rich Folkers, L ERA: 9.82	(5, 1)	1.1		5	0	0	0	1	1	0	0	0	1	0	6	10	0.00	0.750
Alan Foster, R ERA: 13.5	(7, 1)	0.2		6	2	1	1	2	0	2	0	0	0	0	8	16	13.50	3.000
Dave Tomlin, L ERA: 1.8	(7, 1)	1.0		6	3	1	1	0	0	0	0	0	0	0	6	6	9.00	3.000
Bill Greif, R ERA: 2.45	(8, 1)	0.1		1	0	0	0	1	0	0	0	0	0	0	3	3	0.00	0.000

PITCHER	IP	WLS	BF	H	R	ER	SO	BB	IBB	HBP	BLK	WP	HR	S	P	ERA	WHIP

BOTTOM

San Diego Padres @ San Francisco Giants

Candlestick Park, San Francisco, CA

Wed Apr 16 1975, 6:33 AM EDT

Att. 1,343 - Unknown

livebaseballscorecards.com

AB	32
R	7
H	10
RBI	5
BB	6
SO	6
LOB	17

Batter	1	2	3	4	5	6	7	8	9	AB	R	H	RBI	BB	SO	LOB
Enzo Hernandez, R (1, 6) OBP: 0.344, SLG: 0.345	F9		4-3			K		G3 S 1B		4	0	1	0	0	1	0
Bobby Tolan, L (1, 7) OBP: 0.250, SLG: 0.258	1-3		3-1			B1-3		G3 1-3		4	0	0	0	0	0	1
Johnny Grubb, L (1, 8) OBP: 0.281, SLG: 0.310	F8			F7			E S 1B 1B	F7		4	1	1	0	0	0	1
Willie McCovey, L (1, 3) OBP: 0.318, SLG: 0.381 Hector Torres, R (7, 5) OBP: 0.500, SLG: 0.500		F9		K			F8 1-3		K	3 1	0 0	0 0	0 0	0 0	1 1	1 0
Dave Winfield, R (1, 9) OBP: 0.355, SLG: 0.423		1B SF9 1B		K			B B B B 1B FC3-2 BB		HR	3	2	2	1	1	1	0
Mike Ivie, R (1, 5) (7, 3) OBP: 0.174, SLG: 0.304		1B 1-3 1B 1B			F9		1-3 3-H 1B		F7	4	0	2	1	0	0	0
Tito Fuentes, S (1, 4) OBP: 0.387, SLG: 0.357		SF9 3-H			G4-3 1B		FC3-2 3-H		L7	3	0	1	1	0	0	2
Fred Kendall, R (1, 2) OBP: 0.154, SLG: 0.154		1-H 1B			G4-3 1-2f		F4			3	0	1	0	0	0	3
Joe McIntosh, S (1, 1) Dave Tomlin, L (9, 1)			F8			5-3		4-3		3 0	0 0	0 0	0 0	0 0	0 0	0 0
Inning Stats	R: 0 E: 0 K: 0 S: 3 H: 0 LOB: 0 BB: 0 P: 3	R: 1 E: 0 K: 0 S: 5 H: 3 LOB: 2 BB: 0 P: 5	R: 0 E: 0 K: 0 S: 3 H: 0 LOB: 0 BB: 0 P: 3	R: 0 E: 0 K: 2 S: 7 H: 0 LOB: 0 BB: 0 P: 7	R: 0 E: 0 K: 0 S: 3 H: 1 LOB: 0 BB: 0 P: 3	R: 0 E: 0 K: 1 S: 5 H: 0 LOB: 0 BB: 0 P: 5	R: 1 E: 0 K: 0 S: 5 H: 2 LOB: 2 BB: 1 P: 9	R: 0 E: 0 K: 0 S: 4 H: 1 LOB: 1 BB: 0 P: 4	R: 1 E: 0 K: 1 S: 6 H: 1 LOB: 0 BB: 0 P: 6	1B: 7 2B: 0 3B: 0 HR: 1 SF: 1 SAC: 0 DP: 1 HBP: 0						

TOP

San Diego Padres @ Atlanta Braves

Atlanta-Fulton County Stadium, Atlanta, GA

Fri Apr 18 1975, 7:05 PM EDT

Att. 5,954 - Unknown

livebaseballscorecards.com

AB	32
R	3
H	8
RBI	3
BB	1
SO	4
LOB	8

WP: 0 PB: 0 SB: 2 CS: 0 PA: 34

PITCHER		IP	WLS	BF	H	R	ER	SO	BB	IBB	HBP	BLK	WP	HR	S	P	ERA	WHIP
Ron Reed, R ERA: 5.89	(1, 1)	8.0	L	30	7	2	2	3	1	0	0	0	0	0	35	39	2.25	1.000
Roric Harrison, R ERA: 3.18	(9, 1)	1.0		4	1	1	1	1	0	0	0	0	0	1	6	6	9.00	1.000

PITCHER		IP	WLS	BF	H	R	ER	SO	BB	IBB	HBP	BLK	WP	HR	S	P	ERA	WHIP

Batter	1	2	3	4	5	6	7	8	9	AB	R	H	RBI	BB	SO	LOB
Ralph Garr, L (1, 7) OBP: 0.383, SLG: 0.366	4-3		L7		IBB			F8		3	0	0	0	1	0	0
Marty Perez, R (1, 4) OBP: 0.214, SLG: 0.154	F8			L7	F3			L7		4	0	0	0	0	0	2
Darrell Evans, L (1, 5) OBP: 0.348, SLG: 0.537	2-3			K		4-3			F2	4	0	0	0	0	1	0
Mike Lum, L (1, 3) OBP: 0.261, SLG: 0.233		F7		BLK 1B		F5			1B 2B	4	0	2	0	0	0	0
Dusty Baker Jr., R (1, 9) OBP: 0.273, SLG: 0.351		K		K 1-2		5-3			F3	4	0	0	0	0	2	2
Rowland Office, L (1, 8) OBP: 0.295, SLG: 0.268		FC5-4 1B			E3 FC6-4		4-3		2-3 1B	4	0	2	0	0	0	0
Vic Correll, R (1, 2) Dave May, L (9, PH) Cito Gaston, R (9, PH)		FC5-4 1-2f			K		F7		K	3 0 1	0 0 0	0 0 0	0 0 0	0 0 0	1 0 1	2 0 2
Larvell Blanks, R (1, 6) OBP: 0.206, SLG: 0.182			1-3		FC6-4 1-2f 2B		F7			3	1	0	0	0	0	1
Ron Reed, R (1, 1) Frank Tepedino, L (8, PH) Roric Harrison, R (9, 1) OBP: 0.200, SLG: 0.400			1-3		1-H 2B			6-3		2 1 0	0 0 0	1 0 0	1 0 0	0 0 0	0 0 0	0 0 0
Inning Stats	R: 0 H: 0 E: 0 LOB: 0 K: 0 BB: 0 S: 3 P: 3	R: 0 H: 1 E: 0 LOB: 1 K: 1 BB: 0 S: 6 P: 6	R: 0 H: 0 E: 0 LOB: 0 K: 0 BB: 0 S: 3 P: 3	R: 0 H: 1 E: 0 LOB: 1 K: 2 BB: 0 S: 8 P: 8	R: 1 H: 1 E: 1 LOB: 2 K: 1 BB: 1 S: 7 P: 11	R: 0 H: 0 E: 0 LOB: 0 K: 0 BB: 0 S: 3 P: 3	R: 0 H: 0 E: 0 LOB: 0 K: 0 BB: 0 S: 3 P: 3	R: 0 H: 0 E: 0 LOB: 0 K: 0 BB: 0 S: 3 P: 3	R: 0 H: 2 E: 0 LOB: 2 K: 1 BB: 0 S: 7 P: 7	1B: 3 SF: 0 2B: 2 SAC: 0 3B: 0 DP: 0 HR: 0 HBP: 0						WP: 0 PA: 34 PB: 0 SB: 0 CS: 0	

PITCHER		IP	WLS	BF	H	R	ER	SO	BB	IBB	HBP	BLK	WP	HR	S	P	ERA	WHIP
Joe McIntosh, R ERA: 1.15	(1, 1)	8.2	W	33	5	1	0	4	0	1	0	1	0	0	40	44	0.00	0.577
Dave Tomlin, L ERA: 1.69	(9, 1)	0.1	S	1	0	0	0	1	0	0	0	0	0	0	3	3	0.00	0.000

PITCHER	IP	WLS	BF	H	R	ER	SO	BB	IBB	HBP	BLK	WP	HR	S	P	ERA	WHIP

BOTTOM

San Diego Padres @ Atlanta Braves

Atlanta-Fulton County Stadium, Atlanta, GA

Fri Apr 18 1975, 7:05 PM EDT

Att. 5,954 - Unknown

livebaseballscorecards.com

AB	33
R	1
H	5
RBI	1
BB	1
SO	5
LOB	9

Batter	1	2	3	4	5	6	7	8	9	AB	R	H	RBI	BB	SO	LOB
Enzo Hernandez, R (1, 6) OBP: 0.351, SLG: 0.353	6-3 WP 1B		F8		F7		6-3		G4-6-3 1B	5	0	2	0	0	0	0
Bobby Tolan, L (1, 7) OBP: 0.216, SLG: 0.222	6-3 1-3		K		4-3		F5		F9	5	0	0	0	0	1	2
Johnny Grubb, L (1, 8) OBP: 0.243, SLG: 0.265	L7			F4	G3		F8		G4-6-3 1-2f	5	0	0	0	0	0	1
Willie McCovey, L (1, 3) OBP: 0.360, SLG: 0.391 Hector Torres, R (6, PR) OBP: 0.571, SLG: 0.571 (6, 5)		BBBB 1B 1B G4-6-3 BB		F5		HR 1B		E 1B		2 1	1 2	1 1	0 0	1 0	0 0	0 0
Dave Winfield, R (1, 9) OBP: 0.371, SLG: 0.533		G4-6-3 1B 1-2 1B		E4 1B S 3B		1-H HR		L9		4	2	2	2	0	0	1
Mike Ivie, R (1, 5) OBP: 0.259, SLG: 0.370 (6, 3)		G4-6-3 1-2 2-3 1B		1-3 3B 1B	F9			E7 4-3 1-H 2B 1B		4	2	3	0	0	0	1
Tito Fuentes, S (1, 4) OBP: 0.400, SLG: 0.438		G4-6-3 1-2f 2-3 3-H		1-H 1B 3B	1B			4-3 2-3		4	1	2	2	0	0	3
Fred Kendall, R (1, 2) OBP: 0.235, SLG: 0.294		6-3		FC4-6 3-H 1B	F4			3-H 2B		4	0	2	2	0	0	2
Dave Freisleben, R (1, 1) Bill Greif, R (9, 1)			K	FC4-6 1-2f	L9			1-3		4 0	0 0	0 0	0 0	0 0	1 0	3 0
Inning Stats	R: 0 H: 1 E: 0 LOB: 0 K: 0 BB: 0 S: 3 P: 3	R: 1 H: 2 E: 0 LOB: 1 K: 0 BB: 1 S: 4 P: 8	R: 0 H: 0 E: 0 LOB: 0 K: 2 BB: 0 S: 7 P: 7	R: 3 H: 3 E: 1 LOB: 1 K: 0 BB: 0 S: 7 P: 7	R: 0 H: 0 E: 0 LOB: 0 K: 0 BB: 0 S: 3 P: 3	R: 2 H: 3 E: 0 LOB: 1 K: 0 BB: 0 S: 6 P: 6	R: 0 H: 0 E: 0 LOB: 0 K: 0 BB: 0 S: 3 P: 3	R: 2 H: 3 E: 1 LOB: 1 K: 0 BB: 0 S: 6 P: 6	R: 0 H: 1 E: 0 LOB: 0 K: 0 BB: 0 S: 3 P: 3	1B: 10 SF: 0 2B: 1 SAC: 0 3B: 1 DP: 2 HR: 1 HBP: 0						

PITCHER		IP	WLS	BF	H	R	ER	SO	BB	IBB	HBP	BLK	WP	HR	S	P	ERA	WHIP
Gary Gentry, R ERA: 3.86	(1, 1)	5.0	L	23	8	6	3	2	1	0	0	0	1	1	26	30	5.40	1.800
Roric Harrison, R ERA: 3.12	(6, 1)	3.0		13	4	2	1	0	0	0	0	0	0	0	13	13	3.00	1.333
Tom House, L ERA: 36.0	(9, 1)	1.0		3	1	0	0	0	0	0	0	0	0	0	3	3	0.00	1.000

PITCHER	IP	WLS	BF	H	R	ER	SO	BB	IBB	HBP	BLK	WP	HR	S	P	ERA	WHIP

TOP

San Diego Padres @ Atlanta Braves

Atlanta-Fulton County Stadium, Atlanta, GA

Sat Apr 19 1975, 3:33 AM EDT

Att. 4,714 - Unknown

livebaseballscorecards.com

AB	38
R	8
H	13
RBI	6
BB	1
SO	2
LOB	13

WP: 1	PA: 39
PB: 0	
SB: 1	
CS: 0	

Batter	1	2	3	4	5	6	7	8	9	AB	R	H	RBI	BB	SO	LOB
Ralph Garr, L (1, 7) OBP: 0.373, SLG: 0.378	F7		4-3 2-3			F7		2B		4	0	1	0	0	0	1
Marty Perez, R (1, 4) OBP: 0.261, SLG: 0.190	1B		3-H 1B			BBBB 4-0 G3-6-3 BB		SSS 0-3 K		3	0	2	1	1	1	1
Darrell Evans, L (1, 5) OBP: 0.320, SLG: 0.489	F3		F8			G3-6-3 1-2f		G3		4	0	0	0	0	0	4
Mike Lum, L (1, 3) OBP: 0.240, SLG: 0.213	F8			4-3			L3		F8	4	0	0	0	0	0	1
Dusty Baker Jr., R (1, 9) OBP: 0.271, SLG: 0.415		F8		F3			F7		HR	4	1	1	1	0	0	0
Rowland Office, L (1, 8) OBP: 0.313, SLG: 0.289		F6		6-3			1B 1B		BB 1B	4	0	2	0	0	0	0
Vic Correll, R (1, 2) OBP: 0.238, SLG: 0.256		F2			F7		1-2 1B		BBBB 4-0 1-2 BB	3	0	1	0	1	0	0
Larvell Blanks, R (1, 6) OBP: 0.211, SLG: 0.167			BBBB 4-0 4-3 SH3 1B BB		L7		F8		F8	3	1	0	0	1	0	4
Gary Gentry, R (1, 1) Roric Harrison, R (6, 1) Frank Tepedino, L (8, PH) Tom House, L (9, 1) Dave May, L (9, PH)			SH3 1-2		SSS 0-3 K			SSS 0-3 K	4-3	1 0 1 0 1	0 0 0 0 0	0 0 0 0 0	0 0 0 0 0	1 0 1 0 0	0 0 0 0 0	0 0 0 0 2
Inning Stats	R: 0 E: 0 K: 0 S: 4 H: 1 LOB: 1 BB: 0 P: 4	R: 0 E: 0 K: 0 S: 3 H: 0 LOB: 0 BB: 0 P: 3	R: 1 E: 0 K: 0 S: 4 H: 1 LOB: 1 BB: 1 P: 8	R: 0 E: 0 K: 0 S: 3 H: 0 LOB: 0 BB: 0 P: 3	R: 0 E: 0 K: 1 S: 5 H: 0 LOB: 0 BB: 0 P: 5	R: 0 E: 0 K: 0 S: 2 H: 0 LOB: 0 BB: 1 P: 6	R: 0 E: 0 K: 0 S: 5 H: 2 LOB: 2 BB: 0 P: 5	R: 0 E: 0 K: 2 S: 8 H: 1 LOB: 1 BB: 0 P: 8	R: 1 E: 0 K: 0 S: 5 H: 2 LOB: 2 BB: 1 P: 9	1B: 5 2B: 1 3B: 0 HR: 1	SF: 0 SAC: 1 DP: 1 HBP: 0						

PITCHER	IP	WLS	BF	H	R	ER	SO	BB	IBB	HBP	BLK	WP	HR	S	P	ERA	WHIP
Dave Freisleben, R (1, 1) ERA: 1.38	8.1	W	34	7	2	2	3	3	0	0	0	0	1	37	49	2.16	1.200
Bill Greif, R (9, 1) ERA: 2.08	0.2		2	0	0	0	0	0	0	0	0	0	0	2	2	0.00	0.000

PITCHER	IP	WLS	BF	H	R	ER	SO	BB	IBB	HBP	BLK	WP	HR	S	P	ERA	WHIP

BOTTOM

San Diego Padres @ Atlanta Braves

Atlanta-Fulton County Stadium, Atlanta, GA

Sat Apr 19 1975, 3:33 AM EDT

Att. 4,714 - Unknown

livebaseballscorecards.com

AB	32
R	2
H	7
RBI	2
BB	3
SO	3
LOB	13

WP: 0 PB: 0 SB: 0 CS: 0 PA: 36

San Diego Padres @ Atlanta Braves

Atlanta-Fulton County Stadium, Atlanta, GA

Sun Apr 20 1975, 3:33 AM EDT

Att. 7,204 - Unknown

livebaseballscorecards.com

Batter	1	2	3	4	5	6	7	8	9	AB	R	H	RBI	BB	SO	LOB
Enzo Hernandez, R (1, 6) OBP: 0.357, SLG: 0.368	F7		5-3		3-1 2B		BBBB G6-3 BB		F8	4	0	1	0	1	0	0
Bobby Tolan, L (1, 7) OBP: 0.220, SLG: 0.275	K		1B 3B		1-3		G6-3 1-2f			4	1	1	0	0	1	2
Johnny Grubb, L (1, 8) OBP: 0.268, SLG: 0.270	BB 1B		H 1B HBP		3-1 2-3			L7		3	0	1	0	0	0	1
Willie McCovey, L (1, 3) OBP: 0.414, SLG: 0.462 Hector Torres, R (8, PR) OBP: 0.571, SLG: 0.571 (8, 5)	BBBB FC6-4 1-2 BB		1-3 3-H 1B		SSS K			2B		3 0	0 0	2 0	1 0	1 0	1 0	1 0
Dave Winfield, R (1, 9) OBP: 0.385, SLG: 0.606	FC6-4 1-2f			HR	SSS K			IBB		3	1	1	1	1	1	2
Mike Ivie, R (1, 5) OBP: 0.323, SLG: 0.516 (8, 3)		CS 1B		HR	1B			F3		4	1	3	1	0	0	2
Tito Fuentes, S (1, 4) OBP: 0.359, SLG: 0.389		F9		F9	F8			B1-3		4	0	0	0	0	0	4
Fred Kendall, R (1, 2) OBP: 0.190, SLG: 0.238		6-3 1-2		L7	F7				L7	4	0	0	0	0	0	2
Sonny Siebert, R (1, 1) Rich Folkers, L (6, 1)			SSS K	6-3		F3			SSS K	2 2	0 0	0 0	0 0	0 0	1 1	0 0
Inning Stats	R: 0 H: 1 E: 0 LOB: 2 K: 1 BB: 1 S: 6 P: 10	R: 0 H: 1 E: 0 LOB: 0 K: 0 BB: 0 S: 3 P: 3	R: 1 H: 2 E: 0 LOB: 2 K: 1 BB: 0 S: 6 P: 7	R: 2 H: 2 E: 0 LOB: 0 K: 0 BB: 0 S: 5 P: 5	R: 0 H: 1 E: 0 LOB: 1 K: 1 BB: 0 S: 6 P: 6	R: 0 H: 1 E: 0 LOB: 1 K: 1 BB: 0 S: 6 P: 6	R: 0 H: 0 E: 0 LOB: 0 K: 0 BB: 1 S: 2 P: 6	R: 0 H: 1 E: 0 LOB: 2 K: 0 BB: 1 S: 4 P: 8	R: 0 H: 0 E: 0 LOB: 0 K: 1 BB: 0 S: 5 P: 5	1B: 4 SF: 0 2B: 2 SAC: 0 3B: 1 DP: 1 HR: 2 HBP: 1						

TOP	
AB	33
R	3
H	9
RBI	3
BB	3
SO	5
LOB	14

		WP: 0	PA: 37
		PB: 0	
		SB: 0	
		CS: 1	

PITCHER		IP	WLS	BF	H	R	ER	SO	BB	IBB	HBP	BLK	WP	HR	S	P	ERA	WHIP
Phil Niekro, R ERA: 1.66	(1, 1)	8.0		34	9	3	3	4	2	1	1	0	0	2	38	51	3.38	1.375
Tom House, L ERA: 24.0	(9, 1)	1.0	W	3	0	0	0	1	0	0	0	0	0	0	5	5	0.00	0.000

PITCHER		IP	WLS	BF	H	R	ER	SO	BB	IBB	HBP	BLK	WP	HR	S	P	ERA	WHIP

BOTTOM

San Diego Padres @ Atlanta Braves

Atlanta-Fulton County Stadium, Atlanta, GA

Sun Apr 20 1975, 3:33 AM EDT

Att. 7,204 - Unknown

Batter	1	2	3	4	5	6	7	8	9	AB	R	H	RBI	BB	SO	LOB
Ralph Garr, L (1, 7) OBP: 0.375, SLG: 0.380	4-3 S 1B 1B	2-3		L9		1B 1B		F7		5	1	2	0	0	0	0
Marty Perez, R (1, 4) OBP: 0.314, SLG: 0.261	4-3 1-3		G3 E 1B		1B 2B BB	1-3 1B			HR 2B	4	2	3	0	1	0	1
Darrell Evans, L (1, 5) OBP: 0.345, SLG: 0.560	5-3 1B 3-H 1B		E1 G3 1-2		2B 1-3 1B	K			2-H HR	5	1	3	3	0	1	3
Mike Lum, L (1, 3) OBP: 0.259, SLG: 0.255	5-3 1-2 1B		F7		1-3 3-H 2B	F6				4	0	2	1	0	0	4
Dusty Baker Jr., R (1, 9) OBP: 0.250, SLG: 0.378	5-3 1-2 2-3		G3 1-2 2-3		K		6-3			4	0	0	0	0	1	6
Rowland Office, L (1, 8) OBP: 0.346, SLG: 0.283	IBB		IBB		FC6-4 IBB		K			1	0	0	0	3	1	0
Vic Correll, R (1, 2) OBP: 0.217, SLG: 0.233	F8		F8		F5		F7			4	0	0	0	0	0	9
Larvell Blanks, R (1, 6) OBP: 0.195, SLG: 0.154		5-3		F8	FC6-4 1-2f				F9	3	0	0	0	0	0	3
Cito Gaston, R (8, PH)										1	0	0	0	0	0	0
Craig Robinson, R (9, 6)										0	0	0	0	0	0	0
Phil Niekro, R (1, 1) OBP: 0.250, SLG: 0.250		K		4-3		K		K		3	0	0	0	0	2	0
Earl Williams, R (8, PH)										1	0	0	0	0	1	0
Tom House, L (9, 1)										0	0	0	0	0	0	0
Inning Stats	R: 1 E: 0 K: 0 S: 6 H: 3 LOB: 3 BB: 1 P: 10	R: 0 E: 0 K: 1 S: 5 H: 0 LOB: 0 BB: 0 P: 5	R: 0 E: 1 K: 0 S: 5 H: 1 LOB: 3 BB: 1 P: 9	R: 0 E: 0 K: 0 S: 3 H: 0 LOB: 0 BB: 0 P: 3	R: 1 E: 0 K: 1 S: 7 H: 2 LOB: 3 BB: 2 P: 15	R: 0 E: 0 K: 2 S: 9 H: 2 LOB: 2 BB: 0 P: 9	R: 0 E: 0 K: 1 S: 5 H: 0 LOB: 0 BB: 0 P: 5	R: 0 E: 0 K: 1 S: 5 H: 0 LOB: 0 BB: 0 P: 5	R: 2 E: 0 K: 0 S: 2 H: 2 LOB: 0 BB: 0 P: 2	1B: 7 2B: 2 3B: 0 HR: 1	SF: 0 SAC: 0 DP: 0 HBP: 0						

livebaseballscorecards.com

AB	35
R	4
H	10
RBI	4
BB	4
SO	6
LOB	26

WP: 0 PB: 0 SB: 1 CS: 0 PA: 39

PITCHER	IP	WLS	BF	H	R	ER	SO	BB	IBB	HBP	BLK	WP	HR	S	P	ERA	WHIP
Sonny Siebert, R (1, 1) ERA: 1.74	5.0		26	6	2	2	2	1	3	0	0	0	0	26	42	3.60	1.400
Rich Folkers, L (6, 1) ERA: 8.1	3.0	L	13	4	2	2	4	0	0	0	0	0	1	21	21	6.00	1.333

PITCHER	IP	WLS	BF	H	R	ER	SO	BB	IBB	HBP	BLK	WP	HR	S	P	ERA	WHIP

Batter	1	2	3	4	5	6	7	8	9	AB	R	H	RBI	BB	SO	LOB
Enzo Hernandez, R (1, 6) OBP: 0.348, SLG: 0.341	6-3		F7		SH3-4 1-2		S HBP		4-3	3	0	0	0	0	0	1
Glenn Beckert, R (1, 5) OBP: 0.500, SLG: 0.538	F4		6-3		WP 2-3 2B		K 1-2			3	0	1	0	0	0	0
Hector Torres, R (5, 5) OBP: 0.500, SLG: 0.500										1	0	0	0	0	1	1
Johnny Grubb, L (1, 8) OBP: 0.244, SLG: 0.244	6-3		4-3		G3		4-3			4	0	0	0	0	0	3
Dave Winfield, R (1, 9) OBP: 0.419, SLG: 0.611		F8 E 4-3 1B		4-3 PB 2B 1B	WP IBB			5-3		3	2	2	0	1	0	0
Mike Ivie, R (1, 3) OBP: 0.286, SLG: 0.457	4-3 1-2			1-3 1-2	K 1-2 2-3 3-H			6-3		4	0	0	0	0	1	4
Dick Sharon, R (1, 7)	F8 2-3			4-3 2-3		L7		5-3		4	0	0	0	0	0	2
Tito Fuentes, S (1, 4) OBP: 0.349, SLG: 0.400	E6 3B 3-H			2B 3-H		F7			G3	4	1	1	1	0	0	0
Randy Hundley, R (1, 2) OBP: 0.318, SLG: 0.429	3B 1-H			L9		F5			F7	4	0	1	1	0	0	1
Randy Jones, R (1, 1) OBP: 0.333, SLG: 0.250	L8				2B SH3-4 WP 1B		K		BB	3	1	1	0	1	1	1
Inning Stats	R: 0 E: 0 K: 0 S: 3 H: 0 LOB: 0 BB: 0 P: 3	R: 2 E: 1 K: 0 S: 6 H: 2 LOB: 1 BB: 0 P: 6	R: 0 E: 0 K: 0 S: 3 H: 0 LOB: 0 BB: 0 P: 3	R: 1 E: 0 K: 0 S: 5 H: 2 LOB: 1 BB: 0 P: 5	R: 1 E: 0 K: 1 S: 7 H: 2 LOB: 2 BB: 1 P: 11	R: 0 E: 0 K: 0 S: 3 H: 0 LOB: 0 BB: 0 P: 3	R: 0 E: 0 K: 2 S: 7 H: 0 LOB: 1 BB: 0 P: 8	R: 0 E: 0 K: 0 S: 3 H: 0 LOB: 0 BB: 0 P: 3	R: 0 E: 0 K: 0 S: 3 H: 0 LOB: 1 BB: 1 P: 7	1B: 3 2B: 2 3B: 1 HR: 0 SF: 0 SAC: 1 DP: 0 HBP: 1	WP: 1 PB: 1 SB: 1 CS: 0 PA: 37					

PITCHER		IP	WLS	BF	H	R	ER	SO	BB	IBB	HBP	BLK	WP	HR	S	P	ERA	WHIP
Jim Crawford, L ERA: 3.86	(1, 1)	4.2	L	22	6	4	2	0	0	1	0	0	0	0	21	25	3.86	1.286
Wayne Granger, R ERA: 2.0	(5, 1)	0.1		1	0	0	0	1	0	0	0	0	1	0	3	3	0.00	0.000
Jim York, R ERA: 6.23	(6, 1)	3.0		10	0	0	0	2	0	0	1	0	0	0	13	14	0.00	0.000
Ken Forsch, R ERA: 5.0	(9, 1)	1.0		4	0	0	0	0	1	0	0	0	0	0	3	7	0.00	1.000

PITCHER	IP	WLS	BF	H	R	ER	SO	BB	IBB	HBP	BLK	WP	HR	S	P	ERA	WHIP

TOP

San Diego Padres @ Houston Astros

Astrodome, Houston, TX

Mon Apr 21 1975, 8:05 PM EDT

Att. 6,523 - Dome

livebaseballscorecards.com

AB	33
R	4
H	6
RBI	2
BB	2
SO	3
LOB	13

BOTTOM

San Diego Padres @ Houston Astros

Astrodome, Houston, TX

Mon Apr 21 1975, 8:05 PM EDT

Att. 6,523 - Dome

livebaseballscorecards.com

Batter	1	2	3	4	5	6	7	8	9	AB	R	H	RBI	BB	SO	LOB
Enos Cabell, R (1, 9) OBP: 0.326, SLG: 0.419	6-3		6-3			2B		L8		4	0	1	0	0	0	1
Rob Andrews, R (1, 4) OBP: 0.315, SLG: 0.313	K		K			6-3		FC6-4 1-2f		4	0	0	0	0	2	2
Cesar Cedeno, R (1, 8) OBP: 0.403, SLG: 0.472	S 1B			F8		F7		FC5-4 1-2f		4	0	1	0	0	0	2
Cliff Johnson, R (1, 3) OBP: 0.265, SLG: 0.370	F3 1-2			5-3		K			5-3	4	0	0	0	0	1	2
Bob Watson, R (1, 7) OBP: 0.303, SLG: 0.469		1-3 1B		1B			1-3		5-3	4	0	2	0	0	0	0
Doug Rader, R (1, 5) OBP: 0.333, SLG: 0.326		1-3 1-2		F7			L7		F7	4	0	0	0	0	0	2
Skip Jutze, R (1, 2) OBP: 0.143, SLG: 0.143		5-3			L7		1B			3	0	1	0	0	0	1
Roger Metzger, S (1, 6) OBP: 0.340, SLG: 0.250		1-3			6-3		5-3			3	0	0	0	0	0	2
Jim Crawford, L (1, 1) Wayne Granger, R (5, 1) Mike Easler, L (5, PH) Jim York, R (6, 1) Wilbur Howard, S (8, PH) OBP: 0.600, SLG: 0.500 Ken Forsch, R (9, 1)			F7		K			FC6-4 1B		1 0 1 0 1 0	0 0 0 0 0 0	0 0 0 0 0 0	0 0 0 0 0 0	0 0 1 0 0 0	0 0 0 0 0 0	0 0 0 0 0 0

Inning Stats	1	2	3	4	5	6	7	8	9
	R: 0 E: 0 K: 1 S: 6	R: 0 E: 0 K: 0 S: 4	R: 0 E: 0 K: 1 S: 5	R: 0 E: 0 K: 0 S: 4	R: 0 E: 0 K: 1 S: 5	R: 0 E: 0 K: 1 S: 6	R: 0 E: 0 K: 0 S: 4	R: 0 E: 0 K: 0 S: 4	R: 0 E: 0 K: 0 S: 3
	H: 1 LOB: 1 BB: 0 P: 6	H: 1 LOB: 1 BB: 0 P: 4	H: 0 LOB: 0 BB: 0 P: 5	H: 1 LOB: 1 BB: 0 P: 4	H: 0 LOB: 0 BB: 0 P: 5	H: 1 LOB: 1 BB: 0 P: 6	H: 1 LOB: 1 BB: 0 P: 4	H: 1 LOB: 1 BB: 0 P: 4	H: 0 LOB: 0 BB: 0 P: 3

AB	33	
R	0	
H	6	
RBI	0	
BB	0	
SO	4	
LOB	12	

| | | |

Batter	1	2	3	4	5	6	7	8	9	AB	R	H	RBI	BB	SO	LOB
Bobby Tolan, L (1, 7) (7, 3) OBP: 0.239, SLG: 0.256	K	IBB			F3		HBP		F9	3	0	0	0	1	1	0
Hector Torres, R (1, 6) OBP: 0.500, SLG: 0.500	CI G6-4-3	F6			E5 G6-4-3		1B		CS 1B	4	0	2	0	0	0	3
Mike Ivie, R (1, 5) OBP: 0.275, SLG: 0.425	G6-4-3	G4-6-3 1B			G6-4-3		F4		F8	5	0	1	0	0	0	6
Willie McCovey, L (1, 3) OBP: 0.394, SLG: 0.533		HR	G4-6-3			E7	F6		CS	4	1	1	1	0	0	4
John Scott, R (7, 8)										0	0	0	0	0	0	0
Dave Winfield, R (1, 9) OBP: 0.447, SLG: 0.595		1B 1B BB	5-3			G1-6-3 BB		SH1-3 BB		1	1	0	0	3	0	0
Dick Sharon, R (1, 8) (7, 7) OBP: 0.111, SLG: 0.111		1B 1B 1B		K		K		SH1-3		3	0	1	0	0	2	2
Tito Fuentes, S (1, 4) OBP: 0.340, SLG: 0.386		SH1-4 1B 1B		E4 S		G1-6-3		F7		4	0	1	1	0	0	3
Fred Kendall, R (1, 2) OBP: 0.280, SLG: 0.333		SH1-4 1B		L9			1B 2B	IBB		3	0	2	0	1	0	1
Dan Spillner, R (1, 1)		SH1-4		K			B1-4	K		3	0	0	0	0	2	4

| Inning Stats | | | | | | | | | |

BOTTOM

San Diego Padres @ Houston Astros

Astrodome, Houston, TX

Tue Apr 22 1975, 8:05 PM EDT

Att. 5,300 - Dome

livebaseballscorecards.com

Batter	1	2	3	4	5	6	7	8	9	AB	R	H	RBI	BB	SO	LOB
Enos Cabell, R (1, 7) OBP: 0.319, SLG: 0.391	F9		HBP		F9			6-3		3	0	0	0	0	0	0
Rob Andrews, R (1, 4) OBP: 0.298, SLG: 0.300	F9		SF9		6-3			F4		2	0	0	1	0	0	0
Cliff Johnson, R (8, PH) OBP: 0.260, SLG: 0.362			3-H							1	0	0	0	0	0	0
Wayne Granger, R (9, 1)										0	0	0	0	0	0	0
Cesar Cedeno, R (1, 8) OBP: 0.394, SLG: 0.446	F7		K			F7			BB, CS	3	0	0	0	1	1	1
Milt May, L (1, 2) OBP: 0.327, SLG: 0.340		4-3		F8		F7			L4, 1-2	4	0	0	0	0	0	1
Bob Watson, R (1, 3) OBP: 0.324, SLG: 0.472		1B		1B		F8			K	4	0	2	0	0	1	0
Jose Cruz, L (1, 9) OBP: 0.302, SLG: 0.409		F9		F2			F7			3	0	0	0	0	0	2
Doug Rader, R (1, 5) OBP: 0.333, SLG: 0.326		K		1-2, 1B			5-3			3	0	1	0	0	1	1
Roger Metzger, S (1, 6) OBP: 0.340, SLG: 0.277			SH1-3, SF9, 2B	K			K			3	1	1	0	0	2	2
Tom Griffin, R (1, 1)			2-3		5-3			K		1	0	0	0	0	0	0
Rafael Batista, L (8, PH) OBP: 0.429, SLG: 0.571			SH1-3							1	0	0	0	0	1	0
Larry Milbourne, S (9, 4) OBP: 0.333, SLG: 0.333										0	0	0	0	0	0	0
Inning Stats	R: 0 E: 0 K: 0 S: 3 H: 0 LOB: 0 BB: 0 P: 3	R: 0 E: 0 K: 1 S: 6 H: 1 LOB: 1 BB: 0 P: 6	R: 1 E: 0 K: 1 S: 6 H: 1 LOB: 1 BB: 0 P: 7	R: 0 E: 0 K: 1 S: 7 H: 2 LOB: 2 BB: 0 P: 7	R: 0 E: 0 K: 0 S: 3 H: 0 LOB: 0 BB: 0 P: 3	R: 0 E: 0 K: 0 S: 3 H: 0 LOB: 0 BB: 0 P: 3	R: 0 E: 0 K: 1 S: 5 H: 0 LOB: 0 BB: 0 P: 5	R: 0 E: 0 K: 1 S: 5 H: 0 LOB: 0 BB: 0 P: 5	R: 0 E: 0 K: 1 S: 4 H: 0 LOB: 0 BB: 1 P: 8	1B: 3 2B: 1 3B: 0 HR: 0 SF: 1 SAC: 1 DP: 0 HBP: 1	WP: 0 PB: 0 SB: 0 CS: 1 PA: 32					

	AB	28
	R	1
	H	4
	RBI	1
	BB	1
	SO	6
	LOB	7

PITCHER	IP	WLS	BF	H	R	ER	SO	BB	IBB	HBP	BLK	WP	HR	S	P	ERA	WHIP
Dan Spillner, R (1, 1) ERA: 2.78	9.0	W	32	4	1	1	6	1	0	1	0	0	0	42	47	1.00	0.556

PITCHER	IP	WLS	BF	H	R	ER	SO	BB	IBB	HBP	BLK	WP	HR	S	P	ERA	WHIP

Batter	1	2	3	4	5	6	7	8	9	AB	R	H	RBI	BB	SO	LOB
Davey Lopes, R (1, 4) OBP: 0.413, SLG: 0.286	F8		1-3		5-3		K			4	0	0	0	0	1	0
Henry Cruz, L (1, 8) OBP: 0.263, SLG: 0.316	1-3		G3		3-1			L9		4	0	0	0	0	0	0
Steve Garvey, R (1, 3) OBP: 0.384, SLG: 0.471	5-3		1B			BB 5-3 1B		1B 2B		3	1	2	0	1	0	0
Ron Cey, R (1, 5) OBP: 0.343, SLG: 0.567		F7	K			F6		2-H 1B		4	0	1	1	0	1	2
Willie Crawford, L (1, 7) OBP: 0.353, SLG: 0.244		BB E BB		4-3		1-2 5-3 1B		F8		3	0	1	0	1	0	1
Joe Ferguson, R (1, 9) OBP: 0.306, SLG: 0.196		F1		1B		1-2 2-3 5-3		K		4	0	1	0	0	1	4
Steve Yeager, R (1, 2) OBP: 0.238, SLG: 0.316		1-2 E5 BB		K		F7			F7	4	0	0	0	0	1	4
Rick Auerbach, R (1, 6) OBP: 0.256, SLG: 0.256 Geoff Zahn, L (7, 1) Charlie Manuel, L (9, PH) OBP: 0.500, SLG: 0.500		1-2 2-3 BB		F9			B1-3		4-3	2	0	0	0	1	0	1
										0	0	0	0	0	0	0
										1	0	0	0	0	0	0
Don Sutton, R (1, 1) OBP: 0.231, SLG: 0.091 Charlie Hough, R (5, 1) Ivan De Jesus, R (7, PH) (7, 6)		L8			1-3		G3		K	2	0	0	0	0	0	3
										0	0	0	0	0	0	0
										2	0	0	0	0	1	0
Inning Stats	R: 0 E: 0 K: 0 S: 3 H: 0 LOB: 0 BB: 0 P: 3	R: 0 E: 1 K: 0 S: 4 H: 0 LOB: 3 BB: 2 P: 12	R: 0 E: 0 K: 1 S: 6 H: 1 LOB: 1 BB: 0 P: 6	R: 0 E: 0 K: 1 S: 6 H: 1 LOB: 1 BB: 0 P: 6	R: 0 E: 0 K: 0 S: 3 H: 0 LOB: 0 BB: 0 P: 3	R: 0 E: 0 K: 0 S: 4 H: 1 LOB: 2 BB: 1 P: 8	R: 0 E: 0 K: 1 S: 5 H: 0 LOB: 0 BB: 0 P: 5	R: 1 E: 0 K: 1 S: 7 H: 2 LOB: 1 BB: 0 P: 7	R: 0 E: 0 K: 1 S: 5 H: 0 LOB: 0 BB: 0 P: 5	1B: 4 2B: 1 3B: 0 HR: 0	SF: 0 SAC: 0 DP: 0 HBP: 0					

TOP

Los Angeles Dodgers @ San Diego Padres

San Diego Stadium, San Diego, CA

Wed Apr 23 1975, 10:05 PM EDT

Att. 43,478 - Unknown

livebaseballscorecards.com

AB	33
R	1
H	5
RBI	1
BB	3
SO	5
LOB	15

PITCHER	IP	W	L	S	BF	H	R	ER	SO	BB	IBB	HBP	BLK	WP	HR	P	ERA	WHIP
Joe McIntosh, R (1, 1) ERA: 1.09	9.0	W			36	5	1	1	5	3	0	0	0	0	0	55	1.00	0.889

PITCHER	IP	W	L	S	BF	H	R	ER	SO	BB	IBB	HBP	BLK	WP	HR	P	ERA	WHIP

WP: 0 PB: 0 SB: 0 CS: 0 PA: 36

Batter	1	2	3	4	5	6	7	8	9	AB	R	H	RBI	BB	SO	LOB
Bobby Tolan, L (1, 7) (7, 3) OBP: 0.275, SLG: 0.313	L9	E4 1-2 2-H 1B		2-H 2B	S 2-3 1B			G5-4-3 1-2f		5	0	3	2	0	0	1
Hector Torres, R (1, 6) OBP: 0.353, SLG: 0.353	F4	3-1		F8	F9 1-2			6-3		5	0	0	0	0	0	5
Johnny Grubb, L (1, 8) OBP: 0.286, SLG: 0.295	1B		F9 2B		BBB 2B 1B BB	F5				3	1	2	0	1	0	0
Willie McCovey, L (1, 3) OBP: 0.378, SLG: 0.529	G3		F9 2-3		1-3 1B 2B	F6				4	1	1	0	0	0	2
Dick Sharon, R (7, 7) OBP: 0.111, SLG: 0.111										0	0	0	0	0	0	0
Dave Winfield, R (1, 9) OBP: 0.451, SLG: 0.575		SSS E 1B SF9 1B	SSS K		1B 2B IBB	SSS K				3	2	1	0	1	2	1
Mike Ivie, R (1, 5) OBP: 0.295, SLG: 0.432		E 1-2 1B 1B	F6		S 1-3 2-H 3-H 2B 1B		F5			4	2	2	2	0	0	1
Tito Fuentes, S (1, 4) OBP: 0.314, SLG: 0.354		E6 E 1-2 2-3	SSS K	SSS K 1-2			5-3			4	0	0	0	0	2	4
Randy Hundley, R (1, 2) OBP: 0.346, SLG: 0.480		SSS K	SH1-4 2B 1B		1B 2-H 3-H 2B		5-3			4	1	2	2	0	1	3
Joe McIntosh, S (1, 1)		SF9 3-H	SH1-4 1-2	SSS K				BBB G5-4-3 BB		1	0	0	1	1	1	1
Inning Stats	R: 0 E: 0 K: 0 S: 4 H: 1 LOB: 1 BB: 0 P: 4	R: 2 E: 2 K: 1 S: 9 H: 3 LOB: 2 BB: 0 P: 9	R: 0 E: 0 K: 1 S: 6 H: 1 LOB: 1 BB: 0 P: 6	R: 1 E: 0 K: 1 S: 7 H: 2 LOB: 1 BB: 0 P: 7	R: 4 E: 0 K: 2 S: 11 H: 4 LOB: 2 BB: 2 P: 19	R: 0 E: 0 K: 1 S: 5 H: 0 LOB: 0 BB: 0 P: 5	R: 0 E: 0 K: 0 S: 3 H: 0 LOB: 0 BB: 0 P: 3	R: 0 E: 0 K: 0 S: 2 H: 0 LOB: 0 BB: 1 P: 6		1B: 7 2B: 4 3B: 0 HR: 0 SF: 1 SAC: 1 DP: 1 HBP: 0						

PITCHER		IP	WLS	BF	H	R	ER	SO	BB	IBB	HBP	BLK	WP	HR	S	P	ERA	WHIP
Don Sutton, R ERA: 1.72	(1, 1)	4.2	L	28	11	7	5	5	1	1	0	0	0	0	36	44	9.64	2.571
Charlie Hough, R ERA: 4.91	(5, 1)	1.1		4	0	0	0	1	0	0	0	0	0	0	6	6	0.00	0.000
Geoff Zahn, L ERA: 9.0	(7, 1)	2.0		6	0	0	0	0	1	0	0	0	0	0	5	9	0.00	0.500

PITCHER	IP	WLS	BF	H	R	ER	SO	BB	IBB	HBP	BLK	WP	HR	S	P	ERA	WHIP

BOTTOM

Los Angeles Dodgers @ San Diego Padres

San Diego Stadium, San Diego, CA

Wed Apr 23 1975, 10:05 PM EDT

Att. 43,478 - Unknown

livebaseballscorecards.com

AB	33
R	7
H	11
RBI	7
BB	3
SO	6
LOB	18

WP: 0 PB: 0 SB: 2 CS: 0 PA: 38

Batter	1	2	3	4	5	6	7	8	9	AB	R	H	RBI	BB	SO	LOB
Davey Lopes, R (1, 4) (6, 8) OBP: 0.432, SLG: 0.311	BBBB 4-0 1B BB BB	x 0-0 CS 1B			x 0-0 E 4-3 HR 1B	x 0-0 BB 4-3 HR 1-2 2-H 1B	SSS 0-3 ① K 1-2		x 0-0 ① F8	5	3	3	1	1	1	1
Henry Cruz, L (1, 8) (6, 7) OBP: 0.200, SLG: 0.240	x 0-0 ① F7	0-0 ③ CS 1-2	x 0-0 ① F9		x 0-0 ② 4-3 1-2	x 0-0 ② 4-3 1-2 2-3	x 0-0 ② 6-3		x 0-0 ② F8	6	0	0	0	0	0	5
Steve Garvey, R (1, 3) OBP: 0.392, SLG: 0.467	x 0-0 BB BB 1-3 1B		x 0-0 ② F4		x 0-0 E5 HR 2-3	IIII 4-0 BB HR IBB	x 0-0 ③ F8		x 0-0 1B 1B	5	2	2	0	1	0	2
Ron Cey, R (1, 5) OBP: 0.370, SLG: 0.631	x 0-0 ② L4		x 0-0 ③ F9		x 0-0 1-H 3-H HR	BBBB 4-0 HR 1-2 2-3 3-H BB		x 0-0 BB 1-3 2B	x 0-0 1-2 1B	5	3	3	4	1	0	2
Willie Crawford, L (1, 7) OBP: 0.370, SLG: 0.256 Ken McMullen, R (6, PH) OBP: 0.333, SLG: 0.800 Al Downing, R (6, 1)	BBBB 4-0 BB 1-2 BB			SSS 0-3 ① K	x 0-0 1B	x 0-0 1-H 2-H 3-H HR		BBBB 4-0 1-3 BB BB	SSS 0-3 ③ K	2 1 1	0 1 0	1 1 0	0 1 0	1 4 1	1 0 1	0 0 2
Joe Ferguson, R (1, 9) OBP: 0.328, SLG: 0.204	BBBB 4-0 FC6-4 1-2 2-3 3-H BB			x 0-0 ② F6	SSS 0-3 ③ K	x 0-0 E8 1B 1B		BBBB 4-0 1-3 1-2 2-3 BB		3	0	1	1	2	1	1
Steve Yeager, R (1, 2) OBP: 0.308, SLG: 0.318	x 0-0 ③ FC6-4 1-2f			BBBB 4-0 BB		4-0 1B 1B BB 0-0 2-3 1B		x 0-0 ① F4		3	1	1	0	2	0	6
Rick Auerbach, R (1, 6) OBP: 0.234, SLG: 0.233 Manny Mota, R (8, PH) OBP: 0.333, SLG: 0.294 Ivan De Jesus, R (8, 6)		x 0-0 ① L5		x 0-0 ③ F3		x F4 x 0-0 F9		x 0-0 ② 1-3 1-2 2-3 3-H		4 1 0	0 0 0	0 1 0	0 1 0	0 0 0	0 0 0	4 2 0
Rick Rhoden, R (1, 1) Lee Lacy, R (6, PH) (6, 4) OBP: 0.333, SLG: 0.333		x 0-0 ② 6-3			SSS 0-3 ① K	x 0-0 4-3 1B 1-2 BB 1B	x 0-0 S 1B	x 0-0 ③ F2		2 3	0 1	0 2	0 0	0 0	1 0	0 2
Inning Stats	R: 1 H: 1 E: 0 LOB: 3 K: 0 BB: 3 S: 4 P: 16	R: 0 H: 1 E: 0 LOB: 0 K: 0 BB: 0 S: 3 P: 3	R: 0 H: 0 E: 0 LOB: 0 K: 0 BB: 0 S: 3 P: 3	R: 0 H: 0 E: 0 LOB: 1 K: 1 BB: 1 S: 5 P: 9	R: 3 H: 3 E: 1 LOB: 1 K: 2 BB: 0 S: 11 P: 11	R: 6 H: 5 E: 1 LOB: 2 K: 0 BB: 3 S: 8 P: 20	R: 0 H: 1 E: 0 LOB: 1 K: 1 BB: 0 S: 6 P: 6	R: 1 H: 1 E: 0 LOB: 2 K: 0 BB: 2 S: 4 P: 12	R: 0 H: 2 E: 0 LOB: 2 K: 1 BB: 0 S: 7 P: 7	1B: 11 SF: 0 2B: 1 SAC: 0 3B: 0 DP: 0 HR: 2 HBP: 0						

TOP

Los Angeles Dodgers @ San Diego Padres

San Diego Stadium, San Diego, CA

Thu Apr 24 1975, 10:05 PM EDT

Att. 21,789 - Unknown

livebaseballscorecards.com

AB	41
R	11
H	14
RBI	11
BB	9
SO	5
LOB	27

WP: 0 PA: 51
PB: 0
SB: 1
CS: 1

PITCHER		IP	WLS	BF	H	R	ER	SO	BB	IBB	HBP	BLK	WP	HR	S	P	ERA	WHIP
Dave Freisleben, R ERA: 2.95	(1, 1)	5.1	L	28	7	7	4	3	5	0	0	0	0	1	29	49	6.75	2.250
Danny Frisella, R ERA: 7.36	(6, 1)	0.1		3	0	0	0	0	1	1	0	0	0	0	1	9	0.00	3.000
Dave Tomlin, L ERA: 3.18	(6, 1)	0.1		4	3	3	3	0	0	0	0	0	0	1	4	4	81.00	9.000
Alan Foster, R ERA: 6.75	(7, 1)	2.0		10	2	1	1	1	2	0	0	0	0	0	10	18	4.50	2.000
Rich Folkers, L ERA: 7.04	(9, 1)	1.0		5	2	0	0	1	0	0	0	0	0	0	7	7	0.00	2.000

PITCHER	IP	WLS	BF	H	R	ER	SO	BB	IBB	HBP	BLK	WP	HR	S	P	ERA	WHIP

Batter	1	2	3	4	5	6	7	8	9	AB	R	H	RBI	BB	SO	LOB
Bobby Tolan, L (1, 7) OBP: 0.268, SLG: 0.302	4-3	2-H 1B			L9		F6		5-3	5	0	1	1	0	0	0
Hector Torres, R (1, 6) OBP: 0.333, SLG: 0.333	4-3	F6			K		1B		E5 FC4-6 1B 1B	4	0	1	0	0	1	1
Dick Sharon, R (9, PH) OBP: 0.100, SLG: 0.100										1	1	0	0	0	0	0
Johnny Grubb, L (1, 8) OBP: 0.333, SLG: 0.354	BB 2B BB		F7		HR 2B		1-2 1B		FC4-6 1-2 1B	4	2	3	0	1	0	0
Willie McCovey, L (1, 3) OBP: 0.381, SLG: 0.486	2B 1-2 BB		K		HR BB		K		FC4-6 HBP 1B 1-2f 2-3	3	1	0	0	2	2	4
Dave Winfield, R (1, 9) OBP: 0.482, SLG: 0.689	1-3 2-H 2B		FC5-4 1B		1-H 2-H HR		K		HBP 1-2 3-H 1B	5	1	4	5	0	1	2
Mike Ivie, R (1, 5) OBP: 0.286, SLG: 0.396	F6		FC5-4 1-2f		F6			K	FC6-4 1-2 2-3 HBP	4	0	0	0	0	1	3
Tito Fuentes, S (1, 4) OBP: 0.286, SLG: 0.321		1-3		F7		F7		6-3	FC6-4 1-2f	5	0	0	0	0	0	3
Fred Kendall, R (1, 2) OBP: 0.310, SLG: 0.333		E8 1B 1B		F6		5-3		BLK BB		3	1	1	0	1	0	0
Dave Freisleben, R (1, 1)		K		K		1-3		6-3 1-2		2	0	0	0	0	2	1
Danny Frisella, L (6, 1)										0	0	0	0	0	0	0
Dave Tomlin, L (6, 1)										0	0	0	0	0	0	0
John Scott, R (6, PH)										1	0	0	0	0	0	0
Alan Foster, R (7, 1)										0	0	0	0	0	0	0
Glenn Beckert, R (8, PH) OBP: 0.467, SLG: 0.500										1	0	0	0	0	0	1
Rich Folkers, L (9, 1)										0	0	0	0	0	0	0
Inning Stats	R: 1 E: 0 K: 0 S: 4	R: 1 E: 1 K: 1 S: 7	R: 0 E: 0 K: 1 S: 6	R: 0 E: 0 K: 1 S: 5	R: 3 E: 0 K: 1 S: 7	R: 0 E: 0 K: 0 S: 3	R: 0 E: 0 K: 2 S: 9	R: 0 E: 0 K: 1 S: 5	R: 1 E: 1 K: 0 S: 6							
	H: 1 LOB: 2 BB: 2 P: 12	H: 2 LOB: 1 BB: 0 P: 7	H: 1 LOB: 1 BB: 0 P: 6	H: 0 LOB: 0 BB: 0 P: 5	H: 2 LOB: 0 BB: 1 P: 11	H: 0 LOB: 0 BB: 0 P: 3	H: 2 LOB: 2 BB: 0 P: 9	H: 0 LOB: 1 BB: 1 P: 9	H: 2 LOB: 3 BB: 0 P: 7							

PITCHER		IP	WLS	BF	H	R	ER	SO	BB	IBB	HBP	BLK	WP	HR	S	P	ERA	WHIP
Rick Rhoden, R ERA: 4.66	(1, 1)	5.0	W	24	6	5	4	4	3	0	0	0	0	1	29	41	7.20	1.800
Al Downing, L ERA: 1.8	(6, 1)	4.0	S	19	4	1	0	3	1	0	1	1	0	0	23	28	0.00	1.250

PITCHER	IP	WLS	BF	H	R	ER	SO	BB	IBB	HBP	BLK	WP	HR	S	P	ERA	WHIP

BOTTOM

Angeles Dodgers @ San Diego Padres

San Diego Stadium, San Diego, CA

Thu Apr 24 1975, 10:05 PM EDT

Att. 21,789 - Unknown

livebaseballscorecards.com

AB	38
R	6
H	10
RBI	6
BB	4
SO	7
LOB	15

1B: 7	SF: 0	WP: 0	PA: 43
2B: 2	SAC: 0	PB: 0	
3B: 0	DP: 0	SB: 0	
HR: 1	HBP: 1	CS: 0	

Atlanta Braves @ San Diego Padres

San Diego Stadium, San Diego, CA

Fri Apr 25 1975, 10:05 PM EDT

Att. 11,033 - Unknown

TOP

livebaseballscorecards.com

Batter	1	2	3	4	5	6	7	8	9	AB	R	H	RBI	BB	SO	LOB
Ralph Garr, L (1, 7) OBP: 0.329, SLG: 0.384	4-3 3B		5-3		4-3 2-3		F8		K	5	1	1	0	0	1	1
Marty Perez, R (1, 4) OBP: 0.311, SLG: 0.273	4-3 3-H		F8		1B 3-H		K		5-3	5	0	1	2	0	1	0
Darrell Evans, L (1, 5) OBP: 0.390, SLG: 0.629	G5-4-3 1B			2B G1-2-3 1B	K		1B		F6	5	0	3	0	0	1	1
Earl Williams, R (1, 3)	G5-4-3 1-2f			K	5-3		F8			4	0	0	0	0	1	3
Dusty Baker Jr., R (1, 9) OBP: 0.301, SLG: 0.438		F9		1-3 2B	F8			F8 1B 1B 1B		4	1	2	0	0	0	0
Mike Lum, L (1, 8) OBP: 0.307, SLG: 0.254		4-3		IBB	1B BLK BB			1B 1-2 1B		2	0	1	0	2	0	0
Vic Correll, R (1, 2) OBP: 0.234, SLG: 0.333 Dave May, L (8, PH) Biff Pocoroba, S (8, 2)		E5 1B		G1-2-3 3-Hf	1B 1-2 BB			F8 2-3		2 1 0	0 0 0	1 0 0	0 0 0	1 0 0	0 0 0	3 2 0
Larvell Blanks, R (1, 6) OBP: 0.254, SLG: 0.250		F9			E6 4-3 1B	1-2 2-3 1B		1-2 3-H G4-6-3 1B		4	1	2	1	0	0	1
Buzz Capra, R (1, 1) Johnny Oates, L (6, PH) OBP: 0.200, SLG: 0.400 Gary Gentry, R (6, 1) Frank Tepedino, L (8, PH) Tom House, L (8, 1)			K		F7	F7		G4-6-3 1-2f		2 1 0 1 0	0 0 0 0 0	0 0 0 0 0	0 0 0 0 0	0 0 0 0 0	1 0 0 0 0	1 3 0 2 0

AB	36
R	3
H	11
RBI	3
BB	3
SO	5
LOB	17

Inning Stats	1	2	3	4	5	6	7	8	9
	R: 1 H: 2 E: 0 LOB: 0 K: 0 BB: 0 S: 4 P: 4	R: 0 H: 1 E: 1 LOB: 1 K: 0 BB: 0 S: 4 P: 4	R: 0 H: 0 E: 0 LOB: 0 K: 1 BB: 0 S: 5 P: 5	R: 0 H: 2 E: 0 LOB: 2 K: 1 BB: 1 S: 6 P: 10	R: 1 H: 1 E: 1 LOB: 1 K: 1 BB: 0 S: 7 P: 7	R: 0 H: 1 E: 0 LOB: 3 K: 0 BB: 2 S: 4 P: 12	R: 0 H: 1 E: 0 LOB: 1 K: 1 BB: 0 S: 6 P: 6	R: 1 H: 3 E: 0 LOB: 1 K: 0 BB: 0 S: 5 P: 5	R: 0 H: 0 E: 0 LOB: 0 K: 1 BB: 0 S: 5 P: 5

1B: 9 SF: 0 WP: 0 PA: 39
2B: 1 SAC: 0 PB: 0
3B: 1 DP: 3 SB: 0
HR: 0 HBP: 0 CS: 0

PITCHER		IP	WLS	BF	H	R	ER	SO	BB	IBB	HBP	BLK	WP	HR	S	P	ERA	WHIP
Sonny Siebert, R ERA: 2.08	(1, 1)	7.0	W	33	10	3	2	4	2	1	0	1	0	0	38	50	2.57	1.714
Bill Greif, R ERA: 1.42	(8, 1)	2.0	S	6	1	0	0	1	0	0	0	0	0	0	8	8	0.00	0.500

PITCHER	IP	WLS	BF	H	R	ER	SO	BB	IBB	HBP	BLK	WP	HR	S	P	ERA	WHIP

Batter	1	2	3	4	5	6	7	8	9	AB	R	H	RBI	BB	SO	LOB
Enzo Hernandez, R (1, 6) OBP: 0.400, SLG: 0.372	E S 1B 1B		BBBB 4-0 3-1 S BB	0-0 S 2-3 1B			0-0 ① SH1-4 1-2	BBBB 4-0 BB		2	1	2	0	2	0	0
Bobby Tolan, L (1, 7) (9, 3) OBP: 0.262, SLG: 0.293	0-0 4-1 1-H 1B		0-0 ② 3-1 1-3	0-0 ③ F7 1-2			0-0 ② SSS FC1-5 1B 2-3	0-3 ③ SSS K		5	0	1	1	0	1	7
Johnny Grubb, L (1, 8) OBP: 0.328, SLG: 0.346	0-0 ① F6		0-0 ③ F8		0-0 ① F7		0-0 1-2 1B			4	0	1	0	0	0	2
Willie McCovey, L (1, 3) OBP: 0.348, SLG: 0.439	0-0 ② 4-1 1-2			SSS 0-3 ① K	0-0 ② 4-3		SSS 0-3 ③ K			4	0	0	0	0	2	3
Hector Torres, R (8, 5) OBP: 0.333, SLG: 0.333										0	0	0	0	0	0	0
Dave Winfield, R (1, 9) OBP: 0.450, SLG: 0.633	0-0 ③ F8			SSS 0-3 ② K	0-0 ③ 5-3			SSS 0-3 ① K		4	0	0	0	0	2	1
Mike Ivie, R (1, 5) (8, 3) OBP: 0.302, SLG: 0.404		0-0 ① 6-3		0-0 1B 2B 1B		0-0 ① 6-3		0-0 1B FC 1B		4	1	2	0	0	0	0
John Scott, R (8, PR)										0	1	0	0	0	0	0
Dick Sharon, R (9, 7) OBP: 0.100, SLG: 0.100										0	0	0	0	0	0	0
Tito Fuentes, S (1, 4) OBP: 0.300, SLG: 0.333		0-0 ② F5		0-0 1-2 2B 1B		SSS 0-3 ② K		0-0 SH1-4 FC 1-3 1B		4	1	2	0	0	1	0
Fred Kendall, R (1, 2) OBP: 0.303, SLG: 0.355		0-0 ③ F7		0-0 1-H 2-H 2B		0-0 ③ F8		0-0 FC SH1-4 1-2 3-H		4	1	1	3	0	0	1
Sonny Siebert, R (1, 1) OBP: 0.333, SLG: 0.400			SSS 0-3 ① K	0-0 1B 2-H 2B			BBBB 4-0 FC1-5 SH1-4 BB	0-0 ② SH1-4 1-2 2-3		2	0	1	1	1	1	0
Bill Greif, R (8, 1)										0	0	0	0	0	0	0
Inning Stats	R: 1 E: 0 K: 0 S: 5 H: 2 LOB: 1 BB: 0 P: 5	R: 0 E: 0 K: 0 S: 3 H: 0 LOB: 0 BB: 0 P: 3	R: 0 E: 0 K: 1 S: 5 H: 0 LOB: 1 BB: 1 P: 9	R: 3 E: 0 K: 2 S: 12 H: 5 LOB: 2 BB: 0 P: 12	R: 0 E: 0 K: 0 S: 3 H: 0 LOB: 0 BB: 0 P: 3	R: 0 E: 0 K: 1 S: 5 H: 0 LOB: 0 BB: 0 P: 5	R: 0 E: 0 K: 1 S: 6 H: 1 LOB: 2 BB: 1 P: 10	R: 1 E: 0 K: 2 S: 10 H: 2 LOB: 3 BB: 1 P: 14		1B: 8 2B: 2 3B: 0 HR: 0		SF: 0 SAC: 2 DP: 0 HBP: 0			WP: 0 PB: 0 SB: 3 CS: 0	PA: 38	

PITCHER		IP	WLS	BF	H	R	ER	SO	BB	IBB	HBP	BLK	WP	HR	S	P	ERA	WHIP
Buzz Capra, R ERA: 2.53	(1, 1)	5.0	L	23	7	4	4	3	1	0	0	0	0	0	28	32	7.20	1.600
Gary Gentry, R ERA: 3.38	(6, 1)	2.0		8	1	0	0	2	1	0	0	0	0	0	11	15	0.00	1.000
Tom House, L ERA: 15.0	(8, 1)	1.0		7	2	1	1	2	1	0	0	0	0	0	10	14	9.00	3.000

PITCHER	IP	WLS	BF	H	R	ER	SO	BB	IBB	HBP	BLK	WP	HR	S	P	ERA	WHIP

BOTTOM

Atlanta Braves @ San Diego Padres

San Diego Stadium, San Diego, CA

Fri Apr 25 1975, 10:05 PM EDT

Att. 11,033 - Unknown

livebaseballscorecards.com

AB	33
R	5
H	10
RBI	5
BB	3
SO	7
LOB	14

Batter	1	2	3	4	5	6	7	8	9	AB	R	H	RBI	BB	SO	LOB
Ralph Garr, L (1, 7) OBP: 0.337, SLG: 0.390	4-3		F7	E 1B 1-2 2-3		SH5-3 2-3			6-3 E 1B	4	1	2	0	0	0	0
Marty Perez, R (1, 4) OBP: 0.304, SLG: 0.282	F9		1B 2B	E5 1-2 2-H 3-H		F3			6-3 1-2	5	1	1	0	0	0	3
Darrell Evans, L (1, 5) OBP: 0.390, SLG: 0.613	K		FC6-4 1B 2-H	L8		4-3			E9 1B 2-H	5	0	2	2	0	1	3
Earl Williams, R (1, 3)		HR BB	K		4-3		K		5-3	4	1	0	0	1	2	2
Dusty Baker Jr., R (1, 9) OBP: 0.321, SLG: 0.485		HR 1-H	FC6-4 1-2f		1B 1B		F7		IBB	4	1	2	2	1	0	1
Mike Lum, L (1, 8) OBP: 0.313, SLG: 0.254		G4-6-3 BB		6-3	1B 1-2		F8		F5	4	0	1	0	1	0	2
Vic Correll, R (1, 2) OBP: 0.250, SLG: 0.333		G4-6-3 1-2f		FC2-5 1B	F2			4-0 CS BB		3	0	1	0	1	0	3
Larvell Blanks, R (1, 6) OBP: 0.270, SLG: 0.267		FC6-4 1B		1B FC2-5 E 1-2	1-3			F8 1-2		4	1	2	0	0	0	3
Carl Morton, R (1, 1) OBP: 0.167, SLG: 0.118		FC6-4 1-2f		FC2-5 1B 1-2 2-3f E		E7 SH5-3 1B		F9		4	1	1	0	0	0	3
Tom House, L (9, 1)										0	0	0	0	0	0	0

Atlanta Braves @ San Diego Padres

San Diego Stadium, San Diego, CA

Sat Apr 26 1975, 10:05 PM EDT

Att. 38,189 - Unknown

TOP

livebaseballscorecards.com

	AB	R	H	RBI	BB	SO	LOB
	37	6	12	4	4	3	20

Inning Stats	1	2	3	4	5	6	7	8	9	1B	SF	WP	PA
R	0	2	1	2	0	0	0	0	1	10	0	0	42
E	0	0	0	1	0	1	0	0	0	2B: 1	SAC: 1	PB: 0	
K	1	0	1	0	0	0	1	0	0	3B: 0	DP: 1	SB: 0	
S	5	4	7	7	5	4	5	2	5	HR: 1	HBP: 0	CS: 1	
H	0	2	2	3	2	1	0	0	2				
LOB	0	1	1	2	2	1	0	0	2				
BB	0	2	0	0	0	0	0	1	1				
P	5	12	7	7	5	4	5	6	9				

PITCHER		IP	WLS	BF	H	R	ER	SO	BB	IBB	HBP	BLK	WP	HR	S	P	ERA	WHIP
Randy Jones, L ERA: 0.84	(1, 1)	7.0	L	33	10	5	3	3	2	0	0	0	0	1	37	45	3.86	1.714
Danny Frisella, R ERA: 5.79	(8, 1)	1.0		3	0	0	0	0	1	0	0	0	0	0	2	6	0.00	1.000
Dave Tomlin, L ERA: 4.05	(9, 1)	1.0		6	2	1	1	0	0	1	0	0	0	0	5	9	9.00	2.000

PITCHER	IP	WLS	BF	H	R	ER	SO	BB	IBB	HBP	BLK	WP	HR	S	P	ERA	WHIP

BOTTOM

Atlanta Braves @ San Diego Padres

San Diego Stadium, San Diego, CA

Sat Apr 26 1975, 10:05 PM EDT

Att. 38,189 - Unknown

livebaseballscorecards.com

Batter	1	2	3	4	5	6	7	8	9	AB	R	H	RBI	BB	SO	LOB
Enzo Hernandez, R (1, 6) OBP: 0.418, SLG: 0.404	HBP E 1B 1B		F8		B B B G3 G3 BB		FC6-4 4-6-3 1-2f		4-3 2B	4	1	2	0	1	0	1
Bobby Tolan, L (1, 7) OBP: 0.258, SLG: 0.286	E6 1B HBP 1-2		1B		G3 1-2		4-6-3 1-2		F5	5	0	1	0	0	0	4
Johnny Grubb, L (1, 8) OBP: 0.317, SLG: 0.321	1B 1-2 2-3 HBP		L8		G3 2-3		F9		4-3 2-3	4	0	0	0	0	0	4
Willie McCovey, L (1, 3) OBP: 0.333, SLG: 0.413	G5-4-3 1-2 2-3 3-H 1B		F6		S S S K			F8	F9	5	0	1	1	0	1	3
Dave Winfield, R (1, 9) OBP: 0.453, SLG: 0.679	S S S K			4-3		HR		1B SF7 1B		4	2	2	1	0	1	3
Mike Ivie, R (1, 5) OBP: 0.298, SLG: 0.393	G5-4-3 1-2f			6-3		F4		1B 1-3 1B		4	0	1	0	0	0	3
John Scott, R (8, PR)										0	0	0	0	0	0	0
Hector Torres, R (9, 5) OBP: 0.333, SLG: 0.333										0	0	0	0	0	0	0
Tito Fuentes, S (1, 4) OBP: 0.297, SLG: 0.322		4-3		B B B 3B BB		2-3		SF7 3-H		2	1	0	1	1	0	0
Fred Kendall, R (1, 2) OBP: 0.324, SLG: 0.429		S S S K		1-H 3B		6-3		1-2 1B		4	0	2	1	0	1	0
Randy Jones, R (1, 1) OBP: 0.273, SLG: 0.200		6-3		F2			FC6-4 1B	5-3		2	0	0	0	0	0	1
Gene Locklear, L (7, PH) OBP: 0.500, SLG: 0.500										1	0	1	0	0	0	0
Danny Frisella, L (8, 1)										0	0	0	0	0	0	0
Glenn Beckert, R (8, PH) OBP: 0.438, SLG: 0.467										1	0	0	0	0	0	2
Dave Tomlin, L (9, 1)										0	0	0	0	0	0	0
Inning Stats	R: 1 E: 1 K: 1 S: 7 H: 2 LOB: 2 BB: 0 P: 8	R: 0 E: 0 K: 1 S: 5 H: 0 LOB: 0 BB: 0 P: 5	R: 0 E: 0 K: 0 S: 4 H: 1 LOB: 1 BB: 0 P: 4	R: 1 E: 0 K: 0 S: 4 H: 1 LOB: 1 BB: 1 P: 8	R: 0 E: 0 K: 1 S: 5 H: 0 LOB: 1 BB: 1 P: 9	R: 1 E: 0 K: 0 S: 4 H: 1 LOB: 0 BB: 0 P: 4	R: 0 E: 0 K: 0 S: 4 H: 1 LOB: 1 BB: 0 P: 4	R: 1 E: 0 K: 0 S: 6 H: 3 LOB: 2 BB: 0 P: 6	R: 0 E: 0 K: 0 S: 4 H: 1 LOB: 1 BB: 0 P: 4	1B: 7 2B: 1 3B: 1 HR: 1	SF: 1 SAC: 0 DP: 1 HBP: 1					

	AB	36
	R	4
	H	10
	RBI	4
	BB	2
	SO	3
	LOB	21

WP: 0 PB: 0 SB: 0 CS: 0 PA: 40

PITCHER		IP	WLS	BF	H	R	ER	SO	BB	IBB	HBP	BLK	WP	HR	S	P	ERA	WHIP
Carl Morton, R ERA: 2.3	(1, 1)	8.0	W	37	10	4	4	3	2	0	1	0	0	1	40	49	4.50	1.500
Tom House, L ERA: 12.86	(9, 1)	1.0	S	3	0	0	0	0	0	0	0	0	0	0	3	3	0.00	0.000

PITCHER	IP	WLS	BF	H	R	ER	SO	BB	IBB	HBP	BLK	WP	HR	S	P	ERA	WHIP

Batter	1	2	3	4	5	6	7	8	9	AB	R	H	RBI	BB	SO	LOB
Ralph Garr, L (1, 7) OBP: 0.318, SLG: 0.366	F7	5-3			4-3		1-3	F4		5	0	0	0	0	0	4
Marty Perez, R (1, 4) OBP: 0.286, SLG: 0.263	4-3	6-3			F9		F8	FC5 1-2 2-3f 3-H BB 3B		5	1	0	0	0	0	3
Darrell Evans, L (1, 5) OBP: 0.402, SLG: 0.620	2B		G3			L8		1B BB		4	2	2	0	1	0	0
Earl Williams, R (1, 3) OBP: 0.074, SLG: 0.038 Rowland Office, L (8, PR) OBP: 0.351, SLG: 0.353 (8, 8)	K		K			K		1B 1B		4 1	0 2	1 1	0 3	0 0	3 0	1 0
Dusty Baker Jr., R (1, 9) OBP: 0.349, SLG: 0.521		1B E 1B	5-3			BB 2B		1B		5	2	4	2	0	0	0
Mike Lum, L (1, 8) OBP: 0.341, SLG: 0.270 (8, 3)		E 1-3 2B 1B		CS 1B		BB IBB		1B IBB 4-3		3	2	2	0	2	0	1
Vic Correll, R (1, 2) OBP: 0.254, SLG: 0.323 Dave May, L (8, PH) OBP: 0.500, SLG: 0.250 Biff Pocoroba, S (8, 2)	E5 1-3 3-H 2B			F7 1-2		BB 1-2 2-3		1B E 1B 1-3 2-H 3-H	F9	2 1 1	1 1 0	0 1 0	0 2 0	1 0 0	0 0 0	2 0 0
Larvell Blanks, R (1, 6) OBP: 0.265, SLG: 0.262	F7			F8		L5		FC5 1B 1-2 3-H	5-3	5	0	1	1	0	0	5
Ron Reed, R (1, 1) OBP: 0.231, SLG: 0.385 Tom House, L (8, 1)	2-H 3-H 2B				F8		6-3	BB E 3B 1B 1-2 2-3	F9	4 1	1 0	2 0	2 0	0 0	0 0	0 0
Inning Stats	R: 0 E: 0 K: 1 S: 6 H: 1 LOB: 1 BB: 0 P: 6	R: 3 E: 1 K: 0 S: 7 H: 3 LOB: 1 BB: 0 P: 7	R: 0 E: 0 K: 1 S: 5 H: 0 LOB: 0 BB: 0 P: 5	R: 0 E: 0 K: 0 S: 3 H: 1 LOB: 0 BB: 0 P: 3	R: 0 E: 0 K: 0 S: 3 H: 0 LOB: 0 BB: 0 P: 3	R: 0 E: 0 K: 1 S: 6 H: 1 LOB: 3 BB: 2 P: 14	R: 0 E: 0 K: 0 S: 3 H: 0 LOB: 0 BB: 0 P: 3	R: 9 E: 1 K: 0 S: 11 H: 8 LOB: 1 BB: 2 P: 19	R: 0 E: 0 K: 0 S: 3 H: 0 LOB: 0 BB: 0 P: 3	1B: 10 2B: 3 3B: 1 HR: 0 SF: 0 SAC: 0 DP: 0 HBP: 0						

PITCHER		IP	WLS	BF	H	R	ER	SO	BB	IBB	HBP	BLK	WP	HR	S	P	ERA	WHIP
Dan Spillner, R ERA: 2.73	(1, 1)	7.0		29	6	3	2	3	1	1	0	0	0	0	33	41	2.57	1.000
Rich Folkers, L ERA: 10.57	(8, 1)	0.0	L	3	3	4	4	0	0	0	0	0	0	0	3	3	∞	∞
Bill Greif, R ERA: 2.57	(8, 1)	0.2		8	4	4	0	0	1	1	0	0	0	0	6	14	0.00	7.500
Danny Frisella, R ERA: 5.4	(8, 1)	0.1		2	1	1	0	0	0	0	0	0	0	0	2	2	0.00	3.000
Dave Tomlin, L ERA: 3.52	(9, 1)	1.0		3	0	0	0	0	0	0	0	0	0	0	3	3	0.00	0.000

PITCHER	IP	WLS	BF	H	R	ER	SO	BB	IBB	HBP	BLK	WP	HR	S	P	ERA	WHIP

TOP

Atlanta Braves @ San Diego Padres

San Diego Stadium, San Diego, CA

Sun Apr 27 1975, 6:33 AM EDT

Unknown

livebaseballscorecards.com

AB	41
R	12
H	14
RBI	10
BB	4
SO	3
LOB	16

PA: 45

WP: 0
PB: 0
SB: 0
CS: 1

Batter	1	2	3	4	5	6	7	8	9	AB	R	H	RBI	BB	SO	LOB
Enzo Hernandez, R (1, 6) OBP: 0.433, SLG: 0.431	F8		B1-3 1-2		S 2-3 1B		BBBB 4-0 2B BB	1-3 2-H 1B 2B		4	2	2	1	1	0	1
Tito Fuentes, S (1, 4) OBP: 0.290, SLG: 0.313	SSS 0-3 K		6-3		6-3 1-2		F8	2-H 3-H 2B 1B		5	1	1	2	0	1	5
Johnny Grubb, L (1, 8) OBP: 0.353, SLG: 0.393	1B 1B		L6			B3 1B SF8 1B	1-H 2-H 2B	1-H 2B		5	1	4	3	0	0	1
Dave Winfield, R (1, 9) OBP: 0.449, SLG: 0.655	1-2 1B			6-3		B3 1-2 1B	1-3	6-3		5	0	2	0	0	0	2
Mike Ivie, R (1, 3) OBP: 0.274, SLG: 0.361	SSS 0-3 K			5-3		B3 1-2 2-3		F6	5-3	5	0	0	0	0	1	4
Bobby Tolan, L (1, 7) OBP: 0.268, SLG: 0.299		G6-4-3 1B		6-3		SF8 3-H		E S WP 1B	F9	4	1	2	1	0	0	0
Dave Hilton, R (1, 5)		G6-4-3 1-2f			6-3	F8		4-3 1-H	6-3	5	0	0	0	0	0	2
Randy Hundley, R (1, 2) OBP: 0.345, SLG: 0.500 John Scott, R (7, PR) Rich Folkers, L (8, 1) Bill Greif, R (8, 1) Danny Frisella, L (8, 1) Gene Locklear, L (8, PH) OBP: 0.333, SLG: 0.333 Dave Tomlin, L (9, 1)		4-3			6-3		2B	E3 1B 2B		3 0 0 0 0 0 1 0	0 1 0 0 0 0 1 0	1 0 0 0 0 0 0 0	0 0 0 0 0 0 0 0	0 0 0 0 0 0 0 0	0 0 0 0 0 0 0 0	0 0 0 0 0 0 1 0
Dan Spillner, R (1, 1) OBP: 0.100, SLG: 0.200 Fred Kendall, R (7, PH) OBP: 0.333, SLG: 0.432 (8, 2)			E2 B1-3		1B 2B		SSS 0-3 K	2B 1-2 1B 1B		2 2	0 1	1 1	0 0	0 1	0 1	0 1
Inning Stats	R: 0 E: 0 K: 2 S: 9 H: 2 LOB: 2 BB: 0 P: 9	R: 0 E: 0 K: 0 S: 3 H: 1 LOB: 0 BB: 0 P: 3	R: 0 E: 1 K: 0 S: 4 H: 0 LOB: 1 BB: 0 P: 4	R: 0 E: 0 K: 0 S: 3 H: 0 LOB: 0 BB: 0 P: 3	R: 0 E: 0 K: 0 S: 5 H: 2 LOB: 2 BB: 0 P: 5	R: 1 E: 0 K: 0 S: 5 H: 2 LOB: 1 BB: 0 P: 5	R: 2 E: 0 K: 1 S: 7 H: 2 LOB: 1 BB: 1 P: 11	R: 5 E: 1 K: 0 S: 9 H: 5 LOB: 1 BB: 0 P: 9	R: 0 E: 0 K: 0 S: 3 H: 0 LOB: 0 BB: 0 P: 3	1B: 9 2B: 5 3B: 0 HR: 0 SF: 1 SAC: 0 DP: 1 HBP: 0						

PITCHER		IP	WLS	BF	H	R	ER	SO	BB	IBB	HBP	BLK	WP	HR	S	P	ERA	WHIP
Ron Reed, R ERA: 4.62	(1, 1)	7.2	W	36	11	6	5	3	1	0	0	0	1	0	41	45	5.87	1.565
Tom House, L ERA: 12.96	(8, 1)	1.1		7	3	2	0	0	0	0	0	0	0	0	7	7	0.00	2.250

PITCHER		IP	WLS	BF	H	R	ER	SO	BB	IBB	HBP	BLK	WP	HR	S	P	ERA	WHIP

BOTTOM

Atlanta Braves @ San Diego Padres

San Diego Stadium, San Diego, CA

Sun Apr 27 1975, 6:33 AM EDT

Unknown

livebaseballscorecards.com

AB	41
R	8
H	14
RBI	7
BB	1
SO	3
LOB	16

Atlanta Braves @ San Diego Padres

San Diego Stadium, San Diego, CA

Sun Apr 27 1975, 6:38 AM EDT

Att. 25,996 - Unknown

TOP

livebaseballscorecards.com

Batter	1	2	3	4	5	6	7	8	9	AB	R	H	RBI	BB	SO	LOB
Ralph Garr, L (1, 7) OBP: 0.312, SLG: 0.356	E6	4-3		3-1			4-3		E SF7 1B 1-3 1B	5	2	1	0	0	0	3
Marty Perez, R (1, 4) OBP: 0.315, SLG: 0.325	1B 1-H 3B		BBBB FC3-6 BB		2B		F8		E 1-2 3-H 1B	4	1	3	2	1	0	0
Darrell Evans, L (1, 5) OBP: 0.391, SLG: 0.595	K		FC3-6 S 1-2f		F7		1B		E3 FC5-4 1-2 2-3	5	0	1	0	0	1	5
Earl Williams, R (1, 3) OBP: 0.094, SLG: 0.067	5-3 3-H 1B		SSS K 1-2		F4		6-3		SF7 3-H	4	0	1	2	0	1	3
Dusty Baker Jr., R (1, 9) OBP: 0.330, SLG: 0.487	5-3 1-2		SSS K		6-3			F3	FC5-4 1-2f	5	0	0	0	0	1	5
Mike Lum, L (1, 8) OBP: 0.337, SLG: 0.269	4-1			F8		FC4-6 1B		F4		4	0	1	0	0	0	1
Johnny Oates, L (1, 2) OBP: 0.333, SLG: 0.444		FC6-4 1B		2B 1B		FC4-6 1-2f		F9		4	0	2	0	0	0	1
Craig Robinson, R (1, 6)		FC6-4 1-2f		F8		F9			SSS K	4	0	0	0	0	1	3
Roric Harrison, R (1, 1) OBP: 0.500, SLG: 0.667		SSS K		1-3 2B		F7			H 1B 1B HBP	3	1	1	0	0	1	2
Inning Stats	R: 2 E: 1 K: 1 S: 8 / H: 2 LOB: 1 BB: 0 P: 8	R: 0 E: 1 K: 1 S: 6 / H: 1 LOB: 1 BB: 0 P: 6	R: 0 E: 0 K: 2 S: 7 / H: 0 LOB: 1 BB: 1 P: 11	R: 0 E: 0 K: 0 S: 5 / H: 2 LOB: 2 BB: 0 P: 5	R: 0 E: 0 K: 0 S: 4 / H: 1 LOB: 1 BB: 0 P: 4	R: 0 E: 0 K: 0 S: 4 / H: 1 LOB: 1 BB: 0 P: 4	R: 0 E: 0 K: 0 S: 4 / H: 1 LOB: 1 BB: 0 P: 4	R: 0 E: 0 K: 0 S: 3 / H: 0 LOB: 0 BB: 0 P: 3	R: 2 E: 1 K: 1 S: 8 / H: 2 LOB: 2 BB: 0 P: 9	1B: 7 2B: 2 3B: 1 HR: 0 / SF: 1 SAC: 0 DP: 0 HBP: 1						

	AB	38
	R	4
	H	10
	RBI	4
	BB	1
	SO	5
	LOB	23

WP: 0 PB: 0 SB: 1 CS: 0 — PA: 41

PITCHER	IP	WLS	BF	H	R	ER	SO	BB	IBB	HBP	BLK	WP	HR	S	P	ERA	WHIP
Alan Foster, R (1, 1) ERA: 2.53	8.0	L	34	8	2	1	4	1	0	0	0	0	0	41	45	1.12	1.125
Bill Greif, R (9, 1) ERA: 3.38	1.0		7	2	2	1	1	0	0	1	0	0	0	8	9	9.00	2.000

PITCHER	IP	WLS	BF	H	R	ER	SO	BB	IBB	HBP	BLK	WP	HR	S	P	ERA	WHIP

Batter	1	2	3	4	5	6	7	8	9	AB	R	H	RBI	BB	SO	LOB
Enzo Hernandez, R (1, 6) OBP: 0.406, SLG: 0.400	4-3		F9			F8			F8	4	0	0	0	0	0	0
Tito Fuentes, S (1, 4) OBP: 0.288, SLG: 0.309	5-3		L7			F5			1B	4	0	1	0	0	0	0
Johnny Grubb, L (1, 8) OBP: 0.361, SLG: 0.400	1B		5-3			F8			1B	4	0	2	0	0	0	0
Willie McCovey, L (1, 3) OBP: 0.309, SLG: 0.380	F4			5-3			F2		F8	4	0	0	0	0	0	3
Dave Winfield, R (1, 9) OBP: 0.438, SLG: 0.629		1B 1B 1B		F9			1-3		5-3	4	1	1	0	0	0	2
Bobby Tolan, L (1, 7) OBP: 0.257, SLG: 0.286		F5		L8			4-3			3	0	0	0	0	0	1
Fred Kendall, R (1, 2) OBP: 0.310, SLG: 0.400		L9			5-3			5-3		3	0	0	0	0	0	1
Hector Torres, R (1, 5) OBP: 0.348, SLG: 0.348		1-H 1B			F6			L8		2	0	1	1	0	0	0
Glenn Beckert, R (8, PH) OBP: 0.412, SLG: 0.438										1	0	0	0	0	0	0
Dave Hilton, R (9, 5)										0	0	0	0	0	0	0
Alan Foster, R (1, 1)		F9			4-3			L7		2	0	0	0	0	0	1
Gene Locklear, L (8, PH) OBP: 0.250, SLG: 0.250										1	0	0	0	0	0	0
Bill Greif, R (9, 1)										0	0	0	0	0	0	0
Inning Stats	R: 0 H: 1 E: 0 LOB: 1 K: 0 BB: 0 S: 4 P: 4	R: 1 H: 2 E: 0 LOB: 1 K: 0 BB: 0 S: 5 P: 5	R: 0 H: 0 E: 0 LOB: 0 K: 0 BB: 0 S: 3 P: 3	R: 0 H: 0 E: 0 LOB: 0 K: 0 BB: 0 S: 3 P: 3	R: 0 H: 0 E: 0 LOB: 0 K: 0 BB: 0 S: 3 P: 3	R: 0 H: 0 E: 0 LOB: 0 K: 0 BB: 0 S: 3 P: 3	R: 0 H: 0 E: 0 LOB: 0 K: 0 BB: 0 S: 3 P: 3	R: 0 H: 0 E: 0 LOB: 0 K: 0 BB: 0 S: 3 P: 3	R: 0 H: 2 E: 0 LOB: 2 K: 0 BB: 0 S: 5 P: 5	1B: 5 SF: 0 2B: 0 SAC: 0 3B: 0 DP: 0 HR: 0 HBP: 0						

PITCHER	IP	WLS	BF	H	R	ER	SO	BB	IBB	HBP	BLK	WP	HR	S	P	ERA	WHIP
Roric Harrison, R (1, 1) ERA: 1.83	9.0	W	32	5	1	1	0	0	0	0	0	0	0	32	32	1.00	0.556

PITCHER	IP	WLS	BF	H	R	ER	SO	BB	IBB	HBP	BLK	WP	HR	S	P	ERA	WHIP

BOTTOM

Atlanta Braves @ San Diego Padres

San Diego Stadium, San Diego, CA

Sun Apr 27 1975, 6:38 AM EDT

Att. 25,996 - Unknown

livebaseballscorecards.com

AB	32
R	1
H	5
RBI	1
BB	0
SO	0
LOB	8

Batter	1	2	3	4	5	6	7	8	9	AB	R	H	RBI	BB	SO	LOB
Greg Gross, L (1, 7) OBP: 0.200, SLG: 0.158	5-3		5-3		4-3		G3 2-3		1B 3-H	5	0	1	1	0	0	2
Larry Milbourne, S (1, 4) OBP: 0.136, SLG: 0.136	4-3		K			SH1-3 1B 1B 1B	L8		4-3	5	1	1	0	0	1	2
Cesar Cedeno, R (1, 8) OBP: 0.375, SLG: 0.429	F9			6-3		SH1-3 1-2 1B 1B		K		4	1	1	0	0	1	0
Milt May, L (1, 2) OBP: 0.292, SLG: 0.292		F8		1B		SH1-3 1-2 2-3		G3		3	0	1	0	0	0	0
Bob Watson, R (1, 3) OBP: 0.387, SLG: 0.583 Enos Cabell, R (8, PR) OBP: 0.333, SLG: 0.370 (8, 3)		E 1B SF7 1B		F9		1B 2-H 3-H		E6 FC4-6		4 0	1 0	2 0	2 0	0 0	0 0	1 0
Jose Cruz, L (1, 9) OBP: 0.347, SLG: 0.400		E9 1-3 1B		F8		F3		FC4-6 1-2f		4	0	1	0	0	0	3
Doug Rader, R (1, 5) OBP: 0.375, SLG: 0.414		SF7 3-H	K		1-3				4-3 SH1-4 1B BB	2	1	0	1	1	1	1
Roger Metzger, S (1, 6) OBP: 0.280, SLG: 0.224		F7		F6		G3 SH3-4 1B		SH1-4 1-2		3	0	1	0	0	0	1
Dave Roberts, L (1, 1) OBP: 0.125, SLG: 0.125		4-3		1B		SH3-4 1-2		4-3 2-3		3	0	1	0	0	0	1
Inning Stats	R: 0 E: 0 K: 0 S: 3 H: 0 LOB: 0 BB: 0 P: 3	R: 1 E: 1 K: 0 S: 5 H: 2 LOB: 1 BB: 0 P: 5	R: 0 E: 0 K: 1 S: 5 H: 0 LOB: 0 BB: 0 P: 5	R: 0 E: 0 K: 0 S: 4 H: 1 LOB: 1 BB: 0 P: 4	R: 0 E: 0 K: 1 S: 6 H: 1 LOB: 1 BB: 0 P: 6	R: 2 E: 0 K: 0 S: 6 H: 3 LOB: 1 BB: 0 P: 6	R: 0 E: 0 K: 0 S: 4 H: 1 LOB: 1 BB: 0 P: 4	R: 0 E: 1 K: 1 S: 6 H: 0 LOB: 1 BB: 0 P: 6	R: 1 E: 0 K: 0 S: 4 H: 1 LOB: 1 BB: 1 P: 8	1B: 9 2B: 0 3B: 0 HR: 0 SF: 1 SAC: 3 DP: 0 HBP: 0						

PITCHER	IP	WLS	BF	H	R	ER	SO	BB	IBB	HBP	BLK	WP	HR	S	P	ERA	WHIP
Joe McIntosh, R (1, 1) ERA: 1.42	7.0	L	29	8	3	2	2	0	0	0	0	0	0	33	33	2.57	1.143
Danny Frisella, R (8, 1) ERA: 5.14	2.0		9	1	1	1	1	1	0	0	0	0	0	10	14	4.50	1.000

PITCHER	IP	WLS	BF	H	R	ER	SO	BB	IBB	HBP	BLK	WP	HR	S	P	ERA	WHIP

Houston Astros @ San Diego Padres

San Diego Stadium, San Diego, CA

Mon Apr 28 1975, 10:05 PM EDT

Att. 19,080 - Unknown

TOP

AB	33
R	4
H	9
RBI	4
BB	1
SO	3
LOB	11

livebaseballscorecards.com

Houston Astros @ San Diego Padres

San Diego Stadium, San Diego, CA

Mon Apr 28 1975, 10:05 PM EDT

Att. 19,080 - Unknown

BOTTOM

Batter	1	2	3	4	5	6	7	8	9	AB	R	H	RBI	BB	SO	LOB
Enzo Hernandez, R (1, 6) OBP: 0.382, SLG: 0.373	SSS 0-3 ① K		SSS 0-3 ② K		x 0-0 ③ 6-3			x 0-0 ① 5-3		4	0	0	0	0	2	0
Tito Fuentes, S (1, 4) OBP: 0.273, SLG: 0.292	x 0-0 ② 5-3		x 0-0 ③ 6-3			x 0-0 ① F7		x 0-0 ② F6		4	0	0	0	0	0	0
Johnny Grubb, L (1, 8) OBP: 0.355, SLG: 0.391	x 0-0 1B			x 0-0 ① 1-3		x 0-0 ② 4-3		x 0-0 ③ 1-3		4	0	1	0	0	0	0
Dave Winfield, R (1, 9) OBP: 0.442, SLG: 0.662	SSS 0-3 ③ K			x 0-0 HR		BBBB 4-0 1B WP BB			x 0-0 ① F8	3	1	1	1	1	1	1
Mike Ivie, R (1, 3) OBP: 0.288, SLG: 0.369		x 0-0 ① 5-3		x 0-0 ② F8		x 0-0 1-3 1B			x 0-0 5-3 1B 1B	4	0	2	0	0	0	0
Dick Sharon, R (1, 7) OBP: 0.214, SLG: 0.214		x 0-0 ② F9		x 0-0 1B		x 0-0 ③ 6-3			x 0-0 1-2 5-3 1B	4	0	2	0	0	0	2
Fred Kendall, R (1, 2) OBP: 0.304, SLG: 0.386		x 0-0 FC4-6 1B		x 0-0 ③ F7			x 0-0 ① 1-3		x 0-0 ② 5-3 1-2 2-3	4	0	1	0	0	0	3
Hector Torres, R (1, 5) OBP: 0.308, SLG: 0.308 Randy Hundley, R (9, PH) OBP: 0.333, SLG: 0.483		x 0-0 ③ FC4-6 1-2f			x 0-0 ① 4-3		x 0-0 ② G3		SSS 0-3 ③ K	3 1	0 0	0 0	0 0	0 1	0 2	1 2
Joe McIntosh, S (1, 1) Bobby Tolan, L (7, PH) OBP: 0.253, SLG: 0.282 Danny Frisella, L (8, 1)			x 0-0 ① 6-3		x 0-0 ② 4-3		x 0-0 ③ F8			2 1 0	0 0 0	0 0 0	0 0 0	0 0 0	0 0 0	0 0 0
Inning Stats	R: 0 H: 1 E: 0 LOB: 1 K: 2 BB: 0 S: 8 P: 8	R: 0 H: 1 E: 0 LOB: 1 K: 0 BB: 0 S: 4 P: 4	R: 0 H: 0 E: 0 LOB: 0 K: 1 BB: 0 S: 5 P: 5	R: 1 H: 2 E: 0 LOB: 1 K: 0 BB: 0 S: 5 P: 5	R: 0 H: 0 E: 0 LOB: 0 K: 0 BB: 0 S: 3 P: 3	R: 0 H: 1 E: 0 LOB: 2 K: 0 BB: 1 S: 4 P: 8	R: 0 H: 0 E: 0 LOB: 0 K: 0 BB: 0 S: 3 P: 3	R: 0 H: 0 E: 0 LOB: 0 K: 0 BB: 0 S: 3 P: 3	R: 0 H: 2 E: 0 LOB: 2 K: 1 BB: 0 S: 7 P: 7	1B: 6 SF: 0 2B: 0 SAC: 0 3B: 0 DP: 0 HR: 1 HBP: 0						WP: 1 PA: 35 PB: 0 SB: 0 CS: 0	

livebaseballscorecards.com

	AB	34
	R	1
	H	7
	RBI	1
	BB	1
	SO	4
	LOB	9

PITCHER	IP	WLS	BF	H	R	ER	SO	BB	IBB	HBP	BLK	WP	HR	S	P	ERA	WHIP
Dave Roberts, L (1, 1) ERA: 1.74	9.0	W	35	7	1	1	4	1	0	0	0	1	1	42	46	1.00	0.889

PITCHER	IP	WLS	BF	H	R	ER	SO	BB	IBB	HBP	BLK	WP	HR	S	P	ERA	WHIP

Houston Astros @ San Diego Padres

San Diego Stadium, San Diego, CA

Tue Apr 29 1975, 10:05 PM EDT

Att. 7,840 - Unknown

livebaseballscorecards.com

Batter	1	2	3	4	5	6	7	8	9	AB	R	H	RBI	BB	SO	LOB
Greg Gross, L (1, 7) OBP: 0.208, SLG: 0.174	6-3		1B 1B 1B		4-3		SH 1-2 3-H	1-3		4	1	1	1	0	0	0
Larry Milbourne, S (1, 4) OBP: 0.154, SLG: 0.154	6-3		1B 1-2 1B		K		SH 1-H 2-H 1B	F8		4	1	1	0	0	1	0
Cesar Cedeno, R (1, 8) OBP: 0.390, SLG: 0.437	E S 1B		1-2 2-H 1B			K	1B S 1B HBP	F8		3	1	2	0	0	1	0
Wilbur Howard, S (7, 8) OBP: 0.350, SLG: 0.368										1	0	0	0	0	0	0
Milt May, L (1, 2) OBP: 0.286, SLG: 0.286	K 1-3			L7		F5	G3 1-2		FC6-4 1B	5	0	1	0	0	1	3
Bob Watson, R (1, 3) OBP: 0.379, SLG: 0.556		5-3		F3		4-3	1B 1B IBB		FC6-4 1-2f	3	0	0	0	1	0	0
Enos Cabell, R (7, PR) OBP: 0.328, SLG: 0.364 (7, 3)										1	1	0	0	0	0	1
Jose Cruz, L (1, 9) OBP: 0.364, SLG: 0.415		G3		E S 1B			SH 1B 1B; 1B 1-2 2-3 3-H 1B		K	5	1	3	1	0	1	1
Doug Rader, R (1, 5) OBP: 0.391, SLG: 0.419		1B		1-3 BB			SH 1-2 1B 1B; K		1-3	4	1	2	0	1	1	4
Roger Metzger, S (1, 6) OBP: 0.282, SLG: 0.229			F7	1-3			SH 1-2 2-3 1B; 1-3 2-H 3-H 1B			3	1	1	2	0	0	2
J.R. Richard, R (1, 1) OBP: 0.250, SLG: 0.333			L9		K		SH 1-3 2-H 3-H 1B; K			4	1	1	2	0	2	2

Inning Stats	1	2	3	4	5	6	7	8	9	AB	R	H	RBI	BB	SO	LOB
	R: 0 E: 0 K: 1 S: 6	H: 1 LOB: 1 BB: 0 P: 6	R: 0 E: 0 K: 0 S: 3	H: 1 LOB: 1 BB: 0 P: 3	R: 0 E: 0 K: 0 S: 5	H: 3 LOB: 2 BB: 0 P: 5	R: 0 E: 0 K: 0 S: 4	H: 1 LOB: 2 BB: 1 P: 8	R: 0 E: 0 K: 2 S: 7	H: 0 LOB: 0 BB: 0 P: 7	R: 0 E: 0 K: 1 S: 5	H: 0 LOB: 0 BB: 0 P: 5	R: 8 E: 2 K: 2 S: 15	H: 5 LOB: 2 BB: 1 P: 20	R: 0 E: 0 K: 0 S: 3	H: 0 LOB: 0 BB: 0 P: 3	R: 0 E: 0 K: 1 S: 6	H: 1 LOB: 1 BB: 0 P: 6

1B: 12	SF: 0
2B: 0	SAC: 3
3B: 0	DP: 0
HR: 0	HBP: 1

WP: 0 PB: 0 SB: 3 CS: 0 PA: 43

PITCHER		IP	WLS	BF	H	R	ER	SO	BB	IBB	HBP	BLK	WP	HR	S	P	ERA	WHIP
Dave Freisleben, R ERA: 3.33	(1, 1)	6.0	L	27	9	4	4	4	1	0	0	0	0	0	34	38	6.00	1.667
Dave Tomlin, L ERA: 3.52	(7, 1)	0.0		2	0	1	0	0	0	0	0	0	0	0	2	2	∞	∞
Bill Greif, R ERA: 5.0	(7, 1)	1.0		7	2	3	1	2	0	1	1	0	0	0	9	14	9.00	2.000
Rich Folkers, L ERA: 8.38	(8, 1)	2.0		7	1	0	0	1	0	0	0	0	0	0	9	9	0.00	0.500

PITCHER	IP	WLS	BF	H	R	ER	SO	BB	IBB	HBP	BLK	WP	HR	S	P	ERA	WHIP

Houston Astros @ San Diego Padres

San Diego Stadium, San Diego, CA

Tue Apr 29 1975, 10:05 PM EDT

Att. 7,840 - Unknown

BOTTOM

Batter	1	2	3	4	5	6	7	8	9	AB	R	H	RBI	BB	SO	LOB
Enzo Hernandez, R (1, 6) OBP: 0.361, SLG: 0.349	K		6-3		K		F7		G5-4-3 (1-2f)	4	0	0	0	0	2	1
Fred Kendall, R (9, PH) OBP: 0.298, SLG: 0.378										1	0	0	0	0	0	1
Bobby Tolan, L (1, 7) OBP: 0.241, SLG: 0.267	4-3		4-3		4-3		F8			4	0	0	0	0	0	1
Johnny Grubb, L (1, 8) OBP: 0.388, SLG: 0.437	2B		2B			E G3 (1-2)		HR	BB	2	1	2	0	2	0	0
Willie McCovey, L (1, 3) OBP: 0.305, SLG: 0.426	K		6-3			G3 (1-2)		HR (1-H)		4	1	1	2	0	1	3
Dave Winfield, R (1, 9) OBP: 0.420, SLG: 0.623		4-3		G3		K		L7		4	0	0	0	0	1	1
Mike Ivie, R (1, 5) OBP: 0.286, SLG: 0.362		E8 (E) (1B)		K		E6 (2-3)		F9		4	0	1	0	0	1	1
Tito Fuentes, S (1, 4) OBP: 0.272, SLG: 0.280		E4 (S) (2-3)		BB		F7		K		3	0	0	0	1	1	3
Randy Hundley, R (1, 2) OBP: 0.324, SLG: 0.438		F3 (1-2)		5-3			BB		F7	3	0	0	0	1	0	3
Dave Freisleben, R (1, 1) Dave Tomlin, L (7, 1) Bill Greif, R (7, 1) John Scott, R (7, PH) Rich Folkers, L (8, 1) Gene Locklear, L (9, PH) OBP: 0.400, SLG: 0.400	K				4-3		F3		G5-4-3 (1B)	2 0 0 1 0 1	0 0 0 0 0 0	0 0 0 0 0 1	0 0 0 0 0 0	0 0 0 0 0 0	1 0 0 0 0 0	2 0 0 1 0 0

livebaseballscorecards.com

AB	33
R	2
H	5
RBI	2
BB	4
SO	7
LOB	17

Inning Stats	1	2	3	4	5	6	7	8	9
	R: 0 H: 1 E: 0 LOB: 1 K: 2 BB: 0 S: 8 P: 8	R: 0 H: 1 E: 2 LOB: 2 K: 1 BB: 0 S: 7 P: 7	R: 0 H: 1 E: 0 LOB: 1 K: 0 BB: 0 S: 4 P: 4	R: 0 H: 0 E: 0 LOB: 1 K: 1 BB: 1 S: 5 P: 9	R: 0 H: 0 E: 0 LOB: 0 K: 1 BB: 0 S: 5 P: 5	R: 0 H: 0 E: 1 LOB: 2 K: 1 BB: 1 S: 6 P: 10	R: 0 H: 0 E: 0 LOB: 1 K: 0 BB: 1 S: 3 P: 7	R: 2 H: 1 E: 0 LOB: 0 K: 1 BB: 1 S: 6 P: 10	R: 0 H: 1 E: 0 LOB: 0 K: 0 BB: 0 S: 3 P: 3

1B: 2 SF: 0
2B: 2 SAC: 0
3B: 0 DP: 1
HR: 1 HBP: 0

WP: 0 PA: 37
PB: 0
SB: 1
CS: 0

PITCHER	IP	WLS	BF	H	R	ER	SO	BB	IBB	HBP	BLK	WP	HR	S	P	ERA	WHIP
J.R. Richard, R (1, 1) ERA: 4.55	9.0	W	37	5	2	2	7	4	0	0	0	0	1	47	63	2.00	1.000

PITCHER	IP	WLS	BF	H	R	ER	SO	BB	IBB	HBP	BLK	WP	HR	S	P	ERA	WHIP

Houston Astros @ San Diego Padres

San Diego Stadium, San Diego, CA

Wed Apr 30 1975, 10:05 PM EDT

Att. 8,077 - Unknown

TOP

livebaseballscorecards.com

Batter	1	2	3	4	5	6	7	8	9	AB	R	H	RBI	BB	SO	LOB
Greg Gross, L (1, 7) OBP: 0.214, SLG: 0.185	4-3		SH3-4 1B		F8		4-3 1-2		K	4	0	1	0	0	0	3
Jim Crawford, L (7, 1)										0	0	0	0	0	0	0
Rob Andrews, R (9, PH) OBP: 0.264, SLG: 0.262										1	0	0	0	0	1	3
Roger Metzger, S (1, 6) OBP: 0.272, SLG: 0.219	K		SH3-4 1-2		F7			F9		3	0	0	0	0	1	0
Cesar Cedeno, R (1, 8) OBP: 0.385, SLG: 0.429	1B		F7			L6		F9		4	0	1	0	0	0	1
Milt May, L (1, 2) OBP: 0.272, SLG: 0.270	F2		F8			1-3		6-3		4	0	0	0	0	0	2
Bob Watson, R (1, 3) OBP: 0.386, SLG: 0.597		G6-4-3 1B 1B		HR		5-3			6-3	4	1	2	1	0	0	0
Jose Cruz, L (1, 9) OBP: 0.383, SLG: 0.435		G6-4-3 1-2 1B		F9			6-3 2B 1B		HBP BB 1B	4	1	3	0	0	0	0
Doug Rader, R (1, 5) OBP: 0.384, SLG: 0.400		G6-4-3 1-2f 2-3		F9			6-3 1-2		HBP 1-2 BB	3	0	0	0	1	0	3
Tommy Helms, R (1, 4) OBP: 0.667, SLG: 1.000		BBBB 4-0 FC5-4 BB		1-3			1B 2-H 2B		1-0 1-2 2-3 HBP	2	0	1	1	1	0	0
Larry Milbourne, S (7, PR)										0	0	0	0	0	0	0
(7, 4)										0	0	0	0	0	0	0
Enos Cabell, R (9, PH) OBP: 0.339, SLG: 0.364																
Larry Dierker, R (1, 1)		FC5-4 1-2f			1-3		CS 2-3 1B		K	2	0	0	0	0	0	2
Wayne Granger, R (5, 1)										0	0	0	0	0	0	0
Ken Boswell, L (7, PH) OBP: 0.360, SLG: 0.409										0	0	0	0	0	0	0
Cliff Johnson, R (7, PH) OBP: 0.311, SLG: 0.375										1	0	1	0	0	0	0
Wilbur Howard, S (7, PR) OBP: 0.333, SLG: 0.350										1	0	0	0	0	1	3
(7, 7)																

Inning Stats	1	2	3	4	5	6	7	8	9	1B: 7	SF: 0	WP: 0	PA: 37
R:	0	0	0	1	0	0	1	0	0	2B: 1	SAC: 1	PB: 0	
E:	0	0	0	0	0	0	0	0	0	3B: 0	DP: 1	SB: 0	
K:	1	0	0	0	0	0	0	0	2	HR: 1	HBP: 1	CS: 1	
S:	6	4	4	4	3	3	5	3	8				
H:	1	2	1	1	0	0	3	0	1				
LOB:	1	2	1	0	0	0	3	0	3				
BB:	0	1	0	0	0	0	0	0	1				
P:	6	8	4	4	3	3	5	3	13				

	AB	33
	R	2
	H	9
	RBI	2
	BB	2
	SO	3
	LOB	17

PITCHER		IP	WLS	BF	H	R	ER	SO	BB	IBB	HBP	BLK	WP	HR	S	P	ERA	WHIP
Sonny Siebert, R ERA: 2.28	(1, 1)	6.1	W	26	7	2	2	1	1	0	0	0	0	1	27	31	2.84	1.263
Dave Tomlin, L ERA: 2.79	(7, 1)	2.0		7	2	0	0	0	0	0	0	0	0	0	7	7	0.00	1.000
Bill Greif, R ERA: 4.66	(9, 1)	0.2	S	4	0	0	0	2	1	0	1	0	0	0	6	11	0.00	1.500

PITCHER	IP	WLS	BF	H	R	ER	SO	BB	IBB	HBP	BLK	WP	HR	S	P	ERA	WHIP

BOTTOM

Houston Astros @ San Diego Padres

San Diego Stadium, San Diego, CA

Wed Apr 30 1975, 10:05 PM EDT

Att. 8,077 - Unknown

Batter	1	2	3	4	5	6	7	8	9	AB	R	H	RBI	BB	SO	LOB
Enzo Hernandez, R (1, 6) OBP: 0.355, SLG: 0.343	6-3		F6		1B 2B 1B 1-2	B2-3 1-2 3-H				4	1	1	0	0	0	3
Bobby Tolan, L (1, 7) OBP: 0.244, SLG: 0.269	L8			B1-3	2B 1B 1-2 2-H	F7				3	1	1	1	0	0	0
Dick Sharon, R (7, PH) OBP: 0.200, SLG: 0.200 (8, 7)										1	0	0	0	0	0	0
Johnny Grubb, L (1, 8) OBP: 0.393, SLG: 0.453	4-3			BB 1B	2B 2B 1-H 2-H		G3			4	1	2	2	0	0	0
Willie McCovey, L (1, 3) OBP: 0.317, SLG: 0.411		G3		B B B B 1-2 BB	2B IBB		5-3			2	0	0	0	2	0	0
Hector Torres, R (8, 5) OBP: 0.308, SLG: 0.308										0	0	0	0	0	0	0
Dave Winfield, R (1, 9) OBP: 0.412, SLG: 0.616		F8		F7	2B 1-3 2-H			5-3		4	0	1	1	0	0	2
Mike Ivie, R (1, 5) OBP: 0.284, SLG: 0.356 (8, 3)		F6		5-3	1-3			FC5-4 1B		4	0	1	0	0	0	4
Tito Fuentes, S (1, 4) OBP: 0.271, SLG: 0.278			F7		4-3	1B 4-3 CS 1B		F4		4	0	1	0	0	0	1
Fred Kendall, R (1, 2) OBP: 0.275, SLG: 0.347			F4		5-3	4-3 1-2		FC5-4 1-2f		4	0	0	0	0	0	2
Sonny Siebert, R (1, 1) OBP: 0.556, SLG: 0.571					B B B B 1B BB	CS 2-3 1B				2	1	2	0	1	0	0
Dave Tomlin, L (7, 1)										0	0	0	0	0	0	0
Bill Greif, R (9, 1)			1B							0	0	0	0	0	0	0

Inning Stats	1	2	3	4	5	6	7	8	9
	R: 0 E: 0 K: 0 S: 3	H: 0 LOB: 0 BB: 0 P: 3	R: 0 E: 0 K: 0 S: 3	H: 0 LOB: 0 BB: 0 P: 3	R: 0 E: 0 K: 0 S: 4	H: 1 LOB: 2 BB: 1 P: 8	R: 4 E: 0 K: 0 S: 7	H: 4 LOB: 2 BB: 2 P: 15	R: 0 E: 0 K: 0 S: 4	H: 2 LOB: 1 BB: 0 P: 4	R: 0 E: 0 K: 0 S: 3	H: 0 LOB: 0 BB: 0 P: 3	R: 0 E: 0 K: 0 S: 4	H: 1 LOB: 1 BB: 0 P: 4

1B: 7	SF: 0	WP: 0
2B: 2	SAC: 0	PB: 0
3B: 0	DP: 0	SB: 0
HR: 0	HBP: 0	CS: 2

PA: 35

PITCHER		IP	WLS	BF	H	R	ER	SO	BB	IBB	HBP	BLK	WP	HR	S	P	ERA	WHIP
Larry Dierker, R ERA: 4.63	(1, 1)	4.2	L	23	6	4	4	0	2	1	0	0	0	0	20	32	7.71	1.714
Wayne Granger, R ERA: 1.5	(5, 1)	1.1		5	2	0	0	0	0	0	0	0	0	0	5	5	0.00	1.500
Jim Crawford, L ERA: 1.59	(7, 1)	2.0		7	1	0	0	0	0	0	0	0	0	0	7	7	0.00	0.500

PITCHER	IP	WLS	BF	H	R	ER	SO	BB	IBB	HBP	BLK	WP	HR	S	P	ERA	WHIP

AB	32
R	4
H	9
RBI	4
BB	3
SO	0
LOB	12

livebaseballscorecards.com

Batter	1	2	3	4	5	6	7	8	9	AB	R	H	RBI	BB	SO	LOB
Roger Metzger, S (1, 6) OBP: 0.279, SLG: 0.231	S S S 0-3 ① K	x 0-0 E 1B		x 0-0 ③ F9		x 0-0 ② F7		x 0-0 CS 1B		5	0	2	0	0	1	1
Enos Cabell, R (1, 7) (9, 3) OBP: 0.359, SLG: 0.400	x 0-0 1B 2B	x 0-0 E5 1-2			x 0-0 FC5-4 BB 1B	x 0-0 2-H 1B		S S S 0-3 ②③ K 1-2		5	1	3	1	0	1	2
Cesar Cedeno, R (1, 8) OBP: 0.385, SLG: 0.421	x 0-0 E S 1B 2-H 1B	x 0-0 ③ 1-4-3			B B B B 4-0 FC5-4 1-2 BB	x 0-0 ③ F9			S S S 0-3 ① K	4	1	1	1	1	1	3
Bob Watson, R (1, 3) OBP: 0.400, SLG: 0.639 Wilbur Howard, S (9, 7) OBP: 0.333, SLG: 0.350	x 0-0 1B 1-H 1B		x 0-0 HR		x 0-0 ①② FC5-4 1B 1-2 2-3 2B		x 0-0 SH1-3 1B		x 0-0 ② 6-3	5 0	2 0	3 0	2 0	0 0	0 0	2 0
Cliff Johnson, R (1, 2) OBP: 0.323, SLG: 0.383	x 0-0 1-2 1B		x 0-0 ① 5-3		x 0-0 1-3 2B 1B		x 0-0 ① SH1-3 1-2		x 0-0 ③ F4	4	1	2	0	0	0	0
Doug Rader, R (1, 5) OBP: 0.377, SLG: 0.406	x 0-0 ② F8		x 0-0 ② 6-3		x 0-0 1-H 3-H 2B		S S S 0-3 ② K			4	0	1	2	0	1	3
Jose Cruz, L (1, 9) OBP: 0.376, SLG: 0.417	x 0-0 ③ G3		x 0-0 ③ 4-3		x 0-0 ③ 1-3		4-0 IBB			3	0	0	0	1	0	3
Tommy Helms, R (1, 4) OBP: 0.429, SLG: 0.500 Larry Milbourne, S (7, 4) OBP: 0.154, SLG: 0.154		x 0-0 ① F8		x 0-0 ① F4		x 0-0 SH1-3 1B 1B	x 0-0 ③ 6-3			4 0	1 0	1 0	0 0	0 0	0 0	2 0
Ken Forsch, R (1, 1) Greg Gross, L (8, PH) OBP: 0.207, SLG: 0.179 Jim Crawford, L (8, 1)		x 0-0 ② 5-3		x 0-0 ② 4-3		x 0-0 ① SH1-3 1-2		x 0-0 ① 1-3		2 1 0	0 0 0	0 0 0	0 0 0	0 0 0	0 0 0	0 0 0
Inning Stats	R: 2 E: 0 K: 1 S: 9 H: 4 LOB: 2 BB: 0 P: 9	R: 0 E: 1 K: 0 S: 5 H: 1 LOB: 2 BB: 0 P: 5	R: 1 E: 0 K: 0 S: 4 H: 1 LOB: 0 BB: 0 P: 4	R: 0 E: 0 K: 0 S: 3 H: 0 LOB: 0 BB: 0 P: 3	R: 2 E: 0 K: 0 S: 5 H: 3 LOB: 1 BB: 1 P: 9	R: 1 E: 0 K: 0 S: 5 H: 2 LOB: 1 BB: 0 P: 5	R: 0 E: 0 K: 1 S: 6 H: 1 LOB: 2 BB: 1 P: 10	R: 0 E: 0 K: 1 S: 5 H: 1 LOB: 0 BB: 0 P: 5	R: 0 E: 0 K: 1 S: 5 H: 0 LOB: 0 BB: 0 P: 5	1B: 10 2B: 2 3B: 0 HR: 1	SF: 0 SAC: 2 DP: 1 HBP: 0						

TOP

Houston Astros @ San Diego Padres

San Diego Stadium, San Diego, CA

Thu May 01 1975, 6:33 AM EDT

Att. 11,885 - Unknown

livebaseballscorecards.com

AB	37
R	6
H	13
RBI	6
BB	2
SO	4
LOB	16

WP: 0	PA: 41
PB: 0	
SB: 1	
CS: 1	

PITCHER		IP	WLS	BF	H	R	ER	SO	BB	IBB	HBP	BLK	WP	HR	S	P	ERA	WHIP
Randy Jones, L ERA: 1.95	(1, 1)	5.0	L	25	9	5	5	1	1	0	0	0	0	1	26	30	9.00	2.000
Alan Foster, R ERA: 2.84	(6, 1)	2.0		10	3	1	1	1	0	1	0	0	0	0	11	15	4.50	1.500
Danny Frisella, R ERA: 4.0	(8, 1)	2.0		6	1	0	0	2	0	0	0	0	0	0	10	10	0.00	0.500

PITCHER		IP	WLS	BF	H	R	ER	SO	BB	IBB	HBP	BLK	WP	HR	S	P	ERA	WHIP

BOTTOM

Houston Astros @ San Diego Padres

San Diego Stadium, San Diego, CA

Thu May 01 1975, 6:33 AM EDT

Att. 11,885 - Unknown

Batter	1	2	3	4	5	6	7	8	9	AB	R	H	RBI	BB	SO	LOB
Enzo Hernandez, R (1, 6) OBP: 0.350, SLG: 0.338	5-3		4-3		4-3		S 1B	BBBB	1-2 2-3 BB	4	0	1	0	0	0	0
Dick Sharon, R (9, PH) OBP: 0.250, SLG: 0.200										0	0	0	0	1	0	0
Bobby Tolan, L (1, 7) OBP: 0.230, SLG: 0.253	E6 E 1B SF9		G3			F5	1-6-3 1-2		F9	5	1	0	0	0	0	4
Johnny Grubb, L (1, 8) OBP: 0.409, SLG: 0.462	E9 SF9 BB 1-3 1B		SSS K			1B SF9 1B		BBBB G4-6-3 BB		3	1	2	0	1	1	0
Willie McCovey, L (1, 3) OBP: 0.328, SLG: 0.407	BBBB 1-2 BB			F8		1B 1-3 1B		F6		3	0	1	0	1	0	1
Dave Winfield, R (1, 9) OBP: 0.393, SLG: 0.600	SF9 2-3 3-H			1-3		SF9 3-H		G4-6-3 1-2f		2	0	0	2	0	0	1
Tito Fuentes, S (1, 4) OBP: 0.270, SLG: 0.277	1-3			4-3		1-2 1B			6-3	4	0	1	0	0	0	2
Steve Huntz, S (1, 5) OBP: 0.250, SLG: 0.500		4-3			4-3 SF8 2B	F9			5-3	4	1	1	0	0	0	2
Randy Hundley, R (1, 2) OBP: 0.316, SLG: 0.417		L6			4-3 2-3		F7		BB E 1B	4	0	1	0	0	0	1
John Scott, R (9, PR)										0	0	0	0	0	0	0
Randy Jones, R (1, 1) OBP: 0.250, SLG: 0.182		SSS K			SF8 3-H		L5		E5 1-2 BB	1	0	0	0	0	1	0
Gene Locklear, L (5, PH) OBP: 0.333, SLG: 0.400										0	0	0	1	0	0	0
Alan Foster, R (6, 1)										0	0	0	0	0	0	0
Fred Kendall, R (7, PH) OBP: 0.269, SLG: 0.340										1	0	0	0	0	0	0
Danny Frisella, L (8, 1)										0	0	0	0	0	0	0
Mike Ivie, R (9, PH) OBP: 0.280, SLG: 0.351										1	0	0	0	0	0	1
Inning Stats	R: 1 E: 2 K: 0 S: 5 H: 1 LOB: 2 BB: 1 P: 9	R: 0 E: 0 K: 1 S: 5 H: 0 LOB: 0 BB: 0 P: 5	R: 0 E: 0 K: 1 S: 5 H: 0 LOB: 0 BB: 0 P: 5	R: 0 E: 0 K: 0 S: 3 H: 0 LOB: 0 BB: 0 P: 3	R: 1 E: 0 K: 0 S: 4 H: 1 LOB: 0 BB: 0 P: 4	R: 1 E: 0 K: 0 S: 6 H: 3 LOB: 2 BB: 0 P: 6	R: 0 E: 0 K: 0 S: 4 H: 1 LOB: 1 BB: 0 P: 4	R: 0 E: 0 K: 0 S: 2 H: 0 LOB: 0 BB: 1 P: 6	R: 0 E: 1 K: 0 S: 5 H: 1 LOB: 3 BB: 1 P: 9	1B: 6 2B: 1 3B: 0 HR: 0	SF: 3 SAC: 0 DP: 1 HBP: 0					

livebaseballscorecards.com

AB	32
R	3
H	7
RBI	3
BB	3
SO	2
LOB	12

WP: 0 PB: 0 SB: 1 CS: 0 PA: 38

PITCHER		IP	WLS	BF	H	R	ER	SO	BB	IBB	HBP	BLK	WP	HR	S	P	ERA	WHIP
Ken Forsch, R ERA: 3.48	(1, 1)	7.0	W	29	6	3	2	2	1	0	0	0	0	0	32	36	2.57	1.000
Jim Crawford, L ERA: 1.35	(8, 1)	2.0	S	9	1	0	0	0	2	0	0	0	0	0	7	15	0.00	1.500

PITCHER	IP	WLS	BF	H	R	ER	SO	BB	IBB	HBP	BLK	WP	HR	S	P	ERA	WHIP

Batter	1	2	3	4	5	6	7	8	9	AB	R	H	RBI	BB	SO	LOB
Bobby Tolan, L (1, 7) OBP: 0.231, SLG: 0.244	F7		K			4-3		BB		3	0	0	0	1	1	0
Steve Huntz, S (1, 5) OBP: 0.250, SLG: 0.286	K			F5		1B BB		K		3	0	0	0	1	2	1
Johnny Grubb, L (1, 8) OBP: 0.413, SLG: 0.463	4-3			FC6-4 1B		1-3 1B			6-3	4	0	2	0	0	0	0
Dave Winfield, R (1, 9) OBP: 0.387, SLG: 0.582		FC6-5 S 1B		FC6-4 S 1-2f		K			6-3	4	0	1	0	0	1	3
Willie McCovey, L (1, 3) OBP: 0.310, SLG: 0.381		K 1-2		K 1-2			F2		K	4	0	0	0	0	3	2
Randy Hundley, R (1, 2) OBP: 0.317, SLG: 0.410		FC6-5 2-3			L4-3 1B		F7			3	0	1	0	0	0	1
Tito Fuentes, S (1, 4) OBP: 0.261, SLG: 0.267		4-3			K		K			3	0	0	0	0	2	2
Enzo Hernandez, R (1, 6) OBP: 0.341, SLG: 0.329			F9		L4-3 1-2			L5-3 1B		2	0	0	0	0	0	1
Gene Locklear, L (8, PH) OBP: 0.429, SLG: 0.500										1	0	1	0	0	0	0
Hector Torres, R (8, 6) OBP: 0.308, SLG: 0.308										0	0	0	0	0	0	0
Dan Spillner, R (1, 1) OBP: 0.091, SLG: 0.182			5-3			F6		L5-3 1-2		1	0	0	0	0	0	0
John Scott, R (6, PH)										1	0	0	0	0	0	0
Danny Frisella, L (6, 1)										0	0	0	0	0	0	0
Fred Kendall, R (8, PH) OBP: 0.264, SLG: 0.333										1	0	0	0	0	0	1
Alan Foster, R (8, 1)										0	0	0	0	0	0	0
Inning Stats	R: 0 E: 0 K: 1 S: 5 H: 0 LOB: 0 BB: 0 P: 5	R: 0 E: 0 K: 1 S: 6 H: 1 LOB: 1 BB: 0 P: 6	R: 0 E: 0 K: 1 S: 5 H: 0 LOB: 0 BB: 0 P: 5	R: 0 E: 0 K: 1 S: 6 H: 1 LOB: 1 BB: 0 P: 6	R: 0 E: 0 K: 1 S: 5 H: 1 LOB: 0 BB: 0 P: 5	R: 0 E: 0 K: 1 S: 6 H: 1 LOB: 2 BB: 1 P: 10	R: 0 E: 0 K: 1 S: 5 H: 0 LOB: 0 BB: 0 P: 5	R: 0 E: 0 K: 1 S: 5 H: 1 LOB: 1 BB: 1 P: 9	R: 0 E: 0 K: 1 S: 5 H: 0 LOB: 0 BB: 0 P: 5	1B: 5 2B: 2 3B: 0 HR: 0	SF: 0 SAC: 0 DP: 2 HBP: 0					

TOP

San Diego Padres @ Los Angeles Dodgers

Dodger Stadium, Los Angeles, CA

Fri May 02 1975, 7:05 PM PDT

Att. 53,701 - Unknown

livebaseballscorecards.com

AB	30
R	0
H	5
RBI	0
BB	2
SO	9
LOB	11

WP: 0 PB: 0 SB: 2 CS: 0 PA: 32

PITCHER	IP	WLS	BF	H	R	ER	SO	BB	IBB	HBP	BLK	WP	HR	S	P	ERA	WHIP
Don Sutton, R (1, 1) ERA: 1.65	9.0	W	32	5	0	0	9	2	0	0	0	0	0	48	56	0.00	0.778

PITCHER	IP	WLS	BF	H	R	ER	SO	BB	IBB	HBP	BLK	WP	HR	S	P	ERA	WHIP

Batter	1	2	3	4	5	6	7	8	9	AB	R	H	RBI	BB	SO	LOB
Davey Lopes, R (1, 8) OBP: 0.422, SLG: 0.348	F9		F4		F8		FC5-4 S 1B	K		5	0	1	0	0	1	3
Lee Lacy, R (1, 4) OBP: 0.511, SLG: 0.550	CS E 1B		L9		E6 1B 1B		FC5-4 BB			3	1	2	0	1	0	1
Jimmy Wynn, R (1, 7) OBP: 0.440, SLG: 0.582	BB			F2	5-3		FC5-4			3	0	0	0	1	0	3
Steve Garvey, R (1, 3) OBP: 0.393, SLG: 0.514	6-3			HR	2-H 1B		F3			4	1	2	2	0	0	3
Willie Crawford, L (1, 9) OBP: 0.375, SLG: 0.364		4-3		WP 1B 1B	F7		F2			4	1	1	0	0	0	3
Ron Cey, R (1, 5) OBP: 0.365, SLG: 0.549		6-3		1-H 1B		1-3 1B		FC2-5 SH BB		3	0	2	1	1	0	0
Steve Yeager, R (1, 2) OBP: 0.255, SLG: 0.224		F8		K		1-3		SH 1-3 FC2-5		3	0	0	0	0	1	2
Rick Auerbach, R (1, 6) OBP: 0.278, SLG: 0.238			5-3	BB		F3		FC2-5 1-3		3	0	0	0	1	0	3
Don Sutton, R (1, 1) OBP: 0.238, SLG: 0.158			1B	5-3		F6		1-3		4	0	1	0	0	0	5
Inning Stats	R: 0 E: 1 K: 0 S: 3 H: 1 LOB: 1 BB: 1 P: 7	R: 0 E: 0 K: 0 S: 3 H: 0 LOB: 0 BB: 0 P: 3	R: 0 E: 0 K: 0 S: 4 H: 1 LOB: 1 BB: 0 P: 4	R: 2 E: 0 K: 1 S: 8 H: 3 LOB: 2 BB: 1 P: 12	R: 1 E: 1 K: 0 S: 5 H: 2 LOB: 1 BB: 0 P: 5	R: 0 E: 0 K: 0 S: 4 H: 1 LOB: 1 BB: 0 P: 4	R: 0 E: 0 K: 0 S: 4 H: 1 LOB: 2 BB: 1 P: 8	R: 0 E: 1 K: 1 S: 6 H: 0 LOB: 2 BB: 1 P: 10		1B: 8 2B: 0 3B: 0 HR: 1	SF: 0 SAC: 1 DP: 0 HBP: 0						

PITCHER		IP	WLS	BF	H	R	ER	SO	BB	IBB	HBP	BLK	WP	HR	S	P	ERA	WHIP
Dan Spillner, R ERA: 2.86	(1, 1)	5.0	L	23	7	3	2	1	2	0	0	0	1	1	23	31	3.60	1.800
Danny Frisella, R ERA: 3.27	(6, 1)	2.0		9	2	0	0	0	1	0	0	0	0	0	8	12	0.00	1.500
Alan Foster, R ERA: 2.63	(8, 1)	1.0		5	0	0	0	1	1	0	0	0	0	0	6	10	0.00	1.000

PITCHER	IP	WLS	BF	H	R	ER	SO	BB	IBB	HBP	BLK	WP	HR	S	P	ERA	WHIP

BOTTOM

San Diego Padres @ Los Angeles Dodgers

Dodger Stadium, Los Angeles, CA

Fri May 02 1975, 7:05 PM PDT

Att. 53,701 - Unknown

livebaseballscorecards.com

AB	32
R	3
H	9
RBI	3
BB	4
SO	2
LOB	23

1B: 8	SF: 0	WP: 1	PA: 37
2B: 0	SAC: 1	PB: 0	
3B: 0	DP: 0	SB: 1	
HR: 1	HBP: 0	CS: 1	

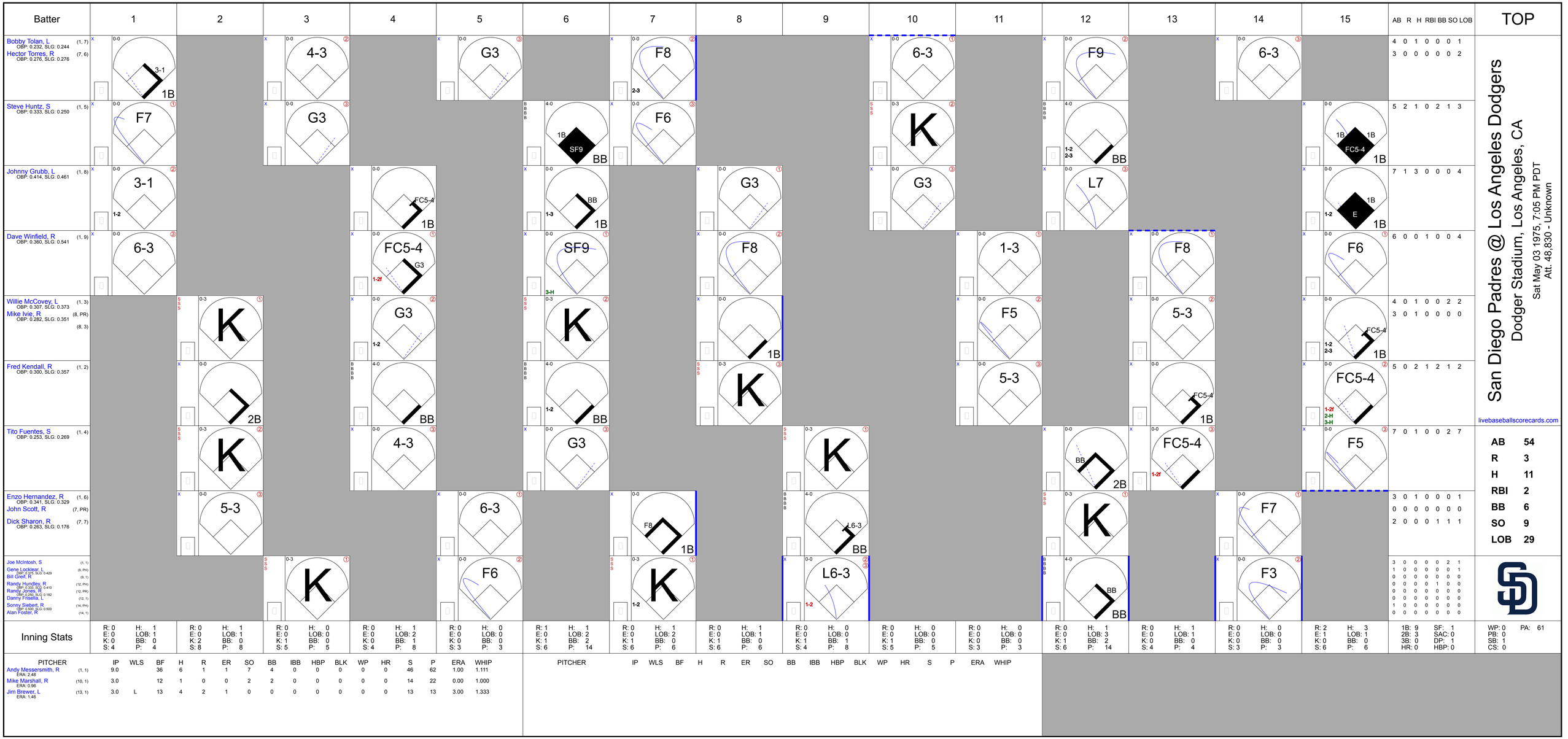

San Diego Padres @ Los Angeles Dodgers

Dodger Stadium, Los Angeles, CA

Sat May 03 1975, 7:05 PM PDT
Att. 48,830 - Unknown

livebaseballscorecards.com

Batter	1	2	3	4	5	6	7	8	9	10	11	12	13	14	15	AB	R	H	RBI	BB	SO	LOB
Bobby Tolan, L (1, 7) OBP: 0.232, SLG: 0.244	0-0 3-1 1B		0-0 4-3		0-0 G3		0-0 F8 2-3			0-0 6-3		0-0 F9		0-0 6-3		4	0	1	0	0	0	1
Hector Torres, R (7, 6) OBP: 0.276, SLG: 0.276																3	0	0	0	0	0	2
Steve Huntz, S (1, 5) OBP: 0.333, SLG: 0.250	0-0 F7		0-0 G3			4-0 1B SF9 BB	0-0 F6			0-3 K		4-0 1-2 2-3 BB			0-0 1B 1B FC5-4 1B	5	2	1	0	2	1	3
Johnny Grubb, L (1, 8) OBP: 0.414, SLG: 0.461	0-0 3-1 1-2			0-0 FC5-4 1B		0-0 BB 1-3 1B		0-0 G3		0-0 G3		0-0 L7			0-0 1B 1-2 E 1B	7	1	3	0	0	0	4
Dave Winfield, R (1, 9) OBP: 0.360, SLG: 0.541	0-0 6-3			0-0 FC5-4 G3 1-2f		0-0 SF9 3-H		0-0 F8			0-0 1-3		0-0 F8		0-0 F6	6	0	0	1	0	0	4
Willie McCovey, L (1, 3) OBP: 0.307, SLG: 0.373		0-3 K		0-0 G3 1-2		0-3 K		0-0 1B			0-0 F5		0-0 5-3		0-0 FC5-4 1-2 2-3 1B	4	0	1	0	0	2	2
Mike Ivie, R (8, PR) OBP: 0.282, SLG: 0.351 (8, 3)																3	0	1	0	0	0	0
Fred Kendall, R (1, 2) OBP: 0.300, SLG: 0.357		0-0 2B		4-0 BB		4-0 BB 1-2		0-3 K			0-0 5-3		0-0 FC5-4 1B		0-0 FC5-4 1-2f 2-H 3-H	5	0	2	1	2	1	2
Tito Fuentes, S (1, 4) OBP: 0.253, SLG: 0.269		0-3 K		0-0 4-3		0-0 G3			0-3 K			0-0 BB 2B	0-0 FC5-4 1-2f		0-0 F5	7	0	1	0	0	2	7
Enzo Hernandez, R (1, 6) OBP: 0.341, SLG: 0.329		0-0 5-3			0-0 6-3		0-0 F8 1B		4-0 L6-3 BB			0-3 K		0-0 F7		3	0	1	0	0	0	1
John Scott, R (7, PR)																0	0	0	0	0	0	0
Dick Sharon, R (7, 7) OBP: 0.263, SLG: 0.176																2	0	0	0	1	1	1
Joe McIntosh, S (1, 1)			0-3 K		0-0 F6		0-3 K 1-2		0-0 L6-3 1-2			4-0 BB BB		0-0 F3		3	0	0	0	0	2	1
Gene Locklear, L (9, PH) OBP: 0.375, SLG: 0.429																1	0	0	0	0	0	1
Bill Greif, R (9, 1)																0	0	0	0	0	0	0
Randy Hundley, R (12, PH) OBP: 0.333, SLG: 0.410																0	0	0	0	1	0	0
Randy Jones, R (12, PR) OBP: 0.250, SLG: 0.182																0	0	0	0	0	0	0
Danny Frisella, L (12, 1)																0	0	0	0	0	0	0
Sonny Siebert, R (14, PH) OBP: 0.500, SLG: 0.500																1	0	0	0	0	0	0
Alan Foster, R (14, 1)																0	0	0	0	0	0	0

Inning Stats	R: 0 E: 0 K: 0 S: 4	H: 1 LOB: 1 BB: 0 P: 4	R: 0 E: 0 K: 2 S: 8	H: 1 LOB: 1 BB: 0 P: 8	R: 0 E: 0 K: 1 S: 5	H: 0 LOB: 0 BB: 0 P: 5	R: 0 E: 0 K: 0 S: 4	H: 1 LOB: 2 BB: 1 P: 8	R: 0 E: 0 K: 0 S: 3	H: 0 LOB: 0 BB: 0 P: 3	R: 1 E: 0 K: 1 S: 6	H: 1 LOB: 2 BB: 2 P: 14	R: 0 E: 0 K: 1 S: 6	H: 1 LOB: 2 BB: 0 P: 6	R: 0 E: 0 K: 1 S: 6	H: 1 LOB: 1 BB: 0 P: 6	R: 0 E: 0 K: 1 S: 4	H: 0 LOB: 0 BB: 1 P: 8	R: 0 E: 0 K: 1 S: 5	H: 0 LOB: 0 BB: 0 P: 5	R: 0 E: 0 K: 0 S: 3	H: 0 LOB: 0 BB: 0 P: 3	R: 0 E: 0 K: 1 S: 6	H: 1 LOB: 3 BB: 2 P: 14	R: 0 E: 0 K: 0 S: 4	H: 1 LOB: 1 BB: 0 P: 4	R: 0 E: 0 K: 0 S: 3	H: 0 LOB: 0 BB: 0 P: 3	R: 2 E: 1 K: 0 S: 6	H: 3 LOB: 1 BB: 0 P: 6	1B: 9 2B: 3 3B: 0 HR: 0	SF: 1 SAC: 0 DP: 1 HBP: 0	WP: 0 PB: 0 SB: 1 CS: 0	PA: 61
PITCHER	IP	WLS	BF	H	R	ER	SO	BB	IBB	HBP	BLK	WP	HR	S	P	ERA	WHIP	PITCHER	IP	WLS	BF	H	R	ER	SO	BB	IBB	HBP	BLK	WP	HR	S	P	ERA	WHIP
Andy Messersmith, R (1, 1) ERA: 2.48	9.0		36	6	1	1	7	4	0	0	0	0	0	46	62	1.00	1.111																		
Mike Marshall, R (10, 1) ERA: 0.96	3.0		12	1	0	0	2	2	0	0	0	0	0	14	22	0.00	1.000																		
Jim Brewer, L (13, 1) ERA: 1.46	3.0	L	13	4	2	1	0	0	0	0	0	0	0	13	13	3.00	1.333																		

TOP	
AB	54
R	3
H	11
RBI	2
BB	6
SO	9
LOB	29

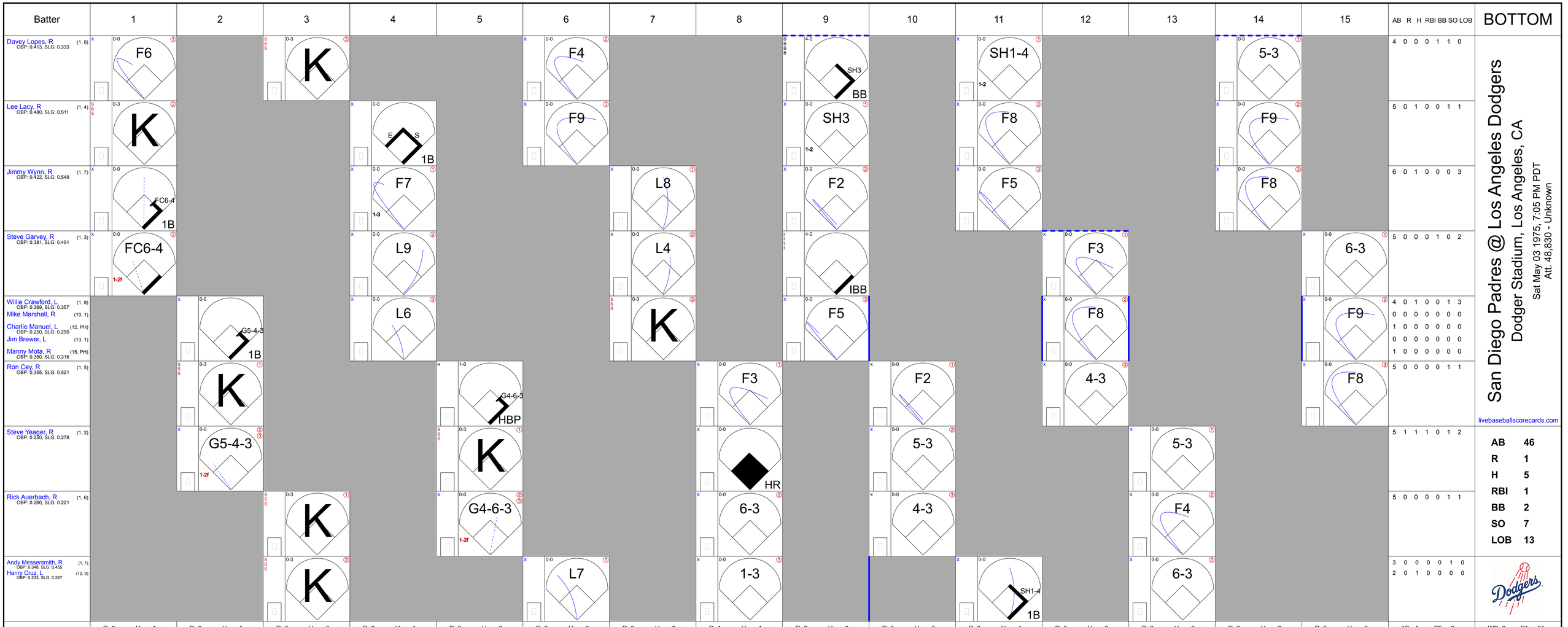

PITCHER	IP	WLS	BF	H	R	ER	SO	BB	IBB	HBP	BLK	WP	HR	S	P	ERA	WHIP
Joe McIntosh, R (1, 1) ERA: 1.36	8.0		27	4	1	1	7	0	0	1	0	0	1	40	41	1.12	0.500
Bill Greif, R (9, 1) ERA: 3.55	3.0		12	1	0	0	0	1	1	0	0	0	0	10	18	0.00	0.667
Danny Frisella, R (12, 1) ERA: 2.77	2.0		6	0	0	0	0	0	0	0	0	0	0	6	6	0.00	0.000
Alan Foster, R (14, 1) ERA: 2.3	2.0	W	6	0	0	0	0	0	0	0	0	0	0	6	6	0.00	0.000

PITCHER	IP	WLS	BF	H	R	ER	SO	BB	IBB	HBP	BLK	WP	HR	S	P	ERA	WHIP

San Diego Padres @ Los Angeles Dodgers

Dodger Stadium, Los Angeles, CA

Sun May 04 1975, 3:33 AM PDT

Att. 42,100 - Unknown

livebaseballscorecards.com

TOP

Batter	1	2	3	4	5	6	7	8	9	AB	R	H	RBI	BB	SO	LOB
Gene Locklear, L (1, 7) OBP: 0.385, SLG: 0.750	5-3		G3 2-3	F7			HR			5	1	2	3	0	0	4
Dick Sharon, R (7, 7) OBP: 0.263, SLG: 0.176							2B 1-H 2-H			0	0	0	0	0	0	0
Steve Huntz, S (1, 5) OBP: 0.350, SLG: 0.353	L8-3 1B		2B 3-H		F9		F5			5	0	2	1	0	0	1
							L5									
Johnny Grubb, L (1, 8) OBP: 0.404, SLG: 0.441	L8-3 1-2		B2-3		K		BB 1B BB		F7	4	1	0	0	1	1	2
Dave Winfield, R (1, 9) OBP: 0.371, SLG: 0.534		BB		K	FC5-4 1B		BB 1B BB		F8	3	1	1	0	2	1	0
Mike Ivie, R (1, 3) OBP: 0.289, SLG: 0.354		K		1B 1B	FC5-4 1-2f		1B 1-3 2-H 1B		6-3	5	1	2	1	0	1	2
Fred Kendall, R (1, 2) OBP: 0.308, SLG: 0.361		F3		1B BB 1-2 1B		5-3	1B CS 2-H 3-H 1B		F2	5	1	2	2	0	0	1
Tito Fuentes, S (1, 4) OBP: 0.260, SLG: 0.276		F7		BB 1-3 2-H 1B		F7	E CS 2-3 1B		6-3	5	1	2	0	0	0	1
Hector Torres, R (1, 6) OBP: 0.324, SLG: 0.394			G3 SH1-4 2B 1B	BB BB		HR	E4 1B 2B 1-3 3-H		F8	4	3	2	1	1	0	2
Dave Freisleben, R (1, 1)										0	0	0	0	0	0	0
Dave Tomlin, L (2, 1)										0	0	0	0	0	0	0
Bobby Tolan, L (4, PH) OBP: 0.240, SLG: 0.244										0	0	0	1	1	0	0
Rich Folkers, L (4, 1)										0	0	0	0	0	0	0
Bill Greif, R (5, 1)										0	0	0	0	0	0	0
John Scott, R (6, PH)										1	0	0	0	0	0	0
Randy Jones, R (6, 1) OBP: 0.308, SLG: 0.250	SH1-4 1-2			BB 1-2 2-3 3-H		6-3	2B 1-2 3-H 1B			1	1	1	1	0	0	0
Inning Stats	R: 0 E: 0 K: 0 S: 3 H: 1 LOB: 0 BB: 0 P: 3	R: 0 E: 0 K: 1 S: 5 H: 0 LOB: 1 BB: 1 P: 9	R: 1 E: 0 K: 0 S: 5 H: 2 LOB: 1 BB: 0 P: 5	R: 1 E: 0 K: 1 S: 7 H: 3 LOB: 3 BB: 2 P: 15	R: 0 E: 0 K: 1 S: 6 H: 1 LOB: 1 BB: 0 P: 6	R: 1 E: 0 K: 0 S: 4 H: 1 LOB: 0 BB: 0 P: 4	R: 7 E: 1 K: 0 S: 9 H: 6 LOB: 1 BB: 2 P: 17	R: 0 E: 0 K: 0 S: 3 H: 0 LOB: 0 BB: 0 P: 3	R: 0 E: 0 K: 0 S: 3 H: 0 LOB: 0 BB: 0 P: 3	1B: 10 2B: 3 3B: 0 HR: 2 SF: 0 SAC: 1 DP: 1 HBP: 0						

	AB	38
	R	10
	H	14
	RBI	10
	BB	5
	SO	3
	LOB	13

WP: 0 PB: 0 SB: 0 CS: 2 PA: 44

PITCHER		IP	WLS	BF	H	R	ER	SO	BB	IBB	HBP	BLK	WP	HR	S	P	ERA	WHIP
Rick Rhoden, R ERA: 4.82	(1, 1)	3.2		17	6	2	2	2	2	0	0	0	0	0	19	27	4.91	2.182
Burt Hooton, R ERA: 9.88	(4, 1)	2.2	L	15	4	5	5	1	3	0	0	0	0	2	14	26	16.88	2.625
Al Downing, L ERA: 1.17	(7, 1)	0.2		6	4	3	0	0	0	0	0	0	0	0	6	6	0.00	6.000
Charlie Hough, R ERA: 4.5	(8, 1)	2.0		6	0	0	0	0	0	0	0	0	0	0	6	6	0.00	0.000

PITCHER	IP	WLS	BF	H	R	ER	SO	BB	IBB	HBP	BLK	WP	HR	S	P	ERA	WHIP

Batter	1	2	3	4	5	6	7	8	9	AB	R	H	RBI	BB	SO	LOB
Davey Lopes, R (1, 8) OBP: 0.413, SLG: 0.330	0-0 S 1B 1B	BBBB 4-0 3B BB		0-0 ② 1-3	0-0 ③ F3		0-0 ③ 6-3			4	2	1	0	1	0	5
Lee Lacy, R (1, 4) OBP: 0.473, SLG: 0.540	0-0 ① FC1 1-2	0-0 1-H 3B		SSS 0-3 ③ K		0-0 G5-4-3 1B		SSS 0-3 ① K		5	0	2	1	0	2	1
Jimmy Wynn, R (1, 7) OBP: 0.421, SLG: 0.538	0-0 HR 2-H 1B	0-0 ② 5-3			0-0 2B BB 1B	0-0 ① F9		0-0 ② F9		5	2	2	1	0	0	2
Steve Garvey, R (1, 3) OBP: 0.382, SLG: 0.509	0-0 1-H HR	BBBB 4-0 S BB			SSS 0-3 ① K	0-0 ②③ G5-4-3 1-2f		0-0 ③ L8		4	1	1	2	1	1	2
Willie Crawford, L (1, 9) OBP: 0.368, SLG: 0.356 Tom Paciorek, R (7, PH) OBP: 0.250, SLG: 0.250 (8, 9)	0-0 5-3 1B	SSS 0-3 ③ K 1-2			0-0 ② F7		0-0 ① 6-3		0-0 ① F9	3 2	0 0	1 0	0 0	0 0	1 0	3 0
Ron Cey, R (1, 5) OBP: 0.365, SLG: 0.540	0-0 ② 5-3 1-2		0-0 ① L9		0-0 BB BB 1-3 2B		0-0 2B 2B	BBBB 4-0 G5-4-3 BB		4	2	2	0	1	0	1
Steve Yeager, R (1, 2) OBP: 0.292, SLG: 0.316	4-0 IBB		0-0 CS 1B		4-0 BB BB IBB		0-0 1B 2-H 2B	0-0 ②③ G5-4-3 1-2f		3	0	2	1	2	0	1
Rick Auerbach, R (1, 6) OBP: 0.253, SLG: 0.214 Manny Mota, R (5, PH) OBP: 0.381, SLG: 0.316 Ivan De Jesus, R (5, PR) OBP: 0.500, SLG: 0.400 (6, 6)	0-0 ③ L8		0-0 ②③ 6-3 1-2		BBB 4-0 BB 1-2 2-3 3-H BB		0-0 1B 2-3 1B			2 0 1	0 0 0	0 0 1	0 1 0	0 1 0	0 0 0	3 0 0
Rick Rhoden, R (1, 1) Burt Hooton, R (4, 1) Al Downing, R (7, 1) Ken McMullen, R (7, PH) OBP: 0.286, SLG: 0.667 Charlie Hough, R (8, 1)		0-0 ① F7		0-0 ① F4	BBBB 4-0 1-2 2-3 3-H BB		SSS 0-3 ② K			1 1 0 1 0	0 0 0 0 0	0 0 0 0 0	0 1 0 0 0	0 1 0 0 0	0 0 0 1 0	0 0 0 2 0
Inning Stats	R: 3 E: 0 K: 0 S: 7 H: 4 LOB: 2 BB: 1 P: 11	R: 1 E: 0 K: 1 S: 6 H: 1 LOB: 2 BB: 2 P: 14	R: 0 E: 0 K: 0 S: 3 H: 1 LOB: 0 BB: 0 P: 3	R: 0 E: 0 K: 1 S: 5 H: 0 LOB: 0 BB: 0 P: 5	R: 2 E: 0 K: 1 S: 7 H: 2 LOB: 3 BB: 3 P: 19	R: 0 E: 0 K: 0 S: 3 H: 1 LOB: 0 BB: 0 P: 3	R: 1 E: 0 K: 1 S: 8 H: 3 LOB: 2 BB: 0 P: 8	R: 0 E: 0 K: 1 S: 5 H: 0 LOB: 0 BB: 0 P: 5	R: 0 E: 0 K: 0 S: 2 H: 0 LOB: 0 BB: 1 P: 6	1B: 7 2B: 3 3B: 1 HR: 1	SF: 0 SAC: 0 DP: 2 HBP: 0						

PITCHER		IP	WLS	BF	H	R	ER	SO	BB	IBB	HBP	BLK	WP	HR	S	P	ERA	WHIP
Dave Freisleben, R ERA: 4.56	(1, 1)	1.1		11	5	4	4	0	1	1	0	0	0	1	9	17	27.00	4.500
Dave Tomlin, L ERA: 2.38	(2, 1)	1.2		6	1	0	0	1	1	0	0	0	0	0	7	11	0.00	1.200
Rich Folkers, L ERA: 8.74	(4, 1)	1.2		8	2	2	2	2	0	1	0	0	0	0	11	15	10.80	1.200
Bill Greif, R ERA: 3.46	(5, 1)	0.1		3	0	0	0	0	2	0	0	0	0	0	1	9	0.00	6.000
Randy Jones, L ERA: 1.98	(6, 1)	4.0	W	15	4	1	1	2	1	0	0	0	0	0	18	22	2.25	1.250

PITCHER	IP	WLS	BF	H	R	ER	SO	BB	IBB	HBP	BLK	WP	HR	S	P	ERA	WHIP

BOTTOM

San Diego Padres @ Los Angeles Dodgers

Dodger Stadium, Los Angeles, CA

Sun May 04 1975, 3:33 AM PDT

Att. 42,100 - Unknown

livebaseballscorecards.com

AB	36
R	7
H	12
RBI	7
BB	7
SO	5
LOB	20

WP: 0	PA: 43				
PB: 0					
SB: 2					
CS: 1					

Batter	1	2	3	4	5	6	7	8	9	AB	R	H	RBI	BB	SO	LOB
Gene Locklear, L (1, 7) OBP: 0.412, SLG: 0.688	4-3			G4-6-3, 1B 1B	1B			F2		4	1	2	0	0	0	0
Steve Huntz, S (1, 5) OBP: 0.375, SLG: 0.350	4-3			1-2 G4-6-3 1B	5-3			BBBB BB		3	0	1	0	1	0	1
Johnny Grubb, L (1, 8) OBP: 0.389, SLG: 0.423	P6			G4-6-3 1-2f 2-3		G3		4-3		4	0	0	0	0	0	3
Dave Winfield, R (1, 9) OBP: 0.376, SLG: 0.533		G4-6-3 1B		HR 3-H 1B		G3			4-3	4	1	2	1	0	0	0
Willie McCovey, L (1, 3) OBP: 0.304, SLG: 0.408		G4-6-3 1-2f		1-H HR		F8			SSS K	4	1	1	2	0	1	1
Fred Kendall, R (1, 2) OBP: 0.304, SLG: 0.344		F7		BBBB BB			4-3		F5-3	3	0	0	0	1	0	0
Tito Fuentes, S (1, 4) OBP: 0.252, SLG: 0.267			4-3	4-3			4-3			3	0	0	0	0	0	1
Hector Torres, R (1, 6) OBP: 0.297, SLG: 0.361			SSS K		4-3		G3			3	0	0	0	0	1	0
Sonny Siebert, R (1, 1) OBP: 0.500, SLG: 0.500			SSS K		SSS K			L8		0	0	0	0	0	0	0
Rich Folkers, L (2, 1)										2	0	0	0	0	2	0
Danny Frisella, L (5, 1)										0	0	0	0	0	0	0
Dave Tomlin, L (6, 1)										0	0	0	0	0	0	0
Bobby Tolan, L (8, PH) OBP: 0.237, SLG: 0.242										1	0	0	0	0	0	0
Alan Foster, R (8, 1)										0	0	0	0	0	0	0
Inning Stats	R: 0 E: 0 K: 0 S: 3 H: 0 LOB: 0 BB: 0 P: 3	R: 0 E: 0 K: 0 S: 3 H: 1 LOB: 0 BB: 0 P: 3	R: 0 E: 0 K: 2 S: 7 H: 0 LOB: 0 BB: 0 P: 7	R: 3 E: 0 K: 0 S: 6 H: 4 LOB: 1 BB: 1 P: 10	R: 0 E: 0 K: 1 S: 6 H: 1 LOB: 1 BB: 0 P: 6	R: 0 E: 0 K: 0 S: 3 H: 0 LOB: 0 BB: 0 P: 3	R: 0 E: 0 K: 0 S: 3 H: 0 LOB: 0 BB: 0 P: 3	R: 0 E: 0 K: 0 S: 3 H: 0 LOB: 1 BB: 1 P: 7	R: 0 E: 0 K: 1 S: 5 H: 0 LOB: 0 BB: 0 P: 5	1B: 5 2B: 0 3B: 0 HR: 1 SF: 0 SAC: 0 DP: 2 HBP: 0						

PITCHER		IP	WLS	BF	H	R	ER	SO	BB	IBB	HBP	BLK	WP	HR	S	P	ERA	WHIP
Jack Billingham, R ERA: 4.19	(1, 1)	9.0	W	33	6	3	3	4	2	0	0	0	0	1	39	47	3.00	0.889

PITCHER		IP	WLS	BF	H	R	ER	SO	BB	IBB	HBP	BLK	WP	HR	S	P	ERA	WHIP

TOP

San Diego Padres @ Cincinnati Reds

Riverfront Stadium, Cincinnati, OH

Tue May 06 1975, 7:05 PM EDT

Att. 11,933 - Unknown

livebaseballscorecards.com

AB	31
R	3
H	6
RBI	3
BB	2
SO	4
LOB	6

Batter	1	2	3	4	5	6	7	8	9	AB	R	H	RBI	BB	SO	LOB
Pete Rose, S (1, 5) (7, 7) OBP: 0.417, SLG: 0.426	FC5-4 1B	3-H 1B		1B		1B SF9 1B	F9			5	1	4	1	0	0	1
Dave Concepcion, R (1, 6) OBP: 0.381, SLG: 0.433	FC5-4 S HR 1-2f	F6		P4		L8	P4			5	1	0	0	0	0	5
Joe Morgan, L (1, 4) OBP: 0.528, SLG: 0.537	1-H HR	G3		F9		SF9 S BLK 1-3 1B		3B		5	2	3	2	0	0	2
Johnny Bench, R (1, 2) OBP: 0.355, SLG: 0.481	K	2B			2B 1B	BLK 1-2 IBB		L5		4	1	2	0	1	1	1
Dan Driessen, L (1, 7) OBP: 0.441, SLG: 0.333	S 2B 1B	F2			F6	SF9 2-3 3-H		4-3		3	1	1	0	0	0	2
Merv Rettenmund, R (6, PH) OBP: 0.304, SLG: 0.176										0	0	0	1	0	0	0
John Vukovich, R (7, 5) OBP: 0.297, SLG: 0.303										0	0	0	0	0	0	0
Terry Crowley, L (8, PH) OBP: 0.600, SLG: 0.769										1	0	0	0	0	0	1
Doug Flynn, R (9, 5) OBP: 0.250, SLG: 0.207										0	0	0	0	0	0	0
Tony Perez, R (1, 3) OBP: 0.274, SLG: 0.396	1-H 2B	BB			F8	BB 1-2 3-H		BB		2	0	1	1	3	0	1
George Foster, R (1, 9) OBP: 0.350, SLG: 0.763	6-3	K			1-H 2B	G3		K		5	0	1	1	0	2	7
Cesar Geronimo, L (1, 8) OBP: 0.370, SLG: 0.396	E 1B 1B	3-1			IBB		2B			3	1	2	0	1	0	2
Jack Billingham, R (1, 1) OBP: 0.083, SLG: 0.083	1-3 1-3			4-3	K		B1-4			4	0	0	0	0	1	4
Inning Stats	R: 3 E: 0 K: 1 S: 9 H: 4 LOB: 1 BB: 0 P: 9	R: 1 E: 1 K: 0 S: 5 H: 2 LOB: 1 BB: 0 P: 5	R: 0 E: 0 K: 1 S: 6 H: 1 LOB: 2 BB: 1 P: 10	R: 0 E: 0 K: 0 S: 4 H: 1 LOB: 1 BB: 0 P: 4	R: 1 E: 0 K: 1 S: 7 H: 2 LOB: 2 BB: 1 P: 11	R: 2 E: 0 K: 0 S: 5 H: 2 LOB: 2 BB: 2 P: 13	R: 0 E: 0 K: 0 S: 4 H: 1 LOB: 1 BB: 0 P: 4	R: 0 E: 0 K: 1 S: 6 H: 1 LOB: 2 BB: 1 P: 10		1B: 8 2B: 4 3B: 1 HR: 1	SF: 1 SAC: 0 DP: 0 HBP: 0						

PITCHER		IP	WLS	BF	H	R	ER	SO	BB	IBB	HBP	BLK	WP	HR	S	P	ERA	WHIP
Sonny Siebert, R ERA: 3.24	(1, 1)	1.1	L	10	6	4	3	1	0	0	0	0	0	1	12	12	20.25	4.500
Rich Folkers, L ERA: 7.36	(2, 1)	3.1		15	4	1	1	1	1	0	0	0	0	0	16	20	2.70	1.500
Danny Frisella, R ERA: 3.95	(5, 1)	0.2		6	2	2	2	1	0	2	0	0	0	0	6	14	27.00	3.000
Dave Tomlin, L ERA: 2.08	(6, 1)	1.2		7	1	0	0	0	1	0	0	1	0	0	6	10	0.00	1.200
Alan Foster, R ERA: 2.16	(8, 1)	1.0		5	1	0	0	1	1	0	0	0	0	0	6	10	0.00	2.000

PITCHER	IP	WLS	BF	H	R	ER	SO	BB	IBB	HBP	BLK	WP	HR	S	P	ERA	WHIP

BOTTOM

San Diego Padres @ Cincinnati Reds

Riverfront Stadium, Cincinnati, OH

Tue May 06 1975, 7:05 PM EDT

Att. 11,933 - Unknown

AB	37
R	7
H	14
RBI	6
BB	5
SO	4
LOB	26

livebaseballscorecards.com

San Diego Padres @ Cincinnati Reds

Riverfront Stadium, Cincinnati, OH

Wed May 07 1975, 3:33 AM EDT

Att. 16,931 - Unknown

TOP

livebaseballscorecards.com

Batter	1	2	3	4	5	6	7	8	9	AB	R	H	RBI	BB	SO	LOB
Hector Torres, R (1, 6) OBP: 0.293, SLG: 0.333	0-0 ① F7	0-0 ③ F8		0-0 ③ F7			BBBB 4-0 G3 BB		0-0 2-3 1B	3	0	0	0	1	0	3
Fred Kendall, R (9, PH) OBP: 0.314, SLG: 0.354										1	0	1	0	0	0	0
Steve Huntz, S (1, 5) OBP: 0.310, SLG: 0.280	SSS 0-3 ② K		0-0 ① F8		0-0 ① G3		0-0 ① G3 1-2		0-0 ② F8	5	0	0	0	0	1	3
Johnny Grubb, L (1, 8) OBP: 0.398, SLG: 0.426	0-0 1B		BBBB 4-0 2B BB		0-0 1B 1B		0-0 ② 4-3		0-0 ③ F4-3	4	1	2	0	1	0	3
Dave Winfield, R (1, 9) OBP: 0.372, SLG: 0.521	0-0 ③ F9		SSS 0-3 ② K		0-0 1-2 1B		SSS 0-3 ③ K			4	0	1	0	0	2	3
Mike Ivie, R (1, 3) OBP: 0.299, SLG: 0.395		0-0 1B 3B	0-0 1-H 2B		0-0 ② F8			0-0 ① F7		4	1	2	1	0	0	2
Dick Sharon, R (1, 7) OBP: 0.261, SLG: 0.150		BBBB 4-0 SH5-4 1B BB	SSS 0-3 ③ K		0-0 ③ F7			0-0 ② 6-3		3	0	0	0	1	1	3
Tito Fuentes, S (1, 4) OBP: 0.261, SLG: 0.276		0-0 1-2 3-H SH5-4 1B		0-0 ① L5		0-0 G5-4-3 1B		SSS 0-3 ③ K		4	0	2	1	0	1	0
Randy Hundley, R (1, 2) OBP: 0.333, SLG: 0.405	SSS 0-3 ① K		0-0 SH3-4 1B		0-0 ① ② G5-4-3 1-2f				X 0-0 1B 2B	3	0	1	0	0	1	3
Jerry Moses, R (8, 2) OBP: 1.000, SLG: 2.000										1	0	1	0	0	0	0
Dan Spillner, R (1, 1) OBP: 0.091, SLG: 0.182		0-0 ② SH5-4 1-2 2-3		0-0 ② SH3-4 1-2		0-0 ③ 4-3			SSS 0-3 ① K	0	0	0	0	0	0	0
Dave Tomlin, L (5, 1)										0	0	0	0	0	0	0
Alan Foster, R (5, 1)										0	0	0	0	0	0	0
Gene Locklear, L (6, PH) OBP: 0.389, SLG: 0.647										1	0	0	0	0	0	0
Dave Freisleben, R (6, 1)										0	0	0	0	0	0	0
Bobby Tolan, L (9, PH) OBP: 0.235, SLG: 0.239										1	0	0	0	0	1	1

	AB	34
	R	2
	H	10
	RBI	2
	BB	3
	SO	7
	LOB	21

Inning Stats																																		
	R: 0	E: 0	K: 1	S: 6	H: 1	LOB: 1	BB: 0	P: 6	R: 1	E: 0	K: 1	S: 7	H: 2	LOB: 2	BB: 1	P: 11	R: 1	E: 0	K: 2	S: 8	H: 1	LOB: 1	BB: 1	P: 12	R: 0	E: 0	K: 0	S: 4	H: 1	LOB: 1	BB: 0	P: 4	R: 0	E: 0	K: 0	S: 5	H: 2	LOB: 2	BB: 0	P: 5
	R: 0	E: 0	K: 0	S: 3	H: 1	LOB: 0	BB: 0	P: 3	R: 0	E: 0	K: 1	S: 5	H: 0	LOB: 1	BB: 1	P: 9	R: 0	E: 0	K: 1	S: 5	H: 0	LOB: 0	BB: 0	P: 5	R: 0	E: 0	K: 1	S: 7	H: 2	LOB: 2	BB: 0	P: 7	1B: 7	2B: 2	3B: 1	HR: 0	SF: 0	SAC: 2	DP: 1	HBP: 0	WP: 0	PB: 0	SB: 0	CS: 0	PA: 39

PITCHER		IP	WLS	BF	H	R	ER	SO	BB	IBB	HBP	BLK	WP	HR	S	P	ERA	WHIP
Fred Norman, L ERA: 4.61	(1, 1)	5.0	W	24	7	2	2	4	2	0	0	0	0	0	30	38	3.60	1.800
Clay Carroll, R ERA: 1.4	(6, 1)	4.0	S	15	3	0	0	3	1	0	0	0	0	0	20	24	0.00	1.000

PITCHER	IP	WLS	BF	H	R	ER	SO	BB	IBB	HBP	BLK	WP	HR	S	P	ERA	WHIP

Batter	1	2	3	4	5	6	7	8	9	AB	R	H	RBI	BB	SO	LOB
Pete Rose, S (1, 5) OBP: 0.412, SLG: 0.420	F7		K		BB HR 1B 1-2 2-H 1B	G3-6-3 1-2f		K		4	1	1	1	0	1	2
(6, 7)																
Merv Rettenmund, R (8, 7) OBP: 0.292, SLG: 0.167										1	0	0	0	0	1	0
Dave Concepcion, R (1, 6) OBP: 0.376, SLG: 0.426	6-3		K		BB HR 1-2 2-H 1B		F7	K		4	1	1	1	0	1	1
Darrel Chaney, S (8, 6) OBP: 0.152, SLG: 0.069										1	0	0	0	0	1	0
Joe Morgan, L (1, 4) OBP: 0.543, SLG: 0.537	CS BB			4-3 HR BB	HR 1-2 2-3 BB		SH1-4 1B 1B BB			0	3	0	0	4	0	0
Doug Flynn, R (8, 4) OBP: 0.250, SLG: 0.207										0	0	0	0	0	0	0
Johnny Bench, R (1, 2) OBP: 0.368, SLG: 0.527	CS 1-2	2B		F8	HR 1-H 2-H 3-H		SH1-4 1B 1-2 1B			4	2	3	4	0	0	1
Bill Plummer, R (8, 2) OBP: 0.286, SLG: 0.167										0	0	0	0	0	0	0
Dan Driessen, L (1, 7) OBP: 0.405, SLG: 0.300		F9		4-3 1-2	G3		SH1-4 1-2 2-3			3	0	0	0	0	0	2
Clay Carroll, R (6, 1)										0	0	0	0	0	0	0
Tony Perez, R (1, 3) OBP: 0.291, SLG: 0.427		K		HR 2-H	G6-4-3 BB		1B IBB			2	1	1	2	2	1	1
George Foster, R (1, 9) OBP: 0.341, SLG: 0.714		P4		K	G6-4-3 1-2f		1B 1-2 2-H 3-H			4	0	1	2	0	1	2
Cesar Geronimo, L (1, 8) OBP: 0.385, SLG: 0.411			1B		SH 1B 1B	G3-6-3 1B	F2			4	1	3	0	0	0	2
Fred Norman, S (1, 1)			B1		SH 1B 1B 1-2	K		F7		1	0	0	0	0	0	1
Ed Armbrister, R (5, PH) OBP: 0.300, SLG: 0.400										0	1	0	0	0	0	0
John Vukovich, R (6, 5) OBP: 0.282, SLG: 0.286										2	0	0	0	0	1	1
Inning Stats	R: 0 E: 0 K: 0 S: 2 H: 0 LOB: 0 BB: 1 P: 6	R: 0 E: 0 K: 1 S: 6 H: 1 LOB: 1 BB: 0 P: 6	R: 0 E: 0 K: 2 S: 8 H: 1 LOB: 1 BB: 0 P: 8	R: 2 E: 0 K: 1 S: 6 H: 1 LOB: 0 BB: 1 P: 10	R: 6 E: 1 K: 0 S: 7 H: 4 LOB: 0 BB: 2 P: 15	R: 0 E: 0 K: 1 S: 5 H: 1 LOB: 0 BB: 0 P: 5	R: 2 E: 0 K: 0 S: 5 H: 2 LOB: 2 BB: 2 P: 13	R: 0 E: 0 K: 2 S: 7 H: 0 LOB: 0 BB: 0 P: 7		1B: 7 2B: 1 3B: 0 HR: 2	SF: 0 SAC: 2 DP: 2 HBP: 0						

PITCHER	IP	WLS	BF	H	R	ER	SO	BB	IBB	HBP	BLK	WP	HR	S	P	ERA	WHIP
Dan Spillner, R (1, 1) ERA: 3.72	4.0	L	20	6	6	5	4	2	0	0	0	0	1	26	34	11.25	2.000
Dave Tomlin, L (5, 1) ERA: 2.77	0.0		1	0	0	0	0	1	0	0	0	0	0	0	4	∞	∞
Alan Foster, R (5, 1) ERA: 2.55	1.0		4	1	2	2	0	1	0	0	0	0	1	3	7	18.00	2.000
Dave Freisleben, R (6, 1) ERA: 4.71	3.0		13	3	2	2	3	1	1	0	0	0	0	17	25	6.00	1.333

PITCHER	IP	WLS	BF	H	R	ER	SO	BB	IBB	HBP	BLK	WP	HR	S	P	ERA	WHIP

BOTTOM

San Diego Padres @ Cincinnati Reds

Riverfront Stadium, Cincinnati, OH

Wed May 07 1975, 3:33 AM EDT

Att. 16,931 - Unknown

livebaseballscorecards.com

AB	30
R	10
H	10
RBI	10
BB	6
SO	7
LOB	13

1B: 7	SF: 0	WP: 0	PA: 39
2B: 1	SAC: 2	PB: 0	
3B: 0	DP: 2	SB: 0	
HR: 2	HBP: 0	CS: 1	

San Diego Padres @ Cincinnati Reds

Riverfront Stadium, Cincinnati, OH

Thu May 08 1975, 7:05 PM EDT

Att. 14,192 - Unknown

TOP

livebaseballscorecards.com

Batter	1	2	3	4	5	6	7	8	9	AB	R	H	RBI	BB	SO	LOB
Gene Locklear, L (1, 7) OBP: 0.500, SLG: 0.810	FC5 SH1-4 1B		2B 2B		1B			SH1-4 SF7 2B		4	2	4	0	0	0	0
Dick Sharon, R (8, 7) OBP: 0.261, SLG: 0.150										0	0	0	0	0	0	0
Steve Huntz, S (1, 5) OBP: 0.323, SLG: 0.333	SH1-4 1-2		2-H 2B		P4			SH1-4 2-3		2	0	1	1	0	0	1
Johnny Grubb, L (1, 8) OBP: 0.385, SLG: 0.413	F7		3-1			4-3		SF7 3-H		3	0	0	1	0	0	2
Dave Winfield, R (1, 9) OBP: 0.376, SLG: 0.550	FC5 2-3			HR		S 1B		F8		4	1	2	1	0	0	1
Willie McCovey, L (1, 3) OBP: 0.301, SLG: 0.400		G6-4-3 1B		P4		K 1-2			K	4	0	1	0	0	2	1
Mike Ivie, R (9, 3) OBP: 0.299, SLG: 0.395										0	0	0	0	0	0	0
Fred Kendall, R (1, 2) OBP: 0.297, SLG: 0.333		G6-4-3 1-2f		L8		F7			F7	4	0	0	0	0	0	2
Tito Fuentes, S (1, 4) OBP: 0.261, SLG: 0.275		F5		4-3			3-1		CS 1B	4	0	1	0	0	0	0
Hector Torres, R (1, 6) OBP: 0.273, SLG: 0.310			P3		L6		L8		CS 1-2	3	0	0	0	0	0	0
Randy Jones, R (1, 1) OBP: 0.250, SLG: 0.200			K		K		F8			3	0	0	0	0	2	0

	AB	31
	R	3
	H	9
	RBI	3
	BB	0
	SO	4
	LOB	7

Inning Stats	1	2	3	4	5	6	7	8	9	1B: 5 SF: 1	WP: 0 PA: 35
R:	0	0	1	1	0	0	0	1	0	2B: 3 SAC: 2	PB: 0
E:	0	0	0	0	0	0	0	0	0	3B: 0 DP: 1	SB: 1
K:	0	0	1	0	1	1	0	0	1	HR: 1 HBP: 0	CS: 1
S:	4	3	7	4	6	6	3	4	5		
H:	1	1	2	1	1	1	0	1	1		
LOB:	1	0	0	0	1	1	1	0	0		
BB:	0	0	0	0	0	0	0	0	0		
P:	4	3	7	4	6	6	3	4	5		

PITCHER	IP	WLS	BF	H	R	ER	SO	BB	IBB	HBP	BLK	WP	HR	S	P	ERA	WHIP
Gary Nolan, R (1, 1) ERA: 2.93	9.0	L	34	9	3	3	4	0	0	0	0	0	1	42	42	3.00	1.000

Batter	1	2	3	4	5	6	7	8	9	AB	R	H	RBI	BB	SO	LOB
Pete Rose, S (1, 5) OBP: 0.400, SLG: 0.407	S S S 0-3 ① K			x 0-0 ① 5-3			x 0-0 ① 4-3		x 0-0 ③ 4-3	4	0	0	0	0	1	0
Joe Morgan, L (1, 4) OBP: 0.538, SLG: 0.531	x 0-0 ② F7			x 0-0 ② F8			x 0-0 S 1B			3	0	1	0	0	0	0
Dave Concepcion, R (1, 6) OBP: 0.367, SLG: 0.414	x 0-0 ③ 5-3			x 0-0 ③ 5-3			x 0-0 ② L4 1-2			3	0	0	0	0	0	1
Johnny Bench, R (1, 2) OBP: 0.367, SLG: 0.522		x 0-0 G6-4-3 1B			x 0-0 ① 5-3		x 0-0 ③ L8			3	0	1	0	0	0	1
Tony Perez, R (1, 3) OBP: 0.292, SLG: 0.425		x 0-0 ① ② G6-4-3 1-2f			x 0-0 G5-4-3 1B			x 0-0 ① L7		3	0	1	0	0	0	1
George Foster, R (1, 8) OBP: 0.340, SLG: 0.689		x 0-0 ③ 6-3			x 0-0 ② ③ G5-4-3 1-2f			x 0-0 G6-4-3 1B		3	0	1	0	0	0	1
Merv Rettenmund, R (1, 7) OBP: 0.259, SLG: 0.143			x 0-0 ① P8			x 0-0 ① F8		x 0-0 ② ③ G6-4-3 1-2f		3	0	0	0	0	0	1
Ed Armbrister, R (1, 9) OBP: 0.231, SLG: 0.308			x 0-0 ② 5-3			x 0-0 ② F8			x 0-0 ① 1-3	3	0	0	0	0	0	0
Gary Nolan, R (1, 1) OBP: 0.200, SLG: 0.143 Ken Griffey, L (9, PH) OBP: 0.444, SLG: 0.448			S S S 0-3 ③ K			x 0-0 ③ 6-3			S S S 0-3 ② K	2 1	0 0	0 0	0 0	0 0	1 1	0 0
Inning Stats	R: 0 H: 0 E: 0 LOB: 0 K: 1 BB: 0 S: 5 P: 5	R: 0 H: 1 E: 0 LOB: 0 K: 0 BB: 0 S: 3 P: 3	R: 0 H: 0 E: 0 LOB: 0 K: 1 BB: 0 S: 5 P: 5	R: 0 H: 0 E: 0 LOB: 0 K: 0 BB: 0 S: 3 P: 3	R: 0 H: 1 E: 0 LOB: 0 K: 0 BB: 0 S: 3 P: 3	R: 0 H: 0 E: 0 LOB: 0 K: 0 BB: 0 S: 3 P: 3	R: 0 H: 1 E: 0 LOB: 1 K: 0 BB: 0 S: 4 P: 4	R: 0 H: 1 E: 0 LOB: 0 K: 0 BB: 0 S: 3 P: 3	R: 0 H: 0 E: 0 LOB: 0 K: 1 BB: 0 S: 5 P: 5	1B: 4 2B: 0 3B: 0 HR: 0	SF: 0 SAC: 0 DP: 3 HBP: 0			WP: 0 PB: 0 SB: 1 CS: 0	PA: 28		

PITCHER	IP	WLS	BF	H	R	ER	SO	BB	IBB	HBP	BLK	WP	HR	S	P	ERA	WHIP
Randy Jones, L (1, 1) ERA: 1.62	9.0	W	28	4	0	0	3	0	0	0	0	0	0	34	34	0.00	0.444

PITCHER	IP	WLS	BF	H	R	ER	SO	BB	IBB	HBP	BLK	WP	HR	S	P	ERA	WHIP

BOTTOM

San Diego Padres @ Cincinnati Reds

Riverfront Stadium, Cincinnati, OH

Thu May 08 1975, 7:05 PM EDT

Att. 14,192 - Unknown

livebaseballscorecards.com

AB	28
R	0
H	4
RBI	0
BB	0
SO	3
LOB	5

San Diego Padres @ Chicago Cubs

Wrigley Field, Chicago, IL

Fri May 09 1975, 3:33 AM CDT

Att. 6,885 - Unknown - 50 F

livebaseballscorecards.com

TOP

Batter	1	2	3	4	5	6	7	8	9	AB	R	H	RBI	BB	SO	LOB
Gene Locklear, L (1, 7) OBP: 0.423, SLG: 0.680	4-3		G3		4-3 1-2 3-H		F7			4	0	0	1	0	0	2
Bill Greif, R (7, 1)										0	0	0	0	0	0	0
Danny Frisella, L (8, 1)										0	0	0	0	0	0	0
Steve Huntz, S (1, 5) OBP: 0.286, SLG: 0.290	K		F3		G3			G3		4	0	0	0	0	1	1
Johnny Grubb, L (1, 8) OBP: 0.380, SLG: 0.402	F9		4-3			BBBB G4-6-3 BB		4-3		3	0	0	0	1	0	0
Dave Winfield, R (1, 9) OBP: 0.380, SLG: 0.548		1B 1B 1B		F4		G4-6-3 1-2f		1B		4	1	2	0	0	0	1
Willie McCovey, L (1, 3) OBP: 0.299, SLG: 0.385		F9		F4		BBBB FC5-4 BB		4-3		3	0	0	0	1	0	2
Randy Hundley, R (1, 2) OBP: 0.327, SLG: 0.391		1B 1-3 1B		SSS K		FC5-4 1-2f			6-3	4	0	1	0	0	1	1
Tito Fuentes, S (1, 4) OBP: 0.261, SLG: 0.274		1-2 3-H 1B			4-3		4-3		F7	4	0	1	1	0	0	0
Hector Torres, R (1, 6) OBP: 0.277, SLG: 0.311		L7			E FC 4-3 1B		F3		1B	3	1	1	0	0	0	2
Fred Kendall, R (9, PH) OBP: 0.307, SLG: 0.343										1	0	1	0	0	0	0
Joe McIntosh, S (1, 1)		6-3			FC 4-3 1-3		2B		4-3	2	0	0	0	0	0	3
Bobby Tolan, L (7, PH) OBP: 0.242, SLG: 0.258										1	0	1	0	0	0	0
(7, 7)																
Mike Ivie, R (9, PH) OBP: 0.295, SLG: 0.391										1	0	0	0	0	0	1

	AB	34
	R	2
	H	7
	RBI	2
	BB	2
	SO	2
	LOB	13

Inning Stats	1	2	3	4	5	6	7	8	9	1B: 6	SF: 0	WP: 0	PA: 36
R:	0	1	0	0	1	0	0	0	0	2B: 1	SAC: 0	PB: 0	
E:	0	0	0	0	1	0	0	0	0	3B: 0	DP: 1	SB: 0	
K:	1	0	0	1	0	0	0	0	0	HR: 0	HBP: 0	CS: 0	
S:	5	6	3	5	5	2	4	4	4				
H:	0	3	0	0	1	0	1	1	1				
LOB:	0	2	0	0	1	1	1	1	1				
BB:	0	0	0	0	0	2	0	0	0				
P:	5	6	3	5	5	10	4	4	4				

PITCHER		IP	WLS	BF	H	R	ER	SO	BB	IBB	HBP	BLK	WP	HR	S	P	ERA	WHIP
Ray Burris, R ERA: 3.46	(1, 1)	7.2	W	31	6	2	1	2	2	0	0	0	0	0	33	41	1.17	1.043
Darold Knowles, L ERA: 0.95	(8, 1)	1.1	S	5	1	0	0	0	0	0	0	0	0	0	5	5	0.00	0.750

PITCHER	IP	WLS	BF	H	R	ER	SO	BB	IBB	HBP	BLK	WP	HR	S	P	ERA	WHIP

Batter	1	2	3	4	5	6	7	8	9	AB	R	H	RBI	BB	SO	LOB
Don Kessinger, S (1, 6) OBP: 0.354, SLG: 0.362	FC4-6 1B		3B		G3		E3 1-2 2-3			4	1	2	0	0	0	2
Jose Cardenal, R (1, 7) (4, 9) OBP: 0.442, SLG: 0.484	FC4-6 1-3 1B		F7		L7		FC6-2-3-2 1-2 2-H 3-H			4	0	1	0	0	0	4
Bill Madlock, R (1, 5) OBP: 0.389, SLG: 0.460	FC4-6 1-2f 3-H HR		6-3		6-3			3B 1B		4	2	1	0	0	0	2
Rick Monday, L (1, 8) OBP: 0.438, SLG: 0.614 Champ Summers, L (4, 7) OBP: 0.429, SLG: 0.833	1-H HR		K			L3		1-H SF9 3B		2 2	1 1	1 1	2 1	0 0	1 0	1 0
Jerry Morales, R (1, 9) (4, 8) OBP: 0.324, SLG: 0.354	F3			F2		6-3		SF9 3-H		3	0	0	1	0	0	0
Ralph LaCock, L (1, 3) OBP: 0.403, SLG: 0.383	F5			G3		F4		3-1		4	0	0	0	0	0	0
Tim Hosley, R (1, 2) OBP: 0.500, SLG: 0.364		K		2B			BB E 1B FC6-2-3-2	1B		3	0	2	0	1	1	0
Rob Sperring, R (1, 4) OBP: 0.273, SLG: 0.444		L7		IBB			K	F5		3	0	0	0	1	1	2
Ray Burris, R (1, 1) OBP: 0.357, SLG: 0.308 Darold Knowles, L (8, 1) OBP: 0.167, SLG: 0.167		5-3		F4			E 1-2 FC6-2-3-2 1B			3 0	0 0	1 0	0 0	0 0	0 0	2 0
Inning Stats	R: 3 H: 3 E: 1 LOB: 0 K: 0 BB: 0 S: 6 P: 6	R: 0 H: 0 E: 0 LOB: 0 K: 1 BB: 0 S: 5 P: 5	R: 0 H: 1 E: 0 LOB: 1 K: 1 BB: 0 S: 6 P: 6	R: 0 H: 1 E: 0 LOB: 2 K: 0 BB: 1 S: 4 P: 8	R: 0 H: 0 E: 0 LOB: 0 K: 0 BB: 0 S: 3 P: 3	R: 0 H: 0 E: 0 LOB: 0 K: 0 BB: 0 S: 3 P: 3	R: 0 H: 1 E: 1 LOB: 2 K: 1 BB: 1 S: 6 P: 10	R: 2 H: 3 E: 0 LOB: 1 K: 0 BB: 0 S: 6 P: 6		1B: 5 SF: 1 2B: 2 SAC: 0 3B: 2 DP: 1 HR: 1 HBP: 0						WP: 0 PA: 35 PB: 0 SB: 0 CS: 0

PITCHER		IP	WLS	BF	H	R	ER	SO	BB	IBB	HBP	BLK	WP	HR	S	P	ERA	WHIP
Joe McIntosh, R ERA: 1.58	(1, 1)	6.0	L	24	5	3	2	2	0	1	0	0	0	1	27	31	3.00	0.833
Bill Greif, R ERA: 4.5	(7, 1)	1.0		7	3	2	2	1	1	0	0	0	0	0	8	12	18.00	4.000
Danny Frisella, R ERA: 3.68	(8, 1)	1.0		4	1	0	0	0	0	0	0	0	0	0	4	4	0.00	1.000

PITCHER	IP	WLS	BF	H	R	ER	SO	BB	IBB	HBP	BLK	WP	HR	S	P	ERA	WHIP

BOTTOM

San Diego Padres @ Chicago Cubs

Wrigley Field, Chicago, IL

Fri May 09 1975, 3:33 AM CDT

Att. 6,885 - Unknown - 50 F

livebaseballscorecards.com

AB	32
R	5
H	9
RBI	4
BB	2
SO	3
LOB	13

San Diego Padres @ Chicago Cubs

Wrigley Field, Chicago, IL

Sat May 10 1975, 3:33 AM CDT

Att. 20,209 - Sunny - 65 F

TOP

livebaseballscorecards.com

Batter	1	2	3	4	5	6	7	8	9	AB	R	H	RBI	BB	SO	LOB
Gene Locklear, L (1, 7) OBP: 0.467, SLG: 0.667	S S S 0-3 ① K		B B B B 4-0 1-2 BB		x 0-0 BB 2B 1B		B B B B 4-0 2B BB		x 0-0 ③ F6	2	1	1	0	2	1	0
Dave Tomlin, L (7, 1)										0	0	0	0	0	0	0
Randy Hundley, R (8, 2) OBP: 0.320, SLG: 0.383										1	0	0	0	0	0	0
Steve Huntz, S (1, 5) (7, 4) OBP: 0.308, SLG: 0.324	x 0-0 ② F5		x 0-0 ③ 3-1		B B B B 4-0 2B 1-2 BB		x 0-0 1-3 2B			3	0	1	0	1	0	2
Johnny Grubb, L (1, 8) OBP: 0.384, SLG: 0.409	x 0-0 ③ 6-3			B B B B 4-0 FC6-4 BB	x 0-0 1-3 2-H 2B		x 0-0 ③ 3-1			3	0	1	1	1	0	2
Dave Winfield, R (1, 9) OBP: 0.376, SLG: 0.533		S S S 0-3 ① K		x 0-0 ① FC6-4 1B S 1-2f	S S S 0-3 ③ K			B B B B 4-0 F8 BB		3	0	0	0	1	2	3
Willie McCovey, L (1, 3) OBP: 0.297, SLG: 0.378		x 0-0 ② F9		x 0-0 1-3 1B		S S S 0-3 ① K		x 0-0 ① F7		4	0	1	0	0	1	1
Fred Kendall, R (1, 2) OBP: 0.291, SLG: 0.324		x 0-0 ③ L9		x 0-0 ② F9		x 0-0 ② F3		x 0-0 ② F8 1-2		4	0	0	0	0	0	3
Bill Greif, R (8, 1)										0	0	0	0	0	0	0
Tito Fuentes, S (1, 4) OBP: 0.254, SLG: 0.267			x 0-0 ① 1-3	x 0-0 ③ L9		x 0-0 ③ 5-3		x 0-0 ③ F4		3	0	0	0	0	0	2
Dick Sharon, R (7, 7) OBP: 0.250, SLG: 0.143										1	0	0	0	0	0	1
Hector Torres, R (1, 6) OBP: 0.275, SLG: 0.306			x 0-0 BB 1B		x 0-0 ① 4-3		x 0-0 ① F9		x 0-0 ① F9	4	0	1	0	0	0	0
Sonny Siebert, R (1, 1) OBP: 0.500, SLG: 0.500			S S S 0-3 ② K		S S S 0-3 ② K		x 0-0 ② L9		x 0-0 ② F9	0	0	0	0	0	0	0
Alan Foster, R (2, 1)										0	0	0	0	0	0	0
John Scott, R (3, PH)										1	0	0	0	0	1	1
Rich Folkers, L (3, 1)										0	0	0	0	0	0	0
Danny Frisella, L (4, 1)										1	0	0	0	0	1	0
Mike Ivie, R (7, PH) OBP: 0.289, SLG: 0.382										2	0	0	0	0	0	0
(7, 5)																

Inning Stats	1	2	3	4	5	6	7	8	9
	R: 0 E: 0 K: 1 S: 5	H: 0 LOB: 0 BB: 0 P: 5	R: 0 E: 0 K: 1 S: 5	H: 0 LOB: 0 BB: 0 P: 5	R: 0 E: 0 K: 1 S: 6	H: 1 LOB: 2 BB: 1 P: 10	R: 0 E: 0 K: 0 S: 4	H: 1 LOB: 2 BB: 1 P: 8	R: 1 E: 0 K: 2 S: 9	H: 2 LOB: 2 BB: 1 P: 13	R: 0 E: 0 K: 1 S: 5	H: 0 LOB: 0 BB: 0 P: 5	R: 0 E: 0 K: 0 S: 4	H: 1 LOB: 2 BB: 1 P: 8	R: 0 E: 0 K: 0 S: 3	H: 0 LOB: 1 BB: 1 P: 7	R: 0 E: 0 K: 0 S: 3	H: 0 LOB: 0 BB: 0 P: 3

1B: 3	SF: 0
2B: 2	SAC: 0
3B: 0	DP: 0
HR: 0	HBP: 0

WP: 0	PA: 37
PB: 0	
SB: 1	
CS: 0	

AB	32
R	1
H	5
RBI	1
BB	5
SO	6
LOB	15

PITCHER		IP	WLS	BF	H	R	ER	SO	BB	IBB	HBP	BLK	WP	HR	S	P	ERA	WHIP
Rick Reuschel, R ERA: 7.48	(1, 1)	5.0	W	22	4	1	1	5	3	0	0	0	0	0	29	41	1.80	1.400
Geoff Zahn, L ERA: 5.4	(6, 1)	4.0	S	15	1	0	0	1	2	0	0	0	0	0	15	23	0.00	0.750

PITCHER		IP	WLS	BF	H	R	ER	SO	BB	IBB	HBP	BLK	WP	HR	S	P	ERA	WHIP

Batter	1	2	3	4	5	6	7	8	9	AB	R	H	RBI	BB	SO	LOB
Don Kessinger, S (1, 6) OBP: 0.364, SLG: 0.378	F9 1B SF9 1B	2-H 2B 2B		S S S 0-3 ① K		E4		B B B B 4-0 BB		4	2	2	1	1	1	3
Jose Cardenal, R (1, 9) OBP: 0.449, SLG: 0.500	SF9 S 1-2 1B 1B	2-H 1B 2B		1-2 2-3 3-H FC3-2 1B		F8 ③		F2 ②		5	1	3	2	0	0	4
Bill Madlock, R (1, 5) OBP: 0.381, SLG: 0.448	F9 ① 2-3	2-H 1B ③		FC3-2 ② 1-2 2-3 3-Hf			1-3 ①	F6 ③		5	0	1	0	0	0	8
Champ Summers, L (1, 7) OBP: 0.444, SLG: 0.714 George Mitterwald, R (4, PH) OBP: 0.348, SLG: 0.500 (5, 3)	B B B B 4-0 1B 1-2 BB		S S S 0-3 ① K	S S S 0-3 ③ K			0-0 BLK 1B			1 2	0 0	0 1	0 0	1 0	1 0	0 3
Jerry Morales, R (1, 8) OBP: 0.330, SLG: 0.356	0-0 ② SF9 2-3 3-H		0-0 G4-3-6-4 1B		0-0 ① 4-3		4-0 G1-6-3 1-2 IBB			2	0	1	1	1	0	0
Ralph LaCock, L (1, 3) OBP: 0.395, SLG: 0.375 (5, 7)	0-0 ③ 1-3 3-H 1B		0-0 ② ③ G4-3-6-4 1-2f		0-0 ② F4		0-0 ② ③ G1-6-3 1-2f			4	0	1	1	0	0	3
Tim Hosley, R (1, 2) OBP: 0.500, SLG: 0.308		0-0 ① F6	B B B B 4-0 E 1B 1B BB	0-0 ③ F8				B B B B 4-0 1B BB		2	1	0	0	2	0	0
Rob Sperring, R (1, 4) OBP: 0.400, SLG: 0.500		H 1-0 SH3 2B HBP	0-0 1B E 1-3 FC3-2 1B			0-0 ① 6-3		0-0 SH5-4 1-3 1B		3	1	2	0	0	0	0
Rick Reuschel, R (1, 1) OBP: 0.111, SLG: 0.111 Geoff Zahn, L (6, 1)		0-0 ② SH3 1-2	0-0 FC FC3-2 1B 1-2 3-3			0-0 ② F7		0-0 ① SH5-4 1-2		1 1	0 0	0 0	0 0	0 0	0 0	2 0
Inning Stats	R: 2 E: 0 K: 0 S: 5 H: 3 LOB: 2 BB: 1 P: 9	R: 2 E: 0 K: 0 S: 5 H: 3 LOB: 2 BB: 0 P: 6	R: 0 E: 0 K: 1 S: 5 H: 1 LOB: 0 BB: 0 P: 5	R: 1 E: 1 K: 2 S: 10 H: 2 LOB: 3 BB: 1 P: 14	R: 0 E: 0 K: 0 S: 3 H: 0 LOB: 0 BB: 0 P: 3	R: 0 E: 1 K: 0 S: 4 H: 0 LOB: 1 BB: 0 P: 4	R: 0 E: 0 K: 0 S: 3 H: 1 LOB: 1 BB: 1 P: 7	R: 0 E: 0 K: 0 S: 4 H: 1 LOB: 3 BB: 2 P: 12		1B: 9 2B: 2 3B: 0 HR: 0	SF: 1 SAC: 2 DP: 2 HBP: 1					

PITCHER		IP	WLS	BF	H	R	ER	SO	BB	IBB	HBP	BLK	WP	HR	S	P	ERA	WHIP
Sonny Siebert, R ERA: 4.39	(1, 1)	1.2	L	11	5	4	4	0	1	0	1	0	0	0	9	14	21.60	3.600
Alan Foster, R ERA: 2.5	(2, 1)	0.1		1	1	0	0	0	0	0	0	0	0	0	1	1	0.00	3.000
Rich Folkers, L ERA: 6.61	(3, 1)	1.2		9	3	1	0	2	1	0	0	0	0	0	12	16	0.00	2.400
Danny Frisella, R ERA: 3.18	(4, 1)	2.1		8	0	0	0	1	0	0	0	0	0	0	10	10	0.00	0.000
Dave Tomlin, L ERA: 2.51	(7, 1)	1.1		8	2	0	0	0	2	1	0	1	0	0	5	17	0.00	3.000

PITCHER		IP	WLS	BF	H	R	ER	SO	BB	IBB	HBP	BLK	WP	HR	S	P	ERA	WHIP
Bill Greif, R ERA: 4.3	(8, 1)	0.2		2	0	0	0	0	0	0	0	0	0	0	2	2	0.00	0.000

BOTTOM

San Diego Padres @ Chicago Cubs

Wrigley Field, Chicago, IL

Sat May 10 1975, 3:33 AM CDT

Att. 20,209 - Sunny - 65 F

livebaseballscorecards.com

AB	30
R	5
H	11
RBI	5
BB	5
SO	3
LOB	23

WP: 0 PB: 0 SB: 1 CS: 0 PA: 39

Batter	1	2	3	4	5	6	7	8	9	AB	R	H	RBI	BB	SO	LOB
Enzo Hernandez, R (1, 6) OBP: 0.348, SLG: 0.342 Tito Fuentes, S (7, PR) OBP: 0.254, SLG: 0.267 (7, 4) Bobby Tolan, L (8, 3) OBP: 0.250, SLG: 0.266	6-3		5-3 2-3		BBB 4-0 1B 1B FC4-6 BB		F8 2B		1B	3 0 1	1 0 0	1 0 1	0 0 0	1 0 0	0 0 0	1 0 0
Gene Locklear, L (1, 7) OBP: 0.441, SLG: 0.613 Dick Sharon, R (7, 7) OBP: 0.240, SLG: 0.136	F7		6-3		FC4-6 1B 1-2 1B		F8 2-3		SSS 0-3 K	4 1	0 0	1 0	0 0	0 1	0 1	2 1
Johnny Grubb, L (1, 8) OBP: 0.385, SLG: 0.404	G3			BBBB 4-0 SH3-4 FC BB	FC4-6 1-2 2-3		G3		F8	4	0	1	0	1	0	3
Dave Winfield, R (1, 9) OBP: 0.385, SLG: 0.532		4-3 4-3 1B		FC SH3-4 1-2	FC4-6 1-2f 2-3 3-H			BBBB 4-0 S 1B BB	1-2 1B	4	1	2	1	1	0	3
Mike Ivie, R (1, 3) OBP: 0.277, SLG: 0.366 (8, 5)		4-3 1-2		SH3-4 1-2 2-3	6-3			B3 1-2	L4	4	0	0	0	0	0	6
Randy Hundley, R (1, 2) OBP: 0.296, SLG: 0.353		4-3 2-3		1-3		6-3		F8		4	0	0	0	0	0	4
Steve Huntz, S (1, 5) OBP: 0.326, SLG: 0.306 (8, 4)		SSS 0-3 K		4-0 IBB		F7		1B IBB		2	0	0	0	2	1	1
Hector Torres, R (1, 4) OBP: 0.291, SLG: 0.321 (7, 6)			5-3 SH3-4 1B	3-1		4-3		1-3 2-H 1B		4	0	2	1	0	0	3
Dave Freisleben, R (1, 1)			SH3-4 1-2		4-3		F9	4-3		3	0	0	0	0	0	2

San Diego Padres @ Chicago Cubs

Wrigley Field, Chicago, IL

Sun May 11 1975, 3:33 AM CDT

Att. 19,145 - Overcast - 60 F

TOP

livebaseballscorecards.com

AB	34
R	2
H	8
RBI	2
BB	5
SO	2
LOB	26

Inning Stats	1	2	3	4	5	6	7	8	9			
	R: 0 E: 0 K: 0 S: 3	R: 0 E: 0 K: 1 S: 6	R: 0 E: 0 K: 0 S: 4	R: 0 E: 0 K: 0 S: 4	R: 1 E: 0 K: 0 S: 5	R: 0 E: 0 K: 0 S: 3	R: 0 E: 0 K: 0 S: 4	R: 1 E: 0 K: 0 S: 4	R: 0 E: 0 K: 1 S: 7	1B: 7 2B: 1 3B: 0 HR: 0	SF: 0 SAC: 2 DP: 0 HBP: 0	WP: 0 PB: 0 SB: 1 CS: 0 PA: 41
	H: 0 LOB: 0 BB: 0 P: 3	H: 1 LOB: 1 BB: 0 P: 6	H: 1 LOB: 1 BB: 0 P: 4	H: 0 LOB: 3 BB: 2 P: 12	H: 2 LOB: 2 BB: 1 P: 9	H: 0 LOB: 0 BB: 0 P: 3	H: 1 LOB: 2 BB: 0 P: 4	H: 1 LOB: 2 BB: 2 P: 12	H: 2 LOB: 2 BB: 0 P: 7			

PITCHER		IP	WLS	BF	H	R	ER	SO	BB	IBB	HBP	BLK	WP	HR	S	P	ERA	WHIP
Bill Bonham, R ERA: 4.0	(1, 1)	9.0	L	41	8	2	2	2	3	2	0	0	0	0	40	60	2.00	1.222

PITCHER	IP	WLS	BF	H	R	ER	SO	BB	IBB	HBP	BLK	WP	HR	S	P	ERA	WHIP

Batter	1	2	3	4	5	6	7	8	9	AB	R	H	RBI	BB	SO	LOB
Don Kessinger, S (1, 6) OBP: 0.352, SLG: 0.363	F7		F6		F5 1-2		F6		SH3-4 1-2	4	0	0	0	0	0	1
Jose Cardenal, R (1, 7) OBP: 0.447, SLG: 0.495	F2		1B		F8		WP 1B		F9	5	0	2	0	0	0	2
Bill Madlock, R (1, 5) OBP: 0.382, SLG: 0.440	E 1B 1B		6-3		BBB BB		F3 1-3		SSS K	4	0	1	0	1	1	3
Rick Monday, L (1, 8) OBP: 0.431, SLG: 0.598	E9 1-3 1B			F5	1-3		F6			4	0	1	0	0	0	3
Jerry Morales, R (1, 9) OBP: 0.345, SLG: 0.371	F7			1B		G3 1B		1B		4	0	3	0	0	0	2
Ralph LaCock, L (1, 3) OBP: 0.376, SLG: 0.353		G3		F6		G3 1-2		L9		4	0	0	0	0	0	3
Manny Trillo, R (1, 4) OBP: 0.379, SLG: 0.424		CS 1B		5-3		F3		F9		4	0	1	0	0	0	3
Tim Hosley, R (1, 2) OBP: 0.500, SLG: 0.500		SSS K 1-2				HR		F5		3	1	1	1	1	1	2
Bill Bonham, R (1, 1) OBP: 0.063, SLG: 0.063			SSS K			E3 WP				3	0	0	0	0	1	2
Champ Summers, L (9, PH) OBP: 0.500, SLG: 0.750						FC4 1-2f			SH3-4 1B	1	0	1	0	0	0	0
Inning Stats	R: 0 E: 1 K: 0 S: 5 H: 2 LOB: 2 BB: 0 P: 5	R: 0 E: 0 K: 1 S: 5 H: 1 LOB: 1 BB: 0 P: 5	R: 0 E: 0 K: 1 S: 6 H: 1 LOB: 1 BB: 0 P: 6	R: 0 E: 0 K: 0 S: 4 H: 1 LOB: 1 BB: 0 P: 4	R: 1 E: 1 K: 0 S: 5 H: 1 LOB: 2 BB: 1 P: 9	R: 0 E: 0 K: 0 S: 4 H: 1 LOB: 2 BB: 1 P: 8	R: 0 E: 0 K: 0 S: 4 H: 1 LOB: 1 BB: 0 P: 4	R: 0 E: 0 K: 0 S: 4 H: 1 LOB: 1 BB: 0 P: 4	R: 0 E: 0 K: 1 S: 6 H: 1 LOB: 1 BB: 0 P: 6	1B: 9 2B: 1 3B: 0 HR: 1	SF: 0 SAC: 1 DP: 1 HBP: 0						

PITCHER	IP	WLS	BF	H	R	ER	SO	BB	IBB	HBP	BLK	WP	HR	S	P	ERA	WHIP
Dave Freisleben, R (1, 1) ERA: 3.82	9.0	W	39	10	1	1	3	1	1	0	0	2	1	43	51	1.00	1.222

PITCHER	IP	WLS	BF	H	R	ER	SO	BB	IBB	HBP	BLK	WP	HR	S	P	ERA	WHIP

BOTTOM

San Diego Padres @ Chicago Cubs

Wrigley Field, Chicago, IL

Sun May 11 1975, 3:33 AM CDT

Att. 19,145 - Overcast - 60 F

livebaseballscorecards.com

AB	36
R	1
H	10
RBI	1
BB	2
SO	3
LOB	21

PA: 39

WP: 3
PB: 0
SB: 0
CS: 1

San Diego Padres @ Pittsburgh Pirates

Three Rivers Stadium, Pittsburgh, PA

Tue May 13 1975, 7:05 PM EDT

Att. 5,482 - Unknown

TOP

livebaseballscorecards.com

Batter	1	2	3	4	5	6	7	8	9	AB	R	H	RBI	BB	SO	LOB
Johnny Grubb, L (1, 8) OBP: 0.373, SLG: 0.390	K			K		6-3		FC6-4 1-2f 2-3		4	0	0	0	0	2	2
Hector Torres, R (1, 4) OBP: 0.288, SLG: 0.316	5-3			K			SH3-4 1B	K		4	0	1	0	0	2	2
Dick Sharon, R (1, 7) OBP: 0.214, SLG: 0.120	K			L9			SH3-4 1-2		K	3	0	0	0	0	2	0
Dave Winfield, R (1, 9) OBP: 0.381, SLG: 0.522		1-3			PB 1B		6-3		F9	4	0	1	0	0	0	1
Mike Ivie, R (1, 3) OBP: 0.276, SLG: 0.354		F6			K 1-2		BB		1-3	3	0	0	0	1	1	1
Randy Hundley, R (1, 2) OBP: 0.281, SLG: 0.333		K			K		F5			3	0	0	0	0	2	3
Steve Huntz, S (1, 5) OBP: 0.304, SLG: 0.282			K		6-3			6-3		3	0	0	0	0	1	1
Enzo Hernandez, R (1, 6) OBP: 0.348, SLG: 0.341			1-6-3			1-6-3		FC6-4 BB 1B		3	0	1	0	0	0	0
Dan Spillner, R (1, 1) OBP: 0.077, SLG: 0.154			K			K		FC6-4 1-2 BB		2	0	0	0	0	2	0
Fred Kendall, R (8, PH) OBP: 0.300, SLG: 0.324										0	0	0	0	1	0	0
Bill Greif, R (8, 1)										0	0	0	0	0	0	0

| Inning Stats | | | | | | | | | |

Batter	1	2	3	4	5	6	7	8	9	AB	R	H	RBI	BB	SO	LOB
Frank Taveras, R (1, 6) OBP: 0.180, SLG: 0.193	5-3		1-H 3B			B2		SH3 1-2		3	0	1	1	0	0	0
Manny Sanguillen, R (1, 2) OBP: 0.424, SLG: 0.506	4-3		F7			E 1B		SF8 2-H		3	0	1	1	0	0	1
Al Oliver, L (1, 8) OBP: 0.250, SLG: 0.356	G3			G3		E7 1-3		F8		4	0	1	0	0	0	0
Willie Stargell, L (1, 3) OBP: 0.327, SLG: 0.446		G5-4-3 1B		F9		F9				3	0	1	0	0	0	2
Richie Zisk, R (1, 7) OBP: 0.352, SLG: 0.347		G5-4-3 1-2f		G3			K			3	0	0	0	0	1	1
Dave Parker, L (1, 9) OBP: 0.321, SLG: 0.513		3-1			K2-3		F8			3	0	0	0	0	1	0
Art Howe, R (1, 5) OBP: 0.273, SLG: 0.200			F6		F4		BB			2	0	0	0	1	0	0
Paul Popovich, S (1, 4) OBP: 0.286, SLG: 0.250			3B 1B		P8		P6			3	1	1	0	0	0	1
Jerry Reuss, L (1, 1) OBP: 0.333, SLG: 0.333			K			1-3		E SH3 SF8 1B		3	1	1	0	0	1	1
Inning Stats	R: 0 E: 0 K: 0 S: 3 H: 0 LOB: 0 BB: 0 P: 3	R: 0 E: 0 K: 0 S: 3 H: 1 LOB: 0 BB: 0 P: 3	R: 1 E: 0 K: 1 S: 7 H: 2 LOB: 1 BB: 0 P: 7	R: 0 E: 0 K: 0 S: 3 H: 0 LOB: 0 BB: 0 P: 3	R: 0 E: 0 K: 1 S: 5 H: 0 LOB: 0 BB: 0 P: 5	R: 0 E: 1 K: 0 S: 5 H: 2 LOB: 2 BB: 0 P: 5	R: 0 E: 0 K: 1 S: 5 H: 0 LOB: 1 BB: 1 P: 9	R: 1 E: 1 K: 0 S: 4 H: 1 LOB: 0 BB: 0 P: 4		1B: 5 2B: 0 3B: 1 HR: 0	SF: 1 SAC: 1 DP: 1 HBP: 0			WP: 0 PB: 0 SB: 0 CS: 0	PA: 30		

PITCHER		IP	WLS	BF	H	R	ER	SO	BB	IBB	HBP	BLK	WP	HR	S	P	ERA	WHIP
Dan Spillner, R ERA: 3.35	(1, 1)	7.0	L	26	5	1	1	3	1	0	0	0	0	0	31	35	1.29	0.857
Bill Greif, R ERA: 4.02	(8, 1)	1.0		4	1	1	0	0	0	0	0	0	0	0	4	4	0.00	1.000

PITCHER	IP	WLS	BF	H	R	ER	SO	BB	IBB	HBP	BLK	WP	HR	S	P	ERA	WHIP

BOTTOM

San Diego Padres @ Pittsburgh Pirates

Three Rivers Stadium, Pittsburgh, PA

Tue May 13 1975, 7:05 PM EDT

Att. 5,482 - Unknown

livebaseballscorecards.com

AB	27
R	2
H	6
RBI	2
BB	1
SO	3
LOB	6

San Diego Padres @ Pittsburgh Pirates

Three Rivers Stadium, Pittsburgh, PA

Wed May 14 1975, 7:05 PM EDT

Att. 8,334 - Unknown

TOP

Batter	1	2	3	4	5	6	7	8	9	10	11	AB	R	H	RBI	BB	SO	LOB
Gene Locklear, L (1, 7) OBP: 0.513, SLG: 0.636	BBBB 4-0 FC4-6 BB		x 0-0 1B			x 0-0 G3 SH3 1B 1B		BBBB 4-0 P4-3 2B BB	IIII 4-0 IBB			2	2	2	0	3	0	0
Hector Torres, R (1, 4) OBP: 0.270, SLG: 0.295	SSS 0-3 ① K		x 0-0 ③ P4-3			x 0-0 ① SH3 1-2		x 0-0 ① F9	x 0-0 ③ P4-3			4	0	0	0	0	1	5
Johnny Grubb, L (1, 8) OBP: 0.367, SLG: 0.382	x 0-0 ② FC4-6 1-2f			x 0-0 P4-6-3 1B		x 0-0 ② G3 2-3		x 0-0 ② P4-3 1-2		SSS 0-3 ① K		5	0	1	0	0	1	3
Dave Winfield, R (1, 9) OBP: 0.381, SLG: 0.525	SSS 0-3 ③ K			x 0-0 ① ② P4-6-3 1-2f		x 0-0 E 3-H 1B		x 0-0 1B 2-H 2B		x 0-0 ② F3		5	1	2	2	0	1	2
Willie McCovey, L (1, 3) John Scott, R (10, PR) Bill Greif, R (10, 1) OBP: 0.323, SLG: 0.424		x 0-0 ① F8		x 0-0 HR		IIII 4-0 1-3 IBB		x 0-0 2-H 1B		BBBB 4-0 BLK BB		3 0 0	1 0 0	2 0 0	2 0 0	2 0 0	0 0 0	0 0 0
Fred Kendall, R (1, 2) OBP: 0.282, SLG: 0.304		x 0-0 ② 5-3		x 0-0 ③ F3		x 0-0 ③ F9		SSS 0-3 ③ K		x 0-0 ③ 5-3 1-2		5	0	0	0	0	1	4
Mike Ivie, R (1, 5) (10, 3) OBP: 0.272, SLG: 0.340		x 0-0 ③ F7	SSS 0-3 ① K			x 0-0 ① 6-3		BBBB 4-0 SH1-4 BB			x 0-0 ① F7	4	0	0	0	1	1	0
Enzo Hernandez, R (1, 6) OBP: 0.344, SLG: 0.329			x 0-0 ① P4-3		x 0-0 ② 6-3	BBBB 4-0 G1-6-3 BB		x 0-0 ① SH1-4 1-2			x 0-0 ② 6-3	3	0	0	0	1	0	0
Randy Jones, R (1, 1) Alan Foster, R (6, 1) Bobby Tolan, L (7, PH) Danny Frisella, L (7, 1) Randy Hundley, R (9, PH) Dave Tomlin, L (9, 1) Steve Huntz, S (10, 5) OBP: 0.298, SLG: 0.275			SSS 0-3 ② K		x 0-0 ③ F6	x 0-0 ② ③ G1-6-3 1-2f		x 0-0 ② 6-3			x 0-0 ③ 5-3	2 0 1 0 1 0 1	0 0 0 0 0 0 0	0 0 0 0 0 0 0	0 0 0 0 0 0 0	0 0 0 0 0 0 0	1 0 0 0 0 0 0	0 0 1 0 1 0 0
Inning Stats	R: 0 E: 0 K: 2 S: 7 H: 0 LOB: 1 BB: 1 P: 11	R: 0 E: 0 K: 0 S: 3 H: 0 LOB: 0 BB: 0 P: 3	R: 0 E: 0 K: 1 S: 6 H: 1 LOB: 1 BB: 0 P: 6	R: 1 E: 0 K: 0 S: 4 H: 2 LOB: 0 BB: 0 P: 4	R: 0 E: 0 K: 1 S: 5 H: 0 LOB: 0 BB: 0 P: 5	R: 1 E: 1 K: 0 S: 5 H: 2 LOB: 2 BB: 1 P: 9	R: 0 E: 0 K: 0 S: 2 H: 0 LOB: 0 BB: 1 P: 6	R: 2 E: 0 K: 1 S: 7 H: 2 LOB: 1 BB: 1 P: 11	R: 0 E: 0 K: 0 S: 3 H: 0 LOB: 2 BB: 2 P: 11	R: 0 E: 0 K: 1 S: 5 H: 0 LOB: 2 BB: 1 P: 9	R: 0 E: 0 K: 0 S: 3 H: 0 LOB: 0 BB: 0 P: 3	1B: 5 2B: 1 3B: 0 HR: 1	SF: 0 SAC: 2 DP: 2 HBP: 0			WP: 0 PB: 0 SB: 0 CS: 0	PA: 45		

PITCHER		IP	WLS	BF	H	R	ER	SO	BB	IBB	HBP	BLK	WP	HR	S	P	ERA	WHIP
Dock Ellis, R ERA: 3.97	(1, 1)	7.2		31	6	4	4	4	3	1	0	0	0	1	35	51	4.70	1.174
Ramon Hernandez, L ERA: 1.8	(8, 1)	0.0		1	1	0	0	0	0	0	0	0	0	0	1	1	∞	∞
Dave Giusti, R ERA:	(8, 1)	1.1		6	0	0	0	1	1	1	0	0	0	0	6	14	0.00	0.750
Sam McDowell, L ERA: 2.04	(10, 1)	2.0	W	7	0	0	0	1	1	0	0	1	0	0	8	12	0.00	0.500

PITCHER	IP	WLS	BF	H	R	ER	SO	BB	IBB	HBP	BLK	WP	HR	S	P	ERA	WHIP

AB	36
R	4
H	7
RBI	4
BB	7
SO	6
LOB	16

livebaseballscorecards.com

Batter	1	2	3	4	5	6	7	8	9	10	11	AB	R	H	RBI	BB	SO	LOB
Frank Taveras, R (1, 6) OBP: 0.197, SLG: 0.210	F9		E5			2B 3B 1B	1-2 1B		SH2-4		K	5	1	2	0	0	1	2
Bill Robinson, R (1, 9) OBP: 0.326, SLG: 0.500	F9		5-3			1-3 3B 2B	3-1		IBB		2-H 1B	5	1	2	1	1	0	4
Al Oliver, L (1, 8) OBP: 0.266, SLG: 0.406	1-3			SF9 3B		2-H 3-H 1B 3B		1B 1B	F7			5	2	3	2	0	0	2
Willie Stargell, L (1, 3) OBP: 0.330, SLG: 0.443		F5		K		3-H FC5-4 1B		1-3 1B	4-3			5	0	2	1	0	1	3
Richie Zisk, R (1, 7) OBP: 0.336, SLG: 0.333		5-3		3-H SF9		K		1-3		L9		4	0	0	1	0	1	3
Manny Sanguillen, R (1, 2) OBP: 0.413, SLG: 0.484		1-3		3-1		1-2f FC5-4 CS		IBB		6-3		4	0	0	0	1	0	1
Art Howe, R (1, 5) OBP: 0.222, SLG: 0.160			6-3		F3	1-2 CS	1-3	K		5-3		5	0	0	0	0	1	3
Paul Popovich, S (1, 4) OBP: 0.211, SLG: 0.176			P8		P6-3		P4-3	P4-3			P5	5	0	0	0	0	0	3
Dock Ellis, S (1, 1) OBP: 0.143, SLG: 0.143			E 1B		4-3		1B 1B		SH2-4 1B		1B 2B	3	0	2	0	0	0	0
Ramon Hernandez, S (8, 1)												0	0	0	0	0	0	0
Dave Giusti, R (8, 1)												0	0	0	0	0	0	0
Bob Robertson, R (9, PH) OBP: 0.350, SLG: 0.333												1	0	1	0	0	0	0
Mario Mendoza, R (9, PR)												0	0	0	0	0	0	0
Sam McDowell, L (10, 1)												0	0	0	0	0	0	0
Dave Parker, L (11, PH) OBP: 0.329, SLG: 0.531												1	1	1	0	0	0	0
Inning Stats	R: 0 H: 0 E: 0 LOB: 0 K: 0 BB: 0 S: 3 P: 3	R: 0 H: 0 E: 0 LOB: 0 K: 0 BB: 0 S: 3 P: 3	R: 0 H: 1 E: 1 LOB: 2 K: 0 BB: 0 S: 5 P: 5	R: 1 H: 1 E: 0 LOB: 0 K: 1 BB: 0 S: 6 P: 6	R: 0 H: 0 E: 0 LOB: 0 K: 0 BB: 0 S: 3 P: 3	R: 3 H: 4 E: 0 LOB: 0 K: 1 BB: 0 S: 8 P: 8	R: 0 H: 2 E: 0 LOB: 2 K: 0 BB: 0 S: 5 P: 5	R: 0 H: 2 E: 0 LOB: 3 K: 1 BB: 1 S: 7 P: 11	R: 0 H: 1 E: 0 LOB: 2 K: 0 BB: 1 S: 4 P: 8	R: 0 H: 0 E: 0 LOB: 0 K: 0 BB: 0 S: 3 P: 3	R: 1 H: 2 E: 0 LOB: 1 K: 1 BB: 0 S: 6 P: 6	1B: 9 2B: 2 3B: 2 HR: 0	SF: 1 SAC: 1 DP: 0 HBP: 0					

PITCHER		IP	WLS	BF	H	R	ER	SO	BB	IBB	HBP	BLK	WP	HR	S	P	ERA	WHIP
Randy Jones, L ERA: 2.13	(1, 1)	5.0		22	6	4	4	1	0	0	0	0	0	0	24	24	7.20	1.200
Alan Foster, R ERA: 2.37	(6, 1)	1.0		2	0	0	0	1	0	0	0	0	0	0	4	4	0.00	0.000
Danny Frisella, R ERA: 2.84	(7, 1)	2.0		11	4	0	0	1	0	1	0	0	0	0	12	16	0.00	2.000
Dave Tomlin, L ERA: 2.35	(9, 1)	1.0		5	1	0	0	0	0	1	0	0	0	0	4	8	0.00	1.000
Bill Greif, R ERA: 4.15	(10, 1)	1.2	L	7	2	1	1	1	0	0	0	0	0	0	9	9	5.40	1.200

PITCHER	IP	WLS	BF	H	R	ER	SO	BB	IBB	HBP	BLK	WP	HR	S	P	ERA	WHIP

BOTTOM

San Diego Padres @ Pittsburgh Pirates

Three Rivers Stadium, Pittsburgh, PA

Wed May 14 1975, 7:05 PM EDT

Att. 8,334 - Unknown

livebaseballscorecards.com

AB	43
R	5
H	13
RBI	5
BB	2
SO	4
LOB	21

PA:	48
WP:	0
PB:	0
SB:	0
CS:	1

Chicago Cubs @ San Diego Padres

San Diego Stadium, San Diego, CA

Fri May 16 1975, 10:05 PM EDT

Att. 11,484 - Unknown - 54 F

livebaseballscorecards.com

TOP

Batter	1	2	3	4	5	6	7	8	9	AB	R	H	RBI	BB	SO	LOB
Don Kessinger, S (1, 6) OBP: 0.350, SLG: 0.350	1-3		F7			4-3		3-1 2-3		4	0	0	0	0	0	2
Jose Cardenal, R (1, 7) OBP: 0.414, SLG: 0.446	5-3			F6		5-3		F9		4	0	0	0	0	0	1
Oscar Zamora, R (8, 1) OBP: 0.333, SLG: 0.333										0	0	0	0	0	0	0
Bill Madlock, R (1, 5) OBP: 0.372, SLG: 0.431	1-3			6-3		6-3			F9	4	0	0	0	0	0	0
Rick Monday, L (1, 8) OBP: 0.460, SLG: 0.631		6-3		F8			1B 2B		BBBB 4-0 BB	3	1	1	0	1	0	0
Jerry Morales, R (1, 9) OBP: 0.346, SLG: 0.358		6-3			FC4-6 1B		G4-6-3 2-H 1B		F8	4	0	2	1	0	0	1
Ralph LaCock, L (1, 3) (8, 7) OBP: 0.373, SLG: 0.341	F5				FC4-6 1B 1-2f FC6-4		G4-6-3 1-2f		G3	4	1	0	0	0	0	3
Manny Trillo, R (1, 4) OBP: 0.373, SLG: 0.404			FC6-4 1B		FC6-4 1-3 1B		F4			3	0	2	0	0	0	0
Tim Hosley, R (1, 2) OBP: 0.472, SLG: 0.462			FC6-4 1-2f		FC6-4 1-2f 3-H			3-1 1-4-3 1B		3	0	1	1	0	0	2
Bill Bonham, R (1, 1) OBP: 0.059, SLG: 0.059 Ken Frailing, L (3, 1) Andre Thornton, R (5, PH) OBP: 0.222, SLG: 0.125 Bob Locker, S (5, 1) Champ Summers, L (8, PH) OBP: 0.500, SLG: 0.700 (8, 3)			SSS K		F4			1-4-3 1-2		1 0 1 0 1	0 0 0 0 0	0 0 0 0 0	0 0 0 0 0	1 0 0 0 0	0 0 0 0 0	1 0 1 0 1

Inning Stats	1	2	3	4	5	6	7	8	9
	R: 0 E: 0 K: 0 S: 3	H: 0 LOB: 0 BB: 0 P: 3	R: 0 E: 0 K: 0 S: 3	H: 0 LOB: 0 BB: 0 P: 3	R: 0 E: 1 K: 1 S: 6	H: 1 LOB: 1 BB: 0 P: 6	R: 0 E: 0 K: 0 S: 3	H: 0 LOB: 0 BB: 0 P: 3	R: 1 E: 0 K: 0 S: 5	H: 2 LOB: 1 BB: 0 P: 5	R: 0 E: 0 K: 0 S: 3	H: 0 LOB: 0 BB: 0 P: 3	R: 1 E: 0 K: 0 S: 4	H: 2 LOB: 0 BB: 0 P: 4	R: 0 E: 0 K: 0 S: 4	H: 1 LOB: 1 BB: 0 P: 4	R: 0 E: 0 K: 0 S: 3	H: 0 LOB: 1 BB: 1 P: 7

| | | | | | | | | | |

Batter	1	2	3	4	5	6	7	8	9	AB	R	H	RBI	BB	SO	LOB
Johnny Grubb, L (1, 8) OBP: 0.375, SLG: 0.386	E SH 1B 1B	1B 1B BB	FC3-2 1B 1-2 2-3 3-Hf		G3		1-3 1B			4	2	2	0	1	0	3
Enzo Hernandez, R (1, 6) OBP: 0.350, SLG: 0.341	SH SH1-3 1B 1-3	1B 1-3 2-H 1B	1B 1-2 2-3 3-H 1B			4-3	SF8 3-H			3	1	2	3	0	0	0
Bobby Tolan, L (1, 7) OBP: 0.257, SLG: 0.273	SH1-3 1-2	1-3 3-H 1B	1-3			BB 1B 1B	3-1			4	1	2	1	0	0	4
Dave Winfield, R (1, 9) OBP: 0.375, SLG: 0.512	2-H 3-H 1B	F6		6-3		K		F6		5	0	1	2	0	1	3
Willie McCovey, L (1, 3) OBP: 0.330, SLG: 0.420 Tito Fuentes, S (6, PR) OBP: 0.254, SLG: 0.267 Steve Huntz, S (7, 5) OBP: 0.292, SLG: 0.268	K		Cl 1B BB 1B	K		E 1B 1-2 BB		L3		3 0 1	1 0 0	1 0 0	0 0 0	1 0 0	2 0 0	1 0 0
Mike Ivie, R (1, 5) OBP: 0.287, SLG: 0.371 (7, 3)	F8		BB Cl FC3-2 1-2 1B	3B		E8 1-3 2-H 1B		F3		5	0	3	1	0	0	1
Randy Hundley, R (1, 2) OBP: 0.258, SLG: 0.305		4-3	K	1-3		K				4	0	0	0	0	2	6
Hector Torres, R (1, 4) OBP: 0.273, SLG: 0.297		SH1-3 1B 1B	Cl FC3-2 BB 1-2 2-3 1B		5-3		1-3			3	2	1	0	0	0	0
Joe McIntosh, S (1, 1) OBP: 0.167, SLG: 0.067		SH1-3 1-2	1B FC3-2 1-2 2-3 3-H BB		K		1B SF8 1B			2	1	1	1	1	1	0
Inning Stats	R: 2 E: 1 K: 1 S: 8 H: 2 LOB: 1 BB: 0 P: 8	R: 2 E: 0 K: 0 S: 6 H: 3 LOB: 2 BB: 1 P: 10	R: 2 E: 1 K: 1 S: 9 H: 3 LOB: 3 BB: 1 P: 13	R: 0 E: 0 K: 1 S: 6 H: 1 LOB: 1 BB: 0 P: 6	R: 0 E: 0 K: 1 S: 5 H: 0 LOB: 0 BB: 0 P: 5	R: 1 E: 1 K: 2 S: 9 H: 2 LOB: 3 BB: 1 P: 13	R: 1 E: 0 K: 0 S: 5 H: 2 LOB: 1 BB: 0 P: 5	R: 0 E: 0 K: 0 S: 3 H: 0 LOB: 0 BB: 0 P: 3		1B: 12 2B: 0 3B: 1 HR: 0	SF: 1 SAC: 3 DP: 0 HBP: 0					

BOTTOM

Chicago Cubs @ San Diego Padres

San Diego Stadium, San Diego, CA

Fri May 16 1975, 10:05 PM EDT

Att. 11,484 - Unknown - 54 F

livebaseballscorecards.com

AB	34
R	8
H	13
RBI	8
BB	3
SO	6
LOB	18

WP: 0 PB: 0 SB: 0 CS: 0 PA: 42

PITCHER		IP	WLS	BF	H	R	ER	SO	BB	IBB	HBP	BLK	WP	HR	S	P	ERA	WHIP
Bill Bonham, R ERA: 4.56	(1, 1)	2.1	L	18	7	6	4	2	2	0	0	0	0	0	20	28	15.43	3.857
Ken Frailing, L ERA: 3.1	(3, 1)	1.2		7	2	0	0	1	0	0	0	0	0	0	9	9	0.00	1.200
Bob Locker, R ERA: 3.14	(5, 1)	3.0		14	4	2	2	3	1	0	0	0	0	0	19	23	6.00	1.667
Oscar Zamora, R ERA: 2.29	(8, 1)	1.0		3	0	0	0	0	0	0	0	0	0	0	3	3	0.00	0.000

PITCHER	IP	WLS	BF	H	R	ER	SO	BB	IBB	HBP	BLK	WP	HR	S	P	ERA	WHIP

Batter	1	2	3	4	5	6	7	8	9	AB	R	H	RBI	BB	SO	LOB
Don Kessinger, S (1, 6) OBP: 0.361, SLG: 0.372	4-3 2B		FC4-6 1B 1-2f		2-H 1B			1B		4	0	3	1	0	0	1
Jose Cardenal, R (1, 7) OBP: 0.410, SLG: 0.440	4-3 2-3		1-2 1B		5-3			F8		4	0	1	0	0	0	3
Bill Madlock, R (1, 5) OBP: 0.376, SLG: 0.429	L3		K			BB		1-2 1B		3	0	1	0	1	1	3
Rick Monday, L (1, 8) OBP: 0.454, SLG: 0.617	F8			CS 1B		F9		F9		4	0	1	0	0	0	4
Jerry Morales, R (1, 9) OBP: 0.336, SLG: 0.347		F9		K 1-2		F8		L7		4	0	0	0	0	1	4
Ralph LaCock, L (1, 3) OBP: 0.358, SLG: 0.326		F5		F5		3-1			4-3	4	0	0	0	0	0	1
Manny Trillo, R (1, 4) OBP: 0.360, SLG: 0.388		F8			G1		5-3		L7	4	0	0	0	0	0	0
Tim Hosley, R (1, 2) OBP: 0.475, SLG: 0.448			FC4-6 1B		6-3 1B BB		5-3		K	3	1	1	0	1	1	0
Steve Stone, R (1, 1) OBP: 0.176, SLG: 0.176			K		6-3 1-2		F4			2	0	0	0	0	1	2
Bob Locker, S (6, 1)										0	0	0	0	0	0	0
Adrian Garrett, L (7, PH)										1	0	0	0	0	0	0
Darold Knowles, L (7, 1) OBP: 0.167, SLG: 0.167										0	0	0	0	0	0	0
Inning Stats	R: 0 E: 0 K: 0 S: 4 H: 1 LOB: 1 BB: 0 P: 4	R: 0 E: 0 K: 0 S: 3 H: 0 LOB: 0 BB: 0 P: 3	R: 0 E: 0 K: 2 S: 9 H: 2 LOB: 2 BB: 0 P: 9	R: 0 E: 0 K: 1 S: 5 H: 1 LOB: 0 BB: 0 P: 5	R: 1 E: 0 K: 0 S: 4 H: 1 LOB: 1 BB: 1 P: 8	R: 0 E: 0 K: 0 S: 3 H: 0 LOB: 1 BB: 1 P: 7	R: 0 E: 0 K: 0 S: 3 H: 0 LOB: 0 BB: 0 P: 3	R: 0 E: 0 K: 0 S: 5 H: 2 LOB: 2 BB: 0 P: 5	R: 0 E: 0 K: 1 S: 5 H: 0 LOB: 0 BB: 0 P: 5	1B: 6 2B: 1 3B: 0 HR: 0 SF: 0 SAC: 0 DP: 0 HBP: 0						

PITCHER	IP	WLS	BF	H	R	ER	SO	BB	IBB	HBP	BLK	WP	HR	S	P	ERA	WHIP
Dave Freisleben, R (1, 1) ERA: 3.28	9.0	W	35	7	1	1	4	2	0	0	0	0	0	41	49	1.00	1.000

PITCHER	IP	WLS	BF	H	R	ER	SO	BB	IBB	HBP	BLK	WP	HR	S	P	ERA	WHIP

TOP

Chicago Cubs @ San Diego Padres

San Diego Stadium, San Diego, CA

Sat May 17 1975, 10:05 PM EDT

Att. 49,599 - Unknown - 68 F

livebaseballscorecards.com

AB	33
R	1
H	7
RBI	1
BB	2
SO	4
LOB	18

WP: 0 PB: 0 SB: 0 CS: 1 PA: 35

Batter	1	2	3	4	5	6	7	8	9	AB	R	H	RBI	BB	SO	LOB
Johnny Grubb, L (1, 8) OBP: 0.383, SLG: 0.402	F5		FC4-6, BB 1-2 1B		2B		BB, SH1-4 1B 1B	4-3		5	1	3	0	0	0	0
Enzo Hernandez, R (1, 6) OBP: 0.350, SLG: 0.333	F7		BBBB FC4-6 1-2 2-3 BB		F9		SH1-4 1-2			2	0	0	0	1	0	1
Bobby Tolan, L (1, 7) OBP: 0.266, SLG: 0.267 Dick Sharon, R (8, 7) OBP: 0.214, SLG: 0.120	G3		FC4-6 1-2f 2-3 3-H		BBBB G6-4-3 BB		H BB 1B HBP			2 0	1 0	0 0	1 0	1 0	0 0	2 0
Dave Winfield, R (1, 9) OBP: 0.378, SLG: 0.504		BBBB 2B 7-2 BB	F5		G6-4-3 1-2f		BBBB E, 1B SF7 1-2 2-3 BB			2	1	0	0	2	0	4
Willie McCovey, L (1, 3) OBP: 0.324, SLG: 0.411 Steve Huntz, S (6, 5) OBP: 0.300, SLG: 0.279		F3		E1 1B		F4	E8 1-3 2-H 3-H 1B			2 2	0 0	0 1	0 2	0 0	0 0	1 0
Mike Ivie, R (1, 5) OBP: 0.295, SLG: 0.398 (6, 3)		1-3 2B		F7		1B FC5-2 2B	SF7 3-H			3	0	2	1	0	0	1
Randy Hundley, R (1, 2) OBP: 0.258, SLG: 0.302		7-2 3-Hf		F8		SSS FC5-2 2-3 1B 1B	SSS K			4	0	1	0	0	1	4
Hector Torres, R (1, 4) OBP: 0.286, SLG: 0.309			FC1-6 1B	FC6-4 1-2 1B		FC5-2 1B 1-2 3-H		F7		4	0	2	0	0	0	2
Dave Freisleben, R (1, 1) OBP: 0.067, SLG: 0.067			FC1-6 BB 1B FC4-6 1-2f	FC6-4 1-2f		1-2 2-H 1B		5-3		4	1	1	0	0	0	3
Inning Stats	R: 0 E: 0 K: 0 S: 3 H: 0 LOB: 0 BB: 0 P: 3	R: 0 E: 0 K: 0 S: 3 H: 1 LOB: 1 BB: 1 P: 7	R: 1 E: 1 K: 0 S: 5 H: 2 LOB: 2 BB: 1 P: 9	R: 0 E: 1 K: 0 S: 5 H: 1 LOB: 2 BB: 0 P: 5	R: 0 E: 0 K: 0 S: 3 H: 1 LOB: 1 BB: 1 P: 7	R: 0 E: 0 K: 0 S: 5 H: 3 LOB: 2 BB: 0 P: 5	R: 3 E: 1 K: 1 S: 7 H: 2 LOB: 1 BB: 1 P: 12	R: 0 E: 0 K: 0 S: 3 H: 0 LOB: 0 BB: 0 P: 3		1B: 7 2B: 4 3B: 0 HR: 0 SF: 1 SAC: 1 DP: 2 HBP: 1				WP: 0 PB: 0 SB: 0 CS: 0 PA: 37		

PITCHER		IP	WLS	BF	H	R	ER	SO	BB	IBB	HBP	BLK	WP	HR	S	P	ERA	WHIP
Steve Stone, R ERA: 1.02	(1, 1)	5.1		25	7	1	0	0	3	0	0	0	0	0	22	34	0.00	1.875
Bob Locker, R ERA: 3.0	(6, 1)	0.2		2	1	0	0	0	0	0	0	0	0	0	2	2	0.00	1.500
Darold Knowles, L ERA: 2.35	(7, 1)	2.0	L	10	2	3	2	1	1	0	1	0	0	0	10	15	9.00	1.500

PITCHER	IP	WLS	BF	H	R	ER	SO	BB	IBB	HBP	BLK	WP	HR	S	P	ERA	WHIP

BOTTOM

Chicago Cubs @ San Diego Padres

San Diego Stadium, San Diego, CA

Sat May 17 1975, 10:05 PM EDT

Att. 49,599 - Unknown - 68 F

livebaseballscorecards.com

AB	30
R	4
H	10
RBI	4
BB	4
SO	1
LOB	18

Batter	1	2	3	4	5	6	7	8	9	AB	R	H	RBI	BB	SO	LOB
Manny Trillo, R (1, 4) OBP: 0.347, SLG: 0.374	6-3		6-3		5-3		4-3			4	0	0	0	0	0	0
Jose Cardenal, R (1, 7) OBP: 0.405, SLG: 0.434	4-3, 1B		6-3			F6	L8			4	0	1	0	0	0	0
Rick Monday, L (1, 8) OBP: 0.448, SLG: 0.600	4-3 1-2		F7			BBBB, E, HR, BB	L9			3	1	0	0	1	0	1
Champ Summers, L (1, 9) OBP: 0.375, SLG: 0.500	4-3			4-3		E1, 1-2, HR		SSS, K		4	1	0	0	0	1	2
Adrian Garrett, L (1, 3) OBP: 0.273, SLG: 0.500 Andre Thornton, R (8, 3) OBP: 0.222, SLG: 0.125		WP, 1B		L9		1-H, 2-H, HR		SSS, K		4 0	1 0	2 0	3 0	0 0	1 0	0 0
Bill Madlock, R (1, 5) OBP: 0.379, SLG: 0.438		F8 1-2		2B		CS, S, 1B		F3		4	0	2	0	0	0	1
George Mitterwald, R (1, 2) OBP: 0.393, SLG: 0.480		F3		L8		BBBB, 1B 1-2 BB			L3, 1B	3	0	1	0	1	0	2
Rob Sperring, R (1, 6) OBP: 0.389, SLG: 0.429 Jerry Morales, R (6, PH) OBP: 0.341, SLG: 0.352 Don Kessinger, S (6, 6) OBP: 0.359, SLG: 0.369		BBBB, BB			F9	1-2 2-3 1B			L3 1-2	1 1 1	0 0 0	0 1 0	0 0 0	1 0 0	0 0 0	0 0 1
Ray Burris, R (1, 1) OBP: 0.278, SLG: 0.235 Oscar Zamora, R (9, 1) OBP: 0.333, SLG: 0.333		SSS, K			1-3	F9			F8	4 0	0 0	0 0	0 0	0 0	1 0	4 0
Inning Stats	R: 0 E: 0 K: 0 S: 4 H: 1 LOB: 1 BB: 0 P: 4	R: 0 E: 0 K: 1 S: 6 H: 1 LOB: 2 BB: 1 P: 10	R: 0 E: 0 K: 0 S: 3 H: 0 LOB: 0 BB: 0 P: 3	R: 0 E: 0 K: 0 S: 4 H: 1 LOB: 1 BB: 0 P: 4	R: 0 E: 0 K: 0 S: 3 H: 0 LOB: 0 BB: 0 P: 3	R: 3 E: 1 K: 0 S: 6 H: 3 LOB: 2 BB: 2 P: 14	R: 0 E: 0 K: 0 S: 3 H: 0 LOB: 0 BB: 0 P: 3	R: 0 E: 0 K: 2 S: 7 H: 0 LOB: 0 BB: 0 P: 7	R: 0 E: 0 K: 0 S: 3 H: 1 LOB: 0 BB: 0 P: 3	1B: 5 2B: 2 3B: 0 HR: 1	SF: 0 SAC: 0 DP: 1 HBP: 0					

PITCHER		IP	WLS	BF	H	R	ER	SO	BB	IBB	HBP	BLK	WP	HR	S	P	ERA	WHIP
Dan Spillner, R ERA: 3.35	(1, 1)	5.1	L	25	5	3	2	1	3	0	0	0	1	1	24	36	3.38	1.500
Danny Frisella, R ERA: 2.49	(6, 1)	2.2		8	1	0	0	2	0	0	0	0	0	0	12	12	0.00	0.375
Bill Greif, R ERA: 3.93	(9, 1)	1.0		3	1	0	0	0	0	0	0	0	0	0	3	3	0.00	1.000

PITCHER	IP	WLS	BF	H	R	ER	SO	BB	IBB	HBP	BLK	WP	HR	S	P	ERA	WHIP

TOP

Chicago Cubs @ San Diego Padres

San Diego Stadium, San Diego, CA

Sun May 18 1975, 6:33 AM EDT

Att. 16,051 - Overcast - 70 F

livebaseballscorecards.com

AB	33
R	3
H	7
RBI	3
BB	3
SO	3
LOB	11

WP: 1 PA: 36
PB: 0
SB: 1
CS: 1

Batter	1	2	3	4	5	6	7	8	9	AB	R	H	RBI	BB	SO	LOB
Johnny Grubb, L (1, 8) OBP: 0.392, SLG: 0.407	SH5-3 1B 1B		BBBB 4-0 SH1-4 1B BB		CS 1B			4-3		3	2	2	0	1	0	0
Enzo Hernandez, R (1, 6) OBP: 0.343, SLG: 0.326	SH5-3 1-2		SH1-4 1-2		CS 1-2	6-3			F6	2	0	0	0	0	0	0
Bobby Tolan, L (1, 7) OBP: 0.283, SLG: 0.286	2-H 1B		CS 2-H 1B			3-1			FC6-4 1B	4	0	3	2	0	0	0
Dave Winfield, R (1, 9) OBP: 0.368, SLG: 0.489	F7		SSS 0-3 K 1-2			F8			FC6-4 2B 1-2f	4	0	0	0	0	1	3
Mike Ivie, R (1, 3) OBP: 0.293, SLG: 0.402 John Scott, R (9, PR)	F7			5-3			5-3		2B 1-3	4 0	0 0	1 0	0 0	0 0	0 0	1 0
Fred Kendall, R (1, 2) OBP: 0.270, SLG: 0.289		6-3		F8			SSS K		4-3	4	0	0	0	0	1	2
Steve Huntz, S (1, 5) OBP: 0.283, SLG: 0.261		F6		F7			F8			3	0	0	0	0	0	0
Hector Torres, R (1, 4) OBP: 0.288, SLG: 0.324		2B			F4			SSS K		3	0	1	0	0	1	0
Dan Spillner, R (1, 1) OBP: 0.067, SLG: 0.133 Danny Frisella, L (6, 1) Gene Locklear, L (8, PH) OBP: 0.500, SLG: 0.618 Bill Greif, R (9, 1)		SSS K			SSS K			F7		2 0 1 0	0 0 0 0	0 0 0 0	0 0 0 0	0 0 0 0	2 0 0 0	1 0 0 0
Inning Stats	R: 1 E: 0 K: 0 S: 5 H: 2 LOB: 1 BB: 0 P: 5	R: 0 E: 0 K: 1 S: 6 H: 1 LOB: 1 BB: 0 P: 6	R: 1 E: 0 K: 1 S: 5 H: 1 LOB: 0 BB: 1 P: 9	R: 0 E: 0 K: 0 S: 3 H: 0 LOB: 0 BB: 0 P: 3	R: 0 E: 0 K: 1 S: 5 H: 1 LOB: 0 BB: 0 P: 5	R: 0 E: 0 K: 0 S: 3 H: 0 LOB: 0 BB: 0 P: 3	R: 0 E: 0 K: 1 S: 5 H: 0 LOB: 0 BB: 0 P: 5	R: 0 E: 0 K: 1 S: 5 H: 0 LOB: 0 BB: 0 P: 5	R: 0 E: 0 K: 0 S: 5 H: 2 LOB: 2 BB: 0 P: 5	1B: 5 2B: 2 3B: 0 HR: 0 SF: 0 SAC: 2 DP: 0 HBP: 0						

PITCHER		IP	WLS	BF	H	R	ER	SO	BB	IBB	HBP	BLK	WP	HR	S	P	ERA	WHIP
Ray Burris, R ERA: 3.56	(1, 1)	8.1	W	30	6	2	2	5	1	0	0	0	0	0	39	43	2.16	0.840
Oscar Zamora, R ERA: 2.21	(9, 1)	0.2	S	3	1	0	0	0	0	0	0	0	0	0	3	3	0.00	1.500

PITCHER	IP	WLS	BF	H	R	ER	SO	BB	IBB	HBP	BLK	WP	HR	S	P	ERA	WHIP

BOTTOM

Chicago Cubs @ San Diego Padres

San Diego Stadium, San Diego, CA

Sun May 18 1975, 6:33 AM EDT

Att. 16,051 - Overcast - 70 F

livebaseballscorecards.com

AB	30
R	2
H	7
RBI	2
BB	1
SO	5
LOB	7

WP: 0 PB: 0 SB: 0 CS: 2 PA: 34

Batter	1	2	3	4	5	6	7	8	9	10	AB	R	H	RBI	BB	SO	LOB
Lou Brock, L (1, 7) OBP: 0.388, SLG: 0.431	S S S 0-3 ① K		x 0-0 ③ G3			x 0-0 ② F8		x 0-0 ③ 4-3			4	0	0	0	0	1	1
Ted Sizemore, R (1, 4) OBP: 0.363, SLG: 0.385	B B B B 4-0 G6-4-3 BB			x 0-0 ① 6-3		x 0-0 ③ 4-3			x 0-0 ① 1-3		3	0	0	0	1	0	0
Luis Melendez, R (1, 8) OBP: 0.306, SLG: 0.431	x 0-0 ② ③ G6-4-3 1-2f			x 0-0 E6 FC6-4			x 0-0 6-3 1B		x 0-0 ② F3		4	0	1	0	0	0	1
Ted Simmons, S (1, 2) OBP: 0.338, SLG: 0.432		B B B B 4-0 6-3 BB		x 0-0 ② FC6-4 FC6-4 1-2f			x 0-0 ① 6-3 1-2		x 0-0 ③ F2		3	0	0	0	1	0	2
Ken Reitz, R (1, 5) OBP: 0.318, SLG: 0.375		x 0-0 ① 6-3 1-2		x 0-0 ③ FC6-4 1-2f			x 0-0 ② 5-3			x 0-0 ① 5-3	4	0	0	0	0	0	3
Danny Cater, R (1, 3) OBP: 0.276, SLG: 0.321		x 0-0 ② 5-3			x 0-0 ① F9		x 0-0 ③ 6-3			x 0-0 ② 4-3	4	0	0	0	0	0	2
Ron Fairly, L (1, 9) OBP: 0.438, SLG: 0.412		S S S 0-3 ③ K			x 0-0 ② L6			x 0-0 ① 1-3		x 0-0 ③ 4-3	4	0	0	0	0	1	1
Ed Brinkman, R (1, 6) OBP: 0.316, SLG: 0.348			x 0-0 ① 6-3		x 0-0 ③ 5-3			x 0-0 ② 4-3			3	0	0	0	0	0	0
John Curtis, L (1, 1) OBP: 0.364, SLG: 0.222			S S S 0-3 ② K			x 0-0 ① B2-3		B B B B 4-0 BB			2	0	0	0	1	1	0
Inning Stats	R: 0 H: 0 E: 0 LOB: 0 K: 1 BB: 1 S: 4 P: 8	R: 0 H: 0 E: 0 LOB: 1 K: 1 BB: 1 S: 5 P: 9	R: 0 H: 0 E: 0 LOB: 0 K: 1 BB: 0 S: 5 P: 5	R: 0 H: 0 E: 1 LOB: 1 K: 0 BB: 0 S: 4 P: 4	R: 0 H: 0 E: 0 LOB: 0 K: 0 BB: 0 S: 3 P: 3	R: 0 H: 0 E: 0 LOB: 0 K: 0 BB: 0 S: 3 P: 3	R: 0 H: 1 E: 0 LOB: 1 K: 0 BB: 0 S: 4 P: 4	R: 0 H: 0 E: 0 LOB: 1 K: 0 BB: 1 S: 3 P: 7	R: 0 H: 0 E: 0 LOB: 0 K: 0 BB: 0 S: 3 P: 3	R: 0 H: 0 E: 0 LOB: 0 K: 0 BB: 0 S: 3 P: 3	1B: 1 SF: 0 2B: 0 SAC: 0 3B: 0 DP: 1 HR: 0 HBP: 0						

PITCHER	IP	WLS	BF	H	R	ER	SO	BB	IBB	HBP	BLK	WP	HR	S	P	ERA	WHIP
Randy Jones, L (1, 1) ERA: 1.8	10.0	W	34	1	0	0	3	3	0	0	0	0	0	37	49	0.00	0.400

PITCHER	IP	WLS	BF	H	R	ER	SO	BB	IBB	HBP	BLK	WP	HR	S	P	ERA	WHIP

TOP

St. Louis Cardinals @ San Diego Padres

San Diego Stadium, San Diego, CA

Mon May 19 1975, 10:05 PM EDT

Att. 10,111 - Unknown

livebaseballscorecards.com

AB	31
R	0
H	1
RBI	0
BB	3
SO	3
LOB	10

WP: 0	PA: 34		
PB: 0			
SB: 0			
CS: 0			

Batter	1	2	3	4	5	6	7	8	9	10	AB	R	H	RBI	BB	SO	LOB
Johnny Grubb, L (1, 8) OBP: 0.405, SLG: 0.450	x 0-0 SH1-4 1B		x 0-0 6-3 1B		x 0-0 ③ F7			x 0-0 SH3 2B		x 0-0 HR	5	1	4	1	0	0	1
Enzo Hernandez, R (1, 6) OBP: 0.336, SLG: 0.319	x 0-0 ① SH1-4 1-2		x 0-0 ② 6-3 1-2			x 0-0 ① 1-3		x 0-0 ① SH3 2-3			2	0	0	0	0	0	1
Bobby Tolan, L (1, 7) OBP: 0.291, SLG: 0.280	B B B B 4-0 G4-3 BB		x 0-0 ③ 3-1			H 1-0 1B HBP		x 0-0 ② 1-3			2	0	0	0	1	0	2
Dave Winfield, R (1, 9) OBP: 0.372, SLG: 0.485	x 0-0 ②③ G4-3 1-2f			x 0-0 ① 1-3		x 0-0 1-2 1B		4-0 IBB			3	0	1	0	1	0	2
Mike Ivie, R (1, 3) OBP: 0.283, SLG: 0.388		S S S 0-3 ① K		x 0-0 ② 6-3		x 0-0 ② F7		x 0-0 ③ F9			4	0	0	0	0	1	4
Randy Hundley, R (1, 2) OBP: 0.257, SLG: 0.288		B B B B 4-0 BB		x 0-0 ③ F7		x 0-0 ③ 5-3			x 0-0 ① F8		3	0	0	0	1	0	2
Tito Fuentes, S (1, 4) OBP: 0.246, SLG: 0.258		S S S 0-3 ② K			x 0-0 ① 5-3		x 0-0 ① F8		x 0-0 ② F6		4	0	0	0	0	1	1
Ted Kubiak, S (1, 5) OBP: 0.294, SLG: 0.281		x 0-0 ③ F8			x 0-0 1B		S S S 0-3 ② K		x 0-0 ③ L6		4	0	1	0	0	1	1
Randy Jones, R (1, 1) OBP: 0.182, SLG: 0.143			S S S 0-3 ① K		S S S 0-3 ② K		x 0-0 ③ 6-3			S S S 0-3 ① K	4	0	0	0	0	3	1
Inning Stats	R: 0 H: 1 E: 0 LOB: 1 K: 0 BB: 1 S: 3 P: 7	R: 0 H: 0 E: 0 LOB: 1 K: 2 BB: 1 S: 7 P: 11	R: 0 H: 1 E: 0 LOB: 1 K: 1 BB: 0 S: 6 P: 6	R: 0 H: 0 E: 0 LOB: 0 K: 0 BB: 0 S: 3 P: 3	R: 0 H: 1 E: 0 LOB: 1 K: 1 BB: 0 S: 6 P: 6	R: 0 H: 1 E: 0 LOB: 2 K: 0 BB: 0 S: 4 P: 5	R: 0 H: 0 E: 0 LOB: 0 K: 1 BB: 0 S: 5 P: 5	R: 0 H: 1 E: 0 LOB: 2 K: 0 BB: 1 S: 4 P: 8	R: 0 H: 0 E: 0 LOB: 0 K: 0 BB: 0 S: 3 P: 3	R: 1 H: 1 E: 0 LOB: 0 K: 1 BB: 0 S: 4 P: 4	1B: 4 SF: 0 2B: 1 SAC: 2 3B: 0 DP: 1 HR: 1 HBP: 1						

PITCHER	IP	WLS	BF	H	R	ER	SO	BB	IBB	HBP	BLK	WP	HR	S	P	ERA	WHIP
John Curtis, L (1, 1) ERA: 2.32	9.1	L	37	6	1	1	6	2	1	1	0	0	1	45	58	0.96	0.857

PITCHER	IP	WLS	BF	H	R	ER	SO	BB	IBB	HBP	BLK	WP	HR	S	P	ERA	WHIP

BOTTOM

St. Louis Cardinals @ San Diego Padres

San Diego Stadium, San Diego, CA

Mon May 19 1975, 10:05 PM EDT

Att. 10,111 - Unknown

livebaseballscorecards.com

AB	31
R	1
H	6
RBI	1
BB	3
SO	6
LOB	15

WP: 0 PA: 37
PB: 0
SB: 0
CS: 0

Batter	1	2	3	4	5	6	7	8	9	AB	R	H	RBI	BB	SO	LOB
Lou Brock, L (1, 7) OBP: 0.391, SLG: 0.450	SF8 3B	E 1B		F8			FC4 1-2f			4	1	2	0	0	0	1
Ted Sizemore, R (1, 4) OBP: 0.353, SLG: 0.376	SF8 3-H	1-3 1-3			F8		G3			3	0	0	1	0	0	2
Luis Melendez, R (1, 8) OBP: 0.303, SLG: 0.419	1B 1B 4-3 1B	6-3			5-3			F6		4	1	1	0	0	0	1
Ted Simmons, S (1, 2) OBP: 0.336, SLG: 0.426	4-3 1B 1-2 1B		4-3		4-3			3-1		4	0	1	0	0	0	0
Ron Fairly, L (1, 9) OBP: 0.441, SLG: 0.407	4-3 1-2 2-3 1B		B B B B 1B BB			4-3		4-3		3	0	1	0	1	0	0
Keith Hernandez, L (1, 3) OBP: 0.287, SLG: 0.297	4-3 1-2 2-3 3-H		1-2 1B			G3			4-3	4	0	1	1	0	0	2
Ken Reitz, R (1, 5) OBP: 0.316, SLG: 0.366	FC4-6 IBB		F7			5-3			F9	3	0	0	0	1	0	1
Ed Brinkman, R (1, 6) OBP: 0.301, SLG: 0.329	FC4-6 1-2f			L4			F8		F9	4	0	0	0	0	0	3
Elias Sosa, R (1, 1) OBP: 0.125, SLG: 0.125		4-3		S S S K			FC4 1B			2	0	0	0	0	1	0
Ryan Kurosaki, R (5, 1)										0	0	0	0	0	0	0
Jim Dwyer, L (7, PH) OBP: 0.280, SLG: 0.182										1	0	1	0	0	0	0
Mike Garman, R (7, 1)										0	0	0	0	0	0	0
Inning Stats	R: 2 E: 0 K: 0 S: 7 H: 4 LOB: 3 BB: 1 P: 11	R: 0 E: 1 K: 0 S: 4 H: 1 LOB: 1 BB: 0 P: 4	R: 0 E: 0 K: 0 S: 3 H: 1 LOB: 1 BB: 1 P: 7	R: 0 E: 0 K: 1 S: 5 H: 0 LOB: 0 BB: 0 P: 5	R: 0 E: 0 K: 0 S: 3 H: 0 LOB: 0 BB: 0 P: 3	R: 0 E: 0 K: 0 S: 3 H: 0 LOB: 0 BB: 0 P: 3	R: 0 E: 0 K: 0 S: 4 H: 1 LOB: 1 BB: 0 P: 4	R: 0 E: 0 K: 0 S: 3 H: 0 LOB: 0 BB: 0 P: 3	R: 0 E: 0 K: 0 S: 3 H: 0 LOB: 0 BB: 0 P: 3	1B: 6 2B: 0 3B: 1 HR: 0 SF: 1 SAC: 0 DP: 0 HBP: 0						

PITCHER	IP	WLS	BF	H	R	ER	SO	BB	IBB	HBP	BLK	WP	HR	S	P	ERA	WHIP
Alan Foster, R (1, 1) ERA: 2.25	9.0	W	35	7	2	2	1	1	1	0	0	0	0	35	43	2.00	0.889

PITCHER	IP	WLS	BF	H	R	ER	SO	BB	IBB	HBP	BLK	WP	HR	S	P	ERA	WHIP

TOP

St. Louis Cardinals @ San Diego Padres

San Diego Stadium, San Diego, CA

Tue May 20 1975, 10:05 PM EDT

Att. 7,318 - Unknown

livebaseballscorecards.com

AB	32
R	2
H	7
RBI	2
BB	2
SO	1
LOB	10

WP: 0 PB: 0 SB: 0 CS: 0 PA: 35

BOTTOM

St. Louis Cardinals @ San Diego Padres

San Diego Stadium, San Diego, CA

Tue May 20 1975, 10:05 PM EDT

Att. 7,318 - Unknown

livebaseballscorecards.com

Batter	1	2	3	4	5	6	7	8	9	AB	R	H	RBI	BB	SO	LOB
Johnny Grubb, L (1, 8) OBP: 0.417, SLG: 0.462	1B		2B	G3		BB 4-3		IBB		3	1	2	0	2	0	0
Enzo Hernandez, R (1, 6) OBP: 0.330, SLG: 0.306	F8		K		BB 2B	4-3 1-2		F9		4	0	0	0	1	1	5
Bobby Tolan, L (1, 7) OBP: 0.298, SLG: 0.291	F7		BB 2B SF7		2B HR 1-2	F8				3	2	1	0	1	0	2
Dave Winfield, R (1, 9) OBP: 0.375, SLG: 0.514	F7		2B 1B SF7 1-3 2-H		HR 2-H		6-3			4	2	2	3	0	0	1
Mike Ivie, R (1, 3) OBP: 0.290, SLG: 0.385		BB BB BB	SF7 2-3 3-H		BB		5-3			1	0	0	1	2	0	0
Fred Kendall, R (1, 2) OBP: 0.280, SLG: 0.291		BB 1-2 BB	FC4 3-H 1B		K		5-3			3	0	1	1	1	1	1
Tito Fuentes, S (1, 4) OBP: 0.254, SLG: 0.254		K	FC4 1-2f		BB 1-2			4-3 DI		2	0	0	0	2	1	3
Ted Kubiak, S (1, 5) OBP: 0.289, SLG: 0.257		G6-4-3 1-2 2-3 BB		G3	4-3			F4 1-2		3	0	0	0	1	0	3
Alan Foster, R (1, 1)		G6-4-3 1-2f		K		6-3		4-3 2-3		4	0	0	0	0	1	4
Inning Stats	R: 0 E: 0 K: 0 S: 4 H: 1 LOB: 1 BB: 0 P: 4	R: 0 E: 0 K: 1 S: 4 H: 0 LOB: 2 BB: 3 P: 16	R: 3 E: 0 K: 1 S: 8 H: 3 LOB: 1 BB: 1 P: 12	R: 0 E: 0 K: 1 S: 5 H: 0 LOB: 0 BB: 0 P: 5	R: 2 E: 0 K: 1 S: 6 H: 2 LOB: 2 BB: 3 P: 18	R: 0 E: 0 K: 0 S: 3 H: 0 LOB: 1 BB: 1 P: 7	R: 0 E: 0 K: 0 S: 3 H: 0 LOB: 0 BB: 0 P: 3	R: 0 E: 0 K: 0 S: 3 H: 0 LOB: 2 BB: 2 P: 11		1B: 2 2B: 3 3B: 0 HR: 1 SF: 1 SAC: 0 DP: 1 HBP: 0						

AB	27
R	5
H	6
RBI	5
BB	10
SO	4
LOB	19

WP: 0 PB: 0 SB: 0 CS: 0 PA: 38

PITCHER		IP	WLS	BF	H	R	ER	SO	BB	IBB	HBP	BLK	WP	HR	S	P	ERA	WHIP
Elias Sosa, R ERA: 3.71	(1, 1)	4.1	L	22	6	5	5	3	5	0	0	0	0	1	23	43	10.38	2.538
Ryan Kurosaki, R ERA:	(5, 1)	1.2		8	0	0	0	1	3	0	0	0	0	0	7	19	0.00	1.800
Mike Garman, R ERA: 2.25	(7, 1)	2.0		8	0	0	0	0	1	1	0	0	0	0	6	14	0.00	0.500

PITCHER	IP	WLS	BF	H	R	ER	SO	BB	IBB	HBP	BLK	WP	HR	S	P	ERA	WHIP

Batter	1	2	3	4	5	6	7	8	9	AB	R	H	RBI	BB	SO	LOB
Lou Brock, L (1, 7) OBP: 0.380, SLG: 0.435	G1		F8		FC3-6 1-2f 2-3			4-3		4	0	0	0	0	0	3
Ted Sizemore, R (1, 4) OBP: 0.344, SLG: 0.365	K		6-3		L6			F7		4	0	0	0	0	1	3
Luis Melendez, R (1, 8) OBP: 0.300, SLG: 0.409	F3			G4-6-3 1B		6-3		5-3		4	0	1	0	0	0	0
Ted Simmons, S (1, 2) OBP: 0.333, SLG: 0.421		4-3		G4-6-3 1-2f		1B 1B			3-1	4	0	1	0	0	0	1
Ron Fairly, L (1, 9) OBP: 0.458, SLG: 0.431		FC3-6 1B		1B		G4-6-3 1-2 1B			4-3	4	0	3	0	0	0	0
Keith Hernandez, L (1, 3) OBP: 0.276, SLG: 0.284		FC3-6 1-2f		K		G4-6-3 1-2f			4-3	4	0	0	0	0	1	4
Ken Reitz, R (1, 5) OBP: 0.309, SLG: 0.358		F8			K		6-3			3	0	0	0	0	1	1
Mario Guerrero, R (1, 6) OBP: 0.667, SLG: 0.667			SH2-4 1B		FC3-6 1B		K			3	0	2	0	0	1	0
Bob Gibson, R (1, 1) OBP: 0.176, SLG: 0.071			SH2-4 1-2		FC3-6 1-2 1B		F6			2	0	1	0	0	0	0
Inning Stats	R: 0 E: 0 K: 1 S: 5 H: 0 LOB: 0 BB: 0 P: 5	R: 0 E: 0 K: 0 S: 4 H: 1 LOB: 1 BB: 0 P: 4	R: 0 E: 0 K: 0 S: 4 H: 1 LOB: 1 BB: 0 P: 4	R: 0 E: 0 K: 1 S: 6 H: 2 LOB: 1 BB: 0 P: 6	R: 0 E: 0 K: 1 S: 7 H: 2 LOB: 2 BB: 0 P: 7	R: 0 E: 0 K: 0 S: 4 H: 2 LOB: 1 BB: 0 P: 4	R: 0 E: 0 K: 1 S: 5 H: 0 LOB: 0 BB: 0 P: 5	R: 0 E: 0 K: 0 S: 3 H: 0 LOB: 0 BB: 0 P: 3	R: 0 E: 0 K: 0 S: 3 H: 0 LOB: 0 BB: 0 P: 3	1B: 8 2B: 0 3B: 0 HR: 0	SF: 0 SAC: 1 DP: 2 HBP: 0					

PITCHER	IP	WLS	BF	H	R	ER	SO	BB	IBB	HBP	BLK	WP	HR	S	P	ERA	WHIP
Joe McIntosh, R (1, 1) ERA: 1.41	9.0	W	33	8	0	0	4	0	0	0	0	0	0	41	41	0.00	0.889

PITCHER	IP	WLS	BF	H	R	ER	SO	BB	IBB	HBP	BLK	WP	HR	S	P	ERA	WHIP

TOP

St. Louis Cardinals @ San Diego Padres

San Diego Stadium, San Diego, CA

Wed May 21 1975, 10:05 PM EDT

Att. 13,163 - Unknown

livebaseballscorecards.com

AB	32
R	0
H	8
RBI	0
BB	0
SO	4
LOB	12

Batter	1	2	3	4	5	6	7	8	9	AB	R	H	RBI	BB	SO	LOB
Johnny Grubb, L (1, 8) OBP: 0.413, SLG: 0.452	L4			6-3		F8		IBB		3	0	0	0	1	0	0
Enzo Hernandez, R (1, 6) OBP: 0.336, SLG: 0.314	F6			4-3 1B			E S 1B	F9		4	1	2	0	0	0	2
Bobby Tolan, L (1, 7) OBP: 0.298, SLG: 0.292	6-3			4-3 1-2			E1 1-3 1-H 1B			3	0	1	0	0	0	1
Dave Winfield, R (1, 9) OBP: 0.374, SLG: 0.507		BBBB L6-3 BB		F5			S S S K			2	0	0	0	1	1	2
Mike Ivie, R (1, 3) OBP: 0.283, SLG: 0.375		L6-3 1-2			F2		1-3 2-3			3	0	0	0	0	0	2
Fred Kendall, R (1, 2) OBP: 0.271, SLG: 0.281		4-3			6-3		B1			3	0	0	0	0	0	1
Tito Fuentes, S (1, 4) OBP: 0.263, SLG: 0.258			SH5-4-2 1B		CS HBP			6-3		2	0	1	0	0	0	0
Ted Kubiak, S (1, 5) OBP: 0.293, SLG: 0.243			F9		CS 1-2	4-3		BBBB SH1-4 BB		2	0	0	0	1	0	1
Joe McIntosh, S (1, 1) OBP: 0.158, SLG: 0.063			SH5-4-2 1-3f			F7		SH1-4 1-2		1	0	0	0	0	0	0
Inning Stats	R: 0 E: 0 K: 0 S: 3 H: 0 LOB: 0 BB: 0 P: 3	R: 0 E: 0 K: 0 S: 2 H: 0 LOB: 0 BB: 1 P: 6	R: 0 E: 0 K: 0 S: 3 H: 1 LOB: 0 BB: 0 P: 3	R: 0 E: 0 K: 0 S: 4 H: 1 LOB: 1 BB: 0 P: 4	R: 0 E: 0 K: 0 S: 2 H: 0 LOB: 0 BB: 0 P: 3	R: 0 E: 0 K: 0 S: 3 H: 0 LOB: 0 BB: 0 P: 3	R: 1 E: 1 K: 1 S: 7 H: 2 LOB: 1 BB: 0 P: 7	R: 0 E: 0 K: 0 S: 3 H: 0 LOB: 2 BB: 2 P: 11		1B: 4 2B: 2 3B: 0 HR: 0	SF: 0 SAC: 2 DP: 2 HBP: 1			WP: 0 PB: 0 SB: 1 CS: 1	PA: 30		

PITCHER	IP	WLS	BF	H	R	ER	SO	BB	IBB	HBP	BLK	WP	HR	S	P	ERA	WHIP
Bob Gibson, R (1, 1) ERA: 4.28	8.0	L	29	4	1	0	1	2	1	1	0	0	0	27	40	0.00	0.750

PITCHER	IP	WLS	BF	H	R	ER	SO	BB	IBB	HBP	BLK	WP	HR	S	P	ERA	WHIP

BOTTOM

St. Louis Cardinals @ San Diego Padres

San Diego Stadium, San Diego, CA

Wed May 21 1975, 10:05 PM EDT

Att. 13,163 - Unknown

livebaseballscorecards.com

AB	23
R	1
H	4
RBI	0
BB	3
SO	1
LOB	9

Batter	1	2	3	4	5	6	7	8	9	AB	R	H	RBI	BB	SO	LOB
Rennie Stennett, R (1, 4) OBP: 0.326, SLG: 0.359	1-3	F9		1B (2-3)		F8			4-3	5	0	1	0	0	0	1
Richie Hebner, L (1, 5) OBP: 0.352, SLG: 0.382	BB (F8, 1B, 1B)		1B (2B)	F7		G3			2B (4-3)	4	2	2	0	1	0	3
Al Oliver, L (1, 8) OBP: 0.270, SLG: 0.435	1B (HBP, 1B; 1-2)		2B (1-H)		HR		4-3		4-3 (2-3)	5	1	3	1	0	0	1
Willie Stargell, L (1, 3) OBP: 0.323, SLG: 0.457	F8 (2-3)		F6		HR (1-H)		2B		BB	4	1	2	2	1	0	3
Dave Parker, L (1, 9) OBP: 0.345, SLG: 0.523	1B (FC5, HBP; 1-2, 3-H)		K		F7		F8		F9	5	0	1	1	0	1	4
Richie Zisk, R (1, 7) OBP: 0.333, SLG: 0.303	HBP (1-2, 2-3)		K		6-3		F7			3	0	0	0	0	1	2
Manny Sanguillen, R (1, 2) OBP: 0.415, SLG: 0.470	FC5 (2-3f)			BB (1B, 6-3)	6-3			F7		3	0	0	0	1	0	3
Mario Mendoza, R (1, 6) OBP: 0.111, SLG: 0.111		1-3		6-3 (1-2)		K (FC)		4-3		4	0	0	0	0	1	1
Jim Rooker, R (1, 1) Ed Kirkpatrick, L (8, PH) OBP: 0.238, SLG: 0.118 Dave Giusti, R (8, 1)		F6		F9		FC (1-H)			F9	3 1 0	0 0 0	0 0 0	0 0 0	0 0 0	0 0 0	2 0 0
Inning Stats	R: 1 E: 0 K: 0 S: 5 / H: 2 LOB: 3 BB: 1 P: 10	R: 0 E: 0 K: 0 S: 3 / H: 0 LOB: 0 BB: 0 P: 3	R: 1 E: 0 K: 2 S: 9 / H: 2 LOB: 1 BB: 0 P: 9	R: 0 E: 0 K: 0 S: 4 / H: 1 LOB: 2 BB: 1 P: 8	R: 2 E: 0 K: 0 S: 5 / H: 2 LOB: 0 BB: 0 P: 5	R: 0 E: 1 K: 1 S: 6 / H: 0 LOB: 1 BB: 0 P: 6	R: 0 E: 0 K: 0 S: 4 / H: 1 LOB: 1 BB: 0 P: 4	R: 0 E: 0 K: 0 S: 3 / H: 0 LOB: 0 BB: 0 P: 3	R: 0 E: 0 K: 0 S: 4 / H: 1 LOB: 2 BB: 1 P: 8	1B: 5 2B: 3 3B: 0 HR: 1	SF: 0 SAC: 1 DP: 0 HBP: 1					

TOP

Pittsburgh Pirates @ San Diego Padres

San Diego Stadium, San Diego, CA

Thu May 22 1975, 10:05 PM EDT

Att. 9,148 - Unknown

livebaseballscorecards.com

AB	37
R	4
H	9
RBI	4
BB	3
SO	3
LOB	20

PITCHER		IP	WLS	BF	H	R	ER	SO	BB	IBB	HBP	BLK	WP	HR	S	P	ERA	WHIP
Dave Freisleben, R ERA: 3.66	(1, 1)	5.0	L	25	7	4	4	2	2	0	1	0	0	1	0	26	35	7.20	1.800
Rich Folkers, L ERA: 5.89	(6, 1)	2.0		8	1	0	0	1	0	0	0	0	1	0	0	10	10	0.00	0.500
Danny Frisella, R ERA: 2.31	(8, 1)	1.2		7	1	0	0	0	1	0	0	0	0	0	0	6	10	0.00	1.200
Dave Tomlin, L ERA: 2.3	(9, 1)	0.1		1	0	0	0	0	0	0	0	0	0	0	0	1	1	0.00	0.000

PITCHER	IP	WLS	BF	H	R	ER	SO	BB	IBB	HBP	BLK	WP	HR	S	P	ERA	WHIP

WP: 1 PB: 0 SB: 0 CS: 0 PA: 41

BOTTOM

Pittsburgh Pirates @ San Diego Padres

San Diego Stadium, San Diego, CA

Thu May 22 1975, 10:05 PM EDT

Att. 9,148 - Unknown

livebaseballscorecards.com

Batter	1	2	3	4	5	6	7	8	9	AB	R	H	RBI	BB	SO	LOB
Johnny Grubb, L (1, 8) OBP: 0.409, SLG: 0.453	L8		F7		G3 2-3		FC5-6-2 1-3 2B			4	0	1	0	0	0	1
Enzo Hernandez, R (1, 6) OBP: 0.333, SLG: 0.305	K		F4		BB		FC5-6-2 2-3 3-H			3	0	0	0	1	1	2
Hector Torres, R (8, 6) OBP: 0.288, SLG: 0.324										0	0	0	0	0	0	0
Bobby Tolan, L (1, 7) OBP: 0.289, SLG: 0.282	F7			B1-3	4-3		F7			4	0	0	0	0	0	4
Dave Winfield, R (1, 9) OBP: 0.377, SLG: 0.503		6-3		HR BB		F3		F4 1B		3	1	1	0	1	0	0
Mike Ivie, R (1, 3) OBP: 0.290, SLG: 0.398		K		1-H HR		FC6-4 BB		F4 1-2		3	1	1	2	1	1	1
Randy Hundley, R (1, 2) OBP: 0.257, SLG: 0.275		1B BB		5-3		L7		1-3		3	0	0	0	1	0	1
Tito Fuentes, S (1, 4) OBP: 0.263, SLG: 0.258		1-2 1B		F8		1-2f FC6-4			6-3	4	0	1	0	0	0	1
Ted Kubiak, S (1, 5) OBP: 0.311, SLG: 0.250		K			G3 WP BB		FC5-4 1B		G3	3	0	1	0	1	1	2
Dave Freisleben, R (1, 1) OBP: 0.083, SLG: 0.063			4-3		F9 1-2		FC5-4 2B 1-2f FC5-6-2		K	1	0	0	0	0	0	0
John Scott, R (5, PH)										1	0	0	0	0	0	1
Rich Folkers, L (6, 1)										0	0	0	0	0	0	0
Fred Kendall, R (7, PH) OBP: 0.268, SLG: 0.278										1	0	0	0	0	0	1
Danny Frisella, L (8, 1)										0	0	0	0	0	0	0
Dave Tomlin, L (9, 1)										0	0	0	0	0	0	0
Willie McCovey, L (9, PH) OBP: 0.320, SLG: 0.407										1	0	0	0	0	1	0
Inning Stats	R: 0 E: 0 K: 1 S: 5 H: 0 LOB: 0 BB: 0 P: 5	R: 0 E: 0 K: 2 S: 8 H: 1 LOB: 2 BB: 1 P: 12	R: 0 E: 0 K: 0 S: 3 H: 0 LOB: 0 BB: 0 P: 3	R: 2 E: 0 K: 0 S: 4 H: 1 LOB: 0 BB: 1 P: 8	R: 0 E: 0 K: 0 S: 3 H: 0 LOB: 2 BB: 2 P: 11	R: 0 E: 0 K: 0 S: 3 H: 0 LOB: 1 BB: 1 P: 7	R: 0 E: 0 K: 0 S: 5 H: 2 LOB: 2 BB: 0 P: 5	R: 0 E: 0 K: 0 S: 3 H: 1 LOB: 0 BB: 0 P: 3	R: 0 E: 0 K: 1 S: 5 H: 0 LOB: 0 BB: 0 P: 5	1B: 3 2B: 1 3B: 0 HR: 1 SF: 0 SAC: 0 DP: 0 HBP: 0						

AB	31
R	2
H	5
RBI	2
BB	5
SO	4
LOB	14

		WP: 1	PA: 36
		PB: 0	
		SB: 0	
		CS: 0	

PITCHER		IP	WLS	BF	H	R	ER	SO	BB	IBB	HBP	BLK	WP	HR	S	P	ERA	WHIP
Jim Rooker, L ERA: 3.64	(1, 1)	7.0	W	30	4	2	2	3	5	0	0	0	1	1	31	51	2.57	1.286
Dave Giusti, R ERA: 0.79	(8, 1)	2.0	S	6	1	0	0	1	0	0	0	0	0	0	8	8	0.00	0.500

PITCHER	IP	WLS	BF	H	R	ER	SO	BB	IBB	HBP	BLK	WP	HR	S	P	ERA	WHIP

Batter	1	2	3	4	5	6	7	8	9	AB	R	H	RBI	BB	SO	LOB
Rennie Stennett, R (1, 4) OBP: 0.336, SLG: 0.368	G4-6-3 1B		FC4-6 1-2 3-H 1B		1-2 1B		L9		F3	5	0	3	1	0	0	0
Richie Hebner, L (1, 5) OBP: 0.338, SLG: 0.365	F4		F6		4-3		F9		K	5	0	0	0	0	1	5
Al Oliver, L (1, 8) OBP: 0.269, SLG: 0.430	G4-6-3 1-2f		FC4-6 1-2f			HR 1B	6-3			4	1	1	0	0	0	3
Willie Stargell, L (1, 3) OBP: 0.321, SLG: 0.475		K		G3		1-H HR		3-1		4	1	1	2	0	1	0
Dave Parker, L (1, 9) OBP: 0.342, SLG: 0.513		K		6-3		6-3		S 1B 1B		4	0	1	0	0	1	0
Richie Zisk, R (1, 7) OBP: 0.331, SLG: 0.301		F9		6-3		1B 1B		5-3 1-2		4	0	1	0	0	0	1
Manny Sanguillen, R (1, 2) OBP: 0.418, SLG: 0.462			F9		BB 1B	F3		IBB 1B		2	0	0	0	2	0	1
Mario Mendoza, R (1, 6) OBP: 0.150, SLG: 0.150 Ed Kirkpatrick, L (6, PH) OBP: 0.273, SLG: 0.167 Frank Taveras, R (6, PR) OBP: 0.207, SLG: 0.218 (6, 6) Paul Popovich, S (8, PH) OBP: 0.217, SLG: 0.190 (8, 6)			1B 1B 1B		K 1B	1-3 1B		1-2 2-H 1B		2 1 0 1	1 0 0 0	1 1 0 1	0 0 0 0	0 0 0 0	1 0 0 0	1 0 0 0
Ken Brett, L (1, 1) OBP: 0.375, SLG: 0.688 Larry Demery, R (4, 1) Bob Robertson, R (6, PH) OBP: 0.276, SLG: 0.259 Ramon Hernandez, S (6, 1) Bill Robinson, R (9, PH) OBP: 0.302, SLG: 0.431 Dave Giusti, R (9, 1)			1B 1-3 1B		K	F7			F3	1 1 1 0 1 0	0 0 0 0 0 0	1 0 0 0 0 0	0 1 0 0 0 0	0 1 0 0 0 0	0 1 0 0 0 0	0 1 2 0 0 0
Inning Stats	R: 0 E: 0 K: 0 S: 3 H: 1 LOB: 0 BB: 0 P: 3	R: 0 E: 0 K: 2 S: 7 H: 0 LOB: 0 BB: 0 P: 7	R: 1 E: 0 K: 0 S: 6 H: 3 LOB: 2 BB: 0 P: 6	R: 0 E: 0 K: 0 S: 3 H: 0 LOB: 0 BB: 0 P: 3	R: 0 E: 0 K: 2 S: 8 H: 1 LOB: 2 BB: 1 P: 12	R: 2 E: 0 K: 0 S: 7 H: 4 LOB: 2 BB: 0 P: 7	R: 0 E: 0 K: 0 S: 3 H: 0 LOB: 0 BB: 0 P: 3	R: 0 E: 0 K: 0 S: 4 H: 2 LOB: 2 BB: 1 P: 8	R: 0 E: 0 K: 1 S: 5 H: 0 LOB: 0 BB: 0 P: 5	1B: 10 2B: 0 3B: 0 HR: 1 SF: 0 SAC: 0 DP: 1 HBP: 0						

TOP

Pittsburgh Pirates @ San Diego Padres

San Diego Stadium, San Diego, CA

Fri May 23 1975, 10:05 PM EDT

Att. 14,858 - Unknown

livebaseballscorecards.com

AB	36
R	3
H	11
RBI	3
BB	2
SO	5
LOB	14

WP: 0 PB: 0 SB: 1 CS: 0 PA: 38

PITCHER		IP	WLS	BF	H	R	ER	SO	BB	IBB	HBP	BLK	WP	HR	S	P	ERA	WHIP
Dan Spillner, R ERA: 3.36	(1, 1)	8.0		35	11	3	3	4	1	1	0	0	0	1	41	49	3.38	1.500
Danny Frisella, R ERA: 2.22	(9, 1)	1.0	W	3	0	0	0	1	0	0	0	0	0	0	5	5	0.00	0.000

PITCHER	IP	WLS	BF	H	R	ER	SO	BB	IBB	HBP	BLK	WP	HR	S	P	ERA	WHIP

BOTTOM

Pittsburgh Pirates @ San Diego Padres

San Diego Stadium, San Diego, CA

Fri May 23 1975, 10:05 PM EDT

Att. 14,858 - Unknown

livebaseballscorecards.com

Batter	1	2	3	4	5	6	7	8	9	AB	R	H	RBI	BB	SO	LOB
Johnny Grubb, L (1, 8) OBP: 0.415, SLG: 0.461	SH1 2B	PO 2-3	SH1-3 BB	HBP BB 1-2 1B		L8		F4		4	0	2	0	1	0	0
Enzo Hernandez, R (1, 6) OBP: 0.333, SLG: 0.299	SH1 2-3		SH1-3 1-2	HBP BB 1-2 2-3		F3		F7		2	0	0	0	1	0	0
Bobby Tolan, L (1, 7) OBP: 0.286, SLG: 0.273	B2-3		6-3	HBP 1-2 2-3 3-H		B1-3			4-3	4	0	0	1	0	0	2
Dave Winfield, R (1, 9) OBP: 0.366, SLG: 0.486	F6		F6	F7			4-3		P6 1B 1B	5	1	0	0	0	0	5
Mike Ivie, R (1, 3) OBP: 0.301, SLG: 0.406		F8		S HR 1B	FC4-6 1B		F7		1B 1-2 1B	5	1	3	0	0	0	0
Fred Kendall, R (1, 2) OBP: 0.284, SLG: 0.305		BB 1B 1B		K 1-2	FC4-6 FC4-6 1-2f		2B		1-2 2-H 1B	5	0	3	1	0	1	2
Tito Fuentes, S (1, 4) OBP: 0.277, SLG: 0.290		PO BB 1-2 1B		HR 2-H	FC4-6 WP S 1-2f		IBB			3	1	2	2	1	0	1
Ted Kubiak, S (1, 5) OBP: 0.306, SLG: 0.233		F3		F9	WP 1-2 IBB		F9			3	0	0	0	1	0	4
Dan Spillner, R (1, 1) OBP: 0.167, SLG: 0.176 Randy Hundley, R (8, PH) OBP: 0.253, SLG: 0.271 Danny Frisella, L (9, 1)		BB 1-2 2-3 BB		BB HBP 1B	K 1-2 2-3			5-3		2 1 0	1 0 0	1 0 0	0 0 0	1 0 0	1 0 0	2 0 0
Inning Stats	R: 0 E: 0 K: 0 S: 4 H: 1 LOB: 1 BB: 0 P: 4	R: 0 E: 0 K: 0 S: 4 H: 2 LOB: 2 BB: 1 P: 8	R: 0 E: 0 K: 0 S: 3 H: 0 LOB: 1 BB: 1 P: 7	R: 3 E: 0 K: 1 S: 9 H: 4 LOB: 3 BB: 1 P: 14	R: 0 E: 0 K: 1 S: 6 H: 1 LOB: 2 BB: 1 P: 10	R: 0 E: 0 K: 0 S: 3 H: 0 LOB: 0 BB: 0 P: 3	R: 0 E: 0 K: 0 S: 4 H: 1 LOB: 2 BB: 1 P: 8	R: 0 E: 0 K: 0 S: 3 H: 0 LOB: 0 BB: 0 P: 3	R: 1 E: 1 K: 0 S: 4 H: 2 LOB: 2 BB: 0 P: 4	1B: 8 2B: 2 3B: 0 HR: 1	SF: 0 SAC: 2 DP: 0 HBP: 1						

	AB	34
	R	4
	H	11
	RBI	4
	BB	5
	SO	2
	LOB	16

WP: 1 PB: 0 SB: 2 CS: 0 PA: 43

PITCHER	IP	WLS	BF	H	R	ER	SO	BB	IBB	HBP	BLK	WP	HR	S	P	ERA	WHIP
Ken Brett, L (1, 1) ERA: 3.15	3.2		21	7	3	3	1	3	0	1	0	0	1	19	32	7.36	2.727
Larry Demery, R (4, 1) ERA: 1.45	1.1		6	1	0	0	1	0	1	0	0	1	0	7	11	0.00	0.750
Ramon Hernandez, L (6, 1) ERA: 4.22	3.0		11	1	0	0	0	0	1	0	0	0	0	10	14	0.00	0.333
Dave Giusti, R (9, 1) ERA: 0.78	0.1	L	4	2	1	0	0	0	0	0	0	0	0	4	4	0.00	6.000

PITCHER	IP	WLS	BF	H	R	ER	SO	BB	IBB	HBP	BLK	WP	HR	S	P	ERA	WHIP

Pittsburgh Pirates @ San Diego Padres

San Diego Stadium, San Diego, CA

Sat May 24 1975, 10:05 PM EDT

Att. 22,758 - Unknown

TOP

livebaseballscorecards.com

Batter	1	2	3	4	5	6	7	8	9	AB	R	H	RBI	BB	SO	LOB
Rennie Stennett, R (1, 4) OBP: 0.327, SLG: 0.358	6-3		F7			F8		6-3		4	0	0	0	0	0	1
Manny Sanguillen, R (1, 2) OBP: 0.413, SLG: 0.455	F9			F9		1-3			G3-6-3 1B	4	0	1	0	0	0	0
Al Oliver, L (1, 8) OBP: 0.262, SLG: 0.418	6-3			L8		F8			G3-6-3 1-2f	4	0	0	0	0	0	1
Willie Stargell, L (1, 3) OBP: 0.319, SLG: 0.468		F6		1B			4-3		F9	4	0	1	0	0	0	0
Richie Zisk, R (1, 7) OBP: 0.324, SLG: 0.294		5-3		1-6-3			6-3			3	0	0	0	0	0	1
Dave Parker, L (1, 9) OBP: 0.350, SLG: 0.522		3-1			2B		BB			2	0	1	0	1	0	0
Art Howe, R (1, 5) OBP: 0.235, SLG: 0.194			6-3		F3		4-3			3	0	0	0	0	0	2
Mario Mendoza, R (1, 6) OBP: 0.174, SLG: 0.174			SH5-4 1B		6-3			K		3	0	1	0	0	1	1
Jerry Reuss, L (1, 1) OBP: 0.294, SLG: 0.294			SH5-4 1-2		G3			F9		1	0	0	0	0	0	1
Bill Robinson, R (8, PH) OBP: 0.296, SLG: 0.423										1	0	0	0	0	0	0
Larry Demery, R (8, 1)										0	0	0	0	0	0	0
Inning Stats	R: 0 E: 0 K: 0 S: 3 H: 0 LOB: 0 BB: 0 P: 3	R: 0 E: 0 K: 0 S: 3 H: 0 LOB: 0 BB: 0 P: 3	R: 0 E: 0 K: 0 S: 4 H: 1 LOB: 1 BB: 0 P: 4	R: 0 E: 0 K: 0 S: 4 H: 1 LOB: 1 BB: 0 P: 4	R: 0 E: 0 K: 0 S: 4 H: 1 LOB: 1 BB: 0 P: 4	R: 0 E: 0 K: 0 S: 3 H: 0 LOB: 0 BB: 0 P: 3	R: 0 E: 0 K: 0 S: 3 H: 0 LOB: 1 BB: 1 P: 7	R: 0 E: 0 K: 1 S: 5 H: 0 LOB: 0 BB: 0 P: 5	R: 0 E: 0 K: 0 S: 3 H: 1 LOB: 0 BB: 0 P: 3	1B: 3 2B: 1 3B: 0 HR: 0	SF: 0 SAC: 1 DP: 1 HBP: 0			WP: 0 PB: 0 SB: 0 CS: 0	PA: 31		

	AB	29
	R	0
	H	4
	RBI	0
	BB	1
	SO	1
	LOB	7

PITCHER	IP	WLS	BF	H	R	ER	SO	BB	IBB	HBP	BLK	WP	HR	S	P	ERA	WHIP
Randy Jones, L (1, 1) ERA: 1.58	9.0	W	31	4	0	0	1	1	0	0	0	0	0	32	36	0.00	0.556

PITCHER	IP	WLS	BF	H	R	ER	SO	BB	IBB	HBP	BLK	WP	HR	S	P	ERA	WHIP

Batter	1	2	3	4	5	6	7	8	9	AB	R	H	RBI	BB	SO	LOB
Johnny Grubb, L (1, 8) OBP: 0.417, SLG: 0.468	SH1-4 6-3 2B		F2			F9	2-H 1B			4	1	2	0	0	0	0
Enzo Hernandez, R (1, 6) OBP: 0.325, SLG: 0.291	SH1-4 2-3		4-3			K		5-3		3	0	0	0	0	1	0
Bobby Tolan, L (1, 7) OBP: 0.277, SLG: 0.264	6-3 3-H			4-3		F8		4-3		4	0	0	1	0	0	0
Dave Winfield, R (1, 9) OBP: 0.369, SLG: 0.507	1-3			HR			1B 1B 1B	K		4	2	2	1	0	1	0
Mike Ivie, R (1, 3) OBP: 0.302, SLG: 0.405		K		K			1-2 E 1B			3	1	1	0	0	2	0
Fred Kendall, R (1, 2) OBP: 0.286, SLG: 0.299		BB		F6			K			2	0	0	0	1	1	2
Tito Fuentes, S (1, 4) OBP: 0.278, SLG: 0.291		F7	F7				1-H 2-H E7 1B			3	1	1	1	0	0	1
Ted Kubiak, S (1, 5) OBP: 0.308, SLG: 0.239		5-3	5-3				3-H SH1-3 1B			3	0	1	1	0	0	1
Randy Jones, R (1, 1) OBP: 0.167, SLG: 0.130			K		K		1-2 SH1-3			2	0	0	0	0	2	0
Inning Stats	R: 1 E: 0 K: 0 S: 4 H: 1 LOB: 0 BB: 0 P: 4	R: 0 E: 0 K: 1 S: 5 H: 0 LOB: 1 BB: 1 P: 9	R: 0 E: 0 K: 1 S: 5 H: 0 LOB: 0 BB: 0 P: 5	R: 1 E: 0 K: 1 S: 6 H: 1 LOB: 0 BB: 0 P: 6	R: 0 E: 0 K: 1 S: 5 H: 0 LOB: 0 BB: 0 P: 5	R: 0 E: 0 K: 1 S: 5 H: 0 LOB: 0 BB: 0 P: 5	R: 3 E: 1 K: 1 S: 9 H: 5 LOB: 2 BB: 0 P: 9	R: 0 E: 0 K: 1 S: 5 H: 0 LOB: 0 BB: 0 P: 5		1B: 5 2B: 1 3B: 0 HR: 1 SF: 0 SAC: 2 DP: 0 HBP: 0						

PITCHER		IP	WLS	BF	H	R	ER	SO	BB	IBB	HBP	BLK	WP	HR	S	P	ERA	WHIP
Jerry Reuss, L ERA: 3.52	(1, 1)	7.0	L	28	7	5	5	6	1	0	0	0	0	1	39	43	6.43	1.143
Larry Demery, R ERA: 1.37	(8, 1)	1.0		3	0	0	0	1	0	0	0	0	0	0	5	5	0.00	0.000

PITCHER	IP	WLS	BF	H	R	ER	SO	BB	IBB	HBP	BLK	WP	HR	S	P	ERA	WHIP

BOTTOM

Pittsburgh Pirates @ San Diego Padres

San Diego Stadium, San Diego, CA

Sat May 24 1975, 10:05 PM EDT

Att. 22,758 - Unknown

livebaseballscorecards.com

AB	28
R	5
H	7
RBI	4
BB	1
SO	7
LOB	4

WP: 0 PA: 31
PB: 0
SB: 0
CS: 0

Batter	1	2	3	4	5	6	7	8	9	10	11	AB	R	H	RBI	BB	SO	LOB
Frank Taveras, R (1, 6) OBP: 0.216, SLG: 0.217	BBBB 4-0 4-3 S PB BB	x 0-0 ③ 6-3		x 0-0 ③ F3 2-3			SSS 0-3 ① K		x 0-0 ② 6-3		x 0-0 E S 1B	5	1	1	0	1	1	3
Rennie Stennett, R (1, 4) OBP: 0.327, SLG: 0.378	x 0-0 ① 4-3 1-3	x 0-0 CS 2B	x 0-0 ① 6-3		x 0-0 ① SF8 1-H 3B		x 0-0 5-3		SSS 0-3 ② K 1-3		6	1	2	1	0	1	2	
Willie Stargell, L (1, 3) OBP: 0.305, SLG: 0.450 Larry Demery, R (11, 1)	SSS 0-3 ② K 3-H	x 0-0 ① F7	SSS 0-3 ② K		x 0-0 ② SF8 3-H		x 0-0 ① 3-1	x 0-0 ③ F5	5	0	0	1	0	2	2	
Dave Parker, L (1, 9) OBP: 0.352, SLG: 0.513	x 0-0 3B 1B	BBBB 4-0 BB	x 0-0 ③ 4-3		x 0-0 ③ 4-3		x 0-0 ② L6		4	1	1	0	1	0	0	
Al Oliver, L (1, 8) OBP: 0.273, SLG: 0.433	x 0-0 E 1-H 3B	SSS 0-3 ② ③ K 2-3			SSS 0-3 ① K	x 0-0 HBP 1B	BBBB 4-0 1B BB		4	1	2	1	1	2	2	
Manny Sanguillen, R (1, 2) OBP: 0.420, SLG: 0.456	x 0-0 E4 3-H		x 0-0 S S 1B		x 0-0 ② F8	H 1-0 G5-4-3 1-2 HBP	x 0-0 1-2 1B		4	0	2	0	0	0	0	
Richie Zisk, R (1, 7) OBP: 0.320, SLG: 0.285	x 0-0 ③ F8		SSS 0-3 ① K 1-2		BBBB 4-0 BB	SSS 0-3 ① K	SSS 0-3 ③ K		4	0	0	0	1	3	6	
Art Howe, R (1, 5) OBP: 0.231, SLG: 0.171		x 0-0 ① F4	BBBB 4-0 BB		x 0-0 ③ F7	x 0-0 ②③ G5-4-3 1-2f	x 0-0 ① 1-3		4	0	0	0	1	0	3	
Bob Moose, R (1, 1) OBP: 0.143, SLG: 0.143 Dave Giusti, R (9, 1) Ramon Hernandez, S (9, 1) Ed Kirkpatrick, L (11, PH) OBP: 0.304, SLG: 0.368 (11, 3)		SSS 0-3 ② K	SSS 0-3 ② K		x 0-0 3B 1B	x 0-0 ① 6-3	x 0-0 HR		4	1	1	0	0	2	2	
												0	0	0	0	0	0	0
												0	0	0	0	0	0	0
												1	1	1	1	0	0	0
Inning Stats	R: 3 E: 1 K: 1 S: 8 H: 2 LOB: 1 BB: 1 P: 12	R: 0 E: 0 K: 1 S: 5 H: 0 LOB: 0 BB: 0 P: 5	R: 0 E: 0 K: 1 S: 5 H: 1 LOB: 2 BB: 1 P: 9	R: 0 E: 0 K: 2 S: 8 H: 1 LOB: 2 BB: 1 P: 12	R: 0 E: 0 K: 1 S: 5 H: 0 LOB: 0 BB: 0 P: 5	R: 0 E: 0 K: 1 S: 5 H: 0 LOB: 1 BB: 1 P: 9	R: 2 E: 0 K: 1 S: 7 H: 2 LOB: 0 BB: 0 P: 7	R: 0 E: 0 K: 1 S: 5 H: 1 LOB: 1 BB: 0 P: 6	R: 0 E: 0 K: 0 S: 3 H: 0 LOB: 0 BB: 0 P: 3	R: 0 E: 0 K: 1 S: 6 H: 1 LOB: 2 BB: 1 P: 10	R: 1 E: 0 K: 1 S: 7 H: 2 LOB: 1 BB: 0 P: 7	1B: 6 2B: 2 3B: 2 HR: 1	SF: 1 SAC: 0 DP: 2 HBP: 1					

PITCHER	IP	WLS	BF	H	R	ER	SO	BB	IBB	HBP	BLK	WP	HR	S	P	ERA	WHIP
Alan Foster, R (1, 1) ERA: 2.67	2.1		13	3	3	2	2	2	0	0	0	0	0	15	23	7.71	2.143
Rich Folkers, L (3, 1) ERA: 5.48	4.2		18	3	2	2	6	2	0	0	0	0	0	28	36	3.86	1.071
Bill Greif, R (8, 1) ERA: 3.54	2.0		7	1	0	0	1	0	0	1	0	0	0	8	9	0.00	0.500
Dave Tomlin, L (10, 1) ERA: 2.2	0.2		4	1	0	0	0	1	0	0	0	0	0	3	7	0.00	3.000
Danny Frisella, R (10, 1) ERA: 2.45	1.1	L	6	2	1	1	2	0	0	0	0	0	1	10	10	6.75	1.500

PITCHER	IP	WLS	BF	H	R	ER	SO	BB	IBB	HBP	BLK	WP	HR	S	P	ERA	WHIP

TOP

Pittsburgh Pirates @ San Diego Padres

San Diego Stadium, San Diego, CA

Sun May 25 1975, 6:33 AM EDT

Att. 28,778 - Unknown

livebaseballscorecards.com

AB	41
R	6
H	10
RBI	4
BB	5
SO	11
LOB	20

WP: 0	PA: 48
PB: 1	
SB: 4	
CS: 1	

Pittsburgh Pirates @ San Diego Padres

San Diego Stadium, San Diego, CA

Sun May 25 1975, 6:33 AM EDT

Att. 28,778 - Unknown

livebaseballscorecards.com

BOTTOM

Batter	1	2	3	4	5	6	7	8	9	10	11	AB	R	H	RBI	BB	SO	LOB
Johnny Grubb, L (1, 8) OBP: 0.411, SLG: 0.460	1B	FC4-6 1-2f 2-H			G1-6-3 1-2f			4-3	K			5	0	1	0	0	1	4
Enzo Hernandez, R (1, 6) OBP: 0.321, SLG: 0.281	K	F4			F7			BB	F7			4	0	0	0	1	1	4
Bobby Tolan, L (1, 7) OBP: 0.268, SLG: 0.254	F7		K			F8		F9		F9		5	0	0	0	0	1	2
Dave Winfield, R (1, 9) OBP: 0.359, SLG: 0.490	K		K			4-3		K		5-3		5	0	0	0	0	3	2
Mike Ivie, R (1, 3) OBP: 0.299, SLG: 0.393		F5	5-3			6-3			SH5-4 1B 1B BB	F8		4	1	0	0	1	0	0
Fred Kendall, R (1, 2) OBP: 0.294, SLG: 0.307 John Scott, R (9, PR) Jerry Moses, R (10, 2) OBP: 0.500, SLG: 1.000	1B 1B 1B			K	K				SH5-4 1-2 1B	G3		4 0 1	1 1 0	2 0 0	0 0 0	2 0 0	0 0 0	0 0 0
Tito Fuentes, S (1, 4) OBP: 0.277, SLG: 0.290	1B 1B 1-2			5-3	4-3				SH5-4 1-2 2-3	F6		4	1	1	0	0	0	0
Ted Kubiak, S (1, 5) OBP: 0.351, SLG: 0.280	E 1B 1-2 2-3			4-3					BB 2-H 3-H		BB	4	1	3	2	1	0	0
Alan Foster, R (1, 1) OBP: 0.143, SLG: 0.143 Rich Folkers, R (3, 1) OBP: 0.000, SLG: 0.000 Randy Hundley, R (7, PH) OBP: 0.000, SLG: 0.000 Bill Greif, R (8, 1) Willie McCovey, L (8, PH) OBP: 0.000, SLG: 0.000 Randy Jones, R (8, PR) OBP: 0.167, SLG: 0.167 Dave Tomlin, L (10, 1) Danny Frisella, L (10, 1) Steve Huntz, S (11, PH) OBP: 0.276, SLG: 0.276		FC4-6 1-2 2-H 3-H			G1-6-3		F6				F6	1 1 1 0 0 0 0 0 1	0 1 0 0 0 0 0 0 0	1 1 0 0 0 0 0 0 0	2 0 0 0 1 0 0 0 0	0 0 0 0 0 0 0 0 0	0 0 1 0 0 0 0 0 1	0 0 1 0 0 0 0 0 1
Inning Stats	R: 0 E: 0 K: 2 S: 8 H: 1 LOB: 1 BB: 0 P: 8	R: 3 E: 1 K: 0 S: 7 H: 4 LOB: 1 BB: 0 P: 7	R: 0 E: 0 K: 2 S: 7 H: 0 LOB: 0 BB: 0 P: 7	R: 0 E: 0 K: 1 S: 5 H: 0 LOB: 0 BB: 0 P: 5	R: 0 E: 0 K: 0 S: 3 H: 1 LOB: 0 BB: 0 P: 3	R: 0 E: 0 K: 0 S: 3 H: 0 LOB: 0 BB: 0 P: 3	R: 0 E: 0 K: 1 S: 6 H: 1 LOB: 1 BB: 0 P: 6	R: 0 E: 0 K: 1 S: 5 H: 0 LOB: 1 BB: 1 P: 9	R: 2 E: 0 K: 1 S: 7 H: 2 LOB: 2 BB: 2 P: 15	R: 0 E: 0 K: 0 S: 3 H: 0 LOB: 0 BB: 0 P: 3	R: 0 E: 0 K: 0 S: 3 H: 0 LOB: 1 BB: 1 P: 7	1B: 9 2B: 0 3B: 0 HR: 0 SF: 0 SAC: 1 DP: 1 HBP: 0						

	AB	40
	R	5
	H	9
	RBI	4
	BB	4
	SO	8
	LOB	14

WP: 0 PA: 45
PB: 0
SB: 0
CS: 0

PITCHER		IP	WLS	BF	H	R	ER	SO	BB	IBB	HBP	BLK	WP	HR	S	P	ERA	WHIP
Bob Moose, R ERA: 4.44	(1, 1)	8.0		32	7	4	3	7	2	0	0	0	0	0	44	52	3.38	1.125
Dave Giusti, R ERA: 1.16	(9, 1)	0.1		3	2	1	1	0	0	0	0	0	0	0	3	3	27.00	6.000
Ramon Hernandez, L ERA: 3.65	(9, 1)	1.2	W	6	0	0	0	1	1	0	0	0	0	0	7	11	0.00	0.600
Larry Demery, R ERA: 1.31	(11, 1)	1.0	S	4	0	0	0	0	1	0	0	0	0	0	3	7	0.00	1.000

PITCHER	IP	WLS	BF	H	R	ER	SO	BB	IBB	HBP	BLK	WP	HR	S	P	ERA	WHIP

San Diego Padres @ St. Louis Cardinals

Busch Stadium, St. Louis, MO

Mon May 26 1975, 7:05 PM CDT

Att. 12,430 - Unknown

TOP

livebaseballscorecards.com

Batter	1	2	3	4	5	6	7	8	9	AB	R	H	RBI	BB	SO	LOB
Johnny Grubb, L (1, 8) OBP: 0.416, SLG: 0.458	0-0 1B SH2-4 1B 1B	0-0 ① 6-3		4-0 FC1-2-5-1 BB			1-0 1B 1B HBP	0-0 ③ 6-3		3	2	1	0	1	0	0
Enzo Hernandez, R (1, 6) OBP: 0.326, SLG: 0.282	0-0 ① SH2-4 1-2	0-0 ② F4		0-0 ② FC1-2-5-1 1-3 3-H			0-0 1B 1-2 1B 1B		4-0 SH1-4 1B BB	3	2	1	0	1	0	2
Bobby Tolan, L (1, 7) OBP: 0.274, SLG: 0.261	0-0 1B 2B 2-3 1B	0-0 ③ F6		0-0 ③ 3-1			0-0 1B 1B 1-2 2-H 1B		0-0 ① SH1-4 1-2	4	1	2	1	0	0	2
Dave Winfield, R (1, 9) OBP: 0.366, SLG: 0.491	0-0 HBP 2B 1-3 3-H 1B	0-3 ① K			0-0 ① 6-3		0-0 1B 1-2 2-H 1B		4-0 1B 1B IBB	4	2	2	2	1	1	0
Willie McCovey, L (1, 3) OBP: 0.330, SLG: 0.400 John Scott, R (9, PR) Danny Frisella, L (9, 1)	1-0 2B 1-2 HBP	0-0 ② F2			0-3 ② K		0-0 ① F6		0-0 1B 1B 1-3 2-H 1B	4 0 0	0 1 0	1 0 0	1 0 0	0 0 0	1 0 0	2 0 0
Randy Hundley, R (1, 2) OBP: 0.250, SLG: 0.267 Bill Greif, R (7, 1) Mike Ivie, R (9, PH) OBP: 0.303, SLG: 0.397 (9, 3)	0-0 ② F9	0-0 ③ F7			0-0 ③ F5		0-0 ② FC6-4 1-2 2-H 1B		0-0 1B 1-3 3-H 1B	4 0 1	0 0 0	1 0 1	0 0 1	0 0 0	0 0 0	3 0 0
Tito Fuentes, S (1, 4) OBP: 0.288, SLG: 0.308	0-0 1-3 2-H 3-H 2B			0-0 E SF8 1B		0-0 ① F5	0-0 ③ FC6-4 1-2f		0-0 1-2 3-H 1B	5	1	3	3	0	0	2
Ted Kubiak, S (1, 5) OBP: 0.355, SLG: 0.278	4-0 IBB			0-0 E9 SF8 1-3 FC1-2-5-1 1B		0-3 ② K		0-0 ① 6-3	0-0 ② F3	4	0	1	0	1	1	2
Joe McIntosh, S (1, 1) OBP: 0.143, SLG: 0.059 Larry Hardy, R (5, 1) Steve Huntz, S (6, PH) OBP: 0.273, SLG: 0.250 Dave Tomlin, L (6, 1) Fred Kendall, R (7, 2) OBP: 0.288, SLG: 0.301	0-0 4-3			0-0 ① SF8 2-3 3-H		0-3 ③ K		0-0 ② F9	0-3 ③ K	1 0 1 0 2	0 0 0 0 0	0 0 0 0 0	1 0 0 0 0	0 0 0 0 1	0 0 1 0 2	3 0 0 0 2
Inning Stats	R: 3 E: 0 K: 0 S: 7 H: 4 LOB: 3 BB: 1 P: 12	R: 0 E: 0 K: 0 S: 3 H: 0 LOB: 0 BB: 0 P: 3	R: 0 E: 0 K: 1 S: 5 H: 0 LOB: 0 BB: 0 P: 5	R: 1 E: 1 K: 0 S: 5 H: 2 LOB: 2 BB: 1 P: 9	R: 0 E: 0 K: 1 S: 5 H: 0 LOB: 0 BB: 0 P: 5	R: 0 E: 0 K: 2 S: 7 H: 0 LOB: 0 BB: 0 P: 7	R: 2 E: 0 K: 0 S: 6 H: 4 LOB: 2 BB: 0 P: 7	R: 0 E: 0 K: 0 S: 3 H: 0 LOB: 0 BB: 0 P: 3	R: 3 E: 0 K: 1 S: 8 H: 3 LOB: 2 BB: 2 P: 16	1B: 12 2B: 1 3B: 0 HR: 0	SF: 1 SAC: 2 DP: 0 HBP: 2						

AB	36
R	9
H	13
RBI	9
BB	4
SO	5
LOB	18

WP: 0 PB: 0 SB: 0 CS: 0 PA: 45

PITCHER		IP	WLS	BF	H	R	ER	SO	BB	IBB	HBP	BLK	WP	HR	S	P	ERA	WHIP
Bob Gibson, R ERA: 4.75	(1, 1)	6.0		29	7	6	6	4	1	1	2	0	0	0	33	43	9.00	1.333
Al Hrabosky, L ERA: 2.49	(7, 1)	2.1	L	12	4	3	3	0	1	1	0	0	0	0	10	18	11.57	2.143
Mike Garman, R ERA: 2.05	(9, 1)	0.0		2	2	0	0	0	0	0	0	0	0	0	2	2	∞	∞
Ray Sadecki, L ERA: 3.27	(9, 1)	0.2		2	0	0	0	1	0	0	0	0	0	0	4	4	0.00	0.000

PITCHER	IP	WLS	BF	H	R	ER	SO	BB	IBB	HBP	BLK	WP	HR	S	P	ERA	WHIP

Batter	1	2	3	4	5	6	7	8	9	AB	R	H	RBI	BB	SO	LOB
Lou Brock, L (1, 7) OBP: 0.391, SLG: 0.447	6-3		F9 E 4-1 1B		BBB 4-0 HR BB	0-0 SH 2B	0-0 FC4-6 S 1-2f 2-3			4	2	2	0	1	0	2
Ted Sizemore, R (1, 4) OBP: 0.337, SLG: 0.342	0-0 3-1		0-0 E4 4-1 F9 1B 1-2		0-0 F8	0-0 SH BB 2-3	SSS 0-3 K 1-2			4	1	0	0	0	1	4
Reggie Smith, S (1, 9) OBP: 0.388, SLG: 0.635	0-0 1B		0-0 F9 1-2 2-3		0-0 HR 1-H	0-0 F4		SSS 0-3 K		5	1	2	2	0	1	4
Ted Simmons, S (1, 2) OBP: 0.342, SLG: 0.407	0-0 F7		0-0 4-1 2-3 3-H		BBBB 4-0 1B 1B BB	0-0 F2		0-0 F8		4	1	0	1	1	0	4
Keith Hernandez, L (1, 3) OBP: 0.303, SLG: 0.336		0-0 F2	0-0 FC6-4 1B 3-H		SSS 0-3 K	BBBB 4-0 BB 1-2		0-0 4-3		4	0	1	1	1	1	1
Luis Melendez, R (1, 8) OBP: 0.270, SLG: 0.388		0-0 FC4-6 1B 1B	0-0 FC6-4 1-2f		0-0 1B 1B 1-2	0-0 F8			0-0 4-3	5	1	2	0	0	0	4
Ken Reitz, R (1, 5) OBP: 0.314, SLG: 0.358		0-0 FC4-6 1-2		0-0 G6-4-3 1-2f	0-0 1B 1-3 2-H		0-0 4-3		0-0 5-3	5	0	3	1	0	0	0
Mario Guerrero, R (1, 6) OBP: 0.400, SLG: 0.421		0-0 FC4-6 1-2f 2-3		0-0 G6-4-3 1-2f	0-0 1-2 3-H		0-0 FC4-6 1B		0-0	5	0	3	1	0	0	3
Bob Gibson, R (1, 1) OBP: 0.150, SLG: 0.059										3	0	0	0	0	0	4
Al Hrabosky, R (7, 1) OBP: 0.500, SLG: 0.333										1	0	1	0	0	0	0
Mike Garman, R (9, 1)										0	0	0	0	0	0	0
Ray Sadecki, L (9, 1)										0	0	0	0	0	0	0
Ron Fairly, L (9, PH) OBP: 0.430, SLG: 0.391										1	0	0	0	0	0	1
Inning Stats	R: 0 E: 0 K: 0 S: 4 H: 1 LOB: 1 BB: 0 P: 4	R: 0 E: 0 K: 0 S: 5 H: 2 LOB: 2 BB: 0 P: 5	R: 2 E: 1 K: 0 S: 6 H: 2 LOB: 1 BB: 0 P: 6	R: 0 E: 0 K: 0 S: 3 H: 1 LOB: 0 BB: 0 P: 3	R: 4 E: 0 K: 1 S: 9 H: 4 LOB: 2 BB: 2 P: 17	R: 0 E: 1 K: 0 S: 5 H: 1 LOB: 3 BB: 1 P: 9	R: 0 E: 0 K: 1 S: 7 H: 2 LOB: 2 BB: 0 P: 7	R: 0 E: 0 K: 1 S: 5 H: 0 LOB: 0 BB: 0 P: 5	R: 0 E: 0 K: 0 S: 4 H: 1 LOB: 1 BB: 0 P: 4	1B: 12 2B: 1 3B: 0 HR: 1		SF: 0 SAC: 1 DP: 1 HBP: 0				

PITCHER		IP	WLS	BF	H	R	ER	SO	BB	IBB	HBP	BLK	WP	HR	S	P	ERA	WHIP
Joe McIntosh, R ERA: 1.84	(1, 1)	4.2		24	8	6	4	1	2	0	0	0	0	1	24	32	7.71	2.143
Larry Hardy, R ERA:	(5, 1)	0.1		3	2	0	0	0	0	0	0	0	0	0	3	3	0.00	6.000
Dave Tomlin, L ERA: 2.0	(6, 1)	1.2		10	3	0	0	0	1	0	0	0	0	0	9	13	0.00	2.400
Bill Greif, R ERA: 3.32	(7, 1)	1.1	W	4	0	0	0	2	0	0	0	0	0	0	8	8	0.00	0.000
Danny Frisella, R ERA: 2.36	(9, 1)	1.0	S	4	1	0	0	0	0	0	0	0	0	0	4	4	0.00	1.000

PITCHER	IP	WLS	BF	H	R	ER	SO	BB	IBB	HBP	BLK	WP	HR	S	P	ERA	WHIP

BOTTOM

San Diego Padres @ St. Louis Cardinals

Busch Stadium, St. Louis, MO

Mon May 26 1975, 7:05 PM CDT

Att. 12,430 - Unknown

livebaseballscorecards.com

AB	41
R	6
H	14
RBI	6
BB	3
SO	3
LOB	27

PA: 45

WP: 0
PB: 0
SB: 1
CS: 0

Batter	1	2	3	4	5	6	7	8	9	AB	R	H	RBI	BB	SO	LOB
Johnny Grubb, L (1, 8) OBP: 0.407, SLG: 0.447	F2		F8		F5			F8		4	0	0	0	0	0	0
Enzo Hernandez, R (1, 6) OBP: 0.331, SLG: 0.292	5-3		G5-3, 1B, BB			F8, 6-3, 2B		F7		3	1	1	0	1	0	0
Bobby Tolan, L (1, 7) OBP: 0.280, SLG: 0.268	F4		1-2, 1B			F8, 2-3		1B		4	0	2	0	0	0	1
Dave Winfield, R (1, 9) OBP: 0.363, SLG: 0.485		BB, CI, FC1-2, 1B	G5-3, 2-3f			6-3, 3-H		K		4	0	1	1	0	1	3
Willie McCovey, L (1, 3) OBP: 0.327, SLG: 0.388		F9		F7		FC5-4, BB			6-3	3	0	0	0	1	0	1
Randy Hundley, R (1, 2) OBP: 0.253, SLG: 0.260 John Scott, R (9, PR)		CI, FC1-2, BB, 1-2		K		FC5-4, 1-2f			FC3-6, BB	2 0	0 0	0 0	0 0	1 0	1 0	1 0
Tito Fuentes, S (1, 4) OBP: 0.293, SLG: 0.308		FC1-2, 1-2, 2-3, BB	6-3				G1-4-3, 1B		FC3-6, S, 1-2f	3	0	1	0	1	0	1
Ted Kubiak, S (1, 5) OBP: 0.333, SLG: 0.259		FC1-2, FC6-4, 1-2, 2-3, 3-Hf			F8		F8		F9, 1-2	4	0	0	0	0	0	5
Dave Freisleben, R (1, 1) OBP: 0.056, SLG: 0.056 Dave Tomlin, L (6, 1) Bill Greif, R (6, 1) Rich Folkers, L (6, 1) OBP: 0.200, SLG: 0.200 Jerry Moses, R (7, PH) OBP: 0.333, SLG: 0.667 Alan Foster, R (7, 1) OBP: 0.143, SLG: 0.143		FC6-4, 1-2f			K		G1-4-3, 1-2f			2 0 0 0 1 0	0 0 0 0 0 0	0 0 0 0 0 0	0 0 0 0 0 0	1 0 0 0 0 0	0 0 0 0 0 0	3 0 0 0 1 0
Inning Stats	R: 0 E: 0 K: 0 S: 3 H: 0 LOB: 0 BB: 0 P: 3	R: 0 E: 1 K: 0 S: 5 H: 1 LOB: 3 BB: 1 P: 9	R: 0 E: 0 K: 0 S: 3 H: 1 LOB: 1 BB: 1 P: 7	R: 0 E: 0 K: 1 S: 5 H: 0 LOB: 0 BB: 0 P: 5	R: 0 E: 0 K: 1 S: 5 H: 0 LOB: 0 BB: 0 P: 5	R: 1 E: 0 K: 0 S: 4 H: 1 LOB: 1 BB: 1 P: 8	R: 0 E: 0 K: 0 S: 3 H: 1 LOB: 0 BB: 0 P: 3	R: 0 E: 0 K: 1 S: 6 H: 1 LOB: 1 BB: 0 P: 6	R: 0 E: 0 K: 0 S: 3 H: 0 LOB: 2 BB: 1 P: 7	1B: 4 2B: 1 3B: 0 HR: 0 SF: 0 SAC: 0 DP: 2 HBP: 0						

PITCHER	IP	WLS	BF	H	R	ER	SO	BB	IBB	HBP	BLK	WP	HR	S	P	ERA	WHIP
Bob Forsch, R (1, 1) ERA: 3.01	9.0	W	35	5	1	1	3	4	0	0	0	0	0	37	53	1.00	1.000

PITCHER	IP	WLS	BF	H	R	ER	SO	BB	IBB	HBP	BLK	WP	HR	S	P	ERA	WHIP

TOP

San Diego Padres @ St. Louis Cardinals

Busch Stadium, St. Louis, MO

Tue May 27 1975, 7:05 PM CDT
Att. 10,060 - Unknown

livebaseballscorecards.com

AB	30
R	1
H	5
RBI	1
BB	4
SO	3
LOB	16

WP: 0 PB: 0 SB: 1 CS: 0 PA: 35

BOTTOM

San Diego Padres @ St. Louis Cardinals
Busch Stadium, St. Louis, MO
Tue May 27 1975, 7:05 PM CDT
Att. 10,060 - Unknown

livebaseballscorecards.com

Batter	1	2	3	4	5	6	7	8	9	AB	R	H	RBI	BB	SO	LOB
Lou Brock, L (1, 7) OBP: 0.404, SLG: 0.500	G3 S 1B		HR		1-H 3B	SSS K		1B 2B		5	2	4	2	0	1	2
Ted Sizemore, R (1, 4) OBP: 0.339, SLG: 0.335	BBBB 1-2 G3 BB		F2		F4	BBBB 1B BB		5-3		3	0	0	0	2	0	1
Reggie Smith, S (1, 9) OBP: 0.398, SLG: 0.625	F3		BBBB 1B BB		E3	1-3 2-H 3-H S 1B		1B IBB		3	0	1	2	2	0	2
Ted Simmons, S (1, 2) OBP: 0.345, SLG: 0.406	1-2 2-3 G3		1-2 FC6-4 1B		F4	1-2 IBB		1-2 2-H 1B		3	0	1	0	1	0	3
Ken Rudolph, R (8, 2) OBP: 0.154, SLG: 0.154						SH5-4 1B 2B F7				1	0	1	1	0	0	0
Keith Hernandez, L (1, 3) OBP: 0.299, SLG: 0.339	4-3		1-2f FC6-4					F8		5	1	1	0	0	0	9
Luis Melendez, R (1, 8) OBP: 0.261, SLG: 0.375		F9		F8		2-3 SH5-4	G3			3	0	0	0	0	0	0
Ken Reitz, R (1, 5) OBP: 0.313, SLG: 0.351		F4		F8		BBBB 1B 1B BB	6-3			3	1	0	0	1	0	0
Mario Guerrero, R (1, 6) OBP: 0.375, SLG: 0.391		F9		5-3		1-2 3-H 1B 1B 1B	F9			4	1	1	1	0	0	0
Bob Forsch, R (1, 1) OBP: 0.385, SLG: 0.542			SSS K		3B 1B	1-3 2-H 1B 1B		F7		4	2	2	1	0	1	0
Inning Stats	R: 0 H: 1 E: 0 LOB: 2 K: 0 BB: 1 S: 4 P: 8	R: 0 H: 0 E: 0 LOB: 0 K: 0 BB: 0 S: 3 P: 3	R: 1 H: 2 E: 0 LOB: 2 K: 1 BB: 1 S: 7 P: 11	R: 0 H: 0 E: 0 LOB: 0 K: 0 BB: 0 S: 3 P: 3	R: 1 H: 2 E: 1 LOB: 1 K: 0 BB: 0 S: 5 P: 5	R: 4 H: 4 E: 0 LOB: 3 K: 1 BB: 3 S: 9 P: 21	R: 0 H: 0 E: 0 LOB: 0 K: 0 BB: 0 S: 3 P: 3	R: 1 H: 2 E: 0 LOB: 2 K: 0 BB: 1 S: 5 P: 9		1B: 7 SF: 0 2B: 2 SAC: 1 3B: 1 DP: 0 HR: 1 HBP: 0						

	AB	34
	R	7
	H	11
	RBI	7
	BB	6
	SO	2
	LOB	17

WP: 0 PA: 41
PB: 0
SB: 2
CS: 0

PITCHER		IP	WLS	BF	H	R	ER	SO	BB	IBB	HBP	BLK	WP	HR	S	P	ERA	WHIP
Dave Freisleben, R ERA: 4.11	(1, 1)	5.1	L	26	7	5	5	1	3	0	0	0	0	1	25	37	8.44	1.875
Dave Tomlin, L ERA: 2.45	(6, 1)	0.1		2	1	0	0	1	0	0	0	0	0	0	4	4	0.00	3.000
Bill Greif, R ERA: 3.32	(6, 1)	0.0		3	1	1	1	0	1	1	0	0	0	0	1	9	∞	∞
Rich Folkers, L ERA: 5.4	(6, 1)	0.1		1	0	0	0	0	0	0	0	0	0	0	1	1	0.00	0.000
Alan Foster, R ERA: 2.78	(7, 1)	2.0		9	2	1	1	0	0	1	0	0	0	0	8	12	4.50	1.000

PITCHER	IP	WLS	BF	H	R	ER	SO	BB	IBB	HBP	BLK	WP	HR	S	P	ERA	WHIP

Batter	1	2	3	4	5	6	7	8	9	10	AB	R	H	RBI	BB	SO	LOB
Johnny Grubb, L (1, 8) OBP: 0.397, SLG: 0.434	F6		F7		F8	G3		K			5	0	0	0	0	1	0
Enzo Hernandez, R (1, 6) OBP: 0.333, SLG: 0.285	1B BB		6-3		2B 1B BB		F9		F7		3	1	0	0	2	0	0
Bobby Tolan, L (1, 7) OBP: 0.290, SLG: 0.287	FC6-4 1B		FC6-4 1B		1B 2B		4-3		F9		5	1	3	0	0	0	0
Dave Winfield, R (1, 9) OBP: 0.364, SLG: 0.482	L8		FC6-4		2B 1B		1B 1B		K		5	1	2	2	0	1	3
Mike Ivie, R (1, 3) OBP: 0.313, SLG: 0.418	FC6-4			WP 2B	1B 2B		1-3 1B			L4	5	1	3	1	0	0	2
Fred Kendall, R (1, 2) OBP: 0.276, SLG: 0.287		K		F2	K		F8			F8	5	0	0	0	0	2	3
Tito Fuentes, S (1, 4) OBP: 0.296, SLG: 0.311		K		FC3-6 1B	1-3			E E SF7 1B		F8	5	1	2	0	0	1	1
Ted Kubiak, S (1, 5) OBP: 0.329, SLG: 0.258		1B		FC6-4		F8		K			4	0	1	0	0	1	2
Dan Spillner, R (1, 1) OBP: 0.158, SLG: 0.167 Rich Folkers, L (3, 1) OBP: 1.000, SLG: 0.000 Steve Huntz, S (4, PH) OBP: 0.000, SLG: 0.000 Alan Foster, R (4, 1) OBP: 0.143, SLG: 0.143 Jerry Moses, R (6, PH) OBP: 0.000, SLG: 0.000 Danny Frisella, L (6, 1) Willie McCovey, L (9, PH) OBP: 0.364, SLG: 0.556 Dave Tomlin, L (8, 1) Bill Greif, R (8, 1)	6-3			L4		F7		SF7 3-H			1 0 0 0 0 0 1 0 0 0 0 0 0 0 1 0 0 0 0 0 1 0 0 0 0 0 0 0 1 0 0 0 0 0 0 0 0 0 0 0 0 0 0 0 0 1 0 0 0 0 0 0 0 0 0 0 0 0 0 0 0 0 0						
Inning Stats	R: 0 E: 0 K: 0 S: 4 H: 1 LOB: 2 BB: 1 P: 8	R: 0 E: 0 K: 2 S: 8 H: 1 LOB: 1 BB: 0 P: 8	R: 0 E: 0 K: 0 S: 4 H: 1 LOB: 1 BB: 0 P: 4	R: 1 E: 0 K: 0 S: 5 H: 2 LOB: 1 BB: 0 P: 5	R: 3 E: 0 K: 1 S: 8 H: 3 LOB: 1 BB: 1 P: 12	R: 0 E: 0 K: 0 S: 3 H: 0 LOB: 0 BB: 0 P: 3	R: 0 E: 0 K: 0 S: 5 H: 2 LOB: 2 BB: 0 P: 5	R: 1 E: 1 K: 2 S: 8 H: 1 LOB: 0 BB: 0 P: 8	R: 0 E: 0 K: 1 S: 5 H: 0 LOB: 0 BB: 0 P: 5	R: 0 E: 0 K: 0 S: 3 H: 0 LOB: 0 BB: 0 P: 3	1B: 8 2B: 3 3B: 0 HR: 0	SF: 1 SAC: 0 DP: 0 HBP: 0					

San Diego Padres @ St. Louis Cardinals

Busch Stadium, St. Louis, MO

Wed May 28 1975, 3:33 AM CDT

Att. 11,690 - Unknown

TOP

livebaseballscorecards.com

AB	40
R	5
H	11
RBI	4
BB	2
SO	6
LOB	13

WP: 1 PB: 0 SB: 0 CS: 0 PA: 43

PITCHER		IP	WLS	BF	H	R	ER	SO	BB	IBB	HBP	BLK	WP	HR	S	P	ERA	WHIP
Lynn McGlothen, R ERA: 4.77	(1, 1)	7.0		33	10	4	4	3	2	0	0	0	1	0	37	45	5.14	1.714
Al Hrabosky, L ERA: 2.3	(8, 1)	2.0		7	1	1	0	3	0	0	0	0	0	0	13	13	0.00	0.500
Mike Garman, R ERA: 1.96	(10, 1)	1.0	W	3	0	0	0	0	0	0	0	0	0	0	3	3	0.00	0.000

PITCHER	IP	WLS	BF	H	R	ER	SO	BB	IBB	HBP	BLK	WP	HR	S	P	ERA	WHIP

Batter	1	2	3	4	5	6	7	8	9	10	AB	R	H	RBI	BB	SO	LOB
Lou Brock, L (1, 7) OBP: 0.404, SLG: 0.503	K		1B 2B 1B	1-3			F8			SH5-4 1B 2B	5	2	2	0	0	1	0
Ted Sizemore, R (1, 4) OBP: 0.337, SLG: 0.333	K		2B 1B 1B 1-3	F7			5-3			SH5-4 2-3	4	1	1	0	0	1	0
Reggie Smith, S (1, 9) OBP: 0.417, SLG: 0.685	HR		1B SF8 2B 1-3 3-H		F9			1-4 2B		1B IBB IBB	4	2	3	2	1	0	0
Ted Simmons, S (1, 2) OBP: 0.353, SLG: 0.408	1B		1B SF8 BLK 1B 2-3 3-H		3-1			1-4 2-3		1B IBB 1-2	4	1	2	1	1	0	1
Keith Hernandez, L (1, 3) OBP: 0.292, SLG: 0.333 Don Hahn, R (8, PH) OBP: 0.167, SLG: 0.091 Jim Dwyer, L (8, PH) OBP: 0.259, SLG: 0.167 Danny Cater, R (9, 3) OBP: 0.258, SLG: 0.300	F7		SF8 1-2 3-H		F5			G3		F9	2 0 1 1	0 0 0 0	0 0 0 0	1 0 0 0	0 0 0 0	0 0 1 0	1 0 1 3
Luis Melendez, R (1, 8) OBP: 0.278, SLG: 0.387		G4-3 1B 1B	S BLK 1B 2-3			6-3		F2		1-2 2-3 3-H 1B	5	0	3	1	0	0	1
Ken Reitz, R (1, 5) OBP: 0.311, SLG: 0.348		G4-3 1B 1-2	K 1-3 3-H			F9			F7		4	0	1	0	0	1	1
Mario Guerrero, R (1, 6) OBP: 0.321, SLG: 0.333		G4-3 1-2f 2-3	F7			4-3			L3		4	0	0	0	0	0	3
Lynn McGlothen, L (1, 1) Ron Fairly, L (7, PH) OBP: 0.425, SLG: 0.385 Al Hrabosky, R (8, 1) OBP: 0.500, SLG: 0.333 Ed Brinkman, R (9, PH) OBP: 0.306, SLG: 0.333 Mike Garman, R (10, 1)	F7			1-3			L9			F6	2 1 0 1 0	0 0 0 0 0	0 0 0 0 0	0 0 0 0 0	0 0 0 0 0	0 0 0 0 0	1 0 0 0 0
Inning Stats	R: 1 H: 2 E: 0 LOB: 1 K: 2 BB: 0 S: 9 P: 9		R: 4 H: 5 E: 0 LOB: 1 K: 1 BB: 0 S: 10 P: 10	R: 0 H: 0 E: 0 LOB: 0 K: 0 BB: 0 S: 3 P: 3	R: 0 H: 0 E: 0 LOB: 0 K: 0 BB: 0 S: 3 P: 3	R: 0 H: 0 E: 0 LOB: 0 K: 0 BB: 0 S: 3 P: 3	R: 0 H: 0 E: 0 LOB: 0 K: 0 BB: 0 S: 3 P: 3	R: 0 H: 1 E: 0 LOB: 1 K: 0 BB: 0 S: 4 P: 4	R: 0 H: 0 E: 0 LOB: 0 K: 0 BB: 0 S: 3 P: 3	R: 1 H: 2 E: 0 LOB: 3 K: 0 BB: 2 S: 4 P: 12	1B: 8 SF: 1 2B: 3 SAC: 1 3B: 0 DP: 1 HR: 1 HBP: 0						

PITCHER	IP	WLS	BF	H	R	ER	SO	BB	IBB	HBP	BLK	WP	HR	S	P	ERA	WHIP
Dan Spillner, R (1, 1) ERA: 3.84	2.0		12	7	4	4	2	0	0	0	0	0	1	16	16	18.00	3.500
Rich Folkers, L (3, 1) ERA: 5.55	1.0		5	2	1	1	1	0	0	0	1	0	0	7	7	9.00	2.000
Alan Foster, R (4, 1) ERA: 2.62	2.0		6	0	0	0	0	0	0	0	0	0	0	6	6	0.00	0.000
Danny Frisella, R (6, 1) ERA: 2.2	2.0		6	0	0	0	0	0	0	0	0	0	0	6	6	0.00	0.000
Dave Tomlin, L (8, 1) ERA: 2.41	0.1		2	1	0	0	0	0	0	0	0	0	0	2	2	0.00	3.000

PITCHER	IP	WLS	BF	H	R	ER	SO	BB	IBB	HBP	BLK	WP	HR	S	P	ERA	WHIP
Bill Greif, R (8, 1) ERA: 3.38	2.1	L	11	2	1	1	0	0	2	0	0	0	0	9	17	3.86	0.857

BOTTOM

San Diego Padres @ St. Louis Cardinals

Busch Stadium, St. Louis, MO

Wed May 28 1975, 3:33 AM CDT
Att. 11,690 - Unknown

livebaseballscorecards.com

AB	38
R	6
H	12
RBI	5
BB	2
SO	3
LOB	12

WP: 0 PA: 42
PB: 0
SB: 1
CS: 0

San Diego Padres @ New York Mets

Shea Stadium, Flushing, NY

Fri May 30 1975, 7:05 PM EDT

Att. 12,208 - Unknown

TOP

livebaseballscorecards.com

Batter	1	2	3	4	5	6	7	8	9	AB	R	H	RBI	BB	SO	LOB
Johnny Grubb, L (1, 8) OBP: 0.397, SLG: 0.433	5-3			K		K		1B	SH1-4 1B	5	1	2	0	0	2	0
Enzo Hernandez, R (1, 6) OBP: 0.345, SLG: 0.299	5-3			4-3 1B		F9 S 1B		1B 2B 1B	SH1-4	4	1	3	0	0	0	0
Bobby Tolan, L (1, 7) OBP: 0.288, SLG: 0.284	B2-3			4-3		F9		2B HR 1B	K	5	1	1	1	0	1	4
Dave Winfield, R (1, 9) OBP: 0.360, SLG: 0.480		F4		4-3		1-3		HR 2B	6-3	5	1	1	1	0	0	4
Mike Ivie, R (1, 3) OBP: 0.325, SLG: 0.420		K			1B 1B BB		1-3 1B	HR IBB		2	1	1	0	2	1	0
Fred Kendall, R (1, 2) OBP: 0.277, SLG: 0.288		5-3			L6-4 1B		1-3	HR		3	0	1	0	0	0	1
Willie McCovey, L (8, PH) OBP: 0.330, SLG: 0.424										1	1	1	4	0	0	0
Danny Frisella, L (8, 1)										0	0	0	0	0	0	0
Tito Fuentes, S (1, 4) OBP: 0.295, SLG: 0.310			4-3		1-2 2-3 1B		6-3	L6		4	0	1	0	0	0	1
Ted Kubiak, S (1, 5) OBP: 0.311, SLG: 0.242			6-3		L6-4		F8	F5		4	0	0	0	0	0	4
Randy Jones, R (1, 1) OBP: 0.154, SLG: 0.120			F9		5-3			K	E5 SH1-4 1B	2	0	0	0	0	0	2
Dick Sharon, R (8, PH) OBP: 0.207, SLG: 0.115										1	0	0	0	0	1	0
Randy Hundley, R (8, 2) OBP: 0.250, SLG: 0.256										1	0	0	0	0	0	0

	AB	37
	R	6
	H	11
	RBI	6
	BB	2
	SO	5
	LOB	16

Inning Stats										
	R: 0 E: 0 K: 0 S: 3	H: 0 LOB: 0 BB: 0 P: 3	R: 0 E: 0 K: 1 S: 5	H: 0 LOB: 0 BB: 0 P: 5	R: 0 E: 0 K: 0 S: 3	H: 0 LOB: 0 BB: 0 P: 3	R: 0 E: 0 K: 1 S: 6	H: 1 LOB: 1 BB: 0 P: 6	R: 0 E: 0 K: 0 S: 4	H: 2 LOB: 2 BB: 1 P: 8
	R: 0 E: 0 K: 1 S: 6	H: 1 LOB: 1 BB: 0 P: 6	R: 0 E: 0 K: 0 S: 4	H: 1 LOB: 1 BB: 0 P: 4	R: 6 E: 0 K: 1 S: 10	H: 5 LOB: 0 BB: 1 P: 14	R: 0 E: 1 K: 1 S: 7	H: 1 LOB: 2 BB: 0 P: 7	1B: 9 2B: 2 3B: 0 HR: 1	SF: 0 SAC: 1 DP: 1 HBP: 0
	WP: 0 PB: 0 SB: 1 CS: 0	PA: 40								

PITCHER		IP	WLS	BF	H	R	ER	SO	BB	IBB	HBP	BLK	WP	HR	S	P	ERA	WHIP
Jerry Koosman, L ERA: 4.68	(1, 1)	7.1	L	32	9	5	5	4	1	1	0	0	0	0	38	46	6.14	1.364
Bob Apodaca, R ERA: 1.25	(8, 1)	0.2		3	1	1	1	0	0	0	0	0	0	1	3	3	13.50	1.500
Tom Hall, L ERA: 3.07	(9, 1)	1.0		5	1	0	0	1	0	0	0	0	0	0	7	7	0.00	1.000

PITCHER	IP	WLS	BF	H	R	ER	SO	BB	IBB	HBP	BLK	WP	HR	S	P	ERA	WHIP

Batter	1	2	3	4	5	6	7	8	9	AB	R	H	RBI	BB	SO	LOB
Del Unser, L (1, 8) OBP: 0.366, SLG: 0.464	HR		F6		G3-6 1-2f			4-3		4	1	1	1	0	0	2
Felix Millan, R (1, 4) OBP: 0.298, SLG: 0.357	CS 1B		6-3			5-3			F2	4	0	1	0	0	0	0
Jesus Alou, R (1, 7) OBP: 0.321, SLG: 0.321 Bob Gallagher, L (8, 7) OBP: 0.286, SLG: 0.333	5-3 1-2			1B G4-6-3 1B		6-3			L3	3 1	1 0	1 0	0 0	0 0	0 0	1 0
Joe Torre, R (1, 5) OBP: 0.313, SLG: 0.343	6-3			G4-6-3 1-3 1B		6-3			2B	4	0	2	0	0	0	0
Rusty Staub, L (1, 9) OBP: 0.417, SLG: 0.504		F7		G4-6-3 1-2f 3-H			4-3		F7	4	0	0	0	0	0	2
Dave Kingman, R (1, 3) OBP: 0.257, SLG: 0.415		K		L5			F7			3	0	0	0	0	1	0
Jerry Grote, R (1, 2) OBP: 0.296, SLG: 0.330		1B			FC3-6 1B		F4			3	0	2	0	0	0	0
Mike Phillips, L (1, 6) OBP: 0.326, SLG: 0.304		F2			FC3-6 1-2f BB			F9		3	0	0	0	0	0	2
Jerry Koosman, R (1, 1) OBP: 0.269, SLG: 0.240 Bob Apodaca, R (8, 1) Ed Kranepool, L (8, PH) OBP: 0.400, SLG: 0.536 Tom Hall, L (9, 1)			6-3		G3-6 1-2 BB			F7		1 0 1 0	0 0 0 0	0 0 0 0	0 0 0 0	1 0 0 0	0 0 0 0	0 0 0 0
Inning Stats	R: 1 E: 0 K: 0 S: 4 H: 2 LOB: 0 BB: 0 P: 4	R: 0 E: 0 K: 1 S: 6 H: 1 LOB: 1 BB: 0 P: 6	R: 0 E: 0 K: 0 S: 3 H: 0 LOB: 0 BB: 0 P: 3	R: 1 E: 0 K: 0 S: 4 H: 2 LOB: 0 BB: 0 P: 4	R: 0 E: 0 K: 0 S: 3 H: 1 LOB: 1 BB: 1 P: 7	R: 0 E: 0 K: 0 S: 3 H: 0 LOB: 0 BB: 0 P: 3	R: 0 E: 0 K: 0 S: 3 H: 0 LOB: 0 BB: 0 P: 3	R: 0 E: 0 K: 0 S: 3 H: 0 LOB: 0 BB: 0 P: 3	R: 0 E: 0 K: 0 S: 4 H: 1 LOB: 1 BB: 0 P: 4	1B: 5 2B: 1 3B: 0 HR: 1 SF: 0 SAC: 0 DP: 2 HBP: 0						

PITCHER	IP	WLS	BF	H	R	ER	SO	BB	IBB	HBP	BLK	WP	HR	S	P	ERA	WHIP
Randy Jones, L (1, 1) ERA: 1.67	7.0	W	25	6	2	2	1	1	0	0	0	0	1	26	30	2.57	1.000
Danny Frisella, R (8, 1) ERA: 2.05	2.0		7	1	0	0	0	0	0	0	0	0	0	7	7	0.00	0.500

PITCHER	IP	WLS	BF	H	R	ER	SO	BB	IBB	HBP	BLK	WP	HR	S	P	ERA	WHIP

BOTTOM

San Diego Padres @ New York Mets

Shea Stadium, Flushing, NY

Fri May 30 1975, 7:05 PM EDT

Att. 12,208 - Unknown

livebaseballscorecards.com

AB	31
R	2
H	7
RBI	1
BB	1
SO	1
LOB	7

WP: 0 PB: 0 SB: 0 CS: 1 PA: 32

Batter	1	2	3	4	5	6	7	8	9	AB	R	H	RBI	BB	SO	LOB
Johnny Grubb, L (1, 8) OBP: 0.409, SLG: 0.462	BBBB 4-0 L3 BB			BBBB 4-0 SH1-3 BB		x 0-0 1B 1-H 2B		x 0-0 HR		2	1	2	2	2	0	0
Enzo Hernandez, R (1, 6) OBP: 0.338, SLG: 0.292	x 0-0 ① ② L3 1-2			x 0-0 ① SH1-3 1-2		x 0-0 ② F7		x 0-0 ③ 6-3		3	0	0	0	0	0	2
Bobby Tolan, L (1, 7) OBP: 0.299, SLG: 0.291	BBBB 4-0 CS BB			SSS 0-3 ② K2-3		x 0-0 2-3 1B			x 0-0 FC5-4 1B	3	0	2	0	1	1	1
Dave Winfield, R (1, 9) OBP: 0.353, SLG: 0.469	0-0 ③ CS 1-2	x 0-0 ① F5		x 0-0 ③ F6		SSS 0-3 ③ K			x 0-0 ① FC5-4 1B 1-2f	4	0	0	0	0	1	4
Mike Ivie, R (1, 3) OBP: 0.323, SLG: 0.415		x 0-0 ② 5-3			x 0-0 ① 6-3		x 0-0 ① 6-3		x 0-0 1-3 1B	4	0	1	0	0	0	0
Fred Kendall, R (1, 2) OBP: 0.268, SLG: 0.278		x 0-0 ③ 4-3			x 0-0 ② F9		SSS 0-3 ② K		SSS 0-3 ② K	4	0	0	0	0	2	2
Tito Fuentes, S (1, 4) OBP: 0.288, SLG: 0.302			SSS 0-3 ① K		x 0-0 ③ 6-3		x 0-0 ③ 4-3		x 0-0 ③ 6-3	4	0	0	0	0	1	2
Ted Kubiak, S (1, 5) OBP: 0.299, SLG: 0.232		x 0-0 ② 1-3				x 0-0 ① 6-3		SSS 0-3 ① K		3	0	0	0	0	1	0
Joe McIntosh, S (1, 1) OBP: 0.174, SLG: 0.105		x 0-0 ③ 6-3				x 0-0 2B 1B		x 0-0 ② F9		2	1	1	0	0	0	0
Rich Folkers, L (6, 1) OBP: 0.200, SLG: 0.200										0	0	0	0	0	0	0
Steve Huntz, S (8, PH) OBP: 0.263, SLG: 0.240										1	0	0	0	0	0	0
Bill Greif, R (8, 1)										0	0	0	0	0	0	0
Dave Tomlin, L (8, 1)										0	0	0	0	0	0	0
Inning Stats	R: 0 E: 0 K: 0 S: 1 H: 0 LOB: 0 BB: 2 P: 9	R: 0 E: 0 K: 0 S: 3 H: 0 LOB: 0 BB: 0 P: 3	R: 0 E: 0 K: 1 S: 5 H: 0 LOB: 0 BB: 0 P: 5	R: 0 E: 0 K: 1 S: 5 H: 0 LOB: 1 BB: 1 P: 9	R: 0 E: 0 K: 0 S: 3 H: 0 LOB: 0 BB: 0 P: 3	R: 1 E: 0 K: 1 S: 8 H: 3 LOB: 2 BB: 0 P: 8	R: 0 E: 0 K: 1 S: 5 H: 0 LOB: 0 BB: 0 P: 5	R: 1 E: 0 K: 1 S: 6 H: 1 LOB: 0 BB: 0 P: 6	R: 0 E: 0 K: 1 S: 7 H: 2 LOB: 2 BB: 0 P: 7	1B: 4 2B: 2 3B: 0 HR: 1	SF: 0 SAC: 1 DP: 1 HBP: 0						

PITCHER	IP	WLS	BF	H	R	ER	SO	BB	IBB	HBP	BLK	WP	HR	S	P	ERA	WHIP
Tom Seaver, R (1, 1) ERA: 2.28	9.0	W	34	6	2	2	6	3	0	0	0	0	1	43	55	2.00	1.000

PITCHER	IP	WLS	BF	H	R	ER	SO	BB	IBB	HBP	BLK	WP	HR	S	P	ERA	WHIP

TOP

San Diego Padres @ New York Mets

Shea Stadium, Flushing, NY

Sat May 31 1975, 7:05 PM EDT

Att. 21,049 - Unknown

livebaseballscorecards.com

AB	30
R	2
H	6
RBI	2
BB	3
SO	6
LOB	11

1B: 4	SF: 0	WP: 0	PA: 35
2B: 2	SAC: 1	PB: 0	
3B: 0	DP: 1	SB: 0	
HR: 1	HBP: 0	CS: 1	

Batter	1	2	3	4	5	6	7	8	9	AB	R	H	RBI	BB	SO	LOB
Del Unser, L (1, 8) OBP: 0.367, SLG: 0.462	1B 1B 1B		4-3		L3	K		1B 1-3 2-H 3-H 1B		5	0	2	2	0	1	2
Felix Millan, R (1, 4) OBP: 0.301, SLG: 0.358	F7		2B 1B		K		6-3	1B 1-2 3-H 1B		5	1	2	1	0	1	1
Cleon Jones, R (1, 7) OBP: 0.833, SLG: 1.000	1B 1-2 1B		2B 1-H 2B			1B 1B 1B	4-3	F8		3	0	3	1	0	0	0
Bob Gallagher, L (6, PR) OBP: 0.222, SLG: 0.250 (7, 7)										2	1	0	0	0	0	2
Rusty Staub, L (1, 9) OBP: 0.412, SLG: 0.496	G6-4-3 1-2 2-3 1B		6-3			F9	F5			4	0	1	0	0	0	2
Ed Kranepool, L (1, 3) OBP: 0.418, SLG: 0.548	G6-4-3 1-2f			G5-4-3 1B		1B 1-2 1B		1B SH5-3 1B 1B		4	2	3	0	0	0	3
Joe Torre, R (1, 5) OBP: 0.314, SLG: 0.343		4-3		G5-4-3 1-2f		1B SF7 1-2 2-H 1B		SH5-3 1-2		3	1	1	1	0	0	1
Mike Phillips, L (1, 6) OBP: 0.355, SLG: 0.329		G6-4-3 1B				1B 1-3 2-H 1B		1B 1B IBB		3	1	3	1	1	0	0
John Stearns, R (1, 2) OBP: 0.256, SLG: 0.306		G6-4-3 1-2f		F9		SF7 3-H		F3		3	0	0	1	0	0	4
Tom Seaver, R (1, 1) OBP: 0.226, SLG: 0.172			F9		K	1-2 1B		1B 1-2 2-3 1B		4	1	2	0	0	1	0
Inning Stats	R: 0 H: 3 E: 0 LOB: 2 K: 0 BB: 0 S: 5 P: 5	R: 0 H: 1 E: 0 LOB: 0 K: 0 BB: 0 S: 3 P: 3	R: 1 H: 2 E: 0 LOB: 1 K: 0 BB: 0 S: 5 P: 5	R: 0 H: 2 E: 0 LOB: 1 K: 0 BB: 0 S: 4 P: 4	R: 0 H: 0 E: 0 LOB: 0 K: 2 BB: 0 S: 7 P: 7	R: 3 H: 5 E: 0 LOB: 2 K: 1 BB: 0 S: 10 P: 10	R: 0 H: 0 E: 0 LOB: 0 K: 0 BB: 0 S: 3 P: 3	R: 3 H: 4 E: 0 LOB: 2 K: 0 BB: 1 S: 7 P: 11		1B: 16 SF: 1 2B: 1 SAC: 1 3B: 0 DP: 3 HR: 0 HBP: 0						

PITCHER		IP	WLS	BF	H	R	ER	SO	BB	IBB	HBP	BLK	WP	HR	S	P	ERA	WHIP
Joe McIntosh, R ERA: 2.2	(1, 1)	5.1	L	24	11	4	4	2	0	0	0	0	0	0	28	28	6.75	2.062
Rich Folkers, L ERA: 5.19	(6, 1)	1.2		7	2	0	0	1	0	0	0	0	0	0	9	9	0.00	1.200
Bill Greif, R ERA: 4.38	(8, 1)	0.2		7	4	3	3	0	0	1	0	0	0	0	6	10	40.50	6.000
Dave Tomlin, L ERA: 2.37	(8, 1)	0.1		1	0	0	0	0	0	0	0	0	0	0	1	1	0.00	0.000

PITCHER	IP	WLS	BF	H	R	ER	SO	BB	IBB	HBP	BLK	WP	HR	S	P	ERA	WHIP

BOTTOM

San Diego Padres @ New York Mets

Shea Stadium, Flushing, NY

Sat May 31 1975, 7:05 PM EDT

Att. 21,049 - Unknown

livebaseballscorecards.com

AB	36
R	7
H	17
RBI	7
BB	1
SO	3
LOB	15

WP: 0 PA: 39
PB: 0
SB: 0
CS: 0

Batter	1	2	3	4	5	6	7	8	9	AB	R	H	RBI	BB	SO	LOB
Johnny Grubb, L (1, 8) OBP: 0.410, SLG: 0.459	B B B B 4-0 SH1-4 BB WP BB		x 0-0 ② F7			x 0-0 CS 1B		x 0-0 ① 6-3		3	1	1	0	1	0	0
Enzo Hernandez, R (1, 6) OBP: 0.335, SLG: 0.286	B B B B 4-0 SH1-4 1-2 E BB		x 0-0 ③ 5-3			S S S 0-3 ① K		x 0-0 ② F7		3	1	0	0	1	1	1
Bobby Tolan, L (1, 7) OBP: 0.299, SLG: 0.292	x 0-0 ① SH1-4 1-2 2-3			S S S 0-3 ① K		S S S 0-3 ② ③ K 1-2		x 0-0 2B 1B		3	1	1	0	0	2	1
Dave Winfield, R (1, 9) OBP: 0.361, SLG: 0.484	B B B B 4-0 CS WP BB			x 0-0 ② 6-3			x 0-0 1B 2B	x 0-0 1-H 2B		3	1	2	1	1	0	0
Mike Ivie, R (1, 3) OBP: 0.321, SLG: 0.411	x 0-0 ② ③ 5-3 1-3 2-H 3-H			S S S 0-3 ③ K			x 0-0 CS 2-H 1B	x 0-0 ③ F6		4	0	1	1	0	1	2
Tito Fuentes, S (1, 4) OBP: 0.287, SLG: 0.301		S S S 0-3 ① K			x 0-0 ① 6-3		x 0-0 ① 4-3 1-2 1B		S S S 0-3 ① K	4	0	1	0	0	2	0
Randy Hundley, R (1, 2) OBP: 0.239, SLG: 0.244		S S S 0-3 ② K			x 0-0 ② F7		x 0-0 ② 4-3 1-2		x 0-0 ② F6	4	0	0	0	0	1	1
Ted Kubiak, S (1, 5) OBP: 0.309, SLG: 0.236		x 0-0 ③ G3			x 0-0 1B		4-0 FC5-4 IBB		x 0-0 ③ L8	3	0	1	0	1	0	0
Alan Foster, R (1, 1) OBP: 0.100, SLG: 0.100 Danny Frisella, L (8, 1)			S S S 0-3 ① K		x 0-0 ③ L9		x 0-0 ③ FC5-4 1-2f			3 0	0 0	0 0	0 0	0 0	1 0	3 0
Inning Stats	R: 2 H: 0 E: 0 LOB: 0 K: 0 BB: 3 S: 2 P: 14	R: 0 H: 0 E: 0 LOB: 0 K: 2 BB: 0 S: 7 P: 7	R: 0 H: 0 E: 0 LOB: 0 K: 1 BB: 0 S: 5 P: 5	R: 0 H: 0 E: 0 LOB: 0 K: 2 BB: 0 S: 7 P: 7	R: 0 H: 1 E: 0 LOB: 1 K: 0 BB: 0 S: 4 P: 4	R: 0 H: 1 E: 0 LOB: 0 K: 2 BB: 0 S: 7 P: 7	R: 1 H: 3 E: 0 LOB: 2 K: 0 BB: 1 S: 5 P: 9	R: 1 H: 2 E: 0 LOB: 1 K: 0 BB: 0 S: 5 P: 5	R: 0 H: 0 E: 0 LOB: 0 K: 1 BB: 0 S: 5 P: 5	1B: 5 SF: 0 2B: 2 SAC: 1 3B: 0 DP: 0 HR: 0 HBP: 0						

PITCHER		IP	WLS	BF	H	R	ER	SO	BB	IBB	HBP	BLK	WP	HR	S	P	ERA	WHIP
Randy Tate, R ERA: 4.08	(1, 1)	7.0	L	27	5	3	2	7	3	1	0	0	1	0	37	53	2.57	1.143
Rick Baldwin, R ERA: 4.1	(8, 1)	2.0		8	2	1	1	1	0	0	0	0	0	0	10	10	4.50	1.000

PITCHER	IP	WLS	BF	H	R	ER	SO	BB	IBB	HBP	BLK	WP	HR	S	P	ERA	WHIP

TOP

San Diego Padres @ New York Mets

Shea Stadium, Flushing, NY

Sun Jun 01 1975, 3:33 AM EDT

Att. 12,072 - Unknown

livebaseballscorecards.com

AB	30
R	4
H	7
RBI	2
BB	4
SO	8
LOB	8

Batter	1	2	3	4	5	6	7	8	9	AB	R	H	RBI	BB	SO	LOB
Del Unser, L (1, 8) OBP: 0.364, SLG: 0.456	S S S 0-3 ① K		x 0-0 ① B5-3		x 0-0 FC6-4 1B		x 0-0 ③ F9			4	0	1	0	0	1	0
Felix Millan, R (1, 4) OBP: 0.311, SLG: 0.364	x 0-0 BB 1B		B B B B 4-0 BB		x 0-0 ③ FC6-4 1-2f			x 0-0 1B 1B		3	0	2	0	1	0	1
Ed Kranepool, L (1, 3) OBP: 0.410, SLG: 0.532	x 0-0 ② L8		x 0-0 ② F9			x 0-0 ① G3		x 0-0 G4-6-3 1-3 1B		4	0	1	0	0	0	2
Rusty Staub, L (1, 9) OBP: 0.414, SLG: 0.492	B B B B 4-0 1-2 BB		x 0-0 ③ G3			x 0-0 1B 1B		x 0-0 ① F6		3	0	1	0	1	0	3
John Milner, L (1, 7) OBP: 0.304, SLG: 0.340	x 0-0 ③ 1-3			x 0-0 ① 5-3		x 0-0 ② F2		x 0-0 ②③ G4-6-3 1-2f		4	0	0	0	0	0	5
Joe Torre, R (1, 5) OBP: 0.311, SLG: 0.339		x 0-0 ① 6-3		x 0-0 ② F8		x 0-0 1-2 1B			x 0-0 ① 6-3	4	0	1	0	0	0	0
Mike Phillips, L (1, 6) OBP: 0.340, SLG: 0.314		x 0-0 ② 4-3		S S S 0-3 ③ K		x 0-0 ③ F4			x 0-0 ② 5-3	4	0	0	0	0	1	2
Jerry Grote, R (1, 2) OBP: 0.303, SLG: 0.330		x 0-0 1B			x 0-0 ① L7		B B B B 4-0 G4-6-3 BB		x 0-0 ③ F8	3	0	1	0	1	0	0
Randy Tate, R (1, 1) Bob Gallagher, L (7, PH) OBP: 0.200, SLG: 0.222 Rick Baldwin, L (8, 1) OBP: 0.333, SLG: 0.333		S S S 0-3 ③ K			x 0-0 ② F9		x 0-0 ①② G4-6-3 1-2f			2 1 0	0 0 0	0 0 0	0 0 0	0 0 0	1 0 0	1 1 0
Inning Stats	R: 0 H: 1 E: 0 LOB: 2 K: 1 BB: 1 S: 6 P: 10	R: 0 H: 1 E: 0 LOB: 1 K: 1 BB: 0 S: 6 P: 6	R: 0 H: 0 E: 0 LOB: 1 K: 0 BB: 1 S: 3 P: 7	R: 0 H: 0 E: 0 LOB: 0 K: 1 BB: 0 S: 5 P: 5	R: 0 H: 1 E: 0 LOB: 1 K: 0 BB: 0 S: 4 P: 4	R: 0 H: 2 E: 0 LOB: 2 K: 0 BB: 0 S: 5 P: 5	R: 0 H: 0 E: 0 LOB: 0 K: 0 BB: 1 S: 2 P: 6	R: 0 H: 2 E: 0 LOB: 1 K: 0 BB: 0 S: 4 P: 4	R: 0 H: 0 E: 0 LOB: 0 K: 0 BB: 0 S: 3 P: 3	1B: 7 SF: 0 2B: 0 SAC: 0 3B: 0 DP: 2 HR: 0 HBP: 0						WP: 0 PA: 35 PB: 0 SB: 0 CS: 0	

PITCHER	IP	WLS	BF	H	R	ER	SO	BB	IBB	HBP	BLK	WP	HR	S	P	ERA	WHIP
Alan Foster, R (1, 1) ERA: 2.18	7.0	W	30	7	0	0	3	3	0	0	0	0	0	33	45	0.00	1.429
Danny Frisella, R (8, 1) ERA: 1.93	2.0	S	5	0	0	0	0	0	0	0	0	0	0	5	5	0.00	0.000

PITCHER	IP	WLS	BF	H	R	ER	SO	BB	IBB	HBP	BLK	WP	HR	S	P	ERA	WHIP

BOTTOM

San Diego Padres @ New York Mets

Shea Stadium, Flushing, NY

Sun Jun 01 1975, 3:33 AM EDT

Att. 12,072 - Unknown

livebaseballscorecards.com

AB	32
R	0
H	7
RBI	0
BB	3
SO	3
LOB	15

Batter	1	2	3	4	5	6	7	8	9	AB	R	H	RBI	BB	SO	LOB
Johnny Grubb, L (1, 8) OBP: 0.407, SLG: 0.452	B B B B 4-0 HBP BB		x 0-0 ② 6-3			S S S 0-3 ① K	S S S 0-3 ② K			3	0	0	0	1	2	3
Enzo Hernandez, R (1, 6) OBP: 0.327, SLG: 0.277	x 0-0 ① B2		x 0-0 ③ F3			x 0-0 ② F6	x 0-0 ③ 1-3			4	0	0	0	0	0	4
Bobby Tolan, L (1, 7) OBP: 0.304, SLG: 0.299	H 1-0 CS 1-2 HBP			x 0-0 ① 3-1		x 0-0 1-3 2B		x 0-0 ① 4-3		3	0	1	0	0	0	0
Dave Winfield, R (1, 9) OBP: 0.358, SLG: 0.476	S S S 0-3 ② ③ K 1-2			x 0-0 ② F4		B B B B 4-0 BB		x 0-0 ② F5		3	0	0	0	1	1	2
Mike Ivie, R (1, 3) OBP: 0.313, SLG: 0.400		S S S 0-3 ① K		x 0-0 ③ 5-3		S S S 0-3 ③ K		S S S 0-3 ③ K		4	0	0	0	0	3	3
Tito Fuentes, S (1, 4) OBP: 0.287, SLG: 0.305		x 0-0 ② F6			x 0-0 ① F7		x 0-0 1B 2B		x 0-0 ① L6	4	1	1	0	0	0	0
Randy Hundley, R (1, 2) OBP: 0.253, SLG: 0.250 Randy Jones, R (7, PR) OBP: 0.154, SLG: 0.120 Fred Kendall, R (7, 2) OBP: 0.266, SLG: 0.276		B B B B 4-0 BB			x 0-0 ② 5-3		x 0-0 FC1-6 1B 2-H 1B		x 0-0 ② 6-3	2 0 1	0 0 0	1 0 0	1 0 0	1 0 0	0 0 0	0 0 0
Ted Kubiak, S (1, 5) OBP: 0.318, SLG: 0.250		x 0-0 ③ L7			x 0-0 ③ 5-3		x 0-0 FC1-6 1-2 1B		x 0-0 1B	4	0	2	0	0	0	1
Dave Freisleben, R (1, 1) OBP: 0.053, SLG: 0.053 Dick Sharon, R (6, PH) OBP: 0.233, SLG: 0.115 Bill Greif, R (6, 1) Hector Torres, R (7, PH) OBP: 0.284, SLG: 0.319 Danny Frisella, L (7, 1) Steve Huntz, S (9, PH) OBP: 0.259, SLG: 0.235			S S S 0-3 ① K			B B B B 4-0 2B BB	x 0-0 ① FC1-6 1-2 2-3f		x 0-0 ③ L5	1 0 0 0 1 0 1	0 0 0 0 0 0 0	0 0 0 0 0 0 0	0 1 0 0 0 0 0	1 0 0 0 0 0 0	0 0 0 0 0 0 0	0 0 0 2 0 0 1
Inning Stats	R: 0 E: 0 K: 1 S: 4 H: 0 LOB: 2 BB: 1 P: 9	R: 0 E: 0 K: 1 S: 5 H: 0 LOB: 1 BB: 1 P: 9	R: 0 E: 0 K: 1 S: 5 H: 0 LOB: 0 BB: 0 P: 5	R: 0 E: 0 K: 0 S: 3 H: 0 LOB: 0 BB: 0 P: 3	R: 0 E: 0 K: 0 S: 3 H: 0 LOB: 0 BB: 0 P: 3	R: 0 E: 0 K: 2 S: 8 H: 1 LOB: 3 BB: 2 P: 16	R: 1 E: 0 K: 1 S: 8 H: 3 LOB: 2 BB: 0 P: 8	R: 0 E: 0 K: 1 S: 5 H: 0 LOB: 0 BB: 0 P: 5	R: 0 E: 0 K: 0 S: 4 H: 1 LOB: 1 BB: 0 P: 4	1B: 3 2B: 3 3B: 0 HR: 0 SF: 0 SAC: 0 DP: 1 HBP: 1						

PITCHER	IP	WLS	BF	H	R	ER	SO	BB	IBB	HBP	BLK	WP	HR	S	P	ERA	WHIP
Steve Carlton, L (1, 1) ERA: 3.55	9.0	W	36	5	1	1	7	4	0	1	0	0	0	45	62	1.00	1.000

PITCHER	IP	WLS	BF	H	R	ER	SO	BB	IBB	HBP	BLK	WP	HR	S	P	ERA	WHIP

TOP

San Diego Padres @ Philadelphia Phillies

Veterans Stadium, Philadelphia, PA

Mon Jun 02 1975, 7:05 PM EDT

Att. 9,348 - Unknown

livebaseballscorecards.com

AB	31
R	1
H	5
RBI	1
BB	4
SO	7
LOB	16

WP: 0	PA: 36		
PB: 0			
SB: 0			
CS: 1			

Batter	1	2	3	4	5	6	7	8	9	AB	R	H	RBI	BB	SO	LOB
Dave Cash, R (1, 4) OBP: 0.398, SLG: 0.399	0-0 2B 5-3 1B		0-0 HR 2B	4-0 BB			0-0 E 1B 1B	0-3 ③ K		4	3	3	0	1	1	1
Mike Schmidt, R (1, 5) OBP: 0.286, SLG: 0.382	0-0 1-3 2B		0-0 2-H HR	0-0 ③ F8			0-0 SH2-3 1-H 1B			4	1	3	3	0	0	1
Jay Johnstone, L (1, 9) OBP: 0.386, SLG: 0.459 Ollie Brown, R (8, 9) OBP: 0.333, SLG: 0.500	0-3 ① K		0-0 S 1B		0-0 ① F6		0-0 ① SH2-3 1-2			3 0	0 0	1 0	0 0	0 0	1 0	2 0
Greg Luzinski, R (1, 7) OBP: 0.333, SLG: 0.472	0-0 ② 5-3 3-H		0-3 ① K 1-2		0-0 ② F4		0-3 ② K			4	0	0	1	0	2	3
Dick Allen, R (1, 3) OBP: 0.304, SLG: 0.237 Tom Hutton, L (8, 3) OBP: 0.261, SLG: 0.167	4-0 BB		0-0 ② F3		0-0 ③ 5-3		0-3 ③ K			3 0	0 0	0 0	0 0	1 0	1 0	2 0
Bob Boone, R (1, 2) OBP: 0.378, SLG: 0.390	0-3 ③ K		4-0 BB			0-0 2B		0-3 ① K		3	0	1	0	1	2	2
Mike Anderson, R (1, 8) OBP: 0.325, SLG: 0.417		0-0 ① F9	0-0 ③ F6			0-3 ① K		0-0 HR		4	1	1	1	0	1	3
Terry Harmon, R (1, 6) OBP: 0.286, SLG: 0.118		0-0 ② 6-3		0-0 ① F9		0-0 ② F8		0-0 ② F8		4	0	0	0	0	0	1
Steve Carlton, L (1, 1) OBP: 0.200, SLG: 0.167		0-0 ③ 5-3		0-3 ② K		0-0 ③ F7		0-0 1B		4	0	1	0	0	1	1
Inning Stats	R: 1 E: 0 K: 2 S: 9 H: 2 LOB: 2 BB: 1 P: 13	R: 0 E: 0 K: 0 S: 3 H: 0 LOB: 0 BB: 0 P: 3	R: 2 E: 0 K: 1 S: 8 H: 3 LOB: 2 BB: 1 P: 12	R: 0 E: 0 K: 1 S: 5 H: 0 LOB: 1 BB: 1 P: 9	R: 0 E: 0 K: 0 S: 3 H: 0 LOB: 0 BB: 0 P: 3	R: 0 E: 0 K: 1 S: 6 H: 1 LOB: 1 BB: 0 P: 6	R: 1 E: 1 K: 2 S: 9 H: 2 LOB: 1 BB: 0 P: 9	R: 1 E: 0 K: 2 S: 9 H: 2 LOB: 1 BB: 0 P: 9		1B: 5 2B: 3 3B: 0 HR: 2	SF: 0 SAC: 1 DP: 0 HBP: 0					

PITCHER		IP	WLS	BF	H	R	ER	SO	BB	IBB	HBP	BLK	WP	HR	S	P	ERA	WHIP
Dave Freisleben, R ERA: 4.21	(1, 1)	5.0	L	23	5	3	3	4	3	0	0	0	0	1	28	40	5.40	1.600
Bill Greif, R ERA: 4.21	(6, 1)	1.0		4	1	0	0	1	0	0	0	0	0	0	6	6	0.00	1.000
Danny Frisella, R ERA: 2.08	(7, 1)	2.0		10	4	2	1	4	0	0	0	0	0	1	18	18	4.50	2.000

PITCHER	IP	WLS	BF	H	R	ER	SO	BB	IBB	HBP	BLK	WP	HR	S	P	ERA	WHIP

BOTTOM

San Diego Padres @ Philadelphia Phillies

Veterans Stadium, Philadelphia, PA

Mon Jun 02 1975, 7:05 PM EDT

Att. 9,348 - Unknown

livebaseballscorecards.com

AB	33
R	5
H	10
RBI	5
BB	3
SO	9
LOB	16

Batter	1	2	3	4	5	6	7	8	9	AB	R	H	RBI	BB	SO	LOB
Johnny Grubb, L (1, 8) OBP: 0.400, SLG: 0.443	F8			L8	FC4-6 1-2f			3-1		4	0	0	0	0	0	2
Enzo Hernandez, R (1, 6) OBP: 0.325, SLG: 0.277	L7			S 3B 1B		6-3		F7		4	1	1	0	0	0	0
Bobby Tolan, L (1, 7) OBP: 0.309, SLG: 0.311	F5			F6 1-2		2B			G3 G3 1B	4	0	2	0	0	0	1
Dave Winfield, R (1, 9) OBP: 0.356, SLG: 0.481		S S S K		3B 2-H		F5			G3 1-2	4	0	1	1	0	1	2
Willie McCovey, L (1, 3) OBP: 0.319, SLG: 0.408		3-1		3-1		F6			G3 2-3	4	0	0	0	0	0	3
Tito Fuentes, S (1, 4) OBP: 0.286, SLG: 0.304		F8			4-3 1B		6-3		3-1	4	0	1	0	0	0	1
Fred Kendall, R (1, 2) OBP: 0.260, SLG: 0.269			F3		L5		6-3			3	0	0	0	0	0	1
Ted Kubiak, S (1, 5) OBP: 0.307, SLG: 0.241			L9		4-3 1-2		4-3			3	0	0	0	0	0	1
Rich Folkers, L (7, 1) OBP: 0.200, SLG: 0.200										0	0	0	0	0	0	0
Dave Tomlin, L (8, 1)										0	0	0	0	0	0	0
Dan Spillner, R (1, 1) OBP: 0.190, SLG: 0.158			4-3		B B B 4-0 FC4-6 BB			F7		1	0	0	0	1	0	0
Larry Hardy, R (5, 1)										0	0	0	0	0	0	0
Steve Huntz, S (7, 5) OBP: 0.254, SLG: 0.231										1	0	0	0	0	0	0
Inning Stats	R: 0 E: 0 K: 0 S: 3 H: 0 LOB: 0 BB: 0 P: 3	R: 0 E: 0 K: 1 S: 5 H: 0 LOB: 0 BB: 0 P: 5	R: 0 E: 0 K: 0 S: 3 H: 0 LOB: 0 BB: 0 P: 3	R: 1 E: 0 K: 0 S: 5 H: 2 LOB: 1 BB: 0 P: 5	R: 0 E: 0 K: 0 S: 4 H: 1 LOB: 2 BB: 1 P: 8	R: 0 E: 0 K: 0 S: 4 H: 1 LOB: 1 BB: 0 P: 4	R: 0 E: 0 K: 0 S: 3 H: 0 LOB: 0 BB: 0 P: 3	R: 0 E: 0 K: 0 S: 3 H: 0 LOB: 0 BB: 0 P: 3	R: 0 E: 0 K: 0 S: 4 H: 1 LOB: 1 BB: 0 P: 4	1B: 3 2B: 1 3B: 1 HR: 0	SF: 0 SAC: 0 DP: 0 HBP: 0						

TOP

San Diego Padres @ Philadelphia Phillies

Veterans Stadium, Philadelphia, PA

Tue Jun 03 1975, 7:05 PM EDT

Att. 10,047 - Unknown

livebaseballscorecards.com

AB	32
R	1
H	5
RBI	1
BB	1
SO	1
LOB	11

WP: 0 PB: 0 SB: 1 CS: 0 PA: 33

PITCHER		IP	WLS	BF	H	R	ER	SO	BB	IBB	HBP	BLK	WP	HR	S	P	ERA	WHIP
Jim Lonborg, R ERA: 2.11	(1, 1)	9.0	W	33	5	1	1	1	1	0	0	0	0	0	34	38	1.00	0.667

PITCHER		IP	WLS	BF	H	R	ER	SO	BB	IBB	HBP	BLK	WP	HR	S	P	ERA	WHIP

Batter	1	2	3	4	5	6	7	8	9	AB	R	H	RBI	BB	SO	LOB
Dave Cash, R (1, 4) OBP: 0.394, SLG: 0.394	6-3		6-3		5-3	HR 1B 1-2 2-H	F9			5	1	1	1	0	0	3
Mike Schmidt, R (1, 5) OBP: 0.299, SLG: 0.422	L6-3 BB		HR 3-H		WP S HR BB	HR 1-H 2-H		K		3	3	2	5	2	1	0
Jay Johnstone, L (1, 9) OBP: 0.378, SLG: 0.438	L6-3 1-2		G3		HR 1-3 BB	K		F7		3	1	0	0	1	1	1
Ollie Brown, R (7, 7) OBP: 0.313, SLG: 0.467										1	0	0	0	0	0	0
Greg Luzinski, R (1, 7) OBP: 0.337, SLG: 0.505		K		5-3	HR 1-H 3-H	HR		BB 1B		4	2	2	4	0	1	0
Tom Hutton, L (7, 3) OBP: 0.271, SLG: 0.180										1	0	1	0	0	0	0
Dick Allen, R (1, 3) OBP: 0.301, SLG: 0.226		F8		K	BB	K		BB 1-2		3	0	0	0	1	2	0
Jerry Martin, R (7, 8) OBP: 0.357, SLG: 0.500										0	0	0	0	1	0	0
Bob Boone, R (1, 2) OBP: 0.381, SLG: 0.392		FC6-4 1B		HR 1B	5-3		5-3	F4		4	1	2	0	0	0	1
Larry Cox, R (8, 2) OBP: 0.400, SLG: 0.333										1	0	0	0	0	0	2
Mike Anderson, R (1, 8) OBP: 0.329, SLG: 0.439	FC6-4 1-2f			HR 1-H	K	E5 1B				4	1	2	2	0	1	1
(7, 9)																
Terry Harmon, R (1, 6) OBP: 0.360, SLG: 0.200			HR BB 6-3 SH3-4	F4		E 1B 1B	1B 2-3			3	2	2	0	1	0	0
Jim Lonborg, R (1, 1)			SH3-4 1-2		K	FC1 HR 1B 1-2	K			3	1	0	0	0	2	3
Inning Stats	R: 0 E: 0 K: 0 S: 2 H: 0 LOB: 0 BB: 1 P: 6	R: 0 E: 0 K: 1 S: 6 H: 1 LOB: 1 BB: 0 P: 6	R: 2 E: 0 K: 0 S: 4 H: 1 LOB: 0 BB: 1 P: 8	R: 2 E: 0 K: 1 S: 7 H: 2 LOB: 0 BB: 0 P: 7	R: 3 E: 0 K: 1 S: 6 H: 1 LOB: 1 BB: 3 P: 18	R: 5 E: 1 K: 3 S: 14 H: 4 LOB: 0 BB: 0 P: 14	R: 0 E: 1 K: 1 S: 7 H: 2 LOB: 2 BB: 0 P: 7	R: 0 E: 0 K: 1 S: 6 H: 1 LOB: 2 BB: 1 P: 10		1B: 7 2B: 1 3B: 0 HR: 5 SF: 0 SAC: 1 DP: 1 HBP: 0						

PITCHER		IP	WLS	BF	H	R	ER	SO	BB	IBB	HBP	BLK	WP	HR	S	P	ERA	WHIP
Dan Spillner, R ERA: 4.52	(1, 1)	4.2	L	22	5	7	7	3	4	0	0	0	1	3	24	40	13.50	1.929
Larry Hardy, R ERA: 16.2	(5, 1)	1.1		10	4	5	3	3	1	0	0	0	0	2	15	19	20.25	3.750
Rich Folkers, L ERA: 5.0	(7, 1)	1.0		5	2	0	0	1	0	0	0	0	0	0	7	7	0.00	2.000
Dave Tomlin, L ERA: 2.25	(8, 1)	1.0		5	1	0	0	1	1	0	0	0	0	0	6	10	0.00	2.000

PITCHER	IP	WLS	BF	H	R	ER	SO	BB	IBB	HBP	BLK	WP	HR	S	P	ERA	WHIP

BOTTOM

San Diego Padres @ Philadelphia Phillies

Veterans Stadium, Philadelphia, PA

Tue Jun 03 1975, 7:05 PM EDT

Att. 10,047 - Unknown

livebaseballscorecards.com

AB	35
R	12
H	12
RBI	12
BB	6
SO	8
LOB	11
PA	42
WP	1
PB	0
SB	1
CS	0

Batter	1	2	3	4	5	6	7	8	9	AB	R	H	RBI	BB	SO	LOB
Johnny Grubb, L (1, 8) OBP: 0.400, SLG: 0.439	4-3 SH3-4 1B 1B	BBB 1-2 2-3 BB		4-3			F5		F5	4	1	1	0	1	0	1
Enzo Hernandez, R (1, 6) OBP: 0.329, SLG: 0.278	SH3-4 1-2	SSS K			CS 1B		BBBB FC4-6 BB		F8	3	0	1	0	1	1	3
Bobby Tolan, L (1, 7) OBP: 0.302, SLG: 0.303	4-3 2-3	1-3			SSS K 1-2		FC4-6 1-2f			4	0	0	0	0	1	6
Dave Winfield, R (1, 9) OBP: 0.359, SLG: 0.476	BBBB 1B 1B BB		SSS K		BBBB S BB		F8			2	1	0	0	2	1	1
Willie McCovey, L (1, 3) OBP: 0.317, SLG: 0.402	1B 1-2 3-H 1B		SSS K		G3 1-2			F5		4	0	1	1	0	1	1
Tito Fuentes, S (1, 4) OBP: 0.290, SLG: 0.305	1-3 2-H 1B		1-4-3			L7		BBBB 1B BB		3	0	1	1	1	0	0
Fred Kendall, R (1, 2) OBP: 0.267, SLG: 0.270		F9		5-3		BBBB E BB		1-3 G5-4-3 1B		3	0	1	0	1	0	0
Ted Kubiak, S (1, 5) OBP: 0.308, SLG: 0.244 Hector Torres, R (8, PH) OBP: 0.280, SLG: 0.315 (8, 5)		BB SH 1B		F7		E8 G4-6-3 1-2		1-2f G5-4-3		3 1	0 0	1 0	0 0	0 0	0 0	1 2
Randy Jones, R (1, 1) OBP: 0.185, SLG: 0.192 Steve Huntz, S (6, PH) OBP: 0.250, SLG: 0.226 Bill Greif, R (6, 1) Dave Tomlin, L (8, 1) Dick Sharon, R (9, PH) OBP: 0.226, SLG: 0.111		SH BB 1-2		2B		G4-6-3 1-2f			1-3	1 1 0 0 1	0 0 0 0 0	1 0 0 0 0	0 0 0 0 0	0 0 0 0 0	0 0 0 0 0	0 2 0 0 0
Inning Stats	R: 2 E: 0 K: 0 S: 5 H: 3 LOB: 2 BB: 1 P: 9	R: 0 E: 1 K: 1 S: 7 H: 1 LOB: 3 BB: 1 P: 11	R: 0 E: 0 K: 2 S: 7 H: 0 LOB: 0 BB: 0 P: 7	R: 0 E: 0 K: 0 S: 4 H: 1 LOB: 1 BB: 0 P: 4	R: 0 E: 0 K: 1 S: 5 H: 1 LOB: 1 BB: 1 P: 9	R: 0 E: 1 K: 0 S: 3 H: 0 LOB: 1 BB: 1 P: 7	R: 0 E: 0 K: 0 S: 3 H: 0 LOB: 1 BB: 1 P: 7	R: 0 E: 0 K: 0 S: 3 H: 1 LOB: 1 BB: 1 P: 7	R: 0 E: 0 K: 0 S: 3 H: 0 LOB: 0 BB: 0 P: 3	1B: 6 2B: 1 3B: 0 HR: 0 SF: 0 SAC: 2 DP: 2 HBP: 0						

PITCHER	IP	WLS	BF	H	R	ER	SO	BB	IBB	HBP	BLK	WP	HR	S	P	ERA	WHIP
Wayne Twitchell, R (1, 1) ERA: 4.15	6.0	W	27	6	2	2	4	4	0	0	0	0	0	31	47	3.00	1.667
Tug McGraw, L (7, 1) ERA: 2.54	3.0	S	11	1	0	0	0	2	0	0	0	0	0	9	17	0.00	1.000

PITCHER	IP	WLS	BF	H	R	ER	SO	BB	IBB	HBP	BLK	WP	HR	S	P	ERA	WHIP

TOP

San Diego Padres @ Philadelphia Phillies

Veterans Stadium, Philadelphia, PA

Wed Jun 04 1975, 7:05 PM EDT

Att. 12,443 - Unknown

livebaseballscorecards.com

AB	30
R	2
H	7
RBI	2
BB	6
SO	4
LOB	17

WP: 0 PB: 0 SB: 1 CS: 1 PA: 38

Batter	1	2	3	4	5	6	7	8	9	AB	R	H	RBI	BB	SO	LOB
Dave Cash, R (1, 4) OBP: 0.390, SLG: 0.386	5-3	F8		K		S HBP		F9		4	0	0	0	0	1	0
Mike Schmidt, R (1, 5) OBP: 0.312, SLG: 0.443	S 1B 1B 1B	HR		S BB		F6 1-2		G6-4-3 BB		3	2	2	1	2	0	1
Ollie Brown, R (1, 9) OBP: 0.333, SLG: 0.600	S 1-2 1B 1B	HR		F7 1-2		K		G6-4-3 1-2f		5	2	2	1	0	1	3
Greg Luzinski, R (1, 7) OBP: 0.335, SLG: 0.497	K 1-2 2-3	BB		F9			K			3	0	0	0	1	2	3
Dick Allen, R (1, 3) OBP: 0.325, SLG: 0.234	1B BB	L8			E SF9 1B		FC1-4-5 S BB			2	1	1	0	2	0	1
Tom Hutton, L (8, 3) OBP: 0.271, SLG: 0.180										0	0	0	0	0	0	0
Bob Boone, R (1, 2) OBP: 0.378, SLG: 0.391	1-3 2-H 3-H 1B		E6 SH1-3		SF9 1-H		FC1-4-5 1-3 1B			3	1	1	3	0	0	1
Mike Anderson, R (1, 8) OBP: 0.333, SLG: 0.439	FC6-4 IBB		SH1-3 1-2		CS 1B		1B E IBB			0	0	0	0	1	0	0
Jerry Martin, R (3, 8) OBP: 0.438, SLG: 0.538										1	1	1	0	1	0	0
Terry Harmon, R (1, 6) OBP: 0.345, SLG: 0.208	FC6-4 1-2f		F8		K 1-2		E7 1-H 2-H 1B			4	0	1	1	0	1	5
Wayne Twitchell, R (1, 1) OBP: 0.087, SLG: 0.130		K	5-3			K	5-3			2	0	0	0	0	1	1
Jay Johnstone, L (6, PH) OBP: 0.373, SLG: 0.431										1	0	0	0	0	1	0
Tug McGraw, R (7, 1) OBP: 0.333, SLG: 0.333										1	0	0	0	0	0	1
Inning Stats	R: 2 E: 0 K: 1 S: 8 H: 3 LOB: 3 BB: 2 P: 16	R: 2 E: 0 K: 1 S: 7 H: 2 LOB: 1 BB: 1 P: 11	R: 0 E: 1 K: 0 S: 4 H: 0 LOB: 1 BB: 0 P: 4	R: 0 E: 0 K: 1 S: 5 H: 0 LOB: 1 BB: 1 P: 9	R: 1 E: 1 K: 1 S: 6 H: 2 LOB: 0 BB: 0 P: 6	R: 0 E: 0 K: 2 S: 7 H: 0 LOB: 1 BB: 0 P: 8	R: 2 E: 1 K: 1 S: 6 H: 1 LOB: 1 BB: 2 P: 14	R: 0 E: 0 K: 0 S: 2 H: 0 LOB: 0 BB: 1 P: 6		1B: 6 2B: 0 3B: 0 HR: 2 SF: 1 SAC: 1 DP: 1 HBP: 1						

PITCHER		IP	WLS	BF	H	R	ER	SO	BB	IBB	HBP	BLK	WP	HR	S	P	ERA	WHIP
Randy Jones, L ERA: 1.99	(1, 1)	5.0	L	26	7	5	4	4	3	1	0	0	0	2	30	46	7.20	2.000
Bill Greif, R ERA: 4.23	(6, 1)	2.0		10	1	2	1	3	1	1	1	0	0	0	13	22	4.50	1.000
Dave Tomlin, L ERA: 2.14	(8, 1)	1.0		3	0	0	0	0	1	0	0	0	0	0	2	6	0.00	1.000

PITCHER	IP	WLS	BF	H	R	ER	SO	BB	IBB	HBP	BLK	WP	HR	S	P	ERA	WHIP

BOTTOM

San Diego Padres @ Philadelphia Phillies

Veterans Stadium, Philadelphia, PA

Wed Jun 04 1975, 7:05 PM EDT

Att. 12,443 - Unknown

livebaseballscorecards.com

AB	29
R	7
H	8
RBI	6
BB	7
SO	7
LOB	16

PA: 39

WP: 0 PB: 0 SB: 5 CS: 1

Batter	1	2	3	4	5	6	7	8	9	AB	R	H	RBI	BB	SO	LOB
Enzo Hernandez, R (1, 6) OBP: 0.326, SLG: 0.282	S 1B 2B	6-3			6-3		6-3		4-3	5	1	1	0	0	0	0
Tito Fuentes, S (1, 4) OBP: 0.304, SLG: 0.316	BBBB 4-0 S 1B BB 2-3		2B		6-3		WP 1B 1B		BBBB 4-0 S BB	3	1	2	0	2	0	0
Bobby Tolan, L (1, 7) OBP: 0.293, SLG: 0.294	SSS 0-3 ① K 1-2		0-0 ① F3		0-0 ③ F9		0-0 ② F7		0-0 ② F6 1-2	5	0	0	0	0	1	5
Dave Winfield, R (1, 9) OBP: 0.369, SLG: 0.482	0-0 E FC5-4 1B 2-H 3-H		IIII 4-0 IBB			0-0 BLK HR 1B	0-0 WP 1-2 1B		0-0 ③ F9	4	2	3	2	1	0	1
Mike Ivie, R (1, 3) OBP: 0.306, SLG: 0.390	0-0 E6 FC5-4 1-3		SSS 0-3 ② K			0-0 ① 6-3 1-2	SSS 0-3 ③ K 1-2 2-3			4	0	0	0	0	2	6
Jerry Moses, R (1, 2) OBP: 0.250, SLG: 0.375	0-0 ② FC5-4 FC5-4 1-2f 3-H		0-0 ③ F4			0-0 ② F4		0-0 FC6-4 1B		4	0	1	1	0	0	4
Dick Sharon, R (1, 8) OBP: 0.229, SLG: 0.226	0-0 ③ FC5-4 1-2f			0-0 ① F9		0-0 2-H HR	SSS 0-3 ① K			4	1	1	2	0	1	2
Ted Kubiak, S (1, 5) OBP: 0.305, SLG: 0.244		0-0 ① 5-3		0-0 ② L5		0-0 1B		0-0 ② F8		4	0	1	0	0	0	1
Joe McIntosh, S (1, 1) OBP: 0.148, SLG: 0.087		SSS 0-3 ② K		0-0 ③ 4-3		SSS 0-3 ③ K		0-0 ③ FC6-4 1-2f		4	0	0	0	0	2	2
Inning Stats	R: 3 H: 2 E: 1 LOB: 1 K: 1 BB: 1 S: 8 P: 12	R: 0 H: 0 E: 0 LOB: 0 K: 1 BB: 0 S: 5 P: 5	R: 0 H: 1 E: 0 LOB: 2 K: 1 BB: 1 S: 6 P: 10	R: 0 H: 0 E: 0 LOB: 0 K: 0 BB: 0 S: 3 P: 3	R: 0 H: 0 E: 0 LOB: 0 K: 0 BB: 0 S: 3 P: 3	R: 2 H: 3 E: 0 LOB: 1 K: 1 BB: 0 S: 8 P: 8	R: 0 H: 2 E: 0 LOB: 2 K: 1 BB: 0 S: 7 P: 7	R: 0 H: 1 E: 0 LOB: 1 K: 1 BB: 0 S: 6 P: 6	R: 0 H: 0 E: 0 LOB: 1 K: 0 BB: 1 S: 3 P: 7	1B: 6 SF: 0 2B: 2 SAC: 0 3B: 0 DP: 0 HR: 1 HBP: 0					WP: 1 PA: 40 PB: 0 SB: 3 CS: 0	

TOP

San Diego Padres @ Montreal Expos

Jarry Park, Montreal, QB

Sun Jun 08 1975, 3:33 AM EDT

Unknown - 57 F

livebaseballscorecards.com

AB	37
R	5
H	9
RBI	5
BB	3
SO	6
LOB	21

PITCHER		IP	WLS	BF	H	R	ER	SO	BB	IBB	HBP	BLK	WP	HR	S	P	ERA	WHIP
Dave McNally, L ERA: 5.24	(1, 1)	6.0	L	27	6	5	4	4	1	1	0	1	0	1	33	41	6.00	1.167
Don Carrithers, R ERA:	(7, 1)	2.0		9	3	0	0	2	0	0	0	0	1	0	13	13	0.00	1.500
Donald DeMola, R ERA: 3.13	(9, 1)	1.0		4	0	0	0	0	1	0	0	0	0	0	3	7	0.00	1.000

PITCHER	IP	WLS	BF	H	R	ER	SO	BB	IBB	HBP	BLK	WP	HR	S	P	ERA	WHIP

BOTTOM

San Diego Padres @ Montreal Expos

Jarry Park, Montreal, QB

Sun Jun 08 1975, 3:33 AM EDT

Unknown - 57 F

Batter	1	2	3	4	5	6	7	8	9	AB	R	H	RBI	BB	SO	LOB
Larry Lintz, S (1, 4) OBP: 0.344, SLG: 0.241	BBBB 4-0 E S 1B BB		x 0-0 WP 1B 1B	x 0-0 ③ 4-3			x 0-0 G6-4-3 1B		x 0-0 ② B6	4	2	2	0	1	0	1
Tim Foli, R (1, 6)	SSS 0-3 ① K 1-3		x 0-0 ① 1-3 1-2		x 0-0 ① 6-3		x 0-0 ①② G6-4-3 1-2f		x 0-0 ③ F8	5	0	0	0	0	1	3
Pepe Mangual, R (1, 8) OBP: 0.359, SLG: 0.373	x 0-0 ② L6		x 0-0 ② F9		x 0-0 ② 6-3		x 0-0 ③ F4			4	0	0	0	0	0	2
Mike Jorgensen, L (1, 3) OBP: 0.341, SLG: 0.397	BBBB 4-0 1B BB		BBBB 4-0 1B BB		H 1-0 HBP			x 0-0 1B 1B		1	0	1	0	2	0	0
Larry Biittner, L (1, 7) OBP: 0.425, SLG: 0.480	x 0-0 1-2 3-H 1B		x 0-0 1-3 2-H 1B		x 0-0 ③ 4-3			x 0-0 1-2 1B		4	0	3	2	0	0	1
Gary Carter, R (1, 9) OBP: 0.329, SLG: 0.447	x 0-0 ③ 4-3		x 0-0 ③ F7			x 0-0 1B		x 0-0 ① F7		4	0	1	0	0	0	6
Larry Parrish, R (1, 5) OBP: 0.299, SLG: 0.417		x 0-0 ① F4		x 0-0 2B 1B		x 0-0 ① F3		x 0-0 ② L9		4	0	1	0	0	0	3
Barry Foote, R (1, 2) OBP: 0.233, SLG: 0.250		x 0-0 ② 4-3		x 0-0 ① 1-H 2B		SSS 0-3 ② K		x 0-0 ③ F3		4	0	1	0	0	1	3
Dave McNally, R (1, 1) OBP: 0.393, SLG: 0.190		x 0-0 ③ 5-3		x 0-0 ② F7		x 0-0 ③ 4-3			x 0-0 ① 4-3	2	0	0	0	0	0	1
Pat Scanlon, L (6, PH) OBP: 0.349, SLG: 0.447										1	0	0	0	0	0	1
Don Carrithers, R (7, 1)										0	0	0	0	0	0	0
Donald DeMola, R (9, 1)										0	0	0	0	0	0	0
Rich Coggins, L (9, PH) OBP: 0.300, SLG: 0.467										1	0	0	0	0	0	0
Inning Stats	R: 1 E: 0 K: 1 S: 6 H: 1 LOB: 2 BB: 2 P: 14	R: 0 E: 0 K: 0 S: 3 H: 0 LOB: 0 BB: 0 P: 3	R: 1 E: 0 K: 0 S: 5 H: 2 LOB: 2 BB: 1 P: 9	R: 0 E: 0 K: 0 S: 4 H: 2 LOB: 1 BB: 0 P: 4	R: 0 E: 0 K: 0 S: 3 H: 0 LOB: 1 BB: 0 P: 4	R: 0 E: 0 K: 1 S: 6 H: 1 LOB: 1 BB: 0 P: 6	R: 0 E: 0 K: 0 S: 3 H: 1 LOB: 0 BB: 0 P: 3	R: 0 E: 0 K: 0 S: 5 H: 2 LOB: 2 BB: 0 P: 5	R: 0 E: 0 K: 0 S: 3 H: 0 LOB: 0 BB: 0 P: 3	1B: 8 2B: 1 3B: 0 HR: 0	SF: 0 SAC: 0 DP: 1 HBP: 1						

livebaseballscorecards.com

AB	34
R	2
H	9
RBI	2
BB	3
SO	2
LOB	21

WP: 1 PB: 0 SB: 1 CS: 0 PA: 38

PITCHER	IP	WLS	BF	H	R	ER	SO	BB	IBB	HBP	BLK	WP	HR	S	P	ERA	WHIP
Joe McIntosh, R (1, 1) ERA: 2.18	9.0	W	38	9	2	2	2	3	0	1	0	1	0	38	51	2.00	1.333

PITCHER	IP	WLS	BF	H	R	ER	SO	BB	IBB	HBP	BLK	WP	HR	S	P	ERA	WHIP

Batter	1	2	3	4	5	6	7	8	9	AB	R	H	RBI	BB	SO	LOB
Johnny Grubb, L (1, 8) OBP: 0.404, SLG: 0.445	1B		BB		F7		2B		1-3	4	1	2	0	1	0	1
Enzo Hernandez, R (1, 6) OBP: 0.326, SLG: 0.283	L5		SH3-4 1-2		1B		F6			3	0	1	0	0	0	2
Bobby Tolan, L (1, 7) OBP: 0.293, SLG: 0.293	1B 1-2		F8		4-3			F6		4	0	1	0	0	0	2
Dave Winfield, R (1, 9) OBP: 0.371, SLG: 0.482	1B 1-2 2-H		6-3			1B		6-3		4	0	2	1	0	0	1
Willie McCovey, L (1, 3) OBP: 0.315, SLG: 0.405	F6			3-1		F7		2B		4	0	1	0	0	0	3
Tito Fuentes, S (1, 4) OBP: 0.303, SLG: 0.315	K			WP 1B		K		F8		4	0	1	0	0	2	4
Randy Hundley, R (1, 2) OBP: 0.242, SLG: 0.239		K		5-3 1-2		F9			5-3	4	0	0	0	0	1	2
Ted Kubiak, S (1, 5) OBP: 0.303, SLG: 0.244		L8		3-1			4-3		4-3 1B	4	0	1	0	0	0	1
Dave Freisleben, R (1, 1) OBP: 0.048, SLG: 0.048		K			K		4-3		4-3 1-2	2	0	0	0	0	2	0
Fred Kendall, R (7, PH) OBP: 0.265, SLG: 0.268										1	0	0	0	0	0	0
Dave Tomlin, L (7, 1)										0	0	0	0	0	0	0
Bill Greif, R (8, 1)										0	0	0	0	0	0	0
Mike Ivie, R (9, PH) OBP: 0.304, SLG: 0.388										1	0	0	0	0	0	1
Inning Stats	R: 1 E: 0 K: 1 S: 8 H: 3 LOB: 2 BB: 0 P: 8	R: 0 E: 0 K: 2 S: 7 H: 0 LOB: 0 BB: 0 P: 7	R: 0 E: 0 K: 0 S: 3 H: 0 LOB: 1 BB: 1 P: 7	R: 0 E: 0 K: 0 S: 4 H: 1 LOB: 1 BB: 0 P: 4	R: 0 E: 0 K: 1 S: 6 H: 1 LOB: 1 BB: 0 P: 6	R: 0 E: 0 K: 1 S: 6 H: 1 LOB: 1 BB: 0 P: 6	R: 0 E: 0 K: 0 S: 4 H: 1 LOB: 1 BB: 0 P: 4	R: 0 E: 0 K: 0 S: 4 H: 1 LOB: 1 BB: 0 P: 4	R: 0 E: 0 K: 0 S: 4 H: 1 LOB: 1 BB: 0 P: 4	1B: 7 2B: 2 3B: 0 HR: 0 SF: 0 SAC: 1 DP: 0 HBP: 0						

PITCHER	IP	WLS	BF	H	R	ER	SO	BB	IBB	HBP	BLK	WP	HR	S	P	ERA	WHIP
Steve Rogers, R (1, 1) ERA: 2.49	9.0	W	37	9	1	1	5	1	0	0	0	1	0	46	50	1.00	1.111

PITCHER	IP	WLS	BF	H	R	ER	SO	BB	IBB	HBP	BLK	WP	HR	S	P	ERA	WHIP

TOP

San Diego Padres @ Montreal Expos

Jarry Park, Montreal, QB

Sun Jun 08 1975, 3:38 AM EDT

Att. 11,882 - Unknown

livebaseballscorecards.com

AB	35
R	1
H	9
RBI	1
BB	1
SO	5
LOB	17

WP: 1 PA: 37
PB: 0
SB: 0
CS: 0

BOTTOM

San Diego Padres @ Montreal Expos

Jarry Park, Montreal, QB

Sun Jun 08 1975, 3:38 AM EDT

Att. 11,882 - Unknown

livebaseballscorecards.com

Batter	1	2	3	4	5	6	7	8	9	AB	R	H	RBI	BB	SO	LOB
Pepe Mangual, R (1, 8) OBP: 0.350, SLG: 0.362	L7	F7		F7			F7	FC6-4 1-2f		5	0	0	0	0	0	6
Larry Lintz, S (1, 4) OBP: 0.350, SLG: 0.253	B1-3 2B 1B	SH1-3 3B 1B		K			FC3-6 1B 1-2f			4	2	2	0	0	1	2
Rich Coggins, L (1, 7) OBP: 0.281, SLG: 0.438	B1-3 1-2	SH1-3 1-2			F6		1-2 1B			2	0	0	0	0	0	1
Jose Morales, R (7, PH) OBP: 0.500, SLG: 0.737										1	0	1	0	0	0	0
Tony Scott, S (8, 7) OBP: 0.247, SLG: 0.221										0	0	0	0	0	0	0
Mike Jorgensen, L (1, 3) OBP: 0.339, SLG: 0.400	2-H 2B	K			F4		F8			4	0	1	1	0	1	3
Larry Biittner, L (1, 9) OBP: 0.429, SLG: 0.468	BB	3B BB			K			K		2	1	0	0	2	2	0
Pat Scanlon, L (1, 5) OBP: 0.348, SLG: 0.488	K	1-H 2-H 3B				F7		2B 1B		3	0	1	2	0	1	2
Bob Bailey, R (8, PH) OBP: 0.310, SLG: 0.235										1	0	1	0	0	0	0
Pepe Frias, R (9, 5) OBP: 0.333, SLG: 0.200										0	0	0	0	0	0	0
Gary Carter, R (1, 2) OBP: 0.333, SLG: 0.455		SH1-4 1B	L4			5-3		1-3 2B		4	0	2	0	0	0	1
Tim Foli, R (1, 6) OBP: 0.284, SLG: 0.253		F8		SH3-4 1B		5-3		FC6-4 IBB		3	0	1	0	1	0	1
Steve Rogers, R (1, 1) OBP: 0.261, SLG: 0.200		SH1-4 1-2		SH3-4 1-2			FC3-6 1B	K		2	0	1	0	0	1	3
Inning Stats	R: 1 H: 2 E: 0 LOB: 2 K: 1 BB: 1 S: 7 P: 11	R: 0 H: 1 E: 0 LOB: 1 K: 0 BB: 0 S: 4 P: 4	R: 2 H: 2 E: 0 LOB: 1 K: 1 BB: 1 S: 7 P: 11	R: 0 H: 1 E: 0 LOB: 1 K: 1 BB: 0 S: 6 P: 6	R: 0 H: 0 E: 0 LOB: 0 K: 1 BB: 0 S: 5 P: 5	R: 0 H: 0 E: 0 LOB: 0 K: 0 BB: 0 S: 3 P: 3	R: 0 H: 2 E: 0 LOB: 2 K: 0 BB: 0 S: 5 P: 5	R: 0 H: 2 E: 0 LOB: 3 K: 2 BB: 1 S: 9 P: 13		1B: 7 SF: 0 2B: 2 SAC: 3 3B: 1 DP: 0 HR: 0 HBP: 0						

	AB	31
	R	3
	H	10
	RBI	3
	BB	3
	SO	6
	LOB	19

WP: 0 PA: 37
PB: 0
SB: 0
CS: 0

PITCHER		IP	WLS	BF	H	R	ER	SO	BB	IBB	HBP	BLK	WP	HR	S	P	ERA	WHIP
Dave Freisleben, R ERA: 4.24	(1, 1)	6.0	L	26	6	3	3	4	2	0	0	0	0	0	32	40	4.50	1.333
Dave Tomlin, L ERA: 2.01	(7, 1)	1.1		7	3	0	0	1	0	0	0	0	0	0	9	9	0.00	2.250
Bill Greif, R ERA: 4.13	(8, 1)	0.2		4	1	0	0	1	0	1	0	0	0	0	5	9	0.00	1.500

PITCHER	IP	WLS	BF	H	R	ER	SO	BB	IBB	HBP	BLK	WP	HR	S	P	ERA	WHIP

Batter	1	2	3	4	5	6	7	8	9	AB	R	H	RBI	BB	SO	LOB
Dave Cash, R (1, 4) OBP: 0.391, SLG: 0.408	5-3		6-3		2B 2-H 3-H		6-3 1B 1B		G1-4-3 1-2f	5	0	2	2	0	0	2
Mike Schmidt, R (1, 5) OBP: 0.301, SLG: 0.429	E6		6-3		BB B B B		F9		6-3	4	0	0	0	1	0	2
Ollie Brown, R (1, 9) OBP: 0.276, SLG: 0.464	F7			F8	F4		6-3 1-2			3	0	0	0	0	0	3
Ron Schueler, R (5, 1)										0	0	0	0	0	0	0
Tom Hilgendorf, S (6, 1)										0	0	0	0	0	0	0
Gene Garber, R (6, 1)										0	0	0	0	0	0	0
Jay Johnstone, L (6, 9) OBP: 0.361, SLG: 0.438										1	0	1	0	0	0	0
Greg Luzinski, R (1, 7) OBP: 0.338, SLG: 0.510	K S S S			FC6-4 1B	K S S S		6-3 1-2 2-3			4	0	1	0	0	2	5
Dick Allen, R (1, 3) OBP: 0.312, SLG: 0.325		K S S S		K S S S		2B 2B	6-3			4	1	1	0	0	2	3
Bob Boone, R (1, 2) OBP: 0.354, SLG: 0.360		6-3		FC6-4 1-2f		5-3		L7		4	0	0	0	0	0	2
Jerry Martin, R (1, 8) OBP: 0.433, SLG: 0.520		4-3			5-3 E 2B 1B	6-3		6-3		4	1	1	0	0	0	1
Terry Harmon, R (1, 6) OBP: 0.317, SLG: 0.206			BB B B B SH3		FC 5-3 2B 1-2	2B 2-H		1-3		3	1	1	1	1	0	1
Wayne Twitchell, R (1, 1) OBP: 0.087, SLG: 0.130			SH3 1-2		5-3 1-2 2-3	6-3			G1-4-3 1B	0	0	0	0	0	0	0
Joe Hoerner, R (4, 1)										0	0	0	0	0	0	0
Mike Anderson, R (5, PH) OBP: 0.329, SLG: 0.433										2	0	0	0	0	0	3
(5, 9)																
Tony Taylor, R (9, PH) OBP: 0.417, SLG: 0.381										1	0	1	0	0	0	0
Inning Stats	R: 0 E: 1 K: 1 S: 6 H: 0 LOB: 1 BB: 0 P: 6	R: 0 E: 0 K: 1 S: 5 H: 0 LOB: 0 BB: 0 P: 5	R: 0 E: 0 K: 0 S: 3 H: 0 LOB: 1 BB: 1 P: 7	R: 0 E: 0 K: 1 S: 6 H: 1 LOB: 1 BB: 0 P: 6	R: 2 E: 1 K: 1 S: 8 H: 2 LOB: 2 BB: 1 P: 12	R: 1 E: 0 K: 0 S: 5 H: 2 LOB: 1 BB: 0 P: 5	R: 0 E: 0 K: 0 S: 5 H: 2 LOB: 2 BB: 0 P: 5	R: 0 E: 0 K: 0 S: 3 H: 0 LOB: 0 BB: 0 P: 3	R: 0 E: 0 K: 0 S: 3 H: 1 LOB: 0 BB: 0 P: 3	1B: 5 2B: 3 3B: 0 HR: 0 SF: 0 SAC: 1 DP: 1 HBP: 0						

TOP

Philadelphia Phillies @ San Diego Padres

San Diego Stadium, San Diego, CA

Mon Jun 09 1975, 10:05 PM EDT

Att. 30,948 - Unknown

livebaseballscorecards.com

AB	35
R	3
H	8
RBI	3
BB	2
SO	4
LOB	22

PITCHER	IP	WLS	BF	H	R	ER	SO	BB	IBB	HBP	BLK	WP	HR	S	P	ERA	WHIP
Randy Jones, L (1, 1) ERA: 1.99	9.0	W	38	8	3	2	4	2	0	0	0	0	0	44	52	2.00	1.111

PITCHER	IP	WLS	BF	H	R	ER	SO	BB	IBB	HBP	BLK	WP	HR	S	P	ERA	WHIP

WP: 0 PB: 0 SB: 0 CS: 0 PA: 38

Batter	1	2	3	4	5	6	7	8	9	AB	R	H	RBI	BB	SO	LOB
Johnny Grubb, L (1, 8) OBP: 0.409, SLG: 0.456	4-3	E 2B 2-H		1B 2B 1-H		E SF9 BB 1-2 BBB		4-3 ②		4	3	2	2	1	0	0
Enzo Hernandez, R (1, 6) OBP: 0.339, SLG: 0.299	CS 1B	E4 1B 2-H		2-H 1B		E5 SF9 1B 1-3 2-H 3-H		5-3 ③		5	0	4	2	0	0	0
Bobby Tolan, L (1, 7) OBP: 0.292, SLG: 0.294	1B 1B BLK 1B 1-2 ②	F5 ③		K SSS		SF9 ② 2-3 3-H				3	1	1	1	0	1	2
Dave Winfield, R (1, 9) OBP: 0.378, SLG: 0.495	BLK 1B 1B 1-2	5-3 ①			1-3-2 3B	BB BBB				3	0	2	0	1	0	0
Willie McCovey, L (1, 3) OBP: 0.313, SLG: 0.400 Mike Ivie, R (7, 3) OBP: 0.304, SLG: 0.388	BLK 1B 1-2 2-3	K ②			K ① SSS	K ③ SSS				4 0	0 0	1 0	0 0	0 0	3 0	3 0
Tito Fuentes, S (1, 4) OBP: 0.302, SLG: 0.314	F7 ③ 1-2 2-3 3-H	6-3 ③			1-3-2 ②③ 3-Hf		CS 1B			4	0	1	0	0	0	3
Jerry Moses, R (1, 2) OBP: 0.250, SLG: 0.417		6-3 ①		G3 ①		1B 1B 2B SSS	K ①② 1-2			4	1	1	0	0	1	1
Ted Kubiak, S (1, 5) OBP: 0.311, SLG: 0.255		SH3-4 2B 1B		F9 ②		1B BB E 1B 2-3	1-3 ③			4	2	2	0	0	0	0
Randy Jones, R (1, 1) OBP: 0.200, SLG: 0.179		SH3-4 ② 1-2		2B BB BBB		K ① SSS		F8 ①		2	1	0	0	1	1	2
Inning Stats	R: 1 E: 0 K: 0 S: 6 H: 4 LOB: 2 BB: 0 P: 6	R: 2 E: 1 K: 0 S: 6 H: 3 LOB: 1 BB: 0 P: 6	R: 0 E: 0 K: 1 S: 5 H: 0 LOB: 0 BB: 0 P: 5	R: 2 E: 0 K: 1 S: 7 H: 2 LOB: 1 BB: 1 P: 11	R: 0 E: 0 K: 1 S: 5 H: 1 LOB: 0 BB: 0 P: 5	R: 3 E: 1 K: 2 S: 10 H: 3 LOB: 2 BB: 2 P: 18	R: 0 E: 0 K: 1 S: 5 H: 1 LOB: 0 BB: 0 P: 5	R: 0 E: 0 K: 0 S: 3 H: 0 LOB: 0 BB: 0 P: 3		1B: 10 2B: 5 3B: 1 HR: 0 SF: 1 SAC: 1 DP: 2 HBP: 0						

PITCHER		IP	WLS	BF	H	R	ER	SO	BB	IBB	HBP	BLK	WP	HR	S	P	ERA	WHIP
Wayne Twitchell, R ERA: 4.44	(1, 1)	3.2	L	20	9	5	4	1	1	0	0	1	0	0	21	25	9.82	2.727
Joe Hoerner, L ERA: 3.86	(4, 1)	0.1		1	0	0	0	1	0	0	0	0	0	0	3	3	0.00	0.000
Ron Schueler, R ERA: 7.71	(5, 1)	1.1		6	3	2	2	2	0	0	0	0	0	0	10	10	13.50	2.250
Tom Hilgendorf, L ERA: 3.79	(6, 1)	0.0		1	0	0	0	0	1	0	0	0	0	0	0	4	∞	∞
Gene Garber, R ERA: 3.22	(6, 1)	2.2		10	2	1	0	2	1	0	0	0	0	0	13	17	0.00	1.125

PITCHER	IP	WLS	BF	H	R	ER	SO	BB	IBB	HBP	BLK	WP	HR	S	P	ERA	WHIP

BOTTOM

Philadelphia Phillies @ San Diego Padres

San Diego Stadium, San Diego, CA

Mon Jun 09 1975, 10:05 PM EDT

Att. 30,948 - Unknown

livebaseballscorecards.com

AB	33
R	8
H	14
RBI	5
BB	3
SO	6
LOB	11

WP: 0 PB: 0 SB: 0 CS: 2 PA: 38

Philadelphia Phillies @ San Diego Padres

San Diego Stadium, San Diego, CA

Tue Jun 10 1975, 10:05 PM EDT

Att. 15,909 - Unknown

TOP

livebaseballscorecards.com

Batter	1	2	3	4	5	6	7	8	9	AB	R	H	RBI	BB	SO	LOB
Dave Cash, R (1, 4) OBP: 0.391, SLG: 0.405	4-3		6-3		F7		S 2B 1B (2-H)	FC6-4 IBB		4	1	1	1	1	0	1
Johnny Oates, L (1, 2) OBP: 0.300, SLG: 0.316	F5			S 2B 1B	K		K (1-2)	FC6-4 (1-2f)		4	1	1	0	0	2	1
Tony Taylor, R (8, PH) OBP: 0.400, SLG: 0.364										1	0	0	0	0	0	3
Larry Cox, R (8, 2) OBP: 0.400, SLG: 0.333										0	0	0	0	0	0	0
Mike Schmidt, R (1, 5) OBP: 0.304, SLG: 0.449	5-3			F6 (1-2)	F8		2B (2-H)		HR	5	1	2	2	0	0	1
Greg Luzinski, R (1, 7) OBP: 0.336, SLG: 0.502		K		F9		4-3	BB		BB G3-6-3	3	0	0	0	1	1	1
Mike Anderson, R (7, 9) OBP: 0.333, SLG: 0.433										0	0	0	0	1	0	0
Dick Allen, R (1, 3) OBP: 0.313, SLG: 0.317		K		2B BB		F8	F4		G3-6-3 (1-2f)	2	1	0	0	1	1	0
Tom Hutton, L (7, PH) OBP: 0.260, SLG: 0.172										2	0	0	0	0	0	3
(7, 3)																
Jay Johnstone, L (1, 9) OBP: 0.372, SLG: 0.461		F8		3B 2B (1-H, 2-H)		1B		E 1B	1B	3	1	2	2	0	0	0
Ollie Brown, R (7, 7) OBP: 0.323, SLG: 0.500										2	0	2	0	0	0	0
Jerry Martin, R (1, 8) OBP: 0.400, SLG: 0.448			6-3	3B IBB		F5		E4 (1-3)	5-3	4	1	0	0	1	0	3
Terry Harmon, R (1, 6) OBP: 0.333, SLG: 0.342			3B	3B (1-H, 2-H)			E5 SH2-4 1B	1-3		4	1	2	2	0	0	2
Larry Christenson, R (1, 1) OBP: 0.167, SLG: 0.667			6-3	K			SH2-4 (1-2)	K		3	0	0	0	0	2	4
Tug McGraw, R (8, 1) OBP: 0.333, SLG: 0.333										0	0	0	0	0	0	0

AB	37
R	7
H	10
RBI	7
BB	5
SO	6
LOB	19

Inning Stats	1	2	3	4	5	6	7	8	9	1B	SF	WP	PA
R	0	0	0	4	0	0	2	0	1	5	0	0	43
E	0	0	0	0	0	1	1	1	0	2B: 2	SAC: 1	PB: 0	
K	0	2	0	1	1	0	1	1	0	3B: 2	DP: 1	SB: 2	
S	3	7	4	8	5	4	8	7	4	HR: 1	HBP: 0	CS: 0	
H	0	0	1	3	0	1	2	1	2				
LOB	0	0	1	2	0	1	1	1	1				
BB	0	0	0	2	0	0	1	1	1				
P	3	7	4	16	5	4	12	11	8				

PITCHER		IP	WLS	BF	H	R	ER	SO	BB	IBB	HBP	BLK	WP	HR	S	P	ERA	WHIP
Dan Spillner, R	(1, 1)	6.2	L	31	7	6	4	5	2	1	0	0	0	0	38	50	5.40	1.350
ERA: 4.6																		
Dave Tomlin, L	(7, 1)	1.1		7	1	0	0	1	0	1	0	0	0	0	8	12	0.00	0.750
ERA: 1.9																		
Larry Hardy, R	(9, 1)	1.0		5	2	1	1	0	1	0	0	0	0	1	4	8	9.00	3.000
ERA: 13.5																		

PITCHER	IP	WLS	BF	H	R	ER	SO	BB	IBB	HBP	BLK	WP	HR	S	P	ERA	WHIP

Batter	1	2	3	4	5	6	7	8	9	AB	R	H	RBI	BB	SO	LOB
Johnny Grubb, L (1, 8) OBP: 0.406, SLG: 0.452	3-1		1-2 1B		6-3			K		4	0	1	0	0	1	2
Enzo Hernandez, R (1, 6) OBP: 0.332, SLG: 0.292	6-3		F8			F4		F9		4	0	0	0	0	0	4
Bobby Tolan, L (1, 7) OBP: 0.291, SLG: 0.293	FC6-4 1B		4-3			L4		5-3		4	0	1	0	0	0	4
Dave Winfield, R (1, 9) OBP: 0.376, SLG: 0.488	FC6-4 1-2f			BB		F2			F9	3	0	0	0	1	0	1
Willie McCovey, L (1, 3) OBP: 0.304, SLG: 0.387		K		L8			K		F8	4	0	0	0	0	2	1
Tito Fuentes, S (1, 4) OBP: 0.300, SLG: 0.312		CS 1B		K			6-3		F2	4	0	1	0	0	1	1
Jerry Moses, R (1, 2) OBP: 0.200, SLG: 0.333		K		F8			F5			3	0	0	0	0	1	2
Ted Kubiak, S (1, 5) OBP: 0.311, SLG: 0.258		CS 1-2	K		L5			E 1B		3	0	1	0	0	1	0
Dan Spillner, R (1, 1) OBP: 0.217, SLG: 0.190			1B		K			E1 1-3		2	0	1	0	0	1	0
Dave Tomlin, L (7, 1)										0	0	0	0	0	0	0
Gene Locklear, L (8, PH) OBP: 0.512, SLG: 0.629										1	0	1	0	0	0	0
Larry Hardy, R (9, 1)										0	0	0	0	0	0	0
Inning Stats	R: 0 E: 0 K: 0 S: 4 H: 1 LOB: 1 BB: 0 P: 4	R: 0 E: 0 K: 2 S: 7 H: 1 LOB: 0 BB: 0 P: 7	R: 0 E: 0 K: 1 S: 7 H: 2 LOB: 2 BB: 0 P: 7	R: 0 E: 0 K: 1 S: 5 H: 0 LOB: 1 BB: 1 P: 9	R: 0 E: 0 K: 1 S: 5 H: 0 LOB: 0 BB: 0 P: 5	R: 0 E: 0 K: 0 S: 3 H: 0 LOB: 0 BB: 0 P: 3	R: 0 E: 0 K: 1 S: 5 H: 0 LOB: 0 BB: 0 P: 5	R: 0 E: 1 K: 1 S: 7 H: 2 LOB: 2 BB: 0 P: 7	R: 0 E: 0 K: 0 S: 3 H: 0 LOB: 0 BB: 0 P: 3	1B: 6 2B: 0 3B: 0 HR: 0	SF: 0 SAC: 0 DP: 0 HBP: 0						

PITCHER		IP	WLS	BF	H	R	ER	SO	BB	IBB	HBP	BLK	WP	HR	S	P	ERA	WHIP
Larry Christenson, R ERA: 4.03	(1, 1)	7.0	W	27	6	0	0	6	1	0	0	0	0	0	38	42	0.00	1.000
Tug McGraw, L ERA: 2.3	(8, 1)	2.0		6	0	0	0	1	0	0	0	0	0	0	8	8	0.00	0.000

PITCHER	IP	WLS	BF	H	R	ER	SO	BB	IBB	HBP	BLK	WP	HR	S	P	ERA	WHIP

BOTTOM

Philadelphia Phillies @ San Diego Padres

San Diego Stadium, San Diego, CA

Tue Jun 10 1975, 10:05 PM EDT

Att. 15,909 - Unknown

livebaseballscorecards.com

AB	32
R	0
H	6
RBI	0
BB	1
SO	7
LOB	15

Batter	1	2	3	4	5	6	7	8	9	AB	R	H	RBI	BB	SO	LOB
Larry Lintz, S (1, 4) OBP: 0.336, SLG: 0.227	B B B B 4-0 BB 1B BB	x 0-0 ③ F4			x 0-0 ②③ G4-6-3 1-2f			x 0-0 ①② G6-4-3 1-2f		3	0	0	0	1	0	3
Tim Foli, R (1, 6) OBP: 0.279, SLG: 0.245	S S S 0-3 ① K		x 0-0 ① F2			x 0-0 ① F9		x 0-0 ③ L8		4	0	0	0	0	1	1
Pepe Mangual, R (1, 8) OBP: 0.348, SLG: 0.351	x 0-0 BB 1-2 1B		S S S 0-3 ② K			x 0-0 ② 6-3			B B B B 4-0 BB 1B FC4-6 BB	3	1	1	0	1	1	0
Bob Bailey, R (1, 7) OBP: 0.333, SLG: 0.310	x 0-0 ② F2		x 0-0 ③ 5-3			x 0-0 FC6-4 1B			x 0-0 FC4-6 BB 1-2 1B	4	0	2	0	0	0	2
Gary Carter, R (1, 9) OBP: 0.324, SLG: 0.432	B B B B 4-0 FC5-4 1-2 2-3 BB			x 0-0 ① F7		x 0-0 ③ FC6-4 1-2f			x 0-0 ① L7	3	0	0	0	1	0	3
Hal Breeden, R (1, 3) OBP: 0.242, SLG: 0.207 Mike Jorgensen, L (9, PH) OBP: 0.339, SLG: 0.390	x 0-0 ③ FC5-4 1-2f			x 0-0 ② 4-3			x 0-0 ① F7		B B B B 4-0 FC4-6 1-2 2-3 BB	3 0	0 0	0 0	0 0	0 1	0 0	3 0
Barry Foote, R (1, 2) OBP: 0.236, SLG: 0.252 Larry Biittner, L (9, PH) OBP: 0.433, SLG: 0.470 Tony Scott, S (9, PR) OBP: 0.247, SLG: 0.221		x 0-0 ① F7		x 0-0 ③ F6			x 0-0 ② F5		x 0-0 ② FC4-6 1-2f 2-3 3-H	3 1 0	0 0 0	0 0 0	0 1 0	0 0 0	0 0 0	0 2 0
Larry Parrish, R (1, 5) OBP: 0.301, SLG: 0.420 Pat Scanlon, L (9, PH) OBP: 0.308, SLG: 0.426		x 0-0 SH2-4 1B			x 0-0 FC1-5 2B		x 0-0 ③ L4		x 0-0 ③ 4-3	3 1	0 0	2 0	0 0	0 0	0 0	0 2
Dennis Blair, R (1, 1) OBP: 0.235, SLG: 0.188 Chuck Taylor, R (6, 1) Jose Morales, R (8, PH) OBP: 0.522, SLG: 0.750 Donald DeMola, R (8, 1)		x 0-0 ② SH2-4 1-2			x 0-0 ① FC1-5 G4-6-3 2-3			x 0-0 G6-4-3 1B		1 0 1 0	0 0 0 0	0 0 1 0	0 0 0 0	0 0 0 0	0 0 0 0	1 0 0 0
Inning Stats	R: 0 H: 1 E: 0 LOB: 3 K: 1 BB: 2 S: 6 P: 14	R: 0 H: 1 E: 0 LOB: 1 K: 0 BB: 0 S: 4 P: 4	R: 0 H: 0 E: 0 LOB: 0 K: 1 BB: 0 S: 5 P: 5	R: 0 H: 0 E: 0 LOB: 0 K: 0 BB: 0 S: 3 P: 3	R: 0 H: 1 E: 0 LOB: 0 K: 0 BB: 0 S: 3 P: 3	R: 0 H: 1 E: 0 LOB: 1 K: 0 BB: 0 S: 4 P: 4	R: 0 H: 0 E: 0 LOB: 0 K: 0 BB: 0 S: 3 P: 3	R: 0 H: 1 E: 0 LOB: 0 K: 0 BB: 0 S: 3 P: 3	R: 1 H: 1 E: 0 LOB: 2 K: 0 BB: 2 S: 4 P: 12	1B: 5 SF: 0 2B: 1 SAC: 1 3B: 0 DP: 2 HR: 0 HBP: 0						WP: 0 PA: 35 PB: 0 SB: 0 CS: 0	

PITCHER		IP	WLS	BF	H	R	ER	SO	BB	IBB	HBP	BLK	WP	HR	S	P	ERA	WHIP
Rich Folkers, L ERA: 4.11	(1, 1)	8.0	W	31	6	1	1	2	3	0	0	0	0	0	32	44	1.12	1.125
Danny Frisella, R ERA: 2.02	(9, 1)	1.0	S	4	0	0	0	0	1	0	0	0	0	0	3	7	0.00	1.000

PITCHER	IP	WLS	BF	H	R	ER	SO	BB	IBB	HBP	BLK	WP	HR	S	P	ERA	WHIP

Montreal Expos @ San Diego Padres

San Diego Stadium, San Diego, CA

Wed Jun 11 1975, 10:05 PM EDT

Att. 8,752 - Unknown

TOP

livebaseballscorecards.com

AB	30
R	1
H	6
RBI	1
BB	4
SO	2
LOB	17

BOTTOM

Montreal Expos @ San Diego Padres

San Diego Stadium, San Diego, CA

Wed Jun 11 1975, 10:05 PM EDT

Att. 8,752 - Unknown

Batter	1	2	3	4	5	6	7	8	9	AB	R	H	RBI	BB	SO	LOB
Johnny Grubb, L (1, 8) OBP: 0.407, SLG: 0.462	3B		F8 ②		4-3 ②③ 1-2		1B			4	0	2	0	0	0	1
Enzo Hernandez, R (1, 6) OBP: 0.335, SLG: 0.293	1-3 ①		WP 1B			BB SF9 BB BB	F8 ③			3	1	1	0	1	0	2
Bobby Tolan, L (1, 7) OBP: 0.300, SLG: 0.295	4-3 ②		BB 1-2			SF9 BB 1-2 SF7 BB		FC5-4 SH1-3 E 1B		2	2	1	0	2	0	1
Dave Winfield, R (1, 9) OBP: 0.375, SLG: 0.483	K ③		5-3 ③			S 1-2 2-3 BB		SH1-3 ① 1-2		2	0	0	0	1	1	3
Mike Ivie, R (1, 3) OBP: 0.303, SLG: 0.383		F8 ①		F9 ①		SF9 ① 2-3 3-H		FC5-4 BB		2	0	0	1	1	0	0
Tito Fuentes, S (1, 4) OBP: 0.300, SLG: 0.313		1B		4-3 ②		SF7 ② 1-2 3-H		FC5-4 ② E 1-2f 2-3		3	0	1	1	0	0	2
Fred Kendall, R (1, 2) OBP: 0.257, SLG: 0.260		F3 ②		5-3 ③		4-3 ③		E5 1-2 3-H		4	0	0	0	0	0	3
Ted Kubiak, S (1, 5) OBP: 0.309, SLG: 0.250		G3 ③			CS BB		G3 ①	F8 ③		3	0	0	0	1	0	3
Rich Folkers, L (1, 1) OBP: 0.125, SLG: 0.125 Danny Frisella, L (9, 1)			G3 ①		K ①		F5 ②			3 0	0	0	0	0	1	1 0
Inning Stats	R: 0 H: 1 E: 0 LOB: 1 K: 1 BB: 0 S: 6 P: 6	R: 0 H: 1 E: 0 LOB: 1 K: 0 BB: 0 S: 4 P: 4	R: 0 H: 1 E: 0 LOB: 2 K: 0 BB: 1 S: 4 P: 8	R: 0 H: 0 E: 0 LOB: 0 K: 0 BB: 0 S: 3 P: 3	R: 0 H: 0 E: 0 LOB: 0 K: 1 BB: 1 S: 4 P: 8	R: 2 H: 0 E: 0 LOB: 1 K: 0 BB: 3 S: 3 P: 15	R: 0 H: 1 E: 0 LOB: 1 K: 0 BB: 0 S: 4 P: 4	R: 1 H: 1 E: 1 LOB: 2 K: 0 BB: 1 S: 5 P: 9		1B: 4 SF: 2 2B: 0 SAC: 1 3B: 1 DP: 0 HR: 0 HBP: 0						

livebaseballscorecards.com

AB	26
R	3
H	5
RBI	2
BB	6
SO	2
LOB	16

WP: 1 PA: 35
PB: 0
SB: 1
CS: 1

PITCHER		IP	WLS	BF	H	R	ER	SO	BB	IBB	HBP	BLK	WP	HR	S	P	ERA	WHIP
Dennis Blair, R ERA: 3.34	(1, 1)	5.0	L	22	3	2	2	2	5	0	0	0	1	0	21	41	3.60	1.600
Chuck Taylor, R ERA: 3.94	(6, 1)	2.0		7	1	0	0	0	0	0	0	0	0	0	7	7	0.00	0.500
Donald DeMola, R ERA: 2.77	(8, 1)	1.0		6	1	1	0	0	1	0	0	0	0	0	5	9	0.00	2.000

PITCHER	IP	WLS	BF	H	R	ER	SO	BB	IBB	HBP	BLK	WP	HR	S	P	ERA	WHIP

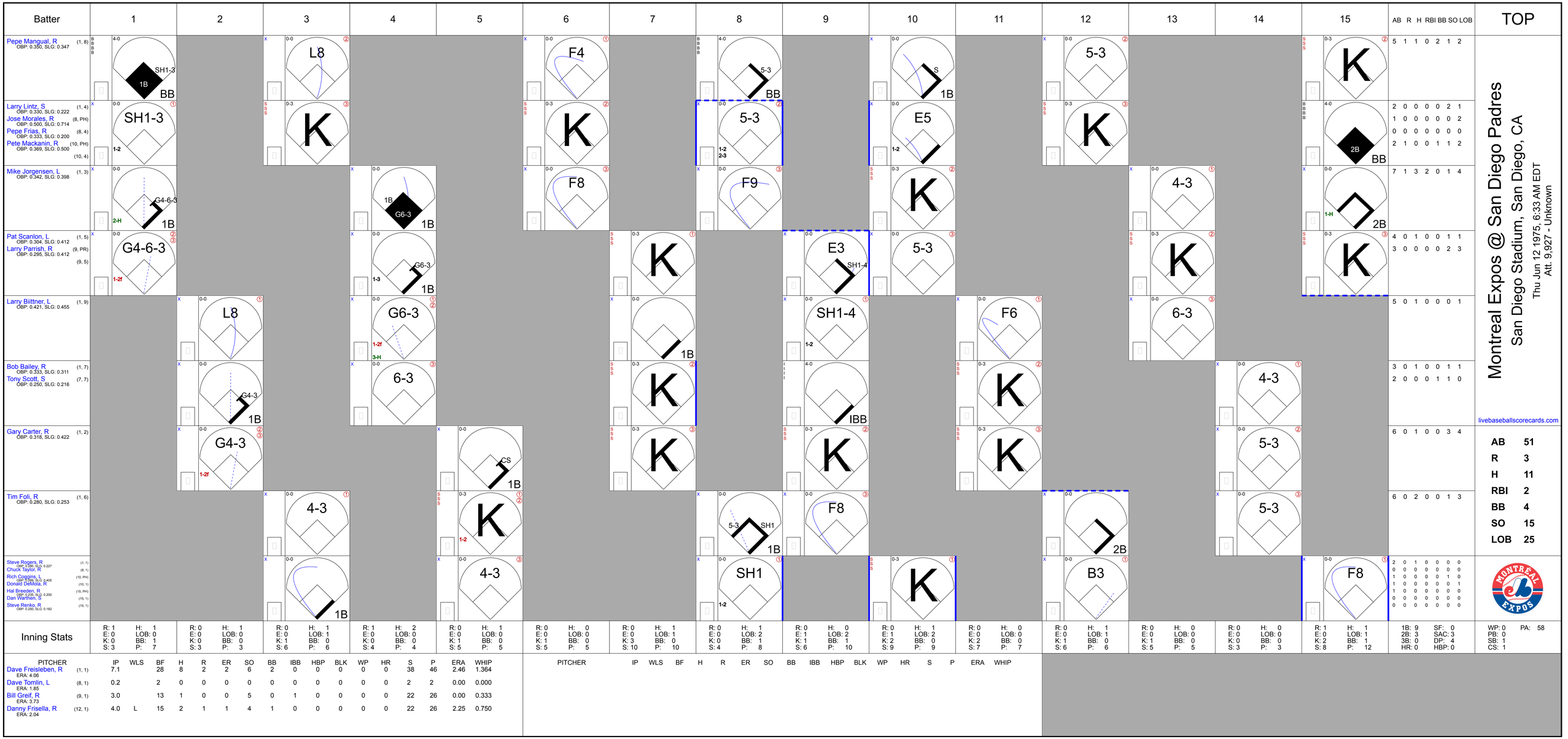
Batter
1
2
3
4
5
6
7
8
9
10
11
12
13
14
15
AB R H RBI BB SO LOB
TOP
Pepe Mangual, R (1, 8) OBP: 0.350, SLG: 0.347
Larry Lintz, S (1, 4) OBP: 0.330, SLG: 0.222
Jose Morales, R (8, PH) OBP: 0.500, SLG: 0.714
Pepe Frias, R (8, 4) OBP: 0.333, SLG: 0.200
Pete Mackanin, R (10, PH) OBP: 0.369, SLG: 0.500
(10, 4)
Mike Jorgensen, L (1, 3) OBP: 0.342, SLG: 0.398
Pat Scanlon, L (1, 5) OBP: 0.304, SLG: 0.412
Larry Parrish, R (9, PR) OBP: 0.295, SLG: 0.412
(9, 5)
Larry Biittner, L (1, 9) OBP: 0.421, SLG: 0.455
Bob Bailey, R (1, 7) OBP: 0.333, SLG: 0.311
Tony Scott, S (7, 7) OBP: 0.250, SLG: 0.216
Gary Carter, R (1, 2) OBP: 0.318, SLG: 0.422
Tim Foli, R (1, 6) OBP: 0.280, SLG: 0.253
Steve Rogers, R (1, 1) OBP: 0.250, SLG: 0.227
Chuck Taylor, R (8, 1)
Rich Coggins, L (10, PH) OBP: 0.389, SLG: 0.405
Donald DeMola, R (10, 1)
Hal Breeden, R (15, PH) OBP: 0.235, SLG: 0.200
Dan Warthen, S (15, 1)
Steve Renko, R (15, 1) OBP: 0.250, SLG: 0.182
5 1 1 0 2 1 2
2 0 0 0 0 2 1
1 0 0 0 0 0 2
0 0 0 0 0 0 0
2 1 0 0 1 1 2
7 1 3 2 0 1 4
4 0 1 0 0 1 1
3 0 0 0 0 2 3
5 0 1 0 0 0 1
3 0 1 0 0 1 1
2 0 0 0 1 1 0
6 0 1 0 0 3 4
6 0 2 0 0 1 3
2 0 1 0 0 0 0
0 0 0 0 0 0 0
1 0 0 0 0 1 0
1 0 0 0 0 0 1
1 0 0 0 0 0 0
0 0 0 0 0 0 0
0 0 0 0 0 0 0
Montreal Expos @ San Diego Padres
San Diego Stadium, San Diego, CA
Thu Jun 12 1975, 6:33 AM EDT
Att. 9,927 - Unknown
livebaseballscorecards.com
AB 51
R 3
H 11
RBI 2
BB 4
SO 15
LOB 25
Inning Stats
R: 1 E: 0 K: 0 S: 3 H: 1 LOB: 0 BB: 1 P: 7
R: 0 E: 0 K: 0 S: 3 H: 1 LOB: 0 BB: 0 P: 3
R: 0 E: 0 K: 1 S: 6 H: 1 LOB: 1 BB: 0 P: 6
R: 1 E: 0 K: 0 S: 4 H: 2 LOB: 0 BB: 0 P: 4
R: 0 E: 0 K: 1 S: 5 H: 1 LOB: 0 BB: 0 P: 5
R: 0 E: 0 K: 1 S: 5 H: 0 LOB: 0 BB: 0 P: 5
R: 0 E: 0 K: 3 S: 10 H: 1 LOB: 1 BB: 0 P: 10
R: 0 E: 0 K: 0 S: 4 H: 1 LOB: 2 BB: 1 P: 8
R: 0 E: 1 K: 1 S: 6 H: 0 LOB: 2 BB: 1 P: 10
R: 0 E: 1 K: 2 S: 9 H: 1 LOB: 2 BB: 0 P: 9
R: 0 E: 0 K: 2 S: 7 H: 0 LOB: 0 BB: 0 P: 7
R: 0 E: 0 K: 1 S: 6 H: 1 LOB: 1 BB: 0 P: 6
R: 0 E: 0 K: 1 S: 5 H: 0 LOB: 0 BB: 0 P: 5
R: 0 E: 0 K: 0 S: 3 H: 0 LOB: 0 BB: 0 P: 3
R: 1 E: 0 K: 2 S: 8 H: 1 LOB: 1 BB: 1 P: 12
1B: 9 2B: 3 3B: 0 HR: 0
SF: 0 SAC: 3 DP: 4 HBP: 0
WP: 0 PB: 0 SB: 1 CS: 1
PA: 58
PITCHER IP WLS BF H R ER SO BB IBB HBP BLK WP HR S P ERA WHIP
Dave Freisleben, R (1, 1) ERA: 4.06 7.1 28 8 2 2 6 2 0 0 0 0 0 38 46 2.46 1.364
Dave Tomlin, L (8, 1) ERA: 1.85 0.2 2 0 0 0 0 0 0 0 0 0 2 2 0.00 0.000
Bill Greif, R (9, 1) ERA: 3.73 3.0 13 1 0 0 5 0 1 0 0 0 0 22 26 0.00 0.333
Danny Frisella, R (12, 1) ERA: 2.04 4.0 L 15 2 1 1 4 1 0 0 0 0 0 22 26 2.25 0.750
PITCHER IP WLS BF H R ER SO BB IBB HBP BLK WP HR S P ERA WHIP

BOTTOM

Batter	1	2	3	4	5	6	7	8	9	10	11	12	13	14	15	AB	R	H	RBI	BB	SO	LOB
Johnny Grubb, L (1, 8) OBP: 0.402, SLG: 0.452	BBBB 4-0 SH3-4 BB		x 0-0 L8 ③			x 0-0 F8 ②		x 0-0 4-3 ②			x 0-0 SH5-4 ① 1-2		x 0-0 F8 ②		x 0-0 L9 ②	5	0	0	0	1	0	2
Enzo Hernandez, R (1, 6) OBP: 0.335, SLG: 0.294	x 0-0 SH3-4 ① 1-2			x 0-0 1B		x 0-0 4-3 ③		x 0-0 6-3 ③			x 0-0 4-3 ② 2-3		x 0-0 1B		x 0-0 FC5 ③ 2-3f	6	0	2	0	0	0	4
Bobby Tolan, L (1, 7) OBP: 0.301, SLG: 0.293	x 0-0 1-3 ②			x 0-0 F8 ①			x 0-0 FC6 1B SF8 1B		x 0-0 F7 ①		IIII 4-0 IBB		x 0-0 4-3 ③			5	1	1	0	1	0	3
Dave Winfield, R (1, 9) OBP: 0.374, SLG: 0.481 Dick Sharon, R (8, 9) OBP: 0.211, SLG: 0.206	x 0-0 4-3 ③			SSS 0-3 K ②			x 0-0 FC6 1B 1-2 1B		x 0-0 F3 ②		x 0-0 F2 ③			x 0-0 L8 ①		3	0	1	0	0	1	2
																3	0	0	0	0	0	2
Mike Ivie, R (1, 3) OBP: 0.298, SLG: 0.371		x 0-0 F3 ①		x 0-0 4-3 ③			x 0-0 FC6 E 1-2f 2-3		SSS 0-3 K ③			SSS 0-3 K ①		BBBB 4-0 G6-3 BB		5	0	0	0	1	2	3
Tito Fuentes, S (1, 4) OBP: 0.296, SLG: 0.310		x 0-0 6-3 ②			x 0-0 F8 ①		x 0-0 SF8 ② 1-2 3-H			SSS 0-3 K ①		x 0-0 FC6-4 1B		x 0-0 G6-3 ②③ 1-2f		5	0	1	1	0	1	1
Fred Kendall, R (1, 2) OBP: 0.261, SLG: 0.258		x 0-0 6-3 ③			x 0-0 L7 ②		x 0-0 L6 ③			BBBB 4-0 G6-4-3 BB		x 0-0 F8 ②			x 0-0 FC5 SH3-4 1B	5	0	1	0	1	0	2
Ted Kubiak, S (1, 5) OBP: 0.304, SLG: 0.245 Gene Locklear, L (8, PH) OBP: 0.500, SLG: 0.611 Hector Torres, R (9, 5) OBP: 0.273, SLG: 0.307		x 0-0 L9 ①			SSS 0-3 K ③			SSS 0-3 K ①		x 0-0 G6-4-3 ② ③ 1-2f		x 0-0 FC6-4 ③ 1-2f			x 0-0 SH3-4 ① 1-2	2	0	0	0	0	1	0
																1	0	0	0	0	1	0
																2	0	0	0	0	0	2
Dave Freisleben, R (1, 1) OBP: 0.043, SLG: 0.043 Dave Tomlin, L (8, 1) Willie McCovey, L (8, PH) OBP: 0.500, SLG: 0.417 Bill Grabarkewitz (9, 1) Randy Hundley, R (11, PH) OBP: 0.250, SLG: 0.247 John Scott, R (11, PR) Danny Frisella, L (12, 1) Jerry Moses, R (15, PH) OBP: 0.250, SLG: 0.333			x 0-0 6-3 ②			x 0-0 6-3 ①		x 0-0 HR			x 0-0 4-3 SH5-4 1B		x 0-0 F9 ①		BBBB 4-0 BB	2	0	0	0	0	0	0
																0	0	0	0	0	0	0
																1	1	1	1	0	0	0
																0	0	0	0	0	0	0
																1	0	1	0	0	0	0
																0	0	0	0	0	0	0
																1	0	0	0	0	0	0
																0	0	0	0	1	0	0
Inning Stats	R: 0 E: 0 K: 0 S: 3	H: 0 LOB: 1 BB: 1 P: 7	R: 0 E: 0 K: 0 S: 3	H: 0 LOB: 0 BB: 0 P: 3	R: 0 E: 0 K: 0 S: 3	H: 0 LOB: 0 BB: 0 P: 3	R: 0 E: 0 K: 1 S: 6	H: 1 LOB: 1 BB: 0 P: 6	R: 0 E: 0 K: 1 S: 5	H: 0 LOB: 0 BB: 0 P: 5	R: 0 E: 0 K: 1 S: 5	H: 0 LOB: 0 BB: 0 P: 5	R: 0 E: 0 K: 1 S: 4	H: 0 LOB: 0 BB: 1 P: 8	R: 0 E: 0 K: 0 S: 4	H: 1 LOB: 2 BB: 1 P: 8	R: 0 E: 0 K: 1 S: 6	H: 1 LOB: 1 BB: 0 P: 6	R: 0 E: 0 K: 0 S: 4	H: 1 LOB: 1 BB: 0 P: 4	R: 0 E: 0 K: 0 S: 2	H: 0 LOB: 0 BB: 1 P: 6	R: 0 E: 0 K: 0 S: 4	H: 1 LOB: 2 BB: 1 P: 8							

PITCHER		IP	WLS	BF	H	R	ER	SO	BB	IBB	HBP	BLK	WP	HR	S	P	ERA	WHIP
Steve Rogers, R ERA: 2.38	(1, 1)	7.0		25	3	1	1	2	1	0	0	0	0	0	28	32	1.29	0.571
Chuck Taylor, R ERA: 3.68	(8, 1)	2.0		7	1	1	1	2	0	0	0	0	0	1	11	11	4.50	0.500
Donald DeMola, R ERA: 2.32	(10, 1)	5.0	W	19	3	0	0	2	2	1	0	0	0	0	20	32	0.00	1.000
Dan Warthen, L ERA: 4.35	(15, 1)	0.1		2	1	0	0	0	0	0	0	0	0	0	2	2	0.00	3.000
Steve Renko, R ERA: 6.46	(15, 1)	0.2	S	3	0	0	0	0	1	0	0	0	0	0	2	6	0.00	1.500

PITCHER	IP	WLS	BF	H	R	ER	SO	BB	IBB	HBP	BLK	WP	HR	S	P	ERA	WHIP

Montreal Expos @ San Diego Padres

San Diego Stadium, San Diego, CA

Thu Jun 12 1975, 6:33 AM EDT

Att. 9,927 - Unknown

livebaseballscorecards.com

AB	47
R	2
H	8
RBI	2
BB	5
SO	6
LOB	21

1B: 7	SF: 1	WP: 0	PA: 56
2B: 0	SAC: 3	PB: 0	
3B: 0	DP: 2	SB: 0	
HR: 1	HBP: 0	CS: 0	

New York Mets @ San Diego Padres

San Diego Stadium, San Diego, CA

Fri Jun 13 1975, 10:05 PM EDT

Att. 16,099 - Unknown

TOP

livebaseballscorecards.com

Batter	1	2	3	4	5	6	7	8	9	AB	R	H	RBI	BB	SO	LOB
Wayne Garrett, L (1, 5) OBP: 0.407, SLG: 0.463	4-3	2B 1B 1-2 2-3		CS 1B		BBB 1B BB	SSS K		G3	5	1	2	0	1	1	2
Felix Millan, R (1, 4) OBP: 0.323, SLG: 0.362	BB 1B	F4		6-3 1-2		1B 1B 1-2		F9		5	1	2	0	0	0	4
Del Unser, L (1, 8) OBP: 0.357, SLG: 0.430	F7	2B 1-3 2-H 3-H			1-3	F9 1B 1-2 2-3		1B		5	0	3	2	0	0	1
Rusty Staub, L (1, 9) OBP: 0.382, SLG: 0.430	BBB BB 1-2	5-3			SSS K	1B 1-2 2-H 3-H		F7		4	0	1	2	1	1	3
Ed Kranepool, L (1, 3) OBP: 0.400, SLG: 0.487	F8		4-3		3B 1B	F9 2-3		1B 1-2		5	1	2	0	0	0	4
John Milner, L (1, 7) OBP: 0.316, SLG: 0.385		1B 1B	BBB S BB		3B 1B 1-2	G3		4-3		4	2	2	0	1	0	4
Mike Phillips, L (1, 6) OBP: 0.326, SLG: 0.320		F8	SSS K 1-2		3B 1-H 2-H	4-3			SSS K	5	0	1	2	0	2	2
Jerry Grote, R (1, 2) OBP: 0.320, SLG: 0.352		1B 1B 2B 1B 1-3	4-3		4-3	5-3			3B	5	1	2	0	0	0	2
George Stone, L (1, 1) OBP: 0.500, SLG: 0.500 Rick Baldwin, L (8, 1) OBP: 0.125, SLG: 0.125		1B 2B 1B 1-2 3-H		SSS K		SSS K		1B	4-3	4 1	1 0	2 0	1 0	0 0	2 0	0 1
Inning Stats	R: 0 E: 0 K: 0 S: 4 H: 1 LOB: 2 BB: 1 P: 8	R: 3 E: 0 K: 0 S: 8 H: 5 LOB: 2 BB: 0 P: 8	R: 0 E: 0 K: 1 S: 5 H: 0 LOB: 1 BB: 1 P: 9	R: 0 E: 0 K: 1 S: 5 H: 1 LOB: 0 BB: 0 P: 5	R: 2 E: 0 K: 1 S: 8 H: 3 LOB: 1 BB: 0 P: 8	R: 2 E: 0 K: 1 S: 8 H: 3 LOB: 2 BB: 1 P: 12	R: 0 E: 0 K: 1 S: 6 H: 1 LOB: 1 BB: 0 P: 6	R: 0 E: 0 K: 0 S: 5 H: 2 LOB: 2 BB: 0 P: 5	R: 0 E: 0 K: 1 S: 6 H: 1 LOB: 1 BB: 0 P: 6	1B: 14 2B: 1 3B: 2 HR: 0 SF: 0 SAC: 0 DP: 0 HBP: 0						

	AB	43
	R	7
	H	17
	RBI	7
	BB	3
	SO	6
	LOB	23

WP: 0 PB: 0 SB: 1 CS: 1 PA: 46

PITCHER		IP	WLS	BF	H	R	ER	SO	BB	IBB	HBP	BLK	WP	HR	S	P	ERA	WHIP
Joe McIntosh, R ERA: 2.45	(1, 1)	1.2	L	12	6	3	3	0	1	0	0	0	0	0	11	15	16.20	4.200
Dave Tomlin, L ERA: 2.28	(2, 1)	3.1		14	4	2	2	3	1	0	0	0	0	0	19	23	5.40	1.500
Dan Spillner, R ERA: 4.66	(6, 1)	3.0		16	6	2	2	2	1	0	0	0	0	0	19	23	6.00	2.333
Rich Folkers, L ERA: 4.0	(9, 1)	1.0		4	1	0	0	1	0	0	0	0	0	0	6	6	0.00	1.000

PITCHER	IP	WLS	BF	H	R	ER	SO	BB	IBB	HBP	BLK	WP	HR	S	P	ERA	WHIP

BOTTOM

New York Mets @ San Diego Padres

San Diego Stadium, San Diego, CA

Fri Jun 13 1975, 10:05 PM EDT

Att. 16,099 - Unknown

livebaseballscorecards.com

Batter	1	2	3	4	5	6	7	8	9	AB	R	H	RBI	BB	SO	LOB
Johnny Grubb, L (1, 8) OBP: 0.403, SLG: 0.457	4-3 1B 2B		FC4-6 FC6-4 1-2f			F4			B1-3 BLK 1B 1B	4	2	2	0	0	0	1
Enzo Hernandez, R (1, 6) OBP: 0.328, SLG: 0.287	4-3 2-3		FC6-4 1-2f			F9			F8 1-2	4	0	0	0	0	0	3
Bobby Tolan, L (1, 7) OBP: 0.295, SLG: 0.286	6-3		4-3			F8			B1-3 2-3	4	0	0	0	0	0	3
Mike Ivie, R (1, 3) OBP: 0.303, SLG: 0.374	FC6-4 3-H 1B			F7			5-3		3-H 1B	4	0	2	2	0	0	0
Fred Kendall, R (1, 2) OBP: 0.253, SLG: 0.250	FC6-4 1-2f			6-3			F8		G3	4	0	0	0	0	0	2
Tito Fuentes, S (1, 4) OBP: 0.292, SLG: 0.305		F5		L8			F8			3	0	0	0	0	0	0
Dick Sharon, R (1, 9) OBP: 0.220, SLG: 0.194		S S S K			B B B B 4-0 G1-6-3 BB			3-1		2	0	0	0	1	1	0
Ted Kubiak, S (1, 5) OBP: 0.296, SLG: 0.238		F4			G1-6-3 1-2f			F7		3	0	0	0	0	0	1
Joe McIntosh, S (1, 1) OBP: 0.148, SLG: 0.087 Dave Tomlin, L (2, 1) John Scott, R (5, PH) Dan Spillner, R (6, 1) OBP: 0.217, SLG: 0.190 Gene Locklear, L (8, PH) OBP: 0.488, SLG: 0.595 Rich Folkers, L (9, 1) OBP: 0.125, SLG: 0.125			B B B B 4-0 FC4-6 BB			F8			4-3	0 0 1 0 0 1 0	0 0 0 0 0 0 0	0 0 0 0 0 0 0	0 0 0 0 0 0 0	0 1 0 0 0 0 0	0 0 0 0 0 0 0	0 0 0 0 0 0 0
Inning Stats	R: 1 E: 0 K: 0 S: 5 H: 2 LOB: 1 BB: 0 P: 5	R: 0 E: 0 K: 1 S: 5 H: 0 LOB: 0 BB: 0 P: 5	R: 0 E: 0 K: 0 S: 3 H: 0 LOB: 1 BB: 1 P: 7	R: 0 E: 0 K: 0 S: 3 H: 0 LOB: 0 BB: 0 P: 3	R: 0 E: 0 K: 0 S: 2 H: 0 LOB: 0 BB: 1 P: 6	R: 0 E: 0 K: 0 S: 3 H: 0 LOB: 0 BB: 0 P: 3	R: 0 E: 0 K: 0 S: 3 H: 0 LOB: 0 BB: 0 P: 3	R: 0 E: 0 K: 0 S: 3 H: 0 LOB: 0 BB: 0 P: 3	R: 1 E: 0 K: 0 S: 5 H: 2 LOB: 1 BB: 0 P: 5	1B: 3 2B: 1 3B: 0 HR: 0	SF: 0 SAC: 0 DP: 1 HBP: 0						

	AB	30
	R	2
	H	4
	RBI	2
	BB	2
	SO	1
	LOB	10

	WP: 0	PA: 32
	PB: 0	
	SB: 0	
	CS: 0	

PITCHER		IP	WLS	BF	H	R	ER	SO	BB	IBB	HBP	BLK	WP	HR	S	P	ERA	WHIP
George Stone, L ERA: 1.29	(1, 1)	7.0	W	24	2	1	1	1	2	0	0	0	0	0	24	32	1.29	0.571
Rick Baldwin, R ERA: 3.29	(8, 1)	2.0		8	2	1	1	0	0	0	0	1	0	0	8	8	4.50	1.000

PITCHER	IP	WLS	BF	H	R	ER	SO	BB	IBB	HBP	BLK	WP	HR	S	P	ERA	WHIP

New York Mets @ San Diego Padres

San Diego Stadium, San Diego, CA

Sat Jun 14 1975, 10:05 PM EDT

Att. 16,049 - Unknown

TOP

livebaseballscorecards.com

Batter	1	2	3	4	5	6	7	8	9	AB	R	H	RBI	BB	SO	LOB
Gene Clines, R (1, 8) OBP: 0.241, SLG: 0.204	L9		CS 1B			L6-3		L9		4	0	1	0	0	0	1
Felix Millan, R (1, 4) OBP: 0.318, SLG: 0.355	F8		L 1-2	1-3		6-3		FC3-6 1-2f		5	0	0	0	0	0	2
Jesus Alou, R (1, 9) OBP: 0.371, SLG: 0.382	F9			K		1B		F9		4	0	1	0	0	1	1
Joe Torre, R (1, 5) OBP: 0.345, SLG: 0.384		L8 E 2B		4-3		F7			4-3	1	1	1	0	0	0	0
Wayne Garrett, L (2, 5) OBP: 0.393, SLG: 0.443										3	0	0	0	0	0	1
Cleon Jones, R (1, 7) OBP: 0.409, SLG: 0.429		L8 2-3			5-3		FC5-4 1B		FC4-6 1B	4	0	2	0	0	0	1
Dave Kingman, R (1, 3) OBP: 0.255, SLG: 0.438		FC5 G6-3 3-H			F8		K		F7	4	0	0	0	0	1	2
Jerry Grote, R (1, 2) OBP: 0.318, SLG: 0.349		G6-3 1-2f			1B 1B		FC5-4 1-2f		FC4-6 1-2f	4	0	1	0	0	0	3
Mike Phillips, L (1, 6) OBP: 0.326, SLG: 0.321			4-3		FC6-4 1-2 1B		F9			3	0	1	0	0	0	1
Jerry Koosman, R (1, 1) OBP: 0.235, SLG: 0.188			5-3		FC6-4 1-2f			FC3-6 1B		1	0	0	0	0	0	0
Harry Parker, R (4, 1)										0	0	0	0	0	0	0
Jack Heidemann, R (5, PH) OBP: 0.308, SLG: 0.370										1	0	0	0	0	0	2
Hank Webb, R (5, 1)										0	0	0	0	0	0	0
Del Unser, L (8, PH) OBP: 0.360, SLG: 0.433										1	0	1	0	0	0	0
Tom Hall, L (8, 1)										0	0	0	0	0	0	0
Inning Stats	R: 0 E: 0 K: 0 S: 3	H: 0 LOB: 0 BB: 0 P: 3	R: 1 E: 1 K: 0 S: 4	H: 1 LOB: 0 BB: 0 P: 4	R: 0 E: 0 K: 0 S: 3	H: 1 LOB: 0 BB: 0 P: 3	R: 0 E: 0 K: 1 S: 5	H: 0 LOB: 0 BB: 0 P: 5	R: 0 E: 0 K: 0 S: 5	H: 2 LOB: 2 BB: 0 P: 5	R: 0 E: 0 K: 0 S: 4	H: 1 LOB: 1 BB: 0 P: 4	R: 0 E: 0 K: 1 S: 6	H: 1 LOB: 1 BB: 0 P: 6	R: 0 E: 0 K: 0 S: 4	H: 1 LOB: 1 BB: 0 P: 4	R: 0 E: 0 K: 0 S: 4	H: 1 LOB: 1 BB: 0 P: 4	1B: 7 2B: 1 3B: 0 HR: 0	SF: 0 SAC: 0 DP: 1 HBP: 0	WP: 0 PB: 0 SB: 0 CS: 1	PA: 35

PITCHER		IP	WLS	BF	H	R	ER	SO	BB	IBB	HBP	BLK	WP	HR	S	P	ERA	WHIP
Randy Jones, L ERA: 1.82	(1, 1)	9.0	W	35	8	1	0	2	0	0	0	0	0	0	38	38	0.00	0.889

PITCHER	IP	WLS	BF	H	R	ER	SO	BB	IBB	HBP	BLK	WP	HR	S	P	ERA	WHIP

AB	35
R	1
H	8
RBI	0
BB	0
SO	2
LOB	14

BOTTOM

Batter	1	2	3	4	5	6	7	8	9	AB	R	H	RBI	BB	SO	LOB
Johnny Grubb, L (1, 8) OBP: 0.407, SLG: 0.453	S S S 0-3 K ①		B B B B 4-0 PB 2B 1-2 BB	I I I 4-0 IBB		B B B B 4-0 6-3 BB		x 0-0 L8 ①		2	1	0	0	3	1	0
Enzo Hernandez, R (1, 6) OBP: 0.320, SLG: 0.279	S S S 0-3 K ②		x 0-0 L8 ① 1-2 2-3	x 0-0 4-3 ③		x 0-0 6-3 ① 1-2		x 0-0 F7 ②		5	0	0	0	0	1	5
Bobby Tolan, L (1, 7) OBP: 0.298, SLG: 0.286	S S S 0-3 K ③		x 0-0 6-3 ②		B B B B 4-0 S BLK 1B BB	x 0-0 F7 ②		x 0-0 1B		4	1	1	0	1	1	3
Mike Ivie, R (1, 5) (6, 3) OBP: 0.300, SLG: 0.375		x 0-0 4-3 ①	x 0-0 2B 2-H 3-H		x 0-0 L5 ① 1-3	x 0-0 F7 ③		S S S 0-3 K ③		5	0	1	2	0	1	3
Willie McCovey, L (1, 3) OBP: 0.302, SLG: 0.407 Ted Kubiak, S (6, 5) OBP: 0.293, SLG: 0.236	S S S 0-3 K ②	x 0-0 G3 ③			x 0-0 F3 ②		x 0-0 E4 E 1B 1B			3 1	0 1	0 0	0 0	0 0	1 0	2 0
Tito Fuentes, S (1, 4) OBP: 0.305, SLG: 0.324	x 0-0 2B 1B		x 0-0 1B 2B		x 0-0 E BB 3-H 1B		x 0-0 E9 G5-4-3 1B 1-3 1B			4	2	4	1	0	0	0
Dick Sharon, R (1, 9) OBP: 0.267, SLG: 0.256	x 0-0 1B 1-H 2B		x 0-0 F6 ①	B B B B 4-0 E 1-2 BB		x 0-0 G5-4-3 1-2 3-H 1B				3	1	2	2	1	0	1
Fred Kendall, R (1, 2) OBP: 0.260, SLG: 0.257	x 0-0 ③ 1B 2-H		x 0-0 SH5-4 1B 2-H		x 0-0 E6 1-2 2-3		x 0-0 ① ② G5-4-3 1-2f 2-3			4	0	2	2	0	0	4
Randy Jones, R (1, 1) OBP: 0.212, SLG: 0.194		x 0-0 PB BB 2B 1B	x 0-0 ② SH5-4 1-2		x 0-0 ③ 5-3		x 0-0 ③ F3			3	1	1	0	0	0	4
Inning Stats	R: 0 E: 0 K: 3 S: 9 H: 0 LOB: 0 BB: 0 P: 9	R: 2 E: 0 K: 1 S: 7 H: 3 LOB: 1 BB: 0 P: 7	R: 2 E: 0 K: 0 S: 5 H: 2 LOB: 1 BB: 1 P: 9	R: 1 E: 0 K: 0 S: 5 H: 2 LOB: 2 BB: 1 P: 9	R: 1 E: 1 K: 0 S: 5 H: 1 LOB: 3 BB: 2 P: 13	R: 0 E: 0 K: 0 S: 3 H: 0 LOB: 1 BB: 1 P: 7	R: 1 E: 2 K: 0 S: 5 H: 2 LOB: 1 BB: 0 P: 5	R: 0 E: 0 K: 1 S: 6 H: 1 LOB: 1 BB: 0 P: 6		1B: 8 2B: 3 3B: 0 HR: 0	SF: 0 SAC: 1 DP: 1 HBP: 0					

PITCHER		IP	WLS	BF	H	R	ER	SO	BB	IBB	HBP	BLK	WP	HR	S	P	ERA	WHIP
Jerry Koosman, L ERA: 4.08	(1, 1)	3.1	L	17	7	5	4	4	1	0	0	0	0	0	24	28	10.80	2.400
Harry Parker, R ERA: 3.86	(4, 1)	0.2		3	0	0	0	0	0	1	0	0	0	0	2	6	0.00	0.000
Hank Webb, R ERA: 4.78	(5, 1)	3.0		16	3	2	1	0	3	0	0	1	0	0	13	25	3.00	2.000
Tom Hall, L ERA: 4.68	(8, 1)	1.0		4	1	0	0	1	0	0	0	0	0	0	6	6	0.00	1.000

PITCHER	IP	WLS	BF	H	R	ER	SO	BB	IBB	HBP	BLK	WP	HR	S	P	ERA	WHIP

New York Mets @ San Diego Padres

San Diego Stadium, San Diego, CA

Sat Jun 14 1975, 10:05 PM EDT

Att. 16,049 - Unknown

livebaseballscorecards.com

AB	34
R	7
H	11
RBI	7
BB	5
SO	5
LOB	22

New York Mets @ San Diego Padres

San Diego Stadium, San Diego, CA

Sun Jun 15 1975, 6:33 AM EDT

Att. 24,199 - Unknown

TOP

livebaseballscorecards.com

Batter	1	2	3	4	5	6	7	8	9	AB	R	H	RBI	BB	SO	LOB
Gene Clines, R (1, 9) OBP: 0.238, SLG: 0.203	F8 1B		FC2 FC1-5 1-2		L4		L4-6-3 1-2		L8	5	0	1	0	0	0	5
Felix Millan, R (1, 4) OBP: 0.315, SLG: 0.351	F8 1-2		FC1-5 1-2 2-3f		F7			F7	WP BB 1-2 E 1B	5	1	1	0	0	0	4
Cleon Jones, R (1, 7) OBP: 0.385, SLG: 0.400 John Milner, L (8, PR) OBP: 0.321, SLG: 0.385 (8, 7)	F9		K			1-3		1B	WP 1-2 2-3 E BB	4 0	0 1	1 0	0 0	0 1	1 0	2 0
Joe Torre, R (1, 5) OBP: 0.337, SLG: 0.374 Wayne Garrett, L (8, 5) OBP: 0.388, SLG: 0.437		E5 G5-4-3	F8			K		K	E8 1-H 2-H 3-H	4 1	0 0	0 0	0 0	0 0	2 0	3 0
Dave Kingman, R (1, 3) OBP: 0.247, SLG: 0.423		G5-4-3 1-2f		5-3		F6		F6	F9	5	0	0	0	0	0	3
Del Unser, L (1, 8) OBP: 0.367, SLG: 0.439		1B 1B		F5			2B E 1B		E S WP 1B	4	2	3	0	0	0	0
John Stearns, R (1, 2) OBP: 0.271, SLG: 0.327		1-2 1B		5-3			E 1-3 2B		E4 SH3 WP 1-3 1B	4	1	2	0	0	0	1
Mike Phillips, L (1, 6) OBP: 0.327, SLG: 0.321		K			SH1-4 1B		K		SH3 1-3 3-H	3	0	1	0	0	2	4
Tom Seaver, R (1, 1) OBP: 0.250, SLG: 0.237			FC1-5 E 1B		SH1-4 1-2		E6 L4-6-3 2-3 3-H		BB 1B WP 1B 3-H	3	1	2	1	0	0	1

	AB	38
	R	6
	H	11
	RBI	1
	BB	1
	SO	5
	LOB	23

Inning Stats																																		
	R: 0 E: 0 K: 0 S: 3	H: 1 LOB: 0 BB: 0 P: 3	R: 0 E: 1 K: 1 S: 7	H: 2 LOB: 2 BB: 0 P: 7	R: 0 E: 1 K: 1 S: 7	H: 1 LOB: 2 BB: 0 P: 7	R: 0 E: 0 K: 0 S: 3	H: 0 LOB: 0 BB: 0 P: 3	R: 0 E: 0 K: 0 S: 4	H: 1 LOB: 1 BB: 0 P: 4	R: 0 E: 0 K: 1 S: 5	H: 0 LOB: 0 BB: 0 P: 5	R: 1 E: 1 K: 1 S: 7	H: 2 LOB: 1 BB: 0 P: 7	R: 0 E: 0 K: 1 S: 6	H: 1 LOB: 1 BB: 0 P: 6	R: 5 E: 2 K: 0 S: 8	H: 3 LOB: 1 BB: 1 P: 12	1B: 10 2B: 1 3B: 0 HR: 0	SF: 0 SAC: 2 DP: 2 HBP: 0	WP: 2 PB: 0 SB: 1 CS: 0	PA: 41

PITCHER		IP	WLS	BF	H	R	ER	SO	BB	IBB	HBP	BLK	WP	HR	S	P	ERA	WHIP
Brent Strom, L ERA:	(1, 1)	8.0	L	32	8	1	0	5	0	0	0	0	0	0	42	42	0.00	1.000
Dave Tomlin, L ERA: 2.57	(9, 1)	0.1		3	1	2	2	0	0	0	0	0	1	0	3	3	54.00	3.000
Bill Greif, R ERA: 3.94	(9, 1)	0.2		6	2	3	0	0	1	0	0	0	1	0	5	9	0.00	4.500

PITCHER	IP	WLS	BF	H	R	ER	SO	BB	IBB	HBP	BLK	WP	HR	S	P	ERA	WHIP

New York Mets @ San Diego Padres

San Diego Stadium, San Diego, CA

Sun Jun 15 1975, 6:33 AM EDT

Att. 24,199 - Unknown

livebaseballscorecards.com

BOTTOM

Batter	1	2	3	4	5	6	7	8	9	AB	R	H	RBI	BB	SO	LOB
Bobby Tolan, L (1, 9) OBP: 0.297, SLG: 0.285	K2-3		1B			L4			F7	4	0	1	0	0	1	0
Enzo Hernandez, R (1, 6) OBP: 0.314, SLG: 0.273	K		L9			5-3			4-3	4	0	0	0	0	1	1
Gene Locklear, L (1, 7) OBP: 0.489, SLG: 0.610	1B			4-3			4-3 2B		F8	4	0	2	0	0	0	0
Mike Ivie, R (1, 5) OBP: 0.295, SLG: 0.369	F8			F3			F3			3	0	0	0	0	0	2
Willie McCovey, L (1, 3) OBP: 0.296, SLG: 0.397		F8		K			4-3 2-3			3	0	0	0	0	1	1
Tito Fuentes, S (1, 4) OBP: 0.300, SLG: 0.319		4-3			4-3		4-3			3	0	0	0	0	0	1
Dick Sharon, R (1, 8) OBP: 0.250, SLG: 0.238		L5			4-3			F7		3	0	0	0	0	0	0
Fred Kendall, R (1, 2) OBP: 0.255, SLG: 0.252			5-3		L9			F7		3	0	0	0	0	0	0
Brent Strom, R (1, 1) Randy Hundley, R (8, PH) OBP: 0.247, SLG: 0.244 Dave Tomlin, L (9, 1) Bill Greif, R (9, 1)			5-3			6-3		K		2	0	0	0	0	0	0
										1	0	0	0	0	1	0
										0	0	0	0	0	0	0
										0	0	0	0	0	0	0

Inning Stats	1	2	3	4	5	6	7	8	9
	R: 0 E: 0 K: 2 S: 8 H: 1 LOB: 1 BB: 0 P: 8	R: 0 E: 0 K: 0 S: 3 H: 0 LOB: 0 BB: 0 P: 3	R: 0 E: 0 K: 0 S: 4 H: 1 LOB: 1 BB: 0 P: 4	R: 0 E: 0 K: 1 S: 5 H: 0 LOB: 0 BB: 0 P: 5	R: 0 E: 0 K: 0 S: 3 H: 0 LOB: 0 BB: 0 P: 3	R: 0 E: 0 K: 0 S: 3 H: 0 LOB: 0 BB: 0 P: 3	R: 0 E: 0 K: 0 S: 4 H: 1 LOB: 1 BB: 0 P: 4	R: 0 E: 0 K: 1 S: 5 H: 0 LOB: 0 BB: 0 P: 5	R: 0 E: 0 K: 0 S: 3 H: 0 LOB: 0 BB: 0 P: 3

	AB	30
	R	0
	H	3
	RBI	0
	BB	0
	SO	4
	LOB	5

1B: 2 SF: 0
2B: 1 SAC: 0
3B: 0 DP: 0
HR: 0 HBP: 0

WP: 0 PA: 30
PB: 0
SB: 0
CS: 0

PITCHER	IP	WLS	BF	H	R	ER	SO	BB	IBB	HBP	BLK	WP	HR	S	P	ERA	WHIP
Tom Seaver, R (1, 1) ERA: 1.82	9.0	W	30	3	0	0	4	0	0	0	0	0	0	38	38	0.00	0.333

PITCHER	IP	WLS	BF	H	R	ER	SO	BB	IBB	HBP	BLK	WP	HR	S	P	ERA	WHIP

Batter	1	2	3	4	5	6	7	8	9	AB	R	H	RBI	BB	SO	LOB
Johnny Grubb, L (1, 8) OBP: 0.411, SLG: 0.454	4-3		E7 2-H			SH1-4 2B 1B 1-3 2-H 1B			BBBB G6-4-3 BB	4	1	2	1	1	0	0
Enzo Hernandez, R (1, 6) OBP: 0.308, SLG: 0.267	6-3		F3			SH1-4 1-2 F2			F8	4	0	0	0	0	0	4
Gene Locklear, L (1, 7) OBP: 0.480, SLG: 0.614 Dick Sharon, R (6, 9) OBP: 0.260, SLG: 0.233	SSS K			SSS K		BBBB 1B 2-H 2B	1B BB		G6-4-3 1-2f	3 1	1 0	1 0	1 0	0 1	2 0	0 1
Mike Ivie, R (1, 5) OBP: 0.294, SLG: 0.366 (6, 3)		6-3		5-3		1B BB FC3-6 2-H 1B	F4			4	1	1	1	0	0	1
Willie McCovey, L (1, 3) OBP: 0.297, SLG: 0.391 Ted Kubiak, S (6, PR) OBP: 0.299, SLG: 0.243 (6, 5)		L5	SSS K			BBBB FC3-6 1B 1-2 1B BB	G6-4-3 1-2 1B			2 1	0 1	0 1	0 1	1 0	1 0	0 0
Tito Fuentes, S (1, 4) OBP: 0.300, SLG: 0.318		6-3			F9	FC3-6 1-2 2-3 1B	G6-4-3 1-2f			4	0	1	0	0	0	2
Bobby Tolan, L (1, 9) OBP: 0.300, SLG: 0.289 (6, 7)			5-3 E 1B		S 1B	FC3-6 1-2f 2-3 3-H IBB 1B		G3		4	2	2	1	0	0	2
Fred Kendall, R (1, 2) OBP: 0.255, SLG: 0.247			5-3 1-2		SSS K 1-2	1B 1-2 1B IBB		6-3		3	1	0	0	1	1	2
Rich Folkers, L (1, 1) OBP: 0.167, SLG: 0.167			F2		SSS K	1B 1-2 2-H 3-H 1B		SSS K		4	0	1	2	0	2	2
Inning Stats	R: 0 E: 0 K: 1 S: 5 H: 0 LOB: 0 BB: 0 P: 5	R: 0 E: 0 K: 0 S: 3 H: 0 LOB: 0 BB: 0 P: 3	R: 1 E: 1 K: 0 S: 5 H: 1 LOB: 1 BB: 0 P: 5	R: 0 E: 0 K: 2 S: 7 H: 0 LOB: 0 BB: 0 P: 7	R: 0 E: 0 K: 2 S: 8 H: 1 LOB: 1 BB: 0 P: 8	R: 6 E: 0 K: 0 S: 9 H: 6 LOB: 2 BB: 2 P: 17	R: 0 E: 0 K: 0 S: 3 H: 1 LOB: 1 BB: 1 P: 7	R: 0 E: 0 K: 1 S: 5 H: 0 LOB: 0 BB: 0 P: 5	R: 0 E: 0 K: 0 S: 2 H: 0 LOB: 0 BB: 1 P: 6	1B: 8 2B: 1 3B: 0 HR: 0	SF: 0 SAC: 1 DP: 2 HBP: 0						

TOP

San Diego Padres @ San Francisco Giants

Candlestick Park, San Francisco, CA

Mon Jun 16 1975, 6:33 AM EDT

Att. 1,851 - Unknown

livebaseballscorecards.com

AB	34
R	7
H	9
RBI	6
BB	4
SO	6
LOB	14

PITCHER		IP	WLS	BF	H	R	ER	SO	BB	IBB	HBP	BLK	WP	HR	S	P	ERA	WHIP
Ed Halicki, R ERA: 3.3	(1, 1)	5.1	L	24	6	6	5	5	1	0	0	0	0	0	33	37	8.44	1.312
Gary Lavelle, L ERA: 2.11	(6, 1)	1.2		9	3	1	1	0	1	1	0	0	0	0	7	15	5.40	2.400
Dave Heaverlo, R ERA: 3.43	(8, 1)	2.0		6	0	0	0	1	1	0	0	0	0	0	7	11	0.00	0.500

PITCHER	IP	WLS	BF	H	R	ER	SO	BB	IBB	HBP	BLK	WP	HR	S	P	ERA	WHIP

BOTTOM

San Diego Padres @ San Francisco Giants

Candlestick Park, San Francisco, CA

Mon Jun 16 1975, 6:33 AM EDT

Att. 1,851 - Unknown

livebaseballscorecards.com

Batter	1	2	3	4	5	6	7	8	9	AB	R	H	RBI	BB	SO	LOB
Derrel Thomas, S (1, 4) OBP: 0.344, SLG: 0.341	L8	F9			L3 1B	1-3	G6-4-3 1-2f			5	0	1	0	0	0	3
Chris Arnold, R (1, 9) OBP: 0.333, SLG: 0.267	BB 1B 1B	FC6-4 1-2f			K	L8				4	1	1	0	0	1	2
Bobby Murcer, L (1, 8) OBP: 0.395, SLG: 0.500	1B 1B 1-2 BB		F9		L3 1-2			3-1		3	0	0	0	1	0	1
Jake Brown, R (1, 7) OBP: 0.300, SLG: 0.421	K		5-3			4-3		K		4	0	0	0	0	2	2
Willie Montanez, L (1, 3) OBP: 0.337, SLG: 0.407	FC5 1B 1-2 2-H 1B		1B			6-3 1B 1B		BB		3	0	3	1	1	0	0
Chris Speier, R (1, 6) OBP: 0.353, SLG: 0.359	1-2 2-3 1B		F7			6-3 1-2 1B		F8		4	0	2	0	0	0	2
Bruce Miller, R (1, 5) OBP: 0.313, SLG: 0.346	FC5 2-3f		6-3			6-3 1-2 2-3			FC6-4 1B 1B	4	0	1	0	0	0	5
Marc Hill, R (1, 2) OBP: 0.324, SLG: 0.342		FC6-4 1B	5-3			F2			FC6-4 1-2 1B	4	0	2	0	0	0	2
Ed Halicki, R (1, 1) OBP: 0.125, SLG: 0.067		K	5-3				6-3		FC6-4 G6-4-3 1-2f 2-3	2	0	0	0	0	1	1
Gary Lavelle, S (6, 1) OBP: 0.167, SLG: 0.167										0	0	0	0	0	0	0
Steve Ontiveros, S (7, PH) OBP: 0.370, SLG: 0.302										1	0	0	0	0	0	0
Dave Heaverlo, R (8, 1)										0	0	0	0	0	0	0
Craig Robinson, R (9, PH) OBP: 0.056, SLG: 0.056										1	0	0	0	0	0	2
Inning Stats	R: 1 H: 3 E: 0 LOB: 3 K: 1 BB: 1 S: 8 P: 12	R: 0 H: 1 E: 0 LOB: 1 K: 1 BB: 0 S: 6 P: 6	R: 0 H: 1 E: 0 LOB: 1 K: 0 BB: 0 S: 4 P: 4	R: 0 H: 0 E: 0 LOB: 0 K: 0 BB: 0 S: 3 P: 3	R: 0 H: 1 E: 0 LOB: 0 K: 1 BB: 0 S: 5 P: 5	R: 0 H: 2 E: 0 LOB: 2 K: 0 BB: 0 S: 5 P: 5	R: 0 H: 0 E: 0 LOB: 0 K: 0 BB: 0 S: 3 P: 3	R: 0 H: 0 E: 0 LOB: 1 K: 1 BB: 1 S: 5 P: 9	R: 0 H: 2 E: 0 LOB: 1 K: 0 BB: 0 S: 4 P: 4	1B: 10 SF: 0 2B: 1 SAC: 0 3B: 0 DP: 2 HR: 0 HBP: 0						

	AB	35
	R	1
	H	10
	RBI	1
	BB	2
	SO	4
	LOB	20

WP: 0 PA: 37
PB: 0
SB: 0
CS: 0

PITCHER	IP	WLS	BF	H	R	ER	SO	BB	IBB	HBP	BLK	WP	HR	S	P	ERA	WHIP
Rich Folkers, L (1, 1) ERA: 3.4	9.0	W	37	10	1	1	4	2	0	0	0	0	0	43	51	1.00	1.333

PITCHER	IP	WLS	BF	H	R	ER	SO	BB	IBB	HBP	BLK	WP	HR	S	P	ERA	WHIP

Batter	1	2	3	4	5	6	7	8	9	AB	R	H	RBI	BB	SO	LOB
Johnny Grubb, L (1, 8) OBP: 0.412, SLG: 0.452	4-3		BB		1B		FC6-4			3	0	1	0	1	0	2
Enzo Hernandez, R (1, 6) OBP: 0.308, SLG: 0.268	1B		SH1-3		5-3		F7			3	0	1	0	0	0	3
Bobby Tolan, L (1, 7) OBP: 0.304, SLG: 0.298	G6-4-3		4-3		G3			G3 SF9		4	1	2	0	0	0	3
Mike Ivie, R (1, 3) OBP: 0.299, SLG: 0.366	G6-4-3		BB			G6-4-3		G3		3	0	1	0	1	0	3
Fred Kendall, R (1, 2) OBP: 0.255, SLG: 0.255		PB	F3			F7		SF9		3	0	1	1	0	0	4
Tito Fuentes, S (1, 4) OBP: 0.294, SLG: 0.312		F3		4-3		G6-4-3		F3		4	0	0	0	0	0	2
Dick Sharon, R (1, 9) OBP: 0.278, SLG: 0.255		1-3		5-3			FC6-4		G6-4-3	4	0	2	0	0	0	1
Ted Kubiak, S (1, 5) OBP: 0.298, SLG: 0.236		L6		6-3					G6-4-3	3	0	0	0	1	0	2
Dave Freisleben, R (1, 1) OBP: 0.080, SLG: 0.080 Randy Hundley, R (7, PH) OBP: 0.245, SLG: 0.242 Dave Tomlin, L (7, 1) Gene Locklear, L (9, PH) OBP: 0.471, SLG: 0.600			SH1-3 BB		F9		K		K	2 1 0 1	0 0 0 0	1 0 0 0	0 0 0 0	0 0 0 1	0 1 0 0	0 2 0 0
Inning Stats	R: 0 E: 0 K: 0 S: 4 H: 2 LOB: 1 BB: 0 P: 4	R: 0 E: 0 K: 0 S: 4 H: 1 LOB: 1 BB: 0 P: 4	R: 0 E: 0 K: 0 S: 4 H: 1 LOB: 3 BB: 2 P: 12	R: 0 E: 0 K: 0 S: 3 H: 0 LOB: 0 BB: 0 P: 3	R: 0 E: 0 K: 0 S: 4 H: 1 LOB: 1 BB: 0 P: 4	R: 0 E: 0 K: 0 S: 3 H: 1 LOB: 0 BB: 0 P: 3	R: 0 E: 0 K: 1 S: 6 H: 1 LOB: 2 BB: 1 P: 10	R: 1 E: 0 K: 0 S: 4 H: 1 LOB: 0 BB: 0 P: 4	R: 0 E: 0 K: 1 S: 5 H: 1 LOB: 0 BB: 0 P: 5	1B: 7 2B: 2 3B: 0 HR: 0	SF: 1 SAC: 1 DP: 3 HBP: 0					

TOP

San Diego Padres @ San Francisco Giants

Candlestick Park, San Francisco, CA

Tue Jun 17 1975, 10:05 PM EDT

Att. 2,482 - Unknown

livebaseballscorecards.com

AB	31
R	1
H	9
RBI	1
BB	3
SO	2
LOB	22

WP: 0 PB: 1 SB: 0 CS: 0 PA: 36

PITCHER	IP	WLS	BF	H	R	ER	SO	BB	IBB	HBP	BLK	WP	HR	S	P	ERA	WHIP
Pete Falcone, L (1, 1) ERA: 3.39	9.0	W	36	9	1	1	2	3	0	0	0	0	0	37	49	1.00	1.333

PITCHER	IP	WLS	BF	H	R	ER	SO	BB	IBB	HBP	BLK	WP	HR	S	P	ERA	WHIP

BOTTOM

San Diego Padres @ San Francisco Giants

Candlestick Park, San Francisco, CA

Tue Jun 17 1975, 10:05 PM EDT

Att. 2,482 - Unknown

Batter	1	2	3	4	5	6	7	8	9	AB	R	H	RBI	BB	SO	LOB
Derrel Thomas, S (1, 4) OBP: 0.347, SLG: 0.340	BBBB 4-0 G4-6-3 BB		x 0-0 ② L6		x 0-0 ② 6-3		x 0-0 CS 1B			3	0	1	0	1	0	0
Von Joshua, L (1, 8) OBP: 0.352, SLG: 0.427	x 0-0 ① L7		x 0-0 ③ L6		BBBB 4-0 1B BB		x 0-0 ①② 4-3 1-2			3	0	0	0	1	0	2
Bobby Murcer, L (1, 9) OBP: 0.400, SLG: 0.502	x 0-0 ②③ G4-6-3 1-2f			BBBB 4-0 G3 1B BB	x 0-0 1-3 1B		x 0-0 1B			3	1	2	0	1	0	1
Willie Montanez, L (1, 3) OBP: 0.336, SLG: 0.404		x 0-0 FC3-6 1B		x 0-0 ① G3 1-2	x 0-0 ③ 4-3		x 0-0 ③ 4-3			4	0	1	0	0	0	4
Chris Speier, R (1, 6) OBP: 0.352, SLG: 0.362		x 0-0 ① FC3-6 G3 1-2f		x 0-0 ② F4		x 0-0 1B 2B		x 0-0 ① F4		4	1	1	0	0	0	2
Gary Thomasson, L (1, 7) OBP: 0.258, SLG: 0.270		x 0-0 ② G3 1-2		x 0-0 2-H 1B		BBBB 4-0 1B SF8 BB		x 0-0 CS 1B		3	1	2	1	1	0	1
Steve Ontiveros, S (1, 5) OBP: 0.389, SLG: 0.315		BBBB 4-0 BB		BBBB 4-0 BB		x 0-0 B1-6-4 1-3 2-H 1B		x 0-0 ② 1-2 1B		2	0	2	1	2	0	0
Dave Rader, L (1, 2) OBP: 0.330, SLG: 0.330		x 0-0 ③ 4-3		x 0-0 ③ F5		x 0-0 ① SF8 3-H		x 0-0 ③ 1-3		3	0	0	1	0	0	5
Pete Falcone, L (1, 1) OBP: 0.080, SLG: 0.080			x 0-0 ① 4-3		x 0-0 ① 2-3		x 0-0 ②③ B1-6-4 1-2f			3	0	0	0	0	0	1
Inning Stats	R: 0 E: 0 K: 0 S: 2 H: 0 LOB: 0 BB: 1 P: 6	R: 0 E: 0 K: 0 S: 4 H: 1 LOB: 2 BB: 1 P: 8	R: 0 E: 0 K: 0 S: 3 H: 0 LOB: 0 BB: 0 P: 3	R: 1 E: 0 K: 0 S: 4 H: 1 LOB: 2 BB: 2 P: 12	R: 0 E: 0 K: 0 S: 4 H: 1 LOB: 2 BB: 1 P: 8	R: 2 E: 0 K: 0 S: 4 H: 2 LOB: 0 BB: 1 P: 8	R: 0 E: 0 K: 0 S: 4 H: 2 LOB: 1 BB: 0 P: 4	R: 0 E: 0 K: 0 S: 4 H: 2 LOB: 1 BB: 0 P: 4		1B: 8 2B: 1 3B: 0 HR: 0	SF: 1 SAC: 0 DP: 2 HBP: 0			WP: 0 PB: 0 SB: 0 CS: 2	PA: 35		

livebaseballscorecards.com

	AB	28
	R	3
	H	9
	RBI	3
	BB	6
	SO	0
	LOB	16

PITCHER		IP	WLS	BF	H	R	ER	SO	BB	IBB	HBP	BLK	WP	HR	S	P	ERA	WHIP
Dave Freisleben, R ERA: 4.09	(1, 1)	6.0	L	27	5	3	3	0	6	0	0	0	0	0	21	45	4.50	1.833
Dave Tomlin, L ERA: 2.4	(7, 1)	2.0		8	4	0	0	0	0	0	0	0	0	0	8	8	0.00	2.000

PITCHER	IP	WLS	BF	H	R	ER	SO	BB	IBB	HBP	BLK	WP	HR	S	P	ERA	WHIP

Batter	1	2	3	4	5	6	7	8	9	AB	R	H	RBI	BB	SO	LOB
Johnny Grubb, L (1, 8) OBP: 0.412, SLG: 0.455	K		1B 1-3 1B		4-3		1-3 2B		P1	5	0	2	0	0	1	2
Enzo Hernandez, R (1, 6) OBP: 0.306, SLG: 0.267	5-3		FC4-6 1-2 3-H 1B			5-3	1-3		FC6-4 1-2f	5	0	1	1	0	0	4
Gene Locklear, L (1, 7) OBP: 0.455, SLG: 0.571	F7		FC4-6 1-2f			1B 1B		K		4	0	1	0	0	1	2
Mike Ivie, R (1, 5) OBP: 0.298, SLG: 0.363		F8		1-3		K		FC6-4 1B		4	0	1	0	0	1	1
Willie McCovey, L (1, 3) OBP: 0.295, SLG: 0.386		F8		F4		1-3 1B		K		4	0	1	0	0	1	1
Tito Fuentes, S (1, 4) OBP: 0.294, SLG: 0.315		F7		BLK 2B		F7		FC6-4 1-2f		4	0	1	0	0	0	3
Bobby Tolan, L (1, 9) OBP: 0.303, SLG: 0.297			1B 1B 1B	K 2-3			P1		4-3	4	1	1	0	0	1	1
Fred Kendall, R (1, 2) OBP: 0.255, SLG: 0.250			F9	5-3			K		BB BB	3	0	0	0	1	1	1
Joe McIntosh, S (1, 1) OBP: 0.148, SLG: 0.087			K	K			K 2B		FC6-4 1-2 BB	0	0	0	0	0	0	0
Alan Foster, R (1, 1) OBP: 0.091, SLG: 0.091										1	0	0	0	0	1	1
Dave Tomlin, L (4, 1)										0	0	0	0	0	0	0
John Scott, R (5, PH)										1	0	0	0	0	1	0
Dan Spillner, R (5, 1) OBP: 0.217, SLG: 0.190										0	0	0	0	0	0	0
Dick Sharon, R (7, PH) OBP: 0.273, SLG: 0.250										1	0	0	0	0	1	0
Danny Frisella, L (7, 1)										0	0	0	0	0	0	0
Jerry Moses, R (9, PH) OBP: 0.294, SLG: 0.333										0	0	0	0	1	0	0
Inning Stats	R: 0 E: 0 K: 1 S: 5 H: 0 LOB: 0 BB: 0 P: 5	R: 0 E: 0 K: 0 S: 3 H: 0 LOB: 0 BB: 0 P: 3	R: 1 E: 0 K: 1 S: 8 H: 3 LOB: 2 BB: 0 P: 8	R: 0 E: 0 K: 1 S: 6 H: 1 LOB: 1 BB: 0 P: 6	R: 0 E: 0 K: 1 S: 5 H: 0 LOB: 0 BB: 0 P: 5	R: 0 E: 0 K: 1 S: 7 H: 2 LOB: 2 BB: 0 P: 7	R: 0 E: 0 K: 2 S: 9 H: 1 LOB: 2 BB: 0 P: 9	R: 0 E: 0 K: 2 S: 8 H: 1 LOB: 1 BB: 0 P: 8	R: 0 E: 0 K: 0 S: 3 H: 0 LOB: 2 BB: 2 P: 11	1B: 6 2B: 2 3B: 0 HR: 0 SF: 0 SAC: 0 DP: 0 HBP: 0						

PITCHER	IP	WLS	BF	H	R	ER	SO	BB	IBB	HBP	BLK	WP	HR	S	P	ERA	WHIP
John Montefusco, R (1, 1) ERA: 2.69	9.0	W	38	8	1	1	9	2	0	0	1	0	0	54	62	1.00	1.111

PITCHER	IP	WLS	BF	H	R	ER	SO	BB	IBB	HBP	BLK	WP	HR	S	P	ERA	WHIP

TOP

San Diego Padres @ San Francisco Giants

Candlestick Park, San Francisco, CA

Wed Jun 18 1975, 6:33 AM EDT

Att. 3,114 - Unknown

livebaseballscorecards.com

AB	36
R	1
H	8
RBI	1
BB	2
SO	9
LOB	16

WP: 0	PA: 38		
PB: 1			
SB: 0			
CS: 0			

Batter	1	2	3	4	5	6	7	8	9	AB	R	H	RBI	BB	SO	LOB
Derrel Thomas, S (1, 4) OBP: 0.353, SLG: 0.352	0-0 1B 2B	0-0 ② 4-3		0-0 1B 1-2 2-H 3-H 1B		0-0 1B SF7-5-4 1B		0-3 ① K		5	2	3	2	0	1	0
Von Joshua, L (1, 8) OBP: 0.365, SLG: 0.435	0-0 BB S 2-H 1B	0-3 ③ K		0-0 1-2 2-3 1B		0-0 SF7-5-4 1-3 1B		4-0 2B BB		4	1	3	1	1	1	0
Bobby Murcer, L (1, 9) OBP: 0.404, SLG: 0.507	4-0 ① WP 1-3 1B BB		4-0 G4-6-3 BB	0-3 ② K		0-0 ① ② SF7-5-4 1-2 3-H		0-0 4-3 1-H 1B 2B		2	2	1	2	2	1	3
Willie Montanez, L (1, 3) OBP: 0.333, SLG: 0.400	0-0 4-3 PB 1-H 1B 1B		0-0 ① ② G4-6-3 1-2f	0-0 ③ F7		0-0 ③ F8		0-0 ② 4-3 2-3		5	1	1	1	0	0	5
Chris Speier, R (1, 6) OBP: 0.356, SLG: 0.376	0-0 ② 4-3 1-3		0-0 ③ F8		0-0 FC5-4 1B 1B		0-0 3B	0-0 1B 3-H 1B		5	0	3	1	0	0	1
Gary Thomasson, L (1, 7) OBP: 0.264, SLG: 0.270	0-0 BB 3-H 1B			4-0 1B 1B 1B BB		0-0 ① F8		0-0 ① 4-3	0-3 ③ K	4	1	1	1	1	1	3
Steve Ontiveros, S (1, 5) OBP: 0.400, SLG: 0.324	4-0 1-2 BB			0-0 1B 1-2 1B 1B		0-0 FC5-4 1-2 1B		0-0 ② 1-3		3	1	2	0	1	0	1
Dave Rader, L (1, 2) OBP: 0.336, SLG: 0.330	0-0 ③ F7			0-0 1B 1B 1-2 2-3 1B		0-0 ② FC5-4 1-2f 2-3		4-0 IBB		3	0	1	0	1	0	4
John Montefusco, R (1, 1)		0-3 ① K		0-3 ① K		0-3 ③ K		0-0 ③ 5-3		4	0	0	0	0	3	7
Inning Stats	R: 3 E: 0 K: 0 S: 6 H: 4 LOB: 2 BB: 2 P: 14	R: 0 E: 0 K: 2 S: 7 H: 0 LOB: 0 BB: 0 P: 7	R: 0 E: 0 K: 0 S: 2 H: 0 LOB: 0 BB: 1 P: 6	R: 2 E: 0 K: 2 S: 11 H: 4 LOB: 3 BB: 1 P: 15	R: 0 E: 0 K: 1 S: 7 H: 2 LOB: 2 BB: 0 P: 7	R: 1 E: 0 K: 0 S: 4 H: 2 LOB: 0 BB: 0 P: 4	R: 0 E: 0 K: 0 S: 4 H: 1 LOB: 2 BB: 1 P: 8	R: 2 E: 0 K: 2 S: 9 H: 2 LOB: 1 BB: 1 P: 13		1B: 12 2B: 3 3B: 1 HR: 0 SF: 1 SAC: 0 DP: 2 HBP: 0						

BOTTOM

San Diego Padres @ San Francisco Giants

Candlestick Park, San Francisco, CA

Wed Jun 18 1975, 6:33 AM EDT

Att. 3,114 - Unknown

livebaseballscorecards.com

AB	35
R	8
H	15
RBI	8
BB	6
SO	7
LOB	24

WP: 1 PB: 1 SB: 1 CS: 0 PA: 42

PITCHER		IP	WLS	BF	H	R	ER	SO	BB	IBB	HBP	BLK	WP	HR	S	P	ERA	WHIP
Joe McIntosh, R ERA: 2.65	(1, 1)	0.2	L	7	4	3	2	0	2	0	0	0	1	0	5	13	27.00	9.000
Alan Foster, R ERA: 2.45	(1, 1)	2.2		12	3	2	2	3	2	0	0	0	0	0	16	24	6.75	1.875
Dave Tomlin, L ERA: 2.35	(4, 1)	0.2		3	1	0	0	1	0	0	0	0	0	0	5	5	0.00	1.500
Dan Spillner, R ERA: 4.66	(5, 1)	2.0		9	4	1	1	1	0	0	0	0	0	0	11	11	4.50	2.000
Danny Frisella, R ERA: 2.38	(7, 1)	2.0		11	3	2	2	2	1	1	0	0	0	0	13	21	9.00	2.000

PITCHER	IP	WLS	BF	H	R	ER	SO	BB	IBB	HBP	BLK	WP	HR	S	P	ERA	WHIP

Batter	1	2	3	4	5	6	7	8	9	AB	R	H	RBI	BB	SO	LOB
Davey Lopes, R (1, 4) OBP: 0.381, SLG: 0.328	S S S 0-3 ① K		S S S 0-3 ② K		x 0-0 ② 4-3		x 0-0 ② 5-3		x 0-0 1-H SF8 3B	5	1	1	1	0	2	0
Tom Paciorek, R (1, 7) OBP: 0.244, SLG: 0.282 Bill Buckner, L (9, PH) (9, 7) OBP: 0.227, SLG: 0.300	x 0-0 ② 5-3		x 0-0 2B		x 0-0 ③ F9		x 0-0 ③ 6-3		x 0-0 ② 3-H SF8	4	0	1	0	0	0	0
										0	0	0	1	0	0	0
Jimmy Wynn, R (1, 8) OBP: 0.441, SLG: 0.526	x 0-0 1B 1B		x 0-0 ③ F9			x 0-0 1B 1B 2B		x 0-0 SH2-4 1B 1B	x 0-0 1B	5	1	4	0	0	0	1
Steve Garvey, R (1, 3) OBP: 0.353, SLG: 0.472	x 0-0 1-2 FC6-4 1B			x 0-0 FC5-4 1B 1B		x 0-0 2-3 1B FC5 1B		x 0-0 1-2 G5-3 SH2-4 1B	x 0-0 ③ 6-3	5	0	4	0	0	0	1
Ron Cey, R (1, 5) OBP: 0.345, SLG: 0.448	x 0-0 ③ 1-2f FC6-4			x 0-0 1-2 FC5-4 1B		x 0-0 1-3 3-H FC5 1B 1B		x 0-0 ① 1-2 2-3 SH2-4		3	1	2	1	0	0	2
Joe Ferguson, R (1, 9) OBP: 0.319, SLG: 0.279 Mike Marshall, R (8, 1)		x 0-0 ① 4-3		x 0-0 ① F8		x 0-0 ① 1-2 3-H FC5 1B		4-0 IBB		3	0	0	0	1	0	4
										0	0	0	0	0	0	0
Steve Yeager, R (1, 2) OBP: 0.287, SLG: 0.311		x 0-0 ② 5-3		x 0-0 ② 1-2f 2-3 FC5-4		x 0-0 1-2 2-H G6-4-3 1B		x 0-0 ② ③ 2-3f G5-3		4	0	1	1	0	0	5
Rick Auerbach, R (1, 6) OBP: 0.273, SLG: 0.238 Ken McMullen, R (6, PH) OBP: 0.214, SLG: 0.615 Ivan De Jesus, R (6, 6) OBP: 0.295, SLG: 0.256		x 0-0 ③ 6-3		x 0-0 ③ L4		x 0-0 ② ③ 1-2f G6-4-3			x 0-0 ① L8	2	0	0	0	0	0	2
										1	0	0	0	0	0	2
										1	0	0	0	0	0	0
Doug Rau, L (1, 1) OBP: 0.237, SLG: 0.171 Willie Crawford, L (8, 9) OBP: 0.348, SLG: 0.364			x 0-0 ① 6-3		x 0-0 ① 4-3		x 0-0 ① 1-3		x 0-0 3B 1B	3	0	0	0	0	0	0
										1	1	1	0	0	0	0
Inning Stats	R: 0 E: 0 K: 1 S: 7 H: 2 LOB: 2 BB: 0 P: 7	R: 0 E: 0 K: 0 S: 3 H: 0 LOB: 0 BB: 0 P: 3	R: 0 E: 0 K: 1 S: 6 H: 1 LOB: 1 BB: 0 P: 6	R: 0 E: 0 K: 0 S: 5 H: 2 LOB: 2 BB: 0 P: 5	R: 0 E: 0 K: 0 S: 3 H: 0 LOB: 0 BB: 0 P: 3	R: 2 E: 0 K: 0 S: 6 H: 4 LOB: 1 BB: 0 P: 6	R: 0 E: 0 K: 0 S: 3 H: 0 LOB: 0 BB: 0 P: 3	R: 0 E: 0 K: 0 S: 4 H: 2 LOB: 2 BB: 1 P: 8	R: 2 E: 0 K: 0 S: 6 H: 3 LOB: 1 BB: 0 P: 6	1B: 11 2B: 2 3B: 1 HR: 0	SF: 1 SAC: 1 DP: 2 HBP: 0						

PITCHER		IP	WLS	BF	H	R	ER	SO	BB	IBB	HBP	BLK	WP	HR	S	P	ERA	WHIP
Randy Jones, L ERA: 1.85	(1, 1)	8.0	L	34	11	2	2	2	0	1	0	0	0	0	37	41	2.25	1.375
Danny Frisella, R ERA: 2.74	(9, 1)	1.0		6	3	2	2	0	0	0	0	0	0	0	6	6	18.00	3.000

PITCHER	IP	WLS	BF	H	R	ER	SO	BB	IBB	HBP	BLK	WP	HR	S	P	ERA	WHIP

TOP

Los Angeles Dodgers @ San Diego Padres

San Diego Stadium, San Diego, CA

Thu Jun 19 1975, 10:05 PM EDT

Att. 21,533 - Unknown

livebaseballscorecards.com

AB	37
R	4
H	14
RBI	4
BB	1
SO	2
LOB	17

WP: 0	PA: 40
PB: 0	
SB: 0	
CS: 0	

Batter	1	2	3	4	5	6	7	8	9	AB	R	H	RBI	BB	SO	LOB
Johnny Grubb, L (1, 8) OBP: 0.406, SLG: 0.448	F7		F8			E5 2B 1B		4-3 1-2		4	1	0	0	0	0	2
Enzo Hernandez, R (1, 6) OBP: 0.306, SLG: 0.273	F5		K			1B 2B 1-3		F7		3	0	1	0	0	1	1
Gene Locklear, L (8, PH) OBP: 0.446, SLG: 0.560										1	0	0	0	0	0	2
Danny Frisella, L (9, 1)										0	0	0	0	0	0	0
Bobby Tolan, L (1, 7) OBP: 0.302, SLG: 0.296	B2-3			F9		G4-3 1B 2-3 3-H		F2		4	0	1	1	0	0	2
Mike Ivie, R (1, 3) OBP: 0.292, SLG: 0.356		K		F6		G4-3 1-2f			K	4	0	0	0	0	2	2
Fred Kendall, R (1, 2) OBP: 0.254, SLG: 0.250		FC6-4 1B		L9			F9		F4	4	0	1	0	0	0	0
Tito Fuentes, S (1, 4) OBP: 0.289, SLG: 0.309		F6			6-3		F7		F8	4	0	0	0	0	0	1
Dick Sharon, R (1, 9) OBP: 0.276, SLG: 0.240		FC6-4 1-2f			1-3		BB FC6-4			2	0	0	0	1	0	1
Ted Kubiak, S (1, 5) OBP: 0.298, SLG: 0.232			BB SH3-4		6-3		FC6-4 1-2f			2	0	0	0	1	0	1
Randy Jones, R (1, 1) OBP: 0.206, SLG: 0.188			SH3-4 1-2			F6		4-3 1B		1	0	0	0	0	0	0
Randy Hundley, R (8, PH) OBP: 0.253, SLG: 0.250										1	0	1	0	0	0	0
Dave Winfield, R (8, PR) OBP: 0.374, SLG: 0.481										0	0	0	0	0	0	0
Hector Torres, R (9, 6) OBP: 0.273, SLG: 0.307										0	0	0	0	0	0	0
Inning Stats	R: 0 E: 0 K: 0 S: 3 H: 0 LOB: 0 BB: 0 P: 3	R: 0 E: 0 K: 1 S: 6 H: 1 LOB: 1 BB: 0 P: 6	R: 0 E: 0 K: 1 S: 5 H: 0 LOB: 1 BB: 1 P: 9	R: 0 E: 0 K: 0 S: 3 H: 0 LOB: 0 BB: 0 P: 3	R: 0 E: 0 K: 0 S: 3 H: 0 LOB: 0 BB: 0 P: 3	R: 1 E: 1 K: 0 S: 5 H: 2 LOB: 1 BB: 0 P: 5	R: 0 E: 0 K: 0 S: 3 H: 0 LOB: 1 BB: 1 P: 7	R: 0 E: 0 K: 0 S: 4 H: 1 LOB: 2 BB: 0 P: 4	R: 0 E: 0 K: 1 S: 5 H: 0 LOB: 0 BB: 0 P: 5	1B: 3 2B: 1 3B: 0 HR: 0	SF: 0 SAC: 1 DP: 1 HBP: 0						

PITCHER	IP	WLS	BF	H	R	ER	SO	BB	IBB	HBP	BLK	WP	HR	S	P	ERA	WHIP
Doug Rau, L (1, 1) ERA: 3.38	7.1	W	28	4	1	0	2	2	0	0	0	0	0	30	38	0.00	0.818
Mike Marshall, R (8, 1) ERA: 3.75	1.2	S	5	0	0	0	1	0	0	0	0	0	0	7	7	0.00	0.000

PITCHER	IP	WLS	BF	H	R	ER	SO	BB	IBB	HBP	BLK	WP	HR	S	P	ERA	WHIP

BOTTOM

Los Angeles Dodgers @ San Diego Padres

San Diego Stadium, San Diego, CA

Thu Jun 19 1975, 10:05 PM EDT

Att. 21,533 - Unknown

livebaseballscorecards.com

AB	30
R	1
H	4
RBI	1
BB	2
SO	3
LOB	12

1B: 3 2B: 1 3B: 0 HR: 0 SF: 0 SAC: 1 DP: 1 HBP: 0

WP: 0 PB: 0 SB: 0 CS: 0 PA: 33

Los Angeles Dodgers @ San Diego Padres

San Diego Stadium, San Diego, CA

Fri Jun 20 1975, 10:05 PM EDT

Att. 22,822 - Unknown

livebaseballscorecards.com

TOP

Batter	1	2	3	4	5	6	7	8	9	AB	R	H	RBI	BB	SO	LOB
Davey Lopes, R (1, 4) OBP: 0.376, SLG: 0.322	F8		K			6-3			6-3	4	0	0	0	0	1	1
Tom Paciorek, R (1, 7) OBP: 0.234, SLG: 0.270	F6		F8			F9			F8	4	0	0	0	0	0	1
Jimmy Wynn, R (1, 8) OBP: 0.442, SLG: 0.523	CS BB			K		F2			WP 1B	3	0	1	0	1	1	0
Steve Garvey, R (1, 3) OBP: 0.352, SLG: 0.479	CS 1-2	HR		K			5-3		K 1-3	4	1	1	1	0	2	1
Ron Cey, R (1, 5) OBP: 0.340, SLG: 0.441		F9		K			5-3		K	4	0	0	0	0	2	2
Joe Ferguson, R (1, 9) OBP: 0.314, SLG: 0.274		K			F9		L7			3	0	0	0	0	1	0
Steve Yeager, R (1, 2) OBP: 0.281, SLG: 0.305		F3			6-3			5-3		3	0	0	0	0	0	0
Rick Auerbach, R (1, 6) OBP: 0.281, SLG: 0.248			SH1-4 1B		1B			F8		2	0	2	0	0	0	0
Lee Lacy, R (8, PH) OBP: 0.376, SLG: 0.449										1	0	0	0	0	0	0
Ivan De Jesus, R (8, 6) OBP: 0.295, SLG: 0.256										0	0	0	0	0	0	0
Don Sutton, R (1, 1) OBP: 0.188, SLG: 0.133			SH1-4 1-2		L9			F7		1	0	0	0	0	0	1
Ken McMullen, R (8, PH) OBP: 0.200, SLG: 0.571										1	0	0	0	0	0	0
Mike Marshall, R (8, 1)										0	0	0	0	0	0	0
Inning Stats	R: 0 E: 0 K: 0 S: 2 H: 0 LOB: 0 BB: 1 P: 6	R: 1 E: 0 K: 1 S: 6 H: 1 LOB: 0 BB: 0 P: 6	R: 0 E: 0 K: 1 S: 6 H: 1 LOB: 1 BB: 0 P: 6	R: 0 E: 0 K: 3 S: 9 H: 0 LOB: 0 BB: 0 P: 9	R: 0 E: 0 K: 0 S: 4 H: 1 LOB: 1 BB: 0 P: 4	R: 0 E: 0 K: 0 S: 3 H: 0 LOB: 0 BB: 0 P: 3	R: 0 E: 0 K: 0 S: 3 H: 0 LOB: 0 BB: 0 P: 3	R: 0 E: 0 K: 0 S: 3 H: 0 LOB: 0 BB: 0 P: 3	R: 0 E: 0 K: 2 S: 9 H: 1 LOB: 2 BB: 0 P: 9	1B: 3 2B: 0 3B: 0 HR: 1	SF: 0 SAC: 1 DP: 0 HBP: 0						

	AB	30
	R	1
	H	4
	RBI	1
	BB	1
	SO	7
	LOB	6

WP: 1 PB: 0 SB: 0 CS: 1 PA: 33

PITCHER		IP	WLS	BF	H	R	ER	SO	BB	IBB	HBP	BLK	WP	HR	S	P	ERA	WHIP
Brent Strom, L ERA: 0.53	(1, 1)	9.0	W	32	4	1	1	7	1	0	0	0	1	1	45	49	1.00	0.556

PITCHER	IP	WLS	BF	H	R	ER	SO	BB	IBB	HBP	BLK	WP	HR	S	P	ERA	WHIP

Batter	1	2	3	4	5	6	7	8	9	AB	R	H	RBI	BB	SO	LOB
Johnny Grubb, L (1, 8) OBP: 0.400, SLG: 0.440	F2		F7		4-3		F8			4	0	0	0	0	0	0
Enzo Hernandez, R (1, 6) OBP: 0.305, SLG: 0.277	2B		F8		F7			L7		4	0	1	0	0	0	0
Gene Locklear, L (1, 7) OBP: 0.433, SLG: 0.528 Ted Kubiak, S (9, 5) OBP: 0.298, SLG: 0.232	5-3		F5			BBB 4-0 SH3-4 1B BB		F8		3 0	1 0	0 0	0 0	1 0	0 0	1 0
Mike Ivie, R (1, 5) OBP: 0.288, SLG: 0.350 (9, 3)	F2			SSS 0-3 K		0-0 SH3-4 1-2		F3		3	0	0	0	0	1	1
Willie McCovey, L (1, 3) OBP: 0.296, SLG: 0.407 Dick Sharon, R (9, 7) OBP: 0.276, SLG: 0.240		F8		HR		SSS 0-3 K				3 0	1 0	1 0	1 0	0 0	1 0	1 0
Tito Fuentes, S (1, 4) OBP: 0.289, SLG: 0.310		F7		B2-3		2-H 1B				3	0	1	1	0	0	0
Bobby Tolan, L (1, 9) OBP: 0.307, SLG: 0.295		BBB 4-0 1B BB		BBB 4-0 BB		6-3				1	0	0	0	2	0	1
Randy Hundley, R (1, 2) OBP: 0.255, SLG: 0.253		1-3 1B		F6			F5			3	0	1	0	0	0	1
Brent Strom, R (1, 1)		5-3			F4		F5			3	0	0	0	0	0	2
Inning Stats	R: 0 E: 0 K: 0 S: 4 H: 1 LOB: 1 BB: 0 P: 4	R: 0 E: 0 K: 0 S: 4 H: 1 LOB: 2 BB: 1 P: 8	R: 0 E: 0 K: 0 S: 3 H: 0 LOB: 0 BB: 0 P: 3	R: 1 E: 0 K: 1 S: 6 H: 1 LOB: 1 BB: 1 P: 10	R: 0 E: 0 K: 0 S: 3 H: 0 LOB: 0 BB: 0 P: 3	R: 1 E: 0 K: 1 S: 6 H: 1 LOB: 1 BB: 1 P: 10	R: 0 E: 0 K: 0 S: 3 H: 0 LOB: 0 BB: 0 P: 3	R: 0 E: 0 K: 0 S: 3 H: 0 LOB: 0 BB: 0 P: 3		1B: 2 2B: 1 3B: 0 HR: 1	SF: 0 SAC: 1 DP: 0 HBP: 0						WP: 0 PB: 0 SB: 0 CS: 0	PA: 31

PITCHER	IP	WLS	BF	H	R	ER	SO	BB	IBB	HBP	BLK	WP	HR	S	P	ERA	WHIP
Don Sutton, R (1, 1) ERA: 2.02	7.0	L	28	4	2	2	2	3	0	0	0	0	1	29	41	2.57	1.000
Mike Marshall, R (8, 1) ERA: 3.65	1.0		3	0	0	0	0	0	0	0	0	0	0	3	3	0.00	0.000

PITCHER	IP	WLS	BF	H	R	ER	SO	BB	IBB	HBP	BLK	WP	HR	S	P	ERA	WHIP

BOTTOM

Angeles Dodgers @ San Diego Padres

San Diego Stadium, San Diego, CA

Fri Jun 20 1975, 10:05 PM EDT

Att. 22,822 - Unknown

livebaseballscorecards.com

AB	27
R	2
H	4
RBI	2
BB	3
SO	2
LOB	7

Los Angeles Dodgers @ San Diego Padres

San Diego Stadium, San Diego, CA

Sat Jun 21 1975, 10:05 PM EDT

Att. 29,988 - Unknown

TOP

livebaseballscorecards.com

Batter	1	2	3	4	5	6	7	8	9	AB	R	H	RBI	BB	SO	LOB
Davey Lopes, R (1, 4) (8, 6) OBP: 0.373, SLG: 0.320	G6-4-3 E 1B 1B		5-3		K		6-3		K	5	1	1	0	0	2	0
Tom Paciorek, R (1, 7) OBP: 0.245, SLG: 0.290	1-2 G6-4-3 1B		6-3 2B		F7		L8		1B	4	0	2	0	0	0	0
Henry Cruz, L (9, PH) (9, 8) OBP: 0.273, SLG: 0.262										1	0	1	0	0	0	0
Jimmy Wynn, R (1, 8) (9, 7) OBP: 0.441, SLG: 0.516	G6-4-3 1-2f 2-3		BB 6-3 BB		6-3			1B E BB BB	F2	3	1	0	0	2	0	3
Steve Garvey, R (1, 3) OBP: 0.347, SLG: 0.473	E5 3-H		1-2 6-3 2-3			K		E3 BB 1B SF7 1-2		4	1	0	0	0	1	3
Ron Cey, R (1, 5) OBP: 0.339, SLG: 0.438	K		5-3			F3		1-2 BB 2-3 1B		4	0	1	0	0	1	3
Joe Ferguson, R (1, 9) OBP: 0.318, SLG: 0.275		1-3		4-3		HBP 1B		G4-6-3 1-2 2-3 3-H BB		3	0	1	1	1	0	0
Steve Yeager, R (1, 2) OBP: 0.287, SLG: 0.327		HR		F4		1-2 HBP		SF7 3-H		2	1	1	2	0	0	0
Rick Auerbach, R (1, 6) OBP: 0.278, SLG: 0.245		F4		E5		F8		G4-6-3 1-2f		2	0	0	0	0	0	0
Ken McMullen, R (6, PH) OBP: 0.188, SLG: 0.533										1	0	0	0	0	0	2
Ivan De Jesus, R (6, 6) OBP: 0.295, SLG: 0.256										0	0	0	0	0	0	0
Bill Buckner, L (8, PH) OBP: 0.225, SLG: 0.297										1	0	0	0	0	0	2
Lee Lacy, R (8, 4) OBP: 0.376, SLG: 0.449										0	0	0	0	0	0	0
Andy Messersmith, R (1, 1) OBP: 0.283, SLG: 0.321		K		6-3			F7		6-3	4	0	0	0	0	1	1
Inning Stats	R: 1 E: 1 K: 1 S: 7 / H: 2 LOB: 1 BB: 0 P: 7	R: 1 E: 0 K: 1 S: 6 / H: 1 LOB: 0 BB: 0 P: 6	R: 0 E: 0 K: 0 S: 4 / H: 1 LOB: 2 BB: 1 P: 8	R: 0 E: 1 K: 0 S: 4 / H: 0 LOB: 1 BB: 0 P: 4	R: 0 E: 0 K: 1 S: 5 / H: 0 LOB: 0 BB: 0 P: 5	R: 0 E: 0 K: 1 S: 6 / H: 1 LOB: 2 BB: 0 P: 7	R: 0 E: 0 K: 0 S: 3 / H: 0 LOB: 0 BB: 0 P: 3	R: 2 E: 1 K: 0 S: 4 / H: 1 LOB: 1 BB: 2 P: 12	R: 0 E: 0 K: 1 S: 6 / H: 1 LOB: 1 BB: 0 P: 6	1B: 5 2B: 1 3B: 0 HR: 1	SF: 1 SAC: 0 DP: 2 HBP: 1					

AB	34
R	4
H	7
RBI	3
BB	3
SO	5
LOB	14

WP: 0 PB: 0 SB: 0 CS: 0 PA: 39

PITCHER		IP	WLS	BF	H	R	ER	SO	BB	IBB	HBP	BLK	WP	HR	S	P	ERA	WHIP
Rich Folkers, L ERA: 3.29	(1, 1)	7.0	L	33	6	4	2	4	3	0	1	0	0	1	37	50	2.57	1.286
Danny Frisella, R ERA: 2.68	(8, 1)	1.0		2	0	0	0	0	0	0	0	0	0	0	2	2	0.00	0.000
Bill Greif, R ERA: 3.82	(9, 1)	1.0		4	1	0	0	1	0	0	0	0	0	0	6	6	0.00	1.000

PITCHER	IP	WLS	BF	H	R	ER	SO	BB	IBB	HBP	BLK	WP	HR	S	P	ERA	WHIP

Batter	1	2	3	4	5	6	7	8	9	AB	R	H	RBI	BB	SO	LOB
Johnny Grubb, L (1, 8) OBP: 0.398, SLG: 0.435	B B B B 4-0 G6-4-3 BB			S S S 0-3 ① K		x 0-0 ① F6			x 0-0 ① L8	3	0	0	0	1	1	0
Enzo Hernandez, R (1, 6) OBP: 0.301, SLG: 0.273 Dick Sharon, R (9, PH) OBP: 0.271, SLG: 0.235	x 0-0 ① ② G6-4-3 1-2f			x 0-0 ② 4-3		x 0-0 ② F9			S S S 0-3 ② K	3 1	0 0	0 0	0 0	0 0	0 1	1 0
Gene Locklear, L (1, 7) OBP: 0.406, SLG: 0.491	x 0-0 ③ 1-3			x 0-0 ③ 4-3		x 0-0 ③ L5			S S S 0-3 ③ K	4	0	0	0	0	1	0
Mike Ivie, R (1, 5) (8, 3) OBP: 0.288, SLG: 0.365		x 0-0 ① 5-3			x 0-0 HR		x 0-0 ① F8			3	1	1	1	0	0	0
Willie McCovey, L (1, 3) OBP: 0.297, SLG: 0.406 Ted Kubiak, S (8, 5) OBP: 0.298, SLG: 0.232		S S S 0-3 ② K			x 0-0 HR 1B		S S S 0-3 ② K			3 0	1 0	1 0	0 0	0 0	2 0	0 0
Tito Fuentes, S (1, 4) OBP: 0.286, SLG: 0.306		S S S 0-3 ③ K			S S S 0-3 ① K		x 0-0 ③ F9			3	0	0	0	0	2	1
Bobby Tolan, L (1, 9) OBP: 0.307, SLG: 0.309			x 0-0 ① F7		x 0-0 1-H HR			x 0-0 ① B3		3	1	1	2	0	0	0
Randy Hundley, R (1, 2) OBP: 0.248, SLG: 0.245			x 0-0 ② 6-3		x 0-0 ② F4			x 0-0 ② F3		3	0	0	0	0	0	0
Rich Folkers, L (1, 1) OBP: 0.143, SLG: 0.143 Danny Frisella, L (8, 1) Fred Kendall, R (8, PH) OBP: 0.253, SLG: 0.248 Bill Greif, R (9, 1)			x 0-0 ③ 3-1		x 0-0 ③ F6			x 0-0 ③ F3		2 0 0 1 0	0 0 0 0 0	0 0 0 0 0	0 0 0 0 0	0 0 0 0 0	0 0 0 0 0	0 0 0 0 0
Inning Stats	R: 0 E: 0 K: 0 S: 2 H: 0 LOB: 0 BB: 1 P: 6	R: 0 E: 0 K: 2 S: 7 H: 0 LOB: 0 BB: 0 P: 7	R: 0 E: 0 K: 0 S: 3 H: 0 LOB: 0 BB: 0 P: 3	R: 0 E: 0 K: 1 S: 5 H: 0 LOB: 0 BB: 0 P: 5	R: 3 E: 0 K: 1 S: 8 H: 3 LOB: 0 BB: 0 P: 8	R: 0 E: 0 K: 0 S: 3 H: 0 LOB: 0 BB: 0 P: 3	R: 0 E: 0 K: 1 S: 5 H: 0 LOB: 0 BB: 0 P: 5	R: 0 E: 0 K: 0 S: 3 H: 0 LOB: 0 BB: 0 P: 3	R: 0 E: 0 K: 2 S: 7 H: 0 LOB: 0 BB: 0 P: 7	1B: 1 2B: 0 3B: 0 HR: 2	SF: 0 SAC: 0 DP: 1 HBP: 0			WP: 0 PB: 0 SB: 0 CS: 0	PA: 30	

PITCHER	IP	WLS	BF	H	R	ER	SO	BB	IBB	HBP	BLK	WP	HR	S	P	ERA	WHIP
Andy Messersmith, R (1, 1) ERA: 2.1	9.0	W	30	3	3	3	7	1	0	0	0	0	2	43	47	3.00	0.444

PITCHER	IP	WLS	BF	H	R	ER	SO	BB	IBB	HBP	BLK	WP	HR	S	P	ERA	WHIP

BOTTOM

Angeles Dodgers @ San Diego Padres

San Diego Stadium, San Diego, CA

Sat Jun 21 1975, 10:05 PM EDT

Att. 29,988 - Unknown

livebaseballscorecards.com

AB	29
R	3
H	3
RBI	3
BB	1
SO	7
LOB	2

Batter	1	2	3	4	5	6	7	8	9	AB	R	H	RBI	BB	SO	LOB
Davey Lopes, R (1, 4) OBP: 0.371, SLG: 0.316	F8		SH1-4 1-2		BB		K 1-2		K	3	0	0	0	1	2	2
Bill Buckner, L (1, 7) OBP: 0.226, SLG: 0.305	F5		4-3 2-3		3-1			2B 2B		4	1	1	0	0	0	3
Steve Garvey, R (1, 3) OBP: 0.346, SLG: 0.473	L7		L8			6-3 SF9 2B		F8		4	1	1	0	0	0	2
Willie Crawford, L (1, 9) OBP: 0.347, SLG: 0.367		F4		5-3		6-3 2-3		1-4-3 2-H 2B		4	0	1	1	0	0	1
Ron Cey, R (1, 5) OBP: 0.338, SLG: 0.437		1B 1B 1B		5-3		SF9 3-H		1-4-3 2-3		3	1	1	1	0	0	1
Henry Cruz, L (1, 8) OBP: 0.271, SLG: 0.261		1B 1-2 1B		L6		G3		G3		4	0	1	0	0	0	1
Steve Yeager, R (1, 2) OBP: 0.286, SLG: 0.325		G6-4-3 1-2 2-H 1B			F7		K		F6	4	0	1	1	0	1	0
Rick Auerbach, R (1, 6) OBP: 0.283, SLG: 0.252		G6-4-3 1-2f			E S 1B		6-3		SH2-4 1B	4	0	2	0	0	0	2
Al Downing, R (1, 1) Leron Lee, L (7, PH) OBP: 0.241, SLG: 0.192 Mike Marshall, R (7, 1)			4-3 SH1-4 BB		L9 1-3		WP 1B		SH2-4 1-2	1 1 0	0 0 0	0 1 0	0 0 0	1 0 0	0 0 0	1 0 0
Inning Stats	R: 0 E: 0 K: 0 S: 3 H: 0 LOB: 0 BB: 0 P: 3	R: 1 E: 0 K: 0 S: 5 H: 3 LOB: 1 BB: 0 P: 5	R: 0 E: 0 K: 0 S: 3 H: 0 LOB: 1 BB: 1 P: 7	R: 0 E: 0 K: 0 S: 3 H: 0 LOB: 0 BB: 0 P: 3	R: 0 E: 0 K: 0 S: 4 H: 1 LOB: 2 BB: 1 P: 8	R: 1 E: 0 K: 0 S: 4 H: 1 LOB: 0 BB: 0 P: 4	R: 0 E: 0 K: 2 S: 8 H: 1 LOB: 1 BB: 0 P: 8	R: 1 E: 0 K: 0 S: 5 H: 2 LOB: 1 BB: 0 P: 5	R: 0 E: 0 K: 1 S: 6 H: 1 LOB: 1 BB: 0 P: 6	1B: 6 2B: 3 3B: 0 HR: 0 SF: 1 SAC: 2 DP: 1 HBP: 0						

TOP

Los Angeles Dodgers @ San Diego Padres

San Diego Stadium, San Diego, CA

Sun Jun 22 1975, 6:33 AM EDT

Att. 32,176 - Unknown

livebaseballscorecards.com

AB	32
R	3
H	9
RBI	3
BB	2
SO	3
LOB	13

PITCHER		IP	WLS	BF	H	R	ER	SO	BB	IBB	HBP	BLK	WP	HR	S	P	ERA	WHIP
Dave Freisleben, R ERA: 3.97	(1, 1)	7.0		28	6	2	2	2	2	0	0	0	1	0	30	38	2.57	1.143
Danny Frisella, R ERA: 2.76	(8, 1)	2.0	L	9	3	1	1	1	0	0	0	0	0	0	11	11	4.50	1.500

PITCHER		IP	WLS	BF	H	R	ER	SO	BB	IBB	HBP	BLK	WP	HR	S	P	ERA	WHIP

Batter	1	2	3	4	5	6	7	8	9	AB	R	H	RBI	BB	SO	LOB
Johnny Grubb, L (1, 8) OBP: 0.396, SLG: 0.432	F7		3-1		1-3 2-H 1B		F7			4	0	1	1	0	0	2
Enzo Hernandez, R (1, 6) OBP: 0.296, SLG: 0.268	6-3			4-3	5-3		F7			4	0	0	0	0	0	3
Gene Locklear, L (1, 7) OBP: 0.397, SLG: 0.475	6-3			6-3		4-3 SH1-4 1B		4-3		4	0	1	0	0	0	0
Mike Ivie, R (1, 5) OBP: 0.289, SLG: 0.365		F9		1B		SH1-4 1-2		F9		3	0	1	0	0	0	0
Willie McCovey, L (1, 3) OBP: 0.289, SLG: 0.394		F8		S S S K		4-3 2-3		G3		4	0	0	0	0	1	2
Tito Fuentes, S (1, 4) OBP: 0.285, SLG: 0.305		5-3			5-3 1B 1B	1-4-3			F3	4	1	1	0	0	0	1
Bobby Tolan, L (1, 9) OBP: 0.310, SLG: 0.313			5-3 1B		B2		E5 4-3 1B		F5	4	1	2	0	0	0	1
Randy Hundley, R (1, 2) OBP: 0.239, SLG: 0.235			5-3 1-2		5-3 1-2		4-3 2-3		S S S K	4	0	0	0	0	1	3
Dave Freisleben, R (1, 1) OBP: 0.111, SLG: 0.077 Fred Kendall, R (7, PH) OBP: 0.257, SLG: 0.253 Dave Winfield, R (7, PR) OBP: 0.374, SLG: 0.481 Danny Frisella, L (8, 1)			L8		B B B 1B BB		3-H 1B			1 1 0 0	0 0 0 0	0 1 0 0	0 1 0 0	1 0 0 0	0 0 0 0	1 0 0 0
Inning Stats	R: 0 E: 0 K: 0 S: 3 H: 0 LOB: 0 BB: 0 P: 3	R: 0 E: 0 K: 0 S: 3 H: 0 LOB: 0 BB: 0 P: 3	R: 0 E: 0 K: 0 S: 4 H: 1 LOB: 1 BB: 0 P: 4	R: 0 E: 0 K: 1 S: 6 H: 1 LOB: 1 BB: 0 P: 6	R: 1 E: 0 K: 0 S: 5 H: 2 LOB: 2 BB: 1 P: 9	R: 0 E: 0 K: 0 S: 4 H: 1 LOB: 1 BB: 0 P: 4	R: 1 E: 1 K: 0 S: 5 H: 2 LOB: 1 BB: 0 P: 5	R: 0 E: 0 K: 0 S: 3 H: 0 LOB: 0 BB: 0 P: 3	R: 0 E: 0 K: 1 S: 5 H: 0 LOB: 0 BB: 0 P: 5							

PITCHER		IP	WLS	BF	H	R	ER	SO	BB	IBB	HBP	BLK	WP	HR	S	P	ERA	WHIP
Al Downing, L ERA: 2.7	(1, 1)	6.0		24	5	1	1	1	1	0	0	0	0	0	25	29	1.50	1.000
Mike Marshall, R ERA: 3.38	(7, 1)	3.0	W	11	2	1	0	1	0	0	0	0	0	0	13	13	0.00	0.667

PITCHER	IP	WLS	BF	H	R	ER	SO	BB	IBB	HBP	BLK	WP	HR	S	P	ERA	WHIP

BOTTOM

Los Angeles Dodgers @ San Diego Padres

San Diego Stadium, San Diego, CA

Sun Jun 22 1975, 6:33 AM EDT

Att. 32,176 - Unknown

livebaseballscorecards.com

AB	33
R	2
H	7
RBI	2
BB	1
SO	2
LOB	13

1B: 7	SF: 0	WP: 0	PA: 35
2B: 0	SAC: 1	PB: 0	
3B: 0	DP: 0	SB: 0	
HR: 0	HBP: 0	CS: 0	

Batter	1	2	3	4	5	6	7	8	9	AB	R	H	RBI	BB	SO	LOB
Derrel Thomas, S (1, 4) OBP: 0.347, SLG: 0.350	F5	FC4-6 S 2B 1-2f 2-3 3-H		6-3			G3		4-3	5	1	0	1	0	0	2
Von Joshua, L (1, 8) OBP: 0.369, SLG: 0.430	E 2B	F8 1B 2B 1-H 3-H		S S S K			F7		4-3	5	2	2	2	0	1	0
Bobby Murcer, L (1, 9) OBP: 0.397, SLG: 0.479	F7	F8 2-3			B B B B 4-3 BB		F5		G3	4	0	0	0	1	0	2
Willie Montanez, L (1, 3) OBP: 0.329, SLG: 0.389	E4 2-H	1B 3-H			F6			F7		4	0	1	1	0	0	1
Chris Speier, R (1, 6) OBP: 0.355, SLG: 0.367	L9	K			4-3 1-2			6-3		4	0	0	0	0	1	3
Gary Thomasson, L (1, 7) OBP: 0.273, SLG: 0.284		2B 1B 1B	F7		F8			BB BB 1B		4	1	2	0	0	0	1
Steve Ontiveros, S (1, 5) OBP: 0.404, SLG: 0.350		1B 1-3 FC4-6 2B	L3			F9		B B B BB 1-2 BB		3	1	1	0	1	0	0
Craig Robinson, R (8, PR) OBP: 0.056, SLG: 0.056										0	0	0	0	0	0	0
Bruce Miller, R (8, 5) OBP: 0.303, SLG: 0.327										0	0	0	0	0	0	0
Dave Rader, L (1, 2) OBP: 0.364, SLG: 0.395		FC4-6 SH 2B 2-3 3-H 1B	G3			F8		B B B B 1-2 2-3 BB		3	1	1	1	1	0	0
John Montefusco, R (1, 1)		SH FC4-6 1-2		S S S K		4-3		F8		2	0	0	0	0	1	0
Gary Lavelle, S (7, 1) OBP: 0.167, SLG: 0.167										0	0	0	0	0	0	0
Glenn Adams, L (8, PH) OBP: 0.373, SLG: 0.569										1	0	0	0	0	0	3
Randy Moffitt, R (8, 1) OBP: 0.143, SLG: 0.143										0	0	0	0	0	0	0
Inning Stats	R: 1 E: 1 K: 0 S: 5 H: 1 LOB: 1 BB: 0 P: 5	R: 5 E: 1 K: 1 S: 11 H: 5 LOB: 1 BB: 0 P: 11	R: 0 E: 0 K: 0 S: 3 H: 0 LOB: 0 BB: 0 P: 3	R: 0 E: 0 K: 2 S: 7 H: 0 LOB: 0 BB: 0 P: 7	R: 0 E: 0 K: 0 S: 3 H: 0 LOB: 1 BB: 1 P: 7	R: 0 E: 0 K: 0 S: 3 H: 0 LOB: 0 BB: 0 P: 3	R: 0 E: 0 K: 0 S: 3 H: 0 LOB: 0 BB: 0 P: 3	R: 0 E: 0 K: 0 S: 4 H: 1 LOB: 3 BB: 2 P: 12	R: 0 E: 0 K: 0 S: 3 H: 0 LOB: 0 BB: 0 P: 3	1B: 4 2B: 3 3B: 0 HR: 0 SF: 0 SAC: 1 DP: 0 HBP: 0						

PITCHER	IP	WLS	BF	H	R	ER	SO	BB	IBB	HBP	BLK	WP	HR	S	P	ERA	WHIP
Joe McIntosh, R (1, 1) ERA: 2.92	1.1		11	5	6	3	0	0	0	0	0	0	0	11	11	20.25	3.750
Dave Tomlin, L (2, 1) ERA: 1.98	5.2	W	19	1	0	0	3	1	0	0	0	0	0	24	28	0.00	0.353
Alan Foster, R (8, 1) ERA: 2.42	0.2		5	1	0	0	0	2	0	0	0	0	0	3	11	0.00	4.500
Bill Greif, R (8, 1) ERA: 3.67	1.1	S	4	0	0	0	0	0	0	0	0	0	0	4	4	0.00	0.000

PITCHER	IP	WLS	BF	H	R	ER	SO	BB	IBB	HBP	BLK	WP	HR	S	P	ERA	WHIP

San Francisco Giants @ San Diego Padres

San Diego Stadium, San Diego, CA

Mon Jun 23 1975, 10:05 PM EDT

Att. 6,999 - Unknown

TOP

livebaseballscorecards.com

AB	35
R	6
H	7
RBI	5
BB	3
SO	3
LOB	12

WP: 0 PB: 0 SB: 1 CS: 0 PA: 39

Batter	1	2	3	4	5	6	7	8	9	AB	R	H	RBI	BB	SO	LOB
Johnny Grubb, L (1, 8) OBP: 0.397, SLG: 0.433	HR; HBP; 1B		F6 ①		F7 ①		1-3; 2B; 1B			4	2	2	0	0	0	0
Tito Fuentes, S (1, 4) OBP: 0.289, SLG: 0.312	L6 ①		G3-6-3; 1B		6-3 ②		SH3; 4-3; 1-H; 3-H; 2B			4	1	2	2	0	0	1
Bobby Tolan, L (1, 9) OBP: 0.315, SLG: 0.323	1-2; HR; HBP		G3-6-3 ② ③; 1-2f		3B		SH3 ①; 2-3			2	1	1	0	0	0	1
Willie McCovey, L (1, 3) OBP: 0.288, SLG: 0.411	1-H; 2-H; HR			F5 ①	F8 ③		4-3 ②; 3-H			4	1	1	4	0	0	2
Dick Sharon, R (8, 7) OBP: 0.271, SLG: 0.235										0	0	0	0	0	0	0
Mike Ivie, R (1, 5) (8, 3) OBP: 0.293, SLG: 0.361	CS; BB			K ②		5-3 ①	BB			2	0	0	0	2	1	0
Gene Locklear, L (1, 7) OBP: 0.403, SLG: 0.492	F2 ②			WP; 1B; 2B		1B	F8 ③			4	1	2	0	0	0	2
Alan Foster, R (8, 1) OBP: 0.091, SLG: 0.091										0	0	0	0	0	0	0
Bill Greif, R (8, 1)										0	0	0	0	0	0	0
Fred Kendall, R (1, 2) OBP: 0.257, SLG: 0.248	CS ③; 1-2	3-1 ①		1B; 2-3; BB		F4 ②	F5 ①			3	0	0	0	1	0	1
Enzo Hernandez, R (1, 6) OBP: 0.295, SLG: 0.268		L8 ②		1-2; 3-H; 1B		F6 ③	1-3 ②			4	0	1	1	0	0	1
Joe McIntosh, S (1, 1) OBP: 0.148, SLG: 0.087										0	0	0	0	0	0	0
Dave Tomlin, L (2, 1)										2	0	0	0	0	0	2
Randy Hundley, R (7, PH) OBP: 0.245, SLG: 0.235		6-3 ③		F5 ③			1B; 2B; BB	L9 ③		0	0	0	0	1	0	0
John Scott, R (7, PR)										0	1	0	0	0	0	0
Ted Kubiak, S (8, 5) OBP: 0.296, SLG: 0.230										1	0	0	0	0	0	0
Inning Stats	R: 3 E: 0 K: 0 S: 4 H: 2 LOB: 0 BB: 1 P: 9	R: 0 E: 0 K: 0 S: 3 H: 0 LOB: 0 BB: 0 P: 3	R: 0 E: 0 K: 0 S: 3 H: 1 LOB: 0 BB: 0 P: 3	R: 1 E: 0 K: 1 S: 7 H: 2 LOB: 2 BB: 1 P: 11	R: 0 E: 0 K: 0 S: 4 H: 1 LOB: 1 BB: 0 P: 4	R: 0 E: 0 K: 0 S: 4 H: 1 LOB: 1 BB: 0 P: 4	R: 3 E: 0 K: 0 S: 5 H: 2 LOB: 1 BB: 2 P: 13	R: 0 E: 0 K: 0 S: 3 H: 0 LOB: 0 BB: 0 P: 3		1B: 5 2B: 2 3B: 1 HR: 1	SF: 0 SAC: 1 DP: 1 HBP: 1						

PITCHER		IP	WLS	BF	H	R	ER	SO	BB	IBB	HBP	BLK	WP	HR	S	P	ERA	WHIP
John Montefusco, R ERA: 3.1	(1, 1)	6.0		28	8	6	6	1	3	0	1	0	1	1	26	39	9.00	1.833
Gary Lavelle, L ERA: 2.35	(7, 1)	1.0	L	5	1	1	1	0	1	0	0	0	0	0	4	8	9.00	2.000
Randy Moffitt, R ERA: 4.0	(8, 1)	1.0		3	0	0	0	0	0	0	0	0	0	0	3	3	0.00	0.000

PITCHER	IP	WLS	BF	H	R	ER	SO	BB	IBB	HBP	BLK	WP	HR	S	P	ERA	WHIP

BOTTOM

San Francisco Giants @ San Diego Padres

San Diego Stadium, San Diego, CA

Mon Jun 23 1975, 10:05 PM EDT

Att. 6,999 - Unknown

livebaseballscorecards.com

AB	30
R	7
H	9
RBI	7
BB	4
SO	1
LOB	10

WP: 1 PB: 0 SB: 0 CS: 1 PA: 37

Batter	1	2	3	4	5	6	7	8	9	10	AB	R	H	RBI	BB	SO	LOB
Von Joshua, L (1, 8) OBP: 0.365, SLG: 0.424	K		G1-6-3 1B			1-3		K		4-3	5	0	1	0	0	2	0
Derrel Thomas, S (1, 4) OBP: 0.348, SLG: 0.352	G3 1B		G1-6-3			CS 1B		5-3		1-3	5	0	2	0	0	0	2
Bobby Murcer, L (1, 9) OBP: 0.397, SLG: 0.488	G3			K		HR		1B BB		F9	4	1	1	1	1	1	1
Jake Brown, R (1, 7) OBP: 0.308, SLG: 0.400	1-3			6-3		1B		FC6-4 1B			4	0	2	0	0	0	1
Chris Speier, R (1, 6) OBP: 0.350, SLG: 0.361		6-3		4-3		6-3		FC6-4			4	0	0	0	0	0	3
Willie Montanez, L (1, 3) OBP: 0.331, SLG: 0.391		3-1			1B		K		SH1-4 1B		4	0	2	0	0	1	0
Bruce Miller, R (1, 5) OBP: 0.304, SLG: 0.328		5-3			F8		1B		SH1-4		3	0	1	0	0	0	1
Marc Hill, R (1, 2) OBP: 0.326, SLG: 0.333			5-3		G6-4-3 1B		F6		G6-4-3 IBB		3	0	1	0	1	0	1
Craig Robinson, R (9, PR) OBP: 0.056, SLG: 0.056											0	0	0	0	0	0	0
Dave Rader, L (9, 2) OBP: 0.364, SLG: 0.395											0	0	0	0	0	0	0
Jim Barr, R (1, 1) OBP: 0.111, SLG: 0.059			1B 1B		G6-4-3		1-3		G6-4-3		3	0	1	0	0	0	3
Randy Moffitt, R (7, 1) OBP: 0.143, SLG: 0.143											0	0	0	0	0	0	0
Chris Arnold, R (9, PH) OBP: 0.306, SLG: 0.242											1	0	0	0	0	0	2
Gary Lavelle, S (9, 1) OBP: 0.167, SLG: 0.167											0	0	0	0	0	0	0
Charlie Williams, R (10, 1) OBP: 0.200, SLG: 0.111											0	0	0	0	0	0	0
Inning Stats	R: 0 E: 0 K: 1 S: 6	H: 1 LOB: 1 BB: 0 P: 6	R: 0 E: 0 K: 0 S: 3	H: 0 LOB: 0 BB: 0 P: 3	R: 0 E: 0 K: 0 S: 4	H: 2 LOB: 1 BB: 0 P: 4	R: 0 E: 0 K: 1 S: 5	H: 0 LOB: 0 BB: 0 P: 5	R: 0 E: 0 K: 0 S: 4	H: 2 LOB: 1 BB: 0 P: 4	R: 1 E: 0 K: 0 S: 5	H: 3 LOB: 1 BB: 0 P: 5	R: 0 E: 0 K: 1 S: 6	H: 1 LOB: 1 BB: 0 P: 6	R: 0 E: 0 K: 1 S: 6	H: 1 LOB: 2 BB: 1 P: 10	R: 0 E: 0 K: 0 S: 3	H: 1 LOB: 2 BB: 1 P: 7	R: 0 E: 0 K: 0 S: 3	H: 0 LOB: 0 BB: 0 P: 3

PITCHER		IP	WLS	BF	H	R	ER	SO	BB	IBB	HBP	BLK	WP	HR	S	P	ERA	WHIP
Randy Jones, L ERA: 1.77	(1, 1)	10.0	W	39	11	1	1	4	1	1	0	0	0	1	45	53	0.90	1.200

PITCHER	IP	WLS	BF	H	R	ER	SO	BB	IBB	HBP	BLK	WP	HR	S	P	ERA	WHIP

TOP

San Francisco Giants @ San Diego Padres

San Diego Stadium, San Diego, CA

Tue Jun 24 1975, 10:05 PM EDT

Unknown

livebaseballscorecards.com

AB	36
R	1
H	11
RBI	1
BB	2
SO	4
LOB	14

1B: 10	SF: 0	WP: 0	PA: 39
2B: 0	SAC: 1	PB: 0	
3B: 0	DP: 3	SB: 0	
HR: 1	HBP: 0	CS: 1	

Batter	1	2	3	4	5	6	7	8	9	10	AB	R	H	RBI	BB	SO	LOB
Bobby Tolan, L (1, 8) OBP: 0.316, SLG: 0.325	4-3		F8		B1-3			FC6-4 1B		E 1B 2-3	5	0	2	0	0	0	0
Tito Fuentes, S (1, 4) OBP: 0.283, SLG: 0.306	K		L6			F7		FC6-4 1-2f		E4 1-2 3-H	5	0	0	1	0	1	2
Dave Winfield, R (1, 9) OBP: 0.372, SLG: 0.481	6-3		G3			4-3 2B		F3			4	0	1	0	0	0	1
Willie McCovey, L (1, 3) OBP: 0.287, SLG: 0.407		FC4-6 BB 2B 1B		F8		4-3 2-3			F7		4	1	1	0	0	0	1
Mike Ivie, R (1, 5) OBP: 0.292, SLG: 0.356		BBBB FC4-6 BB 1-2		L8		K			F8		3	0	0	0	1	1	1
Gene Locklear, L (1, 7) OBP: 0.408, SLG: 0.493		FC4-6 2B 1-2f 2-3		1B			4-3		FC6-4 1B		4	0	2	0	0	0	2
Fred Kendall, R (1, 2) OBP: 0.257, SLG: 0.255		1-3 3-H 2B		F8			5-3		FC6-4 1-2f		4	0	1	1	0	0	2
Enzo Hernandez, R (1, 6) OBP: 0.295, SLG: 0.267		K			F5		F8			1B SH1-4 E 1B	4	1	1	0	0	1	2
Randy Jones, R (1, 1) OBP: 0.189, SLG: 0.171		1-3			K			K		SH1-4 1-2	3	0	0	0	0	2	2
Inning Stats	R: 0 H: 0 E: 0 LOB: 0 K: 1 BB: 0 S: 5 P: 5	R: 1 H: 2 E: 0 LOB: 2 K: 1 BB: 1 S: 7 P: 11	R: 0 H: 0 E: 0 LOB: 0 K: 0 BB: 0 S: 3 P: 3	R: 0 H: 1 E: 0 LOB: 1 K: 0 BB: 0 S: 4 P: 4	R: 0 H: 0 E: 0 LOB: 0 K: 1 BB: 0 S: 5 P: 5	R: 0 H: 1 E: 0 LOB: 1 K: 1 BB: 0 S: 6 P: 6	R: 0 H: 0 E: 0 LOB: 0 K: 0 BB: 0 S: 3 P: 3	R: 0 H: 1 E: 0 LOB: 1 K: 1 BB: 0 S: 6 P: 6	R: 0 H: 1 E: 0 LOB: 1 K: 0 BB: 0 S: 4 P: 4	R: 1 H: 2 E: 1 LOB: 2 K: 0 BB: 0 S: 4 P: 4	1B: 6 SF: 0 2B: 2 SAC: 1 3B: 0 DP: 0 HR: 0 HBP: 0						

PITCHER		IP	WLS	BF	H	R	ER	SO	BB	IBB	HBP	BLK	WP	HR	S	P	ERA	WHIP
Jim Barr, R ERA: 2.64	(1, 1)	6.1		24	4	1	1	4	1	0	0	0	0	0	31	35	1.42	0.789
Randy Moffitt, R ERA: 3.82	(7, 1)	1.2		6	1	0	0	1	0	0	0	0	0	0	8	8	0.00	0.600
Gary Lavelle, L ERA: 2.47	(9, 1)	1.1	L	7	3	1	1	0	0	0	0	0	0	0	7	7	6.75	2.250
Charlie Williams, R ERA: 4.27	(10, 1)	0.0		1	0	0	0	0	0	0	0	0	0	0	1	1	∞	∞

PITCHER	IP	WLS	BF	H	R	ER	SO	BB	IBB	HBP	BLK	WP	HR	S	P	ERA	WHIP

BOTTOM

San Francisco Giants @ San Diego Padres

San Diego Stadium, San Diego, CA

Tue Jun 24 1975, 10:05 PM EDT

Unknown

livebaseballscorecards.com

AB	36
R	2
H	8
RBI	2
BB	1
SO	5
LOB	13

WP: 0 PA: 38
PB: 0
SB: 0
CS: 0

San Francisco Giants @ San Diego Padres

San Diego Stadium, San Diego, CA

Tue Jun 24 1975, 10:05 PM EDT

Att. 19,817 - Unknown

livebaseballscorecards.com

Batter	1	2	3	4	5	6	7	8	9	AB	R	H	RBI	BB	SO	LOB
Von Joshua, L (1, 8) OBP: 0.358, SLG: 0.415	x 0-0 F7 ①		x 0-0 F7 ③			x 0-0 3-1 ③			x 0-0 F8 ①	4	0	0	0	0	0	0
Craig Robinson, R (1, 4) OBP: 0.045, SLG: 0.045	x 0-0 1-3 ②			x 0-0 F4 ①			x 0-0 F4 ①		SSS 0-3 K ②	4	0	0	0	0	1	0
Bobby Murcer, L (1, 9) OBP: 0.399, SLG: 0.486	x 0-0 S 1B			SSS 0-3 K ②			BBBB 4-0 WP BB		x 0-0 L3 ③	3	0	1	0	1	1	0
Jake Brown, R (1, 7) OBP: 0.310, SLG: 0.370	SSS 0-3 K ③ 1-2			x 0-0 1-3 ③			BBBB 4-0 FC6-4 BB 1-2			2	0	0	0	1	1	1
Chris Speier, R (1, 6) OBP: 0.349, SLG: 0.361		x 0-0 G3-6-1 1B			x 0-0 L8 ①		x 0-0 L9 ②			3	0	1	0	0	0	2
Willie Montanez, L (1, 3) OBP: 0.328, SLG: 0.386		x 0-0 G3-6-1 ① ② 1-2f			SSS 0-3 K ②		x 0-0 FC6-4 ③ 1-2f			3	0	0	0	0	1	3
Bruce Miller, R (1, 5) OBP: 0.297, SLG: 0.319		SSS 0-3 K ③			x 0-0 F8 ③			x 0-0 6-3 ①		3	0	0	0	0	1	0
Dave Heaverlo, R (8, 1)										0	0	0	0	0	0	0
Dave Rader, L (1, 2) OBP: 0.356, SLG: 0.385			x 0-0 G3 ①			x 0-0 L3 ①		x 0-0 4-3 ②		3	0	0	0	0	0	0
Tom Bradley, R (1, 1)			x 0-0 F6 ②			SSS 0-3 K ②		x 0-0 L1 ③		1	0	0	0	0	0	0
Chris Arnold, R (6, PH) OBP: 0.297, SLG: 0.235										1	0	0	0	0	1	0
Charlie Williams, R (6, 1) OBP: 0.200, SLG: 0.111										0	0	0	0	0	0	0
Steve Ontiveros, S (8, PH) OBP: 0.401, SLG: 0.347										1	0	0	0	0	0	0
(8, 5)																

Inning Stats	1	2	3	4	5	6	7	8	9		
	R: 0 E: 0 K: 1 S: 6	R: 0 E: 0 K: 1 S: 5	R: 0 E: 0 K: 0 S: 3	R: 0 E: 0 K: 1 S: 5	R: 0 E: 0 K: 1 S: 5	R: 0 E: 0 K: 1 S: 5	R: 0 E: 0 K: 0 S: 3	R: 0 E: 0 K: 0 S: 3	R: 0 E: 0 K: 1 S: 5	1B: 2 2B: 0 3B: 0 HR: 0	SF: 0 SAC: 0 DP: 1 HBP: 0
	H: 1 LOB: 1 BB: 0 P: 6	H: 1 LOB: 0 BB: 0 P: 5	H: 0 LOB: 0 BB: 0 P: 3	H: 0 LOB: 0 BB: 0 P: 5	H: 0 LOB: 0 BB: 0 P: 5	H: 0 LOB: 0 BB: 0 P: 5	H: 0 LOB: 2 BB: 2 P: 11	H: 0 LOB: 0 BB: 0 P: 3	H: 0 LOB: 0 BB: 0 P: 5	WP: 1 PB: 0 SB: 1 CS: 0	PA: 30

PITCHER		IP	WLS	BF	H	R	ER	SO	BB	IBB	HBP	BLK	WP	HR	S	P	ERA	WHIP
Brent Strom, L (1, 1) ERA: 0.35		9.0	W	30	2	0	0	6	2	0	0	0	1	0	40	48	0.00	0.444

PITCHER	IP	WLS	BF	H	R	ER	SO	BB	IBB	HBP	BLK	WP	HR	S	P	ERA	WHIP

AB	28
R	0
H	2
RBI	0
BB	2
SO	6
LOB	6

BOTTOM

San Francisco Giants @ San Diego Padres

San Diego Stadium, San Diego, CA

Tue Jun 24 1975, 10:05 PM EDT

Att. 19,817 - Unknown

livebaseballscorecards.com

Batter	1	2	3	4	5	6	7	8	9	AB	R	H	RBI	BB	SO	LOB
Bobby Tolan, L (1, 8) OBP: 0.311, SLG: 0.319 (9, 7)	4-3	1-3		F7			L3			4	0	0	0	0	0	3
Tito Fuentes, S (1, 4) OBP: 0.286, SLG: 0.317	K		4-3		SH1-3		3B			4	0	2	0	0	1	0
Dave Winfield, R (1, 9) OBP: 0.372, SLG: 0.484	2B		F3		SH1-3		F4			3	1	1	0	0	0	1
Willie McCovey, L (1, 3) OBP: 0.304, SLG: 0.430	2B IBB		HR		G5-4-3 IBB			G5-3 SH BB		1	1	1	1	3	0	0
Ted Kubiak, S (8, PR) OBP: 0.296, SLG: 0.230 (9, 5)										0	0	0	0	0	0	0
Mike Ivie, R (1, 5) OBP: 0.293, SLG: 0.360 (9, 3)	2B		F3		G5-4-3			SH		3	0	1	1	0	0	2
Gene Locklear, L (1, 7) OBP: 0.413, SLG: 0.507		FC6-4 2B		F5		G6-4-3 1B		F8		4	1	2	0	0	0	2
Dick Sharon, R (9, 8) OBP: 0.271, SLG: 0.235										0	0	0	0	0	0	0
Randy Hundley, R (1, 2) OBP: 0.246, SLG: 0.236		FC6-4 1B		E4		G6-4-3		G5-3		4	0	1	0	0	0	3
Enzo Hernandez, R (1, 6) OBP: 0.291, SLG: 0.264		FC6-4		L7		5-3				3	0	0	1	0	0	2
Brent Strom, R (1, 1)		FC1-6		E5			6-3			3	0	0	0	0	0	2
Inning Stats	R: 1 H: 2 E: 0 LOB: 2 K: 1 BB: 1 S: 6 P: 10	R: 1 H: 2 E: 0 LOB: 1 K: 0 BB: 0 S: 5 P: 5	R: 1 H: 1 E: 0 LOB: 0 K: 0 BB: 0 S: 4 P: 4	R: 0 H: 0 E: 3 LOB: 2 K: 0 BB: 0 S: 5 P: 5	R: 0 H: 1 E: 0 LOB: 1 K: 0 BB: 1 S: 3 P: 7	R: 0 H: 1 E: 0 LOB: 0 K: 0 BB: 0 S: 3 P: 3	R: 0 H: 1 E: 0 LOB: 1 K: 0 BB: 0 S: 4 P: 4	R: 0 H: 0 E: 1 LOB: 1 K: 0 BB: 1 S: 3 P: 7		1B: 3 SF: 0 2B: 3 SAC: 2 3B: 1 DP: 3 HR: 1 HBP: 0						

	AB	29
	R	3
	H	8
	RBI	3
	BB	3
	SO	1
	LOB	15

WP: 0 PA: 34
PB: 0
SB: 0
CS: 0

PITCHER		IP	WLS	BF	H	R	ER	SO	BB	IBB	HBP	BLK	WP	HR	S	P	ERA	WHIP
Tom Bradley, R ERA: 4.22	(1, 1)	5.0	L	23	6	3	3	1	0	2	0	0	0	1	23	31	5.40	1.200
Charlie Williams, R ERA: 4.1	(6, 1)	2.0		7	2	0	0	0	0	0	0	0	0	0	7	7	0.00	1.000
Dave Heaverlo, R ERA: 2.88	(8, 1)	1.0		4	0	0	0	0	1	0	0	0	0	0	3	7	0.00	1.000

PITCHER	IP	WLS	BF	H	R	ER	SO	BB	IBB	HBP	BLK	WP	HR	S	P	ERA	WHIP

Batter	1	2	3	4	5	6	7	8	9	AB	R	H	RBI	BB	SO	LOB
Von Joshua, L (1, 8) OBP: 0.366, SLG: 0.422	SH1-4 1B		3B 1B		G3			1B		4	1	3	0	0	0	0
Derrel Thomas, S (1, 4) OBP: 0.348, SLG: 0.360	SH1-4 1-2		1-H 3B			F4		F6		3	0	1	1	0	0	1
Bobby Murcer, L (1, 9) OBP: 0.393, SLG: 0.478	F5		F9			F6			F9	4	0	0	0	0	0	2
Chris Speier, R (1, 6) OBP: 0.345, SLG: 0.355	F7			F6		4-3			F7	4	0	0	0	0	0	1
Willie Montanez, L (1, 3) OBP: 0.333, SLG: 0.396		F5		2B			G6-4-3 1B		2B 1B	4	1	3	0	0	0	0
Bruce Miller, R (1, 5) OBP: 0.295, SLG: 0.325		L9		6-3			G6-4-3 1-2f		1-H 2B	4	0	1	1	0	0	2
Steve Ontiveros, S (1, 7) OBP: 0.397, SLG: 0.339		6-3		F4			L5		BB	3	0	0	0	1	0	1
Mike Sadek, R (1, 2) OBP: 0.313, SLG: 0.438			4-3		F8			F8	F9	4	0	0	0	0	0	2
Mike Caldwell, R (1, 1) OBP: 0.129, SLG: 0.194			SSS K		6-3			F7		2	0	0	0	0	1	0
Chris Arnold, R (8, PH) OBP: 0.289, SLG: 0.229										1	0	0	0	0	0	0
Dave Heaverlo, R (8, 1)										0	0	0	0	0	0	0

TOP

San Francisco Giants @ San Diego Padres

San Diego Stadium, San Diego, CA

Wed Jun 25 1975, 10:05 PM EDT

Att. 11,734 - Unknown

livebaseballscorecards.com

AB	33
R	2
H	8
RBI	2
BB	1
SO	1
LOB	9

Inning Stats	1	2	3	4	5	6	7	8	9
	R: 0 E: 0 K: 0 S: 4	R: 0 E: 0 K: 0 S: 3	R: 1 E: 0 K: 1 S: 7	R: 0 E: 0 K: 0 S: 4	R: 0 E: 0 K: 0 S: 3	R: 0 E: 0 K: 0 S: 3	R: 0 E: 0 K: 0 S: 3	R: 0 E: 0 K: 0 S: 4	R: 1 E: 0 K: 0 S: 5
	H: 1 LOB: 1 BB: 0 P: 4	H: 0 LOB: 0 BB: 0 P: 3	H: 2 LOB: 1 BB: 0 P: 7	H: 1 LOB: 1 BB: 0 P: 4	H: 0 LOB: 0 BB: 0 P: 3	H: 0 LOB: 0 BB: 0 P: 3	H: 1 LOB: 0 BB: 0 P: 3	H: 1 LOB: 1 BB: 0 P: 4	H: 2 LOB: 2 BB: 1 P: 9

1B: 5 SF: 0
2B: 2 SAC: 1
3B: 1 DP: 1
HR: 0 HBP: 0

WP: 0 PA: 35
PB: 0
SB: 0
CS: 0

PITCHER	IP	WLS	BF	H	R	ER	SO	BB	IBB	HBP	BLK	WP	HR	S	P	ERA	WHIP
Rich Folkers, L (1, 1) ERA: 3.1	9.0	W	35	8	2	2	1	1	0	0	0	0	0	36	40	2.00	1.000

PITCHER	IP	WLS	BF	H	R	ER	SO	BB	IBB	HBP	BLK	WP	HR	S	P	ERA	WHIP

Batter	1	2	3	4	5	6	7	8	9	AB	R	H	RBI	BB	SO	LOB
Bobby Tolan, L (1, 8) (7, 7) OBP: 0.314, SLG: 0.326	FC1-5-6 2B	CS 2-H 1B			G3 ①		E1 1B E			4	1	2	1	0	0	0
Tito Fuentes, S (1, 4) OBP: 0.286, SLG: 0.316	FC1-5-6 ① 1B 1B 2-3	CS ③ 1-2	6-3 ①		F8 ②		E8 1-H 1B 1B			4	2	1	0	0	0	1
Dave Winfield, R (1, 9) OBP: 0.378, SLG: 0.486	1B 1B 2-3 1B		6-3 ②		1B		1B 1B IBB			3	1	2	0	1	0	0
Willie McCovey, L (1, 3) OBP: 0.309, SLG: 0.432 Ted Kubiak, S (8, 5) OBP: 0.296, SLG: 0.230	L1-4 1B 1-3 3-H 1B		S S S K ③		4-3 ③		1-H 2-H 1B			4 0	0 0	2 0	2 0	0 0	1 0	1 0
Mike Ivie, R (1, 5) (8, 3) OBP: 0.296, SLG: 0.363	1-2 3-H 1B			SH5-3 1B SF7 1B		L6 ①		F2 ①		4	1	2	1	0	0	0
Gene Locklear, L (1, 7) OBP: 0.410, SLG: 0.500 Dick Sharon, R (7, 8) OBP: 0.283, SLG: 0.235	L1-4 ② ③ 2-3			SH5-3 1-2 1B		6-3 ②		B B B B 4-0 F6 1B BB		3 0	0 0	1 0	0 0	0 1	0 0	2 0
Fred Kendall, R (1, 2) OBP: 0.264, SLG: 0.257		B B B B 4-0 SH1-4 1B BB		SH5-3 ① 1-2 2-3		5-3 ③		0-0 F6 1-2 1B		2	1	1	0	1	0	0
Enzo Hernandez, R (1, 6) OBP: 0.286, SLG: 0.260		L5 ①		SF7 ② 3-H			F3 ①	F6 ② 1-2 2-3		3	0	0	1	0	0	3
Rich Folkers, L (1, 1) OBP: 0.118, SLG: 0.118		SH1-4 ② 1-2		6-3 ③			G3 ②	5-3 ③		3	0	0	0	0	0	3
Inning Stats	R: 2 H: 4 E: 0 LOB: 1 K: 0 BB: 0 S: 6 P: 6	R: 1 H: 1 E: 0 LOB: 0 K: 0 BB: 1 S: 3 P: 7	R: 0 H: 0 E: 0 LOB: 0 K: 1 BB: 0 S: 5 P: 5	R: 1 H: 2 E: 0 LOB: 1 K: 0 BB: 0 S: 5 P: 5	R: 0 H: 1 E: 0 LOB: 1 K: 0 BB: 0 S: 4 P: 4	R: 0 H: 0 E: 0 LOB: 0 K: 0 BB: 0 S: 3 P: 3	R: 2 H: 2 E: 2 LOB: 2 K: 0 BB: 1 S: 5 P: 9	R: 0 H: 1 E: 0 LOB: 2 K: 0 BB: 1 S: 4 P: 8		1B: 10 SF: 1 2B: 2 SAC: 2 3B: 0 DP: 1 HR: 0 HBP: 0						

PITCHER		IP	WLS	BF	H	R	ER	SO	BB	IBB	HBP	BLK	WP	HR	S	P	ERA	WHIP
Mike Caldwell, L ERA: 4.74	(1, 1)	7.0	L	31	10	6	4	1	1	1	0	0	0	0	31	39	5.14	1.571
Dave Heaverlo, R ERA: 2.77	(8, 1)	1.0		5	1	0	0	0	1	0	0	0	0	0	4	8	0.00	2.000

PITCHER	IP	WLS	BF	H	R	ER	SO	BB	IBB	HBP	BLK	WP	HR	S	P	ERA	WHIP

BOTTOM

San Francisco Giants @ San Diego Padres

San Diego Stadium, San Diego, CA

Wed Jun 25 1975, 10:05 PM EDT

Att. 11,734 - Unknown

livebaseballscorecards.com

AB	30
R	6
H	11
RBI	5
BB	3
SO	1
LOB	10

Batter	1	2	3	4	5	6	7	8	9	10	11	AB	R	H	RBI	BB	SO	LOB
Bobby Tolan, L (1, 8) (7, 7) OBP: 0.309, SLG: 0.321	S S S 0-3 ① K		S S S 0-3 ① K		x 0-0 ② F8			x 0-0 ① SH3 1-2			x 0-0 ① P4	4	0	0	0	0	2	1
Tito Fuentes, S (1, 4) OBP: 0.288, SLG: 0.318	x 0-0 1B SF7 1B		x 0-0 ② 4-3		x 0-0 ③ 6-3			x 0-0 ② F8			x 0-0 1B	5	1	2	0	0	0	2
Dave Winfield, R (1, 9) OBP: 0.375, SLG: 0.480	x 0-0 BB 1-3 1B		x 0-0 ③ L6			S S S 0-3 ① K		x 0-0 ③ 6-3			x 0-0 ② L5	5	0	1	0	0	1	2
Willie McCovey, L (1, 3) OBP: 0.306, SLG: 0.421	B B B 4-0 1-2 BB			x 0-0 ① F8		x 0-0 ② F9			x 0-0 ① F9		x 0-0 ③ G3	4	0	0	0	1	0	1
Mike Ivie, R (1, 5) OBP: 0.291, SLG: 0.358	x 0-0 ② SF7 3-H			S S S 0-3 ② K		S S S 0-3 ③ K			x 0-0 ② F8			3	0	0	1	0	2	0
Gene Locklear, L (1, 7) OBP: 0.407, SLG: 0.532 Dick Sharon, R (7, 8) OBP: 0.279, SLG: 0.231	x 0-0 ③ 4-3			x 0-0 HR			S S S 0-3 ① K		x 0-0 ③ F9			3 1	1 0	1 0	1 0	0 0	1 0	2 0
Fred Kendall, R (1, 2) OBP: 0.258, SLG: 0.251		x 0-0 ① 4-3		x 0-0 ③ F8			x 0-0 ② 5-3			x 0-0 ① 4-3		4	0	0	0	0	0	0
Enzo Hernandez, R (1, 6) OBP: 0.286, SLG: 0.257		x 0-0 ② 1-3			B B B 4-0 SH3 BB		x 0-0 ③ G3			x 0-0 ② P6		3	0	0	0	1	0	0
Dave Freisleben, R (1, 1) OBP: 0.138, SLG: 0.107 Dave Tomlin, L (9, 1) Danny Frisella, L (9, 1)		x 0-0 ③ 4-3			x 0-0 ① SH3 1-2			x 0-0 SH3 1B		x 0-0 ③ F8		2 0 1	0 0 0	1 0 0	0 0 0	0 0 0	0 0 0	0 0 0
Inning Stats	R: 1 E: 0 K: 1 S: 7 H: 2 LOB: 2 BB: 1 P: 11	R: 0 E: 0 K: 0 S: 3 H: 0 LOB: 0 BB: 0 P: 3	R: 0 E: 0 K: 1 S: 5 H: 0 LOB: 0 BB: 0 P: 5	R: 1 E: 0 K: 1 S: 6 H: 1 LOB: 0 BB: 0 P: 6	R: 0 E: 0 K: 0 S: 3 H: 0 LOB: 1 BB: 1 P: 7	R: 0 E: 0 K: 2 S: 7 H: 0 LOB: 0 BB: 0 P: 7	R: 0 E: 0 K: 1 S: 5 H: 0 LOB: 0 BB: 0 P: 5	R: 0 E: 0 K: 1 S: 4 H: 1 LOB: 1 BB: 0 P: 4	R: 0 E: 0 K: 0 S: 3 H: 0 LOB: 0 BB: 0 P: 3	R: 0 E: 0 K: 0 S: 3 H: 0 LOB: 0 BB: 0 P: 3	R: 0 E: 0 K: 0 S: 4 H: 1 LOB: 1 BB: 0 P: 4	1B: 4 2B: 0 3B: 0 HR: 1	SF: 1 SAC: 2 DP: 0 HBP: 0			WP: 0 PB: 0 SB: 0 CS: 0	PA: 40		

PITCHER		IP	WLS	BF	H	R	ER	SO	BB	IBB	HBP	BLK	WP	HR	S	P	ERA	WHIP
Clay Carroll, R ERA: 2.79	(1, 1)	3.0		12	2	1	1	2	1	0	0	0	0	0	15	19	3.00	1.000
Fred Norman, L ERA: 4.46	(4, 1)	4.0		14	1	1	1	4	1	0	0	0	0	1	21	25	2.25	0.500
Pedro Borbon, R ERA: 3.28	(8, 1)	2.0		7	1	0	0	0	0	0	0	0	0	0	7	7	0.00	0.500
Will McEnaney, L ERA: 1.6	(10, 1)	2.0	W	7	1	0	0	0	0	0	0	0	0	0	7	7	0.00	0.500

PITCHER	IP	WLS	BF	H	R	ER	SO	BB	IBB	HBP	BLK	WP	HR	S	P	ERA	WHIP

TOP

San Diego Padres @ Cincinnati Reds

Riverfront Stadium, Cincinnati, OH

Fri Jun 27 1975, 7:05 PM EDT

Att. 31,076 - Unknown

livebaseballscorecards.com

AB	35
R	2
H	5
RBI	2
BB	2
SO	6
LOB	8

Batter	1	2	3	4	5	6	7	8	9	10	11	AB	R	H	RBI	BB	SO	LOB
Pete Rose, S (1, 5) OBP: 0.409, SLG: 0.438	F3		1B		1B		F7		5-3 1-2 2-3		4-1	6	0	2	0	0	0	2
Ken Griffey, L (1, 9) OBP: 0.423, SLG: 0.431 Tony Perez, R (9, PH) OBP: 0.332, SLG: 0.436 Will McEnaney, L (10, 1)	F8		G4-3-6-3 1-2f		1B		4-3		BB		4-3	4 0 1	0 0 0	1 0 0	0 0 0	0 0 0	0 0 0	1 0 0
Joe Morgan, L (1, 4) OBP: 0.500, SLG: 0.570	F8		FC5-4 BB		1-2 2-3 BB			HR	3-1		S HR 1B	4	2	2	1	2	0	3
Johnny Bench, R (1, 2) OBP: 0.372, SLG: 0.555		F7	FC5-4 1-2f		K			F5		FC4-6 S BB	1-2 HR IBB	4	1	0	0	2	1	4
Dan Driessen, L (1, 3) OBP: 0.358, SLG: 0.333		1B 1B 1B		6-3		F8		3-1		F8 1-2	1-H 2-H HR	6	2	2	3	0	0	1
Cesar Geronimo, L (1, 8) OBP: 0.363, SLG: 0.410		F7		L4		4-3		F8			FC4-6 IBB	4	0	0	0	1	0	1
Dave Concepcion, R (1, 6) OBP: 0.320, SLG: 0.360		1B 1-2 1B		5-3		1B			P6	FC4-6 S 1-2f 2-3		5	0	2	0	0	0	2
George Foster, R (1, 7) OBP: 0.341, SLG: 0.505		FC6-4 1-2 2-H 1B			5-3	5-3			5-3 1B BB		1-2 IBB	3	0	1	1	2	0	1
Clay Carroll, R (1, 1) Fred Norman, S (4, 1) OBP: 0.125, SLG: 0.045 Merv Rettenmund, R (7, PH) OBP: 0.341, SLG: 0.250 Pedro Borbon, R (8, 1) OBP: 0.200, SLG: 0.200 Terry Crowley, L (9, PH) OBP: 0.429, SLG: 0.480 Ed Armbrister, R (10, 9) OBP: 0.226, SLG: 0.207		FC6-4 1-2f			6-3		1-3		5-3 1-2 1B		F9	1 1 1 0 1 1	0 0 0 0 0 0	0 0 0 0 0 0	0 0 0 0 0 0	0 0 0 0 0 0	0 0 0 0 0 0	2 0 0 0 0 3
Inning Stats	R: 0 H: 0 E: 0 LOB: 0 K: 0 BB: 0 S: 3 P: 3	R: 1 H: 3 E: 0 LOB: 2 K: 0 BB: 0 S: 6 P: 6	R: 0 H: 1 E: 0 LOB: 1 K: 0 BB: 1 S: 3 P: 7	R: 0 H: 0 E: 0 LOB: 0 K: 0 BB: 0 S: 3 P: 3	R: 0 H: 2 E: 0 LOB: 3 K: 1 BB: 1 S: 7 P: 11	R: 0 H: 1 E: 0 LOB: 1 K: 0 BB: 0 S: 4 P: 4	R: 0 H: 0 E: 0 LOB: 0 K: 0 BB: 0 S: 3 P: 3	R: 1 H: 1 E: 0 LOB: 0 K: 0 BB: 0 S: 4 P: 4	R: 0 H: 1 E: 0 LOB: 3 K: 0 BB: 2 S: 4 P: 12	R: 0 H: 0 E: 0 LOB: 3 K: 0 BB: 3 S: 3 P: 15	R: 3 H: 2 E: 0 LOB: 0 K: 0 BB: 1 S: 4 P: 8	1B: 9 2B: 0 3B: 0 HR: 2	SF: 0 SAC: 0 DP: 1 HBP: 0					

PITCHER		IP	WLS	BF	H	R	ER	SO	BB	IBB	HBP	BLK	WP	HR	S	P	ERA	WHIP
Dave Freisleben, R ERA: 3.82	(1, 1)	8.1		36	9	2	2	1	3	0	0	0	0	1	35	47	2.16	1.440
Dave Tomlin, L ERA: 1.96	(9, 1)	0.1		1	0	0	0	0	0	0	0	0	0	0	1	1	0.00	0.000
Danny Frisella, R ERA: 3.21	(9, 1)	2.0	L	13	2	3	3	0	2	3	0	0	0	1	8	28	13.50	2.000

PITCHER	IP	WLS	BF	H	R	ER	SO	BB	IBB	HBP	BLK	WP	HR	S	P	ERA	WHIP

BOTTOM

San Diego Padres @ Cincinnati Reds

Riverfront Stadium, Cincinnati, OH

Fri Jun 27 1975, 7:05 PM EDT

Att. 31,076 - Unknown

livebaseballscorecards.com

AB	42
R	5
H	11
RBI	5
BB	8
SO	1
LOB	20

Batter	1	2	3	4	5	6	7	8	9	10	AB	R	H	RBI	BB	SO	LOB
Bobby Tolan, L (1, 8) OBP: 0.304, SLG: 0.315	F8		L4		F7			F8		F9	5	0	0	0	0	0	2
Tito Fuentes, S (1, 4) OBP: 0.293, SLG: 0.327	HR 1B		3-1			F8		FC6-4 1B		1-H 2B	5	1	3	0	0	0	0
Dave Winfield, R (1, 9) OBP: 0.369, SLG: 0.472	F9			L1		P4		FC6-4 1-2f			4	0	0	0	0	0	2
Willie McCovey, L (1, 3) OBP: 0.310, SLG: 0.448 Johnny Grubb, L (9, PR) OBP: 0.397, SLG: 0.433 Ted Kubiak, S (9, 5) OBP: 0.296, SLG: 0.230	1-H HR			4-3		K			SH1-4 2B		4 0 0	1 0 0	2 0 0	2 0 0	0 0 0	1 0 0	0 0 0
Mike Ivie, R (1, 5) OBP: 0.288, SLG: 0.353 (9, 3)	K			K			F8		SH1-4 2-3		3	0	0	0	0	2	0
Gene Locklear, L (1, 7) OBP: 0.400, SLG: 0.518		CS 1B			P4		4-3		F6-3		4	0	1	0	0	0	2
Randy Hundley, R (1, 2) OBP: 0.246, SLG: 0.236		F7 1-2			B5-3 1B 1B		P4		P3		4	1	1	0	0	0	3
Enzo Hernandez, R (1, 6) OBP: 0.285, SLG: 0.265		F8			B5-3 1-2			SF9 3B		5-3	4	1	1	0	0	0	1
Joe McIntosh, S (1, 1) OBP: 0.167, SLG: 0.120 Dick Sharon, R (10, PH) OBP: 0.290, SLG: 0.245 Dave Tomlin, L (10, 1) Bill Greif, R (10, 1)			F6		2-H 1B			SF9 3-H		2B 1B	2 1 0 0	0 0 0 0	1 1 0 0	2 0 0 0	0 0 0 0	0 0 0 0	0 0 0 0
Inning Stats	R: 2 E: 0 K: 1 S: 7 H: 2 LOB: 0 BB: 0 P: 7	R: 0 E: 0 K: 0 S: 3 H: 1 LOB: 0 BB: 0 P: 3	R: 0 E: 0 K: 0 S: 3 H: 0 LOB: 0 BB: 0 P: 3	R: 0 E: 0 K: 1 S: 5 H: 0 LOB: 0 BB: 0 P: 5	R: 1 E: 0 K: 0 S: 5 H: 2 LOB: 1 BB: 0 P: 5	R: 0 E: 0 K: 1 S: 5 H: 0 LOB: 0 BB: 0 P: 5	R: 0 E: 0 K: 0 S: 3 H: 0 LOB: 0 BB: 0 P: 3	R: 1 E: 0 K: 0 S: 5 H: 2 LOB: 1 BB: 0 P: 5	R: 0 E: 0 K: 0 S: 4 H: 1 LOB: 2 BB: 0 P: 4	R: 0 E: 0 K: 0 S: 4 H: 2 LOB: 2 BB: 0 P: 4	1B: 6 2B: 2 3B: 1 HR: 1	SF: 1 SAC: 1 DP: 0 HBP: 0						

PITCHER	IP	WLS	BF	H	R	ER	SO	BB	IBB	HBP	BLK	WP	HR	S	P	ERA	WHIP
Gary Nolan, R (1, 1) ERA: 3.03	8.0		30	7	4	4	3	0	0	0	0	0	1	36	36	4.50	0.875
Will McEnaney, L (9, 1) ERA: 1.53	2.0	W	8	3	0	0	0	0	0	0	0	0	0	8	8	0.00	1.500

PITCHER	IP	WLS	BF	H	R	ER	SO	BB	IBB	HBP	BLK	WP	HR	S	P	ERA	WHIP

TOP

San Diego Padres @ Cincinnati Reds

Riverfront Stadium, Cincinnati, OH

Sat Jun 28 1975, 7:05 PM EDT
Att. 48,747 - Unknown

livebaseballscorecards.com

AB	36
R	4
H	10
RBI	4
BB	0
SO	3
LOB	10

WP: 0	PA: 38		
PB: 0			
SB: 0			
CS: 1			

Batter	1	2	3	4	5	6	7	8	9	10	AB	R	H	RBI	BB	SO	LOB
Pete Rose, S (1, 5) OBP: 0.412, SLG: 0.436	x 0-0 BB 1B		B B B B 4-0 1B E 1-2 BB		x 0-0 ① 4-3		B B B B 4-0 BB		x 0-0 ③ F8		3	1	1	0	2	0	0
Ken Griffey, L (1, 9) OBP: 0.419, SLG: 0.425	x 0-0 ① F8		x 0-0 E E 1-3 2-H 1B		S S S 0-3 ② K		x 0-0 ③ 4-3			S S S 0-3 ① K	5	1	1	1	0	2	2
Joe Morgan, L (1, 4) OBP: 0.498, SLG: 0.565	x 0-0 ② P6		x 0-0 ① F3		x 0-0 ③ F7			x 0-0 S 1B 1B		B B B B 4-0 S HR BB	4	2	1	0	1	0	3
Johnny Bench, R (1, 2) OBP: 0.372, SLG: 0.551	B B B B 4-0 1-2 BB		x 0-0 E7 1-H 3-H 1B			x 0-0 ① F2		x 0-0 ① F9 1-2		x 0-0 ② F2 1-2	4	0	1	1	1	0	2
Dan Driessen, L (1, 7) OBP: 0.354, SLG: 0.330	x 0-0 ③ F7		x 0-0 ② F9			x 0-0 ② G3		x 0-0 2-H 1B		x 0-0 2-H HR	4	0	1	1	0	0	3
Ed Armbrister, R (8, PR) OBP: 0.226, SLG: 0.207											0	0	0	0	0	0	0
Will McEnaney, L (9, 1)											0	0	0	0	0	0	0
George Foster, R (10, PH) OBP: 0.344, SLG: 0.524											1	1	1	2	0	0	0
Tony Perez, R (1, 3) OBP: 0.335, SLG: 0.437		x 0-0 FC4-6 1B	x 0-0 ③ F8			x 0-0 1B		x 0-0 ② F2			4	0	2	0	0	0	2
Cesar Geronimo, L (1, 8) OBP: 0.358, SLG: 0.403		x 0-0 ① FC4-6 F4-6-3 1-2f				x 0-0 ① P6		x 0-0 ③ 6-3			4	0	0	0	0	0	3
Doug Flynn, R (1, 6) OBP: 0.304, SLG: 0.349		x 0-0 ② ③ F4-6-3 1-2				x 0-0 ② F6-3	x 0-0 ① F4-3		x 0-0 ① F4		3	0	0	0	0	0	1
Dave Concepcion, R (9, PH) OBP: 0.319, SLG: 0.358											1	0	0	0	0	0	0
(10, 6)																	
Gary Nolan, R (1, 1) OBP: 0.275, SLG: 0.200			B B B B 4-0 BB 1B BB		S S S 0-3 ③ K		S S S 0-3 ② K		x 0-0 ② F8		2	1	0	0	1	2	0
Merv Rettenmund, R (9, 7) OBP: 0.337, SLG: 0.246											1	0	0	0	0	0	0
Inning Stats	R: 0 H: 1 E: 0 LOB: 2 K: 0 BB: 1 S: 4 P: 8	R: 0 H: 1 E: 0 LOB: 0 K: 0 BB: 0 S: 3 P: 3	R: 3 H: 2 E: 1 LOB: 1 K: 0 BB: 2 S: 5 P: 13	R: 0 H: 0 E: 0 LOB: 0 K: 1 BB: 0 S: 5 P: 5	R: 0 H: 0 E: 0 LOB: 0 K: 1 BB: 0 S: 5 P: 5	R: 0 H: 1 E: 0 LOB: 1 K: 0 BB: 0 S: 4 P: 4	R: 0 H: 0 E: 0 LOB: 1 K: 1 BB: 1 S: 5 P: 9	R: 1 H: 2 E: 0 LOB: 1 K: 0 BB: 0 S: 5 P: 5	R: 0 H: 0 E: 0 LOB: 0 K: 0 BB: 0 S: 3 P: 3	R: 2 H: 1 E: 0 LOB: 0 K: 1 BB: 1 S: 5 P: 9	1B: 7 SF: 0 2B: 0 SAC: 0 3B: 0 DP: 1 HR: 1 HBP: 0						

PITCHER		IP	WLS	BF	H	R	ER	SO	BB	IBB	HBP	BLK	WP	HR	S	P	ERA	WHIP
Joe McIntosh, R ERA: 3.02	(1, 1)	9.0		37	7	4	4	3	4	0	0	0	0	0	39	55	4.00	1.222
Dave Tomlin, L ERA: 2.17	(10, 1)	0.2	L	3	0	1	1	1	1	0	0	0	0	0	4	8	13.50	1.500
Bill Greif, R ERA: 3.93	(10, 1)	0.0		1	1	1	1	0	0	0	0	0	0	1	1	1	∞	∞

PITCHER	IP	WLS	BF	H	R	ER	SO	BB	IBB	HBP	BLK	WP	HR	S	P	ERA	WHIP

BOTTOM

San Diego Padres @ Cincinnati Reds

Riverfront Stadium, Cincinnati, OH

Sat Jun 28 1975, 7:05 PM EDT

Att. 48,747 - Unknown

livebaseballscorecards.com

AB	36
R	6
H	8
RBI	5
BB	5
SO	4
LOB	16

Batter	1	2	3	4	5	6	7	8	9	AB	R	H	RBI	BB	SO	LOB
Bobby Tolan, L (1, 8) OBP: 0.302, SLG: 0.312	4-3		FC4 2-3 1B		G3		4-3		F6	5	0	1	0	0	0	4
Tito Fuentes, S (1, 4) OBP: 0.289, SLG: 0.322	4-3		FC4 1-2f 3-H 1B		F5			L3		4	0	0	1	0	0	1
Gene Locklear, L (1, 7) OBP: 0.404, SLG: 0.517	1B		1-2 1B			K		F8		4	0	2	0	0	1	0
Willie McCovey, L (1, 3) OBP: 0.309, SLG: 0.443	4-1		4-3			P5		FC6-4 1B		4	0	1	0	0	0	3
Dave Winfield, R (1, 9) OBP: 0.363, SLG: 0.464		K		P4		6-3		FC6-4 1-2f		4	0	0	0	0	1	1
Fred Kendall, R (1, 2) OBP: 0.263, SLG: 0.253		F9		FC3-6 BB			F9		FC5-4 1B	3	0	1	0	1	0	0
Ted Kubiak, S (1, 5) OBP: 0.295, SLG: 0.231		F7		FC3-6 FC6-4 1-2f			1B 1B		F7	4	0	1	0	0	0	2
Enzo Hernandez, R (1, 6) OBP: 0.288, SLG: 0.269			1B SH1-4 FC4 1B	FC6-4 1-2f			1-2 1B		FC5-4 1B 1-2f	4	1	2	0	0	0	2
Randy Jones, R (1, 1) OBP: 0.184, SLG: 0.167 Mike Ivie, R (7, PH) OBP: 0.286, SLG: 0.351 Danny Frisella, L (7, 1) Dick Sharon, R (9, PH) OBP: 0.302, SLG: 0.259			SH1-4 1-2		5-3		K		1-3 1B	1 1 0 1	0 0 0 0	0 0 0 1	0 0 0 0	0 0 0 0	0 1 0 0	0 2 0 0
Inning Stats	R: 0 E: 0 K: 0 S: 4 H: 1 LOB: 1 BB: 0 P: 4	R: 0 E: 0 K: 1 S: 5 H: 0 LOB: 0 BB: 0 P: 5	R: 1 E: 0 K: 0 S: 6 H: 3 LOB: 2 BB: 0 P: 6	R: 0 E: 0 K: 0 S: 3 H: 0 LOB: 1 BB: 1 P: 7	R: 0 E: 0 K: 0 S: 3 H: 0 LOB: 0 BB: 0 P: 3	R: 0 E: 0 K: 1 S: 5 H: 0 LOB: 0 BB: 0 P: 5	R: 0 E: 0 K: 1 S: 7 H: 2 LOB: 2 BB: 0 P: 7	R: 0 E: 0 K: 0 S: 4 H: 1 LOB: 1 BB: 0 P: 4	R: 0 E: 0 K: 0 S: 5 H: 2 LOB: 2 BB: 0 P: 5	1B: 9 2B: 0 3B: 0 HR: 0 SF: 0 SAC: 1 DP: 0 HBP: 0						

PITCHER		IP	WLS	BF	H	R	ER	SO	BB	IBB	HBP	BLK	WP	HR	S	P	ERA	WHIP
Jack Billingham, R ERA: 3.44	(1, 1)	8.2	W	36	9	1	1	3	1	0	0	0	0	0	41	45	1.04	1.154
Will McEnaney, L ERA: 1.52	(9, 1)	0.1	S	1	0	0	0	0	0	0	0	0	0	0	1	1	0.00	0.000

PITCHER	IP	WLS	BF	H	R	ER	SO	BB	IBB	HBP	BLK	WP	HR	S	P	ERA	WHIP

San Diego Padres @ Cincinnati Reds

Riverfront Stadium, Cincinnati, OH

Sun Jun 29 1975, 3:33 AM EDT

Unknown

TOP

livebaseballscorecards.com

AB	35
R	1
H	9
RBI	1
BB	1
SO	3
LOB	15

WP: 0 PB: 0 SB: 0 CS: 0 PA: 37

Batter	1	2	3	4	5	6	7	8	9	AB	R	H	RBI	BB	SO	LOB
Pete Rose, S (1, 5) OBP: 0.410, SLG: 0.434	G6-4-3 1B			K		5-3		F8		4	0	1	0	0	1	0
Dave Concepcion, R (1, 6) OBP: 0.321, SLG: 0.356	G6-4-3 1-2f			F7		HR BB		G3 S BB		2	1	0	0	2	0	1
Joe Morgan, L (1, 4) OBP: 0.495, SLG: 0.572	P6			F8		1-H HR		G3 1-3		4	1	1	2	0	0	1
Johnny Bench, R (1, 7) OBP: 0.368, SLG: 0.543		K			2-3	5-3		F5		4	0	0	0	0	1	1
Tony Perez, R (1, 3) OBP: 0.331, SLG: 0.431		K			6-3	5-3				3	0	0	0	0	1	0
George Foster, R (1, 8) OBP: 0.344, SLG: 0.536 (8, 9)		6-3			HR		K			3	1	1	1	0	1	0
Merv Rettenmund, R (1, 9) OBP: 0.349, SLG: 0.306 Cesar Geronimo, L (8, 8) OBP: 0.358, SLG: 0.403			K		1B 1B		HR			3 0	1 0	2 0	1 0	0 0	1 0	0 0
Bill Plummer, R (1, 2) OBP: 0.262, SLG: 0.333			L6		FC4-6 1-2 1B		F7			3	0	1	0	0	0	0
Jack Billingham, R (1, 1) OBP: 0.132, SLG: 0.083 Will McEnaney, L (9, 1)			6-3		FC4-6 1-2f		K			3 0	0 0	0 0	0 0	0 0	1 0	2 0
Inning Stats	R: 0 E: 0 K: 0 S: 3 H: 1 LOB: 0 BB: 0 P: 3	R: 0 E: 0 K: 2 S: 7 H: 0 LOB: 0 BB: 0 P: 7	R: 0 E: 0 K: 1 S: 5 H: 0 LOB: 0 BB: 0 P: 5	R: 0 E: 0 K: 1 S: 5 H: 0 LOB: 0 BB: 0 P: 5	R: 1 E: 0 K: 0 S: 6 H: 3 LOB: 2 BB: 0 P: 6	R: 2 E: 0 K: 0 S: 4 H: 1 LOB: 0 BB: 1 P: 8	R: 1 E: 0 K: 2 S: 8 H: 1 LOB: 0 BB: 0 P: 8	R: 0 E: 0 K: 0 S: 3 H: 0 LOB: 1 BB: 1 P: 7		1B: 3 2B: 0 3B: 0 HR: 3 SF: 0 SAC: 0 DP: 1 HBP: 0						

PITCHER		IP	WLS	BF	H	R	ER	SO	BB	IBB	HBP	BLK	WP	HR	S	P	ERA	WHIP
Randy Jones, L ERA: 1.9	(1, 1)	6.0	L	23	5	3	3	4	1	0	0	0	0	2	30	34	4.50	1.000
Danny Frisella, R ERA: 3.26	(7, 1)	2.0		8	1	1	1	2	1	0	0	0	0	1	11	15	4.50	1.000

PITCHER	IP	WLS	BF	H	R	ER	SO	BB	IBB	HBP	BLK	WP	HR	S	P	ERA	WHIP

BOTTOM

San Diego Padres @ Cincinnati Reds

Riverfront Stadium, Cincinnati, OH

Sun Jun 29 1975, 3:33 AM EDT

Unknown

livebaseballscorecards.com

AB	29
R	4
H	6
RBI	4
BB	2
SO	6
LOB	5

WP: 0 PA: 31
PB: 0
SB: 1
CS: 0

San Diego Padres @ Cincinnati Reds

Riverfront Stadium, Cincinnati, OH

Sun Jun 29 1975, 3:38 AM EDT

Att. 46,060 - Unknown

TOP

livebaseballscorecards.com

Batter	1	2	3	4	5	6	7	8	9	AB	R	H	RBI	BB	SO	LOB
Bobby Tolan, L (1, 8) (8, 7) OBP: 0.296, SLG: 0.306	F8		F6		L5		F2	F8		5	0	0	0	0	0	4
Tito Fuentes, S (1, 4) OBP: 0.295, SLG: 0.325	F8		1-2 2B 1B		2-3 1B		BBBB 4-0 F8 1B 1B BB		F7	4	2	2	0	1	0	0
Gene Locklear, L (1, 7) OBP: 0.418, SLG: 0.533 Don Hahn, R (8, 8) OBP: 0.200, SLG: 0.077	6-3		1-H 2-H 2B		4-0 IBB		0-0 1B 1-2 1B		BBBB 4-0 BB	3 0	0 0	2 0	2 0	1 1	0 0	0 0
Dave Winfield, R (1, 9) OBP: 0.357, SLG: 0.454		3-1	3-1		L9		F8 2-3		F8	5	0	0	0	0	0	7
Mike Ivie, R (1, 3) OBP: 0.293, SLG: 0.366		2B		6-3		1B 2B	1-2 3-H 1B		F4-3	5	1	3	1	0	0	1
Randy Hundley, R (1, 2) OBP: 0.246, SLG: 0.237		6-3		SSS K		SH2-4 2-H 1B	SSS K			4	0	1	1	0	2	3
Ted Kubiak, S (1, 5) OBP: 0.288, SLG: 0.225		L8		F7		SH2-4 1-2		F8		3	0	0	0	0	0	1
Enzo Hernandez, R (1, 6) OBP: 0.292, SLG: 0.273 Hector Torres, R (8, PR) (8, 6) OBP: 0.273, SLG: 0.307			F3		1B SH1-4 1B	F3		SH5-4 1B		4 0	0 0	2 0	0 0	0 0	0 0	1 0
Brent Strom, R (1, 1)			BBBB 4-0 1B 2B BB		SH1-4 1-2	5-3		SH5-4 1-2		1	1	0	0	1	0	1
Inning Stats	R: 0 E: 0 K: 0 S: 3 H: 0 LOB: 0 BB: 0 P: 3	R: 0 E: 0 K: 0 S: 4 H: 1 LOB: 1 BB: 0 P: 4	R: 2 E: 0 K: 0 S: 5 H: 2 LOB: 1 BB: 1 P: 9	R: 0 E: 0 K: 1 S: 5 H: 0 LOB: 0 BB: 0 P: 5	R: 0 E: 0 K: 0 S: 5 H: 2 LOB: 3 BB: 1 P: 9	R: 1 E: 0 K: 0 S: 5 H: 2 LOB: 1 BB: 0 P: 5	R: 1 E: 0 K: 1 S: 7 H: 2 LOB: 2 BB: 1 P: 11	R: 0 E: 0 K: 0 S: 4 H: 1 LOB: 2 BB: 0 P: 4	R: 0 E: 0 K: 0 S: 3 H: 0 LOB: 1 BB: 1 P: 7	1B: 7 2B: 3 3B: 0 HR: 0	SF: 0 SAC: 3 DP: 0 HBP: 0						

	AB	34
	R	4
	H	10
	RBI	4
	BB	4
	SO	2
	LOB	18

WP: 0 PB: 0 SB: 0 CS: 0 PA: 41

PITCHER		IP	WLS	BF	H	R	ER	SO	BB	IBB	HBP	BLK	WP	HR	S	P	ERA	WHIP
Pat Darcy, R ERA: 3.4	(1, 1)	6.0	L	27	7	3	3	1	1	1	0	0	0	0	27	35	4.50	1.333
Rawly Eastwick, R ERA: 5.92	(7, 1)	1.0		6	2	1	1	1	1	0	0	0	0	0	7	11	9.00	3.000
Pedro Borbon, R ERA: 3.16	(8, 1)	2.0		8	1	0	0	0	1	0	0	0	0	0	7	11	0.00	1.000

PITCHER	IP	WLS	BF	H	R	ER	SO	BB	IBB	HBP	BLK	WP	HR	S	P	ERA	WHIP

Batter	1	2	3	4	5	6	7	8	9	AB	R	H	RBI	BB	SO	LOB
Pete Rose, S (1, 5) OBP: 0.407, SLG: 0.430	1B		F9		F9		6-3		6-3	5	0	1	0	0	0	2
Dave Concepcion, R (1, 6) OBP: 0.317, SLG: 0.351	F8		F7		P4			1-3		4	0	0	0	0	0	1
Johnny Bench, R (1, 7) OBP: 0.367, SLG: 0.539	S 1-3 1B		P4			F8		F3		4	0	1	0	0	0	0
Tony Perez, R (1, 3) OBP: 0.333, SLG: 0.436	K 1-2			F9		1B 1B		HR 2B		4	1	2	0	0	1	2
George Foster, R (1, 8) OBP: 0.352, SLG: 0.561	K			WP SF7 2B		1-2 1B		2-H HR		4	2	3	2	0	1	2
Merv Rettenmund, R (1, 9) OBP: 0.333, SLG: 0.293		F8		SF7 2-H		F7		6-3		3	0	0	1	0	0	2
Bill Plummer, R (1, 2) OBP: 0.283, SLG: 0.317 Ken Griffey, L (9, PR) OBP: 0.419, SLG: 0.425		E5 F1-3	BB			F8			SH2-4 BB	2 0	0 0	0 0	0 0	2 0	0 0	2 0
Doug Flynn, R (1, 4) OBP: 0.292, SLG: 0.333		F1-3 1-2		K			F1-3		SH2-4 1-2	3	0	0	0	0	1	2
Pat Darcy, L (1, 1) Rawly Eastwick, R (7, 1) Ed Armbrister, R (7, PH) OBP: 0.219, SLG: 0.200 Pedro Borbon, R (8, 1) OBP: 0.200, SLG: 0.200 Joe Morgan, L (9, PH) OBP: 0.494, SLG: 0.570		K			K		K		P4	2 0 1 0 1	0 0 0 0 0	0 0 0 0 0	0 0 0 0 0	0 0 1 0 0	2 0 0 0 0	1 0 0 0 2
Inning Stats	R: 0 E: 0 K: 2 S: 9 H: 2 LOB: 2 BB: 0 P: 9	R: 0 E: 1 K: 1 S: 6 H: 0 LOB: 1 BB: 0 P: 6	R: 0 E: 0 K: 0 S: 3 H: 0 LOB: 0 BB: 0 P: 3	R: 1 E: 0 K: 1 S: 6 H: 1 LOB: 1 BB: 1 P: 10	R: 0 E: 0 K: 1 S: 5 H: 0 LOB: 0 BB: 0 P: 5	R: 0 E: 0 K: 0 S: 5 H: 2 LOB: 2 BB: 0 P: 5	R: 0 E: 0 K: 1 S: 5 H: 0 LOB: 0 BB: 0 P: 5	R: 2 E: 0 K: 0 S: 5 H: 2 LOB: 0 BB: 0 P: 5	R: 0 E: 0 K: 0 S: 3 H: 0 LOB: 2 BB: 1 P: 7	1B: 4 2B: 2 3B: 0 HR: 1	SF: 1 SAC: 1 DP: 0 HBP: 0		WP: 1 PB: 0 SB: 1 CS: 0	PA: 37			

PITCHER	IP	WLS	BF	H	R	ER	SO	BB	IBB	HBP	BLK	WP	HR	S	P	ERA	WHIP
Brent Strom, L (1, 1) ERA: 1.03	9.0	W	37	7	3	3	6	2	0	0	0	1	1	47	55	3.00	1.000

PITCHER	IP	WLS	BF	H	R	ER	SO	BB	IBB	HBP	BLK	WP	HR	S	P	ERA	WHIP

BOTTOM

San Diego Padres @ Cincinnati Reds

Riverfront Stadium, Cincinnati, OH

Sun Jun 29 1975, 3:38 AM EDT

Att. 46,060 - Unknown

livebaseballscorecards.com

AB	33
R	3
H	7
RBI	3
BB	2
SO	6
LOB	16

Batter	1	2	3	4	5	6	7	8	9	AB	R	H	RBI	BB	SO	LOB
Bobby Tolan, L (1, 8) OBP: 0.296, SLG: 0.305	G3-6-3 1B		L5			K		F5		4	0	1	0	0	1	3
Tito Fuentes, S (1, 4) OBP: 0.291, SLG: 0.320	G3-6-3 1-2f		4-3			K		G6-4-3 1-2f		4	0	0	0	0	1	4
Gene Locklear, L (1, 7) OBP: 0.412, SLG: 0.521	1-3			6-3			1B 1B 1B		1-3	4	1	1	0	0	0	0
Willie McCovey, L (1, 3) OBP: 0.302, SLG: 0.433		F8		F2			K		K	4	0	0	0	0	2	1
Dave Winfield, R (1, 9) OBP: 0.359, SLG: 0.452		BB		6-3			1-3 1B		6-3	3	0	1	0	1	0	0
Randy Hundley, R (1, 2) OBP: 0.248, SLG: 0.239 Alan Foster, R (7, PR) OBP: 0.091, SLG: 0.091 Fred Kendall, R (7, 2) OBP: 0.263, SLG: 0.253		F9			F4		FC5-4 3-H 1B			3 0 0	0 0 0	1 0 0	1 0 0	0 0 0	0 0 0	1 0 0
Ted Kubiak, S (1, 5) OBP: 0.281, SLG: 0.220		4-3			K		FC5-4 1-2f			3	0	0	0	0	1	2
Enzo Hernandez, R (1, 6) OBP: 0.296, SLG: 0.275			BB SH1-4		6-3			1B 1B		2	0	1	0	1	0	0
Rich Folkers, L (1, 1) OBP: 0.111, SLG: 0.111 Mike Ivie, R (8, PH) OBP: 0.296, SLG: 0.368 Bill Greif, R (8, 1)			SH1-4 1-2			K		G6-4-3 1-2 1B		1 1 0	0 0 0	0 1 0	0 0 0	0 0 0	1 0 0	0 0 0
Inning Stats	R: 0 E: 0 K: 0 S: 3 H: 1 LOB: 0 BB: 0 P: 3	R: 0 E: 0 K: 0 S: 3 H: 0 LOB: 1 BB: 1 P: 7	R: 0 E: 0 K: 0 S: 3 H: 0 LOB: 1 BB: 1 P: 7	R: 0 E: 0 K: 0 S: 3 H: 0 LOB: 0 BB: 0 P: 3	R: 0 E: 0 K: 1 S: 5 H: 0 LOB: 0 BB: 0 P: 5	R: 0 E: 0 K: 3 S: 9 H: 0 LOB: 0 BB: 0 P: 9	R: 1 E: 0 K: 1 S: 7 H: 3 LOB: 1 BB: 0 P: 7	R: 0 E: 0 K: 0 S: 4 H: 2 LOB: 1 BB: 0 P: 4	R: 0 E: 0 K: 1 S: 5 H: 0 LOB: 0 BB: 0 P: 5	1B: 6 2B: 0 3B: 0 HR: 0	SF: 0 SAC: 1 DP: 2 HBP: 0					

PITCHER	IP	WLS	BF	H	R	ER	SO	BB	IBB	HBP	BLK	WP	HR	S	P	ERA	WHIP
Andy Messersmith, R (1, 1) ERA: 2.06	9.0	W	32	6	1	1	6	2	0	0	0	0	0	42	50	1.00	0.889

PITCHER	IP	WLS	BF	H	R	ER	SO	BB	IBB	HBP	BLK	WP	HR	S	P	ERA	WHIP

TOP

San Diego Padres @ Los Angeles Dodgers

Dodger Stadium, Los Angeles, CA

Mon Jun 30 1975, 7:05 PM PDT

Att. 29,678 - Unknown

livebaseballscorecards.com

AB	29
R	1
H	6
RBI	1
BB	2
SO	6
LOB	11

WP: 0 PB: 0 SB: 0 CS: 0 PA: 32

Batter	1	2	3	4	5	6	7	8	9	AB	R	H	RBI	BB	SO	LOB
Davey Lopes, R (1, 4) OBP: 0.373, SLG: 0.333	WP 1B 2B		1B		1-2 1B		S SH2-4 1-2 1B			4	1	4	0	0	0	0
John Hale, L (1, 8)	F3 ①		F9 ①		S S S K ①		SH2-4 ① 1-2 2-3			3	0	0	0	0	1	5
Jimmy Wynn, R (1, 7) OBP: 0.429, SLG: 0.494	B B B B FC5-2-5-1 WP BB		S S S K ②		S S S K ②		SF7 ② 3-H			2	0	0	1	1	2	4
Steve Garvey, R (1, 3) OBP: 0.333, SLG: 0.452	FC5-2-5-1 ② 1-3 2-3 1B		F3 ③		S S S K ③		F6 ③ 2-3			4	1	0	0	0	1	7
Ron Cey, R (1, 5) OBP: 0.339, SLG: 0.441	2-H 3-H 1B			6-3 ①		HR		6-3 ①		4	1	2	3	0	0	0
Joe Ferguson, R (1, 9) OBP: 0.331, SLG: 0.308	S S S K ③			5-3 ②		G5-4-3 1B		F9 ②		4	0	1	0	0	1	1
Bill Russell, R (1, 6) OBP: 0.226, SLG: 0.154		S S S K ①		F8 ③		G5-4-3 ① ② 1-2f		1B 1B		4	0	1	0	0	1	1
Steve Yeager, R (1, 2) OBP: 0.290, SLG: 0.320		S S S K ②			E SH 1B	5-3 ③		1-2 1B		4	0	2	0	0	1	0
Andy Messersmith, R (1, 1) OBP: 0.277, SLG: 0.300		F3 ③			SH 1B 1-3		B B B B SH2-4 1B SF7 BB	F7 ③		2	1	0	0	1	0	2
Inning Stats	R: 2 E: 0 K: 1 S: 7 H: 2 LOB: 1 BB: 1 P: 11	R: 0 E: 0 K: 2 S: 7 H: 0 LOB: 0 BB: 0 P: 7	R: 0 E: 0 K: 1 S: 6 H: 1 LOB: 1 BB: 0 P: 6	R: 0 E: 0 K: 0 S: 3 H: 0 LOB: 0 BB: 0 P: 3	R: 0 E: 1 K: 3 S: 12 H: 2 LOB: 3 BB: 0 P: 12	R: 1 E: 0 K: 0 S: 4 H: 2 LOB: 0 BB: 0 P: 4	R: 1 E: 0 K: 0 S: 4 H: 1 LOB: 1 BB: 1 P: 8	R: 0 E: 0 K: 0 S: 5 H: 2 LOB: 2 BB: 0 P: 5		1B: 8 2B: 1 3B: 0 HR: 1	SF: 1 SAC: 2 DP: 1 HBP: 0			WP: 1 PB: 0 SB: 1 CS: 0	PA: 36		

PITCHER		IP	WLS	BF	H	R	ER	SO	BB	IBB	HBP	BLK	WP	HR	S	P	ERA	WHIP
Rich Folkers, L ERA: 3.31	(1, 1)	7.0	L	31	8	4	4	7	2	0	0	0	1	1	43	51	5.14	1.429
Bill Greif, R ERA: 3.82	(8, 1)	1.0		5	2	0	0	0	0	0	0	0	0	0	5	5	0.00	2.000

PITCHER	IP	WLS	BF	H	R	ER	SO	BB	IBB	HBP	BLK	WP	HR	S	P	ERA	WHIP

BOTTOM

San Diego Padres @ Los Angeles Dodgers

Dodger Stadium, Los Angeles, CA

Mon Jun 30 1975, 7:05 PM PDT

Att. 29,678 - Unknown

livebaseballscorecards.com

AB	31
R	4
H	10
RBI	4
BB	2
SO	7
LOB	20

San Diego Padres @ Los Angeles Dodgers

Dodger Stadium, Los Angeles, CA

Tue Jul 01 1975, 7:05 PM PDT

Att. 21,542 - Unknown

livebaseballscorecards.com

TOP

Batter	1	2	3	4	5	6	7	8	9	AB	R	H	RBI	BB	SO	LOB
Johnny Grubb, L (1, 8) OBP: 0.401, SLG: 0.434	G4-6-3 1B		F8		1B 1B BB 1-2 2-H 3-H 1B	F8		BBB 4-3 G3 CS BB		4	1	2	2	1	0	1
Don Hahn, R (8, 8) OBP: 0.200, SLG: 0.077										0	0	0	0	0	0	0
Tito Fuentes, S (1, 4) OBP: 0.293, SLG: 0.321	G4-6-3 1-2f		F7		BB 1B HR 1-2 2-3 1B	1B 1B		G3 1-2		5	2	2	0	0	0	3
Gene Locklear, L (1, 7) OBP: 0.411, SLG: 0.515	K			F5	BB HR 1-2 2-3 3-H 1B	1B 1B 1-3		4-3 2-3		5	2	2	1	0	1	1
Bill Greif, R (8, 1)										0	0	0	0	0	0	0
Dave Winfield, R (1, 9) OBP: 0.363, SLG: 0.451		5-3		F9	BBB HR 1-2 2-3 3-H BB	1B 1-2 3-H 1B		H 1-0 HBP		3	1	1	2	1	0	0
Dick Sharon, R (8, PR) OBP: 0.302, SLG: 0.259										0	0	0	0	0	0	0
(8, 7)																
Mike Ivie, R (1, 5) OBP: 0.298, SLG: 0.382		F3		F2	HR 1-H 2-H 3-H	FC6-4 1-3 2-H 1B		CS 3-H	F7	5	1	2	5	0	0	0
(8, 3)																
Bobby Tolan, L (1, 3) OBP: 0.298, SLG: 0.307	1B				CS 1B 4-3	FC6-4 1-2f			E4 FC6-4	5	0	2	0	0	0	2
(8, 9)																
Randy Hundley, R (1, 2) OBP: 0.254, SLG: 0.246		F3			E 1-2 1B 1B		F8		F6	5	1	2	0	0	0	2
Enzo Hernandez, R (1, 6) OBP: 0.294, SLG: 0.273			6-3		E8 1-3 1B 1B F8		6-3		FC6-4 1-2f	5	1	1	0	0	0	2
Dan Spillner, R (1, 1) OBP: 0.259, SLG: 0.174			BBBB 4-0 BB		BBBB 4-0 1B 1B 1B BB	F9	F9			2	1	0	0	2	0	0
Ted Kubiak, S (8, 5) OBP: 0.281, SLG: 0.220										0	0	0	0	0	0	0

	AB	39
	R	10
	H	14
	RBI	10
	BB	4
	SO	1
	LOB	11

Inning Stats	1	2	3	4	5	6	7	8	9
	R: 0 H: 1 E: 0 LOB: 0 K: 1 BB: 0 S: 5 P: 5	R: 0 H: 1 E: 0 LOB: 1 K: 0 BB: 0 S: 4 P: 4	R: 0 H: 0 E: 0 LOB: 1 K: 0 BB: 1 S: 3 P: 7	R: 0 H: 0 E: 0 LOB: 0 K: 0 BB: 0 S: 3 P: 3	R: 8 H: 8 E: 1 LOB: 1 K: 0 BB: 2 S: 10 P: 18	R: 2 H: 4 E: 0 LOB: 2 K: 0 BB: 0 S: 7 P: 7	R: 0 H: 0 E: 0 LOB: 0 K: 0 BB: 0 S: 3 P: 3	R: 0 H: 0 E: 0 LOB: 1 K: 0 BB: 1 S: 2 P: 7	R: 0 H: 0 E: 1 LOB: 1 K: 0 BB: 0 S: 4 P: 4

	1B: 13	SF: 0	WP: 0	PA: 45
	2B: 0	SAC: 0	PB: 0	
	3B: 0	DP: 1	SB: 0	
	HR: 1	HBP: 1	CS: 2	

PITCHER		IP	WLS	BF	H	R	ER	SO	BB	IBB	HBP	BLK	WP	HR	S	P	ERA	WHIP
Burt Hooton, R ERA: 4.7	(1, 1)	4.1	L	19	6	4	4	1	2	0	0	0	0	0	19	27	8.31	1.846
Jim Brewer, L ERA: 5.17	(5, 1)	1.2		14	8	6	6	0	1	0	0	0	0	1	13	17	32.40	5.400
Charlie Hough, R ERA: 4.56	(7, 1)	2.0		7	0	0	0	0	1	0	1	0	0	0	5	10	0.00	0.500
Rick Rhoden, R ERA: 3.4	(9, 1)	1.0		4	0	0	0	0	0	0	0	0	0	0	4	4	0.00	0.000

PITCHER		IP	WLS	BF	H	R	ER	SO	BB	IBB	HBP	BLK	WP	HR	S	P	ERA	WHIP

Batter	1	2	3	4	5	6	7	8	9	AB	R	H	RBI	BB	SO	LOB
Davey Lopes, R (1, 4) OBP: 0.369, SLG: 0.329	L7	K		E4 (2-3)		F2			4-3	4	0	0	0	0	1	2
Tom Paciorek, R (9, 9) OBP: 0.245, SLG: 0.290										1	0	0	0	0	0	0
Bill Buckner, L (1, 7) OBP: 0.248, SLG: 0.317	4-3		HR	F2			WP, 1B		F9	5	1	2	1	0	0	2
Steve Garvey, R (1, 3) OBP: 0.337, SLG: 0.454	1B, S		F8		BB		WP (1-2)		K	5	0	3	0	0	1	0
Ron Cey, R (1, 5) OBP: 0.341, SLG: 0.438	BBBB		F8		BB (1-2)		F9 (1-2, 2-3)			2	0	0	0	2	0	2
John Hale, L (1, 8) OBP: 0.286, SLG: 0.286	1B (1-2, 2-3)		S		K		F9			4	0	2	0	0	1	4
Joe Ferguson, R (1, 2) OBP: 0.325, SLG: 0.302	F8		K (1-2)		F4		5-3			4	0	0	0	0	1	8
Steve Yeager, R (9, 2) OBP: 0.290, SLG: 0.320										0	0	0	0	0	0	0
Willie Crawford, L (1, 9) OBP: 0.326, SLG: 0.347		3-1		F4	F9			K		3	0	0	0	0	0	2
Lee Lacy, R (8, PH) (9, 4) OBP: 0.382, SLG: 0.478										1	0	0	0	0	1	0
Bill Russell, R (1, 6) OBP: 0.242, SLG: 0.179		E6, SH1-4		E, SH2-4 (1B)		F7		5-3		2	0	1	0	0	0	0
Ivan De Jesus, R (6, PH) (7, 6) OBP: 0.306, SLG: 0.226										2	0	0	0	0	0	0
Burt Hooton, R (1, 1) OBP: 0.200, SLG: 0.214		SH1-4 (1-2)		SH2-4 (1-2)		K		6-3		0	0	0	0	0	0	0
Jim Brewer, L (5, 1)										0	0	0	0	0	0	0
Leron Lee, L (6, PH) OBP: 0.257, SLG: 0.219										1	0	0	0	0	1	0
Charlie Hough, R (7, 1)										0	0	0	0	0	0	0
Manny Mota, R (8, PH) OBP: 0.324, SLG: 0.258										1	0	0	0	0	0	0
Rick Rhoden, R (9, 1)										0	0	0	0	0	0	0
Inning Stats	R: 0 E: 0 K: 0 S: 5 H: 2 LOB: 3 BB: 1 P: 9	R: 0 E: 1 K: 1 S: 6 H: 0 LOB: 1 BB: 0 P: 6	R: 1 E: 0 K: 1 S: 7 H: 2 LOB: 1 BB: 0 P: 7	R: 0 E: 1 K: 0 S: 5 H: 1 LOB: 2 BB: 0 P: 5	R: 0 E: 0 K: 1 S: 6 H: 1 LOB: 2 BB: 1 P: 10	R: 0 E: 0 K: 1 S: 5 H: 0 LOB: 0 BB: 0 P: 5	R: 0 E: 0 K: 0 S: 5 H: 2 LOB: 2 BB: 0 P: 5	R: 0 E: 0 K: 1 S: 5 H: 0 LOB: 0 BB: 0 P: 5	R: 0 E: 0 K: 1 S: 5 H: 0 LOB: 0 BB: 0 P: 5	1B: 7 2B: 0 3B: 0 HR: 1 SF: 0 SAC: 2 DP: 0 HBP: 0							

BOTTOM

San Diego Padres @ Los Angeles Dodgers

Dodger Stadium, Los Angeles, CA

Tue Jul 01 1975, 7:05 PM PDT

Att. 21,542 - Unknown

livebaseballscorecards.com

AB	35
R	1
H	8
RBI	1
BB	2
SO	6
LOB	20

PITCHER		IP	WLS	BF	H	R	ER	SO	BB	IBB	HBP	BLK	WP	HR	S	P	ERA	WHIP
Dan Spillner, R ERA: 4.38	(1, 1)	7.0	W	33	8	1	1	4	2	0	0	0	1	1	39	47	1.29	1.429
Bill Greif, R ERA: 3.62	(8, 1)	2.0		6	0	0	0	2	0	0	0	0	0	0	10	10	0.00	0.000

PITCHER	IP	WLS	BF	H	R	ER	SO	BB	IBB	HBP	BLK	WP	HR	S	P	ERA	WHIP

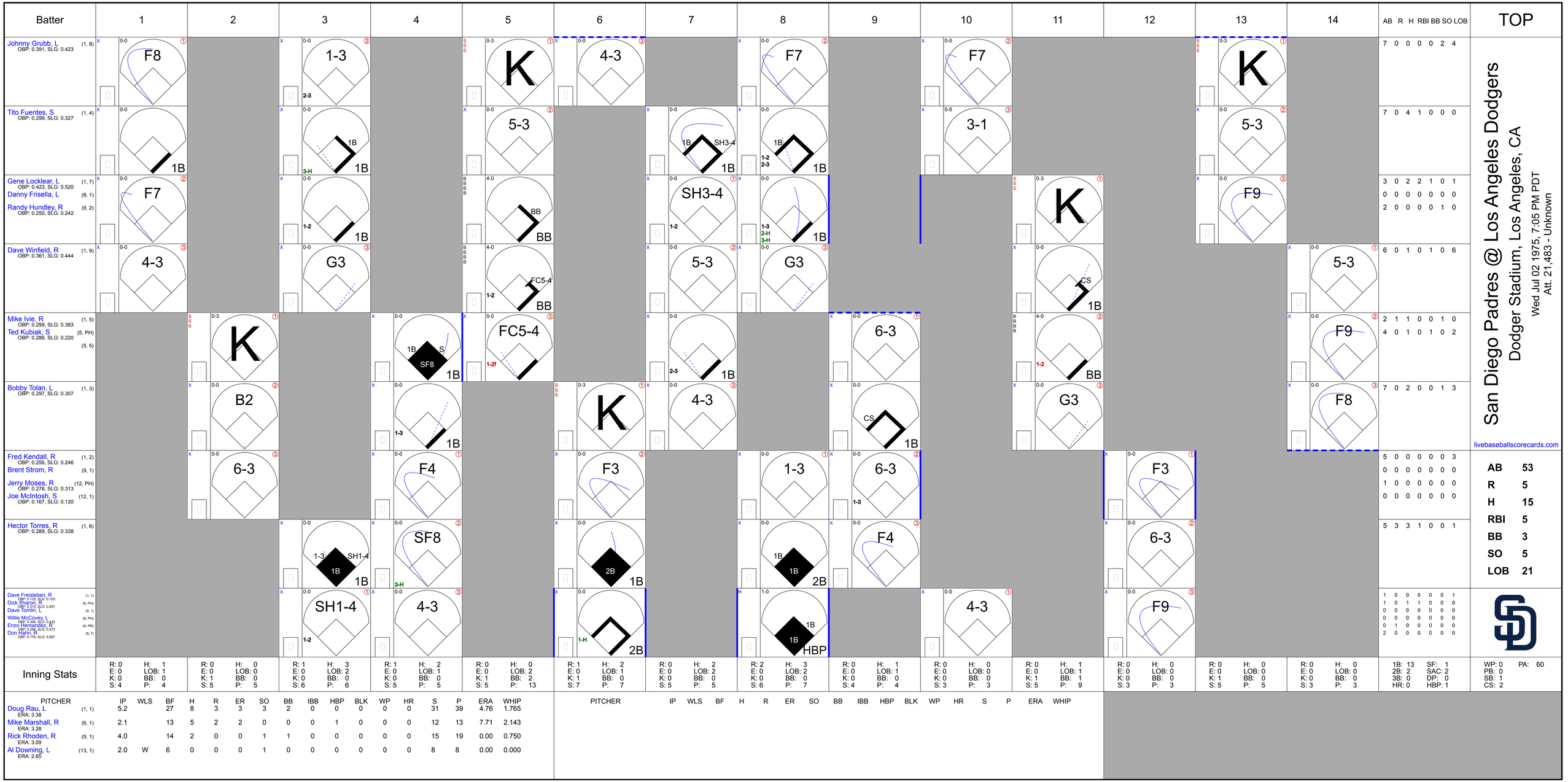
Batter
1
2
3
4
5
6
7
8
9
10
11
12
13
14
AB R H RBI BB SO LOB
TOP
Johnny Grubb, L (1, 8) OBP: 0.391, SLG: 0.423
F8
1-3
2-3
K
4-3
F7
F7
K
7 0 0 0 0 2 4
Tito Fuentes, S (1, 4) OBP: 0.299, SLG: 0.327
1B
1B
3-H
5-3
1B SH3-4
1B
1B
3-1
5-3
7 0 4 1 0 0 0
Gene Locklear, L (1, 7) OBP: 0.423, SLG: 0.520
Danny Frisella, L (8, 1)
Randy Hundley, R (9, 2) OBP: 0.250, SLG: 0.242
F7
1-2
BB
SH3-4
1-2
1-3
2-H
3-H
K
F9
3 0 2 2 1 0 1
0 0 0 0 0 0 0
2 0 0 0 0 1 0
Dave Winfield, R (1, 9) OBP: 0.361, SLG: 0.444
4-3
G3
FC5-4
1-2
BB
5-3
G3
CS
5-3
6 0 1 0 1 0 6
Mike Ivie, R (1, 5) OBP: 0.299, SLG: 0.383
Ted Kubiak, S (5, PH) OBP: 0.286, SLG: 0.220
(5, 5)
K
1B S
SF8
FC5-4
1-2f
6-3
BB
F9
2 1 1 0 0 1 0
4 0 1 0 1 0 2
Bobby Tolan, L (1, 3) OBP: 0.297, SLG: 0.307
B2
1-3
K
4-3
CS
G3
F8
7 0 2 0 0 1 3
Fred Kendall, R (1, 2) OBP: 0.256, SLG: 0.246
Brent Strom, R (9, 1)
Jerry Moses, R (12, PH) OBP: 0.278, SLG: 0.313
Joe McIntosh, S (12, 1) OBP: 0.167, SLG: 0.120
6-3
F4
F3
1-3
6-3
1-3
F3
5 0 0 0 0 0 3
0 0 0 0 0 0 0
1 0 0 0 0 0 0
0 0 0 0 0 0 0
Hector Torres, R (1, 6) OBP: 0.289, SLG: 0.338
1-3 SH1-4
1B
1B
SF8
3-H
2B
1B
1B
2B
F4
6-3
5 3 3 1 0 0 1
Dave Freisleben, R (1, 1) OBP: 0.133, SLG: 0.103
Dick Sharon, R (6, PH) OBP: 0.313, SLG: 0.291
Dave Tomlin, L (6, 1)
Willie McCovey, L (8, PH) OBP: 0.356, SLG: 0.433
Enzo Hernandez, R (8, PR) OBP: 0.294, SLG: 0.273
Don Hahn, R (8, 7) OBP: 0.176, SLG: 0.067
SH1-4
1-2
4-3
1-H
1B
1B
HBP
4-3
F9
1 0 0 0 0 0 1
1 0 1 1 0 0 0
0 0 0 0 0 0 0
0 0 0 0 0 0 0
0 1 0 0 0 0 0
2 0 0 0 0 0 0
San Diego Padres @ Los Angeles Dodgers
Dodger Stadium, Los Angeles, CA
Wed Jul 02 1975, 7:05 PM PDT
Att. 21,483 - Unknown
livebaseballscorecards.com
AB 53
R 5
H 15
RBI 5
BB 3
SO 5
LOB 21
Inning Stats
R: 0 H: 1 E: 0 LOB: 1 K: 0 BB: 0 S: 4 P: 4
R: 0 H: 0 E: 0 LOB: 0 K: 1 BB: 0 S: 5 P: 5
R: 1 H: 3 E: 0 LOB: 2 K: 0 BB: 0 S: 6 P: 6
R: 1 H: 2 E: 0 LOB: 2 K: 0 BB: 0 S: 5 P: 5
R: 0 H: 0 E: 0 LOB: 2 K: 1 BB: 2 S: 5 P: 13
R: 1 H: 2 E: 0 LOB: 1 K: 1 BB: 0 S: 7 P: 7
R: 0 H: 2 E: 0 LOB: 2 K: 0 BB: 0 S: 5 P: 5
R: 2 H: 3 E: 0 LOB: 2 K: 0 BB: 0 S: 6 P: 7
R: 0 H: 1 E: 0 LOB: 1 K: 0 BB: 0 S: 4 P: 4
R: 0 H: 0 E: 0 LOB: 0 K: 0 BB: 0 S: 3 P: 3
R: 0 H: 1 E: 0 LOB: 1 K: 1 BB: 1 S: 5 P: 9
R: 0 H: 0 E: 0 LOB: 0 K: 0 BB: 0 S: 3 P: 3
R: 0 H: 0 E: 0 LOB: 0 K: 1 BB: 0 S: 5 P: 5
R: 0 H: 0 E: 0 LOB: 0 K: 0 BB: 0 S: 3 P: 3
1B: 13 SF: 1 2B: 2 SAC: 2 3B: 0 DP: 0 HR: 0 HBP: 1
WP: 0 PA: 60 PB: 0 SB: 1 CS: 2
PITCHER IP WLS BF H R ER SO BB IBB HBP BLK WP HR S P ERA WHIP
Doug Rau, L (1, 1) ERA: 3.38 5.2 W 6 0 0 0 1 0 0 0 0 0 0 0 8 8 0.00 0.000
Mike Marshall, R (6, 1) ERA: 3.28 2.1 13 5 2 2 0 0 0 1 0 0 0 12 13 7.71 2.143
Rick Rhoden, R (9, 1) ERA: 3.09 4.0 14 2 0 0 1 1 0 0 0 0 0 15 19 0.00 0.750
Al Downing, L (13, 1) ERA: 2.65 2.0 W 6 0 0 0 1 0 0 0 0 0 0 0 8 8 0.00 0.000
PITCHER IP WLS BF H R ER SO BB IBB HBP BLK WP HR S P ERA WHIP

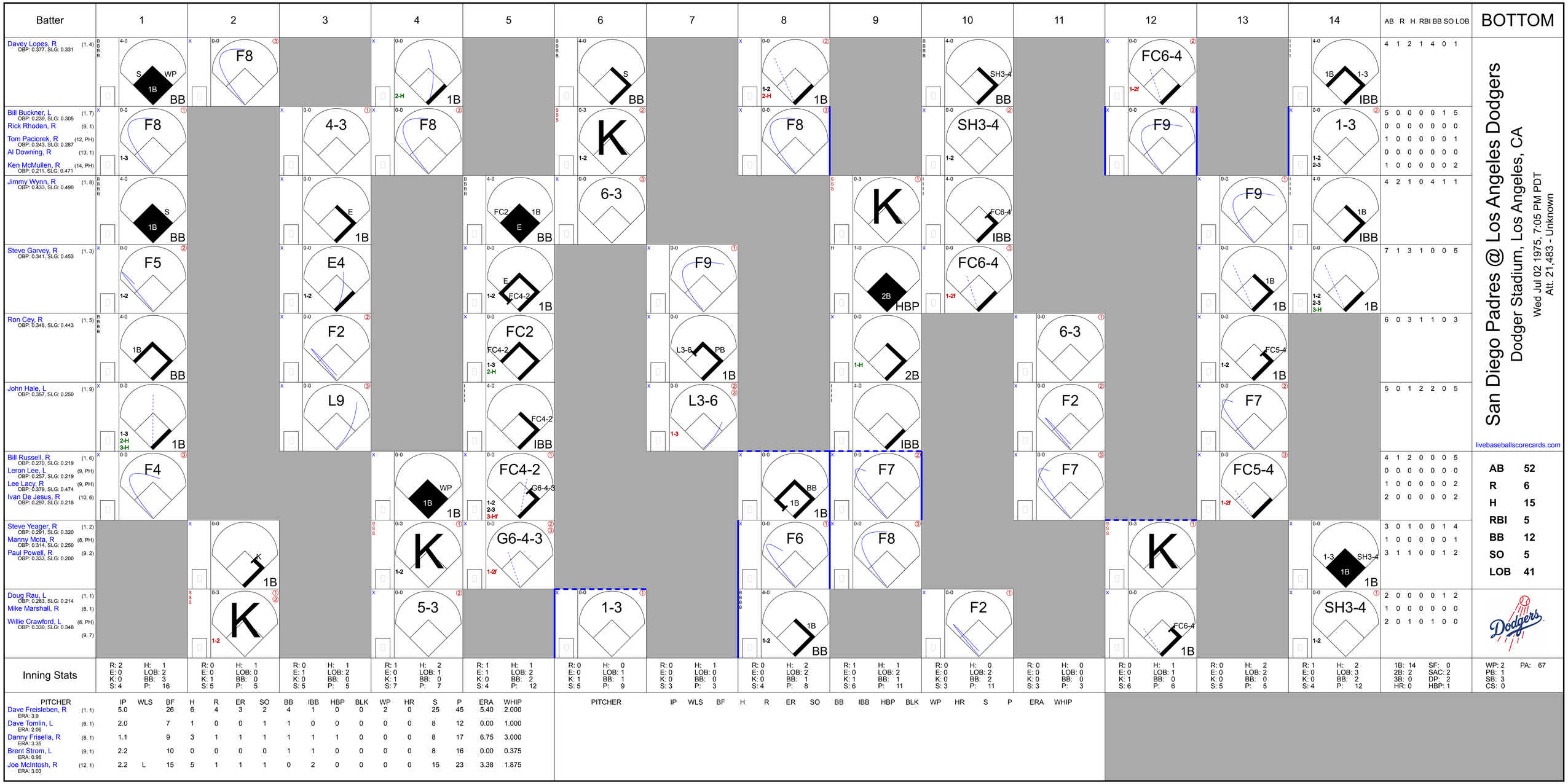
Batter
1
2
3
4
5
6
7
8
9
10
11
12
13
14
AB R H RBI BB SO LOB
BOTTOM
Davey Lopes, R (1, 4) OBP: 0.377, SLG: 0.331
Bill Buckner, L (1, 7) OBP: 0.239, SLG: 0.305
Rick Rhoden, R (9, 1)
Tom Paciorek, R (12, PH) OBP: 0.243, SLG: 0.287
Al Downing, R (13, 1)
Ken McMullen, R (14, PH) OBP: 0.211, SLG: 0.471
Jimmy Wynn, R (1, 8) OBP: 0.433, SLG: 0.490
Steve Garvey, R (1, 3) OBP: 0.341, SLG: 0.453
Ron Cey, R (1, 5) OBP: 0.346, SLG: 0.443
John Hale, L (1, 9) OBP: 0.357, SLG: 0.250
Bill Russell, R (1, 6) OBP: 0.270, SLG: 0.219
Leron Lee, L (9, PH) OBP: 0.257, SLG: 0.219
Lee Lacy, R (9, PH) OBP: 0.379, SLG: 0.474
Ivan De Jesus, R (10, 6) OBP: 0.297, SLG: 0.218
Steve Yeager, R (1, 2) OBP: 0.291, SLG: 0.320
Manny Mota, R (8, PH) OBP: 0.314, SLG: 0.250
Paul Powell, R (9, 2) OBP: 0.333, SLG: 0.200
Doug Rau, L (1, 1) OBP: 0.283, SLG: 0.214
Mike Marshall, R (6, 1)
Willie Crawford, L (8, PH) OBP: 0.330, SLG: 0.348
(9, 7)
Inning Stats
PITCHER IP WLS BF H R ER SO BB IBB HBP BLK WP HR S P ERA WHIP
Dave Freisleben, R (1, 1) ERA: 3.9
Dave Tomlin, L (6, 1) ERA: 2.06
Danny Frisella, R (8, 1) ERA: 3.35
Brent Strom, L (9, 1) ERA: 0.96
Joe McIntosh, R (12, 1) ERA: 3.03
San Diego Padres @ Los Angeles Dodgers
Dodger Stadium, Los Angeles, CA
Wed Jul 02 1975, 7:05 PM PDT
Att. 21,483 - Unknown
livebaseballscorecards.com
AB 52
R 6
H 15
RBI 5
BB 12
SO 5
LOB 41
1B: 14 SF: 0
2B: 2 SAC: 2
3B: 0 DP: 2
HR: 0 HBP: 1
WP: 2 PA: 67
PB: 1
SB: 3
CS: 0

Batter	1	2	3	4	5	6	7	8	9	AB	R	H	RBI	BB	SO	LOB
Pete Rose, S (1, 5) OBP: 0.398, SLG: 0.421	5-3			5-3			6-3		4-3	4	0	0	0	0	0	0
Dave Concepcion, R (1, 6) OBP: 0.312, SLG: 0.344	L4			F9			6-3		F7	4	0	0	0	0	0	0
Johnny Bench, R (1, 9) (8, 2) OBP: 0.366, SLG: 0.535	1-3			2-3			6-3			3	0	0	0	0	0	0
Tony Perez, R (1, 3) OBP: 0.326, SLG: 0.426		F8			6-3			E6 6-3 2B		3	1	0	0	0	0	0
George Foster, R (1, 7) OBP: 0.349, SLG: 0.549		6-3			5-3			6-3 2-3		3	0	0	0	0	0	1
Bill Plummer, R (1, 2) OBP: 0.259, SLG: 0.313		F9			F8			3-H 2B		3	0	1	1	0	0	0
Ed Armbrister, R (8, PR) (8, 9) OBP: 0.242, SLG: 0.226										0	0	0	0	0	0	0
Cesar Geronimo, L (1, 8) OBP: 0.354, SLG: 0.399			K			1-3		4-3		3	0	0	0	0	1	1
Doug Flynn, R (1, 4) OBP: 0.282, SLG: 0.319			F6-3			F6-3		F5-3		3	0	0	0	0	0	1
Gary Nolan, R (1, 1) OBP: 0.262, SLG: 0.189			L9			4-3			5-3	2	0	0	0	0	0	0
Merv Rettenmund, R (9, PH) OBP: 0.344, SLG: 0.289										1	0	0	0	0	0	0
Will McEnaney, L (9, 1)										0	0	0	0	0	0	0
Inning Stats	R: 0 E: 0 K: 0 S: 3 H: 0 LOB: 0 BB: 0 P: 3	R: 0 E: 0 K: 0 S: 3 H: 0 LOB: 0 BB: 0 P: 3	R: 0 E: 0 K: 1 S: 5 H: 0 LOB: 0 BB: 0 P: 5	R: 0 E: 0 K: 0 S: 3 H: 0 LOB: 0 BB: 0 P: 3	R: 0 E: 0 K: 0 S: 3 H: 0 LOB: 0 BB: 0 P: 3	R: 0 E: 0 K: 0 S: 3 H: 0 LOB: 0 BB: 0 P: 3	R: 0 E: 0 K: 0 S: 3 H: 0 LOB: 0 BB: 0 P: 3	R: 1 E: 1 K: 0 S: 5 H: 1 LOB: 1 BB: 0 P: 5	R: 0 E: 0 K: 0 S: 3 H: 0 LOB: 0 BB: 0 P: 3	1B: 0 2B: 1 3B: 0 HR: 0 SF: 0 SAC: 0 DP: 0 HBP: 0						

PITCHER	IP	WLS	BF	H	R	ER	SO	BB	IBB	HBP	BLK	WP	HR	S	P	ERA	WHIP
Randy Jones, L (1, 1) ERA: 1.77	9.0	W	29	1	1	0	1	0	0	0	0	0	0	31	31	0.00	0.111

PITCHER	IP	WLS	BF	H	R	ER	SO	BB	IBB	HBP	BLK	WP	HR	S	P	ERA	WHIP

Cincinnati Reds @ San Diego Padres

San Diego Stadium, San Diego, CA

Thu Jul 03 1975, 10:05 PM EDT

Att. 15,145 - Unknown

TOP

livebaseballscorecards.com

AB	29
R	1
H	1
RBI	1
BB	0
SO	1
LOB	3

PA: 29

WP: 0
PB: 0
SB: 0
CS: 0

Batter	1	2	3	4	5	6	7	8	9	AB	R	H	RBI	BB	SO	LOB
Bobby Tolan, L (1, 9) OBP: 0.297, SLG: 0.306	1-3		P6 3-H			1-3			2B E 1B	4	1	1	0	0	0	0
Tito Fuentes, S (1, 4) OBP: 0.298, SLG: 0.330	K			K		F4-3			1-3 2B	4	0	1	0	0	2	0
Gene Locklear, L (1, 7) OBP: 0.409, SLG: 0.500	F7			F7			F4-3		E9 3-H	4	0	0	0	0	0	1
Willie McCovey, L (1, 3) OBP: 0.301, SLG: 0.425		K		L8			F8			3	0	0	0	0	1	0
Dick Sharon, R (1, 8) OBP: 0.299, SLG: 0.276		5-3			5-3		P5			3	0	0	0	0	0	0
Fred Kendall, R (1, 2) OBP: 0.253, SLG: 0.242		F9			6-3			6-3		3	0	0	0	0	0	0
Hector Torres, R (1, 6) OBP: 0.291, SLG: 0.337			F2		1B			F4-3		3	0	1	0	0	0	0
Ted Kubiak, S (1, 5) OBP: 0.294, SLG: 0.233			6-3 BLK 2B		F4-3			BB		2	1	1	0	1	0	1
Randy Jones, R (1, 1) OBP: 0.171, SLG: 0.154			6-3 2-3			6-3		5-3		3	0	0	0	0	0	2
Inning Stats	R: 0 E: 0 K: 1 S: 5 H: 0 LOB: 0 BB: 0 P: 5	R: 0 E: 0 K: 1 S: 5 H: 0 LOB: 0 BB: 0 P: 5	R: 1 E: 0 K: 0 S: 4 H: 1 LOB: 0 BB: 0 P: 4	R: 0 E: 0 K: 1 S: 5 H: 0 LOB: 0 BB: 0 P: 5	R: 0 E: 0 K: 0 S: 4 H: 1 LOB: 1 BB: 0 P: 4	R: 0 E: 0 K: 0 S: 3 H: 0 LOB: 0 BB: 0 P: 3	R: 0 E: 0 K: 0 S: 3 H: 0 LOB: 0 BB: 0 P: 3	R: 0 E: 0 K: 0 S: 3 H: 0 LOB: 1 BB: 1 P: 7	R: 1 E: 1 K: 0 S: 3 H: 2 LOB: 2 BB: 0 P: 3	1B: 2 2B: 2 3B: 0 HR: 0	SF: 0 SAC: 0 DP: 0 HBP: 0						

PITCHER		IP	WLS	BF	H	R	ER	SO	BB	IBB	HBP	BLK	WP	HR	S	P	ERA	WHIP
Gary Nolan, R ERA: 2.9	(1, 1)	8.0		27	2	1	1	3	1	0	0	1	0	0	32	36	1.12	0.375
Will McEnaney, L ERA: 1.43	(9, 1)	0.0	L	3	2	1	0	0	0	0	0	0	0	0	3	3	∞	∞

PITCHER	IP	WLS	BF	H	R	ER	SO	BB	IBB	HBP	BLK	WP	HR	S	P	ERA	WHIP

BOTTOM

Cincinnati Reds @ San Diego Padres

San Diego Stadium, San Diego, CA

Thu Jul 03 1975, 10:05 PM EDT

Att. 15,145 - Unknown

livebaseballscorecards.com

AB	29
R	2
H	4
RBI	0
BB	1
SO	3
LOB	4

1B: 2	SF: 0	WP: 0	PA: 30
2B: 2	SAC: 0	PB: 0	
3B: 0	DP: 0	SB: 0	
HR: 0	HBP: 0	CS: 0	

Batter	1	2	3	4	5	6	7	8	9	AB	R	H	RBI	BB	SO	LOB
Pete Rose, S (1, 5) OBP: 0.398, SLG: 0.424	6-3	1B 2B 1-3		F5		1B 2-3		L4		5	1	2	0	0	0	3
Ken Griffey, L (1, 9) OBP: 0.410, SLG: 0.428	L6	1B 2-H 3-H		G6-3 1-2f		P5			K	5	0	1	2	0	1	4
Joe Morgan, L (1, 4) OBP: 0.488, SLG: 0.559	BB	F9			K	F9			4-3 S 1B	4	0	1	0	1	1	3
Johnny Bench, R (1, 2) OBP: 0.366, SLG: 0.541	K		K		HR		G5-4-3 BB		4-3 1-3	4	1	1	1	1	2	2
Tony Perez, R (1, 3) OBP: 0.324, SLG: 0.426		1B 2B	5-3		K		G5-4-3 1-2f		K	5	1	1	0	0	2	2
George Foster, R (1, 7) OBP: 0.347, SLG: 0.544		6-3 F8 1B 2-H	F8		F3		F8			4	1	1	1	0	0	0
Dave Concepcion, R (1, 6) OBP: 0.318, SLG: 0.347		F8 1-2		2B 1B		BB S 1B		E1 G4 1B		3	2	2	0	1	0	1
Cesar Geronimo, L (1, 8) OBP: 0.356, SLG: 0.405		6-3 2-3		1B 2B 1-H		SH1-3 1B 1-H		G4 2-3		4	0	2	2	0	0	2
Jack Billingham, R (1, 1) OBP: 0.175, SLG: 0.132		2B 1B 3-H		G6-3 2-3		SH1-3 1-2		K		2	1	2	1	0	0	0
Pedro Borbon, R (6, 1) OBP: 0.182, SLG: 0.182										0	0	0	0	0	0	0
Terry Crowley, L (8, PH) OBP: 0.419, SLG: 0.444										1	0	0	0	0	1	1
Will McEnaney, L (8, 1)										0	0	0	0	0	0	0
Inning Stats	R: 0 H: 0 E: 0 LOB: 1 K: 1 BB: 1 S: 5 P: 9	R: 4 H: 5 E: 0 LOB: 1 K: 0 BB: 0 S: 8 P: 8	R: 0 H: 0 E: 0 LOB: 0 K: 1 BB: 0 S: 5 P: 5	R: 1 H: 3 E: 0 LOB: 1 K: 0 BB: 0 S: 5 P: 5	R: 1 H: 1 E: 0 LOB: 0 K: 2 BB: 0 S: 8 P: 8	R: 1 H: 2 E: 0 LOB: 2 K: 0 BB: 1 S: 5 P: 9	R: 0 H: 0 E: 0 LOB: 0 K: 0 BB: 1 S: 2 P: 6	R: 0 H: 1 E: 1 LOB: 1 K: 1 BB: 0 S: 6 P: 6	R: 0 H: 1 E: 0 LOB: 1 K: 2 BB: 0 S: 8 P: 8	1B: 9 SF: 0 2B: 3 SAC: 1 3B: 0 DP: 2 HR: 1 HBP: 0						WP: 0 PA: 41 PB: 0 SB: 3 CS: 0

PITCHER	IP	WLS	BF	H	R	ER	SO	BB	IBB	HBP	BLK	WP	HR	S	P	ERA	WHIP
Rich Folkers, L (1, 1) ERA: 3.73	2.0	L	12	5	4	4	1	1	0	0	0	0	0	13	17	18.00	3.000
Dan Spillner, R (3, 1) ERA: 4.41	1.1		7	3	1	1	1	0	0	0	0	0	0	9	9	6.75	2.250
Dave Tomlin, L (4, 1) ERA: 2.36	2.2		11	3	2	2	2	1	0	0	0	0	1	14	18	6.75	1.500
Danny Frisella, R (7, 1) ERA: 3.23	2.0		7	1	0	0	1	1	0	0	0	0	0	8	12	0.00	1.000
Bill Greif, R (9, 1) ERA: 3.52	1.0		4	1	0	0	2	0	0	0	0	0	0	8	8	0.00	1.000

PITCHER	IP	WLS	BF	H	R	ER	SO	BB	IBB	HBP	BLK	WP	HR	S	P	ERA	WHIP

TOP

Cincinnati Reds @ San Diego Padres

San Diego Stadium, San Diego, CA

Fri Jul 04 1975, 10:05 PM EDT

Att. 47,076 - Unknown

livebaseballscorecards.com

AB	37
R	7
H	13
RBI	7
BB	3
SO	7
LOB	18

Batter	1	2	3	4	5	6	7	8	9	AB	R	H	RBI	BB	SO	LOB
Bobby Tolan, L (1, 9) OBP: 0.302, SLG: 0.319	4-3	F2		G1-6-3 BB		HR		CS 1B		4	1	2	3	1	0	1
Tito Fuentes, S (1, 4) OBP: 0.300, SLG: 0.331	WP 1B 1B		4-3	G1-6-3		FC5-4 1B		CS	F2	5	0	2	0	0	0	2
Gene Locklear, L (1, 7) OBP: 0.417, SLG: 0.500	WP 1B		BB HR BB		K	FC5-4			FC6-4 1B	4	1	2	0	1	1	1
Willie McCovey, L (1, 3) OBP: 0.308, SLG: 0.424	IBB		HR BB		P5		FC3-6 1B		F8	3	1	1	0	2	0	1
Dick Sharon, R (1, 8) OBP: 0.292, SLG: 0.317	P6		HR		K		FC3-6 1B		FC6-4	5	1	1	3	0	1	5
Hector Torres, R (1, 6) OBP: 0.289, SLG: 0.333	F2		F7			5-3	G5-4-3 1B			4	0	1	0	0	0	3
Randy Hundley, R (1, 2) OBP: 0.250, SLG: 0.242		L3	L6			HR 1B	G5-4-3			4	1	1	0	0	0	2
Ted Kubiak, S (1, 5) OBP: 0.293, SLG: 0.241		6-3		F8		HR 2B		F9		4	1	1	0	0	0	0
Rich Folkers, L (1, 1) OBP: 0.158, SLG: 0.158		1B		BB BB		P9		6-3		1	0	1	0	0	0	0
Dan Spillner, R (3, 1) OBP: 0.259, SLG: 0.174										0	0	0	0	0	0	0
Dave Tomlin, L (4, 1) Jerry Moses, R (6, PH) OBP: 0.263, SLG: 0.294										0	0	0	0	1	0	0
Danny Frisella, L (7, 1) Fred Kendall, R (8, PH) OBP: 0.251, SLG: 0.240										1	0	0	0	0	0	2
Bill Greif, R (9, 1)										0	0	0	0	0	0	0
										1	0	0	0	0	0	0
										0	0	0	0	0	0	0
Inning Stats	R: 0 E: 0 K: 0 S: 5 H: 2 LOB: 3 BB: 1 P: 9	R: 0 E: 0 K: 0 S: 4 H: 1 LOB: 1 BB: 0 P: 4	R: 3 E: 0 K: 0 S: 4 H: 1 LOB: 0 BB: 2 P: 12	R: 0 E: 0 K: 0 S: 2 H: 0 LOB: 1 BB: 2 P: 10	R: 0 E: 0 K: 2 S: 7 H: 0 LOB: 0 BB: 0 P: 7	R: 3 E: 0 K: 0 S: 7 H: 4 LOB: 1 BB: 0 P: 7	R: 0 E: 0 K: 0 S: 4 H: 2 LOB: 1 BB: 0 P: 4	R: 0 E: 0 K: 0 S: 3 H: 1 LOB: 0 BB: 0 P: 3	R: 0 E: 0 K: 0 S: 4 H: 1 LOB: 1 BB: 0 P: 4	1B: 9 2B: 1 3B: 0 HR: 2	SF: 0 SAC: 0 DP: 2 HBP: 0			WP: 1 PB: 0 SB: 0 CS: 1	PA: 42		

BOTTOM

Cincinnati Reds @ San Diego Padres

San Diego Stadium, San Diego, CA

Fri Jul 04 1975, 10:05 PM EDT

Att. 47,076 - Unknown

livebaseballscorecards.com

AB	36
R	6
H	12
RBI	6
BB	5
SO	2
LOB	17

PITCHER		IP	WLS	BF	H	R	ER	SO	BB	IBB	HBP	BLK	WP	HR	S	P	ERA	WHIP
Jack Billingham, R ERA: 3.67	(1, 1)	5.1	W	26	6	5	5	2	4	1	0	0	1	1	25	45	8.44	1.875
Pedro Borbon, R ERA: 3.05	(6, 1)	1.2		8	4	1	1	0	0	0	0	0	0	1	8	8	5.40	2.400
Will McEnaney, L ERA: 1.38	(8, 1)	2.0	S	7	2	0	0	0	0	0	0	0	0	0	7	7	0.00	1.000

PITCHER	IP	WLS	BF	H	R	ER	SO	BB	IBB	HBP	BLK	WP	HR	S	P	ERA	WHIP

Cincinnati Reds @ San Diego Padres

San Diego Stadium, San Diego, CA

Sat Jul 05 1975, 10:05 PM EDT

Att. 49,618 - Unknown

TOP

livebaseballscorecards.com

Batter	1	2	3	4	5	6	7	8	9	AB	R	H	RBI	BB	SO	LOB
Pete Rose, S (1, 5) OBP: 0.398, SLG: 0.422	L4		1-3		4-3		2B IBB		G4-3 1B	4	1	1	0	1	0	0
Ken Griffey, L (1, 9) OBP: 0.409, SLG: 0.427	1B BLK 1B		4-3		3-1		1-H 2-H 2B		G4-3 1-2f	3	1	1	0	0	0	0
Merv Rettenmund, R (7, PH) OBP: 0.347, SLG: 0.308 (7, 9)										2	1	1	2	0	0	1
Joe Morgan, L (1, 4) OBP: 0.491, SLG: 0.564	F9 1-H 1B		4-3			B B B B S 1B BLK BB	2-H 2B			3	1	2	2	1	0	0
Johnny Bench, R (1, 2) OBP: 0.368, SLG: 0.539	F9 2-3			E4 1B 1B		B B B B 1-H 1B	BB			3	1	1	1	1	0	1
Tony Perez, R (1, 3) OBP: 0.323, SLG: 0.423	F8			1B 1-2 1B		F8	S S S K			4	0	1	0	0	1	3
George Foster, R (1, 7) OBP: 0.350, SLG: 0.543		F9 1B		G4-6-3 1-2 2-H 1B		S S S K		S S S K		4	0	2	1	0	2	0
Dave Concepcion, R (1, 6) OBP: 0.314, SLG: 0.342		F9 1-2		F8			4-3	6-3		4	0	0	0	0	0	3
Cesar Geronimo, L (1, 8) OBP: 0.352, SLG: 0.398		S S S K		G4-6-3 1-2f			E7 SH1-4 2B	P6		4	1	0	0	0	1	3
Fred Norman, S (1, 1) OBP: 0.111, SLG: 0.040		P6	P6				SH1-4 1-2		S S S K	2	0	0	0	0	0	1
Rawly Eastwick, R (7, 1)										1	0	0	0	0	1	0

	AB	34
	R	6
	H	9
	RBI	6
	BB	3
	SO	5
	LOB	12

Inning Stats										
	R: 1	H: 2	R: 0	H: 1	R: 0	H: 0	R: 1	H: 2	R: 0	H: 0
	E: 0	LOB: 1	E: 0	LOB: 1	E: 0	LOB: 0	E: 1	LOB: 1	E: 0	LOB: 0
	K: 0	BB: 0	K: 1	BB: 0	K: 0	BB: 0	K: 0	BB: 0	K: 0	BB: 0
	S: 5	P: 5	S: 6	P: 6	S: 3	P: 3	S: 5	P: 5	S: 3	P: 3

Inning Stats										
	R: 1	H: 1	R: 3	H: 2	R: 0	H: 0	R: 0	H: 1	1B: 7	SF: 0	WP: 0	PA: 38
	E: 0	LOB: 0	E: 1	LOB: 2	E: 0	LOB: 0	E: 0	LOB: 0	2B: 2	SAC: 1	PB: 0	
	K: 1	BB: 1	K: 1	BB: 2	K: 1	BB: 0	K: 1	BB: 0	3B: 0	DP: 2	SB: 1	
	S: 5	P: 9	S: 8	P: 16	S: 5	P: 5	S: 5	P: 5	HR: 0	HBP: 0	CS: 0	

PITCHER		IP	WLS	BF	H	R	ER	SO	BB	IBB	HBP	BLK	WP	HR	S	P	ERA	WHIP
Brent Strom, L ERA: 1.22	(1, 1)	6.2	L	30	8	6	2	2	1	1	0	2	0	0	32	40	2.70	1.350
Bill Greif, R ERA: 3.49	(7, 1)	0.1		2	0	0	0	1	1	0	0	0	0	0	3	7	0.00	3.000
Danny Frisella, R ERA: 3.17	(8, 1)	1.0		3	0	0	0	1	0	0	0	0	0	0	5	5	0.00	0.000
Dan Spillner, R ERA: 4.36	(9, 1)	1.0		3	1	0	0	1	0	0	0	0	0	0	5	5	0.00	1.000

PITCHER	IP	WLS	BF	H	R	ER	SO	BB	IBB	HBP	BLK	WP	HR	S	P	ERA	WHIP

Batter	1	2	3	4	5	6	7	8	9	AB	R	H	RBI	BB	SO	LOB
Enzo Hernandez, R (1, 6) OBP: 0.296, SLG: 0.273	FC3-6 1B		P6		E SH5-4 BB 1-2		L5	6-3		4	0	1	0	1	0	3
Tito Fuentes, S (1, 4) OBP: 0.299, SLG: 0.333	P6		F7		SH5-4 1-2 2-3		BLK SF8 2B 2-3		K	4	1	1	0	0	1	1
Gene Locklear, L (1, 7) OBP: 0.408, SLG: 0.487	FC3-6 BB BB 1-2f		BB		E3 G6-3 2-3 3-H		SF8 2-H 3-H		K	3	0	0	2	1	1	2
Willie McCovey, L (1, 3) OBP: 0.311, SLG: 0.417	BB 1-2 BB		G3		G6-3 1-2f		BB		5-3	3	0	0	0	2	0	3
Dick Sharon, R (1, 8) OBP: 0.303, SLG: 0.308	FC6-4 1-2 2-3 BB			1B WP BB		6-3	K			2	0	0	0	2	1	2
Bobby Tolan, L (1, 9) OBP: 0.301, SLG: 0.318	FC6-4 1-2f			G6-4-3 1-3 1B		F7		4-3		4	0	1	0	0	0	3
Hector Torres, R (1, 5) OBP: 0.298, SLG: 0.341		6-3		P9		1B		3-1 1B 1B		4	0	2	0	0	0	2
Fred Kendall, R (1, 2) OBP: 0.251, SLG: 0.241		F8		G6-4-3 1-2f		L8		3-1 1-2 1B		4	0	1	0	0	0	3
Brent Strom, R (1, 1) Bill Greif, R (7, 1) Randy Hundley, R (7, PH) OBP: 0.255, SLG: 0.256 Alan Foster, R (7, PR) OBP: 0.091, SLG: 0.091 Danny Frisella, L (8, 1) Dave Winfield, R (8, PH) OBP: 0.360, SLG: 0.442 Dan Spillner, R (9, 1) OBP: 0.259, SLG: 0.174		K			E4 SH5-4 BB E		2B BLK 2B	3-1 1-2 2-3		2 0 1 0 0 1 0	1 0 0 1 0 0 0	0 0 1 0 0 0 0	0 0 0 0 0 0 0	1 0 0 0 0 0 0	0 0 0 0 0 0 2	0 0 0 0 0 0 0
Inning Stats	R: 0 H: 1 E: 0 LOB: 3 K: 0 BB: 2 S: 4 P: 12	R: 0 H: 0 E: 0 LOB: 0 K: 1 BB: 0 S: 5 P: 5	R: 0 H: 0 E: 0 LOB: 1 K: 0 BB: 1 S: 3 P: 7	R: 0 H: 1 E: 0 LOB: 1 K: 0 BB: 1 S: 3 P: 7	R: 1 H: 0 E: 2 LOB: 1 K: 0 BB: 1 S: 4 P: 8	R: 0 H: 1 E: 0 LOB: 1 K: 0 BB: 0 S: 4 P: 4	R: 2 H: 2 E: 0 LOB: 2 K: 1 BB: 1 S: 7 P: 11	R: 0 H: 2 E: 0 LOB: 2 K: 0 BB: 0 S: 5 P: 5	R: 0 H: 0 E: 0 LOB: 0 K: 2 BB: 0 S: 7 P: 7	1B: 5 SF: 1 2B: 2 SAC: 1 3B: 0 DP: 2 HR: 0 HBP: 0						

PITCHER	IP	WLS	BF	H	R	ER	SO	BB	IBB	HBP	BLK	WP	HR	S	P	ERA	WHIP
Fred Norman, L (1, 1) ERA: 4.52	6.2	W	31	5	3	2	1	6	0	0	1	1	0	27	51	2.70	1.650
Rawly Eastwick, R (7, 1) ERA: 4.81	2.1	S	9	2	0	0	3	0	0	0	0	0	0	15	15	0.00	0.857

PITCHER	IP	WLS	BF	H	R	ER	SO	BB	IBB	HBP	BLK	WP	HR	S	P	ERA	WHIP

BOTTOM

Cincinnati Reds @ San Diego Padres

San Diego Stadium, San Diego, CA

Sat Jul 05 1975, 10:05 PM EDT

Att. 49,618 - Unknown

livebaseballscorecards.com

AB	32
R	3
H	7
RBI	2
BB	6
SO	4
LOB	21

Batter	1	2	3	4	5	6	7	8	9	AB	R	H	RBI	BB	SO	LOB
Pete Rose, S (1, 5) OBP: 0.401, SLG: 0.425	BB 1B	1B WP 1-2		E 1B	4-3		L4		FC5-4 1-2f	5	3	3	0	0	0	1
Dave Concepcion, R (7, 6) OBP: 0.313, SLG: 0.341										1	0	0	0	0	0	1
Ken Griffey, L (1, 9) OBP: 0.413, SLG: 0.428	BBBB 1B 1-2 BB	WP 2B 1-3 2-H 1B		E4 1B 1-2 1B		BB 1B 1B	4-3			4	4	2	1	1	0	1
Joe Morgan, L (1, 4) OBP: 0.494, SLG: 0.567	1B S G6-4-3 1-3 2-H 1B	F9 2-3 3-H		G1-4-3 1B 1-2 2-H 1B		1B BB SF8 1-2 1B	F9			4	2	3	2	0	0	1
Doug Flynn, R (6, 4) OBP: 0.278, SLG: 0.315										1	0	0	0	0	0	0
Dan Driessen, L (1, 3) OBP: 0.375, SLG: 0.346	SSS G6-4-3 1-3 3-H 1B	K		G1-4-3 1-2 2-H 1B		BBBB 1B 2B 1-2 2-3 BB		5-3		1	0	1	1	0	0	0
Tony Perez, R (2, PH) OBP: 0.326, SLG: 0.422 (2, 3)										3	1	1	1	1	1	1
George Foster, R (1, 7) OBP: 0.351, SLG: 0.544	G6-4-3 1-2f 3-H	2B 3-H		G1-4-3 1-2f 2-3		2B 1B 1-2 2-3 3-H 1B		F9		5	1	2	2	0	0	3
Cesar Geronimo, L (1, 8) OBP: 0.346, SLG: 0.393	E4 BB	SSS K		SSS K		SF8 3-H		F7		4	0	0	1	0	2	2
Bill Plummer, R (1, 2) OBP: 0.305, SLG: 0.353	BBB 1-2 BB		SSS K		SH3-4 1B	1B 1-3 2-H 2B			BBBB FC5-4 BB	3	1	2	1	2	1	0
Darrel Chaney, S (1, 6) OBP: 0.189, SLG: 0.125 (7, 5)	P6	F8		F8		G4-6-3 2-H 3-H 1B			F7	5	0	1	2	0	0	4
Clay Kirby, R (1, 1) OBP: 0.316, SLG: 0.235		1B 1B 1B	SSS K		SH3-4 1-2	G4-6-3 1-2f			SSS K	2	1	1	0	0	1	0
Terry Crowley, L (6, PH) OBP: 0.406, SLG: 0.429										1	0	0	0	0	0	1
Pedro Borbon, R (6, 1) OBP: 0.167, SLG: 0.167										1	0	0	0	0	1	1
Inning Stats	R: 3 E: 1 K: 0 S: 6 H: 3 LOB: 2 BB: 2 P: 14	R: 3 E: 0 K: 2 S: 11 H: 4 LOB: 1 BB: 0 P: 11	R: 0 E: 0 K: 2 S: 7 H: 0 LOB: 0 BB: 0 P: 7	R: 2 E: 1 K: 1 S: 8 H: 3 LOB: 1 BB: 0 P: 8	R: 0 E: 0 K: 0 S: 4 H: 1 LOB: 1 BB: 0 P: 4	R: 5 E: 0 K: 0 S: 7 H: 5 LOB: 0 BB: 1 P: 11	R: 0 E: 0 K: 0 S: 3 H: 0 LOB: 0 BB: 0 P: 3	R: 0 E: 0 K: 0 S: 3 H: 0 LOB: 0 BB: 0 P: 3	R: 0 E: 0 K: 1 S: 5 H: 0 LOB: 1 BB: 1 P: 9	1B: 14 2B: 2 3B: 0 HR: 0 SF: 1 SAC: 1 DP: 3 HBP: 0						

Cincinnati Reds @ San Diego Padres

San Diego Stadium, San Diego, CA

Sun Jul 06 1975, 6:33 AM EDT

Att. 16,932 - Unknown

TOP

livebaseballscorecards.com

AB	40
R	13
H	16
RBI	11
BB	4
SO	6
LOB	16

WP: 1 PB: 0 SB: 1 CS: 0 PA: 46

PITCHER		IP	WLS	BF	H	R	ER	SO	BB	IBB	HBP	BLK	WP	HR	S	P	ERA	WHIP
Joe McIntosh, R ERA: 3.31	(1, 1)	0.0	L	4	3	3	3	0	1	0	0	0	0	0	3	7	∞	∞
Dave Freisleben, R ERA: 4.12	(1, 1)	1.0		7	3	3	3	0	1	0	0	0	0	0	6	10	27.00	4.000
Rich Folkers, L ERA: 3.68	(2, 1)	1.0		4	1	0	0	2	0	0	0	0	1	0	8	8	0.00	1.000
Dan Spillner, R ERA: 4.32	(3, 1)	3.0		13	4	2	1	3	0	0	0	0	0	0	19	19	3.00	1.333
Dave Tomlin, L ERA: 3.4	(6, 1)	0.1		6	4	5	5	0	1	0	0	0	0	0	5	9	135.00	15.000

PITCHER		IP	WLS	BF	H	R	ER	SO	BB	IBB	HBP	BLK	WP	HR	S	P	ERA	WHIP
Bill Greif, R ERA: 3.27	(6, 1)	2.2		8	1	0	0	0	0	0	0	0	0	0	8	8	0.00	0.375
Danny Frisella, R ERA: 3.11	(9, 1)	1.0		4	0	0	0	1	1	0	0	0	0	0	5	9	0.00	1.000

Cincinnati Reds @ San Diego Padres

San Diego Stadium, San Diego, CA

Sun Jul 06 1975, 6:33 AM EDT

Att. 16,932 - Unknown

livebaseballscorecards.com

BOTTOM

Batter	1	2	3	4	5	6	7	8	9	AB	R	H	RBI	BB	SO	LOB
Johnny Grubb, L (1, 8) OBP: 0.386, SLG: 0.416	3-1	E4 FC6-4 1-2		E4 FC3-6 1-2		F4-3		L6-3 1-2		4	0	0	0	0	0	2
Don Hahn, R (7, 8) OBP: 0.167, SLG: 0.063										1	0	0	0	0	0	1
Tito Fuentes, S (1, 4) OBP: 0.297, SLG: 0.330	E4 FC3-6	FC6-4 1-2f		FC3-6 S 1-2f 2-3		3-1			F8	3	0	0	0	0	0	4
Ted Kubiak, S (6, 4) OBP: 0.289, SLG: 0.237										2	0	0	0	0	0	0
Bobby Tolan, L (1, 7) OBP: 0.303, SLG: 0.315	FC3-6 S BLK 1-2f		F8	BB 1-2		F8			BB	3	0	0	0	2	0	1
Willie McCovey, L (1, 3) OBP: 0.313, SLG: 0.418	BB 1-3	4-3 1B 2B		F2			F4-3		F9	4	1	1	0	1	0	4
Dave Winfield, R (1, 9) OBP: 0.357, SLG: 0.435	F2	4-3 2-3			F8		FC8-6 HBP		6-3	4	0	0	0	0	0	4
Hector Torres, R (1, 5) OBP: 0.316, SLG: 0.368		1B 2B	1B 3-H 1B		1B 1B		FC8-6 1-2f			4	1	3	1	0	0	1
Randy Hundley, R (1, 2) OBP: 0.262, SLG: 0.263		E 1B 2-H	F7		1B 1-2		F8			4	0	2	1	0	0	2
Enzo Hernandez, R (1, 6) OBP: 0.295, SLG: 0.273		F9		P6	F9			FC4-6 1B		4	0	1	0	0	0	3
Joe McIntosh, S (1, 1) OBP: 0.381, SLG: 0.500		K		FC3-6 E BB	K			FC4-6 L6-3 1-2f		0	0	0	0	0	0	0
Dave Freisleben, R (1, 1) OBP: 0.333, SLG: 0.333										0	0	0	0	0	0	0
Rich Folkers, L (2, 1) OBP: 0.158, SLG: 0.158										0	0	0	0	0	0	0
Jerry Moses, R (2, Ph) OBP: 0.667, SLG: 0.278										1	0	0	0	1	1	1
Dan Spillner, R (1, 1) OBP: 0.000, SLG: 0.174										0	0	0	0	1	0	0
Dick Sharon, R (5, Ph) OBP: 0.250, SLG: 0.303										1	0	0	0	1	0	2
Dave Tomlin, L (6, 1) OBP: 0.000, SLG: 0.000										0	0	0	0	0	0	0
Bill Greif, R (6, 1) OBP: 0.000, SLG: 0.000										0	0	0	0	0	0	0
Gene Locklear, L (8, Ph) OBP: 0.400, SLG: 0.462										1	0	0	0	0	0	1
Danny Frisella, L (9, 1) OBP: 0.000, SLG: 0.000										0	0	0	0	0	0	0
Inning Stats	R: 0 E: 1 K: 0 S: 4 H: 0 LOB: 2 BB: 1 P: 8	R: 1 E: 1 K: 1 S: 8 H: 2 LOB: 2 BB: 0 P: 8	R: 1 E: 0 K: 0 S: 5 H: 2 LOB: 1 BB: 0 P: 5	R: 0 E: 1 K: 0 S: 4 H: 0 LOB: 3 BB: 2 P: 12	R: 0 E: 0 K: 1 S: 7 H: 2 LOB: 2 BB: 0 P: 7	R: 0 E: 0 K: 0 S: 3 H: 0 LOB: 0 BB: 0 P: 3	R: 0 E: 0 K: 0 S: 3 H: 0 LOB: 1 BB: 0 P: 4	R: 0 E: 0 K: 0 S: 3 H: 1 LOB: 0 BB: 0 P: 3	R: 0 E: 0 K: 0 S: 3 H: 0 LOB: 1 BB: 1 P: 7	1B: 5 2B: 3 3B: 0 HR: 0 SF: 0 SAC: 0 DP: 1 HBP: 1	WP: 0 PB: 0 SB: 2 CS: 0 PA: 41					

PITCHER		IP	WLS	BF	H	R	ER	SO	BB	IBB	HBP	BLK	WP	HR	S	P	ERA	WHIP
Clay Kirby, R ERA: 4.45	(1, 1)	5.0	W	27	6	2	2	2	3	0	0	1	0	0	28	40	3.60	1.800
Pedro Borbon, R ERA: 2.86	(6, 1)	4.0	S	14	1	0	0	0	1	0	1	0	0	0	12	17	0.00	0.500

PITCHER	IP	WLS	BF	H	R	ER	SO	BB	IBB	HBP	BLK	WP	HR	S	P	ERA	WHIP

AB	36
R	2
H	7
RBI	2
BB	4
SO	2
LOB	26

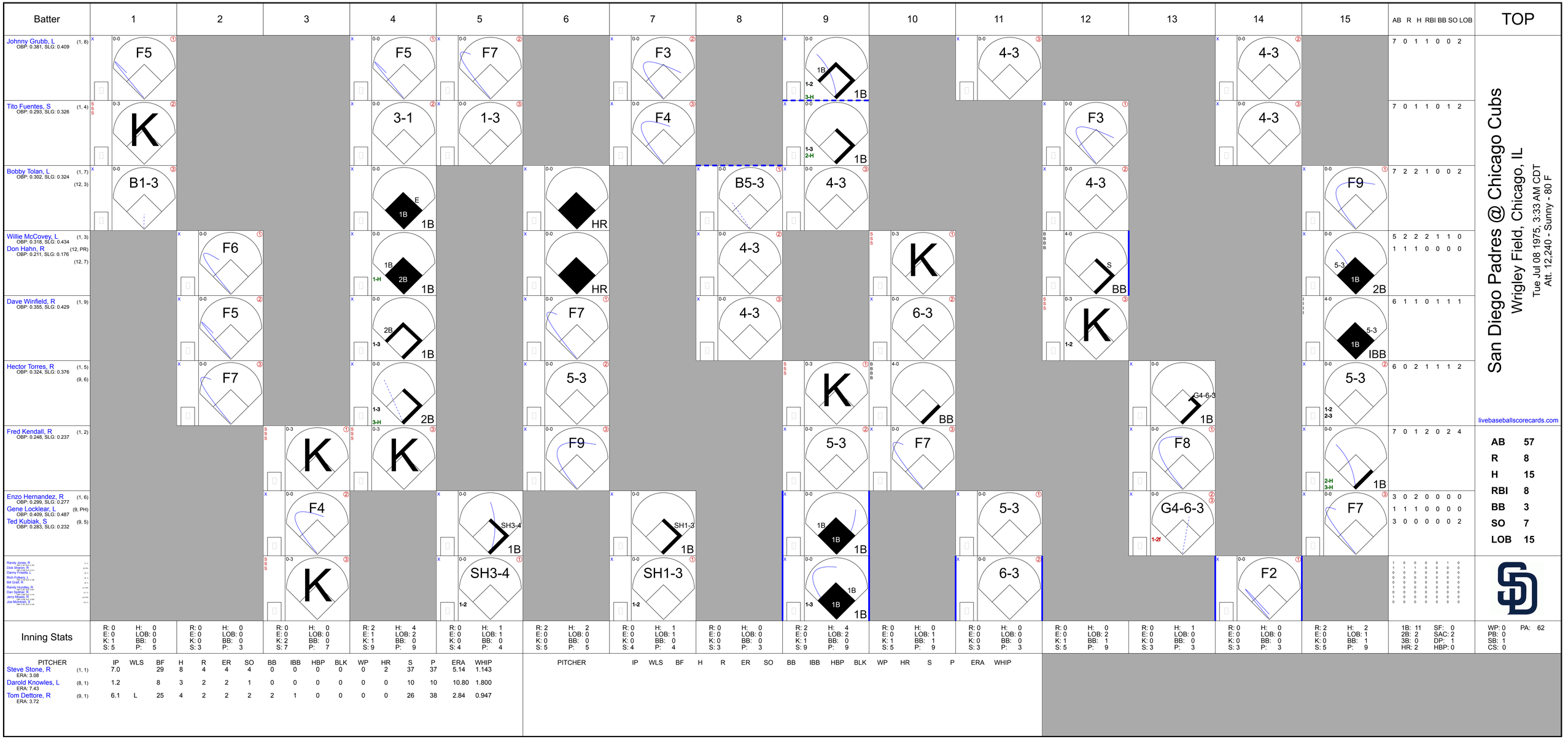
Batter
1
2
3
4
5
6
7
8
9
10
11
12
13
14
15
AB R H RBI BB SO LOB
TOP
Johnny Grubb, L (1, 8) OBP: 0.381, SLG: 0.409
F5
F5
F7
F3
1B
1-2
3-H
1B
4-3
4-3
7 0 1 1 0 0 2
Tito Fuentes, S (1, 4) OBP: 0.293, SLG: 0.326
K
3-1
1-3
F4
1-3
2-H
1B
F3
4-3
7 0 1 1 0 1 2
Bobby Tolan, L (1, 7) (12, 3) OBP: 0.302, SLG: 0.324
B1-3
E
1B
1B
HR
B5-3
4-3
4-3
F9
7 2 2 1 0 0 2
Willie McCovey, L (1, 3) OBP: 0.318, SLG: 0.434
Don Hahn, R (12, PR) (12, 7) OBP: 0.211, SLG: 0.176
F6
1B
1-H
2B
1B
HR
4-3
K
S
BB
5-3
1B
2B
5 2 2 2 1 1 0
1 1 1 0 0 0 0
Dave Winfield, R (1, 9) OBP: 0.355, SLG: 0.429
F5
2B
1-3
1B
F7
4-3
6-3
K
1-2
5-3
1B
IBB
6 1 1 0 1 1 1
Hector Torres, R (1, 5) (9, 6) OBP: 0.324, SLG: 0.376
F7
1-3
3-H
2B
5-3
K
BB
G4-6-3
1B
5-3
1-2
2-3
6 0 2 1 1 1 2
Fred Kendall, R (1, 2) OBP: 0.248, SLG: 0.237
K
K
F9
5-3
F7
F8
1B
7 0 1 2 0 2 4
Enzo Hernandez, R (1, 6) OBP: 0.299, SLG: 0.277
Gene Locklear, L (9, PH) OBP: 0.409, SLG: 0.487
Ted Kubiak, S (9, 5) OBP: 0.283, SLG: 0.232
F4
SH3-4
1B
SH1-3
1B
1B
1B
5-3
G4-6-3
1-2f
F7
3 0 2 0 0 0 0
1 1 1 0 0 0 0
3 0 0 0 0 0 2
K
SH3-4
1-2
SH1-3
1-2
1B
1B
1-3
1B
6-3
F2
Randy Jones, R
Dick Strahs, R
Danny Frisella, L
Rich Folkers, L
Bill Greif, R
Randy Hundley, R
Dan Spillner, R
Jerry Morales, R
Joe McIntosh, R
San Diego Padres @ Chicago Cubs
Wrigley Field, Chicago, IL
Tue Jul 08 1975, 3:33 AM CDT
Att. 12,240 - Sunny - 80 F
livebaseballscorecards.com
AB 57
R 8
H 15
RBI 8
BB 3
SO 7
LOB 15
Inning Stats
R: 0 H: 0 E: 0 LOB: 0 K: 1 BB: 0 S: 5 P: 5
R: 0 H: 0 E: 0 LOB: 0 K: 0 BB: 0 S: 3 P: 3
R: 0 H: 0 E: 0 LOB: 0 K: 2 BB: 0 S: 7 P: 7
R: 2 H: 4 E: 1 LOB: 2 K: 1 BB: 0 S: 9 P: 9
R: 0 H: 1 E: 0 LOB: 1 K: 0 BB: 0 S: 4 P: 4
R: 2 H: 2 E: 0 LOB: 0 K: 0 BB: 0 S: 5 P: 5
R: 0 H: 1 E: 0 LOB: 1 K: 0 BB: 0 S: 4 P: 4
R: 0 H: 0 E: 0 LOB: 0 K: 0 BB: 0 S: 3 P: 3
R: 2 H: 4 E: 0 LOB: 2 K: 1 BB: 0 S: 9 P: 9
R: 0 H: 0 E: 0 LOB: 1 K: 1 BB: 1 S: 5 P: 9
R: 0 H: 0 E: 0 LOB: 0 K: 0 BB: 0 S: 3 P: 3
R: 0 H: 0 E: 0 LOB: 2 K: 1 BB: 1 S: 5 P: 9
R: 0 H: 1 E: 0 LOB: 0 K: 0 BB: 0 S: 3 P: 3
R: 0 H: 0 E: 0 LOB: 0 K: 0 BB: 0 S: 3 P: 3
R: 2 H: 2 E: 0 LOB: 1 K: 0 BB: 1 S: 5 P: 9
1B: 11 SF: 0 2B: 2 SAC: 2 3B: 0 DP: 1 HR: 2 HBP: 0
WP: 0 PA: 62 PB: 0 SB: 1 CS: 0
PITCHER IP WLS BF H R ER SO BB IBB HBP BLK WP HR S P ERA WHIP
Steve Stone, R (1, 1) ERA: 3.08 7.0 29 8 4 4 4 0 0 0 0 2 0 37 37 5.14 1.143
Darold Knowles, L (8, 1) ERA: 7.43 1.2 8 3 2 2 1 0 0 0 0 0 0 10 10 10.80 1.800
Tom Dettore, R (9, 1) ERA: 3.72 6.1 L 25 4 2 2 2 2 1 0 0 0 0 26 38 2.84 0.947

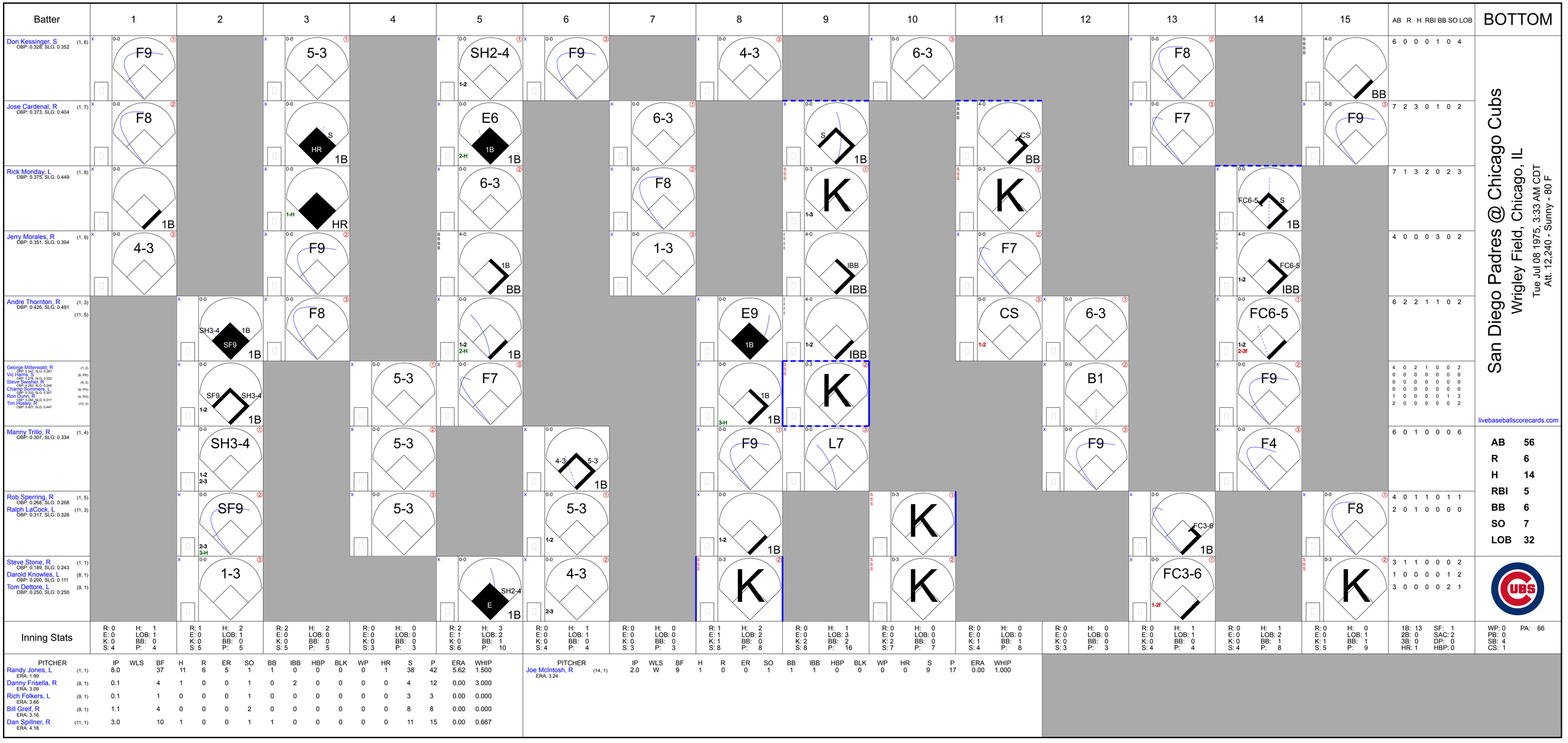
Batter
1
2
3
4
5
6
7
8
9
10
11
12
13
14
15
AB R H RBI BB SO LOB
BOTTOM
Don Kessinger, S (1, 6) OBP: 0.328, SLG: 0.352
F9
5-3
SH2-4
1-2
F9
4-3
6-3
F8
BB
6 0 0 0 1 0 4
Jose Cardenal, R (1, 7) OBP: 0.373, SLG: 0.404
F8
S
HR
1B
E6
2-H
1B
6-3
S
1B
CS
BB
F7
F9
7 2 3 0 1 0 2
Rick Monday, L (1, 8) OBP: 0.375, SLG: 0.449
1B
1-H
HR
6-3
1B
BB
F8
1-3
K
1-3
K
FC6-5
S
1B
7 1 3 2 0 2 3
Jerry Morales, R (1, 9) OBP: 0.351, SLG: 0.394
4-3
F9
1-3
IBB
IBB
F7
FC6-5
1-2
IBB
4 0 0 0 3 0 2
Andre Thornton, R (1, 3) (11, 5) OBP: 0.426, SLG: 0.491
SH3-4
1B
SF9
1B
F8
1-2
2-H
1B
E9
1B
1-2
IBB
CS
1-2
6-3
FC6-5
1-2
2-3f
6 2 2 1 1 0 2
George Mitterwald, R (1, 2) OBP: 0.342, SLG: 0.387
Vic Harris, S (8, PR) OBP: 0.000, SLG: 0.222
Steve Swisher, C (9, 2) OBP: 0.282, SLG: 0.248
Champ Summers, L (9, PH) OBP: 0.333, SLG: 0.357
Ron Dunn, R (9, PH) OBP: 0.250, SLG: 0.317
Tim Hosley, R (10, 2) OBP: 0.421, SLG: 0.447
SF9
SH3-4
1B
1-2
5-3
F7
1B
3-H
K
B1
F9
4 0 2 1 0 0 2
0 0 0 0 0 0 0
0 0 0 0 0 0 0
0 0 0 0 0 0 0
1 0 0 0 0 1 3
2 0 0 0 0 0 2
Manny Trillo, R (1, 4) OBP: 0.307, SLG: 0.334
SH3-4
1-2
2-3
5-3
4-3
5-3
1B
F9
L7
F9
F4
6 0 1 0 0 0 6
Rob Sperring, R (1, 5) OBP: 0.268, SLG: 0.268
Ralph LaCock, L (11, 3) OBP: 0.317, SLG: 0.328
SF9
2-3
3-H
5-3
5-3
1-2
1B
K
K
FC3-6
1B
F8
4 0 1 1 0 1 1
2 0 1 0 0 0 0
Steve Stone, R (1, 1) OBP: 0.189, SLG: 0.243
Darold Knowles, L (8, 1) OBP: 0.200, SLG: 0.111
Tom Dettore, L (9, 1) OBP: 0.250, SLG: 0.250
1-3
SH2-4
E
1B
4-3
2-3
K
K
FC3-6
1-2f
K
3 1 1 0 0 0 2
1 0 0 0 0 1 2
3 0 0 0 0 2 1
San Diego Padres @ Chicago Cubs
Wrigley Field, Chicago, IL
Tue Jul 08 1975, 3:33 AM CDT
Att. 12,240 - Sunny - 80 F
livebaseballscorecards.com
AB 56
R 6
H 14
RBI 5
BB 6
SO 7
LOB 32
Inning Stats
R: 0 H: 1 E: 0 LOB: 1 K: 0 BB: 0 S: 4 P: 4
R: 1 H: 2 E: 0 LOB: 1 K: 0 BB: 0 S: 5 P: 5
R: 2 H: 2 E: 0 LOB: 0 K: 0 BB: 0 S: 5 P: 5
R: 0 H: 0 E: 0 LOB: 0 K: 0 BB: 0 S: 3 P: 3
R: 2 H: 3 E: 1 LOB: 2 K: 0 BB: 1 S: 6 P: 10
R: 0 H: 1 E: 0 LOB: 1 K: 0 BB: 0 S: 4 P: 4
R: 0 H: 0 E: 0 LOB: 0 K: 0 BB: 0 S: 3 P: 3
R: 1 H: 2 E: 1 LOB: 2 K: 1 BB: 0 S: 8 P: 8
R: 0 H: 1 E: 0 LOB: 3 K: 2 BB: 2 S: 8 P: 16
R: 0 H: 0 E: 0 LOB: 0 K: 2 BB: 0 S: 7 P: 7
R: 0 H: 0 E: 0 LOB: 0 K: 1 BB: 1 S: 4 P: 8
R: 0 H: 0 E: 0 LOB: 0 K: 0 BB: 0 S: 3 P: 3
R: 0 H: 1 E: 0 LOB: 1 K: 0 BB: 1 S: 4 P: 4
R: 0 H: 1 E: 0 LOB: 2 K: 0 BB: 1 S: 4 P: 8
R: 0 H: 0 E: 0 LOB: 1 K: 1 BB: 1 S: 5 P: 9
1B: 13 SF: 1 2B: 0 SAC: 2 3B: 0 DP: 0 HR: 1 HBP: 0
WP: 0 PA: 66 PB: 0 SB: 4 CS: 1
PITCHER IP WLS BF H R ER SO BB IBB HBP BK WP HR S P ERA WHIP
Randy Jones, L (1, 1) ERA: 1.99 8.0 37 11 6 5 1 1 0 0 0 0 1 38 42 5.62 1.500
Danny Frisella, R (9, 1) ERA: 3.09 0.1 4 1 0 0 1 0 2 0 0 0 0 4 12 0.00 3.000
Rich Folkers, L (9, 1) ERA: 3.66 0.1 1 0 0 0 1 0 0 0 0 0 0 3 3 0.00 0.000
Bill Greif, R (9, 1) ERA: 3.16 1.1 4 0 0 0 2 0 0 0 0 0 0 8 8 0.00 0.000
Dan Spillner, R (11, 1) ERA: 4.18 3.0 10 1 0 0 1 1 0 0 0 0 0 11 15 0.00 0.667
PITCHER IP WLS BF H R ER SO BB IBB HBP BK WP HR S P ERA WHIP
Joe McIntosh, R (14, 1) ERA: 3.24 2.0 W 9 1 0 0 1 1 1 0 0 0 0 9 17 0.00 1.000

Batter	1	2	3	4	5	6	7	8	9	AB	R	H	RBI	BB	SO	LOB
Johnny Grubb, L (1, 8) OBP: 0.382, SLG: 0.416	0-0 1B FC6-4 1B		0-0 ② SF7 2-H		0-0 2B			0-0 ① F9 2-3		3	1	2	1	0	0	1
Tito Fuentes, S (1, 4) OBP: 0.293, SLG: 0.325	0-0 FC6-4 1-3 1B		0-0 ③ 4-3		0-0 ③ F7			0-0 ② 1-3		4	0	1	0	0	0	2
Bobby Tolan, L (1, 3) OBP: 0.302, SLG: 0.323	0-0 ① FC6-4 CS 1-2f 3-H			0-0 ① 5-3		0-0 G6-4-3 1B		0-0 ③ 1-3		4	0	1	1	0	0	2
Dave Winfield, R (1, 9) OBP: 0.354, SLG: 0.426	0-0 ②③ F6 1-2			0-0 BB 1B 1B		0-0 ① ② G6-4-3 1-2f			0-0 ① F7	4	1	1	0	0	0	2
Dick Sharon, R (1, 7) OBP: 0.329, SLG: 0.333		0-0 ① F4		B B B B 4-0 5-3 1B 1-2 BB		B B B B 4-0 CS BB			0-0 2B	2	0	1	0	2	0	0
Hector Torres, R (1, 5) (9, 6) OBP: 0.330, SLG: 0.375		0-0 ② 6-3		0-0 1-2 2-H 1B	0-0 ③ CS 1-2		0-0 ① 5-3		4-0 IBB	3	0	1	1	1	0	0
Randy Hundley, R (1, 2) OBP: 0.255, SLG: 0.255 Willie McCovey, L (9, PH) OBP: 0.317, SLG: 0.432 Fred Kendall, R (9, 2) OBP: 0.248, SLG: 0.237		0-0 ③ F9		0-0 ②③ 5-3 2-3			0-0 ② 5-3		0-3 ② K	3 1 0	0 0 0	0 0 0	0 0 0	0 0 0	0 1 0	2 2 0
Enzo Hernandez, R (1, 6) OBP: 0.300, SLG: 0.278 Gene Locklear, L (9, PH) OBP: 0.406, SLG: 0.483 Ted Kubiak, S (9, 5) OBP: 0.283, SLG: 0.232			0-0 E SH1-4 SF7 1B		0-0 ① 6-3		0-0 ③ F8		0-0 ③ 4-3	3 1 0	1 0 0	1 0 0	0 0 0	0 0 0	0 0 0	0 2 0
Brent Strom, R (1, 1) OBP: 0.143, SLG: 0.154 Bill Greif, R (9, 1)			0-0 ① SH1-4 1-2		0-0 ② 5-3			0-0 F9 2B		2 0	0 0	1 0	0 0	0 0	0 0	0 0
Inning Stats	R: 1 E: 0 K: 0 S: 4 H: 2 LOB: 0 BB: 0 P: 4	R: 0 E: 0 K: 0 S: 3 H: 0 LOB: 0 BB: 0 P: 3	R: 1 E: 1 K: 0 S: 4 H: 1 LOB: 0 BB: 0 P: 4	R: 1 E: 0 K: 0 S: 4 H: 2 LOB: 1 BB: 1 P: 8	R: 0 E: 0 K: 0 S: 4 H: 1 LOB: 1 BB: 0 P: 4	R: 0 E: 0 K: 0 S: 2 H: 1 LOB: 0 BB: 1 P: 6	R: 0 E: 0 K: 0 S: 3 H: 0 LOB: 0 BB: 0 P: 3	R: 0 E: 0 K: 0 S: 4 H: 1 LOB: 1 BB: 0 P: 4	R: 0 E: 0 K: 1 S: 6 H: 1 LOB: 2 BB: 1 P: 10	1B: 6 2B: 3 3B: 0 HR: 0	SF: 1 SAC: 1 DP: 1 HBP: 0						

PITCHER	IP	WLS	BF	H	R	ER	SO	BB	IBB	HBP	BLK	WP	HR	S	P	ERA	WHIP
Geoff Zahn, L (1, 1) ERA: 4.57	8.0	L	30	8	3	2	0	2	0	0	0	0	0	28	36	2.25	1.250
Oscar Zamora, R (9, 1) ERA: 4.73	1.0		5	1	0	0	1	0	1	0	0	0	0	6	10	0.00	1.000

PITCHER	IP	WLS	BF	H	R	ER	SO	BB	IBB	HBP	BLK	WP	HR	S	P	ERA	WHIP

TOP

San Diego Padres @ Chicago Cubs

Wrigley Field, Chicago, IL

Wed Jul 09 1975, 3:33 AM CDT

Att. 14,301 - Sunny - 78 F

livebaseballscorecards.com

AB	30
R	3
H	9
RBI	3
BB	3
SO	1
LOB	13

1B: 6	SF: 1	WP: 0	PA: 36
2B: 3	SAC: 1	PB: 0	
3B: 0	DP: 1	SB: 0	
HR: 0	HBP: 0	CS: 2	

Batter	1	2	3	4	5	6	7	8	9	AB	R	H	RBI	BB	SO	LOB
Don Kessinger, S (1, 6) OBP: 0.331, SLG: 0.355	CS 1B		6-3 1B 2-H 3-H			5-3		SH3-4 1-2		3	0	2	2	0	0	0
Jose Cardenal, R (1, 7) OBP: 0.372, SLG: 0.400	F4 1-2		6-3 1-2			FC3-6 BB B B B B		6-3		3	0	0	0	1	0	3
Rick Monday, L (1, 8) OBP: 0.370, SLG: 0.442	K S S S		G3			FC3-6 1-2f		K S S S		4	0	0	0	0	2	3
Jerry Morales, R (1, 9) OBP: 0.350, SLG: 0.393		F9		F9		F8			1B	4	0	1	0	0	0	1
Andre Thornton, R (1, 3) OBP: 0.422, SLG: 0.491		6-3		F7			4-3 2B		B3	4	0	1	0	0	0	1
George Mitterwald, R (1, 2) OBP: 0.336, SLG: 0.374		F7		4-3			4-3 2-3		F4	4	0	0	0	0	0	2
Manny Trillo, R (1, 4) OBP: 0.307, SLG: 0.334 Champ Summers, L (9, PH) OBP: 0.327, SLG: 0.349			SH1-4 1B 1B 1B		F7		K S S S		4-3	3 1	1 0	1 0	0 0	0 0	1 0	1 1
Rob Sperring, R (1, 5) OBP: 0.271, SLG: 0.270			SH1-4 1-2 1B 1B		K S S S		5-3			3	1	1	0	0	1	1
Geoff Zahn, L (1, 1) OBP: 0.143, SLG: 0.143 Ron Dunn, R (8, PH) OBP: 0.265, SLG: 0.317 Oscar Zamora, R (9, 1) OBP: 0.167, SLG: 0.167			SH1-4 1-2 2-3		F7			SH3-4 BB B B B B		1 0 0	0 0 0	0 0 0	0 0 0	0 1 0	0 0 0	0 0 0
Inning Stats	R: 0 H: 1 E: 0 LOB: 0 K: 1 BB: 0 S: 5 P: 5	R: 0 H: 0 E: 0 LOB: 0 K: 0 BB: 0 S: 3 P: 3	R: 2 H: 3 E: 0 LOB: 1 K: 0 BB: 0 S: 6 P: 6	R: 0 H: 0 E: 0 LOB: 0 K: 0 BB: 0 S: 3 P: 3	R: 0 H: 0 E: 0 LOB: 0 K: 1 BB: 0 S: 5 P: 5	R: 0 H: 0 E: 0 LOB: 1 K: 0 BB: 1 S: 3 P: 7	R: 0 H: 1 E: 0 LOB: 1 K: 1 BB: 0 S: 6 P: 6	R: 0 H: 0 E: 0 LOB: 1 K: 1 BB: 1 S: 5 P: 9	R: 0 H: 1 E: 0 LOB: 1 K: 0 BB: 0 S: 4 P: 4	1B: 5 2B: 1 3B: 0 HR: 0	SF: 0 SAC: 2 DP: 0 HBP: 0			WP: 0 PB: 0 SB: 0 CS: 1	PA: 34		

PITCHER		IP	WLS	BF	H	R	ER	SO	BB	IBB	HBP	BLK	WP	HR	S	P	ERA	WHIP
Brent Strom, L ERA: 1.38	(1, 1)	8.0	W	31	6	2	2	4	2	0	0	0	0	0	37	45	2.25	1.000
Bill Greif, R ERA: 3.09	(9, 1)	1.0	S	3	0	0	0	0	0	0	0	0	0	0	3	3	0.00	0.000

PITCHER	IP	WLS	BF	H	R	ER	SO	BB	IBB	HBP	BLK	WP	HR	S	P	ERA	WHIP

BOTTOM

San Diego Padres @ Chicago Cubs

Wrigley Field, Chicago, IL

Wed Jul 09 1975, 3:33 AM CDT

Att. 14,301 - Sunny - 78 F

livebaseballscorecards.com

AB	30
R	2
H	6
RBI	2
BB	2
SO	4
LOB	13

San Diego Padres @ Chicago Cubs

Wrigley Field, Chicago, IL

Thu Jul 10 1975, 3:33 AM CDT

Att. 10,724 - Sunny - 70 F

livebaseballscorecards.com

Batter	1	2	3	4	5	6	7	8	9	AB	R	H	RBI	BB	SO	LOB
Johnny Grubb, L (1, 8) OBP: 0.381, SLG: 0.413	L8		L8			F4		3-1 1B		4	0	1	0	0	0	0
Tito Fuentes, S (1, 4) OBP: 0.289, SLG: 0.321	4-3		4-3			F7		F9		4	0	0	0	0	0	1
Bobby Tolan, L (1, 7) (8, 3) OBP: 0.304, SLG: 0.326	1B			F6		1B 2B 1B		3-1 1-2		4	1	2	0	0	0	1
Willie McCovey, L (1, 3) OBP: 0.320, SLG: 0.430	G3			4-3		2B 1-3 1B		B B B 4-0 BB		3	0	1	0	1	0	1
Don Hahn, R (8, PR) (8, 7) OBP: 0.211, SLG: 0.176										0	0	0	0	0	0	0
Dave Winfield, R (1, 9) OBP: 0.353, SLG: 0.428		F8		F9		1-3 3-H 2B		F7		4	0	1	1	0	0	2
Hector Torres, R (1, 5) OBP: 0.336, SLG: 0.380		E4 1B			FC6-4 1B	F9			FC6-4 1B	4	0	2	0	0	0	2
Fred Kendall, R (1, 2) OBP: 0.248, SLG: 0.237		G6-4-3 1-3 1B			FC6-4 1-2f		5-3		L8	4	0	1	0	0	0	2
Enzo Hernandez, R (1, 6) OBP: 0.297, SLG: 0.275		G6-4-3 1-2f			F8		L7		F9	3	0	0	0	0	0	3
Dick Sharon, R (9, PH) OBP: 0.325, SLG: 0.329										1	0	0	0	0	0	1
Dave Freisleben, R (1, 1) OBP: 0.125, SLG: 0.097			5-3		5-3		F7		FC6-4 1-2f	2	0	0	0	0	0	1
Gene Locklear, L (7, PH) OBP: 0.403, SLG: 0.479										1	0	0	0	0	0	0
Danny Frisella, L (7, 1)										0	0	0	0	0	0	0
Dave Tomlin, L (8, 1)										0	0	0	0	0	0	0
Dan Spillner, R (8, 1) OBP: 0.286, SLG: 0.174										0	0	0	0	0	0	0
Randy Hundley, R (9, PH) OBP: 0.253, SLG: 0.254										1	0	0	0	0	0	1
Inning Stats	R: 0 E: 0 K: 0 S: 4 H: 1 LOB: 1 BB: 0 P: 4	R: 0 E: 1 K: 0 S: 4 H: 1 LOB: 1 BB: 0 P: 4	R: 0 E: 0 K: 0 S: 3 H: 0 LOB: 0 BB: 0 P: 3	R: 0 E: 0 K: 0 S: 3 H: 0 LOB: 0 BB: 0 P: 3	R: 0 E: 0 K: 0 S: 4 H: 1 LOB: 1 BB: 0 P: 4	R: 1 E: 0 K: 0 S: 6 H: 3 LOB: 2 BB: 0 P: 6	R: 0 E: 0 K: 0 S: 3 H: 0 LOB: 0 BB: 0 P: 3	R: 0 E: 0 K: 0 S: 4 H: 1 LOB: 2 BB: 1 P: 8	R: 0 E: 0 K: 0 S: 4 H: 1 LOB: 1 BB: 0 P: 4							

AB	35
R	1
H	8
RBI	1
BB	1
SO	0
LOB	15

1B: 7 SF: 0 WP: 0 PA: 36
2B: 1 SAC: 0 PB: 0
3B: 0 DP: 1 SB: 0
HR: 0 HBP: 0 CS: 0

PITCHER	IP	WLS	BF	H	R	ER	SO	BB	IBB	HBP	BLK	WP	HR	S	P	ERA	WHIP
Ray Burris, R (1, 1) ERA: 3.7	9.0	W	36	8	1	1	0	1	0	0	0	0	0	35	39	1.00	1.000

PITCHER	IP	WLS	BF	H	R	ER	SO	BB	IBB	HBP	BLK	WP	HR	S	P	ERA	WHIP

Batter	1	2	3	4	5	6	7	8	9	AB	R	H	RBI	BB	SO	LOB
Don Kessinger, S (1, 6) OBP: 0.330, SLG: 0.351	6-3	4-3			BB		K			3	0	0	0	1	1	2
Jose Cardenal, R (1, 7) OBP: 0.368, SLG: 0.395	F9		4-3		F8			L3		4	0	0	0	0	0	1
Bill Madlock, R (1, 5) OBP: 0.393, SLG: 0.477	2B		L8			K		1B		4	0	2	0	0	1	0
Jerry Morales, R (1, 9) OBP: 0.346, SLG: 0.388	5-3		L6			6-3		K		4	0	0	0	0	1	2
Rick Monday, L (1, 8) OBP: 0.372, SLG: 0.441		F6		F9		BB CS		1B 1-2		3	0	1	0	1	0	0
Andre Thornton, R (1, 3) OBP: 0.419, SLG: 0.483		F9		K	CS 1-2		BB 1B S	F9		3	1	0	0	1	1	2
Manny Trillo, R (1, 4) OBP: 0.311, SLG: 0.336		BB 2B E		F9			SH1-4 1-H	1B		2	1	1	1	1	0	0
Steve Swisher, R (1, 2) OBP: 0.285, SLG: 0.259		2B E 1-3			F2		SH1-4 1-2			2	1	1	0	0	0	0
Ray Burris, R (1, 1) OBP: 0.208, SLG: 0.136		E6 2-H 3-H			F8		K			3	0	0	0	0	1	1
Inning Stats	R: 0 E: 0 K: 0 S: 4 H: 1 LOB: 1 BB: 0 P: 4	R: 2 E: 1 K: 0 S: 5 H: 1 LOB: 1 BB: 1 P: 9	R: 0 E: 0 K: 0 S: 3 H: 0 LOB: 0 BB: 0 P: 3	R: 0 E: 0 K: 1 S: 5 H: 0 LOB: 0 BB: 0 P: 5	R: 0 E: 0 K: 0 S: 3 H: 0 LOB: 1 BB: 1 P: 7	R: 0 E: 0 K: 1 S: 4 H: 0 LOB: 0 BB: 1 P: 8	R: 1 E: 0 K: 2 S: 8 H: 1 LOB: 1 BB: 1 P: 12	R: 0 E: 0 K: 1 S: 7 H: 2 LOB: 2 BB: 0 P: 7		1B: 3 2B: 2 3B: 0 HR: 0 SF: 0 SAC: 1 DP: 0 HBP: 0						

PITCHER		IP	WLS	BF	H	R	ER	SO	BB	IBB	HBP	BLK	WP	HR	S	P	ERA	WHIP
Dave Freisleben, R ERA: 3.89	(1, 1)	6.0	L	23	2	2	0	2	3	0	0	0	0	0	24	36	0.00	0.833
Danny Frisella, R ERA: 3.16	(7, 1)	1.2		8	2	1	1	3	1	0	0	0	0	0	13	17	5.40	1.800
Dave Tomlin, L ERA: 3.4	(8, 1)	0.0		1	1	0	0	0	0	0	0	0	0	0	1	1	∞	∞
Dan Spillner, R ERA: 4.16	(8, 1)	0.1		1	0	0	0	0	0	0	0	0	0	0	1	1	0.00	0.000

PITCHER	IP	WLS	BF	H	R	ER	SO	BB	IBB	HBP	BLK	WP	HR	S	P	ERA	WHIP

BOTTOM

San Diego Padres @ Chicago Cubs

Wrigley Field, Chicago, IL

Thu Jul 10 1975, 3:33 AM CDT

Att. 10,724 - Sunny - 70 F

livebaseballscorecards.com

AB	28
R	3
H	5
RBI	1
BB	4
SO	5
LOB	8

San Diego Padres @ Pittsburgh Pirates

Three Rivers Stadium, Pittsburgh, PA

Fri Jul 11 1975, 7:05 PM EDT

Unknown

TOP

livebaseballscorecards.com

Batter	1	2	3	4	5	6	7	8	9	AB	R	H	RBI	BB	SO	LOB
Johnny Grubb, L (1, 8) OBP: 0.378, SLG: 0.408	F8		F6			1-3	K		BB	4	0	0	0	1	1	2
Tito Fuentes, S (1, 4) OBP: 0.294, SLG: 0.325	5-3			F7		1B		FC6-4 1B	FC6 1-2	5	2	3	0	0	0	0
Bobby Tolan, L (1, 7) OBP: 0.299, SLG: 0.320	K			B1-3		F6		F2	FC6 1-2f	5	0	0	0	0	1	4
Willie McCovey, L (1, 3) OBP: 0.323, SLG: 0.431		K		K		1B 1-2		FC6-4 1-2		4	0	2	0	0	2	0
Dave Winfield, R (1, 9) OBP: 0.355, SLG: 0.429		4-3			E 5-3	1-2 2-H		FC6-4 1-2f 2-3		4	0	2	1	0	0	2
Hector Torres, R (1, 5) OBP: 0.333, SLG: 0.375		6-3			F9	K		1-2 3-H		4	0	1	1	0	1	3
Fred Kendall, R (1, 2) OBP: 0.243, SLG: 0.233			1-3		5-3 1-2		4-3	F9		4	0	0	0	0	0	3
Enzo Hernandez, R (1, 6) OBP: 0.293, SLG: 0.271			F4		E5 2-3		5-3		L7	4	0	0	0	0	0	1
Rich Folkers, L (1, 1) OBP: 0.200, SLG: 0.158			BB		F2		2B		6-3	0	0	0	0	1	0	0
Dick Sharon, R (5, PH) OBP: 0.321, SLG: 0.324										1	0	0	0	0	0	2
Dan Spillner, R (5, 1) OBP: 0.286, SLG: 0.174										0	0	0	0	0	0	0
Randy Hundley, R (7, PH) OBP: 0.259, SLG: 0.266										1	0	1	0	0	0	0
Mike Ivie, R (7, PR) OBP: 0.299, SLG: 0.383										0	0	0	0	0	0	0
Danny Frisella, L (7, 1)										0	0	0	0	0	0	0
Dave Tomlin, L (7, 1)										0	0	0	0	0	0	0
Gene Locklear, L (9, PH) OBP: 0.400, SLG: 0.475										1	0	0	0	0	0	0
Inning Stats	R: 0 E: 0 K: 1 S: 5 H: 0 LOB: 0 BB: 0 P: 5	R: 0 E: 0 K: 1 S: 5 H: 0 LOB: 0 BB: 0 P: 5	R: 0 E: 0 K: 0 S: 3 H: 0 LOB: 1 BB: 1 P: 7	R: 0 E: 0 K: 1 S: 5 H: 0 LOB: 0 BB: 0 P: 5	R: 0 E: 1 K: 0 S: 5 H: 1 LOB: 2 BB: 0 P: 5	R: 1 E: 0 K: 1 S: 8 H: 3 LOB: 2 BB: 0 P: 8	R: 0 E: 0 K: 1 S: 6 H: 1 LOB: 1 BB: 0 P: 6	R: 1 E: 0 K: 0 S: 6 H: 3 LOB: 2 BB: 0 P: 6	R: 0 E: 0 K: 0 S: 4 H: 1 LOB: 2 BB: 1 P: 8	1B: 8 2B: 1 3B: 0 HR: 0 SF: 0 SAC: 0 DP: 0 HBP: 0	WP: 0 PB: 0 SB: 0 CS: 0 PA: 39					

	AB	37
	R	2
	H	9
	RBI	2
	BB	2
	SO	5
	LOB	17

PITCHER		IP	WLS	BF	H	R	ER	SO	BB	IBB	HBP	BLK	WP	HR	S	P	ERA	WHIP
Jim Rooker, L ERA: 3.31	(1, 1)	7.2	W	33	8	2	2	5	1	0	0	0	0	0	42	46	2.35	1.174
Dave Giusti, R ERA: 2.39	(8, 1)	1.1	S	6	1	0	0	0	1	0	0	0	0	0	5	9	0.00	1.500

PITCHER	IP	WLS	BF	H	R	ER	SO	BB	IBB	HBP	BLK	WP	HR	S	P	ERA	WHIP

San Diego Padres @ Pittsburgh Pirates

Three Rivers Stadium, Pittsburgh, PA

Fri Jul 11 1975, 7:05 PM EDT

Unknown

livebaseballscorecards.com

BOTTOM

Batter	1	2	3	4	5	6	7	8	9	AB	R	H	RBI	BB	SO	LOB
Rennie Stennett, R (1, 4) OBP: 0.300, SLG: 0.371	F9	2-H 1B			L9		S E 1B	1B 1-3 1B		5	1	3	1	0	0	0
Manny Sanguillen, R (1, 2) OBP: 0.406, SLG: 0.438	BB 1B FC6-4 1B	F3			F9		BBBB E 1-2 BB	1-3 3-H 1B		4	1	2	1	1	0	1
Al Oliver, L (1, 8) OBP: 0.312, SLG: 0.462	FC6-4 BB 1-2 1B		6-3		1B		E3 BB 1-3 2-H	G3		5	0	2	0	0	0	3
Bob Robertson, R (1, 3) OBP: 0.355, SLG: 0.453	BBBB FC6-4 1-2 2-3 BB		SSS K		SSS K		BBBB G4-6-3 1-2 BB			2	0	0	0	2	2	1
Bill Robinson, R (1, 7) OBP: 0.307, SLG: 0.436 Ed Kirkpatrick, L (7, 7) OBP: 0.321, SLG: 0.314	FC6-4 FC4-6 1-2f 2-3 3-H		SSS K			F4	G4-6-3 1-2f			3 1	0 0	0 0	1 0	0 0	1 0	2 3
Dave Parker, L (1, 9) OBP: 0.373, SLG: 0.599	FC4-6 1-2f			G3 SH1-4 2B		1B		1B 3B		4	2	3	0	0	0	2
Richie Hebner, L (1, 5) OBP: 0.354, SLG: 0.454		4-3		G3 2-3		F6		F8		4	0	0	0	0	0	3
Frank Taveras, R (1, 6) OBP: 0.258, SLG: 0.241		SH3-4 1B 1B		SH1-4 3-H		L9		F9		3	1	1	1	0	0	2
Jim Rooker, R (1, 1) OBP: 0.150, SLG: 0.128 Dave Giusti, R (8, 1) OBP: 0.375, SLG: 0.286		SH3-4 1-2		SSS K			5-3	1B 1B 3-H 1B		2 1	0 1	0 1	0 1	0 0	1 0	0 0
Inning Stats	R: 1 H: 2 E: 0 LOB: 2 K: 0 BB: 1 S: 5 P: 9	R: 1 H: 2 E: 0 LOB: 1 K: 0 BB: 0 S: 5 P: 5	R: 0 H: 0 E: 0 LOB: 0 K: 2 BB: 0 S: 7 P: 7	R: 1 H: 1 E: 0 LOB: 0 K: 1 BB: 0 S: 6 P: 6	R: 0 H: 1 E: 0 LOB: 1 K: 1 BB: 0 S: 6 P: 6	R: 0 H: 1 E: 0 LOB: 1 K: 0 BB: 0 S: 4 P: 4	R: 1 H: 1 E: 1 LOB: 2 K: 0 BB: 2 S: 4 P: 12	R: 2 H: 4 E: 0 LOB: 2 K: 0 BB: 0 S: 7 P: 7		1B: 10 SF: 0 2B: 1 SAC: 2 3B: 1 DP: 1 HR: 0 HBP: 0						

	AB	34
	R	6
	H	12
	RBI	5
	BB	3
	SO	4
	LOB	17

WP: 0 PA: 39
PB: 0
SB: 1
CS: 0

PITCHER		IP	WLS	BF	H	R	ER	SO	BB	IBB	HBP	BLK	WP	HR	S	P	ERA	WHIP
Rich Folkers, L ERA: 3.82	(1, 1)	4.0	L	18	5	3	3	3	1	0	0	0	0	0	23	27	6.75	1.500
Dan Spillner, R ERA: 4.07	(5, 1)	2.0		8	2	0	0	1	0	0	0	0	0	0	10	10	0.00	1.000
Danny Frisella, R ERA: 3.14	(7, 1)	0.1		5	1	1	0	0	2	0	0	0	0	0	3	11	0.00	9.000
Dave Tomlin, L ERA: 3.68	(7, 1)	1.2		8	4	2	2	0	0	0	0	0	0	0	8	8	10.80	2.400

PITCHER	IP	WLS	BF	H	R	ER	SO	BB	IBB	HBP	BLK	WP	HR	S	P	ERA	WHIP

San Diego Padres @ Pittsburgh Pirates

Three Rivers Stadium, Pittsburgh, PA

Fri Jul 11 1975, 7:05 PM EDT

Att. 31,435 - Unknown

TOP

livebaseballscorecards.com

Batter	1	2	3	4	5	6	7	8	9	AB	R	H	RBI	BB	SO	LOB
Johnny Grubb, L (1, 8) OBP: 0.380, SLG: 0.409	0-0 2B 1B		0-3 K		0-0 L3			0-0 G4-3 1-2 1B		4	0	2	0	0	1	1
Tito Fuentes, S (1, 4) OBP: 0.290, SLG: 0.321	0-3 K		0-0 F8			0-0 F2		0-3 K		4	0	0	0	0	2	3
Bobby Tolan, L (1, 3) OBP: 0.299, SLG: 0.323	0-0 1-3 2B		0-0 1-3			0-0 B2		0-0 G4-3 1-2f		4	0	1	0	0	0	2
Dave Winfield, R (1, 9) OBP: 0.353, SLG: 0.424	4-0 IBB			0-3 K		0-0 4-3			0-0 F8	3	0	0	0	1	1	0
Dick Sharon, R (1, 7) OBP: 0.318, SLG: 0.311	0-3 K			0-0 L9			4-0 BB		0-0 F9	3	0	0	0	1	1	3
Hector Torres, R (1, 5) OBP: 0.322, SLG: 0.362	0-3 K			0-0 6-3			0-0 F5		0-0 F4	4	0	0	0	0	1	4
Randy Hundley, R (1, 2) OBP: 0.253, SLG: 0.261		0-0 F8			0-0 5-3		0-3 K			3	0	0	0	0	1	1
Enzo Hernandez, R (1, 6) OBP: 0.290, SLG: 0.268		0-0 F4			0-0 6-3		0-0 F4			3	0	0	0	0	0	1
Joe McIntosh, S (1, 1) OBP: 0.188, SLG: 0.148		0-3 K			0-0 1B			4-0 1B BB		2	0	1	0	0	1	0
Don Hahn, R (8, PH) OBP: 0.250, SLG: 0.176										0	0	0	0	1	0	0
Dave Tomlin, L (8, 1)										0	0	0	0	0	0	0
Inning Stats	R: 0 H: 2 E: 0 LOB: 3 K: 3 BB: 1 S: 11 P: 15	R: 0 H: 0 E: 0 LOB: 0 K: 1 BB: 0 S: 5 P: 5	R: 0 H: 0 E: 0 LOB: 0 K: 1 BB: 0 S: 5 P: 5	R: 0 H: 0 E: 0 LOB: 0 K: 1 BB: 0 S: 5 P: 5	R: 0 H: 1 E: 0 LOB: 1 K: 0 BB: 0 S: 4 P: 4	R: 0 H: 0 E: 0 LOB: 0 K: 0 BB: 0 S: 3 P: 3	R: 0 H: 0 E: 0 LOB: 1 K: 1 BB: 1 S: 5 P: 9	R: 0 H: 1 E: 0 LOB: 1 K: 1 BB: 1 S: 5 P: 9	R: 0 H: 0 E: 0 LOB: 0 K: 0 BB: 0 S: 3 P: 3	1B: 3 SF: 0 2B: 1 SAC: 0 3B: 0 DP: 1 HR: 0 HBP: 0						

	AB	30
	R	0
	H	4
	RBI	0
	BB	3
	SO	8
	LOB	15

PITCHER	IP	WLS	BF	H	R	ER	SO	BB	IBB	HBP	BLK	WP	HR	S	P	ERA	WHIP
John Candelaria, L (1, 1) ERA: 2.58	9.0	W	33	4	0	0	8	2	1	0	0	0	0	46	58	0.00	0.667

PITCHER	IP	WLS	BF	H	R	ER	SO	BB	IBB	HBP	BLK	WP	HR	S	P	ERA	WHIP

BOTTOM

San Diego Padres @ Pittsburgh Pirates

Three Rivers Stadium, Pittsburgh, PA

Fri Jul 11 1975, 7:05 PM EDT

Att. 31,435 - Unknown

Batter	1	2	3	4	5	6	7	8	9	AB	R	H	RBI	BB	SO	LOB
Rennie Stennett, R (1, 4) OBP: 0.302, SLG: 0.375	G3 1B 1B		6-3 ②		HR 2B		F4 ③			4	2	2	0	0	0	0
Ed Kirkpatrick, L (1, 7) OBP: 0.318, SLG: 0.351	G3 ① 1-2		SSS K ③		2-H HR			F7 ①		4	1	1	2	0	1	1
Al Oliver, L (1, 8) OBP: 0.311, SLG: 0.462	1-3 ②			WP 1B 2B	F5 ②			4-3 ②		4	1	1	0	0	0	1
Willie Stargell, L (1, 3) OBP: 0.375, SLG: 0.550	FC6-4 2-H 1B			F8 1B 2-H 1B	F7 ③			HR		4	1	3	3	0	0	0
Dave Parker, L (1, 9) OBP: 0.372, SLG: 0.594	FC6-4 ③ 1-2f			1-2 1B		F5 ①		3-1 ③		4	0	1	0	0	0	1
Richie Hebner, L (1, 5) OBP: 0.354, SLG: 0.453		L8 ①		F8 ① 2-3		G6-3 1B				3	0	1	0	0	0	2
Duffy Dyer, R (1, 2) OBP: 0.268, SLG: 0.340		SSS K ②		F8 ②		G6-3 ②③ 1-2f				3	0	0	0	0	1	3
Frank Taveras, R (1, 6) OBP: 0.255, SLG: 0.238		6-3 ③		5-3 ③			F3 ①			3	0	0	0	0	0	2
John Candelaria, L (1, 1) OBP: 0.118, SLG: 0.118			6-3 ①		6-3 ①		6-3 ②			3	0	0	0	0	0	0
Inning Stats	R: 1 E: 0 K: 0 S: 5 H: 2 LOB: 1 BB: 0 P: 5	R: 0 E: 0 K: 1 S: 5 H: 0 LOB: 0 BB: 0 P: 5	R: 0 E: 0 K: 1 S: 5 H: 0 LOB: 0 BB: 0 P: 5	R: 1 E: 0 K: 0 S: 6 H: 3 LOB: 2 BB: 0 P: 6	R: 2 E: 0 K: 0 S: 5 H: 2 LOB: 0 BB: 0 P: 5	R: 0 E: 0 K: 0 S: 3 H: 1 LOB: 0 BB: 0 P: 3	R: 0 E: 0 K: 0 S: 3 H: 0 LOB: 0 BB: 0 P: 3	R: 1 E: 0 K: 0 S: 4 H: 1 LOB: 0 BB: 0 P: 4		1B: 5 2B: 2 3B: 0 HR: 2 SF: 0 SAC: 0 DP: 1 HBP: 0						

	AB	32
	R	5
	H	9
	RBI	5
	BB	0
	SO	2
	LOB	10

WP: 1 PB: 0 SB: 0 CS: 0 PA: 32

livebaseballscorecards.com

PITCHER		IP	WLS	BF	H	R	ER	SO	BB	IBB	HBP	BLK	WP	HR	S	P	ERA	WHIP
Joe McIntosh, R ERA: 3.36	(1, 1)	7.0	L	28	8	4	4	2	0	0	0	0	1	1	32	32	5.14	1.143
Dave Tomlin, L ERA: 3.8	(8, 1)	1.0		4	1	1	1	0	0	0	0	0	0	1	4	4	9.00	1.000

PITCHER	IP	WLS	BF	H	R	ER	SO	BB	IBB	HBP	BLK	WP	HR	S	P	ERA	WHIP

Batter	1	2	3	4	5	6	7	8	9	AB	R	H	RBI	BB	SO	LOB
Johnny Grubb, L (1, 8) OBP: 0.380, SLG: 0.407	5-3		BBBB 4-0 CS BB		3-1		F4		1-2 1B	4	0	1	0	1	0	0
Tito Fuentes, S (1, 4) OBP: 0.286, SLG: 0.316	F8		F4		6-3		F7		4-3	5	0	0	0	0	0	3
Gene Locklear, L (1, 7) OBP: 0.410, SLG: 0.496	BBBB 4-0 S BB		1-2 2B 1B			F7		3B		3	1	2	0	1	0	0
Don Hahn, R (8, PR) OBP: 0.250, SLG: 0.176 (8, 7)										0	0	0	0	0	0	0
Dave Winfield, R (1, 9) OBP: 0.355, SLG: 0.439	F2 1-2		1-H 2B			HR		5-3		4	1	2	2	0	0	2
Willie McCovey, L (1, 3) OBP: 0.323, SLG: 0.430		SSS K	F2			E 1B 1B		SSS K		3	1	1	0	0	1	1
Bobby Tolan, L (6, 3) OBP: 0.298, SLG: 0.322										1	0	0	0	0	1	1
Hector Torres, R (1, 5) OBP: 0.312, SLG: 0.350		E6 2B		F8		L4 1-3		F4		4	1	0	0	0	0	2
Fred Kendall, R (1, 2) OBP: 0.248, SLG: 0.243		1-H 2B		F3		3-H 1B			1-3	4	0	2	2	0	0	0
Enzo Hernandez, R (1, 6) OBP: 0.287, SLG: 0.265		F7		F9		F6		SSS K		3	0	0	0	0	0	2
Ted Kubiak, S (9, PH) OBP: 0.281, SLG: 0.230										1	0	0	0	0	1	0
Randy Jones, R (1, 1) OBP: 0.156, SLG: 0.140					SSS K		SSS K		BBBB 4-0 1B BB	3	0	0	0	0	2	1
Bill Greif, R (8, 1)										0	0	0	0	0	0	0
Dick Sharon, R (9, PH) OBP: 0.326, SLG: 0.311										0	0	0	0	1	0	0
Inning Stats	R: 0 E: 0 K: 0 S: 3 H: 0 LOB: 1 BB: 1 P: 7	R: 1 E: 1 K: 1 S: 7 H: 1 LOB: 1 BB: 0 P: 7	R: 1 E: 0 K: 0 S: 4 H: 2 LOB: 1 BB: 1 P: 8	R: 0 E: 0 K: 0 S: 3 H: 0 LOB: 0 BB: 0 P: 3	R: 0 E: 0 K: 1 S: 5 H: 0 LOB: 0 BB: 0 P: 5	R: 2 E: 1 K: 0 S: 6 H: 3 LOB: 1 BB: 0 P: 6	R: 0 E: 0 K: 1 S: 5 H: 0 LOB: 0 BB: 0 P: 5	R: 0 E: 0 K: 1 S: 6 H: 1 LOB: 1 BB: 0 P: 6	R: 0 E: 0 K: 1 S: 6 H: 1 LOB: 2 BB: 1 P: 10	1B: 4 2B: 2 3B: 1 HR: 1	SF: 0 SAC: 0 DP: 0 HBP: 0						

PITCHER	IP	WLS	BF	H	R	ER	SO	BB	IBB	HBP	BLK	WP	HR	S	P	ERA	WHIP
Ken Brett, L (1, 1) ERA: 2.51	7.0		29	6	4	2	3	2	0	0	0	0	1	33	41	2.57	1.143
Ramon Hernandez, L (8, 1) ERA: 3.05	1.0	W	4	1	0	0	1	0	0	0	0	0	0	6	6	0.00	1.000
Larry Demery, R (9, 1) ERA: 2.8	1.0	S	5	1	0	0	1	1	0	0	0	0	0	6	10	0.00	2.000

PITCHER	IP	WLS	BF	H	R	ER	SO	BB	IBB	HBP	BLK	WP	HR	S	P	ERA	WHIP

TOP

San Diego Padres @ Pittsburgh Pirates

Three Rivers Stadium, Pittsburgh, PA

Sat Jul 12 1975, 7:05 PM EDT

Att. 21,877 - Unknown

livebaseballscorecards.com

AB	35
R	4
H	8
RBI	4
BB	3
SO	5
LOB	12

1B: 4	SF: 0	WP: 0	PA: 38
2B: 2	SAC: 0	PB: 0	
3B: 1	DP: 0	SB: 1	
HR: 1	HBP: 0	CS: 1	

Batter	1	2	3	4	5	6	7	8	9	AB	R	H	RBI	BB	SO	LOB
Rennie Stennett, R (1, 4) OBP: 0.298, SLG: 0.370	F9		3-1		1-3		FC6-4 1-2f	4-3		5	0	0	0	0	0	6
Manny Sanguillen, R (1, 2) OBP: 0.404, SLG: 0.435	SF7 1B 1B		F9		6-3			G3		4	1	1	0	0	0	2
Al Oliver, L (1, 8) OBP: 0.313, SLG: 0.462	1-3 1B			F8		4-3		3B 1B		4	1	2	0	0	0	0
Willie Stargell, L (1, 3) OBP: 0.376, SLG: 0.568	SF7 3-H			HR		F7		1-H HR 3B		3	2	2	3	0	0	0
Bill Robinson, R (1, 7) OBP: 0.313, SLG: 0.467	L7			4-3 2B		6-3		3-H HR		4	1	2	2	0	0	1
Dave Parker, L (1, 9) OBP: 0.373, SLG: 0.596		3-1		4-3 2-3			1B 2B	2B 1B		4	1	2	0	0	0	1
Art Howe, R (1, 5) OBP: 0.270, SLG: 0.231	S S S K			F7			5-3	1-3 2B		4	0	1	0	0	1	2
Frank Taveras, R (1, 6) OBP: 0.257, SLG: 0.240	4-3				3-1 1B		S S S K	S S S K		2	0	1	0	0	0	0
Mario Mendoza, R (5, PR) OBP: 0.175, SLG: 0.132 (6, 6)										2	0	0	0	0	2	3
Ken Brett, L (1, 1) OBP: 0.231, SLG: 0.423			4-1		3-1 1-2 2-3		FC6-4 2-H 1B	IBB		2	0	0	0	0	0	1
Bob Robertson, R (7, PH) OBP: 0.364, SLG: 0.462										1	0	1	1	0	0	0
Bruce Kison, R (7, PR) OBP: 0.184, SLG: 0.139										0	0	0	0	0	0	0
Ramon Hernandez, S (8, 1)										0	0	0	0	0	0	0
Ed Kirkpatrick, L (8, PH) OBP: 0.326, SLG: 0.351										0	0	0	0	1	0	0
Larry Demery, R (9, 1) OBP: 0.333, SLG: 0.385										0	0	0	0	0	0	0
Inning Stats	R: 1 E: 0 K: 0 S: 5 H: 2 LOB: 1 BB: 0 P: 5	R: 0 E: 0 K: 1 S: 5 H: 0 LOB: 0 BB: 0 P: 5	R: 0 E: 0 K: 0 S: 3 H: 0 LOB: 0 BB: 0 P: 3	R: 1 E: 0 K: 0 S: 5 H: 2 LOB: 1 BB: 0 P: 5	R: 0 E: 0 K: 0 S: 4 H: 1 LOB: 2 BB: 0 P: 4	R: 0 E: 0 K: 0 S: 3 H: 0 LOB: 0 BB: 0 P: 3	R: 1 E: 0 K: 1 S: 7 H: 2 LOB: 1 BB: 0 P: 7	R: 3 E: 0 K: 1 S: 10 H: 5 LOB: 3 BB: 1 P: 14		1B: 6 2B: 3 3B: 1 HR: 2 SF: 1 SAC: 0 DP: 0 HBP: 0						

PITCHER		IP	WLS	BF	H	R	ER	SO	BB	IBB	HBP	BLK	WP	HR	S	P	ERA	WHIP
Randy Jones, L ERA: 2.25	(1, 1)	7.1	L	33	11	6	6	2	0	0	0	0	0	2	37	37	7.36	1.500
Bill Greif, R ERA: 3.05	(8, 1)	0.2		4	1	0	0	1	0	1	0	0	0	0	5	9	0.00	1.500

PITCHER	IP	WLS	BF	H	R	ER	SO	BB	IBB	HBP	BLK	WP	HR	S	P	ERA	WHIP

BOTTOM

San Diego Padres @ Pittsburgh Pirates

Three Rivers Stadium, Pittsburgh, PA

Sat Jul 12 1975, 7:05 PM EDT

Att. 21,877 - Unknown

livebaseballscorecards.com

AB	35
R	6
H	12
RBI	6
BB	1
SO	3
LOB	16

WP: 0 PA: 37
PB: 0
SB: 1
CS: 0

Batter	1	2	3	4	5	6	7	8	9	AB	R	H	RBI	BB	SO	LOB
Johnny Grubb, L (1, 8) OBP: 0.377, SLG: 0.403	FC4-6 1B	F9		4-3		4-3			F8	5	0	1	0	0	0	2
Tito Fuentes, S (1, 4) OBP: 0.285, SLG: 0.314	FC4-6 1B 1-2f SF8-4		F7		F8	4-3			WP 1B	5	1	1	0	0	0	1
Bobby Tolan, L (1, 3) OBP: 0.297, SLG: 0.320	SF8-4 1-3 1B		1-3		E5 2B		G3		K 1-2	5	1	1	0	0	1	1
Dave Winfield, R (1, 9) OBP: 0.356, SLG: 0.438	SF8-4 1-2 3-H		FC6-4 1B		6-3		L8		IBB	3	0	1	1	1	0	1
Gene Locklear, L (1, 7) OBP: 0.420, SLG: 0.520 Don Hahn, R (7, 7) OBP: 0.250, SLG: 0.176 Mike Ivie, R (9, PH) OBP: 0.298, SLG: 0.381 Dick Sharon, R (9, 7) OBP: 0.326, SLG: 0.311		HR	FC6-4 1-2f		2B IBB		BB		4-3	2 0 1 0	2 0 0 0	1 0 0 0	1 0 0 0	2 0 0 0	0 0 0 0	1 0 2 0
Hector Torres, R (1, 5) OBP: 0.318, SLG: 0.363		1B FC4-6 1B		F9	E 1B 1-H 2-H 2B		F9			4	2	2	2	0	0	1
Randy Hundley, R (1, 2) OBP: 0.260, SLG: 0.262		FC4-6 1-3 1B		4-0 FC4-6 BB	E5 PO 1B 2-3			6-3		3	0	1	0	1	0	1
Enzo Hernandez, R (1, 6) OBP: 0.286, SLG: 0.264		FC4-6 SH1-3 1-2f 3-H		FC4-6 S 1B 1-2f	1-2 3-H 1B			F4		4	1	1	2	0	0	2
Brent Strom, R (1, 1) OBP: 0.176, SLG: 0.188 Bill Greif, R (8, 1) Rich Folkers, L (8, 1) OBP: 0.200, SLG: 0.158 Dan Spillner, R (8, 1) OBP: 0.286, SLG: 0.174		SH1-3 1-2		1-H 1B	PO 2-3	K		F8		3 0 0 0	0 0 0 0	1 0 0 0	1 0 0 0	0 0 0 0	1 0 0 0	0 0 0 0
Inning Stats	R: 1 E: 0 K: 0 S: 4 H: 2 LOB: 0 BB: 0 P: 4	R: 2 E: 0 K: 0 S: 6 H: 3 LOB: 1 BB: 0 P: 6	R: 0 E: 0 K: 0 S: 4 H: 1 LOB: 1 BB: 0 P: 4	R: 1 E: 0 K: 0 S: 4 H: 1 LOB: 1 BB: 1 P: 8	R: 3 E: 2 K: 0 S: 6 H: 2 LOB: 1 BB: 1 P: 10	R: 0 E: 0 K: 1 S: 5 H: 0 LOB: 0 BB: 0 P: 5	R: 0 E: 0 K: 0 S: 3 H: 0 LOB: 1 BB: 1 P: 7	R: 0 E: 0 K: 0 S: 3 H: 0 LOB: 0 BB: 0 P: 3	R: 0 E: 0 K: 1 S: 6 H: 1 LOB: 2 BB: 1 P: 10	1B: 8 2B: 2 3B: 0 HR: 1 SF: 1 SAC: 1 DP: 1 HBP: 0						

PITCHER	IP	WLS	BF	H	R	ER	SO	BB	IBB	HBP	BLK	WP	HR	S	P	ERA	WHIP
Dock Ellis, R (1, 1) ERA: 3.59	4.0	L	19	7	4	4	0	1	0	0	0	0	1	18	22	9.00	2.000
Kent Tekulve, R (5, 1) ERA: 2.35	2.0		10	2	3	0	1	0	1	0	0	0	0	11	15	0.00	1.000
Ramon Hernandez, L (7, 1) ERA: 2.9	2.0		7	0	0	0	0	1	0	0	0	0	0	6	10	0.00	0.500
Larry Demery, R (9, 1) ERA: 2.76	1.0		5	1	0	0	1	0	1	0	0	1	0	6	10	0.00	1.000

PITCHER	IP	WLS	BF	H	R	ER	SO	BB	IBB	HBP	BLK	WP	HR	S	P	ERA	WHIP

TOP

San Diego Padres @ Pittsburgh Pirates

Three Rivers Stadium, Pittsburgh, PA

Sun Jul 13 1975, 3:33 AM EDT
Att. 20,113 - Unknown

livebaseballscorecards.com

AB	35
R	7
H	10
RBI	7
BB	4
SO	2
LOB	12

WP: 1 PB: 0 SB: 1 CS: 0 PA: 42

BOTTOM

San Diego Padres @ Pittsburgh Pirates

Three Rivers Stadium, Pittsburgh, PA

Sun Jul 13 1975, 3:33 AM EDT

Att. 20,113 - Unknown

livebaseballscorecards.com

Batter	1	2	3	4	5	6	7	8	9	AB	R	H	RBI	BB	SO	LOB
Rennie Stennett, R (1, 4) OBP: 0.302, SLG: 0.373	1B		F9 ①	2B 1B 1-2		1B		E4 1B 1B		5	2	3	0	0	0	0
Manny Sanguillen, R (1, 2) OBP: 0.407, SLG: 0.445	F8 ①		1B 2B	2B 1-H 2-H		F8 ③		1B 1B 1-2		5	1	3	2	0	0	2
Al Oliver, L (1, 8) OBP: 0.314, SLG: 0.460	L7 ②		F4 ②	BB B B B			K ① S S S	1B 1-2 2-H		4	0	1	1	1	1	2
Willie Stargell, L (1, 3) OBP: 0.377, SLG: 0.566	1B 1-3		1B 2-H	K ③ S S S			4-3 ② S S S	K ② S S S		5	0	2	1	0	2	4
Bill Robinson, R (1, 7) OBP: 0.315, SLG: 0.472	F6 ③		1B 1-2		K ① S S S		2B S S S	K ③ S S S		5	0	2	0	0	2	4
Dave Parker, L (1, 9) OBP: 0.377, SLG: 0.594		1B 4-3 ③	4-3 ③		K ② S S S	BB B B B			1B ③	4	0	2	0	1	1	2
Richie Hebner, L (1, 5) OBP: 0.348, SLG: 0.444		4-3 ① 1-2		F8 ①	F7 ③	1-3 ③			L7 ①	5	0	0	0	0	0	4
Mario Mendoza, R (1, 6) OBP: 0.163, SLG: 0.122 Paul Popovich, S (8, PH) OBP: 0.256, SLG: 0.205 (9, 6)		F7 ②	K ② S S S			K ① S S S		L6 ①	P7 ②	3 2	0 0	0 0	0 0	0 0	2 0	1 1
Dock Ellis, S (1, 1) OBP: 0.250, SLG: 0.167 Richie Zisk, R (4, PH) OBP: 0.351, SLG: 0.404 Bruce Kison, R (4, PR) OBP: 0.188, SLG: 0.139 Kent Tekulve, R (6, 1) Art Howe, R (5, PH) OBP: 0.250, SLG: 0.227 Ramon Hernandez, S (7, 1) Duffy Dyer, R (8, PH) OBP: 0.211, SLG: 0.407 Larry Demery, R (8, 1) OBP: 0.000, SLG: 0.000 Ed Kirkpatrick, L (9, PH) OBP: 0.600, SLG: 0.347		L8 ③	BB B B B			4-3 ② 1-2		HR	F8 ③	1 0 0 0 1 0 1 1 0 1	0 0 1 0 0 0 0 1 0 0	0 0 0 0 0 0 0 1 0 0	0 1 0 0 0 0 0 0 0 0	0 0 0 0 0 0 0 0 0 0	0 0 0 0 0 0 0 0 0 0	1 0 0 0 0 0 0 0 0 1

	AB	42
	R	5
	H	14
	RBI	5
	BB	3
	SO	8
	LOB	22

Inning Stats																				
	R: 0	H: 2	R: 0	H: 1	R: 1	H: 3	R: 2	H: 2	R: 0	H: 0	R: 0	H: 1	R: 0	H: 1	R: 2	H: 3	R: 0	H: 1	1B: 10	SF: 0	WP: 0	PA: 45
	E: 0	LOB: 2	E: 0	LOB: 1	E: 0	LOB: 2	E: 0	LOB: 2	E: 0	LOB: 0	E: 0	LOB: 1	E: 0	LOB: 2	E: 1	LOB: 2	E: 0	LOB: 1	2B: 3	SAC: 0	PB: 0	
	K: 0	BB: 0	K: 0	BB: 0	K: 0	BB: 0	K: 2	BB: 2	K: 2	BB: 0	K: 1	BB: 0	K: 1	BB: 1	K: 2	BB: 0	K: 0	BB: 0	3B: 0	DP: 0	SB: 0	
	S: 5	P: 5	S: 4	P: 4	S: 6	P: 6	S: 9	P: 17	S: 7	P: 7	S: 6	P: 6	S: 6	P: 10	S: 11	P: 11	S: 4	P: 4	HR: 1	HBP: 0	CS: 0	

PITCHER		IP	WLS	BF	H	R	ER	SO	BB	IBB	HBP	BLK	WP	HR	S	P	ERA	WHIP
Brent Strom, L ERA: 1.81	(1, 1)	7.1	W	36	11	4	4	6	3	0	0	0	0	1	45	57	4.91	1.909
Bill Greif, R ERA: 3.05	(8, 1)	0.0		2	1	0	0	0	0	0	0	0	0	0	2	2	∞	∞
Rich Folkers, L ERA: 3.81	(8, 1)	0.1		2	1	1	0	1	0	0	0	0	0	0	4	4	0.00	3.000
Dan Spillner, R ERA: 4.02	(8, 1)	1.1	S	5	1	0	0	1	0	0	0	0	0	0	7	7	0.00	0.750

PITCHER	IP	WLS	BF	H	R	ER	SO	BB	IBB	HBP	BLK	WP	HR	S	P	ERA	WHIP

Chicago Cubs @ San Diego Padres

San Diego Stadium, San Diego, CA

Thu Jul 17 1975, 10:05 PM EDT

Att. 10,647 - Unknown - 65 F

livebaseballscorecards.com

TOP

Batter	1	2	3	4	5	6	7	8	9	AB	R	H	RBI	BB	SO	LOB
Don Kessinger, S (1, 6) OBP: 0.331, SLG: 0.346	1-3	F8		1B FC1-2 BB		F8		K		4	0	0	0	1	1	1
Jose Cardenal, R (1, 7) OBP: 0.367, SLG: 0.388	K		1B 2B	FC1-2 G3 1-3 1B		4-3		CS BB		4	1	2	0	1	1	0
Bill Madlock, R (1, 5) OBP: 0.392, SLG: 0.469	BB		BB 1B 2-H 1B	G3 1-2		F9		F9		4	1	1	1	1	0	3
Jerry Morales, R (1, 9) OBP: 0.353, SLG: 0.401	F4		F8	FC1-2 2-3 3-H			F9 3-1 2B	CS 1-2	1-3	5	1	1	0	0	0	4
Rick Monday, L (1, 8) OBP: 0.382, SLG: 0.469		HR	1-2 BB 1B	IBB			3-1 BB		K	3	2	2	1	2	1	0
Andre Thornton, R (1, 3) OBP: 0.410, SLG: 0.454		L8	1B 1-2 2-3 BB	F7			2-3 F9		BB	3	0	0	0	2	0	5
Manny Trillo, R (1, 4) OBP: 0.310, SLG: 0.334		2B 4-3 1B	1-3 2-H 3-H SH1-4 1B		4-3		1-2 3-1 3-H		1-2 BB	4	1	2	3	1	0	1
Steve Swisher, R (1, 2) OBP: 0.293, SLG: 0.264		1-3 4-3 2B	1-2 SH1-4		K		IBB		F9	3	0	1	0	1	1	2
Rick Reuschel, R (1, 1) OBP: 0.191, SLG: 0.239 Darold Knowles, L (9, 1) OBP: 0.200, SLG: 0.111		2-3 3-H 4-3	4-3		6-3		K			4 0	0 0	0 0	1 0	0 0	1 0	5 0
Inning Stats	R: 0 E: 0 K: 1 S: 5 H: 0 LOB: 1 BB: 1 P: 9	R: 2 E: 0 K: 0 S: 6 H: 3 LOB: 1 BB: 0 P: 6	R: 3 E: 0 K: 0 S: 7 H: 4 LOB: 2 BB: 1 P: 11	R: 0 E: 0 K: 0 S: 4 H: 1 LOB: 3 BB: 2 P: 12	R: 0 E: 0 K: 1 S: 5 H: 0 LOB: 0 BB: 0 P: 5	R: 0 E: 0 K: 0 S: 3 H: 0 LOB: 0 BB: 0 P: 3	R: 1 E: 0 K: 1 S: 6 H: 1 LOB: 2 BB: 2 P: 14	R: 0 E: 0 K: 1 S: 4 H: 0 LOB: 0 BB: 1 P: 8	R: 0 E: 0 K: 1 S: 5 H: 0 LOB: 2 BB: 2 P: 13	1B: 5 2B: 3 3B: 0 HR: 1	SF: 0 SAC: 1 DP: 0 HBP: 0						

	AB	34
	R	6
	H	9
	RBI	6
	BB	9
	SO	5
	LOB	21

WP: 0 PB: 0 SB: 0 CS: 1 PA: 45

PITCHER		IP	WLS	BF	H	R	ER	SO	BB	IBB	HBP	BLK	WP	HR	S	P	ERA	WHIP
Brent Strom, L ERA: 2.47	(1, 1)	2.1	L	15	6	5	5	1	2	0	0	0	0	1	15	23	19.29	3.429
Dan Spillner, R ERA: 3.92	(3, 1)	4.2		21	3	1	1	2	2	2	0	0	0	0	21	37	1.93	1.071
Danny Frisella, R ERA: 3.03	(8, 1)	2.0		8	0	0	0	2	3	0	0	0	0	0	9	21	0.00	1.500

PITCHER	IP	WLS	BF	H	R	ER	SO	BB	IBB	HBP	BLK	WP	HR	S	P	ERA	WHIP

Batter	1	2	3	4	5	6	7	8	9	AB	R	H	RBI	BB	SO	LOB
Johnny Grubb, L (1, 8) OBP: 0.378, SLG: 0.403	4-3		SH2-3, 1B		3-1			3-1	E, 1B	5	0	2	1	0	0	1
Tito Fuentes, S (1, 4) OBP: 0.287, SLG: 0.322	6-3		SH2-3		1B			1-4-3, 3B	E5	4	1	2	0	0	0	2
Bobby Tolan, L (1, 7) OBP: 0.292, SLG: 0.315	3-1		K		F8			1-4-3	G1-2-3	5	0	0	1	0	1	7
Dave Winfield, R (1, 9) OBP: 0.355, SLG: 0.439		L9	6-3			5-3		2B		4	0	1	0	0	0	2
Willie McCovey, L (1, 3) OBP: 0.322, SLG: 0.426		HR, 1B		F8		F2		F5		4	1	1	0	0	0	1
Hector Torres, R (1, 5) OBP: 0.316, SLG: 0.359		L7		K		5-3			FC3-6, E, 1B	4	1	1	0	0	1	1
Randy Hundley, R (1, 2) OBP: 0.259, SLG: 0.282 Don Hahn, R (9, PR) OBP: 0.250, SLG: 0.176		1-H, HR		K			F7		E5, FC3-6	4 0	1 0	1 0	2 0	0 0	1 0	1 0
Enzo Hernandez, R (1, 6) OBP: 0.283, SLG: 0.262 Gene Locklear, L (9, PH) OBP: 0.417, SLG: 0.516		6-3			F7		6-3		FC3-6, 1B	3 1	0 1	0 0	0 0	0 0	0 0	0 2
Brent Strom, R (1, 1) OBP: 0.176, SLG: 0.188 Dan Spillner, R (3, 1) OBP: 0.333, SLG: 0.240 Dick Sharon, R (7, PH) OBP: 0.322, SLG: 0.307 Danny Frisella, L (8, 1) Mike Ivie, R (9, PH) OBP: 0.301, SLG: 0.384			SH2-3, 1B		1B, 3-1		F5		E, 1B, G1-2-3	0 2 1 0 1	0 0 0 0 0	0 2 0 0 1	0 0 0 0 0	0 0 0 0 0	0 0 0 0 0	0 0 0 0 0
Inning Stats	R: 0 E: 0 K: 0 S: 3 H: 0 LOB: 0 BB: 0 P: 3	R: 2 E: 0 K: 0 S: 5 H: 2 LOB: 0 BB: 0 P: 5	R: 0 E: 0 K: 1 S: 7 H: 2 LOB: 2 BB: 0 P: 7	R: 0 E: 0 K: 2 S: 7 H: 0 LOB: 0 BB: 0 P: 7	R: 0 E: 0 K: 0 S: 5 H: 2 LOB: 2 BB: 0 P: 5	R: 0 E: 0 K: 0 S: 3 H: 0 LOB: 0 BB: 0 P: 3	R: 0 E: 0 K: 0 S: 3 H: 0 LOB: 0 BB: 0 P: 3	R: 1 E: 0 K: 0 S: 5 H: 2 LOB: 1 BB: 0 P: 5	R: 2 E: 2 K: 0 S: 7 H: 3 LOB: 2 BB: 0 P: 7	1B: 8 2B: 1 3B: 1 HR: 1 SF: 0 SAC: 1 DP: 1 HBP: 0						

PITCHER		IP	WLS	BF	H	R	ER	SO	BB	IBB	HBP	BLK	WP	HR	S	P	ERA	WHIP
Rick Reuschel, R ERA: 3.65	(1, 1)	8.0	W	34	9	5	4	3	0	0	0	0	0	1	40	40	4.50	1.125
Darold Knowles, L ERA: 7.13	(9, 1)	1.0	S	5	2	0	0	0	0	0	0	0	0	0	5	5	0.00	2.000

PITCHER	IP	WLS	BF	H	R	ER	SO	BB	IBB	HBP	BLK	WP	HR	S	P	ERA	WHIP

Chicago Cubs @ San Diego Padres

San Diego Stadium, San Diego, CA

Thu Jul 17 1975, 10:05 PM EDT

Att. 10,647 - Unknown - 65 F

BOTTOM

livebaseballscorecards.com

AB	38
R	5
H	11
RBI	5
BB	0
SO	3
LOB	17

Chicago Cubs @ San Diego Padres

San Diego Stadium, San Diego, CA

Fri Jul 18 1975, 10:05 PM EDT

Att. 14,151 - Unknown - 65 F

TOP

livebaseballscorecards.com

Batter	1	2	3	4	5	6	7	8	9	AB	R	H	RBI	BB	SO	LOB
Don Kessinger, S (1, 6) OBP: 0.327, SLG: 0.341	F7		5-3 1-2		FC6-4 1-2f		FC4-6 1-2f 2-3 3-H		FC6-4 1-2f	5	0	0	1	0	0	5
Jose Cardenal, R (1, 7) Milt Wilcox, R (7, 1) Ken Frailing, L (7, 1) Oscar Zamora, R (7, 1) OBP: 0.363, SLG: 0.383 OBP: 0.333, SLG: 0.333 OBP: 0.250, SLG: 0.143 OBP: 0.167, SLG: 0.167	5-3		F9			5-3	F3			4 0 0 0	0 0 0 0	0 0 0 0	0 0 0 0	0 0 0 0	0 0 0 0	3 0 0 0
Bill Madlock, R (1, 5) OBP: 0.390, SLG: 0.466	F7			6-3		6-3		G3 1B		4	0	1	0	0	0	0
Jerry Morales, R (1, 9) OBP: 0.352, SLG: 0.399		6-3		L6-4 1B 1B		K		F7		4	0	1	0	0	1	1
Rick Monday, L (1, 8) OBP: 0.383, SLG: 0.468		BB		1-2 1B			1-4-3	G3 1-2		3	0	1	0	1	0	1
Andre Thornton, R (1, 3) OBP: 0.407, SLG: 0.447		L6		L6-4 2-3			E 1B BB	L6		3	1	0	0	1	0	4
Manny Trillo, R (1, 4) OBP: 0.306, SLG: 0.330		F9			6-3		FC 1B 1-2 FC4-6		F8	4	1	0	0	0	0	2
Steve Swisher, R (1, 2) Vic Harris, S (9, PH) OBP: 0.299, SLG: 0.278 OBP: 0.281, SLG: 0.233			6-3		1B 2B		FC4-6 1-3 2-H 1B		FC6-4 1B	3 1	0 0	2 1	1 0	0 0	0 0	0 0
Ray Burris, R (1, 1) George Mitterwald, R (7, PH) Champ Summers, L (7, PH) (7, 7) OBP: 0.240, SLG: 0.174 OBP: 0.333, SLG: 0.371 OBP: 0.327, SLG: 0.333			CS 1B		FC6-4 2-H 1B		FC4-6 BB		K	2 0 1	0 0 0	2 0 0	0 0 1	0 0 1	0 0 1	0 0 1
Inning Stats	R: 0 E: 0 K: 0 S: 3 H: 0 LOB: 0 BB: 0 P: 3	R: 0 E: 0 K: 0 S: 3 H: 0 LOB: 1 BB: 1 P: 7	R: 0 E: 0 K: 0 S: 4 H: 1 LOB: 1 BB: 0 P: 4	R: 0 E: 0 K: 0 S: 4 H: 2 LOB: 1 BB: 0 P: 4	R: 0 E: 0 K: 0 S: 4 H: 2 LOB: 1 BB: 0 P: 4	R: 0 E: 0 K: 1 S: 5 H: 0 LOB: 0 BB: 0 P: 5	R: 2 E: 1 K: 0 S: 5 H: 1 LOB: 2 BB: 2 P: 13	R: 0 E: 0 K: 0 S: 4 H: 1 LOB: 1 BB: 0 P: 4	R: 0 E: 0 K: 1 S: 6 H: 1 LOB: 1 BB: 0 P: 6	1B: 7 2B: 2 3B: 0 HR: 0 SF: 0 SAC: 0 DP: 1 HBP: 0						

	AB	34
	R	2
	H	8
	RBI	2
	BB	3
	SO	2
	LOB	17

WP: 0 PB: 0 SB: 0 CS: 1 PA: 37

PITCHER		IP	WLS	BF	H	R	ER	SO	BB	IBB	HBP	BLK	WP	HR	S	P	ERA	WHIP
Randy Jones, L ERA: 2.16	(1, 1)	6.1		26	6	2	0	1	2	0	0	0	0	0	26	34	0.00	1.263
Bill Greif, R ERA: 3.0	(7, 1)	0.2	W	3	0	0	0	0	1	0	0	0	0	0	2	6	0.00	1.500
Danny Frisella, R ERA: 2.93	(8, 1)	2.0	S	8	2	0	0	1	0	0	0	0	0	0	10	10	0.00	1.000

PITCHER	IP	WLS	BF	H	R	ER	SO	BB	IBB	HBP	BLK	WP	HR	S	P	ERA	WHIP

Chicago Cubs @ San Diego Padres

San Diego Stadium, San Diego, CA

Fri Jul 18 1975, 10:05 PM EDT

Att. 14,151 - Unknown - 65 F

BOTTOM

livebaseballscorecards.com

Batter	1	2	3	4	5	6	7	8	9	AB	R	H	RBI	BB	SO	LOB
Johnny Grubb, L (1, 8) OBP: 0.379, SLG: 0.403	K		2B 6-3 BB		F9		1B 2B 1B			3	2	1	0	1	1	0
Tito Fuentes, S (1, 4) OBP: 0.290, SLG: 0.327	E1 G1 1B		6-3 1-3 2B		F7		1-3 2B 1B			4	2	2	0	0	0	0
Gene Locklear, L (1, 7) OBP: 0.413, SLG: 0.516	G1 1-2		6-3		F7		1-H 3-H 2B			4	0	1	2	0	0	3
Danny Frisella, L (8, 1)										0	0	0	0	0	0	0
Dave Winfield, R (1, 9) OBP: 0.356, SLG: 0.440	2-H 1B		6-3 2-3 3-H			FC3-6 1B	3-1			4	0	2	2	0	0	2
Willie McCovey, L (1, 3) OBP: 0.316, SLG: 0.418	F7		F9			FC3-6 FC5-4 1-2f		F2		4	0	0	0	0	0	3
Enzo Hernandez, R (9, 6) OBP: 0.283, SLG: 0.262										0	0	0	0	0	0	0
Mike Ivie, R (1, 5) OBP: 0.300, SLG: 0.382 (9, 3)		6-3 1B		F7		FC5-4 1-2f		K		4	0	1	0	0	1	1
Hector Torres, R (1, 6) OBP: 0.314, SLG: 0.356 (9, 5)		6-3 1-2		F8 1B		F8		F8		4	0	1	0	0	0	2
Fred Kendall, R (1, 2) OBP: 0.244, SLG: 0.239		6-3		F8			5-3			3	0	0	0	0	0	2
Randy Jones, R (1, 1) OBP: 0.149, SLG: 0.133		G3		F9			6-3			2	0	0	0	0	0	2
Bill Greif, R (7, 1)										0	0	0	0	0	0	0
Bobby Tolan, L (7, PH) (8, 7) OBP: 0.291, SLG: 0.314										1	0	0	0	0	0	0
Inning Stats	R: 1 H: 1 E: 1 LOB: 1 K: 1 BB: 0 S: 7 P: 7	R: 0 H: 1 E: 0 LOB: 1 K: 0 BB: 0 S: 4 P: 4	R: 1 H: 1 E: 0 LOB: 1 K: 0 BB: 1 S: 4 P: 8	R: 0 H: 1 E: 0 LOB: 1 K: 0 BB: 0 S: 4 P: 4	R: 0 H: 0 E: 0 LOB: 0 K: 0 BB: 0 S: 3 P: 3	R: 0 H: 1 E: 0 LOB: 1 K: 0 BB: 0 S: 4 P: 4	R: 2 H: 3 E: 0 LOB: 1 K: 0 BB: 0 S: 6 P: 6	R: 0 H: 0 E: 0 LOB: 0 K: 1 BB: 0 S: 5 P: 5		1B: 6 SF: 0 2B: 2 SAC: 0 3B: 0 DP: 0 HR: 0 HBP: 0						

AB	33
R	4
H	8
RBI	4
BB	1
SO	2
LOB	15

WP: 0 PA: 34
PB: 0
SB: 0
CS: 0

PITCHER		IP	WLS	BF	H	R	ER	SO	BB	IBB	HBP	BLK	WP	HR	S	P	ERA	WHIP
Ray Burris, R ERA: 3.6	(1, 1)	6.0		25	5	2	1	1	1	0	0	0	0	0	26	30	1.50	1.000
Milt Wilcox, R ERA: 5.5	(7, 1)	0.2	L	4	2	2	2	0	0	0	0	0	0	0	4	4	27.00	3.000
Ken Frailing, L ERA: 5.72	(7, 1)	0.0		1	1	0	0	0	0	0	0	0	0	0	1	1	∞	∞
Oscar Zamora, R ERA: 4.45	(7, 1)	1.1		4	0	0	0	1	0	0	0	0	0	0	6	6	0.00	0.000

PITCHER	IP	WLS	BF	H	R	ER	SO	BB	IBB	HBP	BLK	WP	HR	S	P	ERA	WHIP

Batter	1	2	3	4	5	6	7	8	9	AB	R	H	RBI	BB	SO	LOB
Don Kessinger, S (1, 6) OBP: 0.323, SLG: 0.336	F8		FC1-5 1B 1B BB 2-3	1-3			F7		F7	5	1	0	0	0	0	3
Jose Cardenal, R (1, 7) OBP: 0.370, SLG: 0.387	6-3 S HBP		BB 1B 1-2 1B		BBBB 1B BB		FC5-4 1B			2	0	2	0	1	0	0
Bill Madlock, R (1, 5) OBP: 0.389, SLG: 0.464	6-3 1-3		BB 1-2 2-3 1B		F8		FC5-4 1-2f			4	0	1	0	0	0	3
Jerry Morales, R (1, 9) OBP: 0.351, SLG: 0.395	F3		BBBB 1-2 2-3 3-H BB		F8		4-3			3	0	0	1	1	0	3
Rick Monday, L (1, 8) OBP: 0.384, SLG: 0.468		G6-4-3 1B	F5		1-3 1B			SSS K		4	0	2	0	0	1	3
Andre Thornton, R (1, 3) OBP: 0.404, SLG: 0.440		G6-4-3 1-2f		BBBB FC1-5 BB BB	F9			F8		3	0	0	0	1	0	3
Manny Trillo, R (1, 4) OBP: 0.306, SLG: 0.327		F9		BBBB FC1-5 1-2 BB		F9		6-3		3	0	0	0	1	0	0
Steve Swisher, R (1, 2) OBP: 0.300, SLG: 0.279 Vic Harris, S (9, PH) OBP: 0.273, SLG: 0.226			FC1-5 4-3 1B	FC1-5 1-2 2-3f	SSS K				F8	3	0	1	0	0	1	2
										1	0	0	0	0	0	0
Steve Stone, R (1, 1) OBP: 0.186, SLG: 0.214 Tom Dettore, L (7, 1) OBP: 0.250, SLG: 0.250 Champ Summers, L (9, PH) OBP: 0.321, SLG: 0.326			4-3 1-2	SSS K	SSS K				SSS K	3	0	0	0	0	2	3
										0	0	0	0	0	0	0
										1	0	0	0	0	1	0

Chicago Cubs @ San Diego Padres

San Diego Stadium, San Diego, CA

Sat Jul 19 1975, 10:05 PM EDT

Att. 20,251 - Unknown

TOP

livebaseballscorecards.com

AB	32
R	1
H	6
RBI	1
BB	4
SO	5
LOB	20

Inning Stats	1	2	3	4	5	6	7	8	9
	R: 0 H: 0 E: 0 LOB: 1 K: 0 BB: 0 S: 3 P: 4	R: 0 H: 1 E: 0 LOB: 0 K: 0 BB: 0 S: 3 P: 3	R: 1 H: 3 E: 0 LOB: 3 K: 0 BB: 1 S: 6 P: 10	R: 0 H: 0 E: 0 LOB: 2 K: 1 BB: 2 S: 5 P: 13	R: 0 H: 1 E: 0 LOB: 2 K: 0 BB: 1 S: 4 P: 8	R: 0 H: 0 E: 0 LOB: 1 K: 2 BB: 0 S: 7 P: 7	R: 0 H: 1 E: 0 LOB: 1 K: 0 BB: 0 S: 4 P: 4	R: 0 H: 0 E: 0 LOB: 0 K: 1 BB: 0 S: 5 P: 5	R: 0 H: 0 E: 0 LOB: 0 K: 1 BB: 0 S: 5 P: 5

| | | | | | | | | | |

Chicago Cubs @ San Diego Padres

San Diego Stadium, San Diego, CA

Sat Jul 19 1975, 10:05 PM EDT

Att. 20,251 - Unknown

BOTTOM

Batter	1	2	3	4	5	6	7	8	9	AB	R	H	RBI	BB	SO	LOB
Johnny Grubb, L (1, 8) OBP: 0.380, SLG: 0.402	F8		F6			BB, SH1-4, BB 1-2 BB	BB, BB 1B			3	1	1	0	1	0	0
Tito Fuentes, S (1, 4) OBP: 0.290, SLG: 0.326	3-1			F5		SH1-4 1-2 2-3	BB 1-2			2	0	0	0	1	0	0
Gene Locklear, L (1, 7) OBP: 0.422, SLG: 0.512 Don Hahn, R (9, 7) OBP: 0.250, SLG: 0.176	BB			6-3		BB, BB IBB	1-2 2-3 BB			1	0	0	0	3	0	0
										0	0	0	0	0	0	0
Dave Winfield, R (1, 9) OBP: 0.355, SLG: 0.435	K			K		BB 1-2 2-3 3-H BB	5-3			3	0	0	1	1	2	4
Willie McCovey, L (1, 3) OBP: 0.315, SLG: 0.412 Enzo Hernandez, R (9, 6) OBP: 0.283, SLG: 0.262		F8			1-3 BB	F6		K		3	0	0	0	1	1	3
										0	0	0	0	0	0	0
Mike Ivie, R (1, 5) OBP: 0.303, SLG: 0.379 (9, 3)		F5			F5	BB 1-2 2-3 3-H		G1-6-3 HBP		2	0	0	1	1	0	1
Hector Torres, R (1, 6) OBP: 0.305, SLG: 0.346 (9, 5)	K				1-3 1-2	F8		G1-6-3 1-2f		4	0	0	0	0	1	5
Bob Davis, R (1, 2)			6-3		5-3		F7			3	0	0	0	0	0	1
Dave Freisleben, R (1, 1) OBP: 0.143, SLG: 0.091			K			SH1-4, BB BB BB	K			2	1	0	0	1	2	0
Inning Stats	R: 0 E: 0 K: 1 S: 5 / H: 0 LOB: 1 BB: 1 P: 9	R: 0 E: 0 K: 1 S: 5 / H: 0 LOB: 0 BB: 0 P: 5	R: 0 E: 0 K: 1 S: 5 / H: 0 LOB: 0 BB: 0 P: 5	R: 0 E: 0 K: 1 S: 5 / H: 0 LOB: 0 BB: 0 P: 5	R: 0 E: 0 K: 0 S: 3 / H: 0 LOB: 1 BB: 1 P: 7	R: 2 E: 0 K: 0 S: 3 / H: 0 LOB: 3 BB: 5 P: 23	R: 0 E: 0 K: 1 S: 6 / H: 1 LOB: 3 BB: 2 P: 14	R: 0 E: 0 K: 1 S: 4 / H: 0 LOB: 0 BB: 0 P: 5		1B: 1 2B: 0 3B: 0 HR: 0	SF: 0 SAC: 1 DP: 1 HBP: 1			WP: 0 PB: 0 SB: 0 CS: 0	PA: 34		

PITCHER		IP	WLS	BF	H	R	ER	SO	BB	IBB	HBP	BLK	WP	HR	S	P	ERA	WHIP
Steve Stone, R ERA: 3.13	(1, 1)	6.2	L	30	1	2	2	5	8	1	0	0	0	0	31	67	2.70	1.350
Tom Dettore, R ERA: 3.9	(7, 1)	1.1		4	0	0	0	1	0	0	1	0	0	0	5	6	0.00	0.000

PITCHER	IP	WLS	BF	H	R	ER	SO	BB	IBB	HBP	BLK	WP	HR	S	P	ERA	WHIP

AB	23
R	2
H	1
RBI	2
BB	9
SO	6
LOB	14

livebaseballscorecards.com

Batter	1	2	3	4	5	6	7	8	9	10	11	AB	R	H	RBI	BB	SO	LOB
Lou Brock, L (1, 7) OBP: 0.365, SLG: 0.429	6-3		S 1B		L4-3 BB		F7		F4		S 2B 1B	5	1	2	0	1	0	0
Willie Davis, L (1, 8) OBP: 0.281, SLG: 0.421	FC9-6 1B		F9 1-2		L4-3 1-2		BB 1B 1B		F9		K 1-2	6	1	2	0	0	1	3
Reggie Smith, S (1, 9) OBP: 0.378, SLG: 0.523	FC9-6 1B 1-2f		F8		F7		1B 1-2 BB		E3		2B IBB	4	1	0	0	2	0	2
Ted Simmons, S (1, 2) OBP: 0.404, SLG: 0.513	FC6-4 1-2 1B		F7			FC4-6 1B	1-3 2-H 1B		FC4-6 IBB		F8	5	0	3	1	1	0	3
Ron Fairly, L (1, 3) OBP: 0.413, SLG: 0.443	FC6-4 1-2f			E5 1B FC5-2		FC4-6 FC5-6 1-2f	K		FC4-6 1-2f		1-H 2-H 2B	6	0	1	2	0	1	7
Ted Sizemore, R (1, 4) OBP: 0.307, SLG: 0.311		F4		FC5 FC5-2 1-3 1B		FC5-6 1B 1-2f		L5		5-3 SH3 BB	F8	5	0	1	0	1	0	2
Ken Reitz, R (1, 5) OBP: 0.297, SLG: 0.336		1-3		F7		FC6-4 1B 1-2		6-3		SH3 1-2		4	0	1	0	0	0	2
Mario Guerrero, R (1, 6) OBP: 0.261, SLG: 0.256		1B		FC5-2 1-2 3-H		FC6-4 1-2f		FC6-4 1B		5-3 2-3		5	0	2	0	0	0	5
Ron Reed, R (1, 1) OBP: 0.222, SLG: 0.269 Bake McBride, L (10, PH) OBP: 0.327, SLG: 0.365 Al Hrabosky, R (10, 1) OBP: 0.333, SLG: 0.200		K		FC5 2-3f			5-3	FC6-4 1-2f		F5		4 1 0	0 0 0	0 0 0	0 0 0	0 0 0	1 0 0	4 1 0
Inning Stats	R: 0 E: 0 K: 0 S: 5 H: 2 LOB: 2 BB: 0 P: 5	R: 0 E: 0 K: 1 S: 6 H: 1 LOB: 1 BB: 0 P: 6	R: 0 E: 0 K: 0 S: 4 H: 1 LOB: 1 BB: 0 P: 4	R: 0 E: 1 K: 0 S: 5 H: 1 LOB: 2 BB: 0 P: 5	R: 0 E: 0 K: 0 S: 2 H: 0 LOB: 0 BB: 1 P: 6	R: 0 E: 0 K: 0 S: 5 H: 2 LOB: 2 BB: 0 P: 5	R: 1 E: 0 K: 1 S: 7 H: 2 LOB: 2 BB: 1 P: 11	R: 0 E: 0 K: 0 S: 4 H: 1 LOB: 1 BB: 0 P: 4	R: 0 E: 1 K: 0 S: 4 H: 0 LOB: 2 BB: 1 P: 8	R: 0 E: 0 K: 0 S: 3 H: 0 LOB: 1 BB: 1 P: 7	R: 2 E: 0 K: 1 S: 7 H: 2 LOB: 1 BB: 1 P: 11	1B: 11 2B: 2 3B: 0 HR: 0 SF: 0 SAC: 1 DP: 1 HBP: 0						

PITCHER	IP	WLS	BF	H	R	ER	SO	BB	IBB	HBP	BLK	WP	HR	S	P	ERA	WHIP
Joe McIntosh, R (1, 1) ERA: 3.18	9.0		41	10	1	1	2	2	1	0	0	0	0	42	54	1.00	1.333
Bill Greif, R (10, 1) ERA: 3.26	2.0	L	10	2	2	2	1	1	1	0	0	0	0	10	18	9.00	1.500

PITCHER	IP	WLS	BF	H	R	ER	SO	BB	IBB	HBP	BLK	WP	HR	S	P	ERA	WHIP

TOP

St. Louis Cardinals @ San Diego Padres

San Diego Stadium, San Diego, CA

Sun Jul 20 1975, 6:33 AM EDT

Unknown

livebaseballscorecards.com

AB	45
R	3
H	12
RBI	3
BB	5
SO	3
LOB	29

PA: 51

WP: 0 PB: 0 SB: 2 CS: 0

Batter	1	2	3	4	5	6	7	8	9	10	11	AB	R	H	RBI	BB	SO	LOB
Johnny Grubb, L (1, 8) OBP: 0.376, SLG: 0.397	G3			F2			6-3		6-3			4	0	0	0	0	0	0
Tito Fuentes, S (1, 4) OBP: 0.287, SLG: 0.322	K			F9			F9		F8			4	0	0	0	0	1	0
Gene Locklear, L (1, 7) OBP: 0.417, SLG: 0.504	6-3			4-3			PO 1B			K		4	0	1	0	0	1	0
Dave Winfield, R (1, 9) OBP: 0.351, SLG: 0.430		5-3			4-3		PO 1-2	4-3		F3		4	0	0	0	0	0	0
Willie McCovey, L (1, 3) OBP: 0.320, SLG: 0.421		1-3			G5-4-3 1B			1B 2B		F3		3	0	2	0	0	0	0
Enzo Hernandez, R (8, PR) (9, 6) OBP: 0.282, SLG: 0.261												1	1	0	0	0	0	0
Mike Ivie, R (1, 5) (9, 3) OBP: 0.299, SLG: 0.372		F4			G5-4-3 1-2f			K			F3	4	0	0	0	0	1	2
Hector Torres, R (1, 6) (9, 5) OBP: 0.310, SLG: 0.350			CS 1B			F2		1B 2-H			F7	4	0	2	1	0	0	0
Bob Davis, R (1, 2)			6-3 1-2			F9		F9			F3	4	0	0	0	0	0	3
Joe McIntosh, S (1, 1) OBP: 0.176, SLG: 0.138			K			K			B4-3			2	0	0	0	0	2	0
Bobby Tolan, L (9, PH) OBP: 0.291, SLG: 0.313												1	0	0	0	0	0	0
Bill Greif, R (10, 1)												0	0	0	0	0	0	0
Inning Stats	R: 0 E: 0 K: 1 S: 5 H: 0 LOB: 0 BB: 0 P: 5	R: 0 E: 0 K: 0 S: 3 H: 0 LOB: 0 BB: 0 P: 3	R: 0 E: 0 K: 1 S: 5 H: 1 LOB: 0 BB: 0 P: 5	R: 0 E: 0 K: 0 S: 3 H: 0 LOB: 0 BB: 0 P: 3	R: 0 E: 0 K: 0 S: 3 H: 1 LOB: 0 BB: 0 P: 3	R: 0 E: 0 K: 1 S: 5 H: 0 LOB: 0 BB: 0 P: 5	R: 0 E: 0 K: 0 S: 3 H: 1 LOB: 0 BB: 0 P: 3	R: 1 E: 0 K: 1 S: 7 H: 2 LOB: 2 BB: 0 P: 7	R: 0 E: 0 K: 0 S: 3 H: 0 LOB: 0 BB: 0 P: 3	R: 0 E: 0 K: 1 S: 5 H: 0 LOB: 0 BB: 0 P: 5	R: 0 E: 0 K: 0 S: 3 H: 0 LOB: 0 BB: 0 P: 3							

PITCHER		IP	WLS	BF	H	R	ER	SO	BB	IBB	HBP	BLK	WP	HR	S	P	ERA	WHIP
Ron Reed, R ERA: 3.51	(1, 1)	9.0		29	5	1	1	4	0	0	0	0	0	0	37	37	1.00	0.556
Al Hrabosky, L ERA: 1.6	(10, 1)	2.0	W	6	0	0	0	1	0	0	0	0	0	0	8	8	0.00	0.000

PITCHER	IP	WLS	BF	H	R	ER	SO	BB	IBB	HBP	BLK	WP	HR	S	P	ERA	WHIP

BOTTOM

St. Louis Cardinals @ San Diego Padres

San Diego Stadium, San Diego, CA

Sun Jul 20 1975, 6:33 AM EDT

Unknown

livebaseballscorecards.com

AB	35
R	1
H	5
RBI	1
BB	0
SO	5
LOB	5

1B: 4	SF: 0	WP: 0	PA: 36
2B: 1	SAC: 0	PB: 0	
3B: 0	DP: 1	SB: 0	
HR: 0	HBP: 0	CS: 1	

Batter	1	2	3	4	5	6	7	8	9	AB	R	H	RBI	BB	SO	LOB
Lou Brock, L (1, 7) OBP: 0.366, SLG: 0.430	E7		2B 1-2 2B 1B	1B 1-2 2-3 3-H E 1B		3-1		1B 1-3 1B		4	2	2	1	0	0	0
Willie Davis, L (6, 8) OBP: 0.283, SLG: 0.423	S									1	0	1	0	0	0	0
Mike Tyson, R (1, 4) OBP: 0.316, SLG: 0.392	L5 1-3		1-3 2-H 2B 2B	E8 1-H 2-H 3-H SF7 1B		F5		1-2 3-H 1B		5	2	3	4	0	0	1
Luis Melendez, R (1, 8) (6, 7) OBP: 0.278, SLG: 0.328	K		K	K		F5		F3		5	0	0	0	0	3	6
Reggie Smith, S (1, 3) OBP: 0.378, SLG: 0.521	F4		BBB 2B BB	SF7 3-H			G6-4-3 1B	4-3		3	1	1	1	1	0	3
Buddy Bradford, R (1, 9) OBP: 0.324, SLG: 0.424		CS 1B	1-H 2-H 3-H 2B	1B			G6-4-3 1-2f		K	5	0	3	3	0	1	1
Ken Reitz, R (1, 5) OBP: 0.299, SLG: 0.337		4-3 1-2	F6	K			FC4 1B		FC4-6 1B	5	0	2	0	0	1	3
Ken Rudolph, R (1, 2) OBP: 0.191, SLG: 0.174		F9		BB 1B 1B 1B	L4		FC4 1-2f		FC4-6 1-2 1B	5	1	2	0	0	0	1
Mario Guerrero, R (1, 6) OBP: 0.259, SLG: 0.254			F7	1B BB 1-2 1B 1B	F4			F6	FC4-6 1-2f 2-3	5	1	1	0	0	0	2
John Curtis, L (1, 1) OBP: 0.324, SLG: 0.233			1B 2B 1B	BBB 1B 1-2 2-3 1B BB	SSS K			1B 1B 1B	1-3	4	3	2	0	1	1	2
Inning Stats	R: 0 E: 1 K: 1 S: 6 H: 0 LOB: 1 BB: 0 P: 6	R: 0 E: 0 K: 0 S: 3 H: 1 LOB: 0 BB: 0 P: 3	R: 4 E: 0 K: 1 S: 9 H: 4 LOB: 1 BB: 1 P: 13	R: 5 E: 1 K: 2 S: 12 H: 5 LOB: 1 BB: 1 P: 16	R: 0 E: 0 K: 1 S: 5 H: 0 LOB: 0 BB: 0 P: 5	R: 0 E: 0 K: 0 S: 3 H: 0 LOB: 0 BB: 0 P: 3	R: 0 E: 0 K: 0 S: 4 H: 2 LOB: 1 BB: 0 P: 4	R: 1 E: 0 K: 0 S: 6 H: 3 LOB: 2 BB: 0 P: 6	R: 0 E: 0 K: 1 S: 7 H: 2 LOB: 2 BB: 0 P: 7	1B: 15 2B: 2 3B: 0 HR: 0 SF: 1 SAC: 0 DP: 1 HBP: 0							

TOP

St. Louis Cardinals @ San Diego Padres

San Diego Stadium, San Diego, CA

Sun Jul 20 1975, 6:38 AM EDT

Att. 24,031 - Unknown

livebaseballscorecards.com

AB	42
R	10
H	17
RBI	9
BB	2
SO	6
LOB	19

WP: 0 PB: 0 SB: 2 CS: 1 PA: 45

PITCHER		IP	WLS	BF	H	R	ER	SO	BB	IBB	HBP	BLK	WP	HR	S	P	ERA	WHIP
Rich Folkers, L ERA: 4.46	(1, 1)	3.0	L	18	7	7	7	2	2	0	0	0	0	0	20	28	21.00	3.000
Dan Spillner, R ERA: 3.93	(4, 1)	2.0		9	3	2	1	3	0	0	0	0	0	0	15	15	4.50	1.500
Jerry Johnson, R ERA: 3.0	(6, 1)	3.0		13	5	1	1	0	0	0	0	0	0	0	13	13	3.00	1.667
Dave Tomlin, L ERA: 3.72	(9, 1)	1.0		5	2	0	0	1	0	0	0	0	0	0	7	7	0.00	2.000

PITCHER	IP	WLS	BF	H	R	ER	SO	BB	IBB	HBP	BLK	WP	HR	S	P	ERA	WHIP

BOTTOM

St. Louis Cardinals @ San Diego Padres

San Diego Stadium, San Diego, CA

Sun Jul 20 1975, 6:38 AM EDT

Att. 24,031 - Unknown

livebaseballscorecards.com

Batter	1	2	3	4	5	6	7	8	9	AB	R	H	RBI	BB	SO	LOB
Johnny Grubb, L (1, 8) OBP: 0.372, SLG: 0.392	K		F8		G4-3 1-2f			G3		4	0	0	0	0	1	1
Tito Fuentes, S (1, 4) OBP: 0.289, SLG: 0.332	L5		FC4-6 1B		F7			HR		4	1	2	1	0	0	0
Gene Locklear, L (1, 7) OBP: 0.406, SLG: 0.489	E6 BB		FC4-6 1-2f			6-3		K		4	0	0	0	0	1	1
Dave Winfield, R (1, 9) OBP: 0.353, SLG: 0.427	FC6-4 1-2 BB		L4			5-3			6-3 1B 6-3 BB	2	1	0	0	2	0	1
Mike Ivie, R (1, 3) OBP: 0.298, SLG: 0.371	FC6-4 1-2f			5-3		L6			6-3 6-3 1-2 1B	4	0	1	0	0	0	2
Hector Torres, R (1, 5) OBP: 0.309, SLG: 0.347		1-3		WP 1B			1-3		6-3 1-2 2-3	4	0	1	0	0	0	2
Fred Kendall, R (1, 2) OBP: 0.240, SLG: 0.235		F8		K 1-2			F9		6-3 2-3 3-H	4	0	0	1	0	1	2
Enzo Hernandez, R (1, 6) OBP: 0.282, SLG: 0.264		2B		F8			F9		F8	4	0	1	0	0	0	2
Rich Folkers, L (1, 1) OBP: 0.150, SLG: 0.150 Dan Spillner, R (4, 1) OBP: 0.333, SLG: 0.240 Don Hahn, R (5, PH) OBP: 0.286, SLG: 0.176 Jerry Johnson, R (6, 1) Dick Sharon, R (8, PH) OBP: 0.319, SLG: 0.303 Dave Tomlin, L (9, 1)		K			G4-3 BB			5-3		1 0 0 0 1 0	0 0 0 0 0 0	0 0 0 0 0 0	0 0 1 0 0 0	0 0 0 0 0 0	1 0 0 0 0 0	1 0 0 0 0 0

Inning Stats	1	2	3	4	5	6	7	8	9	1B: 3	SF: 0	WP: 1	PA: 35
	R: 0 E: 1 K: 1 S: 6	H: 0 LOB: 2 BB: 1 P: 10	R: 0 E: 0 K: 1 S: 6	H: 1 LOB: 1 BB: 0 P: 6	R: 0 E: 0 K: 0 S: 4	H: 1 LOB: 1 BB: 0 P: 4	R: 0 E: 0 K: 1 S: 6	H: 1 LOB: 1 BB: 0 P: 6	R: 0 E: 0 K: 0 S: 2	H: 0 LOB: 0 BB: 1 P: 6	R: 0 E: 0 K: 0 S: 3	H: 0 LOB: 0 BB: 0 P: 3	R: 0 E: 0 K: 0 S: 3	H: 0 LOB: 0 BB: 0 P: 3	R: 1 E: 0 K: 1 S: 6	H: 1 LOB: 0 BB: 0 P: 6	R: 1 E: 0 K: 0 S: 4	H: 1 LOB: 1 BB: 1 P: 8	2B: 1 3B: 0 HR: 1	SAC: 0 DP: 1 HBP: 0	PB: 0 SB: 0 CS: 0	

PITCHER	IP	WLS	BF	H	R	ER	SO	BB	IBB	HBP	BLK	WP	HR	S	P	ERA	WHIP
John Curtis, L (1, 1) ERA: 3.74	9.0	W	35	5	2	2	4	3	0	0	0	1	1	40	52	2.00	0.889

PITCHER	IP	WLS	BF	H	R	ER	SO	BB	IBB	HBP	BLK	WP	HR	S	P	ERA	WHIP

Batter	1	2	3	4	5	6	7	8	9	AB	R	H	RBI	BB	SO	LOB
Lou Brock, L (1, 7) OBP: 0.367, SLG: 0.434	4-3		S WP 2B		G6-4-3 1-2f 3-H			SH3 1B 1B		2	1	1	0	0	0	0
Luis Melendez, R (3, 7) OBP: 0.280, SLG: 0.330										2	1	1	0	0	0	1
Mike Tyson, R (1, 4) OBP: 0.309, SLG: 0.383	3-1		5-3 2-H		5-3			SH3 1-2		3	0	0	0	0	0	0
Reggie Smith, S (1, 3) OBP: 0.377, SLG: 0.516	F3		4-3			F3		1B 2-H		4	0	1	1	0	0	0
Ron Fairly, L (8, 3) OBP: 0.413, SLG: 0.443										0	0	0	0	0	0	0
Ted Simmons, S (1, 2) OBP: 0.406, SLG: 0.514		BBBB FC3-6 BB		F2		2B		L7		3	0	1	0	1	0	1
Buddy Bradford, R (1, 9) OBP: 0.312, SLG: 0.404		SSS K		6-3		F7		F4		4	0	0	0	0	1	3
Willie Davis, L (1, 8) OBP: 0.283, SLG: 0.421		FC3-6 FC5 1B 1-2f		F9		F9			4-3 1B	4	0	1	0	0	0	2
Ken Reitz, R (1, 5) OBP: 0.301, SLG: 0.342		1B 1-2			1B 1B 2B		F3		4-3 1-2	4	1	2	0	0	0	1
Mario Guerrero, R (1, 6) OBP: 0.259, SLG: 0.254		FC5 2-3f			1B G6-4-3 2-3 1B		5-3		5-3	4	1	1	0	0	0	3
Eric Rasmussen, R (1, 1) OBP: 0.250, SLG: 0.250			4-3		G6-4-3 2-3 3-H 1B		1-3		SSS K	4	0	1	1	0	1	1
Inning Stats	R: 0 H: 0 E: 0 LOB: 0 K: 0 BB: 0 S: 3 P: 3	R: 0 H: 1 E: 0 LOB: 2 K: 1 BB: 1 S: 6 P: 10	R: 1 H: 1 E: 0 LOB: 0 K: 0 BB: 0 S: 4 P: 4	R: 0 H: 0 E: 0 LOB: 0 K: 0 BB: 0 S: 3 P: 3	R: 2 H: 3 E: 0 LOB: 0 K: 0 BB: 0 S: 5 P: 5	R: 0 H: 1 E: 0 LOB: 1 K: 0 BB: 0 S: 4 P: 4	R: 0 H: 0 E: 0 LOB: 0 K: 0 BB: 0 S: 3 P: 3	R: 1 H: 2 E: 0 LOB: 1 K: 0 BB: 0 S: 5 P: 5	R: 0 H: 1 E: 0 LOB: 1 K: 1 BB: 0 S: 6 P: 6	1B: 6 SF: 0 2B: 3 SAC: 1 3B: 0 DP: 1 HR: 0 HBP: 0						

TOP

St. Louis Cardinals @ San Diego Padres

San Diego Stadium, San Diego, CA

Mon Jul 21 1975, 10:05 PM EDT

Att. 7,493 - Unknown

livebaseballscorecards.com

AB	34
R	4
H	9
RBI	2
BB	1
SO	2
LOB	12

WP: 1 PA: 36
PB: 0
SB: 1
CS: 0

PITCHER		IP	WLS	BF	H	R	ER	SO	BB	IBB	HBP	BLK	WP	HR	S	P	ERA	WHIP
Brent Strom, L ERA: 2.65	(1, 1)	6.0	L	24	6	3	3	1	1	0	0	0	1	0	25	29	4.50	1.167
Dan Spillner, R ERA: 3.94	(7, 1)	2.0		8	2	1	1	0	0	0	0	0	0	0	8	8	4.50	1.000
Danny Frisella, R ERA: 2.89	(9, 1)	1.0		4	1	0	0	1	0	0	0	0	0	0	6	6	0.00	1.000

PITCHER	IP	WLS	BF	H	R	ER	SO	BB	IBB	HBP	BLK	WP	HR	S	P	ERA	WHIP

Batter	1	2	3	4	5	6	7	8	9	AB	R	H	RBI	BB	SO	LOB
Johnny Grubb, L (1, 8) OBP: 0.368, SLG: 0.387	K		K			E3 1B		G3 2-3		4	0	0	0	0	2	1
Tito Fuentes, S (1, 4) OBP: 0.294, SLG: 0.337	1B			G6-4-3 1B		L5-3 1-2 1B		F7		4	0	3	0	0	0	1
Gene Locklear, L (1, 7) OBP: 0.396, SLG: 0.475	F7			G6-4-3 1-2f		L5-3 1-2			F3	4	0	0	0	0	0	4
Dave Winfield, R (1, 9) OBP: 0.349, SLG: 0.421	K			F8			K		K	4	0	0	0	0	3	1
Willie McCovey, L (1, 3) OBP: 0.323, SLG: 0.419		6-3			4-3		BB 2B		1B	3	0	1	0	1	0	0
Don Hahn, R (9, PR) OBP: 0.286, SLG: 0.176										0	0	0	0	0	0	0
Mike Ivie, R (1, 5) OBP: 0.297, SLG: 0.373		K			F2		1-H 2B		F9	4	0	1	0	0	1	1
Hector Torres, R (1, 6) OBP: 0.309, SLG: 0.347		F8			1B		F7			3	0	1	0	0	0	1
Bob Davis, R (1, 2) OBP: 0.100, SLG: 0.200			K		G3			G3 2B		3	0	1	0	0	1	1
Brent Strom, R (1, 1) OBP: 0.167, SLG: 0.176			F7			4-3		F5		1	0	0	0	0	0	0
Ted Kubiak, S (6, PH) OBP: 0.279, SLG: 0.229										1	0	0	0	0	0	0
Dan Spillner, R (7, 1) OBP: 0.333, SLG: 0.240										0	0	0	0	0	0	0
Bobby Tolan, L (8, PH) OBP: 0.290, SLG: 0.312										1	0	0	0	0	0	1
Danny Frisella, L (9, 1)										0	0	0	0	0	0	0
Inning Stats	R: 0 E: 0 K: 2 S: 8 H: 1 LOB: 1 BB: 0 P: 8	R: 0 E: 0 K: 1 S: 5 H: 0 LOB: 0 BB: 0 P: 5	R: 0 E: 0 K: 2 S: 7 H: 0 LOB: 0 BB: 0 P: 7	R: 0 E: 0 K: 0 S: 3 H: 1 LOB: 0 BB: 0 P: 3	R: 0 E: 0 K: 0 S: 4 H: 1 LOB: 1 BB: 0 P: 4	R: 0 E: 1 K: 0 S: 4 H: 1 LOB: 1 BB: 0 P: 4	R: 0 E: 0 K: 1 S: 5 H: 1 LOB: 1 BB: 1 P: 9	R: 0 E: 0 K: 0 S: 4 H: 1 LOB: 1 BB: 0 P: 4	R: 0 E: 0 K: 1 S: 6 H: 1 LOB: 1 BB: 0 P: 6	1B: 5 2B: 3 3B: 0 HR: 0	SF: 0 SAC: 0 DP: 2 HBP: 0						

PITCHER	IP	WLS	BF	H	R	ER	SO	BB	IBB	HBP	BLK	WP	HR	S	P	ERA	WHIP
Eric Rasmussen, R (1, 1) ERA:	9.0	W	33	7	0	0	7	1	0	0	0	0	0	46	50	0.00	0.889

PITCHER	IP	WLS	BF	H	R	ER	SO	BB	IBB	HBP	BLK	WP	HR	S	P	ERA	WHIP

BOTTOM

St. Louis Cardinals @ San Diego Padres

San Diego Stadium, San Diego, CA

Mon Jul 21 1975, 10:05 PM EDT

Att. 7,493 - Unknown

livebaseballscorecards.com

AB	32
R	0
H	7
RBI	0
BB	1
SO	7
LOB	11

PA: 33

Batter	1	2	3	4	5	6	7	8	9	AB	R	H	RBI	BB	SO	LOB
Rennie Stennett, R (1, 4) OBP: 0.295, SLG: 0.368	G3 2B		4-3			6-3		6-3		4	0	1	0	0	0	0
Manny Sanguillen, R (1, 2) OBP: 0.409, SLG: 0.458	G3 2-3			4-3		6-3		1B		4	0	1	0	0	0	1
Al Oliver, L (1, 8) OBP: 0.309, SLG: 0.454	1-3			1B 1B		2B		G3		4	0	2	0	0	0	2
Willie Stargell, L (1, 3) OBP: 0.374, SLG: 0.556	L4			1-3 1B		4-3			F3	4	0	1	0	0	0	2
Richie Zisk, R (1, 7) OBP: 0.356, SLG: 0.439		F7		6-3			L9 WP 1B		G4-6-3 1B	4	0	2	0	0	0	1
Dave Parker, L (1, 9) OBP: 0.374, SLG: 0.593		K			K		L9 1-3		G4-6-3 1-2f	4	0	0	0	0	2	2
Richie Hebner, L (1, 5) OBP: 0.334, SLG: 0.424		F9			3-1		F6			3	0	0	0	0	0	1
Frank Taveras, R (1, 6) OBP: 0.260, SLG: 0.242 Bob Robertson, R (7, PH) OBP: 0.372, SLG: 0.452 Mario Mendoza, R (7, 6) OBP: 0.226, SLG: 0.200			5-3		BB		5-3			1	0	0	0	1	0	0
										1	0	0	0	0	0	1
										0	0	0	0	0	0	0
Bruce Kison, R (1, 1) OBP: 0.171, SLG: 0.128 Bill Robinson, R (8, PH) OBP: 0.309, SLG: 0.462 Dave Giusti, R (8, 1) OBP: 0.375, SLG: 0.286			K		B2			L7		2	0	0	0	0	1	1
										1	0	0	0	0	0	0
										0	0	0	0	0	0	0
Inning Stats	R: 0 E: 0 K: 0 S: 4 H: 1 LOB: 1 BB: 0 P: 4	R: 0 E: 0 K: 1 S: 5 H: 0 LOB: 0 BB: 0 P: 5	R: 0 E: 0 K: 1 S: 5 H: 0 LOB: 0 BB: 0 P: 5	R: 0 E: 0 K: 0 S: 4 H: 2 LOB: 1 BB: 0 P: 4	R: 0 E: 0 K: 1 S: 5 H: 0 LOB: 1 BB: 1 P: 9	R: 0 E: 0 K: 0 S: 4 H: 1 LOB: 1 BB: 0 P: 4	R: 0 E: 0 K: 0 S: 4 H: 1 LOB: 1 BB: 0 P: 4	R: 0 E: 0 K: 0 S: 4 H: 1 LOB: 1 BB: 0 P: 4	R: 0 E: 0 K: 0 S: 3 H: 1 LOB: 0 BB: 0 P: 3	1B: 5 2B: 2 3B: 0 HR: 0	SF: 0 SAC: 0 DP: 1 HBP: 0					

PITCHER	IP	WLS	BF	H	R	ER	SO	BB	IBB	HBP	BLK	WP	HR	S	P	ERA	WHIP
Randy Jones, L (1, 1) ERA: 2.04	9.0	W	33	7	0	0	3	1	0	0	0	1	0	38	42	0.00	0.889

PITCHER	IP	WLS	BF	H	R	ER	SO	BB	IBB	HBP	BLK	WP	HR	S	P	ERA	WHIP

TOP

Pittsburgh Pirates @ San Diego Padres

San Diego Stadium, San Diego, CA

Tue Jul 22 1975, 10:05 PM EDT

Att. 14,437 - Unknown

livebaseballscorecards.com

AB	32
R	0
H	7
RBI	0
BB	1
SO	3
LOB	11

WP: 1 PB: 0 SB: 0 CS: 0 PA: 33

Batter	1	2	3	4	5	6	7	8	9	AB	R	H	RBI	BB	SO	LOB
Johnny Grubb, L (1, 8) OBP: 0.367, SLG: 0.391	4-3		F7			1B 3B	F7			4	1	1	0	0	0	3
Tito Fuentes, S (1, 4) OBP: 0.296, SLG: 0.342	E7 2B		4-3			SH1-3 1B 3-H		L9		4	0	2	1	0	0	1
Dave Winfield, R (1, 9) OBP: 0.346, SLG: 0.417	K			F7		SH1-3 1-2		F7		3	0	0	0	0	1	1
Willie McCovey, L (1, 3) OBP: 0.325, SLG: 0.418	K			FC5-4 1B		G6-4-3 IBB		G3		3	0	1	0	1	1	1
Enzo Hernandez, R (9, 6) OBP: 0.282, SLG: 0.264										0	0	0	0	0	0	0
Mike Ivie, R (1, 5) (9, 3) OBP: 0.294, SLG: 0.368		F5		FC5-4 1-2f		G6-4-3 1-2f				3	0	0	0	0	0	3
Bobby Tolan, L (1, 7) OBP: 0.290, SLG: 0.312		K		F7			FC1-5 6-3 1B			3	0	1	0	0	1	1
Don Hahn, R (9, 7) OBP: 0.286, SLG: 0.176										0	0	0	0	0	0	0
Hector Torres, R (1, 6) (9, 5) OBP: 0.303, SLG: 0.340		6-3			F9		6-3 1-2			3	0	0	0	0	0	1
Bob Davis, R (1, 2) OBP: 0.077, SLG: 0.154			F9		4-3		E6 FC1-5			3	0	0	0	0	0	1
Randy Jones, R (1, 1) OBP: 0.160, SLG: 0.146			1B		6-3		FC1-5 1-2 2-3f			3	0	1	0	0	0	2
Inning Stats	R: 0 H: 1 E: 1 LOB: 1 K: 2 BB: 0 S: 8 P: 8	R: 0 H: 0 E: 0 LOB: 0 K: 1 BB: 0 S: 5 P: 5	R: 0 H: 1 E: 0 LOB: 1 K: 0 BB: 0 S: 4 P: 4	R: 0 H: 1 E: 0 LOB: 1 K: 0 BB: 0 S: 4 P: 4	R: 0 H: 0 E: 0 LOB: 0 K: 0 BB: 0 S: 3 P: 3	R: 1 H: 2 E: 0 LOB: 1 K: 0 BB: 1 S: 4 P: 8	R: 0 H: 1 E: 1 LOB: 2 K: 0 BB: 0 S: 5 P: 5	R: 0 H: 0 E: 0 LOB: 0 K: 0 BB: 0 S: 3 P: 3		1B: 4 SF: 0 2B: 1 SAC: 1 3B: 1 DP: 1 HR: 0 HBP: 0						WP: 0 PA: 31 PB: 0 SB: 0 CS: 0

PITCHER		IP	WLS	BF	H	R	ER	SO	BB	IBB	HBP	BLK	WP	HR	S	P	ERA	WHIP
Bruce Kison, R ERA: 3.13	(1, 1)	7.0	L	28	6	1	1	3	0	1	0	0	0	0	33	37	1.29	0.857
Dave Giusti, R ERA: 2.17	(8, 1)	1.0		3	0	0	0	0	0	0	0	0	0	0	3	3	0.00	0.000

PITCHER	IP	WLS	BF	H	R	ER	SO	BB	IBB	HBP	BLK	WP	HR	S	P	ERA	WHIP

BOTTOM

Pittsburgh Pirates @ San Diego Padres

San Diego Stadium, San Diego, CA

Tue Jul 22 1975, 10:05 PM EDT

Att. 14,437 - Unknown

livebaseballscorecards.com

AB	29
R	1
H	6
RBI	1
BB	1
SO	3
LOB	14

Pittsburgh Pirates @ San Diego Padres

San Diego Stadium, San Diego, CA

Wed Jul 23 1975, 10:05 PM EDT

Att. 14,547 - Unknown

TOP

livebaseballscorecards.com

Batter	1	2	3	4	5	6	7	8	9	AB	R	H	RBI	BB	SO	LOB
Rennie Stennett, R (1, 4) OBP: 0.294, SLG: 0.367	1-3		K 2-3		SF8 3-H		SH 1-2 1B	F7		4	1	1	1	0	1	1
Richie Hebner, L (1, 5)	SF8 3B		3-H 1B		1B 1B		G3 1-H 2-H		WP 1B	2	1	2	1	0	0	0
Art Howe, R (4, 5) OBP: 0.265, SLG: 0.230										2	1	2	0	0	0	0
Al Oliver, L (1, 8) OBP: 0.308, SLG: 0.452	SF8 3-H		L4		1B 1-2 1B		F6		K 1-3	4	0	1	1	0	1	3
Willie Stargell, L (1, 3) OBP: 0.374, SLG: 0.554	K			1B	1-3 2-H 1B		G3 2-3		K	5	0	2	1	0	2	2
Dave Parker, L (1, 9) OBP: 0.369, SLG: 0.584		F8	K		F9		F9		F8	5	0	0	0	0	1	5
Richie Zisk, R (1, 7) OBP: 0.355, SLG: 0.437		L7	F9			K		HR 1B		4	1	1	0	0	1	1
Manny Sanguillen, R (1, 2) OBP: 0.408, SLG: 0.465		6-3	F9			F8		1-H HR		4	1	1	2	0	0	1
Frank Taveras, R (1, 6) OBP: 0.263, SLG: 0.247			S SH1-3 1B HBP		E9 SF8 2B	5-3		3-1		3	2	1	0	0	0	0
Dock Ellis, S (1, 1) OBP: 0.242, SLG: 0.172			SH1-3 1-2		6-3		1B SH 1B	5-3		3	1	1	0	0	0	1

	AB	36
	R	8
	H	12
	RBI	6
	BB	0
	SO	6
	LOB	14

Inning Stats																																
	R: 1	H: 1	R: 0	H: 0	R: 1	H: 1	R: 0	H: 1	R: 2	H: 4	R: 0	H: 0	R: 2	H: 2	R: 2	H: 2	R: 0	H: 1	1B: 9	SF: 2	WP: 2	PA: 41
	E: 0	LOB: 0	E: 0	LOB: 0	E: 0	LOB: 1	E: 0	LOB: 1	E: 1	LOB: 2	E: 0	LOB: 0	E: 1	LOB: 1	E: 0	LOB: 1	E: 0	LOB: 1	2B: 1	SAC: 2	PB: 0	
	K: 1	BB: 0	K: 0	BB: 0	K: 1	BB: 0	K: 1	BB: 0	E: 1	BB: 0	K: 1	BB: 0	K: 0	BB: 0	K: 0	BB: 0	K: 2	BB: 0	3B: 1	DP: 0	SB: 1	
	S: 6	P: 6	S: 3	P: 3	S: 6	P: 7	S: 6	P: 6	S: 7	P: 7	S: 5	P: 5	S: 6	P: 6	S: 5	P: 5	S: 8	P: 8	HR: 1	HBP: 1	CS: 0	

PITCHER		IP	WLS	BF	H	R	ER	SO	BB	IBB	HBP	BLK	WP	HR	S	P	ERA	WHIP
Dave Freisleben, R ERA: 3.83	(1, 1)	4.2	L	22	7	4	4	3	0	0	1	0	0	0	27	28	7.71	1.500
Dave Tomlin, L ERA: 3.69	(5, 1)	0.1		1	0	0	0	0	0	0	0	0	0	0	1	1	0.00	0.000
Jerry Johnson, R ERA: 2.25	(6, 1)	1.0		6	2	2	0	1	0	0	0	0	0	0	8	8	0.00	2.000
Rich Folkers, L ERA: 4.57	(7, 1)	2.0		8	2	2	2	0	0	0	0	0	0	1	8	8	9.00	1.000
Danny Frisella, R ERA: 2.84	(9, 1)	1.0		4	1	0	0	2	0	0	0	0	1	0	8	8	0.00	1.000

PITCHER	IP	WLS	BF	H	R	ER	SO	BB	IBB	HBP	BLK	WP	HR	S	P	ERA	WHIP

Batter	1	2	3	4	5	6	7	8	9	AB	R	H	RBI	BB	SO	LOB
Johnny Grubb, L (1, 8) OBP: 0.365, SLG: 0.393	L8		E7			F4		SF8 1-3 2B		4	0	1	0	0	0	0
Tito Fuentes, S (1, 4) OBP: 0.298, SLG: 0.343	FC4-6 HBP		4-3			FC6-4 1B		SF8 2-3 3-H		2	0	1	1	0	0	1
Gene Locklear, L (1, 7) OBP: 0.387, SLG: 0.462	FC4-6 1-2f			6-3		FC6-4 1-2f		4-3		4	0	0	0	0	0	3
Willie McCovey, L (1, 3) OBP: 0.320, SLG: 0.411	K			4-3		F3			F5	4	0	0	0	0	1	2
Mike Ivie, R (1, 5) OBP: 0.290, SLG: 0.363		F8		4-3			F3		F4	4	0	0	0	0	0	0
Bobby Tolan, L (1, 9) OBP: 0.287, SLG: 0.308		4-3			6-3		F6		F6	4	0	0	0	0	0	0
Hector Torres, R (1, 6) OBP: 0.297, SLG: 0.333		F7			6-3		F7			3	0	0	0	0	0	0
Bob Davis, R (1, 2) OBP: 0.125, SLG: 0.188			6-3		1B			F6		3	0	1	0	0	0	0
Dave Freisleben, R (1, 1) OBP: 0.139, SLG: 0.088 Dave Tomlin, L (5, 1) Dick Sharon, R (5, PH) OBP: 0.315, SLG: 0.299 Jerry Johnson, R (6, 1) Rich Folkers, L (7, 1) OBP: 0.190, SLG: 0.150 Fred Kendall, R (8, PH) OBP: 0.248, SLG: 0.238 Danny Frisella, L (9, 1)			K		F7			2B SF8 1B		1 0 1 0 0 1 0	0 0 0 0 0 1 0	0 0 0 0 0 1 0	0 0 0 0 0 1 0	0 0 0 0 0 0 0	1 0 0 0 0 0 0	0 0 1 0 0 0 0
Inning Stats	R: 0 H: 0 E: 0 LOB: 1 K: 1 BB: 0 S: 5 P: 6	R: 0 H: 0 E: 0 LOB: 0 K: 0 BB: 0 S: 3 P: 3	R: 0 H: 0 E: 1 LOB: 1 K: 1 BB: 0 S: 6 P: 6	R: 0 H: 0 E: 0 LOB: 0 K: 0 BB: 0 S: 3 P: 3	R: 0 H: 1 E: 0 LOB: 1 K: 0 BB: 0 S: 4 P: 4	R: 0 H: 1 E: 0 LOB: 1 K: 0 BB: 0 S: 4 P: 4	R: 0 H: 0 E: 0 LOB: 0 K: 0 BB: 0 S: 3 P: 3	R: 1 H: 2 E: 0 LOB: 1 K: 0 BB: 0 S: 5 P: 5	R: 0 H: 0 E: 0 LOB: 0 K: 0 BB: 0 S: 3 P: 3	1B: 3 2B: 1 3B: 0 HR: 0	SF: 1 SAC: 0 DP: 0 HBP: 1					

PITCHER		IP	WLS	BF	H	R	ER	SO	BB	IBB	HBP	BLK	WP	HR	S	P	ERA	WHIP
Dock Ellis, R ERA: 3.34	(1, 1)	9.0	W	33	4	1	1	2	0	0	1	0	0	0	36	37	1.00	0.444

PITCHER	IP	WLS	BF	H	R	ER	SO	BB	IBB	HBP	BLK	WP	HR	S	P	ERA	WHIP

BOTTOM

Pittsburgh Pirates @ San Diego Padres

San Diego Stadium, San Diego, CA

Wed Jul 23 1975, 10:05 PM EDT

Att. 14,547 - Unknown

livebaseballscorecards.com

AB	31
R	1
H	4
RBI	1
BB	0
SO	2
LOB	7

WP: 0 PA: 33
PB: 0
SB: 0
CS: 0

Batter	1	2	3	4	5	6	7	8	9	AB	R	H	RBI	BB	SO	LOB
Johnny Grubb, L (1, 8) OBP: 0.368, SLG: 0.394	3-1	BB			1B	1B			4-3	4	1	2	1	1	0	0
Tito Fuentes, S (1, 4) OBP: 0.297, SLG: 0.341	F4	F6			K	G4-3			2B	5	0	1	0	0	1	6
Mike Ivie, R (1, 3) OBP: 0.295, SLG: 0.375	1-3		G6-4-3		2B		5-3		2B	5	1	3	2	0	0	0
Dave Winfield, R (1, 9) OBP: 0.349, SLG: 0.416		1B 3-1	G6-4-3		IBB		6-3		G5-4-3	3	2	1	0	2	0	1
Dick Sharon, R (1, 7) OBP: 0.320, SLG: 0.329		F3	6-3		FC6-5		CS		G5-4-3	5	0	2	2	0	0	4
Hector Torres, R (1, 5) OBP: 0.302, SLG: 0.333		1B 3-1 E		5-3	FC6-5		BB			3	1	1	0	1	0	1
Randy Hundley, R (1, 2) OBP: 0.259, SLG: 0.276		3-1		G5-4-3 HBP	K		CS	F3		3	0	0	1	0	1	2
Enzo Hernandez, R (1, 6) OBP: 0.282, SLG: 0.264		BB E		G5-4-3		6-3		6-3		4	0	1	0	0	0	1
Joe McIntosh, S (1, 1) OBP: 0.211, SLG: 0.212		E4 BB			E 1B 2B	1B		5-3		4	2	2	0	0	0	1
Bill Greif, R (8, 1)										0	0	0	0	0	0	0
Inning Stats	R: 0 E: 0 K: 0 S: 3 H: 0 LOB: 0 BB: 0 P: 3	R: 2 E: 1 K: 0 S: 7 H: 3 LOB: 3 BB: 1 P: 11	R: 0 E: 0 K: 0 S: 3 H: 1 LOB: 0 BB: 0 P: 3	R: 0 E: 0 K: 0 S: 2 H: 0 LOB: 0 BB: 0 P: 3	R: 4 E: 1 K: 2 S: 11 H: 4 LOB: 1 BB: 1 P: 15	R: 1 E: 0 K: 0 S: 4 H: 2 LOB: 0 BB: 0 P: 4	R: 0 E: 0 K: 0 S: 3 H: 1 LOB: 1 BB: 1 P: 7	R: 0 E: 0 K: 0 S: 3 H: 0 LOB: 0 BB: 0 P: 3	R: 0 E: 0 K: 0 S: 4 H: 2 LOB: 2 BB: 1 P: 8	1B: 8 2B: 5 3B: 0 HR: 0	SF: 0 SAC: 0 DP: 4 HBP: 1						

TOP

San Diego Padres @ Atlanta Braves

Atlanta-Fulton County Stadium, Atlanta, GA

Fri Jul 25 1975, 7:05 PM EDT

Unknown

livebaseballscorecards.com

AB	36
R	7
H	13
RBI	6
BB	4
SO	2
LOB	16

WP: 0 PB: 0 SB: 0 CS: 1 PA: 42

PITCHER		IP	WLS	BF	H	R	ER	SO	BB	IBB	HBP	BLK	WP	HR	S	P	ERA	WHIP
Ray Sadecki, L ERA: 4.75	(1, 1)	4.1	L	23	8	6	5	1	1	1	1	0	0	0	22	31	10.38	2.077
Max Leon, R ERA: 3.44	(5, 1)	0.2		2	0	0	0	1	0	0	0	0	0	0	4	4	0.00	0.000
Blue Moon Odom, R ERA: 8.26	(6, 1)	3.0		11	3	1	1	0	1	0	0	0	0	0	10	14	3.00	1.333
Tom House, L ERA: 3.17	(9, 1)	1.0		5	2	0	0	0	0	1	0	0	0	0	4	8	0.00	2.000

PITCHER	IP	WLS	BF	H	R	ER	SO	BB	IBB	HBP	BLK	WP	HR	S	P	ERA	WHIP

BOTTOM

San Diego Padres @ Atlanta Braves

Atlanta-Fulton County Stadium, Atlanta, GA

Fri Jul 25 1975, 7:05 PM EDT

Unknown

livebaseballscorecards.com

Batter	1	2	3	4	5	6	7	8	9	AB	R	H	RBI	BB	SO	LOB
Ralph Garr, L (1, 7) OBP: 0.318, SLG: 0.361	G4-6-3 1B		B3			6-3		BB 1B		4	0	2	0	0	0	0
Marty Perez, R (1, 4) OBP: 0.334, SLG: 0.333	G4-6-3 1-2f		F4			5-3		L7		4	0	0	0	0	0	2
Darrell Evans, L (1, 5) OBP: 0.345, SLG: 0.384	F8		L9			HR		BB 1-2 1B		4	1	2	1	0	0	0
Earl Williams, R (1, 3) OBP: 0.312, SLG: 0.396		1B WP 1B		F7		F8		BBBB FC6-4 1-2 2-3 BB		3	1	1	0	1	0	0
Dusty Baker Jr., R (1, 9) OBP: 0.330, SLG: 0.413		4-3 WP 1-3 1B		6-3			FC3-6 1B	FC6-4 1-2f		4	0	2	0	0	0	3
Rowland Office, L (1, 8) OBP: 0.341, SLG: 0.363		F7 1-2 3-H		F7			FC3-6 FC5-4 1-2f		G3	4	0	0	0	0	0	2
Larvell Blanks, R (1, 6) OBP: 0.332, SLG: 0.343		4-3 2-3			G4-6-3 1B		FC5-4 2B 1-2f		F4	4	1	1	0	0	0	2
Biff Pocoroba, S (1, 2) OBP: 0.386, SLG: 0.376		BBBB BB			F9		1-H 2B		1B	3	0	2	1	1	0	1
Ray Sadecki, L (1, 1) OBP: 0.167, SLG: 0.250 Max Leon, R (5, 1) OBP: 0.409, SLG: 0.429 Ed Goodson, L (5, PH) OBP: 0.247, SLG: 0.272 Blue Moon Odom, R (6, 1) OBP: 0.200, SLG: 0.400 Mike Lum, L (8, PH) OBP: 0.314, SLG: 0.326 Tom House, L (9, 1) Dave May, L (9, PH) OBP: 0.333, SLG: 0.425		SSS K			G4-6-3 1-2f			F2	F6	1 0 1 0 1 0 1	0 0 0 0 0 0 0	0 0 0 0 0 0 0	0 0 0 0 0 0 0	0 0 0 0 0 0 0	1 0 1 0 0 0 0	2 0 1 0 0 0 1
Inning Stats	R: 0 E: 0 K: 0 S: 3 H: 1 LOB: 0 BB: 0 P: 3	R: 1 E: 0 K: 1 S: 7 H: 2 LOB: 2 BB: 1 P: 11	R: 0 E: 0 K: 0 S: 3 H: 0 LOB: 0 BB: 0 P: 3	R: 0 E: 0 K: 0 S: 3 H: 0 LOB: 0 BB: 0 P: 3	R: 0 E: 0 K: 0 S: 3 H: 1 LOB: 0 BB: 0 P: 3	R: 1 E: 0 K: 0 S: 4 H: 1 LOB: 0 BB: 0 P: 4	R: 1 E: 0 K: 0 S: 4 H: 2 LOB: 1 BB: 0 P: 4	R: 0 E: 0 K: 0 S: 5 H: 2 LOB: 3 BB: 1 P: 9	R: 0 E: 0 K: 0 S: 4 H: 1 LOB: 1 BB: 0 P: 4	1B: 8 2B: 1 3B: 0 HR: 1	SF: 0 SAC: 0 DP: 2 HBP: 0			WP: 1 PB: 0 SB: 0 CS: 0	PA: 36		

	AB	34
	R	3
	H	10
	RBI	2
	BB	2
	SO	1
	LOB	14

PITCHER		IP	WLS	BF	H	R	ER	SO	BB	IBB	HBP	BLK	WP	HR	S	P	ERA	WHIP
Joe McIntosh, R ERA: 3.2	(1, 1)	7.2	W	30	9	3	3	1	1	0	0	0	1	1	31	35	3.52	1.304
Bill Greif, R ERA: 3.17	(8, 1)	1.1	S	6	1	0	0	0	1	0	0	0	0	0	5	9	0.00	1.500

PITCHER	IP	WLS	BF	H	R	ER	SO	BB	IBB	HBP	BLK	WP	HR	S	P	ERA	WHIP

Batter	1	2	3	4	5	6	7	8	9	AB	R	H	RBI	BB	SO	LOB
Johnny Grubb, L (1, 8) OBP: 0.368, SLG: 0.396	6-3	1-3 E 2B		F9		E1 4-3		E 1B	4-3 1-2	6	3	2	0	0	0	1
Tito Fuentes, S (1, 4) OBP: 0.296, SLG: 0.337	K	E3 2-H 3-H		F5		4-3 HBP		F8 1B FC6-4 1-2		4	1	0	0	0	1	1
Mike Ivie, R (1, 5) (8, 3) OBP: 0.300, SLG: 0.379	1B 1B 1B	5-3			BB F5 1B 1B	4-3 1-2 3-H		FC6-4 1-2 2-H 1B		5	2	3	2	0	0	2
Willie McCovey, L (1, 3) OBP: 0.326, SLG: 0.425 Enzo Hernandez, R (8, 6) OBP: 0.282, SLG: 0.264	1B 1-2 1B		HR		F5 1-2	G6-4-3 IBB		F8 2-3		4 0	1 0	2 0	1 0	1 0	0 0	3 0
Dave Winfield, R (1, 9) OBP: 0.350, SLG: 0.414	1-2 2-H 1B		F9		1B BB BB	G6-4-3 1-2f		FC6-4 1-2f 3-H		4	0	1	2	1	0	3
Dick Sharon, R (1, 7) OBP: 0.304, SLG: 0.310	K		K		F8		6-3	F5		5	0	0	0	0	2	5
Hector Torres, R (1, 6) (8, 5) OBP: 0.317, SLG: 0.344		L4-3 1B	BLK 1B		1B 1-2 2-3 BB		1B		6-3	4	0	3	0	1	0	0
Bob Davis, R (1, 2) OBP: 0.143, SLG: 0.190		L4-3 1-2	K 1-2		1-2 2-3 3-H 1B		K		6-3	5	0	1	1	0	2	3
Dan Spillner, R (1, 1) OBP: 0.343, SLG: 0.241		2B E 1B		K	K		K		WP BB	4	1	1	0	1	3	4
Inning Stats	R: 1 E: 0 K: 2 S: 10 H: 3 LOB: 2 BB: 0 P: 10	R: 2 E: 1 K: 0 S: 6 H: 3 LOB: 1 BB: 0 P: 6	R: 1 E: 0 K: 2 S: 9 H: 2 LOB: 0 BB: 0 P: 9	R: 0 E: 0 K: 1 S: 5 H: 0 LOB: 0 BB: 0 P: 5	R: 1 E: 0 K: 1 S: 7 H: 2 LOB: 3 BB: 2 P: 15	R: 1 E: 1 K: 0 S: 3 H: 0 LOB: 1 BB: 1 P: 8	R: 0 E: 0 K: 2 S: 8 H: 1 LOB: 1 BB: 0 P: 8	R: 2 E: 1 K: 0 S: 6 H: 2 LOB: 1 BB: 0 P: 6	R: 0 E: 0 K: 0 S: 3 H: 0 LOB: 1 BB: 1 P: 7	1B: 11 2B: 2 3B: 0 HR: 1 SF: 0 SAC: 0 DP: 2 HBP: 1							

TOP

San Diego Padres @ Atlanta Braves

Atlanta-Fulton County Stadium, Atlanta, GA

Fri Jul 25 1975, 7:05 PM EDT

Att. 9,860 - Unknown

livebaseballscorecards.com

AB	41
R	8
H	13
RBI	6
BB	4
SO	8
LOB	22

PITCHER		IP	WLS	BF	H	R	ER	SO	BB	IBB	HBP	BLK	WP	HR	S	P	ERA	WHIP
Mike Thompson, R ERA: 4.94	(1, 1)	3.0	L	17	8	4	2	4	0	0	0	1	0	1	25	25	6.00	2.667
Mike Beard, L ERA: 2.77	(4, 1)	2.0		10	2	1	1	2	2	0	0	0	0	0	12	20	4.50	2.000
Max Leon, R ERA: 3.41	(6, 1)	3.0		15	3	3	1	2	0	1	1	0	0	0	17	22	3.00	1.000
Jamie Easterly, L ERA: 6.04	(9, 1)	1.0		4	0	0	0	0	1	0	0	0	1	0	3	7	0.00	1.000

PITCHER	IP	WLS	BF	H	R	ER	SO	BB	IBB	HBP	BLK	WP	HR	S	P	ERA	WHIP

San Diego Padres @ Atlanta Braves

Atlanta-Fulton County Stadium, Atlanta, GA

Fri Jul 25 1975, 7:05 PM EDT

Att. 9,860 - Unknown

livebaseballscorecards.com

BOTTOM

Batter	1	2	3	4	5	6	7	8	9	AB	R	H	RBI	BB	SO	LOB
Ralph Garr, L (1, 7) OBP: 0.315, SLG: 0.358	6-3		6-3 1-2			F6		F6		4	0	0	0	0	0	1
Marty Perez, R (1, 4) OBP: 0.331, SLG: 0.330	K		F7			F9			F7	4	0	0	0	0	1	1
Darrell Evans, L (1, 5) OBP: 0.342, SLG: 0.380	K			G3		K			G3	4	0	0	0	0	2	0
Earl Williams, R (1, 3) OBP: 0.323, SLG: 0.417		FC5-4 1B		HR			G6-4-3 1B BB		1B	3	1	3	1	1	0	0
Mike Lum, L (1, 9) OBP: 0.313, SLG: 0.324		F2		F6			G6-4-3 1B		F6	4	0	1	0	0	0	2
Larvell Blanks, R (1, 6) OBP: 0.330, SLG: 0.340		FC5-4 FC6-4 1-2f		6-3			G6-4-3 1-2f 2-3			3	0	0	0	0	0	3
Rowland Office, L (1, 8) OBP: 0.335, SLG: 0.356		FC6-4 1-2f			F5		F9			3	0	0	0	0	0	2
Vic Correll, R (1, 2) OBP: 0.318, SLG: 0.376			F9		G2			4-3		3	0	0	0	0	0	0
Mike Thompson, R (1, 1)			6-3 1B		K			4-3		0	0	0	0	0	0	0
Ed Goodson, L (3, PH) OBP: 0.252, SLG: 0.277										1	0	1	0	0	0	0
Mike Beard, L (4, 1)										0	0	0	0	0	0	0
Rod Gilbreath, R (5, PH) OBP: 0.355, SLG: 0.412										1	0	0	0	0	1	0
Max Leon, R (6, 1) OBP: 0.429, SLG: 0.429										0	0	0	0	0	0	0
Dave May, L (8, PH) OBP: 0.330, SLG: 0.420										1	0	0	0	0	0	0
Jamie Easterly, L (9, 1)										0	0	0	0	0	0	0

Inning Stats	1	2	3	4	5	6	7	8	9
R:	0	0	0	1	0	0	0	0	0
E:	0	0	0	0	0	0	0	0	0
K:	2	0	0	0	1	1	0	0	0
S:	7	4	4	4	5	5	3	3	4
H:	0	1	1	1	0	0	1	0	1
LOB:	0	1	1	0	0	0	1	0	1
BB:	0	0	0	0	0	0	1	0	0
P:	7	4	4	4	5	5	7	3	4

1B:	4
2B:	0
3B:	0
HR:	1
SF:	0
SAC:	0
DP:	1
HBP:	0
WP:	0
PB:	0
SB:	0
CS:	0
PA:	32

PITCHER	IP	WLS	BF	H	R	ER	SO	BB	IBB	HBP	BLK	WP	HR	S	P	ERA	WHIP
Dan Spillner, R (1, 1) ERA: 3.71	9.0	W	32	5	1	1	4	1	0	0	0	0	1	39	43	1.00	0.667

PITCHER	IP	WLS	BF	H	R	ER	SO	BB	IBB	HBP	BLK	WP	HR	S	P	ERA	WHIP

Batter	1	2	3	4	5	6	7	8	9	AB	R	H	RBI	BB	SO	LOB
Johnny Grubb, L (1, 8) OBP: 0.368, SLG: 0.405	F8		1B FC4-6 1B		2-H HR		4-3	F7		5	2	2	2	0	0	2
Tito Fuentes, S (1, 4) OBP: 0.295, SLG: 0.335	F8 1B		F2		G3		F6		L8	5	0	1	0	0	0	1
Mike Ivie, R (1, 5) (9, 3) OBP: 0.305, SLG: 0.383	F8 1-2		FC4-6 1B 1-3		1B		1B		5-3	5	0	3	0	0	0	1
Willie McCovey, L (1, 3) OBP: 0.327, SLG: 0.422 Enzo Hernandez, R (9, PR) OBP: 0.282, SLG: 0.264 (9, 6)	BB		FC4-6 1-2f 3-H		F7		K		1B	4 0	0 0	1 0	1 0	1 0	1 0	3 0
Dave Winfield, R (1, 9) OBP: 0.348, SLG: 0.411	F7		K		FC5-4 1B 1-2			K2-3	K	5	0	1	0	0	3	4
Bobby Tolan, L (1, 7) OBP: 0.289, SLG: 0.312		BB 4-3 5-3		B1-3	FC5-4 1-2f			1B		3	1	1	0	1	0	2
Hector Torres, R (1, 6) (9, 5) OBP: 0.310, SLG: 0.335		5-3 1-2		L7		6-3		6-3		4	0	0	0	0	0	2
Bob Davis, R (1, 2) OBP: 0.160, SLG: 0.167		4-3 2-3		F6		F9		BB 1B		3	0	0	0	1	0	1
Jerry Johnson, R (1, 1) OBP: 0.333, SLG: 0.667 Dave Tomlin, L (7, 1) Gene Locklear, L (8, PH) OBP: 0.390, SLG: 0.466 Danny Frisella, L (8, 1)		K			HR 2B	K		1-2 2-H 1B		3 0 1 0	1 0 0 0	1 0 1 0	0 0 1 0	2 0 0 0	0 0 0 0	1 0 0 0
Inning Stats	R: 0 E: 0 K: 0 S: 4 H: 1 LOB: 2 BB: 1 P: 8	R: 0 E: 0 K: 1 S: 5 H: 0 LOB: 1 BB: 1 P: 9	R: 1 E: 0 K: 1 S: 7 H: 2 LOB: 1 BB: 0 P: 7	R: 0 E: 0 K: 0 S: 3 H: 0 LOB: 0 BB: 0 P: 3	R: 2 E: 0 K: 0 S: 7 H: 4 LOB: 2 BB: 0 P: 7	R: 0 E: 0 K: 1 S: 5 H: 0 LOB: 0 BB: 0 P: 5	R: 0 E: 0 K: 1 S: 6 H: 1 LOB: 1 BB: 0 P: 6	R: 1 E: 0 K: 1 S: 7 H: 2 LOB: 2 BB: 1 P: 11	R: 0 E: 0 K: 1 S: 6 H: 1 LOB: 1 BB: 0 P: 6	1B: 8 2B: 2 3B: 0 HR: 1 SF: 0 SAC: 0 DP: 0 HBP: 0						WP: 0 PB: 0 SB: 0 CS: 0 PA: 41	

PITCHER	IP	WLS	BF	H	R	ER	SO	BB	IBB	HBP	BLK	WP	HR	S	P	ERA	WHIP
Carl Morton, R (1, 1) ERA: 3.49	7.0	L	31	8	3	3	4	2	0	0	0	0	1	37	45	3.86	1.429
Elias Sosa, R (8, 1) ERA: 3.66	2.0		10	3	1	1	2	1	0	0	0	0	0	13	17	4.50	2.000

PITCHER	IP	WLS	BF	H	R	ER	SO	BB	IBB	HBP	BLK	WP	HR	S	P	ERA	WHIP

San Diego Padres @ Atlanta Braves

Atlanta-Fulton County Stadium, Atlanta, GA

Sat Jul 26 1975, 7:05 PM EDT

Att. 12,225 - Unknown

TOP

livebaseballscorecards.com

AB	38
R	4
H	11
RBI	4
BB	3
SO	6
LOB	17

San Diego Padres @ Atlanta Braves

Atlanta-Fulton County Stadium, Atlanta, GA

Sat Jul 26 1975, 7:05 PM EDT

Att. 12,225 - Unknown

BOTTOM

livebaseballscorecards.com

Batter	1	2	3	4	5	6	7	8	9	AB	R	H	RBI	BB	SO	LOB
Rowland Office, L (1, 8) OBP: 0.335, SLG: 0.356	BBBB 4-0 BB 1B G5-2-3 BB		SSS 0-3 ① K		x 0-0 ③ 6-3		x 0-0 ② SF9 3-H		SSS 0-3 ③ K	0	0	0	0	0	0	0
Mike Lum, L (1, 8) OBP: 0.311, SLG: 0.321										3	0	0	1	1	2	1
Marty Perez, R (1, 4) OBP: 0.332, SLG: 0.332	x 0-0 BB 1-2 1B		x 0-0 ② L8			x 0-0 ① 6-3	x 0-0 1-3 1B			4	0	2	0	0	0	1
Darrell Evans, L (1, 5) OBP: 0.343, SLG: 0.378	BBBB 4-0 1-2 2-3 BB		x 0-0 ③ G3			BBBB 4-0 FC5-4 BB	SSS 0-3 ③ K			2	0	0	0	2	1	3
Earl Williams, R (1, 3) OBP: 0.318, SLG: 0.409	SSS 0-3 ① K			SSS 0-3 ① K		x 0-0 ② F5		x 0-0 ① F7		4	0	0	0	0	2	4
Dusty Baker Jr., R (1, 9) OBP: 0.332, SLG: 0.410	x 0-0 ② ③ G5-2-3 3-Hf			BBBB 4-0 FC6-4 BB		x 0-0 ③ FC5-4 1-2f		BBBB 4-0 BB		2	0	0	0	2	0	4
Dave May, L (1, 7) OBP: 0.327, SLG: 0.446		x 0-0 ① 6-3		x 0-0 ② F7			x 0-0 HR	x 0-0 ② F5		4	1	1	1	0	0	2
Larvell Blanks, R (1, 6) OBP: 0.329, SLG: 0.337		x 0-0 ② F9		x 0-0 ③ FC6-4 1-2f			BBBB 4-0 1B 1-4-3 SF9 BB	x 0-0 ③ F9		3	1	0	0	1	0	2
Vic Correll, R (1, 2) OBP: 0.313, SLG: 0.369		x 0-0 ③ 6-3			x 0-0 ① F8		x 0-0 ① 1-4-3 1-2		x 0-0 ① F4	4	0	0	0	0	0	1
Carl Morton, R (1, 1) OBP: 0.238, SLG: 0.233			x 0-0 1B		x 0-0 ② 4-3		x 0-0 1B 2-3 1B		x 0-0 ② 4-3	2	0	1	0	0	0	0
Ed Goodson, L (7, PH) OBP: 0.252, SLG: 0.277										0	0	0	0	0	0	0
Rod Gilbreath, R (7, PH) OBP: 0.364, SLG: 0.420										1	0	1	0	0	0	0
Elias Sosa, R (8, 1) OBP: 0.100, SLG: 0.100										0	0	0	0	0	0	0
Ralph Garr, L (9, PH) OBP: 0.315, SLG: 0.357										1	0	0	0	0	0	0
Inning Stats	R: 0 E: 0 K: 1 S: 5 H: 1 LOB: 2 BB: 2 P: 13	R: 0 E: 0 K: 0 S: 3 H: 0 LOB: 0 BB: 0 P: 3	R: 0 E: 0 K: 1 S: 6 H: 1 LOB: 1 BB: 0 P: 6	R: 0 E: 0 K: 1 S: 5 H: 0 LOB: 1 BB: 1 P: 9	R: 0 E: 0 K: 0 S: 3 H: 0 LOB: 0 BB: 0 P: 3	R: 0 E: 0 K: 0 S: 3 H: 0 LOB: 1 BB: 1 P: 7	R: 2 E: 0 K: 1 S: 8 H: 3 LOB: 2 BB: 1 P: 12	R: 0 E: 0 K: 0 S: 3 H: 0 LOB: 1 BB: 1 P: 7	R: 0 E: 0 K: 1 S: 5 H: 0 LOB: 0 BB: 0 P: 5	1B: 4 2B: 0 3B: 0 HR: 1 SF: 1 SAC: 0 DP: 1 HBP: 0	WP: 0 PB: 0 SB: 0 CS: 0 PA: 37					

	AB	30
	R	2
	H	5
	RBI	2
	BB	6
	SO	5
	LOB	18

PITCHER	IP	WLS	BF	H	R	ER	SO	BB	IBB	HBP	BLK	WP	HR	S	P	ERA	WHIP
Jerry Johnson, R (1, 1) ERA: 2.61	6.1	W	26	3	2	2	3	5	0	0	0	0	1	27	47	2.84	1.263
Dave Tomlin, L (7, 1) ERA: 3.64	0.2		4	2	0	0	1	0	0	0	0	0	0	6	6	0.00	3.000
Danny Frisella, R (8, 1) ERA: 2.76	2.0	S	7	0	0	0	1	1	0	0	0	0	0	8	12	0.00	0.500

PITCHER	IP	WLS	BF	H	R	ER	SO	BB	IBB	HBP	BLK	WP	HR	S	P	ERA	WHIP

Batter	1	2	3	4	5	6	7	8	9	AB	R	H	RBI	BB	SO	LOB
Johnny Grubb, L (1, 8) OBP: 0.370, SLG: 0.409	4-3	4-3			SH5-4 SF7 2B		CS 1B			4	1	2	0	0	0	1
Tito Fuentes, S (1, 4) OBP: 0.295, SLG: 0.333	BBBB 1B HBP SF9 BB		F6		SH5-4 2-3		CS 1-2	4-3		2	1	0	0	1	0	0
Mike Ivie, R (1, 5) (8, 3) OBP: 0.308, SLG: 0.387	H 1B HBP 1-2		F8 1B 2B		SF7 3-H			F7		2	1	1	1	0	0	0
Willie McCovey, L (1, 3) OBP: 0.326, SLG: 0.419 Enzo Hernandez, R (8, 6) OBP: 0.282, SLG: 0.264	1B 1-2 2-3		F8 2-3		L7			4-3		4 0	0 0	1 0	0 0	0 0	0 0	1 0
Dave Winfield, R (1, 9) OBP: 0.349, SLG: 0.411	SF9 3-H		S 1B 3-H			F7			BBBB SH2-3 B4-5 BB	2	0	1	2	1	0	0
Bobby Tolan, L (1, 7) OBP: 0.287, SLG: 0.309	4-3		F8 1-2			F7			SH2-3 1-3	3	0	0	0	0	0	3
Hector Torres, R (1, 6) (8, 5) OBP: 0.303, SLG: 0.327		F7		5-3		F8			B4-5 3-Hf	4	0	0	0	0	0	1
Fred Kendall, R (1, 2) OBP: 0.245, SLG: 0.236	BBBB SH1 BB			L8			6-3			2	0	0	0	1	0	0
Randy Jones, R (1, 1) OBP: 0.154, SLG: 0.140		SH1 1-2		F5			5-3			2	0	0	0	0	0	0
Inning Stats	R: 1 E: 0 K: 0 S: 4 H: 1 LOB: 2 BB: 1 P: 9	R: 0 E: 0 K: 0 S: 3 H: 0 LOB: 1 BB: 1 P: 7	R: 1 E: 0 K: 0 S: 5 H: 2 LOB: 1 BB: 0 P: 5	R: 0 E: 0 K: 0 S: 3 H: 0 LOB: 0 BB: 0 P: 3	R: 1 E: 0 K: 0 S: 4 H: 1 LOB: 0 BB: 0 P: 4	R: 0 E: 0 K: 0 S: 3 H: 0 LOB: 0 BB: 0 P: 3	R: 0 E: 0 K: 0 S: 3 H: 1 LOB: 0 BB: 0 P: 3	R: 0 E: 0 K: 0 S: 3 H: 0 LOB: 0 BB: 0 P: 3	R: 0 E: 0 K: 0 S: 2 H: 0 LOB: 0 BB: 1 P: 6	1B: 3 2B: 3 3B: 0 HR: 0	SF: 2 SAC: 3 DP: 1 HBP: 1						

PITCHER		IP	WLS	BF	H	R	ER	SO	BB	IBB	HBP	BLK	WP	HR	S	P	ERA	WHIP
Bruce Dal Canton, R ERA: 5.92	(1, 1)	6.0	L	25	4	3	3	0	2	0	1	0	0	0	22	31	4.50	1.000
Max Leon, R ERA: 3.3	(7, 1)	2.0		6	1	0	0	0	0	0	0	0	0	0	6	6	0.00	0.500
Elias Sosa, R ERA: 3.6	(9, 1)	1.0		3	0	0	0	0	1	0	0	0	0	0	2	6	0.00	1.000

PITCHER	IP	WLS	BF	H	R	ER	SO	BB	IBB	HBP	BLK	WP	HR	S	P	ERA	WHIP

TOP

San Diego Padres @ Atlanta Braves

Atlanta-Fulton County Stadium, Atlanta, GA

Sun Jul 27 1975, 3:33 AM EDT

Att. 4,496 - Unknown

livebaseballscorecards.com

AB	25
R	3
H	5
RBI	3
BB	3
SO	0
LOB	6

WP: 0 PB: 0 SB: 1 CS: 1 PA: 35

BOTTOM

San Diego Padres @ Atlanta Braves

Atlanta-Fulton County Stadium, Atlanta, GA

Sun Jul 27 1975, 3:33 AM EDT

Att. 4,496 - Unknown

livebaseballscorecards.com

Batter	1	2	3	4	5	6	7	8	9	AB	R	H	RBI	BB	SO	LOB
Ralph Garr, L (1, 7) OBP: 0.318, SLG: 0.363	G4-6-3 1B			6-3		2B		1B 1-3 1B		4	0	3	0	0	0	0
Marty Perez, R (1, 4) OBP: 0.332, SLG: 0.331	G4-6-3 1-2f			4-3		5-3		1-3 3-H 1B		4	0	1	1	0	0	2
Darrell Evans, L (1, 5) OBP: 0.342, SLG: 0.377	F6			1B		F7		F8		4	0	1	0	0	0	3
Earl Williams, R (1, 3) OBP: 0.313, SLG: 0.403		5-3		5-3			6-3		6-3	4	0	0	0	0	0	1
Dusty Baker Jr., R (1, 9) OBP: 0.329, SLG: 0.405		F9			6-3		4-3		6-3	4	0	0	0	0	0	0
Cito Gaston, R (1, 8) OBP: 0.287, SLG: 0.417		5-3			5-3		6-3		1B	4	0	1	0	0	0	0
Larvell Blanks, R (1, 6) OBP: 0.328, SLG: 0.334			F9		BBBB 4-0 FC6-4 BB			F8	6-3	3	0	0	0	1	0	1
Vic Correll, R (1, 2) OBP: 0.310, SLG: 0.364			F7		FC6-4 1-2f			6-3		3	0	0	0	0	0	1
Bruce Dal Canton, R (1, 1)			SSS 0-3 K			SSS 0-3 K		BBBB 4-0 1B 1B BB		1	0	0	0	0	1	0
Ed Goodson, L (6, PH) OBP: 0.250, SLG: 0.275										1	0	0	0	0	1	0
Max Leon, R (7, 1) OBP: 0.429, SLG: 0.429										0	0	0	0	0	0	0
Rod Gilbreath, R (8, PH) OBP: 0.372, SLG: 0.420										0	1	0	0	1	0	0
Elias Sosa, R (9, 1) OBP: 0.100, SLG: 0.100										0	0	0	0	0	0	0

AB	**32**
R	**1**
H	**6**
RBI	**1**
BB	**2**
SO	**2**
LOB	**8**

Inning Stats										
	R: 0 E: 0 K: 0 S: 3	H: 1 LOB: 0 BB: 0 P: 3	R: 0 E: 0 K: 0 S: 3	H: 0 LOB: 0 BB: 0 P: 3	R: 0 E: 0 K: 1 S: 5	H: 0 LOB: 0 BB: 0 P: 5	R: 0 E: 0 K: 0 S: 4	H: 1 LOB: 1 BB: 0 P: 4	R: 0 E: 0 K: 0 S: 3	H: 0 LOB: 1 BB: 1 P: 7
	R: 0 E: 0 K: 1 S: 6	H: 1 LOB: 1 BB: 0 P: 6	R: 0 E: 0 K: 0 S: 3	H: 0 LOB: 0 BB: 0 P: 3	R: 1 E: 0 K: 0 S: 5	H: 2 LOB: 2 BB: 1 P: 9	R: 0 E: 0 K: 0 S: 4	H: 1 LOB: 1 BB: 0 P: 4	1B: 5 2B: 1 3B: 0 HR: 0	SF: 0 SAC: 0 DP: 1 HBP: 0

WP: 0 PB: 0 SB: 0 CS: 0 PA: 34

PITCHER	IP	WLS	BF	H	R	ER	SO	BB	IBB	HBP	BLK	WP	HR	S	P	ERA	WHIP
Randy Jones, L (1, 1) ERA: 1.99	9.0	W	34	6	1	1	2	2	0	0	0	0	0	36	44	1.00	0.889

PITCHER	IP	WLS	BF	H	R	ER	SO	BB	IBB	HBP	BLK	WP	HR	S	P	ERA	WHIP

Batter	1	2	3	4	5	6	7	8	9	AB	R	H	RBI	BB	SO	LOB
Johnny Grubb, L (1, 8) OBP: 0.368, SLG: 0.407	G3		K		1-3 1B			F7		4	0	1	0	0	1	0
Tito Fuentes, S (1, 4) OBP: 0.292, SLG: 0.330	F7			F7	F7			4-3		4	0	0	0	0	0	2
Mike Ivie, R (1, 5) (9, 3) OBP: 0.307, SLG: 0.385	1B			G3		K			F8	4	0	1	0	0	1	0
Willie McCovey, L (1, 3) OBP: 0.328, SLG: 0.433	L8			1B		G3			HR	4	1	2	1	0	0	1
Enzo Hernandez, R (9, 6) OBP: 0.282, SLG: 0.264										0	0	0	0	0	0	0
Dave Winfield, R (1, 9) OBP: 0.346, SLG: 0.406		F4		K		F4			K	4	0	0	0	0	2	1
Bobby Tolan, L (1, 7) OBP: 0.286, SLG: 0.311		F8			F7		F8		2B	4	0	1	0	0	0	0
Hector Torres, R (1, 6) (9, 5) OBP: 0.302, SLG: 0.331		F7			1B FC4-6 2B		F5		K	4	1	1	0	0	1	1
Bob Davis, R (1, 2) OBP: 0.179, SLG: 0.185			F9		FC4-6 2-3 1B		L6			3	0	1	0	0	0	0
Dave Freisleben, R (1, 1) OBP: 0.128, SLG: 0.081			6-3		FC4-6 1B 1-2f 3-H			6-3		3	0	0	1	0	0	1
Inning Stats	R: 0 E: 0 K: 0 S: 4 H: 1 LOB: 1 BB: 0 P: 4	R: 0 E: 0 K: 0 S: 3 H: 0 LOB: 0 BB: 0 P: 3	R: 0 E: 0 K: 1 S: 5 H: 0 LOB: 0 BB: 0 P: 5	R: 0 E: 0 K: 1 S: 6 H: 1 LOB: 1 BB: 0 P: 6	R: 1 E: 0 K: 0 S: 6 H: 3 LOB: 2 BB: 0 P: 6	R: 0 E: 0 K: 1 S: 5 H: 0 LOB: 0 BB: 0 P: 5	R: 0 E: 0 K: 0 S: 3 H: 0 LOB: 0 BB: 0 P: 3	R: 0 E: 0 K: 0 S: 3 H: 0 LOB: 0 BB: 0 P: 3	R: 1 E: 0 K: 2 S: 9 H: 2 LOB: 1 BB: 0 P: 9	1B: 4 2B: 2 3B: 0 HR: 1	SF: 0 SAC: 0 DP: 0 HBP: 0						

TOP

San Diego Padres @ Houston Astros

Astrodome, Houston, TX

Mon Jul 28 1975, 8:05 PM EDT

Att. 6,826 - Dome

livebaseballscorecards.com

AB	34
R	2
H	7
RBI	2
BB	0
SO	5
LOB	6

WP: 0 PB: 0 SB: 0 CS: 0 PA: 34

PITCHER	IP	WLS	BF	H	R	ER	SO	BB	IBB	HBP	BLK	WP	HR	S	P	ERA	WHIP
Larry Dierker, R (1, 1) ERA: 4.03	7.0	L	26	5	1	1	3	0	0	0	0	0	0	32	32	1.29	0.714
Wayne Granger, R (8, 1) ERA: 2.57	2.0		8	2	1	1	2	0	0	0	0	0	1	12	12	4.50	1.000

PITCHER	IP	WLS	BF	H	R	ER	SO	BB	IBB	HBP	BLK	WP	HR	S	P	ERA	WHIP

Batter	1	2	3	4	5	6	7	8	9	AB	R	H	RBI	BB	SO	LOB
Wilbur Howard, S (1, 8) OBP: 0.389, SLG: 0.455	6-3 1B		3-1 2-3		4-3			F7		4	0	1	0	0	0	1
Greg Gross, L (1, 9) OBP: 0.369, SLG: 0.351	6-3 1-2		BBBB BB BB		4-3			3-1		3	0	0	0	1	0	1
Jose Cruz, L (1, 7) OBP: 0.345, SLG: 0.325	SSS K		BBBB 1-2 BB			CS 5-3 1B		1B 1B		3	0	2	0	1	1	1
Bob Watson, R (1, 3) OBP: 0.365, SLG: 0.497	F9		F4			5-3 1-2		1-3 1B		4	0	1	0	0	0	5
Milt May, L (1, 2) OBP: 0.286, SLG: 0.304		F9		F4		4-3 2-3		4-3		4	0	0	0	0	0	3
Doug Rader, R (1, 5) OBP: 0.314, SLG: 0.366		F4		BBBB FC3-6 BB			SSS K		SSS K	3	0	0	0	1	2	0
Ken Boswell, L (1, 4) OBP: 0.349, SLG: 0.318		3-1		FC3-6 1-2f			BBBB BB		4-3	3	0	0	0	1	0	1
Larry Milbourne, S (1, 6) OBP: 0.242, SLG: 0.255 Cliff Johnson, R (7, PH) OBP: 0.369, SLG: 0.465 Wayne Granger, R (8, 1) Enos Cabell, R (9, PH) OBP: 0.302, SLG: 0.374			3-1 SH1-4 1B	3-1			SSS K		E6	2 1 0 1	0 0 0 0	1 0 0 0	0 0 0 0	0 1 0 0	0 1 0 0	1 1 0 0
Larry Dierker, R (1, 1) OBP: 0.080, SLG: 0.080 Tommy Helms, R (7, PH) OBP: 0.253, SLG: 0.188 (8, 6)			SH1-4 1-2		F9		G3		F8	1 2	0 0	0 0	0 0	0 0	0 0	0 2
Inning Stats	R: 0 H: 1 E: 0 LOB: 1 K: 1 BB: 0 S: 6 P: 6	R: 0 H: 0 E: 0 LOB: 0 K: 0 BB: 0 S: 3 P: 3	R: 0 H: 1 E: 0 LOB: 3 K: 0 BB: 2 S: 4 P: 12	R: 0 H: 0 E: 0 LOB: 1 K: 0 BB: 1 S: 3 P: 7	R: 0 H: 0 E: 0 LOB: 0 K: 0 BB: 0 S: 3 P: 3	R: 0 H: 1 E: 0 LOB: 0 K: 0 BB: 0 S: 3 P: 3	R: 0 H: 0 E: 0 LOB: 1 K: 2 BB: 1 S: 7 P: 11	R: 0 H: 2 E: 0 LOB: 2 K: 0 BB: 0 S: 5 P: 5	R: 0 H: 0 E: 1 LOB: 1 K: 1 BB: 0 S: 6 P: 6	1B: 5 SF: 0 2B: 0 SAC: 1 3B: 0 DP: 0 HR: 0 HBP: 0						

PITCHER	IP	WLS	BF	H	R	ER	SO	BB	IBB	HBP	BLK	WP	HR	S	P	ERA	WHIP
Dave Freisleben, R (1, 1) ERA: 3.56	9.0	W	36	5	0	0	4	4	0	0	0	0	0	40	56	0.00	1.000

PITCHER	IP	WLS	BF	H	R	ER	SO	BB	IBB	HBP	BLK	WP	HR	S	P	ERA	WHIP

BOTTOM

San Diego Padres @ Houston Astros

Astrodome, Houston, TX

Mon Jul 28 1975, 8:05 PM EDT

Att. 6,826 - Dome

livebaseballscorecards.com

AB	31
R	0
H	5
RBI	0
BB	4
SO	4
LOB	16

Batter	1	2	3	4	5	6	7	8	9	AB	R	H	RBI	BB	SO	LOB
Johnny Grubb, L (1, 8) OBP: 0.365, SLG: 0.402	K		F8		1-3			F9		4	0	0	0	0	1	2
Tito Fuentes, S (1, 4) OBP: 0.292, SLG: 0.332	2B		F7			F8		FC5-4 1-2f 2-3		4	0	1	0	0	0	2
Mike Ivie, R (1, 5) OBP: 0.303, SLG: 0.380	K		K			F8		6-3		4	0	0	0	0	2	3
Willie McCovey, L (1, 3) OBP: 0.327, SLG: 0.443	F9			HR		K			4-3	4	1	1	1	0	1	1
Dave Winfield, R (1, 9) OBP: 0.347, SLG: 0.416		HR		G4-6-3 1B			6-3		4-3	4	1	2	1	0	0	0
Dick Sharon, R (1, 7) OBP: 0.305, SLG: 0.303 Rich Folkers, L (7, 1) OBP: 0.190, SLG: 0.150 Randy Hundley, R (9, PH) OBP: 0.258, SLG: 0.275 Ted Kubiak, S (9, PR) OBP: 0.279, SLG: 0.229		FC6-4 BB		G4-6-3 1-2f			K		E6 FC6-4	2 0 1 0	0 0 0 0	0 0 0 0	0 0 0 0	1 0 0 0	1 0 0 0	1 0 0 0
Hector Torres, R (1, 6) OBP: 0.295, SLG: 0.324		FC6-4 S 1-2f		1-3			5-3		FC6-4 1-2f	4	0	0	0	0	0	2
Bob Davis, R (1, 2) OBP: 0.194, SLG: 0.172		5-3 1-2			K			FC5-4 BB BB		2	0	0	0	1	1	1
Dan Spillner, R (1, 1) OBP: 0.324, SLG: 0.226 Danny Frisella, L (5, 1) Don Hahn, R (7, 7) OBP: 0.318, SLG: 0.176		6-3			K			FC5-4 1-2 BB		2 0 0	0 0 0	0 0 0	0 0 0	1 0 1	1 0 0	1 0 0
Inning Stats	R: 0 E: 0 K: 2 S: 8 H: 1 LOB: 1 BB: 0 P: 8	R: 1 E: 0 K: 0 S: 4 H: 1 LOB: 1 BB: 1 P: 8	R: 0 E: 0 K: 1 S: 5 H: 0 LOB: 0 BB: 0 P: 5	R: 1 E: 0 K: 0 S: 4 H: 2 LOB: 0 BB: 0 P: 4	R: 0 E: 0 K: 2 S: 7 H: 0 LOB: 0 BB: 0 P: 7	R: 0 E: 0 K: 1 S: 5 H: 0 LOB: 0 BB: 0 P: 5	R: 0 E: 0 K: 1 S: 5 H: 0 LOB: 0 BB: 0 P: 5	R: 0 E: 0 K: 0 S: 3 H: 0 LOB: 2 BB: 2 P: 11	R: 0 E: 1 K: 0 S: 4 H: 0 LOB: 1 BB: 0 P: 4	1B: 1 2B: 1 3B: 0 HR: 2	SF: 0 SAC: 0 DP: 1 HBP: 0					

PITCHER		IP	WLS	BF	H	R	ER	SO	BB	IBB	HBP	BLK	WP	HR	S	P	ERA	WHIP
Dave Roberts, L ERA: 4.29	(1, 1)	9.0	W	34	4	2	2	7	3	0	0	0	0	2	45	57	2.00	0.778

PITCHER	IP	WLS	BF	H	R	ER	SO	BB	IBB	HBP	BLK	WP	HR	S	P	ERA	WHIP

TOP

San Diego Padres @ Houston Astros

Astrodome, Houston, TX

Tue Jul 29 1975, 8:05 PM EDT

Att. 7,156 - Dome

livebaseballscorecards.com

AB	31
R	2
H	4
RBI	2
BB	3
SO	7
LOB	13

WP: 0 PA: 34
PB: 0
SB: 1
CS: 0

Batter	1	2	3	4	5	6	7	8	9	AB	R	H	RBI	BB	SO	LOB
Wilbur Howard, S (1, 8) OBP: 0.390, SLG: 0.453	3-1		F8		1B S 2B 1B	E 1B 2-3 1B	K			5	1	2	0	0	1	3
Greg Gross, L (1, 9) OBP: 0.372, SLG: 0.354	6-3		1B		2B E 1-3 1B	E9 1-3 3-H 1B		L7		5	1	3	1	0	0	0
Jose Cruz, L (1, 7) OBP: 0.342, SLG: 0.327	K		4-3		E8 1B 1-H 3-H 2B	K		3-1		5	1	1	1	0	2	3
Cliff Johnson, R (1, 3) OBP: 0.375, SLG: 0.471		1B 5-3 1B		1B 2B	F7	IBB		K		4	1	2	0	1	1	1
Doug Rader, R (1, 5) OBP: 0.310, SLG: 0.362		5-3 1-2		F7	F3	K				4	0	0	0	0	1	6
Ken Boswell, L (1, 4) OBP: 0.368, SLG: 0.336 Rob Andrews, R (7, PR) OBP: 0.268, SLG: 0.239 (8, 4)		2-3 1B		2B G3 2-H 1B	2-H 1B		BBBB SH1-4 1B BB			3 0	1 0	3 0	2 0	1 0	0 0	0 0
Skip Jutze, R (1, 2) OBP: 0.217, SLG: 0.239	F9			G3 1-3 2B	1-3		SH1-4 1-2 1B			4	0	2	0	0	0	3
Larry Milbourne, S (1, 6) OBP: 0.243, SLG: 0.255	G3			G3 2-3 3-H		1B SH1-4 1B 1B	L5			4	1	1	1	0	0	5
Dave Roberts, L (1, 1) OBP: 0.133, SLG: 0.182			K	K		SH1-4 1-2	SH1-4 1-2 2-3			2	0	0	0	0	2	1
Inning Stats	R: 0 E: 0 K: 1 S: 5 H: 0 LOB: 0 BB: 0 P: 5	R: 0 E: 0 K: 0 S: 5 H: 2 LOB: 2 BB: 0 P: 5	R: 0 E: 0 K: 1 S: 6 H: 1 LOB: 1 BB: 0 P: 6	R: 2 E: 0 K: 1 S: 8 H: 3 LOB: 1 BB: 0 P: 8	R: 3 E: 1 K: 0 S: 7 H: 4 LOB: 1 BB: 0 P: 7	R: 1 E: 1 K: 2 S: 10 H: 3 LOB: 3 BB: 1 P: 14	R: 0 E: 0 K: 1 S: 6 H: 1 LOB: 3 BB: 1 P: 10	R: 0 E: 0 K: 1 S: 5 H: 0 LOB: 0 BB: 0 P: 5		1B: 11 2B: 3 3B: 0 HR: 0	SF: 0 SAC: 2 DP: 0 HBP: 0					

BOTTOM

San Diego Padres @ Houston Astros
Astrodome, Houston, TX
Tue Jul 29 1975, 8:05 PM EDT
Att. 7,156 - Dome

livebaseballscorecards.com

AB	36
R	6
H	14
RBI	5
BB	2
SO	7
LOB	22

PITCHER	IP	WLS	BF	H	R	ER	SO	BB	IBB	HBP	BLK	WP	HR	S	P	ERA	WHIP
Dan Spillner, R (1, 1) ERA: 3.94	4.2	L	24	10	5	5	3	0	0	0	0	0	0	30	30	9.64	2.143
Danny Frisella, R (5, 1) ERA: 2.84	1.1		8	3	1	1	2	0	1	0	0	0	0	11	15	6.75	2.250
Rich Folkers, L (7, 1) ERA: 4.46	2.0		8	1	0	0	2	1	0	0	0	0	0	11	15	0.00	1.000

PITCHER	IP	WLS	BF	H	R	ER	SO	BB	IBB	HBP	BLK	WP	HR	S	P	ERA	WHIP

Batter	1	2	3	4	5	6	7	8	9	AB	R	H	RBI	BB	SO	LOB
Johnny Grubb, L (1, 8) OBP: 0.363, SLG: 0.398	BBBB 4-0 CS 6-3 BB		x 0-0 ① F5		x 0-0 ② 4-3 2-3			x 0-0 ① 3-1	x 0-0 ③ F8	4	0	0	0	1	0	2
Tito Fuentes, S (1, 4) OBP: 0.294, SLG: 0.336	x 0-0 ① 6-3 1-2		x 0-0 ② F8		x 0-0 1B 2B 3-H			x 0-0 1B 1B 1B		4	1	2	1	0	0	1
Mike Ivie, R (1, 5) (8, 3) OBP: 0.309, SLG: 0.385	x 0-0 1B		x 0-0 ③ F4		x 0-0 ③ 1B 2-H			x 0-0 F9 1B 1-2 1B		4	0	3	0	0	0	0
Willie McCovey, L (1, 3) OBP: 0.326, SLG: 0.440 Enzo Hernandez, R (8, PR) OBP: 0.282, SLG: 0.264 (8, 6)	SSS 0-3 ② ③ K 2-3			x 0-0 ① F6		x 0-0 ① F5		x 0-0 1-2 2-H 1B		4 0	0 0	1 0	1 0	0 0	1 0	2 0
Dave Winfield, R (1, 9) OBP: 0.346, SLG: 0.414		x 0-0 SH1-3 S SF7 1B		x 0-0 ② L9		x 0-0 ② F6		x 0-0 ② F9 2-3		4	1	1	0	0	0	2
Bobby Tolan, L (1, 7) OBP: 0.287, SLG: 0.320		x 0-0 ① SH1-3 1-3		x 0-0 HR		x 0-0 ③ F6		SSS 0-3 ③ K		3	1	1	1	0	1	2
Hector Torres, R (1, 6) (8, 5) OBP: 0.294, SLG: 0.324		x 0-0 ② SF7 3-H		x 0-0 ③ F6			x 0-0 ① F4		x 0-0 1B	3	0	1	1	0	0	0
Randy Hundley, R (1, 2) OBP: 0.251, SLG: 0.268		x 0-0 E5			x 0-0 ① F8		x 0-0 ② F3		SSS 0-3 ① K	4	0	0	0	0	1	1
Joe McIntosh, S (1, 1) OBP: 0.225, SLG: 0.257 Bill Greif, R (6, 1) Fred Kendall, R (7, PH) OBP: 0.244, SLG: 0.235 Dave Tomlin, L (7, 1) Danny Frisella, L (8, 1) Gene Locklear, L (9, PH) OBP: 0.388, SLG: 0.463		x 0-0 ③ 1-3			x 0-0 4-3 2B 2B		SSS 0-3 ③ K		x 0-0 ② F7	2 0 1 0 0 0 1	1 0 0 0 0 0 0	1 0 0 0 0 0 0	0 0 0 0 0 0 0	0 0 1 0 0 0 0	0 0 0 0 0 0 0	1 0 0 0 0 0 1
Inning Stats	R: 0 H: 1 E: 0 LOB: 2 K: 1 BB: 1 S: 5 P: 9	R: 1 H: 1 E: 1 LOB: 1 K: 0 BB: 0 S: 5 P: 5	R: 0 H: 0 E: 0 LOB: 0 K: 0 BB: 0 S: 3 P: 3	R: 1 H: 1 E: 0 LOB: 0 K: 0 BB: 0 S: 4 P: 4	R: 1 H: 3 E: 0 LOB: 2 K: 0 BB: 0 S: 5 P: 5	R: 0 H: 0 E: 0 LOB: 0 K: 0 BB: 0 S: 3 P: 3	R: 0 H: 0 E: 0 LOB: 0 K: 1 BB: 0 S: 5 P: 5	R: 1 H: 3 E: 0 LOB: 2 K: 1 BB: 0 S: 8 P: 8	R: 0 H: 1 E: 0 LOB: 1 K: 1 BB: 0 S: 6 P: 6	1B: 7 SF: 1 2B: 3 SAC: 1 3B: 0 DP: 1 HR: 1 HBP: 0						WP: 0 PA: 37 PB: 0 SB: 1 CS: 1	

PITCHER		IP	WLS	BF	H	R	ER	SO	BB	IBB	HBP	BLK	WP	HR	S	P	ERA	WHIP
Doug Konieczny, R ERA: 4.5	(1, 1)	6.0	W	24	6	3	3	1	1	0	0	0	0	1	25	29	4.50	1.167
Joe Niekro, R ERA: 4.18	(7, 1)	1.1		6	2	1	1	1	0	0	0	0	0	0	8	8	6.75	1.500
Mike Cosgrove, L ERA: 2.01	(8, 1)	0.0		1	1	0	0	0	0	0	0	0	0	0	1	1	∞	∞
Jose Sosa, R ERA: 5.4	(8, 1)	1.2	S	6	1	0	0	2	0	0	0	0	0	0	10	10	0.00	0.600

PITCHER	IP	WLS	BF	H	R	ER	SO	BB	IBB	HBP	BLK	WP	HR	S	P	ERA	WHIP

TOP

San Diego Padres @ Houston Astros

Astrodome, Houston, TX

Wed Jul 30 1975, 8:05 PM EDT

Att. 7,547 - Dome

livebaseballscorecards.com

AB	34
R	4
H	10
RBI	4
BB	1
SO	4
LOB	12

BOTTOM

San Diego Padres @ Houston Astros

Astrodome, Houston, TX

Wed Jul 30 1975, 8:05 PM EDT

Att. 7,547 - Dome

Batter	1	2	3	4	5	6	7	8	9	AB	R	H	RBI	BB	SO	LOB
Wilbur Howard, S (1, 8) OBP: 0.381, SLG: 0.442	L8		G4-6-3 1-2f			L7	5-3			4	0	0	0	0	0	2
Greg Gross, L (1, 9) OBP: 0.373, SLG: 0.352	4-3		6-3			BBBB 1-2 HR BB		BBBB SH5-3 HR BB		2	2	0	0	2	0	0
Jose Cruz, L (1, 7) OBP: 0.346, SLG: 0.351	2B			4-3		1-H 2-H HR		SH5-3 1-2		3	1	2	3	0	0	0
Cliff Johnson, R (1, 3) OBP: 0.377, SLG: 0.466	F8			F7		BBBB HR BB		IIII HR IBB		2	2	0	0	2	0	1
Doug Rader, R (1, 5) OBP: 0.310, SLG: 0.369		SSS K		SSS K		1-H HR		F8		4	1	1	2	0	2	2
Ken Boswell, L (1, 4) OBP: 0.368, SLG: 0.336 Joe Niekro, R (7, 1) OBP: 0.375, SLG: 0.286 Mike Cosgrove, L (8, 1) Jose Sosa, R (8, 1) OBP: 1.000, SLG: 4.000		L7			L4	G6-4-3 1B		1-H 2-H HR		3 0 0 1	0 0 0 1	1 0 0 1	0 0 0 3	0 0 0 0	0 0 0 0	0 0 0 0
Skip Jutze, R (1, 2) OBP: 0.220, SLG: 0.240		1B			6-3	G6-4-3 1-2f		L7		4	0	1	0	0	0	1
Larry Milbourne, S (1, 6) OBP: 0.236, SLG: 0.248		3-1			F8		6-3			3	0	0	0	0	0	1
Doug Konieczny, R (1, 1) OBP: 0.205, SLG: 0.233 Tommy Helms, R (6, PH) OBP: 0.259, SLG: 0.197 (7, 4)			G4-6-3 1B			BB HR 1B	F8			1 2	0 1	1 1	0 0	0 0	0 0	0 0
Inning Stats	R: 0 E: 0 K: 0 S: 4 H: 1 LOB: 1 BB: 0 P: 4	R: 0 E: 0 K: 1 S: 6 H: 1 LOB: 1 BB: 0 P: 6	R: 0 E: 0 K: 0 S: 3 H: 1 LOB: 0 BB: 0 P: 3	R: 0 E: 0 K: 1 S: 5 H: 0 LOB: 0 BB: 0 P: 5	R: 0 E: 0 K: 0 S: 3 H: 0 LOB: 0 BB: 0 P: 3	R: 5 E: 0 K: 0 S: 6 H: 4 LOB: 0 BB: 2 P: 14	R: 0 E: 0 K: 0 S: 3 H: 0 LOB: 0 BB: 0 P: 3	R: 3 E: 0 K: 0 S: 4 H: 1 LOB: 0 BB: 2 P: 12		1B: 4 2B: 1 3B: 0 HR: 3	SF: 0 SAC: 1 DP: 2 HBP: 0						

PITCHER	IP	WLS	BF	H	R	ER	SO	BB	IBB	HBP	BLK	WP	HR	S	P	ERA	WHIP
Joe McIntosh, R (1, 1) ERA: 3.35	5.1	L	22	5	4	4	2	2	0	0	0	0	1	24	32	6.75	1.312
Bill Greif, R (6, 1) ERA: 3.31	0.2		3	2	1	1	0	0	0	0	0	0	1	3	3	13.50	3.000
Dave Tomlin, L (7, 1) ERA: 3.91	1.1		6	0	2	2	0	1	1	0	0	0	0	4	12	13.50	0.750
Danny Frisella, R (8, 1) ERA: 2.94	0.2		3	1	1	1	0	0	0	0	0	0	1	3	3	13.50	1.500

PITCHER	IP	WLS	BF	H	R	ER	SO	BB	IBB	HBP	BLK	WP	HR	S	P	ERA	WHIP

AB	29
R	8
H	8
RBI	8
BB	4
SO	2
LOB	7

WP: 0 PB: 0 SB: 0 CS: 0 PA: 34

livebaseballscorecards.com

Batter	1	2	3	4	5	6	7	8	9	AB	R	H	RBI	BB	SO	LOB
Johnny Grubb, L (1, 8) OBP: 0.361, SLG: 0.395 Don Hahn, R (9, PR) OBP: 0.318, SLG: 0.176 (9, 8)	4-3		K		F8		4-3		E9 1-H	5 0	0 0	1 0	0 0	0 0	1 0	0 0
Tito Fuentes, S (1, 4) OBP: 0.295, SLG: 0.337	1B		L7		4-3		1B		4-3	5	0	2	0	0	0	1
Mike Ivie, R (1, 5) OBP: 0.307, SLG: 0.392 (8, 3)	F8		F9			HR	5-3		6-3	5	1	1	1	0	0	3
Willie McCovey, L (1, 3) OBP: 0.332, SLG: 0.444 Enzo Hernandez, R (8, PR) OBP: 0.281, SLG: 0.263 (8, 6)	G3			BBBB 2B BB		G3 1B 2B		H FC5-4 HBP	F3	2 1	1 0	1 0	0 0	1 0	0 0	1 1
Dave Winfield, R (1, 9) OBP: 0.343, SLG: 0.409		K	K	K	F8			FC5-4 FC6-4 1-2f		4	0	0	0	0	2	3
Bobby Tolan, L (1, 7) OBP: 0.286, SLG: 0.319		1B 5-3 1B		K	G3 2-3			FC6-4 E S E 1-2f		4	2	1	0	0	1	3
Hector Torres, R (1, 6) OBP: 0.304, SLG: 0.339 (8, 5)		5-3 1-3 1B		1-3 2B		3-H 1B		E6 1-H		4	0	3	1	0	0	0
Bob Davis, R (1, 2) OBP: 0.171, SLG: 0.152		5-3 1-2 3-H		6-3		6-3		L5		4	0	0	1	0	0	5
Jerry Johnson, R (1, 1) OBP: 0.167, SLG: 0.333 Dave Tomlin, L (7, 1) OBP: 0.500, SLG: 0.250 Bill Greif, R (9, 1)		6-3			4-3		4-3		1B E 1B	3 1 0	0 1 0	0 1 0	0 0 0	0 0 0	0 0 0	1 0 0
Inning Stats	R: 0 E: 0 K: 0 S: 4 H: 1 LOB: 1 BB: 0 P: 4	R: 1 E: 0 K: 1 S: 7 H: 2 LOB: 1 BB: 0 P: 7	R: 0 E: 0 K: 1 S: 5 H: 0 LOB: 0 BB: 0 P: 5	R: 0 E: 0 K: 2 S: 8 H: 1 LOB: 2 BB: 1 P: 12	R: 0 E: 0 K: 0 S: 3 H: 0 LOB: 0 BB: 0 P: 3	R: 2 E: 0 K: 0 S: 6 H: 3 LOB: 1 BB: 0 P: 6	R: 0 E: 0 K: 0 S: 4 H: 1 LOB: 1 BB: 0 P: 4	R: 1 E: 1 K: 0 S: 4 H: 0 LOB: 1 BB: 0 P: 5	R: 1 E: 1 K: 0 S: 5 H: 2 LOB: 1 BB: 0 P: 5	1B: 7 2B: 2 3B: 0 HR: 1	SF: 0 SAC: 0 DP: 0 HBP: 1						

PITCHER		IP	WLS	BF	H	R	ER	SO	BB	IBB	HBP	BLK	WP	HR	S	P	ERA	WHIP
Ken Forsch, R ERA: 3.25	(1, 1)	7.0		30	8	3	3	4	1	0	0	0	0	1	37	41	3.86	1.286
Wayne Granger, R ERA: 2.53	(8, 1)	1.0	L	7	2	2	0	0	0	0	1	0	0	0	6	7	0.00	2.000
Jose Sosa, R ERA: 4.5	(9, 1)	1.0		3	0	0	0	0	0	0	0	0	0	0	3	3	0.00	0.000

PITCHER	IP	WLS	BF	H	R	ER	SO	BB	IBB	HBP	BLK	WP	HR	S	P	ERA	WHIP

TOP

San Diego Padres @ Houston Astros

Astrodome, Houston, TX

Thu Jul 31 1975, 8:05 PM EDT

Att. 7,475 - Dome

livebaseballscorecards.com

AB	38
R	5
H	10
RBI	3
BB	1
SO	4
LOB	18

WP: 0	PA: 40
PB: 0	
SB: 1	
CS: 0	

Batter	1	2	3	4	5	6	7	8	9	AB	R	H	RBI	BB	SO	LOB
Wilbur Howard, S (1, 8) OBP: 0.378, SLG: 0.438	4-3		FC6-4 (S, E) 1-2f		6-3 (S, E) 1B		FC4-6 BB 1-2f		K	4	2	1	0	0	0	2
Bob Watson, R (9, PH) OBP: 0.364, SLG: 0.496										1	0	0	0	0	1	2
Greg Gross, L (1, 9) OBP: 0.373, SLG: 0.351	4-3 (E) 1B		E4 1-H		6-3 1-3		BBBB 4-0 BB 1-2		L6	4	1	1	0	1	0	3
Jose Cruz, L (1, 7) OBP: 0.345, SLG: 0.355	4-3 1-2		L6		E7 2B 3-H		0-0 1-3			3	0	1	1	0	0	2
Enos Cabell, R (7, PH) (8, 7) OBP: 0.301, SLG: 0.372										1	0	0	0	0	0	2
Cliff Johnson, R (1, 3) OBP: 0.375, SLG: 0.458	E5 2-H		BBBB 4-0 BB		F7			6-3		3	0	0	0	1	0	1
Doug Rader, R (1, 5) OBP: 0.309, SLG: 0.368	SSS K		L8			G4-6-3 1B		6-3		4	0	1	0	0	1	3
Ken Boswell, L (1, 4) OBP: 0.364, SLG: 0.328		6-3	BBBB 4-0 CS BB			G4-6-3 1-2f		SSS K		3	0	0	0	1	1	1
Skip Jutze, R (1, 2) OBP: 0.222, SLG: 0.241		6-3	5-3 1-2			5-3			SH3-4 1B	4	0	1	0	0	0	1
Larry Milbourne, S (1, 6) OBP: 0.229, SLG: 0.240		3-1	6-3				4-3		SH3-4 1-2	3	0	0	0	0	0	0
Tommy Helms, R (9, PH) OBP: 0.268, SLG: 0.208									1B	1	0	1	0	0	0	0
Ken Forsch, R (1, 1) OBP: 0.192, SLG: 0.045			BBBB 4-0 FC6-4 BB		6-3		BBBB 4-0 FC4-6 BB		SH3-4 1-2 2-3	1	0	0	0	2	0	0
Wayne Granger, R (8, 1)										0	0	0	0	0	0	0
Jose Sosa, R (9, 1) OBP: 1.000, SLG: 4.000										0	0	0	0	0	0	0
Rob Andrews, R (9, PH) OBP: 0.268, SLG: 0.239										0	0	0	0	0	0	0
Inning Stats	R: 1 E: 1 K: 1 S: 7 H: 1 LOB: 1 BB: 0 P: 7	R: 0 E: 0 K: 0 S: 3 H: 0 LOB: 0 BB: 0 P: 3	R: 1 E: 1 K: 0 S: 4 H: 0 LOB: 2 BB: 2 P: 12	R: 0 E: 0 K: 0 S: 2 H: 0 LOB: 0 BB: 1 P: 6	R: 1 E: 1 K: 0 S: 5 H: 2 LOB: 1 BB: 0 P: 5	R: 0 E: 0 K: 0 S: 3 H: 1 LOB: 0 BB: 0 P: 3	R: 0 E: 0 K: 0 S: 3 H: 0 LOB: 2 BB: 2 P: 11	R: 0 E: 0 K: 1 S: 5 H: 0 LOB: 0 BB: 0 P: 5	R: 0 E: 0 K: 1 S: 7 H: 2 LOB: 2 BB: 0 P: 7	1B: 5 2B: 1 3B: 0 HR: 0	SF: 0 SAC: 1 DP: 1 HBP: 0						

PITCHER	IP	WLS	BF	H	R	ER	SO	BB	IBB	HBP	BLK	WP	HR	S	P	ERA	WHIP
Jerry Johnson, R (1, 1) ERA: 2.12	6.2		29	4	3	1	1	5	0	0	0	0	0	26	46	1.35	1.350
Dave Tomlin, L (7, 1) ERA: 3.81	1.1	W	6	2	0	0	1	0	0	0	0	0	0	8	8	0.00	1.500
Bill Greif, R (9, 1) ERA: 3.24	1.0	S	3	0	0	0	1	0	0	0	0	0	0	5	5	0.00	0.000

PITCHER	IP	WLS	BF	H	R	ER	SO	BB	IBB	HBP	BLK	WP	HR	S	P	ERA	WHIP

BOTTOM

San Diego Padres @ Houston Astros

Astrodome, Houston, TX

Thu Jul 31 1975, 8:05 PM EDT

Att. 7,475 - Dome

livebaseballscorecards.com

AB	32
R	3
H	6
RBI	1
BB	5
SO	3
LOB	17

WP: 0	PB: 0	SB: 2	CS: 1
PA: 38			

Batter	1	2	3	4	5	6	7	8	9	AB	R	H	RBI	BB	SO	LOB
Ralph Garr, L (1, 7) OBP: 0.318, SLG: 0.359	5-3			4-3		F7			6-3, 1B	4	0	1	0	0	0	0
Rod Gilbreath, R (1, 4) OBP: 0.384, SLG: 0.442	F9			6-3			6-3		6-3, 1-2	4	0	0	0	0	0	1
Darrell Evans, L (1, 5) OBP: 0.346, SLG: 0.388	F8			F6			BBBB, 4-0, FC6-4, BB		SSS, 0-3, K	3	0	0	0	1	1	1
Earl Williams, R (1, 3) OBP: 0.318, SLG: 0.409		G1-4-3, 1B			FC5-4, 1B		FC6-4, FC5-4, 1-2f			3	0	2	0	0	0	1
Cito Gaston, R (1, 9) OBP: 0.279, SLG: 0.404		SSS, 0-3, K			FC5-4, 6-3, 1-2f		FC5-4, 1-2f			3	0	0	0	0	1	3
Larvell Blanks, R (1, 6) OBP: 0.322, SLG: 0.325		G1-4-3, 1-2f			6-3, 1-2			6-3		3	0	0	0	0	0	2
Rowland Office, L (1, 8) OBP: 0.351, SLG: 0.380			SSS, 0-3, K		4-3			6-3		3	0	0	0	0	1	1
Biff Pocoroba, S (1, 2) OBP: 0.383, SLG: 0.367			4-3			3-1		G3		3	0	0	0	0	0	0
Phil Niekro, R (1, 1) OBP: 0.178, SLG: 0.211			6-3			6-3			6-3	2	0	0	0	0	0	0
Dusty Baker Jr., R (9, PH) OBP: 0.326, SLG: 0.396										1	0	0	0	0	0	0

TOP

Atlanta Braves @ San Diego Padres

San Diego Stadium, San Diego, CA

Fri Aug 01 1975, 10:05 PM EDT

Att. 11,348 - Unknown

livebaseballscorecards.com

AB	29
R	0
H	3
RBI	0
BB	1
SO	3
LOB	9

Inning Stats	1	2	3	4	5	6	7	8	9
R	0	0	0	0	0	0	0	0	0
E	0	0	0	0	0	0	0	0	0
K	0	1	1	0	0	0	0	0	1
S	3	5	5	3	4	3	3	3	6
H	0	1	0	0	1	0	0	0	1
LOB	0	0	0	0	1	0	1	0	1
BB	0	0	0	0	0	0	1	0	0
P	3	5	5	3	4	3	7	3	6

1B	3
2B	0
3B	0
HR	0
SF	0
SAC	0
DP	1
HBP	0

WP	0
PB	0
SB	0
CS	0
PA	30

PITCHER	IP	WLS	BF	H	R	ER	SO	BB	IBB	HBP	BLK	WP	HR	S	P	ERA	WHIP
Randy Jones, L (1, 1) ERA: 1.89	9.0	W	30	3	0	0	3	1	0	0	0	0	0	35	39	0.00	0.444

PITCHER	IP	WLS	BF	H	R	ER	SO	BB	IBB	HBP	BLK	WP	HR	S	P	ERA	WHIP

Batter	1	2	3	4	5	6	7	8	9	AB	R	H	RBI	BB	SO	LOB
Johnny Grubb, L (1, 8) OBP: 0.362, SLG: 0.397	5-3		BB 4-3 1B		F5			SH5-4 E 2B 1-H 2-H		3	1	1	2	1	0	0
Tito Fuentes, S (1, 4) OBP: 0.293, SLG: 0.334	3-1		4-3 1-2			K		SH5-4 2-3		3	0	0	0	0	1	1
Gene Locklear, L (1, 7) OBP: 0.391, SLG: 0.460 Enzo Hernandez, R (8, PR) OBP: 0.281, SLG: 0.263 (9, 6)	2-3		1B 2-3			5-3		BB E S		3 0	0 0	1 0	0 0	1 0	0 0	0 0
Mike Ivie, R (1, 5) OBP: 0.307, SLG: 0.388 (9, 3)		5-3	L5			K		BB FC5 E 1-2		3	0	0	0	1	1	2
Dave Winfield, R (1, 9) OBP: 0.342, SLG: 0.408		6-3		K			1B	F7 1-2 2-3 3-H		4	0	1	0	0	1	2
Bobby Tolan, L (1, 3) OBP: 0.287, SLG: 0.317 (9, 7)		K CS 1B		F7			SH1-3-5 1-3f	IBB		2	1	0	0	1	1	0
Hector Torres, R (1, 6) OBP: 0.303, SLG: 0.337 (9, 5)		S 1-H 1B		F4			6-3	FC5 2-3f		4	0	1	1	0	0	3
Fred Kendall, R (1, 2) OBP: 0.245, SLG: 0.236		F7 1-2			5-3			SH 2B 1B		3	1	1	0	0	0	1
Randy Jones, R (1, 1) OBP: 0.148, SLG: 0.135			F6		F8			SH 2B 1-2		2	1	0	0	0	0	0
Inning Stats	R: 0 E: 0 K: 0 S: 3 H: 0 LOB: 0 BB: 0 P: 3	R: 1 E: 0 K: 1 S: 7 H: 1 LOB: 1 BB: 0 P: 7	R: 0 E: 0 K: 0 S: 4 H: 1 LOB: 2 BB: 1 P: 8	R: 0 E: 0 K: 1 S: 5 H: 0 LOB: 0 BB: 0 P: 5	R: 0 E: 0 K: 0 S: 3 H: 0 LOB: 0 BB: 0 P: 3	R: 0 E: 0 K: 2 S: 7 H: 0 LOB: 0 BB: 0 P: 7	R: 0 E: 0 K: 0 S: 3 H: 1 LOB: 0 BB: 0 P: 3	R: 3 E: 2 K: 0 S: 6 H: 2 LOB: 3 BB: 3 P: 18		1B: 4 2B: 2 3B: 0 HR: 0 SF: 0 SAC: 3 DP: 1 HBP: 0						

PITCHER		IP	WLS	BF	H	R	ER	SO	BB	IBB	HBP	BLK	WP	HR	S	P	ERA	WHIP
Phil Niekro, R ERA: 2.67	(1, 1)	8.0	L	34	5	4	1	4	3	1	0	0	0	0	38	54	1.12	1.000

PITCHER	IP	WLS	BF	H	R	ER	SO	BB	IBB	HBP	BLK	WP	HR	S	P	ERA	WHIP

BOTTOM

Atlanta Braves @ San Diego Padres

San Diego Stadium, San Diego, CA

Fri Aug 01 1975, 10:05 PM EDT

Att. 11,348 - Unknown

livebaseballscorecards.com

AB	27
R	4
H	5
RBI	3
BB	4
SO	4
LOB	9

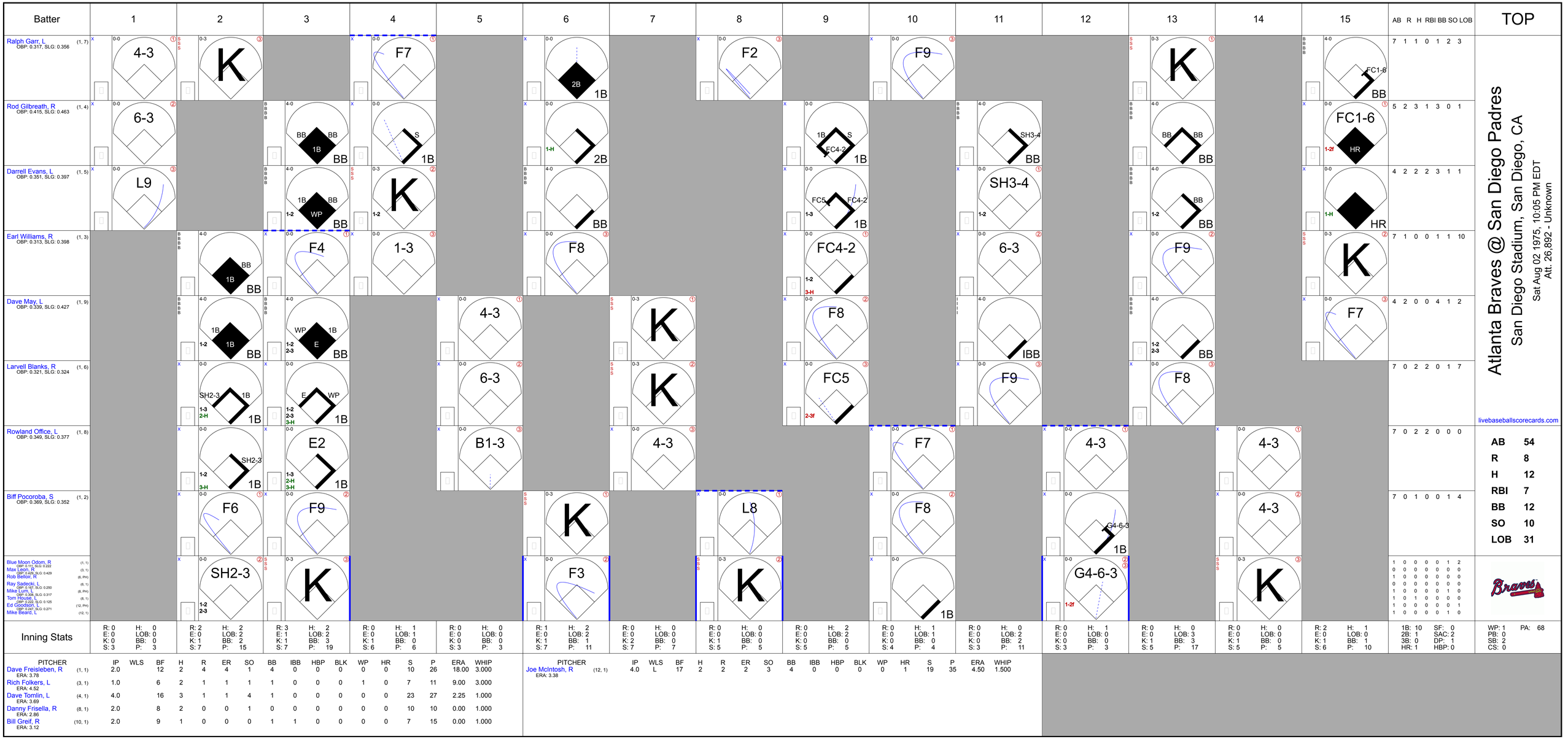
Batter
1
2
3
4
5
6
7
8
9
10
11
12
13
14
15
AB R H RBI BB SO LOB
TOP
Ralph Garr, L (1, 7) OBP: 0.317, SLG: 0.356
4-3
K
F7
2B 1B
F2
F9
K
FC1-6 BB
7 1 1 0 1 2 3
Rod Gilbreath, R (1, 4) OBP: 0.415, SLG: 0.463
6-3
BB BB 1B BB
S 1B
1B S FC4-2 1B
SH3-4 BB
BB BB BB
FC1-6 HR 1-2f
5 2 3 1 3 0 1
Darrell Evans, L (1, 5) OBP: 0.351, SLG: 0.397
L9
1B BB WP BB 1-2
K 1-2
1-H 2B
BB
FC5 FC4-2 1-3 1B
SH3-4 1-2
BB 1-2
HR 1-H
4 2 2 2 3 1 1
Earl Williams, R (1, 3) OBP: 0.313, SLG: 0.398
BB 1B BB
F4
1-3
F8
FC4-2 1-2 3-H
6-3
F9
IBB
K
7 1 0 0 1 1 10
Dave May, L (1, 9) OBP: 0.339, SLG: 0.427
1B 1B 1-2 BB
WP 1B E 1-2 2-3 BB
4-3
K
F8
F9
BB 1-2 2-3
F7
4 2 0 0 4 1 2
Larvell Blanks, R (1, 6) OBP: 0.321, SLG: 0.324
SH2-3 1B 1-3 2-H 1B
E WP 1-2 2-3 3-H 1B
6-3
K
FC5 2-3f
F9
F8
7 0 2 2 0 1 7
livebaseballscorecards.com
Rowland Office, L (1, 8) OBP: 0.349, SLG: 0.377
SH2-3 1-2 3-H 1B
E2 1-3 2-H 3-H 1B
B1-3
4-3
F7
4-3
4-3
7 0 2 2 0 0 0
Biff Pocoroba, S (1, 2) OBP: 0.369, SLG: 0.352
F6
F9
K
L8
F8
G4-6-3 1B
4-3
7 0 1 0 0 1 4
Blue Moon Odom, R (1, 1) OBP: 0.111, SLG: 0.222
Max Leon, R (3, 1) OBP: 0.429, SLG: 0.429
Rob Belloir, R (6, PH)
Ray Sadecki, L (6, 1) OBP: 0.167, SLG: 0.250
Mike Lum, L (8, PH) OBP: 0.308, SLG: 0.317
Tom House, L (8, 1) OBP: 0.222, SLG: 0.125
Ed Crosby (12, PH) OBP: 0.267, SLG: 0.271
Mike Beard, L (12, 1)
SH2-3 1-2 2-3
K
F3
K
G4-6-3 1-2f
1B
K
1 0 0 0 0 1 2
0 0 0 0 0 0 0
1 0 0 0 0 0 0
0 0 0 0 0 0 0
1 0 0 0 0 1 0
1 0 1 0 0 0 0
1 0 0 0 0 0 1
1 0 0 0 0 1 0
Atlanta Braves @ San Diego Padres
San Diego Stadium, San Diego, CA
Sat Aug 02 1975, 10:05 PM EDT
Att. 26,892 - Unknown
AB 54
R 8
H 12
RBI 7
BB 12
SO 10
LOB 31
Inning Stats
R: 0 E: 0 K: 0 S: 3 H: 0 LOB: 0 BB: 0 P: 3
R: 2 E: 0 K: 1 S: 7 H: 2 LOB: 2 BB: 2 P: 15
R: 3 E: 1 K: 1 S: 7 H: 2 LOB: 2 BB: 3 P: 19
R: 0 E: 0 K: 1 S: 6 H: 1 LOB: 1 BB: 0 P: 6
R: 0 E: 0 K: 0 S: 3 H: 0 LOB: 0 BB: 0 P: 3
R: 1 E: 0 K: 1 S: 7 H: 2 LOB: 2 BB: 1 P: 11
R: 0 E: 0 K: 2 S: 7 H: 0 LOB: 0 BB: 0 P: 7
R: 0 E: 0 K: 1 S: 5 H: 0 LOB: 0 BB: 0 P: 5
R: 0 E: 0 K: 0 S: 5 H: 2 LOB: 2 BB: 0 P: 5
R: 0 E: 0 K: 0 S: 4 H: 1 LOB: 1 BB: 0 P: 4
R: 0 E: 0 K: 0 S: 3 H: 0 LOB: 2 BB: 2 P: 11
R: 0 E: 0 K: 0 S: 3 H: 1 LOB: 0 BB: 0 P: 3
R: 0 E: 0 K: 1 S: 5 H: 0 LOB: 3 BB: 3 P: 17
R: 0 E: 0 K: 1 S: 5 H: 0 LOB: 0 BB: 0 P: 5
R: 2 E: 0 K: 1 S: 6 H: 1 LOB: 0 BB: 1 P: 10
1B: 10 2B: 1 3B: 0 HR: 1 SF: 0 SAC: 2 DP: 1 HBP: 0
WP: 1 PB: 0 SB: 2 CS: 0 PA: 68
PITCHER IP WLS BF H R ER SO BB IBB HBP BLK WP HR S P ERA WHIP
Dave Freisleben, R (1, 1) ERA: 3.78 2.0 12 2 4 4 1 4 0 0 0 0 0 10 26 18.00 3.000
Rich Folkers, L (3, 1) ERA: 4.52 1.0 6 2 1 1 1 1 0 0 0 1 0 7 11 9.00 3.000
Dave Tomlin, L (4, 1) ERA: 3.69 4.0 16 3 1 1 4 1 0 0 0 0 0 23 27 2.25 1.000
Danny Frisella, R (8, 1) ERA: 2.86 2.0 8 2 0 0 1 0 0 0 0 0 0 10 10 0.00 1.000
Bill Greif, R (10, 1) ERA: 3.12 2.0 9 1 0 0 0 1 1 0 0 0 0 7 15 0.00 1.000
PITCHER IP WLS BF H R ER SO BB IBB HBP BLK WP HR S P ERA WHIP
Joe McIntosh, R (12, 1) ERA: 3.38 4.0 L 17 2 2 2 3 4 0 0 0 0 1 19 35 4.50 1.500

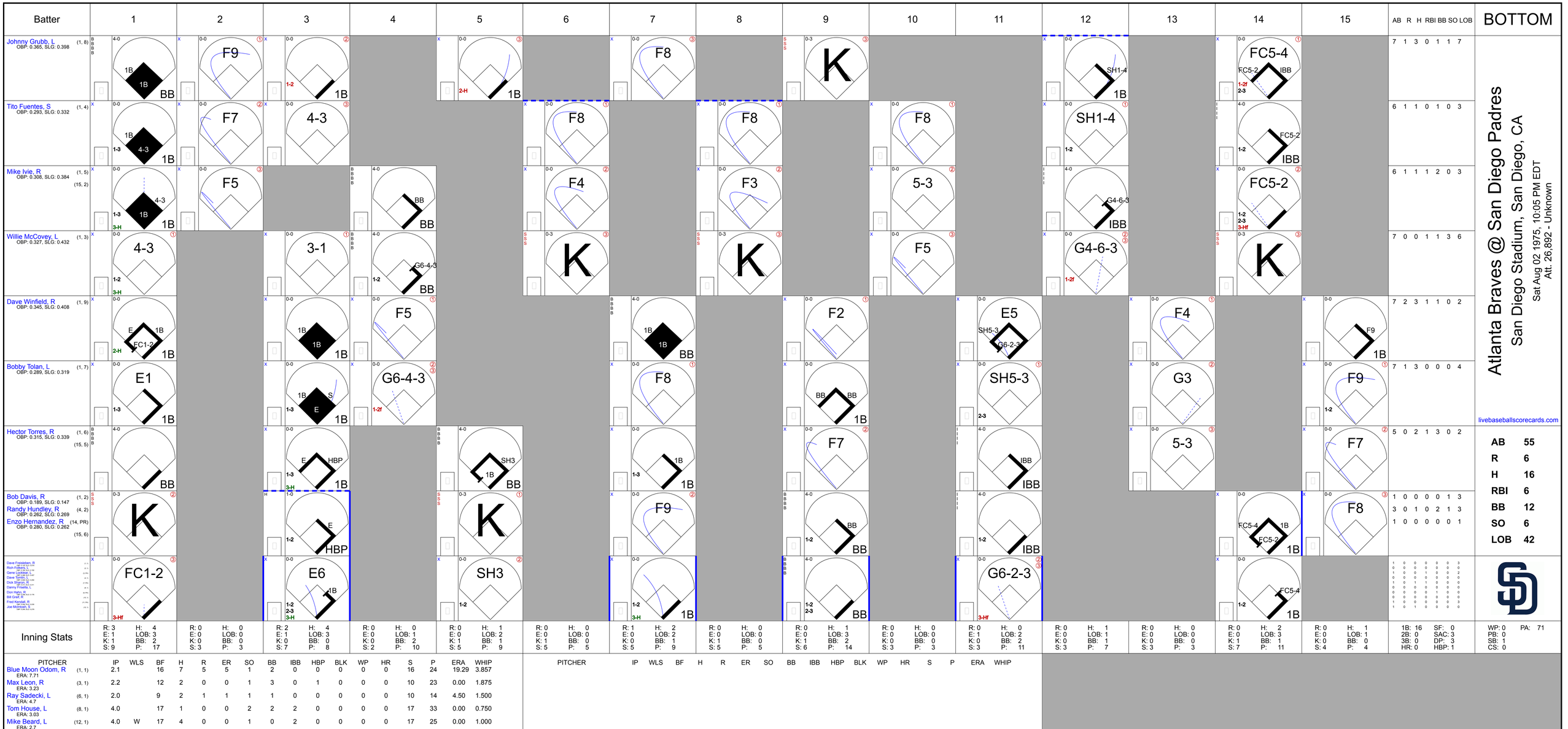
Batter
1
2
3
4
5
6
7
8
9
10
11
12
13
14
15
AB R H RBI BB SO LOB
BOTTOM
Johnny Grubb, L (1, 8) OBP: 0.365, SLG: 0.398
7 1 3 0 1 1 7
Tito Fuentes, S (1, 4) OBP: 0.293, SLG: 0.332
6 1 1 0 1 0 3
Mike Ivie, R (1, 5) (15, 2) OBP: 0.308, SLG: 0.384
6 1 1 1 2 0 3
Willie McCovey, L (1, 3) OBP: 0.327, SLG: 0.432
7 0 0 1 1 3 6
Dave Winfield, R (1, 9) OBP: 0.345, SLG: 0.408
7 2 3 1 1 0 2
Bobby Tolan, L (1, 7) OBP: 0.289, SLG: 0.319
7 1 3 0 0 0 4
Hector Torres, R (1, 6) (15, 5) OBP: 0.315, SLG: 0.339
5 0 2 1 3 0 2
Bob Davis, R (1, 2) OBP: 0.189, SLG: 0.147
1 0 0 0 0 1 3
Randy Hundley, R (4, 2) OBP: 0.262, SLG: 0.269
3 0 1 0 2 1 3
Enzo Hernandez, R (14, PR) (15, 6) OBP: 0.280, SLG: 0.262
1 0 0 0 0 0 1
Dave Freisleben, R
Rich Folkers, L
Gene Lockhart, L
Dave Tomlin, L
Dick Selma, R
Danny Frisella, R
Don Mahler, R
Bill Grabarkewitz
Fred Kendall, R
Joe McIntosh, R
Atlanta Braves @ San Diego Padres
San Diego Stadium, San Diego, CA
Sat Aug 02 1975, 10:05 PM EDT
Att. 26,892 - Unknown
livebaseballscorecards.com
AB 55
R 6
H 16
RBI 6
BB 12
SO 6
LOB 42
Inning Stats
PITCHER
IP WLS BF H R ER SO BB IBB HBP BLK WP HR S P ERA WHIP
Blue Moon Odom, R (1, 1) ERA: 7.71 2.1 16 7 5 5 1 2 0 0 0 0 0 16 24 19.29 3.857
Max Leon, R (3, 1) ERA: 3.23 2.2 12 2 0 0 1 3 0 1 0 0 0 10 23 0.00 1.875
Ray Sadecki, L (6, 1) ERA: 4.7 2.0 9 2 1 1 1 1 0 0 0 0 0 10 14 4.50 1.500
Tom House, L (8, 1) ERA: 3.03 4.0 17 1 0 0 2 2 2 0 0 0 0 17 33 0.00 0.750
Mike Beard, L (12, 1) ERA: 2.7 4.0 W 17 4 0 0 1 0 2 0 0 0 0 17 25 0.00 1.000
1B: 16 SF: 0
2B: 0 SAC: 3
3B: 0 DP: 3
HR: 0 HBP: 1
WP: 0 PA: 71
PB: 0
SB: 1
CS: 0

Batter	1	2	3	4	5	6	7	8	9	AB	R	H	RBI	BB	SO	LOB
Rowland Office, L (1, 8) OBP: 0.345, SLG: 0.373	SSS 0-3 ① K		x 0-0 ② F5			x 0-0 SH1-4 1B 1B		x 0-0 ① 6-3	x 0-0 ③ 4-3	5	1	1	0	0	1	1
Rod Gilbreath, R (1, 4) OBP: 0.402, SLG: 0.447	x 0-0 ② F8		SSS 0-3 ③ K			x 0-0 ① SH1-4 1-2		x 0-0 ② 5-3		3	0	0	0	0	1	1
Darrell Evans, L (1, 5) OBP: 0.352, SLG: 0.405	SSS 0-3 ③ K			x 0-0 ① 5-3		x 0-0 1B FC1-6-2-5 2-H 1B		x 0-0 HR		4	1	2	2	0	1	0
Earl Williams, R (1, 3) OBP: 0.318, SLG: 0.401		BBB 4-0 BB		SSS 0-3 ② K		x 0-0 FC1-6-2-5 1-3 1B		x 0-0 2B 1B		3	1	2	0	1	1	0
Dave May, L (1, 9) OBP: 0.339, SLG: 0.455		x 0-0 ① F8		x 0-0 HR		x 0-0 ② ③ FC1-6-2-5 1-2 3-H		x 0-0 1B 1-H 2B		3	1	1	1	0	0	3
Dusty Baker Jr., R (8, PH) (8, 9) OBP: 0.328, SLG: 0.401										1	1	1	1	0	0	0
Mike Lum, L (1, 7) OBP: 0.307, SLG: 0.316		x 0-0 ② F4		x 0-0 ③ F3			x 0-0 ① G3	x 0-0 2-H 1B		4	0	1	1	0	0	1
Larvell Blanks, R (1, 6) OBP: 0.318, SLG: 0.321		x 0-0 ③ F7			x 0-0 ① F8		x 0-0 ② F9	x 0-0 ③ 6-3		4	0	0	0	0	0	2
Biff Pocoroba, S (1, 2) OBP: 0.373, SLG: 0.358			x 0-0 1B		SSS 0-3 ② K		x 0-0 1B		x 0-0 ① G3	4	0	2	0	0	1	0
Carl Morton, R (1, 1) OBP: 0.217, SLG: 0.212			x 0-0 ① B2		x 0-0 ③ F9		x 0-0 ③ F4		SSS 0-3 ② K	4	0	0	0	0	1	2

TOP

Atlanta Braves @ San Diego Padres

San Diego Stadium, San Diego, CA

Sun Aug 03 1975, 6:33 AM EDT

Att. 8,850 - Unknown

livebaseballscorecards.com

	AB	R	H	RBI	BB	SO	LOB
	35	5	10	5	1	6	10

Inning Stats	1	2	3	4	5	6	7	8	9	1B	SF	WP	PA
R	0	0	0	1	0	1	0	3	0	7	0	0	37
E	0	0	0	0	0	0	0	0	0	2B 2	SAC 1	PB 0	
K	2	0	1	1	1	0	0	0	1	3B 0	DP 1	SB 0	
S	7	3	6	6	5	5	4	7	5	HR 2	HBP 0	CS 0	
H	0	0	1	1	0	3	1	4	0				
LOB	0	1	0	0	0	1	1	1	0				
BB	0	1	0	0	0	0	0	0	0				
P	7	7	6	6	5	5	4	7	5				

PITCHER		IP	WLS	BF	H	R	ER	SO	BB	IBB	HBP	BLK	WP	HR	S	P	ERA	WHIP
Dan Spillner, R ERA: 3.99	(1, 1)	7.2	L	31	8	4	4	5	1	0	0	0	0	2	40	44	4.70	1.174
Rich Folkers, L ERA: 4.63	(8, 1)	0.0		2	2	1	1	0	0	0	0	0	0	0	2	2	∞	∞
Danny Frisella, R ERA: 2.84	(8, 1)	0.1		1	0	0	0	0	0	0	0	0	0	0	1	1	0.00	0.000
Brent Strom, L ERA: 2.61	(9, 1)	1.0		3	0	0	0	1	0	0	0	0	0	0	5	5	0.00	0.000

PITCHER	IP	WLS	BF	H	R	ER	SO	BB	IBB	HBP	BLK	WP	HR	S	P	ERA	WHIP

Batter	1	2	3	4	5	6	7	8	9	AB	R	H	RBI	BB	SO	LOB
Johnny Grubb, L (1, 8) OBP: 0.364, SLG: 0.399	SH5-3 4-3 2B		F4			F8		F7		4	1	1	0	0	0	3
Tito Fuentes, S (1, 4) OBP: 0.293, SLG: 0.332	SH5-3 2-3		G3			FC4 1B		F5		3	0	1	0	0	0	3
Gene Locklear, L (1, 7) OBP: 0.385, SLG: 0.452	4-3 3-H			F7		FC4 CS 1-2f			G5-4-3 1B	4	0	1	1	0	0	1
Mike Ivie, R (1, 5) OBP: 0.304, SLG: 0.379	K			5-3		CS 1-2	L7		G5-4-3 1-2f	4	0	0	0	0	1	1
Dave Winfield, R (1, 9) OBP: 0.342, SLG: 0.403		6-3		K			F4		F2	4	0	0	0	0	1	0
Bobby Tolan, L (1, 3) OBP: 0.287, SLG: 0.317		6-3			B1		4-3			3	0	0	0	0	0	0
Hector Torres, R (1, 6) OBP: 0.320, SLG: 0.349		F4			1B			2B		3	0	2	0	0	0	0
Fred Kendall, R (1, 2) OBP: 0.245, SLG: 0.237			SH1-4 1B		K			F9		3	0	1	0	0	1	2
Dan Spillner, R (1, 1) OBP: 0.316, SLG: 0.219			SH1-4 1-2		5-3			BB		1	0	0	0	0	0	1
Rich Folkers, L (8, 1) OBP: 0.190, SLG: 0.150										0	0	0	0	0	0	0
Danny Frisella, L (8, 1)										0	0	0	0	0	0	0
Dick Sharon, R (8, PH) OBP: 0.318, SLG: 0.311										0	0	0	1	0	0	0
Brent Strom, R (9, 1) OBP: 0.167, SLG: 0.176										0	0	0	0	0	0	0
Inning Stats	R: 1 H: 1 E: 0 LOB: 0 K: 1 BB: 0 S: 6 P: 6	R: 0 H: 0 E: 0 LOB: 0 K: 0 BB: 0 S: 3 P: 3	R: 0 H: 1 E: 0 LOB: 1 K: 0 BB: 0 S: 4 P: 4	R: 0 H: 0 E: 0 LOB: 0 K: 1 BB: 0 S: 5 P: 5	R: 0 H: 1 E: 0 LOB: 1 K: 1 BB: 0 S: 6 P: 6	R: 0 H: 1 E: 0 LOB: 0 K: 0 BB: 0 S: 3 P: 3	R: 0 H: 0 E: 0 LOB: 0 K: 0 BB: 0 S: 3 P: 3	R: 0 H: 1 E: 0 LOB: 2 K: 0 BB: 1 S: 4 P: 8	R: 0 H: 1 E: 0 LOB: 0 K: 0 BB: 0 S: 3 P: 3	1B: 4 SF: 0 2B: 2 SAC: 2 3B: 0 DP: 1 HR: 0 HBP: 0						

PITCHER	IP	WLS	BF	H	R	ER	SO	BB	IBB	HBP	BLK	WP	HR	S	P	ERA	WHIP
Carl Morton, R (1, 1) ERA: 3.43	9.0	W	32	6	1	1	3	1	0	0	0	0	0	37	41	1.00	0.778

PITCHER	IP	WLS	BF	H	R	ER	SO	BB	IBB	HBP	BLK	WP	HR	S	P	ERA	WHIP

BOTTOM

Atlanta Braves @ San Diego Padres

San Diego Stadium, San Diego, CA

Sun Aug 03 1975, 6:33 AM EDT

Att. 8,850 - Unknown

livebaseballscorecards.com

AB	29
R	1
H	6
RBI	1
BB	1
SO	3
LOB	11

Houston Astros @ San Diego Padres

San Diego Stadium, San Diego, CA

Mon Aug 04 1975, 10:05 PM EDT

Att. 15,000 - Unknown

TOP

livebaseballscorecards.com

Batter	1	2	3	4	5	6	7	8	9	AB	R	H	RBI	BB	SO	LOB
Wilbur Howard, S (1, 8) OBP: 0.369, SLG: 0.414	5-3		G6-4-3 1B		FC6-4 1-2f		1B IBB		K	4	0	1	0	1	1	2
Greg Gross, L (1, 9) OBP: 0.376, SLG: 0.354	F7		G6-4-3 1-2f			6-3	FC6 1-2 2-H 3-H 1B		IBB	4	0	1	2	1	0	1
Jose Cruz, L (1, 7) OBP: 0.361, SLG: 0.381 Mike Cosgrove, L (7, 1)	1B 2B 1B		4-3			L5	FC6 1-2f		F8	4 1	1 0	1 0	0 0	0 0	0 0	2 2
Bob Watson, R (1, 3) OBP: 0.366, SLG: 0.497 (7, 7)	1-2 2B 1B			F9		5-3		SH1-3 2B		4	1	2	0	0	0	0
Milt May, L (1, 2) OBP: 0.290, SLG: 0.326	1-H 2-H 2B			F6			1B 1B 1B	SH1-3 2-3		3	1	2	2	0	0	0
Ken Boswell, L (1, 5) OBP: 0.348, SLG: 0.308	4-3			L9			F4	4-3		4	0	0	0	0	0	3
Jerry Davanon, R (1, 6) OBP: 0.667, SLG: 0.625		G3-6-3 1B			FC6-5 6-3 1B		E 1B 1-2 1B 1B	5-3		4	1	3	0	0	0	1
Rob Andrews, R (1, 4) OBP: 0.273, SLG: 0.242 Cliff Johnson, R (7, PH) OBP: 0.377, SLG: 0.450 (7, 3)		G3-6-3 1-2f			6-3 1-2		L5		F6	2 2	0 0	0 0	0 0	0 0	0 0	2 2
Joe Niekro, R (1, 1) OBP: 0.300, SLG: 0.222 Tommy Helms, R (7, PH) OBP: 0.267, SLG: 0.213 (7, 4)		F3			FC6-5 FC6-4 2-3		E7 1-3 2-H 1B		E6	2 2	0 1	0 1	0 0	0 0	0 0	1 0
Inning Stats	R: 2 E: 0 K: 0 S: 6 H: 3 LOB: 1 BB: 0 P: 6	R: 0 E: 0 K: 0 S: 3 H: 1 LOB: 0 BB: 0 P: 3	R: 0 E: 0 K: 0 S: 3 H: 1 LOB: 0 BB: 0 P: 3	R: 0 E: 0 K: 0 S: 3 H: 0 LOB: 0 BB: 0 P: 3	R: 0 E: 0 K: 0 S: 4 H: 1 LOB: 1 BB: 0 P: 4	R: 0 E: 0 K: 0 S: 3 H: 0 LOB: 0 BB: 0 P: 3	R: 3 E: 1 K: 0 S: 7 H: 4 LOB: 2 BB: 1 P: 11	R: 0 E: 0 K: 0 S: 4 H: 1 LOB: 1 BB: 0 P: 4	R: 0 E: 1 K: 1 S: 6 H: 0 LOB: 2 BB: 1 P: 10	1B: 9 2B: 2 3B: 0 HR: 0 SF: 0 SAC: 1 DP: 2 HBP: 0	WP: 0 PB: 0 SB: 0 CS: 0 PA: 39					

	AB	36
	R	5
	H	11
	RBI	5
	BB	2
	SO	1
	LOB	16

PITCHER		IP	WLS	BF	H	R	ER	SO	BB	IBB	HBP	BLK	WP	HR	S	P	ERA	WHIP
Dave Freisleben, R ERA: 3.92	(1, 1)	6.2	L	27	9	5	5	0	0	0	0	0	0	0	27	27	6.75	1.350
Dave Tomlin, L ERA: 3.62	(7, 1)	1.0		6	2	0	0	0	0	1	0	0	0	0	5	9	0.00	2.000
Bill Greif, R ERA: 3.04	(8, 1)	1.1		6	0	0	0	1	0	1	0	0	0	0	7	11	0.00	0.000

PITCHER	IP	WLS	BF	H	R	ER	SO	BB	IBB	HBP	BLK	WP	HR	S	P	ERA	WHIP

BOTTOM

Houston Astros @ San Diego Padres

San Diego Stadium, San Diego, CA

Mon Aug 04 1975, 10:05 PM EDT

Att. 15,000 - Unknown

livebaseballscorecards.com

Batter	1	2	3	4	5	6	7	8	9	AB	R	H	RBI	BB	SO	LOB
Johnny Grubb, L (1, 8) OBP: 0.364, SLG: 0.402	0-0 1B 1B FC4-6 1B	0-0 2B		0-0 4-1 ③			0-0 F7 ①		0-0 F5 ②	5	1	2	0	0	0	3
Tito Fuentes, S (1, 4) OBP: 0.292, SLG: 0.330	0-0 1B E 1B 1-2	0-0 G3 ③			0-3 K ① S S S		0-3 K ② S S S		0-0 6-3 ③	5	1	1	0	0	2	2
Mike Ivie, R (1, 5) OBP: 0.304, SLG: 0.377	0-0 FC4-6 1B 1-2 2-3		0-0 F4 ①		0-0 F8 ②		0-0 6-3 ③			4	0	1	0	0	0	0
Willie McCovey, L (1, 3) OBP: 0.326, SLG: 0.427	0-0 FC4-6 ① 5-3 E 1-2f 2-H 3-H		0-3 K ② S S S		4-0 FC6-4 BB B B B B			0-0 L6 ①		3	1	0	1	1	1	1
Dave Winfield, R (1, 9) OBP: 0.341, SLG: 0.400	0-0 5-3 ② 1-2		0-0 5-3 ③		0-0 FC6-4 ③ 1-2f			4-0 BB B B B B		3	0	0	0	1	0	2
Bobby Tolan, L (1, 7) OBP: 0.287, SLG: 0.316	0-0 E8 PB 1B 2-H			0-0 F9 ①		0-0 F9 ①		0-3 K ② S S S		4	0	1	1	0	1	1
Hector Torres, R (1, 6) OBP: 0.319, SLG: 0.347	0-0 4-3 ③ 2-3			0-0 SH1-4 WP 1B		0-0 F9 ②		0-0 4-3 ③		4	0	1	0	0	0	2
Randy Hundley, R (1, 2) OBP: 0.269, SLG: 0.267		0-0 F8 ①		4-0 SH1-4 BB B B B B 1-2		4-0 BB B B B B			0-3 K ① S S S	1	0	0	0	2	0	0
Fred Kendall, R (9, PH) OBP: 0.244, SLG: 0.236										1	0	0	0	0	1	0
Dave Freisleben, R (1, 1) OBP: 0.119, SLG: 0.075		0-3 K ② S S S		0-0 SH1-4 ② 1-2 2-3		0-3 K ③ S S S			0-0 2B	2	0	0	0	0	2	1
Dave Tomlin, L (7, 1) OBP: 0.500, SLG: 0.250										0	0	0	0	0	0	0
Bill Greif, R (8, 1)										0	0	0	0	0	0	0
Dick Sharon, R (9, PH) OBP: 0.324, SLG: 0.330										1	0	1	0	0	0	0
Inning Stats	R: 3 H: 4 E: 2 LOB: 1 K: 0 BB: 0 S: 7 P: 7	R: 0 H: 1 E: 0 LOB: 1 K: 1 BB: 0 S: 6 P: 6	R: 0 H: 0 E: 0 LOB: 0 K: 1 BB: 0 S: 5 P: 5	R: 0 H: 1 E: 0 LOB: 2 K: 0 BB: 1 S: 4 P: 8	R: 0 H: 0 E: 0 LOB: 1 K: 1 BB: 1 S: 5 P: 9	R: 0 H: 0 E: 0 LOB: 1 K: 1 BB: 1 S: 5 P: 9	R: 0 H: 0 E: 0 LOB: 0 K: 1 BB: 0 S: 5 P: 5	R: 0 H: 0 E: 0 LOB: 1 K: 1 BB: 1 S: 5 P: 9	R: 0 H: 1 E: 0 LOB: 1 K: 1 BB: 0 S: 6 P: 6	1B: 5 SF: 0 2B: 2 SAC: 1 3B: 0 DP: 0 HR: 0 HBP: 0							

	AB	33
	R	3
	H	7
	RBI	2
	BB	4
	SO	7
	LOB	12

WP: 1 PB: 1 SB: 0 CS: 0 PA: 38

PITCHER		IP	WLS	BF	H	R	ER	SO	BB	IBB	HBP	BLK	WP	HR	S	P	ERA	WHIP
Joe Niekro, R ERA: 4.21	(1, 1)	6.0	W	27	6	3	3	4	3	0	0	0	1	0	32	44	4.50	1.500
Mike Cosgrove, L ERA: 1.93	(7, 1)	3.0	S	11	1	0	0	3	1	0	0	0	0	0	16	20	0.00	0.667

PITCHER	IP	WLS	BF	H	R	ER	SO	BB	IBB	HBP	BLK	WP	HR	S	P	ERA	WHIP

TOP

Houston Astros @ San Diego Padres

San Diego Stadium, San Diego, CA

Tue Aug 05 1975, 10:05 PM EDT

Att. 6,874 - Unknown

Batter	1	2	3	4	5	6	7	8	9	10	AB	R	H	RBI	BB	SO	LOB
Wilbur Howard, S (1, 8) OBP: 0.363, SLG: 0.403	3-1	BB		3-1		F7		4-3		F5	5	0	0	0	1	0	1
Enos Cabell, R (1, 7) OBP: 0.300, SLG: 0.370	4-3	5-3			FC1-6 1B	F2		5-3			5	0	1	0	0	0	1
Jose Cruz, L (1, 9) OBP: 0.358, SLG: 0.374	1B 1B BB		6-3		FC1-6 BB 1B 1-2f BB	4-3			G3		4	2	0	0	1	0	1
Bob Watson, R (1, 3) OBP: 0.369, SLG: 0.506	BB 1B 1-3 1B		HR		BB BB 1-2 BB 1B		6-3		1-3		5	2	3	1	0	0	0
Milt May, L (1, 2) OBP: 0.295, SLG: 0.329	BB 1-2 3-H 1B		F9		BB BB 1-2 2-3 BB		4-3		2B 1B		4	0	2	1	1	0	0
Skip Jutze, R (9, PR) (9, 2) OBP: 0.241, SLG: 0.246											0	1	0	0	0	0	0
Ken Boswell, L (1, 5) OBP: 0.362, SLG: 0.319	FC5-4 1-2 2-3 BB		1-3		BB 1-2 2-3 3-H BB		BB		1-H 2B		2	0	1	2	3	0	0
Jerry Davanon, R (1, 6) OBP: 0.643, SLG: 0.545	FC5-4 1-2f			SH1-4 1B	BB 1-2 2-3 3-H BB		BB 1-2 BB		5-3		3	0	1	1	2	0	5
Rob Andrews, R (1, 4) OBP: 0.270, SLG: 0.240		6-3		F9	F7		6-3			B3-4 1B	2	0	0	0	0	0	1
Tommy Helms, R (5, PH) (5, 4) OBP: 0.269, SLG: 0.217											3	0	1	0	0	0	5
J.R. Richard, R (1, 1) OBP: 0.204, SLG: 0.347		4-3		SH1-4 1-2	K			K		B3-4 1-2f	2	0	0	0	0	1	3
Jose Sosa, R (6, 1) OBP: 1.000, SLG: 4.000											0	0	0	0	0	0	0
Cliff Johnson, R (8, PH) OBP: 0.376, SLG: 0.447											1	0	0	0	0	1	0
Wayne Granger, R (8, 1)											1	0	0	0	0	0	1
Inning Stats	R: 1 E: 0 K: 0 S: 5 H: 2 LOB: 3 BB: 2 P: 13	R: 0 E: 0 K: 0 S: 3 H: 0 LOB: 1 BB: 1 P: 7	R: 1 E: 0 K: 0 S: 4 H: 1 LOB: 0 BB: 0 P: 4	R: 0 E: 0 K: 0 S: 4 H: 1 LOB: 1 BB: 0 P: 4	R: 2 E: 0 K: 1 S: 7 H: 2 LOB: 3 BB: 3 P: 19	R: 0 E: 0 K: 0 S: 3 H: 0 LOB: 0 BB: 0 P: 3	R: 0 E: 0 K: 0 S: 3 H: 0 LOB: 2 BB: 2 P: 11	R: 0 E: 0 K: 1 S: 5 H: 0 LOB: 0 BB: 0 P: 5	R: 1 E: 0 K: 0 S: 5 H: 2 LOB: 2 BB: 0 P: 5	R: 0 E: 0 K: 0 S: 3 H: 1 LOB: 0 BB: 0 P: 3	1B: 7 2B: 2 3B: 0 HR: 1	SF: 0 SAC: 1 DP: 1 HBP: 0					

	AB	37
	R	5
	H	9
	RBI	5
	BB	8
	SO	2
	LOB	18

WP: 0 PB: 0 SB: 0 CS: 0 PA: 46

PITCHER		IP	WLS	BF	H	R	ER	SO	BB	IBB	HBP	BLK	WP	HR	S	P	ERA	WHIP
Jerry Johnson, R ERA: 3.38	(1, 1)	4.1		24	6	4	4	0	5	0	0	0	0	1	19	39	8.31	2.538
Joe McIntosh, R ERA: 3.33	(5, 1)	4.2		20	3	1	1	2	3	0	0	0	0	0	21	33	1.93	1.286
Bill Greif, R ERA: 2.98	(10, 1)	1.0	W	2	0	0	0	0	0	0	0	0	0	0	2	2	0.00	0.000

PITCHER		IP	WLS	BF	H	R	ER	SO	BB	IBB	HBP	BLK	WP	HR	S	P	ERA	WHIP

livebaseballscorecards.com

Batter	1	2	3	4	5	6	7	8	9	10	AB	R	H	RBI	BB	SO	LOB
Johnny Grubb, L (1, 8) OBP: 0.362, SLG: 0.397	BBBB 4-0 WP BB 1B BB	SSS 0-3 ② K		x 0-0 ② F5		x 0-0 ② FC3-2 1B 1-2 3-H			x 0-0 ① 4-3		4	1	0	0	1	1	2
Tito Fuentes, S (1, 4) OBP: 0.295, SLG: 0.332	BBBB 4-0 WP 1-2 1B BB	x 0-0 E 1B		x 0-0 ③ F7		x 0-0 1-2 2-H 1B			x 0-0 ② 4-3		4	1	2	1	1	0	0
Dave Winfield, R (1, 9) OBP: 0.339, SLG: 0.397	x 0-0 E S 1-H 1B 2-H 1B	x 0-0 E6 1-2			SSS 0-3 ① K	SSS 0-3 ③ K			SSS 0-3 ③ K		5	1	1	2	0	3	3
Willie McCovey, L (1, 3) OBP: 0.329, SLG: 0.427 Gene Locklear, L (7, PH) OBP: 0.389, SLG: 0.455 Enzo Hernandez, R (7, PR) OBP: 0.280, SLG: 0.262 (8, 6) Ted Kubiak, S (8, 5) OBP: 0.277, SLG: 0.227	x 0-0 ③ FC7-5 1B 1-H 1B	x 0-0 ③ F3			BBBB 4-0 S BB		x 0-0 CS 1B			x 0-0 ① 4-3	2 1 0 1	0 0 0 0	1 1 0 0	1 0 0 0	1 0 0 0	0 0 0 0	2 0 0 0
Mike Ivie, R (1, 5) OBP: 0.302, SLG: 0.374 (8, 3)	x 0-0 WP FC7-5 1-2 1B	x 0-0 E5 1B SF7		x 0-0 ② F7 1-2			SSS 0-3 ①② K 1-2			x 0-0 ② F8	5	1	1	0	0	1	2
Bobby Tolan, L (1, 7) OBP: 0.291, SLG: 0.320	x 0-0 ① FC7-5 WP 1-2 2-3f	x 0-0 CS SF7 1-3 1B		x 0-0 ③ 4-3			x 0-0 CS 1B			x 0-0 BLK E 1B	5	1	3	0	0	0	3
Hector Torres, R (1, 6) OBP: 0.321, SLG: 0.351 (8, 5) (8, 6)	x 0-0 ② F6 1-2 2-3	x 0-0 ① SF7 1-2 3-H				x 0-0 SH1-3 FC3-2 2B	x 0-0 ③ CS 1-2	x 0-0 ① L4		I I I I 4-0 E 1-2 IBB	3	0	1	1	1	0	2
Bob Davis, R (1, 2) OBP: 0.175, SLG: 0.135 Fred Kendall, R (10, PH) OBP: 0.243, SLG: 0.235	x 0-0 ③ 6-3	SSS 0-3 ②③ K 2-3				x 0-0 ① SH1-3 2-3		x 0-0 ② 6-3		x 0-0 E6 1-2 2-H	3 1	0 0	0 0	0 0	0 0	1 0	3 1
Jerry Johnson, R (1, 1) OBP: 0.125, SLG: 0.250 Joe McIntosh, S (5, 1) OBP: 0.256, SLG: 0.270 Bill Greif, R (10, 1)		x 0-0 ① 6-3		SSS 0-3 ① K		BBBB 4-0 FC3-2 1B BB		x 0-0 ③ F7			2 1 0	0 1 0	0 1 0	0 0 0	0 1 0	1 0 0	0 0 0
Inning Stats	R: 3 H: 3 E: 0 LOB: 2 K: 0 BB: 2 S: 6 P: 14	R: 0 H: 1 E: 1 LOB: 2 K: 1 BB: 0 S: 7 P: 7	R: 1 H: 1 E: 1 LOB: 0 K: 1 BB: 0 S: 6 P: 6	R: 0 H: 0 E: 0 LOB: 0 K: 1 BB: 0 S: 5 P: 5	R: 0 H: 0 E: 0 LOB: 1 K: 1 BB: 1 S: 5 P: 9	R: 1 H: 2 E: 0 LOB: 2 K: 1 BB: 1 S: 7 P: 11	R: 0 H: 2 E: 0 LOB: 1 K: 1 BB: 0 S: 5 P: 5	R: 0 H: 0 E: 0 LOB: 0 K: 0 BB: 0 S: 3 P: 3	R: 0 H: 0 E: 0 LOB: 0 K: 1 BB: 0 S: 5 P: 5	R: 1 H: 1 E: 1 LOB: 2 K: 0 BB: 1 S: 4 P: 8	1B: 9 SF: 1 2B: 1 SAC: 1 3B: 0 DP: 0 HR: 0 HBP: 0						

PITCHER		IP	WLS	BF	H	R	ER	SO	BB	IBB	HBP	BLK	WP	HR	S	P	ERA	WHIP
J.R. Richard, R ERA: 4.63	(1, 1)	5.1		27	6	5	4	4	4	0	0	0	2	0	31	47	6.75	1.875
Jose Sosa, R ERA: 3.09	(6, 1)	1.2		6	3	0	0	2	0	0	0	0	0	0	10	10	0.00	1.800
Wayne Granger, R ERA: 2.39	(8, 1)	2.2	L	11	1	1	0	1	0	1	0	1	0	0	12	16	0.00	0.375

PITCHER	IP	WLS	BF	H	R	ER	SO	BB	IBB	HBP	BLK	WP	HR	S	P	ERA	WHIP

BOTTOM

Houston Astros @ San Diego Padres

San Diego Stadium, San Diego, CA

Tue Aug 05 1975, 10:05 PM EDT

Att. 6,874 - Unknown

livebaseballscorecards.com

AB	37
R	6
H	10
RBI	5
BB	5
SO	7
LOB	18

WP: 2 PA: 45
PB: 0
SB: 2
CS: 3

Batter	1	2	3	4	5	6	7	8	9	AB	R	H	RBI	BB	SO	LOB
Wilbur Howard, S (1, 8) OBP: 0.356, SLG: 0.395	6-3		6-3			F9			K	4	0	0	0	0	1	0
Jerry Davanon, R (1, 6) OBP: 0.529, SLG: 0.429	6-3			6-3			5-3			3	0	0	0	0	0	0
Greg Gross, L (1, 9) OBP: 0.376, SLG: 0.353	5-3			5-3			G4-6-3 1B			3	0	1	0	0	0	0
Bob Watson, R (1, 7) OBP: 0.368, SLG: 0.510		6-3 3B		4-3			G4-6-3 1-2f			3	1	1	0	0	0	1
Cliff Johnson, R (1, 3) OBP: 0.371, SLG: 0.440		6-3 3-H			F4				K	3	0	0	1	0	1	0
Doug Rader, R (1, 5) OBP: 0.302, SLG: 0.360		5-3			G3				F7	3	0	0	0	0	0	0
Skip Jutze, R (1, 2) OBP: 0.230, SLG: 0.233		5-3			5-3				F8	3	0	0	0	0	0	0
Rob Andrews, R (1, 4) OBP: 0.267, SLG: 0.236			1-3			6-3			6-3	3	0	0	0	0	0	0
Larry Dierker, R (1, 1) OBP: 0.073, SLG: 0.073 Jesus de la Rosa, R (9, PH) OBP: 0.333, SLG: 0.667			1-3			F8			6-3	2 1	0 0	0 0	0 0	0 0	0 0	0 0
Inning Stats	R: 0 E: 0 K: 0 S: 3 H: 0 LOB: 0 BB: 0 P: 3	R: 1 E: 0 K: 0 S: 4 H: 1 LOB: 0 BB: 0 P: 4	R: 0 E: 0 K: 0 S: 3 H: 0 LOB: 0 BB: 0 P: 3	R: 0 E: 0 K: 0 S: 3 H: 0 LOB: 0 BB: 0 P: 3	R: 0 E: 0 K: 0 S: 3 H: 0 LOB: 0 BB: 0 P: 3	R: 0 E: 0 K: 0 S: 3 H: 0 LOB: 0 BB: 0 P: 3	R: 0 E: 0 K: 0 S: 3 H: 1 LOB: 0 BB: 0 P: 3	R: 0 E: 0 K: 1 S: 5 H: 0 LOB: 0 BB: 0 P: 5	R: 0 E: 0 K: 1 S: 5 H: 0 LOB: 0 BB: 0 P: 5	1B: 1 2B: 0 3B: 1 HR: 0	SF: 0 SAC: 0 DP: 1 HBP: 0						

PITCHER	IP	WLS	BF	H	R	ER	SO	BB	IBB	HBP	BLK	WP	HR	S	P	ERA	WHIP
Randy Jones, L (1, 1) ERA: 1.85	9.0	W	28	2	1	1	2	0	0	0	0	0	0	32	32	1.00	0.222

PITCHER	IP	WLS	BF	H	R	ER	SO	BB	IBB	HBP	BLK	WP	HR	S	P	ERA	WHIP

Houston Astros @ San Diego Padres

San Diego Stadium, San Diego, CA

Wed Aug 06 1975, 10:05 PM EDT

Att. 16,661 - Unknown

TOP

livebaseballscorecards.com

AB	28
R	1
H	2
RBI	1
BB	0
SO	2
LOB	1

PA: 28

WP: 0 PB: 0 SB: 0 CS: 0

BOTTOM

Houston Astros @ San Diego Padres

San Diego Stadium, San Diego, CA

Wed Aug 06 1975, 10:05 PM EDT

Att. 16,661 - Unknown

livebaseballscorecards.com

Batter	1	2	3	4	5	6	7	8	9	AB	R	H	RBI	BB	SO	LOB
Johnny Grubb, L (1, 8) OBP: 0.363, SLG: 0.401	1B 2B 2B	4-3		1B			F9			4	1	2	0	0	0	0
Tito Fuentes, S (1, 4) OBP: 0.295, SLG: 0.331	2B PB 2-3 1B	F9		L8			F9			4	1	1	0	0	0	1
Gene Locklear, L (1, 7) OBP: 0.385, SLG: 0.456	PB 1B 1-3 3-H 2B	G3			G3		L8			4	1	1	1	0	0	0
Don Hahn, R (9, 7) OBP: 0.348, SLG: 0.176										0	0	0	0	0	0	0
Mike Ivie, R (1, 3) OBP: 0.302, SLG: 0.371	PB 1B HBP	K			5-3			F4		3	1	0	0	0	1	0
Bobby Tolan, L (1, 9) OBP: 0.290, SLG: 0.319	F4 1-2 2-3 3-H	F6			6-3			E 1B 1B		4	1	1	0	0	0	2
Hector Torres, R (1, 6) OBP: 0.320, SLG: 0.364	F8	HR				6-3		FC 1B 1-2		4	1	1	1	0	0	3
Ted Kubiak, S (1, 5) OBP: 0.283, SLG: 0.234	BB 2-H 3-H 1B	3-1				4-3		1-3 2-H 1B		4	0	2	3	0	0	0
Fred Kendall, R (1, 2) OBP: 0.251, SLG: 0.241	1-2 BB			F1		2B		G4-3 IBB		2	0	1	0	2	0	0
Randy Jones, R (1, 1) OBP: 0.138, SLG: 0.125	L8			5-3		F8		1-2f G4-3		4	0	0	0	0	0	6
Inning Stats	R: 4 E: 0 K: 0 S: 7 H: 4 LOB: 2 BB: 1 P: 12	R: 0 E: 0 K: 0 S: 3 H: 0 LOB: 0 BB: 0 P: 3	R: 1 E: 0 K: 1 S: 6 H: 1 LOB: 0 BB: 0 P: 6	R: 0 E: 0 K: 0 S: 4 H: 1 LOB: 1 BB: 0 P: 4	R: 0 E: 0 K: 0 S: 3 H: 0 LOB: 0 BB: 0 P: 3	R: 0 E: 0 K: 0 S: 4 H: 1 LOB: 1 BB: 0 P: 4	R: 0 E: 0 K: 0 S: 3 H: 0 LOB: 0 BB: 0 P: 3	R: 1 E: 1 K: 0 S: 5 H: 2 LOB: 2 BB: 1 P: 9		1B: 5 2B: 3 3B: 0 HR: 1 SF: 0 SAC: 0 DP: 1 HBP: 1						

AB	33
R	6
H	9
RBI	5
BB	2
SO	1
LOB	12

WP: 0 PB: 1 SB: 0 CS: 0 PA: 36

PITCHER	IP	WLS	BF	H	R	ER	SO	BB	IBB	HBP	BLK	WP	HR	S	P	ERA	WHIP
Larry Dierker, R (1, 1) ERA: 4.25	8.0	L	36	9	6	4	1	1	1	1	0	0	1	35	44	4.50	1.250

PITCHER	IP	WLS	BF	H	R	ER	SO	BB	IBB	HBP	BLK	WP	HR	S	P	ERA	WHIP

Batter	1	2	3	4	5	6	7	8	9	AB	R	H	RBI	BB	SO	LOB
Johnny Grubb, L (1, 8) OBP: 0.362, SLG: 0.399	G6-4-3 1B		K	6-3		FC1-4-6 1-2f 2-3 3-H		SF7 2-3 3-H		4	0	1	2	0	1	5
Tito Fuentes, S (1, 4) OBP: 0.294, SLG: 0.329	G6-4-3 1-2f		FC6-4 FC6-4 1-2f		FC4-6 1B	F8		4-3		5	0	1	0	0	0	5
Gene Locklear, L (1, 7) OBP: 0.375, SLG: 0.442	G3		FC6-4 1-2f		FC4-6 G6-4-3 1-2f		K		F8	5	0	0	0	0	1	2
Mike Ivie, R (1, 3) OBP: 0.300, SLG: 0.368		F4		1B 5-3 1B 1B	G6-4-3 1-2f		K		K	5	1	1	0	0	2	1
Bobby Tolan, L (1, 9) OBP: 0.292, SLG: 0.318		1B BB		5-3 1-2		WP BB 1B 1B	L1		3-1	4	1	1	0	1	0	1
Hector Torres, R (1, 6) OBP: 0.323, SLG: 0.364		F6		1B 2B 2-3 1B		BB WP 1-2 FC1-4-6 BB		F6		3	2	1	0	1	0	1
Ted Kubiak, S (1, 5) OBP: 0.294, SLG: 0.243	1-2 1B		2B 1-2 3-H 1B		G3 1-2 2-3			1B 2B BB		3	1	2	1	1	0	2
Bob Davis, R (1, 2) OBP: 0.205, SLG: 0.171	1-3		F9		FC1-4-6 BB 3-H 1B			2B SF7 1-3 1B		4	1	2	1	0	0	4
Dan Spillner, R (1, 1) OBP: 0.316, SLG: 0.219 Rich Folkers, L (1, 1) OBP: 0.261, SLG: 0.238 Dave Tomlin, L (4, 1) OBP: 0.500, SLG: 0.250 Randy Hundley, R (6, PH) OBP: 0.273, SLG: 0.267 Joe McIntosh, S (6, PR) OBP: 0.256, SLG: 0.270 Danny Frisella, L (6, 1) Dick Sharon, R (8, PH) OBP: 0.330, SLG: 0.348 Jerry Johnson, R (8, 1) OBP: 0.125, SLG: 0.250			FC6-4 BB	1-3 2-H 2B		FC1-4-6 1-2 2-3 BB		SF7 1-3 3-H 2B		0 0 0 0 0 0 0 1 0 1 1 1 0 0 0 0 0 0 0 0 0 0 0 0 0 1 0 0 0 0 0 0 0 0 0 0 0 0 0 0 0 0 1 0 1 1 0 0 0 0 0 0 0 0 0 0						
Inning Stats	R: 0 E: 0 K: 0 S: 3 H: 1 LOB: 0 BB: 0 P: 3	R: 0 E: 0 K: 0 S: 4 H: 1 LOB: 2 BB: 1 P: 8	R: 0 E: 0 K: 1 S: 5 H: 0 LOB: 1 BB: 1 P: 9	R: 2 E: 0 K: 0 S: 7 H: 4 LOB: 2 BB: 0 P: 7	R: 0 E: 0 K: 0 S: 3 H: 1 LOB: 0 BB: 0 P: 3	R: 2 E: 0 K: 0 S: 5 H: 2 LOB: 2 BB: 2 P: 13	R: 0 E: 0 K: 2 S: 7 H: 0 LOB: 0 BB: 0 P: 7	R: 2 E: 0 K: 0 S: 5 H: 2 LOB: 1 BB: 1 P: 9	R: 0 E: 0 K: 1 S: 5 H: 0 LOB: 0 BB: 0 P: 5	1B: 9 2B: 2 3B: 0 HR: 0 SF: 1 SAC: 0 DP: 2 HBP: 0						

PITCHER	IP	WLS	BF	H	R	ER	SO	BB	IBB	HBP	BLK	WP	HR	S	P	ERA	WHIP
Bob Forsch, R (1, 1) ERA: 2.88	5.1	W	27	9	4	4	1	4	0	0	0	1	0	25	41	6.75	2.438
Ken Reynolds, L (6, 1) ERA: 5.79	2.0		8	1	2	2	2	1	0	0	0	0	0	11	15	9.00	1.000
Mike Garman, R (8, 1) ERA: 2.1	1.2		6	1	0	0	1	0	0	0	0	0	0	8	8	0.00	0.600

PITCHER	IP	WLS	BF	H	R	ER	SO	BB	IBB	HBP	BLK	WP	HR	S	P	ERA	WHIP

TOP

San Diego Padres @ St. Louis Cardinals

Busch Stadium, St. Louis, MO

Fri Aug 08 1975, 7:05 PM CDT
Att. 23,534 - Unknown

livebaseballscorecards.com

AB	35
R	6
H	11
RBI	6
BB	5
SO	4
LOB	21

WP: 1 PA: 41
PB: 0
SB: 0
CS: 0

Batter	1	2	3	4	5	6	7	8	9	AB	R	H	RBI	BB	SO	LOB
Lou Brock, L (1, 7) OBP: 0.375, SLG: 0.441	0-0 1B 1B 1B	0-0 E9 SF9 1-3 1B	4-0 BB		0-3 ② K		4-0 2B BB			3	1	2	0	2	1	0
Willie Davis, L (1, 8) OBP: 0.305, SLG: 0.449	0-0 1B 1B 1-3 1B	0-0 ① SF9 2-3 3-H	0-0 ③ F8		0-3 ③ K		0-0 ③ 1-H 3-H 2B			4	1	2	2	0	1	1
Ron Fairly, L (1, 3) OBP: 0.423, SLG: 0.471	0-0 1B 1B 1-3 3-H 1B	0-0 ② F8		0-0 FC6-4 1B 2B 1B		0-3 ① K		0-0 ① 4-3		5	2	2	1	0	1	1
Ted Simmons, S (1, 2) OBP: 0.412, SLG: 0.520	0-0 1B 1B 1-3 3-H 1B	0-3 ③ K		0-0 FC6-4 1-2 1B		0-0 FC4-6 1B		0-0 ② F8		5	1	3	1	0	1	1
Reggie Smith, S (1, 9) OBP: 0.369, SLG: 0.516 Buddy Bradford, R (5, 9) OBP: 0.313, SLG: 0.407	0-0 G6-4-3 1B 1-3 3-H 1B		0-3 ① K	0-0 ① F3		0-3 ② K		0-3 ③ K		3 2	0 0	1 0	1 0	0 0	1 2	2 1
Ted Sizemore, R (1, 4) OBP: 0.308, SLG: 0.319	0-0 G6-4-3 1-2 3-H 1B		0-0 1B FC4-6 1B	0-0 ② FC6-4 2B 1-2f 2-3		0-0 ③ FC4-6 1-2f				4	1	2	1	0	0	3
Mario Guerrero, R (1, 6) OBP: 0.280, SLG: 0.288	0-0 ① ② G6-4-3 1-2f 2-3		0-0 FC4-6 1-3 1B	0-0 1-3 3-H 2B			0-0 6-3 4-3 2B 1B			4	1	3	1	0	0	2
Mike Tyson, R (1, 5) OBP: 0.303, SLG: 0.349	0-0 ③ F4		0-0 ② FC4-6 1-2f HR 3-H	0-3 ③ K			0-0 ① 4-3 1-2			4	1	0	1	0	1	5
Bob Forsch, R (1, 1) OBP: 0.361, SLG: 0.509 Ken Reynolds, L (6, 1) Mike Garman, R (8, 1)		0-0 E SF9 1B	0-0 1-H HR		0-0 ① 4-3		0-0 ② 6-3 2-3			3 1 0	2 0 0	2 0 0	2 0 0	0 0 0	0 1 0	0 1 0
Inning Stats	R: 4 H: 6 E: 0 LOB: 1 K: 0 BB: 0 S: 8 P: 8	R: 1 H: 2 E: 1 LOB: 1 K: 1 BB: 0 S: 7 P: 7	R: 3 H: 3 E: 0 LOB: 1 K: 1 BB: 1 S: 8 P: 12	R: 1 H: 3 E: 0 LOB: 2 K: 1 BB: 0 S: 8 P: 8	R: 0 H: 0 E: 0 LOB: 0 K: 2 BB: 0 S: 7 P: 7	R: 0 H: 1 E: 0 LOB: 1 K: 2 BB: 0 S: 8 P: 8	R: 1 H: 2 E: 0 LOB: 2 K: 0 BB: 1 S: 4 P: 8	R: 0 H: 0 E: 0 LOB: 0 K: 1 BB: 0 S: 5 P: 5		1B: 14 SF: 1 2B: 2 SAC: 0 3B: 0 DP: 1 HR: 1 HBP: 0						

PITCHER		IP	WLS	BF	H	R	ER	SO	BB	IBB	HBP	BLK	WP	HR	S	P	ERA	WHIP
Dan Spillner, R ERA: 4.27	(1, 1)	0.0	L	6	6	4	4	0	0	0	0	0	0	0	6	6	∞	∞
Rich Folkers, L ERA: 4.95	(1, 1)	3.2		19	8	5	5	2	1	0	0	0	0	1	22	26	12.27	2.455
Dave Tomlin, L ERA: 3.54	(4, 1)	1.1		4	0	0	0	3	0	0	0	0	0	0	10	10	0.00	0.000
Danny Frisella, R ERA: 2.89	(6, 1)	2.0		9	3	1	1	2	1	0	0	0	0	0	12	16	4.50	2.000
Jerry Johnson, R ERA: 3.22	(8, 1)	1.0		3	0	0	0	1	0	0	0	0	0	0	5	5	0.00	0.000

PITCHER	IP	WLS	BF	H	R	ER	SO	BB	IBB	HBP	BLK	WP	HR	S	P	ERA	WHIP

BOTTOM

San Diego Padres @ St. Louis Cardinals

Busch Stadium, St. Louis, MO

Fri Aug 08 1975, 7:05 PM CDT

Att. 23,534 - Unknown

livebaseballscorecards.com

AB	38
R	10
H	17
RBI	10
BB	2
SO	8
LOB	17

Batter	1	2	3	4	5	6	7	8	9	AB	R	H	RBI	BB	SO	LOB
Johnny Grubb, L (1, 8) OBP: 0.361, SLG: 0.398	1B		G4-6-3 1-2f		F7		G4-6-3 1-2f			4	0	1	0	0	0	3
Tito Fuentes, S (1, 4) OBP: 0.294, SLG: 0.327	F8		BB		F7			K		3	0	0	0	1	1	2
Gene Locklear, L (1, 7) OBP: 0.367, SLG: 0.432	L9		4-3			6-3		6-3		4	0	0	0	0	0	2
Mike Ivie, R (1, 3) OBP: 0.300, SLG: 0.365	K			K		FC5-4 BB		5-3		3	0	0	0	1	2	1
Bobby Tolan, L (1, 9) OBP: 0.291, SLG: 0.320		6-3 SF9 2B		F7		FC5-4 1B 1-2f			F7	4	1	1	0	0	0	1
Hector Torres, R (1, 6) OBP: 0.326, SLG: 0.366		6-3 2-3		1B		1B 1-2			F2	4	0	2	0	0	0	1
Ted Kubiak, S (1, 5) OBP: 0.287, SLG: 0.238		SF9 3-H		F8		L4			F9	3	0	0	1	0	0	3
Bob Davis, R (1, 2) OBP: 0.213, SLG: 0.182		F9			FC3-6 1B		K			3	0	1	0	0	1	0
Dave Freisleben, R (1, 1) OBP: 0.136, SLG: 0.095			G4-6-3 1B		FC3-6 1-2f		G4-6-3 BB			2	0	1	0	0	0	1
Randy Hundley, R (7, PH) OBP: 0.277, SLG: 0.267										0	0	0	0	1	0	0
Dave Winfield, R (7, PR) OBP: 0.339, SLG: 0.397										0	0	0	0	0	0	0
Bill Greif, R (7, 1)										0	0	0	0	0	0	0
Dave Tomlin, L (7, 1) OBP: 0.500, SLG: 0.250										0	0	0	0	0	0	0
Inning Stats	R: 0 E: 0 K: 1 S: 6 H: 1 LOB: 1 BB: 0 P: 6	R: 1 E: 0 K: 0 S: 4 H: 1 LOB: 0 BB: 0 P: 4	R: 0 E: 0 K: 0 S: 3 H: 1 LOB: 1 BB: 1 P: 7	R: 0 E: 0 K: 1 S: 6 H: 1 LOB: 1 BB: 0 P: 6	R: 0 E: 0 K: 0 S: 4 H: 1 LOB: 1 BB: 0 P: 4	R: 0 E: 0 K: 0 S: 4 H: 1 LOB: 2 BB: 1 P: 8	R: 0 E: 0 K: 1 S: 4 H: 0 LOB: 1 BB: 1 P: 8	R: 0 E: 0 K: 1 S: 5 H: 0 LOB: 0 BB: 0 P: 5	R: 0 E: 0 K: 0 S: 3 H: 0 LOB: 0 BB: 0 P: 3	1B: 5 2B: 1 3B: 0 HR: 0 SF: 1 SAC: 0 DP: 2 HBP: 0						

PITCHER	IP	WLS	BF	H	R	ER	SO	BB	IBB	HBP	BLK	WP	HR	S	P	ERA	WHIP
Lynn McGlothen, R (1, 1) ERA: 3.71	9.0	W	34	6	1	1	4	3	0	0	0	0	0	39	51	1.00	1.000

PITCHER	IP	WLS	BF	H	R	ER	SO	BB	IBB	HBP	BLK	WP	HR	S	P	ERA	WHIP

San Diego Padres @ St. Louis Cardinals

Busch Stadium, St. Louis, MO

Sat Aug 09 1975, 7:05 PM CDT
Att. 25,031 - Unknown

TOP

livebaseballscorecards.com

AB	30
R	1
H	6
RBI	1
BB	3
SO	4
LOB	14

WP: 0	PA: 34
PB: 0	
SB: 0	
CS: 0	

Batter	1	2	3	4	5	6	7	8	9	AB	R	H	RBI	BB	SO	LOB
Lou Brock, L (1, 7) OBP: 0.381, SLG: 0.444	0-0 1B	BBB 4-0 FC4 BB		x 0-0 ① F7		x 0-0 2B 1B	x 0-0 1B 1B 1-3 2-H			4	2	3	1	1	0	1
Luis Melendez, R (8, 7) OBP: 0.296, SLG: 0.358										0	0	0	0	0	0	0
Bake McBride, L (1, 8) OBP: 0.330, SLG: 0.358	0-0 ① F4	x 0-0 ③ FC4 1-2f		x 0-0 ② F4		x 0-0 ① F7	x 0-0 1B 1-2 3-H 1B			4	0	0	0	0	0	6
Buddy Bradford, R (7, PH) OBP: 0.319, SLG: 0.412 (8, 9)										1	0	1	1	0	0	0
Willie Davis, L (1, 9) OBP: 0.309, SLG: 0.453 (8, 8)	0-0 ② F7		x 0-0 ① 3-1	x 0-0 1-2 1B		x 0-0 1-H 2B	x 0-0 1-3 2-H 1B			5	0	3	2	0	0	1
Ted Simmons, S (1, 2) OBP: 0.414, SLG: 0.522	0-0 ③ F8		x 0-0 WP FC4-5-2 2B	x 0-0 ③ 3-1		4-0 IBB	4-0 G6-4-3 IBB			3	0	1	0	2	0	3
Ken Rudolph, R (8, 2) OBP: 0.233, SLG: 0.288										0	0	0	0	0	0	0
Reggie Smith, S (1, 3) OBP: 0.370, SLG: 0.512		BBBB 4-0 SH S 1B BB	x 0-0 ② FC4-5-2 2-H 1B		x 0-0 1B 1B	x 0-0 ② F3	x 0-0 ②③ G6-4-3 1-2f			4	2	1	0	1	0	6
Ted Sizemore, R (1, 4) OBP: 0.308, SLG: 0.317		x 0-0 SH 6-3 1B 1-3	BBB 4-0 1B BB		x 0-0 ① F8	x 0-0 ③ F7		x 0-0 ① 4-3		3	0	0	0	1	0	3
Ken Reitz, R (1, 5) OBP: 0.300, SLG: 0.342		x 0-0 6-3 1-2 3-H 1B	x 0-0 1-2 2-H 1B		x 0-0 1-2 1B		x 0-0 SH5-3 1B 1B	x 0-0 ② F7		5	1	4	2	0	0	0
Mike Tyson, R (1, 6) OBP: 0.302, SLG: 0.347		x 0-0 ① F3	x 0-0 ③ F8		SSS 0-3 ② K		x 0-0 ① SH5-3 1-2	x 0-0 1B		4	0	1	0	0	1	6
Lynn McGlothen, L (1, 1) OBP: 0.068, SLG: 0.068		x 0-0 ② 6-3 1-2 2-3		x 0-0 1B 1B	x 0-0 ③ 1-3		x 0-0 1B 1B 1B	SSS 0-3 ③ K		5	1	2	0	0	1	5
Inning Stats	R: 0 H: 1 E: 0 LOB: 1 K: 0 BB: 0 S: 4 P: 4	R: 1 H: 1 E: 1 LOB: 3 K: 0 BB: 2 S: 5 P: 13	R: 1 H: 2 E: 0 LOB: 2 K: 0 BB: 1 S: 5 P: 9	R: 0 H: 2 E: 0 LOB: 2 K: 0 BB: 0 S: 5 P: 5	R: 0 H: 2 E: 0 LOB: 2 K: 1 BB: 0 S: 7 P: 7	R: 1 H: 2 E: 0 LOB: 2 K: 0 BB: 1 S: 5 P: 9	R: 3 H: 5 E: 0 LOB: 2 K: 0 BB: 1 S: 7 P: 11	R: 0 H: 1 E: 0 LOB: 1 K: 1 BB: 0 S: 6 P: 6		1B: 14 SF: 0 2B: 2 SAC: 2 3B: 0 DP: 1 HR: 0 HBP: 0						

PITCHER		IP	WLS	BF	H	R	ER	SO	BB	IBB	HBP	BLK	WP	HR	S	P	ERA	WHIP
Dave Freisleben, R ERA: 3.95	(1, 1)	6.0	L	33	10	3	3	1	3	1	0	0	1	0	31	47	4.50	2.167
Bill Greif, R ERA: 3.29	(7, 1)	0.1		3	2	2	2	0	0	0	0	0	0	0	3	3	54.00	6.000
Dave Tomlin, L ERA: 3.59	(7, 1)	1.2		9	4	1	1	1	0	1	0	0	0	0	10	14	5.40	2.400

PITCHER	IP	WLS	BF	H	R	ER	SO	BB	IBB	HBP	BLK	WP	HR	S	P	ERA	WHIP

BOTTOM

San Diego Padres @ St. Louis Cardinals

Busch Stadium, St. Louis, MO

Sat Aug 09 1975, 7:05 PM CDT

Att. 25,031 - Unknown

livebaseballscorecards.com

AB	38
R	6
H	16
RBI	6
BB	5
SO	2
LOB	31

WP: 1 PA: 45
PB: 0
SB: 1
CS: 0

Batter	1	2	3	4	5	6	7	8	9	10	AB	R	H	RBI	BB	SO	LOB
Johnny Grubb, L (1, 8) OBP: 0.357, SLG: 0.393	F6		FC3-6 1-2f			K	F6 1-2 2-3 3-H			4-3	5	0	0	0	0	1	3
Tito Fuentes, S (1, 4) OBP: 0.293, SLG: 0.333	4-3		F8			F7	F7	F7		HR	5	1	1	1	0	0	1
Gene Locklear, L (1, 7) OBP: 0.363, SLG: 0.425 Don Hahn, R (10, 7) OBP: 0.348, SLG: 0.176	1B			K		E4 S 1B		F6		4-3	5 0	0 0	1 0	0 0	0 0	1 0	0 0
Mike Ivie, R (1, 3) OBP: 0.301, SLG: 0.368	F8			2B		1B 1-H		5-3		F9	5	0	2	0	0	0	1
Bobby Tolan, L (1, 9) OBP: 0.288, SLG: 0.317		4-3		F5			6-3		B1-3		4	0	0	0	0	0	1
Hector Torres, R (1, 6) OBP: 0.325, SLG: 0.364		6-3		F2			F8		1B PB		4	0	1	0	0	0	1
Ted Kubiak, S (1, 5) OBP: 0.287, SLG: 0.239		1-3			F7		1B PB BB S		F7 1-2		4	1	1	0	0	0	1
Fred Kendall, R (1, 2) OBP: 0.259, SLG: 0.243			1B FC6-4		1-3		IBB PB BB 1-2		IBB		2	0	1	0	2	0	0
Joe McIntosh, S (1, 1) OBP: 0.261, SLG: 0.256 Danny Frisella, L (7, 1) Dick Sharon, R (9, PH) OBP: 0.327, SLG: 0.344 Bill Greif, R (9, 1) Rich Folkers, L (10, 1) OBP: 0.261, SLG: 0.238			FC6-4 FC3-6 1-2f		4-3		BB PB 1-2 2-3		K		2 0 1 0 0	0 0 0 0 0	0 0 0 0 0	1 0 0 0 0	0 0 1 0 0	1 0 2 0 0
Inning Stats	R: 0 E: 0 K: 0 S: 4 H: 1 LOB: 1 BB: 0 P: 4	R: 0 E: 0 K: 0 S: 3 H: 0 LOB: 0 BB: 0 P: 3	R: 0 E: 0 K: 0 S: 4 H: 1 LOB: 1 BB: 0 P: 4	R: 0 E: 0 K: 1 S: 6 H: 1 LOB: 1 BB: 0 P: 6	R: 0 E: 0 K: 0 S: 3 H: 0 LOB: 0 BB: 0 P: 3	R: 0 E: 1 K: 1 S: 6 H: 1 LOB: 2 BB: 0 P: 6	R: 1 E: 0 K: 0 S: 4 H: 1 LOB: 2 BB: 2 P: 12	R: 0 E: 0 K: 0 S: 3 H: 0 LOB: 0 BB: 0 P: 3	R: 0 E: 0 K: 1 S: 6 H: 1 LOB: 2 BB: 1 P: 10	R: 1 E: 0 K: 0 S: 4 H: 1 LOB: 0 BB: 0 P: 4	1B: 5 2B: 1 3B: 0 HR: 1	SF: 0 SAC: 0 DP: 0 HBP: 0					

PITCHER	IP	WLS	BF	H	R	ER	SO	BB	IBB	HBP	BLK	WP	HR	S	P	ERA	WHIP
Ron Reed, R (1, 1) ERA: 3.41	8.0		31	5	1	0	2	1	1	0	0	0	0	33	41	0.00	0.750
Al Hrabosky, L (9, 1) ERA: 1.74	2.0	W	9	2	1	1	1	0	1	0	0	0	1	10	14	4.50	1.000

PITCHER	IP	WLS	BF	H	R	ER	SO	BB	IBB	HBP	BLK	WP	HR	S	P	ERA	WHIP

TOP

San Diego Padres @ St. Louis Cardinals

Busch Stadium, St. Louis, MO

Sun Aug 10 1975, 3:33 AM CDT
Att. 26,474 - Unknown

livebaseballscorecards.com

AB	37
R	2
H	7
RBI	1
BB	3
SO	3
LOB	11

WP: 0 PA: 40
PB: 2
SB: 2
CS: 0

Batter	1	2	3	4	5	6	7	8	9	10	AB	R	H	RBI	BB	SO	LOB
Lou Brock, L (1, 7) OBP: 0.379, SLG: 0.441	K		K			F7		5-3		1B (1-2, 2-H)	5	0	1	1	0	2	3
Willie Davis, L (1, 8) OBP: 0.306, SLG: 0.449	F5			3-1		5-3		4-3			4	0	0	0	0	0	2
Ron Fairly, L (1, 3) OBP: 0.420, SLG: 0.483	K			E4 (G4-6-3)			HR		F7		4	1	1	1	0	1	0
Ted Simmons, S (1, 2) OBP: 0.411, SLG: 0.516		4-3		G4-6-3 (1-2f)			3-1		4-3		4	0	0	0	0	0	1
Reggie Smith, S (1, 9) OBP: 0.371, SLG: 0.511		CS 1B			F7		BB (1B, CS)		4-3		3	0	1	0	1	0	0
Ted Sizemore, R (1, 4) OBP: 0.307, SLG: 0.316		L6 (1-2)			5-3		1B (1-3, CS)			5-3	4	0	1	0	0	0	1
Ken Reitz, R (1, 5) OBP: 0.302, SLG: 0.351			1B (SH1-4)		F8		K (1-2, 3-H)			HR	4	1	2	1	0	1	2
Mike Tyson, R (1, 6) OBP: 0.310, SLG: 0.355			F8			1B (SH3-4)		1B (SH1-3)		1B (1B)	4	1	3	0	0	0	1
Ron Reed, R (1, 1) OBP: 0.226, SLG: 0.283			SH1-4 (1-2)			SH3-4 (1-2)		SH1-3 (1-2)		1B (1-2)	0	0	0	0	0	0	0
Luis Melendez, R (8, PH) OBP: 0.296, SLG: 0.358											0	0	0	0	0	0	0
Al Hrabosky, R (9, 1) OBP: 0.250, SLG: 0.143											0	0	0	0	0	0	0
Bake McBride, L (10, PH) OBP: 0.332, SLG: 0.361											1	0	1	0	0	0	0
Inning Stats	R: 0 E: 0 K: 2 S: 7 H: 0 LOB: 0 BB: 0 P: 7	R: 0 E: 0 K: 0 S: 3 H: 1 LOB: 0 BB: 0 P: 3	R: 0 E: 0 K: 1 S: 6 H: 1 LOB: 1 BB: 0 P: 6	R: 0 E: 1 K: 0 S: 3 H: 0 LOB: 0 BB: 0 P: 3	R: 0 E: 0 K: 0 S: 3 H: 0 LOB: 0 BB: 0 P: 3	R: 0 E: 0 K: 0 S: 4 H: 1 LOB: 1 BB: 0 P: 4	R: 1 E: 0 K: 1 S: 6 H: 2 LOB: 1 BB: 1 P: 10	R: 0 E: 0 K: 0 S: 4 H: 1 LOB: 1 BB: 0 P: 4	R: 0 E: 0 K: 0 S: 3 H: 0 LOB: 0 BB: 0 P: 3	R: 2 E: 0 K: 0 S: 5 H: 4 LOB: 2 BB: 0 P: 5	1B: 8 2B: 0 3B: 0 HR: 2	SF: 0 SAC: 3 DP: 1 HBP: 0					

PITCHER	IP	WLS	BF	H	R	ER	SO	BB	IBB	HBP	BLK	WP	HR	S	P	ERA	WHIP
Joe McIntosh, R (1, 1) ERA: 3.25	6.1		24	5	1	1	3	1	0	0	0	0	1	29	33	1.42	0.947
Danny Frisella, R (7, 1) ERA: 2.82	1.2		5	1	0	0	1	0	0	0	0	0	0	7	7	0.00	0.600
Bill Greif, R (9, 1) ERA: 3.54	1.1	L	7	3	2	2	0	0	0	0	0	0	1	7	7	13.50	2.250
Rich Folkers, L (10, 1) ERA: 4.95	0.0		1	1	0	0	0	0	0	0	0	0	0	1	1	∞	∞

PITCHER	IP	WLS	BF	H	R	ER	SO	BB	IBB	HBP	BLK	WP	HR	S	P	ERA	WHIP

BOTTOM

San Diego Padres @ St. Louis Cardinals

Busch Stadium, St. Louis, MO

Sun Aug 10 1975, 3:33 AM CDT
Att. 26,474 - Unknown

livebaseballscorecards.com

AB	33
R	3
H	10
RBI	3
BB	1
SO	4
LOB	10

WP: 0 PB: 0 SB: 0 CS: 3 PA: 37

Batter	1	2	3	4	5	6	7	8	9	AB	R	H	RBI	BB	SO	LOB
Don Hahn, R (1, 8) OBP: 0.370, SLG: 0.200 Johnny Grubb, L (9, PH) OBP: 0.358, SLG: 0.393	F7	2-H 1B		1B BB			K		BB	3 0	0 0	1 0	1 0	1 1	1 0	0 0
Tito Fuentes, S (1, 4) OBP: 0.296, SLG: 0.336	G5-4-3 1B	5-3		1-2 1B			1B		L5	5	0	3	0	0	0	2
Hector Torres, R (1, 6) OBP: 0.319, SLG: 0.357	G5-4-3 1-2f		L8	F9			F5			4	0	0	0	0	0	4
Mike Ivie, R (1, 3) OBP: 0.301, SLG: 0.367		F7	K		CS S 1B		L7			4	0	1	0	0	1	1
Dave Winfield, R (1, 9) OBP: 0.341, SLG: 0.398		1B 1B	S 1B		K 1-2			5-3		4	0	2	0	0	1	1
Dick Sharon, R (1, 7) OBP: 0.333, SLG: 0.344		1-3 2B 1B	1-2 BB		K 2-3			F8		3	1	1	0	1	1	1
Ted Kubiak, S (1, 5) OBP: 0.286, SLG: 0.245		2-H 2B	L6			G3		6-3		4	1	1	1	0	0	2
Fred Kendall, R (1, 2) OBP: 0.259, SLG: 0.240		2B BB		5-3		L8			4-3	3	1	0	0	1	0	0
Randy Jones, R (1, 1) OBP: 0.148, SLG: 0.153 Dave Tomlin, L (7, 1) OBP: 0.500, SLG: 0.250 Gene Locklear, L (9, PH) OBP: 0.361, SLG: 0.423		1-H 2-H 1B 2B		K		F2			K	3 0 1	1 0 0	1 0 0	2 0 0	0 0 0	1 0 1	0 0 0
Inning Stats	R: 0 E: 0 K: 0 S: 3 H: 1 LOB: 0 BB: 0 P: 3	R: 4 E: 0 K: 0 S: 7 H: 5 LOB: 1 BB: 1 P: 11	R: 0 E: 0 K: 1 S: 6 H: 1 LOB: 2 BB: 1 P: 10	R: 0 E: 0 K: 1 S: 6 H: 1 LOB: 2 BB: 1 P: 10	R: 0 E: 0 K: 2 S: 7 H: 1 LOB: 0 BB: 0 P: 7	R: 0 E: 0 K: 0 S: 3 H: 0 LOB: 0 BB: 0 P: 3	R: 0 E: 0 K: 1 S: 6 H: 1 LOB: 1 BB: 0 P: 6	R: 0 E: 0 K: 0 S: 3 H: 0 LOB: 0 BB: 0 P: 3	R: 0 E: 0 K: 1 S: 5 H: 0 LOB: 1 BB: 1 P: 9	1B: 8 2B: 2 3B: 0 HR: 0	SF: 0 SAC: 0 DP: 1 HBP: 0						

PITCHER		IP	WLS	BF	H	R	ER	SO	BB	IBB	HBP	BLK	WP	HR	S	P	ERA	WHIP
George Stone, L ERA: 4.38	(1, 1)	2.0		11	6	4	4	0	1	0	0	0	0	0	10	14	18.00	3.500
Skip Lockwood, R ERA: 0.79	(3, 1)	5.0	W	20	4	0	0	5	2	0	0	0	0	0	28	36	0.00	1.200
Rick Baldwin, R ERA: 3.13	(8, 1)	2.0		7	0	0	0	1	1	0	0	0	0	0	8	12	0.00	0.500

PITCHER	IP	WLS	BF	H	R	ER	SO	BB	IBB	HBP	BLK	WP	HR	S	P	ERA	WHIP

TOP

San Diego Padres @ New York Mets

Shea Stadium, Flushing, NY

Mon Aug 11 1975, 7:05 PM EDT

Att. 14,382 - Unknown

livebaseballscorecards.com

AB	34
R	4
H	10
RBI	4
BB	4
SO	6
LOB	11

WP: 0 PB: 0 SB: 2 CS: 1 PA: 38

Batter	1	2	3	4	5	6	7	8	9	AB	R	H	RBI	BB	SO	LOB
Gene Clines, R (1, 8) (8, 7) OBP: 0.272, SLG: 0.272	FC6-4 1B	1B 2B			L1-3 ①	L6-3 ③				4	1	2	0	0	0	1
Felix Millan, R (1, 4) OBP: 0.339, SLG: 0.366	FC6-4 ① 1-2f 1B	2-H 1B ③			E4 G6-4-3		E5			4	1	1	1	0	0	1
Jesus Alou, R (1, 7) OBP: 0.292, SLG: 0.302 Del Unser, L (8, 8) OBP: 0.332, SLG: 0.365	E5 1B 2B	1B G6-4-3 1B			1-2f G6-4-3 ② ③		F8 ①			4 0	2 0	1 0	0 0	0 0	0 0	3 0
Rusty Staub, L (1, 9) OBP: 0.368, SLG: 0.434	2B 4-3 1-2 2-H 1B	G6-4-3 1-3 1B				B B B 2B HR BB	F4 ②			3	2	2	1	1	0	1
Joe Torre, R (1, 5) OBP: 0.332, SLG: 0.368	4-3 1-3 2-H 2B	G6-4-3 ① ② 1-2f 3-H				1-3 HR 2B	S S S K ③			4	1	2	1	0	1	2
Ed Kranepool, L (1, 3) OBP: 0.374, SLG: 0.436	4-3 ② 2-3 3-H	S S S K ③				2-H 3-H HR	S S S K ①			4	1	1	4	0	2	1
Jerry Grote, R (1, 2) OBP: 0.346, SLG: 0.357	G3 ③		6-3 ①			SH2-3 1B		1-4-3 ②		4	0	1	0	0	0	1
Jack Heidemann, R (1, 6) OBP: 0.290, SLG: 0.315		5-3 ①	S S S K ②			F9 ①		F8 ③		4	0	0	0	0	1	1
George Stone, L (1, 1) OBP: 0.211, SLG: 0.167 John Milner, L (2, PH) OBP: 0.318, SLG: 0.370 Skip Lockwood, R (3, 1) Rick Baldwin, L (8, 1) OBP: 0.167, SLG: 0.167		S S S K ②	F7 ③			SH2-3 ② 1-2				0 1 1 0	0 0 0 0	0 0 0 0	0 0 0 0	0 1 0 0	0 0 0 0	0 0 0 0
Inning Stats	R: 3 H: 3 E: 2 LOB: 1 K: 0 BB: 0 S: 7 P: 7	R: 1 H: 2 E: 0 LOB: 1 K: 1 BB: 0 S: 6 P: 6	R: 1 H: 2 E: 0 LOB: 0 K: 1 BB: 0 S: 6 P: 6	R: 0 H: 0 E: 0 LOB: 0 K: 1 BB: 0 S: 5 P: 5	R: 0 H: 0 E: 1 LOB: 0 K: 0 BB: 0 S: 3 P: 3	R: 3 H: 3 E: 0 LOB: 1 K: 0 BB: 1 S: 6 P: 10	R: 0 H: 0 E: 1 LOB: 1 K: 1 BB: 0 S: 6 P: 6	R: 0 H: 0 E: 0 LOB: 0 K: 1 BB: 0 S: 5 P: 5		1B: 6 SF: 0 2B: 3 SAC: 1 3B: 0 DP: 2 HR: 1 HBP: 0						

PITCHER		IP	WLS	BF	H	R	ER	SO	BB	IBB	HBP	BLK	WP	HR	S	P	ERA	WHIP
Randy Jones, L ERA: 2.06	(1, 1)	6.0	L	28	10	8	6	3	1	0	0	0	0	1	33	37	9.00	1.833
Dave Tomlin, L ERA: 3.47	(7, 1)	2.0		7	0	0	0	2	0	0	0	0	0	0	11	11	0.00	0.000

PITCHER	IP	WLS	BF	H	R	ER	SO	BB	IBB	HBP	BLK	WP	HR	S	P	ERA	WHIP

BOTTOM

San Diego Padres @ New York Mets

Shea Stadium, Flushing, NY

Mon Aug 11 1975, 7:05 PM EDT

Att. 14,382 - Unknown

livebaseballscorecards.com

AB	33
R	8
H	10
RBI	7
BB	1
SO	5
LOB	11

WP: 0 PA: 35
PB: 0
SB: 0
CS: 0

San Diego Padres @ New York Mets

Shea Stadium, Flushing, NY

Tue Aug 12 1975, 7:05 PM EDT

Att. 20,259 - Unknown

TOP

livebaseballscorecards.com

Batter	1	2	3	4	5	6	7	8	9	AB	R	H	RBI	BB	SO	LOB
Johnny Grubb, L (1, 8) OBP: 0.361, SLG: 0.398	S S S 0-3 ① K		S S S 0-3 ③ K			x 0-0 4-3 1B		x 0-0 1B 1B 1B 1B	x 0-0 2B	5	1	3	0	0	2	0
Tito Fuentes, S (1, 4) OBP: 0.295, SLG: 0.334	x 0-0 ② 4-3			x 0-0 ① F6		x 0-0 ① 4-3 1-2		x 0-0 1B 1-2 1B 1B	x 0-0 ③ 4-3	5	1	1	0	0	0	2
Dave Winfield, R (1, 9) OBP: 0.342, SLG: 0.398	B B B B 4-0 S BB			x 0-0 ② 6-3		S S S 0-3 ② K		x 0-0 1B 1-2 2-3 1B		3	0	1	0	1	1	1
Willie McCovey, L (1, 3) OBP: 0.328, SLG: 0.425	x 0-0 ③ G3 1-2			S S S 0-3 ③ K		S S S 0-3 ③ K		x 0-0 1-2 2-H 3-H 1B		4	0	1	2	0	2	2
Mike Ivie, R (1, 5) OBP: 0.300, SLG: 0.364		x 0-0 ① 6-3			x 0-0 ① F5		B B B B 4-0 HR BB	x 0-0 ① F8		3	1	0	0	1	0	2
Bobby Tolan, L (1, 7) OBP: 0.288, SLG: 0.315		B B B B 4-0 CS BB			x 0-0 ② F8		x 0-0 ① F8	x 0-0 ② F5		3	0	0	0	1	0	3
Hector Torres, R (1, 6) OBP: 0.318, SLG: 0.356		x 0-0 ② ③ 5-3 1-2			x 0-0 1B 1B		x 0-0 ② L7	x 0-0 ③ L6		4	0	1	0	0	0	4
Randy Hundley, R (1, 2) OBP: 0.282, SLG: 0.291			x 0-0 ① F5		x 0-0 1-2 1B		x 0-0 1-H HR		x 0-0 ① F7	4	1	2	2	0	0	0
Jerry Johnson, R (1, 1) OBP: 0.111, SLG: 0.222			S S S 0-3 ② K		S S S 0-3 ③ K		S S S 0-3 ③ K		x 0-0 ② 4-3	1	0	0	0	0	1	0
Rich Folkers, L (3, 1) OBP: 0.261, SLG: 0.238										0	0	0	0	0	0	0
Gene Locklear, L (5, PH) OBP: 0.359, SLG: 0.420										1	0	0	0	0	1	2
Dave Tomlin, L (5, 1) OBP: 0.500, SLG: 0.250										0	0	0	0	0	0	0
Dick Sharon, R (7, PH) OBP: 0.330, SLG: 0.340										1	0	0	0	0	1	0
Danny Frisella, L (7, 1)										0	0	0	0	0	0	0
Ted Kubiak, S (9, PH) OBP: 0.284, SLG: 0.244										1	0	0	0	0	0	0
Inning Stats	R: 0 E: 0 K: 1 S: 5 H: 0 LOB: 1 BB: 1 P: 9	R: 0 E: 0 K: 0 S: 2 H: 0 LOB: 0 BB: 1 P: 6	R: 0 E: 0 K: 2 S: 7 H: 0 LOB: 0 BB: 0 P: 7	R: 0 E: 0 K: 1 S: 5 H: 0 LOB: 0 BB: 0 P: 5	R: 0 E: 0 K: 1 S: 7 H: 2 LOB: 2 BB: 0 P: 7	R: 0 E: 0 K: 2 S: 8 H: 1 LOB: 1 BB: 0 P: 8	R: 2 E: 0 K: 1 S: 6 H: 1 LOB: 0 BB: 1 P: 10	R: 2 E: 0 K: 0 S: 7 H: 4 LOB: 2 BB: 0 P: 7	R: 0 E: 0 K: 0 S: 4 H: 1 LOB: 1 BB: 0 P: 4	1B: 7 2B: 1 3B: 0 HR: 1 SF: 0 SAC: 0 DP: 0 HBP: 0	WP: 0 PB: 0 SB: 1 CS: 1 PA: 38					

	AB	35
	R	4
	H	9
	RBI	4
	BB	3
	SO	8
	LOB	16

PITCHER		IP	WLS	BF	H	R	ER	SO	BB	IBB	HBP	BLK	WP	HR	S	P	ERA	WHIP
Tom Seaver, R ERA: 2.21	(1, 1)	8.0	W	34	8	4	4	8	3	0	0	0	0	1	47	59	4.50	1.375
Bob Apodaca, R ERA: 1.71	(9, 1)	1.0		4	1	0	0	0	0	0	0	0	0	0	4	4	0.00	1.000

PITCHER	IP	WLS	BF	H	R	ER	SO	BB	IBB	HBP	BLK	WP	HR	S	P	ERA	WHIP

Batter	1	2	3	4	5	6	7	8	9	AB	R	H	RBI	BB	SO	LOB
Del Unser, L (1, 8) OBP: 0.330, SLG: 0.361	F9		G5-3	4-3	K		K			4	1	0	0	1	2	3
Felix Millan, R (1, 4) OBP: 0.341, SLG: 0.367	L6-3		G5-3	BB	K			G4-6-3		4	0	2	0	1	1	2
Ed Kranepool, L (1, 3) OBP: 0.371, SLG: 0.436	L6-3		3-1		G3			G4-6-3		5	1	1	1	0	0	3
Rusty Staub, L (1, 9) OBP: 0.373, SLG: 0.439		WP, E			FC4-6, SF9	L8				4	3	3	1	1	0	0
Wayne Garrett, L (1, 5) OBP: 0.381, SLG: 0.375		L1			FC4-6		BLK, BB, WP			5	2	4	1	0	0	1
John Milner, L (1, 7) OBP: 0.320, SLG: 0.368		E4			FC4-6			4-3		4	2	1	1	1	0	4
Jerry Grote, R (1, 2) OBP: 0.348, SLG: 0.364		5-3			SF9		G3			3	0	2	2	0	0	1
Mike Phillips, L (1, 6) OBP: 0.305, SLG: 0.320		F8	F8				G3			3	0	0	0	1	0	4
Tom Seaver, R (1, 1) OBP: 0.247, SLG: 0.208			G5-3	4-3			K			3	0	1	1	1	1	1
Bob Apodaca, R (9, 1) OBP: 0.500, SLG: 0.429										0	0	0	0	0	0	0
Inning Stats	R: 0 E: 0 K: 0 S: 3 H: 1 LOB: 0 BB: 0 P: 3	R: 1 E: 1 K: 0 S: 5 H: 1 LOB: 1 BB: 0 P: 5	R: 4 E: 0 K: 0 S: 7 H: 5 LOB: 2 BB: 2 P: 15	R: 0 E: 0 K: 0 S: 3 H: 0 LOB: 1 BB: 1 P: 7	R: 2 E: 1 K: 1 S: 8 H: 3 LOB: 2 BB: 1 P: 12	R: 0 E: 0 K: 1 S: 5 H: 0 LOB: 0 BB: 0 P: 5	R: 2 E: 0 K: 2 S: 9 H: 2 LOB: 1 BB: 1 P: 13	R: 0 E: 0 K: 0 S: 4 H: 2 LOB: 2 BB: 1 P: 8		1B: 11 2B: 4 3B: 0 HR: 0 SF: 1 SAC: 0 DP: 3 HBP: 0						

PITCHER		IP	WLS	BF	H	R	ER	SO	BB	IBB	HBP	BLK	WP	HR	S	P	ERA	WHIP
Jerry Johnson, R ERA: 4.68	(1, 1)	2.2	L	16	7	5	5	0	2	0	0	0	1	0	14	22	16.88	3.375
Rich Folkers, L ERA: 4.87	(3, 1)	1.1		5	0	0	0	0	1	0	0	0	0	0	4	8	0.00	0.750
Dave Tomlin, L ERA: 3.5	(5, 1)	2.0		10	3	2	1	2	1	0	0	0	0	0	13	17	4.50	2.000
Danny Frisella, R ERA: 2.99	(7, 1)	2.0		11	4	2	2	2	2	0	0	1	1	0	13	21	9.00	3.000

PITCHER	IP	WLS	BF	H	R	ER	SO	BB	IBB	HBP	BLK	WP	HR	S	P	ERA	WHIP

BOTTOM

San Diego Padres @ New York Mets

Shea Stadium, Flushing, NY

Tue Aug 12 1975, 7:05 PM EDT

Att. 20,259 - Unknown

livebaseballscorecards.com

AB	35
R	9
H	14
RBI	7
BB	6
SO	4
LOB	19

PA: 42

WP: 2
PB: 1
SB: 0
CS: 0

Batter	1	2	3	4	5	6	7	8	9	AB	R	H	RBI	BB	SO	LOB
Johnny Grubb, L (1, 8) OBP: 0.357, SLG: 0.393	4-3		F9		FC4-6 L3 1-2f			4-3	K	5	0	0	0	0	1	2
Tito Fuentes, S (1, 4) OBP: 0.296, SLG: 0.333	1B 1B 1B		K		L3 1-2			E BB	E3 1B 1-2	4	2	1	0	1	1	2
Gene Locklear, L (1, 7) OBP: 0.362, SLG: 0.428	1B 1-3 1B		K			F7		E7 1B 1-H 2B	K	4	1	2	1	0	1	0
Ted Kubiak, S (8, 5) OBP: 0.282, SLG: 0.242										1	0	0	0	0	1	2
Dave Winfield, R (1, 9) OBP: 0.345, SLG: 0.399	1-3 3-H 1B			K		4-3		1B HR BB	1-2 2-H 1B	4	1	2	2	1	1	0
Mike Ivie, R (1, 5) (8, 3) OBP: 0.301, SLG: 0.373	6-3			HR		F6		1-2 3-H HR 1B	F2	5	2	2	2	0	0	3
Bobby Tolan, L (1, 3) (8, 7) OBP: 0.292, SLG: 0.327		1B		FC6-4 1B			4-3	1-H 2-H HR		4	1	3	3	0	0	0
Hector Torres, R (1, 6) OBP: 0.313, SLG: 0.349		K		FC6-4 1-2f			F9	E6 G6-4-3		4	0	0	0	0	1	2
Bob Davis, R (1, 2) OBP: 0.216, SLG: 0.170		K		F9			BB	G6-4-3 1-2f		3	0	0	0	1	1	3
Dan Spillner, R (1, 1) OBP: 0.316, SLG: 0.219		K			FC4-6 BB		K		E 1B 1B	0	0	0	0	0	0	0
Dave Freisleben, R (1, 1) OBP: 0.152, SLG: 0.093										1	0	0	0	1	1	1
Dick Sharon, R (7, PH) OBP: 0.328, SLG: 0.337										1	0	0	0	0	1	1
Rich Folkers, L (7, 1) OBP: 0.292, SLG: 0.273										1	1	1	0	0	0	0
Bill Greif, R (9, 1)										0	0	0	0	0	0	0
Inning Stats	R: 1 E: 0 K: 0 S: 5 / H: 3 LOB: 1 BB: 0 P: 5	R: 0 E: 0 K: 3 S: 10 / H: 1 LOB: 1 BB: 0 P: 10	R: 0 E: 0 K: 2 S: 7 / H: 0 LOB: 0 BB: 0 P: 7	R: 1 E: 0 K: 1 S: 7 / H: 2 LOB: 1 BB: 0 P: 7	R: 0 E: 0 K: 0 S: 2 / H: 0 LOB: 0 BB: 1 P: 6	R: 0 E: 0 K: 0 S: 3 / H: 0 LOB: 0 BB: 0 P: 3	R: 0 E: 0 K: 1 S: 5 / H: 0 LOB: 1 BB: 1 P: 9	R: 5 E: 2 K: 0 S: 6 / H: 3 LOB: 0 BB: 2 P: 14	R: 1 E: 1 K: 2 S: 10 / H: 2 LOB: 2 BB: 0 P: 10	1B: 8 2B: 2 3B: 0 HR: 2	SF: 0 SAC: 0 DP: 2 HBP: 0						

TOP

San Diego Padres @ New York Mets

Shea Stadium, Flushing, NY

Wed Aug 13 1975, 7:05 PM EDT

Att. 16,027 - Unknown

livebaseballscorecards.com

AB	37
R	8
H	11
RBI	8
BB	4
SO	9
LOB	16

WP: 0	PA: 41
PB: 0	
SB: 0	
CS: 0	

PITCHER		IP	WLS	BF	H	R	ER	SO	BB	IBB	HBP	BLK	WP	HR	S	P	ERA	WHIP
Randy Tate, R ERA: 4.64	(1, 1)	7.1	L	31	7	5	5	7	4	0	0	0	0	1	41	57	6.14	1.500
Rick Baldwin, R ERA: 3.34	(8, 1)	0.2		4	2	2	2	0	0	0	0	0	0	1	4	4	27.00	3.000
Tom Hall, L ERA: 4.91	(9, 1)	1.0		6	2	1	0	2	0	0	0	0	0	0	10	10	0.00	2.000

PITCHER	IP	WLS	BF	H	R	ER	SO	BB	IBB	HBP	BLK	WP	HR	S	P	ERA	WHIP

BOTTOM

San Diego Padres @ New York Mets

Shea Stadium, Flushing, NY

Wed Aug 13 1975, 7:05 PM EDT

Att. 16,027 - Unknown

livebaseballscorecards.com

Batter	1	2	3	4	5	6	7	8	9	AB	R	H	RBI	BB	SO	LOB
Del Unser, L (1, 8) OBP: 0.332, SLG: 0.361 Jesus Alou, R (9, PH) OBP: 0.300, SLG: 0.310	BBBB 4-0 PB 1B BB	x 0-0 FC4-6 1B 1B	x 0-0 ③ 2-3			x 0-0 ③ F6			x 0-0 G3 BB 6-3 1B	3 1	1 1	1 1	0 0	1 0	0 0	2 0
Felix Millan, R (1, 4) OBP: 0.345, SLG: 0.370	x 0-0 1B 1B 1-H 1B	x 0-0 FC4-6 1-2 1B		x 0-0 CS 1B			x 0-0 ① 4-3		BBBB 4-0 6-3 G3 1-2 BB	4	1	3	1	1	0	0
Ed Kranepool, L (1, 3) OBP: 0.372, SLG: 0.433	x 0-0 FC3-5 1B 1-3 1B	x 0-0 ① FC4-6 L6 BB 1-2f 2-3		x 0-0 ①② F8 1-2			BBBB 4-0 1B BB		x 0-0 ① G3 1-2 2-3	4	0	1	0	1	0	5
Rusty Staub, L (1, 9) OBP: 0.375, SLG: 0.440	x 0-0 BB FC3-5 1-2 1B 3-H 1B	BBBB 4-0 1-2 BB		x 0-0 ③ F9			x 0-0 1-2 1B		x 0-0 ② 6-3 2-3 3-H	4	1	2	2	1	0	1
Wayne Garrett, L (1, 5) OBP: 0.373, SLG: 0.366	x 0-0 ① FC3-5 BB 1B 1-2 2-3f	x 0-0 ②③ L6 2-3			x 0-0 ① G3		x 0-0 ② F8		x 0-0 ③ F8	5	1	0	0	0	0	8
John Milner, L (1, 7) OBP: 0.319, SLG: 0.362	BBBB 4-0 1B 1-2 2-3 BB		x 0-0 ① 3-1		x 0-0 ② F8		x 0-0 ③ 3-1			3	0	0	0	1	0	2
Jerry Grote, R (1, 2) OBP: 0.350, SLG: 0.366	x 0-0 1-3 2-H 3-H 1B		x 0-0 SH2-4 1B 1B		x 0-0 ③ F8			x 0-0 ① F9		4	0	2	2	0	0	0
Mike Phillips, L (1, 6) OBP: 0.305, SLG: 0.320 Jack Heidemann, R (8, PH) OBP: 0.288, SLG: 0.313 (9, 6)	x 0-0 ② F7		x 0-0 SH2-4 1-2 1B			x 0-0 ① 4-3		SSS 0-3 ② K		3 1	0 0	1 0	0 0	0 0	0 1	2 0
Randy Tate, R (1, 1) OBP: 0.167, SLG: 0.167 Rick Baldwin, L (8, 1) OBP: 0.270, SLG: 0.270 Gene Clines, R (8, PH) OBP: 0.400, SLG: 0.400 Tom Hall, L (9, 1)	SSS 0-3 ③ K		x 0-0 ② SH2-4 1-2 2-3			x 0-0 ② 5-3		x 0-0 ③ L4-3		2 0 1 0	0 0 0 0	0 0 0 0	0 0 0 0	0 0 0 0	1 0 0 0	2 0 0 0
Inning Stats	R: 4 E: 0 K: 1 S: 9 H: 4 LOB: 2 BB: 2 P: 17	R: 0 E: 0 K: 0 S: 4 H: 2 LOB: 2 BB: 1 P: 8	R: 0 E: 0 K: 0 S: 5 H: 2 LOB: 2 BB: 0 P: 5	R: 0 E: 0 K: 0 S: 3 H: 1 LOB: 0 BB: 0 P: 3	R: 0 E: 0 K: 0 S: 3 H: 0 LOB: 0 BB: 0 P: 3	R: 0 E: 0 K: 0 S: 3 H: 0 LOB: 0 BB: 0 P: 3	R: 0 E: 0 K: 0 S: 4 H: 1 LOB: 2 BB: 1 P: 8	R: 0 E: 0 K: 1 S: 5 H: 0 LOB: 0 BB: 0 P: 5	R: 1 E: 0 K: 0 S: 4 H: 1 LOB: 1 BB: 1 P: 8	1B: 11 2B: 1 3B: 0 HR: 0 SF: 0 SAC: 1 DP: 1 HBP: 0						

	AB	35
	R	5
	H	11
	RBI	5
	BB	5
	SO	2
	LOB	22

PITCHER		IP	WLS	BF	H	R	ER	SO	BB	IBB	HBP	BLK	WP	HR	S	P	ERA	WHIP
Dan Spillner, R ERA: 4.55	(1, 1)	0.1		7	4	4	4	0	2	0	0	0	0	0	5	13	108.00	18.000
Dave Freisleben, R ERA: 3.8	(1, 1)	5.2		21	5	0	0	1	1	0	0	0	0	0	22	26	0.00	1.059
Rich Folkers, L ERA: 4.86	(7, 1)	2.0	W	9	2	1	1	1	1	0	0	0	0	0	10	14	4.50	1.500
Bill Greif, R ERA: 3.47	(9, 1)	1.0		4	0	0	0	0	1	0	0	0	0	0	3	7	0.00	1.000

PITCHER	IP	WLS	BF	H	R	ER	SO	BB	IBB	HBP	BLK	WP	HR	S	P	ERA	WHIP

WP: 0 PB: 1 SB: 0 CS: 1 PA: 41

San Diego Padres @ Philadelphia Phillies

Veterans Stadium, Philadelphia, PA

Fri Aug 15 1975, 7:05 PM EDT

Att. 30,601 - Unknown

TOP

livebaseballscorecards.com

Batter	1	2	3	4	5	6	7	8	9	AB	R	H	RBI	BB	SO	LOB
Johnny Grubb, L (1, 8) OBP: 0.356, SLG: 0.390	F8		BBB 4-0 FC4-6 1-2 BB		G4-3 1-2f 2-3		3-1			3	0	0	0	1	0	2
Tito Fuentes, S (1, 4) OBP: 0.296, SLG: 0.333	F6		FC4-6 1-2f		E9 2B 3-H 1B		5-3			4	1	1	1	0	0	2
Dave Winfield, R (1, 9) OBP: 0.344, SLG: 0.400	5-3			G3	2-H 2B			F9		4	0	1	1	0	0	0
Willie McCovey, L (1, 3) OBP: 0.333, SLG: 0.425		BBB 4-0 FC3-6 BB		SSS 0-3 K	BBB 4-0 BB			1B		2	0	1	0	2	1	0
Mike Ivie, R (1, 5) OBP: 0.301, SLG: 0.374		FC3-6 4-3 1-2f		2B 2B	SSS 0-3 K			F4		4	1	1	0	0	1	4
Bobby Tolan, L (1, 7) OBP: 0.292, SLG: 0.328		4-3 1-2		FC5 2-H 2B		SSS 0-3 K		2-3		4	0	1	1	0	1	2
Hector Torres, R (1, 6) OBP: 0.312, SLG: 0.348			G5-4-3 1B	FC5 2-3		F9			1-3	4	0	1	0	0	0	1
Fred Kendall, R (1, 2) OBP: 0.263, SLG: 0.242			G5-4-3 1-2f		BBB 4-0 G4-3 1B E BB	F8			G6-4-3 1B	3	1	1	0	1	0	1
Enzo Hernandez, R (9, PR) OBP: 0.280, SLG: 0.262										0	0	0	0	0	0	0
Joe McIntosh, S (1, 1) OBP: 0.277, SLG: 0.275										1	0	1	0	0	0	0
Dick Sharon, R (5, PH) OBP: 0.333, SLG: 0.343										1	0	1	0	0	0	0
Jerry Johnson, R (5, 1) OBP: 0.111, SLG: 0.222										0	0	0	0	0	0	0
Ted Kubiak, S (7, PH) OBP: 0.281, SLG: 0.241										1	0	0	0	0	0	0
Danny Frisella, L (7, 1)										0	0	0	0	0	0	0
Randy Hundley, R (9, PH) OBP: 0.280, SLG: 0.289			BB 1B		G4-3 1-2 1B		L8		G6-4-3 1-2f	1	0	0	0	0	0	1

	AB	32
	R	3
	H	9
	RBI	3
	BB	4
	SO	3
	LOB	13

Inning Stats	1	2	3	4	5	6	7	8	9
	R: 0 E: 0 K: 0 S: 3	H: 0 LOB: 0 BB: 0 P: 3	R: 0 E: 0 K: 0 S: 2	H: 0 LOB: 1 BB: 1 P: 6	R: 0 E: 0 K: 0 S: 4	H: 2 LOB: 2 BB: 1 P: 8	R: 1 E: 0 K: 1 S: 7	H: 2 LOB: 1 BB: 0 P: 7	R: 2 E: 1 K: 1 S: 7	H: 3 LOB: 2 BB: 2 P: 15	R: 0 E: 0 K: 1 S: 5	H: 0 LOB: 0 BB: 0 P: 5	R: 0 E: 0 K: 0 S: 3	H: 0 LOB: 0 BB: 0 P: 3	R: 0 E: 0 K: 0 S: 4	H: 1 LOB: 1 BB: 0 P: 4	R: 0 E: 0 K: 0 S: 3	H: 1 LOB: 1 BB: 0 P: 3

| | | | | | | | | | |

Batter	1	2	3	4	5	6	7	8	9	AB	R	H	RBI	BB	SO	LOB
Dave Cash, R (1, 4) OBP: 0.360, SLG: 0.393	5-3	E4 1-2		1B 1-2		L6				4	0	1	0	0	0	3
Larry Bowa, S (1, 6) OBP: 0.336, SLG: 0.392	HR WP BB	F6		F2			K			3	1	0	0	1	1	4
Jay Johnstone, L (1, 9) OBP: 0.419, SLG: 0.494	F9 1-2	4-3			F8		FC6-4 BB 1B			4	0	1	0	0	0	1
Greg Luzinski, R (1, 7) OBP: 0.400, SLG: 0.586	HR 2-H	F8			5-3		FC6-4 1-2 BB			3	1	1	2	1	0	0
Dick Allen, R (1, 3) OBP: 0.312, SLG: 0.332	6-3	K			6-3		FC6-4 S 1-2f 2-3			4	0	0	0	0	1	2
Garry Maddox, R (1, 8) OBP: 0.350, SLG: 0.419		F7		1B 2B		6-3	K 1-2			4	1	1	0	0	1	2
Mike Schmidt, R (1, 5) OBP: 0.373, SLG: 0.514		HR		K		F7		CS BB		3	1	1	1	1	1	1
Johnny Oates, L (1, 2) OBP: 0.366, SLG: 0.339		E 1B		6-3		BB 1B		K		4	0	2	0	0	1	2
Dick Ruthven, R (1, 1) OBP: 0.200, SLG: 0.200		K		1B 2-H		BB 1-2		K 1-2		2	0	1	1	0	1	1
Tom Hilgendorf, S (5, 1) OBP: 0.375, SLG: 0.286										0	0	0	0	1	0	0
Tony Taylor, R (8, PH) OBP: 0.349, SLG: 0.397										1	0	0	0	0	1	1
Tug McGraw, R (9, 1) OBP: 0.222, SLG: 0.222										0	0	0	0	0	0	0
Inning Stats	R: 2 E: 0 K: 0 S: 4 H: 1 LOB: 0 BB: 1 P: 8	R: 1 E: 1 K: 1 S: 8 H: 2 LOB: 2 BB: 0 P: 8	R: 0 E: 0 K: 1 S: 5 H: 0 LOB: 0 BB: 0 P: 5	R: 1 E: 0 K: 1 S: 8 H: 3 LOB: 2 BB: 0 P: 8	R: 0 E: 0 K: 0 S: 3 H: 0 LOB: 0 BB: 0 P: 3	R: 0 E: 0 K: 0 S: 4 H: 1 LOB: 2 BB: 1 P: 8	R: 0 E: 0 K: 2 S: 8 H: 1 LOB: 2 BB: 1 P: 12	R: 0 E: 0 K: 2 S: 6 H: 0 LOB: 1 BB: 1 P: 10		1B: 5 2B: 2 3B: 0 HR: 2 SF: 0 SAC: 0 DP: 1 HBP: 0						

PITCHER	IP	WLS	BF	H	R	ER	SO	BB	IBB	HBP	BLK	WP	HR	S	P	ERA	WHIP
Joe McIntosh, R (1, 1) ERA: 3.41	4.0	L	20	6	4	4	3	1	0	0	0	1	2	25	29	9.00	1.750
Jerry Johnson, R (5, 1) ERA: 4.33	2.0		8	1	0	0	0	1	0	0	0	0	0	7	11	0.00	1.000
Danny Frisella, R (7, 1) ERA: 2.91	2.0		8	1	0	0	4	2	0	0	0	0	0	14	22	0.00	1.500

PITCHER	IP	WLS	BF	H	R	ER	SO	BB	IBB	HBP	BLK	WP	HR	S	P	ERA	WHIP

BOTTOM

San Diego Padres @ Philadelphia Phillies

Veterans Stadium, Philadelphia, PA

Fri Aug 15 1975, 7:05 PM EDT

Att. 30,601 - Unknown

livebaseballscorecards.com

AB	32
R	4
H	8
RBI	4
BB	4
SO	7
LOB	17

Batter	1	2	3	4	5	6	7	8	9	AB	R	H	RBI	BB	SO	LOB
Johnny Grubb, L (1, 8) OBP: 0.357, SLG: 0.390	6-3		BB			K			1B	3	1	1	0	1	1	0
Tito Fuentes, S (1, 4) OBP: 0.293, SLG: 0.330	K		L8			L5			B3	4	0	0	0	0	1	3
Dave Winfield, R (1, 9) OBP: 0.346, SLG: 0.407	1-3			F6			HR		1B 3B 1-2 BB	3	2	1	1	1	0	0
Willie McCovey, L (1, 3) OBP: 0.329, SLG: 0.419 Enzo Hernandez, R (9, 6) OBP: 0.280, SLG: 0.262		F5		F9			K		K	4 0	0 0	0 0	0 0	0 0	2 0	2 0
Mike Ivie, R (1, 5) (9, 3) OBP: 0.300, SLG: 0.373		F3		L7			F4		3B 1B 1-2 2-H	4	1	1	1	0	0	0
Bobby Tolan, L (1, 7) OBP: 0.292, SLG: 0.333		4-3			6-3		K		E 3B 1-H 2-H	4	1	1	2	0	1	0
Hector Torres, R (1, 6) (9, 5) OBP: 0.311, SLG: 0.350			4-3 2B		5-3			F8	E6 3-H	4	0	1	0	0	0	0
Fred Kendall, R (1, 2) OBP: 0.259, SLG: 0.238			4-3 2-3		4-3			6-3	K	4	0	0	0	0	1	2
Randy Jones, R (1, 1) OBP: 0.141, SLG: 0.145			4-3			F8		F7		3	0	0	0	0	0	1
Inning Stats	R: 0 E: 0 K: 1 S: 5 H: 0 LOB: 0 BB: 0 P: 5	R: 0 E: 0 K: 0 S: 3 H: 0 LOB: 0 BB: 0 P: 3	R: 0 E: 0 K: 0 S: 4 H: 1 LOB: 2 BB: 1 P: 8	R: 0 E: 0 K: 0 S: 3 H: 0 LOB: 0 BB: 0 P: 3	R: 0 E: 0 K: 0 S: 3 H: 0 LOB: 0 BB: 0 P: 3	R: 0 E: 0 K: 1 S: 5 H: 0 LOB: 0 BB: 0 P: 5	R: 1 E: 0 K: 2 S: 8 H: 1 LOB: 0 BB: 0 P: 8	R: 0 E: 0 K: 0 S: 3 H: 0 LOB: 0 BB: 0 P: 3	R: 4 E: 1 K: 2 S: 11 H: 3 LOB: 1 BB: 1 P: 15	1B: 2 2B: 1 3B: 1 HR: 1 SF: 0 SAC: 0 DP: 0 HBP: 0						

PITCHER		IP	WLS	BF	H	R	ER	SO	BB	IBB	HBP	BLK	WP	HR	S	P	ERA	WHIP
Larry Christenson, R ERA: 3.81	(1, 1)	7.0		24	2	1	1	4	1	0	0	0	0	1	31	35	1.29	0.429
Tug McGraw, L ERA: 3.1	(8, 1)	1.2	L	9	3	4	3	1	1	0	0	0	0	0	10	14	16.20	2.400
Gene Garber, R ERA: 3.52	(9, 1)	0.1		2	0	0	0	1	0	0	0	0	0	0	4	4	0.00	0.000

PITCHER	IP	WLS	BF	H	R	ER	SO	BB	IBB	HBP	BLK	WP	HR	S	P	ERA	WHIP

San Diego Padres @ Philadelphia Phillies

Veterans Stadium, Philadelphia, PA

Sat Aug 16 1975, 7:05 PM EDT

Att. 40,127 - Unknown

TOP

livebaseballscorecards.com

AB	33
R	5
H	5
RBI	4
BB	2
SO	6
LOB	8

Batter	1	2	3	4	5	6	7	8	9	AB	R	H	RBI	BB	SO	LOB
Dave Cash, R (1, 4) OBP: 0.358, SLG: 0.390	L6		L8		F9		6-3			4	0	0	0	0	0	3
Larry Bowa, S (1, 6) OBP: 0.336, SLG: 0.391	4-3 1B		FC5-4 1-2f			B2-3		F4		4	0	1	0	0	0	1
Ollie Brown, R (1, 9) OBP: 0.397, SLG: 0.571	4-3 1-2			F8		F4		L7		4	0	0	0	0	0	1
Greg Luzinski, R (1, 7) OBP: 0.399, SLG: 0.586	K			6-3		2B		1-3		4	0	1	0	0	1	1
Dick Allen, R (1, 3) OBP: 0.314, SLG: 0.342		K		HR		IBB			F4	3	1	1	1	1	1	0
Garry Maddox, R (1, 8) OBP: 0.349, SLG: 0.414		6-3 BB		F8		F8			F8	3	0	0	0	1	0	2
Mike Schmidt, R (1, 5) OBP: 0.374, SLG: 0.512		6-3 1-2			FC1-4-6 1B		4-3 SH1-4 BB		6-3	3	0	1	0	1	0	1
Bob Boone, R (1, 2) OBP: 0.320, SLG: 0.318			6-3		FC1-4-6 1-2f		SH1-4 1-2			2	0	0	0	0	0	1
Larry Christenson, R (1, 1) OBP: 0.263, SLG: 0.389 Tony Taylor, R (7, PH) OBP: 0.345, SLG: 0.392 Tug McGraw, R (8, 1) OBP: 0.222, SLG: 0.222 Gene Garber, R (9, 1) OBP: 0.222, SLG: 0.222			FC5-4 BB		K		4-3 2-3			1 1 0 0	0 0 0 0	0 0 0 0	0 0 0 0	1 0 0 0	1 0 0 0	1 1 0 0
Inning Stats	R: 0 H: 1 E: 0 LOB: 1 K: 1 BB: 0 S: 6 P: 6	R: 0 H: 0 E: 0 LOB: 0 K: 1 BB: 1 S: 4 P: 8	R: 0 H: 0 E: 0 LOB: 1 K: 0 BB: 1 S: 3 P: 7	R: 1 H: 1 E: 0 LOB: 0 K: 0 BB: 0 S: 4 P: 4	R: 0 H: 1 E: 0 LOB: 1 K: 1 BB: 0 S: 6 P: 6	R: 0 H: 1 E: 0 LOB: 2 K: 0 BB: 1 S: 4 P: 8	R: 0 H: 0 E: 0 LOB: 1 K: 0 BB: 1 S: 3 P: 7	R: 0 H: 0 E: 0 LOB: 0 K: 0 BB: 0 S: 3 P: 3	R: 0 H: 0 E: 0 LOB: 0 K: 0 BB: 0 S: 3 P: 3	1B: 2 SF: 0 2B: 1 SAC: 1 3B: 0 DP: 0 HR: 1 HBP: 0						

PITCHER	IP	WLS	BF	H	R	ER	SO	BB	IBB	HBP	BLK	WP	HR	S	P	ERA	WHIP
Randy Jones, L (1, 1) ERA: 2.02	9.0	W	34	4	1	1	3	3	1	0	0	0	1	36	52	1.00	0.778

PITCHER	IP	WLS	BF	H	R	ER	SO	BB	IBB	HBP	BLK	WP	HR	S	P	ERA	WHIP

BOTTOM

San Diego Padres @ Philadelphia Phillies

Veterans Stadium, Philadelphia, PA

Sat Aug 16 1975, 7:05 PM EDT

Att. 40,127 - Unknown

livebaseballscorecards.com

AB	29
R	1
H	4
RBI	1
BB	4
SO	3
LOB	12

San Diego Padres @ Philadelphia Phillies

Veterans Stadium, Philadelphia, PA

Sun Aug 17 1975, 3:33 AM EDT

Att. 29,317 - Unknown

livebaseballscorecards.com

Batter	1	2	3	4	5	6	7	8	9	AB	R	H	RBI	BB	SO	LOB
Johnny Grubb, L (1, 8) OBP: 0.358, SLG: 0.389	K		F7			FC5 HBP 1B	1B BB		F9	4	0	1	1	1	1	1
Tito Fuentes, S (1, 4) OBP: 0.294, SLG: 0.331	CS 1B		1B			F5	SF7		E4 1B	4	0	2	1	0	0	2
Dave Winfield, R (1, 9) OBP: 0.349, SLG: 0.408	K		F8			HBP	1B		1B	4	0	2	2	0	1	2
Willie McCovey, L (1, 3) OBP: 0.327, SLG: 0.415		E9 1B		4-3		K	4-3		6-3	5	0	1	0	0	1	6
Mike Ivie, R (1, 5) OBP: 0.299, SLG: 0.371		K		F5		FC5		G5-4-3 BB		2	0	0	0	0	1	1
Ted Kubiak, S (4, 5) OBP: 0.283, SLG: 0.239										1	0	0	0	1	0	2
Dick Sharon, R (1, 7) OBP: 0.339, SLG: 0.343		FC6-4 BB		F3			1B BB BB 1B	K		3	1	1	0	1	1	1
Hector Torres, R (1, 6) OBP: 0.310, SLG: 0.346		F3			6-3		BB 1B SF7 BB	G5-4-3		3	1	0	0	1	0	3
Randy Hundley, R (1, 2) OBP: 0.286, SLG: 0.296		FC6-4			G6-4-3 1B		BB 1B 1B		E 1B	3	1	2	0	0	0	2
Gene Locklear, L (9, PH) OBP: 0.365, SLG: 0.431										1	1	1	0	0	0	0
Dave Freisleben, R (1, 1) OBP: 0.148, SLG: 0.091			K		G6-4-3		K		F4	1	0	0	0	0	1	0
Jerry Johnson, R (3, 1) OBP: 0.100, SLG: 0.200										1	0	0	0	0	0	1
Don Hahn, R (7, PH) OBP: 0.357, SLG: 0.190										1	0	0	0	0	1	3
Dave Tomlin, L (7, 1) OBP: 0.500, SLG: 0.250										0	0	0	0	0	0	0
Danny Frisella, L (8, 1)										0	0	0	0	0	0	0
Bobby Tolan, L (9, PH) OBP: 0.291, SLG: 0.332										1	0	0	0	0	0	1

TOP

AB	34
R	4
H	10
RBI	4
BB	4
SO	7
LOB	25

Inning Stats	1	2	3	4	5	6	7	8	9
	R: 0 E: 0 K: 2 S: 7	R: 0 E: 1 K: 1 S: 6	R: 0 E: 0 K: 1 S: 6	R: 0 E: 0 K: 0 S: 3	R: 0 E: 0 K: 0 S: 3	R: 0 E: 0 K: 1 S: 6	R: 3 E: 0 K: 1 S: 8	R: 0 E: 0 K: 1 S: 4	R: 1 E: 1 K: 0 S: 6
	H: 1 LOB: 1 BB: 0 P: 7	H: 1 LOB: 2 BB: 1 P: 10	H: 1 LOB: 1 BB: 0 P: 6	H: 0 LOB: 0 BB: 0 P: 3	H: 1 LOB: 0 BB: 0 P: 3	H: 1 LOB: 2 BB: 0 P: 7	H: 3 LOB: 2 BB: 2 P: 16	H: 0 LOB: 0 BB: 1 P: 8	H: 2 LOB: 2 BB: 0 P: 6

| | | | | | | | | | |

BOTTOM

San Diego Padres @ Philadelphia Phillies

Veterans Stadium, Philadelphia, PA

Sun Aug 17 1975, 3:33 AM EDT

Att. 29,317 - Unknown

livebaseballscorecards.com

Batter	1	2	3	4	5	6	7	8	9	AB	R	H	RBI	BB	SO	LOB
Dave Cash, R (1, 4) OBP: 0.359, SLG: 0.394	E9 1B 1B	2-H 3-H 3B		6-3			6-3			4	1	2	2	0	0	0
Larry Bowa, S (1, 6) OBP: 0.337, SLG: 0.392	G1-4-3 3-H 1B	1-3			4-3			CS 1B		4	0	2	1	0	0	1
Jay Johnstone, L (1, 9) OBP: 0.418, SLG: 0.504 Mike Anderson, R (8, PH) OBP: 0.319, SLG: 0.397 (9, 9)	F9		HR		5-3			1B 1-2 2B 1B		3 1	1 1	1 1	1 0	0 0	0 0	1 0
Greg Luzinski, R (1, 7) OBP: 0.400, SLG: 0.592	G1-4-3 1-2f		HR		K			2B 1-2 1B 1B		4	2	2	1	0	1	1
Dick Allen, R (1, 3) OBP: 0.313, SLG: 0.344 Tom Hutton, L (9, 3) OBP: 0.323, SLG: 0.290		5-3	L7			6-3		1-3 2-H 1B 2B		4 0	1 0	1 0	1 0	0 0	0 0	0 0
Mike Schmidt, R (1, 5) OBP: 0.373, SLG: 0.508		K	F7			F8		1B SF7 IBB		3	1	0	0	1	1	0
Garry Maddox, R (1, 8) OBP: 0.350, SLG: 0.416		1B 1B 1B	K			6-3		E 1-3 2-H 3-H 1B		4	1	2	2	0	1	0
Johnny Oates, L (1, 2) OBP: 0.369, SLG: 0.345		E 1B 1-2 3B 1B		G4-3 1B			4-3	SF7 1-2 3-H		3	1	2	1	0	0	0
Tom Underwood, R (1, 1) OBP: 0.164, SLG: 0.153 Tony Taylor, R (7, PH) OBP: 0.341, SLG: 0.387 Gene Garber, R (8, 1) OBP: 0.200, SLG: 0.200		E9 1-3 2-H 3B 1B		G4-3 1-2f			5-3	F4		2 1 1	1 0 0	1 0 1	1 0 0	0 0 0	0 0 0	1 0 1
Inning Stats	R: 1 E: 1 K: 0 S: 4 H: 2 LOB: 0 BB: 0 P: 4	R: 3 E: 1 K: 1 S: 9 H: 4 LOB: 1 BB: 0 P: 9	R: 2 E: 0 K: 1 S: 7 H: 2 LOB: 0 BB: 0 P: 7	R: 0 E: 0 K: 0 S: 3 H: 1 LOB: 0 BB: 0 P: 3	R: 0 E: 0 K: 1 S: 5 H: 0 LOB: 0 BB: 0 P: 5	R: 0 E: 0 K: 0 S: 3 H: 0 LOB: 0 BB: 0 P: 3	R: 0 E: 0 K: 0 S: 3 H: 0 LOB: 0 BB: 0 P: 3	R: 4 E: 1 K: 0 S: 7 H: 5 LOB: 1 BB: 1 P: 11		1B: 10 2B: 1 3B: 1 HR: 2	SF: 1 SAC: 0 DP: 2 HBP: 0					

AB	34
R	10
H	14
RBI	10
BB	1
SO	3
LOB	5

PITCHER		IP	WLS	BF	H	R	ER	SO	BB	IBB	HBP	BLK	WP	HR	S	P	ERA	WHIP
Dave Freisleben, R ERA: 4.04	(1, 1)	2.0	L	13	8	6	5	1	0	0	0	0	0	2	15	15	22.50	4.000
Jerry Johnson, R ERA: 3.77	(3, 1)	4.0		12	1	0	0	2	0	0	0	0	0	0	16	16	0.00	0.250
Dave Tomlin, L ERA: 3.71	(7, 1)	1.1		6	3	2	2	0	0	0	0	0	0	0	6	6	13.50	2.250
Danny Frisella, R ERA: 3.12	(8, 1)	0.2		5	2	2	2	0	0	1	0	0	0	0	4	8	27.00	3.000

PITCHER	IP	WLS	BF	H	R	ER	SO	BB	IBB	HBP	BLK	WP	HR	S	P	ERA	WHIP

Batter	1	2	3	4	5	6	7	8	9	AB	R	H	RBI	BB	SO	LOB
Johnny Grubb, L (1, 8) OBP: 0.359, SLG: 0.387	BB		1B SF9 BB	K			4-3			2	1	0	0	2	1	0
Tito Fuentes, S (1, 4) OBP: 0.296, SLG: 0.333	F8		1B 1-3 1B		E 1B 1B		6-3			4	0	2	0	0	0	1
Hector Torres, R (1, 6) OBP: 0.313, SLG: 0.350	F5		SF9 3-H		E6 G6-4-3 1-3 1B			B1-6-3 1B		3	0	2	1	0	0	1
Willie McCovey, L (1, 3) OBP: 0.326, SLG: 0.411	1-2 BB		F7		K			B1-6-3 1-2f		3	0	0	0	1	1	4
Dave Winfield, R (1, 9) OBP: 0.348, SLG: 0.407	5-3		S 1-3 1B		G6-4-3 1-2f			K		4	0	1	0	0	1	4
Dick Sharon, R (1, 7) OBP: 0.336, SLG: 0.333		K	1-2 BB			K			F7	3	0	0	0	1	2	0
Ted Kubiak, S (1, 5) OBP: 0.288, SLG: 0.247		1B 2B	K			5-3			BB	3	0	1	0	1	1	3
Fred Kendall, R (1, 2) OBP: 0.259, SLG: 0.239		2-H 1B		5-3		F8			K	3	0	1	0	0	0	0
Gene Locklear, L (9, PH) OBP: 0.363, SLG: 0.429										1	0	0	0	0	1	1
Dan Spillner, R (1, 1) OBP: 0.293, SLG: 0.200		K		K			K		4-3	3	0	0	0	0	3	1
Dave Tomlin, L (7, 1) OBP: 0.500, SLG: 0.250										0	0	0	0	0	0	0
Bill Greif, R (8, 1)										0	0	0	0	0	0	0
Bobby Tolan, L (9, PH) OBP: 0.290, SLG: 0.331										1	0	0	0	0	0	1

Inning Stats	1	2	3	4	5	6	7	8	9
	R: 0 H: 0 E: 0 LOB: 2 K: 0 BB: 2 S: 8 P: 18	R: 0 H: 2 E: 0 LOB: 1 K: 2 BB: 0 S: 13 P: 23	R: 1 H: 2 E: 0 LOB: 3 K: 1 BB: 2 S: 11 P: 28	R: 0 H: 0 E: 0 LOB: 0 K: 2 BB: 0 S: 10 P: 14	R: 0 H: 2 E: 1 LOB: 1 K: 1 BB: 0 S: 10 P: 15	R: 0 H: 0 E: 0 LOB: 0 K: 1 BB: 0 S: 7 P: 12	R: 0 H: 0 E: 0 LOB: 0 K: 1 BB: 0 S: 5 P: 9	R: 0 H: 1 E: 0 LOB: 0 K: 1 BB: 0 S: 8 P: 11	R: 0 H: 0 E: 0 LOB: 1 K: 1 BB: 1 S: 8 P: 15

| | | | | | | | | | |

BOTTOM

San Diego Padres @ Montreal Expos

Jarry Park, Montreal, QB

Mon Aug 18 1975, 7:05 PM EDT

Unknown - 75 F

Batter	1	2	3	4	5	6	7	8	9	AB	R	H	RBI	BB	SO	LOB
Jim Lyttle, L (1, 8) OBP: 0.391, SLG: 0.263	4-1 BB BB BB	1-2 3-1			1-2 G4-6-3 1B		1-2 F5 1B 1-3	1-0 WP 1B 1B 3-H		4	0	3	1	1	0	1
Jim Dwyer, L (1, 7) OBP: 0.330, SLG: 0.353	4-1 BB BB 1-2		1-2 L9		1-0 F5		2-1 F5 1-2	1-2 WP 1B 1-2		4	0	1	0	1	0	3
Mike Jorgensen, L (1, 3) OBP: 0.369, SLG: 0.387	4-2 BB 1-2 2-3		4-2 BB		3-2 G4-6-3 1-2f		4-1 BB	4-0 FC5-4 IBB 1-2 2-3		1	0	0	0	4	0	1
Larry Biittner, L (1, 9) OBP: 0.385, SLG: 0.406 Gary Carter, R (7, PH) OBP: 0.367, SLG: 0.442 (8, 9)	3-3 K		4-0 BB 1-2			1-1 3-1	0-0 G3	1-0 FC5-4 1-2f		2 2	0 0	0 0	0 0	1 0	1 0	3 6
Larry Parrish, R (1, 5) OBP: 0.313, SLG: 0.421	1-0 L8		1-3 K			1-1 2B 1B		0-2 4-3		4	1	1	0	0	1	5
Pete Mackanin, R (1, 4) OBP: 0.301, SLG: 0.402	2-2 F9		1-0 F4			0-1 2B 1-H		0-0 F9		4	0	1	1	0	0	5
Barry Foote, R (1, 2) OBP: 0.237, SLG: 0.298		0-0 SH5-3 1B		0-0 G6-3 1B		2-3 K		3-2 E6 BB 1B		4	1	2	0	0	1	0
Pepe Frias, R (1, 6) OBP: 0.171, SLG: 0.156 Bob Bailey, R (7, PH) OBP: 0.384, SLG: 0.354 Tim Foli, R (8, 6) OBP: 0.289, SLG: 0.294		0-0 SH5-3 1-2		0-1 G6-3 1-2f			3-2 F5	4-2 1B E BB 1-2		1 1 0	0 0 1	0 0 0	0 0 0	0 0 1	0 0 0	1 0 0
Dan Warthen, S (1, 1) OBP: 0.143, SLG: 0.111 Jose Morales, R (8, PH) OBP: 0.370, SLG: 0.418 Fred Scherman, L (9, 1) OBP: 0.125, SLG: 0.133 Dale Murray, R (9, 1) OBP: 0.333, SLG: 0.143		3-3 K		0-0 F9			0-0 1B 1B	1-1 E2 1B 1B 1-H 2-H		3 1 0 0	0 1 0 0	1 1 0 0	0 1 0 0	0 0 0 0	1 0 0 0	1 0 0 0
Inning Stats	R: 0 E: 0 K: 1 S: 12 H: 0 LOB: 3 BB: 3 P: 30	R: 0 E: 0 K: 1 S: 10 H: 1 LOB: 1 BB: 0 P: 14	R: 0 E: 0 K: 1 S: 10 H: 0 LOB: 2 BB: 2 P: 21	R: 0 E: 0 K: 0 S: 4 H: 1 LOB: 0 BB: 0 P: 4	R: 0 E: 0 K: 0 S: 8 H: 1 LOB: 0 BB: 0 P: 13	R: 1 E: 0 K: 1 S: 9 H: 2 LOB: 0 BB: 0 P: 13	R: 0 E: 0 K: 0 S: 12 H: 2 LOB: 3 BB: 1 P: 22	R: 3 E: 2 K: 0 S: 17 H: 3 LOB: 3 BB: 2 P: 32		1B: 9 2B: 1 3B: 0 HR: 0 SF: 0 SAC: 1 DP: 2 HBP: 0						

livebaseballscorecards.com

AB	31
R	4
H	10
RBI	3
BB	8
SO	4
LOB	26

WP: 1 PB: 0 SB: 0 CS: 0 PA: 40

PITCHER		IP	WLS	BF	H	R	ER	SO	BB	IBB	HBP	BLK	WP	HR	S	P	ERA	WHIP
Dan Spillner, R ERA: 4.39	(1, 1)	6.2		30	7	1	1	4	6	0	0	0	0	0	64	116	1.35	1.950
Dave Tomlin, L ERA: 3.66	(7, 1)	1.0	L	5	0	2	1	0	1	0	0	0	0	0	10	17	9.00	1.000
Bill Greif, R ERA: 3.61	(8, 1)	0.1		5	3	1	0	0	0	1	0	0	1	0	8	16	0.00	9.000

PITCHER	IP	WLS	BF	H	R	ER	SO	BB	IBB	HBP	BLK	WP	HR	S	P	ERA	WHIP

Batter	1	2	3	4	5	6	7	8	9	AB	R	H	RBI	BB	SO	LOB
Johnny Grubb, L (1, 8) OBP: 0.355, SLG: 0.382	F7	4-3		F8		K		3-1		5	0	0	0	0	1	2
Tito Fuentes, S (1, 4) OBP: 0.299, SLG: 0.335	E5		L5		E7			FC6-4		5	1	3	0	0	0	0
Hector Torres, R (1, 6) OBP: 0.308, SLG: 0.344	K		6-3		SH1-3-5	F8		FC6-4		4	0	0	0	0	1	3
Dave Winfield, R (1, 9) OBP: 0.353, SLG: 0.410			K		HBP		SH3-4		G3	4	3	3	0	1	0	0
Dick Sharon, R (1, 7) OBP: 0.349, SLG: 0.343					HBP		SH3-4		4-3	3	1	2	1	1	1	1
Bobby Tolan, L (1, 3) OBP: 0.296, SLG: 0.335				SH5-4	FC5				4-3	4	0	3	2	0	0	1
Ted Kubiak, S (1, 5) OBP: 0.296, SLG: 0.253	L5			SH5-4			F9		FC4-6	4	0	2	2	1	0	3
Bob Davis, R (1, 2) OBP: 0.200, SLG: 0.157		5-3		K	FC5		4-3		FC4-6	4	0	0	0	0	1	5
Gene Locklear, L (9, PH) OBP: 0.361, SLG: 0.426										1	0	0	0	0	0	2
Randy Hundley, R (9, 2) OBP: 0.286, SLG: 0.296										0	0	0	0	0	0	0
Rich Folkers, L (1, 1) OBP: 0.259, SLG: 0.240		K		SH5-4		6-3		4-3		3	0	0	0	0	1	0
Inning Stats	R: 2 E: 1 K: 1 S: 17 H: 3 LOB: 2 BB: 0 P: 25	R: 0 E: 0 K: 1 S: 7 H: 0 LOB: 0 BB: 0 P: 10	R: 0 E: 0 K: 1 S: 7 H: 1 LOB: 1 BB: 0 P: 12	R: 0 E: 0 K: 1 S: 10 H: 2 LOB: 2 BB: 0 P: 18	R: 2 E: 1 K: 0 S: 10 H: 2 LOB: 2 BB: 2 P: 25	R: 0 E: 0 K: 1 S: 8 H: 1 LOB: 1 BB: 0 P: 13	R: 1 E: 0 K: 0 S: 12 H: 2 LOB: 1 BB: 0 P: 15	R: 0 E: 0 K: 0 S: 6 H: 1 LOB: 1 BB: 0 P: 7	R: 0 E: 0 K: 0 S: 8 H: 1 LOB: 2 BB: 1 P: 14	1B: 13 2B: 1 3B: 0 HR: 0 SF: 0 SAC: 3 DP: 1 HBP: 1	WP: 0 PB: 0 SB: 1 CS: 0 PA: 44					

PITCHER		IP	WLS	BF	H	R	ER	SO	BB	IBB	HBP	BLK	WP	HR	S	P	ERA	WHIP
Woodie Fryman, L ERA: 2.98	(1, 1)	5.0	L	26	8	4	2	4	2	0	1	0	0	0	51	90	3.60	2.000
Donald DeMola, R ERA: 4.41	(6, 1)	2.0		9	3	1	1	1	0	0	0	0	0	0	20	28	4.50	1.500
Chuck Taylor, R ERA: 3.94	(8, 1)	2.0		9	2	0	0	0	0	1	0	0	0	0	14	21	0.00	1.000

PITCHER	IP	WLS	BF	H	R	ER	SO	BB	IBB	HBP	BLK	WP	HR	S	P	ERA	WHIP

TOP

San Diego Padres @ Montreal Expos

Jarry Park, Montreal, QB

Mon Aug 18 1975, 7:05 PM EDT

Att. 15,232 - Unknown

livebaseballscorecards.com

AB	37
R	5
H	13
RBI	5
BB	3
SO	5
LOB	17

Batter	1	2	3	4	5	6	7	8	9	AB	R	H	RBI	BB	SO	LOB
Pepe Mangual, R (1, 8) OBP: 0.329, SLG: 0.351	B S S C 1-3 ① K		B X 1-0 1B		B X 1-0 1-2 1B		S B X 1-1 ② 5-3			4	0	2	0	0	1	0
Tim Foli, R (1, 6) OBP: 0.287, SLG: 0.291	S S B S 1-3 ② K		X 0-0 ③ F6		X 0-0 ② F5		S X 0-1 ③ F4			4	0	0	0	0	1	3
Gary Carter, R (1, 9) OBP: 0.366, SLG: 0.439	B S S S 1-3 ③ K			S B B B B 4-1 FC6-4 BB	B S X 1-1 ③ F7			B S B X 2-1 ① F7		3	0	0	0	1	1	2
Jose Morales, R (1, 3) OBP: 0.365, SLG: 0.411		B S X 1-1 ① F9		S B B B B X 3-1 ① FC6-4 1-2f	X 0-0 2B E 1B			S B B B S X 3-2 ② 6-3		4	1	1	0	0	0	1
Bob Bailey, R (1, 7) OBP: 0.386, SLG: 0.359		X 0-0 ② F8		B B B S B 4-1 FC5-4 BB	B B X 2-0 E7 1-H G6-4-3 2B			S S B F B X 2-2 ③ 6-3		3	1	1	0	1	0	0
Larry Parrish, R (1, 5) OBP: 0.315, SLG: 0.423		X 0-0 2B		S S S 0-3 ② K	B B B 4-0 G6-4-3 BB				B S X 1-1 ① F4	3	0	1	0	1	1	2
Pete Mackanin, R (1, 4) OBP: 0.297, SLG: 0.397		B B B S S S 3-3 ③ K		X 0-0 ③ FC5-4 1-2f	S X 0-1 ① ② G6-4-3 1-2f 3-H				X 0-0 ② F7	4	0	0	0	0	1	4
Barry Foote, R (1, 2) OBP: 0.237, SLG: 0.298			X 0-0 ① F4		S B B X 2-1 1B 1B	B B X 2-0 ③ F8			X 0-0 ③ 5-3	4	0	1	0	0	0	0
Woodie Fryman, R (1, 1) OBP: 0.233, SLG: 0.262			S X 0-1 ② L7		S S F S 0-3 ① K		S B S S F S 2-3 ① K			1	0	0	0	0	0	0
Nate Colbert, R (5, PH) OBP: 0.226, SLG: 0.277										1	0	0	0	0	1	1
Donald DeMola, R (6, 1)										0	0	0	0	0	0	0
Steve Renko, R (7, PH) OBP: 0.326, SLG: 0.359										1	0	0	0	0	1	0
Chuck Taylor, R (8, 1)										0	0	0	0	0	0	0
Inning Stats	R: 0 E: 0 K: 3 S: 9 H: 0 LOB: 0 BB: 0 P: 12	R: 0 E: 0 K: 1 S: 7 H: 1 LOB: 1 BB: 0 P: 11	R: 0 E: 0 K: 0 S: 5 H: 1 LOB: 1 BB: 0 P: 6	R: 0 E: 1 K: 1 S: 8 H: 0 LOB: 2 BB: 2 P: 19	R: 0 E: 0 K: 1 S: 10 H: 2 LOB: 2 BB: 0 P: 14	R: 2 E: 1 K: 0 S: 5 H: 2 LOB: 0 BB: 1 P: 13	R: 0 E: 0 K: 1 S: 8 H: 0 LOB: 0 BB: 0 P: 11	R: 0 E: 0 K: 0 S: 9 H: 0 LOB: 0 BB: 0 P: 16	R: 0 E: 0 K: 0 S: 4 H: 0 LOB: 0 BB: 0 P: 5	1B: 4 2B: 2 3B: 0 HR: 0 SF: 0 SAC: 0 DP: 1 HBP: 0						

PITCHER	IP	WLS	BF	H	R	ER	SO	BB	IBB	HBP	BLK	WP	HR	S	P	ERA	WHIP
Rich Folkers, L (1, 1) ERA: 4.52	9.0	W	35	6	2	1	7	3	0	0	0	0	0	65	107	1.00	1.000

PITCHER	IP	WLS	BF	H	R	ER	SO	BB	IBB	HBP	BLK	WP	HR	S	P	ERA	WHIP

BOTTOM

San Diego Padres @ Montreal Expos

Jarry Park, Montreal, QB

Mon Aug 18 1975, 7:05 PM EDT

Att. 15,232 - Unknown

livebaseballscorecards.com

AB	32
R	2
H	6
RBI	0
BB	3
SO	7
LOB	13

PA: 35

Batter	1	2	3	4	5	6	7	8	9	AB	R	H	RBI	BB	SO	LOB
Johnny Grubb, L (1, 8) OBP: 0.352, SLG: 0.378	S S B S 1-3 K ①		S B B X 2-1 5-3 ③		B S B X 2-1 F8 ③		S S S 0-3 K ③		S B B B S X 3-2 4-3 ③	5	0	0	0	0	2	4
Tito Fuentes, S (1, 4) OBP: 0.303, SLG: 0.338	S S X 0-2 F8 ②			B B B S X 3-1 1-3 1B 1B		B S S F B B B 4-2 WP BB		B B B S F F X 3-2 FC6-4 1B		3	0	2	0	1	0	0
Hector Torres, R (1, 6) OBP: 0.303, SLG: 0.339	B X 1-0 6-3 ③			S S S 0-3 K ①		B S S S 1-3 K ① 1-2		S S X 0-2 FC6-4 F9 1B 1-2f ①		4	0	0	0	0	2	3
Willie McCovey, L (1, 3) OBP: 0.328, SLG: 0.412		B S B X 2-1 F8 ①		B B S S S F X 2-2 1-3 1-2 1B		B B S S S 2-3 K ②		B B B S S X 3-1 1-2 1B		4	0	2	0	0	1	1
Dave Winfield, R (1, 9) OBP: 0.352, SLG: 0.409		B S B S X 2-2 E6 4-3 1B		S S X 0-2 1-3 1-2 2-3 ②		B S S S B C 2-3 K ③		B S B B X 3-1 F9 2-3 ②		4	0	1	0	0	1	5
Bobby Tolan, L (1, 7) OBP: 0.296, SLG: 0.334		S B S X 1-2 4-3 2-3 ②		S S X 0-2 L8 ③			B S B S B X 3-2 1B 1B G1-2-3 1B	S S S 0-3 K ③		4	0	1	0	0	1	5
Ted Kubiak, S (1, 5) OBP: 0.306, SLG: 0.260		S X 0-1 1-3 ③			B B B S B 4-1 4-3 BB		B S B B B S X 3-2 G1-2-3 1B 1-2 1B		S S B B B X 2-2 G5-4-3 1B 1B	3	0	2	0	1	0	1
Bob Davis, R (1, 2) OBP: 0.220, SLG: 0.182			X 0-0 6-3 ①		B S B S B C 3-3 K ①		B S X 1-1 G1-2-3 1-2 2-3 1B		S B X 1-1 G5-4-3 1-2 1B	4	0	2	0	0	1	1
Joe McIntosh, S (1, 1) OBP: 0.265, SLG: 0.262 Gene Locklear, L (7, PH) OBP: 0.360, SLG: 0.424 Dave Tomlin, L (7, 1) OBP: 0.500, SLG: 0.250 Dick Sharon, R (9, PH) OBP: 0.346, SLG: 0.339			S B B S X 2-2 1-3 ②		B B S S S X 2-2 4-3 1-2 ②		X 0-0 G1-2-3 1-2 2-3 3-Hf ① ②		B B B S S S X 3-2 G5-4-3 1-2f 2-3 ① ②	2 1 0 1	0 0 0 0	0 0 0 0	0 0 0 0	0 0 0 0	0 0 0 0	1 3 0 2

Inning Stats	1	2	3	4	5	6	7	8	9
	R: 0 E: 0 K: 1 S: 7	H: 0 LOB: 0 BB: 0 P: 9	R: 0 E: 1 K: 0 S: 10	H: 1 LOB: 1 BB: 0 P: 15	R: 0 E: 0 K: 0 S: 6	H: 0 LOB: 0 BB: 0 P: 10	R: 0 E: 0 K: 1 S: 15	H: 2 LOB: 2 BB: 0 P: 20	R: 0 E: 0 K: 1 S: 9	H: 0 LOB: 1 BB: 1 P: 20	R: 0 E: 0 K: 3 S: 12	H: 0 LOB: 1 BB: 1 P: 21	R: 0 E: 0 K: 1 S: 12	H: 3 LOB: 2 BB: 0 P: 19	R: 0 E: 0 K: 1 S: 15	H: 2 LOB: 2 BB: 0 P: 24	R: 0 E: 0 K: 0 S: 11	H: 2 LOB: 1 BB: 0 P: 20

| | | |

BOTTOM

San Diego Padres @ Montreal Expos

Jarry Park, Montreal, QB

Tue Aug 19 1975, 7:05 PM EDT

Att. 12,114 - Unknown - 68 F

Batter	1	2	3	4	5	6	7	8	9	AB	R	H	RBI	BB	SO	LOB
Jim Lyttle, L (1, 8) OBP: 0.407, SLG: 0.273	3-2 E7 PB SH5-3 2B	0-0 1B			4-1 SH1-4 2B BB	2-2 ③ F8				3	2	1	0	1	0	0
Jim Dwyer, L (1, 7) OBP: 0.333, SLG: 0.350	0-0 ① SH5-3 1-2	0-0 ③ F9			0-0 ① SH1-4 1-2		4-1 G1-6-3 BB			1	0	0	0	1	0	1
Mike Jorgensen, L (1, 3) OBP: 0.367, SLG: 0.384	1-0 ② F8 2-3		1-0 ① F8		4-1 2B BB		1-1 ① B1			3	0	0	0	1	0	2
Larry Biittner, L (1, 9) OBP: 0.387, SLG: 0.409	4-0 2B BB		2-2 ② F8		1-2 ② ③ 1-3 2-H 2B		1-2 ② ③ G1-6-3 1-2f			3	1	1	1	1	0	1
Larry Parrish, R (1, 5) OBP: 0.317, SLG: 0.425	1-2 E 1-H 3-H 2B		1-2 ③ F4		4-0 IBB			1-0 ① 6-3		3	1	1	2	1	0	0
Pete Mackanin, R (1, 4) OBP: 0.297, SLG: 0.404	0-1 E6 2-H			0-0 ① 5-3	2-0 ② F5			0-0 HR		4	1	1	1	0	0	3
Tim Foli, R (1, 6) OBP: 0.284, SLG: 0.289	2-1 ③ 5-3			0-0 ② F7	0-2 ③ 4-3			2-0 ② F9		4	0	0	0	0	0	4
Barry Foote, R (1, 2) OBP: 0.237, SLG: 0.295		2-1 ① F9		4-2 FC6-4 BB		1-1 ① 5-3		0-1 E5		3	0	0	0	1	0	0
Steve Rogers, R (1, 1) OBP: 0.313, SLG: 0.255		1-3 ② K		0-0 ③ FC6-4 1-2f		0-1 ② F4		0-2 ③ G3		4	0	0	0	0	1	2
Inning Stats	R: 3 E: 2 K: 0 S: 12 H: 1 LOB: 1 BB: 1 P: 23	R: 0 E: 0 K: 1 S: 8 H: 1 LOB: 1 BB: 0 P: 11	R: 0 E: 0 K: 0 S: 8 H: 0 LOB: 0 BB: 0 P: 12	R: 0 E: 0 K: 0 S: 5 H: 0 LOB: 1 BB: 1 P: 9	R: 1 E: 0 K: 0 S: 10 H: 1 LOB: 3 BB: 3 P: 25	R: 0 E: 0 K: 0 S: 7 H: 0 LOB: 0 BB: 0 P: 10	R: 0 E: 0 K: 0 S: 6 H: 0 LOB: 0 BB: 1 P: 12	R: 1 E: 1 K: 0 S: 8 H: 1 LOB: 1 BB: 0 P: 11		1B: 1 2B: 2 3B: 0 HR: 1	SF: 0 SAC: 2 DP: 1 HBP: 0					

livebaseballscorecards.com

AB	28
R	5
H	4
RBI	4
BB	6
SO	1
LOB	13

WP: 0 PB: 1 SB: 0 CS: 0 PA: 36

PITCHER		IP	WLS	BF	H	R	ER	SO	BB	IBB	HBP	BLK	WP	HR	S	P	ERA	WHIP
Joe McIntosh, R ERA: 3.33	(1, 1)	6.0	L	28	3	4	1	1	4	1	0	0	0	0	50	90	1.50	1.167
Dave Tomlin, L ERA: 3.68	(7, 1)	2.0		8	1	1	1	0	1	0	0	0	0	1	14	23	4.50	1.000

PITCHER	IP	WLS	BF	H	R	ER	SO	BB	IBB	HBP	BLK	WP	HR	S	P	ERA	WHIP

Batter	1	2	3	4	5	6	7	8	9	AB	R	H	RBI	BB	SO	LOB
Enzo Hernandez, R (1, 6) OBP: 0.281, SLG: 0.267	F9	1-3			1B HR 1B	5-3	1-H 2-H 3-H 2B		L9	6	1	2	3	0	0	2
Tito Fuentes, S (1, 4) OBP: 0.306, SLG: 0.342	BB FC3-2 2B		4-3		1-2 HR 1B	2-3 1B	5-3			5	1	3	0	0	0	1
Gene Locklear, L (1, 7) OBP: 0.370, SLG: 0.444 Don Hahn, R (9, 8) OBP: 0.357, SLG: 0.190	FC3-2 BB BB		G3 HBP		1-H 2-H HR	1-2 3-H 1B		E4 BB 1B		3 0	1 0	2 0	4 0	1 0	0 0	0 0
Willie McCovey, L (1, 3) OBP: 0.329, SLG: 0.410	FC3-2 1-2 2-3 BB		G3 1-2		F9	F3		BB 1-2 1B		4	0	1	0	1	0	3
Dave Winfield, R (1, 9) OBP: 0.350, SLG: 0.405	FC3-2 1-2 2-3 3-Hf		4-3		L4		F8	G5-4-3 1-2 2-3 BB		4	0	0	0	1	0	4
Bobby Tolan, L (1, 8) OBP: 0.292, SLG: 0.330 (9, 7)	1-3			1-3	F7		F6	F4		5	0	0	0	0	0	6
Ted Kubiak, S (1, 5) OBP: 0.308, SLG: 0.260		K		1-3		2B 6-3 1B	BB 1B 2B BB	G5-4-3 1-2f		4	2	1	0	1	1	3
Fred Kendall, R (1, 2) OBP: 0.266, SLG: 0.247		6-3		BB		1B 1B 1-3 2B	BB 2B 1-2 1B		F3	4	2	2	0	1	0	0
Randy Jones, R (1, 1) OBP: 0.152, SLG: 0.156 Randy Hundley, R (6, PH) OBP: 0.285, SLG: 0.294 Jerry Johnson, R (6, 1) OBP: 0.100, SLG: 0.200 Dick Sharon, R (7, PH) OBP: 0.351, SLG: 0.339 Danny Frisella, L (7, 1)		1B		4-3		6-3 3-H	BB 1-2 2-3 2B BB		K	2 1 0 0 1	0 0 0 1 0	1 1 0 0 0	0 0 0 0 1	0 1 0 0 0	0 0 0 0 1	1 1 0 0 0
Inning Stats	R: 0 E: 0 K: 0 S: 11 H: 1 LOB: 3 BB: 2 P: 24	R: 0 E: 0 K: 1 S: 11 H: 1 LOB: 1 BB: 0 P: 17	R: 0 E: 0 K: 0 S: 5 H: 0 LOB: 1 BB: 0 P: 11	R: 0 E: 0 K: 0 S: 9 H: 0 LOB: 1 BB: 1 P: 18	R: 3 E: 0 K: 0 S: 11 H: 3 LOB: 0 BB: 0 P: 17	R: 2 E: 0 K: 0 S: 17 H: 4 LOB: 2 BB: 0 P: 25	R: 3 E: 0 K: 0 S: 17 H: 2 LOB: 1 BB: 2 P: 32	R: 0 E: 1 K: 0 S: 5 H: 1 LOB: 2 BB: 1 P: 9	R: 0 E: 0 K: 1 S: 9 H: 0 LOB: 0 BB: 0 P: 11	1B: 8 2B: 3 3B: 0 HR: 1	SF: 0 SAC: 0 DP: 1 HBP: 1						

TOP

San Diego Padres @ Montreal Expos

Jarry Park, Montreal, QB

Wed Aug 20 1975, 7:05 PM EDT

Att. 12,470 - Unknown - 70 F

livebaseballscorecards.com

AB	39
R	8
H	12
RBI	8
BB	6
SO	2
LOB	21

PITCHER		IP	WLS	BF	H	R	ER	SO	BB	IBB	HBP	BLK	WP	HR	S	P	ERA	WHIP
Don Carrithers, R ERA: 3.69	(1, 1)	5.0		26	7	5	5	1	3	0	1	0	0	1	50	93	9.00	2.000
Dale Murray, R ERA: 3.75	(6, 1)	0.2		4	2	0	0	0	0	0	0	0	0	0	13	17	0.00	3.000
Woodie Fryman, L ERA: 3.16	(6, 1)	1.0	L	7	2	3	3	0	2	0	0	0	0	0	17	33	27.00	4.000
Fred Scherman, L ERA: 4.04	(7, 1)	1.1		6	1	0	0	0	1	0	0	0	0	0	6	10	0.00	1.500
Donald DeMola, R ERA: 4.35	(9, 1)	1.0		3	0	0	0	1	0	0	0	0	0	0	9	11	0.00	0.000

PITCHER	IP	WLS	BF	H	R	ER	SO	BB	IBB	HBP	BLK	WP	HR	S	P	ERA	WHIP

WP: 0 PB: 0 SB: 0 CS: 0 PA: 46

BOTTOM

San Diego Padres @ Montreal Expos

Jarry Park, Montreal, QB

Wed Aug 20 1975, 7:05 PM EDT

Att. 12,470 - Unknown - 70 F

livebaseballscorecards.com

Batter	1	2	3	4	5	6	7	8	9	AB	R	H	RBI	BB	SO	LOB
Pepe Mangual, R (1, 8) OBP: 0.330, SLG: 0.349	2-0 ① 1-3		2-1 ① F8	1-2 ③ FC6-4 1-2f		4-0 BB			4-2 F8 WP SF8 BB	3	1	0	0	2	0	1
Tim Foli, R (1, 6) OBP: 0.286, SLG: 0.291 Larry Bittner, L (9, PH) OBP: 0.386, SLG: 0.408	4-2 FC6-4 S BB BB		2-2 ② 6-3		0-0 2B 2B	1-0 ③ F7			3-2 ① F8 1-3	3 1	2 0	1 0	0 0	1 0	0 0	1 1
Pete Mackanin, R (1, 4) OBP: 0.301, SLG: 0.410	4-1 FC6-4 1-2 BB		2-2 S 1B		0-0 S SF8 2-H 2B		1-3 ① K		1-1 ② SF8 3-H	3	1	2	2	1	1	0
Jose Morales, R (1, 3) OBP: 0.355, SLG: 0.398 Mike Jorgensen, L (6, 3) OBP: 0.366, SLG: 0.382	2-1 ② FC6-4 S 1-2f 2-3		2-1 ③ 5-3 1-2		0-1 ① 6-3 2-3		3-1 ② G3		2-1 ③ F8	3 2	0 0	0 0	0 0	0 0	0 0	4 0
Bob Bailey, R (1, 7) OBP: 0.393, SLG: 0.359	4-1 1-2 3-H BB			4-1 1-3 1B E BB	2-2 ② SF8 3-H		4-1 BB			0	1	0	1	3	0	0
Larry Parrish, R (1, 5) OBP: 0.319, SLG: 0.426	0-0 ③ F9			0-1 1-3 1-2 E 1B	2-0 FC6-4 1B		0-0 ③ F9			4	1	2	0	0	0	3
Gary Carter, R (1, 9) OBP: 0.363, SLG: 0.435 (9, 2)		0-1 ① 6-3		2-1 ① 1-3 1-2 2-3	2-2 ③ FC6-4 1-2f			0-0 ① B5-3		4	0	0	0	0	0	3
Barry Foote, R (1, 2) OBP: 0.235, SLG: 0.293 Jim Dwyer, L (8, PH) OBP: 0.331, SLG: 0.346 (9, 9)		1-0 ② 1-3		2-0 ② F4 2-H 3-H		1-3 ① K		1-0 ② 6-3		3 1	0 0	0 0	0 0	1 0	0 0	0 0
Don Carrithers, R (1, 1) OBP: 0.182, SLG: 0.273 Dale Murray, R (6, 1) OBP: 0.333, SLG: 0.143 Woodie Fryman, R (6, 1) OBP: 0.227, SLG: 0.256 Fred Scherman, L (7, 1) OBP: 0.125, SLG: 0.133 Jim Lyttle, L (8, PH) OBP: 0.363, SLG: 0.261 Donald DeMola, R (9, 1)		1-2 ③ F8		0-0 FC6-4 1B		2-2 ② 6-3		1-2 ③ F6		2 0 1 0 1 0	0 0 0 0 0 0	1 0 0 0 0 0	0 0 0 0 0 0	0 0 0 0 0 0	0 0 0 0 0 0	0 0 0 0 0 0
Inning Stats	R: 1 H: 0 E: 0 LOB: 2 K: 0 BB: 3 S: 8 P: 24	R: 0 H: 0 E: 0 LOB: 0 K: 0 BB: 0 S: 6 P: 8	R: 0 H: 1 E: 0 LOB: 1 K: 0 BB: 0 S: 12 P: 20	R: 2 H: 2 E: 1 LOB: 1 K: 0 BB: 1 S: 10 P: 19	R: 2 H: 3 E: 0 LOB: 1 K: 0 BB: 0 S: 12 P: 18	R: 0 H: 0 E: 0 LOB: 1 K: 1 BB: 1 S: 8 P: 16	R: 0 H: 0 E: 0 LOB: 1 K: 1 BB: 1 S: 7 P: 15	R: 0 H: 0 E: 0 LOB: 0 K: 0 BB: 0 S: 6 P: 8	R: 1 H: 0 E: 0 LOB: 0 K: 0 BB: 1 S: 10 P: 20	1B: 4 SF: 2 2B: 2 SAC: 0 3B: 0 DP: 0 HR: 0 HBP: 0						

AB	31
R	6
H	6
RBI	3
BB	7
SO	2
LOB	13

PITCHER		IP	WLS	BF	H	R	ER	SO	BB	IBB	HBP	BLK	WP	HR	S	P	ERA	WHIP
Randy Jones, L ERA: 2.1	(1, 1)	5.0		25	6	5	3	0	4	0	0	0	0	0	48	89	5.40	2.000
Jerry Johnson, R ERA: 3.66	(6, 1)	1.0	W	4	0	0	0	1	1	0	0	0	0	0	8	16	0.00	1.000
Danny Frisella, R ERA: 3.11	(7, 1)	3.0	S	11	0	1	1	1	2	0	0	0	1	0	23	43	3.00	0.667

PITCHER	IP	WLS	BF	H	R	ER	SO	BB	IBB	HBP	BLK	WP	HR	S	P	ERA	WHIP

Philadelphia Phillies @ San Diego Padres

San Diego Stadium, San Diego, CA

Fri Aug 22 1975, 10:05 PM EDT

Att. 13,426 - Unknown

TOP

livebaseballscorecards.com

Batter	1	2	3	4	5	6	7	8	9	AB	R	H	RBI	BB	SO	LOB
Dave Cash, R (1, 4) OBP: 0.357, SLG: 0.391	3-1		4-3 2B 1B	5-3		E6 1-2		F3		5	1	1	0	0	0	4
Larry Bowa, S (1, 6) OBP: 0.331, SLG: 0.383 Tim McCarver, L (6, PH) OBP: 0.411, SLG: 0.400 Wayne Twitchell, R (6, 1) OBP: 0.063, SLG: 0.094 Tom Hutton, L (8, PH) OBP: 0.326, SLG: 0.303 Tom Hilgendorf, S (8, 1) OBP: 0.333, SLG: 0.250 Terry Harmon, R (9, 6) OBP: 0.303, SLG: 0.273	F5		4-3 1-2		F8	F8		2-H 3-H 2B		3 1 0 1 0 0	0 0 0 0 0 0	0 0 0 1 0 0	0 0 0 2 0 0	0 0 0 0 0 0	0 0 0 0 0 0	1 2 0 0 0 0
Jay Johnstone, L (1, 9) OBP: 0.423, SLG: 0.504 Ollie Brown, R (8, PH) OBP: 0.395, SLG: 0.565 (8, 9)	HBP 1B		1B 2-H 2B		FC5-4 1B	BBBB G5-4-3 BB		6-3		3 1	0 0	3 0	1 0	1 0	0 0	0 1
Greg Luzinski, R (1, 7) OBP: 0.403, SLG: 0.590	H 1-0 1-2 HBP		BBBB 4-0 1B BB		FC5-4 1-2f	G5-4-3 1-2f			G3	3	0	0	0	1	0	2
Dick Allen, R (1, 3) OBP: 0.322, SLG: 0.374	F9		1-2 2-3 1B		BBBB 4-0 BB	HR			HR 2B	4	2	3	1	1	0	2
Mike Schmidt, R (1, 5) OBP: 0.372, SLG: 0.524 (6, 6) (9, 5)		G3	SSS 0-3 K		F7	SSS 0-3 K			2-H HR	5	1	1	2	0	2	5
Garry Maddox, R (1, 8) OBP: 0.348, SLG: 0.412		4-3	6-3		F8			2B 1B	5-3	5	1	1	0	0	0	0
Johnny Oates, L (1, 2) OBP: 0.376, SLG: 0.362		SSS 0-3 K	SH5-4 1B		E1 E			1-3 2B 2B	FC6-4 1B	5	1	3	0	0	1	0
Tom Underwood, R (1, 1) OBP: 0.161, SLG: 0.150 Tony Taylor, R (6, PH) OBP: 0.330, SLG: 0.372 (6, 5) Gene Garber, R (9, 1) OBP: 0.200, SLG: 0.200			F6	SH5-4 1-2		F9		SSS 0-3 K	1-2f FC6-4	1 3 0	0 0 0	0 0 0	0 0 0	0 1 0	0 4 0	0 4 0

	AB	40
	R	6
	H	13
	RBI	6
	BB	3
	SO	4
	LOB	21

Inning Stats																																		
	R: 0	E: 0	K: 0	S: 4	H: 1	LOB: 2	BB: 0	P: 5	R: 0	E: 0	K: 1	S: 5	H: 0	LOB: 0	BB: 0	P: 5	R: 1	E: 0	K: 1	S: 8	H: 3	LOB: 3	BB: 1	P: 12	R: 0	E: 0	K: 0	S: 4	H: 1	LOB: 1	BB: 0	P: 4
	R: 0	E: 1	K: 0	S: 4	H: 1	LOB: 2	BB: 1	P: 8	R: 0	E: 2	K: 0	S: 5	H: 0	LOB: 2	BB: 0	P: 5	R: 1	E: 0	K: 1	S: 5	H: 1	LOB: 0	BB: 1	P: 9	R: 2	E: 0	K: 1	S: 8	H: 3	LOB: 1	BB: 0	P: 8
	R: 2	E: 0	K: 0	S: 6	H: 3	LOB: 1	BB: 0	P: 6	1B: 7	2B: 4	3B: 0	HR: 2	SF: 0	SAC: 1	DP: 1	HBP: 1	WP: 0	PB: 0	SB: 0	CS: 0	PA: 45													

PITCHER		IP	WLS	BF	H	R	ER	SO	BB	IBB	HBP	BLK	WP	HR	S	P	ERA	WHIP
Dave Freisleben, R ERA: 4.07	(1, 1)	7.2		38	10	4	4	4	3	0	1	0	0	1	42	55	4.70	1.696
Dave Tomlin, L ERA: 3.66	(8, 1)	0.1		1	0	0	0	0	0	0	0	0	0	0	1	1	0.00	0.000
Bill Greif, R ERA: 3.86	(9, 1)	1.0	L	6	3	2	2	0	0	0	0	0	0	1	6	6	18.00	3.000

PITCHER	IP	WLS	BF	H	R	ER	SO	BB	IBB	HBP	BLK	WP	HR	S	P	ERA	WHIP

Batter	1	2	3	4	5	6	7	8	9	AB	R	H	RBI	BB	SO	LOB
Enzo Hernandez, R (1, 6) OBP: 0.280, SLG: 0.266	F9	FC5-4 1-2f		5-3		F7		BB 1-2 1B		5	0	1	0	0	0	5
Tito Fuentes, S (1, 4) OBP: 0.303, SLG: 0.339	L5		F9		F8 S S S	K2-3		F2		5	0	0	0	0	1	3
Johnny Grubb, L (1, 8) OBP: 0.352, SLG: 0.376	1-3		E1 BB 1B		B B B B BB HR BB		F6	B B B B 1-2 2-3 BB		3	2	0	0	2	0	0
Willie McCovey, L (1, 3) OBP: 0.334, SLG: 0.410 Bobby Tolan, L (7, PR) OBP: 0.292, SLG: 0.329 (8, 3)		SH5-3 BB FC 1B	B B B B 1B 1-2 BB		F8		B B B B 1B BB	S S S K		2 1	1 0	1 0	0 0	2 0	0 1	1 3
Dave Winfield, R (1, 9) OBP: 0.355, SLG: 0.406		B B B B BB SH5-3 1-2 BB	G5-4-3 1-2 2-H 1B		B B B B 1-2 HR BB		FC4-6 1-2 1B		S S S K	3	1	2	1	2	1	0
Dick Sharon, R (1, 7) OBP: 0.348, SLG: 0.363		SH5-3 1-2 2-3	G5-4-3 1-2f		1-H 2-H HR		S S S K		6-3	4	1	1	3	0	1	4
Ted Kubiak, S (1, 5) OBP: 0.300, SLG: 0.253		FC BB 3-H		6-3	F7		FC4-6 1-2f		4-3	5	0	0	1	0	0	3
Bob Davis, R (1, 2) OBP: 0.254, SLG: 0.220		S S S K		6-3 WP 1B		E 1B		FC1-6 1B		4	0	3	0	0	1	2
Dave Freisleben, R (1, 1) OBP: 0.160, SLG: 0.087 Dave Tomlin, L (8, 1) OBP: 0.500, SLG: 0.250 Don Hahn, R (8, PH) OBP: 0.345, SLG: 0.182 Bill Greif, R (9, 1)		B B B B FC5-4 1-2 2-3 BB		6-3 1-3		S S S K 1-3		FC1-6 BB 1B 1-2f		2 0 1 0	0 0 0 0	0 0 0 0	0 0 0 0	1 0 0 0	1 0 0 0	2 0 1 0
Inning Stats	R: 0 E: 0 K: 0 S: 3 H: 0 LOB: 0 BB: 0 P: 3	R: 1 E: 0 K: 1 S: 7 H: 1 LOB: 3 BB: 2 P: 15	R: 1 E: 1 K: 0 S: 4 H: 1 LOB: 1 BB: 1 P: 8	R: 0 E: 0 K: 0 S: 4 H: 1 LOB: 1 BB: 0 P: 4	R: 3 E: 0 K: 0 S: 4 H: 1 LOB: 0 BB: 2 P: 12	R: 0 E: 1 K: 2 S: 8 H: 1 LOB: 1 BB: 0 P: 8	R: 0 E: 0 K: 1 S: 6 H: 1 LOB: 2 BB: 1 P: 10	R: 0 E: 0 K: 1 S: 7 H: 2 LOB: 3 BB: 1 P: 11	R: 0 E: 0 K: 1 S: 5 H: 0 LOB: 0 BB: 0 P: 5	1B: 7 2B: 0 3B: 0 HR: 1 SF: 0 SAC: 1 DP: 1 HBP: 0						

PITCHER		IP	WLS	BF	H	R	ER	SO	BB	IBB	HBP	BLK	WP	HR	S	P	ERA	WHIP
Tom Underwood, L ERA: 3.65	(1, 1)	5.0		25	4	5	4	1	5	0	0	0	1	1	22	42	7.20	1.800
Wayne Twitchell, R ERA: 4.58	(6, 1)	2.0		9	2	0	0	3	1	0	0	0	0	0	14	18	0.00	1.500
Tom Hilgendorf, L ERA: 1.72	(8, 1)	1.0	W	6	2	0	0	1	1	0	0	0	0	0	7	11	0.00	3.000
Gene Garber, R ERA: 3.55	(9, 1)	1.0	S	3	0	0	0	1	0	0	0	0	0	0	5	5	0.00	0.000

PITCHER	IP	WLS	BF	H	R	ER	SO	BB	IBB	HBP	BLK	WP	HR	S	P	ERA	WHIP

BOTTOM

Philadelphia Phillies @ San Diego Padres

San Diego Stadium, San Diego, CA

Fri Aug 22 1975, 10:05 PM EDT

Att. 13,426 - Unknown

livebaseballscorecards.com

AB	35
R	5
H	8
RBI	5
BB	7
SO	6
LOB	24

WP: 1 PA: 43
PB: 0
SB: 0
CS: 0

Batter	1	2	3	4	5	6	7	8	9	AB	R	H	RBI	BB	SO	LOB
Dave Cash, R (1, 4) OBP: 0.357, SLG: 0.391	x 0-0 CS 1B		x 0-0 FC5 1B 1B	x 0-0 ③ F9		x 0-0 ② L8		x 0-0 ② 6-3		5	0	2	0	0	0	2
Larry Bowa, S (1, 6) OBP: 0.332, SLG: 0.383	S S S 0-3 ① K		x 0-0 ② F7		x 0-0 1B E 1B 1B	x 0-0 1-2 WP 1B		x 0-0 ③ 4-3		5	1	2	0	0	1	2
Jay Johnstone, L (1, 9) OBP: 0.429, SLG: 0.505	B B B B 4-0 ② 1-2 BB		x 0-0 1-2 1B		x 0-0 1-2 E5 1B 1B	x 0-0 ③ 3-1 1-2 2-3			B B B B 4-0 BB BB	3	0	2	0	2	0	2
Greg Luzinski, R (1, 7) OBP: 0.405, SLG: 0.588	S S S 0-3 ③ K		x 0-0 ③ FC5 2-3f		x 0-0 E5 1-2 2-3 1B		B B B B 4-0 FC6-5 WP BB		B B B B 4-0 1-2 BB	3	0	1	0	2	1	3
Dick Allen, R (1, 3) OBP: 0.318, SLG: 0.368		S S S 0-3 ① K		x 0-0 ① F9	S S S 0-3 ① K		x 0-0 ① F9 1-2		S S S 0-3 ① K	5	0	0	0	0	3	6
Mike Schmidt, R (1, 5) OBP: 0.373, SLG: 0.521		S S S 0-3 ② K		B B B B 4-0 F9 E S BB	S S S 0-3 ② K		B B B B 4-0 BB		S S S 0-3 ② K	3	1	0	0	2	3	5
Garry Maddox, R (1, 8) OBP: 0.346, SLG: 0.407		B B B B 4-0 BB	x 0-0 FC E S 1B 1-2	x 0-0 ③ E5 1-2 2-H 3-H			S S S 0-3 ② K		S S S 0-3 ③ K	4	1	0	0	1	2	7
Johnny Oates, L (1, 2) OBP: 0.374, SLG: 0.360		x 0-0 ③ 3-1		x 0-0 ② F9 2-3		x 0-0 WP 1B 1B	x 0-0 ③ FC6-5 2-3f			4	0	1	0	0	0	5
Steve Carlton, L (1, 1) OBP: 0.178, SLG: 0.155 Tim McCarver, L (6, PH) OBP: 0.405, SLG: 0.393 Ron Schueler, R (6, 1) OBP: 0.154, SLG: 0.154 Gene Garber, R (7, 1) OBP: 0.200, SLG: 0.200 Tony Taylor, R (8, PH) OBP: 0.326, SLG: 0.367 Wayne Twitchell, R (8, 1) OBP: 0.063, SLG: 0.094			S S S 0-3 ① K	x 0-0 1-H 3-H 1B		S S S 0-3 ① K		S S S 0-3 ① K		2 1 0 0 1 0	0 0 0 0 0 0	1 0 0 0 0 0	1 0 0 0 0 0	0 0 0 0 1 0	1 1 0 0 0 0	0 1 0 0 0 0
Inning Stats	R: 0 E: 0 K: 2 S: 7 H: 1 LOB: 1 BB: 1 P: 11	R: 0 E: 0 K: 2 S: 7 H: 0 LOB: 1 BB: 1 P: 11	R: 0 E: 0 K: 1 S: 7 H: 2 LOB: 2 BB: 0 P: 7	R: 2 E: 1 K: 0 S: 5 H: 1 LOB: 1 BB: 1 P: 9	R: 1 E: 1 K: 2 S: 10 H: 3 LOB: 2 BB: 0 P: 10	R: 0 E: 0 K: 1 S: 7 H: 2 LOB: 2 BB: 0 P: 7	R: 0 E: 0 K: 1 S: 5 H: 0 LOB: 2 BB: 2 P: 13	R: 0 E: 0 K: 1 S: 5 H: 0 LOB: 0 BB: 0 P: 5	R: 0 E: 0 K: 3 S: 9 H: 0 LOB: 2 BB: 2 P: 17	1B: 9 2B: 0 3B: 0 HR: 0	SF: 0 SAC: 0 DP: 0 HBP: 0		WP: 2 PB: 0 SB: 2 CS: 1		PA: 43		

PITCHER	IP	WLS	BF	H	R	ER	SO	BB	IBB	HBP	BLK	WP	HR	S	P	ERA	WHIP
Dan Spillner, R (1, 1) ERA: 4.19	6.1	W	33	9	3	0	8	5	0	0	0	2	0	44	64	0.00	2.211
Danny Frisella, R (7, 1) ERA: 3.01	2.2	S	10	0	0	0	5	2	0	0	0	0	0	18	26	0.00	0.750

PITCHER	IP	WLS	BF	H	R	ER	SO	BB	IBB	HBP	BLK	WP	HR	S	P	ERA	WHIP

TOP

Philadelphia Phillies @ San Diego Padres

San Diego Stadium, San Diego, CA

Sat Aug 23 1975, 10:05 PM EDT

Att. 9,578 - Unknown

livebaseballscorecards.com

AB	36
R	3
H	9
RBI	1
BB	7
SO	13
LOB	33

Batter	1	2	3	4	5	6	7	8	9	AB	R	H	RBI	BB	SO	LOB
Johnny Grubb, L (1, 8) OBP: 0.354, SLG: 0.375	K		F5		B2-6-4 1B		SH 1B BB	SH2-3 BB		3	1	1	0	2	1	1
Tito Fuentes, S (1, 4) OBP: 0.303, SLG: 0.345	5-3		HR		B2-6-4		SH 1B	SH2-3		3	2	1	2	0	0	1
Ted Kubiak, S (8, 4) OBP: 0.300, SLG: 0.253										0	0	0	0	0	0	0
Hector Torres, R (1, 6) OBP: 0.301, SLG: 0.349	6-3		HR		E6		K	SF7		4	1	1	2	0	1	2
Willie McCovey, L (1, 3) OBP: 0.333, SLG: 0.408		L7	F5		1-3		1B 1B	G1		4	0	1	1	0	0	1
Bobby Tolan, L (7, PR) (8, 3) OBP: 0.291, SLG: 0.329										1	1	0	0	0	0	1
Dave Winfield, R (1, 9) OBP: 0.358, SLG: 0.408		BLK BB		SH3-4 1B		K	FC5-4 1B			3	1	2	1	1	1	0
Dick Sharon, R (1, 7) OBP: 0.348, SLG: 0.362		K		SH3-4		5-3	FC5-4 1B			3	0	1	1	0	1	1
Dave Roberts, R (1, 5) OBP: 0.250, SLG: 0.500		5-3		5-3		2B	FC5-4 FC6-4			4	0	1	0	0	0	4
Bob Davis, R (1, 2) OBP: 0.269, SLG: 0.226			K	1B		IBB	FC6-4			3	0	1	1	1	1	2
Dan Spillner, R (1, 1) OBP: 0.295, SLG: 0.189			HR BB	K		6-3		SH2-3 BB SF7 1B		2	1	0	0	1	1	3
Danny Frisella, L (7, 1) OBP: 0.200, SLG: 0.200										1	1	1	0	0	0	0
Inning Stats	R: 0 E: 0 K: 1 S: 5 H: 0 LOB: 0 BB: 0 P: 5	R: 0 E: 0 K: 1 S: 5 H: 0 LOB: 1 BB: 1 P: 9	R: 3 E: 0 K: 1 S: 7 H: 2 LOB: 0 BB: 1 P: 11	R: 1 E: 0 K: 1 S: 7 H: 2 LOB: 1 BB: 0 P: 7	R: 0 E: 1 K: 0 S: 4 H: 1 LOB: 1 BB: 0 P: 4	R: 0 E: 0 K: 1 S: 6 H: 1 LOB: 2 BB: 1 P: 10	R: 3 E: 0 K: 1 S: 9 H: 3 LOB: 2 BB: 1 P: 13	R: 1 E: 0 K: 0 S: 4 H: 1 LOB: 1 BB: 1 P: 8		1B: 7 2B: 1 3B: 0 HR: 2	SF: 1 SAC: 3 DP: 1 HBP: 0					

PITCHER		IP	WLS	BF	H	R	ER	SO	BB	IBB	HBP	BLK	WP	HR	S	P	ERA	WHIP
Steve Carlton, L ERA: 3.69	(1, 1)	5.0	L	22	5	4	4	4	2	0	0	1	0	2	28	36	7.20	1.400
Ron Schueler, R ERA: 5.61	(6, 1)	1.1		11	4	3	3	2	1	1	0	0	0	0	13	21	20.25	3.750
Gene Garber, R ERA: 3.53	(7, 1)	0.2		2	0	0	0	0	0	0	0	0	0	0	2	2	0.00	0.000
Wayne Twitchell, R ERA: 4.62	(8, 1)	1.0		5	1	1	1	0	1	0	0	0	0	0	4	8	9.00	2.000

PITCHER	IP	WLS	BF	H	R	ER	SO	BB	IBB	HBP	BLK	WP	HR	S	P	ERA	WHIP

BOTTOM

Philadelphia Phillies @ San Diego Padres

San Diego Stadium, San Diego, CA

Sat Aug 23 1975, 10:05 PM EDT

Att. 9,578 - Unknown

livebaseballscorecards.com

AB	31
R	8
H	10
RBI	8
BB	5
SO	6
LOB	16

WP: 0	PB: 0	SB: 0	CS: 0
PA: 40			

Philadelphia Phillies @ San Diego Padres

San Diego Stadium, San Diego, CA

Sun Aug 24 1975, 6:33 AM EDT

Unknown

TOP

livebaseballscorecards.com

Batter	1	2	3	4	5	6	7	8	9	AB	R	H	RBI	BB	SO	LOB
Dave Cash, R (1, 4) OBP: 0.357, SLG: 0.389	4-3		6-3			6-3		BB G6-4-3		3	0	0	0	1	0	0
Larry Bowa, S (1, 6) OBP: 0.331, SLG: 0.382	F8			6-3		1B		G6-4-3 1-2f		4	0	1	0	0	0	1
Ollie Brown, R (1, 9) OBP: 0.382, SLG: 0.545	5-3			4-3		K		5-3		4	0	0	0	0	1	1
Greg Luzinski, R (1, 7) OBP: 0.406, SLG: 0.587		1B 5-3		1B FC6-4		6-3			4-3	4	0	2	0	0	0	1
Dick Allen, R (1, 3) OBP: 0.320, SLG: 0.368		5-3 1-2		FC6-4 1-2f			1B		BB FC1-4 1B 2B	3	1	1	0	1	0	2
Mike Schmidt, R (1, 5) OBP: 0.374, SLG: 0.528		6-3			HR		L9		FC1-4 1-2	4	1	2	1	0	0	2
Garry Maddox, R (1, 8) OBP: 0.345, SLG: 0.405		F8			F8		1B 1-2		1B FC1-4 2B 1-2f 2-3	4	0	1	0	0	0	3
Bob Boone, R (1, 2) OBP: 0.318, SLG: 0.320			F7		F7		L7		2B 1-3 3-H	4	0	1	1	0	0	2
Dick Ruthven, R (1, 1) OBP: 0.111, SLG: 0.111			1-3		6-3		F8		4-3	2	0	0	0	0	0	0
Wayne Twitchell, R (6, 1) OBP: 0.063, SLG: 0.094										0	0	0	0	0	0	0
Mike Anderson, R (7, PH) OBP: 0.320, SLG: 0.396										1	0	0	0	0	0	2
Tom Hilgendorf, S (7, 1) OBP: 0.333, SLG: 0.250										0	0	0	0	0	0	0
Terry Harmon, R (9, PH) OBP: 0.299, SLG: 0.269										1	0	0	0	0	0	2
Inning Stats	R: 0 E: 0 K: 0 S: 3 H: 0 LOB: 0 BB: 0 P: 3	R: 0 E: 0 K: 0 S: 4 H: 1 LOB: 1 BB: 0 P: 4	R: 0 E: 0 K: 0 S: 3 H: 0 LOB: 0 BB: 0 P: 3	R: 0 E: 0 K: 0 S: 4 H: 1 LOB: 1 BB: 0 P: 4	R: 1 E: 0 K: 0 S: 4 H: 1 LOB: 0 BB: 0 P: 4	R: 0 E: 0 K: 1 S: 6 H: 1 LOB: 1 BB: 0 P: 6	R: 0 E: 0 K: 0 S: 5 H: 2 LOB: 2 BB: 0 P: 5	R: 0 E: 0 K: 0 S: 2 H: 0 LOB: 0 BB: 1 P: 6	R: 1 E: 0 K: 0 S: 5 H: 2 LOB: 2 BB: 1 P: 9	1B: 6 2B: 1 3B: 0 HR: 1 SF: 0 SAC: 0 DP: 1 HBP: 0						

	AB	34
	R	2
	H	8
	RBI	2
	BB	2
	SO	1
	LOB	16

PITCHER	IP	WLS	BF	H	R	ER	SO	BB	IBB	HBP	BLK	WP	HR	S	P	ERA	WHIP
Randy Jones, L (1, 1) ERA: 2.09	9.0	W	36	8	2	2	1	2	0	0	0	0	1	36	44	2.00	1.111

PITCHER	IP	WLS	BF	H	R	ER	SO	BB	IBB	HBP	BLK	WP	HR	S	P	ERA	WHIP

Batter	1	2	3	4	5	6	7	8	9	AB	R	H	RBI	BB	SO	LOB
Johnny Grubb, L (1, 8) OBP: 0.355, SLG: 0.376	BBBB 4-0 PB 2B BB	x 0-0 2B		SSS 0-3 ③ K		x 0-0 ③ 4-3		x 0-0 ② F7		4	1	1	0	1	1	1
Tito Fuentes, S (1, 4) OBP: 0.306, SLG: 0.350	x 0-0 PB E 1-H 2B	x 0-0 ③ F8			x 0-0 1B E 1B		x 0-0 E7 FC1-5-6-5 1B	x 0-0 ③ 5-3		5	2	3	1	0	0	2
Bobby Tolan, L (1, 7) (8, 3) OBP: 0.293, SLG: 0.330	x 0-0 ① F5 2-3		x 0-0 4-3 HR 1B		x 0-0 E5 E 1-H 1B		x 0-0 ① FC1-5-6-5 1B 2-3			4	2	2	0	0	0	2
Willie McCovey, L (1, 3) OBP: 0.332, SLG: 0.406 Don Hahn, R (7, PR) OBP: 0.345, SLG: 0.182 (8, 7)	x 0-0 ② F6		x 0-0 ① 4-3 1-2		x 0-0 E3 FC5-4 2-H		x 0-0 1-3 1B			4 0	0 0	1 0	0 0	0 0	0 0	2 0
Dave Winfield, R (1, 9) OBP: 0.360, SLG: 0.415	BBBB 4-0 E BB		x 0-0 2-H HR		x 0-0 ① F6		x 0-0 ② F2			3	1	1	2	1	0	3
Hector Torres, R (1, 6) OBP: 0.301, SLG: 0.345	BBBB 4-0 1-3 3-H BB		SSS 0-3 ② K		x 0-0 ② F8		x 0-0 ③ F6			3	0	0	0	1	1	3
Dave Roberts, R (1, 5) OBP: 0.250, SLG: 0.500 Ted Kubiak, S (9, 5) OBP: 0.300, SLG: 0.253	x 0-0 ③ F8		SSS 0-3 ③ K		x 0-0 ③ FC5-4 1-2f			x 0-0 2B 2B		4 0	1 0	1 0	0 0	1 0	3 0	3 0
Fred Kendall, R (1, 2) OBP: 0.265, SLG: 0.251		x 0-0 ① 6-3		x 0-0 ① F7		x 0-0 ① F8		x 0-0 2-H 2B		4	0	1	1	0	0	0
Randy Jones, R (1, 1) OBP: 0.143, SLG: 0.147		SSS 0-3 ② K		SSS 0-3 ② K		x 0-0 ② F3		SSS 0-3 ① K		4	0	0	0	0	3	1
Inning Stats	R: 2 E: 1 K: 0 S: 4 H: 1 LOB: 2 BB: 3 P: 16	R: 0 E: 0 K: 1 S: 6 H: 1 LOB: 1 BB: 0 P: 6	R: 2 E: 0 K: 2 S: 9 H: 2 LOB: 0 BB: 0 P: 9	R: 0 E: 0 K: 2 S: 7 H: 0 LOB: 0 BB: 0 P: 7	R: 2 E: 2 K: 0 S: 6 H: 2 LOB: 1 BB: 0 P: 6	R: 0 E: 0 K: 0 S: 3 H: 0 LOB: 0 BB: 0 P: 3	R: 0 E: 1 K: 0 S: 5 H: 2 LOB: 2 BB: 0 P: 5	R: 1 E: 0 K: 1 S: 7 H: 2 LOB: 1 BB: 0 P: 7		1B: 5 2B: 4 3B: 0 HR: 1	SF: 0 SAC: 0 DP: 0 HBP: 0						

PITCHER		IP	WLS	BF	H	R	ER	SO	BB	IBB	HBP	BLK	WP	HR	S	P	ERA	WHIP
Dick Ruthven, R ERA: 6.57	(1, 1)	5.0	L	25	6	6	3	5	3	0	0	0	0	1	32	44	5.40	1.800
Wayne Twitchell, R ERA: 4.58	(6, 1)	1.0		3	0	0	0	0	0	0	0	0	0	0	3	3	0.00	0.000
Tom Hilgendorf, L ERA: 1.79	(7, 1)	2.0		10	4	1	1	1	0	0	0	0	0	0	12	12	4.50	2.000

PITCHER	IP	WLS	BF	H	R	ER	SO	BB	IBB	HBP	BLK	WP	HR	S	P	ERA	WHIP

BOTTOM

Philadelphia Phillies @ San Diego Padres

San Diego Stadium, San Diego, CA

Sun Aug 24 1975, 6:33 AM EDT

Unknown

livebaseballscorecards.com

AB	35
R	7
H	10
RBI	4
BB	3
SO	6
LOB	17

WP: 0	PA: 38		
PB: 2			
SB: 0			
CS: 0			

Batter	1	2	3	4	5	6	7	8	9	10	11	12	AB	R	H	RBI	BB	SO	LOB
Dave Cash, R (1, 4) OBP: 0.359, SLG: 0.388	3B BB	FC FC5 1B		4-3 BLK BB		L9			FC4-6 1B 1B	K		IBB	4	2	1	0	3	1	2
Larry Bowa, S (1, 6) OBP: 0.333, SLG: 0.387	G3 3B 1-H	1-2 2-3 1B		4-3 1-3			B5-3		FC4-6 1B 1-2		F7	F8	7	1	3	1	0	0	3
Jay Johnstone, L (1, 9) OBP: 0.422, SLG: 0.497	G3 3-H	K		4-3			4-3		FC4-6 2B 1B 1-2f 2-3		1B 1B		5	0	0	1	0	1	6
Dick Ruthven, R (9, PR) OBP: 0.111, SLG: 0.111													0	1	0	0	0	0	0
Wayne Twitchell, R (9, 1) OBP: 0.063, SLG: 0.094													0	0	0	0	0	0	0
Mike Anderson, R (11, PH) OBP: 0.323, SLG: 0.399													1	0	1	0	0	0	0
Ron Schueler, R (11, 1) OBP: 0.154, SLG: 0.154													0	0	0	0	0	0	0
Greg Luzinski, R (1, 7) OBP: 0.407, SLG: 0.588	1B 2B	FC5 2-3f			K		F3		2B 1B 1-2 3-H		1B 1-2		6	1	3	1	0	1	3
Tom Hutton, L (1, 3) OBP: 0.331, SLG: 0.310	1B 2-H		F8		CS 1B			L7	2B 1-3 2-H		F7		4	0	2	1	0	0	0
Ollie Brown, R (9, PH) OBP: 0.384, SLG: 0.553 (9, 9)													2	0	1	1	0	0	2
Mike Schmidt, R (1, 5) OBP: 0.371, SLG: 0.522	K	K			F7			5-3	IBB		K		5	0	0	0	1	3	4
Garry Maddox, R (1, 8) OBP: 0.347, SLG: 0.412	F7	HR			CS 1-2	G3 BB		E6	F9			CS BB	4	1	1	1	2	0	4
Johnny Oates, L (1, 2) OBP: 0.368, SLG: 0.354		1B SH1-4 1B	4-3			G3 1-2		F7		4-3		F8 1-2	6	0	1	0	0	0	3
Jim Lonborg, R (1, 1) OBP: 0.143, SLG: 0.023													0	0	0	0	0	0	0
Tom Hilgendorf, S (3, 1) OBP: 0.333, SLG: 0.250													0	0	0	0	0	0	0
Dick Allen, R (4, PH) OBP: 0.319, SLG: 0.367													1	0	0	0	0	0	0
Tug McGraw, R (4, 1) OBP: 0.200, SLG: 0.200													1	0	0	0	0	0	1
Gene Garber, R (7, 1) OBP: 0.200, SLG: 0.200													0	0	0	0	0	0	0
Tim McCarver, L (9, PH) OBP: 0.403, SLG: 0.406		SH1-4 1-2		4-3		F3			F8	G3		2B	3	0	1	0	0	0	0
(9, 3)																			
Inning Stats	R: 3 H: 3 E: 0 LOB: 1 K: 1 BB: 1 S: 8 P: 12	R: 0 H: 2 E: 0 LOB: 3 K: 1 BB: 0 S: 8 P: 8	R: 1 H: 1 E: 0 LOB: 0 K: 1 BB: 0 S: 6 P: 6	R: 0 H: 0 E: 0 LOB: 1 K: 0 BB: 1 S: 3 P: 7	R: 0 H: 1 E: 0 LOB: 0 K: 1 BB: 0 S: 5 P: 5	R: 0 H: 0 E: 0 LOB: 1 K: 0 BB: 1 S: 3 P: 7	R: 0 H: 0 E: 0 LOB: 0 K: 0 BB: 0 S: 3 P: 3	R: 0 H: 0 E: 1 LOB: 1 K: 0 BB: 0 S: 4 P: 4	R: 2 H: 4 E: 0 LOB: 3 K: 0 BB: 1 S: 7 P: 11	R: 0 H: 0 E: 0 LOB: 0 K: 1 BB: 0 S: 5 P: 5	R: 0 H: 2 E: 0 LOB: 2 K: 1 BB: 0 S: 7 P: 7	R: 0 H: 1 E: 0 LOB: 2 K: 0 BB: 2 S: 3 P: 11	1B: 9 2B: 3 3B: 1 HR: 1	SF: 0 SAC: 1 DP: 0 HBP: 0	WP: 0 PB: 0 SB: 0 CS: 2	PA: 57		

PITCHER		IP	WLS	BF	H	R	ER	SO	BB	IBB	HBP	BLK	WP	HR	S	P	ERA	WHIP
Joe McIntosh, R ERA: 3.5	(1, 1)	0.1		5	3	3	3	0	1	0	0	0	0	0	4	8	81.00	12.000
Rich Folkers, L ERA: 4.49	(1, 1)	2.2		12	3	1	1	3	0	0	0	0	0	1	18	18	3.38	1.125
Jerry Johnson, R ERA: 3.58	(4, 1)	5.2		23	4	2	2	1	2	0	0	1	0	0	23	31	3.18	1.059
Dave Tomlin, L ERA: 3.66	(9, 1)	0.0		1	1	0	0	0	0	0	0	0	0	0	1	1	∞	∞
Danny Frisella, R ERA: 2.96	(9, 1)	1.1		5	0	0	0	1	0	1	0	0	0	0	6	10	0.00	0.000

PITCHER		IP	WLS	BF	H	R	ER	SO	BB	IBB	HBP	BLK	WP	HR	S	P	ERA	WHIP
Bill Greif, R ERA: 3.73	(11, 1)	2.0	W	10	3	0	0	1	1	1	0	0	0	0	10	18	0.00	2.000

TOP

Philadelphia Phillies @ San Diego Padres

San Diego Stadium, San Diego, CA

Sun Aug 24 1975, 6:38 AM EDT

Att. 17,870 - Unknown

livebaseballscorecards.com

AB	49
R	6
H	14
RBI	6
BB	6
SO	6
LOB	28

Philadelphia Phillies @ San Diego Padres

San Diego Stadium, San Diego, CA

Sun Aug 24 1975, 6:38 AM EDT

Att. 17,870 - Unknown

livebaseballscorecards.com

BOTTOM

Batter	1	2	3	4	5	6	7	8	9	10	11	12	AB	R	H	RBI	BB	SO	LOB
Bobby Tolan, L (1, 8) (8, 3) OBP: 0.297, SLG: 0.333	0-0 1B 2B	1-0 HBP	0-0 4-3			0-0 G1		0-0 G1		4-0 CS BB		0-0 2-H 1B	5	1	2	1	1	0	2
Tito Fuentes, S (1, 4) OBP: 0.308, SLG: 0.352	0-0 3-1 2-H 2B 1B	0-3 K		0-0 F7		0-0 1B		0-3 K		0-0 1-2 FC6-4 1B			6	1	3	1	0	2	1
Gene Locklear, L (1, 7) OBP: 0.376, SLG: 0.448 Dick Sharon, R (9, 7) OBP: 0.345, SLG: 0.359 Bill Greif, R (11, 1)	0-0 3-1 2-3		0-0 2B 1B 1B	0-0 FC6-4 1B		0-0 4-3		0-0 S 1B		0-0 1-2f FC6-4			5 1 0	1 0 0	3 0 0	0 0 0	0 0 0	0 0 0	2 1 0
Willie McCovey, L (1, 3) OBP: 0.337, SLG: 0.421 Don Hahn, R (7, PR) (8, 8) (11, 7) OBP: 0.323, SLG: 0.167	0-0 3-H 2B		0-0 1B 1-3 BLK 2B	0-0 F7			0-0 1B 1B 2B	0-0 6-3 1-2			0-0 5-3		4 2	1 1	3 0	1 0	0 0	0 0	1 1
Dave Winfield, R (1, 9) OBP: 0.363, SLG: 0.417	4-0 BB		0-0 E SF8 BLK 2-3 3-H 1B	0-0 FC6-4 1-2f			0-0 1B 2-3 1B		0-0 G3 1B		0-3 K		5	1	3	1	1	1	1
Hector Torres, R (1, 6) OBP: 0.294, SLG: 0.337	0-0 F8		0-0 5-3 1-2 3-H		0-3 K		0-0 F9		0-0 G3 1-2		0-0 4-3		6	0	0	0	0	1	7
Dave Roberts, R (1, 5) OBP: 0.214, SLG: 0.357	0-0 1-3		0-0 FC SF8 2-3	0-0 F8			0-0 FC5-4 1-2 3-H 1B		0-3 K			0-0 5-3	6	0	1	1	0	1	4
Bob Davis, R (1, 2) OBP: 0.274, SLG: 0.212		0-0 6-3	4-0 IBB		0-3 K		0-3 K		0-3 K			4-0 BLK 1B BB	4	1	0	0	2	3	3
Joe McIntosh, S (1, 1) OBP: 0.265, SLG: 0.262 Rich Folkers, L (1, 1) OBP: 0.250, SLG: 0.231 Randy Hundley, R (3, PH) OBP: 0.283, SLG: 0.294 Jerry Johnson, R (4, 1) OBP: 0.083, SLG: 0.167 Dave Tomlin, L (9, 1) OBP: 0.500, SLG: 0.250 Danny Frisella, L (9, 1) OBP: 0.200, SLG: 0.200 Johnny Grubb, L (10, PH) (11, 8) OBP: 0.354, SLG: 0.375		0-0 1-3	0-0 SF8 2-3 3-H			0-0 F8	0-0 FC5-4 1-2f			0-0 F7		0-3 K 1-2	0 1 0 2 0 0 2	0 0 0 0 0 0 0	0 0 0 0 0 0 0	0 0 0 0 0 0 0	0 0 0 0 0 0 1	0 0 0 2 0 0 1	0 0 0 0 0 0 1
Inning Stats	R: 2 H: 3 E: 0 LOB: 2 K: 0 BB: 1 S: 6 P: 10	R: 0 H: 0 E: 0 LOB: 1 K: 1 BB: 0 S: 5 P: 6	R: 3 H: 3 E: 1 LOB: 2 K: 0 BB: 1 S: 7 P: 11	R: 0 H: 1 E: 0 LOB: 1 K: 0 BB: 0 S: 4 P: 4	R: 0 H: 0 E: 0 LOB: 0 K: 2 BB: 0 S: 7 P: 7	R: 0 H: 1 E: 0 LOB: 1 K: 0 BB: 0 S: 4 P: 4	R: 1 H: 3 E: 0 LOB: 2 K: 1 BB: 0 S: 8 P: 8	R: 0 H: 1 E: 0 LOB: 1 K: 1 BB: 0 S: 6 P: 6	R: 0 H: 1 E: 0 LOB: 1 K: 2 BB: 0 S: 8 P: 8	R: 0 H: 1 E: 0 LOB: 1 K: 0 BB: 1 S: 3 P: 7	R: 0 H: 0 E: 0 LOB: 0 K: 1 BB: 0 S: 5 P: 5	R: 1 H: 1 E: 0 LOB: 1 K: 1 BB: 1 S: 5 P: 9	1B: 11 SF: 1 2B: 4 SAC: 0 3B: 0 DP: 0 HR: 0 HBP: 1			WP: 0 PA: 55 PB: 0 SB: 1 CS: 1			

PITCHER		IP	WLS	BF	H	R	ER	SO	BB	IBB	HBP	BLK	WP	HR	S	P	ERA	WHIP
Jim Lonborg, R ERA: 3.97	(1, 1)	2.2		18	6	5	4	1	1	1	1	1	0	0	17	26	13.50	2.625
Tom Hilgendorf, L ERA: 1.78	(3, 1)	0.1		1	0	0	0	0	0	0	0	0	0	0	1	1	0.00	0.000
Tug McGraw, L ERA: 3.08	(4, 1)	3.1		15	5	1	1	2	0	0	0	0	0	0	19	19	2.70	1.500
Gene Garber, R ERA: 3.46	(7, 1)	1.2		6	1	0	0	2	0	0	0	0	0	0	10	10	0.00	0.600
Wayne Twitchell, R ERA: 4.5	(9, 1)	2.0		8	2	0	0	2	1	0	0	0	0	0	11	15	0.00	1.500

PITCHER		IP	WLS	BF	H	R	ER	SO	BB	IBB	HBP	BLK	WP	HR	S	P	ERA	WHIP
Ron Schueler, R ERA: 5.6	(11, 1)	1.2	L	7	1	1	1	2	1	0	0	1	0	0	10	14	5.40	1.200

AB	49
R	7
H	15
RBI	6
BB	4
SO	9
LOB	26

Batter	1	2	3	4	5	6	7	8	9	AB	R	H	RBI	BB	SO	LOB
Gene Clines, R (1, 8) OBP: 0.274, SLG: 0.276	L8		BBB, CS, BB		4-3, 1B		L9		SH1, 2B, 1B	4	2	2	0	1	0	0
Felix Millan, R (1, 4) OBP: 0.341, SLG: 0.361	6-3		1-2, 1B, 1B		4-3, 1-2		6-3		SH1, 1-2	4	0	1	0	0	0	1
Mike Vail, R (1, 7) OBP: 0.529, SLG: 0.600	2B		1-2, 1B		2-H, 1B		2B		2B, IBB	4	1	4	1	1	0	0
Rusty Staub, L (1, 9) OBP: 0.365, SLG: 0.429	3-1		F3		F8		IBB		FC1-5-6, 1-H, 2-H, 2B	4	0	1	2	1	0	4
Dave Kingman, R (1, 3) OBP: 0.294, SLG: 0.510		3B, 2B	F6			F8	F8		FC1-5-6, E, S, 2-3	5	1	1	0	0	0	5
Joe Torre, R (1, 5) OBP: 0.329, SLG: 0.363		SSS, K		6-3		BBBB, WP, BB		6-3	SSS, K, 1-3	4	0	0	0	1	2	2
Jerry Grote, R (1, 2) OBP: 0.360, SLG: 0.377		2-H, 3B		6-3		F3, 1-2		1B		4	0	2	1	0	0	1
Jack Heidemann, R (1, 6) OBP: 0.296, SLG: 0.290		SSS, K		F8		FC6, IBB		F8		3	0	0	0	1	1	2
Hank Webb, R (1, 1) OBP: 0.214, SLG: 0.185		4-1			F3	FC6, 1-2f		F4		4	0	0	0	0	0	4

TOP

New York Mets @ San Diego Padres

San Diego Stadium, San Diego, CA

Mon Aug 25 1975, 10:05 PM EDT

Att. 6,358 - Unknown

livebaseballscorecards.com

AB	36
R	4
H	11
RBI	4
BB	5
SO	3
LOB	19

Inning Stats	1	2	3	4	5	6	7	8	9
	R: 0 E: 0 K: 0 S: 4	H: 1 LOB: 1 BB: 0 P: 4	R: 1 E: 0 K: 2 S: 9	H: 2 LOB: 1 BB: 0 P: 9	R: 0 E: 0 K: 0 S: 4	H: 2 LOB: 2 BB: 1 P: 8	R: 0 E: 0 K: 0 S: 3	H: 0 LOB: 0 BB: 0 P: 3	R: 1 E: 0 K: 0 S: 5	H: 2 LOB: 1 BB: 0 P: 5	R: 0 E: 0 K: 0 S: 3	H: 0 LOB: 2 BB: 2 P: 11	R: 0 E: 0 K: 0 S: 4	H: 1 LOB: 2 BB: 1 P: 8	R: 0 E: 0 K: 0 S: 4	H: 1 LOB: 1 BB: 0 P: 4	R: 2 E: 0 K: 1 S: 7	H: 2 LOB: 1 BB: 1 P: 11

1B: 6 2B: 4 3B: 1 HR: 0	SF: 0 SAC: 1 DP: 0 HBP: 0	WP: 1 PB: 0 SB: 1 CS: 1	PA: 42
---	---	---	---

PITCHER		IP	WLS	BF	H	R	ER	SO	BB	IBB	HBP	BLK	WP	HR	S	P	ERA	WHIP
Brent Strom, L ERA: 2.66	(1, 1)	5.1	L	24	7	2	2	2	2	0	0	0	0	0	26	34	3.38	1.688
Joe McIntosh, R ERA: 3.44	(6, 1)	2.2		12	2	0	0	0	0	2	0	0	1	0	10	18	0.00	0.750
Dave Tomlin, L ERA: 3.88	(9, 1)	1.0		6	2	2	2	1	0	1	0	0	0	0	7	11	18.00	2.000

PITCHER	IP	WLS	BF	H	R	ER	SO	BB	IBB	HBP	BLK	WP	HR	S	P	ERA	WHIP

Batter	1	2	3	4	5	6	7	8	9	AB	R	H	RBI	BB	SO	LOB
Bobby Tolan, L (1, 8) OBP: 0.295, SLG: 0.330	6-3		L8			L8		G3		4	0	0	0	0	0	3
Tito Fuentes, S (1, 4) OBP: 0.306, SLG: 0.349	4-3		G3			F2			L8	4	0	0	0	0	0	1
Gene Locklear, L (1, 7) OBP: 0.373, SLG: 0.444	L8			4-3			L8		FC6-4 1B	4	0	1	0	0	0	0
Willie McCovey, L (1, 3) OBP: 0.336, SLG: 0.418		1B		L8			K		L8	4	0	1	0	0	1	1
Dave Winfield, R (1, 9) OBP: 0.360, SLG: 0.413		L8		F9			5-3		FC6-4 1-2f	4	0	0	0	0	0	2
Hector Torres, R (1, 6) OBP: 0.291, SLG: 0.333		F7			6-3			F4		3	0	0	0	0	0	1
Dave Roberts, R (1, 5) OBP: 0.235, SLG: 0.353		F7			5-3			1B		3	0	1	0	0	0	1
Bob Davis, R (1, 2) OBP: 0.280, SLG: 0.221			SH1-4 1B		K			L8		2	0	1	0	0	1	0
Joe McIntosh, S (6, 1) OBP: 0.265, SLG: 0.262										0	0	0	0	0	0	0
Johnny Grubb, L (8, PH) OBP: 0.353, SLG: 0.374										1	0	0	0	0	0	1
Dave Tomlin, L (9, 1) OBP: 0.500, SLG: 0.250										0	0	0	0	0	0	0
Brent Strom, R (1, 1) OBP: 0.167, SLG: 0.176			SH1-4 1-2			F7		1B		0	0	0	0	0	0	0
Fred Kendall, R (6, 2) OBP: 0.267, SLG: 0.253										2	0	1	0	0	0	0
Inning Stats	R: 0 H: 0 E: 0 LOB: 0 K: 0 BB: 0 S: 3 P: 3	R: 0 H: 1 E: 0 LOB: 1 K: 0 BB: 0 S: 4 P: 4	R: 0 H: 1 E: 0 LOB: 1 K: 0 BB: 0 S: 4 P: 4	R: 0 H: 0 E: 0 LOB: 0 K: 0 BB: 0 S: 3 P: 3	R: 0 H: 0 E: 0 LOB: 0 K: 1 BB: 0 S: 5 P: 5	R: 0 H: 0 E: 0 LOB: 0 K: 0 BB: 0 S: 3 P: 3	R: 0 H: 0 E: 0 LOB: 0 K: 1 BB: 0 S: 5 P: 5	R: 0 H: 2 E: 0 LOB: 2 K: 0 BB: 0 S: 5 P: 5	R: 0 H: 1 E: 0 LOB: 1 K: 0 BB: 0 S: 4 P: 4	1B: 5 SF: 0 2B: 0 SAC: 1 3B: 0 DP: 0 HR: 0 HBP: 0						

PITCHER	IP	WLS	BF	H	R	ER	SO	BB	IBB	HBP	BLK	WP	HR	S	P	ERA	WHIP
Hank Webb, R (1, 1) ERA: 3.13	9.0	W	32	5	0	0	2	0	0	0	0	0	0	36	36	0.00	0.556

PITCHER	IP	WLS	BF	H	R	ER	SO	BB	IBB	HBP	BLK	WP	HR	S	P	ERA	WHIP

BOTTOM

New York Mets @ San Diego Padres

San Diego Stadium, San Diego, CA

Mon Aug 25 1975, 10:05 PM EDT

Att. 6,358 - Unknown

livebaseballscorecards.com

AB	31
R	0
H	5
RBI	0
BB	0
SO	2
LOB	10

Batter	1	2	3	4	5	6	7	8	9	AB	R	H	RBI	BB	SO	LOB
Del Unser, L (1, 8) OBP: 0.326, SLG: 0.369	SSS 0-3 ① K		x 0-0 FC5-4 1B		x 0-0 ① B2-3	x 0-0 ① FC1-6 G5-4-3 1-2f		SSS 0-3 ② K		5	0	1	0	0	2	1
Felix Millan, R (1, 4) OBP: 0.343, SLG: 0.361	BBBB 4-0 G6-4-3 BB		x 0-0 ③ FC5-4 1-2f		x 0-0 1B 1B 1B	x 0-0 ②③ G5-4-3 1-2f		H 1-0 HBP		3	1	1	0	1	0	2
Mike Vail, R (1, 7) OBP: 0.545, SLG: 0.600	x 0-0 ②③ G6-4-3 1-2f			x 0-0 1B 1B 1B	x 0-0 1B 1B 1B 1-3		x 0-0 BB 3B 1B	x 0-0 ③ 4-3		5	3	3	0	0	0	2
Rusty Staub, L (1, 9) OBP: 0.365, SLG: 0.429		x 0-0 ① 4-3		x 0-0 1B 1B 1B 1-2	x 0-0 1B E 1B 1-2 3-H		x 0-0 ① F3		x 0-0 ① 4-3	5	2	2	1	0	0	1
Dave Kingman, R (1, 3) OBP: 0.296, SLG: 0.507		BBBB 4-0 G3 BB	x 0-0 1B 1B 1-2 2-H	SSS 0-3 ② K			SSS 0-3 ② K		x 0-0 ② 6-3	4	0	1	1	1	2	3
Wayne Garrett, L (1, 5) OBP: 0.371, SLG: 0.392		x 0-0 ② G3 1-2	x 0-0 ① F4	x 0-0 E 1B 1-2 2-H			BBBB 4-0 3B BB 1-2		x 0-0 ③ F9	4	1	1	1	1	0	3
Jerry Grote, R (1, 2) OBP: 0.359, SLG: 0.381		x 0-0 ③ 4-3	SSS 0-3 ② K	x 0-0 E5 1-3 2-H			x 0-0 3B 1-H 2-H			4	0	1	2	0	1	4
Mike Phillips, L (1, 6) OBP: 0.299, SLG: 0.319			x 0-0 ① 4-3	x 0-0 1B 1-2 2-H	x 0-0 ③ F7		x 0-0 ③ 4-3			4	0	1	1	0	0	3
Randy Tate, R (1, 1)			x 0-0 ② F8	SSS 0-3 ③ K		BBBB 4-0 FC1-6 BB		SSS 0-3 ① K		3	0	0	0	1	2	2
Inning Stats	R: 0 E: 0 K: 1 S: 4 H: 0 LOB: 0 BB: 1 P: 8	R: 0 E: 0 K: 0 S: 3 H: 0 LOB: 1 BB: 1 P: 7	R: 0 E: 0 K: 0 S: 4 H: 1 LOB: 1 BB: 0 P: 4	R: 2 E: 0 K: 2 S: 11 H: 4 LOB: 2 BB: 0 P: 11	R: 3 E: 1 K: 1 S: 10 H: 4 LOB: 2 BB: 0 P: 10	R: 0 E: 0 K: 0 S: 2 H: 0 LOB: 0 BB: 1 P: 6	R: 2 E: 0 K: 1 S: 7 H: 2 LOB: 1 BB: 1 P: 11	R: 0 E: 0 K: 2 S: 7 H: 0 LOB: 1 BB: 0 P: 8	R: 0 E: 0 K: 0 S: 3 H: 0 LOB: 0 BB: 0 P: 3	1B: 10 2B: 0 3B: 1 HR: 0	SF: 0 SAC: 0 DP: 2 HBP: 1						

PITCHER		IP	WLS	BF	H	R	ER	SO	BB	IBB	HBP	BLK	WP	HR	S	P	ERA	WHIP
Dave Freisleben, R ERA: 4.17	(1, 1)	4.2	L	25	9	5	4	4	2	0	0	0	0	0	31	39	7.71	2.357
Rich Folkers, L ERA: 4.56	(5, 1)	2.1		10	2	2	2	1	2	0	0	0	0	0	10	18	7.71	1.714
Dave Tomlin, L ERA: 3.76	(8, 1)	2.0		7	0	0	0	2	0	0	1	0	0	0	10	11	0.00	0.000

PITCHER	IP	WLS	BF	H	R	ER	SO	BB	IBB	HBP	BLK	WP	HR	S	P	ERA	WHIP

TOP

New York Mets @ San Diego Padres

San Diego Stadium, San Diego, CA

Tue Aug 26 1975, 10:05 PM EDT

Att. 14,779 - Unknown

livebaseballscorecards.com

AB	37
R	7
H	11
RBI	6
BB	4
SO	7
LOB	21

1B: 10	SF: 0	WP: 0	PA: 42
2B: 0	SAC: 0	PB: 0	
3B: 1	DP: 2	SB: 0	
HR: 0	HBP: 1	CS: 0	

BOTTOM

New York Mets @ San Diego Padres

San Diego Stadium, San Diego, CA

Tue Aug 26 1975, 10:05 PM EDT

Att. 14,779 - Unknown

Batter	1	2	3	4	5	6	7	8	9	AB	R	H	RBI	BB	SO	LOB
Enzo Hernandez, R (1, 6) OBP: 0.281, SLG: 0.266	BBBB 4-0 PB 1B 4-1 BB	x 0-0 ③ 1-2 2-H 1B		x 0-0 ③ F5			x 0-0 ① F6		x 0-0 ③ F7	4	1	1	0	1	0	3
Tito Fuentes, S (1, 4) OBP: 0.309, SLG: 0.351	x 0-0 4-1 PB 1-2 1B		x 0-0 G3-6-3 1B		x 0-0 ① F7		BBBB 4-0 FC3-6 1-2 BB			3	0	2	0	1	0	0
Johnny Grubb, L (1, 8) OBP: 0.350, SLG: 0.371	x 0-0 ① F6 1-2 2-3		x 0-0 ① F4		x 0-0 ② F7		x 0-0 ② FC3-6 1-2f 2-3			4	0	0	0	0	0	5
Willie McCovey, L (1, 3) OBP: 0.332, SLG: 0.413	x 0-0 ② 4-1 2-3 3-H		x 0-0 ② G3-6-3 ③ 1-2f		SSS 0-3 ③ K		x 0-0 ③ F8			4	0	0	1	0	1	4
Dave Winfield, R (1, 9) OBP: 0.362, SLG: 0.417	x 0-0 ③ 6-3			x 0-0 SH1-3 1B 2B		x 0-0 ① 5-3		x 0-0 G4-6-3 1B		4	1	2	0	0	0	1
Bobby Tolan, L (1, 7) OBP: 0.295, SLG: 0.330		x 0-0 S 1B 1B		x 0-0 ① SH1-3 2-3		x 0-0 ② F8		x 0-0 ① ② G4-6-3 1-2f		3	0	1	0	0	0	1
Dave Roberts, R (1, 5) OBP: 0.286, SLG: 0.381		SSS 0-3 ① K 1-2		x 0-0 FC1-5 1B 3-H 1B		x 0-0 1B		x 0-0 ③ F8		4	0	2	1	0	1	1
Bob Davis, R (1, 2) OBP: 0.282, SLG: 0.225 Ted Kubiak, S (9, PH) OBP: 0.299, SLG: 0.251		SSS 0-3 ② K		x 0-0 FC1-5 1-2 1B		SSS 0-3 ③ K			x 0-0 ① 3-1	3 1	0 0	1 0	0 0	0 0	2 0	2 0
Dave Freisleben, R (1, 1) OBP: 0.173, SLG: 0.085 Rich Folkers, L (5, 1) OBP: 0.250, SLG: 0.231 Dick Sharon, R (7, PH) OBP: 0.343, SLG: 0.356 Dave Tomlin, L (8, 1) OBP: 0.500, SLG: 0.250 Gene Locklear, L (9, PH) OBP: 0.372, SLG: 0.442	BBBB 4-0 1B BB			x 0-0 ② FC1-5 1-2 2-3f			x 0-0 E6 FC3-6 BB		SSS 0-3 ② K	1 0 1 0 1	0 0 0 0 0	0 0 0 0 0	0 0 0 0 0	1 0 0 0 1	0 0 0 0 0	2 0 0 0 0
Inning Stats	R: 1 H: 1 E: 0 LOB: 1 K: 0 BB: 1 S: 4 P: 8	R: 0 H: 2 E: 0 LOB: 2 K: 2 BB: 1 S: 8 P: 12	R: 0 H: 1 E: 0 LOB: 0 K: 0 BB: 0 S: 3 P: 3	R: 1 H: 3 E: 0 LOB: 2 K: 0 BB: 0 S: 6 P: 6	R: 0 H: 0 E: 0 LOB: 0 K: 1 BB: 0 S: 5 P: 5	R: 0 H: 1 E: 0 LOB: 1 K: 1 BB: 0 S: 6 P: 6	R: 0 H: 0 E: 1 LOB: 2 K: 0 BB: 1 S: 4 P: 8	R: 0 H: 1 E: 0 LOB: 0 K: 0 BB: 0 S: 3 P: 3	R: 0 H: 0 E: 0 LOB: 0 K: 1 BB: 0 S: 5 P: 5	1B: 8 2B: 1 3B: 0 HR: 0	SF: 0 SAC: 1 DP: 2 HBP: 0					

PITCHER	IP	WLS	BF	H	R	ER	SO	BB	IBB	HBP	BLK	WP	HR	S	P	ERA	WHIP
Randy Tate, R (1, 1) ERA: 4.38	9.0	W	37	9	2	1	5	3	0	0	0	0	0	44	56	1.00	1.333

PITCHER	IP	WLS	BF	H	R	ER	SO	BB	IBB	HBP	BLK	WP	HR	S	P	ERA	WHIP

AB	33
R	2
H	9
RBI	2
BB	3
SO	5
LOB	19

WP: 0 PA: 37
PB: 1
SB: 1
CS: 0

livebaseballscorecards.com

New York Mets @ San Diego Padres

San Diego Stadium, San Diego, CA

Wed Aug 27 1975, 10:05 PM EDT

Att. 8,524 - Unknown

TOP

livebaseballscorecards.com

Batter	1	2	3	4	5	6	7	8	9	AB	R	H	RBI	BB	SO	LOB
Del Unser, L (1, 8) OBP: 0.324, SLG: 0.372	6-3		G3 1-2		4-3		6-3	1-H 2-H 3B		5	0	1	2	0	0	1
Felix Millan, R (1, 4) OBP: 0.344, SLG: 0.365	6-3		2-H 2B		6-3		FC5 2B	F5		5	0	2	1	0	0	1
Mike Vail, R (1, 7) OBP: 0.519, SLG: 0.600	L9		F9		2B		F9		HR 1B	5	1	2	0	0	0	2
Rusty Staub, L (1, 9) OBP: 0.365, SLG: 0.434		4-3		4-3	4-3		IBB		1-H HR	4	1	1	2	1	0	1
Dave Kingman, R (1, 3) OBP: 0.295, SLG: 0.511		HR		5-3		K	FC5 2-3f		F5	5	1	1	1	0	1	2
Wayne Garrett, L (1, 5) OBP: 0.372, SLG: 0.389		F8		2B 1B		5-3 BB		G3	L9	4	1	1	0	1	0	0
Jerry Grote, R (1, 2) OBP: 0.359, SLG: 0.388		F8		1-H 2B		5-3 1-2		5-3	2B	5	0	2	1	0	0	1
Mike Phillips, L (1, 6) OBP: 0.306, SLG: 0.320			K	IBB		IBB		1B 3B 1B	HBP	2	1	1	0	2	1	0
Tom Seaver, R (1, 1) OBP: 0.261, SLG: 0.220			G3 2B BB	K		K		1-2 3B 1B	K	4	2	1	0	1	3	6
Inning Stats	R: 0 E: 0 K: 0 S: 3 H: 0 LOB: 0 BB: 0 P: 3	R: 1 E: 0 K: 0 S: 4 H: 1 LOB: 0 BB: 0 P: 4	R: 1 E: 0 K: 1 S: 6 H: 1 LOB: 1 BB: 1 P: 10	R: 1 E: 0 K: 1 S: 7 H: 2 LOB: 2 BB: 1 P: 11	R: 0 E: 0 K: 0 S: 4 H: 1 LOB: 1 BB: 0 P: 4	R: 0 E: 0 K: 2 S: 7 H: 0 LOB: 2 BB: 2 P: 15	R: 0 E: 0 K: 0 S: 4 H: 1 LOB: 2 BB: 1 P: 8	R: 2 E: 0 K: 0 S: 6 H: 3 LOB: 1 BB: 0 P: 6	R: 2 E: 0 K: 1 S: 8 H: 3 LOB: 2 BB: 0 P: 9	1B: 4 2B: 5 3B: 1 HR: 2 SF: 0 SAC: 0 DP: 0 HBP: 1	WP: 0 PB: 0 SB: 0 CS: 0 PA: 45					

PITCHER		IP	WLS	BF	H	R	ER	SO	BB	IBB	HBP	BLK	WP	HR	S	P	ERA	WHIP
Dan Spillner, R ERA: 4.23	(1, 1)	5.0	L	22	5	3	3	2	1	1	0	0	0	1	24	32	5.40	1.200
Jerry Johnson, R ERA: 3.76	(6, 1)	3.0		16	4	2	2	2	1	2	0	0	0	0	17	29	6.00	1.667
Danny Frisella, R ERA: 3.14	(9, 1)	1.0		7	3	2	2	1	0	0	1	0	0	1	8	9	18.00	3.000

PITCHER	IP	WLS	BF	H	R	ER	SO	BB	IBB	HBP	BLK	WP	HR	S	P	ERA	WHIP

AB	39
R	7
H	12
RBI	7
BB	5
SO	5
LOB	14

BOTTOM

New York Mets @ San Diego Padres

San Diego Stadium, San Diego, CA

Wed Aug 27 1975, 10:05 PM EDT

Att. 8,524 - Unknown

Batter	1	2	3	4	5	6	7	8	9	AB	R	H	RBI	BB	SO	LOB
Johnny Grubb, L (1, 8) OBP: 0.349, SLG: 0.370	F7		1B		K			4-3		4	0	1	0	0	1	1
Tito Fuentes, S (1, 4) OBP: 0.307, SLG: 0.348	F7		K			4-3		L4		4	0	0	0	0	1	1
Bobby Tolan, L (1, 7) OBP: 0.294, SLG: 0.330	1B		3-1			G3			K	4	0	1	0	0	1	1
Willie McCovey, L (1, 3) OBP: 0.334, SLG: 0.417	1-3 1B			L8		6-3			6-3 2B	4	0	2	0	0	0	0
Dave Winfield, R (1, 9) OBP: 0.359, SLG: 0.413	K			4-3			L7		6-2-3	4	0	0	0	0	1	3
Hector Torres, R (1, 6) OBP: 0.291, SLG: 0.330		F9		F3			4-0 FC6-4 BB		K	3	0	0	0	1	1	1
Dave Roberts, R (1, 5) OBP: 0.292, SLG: 0.375		G6-4-3 1B			K		FC6-4 1-2f			3	0	1	0	0	1	1
Bob Davis, R (1, 2) OBP: 0.284, SLG: 0.230		G6-4-3 1-2f			1B		K			3	0	1	0	0	1	2
Dan Spillner, R (1, 1) OBP: 0.289, SLG: 0.184			K		K			K		1	0	0	0	0	1	0
Randy Hundley, R (5, PH) OBP: 0.282, SLG: 0.292										1	0	0	0	0	1	1
Jerry Johnson, R (6, 1) OBP: 0.083, SLG: 0.167										0	0	0	0	0	0	0
Gene Locklear, L (8, PH) OBP: 0.370, SLG: 0.439										1	0	0	0	0	1	0
Danny Frisella, L (9, 1) OBP: 0.200, SLG: 0.200										0	0	0	0	0	0	0
Inning Stats	R: 0 E: 0 K: 1 S: 7 H: 2 LOB: 2 BB: 0 P: 7	R: 0 E: 0 K: 0 S: 3 H: 1 LOB: 0 BB: 0 P: 3	R: 0 E: 0 K: 2 S: 8 H: 1 LOB: 1 BB: 0 P: 8	R: 0 E: 0 K: 0 S: 3 H: 0 LOB: 0 BB: 0 P: 3	R: 0 E: 0 K: 3 S: 10 H: 1 LOB: 1 BB: 0 P: 10	R: 0 E: 0 K: 0 S: 3 H: 0 LOB: 0 BB: 0 P: 3	R: 0 E: 0 K: 1 S: 5 H: 0 LOB: 1 BB: 1 P: 9	R: 0 E: 0 K: 1 S: 5 H: 0 LOB: 0 BB: 0 P: 5	R: 0 E: 0 K: 2 S: 8 H: 1 LOB: 1 BB: 0 P: 8	1B: 5 2B: 1 3B: 0 HR: 0 SF: 0 SAC: 0 DP: 1 HBP: 0						

livebaseballscorecards.com

AB	32
R	0
H	6
RBI	0
BB	1
SO	10
LOB	11

WP: 0 PB: 0 SB: 0 CS: 0 PA: 33

PITCHER	IP	WLS	BF	H	R	ER	SO	BB	IBB	HBP	BLK	WP	HR	S	P	ERA	WHIP
Tom Seaver, R (1, 1) ERA: 2.14	9.0	W	33	6	0	0	10	1	0	0	0	0	0	52	56	0.00	0.778

PITCHER	IP	WLS	BF	H	R	ER	SO	BB	IBB	HBP	BLK	WP	HR	S	P	ERA	WHIP

Montreal Expos @ San Diego Padres

San Diego Stadium, San Diego, CA

Thu Aug 28 1975, 6:33 AM EDT

Att. 6,059 - Unknown

livebaseballscorecards.com

TOP

Batter	1	2	3	4	5	6	7	8	9	AB	R	H	RBI	BB	SO	LOB
Bob Bailey, R (1, 7) OBP: 0.390, SLG: 0.357 Dale Murray, R (7, 1) OBP: 0.333, SLG: 0.200	0-0 ① 6-3		2-2 ② 5-3		2-0 E6 1B; 1-2 3-H 1B	0-0 ② SF8; 2-3 3-H	0-2 ②③ FC5-2; 2-3 3-H			4 0	1 0	0 0	2 0	0 0	0 0	4 0
Tim Foli, R (1, 6) OBP: 0.279, SLG: 0.283	2-2 ② 6-3		1-0 ③ 6-3		0-0 ② F8; 2-3	1-2 1B; 1-2 3-H 1B		0-1 ① 6-3		5	0	1	1	0	0	2
Gary Carter, R (1, 9) OBP: 0.357, SLG: 0.419 (6, 2)	1-3 ③ K			0-0 ① 6-3	2-1 1B; 1-2 3-H 1B	1-2 1-3 2-H 1B		1-0 ② F8		5	0	2	2	0	1	0
Larry Parrish, R (1, 5) OBP: 0.309, SLG: 0.422		2-2 ① 4-3		0-0 ② 6-3	1-0 FC6-4; 1-3 2-H 1B	1-0 ③ 5-3		2-1 1B		5	0	2	1	0	0	2
Pete Mackanin, R (1, 4) OBP: 0.293, SLG: 0.401		0-0 HR 1B		1-2 ③ 6-3	0-0 ③ FC6-4; 1-2f		2-1 E S BB 1B	1-0 ③ 6-3		5	2	2	0	0	0	3
Nate Colbert, R (1, 3) OBP: 0.235, SLG: 0.316		0-0 1-H HR			1-0 1B 1B	1-2 SH1-4 SF8 2B	1-3 ① K; 1-2		1-3 ① K	5	3	3	2	0	2	1
Pepe Mangual, R (1, 8) OBP: 0.330, SLG: 0.347		2-1 ② F9			1-1 1B E 1B; 1-2	0-0 SF8 SH1-4 1B 1B	2-1 FC BB FC5-2; 2-3		1-2 ② 5-3	5	2	2	0	0	0	1
Barry Foote, R (1, 2) OBP: 0.234, SLG: 0.299 Larry Biittner, L (6, 9) OBP: 0.390, SLG: 0.421	0-0 ③ 6-3				1-0 ① L8	0-0 ① SH1-4; 1-2 2-3	4-0 FC5-2 BB IBB		1-1 ③ 1-6-3	2 1	0 0	0 0	0 0	0 1	0 0	2 0
Steve Rogers, R (1, 1) OBP: 0.309, SLG: 0.254 Chuck Taylor, R (4, 1) Jose Morales, R (5, PH) OBP: 0.364, SLG: 0.398 Fred Scherman, L (5, 1) OBP: 0.125, SLG: 0.133 Mike Jorgensen, L (6, PH) OBP: 0.364, SLG: 0.378 Donald DeMola, R (6, 1) Jim Dwyer, L (7, PH) OBP: 0.321, SLG: 0.317 (7, 7)			0-0 ① F4		0-0 F8 E 1B; 1-3 2-H 1B	4-0 1B BB	4-1 1-2 2-3 3-H BB			1 0 1 0 0 0 0	0 0 1 0 1 0 0	0 0 1 0 0 0 0	0 0 1 0 1 0 1	0 0 0 0 0 0 1	0 0 0 0 0 0 0	0 0 0 0 0 0 0
Inning Stats	R: 0 E: 0 K: 1 S: 8 H: 0 LOB: 0 BB: 0 P: 11	R: 2 E: 0 K: 0 S: 9 H: 2 LOB: 0 BB: 0 P: 13	R: 0 E: 0 K: 0 S: 5 H: 0 LOB: 0 BB: 0 P: 8	R: 0 E: 0 K: 0 S: 5 H: 0 LOB: 0 BB: 0 P: 6	R: 4 E: 1 K: 0 S: 11 H: 5 LOB: 2 BB: 0 P: 19	R: 3 E: 0 K: 0 S: 13 H: 4 LOB: 2 BB: 1 P: 21	R: 1 E: 1 K: 1 S: 11 H: 1 LOB: 1 BB: 2 P: 24	R: 0 E: 0 K: 0 S: 6 H: 1 LOB: 1 BB: 0 P: 10	R: 0 E: 0 K: 1 S: 8 H: 0 LOB: 0 BB: 0 P: 11	1B: 11 2B: 1 3B: 0 HR: 1	SF: 1 SAC: 1 DP: 1 HBP: 0	WP: 0 PB: 0 SB: 1 CS: 0	PA: 44				

	AB	R	H	RBI	BB	SO	LOB
TOP	39	10	13	10	3	3	15

PITCHER		IP	WLS	BF	H	R	ER	SO	BB	IBB	HBP	BLK	WP	HR	S	P	ERA	WHIP
Randy Jones, L ERA: 2.32	(1, 1)	5.2	L	30	11	9	7	1	1	0	0	0	0	1	50	76	11.12	2.118
Bill Greif, R ERA: 3.65	(6, 1)	1.1		7	1	1	0	1	1	1	0	0	0	0	12	26	0.00	1.500
Jerry Johnson, R ERA: 3.59	(8, 1)	2.0		7	1	0	0	1	0	0	0	0	0	0	14	21	0.00	0.500

PITCHER	IP	WLS	BF	H	R	ER	SO	BB	IBB	HBP	BLK	WP	HR	S	P	ERA	WHIP

Montreal Expos @ San Diego Padres

San Diego Stadium, San Diego, CA

Thu Aug 28 1975, 6:33 AM EDT

Att. 6,059 - Unknown

BOTTOM

Batter	1	2	3	4	5	6	7	8	9	AB	R	H	RBI	BB	SO	LOB
Johnny Grubb, L (1, 8) OBP: 0.349, SLG: 0.371	K	4-3		E4 FC4-6 1-2 2-3	1B 1B		K		E 1-3 2B	6	0	2	0	0	2	5
Tito Fuentes, S (1, 4) OBP: 0.309, SLG: 0.349	WP S BB		G5-6-3 1B	FC4-6 1B HR 1-2f 2-3 3-H	1B 1-2 1B		FC1-6 1B 1-2f		SF7 2-3 3-H	4	1	2	2	1	0	3
Bobby Tolan, L (1, 7) OBP: 0.295, SLG: 0.330	4-3 1-3		G5-6-3 1-2f	HR 1-2 3-H 1B	F8		1B 1-3		6-3	6	1	2	1	0	0	4
Willie McCovey, L (1, 3) OBP: 0.335, SLG: 0.429	4-3		WP 1B 2B	HR 1-H 2-H	K			F8		5	2	2	3	0	1	2
Dave Winfield, R (1, 9) OBP: 0.359, SLG: 0.411		F7	BB 2-H 1B	6-3		G6-4-3 BB		4-3		4	0	1	1	1	0	0
Hector Torres, R (1, 6) OBP: 0.296, SLG: 0.332		K	BB 1-2	1B HBP 1B		G6-4-3 1-2f		1B		4	0	2	0	1	1	1
Dave Roberts, R (1, 5) OBP: 0.345, SLG: 0.393		2B 1B	K	1B HBP 1-2		1B		1-3		4	1	2	0	0	1	3
Fred Kendall, R (1, 2) OBP: 0.277, SLG: 0.265		1B 1-H 2B		E SH FC4-6 1B; 1-2 2-3 1B		F8			2B SF7 BB	4	2	3	1	1	0	1
Randy Jones, R (1, 1) OBP: 0.153, SLG: 0.157		1B 2-3		SH FC4-6 E 1-2 1B; 4-3				FC1-6 1B	K	2	1	1	0	0	0	3
Bill Greif, R (6, 1)										0	0	0	0	0	0	0
Ted Kubiak, S (7, PH) OBP: 0.302, SLG: 0.255										1	0	1	0	0	0	0
Jerry Johnson, R (8, 1) OBP: 0.083, SLG: 0.167										0	0	0	0	0	0	0
Gene Locklear, L (9, PH) OBP: 0.368, SLG: 0.437										1	0	0	0	0	1	1
Inning Stats	R: 0 E: 0 K: 1 S: 9 H: 0 LOB: 1 BB: 1 P: 18	R: 1 E: 0 K: 1 S: 17 H: 3 LOB: 2 BB: 0 P: 25	R: 1 E: 0 K: 1 S: 10 H: 3 LOB: 2 BB: 1 P: 20	R: 5 E: 1 K: 0 S: 20 H: 5 LOB: 3 BB: 0 P: 27	R: 0 E: 0 K: 1 S: 10 H: 2 LOB: 1 BB: 0 P: 16	R: 0 E: 0 K: 0 S: 17 H: 1 LOB: 1 BB: 1 P: 27	R: 0 E: 0 K: 1 S: 11 H: 2 LOB: 2 BB: 0 P: 16	R: 0 E: 0 K: 0 S: 9 H: 1 LOB: 1 BB: 0 P: 14	R: 1 E: 1 K: 1 S: 14 H: 1 LOB: 1 BB: 1 P: 22	1B: 14 2B: 3 3B: 0 HR: 1 SF: 1 SAC: 1 DP: 2 HBP: 1							

livebaseballscorecards.com

AB	41
R	8
H	18
RBI	8
BB	4
SO	6
LOB	23

WP: 2 PB: 0 SB: 1 CS: 0 PA: 48

PITCHER		IP	WLS	BF	H	R	ER	SO	BB	IBB	HBP	BLK	WP	HR	S	P	ERA	WHIP
Steve Rogers, R ERA: 3.13	(1, 1)	3.2		26	11	7	6	3	2	0	1	0	2	1	55	89	14.73	3.545
Chuck Taylor, R ERA: 4.0	(4, 1)	0.1		1	0	0	0	0	0	0	0	0	0	0	1	1	0.00	0.000
Fred Scherman, L ERA: 3.99	(5, 1)	1.0	W	4	2	0	0	1	0	0	0	0	0	0	10	16	0.00	2.000
Donald DeMola, R ERA: 4.15	(6, 1)	1.0		4	1	0	0	0	1	0	0	0	0	0	17	27	0.00	2.000
Dale Murray, R ERA: 3.23	(7, 1)	3.0	S	13	4	1	1	2	1	0	0	0	0	0	34	52	3.00	1.667

PITCHER	IP	WLS	BF	H	R	ER	SO	BB	IBB	HBP	BLK	WP	HR	S	P	ERA	WHIP

Batter	1	2	3	4	5	6	7	8	9	AB	R	H	RBI	BB	SO	LOB
Jim Lyttle, L (1, 8) OBP: 0.364, SLG: 0.319	S S B B X 2-2 F9 SH1-3 1B		S X 0-1 ③ 6-3		B B S X 2-1 ① F7		S B B B B 4-1 6-3 SH5-4 BB		B S B S X 2-2 ③ 5-3	3	0	1	0	0	0	0
Pepe Mangual, R (5, 8) OBP: 0.331, SLG: 0.346										1	0	0	0	1	0	0
Jim Dwyer, L (1, 7) OBP: 0.317, SLG: 0.311	X 0-0 ① SH1-3 1-2			X 0-0 ① F7	X 0-0 ② 6-3		B S B X 2-1 ① SH5-4 1-2			2	0	0	0	0	0	0
Mike Jorgensen, L (1, 3) OBP: 0.363, SLG: 0.385	B X 1-0 ② F9 2-3			B B X 2-0 HR	S B S B F B X 3-2 ③ F8		S B B X 2-1 ② 6-3 2-3			4	1	1	1	0	0	2
Larry Biittner, L (1, 9) OBP: 0.391, SLG: 0.422	S S B B X 2-2 ③ F8			S X 0-1 BB 1B 1B		B S B B X 3-1 WP 1B	B S X 1-1 ③ 4-3			4	2	2	0	0	0	2
Larry Parrish, R (1, 5) OBP: 0.311, SLG: 0.422		S S S S 1-3 ① K		S B B B S B 4-2 1B 1-2 1B BB		B B S B X 3-1 CS 1-H 1B		S B X 1-1 ① 6-3		3	1	1	1	1	1	0
Gary Carter, R (1, 2) OBP: 0.360, SLG: 0.421		B S B S X 2-2 F3 1B		S S B B F B X 2-2 1B 1-2 2-H 1B		S B S F B B B 4-2 ① S 1-2 BB		S B X 1-1 ② 4-3		3	0	2	1	1	0	0
Pete Mackanin, R (1, 4) OBP: 0.290, SLG: 0.396		B 1 SAFE B B X 3-0 ② ③ F3 1-2		B X 1-0 ② F3		S S X 0-2 ② F4 1-2		X 0-0 ③ F7		4	0	0	0	0	0	4
Tim Foli, R (1, 6) OBP: 0.281, SLG: 0.284		X 0-0 ① F3		B S B S S X 2-2 FC6-4 1-3 2-H 1B		S B B B S B 4-2 FC6-4 BB			S B X 1-1 ① F3	3	0	1	1	1	0	0
Don Carrithers, R (1, 1) OBP: 0.118, SLG: 0.176		S S S 0-3 ② K	X 0-0 ③ FC6-4 1-2f			S B X 1-1 ③ FC6-4 1-2f			S S B S 1-3 ② K	4	0	0	0	0	2	4
Inning Stats	R: 0 H: 1 E: 0 LOB: 1 K: 0 BB: 0 S: 8 P: 13	R: 0 H: 1 E: 0 LOB: 0 K: 1 BB: 0 S: 7 P: 13	R: 0 H: 0 E: 0 LOB: 0 K: 1 BB: 0 S: 6 P: 6	R: 3 H: 4 E: 0 LOB: 2 K: 0 BB: 1 S: 15 P: 26	R: 0 H: 0 E: 0 LOB: 0 K: 0 BB: 0 S: 7 P: 12	R: 1 H: 2 E: 0 LOB: 2 K: 0 BB: 2 S: 14 P: 29	R: 0 H: 0 E: 0 LOB: 1 K: 0 BB: 1 S: 7 P: 16	R: 0 H: 0 E: 0 LOB: 0 K: 0 BB: 0 S: 5 P: 7	R: 0 H: 0 E: 0 LOB: 0 K: 1 BB: 0 S: 8 P: 12	1B: 7 SF: 0 2B: 0 SAC: 2 3B: 0 DP: 0 HR: 1 HBP: 0						WP: 1 PA: 37 PB: 0 SB: 1 CS: 1

PITCHER		IP	WLS	BF	H	R	ER	SO	BB	IBB	HBP	BLK	WP	HR	S	P	ERA	WHIP
Joe McIntosh, R ERA: 3.5	(1, 1)	5.0	L	21	6	3	3	2	1	0	0	0	0	1	43	70	5.40	1.400
Dave Freisleben, R ERA: 4.2	(6, 1)	1.0		7	2	1	1	0	3	0	0	0	1	0	15	34	9.00	5.000
Dave Tomlin, L ERA: 3.71	(7, 1)	1.0		3	0	0	0	0	0	0	0	0	0	0	6	11	0.00	0.000
Bill Greif, R ERA: 3.53	(8, 1)	2.0		6	0	0	0	1	0	0	0	0	0	0	13	19	0.00	0.000

PITCHER	IP	WLS	BF	H	R	ER	SO	BB	IBB	HBP	BLK	WP	HR	S	P	ERA	WHIP

TOP

Montreal Expos @ San Diego Padres

San Diego Stadium, San Diego, CA

Fri Aug 29 1975, 10:05 PM EDT

Att. 4,976 - Unknown

livebaseballscorecards.com

AB	31
R	4
H	8
RBI	4
BB	4
SO	3
LOB	12

Montreal Expos @ San Diego Padres

San Diego Stadium, San Diego, CA

Fri Aug 29 1975, 10:05 PM EDT

Att. 4,976 - Unknown

BOTTOM

livebaseballscorecards.com

Batter	1	2	3	4	5	6	7	8	9	AB	R	H	RBI	BB	SO	LOB
Johnny Grubb, L (1, 8) OBP: 0.350, SLG: 0.371	1-0 ① 6-3		2-1 ③ 4-3		4-2 1-2 2-3 BB			1-2 FC4-6 1B		3	0	1	0	1	0	0
Tito Fuentes, S (1, 4) OBP: 0.306, SLG: 0.346	2-1 ② 4-3			1-0 ① L7	0-0 ③ F8			1-1 ① FC4-6 G4-6-3 1-2f		4	0	0	0	0	0	4
Bobby Tolan, L (1, 7) OBP: 0.295, SLG: 0.327	4-2 BB			1-1 ② 4-3		1-2 ① G3		1-0 ②③ G4-6-3 1-2f		3	0	0	0	1	0	1
Willie McCovey, L (1, 3) OBP: 0.340, SLG: 0.432	0-3 ③ K			4-1 FC6-4 BB		0-0 FC4-6 1B			2-1 FC5-4 1B	3	0	2	0	1	1	1
Dave Winfield, R (1, 9) OBP: 0.356, SLG: 0.407		1-2 ① G3		1-1 ③ FC6-4 1-2f		1-1 ② FC4-6 1-2f			1-3 ① K	4	0	0	0	0	1	3
Hector Torres, R (1, 6) OBP: 0.292, SLG: 0.327		0-0 ② 6-3			2-1 ① F5	3-1 ③ F7			0-1 ② F9	4	0	0	0	0	0	2
Dave Roberts, R (1, 5) OBP: 0.333, SLG: 0.375		1-1 ③ F8			3-1 BB BB 1B		0-3 ① K		0-0 ③ FC5-4 1-2f	4	0	1	0	0	1	1
Fred Kendall, R (1, 2) OBP: 0.274, SLG: 0.262			1-1 ① 6-3		0-0 ② F8		1-2 ② F8			3	0	0	0	0	0	1
Joe McIntosh, S (1, 1) OBP: 0.260, SLG: 0.256 Ted Kubiak, S (5, PH) OBP: 0.306, SLG: 0.255 Dave Freisleben, R (6, 1) OBP: 0.173, SLG: 0.085 Dave Tomlin, L (7, 1) OBP: 0.500, SLG: 0.250 Gene Locklear, L (7, PH) OBP: 0.367, SLG: 0.435 Bill Greif, R (8, 1)			0-0 ② G3		4-2 1-2 BB BB		1-0 ③ F7			1 0 0 0 1 0	0 0 0 0 0 0	0 0 0 0 0 0	0 0 0 0 0 0	0 1 0 0 0 0	0 0 0 0 0 0	0 0 0 0 0 0
Inning Stats	R: 0 E: 0 K: 1 S: 9 H: 0 LOB: 1 BB: 1 P: 16	R: 0 E: 0 K: 0 S: 6 H: 0 LOB: 0 BB: 0 P: 8	R: 0 E: 0 K: 0 S: 5 H: 0 LOB: 0 BB: 0 P: 8	R: 0 E: 0 K: 0 S: 6 H: 0 LOB: 1 BB: 1 P: 13	R: 0 E: 0 K: 0 S: 11 H: 1 LOB: 3 BB: 2 P: 24	R: 0 E: 0 K: 0 S: 8 H: 1 LOB: 1 BB: 0 P: 13	R: 0 E: 0 K: 1 S: 7 H: 0 LOB: 0 BB: 0 P: 9	R: 0 E: 0 K: 0 S: 6 H: 1 LOB: 0 BB: 0 P: 9	R: 0 E: 0 K: 1 S: 8 H: 1 LOB: 1 BB: 0 P: 11	1B: 4 2B: 0 3B: 0 HR: 0	SF: 0 SAC: 0 DP: 1 HBP: 0						

PITCHER	IP	WLS	BF	H	R	ER	SO	BB	IBB	HBP	BLK	WP	HR	S	P	ERA	WHIP
Don Carrithers, R (1, 1) ERA: 3.0	9.0	W	34	4	0	0	3	4	0	0	0	0	0	66	111	0.00	0.889

PITCHER	IP	WLS	BF	H	R	ER	SO	BB	IBB	HBP	BLK	WP	HR	S	P	ERA	WHIP

AB	30
R	0
H	4
RBI	0
BB	4
SO	3
LOB	13

WP: 0 PB: 0 SB: 0 CS: 0 PA: 34

Batter	1	2	3	4	5	6	7	8	9	AB	R	H	RBI	BB	SO	LOB
Bob Bailey, R (1, 7) OBP: 0.388, SLG: 0.355	S S C 0-3 ① K	S S S 0-3 ② K		B S S B C 2-3 ③ K		S S B S 1-3 ③ K		X 0-0 G6-4-3 1-2 1B		1	0	0	0	0	1	0
Nate Colbert, R (1, 3) OBP: 0.232, SLG: 0.312										3	0	0	0	0	3	3
Mike Jorgensen, L (8, PH) OBP: 0.364, SLG: 0.387 (8, 3)										1	0	1	0	0	0	0
Pepe Mangual, R (1, 8) OBP: 0.333, SLG: 0.346	B B B S S B 4-2 WP S 1B BB	S S S 0-3 ③ K			B B B B 4-0 FC5-4 S BB		S B X 1-1 FC E 1B 1B	S B S B B X 3-2 ② ③ G6-4-3 1-2f		3	2	1	0	2	1	3
Gary Carter, R (1, 9) OBP: 0.360, SLG: 0.421	B S B X 2-1 1B 1-H 1B 1B		S B S T X 1-2 ① L7		B B B S S F X 3-2 ① F2 1-2		B B X 2-0 E 1-2 SF7 1B		B B X 2-0 ① F8	5	2	2	1	0	0	1
Jose Morales, R (1, 3) OBP: 0.367, SLG: 0.400 (1, 7)	B X 1-0 1B 1-2 1B	S X 0-1 ② 6-3			4-0 FC5-4 IBB		B S X 1-1 FC SF7 1-3 2-H		S S T S 0-3 ② K	2	0	1	0	0	0	0
Larry Biittner, L (5, PH) OBP: 0.391, SLG: 0.419 (5, 7)										2	0	0	0	1	1	1
Larry Parrish, R (1, 5) OBP: 0.312, SLG: 0.422	S B B S X 2-2 G4-6-3 1-2 2-H 1B	S B X 1-1 ③ FC5-4 1-2f 1B			B S S B X 2-2 ② FC5-4 1-2f 2-3		X 0-0 ① SF7 1-2 3-H		S S B C 1-3 ③ K	4	0	2	2	0	1	2
Barry Foote, R (1, 2) OBP: 0.231, SLG: 0.296	B X 1-0 ② ③ G4-6-3 1-2f	S B X 1-1 ③ FC5-4 1-2f			X 0-0 ③ F4		S S X 0-2 ② F6			4	0	0	0	0	0	6
Tim Foli, R (1, 6) OBP: 0.282, SLG: 0.288	X 0-0 F7 1B 2B	S X 0-1 ① L3			S B S S X 1-2 4-3 SH2-4 1B		S X 0-1 ③ F5			4	1	2	0	0	0	1
Pete Mackanin, R (1, 4) OBP: 0.290, SLG: 0.398	S X 0-1 ① F7 2-3	S S B X 1-2 2B			S X 0-1 ① SH2-4 1-2			B X 1-0 ① F6		3	0	1	0	0	0	1
Steve Renko, R (1, 1) OBP: 0.320, SLG: 0.348	S B X 1-1 3-H 1B	B S X 1-1 ② 6-3			S X 0-1 ② 4-3 2-3			X 0-0 1B 1B		4	0	2	1	0	0	2
Inning Stats	R: 2 H: 3 E: 0 LOB: 1 K: 1 BB: 1 S: 12 P: 22	R: 1 H: 2 E: 0 LOB: 1 K: 2 BB: 0 S: 11 P: 12	R: 0 H: 1 E: 0 LOB: 1 K: 0 BB: 0 S: 10 P: 13	R: 0 H: 1 E: 0 LOB: 1 K: 1 BB: 0 S: 10 P: 14	R: 0 H: 0 E: 0 LOB: 2 K: 0 BB: 2 S: 8 P: 21	R: 0 H: 1 E: 0 LOB: 1 K: 1 BB: 0 S: 10 P: 12	R: 2 H: 2 E: 1 LOB: 1 K: 0 BB: 0 S: 11 P: 15	R: 0 H: 2 E: 0 LOB: 1 K: 0 BB: 0 S: 6 P: 10	R: 0 H: 0 E: 0 LOB: 0 K: 2 BB: 0 S: 8 P: 11	1B: 10 SF: 1 2B: 2 SAC: 1 3B: 0 DP: 2 HR: 0 HBP: 0						

TOP

Montreal Expos @ San Diego Padres

San Diego Stadium, San Diego, CA

Sat Aug 30 1975, 10:05 PM EDT

Att. 5,268 - Unknown

livebaseballscorecards.com

AB	36
R	5
H	12
RBI	4
BB	3
SO	7
LOB	20

WP: 1 PA: 41
PB: 0
SB: 2
CS: 0

PITCHER		IP	WLS	BF	H	R	ER	SO	BB	IBB	HBP	BLK	WP	HR	S	P	ERA	WHIP
Rich Folkers, L ERA: 4.64	(1, 1)	4.0	L	19	7	3	3	4	1	0	0	0	1	0	43	61	6.75	2.000
Jerry Johnson, R ERA: 3.55	(5, 1)	3.0		15	3	2	1	1	1	1	0	0	0	0	29	48	3.00	1.333
Danny Frisella, R ERA: 3.07	(8, 1)	2.0		7	2	0	0	2	0	0	0	0	0	0	14	21	0.00	1.000

PITCHER	IP	WLS	BF	H	R	ER	SO	BB	IBB	HBP	BLK	WP	HR	S	P	ERA	WHIP

Montreal Expos @ San Diego Padres

San Diego Stadium, San Diego, CA

Sat Aug 30 1975, 10:05 PM EDT

Att. 5,268 - Unknown

BOTTOM

Batter	1	2	3	4	5	6	7	8	9	AB	R	H	RBI	BB	SO	LOB
Enzo Hernandez, R (1, 6) OBP: 0.281, SLG: 0.265	F6		S, 1B		F8		K			4	0	1	0	0	1	0
Tito Fuentes, S (1, 4) OBP: 0.306, SLG: 0.344	BB, SF7, BB		K 1-2		1-3			F7		3	1	0	0	1	1	1
Gene Locklear, L (1, 7) OBP: 0.369, SLG: 0.431	BB 1-2 BB		F7		BB			6-3		2	0	0	0	2	0	1
Willie McCovey, L (1, 3) OBP: 0.339, SLG: 0.428	1-2 2-3 BB		F8		L9			F9		3	0	0	0	1	0	2
Dave Winfield, R (1, 9) OBP: 0.353, SLG: 0.405	SF7 3-H			F6		F8			K	3	0	0	1	0	1	0
Johnny Grubb, L (1, 8) OBP: 0.350, SLG: 0.370	4-3			BB, 1B		F8			F4	4	0	1	0	0	0	2
Dave Roberts, R (1, 5) OBP: 0.324, SLG: 0.361		L7		K		F3			1B	4	0	1	0	0	1	1
Randy Hundley, R (1, 2) OBP: 0.281, SLG: 0.287		K		1-2 BB			L7		K	3	0	0	0	1	2	1
Rich Folkers, L (1, 1) OBP: 0.241, SLG: 0.222		6-3		K			K			1	0	0	0	0	0	0
Ted Kubiak, S (4, PH) OBP: 0.304, SLG: 0.254										1	0	0	0	0	1	2
Jerry Johnson, R (5, 1) OBP: 0.083, SLG: 0.167										0	0	0	0	0	0	0
Bobby Tolan, L (7, PH) OBP: 0.294, SLG: 0.327										1	0	0	0	0	1	0
Danny Frisella, L (8, 1) OBP: 0.200, SLG: 0.200										0	0	0	0	0	0	0
Inning Stats	R: 1 H: 0 E: 0 LOB: 2 K: 0 BB: 3 S: 9 P: 24	R: 0 H: 0 E: 0 LOB: 0 K: 1 BB: 0 S: 8 P: 10	R: 0 H: 1 E: 0 LOB: 1 K: 1 BB: 0 S: 11 P: 17	R: 0 H: 1 E: 0 LOB: 2 K: 2 BB: 1 S: 11 P: 20	R: 0 H: 0 E: 0 LOB: 1 K: 0 BB: 1 S: 9 P: 16	R: 0 H: 0 E: 0 LOB: 0 K: 0 BB: 0 S: 7 P: 13	R: 0 H: 0 E: 0 LOB: 0 K: 2 BB: 0 S: 10 P: 15	R: 0 H: 0 E: 0 LOB: 0 K: 0 BB: 0 S: 5 P: 8	R: 0 H: 1 E: 0 LOB: 1 K: 2 BB: 0 S: 11 P: 16	1B: 3 SF: 1 2B: 0 SAC: 0 3B: 0 DP: 0 HR: 0 HBP: 0						

PITCHER	IP	WLS	BF	H	R	ER	SO	BB	IBB	HBP	BLK	WP	HR	S	P	ERA	WHIP
Steve Renko, R (1, 1) ERA: 4.28	9.0	W	35	3	1	1	8	5	0	0	0	0	0	81	139	1.00	0.889

PITCHER	IP	WLS	BF	H	R	ER	SO	BB	IBB	HBP	BLK	WP	HR	S	P	ERA	WHIP

livebaseballscorecards.com

AB	29
R	1
H	3
RBI	1
BB	5
SO	8
LOB	10

Montreal Expos @ San Diego Padres

San Diego Stadium, San Diego, CA

Sun Aug 31 1975, 6:33 AM EDT

Att. 9,876 - Unknown

TOP

livebaseballscorecards.com

Batter	1	2	3	4	5	6	7	8	9	AB	R	H	RBI	BB	SO	LOB
Bob Bailey, R (1, 7) OBP: 0.386, SLG: 0.350	F8		1-3			G4-6-3 BB		F9		3	0	0	0	1	0	1
Tim Foli, R (1, 6) OBP: 0.280, SLG: 0.285	4-3			F8		G4-6-3 1-2f			F9	4	0	0	0	0	0	1
Gary Carter, R (1, 9) OBP: 0.359, SLG: 0.418	F9			F9			G6-4-3 BB		L6	3	0	0	0	1	0	0
Jose Morales, R (1, 3) OBP: 0.379, SLG: 0.407		F4		FC5-4 1B			G6-4-3 1-2 BB		BB 1B	3	0	2	0	1	0	0
Larry Parrish, R (1, 5) OBP: 0.311, SLG: 0.419		F4		FC5-4 1-2f			G6-4-3 1-2f 2-3		BB 1-2	3	0	0	0	1	0	3
Pepe Mangual, R (1, 8) OBP: 0.333, SLG: 0.344	5-3				K		FC6-4 BB		F8	3	0	0	0	1	1	2
Pete Mackanin, R (1, 4) OBP: 0.288, SLG: 0.395			F5		F4		FC6-4 1-2f			3	0	0	0	0	0	2
Barry Foote, R (1, 2) OBP: 0.230, SLG: 0.294			6-3		6-3			5-3		3	0	0	0	0	0	0
Dan Warthen, S (1, 1) OBP: 0.171, SLG: 0.147						6-3		K		2	0	1	0	0	0	0
Chuck Taylor, R (6, 1)										0	0	0	0	0	0	0
Nate Colbert, R (8, PH) OBP: 0.231, SLG: 0.310										1	0	0	0	0	1	0
Donald DeMola, R (8, 1)										0	0	0	0	0	0	0

	AB	28
	R	0
	H	3
	RBI	0
	BB	5
	SO	2
	LOB	9

Inning Stats	1	2	3	4	5	6	7	8	9
	R: 0 E: 0 K: 0 S: 6	H: 0 LOB: 0 BB: 0 P: 9	R: 0 E: 0 K: 0 S: 8	H: 0 LOB: 0 BB: 0 P: 10	R: 0 E: 0 K: 0 S: 8	H: 1 LOB: 1 BB: 0 P: 15	R: 0 E: 0 K: 0 S: 6	H: 1 LOB: 1 BB: 0 P: 9	R: 0 E: 0 K: 1 S: 5	H: 0 LOB: 0 BB: 0 P: 10
	R: 0 E: 0 K: 0 S: 6	H: 0 LOB: 0 BB: 1 P: 10	R: 0 E: 0 K: 0 S: 5	H: 0 LOB: 2 BB: 3 P: 20	R: 0 E: 0 K: 1 S: 10	H: 0 LOB: 0 BB: 0 P: 16	R: 0 E: 0 K: 0 S: 9	H: 1 LOB: 2 BB: 1 P: 18	1B: 3 2B: 0 3B: 0 HR: 0	SF: 0 SAC: 0 DP: 2 HBP: 0

	WP: 0	PA: 33
	PB: 0	
	SB: 0	
	CS: 0	

PITCHER	IP	WLS	BF	H	R	ER	SO	BB	IBB	HBP	BLK	WP	HR	S	P	ERA	WHIP
Brent Strom, L (1, 1) ERA: 2.38	9.0	W	33	3	0	0	2	5	0	0	0	0	0	63	117	0.00	0.889

PITCHER	IP	WLS	BF	H	R	ER	SO	BB	IBB	HBP	BLK	WP	HR	S	P	ERA	WHIP

Batter	1	2	3	4	5	6	7	8	9	AB	R	H	RBI	BB	SO	LOB
Don Hahn, R (1, 8) OBP: 0.314, SLG: 0.148	B S B B B 4-1 SH1-4 2B BB		S S X 0-2 ① F9		B S S B B X 3-2 ① F8		S S B B X 2-2 ① L8			3	1	0	0	1	0	0
Enzo Hernandez, R (1, 6) OBP: 0.282, SLG: 0.266	X 0-0 ① SH1-4 1-2		S B S C 1-3 ② K		S X 0-1 CS 1B		X 0-0 ② 6-3			3	0	1	0	0	1	0
Tito Fuentes, S (1, 4) OBP: 0.306, SLG: 0.345	S S B X 1-2 2-H 2B		B X 1-0 ③ F4		1 SAFE B B B S S X 2-2 ② ③ 6-3 1-2		S B B X 2-1 ③ 4-3			4	0	1	1	0	0	1
Willie McCovey, L (1, 3) OBP: 0.343, SLG: 0.439 Bobby Tolan, L (9, 3) OBP: 0.294, SLG: 0.327	B S B B B S F X 3-2 ② F7			B B S S B F B 4-2 FC5-4 BB		X 0-0 2B 1B 1B		B X 1-0 HR		3 0	2 0	2 0	1 0	1 0	0 0	1 0
Dave Winfield, R (1, 9) OBP: 0.352, SLG: 0.405	B S X 1-1 ③ 6-3			S B B B B X 3-1 ① FC5-4 CS 1-2f		X 0-0 1-3 1B 2B		B S S B F X 2-2 ① 5-3		4	1	1	0	0	0	2
Dick Sharon, R (1, 7) OBP: 0.340, SLG: 0.347		S S F B B S 2-3 ① K		S B B B B B 4-2 ② HR 1-2 BB		B B B S S X 3-2 ① F3		S X 0-1 ② F6		3	1	0	0	1	1	2
Dave Roberts, R (1, 5) OBP: 0.341, SLG: 0.450		S S B B S 2-3 ② K		B B X 2-0 1-H HR		X 0-0 2-H 3-H 1B		S X 0-1 ③ L7		4	1	2	4	0	1	0
Bob Davis, R (1, 2) OBP: 0.298, SLG: 0.273		X 0-0 3B		B B S X 2-1 1B		S B B S B X 2-2 ② F8				3	0	2	0	0	0	1
Brent Strom, R (1, 1) OBP: 0.143, SLG: 0.150		X 0-0 ③ F7		S S F X 0-2 ③ F8		X 0-0 ③ F8				3	0	0	0	0	0	3
Inning Stats	R: 1 H: 1 E: 0 LOB: 1 K: 0 BB: 1 S: 11 P: 20	R: 0 H: 1 E: 0 LOB: 1 K: 2 BB: 0 S: 9 P: 13	R: 0 H: 0 E: 0 LOB: 0 K: 1 BB: 0 S: 7 P: 9	R: 2 H: 2 E: 0 LOB: 1 K: 0 BB: 2 S: 14 P: 29	R: 0 H: 1 E: 0 LOB: 0 K: 0 BB: 0 S: 8 P: 13	R: 2 H: 3 E: 0 LOB: 1 K: 0 BB: 0 S: 10 P: 15	R: 0 H: 0 E: 0 LOB: 0 K: 0 BB: 0 S: 6 P: 10	R: 1 H: 1 E: 0 LOB: 0 K: 0 BB: 0 S: 9 P: 12		1B: 4 SF: 0 2B: 2 SAC: 1 3B: 1 DP: 0 HR: 2 HBP: 0				WP: 0 PA: 34 PB: 0 SB: 0 CS: 2		

PITCHER		IP	WLS	BF	H	R	ER	SO	BB	IBB	HBP	BLK	WP	HR	S	P	ERA	WHIP
Dan Warthen, L ERA: 3.38	(1, 1)	5.1	L	24	7	5	5	3	3	0	0	0	0	1	54	92	8.44	1.875
Chuck Taylor, R ERA: 3.9	(6, 1)	1.2		6	1	0	0	0	0	0	0	0	0	0	11	17	0.00	0.600
Donald DeMola, R ERA: 4.2	(8, 1)	1.0		4	1	1	1	0	0	0	0	0	0	1	9	12	9.00	1.000

PITCHER	IP	WLS	BF	H	R	ER	SO	BB	IBB	HBP	BLK	WP	HR	S	P	ERA	WHIP

BOTTOM

Montreal Expos @ San Diego Padres

San Diego Stadium, San Diego, CA

Sun Aug 31 1975, 6:33 AM EDT

Att. 9,876 - Unknown

livebaseballscorecards.com

AB	30
R	6
H	9
RBI	6
BB	3
SO	3
LOB	10

Batter	1	2	3	4	5	6	7	8	9	AB	R	H	RBI	BB	SO	LOB
Enzo Hernandez, R (1, 6) OBP: 0.277, SLG: 0.262	1-3	L3		F7		P5		P5		5	0	0	0	0	0	7
Tito Fuentes, S (1, 4) OBP: 0.308, SLG: 0.348	F8 2B	BB 1B			6-3		6-3		5-3	2	0	1	0	1	0	0
Mike Ivie, R (5, 5) (9, 3) OBP: 0.297, SLG: 0.369										2	0	0	0	0	0	0
Gene Locklear, L (1, 7) OBP: 0.370, SLG: 0.430	F8 2-3	FC4-6 1B 1-2			F4-3		FC4-6 1B		6-3	5	0	2	0	0	0	1
Ted Kubiak, S (9, 5) OBP: 0.304, SLG: 0.254										0	0	0	0	0	0	0
Willie McCovey, L (1, 3) OBP: 0.339, SLG: 0.432	6-3		F5		F4-3		FC4-6 1B 1-2f		F7	5	0	0	0	0	0	4
Don Hahn, R (9, 7) OBP: 0.314, SLG: 0.148										0	0	0	0	0	0	0
Dave Winfield, R (1, 9) OBP: 0.356, SLG: 0.410		BB 1B S	F4			1B 2B	1-3 1B			3	2	2	0	1	0	2
Johnny Grubb, L (1, 8) OBP: 0.351, SLG: 0.371		F7 1-2	FC4-6 1-2f			E 6-3 2-H 1B		SH1-4 SH2-4 1B		4	0	2	1	0	0	3
Dave Roberts, R (1, 5) (5, 4) OBP: 0.364, SLG: 0.465		SH1-4 1B 2-H		F6-4-3 1B		6-3 1-2		SH2-4 1-2		3	0	2	1	0	0	1
Fred Kendall, R (1, 2) OBP: 0.277, SLG: 0.265		SH1-4 1B 1-2		F6-4-3 1-2		E5 SH3 2-3		SH1-4 1B		4	0	2	0	0	0	2
Randy Jones, R (1, 1) OBP: 0.151, SLG: 0.155		SH1-4 1-2 2-3		E5		SH3 1-2		SH1-4 1-2 2-3		1	0	0	0	0	0	0
Inning Stats	R: 0 H: 1 E: 0 LOB: 1 K: 0 BB: 0 S: 4 P: 4	R: 1 H: 2 E: 0 LOB: 2 K: 0 BB: 1 S: 5 P: 9	R: 0 H: 1 E: 0 LOB: 2 K: 0 BB: 1 S: 4 P: 8	R: 0 H: 1 E: 1 LOB: 1 K: 0 BB: 0 S: 4 P: 4	R: 0 H: 0 E: 0 LOB: 0 K: 0 BB: 0 S: 3 P: 3	R: 1 H: 2 E: 1 LOB: 2 K: 0 BB: 0 S: 6 P: 6	R: 0 H: 2 E: 0 LOB: 2 K: 0 BB: 0 S: 4 P: 4	R: 0 H: 2 E: 0 LOB: 2 K: 0 BB: 0 S: 5 P: 5	R: 0 H: 0 E: 0 LOB: 0 K: 0 BB: 0 S: 3 P: 3	1B: 9 SF: 0 2B: 2 SAC: 4 3B: 0 DP: 1 HR: 0 HBP: 0						

TOP

San Diego Padres @ Cincinnati Reds

Riverfront Stadium, Cincinnati, OH

Mon Sep 01 1975, 7:05 PM EDT

Att. 17,022 - Unknown

livebaseballscorecards.com

AB	34
R	2
H	11
RBI	2
BB	2
SO	0
LOB	20

WP: 0 PA: 40
PB: 0
SB: 1
CS: 0

PITCHER		IP	WLS	BF	H	R	ER	SO	BB	IBB	HBP	BLK	WP	HR	S	P	ERA	WHIP
Pat Darcy, R ERA: 3.67	(1, 1)	4.0		19	5	1	1	0	2	0	0	0	0	0	17	25	2.25	1.750
Pedro Borbon, R ERA: 3.1	(5, 1)	5.0	L	21	6	1	1	0	0	0	0	0	0	0	21	21	1.80	1.200

PITCHER	IP	WLS	BF	H	R	ER	SO	BB	IBB	HBP	BLK	WP	HR	S	P	ERA	WHIP

San Diego Padres @ Cincinnati Reds

Riverfront Stadium, Cincinnati, OH

Mon Sep 01 1975, 7:05 PM EDT

Att. 17,022 - Unknown

BOTTOM

livebaseballscorecards.com

Batter	1	2	3	4	5	6	7	8	9	AB	R	H	RBI	BB	SO	LOB
Pete Rose, S (1, 5) OBP: 0.404, SLG: 0.427	5-3		1-3		F8			1-3		4	0	0	0	0	0	1
Dave Concepcion, R (1, 6) OBP: 0.306, SLG: 0.338	6-3		3-1		P4			S 1B		4	0	1	0	0	0	1
George Foster, R (1, 8) OBP: 0.366, SLG: 0.536	6-3			6-3		FC6-4 1B		1-2 FC6-4 1B		4	0	2	0	0	0	0
Tony Perez, R (1, 3) OBP: 0.353, SLG: 0.475		L8		5-3		F8		S S S K 2-3		4	0	0	0	0	1	3
Merv Rettenmund, R (1, 9) OBP: 0.365, SLG: 0.343		1-3 1B 2B		1B 1B		S S S K		FC6-4 1-2f		4	1	2	0	0	1	3
Ed Armbrister, R (1, 7) OBP: 0.255, SLG: 0.244		1-3 2-3		FC6-4 1-2 1B		FC6-4 1-2f			5-3	4	0	1	0	0	0	2
Bill Plummer, R (1, 2) OBP: 0.308, SLG: 0.278		3-H 1B		FC6-4 1-2f			F4-3 1B		1-3	4	0	2	1	0	0	2
Doug Flynn, R (1, 4) OBP: 0.301, SLG: 0.311		F4			F1-3		F4-3 1-2		L7	3	0	0	0	0	0	2
Johnny Bench, R (9, PH) OBP: 0.358, SLG: 0.517										1	0	0	0	0	0	0
Pat Darcy, L (1, 1) OBP: 0.054, SLG: 0.081			4-1		1B		G3			1	0	0	0	0	0	0
Pedro Borbon, R (5, 1) OBP: 0.261, SLG: 0.304										2	0	1	0	0	0	0

	AB	35
	R	1
	H	9
	RBI	1
	BB	0
	SO	2
	LOB	14

Inning Stats	1	2	3	4	5	6	7	8	9
	R: 0 H: 0 E: 0 LOB: 0 K: 0 BB: 0 S: 3 P: 3	R: 1 H: 2 E: 0 LOB: 1 K: 0 BB: 0 S: 5 P: 5	R: 0 H: 0 E: 0 LOB: 0 K: 0 BB: 0 S: 3 P: 3	R: 0 H: 2 E: 0 LOB: 2 K: 0 BB: 0 S: 5 P: 5	R: 0 H: 1 E: 0 LOB: 1 K: 0 BB: 0 S: 4 P: 4	R: 0 H: 1 E: 0 LOB: 1 K: 1 BB: 0 S: 6 P: 6	R: 0 H: 1 E: 0 LOB: 0 K: 0 BB: 0 S: 3 P: 3	R: 0 H: 2 E: 0 LOB: 2 K: 1 BB: 0 S: 7 P: 7	R: 0 H: 0 E: 0 LOB: 0 K: 0 BB: 0 S: 3 P: 3

	1B	8	SF	0	WP	0	PA	35
	2B	2	SAC	0	PB	0		
	3B	0	DP	1	SB	1		
	HR	0	HBP	0	CS	0		

PITCHER		IP	WLS	BF	H	R	ER	SO	BB	IBB	HBP	BLK	WP	HR	S	P	ERA	WHIP
Randy Jones, L ERA: 2.27	(1, 1)	9.0	W	35	9	1	1	2	0	0	0	0	0	0	39	39	1.00	1.000

PITCHER	IP	WLS	BF	H	R	ER	SO	BB	IBB	HBP	BLK	WP	HR	S	P	ERA	WHIP

Batter	1	2	3	4	5	6	7	8	9	AB	R	H	RBI	BB	SO	LOB
Don Hahn, R (1, 8) OBP: 0.359, SLG: 0.200	B B B B 4-0 SH1-4 BB		x 0-0 ② F6			x 0-0 G4-3 1B		x 0-0 F6-4-3 1B		3	0	2	0	1	0	0
Enzo Hernandez, R (1, 6) OBP: 0.275, SLG: 0.259	x 0-0 ① SH1-4 1-2		x 0-0 ③ L5			x 0-0 ① F5		x 0-0 ① ② F6-4-3 1-2		3	0	0	0	0	0	2
Hector Torres, R (1, 4) OBP: 0.295, SLG: 0.333	x 0-0 ② F8			x 0-0 2B		x 0-0 ② ③ G4-3 1-2f		x 0-0 1B		4	0	2	0	0	0	2
Mike Ivie, R (1, 3) OBP: 0.297, SLG: 0.376	x 0-0 ③ F7			x 0-0 ① 5-3			x 0-0 HR	S S S 0-3 ③ K		4	1	1	1	0	1	3
Dave Winfield, R (1, 9) OBP: 0.357, SLG: 0.416		x 0-0 HR		x 0-0 ② F3			B B B B 4-0 HR BB		x 0-0 ① 4-3	3	2	1	1	1	0	1
Dick Sharon, R (1, 7) OBP: 0.331, SLG: 0.336		x 0-0 ① F6		x 0-0 ③ F6-3			x 0-0 ① L4		x 0-0 ② P4	4	0	0	0	0	0	2
Dave Roberts, R (1, 5) OBP: 0.375, SLG: 0.522		x 0-0 ② F6			x 0-0 ① F6		x 0-0 1-H HR		B B B B 4-0 HBP BB	3	1	1	2	1	0	0
Bob Davis, R (1, 2) OBP: 0.295, SLG: 0.263		x 0-0 ③ 5-3			S S S 0-3 ② K		S S S 0-3 ② K		H 1-0 FC6-4 1-2 HBP	3	0	0	0	0	2	0
Dan Spillner, R (1, 1) OBP: 0.277, SLG: 0.175 Jerry Johnson, R (5, 1) OBP: 0.083, SLG: 0.167 Dave Tomlin, L (5, 1) OBP: 0.500, SLG: 0.250 Randy Hundley, R (7, PH) OBP: 0.280, SLG: 0.286 Dave Freisleben, R (7, 1) OBP: 0.173, SLG: 0.085 Gene Locklear, L (9, PH) OBP: 0.368, SLG: 0.428			S S S 0-3 ① K		S S S 0-3 ③ K		x 0-0 ③ F8		x 0-0 ③ FC6-4 1-2f	2 0 0 1 0 1	0 0 0 0 0 0	0 0 0 0 0 0	0 0 0 0 0 0	0 0 0 0 0 0	2 0 0 0 0 0	0 0 0 0 0 2
Inning Stats	R: 0 H: 0 E: 0 LOB: 1 K: 0 BB: 1 S: 3 P: 7	R: 1 H: 1 E: 0 LOB: 0 K: 0 BB: 0 S: 4 P: 4	R: 0 H: 0 E: 0 LOB: 0 K: 1 BB: 0 S: 5 P: 5	R: 0 H: 1 E: 0 LOB: 1 K: 0 BB: 0 S: 4 P: 4	R: 0 H: 0 E: 0 LOB: 0 K: 2 BB: 0 S: 7 P: 7	R: 0 H: 1 E: 0 LOB: 0 K: 0 BB: 0 S: 3 P: 3	R: 3 H: 2 E: 0 LOB: 0 K: 1 BB: 1 S: 7 P: 11	R: 0 H: 2 E: 0 LOB: 1 K: 1 BB: 0 S: 6 P: 6	R: 0 H: 0 E: 0 LOB: 2 K: 0 BB: 1 S: 3 P: 8	1B: 3 SF: 0 2B: 1 SAC: 1 3B: 0 DP: 2 HR: 3 HBP: 1						WP: 0 PA: 36 PB: 0 SB: 0 CS: 0

TOP

San Diego Padres @ Cincinnati Reds

Riverfront Stadium, Cincinnati, OH

Tue Sep 02 1975, 7:05 PM EDT

Att. 14,240 - Unknown

livebaseballscorecards.com

AB	31
R	4
H	7
RBI	4
BB	3
SO	5
LOB	12

PITCHER		IP	WLS	BF	H	R	ER	SO	BB	IBB	HBP	BLK	WP	HR	S	P	ERA	WHIP
Don Gullett, L ERA: 2.24	(1, 1)	7.0	W	27	5	4	4	4	2	0	0	0	0	3	33	41	5.14	1.000
Clay Carroll, R ERA: 2.77	(8, 1)	1.0		4	2	0	0	1	0	0	0	0	0	0	6	6	0.00	2.000
Rawly Eastwick, R ERA: 2.79	(9, 1)	1.0		5	0	0	0	0	1	0	1	0	0	0	3	8	0.00	1.000

PITCHER	IP	WLS	BF	H	R	ER	SO	BB	IBB	HBP	BLK	WP	HR	S	P	ERA	WHIP

San Diego Padres @ Cincinnati Reds

Riverfront Stadium, Cincinnati, OH

Tue Sep 02 1975, 7:05 PM EDT

Att. 14,240 - Unknown

livebaseballscorecards.com

BOTTOM

Batter	1	2	3	4	5	6	7	8	9	AB	R	H	RBI	BB	SO	LOB
Pete Rose, S (1, 5) OBP: 0.404, SLG: 0.426	F7	1-2 1B			BB 5-3		F7			4	1	1	1	1	0	2
Dave Concepcion, R (8, 5) OBP: 0.306, SLG: 0.338										0	0	0	0	0	0	0
Ken Griffey, L (1, 9) OBP: 0.397, SLG: 0.414	K	K			1-2 1B 1-3		F9			4	1	1	0	0	2	3
Ed Armbrister, R (6, 9) OBP: 0.250, SLG: 0.239										1	0	0	0	0	0	1
Cesar Geronimo, L (1, 8) OBP: 0.325, SLG: 0.369	F8		4-3		1-H 2-H 1B 2B	K	F8			5	1	1	2	0	1	1
Tony Perez, R (1, 3) OBP: 0.354, SLG: 0.474		P4	F3		3-H 1B 1B 1B	BB 2B		G3		3	1	1	1	1	0	0
Terry Crowley, L (7, 3) OBP: 0.345, SLG: 0.380										1	0	0	0	0	0	0
Johnny Bench, R (1, 2) OBP: 0.362, SLG: 0.521		BB F9 2B	BB S		1-2 1B 1B	1-3 2B		1-3		2	2	2	0	2	0	0
Clay Carroll, R (8, 1)										0	0	0	0	0	0	0
Dan Driessen, L (8, PH) OBP: 0.375, SLG: 0.409										1	0	0	0	0	0	0
Rawly Eastwick, R (9, 1) OBP: 0.067, SLG: 0.067										0	0	0	0	0	0	0
Merv Rettenmund, R (1, 7) OBP: 0.371, SLG: 0.342		2B 1-2 1B BB	F7 1-2		1-2 2-H 1B 1B	FC6-4 IBB		K		3	2	1	1	2	1	1
Darrel Chaney, S (1, 4) OBP: 0.293, SLG: 0.314	F9 2-3		F4-6-3 1B		1-2 2-H 1B 5-3 1B	K				4	1	2	1	0	1	5
Doug Flynn, R (1, 6) OBP: 0.308, SLG: 0.327	1-3 3-H 1B 2B		F4-6-3 1-2		1-3 2-H 5-3 1B	FC6-4 1-2f				4	1	2	2	0	0	4
Don Gullett, R (1, 1) OBP: 0.246, SLG: 0.278		2-H 3-H 1B	K		1-3		HBP			3	0	1	2	0	1	2
Don Werner, R (7, PH) (8, 2)										0	0	0	0	0	0	0

Inning Stats									
	R: 0 E: 0 K: 1 S: 5	H: 0 LOB: 0 BB: 0 P: 5	R: 3 E: 0 K: 1 S: 8	H: 3 LOB: 2 BB: 2 P: 16	R: 0 E: 0 K: 0 S: 3	H: 0 LOB: 1 BB: 1 P: 7	R: 0 E: 0 K: 1 S: 5	H: 1 LOB: 0 BB: 0 P: 5	R: 7 E: 0 K: 0 S: 10	H: 7 LOB: 1 BB: 1 P: 14	R: 0 E: 0 K: 2 S: 8	H: 1 LOB: 3 BB: 2 P: 16	R: 0 E: 0 K: 0 S: 3	H: 0 LOB: 1 BB: 0 P: 4	R: 0 E: 0 K: 1 S: 5	H: 0 LOB: 0 BB: 0 P: 5

1B: 9	SF: 0	WP: 0	PA: 42
2B: 3	SAC: 0	PB: 0	
3B: 0	DP: 1	SB: 1	
HR: 0	HBP: 1	CS: 0	

PITCHER		IP	WLS	BF	H	R	ER	SO	BB	IBB	HBP	BLK	WP	HR	S	P	ERA	WHIP
Dan Spillner, R ERA: 4.48	(1, 1)	4.0	L	21	6	6	6	3	4	0	0	0	0	0	23	39	13.50	2.500
Jerry Johnson, R ERA: 4.34	(5, 1)	0.0		5	5	3	3	0	0	0	0	0	0	0	5	5	∞	∞
Dave Tomlin, L ERA: 3.61	(5, 1)	2.0		9	1	1	1	2	1	1	0	0	0	0	11	19	4.50	1.000
Dave Freisleben, R ERA: 4.15	(7, 1)	2.0		7	0	0	0	1	0	0	1	0	0	0	8	9	0.00	0.000

PITCHER		IP	WLS	BF	H	R	ER	SO	BB	IBB	HBP	BLK	WP	HR	S	P	ERA	WHIP

AB	35
R	10
H	12
RBI	10
BB	6
SO	6
LOB	19

San Diego Padres @ Atlanta Braves

Atlanta-Fulton County Stadium, Atlanta, GA

Wed Sep 03 1975, 7:05 PM EDT

Att. 1,119 - Unknown

TOP

livebaseballscorecards.com

Batter	1	2	3	4	5	6	7	8	9	AB	R	H	RBI	BB	SO	LOB
Johnny Grubb, L (1, 8) OBP: 0.351, SLG: 0.380	K		HR	1-3		L8			2B	5	2	2	3	0	1	1
Hector Torres, R (1, 6) OBP: 0.300, SLG: 0.348	1B		1B		6-3		6-3		HR	5	2	3	2	0	0	0
Bobby Tolan, L (1, 7) (9, 3) OBP: 0.299, SLG: 0.330	G4-6-3 1-3 1B		1B 1-3 1B		2B 1B		BBBB G4-6-3 BB		E1 2B	4	2	3	0	1	0	0
Willie McCovey, L (1, 3) OBP: 0.342, SLG: 0.441	G4-6-3 1-2f		5-3 1-3 3-H 1B		1B 1-3 2B		G4-6-3 1-2f		1B 3-H 2B	5	1	3	2	0	0	3
Don Hahn, R (9, PR) (9, 7) OBP: 0.359, SLG: 0.200		5-3	5-3 1-2		1B IBB			5-3	6-3	0	1	0	0	0	0	0
Dave Winfield, R (1, 9) OBP: 0.355, SLG: 0.412		G3	K		G6-4-3 1-3 2-H 3-H 1B			K	K	4	0	0	0	1	0	3
Mike Ivie, R (1, 5) OBP: 0.295, SLG: 0.373		F5	L7		G6-4-3 1-2f			BB	S 2-H 1B	4	0	1	1	1	0	2
Dave Roberts, R (1, 4) OBP: 0.377, SLG: 0.500			4-3 HR 1B	2B		6-3		G3	K 1-2	5	1	2	0	0	1	3
Bob Davis, R (1, 2) OBP: 0.301, SLG: 0.282			4-3 1-2	F5		K			2B 1B	1 1 0 1 0 1 0	0 1 0 0 0 0 0	0 1 0 0 0 0 0	0 1 0 0 0 0 0	0 0 0 0 0 0 0	0 0 0 1 0 0 0	1 1 0 0 0 0 0
Joe McIntosh, S (1, 1) OBP: 0.255, SLG: 0.250 Dave Tomlin, L (3, 1) OBP: 0.429, SLG: 0.200 Dave Freisleben, R (5, 1) OBP: 0.173, SLG: 0.085 Ted Kubiak, S (6, PH) OBP: 0.303, SLG: 0.253 Jerry Johnson, R (6, 1) OBP: 0.083, SLG: 0.167 Gene Locklear, L (9, PH) OBP: 0.371, SLG: 0.431 Bill Greif, R (9, 1)																
Inning Stats	R: 0 E: 0 K: 1 S: 6 H: 2 LOB: 1 BB: 0 P: 6	R: 0 E: 0 K: 0 S: 3 H: 0 LOB: 0 BB: 0 P: 3	R: 3 E: 0 K: 1 S: 10 H: 5 LOB: 2 BB: 0 P: 10	R: 0 E: 0 K: 0 S: 4 H: 1 LOB: 1 BB: 0 P: 4	R: 2 E: 0 K: 0 S: 5 H: 3 LOB: 1 BB: 1 P: 9	R: 0 E: 0 K: 1 S: 5 H: 0 LOB: 0 BB: 0 P: 5	R: 0 E: 0 K: 0 S: 2 H: 0 LOB: 0 BB: 1 P: 6	R: 0 E: 0 K: 1 S: 5 H: 0 LOB: 1 BB: 1 P: 9	R: 5 E: 1 K: 2 S: 13 H: 5 LOB: 1 BB: 0 P: 13	1B: 10 2B: 4 3B: 0 HR: 2 SF: 0 SAC: 0 DP: 3 HBP: 0	WP: 0 PB: 0 SB: 1 CS: 0 PA: 44					

PITCHER		IP	WLS	BF	H	R	ER	SO	BB	IBB	HBP	BLK	WP	HR	S	P	ERA	WHIP
Adrian Devine, R ERA: 10.38	(1, 1)	4.1		24	11	5	5	2	0	1	0	0	0	1	27	31	10.38	2.538
Elias Sosa, R ERA: 3.86	(5, 1)	3.2		14	3	3	3	2	2	0	0	0	0	1	16	24	7.36	1.364
Tom House, L ERA: 3.04	(9, 1)	0.0	L	2	1	1	0	0	0	0	0	0	0	0	2	2	∞	∞
Blue Moon Odom, R ERA: 7.11	(9, 1)	1.0		4	1	1	0	2	0	0	0	0	0	0	8	8	0.00	1.000

PITCHER	IP	WLS	BF	H	R	ER	SO	BB	IBB	HBP	BLK	WP	HR	S	P	ERA	WHIP

AB	41
R	10
H	16
RBI	10
BB	3
SO	6
LOB	17

Batter	1	2	3	4	5	6	7	8	9	AB	R	H	RBI	BB	SO	LOB
Ralph Garr, L (1, 7) OBP: 0.327, SLG: 0.380	F7		E S 1B 1B	K		G3	FC6-4 1-2f			5	1	1	0	0	1	1
Rod Gilbreath, R (1, 4) OBP: 0.341, SLG: 0.331	S 1B		E4 BB 1-3 1B	1B		3B 1B		E5 E		5	3	3	0	0	0	1
Darrell Evans, L (1, 5) OBP: 0.359, SLG: 0.414	F7 1-2		1B 1-2 2B BB	F8		1-H SF8 3B		1-H 2B		4	2	2	2	1	0	2
Ed Goodson, L (1, 3) OBP: 0.234, SLG: 0.260	F8		2B 1-2 2-H 3-H 1B		F9	SF8 3-H		1-3		4	0	1	3	0	0	2
Dave May, L (1, 9) OBP: 0.368, SLG: 0.540		K	1B 1-H 2-H 2B		HR	FC6-4 BB		K		4	1	2	2	1	2	1
Rowland Office, L (1, 8) OBP: 0.322, SLG: 0.339		HR	K		E3 1B 1B	FC6-4 1-2f		3-1		5	2	2	1	0	1	3
Vic Correll, R (1, 2) OBP: 0.310, SLG: 0.361		K	2-3 1B		F8		K		G3	4	0	1	0	0	2	1
Joe Nolan, L (9, PH)										1	0	0	0	0	0	0
Rob Belloir, R (1, 6) OBP: 0.289, SLG: 0.310		1B	F8		2-H 1B		6-3		F8	4	0	2	1	0	0	2
Mike Lum, L (9, PH) OBP: 0.307, SLG: 0.323										1	0	0	0	0	0	0
Adrian Devine, R (1, 1)		1-6-3		5-3	B1-3		FC6-4 1B		K	2	0	0	0	0	0	1
Elias Sosa, R (5, 1) OBP: 0.143, SLG: 0.143										2	0	1	0	0	0	1
Tom House, L (9, 1) OBP: 0.200, SLG: 0.111										0	0	0	0	0	0	0
Blue Moon Odom, R (9, 1) OBP: 0.083, SLG: 0.167										0	0	0	0	0	0	0
Earl Williams, R (9, PH) OBP: 0.315, SLG: 0.377										1	0	0	0	0	1	0
Inning Stats	R: 0 E: 0 K: 0 S: 4 H: 1 LOB: 1 BB: 0 P: 4	R: 1 E: 0 K: 2 S: 9 H: 2 LOB: 1 BB: 0 P: 9	R: 3 E: 1 K: 1 S: 9 H: 4 LOB: 2 BB: 1 P: 13	R: 0 E: 0 K: 1 S: 6 H: 1 LOB: 1 BB: 0 P: 6	R: 2 E: 1 K: 0 S: 6 H: 3 LOB: 1 BB: 0 P: 6	R: 2 E: 0 K: 0 S: 5 H: 2 LOB: 1 BB: 1 P: 9	R: 0 E: 0 K: 1 S: 6 H: 1 LOB: 1 BB: 0 P: 6	R: 1 E: 2 K: 1 S: 7 H: 1 LOB: 1 BB: 0 P: 7	R: 0 E: 0 K: 1 S: 5 H: 0 LOB: 0 BB: 0 P: 5	1B: 10 2B: 2 3B: 1 HR: 2 SF: 1 SAC: 0 DP: 0 HBP: 0						

PITCHER		IP	WLS	BF	H	R	ER	SO	BB	IBB	HBP	BLK	WP	HR	S	P	ERA	WHIP
Joe McIntosh, R ERA: 3.61	(1, 1)	2.1		14	6	4	3	2	1	0	0	0	0	1	17	21	11.57	3.000
Dave Tomlin, L ERA: 3.63	(3, 1)	2.0		10	4	2	1	2	0	0	0	0	0	1	14	14	4.50	2.000
Dave Freisleben, R ERA: 4.14	(5, 1)	0.2		3	1	0	0	0	0	0	0	0	0	0	3	3	0.00	1.500
Jerry Johnson, R ERA: 4.44	(6, 1)	3.0	W	15	4	3	2	2	1	0	0	0	0	0	18	22	6.00	1.667
Bill Greif, R ERA: 3.48	(9, 1)	1.0	S	3	0	0	0	1	0	0	0	0	0	0	5	5	0.00	0.000

PITCHER	IP	WLS	BF	H	R	ER	SO	BB	IBB	HBP	BLK	WP	HR	S	P	ERA	WHIP

BOTTOM

San Diego Padres @ Atlanta Braves

Atlanta-Fulton County Stadium, Atlanta, GA

Wed Sep 03 1975, 7:05 PM EDT

Att. 1,119 - Unknown

livebaseballscorecards.com

AB	42
R	9
H	15
RBI	9
BB	2
SO	7
LOB	15

WP: 0 PA: 45
PB: 0
SB: 2
CS: 0

Batter	1	2	3	4	5	6	7	8	9	AB	R	H	RBI	BB	SO	LOB
Johnny Grubb, L (1, 8) OBP: 0.349, SLG: 0.377	3-1		FC3-6 FC6-4 1-2f			6-3		F7		4	0	0	0	0	0	1
Hector Torres, R (1, 6) OBP: 0.305, SLG: 0.354	CS 1B		FC6-4 1-2f			1B		1B 1B		4	0	3	0	0	0	1
Bobby Tolan, L (1, 7) OBP: 0.299, SLG: 0.330	K2-3 1-2			F7		1-3		1-2 1B		4	0	1	0	0	1	2
Willie McCovey, L (1, 3) OBP: 0.341, SLG: 0.447 Ted Kubiak, S (9, 5) OBP: 0.303, SLG: 0.253		HR		G3			F8	K		4 0	1 0	1 0	1 0	0 0	1 0	2 0
Dave Winfield, R (1, 9) OBP: 0.354, SLG: 0.413		K		K			BB 2B	F7		4	0	1	0	0	2	2
Mike Ivie, R (1, 5) (9, 3) OBP: 0.293, SLG: 0.369		K			K		K		K	4	0	0	0	0	4	1
Dave Roberts, R (1, 4) OBP: 0.386, SLG: 0.491		CS 1B			F7		BB IBB		F3	3	0	1	0	1	0	0
Bob Davis, R (1, 2) OBP: 0.299, SLG: 0.273 Danny Frisella, L (9, 1) OBP: 0.200, SLG: 0.200	CS 1-2	K			6-3		BB 1-2 2-3		K	3 0	0 0	0 0	0 0	1 0	2 0	0 0
Rich Folkers, L (1, 1) OBP: 0.250, SLG: 0.233 Fred Kendall, R (9, 2) OBP: 0.277, SLG: 0.265			FC3-6 1B		K	P1				3 0	0 0	1 0	0 0	0 0	1 0	3 0
Inning Stats	R: 0 E: 0 K: 1 S: 5 H: 1 LOB: 0 BB: 0 P: 5	R: 1 E: 0 K: 2 S: 8 H: 2 LOB: 0 BB: 0 P: 8	R: 0 E: 0 K: 1 S: 6 H: 1 LOB: 1 BB: 0 P: 6	R: 0 E: 0 K: 1 S: 5 H: 0 LOB: 0 BB: 0 P: 5	R: 0 E: 0 K: 1 S: 5 H: 0 LOB: 0 BB: 0 P: 5	R: 0 E: 0 K: 1 S: 6 H: 1 LOB: 1 BB: 0 P: 6	R: 0 E: 0 K: 1 S: 6 H: 1 LOB: 3 BB: 2 P: 14	R: 0 E: 0 K: 1 S: 7 H: 2 LOB: 2 BB: 0 P: 7	R: 0 E: 0 K: 2 S: 7 H: 0 LOB: 0 BB: 0 P: 7	1B: 6 2B: 1 3B: 0 HR: 1 SF: 0 SAC: 0 DP: 0 HBP: 0						

PITCHER		IP	WLS	BF	H	R	ER	SO	BB	IBB	HBP	BLK	WP	HR	S	P	ERA	WHIP
Phil Niekro, R ERA: 3.06	(1, 1)	8.0		32	8	1	1	9	1	1	0	0	0	1	48	56	1.12	1.125
Bruce Dal Canton, R ERA: 5.1	(9, 1)	1.0	W	3	0	0	0	2	0	0	0	0	0	0	7	7	0.00	0.000

PITCHER	IP	WLS	BF	H	R	ER	SO	BB	IBB	HBP	BLK	WP	HR	S	P	ERA	WHIP

TOP

San Diego Padres @ Atlanta Braves

Atlanta-Fulton County Stadium, Atlanta, GA

Thu Sep 04 1975, 7:05 PM EDT

Att. 1,062 - Unknown

livebaseballscorecards.com

AB	33
R	1
H	8
RBI	1
BB	2
SO	11
LOB	12

PA: 36

WP: 0
PB: 0
SB: 0
CS: 2

BOTTOM

San Diego Padres @ Atlanta Braves

Atlanta-Fulton County Stadium, Atlanta, GA

Thu Sep 04 1975, 7:05 PM EDT

Att. 1,062 - Unknown

livebaseballscorecards.com

Batter	1	2	3	4	5	6	7	8	9	AB	R	H	RBI	BB	SO	LOB
Ralph Garr, L (1, 7) OBP: 0.325, SLG: 0.378	L7		F3			G4-6-3 1-2f		FC6-4 1-2f		4	0	0	0	0	0	4
Rod Gilbreath, R (1, 4) OBP: 0.339, SLG: 0.329	K		K			F9			SH1-3 1B 1B	4	1	1	0	0	2	1
Darrell Evans, L (1, 5) OBP: 0.357, SLG: 0.412	K			F3			F8		SH1-3 1-2	3	0	0	0	0	1	0
Earl Williams, R (1, 3) OBP: 0.312, SLG: 0.374 Mike Lum, L (9, PH) OBP: 0.309, SLG: 0.323		F5		F8			F9		1B 1B BB	3 0	0 1	0 0	0 0	0 1	0 0	0 0
Cito Gaston, R (1, 9) OBP: 0.305, SLG: 0.412 Ed Goodson, L (9, PH) OBP: 0.238, SLG: 0.264	WP 2B			K			F4		1B 1-2 2-H 1B	3 1	0 0	1 1	0 1	0 0	1 0	0 0
Vic Correll, R (1, 2) OBP: 0.308, SLG: 0.359 Marty Perez, R (8, PH) OBP: 0.332, SLG: 0.329 (9, 6)	F7 2-3				F8			4-3	1-2 2-H 1B	2 2	0 0	0 1	0 1	0 0	0 0	1 0
Rowland Office, L (1, 8) OBP: 0.319, SLG: 0.335	F4				F8			F9		3	0	0	0	0	0	1
Rob Belloir, R (1, 6) OBP: 0.293, SLG: 0.307 Dave May, L (8, PH) OBP: 0.372, SLG: 0.543 Biff Pocoroba, S (9, 2) OBP: 0.322, SLG: 0.317			BB		F8			1B 1B		1 1 0	0 0 0	0 1 0	0 0 0	1 0 0	0 0 0	0 0 0
Phil Niekro, R (1, 1) OBP: 0.176, SLG: 0.216 Dusty Baker Jr., R (8, PH) OBP: 0.347, SLG: 0.405 Bruce Dal Canton, R (9, 1) OBP: 0.056, SLG: 0.056			B1			G4-6-3 BB		FC6-4 1-2 1B		1 1 0	0 0 0	0 1 0	0 0 0	1 0 0	0 0 0	1 0 0

Inning Stats	R: 0 E: 0 K: 2 S: 7	H: 0 LOB: 0 BB: 0 P: 7	R: 0 E: 0 K: 0 S: 4	H: 1 LOB: 1 BB: 0 P: 4	R: 0 E: 0 K: 1 S: 5	H: 0 LOB: 1 BB: 1 P: 9	R: 0 E: 0 K: 1 S: 5	H: 0 LOB: 0 BB: 0 P: 5	R: 0 E: 0 K: 0 S: 3	H: 0 LOB: 0 BB: 0 P: 3	R: 0 E: 0 K: 0 S: 2	H: 0 LOB: 0 BB: 1 P: 6	R: 0 E: 0 K: 0 S: 3	H: 0 LOB: 0 BB: 0 P: 3	R: 0 E: 0 K: 0 S: 5	H: 2 LOB: 2 BB: 0 P: 5	R: 2 E: 0 K: 0 S: 4	H: 3 LOB: 2 BB: 1 P: 8	1B: 5 2B: 1 3B: 0 HR: 0	SF: 0 SAC: 1 DP: 1 HBP: 0	WP: 1 PB: 0 SB: 0 CS: 0	PA: 33

PITCHER		IP	WLS	BF	H	R	ER	SO	BB	IBB	HBP	BLK	WP	HR	S	P	ERA	WHIP
Rich Folkers, L ERA: 4.38	(1, 1)	8.1		30	4	1	1	4	2	0	0	0	1	0	36	44	1.08	0.720
Danny Frisella, R ERA: 3.17	(9, 1)	0.0	L	3	2	1	1	0	1	0	0	0	0	0	2	6	∞	∞

PITCHER	IP	WLS	BF	H	R	ER	SO	BB	IBB	HBP	BLK	WP	HR	S	P	ERA	WHIP

Batter	1	2	3	4	5	6	7	8	9	AB	R	H	RBI	BB	SO	LOB
Don Hahn, R (1, 7) OBP: 0.349, SLG: 0.182	x 0-0 ① 6-3		x 0-0 ③ L6			x 0-0 E6 SH3-4	B B B B 4-0 FC6-4 1-2 2-3 3-H BB			3	0	0	0	1	0	0
Hector Torres, R (1, 6) OBP: 0.306, SLG: 0.354	x 0-0 G3 1B			x 0-0 ① F8		x 0-0 ① SH3-4 1-2	x 0-0 ③ FC6-4 1-2f			3	0	1	0	0	0	3
Johnny Grubb, L (1, 8) OBP: 0.350, SLG: 0.376	x 0-0 ② G3 1-2			B B B B 4-0 FC4-6 BB BB		x 0-0 ② L6		x 0-0 FC6-4 1B		3	0	1	0	1	0	2
Willie McCovey, L (1, 3) OBP: 0.340, SLG: 0.443	x 0-0 ③ 6-3			B B B B 4-0 FC4-6 1-2 BB		S S S 0-3 ③ K		x 0-0 ① F4		3	0	0	0	1	1	3
Dave Winfield, R (1, 9) OBP: 0.356, SLG: 0.414		x 0-0 CS 1B		x 0-0 ② FC4-6 1-2f 2-3			x 0-0 SH1-4 1B WP 1B	x 0-0 ② FC6-4 S 1-2f		4	1	2	0	0	0	3
Mike Ivie, R (1, 5) OBP: 0.292, SLG: 0.368		x 0-0 ① ② G3 1-2		S S S 0-3 ③ K			x 0-0 WP SH1-4 1-2 1B	x 0-0 ③ G3 1-2		4	0	1	0	0	1	4
Dave Roberts, R (1, 4) OBP: 0.367, SLG: 0.464		x 0-0 ③ F8			S S S 0-3 ① K		x 0-0 ① SH1-4 1-2 2-3		x 0-0 ① 5-3	3	0	0	0	0	1	0
Fred Kendall, R (1, 2) OBP: 0.274, SLG: 0.262 Gene Locklear, L (9, PH) OBP: 0.369, SLG: 0.429			x 0-0 ① F7		x 0-0 ② 4-3		x 0-0 ② L5		S S S 0-3 ② K	3	0	0	0	0	0	2
										1	0	0	0	0	1	0
Randy Jones, R (1, 1) OBP: 0.158, SLG: 0.151 Bobby Tolan, L (9, PH) OBP: 0.298, SLG: 0.329			S S S 0-3 ② K		S S S 0-3 ③ K		B B B B 4-0 WP BB		x 0-0 ③ 4-3	2	0	0	0	1	2	0
										1	0	0	0	0	0	0
Inning Stats	R: 0 H: 1 E: 0 LOB: 1 K: 0 BB: 0 S: 4 P: 4	R: 0 H: 1 E: 0 LOB: 0 K: 0 BB: 0 S: 3 P: 3	R: 0 H: 0 E: 0 LOB: 0 K: 1 BB: 0 S: 5 P: 5	R: 0 H: 0 E: 0 LOB: 2 K: 1 BB: 2 S: 5 P: 13	R: 0 H: 0 E: 0 LOB: 0 K: 2 BB: 0 S: 7 P: 7	R: 0 H: 0 E: 1 LOB: 1 K: 1 BB: 0 S: 6 P: 6	R: 1 H: 2 E: 0 LOB: 3 K: 0 BB: 2 S: 5 P: 13	R: 0 H: 1 E: 0 LOB: 1 K: 0 BB: 0 S: 4 P: 4	R: 0 H: 0 E: 0 LOB: 0 K: 1 BB: 0 S: 5 P: 5	1B: 5 SF: 0 2B: 0 SAC: 2 3B: 0 DP: 0 HR: 0 HBP: 0						WP: 1 PA: 36 PB: 0 SB: 1 CS: 1	

PITCHER		IP	WLS	BF	H	R	ER	SO	BB	IBB	HBP	BLK	WP	HR	S	P	ERA	WHIP
Mike Cosgrove, L ERA: 2.49	(1, 1)	7.0		29	4	1	1	5	4	0	0	0	1	0	35	51	1.29	1.143
J.R. Richard, R ERA: 4.71	(8, 1)	2.0	W	7	1	0	0	1	0	0	0	0	0	0	9	9	0.00	0.500

PITCHER		IP	WLS	BF	H	R	ER	SO	BB	IBB	HBP	BLK	WP	HR	S	P	ERA	WHIP

TOP

San Diego Padres @ Houston Astros

Astrodome, Houston, TX

Fri Sep 05 1975, 8:05 PM EDT

Att. 7,088 - Dome

livebaseballscorecards.com

AB	30
R	1
H	5
RBI	0
BB	4
SO	6
LOB	17

BOTTOM

San Diego Padres @ Houston Astros

Astrodome, Houston, TX

Fri Sep 05 1975, 8:05 PM EDT

Att. 7,088 - Dome

livebaseballscorecards.com

Batter	1	2	3	4	5	6	7	8	9	AB	R	H	RBI	BB	SO	LOB
Wilbur Howard, S (1, 7) OBP: 0.346, SLG: 0.404	6-3		6-3		5-3		BBBB S BB			3	0	0	0	1	0	0
Rob Andrews, R (1, 4) OBP: 0.292, SLG: 0.262	1B S 1B		BBBB G6-3 BB		CS 1B		6-3 1-2			3	0	2	0	1	0	1
Cesar Cedeno, R (1, 8) OBP: 0.371, SLG: 0.426	1-3 1B		G6-3 1-2f		SSS K 1-2			E SH1-4 FC 1B		4	1	2	0	0	1	2
Cliff Johnson, R (1, 2) OBP: 0.382, SLG: 0.500 Skip Jutze, R (7, 2) OBP: 0.237, SLG: 0.253	SSS K			F8 1B 1B		FC5-4 1B		SH1-4 1-2		3 0	1 0	2 0	0 0	0 0	1 0	2 0
Bob Watson, R (1, 3) OBP: 0.373, SLG: 0.510	IBB			1B 1-2 1B		FC5-4 1B 1-2f		FC E FC5-2 IBB		2	0	1	0	2	0	1
Art Gardner, L (1, 9) OBP: 0.200, SLG: 0.200 Tommy Helms, R (8, PH) OBP: 0.241, SLG: 0.198 Jose Cruz, L (9, 9) OBP: 0.372, SLG: 0.419	SSS K			SSS K		FC6-4 1-3 1B		E5 FC5-2 FC 1-2 2-3		3 1 0	0 0 0	1 0 0	0 0 0	0 0 0	2 0 0	5 2 0
Enos Cabell, R (1, 5) OBP: 0.300, SLG: 0.367		1-3		F8 2-3		FC6-4 1-2f		FC 1-2 2-3 3-H		4	0	0	1	0	0	5
Larry Milbourne, S (1, 6) OBP: 0.225, SLG: 0.235		5-3		1-2 3-H 1B			6-3	FC5-2 2-3 3-H		4	0	1	1	0	0	3
Mike Cosgrove, L (1, 1) Doug Rader, R (7, PH) OBP: 0.294, SLG: 0.358 J.R. Richard, R (8, 1) OBP: 0.238, SLG: 0.371		SSS K		6-3			6-3			2 1 0	0 0 0	0 0 0	0 0 0	0 0 0	1 0 0	2 0 0
Inning Stats	R: 0 E: 0 K: 2 S: 9 H: 2 LOB: 3 BB: 1 P: 13	R: 0 E: 0 K: 1 S: 5 H: 0 LOB: 0 BB: 0 P: 5	R: 0 E: 0 K: 0 S: 2 H: 0 LOB: 0 BB: 1 P: 6	R: 1 E: 0 K: 1 S: 8 H: 3 LOB: 2 BB: 0 P: 8	R: 0 E: 0 K: 1 S: 5 H: 1 LOB: 0 BB: 0 P: 5	R: 0 E: 0 K: 0 S: 4 H: 2 LOB: 1 BB: 0 P: 4	R: 0 E: 0 K: 0 S: 3 H: 0 LOB: 1 BB: 1 P: 7	R: 1 E: 1 K: 0 S: 5 H: 1 LOB: 1 BB: 1 P: 9		1B: 9 2B: 0 3B: 0 HR: 0	SF: 0 SAC: 1 DP: 2 HBP: 0			WP: 0 PB: 0 SB: 2 CS: 1	PA: 35	

	AB	30
	R	2
	H	9
	RBI	2
	BB	4
	SO	5
	LOB	23

PITCHER	IP	WLS	BF	H	R	ER	SO	BB	IBB	HBP	BLK	WP	HR	S	P	ERA	WHIP
Randy Jones, L (1, 1) ERA: 2.23	8.0	L	35	9	2	1	5	2	2	0	0	0	0	41	57	1.12	1.375

PITCHER	IP	WLS	BF	H	R	ER	SO	BB	IBB	HBP	BLK	WP	HR	S	P	ERA	WHIP

Batter	1	2	3	4	5	6	7	8	9	AB	R	H	RBI	BB	SO	LOB
Johnny Grubb, L (1, 8) OBP: 0.354, SLG: 0.379	FC6-4 1B		4-3		L5-3 1B		1B		IBB	4	0	3	0	1	0	0
Hector Torres, R (1, 6) (9, 4) OBP: 0.304, SLG: 0.351	FC6-4 G5-4-3 1-2f		BB 1B 1B		L5-3 1-2		F9		L8	5	1	1	0	0	0	5
Bobby Tolan, L (1, 7) OBP: 0.300, SLG: 0.328	G5-4-3 1-2f		1B 1-2 BB		BB HBP		F4			2	0	0	0	1	0	2
Willie McCovey, L (1, 3) OBP: 0.344, SLG: 0.444 Mike Ivie, R (8, 3) OBP: 0.292, SLG: 0.368		FC1-5 1B BB	1B 1-3 2-H		BB 1-2			L9		2 0	0 0	1 0	1 0	2 0	0 0	0 0
Dave Winfield, R (1, 9) OBP: 0.355, SLG: 0.412		FC1-5 1-2 1B 1B	F6		F6			F8		4	1	1	0	0	0	4
Dave Roberts, R (1, 5) OBP: 0.344, SLG: 0.433		FC1-5 1B 1-2 2-3f	F7			F7		5-3		4	0	0	0	0	0	4
Ted Kubiak, S (1, 4) OBP: 0.302, SLG: 0.249 Enzo Hernandez, R (9, PR) (9, 6) OBP: 0.275, SLG: 0.259		K		G3		K			SH5-4 BB	3 0	0 0	0 0	0 0	1 0	2 0	2 0
Bob Davis, R (1, 2) OBP: 0.297, SLG: 0.272		1-2 2-H 1B		K		1-3			F8	4	0	1	1	0	1	1
Brent Strom, R (1, 1) OBP: 0.125, SLG: 0.130		K		F5			K		SH5-4 1-2	3	0	0	0	0	2	2

TOP

San Diego Padres @ Houston Astros

Astrodome, Houston, TX

Sat Sep 06 1975, 8:05 PM EDT

Att. 5,838 - Dome

livebaseballscorecards.com

AB	31
R	2
H	7
RBI	2
BB	5
SO	5
LOB	20

Inning Stats	1	2	3	4	5	6	7	8	9
	R: 0 E: 0 K: 0 S: 3	H: 1 LOB: 0 BB: 0 P: 3	R: 1 E: 0 K: 2 S: 9	H: 2 LOB: 2 BB: 1 P: 13	R: 1 E: 0 K: 0 S: 5	H: 2 LOB: 2 BB: 1 P: 9	R: 0 E: 0 K: 1 S: 5	H: 0 LOB: 0 BB: 0 P: 5	R: 0 E: 0 K: 0 S: 3	H: 1 LOB: 1 BB: 0 P: 6	R: 0 E: 0 K: 0 S: 3	H: 0 LOB: 0 BB: 0 P: 3	R: 0 E: 0 K: 0 S: 3	H: 0 LOB: 2 BB: 2 P: 11

| | | |

Batter	1	2	3	4	5	6	7	8	9	AB	R	H	RBI	BB	SO	LOB
Wilbur Howard, S (1, 9) OBP: 0.342, SLG: 0.399	S S S 0-3 ① K		S S S 0-3 ② K			x 0-0 ① F7		x 0-0 ① 6-3		4	0	0	0	0	2	0
Rob Andrews, R (1, 4) OBP: 0.295, SLG: 0.266	x 0-0 ② F8		x 0-0 1B			x 0-0 G6-4-3 1B		x 0-0 ② L6		4	0	2	0	0	0	0
Cesar Cedeno, R (1, 8) OBP: 0.370, SLG: 0.423	B B B B 4-0 BB		x 0-0 ③ F4			x 0-0 ②③ G6-4-3 1-2f		x 0-0 ③ 5-3		3	0	0	0	1	0	2
Bob Watson, R (1, 3) OBP: 0.370, SLG: 0.505 Larry Milbourne, S (9, PR) OBP: 0.225, SLG: 0.235	x 0-0 ③ F9			x 0-0 ① F9			x 0-0 ① F3		x 0-0 E6 SH5-3 7-2	4 0	0 0	0 0	0 0	0 0	0 0	1 0
Enos Cabell, R (1, 7) OBP: 0.303, SLG: 0.370		x 0-0 3-1 1B		x 0-0 ② F9			x 0-0 1B S 1B 1B		x 0-0 ① SH5-3 2-3	3	1	2	0	0	0	0
Doug Rader, R (1, 5) OBP: 0.292, SLG: 0.355		x 0-0 ① 3-1 1-2		x 0-0 ③ 6-3			S S S 0-3 ② K 1-2		x 0-0 ②③ 7-2 3-Hf	4	0	0	0	0	1	4
Milt May, L (1, 2) OBP: 0.291, SLG: 0.333 Skip Jutze, R (7, PR) OBP: 0.237, SLG: 0.253 (8, 2)		x 0-0 ② F7			x 0-0 ① 1-3		x 0-0 1B 2-3 1B			3 0	0 0	1 0	0 0	0 0	0 0	1 0
Roger Metzger, S (1, 6) OBP: 0.298, SLG: 0.310		x 0-0 ③ 6-3			x 0-0 ② F9		x 0-0 1-2 3-H 1B			3	0	1	1	0	0	1
Doug Konieczny, R (1, 1) OBP: 0.212, SLG: 0.204 Tommy Helms, R (7, PH) OBP: 0.239, SLG: 0.197 Joe Niekro, R (8, 1) OBP: 0.385, SLG: 0.273			x 0-0 ① 5-3		S S S 0-3 ③ K		x 0-0 ③ F5			2 1 0	0 0 0	0 0 0	0 0 0	0 0 0	1 0 0	0 2 0
Inning Stats	R: 0 E: 0 K: 1 S: 5 H: 0 LOB: 1 BB: 1 P: 9	R: 0 E: 0 K: 0 S: 4 H: 1 LOB: 1 BB: 0 P: 4	R: 0 E: 0 K: 1 S: 6 H: 1 LOB: 1 BB: 0 P: 6	R: 0 E: 0 K: 0 S: 3 H: 0 LOB: 0 BB: 0 P: 3	R: 0 E: 0 K: 1 S: 5 H: 0 LOB: 0 BB: 0 P: 5	R: 0 E: 0 K: 0 S: 3 H: 1 LOB: 0 BB: 0 P: 3	R: 1 E: 0 K: 1 S: 8 H: 3 LOB: 2 BB: 0 P: 8	R: 0 E: 0 K: 0 S: 3 H: 0 LOB: 0 BB: 0 P: 3	R: 0 E: 1 K: 0 S: 3 H: 0 LOB: 1 BB: 0 P: 3	1B: 6 2B: 1 3B: 0 HR: 0	SF: 0 SAC: 1 DP: 2 HBP: 0	WP: 0 PB: 0 SB: 1 CS: 0	PA: 33				

PITCHER		IP	WLS	BF	H	R	ER	SO	BB	IBB	HBP	BLK	WP	HR	S	P	ERA	WHIP
Brent Strom, L ERA: 2.24	(1, 1)	9.0	W	33	6	1	1	4	1	0	0	0	0	0	40	44	1.00	0.778

PITCHER	IP	WLS	BF	H	R	ER	SO	BB	IBB	HBP	BLK	WP	HR	S	P	ERA	WHIP

BOTTOM

San Diego Padres @ Houston Astros

Astrodome, Houston, TX

Sat Sep 06 1975, 8:05 PM EDT

Att. 5,838 - Dome

livebaseballscorecards.com

AB	31
R	1
H	6
RBI	1
BB	1
SO	4
LOB	11

Batter	1	2	3	4	5	6	7	8	9	AB	R	H	RBI	BB	SO	LOB
Enzo Hernandez, R (1, 6) OBP: 0.274, SLG: 0.265	SSS 0-3 ① K		x 0-0 SF9 3B	x 0-0 ③ 5-3			SSS 0-3 ② K		x 0-0 ② L9	5	1	1	0	0	2	2
Johnny Grubb, L (1, 8) OBP: 0.354, SLG: 0.380	x 0-0 ② 4-3		x 0-0 ① 6-3		x 0-0 SH2-4 1B		x 0-0 1B 1B		x 0-0 ③ 4-3	5	0	2	0	0	0	1
Hector Torres, R (1, 4) OBP: 0.307, SLG: 0.353	BBB 4-0 PB BB BB		x 0-0 ② SF9 3-H		x 0-0 ① SH2-4 1-2		x 0-0 1-2 1B			1	0	1	1	1	0	0
Willie McCovey, L (1, 3) OBP: 0.346, SLG: 0.443	BBB 4-0 1-2 BB		x 0-0 FC6-4 1B		SSS 0-3 ② K		x 0-0 ③ 5-3			3	0	1	0	1	1	3
Dave Winfield, R (1, 9) OBP: 0.352, SLG: 0.409	SSS 0-3 ③ K 2-3		x 0-0 ③ FC6-4 1-2f		x 0-0 ③ F9			x 0-0 ① F3		4	0	0	0	0	1	4
Dave Roberts, R (1, 5) OBP: 0.338, SLG: 0.422		x 0-0 ① F7		x 0-0 ① 1-3		x 0-0 ① 6-3		x 0-0 1B 1B		4	0	1	0	0	0	0
Dick Sharon, R (1, 7) OBP: 0.342, SLG: 0.372 Danny Frisella, L (8, 1) OBP: 0.200, SLG: 0.200		x 0-0 HR		x 0-0 WP 1B		x 0-0 ② F7		x 0-0 G4-6-3 1-3 1B		4	1	3	1	0	0	0
										0	0	0	0	0	0	0
Randy Hundley, R (1, 2) OBP: 0.281, SLG: 0.282 Gene Locklear, L (8, PH) OBP: 0.368, SLG: 0.427 Bob Davis, R (8, 2) OBP: 0.297, SLG: 0.272		x 0-0 ② 6-3		BBB 4-0 1-2 BB		x 0-0 ③ 6-3		x 0-0 ② ③ G4-6-3 1-2f		2	0	0	0	1	0	0
										1	0	0	0	0	0	2
										0	0	0	0	0	0	0
Dan Spillner, R (1, 1) OBP: 0.260, SLG: 0.163 Dave Tomlin, L (8, 1) OBP: 0.429, SLG: 0.200 Bobby Tolan, L (8, 7) OBP: 0.299, SLG: 0.327		x 0-0 ③ F9		SSS 0-3 ② K			x 0-0 ① F4		x 0-0 ① L9	3	0	0	0	0	1	2
										0	0	0	0	0	0	0
										1	0	0	0	0	0	0
Inning Stats	R: 0 E: 0 K: 2 S: 7 H: 0 LOB: 2 BB: 2 P: 15	R: 1 E: 0 K: 0 S: 4 H: 1 LOB: 0 BB: 0 P: 4	R: 1 E: 0 K: 0 S: 5 H: 2 LOB: 1 BB: 0 P: 5	R: 0 E: 0 K: 1 S: 6 H: 1 LOB: 2 BB: 1 P: 10	R: 0 E: 0 K: 1 S: 6 H: 1 LOB: 1 BB: 0 P: 6	R: 0 E: 0 K: 0 S: 3 H: 0 LOB: 0 BB: 0 P: 3	R: 0 E: 0 K: 1 S: 7 H: 2 LOB: 2 BB: 0 P: 7	R: 0 E: 0 K: 0 S: 4 H: 2 LOB: 1 BB: 0 P: 4	R: 0 E: 0 K: 0 S: 3 H: 0 LOB: 0 BB: 0 P: 3	1B: 7 2B: 0 3B: 1 HR: 1 SF: 1 SAC: 1 DP: 1 HBP: 0						

PITCHER		IP	WLS	BF	H	R	ER	SO	BB	IBB	HBP	BLK	WP	HR	S	P	ERA	WHIP
Dave Roberts, L ERA: 4.26	(1, 1)	7.1		34	9	2	2	5	3	0	0	0	1	1	41	53	2.46	1.636
Jim York, R ERA: 4.68	(8, 1)	1.2	W	4	0	0	0	0	0	0	0	0	0	0	4	4	0.00	0.000

PITCHER	IP	WLS	BF	H	R	ER	SO	BB	IBB	HBP	BLK	WP	HR	S	P	ERA	WHIP

San Diego Padres @ Houston Astros

Astrodome, Houston, TX

Sun Sep 07 1975, 4:33 AM EDT

Att. 5,830 - Dome

TOP

livebaseballscorecards.com

AB	33
R	2
H	9
RBI	2
BB	3
SO	5
LOB	14

WP: 1 PB: 1 SB: 0 CS: 0 PA: 38

BOTTOM

San Diego Padres @ Houston Astros

Astrodome, Houston, TX

Sun Sep 07 1975, 4:33 AM EDT

Att. 5,830 - Dome

Batter	1	2	3	4	5	6	7	8	9	AB	R	H	RBI	BB	SO	LOB
Wilbur Howard, S (1, 7) OBP: 0.348, SLG: 0.400	BBBB 4-0 CS BB		x 0-0 FC 1B		SSS 0-3 ① K		III 4-0 IBB		III 4-0 E IBB	2	0	1	0	3	1	0
Rob Andrews, R (1, 4) OBP: 0.295, SLG: 0.267 Ken Boswell, L (7, PH) OBP: 0.352, SLG: 0.321 (8, 4)	x 0-0 ① E S 1B 1-2		x 0-0 FC 1B 1-2		x 0-0 ② 6-3		SSS 0-3 ③ K		x 0-0 E3 1-2 2-3	3 2	0 0	1 0	0 0	0 0	0 1	1 4
Cesar Cedeno, R (1, 8) OBP: 0.367, SLG: 0.419	x 0-0 ② F3 1-3		x 0-0 ② F9		x 0-0 ③ F4			x 0-0 ① 6-3	0-0 WP 3-H	5	0	0	0	0	0	5
Bob Watson, R (1, 3) OBP: 0.371, SLG: 0.504 Enos Cabell, R (8, PR) OBP: 0.303, SLG: 0.370 (9, 3)	H 1-0 HBP		SSS 0-3 ③ K			x 0-0 ① 3-1		x 0-0 BB 1B		3 0	0 0	1 0	0 0	0 0	1 0	2 0
Jose Cruz, L (1, 9) OBP: 0.374, SLG: 0.416	x 0-0 ③ 4-3			BBBB 4-0 HR BB		x 0-0 ② F4		BBBB 4-0 1-2 BB		2	1	0	0	2	0	2
Milt May, L (1, 2) OBP: 0.288, SLG: 0.330 Cliff Johnson, R (8, PH) OBP: 0.381, SLG: 0.498 Skip Jutze, R (9, 2) OBP: 0.237, SLG: 0.253		x 0-0 ① F2		SSS 0-3 ① K		x 0-0 ③ G3		x 0-0 ② F6		3 1 0	0 0 0	0 0 0	0 0 0	0 0 0	1 0 0	1 2 0
Doug Rader, R (1, 5) OBP: 0.296, SLG: 0.364		x 0-0 G4-6-3 1B		x 0-0 1-H HR			BBBB 4-0 SH1-4 BB	x 0-0 ③ F7		3	1	2	2	1	0	2
Roger Metzger, S (1, 6) OBP: 0.296, SLG: 0.307		x 0-0 ②③ G4-6-3 1-2f		SSS 0-3 ② K			x 0-0 ① SH1-4 1-2		x 0-0 ① B1-3	3	0	0	0	0	1	1
Dave Roberts, L (1, 1) OBP: 0.156, SLG: 0.206 Jim York, R (8, 1) Greg Gross, L (9, PH) OBP: 0.377, SLG: 0.371			x 0-0 ① 4-3	x 0-0 ③ F7			SSS 0-3 ② K		x 0-0 E WP 2B	3 0 1	0 0 1	0 0 1	0 0 0	0 0 0	1 0 0	1 0 0
Inning Stats	R: 0 E: 0 K: 0 S: 3 H: 1 LOB: 2 BB: 1 P: 8	R: 0 E: 0 K: 0 S: 3 H: 1 LOB: 0 BB: 0 P: 3	R: 0 E: 0 K: 1 S: 7 H: 1 LOB: 2 BB: 0 P: 7	R: 2 E: 0 K: 2 S: 8 H: 1 LOB: 0 BB: 1 P: 12	R: 0 E: 0 K: 1 S: 5 H: 0 LOB: 0 BB: 0 P: 5	R: 0 E: 0 K: 0 S: 3 H: 0 LOB: 0 BB: 0 P: 3	R: 0 E: 0 K: 2 S: 7 H: 0 LOB: 2 BB: 2 P: 15	R: 0 E: 0 K: 0 S: 4 H: 1 LOB: 2 BB: 1 P: 8	R: 1 E: 1 K: 0 S: 3 H: 1 LOB: 2 BB: 1 P: 7	1B: 4 2B: 1 3B: 0 HR: 1	SF: 0 SAC: 1 DP: 1 HBP: 1			WP: 1 PB: 0 SB: 1 CS: 1		PA: 39	

PITCHER		IP	WLS	BF	H	R	ER	SO	BB	IBB	HBP	BLK	WP	HR	S	P	ERA	WHIP
Dan Spillner, R ERA: 4.38	(1, 1)	7.1		32	5	2	2	6	4	1	1	0	0	1	38	59	2.46	1.227
Dave Tomlin, L ERA: 3.62	(8, 1)	0.1		1	0	0	0	0	0	0	0	0	0	0	1	1	0.00	0.000
Danny Frisella, R ERA: 3.25	(8, 1)	0.2	L	6	1	1	1	0	0	1	0	0	1	0	4	8	13.50	1.500

PITCHER	IP	WLS	BF	H	R	ER	SO	BB	IBB	HBP	BLK	WP	HR	S	P	ERA	WHIP

livebaseballscorecards.com

AB	31
R	3
H	6
RBI	2
BB	6
SO	6
LOB	21

Batter	1	2	3	4	5	6	7	8	9	AB	R	H	RBI	BB	SO	LOB
Pete Rose, S (1, 5) OBP: 0.405, SLG: 0.428	G6-3 1B		1B		F7		F8 2-3		3-1	5	0	2	0	0	0	3
Doug Flynn, R (9, 5) OBP: 0.308, SLG: 0.327										0	0	0	0	0	0	0
Ken Griffey, L (1, 9) OBP: 0.398, SLG: 0.412	G6-3 1-2f		F4			1B S 1B 1B	BBBB 1-2 BB		SSS K	4	1	1	0	1	1	2
Joe Morgan, L (1, 4) OBP: 0.464, SLG: 0.508	1B			1-3		F3 1-2	F9			4	0	1	0	0	0	4
Tony Perez, R (1, 3) OBP: 0.352, SLG: 0.470	F9			F3		1B 2-3 1B		E5 HR		4	1	1	0	0	0	1
Johnny Bench, R (1, 2) OBP: 0.363, SLG: 0.518		SSS K		1B		SSS K		1-H HR		4	1	2	2	0	2	2
George Foster, R (1, 7) OBP: 0.371, SLG: 0.548		6-3		F8		1-3 3-H 1B		SH1-3 9-2 2B		4	0	2	1	0	0	1
Cesar Geronimo, L (1, 8) OBP: 0.331, SLG: 0.371		F7			F5		G3 2-3	SH1-3		3	0	0	0	0	0	0
Dave Concepcion, R (1, 6) OBP: 0.307, SLG: 0.329			6-3		6-3		BBBB F8 1B BB	3-Hf	9-2	3	0	0	0	1	0	1
Gary Nolan, R (1, 1) OBP: 0.250, SLG: 0.213			SSS K		1B		1-2 BB 1B		6-3	2	0	1	0	0	1	0
Dan Driessen, L (7, PH) OBP: 0.376, SLG: 0.404										1	0	1	0	0	0	0
Clay Carroll, R (7, 1)										0	0	0	0	0	0	0
Will McEnaney, L (8, 1)										1	0	0	0	0	0	0
Rawly Eastwick, R (9, 1) OBP: 0.067, SLG: 0.067										0	0	0	0	0	0	0
Inning Stats	R: 0 E: 0 K: 0 S: 4 H: 2 LOB: 1 BB: 0 P: 4	R: 0 E: 0 K: 1 S: 5 H: 0 LOB: 0 BB: 0 P: 5	R: 0 E: 0 K: 1 S: 6 H: 1 LOB: 1 BB: 0 P: 6	R: 0 E: 0 K: 0 S: 4 H: 1 LOB: 1 BB: 0 P: 4	R: 0 E: 0 K: 0 S: 4 H: 1 LOB: 1 BB: 0 P: 4	R: 1 E: 0 K: 1 S: 7 H: 3 LOB: 2 BB: 0 P: 7	R: 0 E: 0 K: 0 S: 4 H: 1 LOB: 3 BB: 2 P: 12	R: 2 E: 1 K: 0 S: 5 H: 2 LOB: 0 BB: 0 P: 5	R: 0 E: 0 K: 1 S: 5 H: 0 LOB: 0 BB: 0 P: 5	1B: 9 2B: 2 3B: 0 HR: 1 SF: 0 SAC: 1 DP: 2 HBP: 0						

PITCHER		IP	WLS	BF	H	R	ER	SO	BB	IBB	HBP	BLK	WP	HR	S	P	ERA	WHIP
Joe McIntosh, R ERA: 3.53	(1, 1)	6.2		29	9	1	1	3	2	0	0	0	0	0	33	41	1.35	1.650
Dave Tomlin, L ERA: 3.6	(7, 1)	0.1		1	0	0	0	0	0	0	0	0	0	0	1	1	0.00	0.000
Bill Greif, R ERA: 3.56	(8, 1)	1.0	L	5	2	2	1	0	0	0	0	0	0	1	5	5	9.00	2.000
Danny Frisella, R ERA: 3.21	(9, 1)	1.0		3	0	0	0	1	0	0	0	0	0	0	5	5	0.00	0.000

PITCHER	IP	WLS	BF	H	R	ER	SO	BB	IBB	HBP	BLK	WP	HR	S	P	ERA	WHIP

TOP

Cincinnati Reds @ San Diego Padres

San Diego Stadium, San Diego, CA

Mon Sep 08 1975, 10:05 PM EDT

Att. 27,267 - Unknown

livebaseballscorecards.com

AB	35
R	3
H	11
RBI	3
BB	2
SO	4
LOB	14

WP	0
PB	0
SB	1
CS	0
PA	38

Cincinnati Reds @ San Diego Padres

San Diego Stadium, San Diego, CA

Mon Sep 08 1975, 10:05 PM EDT

Att. 27,267 - Unknown

livebaseballscorecards.com

BOTTOM

Batter	1	2	3	4	5	6	7	8	9	AB	R	H	RBI	BB	SO	LOB
Johnny Grubb, L (1, 8) OBP: 0.352, SLG: 0.376	F7		F7			F4		E5 BB 1-3		4	0	0	0	0	0	1
Hector Torres, R (1, 6) OBP: 0.310, SLG: 0.353	HR 1B		F6			K		BB 1-2		3	1	1	0	1	1	0
Bobby Tolan, L (1, 7) OBP: 0.297, SLG: 0.325	F6			F8		5-3		F7		3	0	0	0	0	0	1
Dick Sharon, R (8, PH) (9, 7) OBP: 0.340, SLG: 0.369										1	0	0	0	0	0	3
Willie McCovey, L (1, 3) OBP: 0.345, SLG: 0.449	1-H HR			6-3			K		F7	4	1	1	2	0	1	0
Dave Winfield, R (1, 9) OBP: 0.349, SLG: 0.405	F8			6-3			1-3		F7	4	0	0	0	0	0	0
Dave Roberts, R (1, 4) (7, 5) OBP: 0.333, SLG: 0.412		F8			5-3		K		1B	4	0	1	0	0	1	0
Mike Ivie, R (1, 5) OBP: 0.291, SLG: 0.366		F4			F7			4-3	F8	2	0	0	0	0	0	0
Ted Kubiak, S (7, 4) OBP: 0.299, SLG: 0.246										2	0	0	0	0	0	1
Bob Davis, R (1, 2) OBP: 0.298, SLG: 0.274		5-3			1B			6-3		3	0	1	0	0	0	0
Joe McIntosh, S (1, 1) OBP: 0.245, SLG: 0.239			F6		1-6-3			E 1B		2	0	0	0	0	0	1
Dave Tomlin, L (7, 1) OBP: 0.429, SLG: 0.200										0	0	0	0	0	0	0
Bill Greif, R (8, 1)										0	0	0	0	0	0	0
Gene Locklear, L (8, PH) OBP: 0.370, SLG: 0.429										1	0	1	0	0	0	0
Danny Frisella, L (9, 1) OBP: 0.200, SLG: 0.200										0	0	0	0	0	0	0
Inning Stats	R: 2 H: 2 E: 0 LOB: 0 K: 0 BB: 0 S: 5 P: 5	R: 0 H: 0 E: 0 LOB: 0 K: 0 BB: 0 S: 3 P: 3	R: 0 H: 0 E: 0 LOB: 0 K: 0 BB: 0 S: 3 P: 3	R: 0 H: 0 E: 0 LOB: 0 K: 0 BB: 0 S: 3 P: 3	R: 0 H: 1 E: 0 LOB: 1 K: 0 BB: 0 S: 4 P: 4	R: 0 H: 0 E: 0 LOB: 0 K: 1 BB: 0 S: 5 P: 5	R: 0 H: 0 E: 0 LOB: 0 K: 2 BB: 0 S: 7 P: 7	R: 0 H: 1 E: 1 LOB: 3 K: 0 BB: 1 S: 5 P: 9	R: 0 H: 1 E: 0 LOB: 1 K: 0 BB: 0 S: 4 P: 4							

	AB	33
	R	2
	H	5
	RBI	2
	BB	1
	SO	3
	LOB	7

1B: 4 SF: 0
2B: 0 SAC: 0
3B: 0 DP: 0
HR: 1 HBP: 0

WP: 0 PA: 34
PB: 0
SB: 0
CS: 0

PITCHER		IP	WLS	BF	H	R	ER	SO	BB	IBB	HBP	BLK	WP	HR	S	P	ERA	WHIP
Gary Nolan, R ERA: 3.04	(1, 1)	6.0		21	3	2	2	1	0	0	0	0	0	1	23	23	3.00	0.500
Clay Carroll, R ERA: 2.66	(7, 1)	1.2	W	8	1	0	0	2	1	0	0	0	0	0	11	15	0.00	1.200
Will McEnaney, L ERA: 1.78	(8, 1)	0.2		2	0	0	0	0	0	0	0	0	0	0	2	2	0.00	0.000
Rawly Eastwick, R ERA: 2.69	(9, 1)	0.2	S	3	1	0	0	0	0	0	0	0	0	0	3	3	0.00	1.500

PITCHER	IP	WLS	BF	H	R	ER	SO	BB	IBB	HBP	BLK	WP	HR	S	P	ERA	WHIP

Cincinnati Reds @ San Diego Padres

San Diego Stadium, San Diego, CA

Tue Sep 09 1975, 10:05 PM EDT

Att. 12,444 - Unknown

TOP

livebaseballscorecards.com

Batter	1	2	3	4	5	6	7	8	9	AB	R	H	RBI	BB	SO	LOB
Pete Rose, S (1, 5) OBP: 0.403, SLG: 0.426	6-3		F9			5-3			6-3	3	0	0	0	0	0	0
Tom Carroll, L (6, 1)										0	0	0	0	0	0	0
Clay Carroll, R (8, 1)										0	0	0	0	0	0	0
Merv Rettenmund, R (9, PH) OBP: 0.364, SLG: 0.327										1	0	0	0	0	0	0
Dave Concepcion, R (1, 6) OBP: 0.309, SLG: 0.333	E 1B			5-3			K		3-1 2B	4	0	2	0	0	1	0
Joe Morgan, L (1, 4) OBP: 0.460, SLG: 0.503	K 1-2			4-1			K		3-1 2-3	4	0	0	0	0	2	2
Tony Perez, R (1, 3) OBP: 0.351, SLG: 0.467	F9			4-3			HR BB		F7	3	1	0	0	1	0	2
Johnny Bench, R (1, 9) OBP: 0.363, SLG: 0.523		5-3			K		HR 1-H			3	1	1	2	0	1	0
George Foster, R (1, 7) OBP: 0.369, SLG: 0.544		4-3			F9		F9			3	0	0	0	0	0	0
Bill Plummer, R (1, 2) OBP: 0.299, SLG: 0.266		K			F8			5-3		3	0	0	0	0	1	0
Cesar Geronimo, L (1, 8) OBP: 0.329, SLG: 0.369			E6 G2-6-3			F5		L8		3	0	0	0	0	0	0
Clay Kirby, R (1, 1) OBP: 0.276, SLG: 0.259			G2-6-3 1-2f			F3		F4		1	0	0	0	0	0	1
Ed Armbrister, R (6, PH) OBP: 0.250, SLG: 0.224										1	0	0	0	0	0	0
Doug Flynn, R (6, 5) OBP: 0.306, SLG: 0.324										1	0	0	0	0	0	0

Inning Stats	1	2	3	4	5	6	7	8	9
	R: 0 E: 1 K: 1 S: 6	H: 1 LOB: 1 BB: 0 P: 6	R: 0 E: 0 K: 1 S: 5	H: 0 LOB: 0 BB: 0 P: 5	R: 0 E: 1 K: 0 S: 3	H: 0 LOB: 0 BB: 0 P: 3	R: 0 E: 0 K: 0 S: 3	H: 0 LOB: 0 BB: 0 P: 3	R: 0 E: 0 K: 1 S: 5	H: 0 LOB: 0 BB: 0 P: 5	R: 0 E: 0 K: 0 S: 3	H: 0 LOB: 0 BB: 0 P: 3	R: 2 E: 0 K: 2 S: 8	H: 1 LOB: 0 BB: 1 P: 12	R: 0 E: 0 K: 0 S: 3	H: 0 LOB: 0 BB: 0 P: 3	R: 0 E: 0 K: 0 S: 4	H: 1 LOB: 1 BB: 0 P: 4

1B: 1	SF: 0	WP: 0	PA: 31
2B: 1	SAC: 0	PB: 0	
3B: 0	DP: 1	SB: 0	
HR: 1	HBP: 0	CS: 0	

	AB	30
	R	2
	H	3
	RBI	2
	BB	1
	SO	5
	LOB	5

PITCHER	IP	WLS	BF	H	R	ER	SO	BB	IBB	HBP	BLK	WP	HR	S	P	ERA	WHIP
Rich Folkers, L (1, 1) ERA: 4.21	9.0	W	31	3	2	2	5	1	0	0	0	0	1	40	44	2.00	0.444

PITCHER	IP	WLS	BF	H	R	ER	SO	BB	IBB	HBP	BLK	WP	HR	S	P	ERA	WHIP

Batter	1	2	3	4	5	6	7	8	9	AB	R	H	RBI	BB	SO	LOB
Johnny Grubb, L (1, 8) OBP: 0.354, SLG: 0.379	F8		SH1-4 1B 1B		HR 1B	1-2 2-H 3-H 2B 1B		4-3		5	3	3	1	0	0	0
Hector Torres, R (1, 6) OBP: 0.309, SLG: 0.355	6-3		SH1-4 1-2		F6	F8		1B 2B		4	0	1	0	0	0	3
Bobby Tolan, L (1, 7) OBP: 0.300, SLG: 0.328 (7, 3)	BB		F6		F4	1B 1-H 2-H 2B		G4-6-3 2-3 1B		4	1	2	2	1	0	2
Willie McCovey, L (1, 3) OBP: 0.349, SLG: 0.461	F5		2-H 1B		1-H HR	2-H 2B 1B		G4-6-3 1-2f		4	1	3	4	0	0	1
Don Hahn, R (6, PR) OBP: 0.341, SLG: 0.176 (7, 7)										1	1	0	0	0	0	2
Dave Winfield, R (1, 9) OBP: 0.351, SLG: 0.407		1B E BB	F2		6-3	1-H 2B				3	1	1	1	1	0	1
Dave Roberts, R (1, 5) OBP: 0.342, SLG: 0.417		E6 1-H 1B 1B		K		BB BB BB 1B	F9			4	2	2	0	0	1	0
Ted Kubiak, S (1, 4) OBP: 0.307, SLG: 0.253		G5-4-3 3-H 1B	L9			BB BB 1-2 1B BB	1B			3	1	2	1	1	0	0
Bob Davis, R (1, 2) OBP: 0.306, SLG: 0.276		G5-4-3 1-2f	FC4-6 1B			BB 1-2 2-3 1B BB	F9			3	0	1	0	1	0	2
Rich Folkers, L (1, 1) OBP: 0.250, SLG: 0.212		P4	FC4-6 1-2f			1B 1-2 2-3 3-H 2B BB	K			3	1	0	1	1	1	2
Inning Stats	R: 0 E: 0 K: 0 S: 3 H: 0 LOB: 1 BB: 1 P: 7	R: 2 E: 1 K: 0 S: 4 H: 2 LOB: 0 BB: 1 P: 8	R: 1 E: 0 K: 0 S: 5 H: 2 LOB: 1 BB: 0 P: 5	R: 0 E: 0 K: 1 S: 6 H: 1 LOB: 1 BB: 0 P: 6	R: 2 E: 0 K: 0 S: 5 H: 2 LOB: 0 BB: 0 P: 5	R: 6 E: 0 K: 0 S: 6 H: 5 LOB: 2 BB: 3 P: 18	R: 0 E: 0 K: 1 S: 6 H: 1 LOB: 1 BB: 0 P: 6	R: 0 E: 0 K: 0 S: 4 H: 2 LOB: 1 BB: 0 P: 4		1B: 11 2B: 3 3B: 0 HR: 1 SF: 0 SAC: 1 DP: 2 HBP: 0						

BOTTOM

Cincinnati Reds @ San Diego Padres

San Diego Stadium, San Diego, CA

Tue Sep 09 1975, 10:05 PM EDT

Att. 12,444 - Unknown

livebaseballscorecards.com

AB	34
R	11
H	15
RBI	10
BB	5
SO	2
LOB	13

WP: 0 PB: 0 SB: 0 CS: 0 PA: 40

PITCHER		IP	WLS	BF	H	R	ER	SO	BB	IBB	HBP	BLK	WP	HR	S	P	ERA	WHIP
Clay Kirby, R ERA: 4.64	(1, 1)	5.0	L	23	7	5	4	1	2	0	0	0	0	1	23	31	7.20	1.800
Tom Carroll, R ERA: 5.2	(6, 1)	2.0		13	6	6	6	1	3	0	0	0	0	0	12	24	27.00	4.500
Clay Carroll, R ERA: 2.63	(8, 1)	1.0		4	2	0	0	0	0	0	0	0	0	0	4	4	0.00	2.000

PITCHER	IP	WLS	BF	H	R	ER	SO	BB	IBB	HBP	BLK	WP	HR	S	P	ERA	WHIP

Atlanta Braves @ San Diego Padres

San Diego Stadium, San Diego, CA

Wed Sep 10 1975, 10:05 PM EDT

Att. 6,648 - Unknown

TOP

livebaseballscorecards.com

Batter	1	2	3	4	5	6	7	8	9	AB	R	H	RBI	BB	SO	LOB
Dusty Baker Jr., R (1, 8) (7, 9) OBP: 0.347, SLG: 0.401	L6			5-3			BB, 1B, SF8 / 1B		4-3	4	1	1	0	0	0	0
Ralph Garr, L (1, 7) OBP: 0.329, SLG: 0.385	K			5-3			SF8, BB / 1-2 / 1B		1-3	4	0	1	0	0	1	0
Marty Perez, R (1, 4) OBP: 0.333, SLG: 0.336	L4			F4			BBBB / 1-2 / 2-3 / BB		L6	3	0	0	0	1	0	0
Earl Williams, R (1, 3) (8, 2) OBP: 0.309, SLG: 0.363		6-3			6-3		SF8 / 2-3 / 3-H			2	0	0	1	0	0	0
Cito Gaston, R (1, 9) OBP: 0.298, SLG: 0.402		4-3			5-3		SSS / K			3	0	0	0	0	1	2
Rowland Office, L (7, 8) OBP: 0.318, SLG: 0.339										0	0	0	0	0	0	0
Rod Gilbreath, R (1, 5) OBP: 0.338, SLG: 0.322		BBBB / CS / BB			6-3		F9			2	0	0	0	1	0	2
Biff Pocoroba, S (1, 2) OBP: 0.316, SLG: 0.305		CS / 1-2		L3		F7		SSS / K		3	0	0	0	0	1	0
Mike Lum, L (8, 3) OBP: 0.308, SLG: 0.325										0	0	0	0	0	0	0
Rob Belloir, R (1, 6) OBP: 0.262, SLG: 0.273				6-3		F7		5-3		3	0	0	0	0	0	0
Carl Morton, R (1, 1) OBP: 0.195, SLG: 0.190				SSS / K		6-3		5-3		3	0	0	0	0	1	0
Tom House, L (8, 1) OBP: 0.200, SLG: 0.111										0	0	0	0	0	0	0
Bruce Dal Canton, R (8, 1) OBP: 0.105, SLG: 0.105										0	0	0	0	0	0	0

	AB	27
	R	1
	H	2
	RBI	1
	BB	2
	SO	4
	LOB	4

Inning Stats										
	R: 0 E: 0 K: 1 S: 5	H: 0 LOB: 0 BB: 0 P: 5	R: 0 E: 0 K: 0 S: 2	H: 0 LOB: 0 BB: 1 P: 6	R: 0 E: 0 K: 1 S: 5	H: 0 LOB: 0 BB: 0 P: 5	R: 0 E: 0 K: 0 S: 3	H: 0 LOB: 0 BB: 0 P: 3	R: 0 E: 0 K: 0 S: 3	H: 0 LOB: 0 BB: 0 P: 3
	R: 0 E: 0 K: 0 S: 3	H: 0 LOB: 0 BB: 0 P: 3	R: 1 E: 0 K: 1 S: 7	H: 2 LOB: 2 BB: 1 P: 11	R: 0 E: 0 K: 1 S: 5	H: 0 LOB: 0 BB: 0 P: 5	R: 0 E: 0 K: 0 S: 3	H: 0 LOB: 0 BB: 0 P: 3	1B: 2 2B: 0 3B: 0 HR: 0	SF: 1 SAC: 0 DP: 0 HBP: 0
	WP: 0 PB: 0 SB: 0 CS: 1	PA: 31								

PITCHER	IP	WLS	BF	H	R	ER	SO	BB	IBB	HBP	BLK	WP	HR	S	P	ERA	WHIP
Randy Jones, L (1, 1) ERA: 2.19	9.0	W	30	2	1	1	4	2	0	0	0	0	0	36	44	1.00	0.444

PITCHER	IP	WLS	BF	H	R	ER	SO	BB	IBB	HBP	BLK	WP	HR	S	P	ERA	WHIP

BOTTOM

Atlanta Braves @ San Diego Padres

San Diego Stadium, San Diego, CA

Wed Sep 10 1975, 10:05 PM EDT

Att. 6,648 - Unknown

livebaseballscorecards.com

Batter	1	2	3	4	5	6	7	8	9	AB	R	H	RBI	BB	SO	LOB
Johnny Grubb, L (1, 8) OBP: 0.353, SLG: 0.376	G3		4-3		BB		G3			3	0	0	0	1	0	2
Hector Torres, R (1, 6) (9, 4) OBP: 0.308, SLG: 0.354	F8			3-1 SH1-3 1B	4-3			E6 PB SH1 E		4	1	1	0	0	0	2
Bobby Tolan, L (1, 7) OBP: 0.301, SLG: 0.329	S 1B			SH1-3 1-2		4-3		SH1 1-2		2	0	1	0	0	0	0
Willie McCovey, L (1, 3) OBP: 0.345, SLG: 0.456	F9 1-2			3-1 2-3		F9		1-3 2-3		4	0	0	0	0	0	3
Dave Winfield, R (1, 9) OBP: 0.352, SLG: 0.405		F2		BB		4-3		S E BB		2	1	0	0	2	0	0
Dave Roberts, R (1, 5) OBP: 0.329, SLG: 0.400		F3		K			6-3	E4 S 1-H 3-H		3	0	0	0	0	1	2
Gene Locklear, L (8, PH) OBP: 0.369, SLG: 0.427										1	0	0	0	0	0	0
Enzo Hernandez, R (8, PR) (9, 6) OBP: 0.274, SLG: 0.265										0	0	0	0	0	0	0
Ted Kubiak, S (1, 4) (9, 5) OBP: 0.306, SLG: 0.249		4-3			L9		BB 1B	F8 1-2		3	0	0	0	1	0	1
Fred Kendall, R (1, 2) OBP: 0.271, SLG: 0.259			5-3		5-3		F9			3	0	0	0	0	0	1
Randy Jones, R (1, 1) OBP: 0.177, SLG: 0.171			F3		BB 1B		1-2 1B			3	0	2	0	0	0	0
Inning Stats	R: 0 H: 1 E: 0 LOB: 1 K: 0 BB: 0 S: 4 P: 4	R: 0 H: 0 E: 0 LOB: 0 K: 0 BB: 0 S: 3 P: 3	R: 0 H: 0 E: 0 LOB: 0 K: 0 BB: 0 S: 3 P: 3	R: 0 H: 1 E: 0 LOB: 2 K: 1 BB: 1 S: 6 P: 10	R: 0 H: 1 E: 0 LOB: 2 K: 0 BB: 1 S: 4 P: 8	R: 0 H: 0 E: 0 LOB: 0 K: 0 BB: 0 S: 3 P: 3	R: 0 H: 1 E: 0 LOB: 2 K: 0 BB: 1 S: 4 P: 8	R: 2 H: 0 E: 2 LOB: 2 K: 0 BB: 1 S: 5 P: 9		1B: 4 SF: 0 2B: 0 SAC: 2 3B: 0 DP: 0 HR: 0 HBP: 0						

	AB	28
	R	2
	H	4
	RBI	0
	BB	4
	SO	1
	LOB	11

WP: 0 PA: 34
PB: 1
SB: 3
CS: 0

PITCHER		IP	WLS	BF	H	R	ER	SO	BB	IBB	HBP	BLK	WP	HR	S	P	ERA	WHIP
Carl Morton, R ERA: 3.39	(1, 1)	7.1		30	4	1	0	1	3	0	0	0	0	0	29	41	0.00	0.955
Tom House, L ERA: 3.11	(8, 1)	0.1		1	0	0	0	0	0	0	0	0	0	0	1	1	0.00	0.000
Bruce Dal Canton, R ERA: 5.04	(8, 1)	0.1	L	3	0	1	0	0	1	0	0	0	0	0	2	6	0.00	3.000

PITCHER	IP	WLS	BF	H	R	ER	SO	BB	IBB	HBP	BLK	WP	HR	S	P	ERA	WHIP

Batter	1	2	3	4	5	6	7	8	9	AB	R	H	RBI	BB	SO	LOB
Dusty Baker Jr., R (1, 8) OBP: 0.347, SLG: 0.406	6-3		5-3			F9		1-H HR		4	1	1	2	0	0	0
Ralph Garr, L (1, 7) OBP: 0.328, SLG: 0.385	6-3			K		E 2B		6-3		4	0	1	0	0	1	0
Marty Perez, R (1, 4) OBP: 0.335, SLG: 0.336	1B			BB		E6 G6-4-3 2-3		6-3		3	0	1	0	1	0	1
Earl Williams, R (1, 2) OBP: 0.305, SLG: 0.358	F3			L8		G6-4-3 1-2f		F8		4	0	0	0	0	0	4
Cito Gaston, R (1, 9) OBP: 0.296, SLG: 0.405		K		6-3			F8 SF8 2B		F6	4	1	1	0	0	1	1
Mike Lum, L (1, 3) OBP: 0.307, SLG: 0.325		4-3			G6-4-3 1B		F8 2-3		4-3	4	0	1	0	0	0	1
Larvell Blanks, R (1, 6) OBP: 0.295, SLG: 0.297		6-3			G6-4-3 1-2f		SF8 3-H		F8	3	0	0	1	0	0	1
Rod Gilbreath, R (1, 5) OBP: 0.338, SLG: 0.322			4-3		1B		5-3			3	0	1	0	0	0	0
Mike Beard, L (1, 1)			4-3		K			HR 1B		1	0	0	0	0	0	0
Vic Correll, R (5, PH) OBP: 0.308, SLG: 0.357										1	0	0	0	0	1	1
Blue Moon Odom, R (5, 1) OBP: 0.083, SLG: 0.167										0	0	0	0	0	0	0
Rowland Office, L (8, PH) OBP: 0.320, SLG: 0.341										1	1	1	0	0	0	0
Tom House, L (8, 1) OBP: 0.200, SLG: 0.111										0	0	0	0	0	0	0

TOP

Atlanta Braves @ San Diego Padres

San Diego Stadium, San Diego, CA

Thu Sep 11 1975, 10:05 PM EDT

Att. 3,712 - Unknown

livebaseballscorecards.com

AB	32
R	3
H	7
RBI	3
BB	1
SO	3
LOB	9

Inning Stats	1	2	3	4	5	6	7	8	9
R	0	0	0	0	0	0	1	2	0
E	0	0	0	0	0	1	0	0	0
K	0	1	0	1	1	0	0	0	0
S	4	5	3	5	6	4	4	5	3
H	1	0	0	0	2	1	1	2	0
LOB	1	0	0	1	1	1	0	0	0
BB	0	0	0	1	0	0	0	0	0
P	4	5	3	9	6	4	4	5	3

1B	4	
2B	2	
3B	0	
HR	1	
SF	1	
SAC	0	
DP	2	
HBP	0	
WP	0	
PB	0	
SB	0	
CS	0	
PA	34	

PITCHER	IP	WLS	BF	H	R	ER	SO	BB	IBB	HBP	BLK	WP	HR	S	P	ERA	WHIP
Brent Strom, L (1, 1) ERA: 2.31	9.0	W	34	7	3	3	3	1	0	0	0	0	1	39	43	3.00	0.889

PITCHER	IP	WLS	BF	H	R	ER	SO	BB	IBB	HBP	BLK	WP	HR	S	P	ERA	WHIP

Batter	1	2	3	4	5	6	7	8	9	AB	R	H	RBI	BB	SO	LOB
Enzo Hernandez, R (1, 6) OBP: 0.277, SLG: 0.268	6-3 S WP 1B		SH3-4 1-2		4-3 S 1B		K			3	2	2	0	0	1	0
Johnny Grubb, L (1, 8) OBP: 0.351, SLG: 0.374	K 1-2		SF9 2-H		4-3 1-3			4-3		3	0	0	1	0	1	2
Hector Torres, R (1, 4) OBP: 0.308, SLG: 0.352	6-3 2-3		5-3		1B 3-H			4-3		4	0	1	1	0	0	1
Willie McCovey, L (1, 3) OBP: 0.344, SLG: 0.454	K 3-H			6-3	L8			BB 1B		4	0	1	0	0	1	1
Bobby Tolan, L (8, PR) OBP: 0.301, SLG: 0.329 (9, 3)										0	0	0	0	0	0	0
Dave Winfield, R (1, 9) OBP: 0.353, SLG: 0.405		4-3		1-3 1B		K		1-2 BB		3	0	1	0	1	1	0
Dick Sharon, R (1, 7) OBP: 0.338, SLG: 0.366		1B		1-3 1-2		K		5-3		4	0	1	0	0	1	3
Dave Roberts, R (1, 5) OBP: 0.337, SLG: 0.397		FC6-4 1B		IBB		F7			E6 E	3	1	1	0	1	0	0
Bob Davis, R (1, 2) OBP: 0.304, SLG: 0.275		FC6-4 1-2f		F4			K		E1 2-H 1B	4	0	1	0	0	1	3
Brent Strom, R (1, 1) OBP: 0.148, SLG: 0.120			WP SH3-4 SF9 BB		3-1		1-3			2	1	0	0	1	0	0
Inning Stats	R: 1 E: 0 K: 2 S: 8 H: 1 LOB: 0 BB: 0 P: 8	R: 0 E: 0 K: 0 S: 4 H: 2 LOB: 1 BB: 0 P: 4	R: 1 E: 0 K: 0 S: 3 H: 0 LOB: 0 BB: 1 P: 7	R: 0 E: 0 K: 0 S: 4 H: 1 LOB: 2 BB: 1 P: 8	R: 1 E: 0 K: 0 S: 5 H: 2 LOB: 1 BB: 0 P: 5	R: 0 E: 0 K: 2 S: 7 H: 0 LOB: 0 BB: 0 P: 7	R: 0 E: 0 K: 2 S: 7 H: 0 LOB: 0 BB: 0 P: 7	R: 0 E: 0 K: 0 S: 4 H: 1 LOB: 2 BB: 1 P: 8	R: 1 E: 2 K: 0 S: 2 H: 1 LOB: 1 BB: 0 P: 2	1B: 8 2B: 0 3B: 0 HR: 0 SF: 1 SAC: 1 DP: 0 HBP: 0							

PITCHER	IP	WLS	BF	H	R	ER	SO	BB	IBB	HBP	BLK	WP	HR	S	P	ERA	WHIP
Mike Beard, L (1, 1) ERA: 3.05	4.0		17	4	2	2	2	1	1	0	0	2	0	19	27	4.50	1.250
Blue Moon Odom, R (5, 1) ERA: 7.02	3.0		11	2	1	1	4	0	0	0	0	0	0	19	19	3.00	0.667
Tom House, L (8, 1) ERA: 3.07	1.0	L	7	2	1	0	0	1	0	0	0	0	0	6	10	0.00	3.000

PITCHER	IP	WLS	BF	H	R	ER	SO	BB	IBB	HBP	BLK	WP	HR	S	P	ERA	WHIP

BOTTOM

Atlanta Braves @ San Diego Padres

San Diego Stadium, San Diego, CA

Thu Sep 11 1975, 10:05 PM EDT

Att. 3,712 - Unknown

livebaseballscorecards.com

AB	30
R	4
H	8
RBI	2
BB	3
SO	6
LOB	10

1B: 8	SF: 1	WP: 2	PA: 35
2B: 0	SAC: 1	PB: 0	
3B: 0	DP: 0	SB: 2	
HR: 0	HBP: 0	CS: 0	

Batter	1	2	3	4	5	6	7	8	9	AB	R	H	RBI	BB	SO	LOB
Wilbur Howard, S (1, 7) OBP: 0.349, SLG: 0.399	L7		B3			E E 1B		F5		4	0	1	0	0	0	0
Larry Milbourne, S (1, 4) (9, 6) OBP: 0.239, SLG: 0.238	K			1B 1B		E5 E 1-2		F8		4	0	1	0	0	1	1
Cesar Cedeno, R (1, 8) OBP: 0.374, SLG: 0.434	F9			CS S 1-2 1B		E5 G4-6-3 1-2 2-3			F9	4	0	1	0	0	0	2
Jose Cruz, L (1, 9) OBP: 0.370, SLG: 0.410		4-3		F7 1-2		G4-6-3 1-2f			1B 1-3 1B	4	0	1	0	0	0	4
Bob Watson, R (1, 3) OBP: 0.371, SLG: 0.496		6-3		BB			5-3		1-3 1-2	3	0	0	0	1	0	1
Enos Cabell, R (1, 5) OBP: 0.310, SLG: 0.381		3B		CS 2-3	F4		K		BB 2-3 1B	4	0	2	0	0	1	0
Skip Jutze, R (1, 2) OBP: 0.238, SLG: 0.244 Milt May, L (9, PH) (9, 2) OBP: 0.291, SLG: 0.329	K				6-3		1B		BB 1-2	3 0	0 0	1 0	0 0	0 1	1 0	1 0
Roger Metzger, S (1, 6) OBP: 0.294, SLG: 0.302 Greg Gross, L (9, PH) OBP: 0.376, SLG: 0.368 Cliff Johnson, R (9, PH) OBP: 0.383, SLG: 0.490 Rob Andrews, R (9, 4) OBP: 0.287, SLG: 0.259			4-3		F5		4-3		F5	3 0 1 0	0 0 0 0	0 0 0 0	0 0 0 0	0 0 0 0	0 0 0 0	1 0 3 0
Paul Siebert, L (1, 1) Ken Boswell, L (6, PH) OBP: 0.348, SLG: 0.314 Mike Stanton, S (6, 1) Art Gardner, L (8, PH) OBP: 0.071, SLG: 0.071 Jim York, R (8, 1)			K			3-1		K		1 1 0 1 0	0 0 0 0 0	0 0 0 0 0	0 0 0 0 0	1 0 0 1 0	0 0 0 0 0	0 0 0 0 0
Inning Stats	R: 0 E: 0 K: 1 S: 5 H: 0 LOB: 0 BB: 0 P: 5	R: 0 E: 0 K: 1 S: 6 H: 1 LOB: 1 BB: 0 P: 6	R: 0 E: 0 K: 1 S: 5 H: 0 LOB: 0 BB: 0 P: 5	R: 0 E: 0 K: 0 S: 3 H: 2 LOB: 1 BB: 1 P: 7	R: 0 E: 0 K: 0 S: 3 H: 0 LOB: 0 BB: 0 P: 3	R: 0 E: 2 K: 0 S: 5 H: 1 LOB: 2 BB: 0 P: 5	R: 0 E: 0 K: 1 S: 6 H: 1 LOB: 1 BB: 0 P: 6	R: 0 E: 0 K: 1 S: 5 H: 0 LOB: 0 BB: 0 P: 5	R: 0 E: 0 K: 0 S: 5 H: 2 LOB: 3 BB: 1 P: 9	1B: 6 2B: 0 3B: 1 HR: 0 SF: 0 SAC: 0 DP: 1 HBP: 0						

PITCHER	IP	WLS	BF	H	R	ER	SO	BB	IBB	HBP	BLK	WP	HR	S	P	ERA	WHIP
Dan Spillner, R (1, 1) ERA: 4.15	8.2		34	7	0	0	5	2	0	0	0	0	0	42	50	0.00	1.038
Dave Tomlin, L (9, 1) ERA: 3.58	0.1	W	1	0	0	0	0	0	0	0	0	0	0	1	1	0.00	0.000

PITCHER	IP	WLS	BF	H	R	ER	SO	BB	IBB	HBP	BLK	WP	HR	S	P	ERA	WHIP

TOP

Houston Astros @ San Diego Padres

San Diego Stadium, San Diego, CA

Fri Sep 12 1975, 10:05 PM EDT

Att. 8,184 - Unknown

livebaseballscorecards.com

AB	33
R	0
H	7
RBI	0
BB	2
SO	5
LOB	13

PA: 36

WP: 0
PB: 0
SB: 1
CS: 1

BOTTOM

Batter	1	2	3	4	5	6	7	8	9	AB	R	H	RBI	BB	SO	LOB
Enzo Hernandez, R (1, 6) OBP: 0.275, SLG: 0.266 Gene Locklear, L (8, PH) OBP: 0.371, SLG: 0.430 Bill Almon, R (8, PR) Ted Kubiak, S (9, 4) OBP: 0.306, SLG: 0.249	S S S 0-3 ① K		x 0-0 ②③ G5-3 2-3f		x 0-0 ② F8			x 0-0 SH1-4 1B		3 1 0 0	0 0 0 0	0 1 0 0	0 0 0 0	0 0 0 0	1 0 0 0	4 0 0 0
Johnny Grubb, L (1, 8) OBP: 0.351, SLG: 0.374	x 0-0 ② 3-1			x 0-0 3-1 5-3 1B	x 0-0 ③ 3-1			x 0-0 SH1-4 1-2		3	0	1	0	0	0	2
Hector Torres, R (1, 4) OBP: 0.304, SLG: 0.348 (9, 6)	x 0-0 ③ F8			x 0-0 ① 5-3 1-2		x 0-0 ① F7		S S S 0-3 ② K		4	0	0	0	0	1	3
Willie McCovey, L (1, 3) OBP: 0.344, SLG: 0.450		x 0-0 ① F5		x 0-0 ② 3-1 2-3		x 0-0 ② 3-1		4-0 IBB		3	0	0	0	1	0	1
Dave Winfield, R (1, 9) OBP: 0.352, SLG: 0.402		x 0-0 ② F9		B B B B 4-0 BB		x 0-0 ③ F3		x 0-0 ③ F5		3	0	0	0	1	0	2
Dick Sharon, R (1, 7) OBP: 0.331, SLG: 0.358 Bobby Tolan, L (9, PH) OBP: 0.303, SLG: 0.331		x 0-0 ③ 6-3		x 0-0 ③ F7			x 0-0 ① F3		x 0-0 SH5-4 BLK SF9 1B	3 1	0 1	0 1	0 0	0 0	0 0	2 0
Dave Roberts, R (1, 5) OBP: 0.360, SLG: 0.397			B B B B 4-0 FC1-5 1B BB		B B B B 4-0 SH1-4 1B BB		B B B B 4-0 S BB		x 0-0 ① SH5-4 1-3	0	0	0	0	3	0	0
Bob Davis, R (1, 2) OBP: 0.313, SLG: 0.286 Jerry Turner, L (9, PH)			x 0-0 G5-3 FC1-5 1-2 1B		x 0-0 SH1-4 1-2 1B		S S S 0-3 ② K 1-2		4-0 IBB	3 0	0 0	2 0	0 0	0 1	1 0	1 0
Dan Spillner, R (1, 1) OBP: 0.250, SLG: 0.156 Dave Tomlin, L (9, 1) OBP: 0.429, SLG: 0.200 Tito Fuentes, S (9, PH) OBP: 0.307, SLG: 0.348			x 0-0 ① FC1-5 1-2 2-3f		x 0-0 ① SH1-4 1-2 2-3		S S S 0-3 ③ K		x 0-0 ② SF9 3-H	2 0 0	0 0 0	0 0 0	0 0 1	0 0 0	1 0 0	3 0 0
Inning Stats	R: 0 E: 0 K: 1 S: 5 H: 0 LOB: 0 BB: 0 P: 5	R: 0 E: 0 K: 0 S: 3 H: 0 LOB: 0 BB: 0 P: 3	R: 0 E: 0 K: 0 S: 3 H: 1 LOB: 1 BB: 1 P: 7	R: 0 E: 0 K: 0 S: 4 H: 1 LOB: 2 BB: 1 P: 8	R: 0 E: 0 K: 0 S: 4 H: 1 LOB: 2 BB: 1 P: 8	R: 0 E: 0 K: 0 S: 3 H: 0 LOB: 0 BB: 0 P: 3	R: 0 E: 0 K: 2 S: 7 H: 0 LOB: 1 BB: 1 P: 11	R: 0 E: 0 K: 1 S: 6 H: 1 LOB: 2 BB: 1 P: 10	R: 1 E: 0 K: 0 S: 3 H: 1 LOB: 1 BB: 1 P: 7	1B: 5 2B: 0 3B: 0 HR: 0	SF: 1 SAC: 3 DP: 1 HBP: 0						

PITCHER	IP	WLS	BF	H	R	ER	SO	BB	IBB	HBP	BLK	WP	HR	S	P	ERA	WHIP
Paul Siebert, L (1, 1) ERA: 4.09	5.0		20	3	0	0	1	3	0	0	0	0	0	19	31	0.00	1.200
Mike Stanton, R (6, 1) ERA: 4.82	2.0		7	0	0	0	2	1	0	0	0	0	0	10	14	0.00	0.500
Jim York, R (8, 1) ERA: 4.46	1.2	L	9	2	1	1	1	0	2	0	1	0	0	9	17	5.40	1.200

PITCHER	IP	WLS	BF	H	R	ER	SO	BB	IBB	HBP	BLK	WP	HR	S	P	ERA	WHIP

Houston Astros @ San Diego Padres

San Diego Stadium, San Diego, CA

Fri Sep 12 1975, 10:05 PM EDT

Att. 8,184 - Unknown

livebaseballscorecards.com

AB	26
R	1
H	5
RBI	1
BB	6
SO	4
LOB	18

WP: 0 PB: 0 SB: 1 CS: 0 PA: 36

Batter	1	2	3	4	5	6	7	8	9	AB	R	H	RBI	BB	SO	LOB
Wilbur Howard, S (1, 7) OBP: 0.347, SLG: 0.394	4-3	6-3			BBB 4-0 S 2B BB		F2		L5	4	1	0	0	1	0	1
Rob Andrews, R (1, 4) OBP: 0.296, SLG: 0.271	CS 1B	6-3			1-H 2B			SH2-4 1B	BBBB G5-4-3 BB	4	1	3	1	1	0	0
Cesar Cedeno, R (1, 8) OBP: 0.373, SLG: 0.432	E6 1B 1B 1-2	G3				5-3 S 1B		SH2-4 1-2	G5-4-3 1-2f	4	1	1	0	0	0	2
Bob Watson, R (1, 3) OBP: 0.372, SLG: 0.495	1B 1-3 1B	L6				5-3 1-3		1B 1B IBB		3	1	1	0	1	0	1
Enos Cabell, R (1, 5) OBP: 0.315, SLG: 0.386	1-2 3-H 1B			G1-6-3 1B		4-3		1B 1-2 2-H 1B		4	0	3	2	0	0	1
Greg Gross, L (1, 9) OBP: 0.375, SLG: 0.366	G3			G1-6-3 1-2f		BBBB 4-0 FC5-4 BB		SSS 0-3 K		3	0	0	0	1	1	5
Skip Jutze, R (1, 2) OBP: 0.239, SLG: 0.244		L7		6-3		FC5-4 1-2f		1-3 2-H 1B		4	0	1	1	0	0	2
Roger Metzger, S (1, 6) OBP: 0.296, SLG: 0.303		1-3 1B			5-3		6-3	IBB		3	0	1	0	1	0	0
J.R. Richard, R (1, 1) OBP: 0.217, SLG: 0.338		1-3 1-2			6-3		SSS 0-3 K	4-3		4	0	0	0	0	1	4
Joe Niekro, R (9, 1) OBP: 0.385, SLG: 0.273										0	0	0	0	0	0	0
Inning Stats	R: 1 E: 1 K: 0 S: 6 H: 3 LOB: 2 BB: 0 P: 6	R: 0 E: 0 K: 0 S: 4 H: 1 LOB: 1 BB: 0 P: 4	R: 0 E: 0 K: 0 S: 3 H: 0 LOB: 0 BB: 0 P: 3	R: 0 E: 0 K: 0 S: 3 H: 1 LOB: 0 BB: 0 P: 3	R: 1 E: 0 K: 0 S: 3 H: 1 LOB: 1 BB: 1 P: 7	R: 0 E: 0 K: 0 S: 4 H: 1 LOB: 2 BB: 1 P: 8	R: 0 E: 0 K: 1 S: 5 H: 0 LOB: 0 BB: 0 P: 5	R: 2 E: 0 K: 1 S: 8 H: 3 LOB: 3 BB: 2 P: 16	R: 0 E: 0 K: 0 S: 2 H: 0 LOB: 0 BB: 1 P: 6	1B: 9 2B: 1 3B: 0 HR: 0	SF: 0 SAC: 1 DP: 2 HBP: 0						

TOP

Houston Astros @ San Diego Padres

San Diego Stadium, San Diego, CA

Sun Sep 14 1975, 6:33 AM EDT

Att. 19,442 - Unknown

livebaseballscorecards.com

AB	33
R	4
H	10
RBI	4
BB	5
SO	2
LOB	16

WP: 0 PB: 0 SB: 2 CS: 1 PA: 39

PITCHER		IP	WLS	BF	H	R	ER	SO	BB	IBB	HBP	BLK	WP	HR	S	P	ERA	WHIP
Randy Jones, L ERA: 2.22	(1, 1)	7.2	L	34	10	4	3	2	2	1	0	0	0	0	35	47	3.52	1.565
Danny Frisella, R ERA: 3.16	(8, 1)	1.1		5	0	0	0	0	1	1	0	0	0	0	3	11	0.00	0.750

PITCHER		IP	WLS	BF	H	R	ER	SO	BB	IBB	HBP	BLK	WP	HR	S	P	ERA	WHIP

BOTTOM

Batter	1	2	3	4	5	6	7	8	9	AB	R	H	RBI	BB	SO	LOB
Johnny Grubb, L (1, 8) OBP: 0.351, SLG: 0.376	K		1B		F8			K	2B 1-3 2-H 3-H	5	0	2	2	0	2	1
Tito Fuentes, S (1, 4) OBP: 0.307, SLG: 0.347	K		6-3		G4-6-3 1-2f			1B	G3	4	0	1	0	0	1	2
Enzo Hernandez, R (8, PR) OBP: 0.275, SLG: 0.266										0	0	0	0	0	0	0
(9, 6)																
Ted Kubiak, S (9, PH) OBP: 0.305, SLG: 0.247										1	0	0	0	0	0	2
Bobby Tolan, L (1, 7) OBP: 0.304, SLG: 0.334	WP 1B			6-3		2B		F9		4	0	2	0	0	0	1
Willie McCovey, L (1, 3) OBP: 0.343, SLG: 0.448	4-3 1-2			BB BB 1B		1-6-3		F8		4	0	1	0	0	0	3
Dave Winfield, R (1, 9) OBP: 0.351, SLG: 0.400		F8		BB 1-2 BB		K			4-3	3	0	0	0	1	1	1
Hector Torres, R (1, 6) OBP: 0.306, SLG: 0.348		K		BB 1-2 2-3		F8			1B 1B 2B 1B	3	1	1	0	1	1	1
(9, 4)																
Dave Roberts, R (1, 5) OBP: 0.344, SLG: 0.378		K		K			6-3		F5	4	0	0	0	0	2	4
Fred Kendall, R (1, 2) OBP: 0.268, SLG: 0.256			5-3	F3			F6		1B 1-2 2B 1B	3	0	0	0	0	0	3
Gene Locklear, L (9, PH) OBP: 0.374, SLG: 0.433										1	1	1	0	0	0	0
Randy Jones, R (1, 1) OBP: 0.183, SLG: 0.167			K		G4-6-3 BB		1-3		2B 1-2 2-3 1B	2	0	0	0	1	1	0
Danny Frisella, L (8, 1) OBP: 0.200, SLG: 0.200										0	0	0	0	0	0	0
Jerry Turner, L (9, PH) OBP: 1.000, SLG: 1.000										1	0	1	0	0	0	0
Inning Stats	R: 0 E: 0 K: 2 S: 8 H: 1 LOB: 1 BB: 0 P: 8	R: 0 E: 0 K: 2 S: 7 H: 0 LOB: 0 BB: 0 P: 7	R: 0 E: 0 K: 1 S: 6 H: 1 LOB: 1 BB: 0 P: 6	R: 0 E: 0 K: 1 S: 6 H: 1 LOB: 3 BB: 2 P: 14	R: 0 E: 0 K: 0 S: 2 H: 0 LOB: 0 BB: 1 P: 6	R: 0 E: 0 K: 1 S: 6 H: 1 LOB: 1 BB: 0 P: 6	R: 0 E: 0 K: 0 S: 3 H: 0 LOB: 0 BB: 0 P: 3	R: 0 E: 0 K: 1 S: 6 H: 1 LOB: 1 BB: 0 P: 6	R: 2 E: 0 K: 0 S: 7 H: 4 LOB: 2 BB: 0 P: 7	1B: 7 2B: 2 3B: 0 HR: 0 SF: 0 SAC: 0 DP: 1 HBP: 0	WP: 1 PB: 0 SB: 0 CS: 0 PA: 38					

PITCHER	IP	WLS	BF	H	R	ER	SO	BB	IBB	HBP	BLK	WP	HR	S	P	ERA	WHIP
J.R. Richard, R (1, 1) ERA: 4.61	8.2	W	37	9	2	2	8	3	0	0	0	1	0	50	62	2.08	1.385
Joe Niekro, R (9, 1) ERA: 3.36	0.1	S	1	0	0	0	0	0	0	0	0	0	0	1	1	0.00	0.000

PITCHER	IP	WLS	BF	H	R	ER	SO	BB	IBB	HBP	BLK	WP	HR	S	P	ERA	WHIP

Houston Astros @ San Diego Padres

San Diego Stadium, San Diego, CA

Sun Sep 14 1975, 6:33 AM EDT

Att. 19,442 - Unknown

livebaseballscorecards.com

AB	35
R	2
H	9
RBI	2
BB	3
SO	8
LOB	18

Batter	1	2	3	4	5	6	7	8	9	AB	R	H	RBI	BB	SO	LOB
Johnny Grubb, L (1, 8) OBP: 0.349, SLG: 0.373	F9		K			F6		4-3		4	0	0	0	0	1	2
Hector Torres, R (1, 6) OBP: 0.309, SLG: 0.348	K			G5-6-3 1B		K		1B HR BB		3	1	1	0	1	2	1
Bobby Tolan, L (1, 7) OBP: 0.304, SLG: 0.333	K			G5-6-3 1-2f			K	1-3 HR 1B		4	1	1	0	0	2	1
Willie McCovey, L (1, 3) OBP: 0.344, SLG: 0.456		K		5-3			1B 2B 1B	1-H 3-H HR		4	2	2	3	0	1	0
Dave Winfield, R (1, 9) OBP: 0.349, SLG: 0.397		K			K2-3		K	K		3	0	0	0	0	3	1
Dick Sharon, R (8, PH) (8, 9) OBP: 0.329, SLG: 0.355										1	0	0	0	0	1	0
Dave Roberts, R (1, 5) OBP: 0.340, SLG: 0.372		6-3			5-3		2B 1-2 1B	6-3		4	0	1	0	0	0	0
Ted Kubiak, S (1, 4) OBP: 0.308, SLG: 0.257			S 1B		4-3		1-3 2-H 2B		F7	4	0	2	1	0	0	0
Bob Davis, R (1, 2) OBP: 0.322, SLG: 0.283			F3 1-2			SH1-4 BB	BB		F2	1	0	0	0	2	0	1
Tito Fuentes, S (9, PH) OBP: 0.306, SLG: 0.347										1	0	0	0	0	0	0
Rich Folkers, L (1, 1) OBP: 0.243, SLG: 0.206						SH1-4 1-2	G3		K	1	0	0	0	0	1	1
Gene Locklear, L (7, PH) OBP: 0.372, SLG: 0.431										1	0	0	0	0	0	3
Bill Greif, R (7, 1)										0	0	0	0	0	0	0
Joe McIntosh, S (8, 1) OBP: 0.245, SLG: 0.239										0	0	0	0	0	0	0
Jerry Turner, L (9, PH) OBP: 0.667, SLG: 0.500										1	0	0	0	0	1	0
Inning Stats	R: 0 E: 0 K: 2 S: 7 H: 0 LOB: 0 BB: 0 P: 7	R: 0 E: 0 K: 2 S: 7 H: 0 LOB: 0 BB: 0 P: 7	R: 0 E: 0 K: 2 S: 8 H: 1 LOB: 1 BB: 0 P: 8	R: 0 E: 0 K: 0 S: 3 H: 1 LOB: 0 BB: 0 P: 3	R: 0 E: 0 K: 1 S: 5 H: 0 LOB: 0 BB: 0 P: 5	R: 0 E: 0 K: 1 S: 5 H: 0 LOB: 1 BB: 1 P: 9	R: 1 E: 0 K: 2 S: 10 H: 3 LOB: 3 BB: 1 P: 14	R: 3 E: 0 K: 1 S: 7 H: 2 LOB: 0 BB: 1 P: 11	R: 0 E: 0 K: 1 S: 5 H: 0 LOB: 0 BB: 0 P: 5	1B: 5 2B: 1 3B: 0 HR: 1 SF: 0 SAC: 1 DP: 1 HBP: 0						

PITCHER	IP	WLS	BF	H	R	ER	SO	BB	IBB	HBP	BLK	WP	HR	S	P	ERA	WHIP
Burt Hooton, R (1, 1) ERA: 3.1	9.0	W	36	7	4	4	12	3	0	0	0	0	1	57	69	4.00	1.111

PITCHER	IP	WLS	BF	H	R	ER	SO	BB	IBB	HBP	BLK	WP	HR	S	P	ERA	WHIP

TOP

San Diego Padres @ Los Angeles Dodgers

Dodger Stadium, Los Angeles, CA

Mon Sep 15 1975, 7:05 PM PDT

Att. 12,233 - Unknown

livebaseballscorecards.com

AB	32
R	4
H	7
RBI	4
BB	3
SO	12
LOB	10

PA: 36

WP: 0
PB: 0
SB: 1
CS: 0

Batter	1	2	3	4	5	6	7	8	9	AB	R	H	RBI	BB	SO	LOB
Davey Lopes, R (1, 4) OBP: 0.353, SLG: 0.352	F4		4-3		F5		1B			4	0	1	0	0	0	0
Lee Lacy, R (1, 7) OBP: 0.357, SLG: 0.462	1B		B2			5-3	4-3			4	0	1	0	0	0	2
Jimmy Wynn, R (1, 8) OBP: 0.404, SLG: 0.407	1B			1-3 1B 6-3 1B		F7		BB 1B 1B 6-3		3	2	2	0	1	0	0
John Hale, L (9, 8) OBP: 0.302, SLG: 0.346										0	0	0	0	0	0	0
Steve Garvey, R (1, 3) OBP: 0.345, SLG: 0.463	K			6-3 1-3 1B		WP 1B		6-3 1B HR 1B		4	1	3	0	0	1	2
Ron Cey, R (1, 5) OBP: 0.362, SLG: 0.467	6-3			1-3		IBB		6-3 HR 1B		3	1	1	0	1	0	4
Steve Yeager, R (1, 2) OBP: 0.308, SLG: 0.362		F9		6-3		L5		6-3		4	0	0	2	0	0	5
Jerry Royster, R (1, 9) OBP: 0.308, SLG: 0.500		5-3		3-1			4-3	HR		2	0	0	0	0	0	1
Willie Crawford, L (7, PH) OBP: 0.349, SLG: 0.396 (8, 9)										2	1	1	3	0	0	0
Bill Russell, R (1, 6) OBP: 0.280, SLG: 0.265		F9			F7		5-3	F7		4	0	0	0	0	0	0
Burt Hooton, R (1, 1) OBP: 0.155, SLG: 0.162			5-3		F2		1B	K		4	0	1	0	0	1	0
Inning Stats	R: 0 E: 0 K: 1 S: 7 H: 2 LOB: 2 BB: 0 P: 7	R: 0 E: 0 K: 0 S: 3 H: 0 LOB: 0 BB: 0 P: 3	R: 0 E: 0 K: 0 S: 3 H: 0 LOB: 0 BB: 0 P: 3	R: 1 E: 0 K: 0 S: 5 H: 2 LOB: 1 BB: 0 P: 5	R: 0 E: 0 K: 0 S: 3 H: 0 LOB: 0 BB: 0 P: 3	R: 0 E: 0 K: 0 S: 4 H: 1 LOB: 2 BB: 1 P: 8	R: 0 E: 0 K: 0 S: 5 H: 2 LOB: 2 BB: 0 P: 5	R: 4 E: 0 K: 1 S: 8 H: 3 LOB: 0 BB: 1 P: 12		1B: 9 2B: 0 3B: 0 HR: 1	SF: 0 SAC: 0 DP: 0 HBP: 0						

BOTTOM

San Diego Padres @ Los Angeles Dodgers

Dodger Stadium, Los Angeles, CA

Mon Sep 15 1975, 7:05 PM PDT

Att. 12,233 - Unknown

livebaseballscorecards.com

AB	34
R	5
H	10
RBI	5
BB	2
SO	2
LOB	14

WP: 1 PB: 0 SB: 0 CS: 0 PA: 36

PITCHER		IP	WLS	BF	H	R	ER	SO	BB	IBB	HBP	BLK	WP	HR	S	P	ERA	WHIP
Rich Folkers, L ERA: 4.09	(1, 1)	6.0		24	5	1	1	1	0	1	0	0	1	0	25	29	1.50	0.833
Bill Greif, R ERA: 3.78	(7, 1)	1.0		7	3	2	2	0	1	0	0	0	0	0	6	10	18.00	4.000
Joe McIntosh, R ERA: 3.61	(8, 1)	1.0	L	5	2	2	2	1	0	0	0	0	0	1	7	7	18.00	2.000

PITCHER	IP	WLS	BF	H	R	ER	SO	BB	IBB	HBP	BLK	WP	HR	S	P	ERA	WHIP

Batter	1	2	3	4	5	6	7	8	9	AB	R	H	RBI	BB	SO	LOB
Johnny Grubb, L (1, 8) OBP: 0.346, SLG: 0.371	4-3		F4			K		4-3		4	0	0	0	0	1	1
Hector Torres, R (1, 6) OBP: 0.305, SLG: 0.343	F4		F7			K		F7		4	0	0	0	0	1	0
Gene Locklear, L (1, 7) OBP: 0.370, SLG: 0.441	K		HR				4-3		F7	4	1	1	1	0	1	0
Willie McCovey, L (1, 3) OBP: 0.346, SLG: 0.465		G6-4-3 1B	6-3				HR		3-1	4	1	2	1	0	0	0
Bobby Tolan, L (1, 9) OBP: 0.303, SLG: 0.331		G6-4-3 1-2f	F8				BB G3 1B		G3	3	0	0	0	1	0	1
Dave Roberts, R (1, 5) OBP: 0.340, SLG: 0.371		K		B1-3			G3 1-2 1B			3	0	1	0	0	1	0
Ted Kubiak, S (1, 4) OBP: 0.304, SLG: 0.254			G3	F5			G3 1-2 2-3			3	0	0	0	0	0	2
Bob Davis, R (1, 2) OBP: 0.317, SLG: 0.278			5-3	K			K			2	0	0	0	0	1	0
Tito Fuentes, S (7, PH) OBP: 0.306, SLG: 0.346										1	0	0	0	0	1	2
Fred Kendall, R (7, 2) OBP: 0.268, SLG: 0.256										0	0	0	0	0	0	0
Brent Strom, R (1, 1) OBP: 0.179, SLG: 0.154			1B			L9		F7		1	0	1	0	0	0	0
Dick Sharon, R (6, PH) OBP: 0.327, SLG: 0.353										1	0	0	0	0	0	0
Dave Freisleben, R (6, 1) OBP: 0.173, SLG: 0.085										0	0	0	0	0	0	0
Jerry Turner, L (8, PH) OBP: 0.500, SLG: 0.333										1	0	0	0	0	0	0
Jerry Johnson, R (8, 1) OBP: 0.083, SLG: 0.167										0	0	0	0	0	0	0
Inning Stats	R: 0 E: 0 K: 1 S: 5 H: 0 LOB: 0 BB: 0 P: 5	R: 0 E: 0 K: 1 S: 5 H: 1 LOB: 0 BB: 0 P: 5	R: 0 E: 0 K: 0 S: 4 H: 1 LOB: 1 BB: 0 P: 4	R: 1 E: 0 K: 0 S: 4 H: 1 LOB: 0 BB: 0 P: 4	R: 0 E: 0 K: 1 S: 5 H: 0 LOB: 0 BB: 0 P: 5	R: 0 E: 0 K: 2 S: 7 H: 0 LOB: 0 BB: 0 P: 7	R: 1 E: 0 K: 1 S: 7 H: 2 LOB: 2 BB: 1 P: 11	R: 0 E: 0 K: 0 S: 3 H: 0 LOB: 0 BB: 0 P: 3	R: 0 E: 0 K: 0 S: 3 H: 0 LOB: 0 BB: 0 P: 3	1B: 3 2B: 0 3B: 0 HR: 2 SF: 0 SAC: 0 DP: 1 HBP: 0						

PITCHER		IP	WLS	BF	H	R	ER	SO	BB	IBB	HBP	BLK	WP	HR	S	P	ERA	WHIP
Rick Rhoden, R ERA: 3.13	(1, 1)	6.1	W	24	5	2	2	5	1	0	0	0	0	2	33	37	2.84	0.947
Charlie Hough, R ERA: 2.72	(7, 1)	2.2	S	8	0	0	0	1	0	0	0	0	0	0	10	10	0.00	0.000

PITCHER	IP	WLS	BF	H	R	ER	SO	BB	IBB	HBP	BLK	WP	HR	S	P	ERA	WHIP

TOP

San Diego Padres @ Los Angeles Dodgers

Dodger Stadium, Los Angeles, CA

Tue Sep 16 1975, 7:05 PM PDT

Att. 12,032 - Unknown

livebaseballscorecards.com

AB	31
R	2
H	5
RBI	2
BB	1
SO	6
LOB	6

PA: 32

WP: 0
PB: 0
SB: 0
CS: 0

San Diego Padres @ Los Angeles Dodgers

Dodger Stadium, Los Angeles, CA

Tue Sep 16 1975, 7:05 PM PDT

Att. 12,032 - Unknown

livebaseballscorecards.com

Batter	1	2	3	4	5	6	7	8	9	AB	R	H	RBI	BB	SO	LOB
Davey Lopes, R (1, 4) OBP: 0.354, SLG: 0.352	0-0 S 1B 1B		0-0 6-3		4-0 E S SF8 BB		0-0 F9			3	2	1	0	1	0	1
Lee Lacy, R (1, 7) OBP: 0.352, SLG: 0.456	0-0 F8 1-2		0-0 F9		0-0 SF8 1-H		0-0 E3 HBP 1-2			3	0	0	1	0	0	2
Jimmy Wynn, R (1, 8) OBP: 0.405, SLG: 0.415	0-0 1B 2-H 1B			0-0 HR	0-3 K		0-3 K			4	1	2	2	0	2	2
Steve Garvey, R (1, 3) OBP: 0.346, SLG: 0.463	0-0 G5-4-3 1-2 1B			0-0 6-3	0-0 F9		1-0 FC6-4 1-2 2-3 HBP			3	0	1	0	0	0	0
Ron Cey, R (1, 5) OBP: 0.361, SLG: 0.467	0-0 G5-4-3 1-2f			0-0 1B 2B		0-3 K	0-0 FC6-4 1-2f			4	1	1	0	0	1	5
Steve Yeager, R (1, 2) OBP: 0.307, SLG: 0.360		0-0 5-3		4-0 1B BB		0-0 F7		0-0 6-3		3	0	0	0	1	0	0
Jerry Royster, R (1, 9) OBP: 0.250, SLG: 0.400		0-0 F9		0-0 F8		0-0 F3		0-0 6-3		3	0	0	0	0	0	2
Charlie Hough, R (7, 1)										1	0	0	0	0	0	0
Ivan De Jesus, R (1, 6) OBP: 0.305, SLG: 0.225		0-0 4-3		0-0 1-3 2-H 1B			4-0 S 1B BB	4-0 BB		2	1	1	1	2	0	0
Rick Rhoden, R (1, 1) OBP: 0.077, SLG: 0.077			0-0 F6	0-0 6-3			0-0 HBP E 1-H 1B	0-0 4-3		2	0	0	0	0	0	2
Willie Crawford, L (7, 9) OBP: 0.349, SLG: 0.397										2	0	1	1	0	0	1

Inning Stats	1	2	3	4	5	6	7	8	9	AB	R	H	RBI	BB	SO	LOB
	R: 1 E: 0 K: 0 S: 5	H: 3 LOB: 1 BB: 0 P: 5	R: 0 E: 0 K: 0 S: 3	H: 0 LOB: 0 BB: 0 P: 3	R: 0 E: 0 K: 0 S: 3	H: 0 LOB: 0 BB: 0 P: 3	R: 2 E: 0 K: 0 S: 6	H: 3 LOB: 2 BB: 1 P: 10	R: 1 E: 0 K: 1 S: 5	H: 0 LOB: 0 BB: 1 P: 9	R: 0 E: 0 K: 1 S: 5	H: 0 LOB: 0 BB: 0 P: 5	R: 1 E: 1 K: 1 S: 7	H: 1 LOB: 3 BB: 1 P: 12	R: 0 E: 0 K: 0 S: 3	H: 0 LOB: 1 BB: 1 P: 7	1B: 5 2B: 1 3B: 0 HR: 1	SF: 1 SAC: 0 DP: 1 HBP: 1

WP: 0 PB: 0 SB: 3 CS: 0 PA: 36

AB	30
R	5
H	7
RBI	5
BB	4
SO	3
LOB	15

PITCHER		IP	WLS	BF	H	R	ER	SO	BB	IBB	HBP	BLK	WP	HR	S	P	ERA	WHIP
Brent Strom, L ERA: 2.45	(1, 1)	5.0	L	22	6	4	3	1	2	0	0	0	0	1	22	30	5.40	1.600
Dave Freisleben, R ERA: 4.14	(6, 1)	2.0		10	1	1	1	2	1	0	1	0	0	0	12	17	4.50	1.000
Jerry Johnson, R ERA: 4.35	(8, 1)	1.0		4	0	0	0	0	1	0	0	0	0	0	3	7	0.00	1.000

PITCHER	IP	WLS	BF	H	R	ER	SO	BB	IBB	HBP	BLK	WP	HR	S	P	ERA	WHIP

Batter	1	2	3	4	5	6	7	8	9	AB	R	H	RBI	BB	SO	LOB
Jerry Turner, L (1, 7) OBP: 0.333, SLG: 0.143	F7		BB	FC5		4-3		6-3		4	0	0	0	1	0	5
Hector Torres, R (1, 6) OBP: 0.301, SLG: 0.338	F8		F8	L7			K		F6	5	0	0	0	0	1	2
Gene Locklear, L (1, 9) OBP: 0.379, SLG: 0.444	1B		F9	HBP BB			FC4-6 BB		G4-6-3 1B	3	0	2	0	2	0	2
Willie McCovey, L (1, 3) OBP: 0.346, SLG: 0.461	G3			1B 1B BB	HBP BB		FC4-6 1B		G4-6-3	3	1	0	0	2	0	3
Bobby Tolan, L (1, 8) OBP: 0.305, SLG: 0.333		K		BB 1B 1B	F9		1B			4	0	2	0	0	1	2
Dave Roberts, R (1, 5) OBP: 0.356, SLG: 0.374		G4-6-3 BB		FC5 BB 1B	HBP		F6			2	0	1	1	1	0	2
Ted Kubiak, S (1, 4) OBP: 0.303, SLG: 0.254		G4-6-3		F8	K			G6-4-3 BB 1B		4	0	1	0	0	1	6
Randy Hundley, R (1, 2) OBP: 0.285, SLG: 0.279 Bob Davis, R (8, PR) OBP: 0.317, SLG: 0.278 (8, 2)			F2 BB	BB		F2		G6-4-3 BB		2 0	0 0	0 0	0 0	2 0	0 0	0 0
Dan Spillner, R (1, 1) OBP: 0.264, SLG: 0.156 Jerry Johnson, R (3, 1) OBP: 0.083, SLG: 0.167 Johnny Grubb, L (4, PH) OBP: 0.346, SLG: 0.370 Dave Freisleben, R (4, 1) OBP: 0.173, SLG: 0.085 Bill Almon, R (6, PH) Joe McIntosh, S (6, 1) OBP: 0.245, SLG: 0.239 Dick Sharon, R (8, PH) OBP: 0.325, SLG: 0.350 Butch Metzger, R (8, 1)			BB BB	K		6-3		G6-4-3		0 0 1 0 1 0 0 1 0	0 0 0 0 0 0 0 0 0	0 0 0 0 0 0 0 0 0	0 0 0 0 0 0 0 0 0	1 0 0 0 0 0 0 0 0	0 0 1 0 0 0 0 0 0	0 0 3 0 0 0 0 0 2
Inning Stats	R: 0 H: 1 E: 0 LOB: 1 K: 0 BB: 0 S: 4 P: 4	R: 0 H: 0 E: 0 LOB: 0 K: 1 BB: 1 S: 4 P: 8	R: 0 H: 0 E: 0 LOB: 2 K: 0 BB: 2 S: 3 P: 11	R: 1 H: 2 E: 0 LOB: 3 K: 1 BB: 2 S: 7 P: 15	R: 0 H: 0 E: 0 LOB: 3 K: 1 BB: 2 S: 5 P: 14	R: 0 H: 0 E: 0 LOB: 0 K: 0 BB: 0 S: 3 P: 3	R: 0 H: 1 E: 0 LOB: 2 K: 1 BB: 1 S: 6 P: 10	R: 0 H: 1 E: 0 LOB: 2 K: 0 BB: 1 S: 3 P: 7	R: 0 H: 1 E: 0 LOB: 0 K: 0 BB: 0 S: 3 P: 3	1B: 6 2B: 0 3B: 0 HR: 0	SF: 0 SAC: 0 DP: 3 HBP: 1					

PITCHER		IP	WLS	BF	H	R	ER	SO	BB	IBB	HBP	BLK	WP	HR	S	P	ERA	WHIP
Andy Messersmith, R ERA: 2.31	(1, 1)	7.0	W	35	5	1	1	4	9	0	1	0	0	0	33	70	1.29	2.000
Charlie Hough, R ERA: 2.61	(8, 1)	2.0		5	1	0	0	0	0	0	0	0	0	0	5	5	0.00	0.500

PITCHER	IP	WLS	BF	H	R	ER	SO	BB	IBB	HBP	BLK	WP	HR	S	P	ERA	WHIP

TOP

San Diego Padres @ Los Angeles Dodgers

Dodger Stadium, Los Angeles, CA

Wed Sep 17 1975, 7:05 PM PDT

Att. 13,465 - Unknown

livebaseballscorecards.com

AB	30
R	1
H	6
RBI	1
BB	9
SO	4
LOB	27

Batter	1	2	3	4	5	6	7	8	9	AB	R	H	RBI	BB	SO	LOB
Davey Lopes, R (1, 4) OBP: 0.355, SLG: 0.355	0-0 SH1-3 1B 2B	0-0 2B		0-0 ② F4		0-3 ② K		0-0 ② F5		5	1	2	0	0	1	1
Lee Lacy, R (1, 7) OBP: 0.351, SLG: 0.453	0-0 ① SH1-3 2-3	0-3 ③ K		0-0 ③ F7		0-0 ③ FC6-4 1-2f		0-0 1B		4	0	1	0	0	1	2
Willie Crawford, L (1, 9) OBP: 0.350, SLG: 0.395	0-0 1B SF7 1B 3-H		0-0 E5 2B 1B		0-3 ① K		4-0 2B BB	0-3 ③ K		4	3	1	1	1	2	1
Steve Garvey, R (1, 3) OBP: 0.348, SLG: 0.468	0-0 BB 1-3 1B		0-0 1B 1-3 2B		0-0 ② F4		0-0 1B 1-H 2B			4	2	3	1	0	0	0
Ron Cey, R (1, 5) OBP: 0.363, SLG: 0.472	0-0 ② SF7 3-H		0-0 4-3 SF7 2-H 3-H 1B		0-0 2B		0-0 FC5-4 2-H 1B			3	1	3	4	0	0	0
John Hale, L (1, 8) OBP: 0.306, SLG: 0.342	B B B 4-0 1-2 BB		0-0 ① 4-3 2-3		4-0 IBB		S S S 0-3 ① K			2	0	0	0	2	1	2
Steve Yeager, R (1, 2) OBP: 0.305, SLG: 0.357	0-0 ③ L4		0-0 ② SF7 3-H		0-0 ③ F9		0-0 ② F9			3	0	0	1	0	0	5
Ivan De Jesus, R (1, 6) OBP: 0.291, SLG: 0.213		0-0 ① 6-3	0-0 ③ F6			0-0 ① 5-3	0-0 ③ FC5-4 1-2f			4	0	0	0	0	0	1
Andy Messersmith, R (1, 1) OBP: 0.214, SLG: 0.196 Charlie Hough, R (8, 1)		S S S 0-3 ② K		0-0 ① 6-3		0-0 FC6-4 1B		S S S 0-3 ① K		3 1	0 0	1 0	0 0	0 0	1 1	0 0
Inning Stats	R: 2 E: 0 K: 0 S: 6 H: 3 LOB: 2 BB: 1 P: 10	R: 0 E: 0 K: 2 S: 8 H: 1 LOB: 1 BB: 0 P: 8	R: 3 E: 1 K: 0 S: 6 H: 2 LOB: 0 BB: 0 P: 6	R: 0 E: 0 K: 0 S: 3 H: 0 LOB: 0 BB: 0 P: 3	R: 0 E: 0 K: 1 S: 6 H: 1 LOB: 2 BB: 1 P: 10	R: 0 E: 0 K: 1 S: 6 H: 1 LOB: 1 BB: 0 P: 6	R: 2 E: 0 K: 1 S: 7 H: 2 LOB: 1 BB: 1 P: 11	R: 0 E: 0 K: 2 S: 8 H: 1 LOB: 1 BB: 0 P: 8		1B: 6 2B: 5 3B: 0 HR: 0	SF: 2 SAC: 1 DP: 0 HBP: 0					

PITCHER		IP	WLS	BF	H	R	ER	SO	BB	IBB	HBP	BLK	WP	HR	S	P	ERA	WHIP
Dan Spillner, R ERA: 4.27	(1, 1)	2.0	L	14	6	5	3	2	1	0	0	0	0	0	17	21	13.50	3.500
Jerry Johnson, R ERA: 4.26	(3, 1)	1.0		3	0	0	0	0	0	0	0	0	0	0	3	3	0.00	0.000
Dave Freisleben, R ERA: 4.09	(4, 1)	2.0		8	1	0	0	1	0	1	0	0	0	0	9	13	0.00	0.500
Joe McIntosh, R ERA: 3.67	(6, 1)	2.0		10	3	2	2	2	1	0	0	0	0	0	13	17	9.00	2.000
Butch Metzger, R ERA:	(8, 1)	1.0		4	1	0	0	2	0	0	0	0	0	0	8	8	0.00	1.000

PITCHER	IP	WLS	BF	H	R	ER	SO	BB	IBB	HBP	BLK	WP	HR	S	P	ERA	WHIP

BOTTOM

San Diego Padres @ Los Angeles Dodgers

Dodger Stadium, Los Angeles, CA

Wed Sep 17 1975, 7:05 PM PDT

Att. 13,465 - Unknown

livebaseballscorecards.com

AB	33
R	7
H	11
RBI	7
BB	3
SO	7
LOB	12

WP: 0 PB: 0 SB: 0 CS: 0 PA: 39

Batter	1	2	3	4	5	6	7	8	9	AB	R	H	RBI	BB	SO	LOB
Johnny Grubb, L (1, 8) OBP: 0.343, SLG: 0.367	F8		K		K		F6			4	0	0	0	0	2	1
Tito Fuentes, S (1, 4) OBP: 0.307, SLG: 0.348	G3 2B		BB			F9		F9		3	0	1	0	1	0	0
Bobby Valentine, R (1, 7) OBP: 0.319, SLG: 0.361	G3 2-3		4-3			HR		F3		4	1	1	1	0	0	2
Willie McCovey, L (1, 3) OBP: 0.345, SLG: 0.461	1-3			L7		F8 2B		F7		4	0	1	0	0	0	1
Dick Sharon, R (1, 9) OBP: 0.323, SLG: 0.347		4-6-3 1B		5-3		F8 2-3			5-3	4	0	1	0	0	0	1
Hector Torres, R (1, 6) OBP: 0.300, SLG: 0.335		4-6-3 1-2		BB		6-3			6-3	3	0	0	0	1	0	2
Dave Roberts, R (1, 5) OBP: 0.362, SLG: 0.372		K		1-3			FC6-4 BB		FC6-4 1B	3	0	1	0	1	1	2
Fred Kendall, R (1, 2) OBP: 0.265, SLG: 0.253		K			5-3		L8		FC6-4 1-2f	4	0	0	0	0	1	3
Randy Jones, R (1, 1) OBP: 0.179, SLG: 0.163			K		6-3		FC6-4 1-2f			2	0	0	0	0	1	0
Randy Hundley, R (7, PH) OBP: 0.284, SLG: 0.278										1	0	0	0	0	0	1
Bill Almon, R (7, PR)										0	0	0	0	0	0	0
Bill Greif, R (7, 1)										0	0	0	0	0	0	0
Dave Tomlin, L (8, 1) OBP: 0.429, SLG: 0.200										0	0	0	0	0	0	0
Inning Stats	R: 0 E: 0 K: 0 S: 4 H: 1 LOB: 1 BB: 0 P: 4	R: 0 E: 0 K: 2 S: 8 H: 1 LOB: 1 BB: 0 P: 8	R: 0 E: 0 K: 2 S: 7 H: 0 LOB: 1 BB: 1 P: 11	R: 0 E: 0 K: 0 S: 3 H: 0 LOB: 1 BB: 1 P: 7	R: 0 E: 0 K: 1 S: 5 H: 0 LOB: 0 BB: 0 P: 5	R: 1 E: 0 K: 0 S: 5 H: 2 LOB: 1 BB: 0 P: 5	R: 0 E: 0 K: 0 S: 3 H: 0 LOB: 1 BB: 1 P: 7	R: 0 E: 0 K: 0 S: 3 H: 0 LOB: 0 BB: 0 P: 3	R: 0 E: 0 K: 0 S: 4 H: 1 LOB: 1 BB: 0 P: 4	1B: 2 2B: 2 3B: 0 HR: 1	SF: 0 SAC: 0 DP: 0 HBP: 0					

PITCHER	IP	WLS	BF	H	R	ER	SO	BB	IBB	HBP	BLK	WP	HR	S	P	ERA	WHIP
Mike Caldwell, L (1, 1) ERA: 4.73	9.0	W	35	5	1	1	5	3	0	0	0	0	1	42	54	1.00	0.889

PITCHER	IP	WLS	BF	H	R	ER	SO	BB	IBB	HBP	BLK	WP	HR	S	P	ERA	WHIP

TOP

San Diego Padres @ San Francisco Giants

Candlestick Park, San Francisco, CA

Fri Sep 19 1975, 10:05 PM EDT

Att. 1,718 - Unknown

livebaseballscorecards.com

AB	32
R	1
H	5
RBI	1
BB	3
SO	5
LOB	13

PA: 35

WP: 0 PB: 0 SB: 0 CS: 0

Batter	1	2	3	4	5	6	7	8	9	AB	R	H	RBI	BB	SO	LOB
Von Joshua, L (1, 8) OBP: 0.358, SLG: 0.441	6-3		FC4-6 1B		G6-3 1-2f			F8		4	0	1	0	0	0	2
Derrel Thomas, S (1, 4) OBP: 0.342, SLG: 0.375	E6 BB HR		FC4-6 S 1-2f			6-3		F6		4	1	0	0	0	0	2
Bobby Murcer, L (1, 9) OBP: 0.395, SLG: 0.437	HR 1-2 BB		K 1-2			F9				2	1	0	0	1	1	1
Gary Matthews, R (1, 7) OBP: 0.371, SLG: 0.414	HR 1-H 2-H		K			K				3	1	1	3	0	2	1
Willie Montanez, L (1, 3) OBP: 0.346, SLG: 0.405	F6			4-3			5-3			3	0	0	0	0	0	0
Chris Speier, R (1, 6) OBP: 0.361, SLG: 0.415	1-3			6-3			K			3	0	0	0	0	1	0
Bruce Miller, R (1, 5) OBP: 0.273, SLG: 0.283		1-3		L6			F7			3	0	0	0	0	0	0
Mike Sadek, R (1, 2) OBP: 0.308, SLG: 0.316		F6			6-3			F3		3	0	0	0	0	0	0
Mike Caldwell, R (1, 1) OBP: 0.167, SLG: 0.238		K			G6-3 1B			2B		3	0	2	0	0	1	0
Inning Stats	R: 3 E: 1 K: 0 S: 5 H: 1 LOB: 0 BB: 1 P: 9	R: 0 E: 0 K: 1 S: 5 H: 0 LOB: 0 BB: 0 P: 5	R: 0 E: 0 K: 2 S: 8 H: 1 LOB: 1 BB: 0 P: 8	R: 0 E: 0 K: 0 S: 3 H: 0 LOB: 0 BB: 0 P: 3	R: 0 E: 0 K: 0 S: 3 H: 1 LOB: 0 BB: 0 P: 3	R: 0 E: 0 K: 1 S: 5 H: 0 LOB: 0 BB: 0 P: 5	R: 0 E: 0 K: 1 S: 5 H: 0 LOB: 0 BB: 0 P: 5	R: 0 E: 0 K: 0 S: 4 H: 1 LOB: 1 BB: 0 P: 4		1B: 2 2B: 1 3B: 0 HR: 1 SF: 0 SAC: 0 DP: 1 HBP: 0						

PITCHER		IP	WLS	BF	H	R	ER	SO	BB	IBB	HBP	BLK	WP	HR	S	P	ERA	WHIP
Randy Jones, L ERA: 2.24	(1, 1)	6.0	L	22	3	3	2	4	1	0	0	0	0	1	29	33	3.00	0.667
Bill Greif, R ERA: 3.71	(7, 1)	1.1		5	1	0	0	1	0	0	0	0	0	0	7	7	0.00	0.750
Dave Tomlin, L ERA: 3.55	(8, 1)	0.2		2	0	0	0	0	0	0	0	0	0	0	2	2	0.00	0.000

PITCHER	IP	WLS	BF	H	R	ER	SO	BB	IBB	HBP	BLK	WP	HR	S	P	ERA	WHIP

BOTTOM

San Diego Padres @ San Francisco Giants

Candlestick Park, San Francisco, CA

Fri Sep 19 1975, 10:05 PM EDT

Att. 1,718 - Unknown

livebaseballscorecards.com

AB	28
R	3
H	4
RBI	3
BB	1
SO	5
LOB	6

Batter	1	2	3	4	5	6	7	8	9	AB	R	H	RBI	BB	SO	LOB
Bobby Tolan, L (1, 9) OBP: 0.308, SLG: 0.337	BBBB 4-0 S BLK BB	H 1-0 FC6-4 HBP		x 0-0 ②③ G6-4-3 1-2f			x 0-0 WP 3B		x 0-0 ① F2	3	2	1	0	1	0	1
Tito Fuentes, S (1, 4) OBP: 0.304, SLG: 0.345	SSS 0-3 ① K 1-3	x 0-0 ③ FC6-4 1-2f			x 0-0 ① F4		x 0-0 ① 5-3		x 0-0 ② G3	5	0	0	0	0	1	3
Bobby Valentine, R (1, 7) OBP: 0.338, SLG: 0.349	BBBB 4-0 BLK BB BB	BBBB 4-0 S BB			x 0-0 ② F8		BBBB 4-0 WP BB		x 0-0 ③ L9	2	0	0	0	3	0	0
Willie McCovey, L (1, 3) OBP: 0.345, SLG: 0.458	SSS 0-3 ② K	SSS 0-3 ① K 1-2			BBBB 4-0 FC5-4 BB		SSS 0-3 ② K 1-2 3-H			3	0	0	0	1	3	4
Dick Sharon, R (1, 8) OBP: 0.327, SLG: 0.342	BBBB 4-0 BLK 1-2 BB	BBBB 4-0 BB			x 0-0 ③ FC5-4 1-2f		x 0-0 ③ F8			2	0	0	0	2	0	2
Hector Torres, R (1, 6) OBP: 0.300, SLG: 0.332	BBBB 4-0 1-2 2-3 3-H BB	x 0-0 ② F3				x 0-0 ① F4		SSS 0-3 ① K		3	0	0	0	1	1	2
Dave Roberts, R (1, 5) OBP: 0.358, SLG: 0.367	SSS 0-3 ③ K	x 0-0 ③ F4				x 0-0 1B		x 0-0 ② F6		4	0	1	0	0	1	5
Bob Davis, R (1, 2) OBP: 0.309, SLG: 0.270 Gene Locklear, L (8, PH) OBP: 0.382, SLG: 0.446 Enzo Hernandez, R (8, PR) OBP: 0.275, SLG: 0.266 Fred Kendall, R (8, 2) OBP: 0.265, SLG: 0.253		x 0-0 ① F8		x 0-0 ① 6-3		x 0-0 ② F7		x 0-0 1B		3 1 0 0	0 0 0 0	0 1 0 0	0 0 0 0	0 0 0 0	0 0 0 0	1 0 0 0
Rich Folkers, L (1, 1) OBP: 0.250, SLG: 0.194 Johnny Grubb, L (8, PH) OBP: 0.343, SLG: 0.366 Jerry Johnson, R (8, 1) OBP: 0.083, SLG: 0.167		SSS 0-3 ② K		BBBB 4-0 G6-4-3 BB		SSS 0-3 ③ K		x 0-0 ③ F8		2 1 0	0 0 0	0 0 0	0 0 0	1 0 0	2 0 0	1 1 0
Inning Stats	R: 1 H: 0 E: 0 LOB: 3 K: 3 BB: 4 S: 9 P: 25	R: 0 H: 0 E: 0 LOB: 1 K: 1 BB: 0 S: 5 P: 6	R: 0 H: 0 E: 0 LOB: 2 K: 1 BB: 2 S: 5 P: 13	R: 0 H: 0 E: 0 LOB: 0 K: 0 BB: 1 S: 2 P: 6	R: 0 H: 0 E: 0 LOB: 1 K: 0 BB: 1 S: 3 P: 7	R: 0 H: 1 E: 0 LOB: 1 K: 1 BB: 0 S: 6 P: 6	R: 1 H: 1 E: 0 LOB: 1 K: 1 BB: 1 S: 6 P: 10	R: 0 H: 1 E: 0 LOB: 1 K: 1 BB: 0 S: 6 P: 6	R: 0 H: 0 E: 0 LOB: 0 K: 0 BB: 0 S: 3 P: 3	1B: 2 SF: 0 2B: 0 SAC: 0 3B: 1 DP: 1 HR: 0 HBP: 1						

TOP

San Diego Padres @ San Francisco Giants

Candlestick Park, San Francisco, CA

Sat Sep 20 1975, 6:33 AM EDT

Att. 2,305 - Unknown

livebaseballscorecards.com

AB	29
R	2
H	3
RBI	0
BB	9
SO	8
LOB	20

WP: 1 PA: 39
PB: 0
SB: 3
CS: 0

PITCHER		IP	WLS	BF	H	R	ER	SO	BB	IBB	HBP	BLK	WP	HR	S	P	ERA	WHIP
Pete Falcone, L ERA: 4.14	(1, 1)	7.0	W	32	2	2	2	7	9	0	1	1	1	0	36	73	2.57	1.571
Randy Moffitt, R ERA: 3.89	(8, 1)	2.0	S	7	1	0	0	1	0	0	0	0	0	0	9	9	0.00	0.500

PITCHER		IP	WLS	BF	H	R	ER	SO	BB	IBB	HBP	BLK	WP	HR	S	P	ERA	WHIP

Batter	1	2	3	4	5	6	7	8	9	AB	R	H	RBI	BB	SO	LOB
Von Joshua, L (1, 8) OBP: 0.359, SLG: 0.448	SF8 3B		F8 ①		K ②		1B 2B			4	2	2	0	0	1	1
Derrel Thomas, S (1, 4) OBP: 0.341, SLG: 0.375	SF8 ① 3-H		F4 ②		F2 ③		2-H 1B			3	0	1	2	0	0	1
Bobby Murcer, L (1, 9) OBP: 0.394, SLG: 0.435	6-3 ②		S 1B			G3 ①	1-3 ③			4	0	1	0	0	0	1
Gary Matthews, R (1, 7) OBP: 0.370, SLG: 0.410	K ③		F8 ③ 1-2			F8 ②		BBBB 1B 1B BB		3	1	0	0	1	1	1
Willie Montanez, L (1, 3) OBP: 0.348, SLG: 0.409		4-3 FC1-5-2 2B		F2 ①		2B 1B		G6-4-3 1B 1-2		4	1	3	0	0	0	0
Chris Speier, R (1, 6) OBP: 0.362, SLG: 0.418		4-3 ① 2-3		F8 ②		1-H 2B		G6-4-3 1-2 2-H 1B		4	0	2	2	0	0	1
Bruce Miller, R (1, 5) OBP: 0.269, SLG: 0.279		FC1-5-2 ② 3-H		6-3 ③		F9 ③		G6-4-3 ①② 1-2f 2-3		4	0	0	0	0	0	4
Mike Sadek, R (1, 2) OBP: 0.324, SLG: 0.330		IBB			2B		1-3 ①	BBBB BB		2	0	1	0	2	0	0
Pete Falcone, L (1, 1) OBP: 0.076, SLG: 0.062		L9 ③			K ①		F6 ②	K ③ 1-2		2	0	0	0	0	1	3
Jack Clark, R (7, PH) OBP: 0.333, SLG: 0.200										1	0	0	0	0	0	0
Randy Moffitt, R (8, 1) OBP: 0.214, SLG: 0.357										1	0	0	0	0	1	2
Inning Stats	R: 1 H: 1 E: 0 LOB: 0 K: 1 BB: 0 S: 6 P: 6	R: 0 H: 1 E: 0 LOB: 2 K: 0 BB: 1 S: 4 P: 8	R: 0 H: 1 E: 0 LOB: 1 K: 0 BB: 0 S: 4 P: 4	R: 0 H: 0 E: 0 LOB: 0 K: 0 BB: 0 S: 3 P: 3	R: 0 H: 1 E: 0 LOB: 1 K: 2 BB: 0 S: 8 P: 8	R: 1 H: 2 E: 0 LOB: 1 K: 0 BB: 0 S: 5 P: 5	R: 1 H: 2 E: 0 LOB: 1 K: 0 BB: 0 S: 5 P: 5	R: 1 H: 2 E: 0 LOB: 2 K: 1 BB: 2 S: 6 P: 14		1B: 5 SF: 1 2B: 4 SAC: 0 3B: 1 DP: 1 HR: 0 HBP: 0						

PITCHER		IP	WLS	BF	H	R	ER	SO	BB	IBB	HBP	BLK	WP	HR	S	P	ERA	WHIP
Rich Folkers, L ERA: 4.08	(1, 1)	7.0	L	30	8	3	3	3	0	1	0	0	0	0	35	39	3.86	1.143
Jerry Johnson, R ERA: 4.35	(8, 1)	1.0		6	2	1	1	1	2	0	0	0	0	0	6	14	9.00	4.000

PITCHER	IP	WLS	BF	H	R	ER	SO	BB	IBB	HBP	BLK	WP	HR	S	P	ERA	WHIP

BOTTOM

San Diego Padres @ San Francisco Giants

Candlestick Park, San Francisco, CA

Sat Sep 20 1975, 6:33 AM EDT

Att. 2,305 - Unknown

livebaseballscorecards.com

AB	32
R	4
H	10
RBI	4
BB	3
SO	4
LOB	14

WP: 0	PA: 36		
PB: 0			
SB: 2			
CS: 0			

Batter	1	2	3	4	5	6	7	8	9	AB	R	H	RBI	BB	SO	LOB
Johnny Grubb, L (1, 8) OBP: 0.340, SLG: 0.364	K		F7			F7			L8	4	0	0	0	0	1	0
Tito Fuentes, S (1, 4) OBP: 0.302, SLG: 0.342	F9			F5		F8			4-3	4	0	0	0	0	0	0
Gene Locklear, L (1, 7) OBP: 0.383, SLG: 0.447	5-3			S 1B		F8			1B	4	0	2	0	0	0	0
Don Hahn, R (9, PR) OBP: 0.341, SLG: 0.176										0	0	0	0	0	0	0
Willie McCovey, L (1, 3) OBP: 0.344, SLG: 0.456		G6-4-3 1B		F4 1-2			4-3		4-3	4	0	1	0	0	0	2
Bobby Tolan, L (1, 9) OBP: 0.306, SLG: 0.335		G6-4-3 1-2f		L7			4-3			3	0	0	0	0	0	2
Dave Roberts, R (1, 5) OBP: 0.357, SLG: 0.366		K			6-3 S 1B		K			3	0	1	0	0	2	0
Bob Davis, R (1, 2) OBP: 0.312, SLG: 0.292			SF7 3B		F9 1-2			F5		2	1	1	0	0	0	1
Jerry Turner, L (8, PH) OBP: 0.300, SLG: 0.125										1	0	0	0	0	0	0
Hector Torres, R (8, 6) OBP: 0.300, SLG: 0.332										0	0	0	0	0	0	0
Enzo Hernandez, R (1, 6) OBP: 0.273, SLG: 0.265			SF7 3-H		6-3 2-3			K		1	0	0	1	0	0	1
Ted Kubiak, S (8, PH) OBP: 0.302, SLG: 0.252										1	0	0	0	0	1	0
Fred Kendall, R (8, 2) OBP: 0.265, SLG: 0.253										0	0	0	0	0	0	0
Brent Strom, R (1, 1) OBP: 0.167, SLG: 0.143			K		K			K		2	0	0	0	0	2	1
Dave Winfield, R (8, PH) OBP: 0.349, SLG: 0.396										1	0	0	0	0	1	0
Danny Frisella, L (8, 1) OBP: 0.200, SLG: 0.200										0	0	0	0	0	0	0
Inning Stats	R: 0 E: 0 K: 1 S: 5 H: 0 LOB: 0 BB: 0 P: 5	R: 0 E: 0 K: 1 S: 5 H: 1 LOB: 0 BB: 0 P: 5	R: 1 E: 0 K: 1 S: 6 H: 1 LOB: 0 BB: 0 P: 6	R: 0 E: 0 K: 0 S: 4 H: 1 LOB: 1 BB: 0 P: 4	R: 0 E: 0 K: 1 S: 6 H: 1 LOB: 1 BB: 0 P: 6	R: 0 E: 0 K: 0 S: 3 H: 0 LOB: 0 BB: 0 P: 3	R: 0 E: 0 K: 1 S: 5 H: 0 LOB: 0 BB: 0 P: 5	R: 0 E: 0 K: 2 S: 7 H: 0 LOB: 0 BB: 0 P: 7	R: 0 E: 0 K: 0 S: 4 H: 1 LOB: 1 BB: 0 P: 4	1B: 4 2B: 0 3B: 1 HR: 0 SF: 1 SAC: 0 DP: 1 HBP: 0						

PITCHER	IP	WLS	BF	H	R	ER	SO	BB	IBB	HBP	BLK	WP	HR	S	P	ERA	WHIP
John Montefusco, R (1, 1) ERA: 2.99	9.0	W	31	5	1	1	7	0	0	0	0	0	0	45	45	1.00	0.556

PITCHER	IP	WLS	BF	H	R	ER	SO	BB	IBB	HBP	BLK	WP	HR	S	P	ERA	WHIP

TOP

San Diego Padres @ San Francisco Giants

Candlestick Park, San Francisco, CA

Sun Sep 21 1975, 6:33 AM EDT

Att. 15,447 - Unknown

livebaseballscorecards.com

AB	30
R	1
H	5
RBI	1
BB	0
SO	7
LOB	7

WP: 0 PA: 31
PB: 0
SB: 2
CS: 0

Batter	1	2	3	4	5	6	7	8	9	AB	R	H	RBI	BB	SO	LOB
Gary Thomasson, L (1, 8) OBP: 0.298, SLG: 0.335	L3		BBB 4-0 S 1B 1-3 BB		G3		SSS 0-3 K	SSS 0-3 K		4	0	0	0	1	2	2
Derrel Thomas, S (1, 4) OBP: 0.342, SLG: 0.375	F3		0-0 1-2 3-H 1B		H 1-0 BB HBP		F8			3	0	1	1	0	0	0
Bobby Murcer, L (1, 9) OBP: 0.393, SLG: 0.434	F9		0-0 F3 2-3		L8		1B			4	0	1	0	0	0	3
Gary Matthews, R (1, 7) OBP: 0.371, SLG: 0.410		6-3	F4		BBB 4-0 1-2 BB		1-2 1B			3	0	1	0	1	0	2
Willie Montanez, L (1, 3) OBP: 0.349, SLG: 0.411		2B		CS 1B	F5		F8			4	0	2	0	0	0	4
Chris Speier, R (1, 6) OBP: 0.363, SLG: 0.416		SSS 0-3 K		BBB 4-0 1-2 2B BB		BBB 4-0 G6-4-3 1B BB		0-0 F6		2	1	0	0	2	1	1
Bruce Miller, R (1, 5) OBP: 0.272, SLG: 0.285		F6		0-0 1-H 2B		0-0 1-2 G6-4-3 1B		0-0 F9		4	0	2	1	0	0	1
Mike Sadek, R (1, 2) OBP: 0.322, SLG: 0.327			0-0 F9	0-0 6-3	0-0 G6-4-3 1-2f 2-3			0-0 1B		4	0	1	0	0	0	3
John Montefusco, R (1, 1) OBP: 0.136, SLG: 0.145			BBB 4-0 E 1B BB	0-0 F4	0-0 F7			0-0 1-2 1B		3	1	1	0	1	0	2
Inning Stats	R: 0 H: 0 E: 0 LOB: 0 K: 0 BB: 0 S: 3 P: 3	R: 0 H: 1 E: 0 LOB: 1 K: 1 BB: 0 S: 6 P: 6	R: 1 H: 1 E: 1 LOB: 2 K: 0 BB: 2 S: 4 P: 12	R: 1 H: 2 E: 0 LOB: 1 K: 0 BB: 1 S: 4 P: 8	R: 0 H: 0 E: 0 LOB: 2 K: 0 BB: 1 S: 3 P: 8	R: 0 H: 1 E: 0 LOB: 1 K: 0 BB: 1 S: 3 P: 7	R: 0 H: 2 E: 0 LOB: 2 K: 1 BB: 0 S: 7 P: 7	R: 0 H: 2 E: 0 LOB: 2 K: 1 BB: 0 S: 7 P: 7		1B: 7 SF: 0 2B: 2 SAC: 0 3B: 0 DP: 1 HR: 0 HBP: 1						

BOTTOM

San Diego Padres @ San Francisco Giants

Candlestick Park, San Francisco, CA

Sun Sep 21 1975, 6:33 AM EDT

Att. 15,447 - Unknown

livebaseballscorecards.com

AB	31
R	2
H	9
RBI	2
BB	5
SO	3
LOB	18

WP: 0 PA: 37
PB: 0
SB: 1
CS: 1

PITCHER		IP	WLS	BF	H	R	ER	SO	BB	IBB	HBP	BLK	WP	HR	S	P	ERA	WHIP
Brent Strom, L ERA: 2.38	(1, 1)	7.0	L	32	7	2	1	2	5	0	1	0	0	0	30	51	1.29	1.714
Danny Frisella, R ERA: 3.13	(8, 1)	1.0		5	2	0	0	1	0	0	0	0	0	0	7	7	0.00	2.000

Batter	1	2	3	4	5	6	7	8	9	10	11	AB	R	H	RBI	BB	SO	LOB
Davey Lopes, R (1, 4) OBP: 0.358, SLG: 0.363	K		WP SH5-4 SF8 1B		6-3		2B SF7 2B	FC6-4 BB			K	5	2	2	0	1	2	0
Lee Lacy, R (1, 7) OBP: 0.361, SLG: 0.458	6-3		SH5-4		CS 1B		1B 2B	FC6-4			2B BB	4	1	2	1	1	0	2
Willie Crawford, L (1, 9) OBP: 0.347, SLG: 0.391	L8		SF8		CS	1-3 BB 1B	1B IBB		4-3		2B	4	0	2	1	1	0	0
Steve Garvey, R (1, 3) OBP: 0.345, SLG: 0.462		F7	5-3			K	SF7		F9		IBB	4	0	0	1	1	1	1
Ron Cey, R (1, 5) OBP: 0.368, SLG: 0.468		F8		L8		1-3 BB	1B		F9		K	5	0	1	1	1	1	3
Henry Cruz, L (1, 8) OBP: 0.298, SLG: 0.315		HBP 1B		2B		1-3	L7			FC3-6 1B	F6	6	0	3	0	0	0	7
Steve Yeager, R (1, 2) OBP: 0.303, SLG: 0.350		FC6-4 HBP		F9		F9		K		FC3-6		4	0	0	0	0	1	4
Bill Russell, R (1, 6) OBP: 0.280, SLG: 0.266 Leron Lee, L (10, PH) OBP: 0.268, SLG: 0.277 Ivan De Jesus, R (10, 6) OBP: 0.286, SLG: 0.213		FC6-4		F7			F8	1B 2B		F7		4 1 0	0 0 0	1 0 0	0 0 0	0 0 0	0 0 0	3 1 0
Andy Messersmith, R (1, 1) OBP: 0.219, SLG: 0.202 Charlie Hough, R (5, 1) OBP: 0.333, SLG: 0.333 John Hale, L (10, PH) OBP: 0.301, SLG: 0.335 Dave Sells, R (10, 1) OBP: 1.000, SLG: 1.000			SH5-4 1B WP 1B		F8		2B 2B 1B	PB 1B		F5		2 2 1 0	1 1 0 0	1 2 0 0	0 0 0 0	0 0 0 0	0 0 0 0	0 0 1 0
Inning Stats	R: 0 H: 0 E: 0 LOB: 0 K: 1 BB: 0 S: 5 P: 5	R: 0 H: 1 E: 0 LOB: 2 K: 0 BB: 0 S: 4 P: 5	R: 2 H: 2 E: 0 LOB: 0 K: 0 BB: 0 S: 5 P: 5	R: 0 H: 1 E: 0 LOB: 1 K: 0 BB: 0 S: 4 P: 4	R: 0 H: 1 E: 0 LOB: 0 K: 0 BB: 0 S: 3 P: 3	R: 0 H: 1 E: 0 LOB: 2 K: 1 BB: 1 S: 6 P: 10	R: 3 H: 4 E: 0 LOB: 2 K: 0 BB: 1 S: 7 P: 11	R: 0 H: 2 E: 0 LOB: 2 K: 1 BB: 1 S: 6 P: 10	R: 0 H: 0 E: 0 LOB: 0 K: 0 BB: 0 S: 3 P: 3	R: 0 H: 1 E: 0 LOB: 1 K: 0 BB: 0 S: 4 P: 4	R: 0 H: 1 E: 0 LOB: 3 K: 2 BB: 2 S: 8 P: 16	1B: 9 SF: 2 2B: 5 SAC: 1 3B: 0 DP: 0 HR: 0 HBP: 1						

TOP

Los Angeles Dodgers @ San Diego Padres

San Diego Stadium, San Diego, CA

Mon Sep 22 1975, 10:05 PM EDT

Att. 5,880 - Unknown

livebaseballscorecards.com

AB	42
R	5
H	14
RBI	4
BB	5
SO	5
LOB	22

WP: 1 PA: 52
PB: 1
SB: 0
CS: 1

PITCHER		IP	WLS	BF	H	R	ER	SO	BB	IBB	HBP	BLK	WP	HR	P	S	ERA	WHIP
Dave Freisleben, R ERA: 4.2	(1, 1)	6.1		30	9	5	5	2	1	1	1	0	1	0	40	31	7.11	1.579
Danny Frisella, R ERA: 3.11	(7, 1)	0.2		3	1	0	0	0	0	0	0	0	0	0	3	3	0.00	1.500
Jerry Johnson, R ERA: 4.19	(8, 1)	2.0		8	2	0	0	1	1	0	0	0	0	0	9	13	0.00	1.500
Joe McIntosh, R ERA: 3.65	(10, 1)	1.0		4	1	0	0	0	0	0	0	0	0	0	4	4	0.00	1.000
Butch Metzger, R ERA:	(11, 1)	1.0	W	6	1	0	0	2	1	1	0	0	0	0	8	16	0.00	2.000

PITCHER		IP	WLS	BF	H	R	ER	SO	BB	IBB	HBP	BLK	WP	HR	S	P	ERA	WHIP

Batter	1	2	3	4	5	6	7	8	9	10	11	AB	R	H	RBI	BB	SO	LOB
Jerry Turner, L (1, 7) OBP: 0.286, SLG: 0.167	0-0 1B SH1-4 SF9 1B		0-0 ① F3	0-0 ③ 6-3			0-0 ② P1		0-0 1B WP 1B	0-0 ③ 4-3 1-2		4	1	1	0	0	0	2
Jerry Johnson, R (8, 1) OBP: 0.083, SLG: 0.167												0	0	0	0	0	0	0
Ted Kubiak, S (9, PH) OBP: 0.309, SLG: 0.256												1	0	1	0	0	0	0
Enzo Hernandez, R (9, PR) OBP: 0.273, SLG: 0.265												0	1	0	0	0	0	0
Joe McIntosh, S (10, 1) OBP: 0.245, SLG: 0.239												0	0	0	0	0	0	0
Dick Sharon, R (10, PH) OBP: 0.326, SLG: 0.340												1	0	0	0	0	0	2
Butch Metzger, R (11, 1)												0	0	0	0	0	0	0
Tito Fuentes, S (1, 4) OBP: 0.305, SLG: 0.345	0-0 ① SH1-4 1-2		0-0 1B		0-0 ① 6-3		0-0 E7 1-H 1B		0-0 WP 1-3 1B		0-0 HR	4	0	3	0	0	0	0
Hector Torres, R (9, PR) OBP: 0.302, SLG: 0.343												1	1	1	1	0	0	0
(10, 4)																		
Gene Locklear, L (1, 9) OBP: 0.380, SLG: 0.442	0-0 E 1B 2-3 1B		0-0 ② L8		0-0 ② F6		0-0 ③ G3		0-3 ② K 1-2 3-H			5	0	1	0	0	1	3
(8, 7)																		
Willie McCovey, L (1, 3) OBP: 0.343, SLG: 0.453	0-0 ② SF9 3-H		0-0 ③ 4-3		0-0 ③ F8			BBB 4-0 FC2-6 BB	BBB 4-0 BB			2	0	0	1	1	0	1
Dave Winfield, R (8, PR) OBP: 0.350, SLG: 0.396												0	0	0	0	1	0	0
(9, 9)																		
Bobby Tolan, L (1, 8) OBP: 0.307, SLG: 0.337	0-0 E1 1-3 1B			0-0 SH5-3 2B 2B		0-0 ① 4-3		0-0 ① FC2-6 1-2f 1B	0-0 ③ 4-3			5	1	2	0	0	0	3
(8, 9)																		
(9, 3)																		
Dave Roberts, R (1, 5) OBP: 0.353, SLG: 0.362	0-0 ③ F5			0-0 ① SH5-3 2-3		0-0 ② F4		0-0 FC5-4 1-2 1B		0-0 ① 3-1		4	0	1	0	0	0	2
Bob Davis, R (1, 2) OBP: 0.313, SLG: 0.302		0-0 ① F4		0-0 1B SH1-3 3-H 2B		0-0 ③ F7		0-0 ② F8		0-0 FC5-4 1B		3	1	1	1	0	0	0
Bobby Valentine, R (8, PH) OBP: 0.333, SLG: 0.344												1	0	0	0	0	0	2
Fred Kendall, R (9, 2) OBP: 0.267, SLG: 0.255												1	0	1	0	0	0	0
Bill Almon, R (1, 6) OBP: 0.333, SLG: 0.333		0-0 ② 6-3		0-0 SH1-3 2-3 1B			0-0 FC6-4 1B	0-0 ③ FC5-4 1-2f		0-0 ② FC5-4 1B 1-2f		5	0	2	0	0	0	3
Dave Freisleben, R (1, 1) OBP: 0.170, SLG: 0.083	SSS 0-3 ③ K			0-0 ② SH1-3 1-2 3-H			0-0 ① FC6-4 1B 1-2f E		0-0 ① 4-3	0-0 S 1-3 1B		1	0	0	1	0	1	0
Danny Frisella, L (7, 1) OBP: 0.200, SLG: 0.200												0	0	0	0	0	0	0
Johnny Grubb, L (7, PH) OBP: 0.340, SLG: 0.363												3	1	1	0	0	0	1
(8, 8)																		
Inning Stats	R: 1 H: 3 E: 1 LOB: 2 K: 0 BB: 0 S: 6 P: 6	R: 0 H: 0 E: 0 LOB: 0 K: 1 BB: 0 S: 5 P: 5	R: 0 H: 1 E: 0 LOB: 1 K: 0 BB: 0 S: 4 P: 4	R: 2 H: 3 E: 0 LOB: 1 K: 0 BB: 0 S: 6 P: 6	R: 0 H: 0 E: 0 LOB: 0 K: 0 BB: 0 S: 3 P: 3	R: 0 H: 0 E: 0 LOB: 0 K: 0 BB: 0 S: 3 P: 3	R: 1 H: 2 E: 1 LOB: 1 K: 0 BB: 0 S: 5 P: 5	R: 0 H: 1 E: 0 LOB: 2 K: 0 BB: 1 S: 4 P: 8	R: 1 H: 2 E: 0 LOB: 2 K: 1 BB: 1 S: 7 P: 11	R: 0 H: 2 E: 0 LOB: 2 K: 0 BB: 0 S: 5 P: 5	R: 1 H: 1 E: 0 LOB: 0 K: 0 BB: 0 S: 1 P: 1						

PITCHER		IP	WLS	BF	H	R	ER	SO	BB	IBB	HBP	BLK	WP	HR	S	P	ERA	WHIP
Andy Messersmith, R ERA: 2.36	(1, 1)	4.2		21	7	3	3	1	0	0	0	0	0	0	23	23	5.79	1.500
Charlie Hough, R ERA: 2.55	(5, 1)	4.1		20	5	2	1	1	2	0	0	0	1	0	20	28	2.08	1.615
Dave Sells, R ERA: 6.46	(10, 1)	1.0	L	6	3	1	1	0	0	0	0	0	0	1	6	6	9.00	3.000

PITCHER	IP	WLS	BF	H	R	ER	SO	BB	IBB	HBP	BLK	WP	HR	S	P	ERA	WHIP

BOTTOM

Los Angeles Dodgers @ San Diego Padres

San Diego Stadium, San Diego, CA

Mon Sep 22 1975, 10:05 PM EDT

Att. 5,880 - Unknown

livebaseballscorecards.com

AB	41
R	6
H	15
RBI	4
BB	2
SO	2
LOB	19

1B: 12	SF: 1	WP: 1	PA: 47
2B: 2	SAC: 3	PB: 0	
3B: 0	DP: 0	SB: 1	
HR: 1	HBP: 0	CS: 0	

Batter	1	2	3	4	5	6	7	8	9	AB	R	H	RBI	BB	SO	LOB
Davey Lopes, R (1, 4) OBP: 0.359, SLG: 0.362	BBBB 4-0 G4-3 BB		x 0-0 5-3 ③		x 0-0 5-3 ②		4-0 IBB		x 0-0 FC6-4 1-2 3-H 1B	3	0	1	1	2	0	0
Lee Lacy, R (1, 7) OBP: 0.359, SLG: 0.455 Tom Paciorek, R (4, 7) OBP: 0.253, SLG: 0.273	x 0-0 G4-3 ①② 1-2f			SSS 0-3 K ①	x 0-0 F9 ③		x 0-0 F7 ③		x 0-0 FC6-4 ① 1-2f 2-3	2 3	0 0	0 0	0 0	0 0	1 0	1 5
Jimmy Wynn, R (1, 8) OBP: 0.403, SLG: 0.414	SSS 0-3 K ③			x 0-0 E 1B E 1B		SSS 0-3 K ①		x 0-0 5-3 ①	SSS 0-3 K ②	5	1	1	0	0	3	2
Steve Garvey, R (1, 3) OBP: 0.347, SLG: 0.462		x 0-0 6-3 ①		x 0-0 E1 1-3 E 1B		x 0-0 G5-4-3 1B		BBBB 4-0 2B BB	x 0-0 F9 ③	4	1	2	0	1	0	2
Ron Cey, R (1, 5) OBP: 0.367, SLG: 0.467		x 0-0 E6		x 0-0 E2 2-H 3-H 1B 1B		x 0-0 G5-4-3 ②③ 1-2f		x 0-0 L8 ②		4	1	1	2	0	0	2
Jerry Royster, R (1, 9) OBP: 0.333, SLG: 0.462		SSS 0-3 K ②		x 0-0 1-3 3-H 1B			x 0-0 SH 1B	x 0-0 1-3 2B		4	0	3	1	0	1	1
Steve Yeager, R (1, 2) OBP: 0.301, SLG: 0.348		x 0-0 F9 ③		x 0-0 1-3 ② 1-2			x 0-0 SH 1-3	x 0-0 F3 ③		3	0	0	0	0	0	4
Bill Russell, R (1, 6) OBP: 0.279, SLG: 0.263			x 0-0 L8 ①	x 0-0 4-3 ③			x 0-0 6-3 ①		BBBB 4-0 E 1B BB	3	1	0	0	1	0	3
Al Downing, R (1, 1) Ken McMullen, R (7, PH) OBP: 0.320, SLG: 0.432 Stan Wall, L (7, 1) Orlando Alvarez, R (9, PH) Joe Simpson, L (9, PR)			SSS 0-3 K ②		SSS 0-3 K ①		SSS 0-3 K ②		x 0-0 E4 FC6-4 1B 1-3	2 1 0 1 0	0 0 0 0 0	0 0 0 0 0	0 0 0 0 0	2 1 0 0 0	0 2 0 1 0	0 2 0 1 0
Inning Stats	R: 0 E: 0 K: 1 S: 4 H: 0 LOB: 0 BB: 1 P: 8	R: 0 E: 1 K: 1 S: 6 H: 0 LOB: 1 BB: 0 P: 6	R: 0 E: 0 K: 1 S: 5 H: 0 LOB: 0 BB: 0 P: 5	R: 3 E: 2 K: 1 S: 9 H: 4 LOB: 1 BB: 0 P: 9	R: 0 E: 0 K: 1 S: 5 H: 0 LOB: 0 BB: 0 P: 5	R: 0 E: 0 K: 1 S: 5 H: 1 LOB: 0 BB: 0 P: 5	R: 0 E: 1 K: 1 S: 7 H: 1 LOB: 3 BB: 1 P: 11	R: 0 E: 0 K: 0 S: 4 H: 1 LOB: 2 BB: 1 P: 8	R: 1 E: 1 K: 1 S: 7 H: 1 LOB: 2 BB: 1 P: 11	1B: 7 2B: 1 3B: 0 HR: 0	SF: 0 SAC: 1 DP: 2 HBP: 0						

PITCHER	IP	WLS	BF	H	R	ER	SO	BB	IBB	HBP	BLK	WP	HR	S	P	ERA	WHIP
Randy Jones, L (1, 1) ERA: 2.23	9.0	W	40	8	4	2	8	3	1	0	0	0	0	52	68	2.00	1.222

PITCHER	IP	WLS	BF	H	R	ER	SO	BB	IBB	HBP	BLK	WP	HR	S	P	ERA	WHIP

TOP

Los Angeles Dodgers @ San Diego Padres

San Diego Stadium, San Diego, CA

Tue Sep 23 1975, 10:05 PM EDT

Att. 13,565 - Unknown

livebaseballscorecards.com

AB	35
R	4
H	8
RBI	4
BB	4
SO	8
LOB	23

1B: 7	SF: 0	WP: 0	PA: 40
2B: 1	SAC: 1	PB: 0	
3B: 0	DP: 2	SB: 0	
HR: 0	HBP: 0	CS: 0	

Batter	1	2	3	4	5	6	7	8	9	AB	R	H	RBI	BB	SO	LOB
Bobby Valentine, R (1, 7) OBP: 0.321, SLG: 0.328	F8		SH2-4 1-2	F8			6-3	3B 2-H		3	0	0	0	0	0	2
Don Hahn, R (8, 8) OBP: 0.356, SLG: 0.257										1	0	1	1	0	0	0
Tito Fuentes, S (1, 4) OBP: 0.311, SLG: 0.352	G6-4-3 1B		BB 2-3 1B		SH2-4 2B 1B		1B G3 2B	BB BBBB		4	2	4	0	1	0	0
Hector Torres, R (1, 6) OBP: 0.304, SLG: 0.343	G6-4-3 1-2f		G6-3 1-2 BB BBBB		SH2-4 1-2		G3 2-3 1B	6-3		3	0	1	0	1	0	3
Willie McCovey, L (1, 3) OBP: 0.342, SLG: 0.450		FC4-6 BB BBBB	G6-3 1-2f		F7		G3 1-2 3-H			3	0	0	1	1	0	5
Dave Winfield, R (1, 9) OBP: 0.349, SLG: 0.397		FC4-6 S 1B 1-2f		F9	2B 2-H		K SSS			4	1	1	1	0	1	2
Dick Sharon, R (1, 8) OBP: 0.324, SLG: 0.333 (8, 7)	K 1-2			E8 BB SH2-3	K SSS			F8 WP E BB BBBB		3	2	0	0	1	2	2
Dave Roberts, R (1, 5) OBP: 0.367, SLG: 0.364	1B 2-H			SH2-3 BB BB BBBB		G5-4-3 BB BBBB		F8 1-3		2	0	1	1	2	0	1
Ted Kubiak, S (9, 5) OBP: 0.305, SLG: 0.256										0	0	0	0	0	0	0
Fred Kendall, R (1, 2) OBP: 0.267, SLG: 0.253	6-3			SH2-3 1-2 2-3 BB BBBB		G5-4-3 1-2f		E5 SH1-4 3B 3-H		3	1	0	0	1	0	2
Randy Jones, R (1, 1) OBP: 0.186, SLG: 0.160			1B SH2-4 BB BBBB	SH2-3 1-2 2-3 3-H		K SSS		SH1-4 1-2		1	0	0	1	1	1	0
Inning Stats	R: 0 E: 0 K: 0 S: 3 / H: 1 LOB: 0 BB: 0 P: 3	R: 1 E: 0 K: 1 S: 6 / H: 1 LOB: 1 BB: 1 P: 10	R: 0 E: 0 K: 0 S: 3 / H: 1 LOB: 2 BB: 2 P: 11	R: 1 E: 1 K: 0 S: 4 / H: 0 LOB: 2 BB: 2 P: 12	R: 1 E: 0 K: 1 S: 7 / H: 2 LOB: 1 BB: 0 P: 7	R: 0 E: 0 K: 1 S: 4 / H: 0 LOB: 0 BB: 1 P: 8	R: 1 E: 0 K: 1 S: 7 / H: 2 LOB: 1 BB: 0 P: 7	R: 2 E: 1 K: 0 S: 5 / H: 1 LOB: 2 BB: 2 P: 13		1B: 5 2B: 2 3B: 1 HR: 0 / SF: 0 SAC: 4 DP: 3 HBP: 0						

PITCHER		IP	WLS	BF	H	R	ER	SO	BB	IBB	HBP	BLK	WP	HR	S	P	ERA	WHIP
Al Downing, L ERA: 2.89	(1, 1)	6.0		27	5	3	2	3	6	0	0	0	0	0	27	51	3.00	1.833
Stan Wall, L ERA: 1.69	(7, 1)	2.0	L	12	3	3	1	1	2	0	0	0	1	0	12	20	4.50	2.500

PITCHER	IP	WLS	BF	H	R	ER	SO	BB	IBB	HBP	BLK	WP	HR	S	P	ERA	WHIP

BOTTOM

Los Angeles Dodgers @ San Diego Padres

San Diego Stadium, San Diego, CA

Tue Sep 23 1975, 10:05 PM EDT

Att. 13,565 - Unknown

livebaseballscorecards.com

AB	27
R	6
H	8
RBI	5
BB	8
SO	4
LOB	17

1B: 5	SF: 0	WP: 1	PA: 39
2B: 2	SAC: 4	PB: 0	
3B: 1	DP: 3	SB: 1	
HR: 0	HBP: 0	CS: 0	

Los Angeles Dodgers @ San Diego Padres

San Diego Stadium, San Diego, CA

Wed Sep 24 1975, 10:05 PM EDT

Att. 9,262 - Unknown

TOP

livebaseballscorecards.com

Batter	1	2	3	4	5	6	7	8	9	AB	R	H	RBI	BB	SO	LOB
Davey Lopes, R (1, 4) OBP: 0.360, SLG: 0.363	F8	L6		1-2 3B	1-2 HR 1B		F9 E 2B		3-1	4	2	2	0	0	0	0
Joe Simpson, L (5, 8) OBP: 0.333, SLG: 0.333				1B	1B		1B			2	1	1	0	0	0	0
Lee Lacy, R (1, 8) OBP: 0.365, SLG: 0.466	2B E 1B	S 1B		1-H 2-H 1B 3B	1-2 2-3 HR 1B		F9 1-3		F4	6	3	4	2	0	0	1
(5, 7)																
Jimmy Wynn, R (1, 7) OBP: 0.404, SLG: 0.418	E8 1-H 1B 2B	F7 1-2		FC4-6 3-H 1B	SF8 3-H		K		FC5-4 1B	3	1	2	2	0	0	1
John Hale, L (5, 9) OBP: 0.303, SLG: 0.337										2	0	1	0	0	1	1
Steve Garvey, R (1, 3) OBP: 0.350, SLG: 0.475	WP BB 3-H 1B		HR	FC4-6 1-2f HR	1-H 2-H HR		3-H 2B		FC5-4 1-2f	6	3	4	6	0	0	2
Ron Cey, R (1, 5) OBP: 0.368, SLG: 0.471	BB 1-2 BB	F9		1-H HR	K		K			3	1	1	2	1	1	0
Ken McMullen, R (5, 5) OBP: 0.314, SLG: 0.422										1	0	0	0	0	1	1
Jerry Royster, R (1, 9) OBP: 0.281, SLG: 0.387	F3 2-3	L8		F6	K			E4		5	0	0	0	0	1	2
(5, 4)																
Steve Yeager, R (1, 2) OBP: 0.302, SLG: 0.345	BB 1-2 BB	F8	BB			6-3		F4		3	0	0	0	2	0	1
Ivan De Jesus, R (1, 6) OBP: 0.284, SLG: 0.238	F2			1B 3B		K		K		4	1	1	0	0	1	4
Orlando Alvarez, R (8, PH)				1-3						1	0	0	0	0	1	1
Rick Auerbach, R (8, 6) OBP: 0.298, SLG: 0.276										0	0	0	0	0	0	0
Doug Rau, L (1, 1) OBP: 0.239, SLG: 0.195		F7		3-H 1B 3B	1B SF8 1B	K		F4		5	2	2	1	0	1	1

Inning Stats																								
	R: 2	H: 3	R: 0	H: 1	R: 1	H: 1	R: 6	H: 6	R: 4	H: 4	R: 0	H: 0	R: 1	H: 2	R: 0	H: 0	R: 0	H: 1	1B: 11	SF: 1	WP: 1	PA: 49
	E: 1	LOB: 3	E: 0	LOB: 1	E: 0	LOB: 0	E: 0	LOB: 1	E: 0	LOB: 0	E: 0	LOB: 1	E: 1	LOB: 1	E: 1	LOB: 1	E: 0	LOB: 1	2B: 2	SAC: 0	PB: 0	
	K: 0	BB: 2	K: 0	BB: 0	K: 0	BB: 0	K: 0	BB: 1	K: 2	BB: 0	K: 2	BB: 0	K: 2	BB: 0	K: 1	BB: 0	K: 0	BB: 0	3B: 2	DP: 0	SB: 1	
	S: 6	P: 14	S: 4	P: 4	S: 4	P: 4	S: 9	P: 13	S: 11	P: 11	S: 7	P: 7	S: 9	P: 9	S: 6	P: 6	S: 4	P: 4	HR: 3	HBP: 0	CS: 0	

	AB	45
	R	14
	H	18
	RBI	13
	BB	3
	SO	7
	LOB	15

PITCHER		IP	WLS	BF	H	R	ER	SO	BB	IBB	HBP	BLK	WP	HR	S	P	ERA	WHIP
Rich Folkers, L ERA: 4.18	(1, 1)	3.0	L	16	5	3	3	0	2	0	0	0	1	1	14	22	9.00	2.333
Jerry Johnson, R ERA: 5.17	(4, 1)	0.1		7	6	6	6	0	0	0	0	0	0	1	7	7	162.00	18.000
Butch Metzger, R ERA: 9.82	(4, 1)	1.2		10	4	4	4	2	1	0	0	0	0	1	13	17	21.60	3.000
Dave Tomlin, L ERA: 3.42	(6, 1)	3.0		12	2	1	0	5	0	0	0	0	0	0	22	22	0.00	0.667
Joe McIntosh, R ERA: 3.63	(9, 1)	1.0		4	1	0	0	0	0	0	0	0	0	0	4	4	0.00	1.000

PITCHER	IP	WLS	BF	H	R	ER	SO	BB	IBB	HBP	BLK	WP	HR	S	P	ERA	WHIP

Batter	1	2	3	4	5	6	7	8	9	AB	R	H	RBI	BB	SO	LOB
Bill Almon, R (1, 6) OBP: 0.400, SLG: 0.400	S S S 0-3 ① K		x 0-0 ② FC5-4 1-2f			x 0-0 FC6-4 1B		x 0-0 1B 1B		4	0	2	0	0	1	1
Bobby Valentine, R (1, 7) OBP: 0.305, SLG: 0.310	x 0-0 ② F7		x 0-0 ③ F9			x 0-0 ① F9		x 0-0 ② F9		4	0	0	0	0	0	3
Tito Fuentes, S (1, 4) OBP: 0.311, SLG: 0.351	S S S 0-3 ③ K			x 0-0 ① 4-3		x 0-0 ② FC6-4 1-2f		x 0-0 1-2 1B		4	0	1	0	0	1	1
Willie McCovey, L (1, 3) OBP: 0.343, SLG: 0.450		x 0-0 4-3 1B		x 0-0 ② F3		x 0-0 ③ F9		x 0-0 ③ F8		2	0	1	0	0	0	0
Ted Kubiak, S (6, 3) OBP: 0.303, SLG: 0.254										2	0	0	0	0	0	3
Dave Winfield, R (1, 9) OBP: 0.350, SLG: 0.397		x 0-0 ① 4-3 1-2		x 0-0 FC6-4 1B			B B B B 4-0 5-3 BB		x 0-0 ① F9	3	0	1	0	1	0	1
Dick Sharon, R (1, 8) OBP: 0.317, SLG: 0.325		x 0-0 ② F9		x 0-0 ③ FC6-4 1-2f			x 0-0 ① F9		x 0-0 ② 3-1	4	0	0	0	0	0	3
Dave Roberts, R (1, 5) OBP: 0.363, SLG: 0.355		x 0-0 ③ 6-3			x 0-0 ① L8		x 0-0 ② 5-3 1-2		B B B B 4-0 BB	3	0	0	0	1	0	2
Bob Davis, R (1, 2) OBP: 0.303, SLG: 0.292			x 0-0 ① 6-3		x 0-0 ② F8		x 0-0 ③ 6-3		x 0-0 ③ F3	4	0	0	0	0	0	2
Rich Folkers, L (1, 1) OBP: 0.250, SLG: 0.194			x 0-0 FC5-4 1B		x 0-0 ③ 4-3			x 0-0 ① 6-3		0	0	0	0	0	0	0
Jerry Turner, L (3, PH) OBP: 0.333, SLG: 0.231										1	0	1	0	0	0	0
Jerry Johnson, R (4, 1) OBP: 0.083, SLG: 0.167										0	0	0	0	0	0	0
Butch Metzger, R (4, 1)										0	0	0	0	0	0	0
Gene Locklear, L (5, PH) OBP: 0.378, SLG: 0.440										1	0	0	0	0	0	0
Dave Tomlin, L (6, 1) OBP: 0.409, SLG: 0.200										0	0	0	0	0	0	0
Fred Kendall, R (8, PH) OBP: 0.266, SLG: 0.252										1	0	0	0	0	0	0
Joe McIntosh, S (9, 1) OBP: 0.245, SLG: 0.239										0	0	0	0	0	0	0
Inning Stats	R: 0 H: 0 E: 0 LOB: 0 K: 2 BB: 0 S: 7 P: 7	R: 0 H: 1 E: 0 LOB: 1 K: 0 BB: 0 S: 4 P: 4	R: 0 H: 1 E: 0 LOB: 1 K: 0 BB: 0 S: 4 P: 4	R: 0 H: 1 E: 0 LOB: 1 K: 0 BB: 0 S: 4 P: 4	R: 0 H: 0 E: 0 LOB: 0 K: 0 BB: 0 S: 3 P: 3	R: 0 H: 1 E: 0 LOB: 1 K: 0 BB: 0 S: 4 P: 4	R: 0 H: 0 E: 0 LOB: 1 K: 0 BB: 1 S: 3 P: 7	R: 0 H: 2 E: 0 LOB: 2 K: 0 BB: 0 S: 5 P: 5	R: 0 H: 0 E: 0 LOB: 1 K: 0 BB: 1 S: 3 P: 7	1B: 6 SF: 0 2B: 0 SAC: 0 3B: 0 DP: 0 HR: 0 HBP: 0						

PITCHER		IP	WLS	BF	H	R	ER	SO	BB	IBB	HBP	BLK	WP	HR	S	P	ERA	WHIP
Doug Rau, L ERA: 3.11	(1, 1)	9.0	W	35	6	0	0	2	2	0	0	0	0	0	37	45	0.00	0.889

PITCHER	IP	WLS	BF	H	R	ER	SO	BB	IBB	HBP	BLK	WP	HR	S	P	ERA	WHIP

BOTTOM

Los Angeles Dodgers @ San Diego Padres

San Diego Stadium, San Diego, CA

Wed Sep 24 1975, 10:05 PM EDT

Att. 9,262 - Unknown

livebaseballscorecards.com

AB	33
R	0
H	6
RBI	0
BB	2
SO	2
LOB	16

PA: 35

San Francisco Giants @ San Diego Padres

San Diego Stadium, San Diego, CA

Thu Sep 25 1975, 10:05 PM EDT

Att. 3,886 - Unknown

livebaseballscorecards.com

TOP

Batter	1	2	3	4	5	6	7	8	9	AB	R	H	RBI	BB	SO	LOB
Von Joshua, L (1, 8) OBP: 0.358, SLG: 0.447	F8		4-3		B1-3			1B WP 2B	G3	5	1	1	0	0	0	0
Derrel Thomas, S (1, 4) OBP: 0.345, SLG: 0.381	BBBB 4-0 S 1B BB		BBBB 4-0 1B 1B BB		SSS 0-3 K			0-0 4-3 WP 1B 2-3 1B	SSS 0-3 K	3	3	1	0	2	2	0
Bobby Murcer, L (1, 9) OBP: 0.395, SLG: 0.431	SSS 0-3 K 1-2		0-0 1B 1-3 1B		4-3			BBBB 4-0 4-3 1B 1-2 3-H BB		3	1	1	0	1	1	1
Willie Montanez, L (1, 3) OBP: 0.351, SLG: 0.414	0-0 2-H 1B		0-0 FC6-4 1-3 3-H 1B			4-3		0-0 4-3 1-2 2-3		4	0	2	2	0	0	2
Jack Clark, R (1, 7) OBP: 0.222, SLG: 0.125	0-0 L5		0-0 FC6-4 1-2f			4-3		0-0 F8		3	0	0	0	0	0	3
Gary Matthews, R (8, PH) (8, 7) OBP: 0.376, SLG: 0.415						SSS 0-3 K		0-0 1B 2-H 3-H 1B		4	1	2	3	0	1	0
Steve Ontiveros, S (1, 5) OBP: 0.395, SLG: 0.371		0-0 6-3		0-0 HR						3	0	0	0	0	2	0
Gary Alexander, R (1, 2)	SSS 0-3 K		SSS 0-3 K				0-0 L7	0-0 1-3 1B		1	0	1	0	0	0	0
Glenn Adams, L (8, PH) OBP: 0.386, SLG: 0.489										0	0	0	0	0	0	0
Mike Sadek, R (8, 2) OBP: 0.322, SLG: 0.327																
Johnnie LeMaster, R (1, 6) OBP: 0.268, SLG: 0.364	0-0 F6		0-0 CS 2B				0-0 5-3	0-0 F7		4	0	1	0	0	0	2
Mike Caldwell, R (1, 1) OBP: 0.159, SLG: 0.227		0-0 5-3		0-0 5-3 2-3			SSS 0-3 K2-3		0-0 F9	2	0	0	0	0	0	1
Pete Falcone, L (6, 1) OBP: 0.076, SLG: 0.062										0	0	0	0	0	0	0
Gary Thomasson, L (7, PH) OBP: 0.304, SLG: 0.339										1	0	0	0	0	1	0
John D'Acquisto, R (7, 1)										0	0	0	0	0	0	0
Dave Rader, L (9, PH) OBP: 0.364, SLG: 0.399										1	0	0	0	0	0	0

Inning Stats										
	R: 1 E: 0 K: 1 S: 6	H: 1 LOB: 1 BB: 1 P: 10	R: 0 E: 0 K: 1 S: 5	H: 0 LOB: 0 BB: 0 P: 5	R: 1 E: 0 K: 0 S: 5	H: 2 LOB: 2 BB: 1 P: 9	R: 1 E: 0 K: 1 S: 6	H: 2 LOB: 0 BB: 0 P: 6	R: 0 E: 0 K: 1 S: 5	H: 0 LOB: 0 BB: 0 P: 5
	R: 0 E: 0 K: 1 S: 5	H: 0 LOB: 0 BB: 0 P: 5	R: 0 E: 0 K: 1 S: 5	H: 0 LOB: 0 BB: 0 P: 5	R: 3 E: 0 K: 0 S: 7	H: 4 LOB: 2 BB: 1 P: 11	R: 0 E: 0 K: 1 S: 5	H: 0 LOB: 0 BB: 0 P: 5	1B: 6 2B: 2 3B: 0 HR: 1	SF: 0 SAC: 0 DP: 0 HBP: 0

	AB	35
	R	6
	H	9
	RBI	5
	BB	3
	SO	7
	LOB	11

WP: 1 PB: 0 SB: 1 CS: 1 PA: 38

PITCHER		IP	WLS	BF	H	R	ER	SO	BB	IBB	HBP	BLK	WP	HR	S	P	ERA	WHIP
Bill Greif, R ERA: 3.88	(1, 1)	4.0		18	5	3	3	3	2	0	0	0	0	1	22	30	6.75	1.750
Dave Tomlin, L ERA: 3.33	(5, 1)	2.0	W	6	0	0	0	2	0	0	0	0	0	0	10	10	0.00	0.000
Dave Freisleben, R ERA: 4.28	(7, 1)	1.0		5	2	2	2	1	0	0	0	0	0	0	7	7	18.00	2.000
Danny Frisella, R ERA: 3.14	(8, 1)	2.0	S	9	2	1	1	1	1	0	0	0	1	0	10	14	4.50	1.500

PITCHER	IP	WLS	BF	H	R	ER	SO	BB	IBB	HBP	BLK	WP	HR	S	P	ERA	WHIP

Batter	1	2	3	4	5	6	7	8	9	AB	R	H	RBI	BB	SO	LOB
Enzo Hernandez, R (1, 6) OBP: 0.275, SLG: 0.267	1-3		S 1B	G5-3 2-3f		FC1-6 1-2f 3B	S 1B 1-3 2-H			5	1	2	1	0	0	4
Don Hahn, R (1, 8) OBP: 0.360, SLG: 0.308 (9, 7)	F7		BB 1-2		E5 4-3 1B 6-3	HR 1-H 3B	F6 1-2			4	2	1	1	1	0	2
Tito Fuentes, S (1, 4) OBP: 0.310, SLG: 0.349	F8		6-3		6-3 4-3 1-2 1B	6-3	4-3			5	0	1	0	0	0	5
Willie McCovey, L (1, 3) OBP: 0.343, SLG: 0.464 Bobby Tolan, L (9, 3) OBP: 0.307, SLG: 0.337		4-3		HR	4-3 1-2 2-3	HR 3-H		K		5 0	2 0	2 0	3 0	0 0	1 0	2 0
Dave Winfield, R (1, 9) OBP: 0.356, SLG: 0.406		S 1B	1B 1B	IBB	6-3	FC5 S BB		HR		3	2	3	1	2	0	0
Dick Sharon, R (1, 7) OBP: 0.310, SLG: 0.316 Johnny Grubb, L (8, PH) OBP: 0.340, SLG: 0.363 (9, 8)	5-3 1-2		F7	6-3 1-2 2-3 3-H	FC5 1-3			E4		4 1	0 0	0 0	1 0	0 0	0 0	5 0
Dave Roberts, R (1, 5) OBP: 0.367, SLG: 0.354 Ted Kubiak, S (8, 5) OBP: 0.301, SLG: 0.252	5-3		1B 1-2	IBB			4-3	F8		3 1	0 0	1 0	0 0	1 0	0 0	1 1
Bob Davis, R (1, 2) OBP: 0.307, SLG: 0.290			K	G5-3 BB 1-3 2-H 1B	5-3		BB 1B HBP	L6		4	1	1	1	0	1	4
Bill Greif, R (1, 1) Bobby Valentine, R (4, PH) OBP: 0.313, SLG: 0.310 Dave Tomlin, L (5, 1) OBP: 0.429, SLG: 0.200 Jerry Turner, L (6, PH) OBP: 0.375, SLG: 0.286 Dave Freisleben, R (7, 1) OBP: 0.185, SLG: 0.083 Danny Frisella, L (8, 1) OBP: 0.200, SLG: 0.200			F3	BB 1-2		FC1-6 1B	1B BB 1-2			1 0 0 1 0 0	0 0 0 0 0 0	0 0 0 1 0 0	0 0 0 0 0 0	0 0 0 0 0 0	0 0 0 0 0 0	0 0 0 0 0 0
Inning Stats	R: 0 E: 0 K: 0 S: 3 H: 0 LOB: 0 BB: 0 P: 3	R: 0 E: 0 K: 0 S: 4 H: 1 LOB: 1 BB: 0 P: 4	R: 0 E: 0 K: 1 S: 6 H: 1 LOB: 2 BB: 1 P: 10	R: 2 E: 0 K: 0 S: 6 H: 4 LOB: 2 BB: 1 P: 10	R: 1 E: 1 K: 0 S: 5 H: 1 LOB: 3 BB: 2 P: 13	R: 3 E: 0 K: 0 S: 6 H: 3 LOB: 1 BB: 1 P: 10	R: 1 E: 0 K: 0 S: 4 H: 1 LOB: 2 BB: 1 P: 9	R: 1 E: 1 K: 1 S: 7 H: 1 LOB: 1 BB: 0 P: 7		1B: 8 2B: 0 3B: 1 HR: 3 SF: 0 SAC: 0 DP: 1 HBP: 1				WP: 0 PB: 0 SB: 4 CS: 0 PA: 44		

PITCHER		IP	WLS	BF	H	R	ER	SO	BB	IBB	HBP	BLK	WP	HR	S	P	ERA	WHIP
Mike Caldwell, L ERA: 4.79	(1, 1)	5.1	L	29	9	5	4	1	2	2	0	0	0	1	27	43	6.75	2.062
Pete Falcone, L ERA: 4.17	(6, 1)	0.2		4	1	1	1	0	1	0	0	0	0	1	3	7	13.50	3.000
John D'Acquisto, R ERA: 10.29	(7, 1)	2.0		11	2	2	2	1	1	0	1	0	0	1	11	16	9.00	1.500

PITCHER	IP	WLS	BF	H	R	ER	SO	BB	IBB	HBP	BLK	WP	HR	S	P	ERA	WHIP

BOTTOM

San Francisco Giants @ San Diego Padres

San Diego Stadium, San Diego, CA

Thu Sep 25 1975, 10:05 PM EDT

Att. 3,886 - Unknown

livebaseballscorecards.com

AB	37
R	8
H	12
RBI	8
BB	6
SO	2
LOB	24

San Francisco Giants @ San Diego Padres

San Diego Stadium, San Diego, CA

Fri Sep 26 1975, 10:05 PM EDT

Att. 7,488 - Unknown

livebaseballscorecards.com

Batter	1	2	3	4	5	6	7	8	9	AB	R	H	RBI	BB	SO	LOB
Jack Clark, R (1, 8) OBP: 0.214, SLG: 0.154	E5 G5-3 S		K		5-3 1-2 1B			E7 1B 1B	F8	5	1	1	0	0	1	0
Derrel Thomas, S (1, 4) OBP: 0.347, SLG: 0.382	K 1-2			1B 1B 1B	5-3 1-2 2-3			1B 1-2 1B	BB	4	2	2	0	1	1	3
Bobby Murcer, L (1, 9) OBP: 0.396, SLG: 0.432	1B			1B 1-3 1B	4-3			1B 1-3 2-H 1B	F9	5	2	3	1	0	0	3
Gary Matthews, R (1, 7) OBP: 0.375, SLG: 0.413	G5-3 2-3f			F9		F9		1B 1B 1B		4	0	1	0	0	0	4
Willie Montanez, L (1, 3) OBP: 0.353, SLG: 0.415 Gary Thomasson, L (4, PR) OBP: 0.305, SLG: 0.340 (4, 3)		G1-6-3 HBP		1B 1-3 3-H 1B		6-3		1B 1-2 2-H 3-H 1B		1 2	0 0	1 1	1 2	0 0	0 0	0 0
Bruce Miller, R (1, 5) OBP: 0.273, SLG: 0.286		L9		G5-4-3 1-2 3-H 1B		L9		1B 1-2 2-3 1B		4	0	2	1	0	0	1
Mike Sadek, R (1, 2) OBP: 0.311, SLG: 0.314		G1-6-3 1-2f		G5-4-3 1-2f			L8	F9		4	0	0	0	0	0	5
Johnnie LeMaster, R (1, 6) OBP: 0.253, SLG: 0.343			3-1		5-3		K	F3		4	0	0	0	0	1	2
John Montefusco, R (1, 1) OBP: 0.141, SLG: 0.150			F4		5-3 1B 1B		F7		F5	4	0	1	0	0	0	0

	AB	37
	R	5
	H	12
	RBI	5
	BB	1
	SO	3
	LOB	18

Inning Stats																		
	R: 0	H: 1	R: 0	H: 0	R: 0	H: 0	R: 2	H: 4	R: 0	H: 2	R: 0	H: 0	R: 0	H: 0	R: 3	H: 5	R: 0	H: 0
	E: 1	LOB: 1	E: 0	LOB: 0	E: 0	LOB: 0	E: 0	LOB: 2	E: 0	LOB: 2	E: 0	LOB: 0	E: 0	LOB: 0	E: 1	LOB: 2	E: 0	LOB: 1
	K: 1	BB: 0	K: 0	BB: 0	K: 1	BB: 0	K: 0	BB: 0	K: 0	BB: 0	K: 0	BB: 0	K: 1	BB: 0	K: 0	BB: 0	K: 0	BB: 1
	S: 6	P: 6	S: 2	P: 3	S: 5	P: 5	S: 6	P: 6	S: 5	P: 5	S: 3	P: 3	S: 5	P: 5	S: 8	P: 8	S: 3	P: 7

	1B: 12	SF: 0	WP: 0	PA: 39
	2B: 0	SAC: 0	PB: 0	
	3B: 0	DP: 3	SB: 1	
	HR: 0	HBP: 1	CS: 0	

PITCHER		IP	WLS	BF	H	R	ER	SO	BB	IBB	HBP	BLK	WP	HR	S	P	ERA	WHIP
Brent Strom, L ERA: 2.54	(1, 1)	7.0	L	30	9	5	4	3	0	0	1	0	0	0	35	36	5.14	1.286
Danny Frisella, R ERA: 3.1	(8, 1)	1.0		5	3	0	0	0	0	0	0	0	0	0	5	5	0.00	3.000
Butch Metzger, R ERA: 7.71	(9, 1)	1.0		4	0	0	0	0	1	0	0	0	0	0	3	7	0.00	1.000

PITCHER	IP	WLS	BF	H	R	ER	SO	BB	IBB	HBP	BLK	WP	HR	S	P	ERA	WHIP

BOTTOM

San Francisco Giants @ San Diego Padres

San Diego Stadium, San Diego, CA

Fri Sep 26 1975, 10:05 PM EDT

Att. 7,488 - Unknown

livebaseballscorecards.com

Batter	1	2	3	4	5	6	7	8	9	AB	R	H	RBI	BB	SO	LOB
Enzo Hernandez, R (1, 6) OBP: 0.275, SLG: 0.265	F8		F3			5-3		1B HBP		3	0	0	0	0	0	1
Hector Torres, R (1, 4) OBP: 0.301, SLG: 0.339	F3			F4		F4		K		4	0	0	0	0	1	2
Jerry Turner, L (1, 7) OBP: 0.400, SLG: 0.333	1B			1-3		4-3		1-3 1B		4	0	2	0	0	0	1
Willie McCovey, L (1, 3) OBP: 0.343, SLG: 0.461	G3			BBBB BB			4-3	F4		3	0	0	0	1	0	3
Dave Winfield, R (1, 9) OBP: 0.355, SLG: 0.405		F4		F7			1B 1B		K	4	0	1	0	0	1	1
Johnny Grubb, L (1, 8) OBP: 0.339, SLG: 0.364		F8			F8		F7		2B	4	0	1	0	0	0	1
Ted Kubiak, S (1, 5) OBP: 0.300, SLG: 0.252		1-3			1-3		1-3 1B		F8	4	0	1	0	0	0	1
Bob Davis, R (1, 2) OBP: 0.302, SLG: 0.286			1-3		K		F9		K	2	0	0	0	0	1	0
Gene Locklear, L (7, PH) OBP: 0.377, SLG: 0.438										1	0	0	0	0	0	2
Fred Kendall, R (8, 2) OBP: 0.265, SLG: 0.251										1	0	0	0	0	1	1
Brent Strom, R (1, 1) OBP: 0.156, SLG: 0.133			F4			E4 5-3		F8		2	0	0	0	0	0	0
Danny Frisella, L (8, 1) OBP: 0.200, SLG: 0.200										0	0	0	0	0	0	0
Bobby Tolan, L (8, PH) OBP: 0.306, SLG: 0.337										1	0	0	0	0	0	0
Butch Metzger, R (9, 1)										0	0	0	0	0	0	0

Inning Stats	1	2	3	4	5	6	7	8	9
	R: 0 H: 1 E: 0 LOB: 1 K: 0 BB: 0 S: 4 P: 4	R: 0 H: 0 E: 0 LOB: 0 K: 0 BB: 0 S: 3 P: 3	R: 0 H: 0 E: 0 LOB: 0 K: 0 BB: 0 S: 3 P: 3	R: 0 H: 0 E: 0 LOB: 1 K: 0 BB: 1 S: 3 P: 7	R: 0 H: 0 E: 0 LOB: 0 K: 1 BB: 0 S: 5 P: 5	R: 0 H: 0 E: 1 LOB: 1 K: 0 BB: 0 S: 4 P: 4	R: 0 H: 2 E: 0 LOB: 2 K: 0 BB: 0 S: 5 P: 5	R: 0 H: 1 E: 0 LOB: 2 K: 1 BB: 0 S: 6 P: 7	R: 0 H: 1 E: 0 LOB: 1 K: 2 BB: 0 S: 8 P: 8

AB	33
R	0
H	5
RBI	0
BB	1
SO	4
LOB	13

1B: 4 SF: 0
2B: 1 SAC: 0
3B: 0 DP: 0
HR: 0 HBP: 1

WP: 0 PA: 35
PB: 0
SB: 0
CS: 0

PITCHER	IP	WLS	BF	H	R	ER	SO	BB	IBB	HBP	BLK	WP	HR	S	P	ERA	WHIP
John Montefusco, R (1, 1) ERA: 2.88	9.0	W	35	5	0	0	4	1	0	1	0	0	0	41	46	0.00	0.667

PITCHER	IP	WLS	BF	H	R	ER	SO	BB	IBB	HBP	BLK	WP	HR	S	P	ERA	WHIP

Batter	1	2	3	4	5	6	7	8	9	AB	R	H	RBI	BB	SO	LOB
Von Joshua, L (1, 8) OBP: 0.359, SLG: 0.448	BBBB 4-0 1B BB		x 0-0 ③ F8		x 0-0 SF8 1-3 2B		x 0-0 ③ F7			3	0	1	0	1	0	0
Derrel Thomas, S (1, 4) OBP: 0.346, SLG: 0.381	x 0-0 G6-4-3 1-2 1B			x 0-0 ① 4-3	x 0-0 ② SF8 2-3 3-H			x 0-0 ① 6-3		3	0	1	1	0	0	0
Bobby Murcer, L (1, 9) OBP: 0.396, SLG: 0.432 Glenn Adams, L (5, 9) OBP: 0.382, SLG: 0.483	x 0-0 ① F3			x 0-0 HR 1B	x 0-0 ③ F9			x 0-0 ② 6-3		3 1	1 0	1 0	0 0	0 0	0 0	3 0
Gary Matthews, R (1, 7) OBP: 0.376, SLG: 0.424	x 0-0 ②③ G6-4-3 1-2f			x 0-0 1-H HR		x 0-0 F7 SF8 2B		x 0-0 ③ 6-3		4	2	2	2	0	0	2
Gary Thomasson, L (1, 3) OBP: 0.304, SLG: 0.339		x 0-0 ① F8		x 0-0 ② F9		x 0-0 ① F7 2-3			x 0-0 FC6-4 1B	4	0	1	0	0	0	1
Steve Ontiveros, S (1, 5) OBP: 0.393, SLG: 0.368		x 0-0 ② F6		BBBB 4-0 BB		x 0-0 ② SF8 3-H			x 0-0 ① F2	2	0	0	1	1	0	1
Dave Rader, L (1, 2) OBP: 0.360, SLG: 0.394		SSS 0-3 ③ K		x 0-0 ③ F8		x 0-0 ③ G3			x 0-0 ② F9	4	0	0	0	0	1	2
Johnnie LeMaster, R (1, 6) OBP: 0.241, SLG: 0.324			x 0-0 ① F2		x 0-0 ① F6		SSS 0-3 ① K		x 0-0 ③ FC6-4 1-2f	4	0	0	0	0	1	1
Rob Dressler, R (1, 1)			x 0-0 ② 6-3		BBBB 4-0 2B SF8 BB		SSS 0-3 ② K			2	1	0	0	1	1	0
Inning Stats	R: 0 E: 0 K: 0 S: 3 H: 1 LOB: 1 BB: 1 P: 7	R: 0 E: 0 K: 1 S: 5 H: 0 LOB: 0 BB: 0 P: 5	R: 0 E: 0 K: 0 S: 3 H: 0 LOB: 0 BB: 0 P: 3	R: 2 E: 0 K: 0 S: 5 H: 2 LOB: 1 BB: 1 P: 9	R: 1 E: 0 K: 0 S: 4 H: 1 LOB: 1 BB: 1 P: 8	R: 1 E: 0 K: 0 S: 4 H: 1 LOB: 0 BB: 0 P: 4	R: 0 E: 0 K: 2 S: 7 H: 0 LOB: 0 BB: 0 P: 7	R: 0 E: 0 K: 0 S: 3 H: 0 LOB: 0 BB: 0 P: 3	R: 0 E: 0 K: 0 S: 4 H: 1 LOB: 1 BB: 0 P: 4	1B: 3 2B: 2 3B: 0 HR: 1 SF: 2 SAC: 0 DP: 1 HBP: 0							

TOP

San Francisco Giants @ San Diego Padres

San Diego Stadium, San Diego, CA

Sat Sep 27 1975, 10:05 PM EDT

Att. 27,655 - Unknown

livebaseballscorecards.com

AB	30
R	4
H	6
RBI	4
BB	3
SO	3
LOB	10

WP: 0 PB: 0 SB: 0 CS: 0 PA: 35

PITCHER		IP	WLS	BF	H	R	ER	SO	BB	IBB	HBP	BLK	WP	HR	S	P	ERA	WHIP
Joe McIntosh, R ERA: 3.69	(1, 1)	7.0	L	28	5	4	4	3	3	0	0	0	0	1	31	43	5.14	1.143
Dave Tomlin, L ERA: 3.25	(8, 1)	2.0		7	1	0	0	0	0	0	0	0	0	0	7	7	0.00	0.500

PITCHER	IP	WLS	BF	H	R	ER	SO	BB	IBB	HBP	BLK	WP	HR	S	P	ERA	WHIP

Batter	1	2	3	4	5	6	7	8	9	AB	R	H	RBI	BB	SO	LOB
Enzo Hernandez, R (1, 6) OBP: 0.275, SLG: 0.265	SH2-3 1B		6-3		5-3		K			4	0	1	0	0	1	0
Tito Fuentes, S (1, 4) OBP: 0.312, SLG: 0.351	SH2-3 1-2		G4-3 1B		1B			F6		3	0	2	0	0	0	0
Jerry Turner, L (1, 7) OBP: 0.333, SLG: 0.273	6-3		G4-3 1-2f		F7			4-3		4	0	0	0	0	0	3
Dave Winfield, R (1, 9) OBP: 0.354, SLG: 0.404	F8			WP 1-3 1B		K		K		4	1	1	0	0	2	1
Bobby Tolan, L (1, 3) OBP: 0.306, SLG: 0.338		K		G3 1-3		4-3 2B			5-3	4	0	1	0	0	1	1
Johnny Grubb, L (1, 8) OBP: 0.337, SLG: 0.361		F7		1-3 3-H		4-3 2-3			F5	4	0	0	1	0	0	1
Ted Kubiak, S (1, 5) OBP: 0.304, SLG: 0.253		S 1B		BB		3-1			4-3	3	0	1	0	1	0	1
Bob Davis, R (1, 2) OBP: 0.310, SLG: 0.289		1-2 IBB		K			G4-3 1B			2	0	1	0	1	1	1
Joe McIntosh, S (1, 1) OBP: 0.236, SLG: 0.229		K			6-3		G4-3 1-2f			2	0	0	0	0	1	2
Gene Locklear, L (7, PH) OBP: 0.375, SLG: 0.436										1	0	0	0	0	0	1
Dave Tomlin, L (8, 1) OBP: 0.429, SLG: 0.200										0	0	0	0	0	0	0
Inning Stats	R: 0 E: 0 K: 0 S: 4 H: 1 LOB: 1 BB: 0 P: 4	R: 0 E: 0 K: 2 S: 8 H: 1 LOB: 2 BB: 1 P: 12	R: 0 E: 0 K: 0 S: 3 H: 1 LOB: 0 BB: 0 P: 3	R: 1 E: 0 K: 1 S: 6 H: 1 LOB: 1 BB: 1 P: 10	R: 0 E: 0 K: 0 S: 4 H: 1 LOB: 1 BB: 0 P: 4	R: 0 E: 0 K: 1 S: 6 H: 1 LOB: 1 BB: 0 P: 6	R: 0 E: 0 K: 1 S: 5 H: 1 LOB: 0 BB: 0 P: 5	R: 0 E: 0 K: 1 S: 5 H: 0 LOB: 0 BB: 0 P: 5	R: 0 E: 0 K: 0 S: 3 H: 0 LOB: 0 BB: 0 P: 3	1B: 6 2B: 1 3B: 0 HR: 0		SF: 0 SAC: 1 DP: 2 HBP: 0		WP: 1 PB: 0 SB: 1 CS: 0		PA: 34	

PITCHER	IP	WLS	BF	H	R	ER	SO	BB	IBB	HBP	BLK	WP	HR	S	P	ERA	WHIP
Rob Dressler, R (1, 1) ERA: 1.1	9.0	W	34	7	1	0	6	1	1	0	0	1	0	44	52	0.00	0.889

PITCHER	IP	WLS	BF	H	R	ER	SO	BB	IBB	HBP	BLK	WP	HR	S	P	ERA	WHIP

BOTTOM

San Francisco Giants @ San Diego Padres

San Diego Stadium, San Diego, CA

Sat Sep 27 1975, 10:05 PM EDT

Att. 27,655 - Unknown

livebaseballscorecards.com

AB	31
R	1
H	7
RBI	1
BB	2
SO	6
LOB	11

San Francisco Giants @ San Diego Padres

San Diego Stadium, San Diego, CA

Sun Sep 28 1975, 6:33 AM EDT

Att. 15,069 - Unknown

livebaseballscorecards.com

TOP

Batter	1	2	3	4	5	6	7	8	9	AB	R	H	RBI	BB	SO	LOB
Von Joshua, L (1, 8) OBP: 0.359, SLG: 0.448	E SF8 1B	K		K			6-3			3	1	1	0	0	2	4
Marc Hill, R (5, 2) OBP: 0.305, SLG: 0.319										2	0	0	0	0	0	2
Derrel Thomas, S (1, 4) OBP: 0.347, SLG: 0.381	E4 HR 1-3		1-3		F7		E6 E 1B		1B 1B	5	2	2	0	0	0	1
Jack Clark, R (1, 9) OBP: 0.263, SLG: 0.235	SF8 3-H		1-3		G6-4-3 1B		E9 2-H 1B		F6	4	0	2	2	0	0	1
Gary Matthews, R (5, 8)																
Gary Matthews, R (1, 7) OBP: 0.377, SLG: 0.431	1-H HR		1-3		G6-4-3 1-2f		6-3		1-2 1B	5	1	2	2	0	0	2
Jake Brown, R (9, 7) OBP: 0.292, SLG: 0.279										0	0	0	0	0	0	0
Chris Speier, R (1, 6) OBP: 0.362, SLG: 0.415	6-3			BB 1B 1B		F3		F4	F5	2	0	1	0	0	0	0
Craig Robinson, R (4, PR) OBP: 0.104, SLG: 0.087										2	0	0	0	0	0	0
(4, 6)																
Glenn Adams, L (9, PH) OBP: 0.379, SLG: 0.478										1	0	0	0	0	0	2
Johnnie LeMaster, R (9, 6) OBP: 0.241, SLG: 0.324										0	0	0	0	0	0	0
Bruce Miller, R (1, 5) OBP: 0.275, SLG: 0.288	L1			BB 1-2 1B		1B		F8	F9	5	0	2	0	0	0	2
Gary Thomasson, L (1, 3) OBP: 0.304, SLG: 0.347		F8		K		K		HR		4	1	1	1	0	2	3
Mike Sadek, R (1, 2) OBP: 0.322, SLG: 0.321		1B		BB 1-2 2-3		1-3		E3 BB		1	0	1	0	1	0	0
Steve Ontiveros, S (5, 9) OBP: 0.391, SLG: 0.366										2	0	0	0	0	0	1
Greg Minton, S (1, 1)		K		K			K		BB 1-2	3	0	0	0	0	3	4
Gary Lavelle, S (7, 1) OBP: 0.200, SLG: 0.111										0	0	0	0	1	0	0

	AB	39
	R	5
	H	12
	RBI	5
	BB	2
	SO	7
	LOB	22

Inning Stats	1	2	3	4	5	6	7	8	9
	R: 3 E: 1 K: 0 S: 6	R: 0 E: 0 K: 2 S: 8	R: 0 E: 0 K: 0 S: 3	R: 0 E: 0 K: 3 S: 11	R: 0 E: 0 K: 0 S: 3	R: 0 E: 0 K: 1 S: 6	R: 1 E: 2 K: 1 S: 7	R: 1 E: 1 K: 0 S: 5	R: 0 E: 0 K: 0 S: 5
	H: 2 LOB: 0 BB: 0 P: 6	H: 1 LOB: 1 BB: 0 P: 8	H: 0 LOB: 0 BB: 0 P: 3	H: 2 LOB: 3 BB: 1 P: 15	H: 1 LOB: 0 BB: 0 P: 3	H: 1 LOB: 1 BB: 0 P: 6	H: 2 LOB: 1 BB: 0 P: 7	H: 1 LOB: 2 BB: 1 P: 9	H: 2 LOB: 2 BB: 0 P: 5

| | | | | | | | | | | | | | | | |

Batter	1	2	3	4	5	6	7	8	9	AB	R	H	RBI	BB	SO	LOB
Johnny Grubb, L (1, 8) OBP: 0.342, SLG: 0.363	H 1-0 1B 4-3 1B HBP	B B B 4-0 G1-4-3 BB			x 0-0 4-3 SH1-4 1B		x 0-0 FC6-4 1-3 1B		B B B 4-0 FC3-5 1-2 BB	2	1	2	0	2	0	0
Tito Fuentes, S (1, 4) OBP: 0.309, SLG: 0.349	x 0-0 ① 4-3 1-2	x 0-0 ②③ G1-4-3 1-2f			x 0-0 ① SH1-4 1-2		x 0-0 ① F7		x 0-0 ① FC3-5 1-2 2-3f	4	0	0	0	0	0	6
Bobby Tolan, L (1, 7) OBP: 0.306, SLG: 0.338 Dick Sharon, R (7, PH) (8, 7) OBP: 0.306, SLG: 0.313	x 0-0 1B 2-3 1B	x 0-0 ① 4-3			x 0-0 ② 4-3 2-3		x 0-0 ② FC6-4 1-2f 3-H		x 0-0 ② F4	3 2	1 0	1 0	0 1	0 0	0 0	1 3
Willie McCovey, L (1, 3) OBP: 0.345, SLG: 0.460	x 0-0 FC4-6 1B 2-H 3-H 1B	B B B 4-0 G6-4-3 BB			B B B 4-0 FC5-4 BB		S S S 0-3 ③ K		x 0-0 ③ F7	3	0	1	2	2	1	3
Dave Winfield, R (1, 9) OBP: 0.354, SLG: 0.403	x 0-0 FC4-6 1-2 1B	x 0-0 ②③ G6-4-3 1-2f			x 0-0 ③ FC5-4 1-2f			x 0-0 ① 5-3		4	0	1	0	0	0	3
Hector Torres, R (1, 6) OBP: 0.297, SLG: 0.335	x 0-0 ② FC4-6 WP 1-2f 2-3			x 0-0 ① F7		x 0-0 ① 5-3		x 0-0 ② 5-3		4	0	0	0	0	0	2
Ted Kubiak, S (1, 5) OBP: 0.307, SLG: 0.254	I I I 4-0 1-2 IBB			x 0-0 ② F8		x 0-0 ② L4		x 0-0 1B		3	0	1	0	1	0	0
Fred Kendall, R (1, 2) OBP: 0.265, SLG: 0.248	x 0-0 ③ F8			B B B 4-0 BB		x 0-0 ③ 6-3		x 0-0 ③ F9		3	0	0	0	1	0	4
Randy Jones, R (1, 1) OBP: 0.182, SLG: 0.157 Gene Locklear, L (7, PH) OBP: 0.378, SLG: 0.439 Danny Frisella, L (8, 1) OBP: 0.200, SLG: 0.200 Bobby Valentine, R (9, PH) OBP: 0.321, SLG: 0.319 Bill Almon, R (9, PR) OBP: 0.400, SLG: 0.400		x 0-0 ① 4-3		S S S 0-3 ③ K			x 0-0 1B WP FC6-4 1B		x 0-0 FC3-5 BB 1B	2 1 0 1 0	0 1 0 0 0	0 1 0 1 0	0 0 0 0 0	1 0 0 0 0	1 0 0 0 0	1 0 0 0 0
Inning Stats	R: 2 E: 0 K: 0 S: 6 H: 3 LOB: 3 BB: 1 P: 11	R: 0 E: 0 K: 0 S: 2 H: 0 LOB: 0 BB: 1 P: 6	R: 0 E: 0 K: 0 S: 2 H: 0 LOB: 0 BB: 1 P: 6	R: 0 E: 0 K: 1 S: 5 H: 0 LOB: 1 BB: 1 P: 9	R: 0 E: 0 K: 0 S: 4 H: 1 LOB: 2 BB: 1 P: 8	R: 0 E: 0 K: 0 S: 3 H: 0 LOB: 0 BB: 0 P: 3	R: 1 E: 0 K: 1 S: 7 H: 2 LOB: 1 BB: 0 P: 7	R: 0 E: 0 K: 0 S: 4 H: 1 LOB: 1 BB: 0 P: 4	R: 0 E: 0 K: 0 S: 4 H: 1 LOB: 2 BB: 1 P: 8	1B: 8 2B: 0 3B: 0 HR: 0	SF: 0 SAC: 1 DP: 2 HBP: 1						

PITCHER	IP	WLS	BF	H	R	ER	SO	BB	IBB	HBP	BLK	WP	HR	S	P	ERA	WHIP
Greg Minton, R (1, 1) ERA: 6.88	6.0	W	28	6	3	3	1	4	1	1	0	2	0	24	45	4.50	1.667
Gary Lavelle, L (7, 1) ERA: 2.95	3.0	S	12	2	0	0	1	1	0	0	0	0	0	13	17	0.00	1.000

PITCHER	IP	WLS	BF	H	R	ER	SO	BB	IBB	HBP	BLK	WP	HR	S	P	ERA	WHIP

BOTTOM

San Francisco Giants @ San Diego Padres

San Diego Stadium, San Diego, CA

Sun Sep 28 1975, 6:33 AM EDT

Att. 15,069 - Unknown

livebaseballscorecards.com

AB	32
R	3
H	8
RBI	3
BB	6
SO	2
LOB	23

WP: 2	PA: 40		
PB: 0			
SB: 0			
CS: 0			