

San Diego Padres - 1975

Batter	1	2	3	4	5	6	7	8	9	10	AB	R	H	RBI	BB	SO	LOB	TOP	
Gary Maddox, R (1.8)	5-3			F8		CS BB			IBB		2	0	0	0	2	0	0	San Francisco Giants @ San Diego Padres San Diego Stadium, San Diego, CA Thu Apr 10 1975, 10:05 PM EDT Att: 17,670 - Unknown livebaseballscorecards.com	
Derrel Thomas, S (1.4)	F8			4-3		CS	6-3		L9		4	0	0	0	0	0	2		
Gary Thomasson, L (1.3)	F8			F6			1-3		G3		4	0	0	0	0	0	2		
Bobby Murcer, L (1.9) OBP: 0.500, SLG: 0.750					4-3		F9			2B	4	1	2	0	0	0	0		
Gary Matthews, R (1.7) OBP: 0.500, SLG: 0.667						1B BB		6-3		2B	3	1	1	1	1	0	1		
Chris Spier, R (1.6) OBP: 0.667, SLG: 0.667						BB				SH1-3 2-H 2B	3	0	2	0	0	0	0		
Steve Ontiveros, S (1.5)						1B				SH1-3	3	0	2	0	0	0	0		
Dave Rader, L (1.2) Horace Speed, R (9, PR) Marc Hill, R (9, 2)						1B				2-3	4	0	0	1	0	1	3		
Jim Barr, R (1.1)										3-H 1B	3	0	1	0	0	1	0		
										1-2	2	0	0	0	0	2	0		
Inning Stats	R: 0 E: 0 K: 0 S: 3	H: 0 LOB: 0 BB: 0 P: 3	R: 0 E: 0 K: 0 S: 3	H: 1 LOB: 0 BB: 0 P: 3	R: 0 E: 0 K: 2 S: 7	H: 0 LOB: 0 BB: 0 P: 7	R: 0 E: 0 K: 1 S: 4	H: 0 LOB: 0 BB: 1 P: 8	R: 0 E: 0 K: 0 S: 3	H: 0 LOB: 0 BB: 0 P: 3	R: 0 E: 0 K: 1 S: 5	H: 1 LOB: 1 BB: 0 P: 5	R: 0 E: 0 K: 0 S: 4	H: 1 LOB: 2 BB: 1 P: 8	R: 2 E: 0 K: 1 S: 7	H: 2 LOB: 0 BB: 0 P: 7	1B: 4 2B: 3 3B: 0 HR: 0	SF: 0 SAC: 2 DP: 3 HBP: 0	WP: 0 PA: 36 PB: 0 SB: 0 CS: 2
PITCHER	IP 9.0	WLS 30	BF 4	H 0	R 0	ER 0	SO 4	BB 2	IBB 1	HBP 0	BLK 0	WP 0	HR 0	S 35	P 47	ERA 0.00	WHIP 0.667		
PITCHER	IP 10.1	WLS L	BF 5	H 2	R 2	ER 2	SO 1	BB 0	IBB 0	HBP 0	BLK 0	WP 0	HR 0	S 7	P 7	ERA 18.00	WHIP 2.000		

Batter	1	2	3	4	5	6	7	8	9	10	AB	R	H	RBI	BB	SO	LOB	BOTTOM
Bobby Tolan, L (1.7)	3-1			F5		1B			F8		4	0	1	0	0	0	2	San Francisco Giants @ San Diego Padres San Diego Stadium, San Diego, CA Thu Apr 10 1975, 10:05 PM EDT Att: 17,670 - Unknown livebaseballscorecards.com
Tito Fuentes, S (1.4) John Scott, R (9, PR) Rich Folkers, L (10, 1)	4-3			F7		G6-4-3			1B		4	0	1	0	0	0	3	
Dave Winfield, R (1.9)	6-3								1B		0	0	0	0	0	0	0	
Wille McCovey, L (1.3) OBP: 0.250, SLG: 0.500											4	0	1	0	0	0	1	
Johnny Grubb, L (1.8) OBP: 0.500, SLG: 0.750											4	0	2	0	0	1	0	
Glenn Beckert, R (1.5) Hector Torres, R (9, 5) (10, 4)											3	0	1	0	0	0	1	
Randy Hundley, R (1.2) Fred Kendall, R (10, 2)											2	0	0	0	1	1	1	
Enzo Hernandez, R (1.6) OBP: 0.500, SLG: 0.500											2	0	1	0	0	0	1	
Randy Jones, R (1.1) Dave Hilton, R (10, 5)											3	0	1	0	0	2	1	
											0	0	0	0	0	0	0	
Inning Stats	R: 0 E: 0 K: 0 S: 3	H: 0 LOB: 0 BB: 0 P: 3	R: 0 E: 0 K: 0 S: 3	H: 1 LOB: 0 BB: 0 P: 3	R: 0 E: 0 K: 0 S: 4	H: 1 LOB: 2 BB: 1 P: 8	R: 0 E: 0 K: 1 S: 5	H: 1 LOB: 0 BB: 0 P: 5	R: 0 E: 0 K: 1 S: 6	H: 1 LOB: 1 BB: 0 P: 6	R: 0 E: 0 K: 0 S: 4	H: 1 LOB: 1 BB: 0 P: 4	R: 0 E: 0 K: 1 S: 5	H: 0 LOB: 0 BB: 0 P: 5	1B: 6 2B: 3 3B: 0 HR: 0	SF: 0 SAC: 1 DP: 3 HBP: 0	WP: 0 PA: 35 PB: 0 SB: 0 CS: 1	
PITCHER	IP 10.0	WLS W	BF 34	H 8	R 0	ER 0	SO 4	BB 1	IBB 0	HBP 0	BLK 0	WP 0	HR 0	S 41	P 45	ERA 0.00	WHIP 0.900	
PITCHER	IP (1.1)	WLS L	BF (10, 1)	H (2)	R (2)	ER (2)	SO (1)	BB (0)	IBB (0)	HBP (0)	BLK (0)	WP (0)	HR (0)	S (7)	P (7)	ERA (18.00)	WHIP (2.000)	

Batter	1	2	3	4	5	6	7	8	9	AB	R	H	RBI	BB	SO	LOB	TOP					
Pete Rose, S OBP: 0.500, SLG: 0.400 (1, 7)	G3		1B		F9		1-3		1B	5	2	2	0	0	0	0	Cincinnati Reds @ San Diego Padres San Diego Stadium, San Diego, CA Fri Apr 11 1975, 10:05 PM EDT Att: 13,818 - Unknown					
Joe Morgan, L OBP: 0.650, SLG: 0.600 (1, 4)	1B		F2		K		1B		1-3	4	0	2	0	1	1	1						
Johnny Bench, R OBP: 0.250, SLG: 0.167 (1, 2)	K		1B		1B		BB		1-3	4	0	2	1	1	1	2						
Tony Perez, R OBP: 0.150, SLG: 0.158 (1, 3)	K		K		1B		FC4		1-3	5	0	1	0	0	3	6						
Cesar Geronimo, L OBP: 0.357, SLG: 0.385 (1, 8)		K	1-3		F7				B1-3	4	0	2	1	0	1	2						
Ken Griffey, L OBP: 0.308, SLG: 0.417 (1, 9)	4-3		K		F7				B1-3	4	0	0	0	0	1	3						
Darrel Chaney, S OBP: 0.167, SLG: 0.100 (1, 6)		2B			F2		F8		F9	3	0	0	0	1	0	1						
John Vukovich, R OBP: 0.400, SLG: 0.667 (8, PH)					F8				G3	3	0	1	0	0	0	0						
Terry Crowley, L OBP: 0.250, SLG: 0.500 (8, PH)					F8					1	0	0	0	0	0	1						
Doug Flynn, R OBP: 0.250, SLG: 0.250 (8, 5)										0	0	0	0	0	0	0						
Fred Norman, S OBP: 0.667, SLG: 1.000 (7, PH)					5-3				6-3	2	0	0	0	0	0	2						
Ed Ambrister, R OBP: 0.000, SLG: 0.000 (7, PH)										1	0	0	0	0	1	0						
Tom Hall, L OBP: 0.000, SLG: 0.000 (7, 1)										0	0	0	0	0	0	0						
Merv Rettenmund, R OBP: 0.000, SLG: 0.000 (8, PH)										1	0	0	0	0	0	0						
Inning Stats	R: 0 E: 0 K: 2 S: 8	H: 1 LOB: 1 BB: 0 P: 8	R: 0 E: 0 K: 1 S: 6	H: 1 LOB: 2 BB: 1 P: 10	R: 1 E: 0 K: 2 S: 10	H: 3 LOB: 2 BB: 0 P: 10	R: 0 E: 0 K: 0 S: 3	H: 0 LOB: 0 BB: 0 P: 3	R: 0 E: 0 K: 1 S: 6	H: 1 LOB: 2 BB: 1 P: 10	R: 0 E: 0 K: 0 S: 6	H: 0 LOB: 2 BB: 0 P: 3	R: 0 E: 0 K: 1 S: 6	H: 1 LOB: 2 BB: 1 P: 10	R: 0 E: 0 K: 0 S: 4	H: 1 LOB: 1 BB: 0 P: 4	R: 1 E: 0 K: 1 S: 7	H: 2 LOB: 1 BB: 0 P: 7	1B: 8 2B: 2 3B: 0 HR: 0	SF: 0 SAC: 0 DP: 0 HBP: 0	WP: 0 PB: 0 SB: 0 CS: 0	PA: 40
PITCHER Dan Spillner, R ERA: 2.0 (1, 1)	IP: 9.0 WLS: W BF: 40 H: 10 R: 2 ER: 2 SO: 8 BB: 3 IBB: 0 HBP: 0 BLK: 0 WP: 0 HR: 0 S: 53 P: 65 ERA: 2.00 WHIP: 1.444																					

AB	37
R	2
H	10
RBI	2
BB	3
SO	8
LOB	18



Batter	1	2	3	4	5	6	7	8	9	AB	R	H	RBI	BB	SO	LOB	BOTTOM	
Enzo Hernandez, R OBP: 0.429, SLG: 0.571 (1, 6)	1B	5-3		1-3		6-3		F8		5	1	2	2	0	0	1	Cincinnati Reds @ San Diego Padres San Diego Stadium, San Diego, CA Fri Apr 11 1975, 10:05 PM EDT Att: 13,818 - Unknown	
Bobby Tolan, L OBP: 0.375, SLG: 0.375 (1, 7)	2B			1-3		2-3				4	1	2	0	0	1	3		
Johnny Grubb, L OBP: 0.429, SLG: 0.571 (1, 8)	2B		SH2-4							3	1	1	1	0	1	2		
Dave Winfield, R OBP: 0.250, SLG: 0.286 (1, 9)	2B		F9			4-3				3	0	1	2	1	0	1		
Mike Ivie, R OBP: 0.000, SLG: 0.000 (1, 3)	K		K			5-3				4	0	0	0	0	2	3		
Glenn Beckert, R OBP: 0.500, SLG: 0.400 (1, 5)	F7					1B				2	1	1	0	1	0	1		
Hector Torres, R OBP: 0.500, SLG: 0.500 (6, 5)						1B				1	0	1	0	0	0	0		
Tito Fuentes, S OBP: 0.250, SLG: 0.143 (1, 4)	4-3					1B				3	1	0	0	1	1	4		
Randy Hundley, R OBP: 0.429, SLG: 0.333 (1, 2)		6-3				1B				4	0	2	0	0	0	0		
Dan Spillner, R ERA: 7.5 (1, 1)	G3					SH3				3	0	0	0	0	2	3		
Inning Stats	R: 3 E: 0 K: 1 S: 9	H: 4 LOB: 1 BB: 0 P: 9	R: 0 E: 0 K: 0 S: 3	H: 0 LOB: 0 BB: 0 P: 3	R: 0 E: 0 K: 1 S: 6	H: 1 LOB: 1 BB: 0 P: 6	R: 2 E: 0 K: 1 S: 7	H: 2 LOB: 2 BB: 2 P: 15	R: 0 E: 0 K: 0 S: 4	H: 1 LOB: 1 BB: 0 P: 4	R: 0 E: 0 K: 1 S: 6	H: 1 LOB: 2 BB: 1 P: 12	R: 0 E: 0 K: 1 S: 5	H: 0 LOB: 0 BB: 0 P: 5	1B: 8 2B: 2 3B: 0 HR: 0	SF: 0 SAC: 2 DP: 0 HBP: 0	WP: 0 PB: 0 SB: 0 CS: 0	PA: 37
PITCHER Fred Norman, L ERA: 7.5 (1, 1)	IP: 6.0 WLS: L BF: 29 H: 9 R: 5 ER: 5 SO: 4 BB: 2 IBB: 0 HBP: 0 BLK: 0 WP: 0 HR: 0 S: 35 P: 43 ERA: 7.50 WHIP: 1.833																	
Tom Hall, L ERA: 0.00 (7, 1)	IP: 2.0 WLS: 8 BF: 1 H: 0 R: 0 ER: 0 SO: 3 BB: 1 IBB: 0 HBP: 0 BLK: 0 WP: 0 HR: 0 S: 13 P: 17 ERA: 0.00 WHIP: 1.000																	



Batter	1	2	3	4	5	6	7	8	9	AB	R	H	RBI	BB	SO	LOB	TOP								
Pete Rose, S OBP: 0.560, SLG: 0.526 (1, 7)	G3		2B SF9 1B		4-3 1-H 2B		FC6-4 1B		HBP BB	4	1	3	1	1	0	0	Cincinnati Reds @ San Diego Padres San Diego Stadium, San Diego, CA Sat Apr 12, 1975, 10:05 PM EDT Att: 17,881 - Unknown livebaseballscorecards.com								
Joe Morgan, L OBP: 0.640, SLG: 0.632 (1, 4)	BB 1B		SF9 1-3 2B		4-3		F9		1-0 HBP	4	0	2	0	0	0	2									
Johnny Bench, R OBP: 0.240, SLG: 0.143 (1, 2)	G6-4-3 BB		SF9 2-3 3-H		K		FC6-4		0-3 HBP	3	0	0	1	1	2	4									
Tony Perez, R OBP: 0.208, SLG: 0.143 (1, 3)	G6-4-3		5-3				F3 BB BB		4-0 FC1-6 BB	2	0	0	0	2	0	3									
Cesar Geronimo, L OBP: 0.278, SLG: 0.294 (1, 8)		6-3		G3			F7		0-0 FC1-6 4-3	4	0	0	0	0	0	2									
Ken Griffey, L OBP: 0.375, SLG: 0.385 (8, PH)	6-3			4-0 F1-6-3 BB			F3 BB		0-0 4-3	1	0	0	0	2	0	0									
George Foster, R OBP: 0.500, SLG: 1.500 (8, 9)		6-3					F3 BB		1-2	1	0	0	0	0	0	1									
Doug Flynn, R OBP: 0.250, SLG: 0.250 (1, 6)				F1-6-3 1-2			F3		0-0 F3	4	0	1	0	0	0	4									
John Vukovich, R OBP: 0.417, SLG: 0.600 (6, PH)							5-3		0-3 K	1	1	0	0	1	0	1									
Dave Concepcion, R OBP: 0.300, SLG: 0.300 (6, 5)						2B BB			0-3 K	2	0	0	0	0	1	2									
Gary Nolan, R (7, PH)									0-0 F9	2	0	0	0	0	2	1									
Ed Ambrister, R OBP: 0.500, SLG: 0.750 (7, 1)										1	0	0	0	0	1	0									
Willi McEnaney, L (7, 1)										0	0	0	0	0	0	0									
Pedro Borbon, R (7, 1)										0	0	0	0	0	0	0									
Merv Rettenmund, R (9, PH)										1	0	0	0	0	0	0									
Inning Stats	R: 0 E: 0 K: 0 S: 3	H: 1 LOB: 1 BB: 1 P: 7	R: 0 E: 0 K: 0 S: 4	H: 1 LOB: 1 BB: 0 P: 4	R: 1 E: 0 K: 1 S: 7	H: 2 LOB: 1 BB: 0 P: 7	R: 0 E: 0 K: 0 S: 2	H: 0 LOB: 0 BB: 1 P: 6	R: 1 E: 0 K: 2 S: 8	H: 1 LOB: 1 BB: 1 P: 12	R: 0 E: 0 K: 0 S: 3	H: 1 LOB: 2 BB: 2 P: 11	R: 0 E: 0 K: 1 S: 6	H: 1 LOB: 1 BB: 0 P: 6	R: 0 E: 0 K: 0 S: 3	H: 0 LOB: 1 BB: 1 P: 7		R: 0 E: 0 K: 2 S: 7	H: 0 LOB: 2 BB: 1 P: 12	1B: 4 2B: 2 3B: 0 HR: 0	SF: 1 SAC: 0 DP: 2 HBP: 1	WP: 0 PB: 0 SB: 0 CS: 0	PA: 39		
PITCHER	IP	WLS	BF	H	R	ER	SO	BB	IBB	HBP	BLK	WP	HR	S	P	ERA	WHIP								
Joe McIntosh, R ERA: 2.57 (1, 1)	7.0	W	31	6	2	2	4	6	0	0	0	0	0	33	57	2.57	1.714								
Dave Tomlin, L ERA: (8, 1)	1.2		7	0	0	0	1	1	0	1	0	0	0	7	12	0.00	0.600								
Bill Greif, R ERA: (9, 1)	0.1	S	1	0	0	0	1	0	0	0	0	0	0	3	3	0.00	0.000								

Batter	1	2	3	4	5	6	7	8	9	AB	R	H	RBI	BB	SO	LOB	BOTTOM									
Enzo Hernandez, R OBP: 0.364, SLG: 0.545 (1, 6)	4-3 SF9 2B	F8		1-3					F9	4	1	1	0	0	0	3	Cincinnati Reds @ San Diego Padres San Diego Stadium, San Diego, CA Sat Apr 12, 1975, 10:05 PM EDT Att: 17,881 - Unknown livebaseballscorecards.com									
Bobby Tolan, L OBP: 0.250, SLG: 0.250 (1, 7)	4-3 2-3		F6		K				F5	4	0	0	0	0	1	1										
Johnny Grubb, L OBP: 0.455, SLG: 0.600 (1, 8)	SF9 3-H		1B SF8 1B		3-1				1B 1B	3	1	2	1	0	0	0										
Willie McCovey, L OBP: 0.375, SLG: 0.500 (7, PR)	G3				K					4	0	2	0	0	1	0										
Mike Ivie, R (8, 3)									1B	0	0	0	0	0	0	0										
Dave Winfield, R OBP: 0.167, SLG: 0.200 (1, 9)		P4	SF8			F6-3			F8	3	0	0	1	0	0	2										
Glenn Beckert, R OBP: 0.596, SLG: 0.500 (6, PR)			FC6-4							3	1	2	0	0	0	1										
Hector Torres, R OBP: 0.667, SLG: 0.667 (7, 5)		1B 1B	1-2 1B			1B			F6-4-3 1B	1	0	1	0	0	0	0										
Tito Fuentes, S OBP: 0.417, SLG: 0.364 (1, 4)		SH2-4 1-3 1B		FC6-5 5-3 1B					F8	4	0	3	0	0	0	1										
Fred Kendall, R OBP: 0.200, SLG: 0.200 (1, 2)		SH2-4 1-2 1B		5-3					F8 1-2	4	0	1	1	0	0	4										
Joe McIntosh, S (1, 1)		SH2-4 3-H								2	0	0	0	0	0	3										
Dave Tomlin, L (8, 1)		SH2-4		FC6-5						0	0	0	0	0	0	0										
Bill Greif, R (9, 1)										0	0	0	0	0	0	0										
Inning Stats	R: 1 E: 0 K: 0 S: 4	H: 1 LOB: 0 BB: 0 P: 4	R: 1 E: 0 K: 0 S: 6	H: 3 LOB: 2 BB: 0 P: 6	R: 1 E: 0 K: 0 S: 5	H: 2 LOB: 1 BB: 0 P: 5	R: 0 E: 0 K: 0 S: 4	H: 1 LOB: 1 BB: 0 P: 4	R: 0 E: 0 K: 2 S: 7	H: 1 LOB: 0 BB: 0 P: 7	R: 0 E: 0 K: 0 S: 5	H: 2 LOB: 2 BB: 0 P: 5	R: 0 E: 0 K: 0 S: 3	H: 2 LOB: 2 BB: 0 P: 5	R: 0 E: 0 K: 0 S: 3	H: 1 LOB: 0 BB: 0 P: 3		1B: 11 2B: 1 3B: 0 HR: 0	SF: 2 SAC: 1 DP: 1 HBP: 0	WP: 0 PB: 0 SB: 0 CS: 0	PA: 35					
PITCHER	IP	WLS	BF	H	R	ER	SO	BB	IBB	HBP	BLK	WP	HR	S	P	ERA		WHIP								
Gary Nolan, R ERA: 4.5 (1, 1)	6.0	L	27	9	3	3	2	0	0	0	0	0	0	31	31	4.50		1.500								
Willi McEnaney, L ERA: (7, 1)	0.2		4	2	0	0	0	0	0	0	0	0	0	4	4	0.00	3.000									
Pedro Borbon, R ERA: 1.42 (7, 1)	1.1		4	1	0	0	0	0	0	0	0	0	0	4	4	0.00	0.750									

Batter	1	2	3	4	5	6	7	8	9	AB	R	H	RBI	BB	SO	LOB	TOP										
Enzo Hernandez, R (1,6) OBP: 0.316, SLG: 0.389	4-0 2B BB		0-0 5-3		0-3 K			0-0 SH1-3 1B		3	2	1	0	1	1	1											
Bobby Tolan, L (1,7) OBP: 0.293, SLG: 0.278	0-0 1-H 2B		4-0 BB		0-0 L6			0-0 SH1-3		2	0	1	1	1	0	0											
Johnny Grubb, L (1,8) OBP: 0.333, SLG: 0.471	0-0 1-3		0-0 F7		0-0 1B 2B			0-0 6-3		4	1	1	0	0	0	3											
Willie McCovey, L (1,3) OBP: 0.364, SLG: 0.455 Hector Torres, R (7,5) OBP: 0.750, SLG: 0.750	0-0 G3				0-0 1B			0-0 L9		3	0	1	0	0	0	1											
Dave Winfield, R (1,9) OBP: 0.211, SLG: 0.235		0-0 5-3		0-0 F9				0-0 L9		1	0	1	1	0	0	2											
Mike Ivie, R (1,5) (7,3)		0-0 L7		0-0 F2				0-0 2H 1B		4	0	0	0	0	0	2											
Tito Fuentes, S (1,4) OBP: 0.316, SLG: 0.278		0-0 4-3		0-0 F7				0-0 6-3		4	0	1	0	0	0	1											
Randy Hundley, R (1,2) OBP: 0.357, SLG: 0.385			0-0 SH5-4 2B		0-0 5-3			0-0 5-3		4	0	1	0	0	1	1											
Sonny Siebert, R (1,1) Dave Tomlin, L (6,1) Dick Sharon, R (7,PH) Bill Greif, R (7,1)			0-0 SH5-4		0-0 6-3			0-0 F8		1	0	0	0	0	0	0											
Inning Stats	R: 1 E: 0 K: 0 S: 3	H: 1 LOB: 0 BB: 1 P: 7	R: 0 E: 0 K: 0 S: 3	H: 0 LOB: 0 BB: 0 P: 3	R: 0 E: 0 K: 0 S: 4	H: 1 LOB: 2 BB: 1 P: 8	R: 0 E: 0 K: 0 S: 4	H: 1 LOB: 1 BB: 0 P: 4	R: 0 E: 0 K: 1 S: 5	H: 0 LOB: 0 BB: 0 P: 5	R: 0 E: 0 K: 0 S: 5	H: 2 LOB: 1 BB: 0 P: 5	R: 0 E: 0 K: 0 S: 3	H: 0 LOB: 0 BB: 0 P: 3	R: 0 E: 0 K: 0 S: 5	H: 2 LOB: 1 BB: 0 P: 5	R: 0 E: 0 K: 1 S: 5	H: 1 LOB: 1 BB: 0 P: 5	1B: 5 2B: 4 3B: 0 HR: 0	SF: 0 SAC: 2 DP: 1 HBP: 0	WP: 0 PA: 35 PB: 0 CS: 1						
PITCHER	IP	WLS	BF	H	R	ER	SO	BB	IBB	HBP	BLK	WP	HR	S	P	ERA	WHIP										
Jim Barr, R (1,1) ERA: 1.13	6.0	L	24	5	2	2	1	2	0	0	0	0	0	24	32	3.00	1.167										
Gary Lavelle, L (7,1) ERA: 2.45	2.0		8	2	1	1	0	0	0	0	0	0	0	8	8	4.50	1.000										
Dave Heaverlo, R (9,1) ERA:	1.0		3	1	0	0	1	0	0	0	0	0	0	5	5	0.00	1.000										

San Diego Padres @ San Francisco Giants
Candlestick Park, San Francisco, CA
Mon Apr 14 1975, 6:33 AM EDT
Att: 987 - Unknown

AB 31
R 3
H 8
RBI 3
BB 2
SO 2
LOB 11



Batter	1	2	3	4	5	6	7	8	9	AB	R	H	RBI	BB	SO	LOB	BOTTOM										
Gary Maddox, R (1,8) OBP: 0.200, SLG: 0.167	0-0 F8		0-0 F7			0-0 FC5 1B		0-0 6-3		4	0	0	0	0	0	2											
Derrel Thomas, S (1,4) OBP: 0.280, SLG: 0.417	4-0 BB			0-0 4-3		0-0 L1-3 1B		0-0 1B		3	0	2	0	1	0	0											
Bobby Murcer, L (1,9) OBP: 0.417, SLG: 0.571	0-0 L9			0-0 F9		0-0 L1-3		0-0 4-3		4	0	0	0	0	0	5											
Gary Matthews, R (1,7) OBP: 0.417, SLG: 0.714	0-0 F9			0-3 K				0-0 5-3		4	1	1	1	0	1	1											
Ed Goodson, L (1,3) OBP: 0.250, SLG: 0.571		0-0 F7				0-0 F9		0-0 4-3		4	0	0	0	0	0	0											
Chris Speier, R (1,6) OBP: 0.238, SLG: 0.286		0-0 F4				0-0 F7		0-0 L6		4	0	1	0	0	0	0											
Mike Phillips, L (1,5) OBP: 0.429, SLG: 0.200		0-0 4-1				0-0 F4		0-0 F7		3	0	0	0	1	0	0											
Dave Rader, L (1,2) OBP: 0.182, SLG: 0.182 Horace Speed, R (6,PR) Marc Hill, R (7,2) OBP: 0.300, SLG: 0.700			0-0 F8			0-0 FC5 1B		0-0 L9		2	0	1	0	0	0	0											
Jim Barr, R (1,1) Von Joshua, L (6,PH) Gary Lavelle, S (7,1) Gary Thomasson, L (8,PH) Dave Heaverlo, R (9,1)			0-3 K			0-0 1B FC5 1B		0-0 G3		1	0	0	0	0	1	0											
Inning Stats	R: 0 E: 0 K: 0 S: 3	H: 0 LOB: 1 BB: 1 P: 7	R: 0 E: 0 K: 0 S: 3	H: 0 LOB: 0 BB: 0 P: 3	R: 0 E: 0 K: 1 S: 5	H: 0 LOB: 0 BB: 0 P: 5	R: 0 E: 0 K: 1 S: 5	H: 0 LOB: 0 BB: 0 P: 5	R: 0 E: 0 K: 0 S: 4	H: 1 LOB: 2 BB: 1 P: 8	R: 0 E: 0 K: 0 S: 4	H: 1 LOB: 1 BB: 0 P: 4	R: 0 E: 0 K: 0 S: 4	H: 1 LOB: 0 BB: 0 P: 4	R: 1 E: 0 K: 0 S: 4	H: 1 LOB: 0 BB: 0 P: 4	1B: 5 2B: 1 3B: 0 HR: 1	SF: 0 SAC: 0 DP: 1 HBP: 0	WP: 0 PA: 34 PB: 0 CS: 0								
PITCHER	IP	WLS	BF	H	R	ER	SO	BB	IBB	HBP	BLK	WP	HR	S	P	ERA	WHIP										
Sonny Siebert, R (1,1) ERA:	5.1	W	20	3	0	0	2	1	0	0	0	0	0	23	27	0.00	0.750										
Dave Tomlin, L (6,1) ERA:	0.2		1	0	0	0	0	0	0	0	0	0	0	1	1	0.00	0.000										
Bill Greif, R (7,1) ERA: 2.7	3.0	S	13	3	1	1	0	1	0	0	0	0	1	12	16	3.00	1.333										

San Diego Padres @ San Francisco Giants
Candlestick Park, San Francisco, CA
Mon Apr 14 1975, 6:33 AM EDT
Att: 987 - Unknown

AB 32
R 1
H 6
RBI 1
BB 2
SO 2
LOB 10



Batter	1	2	3	4	5	6	7	8	9	AB	R	H	RBI	BB	SO	LOB	TOP								
Enzo Hernandez, R (1,6) OBP: 0.375, SLG: 0.409	E3 1B		K			E5 SH1-3		1B 1B BB	1B	4	1	2	0	1	1	0	San Diego Padres @ San Francisco Giants Candlestick Park, San Francisco, CA Tue Apr 15 1975, 10:05 PM EDT Att: 1,965 - Unknown livebaseballscorecards.com								
Bobby Tolan, L (1,7) OBP: 0.304, SLG: 0.318	6-3			3-1		SH1-3		1B HBP FC6-2 1B	1B	4	0	2	1	0	0	1									
Johnny Grubb, L (1,8) OBP: 0.348, SLG: 0.400	K			6-3		F6		FC6-2 1B HBP		3	0	0	0	1	1	2									
Willie McCovey, L (1,3) OBP: 0.333, SLG: 0.400 Hector Torres, R (8, PR) OBP: 0.600, SLG: 0.600	5-3			F5		4-3		FC6-2 1B	3-1	4	0	1	1	0	0	2									
Dave Winfield, R (1,9) OBP: 0.217, SLG: 0.238		G4-3 1B			K		L8	FC6-2		4	0	1	0	0	1	3									
Mike Ivie, R (1,5) OBP: 0.067, SLG: 0.067		G4-3 1B			F9 1B		F9	K		4	0	1	0	0	1	4									
Tito Fuentes, S (1,4) OBP: 0.348, SLG: 0.318					F7			F8		4	0	2	0	0	0	3									
Fred Kendall, R (1,2) OBP: 0.111, SLG: 0.111			K		F9		F8		F2	4	0	0	0	0	1	3									
Randy Jones, R (1,1) OBP: 0.200, SLG: 0.200 Glenn Beckert, R (8, PH) OBP: 0.500, SLG: 0.444 John Scott, R (8, PR) Dave Tomlin, L (8, 1) Danny Frisella, L (9, 1)			K		K			E4 1B	K	2	0	0	0	0	2	2									
Inning Stats	R: 0 E: 1 K: 1 S: 6	H: 1 LOB: 1 BB: 0 P: 6	R: 0 E: 0 K: 0 S: 3	H: 1 LOB: 0 BB: 0 P: 3	R: 0 E: 0 K: 3 S: 9	H: 0 LOB: 0 BB: 0 P: 9	R: 0 E: 0 K: 0 S: 3	H: 0 LOB: 0 BB: 0 P: 3	R: 0 E: 0 K: 2 S: 9	H: 2 LOB: 2 BB: 0 P: 9	R: 0 E: 1 K: 0 S: 4	H: 1 LOB: 1 BB: 0 P: 4	R: 0 E: 0 K: 0 S: 4	H: 1 LOB: 1 BB: 0 P: 4	R: 2 E: 1 K: 1 S: 8	H: 2 LOB: 3 BB: 1 P: 13		R: 0 E: 0 K: 1 S: 7	H: 2 LOB: 3 BB: 1 P: 11	1B: 9 2B: 0 3B: 0 HR: 0	SF: 0 SAC: 1 DP: 1 HBP: 1	WP: 0 PB: 0 SB: 2 CS: 0	PA: 40		
PITCHER	IP	WLS	BF	H	R	ER	SO	BB	IBB	HBP	BLK	WP	HR	S	P	ERA	WHIP								
Mike Caldwell, L (1, 1) ERA: 3.14	7.0	L	30	6	2	1	6	1	0	1	0	0	0	40	45	1.29	1.000								
Gary Lavelle, L (8, 1) ERA: 2.45	0.0		1	1	0	0	0	0	0	0	0	0	0	1	1	=	=								
Randy Moffitt, R (8, 1) ERA:	1.0		3	0	0	0	1	0	0	0	0	0	0	5	5	0.00	0.000								
Charlie Williams, R (9, 1) ERA: 1.5	1.0		6	2	0	0	1	1	0	0	0	0	0	7	11	0.00	3.000								

Batter	1	2	3	4	5	6	7	8	9	AB	R	H	RBI	BB	SO	LOB	BOTTOM								
Garry Maddox, R (1,8) OBP: 0.167, SLG: 0.136	E5 5-3 3-1		5-3			6-3		K		4	1	0	0	0	1	1	San Diego Padres @ San Francisco Giants Candlestick Park, San Francisco, CA Tue Apr 15 1975, 10:05 PM EDT Att: 1,965 - Unknown livebaseballscorecards.com								
Derrel Thomas, S (1,4) OBP: 0.241, SLG: 0.357	5-3		6-3			K			6-3	4	0	0	0	0	1	1									
Bobby Murcer, L (1,9) OBP: 0.357, SLG: 0.480	3-1			1-3		4-3			F9	4	0	0	1	0	0	0									
Gary Matthews, R (1,7) OBP: 0.393, SLG: 0.640	K			F9		F8			1B 1B	4	0	1	0	0	1	0									
Ed Goodson, L (1,3) OBP: 0.250, SLG: 0.455 Gary Thomasson, L (9, PR)		1-3		6-3		6-3			FC6-4 1B	4	0	1	0	0	0	0									
Chris Speier, R (1,6) OBP: 0.240, SLG: 0.280					L4		F9		FC6-4	4	0	1	0	0	0	2									
Steve Ontiveros, S (1,5) OBP: 0.118, SLG: 0.118					F9		K			3	0	0	0	0	1	1									
Marc Hill, R (1,2) OBP: 0.385, SLG: 0.692 Von Joshua, L (8, PR) Dave Rader, L (9, 2) OBP: 0.182, SLG: 0.182			K							3	0	2	0	0	1	1									
Mike Caldwell, R (1, 1) Gary Lavelle, S (8, 1) Randy Moffitt, R (8, 1) Chris Arnold, R (8, PH) Charlie Williams, R (9, 1)			K							0	0	0	0	0	0	0									
Inning Stats	R: 1 E: 1 K: 1 S: 6	H: 0 LOB: 0 BB: 0 P: 6	R: 0 E: 0 K: 1 S: 6	H: 1 LOB: 1 BB: 0 P: 6	R: 0 E: 0 K: 1 S: 5	H: 0 LOB: 0 BB: 0 P: 5	R: 0 E: 0 K: 0 S: 3	H: 0 LOB: 0 BB: 0 P: 3	R: 0 E: 0 K: 1 S: 5	H: 1 LOB: 1 BB: 0 P: 6	R: 0 E: 0 K: 1 S: 6	H: 0 LOB: 0 BB: 0 P: 5	R: 0 E: 0 K: 0 S: 3	H: 0 LOB: 0 BB: 0 P: 3	R: 0 E: 0 K: 1 S: 6	H: 1 LOB: 1 BB: 0 P: 6		R: 0 E: 0 K: 0 S: 5	H: 2 LOB: 2 BB: 0 P: 5	1B: 5 2B: 0 3B: 0 HR: 0	SF: 0 SAC: 0 DP: 0 HBP: 0	WP: 0 PB: 0 SB: 0 CS: 0	PA: 33		
PITCHER	IP	WLS	BF	H	R	ER	SO	BB	IBB	HBP	BLK	WP	HR	S	P	ERA	WHIP								
Randy Jones, L (1, 1) ERA:	7.0	W	24	2	1	0	5	0	0	0	0	0	0	34	34	0.00	0.286								
Dave Tomlin, L (8, 1) ERA:	1.2		8	3	0	0	1	0	0	0	0	0	0	10	10	0.00	1.800								
Danny Frisella, R (9, 1) ERA: 2.7	0.1	S	1	0	0	0	0	0	0	0	0	0	0	1	1	0.00	0.000								



Batter	1	2	3	4	5	6	7	8	9	AB	R	H	RBI	BB	SO	LOB	TOP										
Enzo Hernandez, R (1, 6) Fred Kendall, R (9, PH) OBP: 0.357, SLG: 0.360 OBP: 0.100, SLG: 0.100	4-0 3-1 E BB		0-0 F9		0-0 F8		0-0 F8		0-3 K	3	0	0	0	1	0	3											
Bobby Tolan, L (1, 7) OBP: 0.296, SLG: 0.296	0-0 3-1		0-0 G3				0-0 F8		0-0 G3	5	0	1	0	0	0	2											
Johnny Grubb, L (1, 8) OBP: 0.286, SLG: 0.320	0-0 F5				0-3 K		0-0 F7		0-0 4-3	5	0	0	0	0	1	4											
Willie McCovey, L (1, 3) OBP: 0.368, SLG: 0.444	0-0 F6				0-3 K		0-0 2B		4-0 BB BB	3	0	1	0	1	1	1											
Dave Winfield, R (1, 9) OBP: 0.296, SLG: 0.261		0-0 G1-6-3 1B		4-0 S BB		0-0 6-3		4-0 BB BB		2	0	1	0	2	0	1											
Mike Ivie, R (1, 5) OBP: 0.105, SLG: 0.263	0-0 G1-6-3 1-2		0-0 F9 1-2					0-0 HR	0-3 K	4	1	1	1	0	1	4											
Tito Fuentes, S (1, 4) OBP: 0.407, SLG: 0.360	0-0 CS 1B				0-0 4-3		4-0 BB		0-0 1B 1B	3	0	2	0	1	0	0											
Randy Hundley, R (1, 2) OBP: 0.333, SLG: 0.353	0-0 CS 1-2	0-0 CS	0-0 1B		0-0 E5		0-0 F3		0-3 K	4	0	1	0	0	1	2											
Dan Spillner, R (1, 1) Rich Folkers, L (5, 1) Gene Locklear, L (7, PH) Alan Foster, R (7, 1) Dave Tomlin, L (7, 1) Bill Greif, R (8, 1) Glenn Beckert, R (9, PH) John Scott, R (9, PH)			0-3 K		0-3 K		0-0 F9		0-0 1B 1B	2	0	0	0	0	2	2											
Inning Stats	R: 0 E: 1 K: 0 S: 3	H: 0 LOB: 1 BB: 1 P: 7	R: 0 E: 0 K: 0 S: 3	H: 2 LOB: 0 BB: 0 P: 3	R: 0 E: 0 K: 1 S: 6	H: 1 LOB: 1 BB: 0 P: 6	R: 0 E: 0 K: 2 S: 7	H: 0 LOB: 1 BB: 1 P: 11	R: 0 E: 1 K: 1 S: 6	H: 0 LOB: 1 BB: 0 P: 6	R: 0 E: 0 K: 0 S: 4	H: 1 LOB: 1 BB: 0 P: 4	R: 1 E: 0 K: 0 S: 4	H: 1 LOB: 1 BB: 1 P: 8	R: 0 E: 0 K: 1 S: 5	H: 0 LOB: 2 BB: 2 P: 13	R: 0 E: 0 K: 2 S: 10	H: 3 LOB: 3 BB: 0 P: 10	1B: 6 2B: 1 3B: 0 HR: 1	SF: 0 SAC: 0 DP: 1 HBP: 0	WP: 0 PB: 0 SB: 1 CS: 1	PA: 40					
PITCHER	IP	WLS	BF	H	R	ER	SO	BB	IBB	HBP	BLK	WP	HR	S	P	ERA	WHIP										
John D'Acquisto, R (1, 1) ERA: 4.63	7.2	W	32	5	1	1	4	5	0	0	0	0	1	35	55	1.17	1.304										
Randy Moffitt, R (8, 1) ERA:	1.1		7	3	0	0	3	0	0	0	0	0	0	13	13	0.00	2.250										

San Diego Padres @ San Francisco Giants
Candlestick Park, San Francisco, CA
Wed Apr 16 1975, 6:33 AM EDT
Att. 1,343 - Unknown


AB	34
R	1
H	8
RBI	1
BB	5
SO	7
LOB	22



Batter	1	2	3	4	5	6	7	8	9	AB	R	H	RBI	BB	SO	LOB	BOTTOM										
Von Joshua, L (1, 8) OBP: 0.300, SLG: 0.444	0-0 F5		0-0 G3		0-0 SF7		0-0 S 2B 1B	0-0 SH1-3		3	1	1	1	0	0	0											
Mike Phillips, L (1, 4) OBP: 0.250, SLG: 0.100	0-0 F7		0-0 G3		0-0 L9		0-3 K	0-0 1-3		5	0	0	0	0	1	5											
Bobby Murcer, L (1, 9) Horace Speed, R (9, 9)	0-0 1B				0-0 F4		1-1 2-1 WP 3B	0-0 2B IBB	0-0 2B 1B	4	1	3	3	1	0	0											
Gary Matthews, R (1, 7) OBP: 0.394, SLG: 0.621	0-0 1-3				0-0 L9		4-0 S E BB	0-0 2B	0-3 K	4	1	1	1	1	1	3											
Ed Goodson, L (1, 3) OBP: 0.375, SLG: 0.462		0-0 4-3		0-0 FC6-4 1B	0-0 WP BB		4-0 IBB			2	0	1	0	2	0	0											
Chris Speier, R (1, 6) OBP: 0.207, SLG: 0.241		0-0 1-3		0-0 FC6-4 1-2	0-0 F4		0-3 K			4	0	0	0	0	1	5											
Steve Ontiveros, S (1, 5) OBP: 0.190, SLG: 0.200		4-0 BB			0-0 1B SF7 2B		0-0 1-3	0-0 F3		3	1	1	0	1	0	3											
Dave Rader, L (1, 2) OBP: 0.267, SLG: 0.267		0-3 K			0-0 BB 3B 1B		0-0 F8	0-0 SH1-3 1B 1B		4	2	2	0	0	1	1											
John D'Acquisto, R (1, 1) Randy Moffitt, R (8, 1) OBP: 1.000, SLG: 1.000			0-3 K		4-0 BB 3B BB		0-3 K	0-0 1B SH1-3 1B		2	1	0	0	1	2	0											
Inning Stats	R: 0 E: 0 K: 0 S: 4	H: 1 LOB: 1 BB: 0 P: 4	R: 0 E: 0 K: 1 S: 5	H: 0 LOB: 1 BB: 1 P: 9	R: 0 E: 0 K: 1 S: 5	H: 0 LOB: 0 BB: 0 P: 5	R: 0 E: 0 K: 0 S: 4	H: 1 LOB: 1 BB: 0 P: 4	R: 5 E: 0 K: 0 S: 6	H: 3 LOB: 3 BB: 3 P: 18	R: 0 E: 0 K: 1 S: 5	H: 0 LOB: 0 BB: 0 P: 5	R: 1 E: 0 K: 2 S: 9	H: 2 LOB: 3 BB: 2 P: 17	R: 1 E: 0 K: 1 S: 8	H: 3 LOB: 2 BB: 0 P: 8	1B: 7 2B: 2 3B: 1 HR: 0	SF: 1 SAC: 1 DP: 0 HBP: 0	WP: 1 PB: 0 SB: 2 CS: 0	PA: 40							
PITCHER	IP	WLS	BF	H	R	ER	SO	BB	IBB	HBP	BLK	WP	HR	S	P	ERA	WHIP										
Dan Spillner, R (1, 1) ERA: 3.95	4.2	L	22	5	0	0	1	1	0	0	0	1	0	6	10	0.00	0.750										
Rich Folkers, L (5, 1) ERA: 9.62	1.1		5	0	0	0	1	1	0	0	0	1	0	6	10	0.00	0.750										
Alan Foster, R (7, 1) ERA: 13.5	0.2		6	2	1	1	2	0	2	0	0	0	0	8	16	13.50	3.000										
Dave Tomlin, L (7, 1) ERA: 1.8	1.0		6	3	1	1	0	0	0	0	0	0	0	6	6	9.00	3.000										
Bill Greif, R (8, 1) ERA: 2.45	0.1		1	0	0	0	1	0	0	0	0	0	0	3	3	0.00	0.000										

San Diego Padres @ San Francisco Giants
Candlestick Park, San Francisco, CA
Wed Apr 16 1975, 6:33 AM EDT
Att. 1,343 - Unknown

AB	32
R	7
H	10
RBI	5
BB	6
SO	6
LOB	17



Batter	1	2	3	4	5	6	7	8	9	AB	R	H	RBI	BB	SO	LOB	TOP					
Enzo Hernandez, R (1,6) OBP: 0.344, SLG: 0.345	F9		4-3			K		G3 S 1B		4	0	1	0	0	1	0						
Bobby Tolan, L (1,7) OBP: 0.250, SLG: 0.258	1-3		3-1			B1-3		G3		4	0	0	0	0	0	1						
Johnny Grubb, L (1,8) OBP: 0.281, SLG: 0.310	F8				F7		E S 1B	F7		4	1	1	0	0	0	1						
Willie McCovey, L (1,3) OBP: 0.318, SLG: 0.381		F9			K			F8		3	0	0	0	0	1	1						
Hector Torres, R (7,5) OBP: 0.500, SLG: 0.500					K				K	1	0	0	0	0	1	0						
Dave Winfield, R (1,9) OBP: 0.355, SLG: 0.423		1B SF9 1B			K			1B FC3-2 BB		3	2	2	1	1	1	0						
Mike Ivie, R (1,5) OBP: 0.174, SLG: 0.304		1B 1B				F9			F7	4	0	2	1	0	0	0						
Tito Fuentes, S (1,4) OBP: 0.387, SLG: 0.357		SF9				G4-3 1B		FC3-2		3	0	1	1	0	0	2						
Fred Kendall, R (1,2) OBP: 0.154, SLG: 0.154		3-H 1B				G4-3 1B		3-H F4		3	0	1	0	0	0	3						
Joe McIntosh, S (1,1)										3	0	0	0	0	0	0						
Dave Tomlin, L (9,1)						5-3				0	0	0	0	0	0	0						
Inning Stats	R: 0 E: 0 K: 0 S: 3	H: 0 LOB: 0 BB: 0 P: 3	R: 1 E: 0 K: 0 S: 5	H: 3 LOB: 2 BB: 0 P: 5	R: 0 E: 0 K: 0 S: 3	H: 0 LOB: 0 BB: 0 P: 3	R: 0 E: 0 K: 2 S: 7	H: 0 LOB: 1 BB: 0 P: 7	R: 0 E: 0 K: 0 S: 3	H: 1 LOB: 0 BB: 0 P: 3	R: 0 E: 0 K: 1 S: 5	H: 0 LOB: 0 BB: 0 P: 5	R: 1 E: 0 K: 0 S: 5	H: 2 LOB: 2 BB: 1 P: 9	R: 0 E: 0 K: 0 S: 4	H: 1 LOB: 0 BB: 0 P: 4	R: 1 E: 0 K: 1 S: 6	H: 1 LOB: 0 BB: 0 P: 6	1B: 7 2B: 0 3B: 0 HR: 1	SF: 1 SAC: 0 DP: 1 HBP: 0	WP: 0 PB: 0 SB: 2 CS: 0	PA: 34
PITCHER	IP WLS BF H R ER SO BB IBB HBP BLK WP HR S P ERA WHIP																					
Ron Reed, R (1,1) ERA: 5.89	8.0 L 30 7 2 2 3 1 0 0 0 0 0 0 35 39 2.25 1.000																					
Roric Harrison, R (9,1) ERA: 3.18	1.0 4 1 1 1 1 0 0 0 0 0 0 1 6 6 9.00 1.000																					

San Diego Padres @ Atlanta Braves
Atlanta-Fulton County Stadium, Atlanta, GA

AB 32
R 3
H 8
RBI 3
BB 1
SO 4
LOB 8



WP: 0 PA: 34
PB: 0
SB: 2
CS: 0

Batter	1	2	3	4	5	6	7	8	9	AB	R	H	RBI	BB	SO	LOB	BOTTOM			
Ralph Garr, L (1,7) OBP: 0.383, SLG: 0.366	4-3		L7					F8		3	0	0	0	1	0	0				
Marty Perez, R (1,4) OBP: 0.214, SLG: 0.154	F8				L7		F3	L7		4	0	0	0	0	0	2				
Darrell Evans, L (1,5) OBP: 0.348, SLG: 0.537	2-3				K					4	0	0	0	0	1	0				
Mike Lum, L (1,3) OBP: 0.261, SLG: 0.233		F7								4	0	2	0	0	0	0				
Dusty Baker Jr., R (1,9) OBP: 0.273, SLG: 0.351										4	0	0	0	0	2	2				
Rowland Office, L (1,8) OBP: 0.295, SLG: 0.268										4	0	2	0	0	0	0				
Vic Correll, R (1,2) OBP: 0.211, SLG: 0.250										4	0	2	0	0	0	0				
Dave May, L (9, PH)										0	0	0	0	0	0	0				
Cito Gaston, R (9, PH)										1	0	0	0	0	1	2				
Larry Blanks, R (1,6) OBP: 0.206, SLG: 0.182										3	1	0	0	0	0	1				
Ron Reed, R (1,1) OBP: 0.200, SLG: 0.400										2	0	1	1	0	0	0				
Frank Tepedino, L (8, PH)										1	0	0	0	0	0	0				
Roric Harrison, R (9,1) ERA: 1.69										0	0	0	0	0	0	0				
Inning Stats	R: 0 E: 0 K: 0 S: 3	H: 0 LOB: 0 BB: 0 P: 3	R: 0 E: 0 K: 1 S: 6	H: 1 LOB: 1 BB: 0 P: 6	R: 0 E: 0 K: 0 S: 3	H: 0 LOB: 0 BB: 0 P: 3	R: 0 E: 0 K: 2 S: 8	H: 1 LOB: 1 BB: 0 P: 8	R: 1 E: 1 K: 1 S: 7	H: 1 LOB: 2 BB: 1 P: 11	R: 0 E: 0 K: 0 S: 3	H: 0 LOB: 0 BB: 0 P: 3	R: 0 E: 0 K: 0 S: 3	H: 0 LOB: 0 BB: 0 P: 3	R: 0 E: 0 K: 1 S: 7	H: 2 LOB: 2 BB: 0 P: 7	1B: 3 2B: 2 3B: 0 HR: 0	SF: 0 SAC: 0 DP: 0 HBP: 0	WP: 0 PB: 0 SB: 0 CS: 0	PA: 34
PITCHER	IP WLS BF H R ER SO BB IBB HBP BLK WP HR S P ERA WHIP																			
Joe McIntosh, R (1,1) ERA: 1.15	8.2 W 33 5 1 0 4 0 0 0 0 0 0 0 40 44 0.00 0.577																			
Dave Tomlin, L (9,1) ERA: 1.69	0.1 S 1 0 0 0 1 0 0 0 0 0 0 0 3 3 0.00 0.000																			

San Diego Padres @ Atlanta Braves
Atlanta-Fulton County Stadium, Atlanta, GA

AB 33
R 1
H 5
RBI 1
BB 1
SO 5
LOB 9



WP: 0 PA: 34
PB: 0
SB: 0
CS: 0

Fri Apr 18 1975, 7:05 PM EDT
Att: 5,954 - Unknown

livebaseballscores.com

livebaseballscores.com

Batter	1	2	3	4	5	6	7	8	9	AB	R	H	RBI	BB	SO	LOB	TOP										
Enzo Hernandez, R OBP: 0.397, SLG: 0.368	F7		5-3		3-1 2B		G6-3 BB		F8	4	0	1	0	1	0	0											
Bobby Tolán, L OBP: 0.220, SLG: 0.275	K		1B 3B		1-3		G6-3 1-2			4	1	1	0	0	1	2											
Johnny Grubb, L OBP: 0.288, SLG: 0.270	BB 1B		1B HBP		3-1 2-3			L7		3	0	1	0	0	0	1											
Willie McCovey, L OBP: 0.414, SLG: 0.462 Hector Torres, R OBP: 0.571, SLG: 0.571	FC6-4 BB		1-3 1B		K					3	0	2	1	1	1	1											
Dave Winfield, R OBP: 0.385, SLG: 0.606	FC6-4 1-2							2B		0	0	0	0	0	0	0											
Mike Ivie, R OBP: 0.323, SLG: 0.516								IBB		3	1	1	1	1	1	2											
Tito Fuentes, S OBP: 0.359, SLG: 0.389	CS 1B							F3		4	1	3	1	0	0	2											
Fred Kendall, R OBP: 0.190, SLG: 0.238	F9							B1-3		4	0	0	0	0	0	4											
Sonny Siebert, R Rich Folkers, L	6-3 1-2							L7		4	0	0	0	0	0	2											
								F7		2	0	0	0	0	1	0											
								F3		2	0	0	0	0	1	0											
								K		2	0	0	0	0	1	0											
Inning Stats	R: 0 E: 0 K: 1 S: 6	H: 1 LOB: 2 BB: 1 P: 10	R: 0 E: 0 K: 0 S: 3	H: 1 LOB: 0 BB: 0 P: 3	R: 1 E: 0 K: 1 S: 6	H: 2 LOB: 2 BB: 0 P: 7	R: 2 E: 0 K: 0 S: 5	H: 2 LOB: 0 BB: 0 P: 5	R: 0 E: 0 K: 1 S: 6	H: 1 LOB: 1 BB: 0 P: 6	R: 0 E: 0 K: 0 S: 2	H: 0 LOB: 0 BB: 1 P: 6	R: 0 E: 0 K: 0 S: 4	H: 1 LOB: 2 BB: 1 P: 8	R: 0 E: 0 K: 1 S: 5	H: 0 LOB: 0 BB: 0 P: 5	1B: 4 2B: 2 3B: 1 HR: 2	SF: 0 SAC: 0 DP: 1 HBP: 1	WP: 0 PB: 0 SB: 0 CS: 1	PA: 37							
PITCHER	IP	WLS	BF	H	R	ER	SO	BB	IBB	HBP	BLK	WP	HR	S	P	ERA	WHIP										
Phil Niekro, R ERA: 1.66	8.0		34	9	3	3	4	2	1	1	0	0	2	38	51	3.38	1.375										
Tom House, L ERA: 24.0	1.0	W	3	0	0	0	1	0	0	0	0	0	0	5	5	0.00	0.000										

San Diego Padres @ Atlanta Braves
Atlanta-Fulton County Stadium, Atlanta, GA
Sun Apr 20 1975, 3:33 AM EDT
Att: 7,204 - Unknown

AB 33
R 3
H 9
RBI 3
BB 3
SO 5
LOB 14



Batter	1	2	3	4	5	6	7	8	9	AB	R	H	RBI	BB	SO	LOB	BOTTOM										
Ralph Garr, L OBP: 0.375, SLG: 0.380	4-3 1B	2-3		L9		1B		F7		5	1	2	0	0	0	0											
Marty Pérez, R OBP: 0.314, SLG: 0.261	4-3 1-3		G3 E 1B		1B 2B BB		1-3 1B		HR 2B	4	2	3	0	1	0	1											
Darrell Evans, L OBP: 0.345, SLG: 0.560	5-3 3-H 1B		E1 G3 1-2 1B		2B 1-3 1B		K		HR	5	1	3	3	0	1	3											
Mike Lum, L OBP: 0.259, SLG: 0.255	5-3 1-2 1B		F7		2B 1-3 3-H 2B		F6			4	0	2	1	0	0	4											
Dusty Baker Jr., R OBP: 0.250, SLG: 0.378	5-3 1-2 2-3 1B		G3		K		6-3			4	0	0	0	0	1	6											
Rowland Office, L OBP: 0.346, SLG: 0.283							K			1	0	0	0	3	1	0											
Vic Correll, R OBP: 0.217, SLG: 0.233	F8		F8		F5		F7			4	0	0	0	0	0	9											
Larry Blanks, R OBP: 0.195, SLG: 0.154 Cito Gaston, R OBP: 0.154 Craig Robinson, R OBP: 0.154		5-3		F8	FC6-4 1-2		F9			3	0	0	0	0	0	3											
Phil Niekro, R OBP: 0.250, SLG: 0.250 Earl Williams, R OBP: 0.154 Tom House, L ERA: 8.1		K		4-3			K		K	1	0	0	0	0	0	0											
Inning Stats	R: 1 E: 0 K: 0 S: 6	H: 3 LOB: 3 BB: 1 P: 10	R: 0 E: 0 K: 1 S: 5	H: 0 LOB: 0 BB: 0 P: 5	R: 0 E: 1 K: 0 S: 5	H: 1 LOB: 3 BB: 1 P: 9	R: 0 E: 0 K: 0 S: 3	H: 0 LOB: 0 BB: 0 P: 3	R: 1 E: 0 K: 1 S: 7	H: 2 LOB: 3 BB: 2 P: 15	R: 0 E: 0 K: 2 S: 9	H: 2 LOB: 2 BB: 0 P: 9	R: 0 E: 0 K: 1 S: 5	H: 0 LOB: 0 BB: 0 P: 5	R: 0 E: 0 K: 1 S: 5	H: 0 LOB: 0 BB: 0 P: 5	R: 2 E: 0 K: 0 S: 2	H: 2 LOB: 0 BB: 0 P: 2	1B: 7 2B: 2 3B: 0 HR: 1	SF: 0 SAC: 0 DP: 0 HBP: 0	WP: 0 PB: 0 SB: 1 CS: 0	PA: 39					
PITCHER	IP	WLS	BF	H	R	ER	SO	BB	IBB	HBP	BLK	WP	HR	S	P	ERA	WHIP										
Sonny Siebert, R ERA: 1.74	5.0		26	6	2	2	2	1	3	0	0	0	0	26	42	3.60	1.400										
Rich Folkers, L ERA: 8.1	3.0	L	13	4	2	2	4	0	0	0	0	0	1	21	21	6.00	1.333										

San Diego Padres @ Atlanta Braves
Atlanta-Fulton County Stadium, Atlanta, GA
Sun Apr 20 1975, 3:33 AM EDT
Att: 7,204 - Unknown


AB 35
R 4
H 10
RBI 4
BB 4
SO 6
LOB 26

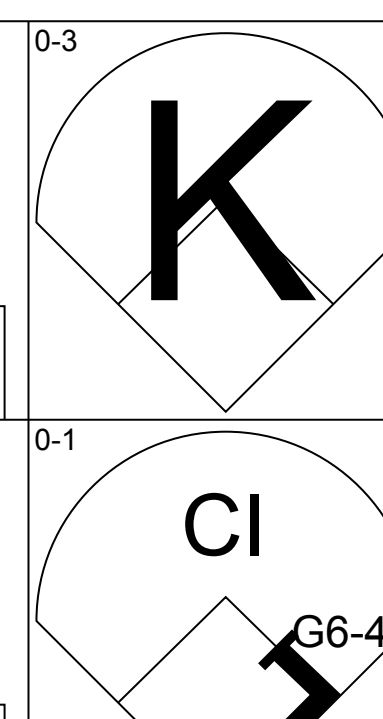
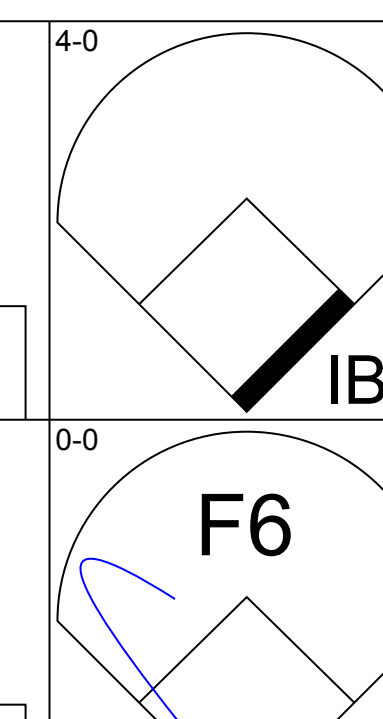
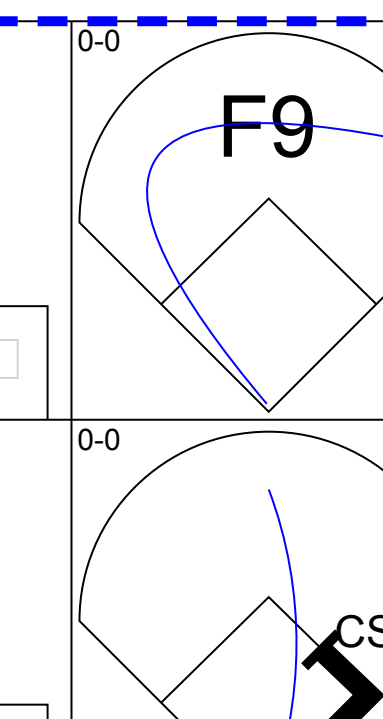
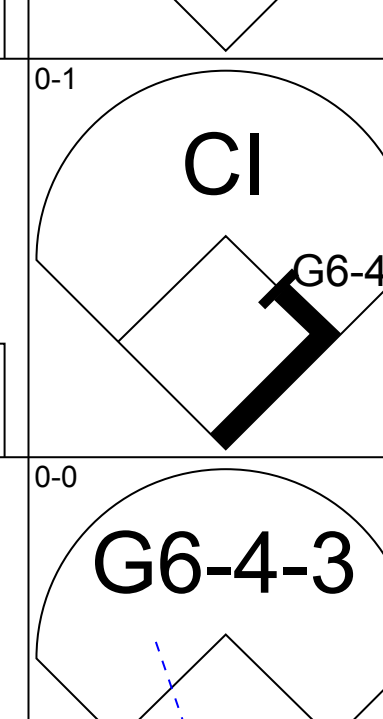
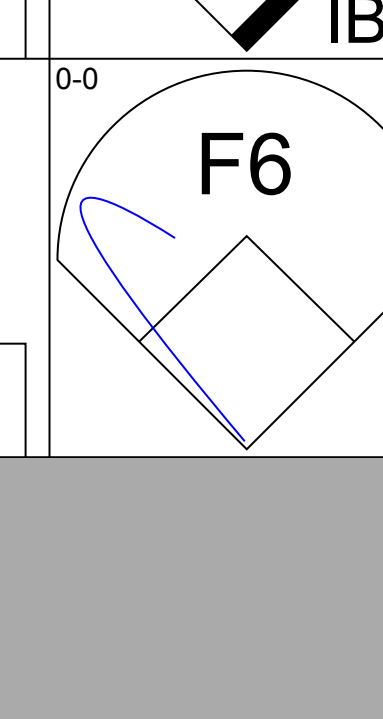
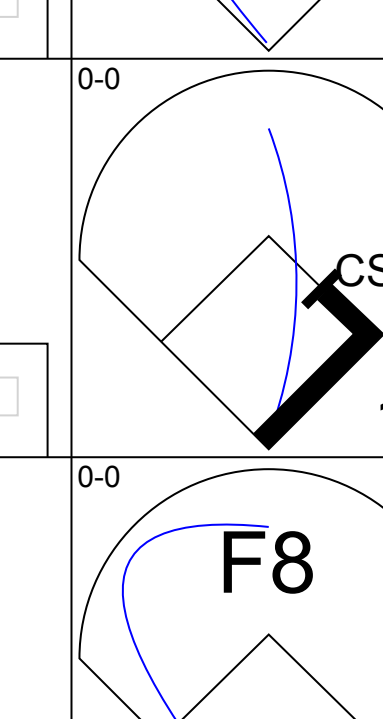
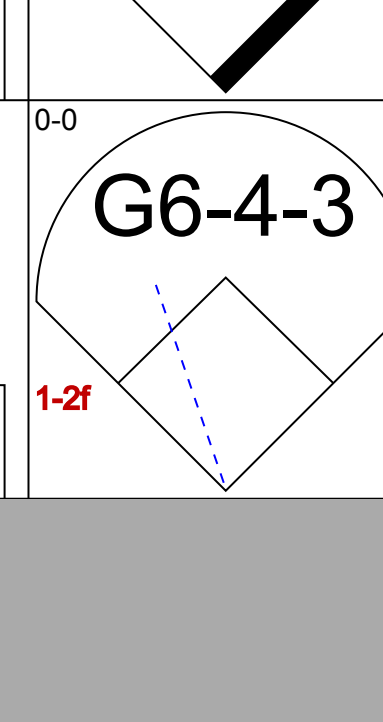
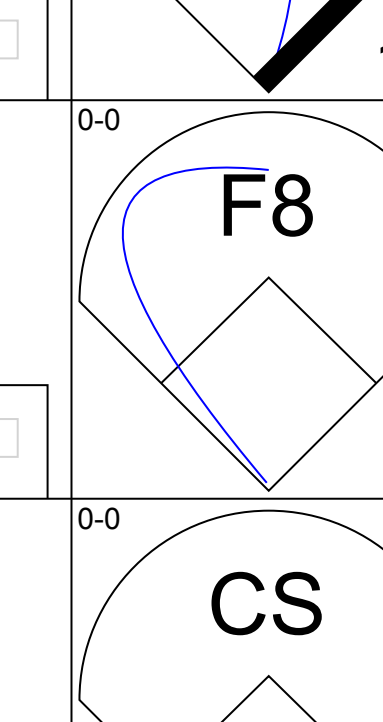
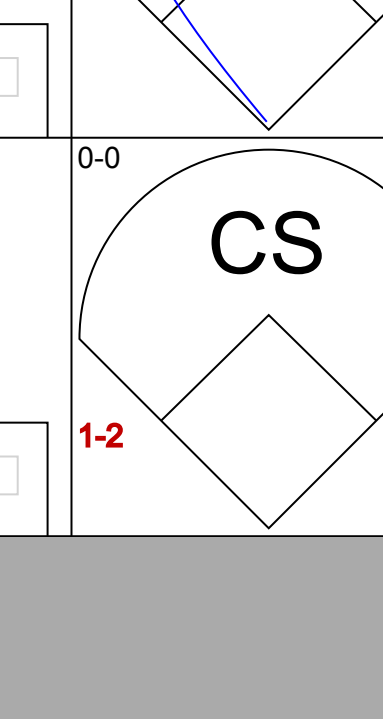

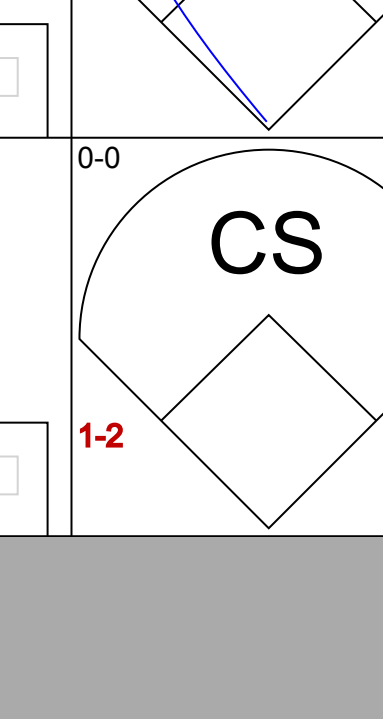
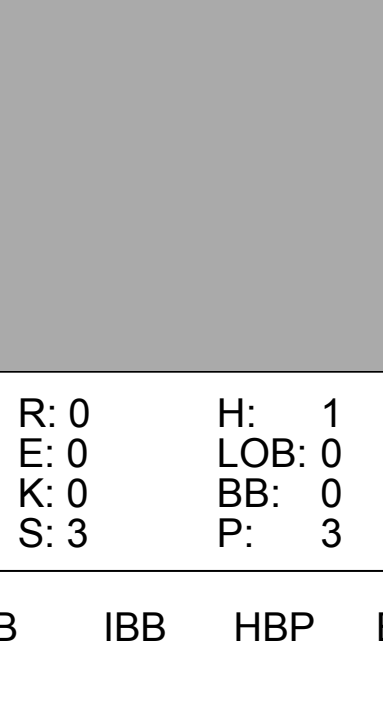
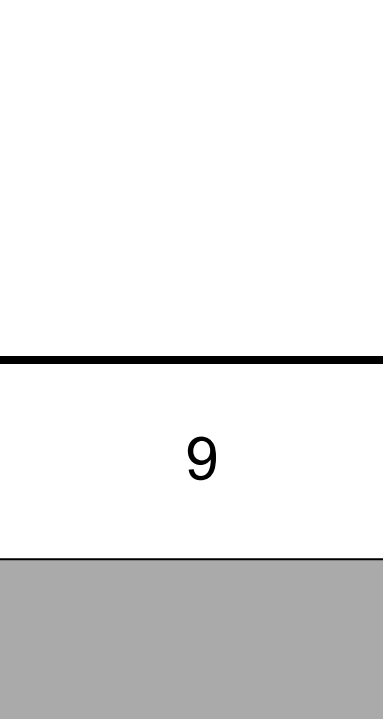

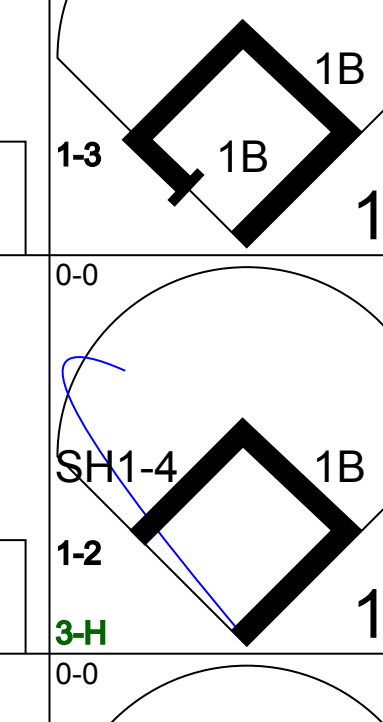
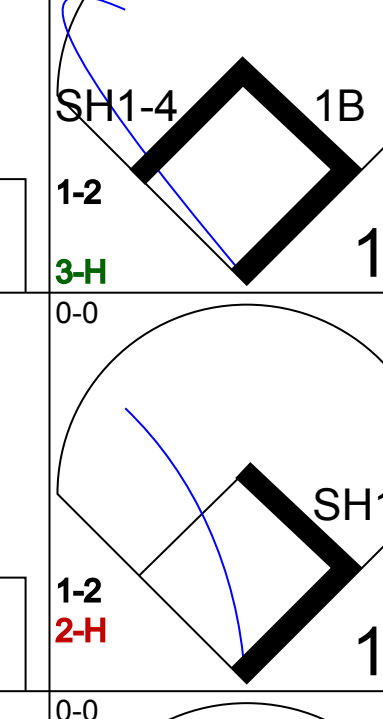
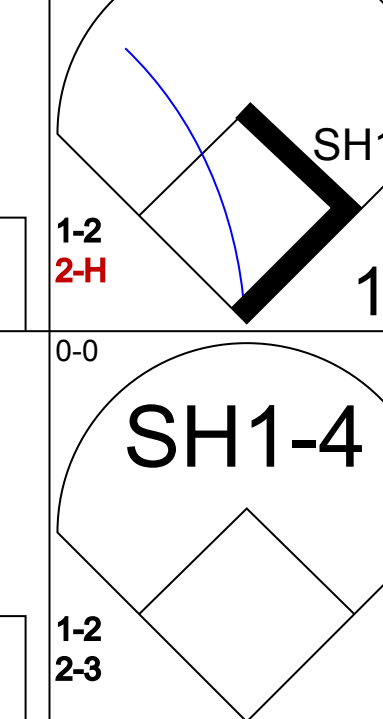


Batter	1	2	3	4	5	6	7	8	9	AB	R	H	RBI	BB	SO	LOB	TOP										
Enzo Hernandez, R OBP: 0.348, SLG: 0.341	6-3		F7		SH3-4		HBP		4-3	3	0	0	0	0	0	1	San Diego Padres @ Houston Astros Astrodome, Houston, TX Mon Apr 21 1975, 8:05 PM EDT Att: 6,523 - Dome										
Glenn Beckert, R OBP: 0.500, SLG: 0.538 Hector Torres, R OBP: 0.500, SLG: 0.500	F4		6-3		WP 2B		K			3	0	1	0	0	0	0											
Johnny Grubb, L OBP: 0.244, SLG: 0.244	6-3		4-3		G3		4-3			4	0	0	0	0	0	3											
Dave Winfield, R OBP: 0.419, SLG: 0.611		F8 4-3 E 1B		4-3 PB 2B 1B	WP IBB			5-3		3	2	2	0	1	0	0											
Mike Ivie, R OBP: 0.286, SLG: 0.457	4-3		1-3		K			6-3		4	0	0	0	0	1	4											
Dick Sharon, R OBP: 0.286, SLG: 0.457	F8		4-3		L7			5-3		4	0	0	0	0	0	2											
Tito Fuentes, S OBP: 0.349, SLG: 0.400	E6 3B				F7			G3		4	1	1	1	0	0	0											
Randy Hundley, R OBP: 0.318, SLG: 0.429		3H 1B		3H 2B	L9		F5	F7		4	0	1	1	0	0	1											
Randy Jones, R OBP: 0.333, SLG: 0.250	L8				2B SH3-4 WP 1B		K		BB	3	1	1	0	1	1	1											
Inning Stats	R: 0 E: 0 K: 0 S: 3	H: 0 LOB: 0 BB: 0 P: 3	R: 2 E: 1 K: 0 S: 6	H: 2 LOB: 1 BB: 0 P: 6	R: 0 E: 0 K: 0 S: 3	H: 0 LOB: 0 BB: 0 P: 3	R: 1 E: 0 K: 0 S: 5	H: 2 LOB: 1 BB: 0 P: 5	R: 1 E: 0 K: 1 S: 7	H: 2 LOB: 2 BB: 1 P: 11	R: 0 E: 0 K: 0 S: 3	H: 0 LOB: 0 BB: 0 P: 3	R: 0 E: 0 K: 0 S: 7	H: 0 LOB: 1 BB: 0 P: 8	R: 0 E: 0 K: 0 S: 3	H: 0 LOB: 0 BB: 0 P: 3	R: 0 E: 0 K: 0 S: 3	H: 0 LOB: 0 BB: 0 P: 7	1B: 3 2B: 2 3B: 1 HR: 0	SF: 0 SAC: 1 DP: 0 HBP: 1	WP: 1 PB: 1 SB: 1 CS: 0	PA: 37					
PITCHER	IP	WLS	BF	H	R	ER	SO	BB	IBB	HBP	BLK	WP	HR	S	P	ERA	WHIP										
Jim Crawford, L ERA: 3.86	(1, 1)	4.2	L	22	6	4	2	0	0	0	0	0	0	21	25	3.86	1.286										
Wayne Granger, R ERA: 2.0	(5, 1)	0.1		1	0	0	0	1	0	0	0	0	1	0	3	0.00	0.000										
Jim York, R ERA: 6.23	(6, 1)	3.0		10	0	0	0	2	0	0	0	0	0	13	14	0.00	0.000										
Ken Forsch, R ERA: 5.0	(9, 1)	1.0		4	0	0	0	0	1	0	0	0	0	3	7	0.00	1.000										

Batter	1	2	3	4	5	6	7	8	9	AB	R	H	RBI	BB	SO	LOB	BOTTOM										
Enos Cabell, R OBP: 0.326, SLG: 0.419	6-3		6-3			2B		L8		4	0	1	0	0	0	1	San Diego Padres @ Houston Astros Astrodome, Houston, TX Mon Apr 21 1975, 8:05 PM EDT Att: 6,523 - Dome										
Rob Andrews, R OBP: 0.315, SLG: 0.313	K		K			6-3		FC6-4 FC5-4		4	0	0	0	0	2	2											
Cesar Cedeno, R OBP: 0.403, SLG: 0.472					F8		F7	FC5-4		4	0	1	0	0	0	2											
Cliff Johnson, R OBP: 0.265, SLG: 0.370	F3				5-3		K		5-3	4	0	0	0	0	1	2											
Bob Watson, R OBP: 0.303, SLG: 0.469					1-3 1B		1-3 1B		5-3	4	0	2	0	0	0	0											
Doug Rader, R OBP: 0.333, SLG: 0.326	1-3				F7		L7		F7	4	0	0	0	0	0	2											
Skip Jutze, R OBP: 0.143, SLG: 0.143	5-3				L7					3	0	1	0	0	0	1											
Roger Metzger, S OBP: 0.340, SLG: 0.250	1-3				6-3		5-3			3	0	0	0	0	0	2											
Jim Crawford, L Wayne Granger, R Mike Easter, L Jim York, R Wilbur Howard, S Ken Forsch, R	(1, 1) (5, 1) (5, PH) (6, 1) (8, PH) (9, 1)				F7		K		FC6-4 1B	1	0	0	0	0	0	0	0										
Inning Stats	R: 0 E: 0 K: 1 S: 6	H: 1 LOB: 1 BB: 0 P: 6	R: 0 E: 0 K: 0 S: 4	H: 1 LOB: 1 BB: 0 P: 4	R: 0 E: 0 K: 1 S: 5	H: 0 LOB: 0 BB: 0 P: 5	R: 0 E: 0 K: 0 S: 4	H: 1 LOB: 1 BB: 0 P: 4	R: 0 E: 0 K: 1 S: 6	H: 1 LOB: 1 BB: 0 P: 6	R: 0 E: 0 K: 0 S: 4	H: 1 LOB: 1 BB: 0 P: 4	R: 0 E: 0 K: 0 S: 4	H: 1 LOB: 1 BB: 0 P: 4	R: 0 E: 0 K: 0 S: 3	H: 0 LOB: 0 BB: 0 P: 3	1B: 5 2B: 1 3B: 0 HR: 0	SF: 0 SAC: 0 DP: 0 HBP: 0	WP: 0 PB: 0 SB: 1 CS: 0	PA: 33							
PITCHER	IP	WLS	BF	H	R	ER	SO	BB	IBB	HBP	BLK	WP	HR	S	P	ERA	WHIP										
Randy Jones, L ERA:	(1, 1)	9.0	W	33	6	0	0	4	0	0	0	0	0	41	41	0.00	0.667										

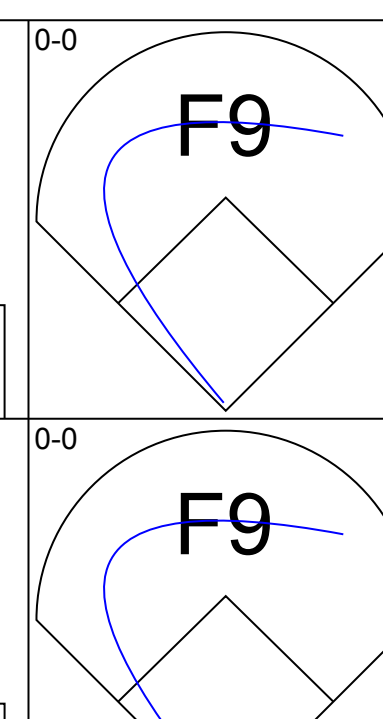
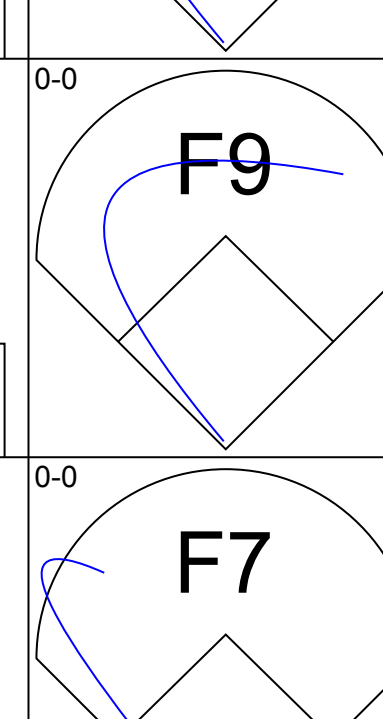
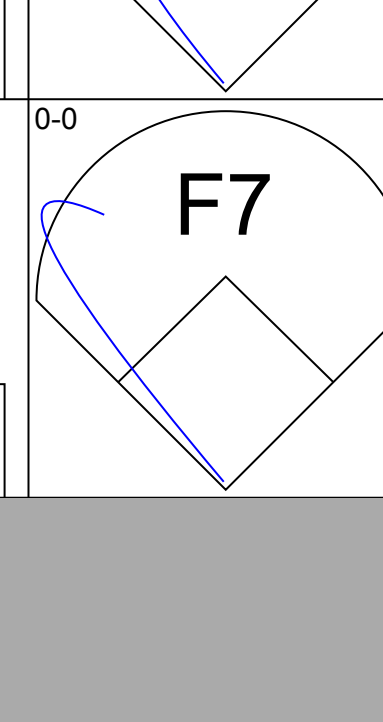
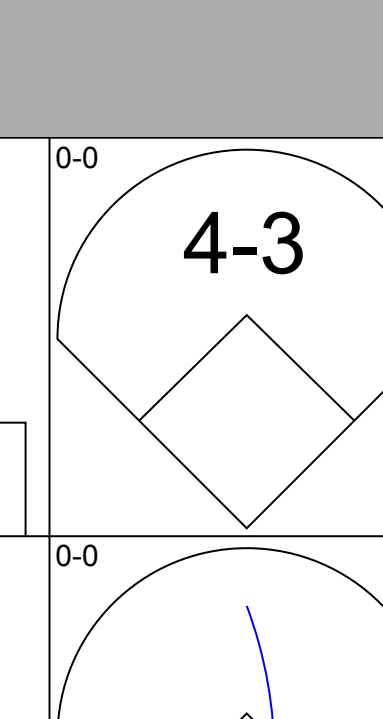
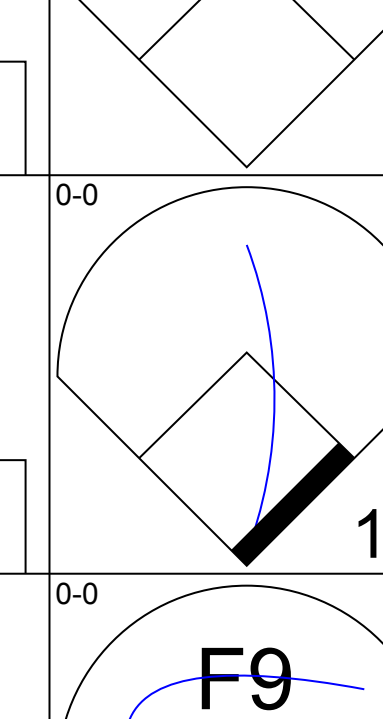
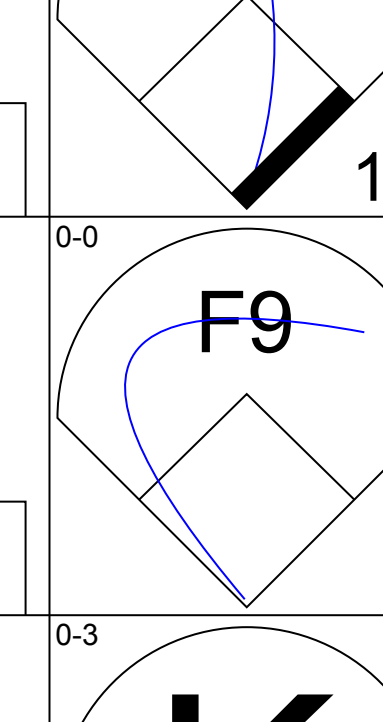
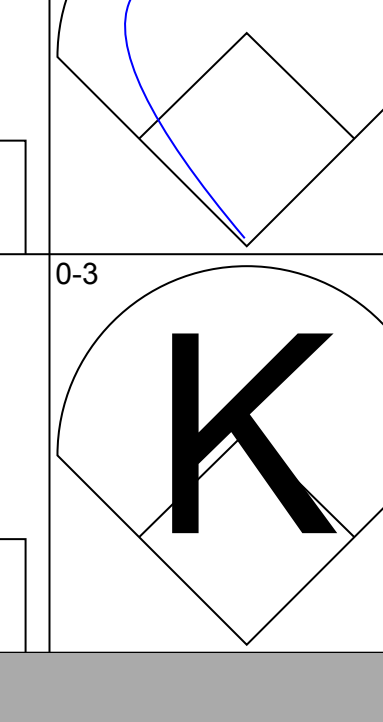
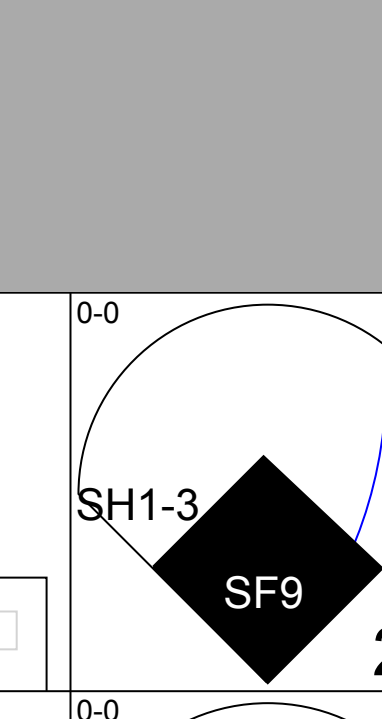
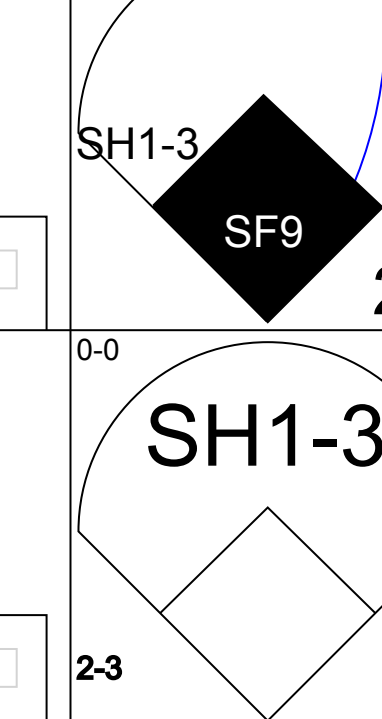
AB	33
R	4
H	6
RBI	2
BB	2
SO	3
LOB	13



Batter	1	2	3	4	5	6	7	8	9	AB	R	H	RBI	BB	SO	LOB	TOP																			
Bobby Tolan, L OBP: 0.239, SLG: 0.256 (1, 7)										3	0	0	0	1	1	0	San Diego Padres @ Houston Astros Astrodome, Houston, TX Tue Apr 22 1975, 8:05 PM EDT Att.: 5,300 - Dome																			
Hector Torres, R OBP: 0.500, SLG: 0.500 (1, 6)										4	0	2	0	0	0	3																				
Mike Ivie, R OBP: 0.275, SLG: 0.425 (1, 5)										5	0	1	0	0	0	6																				
Willie McCovey, L OBP: 0.394, SLG: 0.533 John Scott, R (7, 8)										4	1	1	1	0	0	4																				
Dave Winfield, R OBP: 0.447, SLG: 0.595 (1, 9)										1	1	0	0	3	0	0																				
Dick Sharon, R OBP: 0.111, SLG: 0.111 (1, 8) (7, 7)										3	0	1	0	0	2	2																				
Tito Fuentes, S OBP: 0.340, SLG: 0.386 (1, 4)										4	0	1	1	0	0	3																				
Fred Kendall, R OBP: 0.280, SLG: 0.333 (1, 2)										3	0	2	0	1	0	1																				
Dan Spillner, R (1, 1)										3	0	0	0	0	2	4																				
Inning Stats	R: 0 E: 1 K: 1 S: 5	H: 0 LOB: 0 BB: 0 P: 5	R: 2 E: 0 K: 0 S: 6	H: 4 LOB: 3 BB: 2 P: 14	R: 0 E: 0 K: 0 S: 3	H: 1 LOB: 0 BB: 0 P: 3	R: 0 E: 1 K: 2 S: 8	H: 0 LOB: 1 BB: 0 P: 8	R: 0 E: 0 K: 0 S: 3	H: 0 LOB: 0 BB: 0 P: 3	R: 0 E: 0 K: 1 S: 5	H: 2 LOB: 3 BB: 0 P: 6	R: 0 E: 0 K: 1 S: 5	H: 0 LOB: 2 BB: 2 P: 13	R: 0 E: 0 K: 0 S: 3	H: 1 LOB: 0 BB: 0 P: 3	1B: 6 2B: 1 3B: 0 HR: 1	SF: 0 SAC: 2 DP: 4 HBP: 1	WP: 0 PB: 0 SB: 1 CS: 1	PA: 40																
PITCHER	IP	WLS	BF	H	R	ER	SO	BB	IBB	HBP	BLK	WP	HR	S	P	ERA	WHIP	PITCHER		IP	WLS	BF	H	R	ER	SO	BB	IBB	HBP	BLK	WP	HR	S	P	ERA	WHIP
Tom Griffin, R ERA: 2.95 (1, 1)	8.0	L	36	7	2	2	5	3	2	1	0	0	1	40	61	2.25	1.250																			
Wayne Granger, R ERA: 1.6 (9, 1)	1.0		3	1	0	0	0	0	0	0	0	0	0	3	3	0.00	1.000																			

AB	30
R	2
H	8
RBI	2
BB	5
SO	5
LOB	23



Batter	1	2	3	4	5	6	7	8	9	AB	R	H	RBI	BB	SO	LOB	BOTTOM																			
Enos Cabell, R OBP: 0.319, SLG: 0.391 (1, 7)										3	0	0	0	0	0	0	San Diego Padres @ Houston Astros Astrodome, Houston, TX Tue Apr 22 1975, 8:05 PM EDT Att.: 5,300 - Dome																			
Rob Andrews, R OBP: 0.298, SLG: 0.300 Cliff Johnson, R OBP: 0.260, SLG: 0.362 Wayne Granger, R (8, PH) (9, 1)										2	0	0	1	0	0	0																				
Cesar Cedeno, R OBP: 0.394, SLG: 0.446 (1, 8)										3	0	0	0	1	1	1																				
Milt May, L OBP: 0.327, SLG: 0.340 (1, 2)										4	0	0	0	0	0	1																				
Bob Watson, R OBP: 0.324, SLG: 0.472 (1, 3)										4	0	2	0	0	1	0																				
Jose Cruz, L OBP: 0.302, SLG: 0.409 (1, 9)										3	0	0	0	0	0	2																				
Doug Rader, R OBP: 0.333, SLG: 0.326 (1, 5)										3	0	1	0	0	1	1																				
Roger Metzger, S OBP: 0.340, SLG: 0.277 (1, 6)										3	1	1	0	0	2	2																				
Tom Griffin, R (1, 1) Rafael Batista, L OBP: 0.429, SLG: 0.571 Larry Milbourne, S OBP: 0.333, SLG: 0.333 (8, PH) (9, 4)										1	0	0	0	0	0	0																				
Inning Stats	R: 0 E: 0 K: 0 S: 3	H: 0 LOB: 0 BB: 0 P: 3	R: 1 E: 0 K: 1 S: 6	H: 1 LOB: 1 BB: 0 P: 6	R: 1 E: 0 K: 1 S: 7	H: 1 LOB: 2 BB: 0 P: 7	R: 0 E: 0 K: 0 S: 3	H: 0 LOB: 0 BB: 0 P: 3	R: 0 E: 0 K: 1 S: 5	H: 0 LOB: 0 BB: 0 P: 5	R: 0 E: 0 K: 1 S: 5	H: 0 LOB: 0 BB: 0 P: 5	R: 0 E: 0 K: 1 S: 4	H: 0 LOB: 0 BB: 1 P: 8	R: 0 E: 0 K: 1 S: 4	H: 0 LOB: 0 BB: 0 P: 8	1B: 3 2B: 1 3B: 0 HR: 0	SF: 1 SAC: 1 DP: 0 HBP: 1	WP: 0 PB: 0 SB: 0 CS: 1	PA: 32																
PITCHER	IP	WLS	BF	H	R	ER	SO	BB	IBB	HBP	BLK	WP	HR	S	P	ERA	WHIP	PITCHER		IP	WLS	BF	H	R	ER	SO	BB	IBB	HBP	BLK	WP	HR	S	P	ERA	WHIP
Dan Spillner, R ERA: 2.78 (1, 1)	9.0	W	32	4	1	1	6	1	0	1	0	0	0	42	47	1.00	0.556																			

AB	28
R	1
H	4
RBI	1
BB	1
SO	6
LOB	7



Batter	1	2	3	4	5	6	7	8	9	AB	R	H	RBI	BB	SO	LOB	TOP			
Davey Lopes, R OBP: 0.413, SLG: 0.286 (1, 4)										4	0	0	0	0	1	0	Los Angeles Dodgers @ San Diego Padres San Diego Stadium, San Diego, CA Wed Apr 23 1975, 10:05 PM EDT Att: 43,478 - Unknown livebaseballscorecards.com			
Henry Cruz, L OBP: 0.263, SLG: 0.316 (1, 8)										4	0	0	0	0	0	0				
Steve Garvey, R OBP: 0.384, SLG: 0.471 (1, 3)										3	1	2	0	1	0	0				
Ron Cey, R OBP: 0.343, SLG: 0.567 (1, 5)										4	0	1	1	0	1	2				
Willie Crawford, L OBP: 0.353, SLG: 0.244 (1, 7)										3	0	1	0	1	0	1				
Joe Ferguson, R OBP: 0.306, SLG: 0.196 (1, 9)										4	0	1	0	0	1	4				
Steve Yeager, R OBP: 0.236, SLG: 0.316 (1, 2)										4	0	0	0	0	1	4				
Rick Auerbach, R OBP: 0.256, SLG: 0.256 Geoff Zahn, L (7, 1)										2	0	0	0	1	0	1				
Charlie Manuel, L OBP: 0.500, SLG: 0.500 (9, PH)										0	0	0	0	0	0	0				
Don Sutton, R OBP: 0.231, SLG: 0.091 Charlie Hough, R (5, 1) Ivan De Jesus, R (7, 6)										2	0	0	0	0	0	3				
										0	0	0	0	0	0	0				
										2	0	0	0	0	1	0				
Inning Stats	R: 0 E: 0 K: 0 S: 3	H: 0 LOB: 0 BB: 0 P: 3	R: 0 E: 1 K: 0 S: 4	H: 0 LOB: 3 BB: 2 P: 12	R: 0 E: 0 K: 1 S: 6	H: 1 LOB: 1 BB: 0 P: 6	R: 0 E: 0 K: 1 S: 6	H: 1 LOB: 1 BB: 0 P: 6	R: 0 E: 0 K: 0 S: 3	H: 0 LOB: 2 BB: 1 P: 8	R: 0 E: 0 K: 1 S: 5	H: 0 LOB: 0 BB: 0 P: 5	R: 1 E: 0 K: 1 S: 7	H: 2 LOB: 1 BB: 0 P: 7	R: 0 E: 0 K: 1 S: 5	H: 0 LOB: 0 BB: 0 P: 5	1B: 4 2B: 1 3B: 0 HR: 0	SF: 0 SAC: 0 DP: 0 HBP: 0	WP: 0 PB: 0 SB: 0 CS: 0	PA: 36
PITCHER Joe McIntosh, R ERA: 1.09 (1, 1)	IP: 9.0 WLS: W BF: 36 H: 5 R: 1 ER: 1 SO: 5 BB: 3 IBB: 0 HBP: 0 BLK: 0 WP: 0 HR: 0 S: 43 P: 55 ERA: 1.00 WHIP: 0.889																			

Batter	1	2	3	4	5	6	7	8	9	AB	R	H	RBI	BB	SO	LOB	BOTTOM			
Bobby Tolan, L OBP: 0.275, SLG: 0.313 (7, 3)										5	0	3	2	0	0	1	Los Angeles Dodgers @ San Diego Padres San Diego Stadium, San Diego, CA Wed Apr 23 1975, 10:05 PM EDT Att: 43,478 - Unknown livebaseballscorecards.com			
Hector Torres, R OBP: 0.353, SLG: 0.353 (1, 6)										5	0	0	0	0	0	5				
Johnny Grubb, L OBP: 0.286, SLG: 0.295 (1, 8)										3	1	2	0	1	0	0				
Willie McCovey, L OBP: 0.378, SLG: 0.529 Dick Sharon, R OBP: 0.111, SLG: 0.111 (7, 7)										4	1	1	0	0	0	2				
										0	0	0	0	0	0	0				
Dave Winfield, R OBP: 0.451, SLG: 0.575 (1, 9)										3	2	1	0	1	2	1				
Mike Ivie, R OBP: 0.295, SLG: 0.432 (1, 5)										4	2	2	2	0	0	1				
Tito Fuentes, S OBP: 0.314, SLG: 0.354 (1, 4)										4	0	0	0	0	2	4				
Randy Hundley, R OBP: 0.346, SLG: 0.480 (1, 2)										4	1	2	2	0	1	3				
Joe McIntosh, S (1, 1)										1	0	0	1	1	1	1				
Inning Stats	R: 0 E: 0 K: 0 S: 4	H: 1 LOB: 1 BB: 0 P: 4	R: 2 E: 2 K: 1 S: 9	H: 3 LOB: 2 BB: 0 P: 9	R: 0 E: 0 K: 1 S: 6	H: 1 LOB: 1 BB: 0 P: 6	R: 1 E: 0 K: 1 S: 7	H: 2 LOB: 1 BB: 0 P: 7	R: 4 E: 0 K: 2 S: 11	H: 4 LOB: 2 BB: 2 P: 19	R: 0 E: 0 K: 1 S: 5	H: 0 LOB: 0 BB: 0 P: 5	R: 0 E: 0 K: 0 S: 3	H: 0 LOB: 0 BB: 0 P: 3	R: 0 E: 0 K: 0 S: 2	H: 0 LOB: 1 BB: 1 P: 6	1B: 7 2B: 4 3B: 0 HR: 0	SF: 1 SAC: 1 DP: 1 HBP: 0	WP: 0 PB: 0 SB: 2 CS: 0	PA: 38
PITCHER Don Sutton, R ERA: 1.72 Charlie Hough, R ERA: 4.91 Geoff Zahn, L ERA: 9.0 (1, 1) (5, 1) (7, 1)	IP: 4.2 WLS: L BF: 28 H: 11 R: 7 ER: 5 SO: 5 BB: 1 IBB: 1 HBP: 0 BLK: 0 WP: 0 HR: 0 S: 36 P: 44 ERA: 9.64 WHIP: 2.571																			
	1.1	4	0	0	0	1	0	0	0	0	0	6	6	0.00	0.000					
	2.0	6	0	0	0	0	1	0	0	0	0	5	9	0.00	0.500					

Batter	1	2	3	4	5	6	7	8	9	AB	R	H	RBI	BB	SO	LOB	TOP											
Davey Lopes, R OBP: 0.432, SLG: 0.311 (1, 4) BB: 8, SO: 8	4-0 BB BB	0-0 CS 1B			0-0 E HR 1B	0-0 BB HR 1B	0-3 K		0-0 F8	5	3	3	1	1	1	1												
Henry Cruz, L OBP: 0.200, SLG: 0.240 (1, 8) BB: 7, SO: 7	0-0 F7	0-0 CS 1-2	0-0 F9		0-0 4-3 1-2	0-0 4-3 1-2 2-3	0-0 6-3		0-0 F8	6	0	0	0	0	0	5												
Steve Garvey, R OBP: 0.392, SLG: 0.467 (1, 3) BB: 3, SO: 3	0-0 BB BB 1-3 1B		0-0 F4		0-0 E5 HR 2-3	4-0 BB HR IBB	0-0 F8		0-0 1B 1B	5	2	2	0	1	0	2												
Ron Cey, R OBP: 0.370, SLG: 0.631 (1, 5) BB: 5, SO: 5	0-0 L4		0-0 F9		0-0 HR 1-2 2-3 3-H	4-0 HR BB		0-0 BB 1-3 2B	5	3	3	4	1	0	2													
Willie Crawford, L OBP: 0.370, SLG: 0.256 Ken McMullen, R OBP: 0.333, SLG: 0.800 Al Downing, R (6, 1) BB: 6, SO: 1	4-0 BB 1-2 BB				0-3 K	0-0 1B 1-2 2-3 3-H	0-0 HR	4-0 1-3 BB BB	2	0	1	0	1	1	0													
Joe Ferguson, R OBP: 0.326, SLG: 0.204 (1, 9) BB: 9, SO: 9	4-0 FC6-4 1-2 2-3 3-H BB				0-0 F6	0-3 K	0-0 E8 1B 1B	4-0 1-3 BB	3	0	1	1	2	1	1													
Steve Yeager, R OBP: 0.306, SLG: 0.318 (1, 2) BB: 2, SO: 2	0-0 FC6-4 1-2 BB				4-0 BB			0-0 F4	3	1	1	0	2	0	6													
Rick Auerbach, R OBP: 0.234, SLG: 0.233 Manny Mota, R OBP: 0.333, SLG: 0.294 Ivan De Jesus, R (8, 6) BB: 6, SO: 6		0-0 L5			0-0 F3			0-0 1-3	4	0	0	0	0	0	4													
Rick Rhoden, R Lee Lacy, R OBP: 0.333, SLG: 0.333 (6, 4) BB: 4, SO: 4		0-0 6-3			0-0 F4 F9			0-0 1-2 2-3 3-H	1	0	0	1	0	0	2													
Inning Stats	R: 1 E: 0 K: 0 S: 4	H: 1 LOB: 3 BB: 3 P: 16	R: 0 E: 0 K: 0 S: 3	H: 1 LOB: 0 BB: 0 P: 3	R: 0 E: 0 K: 1 S: 3	H: 0 LOB: 0 BB: 0 P: 3	R: 0 E: 0 K: 1 S: 5	H: 0 LOB: 1 BB: 1 P: 9	R: 3 E: 1 K: 2 S: 11	H: 3 LOB: 1 BB: 0 P: 11	R: 6 E: 1 K: 0 S: 8	H: 5 LOB: 2 BB: 3 P: 20	R: 0 E: 0 K: 1 S: 6	H: 1 LOB: 2 BB: 2 P: 6	R: 1 E: 0 K: 0 S: 4	H: 1 LOB: 2 BB: 2 P: 12	R: 0 E: 0 K: 1 S: 7	H: 2 LOB: 2 BB: 0 P: 7	1B: 11 2B: 1 3B: 0 HR: 2	SF: 0 SAC: 0 DP: 0 HBP: 0	WP: 0 PA: 51 PB: 0 SB: 1 CS: 1							
PITCHER	IP	WLS	BF	H	R	ER	SO	BB	IBB	HBP	BLK	WP	HR	S	P	ERA	WHIP											
Dave Freisleben, R ERA: 2.95	5.1	L	28	7	7	4	3	5	0	0	0	0	1	29	49	6.75	2.250											
Danny Frisella, R ERA: 7.36	0.1		3	0	0	0	0	1	1	0	0	0	0	1	9	0.00	3.000											
Dave Tomlin, L ERA: 3.18	0.1		4	0	3	3	0	0	0	0	0	0	0	1	4	4	81.00	9.000										
Alan Foster, R ERA: 6.75	2.0		10	2	1	1	1	2	0	0	0	0	0	10	18	4.50	2.000											
Rich Folkers, L ERA: 7.04	1.0		5	2	0	0	1	0	0	0	0	0	0	7	7	0.00	2.000											

Los Angeles Dodgers @ San Diego Padres
San Diego Stadium, San Diego, CA
Thu Apr 24 1975, 10:05 PM EDT
Att: 21,789 - Unknown

AB 41
R 11
H 14
RBI 11
BB 9
SO 5
LOB 27



Batter	1	2	3	4	5	6	7	8	9	AB	R	H	RBI	BB	SO	LOB	BOTTOM										
Bobby Tolan, L OBP: 0.266, SLG: 0.302 (1, 7) BB: 7, SO: 7	0-0 4-3	0-0 2-H 1B			0-0 L9				0-0 5-3	5	0	1	1	0	0												
Hector Torres, R OBP: 0.333, SLG: 0.333 Dick Sharon, R OBP: 0.100, SLG: 0.100 (8, 6) BB: 6, SO: 6	0-0 4-3	0-0 F6			0-3 K				0-0 E5 FC4-6 1B 1B	4	0	1	0	0	1												
Johnny Grubb, L OBP: 0.333, SLG: 0.354 (1, 8) BB: 8, SO: 8	4-0 BB BB		0-0 F7		0-0 HR 2B				0-0 FC4-6 1-2 1B	4	2	3	0	1	0												
Willie McCovey, L OBP: 0.381, SLG: 0.486 (1, 3) BB: 3, SO: 3	4-0 2B 1-2 BB		0-3 K		4-0 HR BB				0-0 FC4-6 HBP 1-2 2-3 1B	3	1	0	0	2	4												
Dave Winfield, R OBP: 0.482, SLG: 0.689 (1, 9) BB: 9, SO: 9	0-0 FC5-4 1-3 2-H 2B		0-0 FC5-4 1B		0-0 HR 1-2 2-H				0-0 HBP 1-2 3-H 1B	5	1	4	5	0	1												
Mike Ivie, R OBP: 0.286, SLG: 0.396 (1, 5) BB: 5, SO: 5	0-0 F6		0-0 FC5-4 1-2 1B		0-0 F6				0-0 FC6-4 HBP 1-2 2-3 1B	4	0	0	0	0	1												
Tito Fuentes, S OBP: 0.286, SLG: 0.321 (1, 4) BB: 4, SO: 4		0-0 1-3			0-0 F7				0-0 FC6-4 1-2 1B	5	0	0	0	0	3												
Fred Kendall, R OBP: 0.310, SLG: 0.333 (1, 2) BB: 2, SO: 2		0-0 E8 1B 1B			0-0 F6				4-0 BLK BB	3	1	1	0	1	0												
Dave Freisleben, R Danny Frisella, L Dave Tomlin, L John Scott, R Alan Foster, R Glenn Beckert, R OBP: 0.407, SLG: 0.500 Rich Folkers, L (8, 1) BB: 1, SO: 1		0-3 K			0-3 K				0-0 6-3	2	0	0	0	0	2												
Inning Stats	R: 1 E: 0 K: 0 S: 4	H: 1 LOB: 2 BB: 2 P: 12	R: 1 E: 1 K: 1 S: 7	H: 2 LOB: 1 BB: 0 P: 7	R: 0 E: 0 K: 1 S: 6	H: 1 LOB: 1 BB: 0 P: 6	R: 0 E: 0 K: 1 S: 5	H: 0 LOB: 0 BB: 0 P: 5	R: 3 E: 0 K: 1 S: 7	H: 2 LOB: 0 BB: 1 P: 11	R: 0 E: 0 K: 0 S: 3	H: 0 LOB: 0 BB: 0 P: 3	R: 0 E: 0 K: 2 S: 9	H: 2 LOB: 2 BB: 0 P: 9	R: 0 E: 0 K: 1 S: 5	H: 0 LOB: 1 BB: 1 P: 9	R: 1 E: 1 K: 0 S: 6	H: 2 LOB: 3 BB: 0 P: 7	1B: 7 2B: 2 3B: 0 HR: 1	SF: 0 SAC: 0 DP: 0 HBP: 1	WP: 0 PA: 43 PB: 0 SB: 0 CS: 0						
PITCHER	IP	WLS	BF	H	R	ER	SO	BB	IBB	HBP	BLK	WP	HR	S	P	ERA	WHIP										
Rick Rhoden, R ERA: 4.66	5.0	W	24	4	5	4	4	3	0	0	0	0	1	29	41	7.20	1.800										
Al Downing, L ERA: 1.6	4.0	S	19	4	1	0	3	1	0	1	1	0	0	23	28	0.00	1.250										

Los Angeles Dodgers @ San Diego Padres
San Diego Stadium, San Diego, CA
Thu Apr 24 1975, 10:05 PM EDT
Att: 21,789 - Unknown

AB 38
R 6
H 10
RBI 6
BB 4
SO 7
LOB 15



Batter	1	2	3	4	5	6	7	8	9	AB	R	H	RBI	BB	SO	LOB	TOP							
Ralph Garr, L OBP: 0.329, SLG: 0.384 (1, 7)	0-0 4-3 3B		0-0 5-3		0-0 4-3		0-0 F8		0-3 K	5	1	1	0	0	1	1	Atlanta Braves @ San Diego Padres San Diego Stadium, San Diego, CA Fri Apr 25 1975, 10:05 PM EDT Att: 11,033 - Unknown							
Marty Perez, R OBP: 0.311, SLG: 0.273 (1, 4)	0-0 4-3		0-0 F8		0-0 1B		0-3 K		0-0 5-3	5	0	1	2	0	1	0								
Darrell Evans, L OBP: 0.390, SLG: 0.629 (1, 5)	0-0 G5-4-3 1B			0-0 G1-2-3 1B		0-0 K		0-0 1B		0-0 F6	5	0	3	0	0	1								
Earl Williams, R (1, 3)	0-0 G5-4-3 1-2			0-3 K		0-0 5-3		0-0 F8			4	0	0	0	0	1								
Dusty Baker Jr., R OBP: 0.301, SLG: 0.438 (1, 9)		0-0 F9		0-0 1-3 2B		0-0 F8		0-0 F8 1B 1B			4	1	2	0	0	0								
Mike Lum, L OBP: 0.307, SLG: 0.254 (1, 8)	0-0 4-3			4-0 IBB		4-0 1B BLK BB		0-0 1-2 1B			2	0	1	0	2	0								
Vic Correll, R OBP: 0.234, SLG: 0.333 (8, PH)	0-0 E5 1B			0-0 G1-2-3		4-0 1-2 BB		0-0 F8 2-3			2	0	1	0	1	0								
Dave May, L (8, PH)										1	0	0	0	0	0	2								
Biff Pocoroba, S (8, 2)										0	0	0	0	0	0	0								
Laryell Blanks, R OBP: 0.254, SLG: 0.250 (1, 6)	0-0 F9				0-0 E6 4-3 1B		0-0 1-2 2-3 1B		0-0 1-2 3-H G4-6-3 1B	4	1	2	1	0	0	1								
Buzz Capra, R (1, 1)			0-3 K		0-0 F7		0-0 F7		0-0 G4-6-3 1-2	2	0	0	0	0	1	1								
Johanny Oates, L OBP: 0.200, SLG: 0.400 (6, PH)										1	0	0	0	0	0	3								
Gary Gentry, R (6, 1)										0	0	0	0	0	0	0								
Frank Tepedino, L (8, PH)										1	0	0	0	0	0	2								
Tom House, L (8, 1)										0	0	0	0	0	0	0								
Inning Stats	R: 1 E: 0 K: 0 S: 4	H: 2 LOB: 0 BB: 0 P: 4	R: 0 E: 1 K: 0 S: 4	H: 1 LOB: 1 BB: 0 P: 4	R: 0 E: 0 K: 1 S: 5	H: 0 LOB: 0 BB: 0 P: 5	R: 0 E: 0 K: 1 S: 6	H: 2 LOB: 2 BB: 1 P: 10	R: 1 E: 1 K: 1 S: 7	H: 1 LOB: 1 BB: 0 P: 7	R: 0 E: 0 K: 0 S: 4	H: 1 LOB: 3 BB: 2 P: 12	R: 0 E: 0 K: 1 S: 6	H: 1 LOB: 1 BB: 0 P: 6	R: 1 E: 0 K: 0 S: 5	H: 3 LOB: 1 BB: 0 P: 5	R: 0 E: 0 K: 1 S: 5	H: 0 LOB: 0 BB: 0 P: 5	1B: 9 2B: 1 3B: 1 HR: 0	SF: 0 SAC: 0 DP: 3 HBP: 0	WP: 0 PB: 0 SB: 0 CS: 0	PA: 39		
PITCHER	IP WLS BF H R ER SO BB IBB HBP BLK WP HR S P ERA WHIP	IP WLS BF H R ER SO BB IBB HBP BLK WP HR S P ERA WHIP																						
Sonny Siebert, R ERA: 2.08 (1, 1)	7.0 W 33	10 3 2 4	2 0 0 1	0 0 0 0	0 0 0 0	0 0 0 0	0 0 8 8	0.00 0.500																
Bill Greif, R ERA: 1.42 (8, 1)	2.0 S 6	1 0 0 1	0 0 0 0	0 0 0 0	0 0 0 0	0 0 0 0	0 0 8 8	0.00 0.500																

Batter	1	2	3	4	5	6	7	8	9	AB	R	H	RBI	BB	SO	LOB	BOTTOM						
Enzo Hernandez, R OBP: 0.400, SLG: 0.372 (1, 6)	0-0 E S 1B		4-0 3-1 S BB	0-0 S 1B			0-0 SH1-4 1-2	4-0 BB		2	1	2	0	2	0	0	Atlanta Braves @ San Diego Padres San Diego Stadium, San Diego, CA Fri Apr 25 1975, 10:05 PM EDT Att: 11,033 - Unknown						
Bobby Tolan, L OBP: 0.282, SLG: 0.293 (1, 7) (9, 3)	0-0 4-1 1-1 1B		0-0 3-1 1-3	0-0 F7 1-2			0-0 FC1-5 2-3 1B	0-3 K		5	0	1	1	0	1	7							
Johanny Grubb, L OBP: 0.328, SLG: 0.346 (1, 8)	0-0 F6		0-0 F8		0-0 F7		0-0 1-2 1B			4	0	1	0	0	0	2							
Willie McCovey, L OBP: 0.348, SLG: 0.439 (1, 3)	0-0 4-1			0-3 K		0-0 4-3		0-3 K		4	0	0	0	0	2	3							
Hector Torres, R OBP: 0.333, SLG: 0.333 (8, 5)	0-0 1-2				0-0 4-3					0	0	0	0	0	0	0							
Dave Winfield, R OBP: 0.450, SLG: 0.633 (1, 9)	0-0 F8			0-3 K		0-0 5-3		0-3 K		4	0	0	0	0	2	1							
Mike Ivie, R OBP: 0.302, SLG: 0.404 (1, 5) (8, 3)		0-0 6-3		0-0 1B 2B 1B		0-0 6-3		0-0 1B FC 1B		4	1	2	0	0	0	0							
John Scott, R (8, PR)										0	1	0	0	0	0	0							
Dick Sharon, R OBP: 0.100, SLG: 0.100 (9, 7)										0	0	0	0	0	0	0							
Tito Fuentes, S OBP: 0.300, SLG: 0.333 (1, 4)	0-0 F5		0-0 F5	0-0 1-2 2B 1B		0-3 K		0-0 SH1-4 FC 1B		4	1	2	0	0	1	0							
Fred Kendall, R OBP: 0.303, SLG: 0.355 (1, 2)	0-0 F7			0-0 1-2 2B 2B		0-0 F8		0-0 FC SH1-4		4	1	1	3	0	0	1							
Sonny Siebert, R OBP: 0.333, SLG: 0.400 (1, 1)			0-3 K	0-0 1B 2H 2B			4-0 FC1-5 SH1-4 BB	0-0 SH1-4		2	0	1	1	1	1	0							
Bill Greif, R (8, 1)										0	0	0	0	0	0	0							
Inning Stats	R: 1 E: 0 K: 0 S: 5	H: 2 LOB: 1 BB: 0 P: 5	R: 0 E: 0 K: 0 S: 3	H: 0 LOB: 0 BB: 0 P: 3	R: 0 E: 0 K: 1 S: 5	H: 0 LOB: 1 BB: 1 P: 9	R: 3 E: 0 K: 2 S: 12	H: 5 LOB: 2 BB: 0 P: 12	R: 0 E: 0 K: 0 S: 3	H: 0 LOB: 0 BB: 0 P: 3	R: 0 E: 0 K: 1 S: 5	H: 0 LOB: 0 BB: 0 P: 5	R: 0 E: 0 K: 1 S: 6	H: 1 LOB: 2 BB: 1 P: 10	R: 1 E: 0 K: 2 S: 10	H: 2 LOB: 3 BB: 1 P: 14	R: 0 E: 0 K: 0 S: 5	H: 0 LOB: 0 BB: 0 P: 5	1B: 8 2B: 2 3B: 0 HR: 0	SF: 0 SAC: 2 DP: 0 HBP: 0	WP: 0 PB: 0 SB: 3 CS: 0	PA: 38	
PITCHER	IP WLS BF H R ER SO BB IBB HBP BLK WP HR S P ERA WHIP	IP WLS BF H R ER SO BB IBB HBP BLK WP HR S P ERA WHIP																					
Buzz Capra, R ERA: 2.53 (1, 1)	5.0 L 23	7 4 4 3	1 0 0 0	0 0 0 0	0 0 0 0	0 0 11 15	0.00 1.000																
Gary Gentry, R ERA: 3.39 (6, 1)	2.0 8	1 0 0 2	1 0 0 0	0 0 0 0	0 0 0 0	0 0 10 14	9.00 3.000																
Tom House, L ERA: 15.0 (8, 1)	1.0 7	2 1 1 2	1 0 0 0	0 0 0 0	0 0 0 0	0 0 10 14	9.00 3.000																

Batter	1	2	3	4	5	6	7	8	9	AB	R	H	RBI	BB	SO	LOB	TOP					
Ralph Garr, L (1,7) OBP: 0.337, SLG: 0.390	4-3		F7	E		SH5-3			6-3	4	1	2	0	0	0	0						
Marty Perez, R (1,4) OBP: 0.304, SLG: 0.282	F9		1B	E5		F3			6-3	5	1	1	0	0	0	3						
Darrell Evans, L (1,5) OBP: 0.390, SLG: 0.613	K		FC6-4	L8		4-3			E9	5	0	2	2	0	1	3						
Earl Williams, R (1,3)		HR	K		4-3		K		5-3	4	1	0	0	1	2	2						
Dusty Baker Jr., R (1,9) OBP: 0.321, SLG: 0.485		HR	FC6-4		1B		F7			4	1	2	2	1	0	1						
Mike Lum, L (1,8) OBP: 0.313, SLG: 0.254		G4-6-3		6-3			F8		F5	4	0	1	0	1	0	2						
Vic Correll, R (1,2) OBP: 0.333	G4-6-3		FC2-5	F2						3	0	1	0	1	0	3						
Larryl Blanks, R (1,6) OBP: 0.270, SLG: 0.267		FC6-4	1B	1-3			F8			4	1	2	0	0	0	3						
Carl Morton, R (1,1) OBP: 0.167, SLG: 0.118	FC6-4		FC2-5						F9	4	1	1	0	0	0	3						
Tom House, L (9,1)			FC2-5	E		E7				0	0	0	0	0	0	0						
Inning Stats	R: 0 E: 0 K: 1 S: 5	H: 0 LOB: 0 BB: 0 P: 5	R: 2 E: 0 K: 0 S: 4	H: 2 LOB: 1 BB: 2 P: 12	R: 1 E: 0 K: 1 S: 7	H: 2 LOB: 1 BB: 0 P: 7	R: 2 E: 1 K: 0 S: 7	H: 3 LOB: 2 BB: 0 P: 7	R: 0 E: 0 K: 0 S: 5	H: 2 LOB: 2 BB: 0 P: 5	R: 0 E: 1 K: 0 S: 4	H: 1 LOB: 1 BB: 0 P: 4	R: 0 E: 0 K: 1 S: 5	H: 0 LOB: 0 BB: 0 P: 5	R: 0 E: 0 K: 0 S: 2	H: 0 LOB: 0 BB: 1 P: 6	R: 1 E: 1 K: 0 S: 5	H: 2 LOB: 2 BB: 1 P: 9	1B: 10 2B: 1 3B: 0 HR: 1	SF: 0 SAC: 1 DP: 1 HBP: 0	WP: 0 PB: 0 SB: 0 CS: 1	PA: 42
PITCHER	IP	WLS	BF	H	R	ER	SO	BB	IBB	HBP	BLK	WP	HR	S	P	ERA	WHIP					
Randy Jones, L (1,1) ERA: 0.84	7.0	L	33	10	5	3	3	2	0	0	0	0	1	37	45	3.86	1.714					
Danny Frisella, R (8,1) ERA: 5.79	1.0		3	0	0	0	0	1	0	0	0	0	0	2	6	0.00	1.000					
Dave Tomlin, L (9,1) ERA: 4.05	1.0		6	2	1	1	0	0	1	0	0	0	0	5	9	9.00	2.000					

Atlanta Braves @ San Diego Padres
San Diego Stadium, San Diego, CA
Sat Apr 26 1975, 10:05 PM EDT
Att: 38,189 - Unknown

AB 37
R 6
H 12
RBI 4
BB 4
SO 3
LOB 20



Batter	1	2	3	4	5	6	7	8	9	AB	R	H	RBI	BB	SO	LOB	BOTTOM				
Enzo Hernandez, R (1,6) OBP: 0.418, SLG: 0.404	HBP		F8		G3		FC6-4		4-3	4	1	2	0	1	0	1					
Bobby Tolan, L (1,7) OBP: 0.258, SLG: 0.286	E6				G3		4-6-3		F5	5	0	1	0	0	0	4					
Johnny Grubb, L (1,8) OBP: 0.317, SLG: 0.321			L8		G3		F9		4-3	4	0	0	0	0	0	4					
Willie McCovey, L (1,3) OBP: 0.333, SLG: 0.413	G5-4-3		F6		K				F9	5	0	1	1	0	1	3					
Dave Winfield, R (1,9) OBP: 0.453, SLG: 0.679	K			4-3						4	2	2	1	0	1	3					
Mike Ivie, R (1,5) OBP: 0.298, SLG: 0.393					6-3		F4			4	0	1	0	0	0	3					
John Scott, R (8,FR)	G5-4-3									0	0	0	0	0	0	0					
Hector Torres, R (9,5) OBP: 0.333, SLG: 0.333										0	0	0	0	0	0	0					
Tito Fuentes, S (1,4) OBP: 0.297, SLG: 0.322		4-3		3B			2-3		SF7	2	1	0	1	1	0	0					
Fred Kendall, R (1,2) OBP: 0.324, SLG: 0.429		K			3B		6-3			4	0	2	1	0	1	0					
Randy Jones, R (1,1) OBP: 0.273, SLG: 0.200										2	0	0	0	0	0	1					
Gene Locklear, L (7,PH) OBP: 0.500, SLG: 0.500	6-3									1	0	1	0	0	0	0					
Danny Frisella, L (8,1)										0	0	0	0	0	0	0					
Glenn Beckert, R (8,PH) OBP: 0.438, SLG: 0.467										1	0	0	0	0	0	2					
Dave Tomlin, L (9,1)										0	0	0	0	0	0	0					
Inning Stats	R: 1 E: 1 K: 1 S: 7	H: 2 LOB: 2 BB: 0 P: 8	R: 0 E: 0 K: 1 S: 5	H: 0 LOB: 0 BB: 0 P: 5	R: 0 E: 0 K: 0 S: 4	H: 1 LOB: 1 BB: 0 P: 4	R: 1 E: 0 K: 0 S: 4	H: 1 LOB: 1 BB: 1 P: 8	R: 0 E: 0 K: 0 S: 5	H: 0 LOB: 0 BB: 1 P: 9	R: 1 E: 0 K: 0 S: 4	H: 1 LOB: 1 BB: 0 P: 4	R: 0 E: 0 K: 0 S: 6	H: 3 LOB: 2 BB: 0 P: 6	R: 0 E: 0 K: 0 S: 4	H: 1 LOB: 1 BB: 0 P: 4	1B: 7 2B: 1 3B: 1 HR: 1	SF: 1 SAC: 0 DP: 1 HBP: 1	WP: 0 PB: 0 SB: 0 CS: 0	PA: 40	
PITCHER	IP	WLS	BF	H	R	ER	SO	BB	IBB	HBP	BLK	WP	HR	S	P	ERA	WHIP				
Carl Morton, R (1,1) ERA: 2.3	8.0	W	37	10	4	4	3	2	0	1	0	0	1	40	49	4.50	1.500				
Tom House, L (9,1) ERA: 12.86	1.0	S	3	0	0	0	0	0	0	0	0	0	0	3	3	0.00	0.000				

Atlanta Braves @ San Diego Padres
San Diego Stadium, San Diego, CA
Sat Apr 26 1975, 10:05 PM EDT
Att: 38,189 - Unknown

AB 36
R 4
H 10
RBI 4
BB 2
SO 3
LOB 21



Batter	1	2	3	4	5	6	7	8	9	AB	R	H	RBI	BB	SO	LOB	TOP								
Ralph Garr, L (1, 7) OBP: 0.318, SLG: 0.366	F7	5-3			4-3		1-3	F4		5	0	0	0	0	0	4	<p>Atlanta Braves @ San Diego Padres</p> <p>San Diego Stadium, San Diego, CA</p> <p>Sun Apr 27 1975, 6:33 AM EDT</p> <p>Unknown</p>								
Marty Perez, R (1, 4) OBP: 0.286, SLG: 0.263	4-3	6-3			F9		F8	FC5 BB 3B		5	1	0	0	0	0	3									
Darrell Evans, L (1, 5) OBP: 0.402, SLG: 0.620						L8				4	2	2	0	1	0	0									
Earl Williams, R (1, 3) OBP: 0.074, SLG: 0.038 Rowland Office, L (8, PR) OBP: 0.351, SLG: 0.353							K			4	0	1	0	0	0	3									
Dusty Baker Jr., R (1, 9) OBP: 0.349, SLG: 0.521										1	2	1	3	0	0	0									
Mike Lum, L (1, 8) OBP: 0.341, SLG: 0.270										5	2	4	2	0	0	0									
Vic Correll, R (1, 2) Dave May, L (8, PH) OBP: 0.500, SLG: 0.250 Biff Pocoroba, S (8, 2)										3	2	2	0	2	0	1									
Laryell Blanks, R (1, 6) OBP: 0.265, SLG: 0.262										2	1	0	0	1	0	2									
Ron Reed, R (1, 1) OBP: 0.231, SLG: 0.385 Tom House, L (8, 1)										1	1	1	2	0	0	0									
Inning Stats	R: 0 E: 0 K: 1 S: 6	H: 1 LOB: 1 BB: 0 P: 6	R: 3 E: 1 K: 0 S: 7	H: 3 LOB: 1 BB: 0 P: 7	R: 0 E: 0 K: 1 S: 5	H: 0 LOB: 0 BB: 0 P: 5	R: 0 E: 0 K: 0 S: 3	H: 1 LOB: 0 BB: 0 P: 3	R: 0 E: 0 K: 0 S: 3	H: 0 LOB: 0 BB: 0 P: 3	R: 0 E: 0 K: 1 S: 6	H: 1 LOB: 3 BB: 2 P: 14	R: 0 E: 0 K: 0 S: 3	H: 0 LOB: 0 BB: 0 P: 3	R: 9 E: 1 K: 0 S: 11	H: 8 LOB: 1 BB: 2 P: 19		R: 0 E: 0 K: 0 S: 3	H: 0 LOB: 0 BB: 0 P: 3	1B: 10 2B: 3 3B: 1 HR: 0	SF: 0 SAC: 0 DP: 0 HBP: 0	WP: 0 PB: 0 SB: 0 CS: 1	PA: 45		
PITCHER	IP	WLS	BF	H	R	ER	SO	BB	IBB	HBP	BLK	WP	HR	S	P	ERA	WHIP								
Dan Spillner, R (1, 1) ERA: 2.73	7.0		29	6	3	2	3	1	1	0	0	0	0	33	41	2.57	1.000								
Rich Folkers, L (8, 1) ERA: 10.57	0.0	L	3	3	4	4	0	0	0	0	0	0	0	3	3	∞	∞								
Bill Greif, R (8, 1) ERA: 2.57	0.2		8	4	4	0	0	1	1	0	0	0	0	6	14	0.00	7.500								
Danny Frisella, R (8, 1) ERA: 5.4	0.1		2	1	1	0	0	0	0	0	0	0	0	2	2	0.00	3.000								
Dave Tomlin, L (9, 1) ERA: 3.52	1.0		3	0	0	0	0	0	0	0	0	0	0	3	3	0.00	0.000								


Batter	1	2	3	4	5	6	7	8	9	AB	R	H	RBI	BB	SO	LOB	BOTTOM								
Enzo Hernandez, R (1, 6) OBP: 0.433, SLG: 0.431	F8		B1-3							4	2	2	1	1	0	1	<p>Atlanta Braves @ San Diego Padres</p> <p>San Diego Stadium, San Diego, CA</p> <p>Sun Apr 27 1975, 6:33 AM EDT</p> <p>Unknown</p>								
Tito Fuentes, S (1, 4) OBP: 0.290, SLG: 0.313	K		6-3		6-3		F8	2B		5	1	1	2	0	1	5									
Johnny Grubb, L (1, 8) OBP: 0.353, SLG: 0.393			L6							5	1	4	3	0	0	1									
Dave Winfield, R (1, 9) OBP: 0.449, SLG: 0.655					6-3					5	0	2	0	0	0	2									
Mike Ivie, R (1, 3) OBP: 0.274, SLG: 0.361					5-3					5	0	0	0	0	1	4									
Bobby Tolan, L (1, 7) OBP: 0.288, SLG: 0.299					6-3					4	1	2	1	0	0	0									
Dave Hilton, R (1, 5)										5	0	0	0	0	0	2									
Randy Hundley, R (7, PR) John Scott, R (8, 1) Rich Folkers, L (8, 1) Bill Greif, R (8, 1) Danny Frisella, L (8, 1) Gene Locklear, L (8, PH) Dave Tomlin, L (8, 1)					4-3					3	0	1	0	0	0	0									
Dan Spillner, R (1, 1) OBP: 0.100, SLG: 0.200 Fred Kendall, R (7, PH) OBP: 0.333, SLG: 0.432										2	0	1	0	0	0	0									
Inning Stats	R: 0 E: 0 K: 2 S: 9	H: 2 LOB: 2 BB: 0 P: 9	R: 0 E: 0 K: 0 S: 3	H: 1 LOB: 0 BB: 0 P: 3	R: 0 E: 1 K: 0 S: 4	H: 0 LOB: 1 BB: 0 P: 4	R: 0 E: 0 K: 0 S: 3	H: 0 LOB: 0 BB: 0 P: 3	R: 0 E: 0 K: 0 S: 5	H: 2 LOB: 2 BB: 0 P: 5	R: 1 E: 0 K: 0 S: 5	H: 2 LOB: 1 BB: 0 P: 5	R: 2 E: 0 K: 1 S: 7	H: 2 LOB: 1 BB: 1 P: 11	R: 5 E: 1 K: 0 S: 9	H: 5 LOB: 1 BB: 0 P: 9		R: 0 E: 0 K: 0 S: 3	H: 0 LOB: 0 BB: 0 P: 3	1B: 9 2B: 5 3B: 0 HR: 0	SF: 1 SAC: 0 DP: 1 HBP: 0	WP: 1 PB: 0 SB: 2 CS: 0	PA: 43		
PITCHER	IP	WLS	BF	H	R	ER	SO	BB	IBB	HBP	BLK	WP	HR	S	P	ERA	WHIP								
Ron Reed, R (1, 1) ERA: 4.62	7.2	W	36	11	6	5	3	1	0	0	0	0	0	41	45	5.87	1.565								
Tom House, L (8, 1) ERA: 12.96	1.1		7	3	2	0	0	0	0	0	0	0	0	7	7	0.00	2.250								


AB 41
R 12
H 14
RBI 10
BB 4
SO 3
LOB 16



AB 41
R 8
H 14
RBI 7
BB 1
SO 3
LOB 16



Batter	1	2	3	4	5	6	7	8	9	AB	R	H	RBI	BB	SO	LOB	TOP										
Ralph Garr, L (1,7) OBP: 0.312, SLG: 0.356	E6 3B	4-3		3-1			4-3		E 1B SF7	5	2	1	0	0	0	3	<p>Atlanta Braves @ San Diego Padres San Diego Stadium, San Diego, CA Sun Apr 27 1975, 6:38 AM EDT Att: 25,996 - Unknown</p> <p>livebaseballscores.com</p> <p>AB 38 R 4 H 10 RBI 4 BB 1 SO 5 LOB 23</p> 										
Marty Perez, R (1,4) OBP: 0.315, SLG: 0.325	1B 3B		FC3-6 BB		2B		F8		E 1B	4	1	3	2	1	0	0											
Darrell Evans, L (1,5) OBP: 0.391, SLG: 0.595	K		FC3-6 1-2		F7				E3 FC5-4	5	0	1	0	0	1	5											
Earl Williams, R (1,3) OBP: 0.094, SLG: 0.067	5-3 1B		K		F4		6-3		SF7	4	0	1	2	0	1	3											
Dusty Baker Jr., R (1,9) OBP: 0.330, SLG: 0.487	5-3 1-2		K		6-3				F3 FC5-4	5	0	0	0	0	1	5											
Mike Lum, L (1,8) OBP: 0.337, SLG: 0.269	4-1				F8				F4	4	0	1	0	0	0	1											
Johnny Oates, L (1,2)									FC4-6 1B	4	0	2	0	0	0	1											
Craig Robinson, R (1,6)									F9 K	4	0	0	0	0	1	3											
Roric Harrison, R (1,1) OBP: 0.500, SLG: 0.667									F7 1B HBP	3	1	1	0	0	1	2											
Inning Stats	R: 2 E: 1 K: 1 S: 8	H: 2 LOB: 1 BB: 0 P: 8	R: 0 E: 1 K: 1 S: 6	H: 1 LOB: 1 BB: 0 P: 6	R: 0 E: 0 K: 2 S: 7	H: 0 LOB: 1 BB: 1 P: 11	R: 0 E: 0 K: 0 S: 5	H: 2 LOB: 2 BB: 0 P: 5	R: 0 E: 0 K: 0 S: 4	H: 1 LOB: 1 BB: 0 P: 4	R: 0 E: 0 K: 0 S: 4	H: 1 LOB: 1 BB: 0 P: 4	R: 0 E: 0 K: 0 S: 3	H: 0 LOB: 0 BB: 0 P: 3	R: 2 E: 1 K: 1 S: 8	H: 2 LOB: 2 BB: 0 P: 9	1B: 7 2B: 2 3B: 1 HR: 0	SF: 1 SAC: 0 DP: 0 HBP: 1	WP: 0 PB: 0 SB: 1 CS: 0	PA: 41							
PITCHER	IP	WLS	BF	H	R	ER	SO	BB	IBB	HBP	BLK	WP	HR	S	P	ERA	WHIP										
Alan Foster, R (1,1) ERA: 2.53	8.0	L	34	8	2	1	4	1	0	0	0	0	0	41	45	1.12	1.125										
Bill Greif, R (9,1) ERA: 3.38	1.0		7	2	2	1	1	0	0	1	0	0	0	8	9	9.00	2.000										

Batter	1	2	3	4	5	6	7	8	9	AB	R	H	RBI	BB	SO	LOB	BOTTOM										
Enzo Hernandez, R (1,6) OBP: 0.406, SLG: 0.400	4-3		F9			F8			F8	4	0	0	0	0	0	0	<p>Atlanta Braves @ San Diego Padres San Diego Stadium, San Diego, CA Sun Apr 27 1975, 6:38 AM EDT Att: 25,996 - Unknown</p> <p>livebaseballscores.com</p> <p>AB 32 R 1 H 5 RBI 1 BB 0 SO 0 LOB 8</p> 										
Tito Fuentes, S (1,4) OBP: 0.288, SLG: 0.309	5-3		L7			F5			1B 1B	4	0	1	0	0	0	0											
Johnny Grubb, L (1,8) OBP: 0.361, SLG: 0.400			5-3			F8			1-2 1B	4	0	2	0	0	0	0											
Willie McCovey, L (1,3) OBP: 0.309, SLG: 0.380	F4					F2			F8	4	0	0	0	0	0	3											
Dave Winfield, R (1,9) OBP: 0.438, SLG: 0.629						F9			1-3 5-3	4	1	1	0	0	0	2											
Bobby Tolan, L (1,7) OBP: 0.257, SLG: 0.286						L8				3	0	0	0	0	0	1											
Fred Kendall, R (1,2) OBP: 0.310, SLG: 0.400										3	0	0	0	0	0	1											
Hector Torres, R (1,5) OBP: 0.348, SLG: 0.348										2	0	1	1	0	0	0											
Glenn Beckert, R (8,PH) OBP: 0.412, SLG: 0.438										1	0	0	0	0	0	0											
Dave Hilton, R (9,5)										0	0	0	0	0	0	0											
Alan Foster, R (1,1)										2	0	0	0	0	0	1											
Gene Locklear, L (8,PH) OBP: 0.250, SLG: 0.250										1	0	0	0	0	0	0											
Bill Greif, R (9,1)										0	0	0	0	0	0	0											
Inning Stats	R: 0 E: 0 K: 0 S: 4	H: 1 LOB: 1 BB: 0 P: 4	R: 1 E: 0 K: 0 S: 5	H: 2 LOB: 1 BB: 0 P: 5	R: 0 E: 0 K: 0 S: 3	H: 0 LOB: 0 BB: 0 P: 3	R: 0 E: 0 K: 0 S: 3	H: 0 LOB: 0 BB: 0 P: 3	R: 0 E: 0 K: 0 S: 3	H: 0 LOB: 0 BB: 0 P: 3	R: 0 E: 0 K: 0 S: 3	H: 0 LOB: 0 BB: 0 P: 3	R: 0 E: 0 K: 0 S: 3	H: 0 LOB: 0 BB: 0 P: 3	R: 0 E: 0 K: 0 S: 5	H: 2 LOB: 2 BB: 0 P: 5	1B: 5 2B: 0 3B: 0 HR: 0	SF: 0 SAC: 0 DP: 0 HBP: 0	WP: 0 PB: 0 SB: 0 CS: 0	PA: 32							
PITCHER	IP	WLS	BF	H	R	ER	SO	BB	IBB	HBP	BLK	WP	HR	S	P	ERA	WHIP										
Roric Harrison, R (1,1) ERA: 1.83	9.0	W	32	5	1	1	0	0	0	0	0	0	0	32	32	1.00	0.556										

Batter	1	2	3	4	5	6	7	8	9	AB	R	H	RBI	BB	SO	LOB	TOP			
Greg Gross, L OBP: 0.200, SLG: 0.158 (1, 7)	5-3		5-3		4-3		G3		1B	5	0	1	1	0	0	2				
Larry Milbourne, S OBP: 0.136, SLG: 0.136 (1, 4)	4-3		K				L8		4-3	5	1	1	0	0	1	2				
Cesar Cedeno, R OBP: 0.375, SLG: 0.429 (1, 8)	F9			6-3		SH1-3 1B			K	4	1	1	0	0	1	0				
Mitt May, L OBP: 0.292, SLG: 0.292 (1, 2)		F8				SH1-3 1B			G3	3	0	1	0	0	0	0				
Bob Watson, R OBP: 0.387, SLG: 0.583 Enos Cabell, R OBP: 0.333, SLG: 0.370 (8, PR) (8, 3)		E SF7 1B		F9					E6 FC4-6	4	1	2	2	0	0	1				
Jose Cruz, L OBP: 0.347, SLG: 0.400 (1, 9)		E9 1B		F8		F3			FC4-6	4	0	1	0	0	0	3				
Doug Rader, R OBP: 0.375, SLG: 0.414 (1, 5)		SF7			K	1-3			4-3 SH1-4 BB	2	1	0	1	1	1	1				
Roger Metzger, S OBP: 0.280, SLG: 0.224 (1, 6)		F7			F6		G3 SH3-4 1B		SH1-4	3	0	1	0	0	0	1				
Dave Roberts, L OBP: 0.125, SLG: 0.125 (1, 1)			4-3				SH3-4		4-3	3	0	1	0	0	0	1				
Inning Stats	R: 0 E: 0 K: 0 S: 3	H: 0 LOB: 0 BB: 0 P: 3	R: 1 E: 1 K: 0 S: 5	H: 2 LOB: 1 BB: 0 P: 5	R: 0 E: 0 K: 1 S: 5	H: 0 LOB: 0 BB: 0 P: 5	R: 0 E: 0 K: 0 S: 4	H: 1 LOB: 1 BB: 0 P: 4	R: 0 E: 0 K: 1 S: 6	H: 1 LOB: 1 BB: 0 P: 6	R: 0 E: 0 K: 0 S: 4	H: 1 LOB: 1 BB: 0 P: 4	R: 0 E: 1 K: 1 S: 6	H: 0 LOB: 1 BB: 0 P: 6	R: 1 E: 0 K: 0 S: 4	H: 1 LOB: 1 BB: 1 P: 8	1B: 9 2B: 0 3B: 0 HR: 0	SF: 1 SAC: 3 DP: 0 HBP: 0	WP: 0 PA: 38 PB: 0 SB: 0 CS: 0	
PITCHER	IP	WLS	BF	H	R	ER	SO	BB	IBB	HBP	BLK	WP	HR	S	P	ERA	WHIP			
Joe McIntosh, R ERA: 1.42 Danny Frisella, R ERA: 5.14	(1, 1) (8, 1)	7.0 L	29 9	8 1	3 1	2 1	2 1	0 1	0 0	0 0	0 0	0 0	0 0	33 10	33 14	2.57 4.50	1.143 1.000			

Houston Astros @ San Diego Padres
San Diego Stadium, San Diego, CA
Mon Apr 28 1975, 10:05 PM EDT
Att: 19,080 - Unknown

AB	33
R	4
H	9
RBI	4
BB	1
SO	3
LOB	11



Batter	1	2	3	4	5	6	7	8	9	AB	R	H	RBI	BB	SO	LOB	BOTTOM			
Enzo Hernandez, R OBP: 0.382, SLG: 0.373 (1, 6)	K		K		6-3				5-3	4	0	0	0	0	2	0				
Tito Fuentes, S OBP: 0.273, SLG: 0.292 (1, 4)	5-3		6-3				F7		F6	4	0	0	0	0	0	0				
Johnny Grubb, L OBP: 0.355, SLG: 0.391 (1, 8)				1-3			4-3		1-3	4	0	1	0	0	0	0				
Dave Winfield, R OBP: 0.442, SLG: 0.662 (1, 9)	K			HR		1B WP BB			F8	3	1	1	1	1	1	1				
Mike Ivie, R OBP: 0.288, SLG: 0.369 (1, 3)		5-3			F8				5-3 1B	4	0	2	0	0	0	0				
Dick Sharon, R OBP: 0.214, SLG: 0.214 (1, 7)		F9					6-3		5-3 1B	4	0	2	0	0	0	2				
Fred Kendall, R OBP: 0.304, SLG: 0.386 (1, 2)		FC4-6 1B			F7				5-3	4	0	1	0	0	0	3				
Hector Torres, R OBP: 0.308, SLG: 0.308 Randy Hundley, R OBP: 0.333, SLG: 0.483 (9, PH)		FC4-6			4-3		G3		K	3	0	0	0	0	1	1				
Joe McIntosh, S Bobby Tolan, L OBP: 0.253, SLG: 0.282 Danny Frisella, L (8, 1)			6-3		4-3		F8			2	0	0	0	0	0	0				
Inning Stats	R: 0 E: 0 K: 2 S: 8	H: 1 LOB: 1 BB: 0 P: 8	R: 0 E: 0 K: 0 S: 4	H: 1 LOB: 0 BB: 0 P: 4	R: 0 E: 0 K: 1 S: 5	H: 0 LOB: 0 BB: 0 P: 5	R: 1 E: 0 K: 0 S: 5	H: 2 LOB: 1 BB: 0 P: 5	R: 0 E: 0 K: 0 S: 3	H: 0 LOB: 0 BB: 0 P: 3	R: 0 E: 0 K: 0 S: 4	H: 1 LOB: 2 BB: 1 P: 8	R: 0 E: 0 K: 0 S: 3	H: 0 LOB: 0 BB: 0 P: 3	R: 0 E: 0 K: 1 S: 7	H: 2 LOB: 2 BB: 0 P: 7	1B: 6 2B: 0 3B: 0 HR: 1	SF: 0 SAC: 0 DP: 0 HBP: 0	WP: 1 PA: 35 PB: 0 SB: 0 CS: 0	
PITCHER	IP	WLS	BF	H	R	ER	SO	BB	IBB	HBP	BLK	WP	HR	S	P	ERA	WHIP			
Dave Roberts, L	(1, 1)	9.0 W	35 35	7 7	1 1	1 1	4 4	1 1	0 0	0 0	0 0	1 1	1 1	42 42	46 46	1.00 1.00	0.889 0.889			

Houston Astros @ San Diego Padres
San Diego Stadium, San Diego, CA
Mon Apr 28 1975, 10:05 PM EDT
Att: 19,080 - Unknown

AB	34
R	1
H	7
RBI	1
BB	1
SO	4
LOB	9



Batter	1	2	3	4	5	6	7	8	9	AB	R	H	RBI	BB	SO	LOB	TOP								
Greg Gross, L OBP: 0.208, SLG: 0.174 (1, 7)	6-3		1B		4-3		SH	1-3		4	1	1	1	0	0	0	Houston Astros @ San Diego Padres San Diego Stadium, San Diego, CA Tue Apr 29 1975, 10:05 PM EDT Att: 7,840 - Unknown								
Larry Milbourne, S OBP: 0.194, SLG: 0.154 (1, 4)	6-3		1B		K		SH	F8		4	1	1	0	0	1	0									
Cesar Cedeno, R OBP: 0.390, SLG: 0.437 Wilbur Howard, S OBP: 0.350, SLG: 0.368 (7, 8)	1B		1B		K		1B	F8		3	1	2	0	0	1	0									
Mitt May, L OBP: 0.286, SLG: 0.286 (1, 2)	K				L7		F5	G3		5	0	1	0	0	1	3									
Bob Watson, R OBP: 0.379, SLG: 0.556 Enos Cabell, R OBP: 0.328, SLG: 0.364 (7, PR)		5-3			F3		4-3	1B		3	0	0	0	1	0	0									
Jose Cruz, L OBP: 0.384, SLG: 0.415 (1, 9)		G3			E					5	1	3	1	0	1	1									
Doug Rader, R OBP: 0.391, SLG: 0.419 (1, 5)										4	1	2	0	1	1	4									
Roger Metzger, S OBP: 0.282, SLG: 0.229 (1, 6)					F7					3	1	1	2	0	0	2									
J.R. Richard, R OBP: 0.250, SLG: 0.333 (1, 1)					L9					4	1	1	2	0	2	2									
Inning Stats	R: 0 E: 0 K: 1 S: 6	H: 1 LOB: 1 BB: 0 P: 6	R: 0 E: 0 K: 0 S: 3	H: 1 LOB: 1 BB: 0 P: 3	R: 0 E: 0 K: 0 S: 5	H: 3 LOB: 2 BB: 0 P: 5	R: 0 E: 0 K: 0 S: 4	H: 1 LOB: 2 BB: 1 P: 8	R: 0 E: 0 K: 2 S: 7	H: 0 LOB: 0 BB: 0 P: 7	R: 0 E: 0 K: 1 S: 5	H: 0 LOB: 0 BB: 0 P: 5	R: 8 E: 2 K: 15	H: 5 LOB: 2 BB: 1 P: 20	R: 0 E: 0 K: 0 S: 3	H: 0 LOB: 0 BB: 0 P: 3		R: 0 E: 0 K: 1 S: 6	H: 1 LOB: 1 BB: 0 P: 6	1B: 12 2B: 0 3B: 0 HR: 0	SF: 0 SAC: 3 DP: 0 HBP: 1	WP: 0 PB: 0 SB: 3 CS: 0	PA: 43		
PITCHER	IP	WLS	BF	H	R	ER	SO	BB	IBB	HBP	BLK	WP	HR	S	P	ERA	WHIP								
Dave Freisleben, R ERA: 3.33 (1, 1)	6.0	L	27	9	4	4	4	1	0	0	0	0	0	34	38	6.00	1.667								
Dave Tomlin, L ERA: 3.52 (7, 1)	0.0		2	0	1	0	0	0	0	0	0	0	0	2	2	∞	∞								
Bill Greif, R ERA: 5.0 (7, 1)	1.0		7	2	3	1	2	0	1	1	0	0	0	9	14	9.00	2.000								
Rich Folkers, L ERA: 8.38 (8, 1)	2.0		7	1	0	0	1	0	0	0	0	0	0	9	9	0.00	0.500								

Batter	1	2	3	4	5	6	7	8	9	AB	R	H	RBI	BB	SO	LOB	BOTTOM								
Enzo Hernandez, R OBP: 0.361, SLG: 0.349 Fred Kendall, R OBP: 0.298, SLG: 0.378 (9, PH)	K		6-3		K		F7		G5-4-3	4	0	0	0	0	2	1	Houston Astros @ San Diego Padres San Diego Stadium, San Diego, CA Tue Apr 29 1975, 10:05 PM EDT Att: 7,840 - Unknown								
Bobby Tolan, L OBP: 0.241, SLG: 0.267 (1, 7)	4-3		4-3		4-3		F8			4	0	0	0	0	0	1									
Johnny Grubb, L OBP: 0.388, SLG: 0.437 (1, 8)			2B		2B					2	1	2	0	2	0	0									
Willie McCovey, L OBP: 0.305, SLG: 0.426 (1, 3)	K		6-3				G3			4	1	1	2	0	1	3									
Dave Winfield, R OBP: 0.420, SLG: 0.623 (1, 9)			4-3		G3		K			4	0	0	0	0	1	1									
Mike Ivie, R OBP: 0.286, SLG: 0.362 (1, 5)			E8		K		E6			4	0	1	0	0	1	1									
Tito Fuentes, S OBP: 0.272, SLG: 0.280 (1, 4)			E4				F7			3	0	0	0	1	1	3									
Randy Hundley, R OBP: 0.324, SLG: 0.438 (1, 2)			F3		5-3					3	0	0	0	1	0	3									
Dave Freisleben, R Dave Tomlin, L Bill Greif, R John Scott, R Rich Folkers, L Gene Locklear, L OBP: 0.400, SLG: 0.400 (1, 1)			K				4-3			2	0	0	0	0	1	2									
Inning Stats	R: 0 E: 0 K: 2 S: 8	H: 1 LOB: 1 BB: 0 P: 8	R: 0 E: 1 K: 1 S: 7	H: 1 LOB: 2 BB: 0 P: 7	R: 0 E: 0 K: 0 S: 4	H: 1 LOB: 1 BB: 0 P: 4	R: 0 E: 0 K: 1 S: 5	H: 0 LOB: 1 BB: 1 P: 9	R: 0 E: 0 K: 1 S: 5	H: 0 LOB: 0 BB: 0 P: 5	R: 0 E: 1 K: 1 S: 6	H: 0 LOB: 2 BB: 1 P: 10	R: 0 E: 0 K: 0 S: 3	H: 0 LOB: 1 BB: 1 P: 7	R: 2 E: 0 K: 1 S: 6	H: 1 LOB: 0 BB: 1 P: 10		R: 0 E: 0 K: 0 S: 3	H: 1 LOB: 0 BB: 0 P: 3	1B: 2 2B: 2 3B: 0 HR: 1	SF: 0 SAC: 0 DP: 1 HBP: 0	WP: 0 PB: 0 SB: 1 CS: 0	PA: 37		
PITCHER	IP	WLS	BF	H	R	ER	SO	BB	IBB	HBP	BLK	WP	HR	S	P	ERA	WHIP								
J.R. Richard, R ERA: 4.55 (1, 1)	9.0	W	37	5	2	2	7	4	0	0	0	0	1	47	63	2.00	1.000								

Batter	1	2	3	4	5	6	7	8	9	AB	R	H	RBI	BB	SO	LOB	TOP				
Greg Gross, L (1,7) OBP: 0.214, SLG: 0.185 Jim Crawford, L (7,1) Rob Andrews, R (9,PH) OBP: 0.284, SLG: 0.262	4-3		SH3-4 1B		F8		4-3		K	4	0	1	0	0	0	3	Houston Astros @ San Diego Padres San Diego Stadium, San Diego, CA Wed Apr 30 1975, 10:05 PM EDT Att: 8,077 - Unknown				
Roger Metzger, S (1,6) OBP: 0.272, SLG: 0.219	K		SH3-4 1-2		F7			F9		3	0	0	0	0	1	0					
Cesar Cedeno, R (1,8) OBP: 0.385, SLG: 0.429					F7		L6	F9		4	0	1	0	0	0	1					
Mitt May, L (1,2) OBP: 0.272, SLG: 0.270	F2				F8		1-3	6-3		4	0	0	0	0	0	2					
Bob Watson, R (1,3) OBP: 0.386, SLG: 0.597							5-3		6-3	4	1	2	1	0	0	0					
Jose Cruz, L (1,9) OBP: 0.383, SLG: 0.435					F9				HBP BB	4	1	3	0	0	0	0					
Doug Rader, R (1,5) OBP: 0.384, SLG: 0.400					F9				HBP BB	3	0	0	0	1	0	3					
Tommy Helms, R (1,4) OBP: 0.667, SLG: 1.000 Larry Milbourne, S (7,PR) OBP: 0.154, SLG: 0.154					1-3				HBP BB	2	0	1	1	1	0	0					
Enos Cabell, R (9,PH) OBP: 0.339, SLG: 0.364									HBP	0	0	0	0	0	0	0					
Larry Dierker, R (1,1) Wayne Granger, R (5,1) Ken Boswell, L (7,PH) Cliff Johnson, R (7,PH) Wilbur Howard, S (7,PH) OBP: 0.333, SLG: 0.330					1-3				K	2	0	0	0	0	0	2					
Inning Stats	R: 0 E: 0 K: 1 S: 6	H: 1 LOB: 1 BB: 0 P: 6	R: 0 E: 0 K: 0 S: 4	H: 2 LOB: 2 BB: 1 P: 8	R: 0 E: 0 K: 0 S: 4	H: 1 LOB: 1 BB: 0 P: 4	R: 1 E: 0 K: 0 S: 4	H: 1 LOB: 0 BB: 0 P: 4	R: 0 E: 0 K: 0 S: 3	H: 0 LOB: 0 BB: 0 P: 3	R: 0 E: 0 K: 0 S: 3	H: 0 LOB: 0 BB: 0 P: 3	R: 1 E: 0 K: 0 S: 5	H: 3 LOB: 3 BB: 0 P: 5	R: 0 E: 0 K: 0 S: 3	H: 0 LOB: 0 BB: 0 P: 3	R: 0 E: 0 K: 2 S: 8	H: 1 LOB: 3 BB: 1 P: 13	1B: 7 2B: 1 3B: 0 HR: 1	SF: 0 SAC: 1 DP: 1 HBP: 1	WP: 0 PA: 37 PB: 0 SB: 0 CS: 1
PITCHER	IP WLS BF H R ER SO BB IBB HBP BLK WP HR S P ERA WHIP																				
Sonny Siebert, R (1,1) ERA: 2.28	6.1 W 26 7 2 2 1 1 0 0 0 0 1 27 31 2.84 1.263																				
Dave Tomlin, L (7,1) ERA: 2.79	2.0 S 7 2 0 0 0 0 0 0 0 0 0 7 7 0.00 1.000																				
Bill Greif, R (9,1) ERA: 4.66	0.2 S 4 0 0 0 2 1 0 1 0 0 0 6 11 0.00 1.500																				

Batter	1	2	3	4	5	6	7	8	9	AB	R	H	RBI	BB	SO	LOB	BOTTOM		
Enzo Hernandez, R (1,6) OBP: 0.355, SLG: 0.343	6-3		F6			B2-3				4	1	1	0	0	0	3	Houston Astros @ San Diego Padres San Diego Stadium, San Diego, CA Wed Apr 30 1975, 10:05 PM EDT Att: 8,077 - Unknown		
Bobby Tolan, L (1,7) OBP: 0.244, SLG: 0.269 Dick Sharon, R (7,PH) OBP: 0.200, SLG: 0.200	L8				B1-3			F7		3	1	1	1	0	0	0			
Johnny Grubb, L (1,8) OBP: 0.393, SLG: 0.453	4-3							G3		4	1	2	2	0	0	0			
Willie McCovey, L (1,3) OBP: 0.317, SLG: 0.411 Hector Torres, R (8,5) OBP: 0.308, SLG: 0.308								5-3		2	0	0	0	2	0	0			
Dave Winfield, R (1,9) OBP: 0.412, SLG: 0.616										0	0	0	0	0	0	0			
Mike Ivie, R (1,5) OBP: 0.284, SLG: 0.356										4	0	1	0	0	0	4			
Tito Fuentes, S (1,4) OBP: 0.271, SLG: 0.278										4	0	1	0	0	0	1			
Fred Kendall, R (1,2) OBP: 0.275, SLG: 0.347										4	0	0	0	0	0	2			
Sonny Siebert, R (1,1) OBP: 0.556, SLG: 0.571 Dave Tomlin, L (7,1) Bill Greif, R (9,1)										2	1	2	0	1	0	0			
Inning Stats	R: 0 E: 0 K: 0 S: 3	H: 0 LOB: 0 BB: 0 P: 3	R: 0 E: 0 K: 0 S: 3	H: 0 LOB: 0 BB: 0 P: 3	R: 0 E: 0 K: 0 S: 4	H: 1 LOB: 1 BB: 0 P: 4	R: 0 E: 0 K: 0 S: 4	H: 1 LOB: 2 BB: 1 P: 8	R: 4 E: 0 K: 0 S: 7	H: 4 LOB: 2 BB: 2 P: 15	R: 0 E: 0 K: 0 S: 4	H: 2 LOB: 1 BB: 0 P: 4	R: 0 E: 0 K: 0 S: 3	H: 0 LOB: 0 BB: 0 P: 3	R: 0 E: 0 K: 0 S: 4	H: 1 LOB: 1 BB: 0 P: 4		1B: 7 2B: 2 3B: 0 HR: 0	SF: 0 SAC: 0 DP: 0 HBP: 0
PITCHER	IP WLS BF H R ER SO BB IBB HBP BLK WP HR S P ERA WHIP																		
Larry Dierker, R (1,1) ERA: 4.63	4.2 L 23 6 4 4 0 0 0 0 0 0 0 5 5 0.00 1.500																		
Wayne Granger, R (5,1) ERA: 1.5	1.1 S 5 2 0 0 0 0 0 0 0 0 0 5 5 0.00 1.500																		
Jim Crawford, L (7,1) ERA: 1.59	2.0 S 7 1 0 0 0 0 0 0 0 0 0 7 7 0.00 0.500																		

Batter	1	2	3	4	5	6	7	8	9	AB	R	H	RBI	BB	SO	LOB	TOP			
Bobby Tolan, L OBP: 0.231, SLG: 0.244 (1, 7)										3	0	0	0	1	1	0	San Diego Padres @ Los Angeles Dodgers Dodger Stadium, Los Angeles, CA Fri May 02 1975, 7:05 PM PDT Att: 53,701 - Unknown livebaseballscores.com			
Steve Huntz, S OBP: 0.250, SLG: 0.286 (1, 5)										3	0	0	0	1	2	1				
Johnny Grubb, L OBP: 0.413, SLG: 0.463 (1, 8)										4	0	2	0	0	0	0				
Dave Winfield, R OBP: 0.387, SLG: 0.582 (1, 9)										4	0	1	0	0	1	3				
Willie McCovey, L OBP: 0.310, SLG: 0.381 (1, 3)										4	0	0	0	0	3	2				
Randy Hundley, R OBP: 0.317, SLG: 0.410 (1, 2)										3	0	1	0	0	0	1				
Tito Fuentes, S OBP: 0.261, SLG: 0.267 (1, 4)										3	0	0	0	0	2	2				
Enzo Hernandez, R OBP: 0.341, SLG: 0.329 (8, PH)										2	0	0	0	0	0	1				
Gene Locklear, L OBP: 0.429, SLG: 0.500 (8, PH)										1	0	1	0	0	0	0				
Hector Torres, R OBP: 0.308, SLG: 0.308 (8, PH)										0	0	0	0	0	0	0				
Dan Spillner, R OBP: 0.091, SLG: 0.182 (6, PH)										1	0	0	0	0	0	0				
John Scott, R (6, PH)										1	0	0	0	0	0	0				
Danny Frisella, L (6, PH)										0	0	0	0	0	0	0				
Fred Kendall, R OBP: 0.264, SLG: 0.333 (8, PH)										1	0	0	0	0	0	1				
Alan Foster, R (8, 1)										0	0	0	0	0	0	0				
Inning Stats	R: 0 E: 0 K: 1 S: 5	H: 0 LOB: 0 BB: 0 P: 5	R: 0 E: 0 K: 1 S: 6	H: 1 LOB: 1 BB: 0 P: 6	R: 0 E: 0 K: 1 S: 5	H: 0 LOB: 0 BB: 0 P: 5	R: 0 E: 0 K: 1 S: 6	H: 1 LOB: 1 BB: 0 P: 6	R: 0 E: 0 K: 1 S: 5	H: 1 LOB: 2 BB: 1 P: 10	R: 0 E: 0 K: 1 S: 5	H: 0 LOB: 0 BB: 0 P: 5	R: 0 E: 0 K: 1 S: 5	H: 1 LOB: 1 BB: 0 P: 9	R: 0 E: 0 K: 1 S: 5	H: 0 LOB: 0 BB: 0 P: 5	1B: 5 2B: 2 3B: 0 HR: 0	SF: 0 SAC: 0 DP: 2 HBP: 0	WP: 0 PB: 0 SB: 2 CS: 0	PA: 32
PITCHER Don Sutton, R ERA: 1.65 (1, 1)	IP: 9.0 WLS: W BF: 32 H: 5 R: 0 ER: 0 SO: 9 BB: 2 IBB: 0 HBP: 0 BLK: 0 WP: 0 HR: 0 S: 48 P: 56 ERA: 0.00 WHIP: 0.778															PITCHER				

Batter	1	2	3	4	5	6	7	8	9	AB	R	H	RBI	BB	SO	LOB	BOTTOM				
Davey Lopes, R OBP: 0.422, SLG: 0.348 (1, 8)										5	0	1	0	0	1	3	San Diego Padres @ Los Angeles Dodgers Dodger Stadium, Los Angeles, CA Fri May 02 1975, 7:05 PM PDT Att: 53,701 - Unknown livebaseballscores.com				
Lee Lacy, R OBP: 0.511, SLG: 0.550 (1, 4)										3	1	2	0	1	0	1					
Jimmy Wynn, R OBP: 0.440, SLG: 0.582 (1, 7)										3	0	0	0	1	0	3					
Steve Garvey, R OBP: 0.393, SLG: 0.514 (1, 3)										4	1	2	2	0	0	3					
Willie Crawford, L OBP: 0.375, SLG: 0.364 (1, 9)										4	1	1	0	0	0	3					
Ron Cey, R OBP: 0.385, SLG: 0.549 (1, 5)										3	0	2	1	1	0	0					
Steve Yeager, R OBP: 0.255, SLG: 0.224 (1, 2)										3	0	0	0	0	1	2					
Rick Auerbach, R OBP: 0.278, SLG: 0.238 (1, 6)										3	0	0	0	1	0	3					
Don Sutton, R OBP: 0.238, SLG: 0.158 (1, 1)										4	0	1	0	0	0	5					
Inning Stats	R: 0 E: 1 K: 0 S: 3	H: 1 LOB: 1 BB: 1 P: 7	R: 0 E: 0 K: 0 S: 3	H: 0 LOB: 0 BB: 0 P: 3	R: 0 E: 0 K: 0 S: 4	H: 1 LOB: 1 BB: 0 P: 4	R: 2 E: 0 K: 1 S: 8	H: 3 LOB: 2 BB: 1 P: 12	R: 1 E: 1 K: 0 S: 5	H: 2 LOB: 1 BB: 0 P: 5	R: 0 E: 0 K: 0 S: 4	H: 1 LOB: 2 BB: 1 P: 8	R: 0 E: 0 K: 1 S: 6	H: 1 LOB: 2 BB: 1 P: 10	R: 0 E: 1 K: 1 S: 6	H: 0 LOB: 2 BB: 1 P: 10		1B: 8 2B: 0 3B: 0 HR: 1	SF: 0 SAC: 1 DP: 0 HBP: 0	WP: 1 PB: 0 SB: 1 CS: 1	PA: 37
PITCHER Dan Spillner, R ERA: 2.86 (1, 1)	IP: 5.0 WLS: L BF: 23 H: 7 R: 3 ER: 2 SO: 1 BB: 2 IBB: 0 HBP: 0 BLK: 0 WP: 1 HR: 1 S: 23 P: 31 ERA: 3.60 WHIP: 1.800															PITCHER					
Danny Frisella, R ERA: 3.27 (6, 1)	IP: 2.0 WLS: 9 BF: 2 H: 2 R: 0 ER: 0 SO: 0 BB: 1 IBB: 0 HBP: 0 BLK: 0 WP: 0 HR: 0 S: 8 P: 12 ERA: 0.00 WHIP: 1.500															PITCHER					
Alan Foster, R ERA: 2.63 (8, 1)	IP: 1.0 WLS: 5 BF: 0 H: 0 R: 0 ER: 0 SO: 1 BB: 1 IBB: 0 HBP: 0 BLK: 0 WP: 0 HR: 0 S: 6 P: 10 ERA: 0.00 WHIP: 1.000															PITCHER					



Batter	1	2	3	4	5	6	7	8	9	10	11	12	13	14	15	AB	R	H	RBI	BB	SO	LOB	TOP							
Bobby Tolan, L OBP: 0.232, SLG: 0.244 Hector Torres, R OBP: 0.276, SLG: 0.276																4	0	1	0	0	0	1								
Steve Huntz, S OBP: 0.333, SLG: 0.250																5	2	1	0	2	1	3								
Johnny Grubb, L OBP: 0.414, SLG: 0.461																7	1	3	0	0	0	4								
Dave Wentfield, R OBP: 0.300, SLG: 0.541																6	0	0	1	0	0	4								
Willie McCovey, L OBP: 0.307, SLG: 0.373 Mike Ivie, R OBP: 0.282, SLG: 0.351																4	0	1	0	0	2	2								
Fred Kendall, R OBP: 0.300, SLG: 0.357																5	0	2	1	2	1	2								
Tito Fuentes, S OBP: 0.253, SLG: 0.289																7	0	1	0	0	2	7								
Enzo Hernandez, R OBP: 0.341, SLG: 0.329 John Scott, R OBP: 0.263, SLG: 0.176																3	0	1	0	0	0	1								
Dick Sharon, R OBP: 0.263, SLG: 0.176																2	0	0	0	1	1	1								
Joe McIntosh, S OBP: 0.300, SLG: 0.429 Bill Greif, R OBP: 0.250, SLG: 0.250 Randy Tomlin, R OBP: 0.250, SLG: 0.250 Danny Frisella, L OBP: 0.250, SLG: 0.250 Sammy Stewart, R OBP: 0.250, SLG: 0.250 Alan Foster, L OBP: 0.250, SLG: 0.250																3	0	0	0	0	2	1								
Inning Stats	R: 0 E: 0 K: 5 S: 4	H: 1 LOB: 1 BB: 0 P: 4	R: 0 E: 0 K: 2 S: 8	H: 1 LOB: 1 BB: 0 P: 8	R: 0 E: 0 K: 1 S: 5	H: 0 LOB: 0 BB: 0 P: 5	R: 0 E: 0 K: 0 S: 4	H: 1 LOB: 2 BB: 1 P: 8	R: 0 E: 0 K: 0 S: 3	H: 0 LOB: 0 BB: 0 P: 3	R: 1 E: 0 K: 1 S: 6	H: 1 LOB: 2 BB: 2 P: 14	R: 0 E: 0 K: 1 S: 6	H: 1 LOB: 1 BB: 0 P: 8	R: 0 E: 0 K: 1 S: 4	H: 0 LOB: 0 BB: 1 P: 8	R: 0 E: 0 K: 1 S: 5	H: 0 LOB: 0 BB: 0 P: 5	R: 0 E: 0 K: 1 S: 6	H: 1 LOB: 3 BB: 2 P: 14	R: 0 E: 0 K: 0 S: 4	H: 1 LOB: 1 BB: 0 P: 4	R: 0 E: 0 K: 0 S: 3	H: 0 LOB: 0 BB: 0 P: 3	R: 2 E: 1 K: 0 S: 6	H: 3 LOB: 1 BB: 1 P: 6	1B: 9 2B: 3 3B: 0 HR: 0	SF: 1 SAC: 0 DP: 1 HBP: 0	WP: 0 PB: 0 SB: 1 CS: 0	PA: 61
PITCHER	IP: 9.0 WLS: 0 BF: 36 H: 6 R: 1 ER: 0 SO: 7 BB: 0 IBB: 0 HBP: 0 BLK: 0 WP: 0 HR: 0 S: 46 P: 62 ERA: 1.111 WHIP: 1.000	IP: 3.0 WLS: 0 BF: 12 H: 1 R: 0 ER: 0 SO: 2 BB: 0 IBB: 0 HBP: 0 BLK: 0 WP: 0 HR: 14 S: 22 ERA: 0.000 WHIP: 1.000	IP: 3.0 WLS: 0 BF: 13 H: 4 R: 2 ER: 1 SO: 0 BB: 0 IBB: 0 HBP: 0 BLK: 0 WP: 0 HR: 13 S: 13 ERA: 3.000 WHIP: 1.333													IP: 9.0 WLS: 0 BF: 36 H: 6 R: 1 ER: 0 SO: 7 BB: 0 IBB: 0 HBP: 0 BLK: 0 WP: 0 HR: 0 S: 46 P: 62 ERA: 1.111 WHIP: 1.000														

San Diego Padres @ Los Angeles Dodgers
Dodger Stadium, Los Angeles, CA
Sat May 03 1975, 7:05 PM PDT
Att: 48,830 - Unknown

AB 54
R 3
H 11
RBI 2
BB 6
SO 9
LOB 29



Batter	1	2	3	4	5	6	7	8	9	10	11	12	13	14	15	AB	R	H	RBI	BB	SO	LOB	BOTTOM			
Davey Lopes, R OBP: 0.413, SLG: 0.333																4	0	0	0	1	1	0				
Lee Lacy, R OBP: 0.480, SLG: 0.511																5	0	1	0	0	1	1				
Jimmy Wynn, R OBP: 0.422, SLG: 0.548																6	0	1	0	0	0	3				
Steve Garvey, R OBP: 0.381, SLG: 0.491																5	0	0	0	1	0	2				
Willie Crawford, L OBP: 0.389, SLG: 0.357 Mike Marshall, R OBP: 0.290, SLG: 0.250 Jim Brewer, L OBP: 0.350, SLG: 0.316 Ron Cey, R OBP: 0.355, SLG: 0.521																4	0	1	0	0	1	3				
Steve Yeager, R OBP: 0.250, SLG: 0.278																5	1	1	1	0	1	2				
Rick Auerbach, R OBP: 0.260, SLG: 0.221																5	0	0	0	0	1	1				
Andy Messersmith, R OBP: 0.348, SLG: 0.450 Henry Crisp, L OBP: 0.233, SLG: 0.267																3	0	0	0	0	1	0				
Inning Stats	R: 0 E: 0 K: 1 S: 6	H: 1 LOB: 1 BB: 0 P: 6	R: 0 E: 0 K: 1 S: 5	H: 1 LOB: 0 BB: 0 P: 5	R: 0 E: 0 K: 0 S: 4	H: 1 LOB: 1 BB: 0 P: 4	R: 0 E: 0 K: 1 S: 4	H: 0 LOB: 0 BB: 0 P: 5	R: 0 E: 0 K: 1 S: 3	H: 0 LOB: 0 BB: 0 P: 11	R: 0 E: 0 K: 0 S: 3	H: 1 LOB: 1 BB: 0 P: 4	R: 0 E: 0 K: 0 S: 3	H: 0 LOB: 0 BB: 0 P: 3	R: 0 E: 0 K: 0 S: 3	H: 0 LOB: 0 BB: 0 P: 3	R: 0 E: 0 K: 0 S: 3	H: 0 LOB: 0 BB: 0 P: 3	R: 0 E: 0 K: 0 S: 3	H: 0 LOB: 0 BB: 0 P: 3	R: 0 E: 0 K: 0 S: 3	H: 0 LOB: 0 BB: 0 P: 3	1B: 4 2B: 0 3B: 0 HR: 1	SF: 0 SAC: 2 DP: 2 HBP: 1	WP: 0 PB: 0 SB: 1 CS: 0	PA: 51
PITCHER	IP: 8.0 WLS: 0 BF: 27 H: 4 R: 1 ER: 1 SO: 7 BB: 0 IBB: 0 HBP: 0 BLK: 0 WP: 0 HR: 0 S: 40 P: 41 ERA: 1.12 WHIP: 0.500	IP: 3.0 WLS: 0 BF: 12 H: 1 R: 0 ER: 0 SO: 2 BB: 0 IBB: 0 HBP: 0 BLK: 0 WP: 0 HR: 10 S: 18 ERA: 0.000 WHIP: 0.667	IP: 2.0 WLS: 0 BF: 6 H: 0 R: 0 ER: 0 SO: 6 BB: 0 IBB: 0 HBP: 0 BLK: 0 WP: 0 HR: 6 S: 6 ERA: 0.000 WHIP: 0.000	IP: 2.0 WLS: 0 BF: 6 H: 0 R: 0 ER: 0 SO: 6 BB: 0 IBB: 0 HBP: 0 BLK: 0 WP: 0 HR: 6 S: 6 ERA: 0.000 WHIP: 0.000													IP: 8.0 WLS: 0 BF: 27 H: 4 R: 1 ER: 1 SO: 7 BB: 0 IBB: 0 HBP: 0 BLK: 0 WP: 0 HR: 0 S: 40 P: 41 ERA: 1.12 WHIP: 0.500									

San Diego Padres @ Los Angeles Dodgers
Dodger Stadium, Los Angeles, CA
Sat May 03 1975, 7:05 PM PDT
Att: 48,830 - Unknown

AB 46
R 1
H 5
RBI 1
BB 2
SO 7
LOB 13



Batter	1	2	3	4	5	6	7	8	9	AB	R	H	RBI	BB	SO	LOB	TOP			
Gene Locklear, L OBP: 0.412, SLG: 0.688 (1, 7)	4-3			G4-6-3 1B				F2		4	1	2	0	0	0	0	San Diego Padres @ Cincinnati Reds Riverfront Stadium, Cincinnati, OH Tue May 06 1975, 7:05 PM EDT Att: 11,933 - Unknown			
Steve Huntz, S OBP: 0.375, SLG: 0.350 (1, 5)	4-3			G4-6-3 1B	5-3			BB		3	0	1	0	1	0	1				
Johnny Grubb, L OBP: 0.389, SLG: 0.423 (1, 8)	P6			G4-6-3 1-2 2-3			G3	4-3		4	0	0	0	0	3					
Dave Winfield, R OBP: 0.376, SLG: 0.533 (1, 9)		G4-6-3 1B		HR 1B			G3		4-3	4	1	2	1	0	0	0				
Willie McCovey, L OBP: 0.304, SLG: 0.408 (1, 3)	G4-6-3 1-2			3-H 1B			F8		K	4	1	1	2	0	1	1				
Fred Kendall, R OBP: 0.304, SLG: 0.344 (1, 2)	F7			HR BB			4-3		F5-3	3	0	0	0	1	0	0				
Tito Fuentes, S OBP: 0.252, SLG: 0.267 (1, 4)			4-3	4-3			4-3			3	0	0	0	0	1					
Hector Torres, R OBP: 0.297, SLG: 0.361 (1, 6)			K		4-3		G3			3	0	0	0	1	0					
Sonny Siebert, R OBP: 0.266, SLG: 0.500 (2, 1) Rich Folkers, L (5, 1) Danny Frisella, L (6, 1) Dave Tomlin, L (8, PH) Bobby Tolan, L OBP: 0.227, SLG: 0.242 Alan Foster, R (8, 1)			K		K		K		L8	0	0	0	0	0	0	0		SD		
										2	0	0	0	2	0	0				
Inning Stats	R: 0 E: 0 K: 0 S: 3	H: 0 LOB: 0 BB: 0 P: 3	R: 0 E: 0 K: 0 S: 3	H: 1 LOB: 0 BB: 0 P: 3	R: 0 E: 0 K: 2 S: 7	H: 0 LOB: 0 BB: 0 P: 7	R: 3 E: 0 K: 0 S: 6	H: 4 LOB: 1 BB: 1 P: 10	R: 0 E: 0 K: 1 S: 6	H: 1 LOB: 1 BB: 0 P: 6	R: 0 E: 0 K: 0 S: 3	H: 0 LOB: 0 BB: 0 P: 3	R: 0 E: 0 K: 0 S: 3	H: 0 LOB: 1 BB: 1 P: 7	R: 0 E: 0 K: 1 S: 5	H: 0 LOB: 0 BB: 0 P: 5	1B: 5 2B: 0 3B: 0 HR: 1	SF: 0 SAC: 0 DP: 2 HBP: 0	WP: 0 PB: 0 SB: 0 CS: 0	PA: 33
PITCHER Jack Billingham, R ERA: 4.19 (1, 1)	IP: 9.0 WLS: W BF: 33 H: 6 R: 3 ER: 3 SO: 4 BB: 2 IBB: 0 HBP: 0 BLK: 0 WP: 0 HR: 1 S: 39 P: 47 ERA: 3.00 WHIP: 0.889																			

Batter	1	2	3	4	5	6	7	8	9	AB	R	H	RBI	BB	SO	LOB	BOTTOM			
Pete Rose, S OBP: 0.417, SLG: 0.426 (1, 5) (7, 7)	FC5-4 1B			1B				F9		5	1	4	1	0	0	1	San Diego Padres @ Cincinnati Reds Riverfront Stadium, Cincinnati, OH Tue May 06 1975, 7:05 PM EDT Att: 11,933 - Unknown			
Dave Concepcion, R OBP: 0.381, SLG: 0.433 (1, 6)	FC5-4 HR	F6		P4		L8	P4			5	1	0	0	0	5					
Joe Morgan, L OBP: 0.528, SLG: 0.537 (1, 4)	1-H HR	G3		F9		SF9 BLK 1B				5	2	3	2	0	2					
Johnny Bench, R OBP: 0.355, SLG: 0.481 (1, 2)	K			2B		2B 1B	BLK IBB	L5		4	1	2	0	1	1	1				
Dan Driessen, L OBP: 0.441, SLG: 0.333 (1, 7) Merv Rettenmund, R OBP: 0.304, SLG: 0.176 (6, PH) John Yukovich, R OBP: 0.297, SLG: 0.303 (7, 5) Terry Crowley, L OBP: 0.600, SLG: 0.769 (8, PH) Doug Flynn, R OBP: 0.250, SLG: 0.207 (9, 5)				F2		F6	SF9	4-3		3	1	1	0	0	2					
Tony Perez, R OBP: 0.274, SLG: 0.396 (1, 3)						F8				2	0	1	1	3	0	1				
George Foster, R OBP: 0.350, SLG: 0.763 (1, 9)	6-3						G3			5	0	1	1	0	2	7				
Cesar Geronimo, L OBP: 0.370, SLG: 0.396 (1, 8)		E 1B 1B		3-1						3	1	2	0	1	0	2				
Jack Billingham, R OBP: 0.083, SLG: 0.083 (1, 1)	1-3			4-3				B1-4		4	0	0	0	1	4					
Inning Stats	R: 3 E: 0 K: 1 S: 9	H: 4 LOB: 1 BB: 0 P: 9	R: 1 E: 1 K: 0 S: 5	H: 2 LOB: 1 BB: 0 P: 5	R: 0 E: 0 K: 1 S: 6	H: 1 LOB: 2 BB: 1 P: 10	R: 0 E: 0 K: 0 S: 4	H: 1 LOB: 1 BB: 0 P: 4	R: 1 E: 0 K: 1 S: 7	H: 2 LOB: 2 BB: 1 P: 11	R: 2 E: 0 K: 0 S: 5	H: 2 LOB: 2 BB: 2 P: 13	R: 0 E: 0 K: 0 S: 4	H: 1 LOB: 1 BB: 0 P: 4	R: 0 E: 0 K: 1 S: 6	H: 1 LOB: 2 BB: 1 P: 10		1B: 8 2B: 4 3B: 1 HR: 1	SF: 1 SAC: 0 DP: 0 HBP: 0	WP: 0 PB: 0 SB: 3 CS: 0
PITCHER Sonny Siebert, R ERA: 3.24 (1, 1) Rich Folkers, L ERA: 7.36 (2, 1) Danny Frisella, R ERA: 3.95 (5, 1) Dave Tomlin, L ERA: 2.08 (6, 1) Alan Foster, R ERA: 2.16 (8, 1)	IP: 3.1 WLS: L BF: 15 H: 4 R: 1 ER: 1 SO: 1 BB: 0 IBB: 0 HBP: 0 BLK: 0 WP: 0 HR: 0 S: 16 P: 20 ERA: 2.70 WHIP: 1.500																			

Batter	1	2	3	4	5	6	7	8	9	AB	R	H	RBI	BB	SO	LOB	TOP			
Gene Locklear, L OBP: 0.500, SLG: 0.810 Dick Sharon, R OBP: 0.261, SLG: 0.150	FC5 SH1-4 1B		2B 2B		1B			SH1-4 SF7 2B		4	2	4	0	0	0	0	San Diego Padres @ Cincinnati Reds Riverfront Stadium, Cincinnati, OH Thu May 08 1975, 7:05 PM EDT Att: 14,192 - Unknown			
Steve Huntz, S OBP: 0.323, SLG: 0.333	SH1-4		2B		P4			SH1-4		2	0	1	1	0	0	1				
Johnny Grubb, L OBP: 0.385, SLG: 0.413	F7		3-1					SF7		3	0	0	1	0	0	2				
Dave Winfield, R OBP: 0.376, SLG: 0.550	FC5				HR			F8		4	1	2	1	0	0	1				
Willie McCovey, L OBP: 0.301, SLG: 0.400 Mike Ivie, R OBP: 0.299, SLG: 0.395		G6-4-3 1B		P4				K		4	0	1	0	0	0	2				
Fred Kendall, R OBP: 0.297, SLG: 0.333	G6-4-3		L8					F7		4	0	0	0	0	0	2				
Tito Fuentes, S OBP: 0.261, SLG: 0.275	F5		4-3							4	0	1	0	0	0	0				
Hector Torres, R OBP: 0.273, SLG: 0.310			P3		L6			L8		3	0	0	0	0	0	0				
Randy Jones, R OBP: 0.250, SLG: 0.200			K		K			F8		3	0	0	0	0	2	0				
Inning Stats	R: 0 E: 0 K: 0 S: 4	H: 1 LOB: 1 BB: 0 P: 4	R: 0 E: 0 K: 0 S: 3	H: 1 LOB: 0 BB: 0 P: 3	R: 1 E: 0 K: 1 S: 7	H: 2 LOB: 1 BB: 0 P: 7	R: 1 E: 0 K: 0 S: 4	H: 1 LOB: 0 BB: 0 P: 4	R: 0 E: 0 K: 1 S: 6	H: 1 LOB: 1 BB: 0 P: 6	R: 0 E: 0 K: 0 S: 3	H: 0 LOB: 0 BB: 0 P: 3	R: 1 E: 0 K: 0 S: 4	H: 1 LOB: 0 BB: 0 P: 4	R: 0 E: 0 K: 1 S: 5	H: 1 LOB: 0 BB: 0 P: 5		1B: 5 2B: 3 3B: 0 HR: 1	SF: 1 SAC: 2 DP: 1 HBP: 0	WP: 0 PB: 0 SB: 1 CS: 1
PITCHER Gary Nolan, R ERA: 2.93	IP: 9.0 WLS: L BF: 34	H: 9 R: 3 ER: 3 SO: 4	BB: 0 IBB: 0 HBP: 0 BLK: 0	WP: 0 HR: 1 S: 42 P: 42	ERA: 3.00 WHIP: 1.000	PITCHER										ERA: 3.00 WHIP: 1.000				

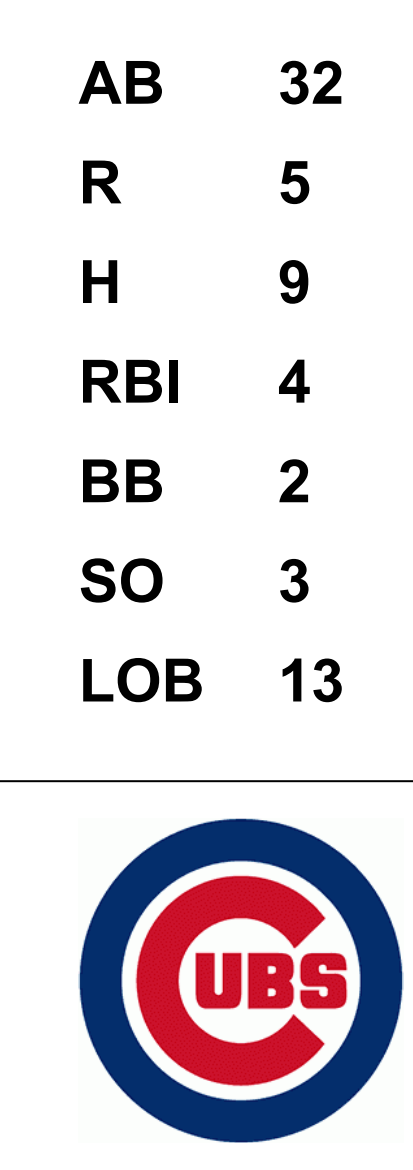
Batter	1	2	3	4	5	6	7	8	9	AB	R	H	RBI	BB	SO	LOB	BOTTOM			
Pete Rose, S OBP: 0.400, SLG: 0.407	K			5-3			4-3		4-3	4	0	0	0	0	1	0	San Diego Padres @ Cincinnati Reds Riverfront Stadium, Cincinnati, OH Thu May 08 1975, 7:05 PM EDT Att: 14,192 - Unknown			
Joe Morgan, L OBP: 0.538, SLG: 0.531	F7			F8			S 1B			3	0	1	0	0	0	0				
Dave Concepcion, R OBP: 0.367, SLG: 0.414	5-3			5-3			L4			3	0	0	0	0	0	1				
Johnny Bench, R OBP: 0.367, SLG: 0.522					5-3		L8			3	0	1	0	0	0	1				
Tony Perez, R OBP: 0.292, SLG: 0.425	G6-4-3			G5-4-3 1B			L7			3	0	1	0	0	0	1				
George Foster, R OBP: 0.340, SLG: 0.689	6-3			G5-4-3			G6-4-3 1B			3	0	1	0	0	0	1				
Merv Rettenmund, R OBP: 0.259, SLG: 0.143			P8				F8		G6-4-3	3	0	0	0	0	0	1				
Ed Arbrister, R OBP: 0.231, SLG: 0.308			5-3				F8		1-3	3	0	0	0	0	0	0				
Gary Nolan, R OBP: 0.200, SLG: 0.143 Ken Griffey, L OBP: 0.444, SLG: 0.448			K				6-3		K	2	0	0	0	0	1	0				
Inning Stats	R: 0 E: 0 K: 1 S: 5	H: 0 LOB: 0 BB: 0 P: 5	R: 0 E: 0 K: 0 S: 3	H: 1 LOB: 0 BB: 0 P: 3	R: 0 E: 0 K: 1 S: 5	H: 0 LOB: 0 BB: 0 P: 5	R: 0 E: 0 K: 0 S: 3	H: 0 LOB: 0 BB: 0 P: 3	R: 0 E: 0 K: 0 S: 4	H: 1 LOB: 1 BB: 0 P: 4	R: 0 E: 0 K: 0 S: 3	H: 1 LOB: 0 BB: 0 P: 3	R: 0 E: 0 K: 0 S: 3	H: 0 LOB: 0 BB: 0 P: 5	R: 0 E: 0 K: 1 S: 5	H: 0 LOB: 0 BB: 0 P: 5		1B: 4 2B: 0 3B: 0 HR: 0	SF: 0 SAC: 0 DP: 3 HBP: 0	WP: 0 PB: 0 SB: 1 CS: 0
PITCHER Randy Jones, L ERA: 1.62	IP: 9.0 WLS: W BF: 28	H: 4 R: 0 ER: 0 SO: 3	BB: 0 IBB: 0 HBP: 0 BLK: 0	WP: 0 HR: 0 S: 34 P: 34	ERA: 0.00 WHIP: 0.444	PITCHER										ERA: 0.00 WHIP: 0.444				



Batter	1	2	3	4	5	6	7	8	9	AB	R	H	RBI	BB	SO	LOB	TOP					
Gene Locklear, L (1, 7) OBP: 0.423, SLG: 0.680	4-3		G3		4-3		F7			4	0	0	1	0	0	2	San Diego Padres @ Chicago Cubs Wrigley Field, Chicago, IL Fri May 09 1975, 3:33 AM CDT Att: 6,885 - Unknown - 50 F					
Bill Greif, R (7, 1)										0	0	0	0	0	0							
Danny Frisella, L (8, 1)										0	0	0	0	0	0							
Steve Huntz, S (1, 5) OBP: 0.286, SLG: 0.290	K		F3		G3			G3		4	0	0	0	0	1							
Johnny Grubb, L (1, 8) OBP: 0.380, SLG: 0.402	F9		4-3					4-3		3	0	0	0	1	0							
Dave Winfield, R (1, 9) OBP: 0.380, SLG: 0.548		1B		F4		G4-6-3		1B		4	1	2	0	0	0	1						
Willie McCovey, L (1, 3) OBP: 0.299, SLG: 0.385	F9		F4			FC5-4		4-3		3	0	0	0	1	0	2						
Randy Hundley, R (1, 2) OBP: 0.327, SLG: 0.391		1B				FC5-4				4	0	1	0	0	1	1						
Tito Fuentes, S (1, 4) OBP: 0.261, SLG: 0.274		1B								4	0	1	1	0	0	0						
Hector Torres, R (1, 6) OBP: 0.277, SLG: 0.311	L7									3	1	1	0	0	0	2						
Fred Kendall, R (9, PH) OBP: 0.307, SLG: 0.343								1B		1	0	1	0	0	0	0						
Joe McIntosh, S (1, 1)										2	0	0	0	0	0	3						
Bobby Tolán, L (7, PH) OBP: 0.242, SLG: 0.258	6-3									1	0	1	0	0	0	0						
Mike Ivie, R (9, PH) OBP: 0.295, SLG: 0.391										1	0	0	0	0	0	1						
Inning Stats	R: 0 E: 0 K: 1 S: 5	H: 0 LOB: 0 BB: 0 P: 5	R: 1 E: 0 K: 0 S: 6	H: 3 LOB: 2 BB: 0 P: 6	R: 0 E: 0 K: 0 S: 3	H: 0 LOB: 0 BB: 0 P: 3	R: 0 E: 0 K: 1 S: 5	H: 0 LOB: 0 BB: 0 P: 5	R: 1 E: 1 K: 0 S: 5	H: 1 LOB: 1 BB: 0 P: 5	R: 0 E: 0 K: 0 S: 2	H: 0 LOB: 1 BB: 2 P: 10	R: 0 E: 0 K: 0 S: 4	H: 1 LOB: 1 BB: 0 P: 4	R: 0 E: 0 K: 0 S: 4	H: 1 LOB: 1 BB: 0 P: 4	R: 0 E: 0 K: 0 S: 4	H: 1 LOB: 1 BB: 0 P: 4	1B: 6 2B: 1 3B: 0 HR: 0	SF: 0 SAC: 0 DP: 1 HBP: 0	WP: 0 PB: 0 SB: 0 CS: 0	PA: 36
PITCHER	IP WLS BF H R ER SO BB IBB HBP BLK WP HR S P ERA WHIP																					
Ray Burris, R (1, 1) ERA: 3.46	7.2 W 31 6 2 1 2 2 0 0 0 0 0 0 33 41 1.17 1.043																					
Darold Knowles, L (8, 1) ERA: 0.95	1.1 S 5 1 0 0 0 0 0 0 0 0 0 0 5 5 0.00 0.750																					

Batter	1	2	3	4	5	6	7	8	9	AB	R	H	RBI	BB	SO	LOB	BOTTOM					
Don Kessinger, S (1, 6) OBP: 0.354, SLG: 0.362	1B				G3		E3			4	1	2	0	0	0	2	San Diego Padres @ Chicago Cubs Wrigley Field, Chicago, IL Fri May 09 1975, 3:33 AM CDT Att: 6,885 - Unknown - 50 F					
Jose Cardenal, R (1, 7) OBP: 0.442, SLG: 0.484										4	0	1	0	0	0	4						
Bill Madlock, R (1, 5) OBP: 0.389, SLG: 0.460	1B									4	2	1	0	0	0	2						
Rick Monday, L (1, 8) OBP: 0.438, SLG: 0.614										2	1	1	2	0	1	1						
Champ Summers, L (4, 7) OBP: 0.429, SLG: 0.633										2	1	1	1	0	0	0						
Jerry Morales, R (1, 9) OBP: 0.324, SLG: 0.354	F3									3	0	0	1	0	0	0						
Ralph LaCock, L (1, 3) OBP: 0.403, SLG: 0.383	F5									4	0	0	0	0	0	0						
Tim Hosley, R (1, 2) OBP: 0.500, SLG: 0.364										3	0	2	0	1	1	0						
Rob Sperring, R (1, 4) OBP: 0.273, SLG: 0.444	L7									3	0	0	0	1	1	2						
Ray Burris, R (1, 1) OBP: 0.357, SLG: 0.308										3	0	1	0	0	0	2						
Darold Knowles, L (8, 1) OBP: 0.167, SLG: 0.167	5-3									0	0	0	0	0	0	0						
Inning Stats	R: 3 E: 1 K: 0 S: 6	H: 3 LOB: 0 BB: 0 P: 6	R: 0 E: 0 K: 1 S: 5	H: 0 LOB: 0 BB: 0 P: 5	R: 0 E: 0 K: 1 S: 6	H: 1 LOB: 1 BB: 0 P: 6	R: 0 E: 0 K: 0 S: 4	H: 1 LOB: 2 BB: 1 P: 8	R: 0 E: 0 K: 0 S: 3	H: 0 LOB: 0 BB: 0 P: 3	R: 0 E: 0 K: 0 S: 3	H: 0 LOB: 0 BB: 0 P: 3	R: 0 E: 1 K: 1 S: 6	H: 1 LOB: 2 BB: 1 P: 10	R: 2 E: 0 K: 0 S: 6	H: 3 LOB: 1 BB: 0 P: 6	R: 2 E: 0 K: 0 S: 6	H: 3 LOB: 1 BB: 0 P: 6	1B: 5 2B: 2 3B: 2 HR: 1	SF: 1 SAC: 0 DP: 1 HBP: 0	WP: 0 PB: 0 SB: 0 CS: 0	PA: 35
PITCHER	IP WLS BF H R ER SO BB IBB HBP BLK WP HR S P ERA WHIP																					
Joe McIntosh, R (1, 1) ERA: 1.58	6.0 L 24 5 3 2 2 1 1 0 0 0 0 0 0 27 31 3.00 0.833																					
Bill Greif, R (7, 1) ERA: 4.5	1.0 7 3 2 2 1 1 0 0 0 0 0 0 8 12 18.00 4.000																					
Danny Frisella, R (8, 1) ERA: 3.68	1.0 4 1 0 0 0 0 0 0 0 0 0 0 4 4 0.00 1.000																					

AB	34
R	2
H	7
RBI	2
BB	2
SO	2
LOB	13



Batter	1	2	3	4	5	6	7	8	9	AB	R	H	RBI	BB	SO	LOB	TOP										
Gene Locklear, L OBP: 0.467, SLG: 0.667 Dave Tomlin, L (7.1)	K								F6	2	1	1	0	2	1	0	San Diego Padres @ Chicago Cubs Wrigley Field, Chicago, IL Sat May 10 1975, 3:33 AM CDT Att: 20,209 - Sunny - 65 F										
Randy Hundley, R OBP: 0.320, SLG: 0.383			BB		BB		BB			0	0	0	0	0	0	0											
Steve Huntz, S OBP: 0.306, SLG: 0.324 (1.5)	F5		3-1		BB		BB			3	0	1	0	1	0	2											
Johnny Grubb, L OBP: 0.384, SLG: 0.409 (1.8)	6-3			FC6-4	BB		BB			3	0	1	1	1	0	2											
Dave Winfield, R OBP: 0.376, SLG: 0.533 (1.9)	K			FC6-4	BB		K			3	0	0	0	1	2	3											
Willie McCovey, L OBP: 0.297, SLG: 0.378 (1.3)	F9			BB			K			4	0	1	0	0	1	1											
Fred Kendall, R OBP: 0.291, SLG: 0.324 Bill Greif, R (8.1)	L9			F9			F3			4	0	0	0	0	0	3											
Tito Fuentes, S OBP: 0.254, SLG: 0.267 Dick Sharon, R OBP: 0.250, SLG: 0.143 (7.7)			1-3	L9			5-3			3	0	0	0	0	0	2											
Hector Torres, R OBP: 0.275, SLG: 0.306 (1.6)			BB	1B			F9			4	0	1	0	0	0	0											
Sonny Siebert, R OBP: 0.266, SLG: 0.500 Alan Foster, R John Scott, R Rich Folkers, L Danny Frisella, L Mike Ivie, R OBP: 0.288, SLG: 0.382 (7.5)	K			K			L9			0	0	0	0	0	0	0											
Inning Stats	R: 0 E: 0 K: 1 S: 5	H: 0 LOB: 0 BB: 0 P: 5	R: 0 E: 0 K: 1 S: 5	H: 0 LOB: 0 BB: 0 P: 5	R: 0 E: 0 K: 1 S: 6	H: 1 LOB: 2 BB: 1 P: 10	R: 0 E: 0 K: 0 S: 4	H: 1 LOB: 2 BB: 1 P: 8	R: 1 E: 0 K: 2 S: 9	H: 2 LOB: 2 BB: 1 P: 13	R: 0 E: 0 K: 0 S: 5	H: 0 LOB: 0 BB: 0 P: 5	R: 0 E: 0 K: 0 S: 4	H: 1 LOB: 2 BB: 1 P: 8	R: 0 E: 0 K: 0 S: 3	H: 0 LOB: 1 BB: 1 P: 7	R: 0 E: 0 K: 0 S: 3	H: 0 LOB: 0 BB: 0 P: 3	1B: 3 2B: 2 3B: 0 HR: 0	SF: 0 SAC: 0 DP: 0 HBP: 0	WP: 0 PB: 0 SB: 1 CS: 0	PA: 37					
PITCHER	IP	WLS	BF	H	R	ER	SO	BB	IBB	HBP	BLK	WP	HR	S	P	ERA	WHIP										
Rick Reuschel, R ERA: 7.48 Geoff Zahn, L ERA: 5.4	(1.1)	5.0	W	22	4	1	1	5	3	0	0	0	0	29	41	1.80	1.400										

AB 32
R 1
H 5
RBI 1
BB 5
SO 6
LOB 15




Batter	1	2	3	4	5	6	7	8	9	AB	R	H	RBI	BB	SO	LOB	BOTTOM											
Don Kessinger, S OBP: 0.364, SLG: 0.378 (1.6)	F9	BB		K		E4				4	2	2	1	1	1	3	San Diego Padres @ Chicago Cubs Wrigley Field, Chicago, IL Sat May 10 1975, 3:33 AM CDT Att: 20,209 - Sunny - 65 F											
Jose Cardenal, R OBP: 0.446, SLG: 0.500 (1.9)	SF9	BB		FC3-2		F8		F2		5	1	3	2	0	0	4												
Bill Madlock, R OBP: 0.381, SLG: 0.448 (1.5)	F9	BB		FC3-2				F6		5	0	1	0	0	0	8												
Champ Summers, L OBP: 0.444, SLG: 0.714 George Mitterwald, R OBP: 0.348, SLG: 0.500 (5.3)	1B	BB		K				BLK		1	0	0	0	1	1	0												
Jerry Morales, R OBP: 0.330, SLG: 0.356 (1.8)	SF9			K				1B		2	0	1	1	1	0	0												
Ralph LaCock, L OBP: 0.395, SLG: 0.375 (5.7)				G4-3-6-4				F4		4	0	1	1	0	0	3												
Tim Hosley, R OBP: 0.500, SLG: 0.308 (1.2)								F8		2	1	0	0	2	0	0												
Rob Sperring, R OBP: 0.400, SLG: 0.500 (1.4)								SH5-4		3	1	2	0	0	0	0												
Rick Reuschel, R OBP: 0.111, SLG: 0.111 Geoff Zahn, L (6.1)	SH3			FC				SH5-4		1	0	0	0	0	0	2												
Inning Stats	R: 2 E: 0 K: 0 S: 5	H: 3 LOB: 2 BB: 1 P: 9	R: 2 E: 0 K: 0 S: 5	H: 3 LOB: 0 BB: 0 P: 6	R: 0 E: 0 K: 1 S: 5	H: 1 LOB: 0 BB: 0 P: 5	R: 1 E: 1 K: 2 S: 10	H: 2 LOB: 3 BB: 1 P: 14	R: 0 E: 0 K: 0 S: 3	H: 0 LOB: 0 BB: 0 P: 3	R: 0 E: 1 K: 0 S: 4	H: 0 LOB: 1 BB: 0 P: 4	R: 0 E: 0 K: 0 S: 3	H: 1 LOB: 1 BB: 1 P: 7	R: 0 E: 0 K: 0 S: 4	H: 1 LOB: 3 BB: 2 P: 12		R: 0 E: 0 K: 0 S: 4	H: 0 LOB: 0 BB: 0 P: 12	1B: 9 2B: 2 3B: 0 HR: 0	SF: 1 SAC: 2 DP: 2 HBP: 1	WP: 0 PB: 0 SB: 1 CS: 0	PA: 39					
PITCHER	IP	WLS	BF	H	R	ER	SO	BB	IBB	HBP	BLK	WP	HR	S	P	ERA	WHIP											
Sonny Siebert, R ERA: 4.39 Alan Foster, R ERA: 2.5 Rich Folkers, L ERA: 6.61 Danny Frisella, R ERA: 3.18 Dave Tomlin, L ERA: 2.51	(1.1)	1.2	L	11	5	4	4	0	0	0	0	0	0	0	1	1	0.00	3.000										
Bill Greif, R ERA: 4.3	(8.1)	0.2		2	0	0	0	0	0	0	0	0	0	0	2	2	0.00	0.000										




Batter	1	2	3	4	5	6	7	8	9	AB	R	H	RBI	BB	SO	LOB	TOP									
Enzo Hernandez, R (1,6) OBP: 0.348, SLG: 0.342	0-0 6-3		0-0 5-3		4-0 1B FC4-6 BB		0-0 F8 2B		0-0 1B	3	1	1	0	1	0	1	San Diego Padres @ Chicago Cubs Wrigley Field, Chicago, IL Sun May 11 1975, 3:33 AM CDT Att: 19,145 - Overcast - 60 F									
Tito Fuentes, S (7,FR) OBP: 0.254, SLG: 0.267									0-3 1B	0	0	0	0	0	0	0										
Bobby Tolan, L (8,3) OBP: 0.250, SLG: 0.266			2-3						0-3 1B	1	0	1	0	0	0	0										
Gene Locklear, L (1,7) OBP: 0.441, SLG: 0.613	0-0 F7		0-0 6-3		0-0 FC4-6 1B		0-0 F8		0-3 K	4	0	1	0	0	0	2										
Dick Sharon, R (7,7) OBP: 0.240, SLG: 0.136					1-2 1B		2-3			1	0	0	0	0	1	1										
Johnny Grubb, L (1,8) OBP: 0.385, SLG: 0.404	0-0 G3			4-0 SH3-4 FC BB	0-0 FC4-6 1B		0-0 G3		0-0 F8	4	0	1	0	1	0	3										
Dave Winfield, R (1,9) OBP: 0.385, SLG: 0.532		0-0 4-3 1B		0-0 FC SH3-4	0-0 FC4-6			4-0 S 1B BB	0-0 1B	4	1	2	1	1	0	3										
Mike Ivie, R (1,3) OBP: 0.277, SLG: 0.366		0-0 4-3 1B		0-0 SH3-4	0-0 6-3			0-0 B3	0-0 L4	4	0	0	0	0	0	6										
Randy Hundley, R (1,2) OBP: 0.296, SLG: 0.353		0-0 4-3		0-0 1-3		0-0 6-3		0-0 F8		4	0	0	0	0	0	4										
Steve Huntz, S (1,5) OBP: 0.326, SLG: 0.306		0-3 K		4-0		0-0 F7		4-0 1B IBB		2	0	0	0	2	1	1										
Hector Torres, R (1,4) OBP: 0.291, SLG: 0.321			0-0 5-3 SH3-4 1B	0-0 3-1		0-0 4-3		0-0 1-3 2H 1B		4	0	2	1	0	0	3										
Dave Freisleben, R (1,1)			0-0 SH3-4		0-0 4-3		0-0 F9		0-0 4-3	3	0	0	0	0	0	2										
Inning Stats	R: 0 E: 0 K: 0 S: 3	H: 0 LOB: 0 BB: 0 P: 3	R: 0 E: 0 K: 1 S: 6	H: 1 LOB: 1 BB: 0 P: 6	R: 0 E: 0 K: 0 S: 4	H: 1 LOB: 1 BB: 0 P: 4	R: 0 E: 0 K: 0 S: 4	H: 0 LOB: 3 BB: 2 P: 12	R: 1 E: 0 K: 0 S: 5	H: 2 LOB: 2 BB: 1 P: 9	R: 0 E: 0 K: 0 S: 3	H: 0 LOB: 0 BB: 0 P: 3	R: 0 E: 0 K: 0 S: 4	H: 1 LOB: 2 BB: 0 P: 4	R: 1 E: 0 K: 0 S: 4	H: 1 LOB: 2 BB: 2 P: 12	R: 0 E: 0 K: 1 S: 7	H: 2 LOB: 2 BB: 0 P: 7	1B: 7 2B: 1 3B: 0 HR: 0	SF: 0 SAC: 2 DP: 0 HBP: 0	WP: 0 PB: 0 SB: 1 CS: 0	PA: 41				
PITCHER Bill Bonham, R (1,1) ERA: 4.0	IP: 9.0 WLS: L BF: 41	H: 8 R: 2 ER: 2 SO: 2	BB: 3 IBB: 2 HBP: 0 BLK: 0	WP: 0 HR: 0 S: 40 P: 60	ERA: 2.00 WHIP: 1.222											ERA: 2.00 WHIP: 1.222										

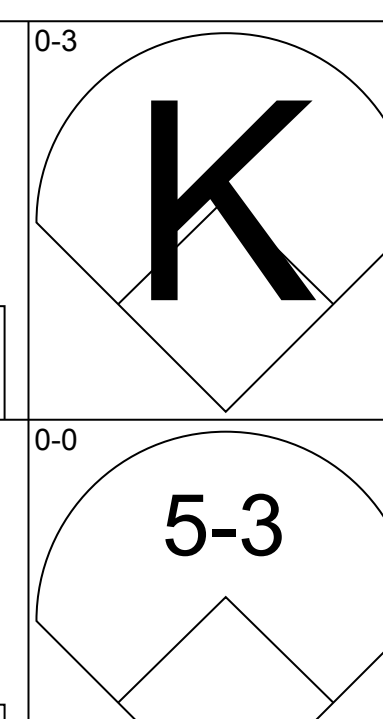
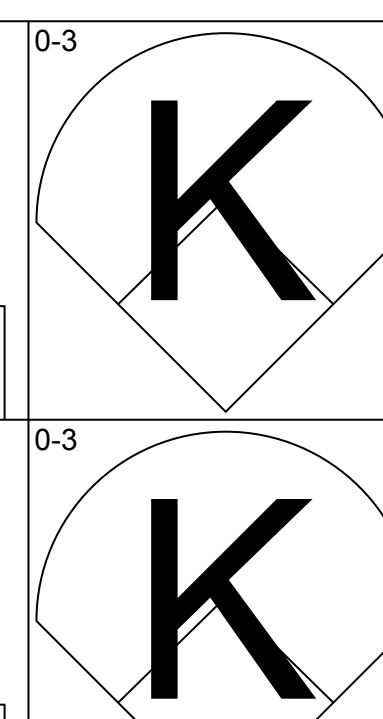
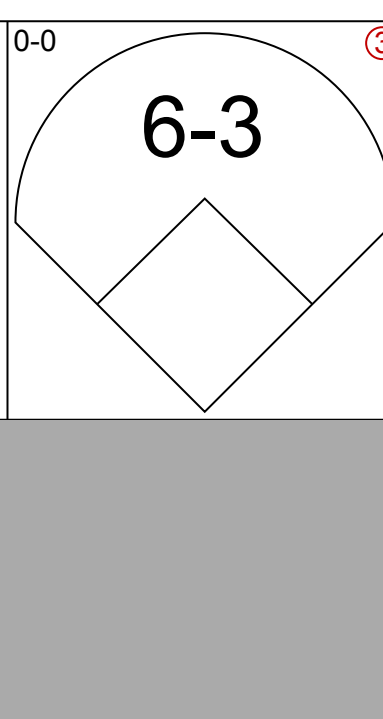
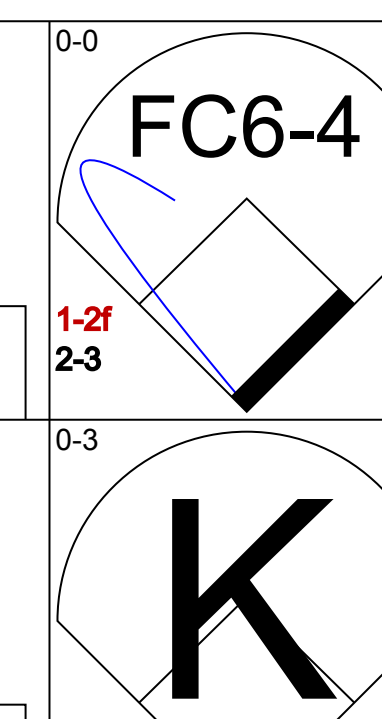
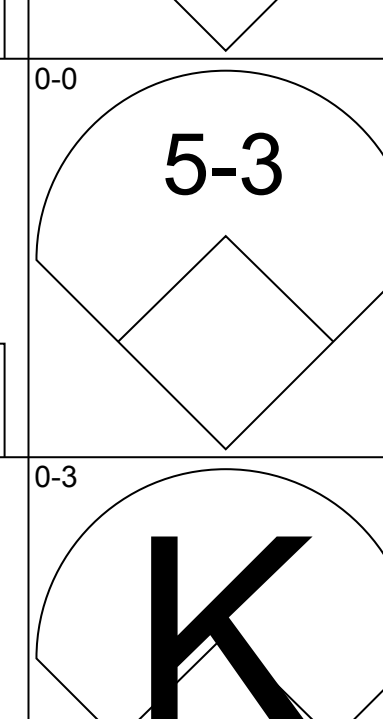
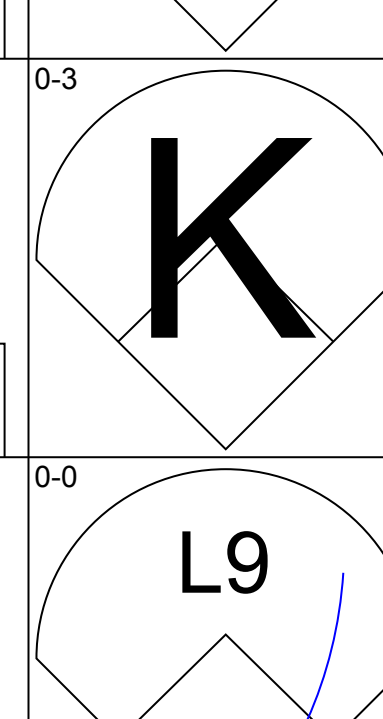
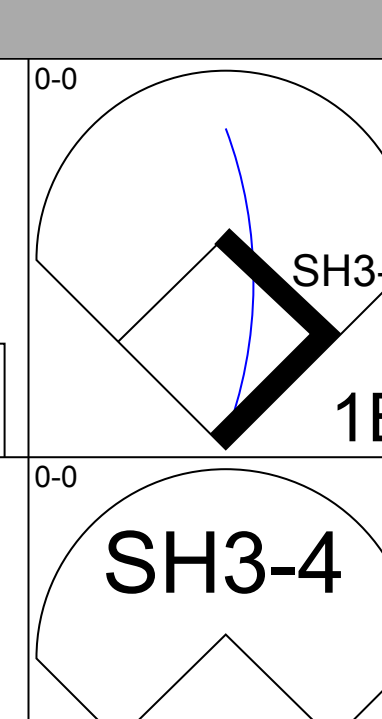
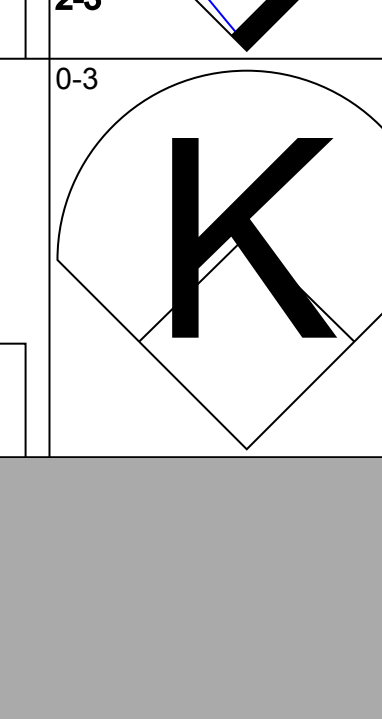
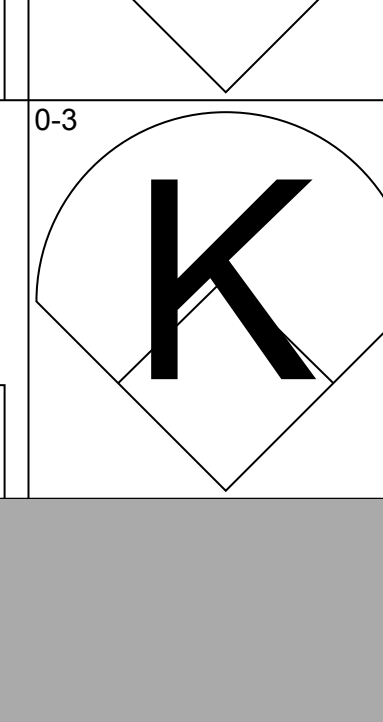
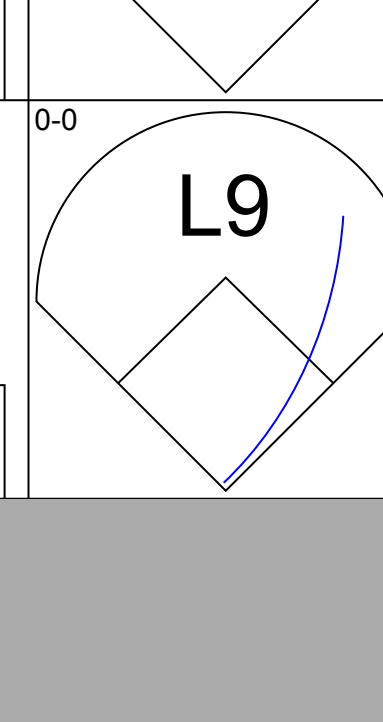
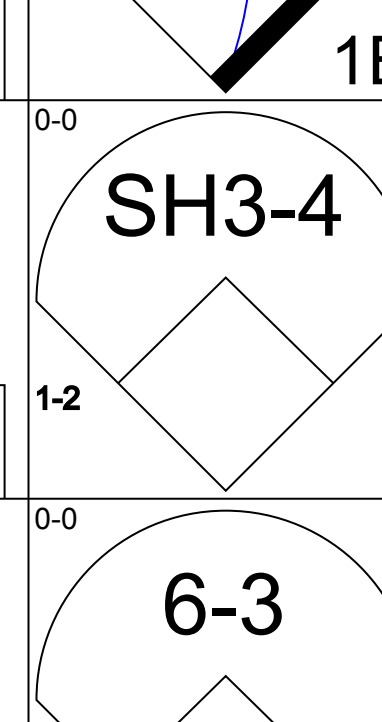
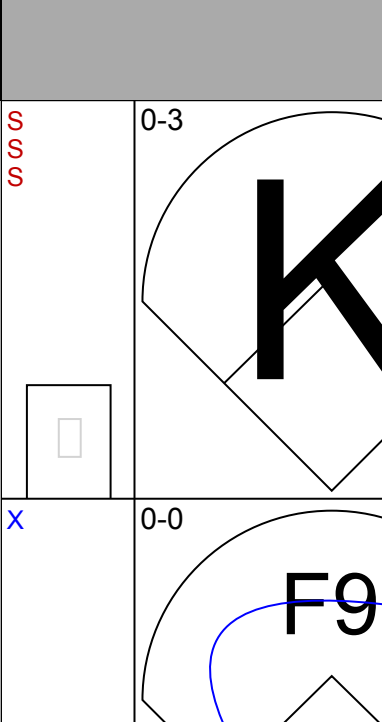
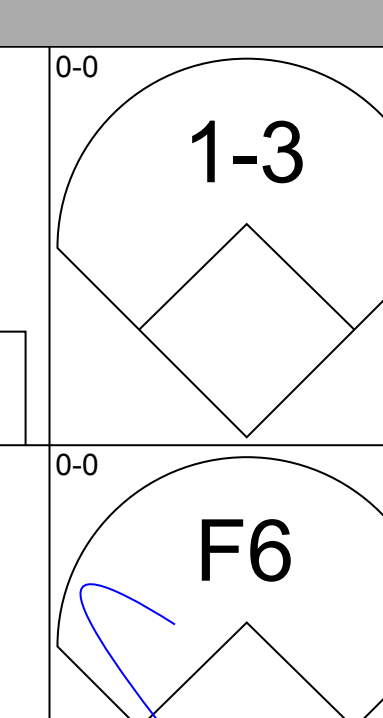
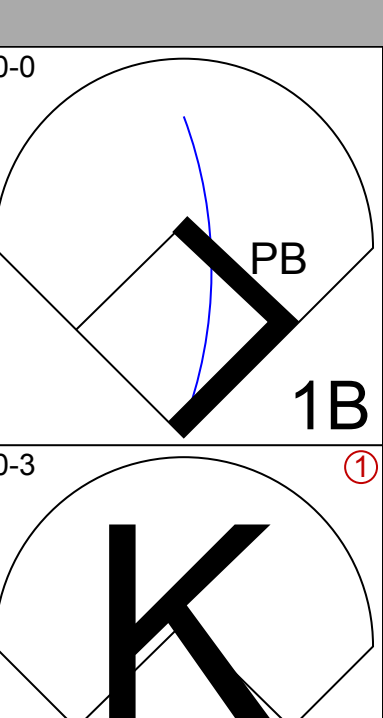
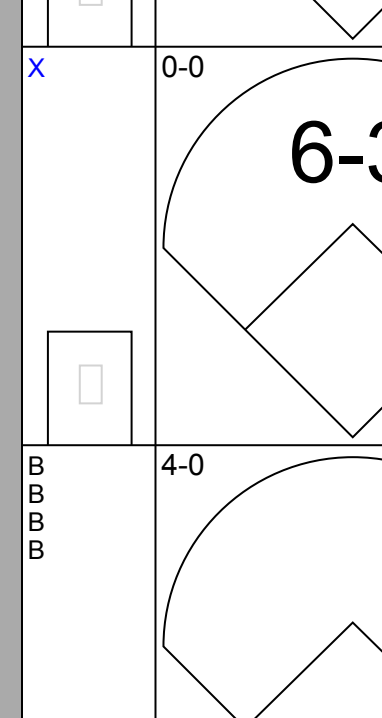
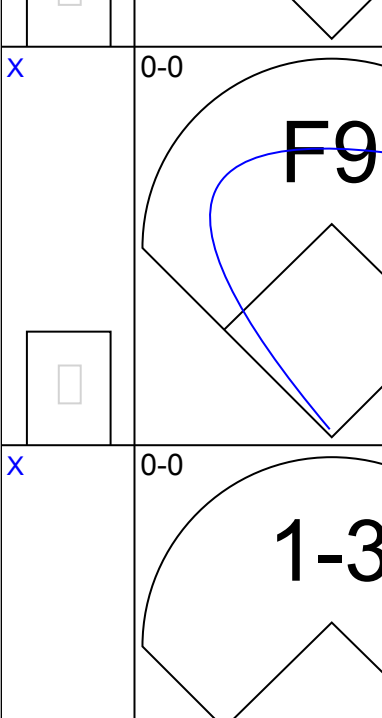
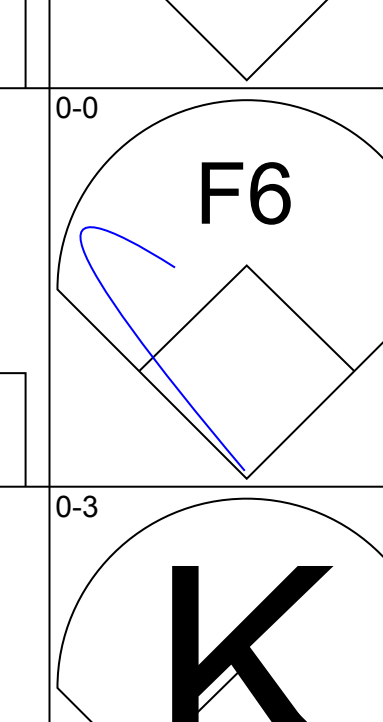
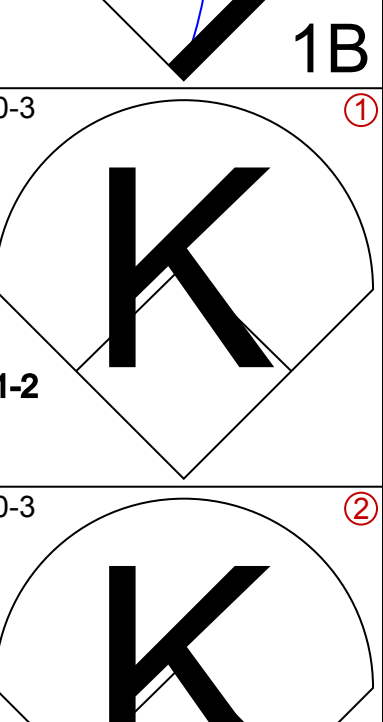
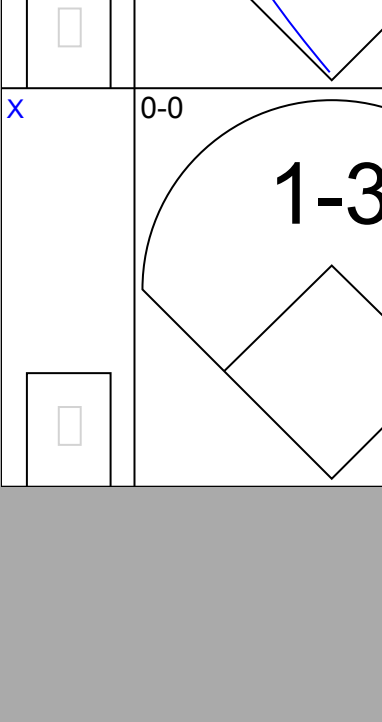
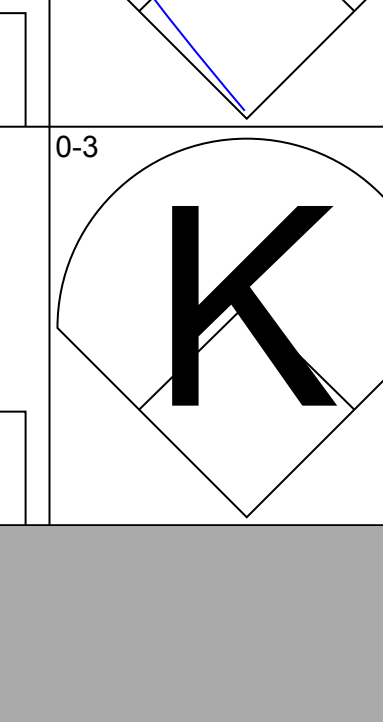
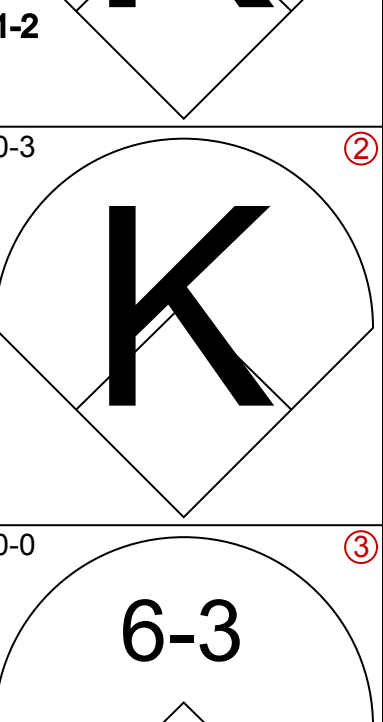
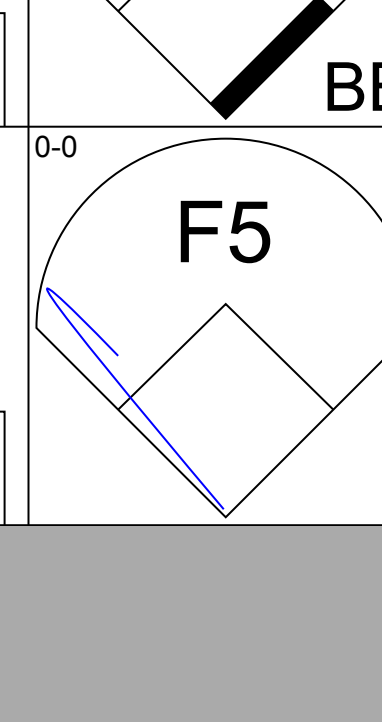
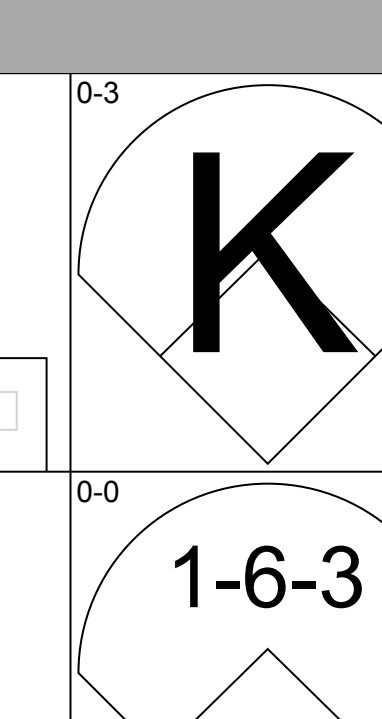
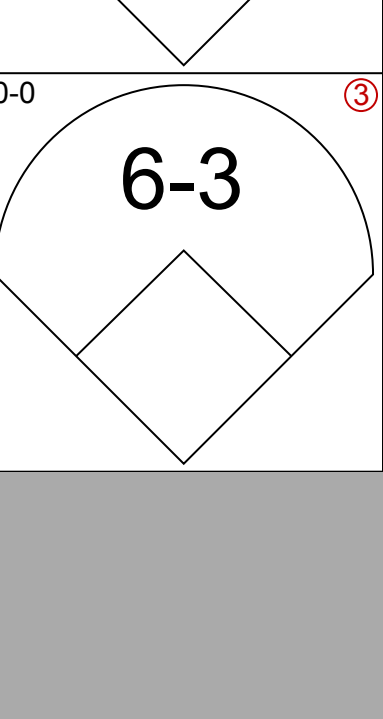
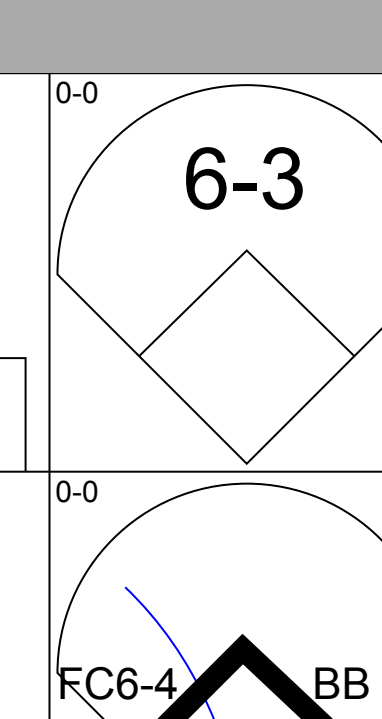
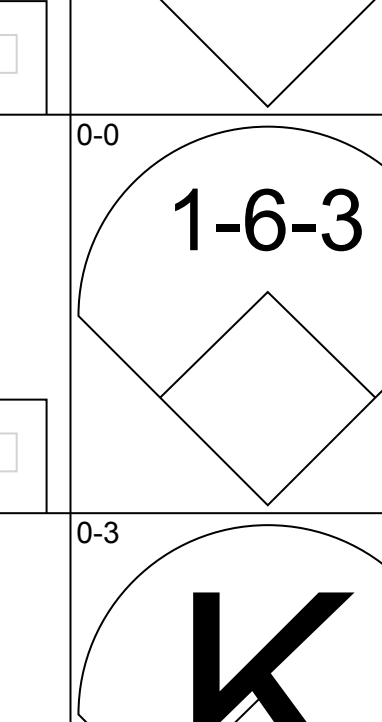
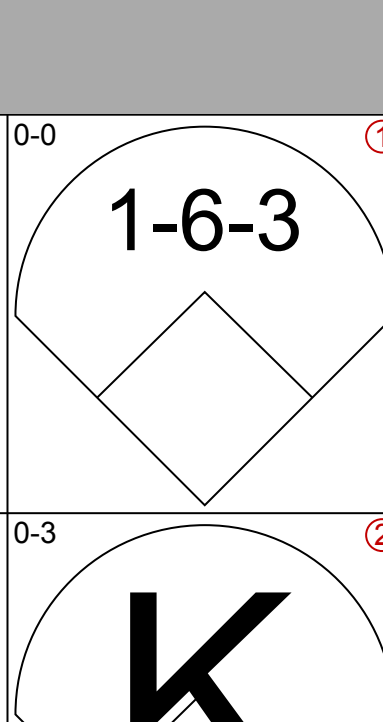
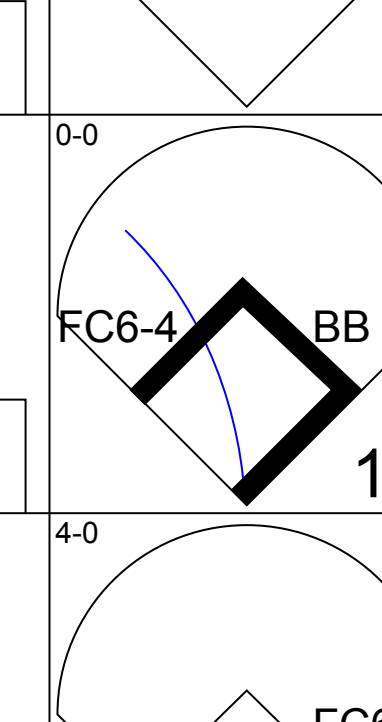
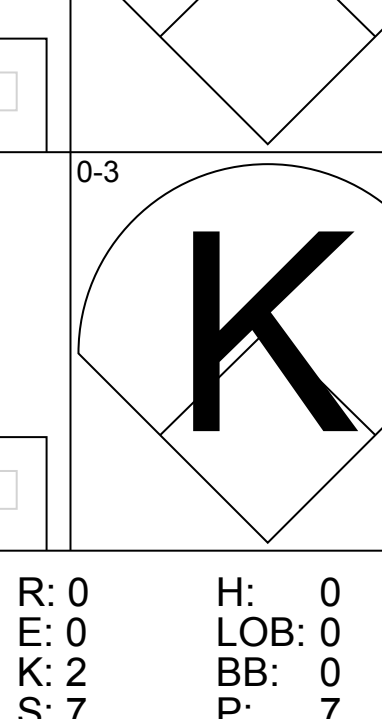
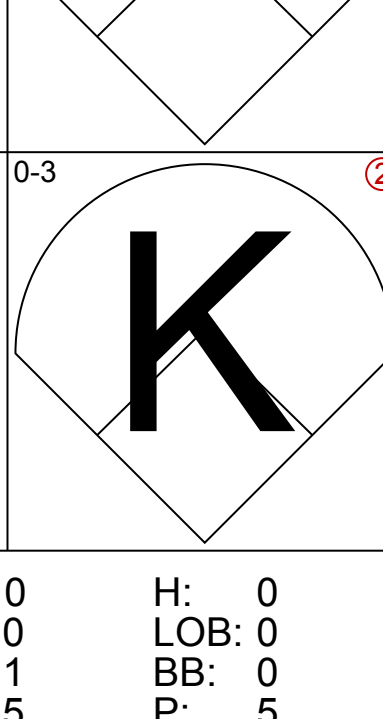
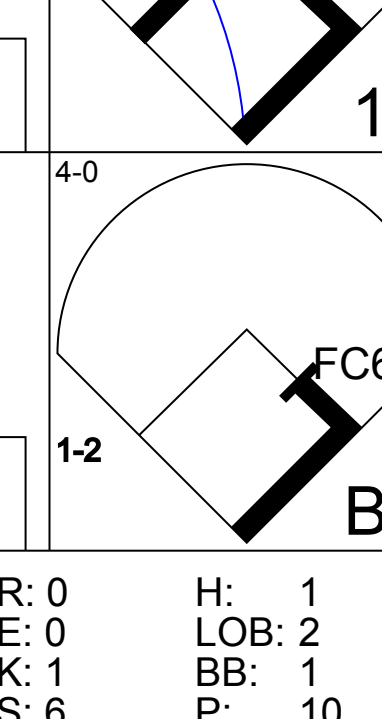
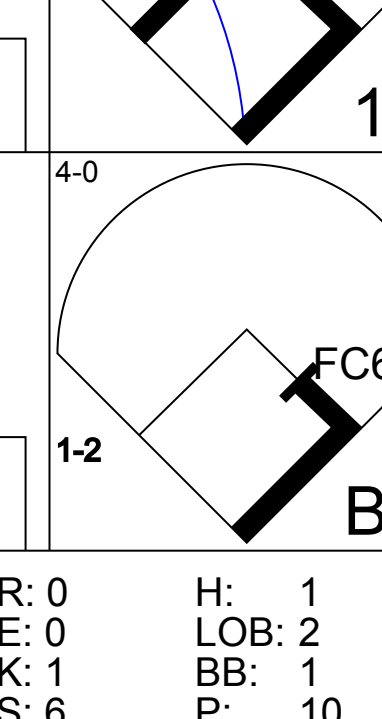
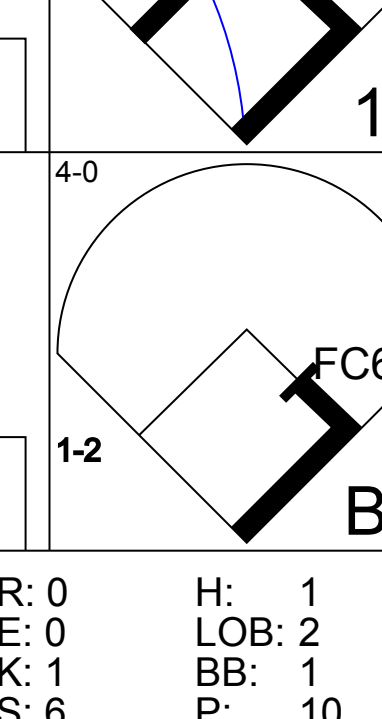
Batter	1	2	3	4	5	6	7	8	9	AB	R	H	RBI	BB	SO	LOB	BOTTOM									
Don Kessinger, S (1,6) OBP: 0.352, SLG: 0.363	0-0 F7		0-0 F6		0-0 F5 1-2		0-0 F6		0-0 SH3-4	4	0	0	0	0	0	1	San Diego Padres @ Chicago Cubs Wrigley Field, Chicago, IL Sun May 11 1975, 3:33 AM CDT Att: 19,145 - Overcast - 60 F									
Jose Cardenal, R (1,7) OBP: 0.447, SLG: 0.495	0-0 F2								0-0 F9	5	0	2	0	0	0	2										
Bill Madlock, R (1,5) OBP: 0.382, SLG: 0.440	0-0 E 1B		0-0 6-3		4-0 BB		0-0 F3 1-3		0-3 K	4	0	1	0	1	1	3										
Rick Monday, L (1,8) OBP: 0.431, SLG: 0.598	0-0 E9 1B				0-0 F5 1-3		0-0 F6			4	0	1	0	0	0	3										
Jerry Morales, R (1,9) OBP: 0.345, SLG: 0.371	0-0 F7				0-0 1B					4	0	3	0	0	0	2										
Ralph LaCock, L (1,3) OBP: 0.376, SLG: 0.353		0-0 G3		0-0 F6		0-0 G3 1-2		0-0 L9		4	0	0	0	0	0	3										
Manny Trillo, R (1,4) OBP: 0.379, SLG: 0.424		0-0 CS 1B		0-0 5-3		0-0 F3		0-0 F9		4	0	1	0	0	0	3										
Tim Hosley, R (1,2) OBP: 0.500, SLG: 0.500		0-3 K 1-2				4-0 HR		0-0 F5		3	1	1	1	1	1	2										
Bill Bonham, R (1,1) OBP: 0.063, SLG: 0.063			0-3 K		0-0 E3 WP		0-0 FC4 IBB		0-0 SH3-4 1B	3	0	0	0	0	1	2										
Champ Summers, L (8,PH) OBP: 0.500, SLG: 0.750										1	0	1	0	0	0	0										
Inning Stats	R: 0 E: 1 K: 0 S: 5	H: 2 LOB: 2 BB: 0 P: 5	R: 0 E: 0 K: 1 S: 5	H: 1 LOB: 1 BB: 0 P: 5	R: 0 E: 0 K: 0 S: 4	H: 1 LOB: 1 BB: 0 P: 4	R: 1 E: 0 K: 0 S: 5	H: 1 LOB: 2 BB: 1 P: 9	R: 0 E: 0 K: 0 S: 4	H: 1 LOB: 1 BB: 0 P: 8	R: 0 E: 0 K: 0 S: 4	H: 1 LOB: 1 BB: 0 P: 4	R: 0 E: 0 K: 0 S: 4	H: 1 LOB: 1 BB: 0 P: 4	R: 0 E: 0 K: 1 S: 6	H: 1 LOB: 1 BB: 0 P: 6	1B: 9 2B: 1 3B: 0 HR: 1	SF: 0 SAC: 1 DP: 1 HBP: 0	WP: 3 PB: 0 SB: 0 CS: 1	PA: 39						
PITCHER Dave Freisleben, R (1,1) ERA: 3.82	IP: 9.0 WLS: W BF: 39	H: 10 R: 1 ER: 1 SO: 3	BB: 1 IBB: 1 HBP: 0 BLK: 0	WP: 2 HR: 1 S: 43 P: 51	ERA: 1.00 WHIP: 1.222											ERA: 1.00 WHIP: 1.222										

AB 34
R 2
H 8
RBI 2
BB 5
SO 2
LOB 26



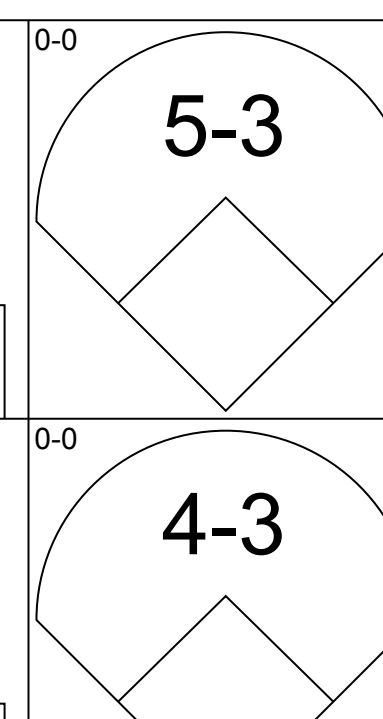
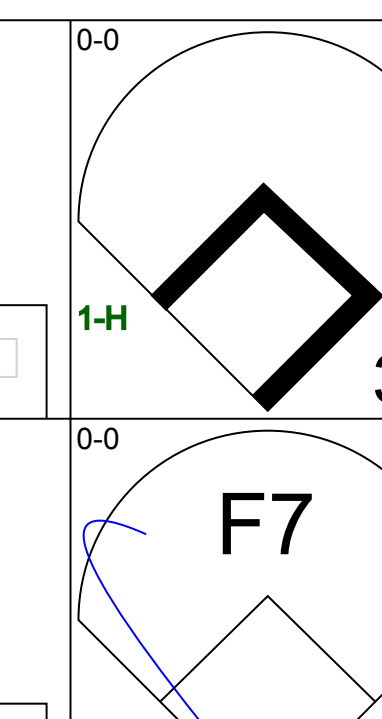
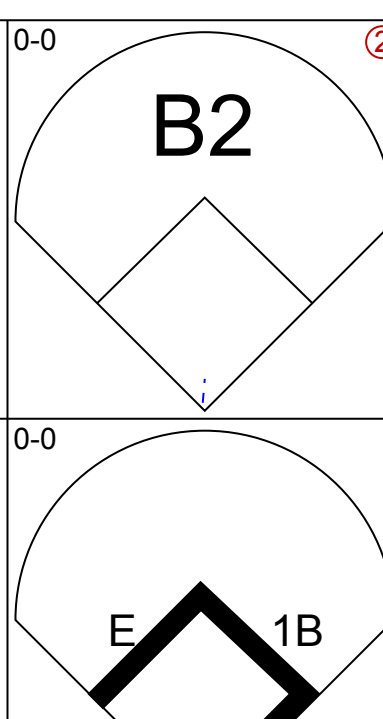
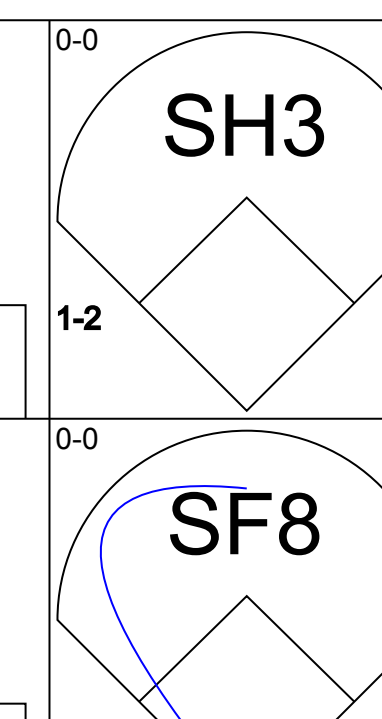
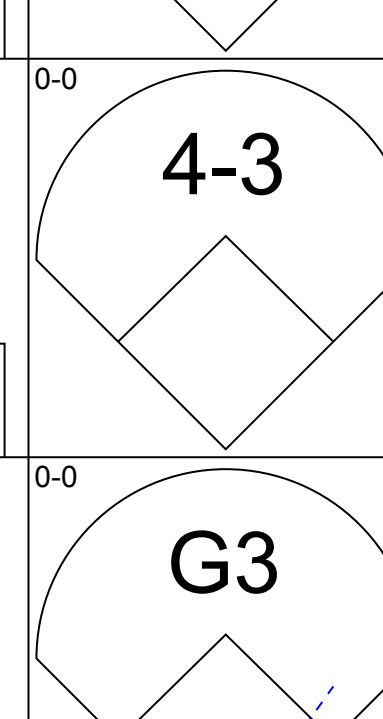
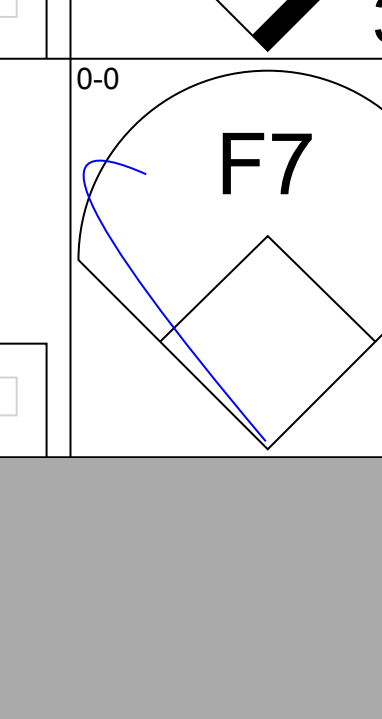
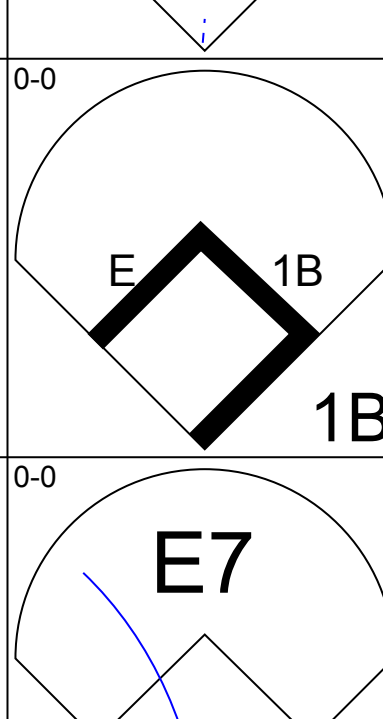
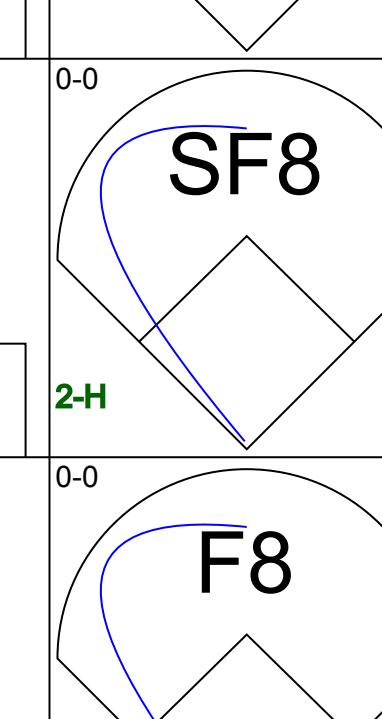
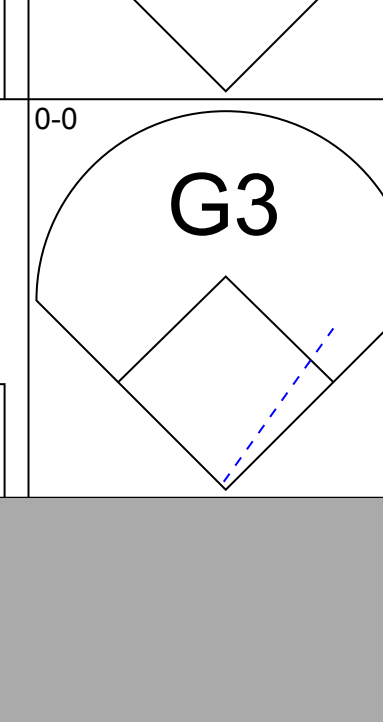
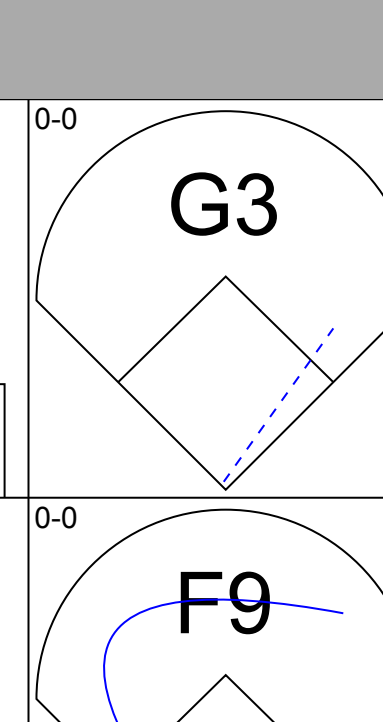
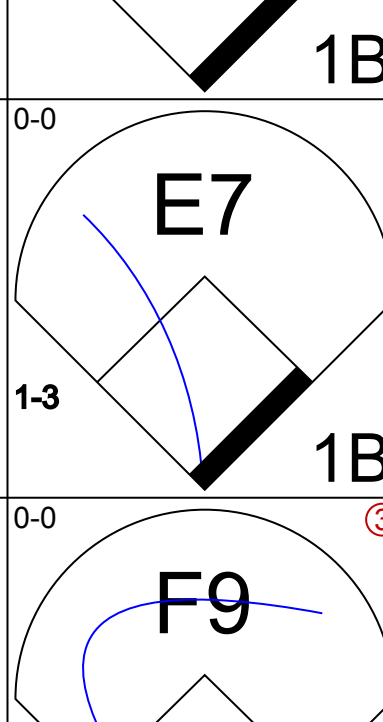
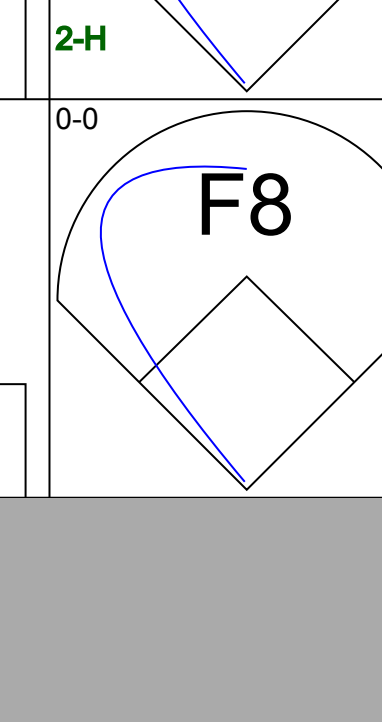
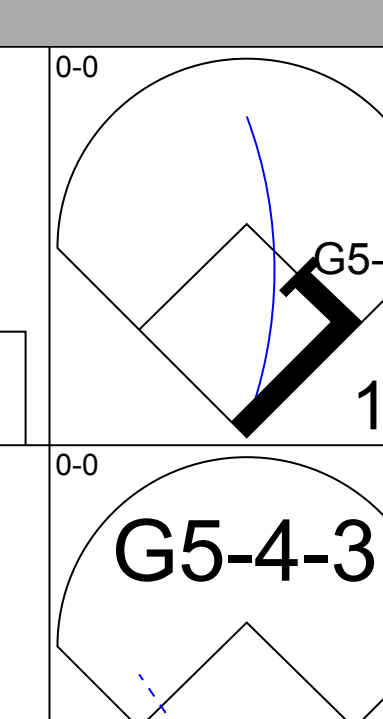
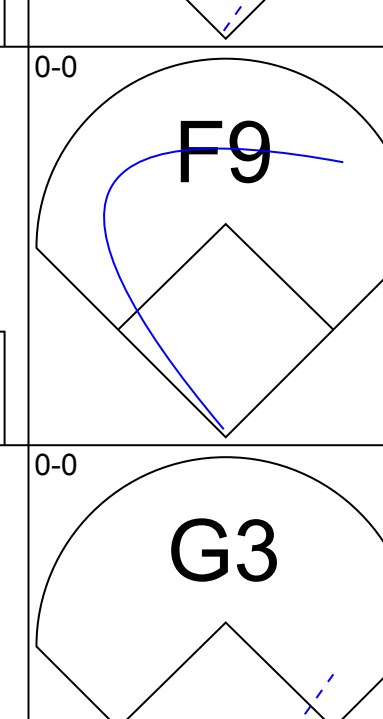
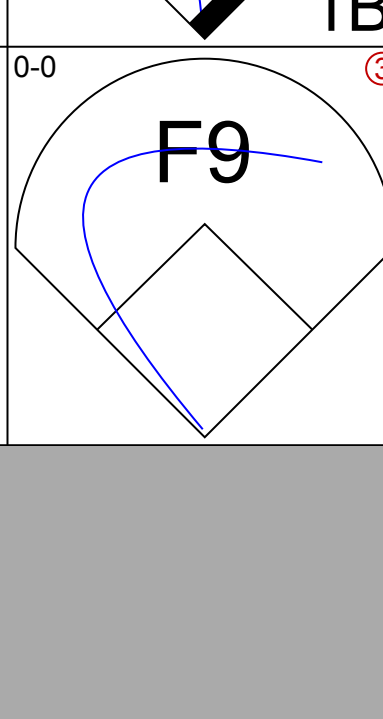
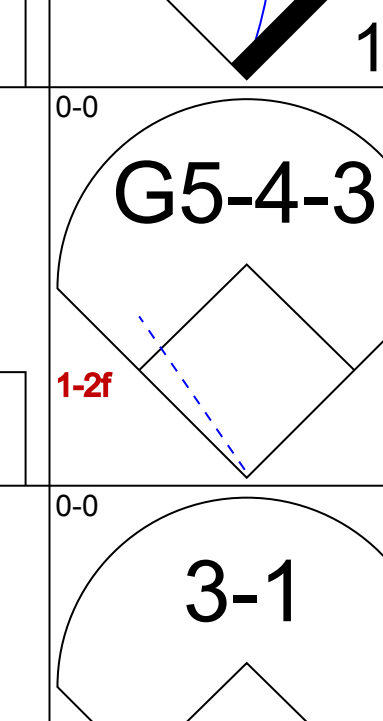
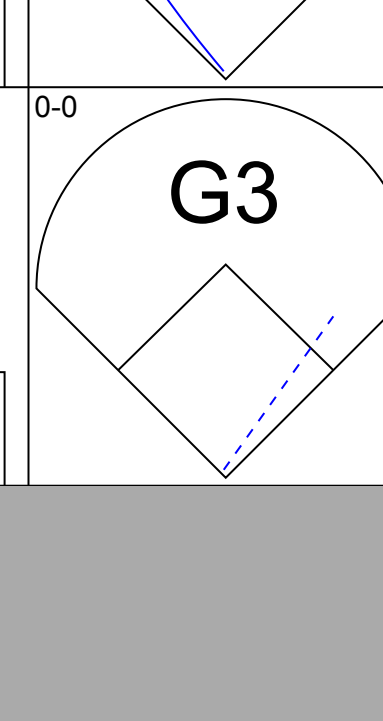
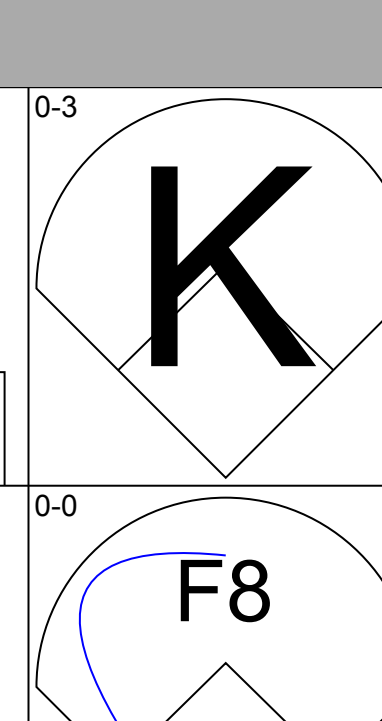
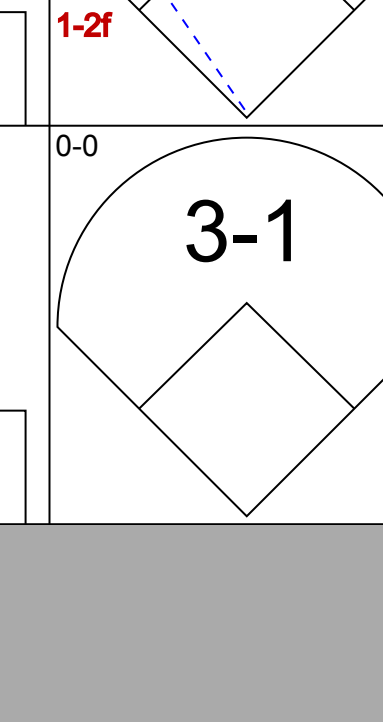
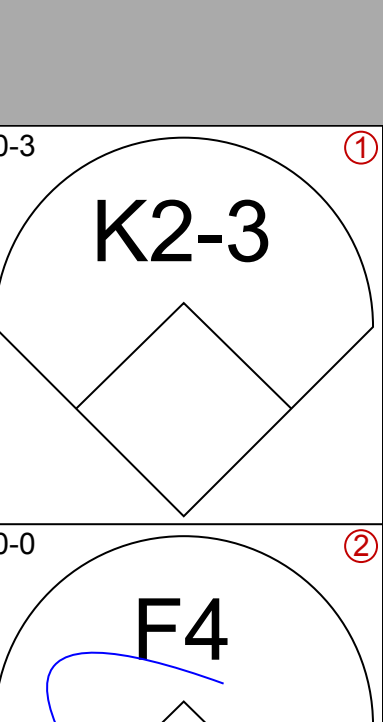
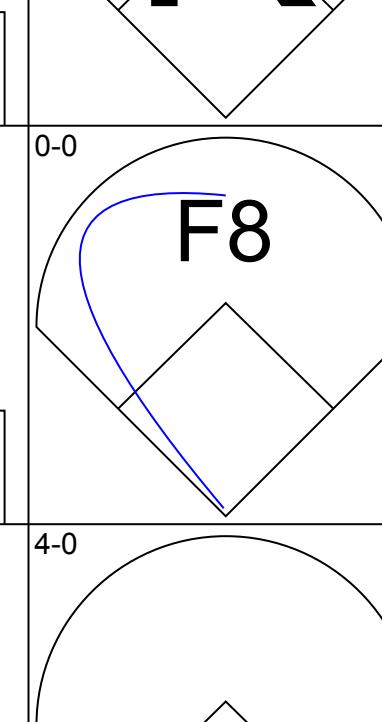
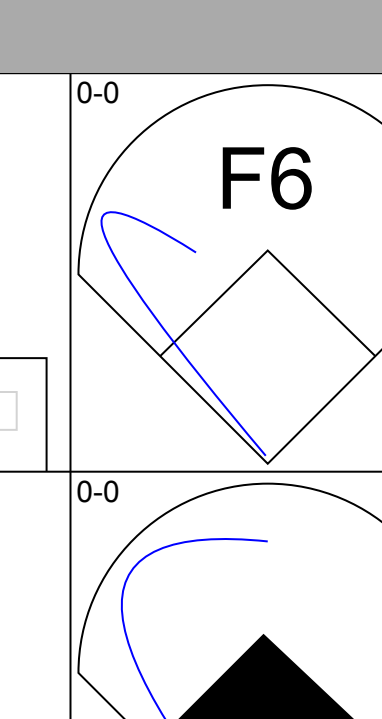
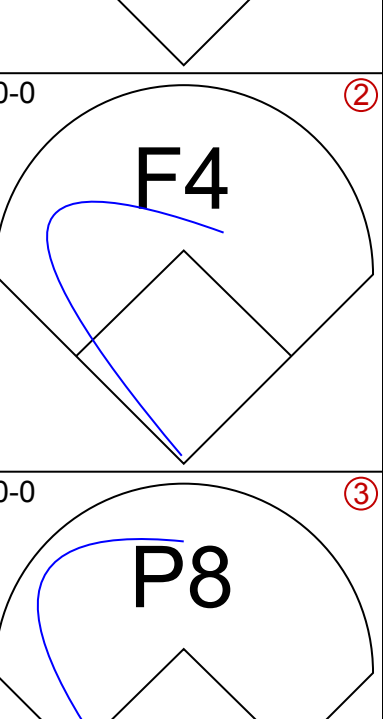
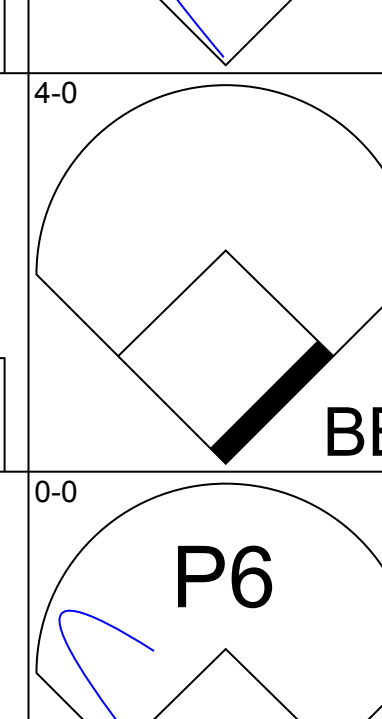
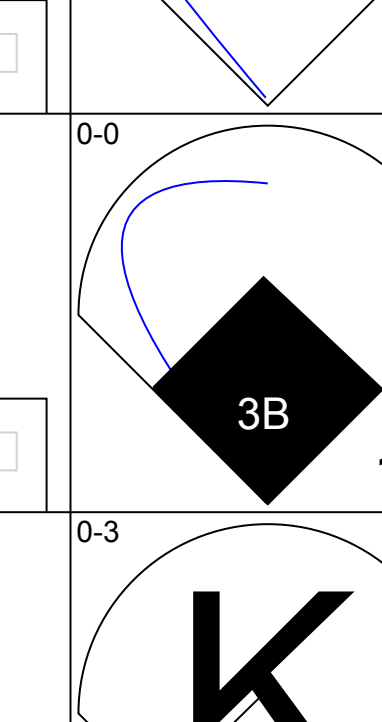
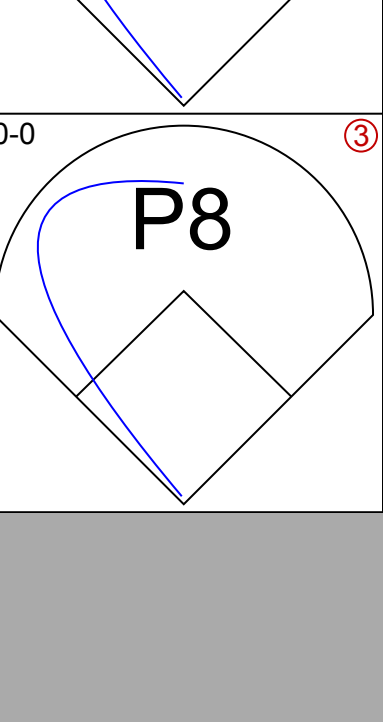
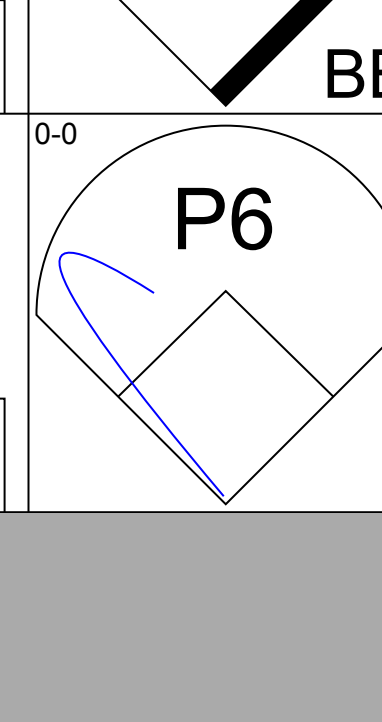
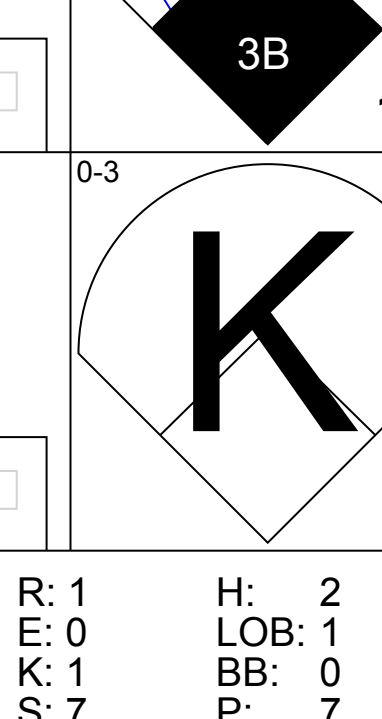
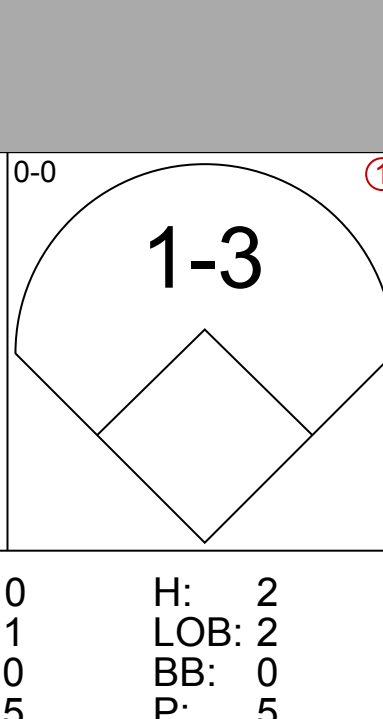
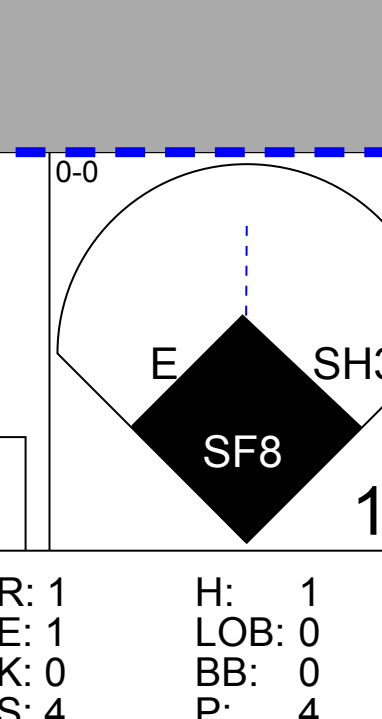
AB 36
R 1
H 10
RBI 1
BB 2
SO 3
LOB 21



Batter	1	2	3	4	5	6	7	8	9	AB	R	H	RBI	BB	SO	LOB	TOP			
Johnny Grubb, L OBP: 0.373, SLG: 0.390 (1, 8)										4	0	0	0	0	2	2	San Diego Padres @ Pittsburgh Pirates Three Rivers Stadium, Pittsburgh, PA Tue May 13 1975, 7:05 PM EDT Att: 5,482 - Unknown			
Hector Torres, R OBP: 0.288, SLG: 0.316 (1, 4)										4	0	1	0	0	2	2				
Dick Sharon, R OBP: 0.214, SLG: 0.120 (1, 7)										3	0	0	0	0	2	0				
Dave Winfield, R OBP: 0.381, SLG: 0.522 (1, 9)										4	0	1	0	0	0	1				
Mike Ivie, R OBP: 0.276, SLG: 0.354 (1, 3)										3	0	0	0	1	1	1				
Randy Hundley, R OBP: 0.281, SLG: 0.333 (1, 2)										3	0	0	0	0	2	3				
Steve Huntz, S OBP: 0.304, SLG: 0.282 (1, 5)										3	0	0	0	0	1	1				
Enzo Hernandez, R OBP: 0.348, SLG: 0.341 (1, 6)										3	0	1	0	0	0	0				
Dan Spillner, R OBP: 0.077, SLG: 0.154 (8, PH)										2	0	0	0	0	2	0				
Fred Kendall, R OBP: 0.300, SLG: 0.324 (8, 1)										0	0	0	0	1	0	0				
Bill Greif, R (8, 1)										0	0	0	0	0	0	0				
Inning Stats	R: 0 E: 0 K: 2 S: 7	H: 0 LOB: 0 BB: 0 P: 7	R: 0 E: 0 K: 1 S: 5	H: 0 LOB: 0 BB: 0 P: 5	R: 0 E: 0 K: 2 S: 7	H: 0 LOB: 0 BB: 0 P: 7	R: 0 E: 0 K: 2 S: 8	H: 1 LOB: 1 BB: 0 P: 8	R: 0 E: 0 K: 1 S: 5	H: 0 LOB: 0 BB: 0 P: 5	R: 0 E: 0 K: 0 S: 4	H: 1 LOB: 2 BB: 1 P: 8	R: 0 E: 0 K: 1 S: 6	H: 1 LOB: 2 BB: 1 P: 10	R: 0 E: 0 K: 1 S: 5	H: 0 LOB: 0 BB: 0 P: 5	1B: 3 2B: 0 3B: 0 HR: 0	SF: 0 SAC: 1 DP: 0 HBP: 0	WP: 0 PB: 1 SB: 0 CS: 0	PA: 32
PITCHER Jerry Reuss, L ERA: 2.06 (1, 1)	IP: 9.0 WLS: W BF: 32 H: 3 R: 0 ER: 0 SO: 12 BB: 2 IBB: 0 HBP: 0 BLK: 0 WP: 0 HR: 0 S: 54 P: 62 ERA: 0.00 WHIP: 0.556																			

AB	29
R	0
H	3
RBI	0
BB	2
SO	12
LOB	10



Batter	1	2	3	4	5	6	7	8	9	AB	R	H	RBI	BB	SO	LOB	BOTTOM	
Frank Taveras, R OBP: 0.180, SLG: 0.193 (1, 6)										3	0	1	1	0	0	0	San Diego Padres @ Pittsburgh Pirates Three Rivers Stadium, Pittsburgh, PA Tue May 13 1975, 7:05 PM EDT Att: 5,482 - Unknown	
Manny Sanguillen, R OBP: 0.404, SLG: 0.506 (1, 2)										3	0	1	1	0	0	1		
Al Oliver, L OBP: 0.250, SLG: 0.356 (1, 8)										4	0	1	0	0	0	0		
Willie Stargell, L OBP: 0.327, SLG: 0.446 (1, 3)										3	0	1	0	0	2			
Richie Zisk, R OBP: 0.352, SLG: 0.347 (1, 7)										3	0	0	0	0	1	1		
Dave Parker, L OBP: 0.321, SLG: 0.513 (1, 9)										3	0	0	0	0	1	0		
Art Howe, R OBP: 0.273, SLG: 0.200 (1, 5)										2	0	0	0	1	0	0		
Paul Popovich, S OBP: 0.286, SLG: 0.250 (1, 4)										3	1	1	0	0	0	1		
Jerry Reuss, L OBP: 0.333, SLG: 0.333 (1, 1)										3	1	1	0	0	1	1		
Inning Stats	R: 0 E: 0 K: 0 S: 3	H: 1 LOB: 0 BB: 0 P: 3	R: 1 E: 0 K: 1 S: 7	H: 2 LOB: 1 BB: 0 P: 7	R: 0 E: 0 K: 0 S: 3	H: 0 LOB: 0 BB: 0 P: 3	R: 0 E: 1 K: 0 S: 5	H: 2 LOB: 2 BB: 0 P: 5	R: 0 E: 0 K: 1 S: 5	H: 0 LOB: 1 BB: 1 P: 9	R: 1 E: 1 K: 0 S: 4	H: 1 LOB: 0 BB: 0 P: 4	R: 0 E: 0 K: 0 S: 3	H: 0 LOB: 0 BB: 0 P: 3	1B: 5 2B: 0 3B: 1 HR: 0	SF: 1 SAC: 1 DP: 1 HBP: 0	WP: 0 PB: 0 SB: 0 CS: 0	PA: 30
PITCHER Dan Spillner, R ERA: 3.35 Bill Greif, R ERA: 4.02 (8, 1)	IP: 7.0 WLS: L BF: 26 H: 5 R: 1 ER: 1 SO: 3 BB: 1 IBB: 0 HBP: 0 BLK: 0 WP: 0 HR: 0 S: 31 P: 35 ERA: 1.29 WHIP: 0.857																	

AB	27
R	2
H	6
RBI	2
BB	1
SO	3
LOB	6



Batter	1	2	3	4	5	6	7	8	9	10	11	AB	R	H	RBI	BB	SO	LOB	TOP			
Gene Locklear, L OBP: 0.513, SLG: 0.636	FC4-6 BB		0-0 1B			G3 SH3 1B		P4-3 BB	4-0 IBB			2	2	2	0	3	0	0				
Hector Torres, R OBP: 0.210, SLG: 0.295	K		P4-3			SH3		F9	P4-3			4	0	0	0	0	1	5				
Johnny Grubb, L OBP: 0.367, SLG: 0.382	FC4-6 1-2r					P4-6-3 1B		P4-3			K	5	0	1	0	0	1	3				
Dave Winfield, R OBP: 0.381, SLG: 0.525	K					P4-6-3 1-2r 1B		F9	1B 2B		F3	5	1	2	2	0	1	2				
Willie McCovey, L OBP: 0.323, SLG: 0.424 John Scott, R (10, PR) Bill Greif, R (10, 1)			F8			HR		1-3 IBB	2H 1B		BLK BB	3	1	2	2	2	0	0				
Fred Kendall, R OBP: 0.282, SLG: 0.304			5-3			F3		F9	2H K		5-3	5	0	0	0	0	1	4				
Mike Ivie, R OBP: 0.272, SLG: 0.340			F7			K		6-3			SH1-4 BB	4	0	0	0	1	1	0				
Enzo Hernandez, R OBP: 0.344, SLG: 0.329			P4-3			6-3		SH1-4			6-3	3	0	0	0	1	0	0				
Randy Jones, R (1, 1) Alan Foster, R (6, 1) Bobby Tolan, L (7, PH) Danny Frisella, L (7, 1) Randy Hundley, R (8, PH) Dave Tomlin, L (10, 1) Steve Hurntz, L (10, 5)			K			F6		G1-6-3 BB			6-3	2	0	0	0	0	0	1	0			
Inning Stats	R: 0 E: 0 K: 2 S: 7	H: 0 LOB: 1 BB: 1 P: 11	R: 0 E: 0 K: 0 S: 3	H: 0 LOB: 0 BB: 0 P: 3	R: 0 E: 0 K: 1 S: 6	H: 1 LOB: 1 BB: 0 P: 6	R: 1 E: 0 K: 0 S: 4	H: 2 LOB: 0 BB: 0 P: 4	R: 0 E: 0 K: 1 S: 5	H: 0 LOB: 0 BB: 1 P: 9	R: 2 E: 0 K: 1 S: 7	H: 2 LOB: 1 BB: 1 P: 11	R: 0 E: 0 K: 0 S: 3	H: 0 LOB: 2 BB: 2 P: 11	R: 0 E: 0 K: 1 S: 5	H: 0 LOB: 2 BB: 1 P: 9	R: 0 E: 0 K: 0 S: 3	H: 0 LOB: 0 BB: 0 P: 3	1B: 5 2B: 1 3B: 0 HR: 1	SF: 0 SAC: 2 DP: 2 HBP: 0	WP: 0 PB: 0 SB: 0 CS: 0	PA: 45
PITCHER	IP 7.2	WLS 3	BF 31	H 6	R 4	ER 4	SO 4	BB 3	IBB 0	HBP 0	BLK 0	WP 0	HR 1	S 35	P 51	ERA 4.70	WHIP 1.174					
Dock Ellis, R ERA: 3.97																						
Ramon Hernandez, L ERA: 1.8																						
Dave Glusti, R ERA:																						
Sam McDowell, L ERA: 2.04																						

San Diego Padres @ Pittsburgh Pirates
Three Rivers Stadium, Pittsburgh, PA
Wed May 14 1975, 7:05 PM EDT
Att: 8,334 - Unknown

AB 36
R 4
H 7
RBI 4
BB 7
SO 6
LOB 16



Batter	1	2	3	4	5	6	7	8	9	10	11	AB	R	H	RBI	BB	SO	LOB	BOTTOM							
Frank Taveras, R OBP: 0.197, SLG: 0.210	F9		E5			2B 3B 1B	1-2 1B		SH2-4		K	5	1	2	0	0	1	2								
Bill Robinson, R OBP: 0.326, SLG: 0.500	F9		5-3			3B 2B	3-1		IBB		1B	5	1	2	1	1	0	4								
Al Oliver, L OBP: 0.266, SLG: 0.406	1-3					SF9 3B	1B 3B		F7			5	2	3	2	0	0	2								
Willie Stargell, L OBP: 0.330, SLG: 0.443			F5			K	FC5-4 1B		4-3			5	0	2	1	0	1	3								
Richie Zisk, R OBP: 0.336, SLG: 0.333			5-3			SF9	K		1-3		L9	4	0	0	1	0	1	3								
Manny Sanguillen, R OBP: 0.412, SLG: 0.484			1-3			3H 3-1	FC5-4 CS		IBB		6-3	4	0	0	0	1	0	1								
Art Howe, R OBP: 0.222, SLG: 0.160						6-3	F3		CS		1-3	5	0	0	0	0	1	3								
Paul Popovich, S OBP: 0.211, SLG: 0.176			P8			P6-3	P4-3		P4-3		P5	5	0	0	0	0	0	3								
Dock Ellis, S OBP: 0.143, SLG: 0.143 Ramon Hernandez, S (8, 1) Dave Glusti, R (8, 1) Bob Robertson, R (8, PH) Mario Hernandez, R (8, PH) Sam McDowell, L (10, 1) Dave Parker, L (11, PH)			E 1B			4-3	1B		SH2-4 1B		1B 2B	3	0	2	0	0	0	0								
Inning Stats	R: 0 E: 0 K: 0 S: 3	H: 0 LOB: 0 BB: 0 P: 3	R: 0 E: 0 K: 0 S: 3	H: 0 LOB: 0 BB: 0 P: 3	R: 0 E: 1 K: 0 S: 5	H: 1 LOB: 2 BB: 0 P: 5	R: 1 E: 0 K: 1 S: 6	H: 1 LOB: 0 BB: 0 P: 6	R: 0 E: 0 K: 0 S: 3	H: 0 LOB: 0 BB: 0 P: 3	R: 3 E: 0 K: 1 S: 8	H: 4 LOB: 2 BB: 0 P: 8	R: 0 E: 0 K: 0 S: 5	H: 2 LOB: 2 BB: 0 P: 5	R: 0 E: 0 K: 1 S: 7	H: 3 LOB: 3 BB: 1 P: 11	R: 0 E: 0 K: 0 S: 4	H: 1 LOB: 2 BB: 1 P: 8	R: 0 E: 0 K: 0 S: 3	H: 0 LOB: 0 BB: 0 P: 3	R: 1 E: 0 K: 1 S: 6	H: 2 LOB: 1 BB: 0 P: 6	1B: 9 2B: 2 3B: 2 HR: 0	SF: 1 SAC: 1 DP: 0 HBP: 0	WP: 0 PB: 0 SB: 0 CS: 1	PA: 48
PITCHER	IP 5.0	WLS 2	BF 22	H 6	R 4	ER 4	SO 1	BB 0	IBB 0	HBP 0	BLK 0	WP 0	HR 0	S 24	P 24	ERA 7.20	WHIP 1.200									
Randy Jones, L ERA: 2.13																										
Alan Foster, R ERA: 2.37																										
Danny Frisella, R ERA: 2.84																										
Dave Tomlin, L ERA: 2.35																										
Bill Greif, R ERA: 4.15																										

San Diego Padres @ Pittsburgh Pirates
Three Rivers Stadium, Pittsburgh, PA
Wed May 14 1975, 7:05 PM EDT
Att: 8,334 - Unknown

AB 43
R 5
H 13
RBI 5
BB 2
SO 4
LOB 21



Batter	1	2	3	4	5	6	7	8	9	AB	R	H	RBI	BB	SO	LOB	TOP				
Don Kessinger, S (1, 6) OBP: 0.350, SLG: 0.350	0-0 1-3		0-0 F7			0-0 4-3		0-0 3-1		4	0	0	0	0	0	2	Chicago Cubs @ San Diego Padres San Diego Stadium, San Diego, CA Fri May 16 1975, 10:05 PM EDT Att: 11,484 - Unknown - 54 F				
Jose Cardenal, R (1, 7) OBP: 0.414, SLG: 0.446	0-0 5-3			0-0 F6		0-0 5-3		0-0 F9		4	0	0	0	0	1						
Oscar Zamora, R (8, 1) OBP: 0.333, SLG: 0.333										0	0	0	0	0	0						
Bill Madlock, R (1, 5) OBP: 0.372, SLG: 0.431	0-0 1-3			0-0 6-3		0-0 6-3			0-0 F9	4	0	0	0	0	0						
Rick Monday, L (1, 8) OBP: 0.460, SLG: 0.631		0-0 6-3		0-0 F8			0-0 1B 2B		0-0 BB	3	1	1	0	1	0	0					
Jerry Morales, R (1, 9) OBP: 0.346, SLG: 0.358		0-0 6-3			0-0 FC4-6 1B		0-0 G4-6-3 1B		0-0 F8	4	0	2	1	0	0	1					
Ralph LaCock, L (1, 3) OBP: 0.373, SLG: 0.341			0-0 F5		0-0 FC4-6 1B		0-0 G4-6-3 1B		0-0 G3	4	1	0	0	0	3						
Manny Trillo, R (1, 4) OBP: 0.373, SLG: 0.404				0-0 FC6-4 1B		0-0 FC6-4 1B		0-0 F4		3	0	2	0	0	0	0					
Tim Hosley, R (1, 2) OBP: 0.472, SLG: 0.462			0-0 FC6-4 1-2		0-0 FC6-4 1-2			0-0 3-1 1-4-3 1B		3	0	1	1	0	2						
Bill Bonham, R (1, 1) OBP: 0.059, SLG: 0.059			0-3 K		0-0 F4			0-0 1-4-3 1-2		1	0	0	0	0	1						
Ken Freiling, L (3, 1) OBP: 0.222, SLG: 0.125										0	0	0	0	0	0						
Andre Thornton, R (5, PH) OBP: 0.222, SLG: 0.125										0	0	0	0	0	1						
Bob Locker, S (5, 1) OBP: 0.550, SLG: 0.700										0	0	0	0	0	0						
Champ Summers, L (8, PH) OBP: 0.550, SLG: 0.700										1	0	0	0	0	1						
Inning Stats	R: 0 E: 0 K: 0 S: 3	H: 0 LOB: 0 BB: 0 P: 3	R: 0 E: 0 K: 0 S: 3	H: 0 LOB: 0 BB: 0 P: 3	R: 0 E: 1 K: 1 S: 6	H: 1 LOB: 1 BB: 0 P: 6	R: 0 E: 0 K: 0 S: 3	H: 0 LOB: 0 BB: 0 P: 3	R: 1 E: 0 K: 0 S: 5	H: 2 LOB: 1 BB: 0 P: 5	R: 0 E: 0 K: 0 S: 3	H: 0 LOB: 0 BB: 0 P: 3	R: 1 E: 0 K: 0 S: 4	H: 2 LOB: 0 BB: 0 P: 4	R: 0 E: 0 K: 0 S: 4	H: 1 LOB: 1 BB: 0 P: 4	R: 0 E: 0 K: 0 S: 3	H: 0 LOB: 1 BB: 1 P: 7	1B: 5 2B: 1 3B: 0 HR: 0	SF: 0 SAC: 0 DP: 1 HBP: 0	WP: 0 PA: 33 PB: 0 SB: 0 CS: 0
PITCHER	IP	WLS	BF	H	R	ER	SO	BB	IBB	HBP	BLK	WP	HR	S	P	ERA	WHIP				
Joe McIntosh, R (1, 1) ERA: 1.65	9.0	W	33	6	2	2	1	1	0	0	0	0	0	34	38	2.00	0.778				

AB	32
R	2
H	6
RBI	2
BB	1
SO	1
LOB	12



Batter	1	2	3	4	5	6	7	8	9	AB	R	H	RBI	BB	SO	LOB	BOTTOM				
Johnny Grubb, L (1, 8) OBP: 0.375, SLG: 0.386	0-0 E SH 1B	4-0 1B BB	0-0 FC3-2 1B		0-0 G3		0-0 1-3 1B			4	2	2	0	1	0	3	Chicago Cubs @ San Diego Padres San Diego Stadium, San Diego, CA Fri May 16 1975, 10:05 PM EDT Att: 11,484 - Unknown - 54 F				
Enzo Hernandez, R (1, 6) OBP: 0.350, SLG: 0.341	0-0 SH 1B	0-0 1B BB	0-0 1-2 2-3 3-H 1B			0-0 4-3	0-0 SF8			3	1	2	3	0	0	0					
Bobby Tolan, L (1, 7) OBP: 0.257, SLG: 0.273	0-0 SH1-3 1-2	0-0 1-3 2-H 1B	0-0 1-2 2-3 3-H 1B			0-0 1-3 1B	0-0 3-1			4	1	2	1	0	0	4					
Dave Winfield, R (1, 9) OBP: 0.375, SLG: 0.512	0-0 2-H 3-H 1B	0-0 F6		0-0 6-3		0-3 K		0-0 F6		5	0	1	2	0	1	3					
Willie McCovey, L (1, 3) OBP: 0.330, SLG: 0.420	0-3 K		0-0 CI BB 1B		0-3 K		4-0 E 1B		0-0 L3	3	1	1	0	1	2	1					
Tito Fuentes, S (6, PR) OBP: 0.254, SLG: 0.267							1-2 BB			0	0	0	0	0	0	0					
Steve Huntz, S (7, 5) OBP: 0.292, SLG: 0.268							1-2 BB			1	0	0	0	0	0	0					
Mike Ivie, R (1, 5) OBP: 0.287, SLG: 0.371	0-0 F8		0-0 BB FC3-2 1B		0-0 3B		0-0 E8		0-0 F3	5	0	3	1	0	0	1					
Randy Hundley, R (1, 2) OBP: 0.258, SLG: 0.305		0-0 4-3	0-3 K		0-0 1-3		0-3 K			4	0	0	0	0	2	6					
Hector Torres, R (1, 4) OBP: 0.273, SLG: 0.297		0-0 SH1-3 1B	0-1 FC3-2 BB 1B		0-0 5-3		0-0 1-3			3	2	1	0	0	0	0					
Joe McIntosh, S (1, 1) OBP: 0.167, SLG: 0.067		0-0 SH1-3 1-2	4-0 1B FC3-2 BB		0-3 K		0-0 1B SF8			2	1	1	1	1	1	0					
Inning Stats	R: 2 E: 1 K: 1 S: 8	H: 2 LOB: 1 BB: 0 P: 8	R: 2 E: 0 K: 0 S: 6	H: 3 LOB: 2 BB: 1 P: 10	R: 2 E: 1 K: 1 S: 9	H: 3 LOB: 3 BB: 1 P: 13	R: 0 E: 0 K: 1 S: 6	H: 1 LOB: 1 BB: 0 P: 6	R: 0 E: 0 K: 1 S: 5	H: 0 LOB: 0 BB: 0 P: 5	R: 1 E: 1 K: 2 S: 9	H: 2 LOB: 3 BB: 1 P: 13	R: 1 E: 0 K: 0 S: 5	H: 2 LOB: 1 BB: 0 P: 5	R: 0 E: 0 K: 0 S: 3	H: 0 LOB: 0 BB: 0 P: 3	1B: 12 2B: 0 3B: 1 HR: 0	SF: 1 SAC: 3 DP: 0 HBP: 0	WP: 0 PA: 42 PB: 0 SB: 0 CS: 0		
PITCHER	IP	WLS	BF	H	R	ER	SO	BB	IBB	HBP	BLK	WP	HR	S	P	ERA	WHIP				
Bill Bonham, R (1, 1) ERA: 4.56	2.1	L	18	7	6	4	2	2	0	0	0	0	0	20	28	15.43	3.857				
Ken Freiling, L (3, 1) ERA: 3.1	1.2		7	2	0	0	1	0	0	0	0	0	0	9	9	0.00	1.200				
Bob Locker, R (5, 1) ERA: 3.14	3.0		14	4	2	2	3	1	0	0	0	0	0	19	23	6.00	1.667				
Oscar Zamora, R (8, 1) ERA: 2.29	1.0		3	0	0	0	0	0	0	0	0	0	0	3	3	0.00	0.000				

AB	34
R	8
H	13
RBI	8
BB	3
SO	6
LOB	18



Batter	1	2	3	4	5	6	7	8	9	AB	R	H	RBI	BB	SO	LOB	TOP			
Don Kessinger, S (1.6) OBP: 0.361, SLG: 0.372										4	0	3	1	0	0	1	Chicago Cubs @ San Diego Padres San Diego Stadium, San Diego, CA Sat May 17 1975, 10:05 PM EDT Att: 49,599 - Unknown - 68 F			
Jose Cardenal, R (1.7) OBP: 0.410, SLG: 0.440										4	0	1	0	0	0	3				
Bill Madlock, R (1.5) OBP: 0.376, SLG: 0.429										3	0	1	0	1	1	3				
Rick Monday, L (1.8) OBP: 0.454, SLG: 0.617										4	0	1	0	0	0	4				
Jerry Morales, R (1.9) OBP: 0.336, SLG: 0.347										4	0	0	0	0	1	4				
Ralph LaCock, L (1.3) OBP: 0.358, SLG: 0.326										4	0	0	0	0	0	1				
Manny Trillo, R (1.4) OBP: 0.360, SLG: 0.388										4	0	0	0	0	0	0				
Tim Hosley, R (1.2) OBP: 0.475, SLG: 0.448										3	1	1	0	1	1	0				
Steve Stone, R (1.1) OBP: 0.176, SLG: 0.176										2	0	0	0	0	1	2				
Bob Locker, S (6.1)										0	0	0	0	0	0	0				
Adrian Garrett, L (7, PH)										1	0	0	0	0	0	0				
Darold Knowles, L (7.1) OBP: 0.167, SLG: 0.167										0	0	0	0	0	0	0				
Inning Stats	R: 0 E: 0 K: 0 S: 4	H: 1 LOB: 1 BB: 0 P: 4	R: 0 E: 0 K: 0 S: 3	H: 0 LOB: 0 BB: 0 P: 3	R: 0 E: 0 K: 2 S: 9	H: 2 LOB: 2 BB: 0 P: 9	R: 0 E: 0 K: 1 S: 5	H: 1 LOB: 0 BB: 0 P: 5	R: 1 E: 0 K: 0 S: 4	H: 1 LOB: 1 BB: 1 P: 8	R: 0 E: 0 K: 0 S: 3	H: 0 LOB: 0 BB: 0 P: 3	R: 0 E: 0 K: 0 S: 5	H: 2 LOB: 2 BB: 0 P: 5	R: 0 E: 0 K: 1 S: 5	H: 0 LOB: 0 BB: 0 P: 5	1B: 6 2B: 1 3B: 0 HR: 0	SF: 0 SAC: 0 DP: 0 HBP: 0	WP: 0 PB: 0 SB: 0 CS: 1	PA: 35
PITCHER Dave Freisleben, R (1.1) ERA: 3.28	IP: 9.0 WLS: W BF: 35 H: 7 R: 1 ER: 1 SO: 4	IP: 0 WLS: 0 BF: 0 H: 0 R: 0 ER: 0 SO: 0	IP: 0 WLS: 0 BF: 0 H: 0 R: 0 ER: 0 SO: 0	IP: 0 WLS: 0 BF: 0 H: 0 R: 0 ER: 0 SO: 0	IP: 0 WLS: 0 BF: 0 H: 0 R: 0 ER: 0 SO: 0	IP: 0 WLS: 0 BF: 0 H: 0 R: 0 ER: 0 SO: 0	IP: 0 WLS: 0 BF: 0 H: 0 R: 0 ER: 0 SO: 0	IP: 0 WLS: 0 BF: 0 H: 0 R: 0 ER: 0 SO: 0	IP: 0 WLS: 0 BF: 0 H: 0 R: 0 ER: 0 SO: 0	IP: 0 WLS: 0 BF: 0 H: 0 R: 0 ER: 0 SO: 0	IP: 0 WLS: 0 BF: 0 H: 0 R: 0 ER: 0 SO: 0	IP: 0 WLS: 0 BF: 0 H: 0 R: 0 ER: 0 SO: 0	IP: 0 WLS: 0 BF: 0 H: 0 R: 0 ER: 0 SO: 0	IP: 0 WLS: 0 BF: 0 H: 0 R: 0 ER: 0 SO: 0	IP: 0 WLS: 0 BF: 0 H: 0 R: 0 ER: 0 SO: 0	IP: 0 WLS: 0 BF: 0 H: 0 R: 0 ER: 0 SO: 0	IP: 0 WLS: 0 BF: 0 H: 0 R: 0 ER: 0 SO: 0	ERA: 1.00 WHIP: 1.000	ERA: 1.00 WHIP: 1.000	

AB	33
R	1
H	7
RBI	1
BB	2
SO	4
LOB	18



Batter	1	2	3	4	5	6	7	8	9	AB	R	H	RBI	BB	SO	LOB	BOTTOM			
Johnny Grubb, L (1.8) OBP: 0.383, SLG: 0.402										5	1	3	0	0	0	0	Chicago Cubs @ San Diego Padres San Diego Stadium, San Diego, CA Sat May 17 1975, 10:05 PM EDT Att: 49,599 - Unknown - 68 F			
Enzo Hernandez, R (1.6) OBP: 0.350, SLG: 0.333										2	0	0	0	1	0	1				
Bobby Tolan, L (1.7) OBP: 0.266, SLG: 0.267										2	1	0	1	1	0	2				
Dick Sharon, R (8.7) OBP: 0.214, SLG: 0.120										2	1	0	0	2	0	4				
Dave Winfield, R (1.9) OBP: 0.378, SLG: 0.504										2	0	0	0	2	0	4				
Willie McCovey, L (1.3) OBP: 0.324, SLG: 0.411										2	0	0	0	0	0	1				
Steve Huntz, S (6.5) OBP: 0.300, SLG: 0.279										2	0	1	2	0	0	0				
Mike Ivie, R (1.5) OBP: 0.295, SLG: 0.398										3	0	2	1	0	0	1				
Randy Hundley, R (1.2) OBP: 0.258, SLG: 0.302										4	0	1	0	0	1	4				
Hector Torres, R (1.4) OBP: 0.286, SLG: 0.309										4	0	2	0	0	0	2				
Dave Freisleben, R (1.1) OBP: 0.067, SLG: 0.067										4	1	1	0	0	0	3				
Inning Stats	R: 0 E: 0 K: 0 S: 3	H: 0 LOB: 0 BB: 0 P: 3	R: 0 E: 0 K: 0 S: 3	H: 1 LOB: 1 BB: 1 P: 7	R: 1 E: 1 K: 0 S: 5	H: 2 LOB: 2 BB: 1 P: 9	R: 0 E: 1 K: 0 S: 5	H: 1 LOB: 2 BB: 0 P: 5	R: 0 E: 0 K: 0 S: 3	H: 3 LOB: 2 BB: 0 P: 5	R: 3 E: 1 K: 1 S: 7	H: 2 LOB: 1 BB: 1 P: 12	R: 0 E: 0 K: 0 S: 3	H: 0 LOB: 0 BB: 0 P: 3	R: 0 E: 0 K: 0 S: 3	H: 0 LOB: 0 BB: 0 P: 3	1B: 7 2B: 4 3B: 0 HR: 0	SF: 1 SAC: 1 DP: 2 HBP: 1	WP: 0 PB: 0 SB: 0 CS: 0	PA: 37
PITCHER Steve Stone, R (1.1) ERA: 1.02	IP: 5.1 WLS: 2 BF: 25 H: 7 R: 1 ER: 0 SO: 0	IP: 0 WLS: 0 BF: 0 H: 0 R: 0 ER: 0 SO: 0	IP: 0 WLS: 0 BF: 0 H: 0 R: 0 ER: 0 SO: 0	IP: 0 WLS: 0 BF: 0 H: 0 R: 0 ER: 0 SO: 0	IP: 0 WLS: 0 BF: 0 H: 0 R: 0 ER: 0 SO: 0	IP: 0 WLS: 0 BF: 0 H: 0 R: 0 ER: 0 SO: 0	IP: 0 WLS: 0 BF: 0 H: 0 R: 0 ER: 0 SO: 0	IP: 0 WLS: 0 BF: 0 H: 0 R: 0 ER: 0 SO: 0	IP: 0 WLS: 0 BF: 0 H: 0 R: 0 ER: 0 SO: 0	IP: 0 WLS: 0 BF: 0 H: 0 R: 0 ER: 0 SO: 0	IP: 0 WLS: 0 BF: 0 H: 0 R: 0 ER: 0 SO: 0	IP: 0 WLS: 0 BF: 0 H: 0 R: 0 ER: 0 SO: 0	IP: 0 WLS: 0 BF: 0 H: 0 R: 0 ER: 0 SO: 0	IP: 0 WLS: 0 BF: 0 H: 0 R: 0 ER: 0 SO: 0	IP: 0 WLS: 0 BF: 0 H: 0 R: 0 ER: 0 SO: 0	IP: 0 WLS: 0 BF: 0 H: 0 R: 0 ER: 0 SO: 0	IP: 0 WLS: 0 BF: 0 H: 0 R: 0 ER: 0 SO: 0	ERA: 0.00 WHIP: 1.875	ERA: 0.00 WHIP: 1.875	
Bob Locker, R (6.1) ERA: 3.0	0.2 L	2 1	0 0	0 0	0 0	0 0	0 0	2 2	0.00 1.500											
Darold Knowles, L (7.1) ERA: 2.35	2.0 L	10 2	3 3	2 1	1 0	1 1	0 0	10 15	9.00 1.500											


AB	30
R	4
H	10
RBI	4
BB	4
SO	1
LOB	18



Batter	1	2	3	4	5	6	7	8	9	10	AB	R	H	RBI	BB	SO	LOB	TOP	
Lou Brock, L OBP: 0.388, SLG: 0.431 (1, 7)											4	0	0	0	0	1	1		
Ted Sizemore, R OBP: 0.363, SLG: 0.385 (1, 4)											3	0	0	0	1	0	0		
Luis Melendez, R OBP: 0.306, SLG: 0.431 (1, 8)											4	0	1	0	0	0	1		
Ted Simmons, S OBP: 0.338, SLG: 0.432 (1, 2)											3	0	0	0	1	0	2		
Ken Reitz, R OBP: 0.318, SLG: 0.375 (1, 5)											4	0	0	0	0	0	3		
Danny Carter, R OBP: 0.276, SLG: 0.321 (1, 3)											4	0	0	0	0	0	2		
Ron Fairly, L OBP: 0.438, SLG: 0.412 (1, 9)											4	0	0	0	0	1	1		
Ed Brinkman, R OBP: 0.316, SLG: 0.348 (1, 6)											3	0	0	0	0	0	0		
John Curtis, L OBP: 0.364, SLG: 0.222 (1, 1)											2	0	0	0	1	1	0		
Inning Stats	R: 0 E: 0 K: 1 S: 4	H: 0 LOB: 0 BB: 1 P: 8	R: 0 E: 0 K: 1 S: 5	H: 0 LOB: 1 BB: 1 P: 9	R: 0 E: 0 K: 1 S: 5	H: 0 LOB: 0 BB: 0 P: 5	R: 0 E: 1 K: 0 S: 4	H: 0 LOB: 1 BB: 0 P: 4	R: 0 E: 0 K: 0 S: 3	H: 1 LOB: 1 BB: 0 P: 4	R: 0 E: 0 K: 0 S: 3	H: 0 LOB: 1 BB: 1 P: 7	R: 0 E: 0 K: 0 S: 3	H: 0 LOB: 0 BB: 0 P: 3	R: 0 E: 0 K: 0 S: 3	H: 0 LOB: 0 BB: 0 P: 3	1B: 1 2B: 0 3B: 0 HR: 0	SF: 0 SAC: 0 DP: 1 HBP: 0	WP: 0 PA: 34
PITCHER Randy Jones, L ERA: 1.8 (1, 1)	IP: 10.0 WLS: W BF: 34 H: 1 R: 0 ER: 0 SO: 3	BB: 3 IBB: 0 HBP: 0 BLK: 0	WP: 0 HR: 0 S: 37 P: 49	ERA: 0.00 WHIP: 0.400															

St. Louis Cardinals @ San Diego Padres
San Diego Stadium, San Diego, CA
Mon May 19 1975, 10:05 PM EDT
Att. 10,111 - Unknown


AB	31
R	0
H	1
RBI	0
BB	3
SO	3
LOB	10



Batter	1	2	3	4	5	6	7	8	9	10	AB	R	H	RBI	BB	SO	LOB	BOTTOM	
Johnny Grubb, L OBP: 0.405, SLG: 0.450 (1, 8)											5	1	4	1	0	0	1		
Enzo Hernandez, R OBP: 0.336, SLG: 0.319 (1, 6)											2	0	0	0	0	0	1		
Bobby Tolan, L OBP: 0.291, SLG: 0.280 (1, 7)											2	0	0	0	1	0	2		
Dave Winfield, R OBP: 0.372, SLG: 0.485 (1, 9)											3	0	1	0	1	0	2		
Mike Ivie, R OBP: 0.263, SLG: 0.366 (1, 3)											4	0	0	0	0	1	4		
Randy Hundley, R OBP: 0.257, SLG: 0.288 (1, 2)											3	0	0	0	1	0	2		
Tito Fuentes, S OBP: 0.246, SLG: 0.258 (1, 4)											4	0	0	0	0	1	1		
Ted Kubiak, S OBP: 0.294, SLG: 0.281 (1, 5)											4	0	1	0	0	1	1		
Randy Jones, R OBP: 0.182, SLG: 0.143 (1, 1)											4	0	0	0	0	3	1		
Inning Stats	R: 0 E: 0 K: 0 S: 3	H: 1 LOB: 1 BB: 1 P: 7	R: 0 E: 0 K: 2 S: 7	H: 0 LOB: 1 BB: 1 P: 11	R: 0 E: 0 K: 1 S: 6	H: 1 LOB: 1 BB: 0 P: 6	R: 0 E: 0 K: 0 S: 3	H: 0 LOB: 0 BB: 0 P: 3	R: 0 E: 0 K: 1 S: 5	H: 0 LOB: 0 BB: 0 P: 5	R: 0 E: 0 K: 0 S: 4	H: 1 LOB: 2 BB: 1 P: 8	R: 0 E: 0 K: 0 S: 3	H: 0 LOB: 0 BB: 0 P: 3	R: 1 E: 0 K: 1 S: 4	H: 1 LOB: 0 BB: 0 P: 4	1B: 4 2B: 1 3B: 0 HR: 1	SF: 0 SAC: 2 DP: 1 HBP: 1	WP: 0 PA: 37
PITCHER John Curtis, L ERA: 2.32 (1, 1)	IP: 9.1 WLS: L BF: 37 H: 6 R: 1 ER: 1 SO: 6	BB: 2 IBB: 1 HBP: 1 BLK: 0	WP: 0 HR: 1 S: 45 P: 58	ERA: 0.96 WHIP: 0.857															

St. Louis Cardinals @ San Diego Padres
San Diego Stadium, San Diego, CA
Mon May 19 1975, 10:05 PM EDT
Att. 10,111 - Unknown

AB	31
R	1
H	6
RBI	1
BB	3
SO	6
LOB	15



Batter	1	2	3	4	5	6	7	8	9	AB	R	H	RBI	BB	SO	LOB	TOP			
Lou Brock, L OBP: 0.391, SLG: 0.450 (1, 7)										4	1	2	0	0	0	1				
Ted Sizemore, R OBP: 0.353, SLG: 0.376 (1, 4)										3	0	0	1	0	0	2				
Luis Melendez, R OBP: 0.303, SLG: 0.419 (1, 8)										4	1	1	0	0	0	1				
Ted Simmons, S OBP: 0.336, SLG: 0.426 (1, 2)										4	0	1	0	0	0	0				
Ron Fairly, L OBP: 0.441, SLG: 0.407 (1, 9)										3	0	1	0	1	0	0				
Keith Hernandez, L OBP: 0.287, SLG: 0.297 (1, 3)										4	0	1	1	0	0	2				
Ken Reitz, R OBP: 0.316, SLG: 0.366 (1, 5)										3	0	0	0	1	0	1				
Ed Brinkman, R OBP: 0.301, SLG: 0.329 (1, 6)										4	0	0	0	0	0	3				
Elias Sosa, R OBP: 0.125, SLG: 0.125 (1, 1)										2	0	0	0	0	1	0				
Ryan Kurosaki, R (5, 1)										0	0	0	0	0	0	0				
Jim Dwyer, L OBP: 0.280, SLG: 0.182 (7, PH)										1	0	1	0	0	0	0				
Mike Garman, R (7, 1)										0	0	0	0	0	0	0				
Inning Stats	R: 2 E: 0 K: 0 S: 7	H: 4 LOB: 3 BB: 1 P: 11	R: 0 E: 1 K: 0 S: 4	H: 1 LOB: 1 BB: 0 P: 4	R: 0 E: 0 K: 1 S: 3	H: 1 LOB: 1 BB: 1 P: 7	R: 0 E: 0 K: 1 S: 5	H: 0 LOB: 0 BB: 0 P: 5	R: 0 E: 0 K: 0 S: 3	H: 0 LOB: 0 BB: 0 P: 3	R: 0 E: 0 K: 0 S: 4	H: 1 LOB: 1 BB: 0 P: 4	R: 0 E: 0 K: 0 S: 3	H: 0 LOB: 0 BB: 0 P: 3	R: 0 E: 0 K: 0 S: 3	H: 0 LOB: 0 BB: 0 P: 3	1B: 6 2B: 3 3B: 1 HR: 0	SF: 1 SAC: 0 DP: 0 HBP: 0	WP: 0 PB: 0 SB: 0 CS: 0	PA: 35
PITCHER Alan Foster, R ERA: 2.25 (1, 1)	IP: 9.0 WLS: W BF: 35 H: 7 R: 2 ER: 2 SO: 1 BB: 1 IBB: 1 HBP: 0 BLK: 0 WP: 0 HR: 0 S: 35 P: 43 ERA: 2.00 WHIP: 0.889																			

St. Louis Cardinals @ San Diego Padres
San Diego Stadium, San Diego, CA
Tue May 20 1975, 10:05 PM EDT
Att: 7,318 - Unknown

AB	32
R	2
H	7
RBI	2
BB	2
SO	1
LOB	10



Batter	1	2	3	4	5	6	7	8	9	AB	R	H	RBI	BB	SO	LOB	BOTTOM	
Johnny Grubb, L OBP: 0.417, SLG: 0.462 (1, 8)										3	1	2	0	2	0	0		
Enzo Hernandez, R OBP: 0.330, SLG: 0.306 (1, 6)										4	0	0	0	1	1	5		
Bobby Tolan, L OBP: 0.298, SLG: 0.291 (1, 7)										3	2	1	0	1	0	2		
Dave Winfield, R OBP: 0.375, SLG: 0.514 (1, 9)										4	2	2	3	0	0	1		
Mike Ivie, R OBP: 0.290, SLG: 0.385 (1, 3)										1	0	0	1	2	0	0		
Fred Kendall, R OBP: 0.280, SLG: 0.291 (1, 2)										3	0	1	1	1	1	1		
Tito Fuentes, S OBP: 0.254, SLG: 0.254 (1, 4)										2	0	0	0	2	1	3		
Ted Kubiak, S OBP: 0.289, SLG: 0.257 (1, 5)										3	0	0	0	1	0	3		
Alan Foster, R (1, 1)										4	0	0	0	0	1	4		
Inning Stats	R: 0 E: 0 K: 0 S: 4	H: 1 LOB: 2 BB: 3 P: 4	R: 3 E: 0 K: 1 S: 8	H: 3 LOB: 1 BB: 1 P: 12	R: 0 E: 0 K: 1 S: 5	H: 0 LOB: 0 BB: 0 P: 5	R: 2 E: 0 K: 1 S: 6	H: 2 LOB: 2 BB: 3 P: 18	R: 0 E: 0 K: 0 S: 3	H: 0 LOB: 1 BB: 1 P: 7	R: 0 E: 0 K: 0 S: 3	H: 0 LOB: 0 BB: 0 P: 3	R: 0 E: 0 K: 0 S: 3	H: 0 LOB: 2 BB: 2 P: 11	1B: 2 2B: 3 3B: 0 HR: 1	SF: 1 SAC: 0 DP: 1 HBP: 0	WP: 0 PB: 0 SB: 0 CS: 0	PA: 38
PITCHER Elias Sosa, R ERA: 3.71 (1, 1)	IP: 4.1 WLS: L BF: 22 H: 6 R: 0 ER: 5 SO: 3 BB: 5 IBB: 0 HBP: 0 BLK: 0 WP: 0 HR: 1 S: 23 P: 43 ERA: 10.38 WHIP: 2.538																	
Ryan Kurosaki, R (5, 1)	1.2 8 0 0 0 1 3 0 0 0 0 0 7 19 0.00 1.800																	
Mike Garman, R ERA: 2.25 (7, 1)	2.0 8 0 0 0 0 1 1 0 0 0 0 6 14 0.00 0.500																	

St. Louis Cardinals @ San Diego Padres
San Diego Stadium, San Diego, CA
Tue May 20 1975, 10:05 PM EDT
Att: 7,318 - Unknown

AB	27
R	5
H	6
RBI	5
BB	10
SO	4
LOB	19



Batter	1	2	3	4	5	6	7	8	9	AB	R	H	RBI	BB	SO	LOB	TOP			
Lou Brock, L OBP: 0.380, SLG: 0.435 (1, 7)	G1		F8		FC3-6			4-3		4	0	0	0	0	0	3				
Ted Sizemore, R OBP: 0.344, SLG: 0.365 (1, 4)	K		6-3		L6			F7		4	0	0	0	0	1	3				
Luis Melendez, R OBP: 0.300, SLG: 0.409 (1, 8)	F3				G4-6-3 1B			5-3		4	0	1	0	0	0	0				
Ted Simmons, S OBP: 0.333, SLG: 0.421 (1, 2)		4-3			G4-6-3 1B			3-1		4	0	1	0	0	0	1				
Ron Fairly, L OBP: 0.458, SLG: 0.431 (1, 9)					1B			4-3		4	0	3	0	0	0	0				
Keith Hernandez, L OBP: 0.276, SLG: 0.284 (1, 3)					1B			4-3		4	0	0	0	0	1	4				
Ken Reitz, R OBP: 0.309, SLG: 0.358 (1, 5)					K			6-3		3	0	0	0	0	1	1				
Mario Guerrero, R OBP: 0.667, SLG: 0.667 (1, 6)					SH2-4 1B			K		3	0	2	0	0	1	0				
Bob Gibson, R OBP: 0.176, SLG: 0.071 (1, 1)					SH2-4			F6		2	0	1	0	0	0	0				
Inning Stats	R: 0 E: 0 K: 1 S: 5	H: 0 LOB: 0 BB: 0 P: 5	R: 0 E: 0 K: 0 S: 4	H: 1 LOB: 1 BB: 0 P: 4	R: 0 E: 0 K: 0 S: 4	H: 1 LOB: 1 BB: 0 P: 4	R: 0 E: 0 K: 1 S: 6	H: 2 LOB: 1 BB: 0 P: 6	R: 0 E: 0 K: 1 S: 7	H: 2 LOB: 2 BB: 0 P: 7	R: 0 E: 0 K: 0 S: 4	H: 0 LOB: 0 BB: 0 P: 5	R: 0 E: 0 K: 0 S: 3	H: 0 LOB: 0 BB: 0 P: 3	R: 0 E: 0 K: 0 S: 3	H: 0 LOB: 0 BB: 0 P: 3	1B: 8 2B: 0 3B: 0 HR: 0	SF: 0 SAC: 1 DP: 2 HBP: 0	WP: 0 PB: 0 SB: 0 CS: 0	PA: 33
PITCHER Joe McIntosh, R ERA: 1.41 (1, 1)	IP: 9.0 WLS: W BF: 33 H: 8 R: 0 ER: 0 SO: 4 BB: 0 IBB: 0 HBP: 0 BLK: 0 WP: 0 HR: 0 S: 41 P: 41 ERA: 0.00 WHIP: 0.889															PITCHER				

St. Louis Cardinals @ San Diego Padres
San Diego Stadium, San Diego, CA
Wed May 21 1975, 10:05 PM EDT
Att: 13,163 - Unknown

AB	32
R	0
H	8
RBI	0
BB	0
SO	4
LOB	12



Batter	1	2	3	4	5	6	7	8	9	AB	R	H	RBI	BB	SO	LOB	BOTTOM			
Johnny Grubb, L OBP: 0.413, SLG: 0.452 (1, 8)	L4			6-3		F8		IBB		3	0	0	0	1	0	0				
Enzo Hernandez, R OBP: 0.336, SLG: 0.314 (1, 6)	F6			4-3 1B				F9		4	1	2	0	0	0	2				
Bobby Tolan, L OBP: 0.298, SLG: 0.292 (1, 7)	6-3			4-3				E1 1-3 1B		3	0	1	0	0	0	1				
Dave Winfield, R OBP: 0.374, SLG: 0.507 (1, 9)				F5				K		2	0	0	0	1	1	2				
Mike Ivie, R OBP: 0.283, SLG: 0.375 (1, 3)				L6-3 1B				1-3		3	0	0	0	0	0	2				
Fred Kendall, R OBP: 0.271, SLG: 0.281 (1, 2)				4-3				B1		3	0	0	0	0	0	1				
Tito Fuentes, S OBP: 0.283, SLG: 0.258 (1, 4)				SH5-4-2 1B				6-3		2	0	1	0	0	0	0				
Ted Kubiak, S OBP: 0.293, SLG: 0.243 (1, 5)				F9				SH1-4 BB		2	0	0	0	1	0	1				
Joe McIntosh, S OBP: 0.158, SLG: 0.063 (1, 1)				SH5-4-2				SH1-4 BB		1	0	0	0	0	0	0				
Inning Stats	R: 0 E: 0 K: 0 S: 3	H: 0 LOB: 0 BB: 0 P: 3	R: 0 E: 0 K: 0 S: 2	H: 0 LOB: 1 BB: 1 P: 6	R: 0 E: 0 K: 0 S: 3	H: 1 LOB: 0 BB: 0 P: 3	R: 0 E: 0 K: 0 S: 4	H: 1 LOB: 1 BB: 0 P: 4	R: 0 E: 0 K: 0 S: 2	H: 0 LOB: 0 BB: 0 P: 3	R: 0 E: 0 K: 0 S: 3	H: 0 LOB: 0 BB: 0 P: 3	R: 1 E: 1 K: 1 S: 7	H: 2 LOB: 1 BB: 0 P: 7	R: 0 E: 0 K: 0 S: 3	H: 0 LOB: 2 BB: 2 P: 11	1B: 4 2B: 2 3B: 0 HR: 0	SF: 0 SAC: 2 DP: 2 HBP: 1	WP: 0 PB: 0 SB: 1 CS: 1	PA: 30
PITCHER Bob Gibson, R ERA: 4.28 (1, 1)	IP: 8.0 WLS: L BF: 29 H: 4 R: 1 ER: 0 SO: 1 BB: 2 IBB: 1 HBP: 1 BLK: 0 WP: 0 HR: 0 S: 27 P: 40 ERA: 0.00 WHIP: 0.750															PITCHER				

St. Louis Cardinals @ San Diego Padres
San Diego Stadium, San Diego, CA
Wed May 21 1975, 10:05 PM EDT
Att: 13,163 - Unknown

AB	23
R	1
H	4
RBI	0
BB	3
SO	1
LOB	9



Batter	1	2	3	4	5	6	7	8	9	AB	R	H	RBI	BB	SO	LOB	TOP								
Rennie Stennett, R (1.4)	1-3	F9				F8			4-3	5	0	1	0	0	0	1	Pittsburgh Pirates @ San Diego Padres San Diego Stadium, San Diego, CA Thu May 22 1975, 10:05 PM EDT Att: 9,148 - Unknown								
Richie Hebner, L (1.5)	F8 1B 1B BB		2B 1B	F7		G3			4-3 2B	4	2	2	0	1	0	3									
Al Oliver, L (1.8)	HBP 1-2 1B		1-H 2B			HR 1B			4-3 2-3	5	1	3	1	0	0	1									
Willie Stargell, L (1.3)	F8 2-3		F6			1-H HR			4-0 BB	4	1	2	2	1	0	3									
Dave Parker, L (1.9)	FC5 1-2 3-H 1B		K			F7			0-0 BB	5	0	1	1	0	1	4									
Richie Zisk, R (1.7)	1-2 2-3 HBP		K			6-3				3	0	0	0	0	1	2									
Manny Sanguillen, R (1.2)	FC5 2-3			1B 6-3 BB		6-3			F7	3	0	0	0	1	0	3									
Mario Mendoza, R (1.6)		1-3		6-3		K FC			4-3	4	0	0	0	0	1	1									
Jim Rooker, R (1.1)		F6		F9		FC			F9	3	0	0	0	0	0	2									
Ed Kirkpatrick, L (8, PH) Dave Giusti, R (8, 1)						1-H				1	0	0	0	0	0	0									
Inning Stats	R: 1 E: 0 K: 0 S: 5	H: 2 LOB: 3 BB: 1 P: 10	R: 0 E: 0 K: 0 S: 3	H: 0 LOB: 0 BB: 0 P: 3	R: 1 E: 0 K: 2 S: 9	H: 2 LOB: 1 BB: 1 P: 9	R: 0 E: 0 K: 0 S: 4	H: 1 LOB: 2 BB: 1 P: 8	R: 2 E: 0 K: 0 S: 5	H: 2 LOB: 0 BB: 0 P: 5	R: 0 E: 1 K: 1 S: 6	H: 0 LOB: 1 BB: 0 P: 6	R: 0 E: 0 K: 0 S: 4	H: 1 LOB: 1 BB: 0 P: 4	R: 0 E: 0 K: 0 S: 3	H: 0 LOB: 0 BB: 0 P: 3	R: 0 E: 0 K: 0 S: 4	H: 1 LOB: 2 BB: 1 P: 8	1B: 5 2B: 3 3B: 0 HR: 1	SF: 0 SAC: 1 DP: 0 HBP: 1	WP: 1 PB: 0 SB: 0 CS: 0	PA: 41			
PITCHER	IP WLS BF H R ER SO BB IBB HBP BLK WP HR S P ERA WHIP	IP WLS BF H R ER SO BB IBB HBP BLK WP HR S P ERA WHIP	IP WLS BF H R ER SO BB IBB HBP BLK WP HR S P ERA WHIP	IP WLS BF H R ER SO BB IBB HBP BLK WP HR S P ERA WHIP	IP WLS BF H R ER SO BB IBB HBP BLK WP HR S P ERA WHIP	IP WLS BF H R ER SO BB IBB HBP BLK WP HR S P ERA WHIP	IP WLS BF H R ER SO BB IBB HBP BLK WP HR S P ERA WHIP	IP WLS BF H R ER SO BB IBB HBP BLK WP HR S P ERA WHIP	IP WLS BF H R ER SO BB IBB HBP BLK WP HR S P ERA WHIP	IP WLS BF H R ER SO BB IBB HBP BLK WP HR S P ERA WHIP	IP WLS BF H R ER SO BB IBB HBP BLK WP HR S P ERA WHIP	IP WLS BF H R ER SO BB IBB HBP BLK WP HR S P ERA WHIP	IP WLS BF H R ER SO BB IBB HBP BLK WP HR S P ERA WHIP	IP WLS BF H R ER SO BB IBB HBP BLK WP HR S P ERA WHIP	IP WLS BF H R ER SO BB IBB HBP BLK WP HR S P ERA WHIP	IP WLS BF H R ER SO BB IBB HBP BLK WP HR S P ERA WHIP	IP WLS BF H R ER SO BB IBB HBP BLK WP HR S P ERA WHIP	IP WLS BF H R ER SO BB IBB HBP BLK WP HR S P ERA WHIP	IP WLS BF H R ER SO BB IBB HBP BLK WP HR S P ERA WHIP	IP WLS BF H R ER SO BB IBB HBP BLK WP HR S P ERA WHIP	IP WLS BF H R ER SO BB IBB HBP BLK WP HR S P ERA WHIP	IP WLS BF H R ER SO BB IBB HBP BLK WP HR S P ERA WHIP	IP WLS BF H R ER SO BB IBB HBP BLK WP HR S P ERA WHIP	IP WLS BF H R ER SO BB IBB HBP BLK WP HR S P ERA WHIP	IP WLS BF H R ER SO BB IBB HBP BLK WP HR S P ERA WHIP

AB	37
R	4
H	9
RBI	4
BB	3
SO	3
LOB	20



Batter	1	2	3	4	5	6	7	8	9	AB	R	H	RBI	BB	SO	LOB	BOTTOM								
Johnny Grubb, L (1.8)	L8		F7			G3				4	0	1	0	0	0	1	Pittsburgh Pirates @ San Diego Padres San Diego Stadium, San Diego, CA Thu May 22 1975, 10:05 PM EDT Att: 9,148 - Unknown								
Enzo Hernandez, R (1.6) Hector Torres, R (8, 6)	K		F4			FC5-6-2 BB			FC5-6-2	3	0	0	0	1	1	2									
Bobby Tolan, L (1.7)	F7			B1-3		4-3			F7	4	0	0	0	0	0	4									
Dave Winfield, R (1.9)		6-3		HR BB		F3			F4 1B	3	1	1	0	1	0	0									
Mike Ivie, R (1.3)		K		1-H HR		FC6-4 BB			F4 1-2	3	1	1	2	1	1	1									
Randy Hundley, R (1.2)		1B BB		5-3		L7			1-3	3	0	0	0	1	0	1									
Tito Fuentes, S (1.4)		1-2 1B		F8		FC6-4 1-2			6-3	4	0	1	0	0	0	1									
Ted Kubiak, S (1.5)		K			G3 WP BB				G3	3	0	1	0	1	1	2									
Dave Freisleben, R (1.1) John Scotti, R (5, PH) Rich Folkers, L (8, 1) Fred Kendall, R (7, PH) Danny Frisella, L (8, 1) Dave Tomlin, L (9, 1) Willie McCovey, L (8, PH)			4-3		F9		FC5-4 2B		K	1	0	0	0	0	0	0									
Inning Stats	R: 0 E: 0 K: 1 S: 5	H: 0 LOB: 0 BB: 0 P: 5	R: 0 E: 0 K: 2 S: 8	H: 1 LOB: 2 BB: 1 P: 12	R: 0 E: 0 K: 0 S: 3	H: 0 LOB: 0 BB: 0 P: 3	R: 2 E: 0 K: 0 S: 4	H: 1 LOB: 0 BB: 1 P: 8	R: 0 E: 0 K: 0 S: 3	H: 0 LOB: 2 BB: 2 P: 11	R: 0 E: 0 K: 0 S: 3	H: 0 LOB: 1 BB: 1 P: 7	R: 0 E: 0 K: 0 S: 5	H: 2 LOB: 2 BB: 0 P: 5	R: 0 E: 0 K: 0 S: 3	H: 1 LOB: 0 BB: 0 P: 3		R: 0 E: 0 K: 1 S: 5	H: 0 LOB: 0 BB: 0 P: 5	1B: 3 2B: 1 3B: 0 HR: 1	SF: 0 SAC: 0 DP: 0 HBP: 0	WP: 1 PB: 0 SB: 0 CS: 0	PA: 36		
PITCHER	IP WLS BF H R ER SO BB IBB HBP BLK WP HR S P ERA WHIP	IP WLS BF H R ER SO BB IBB HBP BLK WP HR S P ERA WHIP	IP WLS BF H R ER SO BB IBB HBP BLK WP HR S P ERA WHIP	IP WLS BF H R ER SO BB IBB HBP BLK WP HR S P ERA WHIP	IP WLS BF H R ER SO BB IBB HBP BLK WP HR S P ERA WHIP	IP WLS BF H R ER SO BB IBB HBP BLK WP HR S P ERA WHIP	IP WLS BF H R ER SO BB IBB HBP BLK WP HR S P ERA WHIP	IP WLS BF H R ER SO BB IBB HBP BLK WP HR S P ERA WHIP	IP WLS BF H R ER SO BB IBB HBP BLK WP HR S P ERA WHIP	IP WLS BF H R ER SO BB IBB HBP BLK WP HR S P ERA WHIP	IP WLS BF H R ER SO BB IBB HBP BLK WP HR S P ERA WHIP	IP WLS BF H R ER SO BB IBB HBP BLK WP HR S P ERA WHIP	IP WLS BF H R ER SO BB IBB HBP BLK WP HR S P ERA WHIP	IP WLS BF H R ER SO BB IBB HBP BLK WP HR S P ERA WHIP	IP WLS BF H R ER SO BB IBB HBP BLK WP HR S P ERA WHIP	IP WLS BF H R ER SO BB IBB HBP BLK WP HR S P ERA WHIP	IP WLS BF H R ER SO BB IBB HBP BLK WP HR S P ERA WHIP	IP WLS BF H R ER SO BB IBB HBP BLK WP HR S P ERA WHIP	IP WLS BF H R ER SO BB IBB HBP BLK WP HR S P ERA WHIP	IP WLS BF H R ER SO BB IBB HBP BLK WP HR S P ERA WHIP	IP WLS BF H R ER SO BB IBB HBP BLK WP HR S P ERA WHIP	IP WLS BF H R ER SO BB IBB HBP BLK WP HR S P ERA WHIP	IP WLS BF H R ER SO BB IBB HBP BLK WP HR S P ERA WHIP	IP WLS BF H R ER SO BB IBB HBP BLK WP HR S P ERA WHIP	IP WLS BF H R ER SO BB IBB HBP BLK WP HR S P ERA WHIP

AB	31
R	2
H	5
RBI	2
BB	5
SO	4
LOB	14

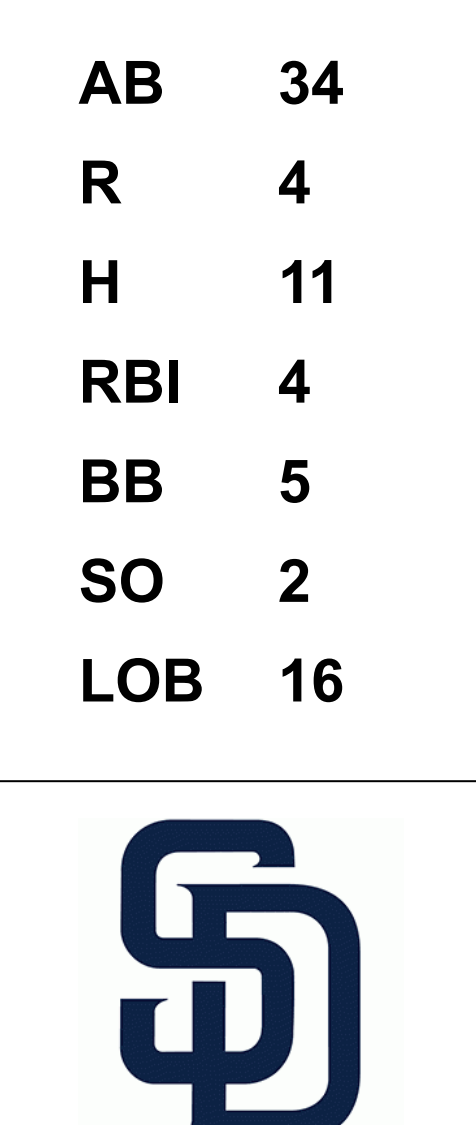


Batter	1	2	3	4	5	6	7	8	9	AB	R	H	RBI	BB	SO	LOB	TOP			
Rennie Stennett, R (1.4) OBP: 0.336, SLG: 0.368										5	0	3	1	0	0	0	Pittsburgh Pirates @ San Diego Padres San Diego Stadium, San Diego, CA Fri May 23 1975, 10:05 PM EDT Att: 14,858 - Unknown			
Richie Hebner, L (1.5) OBP: 0.338, SLG: 0.365										5	0	0	0	0	1	5				
Al Oliver, L (1.8) OBP: 0.269, SLG: 0.430										4	1	1	0	0	0	3				
Willie Stargell, L (1.3) OBP: 0.321, SLG: 0.475										4	1	1	2	0	1	0				
Dave Parker, L (1.9) OBP: 0.342, SLG: 0.513										4	0	1	0	0	1	0				
Richie Zisk, R (1.7) OBP: 0.331, SLG: 0.301										4	0	1	0	0	0	1				
Manny Sanguillen, R (1.2) OBP: 0.418, SLG: 0.462										2	0	0	0	2	0	1				
Mario Mendoza, R (5. PH) OBP: 0.190, SLG: 0.190										2	1	1	0	0	1	1				
Ed Kirkpatrick, L (5. PH) OBP: 0.275, SLG: 0.467										1	0	1	0	0	0	0				
Frank Taveras, R (5. PH) OBP: 0.207, SLG: 0.218										1	0	0	0	0	0	0				
Paul Popovich, S (5. PH) OBP: 0.231, SLG: 0.190										1	0	0	0	0	0	0				
Ken Brett, L (1.1) OBP: 0.275, SLG: 0.688										1	0	1	0	0	0	0				
Larry Conner, R (4.1) OBP: 0.276, SLG: 0.328										1	0	0	0	0	1	1				
Bob Robertson, R (5. PH) OBP: 0.276, SLG: 0.328										1	0	0	0	0	0	2				
Ramon Hernandez, S (5.1) OBP: 0.320, SLG: 0.423										0	0	0	0	0	0	0				
Bill Robinson, R (5. PH) OBP: 0.320, SLG: 0.423										1	0	0	0	0	0	0				
Dave Giusti, R (9.1) OBP: 0.320, SLG: 0.423										0	0	0	0	0	0	0				
Inning Stats	R: 0 E: 0 K: 0 S: 3	H: 1 LOB: 0 BB: 0 P: 3	R: 0 E: 0 K: 2 S: 7	H: 0 LOB: 0 BB: 0 P: 7	R: 1 E: 0 K: 0 S: 6	H: 3 LOB: 2 BB: 0 P: 6	R: 0 E: 0 K: 0 S: 3	H: 0 LOB: 0 BB: 0 P: 3	R: 0 E: 0 K: 2 S: 8	H: 1 LOB: 2 BB: 1 P: 12	R: 0 E: 0 K: 0 S: 3	H: 0 LOB: 0 BB: 0 P: 3	R: 0 E: 0 K: 0 S: 4	H: 2 LOB: 2 BB: 1 P: 8	R: 0 E: 0 K: 1 S: 5	H: 0 LOB: 0 BB: 0 P: 5	1B: 10 2B: 0 3B: 0 HR: 1	SF: 0 SAC: 0 DP: 1 HBP: 0	WP: 0 PB: 0 SB: 1 CS: 0	PA: 38
PITCHER	IP	WLS	BF	H	R	ER	SO	BB	IBB	HBP	BLK	WP	HR	S	P	ERA	WHIP			
Dan Spillner, R (1.1) ERA: 3.36	8.0		35	11	3	3	4	1	1	0	0	0	1	41	49	3.38	1.500			
Danny Frisella, R (9.1) ERA: 2.22	1.0	W	3	0	0	0	1	0	0	0	0	0	0	5	5	0.00	0.000			

AB	36
R	3
H	11
RBI	3
BB	2
SO	5
LOB	14



Batter	1	2	3	4	5	6	7	8	9	AB	R	H	RBI	BB	SO	LOB	BOTTOM			
Johnny Grubb, L (1.8) OBP: 0.415, SLG: 0.461										4	0	2	0	1	0	0	Pittsburgh Pirates @ San Diego Padres San Diego Stadium, San Diego, CA Fri May 23 1975, 10:05 PM EDT Att: 14,858 - Unknown			
Enzo Hernandez, R (1.6) OBP: 0.333, SLG: 0.299										2	0	0	0	1	0	0				
Bobby Tolan, L (1.7) OBP: 0.286, SLG: 0.273										4	0	0	1	0	0	2				
Dave Winfield, R (1.9) OBP: 0.366, SLG: 0.486										5	1	0	0	0	0	5				
Mike Ivie, R (1.3) OBP: 0.301, SLG: 0.406										5	1	3	0	0	0	0				
Fred Kendall, R (1.2) OBP: 0.284, SLG: 0.305										5	0	3	1	0	1	2				
Tito Fuentes, S (1.4) OBP: 0.277, SLG: 0.290										3	1	2	2	1	0	1				
Ted Kubiak, S (1.5) OBP: 0.306, SLG: 0.233										3	0	0	0	1	0	4				
Dan Spillner, R (1.1) OBP: 0.167, SLG: 0.176										2	1	1	0	1	1	2				
Randy Hundley, R (8. PH) OBP: 0.253, SLG: 0.271										1	0	0	0	0	0	0				
Danny Frisella, L (9.1) OBP: 0.253, SLG: 0.271										0	0	0	0	0	0	0				
Inning Stats	R: 0 E: 0 K: 0 S: 4	H: 1 LOB: 1 BB: 0 P: 4	R: 0 E: 0 K: 0 S: 4	H: 2 LOB: 2 BB: 1 P: 8	R: 0 E: 0 K: 0 S: 3	H: 0 LOB: 1 BB: 1 P: 7	R: 3 E: 0 K: 1 S: 9	H: 4 LOB: 3 BB: 1 P: 14	R: 0 E: 0 K: 0 S: 3	H: 0 LOB: 0 BB: 0 P: 3	R: 0 E: 0 K: 0 S: 4	H: 1 LOB: 2 BB: 1 P: 8	R: 0 E: 0 K: 0 S: 3	H: 0 LOB: 0 BB: 0 P: 3	R: 1 E: 1 K: 0 S: 4	H: 2 LOB: 2 BB: 0 P: 4	1B: 8 2B: 2 3B: 0 HR: 1	SF: 0 SAC: 2 DP: 0 HBP: 1	WP: 1 PB: 0 SB: 2 CS: 0	PA: 43
PITCHER	IP	WLS	BF	H	R	ER	SO	BB	IBB	HBP	BLK	WP	HR	S	P	ERA	WHIP			
Ken Brett, L (1.1) ERA: 3.15	3.2		21	7	3	3	1	0	1	0	0	1	0	7	11	0.00	0.750			
Larry Demery, R (4.1) ERA: 1.45	1.1		6	1	0	0	1	0	1	0	0	0	0	10	14	0.00	0.333			
Ramon Hernandez, L (6.1) ERA: 4.22	3.0		11	1	0	0	0	0	1	0	0	0	0	4	4	0.00	6.000			
Dave Giusti, R (9.1) ERA: 0.78	0.1	L	4	2	1	0	0	0	0	0	0	0	0	4	4	0.00	6.000			



Batter	1	2	3	4	5	6	7	8	9	10	11	AB	R	H	RBI	BB	SO	LOB	TOP					
Frank Taveras, R OBP: 0.216, SLG: 0.217	4-3 S PB BB	6-3		F3			K		6-3		E S 1B	5	1	1	0	1	1	3						
Rennie Stennett, R OBP: 0.327, SLG: 0.378	4-3			CS 2B		6-3	1-H SF8 3B		5-3		K	6	1	2	1	0	1	2						
Willie Stargell, L OBP: 0.395, SLG: 0.450 Larry Demery, R (11, 1)	K			F7		K	SF8			3-1	F5	5	0	0	1	0	2	2						
Dave Parker, L OBP: 0.352, SLG: 0.513	3B 1B			BB		4-3	3-H 4-3			L6		4	1	1	0	1	0	0						
Al Oliver, L OBP: 0.273, SLG: 0.433	1-H E 3B			K		K		HBP 1B		1B BB		4	1	2	1	1	2	2						
Manny Sanguillen, R OBP: 0.429, SLG: 0.456	E4			S S 1B		F8		G5-4-3 HBP		1-2 1B		4	0	2	0	0	0	0						
Richie Zisk, R OBP: 0.320, SLG: 0.285	F8			K				K		K		4	0	0	0	1	3	6						
Art Howe, R OBP: 0.231, SLG: 0.171				F4		F7		G5-4-3			1-3	4	0	0	0	1	0	3						
Bob Moose, R OBP: 0.143, SLG: 0.143 Dave Giusti, R (9, 1) Ramon Hernandez, S (9, 1) Ed Kirkpatrick, L OBP: 0.304, SLG: 0.368 (11, PH) (11, 3)	K			K		K		3B 1B		6-3		1	1	1	0	0	0	0						
Inning Stats	R: 3 E: 1 K: 1 S: 8	H: 2 LOB: 1 BB: 1 P: 12	R: 0 E: 0 K: 1 S: 5	H: 0 LOB: 0 BB: 0 P: 5	R: 0 E: 0 K: 1 S: 5	H: 1 LOB: 2 BB: 1 P: 9	R: 0 E: 0 K: 2 S: 8	H: 1 LOB: 2 BB: 1 P: 12	R: 0 E: 0 K: 1 S: 5	H: 0 LOB: 0 BB: 1 P: 9	R: 2 E: 0 K: 1 S: 7	H: 2 LOB: 0 BB: 0 P: 7	R: 0 E: 0 K: 1 S: 5	H: 1 LOB: 1 BB: 0 P: 6	R: 0 E: 0 K: 0 S: 3	H: 0 LOB: 0 BB: 0 P: 3	R: 0 E: 0 K: 1 S: 6	H: 1 LOB: 2 BB: 1 P: 10	R: 1 E: 0 K: 1 S: 7	H: 2 LOB: 1 BB: 0 P: 7	1B: 6 2B: 2 3B: 2 HR: 1	SF: 1 SAC: 0 DP: 2 HBP: 1	WP: 0 PB: 1 SB: 4 CS: 1	PA: 48
PITCHER	IP WLS BF H R ER SO BB IBB HBP BLK WP HR S P ERA WHIP	IP WLS BF H R ER SO BB IBB HBP BLK WP HR S P ERA WHIP																						
Alan Foster, R ERA: 2.67	(1, 1)	2.1	13	3	2	2	6	2	0	0	0	0	0	0	28	36	3.86	1.071						
Rich Folkers, L ERA: 5.48	(3, 1)	4.2	18	3	2	2	6	2	0	0	0	0	0	0	8	9	0.00	0.500						
Bill Grief, R ERA: 5.54	(8, 1)	2.0	7	1	0	0	1	0	0	1	0	0	0	0	3	7	0.00	3.000						
Dave Tomlin, L ERA: 2.2	(10, 1)	0.2	4	1	0	0	0	1	0	0	0	0	0	0	3	7	0.00	3.000						
Danny Frisella, R ERA: 2.45	(10, 1)	1.1	L 6	2	1	1	2	0	0	0	0	0	0	1	10	10	6.75	1.500						

Pittsburgh Pirates @ San Diego Padres
San Diego Stadium, San Diego, CA
Sun May 25 1975, 6:33 AM EDT
Att: 28,778 - Unknown

livebaseballscores.com

AB 41
R 6
H 10
RBI 4
BB 5
SO 11
LOB 20



Batter	1	2	3	4	5	6	7	8	9	10	11	AB	R	H	RBI	BB	SO	LOB	BOTTOM					
Johnny Grubb, L OBP: 0.411, SLG: 0.460	1B	FC4-6 2-H			G1-6-3 1-2			4-3	K			5	0	1	0	0	1	4						
Enzo Hernandez, R OBP: 0.321, SLG: 0.281	K	F4			F7			BB	F7			4	0	0	0	1	1	4						
Bobby Tolan, L OBP: 0.268, SLG: 0.254	F7				K			F8				5	0	0	0	0	1	2						
Dave Winfield, R OBP: 0.359, SLG: 0.490	K				K			4-3				5	0	0	0	0	3	2						
Mike Ivie, R OBP: 0.299, SLG: 0.393		F5			5-3			6-3				4	1	0	0	1	0	0						
Fred Kendall, R OBP: 0.294, SLG: 0.307 John Scott, R (9, PR)		1B 1B 1B			K				K			4	1	2	0	0	2	0						
Jerry Moses, R OBP: 0.500, SLG: 1.000		1B 1B 1B			K				SH5-4 1B			0	1	0	0	0	0	0						
Tito Fuentes, S OBP: 0.277, SLG: 0.290		1B 1B 1B			5-3			4-3				4	1	1	0	0	0	0						
Ted Kubiak, S OBP: 0.351, SLG: 0.280		1B E 1B			4-3				BB 1B			4	1	3	2	1	0	0						
Alan Foster, R ERA: 4.44 Dave Giusti, R (9, 1) Ramon Hernandez, L ERA: 1.16 Larry Demery, R ERA: 1.31	(1, 1)	8.0	32	7	4	3	7	2	0	0	0	0	0	0	44	52	3.38	1.125						
Dave Giusti, R ERA: 1.16	(9, 1)	0.1	3	2	1	1	0	0	0	0	0	0	0	3	3	27.00	6.000							
Ramon Hernandez, L ERA: 3.65	(9, 1)	1.2	W 6	0	0	0	1	1	0	0	0	0	0	7	11	0.00	0.600							
Larry Demery, R ERA: 1.31	(11, 1)	1.0	S 4	0	0	0	0	1	0	0	0	0	0	3	7	0.00	1.000							
PITCHER	IP WLS BF H R ER SO BB IBB HBP BLK WP HR S P ERA WHIP	IP WLS BF H R ER SO BB IBB HBP BLK WP HR S P ERA WHIP																						
Bob Moose, R ERA: 4.44	(1, 1)	8.0	32	7	4	3	7	2	0	0	0	0	0	0	44	52	3.38	1.125						
Dave Giusti, R ERA: 1.16	(9, 1)	0.1	3	2	1	1	0	0	0	0	0	0	0	3	3	27.00	6.000							
Ramon Hernandez, L ERA: 3.65	(9, 1)	1.2	W 6	0	0	0	1	1	0	0	0	0	0	7	11	0.00	0.600							
Larry Demery, R ERA: 1.31	(11, 1)	1.0	S 4	0	0	0	0	1	0	0	0	0	0	3	7	0.00	1.000							
Inning Stats	R: 0 E: 0 K: 2 S: 8	H: 1 LOB: 1 BB: 0 P: 8	R: 3 E: 1 K: 0 S: 7	H: 4 LOB: 1 BB: 7 P: 7	R: 0 E: 0 K: 2 S: 7	H: 0 LOB: 0 BB: 7 P: 7	R: 0 E: 0 K: 1 S: 5	H: 0 LOB: 0 BB: 0 P: 5	R: 0 E: 0 K: 0 S: 3	H: 0 LOB: 0 BB: 0 P: 3	R: 0 E: 0 K: 1 S: 6	H: 1 LOB: 1 BB: 1 P: 6	R: 0 E: 0 K: 1 S: 5	H: 0 LOB: 1 BB: 1 P: 9	R: 2 E: 0 K: 1 S: 7	H: 2 LOB: 2 BB: 2 P: 15	R: 0 E: 0 K: 0 S: 3	H: 0 LOB: 0 BB: 1 P: 3	R: 0 E: 0 K: 0 S: 3	H: 0 LOB: 1 BB: 1 P: 7	1B: 9 2B: 0 3B: 0 HR: 0	SF: 0 SAC: 1 DP: 1 HBP: 0	WP: 0 PB: 0 SB: 0 CS: 0	PA: 45

Pittsburgh Pirates @ San Diego Padres
San Diego Stadium, San Diego, CA
Sun May 25 1975, 6:33 AM EDT
Att: 28,778 - Unknown

livebaseballscores.com

AB 40
R 5
H 9
RBI 4
BB 4
SO 8
LOB 14



Batter	1	2	3	4	5	6	7	8	9	AB	R	H	RBI	BB	SO	LOB	TOP
Johnny Grubb, L OBP: 0.407, SLG: 0.447 (1, 8)	F2		F8		F5			F8		4	0	0	0	0	0	0	San Diego Padres @ St. Louis Cardinals Busch Stadium, St. Louis, MO Tue May 27 1975, 7:05 PM CDT Att: 10,060 - Unknown
Enzo Hernandez, R OBP: 0.331, SLG: 0.292 (1, 6)	5-3		G5-3 1B BB			F8 6-3 2B		F7		3	1	1	0	1	0	0	
Bobby Tolan, L OBP: 0.280, SLG: 0.268 (1, 7)	F4					F8				4	0	2	0	0	0	1	
Dave Winfield, R OBP: 0.363, SLG: 0.485 (1, 9)		BB CI FC1-2 1B	G5-3 2-3			6-3		K		4	0	1	1	0	1	3	
Willie McCovey, L OBP: 0.327, SLG: 0.388 (1, 3)	F9				F7	3-H 4-0 FC5-4 BB		6-3		3	0	0	0	1	0	1	
Randy Hundley, R OBP: 0.283, SLG: 0.260 John Scott, R (9, PR)	CI FC1-2 BB 1-2				K	FC5-4 1-2		FC3-6 BB		2	0	0	0	1	1	1	
Tito Fuentes, S OBP: 0.293, SLG: 0.308 (1, 4)		BB BB FC1-2 BB 1-2 2-3			6-3			FC3-6 BB 1-2		3	0	1	0	1	0	1	
Ted Kubiak, S OBP: 0.333, SLG: 0.259 (1, 5)	FC1-2 FC6-4 1-2 2-3 3-H				F8			F9		4	0	0	0	0	0	5	
Dave Freisleben, R OBP: 0.096, SLG: 0.056 Dave Tomlin, L OBP: 0.286, SLG: 0.200 Bill Greif, R OBP: 0.333, SLG: 0.687 Rich Folkers, L OBP: 0.333, SLG: 0.687 Jerry Moses, R OBP: 0.143, SLG: 0.143 Alan Foster, R OBP: 0.143, SLG: 0.143 (1, 1) (6, 1) (6, 1) (7, PR) (7, 1)	FC6-4 1-2				K			G1-4-3 1B 1-2		2	0	0	0	0	1	3	
Inning Stats	R: 0 E: 0 K: 0 S: 3	H: 0 LOB: 0 BB: 0 P: 3	R: 0 E: 1 K: 0 S: 5	H: 1 LOB: 3 BB: 1 P: 9	R: 0 E: 0 K: 1 S: 3	H: 1 LOB: 1 BB: 1 P: 7	R: 0 E: 0 K: 1 S: 5	H: 0 LOB: 0 BB: 0 P: 5	R: 0 E: 0 K: 1 S: 4	H: 1 LOB: 1 BB: 1 P: 8	R: 0 E: 0 K: 0 S: 3	H: 1 LOB: 0 BB: 0 P: 3	R: 0 E: 0 K: 1 S: 6	H: 0 LOB: 2 BB: 1 P: 7	1B: 4 2B: 1 3B: 0 HR: 0	SF: 0 SAC: 0 DP: 2 HBP: 0	
PITCHER Bob Forsch, R ERA: 3.01 (1, 1)	IP: 9.0 WLS: W BF: 35 H: 5 R: 1 ER: 1 SO: 3 BB: 4 IBB: 0 HBP: 0 BLK: 0 WP: 0 HR: 0 S: 37 P: 53 ERA: 1.00 WHIP: 1.000																

Batter	1	2	3	4	5	6	7	8	9	AB	R	H	RBI	BB	SO	LOB	BOTTOM		
Lou Brock, L OBP: 0.404, SLG: 0.500 (1, 7)	G3 S 1B					K		1B 2B		5	2	4	2	0	1	2	San Diego Padres @ St. Louis Cardinals Busch Stadium, St. Louis, MO Tue May 27 1975, 7:05 PM CDT Att: 10,060 - Unknown		
Ted Sizemore, R OBP: 0.339, SLG: 0.335 (1, 4)	G3 1-2 BB		F2		F4	1B BB		5-3		3	0	0	0	2	0	1			
Reggie Smith, S OBP: 0.398, SLG: 0.625 (1, 9)	F3		1B BB		E3	1-3 2-H 3-H 1B		1B IBB		3	0	1	2	2	0	2			
Ted Simmons, S OBP: 0.345, SLG: 0.406 Ken Rudolph, R OBP: 0.154, SLG: 0.154 (8, 2)	G3 1-2 2-3		FC6-4 1B		F4	1-2 IBB		1B		3	0	1	0	1	0	3			
Keith Hernandez, L OBP: 0.299, SLG: 0.339 (1, 3)	4-3		FC6-4 1-2			SH4 1B 2B F7		F8		5	1	1	0	0	0	9			
Luis Melendez, R OBP: 0.281, SLG: 0.375 (1, 8)		F9			F8	SH5-4 2-3 G3				3	0	0	0	0	0	0			
Ken Reitz, R OBP: 0.313, SLG: 0.351 (1, 5)		F4			F8	1B BB 6-3				3	1	0	0	1	0	0			
Mario Guerrero, R OBP: 0.375, SLG: 0.391 (1, 6)		F9			5-3	1B BB 1B F9				4	1	1	1	0	0	0			
Bob Forsch, R OBP: 0.385, SLG: 0.542 (1, 1)					K	3B 1B 1-3 2-H 1B 1B		F7		4	2	2	1	0	1	0			
Inning Stats	R: 0 E: 0 K: 0 S: 4	H: 1 LOB: 2 BB: 1 P: 8	R: 0 E: 0 K: 0 S: 3	H: 0 LOB: 0 BB: 0 P: 3	R: 1 E: 0 K: 1 S: 7	H: 2 LOB: 1 BB: 1 P: 11	R: 0 E: 0 K: 0 S: 3	H: 0 LOB: 0 BB: 0 P: 3	R: 1 E: 1 K: 0 S: 5	H: 2 LOB: 1 BB: 0 P: 5	R: 4 E: 0 K: 1 S: 9	H: 4 LOB: 3 BB: 3 P: 21	R: 0 E: 0 K: 0 S: 3	H: 0 LOB: 0 BB: 0 P: 3	R: 1 E: 0 K: 0 S: 5	H: 2 LOB: 2 BB: 1 P: 9		1B: 7 2B: 2 3B: 1 HR: 1	SF: 0 SAC: 1 DP: 0 HBP: 0
PITCHER Dave Freisleben, R ERA: 4.11 (1, 1) Dave Tomlin, L ERA: 2.45 (6, 1) Bill Greif, R ERA: 3.32 (6, 1) Rich Folkers, L ERA: 5.4 (6, 1) Alan Foster, R ERA: 2.78 (7, 1)	IP: 5.1 WLS: L BF: 26 H: 7 R: 5 ER: 5 SO: 1 BB: 3 IBB: 0 HBP: 0 BLK: 0 WP: 0 HR: 1 S: 25 P: 37 ERA: 8.44 WHIP: 1.875																		



Batter	1	2	3	4	5	6	7	8	9	10	AB	R	H	RBI	BB	SO	LOB	TOP						
Johnny Grubb, L OBP: 0.397, SLG: 0.434	F6		F7		F8	G3		K			5	0	0	0	0	1	0							
Enzo Hernandez, R OBP: 0.333, SLG: 0.285	1B BB		6-3		2B 1B BB		F9		F7		3	1	0	0	2	0	0							
Bobby Tolan, L OBP: 0.290, SLG: 0.287	FC6-4 1B		FC6-4 1B		1B 2B		4-3		F9		5	1	3	0	0	0	0							
Dave Winfield, R OBP: 0.364, SLG: 0.482	L8		FC6-4 1-2F		2B 1B		1B		K		5	1	2	2	0	1	3							
Mike Ivie, R OBP: 0.313, SLG: 0.418	FC6-4 1-2F				2B 1B 2H 3+H		1B				5	1	3	1	0	0	2							
Fred Kendall, R OBP: 0.276, SLG: 0.287			K		F2		K		F8		5	0	0	0	0	2	3							
Tito Fuentes, S OBP: 0.298, SLG: 0.311			K		FC3-6 1B		1-3				5	1	2	0	0	1	1							
Ted Kubiak, S OBP: 0.329, SLG: 0.258			1B		FC3-6 1-2F		F8		K		4	0	1	0	0	1	2							
Dan Rattiner, R Rich Folsom, L Steve Scalet, R Alan Foster, R Jerry Mays, R Denny Frisella, R Wade Tomlin, L Bill Greif, R	6-3				L4		F7		SF7		1	0	0	0	0	0	0							
Inning Stats	R: 0 E: 0 K: 0 S: 4	H: 1 LOB: 2 BB: 1 P: 8	R: 0 E: 0 K: 2 S: 8	H: 1 LOB: 1 BB: 0 P: 8	R: 0 E: 0 K: 0 S: 4	H: 1 LOB: 1 BB: 0 P: 4	R: 1 E: 0 K: 0 S: 5	H: 2 LOB: 1 BB: 0 P: 3	R: 3 E: 0 K: 1 S: 8	H: 3 LOB: 1 BB: 1 P: 12	R: 0 E: 0 K: 0 S: 3	H: 0 LOB: 0 BB: 0 P: 3	R: 0 E: 0 K: 0 S: 5	H: 2 LOB: 2 BB: 0 P: 5	R: 1 E: 1 K: 2 S: 8	H: 1 LOB: 0 BB: 0 P: 8	R: 0 E: 0 K: 1 S: 5	H: 0 LOB: 0 BB: 0 P: 5	R: 0 E: 0 K: 0 S: 3	H: 0 LOB: 0 BB: 0 P: 3	1B: 8 2B: 3 3B: 0 HR: 0	SF: 1 SAC: 0 DP: 0 HBP: 0	WP: 1 PB: 0 SB: 0 CS: 0	PA: 43
PITCHER	IP	WLS	BF	H	R	ER	SO	BB	IBB	HBP	BLK	WP	HR	S	P	ERA	WHIP							
Lynn McGlothen, R ERA: 4.77	7.0		33	10	4	4	3	2	0	0	0	1	0	37	45	5.14	1.714							
Al Hrabosky, L ERA: 2.3	2.0	7	1	1	0	3	0	0	0	0	0	0	0	13	13	0.00	0.500							
Mike Garman, R ERA: 1.96	1.0	W	3	0	0	0	0	0	0	0	0	0	0	3	3	0.00	0.000							

San Diego Padres @ St. Louis Cardinals
 Busch Stadium, St. Louis, MO
 Wed May 28 1975, 3:33 AM CDT
 Att. 11,690 - Unknown

AB 40
 R 5
 H 11
 RBI 4
 BB 2
 SO 6
 LOB 13



Batter	1	2	3	4	5	6	7	8	9	10	AB	R	H	RBI	BB	SO	LOB	BOTTOM						
Lou Brock, L OBP: 0.404, SLG: 0.503	K		1B 2B	1-3			F8			SH5-4 1B 2B	5	2	2	0	0	1	0							
Ted Sizemore, R OBP: 0.337, SLG: 0.333	K		2B 1B	F7			5-3			SH5-4 2-3	4	1	1	0	0	1	0							
Reggie Smith, S OBP: 0.417, SLG: 0.685	HR		1B SF8 2B		F9			1-4 2B		1B IBB IBB	4	2	3	2	1	0	0							
Ted Simmons, S OBP: 0.353, SLG: 0.408	1B		1B SF8 BLK 1B	3-1			1-4			1B IBB	4	1	2	1	1	0	1							
Keith Hernandez, L OBP: 0.292, SLG: 0.333	F7		SF8		F5		G3			F9	2	0	0	1	0	0	1							
Don Hahn, R OBP: 0.167, SLG: 0.091											0	0	0	0	0	0	0							
Jim Dwyer, L OBP: 0.259, SLG: 0.167											1	0	0	0	0	0	1							
Danny Cater, R OBP: 0.258, SLG: 0.300											1	0	0	0	0	0	3							
Luis Melendez, R OBP: 0.276, SLG: 0.387		G4-3 1B	S BLK 1B			6-3		F2			5	0	3	1	0	0	1							
Ken Reitz, R OBP: 0.311, SLG: 0.348		G4-3 1B	K			F9				F7	4	0	1	0	0	1	1							
Mario Guerrero, R OBP: 0.321, SLG: 0.333		G4-3	F7			4-3				L3	4	0	0	0	0	0	3							
Lynn McGlothen, L ERA: 3.84		F7			1-3					F6	2	0	0	0	0	0	1							
Ron Fairly, L OBP: 0.425, SLG: 0.385											1	0	0	0	0	0	0							
Al Hrabosky, R OBP: 0.500, SLG: 0.333											0	0	0	0	0	0	0							
Ed Brinkman, R OBP: 0.306, SLG: 0.333											1	0	0	0	0	0	0							
Mike Garman, R ERA: 2.41											0	0	0	0	0	0	0							
Inning Stats	R: 1 E: 0 K: 2 S: 9	H: 2 LOB: 1 BB: 0 P: 9	R: 0 E: 0 K: 0 S: 4	H: 2 LOB: 1 BB: 0 P: 4	R: 4 E: 0 K: 1 S: 10	H: 5 LOB: 1 BB: 0 P: 10	R: 0 E: 0 K: 0 S: 3	H: 0 LOB: 0 BB: 0 P: 3	R: 0 E: 0 K: 0 S: 3	H: 0 LOB: 0 BB: 0 P: 3	R: 0 E: 0 K: 0 S: 3	H: 0 LOB: 0 BB: 0 P: 3	R: 0 E: 0 K: 0 S: 4	H: 0 LOB: 0 BB: 0 P: 3	R: 0 E: 0 K: 0 S: 3	H: 0 LOB: 0 BB: 0 P: 3	R: 1 E: 0 K: 0 S: 4	H: 2 LOB: 3 BB: 2 P: 12	1B: 8 2B: 3 3B: 0 HR: 1	SF: 1 SAC: 1 DP: 1 HBP: 0	WP: 0 PB: 0 SB: 1 CS: 0	PA: 42		
PITCHER	IP	WLS	BF	H	R	ER	SO	BB	IBB	HBP	BLK	WP	HR	S	P	ERA	WHIP							
Dan Spillner, R ERA: 3.84	2.0		12	7	4	4	2	0	0	0	0	0	0	7	7	9.00	2.000							
Rich Folkers, L ERA: 5.95	1.0	5	2	1	1	1	0	0	0	0	0	0	0	6	6	0.00	0.000							
Alan Foster, R ERA: 2.62	2.0	6	0	0	0	0	0	0	0	0	0	0	0	6	6	0.00	0.000							
Danny Frisella, R ERA: 2.2	2.0	6	0	0	0	0	0	0	0	0	0	0	0	6	6	0.00	0.000							
Dave Tomlin, L ERA: 2.41	0.1	2	1	0	0	0	0	0	0	0	0	0	0	2	2	0.00	3.000							
PITCHER	IP	WLS	BF	H	R	ER	SO	BB	IBB	HBP	BLK	WP	HR	S	P	ERA	WHIP							
Bill Greif, R ERA: 3.38	0.1	2.1	L	11	2	1	1	0	0	0	0	0	0	9	17	3.86	0.857							

San Diego Padres @ St. Louis Cardinals
 Busch Stadium, St. Louis, MO
 Wed May 28 1975, 3:33 AM CDT
 Att. 11,690 - Unknown

AB 38
 R 6
 H 12
 RBI 5
 BB 2
 SO 3
 LOB 12



Batter	1	2	3	4	5	6	7	8	9	AB	R	H	RBI	BB	SO	LOB	TOP								
Johnny Grubb, L (1, 8) OBP: 0.397, SLG: 0.433	5-3			K		K		1B		5	1	2	0	0	2	0	San Diego Padres @ New York Mets Shea Stadium, Flushing, NY Fri May 30 1975, 7:05 PM EDT Att: 12,208 - Unknown								
Enzo Hernandez, R (1, 6) OBP: 0.345, SLG: 0.299	5-3			4-3		F9		1B		4	1	3	0	0	0										
Bobby Tolan, L (1, 7) OBP: 0.288, SLG: 0.284	B2-3			4-3		F9		2B		5	1	1	1	0	1	4									
Dave Winfield, R (1, 9) OBP: 0.360, SLG: 0.480		F4		4-3		1-3		HR		5	1	1	1	0	0	4									
Mike Ivie, R (1, 3) OBP: 0.325, SLG: 0.420		K				1B		HR		2	1	1	0	2	1	0									
Fred Kendall, R (1, 2) OBP: 0.277, SLG: 0.288						BB		HR																	
Willie McCovey, L (8, PH) OBP: 0.330, SLG: 0.424	5-3					1B		HR		3	0	1	0	0	0	1									
Danny Frisella, L (8, 1)						1B		HR		1	1	1	4	0	0	0									
Tito Fuentes, S (1, 4) OBP: 0.295, SLG: 0.310				4-3		1B		L6		4	0	1	0	0	0	1									
Ted Kubiak, S (1, 5) OBP: 0.311, SLG: 0.242				6-3		L6-4		F5		4	0	0	0	0	0	4									
Randy Jones, R (1, 1) OBP: 0.154, SLG: 0.120						2-3		F8																	
Dick Sharon, R (8, PH) OBP: 0.207, SLG: 0.115																									
Randy Hundley, R (8, 2) OBP: 0.250, SLG: 0.256				F9		5-3		K		2	0	0	0	0	0	2									
Inning Stats	R: 0 E: 0 K: 0 S: 3	H: 0 LOB: 0 BB: 0 P: 3	R: 0 E: 0 K: 1 S: 5	H: 0 LOB: 0 BB: 0 P: 5	R: 0 E: 0 K: 0 S: 3	H: 0 LOB: 0 BB: 0 P: 3	R: 0 E: 0 K: 1 S: 6	H: 1 LOB: 1 BB: 0 P: 6	R: 0 E: 0 K: 0 S: 4	H: 2 LOB: 2 BB: 1 P: 8	R: 0 E: 0 K: 1 S: 6	H: 1 LOB: 1 BB: 0 P: 6	R: 0 E: 0 K: 0 S: 4	H: 1 LOB: 1 BB: 0 P: 4	R: 6 E: 0 K: 1 S: 10	H: 5 LOB: 0 BB: 1 P: 14	R: 0 E: 1 K: 1 S: 7	H: 1 LOB: 2 BB: 0 P: 7	1B: 9 2B: 2 3B: 0 HR: 1	SF: 0 SAC: 1 DP: 1 HBP: 0	WP: 0 PB: 0 SB: 1 CS: 0	PA: 40			
PITCHER	IP	WLS	BF	H	R	ER	SO	BB	IBB	HBP	BLK	WP	HR	S	P	ERA	WHIP								
Jerry Koosman, L (1, 1) ERA: 4.68	7.1	L	32	9	5	5	4	1	1	0	0	0	0	38	46	6.14	1.364								
Bob Apodaca, R (8, 1) ERA: 1.25	0.2		3	1	1	1	0	0	0	0	0	0	1	3	3	13.50	1.500								
Tom Hall, L (9, 1) ERA: 3.07	1.0		5	1	0	0	1	0	0	0	0	0	0	7	7	0.00	1.000								

AB	37
R	6
H	11
RBI	6
BB	2
SO	5
LOB	16



Batter	1	2	3	4	5	6	7	8	9	AB	R	H	RBI	BB	SO	LOB	BOTTOM								
Del Unser, L (1, 8) OBP: 0.366, SLG: 0.464	HR		F6		G3-6			4-3		4	1	1	1	0	0	2	San Diego Padres @ New York Mets Shea Stadium, Flushing, NY Fri May 30 1975, 7:05 PM EDT Att: 12,208 - Unknown								
Felix Milan, R (1, 4) OBP: 0.298, SLG: 0.357	CS		6-3				5-3			4	0	1	0	0	0	0									
Jesus Alou, R (1, 7) OBP: 0.321, SLG: 0.321																									
Bob Gallagher, L (8, 7) OBP: 0.286, SLG: 0.333	1-2				1B		6-3			3	1	1	0	0	0	1									
Joe Torre, R (1, 5) OBP: 0.313, SLG: 0.343					1B		6-3			1	0	0	0	0	0	0									
Rusty Staub, L (1, 9) OBP: 0.417, SLG: 0.504					G4-6-3					4	0	2	0	0	0	0									
Dave Kingman, R (1, 3) OBP: 0.257, SLG: 0.415					1B		4-3			4	0	0	0	0	0	2									
Jerry Grote, R (1, 2) OBP: 0.296, SLG: 0.330					L5					3	0	0	0	0	1	0									
Mike Phillips, L (1, 6) OBP: 0.326, SLG: 0.304										3	0	0	0	0	0	2									
Jerry Koosman, R (1, 1) OBP: 0.269, SLG: 0.240										1	0	0	0	1	0	0									
Bob Apodaca, R (8, 1)										0	0	0	0	0	0	0									
Ed Kranepool, L (8, PH) OBP: 0.400, SLG: 0.536										1	0	0	0	0	0	0									
Tom Hall, L (9, 1)										0	0	0	0	0	0	0									
Inning Stats	R: 1 E: 0 K: 0 S: 4	H: 2 LOB: 0 BB: 0 P: 4	R: 0 E: 0 K: 1 S: 6	H: 1 LOB: 0 BB: 0 P: 6	R: 0 E: 0 K: 0 S: 3	H: 0 LOB: 0 BB: 0 P: 3	R: 1 E: 0 K: 0 S: 4	H: 2 LOB: 0 BB: 0 P: 4	R: 0 E: 0 K: 0 S: 3	H: 1 LOB: 1 BB: 1 P: 7	R: 0 E: 0 K: 0 S: 3	H: 0 LOB: 0 BB: 0 P: 3	R: 0 E: 0 K: 0 S: 3	H: 0 LOB: 0 BB: 0 P: 3	R: 0 E: 0 K: 0 S: 3	H: 0 LOB: 0 BB: 0 P: 3	R: 0 E: 0 K: 0 S: 4	H: 1 LOB: 1 BB: 0 P: 4	1B: 5 2B: 1 3B: 0 HR: 1	SF: 0 SAC: 0 DP: 2 HBP: 0	WP: 0 PB: 0 SB: 0 CS: 1	PA: 32			
PITCHER	IP	WLS	BF	H	R	ER	SO	BB	IBB	HBP	BLK	WP	HR	S	P	ERA	WHIP								
Randy Jones, L (1, 1) ERA: 1.67	7.0	W	25	6	2	2	1	1	0	0	0	0	0	26	30	2.57	1.000								
Danny Frisella, R (8, 1) ERA: 2.05	2.0		7	1	0	0	0	0	0	0	0	0	0	7	7	0.00	0.500								



Batter	1	2	3	4	5	6	7	8	9	AB	R	H	RBI	BB	SO	LOB	TOP										
Johnny Grubb, L OBP: 0.410, SLG: 0.459 (1, 8)	4-0 SH1-4 WP BB BB		0-0 F7			0-0 CS 1B		0-0 6-3		3	1	1	0	1	0	0											
Enzo Hernandez, R OBP: 0.335, SLG: 0.286 (1, 6)	4-0 SH1-4 E BB BB		0-0 5-3			0-3 K		0-0 F7		3	1	0	0	1	1	1											
Bobby Tolan, L OBP: 0.299, SLG: 0.292 (1, 7)	0-0 SH1-4 1-2 2-3 BB			0-3 K		0-3 K		0-0 2B		3	1	1	0	0	2	1											
Dave Winfield, R OBP: 0.361, SLG: 0.484 (1, 9)	4-0 CS WP BB BB			0-0 6-3				0-0 1B 2B		3	1	2	1	1	0	0											
Mike Ivie, R OBP: 0.321, SLG: 0.411 (1, 3)	0-0 5-3 1-3 2-H 3-H			0-3 K				0-0 2B CS 1B		4	0	1	1	0	1	2											
Tito Fuentes, S OBP: 0.287, SLG: 0.301 (1, 4)		0-3 K						0-0 4-3 1-2 1B		4	0	1	0	0	2	0											
Randy Hundley, R OBP: 0.239, SLG: 0.244 (1, 2)		0-3 K						0-0 4-3 1-2 1B		4	0	0	0	0	1	1											
Ted Kubiak, S OBP: 0.309, SLG: 0.236 (1, 5)		0-0 G3						4-0 FC5-4 1B IBB		3	0	1	0	1	0	0											
Alan Foster, R OBP: 0.100, SLG: 0.100 (1, 1)			0-3 K					0-0 L9		3	0	0	0	0	1	3											
Danny Frisella, L (8, 1)								0-0 FC5-4 1-2		0	0	0	0	0	0	0											
Inning Stats	R: 2 E: 0 K: 0 S: 2	H: 0 LOB: 0 BB: 3 P: 14	R: 0 E: 0 K: 2 S: 7	H: 0 LOB: 0 BB: 0 P: 7	R: 0 E: 0 K: 1 S: 5	H: 0 LOB: 0 BB: 0 P: 5	R: 0 E: 0 K: 2 S: 7	H: 0 LOB: 0 BB: 0 P: 7	R: 0 E: 0 K: 0 S: 4	H: 1 LOB: 1 BB: 0 P: 4	R: 0 E: 0 K: 0 S: 7	H: 1 LOB: 0 BB: 0 P: 7	R: 1 E: 0 K: 0 S: 5	H: 3 LOB: 2 BB: 1 P: 9	R: 1 E: 0 K: 0 S: 5	H: 2 LOB: 1 BB: 0 P: 5	R: 0 E: 0 K: 1 S: 5	H: 0 LOB: 0 BB: 0 P: 5	1B: 5 2B: 2 3B: 0 HR: 0	SF: 0 SAC: 1 DP: 0 HBP: 0	WP: 2 PB: 0 SB: 0 CS: 3	PA: 35					
PITCHER	IP	WLS	BF	H	R	ER	SO	BB	IBB	HBP	BLK	WP	HR	S	P	ERA	WHIP										
Randy Tate, R ERA: 4.08 (1, 1)	7.0	L	27	5	3	2	7	3	1	0	0	1	0	37	53	2.57	1.143										
Rick Baldwin, R ERA: 4.1 (8, 1)	2.0		8	2	1	1	1	0	0	0	0	0	0	10	10	4.50	1.000										

San Diego Padres @ New York Mets
Shea Stadium, Flushing, NY
Sun Jun 01 1975, 3:33 AM EDT
Att: 12,072 - Unknown

AB 30
R 4
H 7
RBI 2
BB 4
SO 8
LOB 8



Batter	1	2	3	4	5	6	7	8	9	AB	R	H	RBI	BB	SO	LOB	BOTTOM										
Del Unser, L OBP: 0.364, SLG: 0.456 (1, 8)	0-3 K		0-0 B5-3			0-0 FC6-4 1B		0-0 F9		4	0	1	0	0	1	0											
Felix Milan, R OBP: 0.311, SLG: 0.364 (1, 4)	0-0 BB 1B		4-0 BB			0-0 FC6-4 1-2		0-0 1B		3	0	2	0	1	0	1											
Ed Kranepool, L OBP: 0.410, SLG: 0.532 (1, 3)	0-0 L8		0-0 F9			0-0 G3		0-0 G4-6-3 1-3 1B		4	0	1	0	0	0	2											
Rusty Staub, L OBP: 0.414, SLG: 0.492 (1, 9)	4-0 1-2 BB		0-0 G3			0-0 1B		0-0 F6		3	0	1	0	1	0	3											
John Milner, L OBP: 0.304, SLG: 0.340 (1, 7)	0-0 1-3			0-0 5-3		0-0 F2		0-0 G4-6-3 1-2		4	0	0	0	0	0	5											
Joe Torre, R OBP: 0.311, SLG: 0.339 (1, 5)		0-0 6-3		0-0 F8		0-0 1-2 1B		0-0 6-3		4	0	1	0	0	0	0											
Mike Phillips, L OBP: 0.340, SLG: 0.314 (1, 6)		0-0 4-3		0-3 K		0-0 F4		0-0 5-3		4	0	0	0	0	1	2											
Jerry Grote, R OBP: 0.303, SLG: 0.330 (1, 2)		0-0 1B		0-0 L7		4-0 G4-6-3 BB		0-0 F8		3	0	1	0	1	0	0											
Randy Tate, R (1, 1)		0-3 K		0-0 F9		0-0 G4-6-3 1-2				2	0	0	0	0	1	1											
Bob Gallagher, L OBP: 0.200, SLG: 0.222 (7, PH)										1	0	0	0	0	0	1											
Rick Baldwin, L OBP: 0.333, SLG: 0.333 (8, 1)										0	0	0	0	0	0	0											
Inning Stats	R: 0 E: 0 K: 1 S: 6	H: 1 LOB: 2 BB: 1 P: 10	R: 0 E: 0 K: 1 S: 6	H: 1 LOB: 0 BB: 0 P: 6	R: 0 E: 0 K: 0 S: 3	H: 0 LOB: 1 BB: 1 P: 7	R: 0 E: 0 K: 1 S: 5	H: 0 LOB: 0 BB: 0 P: 5	R: 0 E: 0 K: 0 S: 4	H: 1 LOB: 1 BB: 0 P: 4	R: 0 E: 0 K: 0 S: 5	H: 2 LOB: 2 BB: 0 P: 5	R: 0 E: 0 K: 0 S: 2	H: 0 LOB: 0 BB: 1 P: 6	R: 0 E: 0 K: 0 S: 4	H: 2 LOB: 1 BB: 0 P: 4	R: 0 E: 0 K: 0 S: 3	H: 0 LOB: 0 BB: 0 P: 3	1B: 7 2B: 0 3B: 0 HR: 0	SF: 0 SAC: 0 DP: 2 HBP: 0	WP: 0 PB: 0 SB: 0 CS: 0	PA: 35					
PITCHER	IP	WLS	BF	H	R	ER	SO	BB	IBB	HBP	BLK	WP	HR	S	P	ERA	WHIP										
Alan Foster, R ERA: 2.18 (1, 1)	7.0	W	30	7	0	0	3	3	0	0	0	0	0	33	45	0.00	1.429										
Danny Frisella, R ERA: 1.93 (8, 1)	2.0	S	5	0	0	0	0	0	0	0	0	0	0	5	5	0.00	0.000										

San Diego Padres @ New York Mets
Shea Stadium, Flushing, NY
Sun Jun 01 1975, 3:33 AM EDT
Att: 12,072 - Unknown

AB 32
R 0
H 7
RBI 0
BB 3
SO 3
LOB 15



Batter	1	2	3	4	5	6	7	8	9	AB	R	H	RBI	BB	SO	LOB	TOP		
Johnny Grubb, L OBP: 0.400, SLG: 0.443 (1, 8)	F8			L8	FC4-6			3-1		4	0	0	0	0	0	2			
Enzo Hernandez, R OBP: 0.325, SLG: 0.277 (1, 6)	L7			3B	1B	6-3		F7		4	1	1	0	0	0	0			
Bobby Tolan, L OBP: 0.309, SLG: 0.311 (1, 7)	F5			F6						4	0	2	0	0	0	1			
Dave Winfield, R OBP: 0.356, SLG: 0.481 (1, 9)		K				F5			G3	4	0	1	1	0	1	2			
Willie McCovey, L OBP: 0.319, SLG: 0.408 (1, 3)	3-1			3B		F6			G3	4	0	0	0	0	0	3			
Tito Fuentes, S OBP: 0.286, SLG: 0.304 (1, 4)	F8									4	0	1	0	0	0	1			
Fred Kendall, R OBP: 0.260, SLG: 0.269 (1, 2)			F3		L5					3	0	0	0	0	0	1			
Ted Kubiak, S OBP: 0.307, SLG: 0.241 (1, 5)			L9		4-3					3	0	0	0	0	0	1			
Rich Folkers, L OBP: 0.200, SLG: 0.200 (7, 1)						4-3				0	0	0	0	0	0	0			
Dave Tomlin, L (8, 1)										0	0	0	0	0	0	0			
Dan Spillner, R OBP: 0.190, SLG: 0.158 (1, 1)			4-3							1	0	0	0	1	0	0			
Larry Hardy, R (5, 1)										0	0	0	0	0	0	0			
Steve Huntz, S OBP: 0.254, SLG: 0.231 (7, 5)					FC4-6			F7		1	0	0	0	0	0	0			
Inning Stats	R: 0 E: 0 K: 0 S: 3	H: 0 LOB: 0 BB: 0 P: 3	R: 0 E: 0 K: 1 S: 5	H: 0 LOB: 0 BB: 0 P: 5	R: 0 E: 0 K: 0 S: 3	H: 0 LOB: 0 BB: 0 P: 3	R: 1 E: 0 K: 0 S: 5	H: 2 LOB: 1 BB: 0 P: 5	R: 0 E: 0 K: 0 S: 4	H: 1 LOB: 2 BB: 1 P: 8	R: 0 E: 0 K: 0 S: 4	H: 1 LOB: 0 BB: 0 P: 4	R: 0 E: 0 K: 0 S: 3	H: 0 LOB: 0 BB: 0 P: 3	R: 0 E: 0 K: 0 S: 4	H: 1 LOB: 1 BB: 0 P: 4	1B: 3 2B: 1 3B: 1 HR: 0	SF: 0 SAC: 0 DP: 0 HBP: 0	WP: 0 PA: 33 PB: 0 SB: 1 CS: 0
PITCHER Jim Lonborg, R ERA: 2.11 (1, 1)	IP: 9.0 WLS: W BF: 33 H: 5 R: 1 ER: 1 SO: 1 BB: 1 IBB: 0 HBP: 0 BLK: 0 WP: 0 HR: 0 S: 34 P: 38 ERA: 1.00 WHIP: 0.667															PITCHER			

San Diego Padres @ Philadelphia Phillies
Veterans Stadium, Philadelphia, PA
Tue Jun 03 1975, 7:05 PM EDT
Att: 10,047 - Unknown


AB 32
R 1
H 5
RBI 1
BB 1
SO 1
LOB 11



Batter	1	2	3	4	5	6	7	8	9	AB	R	H	RBI	BB	SO	LOB	BOTTOM		
Dave Cash, R OBP: 0.394, SLG: 0.394 (1, 4)	6-3		6-3		5-3	HR	F9			5	1	1	1	0	0	3			
Mike Schmidt, R OBP: 0.295, SLG: 0.422 (1, 5)	L6-3				WP	HR		K		3	3	2	5	2	1	0			
Jay Johnstone, L OBP: 0.378, SLG: 0.438 (1, 9)	L6-3		HR		HR	HR		F7		3	1	0	0	1	1	1			
Ollie Brown, R OBP: 0.313, SLG: 0.467 (7, 7)	L6-3		G3		HR	BB				1	0	0	0	0	0	0			
Greg Luzinski, R OBP: 0.337, SLG: 0.505 (1, 7)				5-3						4	2	2	4	0	1	0			
Tom Hutton, L OBP: 0.271, SLG: 0.180 (7, 3)		K			HR	HR		BB		1	0	1	0	0	0	0			
Dick Allen, R OBP: 0.301, SLG: 0.226 (1, 3)		F8								3	0	0	0	1	2	0			
Jerry Martin, R OBP: 0.357, SLG: 0.500 (7, 8)				K						0	0	0	0	1	0	0			
Bob Boone, R OBP: 0.381, SLG: 0.392 (1, 2)					5-3					4	1	2	0	0	0	1			
Larry Cox, R OBP: 0.400, SLG: 0.333 (8, 2)				HR	1B					1	0	0	0	0	0	2			
Mike Anderson, R OBP: 0.329, SLG: 0.439 (7, 9)	FC6-4									4	1	2	2	0	1	1			
Terry Harmon, R OBP: 0.360, SLG: 0.200 (1, 6)					HR					3	2	2	0	1	0	0			
Jim Lonborg, R (1, 1)			SH3-4							3	1	0	0	0	2	3			
Inning Stats	R: 0 E: 0 K: 0 S: 2	H: 0 LOB: 1 BB: 1 P: 6	R: 0 E: 0 K: 1 S: 6	H: 1 LOB: 0 BB: 0 P: 6	R: 2 E: 0 K: 1 S: 7	H: 1 LOB: 0 BB: 1 P: 8	R: 2 E: 0 K: 1 S: 7	H: 2 LOB: 0 BB: 0 P: 7	R: 3 E: 0 K: 1 S: 6	H: 1 LOB: 3 BB: 3 P: 18	R: 5 E: 1 K: 3 S: 14	H: 4 LOB: 0 BB: 0 P: 14	R: 0 E: 1 K: 1 S: 7	H: 2 LOB: 2 BB: 0 P: 7	R: 0 E: 0 K: 1 S: 6	H: 1 LOB: 2 BB: 1 P: 10	1B: 7 2B: 1 3B: 0 HR: 5	SF: 0 SAC: 1 DP: 1 HBP: 0	WP: 1 PA: 42 PB: 0 SB: 1 CS: 0
PITCHER Dan Spillner, R ERA: 4.52 Larry Hardy, R ERA: 16.2 Rich Folkers, L ERA: 5.0 Dave Tomlin, L ERA: 2.25 (1, 1)	IP: 4.2 WLS: L BF: 22 H: 5 R: 7 ER: 7 SO: 3 BB: 4 IBB: 0 HBP: 0 BLK: 0 WP: 1 HR: 3 S: 24 P: 40 ERA: 13.50 WHIP: 1.929															PITCHER			

San Diego Padres @ Philadelphia Phillies
Veterans Stadium, Philadelphia, PA
Tue Jun 03 1975, 7:05 PM EDT
Att: 10,047 - Unknown

AB 35
R 12
H 12
RBI 12
BB 6
SO 8
LOB 11



Batter	1	2	3	4	5	6	7	8	9	AB	R	H	RBI	BB	SO	LOB	TOP		
Johnny Grubb, L (1, 8) OBP: 0.400, SLG: 0.439	0-0 4-3 SH3-4 1B	4-0 1-2 2-3 BB		0-0 4-3			0-0 F5		0-0 F5	4	1	1	0	1	0	1	San Diego Padres @ Philadelphia Phillies Veterans Stadium, Philadelphia, PA Wed Jun 04 1975, 7:05 PM EDT Att: 12,443 - Unknown livebaseballscorecards.com		
Enzo Hernandez, R (1, 6) OBP: 0.329, SLG: 0.278	0-0 SH3-4 1-2	0-3 K			0-0 CS 1B		4-0 FC4-6 BB		0-0 F8	3	0	1	0	1	1	3			
Bobby Tolan, L (1, 7) OBP: 0.302, SLG: 0.303	0-0 4-3 2-3	0-0 1-3			0-3 K		0-0 FC4-6 1-2		0-0 F8	4	0	0	0	0	1	6			
Dave Winfield, R (1, 9) OBP: 0.359, SLG: 0.476	4-0 1B BB		0-3 K		4-0 S BB		0-0 F8			2	1	0	0	2	1	1			
Willie McCovey, L (1, 3) OBP: 0.317, SLG: 0.402	0-0 1B 1-2 3H 1B		0-3 K		0-0 G3 1-2			0-0 F5		4	0	1	1	0	1	1			
Tito Fuentes, S (1, 4) OBP: 0.290, SLG: 0.305	0-0 1-3 2H 1B		0-0 1-4-3			0-0 L7		4-0 1B BB		3	0	1	1	1	0	0			
Fred Kendall, R (1, 2) OBP: 0.267, SLG: 0.270		0-0 F9		0-0 5-3		4-0 E BB		0-0 G5-4-3 1B		3	0	1	0	1	0	0			
Ted Kubiak, S (1, 5) OBP: 0.308, SLG: 0.244 (8, PH)		0-0 BB SH 1B		0-0 F7		0-0 E8 G4-6-3 1-2		0-0 G5-4-3 1-2		3	0	1	0	0	0	1			
Hector Torres, R (8, PH) OBP: 0.280, SLG: 0.315 (8, 5)									0-0 G5-4-3 1-2	1	0	0	0	0	0	2			
Randy Jones, R (1, 1) OBP: 0.185, SLG: 0.192 (6, PH)		0-0 SH		0-0		0-0 G4-6-3 1-2			0-0 1-3	1	0	1	0	0	0	0			
Steve Huntz, S (6, PH) OBP: 0.250, SLG: 0.226 (8, PH)										1	0	0	0	0	0	2			
Bill Greif, R (6, 1)										0	0	0	0	0	0	0			
Dave Tomlin, L (8, 1)		1-2 BB								0	0	0	0	0	0	0			
Dick Sharon, R (9, PH) OBP: 0.226, SLG: 0.111										1	0	0	0	0	0	0			
Inning Stats	R: 2 E: 0 K: 0 S: 5	H: 3 LOB: 2 BB: 1 P: 9	R: 0 E: 1 K: 1 S: 7	H: 1 LOB: 3 BB: 1 P: 11	R: 0 E: 0 K: 2 S: 7	H: 0 LOB: 0 BB: 0 P: 7	R: 0 E: 0 K: 0 S: 4	H: 1 LOB: 1 BB: 1 P: 4	R: 0 E: 1 K: 1 S: 3	H: 0 LOB: 1 BB: 1 P: 7	R: 0 E: 0 K: 0 S: 3	H: 0 LOB: 1 BB: 1 P: 7	R: 0 E: 0 K: 0 S: 3	H: 1 LOB: 1 BB: 1 P: 7	R: 0 E: 0 K: 0 S: 3	H: 0 LOB: 0 BB: 0 P: 3	1B: 6 2B: 1 3B: 0 HR: 0	SF: 0 SAC: 2 DP: 2 HBP: 0	WP: 0 PA: 38 PB: 0 SB: 1 CS: 1
PITCHER	IP WLS BF H R ER SO BB IBB HBP BLK WP HR S P ERA WHIP	6.0 W 27 6 2 2 4 4 0 0 0 0 0 0 31 47 3.00 1.667	3.0 S 11 1 0 0 0 2 0 0 0 0 0 9 17 0.00 1.000																

Batter	1	2	3	4	5	6	7	8	9	AB	R	H	RBI	BB	SO	LOB	BOTTOM		
Dave Cash, R (1, 4) OBP: 0.390, SLG: 0.386	0-0 5-3	0-0 F8		0-3 K		1-0 S HBP		0-0 F9		4	0	0	0	0	1	0	San Diego Padres @ Philadelphia Phillies Veterans Stadium, Philadelphia, PA Wed Jun 04 1975, 7:05 PM EDT Att: 12,443 - Unknown livebaseballscorecards.com		
Mike Schmidt, R (1, 5) OBP: 0.312, SLG: 0.443	0-0 S 1B	0-0 HR		4-0 S BB		0-0 F6 1-2		4-0 G6-4-3 BB		3	2	2	1	2	0	1			
Ollie Brown, R (1, 9) OBP: 0.333, SLG: 0.600	0-0 1-2 S 1B	0-0 HR		0-0 F7 1-2		0-3 K		0-0 G6-4-3 1-2		5	2	2	1	0	1	3			
Greg Luzinski, R (1, 7) OBP: 0.335, SLG: 0.497	0-3 K 1-2 2-3	4-0 BB		0-0 F9			0-3 K			3	0	0	0	1	2	3			
Dick Allen, R (1, 3) OBP: 0.325, SLG: 0.234 (8, 3)	4-0 1B BB		0-0 L8		0-0 E SF9 1B		4-0 FC1-4-5 S BB			2	1	1	0	2	0	1			
Bob Boone, R (1, 2) OBP: 0.378, SLG: 0.391	0-0 1-3 2H 3H 1B		0-0 E6 SH1-3		0-0 SF9 1H		0-0 FC1-4-5 1B			3	1	1	3	0	0	1			
Mike Anderson, R (1, 8) OBP: 0.325, SLG: 0.439 (3, 8)	0-0 FC6-4 IBB		0-0 SH1-3		0-0 CS 1B		4-0 1B E IBB			0	0	0	0	1	0	0			
Jerry Martin, R (3, 8) OBP: 0.438, SLG: 0.538										1	1	1	0	1	0	0			
Terry Harmon, R (1, 6) OBP: 0.345, SLG: 0.208	0-0 FC6-4 1-2		0-0 F8		0-3 K		0-0 E7 1H 2H 1B			4	0	1	1	0	1	5			
Wayne Twitchell, R (1, 1) OBP: 0.087, SLG: 0.130 (6, PH)			0-3 K			0-3 K		0-0 5-3		2	0	0	0	0	1	1			
Jay Johnstone, L (6, PH) OBP: 0.373, SLG: 0.431 (7, 1)										1	0	0	0	0	1	0			
Tug McGraw, R (7, 1) OBP: 0.333, SLG: 0.333										1	0	0	0	0	0	1			
Inning Stats	R: 2 E: 0 K: 1 S: 8	H: 3 LOB: 2 BB: 2 P: 16	R: 2 E: 0 K: 1 S: 7	H: 2 LOB: 1 BB: 1 P: 11	R: 0 E: 1 K: 0 S: 4	H: 0 LOB: 1 BB: 0 P: 4	R: 0 E: 0 K: 1 S: 5	H: 0 LOB: 1 BB: 1 P: 9	R: 1 E: 1 K: 1 S: 6	H: 2 LOB: 0 BB: 0 P: 6	R: 0 E: 0 K: 2 S: 7	H: 0 LOB: 0 BB: 0 P: 8	R: 2 E: 1 K: 1 S: 6	H: 1 LOB: 1 BB: 2 P: 14	R: 0 E: 0 K: 0 S: 2	H: 0 LOB: 0 BB: 1 P: 6		1B: 6 2B: 0 3B: 0 HR: 2	SF: 1 SAC: 1 DP: 1 HBP: 1
PITCHER	IP WLS BF H R ER SO BB IBB HBP BLK WP HR S P ERA WHIP	5.0 L 26 7 5 4 4 3 1 1 1 0 0 0 13 22 4.50 1.000	2.0 10 1 2 1 3 1 1 1 0 0 0 0 13 22 4.50 1.000	1.0 3 0 0 0 0 1 0 0 0 0 0 0 2 6 0.00 1.000															



Batter	1	2	3	4	5	6	7	8	9	AB	R	H	RBI	BB	SO	LOB	TOP						
Enzo Hernandez, R OBP: 0.326, SLG: 0.282	0-0 S 1B 2B	0-0 6-3			0-0 6-3		0-0 6-3		0-0 4-3	5	1	1	0	0	0	0							
Tito Fuentes, S OBP: 0.304, SLG: 0.316	4-0 S 1B 2B		0-0 2B		0-0 6-3		0-0 WP 1B 1B		4-0 S BB	3	1	2	0	2	0	0							
Bobby Tolan, L OBP: 0.293, SLG: 0.294	0-3 K 1-2		0-0 F3		0-0 F9		0-0 F7		0-0 F6	5	0	0	0	0	1	5							
Dave Winfield, R OBP: 0.369, SLG: 0.482	0-0 E 2H 3H FC5-4 1B		4-0 IBB		0-0 BLK HR 1B		0-0 WP 1B		0-0 F9	4	2	3	2	1	0	1							
Mike Ivie, R OBP: 0.306, SLG: 0.390	0-0 E6 FC5-4 1-3		0-3 K		0-0 6-3		0-3 K			4	0	0	0	0	2	6							
Jerry Moses, R OBP: 0.250, SLG: 0.375	0-0 FC5-4 FC5-4 1-2		0-0 F4		0-0 F4				0-0 FC6-4 1B	4	0	1	1	0	0	4							
Dick Sharon, R OBP: 0.229, SLG: 0.226	0-0 FC5-4 1-2		0-0 F9		0-0 HR				0-3 K	4	1	1	2	0	1	2							
Ted Kubiak, S OBP: 0.305, SLG: 0.244		0-0 5-3		0-0 L5		0-0 1B			0-0 F8	4	0	1	0	0	0	1							
Joe McIntosh, S OBP: 0.148, SLG: 0.087		0-3 K		0-0 4-3		0-3 K			0-0 FC6-4 1-2	4	0	0	0	0	2	2							
Inning Stats	R: 3 E: 1 K: 1 S: 8	H: 2 LOB: 1 BB: 1 P: 12	R: 0 E: 0 K: 1 S: 5	H: 0 LOB: 0 BB: 0 P: 5	R: 0 E: 0 K: 1 S: 6	H: 1 LOB: 2 BB: 1 P: 10	R: 0 E: 0 K: 0 S: 3	H: 0 LOB: 0 BB: 0 P: 3	R: 0 E: 0 K: 1 S: 3	H: 3 LOB: 1 BB: 0 P: 8	R: 0 E: 0 K: 1 S: 7	H: 2 LOB: 2 BB: 0 P: 7	R: 0 E: 0 K: 1 S: 6	H: 1 LOB: 1 BB: 0 P: 6	R: 0 E: 0 K: 0 S: 3	H: 0 LOB: 1 BB: 1 P: 7	1B: 6 2B: 2 3B: 0 HR: 1	SF: 0 SAC: 0 DP: 0 HBP: 0	WP: 1 PB: 0 SB: 3 CS: 0	PA: 40			
PITCHER	IP WLS BF H R ER SO BB IBB HBP BLK WP HR S P ERA WHIP	IP WLS BF H R ER SO BB IBB HBP BLK WP HR S P ERA WHIP																					
Dave McNally, L ERA: 5.24	(1, 1)	6.0	L	27	6	5	4	4	1	1	0	1	0	0	0	0	0	1	0	13	13	0.00	1.500
Don Carrithers, R ERA:	(7, 1)	2.0		9	3	0	0	2	0	0	0	0	1	0	13	13	0.00	1.000					
Donald DeMola, R ERA: 3.13	(9, 1)	1.0		4	0	0	0	0	1	0	0	0	0	0	3	7	0.00	1.000					

San Diego Padres @ Montreal Expos
Jarry Park, Montreal, QB
Sun Jun 08 1975, 3:33 AM EDT
Unknown - 57 F

AB 37
R 5
H 9
RBI 5
BB 3
SO 6
LOB 21



Batter	1	2	3	4	5	6	7	8	9	AB	R	H	RBI	BB	SO	LOB	BOTTOM						
Larry Lintz, S OBP: 0.344, SLG: 0.241	4-0 E S 1B BB		0-0 WP 1B	0-0 4-3			0-0 G6-4-3 1B		0-0 B6	4	2	2	0	1	0	1							
Tim Foli, R OBP: 0.280, SLG: 0.251	0-3 K 1-3		0-0 1-3		0-0 6-3		0-0 G6-4-3 1-2		0-0 F8	5	0	0	0	0	1	3							
Pepe Mangual, R OBP: 0.359, SLG: 0.373	0-0 L6		0-0 F9		0-0 6-3		0-0 F4			4	0	0	0	0	0	2							
Mike Jorgensen, L OBP: 0.341, SLG: 0.397	4-0 1B BB		4-0 1B BB		1-0 HBP				0-0 1B	1	0	1	0	2	0	0							
Larry Bittner, L OBP: 0.425, SLG: 0.480	0-0 1-2 3H 1B		0-0 1-3 2H 1B		0-0 4-3				0-0 1B	4	0	3	2	0	0	1							
Gary Carter, R OBP: 0.325, SLG: 0.447	0-0 4-3		0-0 F7				0-0 1B		0-0 F7	4	0	1	0	0	0	6							
Larry Parrish, R OBP: 0.299, SLG: 0.417		0-0 F4		0-0 2B 1B		0-0 F3			0-0 L9	4	0	1	0	0	0	3							
Barry Foote, R OBP: 0.233, SLG: 0.250		0-0 4-3		0-0 1H 2B		0-3 K			0-0 F3	4	0	1	0	0	1	3							
Dave McNally, R OBP: 0.393, SLG: 0.190	(1, 1)	0-0 5-3		0-0 F7		0-0 4-3			0-0 4-3	2	0	0	0	0	0	1							
Pat Scanlon, L OBP: 0.349, SLG: 0.447	(6, PH)									1	0	0	0	0	0	1							
Don Carrithers, R ERA:	(7, 1)									0	0	0	0	0	0	0							
Donald DeMola, R ERA:	(9, 1)									0	0	0	0	0	0	0							
Rich Coggins, L OBP: 0.300, SLG: 0.467	(9, PH)									1	0	0	0	0	0	0							
Inning Stats	R: 1 E: 0 K: 1 S: 6	H: 1 LOB: 2 BB: 2 P: 14	R: 0 E: 0 K: 0 S: 3	H: 0 LOB: 0 BB: 0 P: 3	R: 1 E: 0 K: 0 S: 5	H: 2 LOB: 2 BB: 1 P: 9	R: 0 E: 0 K: 0 S: 4	H: 2 LOB: 1 BB: 0 P: 4	R: 0 E: 0 K: 0 S: 3	H: 0 LOB: 1 BB: 0 P: 4	R: 0 E: 0 K: 1 S: 6	H: 1 LOB: 1 BB: 0 P: 6	R: 0 E: 0 K: 0 S: 3	H: 1 LOB: 0 BB: 0 P: 3	R: 0 E: 0 K: 0 S: 5	H: 2 LOB: 2 BB: 0 P: 5	R: 0 E: 0 K: 0 S: 3	H: 0 LOB: 0 BB: 0 P: 3	1B: 8 2B: 1 3B: 0 HR: 0	SF: 0 SAC: 0 DP: 1 HBP: 1	WP: 1 PB: 0 SB: 1 CS: 0	PA: 38	
PITCHER	IP WLS BF H R ER SO BB IBB HBP BLK WP HR S P ERA WHIP	IP WLS BF H R ER SO BB IBB HBP BLK WP HR S P ERA WHIP																					
Joe McIntosh, R ERA: 2.18	(1, 1)	9.0	W	38	9	2	2	2	3	0	1	0	1	0	38	51	2.00	1.333					

San Diego Padres @ Montreal Expos
Jarry Park, Montreal, QB
Sun Jun 08 1975, 3:33 AM EDT
Unknown - 57 F

AB 34
R 2
H 9
RBI 2
BB 3
SO 2
LOB 21



Batter	1	2	3	4	5	6	7	8	9	AB	R	H	RBI	BB	SO	LOB	TOP			
Johnny Grubb, L (1, 8) OBP: 0.404, SLG: 0.445										4	1	2	0	1	0	1	San Diego Padres @ Montreal Expos Jarry Park, Montreal, QB Sun Jun 08 1975, 3:38 AM EDT Att: 11,862 - Unknown			
Enzo Hernandez, R (1, 6) OBP: 0.326, SLG: 0.283										3	0	1	0	0	0	2				
Bobby Tolan, L (1, 7) OBP: 0.293, SLG: 0.293										4	0	1	0	0	0	2				
Dave Winfield, R (1, 9) OBP: 0.371, SLG: 0.482										4	0	2	1	0	0	1				
Willie McCovey, L (1, 3) OBP: 0.315, SLG: 0.405										4	0	1	0	0	0	3				
Tito Fuentes, S (1, 4) OBP: 0.303, SLG: 0.315										4	0	1	0	0	2	4				
Randy Hundley, R (1, 2) OBP: 0.242, SLG: 0.239										4	0	0	0	0	1	2				
Ted Kubiak, S (1, 5) OBP: 0.303, SLG: 0.244										4	0	1	0	0	0	1				
Dave Freisleben, R (1, 1) OBP: 0.048, SLG: 0.048										2	0	0	0	0	2	0				
Fred Kendall, R (7, PH) OBP: 0.265, SLG: 0.268										1	0	0	0	0	0	0				
Dave Tomlin, L (7, 1)										0	0	0	0	0	0	0				
Bill Greif, R (8, 1)										0	0	0	0	0	0	0				
Mike Ivie, R (9, PH) OBP: 0.304, SLG: 0.388										1	0	0	0	0	0	1				
Inning Stats	R: 1 E: 0 K: 1 S: 8	H: 3 LOB: 2 BB: 0 P: 8	R: 0 E: 0 K: 2 S: 7	H: 0 LOB: 0 BB: 0 P: 7	R: 0 E: 0 K: 0 S: 3	H: 0 LOB: 1 BB: 1 P: 7	R: 0 E: 0 K: 0 S: 4	H: 1 LOB: 1 BB: 0 P: 4	R: 0 E: 0 K: 1 S: 6	H: 1 LOB: 1 BB: 0 P: 6	R: 0 E: 0 K: 0 S: 4	H: 1 LOB: 1 BB: 0 P: 4	R: 0 E: 0 K: 0 S: 4	H: 1 LOB: 1 BB: 0 P: 4	R: 0 E: 0 K: 0 S: 4	H: 1 LOB: 1 BB: 0 P: 4	1B: 7 2B: 2 3B: 0 HR: 0	SF: 0 SAC: 1 DP: 0 HBP: 0	WP: 1 PB: 0 SB: 0 CS: 0	PA: 37
PITCHER Steve Rogers, R (1, 1) ERA: 2.49	IP: 9.0 WLS: W BF: 37	H: 9 R: 1 ER: 1 SO: 5	BB: 1 IBB: 0 HBP: 0 BLK: 0	WP: 1 HR: 0 S: 46 P: 50	ERA: 1.00 WHIP: 1.111	PITCHER										IP: 9.0 WLS: W BF: 37	H: 9 R: 1 ER: 1 SO: 5	BB: 1 IBB: 0 HBP: 0 BLK: 0	WP: 1 HR: 0 S: 46 P: 50	ERA: 1.00 WHIP: 1.111

AB 35
R 1
H 9
RBI 1
BB 1
SO 5
LOB 17



Batter	1	2	3	4	5	6	7	8	9	AB	R	H	RBI	BB	SO	LOB	BOTTOM			
Pepe Manguat, R (1, 8) OBP: 0.350, SLG: 0.362										5	0	0	0	0	0	6	San Diego Padres @ Montreal Expos Jarry Park, Montreal, QB Sun Jun 08 1975, 3:38 AM EDT Att: 11,862 - Unknown			
Larry Lintz, S (1, 4) OBP: 0.350, SLG: 0.253										4	2	2	0	0	1	2				
Rich Coggins, L (1, 7) OBP: 0.261, SLG: 0.438										2	0	0	0	0	0	1				
Jose Morales, R (7, PH) OBP: 0.500, SLG: 0.737										1	0	1	0	0	0	0				
Tony Scott, S (8, 7) OBP: 0.247, SLG: 0.221										4	0	1	1	0	1	3				
Mike Jorgensen, L (1, 3) OBP: 0.339, SLG: 0.400										2	1	0	0	2	2	0				
Larry Bittner, L (1, 9) OBP: 0.429, SLG: 0.468										3	0	1	2	0	1	2				
Pat Scanlon, L (1, 5) OBP: 0.348, SLG: 0.488										1	0	1	0	0	0	0				
Bob Bailey, R (8, PH) OBP: 0.310, SLG: 0.235										0	0	0	0	0	0	0				
Pepe Frias, R (9, 5) OBP: 0.333, SLG: 0.200										4	0	2	0	0	0	1				
Gary Carter, R (1, 2) OBP: 0.333, SLG: 0.455										3	0	1	0	1	0	1				
Tim Foli, R (1, 6) OBP: 0.284, SLG: 0.253										2	0	1	0	0	1	3				
Steve Rogers, R (1, 1) OBP: 0.261, SLG: 0.200										2	0	1	0	0	1	3				
Inning Stats	R: 1 E: 0 K: 1 S: 7	H: 2 LOB: 2 BB: 1 P: 11	R: 0 E: 0 K: 0 S: 4	H: 1 LOB: 1 BB: 0 P: 4	R: 2 E: 0 K: 1 S: 7	H: 2 LOB: 1 BB: 1 P: 11	R: 0 E: 0 K: 1 S: 6	H: 1 LOB: 1 BB: 0 P: 6	R: 0 E: 0 K: 1 S: 5	H: 0 LOB: 0 BB: 0 P: 5	R: 0 E: 0 K: 0 S: 3	H: 0 LOB: 0 BB: 0 P: 3	R: 0 E: 0 K: 0 S: 5	H: 2 LOB: 2 BB: 0 P: 5	R: 0 E: 0 K: 2 S: 9	H: 2 LOB: 3 BB: 1 P: 13	1B: 7 2B: 2 3B: 1 HR: 0	SF: 0 SAC: 3 DP: 0 HBP: 0	WP: 0 PB: 0 SB: 0 CS: 0	PA: 37
PITCHER Dave Freisleben, R (1, 1) ERA: 4.24	IP: 6.0 WLS: L BF: 26	H: 6 R: 3 ER: 3 SO: 4	BB: 2 IBB: 0 HBP: 0 BLK: 0	WP: 0 HR: 0 S: 32 P: 40	ERA: 4.50 WHIP: 1.333	PITCHER										IP: 6.0 WLS: L BF: 26	H: 6 R: 3 ER: 3 SO: 4	BB: 2 IBB: 0 HBP: 0 BLK: 0	WP: 0 HR: 0 S: 32 P: 40	ERA: 4.50 WHIP: 1.333
Dave Tomlin, L (7, 1) ERA: 2.01	IP: 1.1 WLS: 7 BF: 3	H: 3 R: 0 ER: 0 SO: 1	BB: 0 IBB: 0 HBP: 0 BLK: 0	WP: 0 HR: 0 S: 9 P: 9	ERA: 0.00 WHIP: 2.250	PITCHER										IP: 1.1 WLS: 7 BF: 3	H: 3 R: 0 ER: 0 SO: 1	BB: 0 IBB: 0 HBP: 0 BLK: 0	WP: 0 HR: 0 S: 9 P: 9	ERA: 0.00 WHIP: 2.250
Bill Greif, R (8, 1) ERA: 4.13	IP: 0.2 WLS: 4 BF: 1	H: 1 R: 0 ER: 0 SO: 1	BB: 0 IBB: 0 HBP: 0 BLK: 0	WP: 0 HR: 0 S: 5 P: 9	ERA: 0.00 WHIP: 1.500	PITCHER										IP: 0.2 WLS: 4 BF: 1	H: 1 R: 0 ER: 0 SO: 1	BB: 0 IBB: 0 HBP: 0 BLK: 0	WP: 0 HR: 0 S: 5 P: 9	ERA: 0.00 WHIP: 1.500



Batter	1	2	3	4	5	6	7	8	9	AB	R	H	RBI	BB	SO	LOB	TOP				
Dave Cash, R OBP: 0.391, SLG: 0.408 (1,4)	5-3		6-3						G1-4-3	5	0	2	2	0	0	2	Philadelphia Phillies @ San Diego Padres San Diego Stadium, San Diego, CA Mon Jun 09 1975, 10:05 PM EDT Att: 30,948 - Unknown livebaseballscorecards.com				
Mike Schmidt, R OBP: 0.301, SLG: 0.429 (1,5)	E6		6-3						6-3	4	0	0	0	1	0	2					
Olle Brown, R Ron Schueler, R Tom Hilgendorf, S Gene Garber, R Jay Johnstone, L Greg Luzinski, R OBP: 0.361, SLG: 0.438 (1,9) (5,1) (6,1) (6,1) (6,9)	F7			F8	F4					3	0	0	0	0	0	3					
Dick Allen, R OBP: 0.312, SLG: 0.325 (1,3)		K		K					6-3	4	1	1	0	0	2	3					
Bob Boone, R OBP: 0.354, SLG: 0.360 (1,2)	6-3									4	0	0	0	0	0	2					
Jerry Martin, R OBP: 0.433, SLG: 0.520 (1,8)	4-3									4	1	1	0	0	0	1					
Terry Harmon, R OBP: 0.317, SLG: 0.206 (1,6)										3	1	1	1	1	0	1					
Wayne Twitchell, R Joe Hoerner, R Mike Anderson, R Tony Taylor, R OBP: 0.087, SLG: 0.130 (4,1) (5,PH) (5,9) (9,PH)										0	0	0	0	0	0	0					
Inning Stats	R: 0 E: 1 K: 1 S: 6	H: 0 LOB: 1 BB: 0 P: 6	R: 0 E: 0 K: 1 S: 5	H: 0 LOB: 0 BB: 0 P: 5	R: 0 E: 0 K: 0 S: 3	H: 0 LOB: 1 BB: 1 P: 7	R: 0 E: 0 K: 1 S: 6	H: 1 LOB: 1 BB: 0 P: 6	R: 2 E: 1 K: 0 S: 8	H: 2 LOB: 2 BB: 1 P: 12	R: 1 E: 0 K: 0 S: 5	H: 2 LOB: 1 BB: 0 P: 5	R: 0 E: 0 K: 0 S: 3	H: 0 LOB: 0 BB: 0 P: 3	R: 0 E: 0 K: 0 S: 3	H: 1 LOB: 0 BB: 0 P: 3		1B: 5 2B: 3 3B: 0 HR: 0	SF: 0 SAC: 1 DP: 1 HBP: 0	WP: 0 PB: 0 SB: 0 CS: 0	PA: 38
PITCHER Randy Jones, L ERA: 1.99 (1,1)	IP: 9.0 WLS: W BF: 38 H: 8 R: 3 ER: 2 SO: 4 BB: 2 IBB: 0 HBP: 0 BLK: 0 WP: 0 HR: 0 S: 44 P: 52 ERA: 2.00 WHIP: 1.111															PITCHER					

Batter	1	2	3	4	5	6	7	8	9	AB	R	H	RBI	BB	SO	LOB	BOTTOM				
Johnny Grubb, L OBP: 0.409, SLG: 0.456 (1,8)	4-3									4	3	2	2	1	0	0	Philadelphia Phillies @ San Diego Padres San Diego Stadium, San Diego, CA Mon Jun 09 1975, 10:05 PM EDT Att: 30,948 - Unknown livebaseballscorecards.com				
Enzo Hernandez, R OBP: 0.339, SLG: 0.299 (1,6)		E								5	0	4	2	0	0	0					
Bobby Tolan, L OBP: 0.292, SLG: 0.294 (1,7)		E4								3	1	1	1	0	1	2					
Dave Winfield, R OBP: 0.378, SLG: 0.495 (1,9)										3	0	2	0	1	0	0					
Willie McCovey, L Mike Ivie, R OBP: 0.313, SLG: 0.400 (7,3)										4	0	1	0	0	3	3					
Tito Fuentes, S OBP: 0.302, SLG: 0.314 (1,4)										4	0	1	0	0	0	3					
Jerry Moses, R OBP: 0.250, SLG: 0.417 (1,2)										4	1	1	0	0	1	1					
Ted Kubiak, S OBP: 0.311, SLG: 0.255 (1,5)										4	2	2	0	0	0	0					
Randy Jones, R OBP: 0.200, SLG: 0.179 (1,1)										2	1	0	0	1	1	2					
Inning Stats	R: 1 E: 0 K: 0 S: 6	H: 4 LOB: 2 BB: 0 P: 6	R: 2 E: 1 K: 0 S: 6	H: 3 LOB: 1 BB: 0 P: 6	R: 0 E: 0 K: 1 S: 5	H: 0 LOB: 0 BB: 0 P: 5	R: 2 E: 0 K: 1 S: 7	H: 2 LOB: 1 BB: 1 P: 11	R: 0 E: 0 K: 1 S: 5	H: 1 LOB: 0 BB: 0 P: 5	R: 3 E: 1 K: 2 S: 10	H: 3 LOB: 2 BB: 2 P: 18	R: 0 E: 0 K: 1 S: 5	H: 1 LOB: 0 BB: 0 P: 5	R: 0 E: 0 K: 0 S: 3	H: 0 LOB: 0 BB: 0 P: 3		1B: 10 2B: 5 3B: 1 HR: 0	SF: 1 SAC: 1 DP: 2 HBP: 0	WP: 0 PB: 0 SB: 0 CS: 2	PA: 38
PITCHER Wayne Twitchell, R Joe Hoerner, L Ron Schueler, R Tom Hilgendorf, L Gene Garber, R ERA: 4.44 ERA: 3.99 ERA: 7.71 ERA: 3.79 ERA: 3.22 (1,1) (4,1) (5,1) (6,1) (6,1)	IP: 3.2 WLS: L BF: 20 H: 9 R: 5 ER: 4 SO: 1 BB: 1 IBB: 0 HBP: 0 BLK: 0 WP: 0 HR: 0 S: 21 P: 25 ERA: 9.82 WHIP: 2.727															PITCHER					

Batter	1	2	3	4	5	6	7	8	9	10	11	12	13	14	15	AB	R	H	RBI	BB	SO	LOB	TOP					
Pepe Mangual, R OBP: 0.350, SLG: 0.347 (1.8)																5	1	1	0	2	1	2						
Larry Lintz, S OBP: 0.304, SLG: 0.222 (8. PH)																2	0	0	0	0	2	1						
Jose Morales, R OBP: 0.500, SLG: 0.714 (8.4)																1	0	0	0	0	0	2						
Pepe Frias, R OBP: 0.333, SLG: 0.200 (10. PH)																0	0	0	0	0	0	0						
Pete Mackanin, R OBP: 0.369, SLG: 0.500 (10.4)																2	1	0	0	1	1	2						
Mike Jorgensen, L OBP: 0.342, SLG: 0.398 (1.3)																7	1	3	2	0	1	4						
Pat Scanlon, L OBP: 0.304, SLG: 0.412 (9. PH)																4	0	1	0	0	1	1						
Larry Parrish, R OBP: 0.295, SLG: 0.412 (9.5)																3	0	0	0	0	2	3						
Larry Bittner, L OBP: 0.421, SLG: 0.455 (1.9)																5	0	1	0	0	0	1						
Bob Bailey, R OBP: 0.333, SLG: 0.311 (7.7)																3	0	1	0	0	1	1						
Tony Scott, S OBP: 0.250, SLG: 0.216 (7.7)																2	0	0	0	1	1	0						
Gary Carter, R OBP: 0.316, SLG: 0.422 (1.2)																6	0	1	0	0	3	4						
Tim Foli, R OBP: 0.280, SLG: 0.253 (1.6)																6	0	2	0	0	1	3						
Steve Rogers, R OBP: 0.350, SLG: 0.227 (8.1)																2	0	1	0	0	0	0						
Chuck Taylor, R OBP: 0.300, SLG: 0.447 (8.1)																0	0	0	0	0	0	0						
Ron Coggins, L OBP: 0.300, SLG: 0.447 (8.1)																1	0	0	0	0	0	1						
Donald DeMola, R OBP: 0.375, SLG: 0.200 (10.1)																1	0	0	0	0	0	1						
Hal Renfro, R OBP: 0.270, SLG: 0.200 (10.1)																0	0	0	0	0	0	0						
Dan Warthen, L OBP: 0.270, SLG: 0.200 (10.1)																0	0	0	0	0	0	0						
Steve Renko, R OBP: 0.250, SLG: 0.142 (15.1)																0	0	0	0	0	0	0						
Inning Stats	R: 1 E: 0 K: 0 S: 3	H: 1 LOB: 0 BB: 1 P: 7	R: 0 E: 0 K: 0 S: 3	H: 1 LOB: 0 BB: 0 P: 3	R: 0 E: 0 K: 1 S: 6	H: 1 LOB: 1 BB: 0 P: 6	R: 1 E: 0 K: 0 S: 4	H: 2 LOB: 0 BB: 0 P: 4	R: 0 E: 0 K: 1 S: 5	H: 1 LOB: 0 BB: 0 P: 5	R: 0 E: 0 K: 3 S: 10	H: 0 LOB: 0 BB: 0 P: 5	R: 0 E: 0 K: 1 S: 5	H: 1 LOB: 2 BB: 1 P: 8	R: 0 E: 1 K: 2 S: 9	H: 1 LOB: 2 BB: 0 P: 9	R: 0 E: 0 K: 1 S: 6	H: 0 LOB: 0 BB: 0 P: 7	R: 0 E: 0 K: 1 S: 6	H: 1 LOB: 1 BB: 0 P: 6	R: 0 E: 0 K: 0 S: 3	H: 0 LOB: 0 BB: 0 P: 3	R: 0 E: 0 K: 2 S: 8	H: 1 LOB: 1 BB: 1 P: 12	1B: 9 2B: 3 3B: 0 HR: 0	SF: 0 SAC: 3 DP: 4 HBP: 0	WP: 0 PB: 0 SB: 1 CS: 1	PA: 58

Batter	1	2	3	4	5	6	7	8	9	10	11	12	13	14	15	AB	R	H	RBI	BB	SO	LOB	BOTTOM					
Johnny Grubb, L OBP: 0.402, SLG: 0.452 (1.8)																5	0	0	0	1	0	2						
Enzo Hernandez, R OBP: 0.335, SLG: 0.294 (1.6)																6	0	2	0	0	0	4						
Bobby Tolan, L OBP: 0.301, SLG: 0.293 (1.7)																5	1	1	0	1	0	3						
Dave Winfield, R OBP: 0.374, SLG: 0.481 (1.9)																3	0	1	0	0	1	2						
Dick Sharon, R OBP: 0.211, SLG: 0.206 (8.9)																3	0	0	0	0	0	2						
Mike Ivie, R OBP: 0.288, SLG: 0.371 (1.3)																5	0	0	0	1	2	3						
Tito Fuentes, S OBP: 0.296, SLG: 0.310 (1.4)																5	0	1	1	0	1	1						
Fred Kendall, R OBP: 0.281, SLG: 0.258 (1.2)																5	0	1	0	1	0	2						
Ted Kubiak, S OBP: 0.304, SLG: 0.245 (1.5)															2	0	0	0	0	1	0							
Gene Locklear, L OBP: 0.500, SLG: 0.811 (8. PH)															1	0	0	0	0	1	0							
Hector Torres, R OBP: 0.273, SLG: 0.307 (9.5)															2	0	0	0	0	0	2							
Dave Freistleben, R OBP: 0.300, SLG: 0.447 (8.1)																2	0	0	0	0	0	0						
Willie McCovey, R OBP: 0.300, SLG: 0.447 (8.1)																1	1	1	1	0	0	0						
Bill Grier, R OBP: 0.270, SLG: 0.247 (11. PH)																0	0	0	0	0	0	0						
Randy Hundley, R OBP: 0.270, SLG: 0.247 (11. PH)																0	0	0	0	0	0	0						
John Davidson, R OBP: 0.270, SLG: 0.247 (11. PH)																0	0	0	0	0	0	0						
Danny Frisella, L OBP: 0.270, SLG: 0.247 (11. PH)																0	0	0	0	0	0	0						
Jerry Morales, R OBP: 0.250, SLG: 0.333 (15. PH)																0	0	0	0	0	0	0						
Inning Stats	R: 0 E: 0 K: 0 S: 3	H: 0 LOB: 1 BB: 1 P: 7	R: 0 E: 0 K: 0 S: 3	H: 0 LOB: 0 BB: 0 P: 3	R: 0 E: 0 K: 0 S: 3	H: 1 LOB: 1 BB: 0 P: 6	R: 0 E: 0 K: 1 S: 6	H: 2 LOB: 1 BB: 0 P: 5	R: 1 E: 1 K: 0 S: 5	H: 0 LOB: 0 BB: 0 P: 5	R: 0 E: 0 K: 1 S: 4	H: 1 LOB: 0 BB: 1 P: 8	R: 0 E: 0 K: 1 S: 6	H: 1 LOB: 1 BB: 0 P: 6	R: 0 E: 0 K: 1 S: 4	H: 1 LOB: 1 BB: 1 P: 4	R: 0 E: 0 K: 0 S: 2	H: 0 LOB: 0 BB: 0 P: 6	R: 0 E: 0 K: 0 S: 4	H: 1 LOB: 2 BB: 1 P: 8	R: 0 E: 0 K: 0 S: 2	H: 0 LOB: 0 BB: 0 P: 6	R: 0 E: 0 K: 0 S: 4	H: 1 LOB: 2 BB: 1 P: 8	1B: 7 2B: 0 3B: 0 HR: 1	SF: 1 SAC: 3 DP: 2 HBP: 0	WP: 0 PB: 0 SB: 0 CS: 0	PA: 56

Batter	1	2	3	4	5	6	7	8	9	10	11	12	13	14	15	AB	R	H	RBI	BB	SO	LOB	BOTTOM	
Steve Rogers, R ERA: 2.38 (1.1)																2	0	0	0	0	0	0		
Chuck Taylor, R ERA: 3.58 (8.1)																1	1	1	1	0	0	0		
Donald DeMola, R ERA: 2.32 (10.1)	5.0	W	19	3	0	2	2	1	0	0	0	0	0	0	0	1	1	1	0	0	0	0		
Dan Warthen, L ERA: 4.35 (15.1)	0.1		2	1	0	0	0	0	0	0	0	0	0	0	0	2	0	0	0	0	0	2		
Steve Renko, R ERA: 6.46 (15.1)	0.2	S	3	0	0	0	0	0	0	0	0	0	0	0	0	2	0	0	0	0	0	6		
PITCHER	IP: 7.0 WLS: 7 BF: 25 H: 3 R: 1 ER: 1 SO: 2 BB: 2 IBB: 0 HBP: 0 BLK: 0 WP: 0 HR: 0 S: 28 P: 32 ERA: 1.29 WHIP: 0.571																							
PITCHER	IP: 7.0 WLS: 7 BF: 25 H: 3 R: 1 ER: 1 SO: 2 BB: 2 IBB: 0 HBP: 0 BLK: 0 WP: 0 HR: 0 S: 28 P: 32 ERA: 1.29 WHIP: 0.571																							

Montreal Expos @ San Diego Padres
San Diego Stadium, San Diego, CA
Thu Jun 12 1975, 6:33 AM EDT
Att: 9,927 - Unknown

AB: 51
R: 3
H: 11
RBI: 2
BB: 4
SO: 15
LOB: 25

Montreal Expos @ San Diego Padres
San Diego Stadium, San Diego, CA
Thu Jun 12 1975, 6:33 AM EDT
Att: 9,927 - Unknown

AB: 47
R: 2
H: 8
RBI: 2
BB: 5
SO: 6
LOB: 21

Batter	1	2	3	4	5	6	7	8	9	AB	R	H	RBI	BB	SO	LOB	TOP					
Wayne Garrett, L (1.5)	4-3	2B		CS		1B	K		G3	5	1	2	0	1	1	2						
Felix Milten, R (1.4)	BB	F4		6-3		1B		F9		5	1	2	0	0	0	4						
Del Unser, L (1.8)	F7				1-3	F9		1B		5	0	3	2	0	0	1						
Rusty Staub, L (1.9)	BB	5-3			K	1B		F7		4	0	1	2	1	1	3						
Ed Kranepool, L (1.3)	F8		4-3		1B	F9		1B		5	1	2	0	0	0	4						
John Milner, L (1.7)		1B	S		3B	G3		4-3		4	2	2	0	1	0	4						
Mike Phillips, L (1.6)	F8		K		3B		4-3		K	5	0	1	2	0	2	2	AB 43					
Jerry Grote, R (1.2)	1B	1B	4-3		4-3		5-3			5	1	2	0	0	0	2	R 7					
George Stone, L (1.1)		1B															H 17					
Rick Baldwin, L (8.1)	1B	2B		K		K		4-3									RBI 7					
Inning Stats	R: 0 E: 0 K: 0 S: 4	H: 1 LOB: 2 BB: 1 P: 8	R: 3 E: 0 K: 0 S: 8	H: 5 LOB: 2 BB: 0 P: 8	R: 0 E: 0 K: 1 S: 5	H: 0 LOB: 1 BB: 1 P: 9	R: 0 E: 0 K: 1 S: 5	H: 1 LOB: 0 BB: 0 P: 5	R: 2 E: 0 K: 1 S: 8	H: 3 LOB: 1 BB: 0 P: 8	R: 2 E: 0 K: 1 S: 8	H: 3 LOB: 2 BB: 1 P: 12	R: 0 E: 0 K: 1 S: 6	H: 1 LOB: 1 BB: 0 P: 6	R: 0 E: 0 K: 0 S: 5	H: 2 LOB: 2 BB: 0 P: 5	R: 0 E: 0 K: 1 S: 6	H: 1 LOB: 1 BB: 0 P: 6	1B: 14 2B: 1 3B: 2 HR: 0	SF: 0 SAC: 0 DP: 0 HBP: 0	WP: 0 PB: 0 SB: 1 CS: 1	PA: 46
PITCHER	IP	WLS	BF	H	R	ER	SO	BB	IBB	HBP	BLK	WP	HR	S	P	ERA	WHIP					
Joe McIntosh, R (1.1)	1.2	L	12	6	3	3	0	1	0	0	0	0	0	11	15	16.20	4.200					
Dave Tomlin, L (2.1)	3.1		14	4	2	2	3	1	0	0	0	0	0	19	23	5.40	1.500					
Dan Spillner, R (6.1)	3.0		16	6	2	2	2	1	0	0	0	0	0	19	23	6.00	2.333					
Rich Folkers, L (9.1)	1.0		4	1	0	0	1	0	0	0	0	0	0	6	6	0.00	1.000					

New York Mets @ San Diego Padres
San Diego Stadium, San Diego, CA
Fri Jun 13 1975, 10:05 PM EDT
Att: 16,099 - Unknown

AB 43
R 7
H 17
RBI 7
BB 3
SO 6
LOB 23



Batter	1	2	3	4	5	6	7	8	9	AB	R	H	RBI	BB	SO	LOB	BOTTOM					
Johnny Grubb, L (1.8)	4-3	2B	FC4-6			F4			B1-3	4	2	2	0	0	0	1						
Enzo Hernandez, R (1.6)	4-3		FC6-4			F9			F8	4	0	0	0	0	0	3						
Bobby Tolan, L (1.7)	6-3		4-3			F8			B1-3	4	0	0	0	0	0	3						
Mike Ivie, R (1.3)	FC6-4	1B			F7			5-3		4	0	2	2	0	0	0						
Fred Kendall, R (1.2)	FC6-4				6-3			F8		4	0	0	0	0	0	2						
Tito Fuentes, S (1.4)					L8			F8		3	0	0	0	0	0	0						
Dick Sharon, R (1.9)		K				G1-6-3			3-1	2	0	0	0	1	1	0	AB 30					
Ted Kubiak, S (1.5)		F4				G1-6-3			F7	3	0	0	0	0	0	1	R 2					
Joe McIntosh, S (1.1)						F8											H 4					
Dave Tomlin, L (2.1)																	RBI 2					
John Scott, R (5.9)																	BB 2					
Dan Spillner, R (6.1)																	SO 1					
Gene Locklear, L (8.9)																	LOB 10					
Rich Folkers, L (9.1)																						
Inning Stats	R: 1 E: 0 K: 0 S: 5	H: 2 LOB: 1 BB: 0 P: 5	R: 0 E: 0 K: 1 S: 5	H: 0 LOB: 0 BB: 0 P: 5	R: 0 E: 0 K: 0 S: 3	H: 0 LOB: 1 BB: 1 P: 7	R: 0 E: 0 K: 0 S: 3	H: 0 LOB: 0 BB: 0 P: 3	R: 0 E: 0 K: 0 S: 3	H: 0 LOB: 0 BB: 0 P: 3	R: 0 E: 0 K: 0 S: 3	H: 0 LOB: 0 BB: 0 P: 3	R: 0 E: 0 K: 0 S: 3	H: 0 LOB: 0 BB: 0 P: 3	R: 1 E: 0 K: 0 S: 5	H: 2 LOB: 1 BB: 0 P: 5	R: 0 E: 0 K: 0 S: 5	H: 2 LOB: 1 BB: 0 P: 5	1B: 3 2B: 1 3B: 0 HR: 0	SF: 0 SAC: 0 DP: 1 HBP: 0	WP: 0 PB: 0 SB: 0 CS: 0	PA: 32
PITCHER	IP	WLS	BF	H	R	ER	SO	BB	IBB	HBP	BLK	WP	HR	S	P	ERA	WHIP					
George Stone, L (1.1)	7.0	W	24	2	1	1	1	2	0	0	0	0	0	24	32	1.29	0.571					
Rick Baldwin, R (8.1)	2.0		8	2	1	1	0	0	0	0	1	0	0	8	8	4.50	1.000					

New York Mets @ San Diego Padres
San Diego Stadium, San Diego, CA
Fri Jun 13 1975, 10:05 PM EDT
Att: 16,099 - Unknown

AB 30
R 2
H 4
RBI 2
BB 2
SO 1
LOB 10



Batter	1	2	3	4	5	6	7	8	9	AB	R	H	RBI	BB	SO	LOB	TOP										
Johnny Grubb, L OBP: 0.411, SLG: 0.454 (1, 8)	0-0 4-3		0-0 E7						4-0 G6-4-3 BB	4	1	2	1	1	0	0	San Diego Padres @ San Francisco Giants Candlestick Park, San Francisco, CA Mon Jun 16 1975, 6:33 AM EDT Att: 1,851 - Unknown livebaseballscorecards.com										
Enzo Hernandez, R OBP: 0.308, SLG: 0.287 (1, 6)	0-0 6-3		0-0 F3						0-0 F8	4	0	0	0	0	0	4											
Gene Locklear, L OBP: 0.480, SLG: 0.614 Dick Sharon, R OBP: 0.260, SLG: 0.233 (6, 9)	0-3 K			0-3 K					0-0 G6-4-3 1-2	3	1	1	1	0	2	0											
Mike Ivie, R OBP: 0.294, SLG: 0.366 (6, 3)		0-0 6-3		0-0 5-3					0-0 1B 2B BB	4	1	1	1	0	0	1											
Willie McCovey, L OBP: 0.297, SLG: 0.391 Ted Kubiak, S OBP: 0.299, SLG: 0.243 (6, PR)		0-0 L5		0-3 K					4-0 FC3-6 1B BB	2	0	0	0	1	1	0											
Tito Fuentes, S OBP: 0.300, SLG: 0.318 (1, 4)		0-0 6-3							0-0 FC3-6 1B BB	4	0	1	0	0	0	2											
Bobby Tolán, L OBP: 0.300, SLG: 0.289 (6, 7)			0-0 5-3 E 1B						0-0 FC3-6 1B IBB	4	2	2	1	0	0	2											
Fred Kendall, R OBP: 0.255, SLG: 0.247 (1, 2)			0-0 5-3						0-0 6-3	3	1	0	0	1	1	2											
Rich Folkers, L OBP: 0.167, SLG: 0.167 (1, 1)			0-0 F2						0-3 K	4	0	1	2	0	2	2											
Inning Stats	R: 0 E: 0 K: 1 S: 5	H: 0 LOB: 0 BB: 0 P: 5	R: 0 E: 0 K: 0 S: 3	H: 0 LOB: 0 BB: 0 P: 3	R: 1 E: 1 K: 0 S: 5	H: 1 LOB: 1 BB: 0 P: 5	R: 0 E: 0 K: 2 S: 7	H: 0 LOB: 0 BB: 0 P: 7	R: 0 E: 0 K: 2 S: 8	H: 1 LOB: 1 BB: 0 P: 8	R: 6 E: 0 K: 0 S: 9	H: 6 LOB: 2 BB: 2 P: 17	R: 0 E: 0 K: 0 S: 3	H: 1 LOB: 1 BB: 1 P: 7	R: 0 E: 0 K: 1 S: 5	H: 0 LOB: 0 BB: 0 P: 5		R: 0 E: 0 K: 0 S: 2	H: 0 LOB: 0 BB: 1 P: 6	1B: 8 2B: 1 3B: 0 HR: 0	SF: 0 SAC: 1 DP: 2 HBP: 0	WP: 0 PB: 0 SB: 1 CS: 0	PA: 39				
PITCHER	IP	WLS	BF	H	R	ER	SO	BB	IBB	HBP	BLK	WP	HR	S	P	ERA	WHIP										
Ed Halicki, R ERA: 3.3 (1, 1)	5.1	L	24	6	6	5	5	1	0	0	0	0	0	33	37	8.44	1.312										
Gary Lavelle, L ERA: 2.11 (6, 1)	1.2		9	3	1	1	0	1	1	0	0	0	0	7	15	5.40	2.400										
Dave Heaverlo, R ERA: 3.43 (8, 1)	2.0		6	0	0	0	1	1	0	0	0	0	0	7	11	0.00	0.500										

Batter	1	2	3	4	5	6	7	8	9	AB	R	H	RBI	BB	SO	LOB	BOTTOM										
Derrel Thomas, S OBP: 0.344, SLG: 0.341 (1, 4)	0-0 L8	0-0 F9							0-0 G6-4-3 1-2	5	0	1	0	0	0	3	San Diego Padres @ San Francisco Giants Candlestick Park, San Francisco, CA Mon Jun 16 1975, 6:33 AM EDT Att: 1,851 - Unknown livebaseballscorecards.com										
Chris Arnold, R OBP: 0.333, SLG: 0.287 (1, 9)	0-0 BB 1B	0-0 FC6-4 1-2							0-0 L8	4	1	1	0	0	1	2											
Bobby Murcer, L OBP: 0.395, SLG: 0.500 (1, 8)	4-0 1B 1B BB		0-0 F9						0-0 L3	3	0	0	0	1	0	1											
Jake Brown, R OBP: 0.300, SLG: 0.421 (1, 7)	0-3 K		0-0 5-3						0-0 4-3	4	0	0	0	0	2	2											
Willie Montanez, L OBP: 0.337, SLG: 0.407 (1, 3)	0-0 FC5 1B		0-0						0-0 6-3 1B	3	0	3	1	1	0	0											
Chris Speier, R OBP: 0.353, SLG: 0.359 (1, 6)	0-0 1-2 2-H		0-0 F7						0-0 6-3 1B	4	0	2	0	0	0	2											
Bruce Miller, R OBP: 0.313, SLG: 0.346 (1, 5)	0-0 FC5 2-3			0-0 6-3					0-0 6-3	4	0	1	0	0	0	5											
Marc Hill, R OBP: 0.324, SLG: 0.342 (1, 2)		0-0 FC6-4 1B		0-0 5-3					0-0 F2	4	0	2	0	0	0	2											
Ed Halicki, R OBP: 0.125, SLG: 0.067 (1, 1)			0-3 K						0-0 6-3	2	0	0	0	0	1	1											
Gary Lavelle, S OBP: 0.167, SLG: 0.167 (6, 1)				0-0 5-3					0-0 FC6-4 G6-4-3	0	0	0	0	0	0	0											
Steve Ontiveros, S OBP: 0.370, SLG: 0.302 (7, PH)									0-0 G6-4-3	1	0	0	0	0	0	0											
Dave Heaverlo, R OBP: 0.356, SLG: 0.056 (8, PH)									1-2 2-3	0	0	0	0	0	0	2											
Inning Stats	R: 1 E: 0 K: 1 S: 8	H: 3 LOB: 3 BB: 1 P: 12	R: 0 E: 0 K: 1 S: 6	H: 1 LOB: 1 BB: 0 P: 6	R: 0 E: 0 K: 0 S: 4	H: 1 LOB: 1 BB: 0 P: 4	R: 0 E: 0 K: 0 S: 3	H: 0 LOB: 0 BB: 0 P: 3	R: 0 E: 0 K: 1 S: 5	H: 1 LOB: 0 BB: 0 P: 5	R: 0 E: 0 K: 0 S: 5	H: 2 LOB: 2 BB: 0 P: 5	R: 0 E: 0 K: 0 S: 3	H: 0 LOB: 0 BB: 0 P: 3	R: 0 E: 0 K: 1 S: 5	H: 0 LOB: 1 BB: 1 P: 9	R: 0 E: 0 K: 0 S: 4	H: 2 LOB: 1 BB: 0 P: 4	1B: 10 2B: 1 3B: 0 HR: 0	SF: 0 SAC: 0 DP: 2 HBP: 0	WP: 0 PB: 0 SB: 0 CS: 0	PA: 37					
PITCHER	IP	WLS	BF	H	R	ER	SO	BB	IBB	HBP	BLK	WP	HR	S	P	ERA	WHIP										
Rich Folkers, L ERA: 3.4 (1, 1)	9.0	W	37	10	1	1	4	2	0	0	0	0	0	43	51	1.00	1.333										



Batter	1	2	3	4	5	6	7	8	9	AB	R	H	RBI	BB	SO	LOB	TOP			
Johnny Grubb, L OBP: 0.412, SLG: 0.452 (1, 8)	4-3		SH1-3 BB		5-3 1B		FC6-4			3	0	1	0	1	0	2	San Diego Padres @ San Francisco Giants Candlestick Park, San Francisco, CA Tue Jun 17 1975, 10:05 PM EDT Att: 2,482 - Unknown livebaseballscorecards.com			
Enzo Hernandez, R OBP: 0.308, SLG: 0.268 (1, 6)	1B		SH1-3		5-3		F7			3	0	1	0	0	0	3				
Bobby Tolan, L OBP: 0.304, SLG: 0.298 (1, 7)	1B		4-3		G3					4	1	2	0	0	0	3				
Mike Ivie, R OBP: 0.299, SLG: 0.366 (1, 3)	G6-4-3		BB							3	0	1	0	1	0	3				
Fred Kendall, R OBP: 0.255, SLG: 0.255 (1, 2)		PB 2B	F3				F7			3	0	1	1	0	0	4				
Tito Fuentes, S OBP: 0.294, SLG: 0.312 (1, 4)		F3		4-3			G6-4-3			4	0	0	0	0	0	2				
Dick Sharon, R OBP: 0.278, SLG: 0.255 (1, 9)		1-3		5-3			FC6-4 BB 1B			4	0	2	0	0	0	1				
Ted Kubiak, S OBP: 0.298, SLG: 0.236 (1, 5)		L6		6-3			FC6-4 BB			3	0	0	0	1	0	2				
Dave Freisleben, R OBP: 0.080, SLG: 0.080 (1, 1)										2	0	1	0	0	0	0				
Randy Hundley, R OBP: 0.245, SLG: 0.242 (7, PH)										1	0	0	0	0	1	2				
Dave Tomlin, L OBP: 0.471, SLG: 0.600 (9, PH)			SH1-3 BB 1B							0	0	0	0	0	0	0				
Gene Locklear, L OBP: 0.471, SLG: 0.600 (9, PH)										1	0	0	0	0	1	0				
Inning Stats	R: 0 E: 0 K: 0 S: 4	H: 2 LOB: 1 BB: 0 P: 4	R: 0 E: 0 K: 0 S: 4	H: 1 LOB: 1 BB: 0 P: 4	R: 0 E: 0 K: 0 S: 4	H: 1 LOB: 3 BB: 2 P: 12	R: 0 E: 0 K: 0 S: 3	H: 0 LOB: 0 BB: 0 P: 3	R: 0 E: 0 K: 0 S: 4	H: 1 LOB: 1 BB: 0 P: 4	R: 0 E: 0 K: 0 S: 3	H: 1 LOB: 2 BB: 1 P: 10	R: 1 E: 0 K: 0 S: 4	H: 1 LOB: 0 BB: 0 P: 4	R: 0 E: 0 K: 1 S: 5	H: 1 LOB: 0 BB: 0 P: 5	1B: 7 2B: 2 3B: 0 HR: 0	SF: 1 SAC: 1 DP: 3 HBP: 0	WP: 0 PB: 1 SB: 0 CS: 0	PA: 36
PITCHER Pete Falcone, L ERA: 3.39 (1, 1)	IP: 9.0 WLS: W BF: 36 H: 9 R: 1 ER: 1 SO: 2 BB: 3 IBB: 0 HBP: 0 BLK: 0 WP: 0 HR: 0 S: 37 P: 49 ERA: 1.00 WHIP: 1.333															PITCHER				

Batter	1	2	3	4	5	6	7	8	9	AB	R	H	RBI	BB	SO	LOB	BOTTOM			
Derrel Thomas, S OBP: 0.347, SLG: 0.340 (1, 4)	G4-6-3 BB		L6		6-3		CS 1B			3	0	1	0	1	0	0	San Diego Padres @ San Francisco Giants Candlestick Park, San Francisco, CA Tue Jun 17 1975, 10:05 PM EDT Att: 2,482 - Unknown livebaseballscorecards.com			
Von Joshua, L OBP: 0.352, SLG: 0.427 (1, 8)	L7		L6		1B		4-3			3	0	0	0	1	0	2				
Bobby Murcer, L OBP: 0.400, SLG: 0.502 (1, 9)	G4-6-3			G3 BB 1B	1-3 1B		4-3			3	1	2	0	1	0	1				
Willie Montanez, L OBP: 0.336, SLG: 0.404 (1, 3)			FC3-6 1B	G3	4-3		4-3			4	0	1	0	0	0	4				
Chris Speier, R OBP: 0.352, SLG: 0.362 (1, 6)		FC3-6 G3		F4		1B 2B		F4		4	1	1	0	0	0	2				
Gary Thomasson, L OBP: 0.258, SLG: 0.270 (1, 7)		G3		1B		1B SF8 BB		CS 1B		3	1	2	1	1	0	1				
Steve Ontiveros, S OBP: 0.389, SLG: 0.315 (1, 5)										2	0	2	1	2	0	0				
Dave Rader, L OBP: 0.330, SLG: 0.330 (1, 2)										3	0	0	1	0	0	5				
Pete Falcone, L OBP: 0.080, SLG: 0.080 (1, 1)			4-3		2-3		B1-6-4			3	0	0	0	0	0	1				
Inning Stats	R: 0 E: 0 K: 0 S: 2	H: 0 LOB: 0 BB: 1 P: 6	R: 0 E: 0 K: 0 S: 4	H: 1 LOB: 2 BB: 1 P: 8	R: 0 E: 0 K: 0 S: 3	H: 0 LOB: 0 BB: 0 P: 3	R: 1 E: 0 K: 0 S: 4	H: 1 LOB: 2 BB: 2 P: 12	R: 0 E: 0 K: 0 S: 4	H: 1 LOB: 2 BB: 1 P: 8	R: 2 E: 0 K: 0 S: 4	H: 2 LOB: 0 BB: 1 P: 8	R: 0 E: 0 K: 0 S: 4	H: 2 LOB: 1 BB: 0 P: 4	R: 0 E: 0 K: 0 S: 4	H: 2 LOB: 1 BB: 0 P: 4	1B: 8 2B: 1 3B: 0 HR: 0	SF: 1 SAC: 0 DP: 2 HBP: 0	WP: 0 PB: 0 SB: 0 CS: 2	PA: 35
PITCHER Dave Freisleben, R ERA: 4.09 (1, 1)	IP: 6.0 WLS: L BF: 27 H: 5 R: 3 ER: 3 SO: 3 BB: 6 IBB: 0 HBP: 0 BLK: 0 WP: 0 HR: 0 S: 21 P: 45 ERA: 4.50 WHIP: 1.833															PITCHER				
Dave Tomlin, L ERA: 2.4 (7, 1)	IP: 2.0 WLS: 8 BF: 4 H: 0 R: 0 ER: 0 SO: 0 BB: 0 IBB: 0 HBP: 0 BLK: 0 WP: 0 HR: 0 S: 8 P: 8 ERA: 0.00 WHIP: 2.000															PITCHER				



Batter	1	2	3	4	5	6	7	8	9	AB	R	H	RBI	BB	SO	LOB	TOP		
Johnny Grubb, L OBP: 0.412, SLG: 0.455										5	0	2	0	0	1	2			
Enzo Hernandez, R OBP: 0.295, SLG: 0.267										5	0	1	1	1	0	4			
Gene Locklear, L OBP: 0.455, SLG: 0.571										4	0	1	0	0	1	2			
Mike Ivie, R OBP: 0.298, SLG: 0.363										4	0	1	0	0	1	1			
Willie McCovey, L OBP: 0.295, SLG: 0.386										4	0	1	0	0	1	1			
Tito Fuentes, S OBP: 0.294, SLG: 0.315										4	0	1	0	0	0	3			
Bobby Tolan, L OBP: 0.303, SLG: 0.297										4	1	1	0	0	1	1			
Fred Kendall, R OBP: 0.255, SLG: 0.250										3	0	0	0	1	1	1			
Joe McIntosh, S OBP: 0.148, SLG: 0.087										0	0	0	0	0	0	0			
Alan Foster, R OBP: 0.091, SLG: 0.091										1	0	0	0	0	1	1			
Dave Tomlin, L ERA: 2.35										0	0	0	0	0	0	0			
John Scott, R ERA: 2.35										1	0	0	0	0	1	0			
Dan Spillner, R ERA: 4.66										0	0	0	0	0	0	0			
Dick Sharon, R ERA: 2.20										1	0	0	0	0	1	0			
Danny Frisella, L ERA: 2.38										0	0	0	0	0	0	0			
Jerry Moses, R ERA: 2.38										0	0	0	0	0	1	0			
Inning Stats	R: 0 E: 0 K: 1 S: 5	H: 0 LOB: 0 BB: 0 P: 5	R: 0 E: 0 K: 0 S: 3	H: 0 LOB: 0 BB: 0 P: 3	R: 1 E: 0 K: 1 S: 8	H: 3 LOB: 2 BB: 0 P: 8	R: 0 E: 0 K: 1 S: 6	H: 1 LOB: 1 BB: 0 P: 6	R: 0 E: 0 K: 1 S: 5	H: 2 LOB: 0 BB: 0 P: 7	R: 0 E: 0 K: 2 S: 9	H: 1 LOB: 2 BB: 0 P: 9	R: 0 E: 0 K: 2 S: 8	H: 1 LOB: 1 BB: 2 P: 8	R: 0 E: 0 K: 0 S: 3	H: 0 LOB: 2 BB: 2 P: 11	1B: 6 2B: 2 3B: 0 HR: 0	SF: 0 SAC: 0 DP: 0 HBP: 0	WP: 0 PA: 38 PB: 1 SB: 0 CS: 0
PITCHER John Montefusco, R ERA: 2.69	IP: 9.0 WLS: W BF: 38 H: 8 R: 1 ER: 1 SO: 9 BB: 2 IBB: 0 HBP: 0 BLK: 1 WP: 0 HR: 0 S: 54 P: 62 ERA: 1.00 WHIP: 1.111															PITCHER			

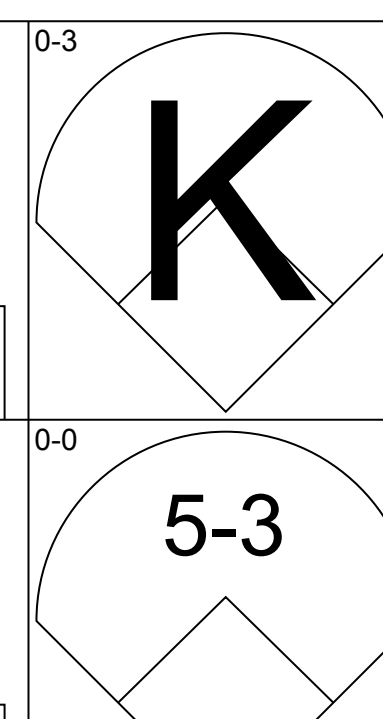
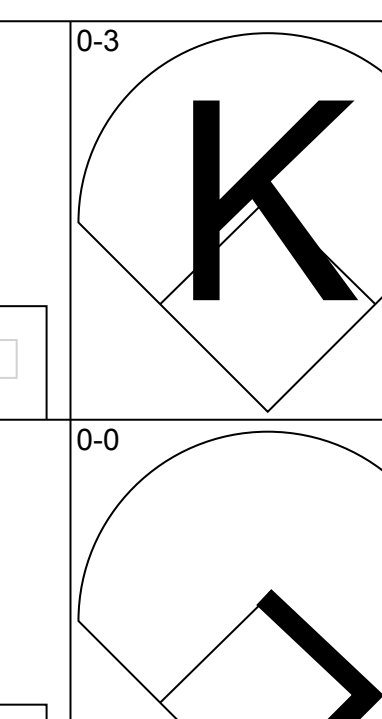
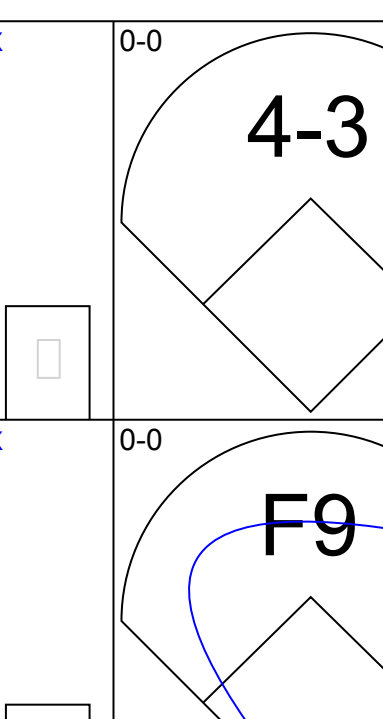
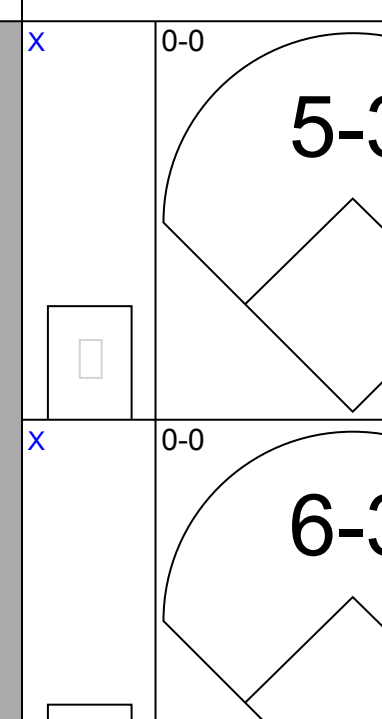
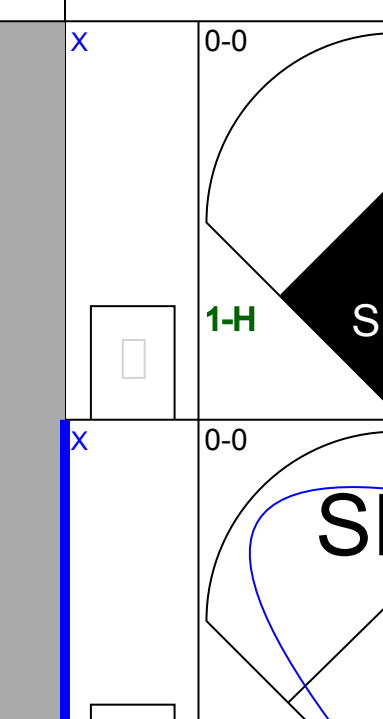
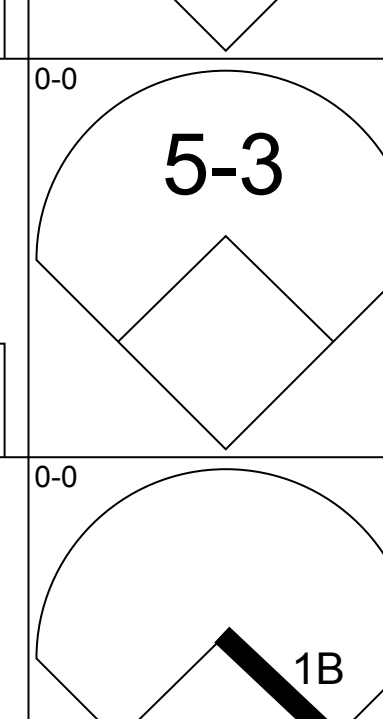
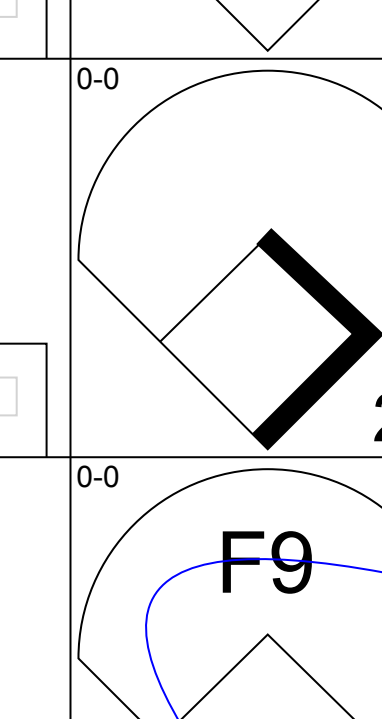
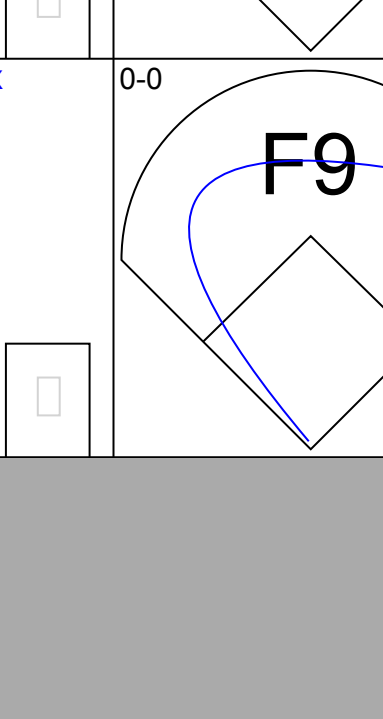
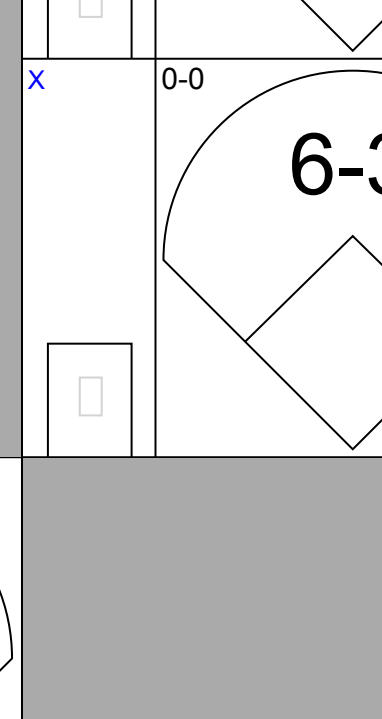
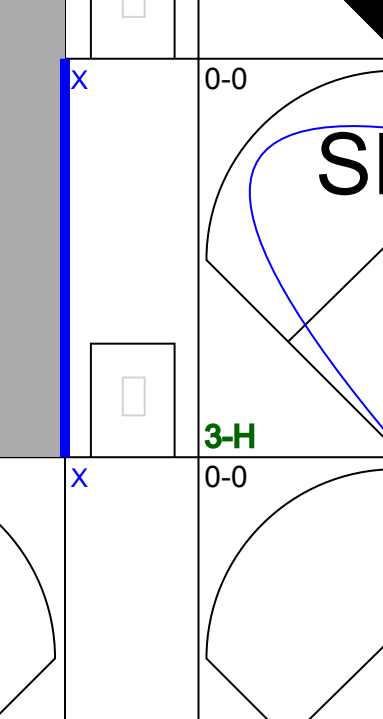
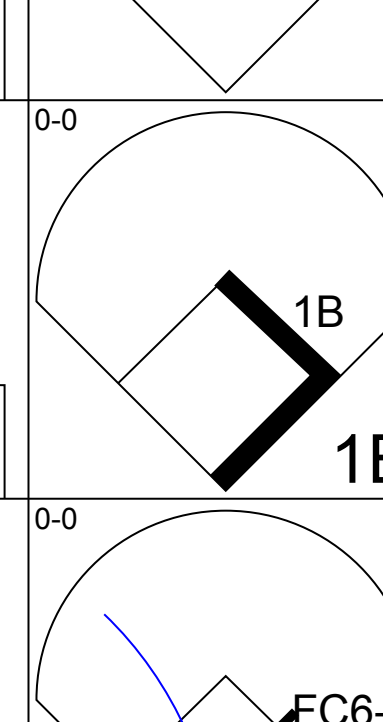
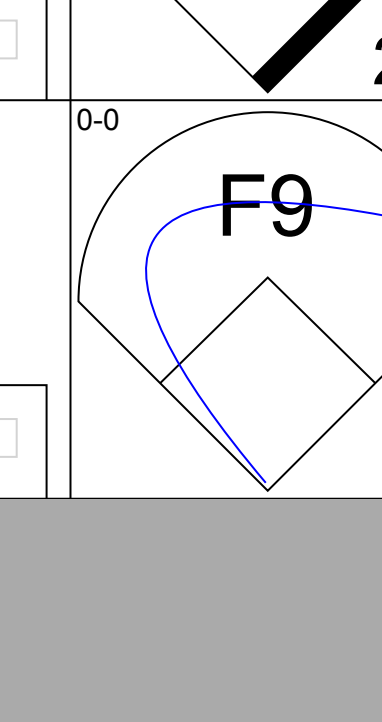


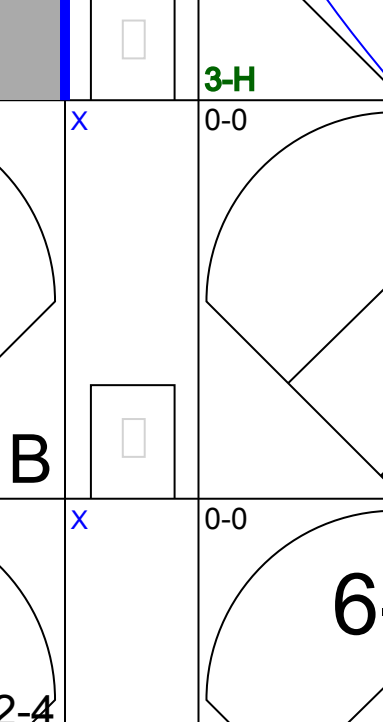
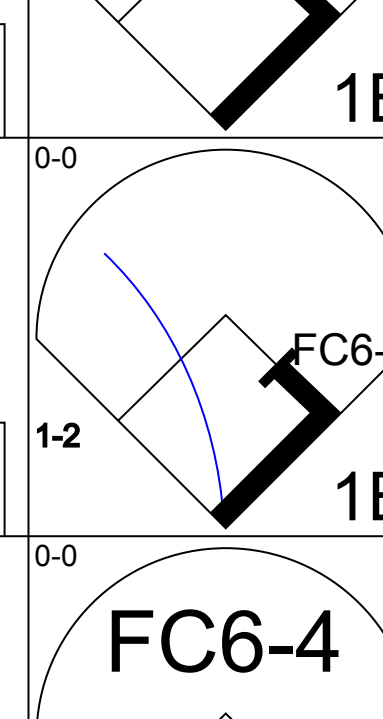
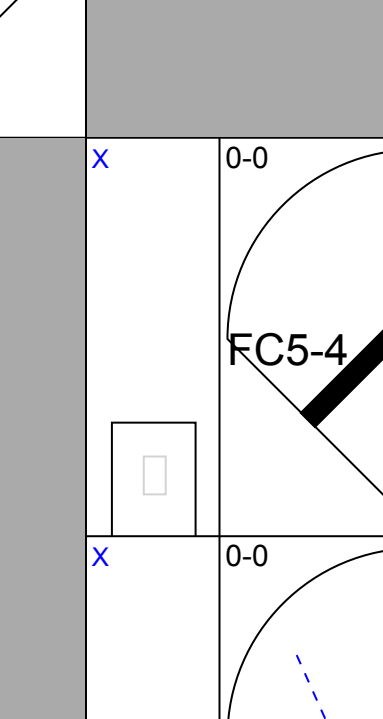
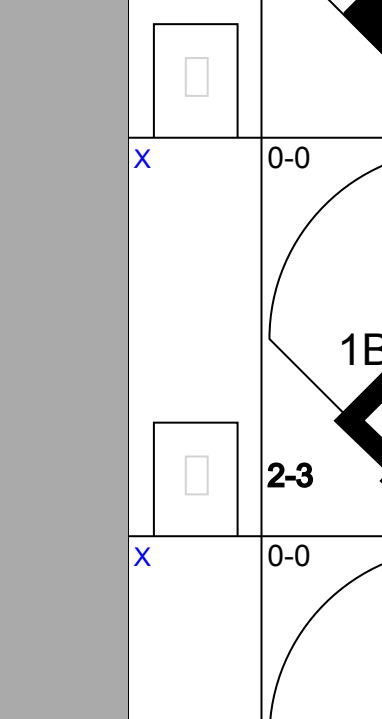
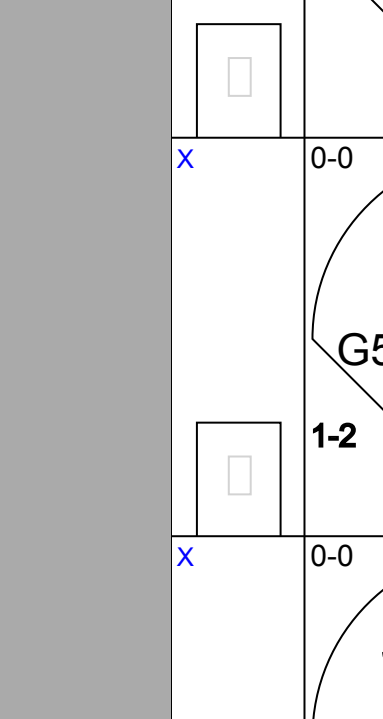
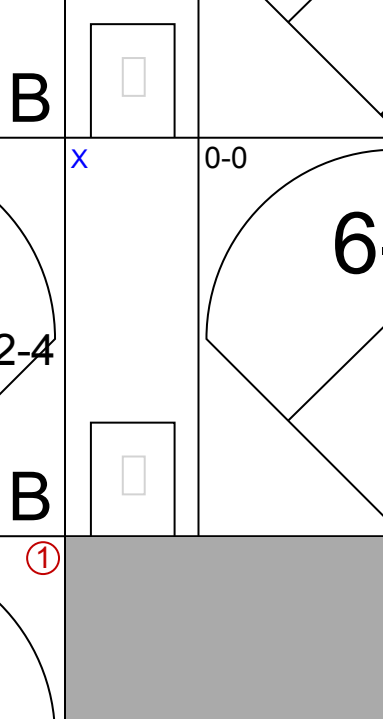
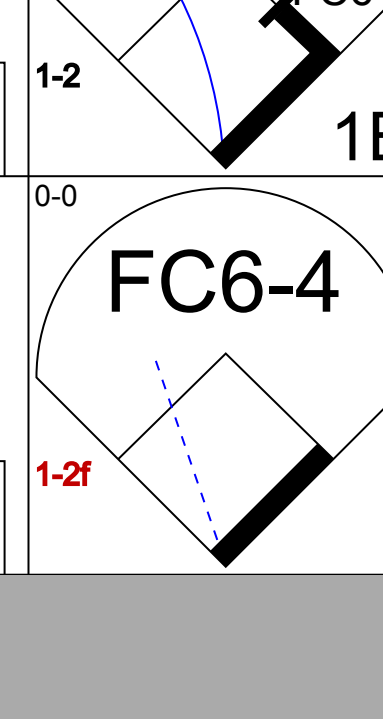
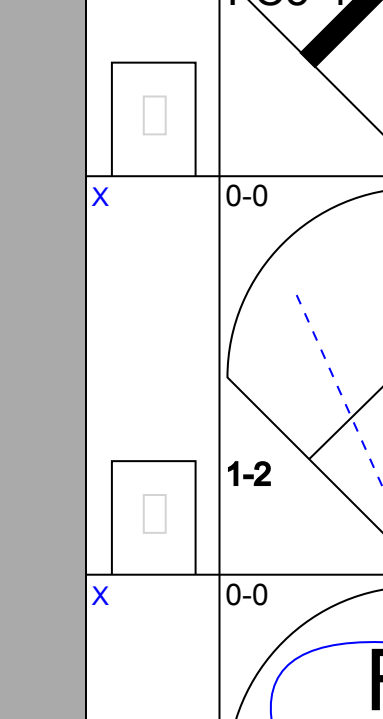
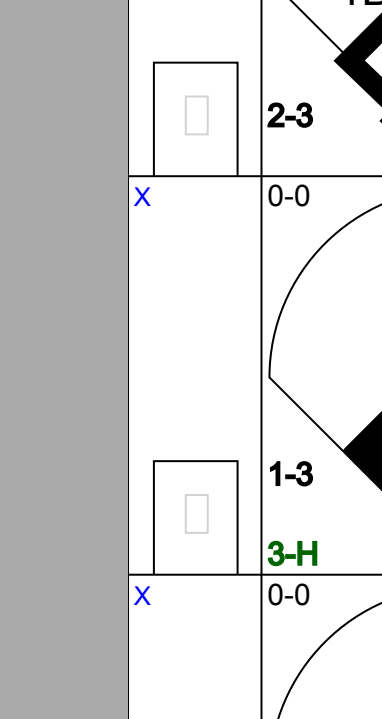
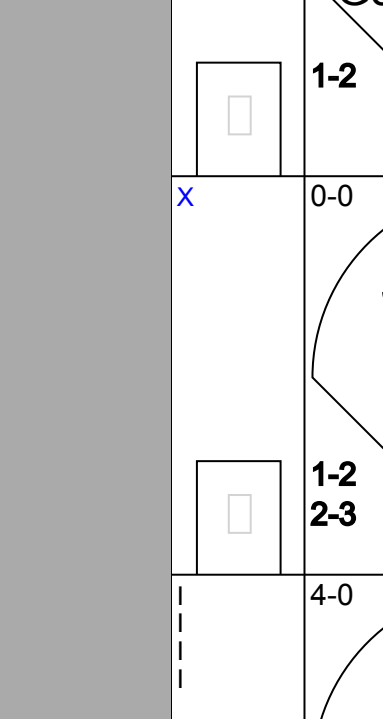
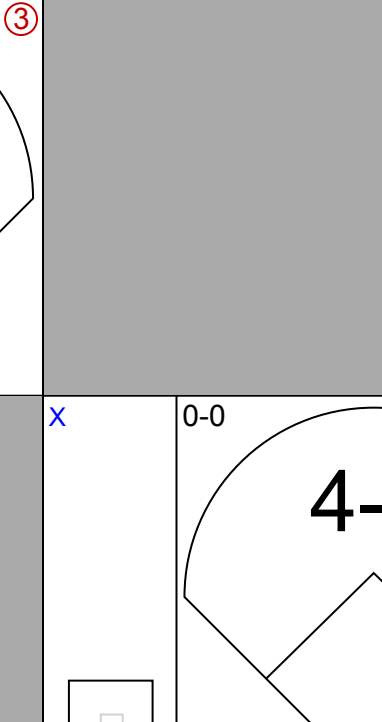
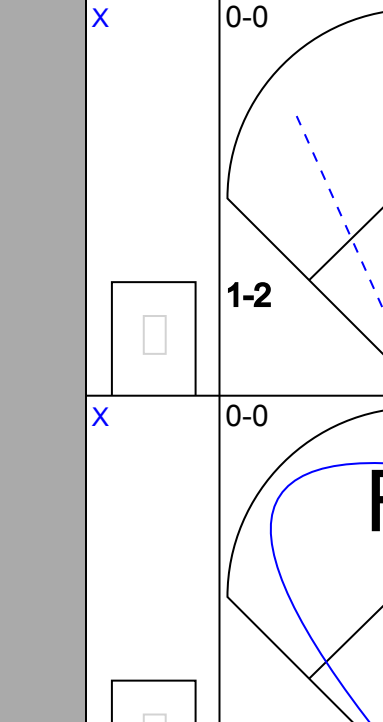
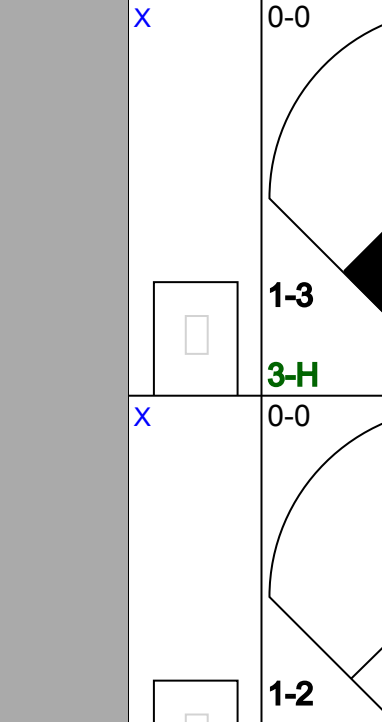
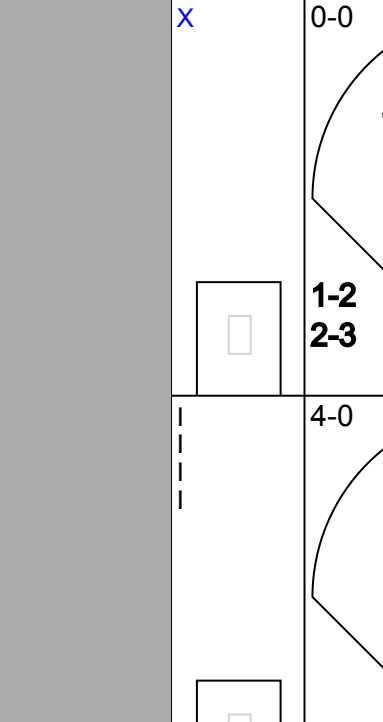
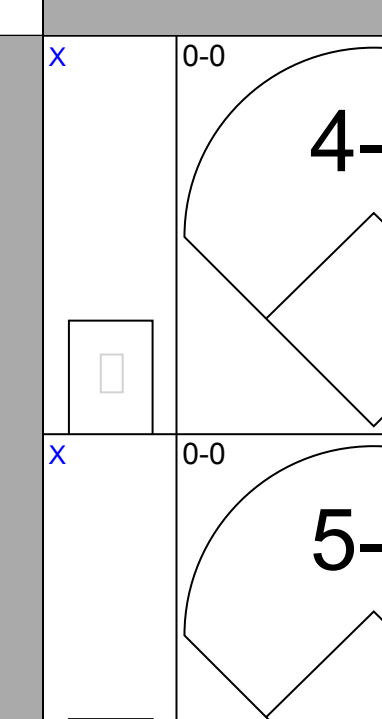
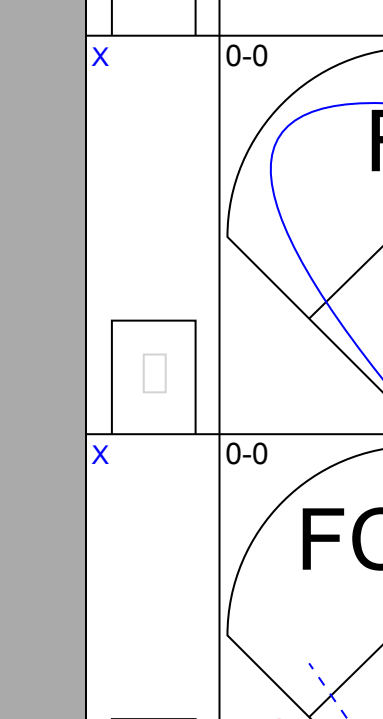
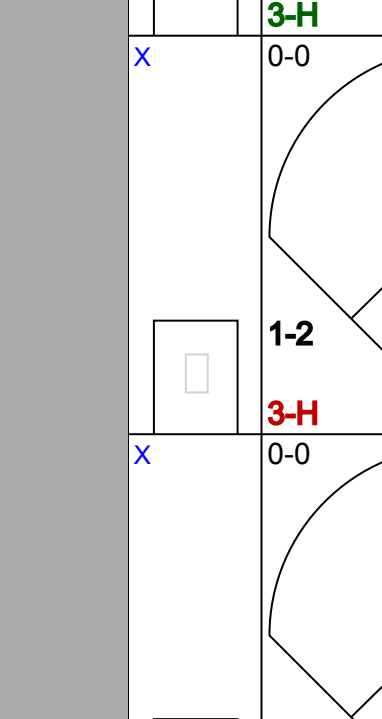
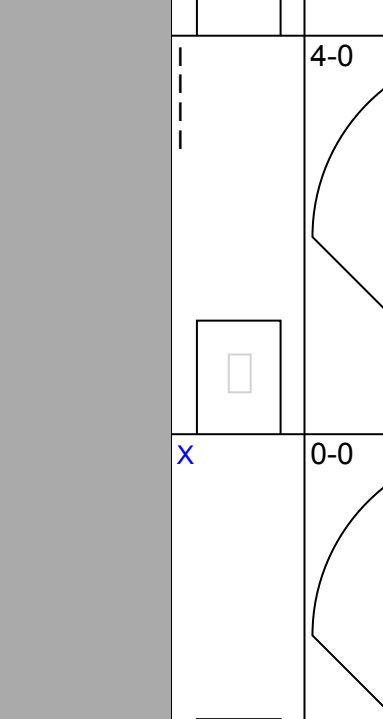
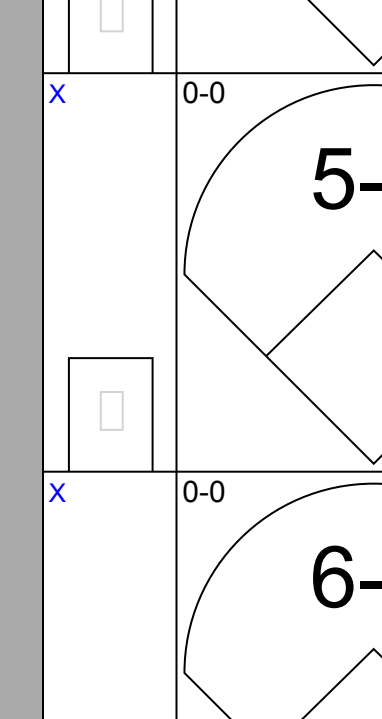
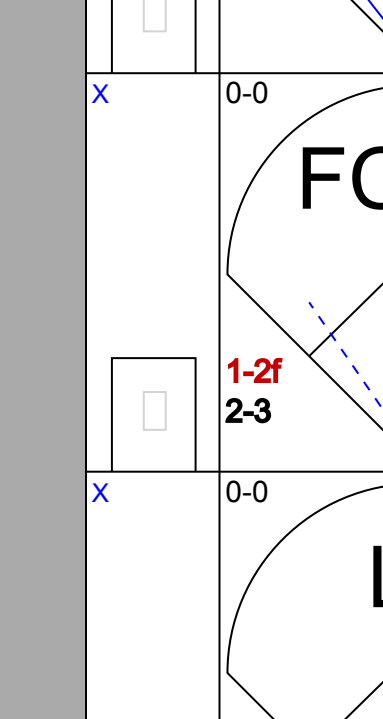
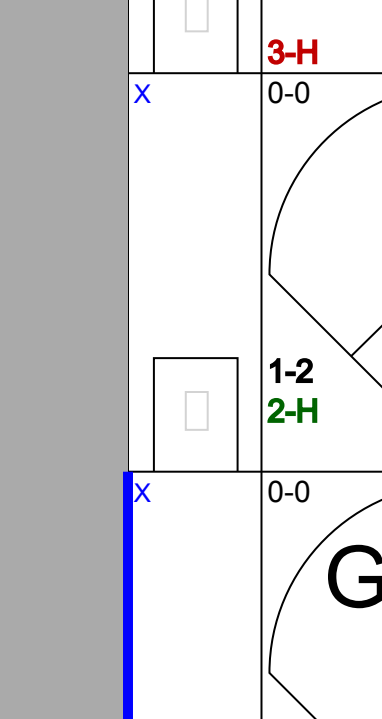
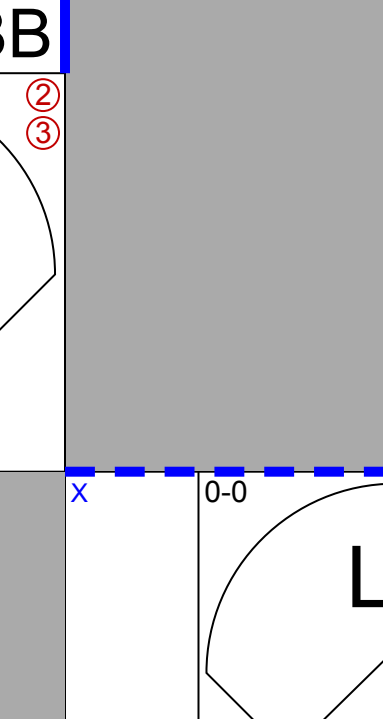
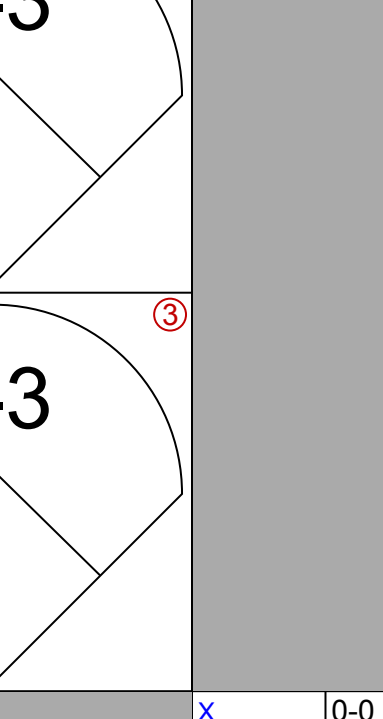
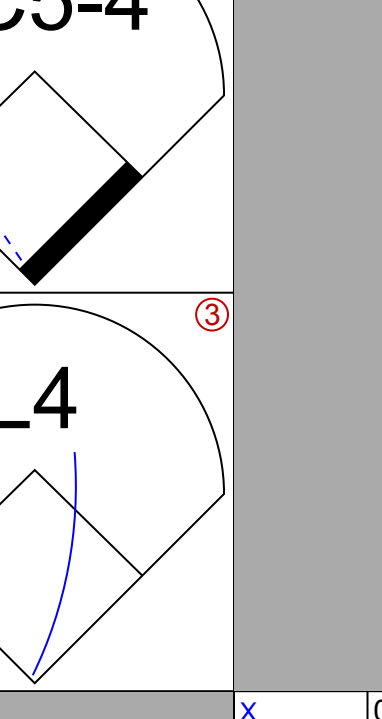
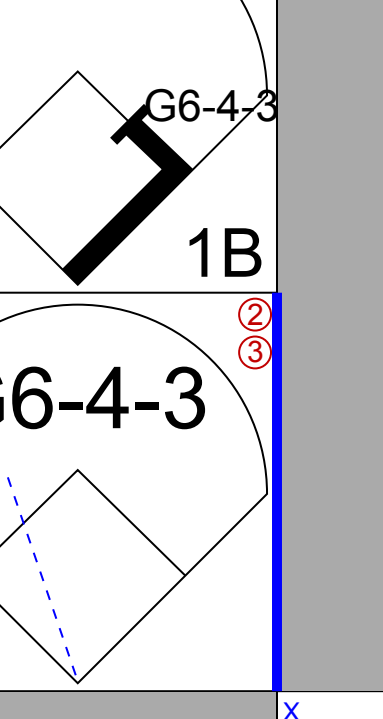
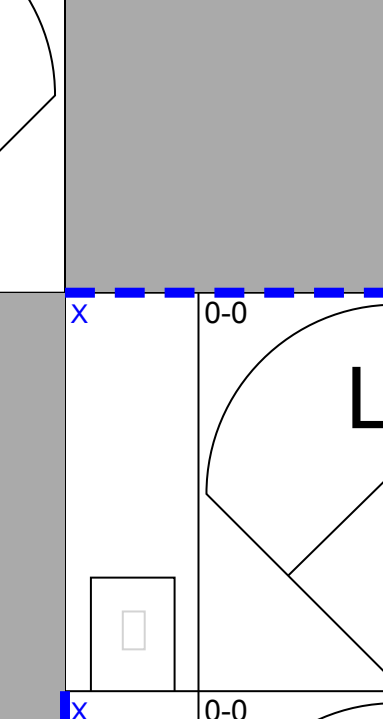
San Diego Padres @ San Francisco Giants
Candlestick Park, San Francisco, CA
Wed Jun 18 1975, 6:33 AM EDT
Att: 3,114 - Unknown

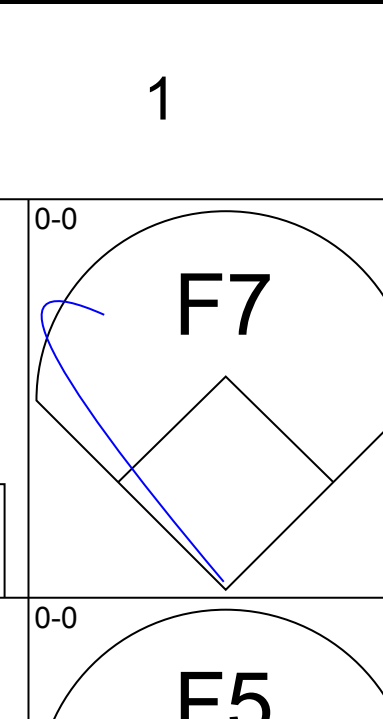
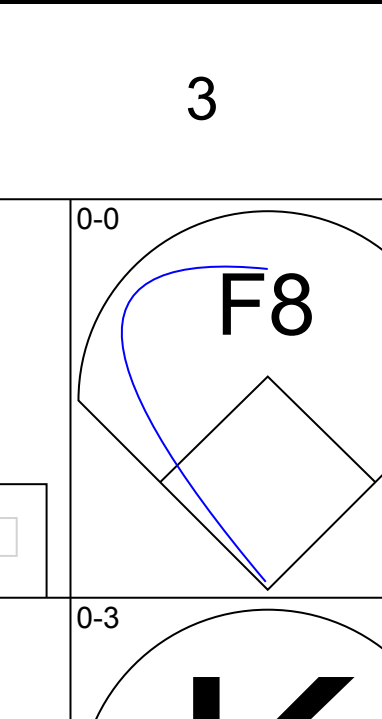


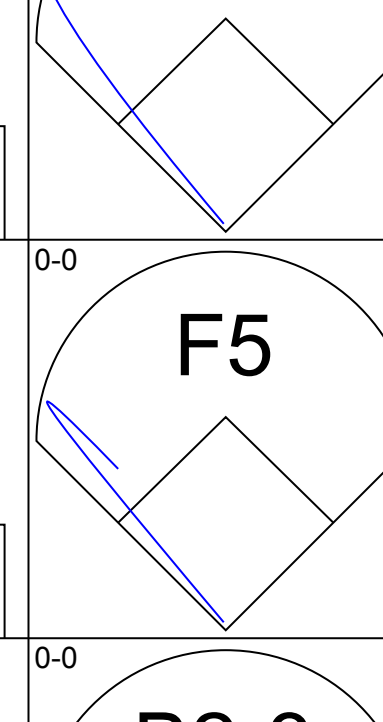
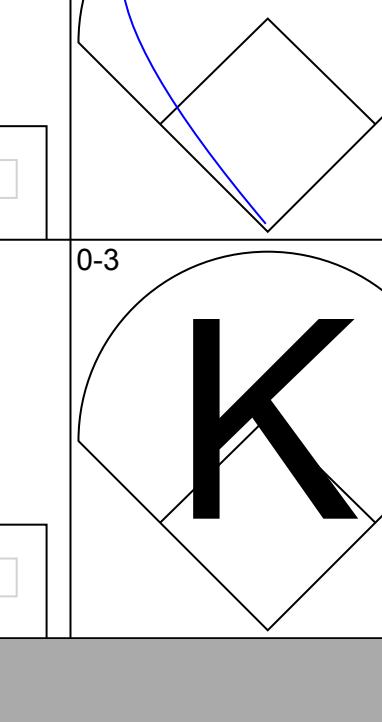


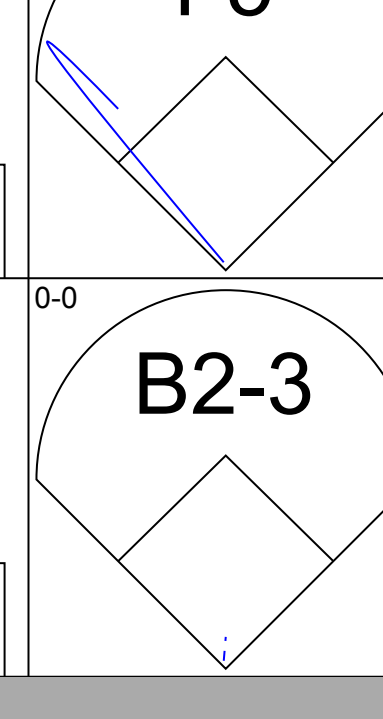
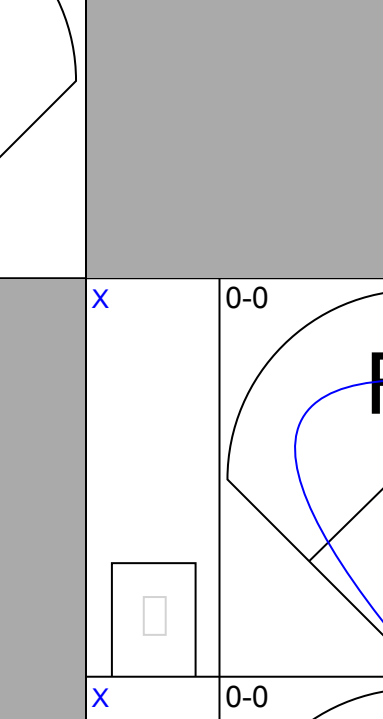
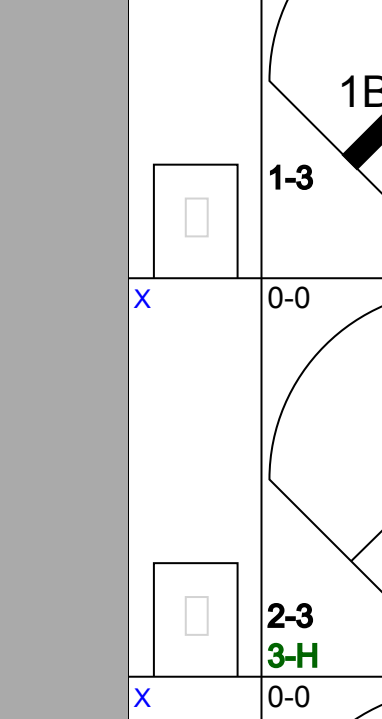
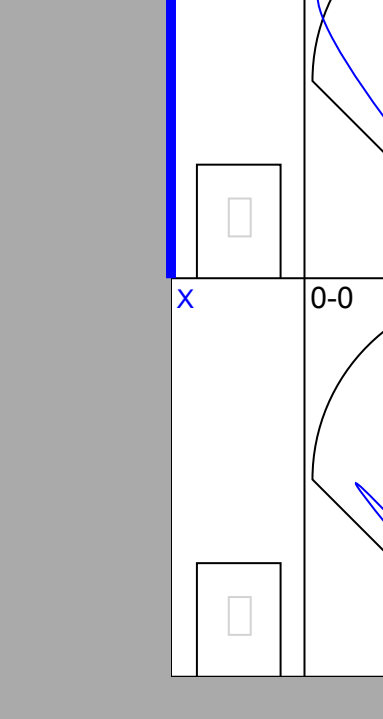
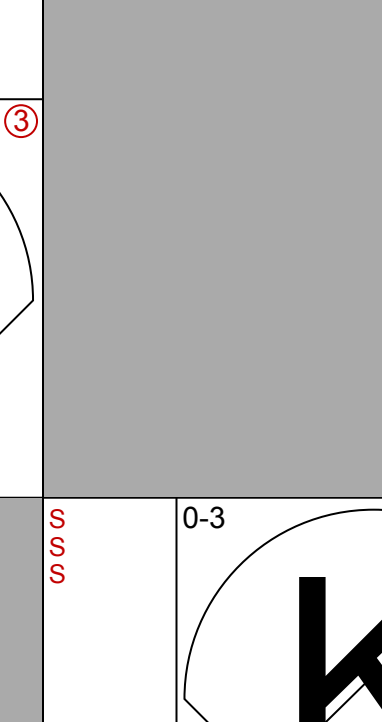
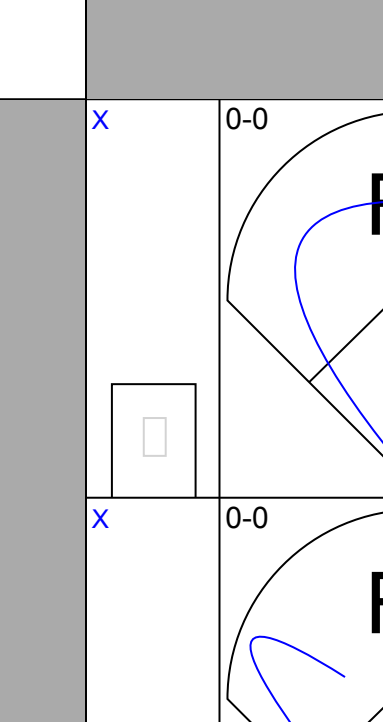
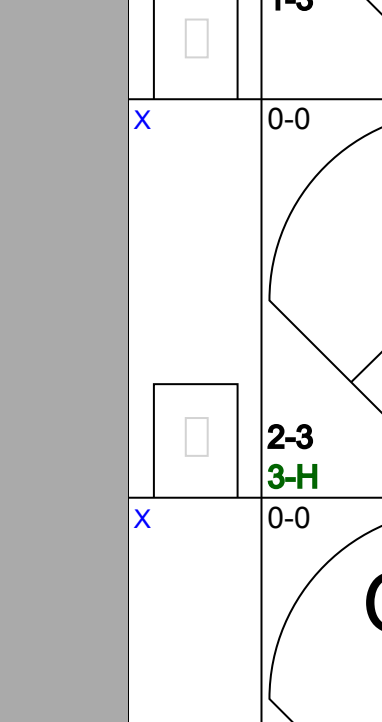
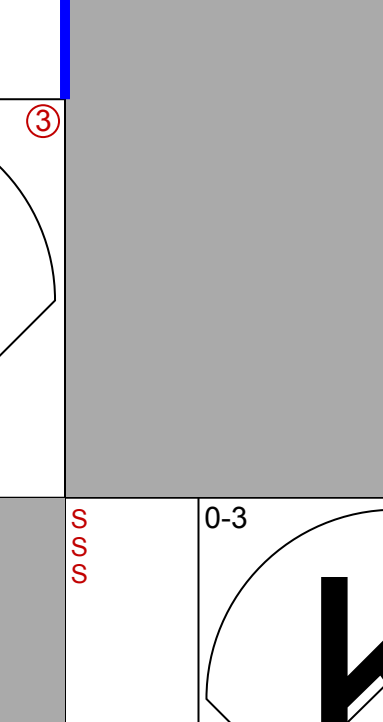
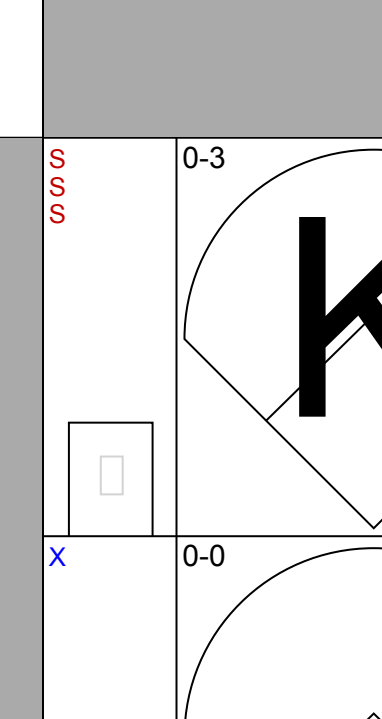
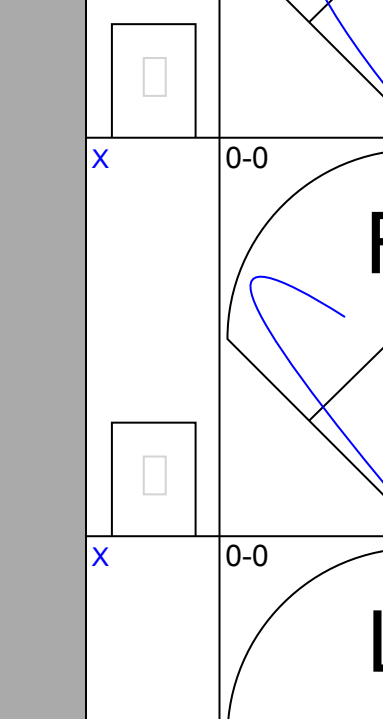
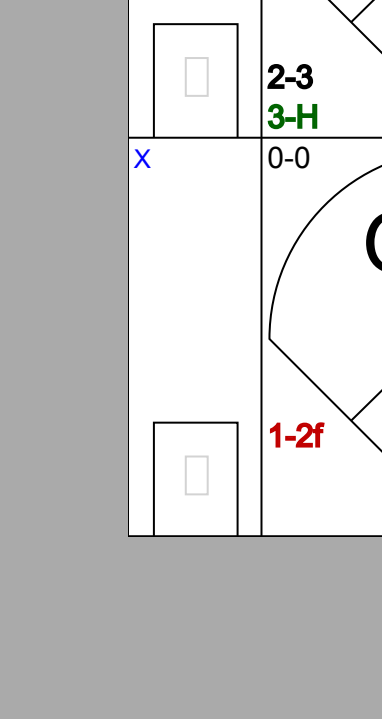
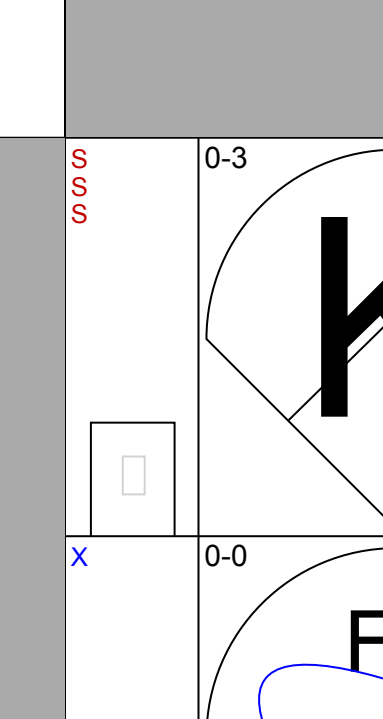
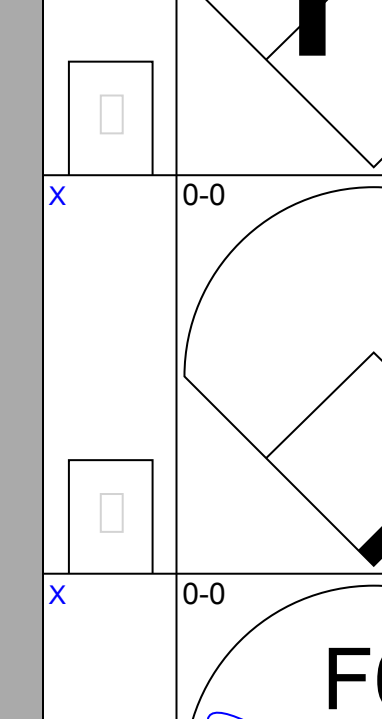
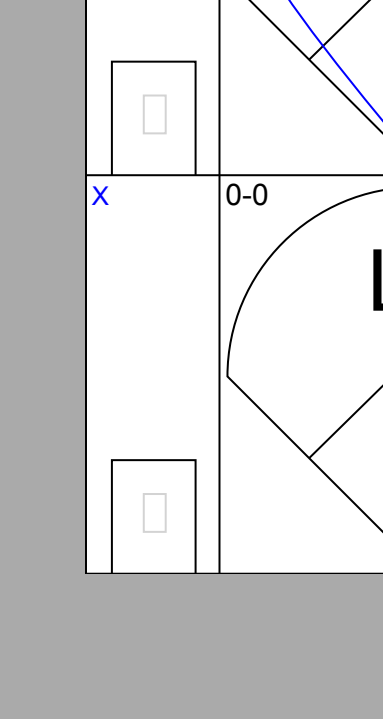

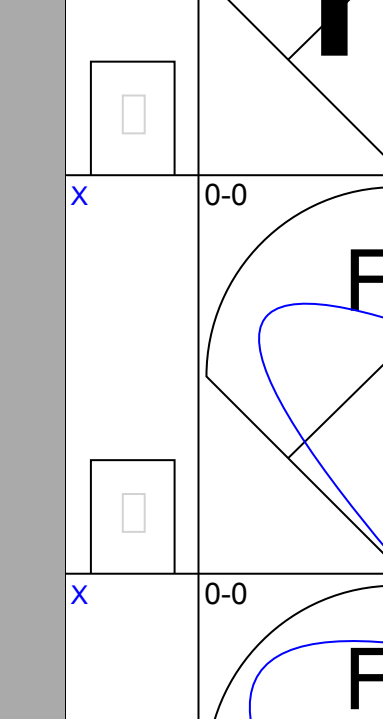
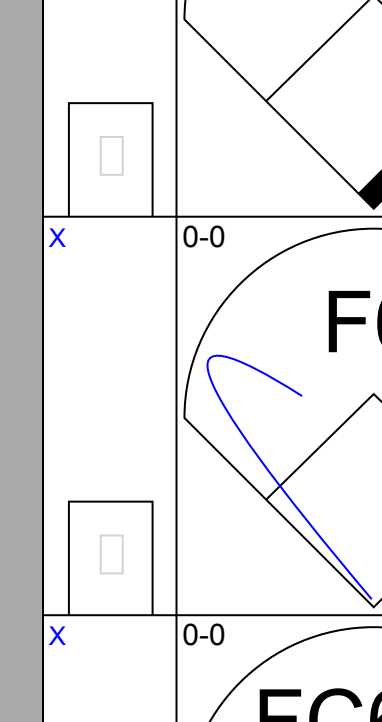
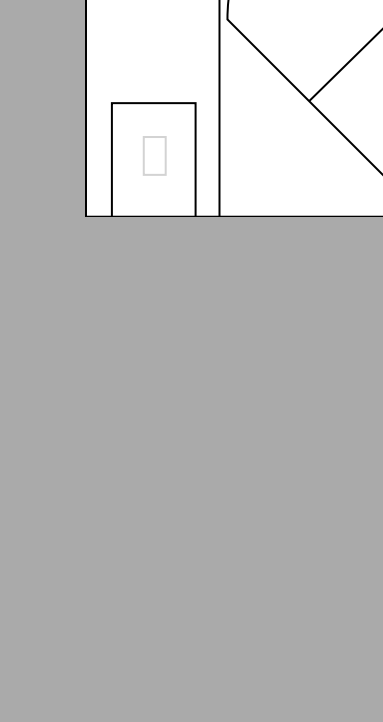
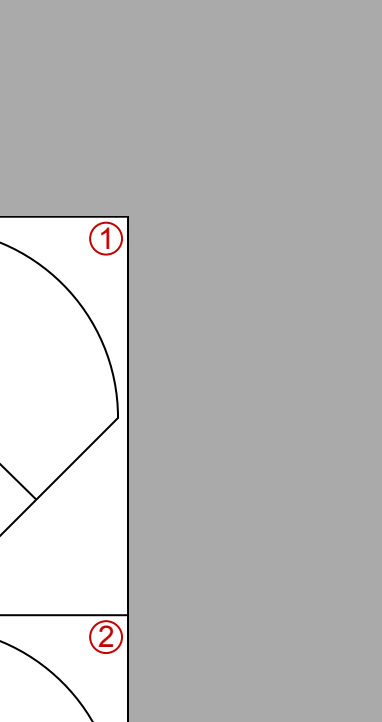
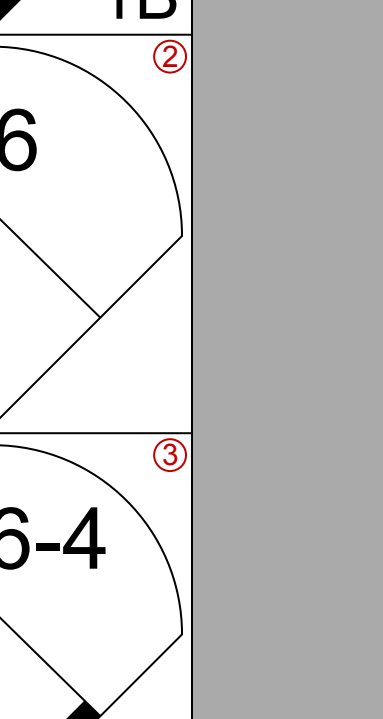

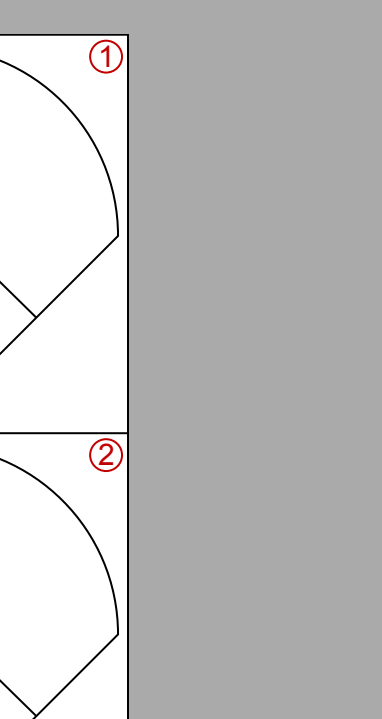
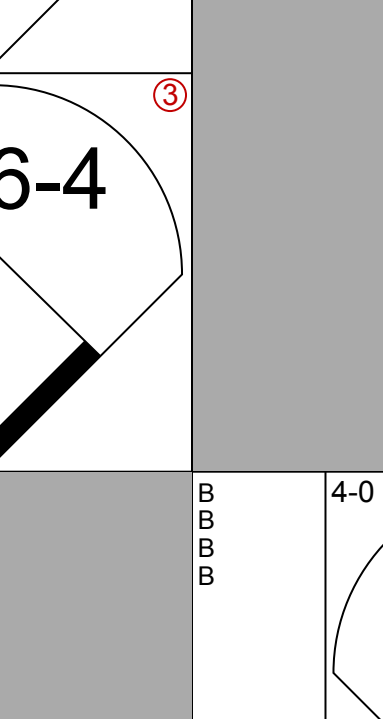

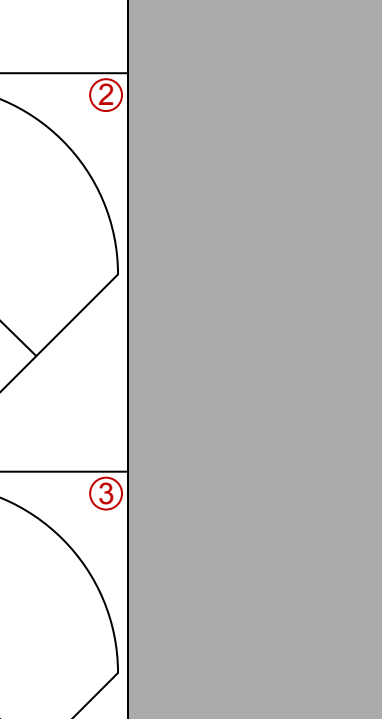
AB 36
R 1
H 8
RBI 1
BB 2
SO 9
LOB 16

Batter	1	2	3	4	5	6	7	8	9	AB	R	H	RBI	BB	SO	LOB	BOTTOM		
Derrel Thomas, S OBP: 0.353, SLG: 0.352										5	2	3	2	0	1	0			
Von Joshua, L OBP: 0.365, SLG: 0.435										4	1	3	1	1	1	0			
Bobby Murcer, L OBP: 0.404, SLG: 0.507										2	2	1	2	2	1	3			
Willie Montanez, L OBP: 0.333, SLG: 0.400										5	1	1	1	0	0	5			
Chris Speier, R OBP: 0.356, SLG: 0.376										5	0	3	1	0	0	1			
Gary Thomasson, L OBP: 0.264, SLG: 0.270										4	1	1	1	1	1	3			
Steve Ontiveros, S OBP: 0.400, SLG: 0.324										3	1	2	0	1	0	1			
Dave Rader, L OBP: 0.336, SLG: 0.330										3	0	1	0	1	0	4			
John Montefusco, R ERA: 2.69										4	0	0	0	0	3	7			
Inning Stats	R: 3 E: 0 K: 0 S: 6	H: 4 LOB: 2 BB: 2 P: 14	R: 0 E: 0 K: 2 S: 7	H: 0 LOB: 0 BB: 0 P: 7	R: 0 E: 0 K: 0 S: 2	H: 0 LOB: 1 BB: 1 P: 6	R: 2 E: 0 K: 2 S: 11	H: 4 LOB: 3 BB: 1 P: 15	R: 0 E: 0 K: 1 S: 7	H: 2 LOB: 2 BB: 0 P: 7	R: 1 E: 0 K: 0 S: 4	H: 2 LOB: 0 BB: 0 P: 4	R: 0 E: 0 K: 0 S: 4	H: 1 LOB: 2 BB: 1 P: 8	R: 2 E: 0 K: 2 S: 9	H: 2 LOB: 1 BB: 1 P: 13	1B: 12 2B: 3 3B: 1 HR: 0	SF: 1 SAC: 0 DP: 2 HBP: 0	WP: 1 PA: 42 PB: 1 SB: 1 CS: 0
PITCHER Joe McIntosh, R ERA: 2.65	IP: 0.2 WLS: L BF: 7 H: 4 R: 3 ER: 2 SO: 2 BB: 2 IBB: 0 HBP: 0 BLK: 0 WP: 0 HR: 0 S: 5 P: 13 ERA: 27.00 WHIP: 9.000															PITCHER			
Alan Foster, R ERA: 2.45	2.2	12	3	2	2	3	2	0	0	0	0	0	16	24	6.75	1.875			
Dave Tomlin, L ERA: 2.35	0.2	3	1	0	0	1	0	0	0	0	0	0	5	5	0.00	1.500			
Dan Spillner, R ERA: 4.66	2.0	9	4	1	1	1	0	0	0	0	0	0	11	11	4.50	2.000			
Danny Frisella, R ERA: 2.38	2.0	11	3	2	2	2	1	1	0	0	0	0	13	21	9.00	2.000			

San Diego Padres @ San Francisco Giants
Candlestick Park, San Francisco, CA
Wed Jun 18 1975, 6:33 AM EDT
Att: 3,114 - Unknown

AB 35
R 8
H 15
RBI 8
BB 6
SO 7
LOB 24

Batter	1	2	3	4	5	6	7	8	9	AB	R	H	RBI	BB	SO	LOB	TOP					
Davey Lopes, R OBP: 0.391, SLG: 0.328 (1, 4)										5	1	1	1	0	2	0	Los Angeles Dodgers @ San Diego Padres San Diego Stadium, San Diego, CA Thu Jun 19 1975, 10:05 PM EDT Att: 21,533 - Unknown livebaseballscorecards.com					
Tom Paciorek, R OBP: 0.244, SLG: 0.282 Bill Buckner, L OBP: 0.227, SLG: 0.300 (9, PH) (9, 7)										4	0	1	0	0	0	0						
Jimmy Wynn, R OBP: 0.441, SLG: 0.526 (1, 8)										5	1	4	0	0	0	1						
Steve Garvey, R OBP: 0.353, SLG: 0.472 (1, 3)										5	0	4	0	0	0	1						
Ron Cey, R OBP: 0.345, SLG: 0.448 (1, 5)										3	1	2	1	0	0	2						
Joe Ferguson, R OBP: 0.319, SLG: 0.279 Mike Marshall, R (8, 1)										3	0	0	0	1	0	4						
Steve Yeager, R OBP: 0.287, SLG: 0.311 (1, 2)										4	0	1	1	0	0	5						
Rick Auerbach, R OBP: 0.273, SLG: 0.238 Ken McMullen, R OBP: 0.214, SLG: 0.615 Ivan De Jesus, R OBP: 0.295, SLG: 0.256 (6, PH) (6, 6)										2	0	0	0	0	0	2						
Doug Rau, L OBP: 0.237, SLG: 0.171 Willie Crawford, L OBP: 0.348, SLG: 0.364 (1, 1) (8, 9)										3	0	0	0	0	0	0						
Inning Stats	R: 0 E: 0 K: 1 S: 7	H: 2 LOB: 2 BB: 0 P: 7	R: 0 E: 0 K: 0 S: 3	H: 0 LOB: 0 BB: 0 P: 3	R: 0 E: 0 K: 1 S: 6	H: 1 LOB: 1 BB: 0 P: 6	R: 0 E: 0 K: 0 S: 5	H: 2 LOB: 2 BB: 0 P: 5	R: 0 E: 0 K: 0 S: 3	H: 0 LOB: 0 BB: 0 P: 3	R: 2 E: 0 K: 0 S: 6	H: 4 LOB: 1 BB: 0 P: 6	R: 0 E: 0 K: 0 S: 3	H: 0 LOB: 0 BB: 0 P: 3	R: 0 E: 0 K: 0 S: 4	H: 2 LOB: 2 BB: 1 P: 8		R: 2 E: 0 K: 0 S: 6	H: 3 LOB: 1 BB: 0 P: 6	1B: 11 2B: 2 3B: 1 HR: 0	SF: 1 SAC: 1 DP: 2 HBP: 0	WP: 0 PB: 0 SB: 0 CS: 0
PITCHER	IP WLS BF H R ER SO BB IBB HBP BLK WP HR S P ERA WHIP																					
Randy Jones, L ERA: 1.85 Danny Frisella, R ERA: 2.74 (1, 1) (9, 1)	8.0 L 34 11 2 2 2 0 0 0 0 0 0 0 0 0 0 0 2.25 1.375																					

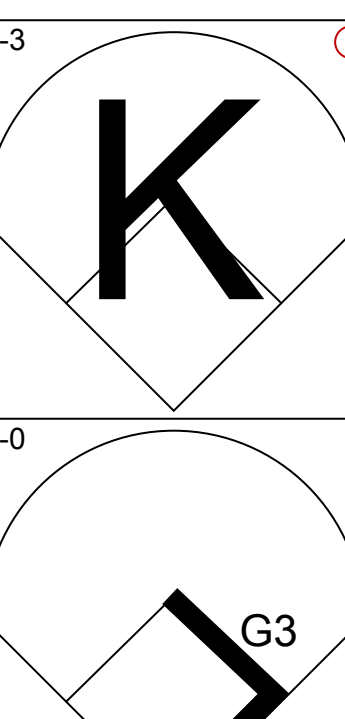
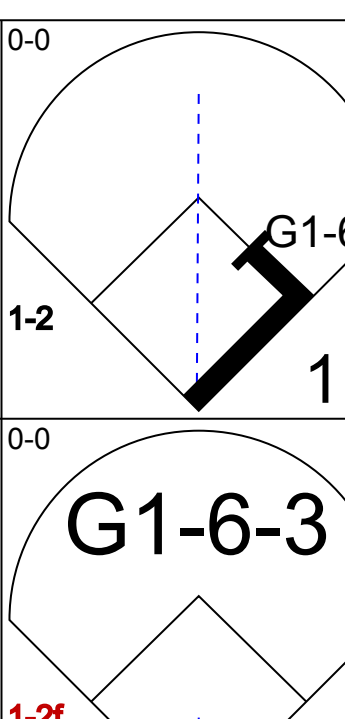
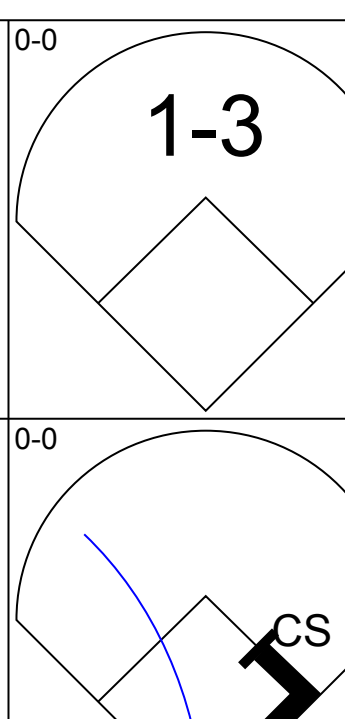
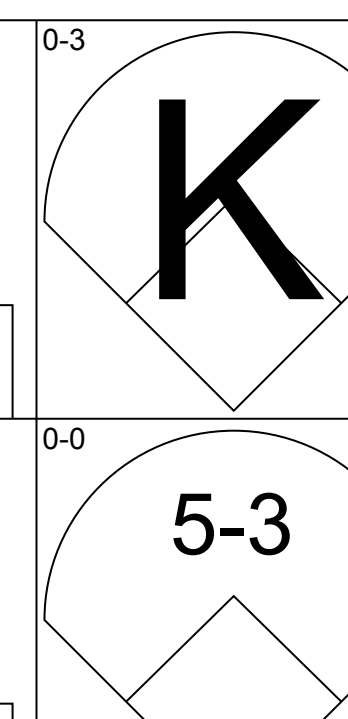
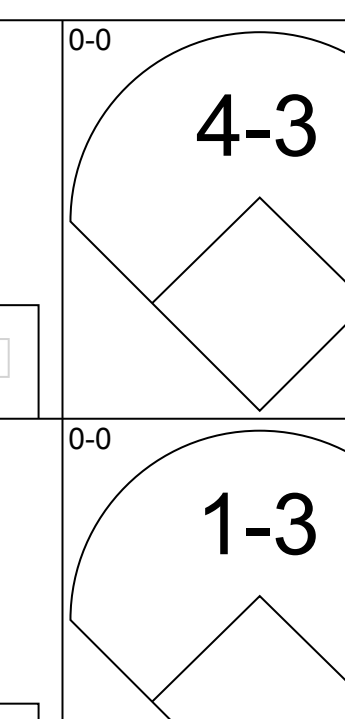
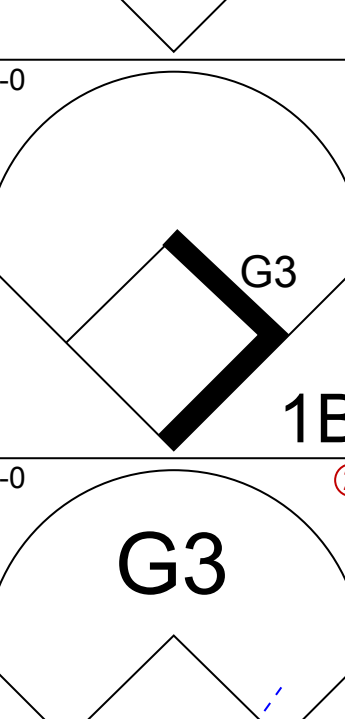
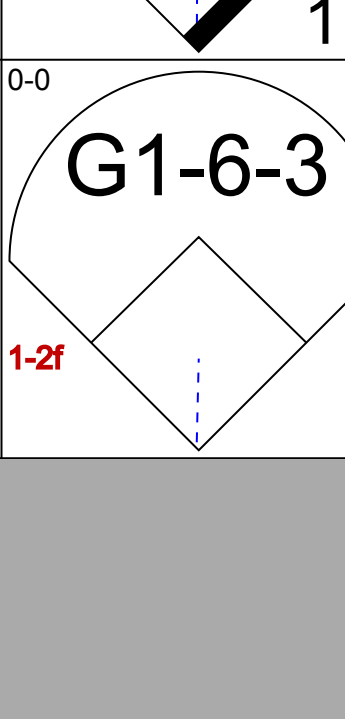
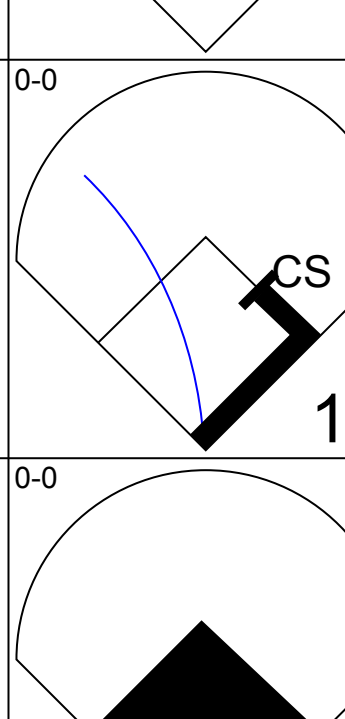
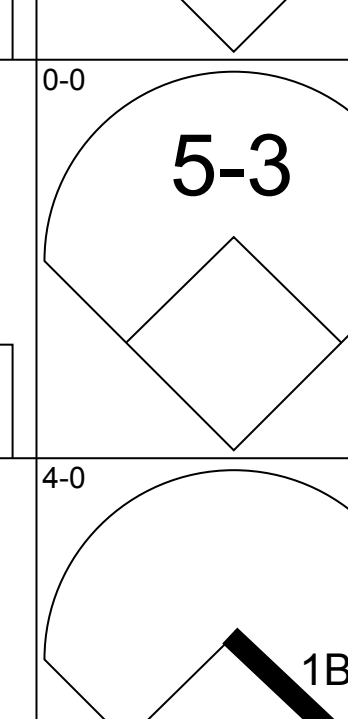
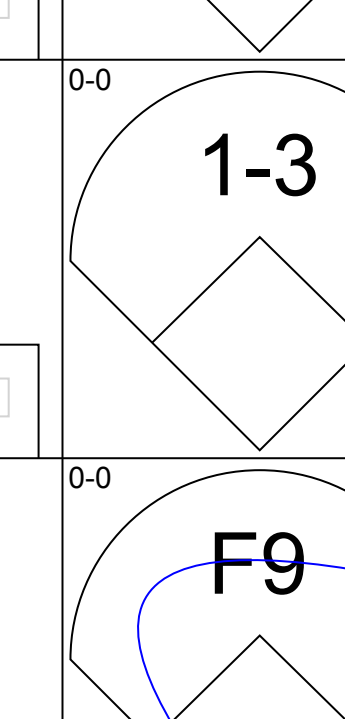
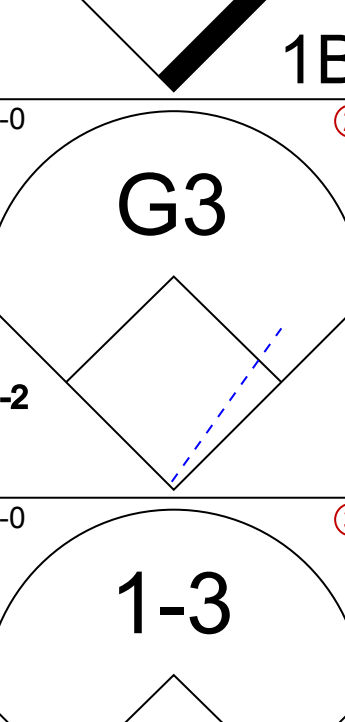
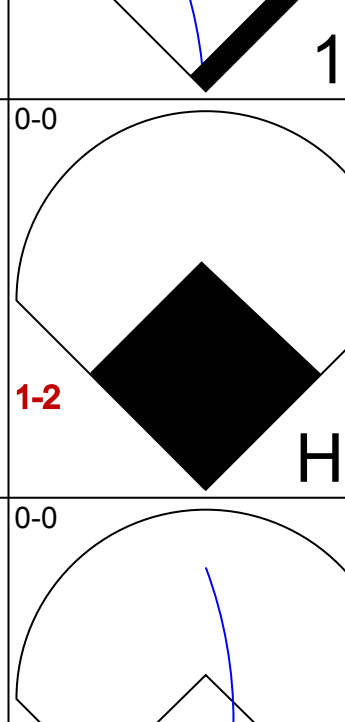
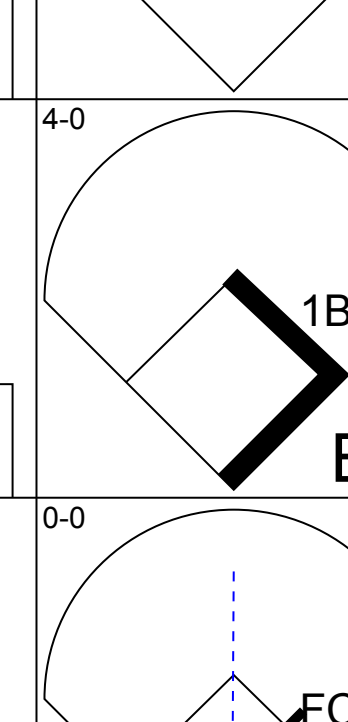
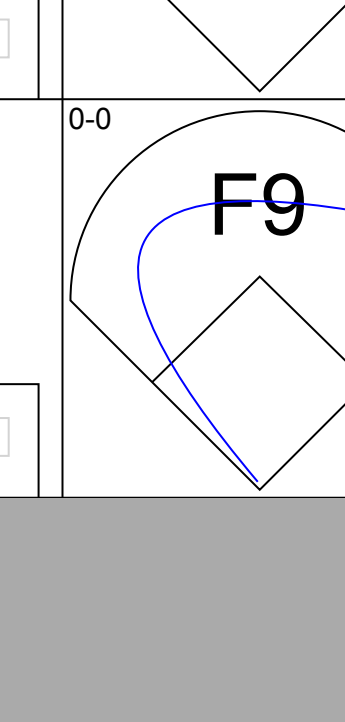
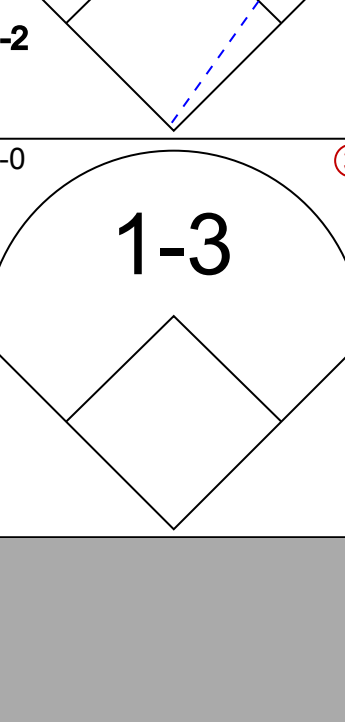
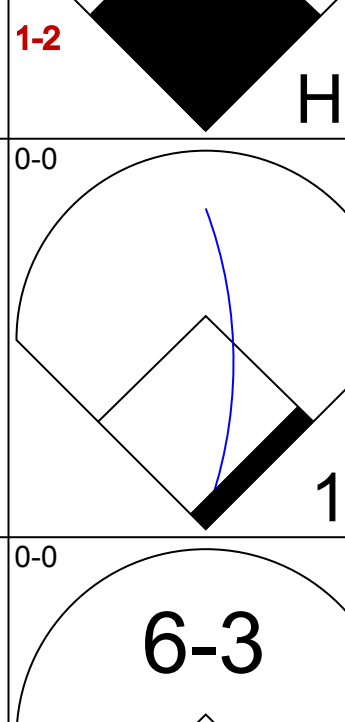
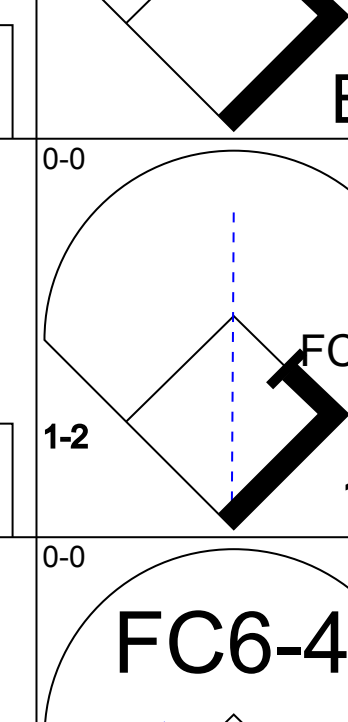
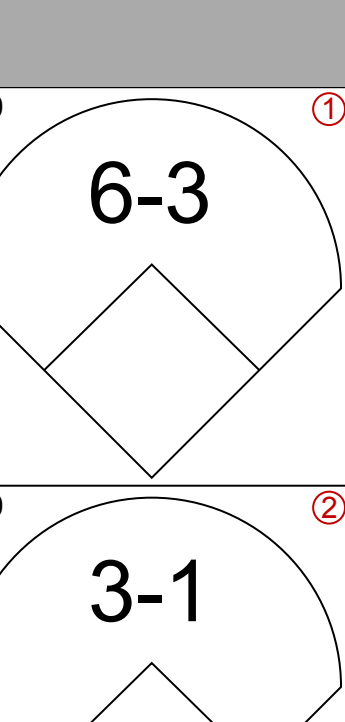
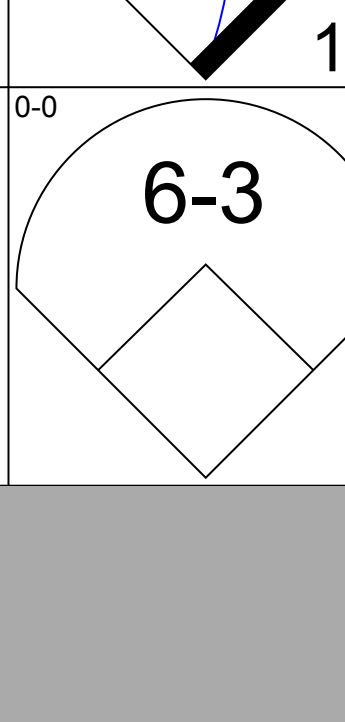
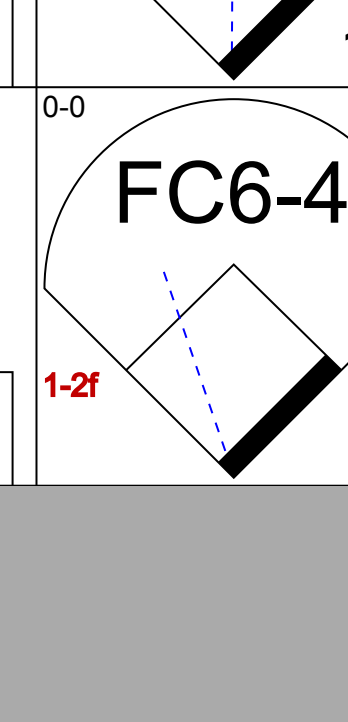
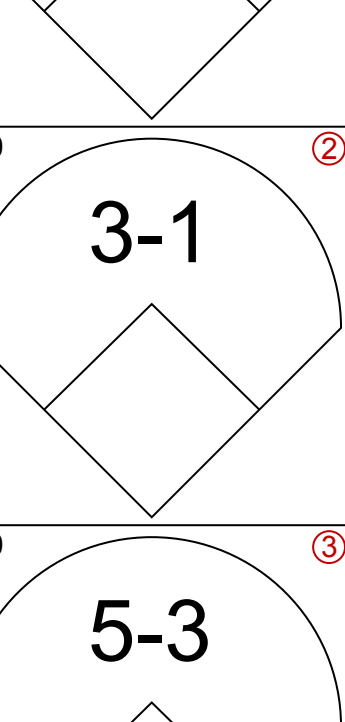



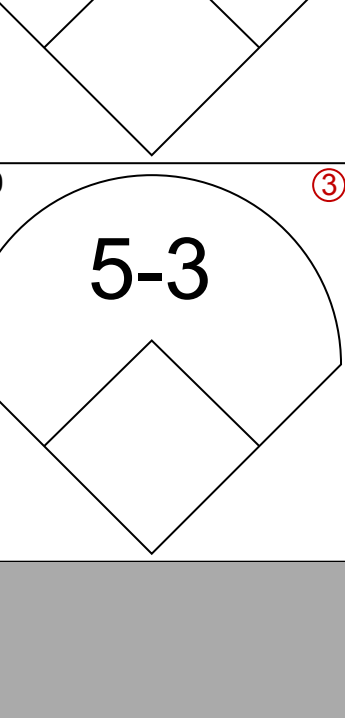



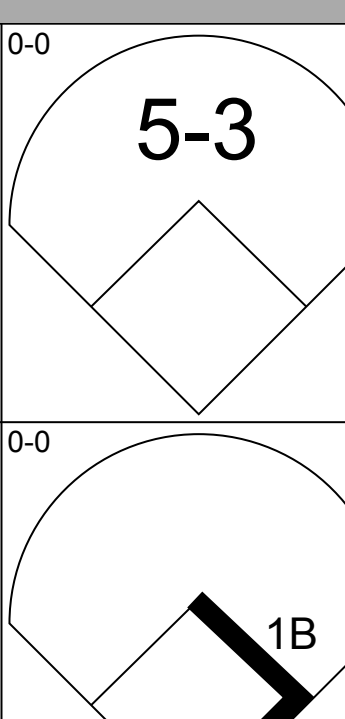



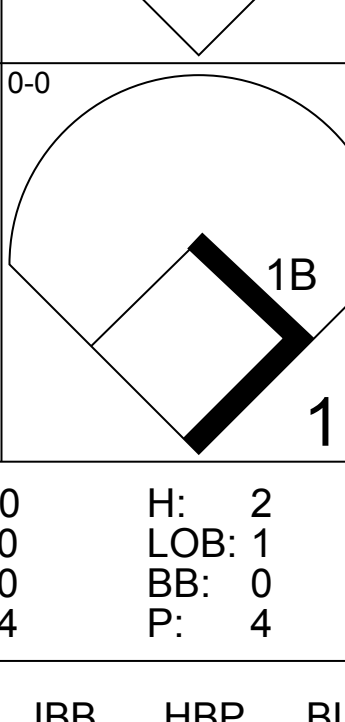


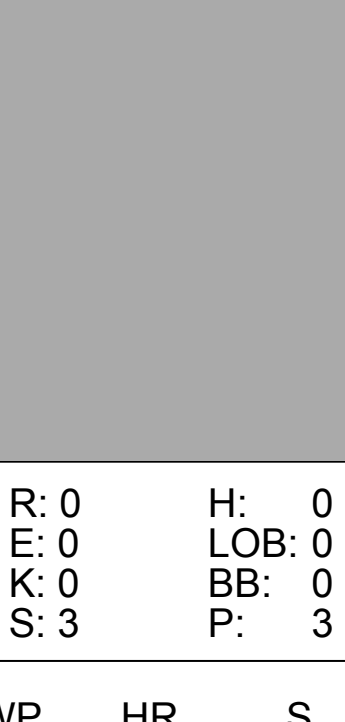
Batter	1	2	3	4	5	6	7	8	9	AB	R	H	RBI	BB	SO	LOB	BOTTOM			
Johnny Grubb, L OBP: 0.406, SLG: 0.448 (1, 8)										4	1	0	0	0	0	2	Los Angeles Dodgers @ San Diego Padres San Diego Stadium, San Diego, CA Thu Jun 19 1975, 10:05 PM EDT Att: 21,533 - Unknown livebaseballscorecards.com			
Enzo Hernandez, R OBP: 0.306, SLG: 0.273 Gene Locklear, L OBP: 0.446, SLG: 0.560 Danny Frisella, L (8, PH) (9, 1)										3	0	1	0	0	1	1				
Bobby Tolan, L OBP: 0.302, SLG: 0.296 (1, 7)										4	0	1	1	0	0	2				
Mike Ivie, R OBP: 0.292, SLG: 0.356 (1, 3)										4	0	0	0	0	2	2				
Fred Kendall, R OBP: 0.254, SLG: 0.250 (1, 2)										4	0	1	0	0	0	0				
Tito Fuentes, S OBP: 0.289, SLG: 0.309 (1, 4)										4	0	0	0	0	0	1				
Dick Sharon, R OBP: 0.276, SLG: 0.240 (1, 9)										2	0	0	0	1	0	1				
Ted Kubiak, S OBP: 0.298, SLG: 0.232 (1, 5)										2	0	0	0	1	0	1				
Randy Jones, R OBP: 0.206, SLG: 0.188 Randy Hundley, R OBP: 0.253, SLG: 0.250 Dave Winfield, R OBP: 0.374, SLG: 0.481 Hector Torres, R OBP: 0.273, SLG: 0.307 (8, PH) (6, PR) (9, 6)										1	0	0	0	0	0	0				
Inning Stats	R: 0 E: 0 K: 0 S: 3	H: 0 LOB: 0 BB: 0 P: 3	R: 0 E: 0 K: 1 S: 6	H: 1 LOB: 1 BB: 0 P: 6	R: 0 E: 0 K: 0 S: 3	H: 0 LOB: 0 BB: 0 P: 3	R: 0 E: 0 K: 0 S: 3	H: 0 LOB: 0 BB: 0 P: 3	R: 1 E: 1 K: 0 S: 5	H: 2 LOB: 1 BB: 0 P: 5	R: 0 E: 0 K: 0 S: 3	H: 0 LOB: 1 BB: 1 P: 7	R: 0 E: 0 K: 0 S: 4	H: 1 LOB: 2 BB: 0 P: 4	R: 0 E: 0 K: 1 S: 5	H: 0 LOB: 0 BB: 0 P: 5		1B: 3 2B: 1 3B: 0 HR: 0	SF: 0 SAC: 1 DP: 1 HBP: 0	WP: 0 PB: 0 SB: 0 CS: 0
PITCHER	IP WLS BF H R ER SO BB IBB HBP BLK WP HR S P ERA WHIP																			
Doug Rau, L ERA: 3.38 Mike Marshall, R ERA: 3.75 (1, 1) (8, 1)	7.1 W 28 4 1 0 2 0 0 0 0 0 0 0 0 0 0 0 0.00 0.818																			

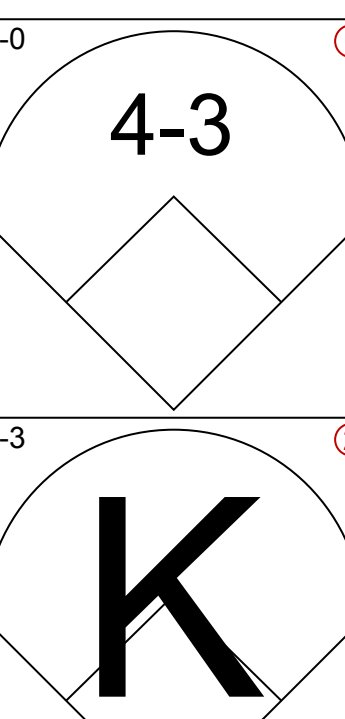
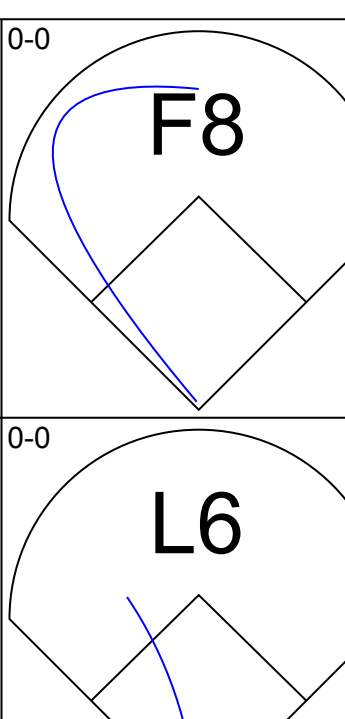
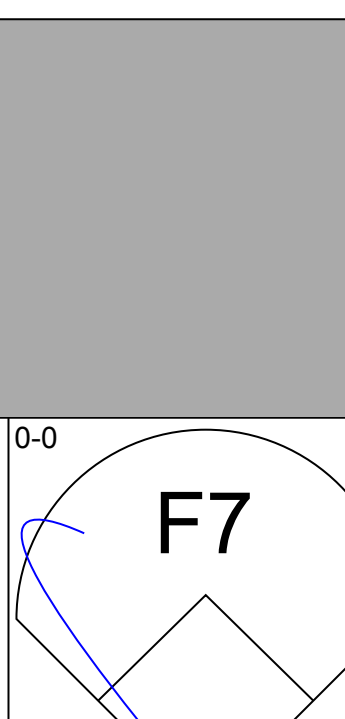
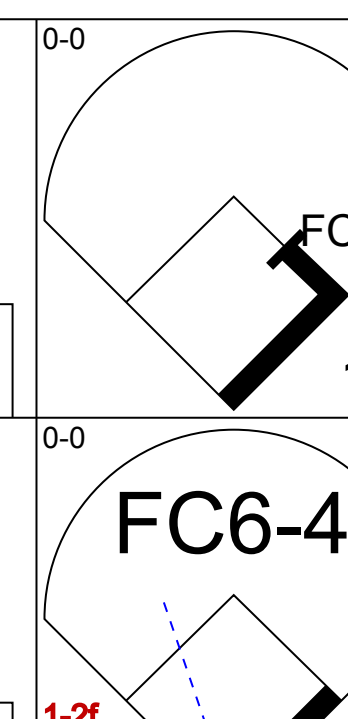
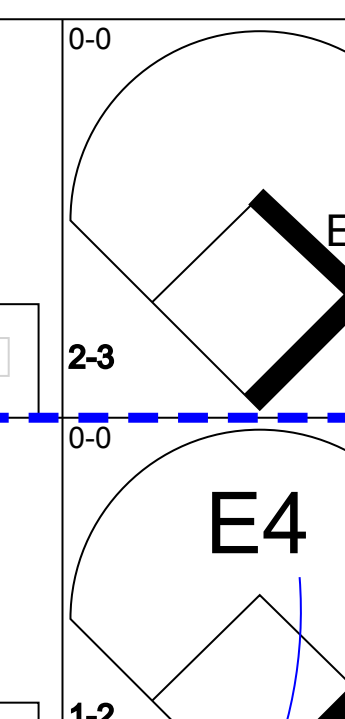
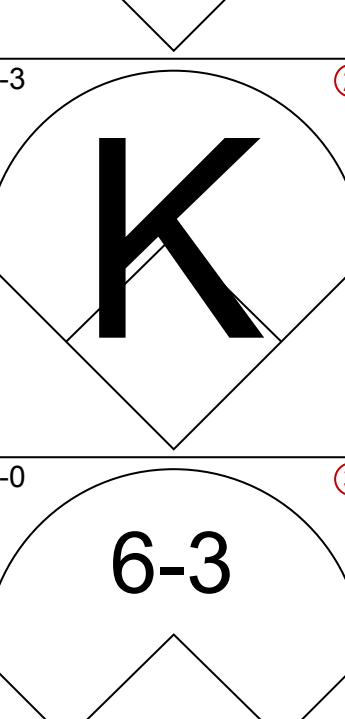
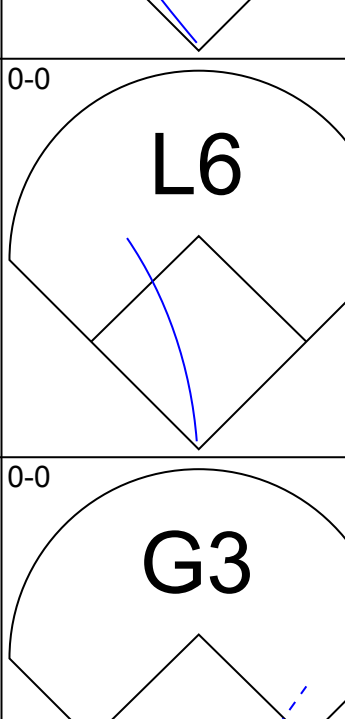
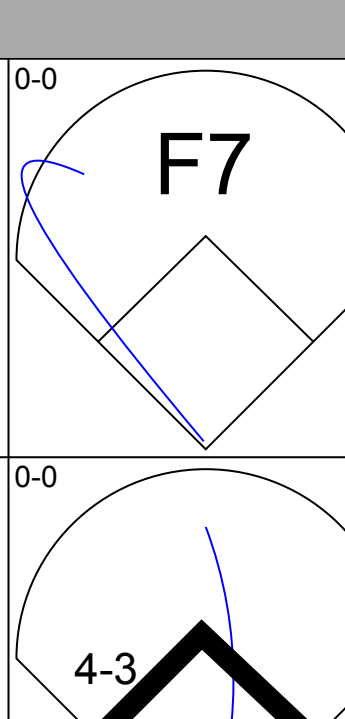
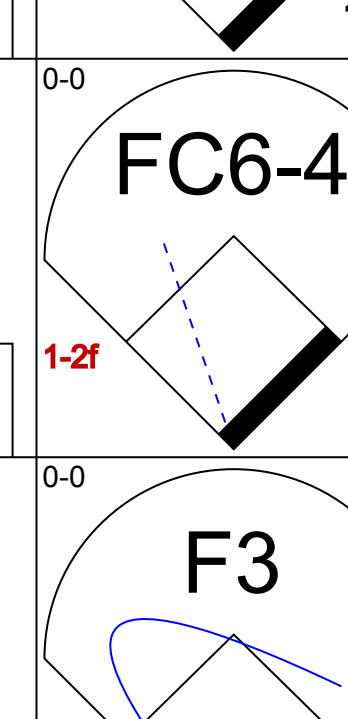
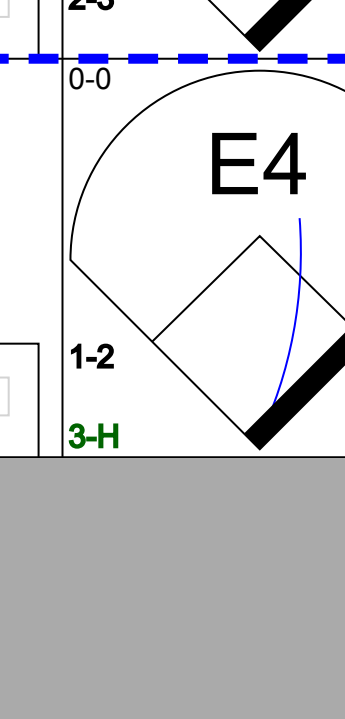

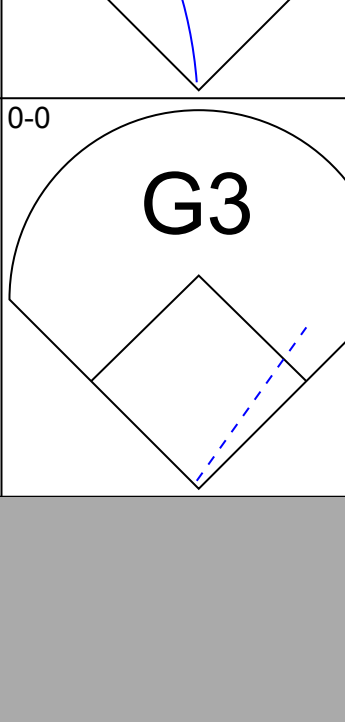
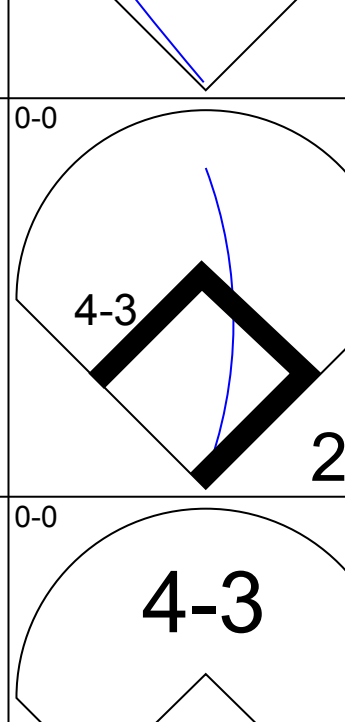
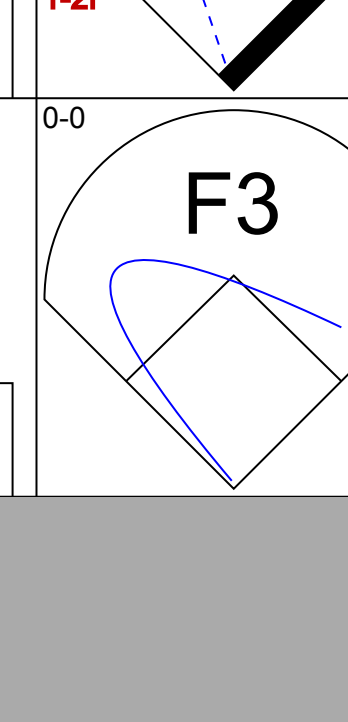
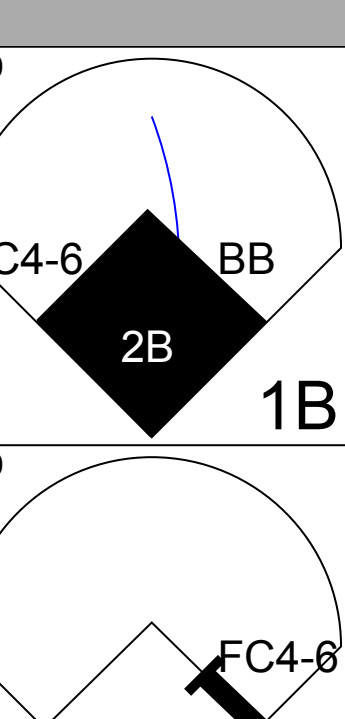
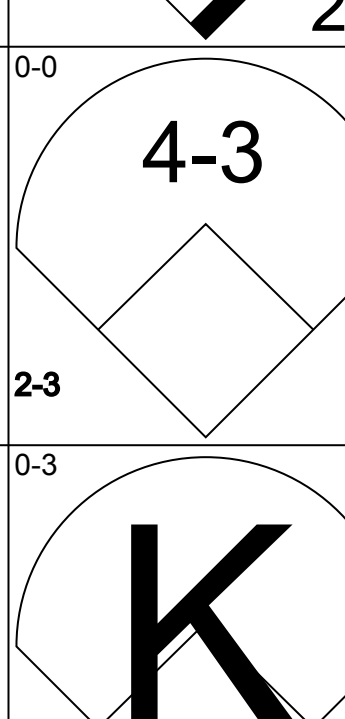


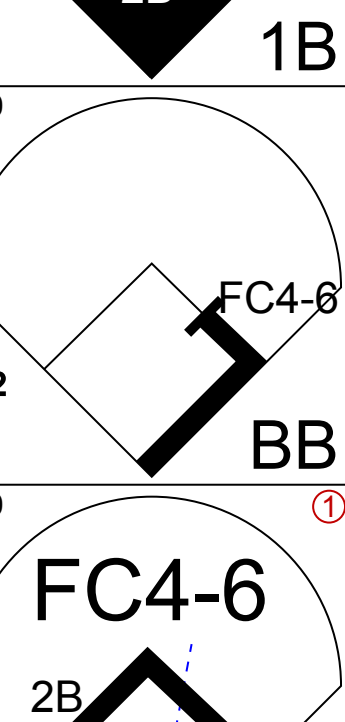
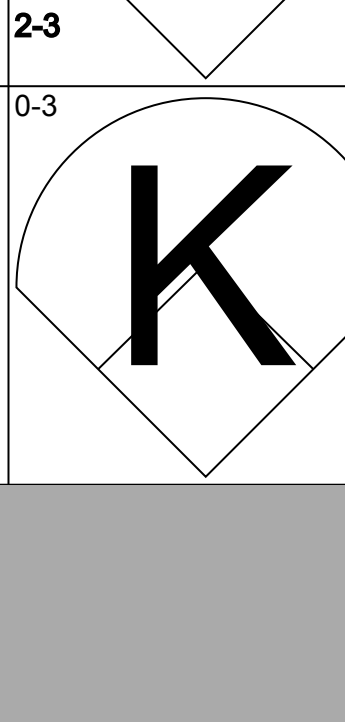


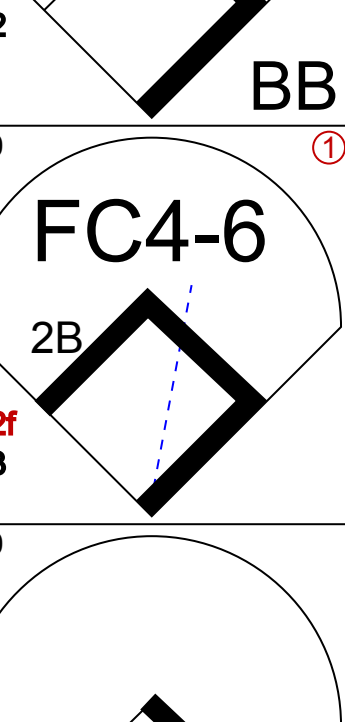



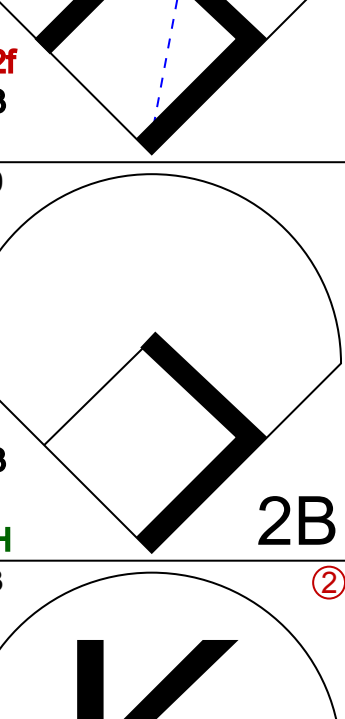



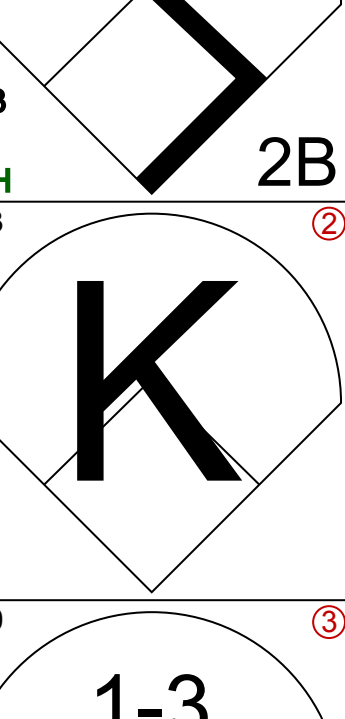


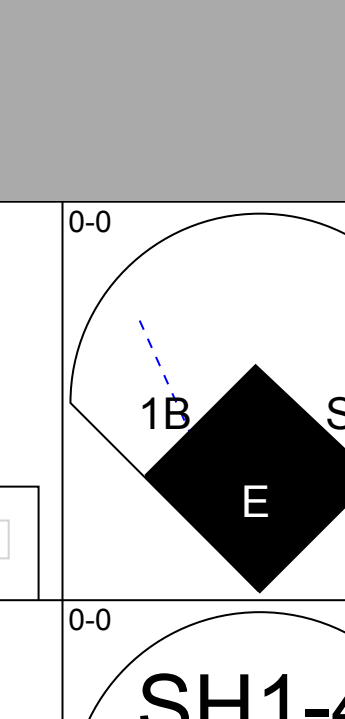
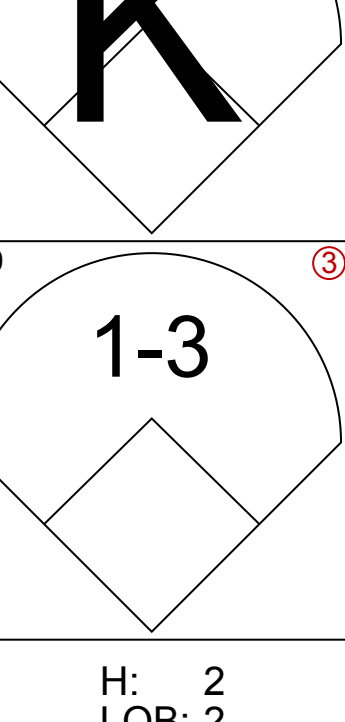

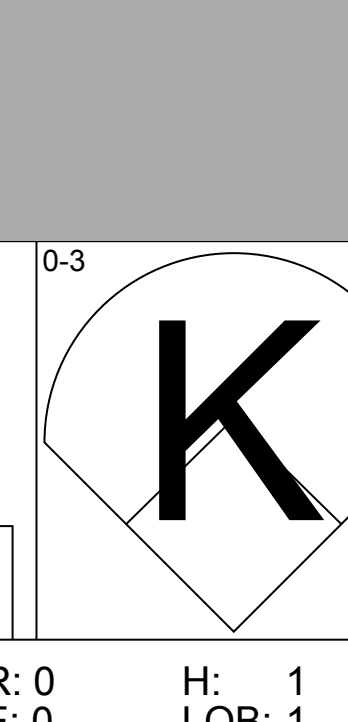
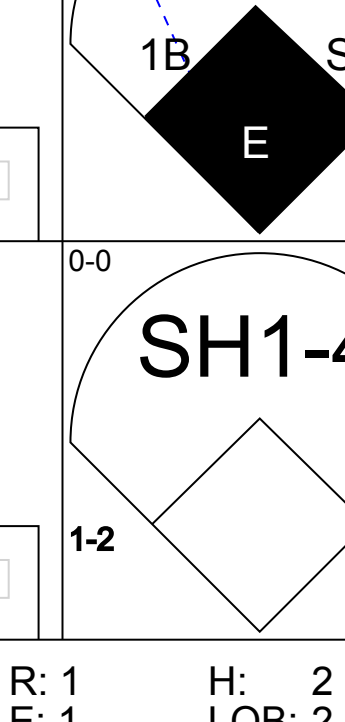
Batter	1	2	3	4	5	6	7	8	9	AB	R	H	RBI	BB	SO	LOB	TOP			
Davey Lopes, R OBP: 0.376, SLG: 0.322 (1, 4)										4	0	0	0	0	1	1	Los Angeles Dodgers @ San Diego Padres San Diego Stadium, San Diego, CA Fri Jun 20 1975, 10:05 PM EDT Att: 22,822 - Unknown livebaseballscorecards.com			
Tom Paciorek, R OBP: 0.234, SLG: 0.270 (1, 7)										4	0	0	0	0	0	1				
Jimmy Wynn, R OBP: 0.442, SLG: 0.523 (1, 8)										3	0	1	0	1	1	0				
Steve Garvey, R OBP: 0.352, SLG: 0.479 (1, 3)										4	1	1	1	0	2	1				
Ron Cey, R OBP: 0.340, SLG: 0.441 (1, 5)										4	0	0	0	0	2	2				
Joe Ferguson, R OBP: 0.314, SLG: 0.274 (1, 9)										3	0	0	0	0	1	0				
Steve Yeager, R OBP: 0.281, SLG: 0.305 (1, 2)										3	0	0	0	0	0	0				
Rick Auerbach, R OBP: 0.281, SLG: 0.248 (8, PH)										2	0	2	0	0	0	0				
Lee Lacy, R OBP: 0.376, SLG: 0.449 (8, PH)										1	0	0	0	0	0	0				
Ivan De Jesus, R OBP: 0.295, SLG: 0.256 (8, 6)										0	0	0	0	0	0	0				
Don Sutton, R OBP: 0.188, SLG: 0.133 (8, PH)										1	0	0	0	0	0	1				
Ken McMullen, R OBP: 0.200, SLG: 0.571 (8, 1)										1	0	0	0	0	0	0				
Mike Marshall, R (8, 1)										0	0	0	0	0	0	0				
Inning Stats	R: 0 E: 0 K: 0 S: 2	H: 0 LOB: 0 BB: 1 P: 6	R: 1 E: 0 K: 1 S: 6	H: 1 LOB: 0 BB: 0 P: 6	R: 0 E: 0 K: 1 S: 6	H: 1 LOB: 1 BB: 0 P: 6	R: 0 E: 0 K: 3 S: 9	H: 0 LOB: 0 BB: 0 P: 9	R: 0 E: 0 K: 0 S: 4	H: 1 LOB: 1 BB: 0 P: 4	R: 0 E: 0 K: 0 S: 3	H: 0 LOB: 0 BB: 0 P: 3	R: 0 E: 0 K: 0 S: 3	H: 0 LOB: 0 BB: 0 P: 3	R: 0 E: 0 K: 2 S: 9	H: 1 LOB: 2 BB: 0 P: 9	1B: 3 2B: 0 3B: 0 HR: 1	SF: 0 SAC: 1 DP: 0 HBP: 0	WP: 1 PB: 0 SB: 0 CS: 1	PA: 33
PITCHER Brent Strom, L ERA: 0.53 (1, 1)	IP: 9.0 WLS: W BF: 32 H: 4 R: 1 ER: 1 SO: 7 BB: 1 IBB: 0 HBP: 0 BLK: 0 WP: 1 HR: 1 S: 45 P: 49 ERA: 1.00 WHIP: 0.556																			

Batter	1	2	3	4	5	6	7	8	9	AB	R	H	RBI	BB	SO	LOB	BOTTOM			
Johnny Grubb, L OBP: 0.400, SLG: 0.440 (1, 8)										4	0	0	0	0	0	0	Los Angeles Dodgers @ San Diego Padres San Diego Stadium, San Diego, CA Fri Jun 20 1975, 10:05 PM EDT Att: 22,822 - Unknown livebaseballscorecards.com			
Enzo Hernandez, R OBP: 0.305, SLG: 0.277 (1, 6)										4	0	1	0	0	0	0				
Gene Locklear, L OBP: 0.433, SLG: 0.528 (1, 7)										3	1	0	0	1	0	1				
Ted Kubiak, S OBP: 0.298, SLG: 0.232 (9, 5)										0	0	0	0	0	0	0				
Mike Ivie, R OBP: 0.288, SLG: 0.350 (1, 5)										3	0	0	0	0	1	1				
Willie McCovey, L OBP: 0.296, SLG: 0.407 (1, 3)										3	1	1	1	0	1	1				
Dick Sharon, R OBP: 0.276, SLG: 0.240 (9, 7)										0	0	0	0	0	0	0				
Tito Fuentes, S OBP: 0.289, SLG: 0.310 (1, 4)										3	0	1	1	0	0	0				
Bobby Tolan, L OBP: 0.307, SLG: 0.295 (1, 9)										1	0	0	0	2	0	1				
Randy Hundley, R OBP: 0.255, SLG: 0.253 (1, 2)										3	0	1	0	0	0	1				
Brent Strom, R (1, 1)										3	0	0	0	0	0	2				
Inning Stats	R: 0 E: 0 K: 0 S: 4	H: 1 LOB: 1 BB: 0 P: 4	R: 0 E: 0 K: 0 S: 4	H: 1 LOB: 2 BB: 1 P: 8	R: 0 E: 0 K: 0 S: 3	H: 0 LOB: 0 BB: 0 P: 3	R: 1 E: 0 K: 1 S: 6	H: 1 LOB: 1 BB: 1 P: 10	R: 0 E: 0 K: 0 S: 3	H: 0 LOB: 0 BB: 0 P: 3	R: 1 E: 0 K: 0 S: 6	H: 1 LOB: 1 BB: 1 P: 10	R: 0 E: 0 K: 0 S: 3	H: 0 LOB: 0 BB: 0 P: 3	R: 0 E: 0 K: 0 S: 3	H: 0 LOB: 0 BB: 0 P: 3	1B: 2 2B: 1 3B: 0 HR: 1	SF: 0 SAC: 1 DP: 0 HBP: 0	WP: 0 PB: 0 SB: 0 CS: 0	PA: 31
PITCHER Don Sutton, R ERA: 2.02 Mike Marshall, R ERA: 3.65 (8, 1)	IP: 7.0 WLS: L BF: 28 H: 4 R: 2 ER: 2 SO: 2 BB: 3 IBB: 0 HBP: 0 BLK: 0 WP: 0 HR: 1 S: 29 P: 41 ERA: 2.57 WHIP: 1.000																			

Batter	1	2	3	4	5	6	7	8	9	AB	R	H	RBI	BB	SO	LOB	TOP								
Davey Lopes, R OBP: 0.371, SLG: 0.316 (1, 4)	F8		SH1-4				K		K	3	0	0	0	1	2	2	Los Angeles Dodgers @ San Diego Padres San Diego Stadium, San Diego, CA Sun Jun 22 1975, 6:33 AM EDT Att: 32,176 - Unknown livebaseballscorecards.com								
Bill Buckner, L OBP: 0.226, SLG: 0.305 (1, 7)	F5		4-3							4	1	1	0	0	0	3									
Steve Carvey, R OBP: 0.346, SLG: 0.473 (1, 3)	L7		L8							4	1	1	0	0	0	2									
Willie Crawford, L OBP: 0.347, SLG: 0.367 (1, 9)		F4		5-3						4	0	1	1	0	0	1									
Ron Cey, R OBP: 0.338, SLG: 0.437 (1, 5)				5-3						3	1	1	1	0	0	1									
Henry Cruz, L OBP: 0.271, SLG: 0.261 (1, 8)				L6						4	0	1	0	0	0	1									
Steve Yeager, R OBP: 0.286, SLG: 0.325 (1, 2)					F7					4	0	1	1	0	1	0									
Rick Auerbach, R OBP: 0.283, SLG: 0.252 (1, 6)										4	0	2	0	0	0	2									
Al Downing, R (7, PH) Leron Lee, L OBP: 0.241, SLG: 0.192 Mike Marshall, R (7, 1)				4-3	SH1-4					1	0	0	0	1	0	1									
										1	0	1	0	0	0	0									
										0	0	0	0	0	0	0									
Inning Stats	R: 0 E: 0 K: 0 S: 3	H: 0 LOB: 0 BB: 0 P: 3	R: 1 E: 0 K: 0 S: 5	H: 3 LOB: 1 BB: 0 P: 5	R: 0 E: 0 K: 0 S: 3	H: 0 LOB: 1 BB: 1 P: 7	R: 0 E: 0 K: 0 S: 3	H: 0 LOB: 0 BB: 0 P: 3	R: 0 E: 0 K: 0 S: 4	H: 1 LOB: 2 BB: 1 P: 8	R: 1 E: 0 K: 0 S: 4	H: 1 LOB: 0 BB: 0 P: 4	R: 0 E: 0 K: 2 S: 8	H: 1 LOB: 0 BB: 0 P: 8	R: 1 E: 0 K: 0 S: 5	H: 2 LOB: 1 BB: 0 P: 5	R: 0 E: 0 K: 1 S: 6	H: 1 LOB: 1 BB: 0 P: 6	1B: 6 2B: 3 3B: 0 HR: 0	SF: 1 SAC: 2 DP: 1 HBP: 0	WP: 1 PB: 0 SB: 1 CS: 0	PA: 37			
PITCHER	IP	WLS	BF	H	R	ER	SO	BB	IBB	HBP	BLK	WP	HR	S	P	ERA	WHIP								
Dave Freisleben, R ERA: 3.97 (1, 1)	7.0		28	6	2	2	2	2	0	0	0	1	0	30	38	2.57	1.143								
Danny Frisella, R ERA: 2.76 (8, 1)	2.0	L	9	3	1	1	1	0	0	0	0	0	0	11	11	4.50	1.500								

Batter	1	2	3	4	5	6	7	8	9	AB	R	H	RBI	BB	SO	LOB	BOTTOM								
Johnny Grubb, L OBP: 0.396, SLG: 0.432 (1, 8)	F7		3-1							4	0	1	1	0	0	2	Los Angeles Dodgers @ San Diego Padres San Diego Stadium, San Diego, CA Sun Jun 22 1975, 6:33 AM EDT Att: 32,176 - Unknown livebaseballscorecards.com								
Enzo Hernandez, R OBP: 0.286, SLG: 0.268 (1, 6)	6-3			4-3	5-3					4	0	0	0	0	0	3									
Gene Locklear, L OBP: 0.397, SLG: 0.475 (1, 7)	6-3			6-3						4	0	1	0	0	0	0									
Mike Ivie, R OBP: 0.289, SLG: 0.365 (1, 5)		F9			SH1-4					3	0	1	0	0	0	0									
Willie McCovey, L OBP: 0.289, SLG: 0.394 (1, 3)		F8								4	0	0	0	0	1	2									
Tito Fuentes, S OBP: 0.285, SLG: 0.305 (1, 4)		5-3								4	1	1	0	0	0	1									
Bobby Tolan, L OBP: 0.310, SLG: 0.313 (1, 9)										4	1	2	0	0	0	1									
Randy Hundley, R OBP: 0.239, SLG: 0.235 (1, 2)										4	0	0	0	0	1	3									
Dave Freisleben, R OBP: 0.111, SLG: 0.077 Fred Kendall, R OBP: 0.257, SLG: 0.253 Dave Winfield, R OBP: 0.374, SLG: 0.481 Danny Frisella, L (8, 1)										1	0	0	0	1	0	1									
										1	0	1	1	0	0	0									
										0	0	0	0	0	0	0									
										0	0	0	0	0	0	0									
Inning Stats	R: 0 E: 0 K: 0 S: 3	H: 0 LOB: 0 BB: 0 P: 3	R: 0 E: 0 K: 0 S: 3	H: 0 LOB: 0 BB: 0 P: 3	R: 0 E: 0 K: 1 S: 6	H: 1 LOB: 1 BB: 0 P: 6	R: 0 E: 0 K: 0 S: 4	H: 1 LOB: 1 BB: 0 P: 4	R: 1 E: 0 K: 0 S: 5	H: 2 LOB: 2 BB: 0 P: 5	R: 0 E: 0 K: 0 S: 3	H: 0 LOB: 0 BB: 0 P: 3	R: 0 E: 0 K: 1 S: 5	H: 0 LOB: 0 BB: 0 P: 5	1B: 7 2B: 0 3B: 0 HR: 0	SF: 0 SAC: 1 DP: 0 HBP: 0	WP: 0 PB: 0 SB: 0 CS: 0	PA: 35							
PITCHER	IP	WLS	BF	H	R	ER	SO	BB	IBB	HBP	BLK	WP	HR	S	P	ERA	WHIP								
Al Downing, L ERA: 2.7 (1, 1)	6.0		24	5	1	1	1	1	0	0	0	0	0	25	29	1.50	1.000								
Mike Marshall, R ERA: 3.35 (7, 1)	3.0	W	11	2	1	0	1	0	0	0	0	0	0	13	13	0.00	0.667								

Batter	1	2	3	4	5	6	7	8	9	10	AB	R	H	RBI	BB	SO	LOB	TOP				
Von Joshua, L OBP: 0.365, SLG: 0.424 (1.8)											5	0	1	0	0	2	0	San Francisco Giants @ San Diego Padres San Diego Stadium, San Diego, CA Tue Jun 24 1975, 10:05 PM EDT Unknown AB 36 R 1 H 11 RBI 1 BB 2 SO 4 LOB 14				
Derrel Thomas, S OBP: 0.348, SLG: 0.352 (1.4)											5	0	2	0	0	0	2					
Bobby Murcer, L OBP: 0.397, SLG: 0.488 (1.9)											4	1	1	1	1	1	1					
Jake Brown, R OBP: 0.308, SLG: 0.400 (1.7)											4	0	2	0	0	0	1					
Chris Speier, R OBP: 0.350, SLG: 0.361 (1.6)											4	0	0	0	0	0	3					
Willie Montanez, L OBP: 0.331, SLG: 0.391 (1.3)											4	0	2	0	0	1	0					
Bruce Miller, R OBP: 0.304, SLG: 0.328 (1.5)											3	0	1	0	0	0	1					
Marc Hill, R OBP: 0.326, SLG: 0.333 Craig Robinson, R OBP: 0.056, SLG: 0.056 Dave Rader, L OBP: 0.364, SLG: 0.395 (9. PR) (9. 2)											3	0	1	0	1	0	1					
Jim Barr, R OBP: 0.111, SLG: 0.059 Randy Moffitt, R OBP: 0.143, SLG: 0.143 Chris Arnold, R OBP: 0.306, SLG: 0.242 Gary Lavelle, S OBP: 0.167, SLG: 0.167 Charlie Williams, R OBP: 0.200, SLG: 0.111 (1.1) (7. 1) (9. PH) (9. 1) (10. 1)											0	0	0	0	0	0	0					
Inning Stats	R: 0 E: 0 K: 1 S: 6	H: 1 LOB: 1 BB: 0 P: 5	R: 0 E: 0 K: 0 S: 3	H: 0 LOB: 0 BB: 0 P: 3	R: 0 E: 0 K: 0 S: 4	H: 2 LOB: 1 BB: 0 P: 4	R: 0 E: 0 K: 1 S: 5	H: 0 LOB: 0 BB: 0 P: 5	R: 0 E: 0 K: 1 S: 6	H: 1 LOB: 1 BB: 0 P: 6	R: 0 E: 0 K: 1 S: 6	H: 1 LOB: 2 BB: 1 P: 10	R: 0 E: 0 K: 0 S: 3	H: 1 LOB: 2 BB: 1 P: 7	R: 0 E: 0 K: 0 S: 3	H: 0 LOB: 0 BB: 0 P: 3	1B: 10 2B: 0 3B: 0 HR: 1		SF: 0 SAC: 1 DP: 3 HBP: 0	WP: 0 PA: 39 PB: 0 SB: 0 CS: 1		
PITCHER Randy Jones, L ERA: 1.77 (1.1)	IP: 10.0 WLS: 10 BF: 39 H: 11 R: 1 ER: 1 SO: 4 BB: 1 IBB: 0 HBP: 0 BLK: 0 WP: 0 HR: 1 S: 45 P: 53 ERA: 0.90 WHIP: 1.200	PITCHER										IP: 10.0 WLS: 10 BF: 39 H: 11 R: 1 ER: 1 SO: 4 BB: 1 IBB: 0 HBP: 0 BLK: 0 WP: 0 HR: 1 S: 45 P: 53 ERA: 0.90 WHIP: 1.200	PITCHER									

Batter	1	2	3	4	5	6	7	8	9	10	AB	R	H	RBI	BB	SO	LOB	BOTTOM				
Bobby Tolan, L OBP: 0.316, SLG: 0.325 (1.8)											5	0	2	0	0	0	0	San Francisco Giants @ San Diego Padres San Diego Stadium, San Diego, CA Tue Jun 24 1975, 10:05 PM EDT Unknown AB 36 R 2 H 8 RBI 2 BB 1 SO 5 LOB 13				
Tito Fuentes, S OBP: 0.283, SLG: 0.306 (1.4)											5	0	0	1	0	1	2					
Dave Winfield, R OBP: 0.372, SLG: 0.481 (1.9)											4	0	1	0	0	0	1					
Willie McCovey, L OBP: 0.287, SLG: 0.407 (1.3)											4	1	1	0	0	0	1					
Mike Ivie, R OBP: 0.292, SLG: 0.356 (1.5)											3	0	0	0	1	1	1					
Gene Locklear, L OBP: 0.408, SLG: 0.493 (1.7)											4	0	2	0	0	0	2					
Fred Kendall, R OBP: 0.257, SLG: 0.255 (1.2)											4	0	1	1	0	0	2					
Enzo Hernandez, R OBP: 0.295, SLG: 0.287 (1.6)											4	1	1	0	0	1	2					
Randy Jones, R OBP: 0.189, SLG: 0.171 (1.1)											3	0	0	0	0	2	2					
Inning Stats	R: 0 E: 0 K: 1 S: 5	H: 0 LOB: 0 BB: 0 P: 5	R: 1 E: 0 K: 1 S: 7	H: 2 LOB: 2 BB: 1 P: 11	R: 0 E: 0 K: 0 S: 3	H: 0 LOB: 0 BB: 0 P: 3	R: 0 E: 0 K: 0 S: 4	H: 1 LOB: 1 BB: 0 P: 4	R: 0 E: 0 K: 1 S: 5	H: 0 LOB: 0 BB: 0 P: 5	R: 0 E: 0 K: 1 S: 6	H: 0 LOB: 0 BB: 0 P: 6	R: 0 E: 0 K: 0 S: 3	H: 0 LOB: 0 BB: 0 P: 3	R: 0 E: 0 K: 0 S: 4	H: 1 LOB: 1 BB: 0 P: 4	R: 0 E: 0 K: 0 S: 4		H: 1 LOB: 2 BB: 0 P: 4	1B: 6 2B: 2 3B: 0 HR: 0	SF: 0 SAC: 1 DP: 0 HBP: 0	WP: 0 PA: 38 PB: 0 SB: 0 CS: 0
PITCHER Jim Barr, R ERA: 2.64 Randy Moffitt, R ERA: 3.92 Gary Lavelle, L ERA: 2.47 Charlie Williams, R ERA: 4.27 (1.1) (7. 1) (9. 1) (10. 1)	IP: 6.1 WLS: 6 BF: 24 H: 4 R: 1 ER: 1 SO: 4 BB: 1 IBB: 0 HBP: 0 BLK: 0 WP: 0 HR: 0 S: 31 P: 35 ERA: 1.42 WHIP: 0.789	PITCHER										IP: 6.1 WLS: 6 BF: 24 H: 4 R: 1 ER: 1 SO: 4 BB: 1 IBB: 0 HBP: 0 BLK: 0 WP: 0 HR: 0 S: 31 P: 35 ERA: 1.42 WHIP: 0.789	PITCHER									

Batter	1	2	3	4	5	6	7	8	9	AB	R	H	RBI	BB	SO	LOB	TOP
Von Joshua, L OBP: 0.358, SLG: 0.415 (1, 8)	F7		F7			3-1			F8	4	0	0	0	0	0	0	
Craig Robinson, R OBP: 0.045, SLG: 0.045 (1, 4)	1-3			F4			F4		K	4	0	0	0	0	1	0	
Bobby Murcer, L OBP: 0.399, SLG: 0.486 (1, 9)	1B			K			WP BB		L3	3	0	1	0	1	1	0	
Jake Brown, R OBP: 0.310, SLG: 0.370 (1, 7)	K			1-3			FC6-4 BB			2	0	0	0	1	1	1	
Chris Speier, R OBP: 0.349, SLG: 0.361 (1, 6)		G3-6-1 1B				L8			L9	3	0	1	0	0	0	2	
Willie Montanez, L OBP: 0.328, SLG: 0.386 (1, 3)		G3-6-1 1-2f				K			FC6-4 1-2f	3	0	0	0	0	1	3	
Bruce Miller, R OBP: 0.297, SLG: 0.319 Dave Heaverlo, R (8, 1)		K				F8			6-3	3	0	0	0	0	1	0	AB 28 R 0 H 2 RBI 0 BB 2 SO 6 LOB 6
Dave Rader, L OBP: 0.356, SLG: 0.385 (1, 2)			G3			L3			4-3	3	0	0	0	0	0	0	
Tom Bradley, R OBP: 0.237, SLG: 0.235 Chris Arnold, R OBP: 0.230, SLG: 0.111 Charlie Williams, R OBP: 0.401, SLG: 0.347 Steve Ontiveros, S (8, 5)				F6					L1	1	0	0	0	0	0	0	WP: 1 PA: 30 PB: 0 SB: 1 CS: 0
Inning Stats	R: 0 E: 0 K: 1 S: 6	H: 1 LOB: 1 BB: 0 P: 6	R: 0 E: 0 K: 1 S: 5	H: 1 LOB: 0 BB: 0 P: 5	R: 0 E: 0 K: 0 S: 3	H: 0 LOB: 0 BB: 0 P: 3	R: 0 E: 0 K: 1 S: 5	H: 0 LOB: 0 BB: 0 P: 5	R: 0 E: 0 K: 1 S: 5	H: 0 LOB: 0 BB: 2 P: 11	R: 0 E: 0 K: 0 S: 3	H: 0 LOB: 0 BB: 0 P: 3	R: 0 E: 0 K: 1 S: 5	H: 0 LOB: 0 BB: 0 P: 5	1B: 2 2B: 0 3B: 0 HR: 0	SF: 0 SAC: 0 DP: 1 HBP: 0	
PITCHER Brent Strom, L ERA: 0.35 (1, 1)	IP: 9.0 WLS: W BF: 30 H: 2 R: 0 ER: 0 SO: 6 BB: 2 IBB: 0 HBP: 0 BLK: 0 WP: 1 HR: 0 S: 40 P: 48 ERA: 0.00 WHIP: 0.444											PITCHER IP: 9.0 WLS: W BF: 30 H: 2 R: 0 ER: 0 SO: 6 BB: 2 IBB: 0 HBP: 0 BLK: 0 WP: 1 HR: 0 S: 40 P: 48 ERA: 0.00 WHIP: 0.444					

San Francisco Giants @ San Diego Padres
San Diego Stadium, San Diego, CA
Tue Jun 24 1975, 10:05 PM EDT
Att: 19,817 - Unknown



Batter	1	2	3	4	5	6	7	8	9	AB	R	H	RBI	BB	SO	LOB	BOTTOM
Bobby Tolan, L OBP: 0.311, SLG: 0.319 (1, 8) (9, 7)	4-3	1-3		F7					L3	4	0	0	0	0	0	3	
Tito Fuentes, S OBP: 0.286, SLG: 0.317 (1, 4)	K		4-3			SH1-3 1B			3B	4	0	2	0	0	1	0	
Dave Winfield, R OBP: 0.372, SLG: 0.484 (1, 9)	2B		F3		SH1-3 1-2		F4			3	1	1	0	0	0	1	
Willie McCovey, L OBP: 0.304, SLG: 0.430 Ted Kubiak, S OBP: 0.236, SLG: 0.230 (8, PR) (9, 5)	2B IBB		HR		G5-4-3 IBB		G5-3 SH BB			1	1	1	1	3	0	0	
Mike Ivie, R OBP: 0.293, SLG: 0.360 (1, 5) (9, 3)	2B		F3		G5-4-3 1-2f		SH			3	0	1	1	0	0	2	
Gene Locklear, L OBP: 0.413, SLG: 0.507 Dick Sharon, R OBP: 0.271, SLG: 0.235 (1, 7) (9, 8)		1B FC6-4 2B		F5		G6-4-3 1B		F8		4	1	2	0	0	0	2	
Randy Hundley, R OBP: 0.246, SLG: 0.236 (1, 2)		FC6-4 1B		E4		G6-4-3 1-2f		G5-3 2-3f		4	0	1	0	0	0	3	AB 29 R 3 H 8 RBI 3 BB 3 SO 1 LOB 15
Enzo Hernandez, R OBP: 0.291, SLG: 0.264 (1, 6)		FC6-4 FC1-6 1-2f		L7						3	0	0	1	0	0	2	
Brent Strom, R (1, 1)		FC1-6 1-2f		E5				6-3		3	0	0	0	0	0	2	
Inning Stats	R: 1 E: 0 K: 1 S: 6	H: 2 LOB: 2 BB: 1 P: 10	R: 1 E: 0 K: 0 S: 5	H: 2 LOB: 1 BB: 0 P: 5	R: 1 E: 0 K: 0 S: 4	H: 1 LOB: 0 BB: 0 P: 4	R: 0 E: 3 K: 0 S: 5	H: 0 LOB: 2 BB: 0 P: 5	R: 0 E: 0 K: 0 S: 3	H: 1 LOB: 1 BB: 1 P: 7	R: 0 E: 0 K: 0 S: 4	H: 1 LOB: 1 BB: 0 P: 4	R: 0 E: 1 K: 0 S: 3	H: 0 LOB: 1 BB: 1 P: 7	1B: 3 2B: 3 3B: 1 HR: 1	SF: 0 SAC: 2 DP: 3 HBP: 0	WP: 0 PA: 34 PB: 0 SB: 0 CS: 0
PITCHER Tom Bradley, R ERA: 4.22 Charlie Williams, R ERA: 4.1 Dave Heaverlo, R ERA: 2.86 (1, 1) (6, 1) (8, 1)	IP: 5.0 WLS: L BF: 23 H: 6 R: 3 ER: 3 SO: 3 BB: 3 IBB: 0 HBP: 0 BLK: 0 WP: 0 HR: 1 S: 23 P: 31 ERA: 5.40 WHIP: 1.200											PITCHER IP: 1.0 WLS: L BF: 7 H: 2 R: 0 ER: 0 SO: 0 BB: 0 IBB: 0 HBP: 0 BLK: 0 WP: 0 HR: 0 S: 7 P: 7 ERA: 0.00 WHIP: 1.000					

San Francisco Giants @ San Diego Padres
San Diego Stadium, San Diego, CA
Tue Jun 24 1975, 10:05 PM EDT
Att: 19,817 - Unknown



Batter	1	2	3	4	5	6	7	8	9	AB	R	H	RBI	BB	SO	LOB	TOP			
Von Joshua, L OBP: 0.366, SLG: 0.422	SH1-4 1B		3B 1B		G3			1B		4	1	3	0	0	0	0	San Francisco Giants @ San Diego Padres San Diego Stadium, San Diego, CA Wed Jun 25 1975, 10:05 PM EDT Att: 11,734 - Unknown livebaseballscorecards.com			
Derrel Thomas, S OBP: 0.348, SLG: 0.360	SH1-4		3B			F4		F6		3	0	1	1	0	0	1				
Bobby Murcer, L OBP: 0.393, SLG: 0.478	F5		F9			F6		F9		4	0	0	0	0	0	2				
Chris Speier, R OBP: 0.345, SLG: 0.355	F7				F6		4-3		F7	4	0	0	0	0	0	1				
Willie Montanez, L OBP: 0.333, SLG: 0.396		F5					G6-4-3 1B		2B 1B	4	1	3	0	0	0	0				
Bruce Miller, R OBP: 0.295, SLG: 0.325	L9				6-3		G6-4-3 1-2		2B	4	0	1	1	0	0	2				
Steve Ontiveros, S OBP: 0.397, SLG: 0.339	6-3				F4		L5		BB	3	0	0	0	1	0	1				
Mike Sadek, R OBP: 0.313, SLG: 0.438			4-3			F8		F8	F9	4	0	0	0	0	0	2				
Mike Caldwell, R OBP: 0.129, SLG: 0.194					6-3					2	0	0	0	0	1	0				
Chris Arnold, R OBP: 0.289, SLG: 0.229										1	0	0	0	0	0	0				
Dave Heaverlo, R OBP: 0.289, SLG: 0.229										0	0	0	0	0	0	0				
Inning Stats	R: 0 E: 0 K: 0 S: 4	H: 1 LOB: 1 BB: 0 P: 4	R: 0 E: 0 K: 0 S: 3	H: 0 LOB: 0 BB: 0 P: 3	R: 1 E: 0 K: 1 S: 7	H: 2 LOB: 1 BB: 0 P: 7	R: 0 E: 0 K: 0 S: 4	H: 1 LOB: 1 BB: 0 P: 4	R: 0 E: 0 K: 0 S: 3	H: 0 LOB: 0 BB: 0 P: 3	R: 0 E: 0 K: 0 S: 3	H: 1 LOB: 0 BB: 0 P: 3	R: 0 E: 0 K: 0 S: 4	H: 1 LOB: 1 BB: 0 P: 4	R: 1 E: 0 K: 0 S: 5	H: 2 LOB: 2 BB: 1 P: 9	1B: 5 2B: 2 3B: 1 HR: 0	SF: 0 SAC: 1 DP: 1 HBP: 0	WP: 0 PB: 0 SB: 0 CS: 0	PA: 35
PITCHER Rich Folkers, L ERA: 3.1	IP: 9.0 WLS: W BF: 35 H: 8 R: 2 ER: 2 SO: 1 BB: 1 IBB: 0 HBP: 0 BLK: 0 WP: 0 HR: 0 S: 36 P: 40 ERA: 2.00 WHIP: 1.000															PITCHER				

Batter	1	2	3	4	5	6	7	8	9	AB	R	H	RBI	BB	SO	LOB	BOTTOM			
Bobby Tolan, L OBP: 0.314, SLG: 0.326	FC1-5 2B	CS 1B			G3		E1 1B E			4	1	2	1	0	0	0	San Francisco Giants @ San Diego Padres San Diego Stadium, San Diego, CA Wed Jun 25 1975, 10:05 PM EDT Att: 11,734 - Unknown livebaseballscorecards.com			
Tito Fuentes, S OBP: 0.286, SLG: 0.316	FC1-5-6 1B	CS 1-2	6-3		F8		E8 1B			4	2	1	0	0	0	1				
Dave Winfield, R OBP: 0.378, SLG: 0.486	1B		6-3				1B 1B IBB			3	1	2	0	1	0	0				
Willie McCovey, L OBP: 0.309, SLG: 0.432	L1-4 1B				4-3					4	0	2	2	0	1	1				
Ted Kubiak, S OBP: 0.236, SLG: 0.230	1-3 3-H 1B						1-1 2-H 1B			0	0	0	0	0	0	0				
Mike Ivie, R OBP: 0.296, SLG: 0.363	1-2 3-H 1B				SH5-3 SF7 1B		L6		F2	4	1	2	1	0	0	0				
Gene Locklear, L OBP: 0.410, SLG: 0.500	L1-4						6-3		F6 1B BB	3	0	1	0	0	0	2				
Dick Sharon, R OBP: 0.283, SLG: 0.235					SH5-3 1-2 1B					0	0	0	0	1	0	0				
Fred Kendall, R OBP: 0.264, SLG: 0.257		4-0 BB SH1-4 1B BB			SH5-3 1-2 2-3		5-3		1-2 1B	2	1	1	0	1	0	0				
Enzo Hernandez, R OBP: 0.286, SLG: 0.260		L5			SF7				F3 F6	3	0	0	1	0	0	3				
Rich Folkers, L OBP: 0.118, SLG: 0.118	SH1-4				3-H 6-3		G3		5-3	3	0	0	0	0	0	3				
Inning Stats	R: 2 E: 0 K: 0 S: 6	H: 4 LOB: 1 BB: 0 P: 6	R: 1 E: 0 K: 0 S: 3	H: 1 LOB: 0 BB: 1 P: 7	R: 0 E: 0 K: 1 S: 5	H: 0 LOB: 0 BB: 0 P: 5	R: 1 E: 0 K: 0 S: 5	H: 2 LOB: 1 BB: 0 P: 5	R: 0 E: 0 K: 0 S: 4	H: 1 LOB: 1 BB: 0 P: 4	R: 0 E: 0 K: 0 S: 3	H: 0 LOB: 0 BB: 0 P: 3	R: 2 E: 2 K: 0 S: 5	H: 2 LOB: 2 BB: 1 P: 9	R: 0 E: 0 K: 0 S: 4	H: 1 LOB: 2 BB: 1 P: 8	1B: 10 2B: 2 3B: 0 HR: 0	SF: 1 SAC: 2 DP: 1 HBP: 0	WP: 0 PB: 0 SB: 0 CS: 1	PA: 37
PITCHER Mike Caldwell, L ERA: 4.74	IP: 7.0 WLS: L BF: 31 H: 10 R: 6 ER: 4 SO: 1 BB: 1 IBB: 1 HBP: 0 BLK: 0 WP: 0 HR: 0 S: 31 P: 39 ERA: 5.14 WHIP: 1.571															PITCHER				
Dave Heaverlo, R ERA: 2.77	IP: 1.0 WLS: L BF: 5 H: 1 R: 0 ER: 0 SO: 0 BB: 1 IBB: 0 HBP: 0 BLK: 0 WP: 0 HR: 0 S: 4 P: 8 ERA: 0.00 WHIP: 2.000															PITCHER				

Batter	1	2	3	4	5	6	7	8	9	10	AB	R	H	RBI	BB	SO	LOB	TOP						
Bobby Tolan, L OBP: 0.304, SLG: 0.315 (1, 8)	F8		L4		F7			F8		F9	5	0	0	0	0	0	2	San Diego Padres @ Cincinnati Reds Riverfront Stadium, Cincinnati, OH Sat Jun 28 1975, 7:05 PM EDT Att: 48,747 - Unknown						
Tito Fuentes, S OBP: 0.293, SLG: 0.327 (1, 4)	HR 1B		3-1			F8		FC6-4 1B		2B 1-H	5	1	3	0	0	0	0							
Dave Winfield, R OBP: 0.369, SLG: 0.472 (1, 9)	F9				L1		P4	FC6-4 1-2			4	0	0	0	0	0	2							
Wille McCovey, L OBP: 0.310, SLG: 0.448 Johnny Grubb, L OBP: 0.397, SLG: 0.433 Ted Kubiak, S OBP: 0.296, SLG: 0.230 (1, 3) (9, PR) (9, 5)	HR		4-3				K			SH1-4 2B	4	1	2	2	0	1	0							
Mike Ivie, R OBP: 0.288, SLG: 0.353 (1, 5) (9, 3)	K				K					SH1-4 2-3	3	0	0	0	0	2	0							
Gene Locklear, L OBP: 0.400, SLG: 0.518 (1, 7)											4	0	1	0	0	0	2							
Randy Hundley, R OBP: 0.246, SLG: 0.236 (1, 2)											4	1	1	0	0	0	3							
Enzo Hernandez, R OBP: 0.285, SLG: 0.265 (1, 6)											4	1	1	0	0	0	1							
Joe McIntosh, S OBP: 0.167, SLG: 0.120 Dick Sharon, R OBP: 0.290, SLG: 0.245 Dave Tomlin, L Bill Greif, R (1, 1) (10, PH) (10, 1) (10, 1)					F6					2B 1B	2	0	1	2	0	0	0							
Inning Stats	R: 2 E: 0 K: 1 S: 7	H: 2 LOB: 0 BB: 0 P: 7	R: 0 E: 0 K: 0 S: 3	H: 1 LOB: 0 BB: 0 P: 3	R: 0 E: 0 K: 1 S: 5	H: 0 LOB: 0 BB: 0 P: 3	R: 0 E: 0 K: 1 S: 5	H: 0 LOB: 0 BB: 0 P: 5	R: 0 E: 0 K: 0 S: 3	H: 0 LOB: 0 BB: 0 P: 3	R: 1 E: 0 K: 0 S: 5	H: 2 LOB: 1 BB: 0 P: 5	R: 0 E: 0 K: 1 S: 5	H: 0 LOB: 0 BB: 0 P: 5	R: 0 E: 0 K: 0 S: 3	H: 0 LOB: 0 BB: 0 P: 5	R: 0 E: 0 K: 0 S: 4		H: 1 LOB: 2 BB: 0 P: 4	R: 0 E: 0 K: 0 S: 4	H: 2 LOB: 2 BB: 0 P: 4	1B: 6 2B: 2 3B: 1 HR: 1	SF: 1 SAC: 1 DP: 0 HBP: 0	WP: 0 PB: 0 SB: 0 CS: 1
PITCHER	IP	WLS	BF	H	R	ER	SO	BB	IBB	HBP	BLK	WP	HR	S	P	ERA	WHIP							
Gary Nolan, R ERA: 3.03	(1, 1)	8.0	30	7	4	4	3	0	0	0	0	0	0	0	0	4.50	0.875							
Will McEnaney, L ERA: 1.53	(9, 1)	2.0	8	3	0	0	0	0	0	0	0	0	0	8	8	0.00	1.500							

Batter	1	2	3	4	5	6	7	8	9	10	AB	R	H	RBI	BB	SO	LOB	BOTTOM		
Pete Rose, S OBP: 0.412, SLG: 0.436 (1, 5)	BB 1B		1B E BB		4-3					F8	3	1	1	0	2	0	0	San Diego Padres @ Cincinnati Reds Riverfront Stadium, Cincinnati, OH Sat Jun 28 1975, 7:05 PM EDT Att: 48,747 - Unknown		
Ken Griffey, L OBP: 0.419, SLG: 0.425 (1, 9)	F8		E 1B		K		4-3			K	5	1	1	1	0	2	2			
Joe Morgan, L OBP: 0.498, SLG: 0.565 (1, 4)	P6		F3		F7					S 1B	4	2	1	0	1	0	3			
Johnny Bench, R OBP: 0.372, SLG: 0.551 (1, 2)	BB 1B		E7 1B				F2			F2	4	0	1	1	1	0	2			
Dan Driessen, L OBP: 0.354, SLG: 0.330 Ed Armbrister, R OBP: 0.226, SLG: 0.207 Will McEnaney, L George Foster, R (1, 7) (8, PR) (9, 1) (10, PH)	F7		F9				G3			HR BB	4	0	0	0	0	0	0			
Tony Perez, R OBP: 0.335, SLG: 0.437 (1, 3)			F8							F2	4	0	2	0	0	0	2			
Cesar Geronimo, L OBP: 0.358, SLG: 0.403 (1, 8)			FC4-6 1B				P6			F2	4	0	0	0	0	0	3			
Doug Flynn, R OBP: 0.304, SLG: 0.349 Dave Concepcion, R OBP: 0.319, SLG: 0.358 (1, 6) (9, PH) (10, 6)	F4-6-3				F6-3					6-3	3	0	0	0	0	0	1			
Gary Nolan, R OBP: 0.275, SLG: 0.200 Merv Rettenmund, R OBP: 0.337, SLG: 0.246 (1, 1) (9, 7)			BB 1B BB		K					F4	2	1	0	0	1	2	0			
Inning Stats	R: 0 E: 0 K: 0 S: 4	H: 1 LOB: 2 BB: 1 P: 8	R: 0 E: 0 K: 0 S: 3	H: 1 LOB: 0 BB: 0 P: 3	R: 3 E: 1 K: 0 S: 5	H: 2 LOB: 1 BB: 2 P: 13	R: 0 E: 0 K: 1 S: 5	H: 0 LOB: 0 BB: 0 P: 5	R: 0 E: 0 K: 1 S: 5	H: 1 LOB: 1 BB: 0 P: 4	R: 0 E: 0 K: 1 S: 5	H: 0 LOB: 0 BB: 0 P: 9	R: 0 E: 0 K: 0 S: 3	H: 0 LOB: 0 BB: 0 P: 3	R: 2 E: 0 K: 1 S: 5	H: 1 LOB: 0 BB: 1 P: 9	1B: 7 2B: 0 3B: 0 HR: 1		SF: 0 SAC: 0 DP: 1 HBP: 0	WP: 0 PB: 0 SB: 2 CS: 0
PITCHER	IP	WLS	BF	H	R	ER	SO	BB	IBB	HBP	BLK	WP	HR	S	P	ERA	WHIP			
Joe McIntosh, R ERA: 3.02	(1, 1)	9.0	37	7	4	4	3	4	0	0	0	0	0	0	39	4.00	1.222			
Dave Tomlin, L ERA: 2.17	(10, 1)	0.2	3	0	1	1	1	1	0	0	0	0	0	4	8	13.50	1.500			
Bill Greif, R ERA: 3.93	(10, 1)	0.0	1	1	1	1	0	0	0	0	0	0	1	1	1	∞	∞			

Batter	1	2	3	4	5	6	7	8	9	AB	R	H	RBI	BB	SO	LOB	TOP			
Bobby Tolan, L OBP: 0.302, SLG: 0.312 (1,8)	0-0 4-3		0-0 FC4 1B		0-0 G3		0-0 4-3		0-0 F6	5	0	1	0	0	0	4	San Diego Padres @ Cincinnati Reds Riverfront Stadium, Cincinnati, OH Sun Jun 29 1975, 3:33 AM EDT Unknown			
Tito Fuentes, S OBP: 0.289, SLG: 0.322 (1,4)	0-0 4-3		0-0 FC4 1B		0-0 F5			0-0 L3		4	0	0	1	0	0	1				
Gene Locklear, L OBP: 0.404, SLG: 0.517 (1,7)	0-0 1B		0-0 1-2 3-H 0-0 1B			0-3 K		0-0 F8		4	0	2	0	0	1	0				
Willie McCovey, L OBP: 0.309, SLG: 0.443 (1,3)	0-0 4-1		0-0 4-3			0-0 P5		0-0 FC6-4 1B		4	0	1	0	0	0	3				
Dave Winfield, R OBP: 0.363, SLG: 0.464 (1,9)		0-3 K		0-0 P4		0-0 6-3		0-0 FC6-4 1B		4	0	0	0	0	1	1				
Fred Kendall, R OBP: 0.263, SLG: 0.253 (1,2)		0-0 F9		4-0 FC3-6 BB				0-0 F9		3	0	1	0	1	0	0				
Ted Kubiak, S OBP: 0.295, SLG: 0.231 (1,5)		0-0 F7		0-0 FC3-6 FC6-4				0-0 F7		4	0	1	0	0	0	2				
Enzo Hernandez, R OBP: 0.288, SLG: 0.269 (1,6)			0-0 1B SH1-4 FC4 1B		0-0 FC6-4			0-0 FC5-4 1B		4	1	2	0	0	0	2				
Randy Jones, R OBP: 0.184, SLG: 0.167 (1,1)			0-0 SH1-4		0-0 5-3			0-0 K		1	0	0	0	0	0	0				
Mike Ivie, R OBP: 0.288, SLG: 0.351 (7, PH)								0-0 K		1	0	0	0	0	1	2				
Danny Frisella, L OBP: 0.302, SLG: 0.259 (9, PH)								0-0 K		1	0	1	0	0	0	0				
Dick Sharon, R OBP: 0.302, SLG: 0.259 (9, PH)								0-0 K		1	0	1	0	0	0	0				
Inning Stats	R: 0 E: 0 K: 0 S: 4	H: 1 LOB: 1 BB: 0 P: 4	R: 0 E: 0 K: 1 S: 5	H: 0 LOB: 0 BB: 0 P: 5	R: 1 E: 0 K: 0 S: 6	H: 3 LOB: 2 BB: 0 P: 6	R: 0 E: 0 K: 0 S: 3	H: 0 LOB: 1 BB: 1 P: 7	R: 0 E: 0 K: 1 S: 5	H: 0 LOB: 0 BB: 0 P: 3	R: 0 E: 0 K: 1 S: 7	H: 2 LOB: 2 BB: 0 P: 7	R: 0 E: 0 K: 0 S: 4	H: 1 LOB: 1 BB: 0 P: 4	R: 0 E: 0 K: 0 S: 5	H: 2 LOB: 2 BB: 0 P: 5	1B: 9 2B: 0 3B: 0 HR: 0	SF: 0 SAC: 1 DP: 0 HBP: 0	WP: 0 PB: 0 SB: 0 CS: 0	PA: 37
PITCHER	IP WLS BF H R ER SO BB IBB HBP BLK WP HR S P ERA WHIP	IP WLS BF H R ER SO BB IBB HBP BLK WP HR S P ERA WHIP	IP WLS BF H R ER SO BB IBB HBP BLK WP HR S P ERA WHIP	IP WLS BF H R ER SO BB IBB HBP BLK WP HR S P ERA WHIP	IP WLS BF H R ER SO BB IBB HBP BLK WP HR S P ERA WHIP	IP WLS BF H R ER SO BB IBB HBP BLK WP HR S P ERA WHIP	IP WLS BF H R ER SO BB IBB HBP BLK WP HR S P ERA WHIP	IP WLS BF H R ER SO BB IBB HBP BLK WP HR S P ERA WHIP	IP WLS BF H R ER SO BB IBB HBP BLK WP HR S P ERA WHIP	IP WLS BF H R ER SO BB IBB HBP BLK WP HR S P ERA WHIP	IP WLS BF H R ER SO BB IBB HBP BLK WP HR S P ERA WHIP	IP WLS BF H R ER SO BB IBB HBP BLK WP HR S P ERA WHIP	IP WLS BF H R ER SO BB IBB HBP BLK WP HR S P ERA WHIP	IP WLS BF H R ER SO BB IBB HBP BLK WP HR S P ERA WHIP	IP WLS BF H R ER SO BB IBB HBP BLK WP HR S P ERA WHIP	IP WLS BF H R ER SO BB IBB HBP BLK WP HR S P ERA WHIP	IP WLS BF H R ER SO BB IBB HBP BLK WP HR S P ERA WHIP			
Jack Billingham, R ERA: 3.44 (1,1)	8.2	W	36	9	1	1	3	1	0	0	0	0	0	0	0	0	1.04	1.154		
Willi McEnaney, L ERA: 1.52 (9,1)	0.1	S	1	0	0	0	0	0	0	0	0	0	0	0	0	0	0.00	0.000		

AB	35
R	1
H	9
RBI	1
BB	1
SO	3
LOB	15



Batter	1	2	3	4	5	6	7	8	9	AB	R	H	RBI	BB	SO	LOB	BOTTOM			
Pete Rose, S OBP: 0.410, SLG: 0.434 (1,5)	0-0 G6-4-3 1B			0-3 K		0-0 5-3		0-0 F8		4	0	1	0	0	1	0	San Diego Padres @ Cincinnati Reds Riverfront Stadium, Cincinnati, OH Sun Jun 29 1975, 3:33 AM EDT Unknown			
Dave Concepcion, R OBP: 0.321, SLG: 0.356 (1,6)	0-0 G6-4-3 1-2			0-0 F7		4-0 HR BB		4-0 G3 S BB		2	1	0	0	2	0	1				
Joe Morgan, L OBP: 0.495, SLG: 0.572 (1,4)	0-0 P6			0-0 F8		0-0 1-H HR		0-0 G3		4	1	1	2	0	0	1				
Johnny Bench, R OBP: 0.368, SLG: 0.543 (1,7)		0-3 K		0-0 2-3		0-0 5-3		0-0 F5		4	0	0	0	0	1	1				
Tony Perez, R OBP: 0.331, SLG: 0.431 (1,3)		0-3 K		0-0 6-3		0-0 5-3				3	0	0	0	0	1	0				
George Foster, R OBP: 0.344, SLG: 0.536 (1,8)		0-0 6-3				0-0 HR		0-3 K		3	1	1	1	0	1	0				
Merv Rettenmund, R OBP: 0.349, SLG: 0.396 (1,9)			0-3 K		0-0 1B		0-0 HR			3	1	2	1	0	1	0				
Cesar Geronimo, L OBP: 0.358, SLG: 0.403 (8,8)				0-0 1B		0-0 1B		0-0 HR		0	0	0	0	0	0	0				
Bill Plummer, R OBP: 0.262, SLG: 0.333 (1,2)			0-0 L6		0-0 FC4-6 1B		0-0 F7			3	0	1	0	0	0	0				
Jack Billingham, R OBP: 0.132, SLG: 0.083 (1,1)			0-0 6-3		0-0 FC4-6		0-3 K			3	0	0	0	0	1	2				
Willi McEnaney, L ERA: 3.26 (9,1)				0-0 1-2				0-3 K		0	0	0	0	0	0	0				
Inning Stats	R: 0 E: 0 K: 0 S: 3	H: 1 LOB: 0 BB: 0 P: 3	R: 0 E: 0 K: 2 S: 7	H: 0 LOB: 0 BB: 0 P: 7	R: 0 E: 0 K: 1 S: 5	H: 0 LOB: 0 BB: 0 P: 5	R: 0 E: 0 K: 1 S: 5	H: 0 LOB: 0 BB: 0 P: 5	R: 1 E: 0 K: 0 S: 6	H: 3 LOB: 2 BB: 0 P: 6	R: 2 E: 0 K: 0 S: 4	H: 1 LOB: 1 BB: 1 P: 8	R: 1 E: 0 K: 2 S: 8	H: 1 LOB: 0 BB: 0 P: 8	R: 0 E: 0 K: 0 S: 3	H: 0 LOB: 1 BB: 1 P: 7	1B: 3 2B: 0 3B: 0 HR: 3	SF: 0 SAC: 0 DP: 1 HBP: 0	WP: 0 PB: 0 SB: 1 CS: 0	PA: 31
PITCHER	IP WLS BF H R ER SO BB IBB HBP BLK WP HR S P ERA WHIP	IP WLS BF H R ER SO BB IBB HBP BLK WP HR S P ERA WHIP	IP WLS BF H R ER SO BB IBB HBP BLK WP HR S P ERA WHIP	IP WLS BF H R ER SO BB IBB HBP BLK WP HR S P ERA WHIP	IP WLS BF H R ER SO BB IBB HBP BLK WP HR S P ERA WHIP	IP WLS BF H R ER SO BB IBB HBP BLK WP HR S P ERA WHIP	IP WLS BF H R ER SO BB IBB HBP BLK WP HR S P ERA WHIP	IP WLS BF H R ER SO BB IBB HBP BLK WP HR S P ERA WHIP	IP WLS BF H R ER SO BB IBB HBP BLK WP HR S P ERA WHIP	IP WLS BF H R ER SO BB IBB HBP BLK WP HR S P ERA WHIP	IP WLS BF H R ER SO BB IBB HBP BLK WP HR S P ERA WHIP	IP WLS BF H R ER SO BB IBB HBP BLK WP HR S P ERA WHIP	IP WLS BF H R ER SO BB IBB HBP BLK WP HR S P ERA WHIP	IP WLS BF H R ER SO BB IBB HBP BLK WP HR S P ERA WHIP	IP WLS BF H R ER SO BB IBB HBP BLK WP HR S P ERA WHIP	IP WLS BF H R ER SO BB IBB HBP BLK WP HR S P ERA WHIP				
Randy Jones, L ERA: 1.9 (1,1)	6.0	L	23	5	3	3	4	1	0	0	0	0	0	0	0	0	4.50	1.000		
Danny Frisella, R ERA: 3.26 (7,1)	2.0		8	1	1	1	2	1	0	0	0	0	0	0	0	0	4.50	1.000		



Batter	1	2	3	4	5	6	7	8	9	AB	R	H	RBI	BB	SO	LOB	TOP					
Bobby Tolan, L OBP: 0.296, SLG: 0.306 (1, 8)	F8		F6		L5		F2	F8		5	0	0	0	0	0	4	San Diego Padres @ Cincinnati Reds Riverfront Stadium, Cincinnati, OH Sun Jun 29 1975, 3:38 AM EDT Att: 46,060 - Unknown					
Tito Fuentes, S OBP: 0.295, SLG: 0.325 (1, 4)	F8		2B	1B	1B		F8 1B		F7	4	2	2	0	1	0	0						
Gene Locklear, L OBP: 0.418, SLG: 0.533 Don Hahn, R OBP: 0.200, SLG: 0.077 (1, 7) (8, 8)	6-3		1H 2H	2B	1B		1B			3	0	2	2	1	0	0						
Dave Winfield, R OBP: 0.357, SLG: 0.454 (1, 9)		3-1	3-1		L9		F8		F8	5	0	0	0	0	0	7						
Mike Ivie, R OBP: 0.293, SLG: 0.366 (1, 3)					6-3		1B		F4-3	5	1	3	1	0	0	1						
Randy Hundley, R OBP: 0.246, SLG: 0.237 (1, 2)		6-3		K		SH2-4	K			4	0	1	1	0	2	3						
Ted Kubiak, S OBP: 0.288, SLG: 0.225 (1, 5)					F7		SH2-4		F8	3	0	0	0	0	0	1						
Enzo Hernandez, R OBP: 0.292, SLG: 0.273 Hector Torres, R OBP: 0.273, SLG: 0.307 (1, 6) (8, PR) (8, 6)			F3		1B	SH1-4	F3		SH5-4	4	0	2	0	0	0	1						
Brent Strom, R (1, 1)			4-0	1B	2B	BB	SH1-4	5-3	SH5-4	1	1	0	0	1	0	1						
Inning Stats	R: 0 E: 0 K: 0 S: 3	H: 0 LOB: 0 BB: 0 P: 3	R: 0 E: 0 K: 0 S: 4	H: 1 LOB: 1 BB: 0 P: 4	R: 2 E: 0 K: 0 S: 5	H: 2 LOB: 1 BB: 1 P: 9	R: 0 E: 0 K: 1 S: 5	H: 0 LOB: 0 BB: 0 P: 5	R: 0 E: 0 K: 1 S: 5	H: 2 LOB: 3 BB: 1 P: 9	R: 1 E: 0 K: 0 S: 5	H: 2 LOB: 1 BB: 0 P: 5	R: 1 E: 0 K: 1 S: 7	H: 2 LOB: 2 BB: 1 P: 11	R: 0 E: 0 K: 0 S: 4	H: 1 LOB: 2 BB: 0 P: 4		R: 0 E: 0 K: 0 S: 3	H: 0 LOB: 1 BB: 1 P: 7	1B: 7 2B: 3 3B: 0 HR: 0	SF: 0 SAC: 3 DP: 0 HBP: 0	WP: 0 PB: 0 SB: 0 CS: 0
PITCHER	IP	WLS	BF	H	R	ER	SO	BB	IBB	HBP	BLK	WP	HR	S	P	ERA	WHIP					
Pat Darcy, R ERA: 3.4 (1, 1)	6.0	L	27	7	3	3	1	1	1	0	0	0	0	27	35	4.50	1.333					
Rawly Eastwick, R ERA: 5.92 (7, 1)	1.0		6	2	1	1	1	1	0	0	0	0	0	7	11	9.00	3.000					
Pedro Borbon, R ERA: 3.16 (8, 1)	2.0		8	1	0	0	0	1	0	0	0	0	0	7	11	0.00	1.000					

AB 34
R 4
H 10
RBI 4
BB 4
SO 2
LOB 18



Batter	1	2	3	4	5	6	7	8	9	AB	R	H	RBI	BB	SO	LOB	BOTTOM					
Pete Rose, S OBP: 0.407, SLG: 0.430 (1, 5)	1B		F9		F9		6-3		6-3	5	0	1	0	0	0	2	San Diego Padres @ Cincinnati Reds Riverfront Stadium, Cincinnati, OH Sun Jun 29 1975, 3:38 AM EDT Att: 46,060 - Unknown					
Dave Concepcion, R OBP: 0.317, SLG: 0.351 (1, 6)	F8		F7		P4			1-3		4	0	0	0	0	0	1						
Johnny Bench, R OBP: 0.367, SLG: 0.539 (1, 7)	1B		P4				F8	F3		4	0	1	0	0	0	0						
Tony Perez, R OBP: 0.333, SLG: 0.436 (1, 3)	K				F9		1B	1B	HR	4	1	2	0	0	1	2						
George Foster, R OBP: 0.352, SLG: 0.561 (1, 8)	K			WP	SF7		1B	HR		4	2	3	2	0	1	2						
Mery Rettenmund, R OBP: 0.333, SLG: 0.293 (1, 9)		F8	SF7		F7		F7	6-3		3	0	0	1	0	0	2						
Bill Plummer, R OBP: 0.283, SLG: 0.317 Ken Griffey, L OBP: 0.419, SLG: 0.425 (1, 2) (8, PR)	E5						F8		SH2-4	2	0	0	0	2	0	2						
Doug Flynn, R OBP: 0.292, SLG: 0.333 (1, 4)	F1-3							SH2-4	BB	0	0	0	0	0	0	0						
Pat Darcy, L Rawly Eastwick, R Ed Armbrister, R OBP: 0.219, SLG: 0.200 Pedro Borbon, R OBP: 0.200, SLG: 0.200 Joe Morgan, L OBP: 0.494, SLG: 0.570 (1, 1) (7, 1) (7, PH) (8, 1) (8, PH)	K								P4	2	0	0	0	0	2	1						
Inning Stats	R: 0 E: 0 K: 2 S: 9	H: 2 LOB: 2 BB: 0 P: 9	R: 0 E: 1 K: 1 S: 6	H: 0 LOB: 1 BB: 0 P: 6	R: 0 E: 0 K: 0 S: 3	H: 0 LOB: 0 BB: 0 P: 3	R: 1 E: 0 K: 1 S: 6	H: 1 LOB: 1 BB: 1 P: 10	R: 0 E: 0 K: 1 S: 5	H: 0 LOB: 0 BB: 0 P: 5	R: 0 E: 0 K: 0 S: 5	H: 2 LOB: 2 BB: 0 P: 5	R: 0 E: 0 K: 1 S: 5	H: 0 LOB: 0 BB: 0 P: 5	R: 2 E: 0 K: 0 S: 5	H: 2 LOB: 2 BB: 0 P: 5		R: 0 E: 0 K: 0 S: 3	H: 0 LOB: 2 BB: 1 P: 7	1B: 4 2B: 2 3B: 0 HR: 1	SF: 1 SAC: 1 DP: 0 HBP: 0	WP: 1 PB: 0 SB: 1 CS: 0
PITCHER	IP	WLS	BF	H	R	ER	SO	BB	IBB	HBP	BLK	WP	HR	S	P	ERA	WHIP					
Brent Strom, L ERA: 1.03 (1, 1)	9.0	W	37	7	3	3	6	2	0	0	0	1	1	47	55	3.00	1.000					



Batter	1	2	3	4	5	6	7	8	9	AB	R	H	RBI	BB	SO	LOB	TOP							
Bobby Tolan, L OBP: 0.296, SLG: 0.305 (1, 8)										4	0	1	0	0	1	3								
Tito Fuentes, S OBP: 0.291, SLG: 0.320 (1, 4)										4	0	0	0	0	1	4								
Gene Locklear, L OBP: 0.412, SLG: 0.521 (1, 7)											4	1	1	0	0	0								
Willie McCovey, L OBP: 0.302, SLG: 0.433 (1, 3)											4	0	0	0	2	1								
Dave Winfield, R OBP: 0.359, SLG: 0.452 (1, 9)											3	0	1	0	1	0								
Randy Hundley, R OBP: 0.248, SLG: 0.239 (1, 2)											3	0	1	1	0	0								
Alan Foster, R OBP: 0.091, SLG: 0.091 (7, PR)											0	0	0	0	0	0								
Fred Kendall, R OBP: 0.293, SLG: 0.253 (7, 2)											0	0	0	0	0	0								
Ted Kubiak, S OBP: 0.281, SLG: 0.220 (1, 5)											3	0	0	0	0	1								
Enzo Hernandez, R OBP: 0.296, SLG: 0.275 (1, 6)											2	0	1	0	1	0								
Rich Folkers, L OBP: 0.111, SLG: 0.111 (1, 1)											1	0	0	0	1	0								
Mike Ivie, R OBP: 0.296, SLG: 0.368 (8, PH)											1	0	1	0	0	0								
Bill Greif, R (8, 1)											0	0	0	0	0	0								
Inning Stats	R: 0 E: 0 K: 0 S: 3	H: 1 LOB: 0 BB: 0 P: 3	R: 0 E: 0 K: 0 S: 3	H: 0 LOB: 1 BB: 1 P: 7	R: 0 E: 0 K: 0 S: 3	H: 0 LOB: 1 BB: 1 P: 7	R: 0 E: 0 K: 0 S: 3	H: 0 LOB: 0 BB: 0 P: 3	R: 0 E: 0 K: 1 S: 5	H: 0 LOB: 3 BB: 0 P: 5	R: 0 E: 0 K: 3 S: 9	H: 0 LOB: 0 BB: 0 P: 9	R: 1 E: 0 K: 1 S: 7	H: 3 LOB: 1 BB: 0 P: 7	R: 0 E: 0 K: 0 S: 4	H: 2 LOB: 1 BB: 0 P: 4	R: 0 E: 0 K: 1 S: 5	H: 0 LOB: 0 BB: 0 P: 5	1B: 6 2B: 0 3B: 0 HR: 0	SF: 0 SAC: 1 DP: 2 HBP: 0	WP: 0 PB: 0 SB: 0 CS: 0	PA: 32		
PITCHER Andy Messersmith, R ERA: 2.06 (1, 1)	IP: 9.0 WLS: W BF: 32 H: 6 R: 1 ER: 1 SO: 6 BB: 2 IBB: 0 HBP: 0 BLK: 0 WP: 0 HR: 0 S: 42 P: 50 ERA: 1.00 WHIP: 0.889																							

San Diego Padres @ Los Angeles Dodgers
Dodger Stadium, Los Angeles, CA
Mon Jun 30 1975, 7:05 PM PDT
Att: 29,678 - Unknown

AB 29
R 1
H 6
RBI 1
BB 2
SO 6
LOB 11

Batter	1	2	3	4	5	6	7	8	9	AB	R	H	RBI	BB	SO	LOB	BOTTOM						
Davey Lopes, R OBP: 0.373, SLG: 0.333 (1, 4)										4	1	4	0	0	0	0							
John Hale, L (1, 8)										3	0	0	0	0	1	5							
Jimmy Wynn, R OBP: 0.429, SLG: 0.494 (1, 7)										2	0	0	1	1	2	4							
Steve Garvey, R OBP: 0.333, SLG: 0.452 (1, 3)										4	1	0	0	0	1	7							
Ron Cey, R OBP: 0.339, SLG: 0.441 (1, 5)										4	1	2	3	0	0	0							
Joe Ferguson, R OBP: 0.331, SLG: 0.308 (1, 9)										4	0	1	0	0	1	1							
Bill Russell, R OBP: 0.226, SLG: 0.154 (1, 6)										4	0	1	0	0	1	1							
Steve Yeager, R OBP: 0.290, SLG: 0.320 (1, 2)										4	0	2	0	0	1	0							
Andy Messersmith, R OBP: 0.277, SLG: 0.300 (1, 1)										2	1	0	0	1	0	2							
Inning Stats	R: 2 E: 0 K: 1 S: 7	H: 2 LOB: 1 BB: 1 P: 11	R: 0 E: 0 K: 2 S: 7	H: 0 LOB: 0 BB: 0 P: 7	R: 0 E: 0 K: 1 S: 6	H: 1 LOB: 0 BB: 0 P: 6	R: 0 E: 0 K: 0 S: 3	H: 0 LOB: 0 BB: 0 P: 3	R: 0 E: 1 K: 3 S: 12	H: 2 LOB: 3 BB: 0 P: 12	R: 1 E: 0 K: 0 S: 4	H: 2 LOB: 0 BB: 0 P: 4	R: 1 E: 0 K: 0 S: 4	H: 1 LOB: 1 BB: 1 P: 8	R: 0 E: 0 K: 0 S: 5	H: 2 LOB: 2 BB: 0 P: 5	R: 0 E: 0 K: 0 S: 5	H: 2 LOB: 0 BB: 0 P: 5	1B: 8 2B: 1 3B: 0 HR: 1	SF: 1 SAC: 2 DP: 1 HBP: 0	WP: 1 PB: 0 SB: 1 CS: 0	PA: 36	
PITCHER Rich Folkers, L ERA: 3.31 Bill Greif, R ERA: 3.82 (8, 1)	IP: 7.0 WLS: L BF: 31 H: 8 R: 4 ER: 4 SO: 7 BB: 2 IBB: 0 HBP: 0 BLK: 0 WP: 1 HR: 1 S: 43 P: 51 ERA: 5.14 WHIP: 1.429																						

San Diego Padres @ Los Angeles Dodgers
Dodger Stadium, Los Angeles, CA
Mon Jun 30 1975, 7:05 PM PDT
Att: 29,678 - Unknown

AB 31
R 4
H 10
RBI 4
BB 2
SO 7
LOB 20

Batter	1	2	3	4	5	6	7	8	9	AB	R	H	RBI	BB	SO	LOB	TOP											
Johnny Grubb, L (1, 8) <small>OBP: 0.401, SLG: 0.434</small> Don Hahn, R (8, 8) <small>OBP: 0.200, SLG: 0.077</small>										4	1	2	2	1	0	1	San Diego Padres @ Los Angeles Dodgers Dodger Stadium, Los Angeles, CA Tue Jul 01 1975, 7:05 PM PDT Att: 21,542 - Unknown											
Tito Fuentes, S (1, 4) <small>OBP: 0.293, SLG: 0.321</small>										5	2	2	0	0	0	3												
Gene Locklear, L (1, 7) <small>OBP: 0.411, SLG: 0.515</small> Bill Greif, R (8, 1)										5	2	2	1	0	1	1												
Dave Winfield, R (1, 9) <small>OBP: 0.363, SLG: 0.451</small> Dick Sharon, R (8, PR) <small>OBP: 0.302, SLG: 0.259</small>										3	1	1	2	1	0	0												
Mike Ivie, R (1, 5) <small>OBP: 0.298, SLG: 0.382</small>											5	1	2	5	0	0												
Bobby Tolan, L (1, 3) <small>OBP: 0.298, SLG: 0.307</small>										5	0	2	0	0	0	2												
Randy Hundley, R (1, 2) <small>OBP: 0.254, SLG: 0.246</small>										5	1	2	0	0	0	2												
Enzo Hernandez, R (1, 6) <small>OBP: 0.294, SLG: 0.273</small>										5	1	1	0	0	0	2												
Dan Spillner, R (1, 1) <small>OBP: 0.259, SLG: 0.174</small> Ted Kubiak, S (8, 5) <small>OBP: 0.281, SLG: 0.220</small>										2	1	0	0	2	0	0												
Inning Stats	R: 0 E: 0 K: 1 S: 5	H: 1 LOB: 0 BB: 0 P: 5	R: 0 E: 0 K: 0 S: 4	H: 1 LOB: 1 BB: 0 P: 4	R: 0 E: 0 K: 0 S: 3	H: 0 LOB: 1 BB: 1 P: 7	R: 0 E: 0 K: 0 S: 3	H: 0 LOB: 0 BB: 0 P: 3	R: 8 E: 1 K: 0 S: 10	H: 8 LOB: 1 BB: 2 P: 18	R: 2 E: 0 K: 0 S: 7	H: 4 LOB: 2 BB: 0 P: 7	R: 0 E: 0 K: 0 S: 3	H: 0 LOB: 0 BB: 0 P: 3	R: 0 E: 0 K: 0 S: 2	H: 0 LOB: 1 BB: 1 P: 7	R: 0 E: 1 K: 0 S: 4	H: 0 LOB: 1 BB: 0 P: 4	1B: 13 2B: 0 3B: 0 HR: 1	SF: 0 SAC: 0 DP: 1 HBP: 1	WP: 0 PB: 0 SB: 0 CS: 2	PA: 45						
PITCHER	IP	WLS	BF	H	R	ER	SO	BB	IBB	HBP	BLK	WP	HR	S	P	ERA	WHIP											
Burt Hooton, R (1, 1)	4.1	L	19	6	4	4	1	2	0	0	0	0	0	1	13	27	8.31	1.846										
Jim Brewer, L (5, 1)	1.2		14	8	6	6	0	1	0	0	0	0	1	13	17	32.40	5.400											
Charlie Hough, R (7, 1)	2.0		7	0	0	0	0	1	0	1	0	0	0	5	10	0.00	0.500											
Rick Rhoden, R (9, 1)	1.0		4	0	0	0	0	0	0	0	0	0	0	4	4	0.00	0.000											


Batter	1	2	3	4	5	6	7	8	9	AB	R	H	RBI	BB	SO	LOB	BOTTOM										
Davey Lopes, R (1, 4) <small>OBP: 0.369, SLG: 0.329</small> Tom Paciorek, R (9, 9) <small>OBP: 0.245, SLG: 0.290</small>											4	0	0	0	0	1	2	San Diego Padres @ Los Angeles Dodgers Dodger Stadium, Los Angeles, CA Tue Jul 01 1975, 7:05 PM PDT Att: 21,542 - Unknown									
Bill Buckner, L (1, 7) <small>OBP: 0.248, SLG: 0.317</small>										5	1	2	1	0	0	2											
Steve Garvey, R (1, 3) <small>OBP: 0.337, SLG: 0.454</small>											5	0	3	0	0	1	0										
Ron Cey, R (1, 5) <small>OBP: 0.341, SLG: 0.438</small>											2	0	0	0	2	0											
John Hale, L (1, 8) <small>OBP: 0.286, SLG: 0.286</small>											4	0	2	0	0	1	4										
Joe Ferguson, R (1, 2) <small>OBP: 0.325, SLG: 0.302</small> Steve Yeager, R (9, 2) <small>OBP: 0.290, SLG: 0.320</small>											4	0	0	0	0	1	8										
Willie Crawford, L (1, 9) <small>OBP: 0.326, SLG: 0.347</small> Lee Lacy, R (8, PH) <small>OBP: 0.382, SLG: 0.478</small>										3	0	0	0	0	0	2											
Bill Russell, R (1, 6) <small>OBP: 0.242, SLG: 0.179</small> Ivan De Jesus, R (6, PH) <small>OBP: 0.306, SLG: 0.226</small>											2	0	1	0	0	0	0										
Burt Hooton, R (1, 1) <small>OBP: 0.200, SLG: 0.214</small> Jim Brewer, L (5, 1) <small>OBP: 0.293, SLG: 0.219</small> Leron Lee, L (6, PH) <small>OBP: 0.293, SLG: 0.219</small> Charlie Hough, R (7, 1) <small>OBP: 0.293, SLG: 0.219</small> Manny Mota, R (8, PH) <small>OBP: 0.293, SLG: 0.219</small> Rick Rhoden, R (9, 1)											0	0	0	0	0	0	0										
Inning Stats	R: 0 E: 0 K: 0 S: 5	H: 2 LOB: 3 BB: 1 P: 9	R: 0 E: 1 K: 1 S: 6	H: 0 LOB: 1 BB: 0 P: 6	R: 1 E: 0 K: 1 S: 7	H: 2 LOB: 1 BB: 0 P: 7	R: 0 E: 0 K: 0 S: 5	H: 1 LOB: 2 BB: 0 P: 5	R: 0 E: 0 K: 1 S: 6	H: 1 LOB: 2 BB: 1 P: 10	R: 0 E: 0 K: 1 S: 5	H: 0 LOB: 0 BB: 0 P: 5	R: 0 E: 0 K: 0 S: 5	H: 2 LOB: 2 BB: 0 P: 5	R: 0 E: 0 K: 1 S: 5	H: 0 LOB: 0 BB: 0 P: 5	R: 0 E: 0 K: 1 S: 5	H: 0 LOB: 0 BB: 0 P: 5	1B: 7 2B: 0 3B: 0 HR: 1	SF: 0 SAC: 2 DP: 0 HBP: 0	WP: 1 PB: 0 SB: 2 CS: 0	PA: 39					
PITCHER	IP	WLS	BF	H	R	ER	SO	BB	IBB	HBP	BLK	WP	HR	S	P	ERA	WHIP										
Dan Spillner, R (1, 1)	7.0	W	33	8	1	1	4	2	0	0	0	0	0	10	10	1.29	1.429										
Bill Greif, R (8, 1)	2.0		6	0	0	0	2	0	0	0	0	0	0	10	10	0.00	0.000										



Batter	1	2	3	4	5	6	7	8	9	10	11	12	13	14	AB	R	H	RBI	BB	SO	LOB	TOP					
Johnny Grubb, L OBP: 0.391, SLG: 0.423 (1, 8)	F8		1-3		K	4-3		F7		F7			K		7	0	0	0	0	2	4						
Tito Fuentes, S OBP: 0.299, SLG: 0.327 (1, 4)					5-3			1B SH3-4	1B	3-1			5-3		7	0	4	1	0	0	0						
Gene Locklear, L OBP: 0.423, SLG: 0.520 Danny Frisella, L (8, 1)	F7							SH3-4							3	0	2	2	1	0	1						
Randy Hundley, R OBP: 0.290, SLG: 0.242 (9, 2)															0	0	0	0	0	0	0						
Dave Winfield, R OBP: 0.361, SLG: 0.444 (1, 9)	4-3		G3					5-3	G3						2	0	0	0	0	1	0						
Mike Ivie, R OBP: 0.299, SLG: 0.383 Ted Kubiak, S OBP: 0.286, SLG: 0.220 (5, PH) (5, 5)		K						FC5-4							6	0	1	0	1	0	6						
Bobby Tolan, L OBP: 0.297, SLG: 0.307 (1, 3)															2	1	1	0	0	1	0						
Fred Kendall, R OBP: 0.256, SLG: 0.246 Brent Strom, R (9, 1)	B2														4	0	1	0	1	0	2						
Jerry Moses, R OBP: 0.313 Joe McIntosh, S OBP: 0.167, SLG: 0.120 (12, PH) (12, 1)															7	0	2	0	0	1	3						
Hector Torres, R OBP: 0.289, SLG: 0.338 (1, 6)															5	0	0	0	0	0	3						
Dave Freistelen, R OBP: 0.310 Dick Sharon, R OBP: 0.291 Willie McCovey, L OBP: 0.320 Enzo Hernandez, R OBP: 0.170 Don Hahn, R OBP: 0.167 (8, 7)															1	0	0	0	0	0	1						
Inning Stats	R: 0 E: 0 K: 0 S: 4	H: 1 LOB: 1 BB: 0 P: 4	R: 0 E: 0 K: 1 S: 5	H: 0 LOB: 0 BB: 0 P: 5	R: 1 E: 0 K: 0 S: 6	H: 3 LOB: 2 BB: 0 P: 6	R: 1 E: 0 K: 1 S: 5	H: 2 LOB: 1 BB: 0 P: 5	R: 0 E: 0 K: 0 S: 5	H: 2 LOB: 2 BB: 0 P: 5	R: 2 E: 0 K: 0 S: 6	H: 3 LOB: 2 BB: 0 P: 7	R: 0 E: 0 K: 0 S: 3	H: 0 LOB: 1 BB: 1 P: 9	R: 0 E: 0 K: 1 S: 5	H: 0 LOB: 0 BB: 0 P: 3	R: 0 E: 0 K: 0 S: 3	H: 0 LOB: 0 BB: 0 P: 5	R: 0 E: 0 K: 0 S: 3	H: 0 LOB: 0 BB: 0 P: 3	R: 0 E: 0 K: 0 S: 3	H: 0 LOB: 0 BB: 0 P: 3	1B: 13 2B: 2 3B: 0 HR: 0	SF: 1 SAC: 2 DP: 0 HBP: 1	WP: 0 PB: 0 SB: 1 CS: 2	PA: 60	
PITCHER	IP	WLS	BF	H	R	ER	SO	BB	IBB	HBP	BLK	WP	HR	S	P	ERA	WHIP										
Doug Rau, L ERA: 3.38 (6, 1)	5.2		27	8	3	3	3	2	0	0	0	0	0	31	39	4.76	1.765										
Mike Marshall, R ERA: 3.26 (9, 1)	2.1		13	5	2	2	0	0	0	1	0	0	0	12	13	7.71	2.143										
Rick Rhoden, R ERA: 3.09 (13, 1)	4.0		14	2	0	0	1	1	0	0	0	0	0	15	19	0.00	0.750										
Al Downing, L ERA: 2.66 (1, 1)	2.0	W	6	0	0	0	1	0	0	0	0	0	0	8	8	0.00	0.000										

San Diego Padres @ Los Angeles Dodgers
Dodger Stadium, Los Angeles, CA
Wed Jul 02 1975, 7:05 PM PDT
Att. 21,483 - Unknown


AB 53
R 5
H 15
RBI 5
BB 3
SO 5
LOB 21





Batter	1	2	3	4	5	6	7	8	9	10	11	12	13	14	AB	R	H	RBI	BB	SO	LOB	BOTTOM					
Davey Lopes, R OBP: 0.377, SLG: 0.331 (1, 4)		F8													4	1	2	1	4	0	1						
Bill Buckner, L OBP: 0.239, SLG: 0.305 Rick Rhoden, R (9, 1)	F8		4-3	F8											5	0	0	0	0	1	5						
Tom Paciorek, R OBP: 0.243, SLG: 0.287 Al Downing, R (14, PH)															0	0	0	0	0	0	0						
Ken McMillen, R OBP: 0.211, SLG: 0.471 (1, 8)															1	0	0	0	0	0	2						
Jimmy Wynn, R OBP: 0.433, SLG: 0.490 (1, 9)															4	2	1	0	4	1	1						
Steve Garvey, R OBP: 0.341, SLG: 0.453 (1, 3)	F5		E4												7	1	3	1	0	0	5						
Ron Cey, R OBP: 0.346, SLG: 0.443 (1, 5)															6	0	3	1	1	0	3						
John Hale, L OBP: 0.357, SLG: 0.250 (1, 9)															5	0	1	2	2	0	5						
Bill Russell, R OBP: 0.270, SLG: 0.219 Leron Lee, L OBP: 0.257, SLG: 0.219 (9, PH) (9, PH)	F4														4	1	2	0	0	0	5						
Lee Lacy, R OBP: 0.379, SLG: 0.474 Ivan De Jesus, R OBP: 0.297, SLG: 0.218 (10, 6)															1	0	0	0	0	2							
Steve Yeager, R OBP: 0.320, SLG: 0.320 Manny Mota, R OBP: 0.314, SLG: 0.250 Paul Powell, R OBP: 0.333, SLG: 0.200 (9, 2)															3	0	1	0	0	1	4						
Doug Rau, L OBP: 0.283, SLG: 0.214 Mike Marshall, R (6, 1)															2	0	0	0	0	1	2						
Willie Crawford, L OBP: 0.330, SLG: 0.348 (9, 7)															1	0	0	0	0	0	0						
Inning Stats	R: 2 E: 0 K: 0 S: 4	H: 1 LOB: 2 BB: 3 P: 16	R: 0 E: 0 K: 1 S: 5	H: 1 LOB: 0 BB: 0 P: 5	R: 0 E: 1 K: 0 S: 5	H: 1 LOB: 2 BB: 0 P: 5	R: 1 E: 0 K: 1 S: 7	H: 2 LOB: 1 BB: 0 P: 7	R: 1 E: 0 K: 0 S: 4	H: 1 LOB: 0 BB: 2 P: 12	R: 0 E: 0 K: 1 S: 5	H: 0 LOB: 1 BB: 1 P: 9	R: 0 E: 0 K: 0 S: 3	H: 1 LOB: 2 BB: 1 P: 11	R: 0 E: 0 K: 0 S: 3	H: 0 LOB: 0 BB: 0 P: 3	R: 0 E: 0 K: 0 S: 6	H: 1 LOB: 1 BB: 0 P: 6	R: 0 E: 0 K: 0 S: 5	H: 2 LOB: 3 BB: 0 P: 5	R: 1 E: 0 K: 0 S: 4	H: 2 LOB: 3 BB: 2 P: 12	1B: 14 2B: 2 3B: 0 HR: 0	SF: 0 SAC: 2 DP: 2 HBP: 1	WP: 2 PB: 1 SB: 3 CS: 0	PA: 67	
PITCHER	IP	WLS	BF	H	R	ER	SO	BB	IBB	HBP	BLK	WP	HR	S	P	ERA	WHIP										
Dave Freistelen, R ERA: 3.9 (6, 1)	5.0		26	6	4	3	2	4	0	0	0	0	0	8	12	5.40	2.000										
Danny Frisella, R ERA: 3.06 (8, 1)	1.1		9	3	1	1	1	1	1	1	0	0	0	8	17	6.75	3.000										
Brent Strom, L ERA: 0.96 Joe McIntosh, R ERA: 3.03 (12, 1)	2.2	L	15	5	1	1	1	0	2	0	0	0	0	15	23	3.38	1.875										

San Diego Padres @ Los Angeles Dodgers
Dodger Stadium, Los Angeles, CA
Wed Jul 02 1975, 7:05 PM PDT
Att. 21,483 - Unknown

AB 52
R 6
H 15
RBI 5
BB 12
SO 5
LOB 41



Batter	1	2	3	4	5	6	7	8	9	AB	R	H	RBI	BB	SO	LOB	TOP
Pete Rose, S OBP: 0.398, SLG: 0.421 (1, 5)	0-0 5-3			0-0 5-3			0-0 6-3		0-0 4-3	4	0	0	0	0	0	0	Cincinnati Reds @ San Diego Padres San Diego Stadium, San Diego, CA Thu Jul 03 1975, 10:05 PM EDT Att: 15,145 - Unknown AB 29 R 1 H 1 RBI 1 BB 0 SO 1 LOB 3 
Dave Concepcion, R OBP: 0.312, SLG: 0.344 (1, 6)	0-0 L4			0-0 F9			0-0 6-3		0-0 F7	4	0	0	0	0	0	0	
Johnny Bench, R OBP: 0.366, SLG: 0.535 (8, 2)	0-0 1-3			0-0 2-3			0-0 6-3			3	0	0	0	0	0	0	
Tony Perez, R OBP: 0.326, SLG: 0.426 (1, 3)		0-0 F8			0-0 6-3			0-0 E6 2B		3	1	0	0	0	0	0	
George Foster, R OBP: 0.349, SLG: 0.549 (1, 7)		0-0 6-3			0-0 5-3			0-0 6-3		3	0	0	0	0	0	1	
Bill Plummer, R OBP: 0.299, SLG: 0.313 Ed Armbriester, R OBP: 0.242, SLG: 0.226 (8, 9)		0-0 F9			0-0 F8			0-0 2B		3	0	1	1	0	0	0	
Cesar Geronimo, L OBP: 0.354, SLG: 0.399 (1, 8)			0-3 K		0-0 1-3			0-0 4-3		3	0	0	0	0	1	1	
Doug Flynn, R OBP: 0.282, SLG: 0.319 (1, 4)			0-0 F6-3		0-0 F6-3			0-0 F5-3		3	0	0	0	0	0	1	
Gary Nolan, R OBP: 0.262, SLG: 0.189 Merv Rettenmund, R OBP: 0.344, SLG: 0.289 Will McEnaney, L (9, 1)			0-0 L9		0-0 4-3			0-0 5-3		2	0	0	0	0	0	0	
Inning Stats	R: 0 E: 0 K: 0 S: 3	H: 0 LOB: 0 BB: 0 P: 3	R: 0 E: 0 K: 0 S: 3	H: 0 LOB: 0 BB: 0 P: 3	R: 0 E: 0 K: 1 S: 5	H: 0 LOB: 0 BB: 0 P: 5	R: 0 E: 0 K: 0 S: 3	H: 0 LOB: 0 BB: 0 P: 3	R: 0 E: 0 K: 0 S: 3	H: 0 LOB: 0 BB: 0 P: 3	R: 1 E: 1 K: 0 S: 5	H: 1 LOB: 1 BB: 0 P: 5	R: 0 E: 0 K: 0 S: 3	H: 0 LOB: 0 BB: 0 P: 3	1B: 0 2B: 1 3B: 0 HR: 0	SF: 0 SAC: 0 DP: 0 HBP: 0	
PITCHER Randy Jones, L ERA: 1.77 (1, 1)	IP: 9.0 WLS: W BF: 29 H: 1 R: 1 ER: 0 SO: 1 BB: 0 IBB: 0 HBP: 0 BLK: 0 WP: 0 HR: 0 S: 31 P: 31 ERA: 0.00 WHIP: 0.111																

Batter	1	2	3	4	5	6	7	8	9	AB	R	H	RBI	BB	SO	LOB	BOTTOM
Bobby Tolan, L OBP: 0.297, SLG: 0.306 (1, 9)	0-0 1-3		0-0 P6			0-0 1-3			0-0 2B E 1B	4	1	1	0	0	0	0	Cincinnati Reds @ San Diego Padres San Diego Stadium, San Diego, CA Thu Jul 03 1975, 10:05 PM EDT Att: 15,145 - Unknown AB 29 R 2 H 4 RBI 0 BB 1 SO 3 LOB 4 
Tito Fuentes, S OBP: 0.298, SLG: 0.330 (1, 4)	0-3 K		0-3 K			0-0 F4-3			0-0 2B	4	0	1	0	0	2	0	
Gene Locklear, L OBP: 0.409, SLG: 0.500 (1, 7)	0-0 F7			0-0 F7			0-0 F4-3		0-0 E9	4	0	0	0	0	0	1	
Willie McCovey, L OBP: 0.301, SLG: 0.425 (1, 3)		0-3 K		0-0 L8			0-0 F8		0-0 3H	3	0	0	0	0	1	0	
Dick Sharon, R OBP: 0.299, SLG: 0.276 (1, 8)		0-0 5-3			0-0 5-3			0-0 P5		3	0	0	0	0	0	0	
Fred Kendall, R OBP: 0.253, SLG: 0.242 (1, 2)		0-0 F9			0-0 6-3			0-0 6-3		3	0	0	0	0	0	0	
Hector Torres, R OBP: 0.291, SLG: 0.337 (1, 6)			0-0 F2			0-0 1B		0-0 F4-3		3	0	1	0	0	0	0	
Ted Kubiak, S OBP: 0.294, SLG: 0.233 (1, 5)			0-0 6-3 BLK 2B		0-0 F4-3			0-0 BB		2	1	1	0	1	0	1	
Randy Jones, R OBP: 0.171, SLG: 0.154 (1, 1)			0-0 6-3		0-0 6-3			0-0 5-3		3	0	0	0	0	0	2	
Inning Stats	R: 0 E: 0 K: 1 S: 5	H: 0 LOB: 0 BB: 0 P: 5	R: 0 E: 0 K: 1 S: 5	H: 0 LOB: 0 BB: 0 P: 5	R: 1 E: 0 K: 0 S: 4	H: 1 LOB: 0 BB: 0 P: 4	R: 0 E: 0 K: 1 S: 5	H: 0 LOB: 0 BB: 0 P: 5	R: 0 E: 0 K: 0 S: 3	H: 0 LOB: 0 BB: 0 P: 3	R: 0 E: 0 K: 0 S: 3	H: 0 LOB: 1 BB: 1 P: 7	R: 1 E: 1 K: 0 S: 3	H: 2 LOB: 2 BB: 0 P: 3	1B: 2 2B: 2 3B: 0 HR: 0	SF: 0 SAC: 0 DP: 0 HBP: 0	
PITCHER Gary Nolan, R ERA: 2.9 Will McEnaney, L ERA: 1.43 (9, 1)	IP: 8.0 WLS: L BF: 27 H: 2 R: 1 ER: 1 SO: 3 BB: 1 IBB: 0 HBP: 0 BLK: 0 WP: 0 HR: 0 S: 32 P: 36 ERA: 1.12 WHIP: 0.375																

Batter	1	2	3	4	5	6	7	8	9	AB	R	H	RBI	BB	SO	LOB	TOP										
Pete Rose, S OBP: 0.398, SLG: 0.422 (1, 5)	L4		1-3		4-3		2B		G4-3	4	1	1	0	1	0	0	Cincinnati Reds @ San Diego Padres San Diego Stadium, San Diego, CA Sat Jul 05 1975, 10:05 PM EDT Att: 49,618 - Unknown										
Ken Griffey, L OBP: 0.409, SLG: 0.427 (1, 9)			4-3		3-1		2B		G4-3	3	1	1	0	0	0	0											
Merv Rettenmund, R OBP: 0.347, SLG: 0.308 (7, PH)	BLK						2B			2	1	1	2	0	0	1											
Joe Morgan, L OBP: 0.491, SLG: 0.564 (1, 4)	F9		4-3			S	2B			3	1	2	2	1	0	0											
Johnny Bench, R OBP: 0.368, SLG: 0.539 (1, 2)	F9			E4		1B				3	1	1	1	1	0	1											
Tony Perez, R OBP: 0.323, SLG: 0.423 (1, 3)	F8			1B		1B				4	0	1	0	0	1	3											
George Foster, R OBP: 0.350, SLG: 0.543 (1, 7)				1B		K				4	0	2	1	0	2	0											
Dave Concepcion, R OBP: 0.314, SLG: 0.342 (1, 6)	F9			F8			4-3		6-3	4	0	0	0	0	0	3											
Cesar Geronimo, L OBP: 0.352, SLG: 0.398 (1, 8)			K	G4-6-3			E7		P6	4	1	0	0	0	1	3											
Fred Norman, S OBP: 0.111, SLG: 0.040 (1, 1)							SH1-4			2	0	0	0	0	0	1											
Rawly Eastwick, R (7, 1)	P6						SH1-4		K	1	0	0	0	0	1	0											
Inning Stats	R: 1 E: 0 K: 0 S: 5	H: 2 LOB: 1 BB: 0 P: 5	R: 0 E: 0 K: 1 S: 6	H: 1 LOB: 1 BB: 0 P: 6	R: 0 E: 0 K: 0 S: 3	H: 0 LOB: 0 BB: 0 P: 3	R: 1 E: 1 K: 0 S: 5	H: 2 LOB: 1 BB: 0 P: 5	R: 0 E: 0 K: 0 S: 3	H: 0 LOB: 0 BB: 1 P: 3	R: 1 E: 0 K: 1 S: 5	H: 1 LOB: 0 BB: 1 P: 9	R: 3 E: 1 K: 1 S: 8	H: 2 LOB: 2 BB: 2 P: 16	R: 0 E: 0 K: 1 S: 5	H: 0 LOB: 0 BB: 0 P: 5	R: 0 E: 0 K: 1 S: 5	H: 1 LOB: 0 BB: 0 P: 5	1B: 7 2B: 2 3B: 0 HR: 0	SF: 0 SAC: 1 DP: 2 HBP: 0	WP: 0 PB: 0 SB: 1 CS: 0	PA: 38					
PITCHER	IP	WLS	BF	H	R	ER	SO	BB	IBB	HBP	BLK	WP	HR	S	P	ERA	WHIP										
Brent Strom, L ERA: 1.22 (1, 1)	6.2	L	30	8	6	2	2	1	1	0	0	0	0	3	7	2.70	1.350										
Bill Greif, R ERA: 3.49 (7, 1)	0.1		2	0	0	0	1	1	0	0	0	0	0	3	7	0.00	3.000										
Danny Frisella, R ERA: 3.17 (8, 1)	1.0		3	0	0	0	1	0	0	0	0	0	0	5	5	0.00	0.000										
Dan Spillner, R ERA: 4.36 (9, 1)	1.0		3	1	0	0	1	0	0	0	0	0	0	5	5	0.00	1.000										

AB	34
R	6
H	9
RBI	6
BB	3
SO	5
LOB	12



Batter	1	2	3	4	5	6	7	8	9	AB	R	H	RBI	BB	SO	LOB	BOTTOM										
Enzo Hernandez, R OBP: 0.296, SLG: 0.273 (1, 6)	FC3-6		P6		E		L5		6-3	4	0	1	0	1	0	3	Cincinnati Reds @ San Diego Padres San Diego Stadium, San Diego, CA Sat Jul 05 1975, 10:05 PM EDT Att: 49,618 - Unknown										
Tito Fuentes, S OBP: 0.299, SLG: 0.333 (1, 4)	P6		F7		SH5-4				K	4	1	1	0	0	1	1											
Gene Locklear, L OBP: 0.408, SLG: 0.487 (1, 7)	FC3-6				E3		BLK		K	3	0	0	2	1	1	2											
Willie McCovey, L OBP: 0.311, SLG: 0.417 (1, 3)	BB		G3		G6-3		SF8		K	3	0	0	0	2	0	3											
Dick Sharon, R OBP: 0.303, SLG: 0.308 (1, 8)	FC6-4			1B		6-3			K	2	0	0	0	2	1	2											
Bobby Tolan, L OBP: 0.301, SLG: 0.318 (1, 9)	FC6-4			BB		F7			4-3	4	0	1	0	0	0	3											
Hector Torres, R OBP: 0.298, SLG: 0.341 (1, 5)			6-3		P9				3-1	4	0	2	0	0	0	2											
Fred Kendall, R OBP: 0.251, SLG: 0.241 (1, 2)	F8			G6-4-3		L8			3-1	4	0	1	0	0	0	3											
Brent Strom, R ERA: 1.22 (1, 1)									3-1	2	1	0	0	0	1	0											
Bill Greif, R ERA: 3.49 (7, 1)										0	0	0	0	0	0	0											
Randy Hundley, R OBP: 0.256, SLG: 0.256 (7, PH)										1	0	1	0	0	0	0											
Alan Foster, R OBP: 0.191, SLG: 0.091 (7, PH)										0	1	0	0	0	0	0											
Danny Frisella, L OBP: 0.351, SLG: 0.391 (8, 1)										0	0	0	0	0	0	0											
Dave Winfield, R OBP: 0.205, SLG: 0.442 (8, PH)										1	0	0	0	0	0	2											
Dan Spillner, R ERA: 4.36 (9, 1)										0	0	0	0	0	0	0											
Inning Stats	R: 0 E: 0 K: 0 S: 4	H: 1 LOB: 3 BB: 2 P: 12	R: 0 E: 0 K: 1 S: 5	H: 0 LOB: 0 BB: 0 P: 5	R: 0 E: 0 K: 0 S: 3	H: 0 LOB: 1 BB: 1 P: 7	R: 0 E: 0 K: 0 S: 3	H: 1 LOB: 1 BB: 1 P: 7	R: 1 E: 2 K: 0 S: 4	H: 0 LOB: 1 BB: 1 P: 8	R: 0 E: 0 K: 0 S: 4	H: 1 LOB: 0 BB: 0 P: 4	R: 2 E: 0 K: 1 S: 7	H: 2 LOB: 2 BB: 1 P: 11	R: 0 E: 0 K: 0 S: 5	H: 2 LOB: 2 BB: 0 P: 5	R: 0 E: 0 K: 2 S: 7	H: 0 LOB: 0 BB: 0 P: 7	1B: 5 2B: 2 3B: 0 HR: 0	SF: 1 SAC: 1 DP: 2 HBP: 0	WP: 1 PB: 0 SB: 0 CS: 0	PA: 40					
PITCHER	IP	WLS	BF	H	R	ER	SO	BB	IBB	HBP	BLK	WP	HR	S	P	ERA	WHIP										
Fred Norman, L ERA: 4.52 (1, 1)	6.2	W	31	5	3	2	1	6	0	0	1	0	0	15	15	2.70	1.650										
Rawly Eastwick, R ERA: 4.81 (7, 1)	2.1	S	9	2	0	0	3	0	0	0	0	0	0	15	15	0.00	0.857										

AB	32
R	3
H	7
RBI	2
BB	6
SO	4
LOB	21



Batter	1	2	3	4	5	6	7	8	9	AB	R	H	RBI	BB	SO	LOB	TOP			
Johnny Grubb, L OBP: 0.382, SLG: 0.416 (1, 8)										3	1	2	1	0	0	1				
Tito Fuentes, S OBP: 0.293, SLG: 0.325 (1, 4)										4	0	1	0	0	0	2				
Bobby Tolan, L OBP: 0.302, SLG: 0.323 (1, 3)										4	0	1	1	0	0	2				
Dave Winfield, R OBP: 0.354, SLG: 0.426 (1, 9)										4	1	1	0	0	0	2				
Dick Sharon, R OBP: 0.329, SLG: 0.333 (1, 7)										2	0	1	0	2	0	0				
Hector Torres, R OBP: 0.330, SLG: 0.375 (1, 5)										3	0	1	1	1	0	0				
Randy Hundley, R OBP: 0.255, SLG: 0.255 (9, PH)										3	0	0	0	0	0	2	AB 30			
Willie McCovey, L OBP: 0.317, SLG: 0.432 (9, PH)										1	0	0	0	1	2		R 3			
Fred Kendall, R OBP: 0.248, SLG: 0.237 (9, 2)										0	0	0	0	0	0		H 9			
Enzo Hernandez, R OBP: 0.300, SLG: 0.278 (9, PH)										3	1	1	0	0	0	0	RBI 3			
Gene Locklear, L OBP: 0.406, SLG: 0.483 (9, 5)										1	0	0	0	0	2		BB 3			
Ted Kubiak, S OBP: 0.283, SLG: 0.232 (9, 5)										0	0	0	0	0	0		SO 1			
Brent Strom, R OBP: 0.143, SLG: 0.154 (9, 1)										2	0	1	0	0	0	0	LOB 13			
Bill Greif, R OBP: 0.143, SLG: 0.154 (9, 1)										0	0	0	0	0	0					
Inning Stats	R: 1 E: 0 K: 0 S: 4	H: 2 LOB: 0 BB: 0 P: 4	R: 0 E: 0 K: 0 S: 3	H: 0 LOB: 0 BB: 0 P: 3	R: 1 E: 1 K: 0 S: 4	H: 1 LOB: 0 BB: 0 P: 4	R: 1 E: 0 K: 0 S: 4	H: 2 LOB: 1 BB: 1 P: 8	R: 0 E: 0 K: 0 S: 2	H: 1 LOB: 0 BB: 0 P: 6	R: 0 E: 0 K: 0 S: 3	H: 0 LOB: 0 BB: 0 P: 3	R: 0 E: 0 K: 0 S: 4	H: 1 LOB: 2 BB: 1 P: 10	R: 0 E: 0 K: 1 S: 6	H: 1 LOB: 1 BB: 1 P: 10	1B: 6 2B: 3 3B: 0 HR: 0	SF: 1 SAC: 1 DP: 1 HBP: 0	WP: 0 PB: 0 SB: 0 CS: 2	PA: 36
PITCHER	IP	WLS	BF	H	R	ER	SO	BB	IBB	HBP	BLK	WP	HR	S	P	ERA	WHIP			
Geoff Zahn, L ERA: 4.57 (1, 1)	8.0	L	30	8	3	2	0	2	0	0	0	0	0	28	36	2.25	1.250			
Oscar Zamora, R ERA: 4.73 (9, 1)	1.0	S	5	1	0	0	1	0	1	0	0	0	0	6	10	0.00	1.000			

San Diego Padres @ Chicago Cubs
Wrigley Field, Chicago, IL
Wed Jul 09 1975, 3:33 AM CDT
Att: 14,301 - Sunny - 78 F

AB 30
R 3
H 9
RBI 3
BB 3
SO 1
LOB 13



Batter	1	2	3	4	5	6	7	8	9	AB	R	H	RBI	BB	SO	LOB	BOTTOM					
Don Kessinger, S OBP: 0.331, SLG: 0.355 (1, 6)										3	0	2	2	0	0	0						
Jose Cardenal, R OBP: 0.372, SLG: 0.400 (1, 7)										3	0	0	0	1	0	3						
Rick Monday, L OBP: 0.370, SLG: 0.442 (1, 8)										4	0	0	0	0	2	3						
Jerry Morales, R OBP: 0.350, SLG: 0.393 (1, 9)										4	0	1	0	0	0	1						
Andre Thornton, R OBP: 0.422, SLG: 0.491 (1, 3)										4	0	1	0	0	0	1						
George Mitterwald, R OBP: 0.336, SLG: 0.374 (1, 2)										4	0	0	0	0	0	2						
Manny Trillo, R OBP: 0.307, SLG: 0.334 (1, 4)										3	1	1	0	0	1	1	AB 30					
Champ Summers, L OBP: 0.327, SLG: 0.349 (9, PH)										1	0	0	0	0	1		R 2					
Rob Sperring, R OBP: 0.271, SLG: 0.270 (1, 5)										3	1	1	0	0	1	1	H 6					
Geoff Zahn, L OBP: 0.143, SLG: 0.143 (1, 1)										1	0	0	0	0	0	0	RBI 2					
Ron Dunn, R OBP: 0.265, SLG: 0.317 (9, PH)										0	0	0	0	1	0	0	BB 2					
Oscar Zamora, R OBP: 0.167, SLG: 0.167 (9, 1)										0	0	0	0	0	0	0	SO 4					
Inning Stats	R: 0 E: 0 K: 1 S: 5	H: 1 LOB: 0 BB: 0 P: 5	R: 0 E: 0 K: 0 S: 3	H: 0 LOB: 0 BB: 0 P: 3	R: 2 E: 0 K: 0 S: 6	H: 3 LOB: 1 BB: 0 P: 6	R: 0 E: 0 K: 0 S: 3	H: 0 LOB: 0 BB: 0 P: 3	R: 0 E: 0 K: 1 S: 5	H: 0 LOB: 0 BB: 0 P: 5	R: 0 E: 0 K: 0 S: 3	H: 0 LOB: 1 BB: 1 P: 7	R: 0 E: 0 K: 1 S: 6	H: 1 LOB: 1 BB: 0 P: 6	R: 0 E: 0 K: 1 S: 5	H: 0 LOB: 1 BB: 1 P: 9	R: 0 E: 0 K: 0 S: 4	H: 1 LOB: 1 BB: 0 P: 4	1B: 5 2B: 1 3B: 0 HR: 0	SF: 0 SAC: 2 DP: 0 HBP: 0	WP: 0 PB: 0 SB: 0 CS: 1	PA: 34
PITCHER	IP	WLS	BF	H	R	ER	SO	BB	IBB	HBP	BLK	WP	HR	S	P	ERA	WHIP					
Brent Strom, L ERA: 1.38 (1, 1)	8.0	W	31	6	2	2	4	2	0	0	0	0	0	37	45	2.25	1.000					
Bill Greif, R ERA: 3.09 (9, 1)	1.0	S	3	0	0	0	0	0	0	0	0	0	0	3	3	0.00	0.000					

San Diego Padres @ Chicago Cubs
Wrigley Field, Chicago, IL
Wed Jul 09 1975, 3:33 AM CDT
Att: 14,301 - Sunny - 78 F

AB 30
R 2
H 6
RBI 2
BB 2
SO 4
LOB 13



Batter	1	2	3	4	5	6	7	8	9	AB	R	H	RBI	BB	SO	LOB	TOP			
Johnny Grubb, L OBP: 0.381, SLG: 0.413 (1, 8)	L8		L8			F4		3-1 1B		4	0	1	0	0	0	0				
Tito Fuentes, S OBP: 0.285, SLG: 0.321 (1, 4)	4-3		4-3			F7		F9		4	0	0	0	0	0	1				
Bobby Tolan, L OBP: 0.304, SLG: 0.326 (8, 3)	1B			F6		1B 2B 1B		3-1 1-2		4	1	2	0	0	0	1				
Willie McCovey, L OBP: 0.320, SLG: 0.430 Don Hahn, R OBP: 0.211, SLG: 0.176 (8, PR) (8, 7)	G3			4-3		2B 1-3 1B		BB		3	0	1	0	1	0	1				
Dave Winfield, R OBP: 0.353, SLG: 0.428 (1, 9)		F8		F9		1-3 3-H 2B		F7		4	0	1	1	0	0	2				
Hector Torres, R OBP: 0.336, SLG: 0.380 (1, 5)	E4 1B				F9	FC6-4 1B		FC6-4 1B		4	0	2	0	0	0	2				
Fred Kendall, R OBP: 0.248, SLG: 0.237 (1, 2)					FC6-4 1-2 1B		5-3	L8		4	0	1	0	0	0	2				
Enzo Hernandez, R OBP: 0.297, SLG: 0.275 Dick Sharon, R OBP: 0.325, SLG: 0.329 (9, PH)	G6-4-3 1-2 1B				F8		L7	F9		3	0	0	0	0	0	3				
Dave Freisleben, R OBP: 0.125, SLG: 0.097 Gen Lockridge, L OBP: 0.403, SLG: 0.479 Danny Frisella, L (7, 1) Dave Tomlin, L (8, 1) Dan Spillner, R OBP: 0.286, SLG: 0.174 Randy Hundley, R OBP: 0.251, SLG: 0.254 (8, PH)			5-3			5-3		F7	FC6-4 1-2	2	0	0	0	0	0	1				
Inning Stats	R: 0 E: 0 K: 0 S: 4	H: 1 LOB: 1 BB: 0 P: 4	R: 0 E: 1 K: 0 S: 4	H: 1 LOB: 1 BB: 0 P: 4	R: 0 E: 0 K: 0 S: 3	H: 0 LOB: 0 BB: 0 P: 3	R: 0 E: 0 K: 0 S: 3	H: 0 LOB: 0 BB: 0 P: 3	R: 1 E: 0 K: 0 S: 6	H: 3 LOB: 2 BB: 0 P: 6	R: 0 E: 0 K: 0 S: 3	H: 0 LOB: 0 BB: 0 P: 3	R: 0 E: 0 K: 0 S: 4	H: 1 LOB: 2 BB: 1 P: 8	R: 0 E: 0 K: 0 S: 4	H: 1 LOB: 1 BB: 0 P: 4	1B: 7 2B: 1 3B: 0 HR: 0	SF: 0 SAC: 0 DP: 1 HBP: 0	WP: 0 PB: 0 SB: 0 CS: 0	PA: 36
PITCHER Ray Burris, R ERA: 3.7 (1, 1)	IP: 9.0 WLS: W BF: 36 H: 8 R: 1 ER: 1 SO: 0 BB: 1 IBB: 0 HBP: 0 BLK: 0 WP: 0 HR: 0 S: 35 P: 39 ERA: 1.00 WHIP: 1.000															PITCHER				

San Diego Padres @ Chicago Cubs
Wrigley Field, Chicago, IL
Thu Jul 10 1975, 3:33 AM CDT
Att: 10,724 - Sunny - 70 F

AB 35
R 1
H 8
RBI 1
BB 1
SO 0
LOB 15



Batter	1	2	3	4	5	6	7	8	9	AB	R	H	RBI	BB	SO	LOB	BOTTOM	
Don Kessinger, S OBP: 0.330, SLG: 0.351 (1, 6)	6-3	4-3			4-0 BB		K			3	0	0	0	1	1	2		
Jose Cardenal, R OBP: 0.365, SLG: 0.395 (1, 7)	F9		4-3		F8			L3		4	0	0	0	0	0	1		
Bill Madlock, R OBP: 0.393, SLG: 0.477 (1, 5)	2B		L8			K		1B 1B		4	0	2	0	0	1	0		
Jerry Morales, R OBP: 0.346, SLG: 0.388 (1, 9)	5-3		L6			6-3		K		4	0	0	0	0	1	2		
Rick Monday, L OBP: 0.372, SLG: 0.441 (1, 8)		F6			F9	CS BB		1-2 1B		3	0	1	0	1	0	0		
Andre Thornton, R OBP: 0.419, SLG: 0.483 (1, 3)		F9		K		CS 1-2 BB	S 1B BB	F9		3	1	0	0	1	1	2		
Manny Trillo, R OBP: 0.311, SLG: 0.336 (1, 4)		2B E BB			F9		SH1-4 1B			2	1	1	1	1	0	0		
Steve Swisher, R OBP: 0.285, SLG: 0.259 (1, 2)		E 2B			F2		SH1-4			2	1	1	0	0	0	0		
Ray Burris, R OBP: 0.208, SLG: 0.136 (1, 1)		E6			F8		K			3	0	0	0	0	1	1		
Inning Stats	R: 2 E: 0 K: 0 S: 5	H: 1 LOB: 1 BB: 1 P: 9	R: 0 E: 0 K: 0 S: 3	H: 0 LOB: 0 BB: 0 P: 3	R: 0 E: 0 K: 1 S: 5	H: 0 LOB: 0 BB: 0 P: 5	R: 0 E: 0 K: 0 S: 3	H: 0 LOB: 1 BB: 1 P: 7	R: 0 E: 0 K: 1 S: 4	H: 0 LOB: 0 BB: 1 P: 8	R: 1 E: 0 K: 2 S: 8	H: 1 LOB: 1 BB: 1 P: 12	R: 0 E: 0 K: 1 S: 7	H: 2 LOB: 2 BB: 0 P: 7	1B: 3 2B: 2 3B: 0 HR: 0	SF: 0 SAC: 1 DP: 0 HBP: 0	WP: 0 PB: 0 SB: 1 CS: 1	PA: 34
PITCHER Dave Freisleben, R ERA: 3.89 Danny Frisella, R ERA: 3.16 Dave Tomlin, L ERA: 3.4 Dan Spillner, R ERA: 4.16 (1, 1) (7, 1) (8, 1) (8, 1)	IP: 6.0 WLS: L BF: 23 H: 2 R: 2 ER: 2 SO: 2 BB: 3 IBB: 0 HBP: 0 BLK: 0 WP: 0 HR: 0 S: 24 P: 36 ERA: 0.00 WHIP: 0.833															PITCHER		

San Diego Padres @ Chicago Cubs
Wrigley Field, Chicago, IL
Thu Jul 10 1975, 3:33 AM CDT
Att: 10,724 - Sunny - 70 F

AB 28
R 3
H 5
RBI 1
BB 4
SO 5
LOB 8



Batter	1	2	3	4	5	6	7	8	9	AB	R	H	RBI	BB	SO	LOB	TOP			
Johnny Grubb, L OBP: 0.378, SLG: 0.408 (1, 8)										4	0	0	0	1	1	2				
Tito Fuentes, S OBP: 0.294, SLG: 0.325 (1, 4)										5	2	3	0	0	0	0				
Bobby Tolan, L OBP: 0.299, SLG: 0.320 (1, 7)										5	0	0	0	0	1	4				
Willie McCovey, L OBP: 0.323, SLG: 0.431 (1, 3)										4	0	2	0	0	2	0				
Dave Winfield, R OBP: 0.355, SLG: 0.429 (1, 9)										4	0	2	1	0	0	2				
Hector Torres, R OBP: 0.333, SLG: 0.375 (1, 5)										4	0	1	1	0	1	3				
Fred Kendall, R OBP: 0.243, SLG: 0.233 (1, 2)										4	0	0	0	0	0	3				
Enzo Hernandez, R OBP: 0.293, SLG: 0.271 (1, 6)										4	0	0	0	0	0	1				
Rich Folkers, L Dick Storey, R Dan Spillner, R Randy Hundley, R Mike Lieke, R Danny Frisella, L Dave Tomlin, L Gene Locklear, L (1, 1) (5, PH) (5, 1) (7, PH) (7, PH) (7, 1) (7, 1) (9, PH)										0	0	0	0	0	1	0				
Inning Stats	R: 0 E: 0 K: 1 S: 5	H: 0 LOB: 0 BB: 0 P: 5	R: 0 E: 0 K: 1 S: 5	H: 0 LOB: 0 BB: 1 P: 5	R: 0 E: 0 K: 1 S: 3	H: 0 LOB: 1 BB: 1 P: 7	R: 0 E: 0 K: 1 S: 5	H: 1 LOB: 2 BB: 0 P: 5	R: 1 E: 0 K: 1 S: 8	H: 3 LOB: 2 BB: 0 P: 8	R: 0 E: 0 K: 1 S: 6	H: 1 LOB: 2 BB: 0 P: 6	R: 1 E: 0 K: 0 S: 6	H: 3 LOB: 2 BB: 1 P: 6	R: 0 E: 0 K: 0 S: 4	H: 1 LOB: 2 BB: 1 P: 8	1B: 8 2B: 1 3B: 0 HR: 0	SF: 0 SAC: 0 DP: 0 HBP: 0	WP: 0 PB: 0 SB: 0 CS: 0	PA: 39
PITCHER	IP WLS BF H R ER SO BB IBB HBP BLK WP HR S P ERA WHIP																			
Jim Rooker, L ERA: 3.31 (1, 1)	7.2 W 33 8 2 2 5 1 0 0 0 0 0 0 42 46 2.35 1.174																			
Dave Giusti, R ERA: 2.39 (8, 1)	1.1 S 6 1 0 0 0 1 0 0 0 0 0 0 5 9 0.00 1.500																			

San Diego Padres @ Pittsburgh Pirates
Three Rivers Stadium, Pittsburgh, PA
Fri Jul 11 1975, 7:05 PM EDT
Unknown

AB 37
R 2
H 9
RBI 2
BB 2
SO 5
LOB 17



Batter	1	2	3	4	5	6	7	8	9	AB	R	H	RBI	BB	SO	LOB	BOTTOM	
Rennie Stennett, R OBP: 0.300, SLG: 0.371 (1, 4)										5	1	3	1	0	0	0		
Manny Sanguillen, R OBP: 0.406, SLG: 0.438 (1, 2)										4	1	2	1	1	0	1		
Al Oliver, L OBP: 0.312, SLG: 0.462 (1, 8)										5	0	2	0	0	0	3		
Bob Robertson, R OBP: 0.355, SLG: 0.453 (1, 3)										2	0	0	0	2	2	1		
Bill Robinson, R OBP: 0.307, SLG: 0.436 Ed Kirkpatrick, L OBP: 0.321, SLG: 0.314 (1, 7) (7, 7)										3	0	0	1	0	1	2		
Dave Parker, L OBP: 0.373, SLG: 0.599 (1, 9)										4	2	3	0	0	0	2		
Richie Hebner, L OBP: 0.354, SLG: 0.454 (1, 5)										4	0	0	0	0	0	3		
Frank Taveras, R OBP: 0.258, SLG: 0.241 (1, 6)										3	1	1	1	0	0	2		
Jim Rooker, R OBP: 0.150, SLG: 0.128 Dave Giusti, R OBP: 0.375, SLG: 0.286 (1, 1) (8, 1)										2	0	0	0	0	1	0		
Inning Stats	R: 1 E: 0 K: 0 S: 5	H: 2 LOB: 2 BB: 1 P: 9	R: 1 E: 0 K: 0 S: 5	H: 2 LOB: 1 BB: 0 P: 5	R: 0 E: 0 K: 2 S: 7	H: 0 LOB: 0 BB: 0 P: 7	R: 1 E: 0 K: 1 S: 6	H: 1 LOB: 0 BB: 0 P: 6	R: 0 E: 0 K: 0 S: 4	H: 1 LOB: 1 BB: 0 P: 4	R: 1 E: 1 K: 0 S: 4	H: 1 LOB: 2 BB: 2 P: 12	R: 2 E: 0 K: 0 S: 7	H: 4 LOB: 2 BB: 0 P: 7	1B: 10 2B: 1 3B: 1 HR: 0	SF: 0 SAC: 2 DP: 1 HBP: 0	WP: 0 PB: 0 SB: 1 CS: 0	PA: 39
PITCHER	IP WLS BF H R ER SO BB IBB HBP BLK WP HR S P ERA WHIP																	
Rich Folkers, L ERA: 3.82 (1, 1)	4.0 L 18 5 3 3 3 1 0 0 0 0 0 0 23 27 6.75 1.500																	
Dan Spillner, R ERA: 4.07 (5, 1)	2.0 8 2 0 0 1 0 0 0 0 0 0 10 10 0.00 1.000																	
Danny Frisella, R ERA: 3.14 (7, 1)	0.1 5 1 1 0 0 2 0 0 0 0 0 3 11 0.00 9.000																	
Dave Tomlin, L ERA: 3.88 (7, 1)	1.2 8 4 2 2 0 0 0 0 0 0 0 8 8 10.80 2.400																	

San Diego Padres @ Pittsburgh Pirates
Three Rivers Stadium, Pittsburgh, PA
Fri Jul 11 1975, 7:05 PM EDT
Unknown

AB 34
R 6
H 12
RBI 5
BB 3
SO 4
LOB 17



Batter	1	2	3	4	5	6	7	8	9	AB	R	H	RBI	BB	SO	LOB	TOP
Johnny Grubb, L (1, 8) OBP: 0.380, SLG: 0.409										4	0	2	0	0	1	1	San Diego Padres @ Pittsburgh Pirates Three Rivers Stadium, Pittsburgh, PA Fri Jul 11 1975, 7:05 PM EDT Att: 31,435 - Unknown
Tito Fuentes, S (1, 4) OBP: 0.290, SLG: 0.321										4	0	0	0	0	2	3	
Bobby Tolan, L (1, 3) OBP: 0.299, SLG: 0.323										4	0	1	0	0	0	2	
Dave Winfield, R (1, 9) OBP: 0.353, SLG: 0.424										3	0	0	0	1	1	0	
Dick Sharon, R (1, 7) OBP: 0.318, SLG: 0.311										3	0	0	0	1	1	3	
Hector Torres, R (1, 5) OBP: 0.322, SLG: 0.362										4	0	0	0	0	1	4	
Randy Hundley, R (1, 2) OBP: 0.253, SLG: 0.261										3	0	0	0	0	1	1	
Enzo Hernandez, R (1, 6) OBP: 0.290, SLG: 0.268										3	0	0	0	0	0	1	
Joe McIntosh, S (1, 1) OBP: 0.188, SLG: 0.148										2	0	1	0	0	1	0	
Don Hahn, R (8, PH) OBP: 0.250, SLG: 0.176										0	0	0	0	1	0	0	
Dave Tomlin, L (8, 1)										0	0	0	0	0	0	0	
Inning Stats	R: 0 E: 0 K: 3 S: 11	H: 2 LOB: 3 BB: 1 P: 15	R: 0 E: 0 K: 1 S: 5	H: 0 LOB: 0 BB: 0 P: 5	R: 0 E: 0 K: 1 S: 5	H: 0 LOB: 0 BB: 0 P: 5	R: 0 E: 0 K: 0 S: 4	H: 1 LOB: 1 BB: 0 P: 4	R: 0 E: 0 K: 0 S: 3	H: 0 LOB: 0 BB: 0 P: 3	R: 0 E: 0 K: 1 S: 5	H: 1 LOB: 1 BB: 1 P: 9	R: 0 E: 0 K: 0 S: 3	H: 0 LOB: 0 BB: 0 P: 3	1B: 3 2B: 1 3B: 0 HR: 0	SF: 0 SAC: 0 DP: 1 HBP: 0	WP: 0 PA: 33 CS: 0
PITCHER John Candelaria, L (1, 1) ERA: 2.88	IP: 9.0 WLS: W BF: 33 H: 4 R: 0 ER: 0 SO: 8 BB: 2 IBB: 1 HBP: 0 BLK: 0 WP: 0 HR: 0 S: 46 P: 58 ERA: 0.00 WHIP: 0.667																

Batter	1	2	3	4	5	6	7	8	9	AB	R	H	RBI	BB	SO	LOB	BOTTOM
Rennie Stennett, R (1, 4) OBP: 0.302, SLG: 0.375										4	2	2	0	0	0	0	San Diego Padres @ Pittsburgh Pirates Three Rivers Stadium, Pittsburgh, PA Fri Jul 11 1975, 7:05 PM EDT Att: 31,435 - Unknown
Ed Kirkpatrick, L (1, 7) OBP: 0.318, SLG: 0.351										4	1	1	2	0	1	1	
Al Oliver, L (1, 8) OBP: 0.311, SLG: 0.462										4	1	1	0	0	0	1	
Willie Stargell, L (1, 3) OBP: 0.375, SLG: 0.550										4	1	3	3	0	0	0	
Dave Parker, L (1, 9) OBP: 0.372, SLG: 0.594										4	0	1	0	0	0	1	
Richie Hebner, L (1, 5) OBP: 0.354, SLG: 0.453										3	0	1	0	0	0	2	
Duffy Dyer, R (1, 2) OBP: 0.268, SLG: 0.340										3	0	0	0	0	1	3	
Frank Taveras, R (1, 6) OBP: 0.255, SLG: 0.238										3	0	0	0	0	0	2	
John Candelaria, L (1, 1) OBP: 0.118, SLG: 0.118										3	0	0	0	0	0	0	
Inning Stats	R: 1 E: 0 K: 0 S: 5	H: 2 LOB: 1 BB: 0 P: 5	R: 0 E: 0 K: 1 S: 5	H: 0 LOB: 0 BB: 0 P: 5	R: 1 E: 0 K: 0 S: 6	H: 3 LOB: 2 BB: 0 P: 6	R: 2 E: 0 K: 0 S: 3	H: 2 LOB: 0 BB: 0 P: 3	R: 0 E: 0 K: 0 S: 4	H: 1 LOB: 0 BB: 0 P: 4	R: 1 E: 0 K: 0 S: 4	H: 1 LOB: 0 BB: 0 P: 4	1B: 5 2B: 2 3B: 0 HR: 2	SF: 0 SAC: 0 DP: 1 HBP: 0	WP: 1 PA: 32 CS: 0		
PITCHER Joe McIntosh, R (1, 1) ERA: 3.36	IP: 7.0 WLS: L BF: 28 H: 8 R: 4 ER: 4 SO: 2 BB: 0 IBB: 0 HBP: 0 BLK: 0 WP: 1 HR: 1 S: 32 P: 32 ERA: 5.14 WHIP: 1.143																
Dave Tomlin, L (8, 1) ERA: 3.6	IP: 1.0 WLS: L BF: 4 H: 1 R: 1 ER: 1 SO: 0 BB: 0 IBB: 0 HBP: 0 BLK: 0 WP: 0 HR: 1 S: 4 P: 4 ERA: 9.00 WHIP: 1.000																

Batter	1	2	3	4	5	6	7	8	9	AB	R	H	RBI	BB	SO	LOB	TOP											
Johnny Grubb, L OBP: 0.380, SLG: 0.407 (1, 8)	0-0 5-3		4-0 CS BB		0-0 3-1		0-0 F4		0-0 1-2 1B	4	0	1	0	1	0	0	San Diego Padres @ Pittsburgh Pirates Three Rivers Stadium, Pittsburgh, PA Sat Jul 12 1975, 7:05 PM EDT Att: 21,877 - Unknown											
Tito Fuentes, S OBP: 0.285, SLG: 0.316 (1, 4)	0-0 F8		0-0 F4		0-0 6-3		0-0 F7		0-0 4-3	5	0	0	0	0	0	3												
Gene Locklear, L OBP: 0.410, SLG: 0.496 Don Hahn, R OBP: 0.250, SLG: 0.176 (8, PR) (8, 7)	4-0 S BB		0-0 2B 1B		0-0 F7		0-0 3B			3	1	2	0	1	0	0												
Dave Winfield, R OBP: 0.355, SLG: 0.439 (1, 9)	0-0 F2 1-2		0-0 2B		0-0 HR		0-0 5-3			4	1	2	2	0	0	2												
Willie McCovey, L OBP: 0.323, SLG: 0.430 Bobby Tolan, L OBP: 0.298, SLG: 0.322 (6, 3)		0-3 K	0-0 F2		0-0 1B		0-3 K			3	1	1	0	0	1	1												
Hector Torres, R OBP: 0.312, SLG: 0.350 (1, 5)		0-0 E6 2B		0-0 F8		0-0 L4		0-0 F4		4	1	0	0	0	0	2												
Fred Kendall, R OBP: 0.248, SLG: 0.243 (1, 2)		0-0 1-H 2B		0-0 F3		0-0 1B		0-0 1-3		4	0	2	2	0	0	0												
Enzo Hernandez, R OBP: 0.287, SLG: 0.265 Ted Kubiak, S OBP: 0.291, SLG: 0.230 (9, PH)		0-0 F7		0-0 F9		0-0 F6		0-3 K		3	0	0	0	0	0	2												
Randy Jones, R OBP: 0.156, SLG: 0.140 Bill Greif, R (8, 1)		0-0 4-3						0-0 1B BB		0	0	0	0	0	0	0												
Dick Sharon, R OBP: 0.326, SLG: 0.311 (9, PH)					0-3 K		0-3 K		4-0	3	0	0	0	0	2	1												
Inning Stats	R: 0 E: 0 K: 0 S: 3	H: 0 LOB: 1 BB: 1 P: 7	R: 1 E: 1 K: 1 S: 7	H: 1 LOB: 1 BB: 0 P: 7	R: 1 E: 0 K: 0 S: 4	H: 2 LOB: 1 BB: 1 P: 8	R: 0 E: 0 K: 0 S: 3	H: 0 LOB: 0 BB: 0 P: 3	R: 0 E: 0 K: 1 S: 5	H: 0 LOB: 0 BB: 0 P: 5	R: 2 E: 1 K: 0 S: 6	H: 3 LOB: 1 BB: 0 P: 6	R: 0 E: 0 K: 1 S: 5	H: 0 LOB: 0 BB: 0 P: 5	R: 0 E: 0 K: 1 S: 6	H: 1 LOB: 1 BB: 1 P: 6	R: 0 E: 0 K: 1 S: 6	H: 1 LOB: 2 BB: 1 P: 10	1B: 4 2B: 2 3B: 1 HR: 1	SF: 0 SAC: 0 DP: 0 HBP: 0	WP: 0 PB: 0 SB: 1 CS: 1	PA: 38						
PITCHER	IP	WLS	BF	H	R	ER	SO	BB	IBB	HBP	BLK	WP	HR	S	P	ERA	WHIP											
Ken Brett, L ERA: 2.51 (1, 1)	7.0		29	6	4	2	3	2	0	0	0	0	0	1	33	41	2.57	1.143										
Ramon Hernandez, L ERA: 3.05 (8, 1)	1.0	W	4	1	0	0	1	0	0	0	0	0	0	0	6	6	0.00	1.000										
Larry Demery, R ERA: 2.8 (9, 1)	1.0	S	5	1	0	0	1	1	0	0	0	0	0	0	6	10	0.00	2.000										

Batter	1	2	3	4	5	6	7	8	9	AB	R	H	RBI	BB	SO	LOB	BOTTOM											
Rennie Stennett, R OBP: 0.298, SLG: 0.370 (1, 4)	0-0 F9		0-0 3-1		0-0 1-3		0-0 FC6-4 1-2		0-0 4-3	5	0	0	0	0	0	6	San Diego Padres @ Pittsburgh Pirates Three Rivers Stadium, Pittsburgh, PA Sat Jul 12 1975, 7:05 PM EDT Att: 21,877 - Unknown											
Manny Sanguillen, R OBP: 0.404, SLG: 0.435 (1, 2)	0-0 1B SF7		0-0 F9		0-0 6-3				0-0 G3	4	1	1	0	0	0	2												
Al Oliver, L OBP: 0.313, SLG: 0.462 (1, 8)	0-0 1-3 1B			0-0 F8		0-0 4-3		0-0 3B 1B		4	1	2	0	0	0	0												
Willie Stargell, L OBP: 0.376, SLG: 0.568 (1, 3)	0-0 SF7			0-0 HR		0-0 F7		0-0 1-H HR 3B		3	2	2	3	0	0	0												
Bill Robinson, R OBP: 0.313, SLG: 0.467 (1, 7)	0-0 L7			0-0 4-3 2B		0-0 6-3		0-0 3-H HR		4	1	2	2	0	0	1												
Dave Parker, L OBP: 0.373, SLG: 0.596 (1, 9)		0-0 3-1		0-0 4-3		0-0 1B 2B		0-0 2B 1B		4	1	2	0	0	0	1												
Art Howe, R OBP: 0.270, SLG: 0.231 (1, 5)		0-3 K		0-0 F7		0-0 5-3		0-0 1-3 2B		4	0	1	0	0	1	2												
Frank Taveras, R OBP: 0.257, SLG: 0.240 Mario Mendoza, R OBP: 0.175, SLG: 0.132 (6, 6) (6, 6)		0-0 4-3				0-0 3-1 1B		0-3 K		2	0	1	0	0	0	0												
Ken Brett, L OBP: 0.231, SLG: 0.423 Bob Robertson, R OBP: 0.264, SLG: 0.462 Bruce Kison, R OBP: 0.184, SLG: 0.139 Ramon Hernandez, S Ed Kirkpatrick, L OBP: 0.306, SLG: 0.351 Larry Demery, R OBP: 0.333, SLG: 0.385 (1, 1) (7, PR) (7, PR) (8, 1) (8, PH) (9, 1)			0-0 4-1		0-0 3-1		0-0 2-H FC6-4 1B		4-0 IBB	2	0	0	0	0	0	1												
Inning Stats	R: 1 E: 0 K: 0 S: 5	H: 2 LOB: 1 BB: 0 P: 5	R: 0 E: 0 K: 1 S: 5	H: 0 LOB: 0 BB: 0 P: 5	R: 0 E: 0 K: 0 S: 3	H: 0 LOB: 0 BB: 0 P: 3	R: 1 E: 0 K: 0 S: 5	H: 2 LOB: 1 BB: 0 P: 5	R: 0 E: 0 K: 0 S: 4	H: 1 LOB: 2 BB: 0 P: 4	R: 0 E: 0 K: 0 S: 3	H: 0 LOB: 0 BB: 0 P: 3	R: 1 E: 0 K: 1 S: 7	H: 2 LOB: 1 BB: 0 P: 7	R: 3 E: 0 K: 1 S: 10	H: 5 LOB: 3 BB: 1 P: 14		1B: 6 2B: 3 3B: 1 HR: 2	SF: 1 SAC: 0 DP: 0 HBP: 0	WP: 0 PB: 0 SB: 1 CS: 0	PA: 37							
PITCHER	IP	WLS	BF	H	R	ER	SO	BB	IBB	HBP	BLK	WP	HR	S	P	ERA	WHIP											
Randy Jones, L ERA: 2.25 (1, 1)	7.1	L	33	11	6	6	2	0	0	0	0	0	0	2	37	37	2.25	1.500										
Bill Greif, R ERA: 3.05 (8, 1)	0.2		4	1	0	0	1	0	1	0	0	0	0	0	5	9	0.00	1.500										



Batter	1	2	3	4	5	6	7	8	9	AB	R	H	RBI	BB	SO	LOB	TOP			
Johnny Grubb, L OBP: 0.377, SLG: 0.403										5	0	1	0	0	0	2				
Tito Fuentes, S OBP: 0.285, SLG: 0.314										5	1	1	0	0	0	1				
Bobby Tolan, L OBP: 0.297, SLG: 0.320										5	1	1	0	0	1	1				
Dave Winfield, R OBP: 0.356, SLG: 0.438										3	0	1	1	1	0	1				
Gene Locklear, L OBP: 0.420, SLG: 0.520										2	2	1	1	2	0	1				
Don Hahn, R OBP: 0.250, SLG: 0.176										0	0	0	0	0	0	0				
Mike Iye, R OBP: 0.298, SLG: 0.381										1	0	0	0	0	0	2				
Dick Sharon, R OBP: 0.326, SLG: 0.311										0	0	0	0	0	0	0				
Hector Torres, R OBP: 0.318, SLG: 0.363										4	2	2	2	0	0	1				
Randy Hundley, R OBP: 0.260, SLG: 0.262										3	0	1	0	1	0	1				
Enzo Hernandez, R OBP: 0.286, SLG: 0.264										4	1	1	2	0	0	2				
Brent Strom, R OBP: 0.176, SLG: 0.188										3	0	1	1	0	1	0				
Bill Greif, R OBP: 0.200, SLG: 0.158										0	0	0	0	0	0	0				
Rich Folkers, L OBP: 0.200, SLG: 0.158										0	0	0	0	0	0	0				
Dan Spillner, R OBP: 0.286, SLG: 0.174										0	0	0	0	0	0	0				
Inning Stats	R: 1 E: 0 K: 0 S: 4	H: 2 LOB: 0 BB: 0 P: 4	R: 2 E: 0 K: 0 S: 6	H: 3 LOB: 1 BB: 0 P: 6	R: 0 E: 0 K: 0 S: 4	H: 1 LOB: 1 BB: 0 P: 4	R: 1 E: 0 K: 0 S: 4	H: 1 LOB: 1 BB: 1 P: 8	R: 3 E: 2 K: 1 S: 5	H: 2 LOB: 1 BB: 1 P: 10	R: 0 E: 0 K: 1 S: 3	H: 0 LOB: 1 BB: 1 P: 7	R: 0 E: 0 K: 0 S: 3	H: 0 LOB: 0 BB: 0 P: 3	R: 0 E: 0 K: 1 S: 6	H: 1 LOB: 2 BB: 1 P: 10	1B: 8 2B: 2 3B: 0 HR: 1	SF: 1 SAC: 1 DP: 1 HBP: 0	WP: 1 PB: 0 SB: 1 CS: 0	PA: 42
PITCHER	IP WLS BF H R ER SO BB IBB HBP BLK WP HR S P ERA WHIP																			
Dock Ellis, R ERA: 3.59	4.0 L 19 7 4 4 0 0 1 0 0 0 0 0 1 18 22 9.00 2.000																			
Kent Tekulve, R ERA: 2.35	2.0 10 2 3 0 1 0 1 0 0 0 0 0 6 11 0.00 1.000																			
Ramon Hernandez, L ERA: 2.9	2.0 7 0 0 0 0 1 0 0 0 0 0 0 6 10 0.00 0.500																			
Larry Demery, R ERA: 2.76	1.0 5 1 0 0 1 0 1 0 0 1 0 6 10 0.00 1.000																			

San Diego Padres @ Pittsburgh Pirates
Three Rivers Stadium, Pittsburgh, PA
Sun Jul 13 1975, 3:33 AM EDT
Att: 20,113 - Unknown

AB 35
R 7
H 10
RBI 7
BB 4
SO 2
LOB 12



Batter	1	2	3	4	5	6	7	8	9	AB	R	H	RBI	BB	SO	LOB	BOTTOM			
Rennie Stennett, R OBP: 0.302, SLG: 0.373										5	2	3	0	0	0	0				
Manny Sanguillen, R OBP: 0.407, SLG: 0.445										5	1	3	2	0	0	2				
Al Oliver, L OBP: 0.314, SLG: 0.460										4	0	1	1	1	1	2				
Willie Stargell, L OBP: 0.377, SLG: 0.566										5	0	2	1	0	2	4				
Bill Robinson, R OBP: 0.315, SLG: 0.472										5	0	2	0	0	2	4				
Dave Parker, L OBP: 0.377, SLG: 0.594										4	0	2	0	1	1	2				
Richie Hebner, L OBP: 0.348, SLG: 0.444										5	0	0	0	0	0	4				
Mario Mendoza, R OBP: 0.163, SLG: 0.122										3	0	0	0	0	2	1				
Paul Popovich, S OBP: 0.256, SLG: 0.205										2	0	0	0	0	0	1				
Dick Egan, S OBP: 0.256, SLG: 0.205										1	0	0	0	0	0	1				
Al Howe, S OBP: 0.256, SLG: 0.205										1	0	0	0	0	0	0				
Duffy Dyer, R OBP: 0.256, SLG: 0.205										1	0	0	0	0	0	0				
Larry Demery, R OBP: 0.256, SLG: 0.205										1	0	0	0	0	0	0				
Inning Stats	R: 0 E: 0 K: 0 S: 5	H: 2 LOB: 2 BB: 0 P: 5	R: 0 E: 0 K: 0 S: 4	H: 1 LOB: 1 BB: 0 P: 4	R: 1 E: 0 K: 0 S: 6	H: 3 LOB: 2 BB: 0 P: 6	R: 2 E: 0 K: 2 S: 9	H: 2 LOB: 2 BB: 2 P: 17	R: 0 E: 0 K: 1 S: 6	H: 1 LOB: 1 BB: 0 P: 6	R: 0 E: 0 K: 1 S: 6	H: 1 LOB: 2 BB: 1 P: 10	R: 2 E: 1 K: 2 S: 11	H: 3 LOB: 2 BB: 0 P: 11	R: 0 E: 0 K: 0 S: 4	H: 1 LOB: 1 BB: 0 P: 4	1B: 10 2B: 3 3B: 0 HR: 1	SF: 0 SAC: 0 DP: 0 HBP: 0	WP: 0 PB: 0 SB: 0 CS: 0	PA: 45
PITCHER	IP WLS BF H R ER SO BB IBB HBP BLK WP HR S P ERA WHIP																			
Brent Strom, L ERA: 1.81	7.1 W 36 11 4 4 0 0 3 0 0 0 0 0 1 45 57 4.91 1.909																			
Bill Greif, R ERA: 3.05	0.0 2 1 0 0 0 0 0 0 0 0 0 0 2 2 ∞ ∞																			
Rich Folkers, L ERA: 3.81	0.1 S 5 1 1 0 1 0 0 0 0 0 0 0 4 4 0.00 3.000																			
Dan Spillner, R ERA: 4.02	1.1 S 5 1 0 0 1 0 0 0 0 0 0 0 7 7 0.00 0.750																			

San Diego Padres @ Pittsburgh Pirates
Three Rivers Stadium, Pittsburgh, PA
Sun Jul 13 1975, 3:33 AM EDT
Att: 20,113 - Unknown

AB 42
R 5
H 14
RBI 5
BB 3
SO 8
LOB 22

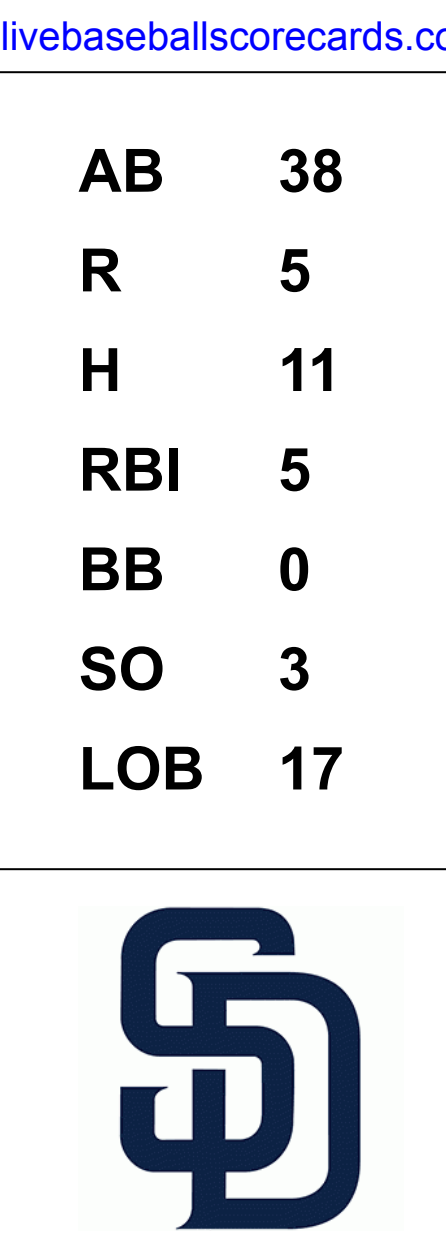


Batter	1	2	3	4	5	6	7	8	9	AB	R	H	RBI	BB	SO	LOB	TOP			
Don Kessinger, S (1, 6) OBP: 0.331, SLG: 0.346	1-3	F8		1B FC1-2 BB		F8		K		4	0	0	0	1	1	1	Chicago Cubs @ San Diego Padres San Diego Stadium, San Diego, CA Thu Jul 17 1975, 10:05 PM EDT Att: 10,647 - Unknown - 65 F			
Jose Cardenal, R (1, 7) OBP: 0.397, SLG: 0.388	K		1B 2B	FC1-2 G3 1B		4-3				4	1	2	0	1	1	0				
Bill Madlock, R (1, 5) OBP: 0.392, SLG: 0.469			BB 1B 1B	G3		F9		F9		4	1	1	1	1	0	3				
Jerry Morales, R (1, 9) OBP: 0.353, SLG: 0.401	F4		F8	FC1-2			F9 3-1 2B	CS	1-3	5	1	1	0	0	0	4				
Rick Monday, L (1, 8) OBP: 0.382, SLG: 0.469										3	2	2	1	2	1	0				
Andre Thornton, R (1, 3) OBP: 0.410, SLG: 0.454		L8	1B BB	F7			F9	BB	BB	3	0	0	0	2	0	5				
Manny Trillo, R (1, 4) OBP: 0.310, SLG: 0.334		2B 4-3 1B	1-3 2-H 3-H 1B	SH1-4 1B		4-3	3-1	BB	BB	4	1	2	3	1	0	1				
Steve Swisher, R (1, 2) OBP: 0.293, SLG: 0.264		4-3 2B	SH1-4			K		F9	F9	3	0	1	0	1	1	2				
Rick Reuschel, R (1, 1) OBP: 0.191, SLG: 0.239			4-3	4-3		6-3		K		4	0	0	1	0	1	5				
Darold Knowles, L (9, 1) OBP: 0.200, SLG: 0.111										0	0	0	0	0	0	0				
Inning Stats	R: 0 E: 0 K: 1 S: 5	H: 0 LOB: 1 BB: 1 P: 9	R: 2 E: 0 K: 0 S: 6	H: 3 LOB: 1 BB: 0 P: 6	R: 3 E: 0 K: 0 S: 7	H: 4 LOB: 2 BB: 1 P: 11	R: 0 E: 0 K: 0 S: 4	H: 1 LOB: 3 BB: 2 P: 12	R: 0 E: 0 K: 1 S: 3	H: 0 LOB: 0 BB: 0 P: 3	R: 1 E: 0 K: 1 S: 6	H: 1 LOB: 2 BB: 2 P: 14	R: 0 E: 0 K: 1 S: 4	H: 0 LOB: 0 BB: 1 P: 8	R: 0 E: 0 K: 1 S: 5	H: 0 LOB: 2 BB: 2 P: 13	1B: 5 2B: 3 3B: 0 HR: 1	SF: 0 SAC: 1 DP: 0 HBP: 0	WP: 0 PB: 0 SB: 0 CS: 1	PA: 45
PITCHER	IP	WLS	BF	H	R	ER	SO	BB	IBB	HBP	BLK	WP	HR	S	P	ERA	WHIP			
Brent Strom, L (1, 1) ERA: 2.47	2.1	L	15	6	5	5	1	2	0	0	0	0	1	15	23	19.29	3.429			
Dan Spillner, R (3, 1) ERA: 3.92	4.2		21	3	1	1	2	2	2	0	0	0	0	21	37	1.93	1.071			
Danny Frisella, R (8, 1) ERA: 3.03	2.0		8	0	0	0	2	3	0	0	0	0	0	9	21	0.00	1.500			

AB	34
R	6
H	9
RBI	6
BB	9
SO	5
LOB	21



Batter	1	2	3	4	5	6	7	8	9	AB	R	H	RBI	BB	SO	LOB	BOTTOM			
Johnny Grubb, L (1, 8) OBP: 0.378, SLG: 0.403	4-3		SH2-3 1B		3-1			3-1	E 1B	5	0	2	1	0	0	1	Chicago Cubs @ San Diego Padres San Diego Stadium, San Diego, CA Thu Jul 17 1975, 10:05 PM EDT Att: 10,647 - Unknown - 65 F			
Tito Fuentes, S (1, 4) OBP: 0.287, SLG: 0.322	6-3		SH2-3 1-2 2-3 1B				1-4-3 3B	E5	1-2 2-3 1B	4	1	2	0	0	0	2				
Bobby Tolan, L (1, 7) OBP: 0.292, SLG: 0.315	3-1		K		F8		1-4-3	G1-2-3	3-H 3-H	5	0	0	1	0	1	7				
Dave Winfield, R (1, 9) OBP: 0.355, SLG: 0.439		L9	6-3			5-3			2B	4	0	1	0	0	0	2				
Willie McCovey, L (1, 3) OBP: 0.322, SLG: 0.426					F8		F2	F5		4	1	1	0	0	0	1				
Hector Torres, R (1, 5) OBP: 0.316, SLG: 0.359		L7			K		5-3		FC3-6 1B	4	1	1	0	0	1	1				
Randy Hundley, R (1, 2) OBP: 0.259, SLG: 0.282										4	1	1	2	0	1	1				
Don Hahn, R (9, PR) OBP: 0.250, SLG: 0.176					K			E5	FC3-6	0	0	0	0	0	0	0				
Enzo Hernandez, R (1, 6) OBP: 0.283, SLG: 0.262										3	0	0	0	0	0	0				
Gene Locklear, L (9, PH) OBP: 0.417, SLG: 0.516		6-3			F7		6-3	FC3-6 1B	1-2 2-3 1B	1	1	0	0	0	0	2				
Brent Strom, R (1, 1) OBP: 0.176, SLG: 0.188										0	0	0	0	0	0	0				
Dan Spillner, R (3, 1) OBP: 0.333, SLG: 0.240										2	0	2	0	0	0	0				
Dick Sharon, R (7, PH) OBP: 0.322, SLG: 0.307										1	0	0	0	0	0	0				
Danny Frisella, L (8, 1) OBP: 0.301, SLG: 0.384					SH2-3 1B		1B 3-1 1B	E 1B	G1-2-3 1B	0	0	0	0	0	0	0				
Inning Stats	R: 0 E: 0 K: 0 S: 3	H: 0 LOB: 0 BB: 0 P: 3	R: 2 E: 0 K: 0 S: 5	H: 2 LOB: 0 BB: 0 P: 5	R: 0 E: 0 K: 1 S: 7	H: 2 LOB: 2 BB: 0 P: 7	R: 0 E: 0 K: 2 S: 7	H: 0 LOB: 0 BB: 0 P: 7	R: 0 E: 0 K: 0 S: 3	H: 0 LOB: 0 BB: 0 P: 3	R: 0 E: 0 K: 0 S: 3	H: 0 LOB: 0 BB: 0 P: 3	R: 1 E: 0 K: 0 S: 5	H: 2 LOB: 1 BB: 0 P: 5	R: 2 E: 2 K: 0 S: 7	H: 3 LOB: 2 BB: 0 P: 7	1B: 8 2B: 1 3B: 1 HR: 1	SF: 0 SAC: 1 DP: 1 HBP: 0	WP: 0 PB: 0 SB: 0 CS: 0	PA: 39
PITCHER	IP	WLS	BF	H	R	ER	SO	BB	IBB	HBP	BLK	WP	HR	S	P	ERA	WHIP			
Rick Reuschel, R (1, 1) ERA: 3.65	8.0	W	34	9	5	4	3	0	0	0	0	0	0	1	40	4.50	1.125			
Darold Knowles, L (9, 1) ERA: 7.13	1.0	S	5	2	0	0	0	0	0	0	0	0	0	5	5	0.00	2.000			



Batter	1	2	3	4	5	6	7	8	9	AB	R	H	RBI	BB	SO	LOB	TOP				
Don Kessinger, S OBP: 0.327, SLG: 0.341 (1, 6)	F7		5-3		FC6-4		FC4-6		FC6-4	5	0	0	1	0	0	5	Chicago Cubs @ San Diego Padres San Diego Stadium, San Diego, CA Fri Jul 18 1975, 10:05 PM EDT Att: 14,151 - Unknown - 65 F				
Jose Cardenal, R OBP: 0.263, SLG: 0.383 (1, 7)	5-3		F9			5-3	F3			4	0	0	0	0	0	3					
Milt Wilcox, R OBP: 0.333, SLG: 0.333 (7, 1)										0	0	0	0	0	0	0					
Ken Frailing, L OBP: 0.250, SLG: 0.143 (7, 1)										0	0	0	0	0	0	0					
Oscar Zamora, R OBP: 0.167, SLG: 0.167 (7, 1)										0	0	0	0	0	0	0					
Bill Madlock, R OBP: 0.390, SLG: 0.466 (1, 5)	F7			6-3		6-3		G3 1B		4	0	1	0	0	0	0					
Jerry Morales, R OBP: 0.352, SLG: 0.399 (1, 9)		6-3		L6-4 1B		K		F7		4	0	1	0	0	1	1					
Rick Monday, L OBP: 0.383, SLG: 0.468 (1, 8)							1-4-3	G3		3	0	1	0	1	0	1					
Andre Thornton, R OBP: 0.407, SLG: 0.447 (1, 3)	L6			L6-4			E 1B	L6		3	1	0	0	1	0	4					
Manny Trillo, R OBP: 0.306, SLG: 0.330 (1, 4)	F9				6-3		FC 1B	F8		4	1	0	0	0	0	2					
Steve Swisher, R OBP: 0.299, SLG: 0.278 (1, 2)			6-3							3	0	2	1	0	0	0					
Vic Harris, S OBP: 0.281, SLG: 0.233 (9, PH)							FC4-6 1B	FC6-4 1B		1	0	1	0	0	0	0					
Ray Burris, R OBP: 0.240, SLG: 0.174 (1, 1)										2	0	2	0	0	0	0					
George Mitterwald, R OBP: 0.333, SLG: 0.371 (7, PH)										0	0	0	0	0	0	0					
Champ Summers, L OBP: 0.327, SLG: 0.333 (7, 7)				CS 1B			FC6-4 1B			1	0	0	0	1	1	1					
Inning Stats	R: 0 E: 0 K: 0 S: 3	H: 0 LOB: 0 BB: 0 P: 3	R: 0 E: 0 K: 0 S: 3	H: 0 LOB: 1 BB: 1 P: 7	R: 0 E: 0 K: 0 S: 4	H: 1 LOB: 1 BB: 0 P: 4	R: 0 E: 0 K: 0 S: 4	H: 2 LOB: 1 BB: 0 P: 4	R: 0 E: 0 K: 0 S: 4	H: 2 LOB: 1 BB: 0 P: 4	R: 0 E: 0 K: 1 S: 5	H: 0 LOB: 0 BB: 0 P: 5	R: 2 E: 1 K: 0 S: 5	H: 1 LOB: 2 BB: 2 P: 13	R: 0 E: 0 K: 0 S: 4	H: 1 LOB: 1 BB: 0 P: 4	R: 0 E: 0 K: 1 S: 6	H: 1 LOB: 1 BB: 0 P: 6	1B: 7 2B: 2 3B: 0 HR: 0	SF: 0 SAC: 0 DP: 1 HBP: 0	WP: 0 PA: 37
PITCHER	IP	WLS	BF	H	R	ER	SO	BB	IBB	HBP	BLK	WP	HR	S	P	ERA	WHIP				
Randy Jones, L ERA: 2.16 (1, 1)	6.1		26	6	2	0	1	2	0	0	0	0	0	26	34	0.00	1.263				
Bill Greif, R ERA: 3.0 (7, 1)	0.2	W	3	0	0	0	0	1	0	0	0	0	0	2	6	0.00	1.500				
Danny Frisella, R ERA: 2.93 (8, 1)	2.0	S	8	2	0	0	1	0	0	0	0	0	0	10	10	0.00	1.000				

AB	34
R	2
H	8
RBI	2
BB	3
SO	2
LOB	17



Batter	1	2	3	4	5	6	7	8	9	AB	R	H	RBI	BB	SO	LOB	BOTTOM				
Johnny Grubb, L OBP: 0.379, SLG: 0.403 (1, 8)	K		2B 6-3 BB		F9		1B 2B 1B			3	2	1	0	1	1	0	Chicago Cubs @ San Diego Padres San Diego Stadium, San Diego, CA Fri Jul 18 1975, 10:05 PM EDT Att: 14,151 - Unknown - 65 F				
Tito Fuentes, S OBP: 0.290, SLG: 0.327 (1, 4)	E1 1B		6-3 2B		F7		2B 1B			4	2	2	0	0	0	0					
Gene Locklear, L OBP: 0.413, SLG: 0.516 (1, 7)	G1		6-3		F7					4	0	1	2	0	0	3					
Danny Frisella, L (8, 1)							1H 3H 2B			0	0	0	0	0	0	0					
Dave Winfield, R OBP: 0.356, SLG: 0.440 (1, 9)			6-3			FC3-6 1B	3-1			4	0	2	2	0	0	2					
Willie McCovey, L OBP: 0.316, SLG: 0.418 (1, 3)	F7		F9			FC3-6 FC5-4 1-2		F2		4	0	0	0	0	0	3					
Enzo Hernandez, R OBP: 0.283, SLG: 0.262 (9, 6)										0	0	0	0	0	0	0					
Mike Ivie, R OBP: 0.300, SLG: 0.382 (1, 5)			6-3 1B		F7		FC5-4 1-2	K		4	0	1	0	0	1	1					
Hector Torres, R OBP: 0.314, SLG: 0.356 (1, 6)			6-3				F8			4	0	1	0	0	0	2					
Fred Kendall, R OBP: 0.244, SLG: 0.239 (1, 2)			6-3		F8			F8		3	0	0	0	0	0	2					
Randy Jones, R OBP: 0.149, SLG: 0.133 (1, 1)			G3		F9			6-3		2	0	0	0	0	0	2					
Bill Greif, R (7, 1)										0	0	0	0	0	0	0					
Bobby Tolan, L OBP: 0.291, SLG: 0.314 (7, PH)										1	0	0	0	0	0	0					
Inning Stats	R: 1 E: 1 K: 1 S: 7	H: 1 LOB: 1 BB: 0 P: 7	R: 0 E: 0 K: 0 S: 4	H: 1 LOB: 1 BB: 0 P: 4	R: 1 E: 0 K: 0 S: 4	H: 1 LOB: 1 BB: 1 P: 8	R: 0 E: 0 K: 0 S: 4	H: 1 LOB: 1 BB: 0 P: 4	R: 0 E: 0 K: 0 S: 3	H: 0 LOB: 0 BB: 0 P: 3	R: 0 E: 0 K: 0 S: 4	H: 1 LOB: 1 BB: 0 P: 4	R: 2 E: 0 K: 0 S: 6	H: 3 LOB: 1 BB: 0 P: 6	R: 0 E: 0 K: 1 S: 5	H: 0 LOB: 0 BB: 0 P: 5		1B: 6 2B: 2 3B: 0 HR: 0	SF: 0 SAC: 0 DP: 0 HBP: 0	WP: 0 PA: 34	
PITCHER	IP	WLS	BF	H	R	ER	SO	BB	IBB	HBP	BLK	WP	HR	S	P	ERA	WHIP				
Ray Burris, R ERA: 3.6 (1, 1)	6.0		25	5	2	1	1	1	0	0	0	0	0	26	30	1.50	1.000				
Milt Wilcox, R ERA: 5.5 (7, 1)	0.2	L	4	2	2	2	0	0	0	0	0	0	0	4	4	27.00	3.000				
Ken Frailing, L ERA: 5.72 (7, 1)	0.0		1	1	0	0	0	0	0	0	0	0	0	1	1	∞	∞				
Oscar Zamora, R ERA: 4.45 (7, 1)	1.1		4	0	0	0	1	0	0	0	0	0	0	6	6	0.00	0.000				

AB	33
R	4
H	8
RBI	4
BB	1
SO	2
LOB	15



Batter	1	2	3	4	5	6	7	8	9	AB	R	H	RBI	BB	SO	LOB	TOP		
Don Kessinger, S (1, 6) OBP: 0.323, SLG: 0.336	F8		FC1-5 1B BB	1-3			F7		F7	5	1	0	0	0	0	3	Chicago Cubs @ San Diego Padres San Diego Stadium, San Diego, CA Sat Jul 19 1975, 10:05 PM EDT Att: 20,251 - Unknown livebaseballscorecards.com		
Jose Cardenal, R (1, 7) OBP: 0.370, SLG: 0.387	6-3 HBP		BB 1B				FC5-4 1B			2	0	2	0	1	0	0			
Bill Madlock, R (1, 5) OBP: 0.389, SLG: 0.464	6-3		BB 1B				FC5-4			4	0	1	0	0	0	3			
Jerry Morales, R (1, 9) OBP: 0.351, SLG: 0.395	F3		BB				4-3			3	0	0	1	1	0	3			
Rick Monday, L (1, 8) OBP: 0.384, SLG: 0.468			F5						K	4	0	2	0	0	1	3			
Andre Thornton, R (1, 3) OBP: 0.404, SLG: 0.440	G6-4-3						F9		F8	3	0	0	0	1	0	3			
Manny Trillo, R (1, 4) OBP: 0.306, SLG: 0.327	F9						F9		6-3	3	0	0	0	1	0	0			
Steve Swisher, R (1, 2) OBP: 0.300, SLG: 0.279									F8	3	0	1	0	0	1	2			
Vic Harris, S (9, PH) OBP: 0.273, SLG: 0.226			FC1-5 4-3 1B				K			1	0	0	0	0	0	0			
Steve Stone, R (1, 1) OBP: 0.186, SLG: 0.214			4-3				K		K	3	0	0	0	0	2	3			
Tom Detlore, L (7, 1) OBP: 0.250, SLG: 0.250										0	0	0	0	0	0	0			
Champ Summers, L (9, PH) OBP: 0.321, SLG: 0.326			1-2							1	0	0	0	0	1	0			
Inning Stats	R: 0 E: 0 K: 0 S: 3	H: 0 LOB: 1 BB: 0 P: 4	R: 0 E: 0 K: 0 S: 3	H: 1 LOB: 0 BB: 0 P: 3	R: 1 E: 0 K: 0 S: 6	H: 3 LOB: 3 BB: 1 P: 10	R: 0 E: 0 K: 1 S: 5	H: 0 LOB: 2 BB: 1 P: 13	R: 0 E: 0 K: 0 S: 4	H: 1 LOB: 0 BB: 0 P: 4	R: 0 E: 0 K: 1 S: 5	H: 0 LOB: 0 BB: 0 P: 5	R: 0 E: 0 K: 1 S: 5	H: 0 LOB: 0 BB: 0 P: 5	R: 0 E: 0 K: 1 S: 5	H: 0 LOB: 0 BB: 0 P: 5	1B: 6 2B: 0 3B: 0 HR: 0	SF: 0 SAC: 0 DP: 1 HBP: 1	WP: 0 PA: 37 PB: 0 SB: 1 CS: 0
PITCHER Dave Freisleben, R (1, 1) ERA: 3.67	IP: 9.0 WLS: W BF: 37 H: 6 R: 1 ER: 1 SO: 5 BB: 4 IBB: 0 HBP: 1 BLK: 0 WP: 0 HR: 0 S: 42 P: 59 ERA: 1.00 WHIP: 1.111																		


Batter	1	2	3	4	5	6	7	8	9	AB	R	H	RBI	BB	SO	LOB	BOTTOM		
Johnny Grubb, L (1, 8) OBP: 0.380, SLG: 0.402	F8		F6			BB SH1-4 BB	BB BB			3	1	1	0	1	0	0	Chicago Cubs @ San Diego Padres San Diego Stadium, San Diego, CA Sat Jul 19 1975, 10:05 PM EDT Att: 20,251 - Unknown livebaseballscorecards.com		
Tito Fuentes, S (1, 4) OBP: 0.290, SLG: 0.326	3-1					SH1-4	BB			2	0	0	0	1	0	0			
Gene Locklear, L (1, 7) OBP: 0.422, SLG: 0.512							BB			1	0	0	0	3	0	0			
Don Hahn, R (9, 7) OBP: 0.250, SLG: 0.176						BB	BB			0	0	0	0	0	0	0			
Dave Winfield, R (1, 9) OBP: 0.355, SLG: 0.435	K					BB	BB			3	0	0	1	1	2	4			
Willie McCovey, L (1, 3) OBP: 0.315, SLG: 0.412							BB			3	0	0	0	1	1	3			
Enzo Hernandez, R (9, 6) OBP: 0.283, SLG: 0.262										0	0	0	0	0	0	0			
Mike Ivie, R (1, 5) OBP: 0.303, SLG: 0.379							BB			2	0	0	1	1	0	1			
Hector Torres, R (1, 6) OBP: 0.305, SLG: 0.346							BB			4	0	0	0	0	1	5			
Bob Davis, R (1, 2) OBP: 0.143, SLG: 0.091										3	0	0	0	0	0	1			
Dave Freisleben, R (1, 1) ERA: 3.13										2	1	0	0	1	2	0			
Inning Stats	R: 0 E: 0 K: 1 S: 5	H: 0 LOB: 1 BB: 1 P: 9	R: 0 E: 0 K: 1 S: 5	H: 0 LOB: 0 BB: 0 P: 5	R: 0 E: 0 K: 1 S: 5	H: 0 LOB: 0 BB: 0 P: 5	R: 0 E: 0 K: 1 S: 5	H: 0 LOB: 0 BB: 0 P: 5	R: 0 E: 0 K: 0 S: 3	H: 1 LOB: 3 BB: 2 P: 14	R: 0 E: 0 K: 1 S: 4	H: 0 LOB: 0 BB: 0 P: 5	R: 0 E: 0 K: 1 S: 4	H: 0 LOB: 0 BB: 0 P: 5	R: 0 E: 0 K: 1 S: 4	H: 0 LOB: 0 BB: 0 P: 5	1B: 1 2B: 0 3B: 0 HR: 0	SF: 0 SAC: 1 DP: 1 HBP: 1	WP: 0 PA: 34 PB: 0 SB: 0 CS: 0
PITCHER Steve Stone, R (1, 1) ERA: 3.13	IP: 6.2 WLS: L BF: 30 H: 1 R: 2 ER: 2 SO: 5 BB: 8 IBB: 1 HBP: 0 BLK: 0 WP: 0 HR: 0 S: 31 P: 67 ERA: 2.70 WHIP: 1.350																		
Tom Detlore, R (7, 1) ERA: 3.9	IP: 1.1 WLS: L BF: 4 H: 0 R: 0 ER: 0 SO: 1 BB: 0 IBB: 0 HBP: 1 BLK: 0 WP: 0 HR: 0 S: 5 P: 6 ERA: 0.00 WHIP: 0.000																		

Batter	1	2	3	4	5	6	7	8	9	10	11	AB	R	H	RBI	BB	SO	LOB	TOP	
Lou Brock, L OBP: 0.365, SLG: 0.429 (1, 7)	6-3 ①		1B S				L4-3 BB		F7 ②	F4 ①	2B S 1B	5	1	2	0	1	0	0		
Wille Davis, L OBP: 0.261, SLG: 0.421 (1, 8)	FC9-6 1B		F9 ①		L4-3 ②		1B 1B		F9 ②		K 1-2	6	1	2	0	0	1	3		
Reggie Smith, S OBP: 0.378, SLG: 0.523 (1, 9)	FC9-6 1B 1-2		F8 ②		F7 ③		1B BB		E3		2B IBB	4	1	0	0	2	0	2		
Ted Simmons, S OBP: 0.404, SLG: 0.513 (1, 2)	FC6-4 1B		F7 ③				FC4-6 1B		FC4-6 1B		F8 ②	5	0	3	1	1	0	3		
Ron Fairly, L OBP: 0.413, SLG: 0.443 (1, 3)	FC6-4 1-2				E5 1B FC5-2		FC4-6 FC5-6 1B		K ③		FC4-6 1-2	6	0	1	2	0	1	7		
Ted Sizemore, R OBP: 0.297, SLG: 0.311 (1, 4)		F4 ③			FC5 FC5-2 1B		FC5-6 1B		L5 ①		5-3 SH3 BB	5	0	1	0	1	0	2		
Ken Reitz, R OBP: 0.297, SLG: 0.336 (1, 5)		1-3 ②			F7 ①		FC6-4 1B		6-3 ②		SH3 1-2	4	0	1	0	0	0	2		
Mario Guerrero, R OBP: 0.261, SLG: 0.256 (1, 6)					FC5-2 1B		FC6-4 1B				5-3 ②	5	0	2	0	0	0	5		
Ron Reed, R OBP: 0.222, SLG: 0.269 (1, 1)					FC5 3-H				5-3 ①		F5 2-3	4	0	0	0	0	1	4		
Bake McBride, L OBP: 0.327, SLG: 0.365 (10, PH)	K				FC5 2-3				FC6-4 1-2			1	0	0	0	0	0	1		
Al Hrabosky, R OBP: 0.333, SLG: 0.200 (10, 1)												0	0	0	0	0	0	0		
Inning Stats	R: 0 E: 0 K: 0 S: 5	H: 2 LOB: 2 BB: 0 P: 5	R: 0 E: 0 K: 1 S: 6	H: 1 LOB: 1 BB: 0 P: 6	R: 0 E: 0 K: 0 S: 4	H: 1 LOB: 1 BB: 0 P: 4	R: 0 E: 1 K: 0 S: 5	H: 1 LOB: 2 BB: 0 P: 5	R: 0 E: 0 K: 0 S: 2	H: 0 LOB: 0 BB: 0 P: 6	R: 0 E: 0 K: 0 S: 4	H: 0 LOB: 1 BB: 1 P: 8	R: 0 E: 0 K: 0 S: 3	H: 0 LOB: 1 BB: 1 P: 7	R: 2 E: 0 K: 1 S: 7	H: 2 LOB: 1 BB: 1 P: 11	1B: 11 2B: 2 3B: 0 HR: 0	SF: 0 SAC: 1 DP: 1 HBP: 0	WP: 0 PB: 0 SB: 2 CS: 0	PA: 51
PITCHER	IP: 9.0 WLS: 10 BF: 41 ERA: 3.16	WLS: 10 BF: 10 ERA: 3.26	H: 10 R: 2 ER: 2 SO: 1	H: 10 R: 2 ER: 2 SO: 1	H: 10 R: 0 ER: 0 SO: 0	H: 10 R: 0 ER: 0 SO: 0	H: 10 R: 0 ER: 0 SO: 0	H: 10 R: 0 ER: 0 SO: 0	H: 10 R: 0 ER: 0 SO: 0	H: 10 R: 0 ER: 0 SO: 0	H: 10 R: 0 ER: 0 SO: 0	H: 10 R: 0 ER: 0 SO: 0	H: 10 R: 0 ER: 0 SO: 0	H: 10 R: 0 ER: 0 SO: 0	H: 10 R: 0 ER: 0 SO: 0	H: 10 R: 0 ER: 0 SO: 0	ERA: 9.00 WHIP: 1.500			

St. Louis Cardinals @ San Diego Padres
San Diego Stadium, San Diego, CA
Sun Jul 20 1975, 6:33 AM EDT
Unknown

livebaseballscores.com

AB 45
R 3
H 12
RBI 3
BB 5
SO 3
LOB 29




Batter	1	2	3	4	5	6	7	8	9	10	11	AB	R	H	RBI	BB	SO	LOB	BOTTOM	
Johnny Grubb, L OBP: 0.376, SLG: 0.397 (1, 8)	G3 ①			F2 ①			6-3 ①		6-3 ②			4	0	0	0	0	0	0		
Tito Fuentes, S OBP: 0.297, SLG: 0.322 (1, 4)	K ②			F9 ②			F9 ②		F8 ③			4	0	0	0	0	1	0		
Gene Locklear, L OBP: 0.417, SLG: 0.504 (1, 7)	6-3 ③			4-3 ③			PO 1B				K ①	4	0	1	0	0	1	0		
Dave Winfield, R OBP: 0.351, SLG: 0.430 (1, 9)		5-3 ③			4-3 ①		PO 1-2		4-3 ①		F3 ②	4	0	0	0	0	0	0		
Wille McCovey, L OBP: 0.320, SLG: 0.421 (8, PR)		1-3 ②					G5-4-3 1B				F3 ③	3	0	2	0	0	0	0		
Enzo Hernandez, R OBP: 0.282, SLG: 0.261 (9, 6)												1	1	0	0	0	0	0		
Mike Ivie, R OBP: 0.299, SLG: 0.372 (9, 3)		F4 ③			G5-4-3 1-2				K ②		F3 ①	4	0	0	0	0	1	2		
Hector Torres, R OBP: 0.310, SLG: 0.350 (9, 5)							F2 ①				F7 ②	4	0	2	1	0	0	0		
Bob Davis, R (1, 2)											F3 ③	4	0	0	0	0	0	3		
Joe McIntosh, S OBP: 0.178, SLG: 0.138 (1, 1)												2	0	0	0	0	2	0		
Bobby Tolan, L OBP: 0.291, SLG: 0.313 (9, PH)												1	0	0	0	0	0	0		
Bill Greif, R (10, 1)											B4-3 ①	0	0	0	0	0	0	0		
Inning Stats	R: 0 E: 0 K: 1 S: 5	H: 0 LOB: 0 BB: 0 P: 5	R: 0 E: 0 K: 0 S: 3	H: 0 LOB: 0 BB: 0 P: 3	R: 0 E: 0 K: 1 S: 5	H: 1 LOB: 0 BB: 0 P: 5	R: 0 E: 0 K: 0 S: 3	H: 0 LOB: 0 BB: 0 P: 3	R: 0 E: 0 K: 0 S: 5	H: 1 LOB: 0 BB: 0 P: 3	R: 1 E: 0 K: 1 S: 7	H: 2 LOB: 2 BB: 0 P: 7	R: 0 E: 0 K: 0 S: 3	H: 0 LOB: 0 BB: 0 P: 3	R: 0 E: 0 K: 1 S: 5	H: 0 LOB: 0 BB: 0 P: 5	1B: 4 2B: 1 3B: 0 HR: 0	SF: 0 SAC: 0 DP: 1 HBP: 0	WP: 0 PB: 0 SB: 0 CS: 1	PA: 36
PITCHER	IP: 9.0 WLS: 6 BF: 29 ERA: 3.51	WLS: 6 BF: 6 ERA: 1.6	H: 5 R: 1 ER: 0 SO: 1	H: 5 R: 0 ER: 0 SO: 1	H: 5 R: 0 ER: 0 SO: 0	H: 5 R: 0 ER: 0 SO: 0	H: 5 R: 0 ER: 0 SO: 0	H: 5 R: 0 ER: 0 SO: 0	H: 5 R: 0 ER: 0 SO: 0	H: 5 R: 0 ER: 0 SO: 0	H: 5 R: 0 ER: 0 SO: 0	H: 5 R: 0 ER: 0 SO: 0	H: 5 R: 0 ER: 0 SO: 0	H: 5 R: 0 ER: 0 SO: 0	H: 5 R: 0 ER: 0 SO: 0	H: 5 R: 0 ER: 0 SO: 0	ERA: 0.00 WHIP: 0.000			

St. Louis Cardinals @ San Diego Padres
San Diego Stadium, San Diego, CA
Sun Jul 20 1975, 6:33 AM EDT
Unknown

livebaseballscores.com

AB 35
R 1
H 5
RBI 1
BB 0
SO 5
LOB 5



Batter	1	2	3	4	5	6	7	8	9	AB	R	H	RBI	BB	SO	LOB	TOP				
Lou Brock, L OBP: 0.366, SLG: 0.430 Willie Davis, L OBP: 0.283, SLG: 0.423	E7		2B	1B	3-1			1B		4	2	2	1	0	0	0	St. Louis Cardinals @ San Diego Padres San Diego Stadium, San Diego, CA Sun Jul 20 1975, 6:38 AM EDT Att: 24,031 - Unknown				
Mike Tyson, R OBP: 0.316, SLG: 0.392	L5		2B	2B	E8	F5		1B		5	2	3	4	0	0	1					
Luis Melendez, R OBP: 0.278, SLG: 0.328	K		K	K		F5		F3		5	0	0	0	0	3	6					
Reggie Smith, S OBP: 0.378, SLG: 0.521	F4		2B	SF7				4-3		3	1	1	1	1	0	3					
Buddy Bradford, R OBP: 0.324, SLG: 0.424		CS	1B	2B	1B	G6-4-3			K	5	0	3	3	0	1	1					
Ken Reitz, R OBP: 0.299, SLG: 0.337	4-3		F6	K		FC4		1B		5	0	2	0	0	1	3					
Ken Rudolph, R OBP: 0.191, SLG: 0.174	F9		1B	1B	L4	FC4		1B		5	1	2	0	0	0	1					
Mario Guerrero, R OBP: 0.259, SLG: 0.254			F7	1B	F4			F6	FC4-6	5	1	1	0	0	0	2					
John Curtis, L OBP: 0.324, SLG: 0.233			2B	1B	K			1B	1-3	4	3	2	0	1	1	2					
Inning Stats	R: 0 E: 1 K: 1 S: 6	H: 0 LOB: 1 BB: 0 P: 6	R: 0 E: 0 K: 0 S: 3	H: 1 LOB: 0 BB: 0 P: 3	R: 4 E: 0 K: 1 S: 9	H: 4 LOB: 1 BB: 1 P: 13	R: 5 E: 1 K: 2 S: 12	H: 5 LOB: 1 BB: 1 P: 16	R: 0 E: 0 K: 0 S: 5	H: 0 LOB: 0 BB: 0 P: 5	R: 0 E: 0 K: 0 S: 4	H: 2 LOB: 1 BB: 0 P: 4	R: 1 E: 0 K: 0 S: 6	H: 3 LOB: 2 BB: 0 P: 6	R: 0 E: 0 K: 1 S: 7	H: 2 LOB: 2 BB: 0 P: 7		1B: 15 2B: 2 3B: 0 HR: 0	SF: 1 SAC: 0 DP: 1 HBP: 0	WP: 0 PB: 0 SB: 2 CS: 1	PA: 45
PITCHER	IP	WLS	BF	H	R	ER	SO	BB	IBB	HBP	BLK	WP	HR	S	P	ERA	WHIP				
Rich Folkers, L ERA: 4.46	3.0	L	18	7	7	7	2	2	0	0	0	0	0	20	28	21.00	3.000				
Dan Spillner, R ERA: 3.93	2.0		9	3	2	1	3	0	0	0	0	0	0	15	15	4.50	1.500				
Jerry Johnson, R ERA: 3.0	3.0		13	5	1	1	0	0	0	0	0	0	0	13	13	3.00	1.667				
Dave Tomlin, L ERA: 3.72	1.0		5	2	0	0	1	0	0	0	0	0	0	7	7	0.00	2.000				

Batter	1	2	3	4	5	6	7	8	9	AB	R	H	RBI	BB	SO	LOB	BOTTOM					
Johnny Grubb, L OBP: 0.372, SLG: 0.392	K		F8		G4-3			G3		4	0	0	0	0	1	1	St. Louis Cardinals @ San Diego Padres San Diego Stadium, San Diego, CA Sun Jul 20 1975, 6:38 AM EDT Att: 24,031 - Unknown					
Tito Fuentes, S OBP: 0.289, SLG: 0.332	L5		FC4-6	1B	F7			HR		4	1	2	1	0	0	0						
Gene Locklear, L OBP: 0.406, SLG: 0.489	E6		FC4-6	1B		6-3		K		4	0	0	0	0	1	1						
Dave Winfield, R OBP: 0.353, SLG: 0.427	FC6-4		L4			5-3			6-3	2	1	0	0	2	0	1						
Mike Ivie, R OBP: 0.298, SLG: 0.371	FC6-4			5-3		L6			6-3	4	0	1	0	0	0	2						
Hector Torres, R OBP: 0.309, SLG: 0.347		1-3		WP	1B			1-3		4	0	1	0	0	0	2						
Fred Kendall, R OBP: 0.240, SLG: 0.235		F8		K				6-3		4	0	0	1	0	1	2						
Enzo Hernandez, R OBP: 0.282, SLG: 0.264			2B		F8			F8		4	0	1	0	0	0	2						
Rich Folkers, L OBP: 0.190, SLG: 0.150 Dan Spillner, R OBP: 0.373, SLG: 0.240 Don Heath, R OBP: 0.286, SLG: 0.176 Jerry Johnson, R OBP: 0.302, SLG: 0.303 Dick Sharon, R OBP: 0.192, SLG: 0.192 Dave Tomlin, L OBP: 0.302, SLG: 0.303		K			G4-3			5-3		1	0	0	0	0	1	1						
Inning Stats	R: 0 E: 1 K: 1 S: 6	H: 0 LOB: 2 BB: 1 P: 10	R: 0 E: 0 K: 1 S: 6	H: 1 LOB: 1 BB: 0 P: 6	R: 0 E: 0 K: 0 S: 4	H: 1 LOB: 1 BB: 0 P: 4	R: 0 E: 0 K: 1 S: 6	H: 1 LOB: 1 BB: 0 P: 6	R: 0 E: 0 K: 0 S: 2	H: 0 LOB: 0 BB: 1 P: 6	R: 0 E: 0 K: 0 S: 3	H: 0 LOB: 0 BB: 0 P: 3	R: 0 E: 0 K: 0 S: 3	H: 0 LOB: 0 BB: 0 P: 3	R: 1 E: 0 K: 1 S: 6	H: 1 LOB: 0 BB: 0 P: 6		R: 1 E: 0 K: 0 S: 4	H: 1 LOB: 1 BB: 1 P: 8	1B: 3 2B: 1 3B: 0 HR: 1	SF: 0 SAC: 0 DP: 1 HBP: 0	WP: 1 PB: 0 SB: 0 CS: 0
PITCHER	IP	WLS	BF	H	R	ER	SO	BB	IBB	HBP	BLK	WP	HR	S	P	ERA	WHIP					
John Curtis, L ERA: 3.74	9.0	W	35	5	2	2	4	3	0	0	0	1	1	40	52	2.00	0.889					

AB 42
R 10
H 17
RBI 9
BB 2
SO 6
LOB 19



AB 32
R 2
H 5
RBI 2
BB 3
SO 4
LOB 12



Batter	1	2	3	4	5	6	7	8	9	AB	R	H	RBI	BB	SO	LOB	TOP										
Rennie Stennett, R OBP: 0.294, SLG: 0.367 (1, 4)	1-3		K		SF8		SH	F7		4	1	1	1	0	1	1	Pittsburgh Pirates @ San Diego Padres San Diego Stadium, San Diego, CA Wed Jul 23 1975, 10:05 PM EDT Att: 14,547 - Unknown										
Richie Hebner, L OBP: 0.338, SLG: 0.435 Art Howe, R OBP: 0.265, SLG: 0.230 (1, 5) (4, 5)	SF8	3B			1B	1B	SH	WP	1B	2	1	2	1	0	0	0											
Al Oliver, L OBP: 0.308, SLG: 0.452 (1, 8)	SF8		L4		1B	1B	F6	K		4	0	1	1	0	1	3											
Willie Stargell, L OBP: 0.374, SLG: 0.554 (1, 3)	K				1B	1B	G3	K		5	0	2	1	0	2	2											
Dave Parker, L OBP: 0.369, SLG: 0.584 (1, 9)		F8		K	F9		F9	F8		5	0	0	0	0	1	5											
Richie Zisk, R OBP: 0.355, SLG: 0.437 (1, 7)		L7		F9		K		HR		4	1	1	0	0	1	1											
Manny Sanguillen, R OBP: 0.409, SLG: 0.465 (1, 2)		6-3		F9		F8		HR		4	1	1	2	0	0	1											
Frank Taveras, R OBP: 0.263, SLG: 0.247 (1, 6)			S	SH1-3	1B	HBP	E9	5-3	3-1	3	2	1	0	0	0	0											
Dock Ellis, S OBP: 0.242, SLG: 0.172 (1, 1)			SH1-3		6-3		SH	5-3		3	1	1	0	0	0	1											
Inning Stats	R: 1 E: 0 K: 1 S: 6	H: 1 LOB: 0 BB: 0 P: 6	R: 0 E: 0 K: 0 S: 3	H: 0 LOB: 0 BB: 0 P: 3	R: 1 E: 0 K: 1 S: 6	H: 1 LOB: 1 BB: 0 P: 7	R: 0 E: 0 K: 1 S: 6	H: 1 LOB: 1 BB: 0 P: 6	R: 2 E: 1 K: 0 S: 7	H: 4 LOB: 2 BB: 0 P: 7	R: 0 E: 0 K: 1 S: 5	H: 0 LOB: 0 BB: 0 P: 5	R: 2 E: 1 K: 0 S: 6	H: 2 LOB: 1 BB: 0 P: 6	R: 2 E: 0 K: 0 S: 5	H: 2 LOB: 0 BB: 0 P: 5	R: 0 E: 0 K: 2 S: 8	H: 1 LOB: 1 BB: 0 P: 8	1B: 9 2B: 1 3B: 1 HR: 1	SF: 2 SAC: 2 DP: 0 HBP: 1	WP: 2 PB: 0 CS: 1	PA: 41					
PITCHER	IP	WLS	BF	H	R	ER	SO	BB	IBB	HBP	BLK	WP	HR	S	P	ERA	WHIP										
Dave Freisleben, R ERA: 3.83 (1, 1)	4.2	L	22	7	4	4	3	0	0	0	0	0	0	27	28	7.71	1.500										
Dave Tomlin, L ERA: 3.69 (5, 1)	0.1		1	0	0	0	0	0	0	0	0	0	0	1	1	0.00	0.000										
Jerry Johnson, R ERA: 2.25 (6, 1)	1.0		6	2	2	0	1	0	0	0	0	0	0	8	8	0.00	2.000										
Rich Folkers, L ERA: 4.57 (7, 1)	2.0		8	2	2	2	0	0	0	0	0	0	1	8	8	9.00	1.000										
Danny Frisella, R ERA: 2.84 (9, 1)	1.0		4	1	0	0	2	0	0	0	0	1	0	8	8	0.00	1.000										

AB	36
R	8
H	12
RBI	6
BB	0
SO	6
LOB	14



Batter	1	2	3	4	5	6	7	8	9	AB	R	H	RBI	BB	SO	LOB	BOTTOM										
Johnny Grubb, L OBP: 0.365, SLG: 0.393 (1, 8)	L8		E7			F4		SF8		4	0	1	0	0	0	0	Pittsburgh Pirates @ San Diego Padres San Diego Stadium, San Diego, CA Wed Jul 23 1975, 10:05 PM EDT Att: 14,547 - Unknown										
Tito Fuentes, S OBP: 0.298, SLG: 0.343 (1, 4)	FC4-6		4-3			FC6-4		SF8		2	0	1	1	0	0	1											
Gene Locklear, L OBP: 0.387, SLG: 0.462 (1, 7)	FC4-6				6-3	FC6-4		4-3		4	0	0	0	0	0	3											
Willie McCovey, L OBP: 0.320, SLG: 0.411 (1, 3)	K				4-3	F3			F5	4	0	0	0	0	1	2											
Mike Ivie, R OBP: 0.290, SLG: 0.363 (1, 5)		F8			4-3		F3		F4	4	0	0	0	0	0	0											
Bobby Tolan, L OBP: 0.287, SLG: 0.308 (1, 9)		4-3			6-3		F6		F6	4	0	0	0	0	0	0											
Hector Torres, R OBP: 0.297, SLG: 0.333 (1, 6)		F7			6-3		F7			3	0	0	0	0	0	0											
Bob Davis, R OBP: 0.125, SLG: 0.188 (1, 2)			6-3					F6		3	0	1	0	0	0	0											
Dave Freisleben, R ERA: 3.83 (1, 1)										1	0	0	0	0	0	1		Pittsburgh Pirates @ San Diego Padres San Diego Stadium, San Diego, CA Wed Jul 23 1975, 10:05 PM EDT Att: 14,547 - Unknown									
Dave Tomlin, L ERA: 3.69 (5, 1)										0	0	0	0	0	0	0											
Dick Sharon, R OBP: 0.316, SLG: 0.299 (6, 1)										1	0	0	0	0	0	1											
Jerry Johnson, R ERA: 2.25 (6, 1)										0	0	0	0	0	0	0											
Rich Folkers, L OBP: 0.190, SLG: 0.150 (7, 1)										0	0	0	0	0	0	0											
Fred Kendall, R OBP: 0.533, SLG: 0.238 (8, 1)										1	1	1	0	0	0	0											
Danny Frisella, L ERA: 2.84 (9, 1)										0	0	0	0	0	0	0											
Inning Stats	R: 0 E: 0 K: 1 S: 5	H: 0 LOB: 0 BB: 0 P: 6	R: 0 E: 0 K: 0 S: 3	H: 0 LOB: 0 BB: 0 P: 3	R: 0 E: 1 K: 1 S: 6	H: 0 LOB: 1 BB: 0 P: 6	R: 0 E: 0 K: 0 S: 3	H: 0 LOB: 0 BB: 0 P: 3	R: 0 E: 0 K: 0 S: 4	H: 1 LOB: 1 BB: 0 P: 4	R: 0 E: 0 K: 0 S: 4	H: 1 LOB: 1 BB: 0 P: 4	R: 0 E: 0 K: 0 S: 3	H: 0 LOB: 0 BB: 0 P: 3	R: 1 E: 0 K: 0 S: 5	H: 2 LOB: 1 BB: 0 P: 5	R: 0 E: 0 K: 0 S: 3		H: 0 LOB: 0 BB: 0 P: 3	1B: 3 2B: 1 3B: 0 HR: 0	SF: 1 SAC: 0 DP: 0 HBP: 1	WP: 0 PB: 0 CS: 0	PA: 33				
PITCHER	IP	WLS	BF	H	R	ER	SO	BB	IBB	HBP	BLK	WP	HR	S	P	ERA	WHIP										
Dock Ellis, R ERA: 3.34 (1, 1)	9.0	W	33	4	1	1	2	0	0	1	0	0	0	36	37	1.00	0.444										



Batter	1	2	3	4	5	6	7	8	9	AB	R	H	RBI	BB	SO	LOB	TOP																
Johnny Grubb, L OBP: 0.368, SLG: 0.405 (1, 8)										5	2	2	2	0	0	2	San Diego Padres @ Atlanta Braves Atlanta-Fulton County Stadium, Atlanta, GA Sat Jul 26 1975, 7:05 PM EDT Att: 12,225 - Unknown																
Tito Fuentes, S OBP: 0.295, SLG: 0.335 (1, 4)										5	0	1	0	0	0	1																	
Mike Ivie, R OBP: 0.305, SLG: 0.383 (1, 5) (9, 3)										5	0	3	0	0	0	1																	
Willie McCovey, L OBP: 0.327, SLG: 0.422 Enzo Hernandez, R OBP: 0.292, SLG: 0.294 (9, 6) (9, 6)										4	0	1	1	1	1	3																	
Dave Winfield, R OBP: 0.348, SLG: 0.411 (1, 9)										5	0	1	0	0	3	4																	
Bobby Tolan, L OBP: 0.289, SLG: 0.312 (1, 7)										3	1	1	0	1	0	2																	
Hector Torres, R OBP: 0.310, SLG: 0.335 (1, 6) (9, 5)										4	0	0	0	0	0	2																	
Bob Davis, R OBP: 0.160, SLG: 0.167 (1, 2)										3	0	0	0	1	0	1																	
Jerry Johnson, R OBP: 0.333, SLG: 0.667 Dave Tomlin, L (7, 1) Gene Locklear, L OBP: 0.390, SLG: 0.466 Danny Frisella, L (8, 1) (8, 1)										3	1	1	0	0	2	1																	
Inning Stats	R: 0 E: 0 K: 0 S: 4	H: 1 LOB: 2 BB: 1 P: 8	R: 0 E: 0 K: 1 S: 5	H: 0 LOB: 1 BB: 1 P: 9	R: 1 E: 0 K: 1 S: 7	H: 2 LOB: 1 BB: 0 P: 7	R: 0 E: 0 K: 0 S: 3	H: 0 LOB: 0 BB: 0 P: 3	R: 2 E: 0 K: 0 S: 7	H: 4 LOB: 2 BB: 0 P: 7	R: 0 E: 0 K: 1 S: 5	H: 0 LOB: 1 BB: 0 P: 5	R: 0 E: 0 K: 1 S: 6	H: 1 LOB: 1 BB: 0 P: 6	R: 1 E: 0 K: 1 S: 7	H: 2 LOB: 2 BB: 1 P: 11		R: 0 E: 0 K: 1 S: 6	H: 1 LOB: 1 BB: 0 P: 6	1B: 8 2B: 2 3B: 0 HR: 1	SF: 0 SAC: 0 DP: 0 HBP: 0	WP: 0 PB: 0 SB: 0 CS: 0	PA: 41										
PITCHER	IP WLS BF H R ER SO BB IBB HBP BLK WP HR S P ERA WHIP																																
Carl Morton, R ERA: 3.49 Elias Sosa, R ERA: 3.66	(1, 1) (8, 1)	7.0 L	31 31	8 8	3 3	3 3	4 4	2 1	0 0	0 0	0 0	0 0	0 0	0 13	45 17	3.86 4.50	1.429 2.000																

AB	38
R	4
H	11
RBI	4
BB	3
SO	6
LOB	17



Batter	1	2	3	4	5	6	7	8	9	AB	R	H	RBI	BB	SO	LOB	BOTTOM																
Rowland Office, L OBP: 0.335, SLG: 0.356 Mike Lum, L OBP: 0.311, SLG: 0.321 (1, 8) (1, 8)										0	0	0	0	0	0	0	San Diego Padres @ Atlanta Braves Atlanta-Fulton County Stadium, Atlanta, GA Sat Jul 26 1975, 7:05 PM EDT Att: 12,225 - Unknown																
Marty Perez, R OBP: 0.332, SLG: 0.332 (1, 4)										4	0	2	0	0	0	1																	
Darrell Evans, L OBP: 0.343, SLG: 0.378 (1, 5)										2	0	0	0	2	1	3																	
Earl Williams, R OBP: 0.318, SLG: 0.409 (1, 3)										4	0	0	0	0	2	4																	
Dusty Baker Jr., R OBP: 0.332, SLG: 0.410 (1, 9)										2	0	0	0	2	0	4																	
Dave May, L OBP: 0.327, SLG: 0.446 (1, 7)										4	1	1	1	0	0	2																	
Larvell Blanks, R OBP: 0.329, SLG: 0.337 (1, 6)										3	1	0	0	1	0	2																	
Vic Correll, R OBP: 0.313, SLG: 0.369 (1, 2)										4	0	0	0	0	0	1																	
Carl Morton, R ERA: 2.61 Ed Goodson, L OBP: 0.252, SLG: 0.277 Rod Gilbreath, R OBP: 0.364, SLG: 0.420 Elias Sosa, R OBP: 0.100, SLG: 0.100 Ralph Garr, L OBP: 0.315, SLG: 0.357 (1, 1) (7, PH) (7, PH) (8, 1) (9, PH)										2	0	1	0	0	0	0																	
Inning Stats	R: 0 E: 0 K: 1 S: 5	H: 1 LOB: 2 BB: 2 P: 13	R: 0 E: 0 K: 0 S: 3	H: 0 LOB: 0 BB: 0 P: 3	R: 0 E: 0 K: 1 S: 6	H: 1 LOB: 1 BB: 0 P: 6	R: 0 E: 0 K: 1 S: 5	H: 0 LOB: 1 BB: 1 P: 9	R: 0 E: 0 K: 0 S: 3	H: 0 LOB: 0 BB: 0 P: 3	R: 0 E: 0 K: 0 S: 3	H: 0 LOB: 1 BB: 1 P: 7	R: 2 E: 0 K: 1 S: 8	H: 3 LOB: 2 BB: 1 P: 12	R: 0 E: 0 K: 0 S: 3	H: 0 LOB: 1 BB: 1 P: 7		R: 0 E: 0 K: 1 S: 5	H: 0 LOB: 0 BB: 0 P: 5	1B: 4 2B: 0 3B: 0 HR: 1	SF: 1 SAC: 0 DP: 1 HBP: 0	WP: 0 PB: 0 SB: 0 CS: 0	PA: 37										
PITCHER	IP WLS BF H R ER SO BB IBB HBP BLK WP HR S P ERA WHIP																																
Jerry Johnson, R ERA: 2.61 Dave Tomlin, L ERA: 3.64 Danny Frisella, R ERA: 2.76	(1, 1) (7, 1) (8, 1)	6.1 0.2 2.0	W S	26 4 7	3 2 0	2 0 0	3 1 0	3 0 0	1 0 0	1 0 0	0 0 1	0 0 0	0 0 0	0 0 0	0 6 8	2.84 0.00 0.00	1.263 3.000 0.500																


AB	30
R	2
H	5
RBI	2
BB	6
SO	5
LOB	18



Batter	1	2	3	4	5	6	7	8	9	AB	R	H	RBI	BB	SO	LOB	TOP				
Johnny Grubb, L OBP: 0.370, SLG: 0.409 (1, 8)	0-0 4-3	0-0 4-3															4 1 2 0 0 0 1				
Tito Fuentes, S OBP: 0.295, SLG: 0.333 (1, 4)	4-0 1B HBP SF9 BB		0-0 F6														2 1 0 0 1 0 0				
Mike Ivie, R OBP: 0.308, SLG: 0.387 (1, 5) (8, 3)	1-0 1B HBP		0-0 F8 1B 2B														2 1 1 1 0 0 0				
Willie McCovey, L OBP: 0.326, SLG: 0.419 Enzo Hernandez, R OBP: 0.292, SLG: 0.294 (8, 6)	0-0 1-2 2-3 1B		0-0 F8														4 0 1 0 0 0 1 0 0 0 0 0 0 0				
Dave Winfield, R OBP: 0.349, SLG: 0.411 (1, 9)	0-0 SF9		0-0 S 1B														2 0 1 2 1 0 0				
Bobby Tolan, L OBP: 0.287, SLG: 0.309 (1, 7)	0-0 4-3		0-0 F8														3 0 0 0 0 0 3				
Hector Torres, R OBP: 0.303, SLG: 0.327 (1, 6) (8, 5)			0-0 F7														4 0 0 0 0 0 1				
Fred Kendall, R OBP: 0.245, SLG: 0.236 (1, 2)			4-0 SH1 BB														2 0 0 0 1 0 0				
Randy Jones, R OBP: 0.154, SLG: 0.140 (1, 1)			0-0 SH1														2 0 0 0 0 0 0				
Inning Stats	R: 1 E: 0 K: 0 S: 4	H: 1 LOB: 2 BB: 1 P: 9	R: 0 E: 0 K: 0 S: 3	H: 0 LOB: 1 BB: 1 P: 7	R: 1 E: 0 K: 0 S: 5	H: 2 LOB: 1 BB: 0 P: 5	R: 0 E: 0 K: 0 S: 3	H: 0 LOB: 0 BB: 0 P: 3	R: 1 E: 0 K: 0 S: 4	H: 1 LOB: 0 BB: 0 P: 4	R: 0 E: 0 K: 0 S: 3	H: 0 LOB: 0 BB: 0 P: 3	R: 0 E: 0 K: 0 S: 3	H: 1 LOB: 0 BB: 0 P: 3	R: 0 E: 0 K: 0 S: 2	H: 0 LOB: 0 BB: 1 P: 6	1B: 3 2B: 3 3B: 0 HR: 0	SF: 2 SAC: 0 DP: 1 HBP: 1	WP: 0 PB: 0 SB: 0 CS: 1	PA: 35	
PITCHER	IP	WLS	BF	H	R	ER	SO	BB	IBB	HBP	BLK	WP	HR	S	P	ERA	WHIP				
Bruce Dal Canton, R ERA: 5.92 (1, 1)	6.0	L	25	4	3	3	0	2	0	1	0	0	0	22	31	4.50	1.000				
Max Leon, R ERA: 3.3 (7, 1)	2.0		6	1	0	0	0	0	0	0	0	0	0	6	6	0.00	0.500				
Elias Sosa, R ERA: 3.6 (9, 1)	1.0		3	0	0	0	0	1	0	0	0	0	0	2	6	0.00	1.000				

San Diego Padres @ Atlanta Braves
Atlanta-Fulton County Stadium, Atlanta, GA
Sun Jul 27 1975, 3:33 AM EDT
Att: 4,496 - Unknown


AB 25
R 3
H 5
RBI 3
BB 3
SO 0
LOB 6



Batter	1	2	3	4	5	6	7	8	9	AB	R	H	RBI	BB	SO	LOB	BOTTOM				
Ralph Garr, L OBP: 0.318, SLG: 0.363 (1, 7)	0-0 G4-6-3 1B																4 0 3 0 0 0 0				
Marty Perez, R OBP: 0.332, SLG: 0.331 (1, 4)	0-0 G4-6-3 1-2																4 0 1 1 0 0 2				
Darrell Evans, L OBP: 0.342, SLG: 0.377 (1, 5)	0-0 F6																4 0 1 0 0 0 3				
Earl Williams, R OBP: 0.313, SLG: 0.403 (1, 3)			0-0 5-3														4 0 0 0 0 0 1				
Dusty Baker Jr., R OBP: 0.329, SLG: 0.405 (1, 9)			0-0 F9														4 0 0 0 0 0 0				
Cito Gaston, R OBP: 0.297, SLG: 0.417 (1, 8)			0-0 5-3														4 0 1 0 0 0 0				
Larvell Blanks, R OBP: 0.328, SLG: 0.334 (1, 6)			0-0 F9														3 0 0 0 1 0 1				
Vic Correll, R OBP: 0.310, SLG: 0.364 (1, 2)			0-0 F7														3 0 0 0 0 0 1				
Bruce Dal Canton, R (1, 1)			0-3 K														1 0 0 0 0 1 0				
Ed Goodson, L OBP: 0.250, SLG: 0.275 (8, PH)			0-0 K														1 0 0 0 0 1 0				
Max Leon, R OBP: 0.429, SLG: 0.429 (7, 1)			0-0 K														0 0 0 0 0 0 0				
Rod Gilbreath, R OBP: 0.372, SLG: 0.420 (8, PH)			0-0 K														0 1 0 0 1 0 0				
Elias Sosa, R OBP: 0.100, SLG: 0.100 (9, 1)			0-0 K														0 0 0 0 0 0 0				
Inning Stats	R: 0 E: 0 K: 0 S: 3	H: 1 LOB: 0 BB: 0 P: 3	R: 0 E: 0 K: 0 S: 3	H: 0 LOB: 0 BB: 0 P: 3	R: 0 E: 0 K: 1 S: 5	H: 0 LOB: 0 BB: 0 P: 5	R: 0 E: 0 K: 0 S: 4	H: 1 LOB: 1 BB: 0 P: 4	R: 0 E: 0 K: 0 S: 3	H: 0 LOB: 0 BB: 0 P: 3	R: 0 E: 0 K: 0 S: 3	H: 0 LOB: 0 BB: 0 P: 3	R: 0 E: 0 K: 0 S: 3	H: 1 LOB: 2 BB: 1 P: 9	R: 0 E: 0 K: 0 S: 4	H: 1 LOB: 1 BB: 0 P: 4	1B: 5 2B: 1 3B: 0 HR: 0	SF: 0 SAC: 0 DP: 1 HBP: 0	WP: 0 PB: 0 SB: 0 CS: 0	PA: 34	
PITCHER	IP	WLS	BF	H	R	ER	SO	BB	IBB	HBP	BLK	WP	HR	S	P	ERA	WHIP				
Randy Jones, L ERA: 1.99 (1, 1)	9.0	W	34	6	1	1	2	2	0	0	0	0	0	36	44	1.00	0.889				

San Diego Padres @ Atlanta Braves
Atlanta-Fulton County Stadium, Atlanta, GA
Sun Jul 27 1975, 3:33 AM EDT
Att: 4,496 - Unknown

AB 32
R 1
H 6
RBI 1
BB 2
SO 2
LOB 8

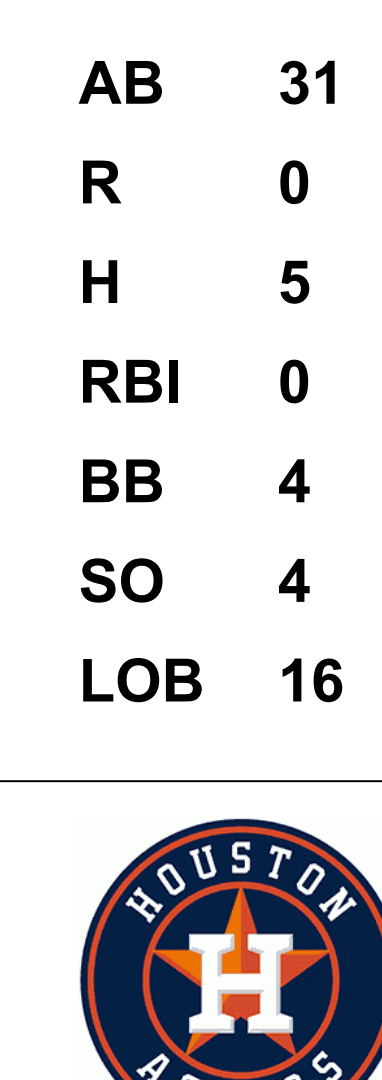


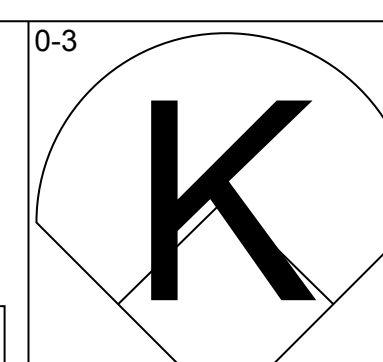
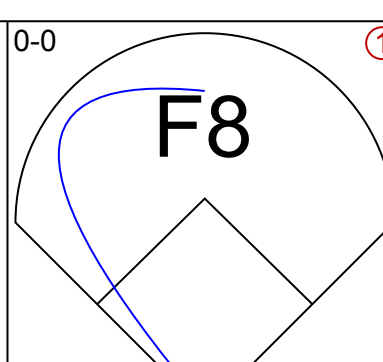
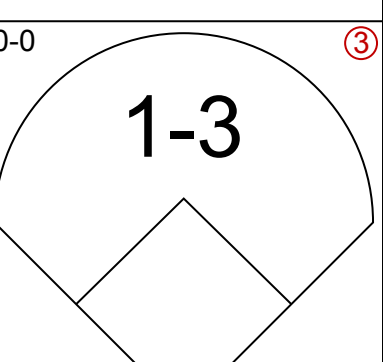
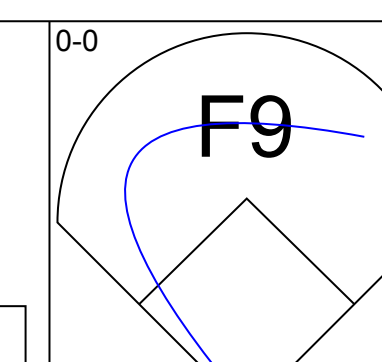
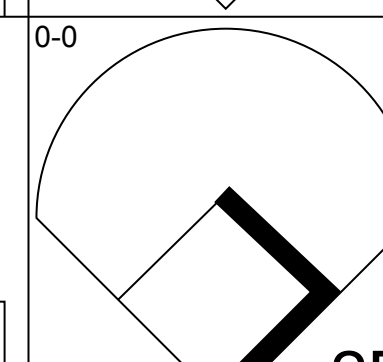
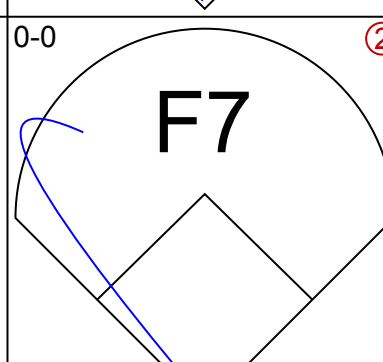
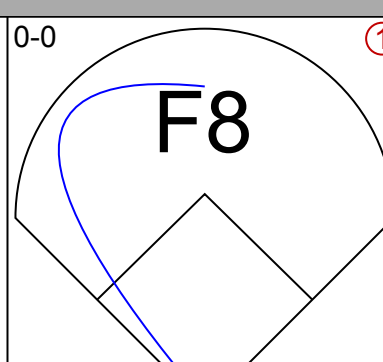
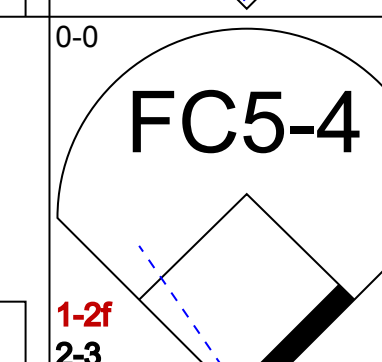
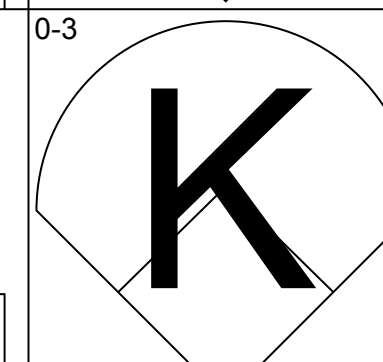
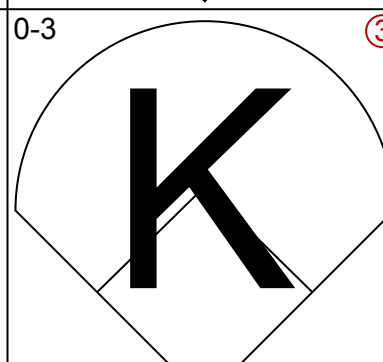
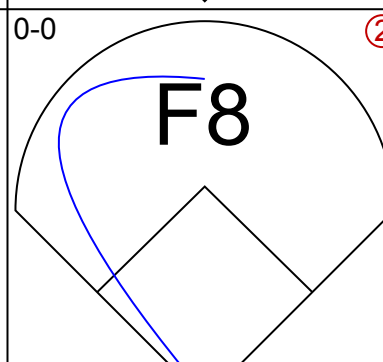
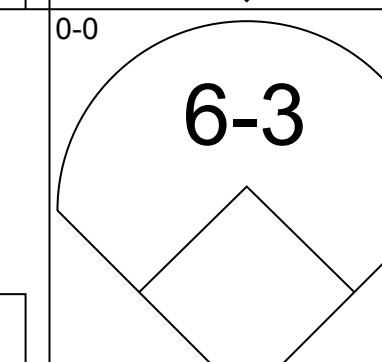
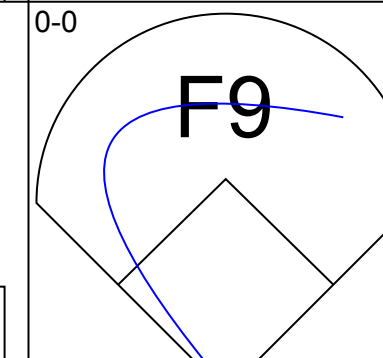
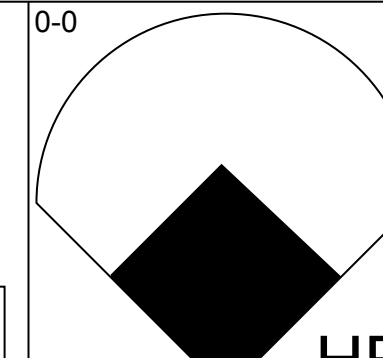
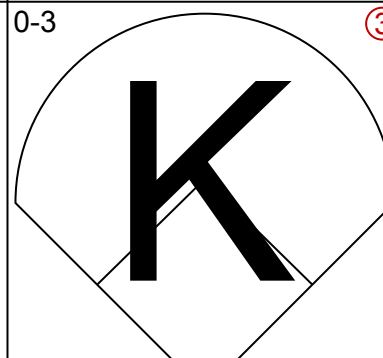
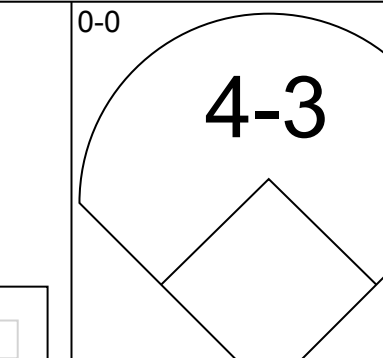
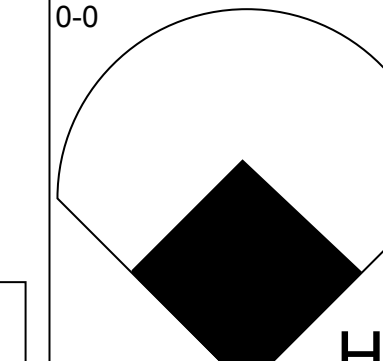
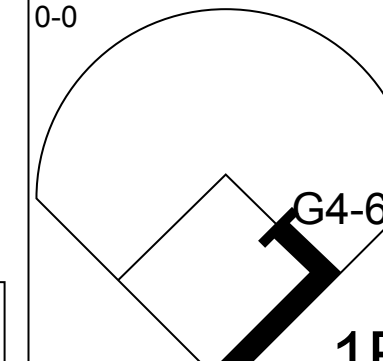
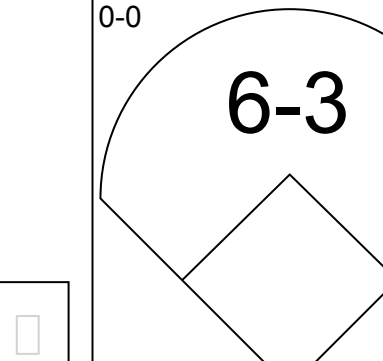
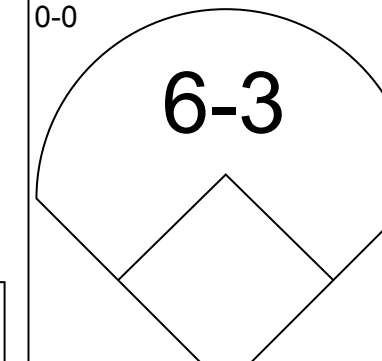
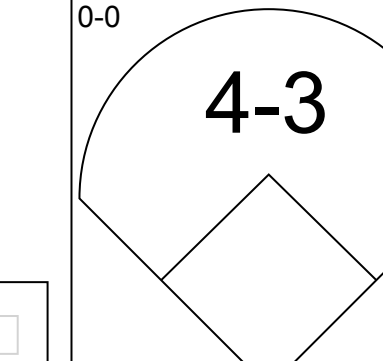
Batter	1	2	3	4	5	6	7	8	9	AB	R	H	RBI	BB	SO	LOB	TOP								
Johnny Grubb, L OBP: 0.368, SLG: 0.407 (1, 8)	G3		K					F7		4	0	1	0	0	1	0	San Diego Padres @ Houston Astros Astrodome, Houston, TX Mon Jul 28 1975, 8:05 PM EDT Att: 6,826 - Dome								
Tito Fuentes, S OBP: 0.292, SLG: 0.330 (1, 4)	F7			F7	F7			4-3		4	0	0	0	0	0	2									
Mike Ivie, R OBP: 0.307, SLG: 0.385 (1, 5) (9, 3)				G3		K			F8	4	0	1	0	0	1	0									
Willie McCovey, L OBP: 0.328, SLG: 0.433 Enzo Hernandez, R OBP: 0.292, SLG: 0.294 (1, 3) (9, 6)	L8					G3				4	1	2	1	0	0	1									
Dave Winfield, R OBP: 0.346, SLG: 0.406 (1, 9)										4	0	0	0	0	2	1									
Bobby Tolan, L OBP: 0.286, SLG: 0.311 (1, 7)										4	0	1	0	0	0	0									
Hector Torres, R OBP: 0.302, SLG: 0.331 (1, 6) (9, 5)										4	1	1	0	0	1	1									
Bob Davis, R OBP: 0.179, SLG: 0.185 (1, 2)										3	0	1	0	0	0	0									
Dave Freisleben, R OBP: 0.128, SLG: 0.081 (1, 1)										3	0	0	1	0	0	1									
Inning Stats	R: 0 E: 0 K: 0 S: 4	H: 1 LOB: 1 BB: 0 P: 4	R: 0 E: 0 K: 0 S: 3	H: 0 LOB: 0 BB: 0 P: 3	R: 0 E: 0 K: 1 S: 5	H: 0 LOB: 0 BB: 0 P: 5	R: 0 E: 0 K: 1 S: 6	H: 1 LOB: 1 BB: 0 P: 6	R: 1 E: 0 K: 0 S: 6	H: 3 LOB: 2 BB: 0 P: 6	R: 0 E: 0 K: 0 S: 5	H: 0 LOB: 0 BB: 0 P: 5	R: 0 E: 0 K: 0 S: 3	H: 0 LOB: 0 BB: 0 P: 3	R: 0 E: 0 K: 0 S: 3	H: 0 LOB: 0 BB: 0 P: 3	R: 1 E: 0 K: 2 S: 9	H: 2 LOB: 1 BB: 0 P: 9	1B: 4 2B: 2 3B: 0 HR: 1	SF: 0 SAC: 0 DP: 0 HBP: 0	WP: 0 PB: 0 SB: 0 CS: 0	PA: 34			
PITCHER	IP	WLS	BF	H	R	ER	SO	BB	IBB	HBP	BLK	WP	HR	S	P	ERA	WHIP								
Larry Dierker, R ERA: 4.03 Wayne Granger, R ERA: 2.57	(1, 1) (8, 1)	7.0 L	26	5	1	1	3	0	0	0	0	0	0	32	32	1.29	0.714								

AB 34
R 2
H 7
RBI 2
BB 0
SO 5
LOB 6



Batter	1	2	3	4	5	6	7	8	9	AB	R	H	RBI	BB	SO	LOB	BOTTOM								
Wilbur Howard, S OBP: 0.389, SLG: 0.455 (1, 8)										4	0	1	0	0	0	1	San Diego Padres @ Houston Astros Astrodome, Houston, TX Mon Jul 28 1975, 8:05 PM EDT Att: 6,826 - Dome								
Greg Gross, L OBP: 0.369, SLG: 0.351 (1, 9)										3	0	0	0	1	0	1									
Jose Cruz, L OBP: 0.345, SLG: 0.325 (1, 7)										3	0	2	0	1	1	1									
Bob Watson, R OBP: 0.365, SLG: 0.497 (1, 3)										4	0	1	0	0	0	5									
Mitt May, L OBP: 0.286, SLG: 0.304 (1, 2)										4	0	0	0	0	0	3									
Doug Rader, R OBP: 0.314, SLG: 0.366 (1, 5)										3	0	0	0	1	2	0									
Ken Boswell, L OBP: 0.349, SLG: 0.318 (1, 4)										3	0	0	0	1	0	1									
Larry Milbourne, S OBP: 0.242, SLG: 0.255 Cliff Johnson, R OBP: 0.369, SLG: 0.465 Wayne Granger, R (7, PH) Enos Cabell, R OBP: 0.302, SLG: 0.374 (9, PH)										2	0	1	0	0	0	1									
Larry Dierker, R OBP: 0.080, SLG: 0.080 Tommy Helms, R OBP: 0.253, SLG: 0.168 (7, PH) (8, 6)										1	0	0	0	0	0	0									
Inning Stats	R: 0 E: 0 K: 1 S: 6	H: 1 LOB: 1 BB: 0 P: 6	R: 0 E: 0 K: 0 S: 3	H: 0 LOB: 0 BB: 0 P: 3	R: 0 E: 0 K: 0 S: 4	H: 1 LOB: 3 BB: 2 P: 12	R: 0 E: 0 K: 0 S: 3	H: 0 LOB: 1 BB: 1 P: 7	R: 0 E: 0 K: 0 S: 3	H: 0 LOB: 0 BB: 0 P: 3	R: 0 E: 0 K: 2 S: 7	H: 0 LOB: 1 BB: 1 P: 11	R: 0 E: 0 K: 0 S: 5	H: 2 LOB: 2 BB: 0 P: 5	R: 0 E: 1 K: 1 S: 6	H: 0 LOB: 1 BB: 0 P: 6	1B: 5 2B: 0 3B: 0 HR: 0	SF: 0 SAC: 1 DP: 0 HBP: 0	WP: 0 PB: 0 SB: 0 CS: 1	PA: 36					
PITCHER	IP	WLS	BF	H	R	ER	SO	BB	IBB	HBP	BLK	WP	HR	S	P	ERA	WHIP								
Dave Freisleben, R ERA: 3.56	(1, 1)	9.0 W	36	5	0	0	4	4	0	0	0	0	0	40	56	0.00	1.000								

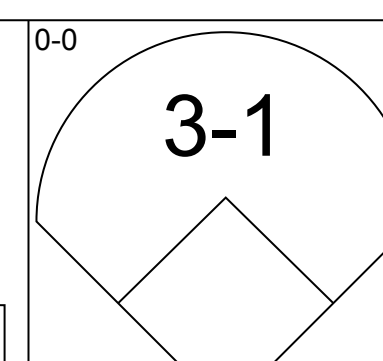
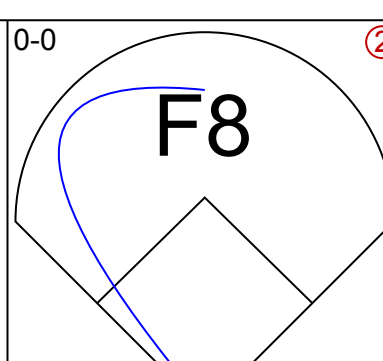
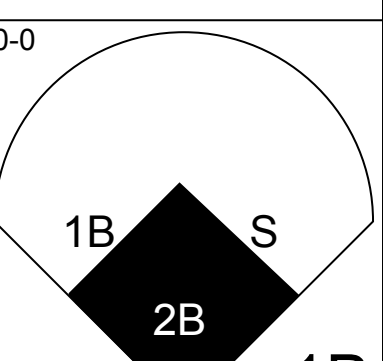
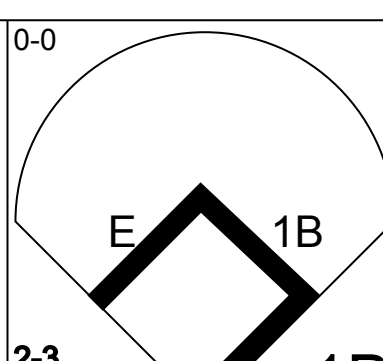
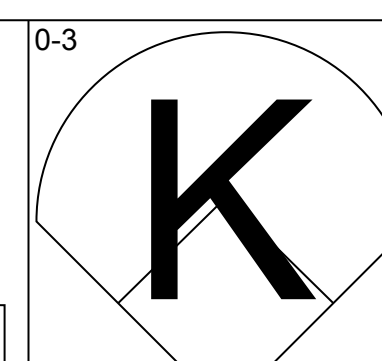
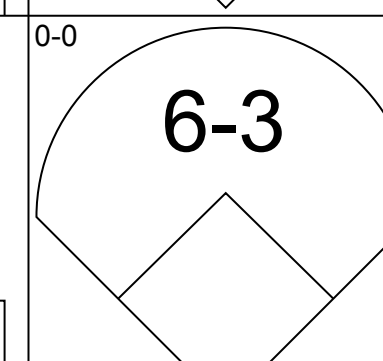
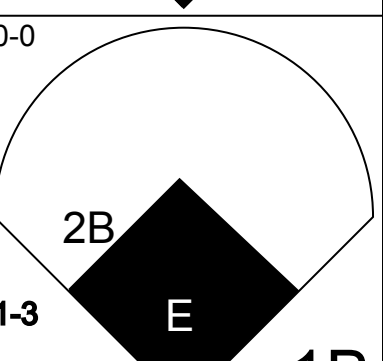
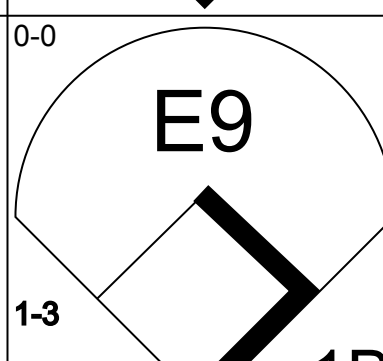
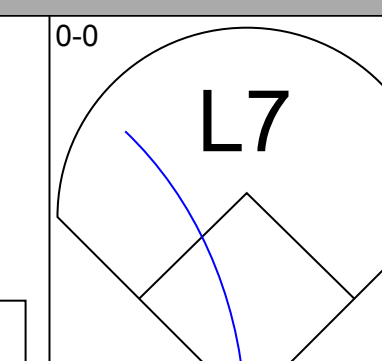
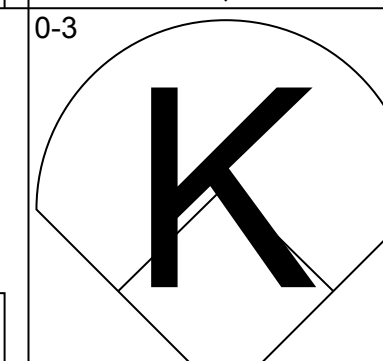
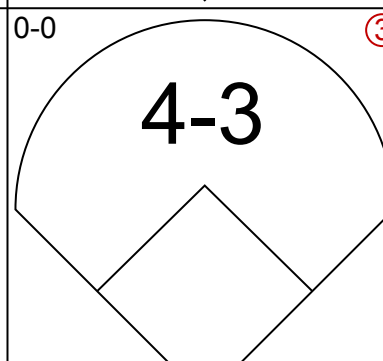
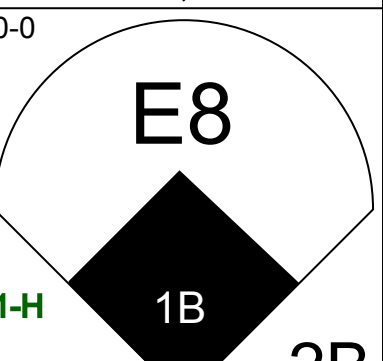
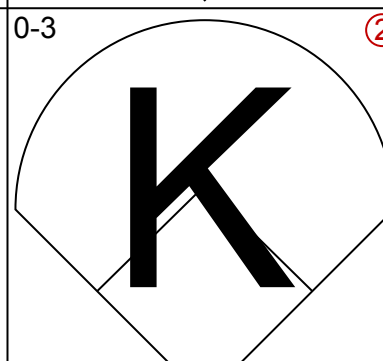
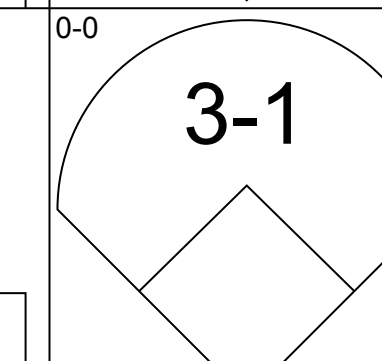
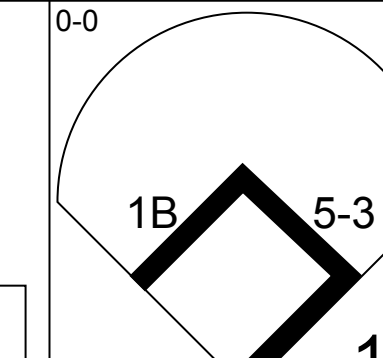
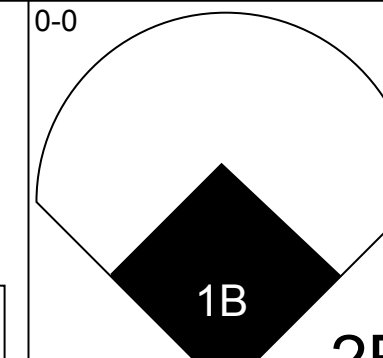
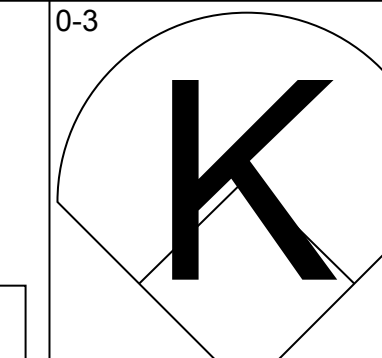
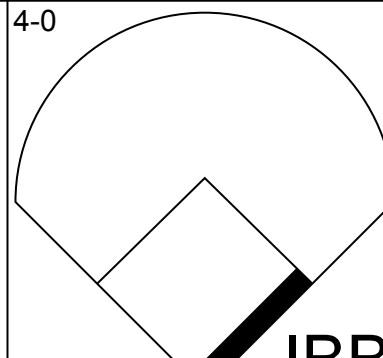
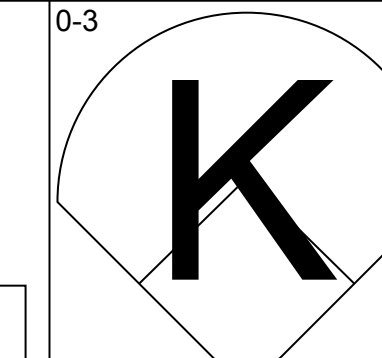
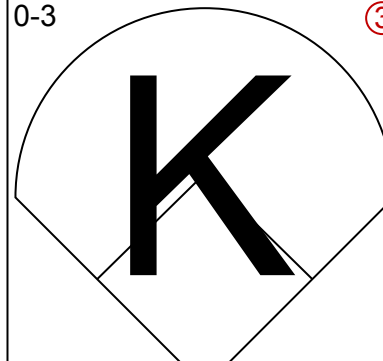
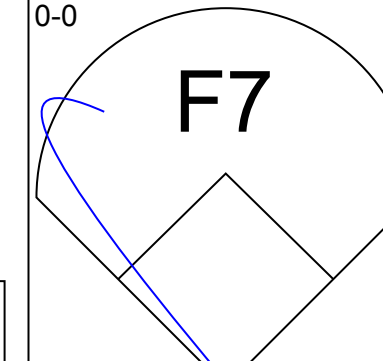
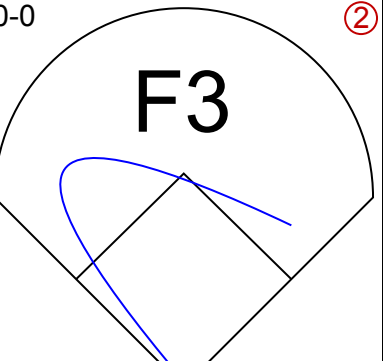
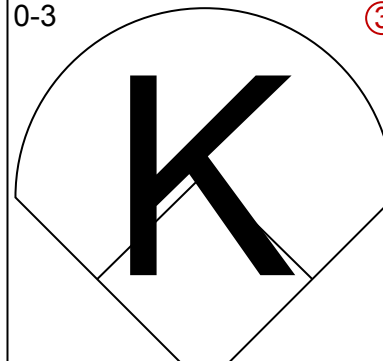
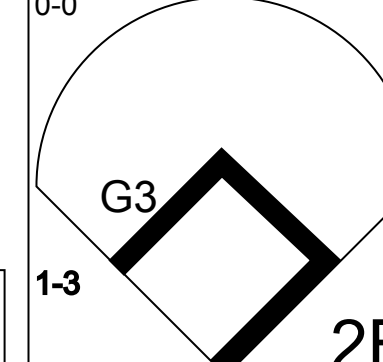
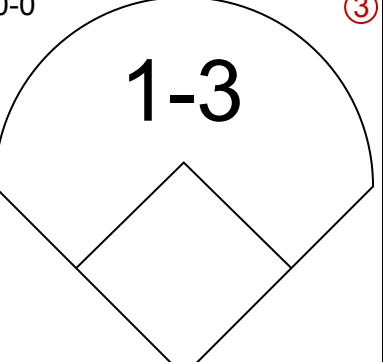
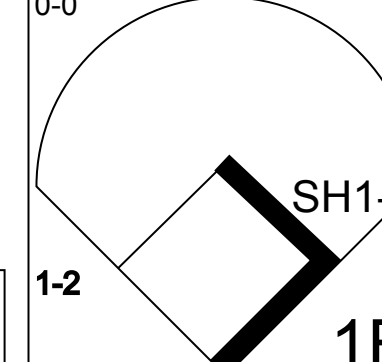
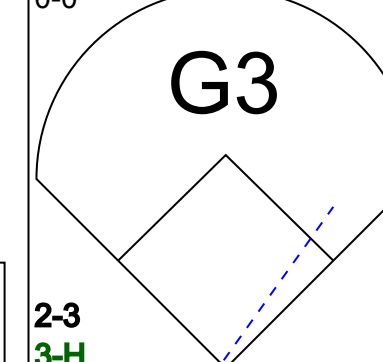

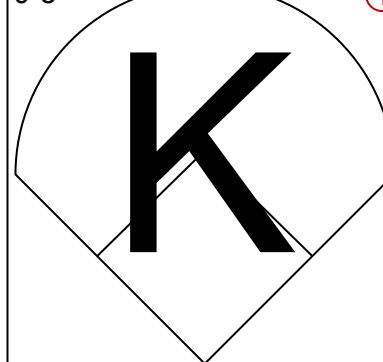
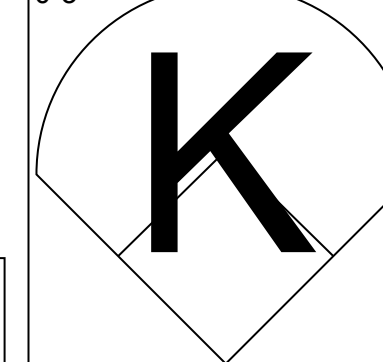
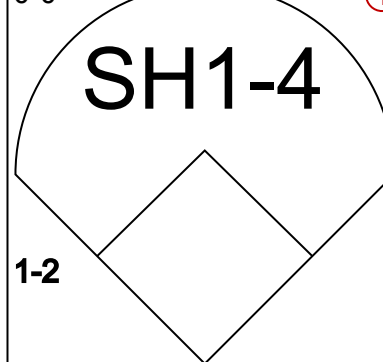
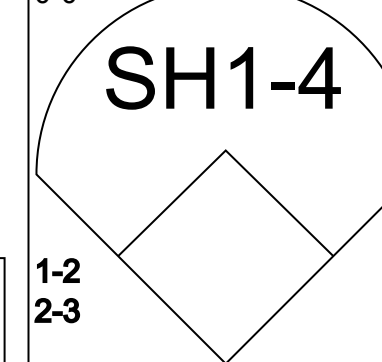


Batter	1	2	3	4	5	6	7	8	9	AB	R	H	RBI	BB	SO	LOB	TOP								
Johnny Grubb, L OBP: 0.365, SLG: 0.402										4	0	0	0	0	1	2									
Tito Fuentes, S OBP: 0.292, SLG: 0.332										4	0	1	0	0	0	2									
Mike Ivie, R OBP: 0.303, SLG: 0.380										4	0	0	0	0	2	3									
Willie McCovey, L OBP: 0.327, SLG: 0.443										4	1	1	1	0	1	1									
Dave Winfield, R OBP: 0.347, SLG: 0.416										4	1	2	1	0	0	0									
Dick Sharon, R OBP: 0.305, SLG: 0.303																									
Rich Folkers, L OBP: 0.190, SLG: 0.150																									
Randy Hundley, R OBP: 0.256, SLG: 0.275																									
Ted Kubiak, S OBP: 0.279, SLG: 0.229																									
Hector Torres, R OBP: 0.295, SLG: 0.324																									
Bob Davis, R OBP: 0.194, SLG: 0.172																									
Dan Spillner, R OBP: 0.324, SLG: 0.226																									
Danny Frisella, L OBP: 0.318, SLG: 0.176																									
Inning Stats	R: 0 E: 0 K: 2 S: 8	H: 1 LOB: 1 BB: 0 P: 8	R: 1 E: 0 K: 0 S: 4	H: 1 LOB: 1 BB: 1 P: 8	R: 0 E: 0 K: 1 S: 5	H: 0 LOB: 0 BB: 0 P: 5	R: 1 E: 0 K: 0 S: 4	H: 2 LOB: 0 BB: 0 P: 4	R: 0 E: 0 K: 2 S: 7	H: 0 LOB: 0 BB: 0 P: 7	R: 0 E: 0 K: 1 S: 5	H: 0 LOB: 0 BB: 0 P: 5	R: 0 E: 0 K: 1 S: 5	H: 0 LOB: 0 BB: 0 P: 5	R: 0 E: 1 K: 0 S: 3	H: 0 LOB: 2 BB: 2 P: 11	R: 0 E: 1 K: 0 S: 4	H: 0 LOB: 1 BB: 0 P: 4	1B: 1 2B: 1 3B: 0 HR: 2	SF: 0 SAC: 0 DP: 1 HBP: 0	WP: 0 PB: 0 SB: 1 CS: 0	PA: 34			
PITCHER Dave Roberts, L ERA: 4.29	IP: 9.0 WLS: W BF: 34	H: 4 R: 2 ER: 2 SO: 7	BB: 3 IBB: 0 HBP: 0 BLK: 0	WP: 0 HR: 2 S: 45 P: 57	ERA: 2.00 WHIP: 0.778																				

San Diego Padres @ Houston Astros
Astrodome, Houston, TX
Tue Jul 29 1975, 8:05 PM EDT
Att: 7,156 - Dome

AB 31
R 2
H 4
RBI 2
BB 3
SO 7
LOB 13



Batter	1	2	3	4	5	6	7	8	9	AB	R	H	RBI	BB	SO	LOB	BOTTOM								
Wilbur Howard, S OBP: 0.390, SLG: 0.453										5	1	2	0	0	1	3									
Greg Gross, L OBP: 0.372, SLG: 0.354										5	1	3	1	0	0	0									
Jose Cruz, L OBP: 0.342, SLG: 0.327										5	1	1	1	0	2	3									
Cliff Johnson, R OBP: 0.375, SLG: 0.471										4	1	2	0	1	1	1									
Doug Rader, R OBP: 0.310, SLG: 0.362										4	0	0	0	0	1	6									
Ken Boswell, L OBP: 0.288, SLG: 0.336																									
Rob Andrews, R OBP: 0.268, SLG: 0.239										3	1	3	2	1	0	0									
Skip Jutze, R OBP: 0.217, SLG: 0.239										4	0	2	0	0	0	3									
Larry Milbourne, S OBP: 0.243, SLG: 0.255										4	1	1	1	0	0	5									
Dave Roberts, L OBP: 0.133, SLG: 0.182										2	0	0	0	0	2	1									
Inning Stats	R: 0 E: 0 K: 1 S: 5	H: 0 LOB: 0 BB: 0 P: 5	R: 0 E: 0 K: 0 S: 5	H: 2 LOB: 2 BB: 0 P: 5	R: 0 E: 0 K: 1 S: 6	H: 1 LOB: 1 BB: 0 P: 6	R: 2 E: 0 K: 1 S: 8	H: 3 LOB: 1 BB: 0 P: 8	R: 3 E: 1 K: 0 S: 7	H: 4 LOB: 1 BB: 0 P: 7	R: 1 E: 1 K: 2 S: 10	H: 3 LOB: 3 BB: 1 P: 14	R: 0 E: 0 K: 1 S: 6	H: 1 LOB: 3 BB: 1 P: 10	R: 0 E: 0 K: 1 S: 5	H: 0 LOB: 0 BB: 0 P: 5	1B: 11 2B: 3 3B: 0 HR: 0	SF: 0 SAC: 2 DP: 0 HBP: 0	WP: 0 PB: 0 SB: 1 CS: 0	PA: 40					
PITCHER Dan Spillner, R ERA: 3.94	IP: 4.2 WLS: L BF: 24	H: 10 R: 5 ER: 5 SO: 3	BB: 0 IBB: 0 HBP: 0 BLK: 0	WP: 0 HR: 0 S: 30 P: 30	ERA: 9.64 WHIP: 2.143																				
Danny Frisella, R ERA: 2.84	IP: 1.1 WLS: L BF: 8	H: 3 R: 1 ER: 1 SO: 2	BB: 0 IBB: 1 HBP: 0 BLK: 0	WP: 0 HR: 0 S: 11 P: 15	ERA: 6.75 WHIP: 2.250																				
Rich Folkers, L ERA: 4.46	IP: 2.0 WLS: L BF: 8	H: 1 R: 0 ER: 0 SO: 2	BB: 1 IBB: 0 HBP: 0 BLK: 0	WP: 0 HR: 0 S: 11 P: 15	ERA: 0.00 WHIP: 1.000																				

San Diego Padres @ Houston Astros
Astrodome, Houston, TX
Tue Jul 29 1975, 8:05 PM EDT
Att: 7,156 - Dome

AB 36
R 6
H 14
RBI 5
BB 2
SO 7
LOB 22



Batter	1	2	3	4	5	6	7	8	9	AB	R	H	RBI	BB	SO	LOB	TOP										
Johnny Grubb, L (1, 8) OBP: 0.363, SLG: 0.398	4-0 CS 6-3 BB		0-0 F5		0-0 4-3			0-0 3-1	0-0 F8	4	0	0	0	1	0	2											
Tito Fuentes, S (1, 4) OBP: 0.294, SLG: 0.336	0-0 6-3		0-0 F8		0-0 1B 2B			0-0 1B 1B		4	1	2	1	0	0	1											
Mike Ivie, R (1, 5) OBP: 0.309, SLG: 0.385	0-0 1B		0-0 F4		0-0 1B			0-0 1B 1B		4	0	3	0	0	0	0											
Willie McCovey, L (1, 3) OBP: 0.326, SLG: 0.440 Enzo Hernandez, R (8, PR) OBP: 0.292, SLG: 0.294	0-3 K			0-0 F6		0-0 F5		0-0 1B 1B		4	0	1	1	0	1	2											
Dave Winfield, R (1, 9) OBP: 0.346, SLG: 0.414		0-0 SH1-3 SF7 1B		0-0 L9		0-0 F6		0-0 F9		4	1	1	0	0	0	2											
Bobby Tolan, L (1, 7) OBP: 0.287, SLG: 0.320		0-0 SH1-3		0-0 HR		0-0 F6		0-3 K		3	1	1	1	0	1	2											
Hector Torres, R (1, 6) OBP: 0.294, SLG: 0.324		0-0 SF7		0-0 F6			0-0 F4		0-0 1B	3	0	1	1	0	0	0											
Randy Hundley, R (1, 2) OBP: 0.251, SLG: 0.268		0-0 E5			0-0 F8		0-0 F3		0-3 K	4	0	0	0	0	1	1											
Joe McIntosh, S (1, 1) OBP: 0.225, SLG: 0.257 Bill Greif, R (6, PH) OBP: 0.344, SLG: 0.235 Fred Kendall, R (7, PH) OBP: 0.294, SLG: 0.235 Dave Tomlin, L (7, 1) OBP: 0.309, SLG: 0.403 Danny Frisella, L (8, PH) OBP: 0.298, SLG: 0.403 Gene Locklear, L (8, PH) OBP: 0.298, SLG: 0.403		0-0 1-3			0-0 4-3 2B 2B		0-3 K		0-0 F7	2	1	1	0	0	0	1											
Inning Stats	R: 0 E: 0 K: 1 S: 5	H: 1 LOB: 2 BB: 1 P: 9	R: 1 E: 1 K: 0 S: 5	H: 1 LOB: 1 BB: 0 P: 5	R: 0 E: 0 K: 0 S: 3	H: 0 LOB: 0 BB: 0 P: 3	R: 1 E: 0 K: 0 S: 4	H: 1 LOB: 0 BB: 0 P: 4	R: 1 E: 0 K: 0 S: 5	H: 3 LOB: 2 BB: 0 P: 5	R: 0 E: 0 K: 0 S: 3	H: 0 LOB: 0 BB: 0 P: 3	R: 0 E: 0 K: 1 S: 5	H: 0 LOB: 0 BB: 0 P: 5	R: 1 E: 0 K: 1 S: 8	H: 3 LOB: 2 BB: 0 P: 8	R: 0 E: 0 K: 1 S: 6	H: 1 LOB: 1 BB: 0 P: 6	1B: 7 2B: 3 3B: 0 HR: 1	SF: 1 SAC: 1 DP: 1 HBP: 0	WP: 0 PA: 37 PB: 0 SB: 1 CS: 1						
PITCHER	IP	WLS	BF	H	R	ER	SO	BB	IBB	HBP	BLK	WP	HR	S	P	ERA	WHIP										
Doug Konicieczny, R (1, 1) ERA: 4.5	6.0	W	24	6	3	3	1	1	0	0	0	0	1	25	29	4.50	1.167										
Joe Niekro, R (7, 1) ERA: 4.18	1.1		6	2	1	1	1	0	0	0	0	0	0	8	8	6.75	1.500										
Mike Cosgrove, L (8, 1) ERA: 2.01	0.0		1	1	0	0	0	0	0	0	0	0	0	1	1	∞	∞										
Jose Sosa, R (8, 1) ERA: 5.4	1.2	S	6	1	0	0	2	0	0	0	0	0	0	10	10	0.00	0.600										

San Diego Padres @ Houston Astros
Astrodome, Houston, TX
Wed Jul 30 1975, 8:05 PM EDT
Att: 7,547 - Dome

AB 34
R 4
H 10
RBI 4
BB 1
SO 4
LOB 12



Batter	1	2	3	4	5	6	7	8	9	AB	R	H	RBI	BB	SO	LOB	BOTTOM											
Wilbur Howard, S (1, 8) OBP: 0.381, SLG: 0.442	0-0 L8		0-0 G4-6-3			0-0 L7	0-0 5-3			4	0	0	0	0	0	2												
Greg Gross, L (1, 9) OBP: 0.373, SLG: 0.352	0-0 4-3		0-0 6-3			4-0 HR BB		4-0 SH5-3 HR BB		2	2	0	0	2	0	0												
Jose Cruz, L (1, 7) OBP: 0.346, SLG: 0.351	0-0 2B			0-0 4-3		0-0 HR HR		0-0 SH5-3		3	1	2	3	0	0	0												
Cliff Johnson, R (1, 3) OBP: 0.377, SLG: 0.466	0-0 F8			0-0 F7		4-0 HR BB		4-0 HR IBB		2	2	0	0	2	0	1												
Doug Rader, R (1, 5) OBP: 0.310, SLG: 0.369		0-3 K		0-3 K		0-0 HR		0-0 F8		4	1	1	2	0	2	2												
Ken Boswell, L (1, 4) OBP: 0.388, SLG: 0.336 Joe Niekro, R (7, 1) OBP: 0.375, SLG: 0.286 Mike Cosgrove, L (8, 1) Jose Sosa, R (8, 1) OBP: 1.000, SLG: 4.000		0-0 L7			0-0 L4	0-0 G6-4-3 1B		0-0 HR		3	0	1	0	0	0	0												
Skip Jutze, R (1, 2) OBP: 0.220, SLG: 0.240		0-0 1B			0-0 6-3	0-0 G6-4-3		0-0 L7		4	0	1	0	0	0	1												
Larry Milbourne, S (1, 6) OBP: 0.236, SLG: 0.248		0-0 3-1			0-0 F8		0-0 6-3			3	0	0	0	0	0	1												
Doug Konicieczny, R (1, 1) OBP: 0.205, SLG: 0.233 Tommy Helms, R (6, PH) OBP: 0.259, SLG: 0.197			0-0 G4-6-3 1B			0-0 HR 1B		0-0 F8		1	0	1	0	0	0	0												
Inning Stats	R: 0 E: 0 K: 0 S: 4	H: 1 LOB: 1 BB: 0 P: 4	R: 0 E: 0 K: 1 S: 6	H: 1 LOB: 0 BB: 0 P: 6	R: 0 E: 0 K: 0 S: 3	H: 1 LOB: 0 BB: 0 P: 3	R: 0 E: 0 K: 1 S: 5	H: 0 LOB: 0 BB: 0 P: 5	R: 0 E: 0 K: 0 S: 3	H: 0 LOB: 0 BB: 0 P: 3	R: 5 E: 0 K: 0 S: 6	H: 4 LOB: 0 BB: 2 P: 14	R: 0 E: 0 K: 0 S: 3	H: 0 LOB: 0 BB: 0 P: 3	R: 3 E: 0 K: 0 S: 4	H: 1 LOB: 2 BB: 0 P: 12	R: 0 E: 0 K: 0 S: 4	H: 0 LOB: 0 BB: 0 P: 6	1B: 4 2B: 1 3B: 0 HR: 3	SF: 0 SAC: 1 DP: 2 HBP: 0	WP: 0 PA: 34 PB: 0 SB: 0 CS: 0							
PITCHER	IP	WLS	BF	H	R	ER	SO	BB	IBB	HBP	BLK	WP	HR	S	P	ERA	WHIP											
Joe McIntosh, R (1, 1) ERA: 3.35	5.1	L	22	5	4	4	2	2	0	0	0	0	1	24	32	6.75	1.312											
Bill Greif, R (6, 1) ERA: 3.51	0.2		3	2	1	1	0	0	0	0	0	0	0	1	3	3	13.50	3.000										
Dave Tomlin, L (7, 1) ERA: 3.91	1.1		6	0	2	2	0	1	1	0	0	0	0	4	12	13.50	0.750											
Danny Frisella, R (8, 1) ERA: 2.94	0.2		3	1	1	1	0	0	0	0	0	0	0	1	3	3	13.50	1.500										

San Diego Padres @ Houston Astros
Astrodome, Houston, TX
Wed Jul 30 1975, 8:05 PM EDT
Att: 7,547 - Dome


AB 29
R 8
H 8
RBI 8
BB 4
SO 2
LOB 7



Batter	1	2	3	4	5	6	7	8	9	AB	R	H	RBI	BB	SO	LOB	TOP								
Johnny Grubb, L (1, 8) OBP: 0.361, SLG: 0.395 Don Hahn, R (9, PR) OBP: 0.318, SLG: 0.176 (9, 8)	0-0 4-3		0-3 K		0-0 F8		0-0 4-3		0-0 E9 1B	5	0	1	0	0	1	0									
Tito Fuentes, S (1, 4) OBP: 0.295, SLG: 0.337	0-0 1B		0-0 L7		0-0 4-3		0-0 1B		0-0 4-3	5	0	2	0	0	0	1									
Mike Ivie, R (1, 5) OBP: 0.307, SLG: 0.392 (8, 3)	0-0 F8		0-0 F9			0-0 HR		0-0 5-3		5	1	1	1	1	0	3									
Willie McCovey, L (1, 3) OBP: 0.332, SLG: 0.444 (8, PR) Enzo Hernandez, R (8, PR) OBP: 0.291, SLG: 0.263 (8, 6)	0-0 G3			4-0 2B BB		0-0 G3 1B 2B		1-0 FC5-4 HBP		2	1	1	0	1	0	1									
Dave Winfield, R (1, 9) OBP: 0.343, SLG: 0.409		0-3 K		0-3 K		0-0 F8		0-0 FC5-4 FC6-4		4	0	0	0	0	2	3									
Bobby Tolan, L (1, 7) OBP: 0.286, SLG: 0.319		0-0 1B 5-3 1B		0-3 K		0-0 G3		0-0 FC6-4 E S		4	2	1	0	0	1	3									
Hector Torres, R (1, 6) OBP: 0.304, SLG: 0.339 (8, 5)		0-0 5-3 1B		0-0 1-3 2B		0-0 1B 3-H		0-0 E6 1-H		4	0	3	1	0	0	0									
Bob Davis, R (1, 2) OBP: 0.171, SLG: 0.152		0-0 5-3		0-0 6-3		0-0 6-3		0-0 L5		4	0	0	1	0	0	5									
Jerry Johnson, R (1, 1) OBP: 0.167, SLG: 0.333 Dave Tomlin, L (7, 1) OBP: 0.500, SLG: 0.250 Bill Greif, R (9, 1)		0-0 6-3			0-0 4-3		0-0 4-3		0-0 1B E 1B	3	0	0	0	0	0	1									
Inning Stats	R: 0 E: 0 K: 0 S: 4	H: 1 LOB: 1 BB: 0 P: 4	R: 1 E: 0 K: 1 S: 7	H: 2 LOB: 1 BB: 0 P: 7	R: 0 E: 0 K: 1 S: 5	H: 0 LOB: 0 BB: 0 P: 5	R: 0 E: 0 K: 2 S: 8	H: 1 LOB: 2 BB: 1 P: 12	R: 0 E: 0 K: 0 S: 3	H: 0 LOB: 0 BB: 0 P: 3	R: 2 E: 0 K: 0 S: 6	H: 3 LOB: 1 BB: 0 P: 6	R: 0 E: 0 K: 0 S: 4	H: 1 LOB: 1 BB: 0 P: 4	R: 1 E: 1 K: 0 S: 4	H: 0 LOB: 1 BB: 0 P: 5	R: 1 E: 1 K: 0 S: 5	H: 2 LOB: 1 BB: 0 P: 5	1B: 7 2B: 2 3B: 0 HR: 1	SF: 0 SAC: 0 DP: 0 HBP: 1	WP: 0 PB: 0 SB: 1 CS: 0	PA: 40			
PITCHER	IP	WLS	BF	H	R	ER	SO	BB	IBB	HBP	BLK	WP	HR	S	P	ERA	WHIP								
Ken Forsch, R (1, 1) ERA: 3.25	7.0		30	8	3	3	4	1	0	0	0	0	1	37	41	3.86	1.286								
Wayne Granger, R (8, 1) ERA: 2.53	1.0	L	7	2	2	0	0	0	0	1	0	0	0	6	7	0.00	2.000								
Jose Sosa, R (9, 1) ERA: 4.5	1.0		3	0	0	0	0	0	0	0	0	0	0	3	3	0.00	0.000								

San Diego Padres @ Houston Astros
Astrodome, Houston, TX
Thu Jul 31 1975, 8:05 PM EDT
Att: 7,475 - Dome


AB 38
R 5
H 10
RBI 3
BB 1
SO 4
LOB 18





Batter	1	2	3	4	5	6	7	8	9	AB	R	H	RBI	BB	SO	LOB	BOTTOM								
Wilbur Howard, S (1, 8) OBP: 0.378, SLG: 0.438 Bob Watson, R (9, PH) OBP: 0.364, SLG: 0.496	0-0 4-3		0-0 FC6-4 E S		0-0 6-3 E 1B		0-0 FC4-6 BB		0-3 K	4	2	1	0	0	0	2									
Greg Gross, L (1, 9) OBP: 0.373, SLG: 0.351	0-0 E 1B		0-0 E4 1-H		0-0 6-3 1-3		0-0 1-2 BB		0-0 L6	4	1	1	0	1	0	3									
Jose Cruz, L (1, 7) OBP: 0.345, SLG: 0.355 Enos Cabell, R (7, PH) OBP: 0.301, SLG: 0.372 (8, 7)	0-0 4-3 1-2		0-0 L6		0-0 E7 3-H 2B		0-0 1-3			3	0	1	1	0	0	2									
Cliff Johnson, R (1, 3) OBP: 0.375, SLG: 0.458	0-0 E5 2-H		0-0 BB		0-0 F7			0-0 6-3		3	0	0	0	1	0	1									
Doug Rader, R (1, 5) OBP: 0.309, SLG: 0.368	0-3 K		0-0 L8			0-0 G4-6-3 1B		0-0 6-3		4	0	1	0	0	1	3									
Ken Boswell, L (1, 4) OBP: 0.364, SLG: 0.328		0-0 6-3		4-0 CS BB		0-0 G4-6-3 1B		0-3 K		3	0	0	0	1	1	1									
Skip Jutze, R (1, 2) OBP: 0.222, SLG: 0.241		0-0 6-3		0-0 5-3 1-2		0-0 5-3			0-0 SH3-4 1B	4	0	1	0	0	0	1									
Larry Milbourne, S (1, 6) OBP: 0.229, SLG: 0.240 Tommy Helms, R (9, PH) OBP: 0.268, SLG: 0.208		0-0 3-1		0-0 6-3			0-0 4-3		0-0 SH3-4 1B	3	0	0	0	0	0	0									
Ken Forsch, R (1, 1) OBP: 0.192, SLG: 0.045 Wayne Granger, R (8, 1) Jose Sosa, R (9, 1) OBP: 1.000, SLG: 4.000 Rob Andrews, R (9, PH) OBP: 0.268, SLG: 0.239			4-0 FC6-4 BB		0-0 6-3		4-0 FC4-6 BB		0-0 SH3-4 1B	1	0	0	0	2	0	0									
Inning Stats	R: 1 E: 1 K: 1 S: 7	H: 1 LOB: 1 BB: 0 P: 7	R: 0 E: 0 K: 0 S: 3	H: 0 LOB: 0 BB: 0 P: 3	R: 1 E: 1 K: 0 S: 4	H: 0 LOB: 2 BB: 2 P: 12	R: 0 E: 0 K: 0 S: 2	H: 0 LOB: 0 BB: 1 P: 6	R: 1 E: 1 K: 0 S: 5	H: 2 LOB: 1 BB: 0 P: 5	R: 0 E: 0 K: 0 S: 3	H: 1 LOB: 0 BB: 0 P: 3	R: 0 E: 0 K: 0 S: 3	H: 0 LOB: 2 BB: 2 P: 11	R: 0 E: 0 K: 1 S: 5	H: 0 LOB: 0 BB: 0 P: 5	R: 0 E: 0 K: 1 S: 7	H: 2 LOB: 2 BB: 0 P: 7	1B: 5 2B: 1 3B: 0 HR: 0	SF: 0 SAC: 1 DP: 1 HBP: 0	WP: 0 PB: 0 SB: 2 CS: 1	PA: 38			
PITCHER	IP	WLS	BF	H	R	ER	SO	BB	IBB	HBP	BLK	WP	HR	S	P	ERA	WHIP								
Jerry Johnson, R (1, 1) ERA: 2.12	6.2		29	4	3	1	1	5	0	0	0	0	0	26	46	1.35	1.350								
Dave Tomlin, L (7, 1) ERA: 3.51	1.1	W	6	2	0	0	1	0	0	0	0	0	0	8	8	0.00	1.500								
Bill Greif, R (9, 1) ERA: 3.24	1.0	S	3	0	0	0	1	0	0	0	0	0	0	5	5	0.00	0.000								

San Diego Padres @ Houston Astros
Astrodome, Houston, TX
Thu Jul 31 1975, 8:05 PM EDT
Att: 7,475 - Dome

AB 32
R 3
H 6
RBI 1
BB 5
SO 3
LOB 17



Batter	1	2	3	4	5	6	7	8	9	AB	R	H	RBI	BB	SO	LOB	TOP
Ralph Garr, L (1,7) OBP: 0.318, SLG: 0.359	0-0 5-3			0-0 4-3		0-0 F7			0-0 6-3 1B	4	0	1	0	0	0	0	<p>Atlanta Braves @ San Diego Padres San Diego Stadium, San Diego, CA</p> <p>Fri Aug 01 1975, 10:05 PM EDT Att: 11,348 - Unknown</p> <p>livebaseballscores.com</p> <p>AB 29 R 0 H 3 RBI 0 BB 1 SO 3 LOB 9</p> 
Rod Gilbreath, R (1,4) OBP: 0.394, SLG: 0.442	0-0 F9			0-0 6-3			0-0 6-3		0-0 6-3 1-2	4	0	0	0	0	0	1	
Darrell Evans, L (1,5) OBP: 0.346, SLG: 0.388	0-0 F8			0-0 F6			4-0 FC6-4 BB		0-3 K	3	0	0	0	1	1	1	
Earl Williams, R (1,3) OBP: 0.318, SLG: 0.409		0-0 G1-4-3 1B			0-0 FC5-4 1B		0-0 FC6-4 FC5-4 1-2			3	0	2	0	0	0	1	
Cito Gaston, R (1,9) OBP: 0.279, SLG: 0.404		0-3 K			0-0 FC5-4 1-2		0-0 FC5-4 1-2			3	0	0	0	0	1	3	
Larvell Blanks, R (1,6) OBP: 0.322, SLG: 0.325		0-0 G1-4-3 1-2			0-0 6-3 1-2			0-0 6-3		3	0	0	0	0	0	2	
Rowland Office, L (1,8) OBP: 0.351, SLG: 0.380			0-3 K		0-0 4-3			0-0 6-3		3	0	0	0	0	1	1	
Biff Pocoroba, S (1,2) OBP: 0.383, SLG: 0.367			0-0 4-3			0-0 3-1		0-0 G3		3	0	0	0	0	0	0	
Phil Niekro, R (1,1) OBP: 0.178, SLG: 0.211 Dusty Baker Jr., R (9,PH) OBP: 0.326, SLG: 0.396			0-0 6-3			0-0 6-3			0-0 6-3	2	0	0	0	0	0	0	1
Inning Stats	R: 0 E: 0 K: 0 S: 3	H: 0 LOB: 0 BB: 0 P: 3	R: 0 E: 0 K: 1 S: 5	H: 1 LOB: 0 BB: 0 P: 5	R: 0 E: 0 K: 1 S: 5	H: 0 LOB: 0 BB: 0 P: 5	R: 0 E: 0 K: 0 S: 3	H: 0 LOB: 1 BB: 0 P: 3	R: 0 E: 0 K: 0 S: 3	H: 0 LOB: 1 BB: 1 P: 7	R: 0 E: 0 K: 0 S: 3	H: 0 LOB: 0 BB: 0 P: 3	R: 0 E: 0 K: 1 S: 6	H: 1 LOB: 1 BB: 0 P: 6	1B: 3 2B: 0 3B: 0 HR: 0	SF: 0 SAC: 0 DP: 1 HBP: 0	WP: 0 PA: 30 PB: 0 SB: 0 CS: 0
PITCHER Randy Jones, L (1,1) ERA: 1.89	IP: 9.0 WLS: W BF: 30 H: 3 R: 0 ER: 0 SO: 3 BB: 1 IBB: 0 HBP: 0 BLK: 0 WP: 0 HR: 0 S: 35 P: 39 ERA: 0.00 WHIP: 0.444																PITCHER

Batter	1	2	3	4	5	6	7	8	9	AB	R	H	RBI	BB	SO	LOB	BOTTOM
Johnny Grubb, L (1,8) OBP: 0.362, SLG: 0.397	0-0 5-3		4-0 1B 4-3 BB		0-0 F5			0-0 SH5-4 1-H 2-H E 2B		3	1	1	2	1	0	0	<p>Atlanta Braves @ San Diego Padres San Diego Stadium, San Diego, CA</p> <p>Fri Aug 01 1975, 10:05 PM EDT Att: 11,348 - Unknown</p> <p>livebaseballscores.com</p> <p>AB 27 R 4 H 5 RBI 3 BB 4 SO 4 LOB 9</p> 
Tito Fuentes, S (1,4) OBP: 0.293, SLG: 0.334	0-0 3-1		0-0 4-3 1-2			0-3 K		0-0 SH5-4 2-3		3	0	0	0	0	1	1	
Gene Locklear, L (1,7) OBP: 0.391, SLG: 0.460 Enzo Hernandez, R (9,PR) OBP: 0.281, SLG: 0.263	0-0 2-3		0-0 2-3 1B			0-0 5-3		4-0 E S BB		3	0	1	0	1	0	0	
Mike Ivie, R (1,5) OBP: 0.307, SLG: 0.388		0-0 5-3		0-0 L5		0-3 K		4-0 FC5 E 1-2 BB		3	0	0	0	1	2		
Dave Winfield, R (1,9) OBP: 0.342, SLG: 0.408		0-0 6-3		0-3 K			0-0 SH1-3-5 1B	0-0 F7 1-2 2-3 3-H		4	0	1	0	0	2		
Bobby Tolan, L (1,3) OBP: 0.287, SLG: 0.317		0-3 K CS 1B		0-0 F7		0-0 SH1-3-5 1-3f		4-0 IBB		2	1	0	0	1	1		
Hector Torres, R (1,6) OBP: 0.303, SLG: 0.337		0-0 1-H S 1B		0-0 F4		0-0 6-3		0-0 FC5 2-3f		4	0	1	1	0	3		
Fred Kendall, R (1,2) OBP: 0.245, SLG: 0.236		0-0 F7			0-0 5-3			0-0 SH 2B 1B		3	1	1	0	0	1		
Randy Jones, R (1,1) OBP: 0.148, SLG: 0.135			0-0 F6		0-0 F8			0-0 SH 2B		2	1	0	0	0	0		
Inning Stats	R: 0 E: 0 K: 0 S: 3	H: 0 LOB: 0 BB: 0 P: 3	R: 1 E: 0 K: 1 S: 7	H: 1 LOB: 1 BB: 0 P: 7	R: 0 E: 0 K: 0 S: 4	H: 1 LOB: 2 BB: 1 P: 8	R: 0 E: 0 K: 1 S: 5	H: 0 LOB: 0 BB: 0 P: 5	R: 0 E: 0 K: 2 S: 7	H: 0 LOB: 0 BB: 0 P: 7	R: 0 E: 0 K: 0 S: 3	H: 1 LOB: 0 BB: 0 P: 3	R: 3 E: 2 K: 0 S: 6	H: 2 LOB: 3 BB: 3 P: 18	1B: 4 2B: 2 3B: 0 HR: 0	SF: 0 SAC: 3 DP: 1 HBP: 0	WP: 0 PA: 34 PB: 1 SB: 2 CS: 1
PITCHER Phil Niekro, R (1,1) ERA: 2.67	IP: 8.0 WLS: L BF: 34 H: 5 R: 4 ER: 1 SO: 4 BB: 3 IBB: 1 HBP: 0 BLK: 0 WP: 0 HR: 0 S: 38 P: 54 ERA: 1.12 WHIP: 1.000																PITCHER

Batter	1	2	3	4	5	6	7	8	9	10	11	12	13	14	15	AB	R	H	RBI	BB	SO	LOB	TOP						
Ralph Garr, L OBP: 0.317, SLG: 0.356 (1, 7)	4-3	K		F7		2B 1B		F2		F9			K		FC1-6 BB	7	1	1	0	1	2	3							
Rod Gilbreath, R OBP: 0.415, SLG: 0.463 (1, 4)	6-3		BB 1B	S 1B		2B			1B FC4-2		SH3-4 BB		BB BB		FC1-6 HR	5	2	3	1	3	0	1							
Darrell Evans, L OBP: 0.351, SLG: 0.397 (1, 5)	L9		1B BB	WP BB		K			FC5 FC4-2 1B		SH3-4		BB BB		HR	4	2	2	2	3	1	1							
Earl Williams, R OBP: 0.313, SLG: 0.398 (1, 3)		BB 1B	F4	1-3		F8			FC4-2		6-3		F9		K	7	1	0	0	1	1	10							
Dave May, L OBP: 0.339, SLG: 0.427 (1, 9)		1B BB	WP E BB		4-3		K		F8						F7	4	2	0	0	4	1	2							
Larvell Blanks, R OBP: 0.321, SLG: 0.324 (1, 6)		SH2-3 1B	E WP 1B		6-3		K		FC5		F9		F8			7	0	2	2	0	1	7							
Rowland Office, L OBP: 0.349, SLG: 0.377 (1, 8)		SH2-3 1B	E2 1B		B1-3		4-3				F7				4-3	7	0	2	2	0	0	0							
Biff Pocoroba, S OBP: 0.369, SLG: 0.352 (1, 2)		F6	F9			K		L8		F8			C4-6-3 1B		4-3	7	0	1	0	0	1	4							
Blue Moon Odom, R Max Leon, R Ray Sadecki, L Tom House, L Mike Beard, L (11, 11) (3, 1) (6, 1) (8, 1) (12, 1) (12, 1)		SH2-3	K			F3		K							K	1	0	0	0	0	1	2							
Inning Stats	R: 0 E: 0 K: 0 S: 3	H: 0 LOB: 0 BB: 0 P: 3	R: 2 E: 0 K: 1 S: 7	H: 2 LOB: 2 BB: 2 P: 15	R: 3 E: 1 K: 1 S: 7	H: 2 LOB: 3 BB: 0 P: 19	R: 0 E: 0 K: 1 S: 6	H: 1 LOB: 1 BB: 0 P: 6	R: 0 E: 0 K: 0 S: 3	H: 0 LOB: 0 BB: 0 P: 3	R: 1 E: 0 K: 1 S: 7	H: 2 LOB: 2 BB: 1 P: 11	R: 0 E: 0 K: 2 S: 5	H: 0 LOB: 0 BB: 0 P: 5	R: 0 E: 0 K: 0 S: 4	H: 1 LOB: 1 BB: 0 P: 4	R: 0 E: 0 K: 0 S: 3	H: 0 LOB: 2 BB: 2 P: 11	R: 0 E: 0 K: 0 S: 3	H: 1 LOB: 0 BB: 0 P: 3	R: 0 E: 0 K: 1 S: 5	H: 0 LOB: 0 BB: 0 P: 5	R: 0 E: 0 K: 1 S: 6	H: 1 LOB: 0 BB: 1 P: 10	1B: 10 2B: 1 3B: 0 HR: 1	SF: 0 SAC: 2 DP: 1 HBP: 0	WP: 1 PB: 0 SB: 0 CS: 0	PA: 68	
PITCHER	IP ERA WLS BF R ER SO BB IBB HBP BLK WP HR S P ERA WHIP	2.0 3.78 1.0 6 2 1 1 4 0 0 0 1 0 7 11 9.00 3.000	4.0 4.52 3 16 3 1 1 4 0 0 0 0 0 23 27 2.25 1.000	8.0 2.86 2 8 2 0 0 1 0 0 0 0 0 10 10 0.00 1.000	10.0 3.12 2 9 1 0 0 0 1 1 0 0 0 0 7 15 0.00 1.000	PITCHER	IP ERA WLS BF H R ER SO BB IBB HBP BLK WP HR S P ERA WHIP	4.0 3.38 12.1 4.0 L 17 2 2 2 3 0 0 0 0 0 19 35 4.50 1.500																					

Atlanta Braves @ San Diego Padres
San Diego Stadium, San Diego, CA
Sat Aug 02 1975, 10:05 PM EDT
Att: 26,892 - Unknown

AB 54
R 8
H 12
RBI 7
BB 10
SO 12
LOB 31

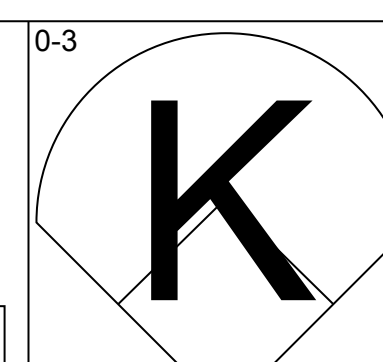
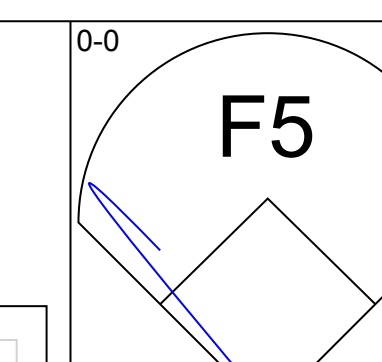
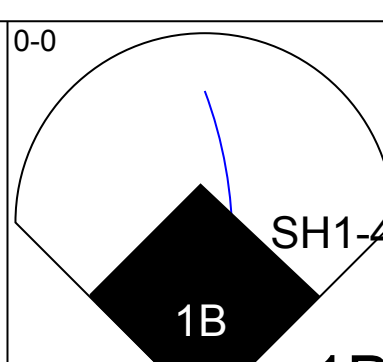
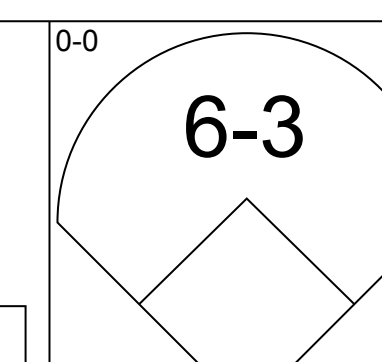
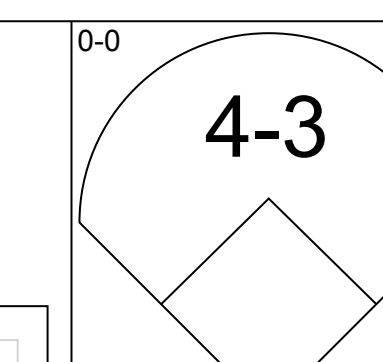

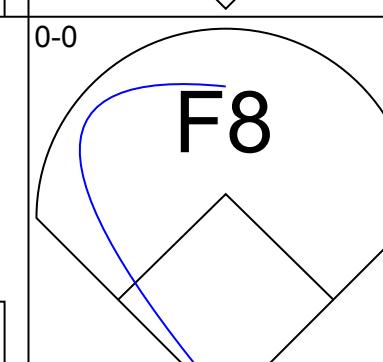
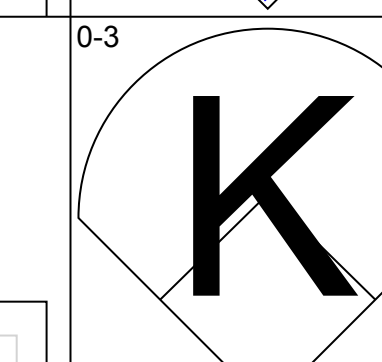
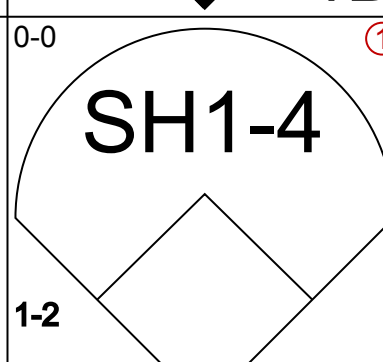
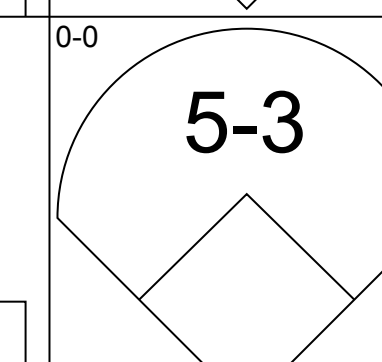
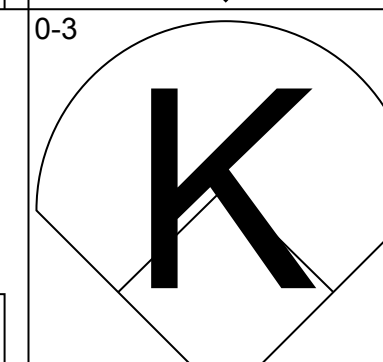
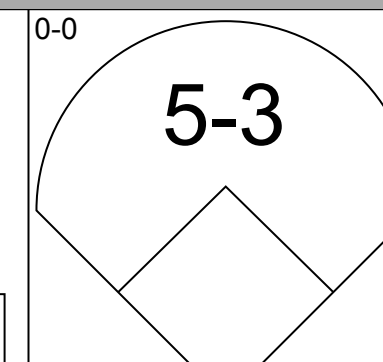
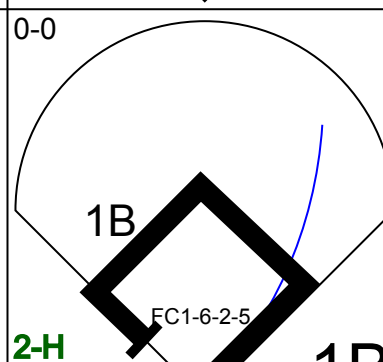
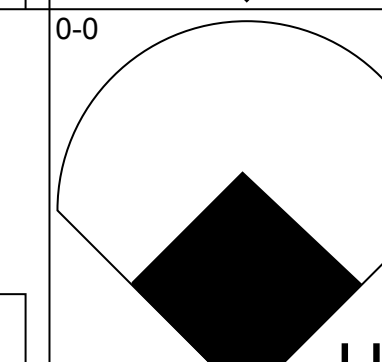
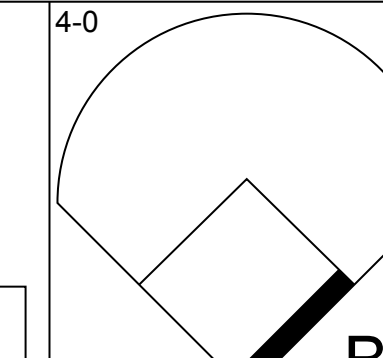
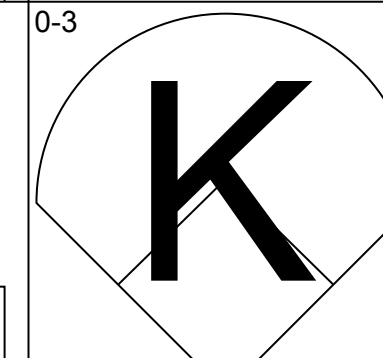
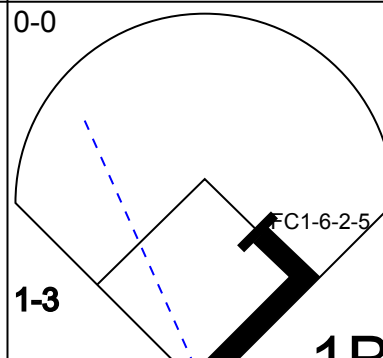
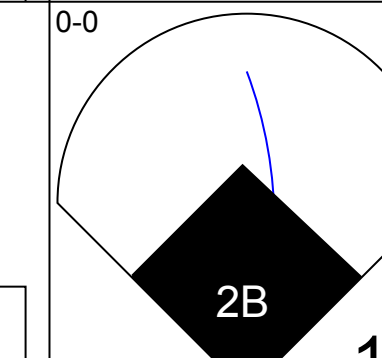

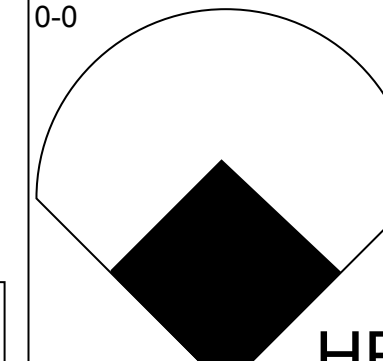
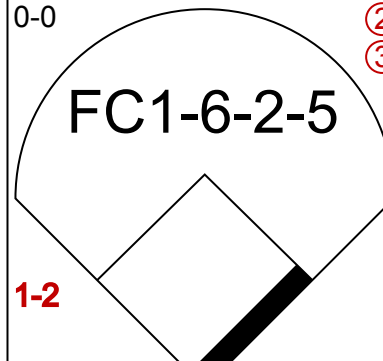
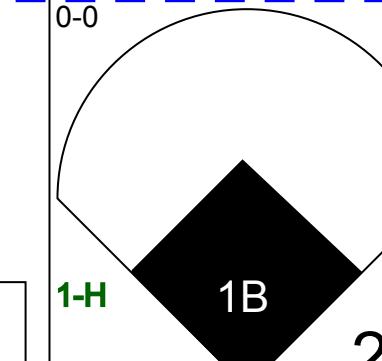

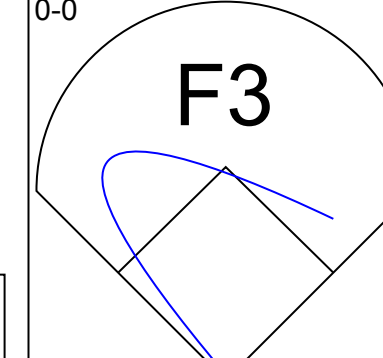
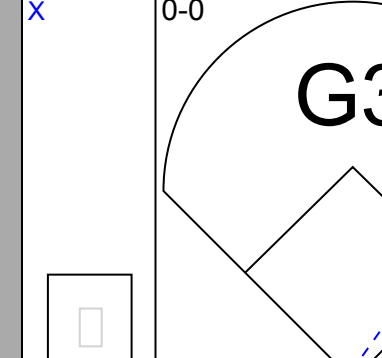
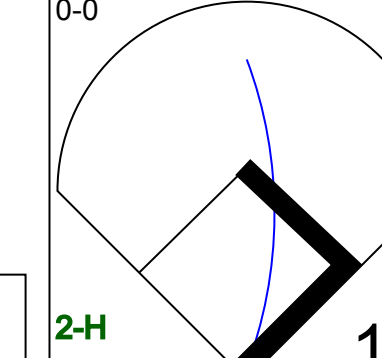

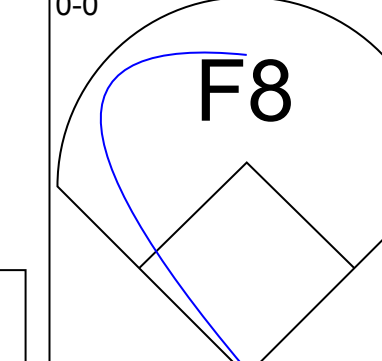
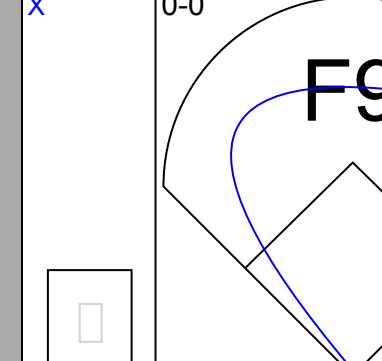
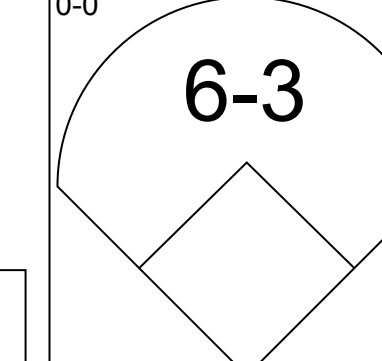
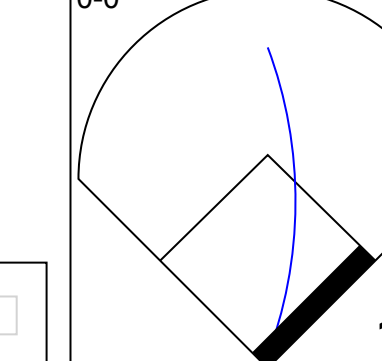
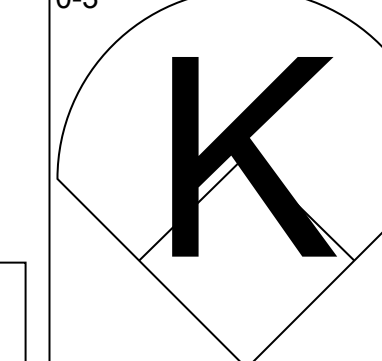
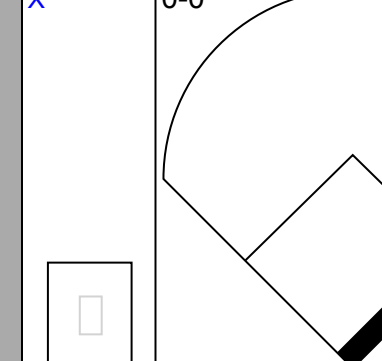
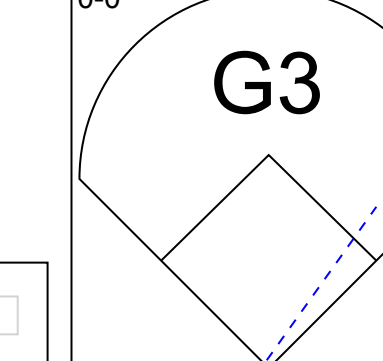
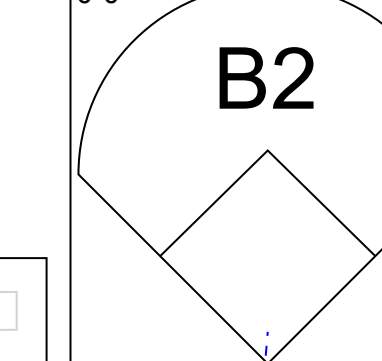
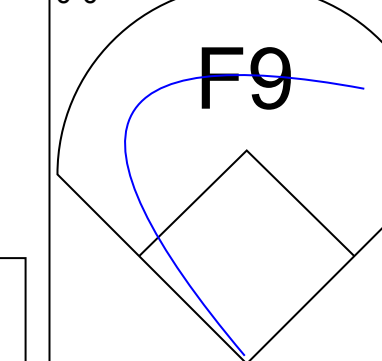
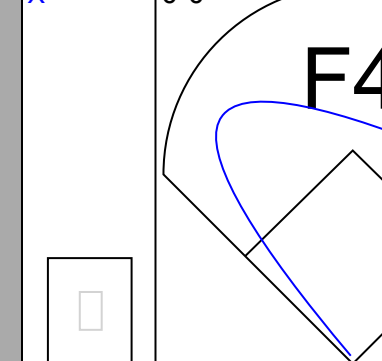
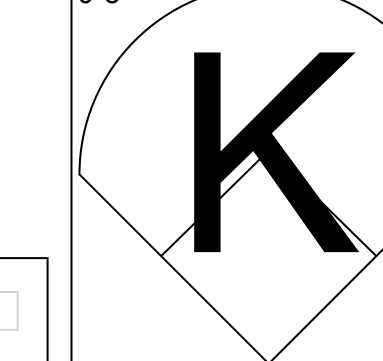


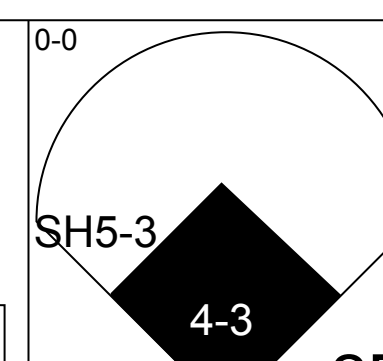
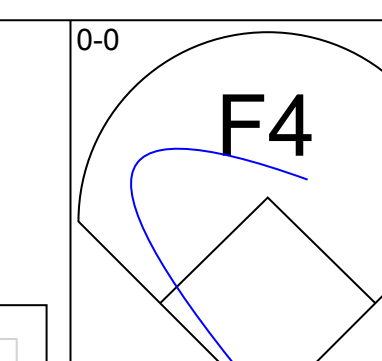
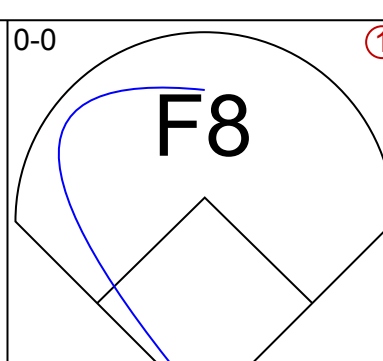
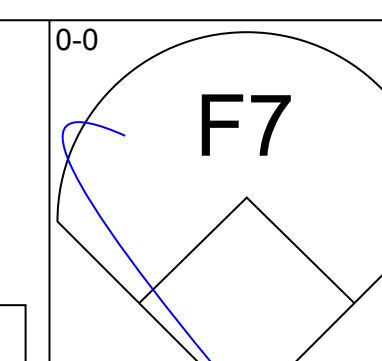

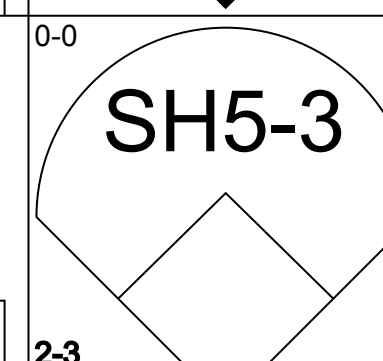
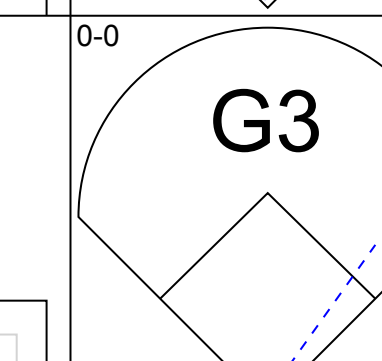
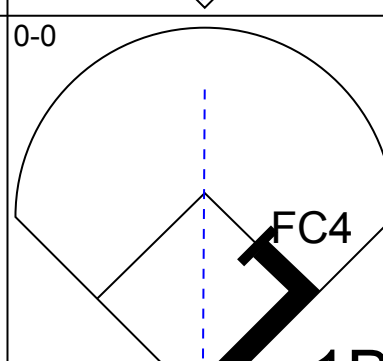
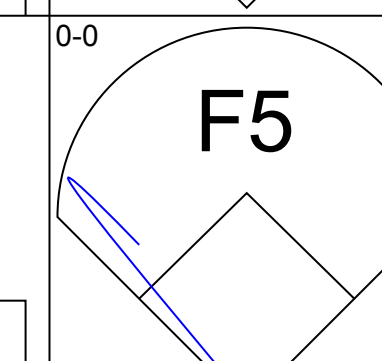
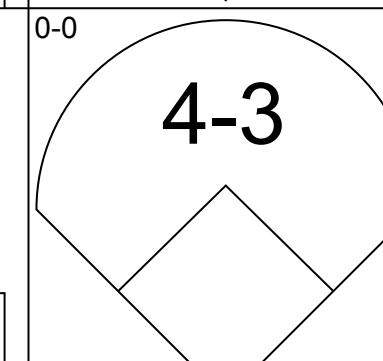
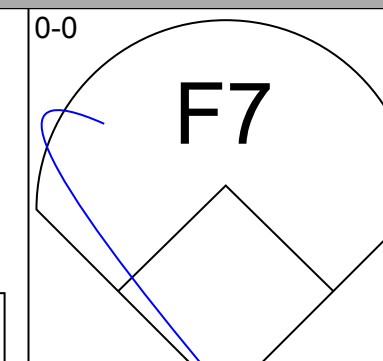
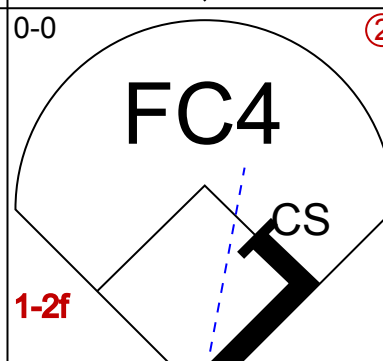
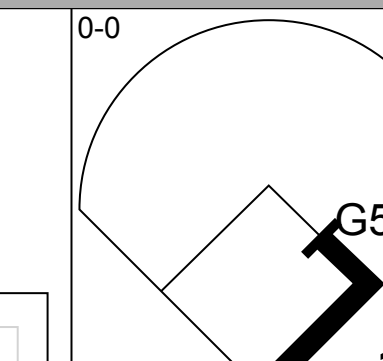
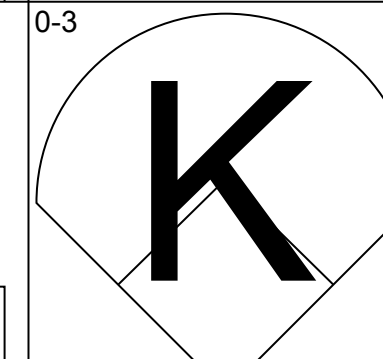
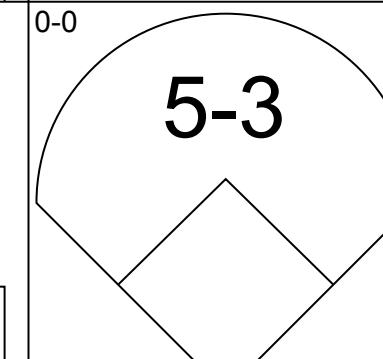
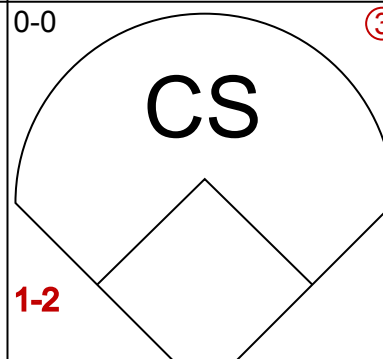
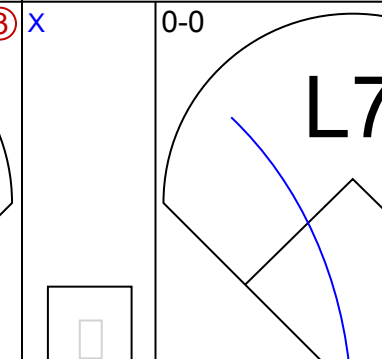
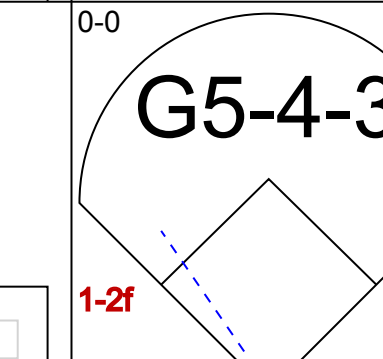
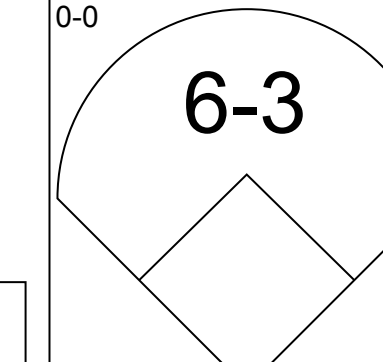
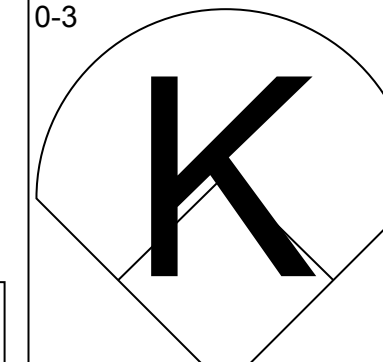
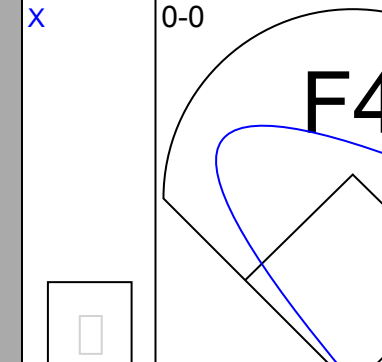
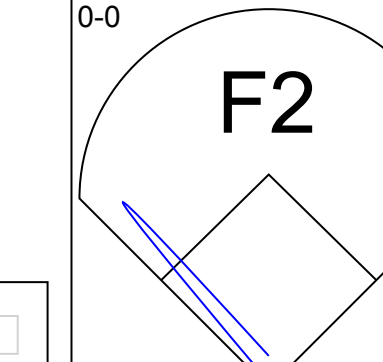
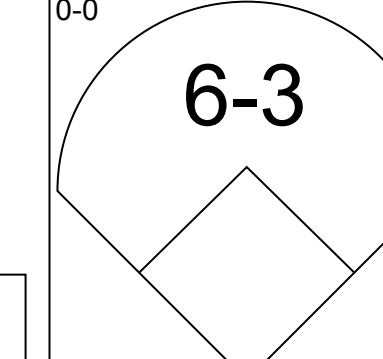
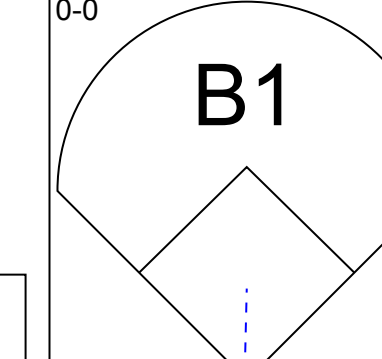
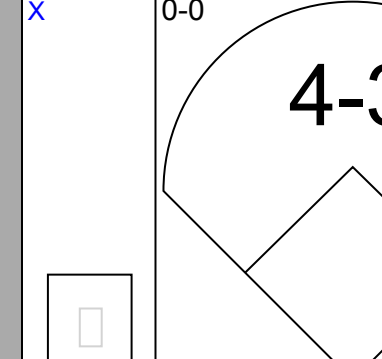
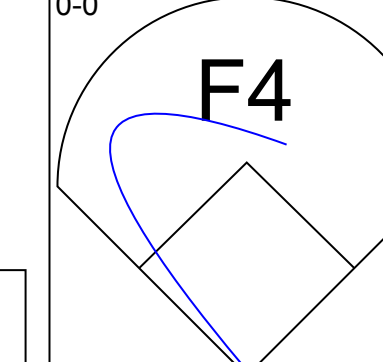
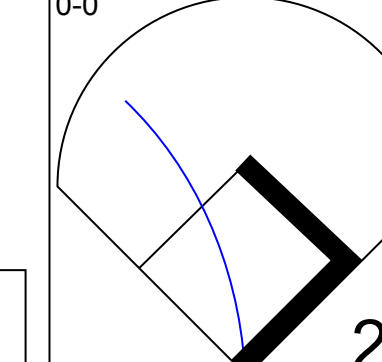
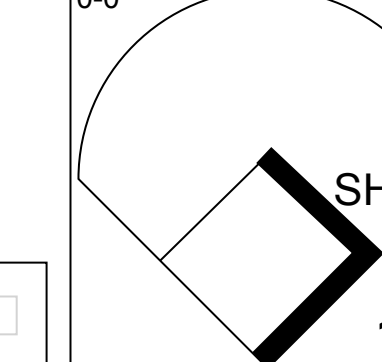
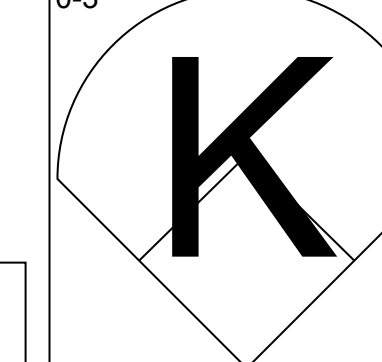
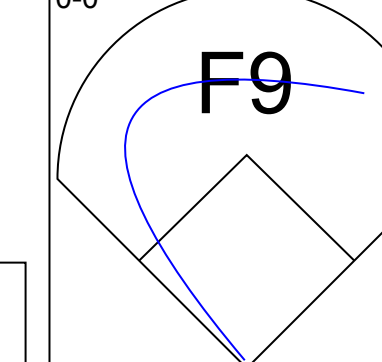
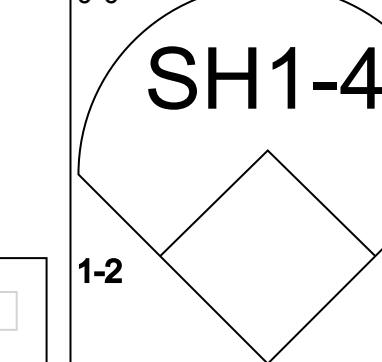
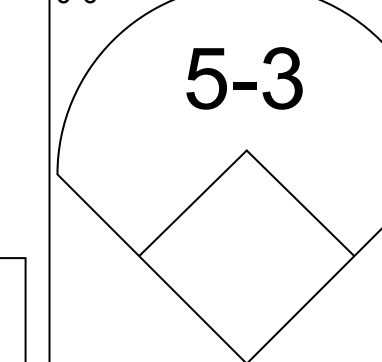
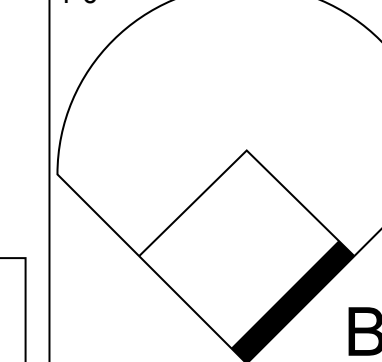
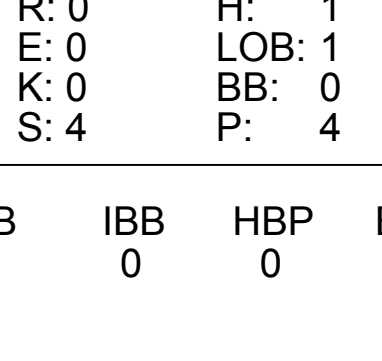
Batter	1	2	3	4	5	6	7	8	9	10	11	12	13	14	15	AB	R	H	RBI	BB	SO	LOB	BOTTOM								
Johnny Grubb, L OBP: 0.365, SLG: 0.398 (1, 8)	1B BB	F9			2H 1B		F8		K			SH1-4 1B		FC5-4 FC5-2 IBB		7	1	3	0	1	1	7									
Tito Fuentes, S OBP: 0.293, SLG: 0.332 (1, 4)	1B 4-3 1B	F7		4-3		F8		F8		F8		SH1-4		FC5-2 IBB		6	1	1	0	1	0	3									
Mike Ivie, R OBP: 0.308, SLG: 0.384 (15, 2)	4-3 1B	F5				F4		F3		5-3		C4-6-3 IBB		FC5-2		6	1	1	1	2	0	3									
Willie McCovey, L OBP: 0.327, SLG: 0.432 (1, 3)	4-3		3-1			K		K		F5		G4-6-3 IBB		K		7	0	0	1	1	3	6									
Dave Winfield, R OBP: 0.345, SLG: 0.408 (1, 9)	E FC1-2 1B		1B 1B		F5		1B BB		F2		E5 SH5-3 G6-2-3		F4		F9 1B	7	2	3	1	1	0	2									
Bobby Tolan, L OBP: 0.289, SLG: 0.319 (1, 7)	E1 1B		1B E 1B		G6-4-3		F8		BB BB 1B		SH5-3		G3		F9	7	1	3	0	0	0	4									
Hector Torres, R OBP: 0.315, SLG: 0.339 (15, 9)			E HBP 1B			SH3 1B BB		1B 1B		F7		IBB IBB		F7		5	0	2	1	3	0	2									
Bob Davis, R OBP: 0.189, SLG: 0.147 (1, 2)	K					K		F9						FC5-4 FC5-2 1B		1	0	0	0	1	3										
Randy Hundley, R OBP: 0.262, SLG: 0.289 (4, 2)			E HBP			K				BB BB					F8	3	0	1	0	2	1	3									
Enzo Hernandez, R OBP: 0.280, SLG: 0.262 (14, 1)			1B HBP						BB BB		IBB					1	0	0	0	0	1										
Dave Freiseman, R Max Leon, R Ray Sadecki, L Tom House, L Mike Beard, L (11, 11) (3, 1) (6, 1) (8, 1) (12, 1)	FC1-2		E6 1B			SH3			1B 2-3 3H		G6-2-3				FC5-4	1	0	0	0	0	0	0									
Inning Stats	R: 3 E: 1 K: 1 S: 9	H: 4 LOB: 3 BB: 2 P: 17	R: 0 E: 0 K: 0 S: 3	H: 0 LOB: 0 BB: 0 P: 3	R: 2 E: 1 K: 0 S: 7	H: 4 LOB: 3 BB: 0 P: 8	R: 0 E: 0 K: 0 S: 2	H: 0 LOB: 1 BB: 2 P: 10	R: 0 E: 0 K: 1 S: 5	H: 1 LOB: 2 BB: 1 P: 9	R: 0 E: 0 K: 0 S: 5	H: 0 LOB: 0 BB: 0 P: 5	R: 1 E: 0 K: 1 S: 5	H: 2 LOB: 2 BB: 1 P: 9	R: 0 E: 0 K: 1 S: 5	H: 0 LOB: 0 BB: 0 P: 5	R: 0 E: 1 K: 0 S: 3	H: 0 LOB: 0 BB: 2 P: 11	R: 0 E: 0 K: 0 S: 3	H: 1 LOB: 1 BB: 1 P: 7	R: 0 E: 0 K: 0 S: 3	H: 0 LOB: 0 BB: 0 P: 3	R: 0 E: 0 K: 1 S: 7	H: 2 LOB: 3 BB: 1 P: 11	R: 0 E: 0 K: 0 S: 4	H: 1 LOB: 1 BB: 0 P: 4	1B: 16 2B: 0 3B: 0 HR: 0	SF: 0 SAC: 3 DP: 3 HBP: 1	WP: 0 PB: 0 SB: 1 CS: 0	PA: 71	
PITCHER	IP ERA WLS BF H R ER SO BB IBB HBP BLK WP HR S P ERA WHIP	2.1 7.71 2.2 12 2 0 0 1 3 0 1 0 0 0 10 23 0.00 1.875	2.0 3.23 2 9 2 1 1 1 1 0 0 0 0 0 10 14 4.50 1.500	4.0 4.7 17 1 0 0 2 2 2 0 0 0 0 17 33 0.00 0.750	4.0 2.7 17 4 0 0 1 0 2 0 0 0 0 17 25 0.00 1.000	PITCHER	IP ERA WLS BF H R ER SO BB IBB HBP BLK WP HR S P ERA WHIP	19.29 3.857 12.1 4.0 L 17 2 2 2 3 0 0 0 0 0 19 35 4.50 1.500																							

Atlanta Braves @ San Diego Padres
San Diego Stadium, San Diego, CA
Sat Aug 02 1975, 10:05 PM EDT
Att: 26,892 - Unknown

AB 55
R 6
H 16
RBI 6
BB 12
SO 6
LOB 42



Batter	1	2	3	4	5	6	7	8	9	AB	R	H	RBI	BB	SO	LOB	TOP					
Rowland Office, L OBP: 0.345, SLG: 0.373 (1, 8)										5	1	1	0	0	1	1	<p>Atlanta Braves @ San Diego Padres San Diego Stadium, San Diego, CA Sun Aug 03 1975, 6:33 AM EDT Att: 8,850 - Unknown</p> <p>livebaseballscores.com</p> <p>AB 35 R 5 H 10 RBI 5 BB 1 SO 6 LOB 10</p> 					
Rod Gilbreath, R OBP: 0.402, SLG: 0.447 (1, 4)										3	0	0	0	0	1	1						
Darrell Evans, L OBP: 0.352, SLG: 0.405 (1, 5)										4	1	2	2	0	1	0						
Earl Williams, R OBP: 0.318, SLG: 0.401 (1, 3)										3	1	2	0	1	1	0						
Dave May, L OBP: 0.339, SLG: 0.455 Dusty Baker Jr., R OBP: 0.328, SLG: 0.401 (8, PH) (8, 9)										3	1	1	1	0	0	3						
Mike Lum, L OBP: 0.307, SLG: 0.316 (1, 7)										4	0	1	1	0	0	1						
Larvell Blanks, R OBP: 0.318, SLG: 0.321 (1, 6)										4	0	0	0	0	0	2						
Biff Pocoroba, S OBP: 0.373, SLG: 0.358 (1, 2)										4	0	2	0	0	1	0						
Carl Morton, R OBP: 0.217, SLG: 0.212 (1, 1)										4	0	0	0	0	1	2						
Inning Stats	R: 0 E: 0 K: 2 S: 7	H: 0 LOB: 0 BB: 0 P: 7	R: 0 E: 0 K: 0 S: 3	H: 0 LOB: 1 BB: 1 P: 7	R: 0 E: 0 K: 1 S: 6	H: 1 LOB: 1 BB: 0 P: 6	R: 1 E: 0 K: 1 S: 6	H: 1 LOB: 0 BB: 0 P: 6	R: 0 E: 0 K: 1 S: 5	H: 0 LOB: 0 BB: 0 P: 5	R: 1 E: 0 K: 0 S: 5	H: 3 LOB: 1 BB: 0 P: 5	R: 0 E: 0 K: 0 S: 4	H: 1 LOB: 1 BB: 0 P: 4	R: 3 E: 0 K: 0 S: 7	H: 4 LOB: 1 BB: 0 P: 7		R: 0 E: 0 K: 1 S: 5	H: 0 LOB: 0 BB: 0 P: 5	1B: 7 2B: 2 3B: 0 HR: 2	SF: 0 SAC: 1 DP: 1 HBP: 0	WP: 0 PB: 0 SB: 0 CS: 0
PITCHER	IP WLS BF H R ER SO BB IBB HBP BLK WP HR S P ERA WHIP																					
Dan Spillner, R ERA: 3.99 (1, 1)	7.2 L 31 8 4 4 5 1 0 0 0 0 0 2 40 44 4.70 1.174																					
Rich Folkers, L ERA: 4.53 (8, 1)	0.0 2 2 1 1 0 0 0 0 0 0 0 2 2 * *																					
Danny Frisella, R ERA: 2.84 (8, 1)	0.1 1 0 0 0 0 0 0 0 0 0 0 1 1 0.00 0.000																					
Brent Strom, L ERA: 2.61 (9, 1)	1.0 3 0 0 0 1 0 0 0 0 0 0 0 5 5 0.00 0.000																					

Batter	1	2	3	4	5	6	7	8	9	AB	R	H	RBI	BB	SO	LOB	BOTTOM					
Johnny Grubb, L OBP: 0.364, SLG: 0.399 (1, 8)										4	1	1	0	0	0	3	<p>Atlanta Braves @ San Diego Padres San Diego Stadium, San Diego, CA Sun Aug 03 1975, 6:33 AM EDT Att: 8,850 - Unknown</p> <p>livebaseballscores.com</p> <p>AB 29 R 1 H 6 RBI 1 BB 1 SO 3 LOB 11</p> 					
Tito Fuentes, S OBP: 0.293, SLG: 0.332 (1, 4)										3	0	1	0	0	0	3						
Gene Locklear, L OBP: 0.385, SLG: 0.452 (1, 7)										4	0	1	1	0	0	1						
Mike Ivie, R OBP: 0.304, SLG: 0.379 (1, 5)										4	0	0	0	0	1	1						
Dave Winfield, R OBP: 0.342, SLG: 0.403 (1, 9)										4	0	0	0	0	1	0						
Bobby Tolan, L OBP: 0.287, SLG: 0.317 (1, 3)										3	0	0	0	0	0	0						
Hector Torres, R OBP: 0.320, SLG: 0.349 (1, 6)										3	0	2	0	0	0	0						
Fred Kendall, R OBP: 0.245, SLG: 0.237 (1, 2)										3	0	1	0	0	1	2						
Dan Spillner, R OBP: 0.316, SLG: 0.219 (1, 1)										1	0	0	0	0	0	1						
Rich Folkers, L OBP: 0.190, SLG: 0.150 Danny Frisella, L (8, 1)										0	0	0	0	0	0	0						
Dick Sharon, R OBP: 0.318, SLG: 0.311 (8, PH) Brent Strom, R OBP: 0.197, SLG: 0.176 (9, 1)										0	0	0	0	1	0	0						
Inning Stats	R: 1 E: 0 K: 1 S: 6	H: 1 LOB: 0 BB: 0 P: 6	R: 0 E: 0 K: 0 S: 3	H: 0 LOB: 0 BB: 0 P: 3	R: 0 E: 0 K: 0 S: 4	H: 1 LOB: 1 BB: 0 P: 4	R: 0 E: 0 K: 1 S: 5	H: 0 LOB: 0 BB: 0 P: 5	R: 0 E: 0 K: 1 S: 6	H: 1 LOB: 1 BB: 0 P: 6	R: 0 E: 0 K: 0 S: 3	H: 1 LOB: 0 BB: 0 P: 3	R: 0 E: 0 K: 0 S: 3	H: 0 LOB: 0 BB: 0 P: 3	R: 0 E: 0 K: 0 S: 4	H: 1 LOB: 2 BB: 1 P: 8	R: 0 E: 0 K: 1 S: 3	H: 1 LOB: 0 BB: 0 P: 3	1B: 4 2B: 2 3B: 0 HR: 0	SF: 0 SAC: 2 DP: 1 HBP: 0	WP: 0 PB: 0 SB: 0 CS: 1	PA: 33
PITCHER	IP WLS BF H R ER SO BB IBB HBP BLK WP HR S P ERA WHIP																					
Carl Morton, R ERA: 3.43 (1, 1)	9.0 W 32 6 1 1 3 1 0 0 0 0 0 0 37 41 1.00 0.778																					

Batter	1	2	3	4	5	6	7	8	9	AB	R	H	RBI	BB	SO	LOB	TOP			
Wilbur Howard, S OBP: 0.369, SLG: 0.414	5-3		G6-4-3 1B		FC6-4 1-2		1B IBB		K	4	0	1	0	1	1	2				
Greg Gross, L OBP: 0.376, SLG: 0.354	F7		G6-4-3 1-2			6-3	FC6 1-2 2-H 3-H 1B		IBB	4	0	1	2	1	0	1				
Jose Cruz, L OBP: 0.361, SLG: 0.381 Mike Cosgrove, L (7, 1)	1B 2B 1B		4-3			L5	FC6 1-2		F8	4	1	1	0	0	0	2				
Bob Watson, R OBP: 0.366, SLG: 0.497	2B 1B			F9		5-3		SH1-3 2B		4	1	2	0	0	0	0				
Milt May, L OBP: 0.290, SLG: 0.326	2B			F6			1B 1B	SH1-3		3	1	2	2	0	0	0				
Ken Boswell, L OBP: 0.348, SLG: 0.308	4-3			L9			F4	4-3		4	0	0	0	0	0	3				
Jerry Davanon, R OBP: 0.667, SLG: 0.625			G3-6-3 1B		FC6-5 6-3 1B		E 1-2 1B 1B	5-3		4	1	3	0	0	0	1				
Rob Andrews, R OBP: 0.273, SLG: 0.242 Cliff Johnson, R OBP: 0.377, SLG: 0.450	G3-6-3 1-2			6-3		L5		F6		2	0	0	0	0	0	2				
Joe Niekro, R OBP: 0.300, SLG: 0.222 Tommy Helms, R OBP: 0.267, SLG: 0.213	F3			FC6-5 FC6-4 2-3		E7 1-3 2-H 1B 1B		E6		2	0	0	0	0	0	1				
Inning Stats	R: 2 E: 0 K: 0 S: 6	H: 3 LOB: 1 BB: 0 P: 6	R: 0 E: 0 K: 0 S: 3	H: 1 LOB: 0 BB: 0 P: 3	R: 0 E: 0 K: 0 S: 3	H: 1 LOB: 0 BB: 0 P: 3	R: 0 E: 0 K: 0 S: 4	H: 1 LOB: 1 BB: 0 P: 4	R: 0 E: 0 K: 0 S: 3	H: 0 LOB: 0 BB: 0 P: 3	R: 3 E: 1 K: 0 S: 7	H: 4 LOB: 2 BB: 1 P: 11	R: 0 E: 0 K: 0 S: 4	H: 1 LOB: 1 BB: 0 P: 4	R: 0 E: 1 K: 1 S: 6	H: 0 LOB: 2 BB: 1 P: 10	1B: 9 2B: 2 3B: 0 HR: 0	SF: 0 SAC: 1 DP: 2 HBP: 0	WP: 0 PB: 0 SB: 0 CS: 0	PA: 39
PITCHER	IP WLS BF H R ER SO BB IBB HBP BLK WP HR S P ERA WHIP	IP WLS BF H R ER SO BB IBB HBP BLK WP HR S P ERA WHIP																		
Dave Freisleben, R ERA: 3.92	6.2	L	27	9	5	5	0	0	0	0	0	0	0	0	27	27	6.75	1.350		
Dave Tomlin, L ERA: 3.92	7.1		6	2	0	0	0	0	1	0	0	0	0	0	5	9	0.00	2.000		
Bill Greif, R ERA: 3.04	8.1		6	0	0	0	1	0	1	0	0	0	0	0	7	11	0.00	0.000		

Houston Astros @ San Diego Padres
San Diego Stadium, San Diego, CA
Mon Aug 04 1975, 10:05 PM EDT
Att: 15,000 - Unknown

AB 36
R 5
H 11
RBI 5
BB 2
SO 1
LOB 16



Batter	1	2	3	4	5	6	7	8	9	AB	R	H	RBI	BB	SO	LOB	BOTTOM			
Johnny Grubb, L OBP: 0.364, SLG: 0.402	1B FC4-6 1B	2B		4-1			F7		F5	5	1	2	0	0	0	3				
Tito Fuentes, S OBP: 0.292, SLG: 0.330	E 1-2 1B	G3			K		K		6-3	5	1	1	0	0	2	2				
Mike Ivie, R OBP: 0.304, SLG: 0.377	FC4-6 1-2 2-3 1B		F4		F8		6-3			4	0	1	0	0	0	0				
Willie McCovey, L OBP: 0.326, SLG: 0.427	FC4-6 E 1-2 2-H 3-H 1B		K		FC6-4 BB		L6			3	1	0	1	1	1	1				
Dave Winfield, R OBP: 0.341, SLG: 0.400	5-3		5-3		FC6-4 1-2		BB		BB	3	0	0	0	1	0	2				
Bobby Tolan, L OBP: 0.287, SLG: 0.316	E8 PB 2-H 1B			F9		F9		K		4	0	1	1	0	1	1				
Hector Torres, R OBP: 0.319, SLG: 0.347	4-3			SH1-4 WP 1B		F9		4-3		4	0	1	0	0	0	2				
Randy Hundley, R OBP: 0.269, SLG: 0.267 Fred Kendall, R OBP: 0.500, SLG: 0.236	F8			SH1-4 BB		BB		K		1	0	0	0	2	0	0				
Dave Freisleben, R OBP: 0.119, SLG: 0.075 Dave Tomlin, L OBP: 0.500, SLG: 0.250 Bill Greif, R (8, 1) Dick Sharon, R OBP: 0.324, SLG: 0.330	K			SH1-4		K		2B		2	0	0	0	0	2	1				
Inning Stats	R: 3 E: 2 K: 0 S: 7	H: 4 LOB: 1 BB: 0 P: 7	R: 0 E: 0 K: 1 S: 6	H: 1 LOB: 0 BB: 0 P: 6	R: 0 E: 0 K: 1 S: 5	H: 0 LOB: 0 BB: 0 P: 5	R: 0 E: 0 K: 0 S: 4	H: 1 LOB: 2 BB: 1 P: 8	R: 0 E: 0 K: 1 S: 5	H: 0 LOB: 1 BB: 1 P: 9	R: 0 E: 0 K: 1 S: 5	H: 0 LOB: 0 BB: 0 P: 5	R: 0 E: 0 K: 1 S: 5	H: 0 LOB: 1 BB: 1 P: 9	R: 0 E: 0 K: 1 S: 6	H: 1 LOB: 1 BB: 0 P: 6	1B: 5 2B: 2 3B: 0 HR: 0	SF: 0 SAC: 1 DP: 0 HBP: 0	WP: 1 PB: 1 SB: 0 CS: 0	PA: 38
PITCHER	IP WLS BF H R ER SO BB IBB HBP BLK WP HR S P ERA WHIP	IP WLS BF H R ER SO BB IBB HBP BLK WP HR S P ERA WHIP																		
Joe Niekro, R ERA: 4.21	6.0	W	27	6	3	3	4	3	0	0	0	0	0	0	32	44	4.50	1.500		
Mike Cosgrove, L ERA: 1.93	7.1	S	11	1	0	0	3	1	0	0	0	0	0	16	20	0.00	0.667			

Houston Astros @ San Diego Padres
San Diego Stadium, San Diego, CA
Mon Aug 04 1975, 10:05 PM EDT
Att: 15,000 - Unknown

AB 33
R 3
H 7
RBI 2
BB 4
SO 7
LOB 12



Batter	1	2	3	4	5	6	7	8	9	AB	R	H	RBI	BB	SO	LOB	TOP		
Wilbur Howard, S OBP: 0.356, SLG: 0.395	0-0 6-3		0-0 6-3			0-0 F9			0-3 K	4	0	0	0	0	1	0			
Jery Davanon, R OBP: 0.529, SLG: 0.429	0-0 6-3			0-0 6-3			0-0 5-3			3	0	0	0	0	0	0			
Greg Gross, L OBP: 0.376, SLG: 0.353	0-0 5-3			0-0 5-3			0-0 G4-6-3 1B			3	0	1	0	0	0	0			
Bob Watson, R OBP: 0.368, SLG: 0.510		0-0 6-3 3B		0-0 4-3			0-0 G4-6-3 1-2			3	1	1	0	0	0	1			
Cliff Johnson, R OBP: 0.371, SLG: 0.440		0-0 6-3			0-0 F4			0-3 K		3	0	0	1	0	1	0			
Doug Ratler, R OBP: 0.302, SLG: 0.360		0-0 5-3 3H			0-0 G3			0-0 F7		3	0	0	0	0	0	0			
Skip Jutze, R OBP: 0.230, SLG: 0.233		0-0 5-3			0-0 5-3			0-0 F8		3	0	0	0	0	0	0			
Rob Andrews, R OBP: 0.267, SLG: 0.236			0-0 1-3			0-0 6-3			0-0 6-3	3	0	0	0	0	0	0			
Larry Dierker, R OBP: 0.073, SLG: 0.073			0-0 1-3			0-0 F8			0-0 6-3	2	0	0	0	0	0	0			
Jesus de la Rosa, R OBP: 0.333, SLG: 0.967									0-0 6-3	1	0	0	0	0	0	0			
Inning Stats	R: 0 E: 0 K: 0 S: 3	H: 0 LOB: 0 BB: 0 P: 3	R: 1 E: 0 K: 0 S: 4	H: 1 LOB: 0 BB: 0 P: 4	R: 0 E: 0 K: 0 S: 3	H: 0 LOB: 0 BB: 0 P: 3	R: 0 E: 0 K: 0 S: 3	H: 0 LOB: 0 BB: 0 P: 3	R: 0 E: 0 K: 0 S: 3	H: 1 LOB: 0 BB: 0 P: 3	R: 0 E: 0 K: 1 S: 5	H: 0 LOB: 0 BB: 0 P: 5	R: 0 E: 0 K: 1 S: 5	H: 0 LOB: 0 BB: 0 P: 5	R: 0 E: 0 K: 1 S: 5	H: 0 LOB: 0 BB: 0 P: 5	1B: 1 2B: 0 3B: 1 HR: 0	SF: 0 SAC: 0 DP: 1 HBP: 0	WP: 0 PA: 28 PB: 0 SB: 0 CS: 0
PITCHER Randy Jones, L ERA: 1.85	IP: 9.0 WLS: W BF: 28 H: 2 R: 1 ER: 1 SO: 2 BB: 0 IBB: 0 HBP: 0 BLK: 0 WP: 0 HR: 0 S: 32 P: 32 ERA: 1.00 WHIP: 0.222															PITCHER			

Houston Astros @ San Diego Padres
San Diego Stadium, San Diego, CA
Wed Aug 06 1975, 10:05 PM EDT
Att: 16,661 - Unknown

AB 28
R 1
H 2
RBI 1
BB 0
SO 2
LOB 1



Batter	1	2	3	4	5	6	7	8	9	AB	R	H	RBI	BB	SO	LOB	BOTTOM		
Johnny Grubb, L OBP: 0.363, SLG: 0.401	0-0 1B 2B 2B	0-0 4-3		0-0 1B			0-0 F9			4	1	2	0	0	0	0			
Tito Fuentes, S OBP: 0.295, SLG: 0.331	0-0 2B PB 2-3	0-0 F9		0-0 L8			0-0 F9			4	1	1	0	0	0	1			
Gene Locklear, L OBP: 0.365, SLG: 0.456	0-0 PB 1-3 3H	0-0 G3			0-0 G3		0-0 L8			4	1	1	1	0	0	0			
Don Hahn, R OBP: 0.348, SLG: 0.176	0-0 PB 1-3 3H									0	0	0	0	0	0	0			
Mike Ivie, R OBP: 0.302, SLG: 0.371	1-0 PB 1B HBP		0-3 K		0-0 5-3			0-0 F4		3	1	0	0	0	1	0			
Bobby Tolan, L OBP: 0.290, SLG: 0.319	0-0 F4 1-2 2-3 3H		0-0 F6		0-0 6-3			0-0 E 1B		4	1	1	0	0	0	2			
Hector Torres, R OBP: 0.320, SLG: 0.364	0-0 F8 1-2 2-3 3H		0-0 HR			0-0 6-3		0-0 FC 1B 1-2		4	1	1	1	0	0	3			
Ted Kubiak, S OBP: 0.283, SLG: 0.234	0-0 BB 2H 3H		0-0 3-1			0-0 4-3		0-0 1B 1-3 2H		4	0	2	3	0	0	0			
Fred Kendall, R OBP: 0.251, SLG: 0.241	4-0 BB 1-2			0-0 F1		0-0 2B		4-0 G4-3 IBB		2	0	1	0	2	0	0			
Randy Jones, R OBP: 0.138, SLG: 0.125	0-0 L8			0-0 5-3		0-0 F8		0-0 G4-3		4	0	0	0	0	0	6			
Inning Stats	R: 4 E: 0 K: 0 S: 7	H: 4 LOB: 2 BB: 1 P: 12	R: 0 E: 0 K: 0 S: 3	H: 0 LOB: 0 BB: 0 P: 3	R: 1 E: 0 K: 1 S: 6	H: 1 LOB: 0 BB: 0 P: 6	R: 0 E: 0 K: 0 S: 4	H: 1 LOB: 1 BB: 0 P: 4	R: 0 E: 0 K: 0 S: 3	H: 0 LOB: 0 BB: 0 P: 3	R: 0 E: 0 K: 0 S: 3	H: 0 LOB: 0 BB: 0 P: 3	R: 1 E: 1 K: 0 S: 5	H: 2 LOB: 2 BB: 1 P: 9	R: 0 E: 0 K: 0 S: 5	H: 0 LOB: 0 BB: 0 P: 5	1B: 5 2B: 3 3B: 0 HR: 1	SF: 0 SAC: 0 DP: 1 HBP: 1	WP: 0 PA: 36 PB: 1 SB: 0 CS: 0
PITCHER Larry Dierker, R ERA: 4.25	IP: 8.0 WLS: L BF: 36 H: 9 R: 6 ER: 4 SO: 1 BB: 1 IBB: 1 HBP: 1 BLK: 0 WP: 0 HR: 1 S: 35 P: 44 ERA: 4.50 WHIP: 1.250															PITCHER			

Houston Astros @ San Diego Padres
San Diego Stadium, San Diego, CA
Wed Aug 06 1975, 10:05 PM EDT
Att: 16,661 - Unknown

AB 33
R 6
H 9
RBI 5
BB 2
SO 1
LOB 12



Batter	1	2	3	4	5	6	7	8	9	AB	R	H	RBI	BB	SO	LOB	TOP										
Johnny Grubb, L OBP: 0.362, SLG: 0.399										4	0	1	2	0	1	5	San Diego Padres @ St. Louis Cardinals Busch Stadium, St. Louis, MO Fri Aug 08 1975, 7:05 PM CDT Att: 23,534 - Unknown										
Tito Fuentes, S OBP: 0.294, SLG: 0.329										5	0	1	0	0	0	5											
Gene Locklear, L OBP: 0.375, SLG: 0.442										5	0	0	0	0	1	2											
Mike Ivie, R OBP: 0.300, SLG: 0.368										5	1	1	0	0	2	1											
Bobby Tolan, L OBP: 0.292, SLG: 0.318										4	1	1	0	1	0	1											
Hector Torres, R OBP: 0.323, SLG: 0.364										3	2	1	0	1	0	1											
Ted Kubiak, S OBP: 0.294, SLG: 0.243										3	1	2	1	1	0	2											
Bob Davis, R OBP: 0.205, SLG: 0.171										4	1	2	1	0	0	4											
Dan Spillner, R OBP: 0.316, SLG: 0.219										0	0	0	0	0	0	0											
Rich Folkers, L OBP: 0.297, SLG: 0.236										1	0	1	1	1	0	0											
Dave Tomlin, L OBP: 0.260, SLG: 0.250										0	0	0	0	0	0	0											
Randy Hundley, R OBP: 0.267, SLG: 0.267										0	0	0	0	0	1	0											
Joe McIntosh, S OBP: 0.256, SLG: 0.270										0	0	0	0	0	0	0											
Danny Frisella, L OBP: 0.260, SLG: 0.270										0	0	0	0	0	0	0											
Dick Sharon, R OBP: 0.260, SLG: 0.260										1	0	1	1	0	0	0											
Jerry Johnson, R OBP: 0.195, SLG: 0.250										0	0	0	0	0	0	0											
Inning Stats	R: 0 E: 0 K: 0 S: 3	H: 1 LOB: 0 BB: 0 P: 3	R: 0 E: 0 K: 0 S: 4	H: 1 LOB: 1 BB: 1 P: 8	R: 0 E: 0 K: 1 S: 5	H: 0 LOB: 1 BB: 1 P: 9	R: 2 E: 0 K: 0 S: 7	H: 4 LOB: 2 BB: 0 P: 7	R: 0 E: 0 K: 0 S: 3	H: 1 LOB: 0 BB: 0 P: 3	R: 2 E: 0 K: 0 S: 5	H: 2 LOB: 2 BB: 2 P: 13	R: 0 E: 0 K: 2 S: 7	H: 0 LOB: 0 BB: 0 P: 7	R: 2 E: 0 K: 0 S: 5	H: 2 LOB: 1 BB: 1 P: 9	R: 0 E: 0 K: 1 S: 5	H: 0 LOB: 0 BB: 0 P: 5	1B: 9 2B: 2 3B: 0 HR: 0	SF: 1 SAC: 0 DP: 2 HBP: 0	WP: 1 PB: 0 SB: 0 CS: 0	PA: 41					
PITCHER	IP WLS BF H R ER SO BB IBB HBP BLK WP HR S P ERA WHIP	5.1 W 27 9 4 4 1 4 0 0 0 0 0 25 41 6.75 2.438	2.0 8 1 2 2 2 1 0 0 0 0 0 11 15 9.00 1.000	1.2 6 1 0 0 1 0 0 0 0 0 0 8 8 0.00 0.600	PITCHER										IP WLS BF H R ER SO BB IBB HBP BLK WP HR S P ERA WHIP												
Bob Forsch, R ERA: 2.88											5.1	W	27	9	4	4	1	4	0	0	0	0	0	25	41	6.75	2.438
Ken Reynolds, L ERA: 5.79											2.0		8	1	2	2	2	1	0	0	0	0	11	15	9.00	1.000	
Mike Garman, R ERA: 2.1											1.2		6	1	0	0	1	0	0	0	0	0	8	8	0.00	0.600	

Batter	1	2	3	4	5	6	7	8	9	AB	R	H	RBI	BB	SO	LOB	BOTTOM										
Lou Brock, L OBP: 0.375, SLG: 0.441										3	1	2	0	2	1	0	San Diego Padres @ St. Louis Cardinals Busch Stadium, St. Louis, MO Fri Aug 08 1975, 7:05 PM CDT Att: 23,534 - Unknown										
Willie Davis, L OBP: 0.305, SLG: 0.449										4	1	2	2	0	1	1											
Ron Fairly, L OBP: 0.423, SLG: 0.471										5	2	2	1	0	1	1											
Ted Simmons, S OBP: 0.412, SLG: 0.520										5	1	3	1	0	1	1											
Reggie Smith, S OBP: 0.369, SLG: 0.516										3	0	1	1	0	1	2											
Buddy Bradford, R OBP: 0.313, SLG: 0.407										2	0	0	0	0	2	1											
Ted Sizemore, R OBP: 0.308, SLG: 0.319										4	1	2	1	0	0	3											
Mario Guerrero, R OBP: 0.280, SLG: 0.288										4	1	3	1	0	0	2											
Mike Tyson, R OBP: 0.303, SLG: 0.349										4	1	0	1	0	1	5											
Bob Forsch, R OBP: 0.361, SLG: 0.509										3	2	2	2	0	0	0											
Ken Reynolds, L										1	0	0	0	0	0	1											
Mike Garman, R										0	0	0	0	0	0	0											
Inning Stats	R: 4 E: 0 K: 0 S: 8	H: 6 LOB: 1 BB: 0 P: 8	R: 1 E: 1 K: 1 S: 7	H: 2 LOB: 1 BB: 0 P: 7	R: 3 E: 0 K: 1 S: 8	H: 3 LOB: 1 BB: 1 P: 12	R: 1 E: 0 K: 1 S: 8	H: 3 LOB: 2 BB: 0 P: 8	R: 0 E: 0 K: 2 S: 7	H: 0 LOB: 0 BB: 0 P: 7	R: 0 E: 0 K: 2 S: 8	H: 1 LOB: 1 BB: 0 P: 8	R: 1 E: 0 K: 0 S: 4	H: 2 LOB: 1 BB: 1 P: 8	R: 0 E: 0 K: 1 S: 5	H: 0 LOB: 0 BB: 0 P: 5	1B: 14 2B: 2 3B: 0 HR: 1	SF: 1 SAC: 0 DP: 1 HBP: 0	WP: 0 PB: 0 SB: 0 CS: 0	PA: 41							
PITCHER	IP WLS BF H R ER SO BB IBB HBP BLK WP HR S P ERA WHIP	0.0 L 19 8 5 5 2 1 0 0 0 0 0 1 22 26 12.27 2.455	1.1 4 0 0 0 3 0 0 0 0 0 0 10 10 0.00 0.000	2.0 9 3 1 1 2 1 0 0 0 0 0 12 16 4.50 2.000	1.0 3 0 0 0 1 0 0 0 0 0 0 5 5 0.00 0.000	PITCHER										IP WLS BF H R ER SO BB IBB HBP BLK WP HR S P ERA WHIP											
Dan Spillner, R ERA: 4.27											0.0	L	19	8	5	5	2	1	0	0	0	0	1	22	26	12.27	2.455
Rich Folkers, L ERA: 4.95											1.1		4	0	0	0	3	0	0	0	0	0	10	10	0.00	0.000	
Dave Tomlin, L ERA: 3.54											2.0		9	3	1	1	2	1	0	0	0	0	12	16	4.50	2.000	
Danny Frisella, R ERA: 2.89											1.0		3	0	0	0	1	0	0	0	0	0	5	5	0.00	0.000	
Jerry Johnson, R ERA: 3.22											1.0		3	0	0	0	1	0	0	0	0	5	5	0.00	0.000		

AB	35
R	6
H	11
RBI	6
BB	5
SO	4
LOB	21



Batter	1	2	3	4	5	6	7	8	9	AB	R	H	RBI	BB	SO	LOB	TOP
Johnny Grubb, L (1, 8) OBP: 0.361, SLG: 0.398			G4-6-3 (1-2)		F7 (2)		G4-6-3 (2-3)			4	0	1	0	0	0	3	San Diego Padres @ St. Louis Cardinals Busch Stadium, St. Louis, MO Sat Aug 09 1975, 7:05 PM CDT Att: 25,031 - Unknown
Tito Fuentes, S (1, 4) OBP: 0.294, SLG: 0.327	F8 (1)				F7 (3)			K (1)		3	0	0	0	1	1	2	
Gene Locklear, L (1, 7) OBP: 0.367, SLG: 0.432	L9 (2)							6-3 (2)		4	0	0	0	0	0	2	
Mike Ivie, R (1, 3) OBP: 0.300, SLG: 0.365	K (3)							5-3 (3)		3	0	0	0	1	2	1	
Bobby Tolan, L (1, 9) OBP: 0.291, SLG: 0.320		6-3 SF9 (2B)			F7 (2)		FC5-4 (2B)		F7 (1)	4	1	1	0	0	0	1	
Hector Torres, R (1, 6) OBP: 0.326, SLG: 0.366		6-3 (1)							F2 (2)	4	0	2	0	0	0	1	
Ted Kubiak, S (1, 5) OBP: 0.287, SLG: 0.238		2-3 SF9 (2)							F9 (3)	3	0	0	1	0	0	3	
Bob Davis, R (1, 2) OBP: 0.213, SLG: 0.182		3-H F9 (3)								3	0	1	0	0	1	0	
Dave Freisleben, R (1, 1) OBP: 0.136, SLG: 0.095										2	0	1	0	0	0	1	
Randy Hundley, R (7, PH) OBP: 0.277, SLG: 0.267										0	0	0	0	1	0	0	
Dave Winfield, R (7, PR) OBP: 0.339, SLG: 0.397										0	0	0	0	0	0	0	
Bill Greif, R (7, 1)										0	0	0	0	0	0	0	
Dave Tomlin, L (7, 1) OBP: 0.500, SLG: 0.250										0	0	0	0	0	0	0	
Inning Stats	R: 0 E: 0 K: 1 S: 6	H: 1 LOB: 1 BB: 0 P: 6	R: 1 E: 0 K: 0 S: 4	H: 1 LOB: 0 BB: 0 P: 4	R: 0 E: 0 K: 0 S: 3	H: 1 LOB: 1 BB: 1 P: 7	R: 0 E: 0 K: 1 S: 6	H: 1 LOB: 0 BB: 0 P: 6	R: 0 E: 0 K: 0 S: 4	H: 0 LOB: 1 BB: 1 P: 8	R: 0 E: 0 K: 1 S: 5	H: 0 LOB: 0 BB: 0 P: 5	R: 0 E: 0 K: 0 S: 3	H: 0 LOB: 0 BB: 0 P: 3	1B: 5 2B: 1 3B: 0 HR: 0	SF: 1 SAC: 0 DP: 2 HBP: 0	WP: 0 PA: 34 PB: 0 SB: 0 CS: 0
PITCHER Lynn McGlothen, R (1, 1) ERA: 3.71	IP: 9.0 WLS: W BF: 34 H: 6 R: 1 ER: 1 SO: 4 BB: 3 IBB: 0 HBP: 0 BLK: 0 WP: 0 HR: 0 S: 39 P: 51 ERA: 1.00 WHIP: 1.000											PITCHER	IP: 9.0 WLS: W BF: 34 H: 6 R: 1 ER: 1 SO: 4 BB: 3 IBB: 0 HBP: 0 BLK: 0 WP: 0 HR: 0 S: 39 P: 51 ERA: 1.00 WHIP: 1.000				



Batter	1	2	3	4	5	6	7	8	9	AB	R	H	RBI	BB	SO	LOB	BOTTOM
Lou Brock, L (1, 7) OBP: 0.381, SLG: 0.444										4	2	3	1	1	0	1	San Diego Padres @ St. Louis Cardinals Busch Stadium, St. Louis, MO Sat Aug 09 1975, 7:05 PM CDT Att: 25,031 - Unknown
Luis Melendez, R (8, 7) OBP: 0.296, SLG: 0.358										0	0	0	0	0	0	0	
Bake McBride, L (1, 8) OBP: 0.330, SLG: 0.358										4	0	0	0	0	0	6	
Buddy Bradford, R (7, PH) OBP: 0.319, SLG: 0.412	F4 (1)	FC4 (3)								1	0	1	1	0	0	0	
Willie Davis, L (1, 9) OBP: 0.309, SLG: 0.453	F7 (2)									5	0	3	2	0	0	1	
Ted Simmons, S (1, 2) OBP: 0.414, SLG: 0.522	F8 (3)									3	0	1	0	2	0	3	
Ken Rudolph, R (8, 2) OBP: 0.233, SLG: 0.288										0	0	0	0	0	0	0	
Reggie Smith, S (1, 3) OBP: 0.370, SLG: 0.512										4	2	1	0	1	0	6	
Ted Sizemore, R (1, 4) OBP: 0.308, SLG: 0.317										3	0	0	0	1	0	3	
Ken Reitz, R (1, 5) OBP: 0.300, SLG: 0.342										5	1	4	2	0	0	0	
Mike Tyson, R (1, 6) OBP: 0.302, SLG: 0.347										4	0	1	0	0	1	6	
Lynn McGlothen, L (1, 1) OBP: 0.068, SLG: 0.068										5	1	2	0	0	1	5	
Inning Stats	R: 0 E: 0 K: 0 S: 4	H: 1 LOB: 3 BB: 2 P: 13	R: 1 E: 1 K: 0 S: 5	H: 2 LOB: 2 BB: 1 P: 9	R: 0 E: 0 K: 0 S: 5	H: 2 LOB: 2 BB: 0 P: 5	R: 0 E: 0 K: 1 S: 7	H: 2 LOB: 2 BB: 1 P: 9	R: 3 E: 0 K: 0 S: 7	H: 5 LOB: 2 BB: 1 P: 11	R: 0 E: 0 K: 1 S: 6	H: 1 LOB: 1 BB: 0 P: 6	1B: 14 2B: 2 3B: 0 HR: 0	SF: 0 SAC: 2 DP: 1 HBP: 0	WP: 1 PA: 45 PB: 0 SB: 1 CS: 0		
PITCHER Dave Freisleben, R (1, 1) ERA: 3.95	IP: 6.0 WLS: L BF: 33 H: 10 R: 3 ER: 3 SO: 3 BB: 3 IBB: 0 HBP: 0 BLK: 0 WP: 0 HR: 0 S: 31 P: 47 ERA: 4.50 WHIP: 2.167											PITCHER	IP: 6.0 WLS: L BF: 33 H: 10 R: 3 ER: 3 SO: 3 BB: 3 IBB: 0 HBP: 0 BLK: 0 WP: 0 HR: 0 S: 31 P: 47 ERA: 4.50 WHIP: 2.167				
Bill Greif, R (7, 1) ERA: 3.25	0.1 3 2 2 2 0 0 0 0 0 0 0 3 3 54.00 6.000											PITCHER	IP: 0.1 WLS: L BF: 3 H: 2 R: 2 ER: 2 SO: 0 BB: 0 IBB: 0 HBP: 0 BLK: 0 WP: 0 HR: 0 S: 3 P: 3 ERA: 54.00 WHIP: 6.000				
Dave Tomlin, L (7, 1) ERA: 3.59	1.2 9 4 1 1 1 0 1 0 0 0 0 10 14 5.40 2.400											PITCHER	IP: 1.2 WLS: L BF: 9 H: 4 R: 1 ER: 1 SO: 1 BB: 1 IBB: 0 HBP: 0 BLK: 0 WP: 0 HR: 0 S: 10 P: 14 ERA: 5.40 WHIP: 2.400				



Batter	1	2	3	4	5	6	7	8	9	AB	R	H	RBI	BB	SO	LOB	TOP			
Don Hahn, R (1,8) OBP: 0.370, SLG: 0.200 Johnny Grubb, L (9, PH) OBP: 0.358, SLG: 0.393										3	0	1	1	1	1	0	San Diego Padres @ New York Mets Shea Stadium, Flushing, NY Mon Aug 11 1975, 7:05 PM EDT Att: 14,382 - Unknown			
Tito Fuentes, S (1,4) OBP: 0.296, SLG: 0.336										5	0	3	0	0	0	2				
Hector Torres, R (1,6) OBP: 0.319, SLG: 0.357										4	0	0	0	0	0	4				
Mike Ivie, R (1,3) OBP: 0.301, SLG: 0.367										4	0	1	0	0	1	1				
Dave Winfield, R (1,9) OBP: 0.341, SLG: 0.398										4	0	2	0	0	1	1				
Dick Sharon, R (1,7) OBP: 0.333, SLG: 0.344										3	1	1	0	1	1	1				
Ted Kubiak, S (1,5) OBP: 0.286, SLG: 0.245										4	1	1	1	0	0	2				
Fred Kendall, R (1,2) OBP: 0.259, SLG: 0.240										3	1	0	0	1	0	0				
Randy Jones, R (1,1) OBP: 0.148, SLG: 0.153 Dave Tomlin, L (7,1) OBP: 0.500, SLG: 0.250 Gene Locklear, L (9, PH) OBP: 0.361, SLG: 0.423										3	1	1	2	0	1	0				
Inning Stats	R: 0 E: 0 K: 0 S: 3	H: 1 LOB: 0 BB: 0 P: 3	R: 4 E: 0 K: 0 S: 7	H: 5 LOB: 1 BB: 1 P: 11	R: 0 E: 0 K: 1 S: 6	H: 1 LOB: 2 BB: 1 P: 10	R: 0 E: 0 K: 1 S: 6	H: 0 LOB: 0 BB: 0 P: 7	R: 0 E: 0 K: 2 S: 7	H: 1 LOB: 1 BB: 0 P: 6	R: 0 E: 0 K: 0 S: 3	H: 0 LOB: 0 BB: 0 P: 3	R: 0 E: 0 K: 0 S: 3	H: 0 LOB: 0 BB: 0 P: 3	R: 0 E: 0 K: 1 S: 5	H: 0 LOB: 1 BB: 1 P: 9	1B: 8 2B: 2 3B: 0 HR: 0	SF: 0 SAC: 0 DP: 1 HBP: 0	WP: 0 PB: 0 SB: 2 CS: 1	PA: 38
PITCHER	IP	WLS	BF	H	R	ER	SO	BB	IBB	HBP	BLK	WP	HR	S	P	ERA	WHIP			
George Stone, L (1,1) ERA: 4.38	2.0		11	6	4	4	0	1	0	0	0	0	0	10	14	18.00	3.500			
Skip Lockwood, R (3,1) ERA: 0.79	5.0	W	20	4	0	0	5	2	0	0	0	0	0	28	36	0.00	1.200			
Rick Baldwin, R (8,1) ERA: 3.13	2.0		7	0	0	0	1	1	0	0	0	0	0	8	12	0.00	0.500			

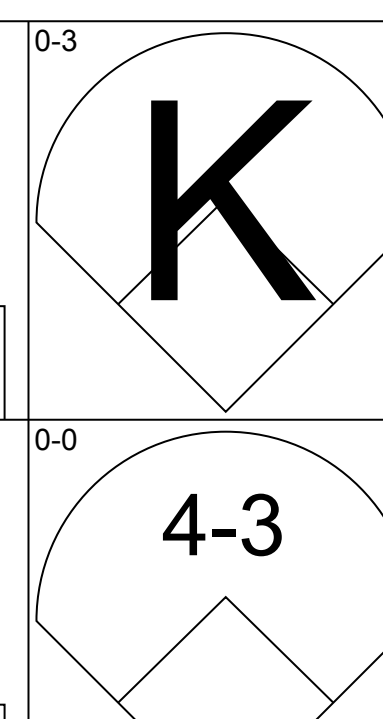
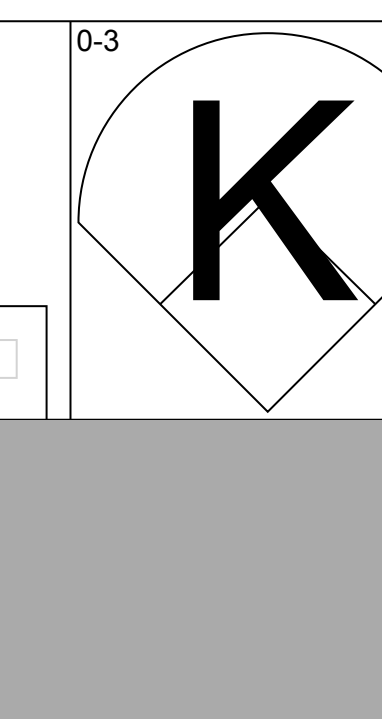
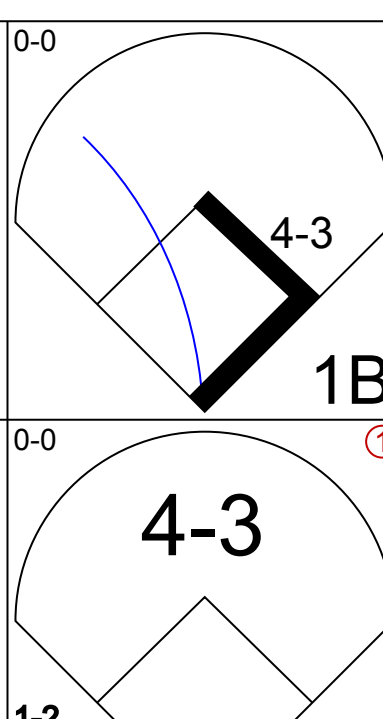
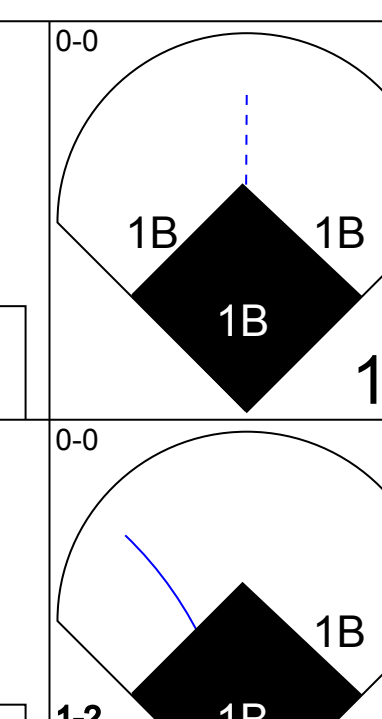
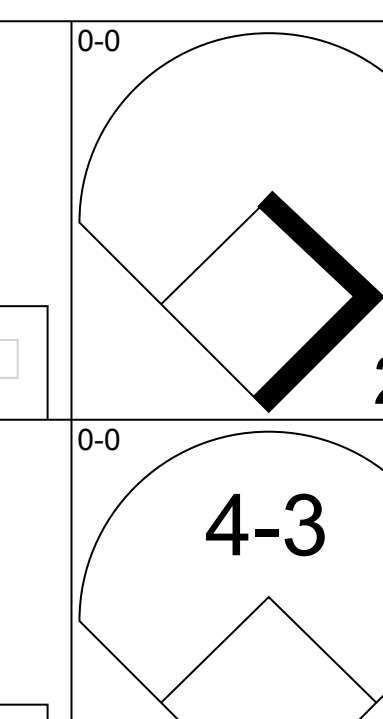
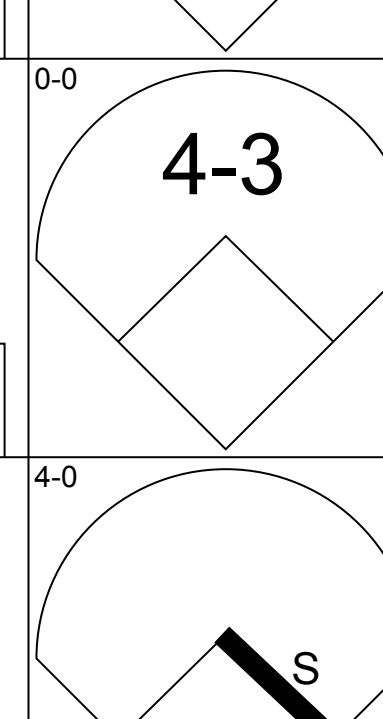
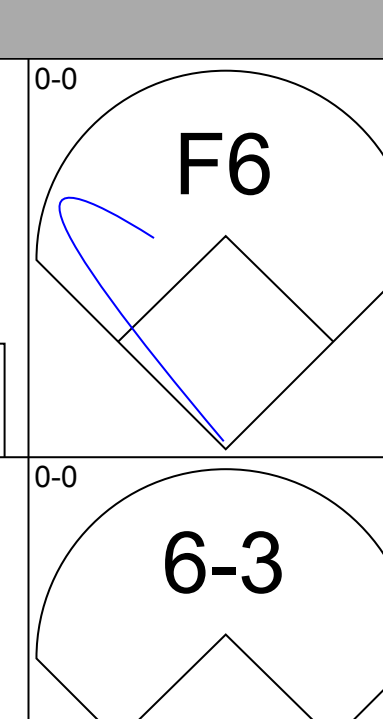
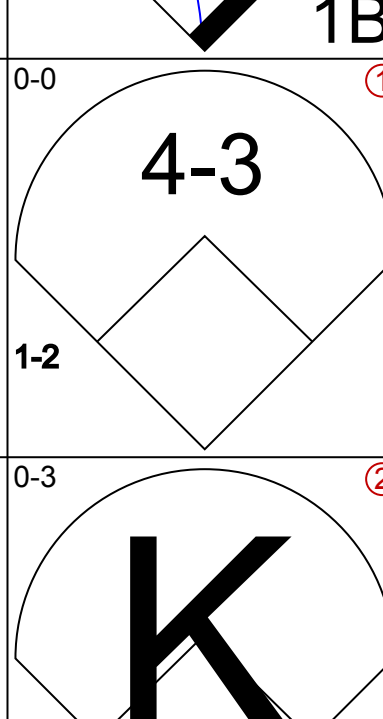
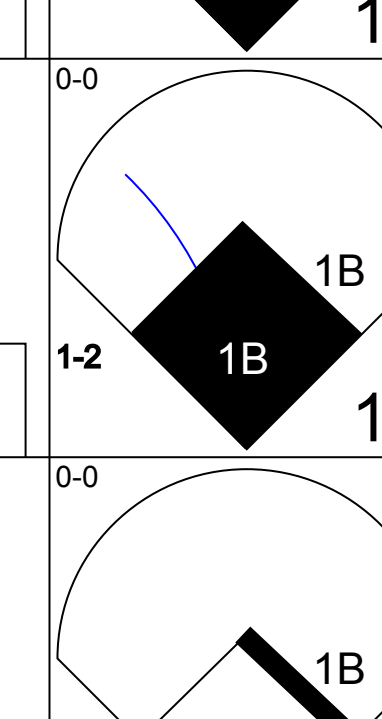
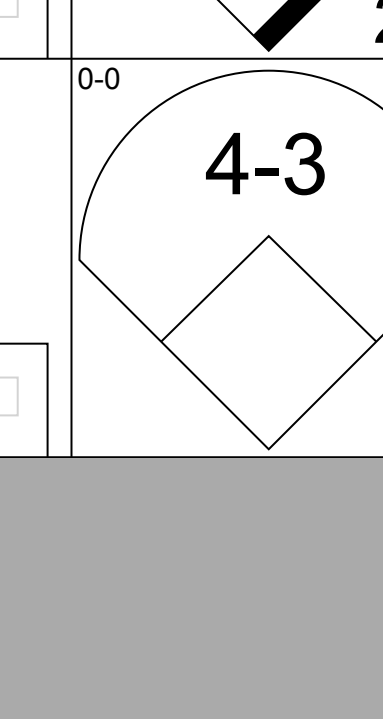
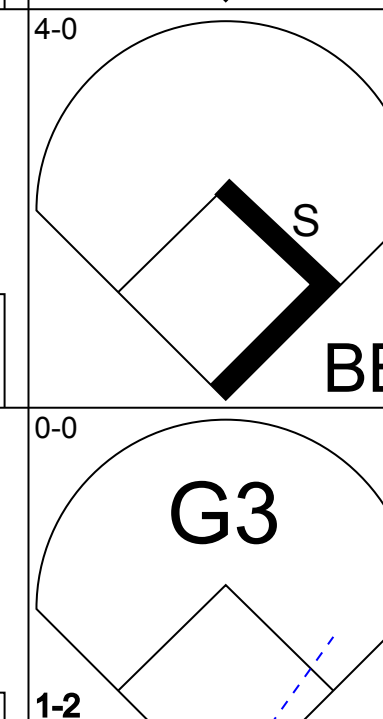
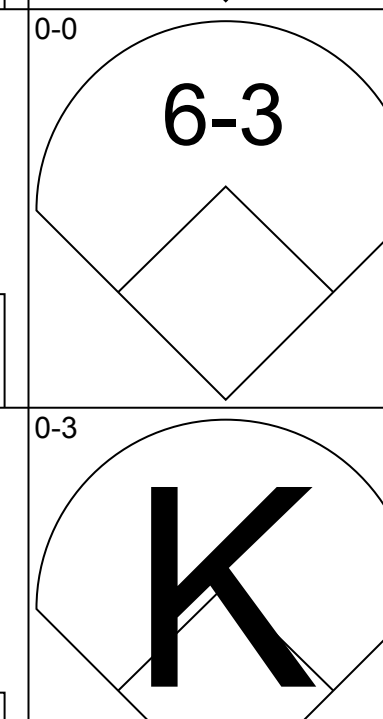
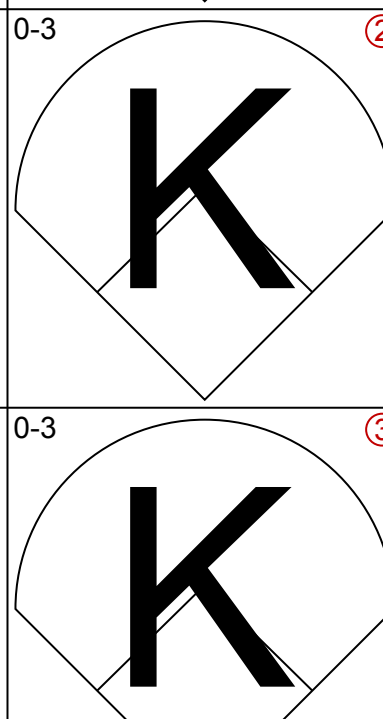
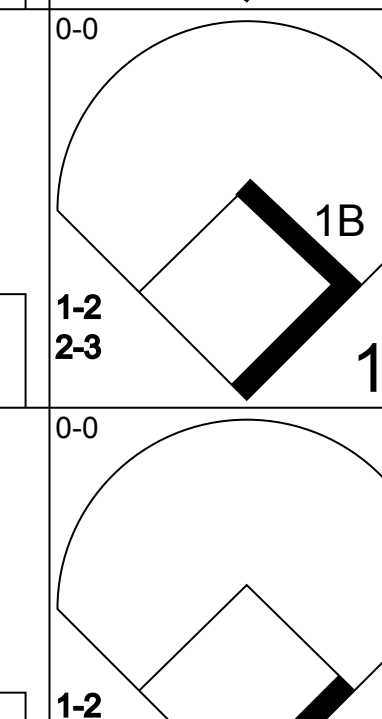
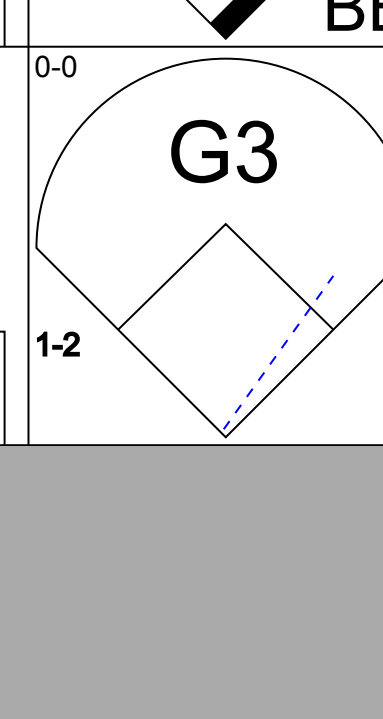
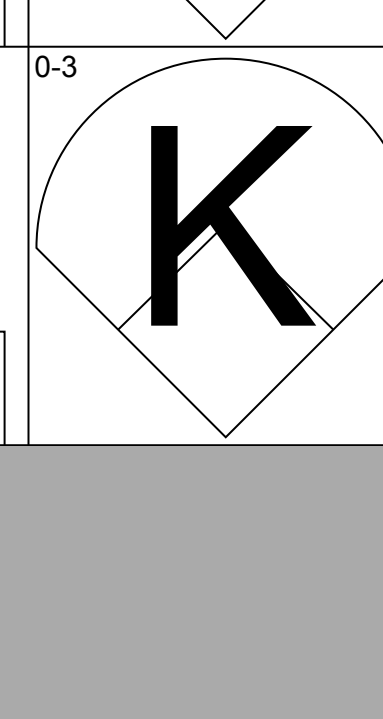

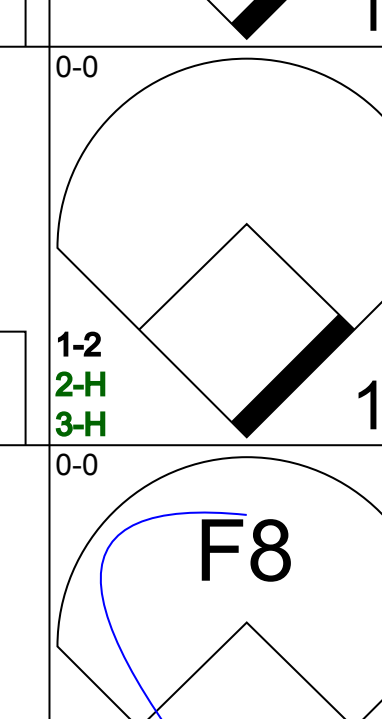
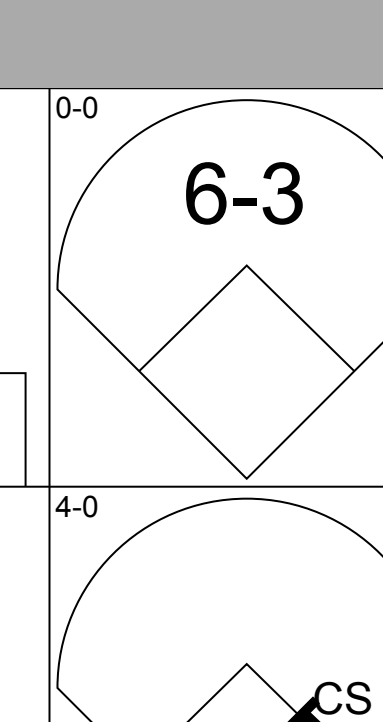
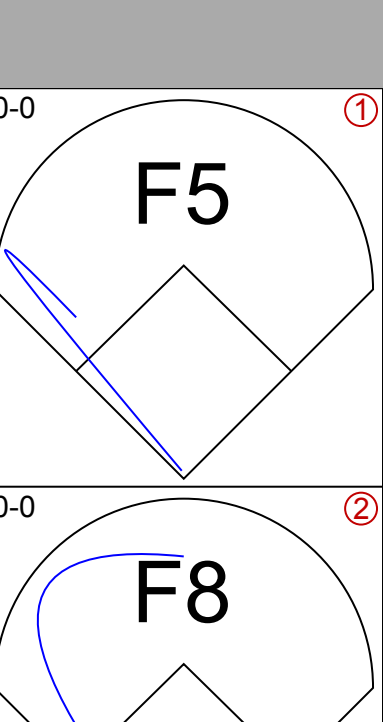
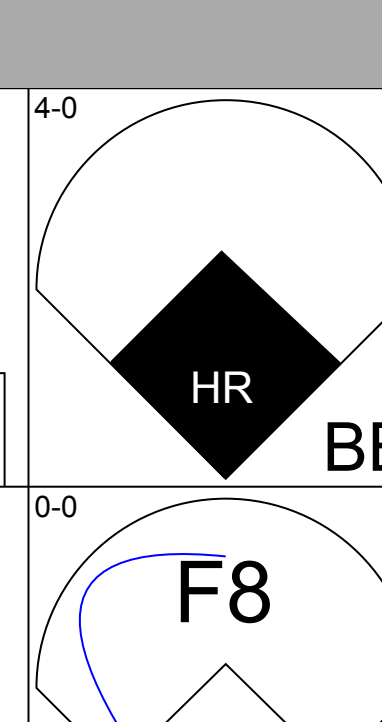
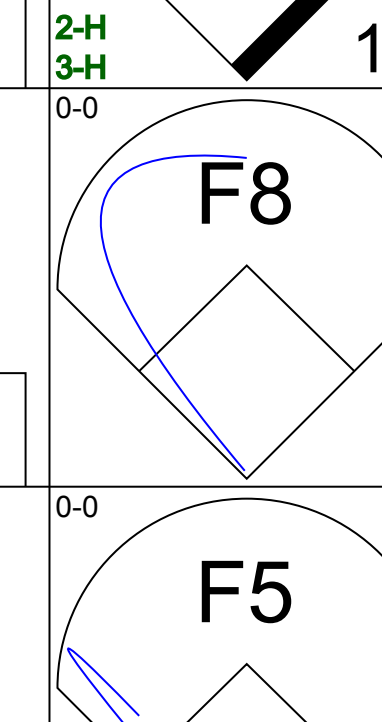
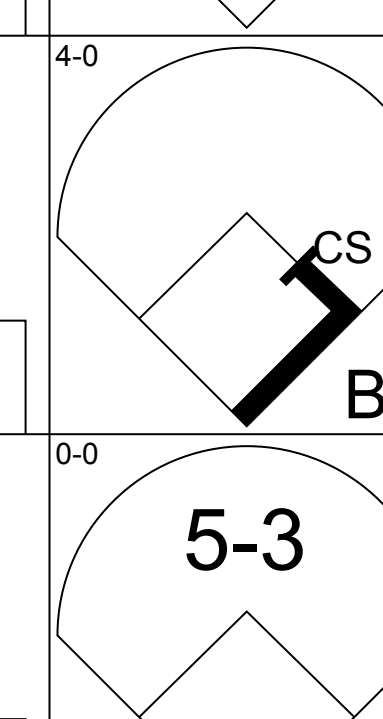
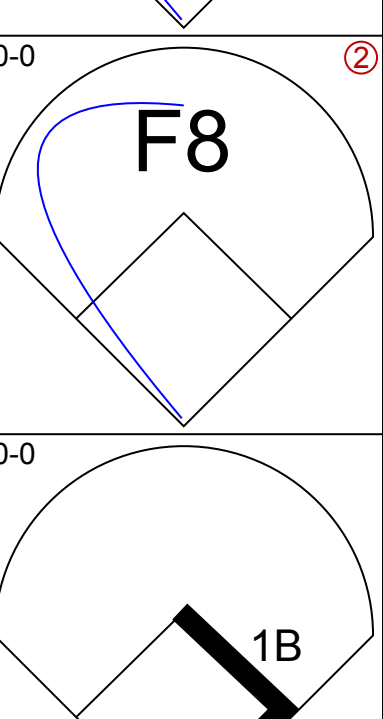
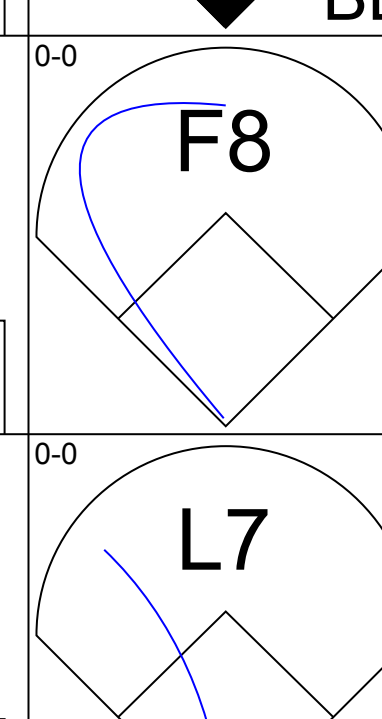
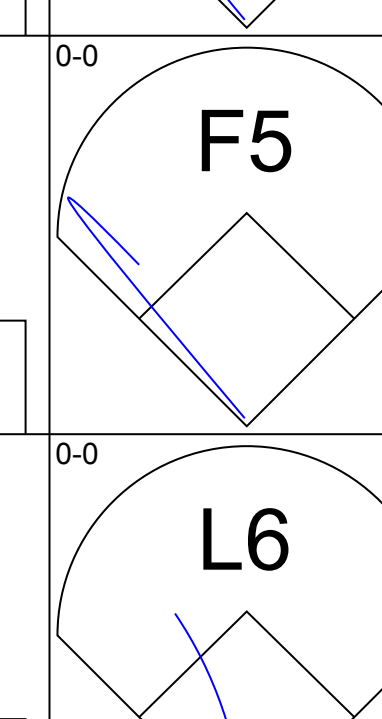
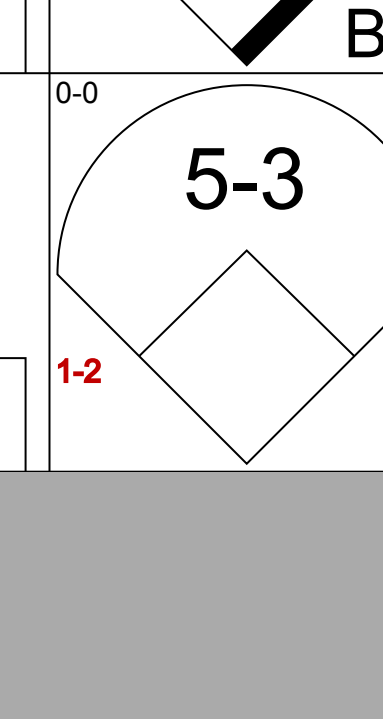
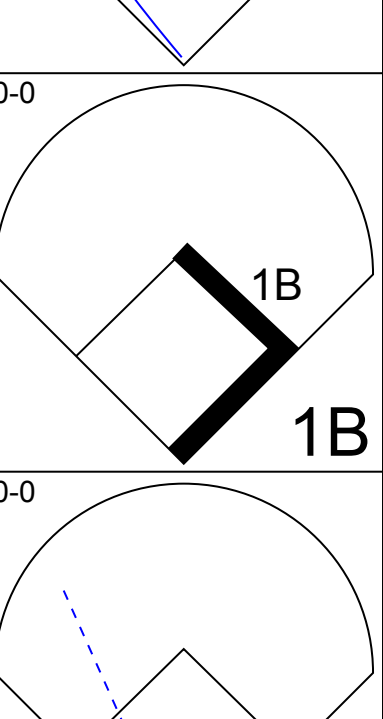
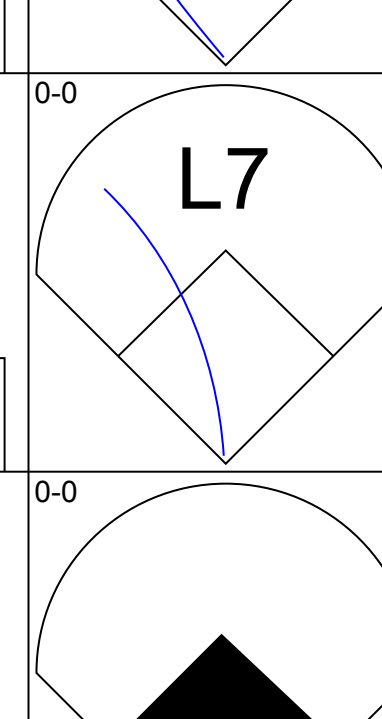
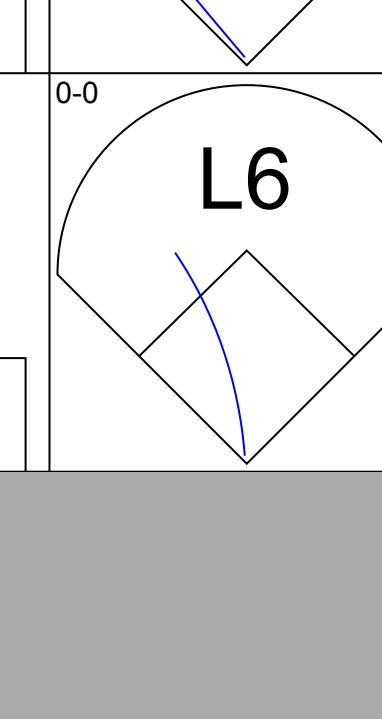
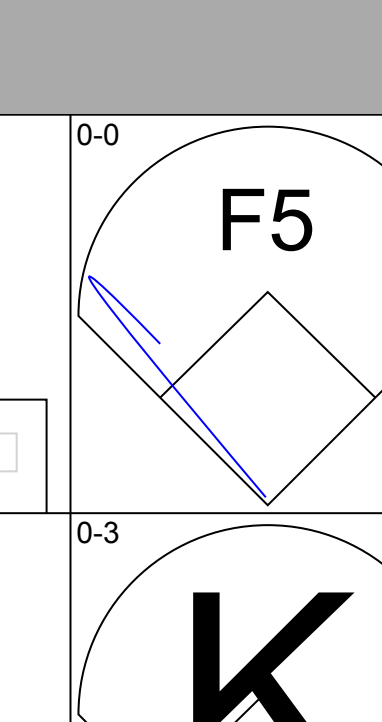
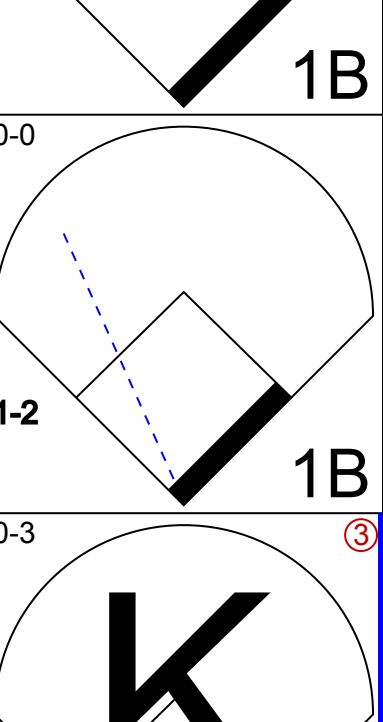
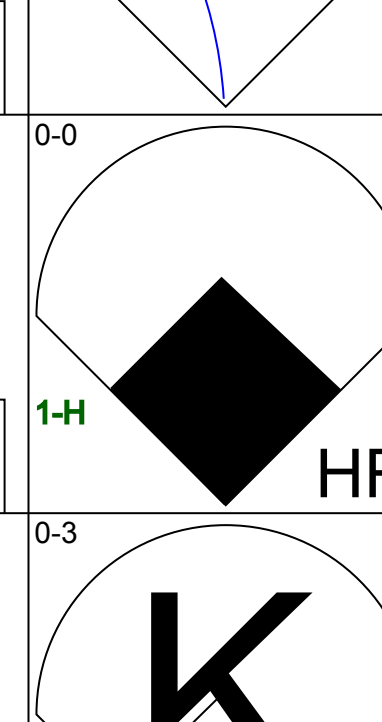

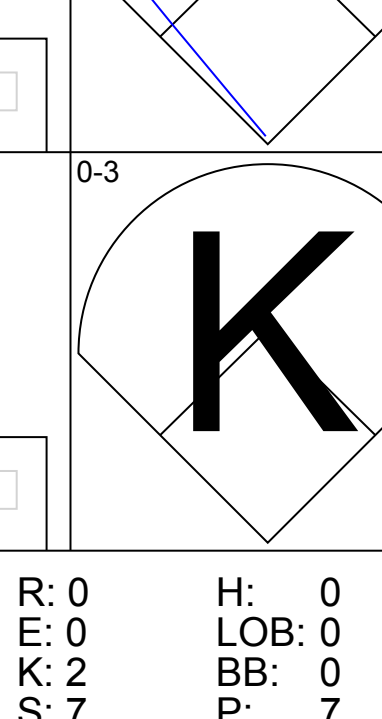
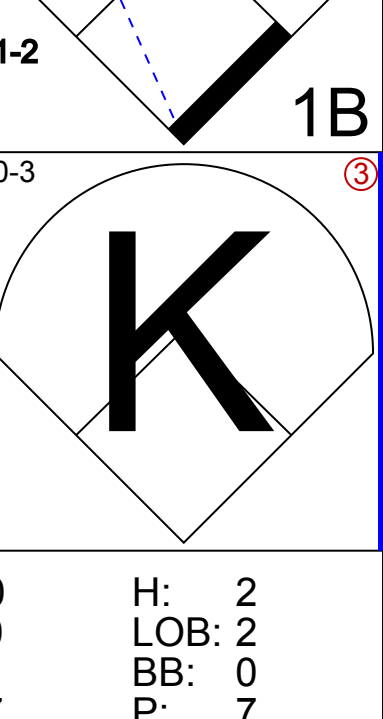
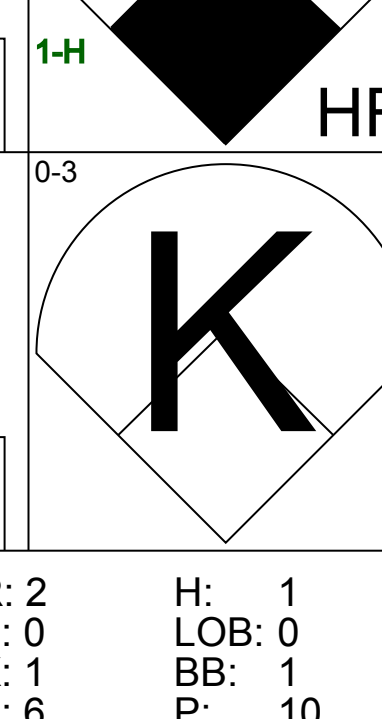
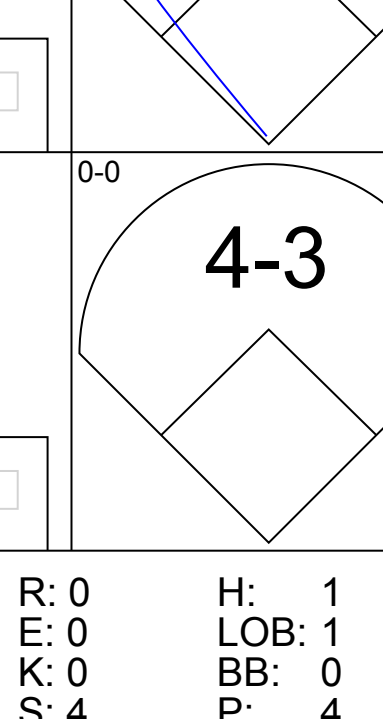
AB	34
R	4
H	10
RBI	4
BB	4
SO	6
LOB	11



Batter	1	2	3	4	5	6	7	8	9	AB	R	H	RBI	BB	SO	LOB	BOTTOM			
Gene Clines, R (1,8) OBP: 0.272, SLG: 0.272										4	1	2	0	0	0	1	San Diego Padres @ New York Mets Shea Stadium, Flushing, NY Mon Aug 11 1975, 7:05 PM EDT Att: 14,382 - Unknown			
Felix Milan, R (1,4) OBP: 0.338, SLG: 0.366										4	1	1	1	0	0	1				
Jesus Alou, R (1,7) OBP: 0.292, SLG: 0.302 Del Unser, L (8,8) OBP: 0.332, SLG: 0.365										4	2	1	0	0	0	3				
Rusty Staub, L (1,9) OBP: 0.368, SLG: 0.434										3	2	2	1	1	0	1				
Joe Torre, R (1,5) OBP: 0.332, SLG: 0.368										4	1	2	1	0	1	2				
Ed Kranepool, L (1,3) OBP: 0.374, SLG: 0.436										4	1	1	4	0	2	1				
Jerry Grote, R (1,2) OBP: 0.346, SLG: 0.357										4	0	1	0	0	0	1				
Jack Heidemann, R (1,6) OBP: 0.290, SLG: 0.315										4	0	0	0	0	1	1				
George Stone, L (1,1) OBP: 0.211, SLG: 0.167 John Milner, L (2, PH) OBP: 0.318, SLG: 0.370 Skip Lockwood, R (3,1) OBP: 0.316, SLG: 0.370 Rick Baldwin, L (8,1) OBP: 0.167, SLG: 0.167										0	0	0	0	0	0	0				
Inning Stats	R: 3 E: 2 K: 0 S: 7	H: 3 LOB: 1 BB: 0 P: 7	R: 1 E: 0 K: 1 S: 6	H: 2 LOB: 1 BB: 0 P: 6	R: 1 E: 0 K: 1 S: 6	H: 2 LOB: 0 BB: 0 P: 6	R: 0 E: 0 K: 1 S: 5	H: 0 LOB: 0 BB: 0 P: 5	R: 0 E: 1 K: 0 S: 3	H: 0 LOB: 0 BB: 0 P: 3	R: 3 E: 0 K: 0 S: 6	H: 3 LOB: 1 BB: 1 P: 10	R: 0 E: 1 K: 1 S: 6	H: 0 LOB: 1 BB: 0 P: 6	R: 0 E: 0 K: 1 S: 5	H: 0 LOB: 0 BB: 0 P: 5	1B: 6 2B: 3 3B: 0 HR: 1	SF: 0 SAC: 1 DP: 2 HBP: 0	WP: 0 PB: 0 SB: 0 CS: 0	PA: 35
PITCHER	IP	WLS	BF	H	R	ER	SO	BB	IBB	HBP	BLK	WP	HR	S	P	ERA	WHIP			
Randy Jones, L (1,1) ERA: 2.06	6.0	L	28	10	8	6	3	1	0	0	0	0	0	11	33	3.7	1.833			
Dave Tomlin, L (7,1) ERA: 3.47	2.0		7	0	0	0	2	0	0	0	0	0	0	11	11	0.00	0.000			

AB	33
R	8
H	10
RBI	7
BB	1
SO	5
LOB	11

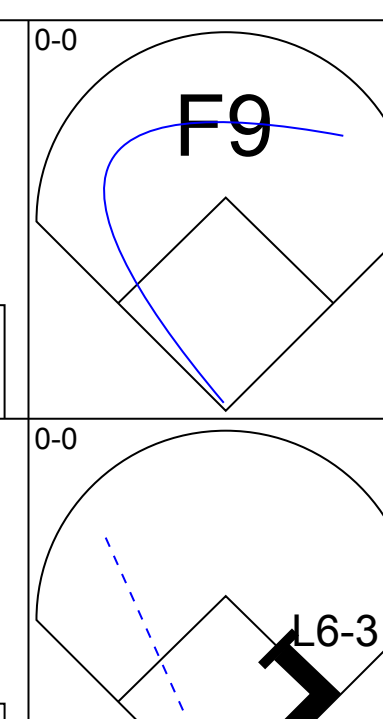
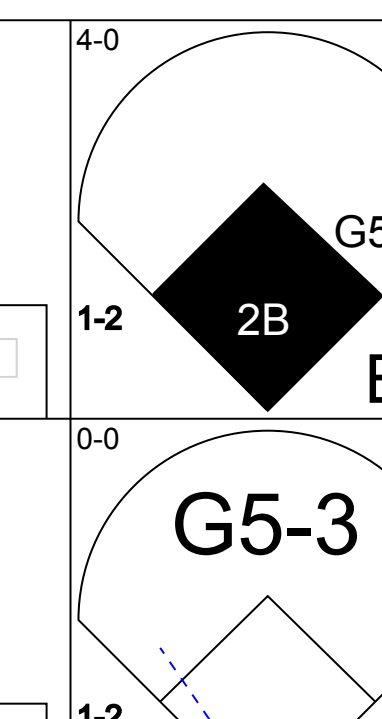
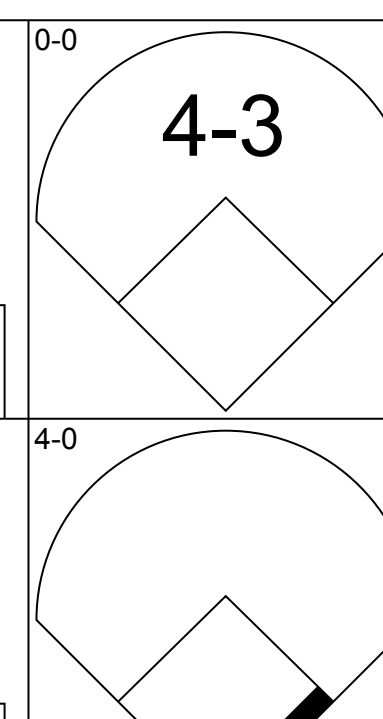

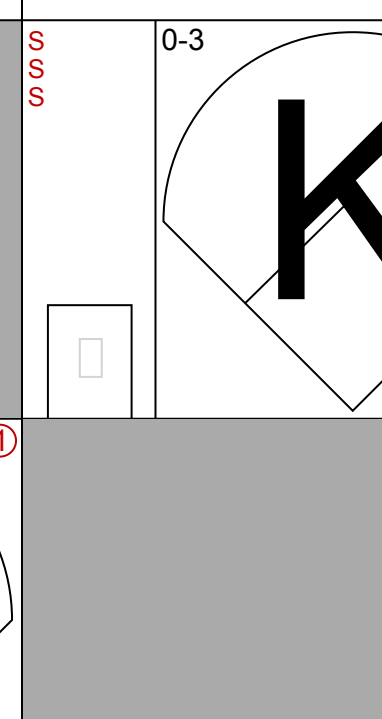
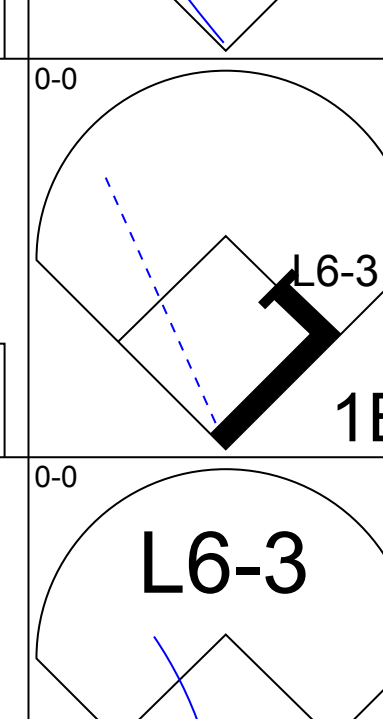
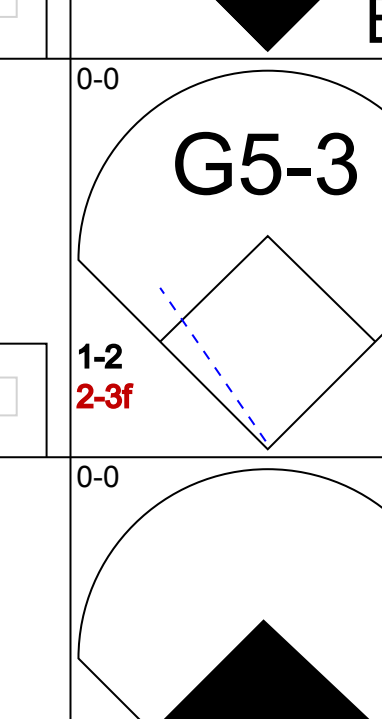
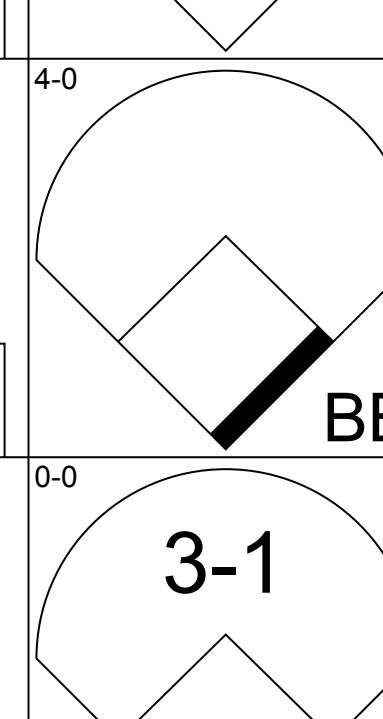
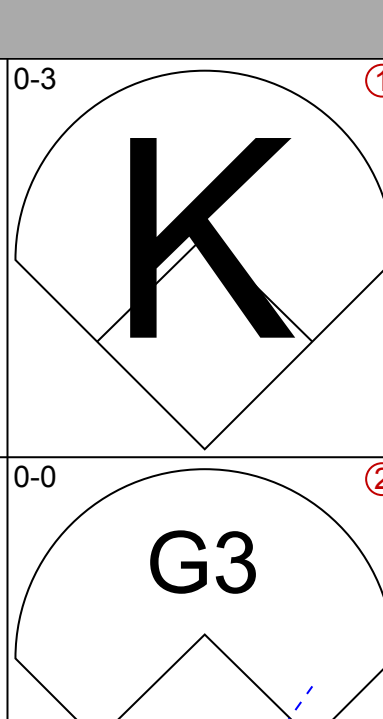
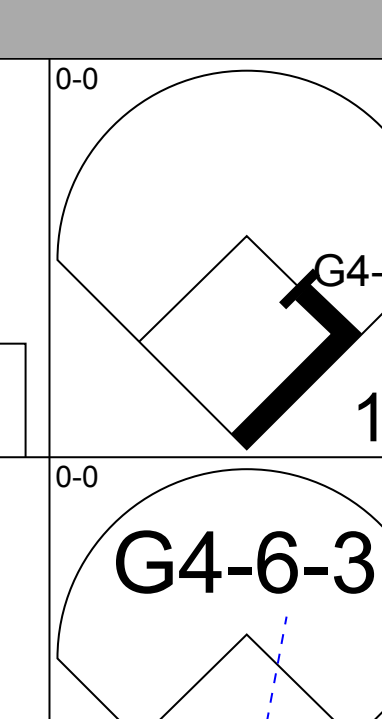
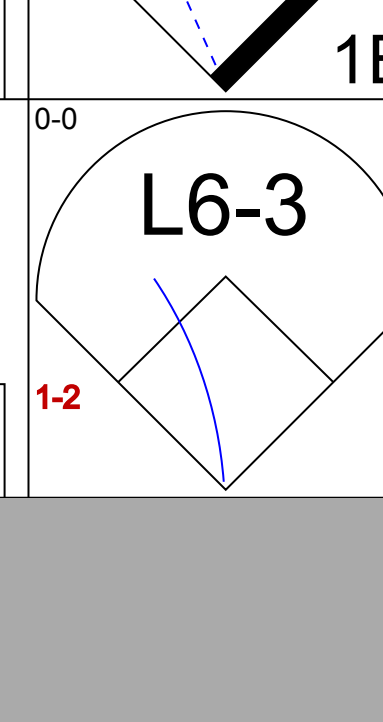
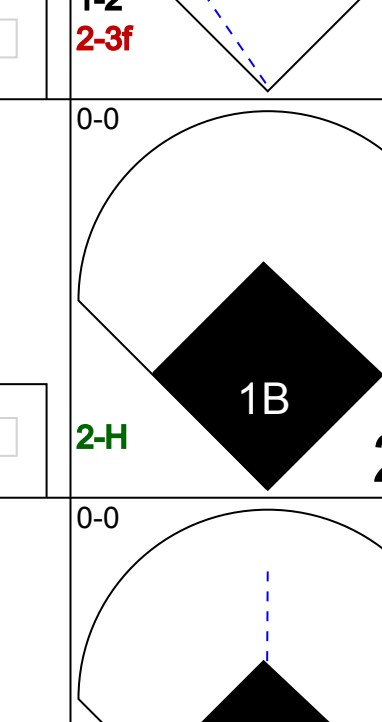
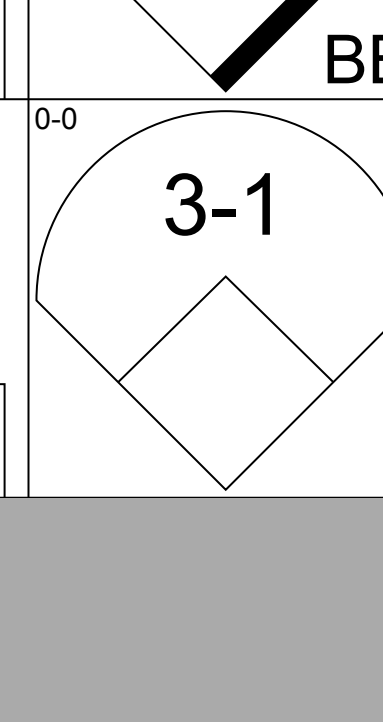
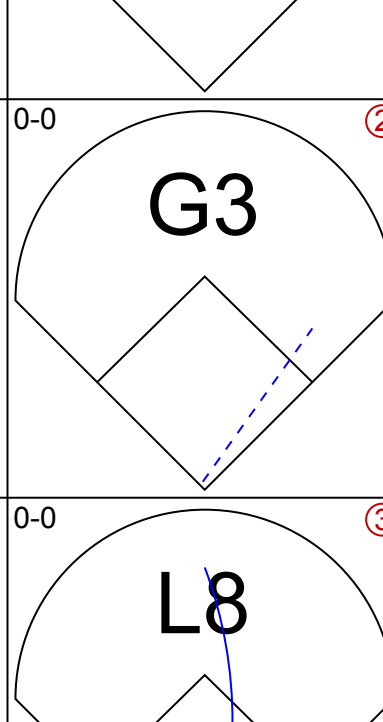
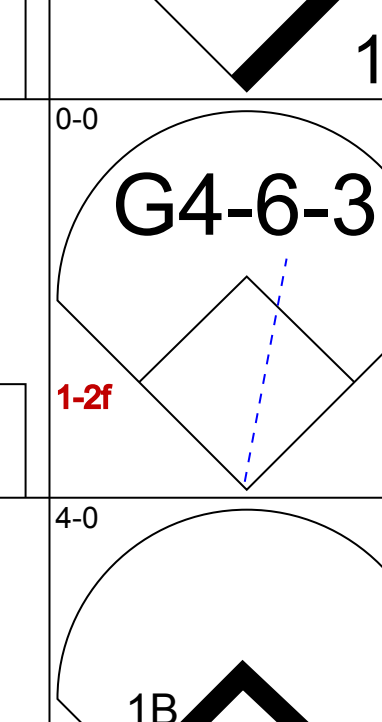
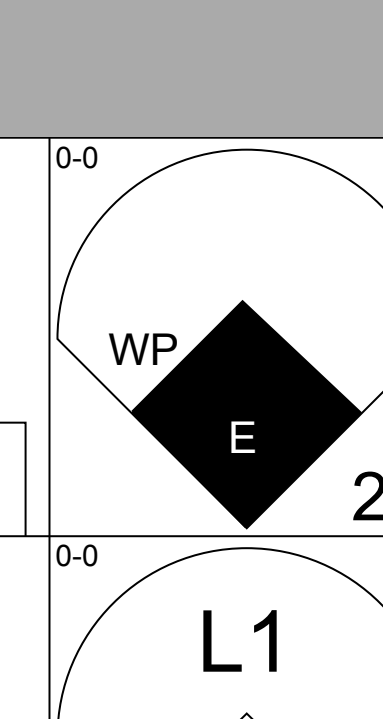
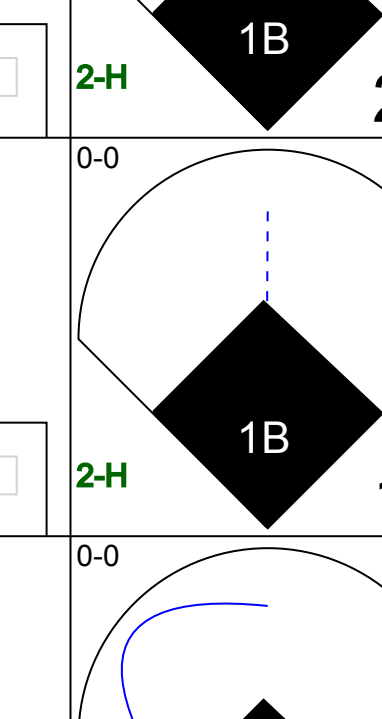
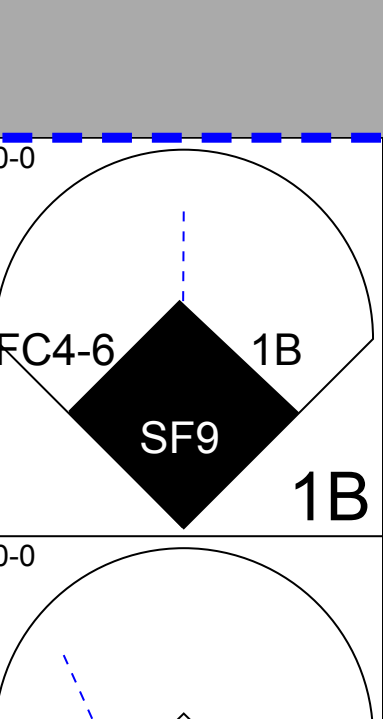
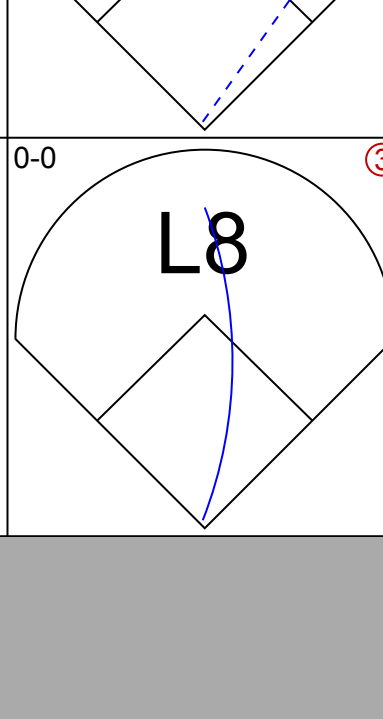
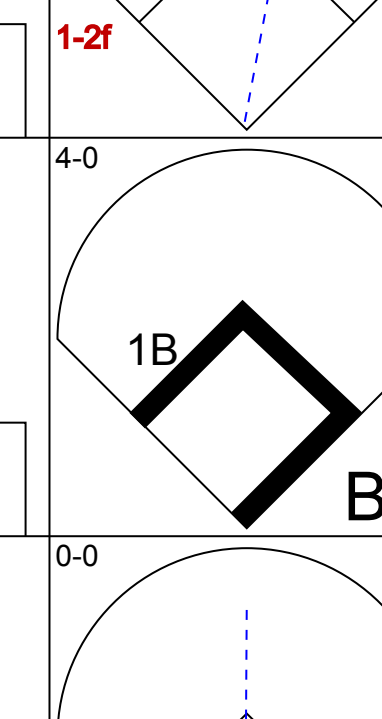
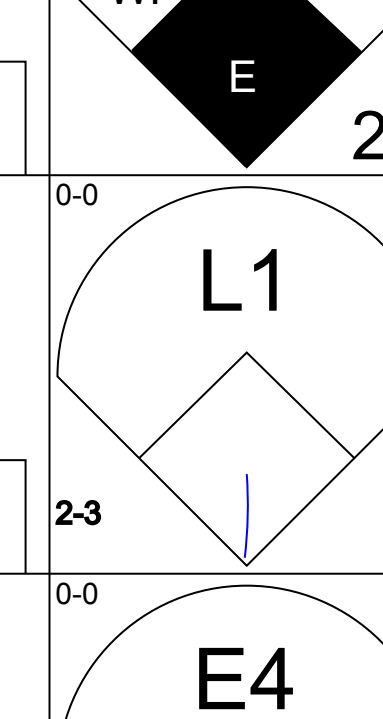
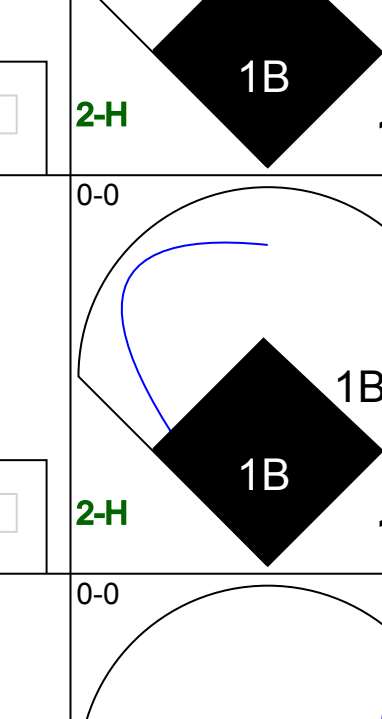

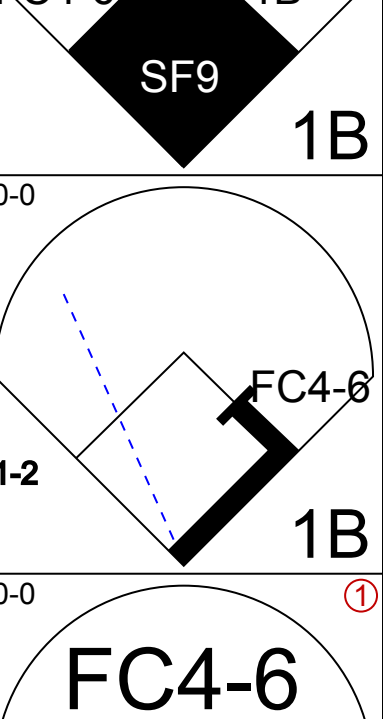
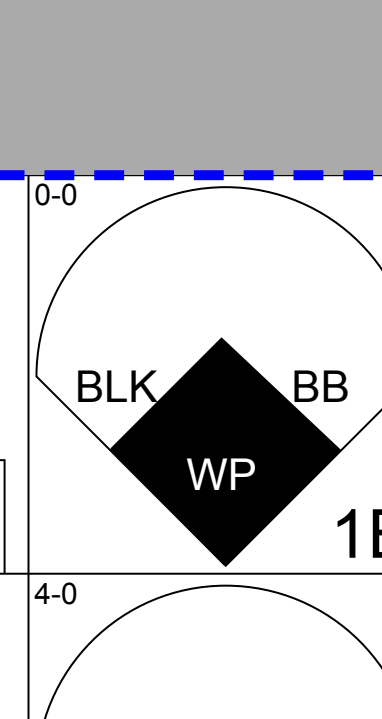
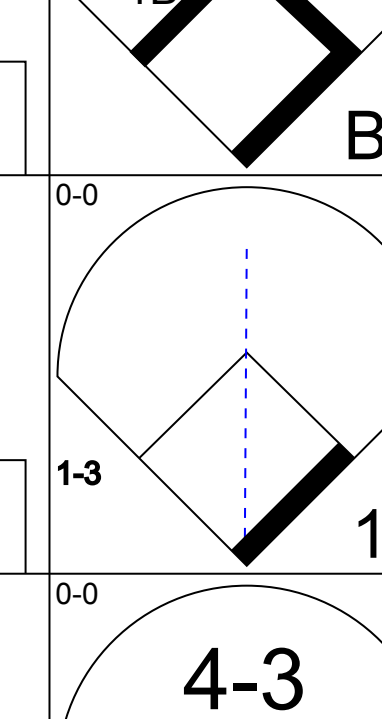
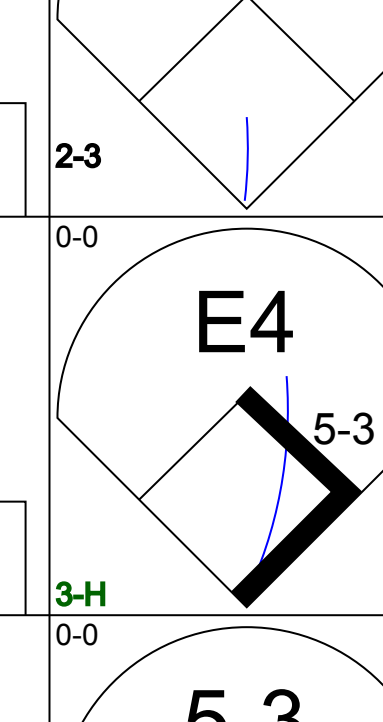
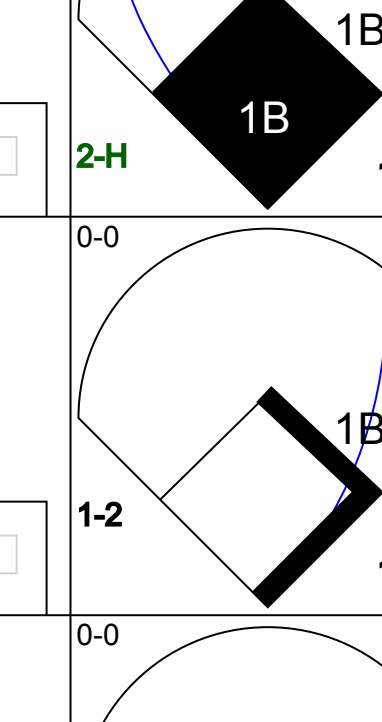
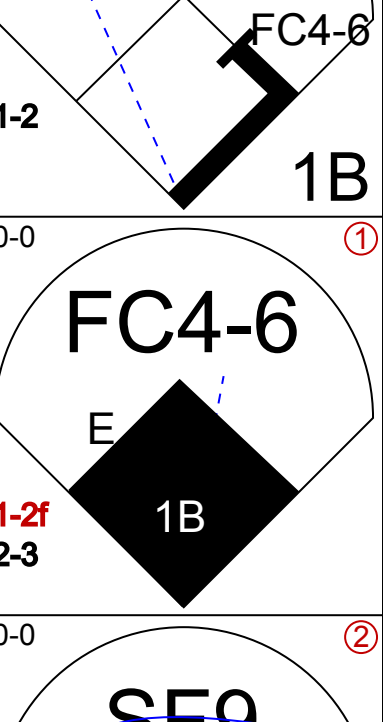
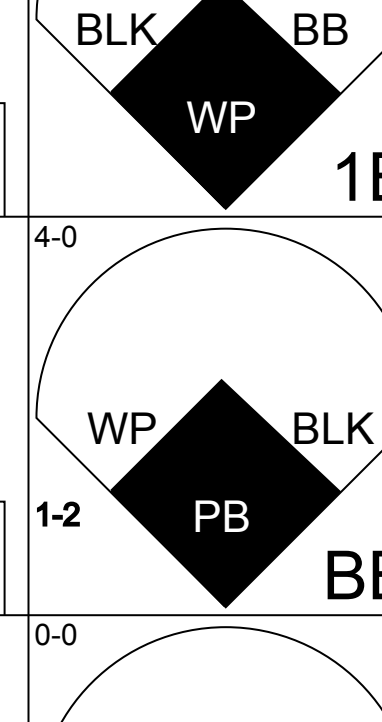
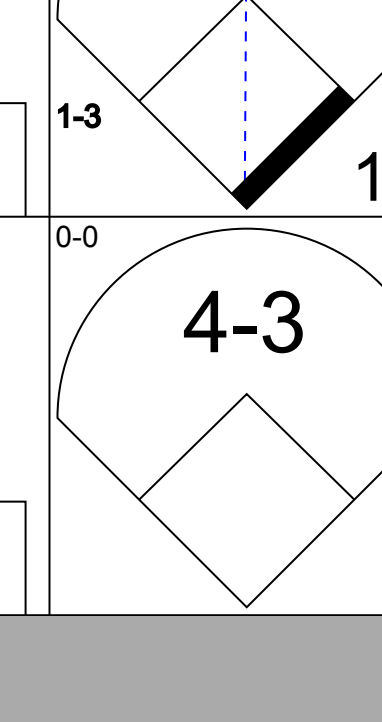
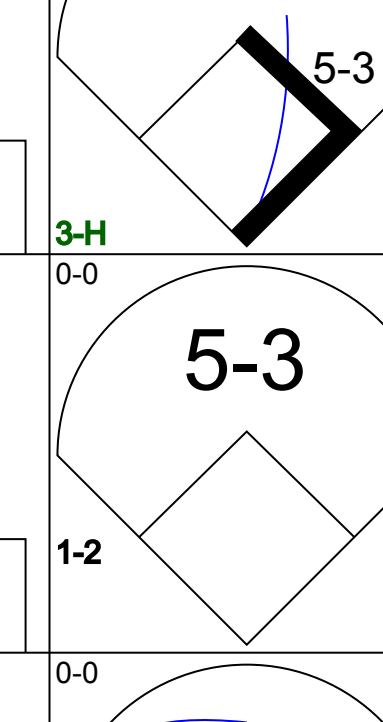
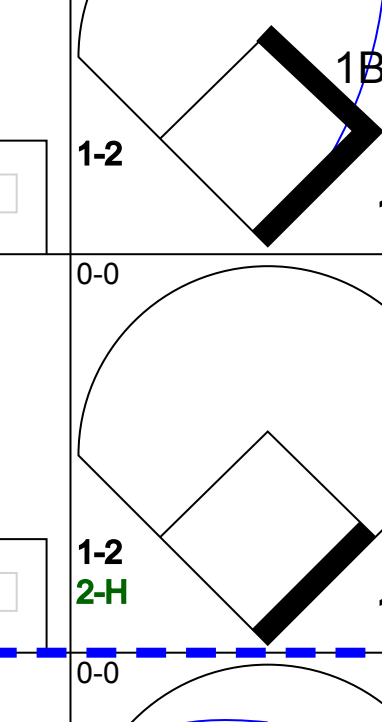

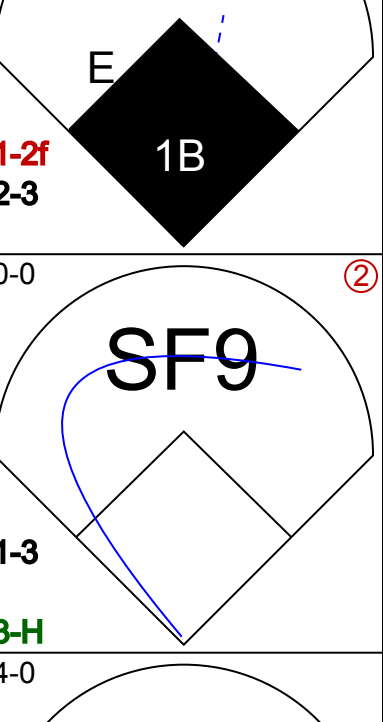
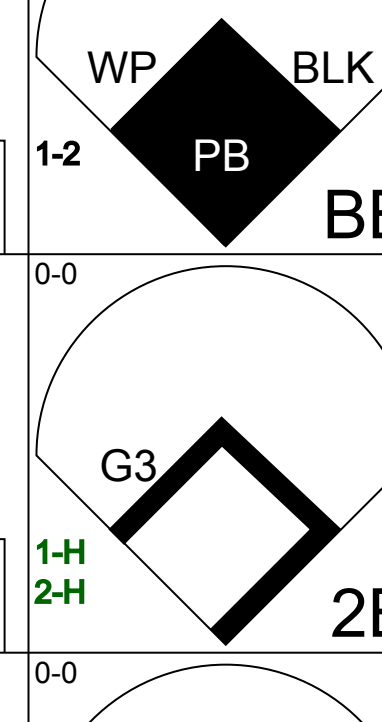
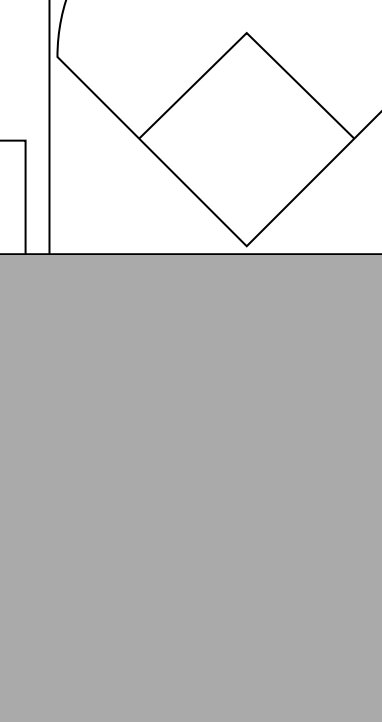
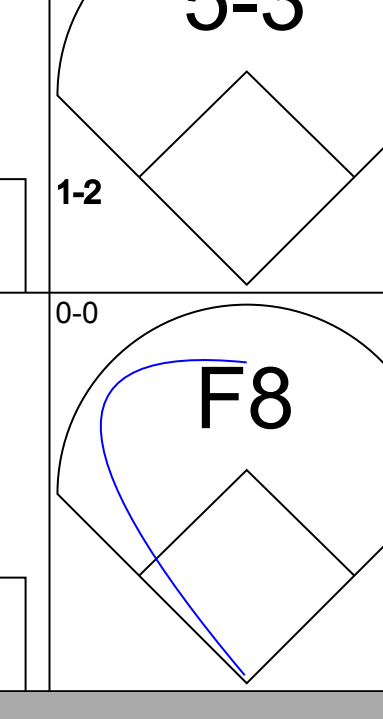
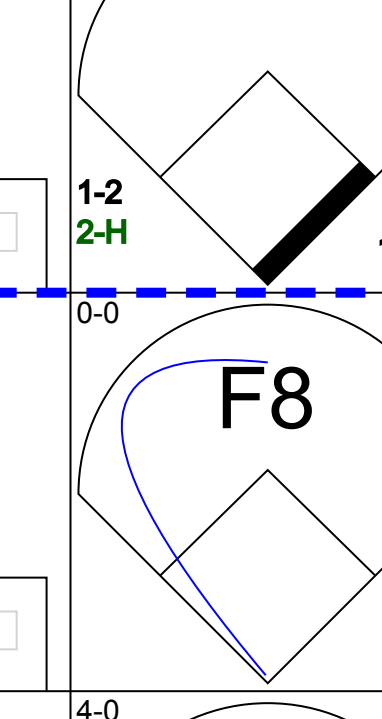
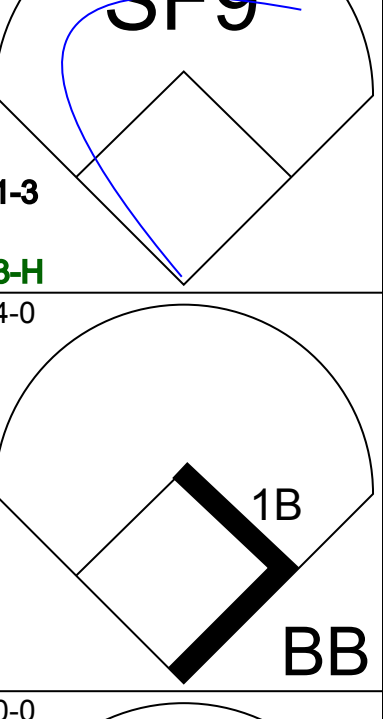
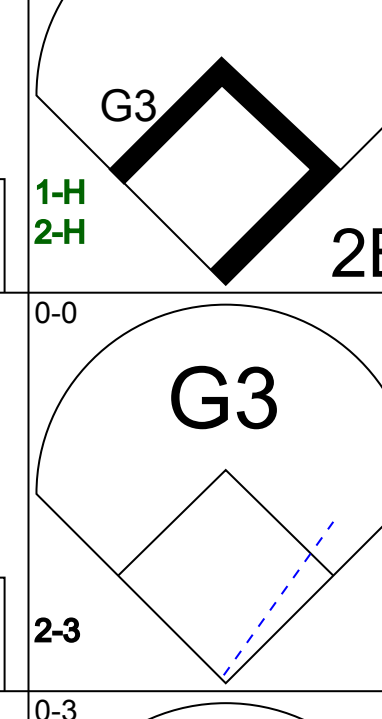

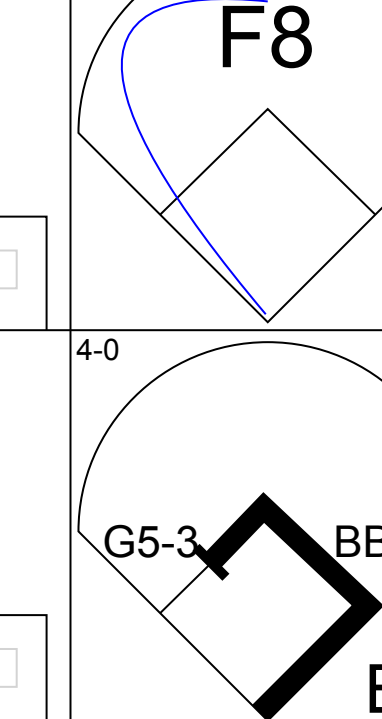
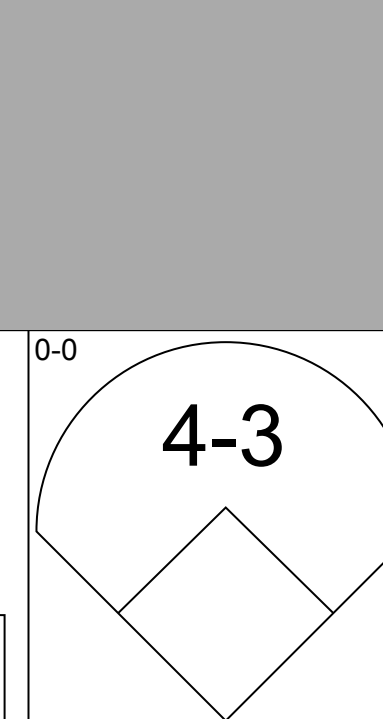
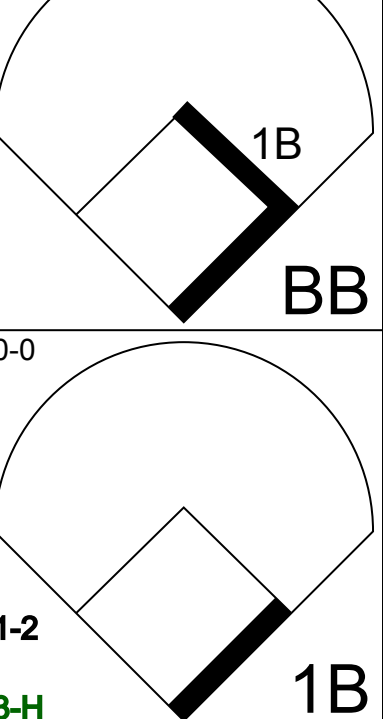
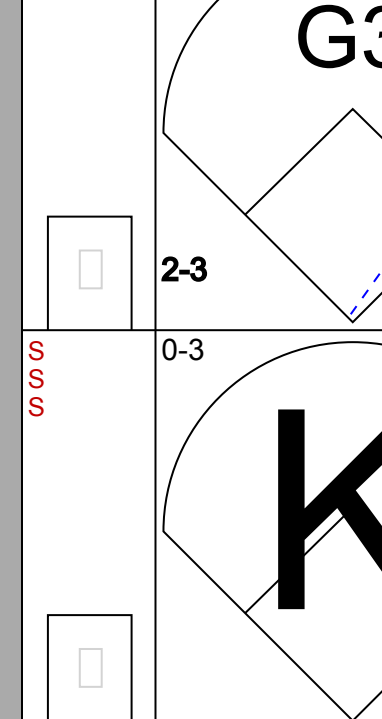


Batter	1	2	3	4	5	6	7	8	9	AB	R	H	RBI	BB	SO	LOB	TOP				
Johnny Grubb, L OBP: 0.361, SLG: 0.398 (1, 8)											5	1	3	0	0	2	0				
Tito Fuentes, S OBP: 0.295, SLG: 0.334 (1, 4)										5	1	1	0	0	0	2					
Dave Winfield, R OBP: 0.342, SLG: 0.398 (1, 9)										3	0	1	0	1	1	1					
Willie McCovey, L OBP: 0.328, SLG: 0.425 (1, 3)										4	0	1	2	0	2	2					
Mike Ivie, R OBP: 0.300, SLG: 0.364 (1, 5)										3	1	0	0	1	0	2					
Bobby Tolan, L OBP: 0.288, SLG: 0.315 (1, 7)										3	0	0	0	1	0	3					
Hector Torres, R OBP: 0.318, SLG: 0.356 (1, 6)										4	0	1	0	0	0	4					
Randy Hundley, R OBP: 0.282, SLG: 0.291 (1, 2)										4	1	2	2	0	0	0					
Jerry Johnson, R OBP: 0.111, SLG: 0.222 (3, 1)										1	0	0	0	0	1	0					
Rich Folkers, L OBP: 0.297, SLG: 0.236 (5, Ph)										0	0	0	0	0	0	0					
Gene Lockaber, L OBP: 0.229, SLG: 0.426 (5, 1)										0	0	0	0	0	1	2					
Dave Tomlin, L OBP: 0.350, SLG: 0.250 (7, Ph)										0	0	0	0	0	0	0					
Dick Sharon, R OBP: 0.390, SLG: 0.340 (7, 1)										0	0	0	0	0	1	0					
Danny Frisella, L OBP: 0.284, SLG: 0.244 (9, Ph)										1	0	0	0	0	0	0					
Inning Stats	R: 0 E: 0 K: 1 S: 5	H: 0 LOB: 1 BB: 1 P: 9	R: 0 E: 0 K: 0 S: 2	H: 0 LOB: 0 BB: 1 P: 6	R: 0 E: 0 K: 2 S: 7	H: 0 LOB: 0 BB: 0 P: 7	R: 0 E: 0 K: 1 S: 5	H: 2 LOB: 2 BB: 0 P: 5	R: 0 E: 0 K: 2 S: 8	H: 1 LOB: 1 BB: 0 P: 8	R: 2 E: 0 K: 1 S: 6	H: 1 LOB: 0 BB: 1 P: 10	R: 2 E: 0 K: 0 S: 7	H: 4 LOB: 2 BB: 0 P: 7	R: 0 E: 0 K: 0 S: 4	H: 1 LOB: 1 BB: 0 P: 4	1B: 7 2B: 1 3B: 0 HR: 1	SF: 0 SAC: 0 DP: 0 HBP: 0	WP: 0 PB: 0 SB: 1 CS: 1	PA: 38	
PITCHER	IP WLS BF H R ER SO BB IBB HBP BLK WP HR S P ERA WHIP	8.0 W 34 8 4 4 8 3 0 0 0 0 1 47 59 4.50 1.375	1.0 4 1 0 0 0 0 0 0 0 0 0 4 4 0.00 1.000																		

San Diego Padres @ New York Mets
Shea Stadium, Flushing, NY
Tue Aug 12 1975, 7:05 PM EDT
Att: 20,259 - Unknown

AB 35
R 4
H 9
RBI 4
BB 3
SO 8
LOB 16



Batter	1	2	3	4	5	6	7	8	9	AB	R	H	RBI	BB	SO	LOB	BOTTOM			
Del Unser, L OBP: 0.330, SLG: 0.361 (1, 8)										4	1	0	0	1	2	3				
Felix Milten, R OBP: 0.341, SLG: 0.367 (1, 4)										4	0	2	0	1	1	2				
Ed Kranepool, L OBP: 0.371, SLG: 0.436 (1, 3)										5	1	1	1	0	0	3				
Rusty Staub, L OBP: 0.373, SLG: 0.439 (1, 9)										4	3	3	1	1	0	0				
Wayne Garrett, L OBP: 0.381, SLG: 0.375 (1, 5)										5	2	4	1	0	0	1				
John Milner, L OBP: 0.320, SLG: 0.368 (1, 7)										4	2	1	1	1	0	4				
Jerry Grote, R OBP: 0.348, SLG: 0.364 (1, 2)										3	0	2	2	0	0	1				
Mike Phillips, L OBP: 0.305, SLG: 0.320 (1, 6)										3	0	0	0	1	0	4				
Tom Seaver, R OBP: 0.247, SLG: 0.208 (1, 1)										3	0	1	1	1	1	1				
Bob Apodaca, R OBP: 0.500, SLG: 0.429 (9, 1)										0	0	0	0	0	0	0				
Inning Stats	R: 0 E: 0 K: 0 S: 3	H: 1 LOB: 0 BB: 0 P: 3	R: 1 E: 1 K: 0 S: 5	H: 1 LOB: 0 BB: 0 P: 5	R: 4 E: 0 K: 0 S: 7	H: 5 LOB: 2 BB: 2 P: 15	R: 0 E: 0 K: 0 S: 3	H: 0 LOB: 1 BB: 1 P: 7	R: 2 E: 1 K: 1 S: 8	H: 3 LOB: 2 BB: 1 P: 12	R: 0 E: 0 K: 1 S: 5	H: 0 LOB: 0 BB: 0 P: 5	R: 2 E: 0 K: 2 S: 9	H: 2 LOB: 1 BB: 1 P: 13	R: 0 E: 0 K: 0 S: 4	H: 2 LOB: 2 BB: 1 P: 8	1B: 11 2B: 4 3B: 0 HR: 0	SF: 1 SAC: 0 DP: 3 HBP: 0	WP: 2 PB: 1 SB: 0 CS: 0	PA: 42
PITCHER	IP WLS BF H R ER SO BB IBB HBP BLK WP HR S P ERA WHIP	2.2 L 16 7 5 0 0 1 0 0 0 0 0 4 8 16.88 3.375	1.1 5 0 0 0 0 1 0 0 0 0 0 4 8 0.00 0.750	2.0 10 3 2 1 2 1 0 0 0 0 0 13 17 4.50 2.000	2.0 11 4 2 2 2 2 0 0 1 1 0 13 21 9.00 3.000															

San Diego Padres @ New York Mets
Shea Stadium, Flushing, NY
Tue Aug 12 1975, 7:05 PM EDT
Att: 20,259 - Unknown

AB 35
R 9
H 14
RBI 7
BB 6
SO 4
LOB 19



Batter	1	2	3	4	5	6	7	8	9	AB	R	H	RBI	BB	SO	LOB	TOP											
Johnny Grubb, L OBP: 0.357, SLG: 0.393	0-0 4-3		0-0 F9		0-0 FC4-6			0-0 4-3	0-3 K	5	0	0	0	0	1	2												
Tito Fuentes, S OBP: 0.296, SLG: 0.333	0-0 1B		0-3 K		0-0 L3			4-0 E	0-0 E3	4	2	1	0	1	1	2												
Gene Locklear, L OBP: 0.362, SLG: 0.428	0-0 1B		0-3 K					0-0 E7	0-3 K	4	1	2	1	0	1	0												
Ted Kubiak, S OBP: 0.282, SLG: 0.242	0-0 1B							1-H 1B		1	0	0	0	0	1	2												
Dave Winfield, R OBP: 0.345, SLG: 0.399	0-0 1B							4-0 1B		4	1	2	2	1	1	0												
Mike Ivie, R OBP: 0.301, SLG: 0.373	0-0 6-3							4-0 HR		5	2	2	2	0	0	3												
Bobby Tolan, L OBP: 0.292, SLG: 0.327								0-0 HR		4	1	3	3	0	0	0												
Hector Torres, R OBP: 0.313, SLG: 0.349								1-H 2-H		4	0	0	0	0	1	2												
Bob Davis, R OBP: 0.216, SLG: 0.170								1-2 3-H		3	0	0	0	1	1	3												
Dan Spillner, R OBP: 0.316, SLG: 0.219										0	0	0	0	0	0	0												
Dave Freisleben, R OBP: 0.152, SLG: 0.093										1	0	0	0	1	1	1												
Dick Sharon, R OBP: 0.328, SLG: 0.337										1	0	0	0	1	1	1												
Rich Folkers, L OBP: 0.292, SLG: 0.273										1	1	1	0	0	0	0												
Bill Greif, R OBP: 0.292, SLG: 0.273										0	0	0	0	0	0	0												
Inning Stats	R: 1 E: 0 K: 0 S: 5	H: 3 LOB: 1 BB: 0 P: 5	R: 0 E: 0 K: 3 S: 10	H: 1 LOB: 1 BB: 0 P: 10	R: 0 E: 0 K: 2 S: 7	H: 0 LOB: 0 BB: 0 P: 7	R: 1 E: 0 K: 1 S: 7	H: 2 LOB: 1 BB: 0 P: 7	R: 0 E: 0 K: 0 S: 2	H: 0 LOB: 0 BB: 1 P: 6	R: 0 E: 0 K: 1 S: 5	H: 0 LOB: 1 BB: 1 P: 9	R: 5 E: 2 K: 0 S: 6	H: 3 LOB: 0 BB: 2 P: 14	R: 1 E: 1 K: 2 S: 10	H: 2 LOB: 2 BB: 0 P: 10	1B: 8 2B: 2 3B: 0 HR: 2	SF: 0 SAC: 0 DP: 2 HBP: 0	WP: 0 PB: 0 SB: 0 CS: 0	PA: 41								
PITCHER	IP	WLS	BF	H	R	ER	SO	BB	IBB	HBP	BLK	WP	HR	S	P	ERA	WHIP											
Randy Tate, R ERA: 4.64	(1, 1)	7.1	L	31	7	5	5	7	4	0	0	0	0	1	41	57	6.14	1.500										
Rick Baldwin, R ERA: 3.34	(8, 1)	0.2		4	2	2	2	0	0	0	0	0	0	1	4	4	27.00	3.000										
Tom Hall, L ERA: 4.91	(9, 1)	1.0		6	2	1	0	2	0	0	0	0	0	0	10	10	0.00	2.000										

San Diego Padres @ New York Mets
Shea Stadium, Flushing, NY
Wed Aug 13 1975, 7:05 PM EDT
Att: 16,027 - Unknown

AB 37
R 8
H 11
RBI 8
BB 4
SO 9
LOB 16



Batter	1	2	3	4	5	6	7	8	9	AB	R	H	RBI	BB	SO	LOB	BOTTOM											
Del Unser, L OBP: 0.332, SLG: 0.361	4-0 PB		0-0 2-3					0-0 F6		3	1	1	0	1	0	2												
Jesus Alou, R OBP: 0.300, SLG: 0.310	1B	FC4-6							G3	1	1	1	0	0	0	0												
Felix Milten, R OBP: 0.345, SLG: 0.370	1B	FC4-6						4-0 4-3	4-0 G3	4	1	3	1	1	0	0												
Ed Kranepool, L OBP: 0.372, SLG: 0.433	1B	FC4-6						4-0 1B	0-0 G3	4	0	1	0	1	0	5												
Rusty Staub, L OBP: 0.375, SLG: 0.440	1B	FC3-5						0-0 F9	0-0 6-3	4	1	2	2	1	0	1												
Wayne Garrett, L OBP: 0.373, SLG: 0.366	1B	FC3-5						0-0 F8	0-0 F8	5	1	0	0	0	0	8												
John Milner, L OBP: 0.319, SLG: 0.362	1B	L6						4-0 F8	0-0 3-1	3	0	0	0	1	0	2												
Jerry Grote, R OBP: 0.350, SLG: 0.366	1B	L6						0-0 F8	0-0 F9	4	0	2	2	0	0	0												
Mike Phillips, L OBP: 0.305, SLG: 0.320	1B	L6						0-0 4-3	0-3 K	3	0	1	0	0	0	2												
Jack Heidemann, R OBP: 0.298, SLG: 0.313	1B	L6						0-0 4-3	0-0 K	1	0	0	0	0	1	0												
Randy Tate, R ERA: 4.55	0-3							0-0 5-3	0-0 L4-3	2	0	0	0	0	1	2												
Rick Baldwin, L OBP: 0.167, SLG: 0.167										0	0	0	0	0	0	0												
Gene Clines, R OBP: 0.270, SLG: 0.270										1	0	0	0	0	0	0												
Tom Hall, L OBP: 0.400, SLG: 0.400										0	0	0	0	0	0	0												
Inning Stats	R: 4 E: 0 K: 1 S: 9	H: 4 LOB: 2 BB: 2 P: 17	R: 0 E: 0 K: 0 S: 4	H: 2 LOB: 2 BB: 1 P: 8	R: 0 E: 0 K: 0 S: 5	H: 2 LOB: 2 BB: 0 P: 5	R: 0 E: 0 K: 0 S: 3	H: 1 LOB: 0 BB: 0 P: 3	R: 0 E: 0 K: 0 S: 3	H: 0 LOB: 0 BB: 0 P: 3	R: 0 E: 0 K: 0 S: 4	H: 1 LOB: 2 BB: 1 P: 8	R: 0 E: 0 K: 1 S: 5	H: 0 LOB: 0 BB: 0 P: 5	R: 1 E: 0 K: 0 S: 4	H: 1 LOB: 1 BB: 1 P: 8	1B: 11 2B: 1 3B: 0 HR: 0	SF: 0 SAC: 1 DP: 1 HBP: 0	WP: 0 PB: 1 SB: 0 CS: 1	PA: 41								
PITCHER	IP	WLS	BF	H	R	ER	SO	BB	IBB	HBP	BLK	WP	HR	S	P	ERA	WHIP											
Dan Spillner, R ERA: 4.55	(1, 1)	0.1		7	4	4	4	0	0	0	0	0	0	0	22	26	0.00	1.059										
Rich Folkers, L ERA: 4.86	(7, 1)	2.0	W	9	2	1	1	1	1	0	0	0	0	10	14	4.50	1.500											
Bill Greif, R ERA: 3.47	(9, 1)	1.0		4	0	0	0	0	1	0	0	0	0	3	7	0.00	1.000											

San Diego Padres @ New York Mets
Shea Stadium, Flushing, NY
Wed Aug 13 1975, 7:05 PM EDT
Att: 16,027 - Unknown

AB 35
R 5
H 11
RBI 5
BB 5
SO 2
LOB 22



Batter	1	2	3	4	5	6	7	8	9	AB	R	H	RBI	BB	SO	LOB	TOP								
Johnny Grubb, L OBP: 0.356, SLG: 0.390 (1, 8)	F8		FC4-6 BB		G4-3		3-1			3	0	0	0	1	0	2									
Tito Fuentes, S OBP: 0.296, SLG: 0.333 (1, 4)	F6		FC4-6		E9 2B		5-3			4	1	1	1	0	0	2									
Dave Winfield, R OBP: 0.344, SLG: 0.400 (1, 9)	5-3			G3				F9		4	0	1	1	0	0	0									
Willie McCovey, L OBP: 0.333, SLG: 0.425 (1, 3)		FC3-6 BB		K						2	0	1	0	2	1	0									
Mike Ivie, R OBP: 0.301, SLG: 0.374 (1, 5)	FC3-6 4-3			2B		K		F4		4	1	1	0	0	1	4									
Bobby Tolan, L OBP: 0.292, SLG: 0.328 (1, 7)	4-3			FC5 2B		K		2-3		4	0	1	1	0	1	2									
Hector Torres, R OBP: 0.312, SLG: 0.348 (1, 6)			G5-4-3 1B	FC5 2-3		F9		1-3		4	0	1	0	0	0	1									
Fred Kendall, R OBP: 0.263, SLG: 0.242 Enzo Hernandez, R OBP: 0.280, SLG: 0.282 (9, PR)			G5-4-3		G4-3 1B E BB		F8	G6-4-3 1B		3	1	1	0	1	0	1									
Joe McIntosh, S OBP: 0.277, SLG: 0.275 Dick Startoff, R OBP: 0.333, SLG: 0.343 Jerry Johnson, R OBP: 0.311, SLG: 0.222 Ted Kubacki, S OBP: 0.333, SLG: 0.241 Danny Frisella, L OBP: 0.291, SLG: 0.289 (5, PH) (5, PH) (7, PH) (7, 1) (5, PH)					G4-3 1B			L8	G6-4-3	1	0	1	0	0	0	0									
Inning Stats	R: 0 E: 0 K: 0 S: 3	H: 0 LOB: 0 BB: 0 P: 3	R: 0 E: 0 K: 0 S: 2	H: 0 LOB: 1 BB: 1 P: 6	R: 0 E: 0 K: 0 S: 4	H: 2 LOB: 2 BB: 1 P: 8	R: 1 E: 0 K: 1 S: 7	H: 2 LOB: 1 BB: 1 P: 7	R: 2 E: 1 K: 1 S: 7	H: 3 LOB: 2 BB: 2 P: 15	R: 0 E: 0 K: 0 S: 5	H: 0 LOB: 0 BB: 0 P: 5	R: 0 E: 0 K: 0 S: 3	H: 0 LOB: 0 BB: 0 P: 3	R: 0 E: 0 K: 0 S: 4	H: 1 LOB: 1 BB: 0 P: 4	R: 0 E: 0 K: 0 S: 3	H: 1 LOB: 1 BB: 0 P: 3	1B: 6 2B: 3 3B: 0 HR: 0	SF: 0 SAC: 0 DP: 3 HBP: 0	WP: 0 PB: 0 SB: 0 CS: 0	PA: 36			
PITCHER	IP	WLS	BF	H	R	ER	SO	BB	IBB	HBP	BLK	WP	HR	S	P	ERA	WHIP								
Dick Ruthven, R ERA: 6.35 (1, 1)	4.2		21	7	3	3	1	3	0	0	0	0	0	20	32	5.79	2.143								
Tom Hilgendorf, L ERA: 1.87 (5, 1)	3.1	W	12	1	0	0	2	1	0	0	0	0	0	15	19	0.00	0.600								
Tug McGraw, L ERA: 2.79 (9, 1)	1.0	S	3	1	0	0	0	0	0	0	0	0	0	3	3	0.00	1.000								

San Diego Padres @ Philadelphia Phillies
Veterans Stadium, Philadelphia, PA
Fri Aug 15 1975, 7:05 PM EDT
Att: 30,601 - Unknown


AB 32
R 3
H 9
RBI 3
BB 4
SO 3
LOB 13



Batter	1	2	3	4	5	6	7	8	9	AB	R	H	RBI	BB	SO	LOB	BOTTOM								
Dave Cash, R OBP: 0.360, SLG: 0.393 (1, 4)	5-3	E4				L6				4	0	1	0	0	0	3									
Larry Bowa, S OBP: 0.375, SLG: 0.392 (1, 6)	WP HR BB	F6		F2			K			3	1	0	0	1	1	4									
Jay Johnstone, L OBP: 0.419, SLG: 0.494 (1, 9)	F9		4-3		F8			FC6-4 1B		4	0	1	0	0	0	1									
Greg Luzinski, R OBP: 0.400, SLG: 0.586 (1, 7)			F8		5-3			FC6-4 BB		3	1	1	2	1	0	0									
Dick Allen, R OBP: 0.312, SLG: 0.332 (1, 3)	6-3		K		6-3			FC6-4 S		4	0	0	0	0	1	2									
Gary Maddox, R OBP: 0.350, SLG: 0.419 (1, 8)		F7			1B 2B		6-3	K		4	1	1	0	0	1	2									
Mike Schmidt, R OBP: 0.373, SLG: 0.514 (1, 5)				K			F7		CS BB	3	1	1	1	1	1	1									
Johnny Oates, L OBP: 0.366, SLG: 0.339 (1, 2)					6-3				K	4	0	2	0	0	1	2									
Dick Ruthven, R OBP: 0.200, SLG: 0.200 Tom Hilgendorf, S OBP: 0.375, SLG: 0.286 Tony Taylor, R OBP: 0.348, SLG: 0.397 Tug McGraw, R OBP: 0.222, SLG: 0.222 (1, 1) (5, 1) (6, PH) (9, 1)			K						K	2	0	1	0	1	1	0									
Inning Stats	R: 2 E: 0 K: 0 S: 4	H: 1 LOB: 0 BB: 1 P: 8	R: 1 E: 1 K: 1 S: 8	H: 2 LOB: 2 BB: 0 P: 8	R: 0 E: 0 K: 1 S: 5	H: 0 LOB: 0 BB: 0 P: 5	R: 1 E: 0 K: 1 S: 8	H: 3 LOB: 2 BB: 0 P: 8	R: 0 E: 0 K: 0 S: 3	H: 0 LOB: 0 BB: 0 P: 3	R: 0 E: 0 K: 0 S: 4	H: 1 LOB: 2 BB: 1 P: 8	R: 0 E: 0 K: 2 S: 8	H: 1 LOB: 2 BB: 1 P: 12	R: 0 E: 0 K: 2 S: 6	H: 0 LOB: 1 BB: 1 P: 10	1B: 5 2B: 2 3B: 0 HR: 2	SF: 0 SAC: 0 DP: 1 HBP: 0	WP: 1 PB: 0 SB: 1 CS: 1	PA: 36					
PITCHER	IP	WLS	BF	H	R	ER	SO	BB	IBB	HBP	BLK	WP	HR	S	P	ERA	WHIP								
Joe McIntosh, R ERA: 3.41 (1, 1)	4.0	L	20	6	4	4	3	1	0	0	0	0	0	25	29	9.00	1.750								
Jerry Johnson, R ERA: 4.33 (5, 1)	2.0		8	1	0	0	0	1	0	0	0	0	0	7	11	0.00	1.000								
Danny Frisella, R ERA: 2.91 (7, 1)	2.0		8	1	0	0	4	2	0	0	0	0	0	14	22	0.00	1.500								

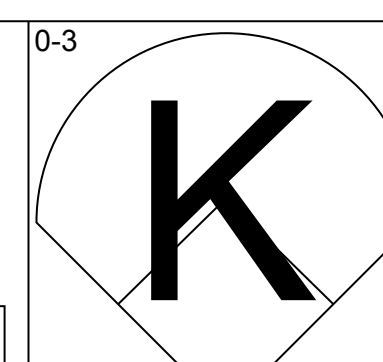
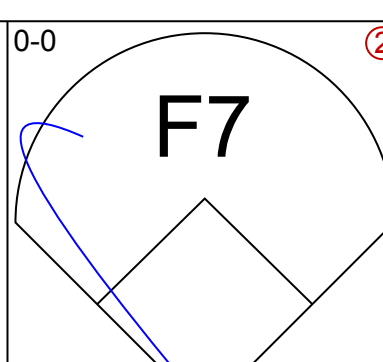
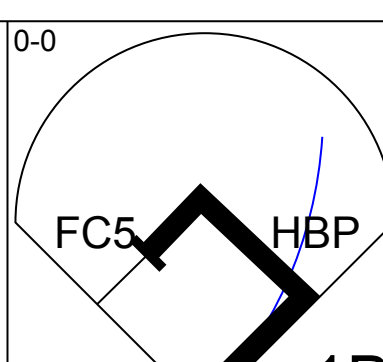
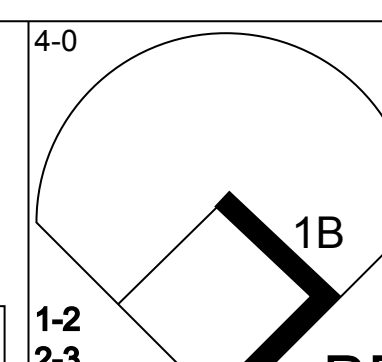
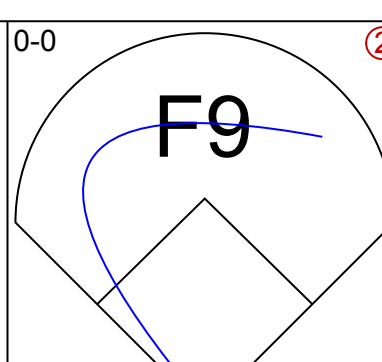
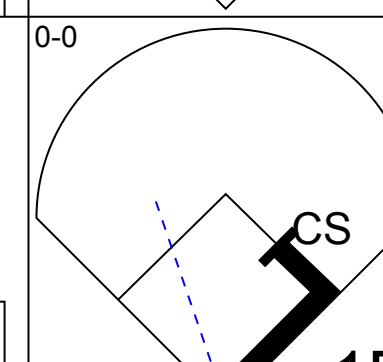
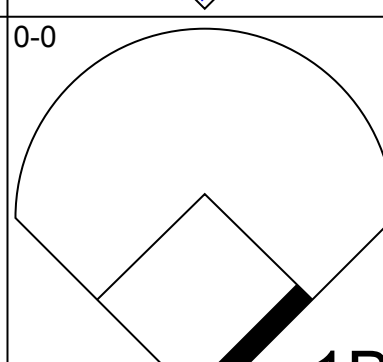
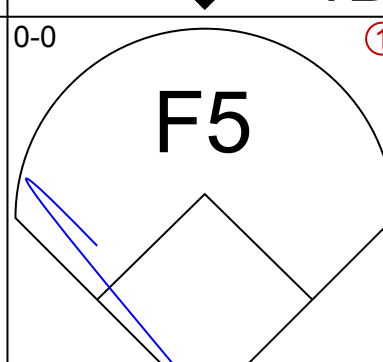
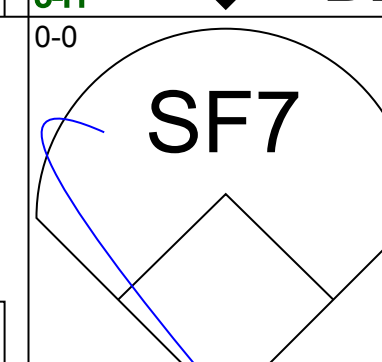
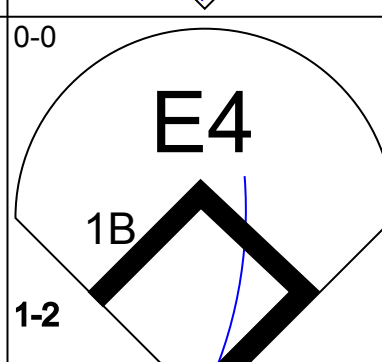
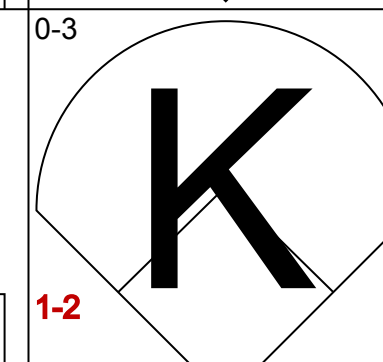
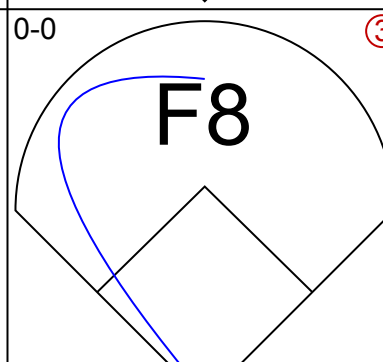
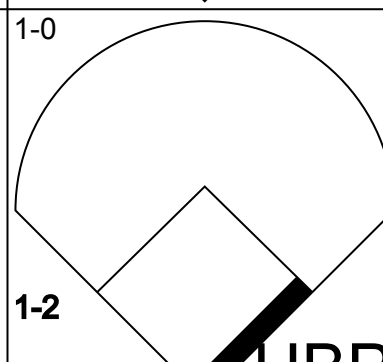
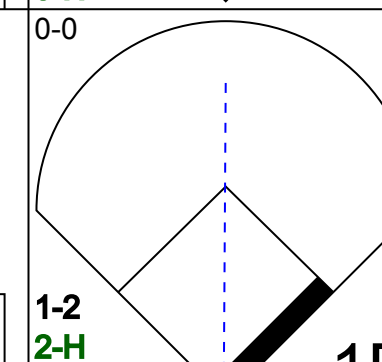
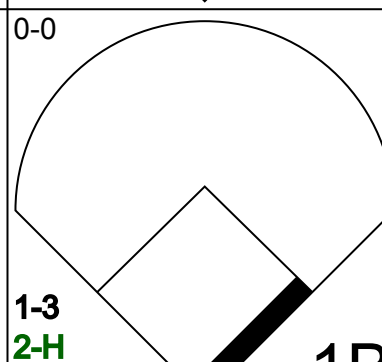
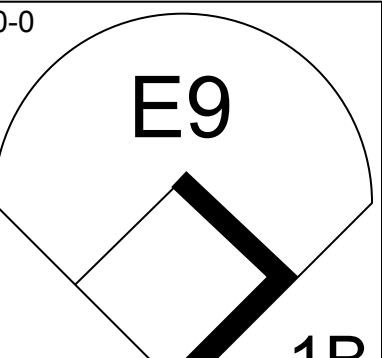
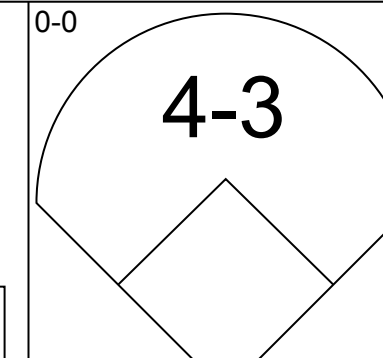
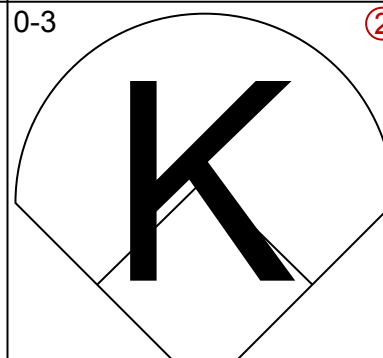
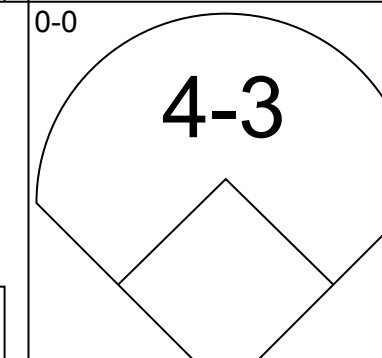
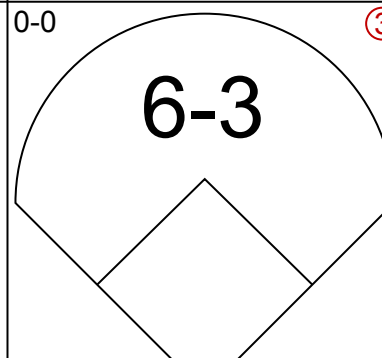

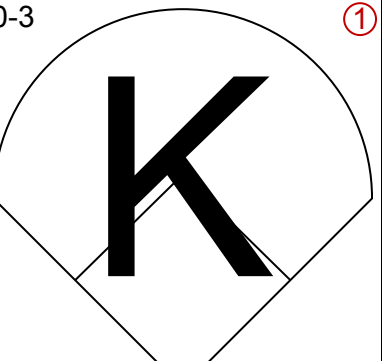
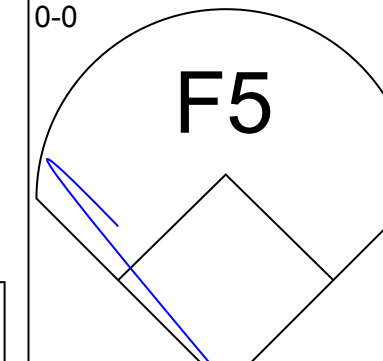
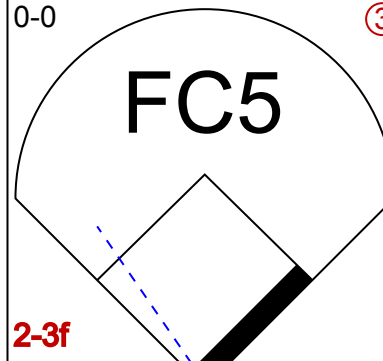
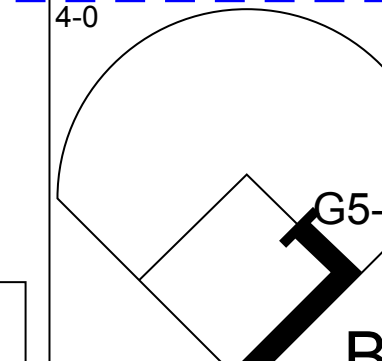
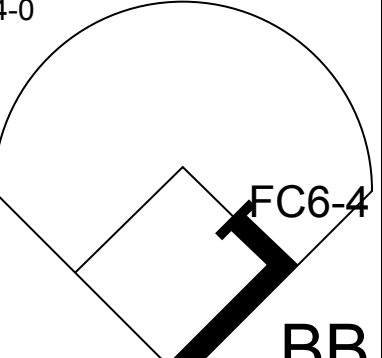
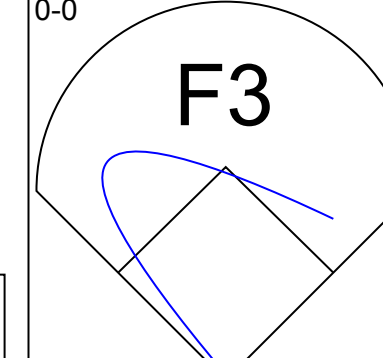
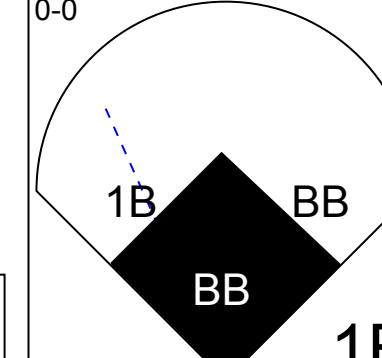
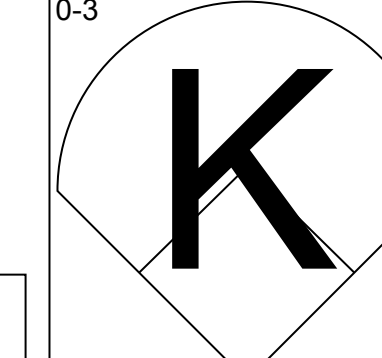
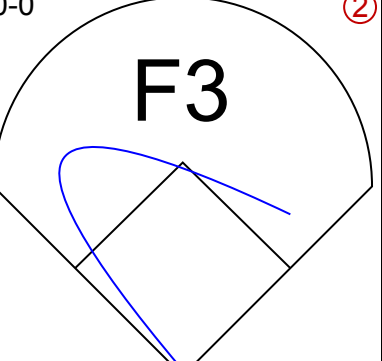
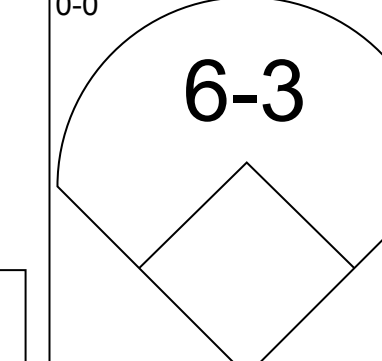
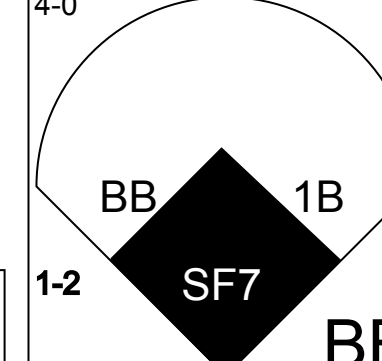
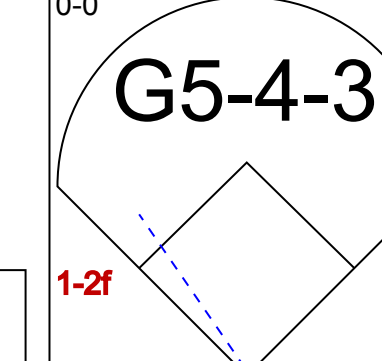
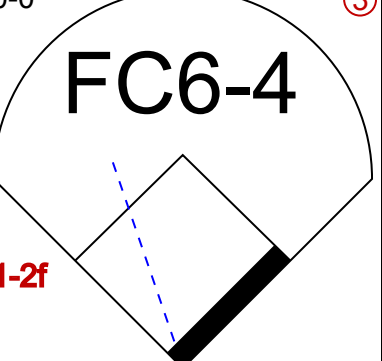
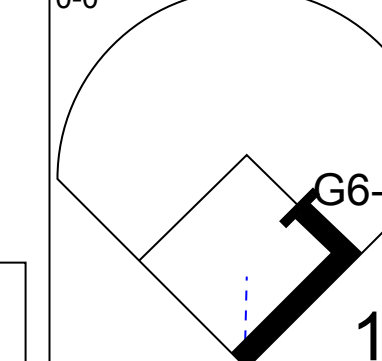
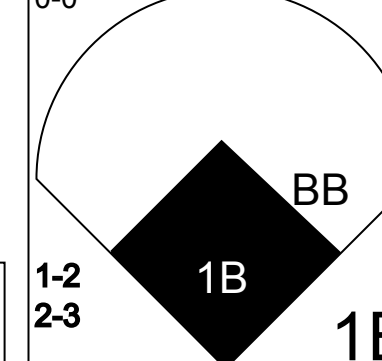
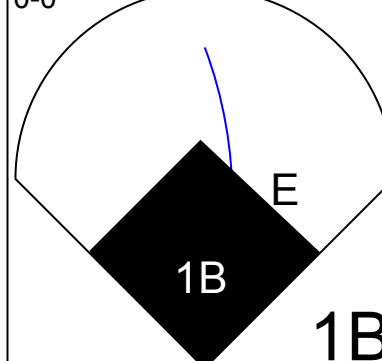

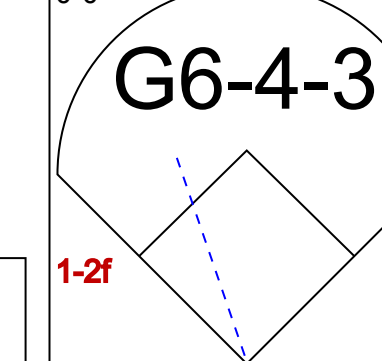
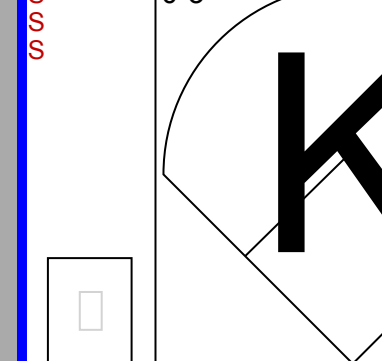
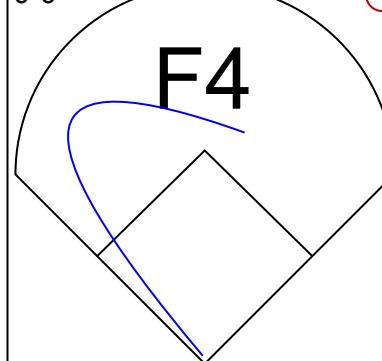
San Diego Padres @ Philadelphia Phillies
Veterans Stadium, Philadelphia, PA
Fri Aug 15 1975, 7:05 PM EDT
Att: 30,601 - Unknown

AB 32
R 4
H 8
RBI 4
BB 4
SO 7
LOB 17



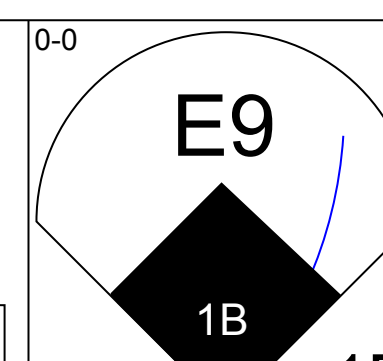
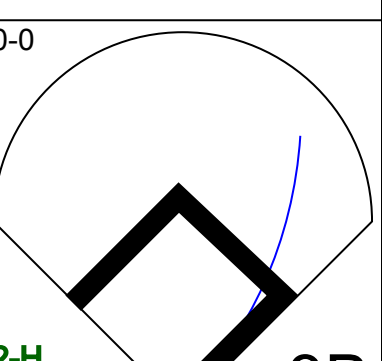
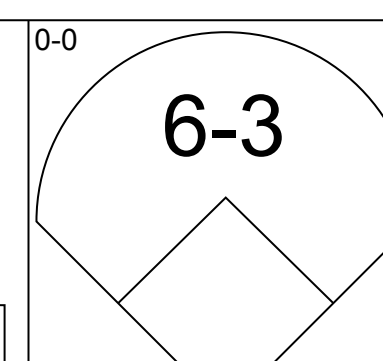
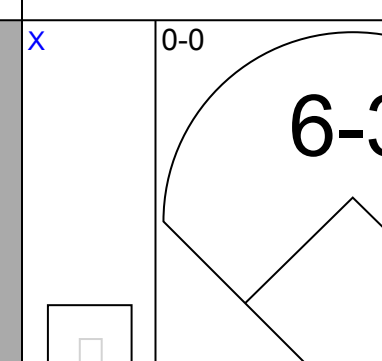
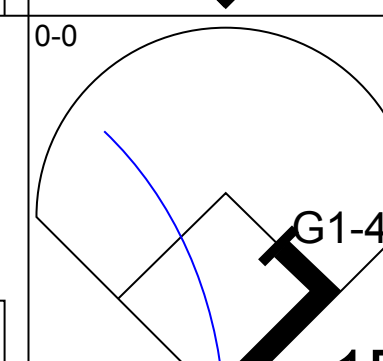
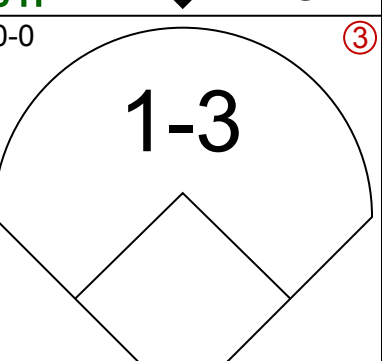
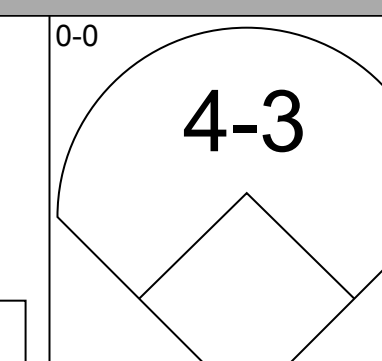
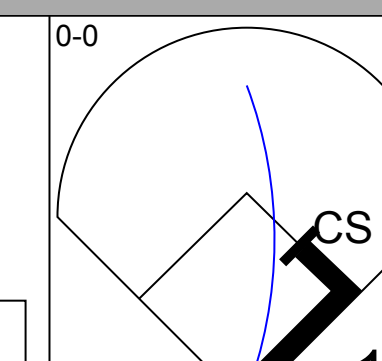
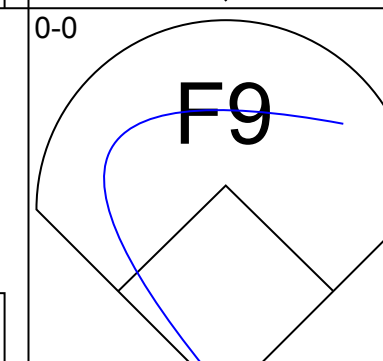
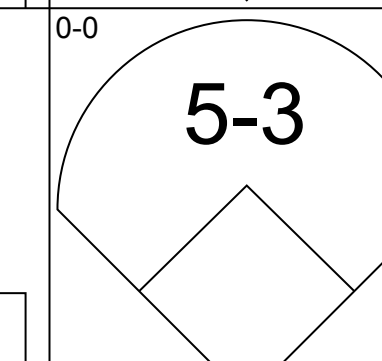
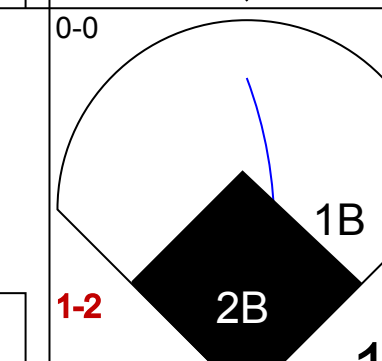
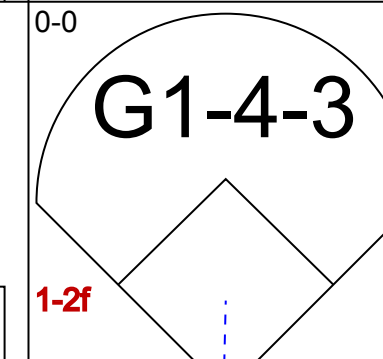
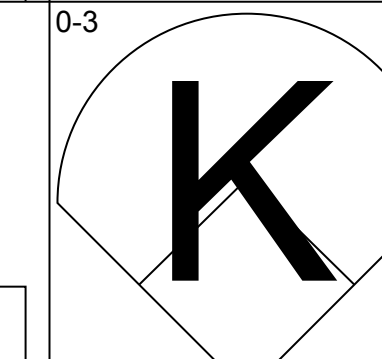
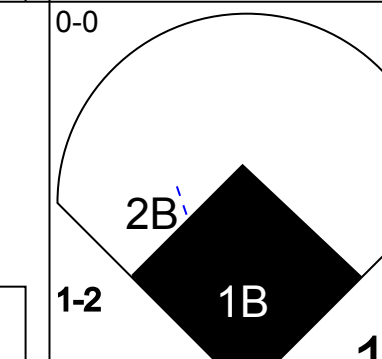
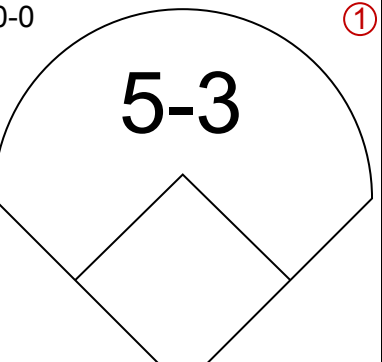
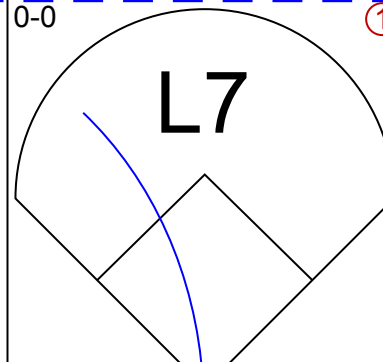
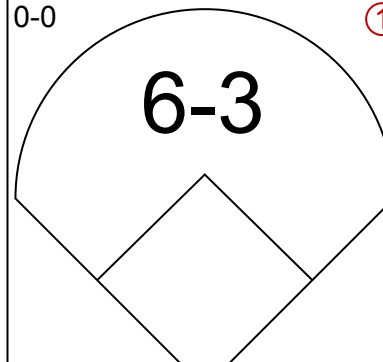
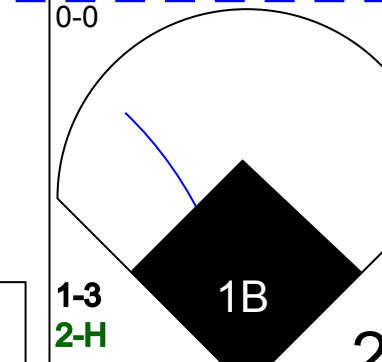

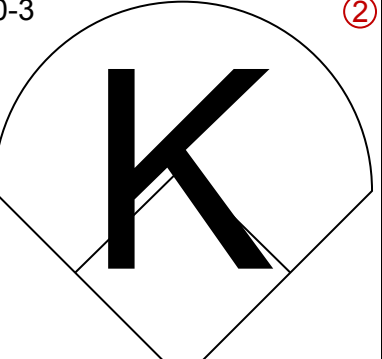
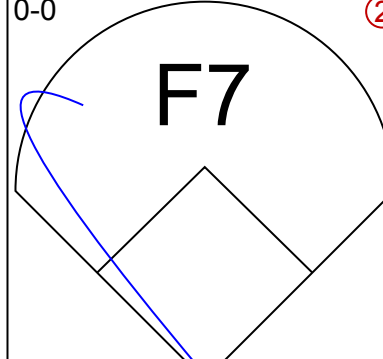
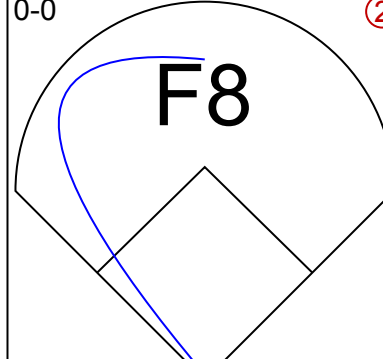
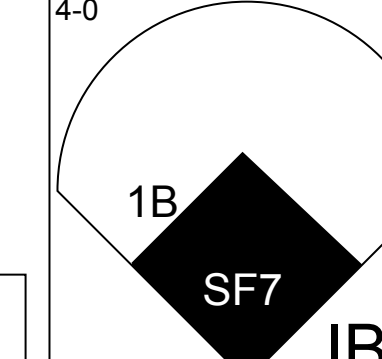
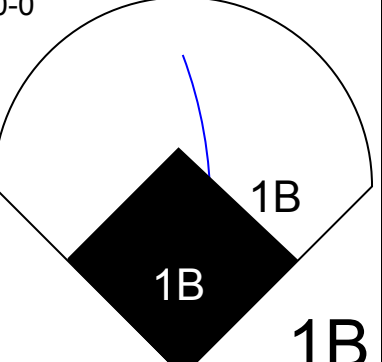
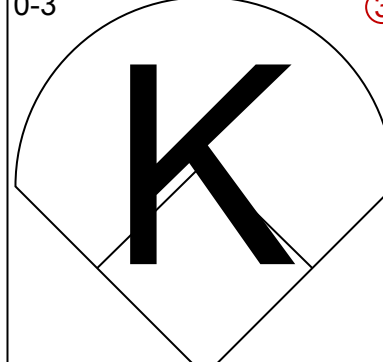
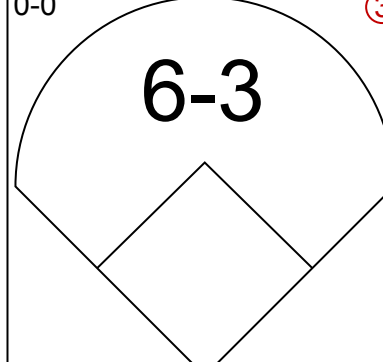
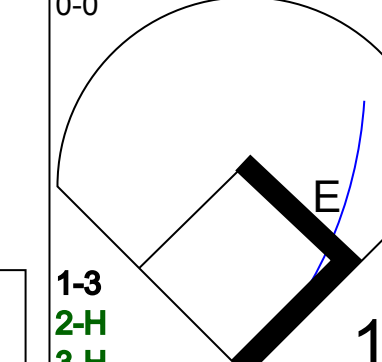
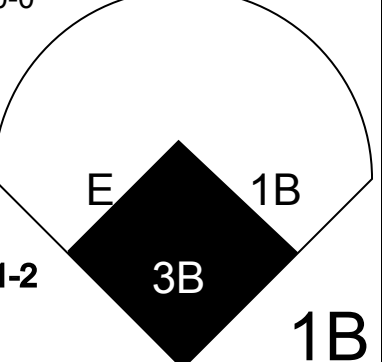
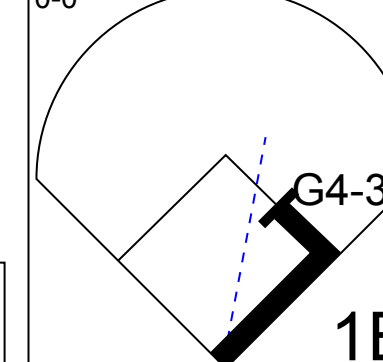
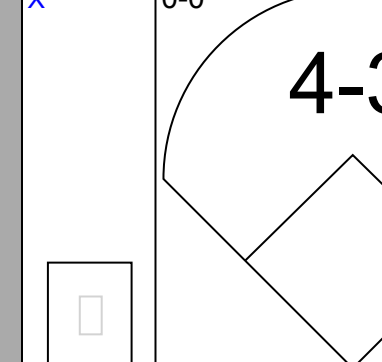
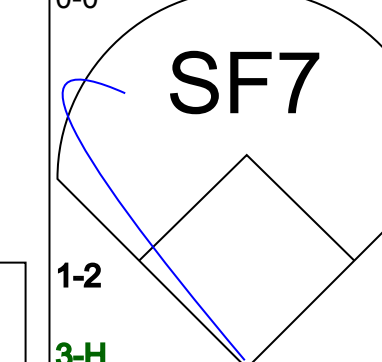

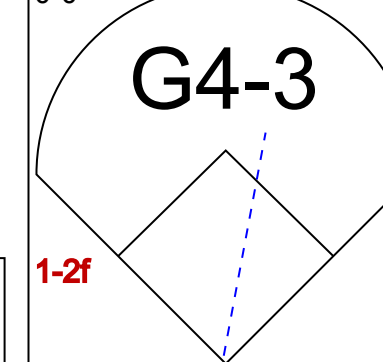
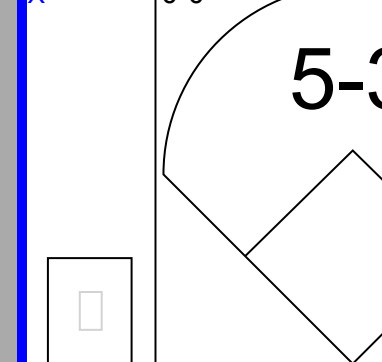
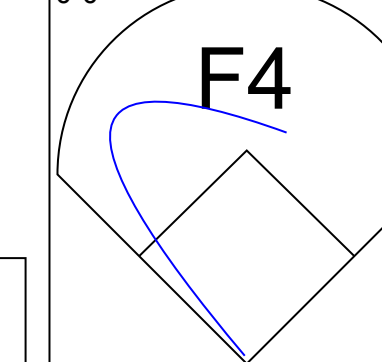
Batter	1	2	3	4	5	6	7	8	9	AB	R	H	RBI	BB	SO	LOB	TOP		
Johnny Grubb, L OBP: 0.357, SLG: 0.390 (1, 8)	0-0 6-3		4-0 BB			0-3 K			0-0 BB 1B	3	1	1	0	1	1	0	San Diego Padres @ Philadelphia Phillies Veterans Stadium, Philadelphia, PA Sat Aug 16 1975, 7:05 PM EDT Att: 40,127 - Unknown livebaseballscorecards.com		
Tito Fuentes, S OBP: 0.293, SLG: 0.330 (1, 4)	0-3 K		0-0 L8			0-0 L5			0-0 B3	4	0	0	0	0	1	3			
Dave Winfield, R OBP: 0.346, SLG: 0.407 (1, 9)	0-0 1-3			0-0 F6					4-0 BB 1B 3B	3	2	1	1	1	0	0			
Willie McCovey, L OBP: 0.329, SLG: 0.419 Enzo Hernandez, R OBP: 0.290, SLG: 0.282 (1, 3) (9, 6)		0-0 F5		0-0 F9					0-3 K	4	0	0	0	0	2	2			
Mike Ivie, R OBP: 0.300, SLG: 0.373 (1, 5) (9, 3)		0-0 F3		0-0 L7					0-0 K	4	1	1	1	0	0	0			
Bobby Tolan, L OBP: 0.292, SLG: 0.333 (1, 7)		0-0 4-3			0-0 6-3				0-3 K	4	1	1	2	0	1	0			
Hector Torres, R OBP: 0.311, SLG: 0.350 (1, 6) (9, 5)			0-0 4-3 2B		0-0 5-3				0-0 F8 E6	4	0	1	0	0	0	0			
Fred Kendall, R OBP: 0.259, SLG: 0.238 (1, 2)			0-0 4-3		0-0 4-3				0-0 6-3 K	4	0	0	0	0	1	2			
Randy Jones, R OBP: 0.141, SLG: 0.145 (1, 1)			0-0 4-3			0-0 F8			0-0 F7	3	0	0	0	0	0	1			
Inning Stats	R: 0 E: 0 K: 1 S: 5	H: 0 LOB: 0 BB: 0 P: 5	R: 0 E: 0 K: 0 S: 3	H: 0 LOB: 0 BB: 0 P: 3	R: 0 E: 0 K: 0 S: 4	H: 1 LOB: 2 BB: 1 P: 8	R: 0 E: 0 K: 0 S: 3	H: 0 LOB: 0 BB: 0 P: 3	R: 0 E: 0 K: 0 S: 5	H: 0 LOB: 0 BB: 0 P: 5	R: 1 E: 0 K: 2 S: 8	H: 1 LOB: 0 BB: 0 P: 8	R: 0 E: 0 K: 0 S: 3	H: 0 LOB: 0 BB: 0 P: 3	R: 4 E: 1 K: 2 S: 11	H: 3 LOB: 1 BB: 1 P: 15	1B: 2 2B: 1 3B: 1 HR: 1	SF: 0 SAC: 0 DP: 0 HBP: 0	WP: 0 PA: 35 PB: 0 SB: 0 CS: 0
PITCHER	IP WLS BF H R ER SO BB IBB HBP BLK WP HR S P ERA WHIP	IP WLS BF H R ER SO BB IBB HBP BLK WP HR S P ERA WHIP	IP WLS BF H R ER SO BB IBB HBP BLK WP HR S P ERA WHIP	IP WLS BF H R ER SO BB IBB HBP BLK WP HR S P ERA WHIP	IP WLS BF H R ER SO BB IBB HBP BLK WP HR S P ERA WHIP	IP WLS BF H R ER SO BB IBB HBP BLK WP HR S P ERA WHIP	IP WLS BF H R ER SO BB IBB HBP BLK WP HR S P ERA WHIP	IP WLS BF H R ER SO BB IBB HBP BLK WP HR S P ERA WHIP	IP WLS BF H R ER SO BB IBB HBP BLK WP HR S P ERA WHIP	IP WLS BF H R ER SO BB IBB HBP BLK WP HR S P ERA WHIP	IP WLS BF H R ER SO BB IBB HBP BLK WP HR S P ERA WHIP	IP WLS BF H R ER SO BB IBB HBP BLK WP HR S P ERA WHIP	IP WLS BF H R ER SO BB IBB HBP BLK WP HR S P ERA WHIP	IP WLS BF H R ER SO BB IBB HBP BLK WP HR S P ERA WHIP	IP WLS BF H R ER SO BB IBB HBP BLK WP HR S P ERA WHIP	IP WLS BF H R ER SO BB IBB HBP BLK WP HR S P ERA WHIP	IP WLS BF H R ER SO BB IBB HBP BLK WP HR S P ERA WHIP	IP WLS BF H R ER SO BB IBB HBP BLK WP HR S P ERA WHIP	IP WLS BF H R ER SO BB IBB HBP BLK WP HR S P ERA WHIP
Larry Christenson, R ERA: 3.81 (1, 1)	7.0	24	2	1	1	4	1	0	0	0	0	0	0	0	1	31	35	1.29	0.429
Tug McGraw, L ERA: 3.1 (8, 1)	1.2	L	9	3	4	3	1	1	0	0	0	0	0	0	0	10	14	16.20	2.400
Gene Garber, R ERA: 9.52 (9, 1)	0.1		2	0	0	0	1	0	0	0	0	0	0	0	0	4	4	0.00	0.000

Batter	1	2	3	4	5	6	7	8	9	AB	R	H	RBI	BB	SO	LOB	BOTTOM			
Dave Cash, R OBP: 0.358, SLG: 0.390 (1, 4)	0-0 L6		0-0 L8		0-0 F9		0-0 6-3			4	0	0	0	0	0	3	San Diego Padres @ Philadelphia Phillies Veterans Stadium, Philadelphia, PA Sat Aug 16 1975, 7:05 PM EDT Att: 40,127 - Unknown livebaseballscorecards.com			
Larry Bowa, S OBP: 0.336, SLG: 0.391 (1, 6)	0-0 4-3 1B		0-0 FC5-4			0-0 B2-3		0-0 F4		4	0	1	0	0	0	1				
Ollie Brown, R OBP: 0.397, SLG: 0.571 (1, 9)	0-0 4-3			0-0 F8		0-0 F4		0-0 L7		4	0	0	0	0	0	1				
Greg Luzinski, R OBP: 0.399, SLG: 0.586 (1, 7)	0-3 K			0-0 6-3		0-0 2B		0-0 1-3		4	0	1	0	0	1	1				
Dick Allen, R OBP: 0.314, SLG: 0.342 (1, 3)		0-3 K		0-0 HR		4-0 IBB		0-0 F4		3	1	1	1	1	1	0				
Gary Maddox, R OBP: 0.348, SLG: 0.414 (1, 8)		4-0 BB		0-0 F8		0-0 F8		0-0 F8		3	0	0	0	1	0	2				
Mike Schmidt, R OBP: 0.374, SLG: 0.512 (1, 5)	0-0 6-3				0-0 1B		4-0 SH1-4 BB		0-0 6-3	3	0	1	0	1	0	1				
Bob Boone, R OBP: 0.320, SLG: 0.318 (1, 2)			0-0 6-3		0-0 FC1-4-6		0-0 SH1-4			2	0	0	0	0	0	1				
Larry Christenson, R OBP: 0.283, SLG: 0.389 (1, 1)				4-0 BB						1	0	0	0	1	1	1				
Tony Taylor, R OBP: 0.345, SLG: 0.392 (7, PH)					0-3 K					1	0	0	0	0	0	1				
Tug McGraw, R OBP: 0.222, SLG: 0.222 (8, 1)										0	0	0	0	0	0	0				
Gene Garber, R OBP: 0.222, SLG: 0.222 (9, 1)										0	0	0	0	0	0	0				
Inning Stats	R: 0 E: 0 K: 1 S: 6	H: 1 LOB: 1 BB: 0 P: 6	R: 0 E: 0 K: 1 S: 4	H: 0 LOB: 0 BB: 1 P: 8	R: 0 E: 0 K: 0 S: 3	H: 0 LOB: 1 BB: 1 P: 7	R: 1 E: 0 K: 0 S: 4	H: 1 LOB: 0 BB: 0 P: 4	R: 0 E: 0 K: 0 S: 6	H: 1 LOB: 1 BB: 0 P: 6	R: 0 E: 0 K: 0 S: 4	H: 0 LOB: 2 BB: 1 P: 8	R: 0 E: 0 K: 0 S: 3	H: 0 LOB: 0 BB: 0 P: 3	R: 0 E: 0 K: 0 S: 3	H: 0 LOB: 0 BB: 0 P: 3	1B: 2 2B: 1 3B: 0 HR: 1	SF: 0 SAC: 1 DP: 0 HBP: 0	WP: 0 PA: 34 PB: 0 SB: 0 CS: 0	
PITCHER	IP WLS BF H R ER SO BB IBB HBP BLK WP HR S P ERA WHIP	IP WLS BF H R ER SO BB IBB HBP BLK WP HR S P ERA WHIP	IP WLS BF H R ER SO BB IBB HBP BLK WP HR S P ERA WHIP	IP WLS BF H R ER SO BB IBB HBP BLK WP HR S P ERA WHIP	IP WLS BF H R ER SO BB IBB HBP BLK WP HR S P ERA WHIP	IP WLS BF H R ER SO BB IBB HBP BLK WP HR S P ERA WHIP	IP WLS BF H R ER SO BB IBB HBP BLK WP HR S P ERA WHIP	IP WLS BF H R ER SO BB IBB HBP BLK WP HR S P ERA WHIP	IP WLS BF H R ER SO BB IBB HBP BLK WP HR S P ERA WHIP	IP WLS BF H R ER SO BB IBB HBP BLK WP HR S P ERA WHIP	IP WLS BF H R ER SO BB IBB HBP BLK WP HR S P ERA WHIP	IP WLS BF H R ER SO BB IBB HBP BLK WP HR S P ERA WHIP	IP WLS BF H R ER SO BB IBB HBP BLK WP HR S P ERA WHIP	IP WLS BF H R ER SO BB IBB HBP BLK WP HR S P ERA WHIP	IP WLS BF H R ER SO BB IBB HBP BLK WP HR S P ERA WHIP	IP WLS BF H R ER SO BB IBB HBP BLK WP HR S P ERA WHIP	IP WLS BF H R ER SO BB IBB HBP BLK WP HR S P ERA WHIP	IP WLS BF H R ER SO BB IBB HBP BLK WP HR S P ERA WHIP	IP WLS BF H R ER SO BB IBB HBP BLK WP HR S P ERA WHIP	
Randy Jones, L ERA: 2.02 (1, 1)	9.0	W	34	4	1	1	3	3	1	0	0	0	0	0	0	1	36	52	1.00	0.778

Batter	1	2	3	4	5	6	7	8	9	AB	R	H	RBI	BB	SO	LOB	TOP				
Johnny Grubb, L OBP: 0.358, SLG: 0.389 (1, 8)										4	0	1	1	1	1	1	San Diego Padres @ Philadelphia Phillies Veterans Stadium, Philadelphia, PA Sun Aug 17 1975, 3:33 AM EDT Att: 29,317 - Unknown				
Tito Fuentes, S OBP: 0.294, SLG: 0.331 (1, 4)										4	0	2	1	0	0	2					
Dave Winfield, R OBP: 0.349, SLG: 0.408 (1, 9)										4	0	2	2	0	1	2					
Willie McCovey, L OBP: 0.327, SLG: 0.415 (1, 3)										5	0	1	0	0	1	6					
Mike Ivie, R OBP: 0.299, SLG: 0.371 Ted Kubiak, S OBP: 0.283, SLG: 0.239 (4, 5)										2	0	0	0	0	1	1					
Dick Sharon, R OBP: 0.339, SLG: 0.343 (1, 7)										3	1	1	0	1	1	1					
Hector Torres, R OBP: 0.310, SLG: 0.346 (1, 6)										3	1	0	0	1	0	3					
Randy Hundley, R OBP: 0.286, SLG: 0.296 Gene Locklear, L OBP: 0.365, SLG: 0.431 (9, PH)										3	1	2	0	0	0	2					
Dave Freisleben, R OBP: 0.148, SLG: 0.091 Jerry Johnson, R OBP: 0.109, SLG: 0.200 Don Heath, R OBP: 0.337, SLG: 0.190 Dave Tomlin, L OBP: 0.190, SLG: 0.250 Danny Frisella, L OBP: 0.291, SLG: 0.332 (7, PH)										1	0	0	0	0	1	0					
Inning Stats	R: 0 E: 0 K: 2 S: 7	H: 1 LOB: 1 BB: 0 P: 7	R: 0 E: 1 K: 1 S: 6	H: 1 LOB: 2 BB: 1 P: 10	R: 0 E: 0 K: 1 S: 6	H: 1 LOB: 1 BB: 0 P: 6	R: 0 E: 0 K: 0 S: 3	H: 0 LOB: 0 BB: 0 P: 3	R: 0 E: 0 K: 1 S: 6	H: 2 LOB: 2 BB: 0 P: 7	R: 3 E: 0 K: 1 S: 8	H: 3 LOB: 2 BB: 2 P: 16	R: 0 E: 0 K: 1 S: 4	H: 0 LOB: 0 BB: 1 P: 8	R: 1 E: 1 K: 0 S: 6	H: 2 LOB: 2 BB: 0 P: 6		1B: 10 2B: 1 3B: 0 HR: 0	SF: 1 SAC: 0 DP: 3 HBP: 1	WP: 0 PB: 0 SB: 0 CS: 1	PA: 40
PITCHER	IP WLS BF H R ER SO BB IBB HBP BLK WP HR S P ERA WHIP	7.0 W 31 8 3 3 6 3 0 1 0 0 0 0 39 52 3.86 1.571	2.0 S 9 2 1 0 1 1 0 0 0 0 0 0 10 14 0.00 1.500																		

AB	34
R	4
H	10
RBI	4
BB	4
SO	7
LOB	25



Batter	1	2	3	4	5	6	7	8	9	AB	R	H	RBI	BB	SO	LOB	BOTTOM				
Dave Cash, R OBP: 0.359, SLG: 0.394 (1, 4)										4	1	2	2	0	0	0	San Diego Padres @ Philadelphia Phillies Veterans Stadium, Philadelphia, PA Sun Aug 17 1975, 3:33 AM EDT Att: 29,317 - Unknown				
Larry Bowa, S OBP: 0.337, SLG: 0.392 (1, 6)										4	0	2	1	0	0	1					
Jay Johnstone, L OBP: 0.418, SLG: 0.504 Mike Anderson, R OBP: 0.319, SLG: 0.397 (9, 9)										3	1	1	1	0	0	1					
Greg Luzinski, R OBP: 0.400, SLG: 0.592 (1, 7)										4	2	2	1	0	1	1					
Dick Allen, R OBP: 0.313, SLG: 0.344 Tom Hutton, L OBP: 0.323, SLG: 0.290 (9, 3)										4	1	1	1	0	0	0					
Mike Schmidt, R OBP: 0.373, SLG: 0.508 (1, 5)										3	1	0	0	1	1	0					
Garry Maddox, R OBP: 0.350, SLG: 0.416 (1, 8)										4	1	2	2	0	1	0					
Johnny Oates, L OBP: 0.369, SLG: 0.345 (1, 2)										3	1	2	1	0	0	0					
Tom Underwood, R OBP: 0.164, SLG: 0.153 Tony Taylor, R OBP: 0.341, SLG: 0.387 Gene Garber, R OBP: 0.200, SLG: 0.200 (8, 1)										2	1	1	1	0	0	1					
Inning Stats	R: 1 E: 1 K: 0 S: 4	H: 2 LOB: 0 BB: 0 P: 4	R: 3 E: 1 K: 1 S: 9	H: 4 LOB: 1 BB: 0 P: 9	R: 2 E: 0 K: 1 S: 7	H: 2 LOB: 0 BB: 0 P: 7	R: 0 E: 0 K: 0 S: 3	H: 1 LOB: 0 BB: 0 P: 3	R: 0 E: 0 K: 0 S: 3	H: 0 LOB: 0 BB: 0 P: 3	R: 0 E: 0 K: 0 S: 3	H: 0 LOB: 0 BB: 0 P: 3	R: 4 E: 1 K: 0 S: 7	H: 5 LOB: 1 BB: 1 P: 11	R: 1 E: 1 K: 0 S: 6	H: 2 LOB: 2 BB: 0 P: 6		1B: 10 2B: 1 3B: 1 HR: 2	SF: 1 SAC: 0 DP: 2 HBP: 0	WP: 0 PB: 0 SB: 0 CS: 1	PA: 36
PITCHER	IP WLS BF H R ER SO BB IBB HBP BLK WP HR S P ERA WHIP	2.0 L 13 1 0 0 2 0 0 0 0 0 0 0 16 16 0.00 0.250	1.1 6 3 2 2 0 0 0 0 0 0 0 0 6 6 13.50 2.250	0.2 5 2 2 2 0 0 1 0 0 0 0 0 4 8 27.00 3.000																	

AB	34
R	10
H	14
RBI	10
BB	1
SO	3
LOB	5



Batter	1	2	3	4	5	6	7	8	9	AB	R	H	RBI	BB	SO	LOB	TOP					
Johnny Grubb, L OBP: 0.355, SLG: 0.382 (1, 8)	F7	4-3		F8		K		3-1		5	0	0	0	0	1	2						
Tito Fuentes, S OBP: 0.299, SLG: 0.335 (1, 4)	E5 1B		L5		E7 1B			FC6-4 1B		5	1	3	0	0	0	0						
Hector Torres, R OBP: 0.308, SLG: 0.344 (1, 6)	K		6-3		SH1-3-5 2-H		F8	FC6-4 1-2		4	0	0	0	0	1	3						
Dave Winfield, R OBP: 0.353, SLG: 0.410 (1, 9)	1B 1B				HBP 1B			SH3-4 1B		4	3	3	0	1	0	0						
Dick Sharon, R OBP: 0.349, SLG: 0.343 (1, 7)	1B 1-2 3-H		K		HBP 1B		SH3-4	4-3 1B		3	1	2	1	1	1	1						
Bobby Tolan, L OBP: 0.296, SLG: 0.335 (1, 3)					SH5-4 1B		FC5 1B	4-3		4	0	3	2	0	0	1						
Ted Kubiak, S OBP: 0.296, SLG: 0.253 (1, 5)	L5				SH5-4 1B		FC5 1B	F9		4	0	2	2	1	0	3						
Bob Davis, R OBP: 0.200, SLG: 0.157 (9, PH)			5-3		FC5 2-3		4-3	FC4-6 IBB		4	0	0	0	0	1	5						
Gene Locklear, L OBP: 0.391, SLG: 0.426 (9, 2)					FC5 2-3		4-3	FC4-6 1-2		1	0	0	0	0	0	2						
Randy Hundley, R OBP: 0.286, SLG: 0.296 (1, 1)			K		SH5-4 1-2 2-3		6-3	4-3		3	0	0	0	0	1	0						
Rich Folkers, L OBP: 0.259, SLG: 0.240 (1, 1)			K																			
Inning Stats	R: 2 E: 1 K: 1 S: 17	H: 3 LOB: 2 BB: 0 P: 25	R: 0 E: 0 K: 1 S: 7	H: 0 LOB: 0 BB: 0 P: 10	R: 0 E: 0 K: 1 S: 7	H: 1 LOB: 1 BB: 0 P: 12	R: 0 E: 0 K: 1 S: 10	H: 2 LOB: 2 BB: 0 P: 18	R: 2 E: 1 K: 0 S: 10	H: 2 LOB: 2 BB: 2 P: 25	R: 0 E: 0 K: 1 S: 8	H: 1 LOB: 1 BB: 0 P: 13	R: 1 E: 0 K: 0 S: 12	H: 2 LOB: 1 BB: 0 P: 15	R: 0 E: 0 K: 0 S: 6	H: 1 LOB: 1 BB: 0 P: 7	R: 0 E: 0 K: 0 S: 8	H: 1 LOB: 2 BB: 1 P: 14	1B: 13 2B: 1 3B: 0 HR: 0	SF: 0 SAC: 3 DP: 1 HBP: 1	WP: 0 PB: 0 SB: 1 CS: 0	PA: 44
PITCHER	IP	WLS	BF	H	R	ER	SO	BB	IBB	HBP	BLK	WP	HR	S	P	ERA	WHIP					
Woodie Fryman, L ERA: 2.98 (1, 1)	5.0	L	26	8	4	2	4	2	0	1	0	0	0	51	90	3.60	2.000					
Donald DeMola, R ERA: 4.41 (6, 1)	2.0		9	3	1	1	1	0	0	0	0	0	0	20	28	4.50	1.500					
Chuck Taylor, R ERA: 3.94 (8, 1)	2.0		9	2	0	0	0	0	1	0	0	0	0	14	21	0.00	1.000					

San Diego Padres @ Montreal Expos
Jarry Park, Montreal, QB
Mon Aug 18 1975, 7:05 PM EDT
Att: 15,232 - Unknown

AB 37
R 5
H 13
RBI 5
BB 3
SO 5
LOB 17



Batter	1	2	3	4	5	6	7	8	9	AB	R	H	RBI	BB	SO	LOB	BOTTOM					
Pepe Manguat, R OBP: 0.329, SLG: 0.351 (1, 8)	K						5-3			4	0	2	0	0	1	0						
Tim Foli, R OBP: 0.287, SLG: 0.291 (1, 6)	K		F6		F5		F4			4	0	0	0	0	1	3						
Gary Carter, R OBP: 0.366, SLG: 0.439 (1, 9)	K				F7			F7		3	0	0	0	1	1	2						
Jose Morales, R OBP: 0.365, SLG: 0.411 (1, 3)			F9		FC6-4 1-2		2B E 1B	6-3		4	1	1	0	0	0	1						
Bob Bailey, R OBP: 0.386, SLG: 0.359 (1, 7)			F8		FC5-4 BB		E7 G6-4-3 2B	6-3		3	1	1	0	1	0	0						
Larry Parrish, R OBP: 0.315, SLG: 0.423 (1, 5)					K		G6-4-3 BB			3	0	1	0	1	1	2						
Pete Mackanin, R OBP: 0.297, SLG: 0.397 (1, 4)			K		FC5-4 1-2		G6-4-3 BB	F7		4	0	0	0	0	1	4						
Barry Foote, R OBP: 0.237, SLG: 0.298 (1, 2)			F4				F8	5-3		4	0	1	0	0	0	0						
Woodie Fryman, R OBP: 0.233, SLG: 0.262 (5, PH)			L7							1	0	0	0	0	0	0						
Nate Colbert, R OBP: 0.226, SLG: 0.277 (6, 1)					K					1	0	0	0	0	1	1						
Donald DeMola, R OBP: 0.326, SLG: 0.359 (7, PH)										0	0	0	0	0	0	0						
Steve Renko, R OBP: 0.326, SLG: 0.359 (8, 1)										0	0	0	0	0	1	0						
Chuck Taylor, R (8, 1)										0	0	0	0	0	0	0						
Inning Stats	R: 0 E: 0 K: 3 S: 9	H: 0 LOB: 0 BB: 0 P: 12	R: 0 E: 0 K: 1 S: 7	H: 1 LOB: 1 BB: 0 P: 11	R: 0 E: 0 K: 0 S: 5	H: 1 LOB: 1 BB: 0 P: 6	R: 0 E: 1 K: 1 S: 8	H: 0 LOB: 2 BB: 2 P: 19	R: 0 E: 0 K: 0 S: 10	H: 2 LOB: 2 BB: 0 P: 14	R: 2 E: 1 K: 0 S: 5	H: 2 LOB: 0 BB: 1 P: 13	R: 0 E: 0 K: 1 S: 8	H: 0 LOB: 0 BB: 0 P: 11	R: 0 E: 0 K: 0 S: 9	H: 0 LOB: 0 BB: 0 P: 16	R: 0 E: 0 K: 0 S: 4	H: 0 LOB: 0 BB: 0 P: 5	1B: 4 2B: 2 3B: 0 HR: 0	SF: 0 SAC: 0 DP: 1 HBP: 0	WP: 0 PB: 0 SB: 0 CS: 0	PA: 35
PITCHER	IP	WLS	BF	H	R	ER	SO	BB	IBB	HBP	BLK	WP	HR	S	P	ERA	WHIP					
Rich Folkers, L ERA: 4.52 (1, 1)	9.0	W	35	6	2	1	7	3	0	0	0	0	0	65	107	1.00	1.000					

San Diego Padres @ Montreal Expos
Jarry Park, Montreal, QB
Mon Aug 18 1975, 7:05 PM EDT
Att: 15,232 - Unknown

AB 32
R 2
H 6
RBI 0
BB 3
SO 7
LOB 13



Batter	1	2	3	4	5	6	7	8	9	AB	R	H	RBI	BB	SO	LOB	TOP			
Johnny Grubb, L (1, 8) OBP: 0.352, SLG: 0.378	1-3 K		2-1 5-3		2-1 F8		0-3 K		3-2 4-3	5	0	0	0	0	2	4				
Tito Fuentes, S (1, 4) OBP: 0.303, SLG: 0.338	0-2 F8			3-1 1B 1B		4-2 WP BB		3-2 FC6-4 1B		3	0	2	0	1	0	0				
Hector Torres, R (1, 6) OBP: 0.303, SLG: 0.339	1-0 6-3			0-3 K		1-3 K		0-2 FC6-4 1B		4	0	0	0	0	2	3				
Willie McCovey, L (1, 3) OBP: 0.328, SLG: 0.412		2-1 F8		2-2 1-3 1B		2-3 K		3-1 1B		4	0	2	0	0	1	1				
Dave Winfield, R (1, 9) OBP: 0.352, SLG: 0.409		2-2 E6 4-3 1B		0-2 1-3		2-3 K		3-1 F9		4	0	1	0	0	1	5				
Bobby Tolan, L (1, 7) OBP: 0.296, SLG: 0.334		1-2 4-3		0-2 L8				0-3 1B 1B G1-2-3		4	0	1	0	0	1	5				
Ted Kubiak, S (1, 5) OBP: 0.306, SLG: 0.260		0-1 1-3			4-1 4-3 BB			3-2 G1-2-3 1B		3	0	2	0	1	0	1				
Bob Davis, R (1, 2) OBP: 0.220, SLG: 0.182			0-0 6-3		3-3 K			1-1 G1-2-3 1B		4	0	2	0	0	1	1				
Joe McIntosh, S (1, 1) OBP: 0.265, SLG: 0.262			2-2 1-3		2-2 4-3			0-0 G1-2-3		2	0	0	0	0	0	1				
Gene Locklear, L (7, PH) OBP: 0.360, SLG: 0.424					1-2 4-3			1-2 2-3 3-H		1	0	0	0	0	0	3				
Dave Tomlin, L (7, PH) OBP: 0.500, SLG: 0.250								1-2 2-3		0	0	0	0	0	0	0				
Dick Sharon, R (9, PH) OBP: 0.346, SLG: 0.339								1-2 2-3		1	0	0	0	0	0	2				
Inning Stats	R: 0 E: 0 K: 1 S: 7	H: 0 LOB: 0 BB: 0 P: 9	R: 0 E: 1 K: 0 S: 10	H: 1 LOB: 1 BB: 0 P: 15	R: 0 E: 0 K: 0 S: 6	H: 0 LOB: 0 BB: 0 P: 10	R: 0 E: 0 K: 1 S: 15	H: 2 LOB: 2 BB: 0 P: 20	R: 0 E: 0 K: 3 S: 12	H: 0 LOB: 1 BB: 1 P: 21	R: 0 E: 0 K: 1 S: 12	H: 3 LOB: 2 BB: 0 P: 19	R: 0 E: 0 K: 1 S: 15	H: 2 LOB: 2 BB: 0 P: 24	R: 0 E: 0 K: 0 S: 11	H: 2 LOB: 1 BB: 0 P: 20	1B: 10 2B: 2 3B: 0 HR: 0	SF: 0 SAC: 0 DP: 2 HBP: 0	WP: 1 PB: 0 SB: 0 CS: 0	PA: 37
PITCHER Steve Rogers, R (1, 1) ERA: 2.94	IP: 9.0 WLS: W BF: 37 H: 10 R: 0 ER: 0 SO: 8 BB: 2 IBB: 0 HBP: 0 BLK: 0 WP: 1 HR: 0 S: 97 P: 158 ERA: 0.00 WHIP: 1.333															PITCHER				

San Diego Padres @ Montreal Expos
Jarry Park, Montreal, QB
Tue Aug 19 1975, 7:05 PM EDT
Att: 12,114 - Unknown - 68 F

AB	35
R	0
H	10
RBI	0
BB	2
SO	8
LOB	26



Batter	1	2	3	4	5	6	7	8	9	AB	R	H	RBI	BB	SO	LOB	BOTTOM			
Jim Lyttle, L (1, 8) OBP: 0.407, SLG: 0.273	3-2 E7 PB SH5-3 2B				4-1 SH1-4 2B BB			2-2 F8		3	2	1	0	1	0	0				
Jim Dwyer, L (1, 7) OBP: 0.333, SLG: 0.350	0-0 SH5-3				0-0 SH1-4			4-1 G1-6-3 BB		1	0	0	0	1	0	1				
Mike Jorgensen, L (1, 3) OBP: 0.367, SLG: 0.384	1-0 F8		1-0 F8		4-1 2B BB			1-1 B1		3	0	0	0	1	0	2				
Larry Bittner, L (1, 9) OBP: 0.387, SLG: 0.409	4-0 2B BB		2-2 F8		1-2 2B			1-2 G1-6-3		3	1	1	1	1	0	1				
Larry Parrish, R (1, 5) OBP: 0.317, SLG: 0.425	1-2 E 2B		1-2 F4		4-0 IBB			1-0 6-3		3	1	1	2	1	0	0				
Pete Mackanin, R (1, 4) OBP: 0.297, SLG: 0.404	0-1 E6			0-0 5-3	2-0 F5			0-0 HR		4	1	1	1	0	0	3				
Tim Foli, R (1, 6) OBP: 0.284, SLG: 0.289	2-1 5-3			0-0 F7	0-2 4-3			2-0 F9		4	0	0	0	0	0	4				
Barry Foote, R (1, 2) OBP: 0.237, SLG: 0.295		2-1 F9		4-2 FC6-4 BB		1-1 5-3		0-1 E5		3	0	0	0	1	0	0				
Steve Rogers, R (1, 1) OBP: 0.313, SLG: 0.255		1-3 K		0-0 FC6-4		0-1 F4		0-2 G3		4	0	0	0	0	1	2				
Inning Stats	R: 3 E: 2 K: 0 S: 12	H: 1 LOB: 1 BB: 1 P: 23	R: 0 E: 0 K: 1 S: 8	H: 1 LOB: 1 BB: 0 P: 11	R: 0 E: 0 K: 0 S: 8	H: 0 LOB: 0 BB: 0 P: 12	R: 0 E: 0 K: 0 S: 5	H: 0 LOB: 1 BB: 1 P: 9	R: 1 E: 0 K: 0 S: 10	H: 1 LOB: 3 BB: 3 P: 25	R: 0 E: 0 K: 0 S: 7	H: 0 LOB: 0 BB: 0 P: 10	R: 0 E: 0 K: 0 S: 6	H: 0 LOB: 1 BB: 1 P: 12	R: 1 E: 1 K: 0 S: 8	H: 1 LOB: 1 BB: 0 P: 11	1B: 1 2B: 2 3B: 0 HR: 1	SF: 0 SAC: 2 DP: 1 HBP: 0	WP: 0 PB: 1 SB: 0 CS: 0	PA: 36
PITCHER Joe McIntosh, R (1, 1) ERA: 3.33	IP: 6.0 WLS: L BF: 28 H: 3 R: 4 ER: 1 SO: 1 BB: 4 IBB: 0 HBP: 0 BLK: 0 WP: 0 HR: 0 S: 50 P: 90 ERA: 1.50 WHIP: 1.167															PITCHER				
Dave Tomlin, L (7, 1) ERA: 3.69	IP: 2.0 WLS: L BF: 8 H: 1 R: 1 ER: 1 SO: 0 BB: 1 IBB: 0 HBP: 0 BLK: 0 WP: 0 HR: 1 S: 14 P: 23 ERA: 4.50 WHIP: 1.000															PITCHER				

San Diego Padres @ Montreal Expos
Jarry Park, Montreal, QB
Tue Aug 19 1975, 7:05 PM EDT
Att: 12,114 - Unknown - 68 F


AB	28
R	5
H	4
RBI	4
BB	6
SO	1
LOB	13



Batter	1	2	3	4	5	6	7	8	9	AB	R	H	RBI	BB	SO	LOB	TOP										
Enzo Hernandez, R OBP: 0.281, SLG: 0.267 (1, 6)	F9	1-3			1B HR	5-3	2B		L9	6	1	2	3	0	0	2											
Tito Fuentes, S OBP: 0.306, SLG: 0.342 (1, 4)	BB FC3-2		4-3		1B HR	5-3				5	1	3	0	0	0	1											
Gene Locklear, L OBP: 0.370, SLG: 0.444 Don Hahn, R OBP: 0.357, SLG: 0.190 (1, 7) (9, 8)	FC3-2 BB			G3 HBP	1B HR			E4 BB 1B		3	1	2	4	1	0	0											
Willie McCovey, L OBP: 0.329, SLG: 0.410 (1, 3)	FC3-2 BB		G3		F9	F3		BB 1B		4	0	1	0	1	0	3											
Dave Winfield, R OBP: 0.350, SLG: 0.405 (1, 9)	FC3-2		4-3		L4		F8	G5-4-3 BB		4	0	0	0	1	0	4											
Bobby Tolan, L OBP: 0.292, SLG: 0.330 (1, 8) (9, 7)	1-3			1-3	F7		F6	F4		5	0	0	0	0	0	6											
Ted Kubiak, S OBP: 0.308, SLG: 0.260 (1, 5)		K		1-3		2B 6-3	BB 2B	G5-4-3		4	2	1	0	1	1	3											
Fred Kendall, R OBP: 0.266, SLG: 0.247 (1, 2)		6-3			BB	1B 1B	BB 2B	F3		4	2	2	0	1	0	0											
Randy Jones, R OBP: 0.152, SLG: 0.156 (6, PH) Randy Hundley, R OBP: 0.265, SLG: 0.294 Jerry Johnson, R OBP: 0.100, SLG: 0.200 Dick Sharon, R OBP: 0.351, SLG: 0.339 Danny Frisella, L OBP: 0.351, SLG: 0.339 (1, 1) (6, PH) (6, 1) (7, PH) (7, 1)			4-3		6-3	6-3	2B BB	K		2	0	1	0	0	0	1											
Inning Stats	R: 0 E: 0 K: 0 S: 11	H: 1 LOB: 3 BB: 2 P: 24	R: 0 E: 0 K: 1 S: 11	H: 1 LOB: 1 BB: 0 P: 17	R: 0 E: 0 K: 0 S: 5	H: 0 LOB: 1 BB: 0 P: 11	R: 0 E: 0 K: 0 S: 9	H: 0 LOB: 1 BB: 1 P: 18	R: 3 E: 0 K: 0 S: 11	H: 3 LOB: 0 BB: 0 P: 17	R: 2 E: 0 K: 0 S: 17	H: 4 LOB: 2 BB: 0 P: 25	R: 3 E: 0 K: 0 S: 17	H: 2 LOB: 1 BB: 2 P: 32	R: 0 E: 1 K: 0 S: 5	H: 1 LOB: 2 BB: 1 P: 9	R: 0 E: 0 K: 1 S: 9	H: 0 LOB: 0 BB: 0 P: 11	1B: 8 2B: 3 3B: 0 HR: 1	SF: 0 SAC: 0 DP: 1 HBP: 1	WP: 0 PB: 0 SB: 0 CS: 0	PA: 46					
PITCHER	IP	WLS	BF	H	R	ER	SO	BB	IBB	HBP	BLK	WP	HR	S	P	ERA	WHIP										
Don Carrithers, R ERA: 3.69 (1, 1)	5.0		26	7	5	5	1	3	0	1	0	0	1	50	93	9.00	2.000										
Dale Murray, R ERA: 3.75 (6, 1)	0.2	L	4	2	0	0	0	0	0	0	0	0	0	13	17	0.00	3.000										
Woodie Fryman, L ERA: 3.16 (6, 1)	1.0		7	2	3	3	0	2	0	0	0	0	0	17	33	27.00	4.000										
Fred Scherman, L ERA: 4.04 (7, 1)	1.1		6	1	0	0	0	1	0	0	0	0	0	6	10	0.00	1.500										
Donald DeMola, R ERA: 4.35 (9, 1)	1.0		3	0	0	0	1	0	0	0	0	0	0	9	11	0.00	0.000										

San Diego Padres @ Montreal Expos
Jarry Park, Montreal, QB
Wed Aug 20 1975, 7:05 PM EDT
Att: 12,470 - Unknown - 70 F

AB 39
R 8
H 12
RBI 8
BB 6
SO 2
LOB 21



Batter	1	2	3	4	5	6	7	8	9	AB	R	H	RBI	BB	SO	LOB	BOTTOM										
Pepe Mangual, R OBP: 0.330, SLG: 0.349 (1, 8)	1-3		F8	FC6-4					F8 WP SF8	3	1	0	0	2	0	1											
Tim Foli, R OBP: 0.286, SLG: 0.291 Larry Blittner, L OBP: 0.386, SLG: 0.408 (1, 6) (9, PH)	FC6-4 BB		6-3		2B	F7			F8	3	2	1	0	1	0	1											
Pete Mackanin, R OBP: 0.301, SLG: 0.410 (1, 4)	FC6-4 BB			S	SF8		K		SF8	3	1	2	2	1	1	0											
Jose Morales, R OBP: 0.355, SLG: 0.398 Mike Jorgensen, L OBP: 0.306, SLG: 0.382 (1, 3) (6, 3)	FC6-4		5-3		6-3		G3		F8	3	0	0	0	0	0	4											
Bob Bailey, R OBP: 0.393, SLG: 0.359 (1, 7)				1-3 E	SF8					0	1	0	1	3	0	0											
Larry Parrish, R OBP: 0.319, SLG: 0.426 (1, 5)	F9			1-3 E	FC6-4		F9			4	1	2	0	0	0	3											
Gary Carter, R OBP: 0.363, SLG: 0.435 (1, 9) (9, 2)		6-3		1-3	FC6-4			B5-3		4	0	0	0	0	0	3											
Barry Foote, R OBP: 0.235, SLG: 0.293 Jim Dwyer, L OBP: 0.331, SLG: 0.346 (1, 2) (9, PH) (9, 9)		1-3		F4		K		6-3		3	0	0	0	0	1	0											
Don Carrithers, R ERA: 3.69 (1, 1) Dale Murray, R ERA: 3.75 (6, 1) Woodie Fryman, L ERA: 3.16 (6, 1) Fred Scherman, L ERA: 4.04 (7, 1) Jim Lytle, L OBP: 0.351, SLG: 0.339 Donald DeMola, R ERA: 4.35 (9, 1)		F8		FC6-4		6-3		F6		2	0	1	0	0	0	0											
Inning Stats	R: 1 E: 0 K: 0 S: 8	H: 0 LOB: 2 BB: 3 P: 24	R: 0 E: 0 K: 0 S: 6	H: 0 LOB: 0 BB: 0 P: 8	R: 0 E: 0 K: 0 S: 12	H: 1 LOB: 1 BB: 0 P: 20	R: 2 E: 1 K: 0 S: 10	H: 2 LOB: 1 BB: 1 P: 19	R: 2 E: 0 K: 0 S: 12	H: 3 LOB: 1 BB: 0 P: 18	R: 0 E: 0 K: 1 S: 8	H: 0 LOB: 1 BB: 1 P: 16	R: 0 E: 0 K: 1 S: 7	H: 0 LOB: 1 BB: 1 P: 15	R: 0 E: 0 K: 0 S: 6	H: 0 LOB: 0 BB: 0 P: 8	R: 1 E: 0 K: 0 S: 10	H: 0 LOB: 0 BB: 1 P: 20	1B: 4 2B: 2 3B: 0 HR: 0	SF: 2 SAC: 0 DP: 0 HBP: 0	WP: 1 PB: 0 SB: 4 CS: 0	PA: 40					
PITCHER	IP	WLS	BF	H	R	ER	SO	BB	IBB	HBP	BLK	WP	HR	S	P	ERA	WHIP										
Randy Jones, L ERA: 2.1 (1, 1)	5.0		25	6	5	3	0	4	0	0	0	0	0	8	16	0.00	1.000										
Jerry Johnson, R ERA: 3.66 (6, 1)	1.0	W	4	0	0	0	1	1	0	0	0	0	0	8	16	0.00	1.000										
Danny Frisella, R ERA: 3.11 (7, 1)	3.0	S	11	0	1	1	1	2	0	0	0	1	0	23	43	3.00	0.667										

San Diego Padres @ Montreal Expos
Jarry Park, Montreal, QB
Wed Aug 20 1975, 7:05 PM EDT
Att: 12,470 - Unknown - 70 F

AB 31
R 6
H 6
RBI 3
BB 7
SO 2
LOB 13



Batter	1	2	3	4	5	6	7	8	9	AB	R	H	RBI	BB	SO	LOB	TOP		
Dave Cash, R OBP: 0.357, SLG: 0.391 (1, 4)										5	0	2	0	0	0	2			
Larry Bowa, S OBP: 0.332, SLG: 0.383 (1, 6)										5	1	2	0	0	1	2			
Jay Johnstone, L OBP: 0.429, SLG: 0.505 (1, 9)										3	0	2	0	2	0	2			
Greg Luzinski, R OBP: 0.405, SLG: 0.588 (1, 7)										3	0	1	0	2	1	3			
Dick Allen, R OBP: 0.318, SLG: 0.368 (1, 3)										5	0	0	0	0	3	6			
Mike Schmidt, R OBP: 0.373, SLG: 0.521 (1, 5)										3	1	0	0	2	3	5			
Garry Maddox, R OBP: 0.346, SLG: 0.407 (1, 8)										4	1	0	0	1	2	7			
Johnny Oates, L OBP: 0.374, SLG: 0.360 (1, 2)										4	0	1	0	0	0	5			
Steve Carlton, L OBP: 0.178, SLG: 0.155 (5, PH)										2	0	1	1	0	1	0			
Tim Lincecum, L OBP: 0.409, SLG: 0.390 (6, PH)										1	0	0	0	0	1	1			
Ron Schaefer, R OBP: 0.154, SLG: 0.154 (7, 1)										0	0	0	0	0	0	0			
Gene Garber, R OBP: 0.326, SLG: 0.327 (8, PH)										0	0	0	0	0	0	0			
Tony Taylor, R OBP: 0.326, SLG: 0.327 (8, PH)										1	0	0	0	1	0	0			
Wayne Twitchell, R OBP: 0.303, SLG: 0.309 (8, 1)										0	0	0	0	0	0	0			
Inning Stats	R: 0 E: 0 K: 2 S: 7	H: 1 LOB: 1 BB: 1 P: 11	R: 0 E: 0 K: 2 S: 7	H: 0 LOB: 1 BB: 1 P: 11	R: 0 E: 0 K: 1 S: 7	H: 2 LOB: 2 BB: 0 P: 7	R: 2 E: 1 K: 0 S: 5	H: 1 LOB: 1 BB: 1 P: 9	R: 1 E: 1 K: 2 S: 10	H: 3 LOB: 2 BB: 0 P: 10	R: 0 E: 0 K: 1 S: 7	H: 2 LOB: 2 BB: 0 P: 7	R: 0 E: 0 K: 1 S: 5	H: 0 LOB: 2 BB: 2 P: 13	R: 0 E: 0 K: 3 S: 9	H: 0 LOB: 2 BB: 2 P: 17	1B: 9 2B: 0 3B: 0 HR: 0	SF: 0 SAC: 0 DP: 0 HBP: 0	WP: 2 PA: 43 PB: 0 SB: 2 CS: 1
PITCHER	IP	WLS	BF	H	R	ER	SO	BB	IBB	HBP	BLK	WP	HR	S	P	ERA	WHIP		
Dan Spillner, R ERA: 4.19 (1, 1)	6.1	W	33	9	3	0	8	5	0	0	0	2	0	44	64	0.00	2.211		
Danny Frisella, R ERA: 3.01 (7, 1)	2.2	S	10	0	0	0	5	2	0	0	0	0	0	18	26	0.00	0.750		

Philadelphia Phillies @ San Diego Padres
San Diego Stadium, San Diego, CA
Sat Aug 23 1975, 10:05 PM EDT
Att: 9,578 - Unknown

AB 36
R 3
H 9
RBI 1
BB 7
SO 13
LOB 33

Batter	1	2	3	4	5	6	7	8	9	AB	R	H	RBI	BB	SO	LOB	BOTTOM		
Johnny Grubb, L OBP: 0.354, SLG: 0.375 (1, 8)										3	1	1	0	2	1	1			
Tito Fuentes, S OBP: 0.303, SLG: 0.345 (1, 4)										3	2	1	2	0	0	1			
Ted Kubiak, S OBP: 0.300, SLG: 0.253 (8, 4)										0	0	0	0	0	0	0			
Hector Torres, R OBP: 0.301, SLG: 0.349 (1, 6)										4	1	1	2	0	1	2			
Willie McCovey, L OBP: 0.333, SLG: 0.408 (7, PR)										4	0	1	1	0	0	1			
Bobby Tolán, L OBP: 0.291, SLG: 0.329 (8, 3)										1	1	0	0	0	0	1			
Dave Winfield, R OBP: 0.358, SLG: 0.408 (1, 9)										3	1	2	1	1	1	0			
Dick Sharon, R OBP: 0.348, SLG: 0.362 (1, 7)										3	0	1	1	0	1	1			
Dave Roberts, R OBP: 0.250, SLG: 0.500 (1, 5)										4	0	1	0	0	0	4			
Bob Davis, R OBP: 0.269, SLG: 0.226 (1, 2)										3	0	1	1	1	1	2			
Dan Spillner, R OBP: 0.295, SLG: 0.189 (1, 1)										2	1	0	0	1	1	3			
Danny Frisella, L OBP: 0.200, SLG: 0.200 (7, 1)										1	1	1	0	0	0	0			
Inning Stats	R: 0 E: 0 K: 1 S: 5	H: 0 LOB: 0 BB: 0 P: 5	R: 0 E: 0 K: 1 S: 5	H: 0 LOB: 1 BB: 1 P: 9	R: 3 E: 0 K: 1 S: 7	H: 2 LOB: 0 BB: 1 P: 11	R: 1 E: 0 K: 1 S: 7	H: 2 LOB: 1 BB: 0 P: 7	R: 0 E: 0 K: 0 S: 4	H: 1 LOB: 1 BB: 0 P: 4	R: 0 E: 0 K: 1 S: 6	H: 1 LOB: 2 BB: 1 P: 10	R: 3 E: 0 K: 1 S: 9	H: 3 LOB: 2 BB: 1 P: 13	R: 1 E: 0 K: 0 S: 4	H: 1 LOB: 1 BB: 1 P: 8	1B: 7 2B: 1 3B: 0 HR: 2	SF: 1 SAC: 3 DP: 1 HBP: 0	WP: 0 PA: 40 PB: 0 SB: 0 CS: 0
PITCHER	IP	WLS	BF	H	R	ER	SO	BB	IBB	HBP	BLK	WP	HR	S	P	ERA	WHIP		
Steve Carlton, L ERA: 3.69 (1, 1)	5.0	L	22	5	4	4	4	2	0	0	0	0	0	13	21	20.25	3.750		
Ron Schaefer, R ERA: 5.61 (6, 1)	1.1		11	4	3	3	2	1	1	0	0	0	0	2	2	0.00	0.000		
Gene Garber, R ERA: 3.53 (7, 1)	0.2		2	0	0	0	0	0	0	0	0	0	0	2	2	0.00	0.000		
Wayne Twitchell, R ERA: 4.62 (8, 1)	1.0		5	1	1	1	0	1	0	0	0	0	0	4	8	9.00	2.000		

Philadelphia Phillies @ San Diego Padres
San Diego Stadium, San Diego, CA
Sat Aug 23 1975, 10:05 PM EDT
Att: 9,578 - Unknown


AB 31
R 8
H 10
RBI 8
BB 5
SO 6
LOB 16


Batter	1	2	3	4	5	6	7	8	9	AB	R	H	RBI	BB	SO	LOB	TOP					
Dave Cash, R OBP: 0.357, SLG: 0.389 (1, 4)	0-0 4-3		0-0 6-3			0-0 6-3		0-0 6-3 BB		3	0	0	0	1	0	0	Philadelphia Phillies @ San Diego Padres San Diego Stadium, San Diego, CA Sun Aug 24 1975, 6:33 AM EDT Unknown					
Larry Bowa, S OBP: 0.331, SLG: 0.382 (1, 6)	0-0 F8			0-0 6-3		0-0 6-3 1B		0-0 G6-4-3 1-2		4	0	1	0	0	0	1						
Ollie Brown, R OBP: 0.382, SLG: 0.545 (1, 9)	0-0 5-3			0-0 4-3		0-3 K		0-0 5-3		4	0	0	0	0	1	1						
Greg Luzinski, R OBP: 0.406, SLG: 0.587 (1, 7)		0-0 5-3 1B		0-0 FC6-4 1B		0-0 6-3			0-0 4-3	4	0	2	0	0	0	1						
Dick Allen, R OBP: 0.320, SLG: 0.368 (1, 3)		0-0 5-3 1-2		0-0 FC6-4 1-2			0-0 1B		0-0 FC1-4 1B 2B BB	3	1	1	0	1	0	2						
Mike Schmidt, R OBP: 0.374, SLG: 0.528 (1, 5)		0-0 6-3			0-0 HR		0-0 L9		0-0 FC1-4 1-2 1B	4	1	2	1	0	0	2						
Garry Maddox, R OBP: 0.345, SLG: 0.405 (1, 8)		0-0 F8			0-0 F8		0-0 1-2 1B		0-0 FC1-4 2B 1-2 2-3	4	0	1	0	0	0	3						
Bob Boone, R OBP: 0.318, SLG: 0.320 (1, 2)			0-0 F7		0-0 F7		0-0 L7		0-0 2B 1-3 3-H	4	0	1	1	0	0	2						
Dick Ruthven, R OBP: 0.111, SLG: 0.111 Wayne Twitchell, R OBP: 0.093, SLG: 0.094 Mike Anderson, R OBP: 0.320, SLG: 0.396 Tom Hilgendorf, S OBP: 0.333, SLG: 0.250 Terry Harmon, R OBP: 0.299, SLG: 0.269 (1, 1)			0-0 1-3		0-0 6-3		0-0 F8		0-0 4-3	2	0	0	0	0	0	0						
Inning Stats	R: 0 E: 0 K: 0 S: 3	H: 0 LOB: 0 BB: 0 P: 3	R: 0 E: 0 K: 0 S: 4	H: 1 LOB: 1 BB: 0 P: 4	R: 0 E: 0 K: 0 S: 3	H: 0 LOB: 0 BB: 0 P: 3	R: 0 E: 0 K: 0 S: 4	H: 1 LOB: 1 BB: 0 P: 4	R: 1 E: 0 K: 0 S: 4	H: 1 LOB: 0 BB: 0 P: 4	R: 0 E: 0 K: 1 S: 6	H: 1 LOB: 1 BB: 0 P: 6	R: 0 E: 0 K: 0 S: 5	H: 2 LOB: 2 BB: 0 P: 5	R: 0 E: 0 K: 0 S: 2	H: 0 LOB: 0 BB: 1 P: 6		R: 1 E: 0 K: 0 S: 5	H: 2 LOB: 2 BB: 1 P: 9	1B: 6 2B: 1 3B: 0 HR: 1	SF: 0 SAC: 0 DP: 1 HBP: 0	WP: 0 PB: 0 SB: 0 CS: 0
PITCHER Randy Jones, L ERA: 2.09 (1, 1)	IP: 9.0 WLS: W BF: 36 H: 8 R: 2 ER: 2 SO: 1 BB: 2 IBB: 0 HBP: 0 BLK: 0 WP: 0 HR: 1 S: 36 P: 44 ERA: 2.00 WHIP: 1.111															PITCHER						


Batter	1	2	3	4	5	6	7	8	9	AB	R	H	RBI	BB	SO	LOB	BOTTOM			
Johnny Grubb, L OBP: 0.355, SLG: 0.376 (1, 8)	4-0 PB 2B BB			0-3 K		0-0 4-3		0-0 F7		4	1	1	0	1	1	1	Philadelphia Phillies @ San Diego Padres San Diego Stadium, San Diego, CA Sun Aug 24 1975, 6:33 AM EDT Unknown			
Tito Fuentes, S OBP: 0.306, SLG: 0.350 (1, 4)	0-0 PB 1-H E 2B	0-0 F8			0-0 E 1B		0-0 E7 FC1-5-6 1B	0-0 5-3		5	2	3	1	0	0	2				
Bobby Tolan, L OBP: 0.293, SLG: 0.330 (1, 7)	0-0 F5 2-3		0-0 HR 4-3 1B		0-0 E5 1-H E 1B		0-0 FC1-5-6-5 1B 2-3		4	2	2	0	0	0	2					
Willie McCovey, L OBP: 0.332, SLG: 0.406 Don Hahn, R OBP: 0.345, SLG: 0.182 (7, PR)	0-0 F6		0-0 4-3		0-0 E3 FC5-4 2-H		0-0 1-3 1B		4	0	1	0	0	0	2					
Dave Winfield, R OBP: 0.360, SLG: 0.415 (1, 9)	4-0 E BB		0-0 HR 2-H		0-0 F6		0-0 F2		3	1	1	2	1	0	3					
Hector Torres, R OBP: 0.301, SLG: 0.345 (1, 6)	4-0 1-3 3-H BB		0-3 K		0-0 F8		0-0 F6		3	0	0	0	1	1	3					
Dave Roberts, R OBP: 0.250, SLG: 0.500 Ted Kubiak, S OBP: 0.300, SLG: 0.253 (1, 5)	0-0 F8		0-3 K		0-0 FC5-4 1-2		0-0 2B 2B		4	1	1	0	0	1	3					
Fred Kendall, R OBP: 0.265, SLG: 0.251 (1, 2)		0-0 6-3		0-0 F7		0-0 F8		0-0 2H 2B		4	0	1	1	0	0					
Randy Jones, R OBP: 0.143, SLG: 0.147 (1, 1)		0-3 K		0-3 K		0-0 F3		0-3 K		4	0	0	0	0	3	1				
Inning Stats	R: 2 E: 1 K: 0 S: 4	H: 1 LOB: 2 BB: 3 P: 16	R: 0 E: 0 K: 1 S: 6	H: 1 LOB: 1 BB: 0 P: 6	R: 2 E: 0 K: 2 S: 9	H: 2 LOB: 0 BB: 0 P: 9	R: 0 E: 0 K: 2 S: 7	H: 0 LOB: 0 BB: 0 P: 7	R: 2 E: 2 K: 0 S: 6	H: 2 LOB: 1 BB: 0 P: 6	R: 0 E: 0 K: 0 S: 3	H: 0 LOB: 0 BB: 0 P: 3	R: 0 E: 1 K: 0 S: 5	H: 2 LOB: 2 BB: 0 P: 5	R: 1 E: 0 K: 1 S: 7	H: 2 LOB: 1 BB: 0 P: 7		1B: 5 2B: 4 3B: 0 HR: 1	SF: 0 SAC: 0 DP: 0 HBP: 0	WP: 0 PB: 2 SB: 0 CS: 0
PITCHER Dick Ruthven, R ERA: 6.57 Wayne Twitchell, R ERA: 4.58 Tom Hilgendorf, L ERA: 1.79 (1, 1)	IP: 5.0 WLS: L BF: 25 H: 6 R: 6 ER: 3 SO: 5 BB: 3 IBB: 0 HBP: 0 BLK: 0 WP: 0 HR: 1 S: 32 P: 44 ERA: 5.40 WHIP: 1.800															PITCHER				


Batter	1	2	3	4	5	6	7	8	9	AB	R	H	RBI	BB	SO	LOB	TOP					
Gene Clines, R OBP: 0.274, SLG: 0.276 (1, 8)	L8		CS BB		4-3 1B		L9		SH1 2B 1B	4	2	2	0	1	0	0	New York Mets @ San Diego Padres San Diego Stadium, San Diego, CA Mon Aug 25 1975, 10:05 PM EDT Att: 6,358 - Unknown livebaseballscorecards.com					
Felix Milten, R OBP: 0.341, SLG: 0.361 (1, 4)	6-3		1B		4-3 1-2		6-3		SH1 1-2	4	0	1	0	0	0	1						
Mike Vail, R OBP: 0.529, SLG: 0.600 (1, 7)	2B		1B		2H 1B		2B		2B IBB	4	1	4	1	1	0	0						
Rusty Staub, L OBP: 0.365, SLG: 0.429 (1, 9)	3-1		F3		F8		IBB		FC1-5 2H 2B	4	0	1	2	1	0	4						
Dave Kingman, R OBP: 0.294, SLG: 0.510 (1, 3)		3B 2B	F6		F8		F8		FC1-5-6 E S 2-3	5	1	1	0	0	0	5						
Joe Torre, R OBP: 0.329, SLG: 0.363 (1, 5)	K			6-3		WP BB		6-3	K 1-3	4	0	0	0	1	2	2						
Jerry Grote, R OBP: 0.360, SLG: 0.377 (1, 2)	3B			6-3		F3				4	0	2	1	0	0	1						
Jack Heidemann, R OBP: 0.296, SLG: 0.290 (1, 6)	K			F8		FC6 IBB		F8		3	0	0	0	1	1	2						
Hank Webb, R OBP: 0.214, SLG: 0.185 (1, 1)	4-1				F3		FC6 1-2	F4		4	0	0	0	0	0	4						
Inning Stats	R: 0 E: 0 K: 0 S: 4	H: 1 LOB: 1 BB: 0 P: 4	R: 1 E: 0 K: 2 S: 9	H: 2 LOB: 1 BB: 0 P: 9	R: 0 E: 0 K: 0 S: 4	H: 2 LOB: 2 BB: 1 P: 8	R: 0 E: 0 K: 0 S: 3	H: 0 LOB: 0 BB: 0 P: 3	R: 1 E: 0 K: 0 S: 5	H: 2 LOB: 1 BB: 0 P: 5	R: 0 E: 0 K: 0 S: 3	H: 0 LOB: 2 BB: 2 P: 11	R: 0 E: 0 K: 0 S: 4	H: 1 LOB: 2 BB: 1 P: 8	R: 0 E: 0 K: 0 S: 4	H: 1 LOB: 1 BB: 0 P: 4	R: 2 E: 0 K: 1 S: 7	H: 2 LOB: 1 BB: 1 P: 11	1B: 6 2B: 4 3B: 1 HR: 0	SF: 0 SAC: 1 DP: 0 HBP: 0	WP: 1 PB: 0 SB: 1 CS: 1	PA: 42
PITCHER	IP WLS BF H R ER SO BB IBB HBP BLK WP HR S P ERA WHIP	5.1 L 24 7 2 2 2 2 0 0 0 0 0 26 34 3.38 1.688	2.2 12 2 0 0 0 0 2 0 0 1 0 10 18 0.00 0.750	1.0 6 2 2 2 1 0 1 0 0 0 0 7 11 18.00 2.000	PITCHER										IP WLS BF H R ER SO BB IBB HBP BLK WP HR S P ERA WHIP							

Batter	1	2	3	4	5	6	7	8	9	AB	R	H	RBI	BB	SO	LOB	BOTTOM					
Bobby Tolan, L OBP: 0.295, SLG: 0.330 (1, 8)	6-3		L8			L8		G3		4	0	0	0	0	0	3	New York Mets @ San Diego Padres San Diego Stadium, San Diego, CA Mon Aug 25 1975, 10:05 PM EDT Att: 6,358 - Unknown livebaseballscorecards.com					
Tito Fuentes, S OBP: 0.306, SLG: 0.349 (1, 4)	4-3		G3			F2			L8	4	0	0	0	0	0	1						
Gene Locklear, L OBP: 0.373, SLG: 0.444 (1, 7)	L8			4-3		L8			FC6-4 1B	4	0	1	0	0	0	0						
Willie McCovey, L OBP: 0.336, SLG: 0.418 (1, 3)		1B		L8		K			L8	4	0	1	0	0	1	1						
Dave Winfield, R OBP: 0.360, SLG: 0.413 (1, 9)		L8		F9		5-3			FC6-4 1-2	4	0	0	0	0	0	2						
Hector Torres, R OBP: 0.291, SLG: 0.333 (1, 6)		F7			6-3			F4		3	0	0	0	0	0	1						
Dave Roberts, R OBP: 0.235, SLG: 0.353 (1, 5)		F7			5-3			1B 1B		3	0	1	0	0	0	1						
Bob Davis, R OBP: 0.280, SLG: 0.221 Joe McIntosh, S OBP: 0.305, SLG: 0.262 Johnny Grubb, L OBP: 0.353, SLG: 0.374 Dave Tomlin, L OBP: 0.500, SLG: 0.250 (1, 2) (6, 1) (8, PH) (9, 1)			SH1-4 1B		K			L8		2 0 1 0	0 0 0 0	1 0 0 0	0 0 0 0	0 0 0 0	0 0 0 0	1 0 0 0						
Brent Strom, R OBP: 0.167, SLG: 0.176 Fred Kendall, R OBP: 0.267, SLG: 0.253 (1, 1) (6, 2)			SH1-4 1-2		F7			1B		0 2	0 0	0 1	0 0	0 0	0 0	0 0						
Inning Stats	R: 0 E: 0 K: 0 S: 3	H: 0 LOB: 0 BB: 0 P: 3	R: 0 E: 0 K: 0 S: 4	H: 1 LOB: 1 BB: 0 P: 4	R: 0 E: 0 K: 0 S: 4	H: 1 LOB: 1 BB: 0 P: 4	R: 0 E: 0 K: 0 S: 3	H: 0 LOB: 0 BB: 0 P: 3	R: 0 E: 0 K: 1 S: 5	H: 0 LOB: 0 BB: 0 P: 5	R: 0 E: 0 K: 0 S: 3	H: 0 LOB: 0 BB: 0 P: 3	R: 0 E: 0 K: 1 S: 5	H: 2 LOB: 2 BB: 0 P: 5	R: 0 E: 0 K: 0 S: 4	H: 1 LOB: 1 BB: 0 P: 4	R: 0 E: 0 K: 0 S: 4	H: 1 LOB: 1 BB: 0 P: 4	1B: 5 2B: 0 3B: 0 HR: 0	SF: 0 SAC: 1 DP: 0 HBP: 0	WP: 0 PB: 0 SB: 0 CS: 0	PA: 32
PITCHER	IP WLS BF H R ER SO BB IBB HBP BLK WP HR S P ERA WHIP	9.0 W 32 5 0 0 2 0 0 0 0 0 0 36 36 0.00 0.556	PITCHER										IP WLS BF H R ER SO BB IBB HBP BLK WP HR S P ERA WHIP									

Batter	1	2	3	4	5	6	7	8	9	AB	R	H	RBI	BB	SO	LOB	TOP								
Del Unser, L OBP: 0.324, SLG: 0.372 (1,8)	0-0 6-3		0-0 G3		0-0 4-3		0-0 6-3	0-0 3B		5	0	1	2	0	0	1	New York Mets @ San Diego Padres San Diego Stadium, San Diego, CA Wed Aug 27 1975, 10:05 PM EDT Att: 8,524 - Unknown 								
Felix Milten, R OBP: 0.344, SLG: 0.365 (1,4)	0-0 6-3		0-0 2B		0-0 6-3		0-0 FC5 2B	0-0 F5		5	0	2	1	0	0	1									
Mike Vail, R OBP: 0.519, SLG: 0.600 (1,7)	0-0 L9		0-0 F9				0-0 F9		0-0 HR	5	1	2	0	0	0	2									
Rusty Staub, L OBP: 0.365, SLG: 0.434 (1,9)		0-0 4-3		0-0 4-3	0-0 4-3		4-0 IBB		0-0 HR	4	1	1	2	1	0	1									
Dave Kingman, R OBP: 0.295, SLG: 0.511 (1,3)		0-0 HR		0-0 5-3		0-3 K	0-0 FC5		0-0 F5	5	1	1	1	0	1	2									
Wayne Garrett, L OBP: 0.372, SLG: 0.389 (1,5)		0-0 F8		0-0 2B	0-0 1B	4-0 5-3 BB		0-0 G3	0-0 L9	4	1	1	0	1	0	0									
Jerry Grote, R OBP: 0.359, SLG: 0.388 (1,2)		0-0 F8		0-0 2B		0-0 5-3		0-0 5-3	0-0 2B	5	0	2	1	0	0	1									
Mike Phillips, L OBP: 0.306, SLG: 0.320 (1,6)			0-3 K	4-0 IBB		4-0 IBB		0-0 1B	1-0 HBP	2	1	1	0	2	1	0									
Tom Seaver, R OBP: 0.261, SLG: 0.220 (1,1)			4-0 2B	0-3 K		0-3 K		0-0 1-2 3B	0-3 K	4	2	1	0	1	3	6									
Inning Stats	R: 0 E: 0 K: 0 S: 3	H: 0 LOB: 0 BB: 0 P: 3	R: 1 E: 0 K: 0 S: 4	H: 1 LOB: 0 BB: 0 P: 4	R: 1 E: 0 K: 1 S: 6	H: 1 LOB: 1 BB: 1 P: 10	R: 1 E: 0 K: 1 S: 7	H: 2 LOB: 2 BB: 1 P: 11	R: 0 E: 0 K: 0 S: 4	H: 1 LOB: 1 BB: 0 P: 4	R: 0 E: 0 K: 2 S: 7	H: 0 LOB: 0 BB: 2 P: 15	R: 0 E: 0 K: 0 S: 4	H: 1 LOB: 2 BB: 1 P: 8	R: 2 E: 0 K: 0 S: 6	H: 3 LOB: 1 BB: 0 P: 6	R: 2 E: 0 K: 1 S: 8	H: 3 LOB: 2 BB: 0 P: 9	1B: 4 2B: 5 3B: 1 HR: 2	SF: 0 SAC: 0 DP: 0 HBP: 1	WP: 0 PB: 0 SB: 0 CS: 0	PA: 45			
PITCHER	IP	WLS	BF	H	R	ER	SO	BB	IBB	HBP	BLK	WP	HR	S	P	ERA	WHIP								
Dan Spillner, R ERA: 4.23 (1,1)	5.0	L	22	5	3	3	2	1	1	0	0	0	1	24	32	5.40	1.200								
Jerry Johnson, R ERA: 3.75 (6,1)	3.0		16	4	2	2	2	1	2	0	0	0	0	17	29	6.00	1.667								
Danny Frisella, R ERA: 3.14 (9,1)	1.0		7	3	2	2	1	0	0	1	0	0	1	8	9	18.00	3.000								

Batter	1	2	3	4	5	6	7	8	9	AB	R	H	RBI	BB	SO	LOB	BOTTOM								
Johnny Grubb, L OBP: 0.349, SLG: 0.370 (1,8)	0-0 F7		0-0 1B		0-3 K			0-0 4-3		4	0	1	0	0	1	1	New York Mets @ San Diego Padres San Diego Stadium, San Diego, CA Wed Aug 27 1975, 10:05 PM EDT Att: 8,524 - Unknown 								
Tito Fuentes, S OBP: 0.307, SLG: 0.348 (1,4)	0-0 F7		0-3 K			0-0 4-3		0-0 L4		4	0	0	0	0	1	1									
Bobby Tolan, L OBP: 0.294, SLG: 0.330 (1,7)	0-0 1B		0-0 3-1			0-0 G3			0-3 K	4	0	1	0	0	1	1									
Willie McCovey, L OBP: 0.334, SLG: 0.417 (1,3)	0-0 1B			0-0 L8		0-0 6-3			0-0 2B	4	0	2	0	0	0	0									
Dave Winfield, R OBP: 0.359, SLG: 0.413 (1,9)	0-3 K			0-0 4-3			0-0 L7		0-0 6-3	4	0	0	0	0	1	3									
Hector Torres, R OBP: 0.291, SLG: 0.330 (1,6)		0-0 F9		0-0 F3		4-0 FC6-4 BB			0-3 K	3	0	0	0	1	1	1									
Dave Roberts, R OBP: 0.292, SLG: 0.375 (1,5)		0-0 G6-4-3 1B			0-3 K		0-0 FC6-4			3	0	1	0	0	1	1									
Bob Davis, R OBP: 0.284, SLG: 0.230 (1,2)		0-0 G6-4-3				0-3 K		0-3 K		3	0	1	0	0	1	2									
Dan Spillner, R OBP: 0.289, SLG: 0.184 (1,1)			0-3 K				0-3 K			1	0	0	0	0	1	0									
Randy Hundley, R OBP: 0.292, SLG: 0.292 (5,PH)										1	0	0	0	0	1	1									
Jerry Johnson, R OBP: 0.083, SLG: 0.167 (6,1)										0	0	0	0	0	0	0									
Gene Locklear, L OBP: 0.370, SLG: 0.439 (8,PH)										1	0	0	0	0	1	0									
Danny Frisella, L OBP: 0.200, SLG: 0.200 (9,1)										0	0	0	0	0	0	0									
Inning Stats	R: 0 E: 0 K: 1 S: 7	H: 2 LOB: 2 BB: 0 P: 7	R: 0 E: 0 K: 0 S: 3	H: 1 LOB: 0 BB: 0 P: 3	R: 0 E: 0 K: 2 S: 8	H: 1 LOB: 1 BB: 0 P: 8	R: 0 E: 0 K: 0 S: 3	H: 0 LOB: 0 BB: 0 P: 3	R: 0 E: 0 K: 3 S: 10	H: 1 LOB: 1 BB: 0 P: 10	R: 0 E: 0 K: 0 S: 3	H: 0 LOB: 0 BB: 0 P: 3	R: 0 E: 0 K: 1 S: 5	H: 0 LOB: 1 BB: 1 P: 9	R: 0 E: 0 K: 1 S: 5	H: 0 LOB: 0 BB: 0 P: 5	R: 0 E: 0 K: 2 S: 8	H: 1 LOB: 1 BB: 0 P: 8	1B: 5 2B: 1 3B: 0 HR: 0	SF: 0 SAC: 0 DP: 1 HBP: 0	WP: 0 PB: 0 SB: 0 CS: 0	PA: 33			
PITCHER	IP	WLS	BF	H	R	ER	SO	BB	IBB	HBP	BLK	WP	HR	S	P	ERA	WHIP								
Tom Seaver, R ERA: 2.14 (1,1)	9.0	W	33	6	0	0	10	1	0	0	0	0	0	52	56	0.00	0.778								

Batter	1	2	3	4	5	6	7	8	9	AB	R	H	RBI	BB	SO	LOB	TOP					
Bob Bailey, R (1.7) OBP: 0.390, SLG: 0.357	6-3		5-3		E6	SF8	FC5-2			4	1	0	2	0	0	4	<p>Montreal Expos @ San Diego Padres San Diego Stadium, San Diego, CA Thu Aug 28 1975, 6:33 AM EDT Att: 6,059 - Unknown</p> <p>livebaseballscorecards.com</p> <p>AB 39 R 10 H 13 RBI 10 BB 3 SO 3 LOB 15</p> 					
Dale Murray, R (7.1) OBP: 0.333, SLG: 0.200	6-3		6-3		F8					0	0	0	0	0	0							
Tim Foli, R (1.6) OBP: 0.279, SLG: 0.283	6-3		6-3		F8					5	0	1	1	0	0	2						
Gary Carter, R (1.9) OBP: 0.357, SLG: 0.419	K				6-3					5	0	2	2	0	1	0						
Larry Parrish, R (1.5) OBP: 0.309, SLG: 0.422		4-3			6-3					5	0	2	1	0	0	2						
Pete Mackanin, R (1.4) OBP: 0.293, SLG: 0.401		HR			6-3	FC6-4				5	2	2	0	0	0	3						
Nate Colbert, R (1.3) OBP: 0.235, SLG: 0.316		HR			6-3					5	3	3	2	0	2	1						
Pepe Mangual, R (1.8) OBP: 0.330, SLG: 0.347		F9			6-3					5	2	2	0	0	0	1						
Barry Foote, R (1.2) OBP: 0.234, SLG: 0.299					L8					2	0	0	0	0	0	2						
Larry Blittner, L (6.9) OBP: 0.350, SLG: 0.421					6-3					1	0	0	0	1	0	0						
Steve Rogers, R (11.1) OBP: 0.206, SLG: 0.254					F4					1	0	0	0	0	0	0						
Chuck Taylor, R (4.1) OBP: 0.349, SLG: 0.371					F8					0	0	0	0	0	0	0						
Jose Morales, R (5. PH) OBP: 0.286, SLG: 0.298										0	0	0	0	0	0	0						
Fred Scherman, L (5.1) OBP: 0.294, SLG: 0.313										0	0	0	0	0	0	0						
Mike Jorgensen, L (6. PH) OBP: 0.294, SLG: 0.313										0	0	0	0	0	0	0						
Donald DeMola, R (6.1) OBP: 0.321, SLG: 0.317										0	0	0	0	0	0	0						
Jim Dwyer, L (7. PH) OBP: 0.321, SLG: 0.317										0	0	0	0	0	0	0						
Inning Stats	R: 0 E: 0 K: 1 S: 8	H: 0 LOB: 0 BB: 0 P: 11	R: 2 E: 0 K: 0 S: 9	H: 2 LOB: 0 BB: 0 P: 13	R: 0 E: 0 K: 0 S: 5	H: 0 LOB: 0 BB: 0 P: 8	R: 0 E: 0 K: 0 S: 5	H: 0 LOB: 0 BB: 0 P: 6	R: 4 E: 1 K: 0 S: 11	H: 5 LOB: 2 BB: 0 P: 19	R: 3 E: 0 K: 0 S: 13	H: 4 LOB: 2 BB: 1 P: 21	R: 1 E: 1 K: 1 S: 11	H: 1 LOB: 1 BB: 2 P: 24	R: 0 E: 0 K: 0 S: 6	H: 1 LOB: 1 BB: 0 P: 10	R: 0 E: 0 K: 1 S: 8	H: 0 LOB: 0 BB: 0 P: 11	1B: 11 2B: 1 3B: 0 HR: 1	SF: 1 SAC: 1 DP: 1 HBP: 0	WP: 0 PB: 0 SB: 1 CS: 0	PA: 44
PITCHER	IP WLS BF H R ER SO BB IBB HBP BLK WP HR S P ERA WHIP																					
Randy Jones, L (1.1) ERA: 2.32	5.2 L 30 11 9 7 1 1 0 0 0 0 1 50 76 11.12 2.118																					
Bill Greif, R (6.1) ERA: 3.65	1.1 7 1 1 0 1 1 1 0 0 0 0 12 26 0.00 1.500																					
Jerry Johnson, R (8.1) ERA: 3.59	2.0 7 1 0 0 1 0 0 0 0 0 0 14 21 0.00 0.500																					

Batter	1	2	3	4	5	6	7	8	9	AB	R	H	RBI	BB	SO	LOB	BOTTOM					
Johnny Grubb, L (1.8) OBP: 0.349, SLG: 0.371	K	4-3		E4						6	0	2	0	0	2	5	<p>Montreal Expos @ San Diego Padres San Diego Stadium, San Diego, CA Thu Aug 28 1975, 6:33 AM EDT Att: 6,059 - Unknown</p> <p>livebaseballscorecards.com</p> <p>AB 41 R 8 H 18 RBI 8 BB 4 SO 6 LOB 23</p> 					
Tito Fuentes, S (1.4) OBP: 0.309, SLG: 0.349	WP			FC4-6						4	1	2	2	1	0	3						
Bobby Tolan, L (1.7) OBP: 0.295, SLG: 0.330	4-3		G5-6-3		F8					6	1	2	1	0	0	4						
Willie McCovey, L (1.3) OBP: 0.335, SLG: 0.429	4-3									5	2	2	3	0	1	2						
Dave Winfield, R (1.9) OBP: 0.359, SLG: 0.411		F7		6-3						4	0	1	1	1	0	0						
Hector Torres, R (1.6) OBP: 0.286, SLG: 0.332	K									4	0	2	0	1	1	1						
Dave Roberts, R (1.5) OBP: 0.345, SLG: 0.393										4	1	2	0	0	1	3						
Fred Kendall, R (1.2) OBP: 0.277, SLG: 0.265										4	2	3	1	1	0	1						
Randy Jones, R (1.1) OBP: 0.153, SLG: 0.157										2	1	1	0	0	0	3						
Bill Greif, R (6.1) ERA: 4.0										0	0	0	0	0	0	0						
Ted Kubiak, S (7. PH) OBP: 0.302, SLG: 0.255										1	0	1	0	0	0	0						
Jerry Johnson, R (8.1) OBP: 0.083, SLG: 0.167										0	0	0	0	0	0	0						
Gene Locklear, L (9. PH) OBP: 0.286, SLG: 0.437										1	0	0	0	0	1	1						
Inning Stats	R: 0 E: 0 K: 1 S: 9	H: 0 LOB: 1 BB: 1 P: 18	R: 1 E: 0 K: 1 S: 17	H: 3 LOB: 2 BB: 0 P: 25	R: 1 E: 0 K: 1 S: 10	H: 3 LOB: 2 BB: 1 P: 20	R: 5 E: 1 K: 0 S: 20	H: 5 LOB: 3 BB: 0 P: 27	R: 0 E: 0 K: 1 S: 10	H: 2 LOB: 1 BB: 0 P: 16	R: 0 E: 0 K: 0 S: 17	H: 1 LOB: 1 BB: 1 P: 27	R: 0 E: 0 K: 1 S: 11	H: 2 LOB: 2 BB: 0 P: 16	R: 0 E: 0 K: 0 S: 9	H: 1 LOB: 1 BB: 0 P: 14	R: 1 E: 1 K: 1 S: 14	H: 1 LOB: 1 BB: 1 P: 22	1B: 14 2B: 3 3B: 0 HR: 1	SF: 1 SAC: 1 DP: 2 HBP: 1	WP: 2 PB: 0 SB: 1 CS: 0	PA: 48
PITCHER	IP WLS BF H R ER SO BB IBB HBP BLK WP HR S P ERA WHIP																					
Steve Rogers, R (1.1) ERA: 3.13	3.2 1 0 0 0 0 2 0 0 0 0 0 1 55 89 14.73 3.545																					
Chuck Taylor, R (4.1) ERA: 4.0	0.1 1 0 0 0 0 0 0 0 0 0 0 1 1 0.00 0.000																					
Fred Scherman, L (5.1) ERA: 3.99	1.0 W 4 2 0 0 1 0 0 0 0 0 0 10 16 0.00 2.000																					
Donald DeMola, R (6.1) ERA: 4.15	1.0 4 1 0 0 0 1 0 0 0 0 0 17 27 0.00 2.000																					
Dale Murray, R (7.1) ERA: 3.23	3.0 S 13 4 1 1 2 1 0 0 0 0 0 34 52 3.00 1.667																					

Batter	1	2	3	4	5	6	7	8	9	AB	R	H	RBI	BB	SO	LOB	TOP					
Jim Lyttle, L (1, 8) <small>OBP: 0.364, SLG: 0.319</small> Pepe Mangual, R (5, 8) <small>OBP: 0.331, SLG: 0.346</small>										3	0	1	0	0	0	0	Montreal Expos @ San Diego Padres San Diego Stadium, San Diego, CA Fri Aug 29 1975, 10:05 PM EDT Att: 4,976 - Unknown					
Jim Dwyer, L (1, 7) <small>OBP: 0.317, SLG: 0.311</small>										2	0	0	0	0	0	0						
Mike Jorgensen, L (1, 3) <small>OBP: 0.363, SLG: 0.385</small>										4	1	1	1	0	0	2						
Larry Bittner, L (1, 9) <small>OBP: 0.391, SLG: 0.422</small>										4	2	2	0	0	0	2						
Larry Parrish, R (1, 5) <small>OBP: 0.311, SLG: 0.422</small>										3	1	1	1	1	1	0						
Gary Carter, R (1, 2) <small>OBP: 0.360, SLG: 0.421</small>										3	0	2	1	1	0	0						
Pete Mackanin, R (1, 4) <small>OBP: 0.290, SLG: 0.396</small>									4	0	0	0	0	0	4							
Tim Foli, R (1, 6) <small>OBP: 0.281, SLG: 0.284</small>										3	0	1	1	1	0	0						
Don Carrithers, R (1, 1) <small>OBP: 0.118, SLG: 0.176</small>										4	0	0	0	0	2	4						
Inning Stats	R: 0 E: 0 K: 0 S: 8	H: 1 LOB: 1 BB: 0 P: 13	R: 0 E: 0 K: 1 S: 7	H: 1 LOB: 0 BB: 0 P: 13	R: 0 E: 0 K: 1 S: 6	H: 0 LOB: 0 BB: 1 P: 6	R: 3 E: 0 K: 0 S: 15	H: 4 LOB: 2 BB: 1 P: 26	R: 0 E: 0 K: 0 S: 7	H: 0 LOB: 0 BB: 0 P: 12	R: 1 E: 0 K: 0 S: 14	H: 2 LOB: 2 BB: 2 P: 29	R: 0 E: 0 K: 0 S: 7	H: 0 LOB: 1 BB: 1 P: 16	R: 0 E: 0 K: 0 S: 5	H: 0 LOB: 0 BB: 0 P: 7	R: 0 E: 0 K: 1 S: 8	H: 0 LOB: 0 BB: 0 P: 12	1B: 7 2B: 0 3B: 0 HR: 1	SF: 0 SAC: 2 DP: 0 HBP: 0	WP: 1 PB: 0 SB: 1 CS: 1	PA: 37
PITCHER	IP WLS BF H R ER SO BB IBB HBP BLK WP HR S P ERA WHIP																					
Joe McIntosh, R (1, 1) <small>ERA: 3.5</small>	5.0 L 21 6 3 3 2 1 0 0 0 0 0 1 43 70 5.40 1.400																					
Dave Freisleben, R (6, 1) <small>ERA: 4.2</small>	1.0 7 2 1 1 0 3 0 0 0 0 1 0 15 34 9.00 5.000																					
Dave Tomlin, L (7, 1) <small>ERA: 3.71</small>	1.0 3 0 0 0 0 0 0 0 0 0 0 0 6 11 0.00 0.000																					
Bill Greif, R (8, 1) <small>ERA: 3.53</small>	2.0 6 0 0 0 1 0 0 0 0 0 0 0 13 19 0.00 0.000																					

AB	31
R	4
H	8
RBI	4
BB	4
SO	3
LOB	12



Batter	1	2	3	4	5	6	7	8	9	AB	R	H	RBI	BB	SO	LOB	BOTTOM					
Johnny Grubb, L (1, 8) <small>OBP: 0.350, SLG: 0.371</small>										3	0	1	0	1	0	0	Montreal Expos @ San Diego Padres San Diego Stadium, San Diego, CA Fri Aug 29 1975, 10:05 PM EDT Att: 4,976 - Unknown					
Tito Fuentes, S (1, 4) <small>OBP: 0.306, SLG: 0.346</small>									4	0	0	0	0	0	4							
Bobby Tolan, L (1, 7) <small>OBP: 0.295, SLG: 0.327</small>										3	0	0	0	1	0							
Willie McCovey, L (1, 3) <small>OBP: 0.340, SLG: 0.432</small>										3	0	2	0	1	1							
Dave Winfield, R (1, 9) <small>OBP: 0.356, SLG: 0.407</small>										4	0	0	0	0	1	3						
Hector Torres, R (1, 6) <small>OBP: 0.282, SLG: 0.327</small>										4	0	0	0	0	0	2						
Dave Roberts, R (1, 5) <small>OBP: 0.333, SLG: 0.375</small>										4	0	1	0	0	1	1						
Fred Kendall, R (1, 2) <small>OBP: 0.274, SLG: 0.262</small>										3	0	0	0	0	0	1						
Joe McIntosh, S (1, 1) <small>OBP: 0.268, SLG: 0.256</small> Ted Kubiak, S (5, PH) <small>OBP: 0.206, SLG: 0.206</small> Dave Freisleben, R (6, 1) <small>OBP: 0.317, SLG: 0.346</small> Dave Tomlin, L (7, 1) <small>OBP: 0.302, SLG: 0.299</small> Gene Locklear, L (8, 1) <small>OBP: 0.342, SLG: 0.435</small> Bill Greif, R (8, 1)										1	0	0	0	0	0	0						
Inning Stats	R: 0 E: 0 K: 1 S: 9	H: 0 LOB: 1 BB: 1 P: 16	R: 0 E: 0 K: 0 S: 6	H: 0 LOB: 0 BB: 0 P: 8	R: 0 E: 0 K: 0 S: 5	H: 0 LOB: 0 BB: 0 P: 8	R: 0 E: 0 K: 0 S: 6	H: 0 LOB: 1 BB: 1 P: 13	R: 0 E: 0 K: 0 S: 11	H: 1 LOB: 3 BB: 2 P: 24	R: 0 E: 0 K: 0 S: 8	H: 1 LOB: 1 BB: 0 P: 13	R: 0 E: 0 K: 1 S: 7	H: 0 LOB: 0 BB: 0 P: 9	R: 0 E: 0 K: 0 S: 6	H: 1 LOB: 0 BB: 0 P: 9	R: 0 E: 0 K: 1 S: 8	H: 1 LOB: 1 BB: 0 P: 11	1B: 4 2B: 0 3B: 0 HR: 0	SF: 0 SAC: 0 DP: 1 HBP: 0	WP: 0 PB: 0 SB: 0 CS: 0	PA: 34
PITCHER	IP WLS BF H R ER SO BB IBB HBP BLK WP HR S P ERA WHIP																					
Don Carrithers, R (1, 1) <small>ERA: 3.0</small>	9.0 W 34 4 0 0 3 4 0 0 0 0 0 0 66 111 0.00 0.889																					

AB	30
R	0
H	4
RBI	0
BB	4
SO	3
LOB	13

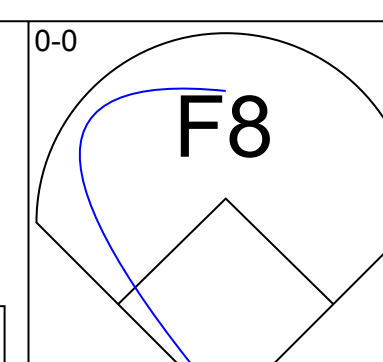
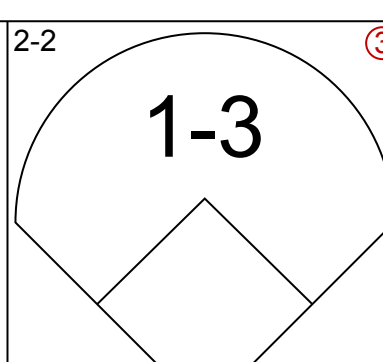
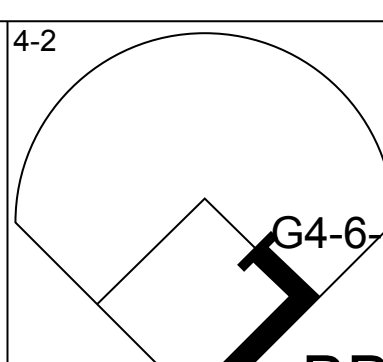
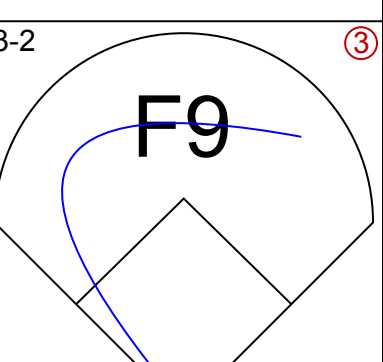
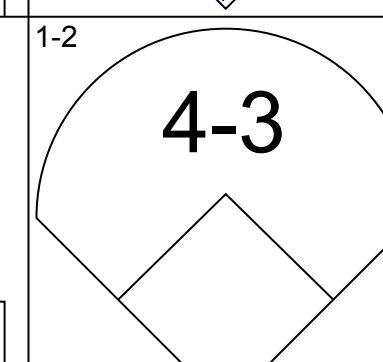
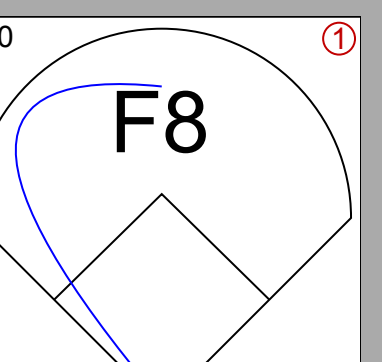
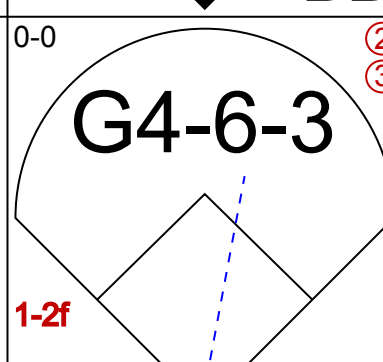
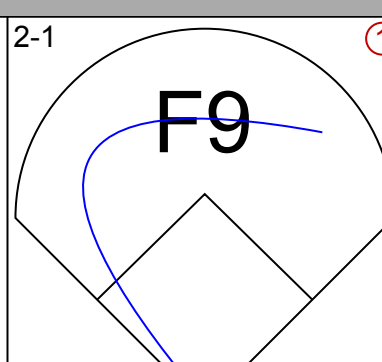
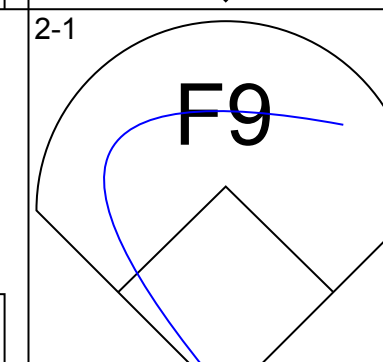
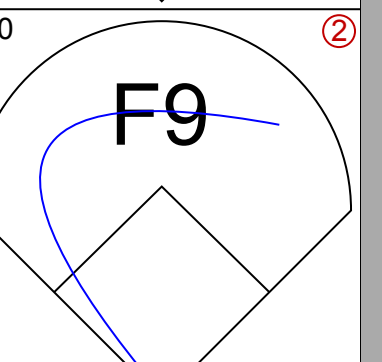
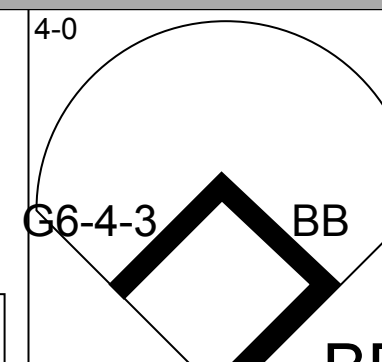
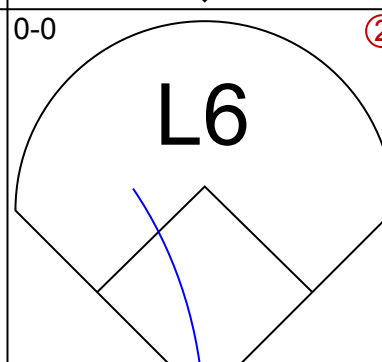
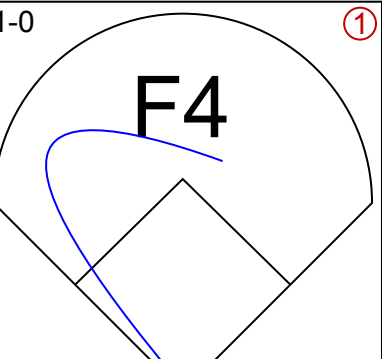
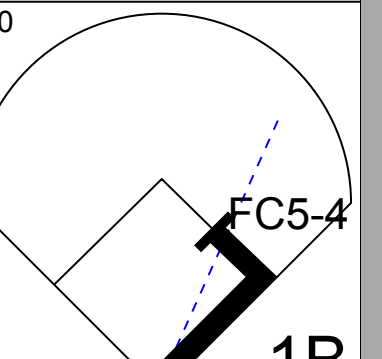
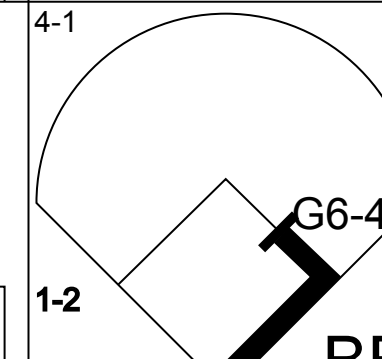
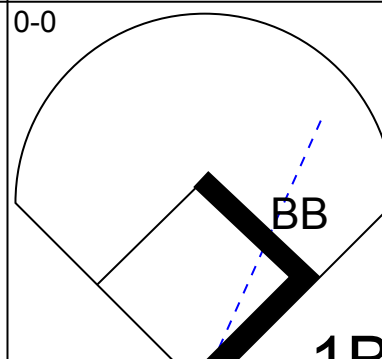
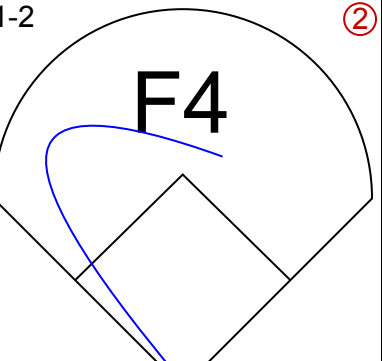
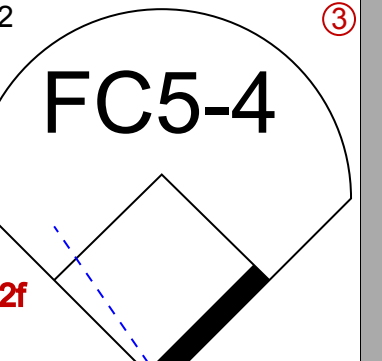
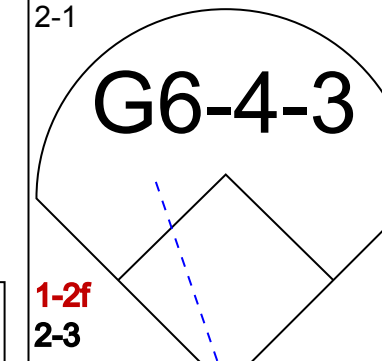
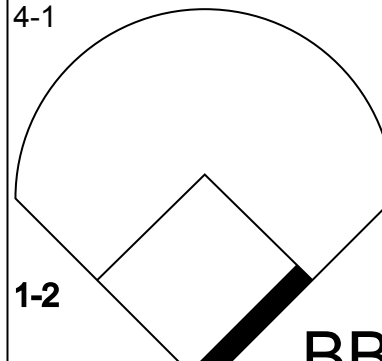
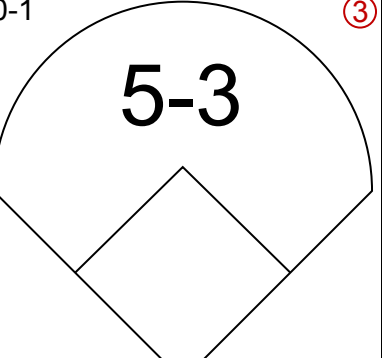
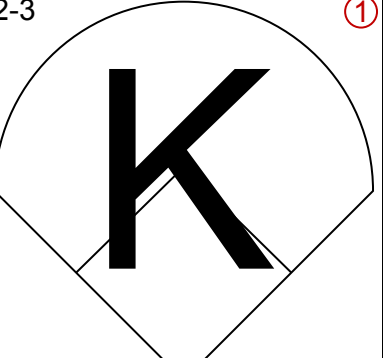
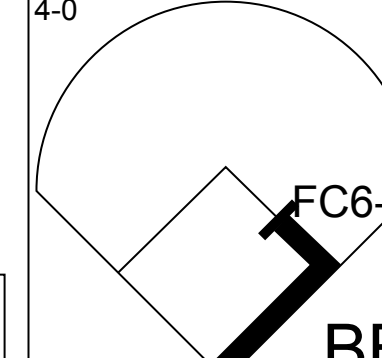
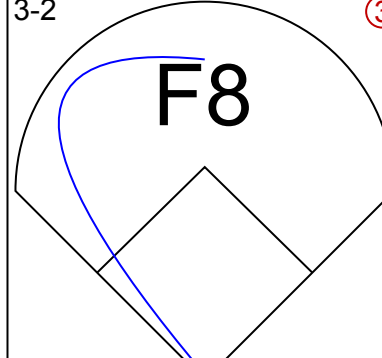
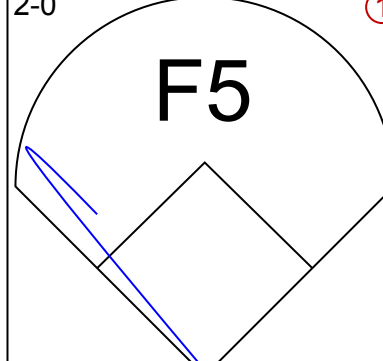
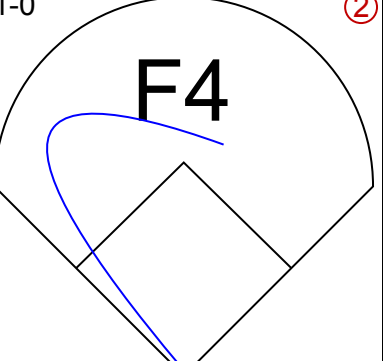
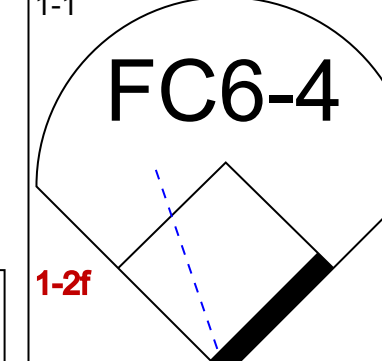
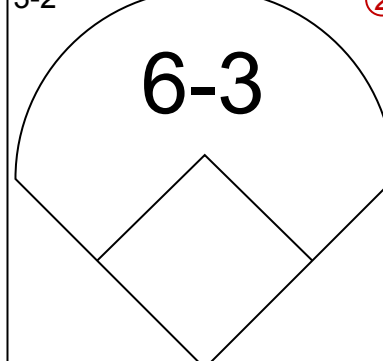
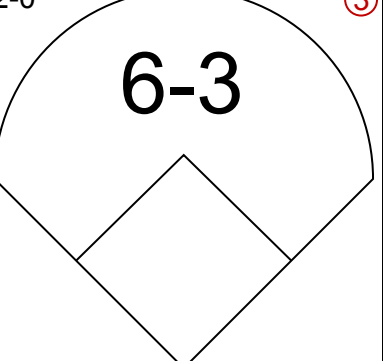
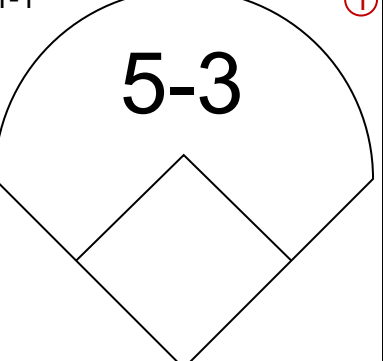


Batter	1	2	3	4	5	6	7	8	9	AB	R	H	RBI	BB	SO	LOB	TOP					
Bob Bailey, R (1, 7) OBP: 0.388, SLG: 0.355	0-3 K	0-3 K		2-3 K		1-3 K		0-0		1	0	0	0	0	1	0	Montreal Expos @ San Diego Padres San Diego Stadium, San Diego, CA Sat Aug 30 1975, 10:05 PM EDT Att: 5,268 - Unknown					
Nate Colbert, R (1, 3) OBP: 0.232, SLG: 0.312								1-2		3	0	0	0	0	3	3						
Mike Jorgensen, L (8, PH) OBP: 0.364, SLG: 0.387								1-2		1	0	1	0	0	0	0						
Pepe Mangual, R (1, 8) OBP: 0.333, SLG: 0.346	4-2 WP S 1B	0-3 K			4-0 FC5-4 S BB		1-1 FC E 1B	3-2 G6-4-3 1B		3	2	1	0	2	1	3						
Gary Carter, R (1, 9) OBP: 0.360, SLG: 0.421	2-1 1B		1-2 L7		3-2 F2		2-0 SF7 1B		2-0 F8	5	2	2	1	0	0	1						
Jose Morales, R (1, 3) OBP: 0.367, SLG: 0.400	1-0 1B		0-1 6-3		4-0		1-1 FC SF7		0-3 K	2	0	1	0	0	0	0						
Larry Bittner, L (5, PH) OBP: 0.391, SLG: 0.419	1-2 1B				FC5-4 IBB		1-3 2H		1-3 K	2	0	0	0	1	1	1						
Larry Parrish, R (1, 5) OBP: 0.312, SLG: 0.422	2-2 1B		1-1 FC5-4		2-2 FC5-4		0-0 SF7		1-3 K	4	0	2	2	0	1	2						
Barry Foote, R (1, 2) OBP: 0.231, SLG: 0.296	1-2 G4-6-3 1B		1-1 FC5-4		0-0 F4		3-2 F6			4	0	0	0	0	0	6						
Tim Foli, R (1, 6) OBP: 0.282, SLG: 0.288		0-0 F7 1B		0-1 L3		1-2 SH2-4 1B		0-1 F5		4	1	2	0	0	0	1						
Pete Mackanin, R (1, 4) OBP: 0.290, SLG: 0.398		0-1 F7		1-2		0-1 SH2-4		1-0 F6		3	0	1	0	0	0	1						
Steve Renko, R (1, 1) OBP: 0.320, SLG: 0.348		1-1		1-1 6-3		0-1 4-3		0-0 1B		4	0	2	1	0	0	2						
Inning Stats	R: 2 E: 0 K: 1 S: 12	H: 3 LOB: 1 BB: 1 P: 22	R: 1 E: 0 K: 2 S: 11	H: 2 LOB: 1 BB: 0 P: 12	R: 0 E: 0 K: 1 S: 10	H: 1 LOB: 1 BB: 0 P: 13	R: 0 E: 0 K: 1 S: 10	H: 1 LOB: 1 BB: 0 P: 14	R: 0 E: 0 K: 1 S: 10	H: 0 LOB: 2 BB: 2 P: 21	R: 2 E: 1 K: 0 S: 11	H: 2 LOB: 1 BB: 0 P: 15	R: 0 E: 0 K: 2 S: 6	H: 2 LOB: 1 BB: 0 P: 10	R: 0 E: 0 K: 2 S: 8	H: 0 LOB: 0 BB: 0 P: 11	1B: 10 2B: 2 3B: 0 HR: 0	SF: 1 SAC: 1 DP: 2 HBP: 0	WP: 1 PB: 0 SB: 2 CS: 0	PA: 41		
PITCHER	IP WLS BF H R ER SO BB IBB HBP BLK WP HR S P ERA WHIP	IP WLS BF H R ER SO BB IBB HBP BLK WP HR S P ERA WHIP	IP WLS BF H R ER SO BB IBB HBP BLK WP HR S P ERA WHIP	IP WLS BF H R ER SO BB IBB HBP BLK WP HR S P ERA WHIP	IP WLS BF H R ER SO BB IBB HBP BLK WP HR S P ERA WHIP	IP WLS BF H R ER SO BB IBB HBP BLK WP HR S P ERA WHIP	IP WLS BF H R ER SO BB IBB HBP BLK WP HR S P ERA WHIP	IP WLS BF H R ER SO BB IBB HBP BLK WP HR S P ERA WHIP	IP WLS BF H R ER SO BB IBB HBP BLK WP HR S P ERA WHIP	IP WLS BF H R ER SO BB IBB HBP BLK WP HR S P ERA WHIP	IP WLS BF H R ER SO BB IBB HBP BLK WP HR S P ERA WHIP	IP WLS BF H R ER SO BB IBB HBP BLK WP HR S P ERA WHIP	IP WLS BF H R ER SO BB IBB HBP BLK WP HR S P ERA WHIP	IP WLS BF H R ER SO BB IBB HBP BLK WP HR S P ERA WHIP	IP WLS BF H R ER SO BB IBB HBP BLK WP HR S P ERA WHIP	IP WLS BF H R ER SO BB IBB HBP BLK WP HR S P ERA WHIP	IP WLS BF H R ER SO BB IBB HBP BLK WP HR S P ERA WHIP	IP WLS BF H R ER SO BB IBB HBP BLK WP HR S P ERA WHIP	IP WLS BF H R ER SO BB IBB HBP BLK WP HR S P ERA WHIP	IP WLS BF H R ER SO BB IBB HBP BLK WP HR S P ERA WHIP	IP WLS BF H R ER SO BB IBB HBP BLK WP HR S P ERA WHIP	IP WLS BF H R ER SO BB IBB HBP BLK WP HR S P ERA WHIP



Batter	1	2	3	4	5	6	7	8	9	AB	R	H	RBI	BB	SO	LOB	BOTTOM						
Enzo Hernandez, R (1, 6) OBP: 0.281, SLG: 0.265	0-1 F6		0-2 S 1B		2-2 F8		1-3 K			4	0	1	0	0	1	0	Montreal Expos @ San Diego Padres San Diego Stadium, San Diego, CA Sat Aug 30 1975, 10:05 PM EDT Att: 5,268 - Unknown						
Tito Fuentes, S (1, 4) OBP: 0.306, SLG: 0.344	4-2 BB SF7 BB		0-3 K		1-1 1-3			2-1 F7		3	1	0	0	1	1	1							
Gene Locklear, L (1, 7) OBP: 0.369, SLG: 0.431	4-0 1B		3-1 F7		4-2 BB			0-0 6-3		2	0	0	0	2	0	1							
Willie McCovey, L (1, 3) OBP: 0.339, SLG: 0.428	4-2 1B		3-2 F8		0-1 L9			1-1 F9		3	0	0	0	1	0	2							
Dave Winfield, R (1, 9) OBP: 0.353, SLG: 0.405	2-0 SF7			1-2 F6		2-1 F8			1-3 K	3	0	0	1	0	1	0							
Johnny Grubb, L (1, 8) OBP: 0.350, SLG: 0.370	1-1 4-3			1-1 BB 1B		2-1 F8			1-1 F4	4	0	1	0	0	0	2							
Dave Roberts, R (1, 5) OBP: 0.324, SLG: 0.361		0-2 L7		2-3 K		2-2 F3			0-2 1B	4	0	1	0	0	1	1							
Randy Hundley, R (1, 2) OBP: 0.281, SLG: 0.287		1-3 K		4-0			2-2 L7		3-3 K	3	0	0	0	1	2	1							
Rich Folkers, L (1, 1) OBP: 0.241, SLG: 0.222		1-1 6-3		1-3 K			2-3 K			1	0	0	0	0	0	0							
Ted Kubiak, S (4, PH) OBP: 0.304, SLG: 0.254										1	0	0	0	0	1	2							
Jerry Johnson, R (5, 1) OBP: 0.083, SLG: 0.167										0	0	0	0	0	0	0							
Bobby Tolan, L (7, PH) OBP: 0.294, SLG: 0.327										1	0	0	0	0	1	0							
Danny Frisella, L (8, 1) OBP: 0.200, SLG: 0.200										0	0	0	0	0	0	0							
Inning Stats	R: 1 E: 0 K: 0 S: 9	H: 0 LOB: 2 BB: 3 P: 24	R: 0 E: 0 K: 1 S: 8	H: 0 LOB: 0 BB: 0 P: 10	R: 0 E: 0 K: 1 S: 11	H: 1 LOB: 1 BB: 0 P: 17	R: 0 E: 0 K: 2 S: 11	H: 1 LOB: 2 BB: 1 P: 20	R: 0 E: 0 K: 0 S: 9	H: 0 LOB: 0 BB: 1 P: 16	R: 0 E: 0 K: 0 S: 7	H: 0 LOB: 0 BB: 0 P: 13	R: 0 E: 0 K: 2 S: 10	H: 0 LOB: 0 BB: 0 P: 15	R: 0 E: 0 K: 0 S: 5	H: 0 LOB: 0 BB: 0 P: 8	R: 0 E: 0 K: 2 S: 11	H: 1 LOB: 1 BB: 0 P: 16	1B: 3 2B: 0 3B: 0 HR: 0	SF: 1 SAC: 0 DP: 0 HBP: 0	WP: 0 PB: 0 SB: 1 CS: 0	PA: 35	
PITCHER	IP WLS BF H R ER SO BB IBB HBP BLK WP HR S P ERA WHIP	IP WLS BF H R ER SO BB IBB HBP BLK WP HR S P ERA WHIP	IP WLS BF H R ER SO BB IBB HBP BLK WP HR S P ERA WHIP	IP WLS BF H R ER SO BB IBB HBP BLK WP HR S P ERA WHIP	IP WLS BF H R ER SO BB IBB HBP BLK WP HR S P ERA WHIP	IP WLS BF H R ER SO BB IBB HBP BLK WP HR S P ERA WHIP	IP WLS BF H R ER SO BB IBB HBP BLK WP HR S P ERA WHIP	IP WLS BF H R ER SO BB IBB HBP BLK WP HR S P ERA WHIP	IP WLS BF H R ER SO BB IBB HBP BLK WP HR S P ERA WHIP	IP WLS BF H R ER SO BB IBB HBP BLK WP HR S P ERA WHIP	IP WLS BF H R ER SO BB IBB HBP BLK WP HR S P ERA WHIP	IP WLS BF H R ER SO BB IBB HBP BLK WP HR S P ERA WHIP	IP WLS BF H R ER SO BB IBB HBP BLK WP HR S P ERA WHIP	IP WLS BF H R ER SO BB IBB HBP BLK WP HR S P ERA WHIP	IP WLS BF H R ER SO BB IBB HBP BLK WP HR S P ERA WHIP	IP WLS BF H R ER SO BB IBB HBP BLK WP HR S P ERA WHIP	IP WLS BF H R ER SO BB IBB HBP BLK WP HR S P ERA WHIP	IP WLS BF H R ER SO BB IBB HBP BLK WP HR S P ERA WHIP	IP WLS BF H R ER SO BB IBB HBP BLK WP HR S P ERA WHIP	IP WLS BF H R ER SO BB IBB HBP BLK WP HR S P ERA WHIP	IP WLS BF H R ER SO BB IBB HBP BLK WP HR S P ERA WHIP	IP WLS BF H R ER SO BB IBB HBP BLK WP HR S P ERA WHIP	IP WLS BF H R ER SO BB IBB HBP BLK WP HR S P ERA WHIP

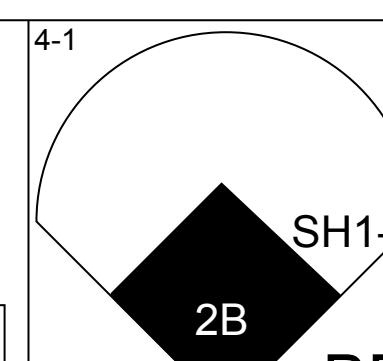
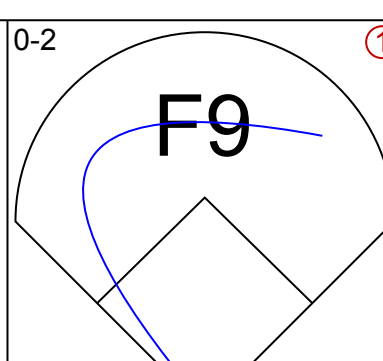
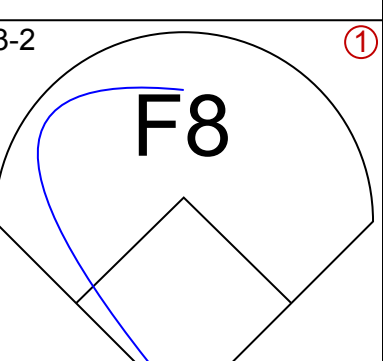
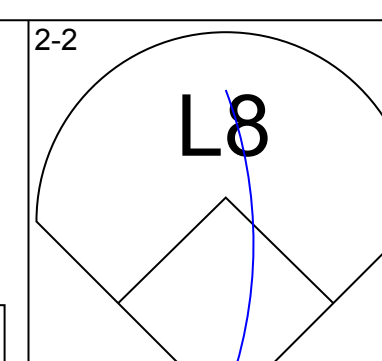
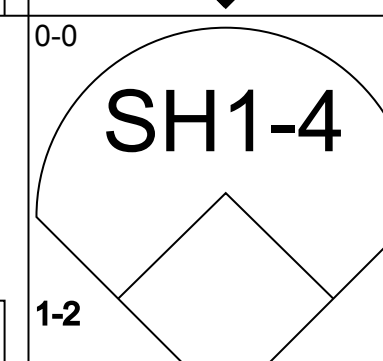
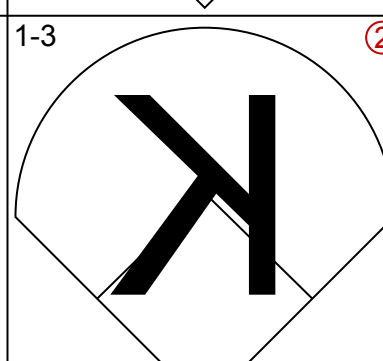
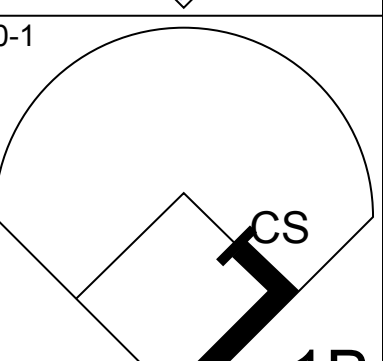
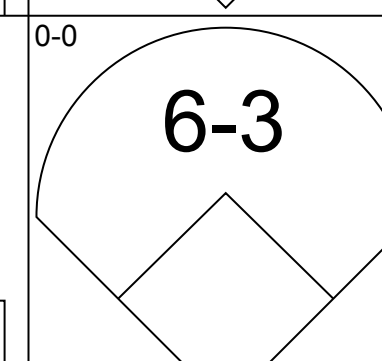
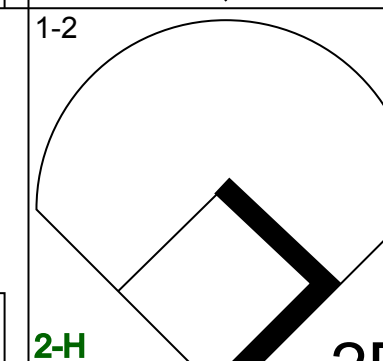
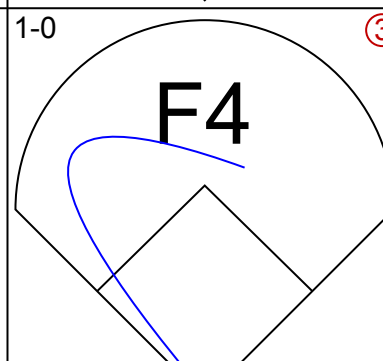
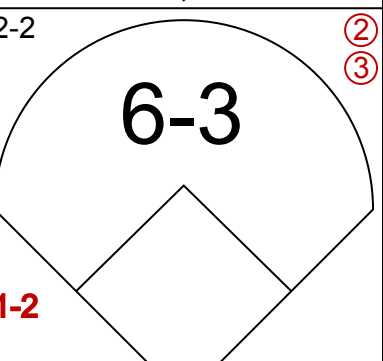
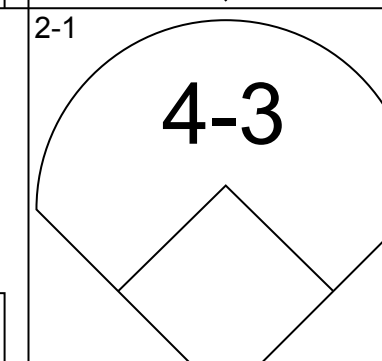
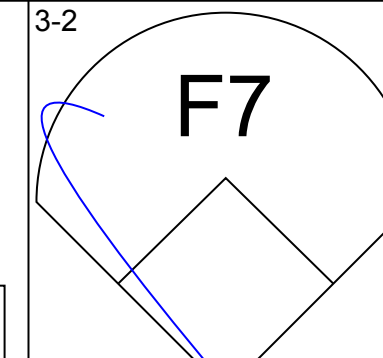
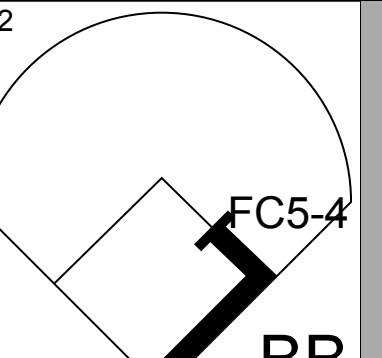
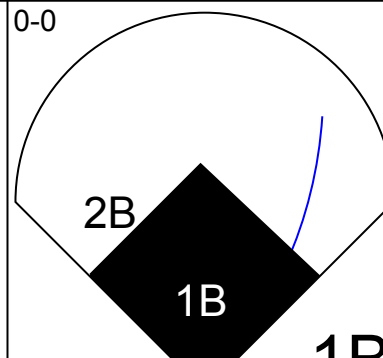
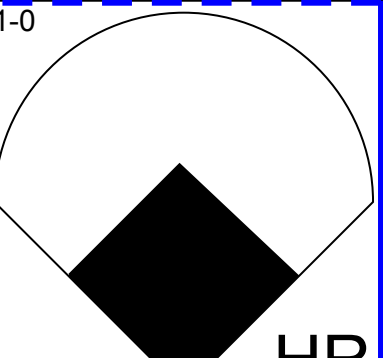
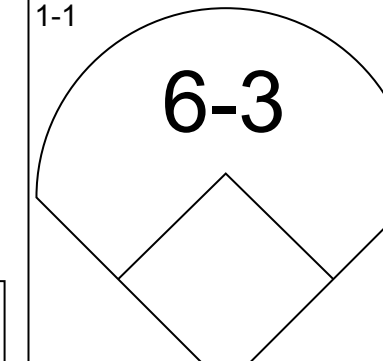
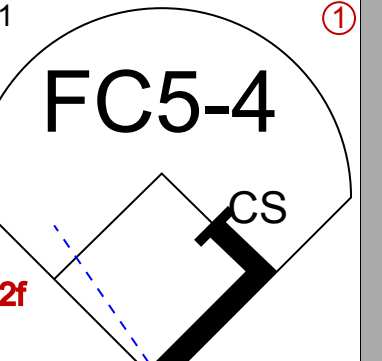
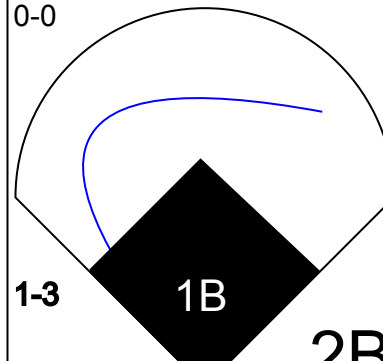
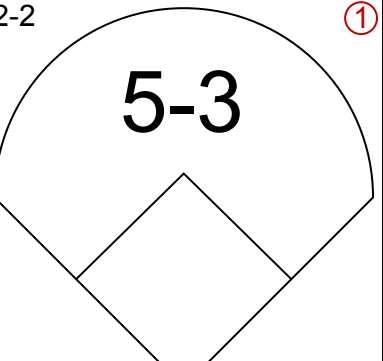

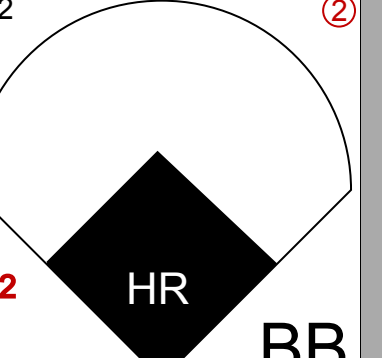
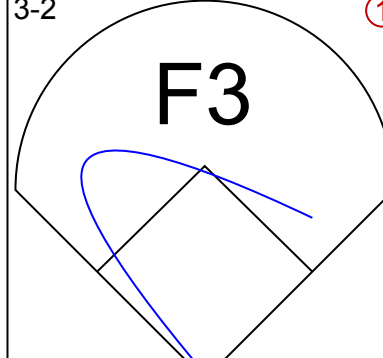
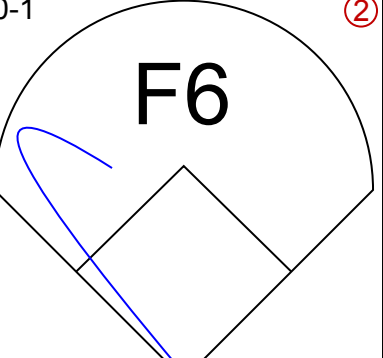
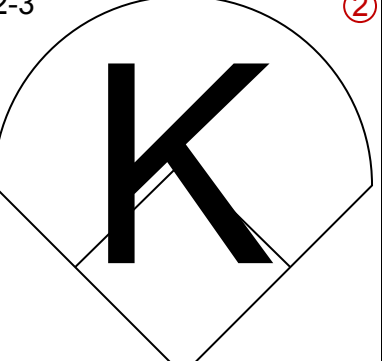
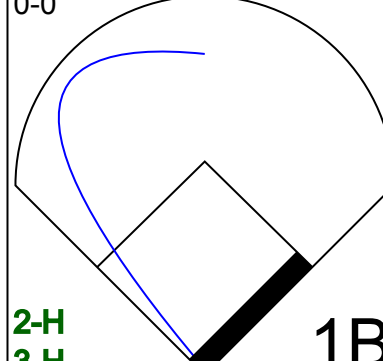
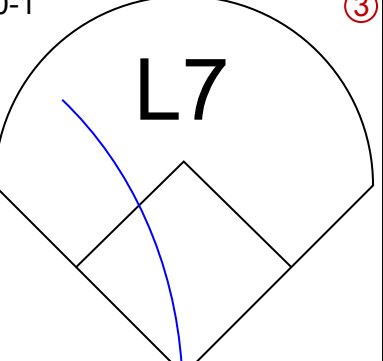
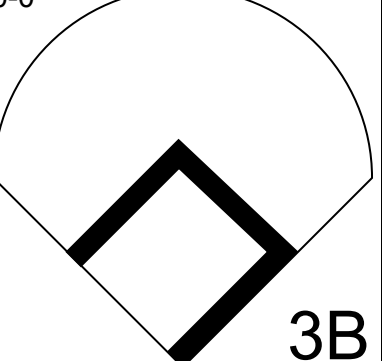
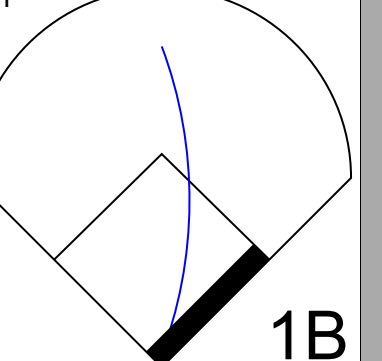
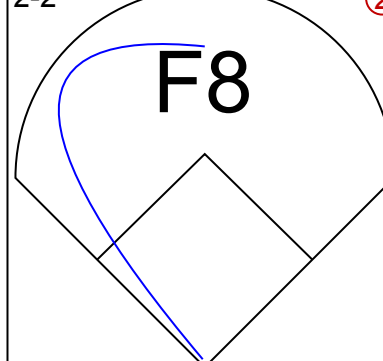

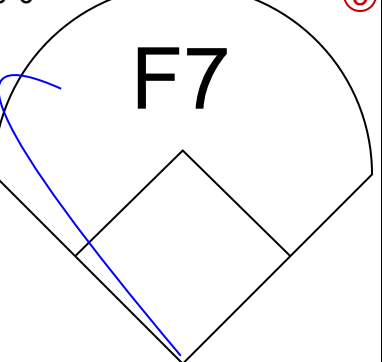
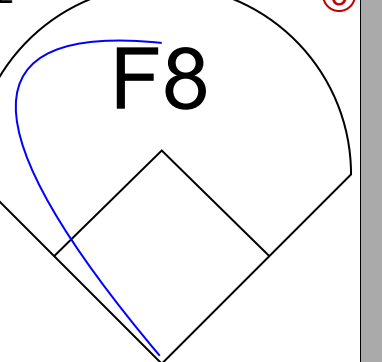
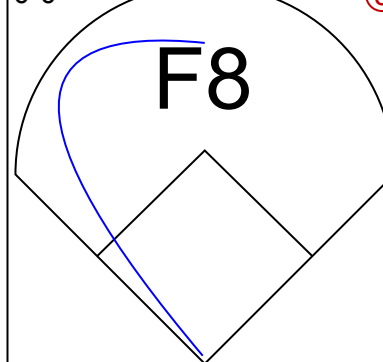
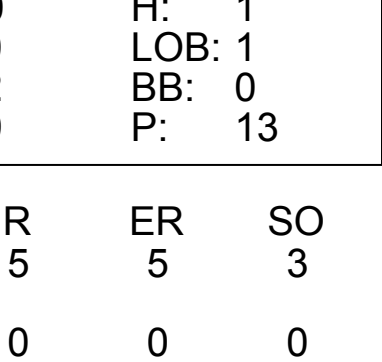
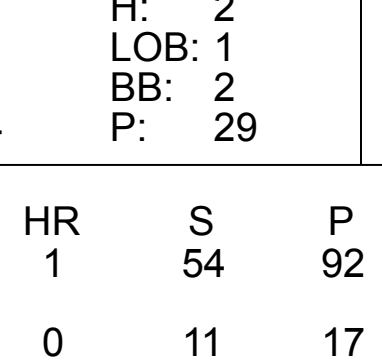
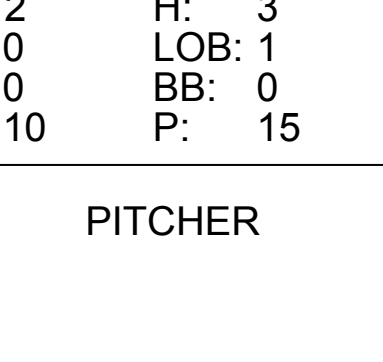


Batter	1	2	3	4	5	6	7	8	9	AB	R	H	RBI	BB	SO	LOB	TOP		
Bob Bailey, R OBP: 0.386, SLG: 0.350 (1, 7)										3	0	0	0	1	0	1			
Tim Foli, R OBP: 0.280, SLG: 0.285 (1, 6)										4	0	0	0	0	0	1			
Gary Carter, R OBP: 0.359, SLG: 0.418 (1, 9)										3	0	0	0	1	0	0			
Jose Morales, R OBP: 0.379, SLG: 0.407 (1, 3)										3	0	2	0	1	0	0			
Larry Parrish, R OBP: 0.311, SLG: 0.419 (1, 5)										3	0	0	0	1	0	3			
Pepe Mangual, R OBP: 0.333, SLG: 0.344 (1, 8)										3	0	0	0	1	1	2			
Pete Mackanin, R OBP: 0.288, SLG: 0.395 (1, 4)										3	0	0	0	0	0	2			
Barry Foote, R OBP: 0.230, SLG: 0.294 (1, 2)										3	0	0	0	0	0	0			
Dan Warthen, S OBP: 0.171, SLG: 0.147 (1, 1)										2	0	1	0	0	0	0			
Chuck Taylor, R (6, 1)										0	0	0	0	0	0	0			
Nate Colbert, R OBP: 0.231, SLG: 0.310 (8, PH)										1	0	0	0	0	1	0			
Donald DeMola, R (8, 1)										0	0	0	0	0	0	0			
Inning Stats	R: 0 E: 0 K: 0 S: 6	H: 0 LOB: 0 BB: 0 P: 9	R: 0 E: 0 K: 0 S: 8	H: 0 LOB: 0 BB: 0 P: 10	R: 0 E: 0 K: 0 S: 8	H: 1 LOB: 1 BB: 0 P: 15	R: 0 E: 0 K: 0 S: 6	H: 1 LOB: 1 BB: 0 P: 9	R: 0 E: 0 K: 1 S: 5	H: 0 LOB: 0 BB: 1 P: 10	R: 0 E: 0 K: 0 S: 5	H: 0 LOB: 0 BB: 3 P: 20	R: 0 E: 0 K: 1 S: 10	H: 0 LOB: 0 BB: 1 P: 16	R: 0 E: 0 K: 0 S: 9	H: 1 LOB: 2 BB: 1 P: 18	1B: 3 2B: 0 3B: 0 HR: 0	SF: 0 SAC: 0 DP: 2 HBP: 0	WP: 0 PA: 33 PB: 0 SB: 0 CS: 0
PITCHER Brent Strom, L ERA: 2.38 (1, 1)	IP: 9.0 WLS: W BF: 33 H: 3 R: 0 ER: 0 SO: 2 BB: 5 IBB: 0 HBP: 0 BLK: 0 WP: 0 HR: 0 S: 63 P: 117 ERA: 0.00 WHIP: 0.889															PITCHER			

Montreal Expos @ San Diego Padres
San Diego Stadium, San Diego, CA
Sun Aug 31 1975, 6:33 AM EDT
Att: 9,876 - Unknown

AB	28
R	0
H	3
RBI	0
BB	5
SO	2
LOB	9



Batter	1	2	3	4	5	6	7	8	9	AB	R	H	RBI	BB	SO	LOB	BOTTOM		
Don Hahn, R OBP: 0.314, SLG: 0.148 (1, 8)										3	1	0	0	1	0	0			
Enzo Hernandez, R OBP: 0.282, SLG: 0.266 (1, 6)										3	0	1	0	0	1	0			
Tito Fuentes, S OBP: 0.306, SLG: 0.345 (1, 4)										4	0	1	1	0	0	1			
Willie McCovey, L OBP: 0.343, SLG: 0.439 (1, 3)										3	2	2	1	1	0	1			
Bobby Tolán, L OBP: 0.294, SLG: 0.327 (9, 3)										0	0	0	0	0	0	0			
Dave Winfield, R OBP: 0.352, SLG: 0.405 (1, 9)										4	1	1	0	0	0	2			
Dick Sharon, R OBP: 0.340, SLG: 0.347 (1, 7)										3	1	0	0	1	1	2			
Dave Roberts, R OBP: 0.341, SLG: 0.450 (1, 5)										4	1	2	4	0	1	0			
Bob Davis, R OBP: 0.298, SLG: 0.273 (1, 2)										3	0	2	0	0	0	1			
Brent Strom, R OBP: 0.143, SLG: 0.150 (1, 1)										3	0	0	0	0	0	3			
Inning Stats	R: 1 E: 0 K: 0 S: 11	H: 1 LOB: 1 BB: 1 P: 20	R: 0 E: 0 K: 2 S: 9	H: 1 LOB: 0 BB: 0 P: 13	R: 0 E: 0 K: 1 S: 7	H: 0 LOB: 0 BB: 0 P: 9	R: 2 E: 0 K: 0 S: 14	H: 2 LOB: 1 BB: 2 P: 29	R: 0 E: 0 K: 0 S: 8	H: 1 LOB: 0 BB: 0 P: 13	R: 2 E: 0 K: 0 S: 10	H: 3 LOB: 1 BB: 0 P: 15	R: 0 E: 0 K: 0 S: 6	H: 0 LOB: 0 BB: 0 P: 10	R: 1 E: 0 K: 0 S: 9	H: 1 LOB: 0 BB: 0 P: 12	1B: 4 2B: 2 3B: 1 HR: 2	SF: 0 SAC: 1 DP: 0 HBP: 0	WP: 0 PA: 34 PB: 0 SB: 0 CS: 2
PITCHER Dan Warthen, L ERA: 3.38 (1, 1)	IP: 5.1 WLS: L BF: 24 H: 7 R: 5 ER: 5 SO: 3 BB: 3 IBB: 0 HBP: 0 BLK: 0 WP: 0 HR: 1 S: 54 P: 92 ERA: 8.44 WHIP: 1.875															PITCHER			
Chuck Taylor, R ERA: 3.5 (6, 1)	IP: 1.2 WLS: L BF: 6 H: 1 R: 0 ER: 0 SO: 0 BB: 0 IBB: 0 HBP: 0 BLK: 0 WP: 0 HR: 0 S: 11 P: 17 ERA: 0.00 WHIP: 0.600															PITCHER			
Donald DeMola, R ERA: 4.2 (8, 1)	IP: 1.0 WLS: L BF: 4 H: 1 R: 1 ER: 1 SO: 0 BB: 0 IBB: 0 HBP: 0 BLK: 0 WP: 0 HR: 1 S: 9 P: 12 ERA: 9.00 WHIP: 1.000															PITCHER			

Montreal Expos @ San Diego Padres
San Diego Stadium, San Diego, CA
Sun Aug 31 1975, 6:33 AM EDT
Att: 9,876 - Unknown

AB	30
R	6
H	9
RBI	6
BB	3
SO	3
LOB	10



Batter	1	2	3	4	5	6	7	8	9	AB	R	H	RBI	BB	SO	LOB	TOP																			
Enzo Hernandez, R OBP: 0.277, SLG: 0.262	1-3	L3		F7		P5		P5		5	0	0	0	0	0	7																				
Tito Fuentes, S OBP: 0.308, SLG: 0.348 Mike Ivie, R OBP: 0.297, SLG: 0.369	F8 2B		1B BB		6-3		6-3		5-3	2	0	1	0	1	0	0																				
Gene Locklear, L OBP: 0.370, SLG: 0.430 Ted Kubiak, S OBP: 0.304, SLG: 0.254	F8 2-3		FC4-6 1B		F4-3		FC4-6 1B		6-3	5	0	2	0	0	0	1																				
Willie McCovey, L OBP: 0.339, SLG: 0.432 Don Hahn, R OBP: 0.314, SLG: 0.148	6-3		F5		F4-3		FC4-6 1B 1-2		F7	5	0	0	0	0	0	4																				
Dave Winfield, R OBP: 0.356, SLG: 0.410		S 1B BB	F4							3	2	2	0	1	0	2																				
Johnny Grubb, L OBP: 0.351, SLG: 0.371	F7 1-2		FC4-6 1-2			E 6-3 1B 2-H		SH1-4 SH2-4 1B		4	0	2	1	0	0	3																				
Dave Roberts, R OBP: 0.364, SLG: 0.465		SH1-4 1B 2-H		F6-4-3 1B		6-3 1-2		SH2-4 1-2		3	0	2	1	0	0	1																				
Fred Kendall, R OBP: 0.277, SLG: 0.265		SH1-4 1B		F6-4-3 1-2		E5 SH3 2-3		SH1-4 1B		4	0	2	0	0	0	2																				
Randy Jones, R OBP: 0.151, SLG: 0.155	SH1-4 1-2 2-3		E5			SH3 1-2		SH1-4 1-2 2-3		1	0	0	0	0	0	0																				
Inning Stats	R: 0 E: 0 K: 0 S: 4	H: 1 LOB: 1 BB: 0 P: 4	R: 1 E: 0 K: 0 S: 5	H: 2 LOB: 2 BB: 1 P: 9	R: 0 E: 0 K: 0 S: 4	H: 1 LOB: 1 BB: 0 P: 4	R: 0 E: 1 K: 0 S: 3	H: 0 LOB: 0 BB: 0 P: 3	R: 1 E: 0 K: 0 S: 6	H: 2 LOB: 2 BB: 0 P: 6	R: 0 E: 0 K: 0 S: 4	H: 2 LOB: 2 BB: 0 P: 4	R: 0 E: 0 K: 0 S: 5	H: 2 LOB: 0 BB: 0 P: 5	R: 0 E: 0 K: 0 S: 3	H: 0 LOB: 0 BB: 0 P: 3	1B: 9 2B: 2 3B: 0 HR: 0	SF: 0 SAC: 4 DP: 1 HBP: 0	WP: 0 PA: 40 PB: 0 SB: 1 CS: 0																	
PITCHER	IP	WLS	BF	H	R	ER	SO	BB	IBB	HBP	BLK	WP	HR	S	P	ERA	WHIP	PITCHER		IP	WLS	BF	H	R	ER	SO	BB	IBB	HBP	BLK	WP	HR	S	P	ERA	WHIP
Pat Darcy, R ERA: 3.67	4.0		19	5	1	1	0	2	0	0	0	0	0	17	25	2.25	1.750																			
Pedro Borbon, R ERA: 3.1	5.0	L	21	6	1	1	0	0	0	0	0	0	0	21	21	1.80	1.200																			

San Diego Padres @ Cincinnati Reds
Riverfront Stadium, Cincinnati, OH
Mon Sep 01 1975, 7:05 PM EDT
Att: 17,022 - Unknown

livebaseballscorecards.com

AB 34
R 2
H 11
RBI 2
BB 2
SO 0
LOB 20



Batter	1	2	3	4	5	6	7	8	9	AB	R	H	RBI	BB	SO	LOB	BOTTOM																			
Pete Rose, S OBP: 0.404, SLG: 0.427	5-3		1-3		F8			1-3		4	0	0	0	0	0	1																				
Dave Concepcion, R OBP: 0.306, SLG: 0.338	6-3		3-1		P4			S 1B 1B		4	0	1	0	0	0	1																				
George Foster, R OBP: 0.366, SLG: 0.536	6-3				6-3		FC6-4 1B	FC6-4 1B		4	0	2	0	0	0	0																				
Tony Perez, R OBP: 0.353, SLG: 0.475		L8			5-3		F8	K 2-3		4	0	0	0	0	1	3																				
Merv Rettenmund, R OBP: 0.365, SLG: 0.343		1-3 1B 2B			1B 1B		K	FC6-4 1-2		4	1	2	0	0	1	3																				
Ed Ambrister, R OBP: 0.285, SLG: 0.244		1-3 2-3			FC6-4 1B		FC6-4 1-2			4	0	1	0	0	0	2																				
Bill Plummer, R OBP: 0.308, SLG: 0.278					FC6-4 1-2					4	0	2	1	0	0	2																				
Doug Flynn, R OBP: 0.301, SLG: 0.311 Johnny Bench, R OBP: 0.356, SLG: 0.517		3-H 1B			F1-3		F4-3 1B			3	0	0	0	0	0	2																				
Pat Darcy, L OBP: 0.054, SLG: 0.081 Pedro Borbon, R OBP: 0.261, SLG: 0.304				4-1			G3			1	0	0	0	0	0	0																				
Inning Stats	R: 0 E: 0 K: 0 S: 3	H: 0 LOB: 0 BB: 0 P: 3	R: 1 E: 0 K: 0 S: 5	H: 2 LOB: 1 BB: 0 P: 5	R: 0 E: 0 K: 0 S: 3	H: 0 LOB: 0 BB: 0 P: 3	R: 0 E: 0 K: 0 S: 5	H: 2 LOB: 2 BB: 0 P: 5	R: 0 E: 0 K: 1 S: 6	H: 1 LOB: 1 BB: 0 P: 6	R: 0 E: 0 K: 0 S: 3	H: 1 LOB: 0 BB: 0 P: 3	R: 0 E: 0 K: 1 S: 7	H: 2 LOB: 2 BB: 0 P: 7	R: 0 E: 0 K: 0 S: 3	H: 0 LOB: 0 BB: 0 P: 3	1B: 8 2B: 2 3B: 0 HR: 0	SF: 0 SAC: 0 DP: 1 HBP: 0	WP: 0 PA: 35 PB: 0 SB: 1 CS: 0																	
PITCHER	IP	WLS	BF	H	R	ER	SO	BB	IBB	HBP	BLK	WP	HR	S	P	ERA	WHIP	PITCHER		IP	WLS	BF	H	R	ER	SO	BB	IBB	HBP	BLK	WP	HR	S	P	ERA	WHIP
Randy Jones, L ERA: 2.27	9.0	W	35	9	1	1	2	0	0	0	0	0	0	39	39	1.00	1.000																			

San Diego Padres @ Cincinnati Reds
Riverfront Stadium, Cincinnati, OH
Mon Sep 01 1975, 7:05 PM EDT
Att: 17,022 - Unknown

livebaseballscorecards.com

AB 35
R 1
H 9
RBI 1
BB 0
SO 2
LOB 14



Batter	1	2	3	4	5	6	7	8	9	AB	R	H	RBI	BB	SO	LOB	TOP					
Don Hahn, R OBP: 0.359, SLG: 0.200 (1, 8)										3	0	2	0	1	0	0	San Diego Padres @ Cincinnati Reds Riverfront Stadium, Cincinnati, OH Tue Sep 02 1975, 7:05 PM EDT Att: 14,240 - Unknown					
Enzo Hernandez, R OBP: 0.275, SLG: 0.259 (1, 6)										3	0	0	0	0	0	2						
Hector Torres, R OBP: 0.295, SLG: 0.333 (1, 4)										4	0	2	0	0	0	2						
Mike Ivie, R OBP: 0.297, SLG: 0.376 (1, 3)										4	1	1	1	0	1	3						
Dave Winfield, R OBP: 0.357, SLG: 0.416 (1, 9)										3	2	1	1	1	0	1						
Dick Sharon, R OBP: 0.331, SLG: 0.336 (1, 7)										4	0	0	0	0	0	2						
Dave Roberts, R OBP: 0.375, SLG: 0.522 (1, 5)										3	1	1	2	1	0	0						
Bob Davis, R OBP: 0.295, SLG: 0.263 (1, 2)										3	0	0	0	0	2	0						
Dan Spillner, R OBP: 0.277, SLG: 0.175 (5, 1)										2	0	0	0	0	0	2						
Inning Stats	R: 0 E: 0 K: 0 S: 3	H: 0 LOB: 1 BB: 1 P: 7	R: 1 E: 0 K: 0 S: 4	H: 1 LOB: 0 BB: 0 P: 4	R: 0 E: 0 K: 1 S: 5	H: 0 LOB: 0 BB: 0 P: 5	R: 0 E: 0 K: 0 S: 4	H: 1 LOB: 1 BB: 0 P: 4	R: 0 E: 0 K: 2 S: 7	H: 0 LOB: 0 BB: 0 P: 7	R: 0 E: 0 K: 0 S: 3	H: 1 LOB: 0 BB: 0 P: 3	R: 3 E: 0 K: 1 S: 7	H: 2 LOB: 1 BB: 1 P: 11	R: 0 E: 0 K: 1 S: 6	H: 2 LOB: 1 BB: 0 P: 6	R: 0 E: 0 K: 0 S: 3	H: 0 LOB: 2 BB: 1 P: 8	1B: 3 2B: 1 3B: 0 HR: 3	SF: 0 SAC: 1 DP: 2 HBP: 1	WP: 0 PB: 0 SB: 0 CS: 0	PA: 36
PITCHER	IP WLS BF H R ER SO BB IBB HBP BLK WP HR S P ERA WHIP																					
Don Gullett, L ERA: 2.24 (1, 1)	7.0 W 27 5 4 4 4 2 0 0 0 0 0 3 33 41 5.14 1.000																					
Clay Carroll, R ERA: 2.77 (8, 1)	1.0 4 2 0 0 1 0 0 0 0 0 0 0 6 6 0.00 2.000																					
Rawly Eastwick, R ERA: 2.79 (9, 1)	1.0 5 0 0 0 0 1 0 1 0 0 0 0 3 8 0.00 1.000																					

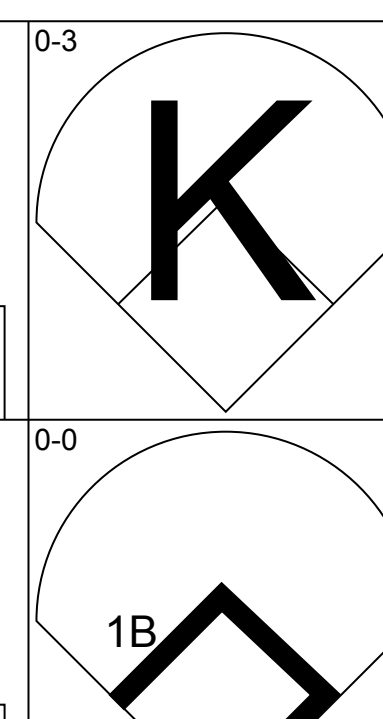
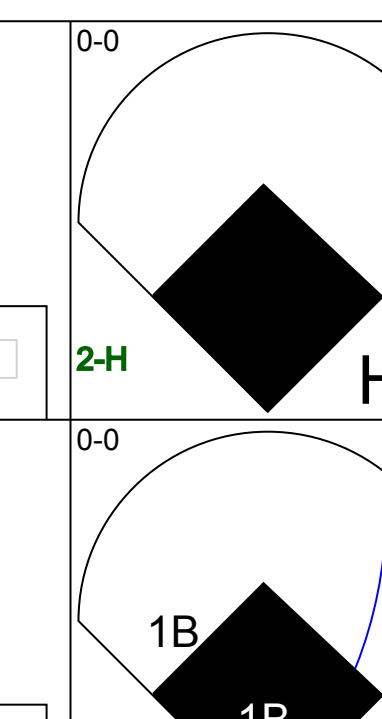
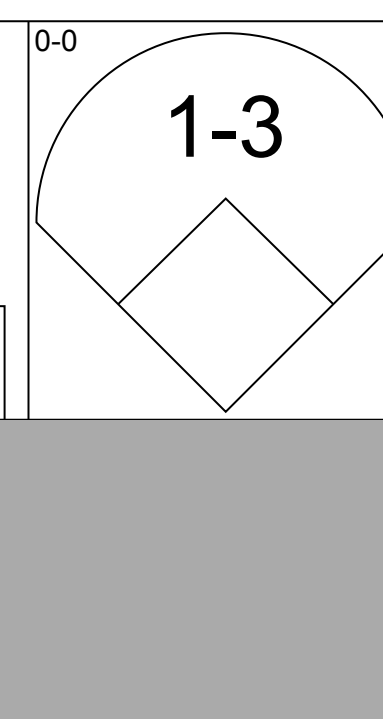
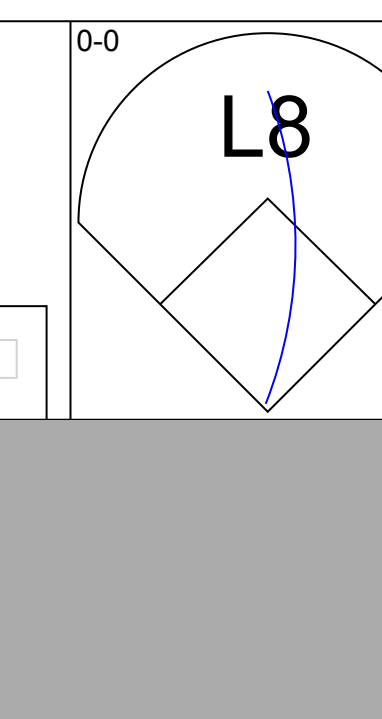
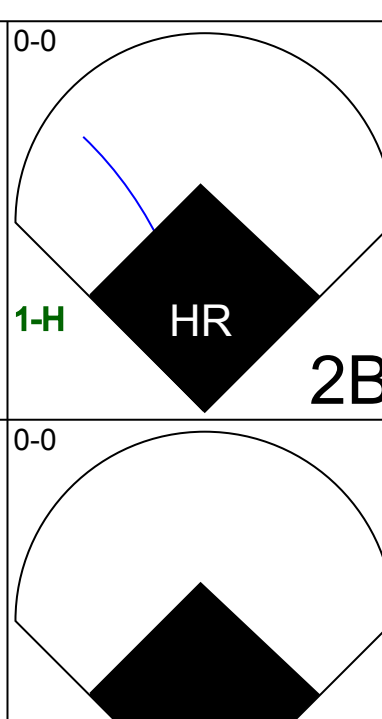
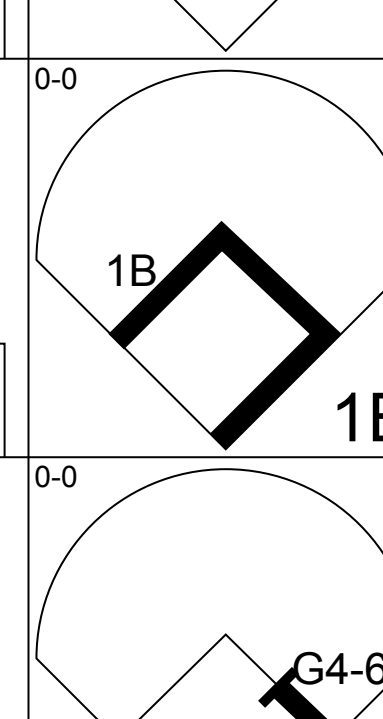
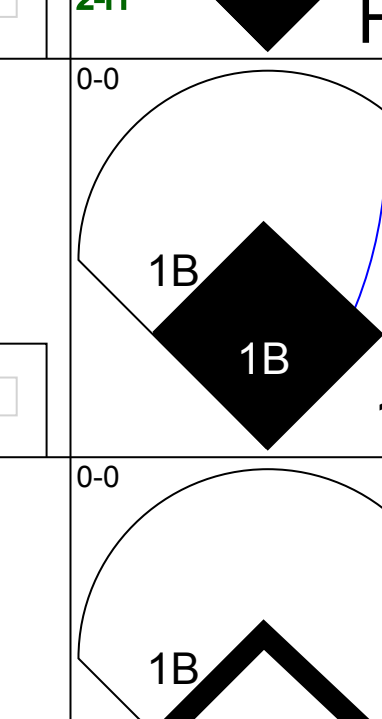
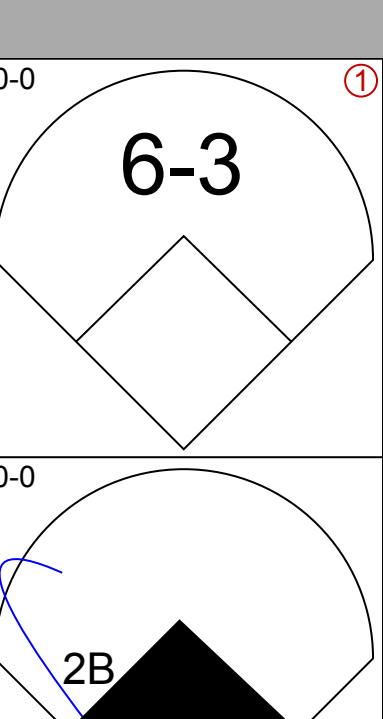
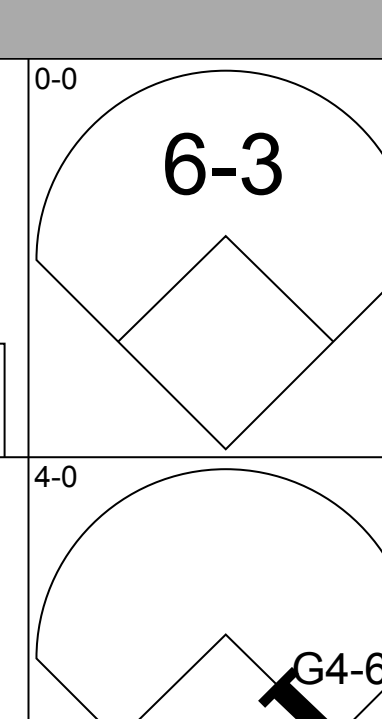
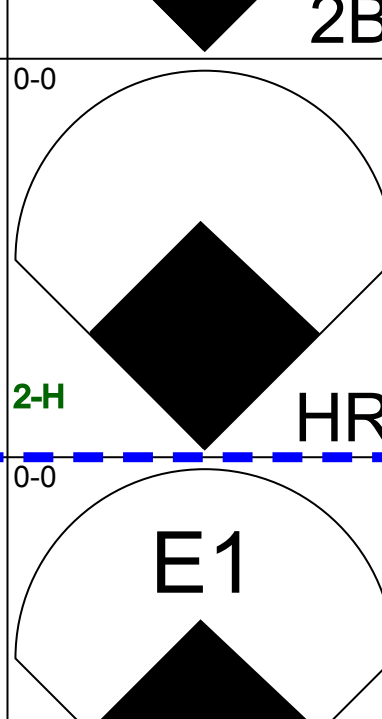
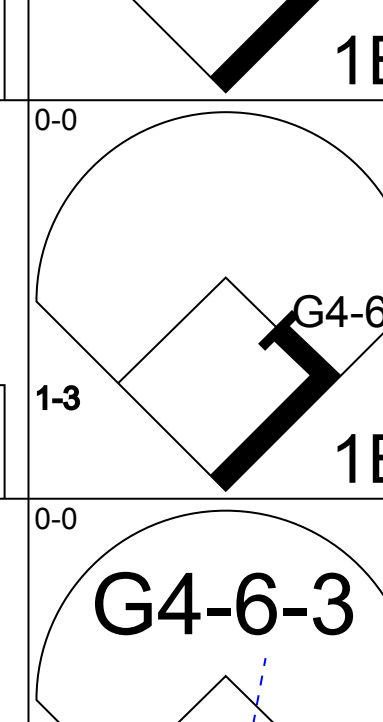
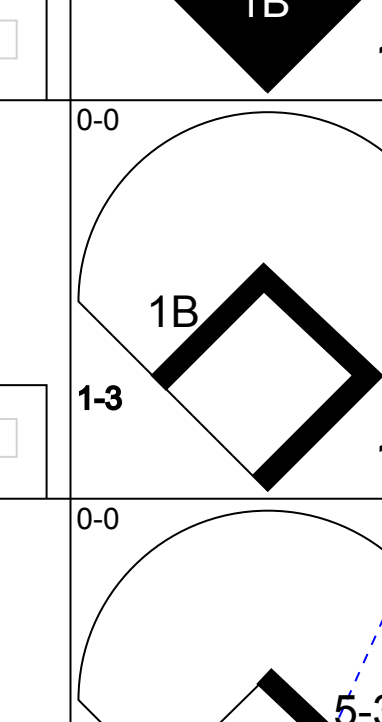
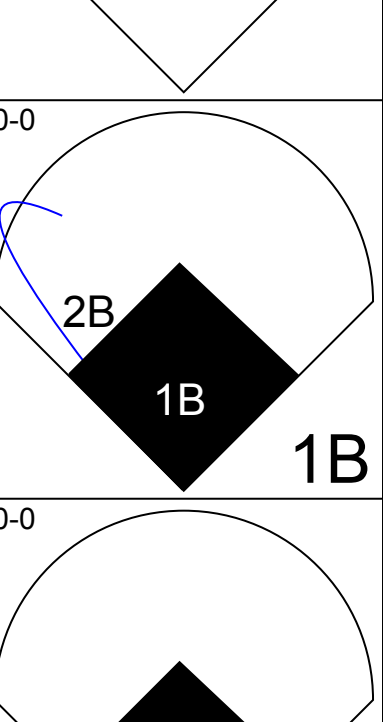
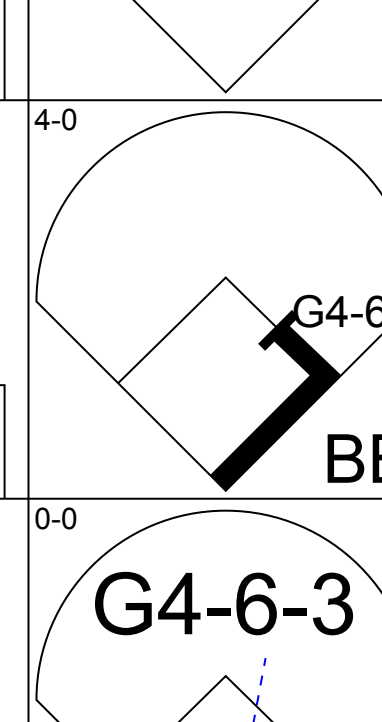
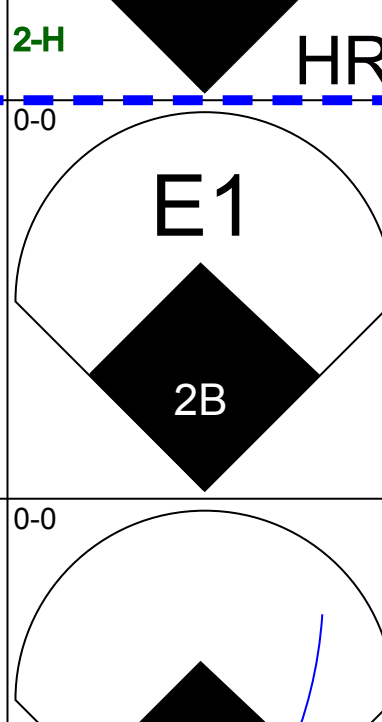
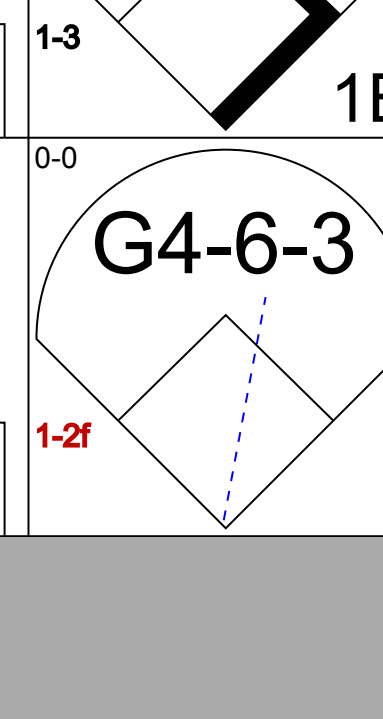
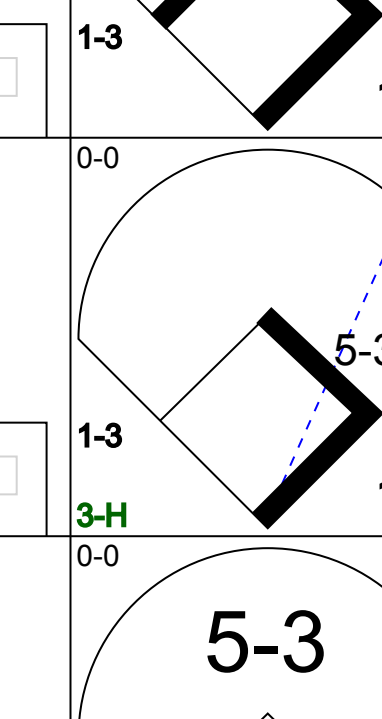
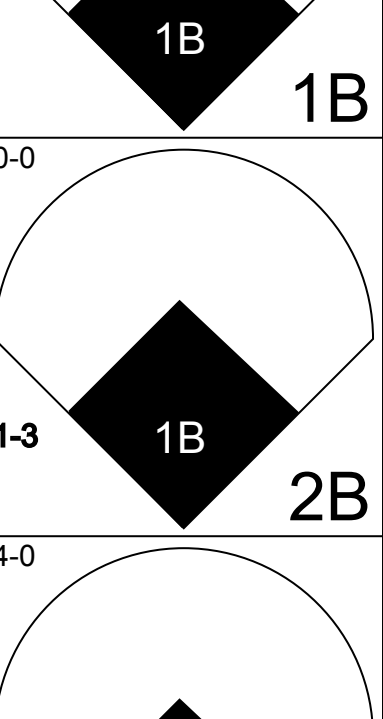
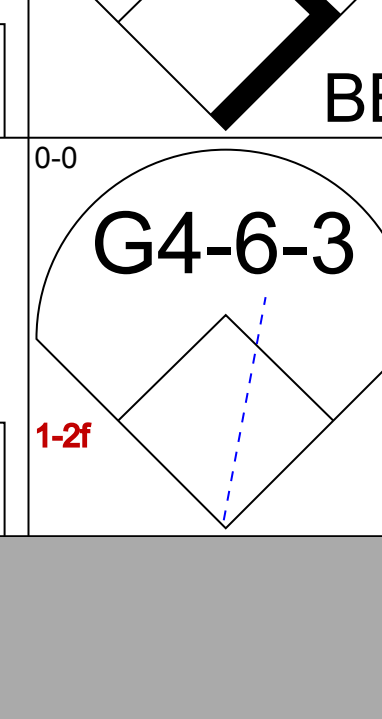
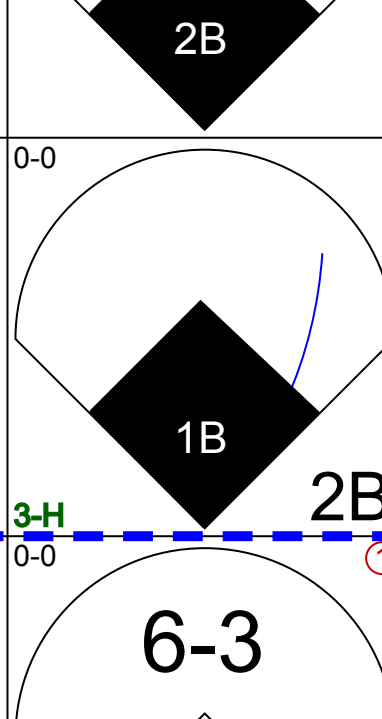
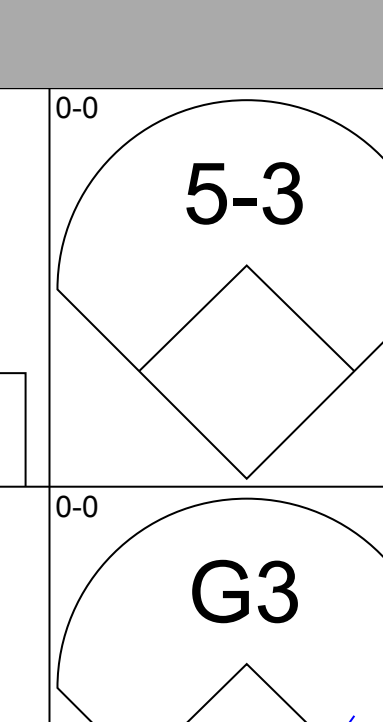
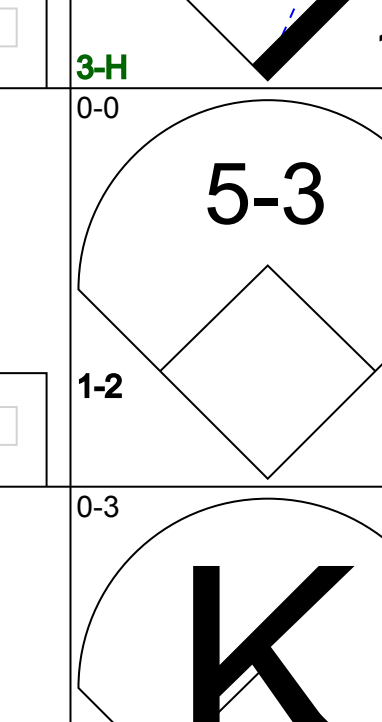
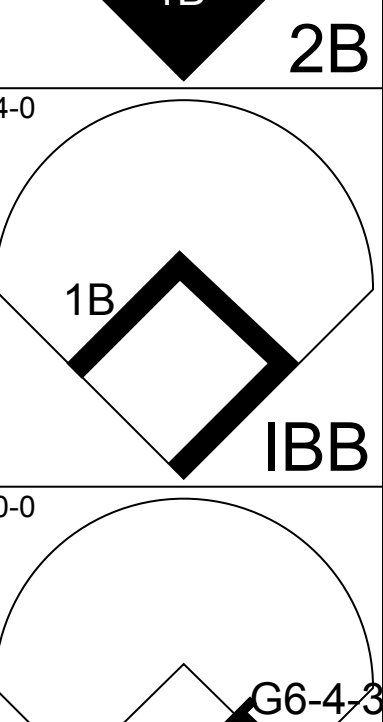
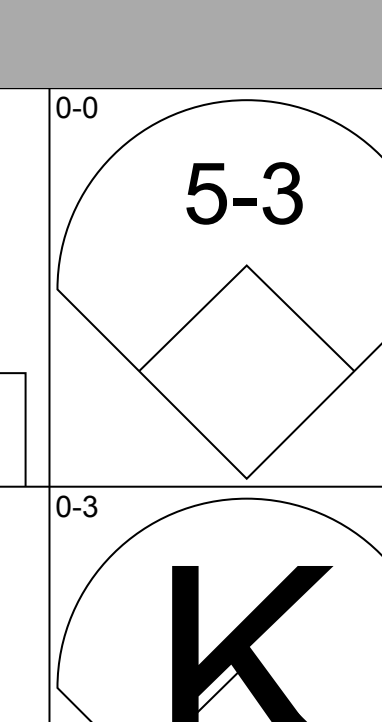
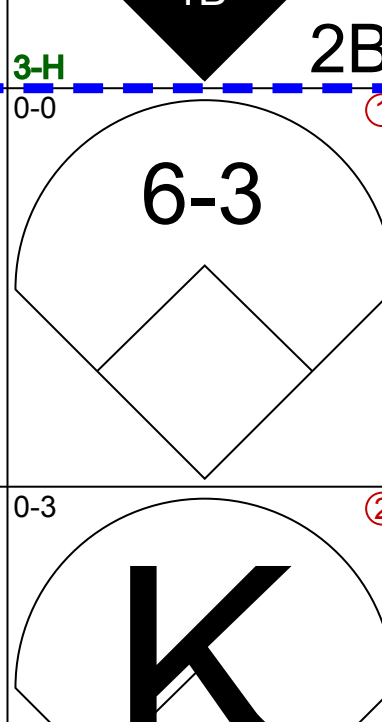

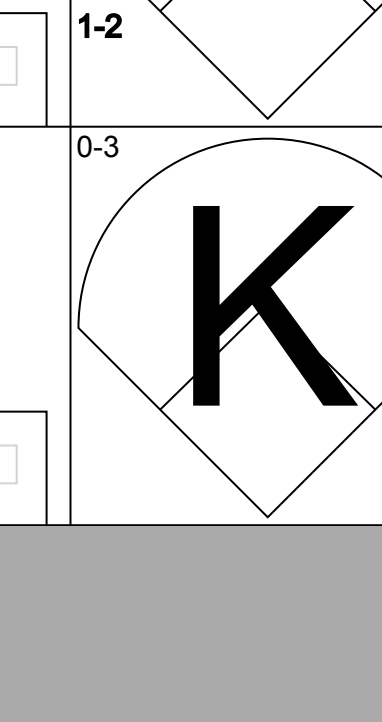
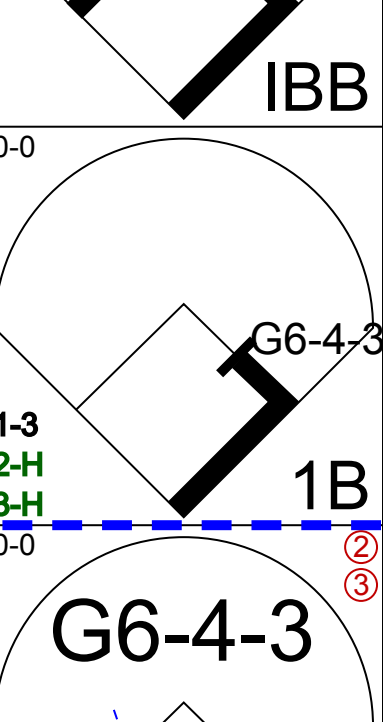
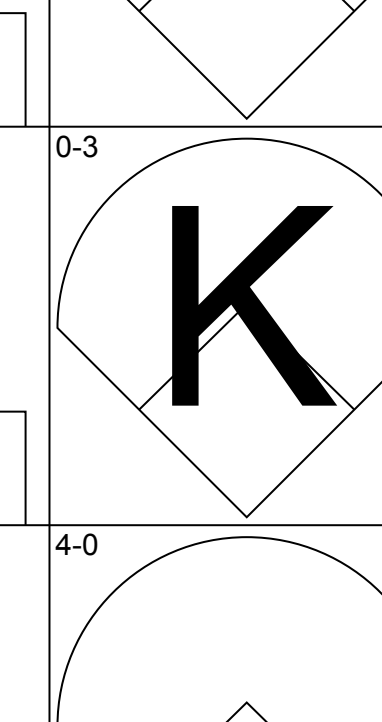
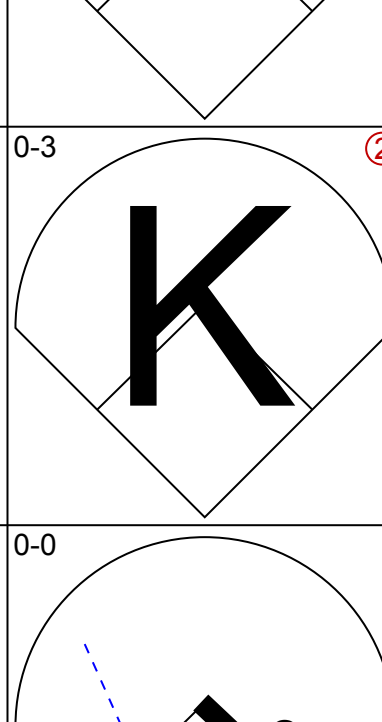

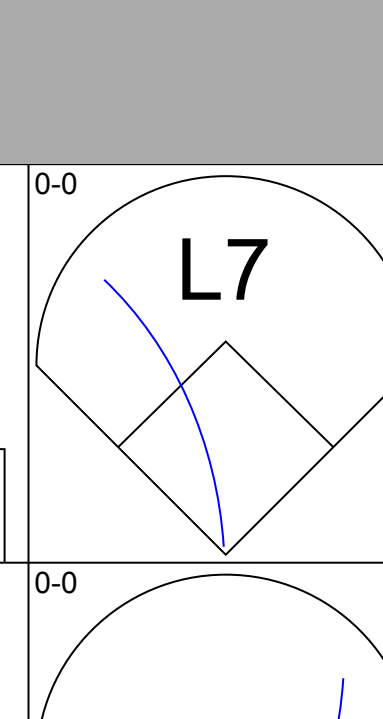
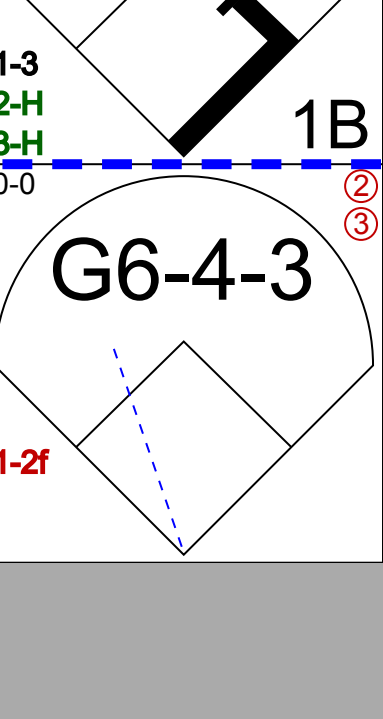
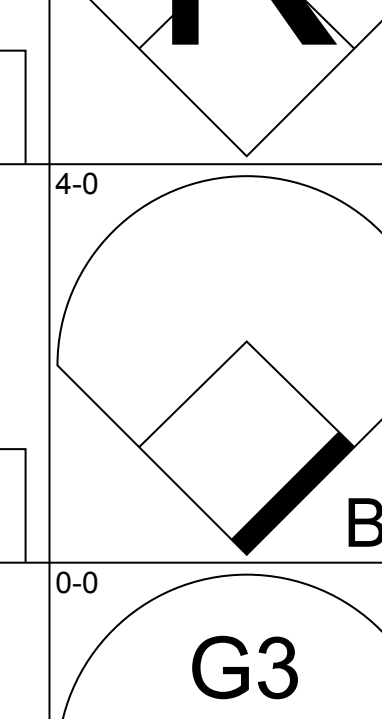
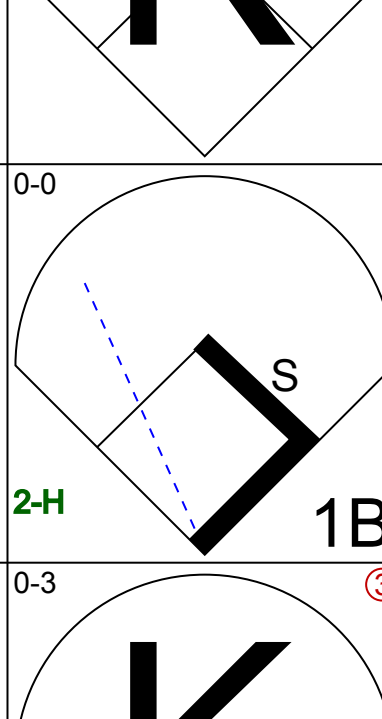
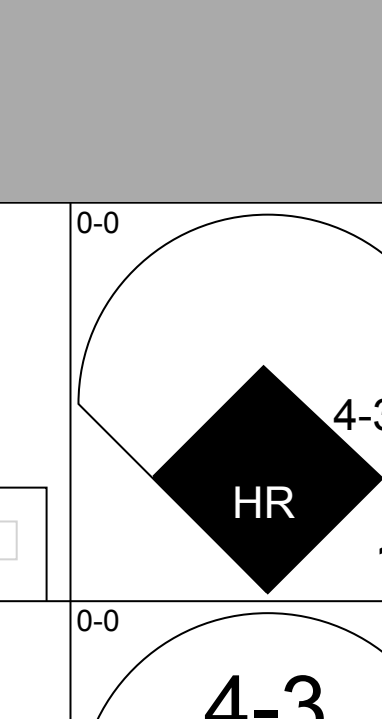
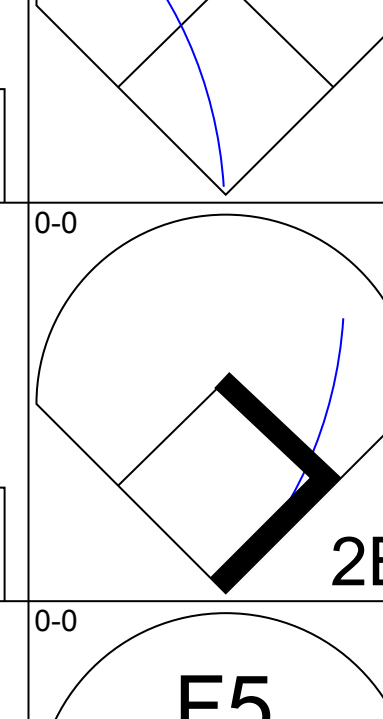
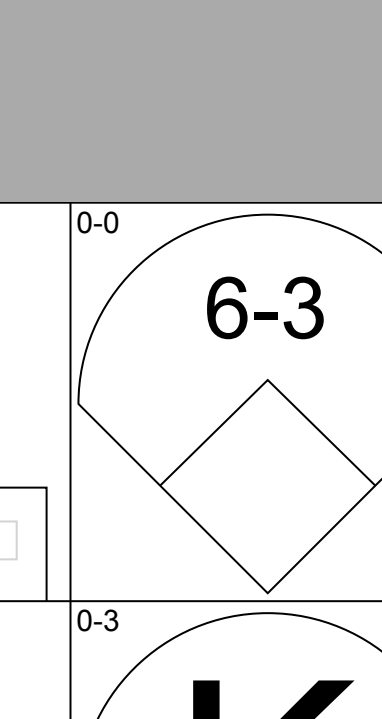
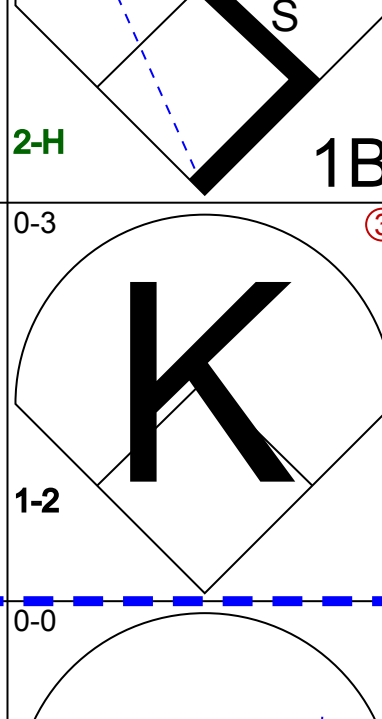
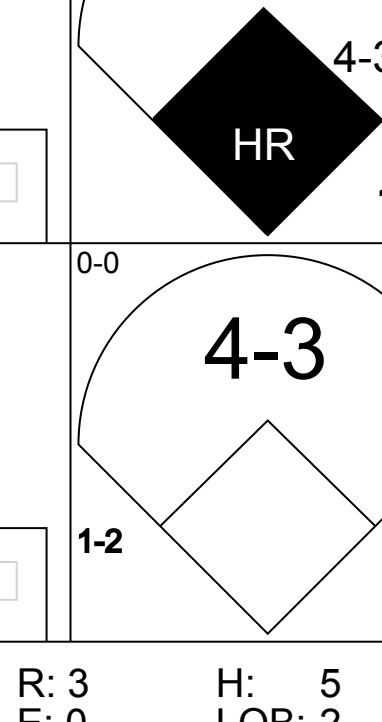
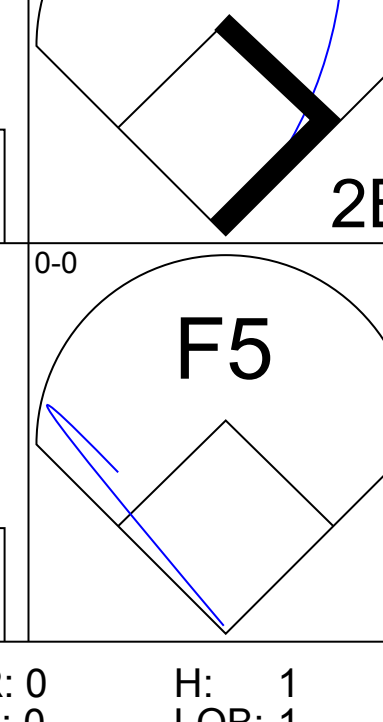
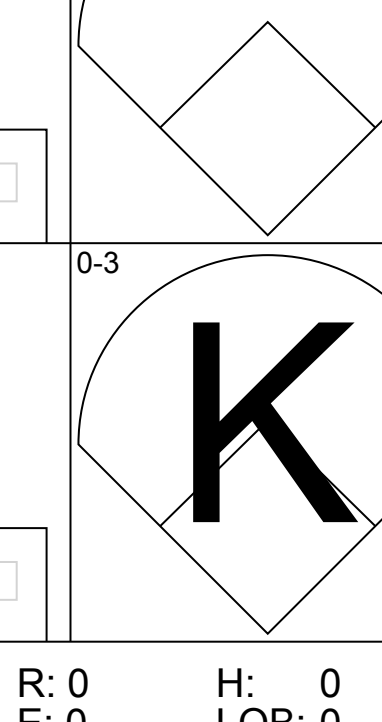
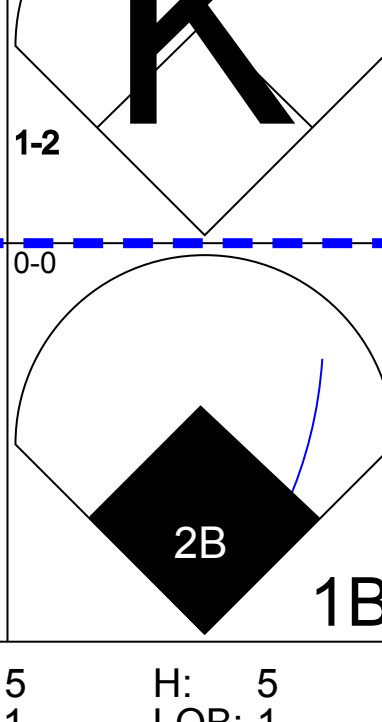
AB	31
R	4
H	7
RBI	4
BB	3
SO	5
LOB	12



Batter	1	2	3	4	5	6	7	8	9	AB	R	H	RBI	BB	SO	LOB	BOTTOM			
Pete Rose, S OBP: 0.404, SLG: 0.426 (1, 5)										4	1	1	1	1	0	2	San Diego Padres @ Cincinnati Reds Riverfront Stadium, Cincinnati, OH Tue Sep 02 1975, 7:05 PM EDT Att: 14,240 - Unknown			
Dave Concepcion, R OBP: 0.306, SLG: 0.338 (8, 5)										0	0	0	0	0	0	0				
Ken Griffey, L OBP: 0.397, SLG: 0.414 (1, 9)										4	1	1	0	0	2	3				
Ed Armbrister, R OBP: 0.250, SLG: 0.239 (6, 9)										1	0	0	0	0	0	1				
Cesar Geronimo, L OBP: 0.325, SLG: 0.369 (1, 8)										5	1	1	2	0	1	1				
Tony Perez, R OBP: 0.354, SLG: 0.474 (1, 3)										3	1	1	1	1	0	0				
Terry Crowley, L OBP: 0.345, SLG: 0.380 (7, 3)										1	0	0	0	0	0	0				
Johnny Bench, R OBP: 0.362, SLG: 0.521 (8, 1)										2	2	2	0	2	0	0				
Dan Driessen, L OBP: 0.375, SLG: 0.409 (8, PH)										0	0	0	0	0	0	0				
Rawly Eastwick, R OBP: 0.067, SLG: 0.067 (9, 1)										1	0	0	0	0	0	0				
Mery Rettenmund, R OBP: 0.371, SLG: 0.342 (1, 7)										3	2	1	1	2	1	1				
Darrel Chaney, S OBP: 0.293, SLG: 0.314 (1, 4)										4	1	2	1	0	1	5				
Doug Flynn, R OBP: 0.308, SLG: 0.327 (1, 6)										4	1	2	2	0	0	4				
Don Gullett, R OBP: 0.246, SLG: 0.278 (1, 1)										3	0	1	2	0	1	2				
Don Werner, R (7, PH)										0	0	0	0	0	0	0				
Inning Stats	R: 0 E: 0 K: 1 S: 5	H: 0 LOB: 0 BB: 0 P: 5	R: 3 E: 0 K: 1 S: 8	H: 3 LOB: 2 BB: 2 P: 16	R: 0 E: 0 K: 0 S: 3	H: 0 LOB: 1 BB: 1 P: 7	R: 0 E: 0 K: 1 S: 5	H: 1 LOB: 0 BB: 0 P: 5	R: 7 E: 0 K: 0 S: 10	H: 7 LOB: 1 BB: 1 P: 14	R: 0 E: 0 K: 2 S: 8	H: 1 LOB: 3 BB: 2 P: 16	R: 0 E: 0 K: 0 S: 3	H: 0 LOB: 1 BB: 0 P: 4	R: 0 E: 0 K: 1 S: 5	H: 0 LOB: 0 BB: 0 P: 5	1B: 9 2B: 3 3B: 0 HR: 0	SF: 0 SAC: 0 DP: 1 HBP: 1	WP: 0 PB: 0 SB: 1 CS: 0	PA: 42
PITCHER	IP WLS BF H R ER SO BB IBB HBP BLK WP HR S P ERA WHIP																			
Dan Spillner, R ERA: 4.48 (1, 1)	4.0 L 21 6 6 6 3 4 0 0 0 0 0 0 23 39 13.50 2.500																			
Jerry Johnson, R ERA: 4.34 (5, 1)	0.0 5 5 3 3 0 0 0 0 0 0 0 0 5 5 - - -																			
Dave Tomlin, L ERA: 3.61 (5, 1)	2.0 9 1 1 1 2 1 1 0 0 0 0 0 11 19 4.50 1.000																			
Dave Freisleben, R ERA: 4.15 (7, 1)	2.0 7 0 0 0 1 0 0 0 1 0 0 0 8 9 0.00 0.000																			

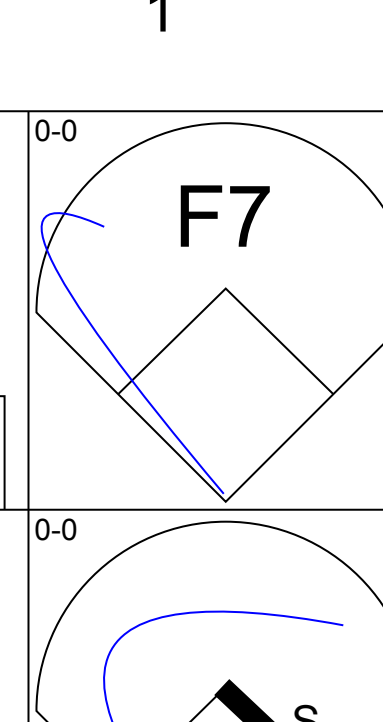
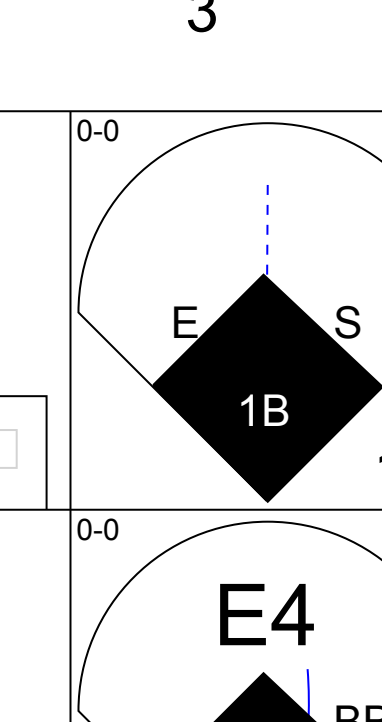
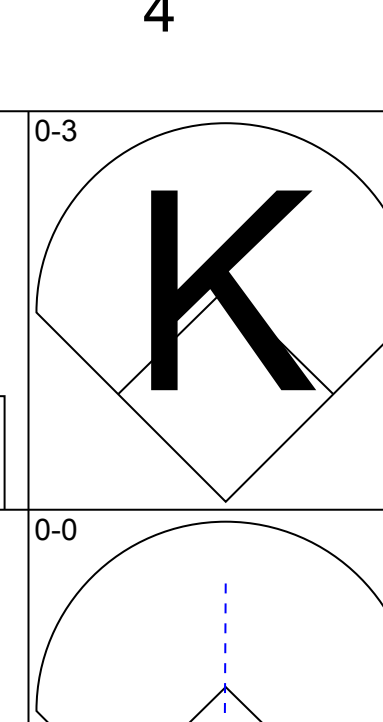
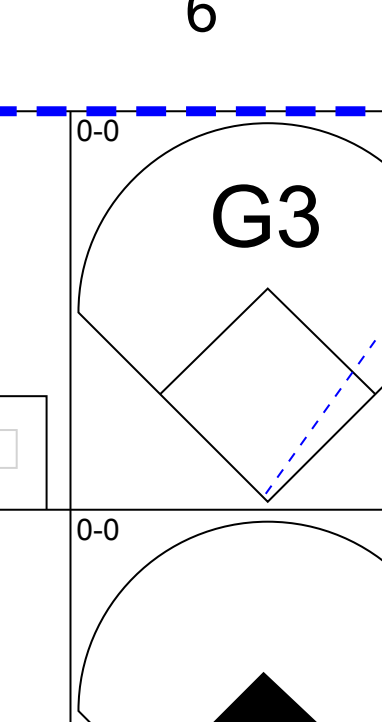
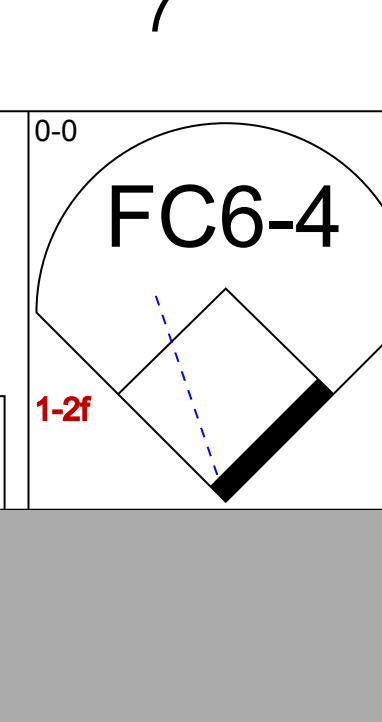
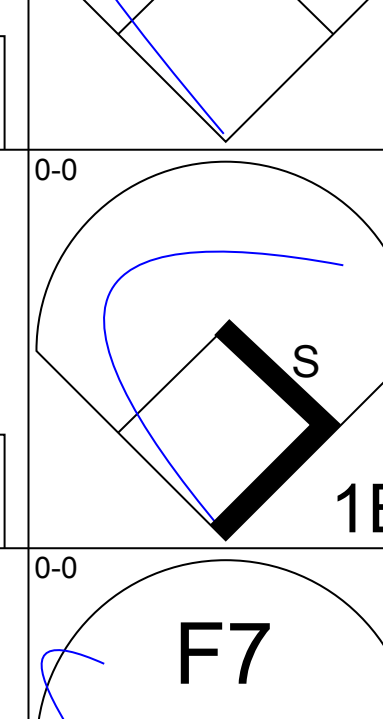
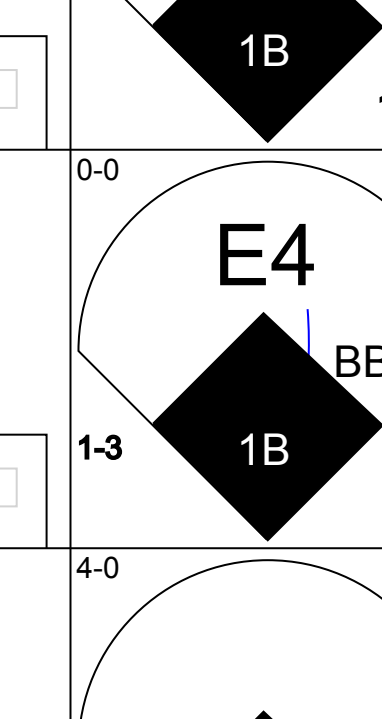
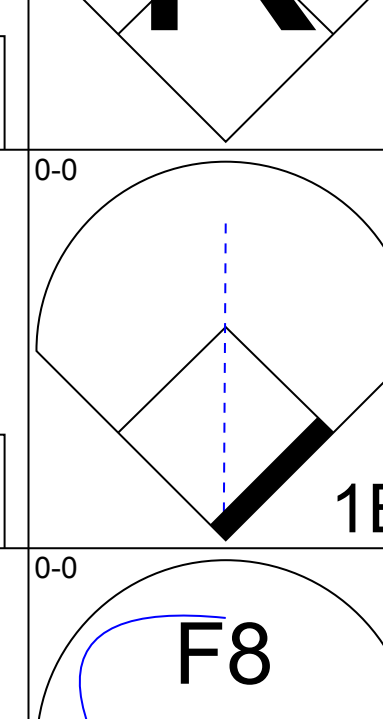
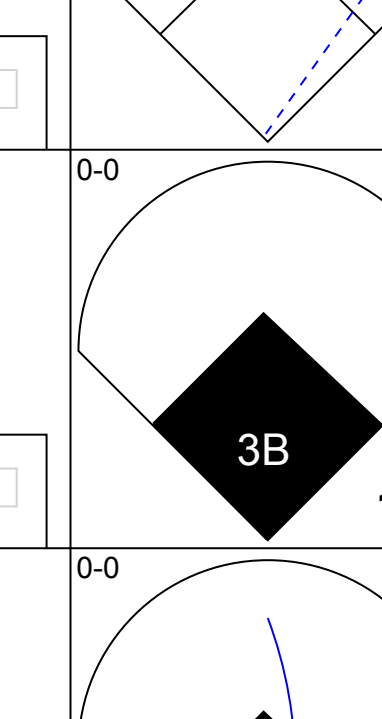
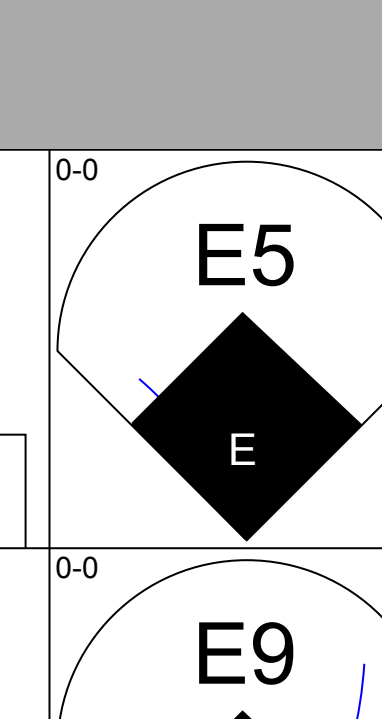
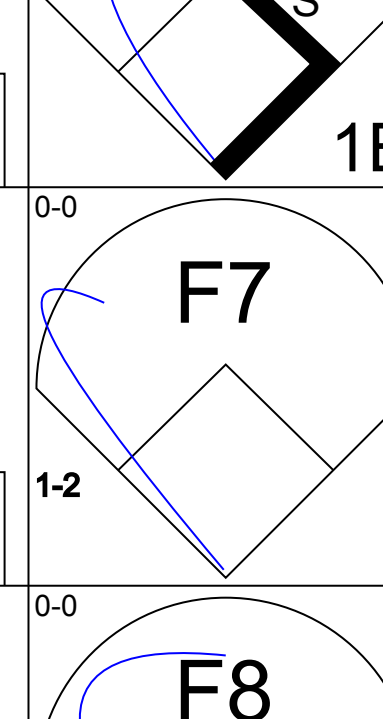
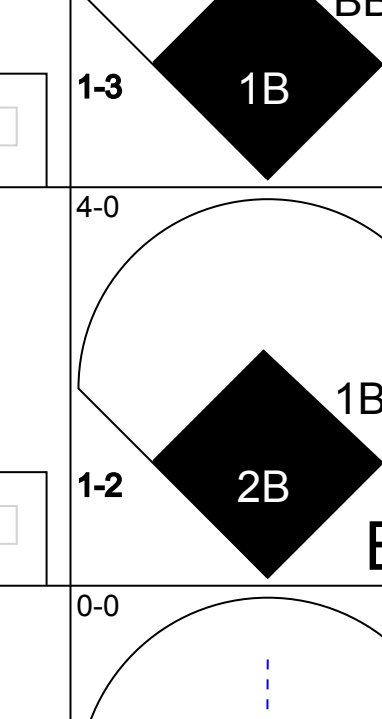
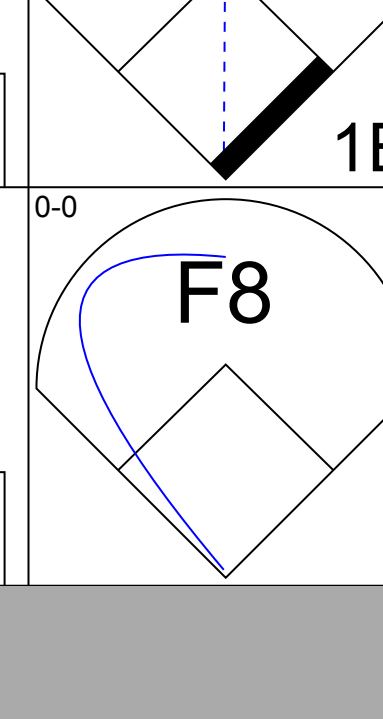
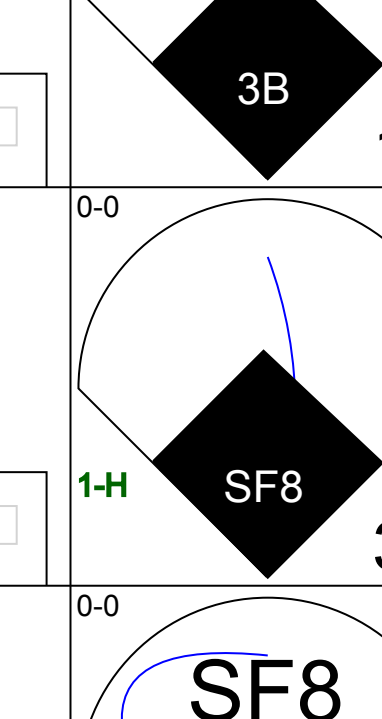
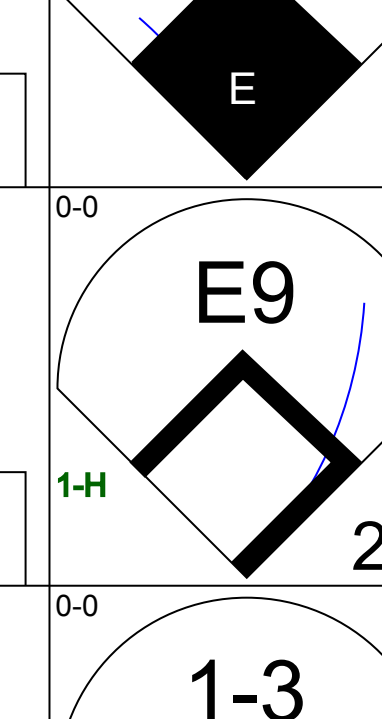
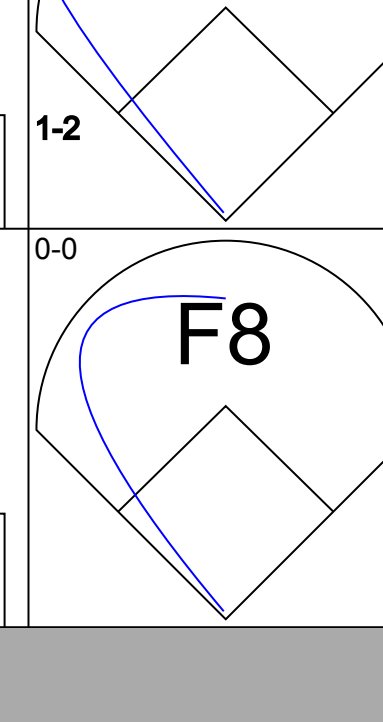
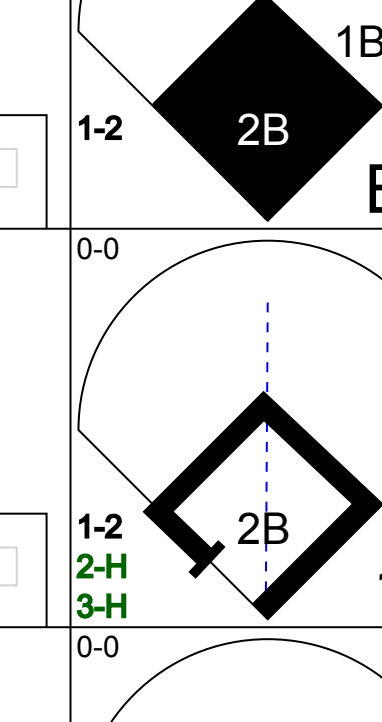
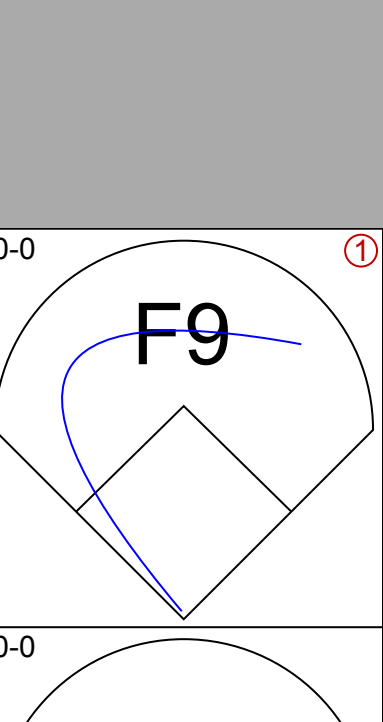
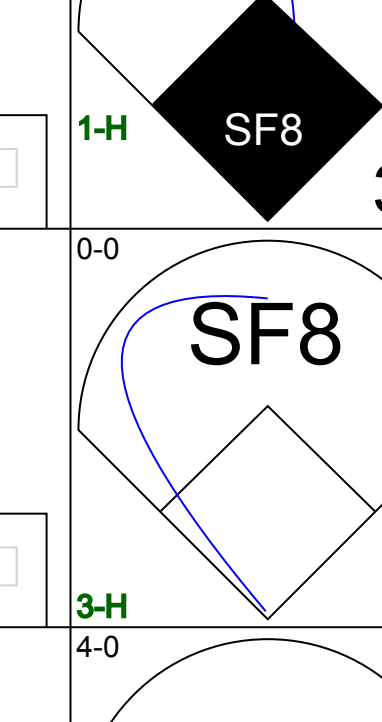
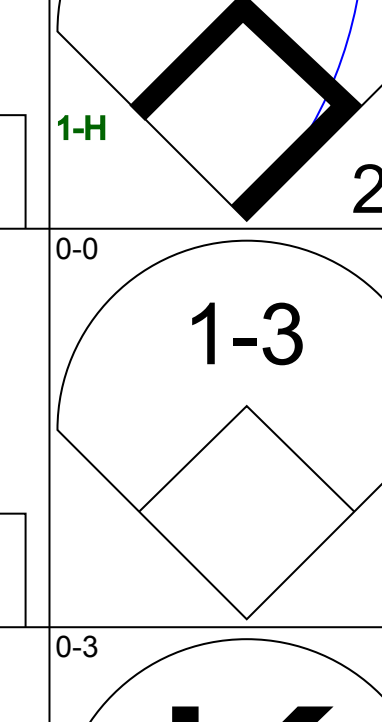
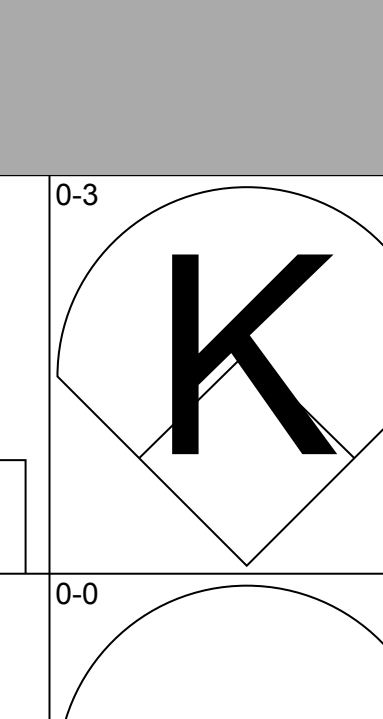
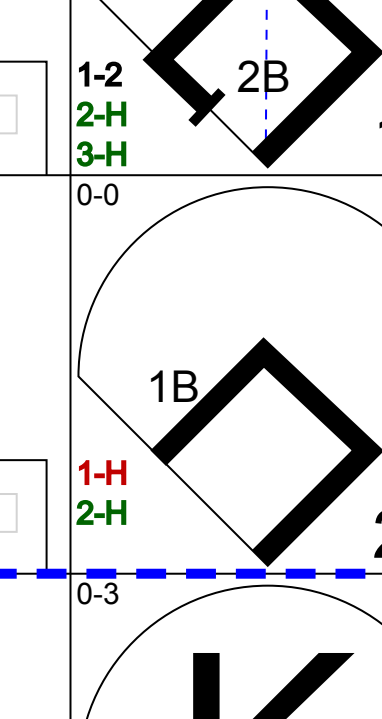
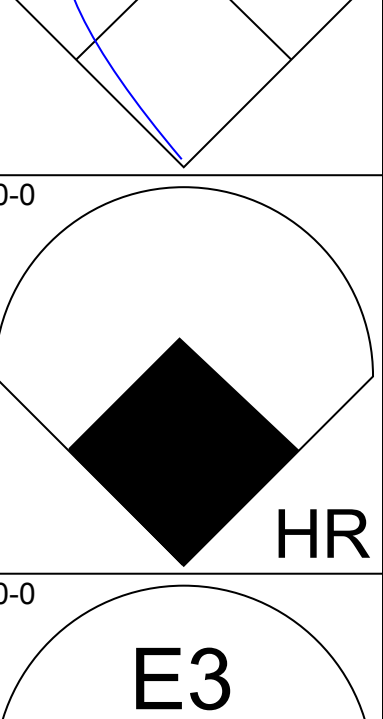
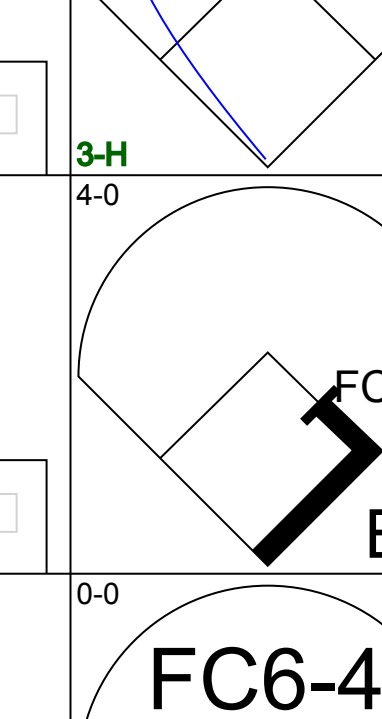
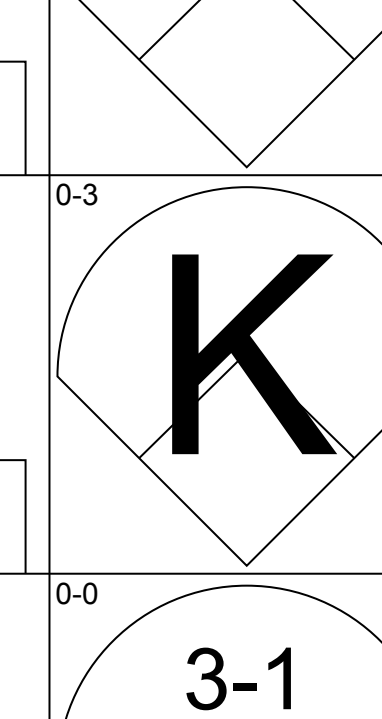
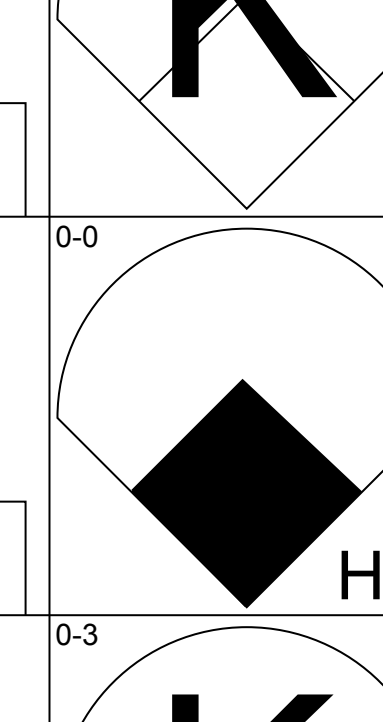
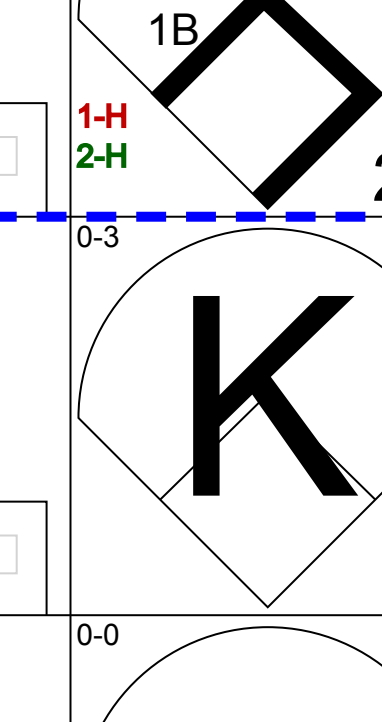
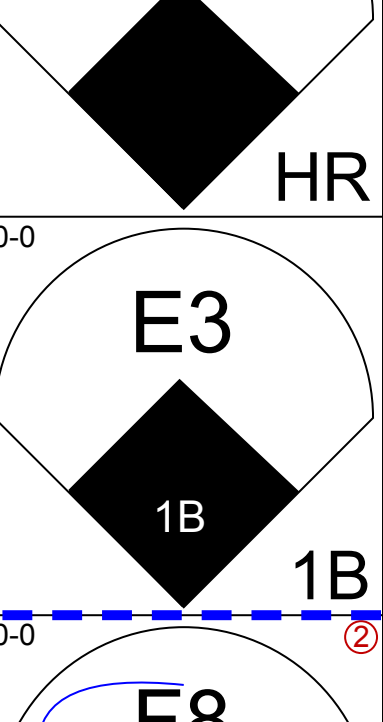
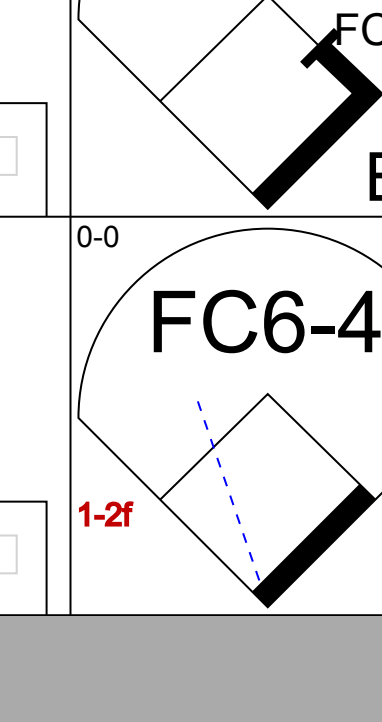
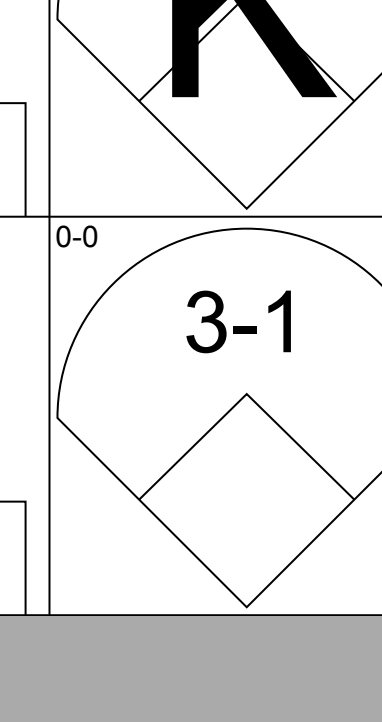
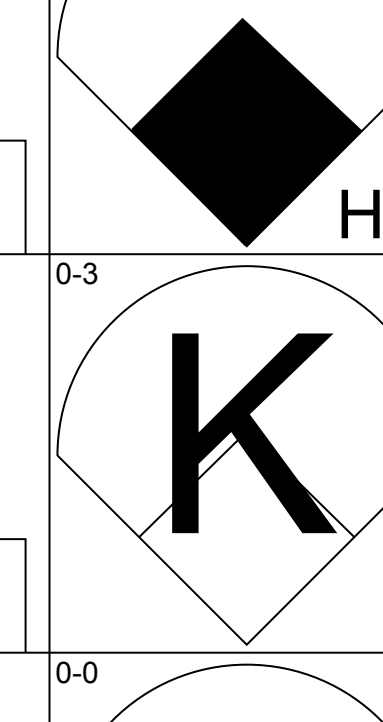
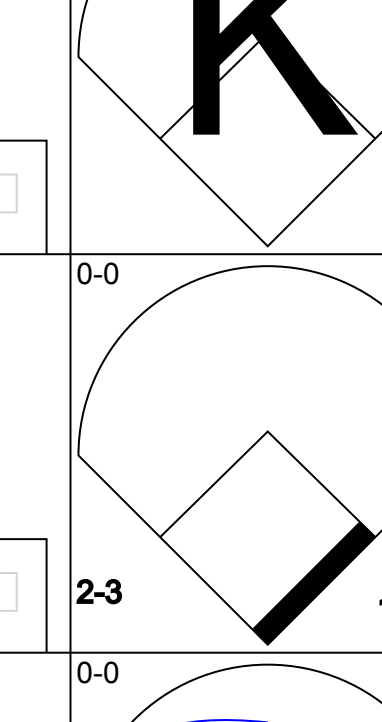
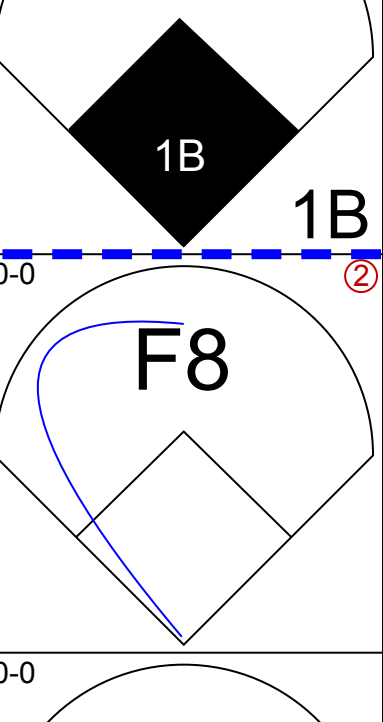
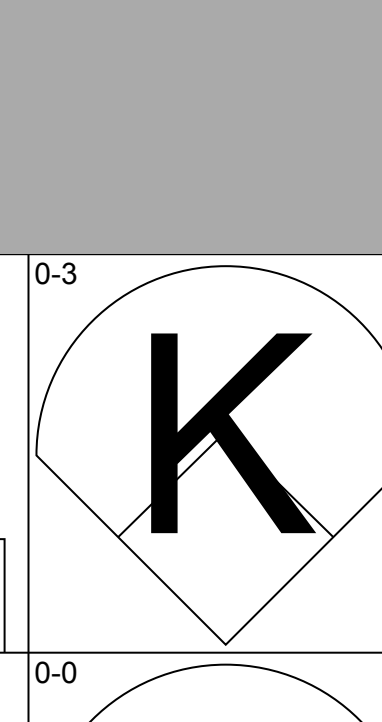
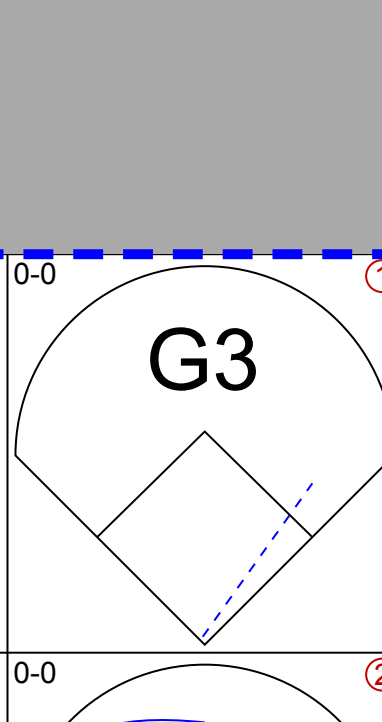
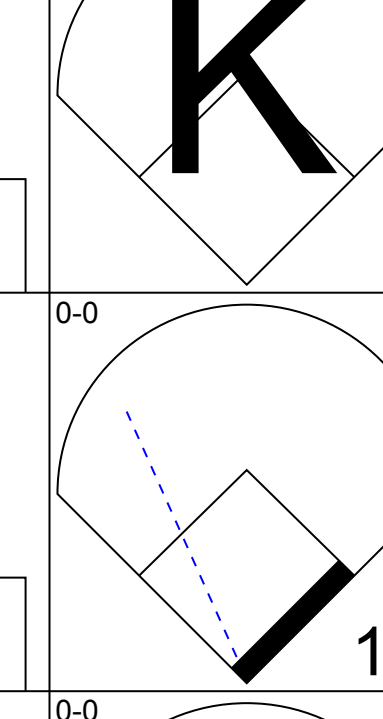
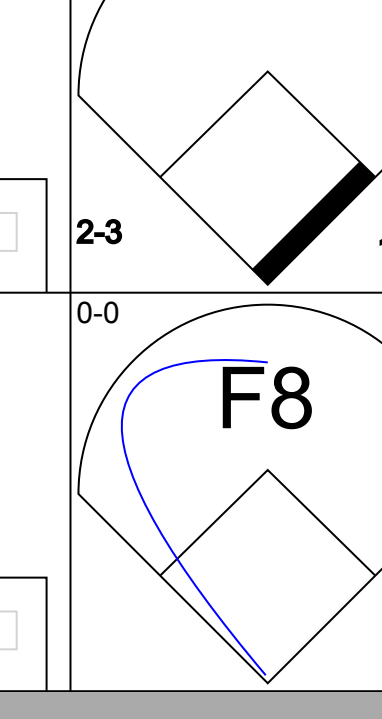
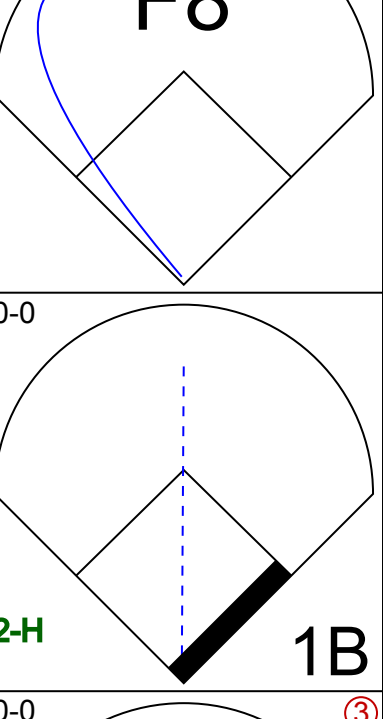
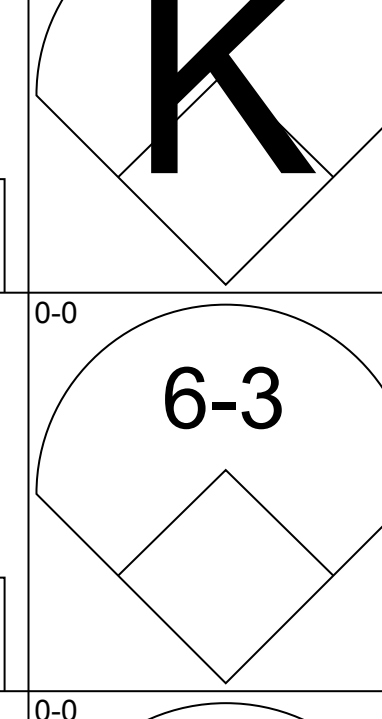
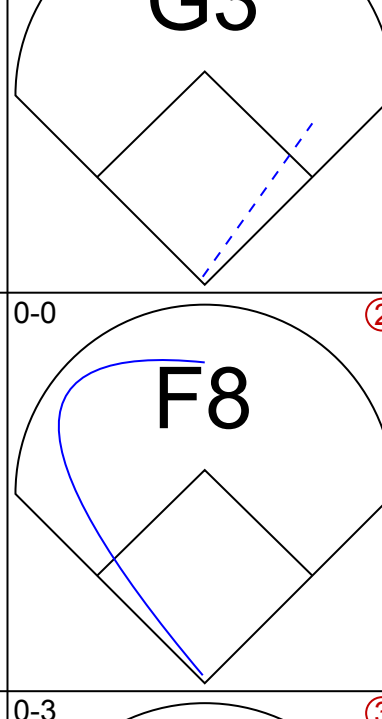
AB	35
R	10
H	12
RBI	10
BB	6
SO	6
LOB	19



Batter	1	2	3	4	5	6	7	8	9	AB	R	H	RBI	BB	SO	LOB	TOP														
Johnny Grubb, L OBP: 0.351, SLG: 0.380 (1, 8)										5	2	3	0	1	1		San Diego Padres @ Atlanta Braves Atlanta-Fulton County Stadium, Atlanta, GA Wed Sep 03 1975, 7:05 PM EDT Att: 1,119 - Unknown														
Hector Torres, R OBP: 0.300, SLG: 0.348 (1, 6)										5	2	3	2	0	0	0															
Bobby Tolan, L OBP: 0.299, SLG: 0.330 (1, 7) (9, 3)										4	2	3	0	1	0	0															
Willie McCovey, L OBP: 0.342, SLG: 0.441 Don Hahn, R OBP: 0.359, SLG: 0.200 (9, PR) (9, 7)										5	1	3	2	0	0	3															
Dave Winfield, R OBP: 0.355, SLG: 0.412 (1, 9)										4	0	0	0	1	0	3															
Mike Ivie, R OBP: 0.295, SLG: 0.373 (1, 5)										5	0	1	2	0	3	3															
Dave Roberts, R OBP: 0.377, SLG: 0.500 (1, 4)										4	0	1	1	1	0	2															
Bob Davis, R OBP: 0.301, SLG: 0.282 (1, 2)										5	1	2	0	0	1	3															
Joe McIntosh, S OBP: 0.256, SLG: 0.250 Dave Tomlin, L OBP: 0.429, SLG: 0.200 Dave Freisleben, R OBP: 0.373, SLG: 0.085 Ted Kubiak, R OBP: 0.336, SLG: 0.259 Jerry Johnson, R OBP: 0.281, SLG: 0.167 Gene Locklear, L OBP: 0.321, SLG: 0.431 Bill Greif, R (9, 1)									1	0	0	0	0	0	1																
Inning Stats	R: 0 E: 0 K: 1 S: 6	H: 2 LOB: 1 BB: 0 P: 6	R: 0 E: 0 K: 0 S: 3	H: 0 LOB: 0 BB: 0 P: 3	R: 3 E: 0 K: 1 S: 10	H: 5 LOB: 2 BB: 0 P: 10	R: 0 E: 0 K: 0 S: 4	H: 1 LOB: 1 BB: 0 P: 4	R: 2 E: 0 K: 0 S: 5	H: 3 LOB: 1 BB: 1 P: 9	R: 0 E: 0 K: 1 S: 5	H: 0 LOB: 0 BB: 0 P: 5	R: 0 E: 0 K: 0 S: 2	H: 0 LOB: 0 BB: 1 P: 6	R: 0 E: 0 K: 1 S: 5	H: 0 LOB: 1 BB: 1 P: 9	R: 5 E: 1 K: 2 S: 13	H: 5 LOB: 1 BB: 0 P: 13	1B: 10 2B: 4 3B: 0 HR: 2	SF: 0 SAC: 0 DP: 3 HBP: 0	WP: 0 PB: 0 SB: 1 CS: 0	PA: 44									
PITCHER	IP WLS BF H R ER SO BB IBB HBP BLK WP HR S P ERA WHIP																														
Adrian Devine, R ERA: 10.38 Elias Sosa, R ERA: 3.99 Tom House, L ERA: 3.04 Blue Moon Odom, R ERA: 7.11	(1, 1) (5, 1) (9, 1) (9, 1)	4.1 3.2 0.0 1.0	24 14 L 4	11 3 1 1	5 3 1 1	5 3 0 0	2 2 0 2	0 0 0 0	0 0 0 0	0 0 0 0	0 1 0 0	27 16 2 8	31 24 2 8	10.38 7.36 ∞ 0.00	2.538 1.364 ∞ 1.000																

AB 41
R 10
H 16
RBI 10
BB 3
SO 6
LOB 17



Batter	1	2	3	4	5	6	7	8	9	AB	R	H	RBI	BB	SO	LOB	BOTTOM					
Ralph Garr, L OBP: 0.327, SLG: 0.380 (1, 7)										5	1	1	0	0	1	1	San Diego Padres @ Atlanta Braves Atlanta-Fulton County Stadium, Atlanta, GA Wed Sep 03 1975, 7:05 PM EDT Att: 1,119 - Unknown					
Rod Gilbreath, R OBP: 0.341, SLG: 0.331 (1, 4)										5	3	3	0	0	0	1						
Darrell Evans, L OBP: 0.359, SLG: 0.414 (1, 5)										4	2	2	2	1	0	2						
Ed Goodson, L OBP: 0.234, SLG: 0.260 (1, 3)										4	0	1	3	0	0	2						
Dave May, L OBP: 0.368, SLG: 0.540 (1, 9)										4	1	2	2	1	2	1						
Rowland Office, L OBP: 0.322, SLG: 0.339 (1, 8)										5	2	2	1	0	1	3						
Vic Correll, R OBP: 0.310, SLG: 0.361 Joe Nolan, L (9, PH)										4	0	1	0	0	2	1						
Rob Belloir, R OBP: 0.289, SLG: 0.310 Mike Lum, L OBP: 0.307, SLG: 0.323 (9, PH)										4	0	2	1	0	0	2						
Adrian Devine, R Elias Sosa, R Tom House, L Blue Moon Odom, R Earl Williams, R (9, PH)	(1, 1) (5, 1) (9, 1) (9, 1) (9, PH)	2.1 2.0 0.2 3.0 1.0	WLS 10 3 15 S	BF 4 1 4 3	H 4 2 4 0	R 2 1 3 0	ER 3 1 2 0	SO 2 1 2 1	BB 0 0 0 0	IBB 0 0 0 0	HBP 0 0 0 0	BLK 0 0 0 0	WP 0 0 0 0	HR 0 0 0 0	S 0 0 0 0	P 9 2 3 1		ERA 11.57 4.50 0.00 6.00 0.00	WHIP 3.000 2.000 1.500 1.667 0.000	1B: 10 2B: 2 3B: 1 HR: 2	SF: 1 SAC: 0 DP: 0 HBP: 0	WP: 0 PB: 0 SB: 2 CS: 0
PITCHER	IP WLS BF H R ER SO BB IBB HBP BLK WP HR S P ERA WHIP																					

AB 42
R 9
H 15
RBI 9
BB 2
SO 7
LOB 15



Batter	1	2	3	4	5	6	7	8	9	AB	R	H	RBI	BB	SO	LOB	TOP										
Johnny Grubb, L OBP: 0.349, SLG: 0.377 (1, 8)	3-1		FC3-6 FC6-4			6-3		F7		4	0	0	0	0	0	1	San Diego Padres @ Atlanta Braves Atlanta-Fulton County Stadium, Atlanta, GA Thu Sep 04 1975, 7:05 PM EDT Att: 1,062 - Unknown										
Hector Torres, R OBP: 0.305, SLG: 0.354 (1, 6)	1B		FC6-4			1B		1B		4	0	3	0	0	0	1											
Bobby Tolan, L OBP: 0.299, SLG: 0.330 (1, 7)	K2-3					1-3		1B		4	0	1	0	0	1	2											
Willie McCovey, L OBP: 0.341, SLG: 0.447 (1, 3)										4	1	1	1	0	1	2											
Ted Kubiak, S OBP: 0.303, SLG: 0.253 (9, 5)										0	0	0	0	0	0	0											
Dave Winfield, R OBP: 0.354, SLG: 0.413 (1, 9)		HR								4	0	1	0	0	2	2											
Mike Ivie, R OBP: 0.293, SLG: 0.369 (1, 5)										4	0	0	0	0	4	1											
Dave Roberts, R OBP: 0.386, SLG: 0.491 (1, 4)										3	0	1	0	1	0	0											
Bob Davis, R OBP: 0.299, SLG: 0.273 (1, 2)										3	0	0	0	1	2	0											
Danny Frisella, L OBP: 0.200, SLG: 0.200 (9, 1)										0	0	0	0	0	0	0											
Rich Folkers, L OBP: 0.250, SLG: 0.233 (1, 1)										3	0	1	0	0	1	3											
Fred Kendall, R OBP: 0.277, SLG: 0.265 (9, 2)										0	0	0	0	0	0	0											
Inning Stats	R: 0 E: 0 K: 1 S: 5	H: 1 LOB: 0 BB: 0 P: 5	R: 1 E: 0 K: 2 S: 8	H: 2 LOB: 0 BB: 0 P: 8	R: 0 E: 0 K: 1 S: 6	H: 1 LOB: 1 BB: 0 P: 6	R: 0 E: 0 K: 1 S: 5	H: 0 LOB: 0 BB: 0 P: 5	R: 0 E: 0 K: 1 S: 5	H: 0 LOB: 0 BB: 0 P: 5	R: 0 E: 0 K: 1 S: 6	H: 1 LOB: 1 BB: 0 P: 6	R: 0 E: 0 K: 1 S: 6	H: 1 LOB: 3 BB: 2 P: 14	R: 0 E: 0 K: 2 S: 7	H: 2 LOB: 2 BB: 0 P: 7	R: 0 E: 0 K: 2 S: 7	H: 0 LOB: 0 BB: 0 P: 7	1B: 6 2B: 1 3B: 0 HR: 1	SF: 0 SAC: 0 DP: 0 HBP: 0	WP: 0 PB: 0 SB: 0 CS: 2	PA: 36					
PITCHER	IP	WLS	BF	H	R	ER	SO	BB	IBB	HBP	BLK	WP	HR	S	P	ERA	WHIP										
Phil Niekro, R ERA: 3.08 (1, 1)	8.0		32	8	1	1	9	1	1	0	0	0	1	48	56	1.12	1.125										
Bruce Dal Canton, R ERA: 5.1 (9, 1)	1.0	W	3	0	0	0	2	0	0	0	0	0	0	7	7	0.00	0.000										

AB 33
R 1
H 8
RBI 1
BB 2
SO 11
LOB 12



Batter	1	2	3	4	5	6	7	8	9	AB	R	H	RBI	BB	SO	LOB	BOTTOM										
Ralph Garr, L OBP: 0.325, SLG: 0.378 (1, 7)	L7		F3			G4-6-3		FC6-4		4	0	0	0	0	0	4	San Diego Padres @ Atlanta Braves Atlanta-Fulton County Stadium, Atlanta, GA Thu Sep 04 1975, 7:05 PM EDT Att: 1,062 - Unknown										
Rod Gilbreath, R OBP: 0.339, SLG: 0.329 (1, 4)	K		K			F9		SH1-3 1B		4	1	1	0	0	2	1											
Darrell Evans, L OBP: 0.357, SLG: 0.412 (1, 5)	K					F3		SH1-3 1B		3	0	0	0	0	1	0											
Earl Williams, R OBP: 0.312, SLG: 0.374 (1, 3)								1B		3	0	0	0	0	0	0											
Mike Lum, L OBP: 0.309, SLG: 0.323 (9, PH)								1B BB		0	1	0	0	1	0	0											
Cito Gaston, R OBP: 0.305, SLG: 0.412 (1, 9)								1B		3	0	1	0	0	1	0											
Ed Goodson, L OBP: 0.238, SLG: 0.264 (9, PH)								1B		1	0	1	1	0	0	0											
Vic Correll, R OBP: 0.308, SLG: 0.359 (1, 2)								1B		2	0	0	0	0	0	1											
Marty Perez, R OBP: 0.332, SLG: 0.329 (8, PH)								1B		2	0	1	1	0	0	0											
Rowland Office, L OBP: 0.319, SLG: 0.335 (1, 8)								1B		3	0	0	0	0	0	1											
Rob Belloir, R OBP: 0.293, SLG: 0.307 (1, 6)								1B		1	0	0	0	1	0	0											
Dave May, L OBP: 0.372, SLG: 0.543 (8, PH)								1B		1	0	1	0	0	0	0											
Biff Pocoroba, S OBP: 0.322, SLG: 0.317 (9, 2)								1B		0	0	0	0	0	0	0											
Phil Niekro, R OBP: 0.176, SLG: 0.216 (1, 1)								1B		1	0	0	0	1	0	1											
Dusty Baker Jr., R OBP: 0.347, SLG: 0.405 (8, PH)								1B		1	0	1	0	0	0	0											
Bruce Dal Canton, R OBP: 0.056, SLG: 0.056 (9, 1)								1B		0	0	0	0	0	0	0											
Inning Stats	R: 0 E: 0 K: 2 S: 7	H: 0 LOB: 0 BB: 0 P: 7	R: 0 E: 0 K: 0 S: 4	H: 1 LOB: 1 BB: 0 P: 4	R: 0 E: 0 K: 1 S: 5	H: 0 LOB: 1 BB: 1 P: 9	R: 0 E: 0 K: 1 S: 5	H: 0 LOB: 0 BB: 0 P: 5	R: 0 E: 0 K: 1 S: 3	H: 0 LOB: 0 BB: 0 P: 3	R: 0 E: 0 K: 0 S: 2	H: 0 LOB: 0 BB: 1 P: 6	R: 0 E: 0 K: 0 S: 3	H: 0 LOB: 0 BB: 0 P: 3	R: 0 E: 0 K: 0 S: 5	H: 2 LOB: 2 BB: 0 P: 5	R: 2 E: 0 K: 0 S: 4	H: 3 LOB: 2 BB: 1 P: 8	1B: 5 2B: 1 3B: 0 HR: 0	SF: 0 SAC: 1 DP: 1 HBP: 0	WP: 1 PB: 0 SB: 0 CS: 0	PA: 33					
PITCHER	IP	WLS	BF	H	R	ER	SO	BB	IBB	HBP	BLK	WP	HR	S	P	ERA	WHIP										
Rich Folkers, L ERA: 4.38 (1, 1)	8.1		30	4	1	1	4	2	0	0	0	0	0	36	44	1.08	0.720										
Danny Frisella, R ERA: 3.17 (9, 1)	0.0	L	3	2	1	1	0	1	0	0	0	0	0	2	6	∞	∞										



Batter	1	2	3	4	5	6	7	8	9	AB	R	H	RBI	BB	SO	LOB	TOP										
Don Hahn, R (1,7) OBP: 0.349, SLG: 0.182	6-3		L6			E6				3	0	0	0	1	0	0											
Hector Torres, R (1,6) OBP: 0.306, SLG: 0.354	G3			F8		SH3-4				3	0	1	0	0	0	3											
Johnny Grubb, L (1,8) OBP: 0.350, SLG: 0.376	G3			FC4-6		L6				3	0	1	0	1	0	2											
Willie McCovey, L (1,3) OBP: 0.340, SLG: 0.443	6-3			FC4-6		K				3	0	0	0	1	1	3											
Dave Winfield, R (1,9) OBP: 0.356, SLG: 0.414				FC4-6						4	1	2	0	0	0	3											
Mike Ivie, R (1,5) OBP: 0.292, SLG: 0.368	G3			K						4	0	1	0	0	1	4											
Dave Roberts, R (1,4) OBP: 0.367, SLG: 0.464						K				3	0	0	0	0	1	0											
Fred Kendall, R (1,2) OBP: 0.274, SLG: 0.262				F7						3	0	0	0	0	0	2											
Gene Locklear, L (9,PH) OBP: 0.369, SLG: 0.429						4-3				1	0	0	0	0	1	0											
Randy Jones, R (1,1) OBP: 0.158, SLG: 0.151				K						2	0	0	0	1	2	0											
Bobby Tolan, L (9,PH) OBP: 0.298, SLG: 0.329						K				1	0	0	0	0	0	0											
Inning Stats	R: 0 E: 0 K: 0 S: 4	H: 1 LOB: 1 BB: 0 P: 4	R: 0 E: 0 K: 0 S: 3	H: 1 LOB: 0 BB: 0 P: 3	R: 0 E: 0 K: 1 S: 5	H: 0 LOB: 0 BB: 0 P: 5	R: 0 E: 0 K: 1 S: 5	H: 0 LOB: 2 BB: 2 P: 13	R: 0 E: 0 K: 1 S: 7	H: 0 LOB: 0 BB: 0 P: 7	R: 0 E: 1 K: 1 S: 6	H: 0 LOB: 1 BB: 0 P: 6	R: 1 E: 0 K: 0 S: 5	H: 2 LOB: 2 BB: 2 P: 13	R: 0 E: 0 K: 0 S: 4	H: 1 LOB: 1 BB: 0 P: 4	R: 0 E: 0 K: 1 S: 5	H: 0 LOB: 0 BB: 0 P: 5	1B: 5 2B: 0 3B: 0 HR: 0	SF: 0 SAC: 2 DP: 0 HBP: 0	WP: 1 PB: 0 SB: 1 CS: 1	PA: 36					
PITCHER	IP	WLS	BF	H	R	ER	SO	BB	IBB	HBP	BLK	WP	HR	S	P	ERA	WHIP										
Mike Cosgrove, L (1,1) ERA: 2.49	7.0		29	4	1	1	5	4	0	0	0	1	0	35	51	1.29	1.143										
J.R. Richard, R (8,1) ERA: 4.71	2.0	W	7	1	0	0	1	0	0	0	0	0	0	9	9	0.00	0.500										

San Diego Padres @ Houston Astros
Astrodome, Houston, TX
Fri Sep 05 1975, 8:05 PM EDT
Att: 7,088 - Dome

AB 30
R 1
H 5
RBI 0
BB 4
SO 6
LOB 17



Batter	1	2	3	4	5	6	7	8	9	AB	R	H	RBI	BB	SO	LOB	BOTTOM										
Wilbur Howard, S (1,7) OBP: 0.346, SLG: 0.404	6-3		6-3							3	0	0	0	1	0	0											
Rob Andrews, R (1,4) OBP: 0.292, SLG: 0.262	1B									3	0	2	0	1	0	1											
Cesar Cedeno, R (1,8) OBP: 0.371, SLG: 0.426										4	1	2	0	0	1	2											
Cliff Johnson, R (1,2) OBP: 0.382, SLG: 0.500										3	1	2	0	0	1	2											
Skip Jutzke, R (7,2) OBP: 0.237, SLG: 0.253	K									0	0	0	0	0	0	0											
Bob Watson, R (1,3) OBP: 0.373, SLG: 0.510										2	0	1	0	2	0	1											
Art Gardner, L (1,9) OBP: 0.200, SLG: 0.200										3	0	1	0	0	2	5											
Tommy Helms, R (8,PH) OBP: 0.241, SLG: 0.198										1	0	0	0	0	0	2											
Jose Cruz, L (9,9) OBP: 0.372, SLG: 0.419										0	0	0	0	0	0	0											
Enos Cabell, R (1,5) OBP: 0.300, SLG: 0.367										4	0	0	1	0	0	5											
Larry Milbourne, S (1,6) OBP: 0.225, SLG: 0.235										4	0	1	1	0	0	3											
Mike Cosgrove, L (1,1) ERA: 2.23										2	0	0	0	0	1	2											
Doug Rader, R (7,PH) OBP: 0.294, SLG: 0.358										1	0	0	0	0	0	0											
J.R. Richard, R (8,1) OBP: 0.238, SLG: 0.371										0	0	0	0	0	0	0											
Inning Stats	R: 0 E: 0 K: 2 S: 9	H: 2 LOB: 3 BB: 1 P: 13	R: 0 E: 0 K: 1 S: 5	H: 0 LOB: 0 BB: 0 P: 5	R: 0 E: 0 K: 0 S: 2	H: 0 LOB: 0 BB: 1 P: 6	R: 1 E: 0 K: 1 S: 8	H: 3 LOB: 2 BB: 0 P: 8	R: 0 E: 0 K: 1 S: 5	H: 1 LOB: 0 BB: 0 P: 5	R: 0 E: 0 K: 0 S: 4	H: 2 LOB: 1 BB: 0 P: 4	R: 0 E: 0 K: 0 S: 3	H: 0 LOB: 1 BB: 1 P: 7	R: 1 E: 1 K: 0 S: 5	H: 1 LOB: 1 BB: 1 P: 9	1B: 9 2B: 0 3B: 0 HR: 0	SF: 0 SAC: 1 DP: 2 HBP: 0	WP: 0 PB: 0 SB: 2 CS: 1	PA: 35							
PITCHER	IP	WLS	BF	H	R	ER	SO	BB	IBB	HBP	BLK	WP	HR	S	P	ERA	WHIP										
Randy Jones, L (1,1) ERA: 2.23	8.0	L	35	9	2	1	5	2	2	0	0	0	0	41	57	1.12	1.375										

San Diego Padres @ Houston Astros
Astrodome, Houston, TX
Fri Sep 05 1975, 8:05 PM EDT
Att: 7,088 - Dome

AB 30
R 2
H 9
RBI 2
BB 4
SO 5
LOB 23



Batter	1	2	3	4	5	6	7	8	9	AB	R	H	RBI	BB	SO	LOB	TOP			
Johnny Grubb, L OBP: 0.354, SLG: 0.379 (1, 8)			4-3 																	
Hector Torres, R OBP: 0.304, SLG: 0.351 (1, 6) (9, 4)			BB 1B 																	
Bobby Tolan, L OBP: 0.300, SLG: 0.328 (1, 7)			1B BB 																	
Willie McCovey, L OBP: 0.344, SLG: 0.444 Mike Ivie, R OBP: 0.304, SLG: 0.368 (8, 3)		FC1-5 BB 	1-3 2H 1B 																	
Dave Winfield, R OBP: 0.355, SLG: 0.412 (1, 9)		FC1-5 1B 	F6 																	
Dave Roberts, R OBP: 0.344, SLG: 0.433 (1, 5)		FC1-5 1B 	F7 																	
Ted Kubiak, S OBP: 0.302, SLG: 0.249 Enzo Hernandez, R OBP: 0.275, SLG: 0.259 (9, PR) (9, 6)		K 		G3 																
Bob Davis, R OBP: 0.297, SLG: 0.272 (1, 2)		1-2 2H 1B 		K 																
Brent Strom, R OBP: 0.125, SLG: 0.130 (1, 1)		K 		F5 																
Inning Stats	R: 0 E: 0 K: 0 S: 3	H: 1 LOB: 0 BB: 0 P: 3	R: 1 E: 0 K: 2 S: 9	H: 2 LOB: 2 BB: 1 P: 13	R: 1 E: 0 K: 0 S: 5	H: 2 LOB: 0 BB: 1 P: 9	R: 0 E: 0 K: 1 S: 5	H: 0 LOB: 0 BB: 0 P: 5	R: 0 E: 0 K: 0 S: 3	H: 1 LOB: 1 BB: 0 P: 6	R: 0 E: 0 K: 1 S: 6	H: 0 LOB: 0 BB: 0 P: 5	R: 0 E: 0 K: 0 S: 3	H: 0 LOB: 0 BB: 0 P: 3	R: 0 E: 0 K: 0 S: 3	H: 0 LOB: 2 BB: 2 P: 11	1B: 7 2B: 1 3B: 0 HR: 0	SF: 0 SAC: 1 DP: 2 HBP: 1	WP: 0 PB: 0 SB: 0 CS: 0	PA: 38
PITCHER	IP	WLS	BF	H	R	ER	SO	BB	IBB	HBP	BLK	WP	HR	S	P	ERA	WHIP			
Doug Koniczny, R ERA: 4.62 Joe Niekro, R ERA: 3.61	(1, 1) (8, 1)	7.0 8	L 30	7 0	2 0	2 0	5 0	3 1	0 1	0 0	0 0	0 0	0 0	36 6	49 14	2.57 0.00	1.429 0.500			

San Diego Padres @ Houston Astros
Astrodome, Houston, TX
Sat Sep 06 1975, 8:05 PM EDT
Att: 5,838 - Dome

AB 31
R 2
H 7
RBI 2
BB 5
SO 5
LOB 20



Batter	1	2	3	4	5	6	7	8	9	AB	R	H	RBI	BB	SO	LOB	BOTTOM			
Wilbur Howard, S OBP: 0.342, SLG: 0.399 (1, 9)	K 		K 																	
Rob Andrews, R OBP: 0.295, SLG: 0.266 (1, 4)	F8 																			
Cesar Cedeno, R OBP: 0.370, SLG: 0.423 (1, 8)	BB 		F4 																	
Bob Watson, R OBP: 0.370, SLG: 0.505 Larry Milbourne, S OBP: 0.225, SLG: 0.235 (9, PR)	F9 																			
Enos Cabell, R OBP: 0.303, SLG: 0.370 (1, 7)																				
Doug Rader, R OBP: 0.282, SLG: 0.355 (1, 5)																				
Milt May, L OBP: 0.291, SLG: 0.333 Skip Jutze, R OBP: 0.237, SLG: 0.253 (7, PR) (8, 2)																				
Roger Metzger, S OBP: 0.298, SLG: 0.310 (1, 6)																				
Doug Koniczny, R OBP: 0.212, SLG: 0.204 Tommy Helms, R OBP: 0.239, SLG: 0.197 Joe Niekro, R OBP: 0.385, SLG: 0.273 (8, 1)																				
Inning Stats	R: 0 E: 0 K: 1 S: 5	H: 0 LOB: 1 BB: 1 P: 9	R: 0 E: 0 K: 0 S: 4	H: 1 LOB: 0 BB: 0 P: 4	R: 0 E: 0 K: 1 S: 6	H: 1 LOB: 0 BB: 0 P: 6	R: 0 E: 0 K: 0 S: 3	H: 0 LOB: 0 BB: 0 P: 3	R: 0 E: 0 K: 0 S: 3	H: 1 LOB: 0 BB: 0 P: 3	R: 1 E: 0 K: 1 S: 8	H: 3 LOB: 2 BB: 0 P: 8	R: 0 E: 0 K: 0 S: 3	H: 0 LOB: 0 BB: 0 P: 3	R: 0 E: 1 K: 0 S: 3	H: 0 LOB: 1 BB: 0 P: 3	1B: 6 2B: 1 3B: 0 HR: 0	SF: 0 SAC: 1 DP: 2 HBP: 0	WP: 0 PB: 0 SB: 1 CS: 0	PA: 33
PITCHER	IP	WLS	BF	H	R	ER	SO	BB	IBB	HBP	BLK	WP	HR	S	P	ERA	WHIP			
Brent Strom, L ERA: 2.24	(1, 1)	9.0 W	33	6 1	1 1	1 1	4 4	1 0	0 0	0 0	0 0	0 0	0 0	40 40	44	1.00 0.778				

San Diego Padres @ Houston Astros
Astrodome, Houston, TX
Sat Sep 06 1975, 8:05 PM EDT
Att: 5,838 - Dome

AB 31
R 1
H 6
RBI 1
BB 1
SO 4
LOB 11



Batter	1	2	3	4	5	6	7	8	9	AB	R	H	RBI	BB	SO	LOB	TOP										
Pete Rose, S OBP: 0.495, SLG: 0.428 (1, 5)										5	0	2	0	0	0	3	Cincinnati Reds @ San Diego Padres San Diego Stadium, San Diego, CA Mon Sep 08 1975, 10:05 PM EDT Att: 27,267 - Unknown										
Doug Flynn, R OBP: 0.308, SLG: 0.327 (9, 5)										0	0	0	0	0	0	0											
Ken Griffey, L OBP: 0.398, SLG: 0.412 (1, 9)										4	1	1	0	1	1	2											
Joe Morgan, L OBP: 0.464, SLG: 0.508 (1, 4)										4	0	1	0	0	0	4											
Tony Perez, R OBP: 0.352, SLG: 0.470 (1, 3)										4	1	1	0	0	0	1											
Johnny Bench, R OBP: 0.363, SLG: 0.518 (1, 2)										4	1	2	2	0	2	2											
George Foster, R OBP: 0.371, SLG: 0.548 (1, 7)										4	0	2	1	0	0	1											
Cesar Geronimo, L OBP: 0.331, SLG: 0.371 (1, 8)										3	0	0	0	0	0	0											
Dave Concepcion, R OBP: 0.307, SLG: 0.329 (1, 6)										3	0	0	0	1	0	1											
Gary Nolan, R OBP: 0.250, SLG: 0.213 (1, 1)										2	0	1	0	0	1	0											
Dan Driessen, L OBP: 0.376, SLG: 0.404 (7, PH)										1	0	1	0	0	0	0											
Clay Carroll, R (7, 1)										0	0	0	0	0	0	0											
Will McEnaney, L (8, 1)										1	0	0	0	0	0	0											
Rawly Eastwick, R (9, 1)										0	0	0	0	0	0	0											
Inning Stats	R: 0 E: 0 K: 0 S: 4	H: 2 LOB: 1 BB: 0 P: 4	R: 0 E: 0 K: 1 S: 5	H: 0 LOB: 0 BB: 0 P: 5	R: 0 E: 0 K: 1 S: 6	H: 1 LOB: 1 BB: 0 P: 6	R: 0 E: 0 K: 0 S: 4	H: 1 LOB: 1 BB: 0 P: 4	R: 0 E: 0 K: 0 S: 4	H: 1 LOB: 3 BB: 2 P: 7	R: 0 E: 0 K: 0 S: 4	H: 1 LOB: 3 BB: 2 P: 12	R: 2 E: 1 K: 0 S: 5	H: 2 LOB: 0 BB: 0 P: 5	R: 0 E: 0 K: 1 S: 5	H: 0 LOB: 0 BB: 0 P: 5	1B: 9 2B: 2 3B: 0 HR: 1	SF: 0 SAC: 1 DP: 2 HBP: 0	WP: 0 PB: 0 SB: 1 CS: 0	PA: 38							
PITCHER	IP	WLS	BF	H	R	ER	SO	BB	IBB	HBP	BLK	WP	HR	S	P	ERA	WHIP										
Joe McIntosh, R ERA: 3.53 (1, 1)	6.2		29	9	1	1	3	2	0	0	0	0	0	33	41	1.35	1.650										
Dave Tomlin, L ERA: 3.5 (7, 1)	0.1	1	0	0	0	0	0	0	0	0	0	0	0	1	1	0.00	0.000										
Bill Greif, R ERA: 3.56 (8, 1)	1.0	L	5	2	2	1	0	0	0	0	0	0	1	5	5	9.00	2.000										
Danny Frisella, R ERA: 3.21 (9, 1)	1.0		3	0	0	0	1	0	0	0	0	0	0	5	5	0.00	0.000										

AB	35
R	3
H	11
RBI	3
BB	2
SO	4
LOB	14



Batter	1	2	3	4	5	6	7	8	9	AB	R	H	RBI	BB	SO	LOB	BOTTOM										
Johnny Grubb, L OBP: 0.352, SLG: 0.376 (1, 8)										4	0	0	0	0	0	1	Cincinnati Reds @ San Diego Padres San Diego Stadium, San Diego, CA Mon Sep 08 1975, 10:05 PM EDT Att: 27,267 - Unknown										
Hector Torres, R OBP: 0.310, SLG: 0.353 (1, 6)										3	1	1	0	1	1	0											
Bobby Tolan, L OBP: 0.297, SLG: 0.325 (1, 7)										3	0	0	0	0	0	1											
Dick Sharon, R OBP: 0.340, SLG: 0.369 (6, PH) (9, 7)										1	0	0	0	0	0	3											
Willie McCovey, L OBP: 0.345, SLG: 0.449 (1, 3)										4	1	1	2	0	1	0											
Dave Winfield, R OBP: 0.349, SLG: 0.405 (1, 9)										4	0	0	0	0	0	0											
Dave Roberts, R OBP: 0.333, SLG: 0.412 (1, 4) (7, 5)										4	0	1	0	0	1	0											
Mike Ivie, R OBP: 0.291, SLG: 0.366 (1, 5)										2	0	0	0	0	0	0											
Ted Kubiak, S OBP: 0.299, SLG: 0.246 (7, 4)										2	0	0	0	0	0	1											
Bob Davis, R OBP: 0.298, SLG: 0.274 (1, 2)										3	0	1	0	0	0	0											
Joe McIntosh, S OBP: 0.245, SLG: 0.239 (1, 1)										2	0	0	0	0	0	1											
Dave Tomlin, L OBP: 0.429, SLG: 0.200 (7, 1)										0	0	0	0	0	0	0											
Bill Greif, R (8, 1)										0	0	0	0	0	0	0											
Gene Locklear, L OBP: 0.370, SLG: 0.429 (8, PH)										1	0	1	0	0	0	0											
Danny Frisella, L OBP: 0.200, SLG: 0.200 (9, 1)										0	0	0	0	0	0	0											
Inning Stats	R: 2 E: 0 K: 0 S: 5	H: 2 LOB: 0 BB: 0 P: 5	R: 0 E: 0 K: 0 S: 3	H: 0 LOB: 0 BB: 0 P: 3	R: 0 E: 0 K: 0 S: 3	H: 0 LOB: 0 BB: 0 P: 3	R: 0 E: 0 K: 0 S: 3	H: 0 LOB: 0 BB: 0 P: 3	R: 0 E: 0 K: 1 S: 5	H: 0 LOB: 0 BB: 0 P: 5	R: 0 E: 0 K: 2 S: 7	H: 0 LOB: 0 BB: 0 P: 7	R: 0 E: 1 K: 0 S: 5	H: 1 LOB: 3 BB: 1 P: 9	R: 0 E: 0 K: 0 S: 4	H: 1 LOB: 1 BB: 0 P: 4	1B: 4 2B: 0 3B: 0 HR: 1	SF: 0 SAC: 0 DP: 0 HBP: 0	WP: 0 PB: 0 SB: 0 CS: 0	PA: 34							
PITCHER	IP	WLS	BF	H	R	ER	SO	BB	IBB	HBP	BLK	WP	HR	S	P	ERA	WHIP										
Gary Nolan, R ERA: 3.04 (1, 1)	6.0		21	3	2	2	1	0	0	0	0	0	0	11	15	3.00	0.500										
Clay Carroll, R ERA: 2.69 (7, 1)	1.2	W	8	1	0	0	2	1	0	0	0	0	0	11	15	0.00	1.200										
Will McEnaney, L ERA: 1.78 (8, 1)	0.2		2	0	0	0	0	0	0	0	0	0	0	2	2	0.00	0.000										
Rawly Eastwick, R ERA: 2.89 (9, 1)	0.2	S	3	1	0	0	0	0	0	0	0	0	0	3	3	0.00	1.500										

AB	33
R	2
H	5
RBI	2
BB	1
SO	3
LOB	7



Batter	1	2	3	4	5	6	7	8	9	AB	R	H	RBI	BB	SO	LOB	TOP			
Pete Rose, S OBP: 0.403, SLG: 0.426	6-3		F9			5-3			6-3	3	0	0	0	0	0	0	<p>Cincinnati Reds @ San Diego Padres</p> <p>San Diego Stadium, San Diego, CA</p> <p>Tue Sep 09 1975, 10:05 PM EDT</p> <p>Att: 12,444 - Unknown</p>			
Tom Carroll, L (6, 1)										0	0	0	0	0	0					
Clay Carroll, R (8, 1)										0	0	0	0	0	0					
Merv Rettenmund, R (9, PH) OBP: 0.364, SLG: 0.327										1	0	0	0	0	0					
Dave Concepcion, R (1, 6) OBP: 0.309, SLG: 0.333	1B								2B	4	0	2	0	0	1	0				
Joe Morgan, L (1, 4) OBP: 0.460, SLG: 0.503	K									4	0	0	0	0	2	2				
Tony Perez, R (1, 3) OBP: 0.351, SLG: 0.467	F9									3	1	0	0	1	0	2				
Johnny Bench, R (1, 9) OBP: 0.363, SLG: 0.523										3	1	1	2	0	1	0				
George Foster, R (1, 7) OBP: 0.369, SLG: 0.544										3	0	0	0	0	0	0				
Bill Plummer, R (1, 2) OBP: 0.299, SLG: 0.266										3	0	0	0	0	1	0				
Cesar Geronimo, L (1, 8) OBP: 0.329, SLG: 0.369										3	0	0	0	0	0	0				
Clay Kirby, R (1, 1) OBP: 0.276, SLG: 0.259										1	0	0	0	0	0	1				
Ed Ambrister, R (6, PH) OBP: 0.250, SLG: 0.224										1	0	0	0	0	0	0				
Doug Flynn, R (6, 5) OBP: 0.306, SLG: 0.324										1	0	0	0	0	0	0				
Inning Stats	R: 0 E: 1 K: 1 S: 6	H: 1 LOB: 1 BB: 0 P: 6	R: 0 E: 0 K: 1 S: 5	H: 0 LOB: 0 BB: 0 P: 5	R: 0 E: 1 K: 0 S: 3	H: 0 LOB: 0 BB: 0 P: 3	R: 0 E: 0 K: 0 S: 3	H: 0 LOB: 0 BB: 0 P: 3	R: 0 E: 0 K: 1 S: 5	H: 0 LOB: 0 BB: 0 P: 5	R: 2 E: 0 K: 2 S: 8	H: 1 LOB: 0 BB: 1 P: 12	R: 0 E: 0 K: 0 S: 3	H: 0 LOB: 1 BB: 0 P: 3	R: 0 E: 0 K: 0 S: 4	H: 1 LOB: 1 BB: 0 P: 4	1B: 1 2B: 1 3B: 0 HR: 1	SF: 0 SAC: 0 DP: 1 HBP: 0	WP: 0 PB: 0 SB: 0 CS: 0	PA: 31
PITCHER Rich Folkers, L (1, 1) ERA: 4.21	IP: 9.0 WLS: W BF: 31 H: 3 R: 2 ER: 2 SO: 5 BB: 1 IBB: 0 HBP: 0 BLK: 0 WP: 0 HR: 1 S: 40 P: 44 ERA: 2.00 WHIP: 0.444															PITCHER				

AB	30
R	2
H	3
RBI	2
BB	1
SO	5
LOB	5



Batter	1	2	3	4	5	6	7	8	9	AB	R	H	RBI	BB	SO	LOB	BOTTOM			
Johnny Grubb, L (1, 8) OBP: 0.354, SLG: 0.379	F8		1B						4-3	5	3	3	1	0	0	0	<p>Cincinnati Reds @ San Diego Padres</p> <p>San Diego Stadium, San Diego, CA</p> <p>Tue Sep 09 1975, 10:05 PM EDT</p> <p>Att: 12,444 - Unknown</p>			
Hector Torres, R (1, 6) OBP: 0.309, SLG: 0.355	6-3		SH1-4							4	0	1	0	0	0	3				
Bobby Tolan, L (1, 7) OBP: 0.300, SLG: 0.328										4	1	2	2	1	0	2				
Willie McCovey, L (1, 3) OBP: 0.349, SLG: 0.461										4	1	3	4	0	0	1				
Don Hahn, R (6, PR) OBP: 0.341, SLG: 0.176	F5									1	1	0	0	0	0	2				
Dave Winfield, R (1, 9) OBP: 0.351, SLG: 0.407										3	1	1	1	1	0	1				
Dave Roberts, R (1, 5) OBP: 0.342, SLG: 0.417										4	2	2	0	0	1	0				
Ted Kubiak, S (1, 4) OBP: 0.307, SLG: 0.253										3	1	2	1	1	0	0				
Bob Davis, R (1, 2) OBP: 0.306, SLG: 0.276										3	0	1	0	1	0	2				
Rich Folkers, L (1, 1) OBP: 0.250, SLG: 0.212										3	1	0	1	1	1	2				
Inning Stats	R: 0 E: 0 K: 0 S: 3	H: 0 LOB: 1 BB: 1 P: 7	R: 2 E: 1 K: 0 S: 4	H: 2 LOB: 0 BB: 1 P: 8	R: 1 E: 0 K: 0 S: 5	H: 2 LOB: 1 BB: 0 P: 5	R: 0 E: 0 K: 1 S: 6	H: 1 LOB: 0 BB: 0 P: 6	R: 2 E: 0 K: 0 S: 5	H: 2 LOB: 0 BB: 0 P: 5	R: 6 E: 0 K: 0 S: 6	H: 5 LOB: 2 BB: 3 P: 18	R: 0 E: 0 K: 1 S: 6	H: 1 LOB: 1 BB: 0 P: 6	R: 0 E: 0 K: 0 S: 4	H: 2 LOB: 1 BB: 0 P: 4	1B: 11 2B: 3 3B: 0 HR: 1	SF: 0 SAC: 1 DP: 2 HBP: 0	WP: 0 PB: 0 SB: 0 CS: 0	PA: 40
PITCHER Clay Kirby, R (1, 1) ERA: 4.64	IP: 5.0 WLS: L BF: 23 H: 7 R: 5 ER: 4 SO: 4 BB: 2 IBB: 0 HBP: 0 BLK: 0 WP: 0 HR: 1 S: 23 P: 31 ERA: 7.20 WHIP: 1.800															PITCHER				
Tom Carroll, R (6, 1) ERA: 5.2	IP: 2.0 WLS: L BF: 13 H: 6 R: 6 ER: 6 SO: 1 BB: 3 IBB: 0 HBP: 0 BLK: 0 WP: 0 HR: 0 S: 12 P: 24 ERA: 27.00 WHIP: 4.500																			
Clay Carroll, R (8, 1) ERA: 2.63	IP: 1.0 WLS: L BF: 4 H: 2 R: 0 ER: 0 SO: 0 BB: 0 IBB: 0 HBP: 0 BLK: 0 WP: 0 HR: 0 S: 4 P: 4 ERA: 0.00 WHIP: 2.000																			



Batter	1	2	3	4	5	6	7	8	9	AB	R	H	RBI	BB	SO	LOB	TOP		
Dusty Baker Jr. R OBP: 0.347, SLG: 0.401 (1, 8)	L6			5-3			BB 1B SF8		4-3	4	1	1	0	0	0	0			
Ralph Carr L OBP: 0.329, SLG: 0.385 (1, 7)	K			5-3			SF8 BB 1-2 1B		1-3	4	0	1	0	0	0	1			
Marty Perez R OBP: 0.333, SLG: 0.336 (1, 4)	L4			F4			BB 1-2 2-3		L6	3	0	0	0	1	0	0			
Earl Williams R OBP: 0.309, SLG: 0.363 (1, 3)		6-3			6-3		SF8 2-3 3-H			2	0	0	1	0	0	0			
Cito Gaston R OBP: 0.298, SLG: 0.402 Rowland Office L OBP: 0.318, SLG: 0.339 (1, 9)		4-3			5-3		K			3	0	0	0	0	1	2			
Rod Gilbreath R OBP: 0.338, SLG: 0.322 (1, 5)		CS BB			6-3		F9			2	0	0	0	1	0	2			
Biff Pocoroba S OBP: 0.316, SLG: 0.305 Mike Lum L OBP: 0.308, SLG: 0.325 (1, 2)	CS		L3			F7		K		3	0	0	0	0	1	0			
Rob Belloir R OBP: 0.262, SLG: 0.273 (1, 6)			6-3			F7		5-3		3	0	0	0	0	0	0			
Carl Morton R OBP: 0.195, SLG: 0.190 Tom House L OBP: 0.250, SLG: 0.111 Bruce Dal Canton R OBP: 0.105, SLG: 0.105 (1, 1)			K			6-3		5-3		3	0	0	0	0	1	0			
										0	0	0	0	0	0	0			
										0	0	0	0	0	0	0			
Inning Stats	R: 0 E: 0 K: 1 S: 5	H: 0 LOB: 0 BB: 0 P: 5	R: 0 E: 0 K: 0 S: 2	H: 0 LOB: 0 BB: 1 P: 6	R: 0 E: 0 K: 1 S: 5	H: 0 LOB: 0 BB: 0 P: 5	R: 0 E: 0 K: 0 S: 3	H: 0 LOB: 0 BB: 0 P: 3	R: 0 E: 0 K: 0 S: 3	H: 0 LOB: 0 BB: 0 P: 3	R: 1 E: 0 K: 1 S: 7	H: 2 LOB: 2 BB: 1 P: 11	R: 0 E: 0 K: 1 S: 5	H: 0 LOB: 0 BB: 0 P: 5	R: 0 E: 0 K: 0 S: 3	H: 0 LOB: 0 BB: 0 P: 3	1B: 2 2B: 0 3B: 0 HR: 0	SF: 1 SAC: 0 DP: 0 HBP: 0	WP: 0 PA: 31 PB: 0 SB: 0 CS: 1
PITCHER Randy Jones L ERA: 2.19 (1, 1)	IP: 9.0 WLS: W BF: 30 H: 2 R: 1 ER: 1 SO: 4 BB: 2 IBB: 0 HBP: 0 BLK: 0 WP: 0 HR: 0 S: 36 P: 44 ERA: 1.00 WHIP: 0.444															PITCHER			

Atlanta Braves @ San Diego Padres
San Diego Stadium, San Diego, CA
Wed Sep 10 1975, 10:05 PM EDT
Att: 6,648 - Unknown

AB 27
R 1
H 2
RBI 1
BB 2
SO 4
LOB 4



Batter	1	2	3	4	5	6	7	8	9	AB	R	H	RBI	BB	SO	LOB	BOTTOM
Johnny Grubb L OBP: 0.353, SLG: 0.376 (1, 8)	G3		4-3			BB 1-2	G3			3	0	0	0	1	0	2	
Hector Torres R OBP: 0.308, SLG: 0.354 (1, 6)	F8			3-1 SH1-3 1B	4-3			E6 PB SH1 E		4	1	1	0	0	0	2	
Bobby Tolan L OBP: 0.301, SLG: 0.329 (1, 7)	S 1B			SH1-3 1-2		4-3		SH1 1-2		2	0	1	0	0	0	0	
Willie McCovey L OBP: 0.345, SLG: 0.456 (1, 3)	F9 1-2			3-1 2-3		F9		1-3 2-3		4	0	0	0	0	0	3	
Dave Winfield R OBP: 0.352, SLG: 0.405 (1, 9)		F2		BB BB	4-3		4-3	S E BB		2	1	0	0	2	0	0	
Dave Roberts R OBP: 0.329, SLG: 0.400 Gene Locklear L OBP: 0.369, SLG: 0.427 Enzo Hernandez R OBP: 0.274, SLG: 0.285 (1, 5)		F3		S K		6-3		E4 1-H 3-H		3	0	0	0	0	1	2	
Gene Locklear L OBP: 0.369, SLG: 0.427 Enzo Hernandez R OBP: 0.274, SLG: 0.285 (8, FH)				K						1	0	0	0	0	0	0	
Enzo Hernandez R OBP: 0.274, SLG: 0.285 (8, FR)										0	0	0	0	0	0	0	
Ted Kubiak S OBP: 0.306, SLG: 0.249 (1, 4)		4-3			L9		BB 1B BB	F8 1-2		3	0	0	0	1	0	1	
Fred Kendall R OBP: 0.271, SLG: 0.259 (1, 2)			5-3			5-3		F9		3	0	0	0	0	0	1	
Randy Jones R OBP: 0.177, SLG: 0.171 (1, 1)			F3				BB 1-2 1B			3	0	2	0	0	0	0	
Inning Stats	R: 0 E: 0 K: 0 S: 4	H: 1 LOB: 1 BB: 0 P: 4	R: 0 E: 0 K: 0 S: 3	H: 0 LOB: 0 BB: 0 P: 3	R: 0 E: 0 K: 1 S: 6	H: 1 LOB: 2 BB: 1 P: 10	R: 0 E: 0 K: 0 S: 4	H: 1 LOB: 2 BB: 1 P: 8	R: 0 E: 0 K: 0 S: 4	H: 0 LOB: 0 BB: 0 P: 3	R: 0 E: 0 K: 0 S: 4	H: 1 LOB: 2 BB: 1 P: 8	R: 2 E: 2 K: 0 S: 5	H: 0 LOB: 2 BB: 1 P: 9	1B: 4 2B: 0 3B: 0 HR: 0	SF: 0 SAC: 2 DP: 0 HBP: 0	WP: 0 PA: 34 PB: 1 SB: 3 CS: 0
PITCHER Carl Morton R ERA: 3.39 Tom House L ERA: 3.11 Bruce Dal Canton R ERA: 5.04 (1, 1)	IP: 7.1 WLS: 30 BF: 4 H: 1 R: 0 ER: 0 SO: 1 BB: 3 IBB: 0 HBP: 0 BLK: 0 WP: 0 HR: 0 S: 29 P: 41 ERA: 0.00 WHIP: 0.955															PITCHER	

Atlanta Braves @ San Diego Padres
San Diego Stadium, San Diego, CA
Wed Sep 10 1975, 10:05 PM EDT
Att: 6,648 - Unknown

AB 28
R 2
H 4
RBI 0
BB 4
SO 1
LOB 11



Batter	1	2	3	4	5	6	7	8	9	AB	R	H	RBI	BB	SO	LOB	TOP													
Dusty Baker Jr., R OBP: 0.347, SLG: 0.406	6-3		5-3			F9		HR		4	1	1	2	0	0	0	<p>Atlanta Braves @ San Diego Padres San Diego Stadium, San Diego, CA</p> <p>Thu Sep 11 1975, 10:05 PM EDT Att: 3,712 - Unknown</p>													
Ralph Carr, L OBP: 0.328, SLG: 0.385	6-3			K		F		6-3		4	0	1	0	0	1	0														
Marty Perez, R OBP: 0.335, SLG: 0.336					BB	E6		6-3		3	0	1	0	1	0	1														
Earl Williams, R OBP: 0.305, SLG: 0.358	F3			L8		G6-4-3		F8		4	0	0	0	0	4															
Cito Gaston, R OBP: 0.296, SLG: 0.405		K		6-3				F8		4	1	1	0	0	1	1														
Mike Lum, L OBP: 0.307, SLG: 0.325		4-3				G6-4-3		F8		4	0	1	0	0	0	1														
Larvell Blanks, R OBP: 0.295, SLG: 0.297		6-3				G6-4-3		SF8		3	0	0	1	0	0	1														
Rod Gilbreath, R OBP: 0.338, SLG: 0.322			4-3					5-3		3	0	1	0	0	0	0														
Mike Beard, L Vic Correll, R Blue Moon Odom, R Rowland Office, L Tom House, L	4-3		4-3			K		HR		1	0	0	0	0	0	0														
Inning Stats	R: 0 E: 0 K: 0 S: 4	H: 1 LOB: 1 BB: 0 P: 4	R: 0 E: 0 K: 1 S: 5	H: 0 LOB: 0 BB: 0 P: 5	R: 0 E: 0 K: 0 S: 3	H: 0 LOB: 0 BB: 0 P: 3	R: 0 E: 0 K: 1 S: 5	H: 2 LOB: 1 BB: 0 P: 6	R: 0 E: 1 K: 0 S: 4	H: 1 LOB: 1 BB: 0 P: 4	R: 1 E: 0 K: 0 S: 4	H: 1 LOB: 0 BB: 0 P: 4	R: 2 E: 0 K: 0 S: 5	H: 2 LOB: 0 BB: 0 P: 5	R: 0 E: 0 K: 0 S: 3	H: 0 LOB: 0 BB: 0 P: 3		1B: 4 2B: 2 3B: 0 HR: 1	SF: 1 SAC: 0 DP: 2 HBP: 0	WP: 0 PB: 0 SB: 0 CS: 0	PA: 34									
PITCHER Brent Strom, L ERA: 2.31	IP: 9.0 WLS: W BF: 34 H: 7 R: 3 ER: 3 SO: 3	IP: 0.0 WLS: 0 BF: 0 H: 0 R: 0 ER: 0 SO: 0	IP: 0.0 WLS: 0 BF: 0 H: 0 R: 0 ER: 0 SO: 0	IP: 0.0 WLS: 0 BF: 0 H: 0 R: 0 ER: 0 SO: 0	IP: 0.0 WLS: 0 BF: 0 H: 0 R: 0 ER: 0 SO: 0	IP: 0.0 WLS: 0 BF: 0 H: 0 R: 0 ER: 0 SO: 0	IP: 0.0 WLS: 0 BF: 0 H: 0 R: 0 ER: 0 SO: 0	IP: 0.0 WLS: 0 BF: 0 H: 0 R: 0 ER: 0 SO: 0	IP: 0.0 WLS: 0 BF: 0 H: 0 R: 0 ER: 0 SO: 0	IP: 0.0 WLS: 0 BF: 0 H: 0 R: 0 ER: 0 SO: 0	IP: 0.0 WLS: 0 BF: 0 H: 0 R: 0 ER: 0 SO: 0	IP: 0.0 WLS: 0 BF: 0 H: 0 R: 0 ER: 0 SO: 0	IP: 0.0 WLS: 0 BF: 0 H: 0 R: 0 ER: 0 SO: 0	IP: 0.0 WLS: 0 BF: 0 H: 0 R: 0 ER: 0 SO: 0	IP: 0.0 WLS: 0 BF: 0 H: 0 R: 0 ER: 0 SO: 0	IP: 0.0 WLS: 0 BF: 0 H: 0 R: 0 ER: 0 SO: 0	IP: 0.0 WLS: 0 BF: 0 H: 0 R: 0 ER: 0 SO: 0	ERA: 3.00 WHIP: 0.889	PITCHER	IP: 0.0 WLS: 0 BF: 0 H: 0 R: 0 ER: 0 SO: 0	IP: 0.0 WLS: 0 BF: 0 H: 0 R: 0 ER: 0 SO: 0	IP: 0.0 WLS: 0 BF: 0 H: 0 R: 0 ER: 0 SO: 0	IP: 0.0 WLS: 0 BF: 0 H: 0 R: 0 ER: 0 SO: 0	IP: 0.0 WLS: 0 BF: 0 H: 0 R: 0 ER: 0 SO: 0	IP: 0.0 WLS: 0 BF: 0 H: 0 R: 0 ER: 0 SO: 0	IP: 0.0 WLS: 0 BF: 0 H: 0 R: 0 ER: 0 SO: 0	IP: 0.0 WLS: 0 BF: 0 H: 0 R: 0 ER: 0 SO: 0	IP: 0.0 WLS: 0 BF: 0 H: 0 R: 0 ER: 0 SO: 0	IP: 0.0 WLS: 0 BF: 0 H: 0 R: 0 ER: 0 SO: 0	ERA: 3.00 WHIP: 0.889

Batter	1	2	3	4	5	6	7	8	9	AB	R	H	RBI	BB	SO	LOB	BOTTOM												
Enzo Hernandez, R OBP: 0.277, SLG: 0.268	6-3		SH3-4		4-3		K			3	2	2	0	0	1	0	<p>Atlanta Braves @ San Diego Padres San Diego Stadium, San Diego, CA</p> <p>Thu Sep 11 1975, 10:05 PM EDT Att: 3,712 - Unknown</p>												
Johnny Grubb, L OBP: 0.351, SLG: 0.374	K		SF9		4-3			4-3		3	0	0	1	0	1	2													
Hector Torres, R OBP: 0.308, SLG: 0.352	6-3		5-3					4-3		4	0	1	1	0	0	1													
Willie McCovey, L OBP: 0.344, SLG: 0.454	K			6-3				L8		4	0	1	0	0	1	1													
Bobby Tolán, L OBP: 0.301, SLG: 0.329	K				L8			BB		0	0	0	0	0	0	0													
Dave Winfield, R OBP: 0.353, SLG: 0.405		4-3				K				3	0	1	0	1	1	0													
Dick Sharon, R OBP: 0.338, SLG: 0.366				1-3		K				4	0	1	0	0	1	3													
Dave Roberts, R OBP: 0.337, SLG: 0.397										3	1	1	0	1	0	0													
Bob Davis, R OBP: 0.304, SLG: 0.275		FC6-4			F4					4	0	1	0	0	1	3													
Brent Strom, R OBP: 0.148, SLG: 0.120					3-1					2	1	0	0	1	0	0													
Inning Stats	R: 1 E: 0 K: 2 S: 8	H: 1 LOB: 0 BB: 0 P: 8	R: 0 E: 0 K: 0 S: 4	H: 2 LOB: 1 BB: 0 P: 4	R: 1 E: 0 K: 0 S: 3	H: 0 LOB: 0 BB: 1 P: 7	R: 0 E: 0 K: 0 S: 4	H: 1 LOB: 2 BB: 1 P: 8	R: 1 E: 0 K: 0 S: 5	H: 2 LOB: 1 BB: 0 P: 5	R: 0 E: 0 K: 2 S: 7	H: 0 LOB: 0 BB: 0 P: 7	R: 0 E: 0 K: 2 S: 7	H: 0 LOB: 0 BB: 0 P: 7	R: 0 E: 0 K: 0 S: 4	H: 1 LOB: 2 BB: 1 P: 8	R: 1 E: 2 K: 0 S: 2	H: 1 LOB: 1 BB: 0 P: 2	1B: 8 2B: 0 3B: 0 HR: 0	SF: 1 SAC: 1 DP: 0 HBP: 0	WP: 2 PB: 0 SB: 2 CS: 0	PA: 35							
PITCHER Mike Beard, L ERA: 3.05 Blue Moon Odom, R ERA: 7.02 Tom House, L ERA: 3.07	IP: 4.0 WLS: 0 BF: 17 H: 4 R: 2 ER: 2 SO: 2	IP: 0.0 WLS: 0 BF: 0 H: 0 R: 0 ER: 0 SO: 0	IP: 0.0 WLS: 0 BF: 0 H: 0 R: 0 ER: 0 SO: 0	IP: 0.0 WLS: 0 BF: 0 H: 0 R: 0 ER: 0 SO: 0	IP: 0.0 WLS: 0 BF: 0 H: 0 R: 0 ER: 0 SO: 0	IP: 0.0 WLS: 0 BF: 0 H: 0 R: 0 ER: 0 SO: 0	IP: 0.0 WLS: 0 BF: 0 H: 0 R: 0 ER: 0 SO: 0	IP: 0.0 WLS: 0 BF: 0 H: 0 R: 0 ER: 0 SO: 0	IP: 0.0 WLS: 0 BF: 0 H: 0 R: 0 ER: 0 SO: 0	IP: 0.0 WLS: 0 BF: 0 H: 0 R: 0 ER: 0 SO: 0	IP: 0.0 WLS: 0 BF: 0 H: 0 R: 0 ER: 0 SO: 0	IP: 0.0 WLS: 0 BF: 0 H: 0 R: 0 ER: 0 SO: 0	IP: 0.0 WLS: 0 BF: 0 H: 0 R: 0 ER: 0 SO: 0	IP: 0.0 WLS: 0 BF: 0 H: 0 R: 0 ER: 0 SO: 0	IP: 0.0 WLS: 0 BF: 0 H: 0 R: 0 ER: 0 SO: 0	IP: 0.0 WLS: 0 BF: 0 H: 0 R: 0 ER: 0 SO: 0	IP: 0.0 WLS: 0 BF: 0 H: 0 R: 0 ER: 0 SO: 0	ERA: 4.50 WHIP: 1.250	PITCHER	IP: 0.0 WLS: 0 BF: 0 H: 0 R: 0 ER: 0 SO: 0	IP: 0.0 WLS: 0 BF: 0 H: 0 R: 0 ER: 0 SO: 0	IP: 0.0 WLS: 0 BF: 0 H: 0 R: 0 ER: 0 SO: 0	IP: 0.0 WLS: 0 BF: 0 H: 0 R: 0 ER: 0 SO: 0	IP: 0.0 WLS: 0 BF: 0 H: 0 R: 0 ER: 0 SO: 0	IP: 0.0 WLS: 0 BF: 0 H: 0 R: 0 ER: 0 SO: 0	IP: 0.0 WLS: 0 BF: 0 H: 0 R: 0 ER: 0 SO: 0	IP: 0.0 WLS: 0 BF: 0 H: 0 R: 0 ER: 0 SO: 0	IP: 0.0 WLS: 0 BF: 0 H: 0 R: 0 ER: 0 SO: 0	ERA: 3.00 WHIP: 0.667

Batter	1	2	3	4	5	6	7	8	9	AB	R	H	RBI	BB	SO	LOB	TOP																					
Wilbur Howard, S OBP: 0.347, SLG: 0.394 (1, 7)	4-3	6-3						F2	L5	4	1	0	0	1	0	1																						
Rob Andrews, R OBP: 0.296, SLG: 0.271 (1, 4)	1B		6-3					1B	1B	4	1	3	1	1	0	0																						
Cesar Cedeno, R OBP: 0.373, SLG: 0.432 (1, 8)	E6		G3					SH2-4	G5-4-3	4	1	1	0	0	0	2																						
Bob Watson, R OBP: 0.372, SLG: 0.495 (1, 3)	1B		L6					1B	1B	3	1	1	0	1	0	1																						
Enos Cabell, R OBP: 0.315, SLG: 0.386 (1, 5)	1B							1B	1B	4	0	3	2	0	0	1																						
Greg Gross, L OBP: 0.375, SLG: 0.366 (1, 9)	G3		G1-6-3					K		3	0	0	0	1	1	5																						
Skip Jutze, R OBP: 0.239, SLG: 0.244 (1, 2)			L7					1B		4	0	1	1	0	0	2																						
Roger Metzger, S OBP: 0.296, SLG: 0.303 (1, 6)								1B		3	0	1	0	1	0	0																						
J.R. Richard, R OBP: 0.217, SLG: 0.338 (1, 1)			1-3							4	0	0	0	0	1	4																						
Joe Niekro, R OBP: 0.385, SLG: 0.273 (9, 1)										0	0	0	0	0	0	0																						
Inning Stats	R: 1 E: 1 K: 0 S: 6	H: 3 LOB: 2 BB: 0 P: 6	R: 0 E: 0 K: 0 S: 4	H: 1 LOB: 1 BB: 0 P: 4	R: 0 E: 0 K: 0 S: 3	H: 0 LOB: 0 BB: 0 P: 3	R: 0 E: 0 K: 0 S: 3	H: 1 LOB: 0 BB: 0 P: 3	R: 1 E: 0 K: 0 S: 3	H: 1 LOB: 2 BB: 1 P: 7	R: 0 E: 0 K: 0 S: 4	H: 1 LOB: 0 BB: 0 P: 8	R: 0 E: 0 K: 1 S: 5	H: 0 LOB: 0 BB: 0 P: 5	R: 2 E: 0 K: 1 S: 8	H: 3 LOB: 3 BB: 2 P: 16	R: 0 E: 0 K: 0 S: 2	H: 0 LOB: 0 BB: 1 P: 6	1B: 9 2B: 1 3B: 0 HR: 0	SF: 0 SAC: 1 DP: 2 HBP: 0	WP: 0 PB: 0 SB: 2 CS: 1	PA: 39																
PITCHER	IP	WLS	BF	H	R	ER	SO	BB	IBB	HBP	BLK	WP	HR	S	P	ERA	WHIP	PITCHER				IP	WLS	BF	H	R	ER	SO	BB	IBB	HBP	BLK	WP	HR	S	P	ERA	WHIP
Randy Jones, L ERA: 2.22 (1, 1)	7.2	L	34	10	4	3	2	2	1	0	0	0	0	35	47	3.52	1.565																					
Danny Frisella, R ERA: 3.16 (8, 1)	1.1	S	5	0	0	0	0	1	1	0	0	0	0	3	11	0.00	0.750																					

Houston Astros @ San Diego Padres
San Diego Stadium, San Diego, CA
Sun Sep 14 1975, 6:33 AM EDT
Att: 19,442 - Unknown

AB	33
R	4
H	10
RBI	4
BB	5
SO	2
LOB	16



Batter	1	2	3	4	5	6	7	8	9	AB	R	H	RBI	BB	SO	LOB	BOTTOM																					
Johnny Grubb, L OBP: 0.351, SLG: 0.376 (1, 8)	K							K		5	0	2	2	0	2	1																						
Tito Fuentes, S OBP: 0.307, SLG: 0.347 (1, 4)	K									4	0	1	0	0	1	2																						
Enzo Hernandez, R OBP: 0.275, SLG: 0.266 (8, FR)	K		6-3							0	0	0	0	0	0	0																						
Ted Kubiak, S OBP: 0.305, SLG: 0.247 (9, PH)										1	0	0	0	0	0	2																						
Bobby Tolan, L OBP: 0.304, SLG: 0.334 (1, 7)	1B									4	0	2	0	0	0	1																						
Willie McCovey, L OBP: 0.343, SLG: 0.448 (1, 3)	4-3									4	0	1	0	0	0	3																						
Dave Winfield, R OBP: 0.351, SLG: 0.400 (1, 9)										3	0	0	0	1	1	1																						
Hector Torres, R OBP: 0.306, SLG: 0.348 (9, 4)	K									3	1	1	0	1	1	1																						
Dave Roberts, R OBP: 0.344, SLG: 0.378 (1, 5)	K									4	0	0	0	0	2	4																						
Fred Kendall, R OBP: 0.268, SLG: 0.256 (1, 2)										3	0	0	0	0	0	3																						
Gene Locklear, L OBP: 0.374, SLG: 0.433 (9, PH)										1	1	1	0	0	0	0																						
Randy Jones, R OBP: 0.183, SLG: 0.167 (1, 1)										2	0	0	0	1	1	0																						
Danny Frisella, L OBP: 0.200, SLG: 0.200 (8, 1)										0	0	0	0	0	0	0																						
Jerry Turner, L OBP: 1.000, SLG: 1.000 (9, PH)										1	0	1	0	0	0	0																						
Inning Stats	R: 0 E: 0 K: 2 S: 8	H: 1 LOB: 1 BB: 0 P: 8	R: 0 E: 0 K: 2 S: 7	H: 0 LOB: 0 BB: 0 P: 7	R: 0 E: 0 K: 1 S: 6	H: 1 LOB: 1 BB: 0 P: 6	R: 0 E: 0 K: 1 S: 6	H: 1 LOB: 3 BB: 2 P: 14	R: 0 E: 0 K: 0 S: 2	H: 0 LOB: 0 BB: 1 P: 6	R: 0 E: 0 K: 1 S: 6	H: 1 LOB: 1 BB: 0 P: 6	R: 0 E: 0 K: 0 S: 3	H: 0 LOB: 0 BB: 0 P: 3	R: 0 E: 0 K: 1 S: 6	H: 1 LOB: 0 BB: 0 P: 6	R: 2 E: 0 K: 0 S: 7	H: 4 LOB: 2 BB: 0 P: 7	1B: 7 2B: 2 3B: 0 HR: 0	SF: 0 SAC: 0 DP: 1 HBP: 0	WP: 1 PB: 0 SB: 0 CS: 0	PA: 38																
PITCHER	IP	WLS	BF	H	R	ER	SO	BB	IBB	HBP	BLK	WP	HR	S	P	ERA	WHIP	PITCHER				IP	WLS	BF	H	R	ER	SO	BB	IBB	HBP	BLK	WP	HR	S	P	ERA	WHIP
J.R. Richard, R ERA: 4.61 (1, 1)	8.2	W	37	9	2	2	8	3	0	0	0	0	0	50	62	2.08	1.385																					
Joe Niekro, R ERA: 3.36 (9, 1)	0.1	S	1	0	0	0	0	0	0	0	0	0	0	1	1	0.00	0.000																					

Houston Astros @ San Diego Padres
San Diego Stadium, San Diego, CA
Sun Sep 14 1975, 6:33 AM EDT
Att: 19,442 - Unknown

AB	35
R	2
H	9
RBI	2
BB	3
SO	8
LOB	18



Batter	1	2	3	4	5	6	7	8	9	AB	R	H	RBI	BB	SO	LOB	TOP					
Johnny Grubb, L (1,8) OBP: 0.349, SLG: 0.373	F9		K			F6		4-3		4	0	0	0	0	1	2						
Hector Torres, R (1,6) OBP: 0.306, SLG: 0.348	K				G5-6-3 1B	K		1B HR BB		3	1	1	0	1	2	1						
Bobby Tolan, L (1,7) OBP: 0.304, SLG: 0.333	K				G5-6-3 1-2		K	HR 1B		4	1	1	0	0	2	1						
Willie McCovey, L (1,3) OBP: 0.344, SLG: 0.456		K			5-3		1B 2B	HR		4	2	2	3	0	1	0						
Dave Winfield, R (1,9) OBP: 0.349, SLG: 0.397 Dick Sharon, R (8, PH) OBP: 0.329, SLG: 0.355	K				K2-3		K	K		3	0	0	0	0	3	1						
Dave Roberts, R (1,5) OBP: 0.340, SLG: 0.372	6-3				5-3		2B 1B	6-3		4	0	1	0	0	0	0						
Ted Kubiak, S (1,4) OBP: 0.308, SLG: 0.257					4-3		1-3 2-H			4	0	2	1	0	0	0						
Bob Davis, R (1,2) OBP: 0.322, SLG: 0.283 Tito Fuentes, S (9, PH) OBP: 0.306, SLG: 0.347					F3		SH1-4 BB			1	0	0	0	2	0	1						
Rich Folkers, L (1,1) OBP: 0.243, SLG: 0.206 Gene Locklear, L (7, PH) OBP: 0.372, SLG: 0.431 Bill Greif, R (7,1) Joe McIntosh, S (8,1) OBP: 0.245, SLG: 0.239 Jerry Turner, L (9, PH) OBP: 0.697, SLG: 0.500					K		SH1-4 1-2	G3		1	0	0	0	0	1	1						
Inning Stats	R: 0 E: 0 K: 2 S: 7	H: 0 LOB: 0 BB: 0 P: 7	R: 0 E: 0 K: 2 S: 7	H: 0 LOB: 0 BB: 0 P: 7	R: 0 E: 0 K: 2 S: 8	H: 1 LOB: 1 BB: 0 P: 8	R: 0 E: 0 K: 0 S: 3	H: 1 LOB: 0 BB: 0 P: 3	R: 0 E: 0 K: 1 S: 5	H: 0 LOB: 0 BB: 0 P: 5	R: 0 E: 0 K: 1 S: 5	H: 0 LOB: 1 BB: 1 P: 9	R: 1 E: 0 K: 2 S: 10	H: 3 LOB: 3 BB: 1 P: 14	R: 3 E: 0 K: 1 S: 7	H: 2 LOB: 0 BB: 1 P: 11	R: 0 E: 0 K: 1 S: 5	H: 0 LOB: 0 BB: 0 P: 5	1B: 5 2B: 1 3B: 0 HR: 1	SF: 0 SAC: 1 DP: 1 HBP: 0	WP: 0 PB: 0 SB: 1 CS: 0	PA: 36
PITCHER Burt Hooton, R (1,1) ERA: 3.1	IP: 9.0 WLS: W BF: 36 H: 7 R: 4 ER: 4 SO: 12 BB: 3 IBB: 0 HBP: 0 BLK: 0 WP: 0 HR: 1 S: 57 P: 69 ERA: 4.00 WHIP: 1.111											PITCHER	IP: 9.0 WLS: W BF: 36 H: 7 R: 4 ER: 4 SO: 12 BB: 3 IBB: 0 HBP: 0 BLK: 0 WP: 0 HR: 1 S: 57 P: 69 ERA: 4.00 WHIP: 1.111									

San Diego Padres @ Los Angeles Dodgers
 Dodger Stadium, Los Angeles, CA
 Mon Sep 15 1975, 7:05 PM PDT
 Att: 12,233 - Unknown

AB 32
 R 4
 H 7
 RBI 4
 BB 3
 SO 12
 LOB 10



Batter	1	2	3	4	5	6	7	8	9	AB	R	H	RBI	BB	SO	LOB	BOTTOM			
Davey Lopes, R (1,4) OBP: 0.353, SLG: 0.352	F4		4-3			F5				4	0	1	0	0	0	0				
Lee Lacy, R (1,7) OBP: 0.357, SLG: 0.462	1B		B2			5-3		4-3		4	0	1	0	0	0	2				
Jimmy Wynn, R (1,8) OBP: 0.304, SLG: 0.407 John Hale, L (9,8) OBP: 0.302, SLG: 0.346	1B				1-3 6-3 1B	F7		1B 6-3 BB		3	2	2	0	1	0	0				
Steve Garvey, R (1,3) OBP: 0.345, SLG: 0.463	K				6-3 1-3 1B	WP 1B		6-3 1B HR 1B		4	1	3	0	0	1	2				
Ron Cey, R (1,5) OBP: 0.362, SLG: 0.467	6-3				1-3	1-2 2-3		HR 6-3 1B		3	1	1	0	1	0	4				
Steve Yeager, R (1,2) OBP: 0.306, SLG: 0.362		F9			6-3	L5		6-3		4	0	0	2	0	0	5				
Jerry Royster, R (1,9) OBP: 0.500 Willie Crawford, L (7, PH) OBP: 0.349, SLG: 0.396		5-3			2-3 3-H 6-0	3-1		4-3		2	0	0	0	0	0	1				
Bill Russell, R (1,6) OBP: 0.280, SLG: 0.265	F9					F7		HR		4	0	0	0	0	0	0				
Burt Hooton, R (1,1) OBP: 0.155, SLG: 0.162					5-3	F2		K		4	0	1	0	0	1	0				
Inning Stats	R: 0 E: 0 K: 1 S: 7	H: 2 LOB: 2 BB: 0 P: 7	R: 0 E: 0 K: 0 S: 3	H: 0 LOB: 0 BB: 0 P: 3	R: 0 E: 0 K: 0 S: 3	H: 0 LOB: 0 BB: 0 P: 3	R: 1 E: 0 K: 0 S: 5	H: 2 LOB: 1 BB: 0 P: 5	R: 0 E: 0 K: 0 S: 4	H: 1 LOB: 2 BB: 1 P: 8	R: 0 E: 0 K: 0 S: 5	H: 2 LOB: 2 BB: 0 P: 5	R: 4 E: 0 K: 1 S: 8	H: 3 LOB: 0 BB: 1 P: 12	R: 0 E: 0 K: 1 S: 5	H: 0 LOB: 0 BB: 0 P: 5	1B: 9 2B: 0 3B: 0 HR: 1	SF: 0 SAC: 0 DP: 0 HBP: 0	WP: 1 PB: 0 SB: 0 CS: 0	PA: 36
PITCHER Rich Folkers, L (1,1) ERA: 4.09 Bill Greif, R (7,1) ERA: 3.79 Joe McIntosh, R (8,1) ERA: 3.61	IP: 6.0 WLS: 7 BF: 24 H: 5 R: 1 ER: 1 SO: 1 BB: 0 IBB: 0 HBP: 0 BLK: 0 WP: 1 HR: 0 S: 25 P: 29 ERA: 1.50 WHIP: 0.833											PITCHER	IP: 6.0 WLS: 7 BF: 24 H: 5 R: 1 ER: 1 SO: 1 BB: 0 IBB: 0 HBP: 0 BLK: 0 WP: 1 HR: 0 S: 25 P: 29 ERA: 1.50 WHIP: 0.833							

San Diego Padres @ Los Angeles Dodgers
 Dodger Stadium, Los Angeles, CA
 Mon Sep 15 1975, 7:05 PM PDT
 Att: 12,233 - Unknown

AB 34
 R 5
 H 10
 RBI 5
 BB 2
 SO 2
 LOB 14



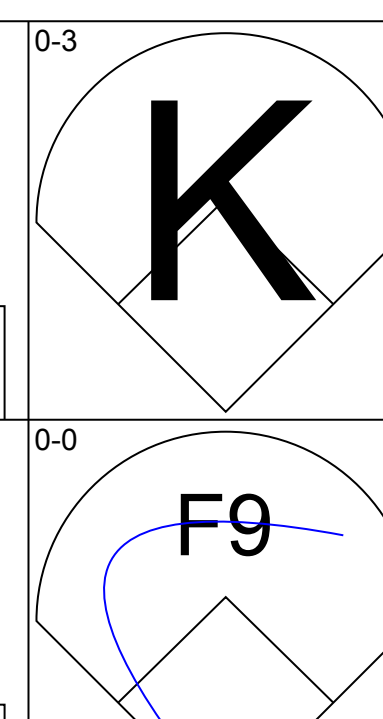
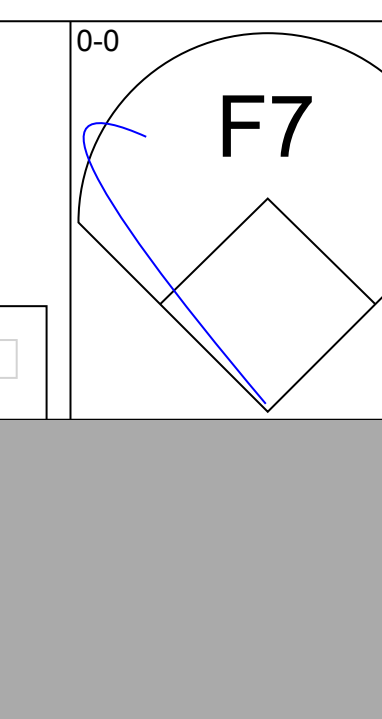
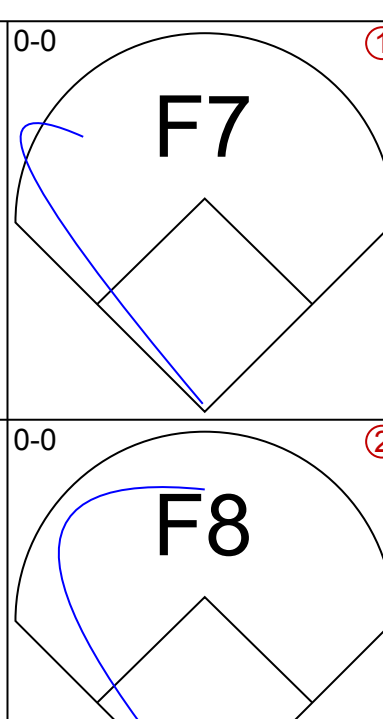
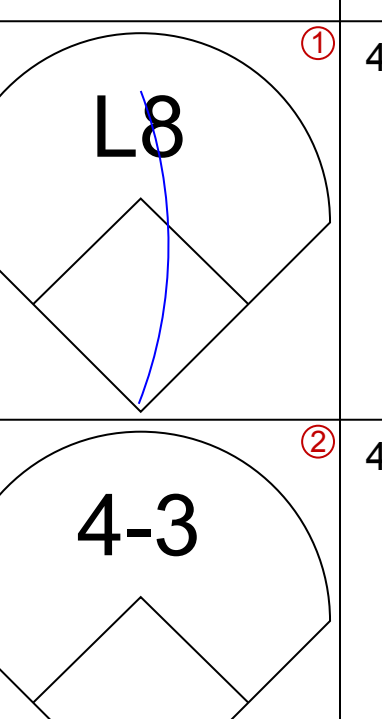
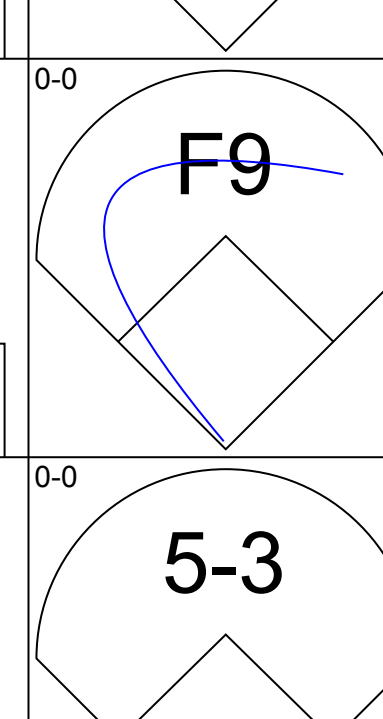
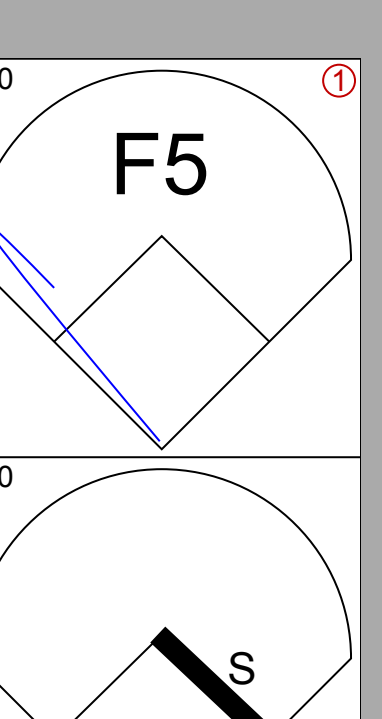
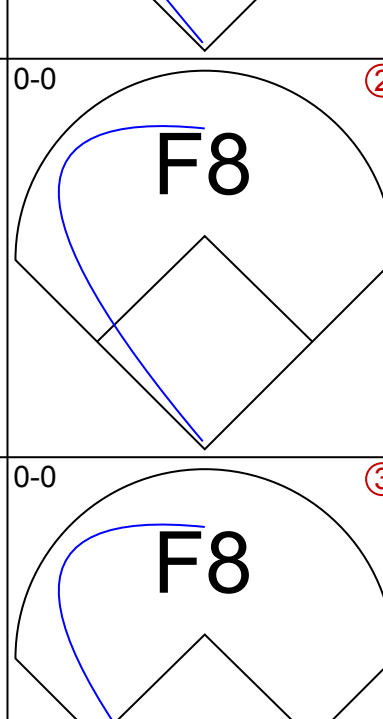
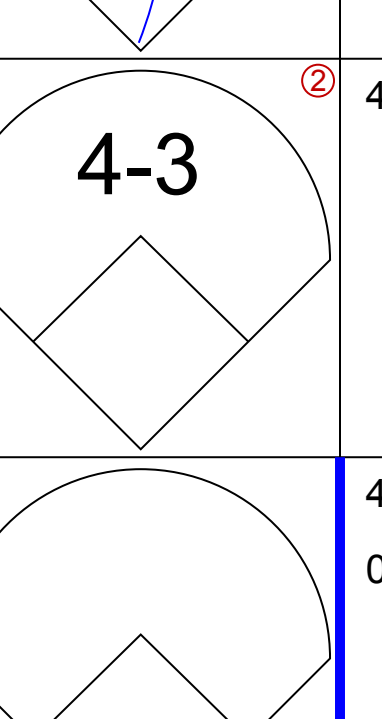
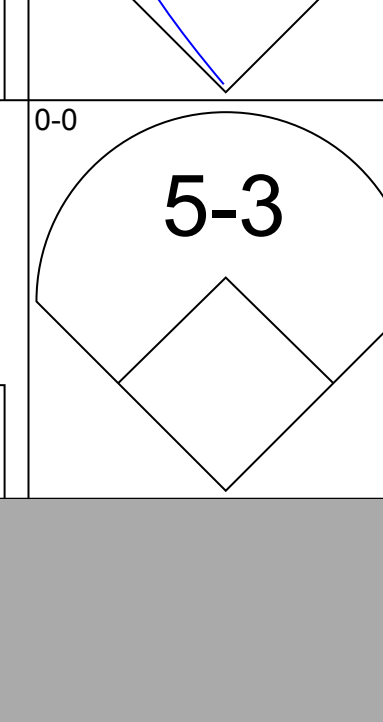
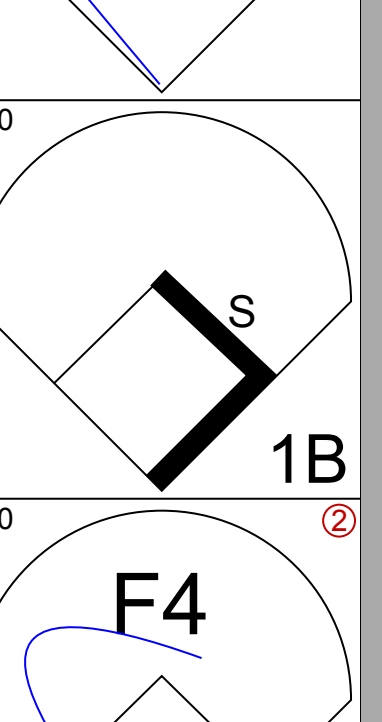
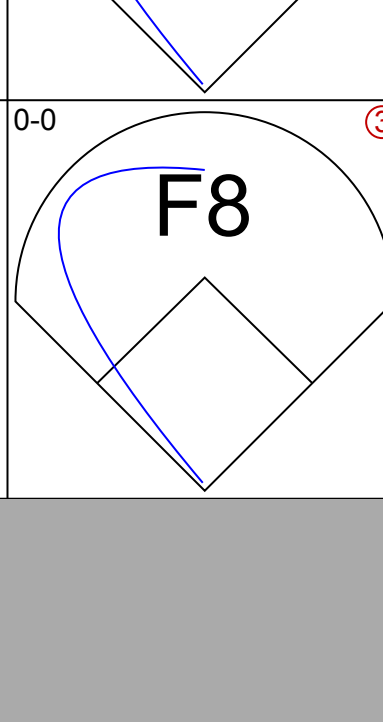
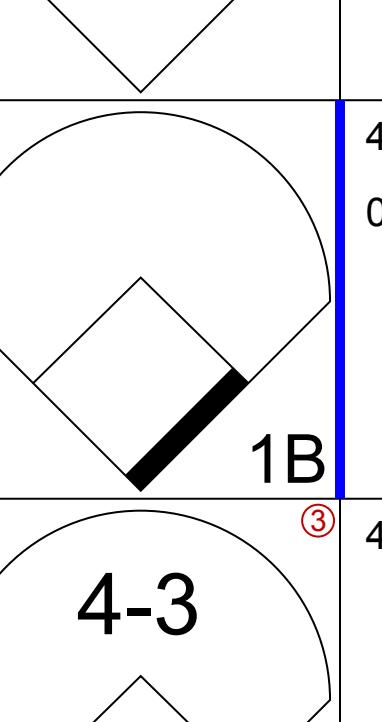
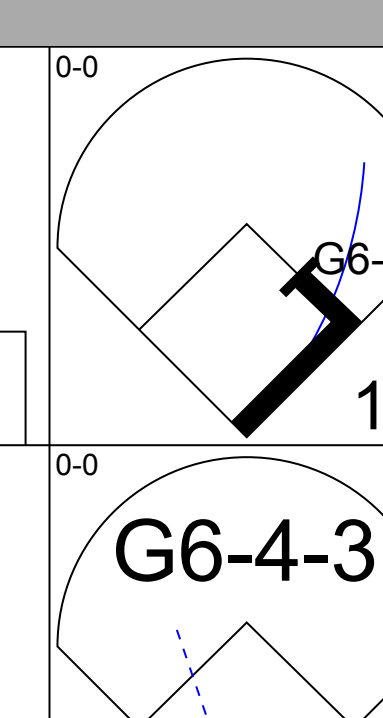
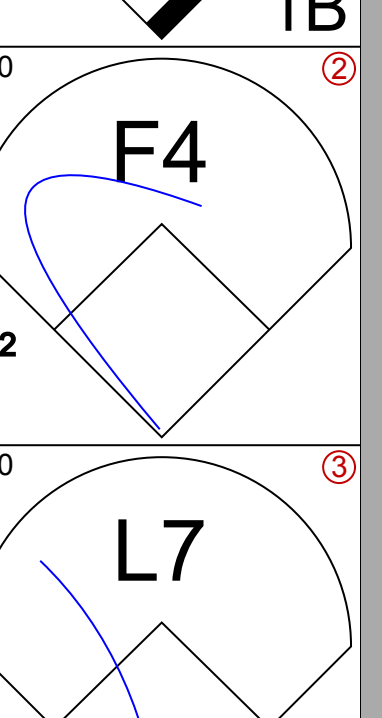
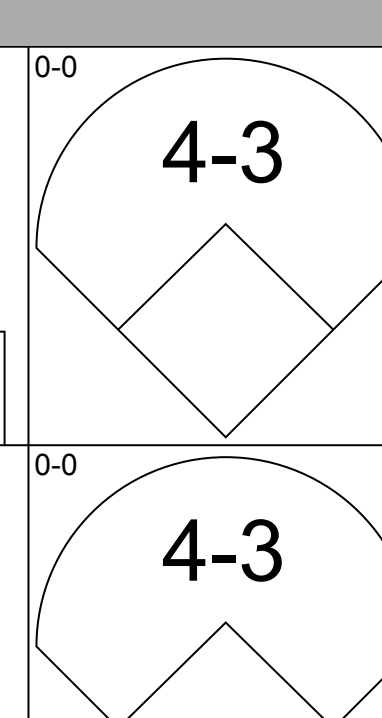
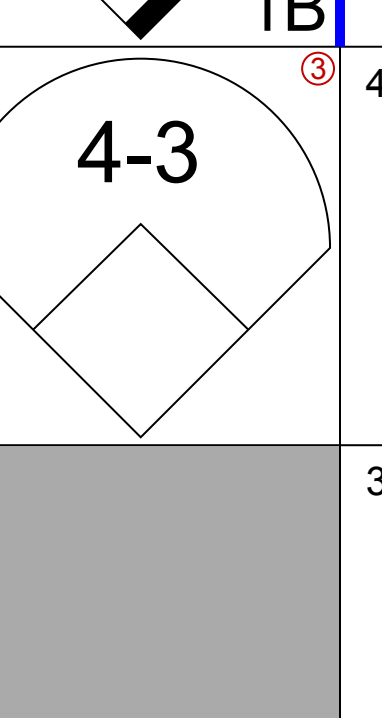
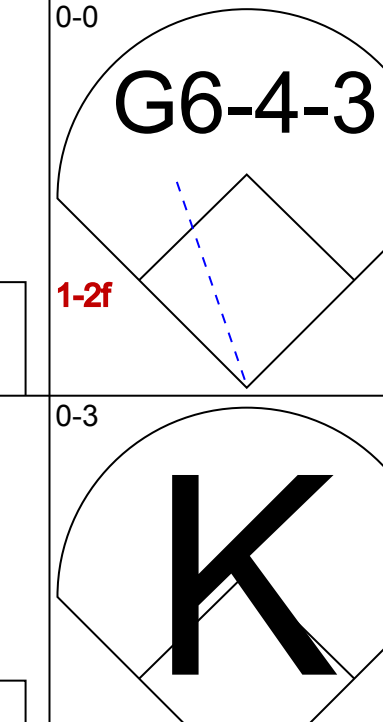
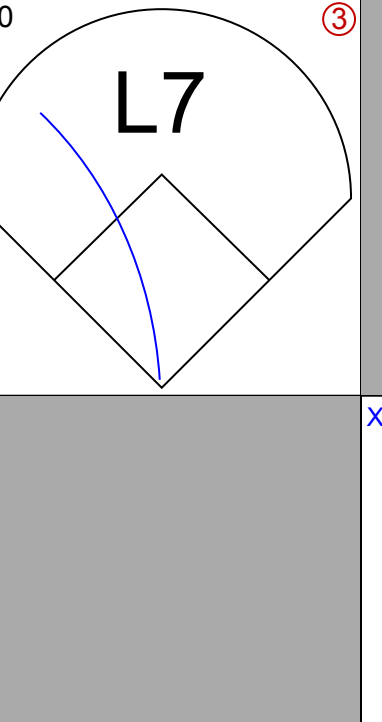
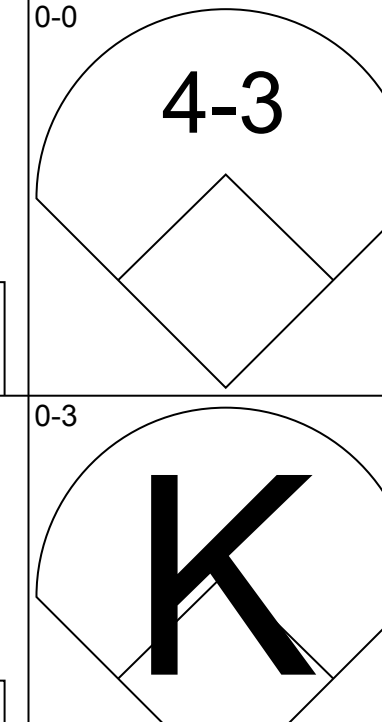

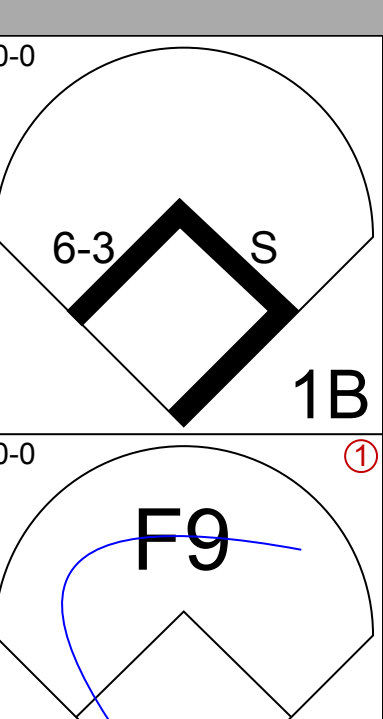
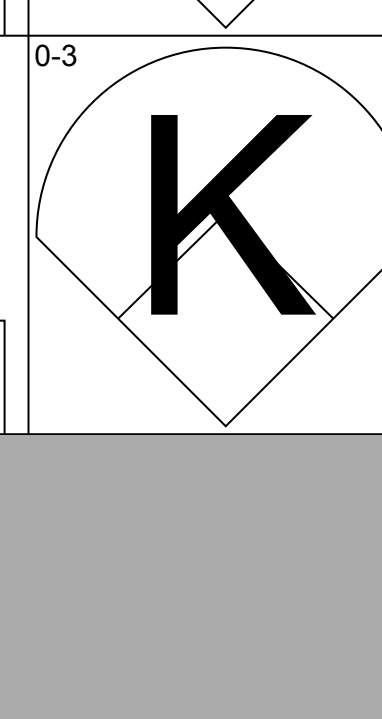
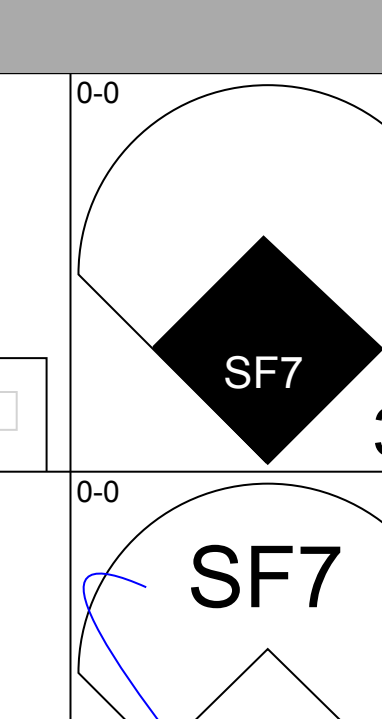
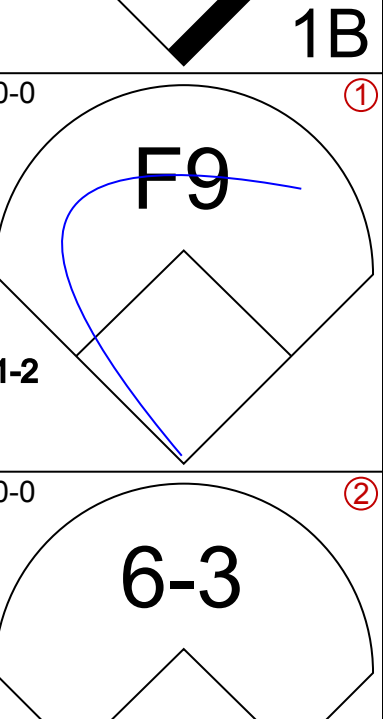
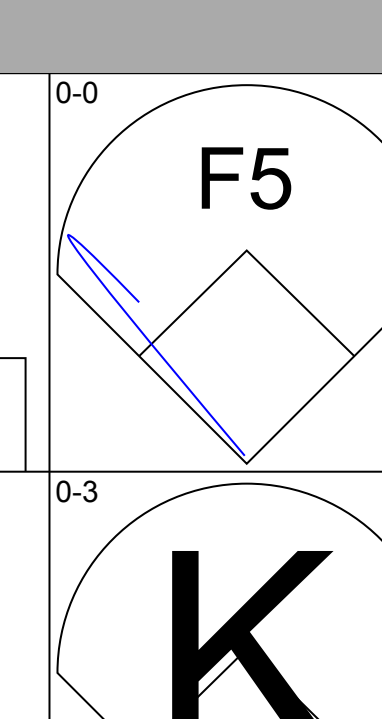
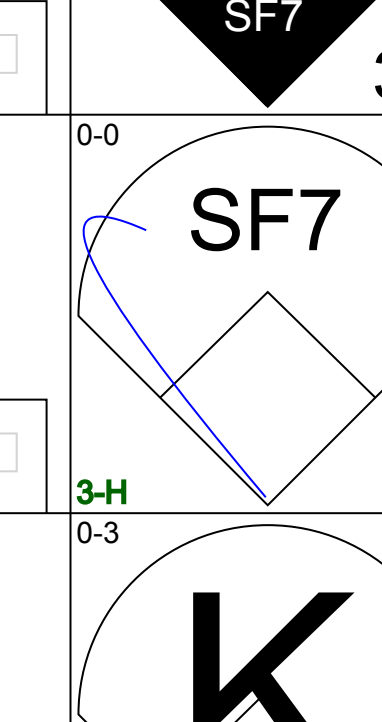
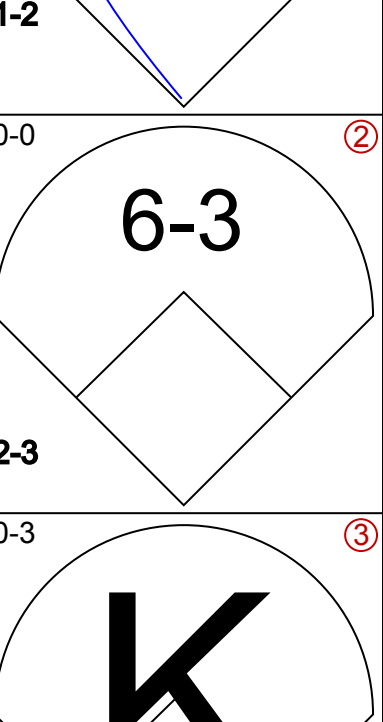
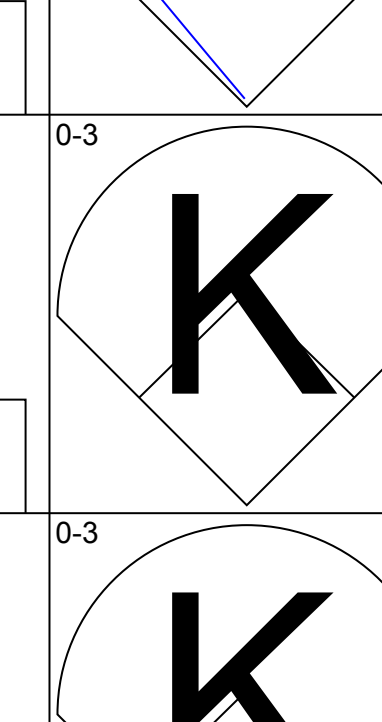
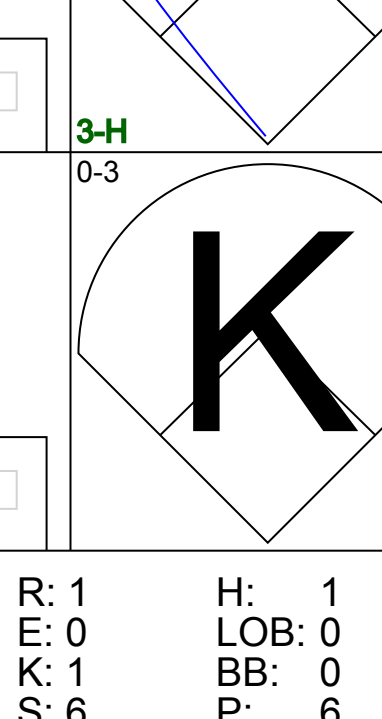
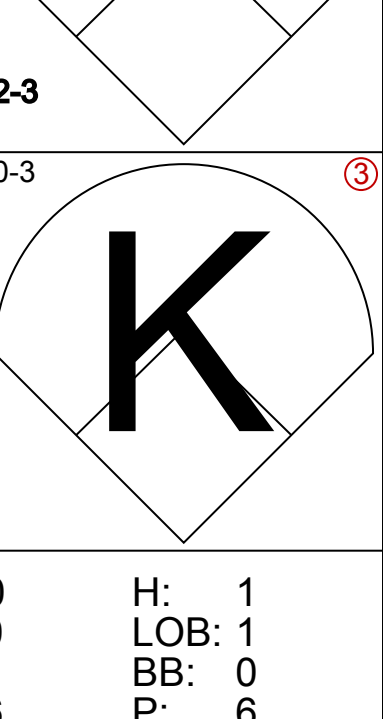
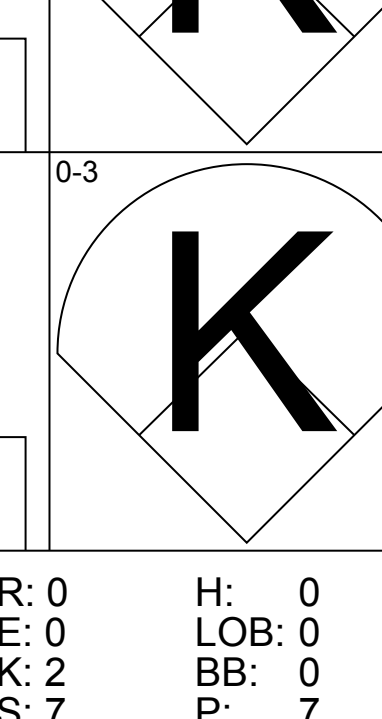
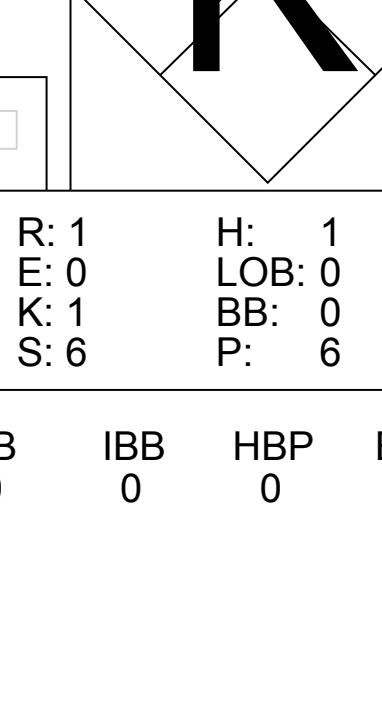
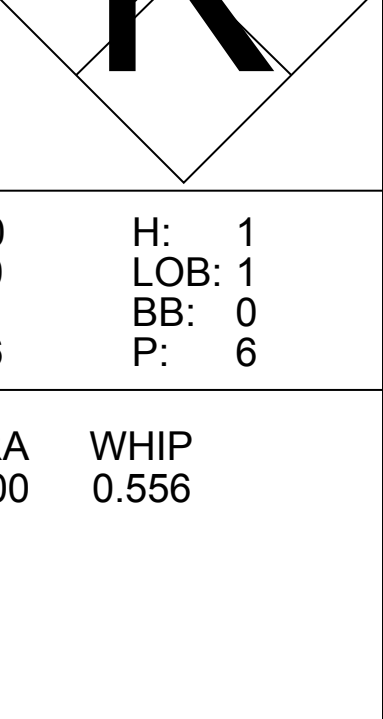
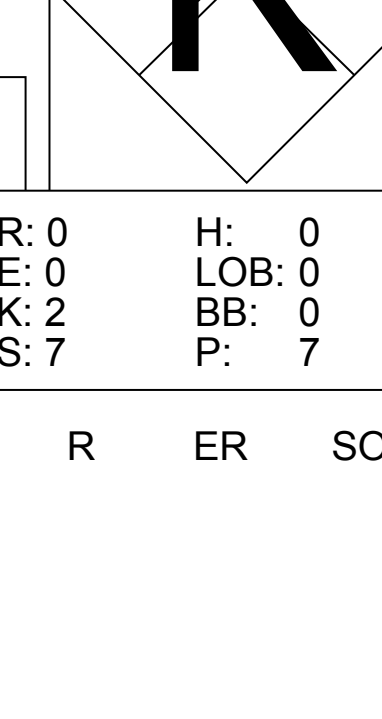
Batter	1	2	3	4	5	6	7	8	9	AB	R	H	RBI	BB	SO	LOB	TOP					
Johnny Grubb, L (1.8) OBP: 0.343, SLG: 0.367	F8		K		K		F6			4	0	0	0	0	2	1	San Diego Padres @ San Francisco Giants Candlestick Park, San Francisco, CA Fri Sep 19 1975, 10:05 PM EDT Att: 1,718 - Unknown livebaseballscorecards.com					
Tito Fuentes, S (1.4) OBP: 0.307, SLG: 0.348	G3 2B					F9		F9		3	0	1	0	1	0	0						
Bobby Valentine, R (1.7) OBP: 0.319, SLG: 0.361	G3 2-3		4-3				HR	F3		4	1	1	1	0	0	2						
Willie McCovey, L (1.3) OBP: 0.345, SLG: 0.461	1-3				L7		F8 2B	F7		4	0	1	0	0	0	1						
Dick Sharon, R (1.9) OBP: 0.323, SLG: 0.347		4-6-3 1B		5-3		F8 2-3		5-3		4	0	1	0	0	0	1						
Hector Torres, R (1.6) OBP: 0.300, SLG: 0.335	4-6-3 1-2					6-3		6-3		3	0	0	0	1	0	2						
Dave Roberts, R (1.5) OBP: 0.362, SLG: 0.372	K				1-3			FC6-4 1B		3	0	1	0	1	1	2						
Fred Kendall, R (1.2) OBP: 0.265, SLG: 0.253	K				5-3		L8	FC6-4 1-2		4	0	0	0	0	1	3						
Randy Jones, R (1.1) OBP: 0.179, SLG: 0.163					6-3		FC6-4 1-2			2	0	0	0	0	1	0						
Randy Hundley, R (7, PH) OBP: 0.284, SLG: 0.278			K							1	0	0	0	0	0	1						
Bill Almon, R (7, PR)										0	0	0	0	0	0	0						
Bill Greif, R (7, 1)										0	0	0	0	0	0	0						
Dave Tomlin, L (8, 1) OBP: 0.429, SLG: 0.200										0	0	0	0	0	0	0						
Inning Stats	R: 0 E: 0 K: 0 S: 4	H: 1 LOB: 1 BB: 0 P: 4	R: 0 E: 0 K: 2 S: 8	H: 1 LOB: 1 BB: 0 P: 8	R: 0 E: 0 K: 2 S: 7	H: 0 LOB: 1 BB: 1 P: 11	R: 0 E: 0 K: 0 S: 3	H: 0 LOB: 1 BB: 1 P: 7	R: 0 E: 0 K: 1 S: 5	H: 0 LOB: 0 BB: 0 P: 5	R: 1 E: 0 K: 0 S: 5	H: 2 LOB: 1 BB: 0 P: 5	R: 0 E: 0 K: 0 S: 3	H: 0 LOB: 1 BB: 1 P: 7	R: 0 E: 0 K: 0 S: 3	H: 0 LOB: 1 BB: 0 P: 3	R: 0 E: 0 K: 0 S: 4	H: 1 LOB: 1 BB: 0 P: 4	1B: 2 2B: 2 3B: 0 HR: 1	SF: 0 SAC: 0 DP: 0 HBP: 0	WP: 0 PB: 0 SB: 0 CS: 0	PA: 35
PITCHER Mike Caldwell, L (1.1) ERA: 4.73	IP: 9.0 WLS: W BF: 35 H: 5 R: 1 ER: 1 SO: 5 BB: 3 IBB: 0 HBP: 0 BLK: 0 WP: 0 HR: 1 S: 42 P: 54 ERA: 1.00 WHIP: 0.889																					

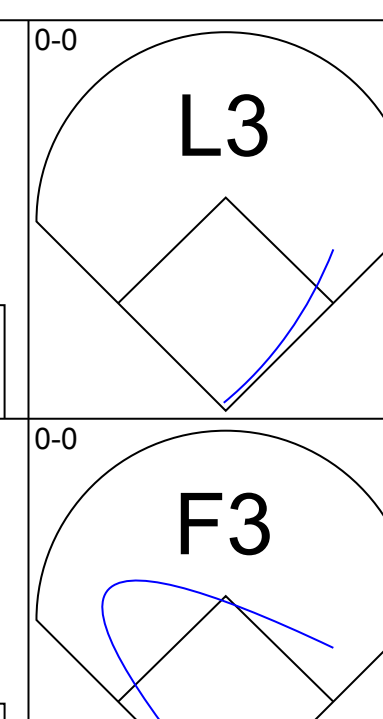
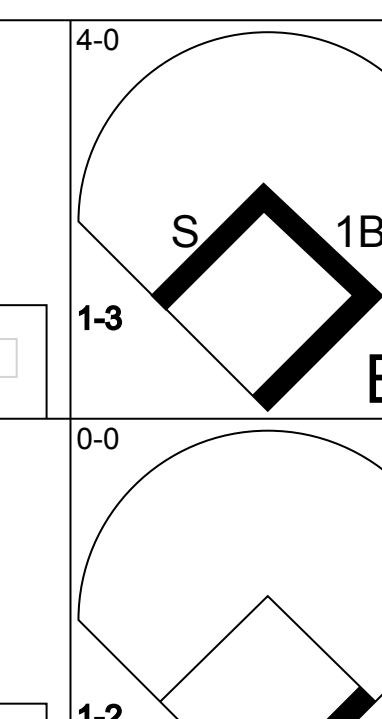
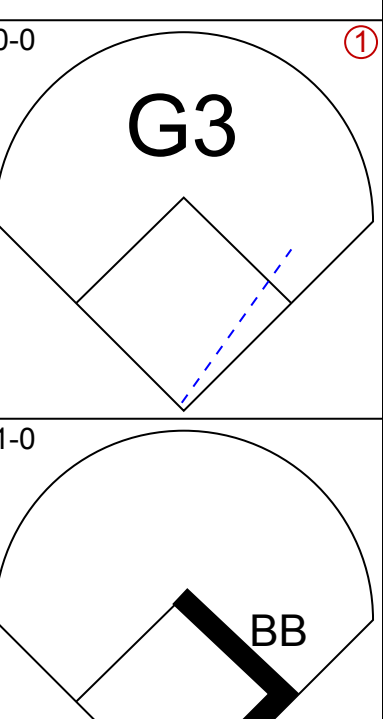
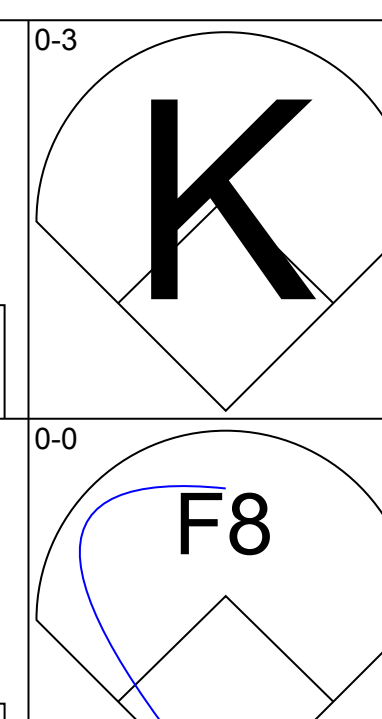

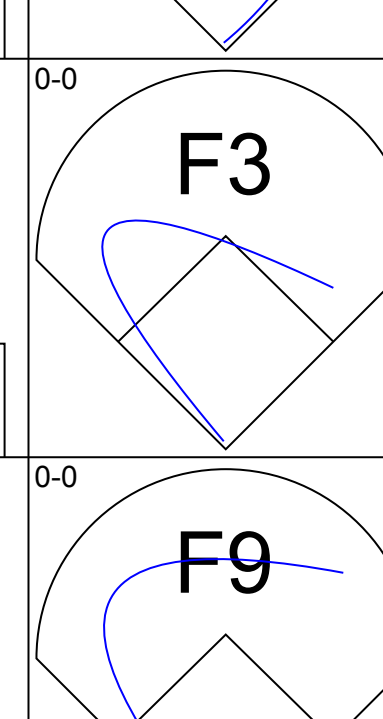
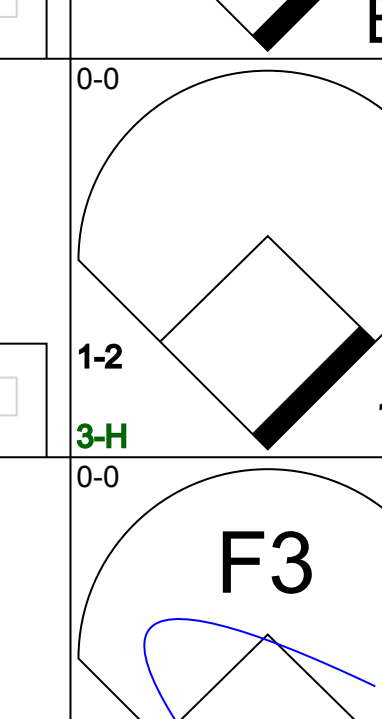
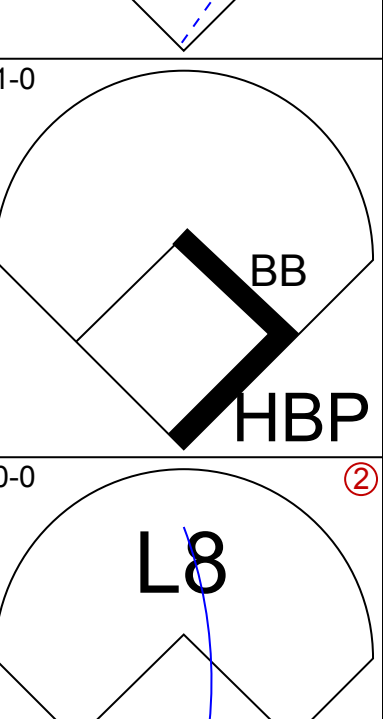
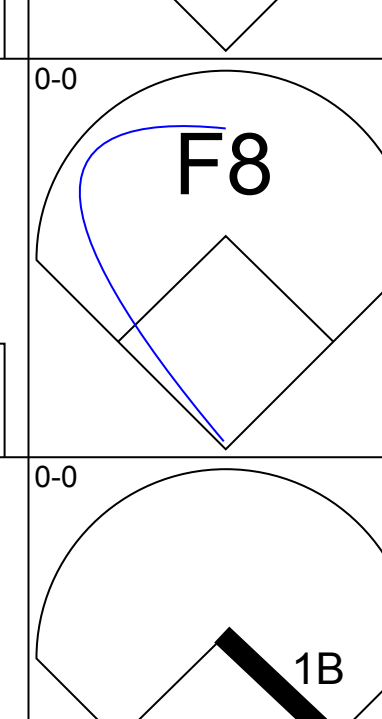
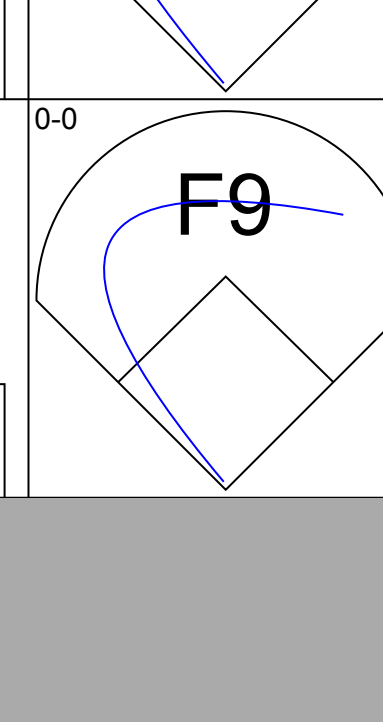
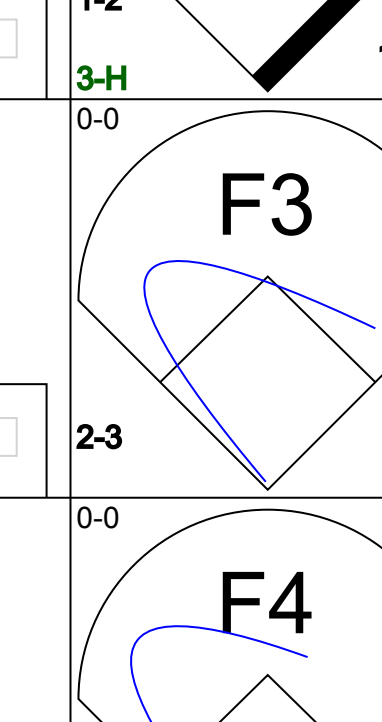
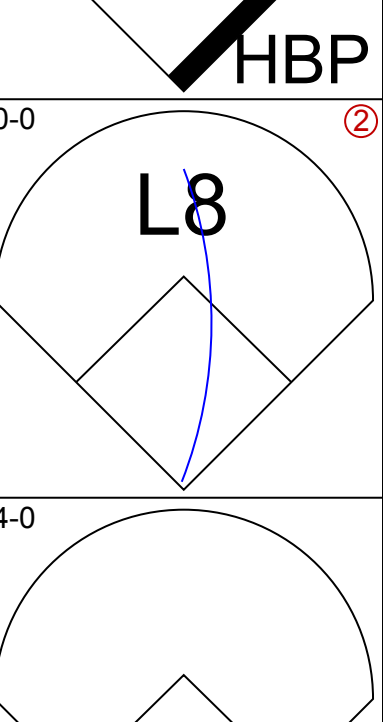
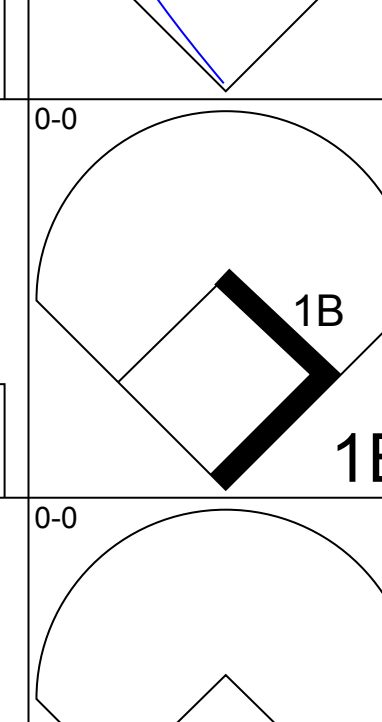
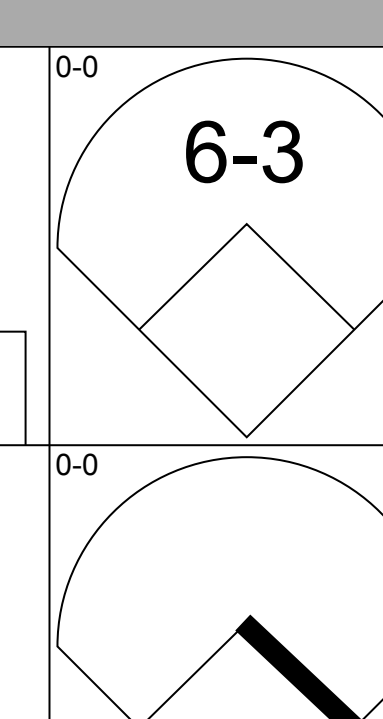
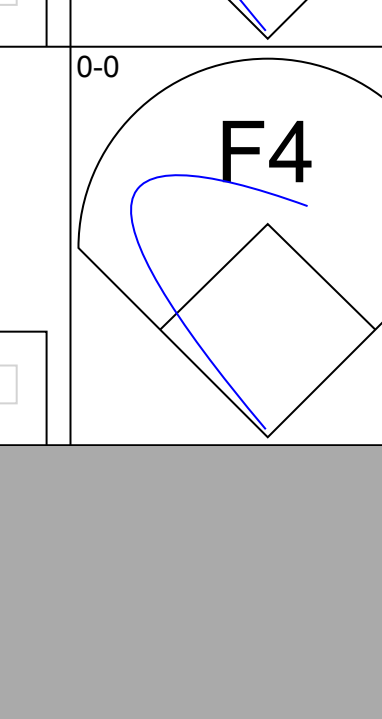
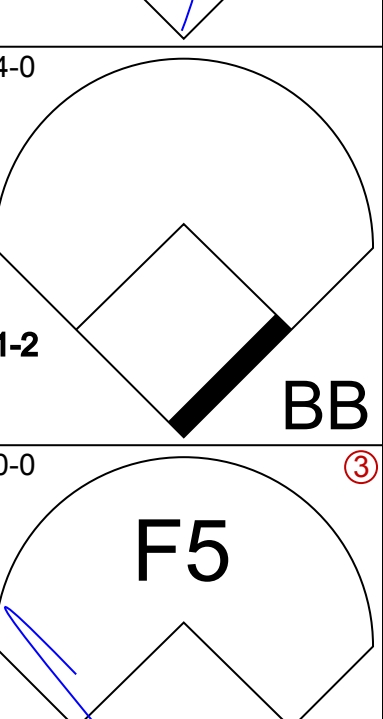
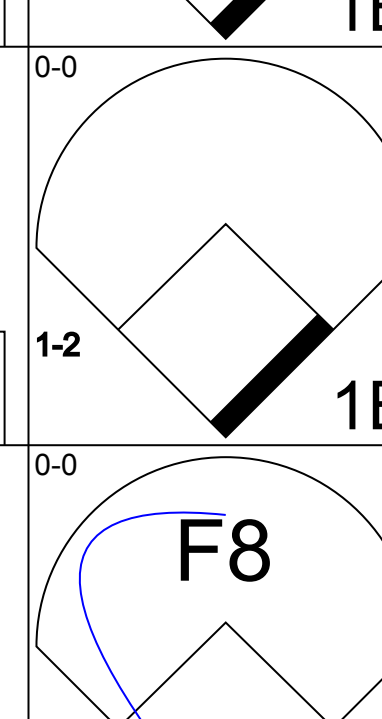
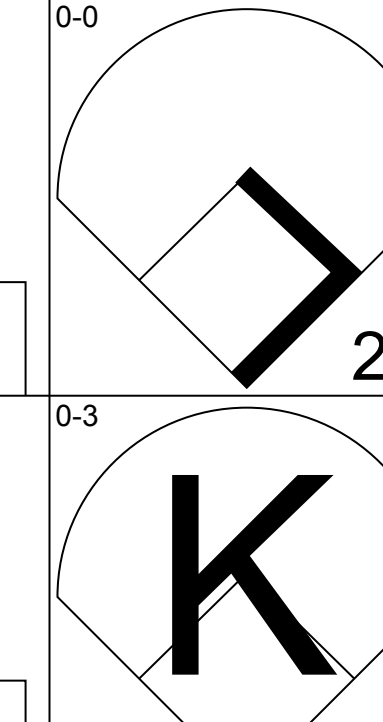
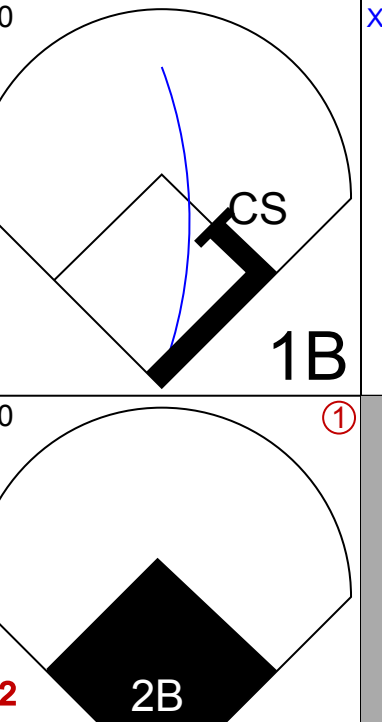
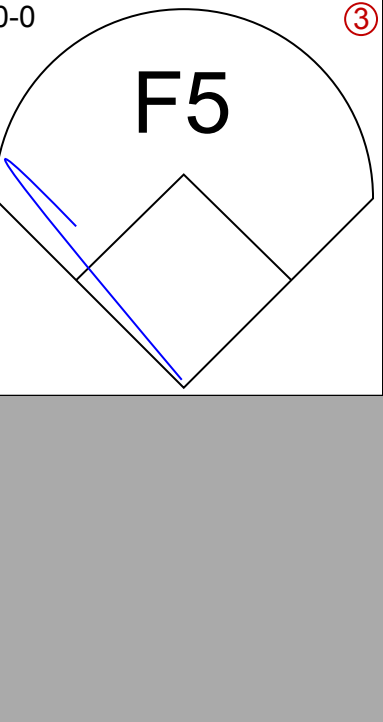
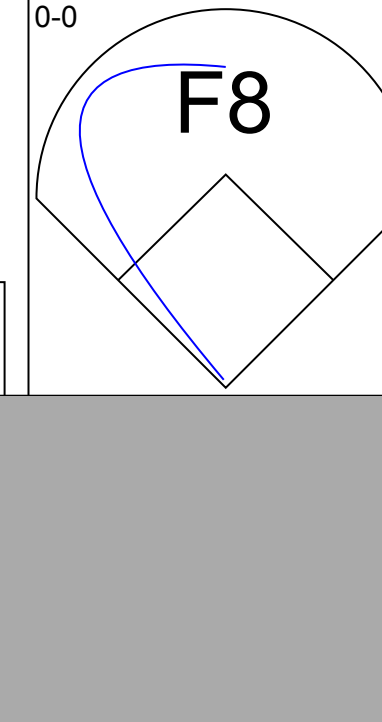


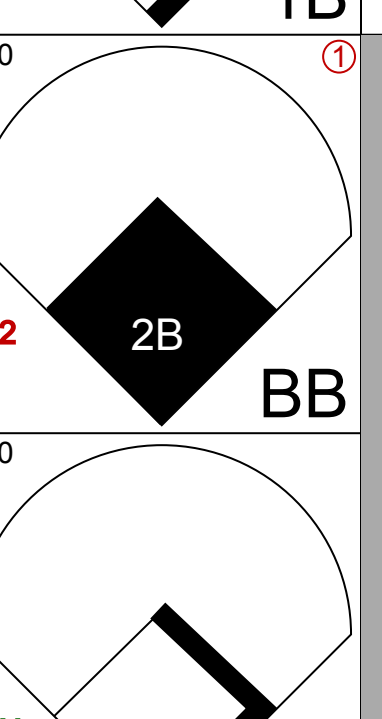
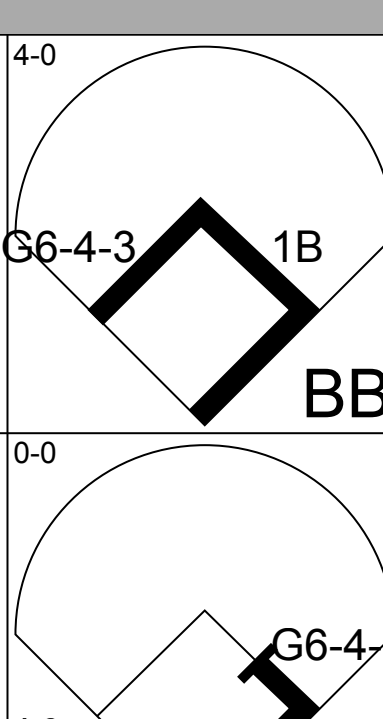
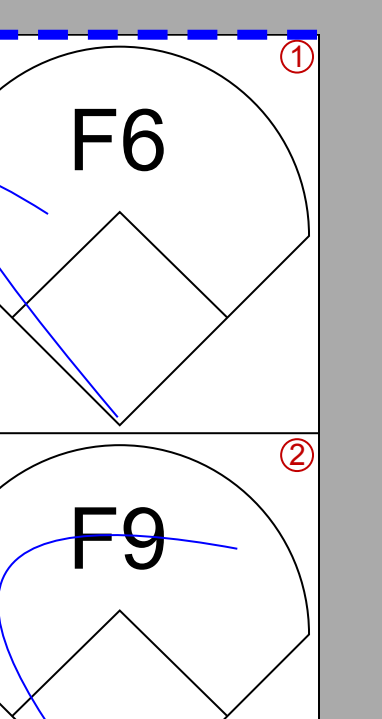


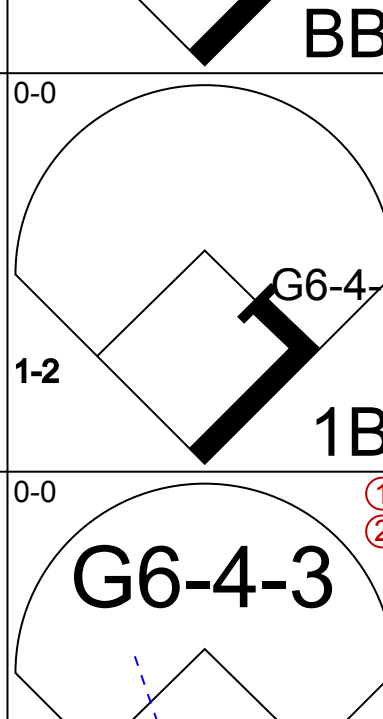
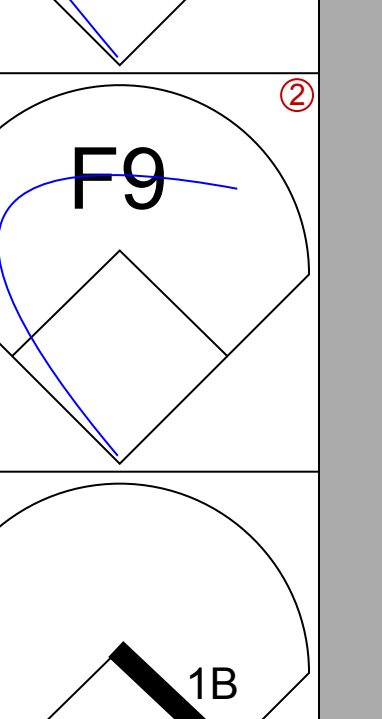
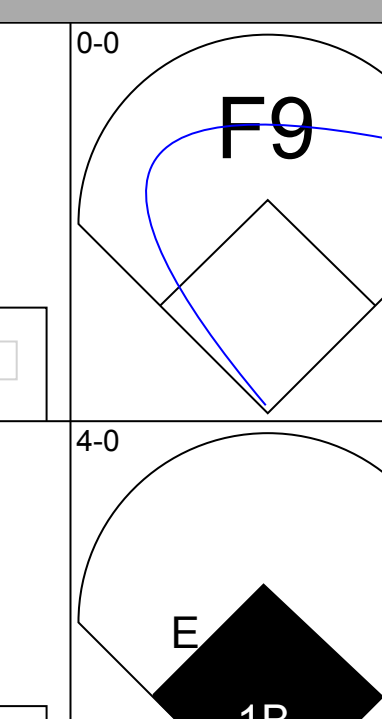
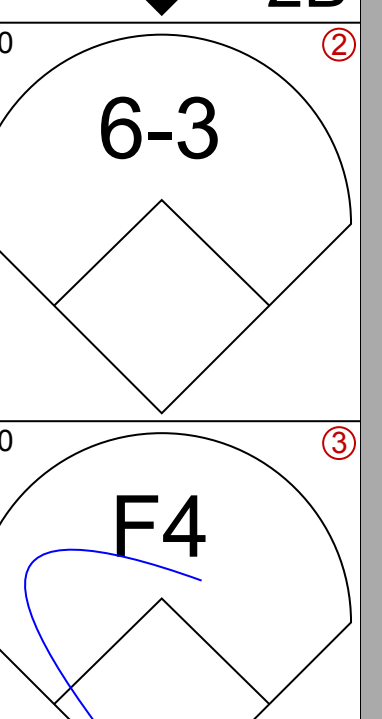
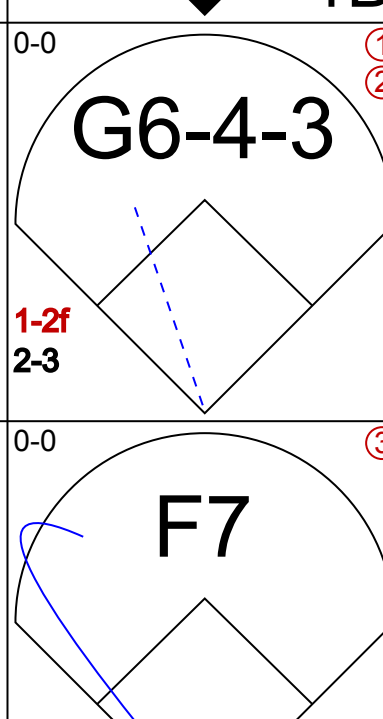
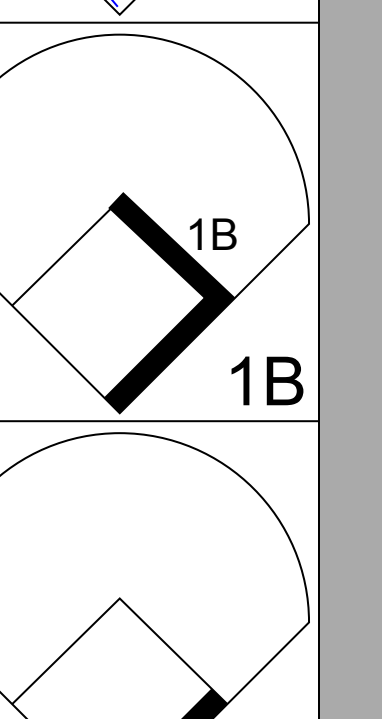
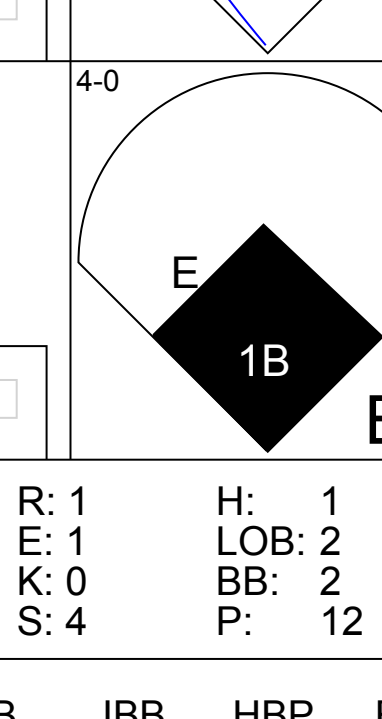
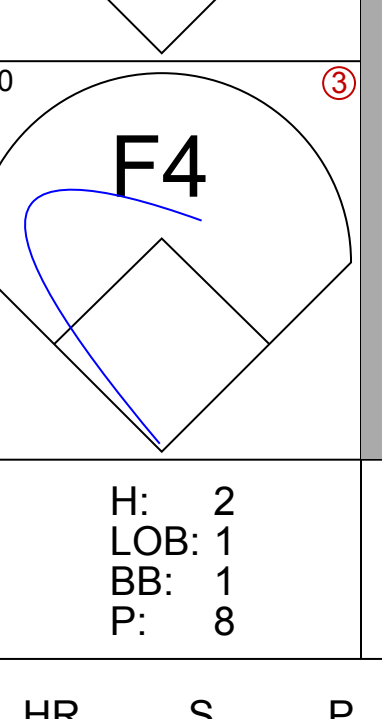
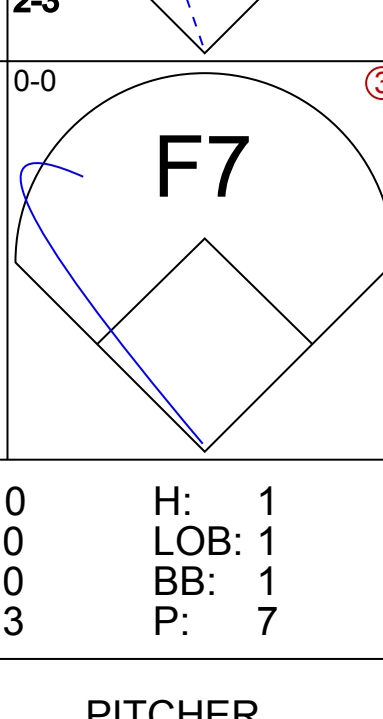
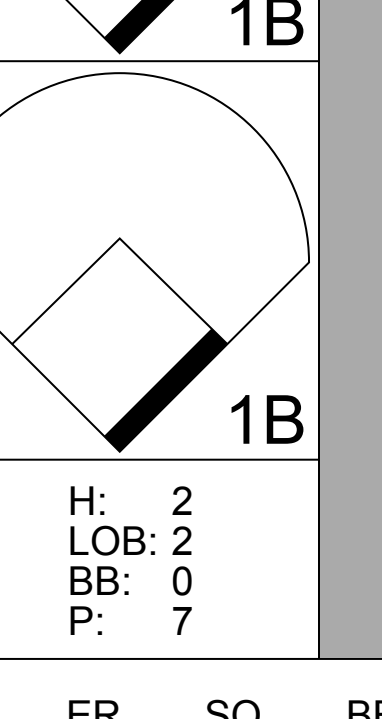
Batter	1	2	3	4	5	6	7	8	9	AB	R	H	RBI	BB	SO	LOB	BOTTOM			
Von Joshua, L (1.8) OBP: 0.358, SLG: 0.441	6-3		FC4-6 1B		G6-3 1-2			F8		4	0	1	0	0	0	2	San Diego Padres @ San Francisco Giants Candlestick Park, San Francisco, CA Fri Sep 19 1975, 10:05 PM EDT Att: 1,718 - Unknown livebaseballscorecards.com			
Derrel Thomas, S (1.4) OBP: 0.342, SLG: 0.375	E6 HR		FC4-6 S			6-3		F6		4	1	0	0	0	0	2				
Bobby Murcer, L (1.9) OBP: 0.395, SLG: 0.437	4-0 1-2 HR		K			F9				2	1	0	0	1	1	1				
Gary Matthews, R (1.7) OBP: 0.371, SLG: 0.414	0-0 1-2 HR		K			K				3	1	1	3	0	2	1				
Willie Montanez, L (1.3) OBP: 0.346, SLG: 0.405	F6				4-3		5-3			3	0	0	0	0	0	0				
Chris Speier, R (1.6) OBP: 0.361, SLG: 0.415	1-3				6-3		K			3	0	0	0	0	1	0				
Bruce Miller, R (1.5) OBP: 0.273, SLG: 0.283		1-3			L6		F7			3	0	0	0	0	0	0				
Mike Sadek, R (1.2) OBP: 0.308, SLG: 0.316		F6			6-3			F3		3	0	0	0	0	0	0				
Mike Caldwell, R (1.1) OBP: 0.167, SLG: 0.238						G6-3 1B				3	0	2	0	0	1	0				
Inning Stats	R: 3 E: 1 K: 0 S: 5	H: 1 LOB: 0 BB: 1 P: 9	R: 0 E: 0 K: 1 S: 5	H: 0 LOB: 0 BB: 0 P: 5	R: 0 E: 0 K: 2 S: 8	H: 1 LOB: 1 BB: 0 P: 8	R: 0 E: 0 K: 0 S: 3	H: 0 LOB: 0 BB: 0 P: 3	R: 0 E: 0 K: 1 S: 5	H: 0 LOB: 0 BB: 0 P: 5	R: 0 E: 0 K: 1 S: 5	H: 0 LOB: 0 BB: 0 P: 5	R: 0 E: 0 K: 0 S: 4	H: 1 LOB: 1 BB: 0 P: 4	R: 0 E: 0 K: 0 S: 4	H: 1 LOB: 0 BB: 0 P: 4		1B: 2 2B: 1 3B: 0 HR: 1	SF: 0 SAC: 0 DP: 1 HBP: 0	WP: 0 PB: 0 SB: 1 CS: 0
PITCHER Randy Jones, L (1.1) ERA: 2.24	IP: 6.0 WLS: L BF: 22 H: 3 R: 3 ER: 2 SO: 4 BB: 1 IBB: 0 HBP: 0 BLK: 0 WP: 0 HR: 1 S: 29 P: 33 ERA: 3.00 WHIP: 0.667																			
Bill Greif, R (7, 1) ERA: 3.71	1.1 5 1 0 0 1 0 0 0 0 0 0 7 7 0.00 0.750																			
Dave Tomlin, L (8, 1) ERA: 3.55	0.2 2 0 0 0 0 0 0 0 0 0 0 2 2 0.00 0.000																			



Batter	1	2	3	4	5	6	7	8	9	AB	R	H	RBI	BB	SO	LOB	TOP									
Bobby Tolan, L OBP: 0.308, SLG: 0.337 (1, 9)										3	2	1	0	1	0	1	San Diego Padres @ San Francisco Giants Candlestick Park, San Francisco, CA Sat Sep 20 1975, 6:33 AM EDT Att: 2,305 - Unknown livebaseballscorecards.com									
Tito Fuentes, S OBP: 0.304, SLG: 0.345 (1, 4)										5	0	0	0	0	1	3										
Bobby Valentine, R OBP: 0.338, SLG: 0.349 (1, 7)										2	0	0	0	3	0	0										
Willie McCovey, L OBP: 0.345, SLG: 0.458 (1, 3)										3	0	0	0	1	3	4										
Dick Sharon, R OBP: 0.327, SLG: 0.342 (1, 8)										2	0	0	0	2	0	2										
Hector Torres, R OBP: 0.300, SLG: 0.332 (1, 6)										3	0	0	0	1	1	2										
Dave Roberts, R OBP: 0.358, SLG: 0.367 (1, 5)										4	0	1	0	0	1	5										
Bob Davis, R OBP: 0.309, SLG: 0.270 (8, PH)										3	0	0	0	0	0	1										
Gene Locklear, L OBP: 0.392, SLG: 0.446 (8, FR)										1	0	1	0	0	0	0										
Enzo Hernandez, R OBP: 0.275, SLG: 0.266 (8, 2)										0	0	0	0	0	0	0										
Fred Kendall, R OBP: 0.265, SLG: 0.253 (8, 2)										0	0	0	0	0	0	0										
Rich Folkers, L OBP: 0.250, SLG: 0.194 (8, PH)										2	0	0	0	1	2	1										
Johanny Grubb, L OBP: 0.343, SLG: 0.366 (8, PH)										1	0	0	0	0	0	1										
Jerry Johnson, R OBP: 0.083, SLG: 0.167 (8, 1)										0	0	0	0	0	0	0										
Inning Stats	R: 1 E: 0 K: 3 S: 9	H: 0 LOB: 3 BB: 4 P: 25	R: 0 E: 0 K: 1 S: 5	H: 0 LOB: 1 BB: 0 P: 6	R: 0 E: 0 K: 1 S: 5	H: 0 LOB: 2 BB: 2 P: 13	R: 0 E: 0 K: 0 S: 2	H: 0 LOB: 0 BB: 1 P: 6	R: 0 E: 0 K: 0 S: 3	H: 1 LOB: 1 BB: 1 P: 7	R: 0 E: 0 K: 1 S: 6	H: 1 LOB: 1 BB: 0 P: 6	R: 1 E: 0 K: 1 S: 6	H: 1 LOB: 1 BB: 1 P: 10	R: 0 E: 0 K: 1 S: 6	H: 1 LOB: 1 BB: 0 P: 6	R: 0 E: 0 K: 0 S: 3	H: 0 LOB: 0 BB: 3 P: 3	1B: 2 2B: 0 3B: 1 HR: 0	SF: 0 SAC: 0 DP: 1 HBP: 1	WP: 1 PB: 0 SB: 3 CS: 0	PA: 39				
PITCHER	IP	WLS	BF	H	R	ER	SO	BB	IBB	HBP	BLK	WP	HR	S	P	ERA	WHIP									
Pete Falcone, L ERA: 4.14	(1, 1)	7.0	W	32	2	2	2	7	9	0	1	1	1	0	36	73	2.57	1.571								
Randy Moffitt, R ERA: 3.89	(8, 1)	2.0	S	7	1	0	0	1	0	0	0	0	0	9	9	0.00	0.500									

Batter	1	2	3	4	5	6	7	8	9	AB	R	H	RBI	BB	SO	LOB	BOTTOM								
Von Joshua, L OBP: 0.359, SLG: 0.448 (1, 8)										4	2	2	0	0	1	1	San Diego Padres @ San Francisco Giants Candlestick Park, San Francisco, CA Sat Sep 20 1975, 6:33 AM EDT Att: 2,305 - Unknown livebaseballscorecards.com								
Derrel Thomas, S OBP: 0.341, SLG: 0.375 (1, 4)										3	0	1	2	0	0	1									
Bobby Murcer, L OBP: 0.394, SLG: 0.435 (1, 9)										4	0	1	0	0	0	1									
Gary Matthews, R OBP: 0.370, SLG: 0.410 (1, 7)										3	1	0	0	1	1	1									
Willie Montanez, L OBP: 0.348, SLG: 0.409 (1, 3)										4	1	3	0	0	0	0									
Chris Speier, R OBP: 0.362, SLG: 0.418 (1, 6)										4	0	2	2	0	0	1									
Bruce Miller, R OBP: 0.269, SLG: 0.279 (1, 5)										4	0	0	0	0	0	4									
Mike Sadek, R OBP: 0.324, SLG: 0.330 (1, 2)										2	0	1	0	2	0	0									
Pete Falcone, L OBP: 0.076, SLG: 0.062 (7, PH)										2	0	0	0	0	1	3									
Jack Clark, R OBP: 0.333, SLG: 0.200 (8, 1)										1	0	0	0	0	0	0									
Randy Moffitt, R OBP: 0.214, SLG: 0.357 (8, 1)										1	0	0	0	0	1	2									
Inning Stats	R: 1 E: 0 K: 1 S: 6	H: 1 LOB: 0 BB: 0 P: 6	R: 0 E: 0 K: 0 S: 4	H: 1 LOB: 2 BB: 1 P: 8	R: 0 E: 0 K: 0 S: 4	H: 1 LOB: 1 BB: 0 P: 4	R: 0 E: 0 K: 0 S: 3	H: 0 LOB: 0 BB: 0 P: 3	R: 0 E: 0 K: 2 S: 8	H: 1 LOB: 1 BB: 0 P: 8	R: 1 E: 0 K: 0 S: 5	H: 2 LOB: 1 BB: 0 P: 5	R: 1 E: 0 K: 0 S: 5	H: 2 LOB: 1 BB: 0 P: 5	R: 1 E: 0 K: 1 S: 6	H: 2 LOB: 2 BB: 2 P: 14	1B: 5 2B: 4 3B: 1 HR: 0	SF: 1 SAC: 0 DP: 1 HBP: 0	WP: 0 PB: 0 SB: 2 CS: 0	PA: 36					
PITCHER	IP	WLS	BF	H	R	ER	SO	BB	IBB	HBP	BLK	WP	HR	S	P	ERA	WHIP								
Rich Folkers, L ERA: 4.08	(1, 1)	7.0	L	30	8	3	3	3	0	1	0	0	0	35	39	3.86	1.143								
Jerry Johnson, R ERA: 4.35	(8, 1)	1.0		6	2	1	1	1	2	0	0	0	0	6	14	9.00	4.000								

Batter	1	2	3	4	5	6	7	8	9	AB	R	H	RBI	BB	SO	LOB	TOP					
Johnny Grubb, L (1, 8) OBP: 0.340, SLG: 0.364										4	0	0	0	0	1	0	San Diego Padres @ San Francisco Giants Candlestick Park, San Francisco, CA Sun Sep 21 1975, 6:33 AM EDT Att: 15,447 - Unknown livebaseballscorecards.com					
Tito Fuentes, S (1, 4) OBP: 0.302, SLG: 0.342										4	0	0	0	0	0	0						
Gene Locklear, L (1, 7) OBP: 0.383, SLG: 0.447 Don Hahn, R (9, PR) OBP: 0.341, SLG: 0.176				 1B					 1B	4	0	2	0	0	0	0						
Willie McCovey, L (1, 3) OBP: 0.344, SLG: 0.456		 1B		 1-2						4	0	1	0	0	0	2						
Bobby Tolan, L (1, 9) OBP: 0.306, SLG: 0.335		 1-2								3	0	0	0	0	0	2						
Dave Roberts, R (1, 5) OBP: 0.357, SLG: 0.366					 S 1B					3	0	1	0	0	2	0						
Bob Davis, R (1, 2) Jerry Turner, L (8, PH) OBP: 0.312, SLG: 0.292 Hector Torres, R (8, 6) OBP: 0.300, SLG: 0.125 Hector Torres, R (8, 6) OBP: 0.300, SLG: 0.332			 3B		 1-2					2	1	1	0	0	0	1						
Enzo Hernandez, R (1, 6) OBP: 0.273, SLG: 0.265 Ted Kubiak, S (8, PH) OBP: 0.302, SLG: 0.252 Fred Kendall, R (8, 2) OBP: 0.265, SLG: 0.253			 1							1	0	0	1	0	0	1						
Brent Strom, R (1, 1) OBP: 0.167, SLG: 0.143 Dave Winfield, R (8, PH) OBP: 0.349, SLG: 0.396 Danny Frisella, L (8, 1) OBP: 0.200, SLG: 0.200			 K							1	0	0	0	0	1	0						
										0	0	0	0	0	0	0						
Inning Stats	R: 0 E: 0 K: 1 S: 5	H: 0 LOB: 0 BB: 0 P: 5	R: 0 E: 0 K: 1 S: 5	H: 1 LOB: 0 BB: 0 P: 5	R: 1 E: 0 K: 1 S: 6	H: 1 LOB: 0 BB: 0 P: 6	R: 0 E: 0 K: 0 S: 4	H: 1 LOB: 1 BB: 0 P: 4	R: 0 E: 0 K: 1 S: 6	H: 1 LOB: 1 BB: 0 P: 6	R: 0 E: 0 K: 0 S: 3	H: 0 LOB: 0 BB: 0 P: 3	R: 0 E: 0 K: 1 S: 5	H: 0 LOB: 0 BB: 0 P: 5	R: 0 E: 0 K: 2 S: 7	H: 0 LOB: 0 BB: 0 P: 7	R: 0 E: 0 K: 0 S: 4	H: 1 LOB: 1 BB: 0 P: 4	1B: 4 2B: 0 3B: 1 HR: 0	SF: 1 SAC: 0 DP: 1 HBP: 0	WP: 0 PB: 0 SB: 2 CS: 0	PA: 31
PITCHER John Montefusco, R (1, 1) ERA: 2.99	IP: 9.0 WLS: W BF: 31	H: 5 R: 1 ER: 1 SO: 7	BB: 0 IBB: 0 HBP: 0 BLK: 0	WP: 0 HR: 0 S: 45 P: 45	ERA: 1.00 WHIP: 0.556	PITCHER										ERA: 1.00 WHIP: 0.556						

Batter	1	2	3	4	5	6	7	8	9	AB	R	H	RBI	BB	SO	LOB	BOTTOM					
Gary Thomasson, L (1, 8) OBP: 0.298, SLG: 0.335			 1B BB							4	0	0	0	1	2	2	San Diego Padres @ San Francisco Giants Candlestick Park, San Francisco, CA Sun Sep 21 1975, 6:33 AM EDT Att: 15,447 - Unknown livebaseballscorecards.com					
Derrel Thomas, S (1, 4) OBP: 0.342, SLG: 0.375			 1B		 HBP					3	0	1	1	0	0	0						
Bobby Murcer, L (1, 9) OBP: 0.393, SLG: 0.434			 2-3				 1B			4	0	1	0	0	0	3						
Gary Matthews, R (1, 7) OBP: 0.371, SLG: 0.410					 1-2		 1B			3	0	1	0	1	0	2						
Willie Montanez, L (1, 3) OBP: 0.349, SLG: 0.411				 1B						4	0	2	0	0	0	4						
Chris Speier, R (1, 6) OBP: 0.363, SLG: 0.416			 1-2	 2B		 1B BB				2	1	0	0	2	1	1						
Bruce Miller, R (1, 5) OBP: 0.272, SLG: 0.285				 2B		 1-2				4	0	2	1	0	0	1						
Mike Sadek, R (1, 2) OBP: 0.322, SLG: 0.327						 1-2		 1B		4	0	1	0	0	0	3						
John Montefusco, R (1, 1) OBP: 0.136, SLG: 0.145			 1B BB					 1B		3	1	1	0	1	0	2						
Inning Stats	R: 0 E: 0 K: 0 S: 3	H: 0 LOB: 0 BB: 0 P: 3	R: 0 E: 0 K: 1 S: 6	H: 1 LOB: 1 BB: 0 P: 6	R: 1 E: 1 K: 0 S: 4	H: 1 LOB: 2 BB: 2 P: 12	R: 1 E: 0 K: 0 S: 4	H: 2 LOB: 1 BB: 1 P: 8	R: 0 E: 0 K: 0 S: 3	H: 0 LOB: 2 BB: 1 P: 8	R: 0 E: 0 K: 0 S: 3	H: 1 LOB: 1 BB: 1 P: 7	R: 0 E: 0 K: 1 S: 7	H: 2 LOB: 2 BB: 0 P: 7	R: 0 E: 0 K: 1 S: 7	H: 2 LOB: 2 BB: 0 P: 7		R: 0 E: 0 K: 1 S: 7	H: 2 LOB: 2 BB: 0 P: 7	1B: 7 2B: 2 3B: 0 HR: 0	SF: 0 SAC: 0 DP: 1 HBP: 1	WP: 0 PB: 0 SB: 1 CS: 1
PITCHER Brent Strom, L (1, 1) ERA: 2.38 Danny Frisella, R (8, 1) ERA: 3.13	IP: 7.0 WLS: L BF: 32	H: 7 R: 2 ER: 1 SO: 2	BB: 5 IBB: 0 HBP: 1 BLK: 0	WP: 0 HR: 0 S: 30 P: 51	ERA: 1.29 WHIP: 1.714	PITCHER										ERA: 1.29 WHIP: 1.714						

Batter	1	2	3	4	5	6	7	8	9	10	11	AB	R	H	RBI	BB	SO	LOB	TOP			
Davey Lopes, R OBP: 0.358, SLG: 0.363 (1, 4)	K		WP SH5-4 SF8 1B		6-3		2B SF7	FC6-4 BB			K	5	2	2	0	1	2	0				
Lee Lacy, R OBP: 0.361, SLG: 0.458 (1, 7)	6-3		SH5-4		CS		1B	FC6-4			2B	4	1	2	1	1	0	2				
Willie Crawford, L OBP: 0.347, SLG: 0.391 (1, 9)	L8		SF8		CS		1B	1B			2B	4	0	2	1	1	0	0				
Sieve Garvey, R OBP: 0.345, SLG: 0.462 (1, 3)		F7	5-3			K	SF7				F9	4	0	0	1	1	1	1				
Ron Cey, R OBP: 0.368, SLG: 0.468 (1, 5)		F8			L8		1B				F9	5	0	1	1	1	1	3				
Henry Cruz, L OBP: 0.288, SLG: 0.315 (1, 8)	HBP 1B				2B		1-3 BB	1-2 2-H 1B			F6	6	0	3	0	0	0	7				
Sieve Yeager, R OBP: 0.303, SLG: 0.350 (1, 2)	FC6-4 HBP				F9		F9				FC3-6 1B	4	0	0	0	0	1	4				
Bill Russell, R OBP: 0.280, SLG: 0.266 (1, 6)	FC6-4				F7		F8				F7	4	0	1	0	0	0	3				
Leron Lee, L OBP: 0.288, SLG: 0.277 (10, PH)												1	0	0	0	0	0	1				
Ivan De Jesus, R OBP: 0.286, SLG: 0.213 (10, 6)												0	0	0	0	0	0	0				
Andy Messersmith, R OBP: 0.219, SLG: 0.022 (5, 1)					F8						F5	2	1	1	0	0	0	0				
Charlie Hough, R OBP: 0.333, SLG: 0.333 (10, PH)												2	1	2	0	0	0	0				
John Hale, L OBP: 0.301, SLG: 0.335 (10, PH)												1	0	0	0	0	0	1				
Dave Selis, R OBP: 1.000, SLG: 1.000 (10, 1)			SH5-4 WP 1B				2B 1B	2-H 1B				0	0	0	0	0	0	0				
Inning Stats	R: 0 E: 0 K: 1 S: 5	H: 0 LOB: 0 BB: 0 P: 5	R: 0 E: 0 K: 0 S: 4	H: 1 LOB: 2 BB: 0 P: 5	R: 2 E: 0 K: 0 S: 5	H: 2 LOB: 0 BB: 0 P: 5	R: 0 E: 0 K: 0 S: 4	H: 1 LOB: 1 BB: 0 P: 4	R: 0 E: 0 K: 0 S: 3	H: 1 LOB: 2 BB: 1 P: 10	R: 3 E: 0 K: 0 S: 7	H: 4 LOB: 2 BB: 1 P: 11	R: 0 E: 0 K: 1 S: 6	H: 2 LOB: 2 BB: 0 P: 10	R: 0 E: 0 K: 0 S: 4	H: 1 LOB: 1 BB: 0 P: 4	R: 0 E: 0 K: 2 S: 8	H: 1 LOB: 3 BB: 2 P: 16	1B: 9 2B: 5 3B: 0 HR: 0	SF: 2 SAC: 1 DP: 0 HBP: 1	WP: 1 PB: 1 SB: 0 CS: 1	PA: 52
PITCHER	IP ERA WLS BF H R ER SO BB IBB HBP BLK WP HR S P ERA WHIP	PITCHER																				
Dave Freisleben, R ERA: 4.2 (1, 1)	6.1	3	30	9	5	5	2	0	0	0	0	0	0	0	0	0	0	0	7.11	1.579		
Danny Frisella, R ERA: 3.11 (7, 1)	0.2	3	1	0	0	0	0	0	0	0	0	0	0	0	0	3	3	0.00	1.500			
Jerry Johnson, R ERA: 4.19 (8, 1)	2.0	8	2	0	0	1	1	0	0	0	0	0	0	0	9	13	0.00	1.500				
Joe McIntosh, R ERA: 3.65 (10, 1)	1.0	4	1	0	0	0	0	0	0	0	0	0	0	0	4	4	0.00	1.000				
Butch Metzger, R ERA: (11, 1)	1.0	W	6	1	0	0	2	1	1	0	0	0	0	0	8	16	0.00	2.000				

Los Angeles Dodgers @ San Diego Padres
San Diego Stadium, San Diego, CA
Mon Sep 22 1975, 10:05 PM EDT
Atf: 5,680 - Unknown

livebaseballscores.com

AB 42
R 5
H 14
RBI 4
BB 5
SO 5
LOB 22




Batter	1	2	3	4	5	6	7	8	9	10	11	AB	R	H	RBI	BB	SO	LOB	BOTTOM					
Jerry Turner, L OBP: 0.315, SLG: 0.447 (1, 7)	1B SH1-4 SF9 1B		F3		6-3		P1				4-3	4	1	1	0	0	0	2						
Jerry Johnson, R OBP: 0.315, SLG: 0.447 (8, 1)												0	0	0	0	0	0	0						
Ted Kubiak, S OBP: 0.266, SLG: 0.256 (9, PH)												1	0	1	0	0	0	0						
Enzo Hernandez, R OBP: 0.224, SLG: 0.229 (10, 1)												0	0	0	0	0	0	0						
Joe Mauer, S OBP: 0.224, SLG: 0.229 (10, PH)												1	0	0	0	0	0	0						
Dick Johnson, R OBP: 0.326, SLG: 0.340 (11, 1)												0	0	0	0	0	0	0						
Tito Fuentes, S OBP: 0.305, SLG: 0.345 (1, 4)	SH1-4				6-3		E7					4	0	3	0	0	0	0						
Hector Torres, R OBP: 0.302, SLG: 0.343 (10, 4)							1B					1	1	1	1	0	0	0						
Gene Locklear, L OBP: 0.380, SLG: 0.442 (1, 9)	E 1B				L8		G3					5	0	1	0	0	1	3						
Willie McCovey, L OBP: 0.343, SLG: 0.453 (1, 3)												2	0	0	1	1	0	1						
Dave Winfield, R OBP: 0.350, SLG: 0.396 (8, PR)	SF9				4-3		F8					0	0	0	0	1	0	0						
Dave Winfield, R OBP: 0.350, SLG: 0.396 (9, 9)												5	1	2	0	0	0	3						
Bobby Tolan, L OBP: 0.307, SLG: 0.337 (1, 8)	E1				SH5-3 2B		4-3				FC2-6 1B	5	1	2	0	0	0	3						
Bobby Tolan, L OBP: 0.307, SLG: 0.337 (8, 9)												4	0	1	0	0	0	2						
Dave Roberts, R OBP: 0.353, SLG: 0.362 (1, 5)	F5				SH5-3		F4				3-1	4	0	1	0	0	0	2						
Dave Roberts, R OBP: 0.353, SLG: 0.362 (1, 5)												4	0	1	0	0	0	2						
Bob Davis, R OBP: 0.313, SLG: 0.302 (1, 2)												3	1	1	1	0	0	0						
Bobby Valentine, R OBP: 0.333, SLG: 0.344 (8, PH)	F4											1	0	0	0	0	0	2						
Fred Kendall, R OBP: 0.267, SLG: 0.255 (9, 2)												1	0	1	0	0	0	0						
Bill Almon, R OBP: 0.333, SLG: 0.333 (1, 6)	6-3				SH1-3 1B		FC6-4 1B				FC5-4	5	0	2	0	0	0	3						
Bill Almon, R OBP: 0.333, SLG: 0.333 (1, 6)												5	0	2	0	0	0	3						
Dave Freisleben, R OBP: 0.170, SLG: 0.083 (1, 1)												1	0	0	1	0	1	0						
Danny Frisella, L OBP: 0.200, SLG: 0.200 (7, 1)	K				SH1-3		FC6-4				4-3	0	0	0	0	0	0	0						
Johnny Grubb, L OBP: 0.340, SLG: 0.363 (8, 8)												3	1	1	0	0	0	1						
Inning Stats	R: 1 E: 1 K: 0 S: 6	H: 3 LOB: 2 BB: 0 P: 6	R: 0 E: 0 K: 1 S: 5	H: 0 LOB: 0 BB: 0 P: 5	R: 0 E: 0 K: 0 S: 4	H: 1 LOB: 1 BB: 0 P: 4	R: 2 E: 0 K: 0 S: 6	H: 3 LOB: 1 BB: 0 P: 6	R: 0 E: 0 K: 0 S: 3	H: 0 LOB: 0 BB: 0 P: 3	R: 1 E: 1 K: 0 S: 5	H: 2 LOB: 1 BB: 0 P: 5	R: 0 E: 0 K: 0 S: 4	H: 1 LOB: 2 BB: 1 P: 8	R: 1 E: 0 K: 1 S: 7	H: 2 LOB: 2 BB: 1 P: 11	R: 0 E: 0 K: 0 S: 5	H: 2 LOB: 2 BB: 0 P: 5	R: 1 E: 0 K: 0 S: 1	H: 1 LOB: 0 BB: 0 P: 1	1B: 12 2B: 2 3B: 0 HR: 1	SF: 1 SAC: 3 DP: 0 HBP: 0	WP: 0 PB: 0 SB: 1 CS: 0	PA: 47
PITCHER	IP ERA WLS BF H R ER SO BB IBB HBP BLK WP HR S P ERA WHIP	PITCHER																						
Andy Messersmith, R ERA: 2.36 (1, 1)	4.2	21	7	3	3	1	0	0	0	0	0	23	23	2.08	1.500									
Charlie Hough, R ERA: 2.95 (5, 1)	4.1	20	5	2	1	1	2	0	0	0	1	20	28	2.08	1.615									
Dave Selis, R ERA: 6.46 (10, 1)	1.0	L	6	3	1	1	0	0	0	0	0	1	6	9.00	3.000									

Los Angeles Dodgers @ San Diego Padres
San Diego Stadium, San Diego, CA
Mon Sep 22 1975, 10:05 PM EDT
Atf: 5,680 - Unknown

livebaseballscores.com

AB 41
R 6
H 15
RBI 4
BB 2
SO 2
LOB 19




Batter	1	2	3	4	5	6	7	8	9	AB	R	H	RBI	BB	SO	LOB	TOP					
Davey Lopes, R OBP: 0.360, SLG: 0.363 Joe Simpson, L OBP: 0.333, SLG: 0.333	F8	L6		3B 1B	HR 1B		F9 2B 1B		3-1	4	2	2	0	0	0	0						
Lee Lacy, R OBP: 0.365, SLG: 0.466	2B 1B	S 1B		1B 3B	HR 1B		F9 1-3		F4	6	3	4	2	0	0	1						
Jimmy Wynn, R OBP: 0.404, SLG: 0.418 John Hale, L OBP: 0.303, SLG: 0.337	E8 1B 2B	F7		FC4-6 1B	SF8		K		FC5-4 1B	3	1	2	2	0	0	1						
Steve Garvey, R OBP: 0.350, SLG: 0.475	WP BB 1B			HR	FC4-6 HR				FC5-4 1-2	6	3	4	6	0	0	2						
Ron Cey, R OBP: 0.368, SLG: 0.471 Ken McMullen, R OBP: 0.314, SLG: 0.422	BB 1-2 BB			F9	HR		K		K	3	1	1	2	1	1	0						
Jerry Royster, R OBP: 0.281, SLG: 0.387	F3 2-3			L8	F6		K		E4	5	0	0	0	0	1	2						
Steve Yeager, R OBP: 0.302, SLG: 0.345	BB 1-2 BB			F8	BB		6-3		F4	3	0	0	0	2	0	1						
Ivan De Jesus, R OBP: 0.284, SLG: 0.238 Orlando Alvarez, R OBP: 0.298, SLG: 0.276	F2			1B 3B	1-3		K		K	4	1	1	0	0	1	4						
Rick Auerbach, R OBP: 0.298, SLG: 0.276							K		K	1	0	0	0	0	1	1						
Doug Rau, L OBP: 0.239, SLG: 0.195				F7	1B 3B		K		F4	5	2	2	1	0	1	1						
Inning Stats	R: 2 E: 1 K: 0 S: 6	H: 3 LOB: 3 BB: 2 P: 14	R: 0 E: 0 K: 0 S: 4	H: 1 LOB: 1 BB: 0 P: 4	R: 1 E: 0 K: 0 S: 4	H: 1 LOB: 0 BB: 0 P: 4	R: 6 E: 0 K: 0 S: 9	H: 6 LOB: 1 BB: 1 P: 13	R: 4 E: 0 K: 2 S: 11	H: 4 LOB: 0 BB: 0 P: 11	R: 0 E: 0 K: 2 S: 7	H: 0 LOB: 0 BB: 0 P: 7	R: 1 E: 1 K: 2 S: 9	H: 2 LOB: 1 BB: 0 P: 9	R: 0 E: 1 K: 1 S: 6	H: 0 LOB: 1 BB: 0 P: 6	R: 0 E: 0 K: 0 S: 4	H: 1 LOB: 1 BB: 0 P: 4	1B: 11 2B: 2 3B: 2 HR: 3	SF: 1 SAC: 0 DP: 0 HBP: 0	WP: 1 PB: 0 SB: 1 CS: 0	PA: 49
PITCHER	IP WLS BF H R ER SO BB IBB HBP BLK WP HR S P ERA WHIP																					
Rich Folkers, L ERA: 4.18	(1, 1) 3.0 L 16 5 3 3 0 2 0 0 0 0 1 1 14 22 9.00 2.333																					
Jerry Johnson, R ERA: 5.17	(4, 1) 0.1 7 6 6 6 0 0 0 0 0 0 1 7 7 162.00 18.000																					
Butch Metzger, R ERA: 9.82	(4, 1) 1.2 10 4 4 4 2 1 0 0 0 0 1 13 17 21.60 3.000																					
Dave Tomlin, L ERA: 3.42	(6, 1) 3.0 12 2 1 0 5 0 0 0 0 0 0 22 22 0.00 0.667																					
Joe McIntosh, R ERA: 3.63	(9, 1) 1.0 4 1 0 0 0 0 0 0 0 0 0 4 4 0.00 1.000																					
Batter	1	2	3	4	5	6	7	8	9	AB	R	H	RBI	BB	SO	LOB	BOTTOM					
Bill Almon, R OBP: 0.400, SLG: 0.400	K		FC5-4			FC6-4 1B		1B		4	0	2	0	0	1	1						
Bobby Valentine, R OBP: 0.305, SLG: 0.310	F7		F9			F9		F9		4	0	0	0	0	0	3						
Tito Fuentes, S OBP: 0.311, SLG: 0.351	K			4-3		FC6-4		1B		4	0	1	0	0	1	1						
Willie McCovey, L OBP: 0.343, SLG: 0.450 Ted Kubiak, S OBP: 0.303, SLG: 0.254		4-3 1B		F3		F9		F8		2	0	1	0	0	0	0						
Dave Winfield, R OBP: 0.350, SLG: 0.397		4-3 1-2		FC6-4 1B		5-3 BB		F9		3	0	1	0	1	0	1						
Dick Sharon, R OBP: 0.317, SLG: 0.325		F9		FC6-4 1-2		F9		3-1		4	0	0	0	0	0	3						
Dave Roberts, R OBP: 0.363, SLG: 0.355		6-3			L8		5-3		BB	3	0	0	0	1	0	2						
Bob Davis, R OBP: 0.303, SLG: 0.292			6-3		F8		6-3		F3	4	0	0	0	0	0	2						
Rich Folkers, L OBP: 0.256, SLG: 0.194 Jerry Turner, L OBP: 0.332, SLG: 0.231 Jerry Johnson, R OBP: 0.305, SLG: 0.167 Butch Metzger, R OBP: 0.372, SLG: 0.440 Gene Locklear, L OBP: 0.423 Dave Tomlin, L OBP: 0.266, SLG: 0.252 Fred Kendall, R OBP: 0.245, SLG: 0.239	(1, 1) 9.0 W 35 6 0 0 2 2 0 0 0 0 0 37 45 0.00 0.889																					
Inning Stats	R: 0 E: 0 K: 2 S: 7	H: 0 LOB: 0 BB: 0 P: 7	R: 0 E: 0 K: 0 S: 4	H: 1 LOB: 1 BB: 0 P: 4	R: 0 E: 0 K: 0 S: 4	H: 1 LOB: 1 BB: 0 P: 4	R: 0 E: 0 K: 0 S: 4	H: 1 LOB: 1 BB: 0 P: 4	R: 0 E: 0 K: 0 S: 3	H: 0 LOB: 0 BB: 0 P: 3	R: 0 E: 0 K: 0 S: 4	H: 1 LOB: 1 BB: 0 P: 4	R: 0 E: 0 K: 0 S: 3	H: 0 LOB: 1 BB: 1 P: 7	R: 0 E: 0 K: 0 S: 5	H: 2 LOB: 2 BB: 0 P: 5	R: 0 E: 0 K: 0 S: 3	H: 0 LOB: 1 BB: 1 P: 7	1B: 6 2B: 0 3B: 0 HR: 0	SF: 0 SAC: 0 DP: 0 HBP: 0	WP: 0 PB: 0 SB: 0 CS: 0	PA: 35
PITCHER	IP WLS BF H R ER SO BB IBB HBP BLK WP HR S P ERA WHIP																					
Doug Rau, L ERA: 3.11	(1, 1) 9.0 W 35 6 0 0 2 2 0 0 0 0 0 37 45 0.00 0.889																					

Los Angeles Dodgers @ San Diego Padres
San Diego Stadium, San Diego, CA
Wed Sep 24 1975, 10:05 PM EDT
Att: 9,262 - Unknown

livebaseballscorecards.com

AB 45
R 14
H 18
RBI 13
BB 3
SO 7
LOB 15



Los Angeles Dodgers @ San Diego Padres
San Diego Stadium, San Diego, CA
Wed Sep 24 1975, 10:05 PM EDT
Att: 9,262 - Unknown

livebaseballscorecards.com

AB 33
R 0
H 6
RBI 0
BB 2
SO 2
LOB 16



Batter	1	2	3	4	5	6	7	8	9	AB	R	H	RBI	BB	SO	LOB	TOP		
Von Joshua, L (1.8) OBP: 0.358, SLG: 0.447										5	1	1	0	0	0	0	San Francisco Giants @ San Diego Padres San Diego Stadium, San Diego, CA Thu Sep 25 1975, 10:05 PM EDT Att: 3,886 - Unknown livebaseballscorecards.com		
Derrel Thomas, S (1.4) OBP: 0.345, SLG: 0.381										3	3	1	0	2	2	0			
Bobby Murcer, L (1.9) OBP: 0.395, SLG: 0.431										3	1	1	0	1	1	1			
Willie Montanez, L (1.3) OBP: 0.351, SLG: 0.414										4	0	2	2	0	0	2			
Jack Clark, R (1.7) OBP: 0.222, SLG: 0.125 Gary Matthews, R (8, PH) OBP: 0.376, SLG: 0.415										3	0	0	0	0	0	3			
Steve Ontiveros, S (1.5) OBP: 0.395, SLG: 0.371										4	1	2	3	0	1	0			
Gary Alexander, R (1.2) Glenn Adams, L (8, PH) OBP: 0.386, SLG: 0.489 Mike Sadek, R (8.2) OBP: 0.322, SLG: 0.327										3	0	0	0	0	2	0			
Johnnie LeMaster, R (1.6) OBP: 0.288, SLG: 0.364										4	0	1	0	0	0	2			
Mike Caldwell, R (1.1) OBP: 0.199, SLG: 0.227 Pete Falcone, L (6.1) OBP: 0.076, SLG: 0.062 Gary Thomasson, L (7, PH) OBP: 0.304, SLG: 0.339 John D'Acquisto, R (7.1) Dave Rader, L (9, PH) OBP: 0.384, SLG: 0.399										2	0	0	0	0	0	1			
Inning Stats	R: 1 E: 0 K: 1 S: 6	H: 1 LOB: 1 BB: 1 P: 10	R: 0 E: 0 K: 1 S: 5	H: 0 LOB: 0 BB: 0 P: 5	R: 1 E: 0 K: 1 S: 5	H: 2 LOB: 2 BB: 1 P: 9	R: 1 E: 0 K: 1 S: 6	H: 2 LOB: 0 BB: 0 P: 6	R: 0 E: 0 K: 1 S: 5	H: 0 LOB: 0 BB: 0 P: 5	R: 0 E: 0 K: 1 S: 5	H: 0 LOB: 0 BB: 0 P: 5	R: 0 E: 0 K: 0 S: 7	H: 4 LOB: 2 BB: 1 P: 11	R: 0 E: 0 K: 1 S: 5	H: 0 LOB: 0 BB: 0 P: 5		1B: 6 2B: 2 3B: 0 HR: 1	SF: 0 SAC: 0 DP: 0 HBP: 0
PITCHER	IP WLS BF H R ER SO BB IBB HBP BLK WP HR S P ERA WHIP																		
Bill Greif, R (1.1) ERA: 3.88	4.0		18	5	3	3	3	2	0	0	0	0	0	0	0	0	0	6.75	1.750
Dave Tomlin, L (5.1) ERA: 3.33	2.0	W	6	0	0	0	2	0	0	0	0	0	0	0	10	10	0.00	0.000	
Dave Freisleben, R (7.1) ERA: 4.28	1.0		5	2	2	2	1	0	0	0	0	0	0	7	7	18.00	2.000		
Danny Frisella, R (8.1) ERA: 3.14	2.0	S	9	2	1	1	1	1	0	0	0	0	1	0	10	14	4.50	1.500	

Batter	1	2	3	4	5	6	7	8	9	AB	R	H	RBI	BB	SO	LOB	BOTTOM	
Enzo Hernandez, R (1.6) OBP: 0.275, SLG: 0.267										5	1	2	1	0	0	4	San Francisco Giants @ San Diego Padres San Diego Stadium, San Diego, CA Thu Sep 25 1975, 10:05 PM EDT Att: 3,886 - Unknown livebaseballscorecards.com	
Don Hahn, R (1.8) OBP: 0.360, SLG: 0.308										4	2	1	1	1	0	2		
Tito Fuentes, S (1.4) OBP: 0.310, SLG: 0.349										5	0	1	0	0	0	5		
Willie McCovey, L (1.3) OBP: 0.343, SLG: 0.464 Bobby Tolan, L (9.3) OBP: 0.307, SLG: 0.337										5	2	2	3	0	1	2		
Dave Winfield, R (1.9) OBP: 0.356, SLG: 0.406										3	2	3	1	2	0	0		
Dick Sharon, R (1.7) OBP: 0.310, SLG: 0.316 Johnny Grubb, L (8, PH) OBP: 0.340, SLG: 0.363										4	0	0	1	0	0	5		
Dave Roberts, R (1.5) OBP: 0.367, SLG: 0.354 Ted Kubiak, S (8.5) OBP: 0.301, SLG: 0.252										3	0	1	0	1	0	1		
Bob Davis, R (1.2) OBP: 0.307, SLG: 0.290										4	1	1	1	0	1	4		
Bill Greif, R (1.1) Bobby Valentine, R (4, PH) OBP: 0.312, SLG: 0.310 Dave Tomlin, L (5.1) OBP: 0.295, SLG: 0.290 Jerry Turner, L (6, PH) OBP: 0.362, SLG: 0.396 Dave Freisleben, R (7.1) OBP: 0.340, SLG: 0.363 Danny Frisella, L (8.1) OBP: 0.300, SLG: 0.290										1	0	0	0	0	0	0		
Inning Stats	R: 0 E: 0 K: 0 S: 3	H: 0 LOB: 0 BB: 0 P: 3	R: 0 E: 0 K: 0 S: 4	H: 1 LOB: 1 BB: 0 P: 4	R: 0 E: 0 K: 1 S: 6	H: 1 LOB: 2 BB: 1 P: 10	R: 2 E: 0 K: 0 S: 6	H: 4 LOB: 2 BB: 1 P: 10	R: 1 E: 1 K: 0 S: 5	H: 3 LOB: 1 BB: 1 P: 10	R: 1 E: 0 K: 0 S: 4	H: 1 LOB: 2 BB: 1 P: 9	R: 1 E: 1 K: 1 S: 7	H: 1 LOB: 1 BB: 0 P: 7	1B: 8 2B: 0 3B: 1 HR: 3	SF: 0 SAC: 0 DP: 1 HBP: 1		WP: 0 PA: 44 PB: 0 SB: 4 CS: 0
PITCHER	IP WLS BF H R ER SO BB IBB HBP BLK WP HR S P ERA WHIP																	
Mike Caldwell, L (1.1) ERA: 4.79	5.1	L	29	9	5	4	1	2	2	0	0	0	0	0	1	27	6.75	2.062
Pete Falcone, L (6.1) ERA: 4.17	0.2		4	1	1	1	0	1	0	0	0	0	0	1	3	7	13.50	3.000
John D'Acquisto, R (7.1) ERA: 10.29	2.0		11	2	2	2	1	1	0	1	0	0	0	1	11	16	9.00	1.500

Batter	1	2	3	4	5	6	7	8	9	AB	R	H	RBI	BB	SO	LOB	TOP						
Von Joshua, L OBP: 0.359, SLG: 0.448 Marc Hill, R OBP: 0.305, SLG: 0.319										3	1	1	0	0	2	4	San Francisco Giants @ San Diego Padres San Diego Stadium, San Diego, CA Sun Sep 28 1975, 6:33 AM EDT Att: 15,069 - Unknown livebaseballscorecards.com						
Derrel Thomas, S OBP: 0.292, SLG: 0.381										5	2	2	0	0	0	1							
Jack Clark, R OBP: 0.263, SLG: 0.235										4	0	2	2	0	0	1							
Gary Matthews, R OBP: 0.377, SLG: 0.431 Jake Brown, R OBP: 0.292, SLG: 0.279										5	1	2	2	0	0	2							
Chris Speier, R OBP: 0.362, SLG: 0.415 Craig Robinson, R OBP: 0.104, SLG: 0.087										2	0	1	0	0	0	0							
Glenn Adams, L OBP: 0.379, SLG: 0.478 Johnnie LeMaster, R OBP: 0.241, SLG: 0.354										1	0	0	0	0	0	2							
Bruce Miller, R OBP: 0.275, SLG: 0.288										5	0	2	0	0	0	2							
Gary Thomasson, L OBP: 0.304, SLG: 0.347										4	1	1	1	0	2	3							
Mike Sadek, R OBP: 0.322, SLG: 0.321 Steve Ontiveros, S OBP: 0.391, SLG: 0.366										1	0	1	0	1	0	0							
Greg Minton, S Gary Lavelle, S OBP: 0.200, SLG: 0.111										3	0	0	0	0	3	4							
Inning Stats	R: 3 E: 1 K: 0 S: 6	H: 2 LOB: 0 BB: 0 P: 6	R: 0 E: 0 K: 2 S: 8	H: 1 LOB: 1 BB: 0 P: 8	R: 0 E: 0 K: 3 S: 11	H: 0 LOB: 0 BB: 0 P: 3	R: 0 E: 0 K: 3 S: 11	H: 2 LOB: 3 BB: 1 P: 15	R: 0 E: 0 K: 0 S: 3	H: 1 LOB: 0 BB: 0 P: 3	R: 0 E: 0 K: 1 S: 6	H: 1 LOB: 1 BB: 0 P: 6	R: 1 E: 2 K: 1 S: 7	H: 2 LOB: 1 BB: 0 P: 7	R: 1 E: 1 K: 0 S: 5	H: 1 LOB: 2 BB: 1 P: 9		R: 0 E: 0 K: 0 S: 5	H: 2 LOB: 2 BB: 0 P: 5	1B: 10 2B: 0 3B: 0 HR: 2	SF: 1 SAC: 0 DP: 1 HBP: 0	WP: 0 PB: 0 SB: 0 CS: 0	PA: 42
PITCHER	IP WLS BF H R ER SO BB IBB HBP BLK WP HR S P ERA WHIP																						
Randy Jones, L ERA: 2.24 Danny Frisella, R ERA: 3.13	(1, 1) 7.0 L 31 9 4 2 7 1 0 0 0 0 0 1 44 48 2.57 1.429																						
(8, 1) 2.0 11 3 1 1 0 1 0 0 0 0 0 1 10 14 4.50 2.000																							

Batter	1	2	3	4	5	6	7	8	9	AB	R	H	RBI	BB	SO	LOB	BOTTOM				
Johnny Grubb, L OBP: 0.342, SLG: 0.363										2	1	2	0	2	0	0	San Francisco Giants @ San Diego Padres San Diego Stadium, San Diego, CA Sun Sep 28 1975, 6:33 AM EDT Att: 15,069 - Unknown livebaseballscorecards.com				
Tito Fuentes, S OBP: 0.309, SLG: 0.349										4	0	0	0	0	6						
Bobby Tolan, L OBP: 0.306, SLG: 0.338 Dick Sharon, R OBP: 0.306, SLG: 0.313										3	1	1	0	0	0	1					
Willie McCovey, L OBP: 0.345, SLG: 0.460										3	0	1	2	2	1	3					
Dave Winfield, R OBP: 0.354, SLG: 0.403										4	0	1	0	0	0	3					
Hector Torres, R OBP: 0.297, SLG: 0.335										4	0	0	0	0	0	2					
Ted Kubiak, S OBP: 0.307, SLG: 0.254										3	0	1	0	1	0	0					
Fred Kendall, R OBP: 0.265, SLG: 0.248										3	0	0	0	1	0	4					
Randy Jones, R OBP: 0.182, SLG: 0.157 Gene Locklear, L OBP: 0.378, SLG: 0.439 Danny Frisella, L OBP: 0.200, SLG: 0.200 Bobby Valentine, R OBP: 0.321, SLG: 0.319 Bill Almon, R OBP: 0.400, SLG: 0.400										2	0	0	0	0	1	1					
Inning Stats	R: 2 E: 0 K: 0 S: 6	H: 3 LOB: 3 BB: 1 P: 11	R: 0 E: 0 K: 0 S: 2	H: 0 LOB: 0 BB: 1 P: 6	R: 0 E: 0 K: 1 S: 5	H: 0 LOB: 1 BB: 1 P: 9	R: 0 E: 0 K: 0 S: 4	H: 0 LOB: 2 BB: 1 P: 8	R: 0 E: 0 K: 0 S: 3	H: 0 LOB: 0 BB: 0 P: 3	R: 1 E: 0 K: 1 S: 7	H: 2 LOB: 1 BB: 0 P: 7	R: 0 E: 0 K: 0 S: 4	H: 1 LOB: 1 BB: 0 P: 4	R: 0 E: 0 K: 0 S: 4	H: 1 LOB: 2 BB: 1 P: 8		1B: 8 2B: 0 3B: 0 HR: 0	SF: 0 SAC: 1 DP: 2 HBP: 1	WP: 2 PB: 0 SB: 0 CS: 0	PA: 40
PITCHER	IP WLS BF H R ER SO BB IBB HBP BLK WP HR S P ERA WHIP																				
Greg Minton, R ERA: 6.88 Gary Lavelle, L ERA: 2.95	(1, 1) 6.0 W 28 6 3 3 1 4 1 1 0 0 0 0 24 45 4.50 1.667																				
(7, 1) 3.0 S 12 2 0 0 1 1 0 0 0 0 0 0 13 17 0.00 1.000																					