

San Diego Padres - 1976



Batter	1	2	3	4	5	6	7	8	9	AB R H RBI BB SO LOB	TOP	
Rowland Office, L (1, 8) BBB	4-0 FC5-4 BB		x 0-0 4-3			x 0-0 F5		x 0-0 G3		3 0 0 0 1 0 1		
Jerry Royster, R (1, 5) (6, 6)	0-0 FC5-4 CS 1-2f		x 0-0 4-3			x 0-0 FC6-4 1-2f		x 0-0 6-3		4 0 0 0 0 0 2		
Darrell Evans, L (1, 3) BBB	4-0 FC5-4 BB 1-2		x 0-0 G3			x 0-0 E6 1B		0-3 K		3 1 0 0 1 1 0		
Jimmy Wynn, R (1, 7) OBP: 0.500, SLG: 0.500 Rod Gilbreath, R (9, PR)	0-0 FC5-4 1-2f		x 0-0 6-3			x 0-0 1B 1B		x 0-0 G6-3 1B		4 1 2 0 0 0 1 0 0 0 0 0 0 0		
Tom Paciorek, R (1, 9) OBP: 0.250, SLG: 0.250		x 0-0 6-3			x 0-0 F8		x 0-0 1B 1B	x 0-0 G6-3 1-2f		4 0 1 1 0 0 1		
Lee Lacy, R (1, 4) (6, 5)		x 0-0 6-3			x 0-0 5-3		x 0-0 F8			3 0 0 0 0 0 2		
Biff Pocaroba, S (1, 2) Earl Williams, R (7, PH) OBP: 1.000, SLG: 1.000 (7, 2)		x 0-0 1-3			x 0-0 F8		x 0-0 G5-4-3 1B			2 0 0 0 0 0 0 1 0 1 1 0 0 0		
Darrel Chaney, S (1, 6) Marty Perez, R (6, PH) (6, 4)			x 0-0 F9			x 0-0 F7	x 0-0 G5-4-3			1 0 0 0 0 0 0 2 0 0 0 0 0 2		
Carl Morton, R (1, 1) Adrian Devine, R (5, 1) Cito Gaston, R (6, PH) Roger Moret, S (6, 1) Ken Henderson, S (8, PH) Bruce Dal Canton, R (8, 1)		0-3 K				x 0-0 FC6-4 1B		x 0-0 6-3		1 0 0 0 0 1 0 0 0 0 0 0 0 0 1 0 1 0 0 0 0 0 0 0 0 0 0 0 1 0 0 0 0 0 0 0 0 0 0 0 0 0		
<b>Inning Stats</b>	R: 0 H: 0 E: 0 LOB: 1 K: 0 BB: 2 S: 2 P: 10	R: 0 H: 0 E: 0 LOB: 0 K: 0 BB: 0 S: 3 P: 3	R: 0 H: 0 E: 0 LOB: 0 K: 1 BB: 0 S: 5 P: 5	R: 0 H: 0 E: 0 LOB: 0 K: 0 BB: 0 S: 3 P: 3	R: 0 H: 0 E: 0 LOB: 0 K: 0 BB: 0 S: 3 P: 3	R: 0 H: 1 E: 0 LOB: 1 K: 0 BB: 0 S: 4 P: 4	R: 2 H: 3 E: 1 LOB: 1 K: 0 BB: 0 S: 6 P: 6	R: 0 H: 0 E: 0 LOB: 0 K: 0 BB: 0 S: 3 P: 3	R: 0 H: 1 E: 0 LOB: 1 K: 1 BB: 0 S: 5 P: 5	1B: 5 SF: 0 2B: 0 SAC: 0 3B: 0 DP: 2 HR: 0 HBP: 0	WP: 0 PA: 32 PB: 0 SB: 0 CS: 1	
<b>PITCHER</b> Randy Jones, L (1, 1) ERA: 1.0	IP WLS BF H R ER SO BB IBB HBP BLK WP HR S P ERA WHIP	9.0 W 32 5 2 1 2 2 0 0 0 0 0 0 34 42 1.00 0.778										

Atlanta Braves @ San Diego Padres  
San Diego Stadium, San Diego, CA

Fri Apr 09 1976, 9:05 PM EST  
Att. 44,728 - Unknown

livebaseballscorecards.com

AB	30
R	2
H	5
RBI	2
BB	2
SO	2
LOB	9







Batter	1	2	3	4	5	6	7	8	9	AB R H RBI BB SO LOB	TOP		
Rowland Office, L (1, 8) OBP: 0.250, SLG: 0.571	0-0 1-3		0-0 L9		0-0 4-1		0-0 1-H 2-H HR			4 1 1 3 0 0 0			
Jerry Royster, R (1, 5) BB BB BB	4-0 BB E BB		0-0 F9		0-0 F9		0-0 F4			3 0 0 0 1 0 0			
Jimmy Wynn, R (1, 7) OBP: 0.375, SLG: 0.375 Tom Paciorek, R (8, 7) OBP: 0.250, SLG: 0.250	0-0 E5 1-2 BB		0-0 1B		0-0 F5			0-3 K		4 0 1 0 0 1 1 0 0 0 0 0 0 0			
Darrell Evans, L (1, 3) OBP: 0.375, SLG: 0.167 BB BB BB	4-0 1-2 2-3 FC4 BB		0-0 F5		0-0 F8			0-0 FC3-8 1B		3 0 1 0 1 0 1			
Dave May, L (1, 9) SS SS	0-3 K			0-0 L3		0-0 F6		0-0 FC3-6 1-2f		4 0 0 0 0 1 4			
Lee Lacy, R (1, 4) OBP: 0.143, SLG: 0.286 X	0-0 FC4 1-2f			0-0 2B			0-0 6-3	0-0 F9		4 0 1 0 0 0 4			
Biff Pocaroba, S (1, 2)		0-0 L4		0-0 F7			0-0 E4 FC1-5 BB		0-0 4-3	4 0 0 0 0 0 1			
Darrel Chaney, S (1, 6) SS SS SS		0-3 K		0-0 F8			4-0 FC1-5 HR BB		0-0 F5	3 1 0 0 1 1 1			
Phil Niekro, R (1, 1) Pablo Torrealba, L (8, 1)		0-0 5-3			0-0 5-3		0-0 FC1-5 HR		0-0 4-3	3 1 0 0 0 0 2 1 0 0 0 0 0 0			
<b>Inning Stats</b>	R: 0 E: 1 K: 1 S: 6 H: 0 LOB: 3 BB: 2 P: 14	R: 0 E: 0 K: 1 S: 5 H: 0 LOB: 0 BB: 0 P: 5	R: 0 E: 0 K: 0 S: 4 H: 1 LOB: 1 BB: 0 P: 4	R: 0 E: 0 K: 0 S: 4 H: 1 LOB: 1 BB: 0 P: 4	R: 0 E: 0 K: 0 S: 3 H: 0 LOB: 0 BB: 0 P: 3	R: 0 E: 0 K: 0 S: 3 H: 0 LOB: 0 BB: 0 P: 3	R: 3 E: 1 K: 0 S: 5 H: 1 LOB: 0 BB: 1 P: 9	R: 0 E: 0 K: 1 S: 6 H: 1 LOB: 1 BB: 0 P: 6	R: 0 E: 0 K: 0 S: 3 H: 0 LOB: 0 BB: 0 P: 3	1B: 2 2B: 1 3B: 0 HR: 1 SF: 0 SAC: 0 DP: 0 HBP: 0	WP: 0 PB: 0 SB: 0 CS: 0 PA: 36		
<b>PITCHER</b>	IP WLS BF H R ER SO BB IBB HBP BLK WP HR S P ERA WHIP											<b>PITCHER</b>	IP WLS BF H R ER SO BB IBB HBP BLK WP HR S P ERA WHIP
Dan Spillner, R (1, 1) ERA:	8.0 L 33 4 3 0 3 3 0 0 0 0 0 1 36 48 0.00 0.875												
Butch Metzger, R (9, 1) ERA:	1.0 3 0 0 0 0 0 0 0 0 0 0 0 3 3 0.00 0.000												

Atlanta Braves @ San Diego Padres  
San Diego Stadium, San Diego, CA

Sat Apr 10 1976, 9:05 PM EST  
Att. 17,445 - Unknown

livebaseballscorecards.com

AB 33  
R 3  
H 4  
RBI 3  
BB 3  
SO 3  
LOB 14



Batter	1	2	3	4	5	6	7	8	9	AB	R	H	RBI	BB	SO	LOB
Johnny Grubb, L (1, 7) OBP: 0.556, SLG: 0.556	0-3 K ①		0-0 F8 ③		0-0 F6 ③			0-0 6-3 1B ②		4	0	1	0	0	1	2
Tito Fuentes, S (1, 4) OBP: 0.143, SLG: 0.143	0-0 G3 ②			0-0 3-1 ①		0-3 K ①		0-0 6-3 ②		4	0	0	0	0	1	2
Willie Davis, L (1, 8) OBP: 0.222, SLG: 0.125	0-3 K ③			0-0 4-1 ②		0-0 4-3 ②		0-0 L9 ③		4	0	0	0	0	1	2
Dave Winfield, R (1, 9) OBP: 0.333, SLG: 0.571		0-0 F7 ①		0-0 WP 1B ②		0-0 6-3 ③			4-0 1B BB ①	3	0	1	0	1	0	0
Mike Ivie, R (1, 3) OBP: 0.222, SLG: 0.125		0-0 6-3 ②		4-0 1-2 BB ③			0-0 6-3 ①		0-0 F9 ①	3	0	0	0	1	0	1
Doug Rader, R (1, 5) OBP: 0.500, SLG: 0.500		0-0 F9 ③		0-0 L6 ③			0-3 K ②		0-0 1-2 1B ②	4	0	1	0	0	1	2
Hector Torres, R (1, 6) OBP: 0.375, SLG: 0.375			0-0 1B ①		0-0 FC5-4 1B ①		0-0 5-3 ③		0-3 K ②	4	0	2	0	0	1	2
Bob Davis, R (1, 2) OBP: 0.167, SLG: 0.200			0-0 1B ②		0-0 FC5-4 ①			0-3 K ①	0-0 F9 ③	2	0	1	0	0	0	1
Gene Locklear, L (8, PH)					1-2 FC3-6 ①					1	0	0	0	0	1	0
Fred Kendall, R (9, 2)					1-2 FC3-6 ②					1	0	0	0	0	0	2
Dan Spillner, R (1, 1)			0-3 K ②		0-0 FC3-6 ②			4-0 6-3 1B BB ①		2	0	0	0	0	1	2
Jerry Turner, L (8, PH)										0	0	0	0	1	0	0
Butch Metzger, R (9, 1)										0	0	0	0	0	0	0

Inning Stats	R: 0	H: 0	E: 0	K: 2	S: 7	R: 0	H: 0	E: 0	K: 0	S: 3	R: 0	H: 2	E: 0	K: 1	S: 6	R: 0	H: 1	E: 0	K: 0	S: 4	R: 0	H: 0	E: 0	K: 1	S: 5	R: 0	H: 0	E: 0	K: 1	S: 5	R: 0	H: 1	E: 0	K: 1	S: 6	R: 0	H: 1	E: 0	K: 1	S: 6	R: 0	H: 1	E: 0	K: 1	S: 6	1B: 6	2B: 0	3B: 0	HR: 0	SF: 0	SAC: 0	DP: 0	HBP: 0	WP: 1	PB: 0	SB: 0	CS: 0	PA: 35
--------------	------	------	------	------	------	------	------	------	------	------	------	------	------	------	------	------	------	------	------	------	------	------	------	------	------	------	------	------	------	------	------	------	------	------	------	------	------	------	------	------	------	------	------	------	------	-------	-------	-------	-------	-------	--------	-------	--------	-------	-------	-------	-------	--------


PITCHER	IP	WLS	BF	H	R	ER	SO	BB	IBB	HBP	BLK	WP	HR	S	P	ERA	WHIP
Phil Niekro, R (1, 1) ERA:	7.1	W	28	5	0	0	6	2	0	0	0	1	0	38	46	0.00	0.955
Pablo Torrealba, L (8, 1) ERA:	1.2	S	7	1	0	0	1	1	0	0	0	0	0	8	12	0.00	1.200

**BOTTOM**

**Atlanta Braves @ San Diego Padres**  
San Diego Stadium, San Diego, CA

Sat Apr 10 1976, 9:05 PM EST  
Att. 17,445 - Unknown

<b>AB</b>	<b>32</b>
<b>R</b>	<b>0</b>
<b>H</b>	<b>6</b>
<b>RBI</b>	<b>0</b>
<b>BB</b>	<b>3</b>
<b>SO</b>	<b>7</b>
<b>LOB</b>	<b>16</b>



livebaseballscorecards.com



Batter	1	2	3	4	5	6	7	8	9	AB R H RBI BB SO LOB	TOP							
Rowland Office, L OBP: 0.154, SLG: 0.364 (1, 8) X	0-0 F8 ① X	0-0 G3 ③		0-0 SF8 ② X			0-0 L3 ② X		0-0 6-3 ③ X	4 0 0 1 0 0 2	<p>Atlanta Braves @ San Diego Padres</p> <p>San Diego Stadium, San Diego, CA</p> <p>Sun Apr 11 1976, 6:33 AM EST</p> <p>Att. 16,314 - Unknown</p>							
Jerry Royster, R (1, 5) X	0-0 F6 ②		0-0 5-3 ① X	0-0 5-3 ③			4-0 FC5-4 BB			3 0 0 0 1 0 2								
Jimmy Wynn, R (1, 7) X	0-0 6-3 ③		0-0 F7 ② X		4-0 BB BB BB		0-0 FC5-4 ③			3 0 0 0 1 0 1								
Darrell Evans, L (1, 3) X		0-0 4-3 ① X	0-0 L8 ③		0-0 G6-4-3 ① ②		4-0 FC5-6 BB			3 0 0 0 1 0 1								
Dave May, L (1, 9) (7, 7)		0-3 K ②		0-0 F7 ① X	0-0 6-3 ③		0-0 FC5-6 ①			4 0 0 0 0 1 1								
Lee Lacy, R (1, 4) X		0-0 1B 1B 1B		0-0 1B 1B 1B		0-0 6-3 ①	0-0 F9 ②			4 2 2 0 0 0 1								
Biff Pocoroba, S (1, 2) X		0-0 1B BB 1B		0-0 1B 1B SF8 1B		0-0 F9 ②	0-0 F9 ③			4 2 2 0 0 0 1								
Darrel Chaney, S (1, 6) X		4-0 1B BB		0-0 1B 1B		0-0 F7 ③		0-0 4-3 ①		3 0 1 0 1 0 0								
Dick Ruthven, R (1, 1) X		0-0 1B		0-0 1B			0-0 5-3 ① X		0-3 K ②	2 0 2 3 0 0 0								
Roger Moret, S (6, 1) X		1-2 2-H 3-H		1-2 2-3 3-H						1 0 0 0 0 0 0								
Pablo Torrealba, L (7, 1) X										0 0 0 0 0 0 0								
Ken Henderson, S (7, 9) X										1 0 0 0 0 1 0								
<b>Inning Stats</b>	R: 0 H: 0 E: 0 K: 0 S: 3	H: 0 LOB: 0 BB: 0 P: 3	R: 2 H: 3 E: 0 K: 1 S: 8	H: 3 LOB: 2 BB: 1 P: 12	R: 0 H: 0 E: 0 K: 0 S: 3	H: 0 LOB: 0 BB: 0 P: 3	R: 2 H: 4 E: 0 K: 0 S: 7	H: 4 LOB: 2 BB: 0 P: 7	R: 0 H: 0 E: 0 K: 0 S: 2	H: 0 LOB: 0 BB: 1 P: 6	R: 0 H: 0 E: 0 K: 0 S: 3	H: 0 LOB: 1 BB: 1 P: 7	R: 0 H: 0 E: 0 K: 1 S: 5	H: 0 LOB: 1 BB: 0 P: 5	R: 0 H: 0 E: 0 K: 1 S: 5	H: 0 LOB: 0 BB: 0 P: 5	1B: 7 SF: 1 2B: 0 SAC: 0 3B: 0 DP: 1 HR: 0 HBP: 0	WP: 0 PA: 37 PB: 0 SB: 0 CS: 0
<b>PITCHER</b>	IP WLS BF H R ER SO BB IBB HBP BLK WP HR S P ERA WHIP																	
Bill Greif, R (1, 1) ERA: 10.8	3.1 L 18 7 4 4 1 1 0 0 0 0 0 0 19 23 10.80 2.400																	
Alan Foster, R (4, 1) ERA:	3.2 12 0 0 0 0 2 0 0 0 0 0 0 10 18 0.00 0.545																	
Dave Tomlin, L (8, 1) ERA:	2.0 7 0 0 0 0 1 1 0 0 0 0 0 8 12 0.00 0.500																	

livebaseballscorecards.com

AB	32
R	4
H	7
RBI	4
BB	4
SO	2
LOB	9



Batter	1	2	3	4	5	6	7	8	9	AB	R	H	RBI	BB	SO	LOB
Johnny Grubb, L (1, 7) OBP: 0.538, SLG: 0.500	0-0 SH1-4 1B		0-0 G3			4-0 1B BB FC3-6 BB	0-3 K			3	1	1	0	1	1	2
Tito Fuentes, S (1, 4) OBP: 0.200, SLG: 0.111	0-0 SH1-4 1-2			0-0 F4		4-0 FC3-6 1B 1-2 BB		0-0 6-3		2	0	0	0	1	0	0
Willie Davis, L (1, 8) OBP: 0.385, SLG: 0.333	0-0 F5			0-0 1B		0-0 FC3-6 1-2 2-3 1B		0-0 G4-6-3 1B		4	0	3	0	0	0	1
Dave Winfield, R (1, 9) OBP: 0.231, SLG: 0.364	0-0 6-3			0-0 F9		0-0 FC3-6 1-2 2-3 G5-4-3		0-0 G4-6-3 1-2f		4	0	0	1	0	0	5
Mike Ivie, R (1, 3) OBP: 0.154, SLG: 0.083		0-0 1-3		0-0 4-3		0-0 G5-4-3 1-2f			0-0 4-3	4	0	0	0	0	0	3
Doug Rader, R (1, 5) OBP: 0.500, SLG: 0.667		0-3 K			0-0 4-3 3B		4-0 FC5-6 BB BB		0-3 K	3	1	1	0	1	2	0
Hector Torres, R (1, 6) OBP: 0.417, SLG: 0.455		0-0 6-3			0-0 4-3 3-H		4-0 FC5-6 1-2 BB		0-0 2B	3	0	1	1	1	0	0
Bob Davis, R (1, 2) OBP: 0.111, SLG: 0.125 Willie McCovey, L (9, PH)			0-0 F8		0-3 K		0-0 FC5-6 1-2 2-3f		0-0 G3	3	0	0	0	0	1	2
Bill Greif, R (1, 1) Alan Foster, R (4, 1) Merv Rettenmund, R (7, PH) Dave Tomlin, L (8, 1)			0-0 1-3		0-3 K		0-0 F7			1	0	0	0	0	0	0
										1	0	0	0	0	1	0
										1	0	0	0	0	0	2
										0	0	0	0	0	0	0

Inning Stats	R: 0	H: 1	E: 0	K: 4	S: 4	LOB: 1	BB: 0	P: 4	R: 0	H: 0	E: 0	K: 1	S: 5	LOB: 0	BB: 0	P: 5	R: 0	H: 0	E: 0	K: 0	S: 3	LOB: 0	BB: 0	P: 3	R: 0	H: 1	E: 0	K: 0	S: 4	LOB: 1	BB: 0	P: 4	R: 1	H: 1	E: 0	K: 2	S: 8	LOB: 0	BB: 0	P: 8	R: 1	H: 1	E: 0	K: 1	S: 3	LOB: 1	BB: 2	P: 11	R: 0	H: 0	E: 0	K: 1	S: 5	LOB: 2	BB: 2	P: 13	R: 0	H: 1	E: 0	K: 0	S: 3	LOB: 0	BB: 0	P: 3	R: 0	H: 1	E: 0	K: 1	S: 6	LOB: 1	BB: 0	P: 6	1B: 4	SF: 0	2B: 1	SAC: 1	3B: 1	DP: 2	HR: 0	HBP: 0	WP: 0	PA: 35
PITCHER	IP	WLS	BF	H	R	ER	SO	BB	IBB	HBP	BLK	WP	HR	S	P	ERA	WHIP																																																																	
Dick Ruthven, R (1, 1) ERA: 3.6	5.0	W	20	3	2	2	3	2	0	0	0	0	0	24	32	3.60	1.000																																																																	
Roger Moret, L (6, 1) ERA:	1.0		4	1	0	0	0	1	0	0	0	0	0	3	7	0.00	2.000																																																																	
Pablo Torrealba, L (7, 1) ERA:	3.0	S	11	2	0	0	2	1	0	0	0	0	0	14	18	0.00	1.000																																																																	

**BOTTOM**

**Atlanta Braves @ San Diego Padres**  
San Diego Stadium, San Diego, CA

Sun Apr 11 1976, 6:33 AM EST  
Att. 16,314 - Unknown

livebaseballscorecards.com

AB	30
R	2
H	6
RBI	2
BB	4
SO	5
LOB	16





Batter	1	2	3	4	5	6	7	8	9	AB R H RBI BB SO LOB	TOP									
Johnny Grubb, L (1, 7) OBP: 0.500, SLG: 0.400	0-0 F6	0-0 L4			0-0 6-3		4-0 1B HR 1B IBB	4-0 1B BB		3 1 0 0 2 0 2	<b>San Diego Padres @ Los Angeles Dodgers</b> Dodger Stadium, Los Angeles, CA Tue Apr 13 1976, 6:05 PM PST Att: 52,703 - Unknown									
Tito Fuentes, S (1, 4) OBP: 0.267, SLG: 0.214	0-0 4-3		0-0 F9		0-0 6-3		0-0 1B HR 1B	0-0 1B		5 1 2 3 0 0 0										
Willie Davis, L (1, 8) OBP: 0.389, SLG: 0.471	0-0 3B		0-0 1-3			0-0 G3	0-0 1B HR 1B	0-3 K		5 1 2 0 0 1 2										
Dave Winfield, R (1, 9) OBP: 0.278, SLG: 0.533	4-0 BB		0-0 L8			0-0 5-3	0-0 HR		0-3 K	4 1 1 4 1 1 0										
Mike Ivie, R (1, 3) OBP: 0.167, SLG: 0.063	0-0 F7			4-0 BB		0-0 F1	0-0 5-3		0-3 K	4 0 0 0 1 1 4										
Doug Rader, R (1, 5) OBP: 0.533, SLG: 0.667		0-0 SH1-4 1B		0-0 F8			0-0 1B		0-0 F6	3 0 2 0 0 0 1										
Enzo Hernandez, R (7, PR) OBP: 0.250, SLG: 0.250										2 1 0 0 0 0 2										
Hector Torres, R (1, 6) OBP: 0.313, SLG: 0.333		0-0 F7		0-0 F7			0-3 K	0-0 6-3		4 0 0 0 0 1 3										
Bob Davis, R (1, 2) OBP: 0.182, SLG: 0.200		0-0 SH1-4 1B		0-0 F2			0-0 1B 1B	0-3 K		2 0 1 0 0 0 1										
Gene Locklear, L (7, PH) OBP: 0.500, SLG: 0.500							2-H 1B 1B			1 1 1 1 0 0 0										
Fred Kendall, R (7, 2)										1 0 0 0 0 1 0										
Brent Strom, R (1, 1)		0-0 SH1-4				0-0 5-3		0-0 1B 1B	0-0 BB 1B	1 0 0 0 0 0 0										
Willie McCovey, L (7, PH) OBP: 0.500, SLG: 0.500										1 0 1 0 0 0 0										
Dan Spillner, R (7, PR)										0 1 0 0 0 0 0										
Mike Dupree, R (7, 1) OBP: 1.000, SLG: 1.000										1 1 1 0 0 0 0										
Butch Metzger, R (9, 1)										0 0 0 0 0 0 0										
<b>Inning Stats</b>	R: 0 E: 0 K: 0 S: 4	H: 1 LOB: 2 BB: 1 P: 8	R: 0 E: 0 K: 0 S: 5	H: 2 LOB: 2 BB: 0 P: 5	R: 0 E: 0 K: 0 S: 3	H: 0 LOB: 0 BB: 0 P: 3	R: 0 E: 0 K: 0 S: 3	H: 0 LOB: 1 BB: 1 P: 7	R: 0 E: 0 K: 0 S: 3	H: 0 LOB: 0 BB: 0 P: 3	R: 7 E: 0 K: 1 S: 11	H: 6 LOB: 2 BB: 1 P: 15	R: 1 E: 0 K: 2 S: 9	H: 2 LOB: 2 BB: 1 P: 13	R: 0 E: 0 K: 2 S: 7	H: 0 LOB: 0 BB: 0 P: 7	1B: 9 2B: 0 3B: 1 HR: 1	SF: 0 SAC: 1 DP: 0 HBP: 0	WP: 0 PB: 0 SB: 1 CS: 0	PA: 42
<b>PITCHER</b>	IP WLS BF H R ER SO BB IBB HBP BLK WP HR S P ERA WHIP																			
Burt Hooton, R (1, 1) ERA: 7.11	6.1 L 29 7 5 5 1 2 1 0 0 0 0 0 28 40 7.11 1.421																			
Stan Wall, L (7, 1) ERA: 27.0	0.2 4 2 2 2 0 0 0 0 0 0 0 1 4 4 27.00 3.000																			
Charlie Hough, R (8, 1) ERA: 4.5	2.0 9 2 1 1 4 1 0 0 0 0 0 0 16 20 4.50 1.500																			

<b>AB</b>	37
<b>R</b>	8
<b>H</b>	11
<b>RBI</b>	8
<b>BB</b>	4
<b>SO</b>	5
<b>LOB</b>	15



BOTTOM

San Diego Padres @ Los Angeles Dodgers  
Dodger Stadium, Los Angeles, CA

livebaseballscores.com

AB 37  
R 5  
H 10  
RBI 5  
BB 3  
SO 4  
LOB 19



WP: 0 PA: 41  
PB: 0  
SB: 1  
CS: 0

ERA WHIP

ERA WHIP

ERA WHIP

ERA WHIP

Tue Apr 13 1976, 6:05 PM PST  
Att. 52,703 - Unknown

AB R H RBI BB SO LOB

5 1 2 1 0 0 0

4 0 1 1 1 0 1

5 0 2 1 0 0 4

4 0 0 1 0 1 3

4 0 0 0 1 1 3

4 1 1 0 0 2 1

4 1 2 0 0 0 1

4 1 2 1 0 0 2

2 0 0 0 0 0 3  
0 0 0 0 0 0 0  
1 0 0 0 0 0 1  
0 0 0 0 0 0 0  
0 0 0 0 1 0 0  
0 1 0 0 0 0 0

1B: 8 SF: 1  
2B: 2 SAC: 0  
3B: 0 DP: 0  
HR: 0 HBP: 0

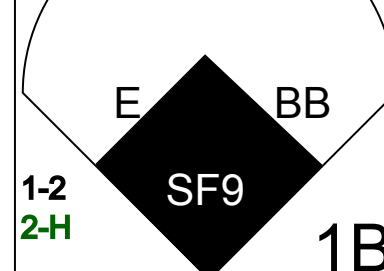
WP HR S P

WP HR S P

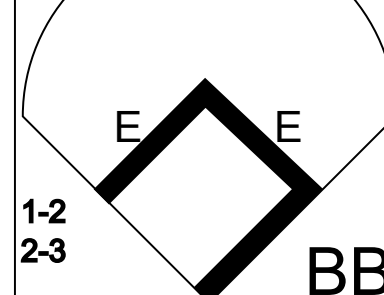
WP HR S P

WP HR S P

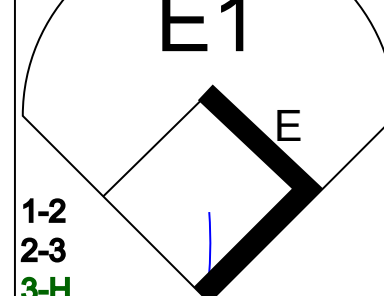
0-0



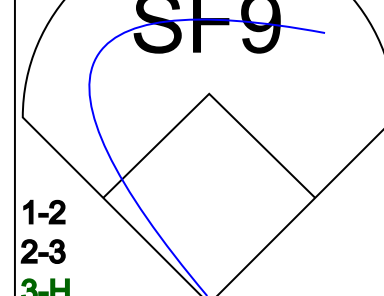
4-0



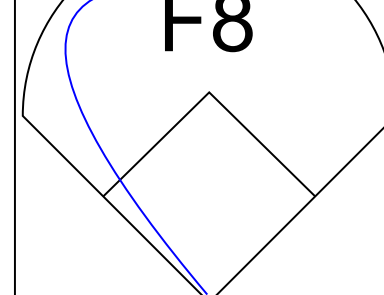
0-0



0-0



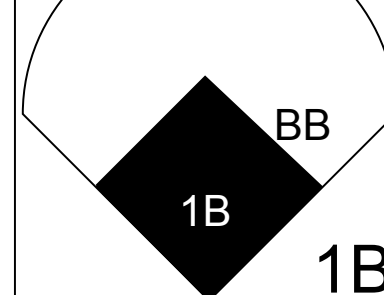
0-0



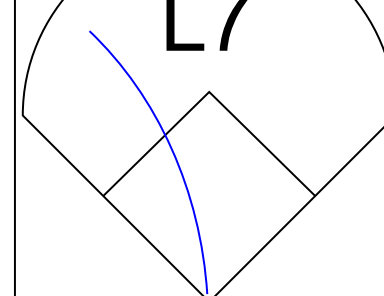
0-3



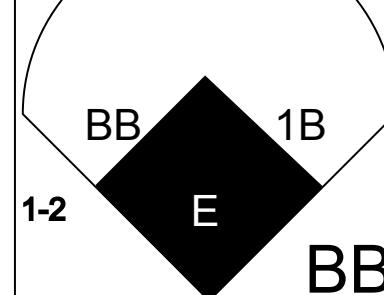
0-0



0-0



4-0



0-0



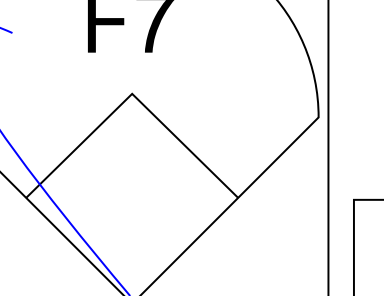
0-0



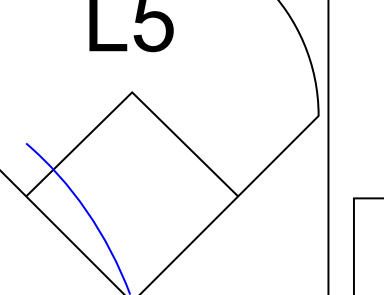
0-0




0-0



0-0



0-3




0-0



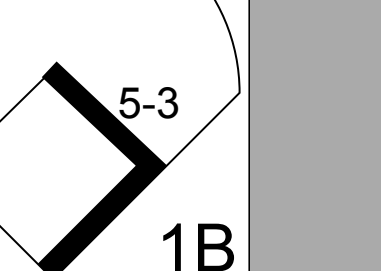
0-0



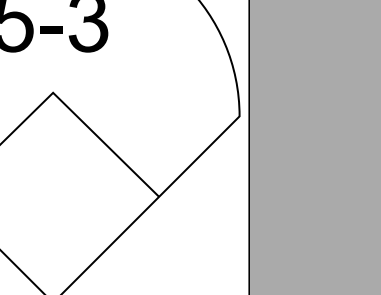
0-0



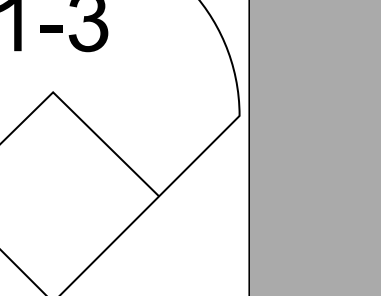
0-0




0-0




0-0




0-0



0-0



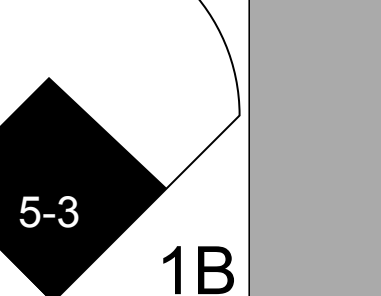
0-3



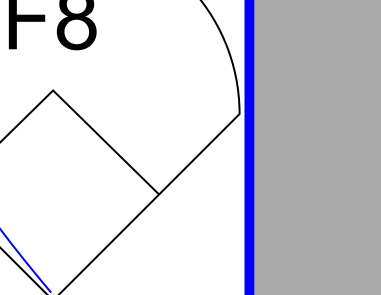
0-0



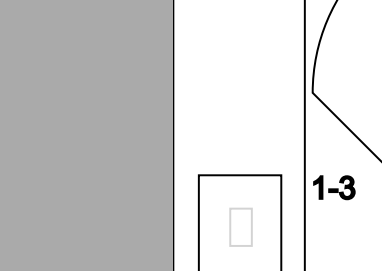
0-0



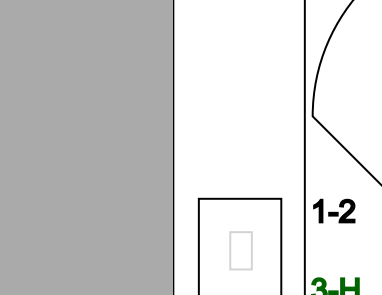
0-0



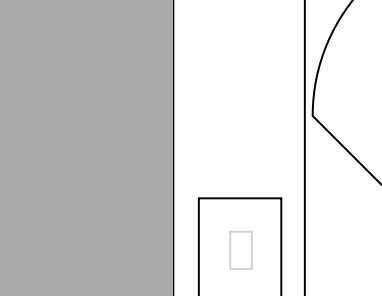
0-0



0-0




0-0



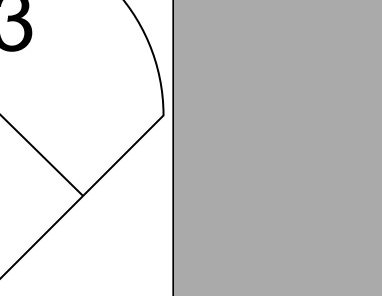
0-0



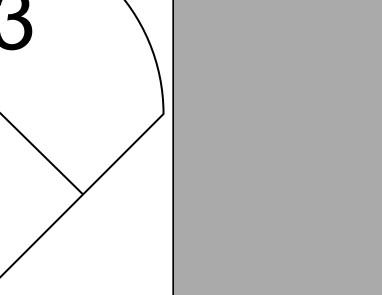
0-3



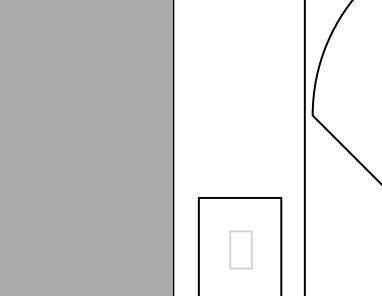
0-0



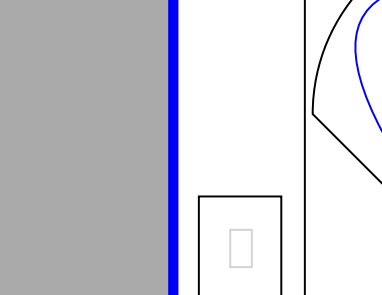
0-0




0-0




0-0



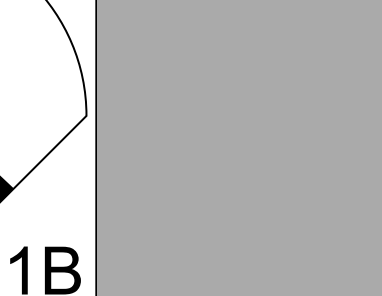
0-0




0-0



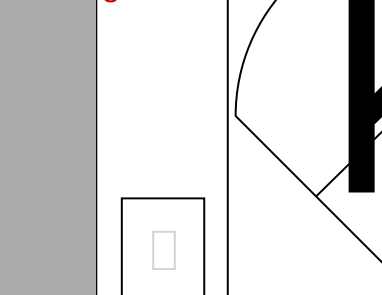
0-0



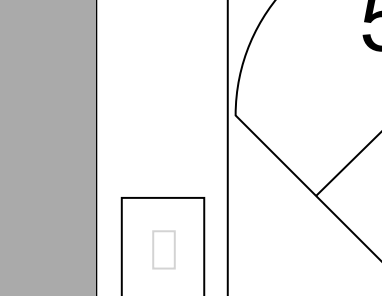
0-0



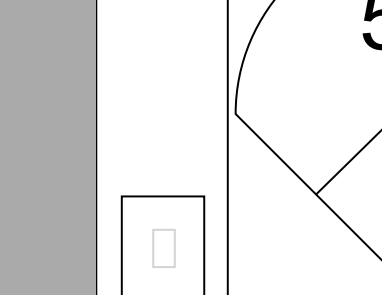
0-0



0-0



0-0



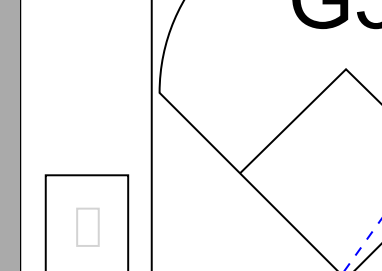
0-0



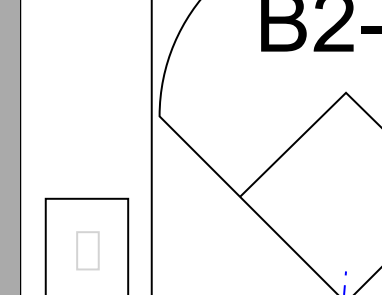
0-0



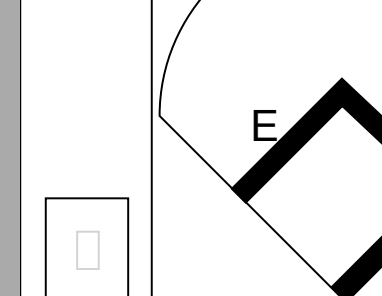
0-0



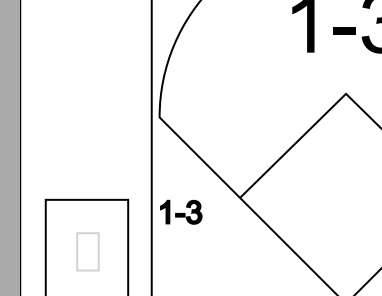
0-0



0-0



0-0



0-0



0-0



0-0



0-0



0-0



0-0



0-0



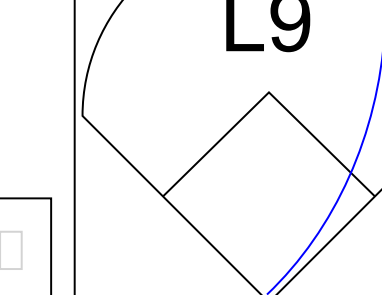
0-0



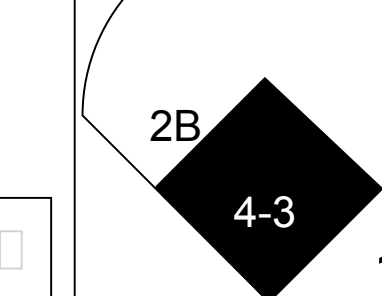
0-0



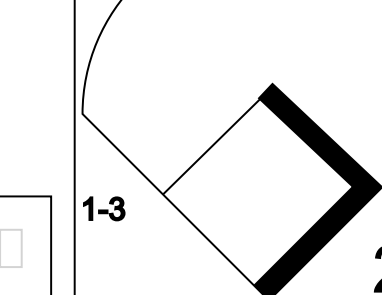
0-0



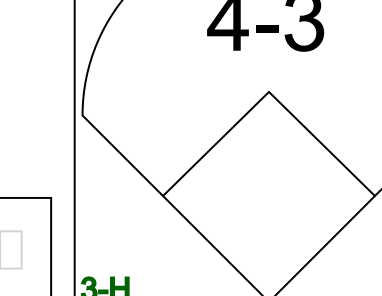
0-0



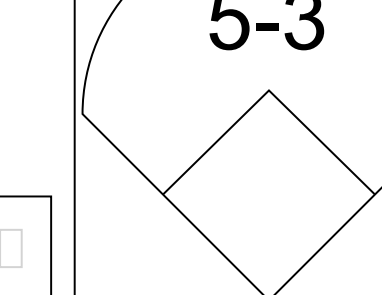
0-0



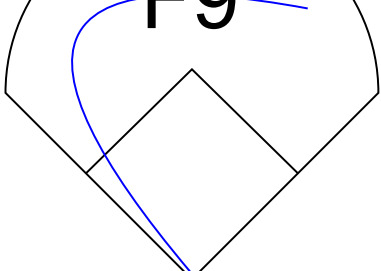
0-0



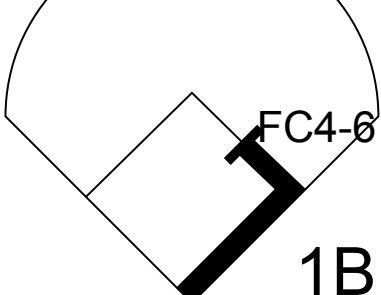
0-0



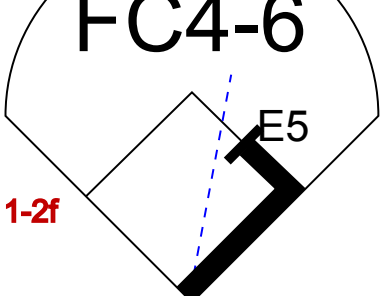
0-0



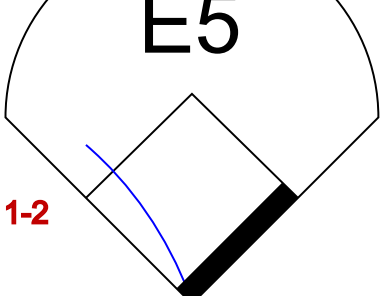
0-0



0-0



0-0



0-0



0-0



0-0




0-0



0-0




0-0




0-0



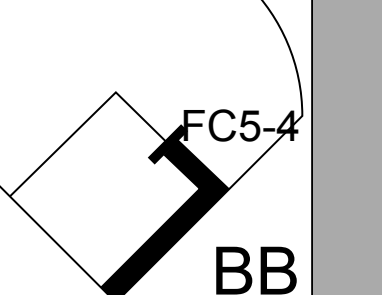
0-0



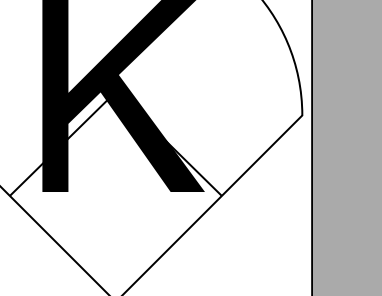
0-0



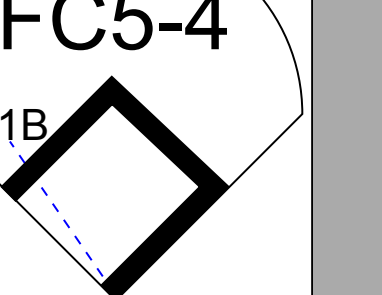
0-0



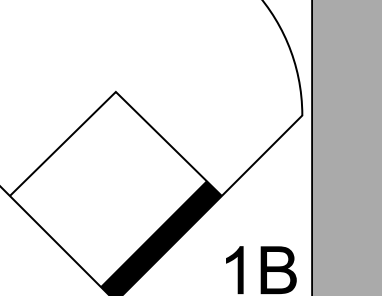
0-0



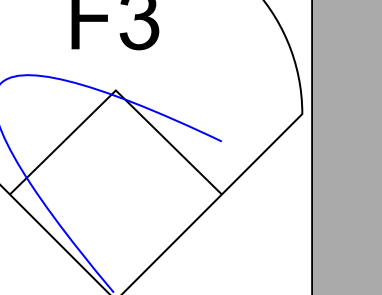
0-0



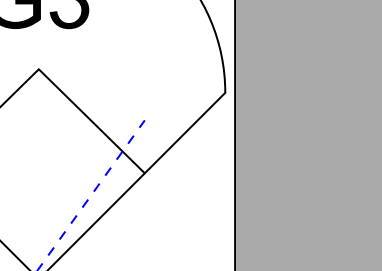
0-0



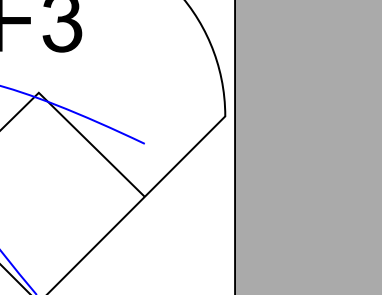
0-0



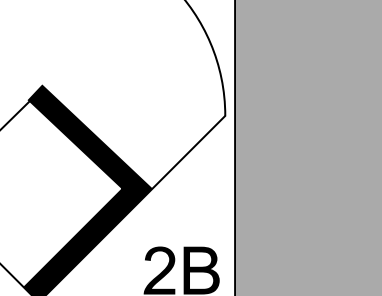
0-0




0-0




0-0




0-0




0-0




0-0




0-0



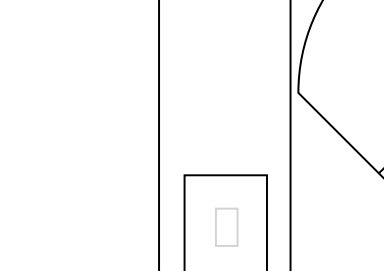
0-0



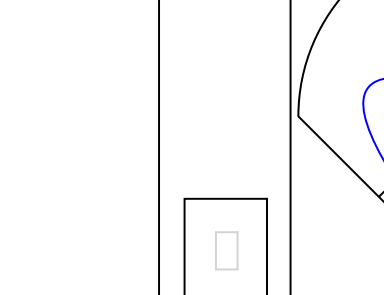
0-0



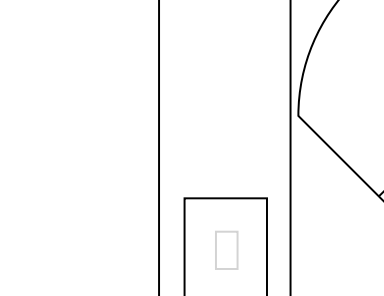
0-0



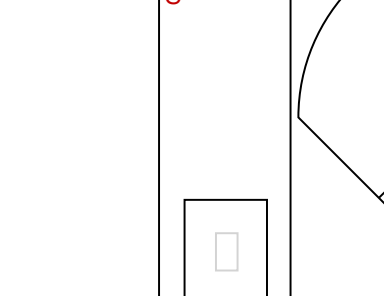
0-0




0-0




0-0




0-0




0-0




0-0



0-0



0-0




0-0




0-0



0-0




0-0



0-0




0-0



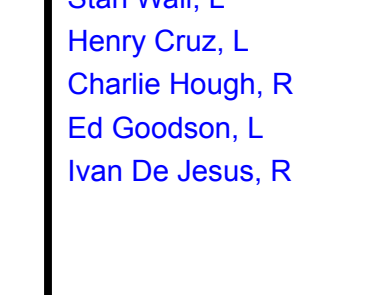
0-0



0-0



0-0



Inning Stats

R: 0 H: 1  
E: 0 LOB: 1  
K: 1 BB: 0  
S: 6 P: 6

R: 0 H: 1  
E: 0 LOB: 2  
K: 1 BB: 1  
S: 6 P: 10

R: 0 H: 1  
E: 1 LOB: 1  
K: 0 BB: 0  
S: 4 P: 4

R: 1 H: 2  
E: 0 LOB: 1  
K: 0 BB: 0  
S: 5 P: 5

R: 0 H: 1  
E: 0 LOB: 1  
K: 0 BB: 0  
S: 4 P: 4

R: 0 H: 0  
E: 0 LOB: 0  
K: 1 BB: 0  
S: 5 P: 5

R: 1 H: 2  
E: 0 LOB: 1  
K: 0 BB: 0  
S: 5 P: 5

R: 0 H: 0  
E: 0 LOB: 0  
K: 1 BB: 0  
S: 5 P: 5

R: 3 H: 2  
E: 2 LOB: 3  
K: 0 BB: 2  
S: 6 P: 14

PITCHER

Brent Strom, L (1, 1)  
ERA: 1.5

Mike Dupree, R (7, 1)  
ERA: 11.57

Butch Metzger, R (9, 1)  
ERA:

IP WLS BF H R ER SO BB IBB HBP BLK WP HR S P ERA WHIP

6.0 1 25 6 1 1 3 1 0 0 0 0 0 30 34 1.50 1.167

2.1 13 4 4 3 1 2 0 0 0 0 0 13 21 11.57 2.5



Batter	1	2	3	4	5	6	7	8	9	AB R H RBI BB SO LOB	TOP		
Johnny Grubb, L (1, 7) OBP: 0.522, SLG: 0.353	0-0 4-3 BB	4-0 BB		0-3 K			4-0 G3 1B BB	4-0 1-2 BB		2 0 0 0 3 1 2	<b>San Diego Padres @ Los Angeles Dodgers</b> Dodger Stadium, Los Angeles, CA Wed Apr 14 1976, 6:05 PM PST Att: 52,219 - Unknown <a href="http://livebaseballscorecards.com">livebaseballscorecards.com</a>		
Tito Fuentes, S (1, 4) OBP: 0.300, SLG: 0.263	0-0 G3	0-0 L7			0-0 SH5-3 1B		0-0 G3 1B	0-0 6-3		5 0 2 0 0 0 5			
Willie Davis, L (1, 8) OBP: 0.364, SLG: 0.429	0-0 1B		0-0 F8		0-0 SH5-3 1-2		0-0 G3 1-2 2-3	0-0 4-3		4 0 1 0 0 0 2			
Willie McCovey, L (1, 3) Mike Ivie, R (7, 3) OBP: 0.167, SLG: 0.167 OBP: 0.158, SLG: 0.059	0-0 1-3		0-3 K		0-3 K		0-0 1-3	0-0 E6 1B		4 0 0 0 0 2 4 1 0 0 0 0 0 0			
Dave Winfield, R (1, 9) OBP: 0.304, SLG: 0.650		0-0 HR	0-0 L9		0-0 6-3			0-0 SH2-4 1B	0-0 E6 1B	5 2 2 1 0 0 2			
Hector Torres, R (1, 6) OBP: 0.400, SLG: 0.632		0-0 HR		0-0 SH1-4 2B		0-0 F4		0-0 SH2-4 1-2	0-0 G6-4-3 1B	4 1 3 1 0 0 0			
Fred Kendall, R (1, 2) OBP: 0.429, SLG: 0.333		0-0 L9		4-0 SH1-4 BB		0-0 1B 2-1-4-6-3		0-0 FC1-5 1B 2-H	0-0 G6-4-3 1-2f	4 0 2 1 1 0 3			
Ted Kubiak, S (1, 5) OBP: 0.500, SLG: 0.500		0-0 SH3-4 1B		0-0 L8		0-0 G1-4-6-3 1-2f		0-0 E 1-2 1B		4 0 2 0 0 0 3			
Randy Jones, R (1, 1)		0-0 SH3-4 1-2		0-0 SH1-4 1-2 2-3		0-3 K		0-0 FC1-5 BB 1-3 2-3f		2 0 0 0 0 1 2			
<b>Inning Stats</b>	R: 0 H: 1 E: 0 LOB: 1 K: 0 BB: 0 S: 4 P: 4	R: 2 H: 3 E: 0 LOB: 2 K: 0 BB: 1 S: 6 P: 10	R: 0 H: 0 E: 0 LOB: 0 K: 1 BB: 0 S: 5 P: 5	R: 0 H: 1 E: 0 LOB: 2 K: 1 BB: 1 S: 6 P: 10	R: 0 H: 1 E: 0 LOB: 1 K: 1 BB: 0 S: 6 P: 6	R: 0 H: 1 E: 0 LOB: 0 K: 0 BB: 0 S: 3 P: 3	R: 0 H: 1 E: 0 LOB: 2 K: 1 BB: 1 S: 6 P: 10	R: 1 H: 3 E: 1 LOB: 3 K: 0 BB: 1 S: 6 P: 10	R: 0 H: 1 E: 2 LOB: 2 K: 0 BB: 0 S: 5 P: 5	1B: 9 SF: 0 2B: 1 SAC: 4 3B: 0 DP: 2 HR: 2 HBP: 0		WP: 0 PA: 43 PB: 0 SB: 0 CS: 0	
<b>PITCHER</b>	IP WLS BF H R ER SO BB IBB HBP BLK WP HR S P ERA WHIP											<b>PITCHER</b>	IP WLS BF H R ER SO BB IBB HBP BLK WP HR S P ERA WHIP
Don Sutton, R (1, 1) ERA: 4.15	7.0 L 31 8 2 2 4 3 0 0 0 0 0 2 36 48 2.57 1.571												
Mike Marshall, R (8, 1) ERA: 7.5	2.0 12 4 1 1 0 1 0 0 0 0 0 0 11 15 4.50 2.500												

Batter	1	2	3	4	5	6	7	8	9	AB R H RBI BB SO LOB
Bill Buckner, L (1, 7) OBP: 0.294, SLG: 0.588	0-0 F7	0-0 G3			0-0 L8		0-0 4-3			4 0 0 0 0 0 1
Ted Sizemore, R (1, 4) OBP: 0.353, SLG: 0.375	0-0 5-3		0-0 6-3			0-0 1B		0-0 G5-4-3		4 1 2 0 0 0 0
Dusty Baker Jr., R (1, 8) OBP: 0.353, SLG: 0.533	4-0 1B BB		0-3 K			0-0 L8		0-0 G5-4-3		3 0 0 0 1 1 2
Steve Garvey, R (1, 3) OBP: 0.235, SLG: 0.250	0-0 FC5 1B		0-0 F8			0-0 1B		0-0 6-3		4 0 2 0 0 0 0
Ron Cey, R (1, 5) OBP: 0.529, SLG: 0.500	0-0 1B			0-3 K		0-0 1B			4-0 BB	3 0 2 1 1 1 0
Joe Ferguson, R (1, 9) OBP: 0.188, SLG: 0.200	0-0 FC5		0-0 F8		0-0 F3		0-0 F9		0-3 K	4 0 0 0 0 1 6
Steve Yeager, R (1, 2) OBP: 0.250, SLG: 0.467		0-3 K		0-3 K		0-0 F9			0-3 K	4 0 0 0 0 3 3
Bill Russell, R (1, 6) OBP: 0.214, SLG: 0.214		0-0 1B			0-0 3-1		0-0 1-3		0-0 4-3	4 0 1 0 0 0 1
Don Sutton, R (1, 1) Rick Auerbach, R (7, PH) Mike Marshall, R (8, 1)		0-3 K			0-0 4-3		0-0 L8			2 0 0 0 0 1 1 1 0 0 0 0 0 0 0 0 0 0 0 0 0

<b>Inning Stats</b>	R: 0 H: 2 E: 0 LOB: 3 K: 0 BB: 1 S: 5 P: 9	R: 0 H: 1 E: 0 LOB: 1 K: 2 BB: 0 S: 8 P: 8	R: 0 H: 0 E: 0 LOB: 0 K: 1 BB: 0 S: 5 P: 5	R: 0 H: 0 E: 0 LOB: 0 K: 2 BB: 0 S: 7 P: 7	R: 0 H: 0 E: 0 LOB: 0 K: 0 BB: 0 S: 3 P: 3	R: 1 H: 3 E: 0 LOB: 2 K: 0 BB: 0 S: 6 P: 6	R: 0 H: 0 E: 0 LOB: 0 K: 0 BB: 0 S: 3 P: 3	R: 0 H: 1 E: 0 LOB: 0 K: 0 BB: 0 S: 3 P: 3	R: 0 H: 0 E: 0 LOB: 1 K: 2 BB: 1 S: 7 P: 11	1B: 7 SF: 0 2B: 0 SAC: 0 3B: 0 DP: 1 HR: 0 HBP: 0
---------------------	---	---	---	---	---	---	---	---	--	--

<b>PITCHER</b> Randy Jones, L (1, 1) ERA: 1.0	IP 9.0 WLS W BF 35 H 7 R 1 ER 1 SO 7 BB 2 IBB 0 HBP 0 BLK 0 WP 0 HR 0 S 47 P 55 ERA 1.00 WHIP 1.000	<b>PITCHER</b>	IP WLS BF H R ER SO BB IBB HBP BLK WP HR S P ERA WHIP
---	---	----------------	---

**BOTTOM**

**San Diego Padres @ Los Angeles Dodgers**  
Dodger Stadium, Los Angeles, CA

Wed Apr 14 1976, 6:05 PM PST  
Att. 52,219 - Unknown

<b>AB</b>	<b>33</b>
<b>R</b>	<b>1</b>
<b>H</b>	<b>7</b>
<b>RBI</b>	<b>1</b>
<b>BB</b>	<b>2</b>
<b>SO</b>	<b>7</b>
<b>LOB</b>	<b>14</b>



WP: 0	PA: 35
PB: 0	
SB: 0	
CS: 0	



Batter	1	2	3	4	5	6	7	8	9	AB R H RBI BB SO LOB	TOP		
Johnny Grubb, L (1, 7) OBP: 0.519, SLG: 0.619	0-0 4-3		0-0 HR		0-0 3B		0-3 K			4 1 2 1 0 1 1	<b>San Diego Padres @ Houston Astros</b> Astrodome, Houston, TX Fri Apr 16 1976, 7:05 PM EST Att. 13,496 - Dome		
Tito Fuentes, S (1, 4) OBP: 0.292, SLG: 0.261	0-0 1B 1B		0-0 G3		0-0 F6		0-0 F4			4 0 1 0 0 0 1			
Willie Davis, L (1, 8) OBP: 0.346, SLG: 0.400	0-0 1-2 1B		0-0 F6		0-0 3-1		0-3 K			4 0 1 0 0 1 0			
Willie McCovey, L (1, 3) OBP: 0.200, SLG: 0.111	0-3 K		0-0 F8		4-0 FC4-6 BB		0-0 5-3			3 0 0 0 1 1 2			
Dave Winfield, R (1, 9) OBP: 0.296, SLG: 0.583	0-3 K		0-3 K		0-3 K		0-0 FC6-4 1B			4 0 1 0 0 3 3			
Hector Torres, R (1, 6) OBP: 0.375, SLG: 0.545		4-0 FC6 BB	0-0 5-3		0-0 FC4-6 1-2f		0-0 FC6-4 1-2f			3 0 0 0 1 0 2			
Fred Kendall, R (1, 2) OBP: 0.273, SLG: 0.200		0-0 FC6 FC3-6 1-2f	0-0 E5 1B		0-0 F9		0-0 5-3			4 0 0 0 0 0 2			
Ted Kubiak, S (1, 5) OBP: 0.500, SLG: 0.500		0-0 FC3-6 1-2f	0-0 K 1B		0-0 1-2 1B		0-0 K 1B			4 0 2 0 0 1 1			
Dave Wehrmeister, R (1, 1) Dave Tomlin, L (6, 1) Alan Foster, R (6, 1) Jerry Turner, L (7, PH) Mike Dupree, R (7, 1) Gene Locklear, L (9, PH)		0-0 F4	0-3 K		0-0 F4		0-3 K			2 0 0 0 0 1 3 0 0 0 0 0 0 0 0 0 0 0 0 0 0 1 0 0 0 0 0 1 0 0 0 0 0 0 0 1 0 0 0 0 1 0			
<b>Inning Stats</b>	R: 0 H: 2 E: 0 LOB: 2 K: 2 BB: 0 S: 9 P: 9	R: 0 H: 0 E: 0 LOB: 1 K: 0 BB: 1 S: 3 P: 7	R: 1 H: 1 E: 0 LOB: 0 K: 0 BB: 0 S: 4 P: 4	R: 0 H: 1 E: 1 LOB: 2 K: 2 BB: 0 S: 9 P: 9	R: 0 H: 1 E: 0 LOB: 0 K: 0 BB: 0 S: 3 P: 3	R: 0 H: 0 E: 0 LOB: 1 K: 1 BB: 1 S: 5 P: 9	R: 0 H: 1 E: 0 LOB: 1 K: 1 BB: 0 S: 6 P: 6	R: 0 H: 1 E: 0 LOB: 1 K: 1 BB: 0 S: 6 P: 6	R: 0 H: 0 E: 0 LOB: 0 K: 2 BB: 0 S: 7 P: 7	1B: 5 SF: 0 2B: 0 SAC: 0 3B: 1 DP: 0 HR: 1 HBP: 0	WP: 0 PA: 36 PB: 0 SB: 0 CS: 0		
<b>PITCHER</b>	IP WLS BF H R ER SO BB IBB HBP BLK WP HR S P ERA WHIP											<b>PITCHER</b>	IP WLS BF H R ER SO BB IBB HBP BLK WP HR S P ERA WHIP
Joe Niekro, R (1, 1) ERA: 5.56	8.0 W 33 7 1 1 7 2 0 0 0 0 0 1 45 53 1.12 1.125												
Ken Forsch, R (9, 1) ERA: 1.29	1.0 S 3 0 0 0 2 0 0 0 0 0 0 0 7 7 0.00 0.000												

livebaseballscorecards.com

AB	34
R	1
H	7
RBI	1
BB	2
SO	9
LOB	16







Batter	1	2	3	4	5	6	7	8	9	AB R H RBI BB SO LOB	TOP											
Johnny Grubb, L (1, 7) OBP: 0.452, SLG: 0.520	0-0 6-3		0-0 4-3		0-0 4-3			0-0 F9		4 0 0 0 0 0 1												
Tito Fuentes, S (1, 4) OBP: 0.286, SLG: 0.296	0-0 F7			0-3 K		0-0 2B		0-0 1-3		4 1 1 0 0 1 0												
Willie Davis, L (1, 8) OBP: 0.300, SLG: 0.345	0-0 6-3			0-0 L8		0-0 F7		0-0 F9		4 0 0 0 0 0 1												
Willie McCovey, L (1, 3) Mike Ivie, R (9, PR) OBP: 0.214, SLG: 0.231 OBP: 0.158, SLG: 0.059		0-3 K		0-0 4-1		0-0 F7		0-0 1B		4 0 1 0 0 1 1 0 1 0 0 0 0 0												
Dave Winfield, R (1, 9) OBP: 0.355, SLG: 0.615		4-0 S BB			4-0 SH1-4 SF9 BB	0-0 2B		0-3 K		2 1 1 1 2 1 1												
Hector Torres, R (1, 6) OBP: 0.357, SLG: 0.480		0-3 K			4-0 SF9 SH1-4 1B BB	0-3 K		0-0 F8		3 1 0 0 1 2 3												
Fred Kendall, R (1, 2) Enzo Hernandez, R (9, PR) OBP: 0.357, SLG: 0.250 OBP: 0.250, SLG: 0.250		0-0 6-3			0-0 SH1-4		4-0 G3-6-3 BB		0-0 CI	2 0 1 1 1 0 1 0 0 0 0 0 0 0												
Ted Kubiak, S (1, 5) OBP: 0.364, SLG: 0.400			0-0 1-3		0-0 SF9		0-0 G3-6-3		0-1 CI	2 0 0 1 0 0 1												
Dan Spillner, R (1, 1) Gene Locklear, L (5, PH) Alan Foster, R (5, 1) Jerry Turner, L (7, PH) Butch Metzger, R (7, 1) Merv Rettenmund, R (9, PH)			0-3 K		0-0 1B		0-0 6-3		0-0 F9	1 0 0 0 0 1 0 1 0 1 1 0 0 0 0 0 0 0 0 0 0 1 0 0 0 0 0 0 0 0 0 0 0 0 0 1 0 0 0 0 0 2												
<b>Inning Stats</b>	R: 0 E: 0 K: 0 S: 3	H: 0 LOB: 0 BB: 0 P: 3	R: 0 E: 0 K: 2 S: 7	H: 0 LOB: 1 BB: 1 P: 11	R: 0 E: 0 K: 1 S: 5	H: 0 LOB: 0 BB: 0 P: 5	R: 0 E: 0 K: 1 S: 5	H: 0 LOB: 0 BB: 0 P: 5	R: 2 E: 0 K: 0 S: 4	H: 1 LOB: 1 BB: 2 P: 12	R: 1 E: 0 K: 1 S: 7	H: 2 LOB: 1 BB: 0 P: 7	R: 0 E: 0 K: 0 S: 2	H: 0 LOB: 0 BB: 1 P: 6	R: 0 E: 0 K: 0 S: 3	H: 0 LOB: 0 BB: 0 P: 3	R: 1 E: 1 K: 1 S: 8	H: 2 LOB: 2 BB: 0 P: 8	1B: 2 2B: 3 3B: 0 HR: 0	SF: 1 SAC: 1 DP: 1 HBP: 0	WP: 0 PB: 0 SB: 1 CS: 0	PA: 36
<b>PITCHER</b>	IP WLS BF H R ER SO BB IBB HBP BLK WP HR S P ERA WHIP																					
J.R. Richard, R (1, 1) ERA: 4.08	8.0 W 31 4 4 4 5 4 0 0 0 0 0 0 37 53 4.50 1.000																					
Ken Forsch, R (9, 1) ERA: 1.13	1.0 S 5 1 0 0 1 0 0 0 0 0 0 0 7 7 0.00 1.000																					

San Diego Padres @ Houston Astros  
Astrodome, Houston, TX  
Sat Apr 17 1976, 7:05 PM EST  
Att. 11,702 - Dome

livebaseballscorecards.com

AB	29
R	4
H	5
RBI	4
BB	4
SO	6
LOB	11



Batter	1	2	3	4	5	6	7	8	9	AB	R	H	RBI	BB	SO	LOB
<b>Wilbur Howard, S</b> (1, 7) <small>OBP: 0.154, SLG: 0.125</small>	4-0 		0-0 6-3 		0-0 4-3 HR 	0-0 3-1 				3	2	1	0	1	0	0
<b>Enos Cabell, R</b> (1, 5) <small>OBP: 0.441, SLG: 0.515</small>	0-0 		0-0 		0-0 4-3 		0-0 4-3 			4	1	2	0	0	0	1
<b>Cesar Cedeno, R</b> (1, 8) <small>OBP: 0.267, SLG: 0.517</small>	0-0 F9 		0-0 		0-0 		0-3 K 			4	2	2	3	0	1	2
<b>Bob Watson, R</b> (1, 3) <small>OBP: 0.485, SLG: 0.552</small>	0-0 		0-0 6-3 		0-0 FC4-6 		0-0 F9 			4	0	2	1	0	0	1
<b>Cliff Johnson, R</b> (1, 2) <small>OBP: 0.474, SLG: 0.429</small>	0-0 G5-4-3 		0-0 		4-0 		0-0 4-3 			3	0	1	1	1	0	2
<b>Greg Gross, L</b> (1, 9) <small>OBP: 0.300, SLG: 0.333</small>		0-0 4-3 	0-0 G3 		0-0 FC4-6 		0-3 K 			4	0	0	0	0	1	3
<b>Larry Milbourne, S</b> (1, 4) <small>OBP: 0.313, SLG: 0.276</small>		0-0 6-3 		0-0 1-3 	0-0 F7 		0-0 			4	0	1	0	0	0	2
<b>Roger Metzger, S</b> (1, 6) <small>OBP: 0.333, SLG: 0.480</small>		0-0 		0-0 1-3 		0-0 F7 	0-0 CS 			3	0	1	0	0	0	0
<b>J.R. Richard, R</b> (1, 1) <b>Ken Forsch, R</b> (9, 1)		0-3 K 		0-0 5-3 		0-3 K 				3	0	0	0	0	2	1
										0	0	0	0	0	0	0

Inning Stats	R: 1	H: 2	E: 0	K: 0	S: 4	H: 2	LOB: 1	BB: 1	P: 8	R: 0	H: 1	E: 0	K: 1	S: 6	H: 3	LOB: 1	BB: 0	P: 6	R: 2	H: 3	E: 0	K: 0	S: 6	H: 0	LOB: 0	BB: 0	P: 3	R: 2	H: 3	E: 0	K: 0	S: 6	H: 0	LOB: 0	BB: 0	P: 10	R: 0	H: 0	E: 0	K: 1	S: 5	H: 0	LOB: 0	BB: 0	P: 5	R: 0	H: 0	E: 0	K: 1	S: 5	H: 1	LOB: 0	BB: 0	P: 5	R: 0	H: 0	E: 0	K: 1	S: 5	H: 1	LOB: 0	BB: 0	P: 5
--------------	------	------	------	------	------	------	--------	-------	------	------	------	------	------	------	------	--------	-------	------	------	------	------	------	------	------	--------	-------	------	------	------	------	------	------	------	--------	-------	-------	------	------	------	------	------	------	--------	-------	------	------	------	------	------	------	------	--------	-------	------	------	------	------	------	------	------	--------	-------	------

PITCHER	IP	WLS	BF	H	R	ER	SO	BB	IBB	HBP	BLK	WP	HR	S	P	ERA	WHIP
<b>Dan Spillner, R</b> (1, 1) <small>ERA: 2.25</small>	4.0	L	18	6	3	3	1	1	0	0	0	0	0	19	23	6.75	1.750
<b>Alan Foster, R</b> (5, 1) <small>ERA: 3.0</small>	2.0		10	3	2	2	1	1	0	0	0	0	1	11	15	9.00	2.000
<b>Butch Metzger, R</b> (7, 1) <small>ERA:</small>	2.0		6	1	0	0	2	0	0	0	0	0	0	10	10	0.00	0.500

**BOTTOM**

**San Diego Padres @ Houston Astros**  
 Astrodome, Houston, TX

Sat Apr 17 1976, 7:05 PM EST  
 Att. 11,702 - Dome

<b>AB</b>	<b>32</b>
<b>R</b>	<b>5</b>
<b>H</b>	<b>10</b>
<b>RBI</b>	<b>5</b>
<b>BB</b>	<b>2</b>
<b>SO</b>	<b>4</b>
<b>LOB</b>	<b>12</b>

livebaseballscorecards.com







BOTTOM

San Diego Padres @ Houston Astros  
Astrodome, Houston, TX  
Sun Apr 18 1976, 4:33 AM EST  
Dome

livebaseballscorecards.com

AB	29
R	4
H	8
RBI	4
BB	3
SO	3
LOB	9



WP:	1	PA:	32
PB:	0		
SB:	0		
CS:	1		

AB	R	H	RBI	BB	SO	LOB
3	1	0	0	1	2	1
4	1	2	0	0	1	1
4	1	1	3	0	0	2
3	1	1	0	1	0	0
4	0	2	1	0	0	0
3	0	1	0	0	0	2
3	0	0	0	0	0	2
2	0	0	0	1	0	0
1	0	1	0	0	0	0
1	0	0	0	0	0	1
0	0	0	0	0	0	0
1	0	0	0	0	0	0
0	0	0	0	0	0	0

Batter	1	2	3	4	5	6	7	8	9
Wilbur Howard, S OBP: 0.167, SLG: 0.111 (1, 7) X	0-0 G3 ①		0-3 K ②			4-0 BB CS		0-3 K 1B HR	
Enos Cabell, R OBP: 0.447, SLG: 0.514 (1, 5) X	0-0 F9 ②		0-0 FC6-4 1B 1-2			0-3 K 1-2 ① ②		0-0 HR 1B 1-2	
Cesar Cedeno, R OBP: 0.265, SLG: 0.576 (1, 8) X	0-0 6-3 ③		0-0 FC6-4 1-2f ③			0-0 5-3 ③		0-0 HR 1-H 2-H	
Bob Watson, R OBP: 0.486, SLG: 0.531 (1, 3)		0-0 F9 ①		0-0 F8 ①			0-0 7-2 1B 1B E	4-0 2B BB	
Cliff Johnson, R OBP: 0.478, SLG: 0.500 (1, 2)		0-0 F8 ②		0-0 F9 ②			0-0 E 1B 1-2	0-0 2B 1-H	
Greg Gross, L OBP: 0.303, SLG: 0.333 (1, 9)		0-0 1B ③		0-0 F7 ③			0-0 7-2 1-2 2-Hf ① ②		
Larry Milbourne, S OBP: 0.286, SLG: 0.250 (1, 4)		0-0 F4 ③			0-0 4-1 ①		0-0 6-3 ③		
Roger Metzger, S OBP: 0.333, SLG: 0.444 (1, 6)			0-0 F7 ①		4-0 BB G5-4-3			0-0 L7 ①	
Mike Cosgrove, L OBP: 0.500, SLG: 0.500 Art Howe, R (5, PH) Tom Griffin, R (6, 1) Leon Roberts, R (8, PH) Ken Forsch, R (9, 1)			0-0 1B 1B ② ③		0-0 G5-4-3 1-2f ② ③			0-0 L5 ②	

Inning Stats	R	H	E	K	S	H	LOB	BB	P	R	H	E	K	S	H	LOB	BB	P	R	H	E	K	S	H	LOB	BB	P	R	H	E	K	S	H	LOB	BB	P		
	0	0	0	0	3	0	0	0	3	0	0	0	0	3	0	0	0	3	0	0	0	0	0	0	0	0	0	0	0	0	0	0	0	0	0	0	0	0
	0	0	0	0	4	1	1	0	4	0	0	0	0	4	0	0	0	4	0	0	0	0	0	0	0	0	0	0	0	0	0	0	0	0	0	0	0	0
	0	0	0	0	7	2	2	0	7	0	0	0	0	7	0	0	0	7	0	0	0	0	0	0	0	0	0	0	0	0	0	0	0	0	0	0	0	0
	0	0	0	0	3	0	0	0	3	0	0	0	0	3	0	0	0	3	0	0	0	0	0	0	0	0	0	0	0	0	0	0	0	0	0	0	0	0
	0	0	0	0	4	0	0	0	4	0	0	0	0	4	0	0	0	4	0	0	0	0	0	0	0	0	0	0	0	0	0	0	0	0	0	0	0	0
	0	0	0	0	3	0	0	0	3	0	0	0	0	3	0	0	0	3	0	0	0	0	0	0	0	0	0	0	0	0	0	0	0	0	0	0	0	0
	0	0	0	0	4	0	0	0	4	0	0	0	0	4	0	0	0	4	0	0	0	0	0	0	0	0	0	0	0	0	0	0	0	0	0	0	0	0
	0	0	0	0	3	0	0	0	3	0	0	0	0	3	0	0	0	3	0	0	0	0	0	0	0	0	0	0	0	0	0	0	0	0	0	0	0	0
	0	0	0	0	4	0	0	0	4	0	0	0	0	4	0	0	0	4	0	0	0	0	0	0	0	0	0	0	0	0	0	0	0	0	0	0	0	0
	0	0	0	0	3	0	0	0	3	0	0	0	0	3	0	0	0	3	0	0	0	0	0	0	0	0	0	0	0	0	0	0	0	0	0	0	0	0
	0	0	0	0	4	0	0	0	4	0	0	0	0	4	0	0	0	4	0	0	0	0	0	0	0	0	0	0	0	0	0	0	0	0	0	0	0	0
	0	0	0	0	3	0	0	0	3	0	0	0	0	3	0	0	0	3	0	0	0	0	0	0	0	0	0	0	0	0	0	0	0	0	0	0	0	0
	0	0	0	0	4	0	0	0	4	0	0	0	0	4	0	0	0	4	0	0	0	0	0	0	0	0	0	0	0	0	0	0	0	0	0	0	0	0
	0	0	0	0	3	0	0	0	3	0	0	0	0	3	0	0	0	3	0	0	0	0	0	0	0	0	0	0	0	0	0	0	0	0	0	0	0	0
	0	0	0	0	4	0	0	0	4	0	0	0	0	4	0	0	0	4	0	0	0	0	0	0	0	0	0	0	0	0	0	0	0	0	0	0	0	0
	0	0	0	0	3	0	0	0	3	0	0	0	0	3	0	0	0	3	0	0	0	0	0	0	0	0	0	0	0	0	0	0	0	0	0	0	0	0
	0	0	0	0	4	0	0	0	4	0	0	0	0	4	0	0	0	4	0	0	0	0	0	0	0	0	0	0	0	0	0	0	0	0	0	0	0	0
	0	0	0	0	3	0	0	0	3	0	0	0	0	3	0	0	0	3	0	0	0	0	0	0	0	0	0	0	0	0	0	0	0	0	0	0	0	0
	0	0	0	0	4	0	0	0	4	0	0	0	0	4	0	0	0	4	0	0	0	0	0	0	0	0	0	0	0	0	0	0	0	0	0	0	0	0
	0	0	0	0	3	0	0	0	3	0	0	0	0	3	0	0	0	3	0	0	0	0	0	0	0	0	0	0	0	0	0	0	0	0	0	0	0	0
	0	0	0	0	4	0	0	0	4	0	0	0	0	4	0	0	0	4	0	0	0	0	0	0	0	0	0	0	0	0	0	0	0	0	0	0	0	0
	0	0	0	0	3	0	0	0	3	0	0	0	0	3	0	0	0	3	0	0	0	0	0	0	0	0	0	0	0	0	0	0	0	0	0	0	0	0
	0	0	0	0	4	0	0	0	4	0	0	0	0	4	0	0	0	4	0	0	0	0	0	0	0	0	0	0	0	0	0	0	0	0	0	0	0	0
	0	0	0	0	3	0	0	0	3	0	0	0	0	3	0	0	0	3	0	0	0	0	0	0	0	0	0	0	0	0	0	0	0	0	0	0	0	0
	0	0	0	0	4	0	0	0	4	0	0	0	0	4	0	0	0	4	0	0	0	0	0	0	0	0	0	0	0	0	0	0	0	0	0	0	0	0
	0	0	0	0	3	0	0	0	3	0	0	0	0	3	0	0	0	3	0	0	0	0	0	0	0	0	0	0	0	0	0	0	0	0	0	0	0	0
	0	0	0	0	4	0	0	0	4	0	0	0	0	4	0	0	0	4	0	0	0	0	0	0	0	0	0	0	0	0	0	0	0	0	0	0	0	0
	0	0	0	0	3	0	0	0	3	0	0	0	0	3	0	0	0	3	0	0	0	0	0	0	0	0	0	0	0	0	0	0	0	0	0	0	0	0
	0	0	0	0	4	0	0	0	4	0	0	0	0	4	0	0	0	4	0	0	0	0	0	0	0	0	0	0	0	0	0	0	0	0	0	0	0	0
	0	0	0	0	3	0	0	0	3	0	0	0	0	3	0	0	0	3	0	0	0	0	0	0	0	0	0	0	0	0	0	0	0	0	0	0	0	0
	0	0	0	0	4	0	0	0	4	0	0	0	0	4	0	0	0	4	0	0	0	0	0	0	0	0	0	0	0	0	0	0	0	0	0	0	0	0
	0	0	0	0	3	0	0	0	3	0	0	0	0	3	0	0	0	3	0	0	0	0	0	0	0	0	0	0	0	0	0	0	0	0	0	0	0	0
	0	0	0	0	4	0	0	0	4	0	0	0	0	4	0	0	0	4	0	0	0	0	0	0	0	0	0	0	0	0	0	0	0	0	0	0	0	0
	0	0	0	0	3	0	0	0	3	0	0	0	0	3	0	0	0	3	0	0	0	0	0	0	0	0	0	0	0	0	0	0	0	0	0	0	0	0
	0	0	0	0	4	0	0	0	4	0	0	0	0	4	0	0	0	4	0	0	0	0	0	0	0	0	0	0	0	0	0	0	0	0	0	0	0	0
	0	0	0	0	3	0	0	0	3	0	0	0	0	3	0	0	0	3	0	0	0	0	0	0	0	0	0	0	0	0	0	0	0	0	0	0	0	0
	0	0	0	0	4	0	0	0	4	0	0	0	0	4	0	0	0	4	0	0	0	0	0	0	0	0	0	0	0	0	0	0	0	0	0	0	0	0
	0	0	0	0	3	0	0	0	3	0	0	0	0	3	0	0	0	3	0	0	0	0	0	0	0	0	0	0	0	0	0	0	0	0	0	0	0	0
	0	0	0	0	4	0	0	0	4	0	0	0	0	4	0	0	0	4	0	0	0	0	0	0	0	0	0	0	0	0	0	0	0	0	0	0	0	0
	0	0	0	0	3	0	0	0	3	0	0	0	0	3	0	0	0	3	0	0	0	0	0	0	0	0	0	0	0	0	0	0	0	0	0	0	0	0
	0	0	0	0	4	0	0	0	4	0</																												



Batter	1	2	3	4	5	6	7	8	9	AB R H RBI BB SO LOB	TOP											
Johnny Grubb, L (1, 7) OBP: 0.476, SLG: 0.469	0-0 F8	0-0 1B		0-0 1-3	4-0 BB 1B IBB		0-0 G6-3		4-0 2B IBB	4 1 1 1 2 0 2												
Enzo Hernandez, R (1, 6) OBP: 0.500, SLG: 0.556	4-0 FC4-6 BB	0-0 F9		0-0 2B 1B	0-0 BB 1B		0-0 F3		0-0 2B	5 1 3 3 1 0 2												
Willie Davis, L (1, 8) OBP: 0.324, SLG: 0.389	0-0 FC4-6 1B			0-0 1B 2B	0-3 K			0-0 2B 1B	0-0 L8	6 3 3 0 0 1 5												
Willie McCovey, L (1, 3) Mike Ivie, R (5, PR) OBP: 0.316, SLG: 0.294 OBP: 0.208, SLG: 0.182	0-0 1B			0-0 1B	4-0 BB			0-0 2B		3 0 2 4 1 0 1 1 0 1 1 0 0 0												
Dave Winfield, R (1, 9) OBP: 0.325, SLG: 0.485	0-0 4-3			0-3 K	0-0 F5			0-0 5-3		4 0 0 0 1 1 5												
Hector Torres, R (1, 4) OBP: 0.361, SLG: 0.531		4-0 BB 1B BB		0-0 F8	0-0 HR		0-0 1-3		0-0 6-3	4 2 1 1 1 0 2												
Fred Kendall, R (1, 2) OBP: 0.368, SLG: 0.313		4-0 1B BB		0-3 K	0-0 1B 2B		0-0 F8		0-0 6-3	4 1 1 0 1 1 2												
Ted Kubiak, S (1, 5) OBP: 0.500, SLG: 0.500		4-0 1B BB		0-0 1B 1B	0-0 1B BB 1B		0-0 4-1		0-0 2B 1B	4 3 3 1 1 0 0												
Randy Jones, R (1, 1) Butch Metzger, R (8, 1)		0-3 K		0-0 SH1-4	0-0 SH1-4		4-0 G6-3 BB		0-0 SH2-4	1 0 0 0 1 1 3 0 0 0 0 0 0 0												
<b>Inning Stats</b>	R: 1 E: 0 K: 0 S: 4	H: 1 LOB: 1 BB: 1 P: 8	R: 1 E: 0 K: 1 S: 5	H: 1 LOB: 2 BB: 3 P: 17	R: 0 E: 0 K: 1 S: 6	H: 1 LOB: 2 BB: 1 P: 10	R: 3 E: 0 K: 1 S: 9	H: 4 LOB: 1 BB: 0 P: 9	R: 3 E: 0 K: 1 S: 9	H: 4 LOB: 3 BB: 2 P: 17	R: 0 E: 0 K: 0 S: 3	H: 0 LOB: 0 BB: 0 P: 3	R: 0 E: 0 K: 0 S: 2	H: 0 LOB: 0 BB: 1 P: 6	R: 1 E: 0 K: 0 S: 4	H: 2 LOB: 0 BB: 0 P: 4	R: 2 E: 0 K: 0 S: 5	H: 2 LOB: 1 BB: 1 P: 9	1B: 10 2B: 4 3B: 0 HR: 1	SF: 0 SAC: 3 DP: 1 HBP: 0	WP: 0 PB: 0 SB: 1 CS: 0	PA: 48
<b>PITCHER</b>	IP WLS BF H R ER SO BB IBB HBP BLK WP HR S P ERA WHIP																					
Joaquin Andujar, R (1, 1) ERA: 8.53	4.0 L 23 7 5 5 3 5 0 0 0 1 0 0 24 44 11.25 3.000																					
Gilberto Rondon, R (5, 1) ERA: 18.0	0.0 3 3 3 3 0 0 0 0 0 0 0 1 3 3 ∞ ∞																					
Jose Sosa, R (5, 1) ERA: 10.8	2.0 9 1 0 0 1 1 1 0 0 0 0 0 9 17 0.00 1.000																					
Mike Barlow, R (7, 1) ERA: 3.86	2.0 7 2 1 1 0 1 0 0 0 0 0 0 6 10 4.50 1.500																					
Larry Hardy, R (9, 1) ERA: 8.1	1.0 6 2 2 2 0 0 0 1 0 0 0 0 5 9 18.00 2.000																					

San Diego Padres @ Houston Astros  
Astrodome, Houston, TX  
Sun Apr 18 1976, 4:38 AM EST  
Att. 13,771 - Dome

livebaseballscorecards.com

AB 36  
R 11  
H 15  
RBI 11  
BB 9  
SO 4  
LOB 22



Batter	1	2	3	4	5	6	7	8	9	AB	R	H	RBI	BB	SO	LOB
Larry Milbourne, S OBP: 0.325, SLG: 0.297 (1, 4)	0-0 1B HR 1B	0-0 5-3		0-0 1-3			0-0 1B 1B	0-0 1B		5	2	3	0	0	0	2
Enos Cabell, R OBP: 0.442, SLG: 0.500 (1, 5)	0-0 1-3 HR 1B		0-0 1-3		0-3 K		0-0 1-2 FC5-4 1B	0-3 K		5	2	2	0	0	2	1
Cesar Cedeno, R OBP: 0.308, SLG: 0.649 (1, 8)	0-0 1-H 3-H HR		0-0 S 1B		0-0 6-3		0-0 L8		4-0 S BB	4	1	2	3	1	0	2
Bob Watson, R OBP: 0.500, SLG: 0.514 (1, 3)	0-0 1-3		4-0 1-2 BB		4-0 BB		0-0 1-3 2-H FC5-4 1B	0-0 1-2 F8	0-0 1-2	3	0	1	1	2	0	1
Cliff Johnson, R OBP: 0.393, SLG: 0.391 (1, 2)	0-0 6-3		0-0 F7		0-0 F7		0-0 1-2f 3-H FC5-4 1B	0-0 F7	0-0 F7	5	0	0	1	0	0	5
Leon Roberts, R OBP: 0.231, SLG: 0.417 (1, 7)	0-3 K		0-3 K			0-0 5-3	0-0 1-2 1B	0-0 F6	0-0 F6	5	0	1	0	0	2	3
Greg Gross, L OBP: 0.324, SLG: 0.353 (1, 9)		0-0 SH2-4 1B		0-0 L7		0-0 FC6-4 1B	0-0 3-1			4	0	2	0	0	0	2
Roger Metzger, S OBP: 0.303, SLG: 0.400 (1, 6)		0-0 SH2-4		0-0 F9		0-0 FC6-4		0-0 4-3		3	0	0	0	0	0	1
Joaquin Andujar, S Art Howe, R Gilberto Rondon, R Jose Sosa, R Wilbur Howard, S Mike Barlow, L Ken Boswell, L Larry Hardy, R		0-3 K		4-0 BB		0-0 F9		0-0 6-3		1	0	0	0	0	1	1

BOTTOM

San Diego Padres @ Houston Astros  
Astrodome, Houston, TX  
Sun Apr 18 1976, 4:38 AM EST  
Att. 13,771 - Dome

AB	37
R	5
H	11
RBI	5
BB	4
SO	5
LOB	19



Inning Stats	R: 3	H: 3	LOB: 0	K: 1	S: 8	P: 8	R: 0	H: 1	LOB: 1	BB: 0	S: 6	R: 0	H: 1	LOB: 2	BB: 1	S: 6	R: 0	H: 0	LOB: 1	BB: 1	S: 3	R: 0	H: 0	LOB: 1	BB: 1	S: 5	R: 0	H: 1	LOB: 1	BB: 0	S: 4	R: 2	H: 4	LOB: 2	BB: 0	S: 7	R: 0	H: 1	LOB: 1	BB: 0	S: 6	R: 0	H: 0	LOB: 1	BB: 1	S: 3	1B: 10	SF: 0	2B: 0	SAC: 1	3B: 0	DP: 0	HR: 1	HBP: 0	WP: 0	PA: 42
PITCHER	IP	WLS	BF	H	R	ER	SO	BB	IBB	HBP	BLK	WP	HR	S	P	ERA	WHIP																																							
Randy Jones, L ERA: 2.52	(1, 1)	7.0	W	34	10	5	5	4	3	0	0	0	1	39	51	6.43	1.857																																							
Butch Metzger, R ERA:	(8, 1)	2.0		8	1	0	1	1	0	0	0	0	0	9	13	0.00	1.000																																							



San Diego Padres @ Cincinnati Reds  
Riverfront Stadium, Cincinnati, OH

Tue Apr 20 1976, 6:05 PM EST  
Att. 18,126 - Unknown

AB	34
R	7
H	9
RBI	6
BB	2
SO	6
LOB	16



TOP

Batter	1	2	3	4	5	6	7	8	9	AB	R	H	RBI	BB	SO	LOB									
Johnny Grubb, L (1, 7) OBP: 0.468, SLG: 0.459	0-0 SH2-3 2B 1B		0-0 4-3		0-0 SH1-4 1B 1B		0-0 F8		0-0 P5	5	2	2	0	0	0	0									
Tito Fuentes, S (1, 4) OBP: 0.306, SLG: 0.314	0-0 SH2-3 1-2		0-0 1B		0-0 SH1-4 1-2			0-0 E BB BB 1B	0-0 F8	3	1	2	0	0	0	0									
Willie Davis, L (1, 8) OBP: 0.357, SLG: 0.425	0-0 WP 2-H 2B		0-0 4-3		0-0 1B			4-0 BB E 1B BB	0-0 3-1	4	2	2	2	1	0	1									
Willie McCovey, L (1, 3) Mike Ivie, R (8, PR) OBP: 0.304, SLG: 0.286 OBP: 0.208, SLG: 0.182	0-0 F7 2-H			0-0 FC6-4 1B	0-0 F7			0-0 FC1 BB 1B		4	0	1	0	0	0	2									
Dave Winfield, R (1, 9) OBP: 0.295, SLG: 0.432	0-3 K			0-0 FC6-4 HBP 1B 1-2f		0-0 6-3		0-0 P6		4	1	0	0	0	1	4									
Doug Rader, R (1, 5) OBP: 0.526, SLG: 0.571		0-0 6-3		1-0 1B 1-2 HBP		0-3 K		4-0 BB 1B		2	0	0	1	1	1	0									
Hector Torres, R (1, 6) Gene Locklear, L (8, PH) Enzo Hernandez, R (8, 6) OBP: 0.359, SLG: 0.514 OBP: 0.333, SLG: 0.333 OBP: 0.500, SLG: 0.556		0-0 L7		0-0 1B 1-3 2-H		0-0 L4		0-3 K	0-3 K	3	0	1	1	0	0	0									
Fred Kendall, R (1, 2) Jerry Turner, L (8, PH) Bob Davis, R (8, 2) OBP: 0.318, SLG: 0.263 OBP: 0.500, SLG: 0.333 OBP: 0.214, SLG: 0.231		0-0 4-3		0-0 6-3			0-3 K	0-0 1B		3	0	0	0	0	1	2									
Bill Greif, R (1, 1) Mike Dupree, R (7, 1) Dave Tomlin, L (7, 1) Butch Metzger, R (7, 1)			0-0 G3	0-3 K			0-3 K	0-0 1B	0-0 6-3	3	0	0	0	0	2	2									
	R: 2 E: 0 K: 1 S: 7	H: 2 LOB: 0 BB: 0 P: 7	R: 0 E: 0 K: 0 S: 3	H: 0 LOB: 0 BB: 0 P: 3	R: 0 E: 0 K: 0 S: 4	H: 1 LOB: 1 BB: 0 P: 4	R: 1 E: 0 K: 1 S: 7	H: 2 LOB: 2 BB: 0 P: 8	R: 1 E: 0 K: 0 S: 4	H: 2 LOB: 0 BB: 0 P: 4	R: 0 E: 0 K: 1 S: 5	H: 0 LOB: 0 BB: 0 P: 5	R: 0 E: 0 K: 2 S: 7	H: 0 LOB: 0 BB: 0 P: 7	R: 3 E: 1 K: 1 S: 8	H: 2 LOB: 2 BB: 2 P: 16	R: 0 E: 0 K: 0 S: 3	H: 0 LOB: 0 BB: 0 P: 3	1B: 8 2B: 1 3B: 0 HR: 0	SF: 0 SAC: 2 DP: 0 HBP: 1	WP: 2 PB: 0 SB: 0 CS: 0	PA: 39			
PITCHER	IP	WLS	BF	H	R	ER	SO	BB	IBB	HBP	BLK	WP	HR	S	P	ERA	WHIP								
Jack Billingham, R (1, 1) ERA: 9.69	5.0		22	7	4	4	2	0	0	1	0	1	0	25	26	7.20	1.400								
Pat Zachry, R (6, 1) ERA:	2.0		6	0	0	0	3	0	0	0	0	0	0	12	12	0.00	0.000								
Pedro Borbon, R (8, 1) ERA: 5.68	0.0		1	1	1	0	0	0	0	0	0	0	0	1	1	∞	∞								
Will McEnaney, L (8, 1) ERA: 12.6	0.0	L	2	0	0	0	0	1	0	0	0	0	0	1	5	∞	∞								
Rawly Eastwick, R (8, 1) ERA: 2.45	1.0		5	1	2	0	1	1	0	0	0	0	0	6	10	0.00	2.000								
PITCHER	IP	WLS	BF	H	R	ER	SO	BB	IBB	HBP	BLK	WP	HR	S	P	ERA	WHIP								
Santo Alcala, R (9, 1) ERA: 22.5	1.0		3	0	0	0	0	0	0	0	0	0	0	3	3	0.00	0.000								





Batter	1	2	3	4	5	6	7	8	9	AB R H RBI BB SO LOB	TOP		
Johnny Grubb, L (1, 8) OBP: 0.462, SLG: 0.439	4-0 BB BB		0-3 K		0-0 F8		0-0 1B		0-0 F7	4 0 1 0 1 1 1	<b>San Diego Padres @ Cincinnati Reds</b> Riverfront Stadium, Cincinnati, OH Wed Apr 21 1976, 3:33 AM EST Att. 16,603 - Unknown <a href="http://livebaseballscorecards.com">livebaseballscorecards.com</a>		
Tito Fuentes, S (1, 4) OBP: 0.275, SLG: 0.282	0-0 F7		0-0 F7		0-0 L7		0-0 L5			4 0 0 0 0 0 2			
Merv Rettenmund, R (1, 7) OBP: 0.400, SLG: 0.143	4-0 G4-6-3 1-2 BB		0-3 K		0-0 F5			4-0 1B BB		2 0 0 0 2 1 0			
Dave Winfield, R (1, 9) OBP: 0.333, SLG: 0.436	0-0 G4-6-3 1-2f			4-0 1B 1B BB		4-0 E 1B SF8-5 BB		0-0 G4-6-3 1-2 1B		2 2 1 0 2 0 2			
Doug Rader, R (1, 5) OBP: 0.565, SLG: 0.611		0-0 2B 1B		0-0 SH3-4 1-2 SF8 1B		0-0 E8 SF8-5 1-3 1B		0-3 K		4 2 3 0 0 1 2			
Mike Ivie, R (1, 3) OBP: 0.250, SLG: 0.280		0-0 1-H 2B		0-0 1-2 2-H SH3-4 1B		0-0 SF8-5		0-0 G4-6-3 1-2f		3 0 2 3 0 0 2			
Hector Torres, R (1, 6) OBP: 0.341, SLG: 0.486		0-0 6-3		0-0 SH3-4		0-0 6-3		0-0 1-3		2 0 0 0 0 0 1			
Willie Davis, L (9, PH) OBP: 0.349, SLG: 0.415				1-2 2-3						1 0 0 0 0 0 0			
Fred Kendall, R (1, 2) OBP: 0.269, SLG: 0.227		0-0 L8		0-0 SF8			0-0 2-3		0-0 F8	3 0 0 1 0 0 1			
Dave Wehrmeister, R (1, 1) Alan Foster, R (3, 1) Jerry Turner, L (4, PH) Dan Spillner, R (4, 1) Willie McCovey, L (7, PH) Butch Metzger, R (7, 1) Gene Locklear, L (9, PH)		0-0 F7		0-3 K			0-0 G3		0-0 1B	1 0 0 0 0 0 0 1 0 0 0 0 0 0 0 0 1 0 0 0 0 0 1 1 0 0 0 0 0 0 0 0 1 0 0 0 0 0 0 0 0 0 0 0 0 0 0 0 1 0 1 0 0 0 0 0			
<b>Inning Stats</b>	R: 0 H: 0 E: 0 LOB: 1 K: 0 BB: 2 S: 2 P: 10	R: 1 H: 2 E: 0 LOB: 1 K: 0 BB: 0 S: 5 P: 5	R: 0 H: 0 E: 0 LOB: 0 K: 2 BB: 0 S: 7 P: 7	R: 2 H: 2 E: 0 LOB: 1 K: 1 BB: 1 S: 7 P: 11	R: 0 H: 0 E: 0 LOB: 0 K: 0 BB: 0 S: 3 P: 3	R: 1 H: 1 E: 1 LOB: 0 K: 0 BB: 1 S: 3 P: 7	R: 0 H: 1 E: 0 LOB: 1 K: 0 BB: 0 S: 4 P: 4	R: 0 H: 1 E: 0 LOB: 1 K: 1 BB: 1 S: 5 P: 9	R: 0 H: 1 E: 0 LOB: 1 K: 0 BB: 0 S: 4 P: 4	1B: 7 SF: 2 2B: 2 SAC: 1 3B: 0 DP: 3 HR: 0 HBP: 0	WP: 0 PA: 37 PB: 0 SB: 0 CS: 0		
<b>PITCHER</b>	IP WLS BF H R ER SO BB IBB HBP BLK WP HR S P ERA WHIP											<b>PITCHER</b>	IP WLS BF H R ER SO BB IBB HBP BLK WP HR S P ERA WHIP
Fred Norman, L (1, 1) ERA: 1.69	6.0 W 25 5 4 3 3 4 0 0 0 0 0 0 27 43 4.50 1.500												
Don Gullett, L (7, 1) ERA:	1.0 6 2 0 0 0 0 1 0 0 0 0 0 0 5 9 0.00 3.000												
Rawly Eastwick, R (8, 1) ERA: 1.93	2.0 S 6 1 0 0 0 1 0 0 0 0 0 0 0 8 8 0.00 0.500												

BOTTOM

San Diego Padres @ Cincinnati Reds  
Riverfront Stadium, Cincinnati, OH  
Wed Apr 21 1976, 3:33 AM EST  
Att. 16,603 - Unknown

livebaseballscorecards.com

AB 31  
R 5  
H 11  
RBI 5  
BB 1  
SO 1  
LOB 15



WP: 0 PA: 33  
PB: 0  
SB: 1  
CS: 0

AB	R	H	RBI	BB	SO	LOB
4	1	3	0	0	0	0
4	1	2	2	0	0	2
3	0	0	0	1	0	3
3	1	2	1	0	0	1
4	1	1	0	0	1	2
4	0	1	1	0	0	1
3	0	1	1	0	0	2
3	0	1	0	0	0	3
2	1	0	0	0	0	1
1	0	0	0	0	0	0
0	0	0	0	0	0	0

Batter	1	2	3	4	5	6	7	8	9
Pete Rose, S OBP: 0.571, SLG: 0.643 (1, 5)	F8		1B	1B			1B		
Ken Griffey, L OBP: 0.417, SLG: 0.600 (1, 9)	2B		1B	G4-6-3			FC1-6		
Joe Morgan, L OBP: 0.543, SLG: 0.697 (1, 4)	FC1-6-5-6-3		P4				L9		
Tony Perez, R OBP: 0.372, SLG: 0.389 (1, 3)		2B	1B	1B		G6-4-3		HBP	
George Foster, R OBP: 0.378, SLG: 0.429 (1, 7)	F9		1B	FC		K		G6-4-3	
Cesar Geronimo, L OBP: 0.421, SLG: 0.714 (1, 8)	F7		E	FC		6-3		F9	
Dave Concepcion, R OBP: 0.209, SLG: 0.184 (1, 6)	4-3		FC			1B			
Bill Plummer, R OBP: 0.333, SLG: 0.375 (1, 2)			2B			G1-4-3			
Fred Norman, S OBP: 0.200, SLG: 0.200 (1, 1)			FC1-5			G1-4-3			
Don Gullett, R (7, 1)				4-3					
Rawly Eastwick, R (8, 1)			2B				3-1		

Inning	R	H	E	K	S	P	WLS	BF	H	R	ER	SO	BB	IBB	HBP	BLK	WP	HR	S	P	ERA	WHIP
1	0	1	0	0	3	3	L	15	8	5	5	0	0	0	0	0	0	0	15	15	16.88	3.000
2	0	1	0	0	4	4		8	5	0	0	0	0	0	0	0	0	0	10	14	0.00	1.000
3	5	6	1	0	10	10		8	5	2	2	0	0	0	1	0	0	0	6	7	0.00	0.500
4	0	1	0	0	3	3		8	5	0	0	0	0	0	0	0	0	0	15	15	16.88	3.000
5	0	0	0	1	4	4		8	5	0	0	0	0	0	0	0	0	0	10	14	0.00	1.000
6	0	1	0	0	3	3		8	5	0	0	0	0	0	0	0	0	0	15	15	16.88	3.000
7	0	1	0	0	4	4		8	5	0	0	0	0	0	0	0	0	0	10	14	0.00	1.000
8	0	0	0	0	3	3		8	5	0	0	0	0	0	0	0	0	0	15	15	16.88	3.000
9	0	0	0	0	0	0		0	0	0	0	0	0	0	0	0	0	0	0	0	0.00	0.000

PITCHER	IP	WLS	BF	H	R	ER	SO	BB	IBB	HBP	BLK	WP	HR	S	P	ERA	WHIP
Dave Wehmeister, R (1, 1)	2.2	L	15	8	5	5	0	0	0	0	0	0	0	15	15	16.88	3.000
Alan Foster, R (3, 1)	0.1		2	0	0	0	0	0	0	0	0	0	0	2	2	0.00	0.000
Dan Spillner, R (4, 1)	3.0		9	2	0	0	1	1	0	0	0	0	0	10	14	0.00	1.000
Butch Metzger, R (7, 1)	2.0		7	1	0	0	0	0	0	1	0	0	0	6	7	0.00	0.500



Batter	1	2	3	4	5	6	7	8	9	AB R H RBI BB SO LOB	TOP																					
<b>Bake McBride, L</b> (1, 8) OBP: 0.432, SLG: 0.452	0-0 3-1		0-0 F8			0-0 4-3			0-0 4-3	4 0 0 0 0 0 0	<b>St. Louis Cardinals @ San Diego Padres</b> San Diego Stadium, San Diego, CA Fri Apr 23 1976, 9:05 PM EST Att. 21,796 - Unknown <a href="http://livebaseballscorecards.com">livebaseballscorecards.com</a>																					
<b>Vic Harris, S</b> (1, 4) OBP: 0.341, SLG: 0.351	0-0 1-3		0-0 5-3			0-0 5-3			0-0 5-3	4 0 0 0 0 0 0																						
<b>Lou Brock, L</b> (1, 7) OBP: 0.237, SLG: 0.222	0-0 S 1B			0-0 1-3			0-0 FC5-4 1B		0-0 E6 1B	4 1 3 0 0 0 0																						
<b>Ted Simmons, S</b> (1, 2) OBP: 0.319, SLG: 0.317	0-0 F7 1-2			0-0 4-3		0-0 FC5-4 1-2f		0-0 FC6-4 1-2f	0-0 2-H 1B	4 0 1 1 0 0 2																						
<b>Reggie Smith, S</b> (1, 9) OBP: 0.298, SLG: 0.415		BB BB BB BB	4-0 6-3 BB	0-3 K		0-0 FC6-4 1-2f		0-0 F8	0-0 F8	3 0 0 0 1 1 2																						
<b>Mike Anderson, R</b> (1, 3) OBP: 0.364, SLG: 0.500		X	0-0 6-3 1-2		0-0 6-3		0-3 K			3 0 0 0 0 1 2																						
<b>Hector Cruz, R</b> (1, 5) OBP: 0.186, SLG: 0.262		SS SS SS SS	0-3 K		0-3 K		0-3 K			3 0 0 0 0 3 1																						
<b>Don Kessinger, S</b> (1, 6) OBP: 0.273, SLG: 0.256 <b>Mike Wallace, L</b> (6, 1) <b>Keith Hernandez, L</b> (8, PH) <b>Danny Frisella, L</b> (8, 1)		SS SS SS SS	0-3 K		0-0 1-3			4-0 G1-4-3 BB		2 0 0 0 0 1 1 0 0 0 0 0 0 0 0 0 0 0 1 0 0 0 0 0 0 0 0 0																						
<b>John Denny, R</b> (1, 1) OBP: 0.400, SLG: 0.250 <b>Mike Proly, R</b> (5, 1) <b>Lee Richard, R</b> (6, PH) (6, 6)		SS SS SS SS	0-3 K			0-0 1-3		0-0 G1-4-3 1-2f		1 0 0 0 0 1 0 0 0 0 0 0 0 0 2 0 0 0 0 0 1																						
<b>Inning Stats</b>	R: 0 E: 0 K: 0 S: 4	H: 1 LOB: 1 BB: 0 P: 4	R: 0 E: 0 K: 2 S: 7	H: 0 LOB: 1 BB: 1 P: 11	R: 0 E: 0 K: 1 S: 5	H: 0 LOB: 0 BB: 0 P: 5	R: 0 E: 0 K: 1 S: 5	H: 0 LOB: 0 BB: 0 P: 5	R: 0 E: 0 K: 1 S: 3	H: 0 LOB: 0 BB: 0 P: 3		R: 0 E: 0 K: 1 S: 6	H: 1 LOB: 1 BB: 0 P: 6	R: 0 E: 0 K: 1 S: 4	H: 0 LOB: 0 BB: 1 P: 8	R: 1 E: 1 K: 0 S: 5	H: 2 LOB: 1 BB: 0 P: 5	1B: 4 2B: 0 3B: 0 HR: 0	SF: 0 SAC: 0 DP: 1 HBP: 0	WP: 0 PB: 0 SB: 1 CS: 0	PA: 32											
<b>PITCHER</b> <b>Randy Jones, L</b> (1, 1) ERA: 1.85	IP 9.0	WLS W	BF 32	H 4	R 1	ER 0	SO 7	BB 2	IBB 0	HBP 0	BLK 0	WP 0	HR 0	S 44	P 52	ERA 0.00	WHIP 0.667															
											<b>PITCHER</b>	IP	WLS	BF	H	R	ER	SO	BB	IBB	HBP	BLK	WP	HR	S	P	ERA	WHIP				







Batter	1	2	3	4	5	6	7	8	9	AB R H RBI BB SO LOB	TOP										
<b>Bake McBride, L</b> (1, 8) OBP: 0.429, SLG: 0.447	0-0 4-3		0-0 4-3			0-0 1B		0-3 K	0-0 1B	5 0 2 1 0 1 0											
<b>Vic Harris, S</b> (1, 4) OBP: 0.326, SLG: 0.333 (9, 6)	0-3 K			0-0 F8		0-3 K		0-0 1B FC3-2 1B	0-0 F9	5 0 1 0 0 2 3											
<b>Lou Brock, L</b> (1, 7) OBP: 0.262, SLG: 0.300	0-0 3-1			0-0 SF7 3B		0-3 K		0-0 FC3-2 1B		4 1 2 0 0 1 1											
<b>Ted Simmons, S</b> (1, 2) OBP: 0.314, SLG: 0.302		4-0 2B BB		0-0 SF7		0-0 F3		0-0 FC3-2		2 1 0 1 1 0 2											
<b>Reggie Smith, S</b> (1, 9) OBP: 0.294, SLG: 0.422		0-0 CS 1-H 2B		0-3 K		0-3 K		0-0 F7		4 0 1 1 0 2 2											
<b>Hector Cruz, R</b> (1, 5) OBP: 0.213, SLG: 0.289		0-3 K			0-0 F7		0-0 BB 2B		4-0 G3-6-3 BB	3 0 1 0 1 1 1											
<b>Keith Hernandez, L</b> (1, 3) OBP: 0.273, SLG: 0.216		0-0 3-1			0-0 L4		4-0 BB BB		0-0 G3-6-3	3 0 0 0 1 0 1											
<b>Don Kessinger, S</b> (1, 6) OBP: 0.261, SLG: 0.244			0-0 4-3		0-0 F8		4-0 BB BB		0-0 1B PB 1B	2 0 0 0 0 0 0											
<b>Mike Anderson, R</b> (7, PH) OBP: 0.391, SLG: 0.500							0-3 K		0-0 1B	0 0 0 0 1 0 0											
<b>Lee Richard, R</b> (7, 6) OBP: 0.125, SLG: 0.125							1-2 2-3 BB		0-0 1B	0 0 0 0 0 0 0											
<b>Willie Crawford, L</b> (9, PH) OBP: 0.286, SLG: 0.286									0-0 1B	1 1 1 0 0 0 0											
<b>Eric Rasmussen, R</b> (9, 1)									0-0 1B	0 0 0 0 0 0 0											
<b>Pete Falcone, L</b> (1, 1) OBP: 0.091, SLG: 0.091			0-0 5-3			0-3 K		0-3 K	0-0 1B	2 0 0 0 0 0 1 0											
<b>Luis Melendez, R</b> (7, PH) OBP: 0.091, SLG: 0.091									0-0 1B	0 0 0 0 0 0 0 0											
<b>Ron Fairly, L</b> (7, PH) OBP: 0.660, SLG: 0.667									1-3 1B	1 0 0 0 0 1 3											
<b>Al Hrabosky, R</b> (7, 1)										0 0 0 0 0 0 0 0											
<b>Ken Rudolph, R</b> (9, PH) OBP: 0.333, SLG: 0.333										1 0 1 0 0 0 0 0											
<b>Doug Clardy, R</b> (9, 4)										0 0 0 0 0 0 0 0											
<b>Inning Stats</b>	R: 0 E: 0 K: 1 S: 5	H: 0 LOB: 0 BB: 0 P: 5	R: 1 E: 0 K: 1 S: 5	H: 1 LOB: 0 BB: 1 P: 9	R: 0 E: 0 K: 0 S: 3	H: 0 LOB: 0 BB: 0 P: 3	R: 1 E: 0 K: 1 S: 6	H: 1 LOB: 0 BB: 0 P: 6	R: 0 E: 0 K: 0 S: 3	H: 0 LOB: 0 BB: 0 P: 3	R: 0 E: 0 K: 3 S: 10	H: 1 LOB: 1 BB: 0 P: 10	R: 0 E: 0 K: 2 S: 8	H: 1 LOB: 3 BB: 2 P: 16	R: 0 E: 0 K: 1 S: 7	H: 2 LOB: 2 BB: 0 P: 7	R: 1 E: 0 K: 0 S: 5	H: 3 LOB: 2 BB: 1 P: 9	1B: 6 2B: 2 3B: 1 HR: 0	SF: 1 SAC: 0 DP: 1 HBP: 0	WP: 0 PA: 38 PB: 1 SB: 0 CS: 1
<b>PITCHER</b>	IP WLS BF H R ER SO BB IBB HBP BLK WP HR S P ERA WHIP												<b>PITCHER</b>	IP WLS BF H R ER SO BB IBB HBP BLK WP HR S P ERA WHIP							
<b>Brent Strom, L</b> (1, 1) ERA: 3.1	6.2 0 26 4 2 2 7 3 0 0 0 0 0 37 49 2.70 1.050																				
<b>Butch Metzger, R</b> (7, 1) ERA:	2.1 W 12 5 1 0 2 1 0 0 0 0 0 0 15 19 0.00 2.571																				

St. Louis Cardinals @ San Diego Padres  
San Diego Stadium, San Diego, CA  
Sat Apr 24 1976, 10:05 PM EST  
Att: 50,569 - Unknown

livebaseballscorecards.com

AB	33
R	3
H	9
RBI	3
BB	4
SO	9
LOB	13



BOTTOM

St. Louis Cardinals @ San Diego Padres  
San Diego Stadium, San Diego, CA  
Sat Apr 24 1976, 10:05 PM EST  
Att. 50,569 - Unknown

livebaseballscorecards.com

AB	34
R	4
H	10
RBI	4
BB	2
SO	4
LOB	12



WP:	1	PA:	38
PB:	0		
SB:	0		
CS:	0		

AB R H RBI BB SO LOB

3	0	0	0	1	2	0
5	2	4	1	0	0	1
4	0	2	1	0	0	2
4	1	1	1	0	0	3
4	0	1	1	0	0	1
4	0	0	0	0	1	1
4	0	1	0	0	0	1
3	0	1	0	0	1	1
0	0	0	0	1	0	0
0	1	0	0	0	0	0
3	0	0	0	0	0	2
0	0	0	0	0	0	0
0	0	0	0	0	0	0

Batter	1	2	3	4	5	6	7	8	9
Johnny Grubb, L OBP: 0.459, SLG: 0.391 (1, 7)	0-3 K ①		0-3 K ②		0-0 G3 ②		1-0 FC3-6 HBP ①		4-0 1B BB
Tito Fuentes, S OBP: 0.347, SLG: 0.375 (1, 4)	0-0 1B 4-3 1B		0-0 1B		0-0 WP 1B 2B		0-0 FC3-6 FC3-6 1-2f		0-0 1-2 2-H 1B
Willie Davis, L OBP: 0.333, SLG: 0.388 (1, 8)	0-0 4-3 1-3 1B		0-0 4-3 ③		0-0 2-H 1B		0-0 FC3-6 1-2f		
Dave Winfield, R OBP: 0.357, SLG: 0.457 (1, 9)	0-0 4-3 ②			0-0 2B 1B	0-0 F9 ③		0-0 F9 ③		
Doug Rader, R OBP: 0.484, SLG: 0.538 (1, 5)	0-0 5-3 ③			0-0 1-H 2B		0-0 P4 ①		0-0 6-3 ①	
Mike Ivie, R OBP: 0.222, SLG: 0.242 (1, 3)		0-0 F9 ①		0-3 K ①		0-0 P4 ②		0-0 F8 ②	
Hector Torres, R OBP: 0.327, SLG: 0.432 (1, 6)		0-0 F3 ②		0-0 F8 ②		0-0 1B 1B		0-0 F7 ③	
Fred Kendall, R OBP: 0.242, SLG: 0.207 (1, 2)		0-3 K ③		0-0 4-3 ③		0-0 1-2 1B		4-0 SH5-4 1B BB	
Gene Locklear, L OBP: 0.500, SLG: 0.429 (9, PH)									
Enzo Hernandez, R OBP: 0.500, SLG: 0.556 (9, PR)									
Brent Strom, R (1, 1)			0-0 P6 ①		0-0 5-3 ①		0-0 L8 ③		0-0 SH5-4 ①
Butch Metzger, R (7, 1)									
Jerry Turner, L OBP: 0.400, SLG: 0.250 (9, PH)									

Inning Stats	R: 1	H: 2	E: 0	K: 1	S: 7	R: 0	H: 0	E: 0	K: 1	S: 5	R: 0	H: 1	E: 0	K: 1	S: 6	R: 1	H: 2	E: 0	K: 0	S: 5	R: 0	H: 2	E: 0	K: 0	S: 5	R: 0	H: 0	E: 1	K: 0	S: 3	R: 0	H: 0	E: 0	K: 0	S: 3	R: 1	H: 1	E: 0	K: 0	S: 2	1B: 8	2B: 2	3B: 0	HR: 0	SF: 0	SAC: 1	DP: 0	HBP: 1	WP: 1	PA: 38
--------------	------	------	------	------	------	------	------	------	------	------	------	------	------	------	------	------	------	------	------	------	------	------	------	------	------	------	------	------	------	------	------	------	------	------	------	------	------	------	------	------	-------	-------	-------	-------	-------	--------	-------	--------	-------	--------

PITCHER	IP	WLS	BF	H	R	ER	SO	BB	IBB	HBP	BLK	WP	HR	S	P	ERA	WHIP
Pete Falcone, L ERA: 6.39 (1, 1)	6.0		27	9	3	3	4	0	0	0	0	1	0	35	35	4.50	1.500
Al Hrabosky, L ERA: 2.53 (7, 1)	2.0		7	0	0	0	0	0	0	1	0	0	0	6	7	0.00	0.000
Eric Rasmussen, R ERA: 3.72 (9, 1)	0.1	L	4	1	1	1	0	2	0	0	0	0	0	2	10	27.00	9.000



Batter	1	2	3	4	5	6	7	8	9	AB R H RBI BB SO LOB	TOP
<b>Bake McBride, L</b> (1, 8) OBP: 0.396, SLG: 0.412	0-0 F8		0-0 B1-3		0-0 FC4-6			0-0 1-3		4 0 0 0 0 0 2	
<b>Vic Harris, S</b> (1, 4) OBP: 0.300, SLG: 0.304	0-3 K		0-0 F9		0-0 F9			0-0 F9		4 0 0 0 0 1 2	
<b>Lou Brock, L</b> (1, 7) OBP: 0.239, SLG: 0.273	0-3 K			0-0 F8		0-0 F7		0-0 5-3		4 0 0 0 0 1 0	
<b>Ted Simmons, S</b> (1, 2) OBP: 0.291, SLG: 0.277		0-0 6-3		0-0 4-3		0-0 F8			0-0 F7	4 0 0 0 0 0 0	
<b>Reggie Smith, S</b> (1, 5) OBP: 0.309, SLG: 0.429		0-0 E7 SF8		0-0 4-3		0-0 PO 1B			0-0 BLK 1B	4 1 2 0 0 0 0	
<b>Willie Crawford, L</b> (1, 9) OBP: 0.273, SLG: 0.600		0-0 SF8			0-0 HR	0-0 PO 1-2	0-0 4-3		0-0 F8	3 1 1 2 0 0 1	
<b>Ron Fairly, L</b> (1, 3) OBP: 0.600, SLG: 0.571		3-H 4-0 BB			4-0 2B BB		0-0 F7		4-0 1-2 IBB	1 1 0 0 3 0 0	AB 30 R 3 H 5 RBI 3 BB 3 SO 4 LOB 9
<b>Don Kessinger, S</b> (1, 6) OBP: 0.280, SLG: 0.289		0-3 K			0-0 SH 2B		0-0 1B		0-3 K	4 0 2 1 0 2 3	
<b>John Curtis, L</b> (1, 1) OBP: 0.280, SLG: 0.289			0-0 B5-3		0-0 SH FC4-6		0-0 P6			2 0 0 0 0 0 1	
<b>Inning Stats</b>	R: 0 E: 0 K: 2 S: 7 H: 0 LOB: 0 P: 7	R: 1 E: 1 K: 1 S: 6 H: 0 LOB: 1 BB: 1 P: 10	R: 0 E: 0 K: 0 S: 3 H: 0 LOB: 0 BB: 0 P: 3	R: 0 E: 0 K: 0 S: 3 H: 0 LOB: 0 BB: 0 P: 3	R: 2 E: 0 K: 0 S: 5 H: 2 LOB: 1 BB: 1 P: 9	R: 0 E: 0 K: 0 S: 3 H: 1 LOB: 0 BB: 0 P: 3	R: 0 E: 0 K: 0 S: 4 H: 1 LOB: 1 BB: 0 P: 4	R: 0 E: 0 K: 0 S: 3 H: 0 LOB: 0 BB: 0 P: 3	R: 0 E: 0 K: 1 S: 6 H: 1 LOB: 2 BB: 1 P: 10	1B: 3 2B: 1 3B: 0 HR: 1 SF: 1 SAC: 1 DP: 0 HBP: 0	WP: 0 PB: 0 SB: 0 CS: 1 PA: 36
<b>PITCHER</b>	IP WLS BF H R ER SO BB IBB HBP BLK WP HR S P ERA WHIP										
<b>Dan Spillner, R</b> (1, 1) ERA: 2.37	4.0 L 18 2 3 2 3 2 0 0 0 0 0 1 22 30 4.50 1.000										
<b>Dave Tomlin, L</b> (5, 1) ERA:	1.0 2 0 0 0 0 0 0 0 0 0 0 0 2 2 0.00 0.000										
<b>Rich Folkers, L</b> (6, 1) ERA:	2.0 7 2 0 0 0 0 0 0 0 0 0 0 7 7 0.00 1.000										
<b>Alan Foster, R</b> (8, 1) ERA: 2.16	2.0 8 1 0 0 0 1 0 1 0 1 0 0 9 13 0.00 0.500										

St. Louis Cardinals @ San Diego Padres  
San Diego Stadium, San Diego, CA

livebaseballscorecards.com



Sun Apr 25 1976, 6:33 AM EDT  
Att: 15,256 - Unknown





Batter	1	2	3	4	5	6	7	8	9	AB R H RBI BB SO LOB	TOP											
<b>Rick Monday, L</b> (1, 8) OBP: 0.432, SLG: 0.627	0-0 4-3			0-0 WP 2B 5-3 1B	0-3 K			0-0 FC5-4 1B		4 1 2 0 0 1 0	<b>Chicago Cubs @ San Diego Padres</b> San Diego Stadium, San Diego, CA Mon Apr 26 1976, 10:05 PM EDT Att. 20,218 - Cloudy - 60 F											
<b>Jose Cardenal, R</b> (1, 7) OBP: 0.324, SLG: 0.415	0-0 G3			0-0 1-2 5-3		0-0 6-3		0-3 K		4 0 0 0 0 1 2												
<b>Bill Madlock, R</b> (1, 5) OBP: 0.380, SLG: 0.429	0-0 5-3			0-0 F9		0-0 F9		0-0 L9		4 0 0 0 0 0 2												
<b>Jerry Morales, R</b> (1, 9) OBP: 0.366, SLG: 0.492		0-0 4-3		4-0 2-3 2B BB		0-0 F7		0-0 FC5-4 1-2f		3 1 0 0 1 0 1												
<b>Andre Thornton, R</b> (1, 3) OBP: 0.449, SLG: 0.471		0-0 5-3		0-0 1B 1-H 3-H 2B		4-0 FC6-4 BB		0-0 F7		3 0 1 2 1 0 0												
<b>Manny Trillo, R</b> (1, 4) OBP: 0.333, SLG: 0.369		0-0 F8		0-0 2-3 S 1B		0-0 F8		0-0 BB 1B		4 0 2 0 0 0 1												
<b>Steve Swisher, R</b> (1, 2) OBP: 0.255, SLG: 0.434			0-0 F8	0-0 3-1 1-2		0-0 FC6-4 BB 1-2f		0-3 K		4 0 0 0 0 1 4												
<b>Dave Rosello, R</b> (1, 6) OBP: 0.390, SLG: 0.327			0-0 F6		0-0 F8		4-0 1-2 BB		4-0 1-2 BB	2 0 0 0 2 0 0												
<b>Rick Reuschel, R</b> (1, 1) <b>Ralph LaCock, L</b> (7, PH) <b>Paul Reuschel, R</b> (7, 1) <b>Champ Summers, L</b> (9, PH)			0-0 F9		0-3 K		0-0 F2		0-3 K	2 0 0 0 0 1 0 1 0 0 0 0 0 2 0 0 0 0 0 0 0 1 0 0 0 0 1 2												
<b>Inning Stats</b>	R: 0 E: 0 K: 0 S: 3	H: 0 LOB: 0 BB: 0 P: 3	R: 0 E: 0 K: 0 S: 3	H: 0 LOB: 0 BB: 0 P: 3	R: 0 E: 0 K: 0 S: 3	H: 0 LOB: 0 BB: 0 P: 3	R: 2 E: 0 K: 0 S: 6	H: 3 LOB: 2 BB: 1 P: 10	R: 0 E: 0 K: 2 S: 7	H: 0 LOB: 0 BB: 0 P: 7		R: 0 E: 0 K: 0 S: 3	H: 0 LOB: 0 BB: 0 P: 3	R: 0 E: 0 K: 0 S: 3	H: 0 LOB: 2 BB: 2 P: 11	R: 0 E: 0 K: 1 S: 6	H: 1 LOB: 1 BB: 0 P: 6	R: 0 E: 0 K: 2 S: 8	H: 1 LOB: 2 BB: 1 P: 12	1B: 4 2B: 1 3B: 0 HR: 0	SF: 0 SAC: 0 DP: 0 HBP: 0	WP: 1 PB: 0 SB: 1 CS: 0
<b>PITCHER</b>	IP WLS BF H R ER SO BB IBB HBP BLK WP HR S P ERA WHIP																					
<b>Bill Greif, R</b> (1, 1) ERA: 5.65	5.0 W 19 3 2 2 2 1 0 0 0 1 0 22 26 3.60 0.800																					
<b>Alan Foster, R</b> (6, 1) ERA: 1.8	1.2 7 0 0 0 0 2 0 0 0 0 0 5 13 0.00 1.200																					
<b>Butch Metzger, R</b> (7, 1) ERA:	2.1 S 10 2 0 0 3 1 0 0 0 0 0 15 19 0.00 1.286																					

livebaseballscorecards.com

AB	32
R	2
H	5
RBI	2
BB	4
SO	5
LOB	14



Batter	1	2	3	4	5	6	7	8	9	AB	R	H	RBI	BB	SO	LOB
Jerry Turner, L (1, 7) OBP: 0.500, SLG: 0.667	0-0 G3			0-0 G3	0-0 3B		0-0 1B			4	0	2	2	0	0	0
Ted Kubiak, S (1, 4) OBP: 0.464, SLG: 0.417	4-0 BB			4-0 BB	0-0 F7		0-0 F8			2	0	0	0	2	0	2
Willie Davis, L (1, 8) OBP: 0.288, SLG: 0.333	0-0 G4-6-3			0-0 F8		0-0 4-3	0-0 F4			4	0	0	0	0	0	3
Dave Winfield, R (1, 9) OBP: 0.344, SLG: 0.415		0-0 5-3		0-3 K		0-0 1B		4-0 1B		3	2	1	0	1	1	1
Doug Rader, R (1, 5) OBP: 0.513, SLG: 0.559		0-0 1B			0-0 E9	0-0 1B		0-0 4-3		4	2	2	0	0	0	1
Mike Ivie, R (1, 3) OBP: 0.250, SLG: 0.350		0-0 F9			0-0 6-3	0-0 SF4		0-0 1-3		3	0	0	1	0	0	3
Hector Torres, R (1, 6) OBP: 0.316, SLG: 0.404			0-0 5-3		0-0 F4	0-0 1B		0-0 FC6-4		4	0	2	2	0	0	1
Fred Kendall, R (1, 2) OBP: 0.244, SLG: 0.194			0-0 6-3		4-0 1B	0-0 5-3		0-0 FC6-4		3	1	0	0	1	0	2
Bill Greif, R (1, 1)			0-3 K		0-0 3B					1	0	0	0	0	1	0
Gene Locklear, L (5, PH) OBP: 0.500, SLG: 0.444					1-3 3B					1	1	1	1	0	0	0
Alan Foster, R (6, 1)										0	0	0	0	0	0	0
Butch Metzger, R (7, 1)										1	0	0	0	0	1	0


Inning Stats	R: 0	H: 0	E: 0	K: 0	S: 2	R: 0	H: 1	E: 0	K: 0	S: 3	R: 0	H: 0	E: 0	K: 1	S: 5	R: 0	H: 0	E: 0	K: 1	S: 5	R: 3	H: 2	E: 1	K: 0	S: 6	R: 2	H: 3	E: 0	K: 0	S: 6	R: 0	H: 1	E: 1	K: 1	S: 6	R: 1	H: 1	E: 0	K: 0	S: 4				
	LOB: 0	BB: 1				LOB: 0	BB: 0				LOB: 1	BB: 1		LOB: 1	BB: 1	LOB: 1	BB: 0		LOB: 1	BB: 0	LOB: 1	BB: 1	LOB: 1	BB: 0		LOB: 1	BB: 1	LOB: 1	BB: 0		LOB: 1	BB: 1	LOB: 1	BB: 1	LOB: 1	BB: 1	LOB: 1	BB: 1	LOB: 1	BB: 1	LOB: 1			
	P: 6					P: 3					P: 9			P: 10		P: 6					P: 8																							

**BOTTOM**

**Chicago Cubs @ San Diego Padres**  
San Diego Stadium, San Diego, CA

Mon Apr 26 1976, 10:05 PM EDT  
Att: 20,218 - Cloudy - 60 F

AB	30
R	6
H	8
RBI	6
BB	4
SO	3
LOB	13



1B	2B	3B	HR	SF	SAC	DP	HBP	WP	HR	S	P	ERA	WHIP
7	0	1	0	1	0	1	0	0	0	0	39	3.00	1.500
0	0	0	0	0	0	0	0	0	0	10	14	4.50	1.500



Batter	1	2	3	4	5	6	7	8	9	AB R H RBI BB SO LOB	TOP											
Rick Monday, L (1, 8) OBP: 0.430, SLG: 0.611	0-0 F7		0-0 E 1B 1B	0-3 K		0-0 6-3 1B			0-0 F7	5 1 2 0 0 1 3												
Jose Cardenal, R (1, 7) OBP: 0.342, SLG: 0.435	4-0 G5-4-3 BB		0-0 E5 1B 4-2 1B		0-0 1B FC3 2B	0-0 6-3			0-0 6-3	4 1 2 0 1 0 2												
Bill Madlock, R (1, 5) OBP: 0.373, SLG: 0.418	0-0 G5-4-3 1-2f		0-0 1-3 3-H 1B		0-3 K				0-0 5-3	4 0 1 1 0 1 2												
Jerry Morales, R (1, 9) OBP: 0.373, SLG: 0.492		0-0 WP PB 1B	0-0 4-2		0-0 WP FC3 SF8 1B				0-0 F9	4 2 2 0 0 0 2												
Ralph LaCock, L (7, 9) OBP: 0.125, SLG: 0.500										0 0 0 0 0 0 0												
Andre Thornton, R (1, 3) OBP: 0.438, SLG: 0.444		0-0 5-3		4-0 1B 2B BB		0-0 FC3 WP			0-3 K	3 0 0 1 1 1 2												
Manny Trillo, R (1, 4) OBP: 0.342, SLG: 0.382		0-0 F9 S 1B		0-0 2B 1B		0-0 SF8			0-0 F9	3 0 2 2 0 0 0												
Steve Swisher, R (1, 2) OBP: 0.254, SLG: 0.439		0-0 F9		0-0 1-3 2-H 2B		0-0 F8			0-0 5-3	4 0 1 0 0 0 2												
Dave Rosello, R (1, 6) OBP: 0.397, SLG: 0.314		0-0 F9		4-0 IBB		4-0 1B 6-3 BB			0-0 F8	2 0 0 0 2 0 1												
Ray Burris, R (1, 1) OBP: 0.125, SLG: 0.125			0-0 6-3		0-3 K				0-0 F8	3 0 0 0 0 1 4												
Oscar Zamora, R (8, 1)										0 0 0 0 0 0 0												
Buddy Schultz, R (8, 1)										1 0 0 0 0 0 0												
<b>Inning Stats</b>	R: 0 E: 0 K: 0 S: 2	H: 0 LOB: 0 BB: 1 P: 6	R: 1 E: 0 K: 0 S: 5	H: 2 LOB: 1 BB: 0 P: 5	R: 1 E: 1 K: 0 S: 5	H: 3 LOB: 1 BB: 0 P: 5	R: 0 E: 0 K: 2 S: 8	H: 2 LOB: 3 BB: 2 P: 16	R: 2 E: 0 K: 1 S: 8	H: 2 LOB: 1 BB: 0 P: 8	R: 0 E: 0 K: 0 S: 3	H: 1 LOB: 1 BB: 1 P: 7	R: 0 E: 0 K: 1 S: 5	H: 0 LOB: 0 BB: 0 P: 5	R: 0 E: 0 K: 0 S: 3	H: 0 LOB: 0 BB: 0 P: 3	R: 0 E: 0 K: 0 S: 3	H: 0 LOB: 0 BB: 0 P: 3	1B: 8 2B: 3 3B: 0 HR: 0	SF: 1 SAC: 0 DP: 2 HBP: 0	WP: 2 PB: 1 SB: 1 CS: 0	PA: 38
<b>PITCHER</b>	IP WLS BF H R ER SO BB IBB HBP BLK WP HR S P ERA WHIP																					
Dave Wehrmeister, R (1, 1) ERA: 9.0	3.0 L 14 5 2 2 0 2 2 0 0 0 1 0 12 20 6.00 2.333																					
Rich Folkers, L (4, 1) ERA: 4.15	2.1 14 5 2 2 3 1 1 0 0 1 0 18 26 7.71 2.571																					
Dave Tomlin, L (6, 1) ERA:	1.2 4 0 0 0 1 0 0 0 0 0 0 6 6 0.00 0.000																					
Mike Dupree, R (8, 1) ERA: 7.11	2.0 6 0 0 0 0 0 0 0 0 0 0 6 6 0.00 0.000																					

Chicago Cubs @ San Diego Padres  
San Diego Stadium, San Diego, CA

Tue Apr 27 1976, 10:05 PM EDT  
Att: 9,963 - Cloudy - 61 F

livebaseballscorecards.com

AB	33
R	4
H	10
RBI	4
BB	4
SO	4
LOB	18



BOTTOM

Chicago Cubs @ San Diego Padres  
San Diego Stadium, San Diego, CA  
Tue Apr 27 1976, 10:05 PM EDT  
Att. 9,963 - Cloudy - 61 F

AB	31
R	2
H	6
RBI	2
BB	6
SO	2
LOB	20



WP:	0	PA:	39
PB:	0		
SB:	0		
CS:	0		

AB R H RBI BB SO LOB

4	0	1	0	1	0	2
3	0	0	0	1	0	2
5	0	1	0	0	0	2
2	1	0	0	2	0	2
3	0	1	0	1	0	2
2	1	0	0	2	0	2
4	0	1	1	0	0	5
4	1	2	1	0	0	2
3	0	0	0	0	1	1
1	0	0	0	0	1	2
0	0	0	0	0	0	0
1	0	0	0	0	0	0
0	0	0	0	0	0	0
0	0	0	0	0	0	0
0	0	0	0	0	0	0
0	0	0	0	0	0	0
1	0	0	0	1	0	0
1B:	4	SF:	0			
2B:	0	SAC:	2			
3B:	1	DP:	0			
HR:	1	HBP:	0			

Batter	1	2	3	4	5	6	7	8	9
Jerry Turner, L (1, 7) OBP: 0.467, SLG: 0.692	4-0 BB SH1-4 BB	0-0 F8		0-0 F8			0-0 3B		0-0 F6
Ted Kubiak, S (1, 4) OBP: 0.438, SLG: 0.370	0-0 SH1-4 1-2		4-0 1B BB		0-0 F8		0-0 F8		0-0 F9
Willie Davis, L (1, 8) OBP: 0.281, SLG: 0.323	0-0 L9		0-0 1-2 1B		0-0 F7			0-0 4-3	0-0 F5
Dave Winfield, R (1, 9) OBP: 0.353, SLG: 0.400	4-0 BB BB		0-0 F3		0-0 F2			4-0 1B BB	
Doug Rader, R (1, 5) OBP: 0.512, SLG: 0.541	4-0 1-2 2-3 BB		0-0 F8		0-0 5-3			0-0 FC6-4 1B 1B	
Mike Ivie, R (1, 3) OBP: 0.250, SLG: 0.341	0-0 F8		0-0 4-3		0-0 1-3			0-0 FC6-4 1B	
Hector Torres, R (1, 6) OBP: 0.328, SLG: 0.464		0-0 HR		0-0 SH3-4 1B		0-0 F9		0-0 FC6-4 1-2 2-3	
Fred Kendall, R (1, 2) OBP: 0.227, SLG: 0.179		0-0 F9		0-0 F8		0-3 K		0-3 K	
Gene Locklear, L (8, PH) OBP: 0.455, SLG: 0.400									
Bob Davis, R (9, 2) OBP: 0.214, SLG: 0.231									
Dave Wehrmeister, R (1, 1)		0-0 5-3		0-0 SH3-4 1-2			0-0 6-3		4-0 BB
Rich Folkers, L (4, 1)									
Dave Tomlin, L (6, 1)									
Tito Fuentes, S (7, PH) OBP: 0.340, SLG: 0.367									
Mike Dupree, R (8, 1) OBP: 1.000, SLG: 1.000									
Merv Rettenmund, R (9, PH) OBP: 0.429, SLG: 0.200									

Inning Stats	R: 0	H: 0	E: 0	K: 0	S: 3	R: 1	H: 1	E: 0	K: 0	S: 4	R: 0	H: 1	E: 0	K: 0	S: 4	R: 0	H: 0	E: 0	K: 0	S: 3	R: 0	H: 0	E: 0	K: 1	S: 6	R: 1	H: 2	E: 0	K: 1	S: 7	R: 0	H: 0	E: 0	K: 0	S: 3	1B: 4	2B: 0	3B: 1	HR: 1	SF: 0	SAC: 2	DP: 0	HBP: 0	WP: 0	PB: 0	SB: 0	CS: 0	PA: 39
--------------	------	------	------	------	------	------	------	------	------	------	------	------	------	------	------	------	------	------	------	------	------	------	------	------	------	------	------	------	------	------	------	------	------	------	------	-------	-------	-------	-------	-------	--------	-------	--------	-------	-------	-------	-------	--------

PITCHER	IP	WLS	BF	H	R	ER	SO	BB	IBB	HBP	BLK	WP	HR	S	P	ERA	WHIP
Ray Burris, R (1, 1) ERA: 4.78	7.1	W	32	5	2	2	1	5	0	0	0	0	1	29	49	2.46	1.364
Oscar Zamora, R (8, 1) ERA:	0.1		2	1	0	0	0	0	0	0	0	0	0	2	2	0.00	3.000
Buddy Schultz, L (8, 1) ERA:	1.1	S	5	0	0	0	1	1	0	0	0	0	0	6	10	0.00	0.750



Batter	1	2	3	4	5	6	7	8	9	AB R H RBI BB SO LOB	TOP											
<b>Rick Monday, L</b> (1, 8) OBP: 0.452, SLG: 0.671	4-0 L9-4-6 E BB		0-0 2-H HR	0-0 2-H 3-H 1B 2B		0-0 3-1		0-0 WP BLK BLK 1B		4 3 3 4 1 0 0												
<b>Jose Cardenal, R</b> (1, 7) OBP: 0.346, SLG: 0.425	0-0 E4 1-2		4-0 S 1B SF9 BB	0-0 2-H 1B		0-0 6-3		0-0 F8 1-H		4 1 1 1 1 0 1												
<b>Bill Madlock, R</b> (1, 5) OBP: 0.375, SLG: 0.408	0-0 L9-4-6 2-3		0-0 1-2 1B	0-0 L9		0-0 F8			4-0 FC6 BB	4 0 1 0 1 0 3 0 0 0 0 0 0 0												
<b>Mick Kelleher, R</b> (9, 5) OBP: 0.333, SLG: 0.333			0-0 1-2 1B	0-0 L9					0-0 F8	4 0 0 1 0 0 3												
<b>Jerry Morales, R</b> (1, 9) OBP: 0.350, SLG: 0.464	0-0 1-3		0-0 2-H SF9	0-0 F7		0-0 F9		0-0 F8	0-0 F8	4 0 0 1 0 0 3												
<b>Andre Thornton, R</b> (1, 3) OBP: 0.410, SLG: 0.407		0-0 6-3	0-0 L9		0-0 5-3		0-0 F8	0-0 F2	0-0 F2	5 0 0 0 0 0 2												
<b>Manny Trillo, R</b> (1, 4) OBP: 0.359, SLG: 0.411		0-0 6-3		0-0 1B E 2B	0-0 1B 1B		0-0 1B	0-0 FC6 1-2	0-0 FC6	5 1 3 0 0 0 1												
<b>Steve Swisher, R</b> (1, 2) OBP: 0.254, SLG: 0.426		0-0 F8		0-0 E 2B 1B	0-3 K		0-3 K			4 1 1 0 0 2 2												
<b>Dave Rosello, R</b> (1, 6) OBP: 0.403, SLG: 0.327			0-0 SH1-4 HR 1B	0-0 1-3 2B E6 2B	0-0 1-3 WP 1B		0-3 K		0-3 K	4 2 2 1 0 1 1												
<b>Bill Bonham, R</b> (1, 1)			0-0 SH1-4	0-0 3-H 6-3	0-0 5-3			0-0 4-3		3 0 0 0 0 0 4												
<b>Mike Garman, R</b> (9, 1)			1-2							0 0 0 0 0 0 0												
<b>Buddy Schultz, R</b> (9, 1)										0 0 0 0 0 0 0												
<b>Inning Stats</b>	R: 0 E: 1 K: 0 S: 3	H: 0 LOB: 1 BB: 1 P: 7	R: 0 E: 0 K: 0 S: 3	H: 0 LOB: 0 BB: 0 P: 3	R: 3 E: 0 K: 0 S: 6	H: 3 LOB: 1 BB: 1 P: 10	R: 4 E: 1 K: 0 S: 8	H: 4 LOB: 1 BB: 0 P: 8	R: 0 E: 0 K: 1 S: 7	H: 2 LOB: 2 BB: 0 P: 7	R: 0 E: 0 K: 0 S: 3	H: 0 LOB: 0 BB: 0 P: 3	R: 0 E: 0 K: 1 S: 6	H: 1 LOB: 1 BB: 0 P: 6	R: 1 E: 0 K: 1 S: 6	H: 1 LOB: 0 BB: 0 P: 6	R: 0 E: 0 K: 0 S: 3	H: 0 LOB: 1 BB: 1 P: 7	1B: 8 2B: 3 3B: 0 HR: 1	SF: 1 SAC: 1 DP: 1 HBP: 0	WP: 2 PB: 0 SB: 1 CS: 0	PA: 42
<b>PITCHER</b>	IP WLS BF H R ER SO BB IBB HBP BLK WP HR S P ERA WHIP																					
<b>Randy Jones, L</b> (1, 1) ERA: 3.13	3.1 L 19 6 7 6 0 2 0 0 0 0 0 1 17 25 16.20 2.400																					
<b>Alan Foster, R</b> (4, 1) ERA: 1.54	1.2 8 3 0 0 1 0 0 0 0 0 1 0 10 10 0.00 1.800																					
<b>Dave Tomlin, L</b> (6, 1) ERA:	2.0 7 1 0 0 1 0 0 0 0 0 0 0 9 9 0.00 0.500																					
<b>Mike Dupree, R</b> (8, 1) ERA: 6.48	2.0 8 1 1 1 1 1 0 0 0 1 1 0 9 13 4.50 1.000																					

**Chicago Cubs @ San Diego Padres**  
San Diego Stadium, San Diego, CA  
Wed Apr 28 1976, 10:05 PM EDT  
Att. 17,039 - Unknown - 65 F

[livebaseballscorecards.com](http://livebaseballscorecards.com)

AB	37
R	8
H	11
RBI	7
BB	3
SO	3
LOB	17



Batter	1	2	3	4	5	6	7	8	9	AB	R	H	RBI	BB	SO	LOB
Jerry Turner, L (1, 7) OBP: 0.500, SLG: 0.647	4-0 BB G4-6-3		0-0 1B		0-0 HR 1B		0-0 1-2 2-3 G6-3		0-0 F2	4	1	2	0	1	0	4
Ted Kubiak, S (1, 4) OBP: 0.389, SLG: 0.323	0-0 G4-6-3 1-2f		0-0 L8		0-0 4-3		0-0 1-2 2-3 3-H		0-0 G3	4	0	0	1	0	0	4
Willie Davis, L (1, 8) OBP: 0.294, SLG: 0.394	0-0 F8			0-0 2B	0-0 HR		0-0	0-0 F6		4	1	2	3	0	0	0
Dave Winfield, R (1, 9) OBP: 0.333, SLG: 0.373		0-3 K		0-0 4-3	0-0 6-3			0-0 F8		4	0	0	0	0	1	1
Doug Rader, R (1, 5) OBP: 0.489, SLG: 0.512		0-0 4-3 1B		0-3 K			0-0 6-3		0-0 1-3	4	0	1	0	0	1	1
Mike Ivie, R (1, 3) OBP: 0.250, SLG: 0.319		0-0 4-3		0-0 5-3			0-0 L7		4-0 WP 1B 3-1 BB	3	1	0	0	1	0	2
Hector Torres, R (1, 6) OBP: 0.323, SLG: 0.450		0-0 F3			0-0 F9		0-0 L7		0-0 3-1 WP 1B	4	0	1	0	0	0	1
Fred Kendall, R (1, 2) OBP: 0.271, SLG: 0.214			0-3 K		0-0 1B 4-3 1B		0-0 G6-3 1B		4-0 3-1 BB	3	1	2	0	1	1	0
Bob Davis, R (9, PR) OBP: 0.214, SLG: 0.231					0-0 1B 4-3 1B		0-0 F8		1-2 2-3 3-H 3-1	0	0	0	0	0	0	0
Randy Jones, R (1, 1)			0-3 K		0-0 HR 1B				0-0 3-1	1	0	0	0	0	1	0
Alan Foster, R (4, 1)										0	0	0	0	0	0	0
Enzo Hernandez, R (5, PH) OBP: 0.545, SLG: 0.600										1	1	1	0	0	0	0
Dave Tomlin, L (6, 1)										0	0	0	0	0	0	0
Gene Locklear, L (7, PH) OBP: 0.417, SLG: 0.364										1	0	0	0	0	0	1
Mike Dupree, R (8, 1) OBP: 1.000, SLG: 1.000										0	0	0	0	0	0	0
Willie McCovey, L (9, PH) OBP: 0.280, SLG: 0.261										1	0	0	1	0	0	2

Inning Stats	R: 0	H: 0	E: 0	K: 0	S: 2	R: 0	H: 1	E: 0	K: 1	S: 6	R: 0	H: 1	E: 0	K: 2	S: 8	R: 0	H: 1	E: 0	K: 1	S: 6	R: 4	H: 4	E: 0	K: 0	S: 7	R: 0	H: 0	E: 0	K: 0	S: 3	R: 0	H: 1	E: 0	K: 0	S: 3	R: 0	H: 0	E: 0	K: 0	S: 3	R: 1	H: 1	E: 0	K: 0	S: 4	R: 3	H: 1	E: 0	K: 0	S: 4	1B: 7	2B: 1	3B: 0	HR: 1	SF: 0	SAC: 0	DP: 2	HBP: 0	WP: 1	PB: 0	SB: 0	CS: 0	PA: 37
--------------	------	------	------	------	------	------	------	------	------	------	------	------	------	------	------	------	------	------	------	------	------	------	------	------	------	------	------	------	------	------	------	------	------	------	------	------	------	------	------	------	------	------	------	------	------	------	------	------	------	------	-------	-------	-------	-------	-------	--------	-------	--------	-------	-------	-------	-------	--------


PITCHER	IP	WLS	BF	H	R	ER	SO	BB	IBB	HBP	BLK	WP	HR	S	P	ERA	WHIP
Bill Bonham, R (1, 1) ERA: 3.67	8.1	W	34	9	5	5	4	2	0	0	0	0	1	40	48	5.40	1.320
Mike Garman, R (9, 1) ERA: 4.4	0.0		1	0	0	0	0	1	0	0	0	1	0	0	4	∞	∞
Buddy Schultz, L (9, 1) ERA:	0.2	S	2	0	0	0	0	0	0	0	0	0	0	2	2	0.00	0.000

**BOTTOM**

**Chicago Cubs @ San Diego Padres**  
San Diego Stadium, San Diego, CA

Wed Apr 28 1976, 10:05 PM EDT  
Att: 17,039 - Unknown - 65 F

AB	34
R	5
H	9
RBI	5
BB	3
SO	4
LOB	16





Batter	1	2	3	4	5	6	7	8	9	AB R H RBI BB SO LOB	TOP																
<b>Rick Monday, L</b> (1, 8) OBP: 0.449, SLG: 0.650	4-0 BB 2B	0-0 F7		0-0 G5-4-3 1B		0-0 3-1		0-0 E5 FC6-4		4 2 1 1 1 0 1																	
<b>Jose Cardenal, R</b> (1, 7) OBP: 0.349, SLG: 0.436	0-0 1B 2B	0-0 E3		0-0 G5-4-3 1B		0-0 5-3		0-0 F8		5 1 2 1 0 0 2																	
<b>Bill Madlock, R</b> (1, 5) OBP: 0.353, SLG: 0.382	0-0 5-3	0-0 F9		0-0 G5-4-3 1-2f 2-3		0-0 2-3		0-0 FC6-4 1-2f		5 0 0 0 0 0 6																	
<b>Jerry Morales, R</b> (1, 9) OBP: 0.376, SLG: 0.500	0-0 2-H BB 1B		0-0 WP BB 6-3 1B	0-0 S 1B		0-0 2B		0-3 K		5 1 4 2 0 1 0																	
<b>Andre Thornton, R</b> (1, 3) OBP: 0.398, SLG: 0.381	0-0 F8		4-0 WP BB 1-2	0-0 F7 1-2		0-0 6-3		0-0 F2		4 0 0 0 1 0 3																	
<b>Manny Trillo, R</b> (1, 4) OBP: 0.373, SLG: 0.408	4-0 FC6-4 BB 1-2		0-0 6-3 1-2 2-H		0-0 F9		4-0 IBB		0-0 1B		3 0 1 1 2 0 1																
<b>Steve Swisher, R</b> (1, 2) OBP: 0.235, SLG: 0.394	0-0 FC6-4 1-2f		0-0 L7		0-0 F3		0-0 F8		0-0 F8		5 0 0 0 0 0 6																
<b>Dave Rosello, R</b> (1, 6) OBP: 0.394, SLG: 0.310		0-0 F8	0-3 K		4-0 BB		0-0 F7				3 0 0 0 1 1 3																
<b>Ken Crosby, R</b> (1, 1) OBP: 0.500, SLG: 0.500		0-0 F8		0-0 1B 3B	0-3 K			0-0 4-3		1 0 1 0 0 0 0																	
<b>Joe Wallis, S</b> (4, PH) OBP: 0.400, SLG: 0.500										1 1 1 0 0 0 0																	
<b>Paul Reuschel, R</b> (4, 1)										1 0 0 0 0 1 1																	
<b>Buddy Schultz, R</b> (7, 1)										0 0 0 0 0 0 0																	
<b>Mike Garman, R</b> (7, 1)										1 0 0 0 0 0 0																	
<b>Inning Stats</b>	R: 2 E: 0 K: 0 S: 5	H: 2 LOB: 2 BB: 2 P: 13	R: 0 E: 1 K: 0 S: 5	H: 1 LOB: 2 BB: 0 P: 5	R: 1 E: 0 K: 1 S: 6	H: 1 LOB: 1 BB: 1 P: 10	R: 2 E: 0 K: 0 S: 6	H: 4 LOB: 1 BB: 0 P: 6	R: 0 E: 0 K: 1 S: 5	H: 0 LOB: 1 BB: 1 P: 9	R: 0 E: 0 K: 0 S: 3	H: 0 LOB: 0 BB: 0 P: 3	R: 0 E: 0 K: 0 S: 4	H: 1 LOB: 2 BB: 1 P: 8	R: 0 E: 1 K: 0 S: 4	H: 0 LOB: 1 BB: 0 P: 4	R: 0 E: 0 K: 1 S: 6	H: 1 LOB: 1 BB: 0 P: 6	1B: 7 2B: 2 3B: 1 HR: 0	SF: 0 SAC: 0 DP: 1 HBP: 0	WP: 1 PB: 0 SB: 1 CS: 0	PA: 43					
<b>PITCHER</b>	IP	WLS	BF	H	R	ER	SO	BB	IBB	HBP	BLK	WP	HR	S	P	ERA	WHIP										
<b>Brent Strom, L</b> (1, 1) ERA: 4.03	2.0		14	4	3	3	0	3	0	0	0	0	0	11	23	13.50	3.500										
<b>Dave Wehmeister, R</b> (3, 1) ERA: 9.0	2.0		9	4	2	2	1	0	0	0	0	1	0	11	11	9.00	2.000										
<b>Rich Folkers, L</b> (5, 1) ERA: 2.7	2.1		9	1	0	0	1	1	0	0	0	0	0	10	14	0.00	0.857										
<b>Butch Metzger, R</b> (7, 1) ERA:	1.2	W	7	0	0	0	0	0	1	0	0	0	0	6	10	0.00	0.000										
<b>Mike Dupree, R</b> (9, 1) ERA: 5.79	1.0		4	1	0	0	1	0	0	0	0	0	0	6	6	0.00	1.000										

**Chicago Cubs @ San Diego Padres**  
San Diego Stadium, San Diego, CA

Thu Apr 29 1976, 6:33 AM EDT  
Att. 11,590 - Sunny - 76 F

[livebaseballscorecards.com](http://livebaseballscorecards.com)

AB	38
R	5
H	10
RBI	5
BB	5
SO	3
LOB	23



Batter	1	2	3	4	5	6	7	8	9
Jerry Turner, L (1, 7) OBP: 0.520, SLG: 0.773	0-0 4-3 3B		0-0 3B 1B	0-0 E4 S			0-3 K	0-0 1B 2B	
Enzo Hernandez, R (1, 6) OBP: 0.563, SLG: 0.538	0-0 4-3		4-0 3B BB	0-0 6-3			4-0 2B BB	0-0 FC3-6 1B	
Willie Davis, L (1, 8) OBP: 0.301, SLG: 0.437	0-0 L8		0-0 6-3 3B		0-0 F7		0-0 2B	0-0 FC3-6 FC6-4	
Willie McCovey, L (1, 3) OBP: 0.276, SLG: 0.231 Mike Ivie, R (7, PR) OBP: 0.245, SLG: 0.313	0-0 F4		0-0 6-3		0-0 4-3		4-0 IBB	0-0 FC6-4	
Doug Rader, R (1, 5) OBP: 0.471, SLG: 0.489		0-0 F9	0-0 1B		0-3 K		0-0 G6-4-3		
Dave Winfield, R (1, 9) OBP: 0.342, SLG: 0.371		4-0 CS BB	0-0 L8			0-0 6-3		0-0 BB SH3-4 2B 1B	
Ted Kubiak, S (1, 4) OBP: 0.385, SLG: 0.353		0-0 2B		0-0 4-3		0-0 L6		0-0 SH3-4	
Bob Davis, R (1, 2) OBP: 0.176, SLG: 0.188 Butch Metzger, R (7, 1)		0-0 6-3		0-3 K		0-0 F3		4-0 BB 2B IBB	
Gene Locklear, L (8, PH) OBP: 0.462, SLG: 0.364 Mike Dupree, R (9, 1) OBP: 1.000, SLG: 1.000									
Brent Strom, R (1, 1) Dave Wehrmeister, R (3, 1) Merv Rettenmund, R (4, PH) OBP: 0.467, SLG: 0.364 Rich Folkers, L (5, 1) Fred Kendall, R (7, 2) OBP: 0.300, SLG: 0.214			0-0 F7	0-0 E 2B			1-0 BB 2B HBP	4-0 2B 1B BB	

Inning Stats	R: 1	H: 1	E: 0	LOB: 0	K: 0	BB: 0	S: 4	P: 4
	R: 0	H: 1	E: 0	LOB: 1	K: 0	BB: 1	S: 3	P: 7
	R: 3	H: 3	E: 0	LOB: 1	K: 0	BB: 1	S: 6	P: 10
	R: 0	H: 1	E: 1	LOB: 2	K: 1	BB: 0	S: 7	P: 7
	R: 0	H: 0	E: 0	LOB: 0	K: 1	BB: 0	S: 5	P: 5
	R: 0	H: 0	E: 0	LOB: 0	K: 0	BB: 0	S: 3	P: 3
	R: 1	H: 1	E: 0	LOB: 3	K: 1	BB: 2	S: 5	P: 14
	R: 4	H: 3	E: 0	LOB: 1	K: 0	BB: 2	S: 6	P: 14

PITCHER	IP	WLS	BF	H	R	ER	SO	BB	IBB	HBP	BLK	WP	HR	S	P	ERA	WHIP
Ken Crosby, R (1, 1) ERA: 11.05	3.0		15	5	4	4	0	2	0	0	0	0	0	13	21	12.00	2.333
Paul Reuschel, R (4, 1) ERA: 5.63	3.1		14	1	1	1	3	1	0	1	0	0	0	18	23	2.70	0.600
Buddy Schultz, L (7, 1) ERA:	0.0		2	1	0	0	0	0	1	0	0	0	0	1	5	∞	∞
Mike Garman, R (7, 1) ERA: 6.19	1.2	L	9	3	4	4	0	1	1	0	0	0	0	7	15	21.60	2.400

**BOTTOM**


**Chicago Cubs @ San Diego Padres**  
San Diego Stadium, San Diego, CA

Thu Apr 29 1976, 6:33 AM EDT  
Att. 11,590 - Sunny - 76 F

AB	R	H	RBI	BB	SO	LOB
5	3	3	2	0	1	2
3	1	1	3	2	0	2
5	1	2	3	0	0	1
3	0	0	1	1	0	0
1	0	0	0	0	0	1
4	0	1	0	0	1	3
3	1	1	0	1	0	1
3	0	1	0	0	0	0
3	0	0	0	0	1	1
0	0	0	0	0	0	0
0	1	0	0	1	0	0
0	0	0	0	0	0	0
0	0	0	0	0	0	0
1	0	0	0	0	0	0
1	0	1	0	0	0	0
0	0	0	0	0	0	0
0	2	0	0	1	0	0

AB	32
R	9
H	10
RBI	9
BB	6
SO	3
LOB	11

livebaseballscorecards.com



WP	PA
0	40
PB	0
SB	1
CS	1



Batter	1	2	3	4	5	6	7	8	9	AB R H RBI BB SO LOB	TOP	
Rennie Stennett, R (1, 4) OBP: 0.329, SLG: 0.439	0-0 1B 1B	0-0 2-H 1B		0-0 4-3		0-0 F9		0-0 HR		5 2 3 2 0 0 1		
Ed Kirkpatrick, L (1, 8) OBP: 0.500, SLG: 0.375	0-0 1B 1-2 1B	4-0 1B 1-2 BB		4-0 1B BB		0-0 1-3		0-0 6-3		3 0 1 0 2 0 1		
Richie Hebner, L (1, 5) OBP: 0.396, SLG: 0.400	0-3 K	0-0 G3		0-0 FC6 1-3 1B		0-0 G4-6-3 1B		0-0 4-1		5 0 2 0 0 1 4		
Willie Stargell, L (1, 3) OBP: 0.509, SLG: 0.708	0-0 FC6-4 1-3 2-H 1B		0-0 G4-6-3 1B	0-0 FC6 1-2f		0-0 G4-6-3 1-2f		4-0 G6-3 BB		4 0 2 1 1 0 3		
Dave Parker, L (1, 9) OBP: 0.284, SLG: 0.406	0-3 K		0-0 G4-6-3 1-2f		0-0 4-3		0-0 HR	0-0 G6-3 1-2f		5 1 1 1 0 1 4		
Richie Zisk, R (1, 7) OBP: 0.286, SLG: 0.339	0-0 FC6-4 1-2f		0-0 2B		0-0 G1-6-3 1B		0-0 1B			4 0 3 0 0 0 2		
Manny Sanguillen, R (1, 2) OBP: 0.338, SLG: 0.344		0-0 SH1-3 1B 1B		4-0 IBB		0-0 G1-6-3 1-2f		0-0 P3		3 1 1 0 1 0 2		
Frank Taveras, R (1, 6) OBP: 0.224, SLG: 0.228		0-0 F9		0-0 F6		0-3 K		0-0 F9		4 0 0 0 0 1 3		
Jim Rooker, R (1, 1) OBP: 0.143, SLG: 0.143 Ramon Hernandez, S (9, 1) Bob Moose, R (9, 1) OBP: 1.000, SLG: 2.000		0-0 SH1-3 1-2		0-3 K		0-0 1B		0-0 6-3		3 0 1 0 0 1 0 0 0 0 0 0 0 0 0 0 0 0 0 0 0		
<b>Inning Stats</b>	R: 1 H: 3 E: 0 LOB: 2 K: 2 BB: 0 S: 10 P: 10	R: 1 H: 2 E: 0 LOB: 2 K: 0 BB: 1 S: 5 P: 9	R: 0 H: 2 E: 0 LOB: 2 K: 0 BB: 1 S: 4 P: 8	R: 0 H: 1 E: 0 LOB: 2 K: 1 BB: 1 S: 6 P: 10	R: 0 H: 1 E: 0 LOB: 0 K: 0 BB: 0 S: 3 P: 3	R: 0 H: 1 E: 0 LOB: 1 K: 1 BB: 0 S: 6 P: 6	R: 1 H: 3 E: 0 LOB: 1 K: 0 BB: 0 S: 5 P: 5	R: 1 H: 1 E: 0 LOB: 0 K: 0 BB: 0 S: 4 P: 4	R: 0 H: 0 E: 0 LOB: 0 K: 0 BB: 1 S: 2 P: 6	1B: 11 SF: 0 2B: 1 SAC: 1 3B: 0 DP: 4 HR: 2 HBP: 0	WP: 0 PA: 41 PB: 0 SB: 0 CS: 0	
<b>PITCHER</b>	IP WLS BF H R ER SO BB IBB HBP BLK WP HR S P ERA WHIP											
Dan Spillner, R (1, 1) ERA: 2.81	6.2 L 33 13 3 3 4 2 1 0 0 0 0 1 38 50 4.05 2.250											
Mike Dupree, R (7, 1) ERA: 5.91	1.1 5 1 1 1 0 0 0 0 0 0 0 1 5 5 6.75 0.750											
Dave Tomlin, L (9, 1) ERA:	1.0 3 0 0 0 0 0 1 0 0 0 0 0 2 6 0.00 1.000											

Pittsburgh Pirates @ San Diego Padres  
San Diego Stadium, San Diego, CA

AB	36
R	4
H	14
RBI	4
BB	4
SO	4
LOB	20



Fri Apr 30 1976, 10:05 PM EDT  
Att: 17,010 - Unknown

livebaseballscorecards.com





Batter	1	2	3	4	5	6	7	8	9	AB R H RBI BB SO LOB	TOP			
Rennie Stennett, R (1, 4) OBP: 0.307, SLG: 0.408	0-0 4-1	0-0 FC6-4	0-0 1-3			0-0 6-3		0-0 F8		5 0 0 0 0 0 4				
Ed Kirkpatrick, L (1, 8) OBP: 0.500, SLG: 0.364 Bill Robinson, R (9, PH) OBP: 0.391, SLG: 0.429 (9, 8)	0-0 1B		4-0 PB 1B 1B BB	0-3 K		0-0 F7		4-0 WP HR BB		3 1 1 0 1 1 0 0 1 0 0 1 0 0				
Richie Hebner, L (1, 5) OBP: 0.379, SLG: 0.380	0-0 F9		0-0 1B 1-2 2B 1B	0-3 K		0-0 F8		0-0 F5		5 1 1 0 0 1 2				
Willie Stargell, L (1, 3) OBP: 0.500, SLG: 0.673	0-0 F8		0-0 1-2 2B HR 1B	0-3 K		0-0 4-3		4-0 HR IBB		4 2 1 1 1 1 1				
Dave Parker, L (1, 9) OBP: 0.319, SLG: 0.536		0-0 2B 1B	0-0 1-3 2B HR 2B	0-3 K		0-0 HR		0-0 1-1 2B HR		5 4 4 5 0 1 0				
Richie Zisk, R (1, 7) OBP: 0.309, SLG: 0.413		0-0 1-H 2B	0-0 2-H 3-H HR	4-0 BB		0-3 K		0-0 5-3		4 1 2 4 1 1 0				
Manny Sanguillen, R (1, 2) OBP: 0.314, SLG: 0.318		0-0 4-3	0-0 4-3	0-0 F2		0-0 F9		0-0 F9		5 0 0 0 0 0 2				
Frank Taveras, R (1, 6) OBP: 0.226, SLG: 0.217		0-0 F7	0-0 F4	0-0 F9		0-0 F9		4-0 SH3 BB		3 0 0 0 1 0 2				
John Candelaria, L (1, 1) OBP: 0.429, SLG: 0.200 Larry Demery, R (7, 1) Ramon Hernandez, S (8, 1) Bob Moose, R (9, 1) OBP: 1.000, SLG: 2.000		4-0 FC6-4 BB	4-0 BB	0-0 6-3		0-0 SH3		0-0 1-2 SH3		1 0 0 0 2 0				
<b>Inning Stats</b>	R: 0 H: 1 E: 0 LOB: 1 K: 0 BB: 0 S: 4 P: 4	R: 1 H: 2 E: 0 LOB: 2 K: 0 BB: 1 S: 5 P: 9	R: 5 H: 4 E: 0 LOB: 1 K: 0 BB: 2 S: 7 P: 15	R: 0 H: 0 E: 0 LOB: 0 K: 3 BB: 0 S: 9 P: 9	R: 0 H: 0 E: 0 LOB: 1 K: 1 BB: 1 S: 5 P: 9	R: 0 H: 0 E: 0 LOB: 0 K: 0 BB: 0 S: 3 P: 3	R: 1 H: 1 E: 0 LOB: 0 K: 1 BB: 0 S: 6 P: 6	R: 0 H: 0 E: 0 LOB: 1 K: 0 BB: 1 S: 3 P: 7	R: 3 H: 1 E: 0 LOB: 0 K: 0 BB: 2 S: 4 P: 12	1B: 4 SF: 0 2B: 2 SAC: 1 3B: 0 DP: 0 HR: 3 HBP: 0	WP: 1 PA: 43 PB: 1 SB: 0 CS: 0			
<b>PITCHER</b>	IP WLS BF H R ER SO BB IBB HBP BLK WP HR S P ERA WHIP												<b>PITCHER</b>	IP WLS BF H R ER SO BB IBB HBP BLK WP HR S P ERA WHIP
Bill Greif, R (1, 1) ERA: 7.71	2.0 L 14 6 5 5 0 2 0 0 0 0 0 0 12 20 22.50 4.000													
Brent Strom, L (3, 1) ERA: 3.91	3.0 12 1 1 1 4 2 0 0 0 0 0 1 18 26 3.00 1.000													
Rich Folkers, L (6, 1) ERA: 2.35	1.0 3 0 0 0 0 0 0 0 0 0 0 0 0 3 3 0.00 0.000													
Alan Foster, R (7, 1) ERA: 1.98	2.0 8 1 1 1 1 1 0 0 0 0 0 1 9 13 4.50 1.000													
Dave Tomlin, L (9, 1) ERA: 2.89	1.0 6 1 3 3 0 1 1 0 0 0 0 1 1 4 12 27.00 2.000													

Pittsburgh Pirates @ San Diego Padres  
San Diego Stadium, San Diego, CA  
Sat May 01 1976, 10:05 PM EDT  
Att: 21,773 - Unknown

livebaseballscorecards.com

AB	35
R	10
H	9
RBI	10
BB	7
SO	5
LOB	11



BOTTOM

Pittsburgh Pirates @ San Diego Padres  
San Diego Stadium, San Diego, CA  
Sat May 01 1976, 10:05 PM EDT  
Att. 21,773 - Unknown







livebaseballscores.com

AB	41
R	6
H	15
RBI	5
BB	1
SO	5
LOB	23



WP:	0	PA:	43
PB:	0	SB:	1
CS:	0		

AB R H RBI BB SO LOB



0	0	0	0	0	0	0	0
1	0	0	0	0	0	0	0
1	0	0	0	0	0	2	0
0	0	0	0	0	0	0	0
1	0	0	0	0	1	0	0
0	0	0	0	0	0	0	0
1	0	0	0	0	0	1	0
0	0	0	0	0	0	0	0

1B:	11	SF:	0
2B:	3	SAC:	0
3B:	0	DP:	1
HR:	1	HBP:	0

Batter	1	2	3	4	5	6	7	8	9
Jerry Turner, L OBP: 0.471, SLG: 0.667 (1, 7)	0-0 2B		0-0 4-3		0-3 K		0-0 F7		4-0 F8 1B 1B BB
Tito Fuentes, S OBP: 0.357, SLG: 0.389 (1, 4)	0-0 L7		0-0 1B		0-0 1B 1B		0-0 G3		0-0 1B 1B 1-2 1B
Willie Davis, L OBP: 0.305, SLG: 0.438 (1, 8)	0-3 K		0-0 4-3		0-0 1B 1B		0-0 1B BLK 2B		0-0 F8 2-3
Doug Rader, R OBP: 0.417, SLG: 0.434 (1, 5)	0-0 F7			0-0 F9	0-0 F7		0-0 BLK 1B		0-3 K
Dave Winfield, R OBP: 0.341, SLG: 0.357 (1, 9)		0-0 1B		0-3 K		0-0 F7	0-0 P3		0-0 1B 1B
Mike Ivie, R OBP: 0.262, SLG: 0.339 (1, 3)		0-0 F3		0-0 5-3		0-0 HR 2B		0-0 F9	0-0 1B
Hector Torres, R OBP: 0.348, SLG: 0.516 (1, 6)		0-0 1B			0-1 CI 1B 1B		0-0 HR 2B	0-0 1B	0-0 1-3
Fred Kendall, R OBP: 0.281, SLG: 0.204 (1, 2)		0-0 G6-4-3			0-0 1B 1B		0-0 F7	0-0 F9	
Bill Greif, R Brent Strom, R Ted Kubiak, S Rich Folkers, L Merv Rettenmund, R Alan Foster, R Willie McCovey, L Dave Tomlin, L			0-0 6-3		0-0 F8		0-3 K	0-0 L4	

Inning Stats	R: 0	H: 1	E: 0	K: 1	S: 6	P: 6	R: 0	H: 2	E: 0	K: 0	S: 4	P: 4	R: 0	H: 1	E: 0	K: 0	S: 4	P: 4	R: 0	H: 0	E: 0	K: 1	S: 5	P: 5	R: 2	H: 3	E: 1	K: 1	S: 9	P: 9	R: 2	H: 2	E: 0	K: 1	S: 7	P: 7	R: 1	H: 2	E: 0	K: 0	S: 5	P: 5	R: 0	H: 1	E: 0	K: 0	S: 4	P: 4	R: 1	H: 3	E: 0	K: 1	S: 8	P: 12	1B: 11	SF: 0	2B: 3	SAC: 0	3B: 0	DP: 1	HR: 1	HBP: 0	WP: 0	PA: 43
--------------	------	------	------	------	------	------	------	------	------	------	------	------	------	------	------	------	------	------	------	------	------	------	------	------	------	------	------	------	------	------	------	------	------	------	------	------	------	------	------	------	------	------	------	------	------	------	------	------	------	------	------	------	------	-------	--------	-------	-------	--------	-------	-------	-------	--------	-------	--------

PITCHER	IP	WLS	BF	H	R	ER	SO	BB	IBB	HBP	BLK	WP	HR	S	P	ERA	WHIP
John Candelaria, L ERA: 2.29 (1, 1)	6.2	W	31	11	5	3	4	0	0	0	0	0	1	39	39	4.05	1.650
Larry Demery, R ERA: 1.17 (7, 1)	1.0		4	1	0	0	0	0	0	0	1	0	0	4	4	0.00	1.000
Ramon Hernandez, L ERA: 6.43 (8, 1)	0.2		4	1	1	1	0	1	0	0	0	0	0	3	7	13.50	3.000
Bob Moose, R ERA: (9, 1)	0.2		4	2	0	0	1	0	0	0	0	0	0	6	6	0.00	3.000



Batter	1	2	3	4	5	6	7	8	9	AB R H RBI BB SO LOB	TOP							
Rennie Stennett, R (1, 4) OBP: 0.291, SLG: 0.387	0-0 E6 FC4-6		0-0 L8			0-0 6-3		0-0 FC6-4 1-2f		4 0 0 0 0 0 1								
Manny Sanguillen, R (1, 2) OBP: 0.324, SLG: 0.343	0-0 FC4-6 1-2f			0-0 F7			0-0 6-3 2B		0-0 1B SF8	4 2 2 0 0 0 1								
Bill Robinson, R (1, 8) OBP: 0.370, SLG: 0.400	0-0 G6-4-3 1-2f			0-0 5-3			0-0 6-3		0-0 1B	4 0 1 0 0 0 2								
Willie Stargell, L (1, 3) OBP: 0.470, SLG: 0.625		0-0 F9		0-0 F5			0-0 F9		0-3 K	4 0 0 0 0 1 3								
Richie Zisk, R (1, 7) OBP: 0.319, SLG: 0.439					0-0 6-3		0-0 6-3 2B		0-0 SF8	3 0 2 2 0 0 0								
Dave Parker, L (1, 9) OBP: 0.303, SLG: 0.507		0-0 F8			0-0 4-3		0-0 3-H P3		0-0 F6	4 0 0 0 0 0 3								
Richie Hebner, L (1, 5) OBP: 0.361, SLG: 0.358			0-0 G3		0-0 G3			0-0 F4		3 0 0 0 0 0 1								
Mario Mendoza, R (1, 6) OBP: 0.500, SLG: 0.500			0-0 F9			0-0 F9		0-0 4-3		2 0 0 0 0 0 0								
Al Oliver, L (8, PH) OBP: 0.383, SLG: 0.432										1 0 0 0 0 0 0								
Dave Giusti, R (8, 1)										0 0 0 0 0 0 0								
Doc Medich, R (1, 1) OBP: 0.100, SLG: 0.100		0-0 4-3			0-0 L6			0-0 FC6-4 1B		2 0 0 0 0 0 0								
Kent Tekulve, R (6, 1)										0 0 0 0 0 0 0								
Ramon Hernandez, S (7, 1)										0 0 0 0 0 0 0								
Tommy Helms, R (8, PH) OBP: 0.182, SLG: 0.273										1 0 1 0 0 0 0								
<b>Inning Stats</b>	R: 0 E: 1 K: 0 S: 3	H: 0 LOB: 0 BB: 0 P: 3	R: 0 E: 0 K: 0 S: 4	H: 1 LOB: 1 BB: 0 P: 4	R: 0 E: 0 K: 0 S: 3	H: 0 LOB: 0 BB: 0 P: 3	R: 0 E: 0 K: 0 S: 3	H: 0 LOB: 0 BB: 0 P: 3	R: 1 E: 0 K: 0 S: 5	H: 2 LOB: 1 BB: 0 P: 5	R: 0 E: 0 K: 0 S: 4	H: 1 LOB: 1 BB: 0 P: 4	R: 1 E: 0 K: 1 S: 7	H: 2 LOB: 1 BB: 0 P: 7	1B: 4 2B: 2 3B: 0 HR: 0	SF: 1 SAC: 0 DP: 1 HBP: 0	WP: 0 PB: 0 SB: 0 CS: 0	PA: 33
<b>PITCHER</b> Randy Jones, L (1, 1) ERA: 2.91	IP: 9.0 WLS: W BF: 33 H: 6 R: 2 ER: 2 SO: 1 BB: 0 IBB: 0 HBP: 0 BLK: 0 WP: 0 HR: 0 S: 35 P: 35 ERA: 2.00 WHIP: 0.667																	

Pittsburgh Pirates @ San Diego Padres  
San Diego Stadium, San Diego, CA  
Sun May 02 1976, 6:33 AM EDT  
Att: 21,702 - Unknown

livebaseballscorecards.com

AB	32
R	2
H	6
RBI	2
BB	0
SO	1
LOB	11



Batter	1	2	3	4	5	6	7	8	9
Jerry Turner, L OBP: 0.474, SLG: 0.706 (1, 7)	0-0 1-3		0-0 1B			0-0 3B 3B	0-0 F7		
Tito Fuentes, S OBP: 0.350, SLG: 0.379 (1, 4)	0-0 F8			0-0 PB 1B		0-0 4-3	0-0 4-3		
Willie Davis, L OBP: 0.314, SLG: 0.464 (1, 8)	0-0 F8			0-0 L7 1-2		0-0 HR 3B	0-0 1B		
Willie McCovey, L OBP: 0.294, SLG: 0.233 (1, 3)		0-0 BB 1B		0-0 F8		4-0 HR IBB	0-0 4-3		
Mike Ivie, R OBP: 0.262, SLG: 0.339 (8, 3)									
Doug Rader, R OBP: 0.406, SLG: 0.474 (1, 5)		0-0 F8		0-0 L4		0-0 HR		0-0 5-3	
Dave Winfield, R OBP: 0.348, SLG: 0.356 (1, 9)		4-0 BB BB BB G1-4-3 BB			0-0 L9	0-0 4-3		0-0 S 1B	
Hector Torres, R OBP: 0.356, SLG: 0.507 (1, 6)		0-0 G1-4-3 1-2			0-0 S 1B	4-0 1B BB		0-3 K 1-2	
Fred Kendall, R OBP: 0.295, SLG: 0.212 (1, 2)			0-0 6-3		0-0 P3	0-0 1B		4-0 IBB	
Randy Jones, R (1, 1)			0-3 K		0-3 K	0-0 F4		0-0 F9	

Inning Stats	R: 0	H: 0	E: 0	K: 0	S: 3	R: 0	H: 1	E: 0	K: 0	S: 3	R: 0	H: 1	E: 0	K: 1	S: 5	R: 0	H: 1	E: 0	K: 0	S: 4	R: 0	H: 1	E: 0	K: 1	S: 6	R: 4	H: 4	E: 0	K: 0	S: 7	R: 0	H: 1	E: 0	K: 0	S: 4	R: 0	H: 1	E: 0	K: 1	S: 6	
	0	0	0	0	3	0	1	0	0	3	0	1	0	1	5	0	1	0	0	4	0	0	1	1	0	6	0	4	0	0	7	0	1	0	0	4	0	0	0	0	6

PITCHER															PITCHER																										
IP	WLS	BF	H	R	ER	SO	BB	IBB	HBP	BLK	WP	HR	S	P	ERA	WHIP	IP	WLS	BF	H	R	ER	SO	BB	IBB	HBP	BLK	WP	HR	S	P	ERA	WHIP								
Doc Medich, R (1, 1)	5.1	L	23	7	4	4	2	1	1	0	0	1	25	33	6.75	1.500																									
Kent Tekulve, R (6, 1)	1.1		7	2	0	0	1	0	0	0	0	0	6	10	0.00	2.250																									
Ramon Hernandez, L (7, 1)	0.1		1	0	0	0	0	0	0	0	0	0	1	1	0.00	0.000																									
Dave Giusti, R (8, 1)	1.0		5	1	0	0	1	0	1	0	0	0	6	10	0.00	1.000																									

**BOTTOM**

**Pittsburgh Pirates @ San Diego Padres**  
**San Diego Stadium, San Diego, CA**

Sun May 02 1976, 6:33 AM EDT  
 Att. 21,702 - Unknown

AB	R	H	RBI	BB	SO	LOB
4	1	2	0	0	0	0
4	0	1	0	0	0	1
4	1	2	1	0	0	1
3	1	1	0	1	0	2
0	0	0	0	0	0	0
4	1	1	3	0	0	2
3	0	1	0	1	0	0
3	0	1	0	1	1	3
3	0	1	0	1	0	1
4	0	0	0	0	2	5

AB	32
R	4
H	10
RBI	4
BB	4
SO	3
LOB	15

**WP: 0 PA: 36**  
**PB: 1 SB: 2 CS: 0**  
**SF: 0 SAC: 0 DP: 1 HBP: 0**



livebaseballscorecards.com



Batter	1	2	3	4	5	6	7	8	9	AB R H RBI BB SO LOB	TOP											
Jerry Turner, L (1, 7) OBP: 0.452, SLG: 0.649	0-0 F4		0-0 6-3			0-0 F5		4-0 SH1-3 WP BB		3 0 0 0 1 0 0	<b>San Diego Padres @ Montreal Expos</b> Jarry Park, Montreal, QB Wed May 05 1976, 7:05 PM EDT Att: 6,085 - Unknown - 64 F											
Tito Fuentes, S (1, 4) OBP: 0.349, SLG: 0.393	0-0 G3		0-0 4-3			0-0 1B 2B		0-0 SH1-3		3 1 1 0 0 0 0												
Willie Davis, L (1, 8) OBP: 0.322, SLG: 0.466	0-0 WP HR 1B			0-0 4-3		0-0 1B HR 1B		0-0 F5		4 2 2 1 0 0 1												
Willie McCovey, L (1, 3) OBP: 0.316, SLG: 0.353 Mike Ivie, R (8, 3) OBP: 0.262, SLG: 0.339	0-0 1-H HR			0-0 4-3		0-0 1-3 HR 1B		0-3 K		4 2 2 2 0 1 1 0 0 0 0 0 0 0												
Doug Rader, R (1, 5) OBP: 0.412, SLG: 0.541	0-0 6-3			0-0 F8		0-0 1-H 3-H HR				4 1 2 3 0 0 0												
Dave Winfield, R (1, 9) OBP: 0.333, SLG: 0.338		0-0 6-3			0-0 2-3	0-3 K				4 0 0 0 0 1 1												
Hector Torres, R (1, 6) OBP: 0.351, SLG: 0.486		0-3 K			0-0 4-3		4-0 G6-4-3 BB			3 0 0 0 1 1 1												
Fred Kendall, R (1, 2) OBP: 0.277, SLG: 0.196		0-0 6-3			0-0 L7		0-0 G6-4-3 1-2f			4 0 0 0 0 0 2												
Brent Strom, R (1, 1) Ted Kubiak, S (6, PH) OBP: 0.341, SLG: 0.308 Alan Foster, R (6, 1) Butch Metzger, R (9, 1)			0-3 K			0-0 3-1		0-0 6-3		1 0 0 0 0 1 0 1 0 0 0 0 0 0 1 0 0 0 0 0 0 0 0 0 0 0 0 0												
<b>Inning Stats</b>	R: 2 E: 0 K: 0 S: 5	H: 2 LOB: 0 BB: 0 P: 5	R: 0 E: 0 K: 1 S: 5	H: 0 LOB: 0 BB: 0 P: 5	R: 0 E: 0 K: 1 S: 5	H: 0 LOB: 0 BB: 0 P: 5	R: 0 E: 0 K: 0 S: 3	H: 0 LOB: 0 BB: 0 P: 3	R: 0 E: 0 K: 0 S: 3	H: 0 LOB: 0 BB: 0 P: 3		R: 4 E: 0 K: 1 S: 9	H: 4 LOB: 0 BB: 0 P: 9	R: 0 E: 0 K: 0 S: 2	H: 0 LOB: 0 BB: 1 P: 6	R: 0 E: 0 K: 1 S: 5	H: 0 LOB: 1 BB: 1 P: 9	R: 0 E: 0 K: 0 S: 4	H: 1 LOB: 1 BB: 0 P: 4	1B: 3 2B: 2 3B: 0 HR: 2	SF: 0 SAC: 1 DP: 1 HBP: 0	WP: 2 PB: 0 SB: 0 CS: 0
<b>PITCHER</b>	IP WLS BF H R ER SO BB IBB HBP BLK WP HR S P ERA WHIP												<b>PITCHER</b>	IP WLS BF H R ER SO BB IBB HBP BLK WP HR S P ERA WHIP								
Steve Rogers, R (1, 1) ERA: 4.43	7.0 L 27 6 6 6 3 1 0 0 0 1 2 32 36 7.71 1.000																					
Dale Murray, R (8, 1) ERA: 1.69	2.0 8 1 0 0 1 1 0 0 0 1 0 9 13 0.00 1.000																					

livebaseballscorecards.com

<b>AB</b>	<b>32</b>
<b>R</b>	<b>6</b>
<b>H</b>	<b>7</b>
<b>RBI</b>	<b>6</b>
<b>BB</b>	<b>2</b>
<b>SO</b>	<b>4</b>
<b>LOB</b>	<b>6</b>









Batter	1	2	3	4	5	6	7	8	9	AB	R	H	RBI	BB	SO	LOB									
Pepe Mangual, R (1, 7) OBP: 0.286, SLG: 0.243	0-0 F9 ①		0-0 F8 ②			0-0 F8 ①		0-0 F8 ②		4	0	0	0	0	0	1									
Jerry White, S (1, 8) OBP: 0.368, SLG: 0.418	0-0 HR		0-0 F8 ③			4-0 CS BB		0-3 K ③		3	1	1	1	1	1	1									
Mike Jorgensen, L (1, 3) OBP: 0.254, SLG: 0.379	0-0 G3			0-0 F9 ①		0-0 F9 ② ③			0-0 L3 ①	4	0	0	0	0	0	1									
Gary Carter, R (1, 2) OBP: 0.345, SLG: 0.367	0-3 K ③			0-0 F1 ②			0-0 5-3 ①		0-3 K ②	4	0	0	0	0	2	0									
Pete Mackanin, R (1, 4) OBP: 0.256, SLG: 0.390		0-0 F9 ①		0-0 F8 ③			0-0 F5 ②		0-0 1B	4	0	1	0	0	0	0									
Larry Parrish, R (1, 5) OBP: 0.258, SLG: 0.250		0-3 K ②			0-0 F7 ①		0-0 1B 1B		0-0 F5 ③	4	0	1	0	0	1	1									
Tim Foli, R (1, 6) OBP: 0.293, SLG: 0.443		0-0 F4 ③			0-0 L9 ②		0-0 1B			3	0	1	0	0	0	0									
Ellis Valentine, R (1, 9) OBP: 0.231, SLG: 0.368			4-0 SH3-4 BB			0-0 1B		0-3 K ③		2	0	1	0	1	1	2									
Clay Kirby, R (1, 1) OBP: 0.500, SLG: 0.667			0-0 SH3-4 ①			0-0 F4 ③			0-3 K ①	0	0	0	0	0	0	0									
Steve Renko, R (5, 1) OBP: 0.333, SLG: 0.333										1	0	0	0	0	0	1									
Jose Morales, R (8, PH) OBP: 0.182, SLG: 0.273										1	0	0	0	0	1	0									
Wayne Granger, R (9, 1)										0	0	0	0	0	0	0									
Fred Scherman, L (9, 1) OBP: 0.333, SLG: 0.333			1-2							0	0	0	0	0	0	0									
<b>Inning Stats</b>	R: 1 E: 0 K: 1 S: 6	H: 1 LOB: 0 BB: 0 P: 6	R: 0 E: 0 K: 1 S: 5	H: 0 LOB: 0 BB: 0 P: 5	R: 0 E: 0 K: 0 S: 3	H: 0 LOB: 1 BB: 1 P: 7	R: 0 E: 0 K: 0 S: 3	H: 0 LOB: 0 BB: 0 P: 3	R: 0 E: 0 K: 0 S: 4	H: 1 LOB: 1 BB: 0 P: 4	R: 0 E: 0 K: 0 S: 2	H: 0 LOB: 0 BB: 1 P: 6	R: 0 E: 0 K: 1 S: 7	H: 2 LOB: 2 BB: 0 P: 7	R: 0 E: 0 K: 2 S: 7	H: 0 LOB: 0 BB: 0 P: 7	R: 0 E: 0 K: 1 S: 6	H: 1 LOB: 1 BB: 0 P: 6	1B: 4 2B: 0 3B: 0 HR: 1	SF: 0 SAC: 1 DP: 0 HBP: 0	WP: 0 PB: 0 SB: 0 CS: 1	PA: 33			
<b>PITCHER</b>	IP	WLS	BF	H	R	ER	SO	BB	IBB	HBP	BLK	WP	HR	S	P	ERA	WHIP								
Dan Spillner, R (1, 1) ERA: 2.41	8.0	W	29	4	1	1	5	2	0	0	0	0	0	37	45	1.12	0.750								
Butch Metzger, R (9, 1) ERA:	1.0	S	4	1	0	0	1	0	0	0	0	0	0	6	6	0.00	1.000								

**BOTTOM**

**San Diego Padres @ Montreal Expos**  
 Jerry Park, Montreal, QB  
 Thu May 06 1976, 7:05 PM EDT  
 Att. 3,606 - Unknown - 46 F

livebaseballscorecards.com

<b>AB</b>	<b>30</b>
<b>R</b>	<b>1</b>
<b>H</b>	<b>5</b>
<b>RBI</b>	<b>1</b>
<b>BB</b>	<b>2</b>
<b>SO</b>	<b>6</b>
<b>LOB</b>	<b>7</b>





Batter	1	2	3	4	5	6	7	8	9	AB R H RBI BB SO LOB	TOP
Jerry Turner, L (1, 7) OBP: 0.404, SLG: 0.553	0-0 4-3		0-3 K		0-0 E5		0-0 6-3		0-0 6-3	5 0 0 0 0 1 4	
Tito Fuentes, S (1, 4) OBP: 0.333, SLG: 0.362	0-0 F8		0-0 F2		0-0 FC4-6		0-0 5-3			4 0 0 0 0 0 3	
Willie Davis, L (1, 8) OBP: 0.323, SLG: 0.448	0-0 1B			0-0 L4		0-0 1B WP		0-3 K		4 1 2 0 0 1 0	
Willie McCovey, L (1, 3) OBP: 0.283, SLG: 0.293	0-0 F8			0-0 F7		0-3 K		0-0 4-3		4 0 0 0 0 1 2	
Doug Rader, R (1, 5) OBP: 0.368, SLG: 0.478		0-3 K		0-0 4-3		0-0 F9		0-0 5-3		4 0 0 0 0 1 1	
Dave Winfield, R (1, 9) OBP: 0.366, SLG: 0.412		0-3 K			0-0 SH1-4 BB	0-0 BB			0-0 1B	4 1 3 1 0 1 0	
Hector Torres, R (1, 6) OBP: 0.365, SLG: 0.474		0-3 K			4-0 E SH1-4	4-0 FC6-4			0-0 1B	2 0 1 0 2 1 0	
Fred Kendall, R (1, 2) OBP: 0.274, SLG: 0.203			0-0 F3		0-0 F9	0-0 FC6-4			0-0 F8	4 0 0 0 0 0 6	
Randy Jones, R (1, 1) Merv Rettenmund, R (7, PH) Mike Dupree, R (7, 1) Gene Locklear, L (9, PH)			4-0 E BB		0-0 SH1-4		0-0 L8		0-3 K	0 0 0 0 1 0 0 1 0 0 0 0 0 0 0 0 0 0 0 0 0 1 0 0 0 0 1 2	
<b>Inning Stats</b>	R: 0 H: 1 E: 0 LOB: 1 K: 0 BB: 0 S: 4 P: 4	R: 0 H: 0 E: 0 LOB: 0 K: 3 BB: 0 S: 9 P: 9	R: 0 H: 0 E: 1 LOB: 1 K: 1 BB: 1 S: 5 P: 9	R: 0 H: 0 E: 0 LOB: 0 K: 0 BB: 0 S: 3 P: 3	R: 1 H: 1 E: 1 LOB: 2 K: 0 BB: 1 S: 5 P: 9	R: 1 H: 2 E: 0 LOB: 2 K: 1 BB: 1 S: 7 P: 11	R: 0 H: 0 E: 0 LOB: 0 K: 0 BB: 0 S: 3 P: 3	R: 0 H: 0 E: 0 LOB: 0 K: 1 BB: 0 S: 5 P: 5	R: 0 H: 2 E: 0 LOB: 2 K: 1 BB: 0 S: 7 P: 7	1B: 6 SF: 0 2B: 0 SAC: 1 3B: 0 DP: 0 HR: 0 HBP: 0	WP: 1 PA: 37 PB: 0 SB: 0 CS: 0
<b>PITCHER</b> Jerry Koosman, L (1, 1) ERA: 3.08	IP WLS BF H R ER SO BB IBB HBP BLK WP HR S P ERA WHIP										

San Diego Padres @ New York Mets  
Shea Stadium, Flushing, NY  
Fri May 07 1976, 7:05 PM EDT  
Att. 10,007 - Unknown

livebaseballscorecards.com

AB	33
R	2
H	6
RBI	1
BB	3
SO	7
LOB	18







Batter	1	2	3	4	5	6	7	8	9	AB R H RBI BB SO LOB	TOP	
Jerry Turner, L (1, 7) x OBP: 0.375, SLG: 0.510	0-0 ① 6-3		0-0 ③ F7			0-3 ① x K	0-0 ③ 5-3			4 0 0 0 0 1 2		
Tito Fuentes, S (1, 4) x OBP: 0.329, SLG: 0.356	0-0 ② F8			0-0 ① F6		0-0 2B 1B		0-0 ① 5-3		4 0 1 0 0 0 0		
Willie Davis, L (1, 8) x OBP: 0.320, SLG: 0.450	0-0 1B 2B			0-3 ② K		0-0 ② F8		0-0 ② F5		4 1 1 0 0 1 1		
Dave Winfield, R (1, 9) x OBP: 0.381, SLG: 0.449	0-0 CS 1B			0-0 2B		0-0 1-3 2B		0-3 ③ K		4 0 3 1 0 1 0		
Doug Rader, R (1, 5) x OBP: 0.375, SLG: 0.493	0-0 ③ x CS	0-0 FC5-4 1B		0-0 ③ F9		0-0 ③ F8			0-0 1B 2B	4 1 2 0 0 0 3		
Mike Ivie, R (1, 3) OBP: 0.277, SLG: 0.350		0-0 ① FC5-4			0-0 1B		0-3 ① K		0-0 G1-6-3 1B	4 0 2 1 0 1 1		
Hector Torres, R (1, 6) OBP: 0.360, SLG: 0.463		0-0 ② ③ G5-4-3			0-0 ① F8		0-0 2B 1B		0-0 ① ② G1-6-3	4 0 1 0 0 0 3		
Bob Davis, R (1, 2) OBP: 0.143, SLG: 0.150			0-0 ① 4-3		0-3 ② K		0-3 ② K		0-0 ③ F9	4 0 0 0 0 2 2		
Rich Folkers, L (1, 1) Dave Wehrmeister, R (1, 1) Ted Kubiak, S (5, PH) Alan Foster, R (5, 1) Merv Rettenmund, R (7, PH) Dave Tomlin, L (7, 1) Mike Dupree, R (8, 1) OBP: 1.000, SLG: 1.000			0-0 ② P3		0-0 ③ F8		0-0 1-3 2B			0 0 0 0 0 0 0 1 0 0 0 0 0 0 1 0 0 0 0 0 1 0 0 0 0 0 0 0 1 0 1 0 0 0 0 0 0 0 0 0 0 0 0 0 0 0 0 0 0		
<b>Inning Stats</b>	R: 1 H: 2 E: 0 LOB: 0 K: 0 BB: 0 S: 4 P: 4	R: 0 H: 1 E: 0 LOB: 0 K: 0 BB: 0 S: 3 P: 3	R: 0 H: 0 E: 0 LOB: 0 K: 0 BB: 0 S: 3 P: 3	R: 0 H: 1 E: 0 LOB: 1 K: 1 BB: 0 S: 6 P: 6	R: 0 H: 1 E: 0 LOB: 1 K: 1 BB: 0 S: 6 P: 6	R: 0 H: 2 E: 0 LOB: 2 K: 1 BB: 0 S: 7 P: 7	R: 0 H: 2 E: 0 LOB: 2 K: 2 BB: 0 S: 9 P: 9	R: 0 H: 0 E: 0 LOB: 0 K: 1 BB: 0 S: 5 P: 5	R: 1 H: 2 E: 0 LOB: 0 K: 0 BB: 0 S: 4 P: 4	1B: 6 SF: 0 2B: 5 SAC: 0 3B: 0 DP: 2 HR: 0 HBP: 0	WP: 0 PA: 36 PB: 0 SB: 0 CS: 1	
<b>PITCHER</b> Mickey Lolich, L (1, 1) ERA: 3.44	IP WLS BF H R ER SO BB IBB HBP BLK WP HR S P ERA WHIP											<b>PITCHER</b> IP WLS BF H R ER SO BB IBB HBP BLK WP HR S P ERA WHIP

San Diego Padres @ New York Mets  
Shea Stadium, Flushing, NY  
Sat May 08 1976, 3:33 AM EDT  
Att: 41,990 - Unknown

livebaseballscorecards.com

AB	35
R	2
H	11
RBI	2
BB	0
SO	6
LOB	13







Batter	1	2	3	4	5	6	7	8	9	AB R H RBI BB SO LOB	TOP
Jerry Turner, L (1, 7) OBP: 0.344, SLG: 0.464	0-0 F6		0-0 4-3		0-0 4-3		0-0 F7		0-0 1-3	5 0 0 0 0 0 2	
Tito Fuentes, S (1, 4) OBP: 0.338, SLG: 0.377	0-0 1B 2B		0-0 1B			0-0 F8	0-0 F6			4 1 2 0 0 0 2	
Willie Davis, L (1, 8) OBP: 0.336, SLG: 0.462	0-0 S E 1B		0-0 G3			0-0 S HR 1B		0-0 G4-6-3 1B		4 2 3 1 0 0 1	
Willie McCovey, L (1, 3) Mike Ivie, R (8, 3) OBP: 0.260, SLG: 0.267 OBP: 0.277, SLG: 0.350	0-0 F7			0-0 F8		0-3 K		0-0 G4-6-3		4 0 0 0 0 1 2 0 0 0 0 0 0 0	
Dave Winfield, R (1, 9) Merv Rettenmund, R (8, PR) OBP: 0.385, SLG: 0.478 OBP: 0.474, SLG: 0.467	0-0 L9			0-0 F9		0-0 HR		1-0 1B HBP		3 1 1 2 0 0 0 0 0 0 0 0 0 0	
Doug Rader, R (1, 5) OBP: 0.381, SLG: 0.506		0-0 F9		0-0 2B		0-3 K		0-0 FC5-4 1B		4 0 2 0 0 1 0	
Hector Torres, R (1, 6) OBP: 0.355, SLG: 0.452		0-3 K		0-3 K			0-0 1B 1B	0-0 FC5-4		4 0 1 0 0 2 3	
Fred Kendall, R (1, 2) OBP: 0.273, SLG: 0.206		0-0 F8			0-0 F7		0-0 1B		0-0 4-3	4 0 1 0 0 0 0	
Brent Strom, R (1, 1)			0-0 F6		0-0 5-3		0-0 B5		0-3 K	4 0 0 0 0 1 2	
<b>Inning Stats</b>	R: 2 H: 2 E: 0 LOB: 0 K: 0 BB: 0 S: 5 P: 5	R: 0 H: 0 E: 0 LOB: 0 K: 1 BB: 0 S: 5 P: 5	R: 0 H: 1 E: 0 LOB: 1 K: 0 BB: 0 S: 4 P: 4	R: 0 H: 1 E: 0 LOB: 1 K: 1 BB: 0 S: 6 P: 6	R: 0 H: 0 E: 0 LOB: 0 K: 0 BB: 0 S: 3 P: 3	R: 2 H: 2 E: 0 LOB: 0 K: 2 BB: 0 S: 9 P: 9	R: 0 H: 2 E: 0 LOB: 2 K: 0 BB: 0 S: 5 P: 5	R: 0 H: 2 E: 0 LOB: 2 K: 1 BB: 0 S: 5 P: 5	R: 0 H: 0 E: 0 LOB: 0 K: 1 BB: 0 S: 5 P: 5	1B: 7 SF: 0 2B: 2 SAC: 0 3B: 0 DP: 1 HR: 1 HBP: 1	WP: 0 PA: 37 PB: 0 SB: 2 CS: 0
<b>PITCHER</b> Tom Seaver, R (1, 1) ERA: 2.19	IP WLS BF H R ER SO BB IBB HBP BLK WP HR S P ERA WHIP										
											<b>PITCHER</b> IP WLS BF H R ER SO BB IBB HBP BLK WP HR S P ERA WHIP

San Diego Padres @ New York Mets  
 Shea Stadium, Flushing, NY  
 Sun May 09 1976, 3:33 AM EDT  
 Att. 20,224 - Unknown

livebaseballscorecards.com

AB	36
R	4
H	10
RBI	3
BB	0
SO	5
LOB	12



Batter	1	2	3	4	5	6	7	8	9	AB R H RBI BB SO LOB
Wayne Garrett, L (1, 5) OBP: 0.313, SLG: 0.268	0-3 K			0-0 1-3		0-0 FC6-4			0-0 F5	4 0 0 0 0 1 2
Felix Millan, R (1, 4) OBP: 0.378, SLG: 0.411	0-0 F7			0-0 5-3			0-0 F4		0-0 F8	4 0 0 0 0 0 1
Joe Torre, R (1, 3) OBP: 0.400, SLG: 0.481	0-0 5-3			0-0 6-3			0-0 G5-4-3 1B			3 0 1 0 0 0 0
Dave Kingman, R (1, 9) OBP: 0.279, SLG: 0.586		0-0 P3			0-0 F7		0-0 G5-4-3			3 0 0 0 0 0 1
Jerry Grote, R (1, 2) OBP: 0.416, SLG: 0.350		0-0 F4			0-0 6-3			0-0 6-3		3 0 0 0 0 0 0
Ed Kranepool, L (1, 7) OBP: 0.318, SLG: 0.364		0-0 G3			0-0 F9			0-0 4-3		3 0 0 0 0 0 0
Del Unser, L (1, 8) OBP: 0.286, SLG: 0.365			0-0 F8			0-0 4-3		0-0 G3		3 0 0 0 0 0 0
Bud Harrelson, S (1, 6) OBP: 0.402, SLG: 0.288			0-0 F9			4-0 FC6-4 BB		0-0 BLK 1B		2 0 1 0 1 0 0
Tom Seaver, R (1, 1) OBP: 0.238, SLG: 0.111 Benny Ayala, R (9, PH) OBP: 0.200, SLG: 0.143			0-0 F7			0-0 F2		0-3 K		2 0 0 0 0 0 1 1 0 0 0 0 1 1

Inning Stats	R: 0	H: 0	E: 0	K: 1	S: 5	R: 0	H: 0	E: 0	K: 0	S: 3	R: 0	H: 0	E: 0	K: 0	S: 3	R: 0	H: 0	E: 0	K: 0	S: 3	R: 0	H: 1	E: 0	K: 0	S: 3	R: 0	H: 0	E: 0	K: 0	S: 3	R: 0	H: 1	E: 0	K: 1	S: 6
	0	0	0	1	5	0	0	0	0	3	0	0	0	0	3	0	0	0	0	3	0	1	0	0	0	3	0	0	0	0	3	0	1	0	6


**BOTTOM**

**San Diego Padres @ New York Mets**  
Shea Stadium, Flushing, NY

Sun May 09 1976, 3:33 AM EDT  
Att. 20,224 - Unknown

livebaseballscorecards.com

AB	28
R	0
H	2
RBI	0
BB	1
SO	2
LOB	6



WP: 0	PA: 29
PB: 0	
SB: 0	
CS: 0	



Batter	1	2	3	4	5	6	7	8	9	AB R H RBI BB SO LOB	TOP																								
Merv Rettenmund, R OBP: 0.391, SLG: 0.368 (1, 7) (4, 8)	0-3 K		0-0 5-3		0-0 6-3		0-0 F8			4 0 0 0 0 1 3																									
Tito Fuentes, S OBP: 0.321, SLG: 0.358 (1, 4)	0-3 K			0-0 F8		0-0 F7		0-0 L5		4 0 0 0 0 1 0																									
Willie Davis, L OBP: 0.330, SLG: 0.453 Jerry Turner, L OBP: 0.349, SLG: 0.483 (1, 8) (4, 7)	0-0 6-3			0-0 4-3		0-0 1B 2B		0-0 F8		2 0 0 0 0 0 0 2 1 1 0 0 0 0																									
Dave Winfield, R OBP: 0.389, SLG: 0.500 (1, 9)		0-0 F7 2B		0-0 2B		0-3 K		0-3 K		4 0 2 0 0 2 1																									
Doug Rader, R OBP: 0.372, SLG: 0.494 Ted Kubiak, S OBP: 0.340, SLG: 0.310 (1, 5) (4, 5)		0-0 F7 2-3		0-0 F8		0-0 FC6-4 1B		0-3 K		2 0 0 0 0 0 2 2 0 1 1 0 1 0																									
Mike Ivie, R OBP: 0.275, SLG: 0.359 (1, 3)		0-3 K			0-0 FC3-6 2B	0-0 FC6-4 1-2f		0-0 F7		4 0 1 0 0 1 2																									
Hector Torres, R OBP: 0.340, SLG: 0.432 (1, 6)		0-3 K			0-0 6-3		0-0 F8		0-0 6-3	4 0 0 0 0 1 2																									
Fred Kendall, R OBP: 0.288, SLG: 0.214 (1, 2)			0-0 5-3		4-0 FC3-6 BB		0-0 FC6-4 1B			2 0 1 0 1 0 0																									
Dan Spillner, R Dave Wehrmeister, R Rich Folkers, L Enzo Hernandez, R Dave Tomlin, L Gene Locklear, L Mike Dugree, R OBP: 0.400, SLG: 0.308 OBP: 1.000, SLG: 1.000 (1, 1) (2, 1) (2, 1) (5, PH) (5, 1) (7, PH) (7, 1)			0-0 5-3		0-0 FC3-6 1-2f 2-3		0-0 FC6-4 1-2f			0 0 0 0 0 0 0 0 0 0 0 0 0 0 1 0 0 0 0 0 0 1 0 0 0 0 0 2 0 0 0 0 0 0 0 1 0 0 0 0 0 1 0 0 0 0 0 0 0																									
<b>Inning Stats</b>	R: 0 E: 0 K: 2 S: 7	H: 0 LOB: 0 BB: 0 P: 7	R: 0 E: 0 K: 2 S: 8	H: 1 LOB: 1 BB: 0 P: 8	R: 0 E: 0 K: 0 S: 3	H: 0 LOB: 0 BB: 0 P: 3	R: 0 E: 0 K: 0 S: 4	H: 1 LOB: 1 BB: 0 P: 4	R: 0 E: 0 K: 0 S: 4	H: 1 LOB: 2 BB: 1 P: 8	R: 1 E: 0 K: 1 S: 7	H: 2 LOB: 1 BB: 0 P: 7	R: 0 E: 0 K: 0 S: 4	H: 1 LOB: 1 BB: 0 P: 4	R: 0 E: 0 K: 1 S: 5	H: 0 LOB: 0 BB: 0 P: 5	R: 0 E: 0 K: 1 S: 5	H: 0 LOB: 0 BB: 0 P: 5	1B: 2 2B: 4 3B: 0 HR: 0	SF: 0 SAC: 0 DP: 0 HBP: 0	WP: 0 PB: 0 SB: 0 CS: 0	PA: 34													
<b>PITCHER</b> Steve Carlton, L ERA: 5.66 (1, 1)	IP 9.0	WLS W	BF 34	H 6	R 1	ER 1	SO 7	BB 1	IBB 0	HBP 0	BLK 0	WP 0	HR 0	S 47	P 51	ERA 1.00	WHIP 0.778	<b>PITCHER</b>	IP	WLS	BF	H	R	ER	SO	BB	IBB	HBP	BLK	WP	HR	S	P	ERA	WHIP

San Diego Padres @ Philadelphia Phillies  
Veterans Stadium, Philadelphia, PA  
Tue May 11 1976, 7:05 PM EDT  
Att. 11,576 - Unknown

livebaseballscorecards.com

AB	33
R	1
H	6
RBI	1
BB	1
SO	7
LOB	13



Batter	1	2	3	4	5	6	7	8	9	AB	R	H	RBI	BB	SO	LOB
<b>Dave Cash, R</b> OBP: 0.342, SLG: 0.429 (1, 4)	0-0 5-3	0-0 1B 1B	0-0 F9			0-0 1-3		4-0 HR BB		4	2	1	2	1	0	0
<b>Larry Bowa, S</b> OBP: 0.371, SLG: 0.400 (1, 6)	0-0 WP BB E 1B	0-0 1-2 BB 1B		0-0 4-3		0-0 5-3		0-0 F7		5	2	2	0	0	0	1
<b>Mike Schmidt, R</b> OBP: 0.374, SLG: 0.736 (1, 5)	4-0 WP E BB 1-2	0-3 K		0-0 P3		0-0 5-3		0-0 HR		4	2	1	2	1	1	2
<b>Greg Luzinski, R</b> OBP: 0.389, SLG: 0.547 (1, 7)	0-0 F7	0-0 BB E 1B		0-0 1B 1B		0-0 F9		0-3 K		4	0	2	1	0	0	2
<b>Jerry Martin, R</b> OBP: 0.333, SLG: 0.300 (8, 7)		1-2 2-H								1	0	0	0	0	1	0
<b>Jay Johnstone, L</b> OBP: 0.377, SLG: 0.507 (1, 9)	0-0 E1 1-H 2-H	0-0 E3 BB 1-2 2-3		0-0 1-2 1B		0-0 1B SF7 BB				3	1	1	0	1	0	2
<b>Garry Maddox, R</b> OBP: 0.400, SLG: 0.513 (1, 8)	0-0 F8	4-0 1-2 2-3 3-H BB		0-0 F3		0-0 1-3 1B		0-0 1B SF7		3	0	1	1	1	0	3
<b>Bobby Tolan, L</b> OBP: 0.339, SLG: 0.577 (1, 3)		0-0 1B K		0-3 K		0-0 K		0-0 SF7		3	1	1	1	0	2	3
<b>Tim McCarver, L</b> OBP: 0.400, SLG: 0.538 (1, 2)		0-0 1-3 1B 2B	0-3 K		0-0 6-3		0-0 3-H F7			4	1	1	0	0	1	1
<b>Steve Carlton, L</b> OBP: 0.091, SLG: 0.091 (1, 1)		0-3 K	0-3 K		0-3 K			0-0 5-3		4	0	0	0	0	3	2

Inning Stats	R: 2	H: 1	E: 1	K: 0	S: 5	LOB: 1	BB: 1	P: 9	R: 4	H: 5	E: 1	K: 3	S: 15	LOB: 3	BB: 1	P: 19	R: 0	H: 0	E: 0	K: 2	S: 7	LOB: 0	BB: 0	P: 7	R: 0	H: 2	E: 0	K: 0	S: 5	LOB: 2	BB: 0	P: 5	R: 0	H: 0	E: 0	K: 2	S: 7	LOB: 0	BB: 0	P: 7	R: 1	H: 1	E: 0	K: 0	S: 3	LOB: 1	BB: 1	P: 8	R: 2	H: 1	E: 0	K: 1	S: 6	LOB: 0	BB: 1	P: 10
--------------	------	------	------	------	------	--------	-------	------	------	------	------	------	-------	--------	-------	-------	------	------	------	------	------	--------	-------	------	------	------	------	------	------	--------	-------	------	------	------	------	------	------	--------	-------	------	------	------	------	------	------	--------	-------	------	------	------	------	------	------	--------	-------	-------

PITCHER	IP	WLS	BF	H	R	ER	SO	BB	IBB	HBP	BLK	WP	HR	S	P	ERA	WHIP
<b>Dan Spillner, R</b> ERA: 3.09 (1, 1)	1.1	L	11	5	6	3	1	1	0	0	0	1	0	12	16	20.25	4.500
<b>Dave Wehrmeister, R</b> ERA: 7.02 (2, 1)	0.1		4	1	0	0	1	1	0	0	0	0	0	5	9	0.00	6.000
<b>Rich Folkers, L</b> ERA: 5.06 (2, 1)	2.1		9	2	0	0	3	0	0	0	0	0	0	15	15	0.00	0.857
<b>Dave Tomlin, L</b> ERA: 3.46 (5, 1)	2.0		6	0	0	0	2	0	0	0	0	0	0	10	10	0.00	0.000
<b>Mike Dugree, R</b> ERA: 7.8 (7, 1)	2.0		10	2	3	3	1	2	0	0	0	0	0	10	18	13.50	2.000

**BOTTOM**

**San Diego Padres @ Philadelphia Phillies**  
Veterans Stadium, Philadelphia, PA

Tue May 11 1976, 7:05 PM EDT  
Att. 11,576 - Unknown

<b>AB</b>	<b>35</b>
<b>R</b>	<b>9</b>
<b>H</b>	<b>10</b>
<b>RBI</b>	<b>7</b>
<b>BB</b>	<b>4</b>
<b>SO</b>	<b>8</b>
<b>LOB</b>	<b>16</b>

livebaseballscorecards.com



<b>1B:</b> 8	<b>SF:</b> 1	<b>WP:</b> 1	<b>PA:</b> 40
<b>2B:</b> 1	<b>SAC:</b> 0	<b>PB:</b> 0	
<b>3B:</b> 0	<b>DP:</b> 0	<b>SB:</b> 0	
<b>HR:</b> 1	<b>HBP:</b> 0	<b>CS:</b> 0	



Batter	1	2	3	4	5	6	7	8	9	AB R H RBI BB SO LOB	TOP
Enzo Hernandez, R (1, 6) OBP: 0.480, SLG: 0.455	0-0 5-3		0-0 1B SF7 1B		0-0 1-2 1B		0-0 1-3		0-0 F7	5 1 2 0 0 0 0	
Tito Fuentes, S (1, 4) OBP: 0.337, SLG: 0.372	0-0 1B		0-0 1-3 1B G6-4-3		0-0 F2		0-0 FC6-4 1B		0-0 F7	5 0 3 0 0 0 2	
Willie Davis, L (1, 8) OBP: 0.316, SLG: 0.436	0-3 K		0-0 SF7		0-0 3-1		0-0 FC6-4 1-2f		0-0 F8	4 0 0 1 0 1 4	
Dave Winfield, R (1, 9) OBP: 0.376, SLG: 0.480	0-0 4-3		0-0 G6-4-3 1-2f		0-0 F2				0-3 K	4 0 0 0 0 1 2	
Mike Ivie, R (1, 3) OBP: 0.288, SLG: 0.358		0-0 2B 1B		0-0 5-3		0-0 4-3		4-0 1B 3B BB		3 2 1 0 1 0 0	
Merv Rettenmund, R (1, 7) OBP: 0.444, SLG: 0.478		0-0 1-H 4-3 2B		0-0 F9		0-0 S 1B		1-3 3B 1B		4 1 3 1 0 0 0	
Ted Kubiak, S (1, 5) OBP: 0.353, SLG: 0.356		0-0 2-3 4-3		0-0 1-3		4-0 1-2 IBB		0-0 1-H 3-H 3B		3 0 1 2 1 0 1	
Fred Kendall, R (1, 2) OBP: 0.286, SLG: 0.216		0-3 K			0-0 1B 1B		0-0 F9		0-3 K	4 0 1 0 0 2 4	
Randy Jones, R (1, 1)		0-0 1-3			0-3 K		0-3 K		0-3 K	4 0 0 0 0 3 3	
<b>Inning Stats</b>	R: 0 H: 1 E: 0 LOB: 1 K: 1 BB: 0 S: 6 P: 6	R: 1 H: 2 E: 0 LOB: 1 K: 1 BB: 0 S: 7 P: 7	R: 1 H: 2 E: 0 LOB: 0 K: 0 BB: 0 S: 4 P: 4	R: 0 H: 0 E: 0 LOB: 0 K: 0 BB: 0 S: 3 P: 3	R: 0 H: 2 E: 0 LOB: 2 K: 1 BB: 0 S: 7 P: 7	R: 0 H: 1 E: 0 LOB: 2 K: 0 BB: 1 S: 4 P: 8	R: 0 H: 1 E: 0 LOB: 1 K: 1 BB: 0 S: 6 P: 6	R: 2 H: 2 E: 0 LOB: 1 K: 3 BB: 1 S: 11 P: 15	R: 0 H: 0 E: 0 LOB: 0 K: 0 BB: 0 S: 3 P: 3	1B: 9 SF: 1 2B: 1 SAC: 0 3B: 1 DP: 1 HR: 0 HBP: 0	WP: 0 PA: 39 PB: 0 SB: 1 CS: 0
<b>PITCHER</b>	IP WLS BF H R ER SO BB IBB HBP BLK WP HR S P ERA WHIP										
Jim Kaat, L (1, 1) ERA: 4.2	5.0 L 21 7 2 2 3 0 0 0 0 0 0 0 27 27 3.60 1.400										
Ron Reed, R (6, 1) ERA: 4.67	2.0 9 2 0 0 1 0 1 0 0 0 0 0 10 14 0.00 1.000										
Tug McGraw, L (8, 1) ERA: 2.75	2.0 9 2 2 2 3 1 0 0 0 0 0 0 14 18 9.00 1.500										

San Diego Padres @ Philadelphia Phillies  
Veterans Stadium, Philadelphia, PA  
Wed May 12 1976, 7:05 PM EDT  
Att: 20,043 - Unknown

AB	36
R	4
H	11
RBI	4
BB	2
SO	7
LOB	16



Batter	1	2	3	4	5	6	7	8	9	AB	R	H	RBI	BB	SO	LOB
<b>Dave Cash, R</b> OBP: 0.339, SLG: 0.422 (1, 4)	0-0 F8		0-0 1B			0-0 F7	0-0 1-3			4	0	1	0	0	0	2
<b>Larry Bowa, S</b> OBP: 0.366, SLG: 0.393 (1, 6)	0-0 2-3		0-0 5-3			0-0 BB 1B			0-0 F9	4	0	1	0	0	0	1
<b>Mike Schmidt, R</b> OBP: 0.378, SLG: 0.720 (1, 5)	0-3 K			0-0 F9		4-0 1-2 BB		1-0 FC5-4 HBP		2	0	0	0	1	1	0
<b>Greg Luzinski, R</b> OBP: 0.372, SLG: 0.519 (1, 7)		0-0 3-1		0-0 1-3		0-0 F7		0-0 FC5-4 BB		4	0	0	0	0	0	3
<b>Ollie Brown, R</b> OBP: 0.500, SLG: 0.647 (1, 9)		0-0 2B		0-3 K		0-0 F8		4-0 1-2 BB		3	0	1	0	1	1	2
<b>Garry Maddox, R</b> OBP: 0.394, SLG: 0.494 (1, 8)		4-0 BB G5-4-3 BB			0-0 F8		0-0 F9	0-0 F9		3	0	0	0	1	0	2
<b>Bobby Tolan, L</b> OBP: 0.333, SLG: 0.554 (1, 3)		0-0 G5-4-3 1-2f		0-0 1-3		0-0 1B 1B			0-0 F4	4	0	1	0	0	0	2
<b>Bob Boone, R</b> OBP: 0.370, SLG: 0.435 (1, 2)			0-0 5-3		0-0 1B		0-0 1B		0-0 F8	3	0	2	0	0	0	0
<b>Terry Harmon, R</b> OBP: 0.353, SLG: 0.214 (7, PR)									0-0 F8	0	0	0	0	0	0	0
<b>Tug McGraw, R</b> (8, 1)									0-0 F8	0	0	0	0	0	0	0
<b>Tim McCarver, L</b> OBP: 0.375, SLG: 0.500 (9, PH)									0-0 F8	1	0	0	0	0	0	0
<b>Jim Kaat, L</b> OBP: 0.143, SLG: 0.154 (1, 1)			0-0 1-3		0-0 F9		0-0 F9		0-0 F8	1	0	0	0	0	0	0
<b>Tony Taylor, R</b> (5, PH)										1	0	0	0	0	0	1
<b>Ron Reed, R</b> (6, 1)										0	0	0	0	0	0	0
<b>Jerry Martin, R</b> OBP: 0.308, SLG: 0.273 (7, PH)										1	0	0	0	0	0	2
<b>Tim Blackwell, S</b> OBP: 0.200, SLG: 0.200 (8, 2)										1	0	0	0	0	0	0

Inning Stats	R: 0	H: 0	R: 0	H: 1	R: 0	H: 1	R: 0	H: 0	R: 0	H: 1	R: 0	H: 2	R: 0	H: 0	R: 0	H: 0
	E: 0	LOB: 0	E: 0	LOB: 1	E: 0	LOB: 1	E: 0	LOB: 0	E: 0	LOB: 1	E: 0	LOB: 2	E: 0	LOB: 2	E: 0	LOB: 2
	K: 1	BB: 0	K: 0	BB: 1	K: 1	BB: 0	K: 1	BB: 0	K: 0	BB: 1	K: 0	BB: 0	K: 0	BB: 1	K: 0	BB: 1
	S: 5	P: 5	S: 3	P: 7	S: 4	P: 4	S: 5	P: 5	S: 4	P: 4	S: 5	P: 5	S: 3	P: 8	S: 3	P: 8

PITCHER	IP	WLS	BF	H	R	ER	SO	BB	IBB	HBP	BLK	WP	HR	S	P	ERA	WHIP
<b>Randy Jones, L</b> ERA: 2.64 (1, 1)	9.0	W	36	6	0	0	2	3	0	1	0	0	0	36	49	0.00	1.000

**BOTTOM**

**San Diego Padres @ Philadelphia Phillies**  
Veterans Stadium, Philadelphia, PA

Wed May 12 1976, 7:05 PM EDT  
Att. 20,043 - Unknown

<b>AB</b>	<b>32</b>
<b>R</b>	<b>0</b>
<b>H</b>	<b>6</b>
<b>RBI</b>	<b>0</b>
<b>BB</b>	<b>3</b>
<b>SO</b>	<b>2</b>
<b>LOB</b>	<b>15</b>



<b>WP: 0</b>	<b>PA: 36</b>
<b>PB: 0</b>	
<b>SB: 0</b>	
<b>CS: 0</b>	

livebaseballscores.com



Batter	1	2	3	4	5	6	7	8	9	AB R H RBI BB SO LOB	TOP			
Enzo Hernandez, R (1, 6) OBP: 0.433, SLG: 0.407	0-0 6-3	0-0 1B 1-2 1B	0-0 F8			0-0 F7		0-0 F8		5 0 1 0 0 0 3				
Tito Fuentes, S (1, 4) OBP: 0.330, SLG: 0.363	0-0 4-3	0-0 1B 1-3 2-H		0-3 K		0-0 F8		0-0 F6		5 0 1 1 0 1 1				
Willie Davis, L (1, 8) OBP: 0.303, SLG: 0.417	0-3 K	0-0 F8		0-0 G3			0-0 F9	0-0 4-3		5 0 0 0 0 1 2				
Willie McCovey, L (1, 3) Butch Metzger, R (7, 1) OBP: 0.259, SLG: 0.265		0-0 1B 3B 1B	0-3 K	0-0 F7			0-0 F7	0-3 K		4 1 1 0 0 1 0 1 0 0 0 0 1 0				
Dave Winfield, R (1, 9) OBP: 0.388, SLG: 0.490		0-0 1B 3B 1B	0-0 1B 1B		0-0 F7		0-0 FC4-6 1B			4 2 3 0 0 0 0				
Jerry Turner, L (1, 7) OBP: 0.343, SLG: 0.468		0-3 K	0-0 1B 2B 1B		0-0 5-3		0-0 FC4-6			4 1 1 0 0 1 3				
Ted Kubiak, S (1, 5) OBP: 0.364, SLG: 0.408		0-0 FC5 3B	0-0 2B SF8 1B		0-0 1-3			0-0 4-3		4 2 2 3 0 0 0				
Fred Kendall, R (1, 2) OBP: 0.284, SLG: 0.231		0-0 FC5 FC5-6	0-0 2B			0-0 L6		0-0 L8		4 0 1 2 0 0 0				
Brent Strom, R (1, 1) Mike Ivie, R (7, 3) OBP: 0.188, SLG: 0.077 OBP: 0.297, SLG: 0.368		0-0 FC5-6 1B	0-0 SF8			0-0 1B		0-0 1B		2 1 1 1 0 0 1 1 0 1 0 0 0 0				
<b>Inning Stats</b>	R: 0 E: 0 K: 1 S: 5 H: 0 LOB: 0 BB: 0 P: 5	R: 4 E: 0 K: 1 S: 11 H: 5 LOB: 2 BB: 0 P: 11	R: 3 E: 0 K: 1 S: 9 H: 4 LOB: 1 BB: 0 P: 9	R: 0 E: 0 K: 1 S: 5 H: 0 LOB: 0 BB: 0 P: 5	R: 0 E: 0 K: 0 S: 3 H: 0 LOB: 0 BB: 0 P: 3	R: 0 E: 0 K: 0 S: 4 H: 1 LOB: 1 BB: 0 P: 4	R: 0 E: 0 K: 0 S: 4 H: 1 LOB: 1 BB: 0 P: 4	R: 0 E: 0 K: 0 S: 4 H: 1 LOB: 1 BB: 0 P: 4	R: 0 E: 0 K: 1 S: 5 H: 0 LOB: 0 BB: 0 P: 5	1B: 10 2B: 1 3B: 1 HR: 0 SF: 1 SAC: 0 DP: 0 HBP: 0	WP: 0 PB: 0 SB: 0 CS: 0 PA: 40			
<b>PITCHER</b>	IP WLS BF H R ER SO BB IBB HBP BLK WP HR S P ERA WHIP												<b>PITCHER</b>	IP WLS BF H R ER SO BB IBB HBP BLK WP HR S P ERA WHIP
Paul Reuschel, R (1, 1) ERA: 6.89	2.1 L 17 9 7 7 3 0 0 0 0 0 0 0 0 23 23 27.00 3.857													
Oscar Zamora, R (3, 1) ERA: 4.07	2.2 8 0 0 0 1 0 0 0 0 0 0 0 0 10 10 0.00 0.000													
Mike Garman, R (6, 1) ERA: 5.76	2.0 8 2 0 0 0 0 0 0 0 0 0 0 0 8 8 0.00 1.000													
Bruce Sutter, R (8, 1) ERA: 4.5	2.0 7 1 0 0 1 0 0 0 0 0 0 0 0 9 9 0.00 0.500													

**San Diego Padres @ Chicago Cubs**  
 Wrigley Field, Chicago, IL  
 Fri May 14 1976, 3:33 AM CDT  
 Att. 3,198 - Cloudy - 51 F

[livebaseballscorecards.com](http://livebaseballscorecards.com)

<b>AB</b>	<b>39</b>
<b>R</b>	<b>7</b>
<b>H</b>	<b>12</b>
<b>RBI</b>	<b>7</b>
<b>BB</b>	<b>0</b>
<b>SO</b>	<b>5</b>
<b>LOB</b>	<b>10</b>



Batter	1	2	3	4	5	6	7	8	9	AB	R	H	RBI	BB	SO	LOB
Mike Adams, R (1, 9) OBP: 0.412, SLG: 0.250 Bruce Sutter, R (8, 1) Champ Summers, L (9, PH) OBP: 0.295, SLG: 0.297	0-3 K		0-0 5-3		4-0 1B BB		0-0 F8		0-3 K	3	0	0	0	1	1	0
Jose Cardenal, R (1, 7) OBP: 0.386, SLG: 0.489	0-0 6-3			0-0 6-3	0-0 1B			4-0 1B BB	0-0 1B	4	1	2	3	1	0	0
Bill Madlock, R (1, 5) OBP: 0.414, SLG: 0.509	0-0 F8			4-0 WP BB	0-0 F7			0-0 B1-3 BB	0-0 F7	4	0	0	0	1	0	5
Jerry Morales, R (1, 8) OBP: 0.349, SLG: 0.416		0-0 4-3 2B		0-0 6-3		0-0 FC4-6 1B		0-0 L9		4	0	2	0	0	0	2
Andre Thornton, R (1, 3) OBP: 0.361, SLG: 0.341		0-0 5-3		0-0 6-3		0-0 F6		0-0 1B		4	0	1	1	0	0	3
Manny Trillo, R (1, 4) OBP: 0.348, SLG: 0.359		0-0 4-3 2-3			0-0 F8	0-0 L5		0-0 4-3		4	0	0	0	0	0	3
Steve Swisher, R (1, 2) OBP: 0.306, SLG: 0.410		0-0 6-3			0-0 2B 1B	0-0 FC4-6 1-2f			0-0 1B 1B	4	2	2	0	0	0	2
Dave Rosello, R (1, 6) OBP: 0.378, SLG: 0.306 Rick Monday, L (9, PH) OBP: 0.417, SLG: 0.584			0-0 5-3		0-0 1B 2B		0-0 F7		0-3 K	3	1	1	0	0	0	0
Paul Reuschel, R (1, 1) Oscar Zamora, R (3, 1) Randy Hundley, R (5, PH) Mike Garman, R (6, 1) Joe Wallis, S (7, PH) OBP: 0.400, SLG: 0.556 (8, 9)			0-0 L1		0-0 F4		0-0 F8		0-0 1B 1B	0	0	0	0	0	0	0

Inning Stats	R: 0	H: 0	E: 0	K: 1	S: 5	LOB: 0	BB: 0	P: 5	R: 0	H: 1	E: 0	K: 0	S: 4	LOB: 1	BB: 0	P: 4	R: 0	H: 0	E: 0	K: 0	S: 3	LOB: 0	BB: 0	P: 3	R: 0	H: 3	E: 0	K: 0	S: 6	LOB: 2	BB: 1	P: 10	R: 0	H: 1	E: 0	K: 0	S: 4	LOB: 1	BB: 0	P: 4	R: 0	H: 0	E: 0	K: 0	S: 3	LOB: 0	BB: 0	P: 3	R: 1	H: 1	E: 0	K: 0	S: 4	LOB: 1	BB: 1	P: 8	R: 1	H: 3	E: 0	K: 2	S: 10	LOB: 2	BB: 0	P: 10	1B: 7	2B: 2	3B: 0	HR: 0	SF: 0	SAC: 0	DP: 0	HBP: 0	WP: 1	PA: 39
--------------	------	------	------	------	------	--------	-------	------	------	------	------	------	------	--------	-------	------	------	------	------	------	------	--------	-------	------	------	------	------	------	------	--------	-------	-------	------	------	------	------	------	--------	-------	------	------	------	------	------	------	--------	-------	------	------	------	------	------	------	--------	-------	------	------	------	------	------	-------	--------	-------	-------	-------	-------	-------	-------	-------	--------	-------	--------	-------	--------

PITCHER	IP	WLS	BF	H	R	ER	SO	BB	IBB	HBP	BLK	WP	HR	S	P	ERA	WHIP
Brent Strom, L (1, 1) ERA: 3.18	6.0	W	25	5	2	2	1	2	0	0	0	1	0	25	33	3.00	1.167
Butch Metzger, R (7, 1) ERA: 0.82	3.0	S	14	4	2	2	2	1	0	0	0	0	0	17	21	6.00	1.667

**BOTTOM**

**San Diego Padres @ Chicago Cubs**  
 Wrigley Field, Chicago, IL  
 Fri May 14 1976, 3:33 AM CDT  
 Att. 3,198 - Cloudy - 51 F

[livebaseballscorecards.com](http://livebaseballscorecards.com)

<b>AB</b>	<b>36</b>
<b>R</b>	<b>4</b>
<b>H</b>	<b>9</b>
<b>RBI</b>	<b>4</b>
<b>BB</b>	<b>3</b>
<b>SO</b>	<b>3</b>
<b>LOB</b>	<b>20</b>





Batter	1	2	3	4	5	6	7	8	9	AB R H RBI BB SO LOB	TOP											
Jerry Turner, L (1, 7) OBP: 0.319, SLG: 0.433	0-0 E4 HR	0-0 6-3		0-0 E1			0-3 K		0-0 4-3	5 1 0 0 0 1 0												
Tito Fuentes, S (1, 4) OBP: 0.333, SLG: 0.365	0-0 HR		0-0 1B	0-0 L4			0-0 5-3		0-0 6-3	5 1 2 0 0 0 1												
Willie Davis, L (1, 8) OBP: 0.301, SLG: 0.437	0-0 HR		0-0 F7				0-0 F8		0-0 1-3	4 1 1 3 0 0 1												
Willie McCovey, L (1, 3) OBP: 0.259, SLG: 0.264	0-0 3-1		0-0 1B				0-3 K		0-0 5-3	4 1 1 0 0 1 0												
Dave Winfield, R (1, 9) OBP: 0.392, SLG: 0.500	0-0 6-3		0-0 1B				0-0 2B		0-0 6-3	4 0 2 1 0 0 0												
Doug Rader, R (1, 5) OBP: 0.369, SLG: 0.542	0-0 HR		0-0 1B				0-0 F4		0-0 1B	4 1 3 1 0 0 1												
Fred Kendall, R (1, 2) OBP: 0.275, SLG: 0.222	0-0 6-3		0-0 FC5-4				0-3 K		4-0 BB	3 0 0 0 0 1 2												
Merv Rettenmund, R (8, PH) OBP: 0.464, SLG: 0.478			0-0 FC5-4						1-2 BB	0 0 0 0 1 0 0												
Bob Davis, R (8, 2) OBP: 0.143, SLG: 0.150			1-2						0-3 K	0 0 0 0 0 0 0												
Enzo Hernandez, R (1, 6) OBP: 0.394, SLG: 0.367		0-0 L8		0-0 6-3			0-0 F3		0-3 K	3 0 0 0 0 0 0												
Mike Ivie, R (8, PH) OBP: 0.293, SLG: 0.362										1 0 0 0 0 1 2												
Hector Torres, R (8, 6) OBP: 0.340, SLG: 0.432										0 0 0 0 0 0 0												
Bill Greif, R (1, 1)		0-0 F7		0-0 4-3			0-0 6-3		0-0 F3	3 0 0 0 0 0 0												
Dan Spillner, R (7, 1)										0 0 0 0 0 0 0												
Dave Tomlin, L (8, 1)										0 0 0 0 0 0 0												
Ted Kubiak, S (9, PH) OBP: 0.357, SLG: 0.400										1 0 0 0 0 0 0												
<b>Inning Stats</b>	R: 4 E: 1 K: 0 S: 7	H: 3 LOB: 0 BB: 0 P: 7	R: 0 E: 0 K: 0 S: 3	H: 0 LOB: 0 BB: 0 P: 3	R: 1 E: 0 K: 0 S: 6	H: 4 LOB: 2 BB: 0 P: 6	R: 0 E: 1 K: 0 S: 4	H: 0 LOB: 1 BB: 0 P: 4	R: 0 E: 0 K: 1 S: 6	H: 1 LOB: 1 BB: 0 P: 6	R: 0 E: 0 K: 1 S: 5	H: 0 LOB: 0 BB: 0 P: 5	R: 0 E: 0 K: 1 S: 5	H: 0 LOB: 0 BB: 0 P: 5	R: 0 E: 0 K: 1 S: 6	H: 1 LOB: 2 BB: 1 P: 10	R: 0 E: 0 K: 0 S: 3	H: 0 LOB: 0 BB: 0 P: 3	1B: 6 2B: 1 3B: 0 HR: 2	SF: 0 SAC: 0 DP: 0 HBP: 0	WP: 0 PB: 0 SB: 1 CS: 0	PA: 38
<b>PITCHER</b>	IP WLS BF H R ER SO BB IBB HBP BLK WP HR S P ERA WHIP																					
Rick Reuschel, R (1, 1) ERA: 5.08	6.0 W 27 8 5 3 2 0 0 0 0 0 0 2 31 31 4.50 1.333																					
Darold Knowles, L (7, 1) ERA: 4.41	3.0 S 11 1 0 0 2 1 0 0 0 0 0 0 14 18 0.00 0.667																					

San Diego Padres @ Chicago Cubs  
Wrigley Field, Chicago, IL  
Sun May 16 1976, 3:33 AM CDT  
Att. 13,714 - Sunny - 66 F

livebaseballscorecards.com

AB 37  
R 5  
H 9  
RBI 5  
BB 1  
SO 4  
LOB 7







Batter	1	2	3	4	5	6	7	8	9	AB R H RBI BB SO LOB	TOP											
Gene Locklear, L (1, 7) OBP: 0.368, SLG: 0.294 Merv Rettenmund, R (6, 7) OBP: 0.467, SLG: 0.458	0-0 6-3	0-0 8-4			0-0 FC3-6 1B	0-0 G3		0-0 F8	4-0 BB BB BB BB 1-2 BB BB	4 0 1 1 0 0 3 1 0 0 0 1 0 0												
Enzo Hernandez, R (1, 6) OBP: 0.436, SLG: 0.400	0-0 1B		0-3 K		0-0 FC3-6 1B	0-0 6-3		0-0 1B 1B	4-0 1-2 2-3 BB	5 1 3 0 1 1 2												
Willie Davis, L (1, 8) OBP: 0.302, SLG: 0.432	0-0 F8		0-0 4-3		0-0 FC3-6 G6-4-3	0-0 1B		0-0 1B 3B 1B	0-0 L5	6 1 2 2 0 0 6												
Dave Winfield, R (1, 9) OBP: 0.385, SLG: 0.487	0-0 3-1		0-0 6-3		0-0 G6-4-3	0-0 G3		0-0 3B 1B		5 1 1 1 0 0 4												
Doug Rader, R (1, 5) OBP: 0.411, SLG: 0.598		4-0 1B E BB		0-0 F2		0-0 1B 1B	0-0 SF9 3B	0-0 1B 3B		4 3 3 2 1 0 0												
Mike Ivie, R (1, 3) OBP: 0.288, SLG: 0.356		0-3 K		0-0 6-3		0-0 1B 1B E 1B	0-0 SF9	0-3 K		4 1 1 1 0 2 2												
Ted Kubiak, S (1, 4) OBP: 0.377, SLG: 0.407		0-0 E 1B		4-0 1B BB		0-0 SH E G3 1B	0-0 F2		0-0 3-4-1	4 2 2 1 1 0 0												
Fred Kendall, R (1, 2) OBP: 0.292, SLG: 0.235		0-0 E5 1B		0-0 1B		0-0 E7 G3 SH 1B 1B	0-0 5-3		4-0 BB BB BB BB BB BB	4 2 2 0 1 0 0												
Randy Jones, R (1, 1) OBP: 0.160, SLG: 0.045		0-0 8-4 E 1B		0-0 4-3		0-0 SH G3 1B		0-0 6-3	0-3 K	4 1 1 1 0 1 3												
<b>Inning Stats</b>	R: 0 E: 0 K: 0 S: 4	H: 1 LOB: 1 BB: 0 P: 4	R: 3 E: 2 K: 1 S: 7	H: 2 LOB: 0 BB: 1 P: 11	R: 0 E: 0 K: 1 S: 5	H: 0 LOB: 0 BB: 0 P: 5	R: 0 E: 0 K: 0 S: 4	H: 1 LOB: 2 BB: 1 P: 8	R: 0 E: 0 K: 0 S: 4	H: 2 LOB: 1 BB: 0 P: 4	R: 5 E: 2 K: 0 S: 9	H: 5 LOB: 1 BB: 0 P: 9	R: 1 E: 0 K: 0 S: 4	H: 1 LOB: 0 BB: 0 P: 4	R: 3 E: 0 K: 1 S: 9	H: 4 LOB: 1 BB: 0 P: 9	R: 0 E: 0 K: 1 S: 5	H: 0 LOB: 3 BB: 3 P: 17	1B: 14 2B: 1 3B: 2 HR: 0	SF: 1 SAC: 1 DP: 2 HBP: 0	WP: 0 PB: 0 SB: 1 CS: 0	PA: 48
<b>PITCHER</b>	IP WLS BF H R ER SO BB IBB HBP BLK WP HR S P ERA WHIP																					
Jim Barr, R (1, 1) ERA: 3.88	5.0 L 25 9 6 4 2 2 0 0 0 0 0 0 27 35 7.20 2.200																					
Dave Heaverlo, R (6, 1) ERA: 4.71	2.2 16 7 6 4 0 0 0 0 0 0 0 0 16 16 13.50 2.625																					
John D'Acquisto, R (8, 1) ERA: 12.21	1.1 7 0 0 0 0 2 3 0 0 0 0 0 8 20 0.00 2.250																					

San Diego Padres @ San Francisco Giants  
Candlestick Park, San Francisco, CA  
Mon May 17 1976, 10:05 PM EDT  
Att. 2,226 - Unknown

AB	41
R	12
H	16
RBI	9
BB	5
SO	4
LOB	20



WP	0	PA	48
PB	0		
SB	1		
CS	0		

ERA	7.20	13.50	0.00
WHIP	2.200	2.625	2.250

Batter	1	2	3	4	5	6	7	8	9	AB	R	H	RBI	BB	SO	LOB
Von Joshua, L (1, 8) OBP: 0.283, SLG: 0.316	0-0 SH5-3 1B		0-0 4-3			0-0 4-3		0-0 G3		4	0	1	0	0	0	2
Derrel Thomas, S (1, 4) OBP: 0.320, SLG: 0.333	0-0 SH5-3 1-2			0-0 1B		0-0 F3		0-0 1B		3	0	2	1	0	0	0
Bobby Murcer, L (1, 9) OBP: 0.365, SLG: 0.347	0-3 K			0-0 F4		0-0 1B		0-0 SF8		3	0	1	1	0	1	2
Gary Matthews, R (1, 7) OBP: 0.326, SLG: 0.408	0-0 F9			0-0 F9		0-0 1-3		0-0 L9		4	0	0	0	0	0	4
Willie Montanez, L (1, 3) OBP: 0.345, SLG: 0.376		0-0 G3		0-0 F4			0-0 G3		0-0 F8	4	0	0	0	0	0	1
Chris Speier, R (1, 6) OBP: 0.352, SLG: 0.342		0-0 F9			0-0 6-3		0-0 L8		0-0 6-3	4	0	0	0	0	0	0
Ken Reitz, R (1, 5) OBP: 0.323, SLG: 0.349		0-0 6-3			0-0 5-3		0-0 L1			3	0	0	0	0	0	0
John D'Acquisto, R (8, 1) OBP: 0.500, SLG: 0.500										0	0	0	0	0	0	0
Chris Arnold, R (9, PH) OBP: 0.176, SLG: 0.125									E 1B	1	0	1	0	0	0	0
Mike Sadek, R (1, 2) OBP: 0.364, SLG: 0.429			0-0 F7		0-0 1B		0-0 1B	0-0 G3 BB 1B	0-0 E5	4	1	2	0	0	0	1
Jim Barr, R (1, 1) OBP: 0.400, SLG: 0.182			0-3 K		0-3 K			4-0 1B G3 BB	0-0 L8	2	0	0	0	0	2	1
Dave Heaverlo, R (6, 1)								1-2 SF8 BB		0	0	0	0	0	0	0
Steve Ontiveros, S (8, 5) OBP: 0.281, SLG: 0.148										1	1	0	0	1	0	2


<b>Inning Stats</b>	R: 0 E: 0 K: 1 S: 6	H: 1 LOB: 1 BB: 0 P: 6	R: 0 E: 0 K: 0 S: 3	H: 0 LOB: 0 BB: 0 P: 3	R: 0 E: 0 K: 1 S: 5	H: 0 LOB: 0 BB: 0 P: 5	R: 0 E: 0 K: 0 S: 4	H: 1 LOB: 1 BB: 0 P: 4	R: 0 E: 0 K: 1 S: 6	H: 1 LOB: 1 BB: 0 P: 6	R: 0 E: 0 K: 0 S: 4	H: 0 LOB: 0 BB: 0 P: 3	R: 2 E: 0 K: 0 S: 5	H: 2 LOB: 1 BB: 1 P: 9	R: 0 E: 1 K: 0 S: 5	H: 1 LOB: 2 BB: 0 P: 5	1B: 7 2B: 0 3B: 0 HR: 0	SF: 1 SAC: 1 DP: 0 HBP: 0	
<b>PITCHER</b> Randy Jones, L (1, 1) ERA: 2.56	IP: 9.0 WLS: W BF: 36 H: 7 R: 2 ER: 2 SO: 3 BB: 1 IBB: 0 HBP: 0 BLK: 0 WP: 0 HR: 0 S: 41 P: 45 ERA: 2.00 WHIP: 0.889																		
<b>PITCHER</b>	IP	WLS	BF	H	R	ER	SO	BB	IBB	HBP	BLK	WP	HR	S	P	ERA	WHIP		

**BOTTOM**

**San Diego Padres @ San Francisco Giants**  
Candlestick Park, San Francisco, CA

Mon May 17 1976, 10:05 PM EDT  
Att. 2,226 - Unknown

<b>AB</b>	<b>33</b>
<b>R</b>	<b>2</b>
<b>H</b>	<b>7</b>
<b>RBI</b>	<b>2</b>
<b>BB</b>	<b>1</b>
<b>SO</b>	<b>3</b>
<b>LOB</b>	<b>13</b>





Batter	1	2	3	4	5	6	7	8	9	10	11	AB R H RBI BB SO LOB	TOP				
Gene Locklear, L (1, 7) OBP: 0.333, SLG: 0.318	0-0 4-3 ①		0-0 5-3 ②			0-0 G3 ②		0-0 2B ②		0-0 L9 ①		5 1 1 0 0 0 1	<b>San Diego Padres @ San Francisco Giants</b> Candlestick Park, San Francisco, CA Tue May 18 1976, 6:33 AM EDT Att: 1,634 - Unknown				
Tito Fuentes, S (1, 4) OBP: 0.337, SLG: 0.376	0-0 4-3 ②		0-0 F9 ③			0-0 6-3 ③		0-0 2B ③		0-0 1B ③		5 0 2 2 0 0 1					
Willie Davis, L (1, 8) OBP: 0.313, SLG: 0.450	0-0 3B ③				0-0 F7 ①		4-0 2B BB ①		0-0 1B ②	0-0 G3-6-3 ②		4 1 2 0 1 0 1					
Willie McCovey, L (1, 3) OBP: 0.254, SLG: 0.276 Mike Ivie, R (11, 3) OBP: 0.288, SLG: 0.356	0-3 K ③				0-3 K ②		0-0 1B 2B ①		0-0 G4-6-3 ②		0-3 K ①	5 1 1 1 0 3 3 0 0 0 0 0 0 0					
Dave Winfield, R (1, 9) OBP: 0.378, SLG: 0.483		0-3 K ①			0-0 F3 ③		0-3 K ①		0-3 K ①		0-0 FC4-6 2B ①	5 1 1 0 0 3 1					
Doug Rader, R (1, 5) OBP: 0.410, SLG: 0.582		0-3 K ②				0-3 K ①		0-0 1B ①		0-0 E7 FC6-4 ①		4 0 1 1 1 2 0					
Fred Kendall, R (1, 2) OBP: 0.277, SLG: 0.222		0-0 5-3 ③				0-0 F9 ②		0-0 G6-4-3 ③		0-0 FC6-4 ②		5 1 0 1 0 0 3					
Enzo Hernandez, R (1, 6) OBP: 0.405, SLG: 0.368 Merv Rettenmund, R (9, PH) OBP: 0.484, SLG: 0.600 Butch Metzger, R (9, 1)			0-0 F4 ①			0-3 K ③		0-0 F2 ①		0-0 HR ①		3 0 0 0 0 1 0 1 1 1 2 0 0 0 0 0 0 0 1 0 0					
Brent Strom, R (1, 1) OBP: 0.222, SLG: 0.133 Mike Dupree, R (6, 1) OBP: 1.000, SLG: 1.000 Rich Folkers, L (6, 1) OBP: 0.387, SLG: 0.407 Ted Kubiak, S (8, PH) OBP: 0.387, SLG: 0.407 Dave Tomlin, L (8, 1) OBP: 0.333, SLG: 0.422 Hector Torres, R (9, PH) OBP: 0.333, SLG: 0.422			0-0 5-3 1B ①			0-3 K ①		4-0 2B 2B BB ①		0-3 K ③		2 0 1 0 0 1 0 0 0 0 0 0 0 0 0 0 0 0 0 0 0 0 1 0 0 1 0 0 0 0 0 0 0 0 0 2 0 0 0 0 1 2					
<b>Inning Stats</b>	R: 0 H: 1 E: 0 LOB: 1 K: 1 BB: 0 S: 6 P: 6	R: 0 H: 0 E: 0 LOB: 0 K: 2 BB: 0 S: 7 P: 7	R: 0 H: 1 E: 0 LOB: 1 K: 0 BB: 0 S: 4 P: 4	R: 0 H: 0 E: 0 LOB: 0 K: 1 BB: 0 S: 5 P: 5	R: 0 H: 0 E: 0 LOB: 0 K: 2 BB: 0 S: 7 P: 7	R: 0 H: 0 E: 0 LOB: 0 K: 1 BB: 0 S: 5 P: 5	R: 2 H: 2 E: 0 LOB: 0 K: 1 BB: 1 S: 6 P: 10	R: 2 H: 3 E: 0 LOB: 1 K: 0 BB: 1 S: 5 P: 9	R: 2 H: 1 E: 1 LOB: 0 K: 2 BB: 0 S: 9 P: 9	R: 0 H: 1 E: 0 LOB: 0 K: 0 BB: 0 S: 3 P: 3	R: 1 H: 1 E: 0 LOB: 2 K: 1 BB: 2 S: 6 P: 14	1B: 4 SF: 0 2B: 4 SAC: 0 3B: 1 DP: 3 HR: 1 HBP: 0		WP: 1 PA: 45 PB: 0 SB: 0 CS: 0			
<b>PITCHER</b>	IP WLS BF H R ER SO BB IBB HBP BLK WP HR S P ERA WHIP																
Ed Halicki, R (1, 1) ERA: 5.95	7.1	27	4	3	3	8	2	0	0	0	0	0	0	41	49	3.68	0.818
Gary Lavelle, L (8, 1) ERA: 0.49	1.2	9	4	3	1	2	0	0	0	0	0	0	1	13	13	5.40	2.400
Randy Moffitt, R (10, 1) ERA: 3.42	2.0	L 9	2	1	1	1	1	1	0	0	1	0	9	17	4.50	1.500	

livebaseballscorecards.com

AB	41
R	7
H	10
RBI	7
BB	4
SO	11
LOB	12



Batter	1	2	3	4	5	6	7	8	9	10	11	AB R H RBI BB SO LOB	BOTTOM																		
Von Joshua, L OBP: 0.280, SLG: 0.312 (1, 8)	4-3		1B		L7		F8		K			5 0 1 0 0 1 0	<b>San Diego Padres @ San Francisco Giants</b> Candlestick Park, San Francisco, CA Tue May 18 1976, 6:33 AM EDT Att: 1,634 - Unknown																		
Derrel Thomas, S OBP: 0.310, SLG: 0.321 (1, 4)	F4		F3		1-3		6-3		K			5 0 0 0 0 1 1																			
Gary Matthews, R OBP: 0.329, SLG: 0.419 (1, 7)	3B				K		E5		6-3			4 1 1 0 1 1 0																			
Bobby Murcer, L OBP: 0.366, SLG: 0.364 (1, 9)	K				5-3		1B		6-3			5 1 2 1 0 1 2																			
Chris Speier, R OBP: 0.361, SLG: 0.347 (1, 6)					WP 1B		3B		5-3			4 2 2 1 1 0 1																			
Willie Montanez, L OBP: 0.347, SLG: 0.391 (1, 3)	G4-6-3				WP 1B		SH3-1		3-1			5 2 2 1 0 0 1																			
Ken Reitz, R OBP: 0.319, SLG: 0.344 (1, 5)	L3				1B		F7		L4			5 0 1 2 0 1 1																			
Mike Sadek, R OBP: 0.333, SLG: 0.391 (1, 2)					L8		SH3-1		3-1			2 0 0 1 0 0 1																			
Steve Ontiveros, S OBP: 0.273, SLG: 0.143 (9, PH)					6-3				L7			1 0 0 0 0 0 0																			
Marc Hill, R OBP: 0.237, SLG: 0.351 (10, 2)					F5				F4			0 0 0 0 0 0 0																			
Dave Rader, L OBP: 0.257, SLG: 0.309 (11, PH)					F6							1 0 0 0 0 0 0																			
Ed Halicki, R OBP: 0.308, SLG: 0.182 (1, 1)												0 0 0 0 0 0 0																			
Gary Lavelle, S OBP: 0.200, SLG: 0.200 (8, 1)												0 0 0 0 0 0 0																			
Glenn Adams, L OBP: 0.188, SLG: 0.250 (9, PH)												0 0 0 0 0 0 0																			
Randy Moffitt, R OBP: 0.257, SLG: 0.309 (11, PH)												0 0 0 0 0 0 0																			
<b>Inning Stats</b>	R: 0 E: 0 K: 1 S: 6	H: 1 LOB: 1 BB: 0 P: 6	R: 0 E: 0 K: 0 S: 3	H: 1 LOB: 0 BB: 0 P: 3	R: 0 E: 0 K: 0 S: 4	H: 1 LOB: 1 BB: 0 P: 4	R: 2 E: 0 K: 1 S: 7	H: 2 LOB: 1 BB: 1 P: 11	R: 0 E: 0 K: 0 S: 3	H: 0 LOB: 0 BB: 0 P: 3	R: 4 E: 0 K: 1 S: 8	H: 3 LOB: 0 BB: 1 P: 12	R: 0 E: 1 K: 0 S: 4	H: 0 LOB: 1 BB: 0 P: 4	R: 0 E: 0 K: 0 S: 3	H: 0 LOB: 0 BB: 0 P: 3	R: 0 E: 0 K: 1 S: 5	H: 0 LOB: 0 BB: 0 P: 5	R: 0 E: 0 K: 1 S: 6	H: 1 LOB: 1 BB: 0 P: 6	R: 0 E: 0 K: 1 S: 5	H: 0 LOB: 0 BB: 0 P: 5	1B: 6 2B: 0 3B: 3 HR: 0	SF: 0 SAC: 1 DP: 1 HBP: 0	WP: 1 PA: 44 PB: 0 SB: 0 CS: 0						
<b>PITCHER</b>	IP WLS BF H R ER SO BB IBB HBP BLK WP HR S P ERA WHIP																														
Brent Strom, L ERA: 3.58 (1, 1)	5.0		22	6	4	4	2	2	0	0	0	1	0	24	32	7.20	1.600														
Mike Dupree, R ERA: 8.4 (6, 1)	0.0	1	1	0	0	0	0	0	0	0	0	0	0	1	1	∞	∞														
Rich Folkers, L ERA: 4.97 (6, 1)	2.0	8	1	2	2	1	0	0	0	0	0	0	0	10	10	9.00	0.500														
Dave Tomlin, L ERA: 3.14 (8, 1)	1.0	3	0	0	0	0	0	0	0	0	0	0	0	3	3	0.00	0.000														
Butch Metzger, R ERA: 0.72 (9, 1)	3.0	W 10	1	0	0	0	3	0	0	0	0	0	0	16	16	0.00	0.333														

AB	41
R	6
H	9
RBI	6
BB	2
SO	6
LOB	7





Batter	1	2	3	4	5	6	7	8	9	AB R H RBI BB SO LOB	TOP
<b>Greg Gross, L</b> (1, 9) <small>OBP: 0.369, SLG: 0.358</small> <b>Leon Roberts, R</b> (8, PH) <small>OBP: 0.385, SLG: 0.554</small> (8, 7)	0-0  1B	0-0 L7		0-0 6-3		4-0  IBB		4-0  FC6-4 1B HR BB	4-0  BB	3 1 1 0 1 0 1 0 1 0 0 2 0 0	
<b>Rob Andrews, R</b> (1, 4) <small>OBP: 0.333, SLG: 0.250</small>	4-0  1B BB		4-0  BB 1B BB E	0-0 4-3		0-0  F9		0-0  FC6-4 1B	0-0  F9	4 1 1 2 2 0 5	
<b>Cesar Cedeno, R</b> (1, 8) <small>OBP: 0.333, SLG: 0.538</small> <b>Wilbur Howard, S</b> (4, 8) <small>OBP: 0.216, SLG: 0.237</small>	0-0  F8		0-0  1B BB E	0-0 5-3			0-0  F7	0-0  FC6-4 HR		3 1 0 0 0 0 3 2 1 0 0 0 0 2	
<b>Bob Watson, R</b> (1, 3) <small>OBP: 0.359, SLG: 0.365</small>	0-0  F2		0-0  F5		0-0 6-3		0-0  1B	0-0  HR		5 1 2 3 0 0 4	
<b>Jose Cruz, L</b> (1, 7) <small>OBP: 0.338, SLG: 0.333</small> (8, 9)	0-0  1-2 2-H 1B		4-0  1B E BB		0-0  CS 1B		0-0  F7	0-0  1-3		4 1 2 1 1 0 2	
<b>Cliff Johnson, R</b> (1, 2) <small>OBP: 0.336, SLG: 0.383</small>	0-0  F2		0-0  F2		0-0  F8 1-2		0-0  6-3		0-0  F7	5 0 0 0 0 0 7	
<b>Ken Boswell, L</b> (1, 5) <small>OBP: 0.282, SLG: 0.270</small> <b>Jerry Davanon, R</b> (8, PR) <small>OBP: 0.667, SLG: 0.500</small> (8, 5)		0-3  K	0-0  E 1B		0-0  L8			0-0  1B SH2-3 1B	0-0  E 1B	4 0 2 1 0 1 0 1 1 1 0 0 0 0	<b>AB 38</b> <b>R 9</b> <b>H 12</b> <b>RBI 7</b> <b>BB 6</b> <b>SO 3</b> <b>LOB 29</b>
<b>Roger Metzger, S</b> (1, 6) <small>OBP: 0.323, SLG: 0.339</small>		0-0  SH3 1B	0-0  E4 1-3 2-H 3-H		0-0  SH1-4 1B		0-0  SH2-3	0-3  K	0-3  K	4 0 2 0 0 1 2	
<b>Mike Cosgrove, L</b> (1, 1) <small>OBP: 0.200, SLG: 0.111</small> <b>Tom Griffin, R</b> (4, 1) <b>Larry Milbourne, S</b> (8, PH) <small>OBP: 0.329, SLG: 0.286</small> <b>Paul Siebert, L</b> (8, 1)		0-0  SH3	0-3  K		0-0  SH1-4 1-2		0-0  BB 1B	0-0  E4 BB 1-3	0-0  E4 BB	1 0 0 0 0 1 2 0 0 0 0 0 0 0 1 1 1 0 0 0 0 1 0 0 0 0 0 1	
<b>Inning Stats</b>	R: 1 H: 2 E: 0 LOB: 2 K: 0 BB: 1 S: 5 P: 9	R: 0 H: 1 E: 0 LOB: 1 K: 1 BB: 0 S: 6 P: 6	R: 3 H: 1 E: 2 LOB: 2 K: 1 BB: 2 S: 8 P: 16	R: 0 H: 0 E: 0 LOB: 0 K: 0 BB: 0 S: 3 P: 3	R: 0 H: 1 E: 0 LOB: 0 K: 0 BB: 0 S: 3 P: 3	R: 0 H: 1 E: 0 LOB: 2 K: 0 BB: 1 S: 4 P: 8	R: 0 H: 1 E: 0 LOB: 1 K: 0 BB: 0 S: 4 P: 4	R: 5 H: 4 E: 0 LOB: 1 K: 0 BB: 1 S: 7 P: 11	R: 0 H: 1 E: 1 LOB: 3 K: 1 BB: 1 S: 7 P: 11	1B: 11 SF: 0 2B: 0 SAC: 3 3B: 0 DP: 0 HR: 1 HBP: 0	WP: 0 PA: 47 PB: 0 SB: 0 CS: 1
<b>PITCHER</b> <b>Dan Spillner, R</b> (1, 1) <small>ERA: 3.07</small> <b>Dave Tomlin, L</b> (8, 1) <small>ERA: 3.77</small> <b>Mike Dupree, R</b> (8, 1) <small>ERA: 9.19</small> <b>Rich Folkers, L</b> (9, 1) <small>ERA: 4.61</small>	IP WLS BF H R ER SO BB IBB HBP BLK WP HR S P ERA WHIP 7.1 L 36 9 6 3 2 3 1 0 0 0 0 0 36 52 3.68 1.636 0.0 1 0 0 0 0 1 0 0 0 0 0 0 0 4 ∞ ∞ 0.2 4 2 3 3 0 0 0 0 0 0 0 1 4 4 40.50 3.000 1.0 6 1 0 0 0 1 1 0 0 0 0 0 0 7 11 0.00 2.000	<b>PITCHER</b> IP WLS BF H R ER SO BB IBB HBP BLK WP HR S P ERA WHIP									

**Houston Astros @ San Diego Padres**  
 San Diego Stadium, San Diego, CA  
 Wed May 19 1976, 10:05 PM EDT  
 Att. 14,336 - Unknown

livebaseballscorecards.com





Batter	1	2	3	4	5	6	7	8	9	AB R H RBI BB SO LOB	TOP											
Greg Gross, L (1, 9) OBP: 0.378, SLG: 0.364	0-0 1B 1B	4-0 FC5-2 BB		0-0 G6-4-3 1B		0-0 4-3		0-0 G4-3 1-2f		4 1 2 0 1 0 2												
Rob Andrews, R (1, 4) OBP: 0.281, SLG: 0.207	0-0 F3	0-0 FC5-2		0-0 G6-4-3 1-2f		0-0 L9		0-0 4-3		5 0 0 0 0 0 5												
Jose Cruz, L (1, 8) OBP: 0.317, SLG: 0.310	0-0 F5	0-0 F8		0-3 K			0-0 6-3		0-3 K	5 0 0 0 0 2 4												
Bob Watson, R (1, 3) OBP: 0.373, SLG: 0.397	0-0 1B 1-3 1B		4-0 1B 3-1 BB		0-0 HR		0-0 F4		0-0 1B	4 2 3 1 1 0 0												
Leon Roberts, R (1, 7) OBP: 0.400, SLG: 0.557	0-0 1-2 3-H 1B		0-0 3-1 SF7 1B		0-0 SH1-4 1B		0-3 K		0-3 K	5 1 3 1 0 2 1												
Ken Boswell, L (1, 5) OBP: 0.286, SLG: 0.275	0-0 4-3		0-0 3-1		0-0 SH1-4			0-0 FC4-6 1B 1B		3 0 1 1 0 0 3												
Jerry Davanon, R (8, PR) OBP: 0.667, SLG: 0.500			2-3 3-H		1-2			0-0 1B		0 1 0 0 0 0 0												
Skip Jutze, R (1, 2) OBP: 0.133, SLG: 0.179		0-3 K	0-0 SF7		0-0 6-3			0-0 FC4-6 1B		3 0 1 1 0 1 1												
Roger Metzger, S (1, 6) OBP: 0.321, SLG: 0.331		0-0 E4 BB FC5-2 1B	4-0 BB BB BB	0-0 BB	0-0 G3			0-0 FC4-6 1B		3 0 0 0 1 0 3												
Joe Niekro, R (1, 1) OBP: 0.188, SLG: 0.200		0-0 FC5-2 BB 1B	0-3 K				0-0 F9		0-0 G4-3 1B	3 0 1 0 0 1 1												
Ken Forsch, R (7, 1) OBP: 0.500, SLG: 0.500										1 0 1 1 0 0 0												
<b>Inning Stats</b>	R: 1 E: 0 K: 0 S: 6	H: 3 LOB: 2 BB: 0 P: 6	R: 0 E: 1 K: 1 S: 7	H: 1 LOB: 3 BB: 1 P: 11	R: 2 E: 0 K: 1 S: 6	H: 1 LOB: 1 BB: 2 P: 14	R: 0 E: 0 K: 1 S: 5	H: 1 LOB: 0 BB: 0 P: 5	R: 1 E: 0 K: 0 S: 5	H: 2 LOB: 1 BB: 0 P: 5	R: 0 E: 0 K: 0 S: 3	H: 0 LOB: 0 BB: 0 P: 3	R: 0 E: 0 K: 1 S: 5	H: 0 LOB: 0 BB: 0 P: 5	R: 1 E: 0 K: 0 S: 5	H: 3 LOB: 2 BB: 0 P: 5	R: 0 E: 0 K: 2 S: 8	H: 1 LOB: 1 BB: 0 P: 8	1B: 11 2B: 0 3B: 0 HR: 1	SF: 1 SAC: 1 DP: 2 HBP: 0	WP: 0 PB: 0 SB: 0 CS: 0	PA: 41
<b>PITCHER</b>	IP WLS BF H R ER SO BB IBB HBP BLK WP HR S P ERA WHIP																					
Dave Wehrmeister, R (1, 1) ERA: 7.45	2.2 L 17 5 3 3 1 3 0 0 0 0 0 0 16 28 10.12 3.000																					
Dave Tomlin, L (3, 1) ERA: 3.78	2.1 9 3 1 1 2 0 0 0 0 0 0 1 13 13 3.86 1.286																					
Brent Strom, L (6, 1) ERA: 3.44	2.0 6 0 0 0 1 0 0 0 0 0 0 0 8 8 0.00 0.000																					
Butch Metzger, R (8, 1) ERA: 1.0	2.0 9 4 1 1 2 0 0 0 0 0 0 0 13 13 4.50 2.000																					

Houston Astros @ San Diego Padres  
San Diego Stadium, San Diego, CA  
Thu May 20 1976 6:33 AM EDT  
Att: 11,742 - Unknown

livebaseballscorecards.com

AB	36
R	5
H	12
RBI	5
BB	3
SO	6
LOB	20







Batter	1	2	3	4	5	6	7	8	9	AB R H RBI BB SO LOB	TOP												
<b>Pete Rose, S</b> (1, 5) OBP: 0.471, SLG: 0.517	0-0 4-3		0-0 2-3			0-3 K		0-0 G4-6-3		4 0 0 0 0 1 1													
<b>Dave Concepcion, R</b> (1, 6) OBP: 0.314, SLG: 0.360	0-0 4-1			0-0 E6 FC5-4		0-0 1B		0-0 1B		4 0 2 0 0 0 0													
<b>Joe Morgan, L</b> (1, 4) OBP: 0.449, SLG: 0.526	0-0 F7			0-0 F7		0-0 L9		0-0 P4		4 0 0 0 0 0 3													
<b>Johnny Bench, R</b> (1, 2) OBP: 0.328, SLG: 0.486		0-0 P6		0-0 L9		0-0 E6 2B E		0-0 F8		4 1 0 0 0 0 1													
<b>Tony Perez, R</b> (1, 3) OBP: 0.321, SLG: 0.415		0-0 6-3		0-0 FC5-4 1-2f		0-0 E G6-4-3 2B		0-0 6-3		4 1 1 0 0 0 1													
<b>George Foster, R</b> (1, 9) OBP: 0.355, SLG: 0.445		0-0 FC4-6 1B			0-0 F9		0-0 E5 G6-4-3		0-0 5-3	4 0 1 1 0 0 1													
<b>Bob Bailey, R</b> (1, 7) OBP: 0.295, SLG: 0.452		0-0 FC4-6 1-2f			0-0 4-3		0-0 G6-4-3 1-2f			3 0 0 0 0 0 2													
<b>Cesar Geronimo, L</b> (1, 8) OBP: 0.378, SLG: 0.432			0-0 F7		0-3 K		0-0 4-3			3 0 0 0 0 1 0													
<b>Gary Nolan, R</b> (1, 1) OBP: 0.211, SLG: 0.211			0-0 1-3			0-0 L3		0-0 G4-6-3 1B		2 0 0 0 0 0 0													
<b>Joel Youngblood, R</b> (8, PH) OBP: 0.333, SLG: 0.387										1 0 1 0 0 0 0													
<b>Rawly Eastwick, R</b> (8, 1)										0 0 0 0 0 0 0													
<b>Inning Stats</b>	R: 0 E: 0 K: 0 S: 3	H: 0 LOB: 0 BB: 0 P: 3	R: 0 E: 0 K: 0 S: 4	H: 1 LOB: 1 BB: 0 P: 4	R: 0 E: 0 K: 0 S: 3	H: 0 LOB: 0 BB: 0 P: 3	R: 0 E: 1 K: 0 S: 4	H: 0 LOB: 1 BB: 0 P: 4	R: 0 E: 0 K: 1 S: 5	H: 0 LOB: 0 BB: 0 P: 5	R: 0 E: 0 K: 1 S: 6	H: 1 LOB: 1 BB: 0 P: 6	R: 2 E: 2 K: 0 S: 5	H: 1 LOB: 0 BB: 0 P: 5	R: 0 E: 0 K: 0 S: 4	H: 2 LOB: 1 BB: 0 P: 4	R: 0 E: 0 K: 0 S: 3	H: 0 LOB: 0 BB: 0 P: 3	1B: 4 2B: 1 3B: 0 HR: 0	SF: 0 SAC: 0 DP: 2 HBP: 0	WP: 0 PB: 0 SB: 1 CS: 0	PA: 33	
<b>PITCHER</b> <b>Randy Jones, L</b> (1, 1) ERA: 2.27	IP 9.0	WLS W	BF 33	H 5	R 2	ER 0	SO 2	BB 0	IBB 0	HBP 0	BLK 0	WP 0	HR 0	S 37	P 37	ERA 0.00	WHIP 0.556						<b>PITCHER</b> IP WLS BF H R ER SO BB IBB HBP BLK WP HR S P ERA WHIP

Cincinnati Reds @ San Diego Padres  
San Diego Stadium, San Diego, CA  
Fri May 21 1976, 10:05 PM EDT  
Att: 40,549 - Unknown

livebaseballscorecards.com

AB 33  
R 2  
H 5  
RBI 1  
BB 0  
SO 2  
LOB 9







Batter	1	2	3	4	5	6	7	8	9	AB R H RBI BB SO LOB	TOP		
<b>Pete Rose, S</b> OBP: 0.464, SLG: 0.507 (1, 5) X	0-0 4-3		0-3 K	0-0 1B			0-0 L8		0-3 K	5 0 1 0 0 2 1			
<b>Ken Griffey, L</b> OBP: 0.387, SLG: 0.469 (1, 9) X	0-0 4-3		0-0 1B 1B			0-0 4-3	4-0 G3 BB		0-0 4-3	4 1 1 0 1 0 1			
<b>Joe Morgan, L</b> OBP: 0.444, SLG: 0.517 (1, 4) X	0-0 FC5-4 1B		0-0 F9			0-0 L9	0-0 G3		1-2	4 0 1 0 0 0 2			
<b>Johnny Bench, R</b> OBP: 0.326, SLG: 0.477 (1, 2) X	0-0 FC5-4 1-2f		0-0 1B 2B 1B			0-0 1-3	0-0 P3			4 1 1 0 0 0 2			
<b>Tony Perez, R</b> OBP: 0.326, SLG: 0.417 (1, 3) X		0-0 6-3	0-0 1-2 2-H 2B 1B			0-0 FC6-4 1B		0-3 K		4 1 2 1 0 1 0			
<b>George Foster, R</b> OBP: 0.352, SLG: 0.447 (1, 7) X		0-0 1-3	0-0 1-H 2-H 2B			0-0 FC6-4 CS		0-0 4-3		4 0 1 2 0 0 1			
<b>Cesar Geronimo, L</b> OBP: 0.382, SLG: 0.440 (1, 8) X		0-0 2B	0-0 4-3			4-0 1-2 1B BB		0-3 K		3 0 1 0 1 1 1			
<b>Dave Concepcion, R</b> OBP: 0.313, SLG: 0.352 (1, 6) X		4-0 FC5-4 IBB		0-0 6-3		0-0 E5 1B		0-0 5-3		3 0 0 0 1 0 1			
<b>Pat Zachry, R</b> OBP: 0.333, SLG: 0.286 (1, 1) X		0-0 FC5-4 1-2f		0-3 K		0-0 1-2 2-H 1B		4-0 BB		3 0 1 0 1 1 2			
<b>Inning Stats</b>	R: 0 E: 0 K: 0 S: 4 H: 1 LOB: 1 BB: 0 P: 4	R: 0 E: 0 K: 0 S: 4 H: 1 LOB: 2 BB: 1 P: 8	R: 3 E: 0 K: 1 S: 9 H: 4 LOB: 1 BB: 0 P: 9	R: 0 E: 0 K: 1 S: 5 H: 1 LOB: 1 BB: 0 P: 5	R: 0 E: 0 K: 0 S: 3 H: 0 LOB: 0 BB: 0 P: 3	R: 0 E: 1 K: 0 S: 4 H: 2 LOB: 2 BB: 1 P: 8	R: 0 E: 0 K: 0 S: 3 H: 0 LOB: 1 BB: 1 P: 7	R: 0 E: 0 K: 2 S: 7 H: 0 LOB: 0 BB: 0 P: 7	R: 0 E: 0 K: 1 S: 5 H: 0 LOB: 1 BB: 1 P: 9	1B: 7 2B: 2 3B: 0 HR: 0 SF: 0 SAC: 0 DP: 0 HBP: 0	WP: 0 PB: 0 SB: 0 CS: 1 PA: 38		
<b>PITCHER</b>	IP WLS BF H R ER SO BB IBB HBP BLK WP HR S P ERA WHIP											<b>PITCHER</b>	IP WLS BF H R ER SO BB IBB HBP BLK WP HR S P ERA WHIP
<b>Alan Foster, R</b> ERA: 2.55 (1, 1)	6.0 L 27 9 3 3 2 1 1 0 0 0 0 0 29 37 4.50 1.667												
<b>Rich Folkers, L</b> ERA: 4.4 (7, 1)	0.2 3 0 0 0 0 1 0 0 0 0 0 0 2 6 0.00 1.500												
<b>Butch Metzger, R</b> ERA: 0.95 (7, 1)	1.1 4 0 0 0 2 0 0 0 0 0 0 0 8 8 0.00 0.000												
<b>Dan Spillner, R</b> ERA: 3.0 (9, 1)	1.0 4 0 0 0 1 1 0 0 0 0 0 0 5 9 0.00 1.000												

**Cincinnati Reds @ San Diego Padres**  
 San Diego Stadium, San Diego, CA  
 Sat May 22 1976, 10:05 PM EDT  
 Att: 46,016 - Unknown

[livebaseballscorecards.com](http://livebaseballscorecards.com)

<b>AB</b>	<b>34</b>
<b>R</b>	<b>3</b>
<b>H</b>	<b>9</b>
<b>RBI</b>	<b>3</b>
<b>BB</b>	<b>4</b>
<b>SO</b>	<b>5</b>
<b>LOB</b>	<b>11</b>



Batter	1	2	3	4	5	6	7	8	9	AB	R	H	RBI	BB	SO	LOB
Gene Locklear, L (1, 7) OBP: 0.306, SLG: 0.303	4-0 BB	0-0 1-3			0-0 F7		0-0 4-3		0-3 K	4	0	0	0	1	1	4
Tito Fuentes, S (1, 4) OBP: 0.311, SLG: 0.333	0-0 F8		0-0 4-3		0-0 G3		0-0 FC6-4 1B		0-0 4-3	5	0	1	0	0	0	2
Willie Davis, L (1, 8) OBP: 0.311, SLG: 0.434	0-0 F7		0-0 P4		0-0 P6		0-0 FC6-4 1-2f			4	0	0	0	0	0	3
Willie McCovey, L (1, 3) OBP: 0.243, SLG: 0.265	0-3 K		0-3 K			0-0 1B 2B		0-0 6-3		4	1	1	0	0	2	1
Dave Winfield, R (1, 9) OBP: 0.368, SLG: 0.504		0-0 1B 2B		0-0 6-3		0-0 F8		0-3 K		4	1	1	0	0	1	1
Doug Rader, R (1, 5) OBP: 0.414, SLG: 0.548		0-0 1B 1B 2-H		0-0 5-3		0-0 1B 2-H		0-0 FC3-6 1B		4	0	3	2	0	0	0
Hector Torres, R (1, 6) OBP: 0.333, SLG: 0.422		0-0 F8		0-0 FC5 2B		0-0 1-3		0-0 FC3-6 1-2f		3	0	1	0	0	0	2
Butch Metzger, R (7, 1)										0	0	0	0	0	0	0
Jerry Turner, L (8, PH) OBP: 0.311, SLG: 0.420										1	0	0	0	0	0	1
Dan Spillner, R (9, 1) OBP: 0.308, SLG: 0.100										0	0	0	0	0	0	0
Fred Kendall, R (1, 2) OBP: 0.281, SLG: 0.233		0-0 1B 1-2		0-0 FC5 2-3		0-0 F9		0-0 1B		3	0	1	0	0	0	1
Merv Rettenmund, R (9, PH) OBP: 0.500, SLG: 0.552										1	0	1	0	0	0	0
Alan Foster, R (1, 1)		0-3 K			0-3 K		0-0 E6 1B 4-3		0-0 B5	2	0	0	0	0	2	2
Rich Folkers, L (7, 1)										0	0	0	0	0	0	0
Enzo Hernandez, R (7, 6) OBP: 0.383, SLG: 0.381										2	0	0	0	0	0	1

Inning Stats	R: 0	H: 0	E: 0	K: 1	S: 5	R: 1	H: 3	E: 0	K: 1	S: 8	R: 0	H: 0	E: 0	K: 1	S: 5	R: 0	H: 1	E: 0	K: 0	S: 4	R: 0	H: 0	E: 0	K: 1	S: 5	R: 1	H: 2	E: 0	K: 0	S: 5	R: 0	H: 1	E: 0	K: 1	S: 6	R: 0	H: 1	E: 0	K: 1	S: 6	R: 0	H: 1	E: 0	K: 1	S: 6	R: 0	H: 1	E: 0	K: 1	S: 6
	LOB: 1	BB: 1	P: 9	LOB: 2	BB: 0	P: 8	LOB: 0	BB: 0	P: 5	LOB: 1	BB: 0	P: 4	LOB: 0	BB: 0	P: 5	LOB: 1	BB: 0	P: 5	LOB: 0	BB: 0	P: 5	LOB: 2	BB: 0	P: 5	LOB: 1	BB: 0	P: 5	LOB: 1	BB: 0	P: 6	LOB: 1	BB: 0	P: 6	LOB: 1	BB: 0	P: 6	LOB: 1	BB: 0	P: 6	LOB: 1	BB: 0	P: 6	LOB: 1	BB: 0	P: 6					

PITCHER	IP	WLS	BF	H	R	ER	SO	BB	IBB	HBP	BLK	WP	HR	S	P	ERA	WHIP
Pat Zachry, R (1, 1) ERA: 1.41	9.0	W	38	9	2	2	6	1	0	0	0	0	0	49	53	2.00	1.111

**BOTTOM**

**Cincinnati Reds @ San Diego Padres**  
**San Diego Stadium, San Diego, CA**  
 Sat May 22 1976, 10:05 PM EDT  
 Att. 46,016 - Unknown

<b>AB</b>	<b>37</b>
<b>R</b>	<b>2</b>
<b>H</b>	<b>9</b>
<b>RBI</b>	<b>2</b>
<b>BB</b>	<b>1</b>
<b>SO</b>	<b>6</b>
<b>LOB</b>	<b>18</b>



WP	PA	ERA	WHIP
0	38		









Batter	1	2	3	4	5	6	7	8	9	AB R H RBI BB SO LOB	TOP											
Davey Lopes, R (1, 4) OBP: 0.294, SLG: 0.333	0-0 F8		0-0 2B		4-0 BB		0-0 L8			3 0 1 0 1 0 0	<b>Los Angeles Dodgers @ San Diego Padres</b> San Diego Stadium, San Diego, CA Mon May 24 1976, 10:05 PM EDT Att: 12,599 - Unknown <a href="http://livebaseballscorecards.com">livebaseballscorecards.com</a>											
Bill Buckner, L (1, 7) OBP: 0.323, SLG: 0.429	0-0 4-3		4-0 BB		0-0 4-3		0-0 F7			3 0 0 0 1 0 1												
Dusty Baker Jr., R (1, 8) OBP: 0.311, SLG: 0.327	0-0 5-3		0-0 F3		0-0 F4		0-0 5-3			4 0 0 0 0 0 3												
Steve Garvey, R (1, 3) OBP: 0.369, SLG: 0.432		0-0 6-3		0-0 1B		0-0 G5-4-3 1B		0-0 6-3		4 0 2 0 0 0 0												
Ed Goodson, L (1, 5) OBP: 0.324, SLG: 0.419		0-0 1B		0-0 F7		0-0 G5-4-3 1B		0-3 K		4 0 2 0 0 1 1												
Joe Ferguson, R (1, 2) OBP: 0.297, SLG: 0.363		0-0 F7		0-0 1B		0-0 G5-4-3		0-0 6-3		4 0 1 0 0 0 3												
Joe Simpson, L (1, 9)		0-0 1-3		0-0 L8		0-0 G3		0-0 F8		4 0 0 0 0 0 4												
Bill Russell, R (1, 6) OBP: 0.315, SLG: 0.385			0-0 F8		0-0 5-3		0-0 F7			3 0 0 0 0 0 2												
Tommy John, R (1, 1) OBP: 0.176, SLG: 0.125			0-3 K		0-0 F8		0-0 1-3			2 0 0 0 0 1 0												
Henry Cruz, L (7, PH) OBP: 0.268, SLG: 0.481										1 0 0 0 0 0 0												
Al Downing, R (7, 1)										0 0 0 0 0 0 0												
<b>Inning Stats</b>	R: 0 E: 0 K: 0 S: 3	H: 0 LOB: 0 BB: 0 P: 3	R: 0 E: 0 K: 0 S: 4	H: 1 LOB: 1 BB: 0 P: 4	R: 0 E: 0 K: 1 S: 6	H: 1 LOB: 2 BB: 1 P: 10	R: 0 E: 0 K: 0 S: 5	H: 2 LOB: 2 BB: 0 P: 5	R: 0 E: 0 K: 0 S: 3	H: 0 LOB: 1 BB: 1 P: 7	R: 0 E: 0 K: 0 S: 4	H: 2 LOB: 1 BB: 0 P: 4	R: 0 E: 0 K: 0 S: 3	H: 0 LOB: 0 BB: 0 P: 3	R: 0 E: 0 K: 1 S: 5	H: 0 LOB: 0 BB: 0 P: 5	R: 0 E: 0 K: 1 S: 5	H: 0 LOB: 0 BB: 0 P: 5	1B: 5 2B: 1 3B: 0 HR: 0	SF: 0 SAC: 0 DP: 1 HBP: 0	WP: 0 PB: 0 SB: 0 CS: 0	PA: 34
<b>PITCHER</b> Dave Freisleben, R (1, 1) ERA:	IP 9.0	WLS W	BF 34	H 6	R 0	ER 0	SO 2	BB 2	IBB 0	HBP 0	BLK 0	WP 0	HR 0	S 36	P 44	ERA 0.00	WHIP 0.889					
<b>PITCHER</b>	IP	WLS	BF	H	R	ER	SO	BB	IBB	HBP	BLK	WP	HR	S	P	ERA	WHIP					



Batter	1	2	3	4	5	6	7	8	9	AB	R	H	RBI	BB	SO	LOB
Enzo Hernandez, R (1, 6) OBP: 0.373, SLG: 0.370	0-0 4-3	0-0 G3			0-0 1B SF8 1B		0-0 FC6-5 PB			4	1	1	0	0	0	2
Merv Rettenmund, R (1, 7) OBP: 0.500, SLG: 0.531	4-0 1B BB BB		0-0 F8		0-0 1B		0-3 K			3	1	1	0	1	1	1
Willie Davis, L (1, 8) OBP: 0.310, SLG: 0.430	0-0 F5		0-0 G3		0-0 SF8			0-0 F4		3	0	0	1	0	0	1
Dave Winfield, R (1, 9) OBP: 0.358, SLG: 0.482	4-0 1B BB		0-0 E5		0-0 F9			0-0 F4		3	0	0	0	1	0	1
Doug Rader, R (1, 5) OBP: 0.407, SLG: 0.527	0-0 FC6-4 1B		0-3 K		0-0 F9			4-0 BB BB BB BB		3	0	1	1	1	1	1
Tito Fuentes, S (1, 4) OBP: 0.292, SLG: 0.312	0-0 FC6-4		0-3 K		0-0 F7			0-0 F8		4	0	0	0	0	1	3
Mike Ivie, R (1, 3) OBP: 0.270, SLG: 0.329		0-0 F9		0-0 G3		0-0 L7				3	0	0	0	0	0	0
Fred Kendall, R (1, 2) OBP: 0.283, SLG: 0.239		0-0 SH2-4 1B		0-0 5-3			0-0 FC6-5 SH3-4 1B			3	0	2	0	0	0	0
Dave Freisleben, R (1, 1) OBP: 0.283, SLG: 0.239		0-0 SH2-4		0-3 K			0-0 SH3-4			1	0	0	0	0	1	0

Inning Stats	R: 1	H: 1	E: 0	K: 0	S: 4	LOB: 2	BB: 2	P: 12	R: 0	H: 1	E: 0	K: 0	S: 4	LOB: 1	BB: 0	P: 4	R: 0	H: 0	E: 1	K: 1	S: 6	LOB: 1	BB: 0	P: 6	R: 0	H: 0	E: 0	K: 1	S: 5	LOB: 0	BB: 0	P: 5	R: 1	H: 2	E: 0	K: 1	S: 7	LOB: 1	BB: 0	P: 7	R: 0	H: 0	E: 0	K: 0	S: 3	LOB: 0	BB: 0	P: 3	R: 0	H: 1	E: 0	K: 1	S: 6	LOB: 1	BB: 0	P: 6	R: 0	H: 0	E: 0	K: 0	S: 3	LOB: 1	BB: 1	P: 7	1B: 5	2B: 0	3B: 0	HR: 0	SF: 1	SAC: 2	DP: 0	HBP: 0	WP: 0	PB: 1	SB: 1	CS: 0	PA: 33
--------------	------	------	------	------	------	--------	-------	-------	------	------	------	------	------	--------	-------	------	------	------	------	------	------	--------	-------	------	------	------	------	------	------	--------	-------	------	------	------	------	------	------	--------	-------	------	------	------	------	------	------	--------	-------	------	------	------	------	------	------	--------	-------	------	------	------	------	------	------	--------	-------	------	-------	-------	-------	-------	-------	--------	-------	--------	-------	-------	-------	-------	--------


PITCHER	IP	WLS	BF	H	R	ER	SO	BB	IBB	HBP	BLK	WP	HR	S	P	ERA	WHIP
Tommy John, L (1, 1) ERA: 2.65	6.0	L	25	4	2	2	3	2	0	0	0	0	0	29	37	3.00	1.000
Al Downing, L (7, 1) ERA: 1.69	2.0		8	1	0	0	1	1	0	0	0	0	0	9	13	0.00	1.000

**BOTTOM**

**Los Angeles Dodgers @ San Diego Padres**  
San Diego Stadium, San Diego, CA

Mon May 24 1976, 10:05 PM EDT  
Att. 12,599 - Unknown

AB	27
R	2
H	5
RBI	2
BB	3
SO	4
LOB	9





Batter	1	2	3	4	5	6	7	8	9	AB R H RBI BB SO LOB	TOP
Davey Lopes, R (1, 4) OBP: 0.306, SLG: 0.343	0-0 F9		0-0 6-3		0-0 1-2 2-H 1B			0-0 5-3 1B		4 0 2 1 0 0 0	<b>Los Angeles Dodgers @ San Diego Padres</b> San Diego Stadium, San Diego, CA Tue May 25 1976, 10:05 PM EDT Att. 34,390 - Unknown <a href="http://livebaseballscorecards.com">livebaseballscorecards.com</a>
Bill Buckner, L (1, 7) OBP: 0.322, SLG: 0.425	0-0 E9			0-0 L7	0-0 G3			0-0 5-3 1B		4 0 1 0 0 0 2	
Dusty Baker Jr., R (1, 8) OBP: 0.304, SLG: 0.318	0-3 K			0-3 K				0-0 F8		4 0 0 0 0 2 3	
Steve Garvey, R (1, 3) OBP: 0.366, SLG: 0.428	0-0 L8			0-0 5-3				0-0 5-3		4 0 1 0 0 0 3	
Ron Cey, R (1, 5) OBP: 0.418, SLG: 0.532 Mike Marshall, R (8, 1)		0-0 5-3			0-0 4-3	0-0 FC5-4 1B		0-0 5-3		4 0 0 0 0 0 3 0 0 0 0 0 0 0	
Joe Ferguson, R (1, 9) OBP: 0.311, SLG: 0.376		0-0 L9			0-0 1B 1B	0-0 1-3 1B		0-0 FC6-4 1B		4 1 3 0 0 0 0	
Bill Russell, R (1, 6) OBP: 0.313, SLG: 0.380		0-0 L1			0-0 1-2 1B 1B		0-0 6-3	0-0 FC6-4 1B		4 1 1 0 0 0 1	
Ellie Rodriguez, R (1, 2) OBP: 0.600, SLG: 0.500 Joe Simpson, L (9, PR)			0-0 F9		0-0 1-2 2-H 1B 1B		0-0 F8	0-0 G1-6-3 1B		4 0 2 1 0 0 0 0 0 0 0 0 0 0	
Burt Hooton, R (1, 1) OBP: 0.263, SLG: 0.235 Danny Walton, R (5, PH) Stan Wall, L (5, 1) Ted Sizemore, R (7, PH) Charlie Hough, R (7, 1) Ed Goodson, L (8, 5)			0-0 5-3		0-0 F7		0-0 F7	0-0 G1-6-3		1 0 0 0 0 0 0 1 0 0 0 0 0 2 0 0 0 0 0 0 0 1 0 0 0 0 0 0 0 0 0 0 0 0 0 1 0 0 0 0 0 2	
<b>Inning Stats</b>	R: 0 E: 1 K: 1 S: 6 H: 0 LOB: 1 BB: 0 P: 6	R: 0 E: 0 K: 0 S: 3 H: 0 LOB: 0 BB: 0 P: 3	R: 0 E: 0 K: 0 S: 3 H: 0 LOB: 0 BB: 0 P: 3	R: 0 E: 0 K: 1 S: 5 H: 0 LOB: 0 BB: 0 P: 5	R: 2 E: 0 K: 0 S: 7 H: 4 LOB: 2 BB: 0 P: 7	R: 0 E: 0 K: 0 S: 4 H: 2 LOB: 2 BB: 0 P: 4	R: 0 E: 0 K: 0 S: 3 H: 0 LOB: 0 BB: 0 P: 3	R: 0 E: 0 K: 0 S: 5 H: 2 LOB: 2 BB: 0 P: 5	R: 0 E: 0 K: 0 S: 4 H: 2 LOB: 2 BB: 0 P: 4	1B: 10 2B: 0 3B: 0 HR: 0 SF: 0 SAC: 0 DP: 1 HBP: 0	
<b>PITCHER</b> Randy Jones, L (1, 1) ERA: 2.24	IP 9.0 WLS W BF 36 H 10 R 2 ER 2 SO 2 BB 0 IBB 0 HBP 0 BLK 0 WP 0 HR 0 S 40 P 40 ERA 2.00 WHIP 1.111	<b>PITCHER</b> IP WLS BF H R ER SO BB IBB HBP BLK WP HR S P ERA WHIP									



Batter	1	2	3	4	5	6	7	8	9
Jerry Turner, L (1, 7) OBP: 0.299, SLG: 0.403 Merv Rettenmund, R (5, PH) OBP: 0.477, SLG: 0.500 (6, 7)	0-0 G3		0-3 K		0-0 F6		0-0 L8		
Tito Fuentes, S (1, 4) OBP: 0.291, SLG: 0.318	0-0 3B 2B		0-0 4-3		0-0 6-3		0-3 K		
Willie Davis, L (1, 8) OBP: 0.315, SLG: 0.445	0-0 2-H 3B			0-0 1B HR 1B	0-0 F8		0-0 4-3		
Willie McCovey, L (1, 3) OBP: 0.259, SLG: 0.270 Mike Ivie, R (6, PR) OBP: 0.278, SLG: 0.337 (7, 3)	0-0 F2			0-0 1-3 HR 1B		4-0 SH1-4 2B BB		0-0 WP BB 1B	
Dave Winfield, R (1, 9) OBP: 0.358, SLG: 0.475	0-0 6-3			0-3 K		0-0 SH1-4		4-0 WP BB	
Doug Rader, R (1, 5) OBP: 0.409, SLG: 0.561		0-0 F8		0-0 1-H 3-H HR		0-0 2-H 2B		0-0 5-3	
Fred Kendall, R (1, 2) OBP: 0.282, SLG: 0.248		0-0 F4		0-0 2B		0-0 5-3		0-3 K	
Enzo Hernandez, R (1, 6) OBP: 0.382, SLG: 0.354		0-0 F8		0-0 L4		4-0 IBB		4-0 IBB	
Randy Jones, R (1, 1) OBP: 0.129, SLG: 0.036			0-0 5-3	0-3 K		0-3 K		0-0 5-3	

Inning Stats	R: 1 E: 0 K: 0 S: 5	H: 2 LOB: 1 BB: 0 P: 5	R: 0 E: 0 K: 0 S: 3	H: 0 LOB: 0 BB: 0 P: 3	R: 0 E: 0 K: 1 S: 5	H: 0 LOB: 0 BB: 0 P: 5	R: 3 E: 0 K: 2 S: 11	H: 4 LOB: 1 BB: 0 P: 11	R: 0 E: 0 K: 0 S: 3	H: 0 LOB: 0 BB: 0 P: 3	R: 1 E: 0 K: 1 S: 6	H: 1 LOB: 2 BB: 2 P: 14	R: 0 E: 0 K: 1 S: 5	H: 0 LOB: 0 BB: 0 P: 5	R: 0 E: 0 K: 1 S: 6	H: 1 LOB: 3 BB: 2 P: 14
1B: 3 2B: 3 3B: 1 HR: 1	SF: 0 SAC: 1 DP: 0 HBP: 0	WP: 1 PB: 0 SB: 0 CS: 0	PA: 36													

PITCHER	IP	WLS	BF	H	R	ER	SO	BB	IBB	HBP	BLK	WP	HR	S	P	ERA	WHIP
Burt Hooton, R (1, 1) ERA: 3.9	4.0	L	18	6	4	4	3	0	0	0	0	0	1	24	24	9.00	1.500
Stan Wall, L (5, 1) ERA: 3.29	2.0		9	1	1	1	1	1	1	0	0	0	0	9	17	4.50	1.000
Charlie Hough, R (7, 1) ERA: 2.7	1.2		7	1	0	0	2	1	0	0	0	1	0	10	14	0.00	1.200
Mike Marshall, R (8, 1) ERA: 2.45	0.1		2	0	0	0	0	0	1	0	0	0	0	1	5	0.00	0.000


**BOTTOM**

**Los Angeles Dodgers @ San Diego Padres**  
San Diego Stadium, San Diego, CA

Tue May 25 1976, 10:05 PM EDT  
Att. 34,390 - Unknown

livebaseballscorecards.com

AB	31
R	5
H	8
RBI	5
BB	4
SO	6
LOB	17





Batter	1	2	3	4	5	6	7	8	9	AB R H RBI BB SO LOB	TOP
Davey Lopes, R (1, 4) OBP: 0.312, SLG: 0.343	0-0 5-3		0-0 F9	0-0 SF8			0-0 1B	4-0 2B BB		3 0 1 1 1 0 1	
Bill Buckner, L (1, 7) OBP: 0.318, SLG: 0.424	0-0 F9		0-0 F7	0-0 FC6			0-3 K2-3	0-0 2B		5 0 1 1 0 1 3	
Dusty Baker Jr., R (1, 8) OBP: 0.301, SLG: 0.314	0-0 5-3		0-0 E				0-0 6-3	0-0 F3		5 1 1 0 0 0 2	
Steve Garvey, R (1, 3) OBP: 0.372, SLG: 0.423		4-0 2B SF8 BB	0-0 E4				4-0 FC6-4 IBB	4-0 E BB		2 2 0 0 3 0 0	
Ron Cey, R (1, 5) OBP: 0.412, SLG: 0.521 Rick Auerbach, R (9, PR) OBP: 0.200, SLG: 0.111	0-0 F9		0-0 1B				0-0 FC6-4	0-0 E5		5 0 1 1 0 0 4 0 0 0 0 0 0 0	
Joe Ferguson, R (1, 9) OBP: 0.316, SLG: 0.413 Joe Simpson, L (8, 9)	0-0 SF8		0-0 F3				0-0 5-3	0-0 F8		4 1 2 1 0 0 1 1 0 0 0 0 0 2	
Steve Yeager, R (1, 2) OBP: 0.336, SLG: 0.500	0-0 SF8			0-0 5-3			0-0 F5	0-0 HR		4 1 1 2 0 0 2	
Bill Russell, R (1, 6) OBP: 0.328, SLG: 0.405	0-0 F9			0-0 1B SF8			4-0 BB	0-0 2B		3 2 2 0 1 0 1	
Doug Rau, L (1, 1) OBP: 0.350, SLG: 0.250			0-0 E	0-0 1B			0-3 K	0-0 1-3		4 1 2 0 0 1 2	
<b>Inning Stats</b>	R: 0 H: 0 E: 0 LOB: 0 K: 0 BB: 0 S: 3 P: 3	R: 1 H: 1 E: 0 LOB: 1 K: 0 BB: 1 S: 4 P: 8	R: 3 H: 3 E: 1 LOB: 1 K: 0 BB: 0 S: 7 P: 7	R: 1 H: 2 E: 0 LOB: 1 K: 0 BB: 0 S: 5 P: 5	R: 0 H: 0 E: 0 LOB: 0 K: 0 BB: 0 S: 3 P: 3	R: 0 H: 0 E: 0 LOB: 1 K: 1 BB: 1 S: 5 P: 9	R: 0 H: 1 E: 0 LOB: 2 K: 1 BB: 1 S: 6 P: 10	R: 3 H: 4 E: 0 LOB: 1 K: 0 BB: 1 S: 6 P: 10	R: 0 H: 0 E: 1 LOB: 2 K: 0 BB: 1 S: 3 P: 7	1B: 6 SF: 2 2B: 2 SAC: 0 3B: 1 DP: 1 HR: 2 HBP: 0	WP: 0 PA: 43 PB: 0 SB: 2 CS: 0
<b>PITCHER</b>	IP WLS BF H R ER SO BB IBB HBP BLK WP HR S P ERA WHIP										
Ken Reynolds, L (1, 1) ERA: 4.15	3.1 L 18 6 5 2 0 1 1 0 0 0 0 0 17 21 5.40 2.100										
Dan Spillner, R (4, 1) ERA: 2.7	2.2 9 0 0 0 1 1 0 0 0 0 0 0 10 14 0.00 0.375										
Rich Folkers, L (7, 1) ERA: 5.5	1.1 10 4 3 3 1 1 1 0 0 0 0 2 10 18 20.25 3.750										
Dave Tomlin, L (8, 1) ERA: 6.0	0.2 2 1 0 0 0 0 0 0 0 0 0 0 2 2 0.00 1.500										
Butch Metzger, R (9, 1) ERA: 0.92	1.0 4 0 0 0 0 0 1 0 0 0 0 0 3 7 0.00 1.000										

Los Angeles Dodgers @ San Diego Padres  
San Diego Stadium, San Diego, CA  
Wed May 26 1976, 10:05 PM EDT  
Att: 18,751 - Unknown

AB	36
R	8
H	11
RBI	6
BB	5
SO	2
LOB	18



Batter	1	2	3	4	5	6	7	8	9	AB	R	H	RBI	BB	SO	LOB
Enzo Hernandez, R (1, 6) OBP: 0.390, SLG: 0.385	0-0 F7 ①			0-0 2B		0-0 5-3 ②			0-0 G3-6 1B	4	0	2	0	0	0	0
Merv Rettenmund, R (1, 7) OBP: 0.438, SLG: 0.447	0-0 F5 ②			0-0 F7 ①		0-0 F7 ③			0-0 F7 ①	4	0	0	0	0	0	2
Willie Davis, L (1, 8) OBP: 0.313, SLG: 0.437	0-0 F7 ③			0-0 F3 ②			4-0 BB BB		0-0 G3-6 1-2f	3	0	0	0	1	0	2
Dave Winfield, R (1, 9) OBP: 0.352, SLG: 0.465		0-0 F7 ①		0-0 5-3 ③			0-0 F9 ①			3	0	0	0	0	0	2
Doug Rader, R (1, 5) OBP: 0.408, SLG: 0.552		0-0 F3 ②			0-0 5-3 ①		4-0 BB BB		4-0 G5-4-3 BB 1-2	2	0	0	0	1	0	0
Tito Fuentes, S (1, 4) OBP: 0.285, SLG: 0.311		0-0 5-3 ③			0-0 5-3 ②		0-0 G5-4-3 ② ③		0-0 G5-4-3 1-2f	3	0	0	0	0	0	2
Mike Ivie, R (1, 3) OBP: 0.290, SLG: 0.341			0-0 F7 ①		4-0 BB BB			0-0 G5-4-3 BB 1B	2	0	1	0	1	0	0	
Fred Kendall, R (1, 2) OBP: 0.276, SLG: 0.241			0-0 F8 ②		0-0 L7 ③			0-0 G5-4-3 ① ②	3	0	0	0	0	0	2	
Ken Reynolds, L (1, 1) Dan Spillner, R (4, 1) Ted Kubiak, S (6, PH) Rich Folkers, L (7, 1) Dave Tomlin, L (8, 1) Luis Melendez, R (8, PH) Butch Metzger, R (9, 1)			0-0 G3 ③		0-3 K ①			0-0 F5 ③	1	0	0	0	0	0	0	0

Inning Stats	R: 0	H: 0	E: 0	LOB: 0	K: 0	BB: 0	S: 3	P: 3	R: 0	H: 0	E: 0	LOB: 0	K: 0	BB: 0	S: 3	P: 3	R: 0	H: 1	E: 0	LOB: 1	K: 0	BB: 0	S: 4	P: 4	R: 0	H: 0	E: 0	LOB: 1	K: 0	BB: 1	S: 3	P: 7	R: 0	H: 0	E: 0	LOB: 0	K: 1	BB: 0	S: 5	P: 5	R: 0	H: 0	E: 0	LOB: 1	K: 0	BB: 2	S: 2	P: 10	R: 0	H: 1	E: 0	LOB: 0	K: 0	BB: 0	S: 3	P: 3	R: 0	H: 1	E: 0	LOB: 0	K: 0	BB: 0	S: 3	P: 3	1B: 2	SF: 0	2B: 1	SAC: 0	3B: 0	DP: 3	HR: 0	HBP: 0	WP: 0	PA: 30
PITCHER Doug Rau, L (1, 1) ERA: 2.98	IP	WLS	BF	H	R	ER	SO	BB	IBB	HBP	BLK	WP	HR	S	P	ERA	WHIP	IP	WLS	BF	H	R	ER	SO	BB	IBB	HBP	BLK	WP	HR	S	P	ERA	WHIP	IP	WLS	BF	H	R	ER	SO	BB	IBB	HBP	BLK	WP	HR	S	P	ERA	WHIP																							

**BOTTOM**

**Los Angeles Dodgers @ San Diego Padres**  
San Diego Stadium, San Diego, CA

Wed May 26 1976, 10:05 PM EDT  
Att. 18,751 - Unknown

livebaseballscorecards.com

AB	27
R	0
H	3
RBI	0
BB	3
SO	1
LOB	10





Batter	1	2	3	4	5	6	7	8	9	AB R H RBI BB SO LOB	TOP									
Larry Herndon, R (1, 8) OBP: 0.509, SLG: 0.574	0-0 4-3			0-0 5-3		0-0 1-2 1B		0-0 1-2 1B		4 0 2 0 0 0 0	<b>San Francisco Giants @ San Diego Padres</b> San Diego Stadium, San Diego, CA Thu May 27 1976, 10:05 PM EDT Att. 7,739 - Unknown <a href="http://livebaseballscorecards.com">livebaseballscorecards.com</a>									
Derrel Thomas, S (1, 4) OBP: 0.306, SLG: 0.299	0-0 P3			0-0 6-3		0-0 F9		0-0 F7		4 0 0 0 0 0 4										
Bobby Murcer, L (1, 9) OBP: 0.383, SLG: 0.372	0-0 F6			0-0 L6			0-0 4-3	0-3 K		4 0 0 0 0 1 2										
Gary Matthews, R (1, 7) OBP: 0.330, SLG: 0.400		0-0 G3-6-3 1B		0-0 6-3			4-0 1B BB	0-0 L4		3 1 1 0 1 0 2										
Willie Montanez, L (1, 3) OBP: 0.375, SLG: 0.463		0-0 G3-6-3 1-2f		0-0 4-3			0-0 1B 1-2 1B		4-0 1B BB	3 0 1 0 1 0 1										
Chris Speier, R (1, 6) OBP: 0.344, SLG: 0.317		0-0 L9		0-0 K			0-0 F9	0-0 G4-3 1B		4 0 1 0 0 1 2										
Ken Reitz, R (1, 5) OBP: 0.298, SLG: 0.327			0-0 F7			0-0 FC3-6 1B	0-0 1-3 2-H 1B		0-3 K	4 0 2 1 0 1 2										
Marc Hill, R (1, 2) OBP: 0.222, SLG: 0.308			0-0 F3			0-0 FC3-6 1B	0-0 L9		0-0 G4-3	3 0 0 0 0 0 3										
Glenn Adams, L (9, PH) OBP: 0.227, SLG: 0.273						1-2f			1-2f	1 0 0 0 0 0 2										
Ed Halicki, R (1, 1) OBP: 0.313, SLG: 0.214			0-0 F4			0-3 K		4-0 1B BB		2 0 0 0 0 1 1										
Chris Arnold, R (8, PH) OBP: 0.250, SLG: 0.241										0 0 0 0 1 0 0										
Dave Heaverlo, R (8, 1)										0 0 0 0 0 0 0										
<b>Inning Stats</b>	R: 0 E: 0 K: 0 S: 3	H: 0 LOB: 0 BB: 0 P: 3	R: 0 E: 0 K: 0 S: 3	H: 1 LOB: 0 BB: 0 P: 3	R: 0 E: 0 K: 0 S: 3	H: 0 LOB: 0 BB: 0 P: 3	R: 0 E: 0 K: 1 S: 5	H: 0 LOB: 0 BB: 0 P: 5	R: 0 E: 0 K: 1 S: 7	H: 2 LOB: 2 BB: 0 P: 7	R: 1 E: 0 K: 0 S: 5	H: 2 LOB: 2 BB: 1 P: 9	R: 0 E: 0 K: 1 S: 6	H: 1 LOB: 2 BB: 1 P: 10	R: 0 E: 0 K: 1 S: 5	H: 1 LOB: 1 BB: 1 P: 9	1B: 7 2B: 0 3B: 0 HR: 0	SF: 0 SAC: 0 DP: 2 HBP: 0	WP: 0 PB: 0 SB: 0 CS: 0	PA: 35
<b>PITCHER</b>	IP WLS BF H R ER SO BB IBB HBP BLK WP HR S P ERA WHIP																			
Brent Strom, L (1, 1) ERA: 3.63	7.0 W 27 5 1 1 2 2 0 0 0 0 0 0 29 37 1.29 1.000																			
Butch Metzger, R (8, 1) ERA: 0.86	2.0 S 8 2 0 0 2 1 0 0 0 0 0 0 11 15 0.00 1.500																			



Batter	1	2	3	4	5	6	7	8	9
Jerry Turner, L (1, 7) OBP: 0.284, SLG: 0.382 Luis Melendez, R (8, 7) OBP: 0.111, SLG: 0.111	0-0 G3		0-0 L9		0-0 F5		0-0 4-3		
Tito Fuentes, S (1, 4) OBP: 0.284, SLG: 0.309	0-0 G3			0-0 1B E	0-0 F8		0-0 G3		
Willie Davis, L (1, 8) OBP: 0.318, SLG: 0.438	0-0 E5 1B			0-0 E9 S 1-H SF9 1B	0-0 G3		0-0 F9		
Willie McCovey, L (1, 3) OBP: 0.259, SLG: 0.269 Mike Ivie, R (8, PR) OBP: 0.290, SLG: 0.341 (9, 3)	0-3 K			0-0 L3 2-3		0-0 F5		0-0 CS 1B	
Dave Winfield, R (1, 9) OBP: 0.349, SLG: 0.463		0-3 K2-3		0-0 SF9 3-H		0-0 2B 1B		0-0 F8	
Doug Rader, R (1, 5) OBP: 0.410, SLG: 0.555		4-0 BB G5-4-3		0-3 K		0-0 2B 1-H		0-0 F8	
Fred Kendall, R (1, 2) OBP: 0.277, SLG: 0.244		0-0 G5-4-3 1-2f				0-0 SH 1B 1B		0-0 CS 1-2	
Enzo Hernandez, R (1, 6) OBP: 0.403, SLG: 0.389			0-3 K		0-0 SH 1B 1-2	4-0 IBB			
Brent Strom, R (1, 1) OBP: 0.200, SLG: 0.118 Butch Metzger, R (8, 1)			0-0 6-3		0-0 SH 1-2 2-3	0-0 5-3			


AB	R	H	RBI	BB	SO	LOB
4	0	0	0	0	0	3
0	0	0	0	0	0	0
4	1	1	0	0	0	3
4	1	2	0	0	0	3
4	0	1	0	0	1	2
0	0	0	0	0	0	0
3	1	1	1	0	1	1
3	0	1	1	1	1	1
3	0	1	0	0	0	2
2	0	1	0	1	1	0
2	0	0	0	0	0	2
0	0	0	0	0	0	0

**BOTTOM**

**San Francisco Giants @ San Diego Padres**  
San Diego Stadium, San Diego, CA

Thu May 27 1976, 10:05 PM EDT  
Att. 7,739 - Unknown

AB	29
R	3
H	8
RBI	2
BB	2
SO	4
LOB	17



Inning Stats	R: 0	H: 1	E: 1	K: 1	S: 6	LOB: 1	BB: 0	P: 6
R: 0	H: 0	E: 0	K: 1	S: 4	LOB: 0	BB: 1	P: 8	
R: 2	H: 2	E: 1	K: 1	S: 7	LOB: 0	BB: 0	P: 7	
R: 0	H: 2	E: 1	K: 0	S: 6	LOB: 3	BB: 0	P: 6	
R: 1	H: 2	E: 0	K: 0	S: 5	LOB: 2	BB: 1	P: 9	
R: 0	H: 0	E: 0	K: 0	S: 3	LOB: 0	BB: 0	P: 3	
R: 0	H: 1	E: 0	K: 0	S: 3	LOB: 1	BB: 0	P: 3	

1B: 7	SF: 1	WP: 0	PA: 34
2B: 1	SAC: 1	PB: 0	
3B: 0	DP: 1	SB: 1	
HR: 0	HBP: 0	CS: 1	

PITCHER	IP	WLS	BF	H	R	ER	SO	BB	IBB	HBP	BLK	WP	HR	S	P	ERA	WHIP
Ed Halicki, R (1, 1) ERA: 5.81	7.0	L	30	7	3	2	4	1	1	0	0	0	0	36	44	2.57	1.143
Dave Heaverlo, R (8, 1) ERA: 3.82	1.0		3	1	0	0	0	0	0	0	0	0	0	3	3	0.00	1.000



Batter	1	2	3	4	5	6	7	8	9	AB R H RBI BB SO LOB
Larry Herndon, R (1, 8) OBP: 0.517, SLG: 0.596	0-0 1B E 1B		0-0 L4		0-0 CS 1B		0-0 4-3		0-0 1-3 3-H 2B	5 1 3 1 0 0 2
Derrel Thomas, S (1, 4) OBP: 0.319, SLG: 0.311	0-0 S E SF9 1B		0-0 WP 2B		0-0 CS 1-2	4-0 G3-6-1 BB		4-0 E S BB	3 1 2 0 2 1 2	
Bobby Murcer, L (1, 9) OBP: 0.373, SLG: 0.361	0-0 E6 1-2 3-H		0-0 F7		0-0 G3-6-1 1-2f		0-0 L9	0-0 G3	5 0 0 1 0 0 6	
Gary Matthews, R (1, 7) OBP: 0.323, SLG: 0.393	0-0 SF9 2-H		0-0 6-3 2-3		0-0 5-3		0-3 K 1-3		3 0 0 1 0 1 2	
Willie Montanez, L (1, 3) OBP: 0.372, SLG: 0.456	0-0 F4		0-0 4-3		0-0 4-3		4-0 3-1 SH1-4 1B BB	0-0 6-3	3 1 0 0 1 0 2	
Chris Speier, R (1, 6) OBP: 0.344, SLG: 0.323	0-0 1-3		0-0 F7		0-0 5-3		0-0 SH1-4 1-2	0-0 2B 2B	3 1 1 0 0 0 1	
Ken Reitz, R (1, 5) OBP: 0.302, SLG: 0.337		0-0 G4-6-3 1B		0-0 5-3		0-0 3-1 2-3		0-0 1B 2B 2B	4 1 2 1 0 0 1	
Dave Rader, L (1, 2) OBP: 0.286, SLG: 0.289		0-0 G4-6-3 1-2f		0-0 F9		4-0 1B IBB		0-0 F3	3 0 0 0 1 0 2	
John Montefusco, R (1, 1) OBP: 0.241, SLG: 0.231		0-0 1-3		0-0 6-3		0-0 1-2 3-H 1B		0-0 2B 2-3 1B	4 0 2 1 0 0 0	

Inning Stats	R: 2 E: 1 K: 0 S: 6	H: 2 LOB: 1 BB: 0 P: 6	R: 0 E: 0 K: 0 S: 3	H: 1 LOB: 0 BB: 0 P: 3	R: 0 E: 0 K: 0 S: 4	H: 1 LOB: 1 BB: 0 P: 4	R: 0 E: 0 K: 0 S: 3	H: 0 LOB: 0 BB: 0 P: 3	R: 0 E: 0 K: 0 S: 3	H: 1 LOB: 0 BB: 0 P: 3	R: 0 E: 0 K: 0 S: 2	H: 0 LOB: 0 BB: 1 P: 6	R: 1 E: 0 K: 0 S: 4	H: 1 LOB: 2 BB: 2 P: 12	R: 0 E: 0 K: 1 S: 5	H: 0 LOB: 1 BB: 1 P: 9	R: 2 E: 0 K: 1 S: 9	H: 4 LOB: 2 BB: 0 P: 9	1B: 6 2B: 4 3B: 0 HR: 0	SF: 1 SAC: 1 DP: 2 HBP: 0	WP: 1 PB: 0 SB: 2 CS: 1	PA: 40
--------------	------------------------------	---------------------------------	------------------------------	---------------------------------	------------------------------	---------------------------------	------------------------------	---------------------------------	------------------------------	---------------------------------	------------------------------	---------------------------------	------------------------------	----------------------------------	------------------------------	---------------------------------	------------------------------	---------------------------------	----------------------------------	------------------------------------	----------------------------------	--------


PITCHER	IP	WLS	BF	H	R	ER	SO	BB	IBB	HBP	BLK	WP	HR	S	P	ERA	WHIP
Alan Foster, R (1, 1) ERA: 2.35	6.0	L	22	5	2	1	0	1	0	0	0	1	0	21	25	1.50	1.000
Dan Spillner, R (7, 1) ERA: 2.77	2.0		10	1	1	1	1	2	1	0	0	0	0	9	21	4.50	1.500
Dave Tomlin, L (9, 1) ERA: 6.87	0.1		5	4	2	2	0	0	0	0	0	0	0	5	5	54.00	12.000
Ken Reynolds, L (9, 1) ERA: 3.6	0.2		2	0	0	0	1	0	0	0	0	0	0	4	4	0.00	0.000

**TOP**

**San Francisco Giants @ San Diego Padres**  
San Diego Stadium, San Diego, CA

Fri May 28 1976, 10:05 PM EDT  
Att. 13,289 - Unknown

<b>AB</b>	<b>33</b>
<b>R</b>	<b>5</b>
<b>H</b>	<b>10</b>
<b>RBI</b>	<b>5</b>
<b>BB</b>	<b>4</b>
<b>SO</b>	<b>2</b>
<b>LOB</b>	<b>18</b>







Batter	1	2	3	4	5	6	7	8	9	AB R H RBI BB SO LOB	TOP
Larry Herndon, R (1, 8) OBP: 0.492, SLG: 0.554	0-0 E5 1B		0-0 F4		0-0 L8		0-0 F8		4-0 G4-6-3 BB	4 0 0 0 1 0 4	<b>San Francisco Giants @ San Diego Padres</b> San Diego Stadium, San Diego, CA Sat May 29 1976, 10:05 PM EDT Att. 13,790 - Unknown <a href="http://livebaseballscorecards.com">livebaseballscorecards.com</a>
Derrel Thomas, S (1, 4) OBP: 0.321, SLG: 0.314	0-0 1B		0-0 F8		0-0 1B		0-0 3-1	0-0 G4-6-3 1-2f	5 0 2 0 0 0 5		
Bobby Murcer, L (1, 9) OBP: 0.376, SLG: 0.357	4-0 BB		0-3 K		0-0 F2		4-0 FC6-4 IBB		2 0 0 0 2 1 3		
Gary Matthews, R (1, 7) OBP: 0.321, SLG: 0.386 Randy Moffitt, R (7, 1) OBP: 0.500, SLG: 0.500 Dave Heaverlo, R (8, 1)	0-0 F8		4-0 BLK BB		0-3 K		0-0 FC6-4 1-2f		3 0 0 0 1 1 5 0 0 0 0 0 0 0 0 0 0 0 0 0 0		
Willie Montanez, L (1, 3) OBP: 0.370, SLG: 0.451	0-0 4-3		0-0 F7 1-2		0-0 1B 1B		0-0 5-3		4 0 1 0 0 0 3		
Chris Speier, R (1, 6) OBP: 0.347, SLG: 0.327		0-0 G6-4-3 1B		0-0 F6		0-0 G6-4-3 1B		0-3 K	4 0 2 0 0 1 1		
Ken Reitz, R (1, 5) OBP: 0.296, SLG: 0.330		0-0 L5		0-0 F5		0-0 G6-4-3 1-2f		0-0 6-3	4 0 0 0 0 0 4		
Dave Rader, L (1, 2) OBP: 0.287, SLG: 0.291 Mike Sadek, R (7, PR) OBP: 0.400, SLG: 0.385 Steve Ontiveros, S (9, PH) OBP: 0.244, SLG: 0.154		0-0 G6-4-3 1-2f		0-0 3-1		0-0 3-1 1B		0-0 4-3	3 0 1 0 0 0 1 0 0 0 0 0 0 0 1 0 0 0 0 0 0		
Rob Dressler, R (1, 1) OBP: 0.400, SLG: 0.400 Von Joshua, L (7, PH) OBP: 0.281, SLG: 0.323			0-0 1B		0-0 1B		0-0 3-1 1B	0-0 2B	2 0 2 0 0 0 0 2 0 2 0 0 0 0		
<b>Inning Stats</b>	R: 0 E: 1 K: 0 S: 4 H: 1 LOB: 2 BB: 1 P: 8	R: 0 E: 0 K: 0 S: 3 H: 1 LOB: 0 BB: 0 P: 3	R: 0 E: 0 K: 1 S: 6 H: 1 LOB: 1 BB: 0 P: 6	R: 0 E: 0 K: 0 S: 3 H: 0 LOB: 1 BB: 1 P: 7	R: 0 E: 0 K: 0 S: 5 H: 2 LOB: 2 BB: 0 P: 5	R: 0 E: 0 K: 1 S: 6 H: 2 LOB: 1 BB: 0 P: 6	R: 0 E: 0 K: 0 S: 5 H: 2 LOB: 3 BB: 1 P: 9	R: 0 E: 0 K: 1 S: 5 H: 0 LOB: 0 BB: 0 P: 5	R: 0 E: 0 K: 0 S: 3 H: 1 LOB: 1 BB: 1 P: 7	1B: 9 2B: 1 3B: 0 HR: 0 SF: 0 SAC: 0 DP: 3 HBP: 0	
<b>PITCHER</b> Dave Freisleben, R (1, 1) ERA:	IP 9.0 WLS W BF 38 H 10 R 0 ER 0 SO 3 BB 3 IBB 1 HBP 0 BLK 1 WP 0 HR 0 S 40 P 56 ERA 0.00 WHIP 1.444										



Batter	1	2	3	4	5	6	7	8	9	AB	R	H	RBI	BB	SO	LOB
Enzo Hernandez, R (1, 6) OBP: 0.388, SLG: 0.362	0-0 4-3 ①		0-0 SH3 ①		0-0 L6 ②		4-0 E BB ②			2	0	0	0	1	0	0
Tito Fuentes, S (1, 4) OBP: 0.282, SLG: 0.308	0-0 4-3 ②		0-0 FC4-5 ②		0-0 F7 ③		0-0 SF7 ②			3	0	0	1	0	0	1
Willie Davis, L (1, 8) OBP: 0.315, SLG: 0.429	0-0 4-3 ③		0-0 4-3 ③				0-0 F9 ③			4	0	1	0	0	0	2
Willie McCovey, L (1, 3) OBP: 0.258, SLG: 0.279		0-0 4-3 ①		0-0 L8 ①		0-0 F5 ①		0-0 F8 1B ①		4	0	2	0	0	0	1
Mike Ivie, R (8, PR) OBP: 0.287, SLG: 0.337										0	0	0	0	0	0	0
Dave Winfield, R (1, 9) OBP: 0.350, SLG: 0.455		0-0 1B FC6-4 1B ①		0-0 6-3 ①		0-0 F9-3 ② ③		0-0 S 1B ①		4	1	2	0	0	0	2
Doug Rader, R (1, 5) OBP: 0.404, SLG: 0.548		0-0 1B FC6-4 1B ②		0-0 L8 ②		0-0 1B FC 2B ②		0-3 K ①		4	1	2	0	0	1	3
Jerry Turner, L (1, 7) OBP: 0.281, SLG: 0.361		0-0 FC6-4 ②		4-0 FC6-4 ②		0-0 E FC SF7 1B ②		0-0 F8 ②		3	1	1	1	1	0	3
Luis Melendez, R (9, 7) OBP: 0.111, SLG: 0.111		0-0 1-2f 3-H K ③		0-0 IBB ③		2-3 2-3 ③		2-3 K ③		0	0	0	0	0	0	0
Fred Kendall, R (1, 2) OBP: 0.269, SLG: 0.236		0-3 K ③		0-0 FC6-4 ③		0-0 FC E ③		0-3 K ③		2	0	0	0	0	1	3
Gene Locklear, L (7, PH) OBP: 0.262, SLG: 0.256										1	1	0	1	0	0	1
Bob Davis, R (8, 2) OBP: 0.136, SLG: 0.143										1	0	0	0	0	1	2
Dave Freisleben, R (1, 1) OBP: 0.250, SLG: 0.250			0-0 FC4-5 SH3 ①		0-0 4-3 ①		0-0 K ①			3	0	1	0	0	1	2

Inning Stats	R: 0	H: 0	E: 0	K: 0	S: 3	R: 1	H: 2	E: 0	K: 1	S: 7	R: 0	H: 1	E: 0	K: 0	S: 4	R: 0	H: 1	E: 0	K: 0	S: 4	R: 0	H: 0	E: 0	K: 0	S: 3	R: 3	H: 2	E: 2	K: 1	S: 8	R: 0	H: 2	E: 0	K: 2	S: 9	
	0	0	0	0	3	1	2	0	1	7	0	1	0	0	4	0	0	0	0	4	0	0	0	0	3	3	2	1	12	2	0	9	0	2	0	9
	0	0	0	0	3	1	2	0	1	7	0	1	0	0	4	0	0	0	0	4	0	0	0	0	3	3	2	1	12	2	0	9	0	2	0	9


**BOTTOM**

**San Francisco Giants @ San Diego Padres**  
 San Diego Stadium, San Diego, CA

Sat May 29 1976, 10:05 PM EDT  
 Att. 13,790 - Unknown

livebaseballscorecards.com

AB	31
R	4
H	9
RBI	3
BB	2
SO	4
LOB	20



WP: 0	PA: 35
PB: 0	
SB: 1	
CS: 0	



Batter	1	2	3	4	5	6	7	8	9	10	AB R H RBI BB SO LOB	TOP										
Larry Herndon, R (1, 8) OBP: 0.471, SLG: 0.525	0-0 2-3	0-0 F9			0-0 FC4 1B		0-0 F8			0-0 5-3	5 0 1 0 0 0 3	<b>San Francisco Giants @ San Diego Padres</b> San Diego Stadium, San Diego, CA Sun May 30 1976, 6:33 AM EDT Att. 36,750 - Unknown <a href="http://livebaseballscorecards.com">livebaseballscorecards.com</a>										
Derrel Thomas, S (1, 4) OBP: 0.313, SLG: 0.305	0-0 4-3		0-0 5-3		0-0 FC4 E			0-0 F9		0-0 1-3	5 1 0 0 0 0 1											
Chris Speier, R (1, 6) OBP: 0.340, SLG: 0.320	0-0 6-3		0-0 4-3		0-0 5-3 1-H			0-0 5-3			4 0 0 0 0 0 0											
Bobby Murcer, L (1, 9) OBP: 0.373, SLG: 0.354		0-0 FC4-6 1B		0-0 G3		0-0 F8		0-0 5-3			4 0 1 0 0 0 0											
Gary Matthews, R (1, 7) OBP: 0.325, SLG: 0.388		0-0 FC4-6 E		0-0 2-3 1B 1B		0-0 6-3		0-0 6-3 SH1-3 1B			4 2 2 0 0 0 1											
Willie Montanez, L (1, 3) OBP: 0.365, SLG: 0.444		0-0 1-3		0-0 F3		0-0 4-3		0-0 SH1-3 1-2			3 0 0 0 0 0 2											
Ken Reitz, R (1, 5) OBP: 0.289, SLG: 0.322		0-0 E6 1B 1B		0-0 2-3 1-2		0-0 1-3		0-0 6-3 2-3			4 0 0 0 0 0 2											
Mike Sadek, R (1, 2) OBP: 0.412, SLG: 0.400		0-0 1B 1B		0-0 1B 1B			0-0 5-3		0-0 6-3		4 0 2 1 0 0 1											
Mike Caldwell, R (1, 1) OBP: 0.167, SLG: 0.167		0-0 1-2 2-3 1B		0-0 F8			0-0 5-3		0-0 F9		2 0 1 0 0 0 1											
Charlie Williams, R (5, 1)											1 0 0 0 0 0 0											
Chris Arnold, R (10, PH) OBP: 0.242, SLG: 0.233											1 0 0 0 0 0 0											
Gary Lavelle, S (10, 1) OBP: 0.200, SLG: 0.200											0 0 0 0 0 0 0											
<b>Inning Stats</b>	R: 0 E: 0 K: 0 S: 3	H: 0 LOB: 0 BB: 0 P: 3	R: 1 E: 2 K: 0 S: 7	H: 3 LOB: 3 BB: 0 P: 7	R: 0 E: 0 K: 0 S: 3	H: 0 LOB: 0 BB: 0 P: 3	R: 1 E: 0 K: 0 S: 5	H: 2 LOB: 1 BB: 0 P: 5	R: 1 E: 1 K: 0 S: 4	H: 1 LOB: 0 BB: 0 P: 4	R: 0 E: 0 K: 0 S: 3	H: 0 LOB: 0 BB: 0 P: 3	R: 0 E: 0 K: 0 S: 3	H: 0 LOB: 0 BB: 0 P: 3	R: 0 E: 0 K: 0 S: 4	H: 1 LOB: 1 BB: 0 P: 4	R: 0 E: 0 K: 0 S: 3	H: 0 LOB: 0 BB: 0 P: 3	1B: 7 2B: 0 3B: 0 HR: 0	SF: 0 SAC: 1 DP: 0 HBP: 0	WP: 0 PB: 0 SB: 0 CS: 0	PA: 38
<b>PITCHER</b> Randy Jones, L (1, 1) ERA: 2.11	IP 10.0 WLS W BF 38 H 7 R 3 ER 1 SO 0 BB 0 IBB 0 HBP 0 BLK 0 WP 0 HR 0 S 38 P 38 ERA 0.90 WHIP 0.700																					



Batter	1	2	3	4	5	6	7	8	9	10	AB	R	H	RBI	BB	SO	LOB
Enzo Hernandez, R OBP: 0.389, SLG: 0.365 (1, 6)											5	0	2	1	0	0	0
Tito Fuentes, S OBP: 0.286, SLG: 0.311 (1, 4)											5	1	2	0	0	0	1
Willie Davis, L OBP: 0.317, SLG: 0.434 (1, 8)											5	0	2	1	0	0	0
Dave Winfield, R OBP: 0.348, SLG: 0.449 (1, 9)											4	0	1	0	0	0	2
Doug Rader, R OBP: 0.393, SLG: 0.531 (1, 5)											4	0	0	0	0	0	1
Merv Rettenmund, R OBP: 0.453, SLG: 0.439 (1, 7)											3	1	1	0	1	1	0
Mike Ivie, R OBP: 0.296, SLG: 0.378 (1, 3)											4	1	2	2	0	0	1
Fred Kendall, R OBP: 0.268, SLG: 0.236 (1, 2)											4	1	1	0	0	0	1
Randy Jones, R OBP: 0.118, SLG: 0.032 (1, 1)											3	0	0	0	0	0	0

Inning Stats	R: 0	H: 1	R: 0	H: 1	R: 0	H: 0	R: 0	H: 1	R: 3	H: 5	R: 0	H: 0	R: 0	H: 0	R: 0	H: 1	R: 1	H: 2
	E: 0	LOB: 0	E: 0	LOB: 1	E: 0	LOB: 0	E: 0	LOB: 1	E: 0	LOB: 2	E: 0	LOB: 0	E: 0	LOB: 0	E: 0	LOB: 1	E: 1	LOB: 1
	K: 0	BB: 0	K: 0	BB: 0	K: 0	BB: 0	K: 0	BB: 0	K: 0	BB: 1	K: 0	BB: 0	K: 0	BB: 0	K: 1	BB: 0	K: 0	BB: 0
	S: 3	P: 3	S: 4	P: 4	S: 3	P: 3	S: 4	P: 4	S: 7	P: 11	S: 3	P: 3	S: 3	P: 3	S: 6	P: 6	S: 4	P: 4

PITCHER	IP	WLS	BF	H	R	ER	SO	BB	IBB	HBP	BLK	WP	HR	S	P	ERA	WHIP
Mike Caldwell, L ERA: 4.89 (1, 1)	4.2		21	8	3	3	0	1	0	0	0	0	1	20	24	5.79	1.929
Charlie Williams, R ERA: 1.3 (5, 1)	4.1		14	1	0	0	1	0	0	0	0	0	0	16	16	0.00	0.231
Gary Lavelle, L ERA: 1.34 (10, 1)	0.2	L	4	2	1	0	0	0	0	0	0	0	0	4	4	0.00	3.000

BOTTOM

San Francisco Giants @ San Diego Padres  
San Diego Stadium, San Diego, CA  
Sun May 30 1976, 6:33 AM EDT  
Att: 36,750 - Unknown

AB	37
R	4
H	11
RBI	4
BB	1
SO	1
LOB	6



WP: 0	PA: 39
PB: 0	
SB: 0	
CS: 1	



Batter	1	2	3	4	5	6	7	8	9	AB R H RBI BB SO LOB	TOP																
Enzo Hernandez, R (1, 6) OBP: 0.385, SLG: 0.353	4-0 BB G4-6-3		0-0 1B 4-3 G3		0-0 F9	0-0 F6		0-0 1B SF7	0-0 F8	5 1 1 0 1 0 2																	
Ted Kubiak, S (1, 4) OBP: 0.375, SLG: 0.371	0-0 G4-6-3 1-2f		0-0 G3 1-2		4-0 BB		0-3 K	0-0 1B HR	4-0 BB	4 1 1 1 2 1 2																	
Willie Davis, L (1, 8) OBP: 0.312, SLG: 0.427	0-0 3-1		0-0 4-3 2-3		0-0 4-1		0-0 BB 1B	0-0 SF7	0-0 F7	3 0 0 0 0 0 2 2 0 1 1 0 0 1																	
Willie McCovey, L (1, 3) OBP: 0.286, SLG: 0.284		1-0 1B HBP	4-0 FC6-4 BB		0-0 F3		4-0 BB	0-0 HR		2 1 1 0 2 0 0 0 1 0 0 0 0 0 0 0 0 0 0 0 0																	
Alan Foster, R (8, PR)																											
Fred Kendall, R (8, 2) OBP: 0.268, SLG: 0.236																											
Dave Winfield, R (1, 9) OBP: 0.344, SLG: 0.460		0-0 L8	0-0 FC6-4 1-2f		0-0 E6 E		0-0 L6	0-0 HR		5 2 1 3 0 0 5																	
Doug Rader, R (1, 5) OBP: 0.400, SLG: 0.526		4-0 1B BB		0-0 5-3	4-0 FC6-4 BB		0-0 L9	0-0 1B		3 0 1 0 2 0 2																	
Jerry Turner, L (1, 7) OBP: 0.287, SLG: 0.356		0-0 L8		0-0 4-3	0-0 FC6-4 2B					4 2 1 0 1 0 3 0 0 0 0 0 0 0																	
Butch Metzger, R (8, 1)																											
Bob Davis, R (1, 2) OBP: 0.200, SLG: 0.174		0-0 1B		0-0 L8	4-0 2B BB					2 1 1 1 1 0 0 1 1 0 0 1 0 2																	
Merv Rettenmund, R (8, PH) OBP: 0.455, SLG: 0.429																											
Ken Reynolds, L (1, 1)		0-0 1-3			0-3 K	0-0 2B		0-0 F9	0-0 5-3	1 0 0 0 0 0 2 0 0 0 0 0 0 0 1 0 0 0 0 0 1 0 1 0 1 2 0 0 0 0 0 0 0 0 0 0 0 0 2 0 0 0 0 0 0 2																	
Dan Spillner, R (2, 1) OBP: 0.286, SLG: 0.091																											
Dave Tomlin, L (4, 1)																											
Gene Locklear, L (8, PH) OBP: 0.279, SLG: 0.300																											
Rich Folkers, L (6, 1)																											
Mike Ivie, R (8, PH) OBP: 0.290, SLG: 0.370																											
<b>Inning Stats</b>	R: 0 E: 0 K: 0 S: 2	H: 0 LOB: 0 BB: 1 P: 6	R: 1 E: 0 K: 0 S: 4	H: 1 LOB: 2 BB: 1 P: 9	R: 0 E: 0 K: 0 S: 4	H: 1 LOB: 2 BB: 1 P: 8	R: 0 E: 0 K: 0 S: 3	H: 0 LOB: 0 BB: 0 P: 3	R: 0 E: 0 K: 1 S: 5	H: 0 LOB: 1 BB: 1 P: 9	R: 3 E: 2 K: 0 S: 5	H: 1 LOB: 1 BB: 2 P: 13	R: 0 E: 0 K: 1 S: 6	H: 1 LOB: 2 BB: 1 P: 10	R: 6 E: 1 K: 0 S: 9	H: 5 LOB: 2 BB: 2 P: 17	R: 0 E: 0 K: 0 S: 3	H: 0 LOB: 1 BB: 1 P: 7	1B: 7 2B: 1 3B: 0 HR: 1	SF: 1 SAC: 0 DP: 1 HBP: 1	WP: 0 PB: 0 SB: 0 CS: 0	PA: 48					
<b>PITCHER</b>	IP WLS BF H R ER SO BB IBB HBP BLK WP HR S P ERA WHIP																										
Carl Morton, R (1, 1) ERA: 5.11	5.2		27	3	4	1	1	6	0	1	0	0	0	22	47	1.59	1.588										
Adrian Devine, R (6, 1) ERA: 3.43	1.1		8	1	2	1	1	3	0	0	0	0	0	7	19	6.75	3.000										
Max Leon, R (8, 1) ERA: 0.71	0.2	L	7	4	4	0	0	0	0	0	0	0	1	7	7	0.00	6.000										
Mike Beard, L (8, 1) ERA:	1.1		6	1	0	0	0	1	0	0	0	0	0	5	9	0.00	1.500										

San Diego Padres @ Atlanta Braves  
Atlanta-Fulton County Stadium, Atlanta, GA

Mon May 31 1976, 7:05 PM EDT  
Att. 2,994 - Unknown

livebaseballscorecards.com

AB 36  
R 10  
H 9  
RBI 8  
BB 10  
SO 2  
LOB 23



Batter	1	2	3	4	5	6	7	8	9	AB	R	H	RBI	BB	SO	LOB
Rowland Office, L OBP: 0.347, SLG: 0.318 (1, 8)	0-0 3-1	0-0 BB 1B 1-3	0-0 1-2 1B		0-3 K		0-0 4-3			5	0	2	0	0	1	1
Rod Gilbreath, R OBP: 0.467, SLG: 0.440 (1, 4)	4-0 S 2B BB	0-0 BB 1-2 1B	0-0 L8			0-0 6-3		0-0 F7		4	1	1	1	1	0	2
Jimmy Wynn, R OBP: 0.391, SLG: 0.392 (1, 7)	0-3 K 1-2	4-0 G3-6-1 BB		0-0 E 1B 1B		4-0 1B S WP BB		0-0 G6-3 1B		3	1	2	0	2	1	1
Ken Henderson, S OBP: 0.356, SLG: 0.431 (1, 9)	0-0 1B 2B 2-H	0-0 G3-6-1 1-2f		0-0 E8 1B 1-3		0-0 WP 1B 1-3		0-0 G6-3 1-2f		5	1	3	1	0	0	4
Earl Williams, R OBP: 0.290, SLG: 0.375 (1, 2) (7, 3)	0-0 1B 2-H		0-0 HR	0-0 6-3		0-0 L7 1-2 3-H		0-0 5-3		5	1	2	2	0	0	3
Darrell Evans, L OBP: 0.333, SLG: 0.208 Cito Gaston, R OBP: 0.423, SLG: 0.522 Biff Pocoroba, S OBP: 0.294, SLG: 0.265 (1, 3) (6, PH) (7, 2)	0-3 K		0-3 K	0-3 K		0-0 F4		0-0 F7		3	0	0	0	0	3	3
Marty Perez, R OBP: 0.301, SLG: 0.319 (1, 6)		4-0 1B SF7 BB	4-0 1B SF8 BB	0-3 K		0-0 6-3		0-0 F8		3	2	0	0	2	1	2
Jerry Royster, R OBP: 0.287, SLG: 0.267 (1, 5)		0-0 1B 1-3 1B	0-0 1B 1-3 1B		0-0 5-3		0-0 SH2-4 1B			4	1	3	0	0	0	0
Carl Morton, R OBP: 0.217, SLG: 0.158 Adrian Devine, R Max Leon, R Mike Beard, L (1, 1) (6, 1) (8, 1) (8, 1)		0-0 SF7 3-H	0-0 SF8 3-H		0-0 1-3		0-0 SH2-4 1-2			1	0	0	2	0	0	0

Inning Stats	R: 2	H: 2	E: 0	K: 2	S: 9	H: 2	LOB: 1	BB: 1	P: 13	R: 2	H: 3	E: 0	K: 0	S: 5	H: 3	LOB: 2	BB: 2	P: 13	R: 2	H: 3	E: 0	K: 1	S: 8	R: 0	H: 2	E: 1	K: 2	S: 9	R: 0	H: 0	E: 0	K: 1	S: 5	R: 1	H: 1	E: 0	K: 0	S: 4	R: 0	H: 1	E: 0	K: 0	S: 4	R: 0	H: 1	E: 0	K: 0	S: 3	R: 0	H: 1	E: 0	K: 0	S: 3	R: 0	H: 0	E: 0	K: 0	S: 3	R: 0	H: 0	E: 0	K: 0	S: 3	1B: 11	SF: 2	2B: 1	SAC: 1	3B: 0	DP: 2	HR: 1	HBP: 0	WP: 1	PA: 43
--------------	------	------	------	------	------	------	--------	-------	-------	------	------	------	------	------	------	--------	-------	-------	------	------	------	------	------	------	------	------	------	------	------	------	------	------	------	------	------	------	------	------	------	------	------	------	------	------	------	------	------	------	------	------	------	------	------	------	------	------	------	------	------	------	------	------	------	--------	-------	-------	--------	-------	-------	-------	--------	-------	--------

PITCHER	IP	WLS	BF	H	R	ER	SO	BB	IBB	HBP	BLK	WP	HR	S	P	ERA	WHIP
Ken Reynolds, L ERA: 8.53 (1, 1)	1.1		10	4	4	4	2	2	0	0	0	0	0	12	20	27.00	4.500
Dan Spillner, R ERA: 3.02 (2, 1)	1.2		10	4	2	2	1	2	0	0	0	0	1	10	18	10.80	3.600
Dave Tomlin, L ERA: 6.2 (4, 1)	2.0		8	2	0	0	3	0	0	0	0	0	0	14	14	0.00	1.000
Rich Folkers, L ERA: 5.4 (6, 1)	2.0	W	9	2	1	1	0	1	0	0	0	1	0	8	12	4.50	1.500
Butch Metzger, R ERA: 0.81 (8, 1)	2.0	S	6	1	0	0	0	0	0	0	0	0	0	6	6	0.00	0.500

BOTTOM

San Diego Padres @ Atlanta Braves  
Atlanta-Fulton County Stadium, Atlanta, GA  
Mon May 31 1976, 7:05 PM EDT  
Att. 2,994 - Unknown

AB	35
R	7
H	13
RBI	6
BB	5
SO	6
LOB	17



WP: 1	PA: 43
PB: 0	
SB: 2	
CS: 0	

PITCHER	IP	WLS	BF	H	R	ER	SO	BB	IBB	HBP	BLK	WP	HR	S	P	ERA	WHIP
---------	----	-----	----	---	---	----	----	----	-----	-----	-----	----	----	---	---	-----	------



Batter	1	2	3	4	5	6	7	8	9	AB R H RBI BB SO LOB	TOP									
Enzo Hernandez, R (1, 6) OBP: 0.390, SLG: 0.352	4-0 SH1-3 1B BB	0-0 F3			0-0 FC6-4 1B			0-0 6-3		3 1 1 0 1 0 0										
Merv Rettenmund, R (1, 7) OBP: 0.448, SLG: 0.422	0-0 SH1-3 1-2		0-0 F8		0-0 FC6-4 1-2			0-0 1B 1B		3 0 1 0 0 0 1										
Willie Davis, L (1, 8) OBP: 0.312, SLG: 0.425	0-0 1B 2-H 1B		0-0 4-3		0-0 G3			0-0 1-2 1B		3 0 1 1 0 0 1										
Luis Melendez, R (7, 8) OBP: 0.161, SLG: 0.167										1 0 1 0 0 0 0										
Dave Winfield, R (1, 9) OBP: 0.342, SLG: 0.455	0-0 L5		0-0 WP 1B		0-0 F6			0-0 F3		4 0 1 0 0 0 3										
Doug Rader, R (1, 5) OBP: 0.396, SLG: 0.515	4-0 1B BB		0-0 F3 1-2		0-0 6-3			0-0 F9		3 0 0 0 1 0 3										
Tito Fuentes, S (1, 4) OBP: 0.285, SLG: 0.309	0-0 1-2 2-3 1B		0-0 F7		0-0 L7			0-0 F2		4 0 1 0 0 0 0										
Mike Ivie, R (1, 3) OBP: 0.279, SLG: 0.354	0-0 F9		0-0 L8		0-0 F6			0-0 F9		4 0 0 0 0 0 3										
Bob Davis, R (1, 2) OBP: 0.172, SLG: 0.148		0-0 L8		0-0 6-3		0-0 L8		0-0 6-3		4 0 0 0 0 0 0										
Brent Strom, R (1, 1) OBP: 0.190, SLG: 0.111		0-0 F3			0-0 5-3		0-0 5-3			1 0 0 0 0 0 0										
Dan Spillner, R (3, 1) OBP: 0.267, SLG: 0.083										1 0 0 0 0 0 0										
Rich Folkers, L (5, 1)										0 0 0 0 0 0 0										
Hector Torres, R (7, PH) OBP: 0.322, SLG: 0.406										1 0 0 0 0 0 0										
Ken Reynolds, L (7, 1)										0 0 0 0 0 0 0										
<b>Inning Stats</b>	R: 1 E: 0 K: 0 S: 5	H: 2 LOB: 3 BB: 2 P: 13	R: 0 E: 0 K: 0 S: 3	H: 0 LOB: 0 BB: 0 P: 3	R: 0 E: 0 K: 0 S: 4	H: 1 LOB: 1 BB: 0 P: 4	R: 0 E: 0 K: 0 S: 3	H: 0 LOB: 0 BB: 0 P: 3	R: 0 E: 0 K: 0 S: 4	H: 1 LOB: 1 BB: 0 P: 4	R: 0 E: 0 K: 0 S: 3	H: 0 LOB: 0 BB: 0 P: 3	R: 0 E: 0 K: 0 S: 5	H: 2 LOB: 2 BB: 0 P: 5	R: 0 E: 0 K: 0 S: 3	H: 0 LOB: 0 BB: 0 P: 3	1B: 6 2B: 0 3B: 0 HR: 0	SF: 0 SAC: 1 DP: 0 HBP: 0	WP: 1 PB: 0 SB: 0 CS: 0	PA: 35
<b>PITCHER</b> Roger Moret, L (1, 1) ERA: 4.19	IP: 9.0 WLS: W BF: 35 H: 6 R: 1 ER: 1 SO: 0 BB: 2 IBB: 0 HBP: 0 BLK: 0 WP: 1 HR: 0 S: 33 P: 41 ERA: 1.00 WHIP: 0.889																			

San Diego Padres @ Atlanta Braves  
Atlanta-Fulton County Stadium, Atlanta, GA

Tue Jun 01 1976, 7:05 PM EDT  
Att. 2,109 - Unknown

livebaseballscorecards.com

AB 32  
R 1  
H 6  
RBI 1  
BB 2  
SO 0  
LOB 11



Batter	1	2	3	4	5	6	7	8	9	AB	R	H	RBI	BB	SO	LOB
Rowland Office, L OBP: 0.344, SLG: 0.318	0-0 FC1-6 1B	0-0 SF8			0-3 K	0-0 F7				3	0	1	1	0	1	0
Rod Gilbreath, R OBP: 0.441, SLG: 0.448	0-0 FC1-6 1B HR	0-0 4-3			0-0 1B	0-0 F8				4	2	1	0	0	0	1
Jimmy Wynn, R OBP: 0.399, SLG: 0.401	0-0 1-2 HR 1B		0-0 FC6-4 1B		0-0 WP 1B BB	0-0 F7				4	2	3	1	0	0	0
Ken Henderson, S OBP: 0.347, SLG: 0.418	0-0 F6		0-0 F8		0-0 F7		0-0 F8			4	0	0	0	0	0	4
Earl Williams, R OBP: 0.315, SLG: 0.424	0-0 1-1 2-2 HR		0-3 K		4-0 1B WP 1B BB		4-0 G5-4-3 BB			2	2	1	3	2	1	1
Tom Paciorek, R OBP: 0.269, SLG: 0.250	0-3 K		0-0 FC6-4		0-0 1-3 2-2 1B 1B		0-0 G5-4-3			4	1	1	1	0	1	2
Darrel Chaney, S OBP: 0.358, SLG: 0.316		4-0 2B SF9 BB		0-0 1-3	0-0 1-2 3-2 1B 1B		0-3 K			3	1	1	1	1	1	0
Jerry Royster, R OBP: 0.292, SLG: 0.281		0-0 SF9 SF8 2B		0-0 6-3	0-0 1-2 2-2 1B		0-0 F7			4	1	2	1	0	0	0
Roger Moret, S (1, 1)		0-0 SF9		0-3 K	0-0 F4		0-3 K			3	0	0	1	0	2	2

Inning Stats	R: 3	H: 3	E: 0	K: 1	S: 8	L: 3	LOB: 0	BB: 0	P: 8	R: 2	H: 1	E: 0	K: 0	S: 4	L: 1	LOB: 0	BB: 1	P: 8	R: 0	H: 1	E: 0	K: 1	S: 6	L: 0	LOB: 1	BB: 0	P: 6	R: 0	H: 0	E: 0	K: 1	S: 5	L: 0	LOB: 0	BB: 0	P: 5	R: 4	H: 5	E: 0	K: 1	S: 10	L: 2	LOB: 2	BB: 1	P: 14	R: 0	H: 0	E: 0	K: 0	S: 3	L: 0	LOB: 0	BB: 0	P: 3	R: 0	H: 0	E: 0	K: 0	S: 2	L: 0	LOB: 0	BB: 1	P: 6	R: 0	H: 0	E: 0	K: 2	S: 7	L: 0	LOB: 0	BB: 0	P: 7
1B: 7	SF: 2	2B: 2	SAC: 0	3B: 0	DP: 1	HR: 1	HBP: 0	WP: 1	PA: 36	PB: 0	SB: 0	CS: 0																																																												

PITCHER	IP	WLS	BF	H	R	ER	SO	BB	IBB	HBP	BLK	WP	HR	S	P	ERA	WHIP	
Brent Strom, L ERA: 4.22	(1, 1)	2.0	11	4	5	5	1	1	0	0	0	0	1	0	20	24	13.50	2.625
Dan Spillner, R ERA: 3.51	(3, 1)	2.2	15	6	4	4	3	1	0	0	0	0	0	4	4	0.00	0.000	
Rich Folkers, L ERA: 5.06	(5, 1)	1.1	4	0	0	0	0	0	0	0	0	0	0	9	13	0.00	0.500	
Ken Reynolds, L ERA: 6.48	(7, 1)	2.0	6	0	0	0	2	1	0	0	0	0	0	0	0	0.00	0.500	

**BOTTOM**

**San Diego Padres @ Atlanta Braves**  
Atlanta-Fulton County Stadium, Atlanta, GA

Tue Jun 01 1976, 7:05 PM EDT  
Att. 2,109 - Unknown

AB	31
R	9
H	10
RBI	9
BB	3
SO	6
LOB	10

livebaseballscores.com





Batter	1	2	3	4	5	6	7	8	9	AB R H RBI BB SO LOB	TOP	
Enzo Hernandez, R (1, 6) OBP: 0.384, SLG: 0.347	0-0 G6-4-3 1B		0-0 F8		0-0 6-3			0-0 L7		4 0 1 0 0 0 0		
Merv Rettenmund, R (1, 7) OBP: 0.435, SLG: 0.396	0-0 G6-4-3 1-2f			4-0 FC5-4 BB		0-0 5-3		0-0 F8		3 0 0 0 1 0 1		
Willie Davis, L (1, 8) OBP: 0.316, SLG: 0.425	1-0 HBP			0-0 FC5-4 1B 1-2f		0-3 K		0-0 FC6-4 1B		0 0 0 0 0 0 0		
Luis Melendez, R (2, 8) OBP: 0.176, SLG: 0.182										3 1 1 0 0 1 1		
Dave Winfield, R (1, 9) OBP: 0.340, SLG: 0.450	0-0 4-3			0-0 2B 1B		0-0 F5		0-0 L8		4 1 1 0 0 0 2		
Doug Rader, R (1, 5) OBP: 0.392, SLG: 0.514		0-0 F8		0-0 2B		0-0 6-3		0-0 FC6-4 1-2f		4 0 1 2 0 0 1		
Tito Fuentes, S (1, 4) OBP: 0.280, SLG: 0.303		0-0 F6		0-0 F7		0-0 L7				3 0 0 0 0 0 1		
Mike Ivie, R (1, 3) OBP: 0.271, SLG: 0.343		0-3 K		0-3 K		0-0 6-3				3 0 0 0 0 2 1		
Fred Kendall, R (1, 2) OBP: 0.262, SLG: 0.231			0-0 6-3		0-0 6-3		0-0 5-3			3 0 0 0 0 0 0		
Dave Freisleben, R (1, 1) OBP: 0.250, SLG: 0.250			0-0 1-3		0-0 6-3		0-3 K			0 0 0 0 0 0 0		
Ken Reynolds, L (2, 1)										1 0 0 0 0 0 0		
Ted Kubiak, S (5, PH)										1 0 0 0 0 0 0		
Rich Folkers, L (5, 1)										0 0 0 0 0 0 0		
Hector Torres, R (8, PH)										1 0 0 0 0 1 0		
Butch Metzger, R (8, 1)										0 0 0 0 0 0 0		
<b>Inning Stats</b>	R: 0 H: 1 E: 0 LOB: 1 K: 0 BB: 0 S: 3 P: 4	R: 0 H: 0 E: 0 LOB: 0 K: 1 BB: 0 S: 5 P: 5	R: 0 H: 0 E: 0 LOB: 0 K: 0 BB: 0 S: 3 P: 3	R: 2 H: 2 E: 0 LOB: 1 K: 1 BB: 1 S: 7 P: 11	R: 0 H: 0 E: 0 LOB: 0 K: 0 BB: 0 S: 3 P: 3	R: 0 H: 0 E: 0 LOB: 0 K: 1 BB: 0 S: 5 P: 5	R: 0 H: 0 E: 0 LOB: 0 K: 0 BB: 0 S: 3 P: 3	R: 0 H: 0 E: 0 LOB: 0 K: 1 BB: 0 S: 5 P: 5	R: 0 H: 1 E: 0 LOB: 1 K: 0 BB: 0 S: 4 P: 4	1B: 3 SF: 0 2B: 1 SAC: 0 3B: 0 DP: 1 HR: 0 HBP: 1	WP: 0 PA: 32 PB: 0 SB: 0 CS: 0	
<b>PITCHER</b> Jerry Reuss, L (1, 1) ERA: 3.84	IP WLS BF H R ER SO BB IBB HBP BLK WP HR S P ERA WHIP	9.0 W 32 4 2 2 4 1 0 1 0 0 0 0 38 43 2.00 0.556										

San Diego Padres @ Pittsburgh Pirates  
 Three Rivers Stadium, Pittsburgh, PA  
 Fri Jun 04 1976, 7:05 PM EDT  
 Att. 9,249 - Unknown

livebaseballscorecards.com

AB	30
R	2
H	4
RBI	2
BB	1
SO	4
LOB	7



Batter	1	2	3	4	5	6	7	8	9
<b>Rennie Stennett, R</b> (1, 4) OBP: 0.274, SLG: 0.330	0-0 L3	0-0 1B 2B		0-0 G6-4-3		0-0 4-3		0-0 E4	
<b>Richie Hebner, L</b> (1, 5) OBP: 0.291, SLG: 0.275	0-0 1B	0-0 WP 2B 1B			4-0 1B BB		0-0 L9	0-0 SF8	
<b>Ed Kirkpatrick, L</b> (8, PH) OBP: 0.333, SLG: 0.250									
<b>Tommy Helms, R</b> (9, 5) OBP: 0.333, SLG: 0.545									
<b>Al Oliver, L</b> (1, 8) OBP: 0.341, SLG: 0.472	0-0 1B	0-0 2B			0-0 F7		0-0 F4	0-0 FC4-6	
<b>Willie Stargell, L</b> (1, 3) OBP: 0.386, SLG: 0.515	0-3 K	0-3 K			0-3 K		4-0 FC6 BB		
<b>Dave Parker, L</b> (1, 9) OBP: 0.320, SLG: 0.529	0-0 6-3			0-0 F6		0-0 1B 1B		0-0 FC6	
<b>Richie Zisk, R</b> (1, 7) OBP: 0.354, SLG: 0.481		0-3 K		0-0 L8		0-0 FC6-4 1B		0-0 1B 1B	
<b>Manny Sanguillen, R</b> (1, 2) OBP: 0.310, SLG: 0.344		0-0 FC4-6 1B		0-0 5-3		0-0 FC6-4		0-0 E 1B SF8 1B	
<b>Frank Taveras, R</b> (1, 6) OBP: 0.256, SLG: 0.227		0-0 FC4-6 2B		0-0 FC1-6 1B		0-0 6-3		0-0 L9	
<b>Jerry Reuss, L</b> (1, 1) OBP: 0.379, SLG: 0.423		4-0 2B 1B BB		0-0 FC1-6		0-0 F7		0-0 E 1B	

Inning Stats	R: 0	H: 2	E: 0	K: 1	S: 7	LOB: 2	BB: 0	P: 7
	R: 4	H: 4	E: 0	K: 2	S: 11	LOB: 1	BB: 1	P: 15
	R: 0	H: 0	E: 0	K: 0	S: 3	LOB: 0	BB: 0	P: 3
	R: 0	H: 1	E: 0	K: 0	S: 3	LOB: 0	BB: 0	P: 3
	R: 1	H: 2	E: 0	K: 1	S: 7	LOB: 2	BB: 1	P: 11
	R: 0	H: 0	E: 0	K: 0	S: 3	LOB: 0	BB: 0	P: 3
	R: 0	H: 0	E: 0	K: 0	S: 3	LOB: 1	BB: 1	P: 7
	R: 2	H: 3	E: 1	K: 0	S: 7	LOB: 2	BB: 0	P: 7

PITCHER	IP	WLS	BF	H	R	ER	SO	BB	IBB	HBP	BLK	WP	HR	S	P	ERA	WHIP
<b>Dave Freisleben, R</b> (1, 1) ERA: 1.83	1.2	L	12	6	4	4	2	1	0	0	0	1	0	15	19	21.60	4.200
<b>Ken Reynolds, L</b> (2, 1) ERA: 5.06	2.1		7	1	0	0	1	0	0	0	0	0	0	9	9	0.00	0.429
<b>Rich Folkers, L</b> (5, 1) ERA: 4.81	3.0		13	2	1	1	1	2	0	0	0	0	0	13	21	3.00	1.333
<b>Butch Metzger, R</b> (8, 1) ERA: 1.05	1.0		7	3	2	1	0	0	0	0	0	0	0	7	7	9.00	3.000

**BOTTOM**

AB	R	H	RBI	BB	SO	LOB
5	1	1	1	0	0	3
3	2	2	2	1	0	0
0	0	0	1	0	0	0
0	0	0	0	0	0	0
5	0	2	1	0	0	3
3	0	0	0	1	3	4
4	0	1	0	0	0	3
4	1	2	1	0	1	0
4	1	2	0	0	0	2
4	1	1	0	0	0	3
3	1	1	1	1	0	1

**San Diego Padres @ Pittsburgh Pirates**  
Three Rivers Stadium, Pittsburgh, PA

Fri Jun 04 1976, 7:05 PM EDT  
Att. 9,249 - Unknown

AB	35
R	7
H	12
RBI	7
BB	3
SO	4
LOB	19



WP: 1 PA: 39  
PB: 0  
SB: 1  
CS: 0

1B: 10 SF: 1  
2B: 2 SAC: 0  
3B: 0 DP: 1  
HR: 0 HBP: 0

ERA WHIP

livebaseballscorecards.com







Batter	1	2	3	4	5	6	7	8	9	10	11	12	13	14	15	AB	R	H	RBI	BB	SO	LOB
Rennie Stennett, R OBP: 0.277, SLG: 0.341	0-0 F9			0-0 F8		0-0 F9		0-0 5-3	0-0 1B		0-0 3B		0-0 F4	0-0 1B	8	0	3	2	0	0	1	
Bill Robinson, R OBP: 0.412, SLG: 0.670	0-0 G1-6-3 1B			0-0 6-3		0-0 HR		0-0 HR	0-0 4-3		0-3 K		0-0 HR	0-0 1B	8	3	4	4	0	1	4	
Al Oliver, L OBP: 0.339, SLG: 0.482	0-0 G1-6-3			0-0 F7		0-0 HR		0-0 F8		0-0 3-1		0-0 4-3		0-0 HBP 1B		7	1	2	1	0	0	1
Willie Stargell, L OBP: 0.388, SLG: 0.507		0-3 K			0-0 FC4-6 1B	0-0 E4 FC6-4		0-0 L8		0-3 K FC4-6		0-0 G6-4-3 1B		1-0 HBP 1B		6	0	2	0	0	2	0
Richie Zisk, R OBP: 0.348, SLG: 0.468		0-0 F3			0-0 L7	0-0 FC6-4			0-0 3B 1B		0-0 F8		0-0 G6-4-3	0-0 F8		7	1	1	0	0	0	6
Dave Parker, L OBP: 0.318, SLG: 0.539		0-0 F8			0-0 FC4-6		0-0 F7		0-0 1B 3B		0-0 FC4-6		0-0 F8 2B	0-0 4-3		7	1	2	1	0	0	4
Manny Sanguillen, R OBP: 0.305, SLG: 0.337			0-0 L1		0-0 F3		0-0 E6		0-0 6-3 SH1-4 1B		4-0 SH3-4 BB		0-0 F8		0-0 F9	6	2	1	1	1	0	2
Frank Taveras, R OBP: 0.262, SLG: 0.234			0-0 G1-6-3 1B			0-0 4-3	0-0 L7		0-0 SH1-4		0-0 SH3-4		0-0 FC1-2-5-1	0-0 1B 1B		5	0	2	0	0	0	2
Doc Medich, R ERA: 5.91			0-0 G1-6-3			0-0 HR	0-0 F7		0-0 6-3		0-0 L7		0-3 K	0-3 K		1	0	0	0	0	0	1
<b>Inning Stats</b>	R:0 H:1 E:0 LOB:0 K:0 BB:0 S:3 P:3	R:0 H:0 E:0 LOB:0 K:1 BB:0 S:5 P:5	R:0 H:1 E:0 LOB:0 K:0 BB:0 S:3 P:3	R:0 H:0 E:0 LOB:0 K:0 BB:0 S:3 P:3	R:0 H:1 E:0 LOB:1 K:0 BB:0 S:4 P:4	R:3 H:3 E:1 LOB:1 K:0 BB:0 S:7 P:7	R:0 H:0 E:1 LOB:1 K:0 BB:0 S:4 P:4	R:1 H:1 E:0 LOB:0 K:0 BB:0 S:4 P:4	R:3 H:4 E:0 LOB:1 K:0 BB:0 S:7 P:7	R:0 H:0 E:0 LOB:1 K:1 BB:0 S:6 P:6	R:1 H:1 E:0 LOB:1 K:1 BB:1 S:6 P:10	R:0 H:1 E:0 LOB:0 K:0 BB:0 S:3 P:3	R:0 H:1 E:0 LOB:1 K:1 BB:0 S:6 P:6	R:1 H:2 E:0 LOB:2 K:0 BB:0 S:5 P:6	R:0 H:2 E:0 LOB:2 K:1 BB:0 S:7 P:7	1B:10 SF:0 2B:2 SAC:2 3B:2 DP:3 HR:4 HBP:1	WP:0 PA:65 PB:1 SB:2 CS:0					

San Diego Padres @ Pittsburgh Pirates  
 Three Rivers Stadium, Pittsburgh, PA  
 Sat Jun 05 1976, 7:05 PM EDT  
 Att: 15,558 - Unknown

AB	61
R	9
H	18
RBI	9
BB	1
SO	5
LOB	26



IP	WLS	BF	H	R	ER	SO	BB	IBB	HBP	BLK	WP	HR	S	P	ERA	WHIP
8.0		33	9	6	6	3	35	35				3	35	35	6.75	1.125
9.1		5	2	1	1	0	0	0	0	0	0	0	5	5	9.00	2.000
10.1		4	0	0	0	1	0	0	0	0	0	0	6	6	0.00	0.000
11.1		5	1	1	1	1	1	0	0	0	0	0	6	10	9.00	2.000
12.1		5	2	0	0	0	0	0	0	0	0	0	5	5	0.00	1.500



San Diego Padres @ Pittsburgh Pirates  
 Three Rivers Stadium, Pittsburgh, PA

Sun Jun 06 1976, 3:33 AM EDT  
 Att: 51,726 - Unknown

livebaseballscorecards.com

AB	34
R	6
H	10
RBI	5
BB	5
SO	4
LOB	18



WP:	0	PA:	41
PB:	0		
SB:	0		
CS:	0		

Batter	1	2	3	4	5	6	7	8	9	AB	R	H	RBI	BB	SO	LOB
Enzo Hernandez, R (1, 6) OBP: 0.384, SLG: 0.364	0-0 F5	0-0 1-2 3-H 1B			0-0 2B	0-0 2-3 3-H 1B		0-0 4-3		5	0	3	2	0	0	2
Luis Melendez, R (1, 8) OBP: 0.149, SLG: 0.174	0-0 4-3	0-0 F8			0-0 F7	0-0 FC6-4 1-2f			0-0 F9	5	0	0	0	0	0	5
Merv Rettenmund, R (1, 7) OBP: 0.414, SLG: 0.382	0-0 F7		0-0 F3		0-0 F8		4-0 FC6-4 BB		0-3 K	4	0	0	0	1	1	1
Dave Winfield, R (1, 9) OBP: 0.367, SLG: 0.483		0-0 BB SH 1B	4-0 G5-4-3 BB		0-0 1B 1B	0-0 FC6-4 1-2f G5-4-3		0-0 FC6-4 1-2f	0-0 2B	4	2	3	0	1	0	1
Doug Rader, R (1, 5) OBP: 0.380, SLG: 0.493		4-0 SH SF8 BB	0-0 G5-4-3 1-2f		0-0 1B 1B	0-0 G5-4-3 1-2f		0-3 K	4	2	1	0	1	1	3	
Mike Ivie, R (1, 3) OBP: 0.281, SLG: 0.352		0-0 SH SF8 BB 1B		0-3 K	4-0 5-3 1B 1B IBB			0-0 6-3	2	2	0	0	1	1	0	
Ted Kubiak, S (1, 4) OBP: 0.372, SLG: 0.358		4-0 1B 1-2 BB		0-0 6-3	0-0 1B 5-3 1B			0-3 K2-3	3	0	1	2	1	1	0	
Bob Davis, R (1, 2) OBP: 0.182, SLG: 0.167		0-0 SF8		0-0 F9	0-0 5-3			0-0 1B 1B	3	0	1	1	0	0	2	
Brent Strom, R (1, 1) OBP: 0.200, SLG: 0.136		0-0 F6		0-0 F5	0-0 6-3			0-0 1B	4	0	1	0	0	0	4	

Batter	1	2	3	4	5	6	7	8	9
Enzo Hernandez, R (1, 6) OBP: 0.384, SLG: 0.364	0-0 F5	0-0 1-2 3-H 1B			0-0 2B	0-0 2-3 3-H 1B		0-0 4-3	
Luis Melendez, R (1, 8) OBP: 0.149, SLG: 0.174	0-0 4-3	0-0 F8			0-0 F7	0-0 FC6-4 1-2f			0-0 F9
Merv Rettenmund, R (1, 7) OBP: 0.414, SLG: 0.382	0-0 F7		0-0 F3		0-0 F8		4-0 FC6-4 BB		0-3 K
Dave Winfield, R (1, 9) OBP: 0.367, SLG: 0.483		0-0 BB SH 1B	4-0 G5-4-3 BB		0-0 1B 1B	0-0 FC6-4 1-2f G5-4-3		0-0 FC6-4 1-2f	0-0 2B
Doug Rader, R (1, 5) OBP: 0.380, SLG: 0.493		4-0 SH SF8 BB	0-0 G5-4-3 1-2f		0-0 1B 1B	0-0 G5-4-3 1-2f		0-3 K	
Mike Ivie, R (1, 3) OBP: 0.281, SLG: 0.352		0-0 SH SF8 BB 1B		0-3 K	4-0 5-3 1B 1B IBB			0-0 6-3	
Ted Kubiak, S (1, 4) OBP: 0.372, SLG: 0.358		4-0 1B 1-2 BB		0-0 6-3	0-0 1B 5-3 1B			0-3 K2-3	
Bob Davis, R (1, 2) OBP: 0.182, SLG: 0.167		0-0 SF8		0-0 F9	0-0 5-3			0-0 1B 1B	
Brent Strom, R (1, 1) OBP: 0.200, SLG: 0.136		0-0 F6		0-0 F5	0-0 6-3			0-0 1B	

Inning Stats	R: 0	H: 0	E: 0	K: 0	S: 3	P: 3	R: 3	H: 2	E: 1	K: 0	S: 6	P: 14	R: 0	H: 0	E: 0	K: 0	S: 2	P: 6	R: 0	H: 1	E: 0	K: 0	S: 4	P: 4	R: 3	H: 4	E: 0	K: 0	S: 7	P: 11	R: 0	H: 0	E: 0	K: 0	S: 2	P: 6	R: 0	H: 2	E: 0	K: 1	S: 7	P: 7	R: 0	H: 1	E: 0	K: 2	S: 8	P: 8	1B: 8	SF: 1	2B: 2	SAC: 1	3B: 0	DP: 2	HR: 0	HBP: 0	WP: 0	PA: 41
--------------	------	------	------	------	------	------	------	------	------	------	------	-------	------	------	------	------	------	------	------	------	------	------	------	------	------	------	------	------	------	-------	------	------	------	------	------	------	------	------	------	------	------	------	------	------	------	------	------	------	-------	-------	-------	--------	-------	-------	-------	--------	-------	--------

PITCHER	IP	WLS	BF	H	R	ER	SO	BB	IBB	HBP	BLK	WP	HR	S	P	ERA	WHIP
John Candelaria, L (1, 1) ERA: 3.5	5.0	L	24	5	6	4	1	3	1	0	0	0	0	22	38	7.20	1.600
Kent Tekulve, R (6, 1) ERA: 4.09	2.0		8	2	0	0	0	1	0	0	0	0	0	7	11	0.00	1.500
Larry Demery, R (8, 1) ERA: 3.98	2.0		9	3	0	0	3	0	0	0	0	0	0	15	15	0.00	1.500


Batter	1	2	3	4	5	6	7	8	9	AB	R	H	RBI	BB	SO	LOB
Rennie Stennett, R OBP: 0.277, SLG: 0.336 (1, 4)	0-0 F7			0-0 G3		4-0 1B BB	0-0 F7			3	0	0	0	1	0	2
Bill Robinson, R OBP: 0.398, SLG: 0.647 (1, 5)	0-0 F3			0-3 K		0-0 F8		0-0 F2		4	0	0	0	0	1	1
Al Oliver, L OBP: 0.337, SLG: 0.482 (1, 8)	0-3 K			0-0 1B 2B		0-3 K		0-0 F6		4	1	1	0	0	2	1
Bob Robertson, R OBP: 0.317, SLG: 0.271 (1, 3)		0-0 6-3		0-0 1B		0-0 1B		0-0 F7		4	0	2	1	0	0	0
Richie Zisk, R OBP: 0.344, SLG: 0.464 (1, 7)		0-0 F8		0-0 F9		0-0 F5			0-0 G4-6-3 1B	4	0	1	0	0	0	3
Dave Parker, L OBP: 0.316, SLG: 0.530 (1, 9)		0-0 F6			0-3 K				0-0 G4-6-3 1B	4	0	1	0	0	1	1
Duffy Dyer, R OBP: 0.283, SLG: 0.390 (1, 2)			0-0 F9		0-0 1-3				0-0 F8	4	0	0	0	0	0	1
Frank Taveras, R OBP: 0.271, SLG: 0.244 (1, 6)			0-0 6-3		0-0 1B					3	0	2	0	0	0	0
John Candelaria, L OBP: 0.217, SLG: 0.100 Kent Tekulve, R (6, 1)			0-3 K		0-3 K					2	0	0	0	0	2	1
Tommy Helms, R OBP: 0.346, SLG: 0.583 Larry Demery, R OBP: 0.333, SLG: 0.200 (7, PH) (8, 1)										0	0	0	0	0	0	0
										1	0	0	0	0	0	2
										0	0	0	0	0	0	0

Inning Stats	R: 0	H: 0	E: 0	K: 1	S: 5	R: 0	H: 0	E: 0	K: 0	S: 3	R: 0	H: 0	E: 0	K: 1	S: 5	R: 1	H: 2	E: 0	K: 1	S: 7	R: 0	H: 1	E: 0	K: 2	S: 8	R: 0	H: 1	E: 0	K: 1	S: 6	R: 0	H: 2	E: 0	K: 0	S: 5	R: 0	H: 0	E: 0	K: 0	S: 3	R: 0	H: 1	E: 0	K: 0	S: 3	1B: 6	SF: 0	3B: 0	HR: 0
	LOB: 0	BB: 0	P: 5			LOB: 0	BB: 0	P: 3			LOB: 0	BB: 0	P: 3			LOB: 1	BB: 0	P: 7			LOB: 1	BB: 0	P: 8			LOB: 2	BB: 1	P: 10			LOB: 2	BB: 0	P: 5			LOB: 0	BB: 0	P: 3			LOB: 0	SAC: 0	DP: 1	HBP: 0					
PITCHER Brent Strom, L ERA: 3.82 (1, 1)	IP: 9.0	WLS: W	BF: 34	H: 7	R: 1	ER: 1	SO: 6	BB: 1	IBB: 0	HBP: 0	BLK: 0	WP: 0	HR: 0	S: 45	P: 49	ERA: 1.00	WHIP: 0.889																																
																		PITCHER	IP	WLS	BF	H	R	ER	SO	BB	IBB	HBP	BLK	WP	HR	S	P	ERA	WHIP														

**BOTTOM**

**San Diego Padres @ Pittsburgh Pirates**  
 Three Rivers Stadium, Pittsburgh, PA  
 Sun Jun 06 1976, 3:33 AM EDT  
 Att. 51,726 - Unknown

AB	33
R	1
H	7
RBI	1
BB	1
SO	6
LOB	12





Batter	1	2	3	4	5	6	7	8	9	AB R H RBI BB SO LOB	TOP											
Mike Phillips, L (1, 6) OBP: 0.322, SLG: 0.273	4-0 BB CS		0-0 3-1		0-0 4-3			4-0 BB		2 0 0 0 2 0 1	<b>New York Mets @ San Diego Padres</b> San Diego Stadium, San Diego, CA Mon Jun 07 1976, 10:05 PM EDT Att. 9,271 - Unknown <a href="http://livebaseballscorecards.com">livebaseballscorecards.com</a>											
Felix Millan, R (1, 4) OBP: 0.324, SLG: 0.349	0-0 5-3 1-2		0-0 F9			0-0 4-3		0-0 5-3		4 0 0 0 0 0 2												
John Milner, L (1, 7) OBP: 0.413, SLG: 0.574	4-0 1B BB			0-0 G3		0-0 G3			0-0 F8	3 0 0 0 1 0 0												
Dave Kingman, R (1, 9) OBP: 0.280, SLG: 0.561	0-0 1-2 1B			0-0 5-3		0-0 F8			0-0 6-3	4 0 1 0 0 0 0												
Ed Kranepool, L (1, 3) OBP: 0.325, SLG: 0.367	0-0 F5			0-0 4-3			0-0 3-1		0-0 F8	4 0 0 0 0 0 2												
Del Unser, L (1, 8) OBP: 0.265, SLG: 0.331		0-3 K			0-0 F8 1B 2B		0-0 F5			3 1 1 0 0 1 0												
Jerry Grote, R (1, 2) OBP: 0.368, SLG: 0.321		0-0 L5			0-0 F8 2-3		0-0 G3			3 0 0 0 0 0 1												
Roy Staiger, R (1, 5) OBP: 0.247, SLG: 0.243		0-3 K			0-0 SH3-4 1B			0-0 G6-4-3 1B		2 0 1 1 0 1 0												
Bruce Boisclair, L (8, PH) OBP: 0.411, SLG: 0.453					3-H					1 0 1 0 0 0 0												
Skip Lockwood, R (8, 1) OBP: 0.500, SLG: 0.400					0-0 SH3-4 1-2			0-0 G6-4-3 1-2f		0 0 0 0 0 0 0												
Craig Swan, R (1, 1) OBP: 0.167, SLG: 0.118			0-0 F8							1 0 0 0 0 0 0												
Wayne Garrett, L (8, PH) OBP: 0.362, SLG: 0.323										1 0 0 0 0 0 1												
<b>Inning Stats</b>	R: 0 E: 0 K: 0 S: 3	H: 1 LOB: 2 BB: 2 P: 11	R: 0 E: 0 K: 2 S: 7	H: 0 LOB: 0 BB: 0 P: 7	R: 0 E: 0 K: 0 S: 3	H: 0 LOB: 0 BB: 0 P: 3	R: 0 E: 0 K: 0 S: 3	H: 0 LOB: 0 BB: 0 P: 3	R: 1 E: 0 K: 0 S: 5	H: 2 LOB: 1 BB: 0 P: 5	R: 0 E: 0 K: 0 S: 3	H: 0 LOB: 0 BB: 0 P: 3	R: 0 E: 0 K: 0 S: 3	H: 0 LOB: 0 BB: 0 P: 3	R: 0 E: 0 K: 0 S: 3	H: 1 LOB: 1 BB: 1 P: 7	R: 0 E: 0 K: 0 S: 3	H: 0 LOB: 0 BB: 0 P: 3	1B: 3 2B: 1 3B: 0 HR: 0	SF: 0 SAC: 1 DP: 1 HBP: 0	WP: 0 PB: 0 SB: 0 CS: 1	PA: 32
<b>PITCHER</b> Alan Foster, R (1, 1) ERA: 2.04	IP: 9.0 WLS: W BF: 32 H: 4 R: 1 ER: 1 SO: 2 BB: 3 IBB: 0 HBP: 0 BLK: 0 WP: 0 HR: 0 S: 33 P: 45 ERA: 1.00 WHIP: 0.778											<b>PITCHER</b>	IP: 9.0 WLS: W BF: 32 H: 4 R: 1 ER: 1 SO: 2 BB: 3 IBB: 0 HBP: 0 BLK: 0 WP: 0 HR: 0 S: 33 P: 45 ERA: 1.00 WHIP: 0.778									



Batter	1	2	3	4	5	6	7	8	9
Enzo Hernandez, R (1, 6) OBP: 0.398, SLG: 0.374	0-0 1B		0-0 G3			0-0 2B 1B		4-0 SH3-4 HR BB	
Tito Fuentes, S (1, 4) OBP: 0.292, SLG: 0.315	0-0 F5 1-2			0-0 1B		0-3 K 1-2		0-0 SH3-4 1-2	
Jerry Turner, L (1, 7) Merv Rettenmund, R (9, 7) OBP: 0.275, SLG: 0.330 OBP: 0.414, SLG: 0.382	0-0 F4			0-0 F8 1B		0-0 E6 2B		0-0 F7	
Willie McCovey, L (1, 3) Willie Davis, L (8, PR) Mike Ivie, R (9, 3) OBP: 0.302, SLG: 0.309 OBP: 0.316, SLG: 0.425 OBP: 0.281, SLG: 0.352	0-0 F8			0-0 L7		0-0 2B 1-H 3-H		4-0 HR IBB	
Dave Winfield, R (1, 9) OBP: 0.370, SLG: 0.497		0-0 F8		0-0 F7		4-0 IBB		0-0 HR 1-H 2-H	
Doug Rader, R (1, 5) OBP: 0.371, SLG: 0.481		0-3 K			0-3 K	0-0 L9		0-0 F7	
Luis Melendez, R (1, 8) OBP: 0.140, SLG: 0.163		0-0 F6			0-0 4-3		0-0 5-3		
Bob Davis, R (1, 2) OBP: 0.167, SLG: 0.152			0-0 F8		0-3 K		0-0 F3		
Alan Foster, R (1, 1)			0-3 K			0-0 4-3	0-0 G3		

AB	R	H	RBI	BB	SO	LOB
3	2	2	0	1	0	0
3	0	1	0	0	1	2
4	1	0	0	0	0	4
0	0	0	0	0	0	0
3	0	1	2	1	0	2
0	1	0	0	0	0	0
0	0	0	0	0	0	0
3	1	1	3	1	0	1
4	0	0	0	0	2	3
3	0	0	0	0	0	0
3	0	0	0	0	1	0
3	0	0	0	0	1	0


**BOTTOM**

**New York Mets @ San Diego Padres**  
**San Diego Stadium, San Diego, CA**

Mon Jun 07 1976, 10:05 PM EDT  
 Att. 9,271 - Unknown

livebaseballscorecards.com

<b>AB</b>	<b>29</b>
<b>R</b>	<b>5</b>
<b>H</b>	<b>5</b>
<b>RBI</b>	<b>5</b>
<b>BB</b>	<b>3</b>
<b>SO</b>	<b>5</b>
<b>LOB</b>	<b>12</b>




Inning Stats	R: 0	H: 1	E: 0	LOB: 1	K: 0	BB: 0	S: 4	P: 4
	R: 0	H: 0	E: 0	LOB: 0	K: 1	BB: 0	S: 5	P: 5
	R: 0	H: 0	E: 0	LOB: 0	K: 1	BB: 0	S: 5	P: 5
	R: 0	H: 1	E: 0	LOB: 1	K: 0	BB: 0	S: 4	P: 4
	R: 0	H: 0	E: 0	LOB: 0	K: 2	BB: 0	S: 7	P: 7
	R: 2	H: 2	E: 1	LOB: 2	K: 1	BB: 1	S: 8	P: 12
	R: 0	H: 0	E: 0	LOB: 0	K: 0	BB: 0	S: 3	P: 3
	R: 3	H: 1	E: 0	LOB: 1	K: 0	BB: 2	S: 4	P: 12

PITCHER	IP	WLS	BF	H	R	ER	SO	BB	IBB	HBP	BLK	WP	HR	S	P	ERA	WHIP
Craig Swan, R (1, 1) ERA: 4.73	7.0	L	27	4	2	0	5	0	0	0	0	0	0	36	40	0.00	0.571
Skip Lockwood, R (8, 1) ERA: 2.37	1.0		6	1	3	3	0	1	1	0	0	0	1	4	12	27.00	2.000

WP	PA	ERA	WHIP
0	33		
0			
2			
0			



Batter	1	2	3	4	5	6	7	8	9	AB R H RBI BB SO LOB	TOP											
<b>Bruce Boisclair, L</b> (1, 9) OBP: 0.383, SLG: 0.421	0-0 F7		0-0 6-3			0-0 E4 FC2-6		0-0 F9		4 0 0 0 0 0 0	<b>New York Mets @ San Diego Padres</b> San Diego Stadium, San Diego, CA Tue Jun 08 1976, 10:05 PM EDT Att. 8,694 - Unknown											
<b>Wayne Garrett, L</b> (1, 5) OBP: 0.360, SLG: 0.321	0-0 G3			0-0 F7		0-0 FC2-6 1-2f		0-0 E 1B		4 0 1 0 0 0 1												
<b>John Milner, L</b> (1, 7) OBP: 0.408, SLG: 0.563	0-0 1B			0-0 4-3		0-0 F8		0-3 K		4 0 1 0 0 1 2												
<b>Dave Kingman, R</b> (1, 3) OBP: 0.275, SLG: 0.551	0-0 F6			0-3 K		0-0 F5		0-0 E3 1-3		4 0 0 0 0 1 3												
<b>Del Unser, L</b> (1, 8) OBP: 0.265, SLG: 0.335		0-0 F8			0-0 4-3 2B		0-0 F3	0-0 F8		4 0 1 0 0 0 2												
<b>Ron Hodges, L</b> (1, 2) OBP: 0.389, SLG: 0.403		0-0 4-3		0-0 4-3		0-0 F9		0-0 4-3		4 0 0 0 0 0 1												
<b>Felix Millan, R</b> (1, 4) OBP: 0.323, SLG: 0.347		0-0 F3		0-0 L5		0-0 BB 1B		0-0 1-3		4 0 1 0 0 0 1												
<b>Mike Phillips, L</b> (1, 6) OBP: 0.326, SLG: 0.269			0-0 F8		4-0 IBB		4-0 BB 1B		0-0 F7	1 0 0 0 1 0 0												
<b>Joe Torre, R</b> (7, PH) OBP: 0.381, SLG: 0.492										0 0 0 0 1 0 0												
<b>Leon Brown, R</b> (7, PR) OBP: 0.250, SLG: 0.259										0 0 0 0 0 0 0												
<b>Jack Heidemann, R</b> (7, 6)										1 0 0 0 0 0 0												
<b>Mickey Lolich, S</b> (1, 1) OBP: 0.261, SLG: 0.227			0-3 K		0-0 1-3		0-3 K			2 0 0 0 0 1 2												
<b>Bob Apodaca, R</b> (6, 1) OBP: 0.333, SLG: 0.500										0 0 0 0 0 0 0												
<b>Ed Kranepool, L</b> (7, PH) OBP: 0.323, SLG: 0.365										1 0 0 0 0 1 2												
<b>Rick Baldwin, L</b> (7, 1) OBP: 1.000, SLG: 1.000										0 0 0 0 0 0 0												
<b>Inning Stats</b>	R: 0 E: 0 K: 0 S: 4	H: 1 LOB: 1 BB: 0 P: 4	R: 0 E: 0 K: 0 S: 3	H: 0 LOB: 0 BB: 0 P: 3	R: 0 E: 0 K: 1 S: 5	H: 0 LOB: 0 BB: 0 P: 5	R: 0 E: 0 K: 1 S: 5	H: 0 LOB: 0 BB: 0 P: 5	R: 0 E: 0 K: 0 S: 4	H: 1 LOB: 2 BB: 1 P: 8		R: 0 E: 1 K: 0 S: 4	H: 0 LOB: 1 BB: 0 P: 4	R: 0 E: 0 K: 1 S: 6	H: 1 LOB: 2 BB: 1 P: 10	R: 0 E: 1 K: 1 S: 7	H: 1 LOB: 2 BB: 0 P: 7	R: 0 E: 0 K: 0 S: 3	H: 0 LOB: 0 BB: 0 P: 3	1B: 3 2B: 1 3B: 0 HR: 0	SF: 0 SAC: 0 DP: 0 HBP: 0	WP: 0 PB: 0 SB: 0 CS: 0
<b>PITCHER</b> <b>Dave Freisleben, R</b> (1, 1) ERA: 1.44	IP: 9.0 WLS: W BF: 35 H: 4 R: 0 ER: 0 SO: 4 BB: 1 IBB: 1 HBP: 0 BLK: 0 WP: 0 HR: 0 S: 41 P: 49 ERA: 0.00 WHIP: 0.556											<b>PITCHER</b>	IP: WLS: BF: H: R: ER: SO: BB: IBB: HBP: BLK: WP: HR: S: P: ERA: WHIP:									

livebaseballscorecards.com

<b>AB</b>	33
<b>R</b>	0
<b>H</b>	4
<b>RBI</b>	0
<b>BB</b>	2
<b>SO</b>	4
<b>LOB</b>	14

Batter	1	2	3	4	5	6	7	8	9	AB	R	H	RBI	BB	SO	LOB
Enzo Hernandez, R (1, 6) OBP: 0.402, SLG: 0.394	0-0 F7		0-0 5-3			0-0 SF8	4-0 BB			3	1	1	1	1	0	1
Luis Melendez, R (1, 8) OBP: 0.148, SLG: 0.154	0-0 E5		0-0 F8			4-0 SF8	0-0 BB			3	0	0	0	1	0	2
Merv Rettenmund, R (1, 7) OBP: 0.405, SLG: 0.362	0-0 F4			0-0 5-3		4-0 HBP	1-2 BB		0-3 K	3	0	0	0	1	1	1
Dave Winfield, R (1, 9) OBP: 0.367, SLG: 0.495	0-0 5-3			0-0 L7		0-0 SF8			0-0 L9	3	1	1	1	0	0	1
Doug Rader, R (1, 5) OBP: 0.363, SLG: 0.469		0-3 K		0-0 G3		0-0 F3			0-0 L9	4	0	0	0	0	1	3
Mike Ivie, R (1, 3) OBP: 0.288, SLG: 0.352		0-0 5-3			0-0 F8	1-0 FC6	1-2 HBP		0-0 K	3	0	1	1	0	0	0
Tito Fuentes, S (1, 4) OBP: 0.286, SLG: 0.308		0-3 K			0-0 5-3	0-0 FC6			0-0 4-3	4	0	0	0	0	1	4
Bob Davis, R (1, 2) OBP: 0.179, SLG: 0.167			0-0 SH1-4		0-3 K				0-0 F8	3	0	1	0	0	1	0
Dave Freisleben, R (1, 1) OBP: 0.286, SLG: 0.571			0-0 SH1-4			0-0 3B			0-0 3-1	2	1	1	0	0	0	0

Inning Stats	R: 0	H: 0	E: 1	LOB: 1	K: 0	BB: 0	S: 4	P: 4	R: 0	H: 0	E: 0	LOB: 0	K: 2	BB: 0	S: 7	P: 7	R: 0	H: 1	E: 0	LOB: 1	K: 0	BB: 0	S: 4	P: 4	R: 0	H: 0	E: 0	LOB: 0	K: 0	BB: 0	S: 3	P: 3	R: 0	H: 0	E: 0	LOB: 0	K: 1	BB: 0	S: 5	P: 5	R: 2	H: 2	E: 0	LOB: 3	K: 0	BB: 2	S: 5	P: 14	R: 0	H: 0	E: 0	LOB: 1	K: 0	BB: 1	S: 3	P: 7	R: 1	H: 2	E: 0	LOB: 1	K: 1	BB: 0	S: 7	P: 7
1B: 3	SF: 1	2B: 0	SAC: 1	3B: 2	DP: 0	HR: 0	HBP: 1																																																									

PITCHER	IP	WLS	BF	H	R	ER	SO	BB	IBB	HBP	BLK	WP	HR	S	P	ERA	WHIP
Mickey Lolich, L (1, 1) ERA: 3.03	5.0	L	21	3	2	2	3	2	0	0	0	0	0	25	33	3.60	1.000
Bob Apodaca, R (6, 1) ERA: 1.8	1.0		4	0	0	0	0	0	0	1	0	0	0	3	4	0.00	0.000
Rick Baldwin, R (7, 1) ERA: 3.46	2.0		9	2	1	1	1	1	0	0	0	0	0	10	14	4.50	1.500


**BOTTOM**

**New York Mets @ San Diego Padres**  
**San Diego Stadium, San Diego, CA**

Tue Jun 08 1976, 10:05 PM EDT  
 Att. 8,694 - Unknown

livebaseballscorecards.com

<b>AB</b>	<b>28</b>
<b>R</b>	<b>3</b>
<b>H</b>	<b>5</b>
<b>RBI</b>	<b>3</b>
<b>BB</b>	<b>3</b>
<b>SO</b>	<b>4</b>
<b>LOB</b>	<b>12</b>



WP	HR	S	P	ERA	WHIP
0	0	0	0	0	0



Batter	1	2	3	4	5	6	7	8	9	AB R H RBI BB SO LOB	TOP	
Leon Brown, R OBP: 0.250, SLG: 0.258 (1, 8) X	0-0 F8		0-0 G6-4-3 1B			0-0 6-3		0-0 F4		4 0 1 0 0 0 1		
Felix Millan, R OBP: 0.321, SLG: 0.345 (1, 4) X	0-0 1B 1B		0-0 G6-4-3 1-2f			0-0 6-3		0-0 FC6-4 1-2f		4 0 1 0 0 0 2		
John Milner, L OBP: 0.404, SLG: 0.554 (1, 7) X	0-0 1-2 1B			0-3 K			0-3 K		0-0 5-3	4 0 1 0 0 2 0		
Dave Kingman, R OBP: 0.275, SLG: 0.546 (1, 9) X	0-0 G5-4-3 1-2f			0-0 6-3			0-0 FC5 1B 1B		0-0 F2	4 0 1 0 0 0 2		
Joe Torre, R OBP: 0.377, SLG: 0.484 (1, 3) X		0-0 1-3		0-0 6-3			0-0 1-2 FC5 1B		0-0 F4	4 0 1 0 0 0 0		
Jerry Grote, R OBP: 0.361, SLG: 0.314 (1, 2) X		0-0 1-3			0-0 5-3		0-0 1-2 2-3f FC5 FC6-4			3 0 0 0 0 0 2		
Roy Staiger, R OBP: 0.250, SLG: 0.247 (1, 5) X		0-0 1B			0-0 5-3		0-0 1-2f FC6-4			3 0 1 0 0 0 2		
Jack Heidemann, R OBP: 0.083, SLG: 0.083 (1, 6) X	0-0 F8				0-0 5-3			0-0 FC6-4 1B		3 0 1 0 0 0 1		
Tom Seaver, R OBP: 0.171, SLG: 0.065 (1, 1)			0-3 K			0-0 1-3		0-3 K		2 0 0 0 0 1 0		
Bruce Boisclair, L OBP: 0.377, SLG: 0.414 (8, PH)										1 0 0 0 0 1 1		
Skip Lockwood, R OBP: 0.500, SLG: 0.400 (8, 1)										0 0 0 0 0 0 0		
<b>Inning Stats</b>	R: 0 E: 0 K: 0 S: 4 H: 2 LOB: 1 BB: 0 P: 4	R: 0 E: 0 K: 0 S: 4 H: 1 LOB: 1 BB: 0 P: 4	R: 0 E: 0 K: 1 S: 5 H: 1 LOB: 0 BB: 0 P: 5	R: 0 E: 0 K: 1 S: 5 H: 0 LOB: 0 BB: 0 P: 5	R: 0 E: 0 K: 0 S: 3 H: 0 LOB: 0 BB: 0 P: 3	R: 0 E: 0 K: 0 S: 3 H: 0 LOB: 0 BB: 0 P: 3	R: 0 E: 0 K: 1 S: 7 H: 0 LOB: 2 BB: 0 P: 7	R: 0 E: 0 K: 1 S: 6 H: 2 LOB: 2 BB: 0 P: 7	R: 0 E: 0 K: 1 S: 6 H: 1 LOB: 1 BB: 0 P: 6	R: 0 E: 0 K: 0 S: 3 H: 0 LOB: 0 BB: 0 P: 3	1B: 7 2B: 0 3B: 0 HR: 0 SF: 0 SAC: 0 DP: 2 HBP: 0	WP: 0 PB: 0 SB: 0 CS: 0 PA: 32
<b>PITCHER</b> Randy Jones, L ERA: 2.26 (1, 1)	IP: 9.0 WLS: W BF: 32 H: 7 R: 0 ER: 0 SO: 4 BB: 0 IBB: 0 HBP: 0 BLK: 0 WP: 0 HR: 0 S: 40 P: 40 ERA: 0.00 WHIP: 0.778											<b>PITCHER</b> IP: WLS: BF: H: R: ER: SO: BB: IBB: HBP: BLK: WP: HR: S: P: ERA: WHIP

**New York Mets @ San Diego Padres**  
San Diego Stadium, San Diego, CA

livebaseballscorecards.com

AB	32
R	0
H	7
RBI	0
BB	0
SO	4
LOB	11



Wed Jun 09 1976, 10:05 PM EDT  
Att: 42,972 - Unknown





Batter	1	2	3	4	5	6	7	8	9	AB R H RBI BB SO LOB	TOP		
<b>Bud Harrelson, S</b> (1, 6) OBP: 0.377, SLG: 0.291	0-3 K	0-0 1B			0-0 WP 1B	0-3 K			0-0 F8	5 0 2 2 0 2 1			
<b>Felix Millan, R</b> (1, 4) OBP: 0.318, SLG: 0.346	0-0 L1-4 2B	0-0 F6			0-0 F8		0-0 5-3		0-0 5-3	5 0 1 0 0 0 3			
<b>Joe Torre, R</b> (1, 3) OBP: 0.366, SLG: 0.468	0-0 L1-4		0-0 L9		0-0 L8		0-0 F8			4 0 0 0 0 0 2			
<b>Dave Kingman, R</b> (1, 9) OBP: 0.279, SLG: 0.556		4-0 L8 S E BB	0-0 5-3		0-0 HR		0-0 5-3			3 2 1 1 1 0 0			
<b>John Milner, L</b> (1, 7) OBP: 0.394, SLG: 0.537		0-3 K	0-0 6-3		0-0 G3		0-0 3-1			4 0 0 0 0 1 1			
<b>Jerry Grote, R</b> (1, 2) OBP: 0.364, SLG: 0.310		0-0 L8		0-0 F6	4-0 1B BB		4-0 BB			2 1 0 0 2 0 1			
<b>Roy Staiger, R</b> (1, 5) OBP: 0.238, SLG: 0.234		0-0 E8 1B		0-0 F7	0-0 F8		0-0 F7			4 1 0 0 0 0 2			
<b>Del Unser, L</b> (1, 8) OBP: 0.270, SLG: 0.335		3-H 4-0 1B E IBB		0-3 K	0-0 1B E 1B		0-0 G3			3 2 1 0 1 1 1			
<b>Jon Matlack, L</b> (1, 1) OBP: 0.250, SLG: 0.188		0-0 E5 1B		0-0 F3	0-0 E9 1B		0-3 K			4 0 1 1 0 1 2			
<b>Inning Stats</b>	R: 0 E: 0 K: 1 S: 5 H: 1 LOB: 0 BB: 0 P: 5	R: 3 E: 2 K: 1 S: 8 H: 1 LOB: 2 BB: 2 P: 16	R: 0 E: 0 K: 0 S: 3 H: 0 LOB: 0 BB: 0 P: 3	R: 0 E: 2 K: 1 S: 5 H: 0 LOB: 0 BB: 0 P: 5	R: 0 E: 0 K: 0 S: 4 H: 1 LOB: 1 BB: 0 P: 4	R: 3 E: 1 K: 1 S: 8 H: 3 LOB: 1 BB: 1 P: 12	R: 0 E: 0 K: 0 S: 3 H: 0 LOB: 0 BB: 0 P: 3	R: 0 E: 0 K: 0 S: 3 H: 0 LOB: 1 BB: 1 P: 7	R: 0 E: 0 K: 1 S: 5 H: 0 LOB: 0 BB: 0 P: 5	1B: 4 2B: 2 3B: 0 HR: 1 SF: 0 SAC: 0 DP: 1 HBP: 0	WP: 1 PB: 0 SB: 1 CS: 0 PA: 38		
<b>PITCHER</b>	IP WLS BF H R ER SO BB IBB HBP BLK WP HR S P ERA WHIP											<b>PITCHER</b>	IP WLS BF H R ER SO BB IBB HBP BLK WP HR S P ERA WHIP
<b>Brent Strom, L</b> (1, 1) ERA: 3.78	5.2 L 27 6 6 2 3 2 1 0 0 1 1 30 42 3.18 1.412												
<b>Dan Spillner, R</b> (6, 1) ERA: 3.53	1.1 4 0 0 0 1 0 0 0 0 0 0 6 6 0.00 0.000												
<b>Butch Metzger, R</b> (8, 1) ERA: 1.21	2.0 7 0 0 0 1 1 0 0 0 0 0 8 12 0.00 0.500												

**New York Mets @ San Diego Padres**  
**San Diego Stadium, San Diego, CA**  
 Thu Jun 10 1976, 10:05 PM EDT  
 Att. 7,203 - Unknown

[livebaseballscorecards.com](http://livebaseballscorecards.com)

<b>AB</b>	<b>34</b>
<b>R</b>	<b>6</b>
<b>H</b>	<b>6</b>
<b>RBI</b>	<b>4</b>
<b>BB</b>	<b>4</b>
<b>SO</b>	<b>5</b>
<b>LOB</b>	<b>13</b>



Batter	1	2	3	4	5	6	7	8	9	AB	R	H	RBI	BB	SO	LOB					
Enzo Hernandez, R (1, 6) OBP: 0.400, SLG: 0.386	4-0 BB E S BB		X 0-0 F8		X 0-0 L5		0-3 K			3	0	0	0	1	1	1					
Luis Melendez, R (1, 8) OBP: 0.169, SLG: 0.161	0-0 F9 1-3		X 0-0 BB 1B		0-3 K		4-0 BB			3	0	1	0	1	1	2					
Merv Rettenmund, R (1, 7) OBP: 0.423, SLG: 0.367	4-0 S BB		4-0 1-2 BB		0-0 1B 1B		0-0 5-3			2	0	1	0	2	0	1					
Dave Winfield, R (1, 9) OBP: 0.363, SLG: 0.482	0-3 K 1-2		X 0-0 1-3		0-0 L8		0-0 F6			4	0	0	0	0	1	5					
Doug Rader, R (1, 5) OBP: 0.353, SLG: 0.452	0-3 K		X 0-0 F7		X 0-0 F9		0-0 G4-6-3 1B			4	0	1	0	0	1	3					
Mike Ivie, R (1, 3) OBP: 0.287, SLG: 0.348		X 0-0 5-3		X 0-0 5-3		X 0-0 1B 1B		X 0-0 G4-6-3 1-2f		4	0	1	0	0	0	1					
Ted Kubiak, S (1, 4) OBP: 0.366, SLG: 0.352		X 0-0 5-3		X 0-0 L4		1-2 2-3 1B		0-3 K		4	0	1	0	0	1	0					
Fred Kendall, R (1, 2) OBP: 0.277, SLG: 0.241		X 0-0 F9		4-0 BB L8		0-0 L8		0-3 K		3	0	0	0	1	1	3					
Brent Strom, R (1, 1) OBP: 0.185, SLG: 0.125			X 0-0 L1		0-3 K		0-3 K		X 0-0 L6	2	0	0	0	0	1	1					
Dan Spillner, R (6, 1) OBP: 0.267, SLG: 0.083										0	0	0	0	0	0	0					
Hector Torres, R (7, PH) OBP: 0.316, SLG: 0.398										1	0	0	0	0	1	0					
Butch Metzger, R (8, 1)										0	0	0	0	0	0	0					
Gene Locklear, L (9, PH) OBP: 0.292, SLG: 0.311										1	0	0	0	0	0	0					
<b>Inning Stats</b>	R: 0 E: 0 K: 2 S: 7	H: 0 LOB: 2 BB: 2 P: 15	R: 0 E: 0 K: 0 S: 3	H: 0 LOB: 0 BB: 0 P: 3	R: 0 E: 0 K: 0 S: 4	H: 1 LOB: 2 BB: 1 P: 8	R: 0 E: 0 K: 0 S: 3	H: 0 LOB: 0 BB: 0 P: 3	R: 0 E: 0 K: 2 S: 7	H: 3 LOB: 3 BB: 0 P: 6	R: 0 E: 0 K: 2 S: 7	H: 0 LOB: 1 BB: 1 P: 11	R: 0 E: 0 K: 0 S: 3	H: 1 LOB: 0 BB: 0 P: 3	R: 0 E: 0 K: 2 S: 7	H: 0 LOB: 0 BB: 0 P: 7	1B: 5 2B: 0 3B: 0 HR: 0	SF: 0 SAC: 0 DP: 1 HBP: 0	WP: 0 PB: 0 SB: 2 CS: 0	PA: 36	
<b>PITCHER</b> Jon Matlack, L (1, 1) ERA: 2.41	IP 9.0	WLS W	BF 36	H 5	R 0	ER 0	SO 8	BB 5	IBB 0	HBP 0	BLK 0	WP 0	HR 0	S 47	P 67	ERA 0.00	WHIP 1.111				
<b>PITCHER</b>	IP	WLS	BF	H	R	ER	SO	BB	IBB	HBP	BLK	WP	HR	S	P	ERA	WHIP				

**BOTTOM**

**New York Mets @ San Diego Padres**  
**San Diego Stadium, San Diego, CA**  
 Thu Jun 10 1976, 10:05 PM EDT  
 Att. 7,203 - Unknown

[livebaseballscorecards.com](http://livebaseballscorecards.com)

<b>AB</b>	<b>31</b>
<b>R</b>	<b>0</b>
<b>H</b>	<b>5</b>
<b>RBI</b>	<b>0</b>
<b>BB</b>	<b>5</b>
<b>SO</b>	<b>8</b>
<b>LOB</b>	<b>17</b>





Batter	1	2	3	4	5	6	7	8	9	AB R H RBI BB SO LOB	TOP	
Garry Maddox, R OBP: 0.374, SLG: 0.444 (1, 8) X	0-0 F8 ①			X 0-0 L5 ①		X 0-0 6-3 ③		X 0-0 2B 1B 1-2 3-H		4 1 1 1 0 0 1		
Larry Bowa, S OBP: 0.323, SLG: 0.312 (1, 6) X	0-0 F9 ②			X 0-0 3-1 ②			X 0-0 4-3 ① S S	0-3 K ②		4 0 0 0 0 1 2		
Mike Schmidt, R OBP: 0.416, SLG: 0.632 (1, 5) X	0-0 CS 1B			X 0-0 F7 ③			B B B B 4-0 E S BB	0-0 1-H 2-H 2B ③		3 0 2 2 1 0 0		
Greg Luzinski, R OBP: 0.335, SLG: 0.470 (1, 7) X	0-0 CS ③	0-0 F8 ①			X 0-0 4-3 ①		S S S 0-3 K ②	S S 0-3 K ①		4 0 0 0 0 2 1		
Jerry Martin, R OBP: 0.364, SLG: 0.419 (9, 7)	1-2 CS						1-3 K			0 0 0 0 0 0 0		
Dick Allen, R OBP: 0.402, SLG: 0.505 (1, 3) X			X 0-0 F8 ②		X 0-0 6-3 ②		X 0-0 F7 ③		X 0-0 F8 ②	4 0 0 0 0 0 1		
Tom Hutton, L OBP: 0.357, SLG: 0.206 (9, 3)										0 0 0 0 0 0 0		
Jay Johnstone, L OBP: 0.368, SLG: 0.500 (1, 9) X			X 0-0 F8 ③		X 0-0 F8 ③			X 0-0 HR	B B B B 4-0 CS BB	3 1 1 1 1 0 0		
Bob Boone, R OBP: 0.423, SLG: 0.465 (1, 2) X				X 0-0 L7 ①				X 0-0 PB 1B	0-0 CS ③	3 1 2 0 0 0 0		
Terry Harmon, R OBP: 0.435, SLG: 0.400 (1, 4) X								0-3 K ①	0-0 4-3 PB 1B 1B 1-2	2 0 1 0 0 1 1		
Tim McCarver, L OBP: 0.467, SLG: 0.457 (8, PH)								S S S 1-2 K		1 0 0 0 0 0 1		
Tom Underwood, R OBP: 0.222, SLG: 0.222 (8, 1) X								1-3 K		0 0 0 0 0 0 0		
Jim Kaat, L OBP: 0.250, SLG: 0.423 (1, 1) X								0-0 F7 ②	B B B B 4-0 1B 2B BB	2 0 0 0 0 0 1		
Dave Cash, R OBP: 0.361, SLG: 0.362 (8, PH) (8, 4) X										0 1 0 0 1 0 0		
<b>Inning Stats</b>	R: 0 H: 1 E: 0 LOB: 0 K: 0 BB: 0 S: 3 P: 3	R: 0 H: 0 E: 0 LOB: 0 K: 0 BB: 0 S: 3 P: 3	R: 0 H: 1 E: 0 LOB: 0 K: 0 BB: 0 S: 3 P: 3	R: 0 H: 0 E: 0 LOB: 0 K: 0 BB: 0 S: 3 P: 3	R: 0 H: 0 E: 0 LOB: 0 K: 0 BB: 0 S: 3 P: 3	R: 0 H: 1 E: 0 LOB: 1 K: 1 BB: 0 S: 6 P: 6	R: 0 H: 0 E: 0 LOB: 1 K: 1 BB: 1 S: 5 P: 9	R: 4 H: 4 E: 0 LOB: 1 K: 1 BB: 1 S: 8 P: 12	R: 0 H: 0 E: 0 LOB: 0 K: 1 BB: 1 S: 4 P: 8	1B: 5 SF: 0 2B: 1 SAC: 0 3B: 0 DP: 0 HR: 1 HBP: 0	WP: 0 PA: 35 PB: 2 SB: 1 CS: 2	
<b>PITCHER</b>	IP WLS BF H R ER SO BB IBB HBP BLK WP HR S P ERA WHIP											
Alan Foster, R ERA: 2.3 (1, 1)	7.1 L 27 5 3 3 2 2 0 0 0 0 0 1 29 37 3.68 0.955											
Butch Metzger, R ERA: 1.38 (8, 1)	1.2 6 2 1 1 2 1 0 0 0 0 0 0 9 13 5.40 1.800											

Philadelphia Phillies @ San Diego Padres  
San Diego Stadium, San Diego, CA  
Fri Jun 11 1976, 10:05 PM EDT  
Att: 15,754 - Unknown

AB	30
R	4
H	7
RBI	4
BB	3
SO	4
LOB	8



Batter	1	2	3	4	5	6	7	8	9	AB	R	H	RBI	BB	SO	LOB
Enzo Hernandez, R (1, 6) OBP: 0.387, SLG: 0.371	0-0 4-3		0-0 F9		0-0 F8		0-0 FC6-4			4	0	0	0	0	0	4
Merv Rettenmund, R (1, 7) OBP: 0.402, SLG: 0.344	0-3 K		0-0 F8			0-0 5-3		0-3 K		4	0	0	0	0	2	1
Willie Davis, L (1, 8) OBP: 0.303, SLG: 0.407	0-0 4-3			0-0 E3		0-0 F8		0-0 F9		4	0	0	0	0	0	0
Dave Winfield, R (1, 9) OBP: 0.361, SLG: 0.492		0-0 F9		0-0 F9		0-0 HR		0-0 1-3		4	1	1	1	0	0	1
Doug Rader, R (1, 5) OBP: 0.361, SLG: 0.456		0-0 FC6-4 1B		0-0 G3-6-3		0-0 FC4 1B			4-0 2B SF9 BB	3	1	2	0	1	0	1
Mike Ivie, R (1, 3) OBP: 0.286, SLG: 0.353		0-0 F9			0-0 5-3	0-0 FC4			0-0 1-3 2B	4	0	1	0	0	0	2
Tito Fuentes, S (1, 4) OBP: 0.290, SLG: 0.313		0-0 FC6-4			0-0 FC1-5 1B		0-0 F7		0-0 SF9	3	0	1	1	0	0	1
Bob Davis, R (1, 2) OBP: 0.190, SLG: 0.179			0-0 E4		0-0 FC1-5 1B		0-0 4-3		0-3 K	3	0	1	0	0	0	0
Hector Torres, R (9, PH) OBP: 0.314, SLG: 0.394				0-0 SH3-4		1-2 FC1-5 1B			0-3 K	1	0	0	0	0	1	1
Alan Foster, R (1, 1)			0-0 SH3-4		0-0 FC1-5		4-0 FC6-4 BB		0-0 L5	1	0	0	0	1	0	2
Butch Metzger, R (8, 1)					1-2 FC1-5					0	0	0	0	0	0	0
Willie McCovey, L (9, PH) OBP: 0.306, SLG: 0.354					1-2 FC1-5					1	0	0	0	0	0	1

BOTTOM	
Philadelphia Phillies @ San Diego Padres	San Diego Stadium, San Diego, CA
Fri Jun 11 1976, 10:05 PM EDT	Att. 15,754 - Unknown
AB	32
R	2
H	6
RBI	2
BB	2
SO	3
LOB	14
WP: 0	PA: 36
PB: 0	
SB: 0	
CS: 0	

PITCHER		IP	WLS	BF	H	R	ER	SO	BB	IBB	HBP	BLK	WP	HR	S	P	ERA	WHIP
Jim Kaat, L (1, 1) ERA: 3.3		7.0	W	28	5	1	1	1	1	1	0	0	0	0	29	33	1.29	0.857
Tom Underwood, L (8, 1) ERA: 4.22		2.0	S	8	1	1	1	2	1	0	0	0	0	0	11	15	4.50	1.000



livebaseballscores.com



Batter	1	2	3	4	5	6	7	8	9	10	11	12	13	14	15	AB R H RBI BB SO LOB	TOP									
Dave Cash, R OBP: 0.363, SLG: 0.356 (1, 4)	4-3		L1-3 BB			4-0 BB		F9		6-3			4-0 BB BB		0-0 P4	4 0 0 0 3 0 2										
Larry Bowa, S OBP: 0.318, SLG: 0.307 (1, 6)	F7		L1-3			0-0 F8		F8					0-3 K		0-0	3 0 0 0 0 0 2										
Tim McCarver, L OBP: 0.457, SLG: 0.444 (8, PH)																1 0 0 0 0 0 2										
Terry Harmon, R OBP: 0.423, SLG: 0.435 (8, 6)																3 1 1 0 0 1 1										
Mike Schmidt, R OBP: 0.421, SLG: 0.624 (1, 5)	F7																									
Jay Johnstone, L OBP: 0.372, SLG: 0.496 (1, 9)																										
Jerry Martin, R OBP: 0.364, SLG: 0.419 (9, PR)																										
Tom Hutton, L OBP: 0.378, SLG: 0.270 (11, PH)																										
Dick Allen, R OBP: 0.388, SLG: 0.478 (1, 3)																										
Bobby Tolan, L OBP: 0.311, SLG: 0.422 (1, 7)																										
Garry Maddox, R OBP: 0.376, SLG: 0.440 (1, 8)																										
Bob Boone, R OBP: 0.416, SLG: 0.456 (1, 2)																										
Ron Reed, R OBP: 0.300, SLG: 0.400 (1, 1)																										
Johnny Gattuso, L OBP: 0.500, SLG: 0.600 (8, PH)																										
Gene Garber, R OBP: 0.500, SLG: 0.250 (8, 1)																										
Greg Luzinski, R OBP: 0.333, SLG: 0.467 (10, PH)																										
Tug McGraw, R OBP: 0.424, SLG: 0.526 (12, PH)																										
Ollie Brown, R OBP: 0.424, SLG: 0.526 (12, 1)																										
Tom Underwood, R OBP: 0.200, SLG: 0.200 (12, 1)																										
Ron Schueler, R OBP: 0.200, SLG: 0.200 (15, 1)																										
<b>Inning Stats</b>	R: 0 E: 0 K: 0 S: 3	H: 0 LOB: 0 BB: 0 P: 3	R: 0 E: 0 K: 1 S: 5	H: 0 LOB: 2 BB: 2 P: 13	R: 0 E: 0 K: 1 S: 4	H: 0 LOB: 0 BB: 1 P: 8	R: 0 E: 0 K: 0 S: 3	H: 0 LOB: 0 BB: 0 P: 3	R: 0 E: 0 K: 1 S: 2	H: 0 LOB: 0 BB: 1 P: 6	R: 0 E: 0 K: 1 S: 5	H: 0 LOB: 1 BB: 1 P: 9	R: 0 E: 0 K: 0 S: 3	H: 0 LOB: 0 BB: 0 P: 3	R: 0 E: 0 K: 3 S: 10	H: 1 LOB: 1 BB: 0 P: 10	R: 0 E: 0 K: 1 S: 5	H: 0 LOB: 2 BB: 2 P: 13	R: 0 E: 0 K: 0 S: 4	H: 1 LOB: 1 BB: 0 P: 4	R: 2 E: 0 K: 0 S: 5	H: 2 LOB: 2 BB: 2 P: 13	1B: 6 2B: 4 3B: 0 HR: 0	SF: 0 SAC: 1 DP: 3 HBP: 0	WP: 0 PB: 0 SB: 2 CS: 0	PA: 61
<b>PITCHER</b>	IP WLS BF H R ER SO	IP WLS BF H R ER SO	IP WLS BF H R ER SO	IP WLS BF H R ER SO	IP WLS BF H R ER SO	IP WLS BF H R ER SO	IP WLS BF H R ER SO	IP WLS BF H R ER SO	IP WLS BF H R ER SO	IP WLS BF H R ER SO	IP WLS BF H R ER SO	IP WLS BF H R ER SO	IP WLS BF H R ER SO	IP WLS BF H R ER SO	IP WLS BF H R ER SO	IP WLS BF H R ER SO	IP WLS BF H R ER SO	IP WLS BF H R ER SO	IP WLS BF H R ER SO	IP WLS BF H R ER SO	IP WLS BF H R ER SO	IP WLS BF H R ER SO	ERA WHIP	ERA WHIP	ERA WHIP	
Dave Freisleben, R ERA: 1.31 (1, 1)	10.0																							0.90	0.800	
Butch Metzger, R ERA: 1.32 (11, 1)	2.0																							0.00	1.500	
Ken Reynolds, L ERA: 4.8 (13, 1)	3.0	L																						6.00	1.667	

Philadelphia Phillies @ San Diego Padres  
San Diego Stadium, San Diego, CA  
Sat Jun 12 1976, 10:05 PM EDT  
Att: 24,515 - Unknown

livebaseballscorecards.com

AB	50
R	3
H	8
RBI	3
BB	10
SO	8
LOB	33









Batter	1	2	3	4	5	6	7	8	9	AB R H RBI BB SO LOB	TOP
Dave Cash, R (1, 4) OBP: 0.369, SLG: 0.363	0-0 1B		0-0 6-3			0-0 1B		0-0 1B		4 0 3 0 0 0 0	<b>Philadelphia Phillies @ San Diego Padres</b> San Diego Stadium, San Diego, CA Sun Jun 13 1976, 6:33 AM EDT Unknown <a href="http://livebaseballscorecards.com">livebaseballscorecards.com</a>
Garry Maddox, R (1, 8) OBP: 0.373, SLG: 0.435	0-0 F8			0-3 K		0-0 1B		0-0 FC5-4		4 0 1 0 0 1 2	
Mike Schmidt, R (1, 5) OBP: 0.418, SLG: 0.617	0-0 L6			0-0 1B		0-0 F8		0-0 6-3		4 0 1 0 0 0 3	
Greg Luzinski, R (1, 7) OBP: 0.327, SLG: 0.457	0-3 K			0-3 K		0-0 G6-4-3		0-0 5-3		4 0 0 0 0 2 4	
Dick Allen, R (1, 3) OBP: 0.377, SLG: 0.462		0-0 F9		0-0 4-3			0-0 6-3		0-0 F9	4 0 0 0 0 0 1	
Ollie Brown, R (1, 9) OBP: 0.411, SLG: 0.506		0-0 P3			0-0 6-3		0-0 6-3			3 0 0 0 0 0 0	
Bob Boone, R (1, 2) OBP: 0.409, SLG: 0.447		0-0 F8			0-0 F7		0-0 F9			3 0 0 0 0 0 0	
Larry Bowa, S (1, 6) OBP: 0.319, SLG: 0.307			0-0 F9		0-0 1B			0-0 1-3		3 0 1 0 0 0 0	
Jim Lonborg, R (1, 1) OBP: 0.250, SLG: 0.207			0-0 1-3		0-0 FC6-4			0-0 F9		2 0 0 0 0 0 1	
Tug McGraw, R (7, 1)										0 0 0 0 0 0 0	
Jay Johnstone, L (8, PH) OBP: 0.369, SLG: 0.493										1 0 0 0 0 0 0	
Wayne Twitchell, R (8, 1)										0 0 0 0 0 0 0	
<b>Inning Stats</b>	R: 0 E: 0 K: 1 S: 6 H: 1 LOB: 1 BB: 0 P: 6	R: 0 E: 0 K: 0 S: 3 H: 0 LOB: 0 BB: 0 P: 3	R: 0 E: 0 K: 0 S: 3 H: 0 LOB: 0 BB: 0 P: 3	R: 0 E: 0 K: 2 S: 8 H: 1 LOB: 1 BB: 0 P: 8	R: 0 E: 0 K: 0 S: 4 H: 1 LOB: 1 BB: 0 P: 4	R: 0 E: 0 K: 0 S: 4 H: 2 LOB: 1 BB: 0 P: 4	R: 0 E: 0 K: 0 S: 3 H: 0 LOB: 0 BB: 0 P: 3	R: 0 E: 0 K: 0 S: 4 H: 1 LOB: 1 BB: 0 P: 4	R: 0 E: 0 K: 0 S: 3 H: 0 LOB: 0 BB: 0 P: 3	1B: 6 2B: 0 3B: 0 HR: 0 SF: 0 SAC: 0 DP: 1 HBP: 0	WP: 0 PB: 0 SB: 1 CS: 0 PA: 32
<b>PITCHER</b> Randy Jones, L (1, 1) ERA: 2.1	IP: 9.0 WLS: W BF: 32 H: 6 R: 0 ER: 0 SO: 3 BB: 0 IBB: 0 HBP: 0 BLK: 0 WP: 0 HR: 0 S: 38 P: 38 ERA: 0.00 WHIP: 0.667										



Batter	1	2	3	4	5	6	7	8	9	AB	R	H	RBI	BB	SO	LOB
Enzo Hernandez, R (1, 6) OBP: 0.364, SLG: 0.348	0-0 E3 G6-3			0-0 6-3		0-0 6-3	0-0 SH1			3	0	0	1	0	0	0
Tito Fuentes, S (1, 4) OBP: 0.304, SLG: 0.332	0-0 G6-3 1-2f			0-0 1B 2B		0-0 L5	0-0 FC6-4 1B			4	1	2	2	0	0	1
Willie Davis, L (1, 8) OBP: 0.296, SLG: 0.396	0-0 P1			0-0 F8		0-0 BB 1B	0-0 FC6-4 1-2f			4	0	1	0	0	0	2
Willie McCovey, L (1, 3) OBP: 0.308, SLG: 0.346		0-0 F9		0-0 1B		4-0 FC6-4 BB		0-0 1B SF9-2-4 2B		2	0	1	1	1	0	0
Mike Ivie, R (8, 3) OBP: 0.282, SLG: 0.355										1	1	1	0	0	0	0
Dave Winfield, R (1, 9) OBP: 0.357, SLG: 0.478		0-0 L8		0-3 K		0-0 FC6-4 1-2f		0-0 SF9-2-4 S 1B		4	0	1	0	0	1	3
Doug Rader, R (1, 5) OBP: 0.353, SLG: 0.439		0-3 K			0-0 P6			4-0 1B SH1 SH3-4 1B		3	1	1	0	1	1	0
Gene Locklear, L (1, 7) OBP: 0.283, SLG: 0.300			0-0 4-3		0-0 6-3			0-0 SH3-4 1B		2	0	0	0	0	0	0
Luis Melendez, R (8, 7) OBP: 0.190, SLG: 0.183								0-0 F2		1	0	0	0	0	0	3
Fred Kendall, R (1, 2) OBP: 0.282, SLG: 0.245			0-0 P6		0-0 1B			4-0 SH1 1B IBB		2	1	1	1	1	0	0
Randy Jones, R (1, 1) OBP: 0.116, SLG: 0.050			0-0 5-3		0-0 F9			0-0 1B SH1 1B		3	1	1	0	0	0	1


Inning Stats	R: 0	H: 0	E: 1	LOB: 0	K: 0	BB: 0	S: 3	P: 3	R: 0	H: 0	E: 0	LOB: 0	K: 1	BB: 0	S: 5	P: 5	R: 0	H: 0	E: 0	LOB: 0	K: 0	BB: 0	S: 3	P: 3	R: 1	H: 2	E: 0	LOB: 1	K: 1	BB: 0	S: 7	P: 7	R: 0	H: 1	E: 0	LOB: 1	K: 0	BB: 0	S: 4	P: 4	R: 0	H: 1	E: 0	LOB: 2	K: 0	BB: 1	S: 4	P: 8	R: 3	H: 3	E: 0	LOB: 1	K: 0	BB: 1	S: 6	P: 10	R: 1	H: 2	E: 0	LOB: 1	K: 0	BB: 1	S: 4	P: 8
--------------	------	------	------	--------	------	-------	------	------	------	------	------	--------	------	-------	------	------	------	------	------	--------	------	-------	------	------	------	------	------	--------	------	-------	------	------	------	------	------	--------	------	-------	------	------	------	------	------	--------	------	-------	------	------	------	------	------	--------	------	-------	------	-------	------	------	------	--------	------	-------	------	------

PITCHER	IP	WLS	BF	H	R	ER	SO	BB	IBB	HBP	BLK	WP	HR	S	P	ERA	WHIP
Jim Lonborg, R (1, 1) ERA: 2.8	6.2	L	29	7	4	4	2	1	1	0	0	0	0	31	39	5.40	1.200
Tug McGraw, L (7, 1) ERA: 3.06	0.1		1	0	0	0	0	0	0	0	0	0	0	1	1	0.00	0.000
Wayne Twitchell, R (8, 1) ERA: 3.72	1.0		5	2	1	1	0	1	0	0	0	0	0	4	8	9.00	3.000

**BOTTOM**

**Philadelphia Phillies @ San Diego Padres**  
**San Diego Stadium, San Diego, CA**  
Sun Jun 13 1976, 6:33 AM EDT  
Unknown

AB	29
R	5
H	9
RBI	5
BB	3
SO	2
LOB	10



WP	PA	ERA	WHIP
0	35		



Batter	1	2	3	4	5	6	7	8	9	AB	R	H	RBI	BB	SO	LOB	TOP					
Dave Cash, R (1, 4) OBP: 0.362, SLG: 0.355	0-0 L8		0-0 6-3	0-0 F8		0-0 P4		0-0 6-3		5	0	0	0	0	0	5						
Larry Bowa, S (1, 6) OBP: 0.312, SLG: 0.300	0-0 G3		0-0 4-3		0-0 4-3	0-0 F7			0-0 P5	5	0	0	0	0	0	2						
Mike Schmidt, R (1, 5) OBP: 0.418, SLG: 0.615	4-0 BB			0-0 2B	0-0 F9		0-0 5-3		0-0 F2	4	1	1	0	1	0	0						
Greg Luzinski, R (1, 7) OBP: 0.338, SLG: 0.471	0-0 F8			0-0 1B	0-0 S		0-0 1B		0-0 1B	5	1	4	1	0	0	1						
Jim Kaat, L (9, PR) OBP: 0.250, SLG: 0.423				2-H 1B	0-0 1B		0-0 1B		0-0 1B	0	0	0	0	0	0	0						
Jay Johnstone, L (1, 9) OBP: 0.369, SLG: 0.489		0-3 K		0-0 BB 1B	0-0 K		0-0 F7		0-0 4-3	3	0	1	1	0	2	1						
Ollie Brown, R (7, PH) OBP: 0.406, SLG: 0.500				2-H 1B	1-2 K					1	0	0	0	0	0	1						
Tim McCarver, L (9, PH) OBP: 0.447, SLG: 0.432				0-0 1B	1-2 K					1	0	0	0	0	0	1						
Garry Maddox, R (1, 8) OBP: 0.376, SLG: 0.437		0-0 FC1-6 1B		0-0 F9		0-0 6-3		0-0 1B		4	0	2	0	0	0	1						
Tom Hutton, L (1, 3) OBP: 0.396, SLG: 0.325		0-0 FC1-6		0-0 BB		0-0 1B		0-3 K		3	1	2	0	0	0	1						
Dick Allen, R (7, PH) OBP: 0.374, SLG: 0.458		1-2 FC1-6		1-2 1B		0-0 1B		0-3 K		1	0	0	0	0	1	2						
Johnny Oates, L (1, 2) OBP: 0.500, SLG: 0.455		0-0 F7		4-0 BB		0-0 1B		0-0 G3		3	0	1	1	1	0	1						
Larry Christenson, R (1, 1) OBP: 0.222, SLG: 0.308			0-3 K	0-3 K		0-0 1B		0-0 4-3		3	0	1	0	0	2	3						
Bobby Tolan, L (8, PH) OBP: 0.308, SLG: 0.418										1	0	0	0	0	0	0						
Ron Schueler, R (8, 1)										0	0	0	0	0	0	0						
<b>Inning Stats</b>	R: 0 E: 0 K: 0 S: 3	H: 0 LOB: 1 BB: 1 P: 7	R: 0 E: 0 K: 1 S: 6	H: 1 LOB: 1 BB: 0 P: 6	R: 0 E: 0 K: 1 S: 5	H: 0 LOB: 0 BB: 0 P: 5	R: 2 E: 0 K: 1 S: 9	H: 4 LOB: 3 BB: 1 P: 13	R: 0 E: 0 K: 1 S: 6	H: 1 LOB: 1 BB: 0 P: 6	R: 1 E: 0 K: 0 S: 6	H: 3 LOB: 2 BB: 0 P: 6	R: 0 E: 0 K: 1 S: 7	H: 2 LOB: 2 BB: 0 P: 7	R: 0 E: 0 K: 0 S: 3	H: 0 LOB: 0 BB: 0 P: 3	R: 0 E: 0 K: 0 S: 4	H: 1 LOB: 1 BB: 0 P: 4	1B: 9 2B: 3 3B: 0 HR: 0	SF: 0 SAC: 0 DP: 0 HBP: 0	WP: 0 PB: 0 SB: 1 CS: 0	PA: 41
<b>PITCHER</b>	IP	WLS	BF	H	R	ER	SO	BB	IBB	HBP	BLK	WP	HR	S	P	ERA	WHIP					
Dan Spillner, R (1, 1) ERA: 3.66	5.1		27	9	3	3	4	2	0	0	0	0	0	33	41	5.06	2.062					
Rich Folkers, L (6, 1) ERA: 4.56	1.1	W	6	2	0	0	0	0	0	0	0	0	0	6	6	0.00	1.500					
Butch Metzger, R (7, 1) ERA: 1.25	2.1	S	8	1	0	0	1	0	0	0	0	0	0	10	10	0.00	0.429					

Philadelphia Phillies @ San Diego Padres  
San Diego Stadium, San Diego, CA  
Sun Jun 13 1976, 6:38 AM EDT  
Att. 43,473 - Unknown

AB	39
R	3
H	12
RBI	3
BB	2
SO	5
LOB	19



livebaseballscorecards.com





Batter	1	2	3	4	5	6	7	8	9	AB R H RBI BB SO LOB	TOP											
<b>Pepe Mangual, R</b> (1, 8) OBP: 0.409, SLG: 0.382	0-0 F8		0-0 E 1B		4-0 CS BB			0-3 K		3 0 1 0 1 1 1												
<b>Bombo Rivera, R</b> (1, 7) OBP: 0.333, SLG: 0.359	0-0 L3		0-0 E4 FC4		0-0 1-3			0-0 5-3 1-H 2B		4 0 1 1 0 0 3												
<b>Tim Foli, R</b> (1, 6) OBP: 0.279, SLG: 0.414	0-0 F8		0-0 FC4				0-0 5-3	0-0 5-3		4 0 0 0 0 0 4												
<b>Pete Mackanin, R</b> (1, 4) OBP: 0.246, SLG: 0.344		0-0 F3		0-0 E7 HR		0-0 F7		0-0 5-3		4 1 0 0 0 0 1												
<b>Pepe Frias, R</b> (8, 4) OBP: 0.286, SLG: 0.308										0 0 0 0 0 0 0												
<b>Gary Roenicke, R</b> (1, 9) OBP: 0.241, SLG: 0.231		0-0 6-3		0-0 5-3		0-0 F4			0-0 F8	4 0 0 0 0 0 1												
<b>Barry Foote, R</b> (1, 2) OBP: 0.307, SLG: 0.421		0-0 5-3		0-0 HR			0-0 G6-4-3 1B		0-3 K	4 1 2 2 0 1 0												
<b>Mike Jorgensen, L</b> (1, 3) OBP: 0.317, SLG: 0.338			0-0 1-3	0-0 F6			0-3 K		4-0 CS BB	3 0 0 0 1 1 1												
<b>Larry Parrish, R</b> (1, 5) OBP: 0.272, SLG: 0.317			0-0 F8	0-0 6-3			0-0 G6-4-3		0-0 CS	3 0 0 0 0 0 1												
<b>Don Stanhouse, R</b> (1, 1) OBP: 0.700, SLG: 0.750			0-0 E 1B		0-0 F7			4-0 2B BB		2 1 1 0 1 0 0												
<b>Inning Stats</b>	R: 0 E: 0 K: 0 S: 3	H: 0 LOB: 0 BB: 0 P: 3	R: 0 E: 0 K: 0 S: 3	H: 0 LOB: 0 BB: 0 P: 3	R: 0 E: 1 K: 0 S: 6	H: 2 LOB: 3 BB: 0 P: 6	R: 2 E: 1 K: 0 S: 5	H: 1 LOB: 0 BB: 0 P: 5	R: 0 E: 0 K: 0 S: 2	H: 0 LOB: 0 BB: 1 P: 6	R: 0 E: 0 K: 1 S: 5	H: 1 LOB: 0 BB: 0 P: 5	R: 0 E: 0 K: 1 S: 6	H: 1 LOB: 1 BB: 1 P: 10	R: 1 E: 0 K: 1 S: 4	H: 1 LOB: 1 BB: 1 P: 8	R: 0 E: 0 K: 1 S: 4	H: 0 LOB: 0 BB: 1 P: 8	1B: 3 2B: 1 3B: 0 HR: 1	SF: 0 SAC: 0 DP: 1 HBP: 0	WP: 0 PB: 0 SB: 0 CS: 2	PA: 35
<b>PITCHER</b>	IP WLS BF H R ER SO BB IBB HBP BLK WP HR S P ERA WHIP																					
<b>Brent Strom, L</b> (1, 1) ERA: 3.57	7.0 L 26 4 2 1 1 1 0 0 0 0 0 1 27 31 1.29 0.714																					
<b>Ken Reynolds, L</b> (8, 1) ERA: 4.76	2.0 8 1 1 1 2 2 0 0 0 0 0 0 10 18 4.50 1.500																					

**Montreal Expos @ San Diego Padres**  
**San Diego Stadium, San Diego, CA**  
 Mon Jun 14 1976, 10:05 PM EDT  
 Att. 21,774 - Unknown

livebaseballscorecards.com

AB	31
R	3
H	5
RBI	3
BB	3
SO	3
LOB	12







Batter	1	2	3	4	5	6	7	8	9	AB R H RBI BB SO LOB	TOP
Pepe Mangual, R (1, 8) OBP: 0.399, SLG: 0.370	0-0 4-3		0-0 5-3		0-3 K			0-3 K		4 0 0 0 0 2 0	<b>Montreal Expos @ San Diego Padres</b> San Diego Stadium, San Diego, CA Tue Jun 15 1976, 10:05 PM EDT Att. 9,447 - Unknown
Gary Roenicke, R (1, 9) OBP: 0.273, SLG: 0.367	0-0 6-3		0-0 HR			0-0 FC6-4 1B		0-0 F8		4 1 2 1 0 0 0	
Tim Foli, R (1, 6) OBP: 0.278, SLG: 0.416	0-0 G3		0-0 2B			0-0 FC6-4 FC5-4 1-2f		0-0 6-3		4 0 1 0 0 0 1	
Jim Lyttle, L (1, 7) OBP: 0.364, SLG: 0.524		0-0 1B 1B	0-0 F5			0-0 F8		0-0 1-3		4 0 1 0 0 0 2	
Barry Foote, R (1, 2) OBP: 0.305, SLG: 0.414		0-0 L7		0-0 CS 1B		0-0 FC5-4 1-2f		0-0 5-3		4 0 1 0 0 0 2	
Mike Jorgensen, L (1, 3) OBP: 0.311, SLG: 0.331		0-0 F9		0-0 1-3 1-2		0-0 3-1				3 0 0 0 0 0 2	
Pete Mackanin, R (1, 4) OBP: 0.247, SLG: 0.344		0-0 1-3 1B		0-0 4-3		0-0 F3				3 0 1 0 0 0 0	
Larry Parrish, R (1, 5) OBP: 0.268, SLG: 0.312		0-3 K			0-0 1-3		0-0 F2			3 0 0 0 0 1 2	
Don Carrithers, R (1, 1) Jim Dwyer, L (8, PH) Steve Dunning, R (8, 1)			0-0 4-3		0-0 6-3			0-0 G3		2 0 0 0 0 0 0 1 0 0 0 0 0 0 0 0 0 0 0 0 0	
<b>Inning Stats</b>	R: 0 E: 0 K: 0 S: 3 H: 0 LOB: 0 BB: 0 P: 3	R: 0 E: 0 K: 1 S: 7 H: 2 LOB: 2 BB: 0 P: 7	R: 1 E: 0 K: 0 S: 5 H: 2 LOB: 1 BB: 0 P: 5	R: 0 E: 0 K: 0 S: 3 H: 1 LOB: 0 BB: 0 P: 3	R: 0 E: 0 K: 1 S: 5 H: 0 LOB: 0 BB: 0 P: 5	R: 0 E: 0 K: 0 S: 4 H: 1 LOB: 1 BB: 0 P: 4	R: 0 E: 0 K: 0 S: 3 H: 0 LOB: 0 BB: 0 P: 3	R: 0 E: 0 K: 1 S: 5 H: 0 LOB: 0 BB: 0 P: 5	R: 0 E: 0 K: 0 S: 3 H: 0 LOB: 0 BB: 0 P: 3	1B: 4 2B: 1 3B: 0 HR: 1 SF: 0 SAC: 0 DP: 0 HBP: 0	WP: 0 PB: 0 SB: 0 CS: 1 PA: 32
<b>PITCHER</b> Alan Foster, R (1, 1) ERA: 2.09	IP 9.0 WLS W BF 32 H 6 R 1 ER 1 SO 3 BB 0 IBB 0 HBP 0 BLK 0 WP 0 HR 1 S 38 P 38 ERA 1.00 WHIP 0.667										

livebaseballscorecards.com

<b>AB</b>	<b>32</b>
<b>R</b>	<b>1</b>
<b>H</b>	<b>6</b>
<b>RBI</b>	<b>1</b>
<b>BB</b>	<b>0</b>
<b>SO</b>	<b>3</b>
<b>LOB</b>	<b>9</b>



Batter	1	2	3	4	5	6	7	8	9	AB R H RBI BB SO LOB
--------	---	---	---	---	---	---	---	---	---	----------------------

<p><b>Enzo Hernandez, R</b> (1, 6) OBP: 0.358, SLG: 0.341</p>			<p><b>1B</b></p>		<p><b>FC3-6</b> 2B</p>		<p><b>G6-3</b> 1B</p>			4 1 2 0 0 0 1
<p><b>Tito Fuentes, S</b> (1, 4) OBP: 0.307, SLG: 0.338</p>			<p><b>F8</b></p>		<p><b>PB</b> 2B</p>		<p><b>G6-3</b></p>			4 0 2 1 0 0 3
<p><b>Willie Davis, L</b> (1, 8) OBP: 0.298, SLG: 0.392</p>			<p><b>F9</b></p>		<p><b>K2-3</b> 2-3</p>					4 0 1 0 0 1 4
<p><b>Willie McCovey, L</b> (1, 3) OBP: 0.295, SLG: 0.328</p>				<p><b>FC5-4</b> 1B</p>			<p><b>5-3</b></p>			4 0 1 0 0 2 3
<p><b>Dave Winfield, R</b> (1, 9) OBP: 0.352, SLG: 0.468</p>		<p><b>6-3</b></p>		<p><b>F4</b></p>		<p><b>1-3</b> SF8 2B</p>		<p><b>K</b></p>		4 1 1 0 0 1 1
<p><b>Doug Rader, R</b> (1, 5) OBP: 0.352, SLG: 0.435</p>		<p><b>K</b></p>		<p><b>FC5-4</b> BB</p>		<p><b>1-3</b></p>		<p><b>K</b></p>		4 0 0 0 0 2 2
<p><b>Johnny Grubb, L</b> (1, 7) OBP: 0.441, SLG: 0.353</p> <p><b>Luis Melendez, R</b> (9, 7) OBP: 0.190, SLG: 0.183</p>		<p><b>F8</b></p>		<p><b>FC5-4</b> BB</p>		<p><b>IBB</b></p>		<p><b>G3</b></p>		2 0 0 0 2 0 0 0 0 0 0 0 0 0
<p><b>Fred Kendall, R</b> (1, 2) OBP: 0.278, SLG: 0.242</p> <p><b>Gene Locklear, L</b> (6, PH) OBP: 0.279, SLG: 0.286</p> <p><b>Bob Davis, R</b> (7, 2) OBP: 0.174, SLG: 0.163</p>			<p><b>4-3</b></p>	<p><b>FC5-4</b></p>		<p><b>SF8</b></p>				2 0 0 0 0 0 2 0 0 0 1 0 0 0 0 0 0 0 0 0 0
<p><b>Alan Foster, R</b> (1, 1)</p>			<p><b>1B</b> BB</p>		<p><b>FC3-6</b> BB</p>		<p><b>K</b></p>			1 0 0 0 2 1 1

Inning Stats	R: 0	H: 1	E: 1	K: 1	S: 6	LOB: 1	BB: 0	P: 6	R: 0	H: 0	E: 0	K: 1	S: 5	LOB: 0	BB: 0	P: 5	R: 0	H: 1	E: 0	K: 0	S: 4	LOB: 2	BB: 1	P: 8	R: 1	H: 1	E: 0	K: 2	S: 8	LOB: 1	BB: 1	P: 12	R: 1	H: 1	E: 0	K: 1	S: 6	LOB: 1	BB: 1	P: 10	R: 0	H: 2	E: 0	K: 0	S: 4	LOB: 1	BB: 0	P: 4	R: 0	H: 0	E: 0	K: 2	S: 7	LOB: 0	BB: 0	P: 7
--------------	------	------	------	------	------	--------	-------	------	------	------	------	------	------	--------	-------	------	------	------	------	------	------	--------	-------	------	------	------	------	------	------	--------	-------	-------	------	------	------	------	------	--------	-------	-------	------	------	------	------	------	--------	-------	------	------	------	------	------	------	--------	-------	------

PITCHER	IP	WLS	BF	H	R	ER	SO	BB	IBB	HBP	BLK	WP	HR	S	P	ERA	WHIP
<b>Don Carrithers, R</b> (1, 1) ERA: 3.67	7.0	L	31	7	2	2	5	3	1	0	0	0	0	37	53	2.57	1.429
<b>Steve Dunning, R</b> (8, 1) ERA: 5.48	1.0		3	0	0	0	2	0	0	0	0	0	0	7	7	0.00	0.000

**BOTTOM**

**Montreal Expos @ San Diego Padres**  
San Diego Stadium, San Diego, CA  
Tue Jun 15 1976, 10:05 PM EDT  
Att. 9,447 - Unknown

AB	29
R	2
H	7
RBI	2
BB	4
SO	7
LOB	17



WP: 0	PA: 34
PB: 1	
SB: 0	
CS: 0	



Batter	1	2	3	4	5	6	7	8	9	AB R H RBI BB SO LOB	TOP	
Jerry White, S (1, 8) x OBP: 0.311, SLG: 0.339	0-0 F8 ① x	0-0 G3 ③		0-0 G3 ② x		0-0 G3 ② x			4-0 FC6-4 BB	4 0 0 0 1 0 5	<b>Montreal Expos @ San Diego Padres</b> San Diego Stadium, San Diego, CA Wed Jun 16 1976, 6:33 AM EDT Att. 13,306 - Unknown <a href="http://livebaseballscorecards.com">livebaseballscorecards.com</a>	
Jim Dwyer, L (1, 7) x OBP: 0.316, SLG: 0.284	0-0 F7 ②		0-0 F8 ① x	0-0 F7 ③		0-3 K ③			0-0 F7 ①	5 0 0 0 0 1 3		
Tim Foli, R (1, 6) x OBP: 0.271, SLG: 0.404	0-0 F3 ③		0-0 E3 E		0-0 6-3 ①				0-0 F7 ②	5 1 0 0 0 0 1		
Gary Roenicke, R (1, 9) x OBP: 0.316, SLG: 0.514		0-0 HR	0-0 E2 BB 1B 2-H 1B		0-0 2B				0-0 4-3 ②	5 1 3 1 0 0 1		
Mike Jorgensen, L (1, 3) x OBP: 0.321, SLG: 0.342		0-0 E 1B	0-0 BB 1-2 1B		0-0 F7 ②				0-0 WP 1B	4 0 3 0 0 0 1		
Barry Foote, R (1, 2) x OBP: 0.295, SLG: 0.400		0-0 E7 1-3	0-0 F8 ②		0-0 1-3				0-0 F7 ③	4 0 0 0 0 0 5		
Pete Mackanin, R (1, 5) x OBP: 0.247, SLG: 0.339		0-0 1-3 BB BB	4-0 BB 1-2 2-3		0-0 6-3 ①				0-0 F8 ①	3 0 0 0 1 0 2		
Pepe Frias, R (1, 4) x OBP: 0.313, SLG: 0.266		4-0 IBB	0-0 F9 ③		0-0 2B BB				0-0 4-3 ②	2 0 0 0 2 0 3		
Dan Warthen, S (1, 1) x Fred Scherman, L (5, 1) x Jim Lytle, L (6, PH) x Clay Kirby, R (6, 1) x Jose Morales, R (8, PH) x Chip Lang, R (8, 1) x	0-0 F6 ②		0-3 K ①		0-0 2B 1-3				0-0 F7 ③	2 0 0 0 0 1 3 0 0 0 0 0 0 0 1 0 1 0 0 0 0 0 0 0 0 0 0 0 1 0 0 0 0 0 0 0 0 0 0 0 0 0		
<b>Inning Stats</b>	R: 0 H: 0 E: 0 LOB: 0 K: 0 BB: 0 S: 3 P: 3	R: 1 H: 2 E: 1 LOB: 3 K: 0 BB: 1 S: 6 P: 10	R: 1 H: 2 E: 2 LOB: 3 K: 0 BB: 1 S: 6 P: 10	R: 0 H: 0 E: 0 LOB: 0 K: 1 BB: 0 S: 5 P: 5	R: 0 H: 1 E: 0 LOB: 1 K: 0 BB: 0 S: 4 P: 4	R: 0 H: 1 E: 0 LOB: 2 K: 1 BB: 1 S: 6 P: 10	R: 0 H: 1 E: 0 LOB: 1 K: 0 BB: 0 S: 4 P: 4	R: 0 H: 0 E: 0 LOB: 0 K: 0 BB: 0 S: 3 P: 3	R: 0 H: 0 E: 0 LOB: 1 K: 0 BB: 1 S: 3 P: 7	1B: 4 SF: 0 2B: 2 SAC: 0 3B: 0 DP: 0 HR: 1 HBP: 0	WP: 1 PA: 40 PB: 0 SB: 0 CS: 0	
<b>PITCHER</b> Dave Freisleben, R (1, 1) ERA: 1.25	IP WLS BF H R ER SO BB IBB HBP BLK WP HR S P ERA WHIP											<b>PITCHER</b> IP WLS BF H R ER SO BB IBB HBP BLK WP HR S P ERA WHIP



Batter	1	2	3	4	5	6	7	8	9
Luis Melendez, R OBP: 0.209, SLG: 0.203 (1, 8)	0-0 SH1-4 1B		0-0 BB 1B	0-0 6-3			0-0 F3		
Ted Kubiak, S OBP: 0.378, SLG: 0.351 (1, 5)	0-0 SH1-4 1-2		0-0 F6 1B		0-0 G4-6-3 HR 1B		0-0 1B		
Tito Fuentes, S OBP: 0.311, SLG: 0.338 (1, 4)	0-3 K		4-0 BB 1B FC5-2-6 BB		0-0 1-2 1B		0-0 F2		
Dave Winfield, R OBP: 0.350, SLG: 0.464 (1, 9)	0-0 1-3		0-0 S FC5-2-6 2B 1B		0-0 G4-6-3 1-2 2-3 2-3		0-0 F9		
Mike Ivie, R OBP: 0.289, SLG: 0.379 (1, 3)		4-0 BB	0-0 FC5-2-6 2B		0-0 HR		0-0 F3		
Merv Rettenmund, R OBP: 0.409, SLG: 0.362 (1, 7)		0-3 K	0-0 1-H 2-H 2B		0-0 6-3		0-0 F4		
Hector Torres, R OBP: 0.299, SLG: 0.368 (1, 6)		0-3 K	0-0 F7		0-0 5-3		0-0 6-3		
Bob Davis, R OBP: 0.163, SLG: 0.152 (1, 2)		0-0 F8		0-3 K		0-0 F8			
Dave Freisleben, R OBP: 0.364, SLG: 0.545 (1, 1)			0-0 1B 1B		0-3 K		0-0 1B		

Inning Stats	R: 0 E: 0 K: 1 S: 6	H: 1 LOB: 1 BB: 0 P: 6	R: 0 E: 0 K: 2 S: 7	H: 0 LOB: 1 BB: 1 P: 11	R: 4 E: 0 K: 0 S: 7	H: 4 LOB: 1 BB: 1 P: 11	R: 0 E: 0 K: 2 S: 7	H: 0 LOB: 0 BB: 0 P: 7	R: 2 E: 0 K: 0 S: 5	H: 3 LOB: 0 BB: 0 P: 5	R: 0 E: 0 K: 0 S: 3	H: 1 LOB: 1 BB: 0 P: 3	R: 0 E: 0 K: 0 S: 4	H: 1 LOB: 1 BB: 0 P: 4	R: 0 E: 0 K: 0 S: 3	H: 0 LOB: 0 BB: 0 P: 3
--------------	------------------------------	---------------------------------	------------------------------	----------------------------------	------------------------------	----------------------------------	------------------------------	---------------------------------	------------------------------	---------------------------------	------------------------------	---------------------------------	------------------------------	---------------------------------	------------------------------	---------------------------------

PITCHER	IP	WLS	BF	H	R	ER	SO	BB	IBB	HBP	BLK	WP	HR	S	P	ERA	WHIP
Dan Warthen, L ERA: 5.1 (1, 1)	4.0	L	21	7	6	6	5	2	0	0	0	0	0	29	37	13.50	2.250
Fred Scherman, L ERA: 4.73 (5, 1)	1.0		3	1	0	0	0	0	0	0	0	0	1	3	3	0.00	1.000
Clay Kirby, R ERA: 4.91 (6, 1)	2.0		7	2	0	0	0	0	0	0	0	0	0	7	7	0.00	1.000
Chip Lang, R ERA: 6.52 (8, 1)	1.0		3	0	0	0	0	0	0	0	0	0	0	3	3	0.00	0.000

**BOTTOM**

**Montreal Expos @ San Diego Padres**  
San Diego Stadium, San Diego, CA

Wed Jun 16 1976, 6:33 AM EDT  
Att. 13,306 - Unknown

AB	R	H	RBI	BB	SO	LOB
4	1	2	0	0	0	0
3	1	2	0	0	0	2
3	0	1	0	1	1	2
4	1	1	2	0	0	4
3	2	1	2	1	0	2
4	0	1	2	0	1	1
4	0	0	0	0	1	2
3	0	0	0	0	1	1
3	1	2	0	0	1	0

AB	31
R	6
H	10
RBI	6
BB	2
SO	5
LOB	14

WP: 0 PA: 34  
PB: 0  
SB: 1  
CS: 0



PITCHER	IP	WLS	BF	H	R	ER	SO	BB	IBB	HBP	BLK	WP	HR	S	P	ERA	WHIP
---------	----	-----	----	---	---	----	----	----	-----	-----	-----	----	----	---	---	-----	------



Batter	1	2	3	4	5	6	7	8	9	AB R H RBI BB SO LOB	TOP																													
Enzo Hernandez, R (1, 6) OBP: 0.348, SLG: 0.331	0-3 K		0-0 5-3		0-0 5-3		0-0 FC5-4			4 0 0 0 0 1 1																														
Tito Fuentes, S (1, 4) OBP: 0.305, SLG: 0.332	0-3 K		0-0 4-3		0-0 L6			0-0 5-3		4 0 0 0 0 1 0																														
Willie Davis, L (1, 8) OBP: 0.297, SLG: 0.390	0-0 4-3			0-0 1-3		0-0 1B G6-4-3 1B		0-0 F7		4 1 1 0 0 0 0																														
Dave Winfield, R (1, 9) OBP: 0.357, SLG: 0.480		0-0 HR		0-0 4-3		0-0 1B G6-4-3 1-3		4-0 BB		3 1 2 1 1 0 0																														
Doug Rader, R (1, 5) OBP: 0.350, SLG: 0.428		0-3 K		4-0 HR BB		0-0 G6-4-3 1-2f 3-H		0-0 F9		3 1 0 0 1 1 2																														
Mike Ivie, R (1, 3) OBP: 0.302, SLG: 0.422		0-0 E S 1B		0-0 1-H HR		0-0 6-3				4 1 3 2 0 0 0																														
Merv Rettenmund, R (1, 7) OBP: 0.402, SLG: 0.356		0-3 K		0-0 S 1B		0-0 F2		0-0 6-3		4 0 1 0 0 1 2																														
Fred Kendall, R (1, 2) OBP: 0.273, SLG: 0.237		0-3 K		0-0 1-3 1B		0-0 F3		0-3 K		3 0 0 0 0 1 2																														
Luis Melendez, R (9, PH) OBP: 0.206, SLG: 0.200		0-3 K		0-0 1-2		0-0 FC5-4 1B		0-0 G3		1 0 0 0 0 1 1																														
Randy Jones, R (1, 1) OBP: 0.111, SLG: 0.048			0-0 1-3		0-3 K					2 0 0 0 0 1 0																														
Ted Kubiak, S (7, PH) OBP: 0.385, SLG: 0.359										1 0 1 0 0 0 0																														
Dave Tomlin, L (7, 1)										0 0 0 0 0 0 0																														
Johnny Grubb, L (9, PH) OBP: 0.435, SLG: 0.346										1 0 0 0 0 0 1																														
<b>Inning Stats</b>	R: 0 E: 0 K: 2 S: 7	H: 0 LOB: 0 BB: 0 P: 7	R: 1 E: 0 K: 3 S: 11	H: 2 LOB: 1 BB: 0 P: 11	R: 0 E: 0 K: 0 S: 3	H: 0 LOB: 0 BB: 0 P: 3	R: 2 E: 0 K: 0 S: 5	H: 2 LOB: 1 BB: 1 P: 9	R: 0 E: 0 K: 1 S: 5	H: 0 LOB: 0 BB: 0 P: 5	R: 1 E: 0 K: 0 S: 4	H: 2 LOB: 0 BB: 0 P: 4	R: 0 E: 0 K: 0 S: 4	H: 1 LOB: 1 BB: 0 P: 4	R: 0 E: 0 K: 0 S: 3	H: 0 LOB: 1 BB: 1 P: 7	R: 0 E: 0 K: 1 S: 6	H: 1 LOB: 1 BB: 0 P: 6	1B: 5 2B: 1 3B: 0 HR: 2	SF: 0 SAC: 0 DP: 1 HBP: 0	WP: 0 PB: 0 SB: 2 CS: 0	PA: 36																		
<b>PITCHER</b> Pete Falcone, L (1, 1) ERA: 4.09	IP 9.0	WLS W	BF 36	H 8	R 4	ER 4	SO 7	BB 2	IBB 0	HBP 0	BLK 0	WP 0	HR 2	S 48	P 56	ERA 4.00	WHIP 1.111						<b>PITCHER</b>	IP 9.0	WLS W	BF 36	H 8	R 4	ER 4	SO 7	BB 2	IBB 0	HBP 0	BLK 0	WP 0	HR 2	S 48	P 56	ERA 4.00	WHIP 1.111

San Diego Padres @ St. Louis Cardinals  
 Busch Stadium, St. Louis, MO  
 Fri Jun 18 1976, 7:05 PM CDT  
 Att. 14,501 - Unknown

AB	34
R	4
H	8
RBI	3
BB	2
SO	7
LOB	9







Batter	1	2	3	4	5	6	7	8	9	AB R H RBI BB SO LOB	TOP									
Enzo Hernandez, R (1, 6) OBP: 0.338, SLG: 0.321	0-0 F8			0-0 F7		0-0 L7		0-0 6-3		4 0 0 0 0 0 0	<b>San Diego Padres @ St. Louis Cardinals</b> Busch Stadium, St. Louis, MO Sat Jun 19 1976, 7:05 PM CDT Att. 18,448 - Unknown <a href="http://livebaseballscorecards.com">livebaseballscorecards.com</a>									
Tito Fuentes, S (1, 4) OBP: 0.304, SLG: 0.335	0-0 F7			0-0 P4		0-0 2B		0-0 6-3	4 0 1 0 0 0 0											
Willie Davis, L (1, 8) OBP: 0.301, SLG: 0.396	0-3 K			0-0 2B		0-0 4-3		0-0 CS BB 1B	4 0 2 0 0 1 1											
Dave Winfield, R (1, 9) OBP: 0.363, SLG: 0.480		0-0 4-3		4-0 BB		0-0 SH1-3 1B		4-0 CS BB	2 0 1 0 2 0 0											
Doug Rader, R (1, 5) OBP: 0.345, SLG: 0.421		0-0 F8		0-0 P3		0-0 SH1-3		0-0 6-3	3 0 0 0 0 0 4											
Mike Ivie, R (1, 3) OBP: 0.303, SLG: 0.415		0-0 5-3		4-0 CS BB		0-0 F8		1-2 2-3	2 0 0 0 1 0 1											
Merv Rettenmund, R (1, 7) OBP: 0.389, SLG: 0.342 Butch Metzger, R (7, 1)			0-0 F7		0-0 F7		0-0 P6		3 0 0 0 0 0 2											
Fred Kendall, R (1, 2) OBP: 0.270, SLG: 0.234 Ted Kubiak, S (8, PH) OBP: 0.380, SLG: 0.354 Bob Davis, R (8, 2) OBP: 0.163, SLG: 0.152			0-0 F9		0-0 4-3		0-0 1-3		2 0 0 0 0 0 0											
Brent Strom, R (1, 1) OBP: 0.194, SLG: 0.111 Luis Melendez, R (7, 7) OBP: 0.203, SLG: 0.197			0-0 5-3		0-0 5-3		0-0 L4		1 0 0 0 0 0 0											
<b>Inning Stats</b>	R: 0 E: 0 K: 1 S: 5	H: 0 LOB: 0 BB: 0 P: 5	R: 0 E: 0 K: 0 S: 3	H: 0 LOB: 0 BB: 0 P: 3	R: 0 E: 0 K: 0 S: 4	H: 1 LOB: 2 BB: 1 P: 8	R: 0 E: 0 K: 0 S: 2	H: 0 LOB: 0 BB: 1 P: 6	R: 0 E: 0 K: 0 S: 4	H: 1 LOB: 1 BB: 0 P: 4		R: 0 E: 0 K: 0 S: 4	H: 1 LOB: 1 BB: 0 P: 4	R: 0 E: 0 K: 0 S: 3	H: 0 LOB: 0 BB: 0 P: 3	R: 0 E: 0 K: 0 S: 3	H: 1 LOB: 1 BB: 1 P: 7	1B: 2 2B: 2 3B: 0 HR: 0	SF: 0 SAC: 1 DP: 0 HBP: 0	WP: 0 PB: 0 SB: 0 CS: 3
<b>PITCHER</b>	IP WLS BF H R ER SO BB IBB HBP BLK WP HR S P ERA WHIP																			
John Curtis, L (1, 1) ERA: 3.72	8.1 W 31 4 0 0 1 3 0 0 0 0 0 0 30 42 0.00 0.840																			
Bill Greif, R (9, 1) ERA: 5.25	0.0 S 0 0 0 0 0 0 0 0 0 0 0 0 0 0 ∞ ∞																			



Batter	1	2	3	4	5	6	7	8	9
<b>Bake McBride, L</b> OBP: 0.417, SLG: 0.449 (1, 8)	0-3 K	0-0 G3			0-0 1B		0-0 1B		
<b>Don Kessinger, S</b> OBP: 0.320, SLG: 0.324 (1, 6)	0-0 2-3 1B		0-0 4-3		0-0 1B		0-0 G6-4-3		
<b>Lou Brock, L</b> OBP: 0.311, SLG: 0.363 (1, 7)	0-0 2-3 1-2		0-0 CS 1B		0-0 G4-6-3			0-0 F7	
<b>Ted Simmons, S</b> OBP: 0.333, SLG: 0.345 (1, 3)	4-0 BB		0-0 6-3		0-0 6-3 WP 1B			0-0 G5-4-3 1B	
<b>Jerry Mumphrey, S</b> OBP: 0.351, SLG: 0.392 (8, PR)									
<b>Keith Hernandez, L</b> OBP: 0.286, SLG: 0.258 (9, 3)									
<b>Joe Ferguson, R</b> OBP: 0.314, SLG: 0.354 (1, 2)	0-0 F8			4-0 BB	0-0 G5-4-3 BB		0-0 F7	0-0 G5-4-3	
<b>Mike Anderson, R</b> OBP: 0.370, SLG: 0.352 (1, 9)		0-0 F7		0-0 G5-4-3	0-0 6-3		0-0 6-3		
<b>Hector Cruz, R</b> OBP: 0.225, SLG: 0.333 (1, 5)		0-3 K		0-0 6-3	0-0 6-3				
<b>Mike Tyson, R</b> OBP: 0.346, SLG: 0.492 (1, 4)			0-0 2B		0-0 1B SH1-4 1B		0-0 F9		
<b>John Curtis, L</b> OBP: 0.259, SLG: 0.240 (1, 1)		4-0 BB			0-0 SH1-4				
<b>Bill Greif, R</b> (9, 1)									


Inning Stats	R: 0	H: 1	E: 0	LOB: 2	K: 1	BB: 1	S: 6	P: 10
	R: 0	H: 1	E: 0	LOB: 2	K: 1	BB: 1	S: 6	P: 10
	R: 0	H: 1	E: 0	LOB: 0	K: 0	BB: 0	S: 3	P: 3
	R: 0	H: 0	E: 0	LOB: 0	K: 0	BB: 1	S: 2	P: 6
	R: 1	H: 3	E: 0	LOB: 1	K: 0	BB: 0	S: 5	P: 5
	R: 0	H: 1	E: 0	LOB: 1	K: 0	BB: 0	S: 4	P: 4
	R: 0	H: 2	E: 0	LOB: 1	K: 0	BB: 0	S: 4	P: 4
	R: 0	H: 1	E: 0	LOB: 1	K: 0	BB: 0	S: 3	P: 3

PITCHER	IP	WLS	BF	H	R	ER	SO	BB	IBB	HBP	BLK	WP	HR	S	P	ERA	WHIP
<b>Brent Strom, L</b> ERA: 3.42 (1, 1)	6.1	L	28	9	1	1	2	3	0	0	0	1	0	29	41	1.42	1.895
<b>Butch Metzger, R</b> ERA: 1.2 (7, 1)	1.2		4	1	0	0	0	0	0	0	0	0	0	4	4	0.00	0.600

**BOTTOM**

**San Diego Padres @ St. Louis Cardinals**  
 Busch Stadium, St. Louis, MO  
 Sat Jun 19 1976, 7:05 PM CDT  
 Att. 18,448 - Unknown

AB	28
R	1
H	10
RBI	1
BB	3
SO	2
LOB	15



1B	2B	3B	HR	SF	SAC	DP	HBP	WP	PA
9	1	0	0	0	1	4	0	1	32



Batter	1	2	3	4	5	6	7	8	9	AB R H RBI BB SO LOB	TOP																							
<b>Johnny Grubb, L</b> (1, 7) OBP: 0.432, SLG: 0.368 <b>Luis Melendez, R</b> (9, PR) OBP: 0.203, SLG: 0.197 (9, 7)	0-0 3-1		0-0 6-3	0-0 FC4-6 1B		0-0 3-1		0-0 1-H 2B	5 0 2 3 0 0 2 0 0 0 0 0 0 0																									
<b>Tito Fuentes, S</b> (1, 4) OBP: 0.301, SLG: 0.332	0-0 3-1		0-0 1B	0-0 FC4-6 1-2f		0-0 4-3		0-0 F7	5 0 1 1 0 0 3																									
<b>Willie Davis, L</b> (1, 8) OBP: 0.299, SLG: 0.392	0-0 1B		0-0 4-3		0-3 K		0-0 4-3	0-3 K	5 0 1 0 0 2 2																									
<b>Willie McCovey, L</b> (1, 3) OBP: 0.293, SLG: 0.350 <b>Mike Ivie, R</b> (9, 3) OBP: 0.303, SLG: 0.415	0-0 F9			0-0 HR	0-3 K		0-0 F7		4 1 1 1 0 1 1 0 0 0 0 0 0 0																									
<b>Dave Winfield, R</b> (1, 9) OBP: 0.365, SLG: 0.482		4-0 BB G6-4-3 BB		0-0 F7	0-0 2B		0-3 K		3 0 1 0 1 1 0																									
<b>Doug Rader, R</b> (1, 5) OBP: 0.344, SLG: 0.415		0-0 G6-4-3 1-2f		0-0 F3	0-0 F8		4-0 BB FC5-4 BB		3 0 0 0 1 0 2																									
<b>Hector Torres, R</b> (1, 6) OBP: 0.298, SLG: 0.364		0-0 6-3		0-0 E S 1B 1B		0-0 5-3		0-0 FC5-4 CS	4 1 1 0 0 0 1																									
<b>Fred Kendall, R</b> (1, 2) OBP: 0.281, SLG: 0.248			0-0 6-3 1B 2B	4-0 BB BB BB BB E 1B BB	0-0 SH1-4 1B		0-0 CS 1-2	0-0 L4	3 2 2 0 1 0 0																									
<b>Alan Foster, R</b> (1, 1) <b>Butch Metzger, R</b> (6, 1) <b>Dan Spillner, R</b> (8, 1) OBP: 0.235, SLG: 0.071 <b>Gene Locklear, L</b> (9, PH) OBP: 0.290, SLG: 0.298 <b>Ken Reynolds, L</b> (9, 1)			0-3 K	0-0 E5 1B		0-0 SH1-4 1-2		0-0 2B 1B	2 0 0 0 0 1 3 0 0 0 0 0 0 0 0 0 0 0 0 0 0 1 1 1 0 0 0 0 0 0 0 0 0 0 0																									
<b>Inning Stats</b>	R: 0 E: 0 K: 0 S: 4	H: 1 LOB: 1 BB: 0 P: 4	R: 0 E: 0 K: 0 S: 2	H: 0 LOB: 0 BB: 1 P: 6	R: 1 E: 0 K: 1 S: 7	H: 2 LOB: 1 BB: 1 P: 7	R: 3 E: 1 K: 0 S: 7	H: 3 LOB: 2 BB: 1 P: 11	R: 0 E: 0 K: 2 S: 8	H: 1 LOB: 1 BB: 0 P: 8	R: 0 E: 0 K: 0 S: 3	H: 0 LOB: 0 BB: 0 P: 3	R: 0 E: 0 K: 1 S: 4	H: 0 LOB: 0 BB: 1 P: 8	R: 1 E: 0 K: 1 S: 7	H: 2 LOB: 1 BB: 0 P: 7	1B: 6 2B: 3 3B: 0 HR: 1	SF: 0 SAC: 1 DP: 1 HBP: 0	WP: 0 PB: 0 SB: 1 CS: 1	PA: 40														
<b>PITCHER</b>	IP WLS BF H R ER SO BB IBB HBP BLK WP HR S P ERA WHIP																			<b>PITCHER</b>	IP WLS BF H R ER SO BB IBB HBP BLK WP HR S P ERA WHIP													
<b>Bob Forsch, R</b> (1, 1) ERA: 3.52 <b>Bill Greif, R</b> (8, 1) ERA: 5.3 <b>Al Hrabosky, L</b> (9, 1) ERA: 3.42	7.0 L 0 2	31 0 0 2	8 0 0 0	4 0 0 0	2 0 0 1	3 0 0 0	2 0 0 0	0 0 0 0	0 0 0 0	0 0 0 0	0 0 0 0	0 0 0 0	1 0 4	43 0 0 4	2.57 ∞ 0.00	1.429 ∞ 0.000																		

**San Diego Padres @ St. Louis Cardinals**  
 Busch Stadium, St. Louis, MO  
 Sun Jun 20 1976, 3:33 AM CDT  
 Att. 15,537 - Unknown

<b>AB</b>	<b>35</b>
<b>R</b>	<b>5</b>
<b>H</b>	<b>10</b>
<b>RBI</b>	<b>5</b>
<b>BB</b>	<b>3</b>
<b>SO</b>	<b>5</b>
<b>LOB</b>	<b>14</b>



Batter	1	2	3	4	5	6	7	8	9	AB	R	H	RBI	BB	SO	LOB
<b>Bake McBride, L</b> OBP: 0.411, SLG: 0.442 (1, 8)	0-0 F7	0-0 3-1			0-0 F9			0-0 2B 1B	0-0 4-3	5	1	1	0	0	0	2
<b>Don Kessinger, S</b> OBP: 0.323, SLG: 0.329 (1, 6)	4-0 G3 1B BB		0-0 F8		0-0 F8			0-0 1-3 1B 2B		3	2	1	0	1	0	0
<b>Lou Brock, L</b> OBP: 0.314, SLG: 0.363 (1, 7)	0-0 G3 1-2		0-0 P4			4-0 S BB		0-0 FC1-6 1B		3	0	1	2	1	0	1
<b>Ted Simmons, S</b> OBP: 0.332, SLG: 0.340 (1, 3) (9, 2)	4-0 1B BB		0-0 L3			0-3 K 1-2		0-0 FC1-6 BB 1-2f		3	0	0	0	1	1	2
<b>Willie Crawford, L</b> OBP: 0.364, SLG: 0.444 (1, 9)	0-0 1-3 2-H 1B			4-0 G6-4-3 BB		0-0 6-3		4-0 1-2 G6-4-3 BB		2	0	1	1	2	0	1
<b>Joe Ferguson, R</b> OBP: 0.310, SLG: 0.348 (1, 2)	0-0 4-3		0-0 G6-4-3 1-2f		0-0 F9		0-0 F9	0-0 G6-4-3 1-2f		3	0	0	0	0	0	4
<b>Ron Fairly, L</b> OBP: 0.406, SLG: 0.329 (8, PH) (9, 3)										1	0	0	0	0	0	2
<b>Al Hrabosky, R</b> (9, 1)										0	0	0	0	0	0	0
<b>Hector Cruz, R</b> OBP: 0.226, SLG: 0.347 (1, 5)		0-0 6-3		0-0 HR		0-0 F7		0-0 F2		4	1	1	1	0	0	0
<b>Mike Tyson, R</b> OBP: 0.336, SLG: 0.476 (1, 4)		0-0 P6		0-0 F6		0-0 F8		0-0 F9		4	0	0	0	0	0	0
<b>Bob Forsch, R</b> OBP: 0.192, SLG: 0.200 (1, 1)		0-0			0-0 5-3		0-0 4-3		0-0 1B	2	0	1	0	0	0	0
<b>Jerry Mumphrey, S</b> OBP: 0.345, SLG: 0.385 (7, PH)										1	0	0	0	0	0	0
<b>Bill Greif, R</b> (8, 1)										0	0	0	0	0	0	0
<b>Mike Anderson, R</b> OBP: 0.376, SLG: 0.360 (9, 3)										1	0	1	0	0	0	0
<b>Lee Richard, R</b> OBP: 0.114, SLG: 0.061 (9, PR)										0	0	0	0	0	0	0

Inning Stats	R: 1	H: 1	E: 0	K: 0	S: 4	H: 1	LOB: 2	BB: 2	P: 12	R: 0	H: 1	E: 0	K: 0	S: 4	R: 0	H: 0	E: 0	K: 0	S: 3	R: 1	H: 1	E: 0	K: 0	S: 3	R: 0	H: 0	E: 0	K: 1	S: 5	R: 0	H: 0	E: 0	K: 0	S: 3	R: 2	H: 3	E: 0	K: 0	S: 5	R: 0	H: 1	E: 0	K: 0	S: 4	1B: 5	SF: 0	2B: 1	SAC: 0	3B: 0	DP: 2	HR: 1	HBP: 0
--------------	------	------	------	------	------	------	--------	-------	-------	------	------	------	------	------	------	------	------	------	------	------	------	------	------	------	------	------	------	------	------	------	------	------	------	------	------	------	------	------	------	------	------	------	------	------	-------	-------	-------	--------	-------	-------	-------	--------


PITCHER	IP	WLS	BF	H	R	ER	SO	BB	IBB	HBP	BLK	WP	HR	S	P	ERA	WHIP
<b>Alan Foster, R</b> ERA: 2.21 (1, 1)	5.0		21	3	2	2	0	4	0	0	0	0	1	17	33	3.60	1.400
<b>Butch Metzger, R</b> ERA: 1.52 (6, 1)	2.1		11	3	2	2	1	1	0	0	0	0	0	12	16	7.71	1.714
<b>Dan Spillner, R</b> ERA: 3.62 (8, 1)	0.2	W	1	0	0	0	0	0	0	0	0	0	0	1	1	0.00	0.000
<b>Ken Reynolds, L</b> ERA: 4.5 (9, 1)	1.0	S	4	1	0	0	0	0	0	0	0	0	0	4	4	0.00	1.000

**BOTTOM**

**San Diego Padres @ St. Louis Cardinals**  
 Busch Stadium, St. Louis, MO  
 Sun Jun 20 1976, 3:33 AM CDT  
 Att. 15,537 - Unknown

<b>AB</b>	<b>32</b>
<b>R</b>	<b>4</b>
<b>H</b>	<b>7</b>
<b>RBI</b>	<b>4</b>
<b>BB</b>	<b>5</b>
<b>SO</b>	<b>1</b>
<b>LOB</b>	<b>12</b>

WP: 0 PA: 37  
 PB: 0  
 SB: 1  
 CS: 0





Batter	1	2	3	4	5	6	7	8	9	AB R H RBI BB SO LOB	TOP	
Larry Herndon, R (1, 8) OBP: 0.372, SLG: 0.401 Mike Caldwell, R (7, 1) OBP: 0.167, SLG: 0.167 Dave Rader, L (9, PH) OBP: 0.302, SLG: 0.319	0-0 F9		0-0 BB BB 1B		0-0 L9		0-0 F9		0-0 F8	4 0 1 0 0 0 0 0 0 0 0 0 0 0 1 0 0 0 0 0 0	<b>San Francisco Giants @ San Diego Padres</b> San Diego Stadium, San Diego, CA Mon Jun 21 1976, 10:05 PM EDT Att. 10,627 - Unknown <a href="http://livebaseballscorecards.com">livebaseballscorecards.com</a>	
Marty Perez, R (1, 4) OBP: 0.308, SLG: 0.361 Mike Sadek, R (7, 2) OBP: 0.390, SLG: 0.361 Glenn Adams, L (9, PH) OBP: 0.233, SLG: 0.267	4-0 1B BB		4-0 1-2 BB BB		0-0 4-3		0-3 K		0-0 4-3	2 0 0 0 2 1 0 0 0 0 0 0 0 0 1 0 0 0 0 0 0		
Gary Matthews, R (1, 7) OBP: 0.349, SLG: 0.420	0-0 1-2 1B		0-0 F8			0-0 1B 1B		0-3 K		4 0 2 0 0 1 2		
Bobby Murcer, L (1, 9) OBP: 0.355, SLG: 0.354	0-3 K		4-0 1-2 2-3 BB G3-6-1		0-0 1-2 1B		0-0 F6		0-0 F6	3 0 1 0 1 1 2		
Darrell Evans, L (1, 3) OBP: 0.321, SLG: 0.224	0-0 5-3		0-0 G3-6-1		0-0 F5		0-0 2B 1B		0-0 F3	4 1 1 0 0 0 7		
Chris Speier, R (1, 6) OBP: 0.318, SLG: 0.306		0-0 F9		0-0 L8		0-0 F6		0-0 F3		4 0 0 0 0 0 3		
Ken Reitz, R (1, 5) OBP: 0.310, SLG: 0.354		0-3 K		0-0 6-3		0-3 K		0-0 1H 2B		4 0 1 1 0 2 2		
Steve Ontiveros, S (8, PR) OBP: 0.246, SLG: 0.196		0-0 E6		0-0 F3		0-0 HR 1B		0-0 3-1		0 0 0 0 0 0 0		
Marc Hill, R (1, 2) OBP: 0.247, SLG: 0.366 Derrel Thomas, S (7, PH) OBP: 0.311, SLG: 0.306		0-0 K								2 0 0 0 0 0 0 2 1 1 0 0 0 1		
John Montefusco, R (1, 1) OBP: 0.211, SLG: 0.200 Dave Heaverlo, R (6, 1) Gary Thomasson, L (7, PH) OBP: 0.300, SLG: 0.417		0-3 K		0-3 K		0-0 HR		0-3 K		2 0 0 0 0 2 1 0 0 0 0 0 0 0 2 1 1 2 0 1 0		
<b>Inning Stats</b>	R: 0 H: 1 E: 0 LOB: 2 K: 1 BB: 1 S: 6 P: 10	R: 0 H: 0 E: 1 LOB: 1 K: 2 BB: 0 S: 8 P: 8	R: 0 H: 1 E: 0 LOB: 2 K: 0 BB: 2 S: 3 P: 11	R: 0 H: 0 E: 0 LOB: 0 K: 0 BB: 0 S: 3 P: 3	R: 0 H: 0 E: 0 LOB: 0 K: 1 BB: 0 S: 5 P: 5	R: 0 H: 2 E: 0 LOB: 2 K: 1 BB: 0 S: 7 P: 7	R: 2 H: 2 E: 0 LOB: 0 K: 2 BB: 0 S: 9 P: 9	R: 1 H: 2 E: 0 LOB: 1 K: 0 BB: 0 S: 5 P: 5	R: 0 H: 0 E: 0 LOB: 0 K: 1 BB: 0 S: 5 P: 5	1B: 6 SF: 0 2B: 1 SAC: 0 3B: 0 DP: 1 HR: 1 HBP: 0	WP: 0 PA: 38 PB: 0 SB: 0 CS: 0	
PITCHER Dave Freisleben, R (1, 1) ERA: 1.52	IP WLS BF H R ER SO BB IBB HBP BLK WP HR S P ERA WHIP	9.0 W 38 8 3 3 8 3 0 0 0 0 0 1 51 63 3.00 1.222										

AB	35
R	3
H	8
RBI	3
BB	3
SO	8
LOB	18







Batter	1	2	3	4	5	6	7	8	9	AB R H RBI BB SO LOB	TOP									
Larry Herndon, R (1, 8) OBP: 0.369, SLG: 0.394	0-0 4-3	0-3 K			0-0 3-1			4-0 BB		3 0 0 0 1 1 2	<b>San Francisco Giants @ San Diego Padres</b> San Diego Stadium, San Diego, CA Tue Jun 22 1976, 10:05 PM EDT Att. 29,940 - Unknown <a href="http://livebaseballscorecards.com">livebaseballscorecards.com</a>									
Marty Perez, R (1, 4) OBP: 0.299, SLG: 0.349	0-0 6-3		0-0 6-3		0-0 F9		0-0 L7		4 0 0 0 0 0 1											
Gary Matthews, R (1, 7) OBP: 0.345, SLG: 0.413	0-0 F8		0-0 F8		0-0 5-3		0-0 L6		4 0 0 0 0 0 0											
Bobby Murcer, L (1, 9) OBP: 0.351, SLG: 0.348		0-0 1-3	0-3 K		0-0 F9		0-0 G3		4 0 0 0 0 1 0											
Chris Speier, R (1, 6) OBP: 0.317, SLG: 0.305		0-0 1B 1B 1B		0-0 L7		0-0 6-3		0-0 B1-3	4 1 1 0 0 0 0											
Ken Reitz, R (1, 5) OBP: 0.310, SLG: 0.354		0-0 FC6-4 1B 1B		0-0 4-3		0-0 5-3			3 1 1 0 0 0 0											
Darrell Evans, L (1, 3) OBP: 0.322, SLG: 0.226		0-0 FC6-4 1-2 3-H 1B		0-3 K		0-3 K			3 0 1 1 0 2 0											
Marc Hill, R (1, 2) OBP: 0.250, SLG: 0.357		0-0 FC6-4 1B		0-0 5-3		4-0 BB			2 0 0 0 1 0 2											
Mike Sadek, R (8, PR) OBP: 0.390, SLG: 0.361		0-0 1-2f 2-3 1B		0-0 1-3		0-0 G3-6-3 BB			0 0 0 0 0 0 0											
John D'Acquisto, R (1, 1) OBP: 0.375, SLG: 0.375		0-0 1-2 3-H 1B				0-0 G3-6-3 BB			2 0 1 1 0 0 0											
Gary Lavelle, S (7, 1) OBP: 0.200, SLG: 0.200									0 0 0 0 0 0 0											
Dave Heaverlo, R (7, 1)									0 0 0 0 0 0 0											
Derrel Thomas, S (8, PH) OBP: 0.309, SLG: 0.305									1 0 0 0 0 0 1											
Mike Caldwell, R (8, 1) OBP: 0.167, SLG: 0.167									0 0 0 0 0 0 0											
<b>Inning Stats</b>	R: 0 E: 0 K: 0 S: 3	H: 0 LOB: 0 BB: 0 P: 3	R: 2 E: 0 K: 1 S: 9	H: 4 LOB: 2 BB: 0 P: 9	R: 0 E: 0 K: 1 S: 5	H: 0 LOB: 0 BB: 0 P: 5	R: 0 E: 0 K: 1 S: 5	H: 0 LOB: 0 BB: 0 P: 5	R: 0 E: 0 K: 0 S: 3	H: 0 LOB: 0 BB: 0 P: 3	R: 0 E: 0 K: 1 S: 5	H: 0 LOB: 0 BB: 0 P: 5	R: 0 E: 0 K: 0 S: 2	H: 0 LOB: 1 BB: 2 P: 10	R: 0 E: 0 K: 0 S: 3	H: 0 LOB: 0 BB: 0 P: 3	1B: 4 2B: 0 3B: 0 HR: 0	SF: 0 SAC: 0 DP: 1 HBP: 0	WP: 0 PB: 0 SB: 0 CS: 0	PA: 32
<b>PITCHER</b> Randy Jones, L (1, 1) ERA: 2.45	IP: 9.0 WLS: W BF: 32 H: 4 R: 2 ER: 2 SO: 4 BB: 2 IBB: 0 HBP: 0 BLK: 0 WP: 0 HR: 0 S: 38 P: 46 ERA: 2.00 WHIP: 0.667																			



Batter	1	2	3	4	5	6	7	8	9	AB	R	H	RBI	BB	SO	LOB
Enzo Hernandez, R OBP: 0.342, SLG: 0.321 (1, 6)	4-0 SH1-3 S BB		0-0 CS SH3-4 1B		0-0 F9		0-0 F7			3	0	1	0	1	0	2
Tito Fuentes, S OBP: 0.313, SLG: 0.353 (1, 4)	0-0 SH1-3 1-3		0-0 SH3-4 1-2		4-0 BB BB BB BB 1-2 BB		0-0 1-H HR			1	1	1	2	1	0	0
Willie Davis, L OBP: 0.305, SLG: 0.406 (1, 8)	0-0 4-3		0-0 F4 2-3		4-0 BB BB BB BB 1-2 2-3 BB		0-0 F9			3	0	0	0	1	0	2
Willie McCovey, L OBP: 0.284, SLG: 0.331 Mike Ivie, R OBP: 0.303, SLG: 0.415 (1, 3) (7, PR) (8, 3)	0-0 F2			0-0 F8		0-0 4-3		4-0 E BB		3	0	0	0	1	0	4
Dave Winfield, R OBP: 0.372, SLG: 0.496 (1, 9)		0-0 F6		0-0 4-3 2B		0-0 G3 SH1-4 BLK 1B		0-3 1-3 K		4	1	2	0	0	1	1
Johnny Grubb, L OBP: 0.432, SLG: 0.453 Luis Melendez, R OBP: 0.203, SLG: 0.197 (1, 7) (9, 7)		0-0 2B 2B		0-0 4-3 2-3		0-0 SH1-4 1-2		0-3 K		3	1	1	0	0	1	1
Ted Kubiak, S OBP: 0.374, SLG: 0.349 (1, 5)		0-0 F7		0-0 F7		0-0 G3 2-3		0-0 6-3		4	0	0	0	0	0	3
Fred Kendall, R OBP: 0.281, SLG: 0.256 (1, 2)		0-0 2-H 2B			0-0 FC3-6 1B		0-0 F3 3-H		0-0 6-3		4	0	2	1	0	0
Randy Jones, R OBP: 0.125, SLG: 0.067 (1, 1)		0-0 5-3			0-0 FC3-6 BB BB 1-2f		0-0 HR 1B			3	1	1	0	0	0	2

Inning Stats	R: 0	H: 0	E: 0	K: 0	S: 3	R: 1	H: 2	E: 0	K: 0	S: 5	R: 0	H: 1	E: 0	K: 0	S: 3	R: 0	H: 1	E: 0	K: 0	S: 4	R: 0	H: 1	E: 1	K: 0	S: 4	R: 1	H: 1	E: 0	K: 0	S: 4	R: 2	H: 2	E: 1	K: 1	S: 7	R: 0	H: 0	E: 0	K: 1	S: 5
	0	0	0	0	3	1	2	0	0	5	0	1	0	0	3	0	1	0	0	4	0	1	1	0	0	4	2	1	0	0	11	0	0	0	5	0	0	0	5	


PITCHER	IP	WLS	BF	H	R	ER	SO	BB	IBB	HBP	BLK	WP	HR	S	P	ERA	WHIP
John D'Acquisto, R ERA: 5.95 (1, 1)	6.1	L	28	7	3	3	0	3	0	0	1	0	0	25	37	4.26	1.579
Gary Lavelle, L ERA: 2.32 (7, 1)	0.1		3	1	1	1	0	1	0	0	0	0	1	2	6	27.00	6.000
Dave Heaverlo, R ERA: 4.54 (7, 1)	0.1		1	0	0	0	1	0	0	0	0	0	0	3	3	0.00	0.000
Mike Caldwell, L ERA: 4.2 (8, 1)	1.0		3	0	0	0	1	0	0	0	0	0	0	5	5	0.00	0.000

**BOTTOM**

**San Francisco Giants @ San Diego Padres**  
San Diego Stadium, San Diego, CA

Tue Jun 22 1976, 10:05 PM EDT  
Att. 29,940 - Unknown

AB	28
R	4
H	8
RBI	3
BB	4
SO	2
LOB	15



WP	HR	S	P	ERA	WHIP
0	0	0	35	0	0



Batter	1	2	3	4	5	6	7	8	9	AB R H RBI BB SO LOB	TOP	
Enzo Hernandez, R (1, 6) OBP: 0.331, SLG: 0.309	0-0 6-3		0-0 4-3	0-0 L8		0-0 5-3		0-0 L7		5 0 0 0 0 0 1	<b>San Diego Padres @ San Francisco Giants</b> Candlestick Park, San Francisco, CA Wed Jun 23 1976, 10:05 PM EDT Unknown	
Tito Fuentes, S (1, 4) OBP: 0.310, SLG: 0.350	0-0 3-1		0-0 1B 2B 1B		0-0 L8	0-0 F5		0-0 4-3		5 1 1 0 0 0 1		
Willie Davis, L (1, 8) OBP: 0.316, SLG: 0.423	0-0 1B		0-0 1B 2B 1B		0-0 1B 3B		0-0 SH5-3 1B 1B		0-0 F8	5 2 4 0 0 0 0		
Willie McCovey, L (1, 3) OBP: 0.290, SLG: 0.344 Jerry Turner, L (7, PR) OBP: 0.282, SLG: 0.330 Mike Ivie, R (7, 3) OBP: 0.308, SLG: 0.427	0-0 G5-3		0-0 1H 2H 2B		0-0 F5		0-0 SH5-3 1B		0-0 1B 2B	4 0 2 2 0 0 2 0 0 0 0 0 0 0 1 1 1 0 0 0 0		
Dave Winfield, R (1, 9) OBP: 0.371, SLG: 0.492		0-0 4-3	0-0 G3		0-0 1B 1B		0-0 SH5-3		0-0 F6	4 0 1 1 0 0 2		
Johnny Grubb, L (1, 7) OBP: 0.465, SLG: 0.493		0-0 E 2B	0-0 BB BB		0-0 1-3 1B		0-0 FC4-6 IBB		0-0 1B 1B	3 2 3 0 2 0 0		
Doug Rader, R (1, 5) OBP: 0.341, SLG: 0.410		0-3 K	0-0 F8		0-0 5-3		0-3 K		0-0 1B 1B	5 0 1 1 0 2 8		
Bob Davis, R (1, 2) OBP: 0.192, SLG: 0.224 Gene Locklear, L (7, PH) OBP: 0.286, SLG: 0.293 Fred Kendall, R (7, 2) OBP: 0.285, SLG: 0.260	0-0 E9 1B		0-0 5-3		0-0 5-3		0-0 FC4-6 3B		0-0 1B 1B	3 0 2 1 0 0 0 1 0 0 0 0 0 3 1 0 1 1 0 0 0		
Brent Strom, R (1, 1) OBP: 0.176, SLG: 0.100 Ted Kubiak, S (8, PH) OBP: 0.370, SLG: 0.345 Butch Metzger, R (8, 1) Merv Rettenmund, R (9, PH) OBP: 0.385, SLG: 0.338	0-0 5-3		0-3 K		0-3 K			0-0 F7	0-0 F9	3 0 0 0 0 2 2 1 0 0 0 0 0 0 0 0 0 0 0 0 0 1 0 0 0 0 0 2		
<b>Inning Stats</b>	R: 0 H: 1 E: 0 LOB: 1 K: 0 BB: 0 S: 4 P: 4	R: 1 H: 2 E: 1 LOB: 1 K: 1 BB: 0 S: 7 P: 7	R: 2 H: 3 E: 0 LOB: 2 K: 0 BB: 1 S: 6 P: 10	R: 0 H: 0 E: 0 LOB: 0 K: 1 BB: 0 S: 5 P: 5	R: 1 H: 3 E: 0 LOB: 2 K: 0 BB: 0 S: 6 P: 6	R: 0 H: 1 E: 0 LOB: 1 K: 1 BB: 0 S: 6 P: 6	R: 0 H: 2 E: 0 LOB: 3 K: 1 BB: 1 S: 7 P: 11	R: 0 H: 0 E: 0 LOB: 0 K: 0 BB: 0 S: 3 P: 3	R: 2 H: 4 E: 0 LOB: 2 K: 0 BB: 0 S: 7 P: 7	1B: 11 SF: 0 2B: 3 SAC: 1 3B: 2 DP: 0 HR: 0 HBP: 0		WP: 0 PA: 45 PB: 0 SB: 0 CS: 0
<b>PITCHER</b> Rob Dressler, R (1, 1) ERA: 4.26 Dave Heaverlo, R (5, 1) ERA: 4.39 Randy Moffitt, R (7, 1) ERA: 2.84	IP WLS BF H R ER SO BB IBB HBP BLK WP HR S P ERA WHIP											<b>PITCHER</b> IP WLS BF H R ER SO BB IBB HBP BLK WP HR S P ERA WHIP

AB	42
R	6
H	16
RBI	6
BB	2
SO	4
LOB	21









Batter	1	2	3	4	5	6	7	8	9
<b>Gary Thomasson, L</b> (1, 8) <small>OBP: 0.313, SLG: 0.477</small> <b>Larry Herndon, R</b> (6, PR) <small>OBP: 0.365, SLG: 0.389</small> (7, 8)	0-0 1-3	0-3 K		0-0 F8 1B		0-0 L9-3 1B		0-0 F8	
<b>Marty Perez, R</b> (1, 4) <small>OBP: 0.308, SLG: 0.351</small>	0-0 1B HR 1B		0-0 F9 2B 1B	0-0 F8 1-2		0-0 L9-3 1-2		0-3 K	
<b>Gary Matthews, R</b> (1, 7) <small>OBP: 0.352, SLG: 0.417</small>	0-0 1-2 HR 1B		4-0 2B 1-2 HR BB	4-0 BB BB BB		0-0 2B			
<b>Bobby Murcer, L</b> (1, 9) <small>OBP: 0.355, SLG: 0.357</small>	0-0 1-H 2-H HR		0-0 F9 2-3	4-0 FC5 1-2 BB		4-0 FC6-4 IBB			
<b>Chris Speier, R</b> (1, 6) <small>OBP: 0.318, SLG: 0.306</small>	0-0 5-3		0-0 1-3 3-H HR 2B	4-0 1-2 2-3 BB		0-0 FC6-4 1-2f			
<b>Ken Reitz, R</b> (1, 5) <small>OBP: 0.315, SLG: 0.356</small>	0-0 1B		4-0 HR IBB	0-0 FC5 2-3f		0-0 F7			
<b>Darrell Evans, L</b> (1, 3) <small>OBP: 0.329, SLG: 0.281</small>	0-0 F8		0-0 1-H 2-H 3-H HR		0-0 F9		0-0 G3		
<b>Mike Sadek, R</b> (1, 2) <small>OBP: 0.356, SLG: 0.325</small>		0-0 F7	0-0 F7		0-0 6-3		0-0 5-3		
<b>Jim Barr, R</b> (1, 1) <small>OBP: 0.235, SLG: 0.103</small> <b>John Montefusco, R</b> (8, 1) <small>OBP: 0.205, SLG: 0.194</small> <b>Dave Heaverlo, R</b> (9, 1)		0-0 F8	0-3 K		0-0 F5		0-0 6-3		

Inning Stats	R: 3	H: 4	E: 0	LOB: 1	K: 0	BB: 0	S: 7	R: 0	H: 0	E: 0	LOB: 0	K: 1	BB: 0	S: 5	R: 5	H: 3	E: 0	LOB: 0	K: 1	BB: 2	S: 8	R: 0	H: 1	E: 0	LOB: 3	K: 0	BB: 3	S: 3	R: 0	H: 2	E: 0	LOB: 2	K: 0	BB: 1	S: 4	R: 0	H: 0	E: 0	LOB: 0	K: 0	BB: 0	S: 3	R: 0	H: 0	E: 0	LOB: 0	K: 1	BB: 0	S: 5
--------------	------	------	------	--------	------	-------	------	------	------	------	--------	------	-------	------	------	------	------	--------	------	-------	------	------	------	------	--------	------	-------	------	------	------	------	--------	------	-------	------	------	------	------	--------	------	-------	------	------	------	------	--------	------	-------	------

AB	R	H	RBI	BB	SO	LOB
4	0	2	0	0	1	0
1	0	0	0	0	0	0
5	2	2	0	0	1	2
2	2	2	0	2	0	0
2	1	1	3	2	0	2
3	1	1	1	1	0	2
3	1	1	0	1	0	3
4	1	1	4	0	0	1
4	0	0	0	0	0	0
3	0	0	0	0	1	0
1	0	0	0	0	0	0
0	0	0	0	0	0	0


**BOTTOM**

**San Diego Padres @ San Francisco Giants**  
 Candlestick Park, San Francisco, CA

Wed Jun 23 1976, 10:05 PM EDT  
 Att. 15,571 - Unknown

<b>AB</b>	<b>32</b>
<b>R</b>	<b>8</b>
<b>H</b>	<b>10</b>
<b>RBI</b>	<b>8</b>
<b>BB</b>	<b>6</b>
<b>SO</b>	<b>3</b>
<b>LOB</b>	<b>10</b>

livebaseballscorecards.com



PITCHER	IP	WLS	BF	H	R	ER	SO	BB	IBB	HBP	BLK	WP	HR	S	P	ERA	WHIP
<b>Dave Tomlin, L</b> (1, 1) <small>ERA: 6.75</small>	2.0	L	12	5	5	5	1	1	0	0	0	0	1	13	17	22.50	3.000
<b>Rich Folkers, L</b> (3, 1) <small>ERA: 5.4</small>	1.0		6	2	3	3	1	0	1	0	0	0	1	7	11	27.00	2.000
<b>Ken Reynolds, L</b> (4, 1) <small>ERA: 4.05</small>	2.0		9	1	0	0	0	3	0	0	0	0	0	6	18	0.00	2.000
<b>Dan Spillner, R</b> (6, 1) <small>ERA: 3.51</small>	2.0		8	2	0	0	0	0	1	0	0	0	0	7	11	0.00	1.000
<b>Butch Metzger, R</b> (8, 1) <small>ERA: 1.82</small>	1.0		3	0	0	0	1	0	0	0	0	0	0	5	5	0.00	0.000



Batter	1	2	3	4	5	6	7	8	9	AB	R	H	RBI	BB	SO	LOB	TOP										
Enzo Hernandez, R (1, 6) OBP: 0.325, SLG: 0.304 Willie Davis, L (9, PH) OBP: 0.312, SLG: 0.417	0-3 K		0-0 5-3		0-0 F2			0-0 1B E 1B	0-0 1-2 2-3 3-H 1B	4	0	1	0	0	1	0											
Tito Fuentes, S (1, 4) OBP: 0.305, SLG: 0.345	0-0 F7		0-0 4-3		0-0 G3			0-0 1-2 1B	0-0 3-H 1B	4	0	0	1	0	0	1											
Johnny Grubb, L (1, 7) OBP: 0.448, SLG: 0.461	0-0 F6		4-0 1B BB		0-0 L9			0-0 1-2 2-3 G5-4-3 1B	0-0 3-H 1B	4	0	1	0	1	1	2											
Willie McCovey, L (1, 3) OBP: 0.298, SLG: 0.372		0-0 HR	0-0 1-2 1B		0-0 F3			0-0 1-2 2-3 F6	0-0 4-3	5	1	2	1	0	0	5											
Dave Winfield, R (1, 9) OBP: 0.369, SLG: 0.490		0-0 2B 1B	0-0 F9		0-0 F3			0-0 1-2f G5-4-3		4	1	1	0	0	0	5											
Ted Kubiak, S (1, 5) OBP: 0.394, SLG: 0.379		0-0 9-5 1-H 2B		0-3 K				4-0 G1-6-3 BB	0-0 1B E 1B	3	1	2	1	1	1	0											
Luis Melendez, R (1, 8) OBP: 0.192, SLG: 0.186		0-0 9-5 2-3f	0-0 6-3		0-0 G1-6-3			0-0 1-2f	0-0 1-2 1B 1B	4	1	0	0	0	0	3											
Fred Kendall, R (1, 2) OBP: 0.289, SLG: 0.257		1-0 HBP	0-0 F9		0-0 E9			0-0 1-2 2-3 E9	0-0 1-2 2-3 3-H 1B 1B	3	1	1	0	0	0	0											
Alan Foster, R (1, 1) Ken Reynolds, L (1, 1) Dan Spillner, R (6, 1) Rich Folkers, L (6, 1) Mike Ivie, R (7, PH) Dave Tomlin, L (7, 1) Merv Rettenmund, R (9, PH) OBP: 0.388, SLG: 0.342		0-0 4-3			0-0 F9			0-0 F9	0-0 1-2 2-3 3-H 1B	0	0	0	0	0	0	0											
Inning Stats	R: 0 E: 0 K: 1 S: 5	H: 0 LOB: 0 BB: 0 P: 5	R: 2 E: 0 K: 0 S: 5	H: 3 LOB: 1 BB: 0 P: 6	R: 0 E: 0 K: 0 S: 4	H: 1 LOB: 2 BB: 1 P: 8	R: 0 E: 0 K: 1 S: 5	H: 0 LOB: 0 BB: 0 P: 5	R: 0 E: 0 K: 0 S: 3	H: 0 LOB: 0 BB: 0 P: 3	R: 0 E: 1 K: 0 S: 3	H: 0 LOB: 1 BB: 1 P: 7	R: 0 E: 1 K: 0 S: 5	H: 2 LOB: 2 BB: 0 P: 5	R: 3 E: 1 K: 1 S: 10	H: 4 LOB: 2 BB: 0 P: 10	1B: 8 2B: 2 3B: 0 HR: 1	SF: 1 SAC: 0 DP: 3 HBP: 1	WP: 0 PB: 0 SB: 0 CS: 0	PA: 40							
PITCHER	IP	WLS	BF	H	R	ER	SO	BB	IBB	HBP	BLK	WP	HR	S	P	ERA	WHIP										
Charlie Williams, R (1, 1) ERA: 2.06	6.0	W	23	4	2	2	2	1	0	1	0	0	1	25	30	3.00	0.833										
Mike Caldwell, L (7, 1) ERA: 4.35	2.0		13	5	3	2	0	1	0	0	0	0	0	12	16	9.00	3.000										
Dave Heaverlo, R (9, 1) ERA: 4.29	0.1		2	1	0	0	0	0	0	0	0	0	0	2	2	0.00	3.000										
Gary Lavelle, L (9, 1) ERA: 2.29	0.2	S	2	0	0	0	1	0	0	0	0	0	0	4	4	0.00	0.000										

San Diego Padres @ San Francisco Giants  
Candlestick Park, San Francisco, CA  
Thu Jun 24 1976, 6:33 AM EDT  
Att. 3,167 - Unknown

livebaseballscorecards.com

AB	36
R	5
H	10
RBI	5
BB	2
SO	3
LOB	18







Batter	1	2	3	4	5	6	7	8	9	AB R H RBI BB SO LOB	TOP											
Rowland Office, L OBP: 0.388, SLG: 0.415 (1, 8) X	0-0 5-3		0-0 WP 3B 1B		0-0 4-3		0-0 1-3		4-0 FC6-4 BB	4 1 1 0 1 0 0												
Rod Gilbreath, R OBP: 0.382, SLG: 0.481 (1, 4) X	0-0 1-3		0-0 1-H 2-H 3B		0-0 F4			0-0 BB 1B	0-0 FC6-4	5 0 2 2 0 0 2												
Jimmy Wynn, R OBP: 0.404, SLG: 0.415 (1, 7) S S S	0-3 K		0-0 F4		4-0 CS BB			0-3 K	0-0 F7	4 0 0 0 1 2 4												
Willie Montanez, L OBP: 0.362, SLG: 0.443 (1, 3) X		0-0 6-3		0-0 HR 2B	0-0 CS	0-0 4-3		0-0 BB 1B		4 1 2 0 0 0 0												
Ken Henderson, S OBP: 0.358, SLG: 0.405 (1, 9) X		0-0 L7		0-0 2-H HR		0-0 FC6-4 1B		0-0 F7		4 1 2 2 0 0 2												
Darrel Chaney, S OBP: 0.345, SLG: 0.358 (1, 6) X		0-0 F8		0-0 6-3		0-0 F5		4-0 1-2 2-3 BB		3 0 0 0 1 0 1												
Jerry Royster, R OBP: 0.319, SLG: 0.327 (1, 5) X			0-0 F7	0-0 4-3		0-0 FC6-4		0-0 F8		4 0 0 0 0 0 4												
Earl Williams, R OBP: 0.282, SLG: 0.391 (1, 2) B B B B			4-0 FC3-6 BB	0-0 1B			0-0 F8		0-0 F6	3 0 1 0 1 0 0												
Roger Moret, S OBP: 0.050, SLG: 0.053 (1, 1) X			0-0 FC3-6 WP 1B 3B	0-3 K			0-3 K		4-0 FC6-4 BB	3 1 0 0 0 2 2												
Mike Marshall, R (8, 1)										0 0 0 0 1 0 0												
<b>Inning Stats</b>	R: 0 E: 0 K: 1 S: 5	H: 0 LOB: 0 BB: 0 P: 5	R: 0 E: 0 K: 0 S: 3	H: 0 LOB: 0 BB: 0 P: 3	R: 2 E: 0 K: 0 S: 5	H: 2 LOB: 1 BB: 1 P: 9	R: 2 E: 0 K: 1 S: 8	H: 3 LOB: 1 BB: 0 P: 8	R: 0 E: 0 K: 0 S: 2	H: 0 LOB: 0 BB: 1 P: 6	R: 0 E: 0 K: 0 S: 4	H: 1 LOB: 1 BB: 0 P: 4	R: 0 E: 0 K: 1 S: 5	H: 0 LOB: 0 BB: 0 P: 5	R: 0 E: 0 K: 1 S: 7	H: 2 LOB: 3 BB: 1 P: 11	R: 0 E: 0 K: 0 S: 3	H: 0 LOB: 2 BB: 2 P: 11	1B: 5 2B: 1 3B: 1 HR: 1	SF: 0 SAC: 0 DP: 0 HBP: 0	WP: 1 PB: 0 SB: 0 CS: 1	PA: 40
<b>PITCHER</b>	IP WLS BF H R ER SO BB IBB HBP BLK WP HR S P ERA WHIP																				<b>PITCHER</b>	IP WLS BF H R ER SO BB IBB HBP BLK WP HR S P ERA WHIP
Dave Freisleben, R ERA: 1.87 (1, 1)	8.0 L 34 8 4 4 4 3 0 0 0 1 1 39 51 4.50 1.375																				Butch Metzger, R ERA: 1.79 (9, 1)	1.0 5 0 0 0 0 0 2 0 0 0 0 0 3 11 0.00 2.000

Atlanta Braves @ San Diego Padres  
San Diego Stadium, San Diego, CA  
Fri Jun 25 1976, 10:05 PM EDT  
Att: 11,569 - Unknown

livebaseballscorecards.com

AB	34
R	4
H	8
RBI	4
BB	5
SO	4
LOB	15



Batter	1	2	3	4	5	6	7	8	9	AB	R	H	RBI	BB	SO	LOB
Enzo Hernandez, R (1, 6) OBP: 0.319, SLG: 0.298 Willie McCovey, L (8, PH) OBP: 0.296, SLG: 0.370 Butch Metzger, R (9, 1)	0-0 F3		0-0 F6		0-0 F4			0-0 F8		3	0	0	0	0	0	0
Tito Fuentes, S (1, 4) OBP: 0.304, SLG: 0.343	0-0 L5		0-0 1B			0-0 F4		0-0 F4		4	0	1	0	0	0	2
Willie Davis, L (1, 8) OBP: 0.311, SLG: 0.412	4-0 BB 1B BB		0-0 F4			0-3 K		0-0 L7		3	1	0	0	1	1	3
Dave Winfield, R (1, 9) OBP: 0.368, SLG: 0.484	4-0 1B 1-2 BB		0-0 F6			0-0 F4			0-0 4-3	3	0	0	0	1	0	1
Mike Ivie, R (1, 3) OBP: 0.327, SLG: 0.447	0-0 1B			0-3 K			0-0 G4-6-3 1B		0-0 F2	4	0	2	1	0	1	0
Johnny Grubb, L (1, 7) OBP: 0.440, SLG: 0.450	0-0 F7			0-0 F8			0-0 G4-6-3 1-2f		0-0 1B	4	0	1	0	0	0	3
Doug Rader, R (1, 5) OBP: 0.340, SLG: 0.404		0-3 K		0-0 L7			0-0 6-3		0-3 K	4	0	0	0	0	2	1
Fred Kendall, R (1, 2) OBP: 0.286, SLG: 0.254 Ted Kubiak, S (8, PH) OBP: 0.400, SLG: 0.379		0-0 6-3			0-0 6-3			4-0 F8 WP BB		2	0	0	0	0	0	0
Dave Freisleben, R (1, 1) OBP: 0.313, SLG: 0.438 Merv Rettenmund, R (8, PH) OBP: 0.394, SLG: 0.342 Bob Davis, R (9, 2) OBP: 0.192, SLG: 0.224		0-0 5-3			0-0 F8			4-0 BB 1-2 BB		2	0	0	0	0	0	0

Inning Stats	R: 1	H: 1	E: 0	K: 0	S: 4	LOB: 2	BB: 2	P: 12	R: 0	H: 0	E: 0	K: 1	S: 5	LOB: 0	BB: 0	P: 5	R: 0	H: 1	E: 0	K: 0	S: 4	LOB: 1	BB: 0	P: 4	R: 0	H: 0	E: 0	K: 1	S: 5	LOB: 0	BB: 0	P: 5	R: 0	H: 0	E: 0	K: 0	S: 3	LOB: 0	BB: 0	P: 3	R: 0	H: 1	E: 0	K: 0	S: 3	LOB: 0	BB: 0	P: 3	R: 0	H: 0	E: 0	K: 0	S: 3	LOB: 2	BB: 2	P: 11	R: 0	H: 1	E: 0	K: 1	S: 6	LOB: 1	BB: 0	P: 6	1B: 4	2B: 0	3B: 0	HR: 0	SF: 0	SAC: 0	DP: 1	HBP: 0	WP: 1	PB: 0	SB: 0	CS: 0	PA: 34
PITCHER	IP	WLS	BF	H	R	ER	SO	BB	IBB	HBP	BLK	WP	HR	S	P	ERA	WHIP																																																												
Roger Moret, L (1, 1) ERA: 4.87	7.0	W	26	3	1	1	3	3	0	0	0	0	0	29	41	1.29	0.857																																																												
Mike Marshall, R (8, 1) ERA: 4.31	2.0	S	8	1	0	0	1	1	0	0	0	1	0	9	13	0.00	1.000																																																												

**BOTTOM**

**Atlanta Braves @ San Diego Padres**  
San Diego Stadium, San Diego, CA

Fri Jun 25 1976, 10:05 PM EDT  
Att. 11,569 - Unknown

livebaseballscorecards.com

AB	30
R	1
H	4
RBI	1
BB	4
SO	4
LOB	12





Batter	1	2	3	4	5	6	7	8	9	AB R H RBI BB SO LOB	TOP						
Rowland Office, L (1, 8) OBP: 0.381, SLG: 0.407	0-0 E4 5-3 SH1-3		0-0 5-3			0-0 4-3		0-0 F8	0-0 FC6-4	5 0 0 0 0 0 3							
Rod Gilbreath, R (1, 4) OBP: 0.402, SLG: 0.512	0-0 SH1-3			0-0 1B 2B		0-0 1B		0-0 1B 1B		3 2 3 1 0 0 0							
Jimmy Wynn, R (1, 7) OBP: 0.402, SLG: 0.411	0-0 5-3			0-0 F8		0-0 L8		0-0 1B 1B		4 1 1 1 0 0 3							
Willie Montanez, L (1, 3) OBP: 0.364, SLG: 0.444	0-0 G3			0-0 G6-4-3 2-H 1B			0-0 3-1	0-0 1B 1B		4 1 2 2 0 0 1							
Tom Paciorek, R (1, 9) OBP: 0.343, SLG: 0.426		0-0 5-3		0-0 G6-4-3 1-2f			0-0 5-3	0-0 HR		3 0 0 0 0 0 1							
Ken Henderson, S (8, PH) OBP: 0.361, SLG: 0.423										1 1 1 3 0 0 0							
Darrel Chaney, S (1, 6) OBP: 0.339, SLG: 0.350		0-3 K			0-0 5-3		0-3 K	0-3 K		4 0 0 0 0 3 0							
Jerry Royster, R (1, 5) OBP: 0.318, SLG: 0.326		0-0 5-3			0-0 1-3			0-0 L7	0-0 FC6-4 1B	4 0 1 0 0 0 0							
Vic Correll, R (1, 2) OBP: 0.375, SLG: 0.350			0-0 6-3		0-0 F9			1-0 1B HBP		2 1 0 0 0 0 0							
Dave May, L (9, PH) OBP: 0.298, SLG: 0.300								0-0 F2		1 0 0 0 0 0 1							
Carl Morton, R (1, 1) OBP: 0.207, SLG: 0.160			0-0 F7			0-0 6-3		4-0 1B BB	0-3 K	1 0 0 0 0 0 0							
Bruce Dal Canton, R (3, 1) OBP: 0.333, SLG: 0.333								0-0 1B BB		0 0 0 0 0 0 0							
Craig Robinson, R (6, PH) OBP: 0.412, SLG: 0.357								0-0 1B BB		0 0 0 0 0 0 0							
Pablo Torrealba, L (6, 1)										0 0 0 0 0 0 0							
Cito Gaston, R (8, PH) OBP: 0.414, SLG: 0.480										0 1 0 0 1 0 0							
Mike Marshall, R (8, 1)										0 0 0 0 0 0 0							
Earl Williams, R (9, PH) OBP: 0.280, SLG: 0.388										1 0 0 0 0 1 1							
<b>Inning Stats</b>	R: 0 H: 0 E: 1 LOB: 1 K: 0 BB: 0 S: 4 P: 4	R: 0 H: 0 E: 0 LOB: 0 K: 1 BB: 0 S: 5 P: 5	R: 0 H: 0 E: 0 LOB: 0 K: 0 BB: 0 S: 3 P: 3	R: 1 H: 2 E: 0 LOB: 0 K: 0 BB: 0 S: 4 P: 4	R: 0 H: 0 E: 0 LOB: 0 K: 0 BB: 0 S: 3 P: 3	R: 0 H: 1 E: 0 LOB: 1 K: 0 BB: 0 S: 4 P: 4	R: 0 H: 0 E: 0 LOB: 0 K: 1 BB: 0 S: 5 P: 5	R: 6 H: 4 E: 0 LOB: 0 K: 1 BB: 1 S: 9 P: 14	R: 0 H: 1 E: 0 LOB: 1 K: 1 BB: 0 S: 6 P: 6	1B: 6 SF: 0 2B: 1 SAC: 1 3B: 0 DP: 1 HR: 1 HBP: 1	WP: 0 PA: 37 PB: 0 SB: 0 CS: 0						
<b>PITCHER</b>	IP WLS BF H R ER SO BB IBB HBP BLK WP HR S P ERA WHIP																
Randy Jones, L (1, 1) ERA: 2.69	7.2	31	6	6	6	2	1	0	1	0	0	0	0	33	38	7.04	0.913
Butch Metzger, R (8, 1) ERA: 1.92	1.1	W	6	2	1	1	2	0	0	0	0	0	1	10	10	6.75	1.500

Atlanta Braves @ San Diego Padres  
San Diego Stadium, San Diego, CA  
Sat Jun 26 1976, 10:05 PM EDT  
Unknown

livebaseballscorecards.com

AB	34
R	7
H	8
RBI	7
BB	1
SO	4
LOB	10



Batter	1	2	3	4	5	6	7	8	9
<b>Johnny Grubb, L</b> (1, 9) OBP: 0.438, SLG: 0.440 <b>Luis Melendez, R</b> (8, PR) OBP: 0.192, SLG: 0.186 (9, 8)	0-0  1B	0-0 4-1 		0-0 F7  K	0-3 K 			4-0  HR BB	
<b>Tito Fuentes, S</b> (1, 4) OBP: 0.302, SLG: 0.345	0-0  1B 2B		0-0 L8  FC1 2B	0-0 FC1  2B		0-0 F8  F8		0-0 F5  F5	
<b>Jerry Turner, L</b> (1, 7) OBP: 0.312, SLG: 0.388	4-0  SF7 BB		4-0  HBP BB BB	0-0  WP 2B 1-H 2-H		0-0  2B 1B		0-0  HR 1-H	
<b>Willie McCovey, L</b> (1, 3) OBP: 0.312, SLG: 0.383 <b>Mike Ivie, R</b> (9, 3) OBP: 0.327, SLG: 0.447	0-0  1B 1-3 2-H 3-H		4-0  BB HBP BB	4-0  G6-4-3 BB 2-3		0-0  2B 1-H		0-0 3-1 	
<b>Dave Winfield, R</b> (1, 8) OBP: 0.361, SLG: 0.477 (9, 9)	0-0  SF7 3-H		0-0 F8  F8 2	0-0 G6-4-3  G6-4-3 1-2f		0-3 K  K 2		0-0 F6  F6 3	
<b>Doug Rader, R</b> (1, 5) OBP: 0.343, SLG: 0.403	0-0  G6-4-3 1B 1-3		1-0  BB HBP 1-2 2-3		0-3 K  K 1		0-0 6-3 		
<b>Hector Torres, R</b> (1, 6) OBP: 0.302, SLG: 0.354	0-0  G6-4-3 1-2f		4-0  BB 1-2 2-3 3-H		1-0  WP HBP 1-0		0-0 5-3 		
<b>Fred Kendall, R</b> (1, 2) OBP: 0.280, SLG: 0.249		0-0 F4  F4 1	0-3 K  K 3		0-0 F7  F7 2		0-0 F8  F8 2		
<b>Randy Jones, R</b> (1, 1) OBP: 0.154, SLG: 0.083 <b>Butch Metzger, R</b> (8, 1)		0-0 5-3 		0-0  2B 1B		4-0  BB BB		0-0 F3  F3 3	

AB	R	H	RBI	BB	SO	LOB
4	1	1	0	1	1	3
0	1	0	0	0	0	0
5	2	1	0	0	0	2
3	4	3	4	2	0	0
3	0	2	3	2	0	1
0	0	0	0	0	0	0
4	0	0	1	0	1	6
3	0	1	0	0	1	1
2	0	0	1	1	0	2
4	0	0	0	0	1	4
3	1	1	0	1	0	0
0	0	0	0	0	0	0
1B: 5	SF: 1					
2B: 3	SAC: 0					
3B: 0	DP: 2					
HR: 1	HBP: 2					

**BOTTOM**

**Atlanta Braves @ San Diego Padres**  
 San Diego Stadium, San Diego, CA  
 Sat Jun 26 1976, 10:05 PM EDT  
 Unknown

AB	31
R	9
H	9
RBI	9
BB	7
SO	4
LOB	19



Inning Stats		R	H	E	K	S	P	BB	IBB	HBP	BLK	WP	HR	S	P	ERA	WHIP
R: 3	H: 4	E: 0	LOB: 1	K: 0	P: 10												
R: 0	H: 0	E: 0	LOB: 0	K: 0	P: 3												
R: 1	H: 0	E: 0	LOB: 3	K: 1	P: 18												
R: 2	H: 2	E: 1	LOB: 1	K: 0	P: 9												
R: 0	H: 0	E: 0	LOB: 2	K: 2	P: 12												
R: 1	H: 2	E: 0	LOB: 1	K: 1	P: 7												
R: 0	H: 0	E: 0	LOB: 0	K: 0	P: 3												
R: 2	H: 1	E: 0	LOB: 1	K: 0	P: 8												

PITCHER																
IP	WLS	BF	H	R	ER	SO	BB	IBB	HBP	BLK	WP	HR	S	P	ERA	WHIP
Carl Morton, R (1, 1)	2.2		16	4	4	0	0	4	0	0	0	0	11	28	13.50	3.000
Bruce Dal Canton, R (3, 1)	2.1		12	2	2	1	3	2	0	1	0	2	0	15	3.86	1.714
Pablo Torrealba, L (6, 1)	2.0		8	2	1	1	1	0	0	0	0	0	0	10	4.50	1.000
Mike Marshall, R (8, 1)	1.0	L	5	1	2	2	0	1	0	0	0	0	1	4	18.00	2.000



Batter	1	2	3	4	5	6	7	8	9	AB R H RBI BB SO LOB	TOP
Rowland Office, L OBP: 0.385, SLG: 0.412 (1, 8) X	0-0 SH1-4 2B 1B	0-0 F4			0-0 1B 2B	4-0 CS BB		0-0 F9		4 2 2 0 1 0 2	
Rod Gilbreath, R OBP: 0.385, SLG: 0.488 (1, 4) X	0-0 SH1-4 1-2		0-3 K		0-0 F9	0-0 6-3		0-0 F8		4 0 0 0 0 1 2	
Dave May, L OBP: 0.306, SLG: 0.301 (1, 7) B B B	4-0 2B BB		0-0 4-3		0-0 BB 1B 1B	0-3 K		0-3 K		3 2 1 1 1 1 0	
Tom Paciorek, R OBP: 0.339, SLG: 0.422 (9, PH) (9, 7)					2-H 1B 1B					1 0 0 0 0 1 0	
Willie Montanez, L OBP: 0.365, SLG: 0.446 (1, 3) X	0-0 1-H 2-H 2B		0-0 5-3		0-0 1-2 BB 1B		0-0 F8	0-0 F8		5 1 2 2 0 0 0	
Ken Henderson, S OBP: 0.359, SLG: 0.417 (1, 9) X	0-0 F8			0-0 F8	4-0 1-2 2-3 1B BB	0-0 6-3		0-0 6-3		3 1 0 0 1 0 1	
Earl Williams, R OBP: 0.286, SLG: 0.413 (1, 2) X	0-0 5-3			0-0 HR	0-0 WP 1-2 2-H 3-H 1B 1B	0-0 F9		0-0 F9		4 1 2 3 0 0 1	
Darrel Chaney, S OBP: 0.338, SLG: 0.348 (1, 6) X		0-3 K		0-0 4-3	0-0 WP 1-2 2-H 1B			0-3 K		4 0 1 1 0 2 0	
Jerry Royster, R OBP: 0.321, SLG: 0.326 (1, 5) X		0-0 SH1-4 1B		0-0 5-3	4-0 1-2 2-3 IBB			0-0 F8		3 0 1 0 1 0 0	
Phil Niekro, R OBP: 0.186, SLG: 0.209 (1, 1) X		0-0 SH1-4 1-2			F5			0-0 1B		3 0 1 0 0 0 3	
					4-3						
<b>Inning Stats</b>	R: 2 H: 2 E: 0 LOB: 1 K: 0 BB: 1 S: 5 P: 9	R: 0 H: 1 E: 0 LOB: 1 K: 1 BB: 0 S: 6 P: 6	R: 0 H: 0 E: 0 LOB: 0 K: 1 BB: 0 S: 5 P: 5	R: 1 H: 1 E: 0 LOB: 0 K: 0 BB: 0 S: 4 P: 4	R: 4 H: 5 E: 0 LOB: 3 K: 0 BB: 2 S: 8 P: 16	R: 0 H: 0 E: 0 LOB: 0 K: 1 BB: 1 S: 4 P: 8	R: 0 H: 0 E: 0 LOB: 0 K: 0 BB: 0 S: 3 P: 3	R: 0 H: 1 E: 0 LOB: 1 K: 1 BB: 0 S: 6 P: 6	R: 0 H: 0 E: 0 LOB: 0 K: 1 BB: 0 S: 5 P: 5	1B: 7 SF: 0 2B: 2 SAC: 2 3B: 0 DP: 0 HR: 1 HBP: 0	WP: 1 PA: 40 PB: 0 SB: 0 CS: 1
<b>PITCHER</b>	IP WLS BF H R ER SO BB IBB HBP BLK WP HR S P ERA WHIP										
Dan Spillner, R ERA: 4.65 (1, 1)	4.2 L 24 8 7 7 2 2 0 0 0 0 1 26 34 13.50 2.143										
Dave Tomlin, L ERA: 5.76 (5, 1)	2.1 9 1 0 0 1 1 1 0 0 1 0 9 17 0.00 0.857										
Rich Folkers, L ERA: 4.97 (8, 1)	2.0 7 1 0 0 2 0 0 0 0 0 0 11 11 0.00 0.500										

Atlanta Braves @ San Diego Padres  
San Diego Stadium, San Diego, CA  
Sat Jun 26 1976, 10:05 PM EDT  
Att. 27,179 - Unknown

livebaseballscorecards.com

AB	34
R	7
H	10
RBI	7
BB	4
SO	5
LOB	9



Batter	1	2	3	4	5	6	7	8	9	AB	R	H	RBI	BB	SO	LOB
<b>Johnny Grubb, L</b> OBP: 0.440, SLG: 0.430 (1, 9)	4-0 G4-6-3 1B 2B BB	4-0 2B BB			X 0-0 F9		0-3 K			2	1	0	0	2	1	0
<b>Ted Kubiak, S</b> OBP: 0.412, SLG: 0.398 (1, 4)	0-0 1-2 1B	0-0 1-3 2-H 2B			X 4-0 4-3 BB			X 0-0 G3		3	0	2	1	1	0	0
<b>Jerry Turner, L</b> OBP: 0.301, SLG: 0.373 (1, 7)	0-0 G4-6-3 1-2f 2-3	0-3 K			X 0-0 4-3			X 0-0 L3		4	0	0	0	0	1	5
<b>Dave Winfield, R</b> OBP: 0.363, SLG: 0.485 (1, 8)	0-0 1B 2B		X 0-0 4-3		X 0-0 F4			X 0-0 2B		4	1	2	1	0	0	1
<b>Mike Ivie, R</b> OBP: 0.325, SLG: 0.441 (1, 3)	0-0 3-H 2-H 1B		X 0-0 F3		X 0-0 F7			X 0-0 5-3		4	0	1	1	0	0	1
<b>Doug Rader, R</b> OBP: 0.346, SLG: 0.402 (1, 5)	0-0 F3		X 0-0 4-3		X 4-0 G4-6-3 BB			X 0-0 WP 1B		3	0	1	0	1	0	1
<b>Hector Torres, R</b> OBP: 0.294, SLG: 0.344 (1, 6)		X 0-0 F8		X 0-0 6-3		X 0-0 G4-6-3		X 0-0 L7		4	0	0	0	0	0	2
<b>Bob Davis, R</b> OBP: 0.185, SLG: 0.216 (1, 2)		X 0-0 E6		X 0-0 1-3			X 0-0 1-3		X 0-3 K	2	1	0	0	0	0	0
<b>Gene Locklear, L</b> OBP: 0.277, SLG: 0.283 (7, PH)									X 0-3 K	1	0	0	0	0	0	0
<b>Fred Kendall, R</b> OBP: 0.279, SLG: 0.247 (8, 2)									X 0-3 K	1	0	0	0	0	1	1
<b>Dan Spillner, R</b> OBP: 0.211, SLG: 0.063 (1, 1)		X 0-3 K		X 0-0 G3			X 0-0 F9		X 0-3 K	2	0	0	0	0	1	1
<b>Dave Tomlin, L</b> (5, 1)										0	0	0	0	0	0	0
<b>Tito Fuentes, S</b> OBP: 0.301, SLG: 0.343 (7, PH)										1	0	0	0	0	0	0
<b>Rich Folkers, L</b> (8, 1)										0	0	0	0	0	0	0
<b>Merv Rettenmund, R</b> OBP: 0.390, SLG: 0.338 (9, PH)										1	0	0	0	0	1	1

Inning Stats	R: 2	H: 3	E: 0	K: 5	S: 5	H: 3	LOB: 1	BB: 1	P: 9	R: 1	H: 1	E: 1	K: 2	S: 9	R: 0	H: 0	E: 0	K: 0	S: 3	R: 0	H: 0	E: 0	K: 0	S: 3	R: 0	H: 0	E: 0	K: 0	S: 3	R: 0	H: 0	E: 0	K: 0	S: 2	R: 0	H: 0	E: 0	K: 1	S: 5	R: 0	H: 1	E: 0	K: 0	S: 4	R: 0	H: 1	E: 0	K: 2	S: 8	R: 0	H: 1	E: 0	K: 2	S: 8	1B: 3	2B: 3	3B: 0	HR: 0	SF: 0	SAC: 0	DP: 2	HBP: 0	WP: 1	PB: 0	SB: 0	CS: 0	PA: 36
--------------	------	------	------	------	------	------	--------	-------	------	------	------	------	------	------	------	------	------	------	------	------	------	------	------	------	------	------	------	------	------	------	------	------	------	------	------	------	------	------	------	------	------	------	------	------	------	------	------	------	------	------	------	------	------	------	-------	-------	-------	-------	-------	--------	-------	--------	-------	-------	-------	-------	--------

PITCHER	IP	WLS	BF	H	R	ER	SO	BB	IBB	HBP	BLK	WP	HR	S	P	ERA	WHIP
<b>Phil Niekro, R</b> ERA: 3.37 (1, 1)	9.0	W	36	6	3	2	5	4	0	0	0	1	0	42	58	2.00	1.111

**BOTTOM**

**Atlanta Braves @ San Diego Padres**  
San Diego Stadium, San Diego, CA

Sat Jun 26 1976, 10:05 PM EDT  
Att. 27,179 - Unknown

<b>AB</b>	<b>32</b>
<b>R</b>	<b>3</b>
<b>H</b>	<b>6</b>
<b>RBI</b>	<b>3</b>
<b>BB</b>	<b>4</b>
<b>SO</b>	<b>5</b>
<b>LOB</b>	<b>13</b>





Batter	1	2	3	4	5	6	7	8	9	AB R H RBI BB SO LOB	TOP									
Jimmy Wynn, R (1, 8) OBP: 0.400, SLG: 0.406	0-0 F8		0-0 L7		4-0 BB			0-0 F8		3 0 0 0 1 0 0										
Rod Gilbreath, R (1, 4) OBP: 0.380, SLG: 0.472	4-0 BB			0-0 F7	0-0 L5			0-0 1-3		3 0 0 0 1 0 2										
Tom Paciorek, R (1, 7) OBP: 0.327, SLG: 0.406	0-3 K			0-0 L5		0-0 F9		0-0 F9		4 0 0 0 0 1 1										
Willie Montanez, L (1, 3) OBP: 0.363, SLG: 0.444	0-0 L8			0-0 6-3		0-0 L9		0-0 SH2-4 1B		4 0 1 0 0 0 1										
Ken Henderson, S (1, 9) OBP: 0.355, SLG: 0.411		0-3 K			0-0 5-3	0-0 F7		0-0 SH2-4		3 0 0 0 0 1 0										
Earl Williams, R (1, 2) OBP: 0.291, SLG: 0.407		0-0 5-3			4-0 1B BB		0-3 K	4-0 G4-3 IBB		2 1 0 0 2 1 0										
Jerry Royster, R (1, 5) OBP: 0.320, SLG: 0.324		0-3 K			0-0 F3		0-0 1B 1B	0-0 G4-3		4 0 1 0 0 1 3										
Darrel Chaney, S (1, 6) OBP: 0.342, SLG: 0.353			0-0 6-3		0-0 1B 1B		0-0 1B 1B			3 1 2 0 0 0 0										
Andy Messersmith, R (1, 1) OBP: 0.182, SLG: 0.143			0-3 K		0-0 BB 1B		0-0 F3			3 0 1 2 0 1 1										
<b>Inning Stats</b>	R: 0 E: 0 K: 1 S: 5	H: 0 LOB: 1 BB: 1 P: 9	R: 0 E: 0 K: 2 S: 7	H: 0 LOB: 0 BB: 0 P: 7	R: 0 E: 0 K: 1 S: 5	H: 0 LOB: 0 BB: 0 P: 5	R: 0 E: 0 K: 0 S: 3	H: 0 LOB: 0 BB: 0 P: 3	R: 2 E: 0 K: 0 S: 5	H: 2 LOB: 2 BB: 2 P: 13	R: 0 E: 0 K: 1 S: 6	H: 2 LOB: 1 BB: 0 P: 6	R: 0 E: 0 K: 0 S: 3	H: 0 LOB: 0 BB: 0 P: 3	R: 0 E: 0 K: 0 S: 3	H: 1 LOB: 1 BB: 1 P: 7	1B: 5 2B: 0 3B: 0 HR: 0	SF: 0 SAC: 1 DP: 1 HBP: 0	WP: 0 PB: 0 SB: 0 CS: 0	PA: 34
<b>PITCHER</b> Brent Strom, L (1, 1) ERA: 3.5	IP: 9.0 WLS: W BF: 34 H: 5 R: 2 ER: 2 SO: 5 BB: 3 IBB: 1 HBP: 0 BLK: 0 WP: 0 HR: 0 S: 40 P: 56 ERA: 2.00 WHIP: 0.889																			

Atlanta Braves @ San Diego Padres  
San Diego Stadium, San Diego, CA

Sun Jun 27 1976, 6:33 AM EDT  
Att. 6,947 - Unknown

livebaseballscorecards.com

AB	29
R	2
H	5
RBI	2
BB	4
SO	5
LOB	8



Batter	1	2	3	4	5	6	7	8	9	AB R H RBI BB SO LOB
Johnny Grubb, L (1, 9) OBP: 0.447, SLG: 0.433	0-0 G3		4-0 FC6-4 BB		0-0 F8		0-0 1-2 1B		0-0 1-3 2-H 1B	4 0 2 0 1 0 0
Tito Fuentes, S (1, 4) OBP: 0.303, SLG: 0.344	0-3 K		0-0 FC6-4 1-2f			0-0 FC4-6 1B	0-0 F9		0-0 1-2 3-H 1B	5 0 2 1 0 1 4
Willie Davis, L (1, 8) OBP: 0.310, SLG: 0.409	0-3 K			0-0 SH1-4 E WP 1B		0-0 FC4-6 1B 1-2f		0-0 G3		4 1 1 0 0 1 1
Willie McCovey, L (1, 3) OBP: 0.304, SLG: 0.372		0-0 G3		0-0 E1 WP SH1-4 SF8 1-2		0-0 F5		0-0 F8		4 1 0 0 0 0 2
Doug Rader, R (1, 5) OBP: 0.349, SLG: 0.405		0-0 1-3		0-0 SH1-4 1-2 2-3		0-0 1-3 1B		0-0 1B		3 0 2 0 0 0 0
Jerry Turner, L (1, 7) OBP: 0.291, SLG: 0.362		0-3 K		0-0 SF8 2-H 3-H		0-0 4-3		0-0 F9		3 0 0 1 0 1 3
Hector Torres, R (1, 6) OBP: 0.295, SLG: 0.351			0-0 2B		0-0 F7		0-0 F8		0-3 K	3 0 1 0 0 0 0
Gene Locklear, L (9, PH) OBP: 0.273, SLG: 0.279										1 0 0 0 0 1 0
Fred Kendall, R (1, 2) OBP: 0.275, SLG: 0.243			0-3 K		0-3 K		0-0 F7		4-0 1B BB	3 0 0 0 0 2 1
Dave Winfield, R (9, PH) OBP: 0.365, SLG: 0.485										0 0 0 0 1 0 0
Brent Strom, R (1, 1) OBP: 0.162, SLG: 0.091			0-3 K		0-0 G1		0-0 E8 1B		4-0 1B 1B BB	3 0 0 0 0 1 1
Ted Kubiak, S (9, PH) OBP: 0.417, SLG: 0.398										0 1 0 0 1 0 0

Inning Stats	R: 0	H: 0	E: 0	K: 2	S: 7	R: 0	H: 0	E: 0	K: 1	S: 5	R: 0	H: 1	E: 0	K: 2	S: 8	R: 2	H: 1	E: 1	K: 0	S: 5	R: 0	H: 0	E: 0	K: 1	S: 5	R: 0	H: 2	E: 0	K: 0	S: 5	R: 0	H: 1	E: 0	K: 0	S: 4	R: 1	H: 2	E: 0	K: 1	S: 5	1B: 7	2B: 1	3B: 0	HR: 0	SF: 1	SAC: 1	DP: 0	HBP: 0	WP: 1	PB: 0	SB: 1	CS: 0	PA: 38
PITCHER Andy Messersmith, R (1, 1) ERA: 2.55	IP	WLS	BF	H	R	ER	SO	BB	IBB	HBP	BLK	WP	HR	S	P	ERA	WHIP																																				
	8.2	L	38	8	3	2	7	3	0	0	0	1	0	49	61	2.08	1.269																																				

**BOTTOM**

**Atlanta Braves @ San Diego Padres**  
San Diego Stadium, San Diego, CA

Sun Jun 27 1976, 6:33 AM EDT  
Att. 6,947 - Unknown

livebaseballscorecards.com

AB	33
R	3
H	8
RBI	2
BB	3
SO	7
LOB	12





Batter	1	2	3	4	5	6	7	8	9	AB R H RBI BB SO LOB	TOP		
<b>Pete Rose, S</b> OBP: 0.423, SLG: 0.456 (1, 5) X	0-0 F8		0-0 HR 1B	0-0 2B		0-0 1-3		0-0 3-1		5 2 2 1 0 0 0			
<b>Ken Griffey, L</b> OBP: 0.391, SLG: 0.459 (1, 9) B B B	4-0 S BB		0-0 F8	4-0 2B BB		0-0 FC5 1B		0-0 F5		3 0 1 0 2 0 2			
<b>Joe Morgan, L</b> OBP: 0.463, SLG: 0.644 (1, 4) X	0-0 P4 1-2		0-0 HR	0-0 2B		0-0 1B			0-0 G3	5 1 3 4 0 0 1			
<b>George Foster, R</b> OBP: 0.395, SLG: 0.598 (1, 7) X	0-0 F7		0-0 2B 1B	4-0 IBB		0-0 F2			0-0 BB 1B	4 2 2 0 1 0 3			
<b>Tony Perez, R</b> OBP: 0.336, SLG: 0.455 (1, 3) X		0-0 L5	0-0 2B	0-0 F9		0-0 FC5			0-3 K	5 0 1 1 0 1 6			
<b>Johnny Bench, R</b> OBP: 0.368, SLG: 0.440 (1, 2) X		0-0 F7	0-0 F8		4-0 FC1-6 BB		0-0 F8		4-0 1B BB	3 0 0 0 2 0 1			
<b>Cesar Geronimo, L</b> OBP: 0.371, SLG: 0.428 (1, 8) S S S		0-3 K		0-3 K	0-0 FC1-6 BLK		0-0 5-3		0-0 1B	5 0 1 1 0 2 1			
<b>Dave Concepcion, R</b> OBP: 0.349, SLG: 0.398 (1, 6) S S S			0-0 5-3	0-0 F7	0-0 F9		0-0 F3		0-3 K	5 0 0 0 0 1 3			
<b>Santo Alcala, R</b> OBP: 0.174, SLG: 0.136 (1, 1) X			0-0 E6 1B	0-0 2B	0-3 K			0-3 K		3 2 1 0 0 1 1			
<b>Rich Hinton, L</b> (7, 1)										0 0 0 0 0 0 0			
<b>Will McEnaney, L</b> (7, 1)										1 0 0 0 0 1 0			
<b>Pedro Borbon, R</b> OBP: 0.375, SLG: 0.375 (8, 1) X										0 0 0 0 0 0 0			
<b>Inning Stats</b>	R: 0 E: 0 K: 0 S: 3 H: 0 LOB: 1 BB: 1 P: 7	R: 0 E: 0 K: 1 S: 5 H: 0 LOB: 0 BB: 0 P: 5	R: 4 E: 1 K: 0 S: 8 H: 4 LOB: 1 BB: 0 P: 8	R: 2 E: 0 K: 1 S: 8 H: 3 LOB: 3 BB: 2 P: 16	R: 0 E: 0 K: 1 S: 5 H: 0 LOB: 1 BB: 1 P: 9	R: 0 E: 0 K: 0 S: 5 H: 2 LOB: 2 BB: 0 P: 5	R: 0 E: 0 K: 0 S: 3 H: 0 LOB: 0 BB: 0 P: 3	R: 0 E: 0 K: 1 S: 5 H: 0 LOB: 0 BB: 0 P: 5	R: 1 E: 0 K: 2 S: 9 H: 2 LOB: 2 BB: 1 P: 13	1B: 7 2B: 3 3B: 0 HR: 1 SF: 0 SAC: 0 DP: 0 HBP: 0	WP: 0 PB: 0 SB: 1 CS: 0 PA: 44		
<b>PITCHER</b>	IP WLS BF H R ER SO BB IBB HBP BLK WP HR S P ERA WHIP											<b>PITCHER</b>	IP WLS BF H R ER SO BB IBB HBP BLK WP HR S P ERA WHIP
<b>Alan Foster, R</b> ERA: 2.35 (1, 1)	3.2 L 19 6 6 2 2 1 0 0 0 0 0 1 22 26 4.91 1.909												
<b>Ken Reynolds, L</b> ERA: 4.62 (4, 1)	0.1 4 1 0 0 0 1 1 0 0 0 0 0 2 10 0.00 6.000												
<b>Rich Folkers, L</b> ERA: 4.5 (5, 1)	3.0 12 2 0 0 1 1 0 0 1 0 0 0 13 17 0.00 1.000												
<b>Butch Metzger, R</b> ERA: 2.01 (8, 1)	2.0 9 2 1 1 3 1 0 0 0 0 0 0 14 18 4.50 1.500												

Cincinnati Reds @ San Diego Padres  
San Diego Stadium, San Diego, CA  
Mon Jun 28 1976, 10:05 PM EDT  
Att: 15,435 - Unknown

livebaseballscorecards.com

AB	39
R	7
H	11
RBI	7
BB	5
SO	6
LOB	18



Batter	1	2	3	4	5	6	7	8	9	AB	R	H	RBI	BB	SO	LOB
Johnny Grubb, L (1, 7) OBP: 0.454, SLG: 0.436	0-0 FC5-4 1B	0-0 2-3			0-0 G6-4-3 PO 1B		4-0 E BB		0-0 G3	4	0	2	0	1	0	0
Tito Fuentes, S (1, 4) OBP: 0.301, SLG: 0.341	0-0 FC5-4 1B 1-2f HR		0-0 5-3		0-0 G6-4-3 1B		0-3 K		0-0 L7	5	1	1	0	0	1	3
Willie Davis, L (1, 8) OBP: 0.308, SLG: 0.405	0-0 1-2 HR 1B		0-0 4-3		0-0 G6-4-3 1-2f 2-3		0-0 E1 1-2 2-3		0-0 F8	5	1	1	0	0	0	4
Willie McCovey, L (1, 3) OBP: 0.309, SLG: 0.392 Butch Metzger, R (8, 1)	0-0 1-H 2-H HR		4-0 FC5-4 BB		0-0 PO 3-H	0-0 F9	0-0 4-3			3	1	1	3	1	0	3
Dave Winfield, R (1, 9) OBP: 0.370, SLG: 0.487	0-0 S 1B		0-0 FC5-4 1-2f		0-0 S BB			0-0 1B 1B		3	0	2	0	1	0	1
Doug Rader, R (1, 5) OBP: 0.344, SLG: 0.398	0-0 F7 1-2			0-0 F8		0-3 K		0-0 L6		4	0	0	0	0	1	3
Hector Torres, R (1, 6) OBP: 0.300, SLG: 0.355	0-3 K			0-0 1B		0-0 F6		0-0 FC6 1-2 1B		4	0	2	0	0	1	2
Fred Kendall, R (1, 2) OBP: 0.275, SLG: 0.245 Jerry Turner, L (8, PH) OBP: 0.288, SLG: 0.358 Bob Davis, R (9, 2) OBP: 0.185, SLG: 0.216		0-0 5-3		0-0 F9		0-0 E WP 1B		0-0 F9		3	0	1	0	0	0	1
Alan Foster, R (1, 1) Ken Reynolds, L (4, 1) Gene Locklear, L (4, PH) OBP: 0.289, SLG: 0.274 Rich Folkers, L (5, 1) Ted Kubiak, S (7, PH) OBP: 0.434, SLG: 0.394 Mike Ivie, R (8, 3) OBP: 0.323, SLG: 0.438		0-0 P3		0-3 K		0-0 5-3		0-0 FC6 1-2f		1	0	0	0	0	0	0

Inning Stats	R: 3	H: 4	E: 0	LOB: 1	K: 1	S: 9	P: 9	R: 0	H: 0	E: 0	LOB: 0	K: 0	S: 3	R: 0	H: 0	E: 0	LOB: 1	K: 0	S: 3	R: 0	H: 2	E: 0	LOB: 0	K: 0	S: 3	R: 0	H: 0	E: 0	LOB: 1	K: 1	S: 5	R: 0	H: 1	E: 1	LOB: 3	K: 1	S: 7	R: 0	H: 2	E: 0	LOB: 2	K: 0	S: 5	R: 0	H: 0	E: 0	LOB: 0	K: 0	S: 3	1B: 9	2B: 0	3B: 0	HR: 1	SF: 0	SAC: 0	DP: 1	HBP: 0	WP: 1	PA: 40
--------------	------	------	------	--------	------	------	------	------	------	------	--------	------	------	------	------	------	--------	------	------	------	------	------	--------	------	------	------	------	------	--------	------	------	------	------	------	--------	------	------	------	------	------	--------	------	------	------	------	------	--------	------	------	-------	-------	-------	-------	-------	--------	-------	--------	-------	--------

PITCHER	IP	WLS	BF	H	R	ER	SO	BB	IBB	HBP	BLK	WP	HR	S	P	ERA	WHIP
Santo Alcala, R (1, 1) ERA: 4.57	6.0		26	8	3	3	3	2	0	0	0	0	1	30	38	4.50	1.667
Rich Hinton, L (7, 1) ERA: 9.53	0.2		4	0	0	0	1	1	0	0	0	1	0	5	9	0.00	1.500
Will McEnaney, L (7, 1) ERA: 3.16	0.2		4	2	0	0	0	0	0	0	0	0	0	4	4	0.00	3.000
Pedro Borbon, R (8, 1) ERA: 2.63	1.2	S	5	0	0	0	0	0	0	0	0	0	0	5	5	0.00	0.000


**BOTTOM**

**Cincinnati Reds @ San Diego Padres**  
San Diego Stadium, San Diego, CA

Mon Jun 28 1976, 10:05 PM EDT  
Att. 15,435 - Unknown

livebaseballscorecards.com

AB	36
R	3
H	10
RBI	3
BB	3
SO	4
LOB	23





Batter	1	2	3	4	5	6	7	8	9	10	11	12	13	14	AB R H RBI BB SO LOB	TOP														
<b>Pete Rose, S</b> OBP: 0.422, SLG: 0.453 (1, 5)	0-0 1-3	0-0 3-1		0-0 1-3 1B		4-0 BB		0-0 F8		0-0 SF8		0-0 6-3		0-0 1B 1B	6 1 2 2 1 0 2															
<b>Ken Griffey, L</b> OBP: 0.397, SLG: 0.457 (1, 9)	0-0 6-3		0-0 F7	0-0 1-3		0-3 K		0-3 K		0-0 2B		0-0 L9		0-0 F8 1B 1B	8 1 2 0 0 2 2															
<b>Joe Morgan, L</b> OBP: 0.464, SLG: 0.644 (1, 4)	0-0 E1		0-0 1B 2B	4-0 BB BB		0-3 K			0-0 F1-3	0-0 F8		0-0 F1-3		0-0 SF8 F8 3B 1B	3 1 1 0 1 1 1 4 1 1 1 0 0 1															
<b>Doug Flynn, R</b> OBP: 0.328, SLG: 0.345 (8, 4)				0-0 BB										0-0 3B 1B	7 0 1 0 1 1 6															
<b>George Foster, R</b> OBP: 0.391, SLG: 0.586 (1, 7)	4-0 1-2 BB		0-0 L6	0-0 6-3				0-0 F5		0-0 1B 1B		0-0 K		0-0 1-3	7 0 2 2 0 2 2															
<b>Tony Perez, R</b> OBP: 0.333, SLG: 0.450 (1, 3)	0-0 P5		0-0 1B		0-0 5-3			0-0 F7		0-0 BB 1B		0-3 K		0-0 SF8	7 0 2 2 0 2 2															
<b>Johnny Bench, R</b> OBP: 0.368, SLG: 0.432 (1, 2)		0-0 1-3	0-0 P5		0-3 K			0-0 1B 1B		0-0 P5		0-0 F7		4-0 S BB	6 1 1 0 2 1 3 0 0 0 0 0 0 0															
<b>Bill Plummer, R</b> OBP: 0.370, SLG: 0.588 (14, 2)														0-0 3B BB	6 3 5 3 2 0 0															
<b>Cesar Geronimo, L</b> OBP: 0.388, SLG: 0.464 (1, 8)		0-0 4-3		0-0 2B 1B	0-0 HR			0-0 1-2 1B		4-0 BB		0-0 1B 1B		4-0 1-2 IBB	8 2 4 3 0 0 7															
<b>Dave Concepcion, R</b> OBP: 0.353, SLG: 0.415 (1, 6)		0-0 PB BB 1B		0-0 SH3 1B 2B	0-0 6-3			0-0 L6		0-0 F8		0-0 1-2 1B		0-0 3B HR																
<b>Gary Nolan, R</b> <b>Rawly Eastwick, R</b> <b>Will McEnaney, L</b> <b>Pedro Martinez, R</b> <b>Dan Driessens, L</b> <b>Rich Hinton, L</b> <b>Phil Zimny, R</b> <b>Mike Cunniff, R</b> <b>Bob Bailey, R</b> <b>Fred Norman, L</b>		4-0 BB BB		0-0 SH3		0-3 K		0-3 K		4-0 BB BB		0-3 E S SF8 BB		0-0 HR F7	1 0 0 0 0 1 1 0 1 0 1 0 0 0 1 0 0 1 0 0 0 0 0 0 0 1 1 1 1 1 0 0 0 0 0 0 0 0 0 0 0															
<b>Inning Stats</b>	R: 0 E: 1 K: 0 S: 4	H: 0 LOB: 2 BB: 1 P: 8	R: 0 E: 0 K: 0 S: 4	H: 1 LOB: 2 BB: 1 P: 8	R: 1 E: 0 K: 0 S: 5	H: 2 LOB: 1 BB: 0 P: 5	R: 2 E: 0 K: 0 S: 6	H: 3 LOB: 2 BB: 1 P: 10	R: 1 E: 0 K: 1 S: 6	H: 1 LOB: 0 BB: 0 P: 6	R: 0 E: 0 K: 3 S: 9	H: 0 LOB: 1 BB: 1 P: 13	R: 0 E: 0 K: 2 S: 7	H: 0 LOB: 0 BB: 0 P: 7	R: 0 E: 0 K: 0 S: 5	H: 2 LOB: 3 BB: 1 P: 9	R: 1 E: 0 K: 1 S: 6	H: 1 LOB: 1 BB: 1 P: 10	R: 0 E: 0 K: 2 S: 9	H: 2 LOB: 2 BB: 0 P: 9	R: 0 E: 0 K: 0 S: 3	H: 0 LOB: 0 BB: 0 P: 3	R: 0 E: 0 K: 1 S: 5	H: 0 LOB: 2 BB: 2 P: 13	R: 7 E: 0 K: 0 S: 9	H: 6 LOB: 0 BB: 1 P: 13	1B: 13 3B: 1 HR: 3	SF: 2 SAC: 1 DP: 0 HBP: 0	WP: 0 PB: 1 SB: 2 CS: 0	PA: 72
<b>PITCHER</b>	IP WLS BF H R ER SO BB IBB HBP BLK WP HR S P ERA WHIP																													
<b>Dave Freisleben, R</b> ERA: 2.15 (1, 1)	8.0 38 9 4 4 6 4 0 0 0 0 0 1 46 62 4.50 1.625																													
<b>Butch Metzger, R</b> ERA: 2.1 (9, 1)	2.0 11 3 1 1 1 2 0 0 0 0 0 0 11 19 4.50 2.500																													
<b>Dan Spillner, R</b> ERA: 4.94 (11, 1)	3.0 L 17 6 4 4 3 1 1 0 0 0 0 1 21 29 12.00 2.333																													
<b>Rich Folkers, L</b> ERA: 5.18 (14, 1)	1.0 6 2 3 3 0 1 0 0 0 0 0 1 5 9 27.00 3.000																													


Cincinnati Reds @ San Diego Padres  
San Diego Stadium, San Diego, CA  
Tue Jun 29 1976, 10:05 PM EDT  
Att. 22,107 - Unknown

livebaseballscorecards.com

AB	60
R	12
H	20
RBI	12
BB	9
SO	10
LOB	26





Batter	1	2	3	4	5	6	7	8	9	10	11	12	13	14	AB	R	H	RBI	BB	SO	LOB	BOTTOM				
Johnny Grubb, L (1, 7) OBP: 0.444, SLG: 0.455 (10, 3)	F2		HR			P5		E3 1B		FC6-4 1B	F9			K	7	1	2	2	0	1	1	<b>Cincinnati Reds @ San Diego Padres</b> San Diego Stadium, San Diego, CA Tue Jun 29 1976, 10:05 PM EDT Att. 22,107 - Unknown  <b>livebaseballscorecards.com</b>  <b>AB 52</b> <b>R 5</b> <b>H 14</b> <b>RBI 4</b> <b>BB 3</b> <b>SO 5</b> <b>LOB 21</b>  				
Tito Fuentes, S (1, 4) OBP: 0.300, SLG: 0.340	L3 1B		F9			L7		1B		FC6-4 FC4-6 1-2f		F8		F8	7	0	2	0	0	0	1					
Willie Davis, L (1, 8) OBP: 0.307, SLG: 0.405	L3		F8			F2		1B		FC4-6 1-2f 2B		G3		2B	7	1	2	0	0	0	2					
Willie McCovey, L (1, 3) Butch Metzger, R (9, 1) Luis Melendez, R (10, PH) Dan Spillner, R (11, 1) Rich Folkers, L (14, 1) Brent Strom, R (14, PH) OBP: 0.156, SLG: 0.088		HR		F7		K		F4-3		1-H 2B		K		P6	4	1	1	1	0	1	3					
Dave Winfield, R (1, 9) OBP: 0.373, SLG: 0.485	6-3			F9		CS 1B		SH2-4 1B		IBB			K		5	0	2	0	1	1	0					
Doug Rader, R (1, 5) OBP: 0.341, SLG: 0.394	6-3			F2		K		SH2-4 1-2		F9			G3 1B	1B	5	0	1	0	0	1	3					
Hector Torres, R (1, 6) Gene Locklear, L (8, PH) Mike Ivie, R (9, 3) OBP: 0.335, SLG: 0.446	5-3				L8			E 6-3 SH3-4 1B		IBB			G6-3 1B	1B	2	0	0	0	0	0	0					
Fred Kendall, R (1, 2) Enzo Hernandez, R (8, PH) OBP: 0.319, SLG: 0.298			E5 SH3-4 HR		6-3			SH3-4		F7			G6-3	G3	2	1	0	0	0	0	0					
Ted Kubiak, S (9, 6) OBP: 0.403, SLG: 0.382								1-2					1-2f 2-3	1-2 2-3	3	0	0	0	0	0	5					
Dave Freisleben, R (1, 1) Jerry Turner, L (8, PH) Bob Davis, R (9, 2) Merv Rettenmund, R (9, PH) OBP: 0.388, SLG: 0.329			SH3-4		F8			6-3 2-3		F9			G3	G3	1	0	0	0	0	0	0					
															1	0	0	0	0	0	1					
															0	0	0	0	0	0	0					
															2	0	0	0	1	0	4					
<b>Inning Stats</b>	R: 0 E: 0 K: 0 S: 3	H: 1 LOB: 0 BB: 0 P: 3	R: 1 E: 0 K: 0 S: 4	H: 1 LOB: 0 BB: 0 P: 4	R: 2 E: 1 K: 0 S: 5	H: 1 LOB: 0 BB: 0 P: 5	R: 0 E: 0 K: 0 S: 3	H: 0 LOB: 0 BB: 0 P: 3	R: 0 E: 0 K: 2 S: 7	H: 1 LOB: 0 BB: 0 P: 7	R: 1 E: 1 K: 0 S: 7	H: 3 LOB: 3 BB: 0 P: 7	R: 0 E: 0 K: 0 S: 4	H: 1 LOB: 2 BB: 1 P: 8	R: 1 E: 0 K: 0 S: 5	H: 2 LOB: 2 BB: 1 P: 9	R: 0 E: 0 K: 1 S: 5	H: 0 LOB: 0 BB: 0 P: 5	R: 0 E: 0 K: 1 S: 7	H: 2 LOB: 2 BB: 0 P: 7	R: 0 E: 0 K: 1 S: 6		H: 1 LOB: 0 BB: 0 P: 6	1B: 10 2B: 3 3B: 0 HR: 2	SF: 0 SAC: 3 DP: 2 HBP: 0	WP: 0 PB: 0 SB: 0 CS: 1
<b>PITCHER</b>	IP WLS BF H R ER SO BB IBB HBP BLK WP HR S P ERA WHIP	6.1 1.1 0.1 1.0 0.2	23 4 4 5 5	4 1 2 1 2	3 1 0 0 1	2 0 0 0 0	25 6 4 8 4	25 6 4 8 4	2.84 0.00 0.00 0.00 13.50	0.632 0.750 6.000 1.000 3.000	<b>PITCHER</b> Pat Zachry, R (10, 1) Fred Norman, L (14, 1) ERA: 3.1	3.1 1.0	13 4	3 1	0 0	2 1	0 0	0 6	0 6	0 6	0 6	0.00 0.00	1.200 1.000			



Batter	1	2	3	4	5	6	7	8	9	AB R H RBI BB SO LOB	TOP											
<b>Pete Rose, S</b> (1, 5) OBP: 0.420, SLG: 0.449	0-0 5-3		4-0 FC4-6 1B BB		0-3 K		0-0 1-3			3 0 0 0 1 1 1												
<b>Ken Griffey, L</b> (1, 9) OBP: 0.389, SLG: 0.457	0-0 1B		0-0 FC4-6 1B 1-2 2-H		0-0 4-3			0-0 F8		4 0 2 1 0 0 0												
<b>George Foster, R</b> (1, 7) OBP: 0.389, SLG: 0.581	0-0 F7		0-0 FC4-6 1-2f 2-3		0-0 F8			0-0 1B		4 0 1 0 0 0 3												
<b>Tony Perez, R</b> (1, 3) OBP: 0.329, SLG: 0.443	0-3 K		0-0 F3		0-0 4-3			0-0 F7		4 0 0 0 0 1 4												
<b>Johnny Bench, R</b> (1, 2) OBP: 0.363, SLG: 0.424		0-0 6-3		0-0 F9		0-0 F9		0-0 5-3		4 0 0 0 0 0 1												
<b>Dave Concepcion, R</b> (1, 6) OBP: 0.352, SLG: 0.417		0-0 F9		0-0 2B		0-0 L8		0-0 L8		4 0 1 0 0 0 0												
<b>Doug Flynn, R</b> (1, 4) OBP: 0.317, SLG: 0.333		0-0 F4-3		0-0 F9		0-0 F6-3		0-0 F1-3		4 0 0 0 0 0 1												
<b>Cesar Geronimo, L</b> (1, 8) OBP: 0.394, SLG: 0.471			0-0 SH2-4 1B 1B	4-0 FC6-4 IBB		0-0 2B		0-0 G3		3 1 2 0 1 0 0												
<b>Jack Billingham, R</b> (1, 1) OBP: 0.323, SLG: 0.286			0-0 SH2-4	0-0 FC6-4		0-0 F7				1 0 0 0 0 0 2												
<b>Bob Bailey, R</b> (7, PH) OBP: 0.361, SLG: 0.527										1 0 0 0 0 0 1												
<b>Rich Hinton, L</b> (7, 1)										0 0 0 0 0 0 0												
<b>Pedro Borbon, R</b> (8, 1) OBP: 0.375, SLG: 0.375			1-2	1-2f						0 0 0 0 0 0 0												
<b>Inning Stats</b>	R: 0 E: 0 K: 1 S: 6	H: 1 LOB: 1 BB: 0 P: 6	R: 0 E: 0 K: 0 S: 3	H: 0 LOB: 0 BB: 0 P: 3	R: 1 E: 0 K: 0 S: 5	H: 2 LOB: 2 BB: 1 P: 9	R: 0 E: 0 K: 0 S: 4	H: 1 LOB: 2 BB: 1 P: 8	R: 0 E: 0 K: 1 S: 5	H: 0 LOB: 0 BB: 0 P: 5	R: 0 E: 0 K: 0 S: 3	H: 0 LOB: 0 BB: 0 P: 3	R: 0 E: 0 K: 0 S: 4	H: 1 LOB: 1 BB: 0 P: 4	R: 0 E: 0 K: 0 S: 4	H: 1 LOB: 1 BB: 0 P: 4	R: 0 E: 0 K: 0 S: 3	H: 0 LOB: 0 BB: 0 P: 3	1B: 4 2B: 2 3B: 0 HR: 0	SF: 0 SAC: 1 DP: 0 HBP: 0	WP: 0 PB: 0 SB: 0 CS: 0	PA: 35
<b>PITCHER</b> <b>Randy Jones, L</b> (1, 1) ERA: 2.6	IP: 9.0 WLS: W BF: 35 H: 6 R: 1 ER: 1 SO: 2 BB: 1 IBB: 1 HBP: 0 BLK: 0 WP: 0 HR: 0 S: 37 P: 45 ERA: 1.00 WHIP: 0.778																					

**Cincinnati Reds @ San Diego Padres**  
**San Diego Stadium, San Diego, CA**  
 Wed Jun 30 1976, 10:05 PM EDT  
 Att: 32,475 - Unknown

[livebaseballscorecards.com](http://livebaseballscorecards.com)

<b>AB</b>	32
<b>R</b>	1
<b>H</b>	6
<b>RBI</b>	1
<b>BB</b>	2
<b>SO</b>	2
<b>LOB</b>	13









Batter	1	2	3	4	5	6	7	8	9	AB	R	H	RBI	BB	SO	LOB
Johnny Grubb, L (1, 7) OBP: 0.444, SLG: 0.464 Luis Melendez, R (8, PR) OBP: 0.203, SLG: 0.211 (9, 7)	0-0 F5	0-0 1B		0-0 2B	0-0 F9			0-0 1B		5	2	3	2	0	0	2
Tito Fuentes, S (1, 4) OBP: 0.309, SLG: 0.349	0-0 BB	0-0 1B		0-0 2B				0-0 G6-4-3		5	0	3	2	0	1	1
Willie Davis, L (1, 8) OBP: 0.301, SLG: 0.396	0-0 F5	0-0 F4		0-0 2B				0-0 F7		5	0	0	0	0	0	4
Dave Winfield, R (1, 9) OBP: 0.373, SLG: 0.478	4-0 FC6-4		0-0 6-3	0-0 6-3				0-0 F9		3	0	0	0	1	0	1
Mike Ivie, R (1, 3) OBP: 0.333, SLG: 0.437	0-0 FC6-4		0-3 K		0-0 F7			4-0 BB		3	0	0	0	1	1	2
Doug Rader, R (1, 5) OBP: 0.346, SLG: 0.401		0-0 1B	4-0 BB	0-0 BB	0-0 5-3			0-3 K		3	0	1	0	1	1	1
Fred Kendall, R (1, 2) OBP: 0.281, SLG: 0.262		0-0 1B	4-0 FC6	0-0 BB	0-0 HR			1-0 FC6		2	2	2	1	1	0	0
Enzo Hernandez, R (1, 6) OBP: 0.329, SLG: 0.323		0-0 1B	0-0 FC6	0-0 BB	0-0 2B			0-0 F4		4	1	2	0	0	0	4
Brent Strom, R (1, 1) OBP: 0.167, SLG: 0.081		0-0 1B	0-0 FC6	0-0 BB	4-0 BB			0-0 FC6		3	0	0	0	1	0	5

Inning Stats	R: 0	H: 1	E: 0	K: 0	S: 4	R: 3	H: 5	E: 0	K: 0	S: 7	R: 0	H: 0	E: 0	K: 1	S: 5	R: 1	H: 2	E: 0	K: 0	S: 5	R: 1	H: 2	E: 0	K: 0	S: 5	R: 0	H: 0	E: 0	K: 1	S: 5	R: 0	H: 1	E: 0	K: 0	S: 3	R: 0	H: 1	E: 0	K: 0	S: 3	1B: 7	2B: 3	3B: 0	HR: 1	SF: 0	SAC: 0	DP: 2	HBP: 1	WP: 0	PA: 39
--------------	------	------	------	------	------	------	------	------	------	------	------	------	------	------	------	------	------	------	------	------	------	------	------	------	------	------	------	------	------	------	------	------	------	------	------	------	------	------	------	------	-------	-------	-------	-------	-------	--------	-------	--------	-------	--------

PITCHER	IP	WLS	BF	H	R	ER	SO	BB	IBB	HBP	BLK	WP	HR	S	P	ERA	WHIP
Doug Rau, L (1, 1) ERA: 3.17	4.2	L	27	10	5	5	1	4	0	0	0	0	1	25	41	9.64	3.000
Elias Sosa, R (5, 1) ERA: 4.81	0.1		1	0	0	0	0	0	0	0	0	0	0	1	1	0.00	0.000
Charlie Hough, R (6, 1) ERA: 2.35	3.0		11	1	0	0	2	1	0	1	0	0	0	13	18	0.00	0.667

**BOTTOM**

**Los Angeles Dodgers @ San Diego Padres**  
**San Diego Stadium, San Diego, CA**

livebaseballscorecards.com

<b>AB</b>	<b>33</b>
<b>R</b>	<b>5</b>
<b>H</b>	<b>11</b>
<b>RBI</b>	<b>5</b>
<b>BB</b>	<b>5</b>
<b>SO</b>	<b>3</b>
<b>LOB</b>	<b>20</b>



WP	PA	ERA	WHIP
0	39		

Thu Jul 01 1976, 10:05 PM EDT  
 Att. 15,931 - Unknown



Batter	1	2	3	4	5	6	7	8	9	AB R H RBI BB SO LOB	TOP
Davey Lopes, R (1, 4) OBP: 0.317, SLG: 0.309	0-3 K		0-0 4-3 S 1B		0-0 G6-3 1B		0-0 FC5-4 1-2f			4 0 2 0 0 1 1	<b>Los Angeles Dodgers @ San Diego Padres</b> San Diego Stadium, San Diego, CA Fri Jul 02 1976, 10:05 PM EDT Att: 46,891 - Unknown <a href="http://livebaseballscorecards.com">livebaseballscorecards.com</a>
Bill Buckner, L (1, 7) OBP: 0.329, SLG: 0.409	0-0 E3		0-0 4-3 1-3		0-0 G6-3 1-2f			4-0 FC6-4 BB		3 0 0 0 1 0 2	
Steve Garvey, R (1, 3) OBP: 0.345, SLG: 0.429	0-0 F5		4-0 G6-4-3 BB		0-0 F7			0-0 F9		3 0 0 0 1 0 2	
Ron Cey, R (1, 5) OBP: 0.409, SLG: 0.516	0-0 F5		0-0 G6-4-3 1-2f		0-0 F7			0-0 F9		4 0 0 0 0 0 4	
Reggie Smith, S (1, 9) OBP: 0.278, SLG: 0.387		0-0 1B 3B		0-0 F8		0-0 F3		0-0 FC6-4 1-2f		4 1 1 0 0 0 1	
Bill Russell, R (1, 6) OBP: 0.327, SLG: 0.383		0-0 G5-4-3 1B 3-H		0-0 F7		0-0 4-3		0-3 K		4 0 1 1 0 1 0	
Lee Lacy, R (1, 8) OBP: 0.312, SLG: 0.369		0-0 G5-4-3 1-2f		0-0 HR 1B			4-0 FC4-6 BB		0-0 6-3	3 1 1 0 1 0 1	
Steve Yeager, R (1, 2) OBP: 0.300, SLG: 0.386		0-0 3B		0-0 HR			0-0 F8		0-3 K	4 1 2 2 0 1 1	
Don Sutton, R (1, 1) OBP: 0.146, SLG: 0.081		0-0 F8		0-3 K			0-0 FC4-6 FC5-4 1-2f			2 0 0 0 0 1 1	
Ed Goodson, L (7, PH) OBP: 0.250, SLG: 0.294										1 0 0 0 0 0 1	
Stan Wall, L (7, 1)										0 0 0 0 0 0 0	
<b>Inning Stats</b>	R: 0 H: 0 E: 1 LOB: 1 K: 1 BB: 0 S: 6 P: 6	R: 1 H: 3 E: 0 LOB: 1 K: 0 BB: 0 S: 5 P: 5	R: 0 H: 1 E: 0 LOB: 1 K: 0 BB: 1 S: 3 P: 7	R: 2 H: 2 E: 0 LOB: 0 K: 1 BB: 0 S: 7 P: 7	R: 0 H: 1 E: 0 LOB: 0 K: 0 BB: 0 S: 3 P: 3	R: 0 H: 0 E: 0 LOB: 0 K: 0 BB: 0 S: 3 P: 3	R: 0 H: 0 E: 0 LOB: 1 K: 0 BB: 1 S: 3 P: 7	R: 0 H: 0 E: 0 LOB: 1 K: 2 BB: 0 S: 7 P: 7	R: 0 H: 0 E: 0 LOB: 0 K: 2 BB: 0 S: 7 P: 7	1B: 4 SF: 0 2B: 0 SAC: 0 3B: 2 DP: 3 HR: 1 HBP: 0	WP: 0 PA: 35 PB: 0 SB: 1 CS: 0
<b>PITCHER</b>	IP WLS BF H R ER SO BB IBB HBP BLK WP HR S P ERA WHIP										
Alan Foster, R (1, 1) ERA: 2.5	7.0 W 29 7 3 3 2 3 0 0 0 0 0 1 30 42 3.86 1.429										
Butch Metzger, R (8, 1) ERA: 2.03	2.0 S 6 0 0 0 2 0 0 0 0 0 0 0 10 10 0.00 0.000										



Batter	1	2	3	4	5	6	7	8	9	AB	R	H	RBI	BB	SO	LOB
Johnny Grubb, L OBP: 0.432, SLG: 0.447 (1, 7)	F8		K	F5		L8				4	0	0	0	0	1	3
Tito Fuentes, S OBP: 0.308, SLG: 0.345 (1, 4)	4-3		F7		4-3		SH5-4 BB			3	0	0	0	1	0	0
Willie Davis, L OBP: 0.305, SLG: 0.399 (1, 8)	E 1B		F5		CS 1B		SH5-4 1-2			3	1	2	0	0	0	0
Willie McCovey, L OBP: 0.299, SLG: 0.394 (1, 3) Mike Ivie, R OBP: 0.333, SLG: 0.437 (8, 3)	E4 1B		F2		K		4-3 2-3			4	1	1	0	0	1	2
Dave Winfield, R OBP: 0.372, SLG: 0.475 (1, 9)	2-H 1B		F8			F2	6-3			4	0	1	1	0	0	1
Doug Rader, R OBP: 0.348, SLG: 0.413 (1, 5)	K			HR		S 1B BB		K		3	2	1	1	1	2	1
Fred Kendall, R OBP: 0.285, SLG: 0.266 (1, 2)		4-3		1B E 1B		FC1-6 1B		F9		4	1	2	1	0	0	0
Enzo Hernandez, R OBP: 0.333, SLG: 0.327 (1, 6)		K		E PB 1B		FC1-6 1B		L8		4	1	2	0	0	1	0
Alan Foster, R OBP: 0.211, SLG: 0.063 (1, 1) Butch Metzger, R (8, 1)		6-3		E5 PB 1B		FC1-6				3	0	1	0	0	0	2

Inning Stats	R: 2	H: 3	E: 1	K: 1	S: 8	LOB: 1	BB: 0	P: 8	R: 0	H: 0	E: 0	K: 1	S: 5	LOB: 0	BB: 0	P: 5	R: 0	H: 0	E: 0	K: 1	S: 5	LOB: 0	BB: 0	P: 5	R: 3	H: 4	E: 1	K: 0	S: 7	LOB: 1	BB: 0	P: 7	R: 0	H: 1	E: 0	K: 1	S: 5	LOB: 0	BB: 0	P: 5	R: 1	H: 2	E: 0	K: 0	S: 5	LOB: 2	BB: 1	P: 9	R: 0	H: 0	E: 0	K: 0	S: 3	LOB: 1	BB: 1	P: 7	R: 0	H: 0	E: 0	K: 1	S: 5	LOB: 0	BB: 0	P: 5
PITCHER	IP	WLS	BF	H	R	ER	SO	BB	IBB	HBP	BLK	WP	HR	S	P	ERA	WHIP																																															
Don Sutton, R ERA: 4.65 (1, 1)	6.0	L	28	10	6	3	4	1	0	0	0	0	0	1	35	39	4.50	1.833																																														
Stan Wall, L ERA: 4.31 (7, 1)	2.0		7	0	0	0	1	1	0	0	0	0	0	8	12	0.00	0.500																																															


**BOTTOM**

**Los Angeles Dodgers @ San Diego Padres**  
San Diego Stadium, San Diego, CA

Fri Jul 02 1976, 10:05 PM EDT  
Att. 46,891 - Unknown

livebaseballscorecards.com

AB	32
R	6
H	10
RBI	3
BB	2
SO	5
LOB	9



WP	PA	ERA	WHIP
0	35		



Batter	1	2	3	4	5	6	7	8	9	AB R H RBI BB SO LOB	TOP									
Johnny Grubb, L (1, 7) OBP: 0.427, SLG: 0.449	0-0 F8		0-0 G3		0-0 F9			0-0 4-3 2B		4 0 1 0 0 0 1	<b>San Diego Padres @ Los Angeles Dodgers</b> Dodger Stadium, Los Angeles, CA Sat Jul 03 1976, 7:05 PM PDT Att: 52,296 - Unknown <a href="http://livebaseballscorecards.com">livebaseballscorecards.com</a>									
Tito Fuentes, S (1, 4) OBP: 0.304, SLG: 0.340	0-0 F6		0-0 6-3		0-0 F8			0-0 F9		4 0 0 0 0 0 2										
Willie Davis, L (1, 8) OBP: 0.308, SLG: 0.411	0-0 HR			0-0 G3-6-3 1B		0-0 F8		0-0 4-3 2-3		4 1 2 1 0 0 1										
Willie McCovey, L (1, 3) OBP: 0.298, SLG: 0.387	4-0 BB			0-0 G3-6-3 1-2f		0-0 F9		0-0 F2		3 0 0 0 1 0 2										
Dave Winfield, R (1, 9) OBP: 0.370, SLG: 0.470	0-0 5-3			4-0 1B BB		0-0 1-3			0-0 F2	3 0 0 0 1 0 1										
Doug Rader, R (1, 5) OBP: 0.350, SLG: 0.414		0-0 G3		0-0 1-3 1B		0-3 K		0-0 FC5-4 1B		4 0 2 0 0 1 0										
Hector Torres, R (1, 6) OBP: 0.290, SLG: 0.343			0-0 F9		0-0 F9		0-0 6-3		0-0 FC5-4	3 0 0 0 0 0 2										
Jerry Turner, L (9, PH) OBP: 0.283, SLG: 0.352								1-2f		1 0 0 0 0 0 1										
Fred Kendall, R (1, 2) OBP: 0.290, SLG: 0.269			0-0 6-3				4-0 SH1-4 1B		0-0 F5	2 0 1 0 1 0 0										
Gene Locklear, L (9, PH) OBP: 0.275, SLG: 0.281							BB			1 0 0 0 0 0 1										
Dave Freisleben, R (1, 1) OBP: 0.263, SLG: 0.368			0-0 F9		0-0 SH1-4		0-3 K			2 0 0 0 0 1 1										
Dan Spillner, R (8, 1) OBP: 0.200, SLG: 0.059					1-2					0 0 0 0 0 0 0										
<b>Inning Stats</b>	R: 1 E: 0 K: 0 S: 4	H: 1 LOB: 1 BB: 1 P: 8	R: 0 E: 0 K: 0 S: 3	H: 0 LOB: 0 BB: 0 P: 3	R: 0 E: 0 K: 0 S: 3	H: 0 LOB: 0 BB: 0 P: 3	R: 0 E: 0 K: 0 S: 4	H: 2 LOB: 2 BB: 1 P: 8	R: 0 E: 0 K: 0 S: 4	H: 1 LOB: 1 BB: 0 P: 4	R: 0 E: 0 K: 2 S: 7	H: 0 LOB: 1 BB: 1 P: 11	R: 0 E: 0 K: 0 S: 4	H: 1 LOB: 1 BB: 0 P: 4	R: 0 E: 1 K: 0 S: 4	H: 1 LOB: 1 BB: 0 P: 4	1B: 4 2B: 1 3B: 0 HR: 1	SF: 0 SAC: 1 DP: 1 HBP: 0	WP: 0 PB: 0 SB: 0 CS: 0	PA: 35
<b>PITCHER</b> Rick Rhoden, R (1, 1) ERA: 2.76	IP: 9.0 WLS: W BF: 35 H: 6 R: 1 ER: 1 SO: 2 BB: 3 IBB: 0 HBP: 0 BLK: 0 WP: 0 HR: 1 S: 36 P: 48 ERA: 1.00 WHIP: 1.000																			

AB	31
R	1
H	6
RBI	1
BB	3
SO	2
LOB	12



Batter	1	2	3	4	5	6	7	8	9	AB R H RBI BB SO LOB
<b>Davey Lopes, R</b> OBP: 0.322, SLG: 0.316 (1, 4) BBB	4-0 4-3 S BB		0-0 1-3		0-0 G6-4-3 1-2f		0-0 L4-6 2-H 2B			3 0 1 1 1 0 1
<b>Bill Buckner, L</b> OBP: 0.331, SLG: 0.410 (1, 7) X	0-0 4-3 1-3		0-0 S 1B		0-0 1B		0-0 L4-6 2-3			4 0 2 0 0 0 2
<b>Steve Garvey, R</b> OBP: 0.341, SLG: 0.424 (1, 3) X	0-0 1-3		0-3 K 1-2		0-0 F9			0-0 L6		4 0 0 0 0 1 3
<b>Ron Cey, R</b> OBP: 0.407, SLG: 0.510 (1, 5) X	0-0 F7		0-0 F7			4-0 G6-3 1B BB		0-0 E5 1B 1B		3 1 0 0 1 0 2
<b>Reggie Smith, S</b> OBP: 0.286, SLG: 0.399 (1, 9) <b>Dusty Baker Jr., R</b> OBP: 0.303, SLG: 0.295 (8, PR) (9, 9)		0-0 E 2B		0-0 F7		0-0 G6-3 1B 1-2		0-0 1B 1-2 1B		4 1 3 0 0 0 0 0 0 0 0 0 0 0
<b>Bill Russell, R</b> OBP: 0.333, SLG: 0.393 (1, 6) X	0-0 E3 S 2-H 1B		0-0 2B		0-0 G6-3 1-2f 2-3		0-0 1-2 2-H 1B			4 0 3 1 0 0 2
<b>Lee Lacy, R</b> OBP: 0.306, SLG: 0.362 (1, 8) 0-0-0	0-3 K 2-3		0-0 F8		0-0 5-3		0-0 F9			4 0 0 0 0 1 5
<b>Steve Yeager, R</b> OBP: 0.300, SLG: 0.383 (1, 2) X	0-0 5-3		0-0 L5			0-0 SH4 2B 1B		0-0 F4		4 1 1 0 0 0 4
<b>Rick Rhoden, R</b> OBP: 0.368, SLG: 0.486 (1, 1) X	0-0 F5				4-0 G6-4-3 BB		0-0 SH4 1-2			1 0 0 0 1 0 1

Inning Stats	R: 0	H: 0	E: 0	K: 0	S: 3	R: 1	H: 2	E: 1	K: 1	S: 7	R: 0	H: 1	E: 0	K: 1	S: 6	R: 0	H: 1	E: 0	K: 0	S: 4	R: 0	H: 1	E: 0	K: 0	S: 3	R: 1	H: 2	E: 0	K: 0	S: 4	R: 1	H: 2	E: 1	K: 0	S: 6	R: 0	H: 0	E: 0	K: 0	S: 4	R: 1	H: 2	E: 1	K: 0	S: 6	1B: 7	2B: 4	3B: 0	HR: 0	SF: 0	SAC: 1	DP: 3	HBP: 0	WP: 0	PB: 0	SB: 3	CS: 0	PA: 35
--------------	------	------	------	------	------	------	------	------	------	------	------	------	------	------	------	------	------	------	------	------	------	------	------	------	------	------	------	------	------	------	------	------	------	------	------	------	------	------	------	------	------	------	------	------	------	-------	-------	-------	-------	-------	--------	-------	--------	-------	-------	-------	-------	--------

PITCHER	IP	WLS	BF	H	R	ER	SO	BB	IBB	HBP	BLK	WP	HR	S	P	ERA	WHIP
<b>Dave Freisleben, R</b> ERA: 2.07 (1, 1)	7.1	L	33	10	3	1	2	3	0	0	0	0	0	34	46	1.23	1.773
<b>Dan Spillner, R</b> ERA: 4.9 (8, 1)	0.2		2	0	0	0	0	0	0	0	0	0	0	2	2	0.00	0.000


**BOTTOM**

**San Diego Padres @ Los Angeles Dodgers**  
Dodger Stadium, Los Angeles, CA

Sat Jul 03 1976, 7:05 PM PDT  
Att. 52,296 - Unknown

livebaseballscorecards.com

<b>AB</b>	<b>31</b>
<b>R</b>	<b>3</b>
<b>H</b>	<b>10</b>
<b>RBI</b>	<b>2</b>
<b>BB</b>	<b>3</b>
<b>SO</b>	<b>2</b>
<b>LOB</b>	<b>20</b>





Batter	1	2	3	4	5	6	7	8	9	AB R H RBI BB SO LOB
Enzo Hernandez, R OBP: 0.335, SLG: 0.329 (1, 6)	0-0 5-3 1B 1B		0-0 SH5-4 E 1B	0-0 F8		0-0 F9			0-0 F2	5 1 2 0 0 0 0
Ted Kubiak, S OBP: 0.407, SLG: 0.387 (1, 4)	0-0 5-3 1-2 1B		0-0 SH5-4 1-2		0-0 FC2-6 1B		0-0 L9		0-3 K	4 0 2 0 0 1 0
Luis Melendez, R OBP: 0.215, SLG: 0.224 (1, 8)	0-0 F2 1B		0-0 E9 WP 1B		0-0 FC2-6 BB 1B		0-3 K2-3		0-0 S 2B 1B	5 3 2 0 0 1 3
Dave Winfield, R OBP: 0.377, SLG: 0.491 (1, 9)	0-0 5-3 1-2 2-3		0-0 HR 3-H		4-0 1B 1-2 BB		0-0 2B		0-0 1-H 2B	4 1 3 2 1 0 2
Mike Ivie, R OBP: 0.341, SLG: 0.445 (1, 3)	4-0 FC6-4 BB		0-0 2B		0-0 1-3 2-H 1B		0-0 F6		0-0 L9	4 0 2 1 1 0 2
Doug Rader, R OBP: 0.349, SLG: 0.411 (1, 5)	0-0 FC6-4 1-2f		0-0 F8		0-3 K				0-0 FC1-6 1B	4 0 1 0 0 1 6
Merv Rettenmund, R OBP: 0.374, SLG: 0.314 (1, 7)		0-0 5-3	0-3 K		0-0 F3				0-0 FC1-6 1-2f	4 0 0 0 0 1 4
Fred Kendall, R OBP: 0.285, SLG: 0.263 (1, 2)		0-0 F9		0-0 F8		0-0 5-3			0-0 F5	4 0 0 0 0 0 1
Randy Jones, R OBP: 0.136, SLG: 0.073 (1, 1)		0-0 6-3		0-0 F8		0-3 K			0-0 F7	4 0 0 0 0 1 1

Inning Stats	R: 0 E: 0 K: 0 S: 5	H: 2 LOB: 3 BB: 1 P: 9	R: 0 E: 0 K: 0 S: 3	H: 0 LOB: 0 BB: 0 P: 3	R: 3 E: 1 K: 1 S: 9	H: 4 LOB: 1 BB: 0 P: 9	R: 0 E: 0 K: 0 S: 3	H: 0 LOB: 0 BB: 0 P: 3	R: 1 E: 0 K: 1 S: 7	H: 2 LOB: 2 BB: 1 P: 11	R: 0 E: 0 K: 1 S: 5	H: 0 LOB: 0 BB: 0 P: 5	R: 0 E: 0 K: 1 S: 6	H: 1 LOB: 1 BB: 0 P: 6	R: 0 E: 0 K: 0 S: 4	H: 1 LOB: 1 BB: 0 P: 4	R: 1 E: 0 K: 1 S: 7	H: 2 LOB: 1 BB: 0 P: 7	1B: 8 2B: 3 3B: 0 HR: 1	SF: 0 SAC: 1 DP: 0 HBP: 0	WP: 1 PB: 0 SB: 1 CS: 0	PA: 41
--------------	------------------------------	---------------------------------	------------------------------	---------------------------------	------------------------------	---------------------------------	------------------------------	---------------------------------	------------------------------	----------------------------------	------------------------------	---------------------------------	------------------------------	---------------------------------	------------------------------	---------------------------------	------------------------------	---------------------------------	----------------------------------	------------------------------------	----------------------------------	--------


PITCHER	IP	WLS	BF	H	R	ER	SO	BB	IBB	HBP	BLK	WP	HR	S	P	ERA	WHIP
Tommy John, L ERA: 3.1 (1, 1)	4.1	L	23	8	4	4	1	2	0	0	0	1	1	23	31	8.31	2.308
Elias Sosa, R ERA: 4.61 (5, 1)	1.2		5	0	0	0	2	0	0	0	0	0	0	9	9	0.00	0.000
Charlie Hough, R ERA: 2.28 (7, 1)	2.0		8	2	0	0	1	0	0	0	0	0	0	10	10	0.00	1.000
Stan Wall, L ERA: 4.45 (9, 1)	1.0		5	2	1	1	1	0	0	0	0	0	0	7	7	9.00	2.000

**TOP**

**San Diego Padres @ Los Angeles Dodgers**  
Dodger Stadium, Los Angeles, CA

Sun Jul 04 1976, 3:33 AM PDT  
Att: 24,263 - Unknown

<b>AB</b>	<b>38</b>
<b>R</b>	<b>5</b>
<b>H</b>	<b>12</b>
<b>RBI</b>	<b>3</b>
<b>BB</b>	<b>2</b>
<b>SO</b>	<b>5</b>
<b>LOB</b>	<b>19</b>







Batter	1	2	3	4	5	6	7	8	9	AB R H RBI BB SO LOB	TOP											
Enzo Hernandez, R (1, 6) OBP: 0.330, SLG: 0.324 Gene Locklear, L (9, PH) OBP: 0.271, SLG: 0.277	0-0 F7		0-0 6-3			0-0 L7			0-3 K	3 0 0 0 0 0 1 1 0 0 0 0 1 0	<b>San Diego Padres @ Chicago Cubs</b> Wrigley Field, Chicago, IL Mon Jul 05 1976, 3:33 AM CDT Att. 15,634 - Sunny - 81 F											
Ted Kubiak, S (1, 4) OBP: 0.402, SLG: 0.382	0-0 4-3			0-0 4-3			0-0 G3 1B	0-0 1-3	4 0 1 0 0 0 0													
Willie Davis, L (1, 8) OBP: 0.304, SLG: 0.406	0-3 K			0-0 F5			0-0 F9		3 0 0 0 0 1 1													
Willie McCovey, L (1, 3) OBP: 0.293, SLG: 0.380		0-3 K		0-0 F4			0-0 G3		3 0 0 0 0 1 1													
Dave Winfield, R (1, 9) OBP: 0.376, SLG: 0.490		0-0 F2			0-0 G4-6-3 1B		0-3 K		3 0 1 0 0 1 1													
Mike Ivie, R (1, 2) OBP: 0.335, SLG: 0.437		0-0 5-3			0-0 G4-6-3 1-2f		0-0 F9		3 0 0 0 0 0 1													
Doug Rader, R (1, 5) OBP: 0.349, SLG: 0.410			0-0 SH3-4 1B		0-0 5-3		0-0 6-3		3 0 1 0 0 0 0													
Jerry Turner, L (1, 7) OBP: 0.276, SLG: 0.342			0-3 K			0-3 K	0-0 F9		3 0 0 0 0 2 1													
Brent Strom, R (1, 1) OBP: 0.163, SLG: 0.079 Johnny Grubb, L (9, PH) OBP: 0.424, SLG: 0.445			0-0 SH3-4			0-3 K		0-0 G3	1 0 0 0 0 1 0 1 0 0 0 0 0 0													
<b>Inning Stats</b>	R: 0 E: 0 K: 1 S: 5	H: 0 LOB: 0 BB: 0 P: 5	R: 0 E: 0 K: 1 S: 5	H: 0 LOB: 0 BB: 0 P: 5	R: 0 E: 0 K: 1 S: 6	H: 1 LOB: 1 BB: 0 P: 6	R: 0 E: 0 K: 0 S: 3	H: 0 LOB: 0 BB: 0 P: 3	R: 0 E: 0 K: 0 S: 3	H: 1 LOB: 0 BB: 0 P: 3	R: 0 E: 0 K: 2 S: 7	H: 0 LOB: 0 BB: 0 P: 7	R: 0 E: 0 K: 1 S: 6	H: 1 LOB: 1 BB: 0 P: 6	R: 0 E: 0 K: 0 S: 3	H: 0 LOB: 0 BB: 0 P: 3	R: 0 E: 0 K: 1 S: 5	H: 0 LOB: 0 BB: 0 P: 5	1B: 3 2B: 0 3B: 0 HR: 0	SF: 0 SAC: 1 DP: 1 HBP: 0	WP: 0 PB: 0 SB: 0 CS: 0	PA: 29
<b>PITCHER</b>	IP WLS BF H R ER SO BB IBB HBP BLK WP HR S P ERA WHIP												<b>PITCHER</b>	IP WLS BF H R ER SO BB IBB HBP BLK WP HR S P ERA WHIP								
Steve Renko, R (1, 1) ERA: 4.86	7.0 W 23 3 0 0 6 0 0 0 0 0 0 0 35 35 0.00 0.429																					
Joe Coleman, R (8, 1) ERA: 5.18	2.0 S 6 0 0 0 1 0 0 0 0 0 0 0 8 8 0.00 0.000																					

livebaseballscorecards.com

<b>AB</b>	<b>28</b>
<b>R</b>	<b>0</b>
<b>H</b>	<b>3</b>
<b>RBI</b>	<b>0</b>
<b>BB</b>	<b>0</b>
<b>SO</b>	<b>7</b>
<b>LOB</b>	<b>6</b>



Batter	1	2	3	4	5	6	7	8	9
<b>Rick Monday, L</b> OBP: 0.367, SLG: 0.511 (1, 8) S S S	0-3 K ①		0-3 K ③			X 0-0 1B S E 1B		X 0-0 F4 ①	
<b>Jose Cardenal, R</b> OBP: 0.343, SLG: 0.416 (1, 7) X	0-0 L5 ②			X 0-0 F7 ①		X 0-0 S 1B		X 0-0 L7 ②	
<b>Bill Madlock, R</b> OBP: 0.391, SLG: 0.489 (1, 5) X	0-0 2B			X 0-0 L9 ②		S S S 0-3 K ②		X 0-0 5-3-2 ③	
<b>Jerry Morales, R</b> OBP: 0.301, SLG: 0.392 (1, 9) X	0-0 F6 ③			S S S 0-3 K ③		X 0-0 3-1 ③			
<b>George Mitterwald, R</b> OBP: 0.264, SLG: 0.303 (1, 3)		X 0-0 F8 ①			X 0-0 5-3 ①		X 0-0 2B		
<b>Joe Wallis, S</b> OBP: 0.294, SLG: 0.351 (7, PR)									
<b>Larry Bittner, L</b> OBP: 0.252, SLG: 0.279 (8, 3)									
<b>Manny Trillo, R</b> OBP: 0.303, SLG: 0.302 (1, 4) S S S	0-3 K ②			B B B B 4-0 1B BB		X 0-0 F1 ①			
<b>Steve Swisher, R</b> OBP: 0.300, SLG: 0.336 (1, 2) X	0-0 6-3 ③			X 0-0 1B		X 4-0 FC6-4 IBB			
<b>Mick Kelleher, R</b> OBP: 0.280, SLG: 0.291 (1, 6) X			X 0-0 L8 ①		X 0-0 B2 ③		X 0-0 F6 ②		
<b>Steve Renko, R</b> OBP: 0.050, SLG: 0.050 (1, 1)			X 0-0 4-3 ②			S S S 0-3 K ①		X 0-0 FC6-4 ③	
<b>Joe Coleman, R</b> OBP: 0.143, SLG: 0.143 (8, 1)								1-2f	

AB	R	H	RBI	BB	SO	LOB
4	1	1	0	0	2	0
4	0	1	0	0	0	0
4	0	1	0	0	1	1
3	0	0	0	0	1	2
3	0	1	0	0	0	0
0	0	0	0	0	0	0
0	0	0	0	0	0	0
2	0	0	0	1	1	1
2	0	1	0	1	0	0
3	0	0	0	0	0	3
3	0	0	0	0	1	2
0	0	0	0	0	0	0

**BOTTOM**

**San Diego Padres @ Chicago Cubs**  
**Wrigley Field, Chicago, IL**  
 Mon Jul 05 1976, 3:33 AM CDT  
 Att. 15,634 - Sunny - 81 F

[livebaseballscorecards.com](http://livebaseballscorecards.com)

<b>AB</b>	<b>28</b>
<b>R</b>	<b>1</b>
<b>H</b>	<b>5</b>
<b>RBI</b>	<b>0</b>
<b>BB</b>	<b>2</b>
<b>SO</b>	<b>6</b>
<b>LOB</b>	<b>9</b>



1B: 3	SF: 0
2B: 2	SAC: 0
3B: 0	DP: 0
HR: 0	HBP: 0

WP: 0	PA: 30
PB: 0	
SB: 3	
CS: 0	

Inning Stats	R: 0	H: 1	E: 0	LOB: 1	K: 1	S: 6	P: 6	R: 0	H: 0	E: 0	LOB: 0	K: 1	S: 5	R: 0	H: 0	E: 0	LOB: 0	K: 1	S: 5	R: 0	H: 0	E: 0	LOB: 0	K: 1	S: 5	R: 0	H: 1	E: 0	LOB: 1	K: 0	S: 3	R: 1	H: 2	E: 0	LOB: 1	K: 2	S: 9	R: 0	H: 1	E: 0	LOB: 2	K: 0	S: 4	R: 0	H: 0	E: 0	LOB: 0	K: 0	S: 3
<b>PITCHER</b> <b>Brent Strom, L</b> ERA: 3.17 (1, 1)	IP: 8.0	WLS: L	BF: 30	H: 5	R: 1	ER: 0	SO: 6	BB: 1	IBB: 1	HBP: 0	BLK: 0	WP: 0	HR: 0	S: 40	P: 48	ERA: 0.00	WHIP: 0.750																																
<b>PITCHER</b>	IP	WLS	BF	H	R	ER	SO	BB	IBB	HBP	BLK	WP	HR	S	P	ERA	WHIP																																



Batter	1	2	3	4	5	6	7	8	9	AB R H RBI BB SO LOB	TOP											
Johnny Grubb, L (1, 7) OBP: 0.412, SLG: 0.431	0-0 4-3		0-0 F6			0-3 K		0-3 K		4 0 0 0 0 2 2												
Tito Fuentes, S (1, 4) OBP: 0.303, SLG: 0.336	0-0 6-3			0-0 5-3		4-0 BB		0-0 4-3		3 0 0 0 1 0 1												
Willie Davis, L (1, 8) OBP: 0.300, SLG: 0.401	0-0 4-3			0-0 F6		0-0 L9			0-3 K	4 0 0 0 0 1 1												
Willie McCovey, L (1, 3) OBP: 0.287, SLG: 0.371		0-3 K		0-3 K		0-0 G3			0-0 4-3	4 0 0 0 0 2 1												
Dave Winfield, R (1, 9) OBP: 0.378, SLG: 0.488		4-0 BB			0-0 1B		0-0 F9		0-0 5-3	3 0 1 0 1 0 0												
Doug Rader, R (1, 5) OBP: 0.345, SLG: 0.406		0-0 L9-4-3			0-3 K		0-3 K			3 0 0 0 0 2 2												
Fred Kendall, R (1, 2) OBP: 0.286, SLG: 0.264			0-0 SH3		0-3 K		0-3 K			3 0 1 0 0 2 1												
Enzo Hernandez, R (1, 6) OBP: 0.335, SLG: 0.326			0-0 F4		0-0 1B			4-0 BB		2 0 1 0 1 0 1												
Alan Foster, R (1, 1) OBP: 0.211, SLG: 0.063			0-0 SH3		0-0 F9			0-3 K		0 0 0 0 0 0 0												
Dan Spillner, R (3, 1) OBP: 0.200, SLG: 0.059										0 0 0 0 0 0 0												
Gene Locklear, L (5, PH) OBP: 0.259, SLG: 0.273										1 0 0 0 0 0 2												
Ken Reynolds, L (5, 1)										0 0 0 0 0 0 0												
Dave Tomlin, L (6, 1)										0 0 0 0 0 0 0												
Ted Kubiak, S (8, PH) OBP: 0.398, SLG: 0.378										1 0 0 0 0 1 1												
Butch Metzger, R (8, 1)										0 0 0 0 0 0 0												
<b>Inning Stats</b>	R: 0 E: 0 K: 0 S: 3	H: 0 LOB: 0 BB: 0 P: 3	R: 0 E: 0 K: 1 S: 4	H: 0 LOB: 0 BB: 1 P: 8	R: 0 E: 0 K: 0 S: 4	H: 1 LOB: 1 BB: 0 P: 4	R: 0 E: 0 K: 1 S: 5	H: 0 LOB: 0 BB: 0 P: 5	R: 0 E: 0 K: 2 S: 9	H: 2 LOB: 2 BB: 0 P: 9	R: 0 E: 0 K: 1 S: 5	H: 0 LOB: 1 BB: 1 P: 9	R: 0 E: 0 K: 2 S: 7	H: 0 LOB: 0 BB: 0 P: 7	R: 0 E: 0 K: 2 S: 7	H: 0 LOB: 1 BB: 1 P: 11	R: 0 E: 0 K: 1 S: 5	H: 0 LOB: 0 BB: 0 P: 5	1B: 3 2B: 1 3B: 0 HR: 0	SF: 0 SAC: 1 DP: 1 HBP: 0	WP: 0 PB: 0 SB: 0 CS: 0	PA: 32
<b>PITCHER</b>	IP WLS BF H R ER SO BB IBB HBP BLK WP HR S P ERA WHIP																					
Steve Stone, R (1, 1) ERA:	6.0 W 22 3 0 0 5 2 0 0 0 0 0 0 30 38 0.00 0.833																					
Bruce Sutter, R (7, 1) ERA: 1.82	3.0 S 10 0 0 0 5 1 0 0 0 0 0 0 19 23 0.00 0.333																					

**San Diego Padres @ Chicago Cubs**  
 Wrigley Field, Chicago, IL  
 Tue Jul 06 1976, 3:33 AM CDT  
 Att. 10,264 - Sunny - 74 F

[livebaseballscorecards.com](http://livebaseballscorecards.com)

**AB** 28  
**R** 0  
**H** 3  
**RBI** 0  
**BB** 3  
**SO** 10  
**LOB** 12



Batter	1	2	3	4	5	6	7	8	9	AB	R	H	RBI	BB	SO	LOB
Rick Monday, L OBP: 0.366, SLG: 0.511 (1, 8)	0-0 6-3 1B 2B		0-0 FC3-6 1B 2B	0-3 K		0-3 K				4	2	1	0	0	2	4
Jose Cardenal, R OBP: 0.342, SLG: 0.414 (1, 7)	0-0 6-3 2-3		0-0 2B 1B		0-0 6-3	0-0 L8				4	1	1	0	0	0	4
Bill Madlock, R OBP: 0.392, SLG: 0.493 (1, 5)	0-0 5-3 1B		0-0 BB 2B		0-0 6-3		0-0 5-3			4	0	2	2	0	0	0
Jerry Morales, R OBP: 0.297, SLG: 0.387 (1, 9)	0-0 5-3 1-2		0-0 F9		0-0 L6		0-0 6-3			4	0	0	0	0	0	3
Ralph LaCock, L OBP: 0.328, SLG: 0.381 Bruce Sutter, R (7, 1)	0-0 5-3		4-0 BB IBB			4-0 CS BB		0-0 4-3		1	0	0	0	2	0	1
Dave Rosello, R OBP: 0.378, SLG: 0.299 (1, 6)		0-0 F8	4-0 BB			0-0 1B E 1B		0-0 6-3		3	1	1	1	1	0	0
Steve Swisher, R OBP: 0.304, SLG: 0.339 (1, 2)		0-0 5-3	0-0 6-3			0-0 1B E 1B		0-0 G6-4-3 1B		4	0	2	0	0	0	3
Mick Kelleher, R OBP: 0.270, SLG: 0.280 (1, 4)		0-0 F4		0-3 K		0-0 E6 1B		0-0 G6-4-3		4	0	0	1	0	1	2
Steve Stone, R OBP: 0.333, SLG: 0.333 George Mittenwald, R OBP: 0.271, SLG: 0.310 (6, PH) (7, 3)			0-0 FC3-6 1B	0-3 K		0-0 1B				2	0	1	0	0	1	0
										1	0	1	0	0	0	0


Inning Stats	R: 1	H: 2	E: 0	K: 5	S: 5	LOB: 1	BB: 0	P: 5	R: 0	H: 0	E: 0	K: 3	S: 3	LOB: 0	BB: 0	P: 3	R: 2	H: 3	E: 0	K: 6	S: 6	LOB: 3	BB: 2	P: 14	R: 0	H: 0	E: 0	K: 3	S: 9	LOB: 0	BB: 0	P: 9	R: 0	H: 0	E: 0	K: 3	S: 3	LOB: 0	BB: 0	P: 3	R: 1	H: 3	E: 1	K: 1	S: 8	LOB: 3	BB: 1	P: 12	R: 0	H: 0	E: 0	K: 0	S: 3	LOB: 0	BB: 0	P: 3	R: 0	H: 1	E: 0	K: 0	S: 3	LOB: 0	BB: 0	P: 3
--------------	------	------	------	------	------	--------	-------	------	------	------	------	------	------	--------	-------	------	------	------	------	------	------	--------	-------	-------	------	------	------	------	------	--------	-------	------	------	------	------	------	------	--------	-------	------	------	------	------	------	------	--------	-------	-------	------	------	------	------	------	--------	-------	------	------	------	------	------	------	--------	-------	------

PITCHER	IP	WLS	BF	H	R	ER	SO	BB	IBB	HBP	BLK	WP	HR	S	P	ERA	WHIP
Alan Foster, R ERA: 2.78 (1, 1)	2.1	L	12	5	3	3	0	0	0	0	0	0	0	12	12	11.57	2.143
Dan Spillner, R ERA: 4.79 (3, 1)	1.2		7	0	0	0	3	1	1	0	0	0	0	11	19	0.00	0.600
Ken Reynolds, L ERA: 4.73 (5, 1)	1.1		6	2	1	1	0	1	0	0	0	0	0	5	9	6.75	2.250
Dave Tomlin, L ERA: 5.46 (6, 1)	1.2		7	1	0	0	1	0	0	0	0	0	0	9	9	0.00	0.600
Butch Metzger, R ERA: 1.99 (8, 1)	1.0		3	1	0	0	0	0	0	0	0	0	0	3	3	0.00	1.000

**BOTTOM**

**San Diego Padres @ Chicago Cubs**  
 Wrigley Field, Chicago, IL  
 Tue Jul 06 1976, 3:33 AM CDT  
 Att. 10,264 - Sunny - 74 F

AB	32
R	4
H	9
RBI	4
BB	3
SO	4
LOB	17



WP: 0	PA: 35
PB: 0	
SB: 0	
CS: 1	

PITCHER	IP	WLS	BF	H	R	ER	SO	BB	IBB	HBP	BLK	WP	HR	S	P	ERA	WHIP
---------	----	-----	----	---	---	----	----	----	-----	-----	-----	----	----	---	---	-----	------



Batter	1	2	3	4	5	6	7	8	9	AB R H RBI BB SO LOB	TOP							
Johnny Grubb, L (1, 8) OBP: 0.408, SLG: 0.421	0-0 F7		4-0 BB			0-0 G3			0-3 K	3 0 0 0 1 1 0	<b>San Diego Padres @ Chicago Cubs</b> Wrigley Field, Chicago, IL Wed Jul 07 1976, 3:33 AM CDT Att. 10,540 - Sunny - 71 F							
Tito Fuentes, S (1, 4) OBP: 0.299, SLG: 0.331	0-0 G3		0-0 G3			0-0 3-1			0-0 F8	4 0 0 0 0 0 2								
Jerry Turner, L (1, 7) OBP: 0.276, SLG: 0.333	0-0 4-3					0-0 F4			4-0 1B BB	3 0 0 0 1 0 0								
Dave Winfield, R (1, 9) OBP: 0.376, SLG: 0.485		0-3 K				0-0 4-3			0-0 1B	4 0 1 0 0 1 0								
Mike Ivie, R (1, 3) OBP: 0.333, SLG: 0.432		0-0 G3				0-0 1B			0-0 L8	4 0 1 0 0 0 2								
Doug Rader, R (1, 5) OBP: 0.341, SLG: 0.401		0-0 F8				0-0 1-3			0-3 K	3 0 0 0 0 1 1								
Fred Kendall, R (1, 2) OBP: 0.286, SLG: 0.265			0-0 6-3			0-0 1B			0-0 F9	3 0 1 0 0 0 0								
Enzo Hernandez, R (1, 6) OBP: 0.337, SLG: 0.333			0-0 2B			0-0 1-2f			0-3 K	2 0 1 0 0 0 1								
Ted Kubiak, S (8, PH) OBP: 0.395, SLG: 0.375			0-0 1-3			0-0 6-3			0-0 6-3	1 0 0 0 0 0 1								
Dave Freisleben, R (1, 1) OBP: 0.250, SLG: 0.350			0-0 1-3			0-0 6-3			0-0 6-3	1 0 0 0 0 0 0								
Gene Locklear, L (5, PH) OBP: 0.264, SLG: 0.269										1 0 0 0 0 0 0								
Dan Spliner, R (5, 1) OBP: 0.230, SLG: 0.059										0 0 0 0 0 0 0								
Dave Tomlin, L (7, 1)										0 0 0 0 0 0 0								
Willie Davis, L (8, PH) OBP: 0.289, SLG: 0.399										1 0 0 0 0 0 0								
Rich Folkers, L (8, 1)										0 0 0 0 0 0 0								
<b>Inning Stats</b>	R: 0 E: 0 K: 0 S: 3	H: 0 LOB: 0 BB: 0 P: 3	R: 0 E: 0 K: 1 S: 5	H: 0 LOB: 0 BB: 0 P: 5	R: 0 E: 0 K: 0 S: 4	H: 1 LOB: 2 BB: 1 P: 8	R: 0 E: 0 K: 0 S: 4	H: 1 LOB: 1 BB: 0 P: 4	R: 0 E: 0 K: 0 S: 3	H: 0 LOB: 0 BB: 0 P: 3	R: 0 E: 0 K: 1 S: 5	H: 0 LOB: 0 BB: 0 P: 5	R: 0 E: 0 K: 1 S: 6	H: 1 LOB: 2 BB: 1 P: 10	1B: 3 2B: 1 3B: 0 HR: 0	SF: 0 SAC: 0 DP: 1 HBP: 0	WP: 0 PB: 0 SB: 0 CS: 0	PA: 32
<b>PITCHER</b> Rick Reuschel, R (1, 1) ERA: 4.33	IP: 9.0 WLS: W BF: 32 H: 4 R: 0 ER: 0 SO: 4 BB: 2 IBB: 0 HBP: 0 BLK: 0 WP: 0 HR: 0 S: 38 P: 46 ERA: 0.00 WHIP: 0.667											<b>PITCHER</b> IP: WLS: BF: H: R: ER: SO: BB: IBB: HBP: BLK: WP: HR: S: P: ERA: WHIP						

livebaseballscorecards.com

<b>AB</b>	30
<b>R</b>	0
<b>H</b>	4
<b>RBI</b>	0
<b>BB</b>	2
<b>SO</b>	4
<b>LOB</b>	7



Batter	1	2	3	4	5	6	7	8	9
<b>Rick Monday, L</b> OBP: 0.366, SLG: 0.514 (1, 8) X	0-0 6-3 1		0-0 2B 3B 1-H	0-0 F3			4-0 2B BB	0-0 E6 2B	
<b>Jose Cardenal, R</b> OBP: 0.346, SLG: 0.426 (1, 7) X	0-0 2B		0-0 F7		0-0 F6		0-0 SF9 2B 1-H	0-0 2B 2B 1-3	
<b>Bill Madlock, R</b> OBP: 0.393, SLG: 0.495 (1, 5) X	0-0 L5		0-0 HR 2B 3-H		0-0 6-3		0-0 SF9 3-H	4-0 2B IBB	
<b>Jerry Morales, R</b> OBP: 0.302, SLG: 0.392 (1, 9) X	0-0 F4		4-0 HR BB		0-0 F9		0-0 BB 1B	0-0 2B 1-3 2-H 3-H	
<b>Ralph LaCock, L</b> OBP: 0.331, SLG: 0.370 (1, 3) X		0-0 F9	0-3 K			4-0 CS BB	4-0 1-2 BB	0-0 F8	
<b>Manny Trillo, R</b> OBP: 0.305, SLG: 0.315 (1, 4) X		0-0 1B	0-0 HR 1-H 2-H			0-0 5-3 1-2	0-0 F9		
<b>Steve Swisher, R</b> OBP: 0.303, SLG: 0.350 (1, 2) X		0-0 F8	0-0 6-3			0-0 HR	0-0 F8		
<b>Dave Rosello, R</b> OBP: 0.376, SLG: 0.295 (1, 6) X		0-0 F8		0-0 6-3		4-0 BB		0-0 F4	
<b>Rick Reuschel, R</b> OBP: 0.341, SLG: 0.263 (1, 1) X			4-0 3B BB	0-3 K		0-3 K		0-0 F8	

Inning Stats	R: 0 E: 0 K: 0 S: 4	H: 1 LOB: 1 BB: 0 P: 4	R: 0 E: 0 K: 0 S: 4	H: 1 LOB: 1 BB: 0 P: 4	R: 5 E: 0 K: 1 S: 8	H: 3 LOB: 0 BB: 2 P: 16	R: 0 E: 0 K: 1 S: 5	H: 0 LOB: 0 BB: 0 P: 5	R: 0 E: 0 K: 0 S: 3	H: 0 LOB: 0 BB: 0 P: 3	R: 1 E: 0 K: 1 S: 5	H: 1 LOB: 1 BB: 2 P: 13	R: 2 E: 0 K: 0 S: 5	H: 2 LOB: 2 BB: 2 P: 13	R: 2 E: 1 K: 0 S: 6	H: 2 LOB: 2 BB: 1 P: 10
--------------	------------------------------	---------------------------------	------------------------------	---------------------------------	------------------------------	----------------------------------	------------------------------	---------------------------------	------------------------------	---------------------------------	------------------------------	----------------------------------	------------------------------	----------------------------------	------------------------------	----------------------------------

PITCHER	IP	WLS	BF	H	R	ER	SO	BB	IBB	HBP	BLK	WP	HR	S	P	ERA	WHIP
<b>Dave Freisleben, R</b> ERA: 2.49 (1, 1)	4.0	L	19	5	5	5	2	2	0	0	0	0	1	21	29	11.25	1.750
<b>Dan Spillner, R</b> ERA: 4.99 (5, 1)	2.1		12	3	3	3	1	3	0	0	0	0	1	11	23	11.57	2.571
<b>Dave Tomlin, L</b> ERA: 5.34 (7, 1)	0.2		3	0	0	0	0	1	0	0	0	0	0	2	6	0.00	1.500
<b>Rich Folkers, L</b> ERA: 5.03 (8, 1)	1.0		7	2	2	0	0	0	1	0	0	0	0	6	10	0.00	2.000


**BOTTOM**

**San Diego Padres @ Chicago Cubs**  
Wrigley Field, Chicago, IL  
Wed Jul 07 1976, 3:33 AM CDT  
Att: 10,540 - Sunny - 71 F

AB	R	H	RBI	BB	SO	LOB
4	3	1	1	1	0	0
5	2	3	1	0	0	1
3	1	1	2	1	0	1
4	1	2	2	1	0	1
3	0	0	0	2	1	4
4	1	2	3	0	0	3
4	1	1	1	0	0	3
3	0	0	0	1	0	1
3	1	0	0	1	2	1

<b>AB</b>	<b>33</b>
<b>R</b>	<b>10</b>
<b>H</b>	<b>10</b>
<b>RBI</b>	<b>10</b>
<b>BB</b>	<b>7</b>
<b>SO</b>	<b>3</b>
<b>LOB</b>	<b>15</b>

WP: 0 PA: 41  
PB: 0  
SB: 0  
CS: 1



PITCHER	IP	WLS	BF	H	R	ER	SO	BB	IBB	HBP	BLK	WP	HR	S	P	ERA	WHIP
---------	----	-----	----	---	---	----	----	----	-----	-----	-----	----	----	---	---	-----	------



Batter	1	2	3	4	5	6	7	8	9	AB R H RBI BB SO LOB	TOP											
Johnny Grubb, L (1, 7) OBP: 0.408, SLG: 0.420	0-0 L8		0-0 1B 1B	0-0 G3		0-0 4-3			0-0 SH3-4 PB SF9 1B	5 2 2 0 0 0 1												
Tito Fuentes, S (1, 4) OBP: 0.301, SLG: 0.333	0-3 K		0-0 1B 1B		0-0 FC5-4 1B		0-0 L1		0-0 SH3-4 1-3	4 2 2 0 0 1 0												
Willie Davis, L (1, 8) OBP: 0.301, SLG: 0.401	0-0 1B 1B		0-0 F8		0-0 FC5-4 1B		0-0 F4		0-0 SF9 3-H	4 0 2 1 0 0 2												
Dave Winfield, R (1, 9) OBP: 0.379, SLG: 0.485	0-0 1B 1B		0-0 1B 1B		0-0 FC5-4 6-3 BLK		4-0 CS BB		0-0 F6	4 1 2 1 1 0 2												
Mike Ivie, R (1, 3) OBP: 0.331, SLG: 0.428	0-0 4-3		0-0 BLK WP 1B		0-0 6-3		0-0 CS 1-2		0-3 K	4 1 1 2 0 1 3												
Doug Rader, R (1, 5) OBP: 0.340, SLG: 0.398		0-0 L9	0-0 1B		0-0 F9				0-3 K	4 0 1 0 0 1 1												
Fred Kendall, R (1, 2) OBP: 0.290, SLG: 0.271		0-0 F8	0-0 G4-6-3 1-2f				0-0 2B		4-0 BB BB	3 0 1 0 1 0 1												
Enzo Hernandez, R (1, 6) OBP: 0.340, SLG: 0.333		0-0 1B		0-0 6-3		0-0 F9		4-0 BB BB	4-0 BB 1-2	3 0 1 0 1 0 1												
Randy Jones, R (1, 1) OBP: 0.127, SLG: 0.068	0-3 K		0-3 K		0-3 K		0-3 K		0-0 F8	4 0 0 0 0 3 4												
<b>Inning Stats</b>	R: 0 E: 0 K: 1 S: 7	H: 2 LOB: 2 BB: 0 P: 7	R: 0 E: 0 K: 1 S: 6	H: 1 LOB: 1 BB: 0 P: 6	R: 4 E: 0 K: 0 S: 7	H: 5 LOB: 0 BB: 0 P: 7	R: 0 E: 0 K: 1 S: 5	H: 0 LOB: 0 BB: 0 P: 5	R: 1 E: 0 K: 0 S: 5	H: 2 LOB: 1 BB: 0 P: 5	R: 0 E: 0 K: 1 S: 6	H: 1 LOB: 1 BB: 0 P: 6	R: 0 E: 0 K: 0 S: 2	H: 0 LOB: 0 BB: 1 P: 6	R: 0 E: 0 K: 2 S: 7	H: 0 LOB: 2 BB: 2 P: 15	R: 1 E: 0 K: 0 S: 4	H: 1 LOB: 0 BB: 0 P: 4	1B: 11 2B: 1 3B: 0 HR: 0	SF: 1 SAC: 1 DP: 1 HBP: 0	WP: 1 PB: 1 SB: 1 CS: 1	PA: 41
<b>PITCHER</b>	IP WLS BF H R ER SO BB IBB HBP BLK WP HR S P ERA WHIP																					
Bill Bonham, R (1, 1) ERA: 4.93	2.1 L 15 8 4 4 2 0 0 0 0 1 0 0 19 19 15.43 3.429																					
Paul Reuschel, R (3, 1) ERA: 4.97	2.2 9 2 1 1 1 0 0 0 0 1 0 0 11 11 3.38 0.750																					
Mike Garman, R (6, 1) ERA: 5.88	2.0 7 1 0 0 1 1 0 0 0 0 0 0 8 12 0.00 1.000																					
Joe Coleman, R (8, 1) ERA: 5.11	1.1 7 1 1 0 2 2 0 0 0 0 0 0 9 17 0.00 2.250																					
Darold Knowles, L (9, 1) ERA: 3.5	0.2 2 0 0 0 0 0 0 0 0 0 0 0 2 2 0.00 0.000																					

San Diego Padres @ Chicago Cubs  
Wrigley Field, Chicago, IL  
Thu Jul 08 1976, 3:33 AM CDT  
Att. 20,502 - Sunny - 71 F

[livebaseballscorecards.com](http://livebaseballscorecards.com)

AB	35
R	6
H	12
RBI	4
BB	3
SO	6
LOB	15



Batter	1	2	3	4	5	6	7	8	9	AB	R	H	RBI	BB	SO	LOB
Rick Monday, L OBP: 0.368, SLG: 0.514 (1, 8)	0-0 1-3		0-0 G5-4-3 1-2 2-H 1B			0-0 BB E 1B	0-0 G3			4	1	2	1	0	0	1
Jose Cardenal, R OBP: 0.345, SLG: 0.422 (1, 7)	0-0 5-3		0-3 K			4-0 E SF7 BB		0-0 5-3		3	1	0	0	1	1	2
Bill Madlock, R OBP: 0.391, SLG: 0.491 (1, 5)	0-0 6-3		0-0 G5-4-3 1-2f			0-0 E7 1-3 2-H 1B		0-0 5-3		4	0	1	1	0	0	2
Jerry Morales, R OBP: 0.298, SLG: 0.386 (1, 9)		0-0 6-3		0-0 F8		0-0 5-3		0-0 F7		4	0	0	0	0	0	2
George Mitterwald, R OBP: 0.270, SLG: 0.311 (1, 3)		0-0 L8		0-3 K		0-0 SF7			0-0 FC6-4 1B	3	0	1	1	0	1	0
Manny Trillo, R OBP: 0.305, SLG: 0.314 (1, 4)		0-0 1B		0-3 K		0-3 K			0-0 FC6-4 1-2f FC6-4	4	0	1	0	0	2	2
Steve Swisher, R OBP: 0.298, SLG: 0.344 (1, 2)		0-3 K			0-0 5-3		0-0 6-3		0-0 F9	4	0	0	0	0	1	2
Dave Rosello, R OBP: 0.373, SLG: 0.294 (1, 6)			0-0 1B 1B		0-3 K		0-0 6-3		0-0 FC6-4 1-2f	4	1	1	0	0	1	1
Bill Bonham, R OBP: 0.188, SLG: 0.233 (1, 1)			0-0		0-0 F8		4-0 BB			0	0	0	0	0	0	0
Paul Reuschel, R OBP: 0.154, SLG: 0.091 (3, 1)										1	0	1	0	0	0	0
Joe Wallis, S OBP: 0.291, SLG: 0.347 (5, PH)										1	0	0	0	0	0	0
Mike Garman, R OBP: 0.229, SLG: 0.279 (6, 1)										0	0	0	0	0	0	0
Larry Bittner, L OBP: 0.143, SLG: 0.143 (7, PH)										0	0	0	0	1	0	0
Joe Coleman, R OBP: 0.143, SLG: 0.143 (8, 1)										0	0	0	0	0	0	0
Darold Knowles, L OBP: 0.500, SLG: 0.200 (9, 1)										0	0	0	0	0	0	0

Inning Stats	R: 0	H: 0	E: 0	K: 0	S: 3	R: 0	H: 1	E: 0	K: 1	S: 6	R: 1	H: 3	E: 0	K: 1	S: 7	R: 0	H: 0	E: 0	K: 2	S: 7	R: 0	H: 0	E: 0	K: 1	S: 5	R: 2	H: 2	E: 1	K: 1	S: 7	R: 0	H: 0	E: 0	K: 0	S: 3	R: 0	H: 0	E: 0	K: 0	S: 3	R: 0	H: 1	E: 0	K: 0	S: 4	1B: 7	2B: 0	3B: 0	HR: 0	SF: 1	SAC: 0	DP: 1	HBP: 0	WP: 0	PA: 35
PITCHER Randy Jones, L ERA: 2.53 (1, 1)	IP	WLS	BF	H	R	ER	SO	BB	IBB	HBP	BLK	WP	HR	S	P	ERA	WHIP															IP	WLS	BF	H	R	ER	SO	BB	IBB	HBP	BLK	WP	HR	S	P	ERA	WHIP							

**BOTTOM**

**San Diego Padres @ Chicago Cubs**  
Wrigley Field, Chicago, IL  
Thu Jul 08 1976, 3:33 AM CDT  
Att: 20,502 - Sunny - 71 F

AB	32
R	3
H	7
RBI	3
BB	2
SO	6
LOB	12

WP: 0	PA: 35
PB: 0	SB: 0
CS: 0	



Batter	1	2	3	4	5	6	7	8	9	AB R H RBI BB SO LOB	TOP											
Johnny Grubb, L (1, 7) OBP: 0.414, SLG: 0.418	4-0 BB F7		4-0 BB		0-0 1B		0-0 F6		0-0 F4	3 0 1 1 2 0 2												
Tito Fuentes, S (1, 4) OBP: 0.300, SLG: 0.331	0-0 F7		0-0 F9		0-0 F7		0-0 F7		0-0 1B	5 0 1 0 0 0 4												
Willie Davis, L (1, 8) OBP: 0.305, SLG: 0.410	0-0 F8			0-0 1B		0-0 WP		0-0 1B	0-0 3-1	3 1 2 0 0 0 1												
Luis Melendez, R (6, 8) OBP: 0.225, SLG: 0.247									1-2 2-3	1 1 1 0 0 0 0												
Willie McCovey, L (9, PH) OBP: 0.286, SLG: 0.368									1-2 2-3	1 0 0 0 0 0 2												
Dave Winfield, R (1, 9) OBP: 0.377, SLG: 0.480	0-3 K			0-0 G6-4-3 1B		0-0 F8		0-0 F9	0-0 1-3	5 0 1 1 0 1 5												
Mike Ivie, R (1, 3) OBP: 0.330, SLG: 0.424		0-0 6-3		0-0 G6-4-3		0-0 5-3		0-0 FC6-4		4 0 1 0 0 0 2												
Doug Rader, R (1, 5) OBP: 0.342, SLG: 0.395		0-0 4-3		0-3 K		4-0 FC6-4		4-0 FC6-4		2 0 0 0 2 1 0												
Fred Kendall, R (1, 2) OBP: 0.285, SLG: 0.266		0-0 6-3				0-0 FC6-4		0-0 FC6-4		4 0 0 1 0 0 4												
Enzo Hernandez, R (1, 6) OBP: 0.338, SLG: 0.331			0-0 P4		0-0 L6		0-0 1B	0-0 FC6-4		4 0 1 0 0 0 2												
Brent Strom, R (1, 1) OBP: 0.178, SLG: 0.150			0-3 K		0-0 1B		0-0 F9		0-0 1B	2 1 1 0 0 1 0												
Merv Rettenmund, R (7, PH) OBP: 0.370, SLG: 0.310									3-1	1 0 0 0 0 0 1												
Butch Metzger, R (7, 1)										0 0 0 0 0 0 0												
Ted Kubiak, S (9, PH) OBP: 0.400, SLG: 0.381										1 0 1 0 0 0 0												
<b>Inning Stats</b>	R: 0 E: 0 K: 1 S: 5	H: 0 LOB: 1 BB: 1 P: 9	R: 0 E: 0 K: 0 S: 3	H: 0 LOB: 0 BB: 0 P: 3	R: 0 E: 0 K: 1 S: 5	H: 0 LOB: 1 BB: 1 P: 9	R: 1 E: 0 K: 1 S: 6	H: 2 LOB: 0 BB: 0 P: 6	R: 1 E: 0 K: 0 S: 5	H: 2 LOB: 1 BB: 0 P: 5	R: 0 E: 0 K: 0 S: 4	H: 1 LOB: 2 BB: 1 P: 8	R: 0 E: 0 K: 0 S: 4	H: 1 LOB: 1 BB: 0 P: 4	R: 1 E: 0 K: 0 S: 5	H: 2 LOB: 2 BB: 1 P: 9	R: 0 E: 0 K: 0 S: 5	H: 2 LOB: 2 BB: 0 P: 5	1B: 7 2B: 1 3B: 2 HR: 0	SF: 0 SAC: 0 DP: 1 HBP: 0	WP: 1 PB: 0 SB: 0 CS: 0	PA: 40
<b>PITCHER</b>	IP WLS BF H R ER SO BB IBB HBP BLK WP HR S P ERA WHIP																					
Tom Underwood, L (1, 1) ERA: 3.41	7.0 W 29 6 2 2 3 3 0 0 0 1 0 32 44 2.57 1.286																					
Tug McGraw, L (8, 1) ERA: 3.12	1.1 9 4 1 1 0 1 0 0 0 0 0 8 12 6.75 3.750																					
Ron Reed, R (9, 1) ERA: 2.73	0.2 S 2 0 0 0 0 0 0 0 0 0 0 2 2 0.00 0.000																					

**San Diego Padres @ Philadelphia Phillies**  
 Veterans Stadium, Philadelphia, PA  
 Fri Jul 09 1976, 7:05 PM EDT  
 Att. 35,217 - Unknown

AB	36
R	3
H	10
RBI	3
BB	4
SO	3
LOB	23



Batter	1	2	3	4	5	6	7	8	9	AB	R	H	RBI	BB	SO	LOB
Dave Cash, R OBP: 0.343, SLG: 0.355 (1, 4)	0-0 F8		0-0 6-3		0-0 2B		0-0 1B 1B			4	1	2	0	0	0	0
Larry Bowa, S OBP: 0.293, SLG: 0.293 (1, 6)	0-0 5-3		0-0 F8		0-0 F9		0-0 1B 1-2 1B			4	0	1	0	0	0	1
Mike Schmidt, R OBP: 0.406, SLG: 0.593 (1, 5)	4-0 CS BB		0-0 6-3			0-0 HR	0-0 1B 1-3 2-H 1B			3	1	2	2	1	0	0
Greg Luzinski, R OBP: 0.361, SLG: 0.500 (1, 7)	0-0 CS	4-0 2B 1B BB		0-3 K		0-0 5-3	4-0 1B IBB			2	1	0	0	2	1	0
Jerry Martin, R OBP: 0.400, SLG: 0.417 (7, PR) (8, 7)	1-2									0	0	0	0	0	0	0
Dick Allen, R OBP: 0.369, SLG: 0.505 (1, 3)		0-0 1B 2B		0-0 L5		4-0 FC6-4 BB	0-0 F9			3	1	1	0	1	0	3
Ollie Brown, R OBP: 0.385, SLG: 0.421 (1, 9)		4-0 1B BB		4-0 BB BB BB BB		0-0 FC6-4 1-2f	0-0 1-3			2	0	0	0	2	0	1
Garry Maddox, R OBP: 0.376, SLG: 0.477 (1, 8)		0-0 G1-5-3 1B		0-0 F8		0-0 FC6-4 1-2f	0-0 F9			4	0	1	2	0	0	2
Bob Boone, R OBP: 0.394, SLG: 0.423 (1, 2)		0-0 F8			0-0 6-3		0-0 F8	0-0 1B		4	0	1	0	0	0	2
Tom Underwood, R OBP: 0.211, SLG: 0.118 (1, 1)		0-0 G1-5-3			0-0 6-3		0-0 F8	0-0 P4		2	0	0	0	0	0	2
Jay Johnstone, L OBP: 0.353, SLG: 0.444 (7, PH)		1-2f								1	0	0	0	0	0	0
Tug McGraw, R (8, 1)										1	0	0	0	0	0	1
Ron Reed, R (9, 1)										0	0	0	0	0	0	0

Inning Stats	R: 0	H: 0	E: 0	K: 0	S: 2	R: 2	H: 2	E: 0	K: 0	S: 4	R: 0	H: 0	E: 0	K: 0	S: 3	R: 0	H: 0	E: 0	K: 1	S: 5	R: 0	H: 1	E: 0	K: 0	S: 4	R: 1	H: 1	E: 0	K: 0	S: 4	R: 1	H: 3	E: 0	K: 0	S: 6	R: 0	H: 1	E: 0	K: 0	S: 4
	LOB: 0	BB: 1	P: 6	LOB: 1	BB: 2	LOB: 0	BB: 0	LOB: 1	BB: 1	P: 3	LOB: 1	BB: 1	LOB: 1	BB: 0	P: 4	LOB: 1	BB: 1	LOB: 3	BB: 1	P: 10	LOB: 1	BB: 0	LOB: 1	BB: 0	P: 4	LOB: 1	BB: 0	LOB: 1	BB: 0	P: 4	LOB: 1	BB: 0	LOB: 1	BB: 0	P: 4	LOB: 1	BB: 0	LOB: 1	BB: 0	P: 4

PITCHER	IP	WLS	BF	H	R	ER	SO	BB	IBB	HBP	BLK	WP	HR	S	P	ERA	WHIP
Brent Strom, L (1, 1) ERA: 3.23	6.0	L	25	4	3	3	1	5	0	0	0	0	1	22	42	4.50	1.500
Butch Metzger, R (7, 1) ERA: 2.08	2.0		11	4	1	1	0	0	1	0	0	0	0	10	14	4.50	2.000


**BOTTOM**

**San Diego Padres @ Philadelphia Phillies**  
Veterans Stadium, Philadelphia, PA

Fri Jul 09 1976, 7:05 PM EDT  
Att. 35,217 - Unknown

livebaseballscores.com

<b>AB</b>	<b>30</b>
<b>R</b>	<b>4</b>
<b>H</b>	<b>8</b>
<b>RBI</b>	<b>4</b>
<b>BB</b>	<b>6</b>
<b>SO</b>	<b>1</b>
<b>LOB</b>	<b>12</b>



WP	PA	ERA	WHIP
0	37		



Batter	1	2	3	4	5	6	7	8	9	AB R H RBI BB SO LOB	TOP														
Enzo Hernandez, R (1, 6) OBP: 0.332, SLG: 0.324	0-0 5-3		0-0 FC5-4		0-0 F9			0-0 F7		4 0 0 0 0 0 3	<b>San Diego Padres @ Philadelphia Phillies</b> Veterans Stadium, Philadelphia, PA Sat Jul 10 1976, 7:05 PM EDT Unknown														
Tito Fuentes, S (1, 4) OBP: 0.296, SLG: 0.326	0-0 6-3			0-0 P4	0-3 K			0-0 F7		4 0 0 0 0 1 2															
Johnny Grubb, L (1, 7) OBP: 0.416, SLG: 0.416 (5, 8)	0-0 F8			0-0 1B			0-0 F8	4-0 BB		3 0 1 0 1 0 0															
Willie McCovey, L (1, 3) OBP: 0.285, SLG: 0.366		0-0 G6-4-3 1B		0-3 K			0-0 F8	0-0 P4		4 0 1 0 0 1 2															
Dave Winfield, R (1, 9) OBP: 0.375, SLG: 0.477		0-0 G6-4-3		0-0 FC6-4 1B			0-0 5-3	0-3 K		4 0 1 0 0 1 1															
Doug Rader, R (1, 5) OBP: 0.338, SLG: 0.390		0-3 K		0-0 FC6-4			0-0 F8	0-0 F9		4 0 0 0 0 1 2															
Luis Melendez, R (1, 8) OBP: 0.232, SLG: 0.253 Merv Rettenmund, R (5, 7) OBP: 0.373, SLG: 0.326			0-0 5-3		0-0 1B		0-0 F8	0-0 2B		2 0 1 0 0 0 0 2 0 1 0 0 0 0															
Bob Davis, R (1, 2) OBP: 0.224, SLG: 0.241			4-0 FC5-4 BB		0-0 1B		0-0 1B	0-0 6-3		3 0 2 0 1 0 1															
Alan Foster, R (1, 1) OBP: 0.190, SLG: 0.056 Jerry Johnson, R (6, 1) Ted Kubiak, S (7, PH) OBP: 0.397, SLG: 0.377 Dave Tomlin, L (7, 1)			0-0 B2		0-0 F2		0-3 K			2 0 0 0 0 0 3 0 0 0 0 0 0 0 1 0 0 0 0 1 1 0 0 0 0 0 0 0															
<b>Inning Stats</b>	R: 0 E: 0 K: 0 S: 3	H: 0 LOB: 0 BB: 0 P: 3	R: 0 E: 0 K: 1 S: 5	H: 1 LOB: 0 BB: 0 P: 5	R: 0 E: 0 K: 0 S: 3	H: 0 LOB: 1 BB: 1 P: 7	R: 0 E: 0 K: 1 S: 7	H: 2 LOB: 2 BB: 0 P: 7	R: 0 E: 0 K: 1 S: 7	H: 2 LOB: 2 BB: 0 P: 7		R: 0 E: 0 K: 0 S: 3	H: 0 LOB: 0 BB: 0 P: 3	R: 0 E: 0 K: 1 S: 6	H: 1 LOB: 1 BB: 0 P: 6	R: 0 E: 0 K: 0 S: 3	H: 0 LOB: 1 BB: 1 P: 7	R: 0 E: 0 K: 1 S: 6	H: 1 LOB: 1 BB: 0 P: 6	R: 0 E: 0 K: 1 S: 6	H: 1 LOB: 1 BB: 0 P: 6	1B: 6 2B: 1 3B: 0 HR: 0	SF: 0 SAC: 0 DP: 1 HBP: 0	WP: 0 PB: 0 SB: 0 CS: 0	PA: 35
<b>PITCHER</b> Steve Carlton, L (1, 1) ERA: 3.53	IP 9.0	WLS W	BF 35	H 7	R 0	ER 0	SO 5	BB 2	IBB 0	HBP 0	BLK 0	WP 0	HR 0	S 43	P 51	ERA 0.00	WHIP 1.000								

livebaseballscorecards.com

<b>AB</b>	33
<b>R</b>	0
<b>H</b>	7
<b>RBI</b>	0
<b>BB</b>	2
<b>SO</b>	5
<b>LOB</b>	15



Batter	1	2	3	4	5	6	7	8	9	AB	R	H	RBI	BB	SO	LOB
<b>Dave Cash, R</b> OBP: 0.342, SLG: 0.351 (1, 4)	4-0 1B G3 2B BB	0-0 FC6-5-4 S 2-3			0-0 4-3	0-0 FC4-6 FC4 1-2f				3	1	0	0	1	0	2
<b>Larry Bowa, S</b> OBP: 0.289, SLG: 0.289 (1, 6)	0-0 G3 1-2	0-0 F8 1-2			0-0 E6 BB	0-0 FC4 1-2f				4	0	0	0	0	0	3
<b>Mike Schmidt, R</b> OBP: 0.410, SLG: 0.594 (1, 5)	1-0 1B 2B HBP		0-0 1B		0-0 F3		0-0 1B			3	1	2	0	0	0	1
<b>Greg Luzinski, R</b> OBP: 0.380, SLG: 0.495 (1, 7)	0-0 F8		0-0 F3		4-0 BB		0-3 K			3	0	0	0	1	1	3
<b>Jerry Martin, R</b> OBP: 0.400, SLG: 0.417 (8, 7)					1-2 BB					0	0	0	0	0	0	0
<b>Dick Allen, R</b> OBP: 0.367, SLG: 0.500 (1, 3)	0-0 2B 1B		0-0 F7		0-3 K		0-0 F8			4	1	1	0	0	1	3
<b>Jay Johnstone, L</b> OBP: 0.353, SLG: 0.447 (1, 9)	0-0 2B		0-0 4-3		0-3 K			0-0 G6-4-3 1B		3	0	1	3	0	1	1
<b>Ollie Brown, R</b> OBP: 0.389, SLG: 0.426 (8, PH) (9, 9)	1-H 2-H 3-H 2B									1	0	1	0	0	0	0
<b>Garry Maddox, R</b> OBP: 0.378, SLG: 0.488 (1, 8)	0-0 B2-3		0-0 F7		0-0 HR			0-0 G6-4-3 1B		4	1	2	1	0	0	1
<b>Tim McCarver, L</b> OBP: 0.453, SLG: 0.404 (1, 2)		4-0 SH1-4 BB	0-0 F7		4-0 S 1B BB			0-0 G6-4-3 1B 1-2f 2-3		2	1	0	0	2	0	2
<b>Steve Carlton, L</b> OBP: 0.159, SLG: 0.159 (1, 1)		0-0 SH1-4	0-3 K2-3		0-0 FC4-6 1B			0-0 6-3		3	0	1	1	0	1	1

Inning Stats	R: 3	H: 2	E: 0	K: 5	LOB: 1	BB: 1	P: 10	R: 0	H: 0	E: 0	K: 3	LOB: 1	BB: 1	P: 7	R: 0	H: 1	E: 0	K: 4	LOB: 1	BB: 0	P: 4	R: 0	H: 0	E: 0	K: 6	LOB: 2	BB: 1	P: 10	R: 2	H: 2	E: 0	K: 7	LOB: 1	BB: 1	P: 11	R: 0	H: 1	E: 0	K: 5	LOB: 0	BB: 0	P: 5	R: 0	H: 2	E: 0	K: 4	LOB: 1	BB: 0	P: 4
--------------	------	------	------	------	--------	-------	-------	------	------	------	------	--------	-------	------	------	------	------	------	--------	-------	------	------	------	------	------	--------	-------	-------	------	------	------	------	--------	-------	-------	------	------	------	------	--------	-------	------	------	------	------	------	--------	-------	------

PITCHER	IP	WLS	BF	H	R	ER	SO	BB	IBB	HBP	BLK	WP	HR	S	P	ERA	WHIP
<b>Alan Foster, R</b> ERA: 3.16 (1, 1)	5.1	L	27	5	5	5	3	4	0	1	0	0	1	28	45	8.44	1.688
<b>Jerry Johnson, R</b> ERA: (6, 1)	0.2		2	0	0	0	0	0	0	0	0	0	0	2	2	0.00	0.000
<b>Dave Tomlin, L</b> ERA: 5.03 (7, 1)	2.0		7	3	0	0	1	0	0	0	0	0	0	9	9	0.00	1.500

**BOTTOM**

**San Diego Padres @ Philadelphia Phillies**  
Veterans Stadium, Philadelphia, PA  
Sat Jul 10 1976, 7:05 PM EDT  
Unknown

<b>AB</b>	<b>30</b>
<b>R</b>	<b>5</b>
<b>H</b>	<b>8</b>
<b>RBI</b>	<b>5</b>
<b>BB</b>	<b>4</b>
<b>SO</b>	<b>4</b>
<b>LOB</b>	<b>17</b>

livebaseballscorecards.com



<b>1B:</b>	6	<b>SF:</b>	0	<b>WP:</b>	0	<b>PA:</b>	36
<b>2B:</b>	1	<b>SAC:</b>	1	<b>PB:</b>	0		
<b>3B:</b>	0	<b>DP:</b>	1	<b>SB:</b>	2		
<b>HR:</b>	1	<b>HBP:</b>	1	<b>CS:</b>	0		



Batter	1	2	3	4	5	6	7	8	9	AB R H RBI BB SO LOB	TOP											
Johnny Grubb, L (1, 8) OBP: 0.406, SLG: 0.404	0-3 K		0-0 4-3		0-0 4-3			0-0 F7		4 0 0 0 0 1 0	<b>San Diego Padres @ Philadelphia Phillies</b> Veterans Stadium, Philadelphia, PA Sat Jul 10 1976, 7:05 PM EDT Att: 47,101 - Unknown <a href="http://livebaseballscorecards.com">livebaseballscorecards.com</a>											
Enzo Hernandez, R (1, 6) OBP: 0.330, SLG: 0.319	0-0 F9		4-0 1B S BB		0-0 F7			0-0 F7		3 0 0 0 1 0 0												
Jerry Turner, L (1, 7) OBP: 0.290, SLG: 0.381	0-0 F7		0-0 1-3 1B			0-0 HR		0-0 2B		4 1 3 1 0 0 0												
Willie McCovey, L (1, 3) OBP: 0.279, SLG: 0.358		0-0 E5 2B	0-3 K			0-0 F9		0-0 3-1		4 1 0 0 0 1 3												
Dave Winfield, R (1, 9) OBP: 0.374, SLG: 0.478		0-0 G3 1-H 2B		0-0 6-3		0-3 K		0-3 K		4 0 1 1 0 2 0												
Ted Kubiak, S (1, 4) OBP: 0.400, SLG: 0.390		0-0 G3 2-3		0-0 2B		0-0 4-3		0-0 1B 1B		4 0 2 0 0 0 1												
Doug Rader, R (1, 5) OBP: 0.333, SLG: 0.384		0-3 K		0-0 F9		0-0 F7		0-3 K		4 0 0 0 0 2 3												
Fred Kendall, R (1, 2) OBP: 0.285, SLG: 0.266	0-0 L4			0-0 F7		0-0 F7		0-0 1B 1B		4 0 1 0 0 0 2												
Dan Spillner, R (1, 1) OBP: 0.182, SLG: 0.053			0-0 3-1		0-0 6-3		0-0 4-3	0-3 K		2 0 0 0 0 0 0												
Hector Torres, R (7, PH) OBP: 0.288, SLG: 0.340										1 0 0 0 0 0 0												
Butch Metzger, R (7, 1)										0 0 0 0 0 0 0												
Tito Fuentes, S (9, PH) OBP: 0.295, SLG: 0.325										1 0 0 0 0 1 2												
<b>Inning Stats</b>	R: 0 E: 0 K: 1 S: 5	H: 0 LOB: 0 BB: 0 P: 5	R: 1 E: 1 K: 1 S: 7	H: 1 LOB: 1 BB: 0 P: 7	R: 0 E: 0 K: 1 S: 6	H: 1 LOB: 2 BB: 1 P: 10	R: 0 E: 0 K: 0 S: 4	H: 1 LOB: 1 BB: 0 P: 4	R: 0 E: 0 K: 0 S: 3	H: 0 LOB: 0 BB: 0 P: 3	R: 1 E: 0 K: 1 S: 6	H: 1 LOB: 0 BB: 0 P: 6	R: 0 E: 0 K: 0 S: 3	H: 0 LOB: 0 BB: 0 P: 3	R: 0 E: 0 K: 0 S: 4	H: 1 LOB: 1 BB: 0 P: 4	R: 0 E: 0 K: 3 S: 11	H: 2 LOB: 2 BB: 0 P: 11	1B: 3 2B: 3 3B: 0 HR: 1	SF: 0 SAC: 0 DP: 0 HBP: 0	WP: 0 PB: 0 SB: 1 CS: 0	PA: 36
<b>PITCHER</b>	IP WLS BF H R ER SO BB IBB HBP BLK WP HR S P ERA WHIP																					
Jim Lonborg, R (1, 1) ERA: 2.96	7.0 W 27 4 2 1 4 1 0 0 0 0 0 1 34 38 1.29 0.714																					
Ron Reed, R (8, 1) ERA: 2.65	2.0 S 9 3 0 0 3 0 0 0 0 0 0 0 15 15 0.00 1.500																					

Batter	1	2	3	4	5	6	7	8	9	AB	R	H	RBI	BB	SO	LOB
Dave Cash, R OBP: 0.347, SLG: 0.354 (1, 4)	0-0 4-3		0-0 F8 E 1B		4-0 FC4-6 BB		0-0 S 1B			3	0	2	0	1	0	0
Tom Hutton, L OBP: 0.367, SLG: 0.280 (1, 3)	4-0 CS BB		4-0 F8 BB		0-0 FC4-6 1-2f		0-3 K 1-2			2	0	0	0	2	1	2
Mike Schmidt, R OBP: 0.406, SLG: 0.586 (1, 5)	0-0 F7 1-2		0-0 F8 1-2 2-3		0-0 F5		0-3 K 3			4	0	0	0	0	1	5
Greg Luzinski, R OBP: 0.358, SLG: 0.495 (1, 7)		0-0 F8 2B	0-3 K 2		0-0 F8 1		0-0 F9 1			4	1	1	0	0	1	2
Larry Bowa, S OBP: 0.269, SLG: 0.289 (9, 6)										0	0	0	0	0	0	0
Jay Johnstone, L OBP: 0.360, SLG: 0.455 (1, 9)		4-0 2B BB	0-3 K 3		0-0 FC5-4 1B		0-0 E6 1B 2B			3	0	2	0	1	1	2
Jerry Martin, R OBP: 0.400, SLG: 0.417 (8, PR) (9, 7)										0	1	0	0	0	0	0
Garry Maddox, R OBP: 0.379, SLG: 0.487 (1, 8)		0-0 F8 2-3		4-0 G6-4-3 BB		0-0 FC5-4 HR 1-2f		0-0 S 1B		3	1	1	1	1	0	3
Bob Boone, R OBP: 0.395, SLG: 0.443 (1, 2)		0-0 1-3 3-H 2B		0-0 G6-4-3 1-2f		0-0 HR 1-H		0-3 K 1-2		4	1	2	3	0	1	3
Terry Harmon, R OBP: 0.394, SLG: 0.400 (1, 6)		0-0 P4 2		0-3 K 3		0-0 P4 3		4-0 FC6-4 IBB		3	0	0	0	0	1	2
Ollie Brown, R OBP: 0.394, SLG: 0.426 (8, PH) (9, 9)										0	0	0	0	1	0	0
Jim Lonborg, R OBP: 0.268, SLG: 0.216 (1, 1)		0-3 K 3			0-0 5-3 1		0-3 K 1		0-0 FC6-4 1-2f	2	0	0	0	0	1	2
Tim McCarver, L OBP: 0.447, SLG: 0.397 (7, PH)										1	0	0	0	0	1	0
Ron Reed, R OBP: 0.200, SLG: 0.267 (8, 1)										1	0	0	0	0	0	3

Inning Stats	R: 0	H: 0	E: 0	K: 0	S: 2	R: 1	H: 2	E: 0	K: 1	S: 7	R: 0	H: 1	E: 1	K: 2	S: 8	R: 0	H: 0	E: 0	K: 1	S: 4	R: 0	H: 0	E: 0	K: 0	S: 3	R: 2	H: 2	E: 0	K: 0	S: 5	R: 0	H: 1	E: 0	K: 3	S: 10	R: 1	H: 2	E: 1	K: 1	S: 7	1B: 4	2B: 3	3B: 0	HR: 1	SF: 0	SAC: 0	DP: 1	HBP: 0	WP: 0	PA: 36
PITCHER	IP	WLS	BF	H	R	ER	SO	BB	IBB	HBP	BLK	WP	HR	S	P	ERA	WHIP																																	
Dan Spillner, R ERA: 4.96 (1, 1)	6.0	L	26	5	3	3	4	5	0	0	0	0	1	29	49	4.50	1.667																																	
Butch Metzger, R ERA: 2.15 (7, 1)	2.0		10	3	1	1	4	0	1	0	0	0	0	17	21	4.50	1.500																																	

BOTTOM

San Diego Padres @ Philadelphia Phillies  
Veterans Stadium, Philadelphia, PA

livebaseballscorecards.com

AB	30
R	4
H	8
RBI	4
BB	6
SO	8
LOB	24



WP: 0	PA: 36
PB: 0	
SB: 2	
CS: 1	

Sat Jul 10 1976, 7:05 PM EDT  
Att. 47,101 - Unknown



Batter	1	2	3	4	5	6	7	8	9	AB R H RBI BB SO LOB	TOP
Enzo Hernandez, R (1, 6) OBP: 0.329, SLG: 0.318	0-0 P1-3 1B		0-0 FC6-4 1B		0-0 F7			0-0 5-3		4 0 1 0 0 0 2	
Ted Kubiak, S (1, 4) OBP: 0.396, SLG: 0.385	0-0 P1-3 1-2f		0-0 FC4 1B		0-0 FC6-4 1-2f			0-0 1-3		4 0 1 0 0 0 2	
Johnny Grubb, L (1, 8) OBP: 0.402, SLG: 0.400	0-0 1B		0-0 FC4 1-2f				0-0 3-1	0-0 F9		4 0 1 0 0 0 2	
Willie McCovey, L (1, 3) OBP: 0.279, SLG: 0.355	0-0 4-3			0-3 K		0-0 G6-4-3 1B			0-3 K	4 0 1 0 0 0 2 1	
Dave Winfield, R (1, 9) OBP: 0.373, SLG: 0.475		0-0 FC6-4 1B		0-0 3-1		0-0 G6-4-3 1-2f			0-0 6-3	4 0 1 0 0 0 1	
Doug Rader, R (1, 5) OBP: 0.332, SLG: 0.389		0-0 FC6-4 G6-4-3 1-2f		0-0 3B			0-3 K		0-0 F8	4 0 1 0 0 0 1 1	
Merv Rettenmund, R (1, 7) OBP: 0.363, SLG: 0.315		0-0 G6-4-3 1-2f		0-0 5-3			0-0 F9			3 0 0 0 0 0 2	
Fred Kendall, R (1, 2) OBP: 0.289, SLG: 0.271			0-0 FC3-6 1B		0-0 F7		0-0 1B			3 0 2 0 0 0 0	
Dave Freisleben, R (1, 1) OBP: 0.273, SLG: 0.364			0-0 FC3-6		0-0 F8		0-0 F8			2 0 1 0 0 0 1	
Tito Fuentes, S (7, PH) OBP: 0.294, SLG: 0.324			0-0 FC6-4							1 0 0 0 0 0 1	
Butch Metzger, R (7, 1)										0 0 0 0 0 0 0	
<b>Inning Stats</b>	R: 0 E: 0 K: 0 S: 4 H: 2 LOB: 1 BB: 0 P: 4	R: 0 E: 0 K: 0 S: 3 H: 1 LOB: 0 BB: 0 P: 3	R: 0 E: 0 K: 0 S: 5 H: 2 LOB: 2 BB: 0 P: 5	R: 0 E: 0 K: 1 S: 6 H: 1 LOB: 1 BB: 0 P: 6	R: 0 E: 0 K: 0 S: 4 H: 1 LOB: 1 BB: 0 P: 4	R: 0 E: 0 K: 0 S: 3 H: 1 LOB: 0 BB: 0 P: 3	R: 0 E: 0 K: 1 S: 6 H: 1 LOB: 1 BB: 0 P: 6	R: 0 E: 0 K: 0 S: 3 H: 0 LOB: 0 BB: 0 P: 3	R: 0 E: 0 K: 1 S: 5 H: 0 LOB: 0 BB: 0 P: 5	1B: 8 2B: 1 3B: 1 HR: 0 SF: 0 SAC: 0 DP: 3 HBP: 0	WP: 0 PB: 0 SB: 0 CS: 0 PA: 33
<b>PITCHER</b> Jim Kaat, L (1, 1) ERA: 2.91	IP: 9.0 WLS: W BF: 33 H: 9 R: 0 ER: 0 SO: 3 BB: 0 IBB: 0 HBP: 0 BLK: 0 WP: 0 HR: 0 S: 39 P: 39 ERA: 0.00 WHIP: 1.000	<b>PITCHER</b> IP WLS BF H R ER SO BB IBB HBP BLK WP HR S P ERA WHIP									

San Diego Padres @ Philadelphia Phillies  
Veterans Stadium, Philadelphia, PA  
Sun Jul 11 1976, 3:33 AM EDT  
Att: 46,807 - Unknown

livebaseballscorecards.com

AB	33
R	0
H	9
RBI	0
BB	0
SO	3
LOB	13



Batter	1	2	3	4	5	6	7	8	9
<b>Dave Cash, R</b> OBP: 0.346, SLG: 0.353 (1, 4)	0-0 6-3		0-0 4-3			0-0 1B 2B 1B	0-0 FC6-4		
<b>Larry Bowa, S</b> OBP: 0.289, SLG: 0.288 (1, 6)	0-0 6-3			0-0 4-3		0-0 1B 2B 1B	0-0 G3		
<b>Mike Schmidt, R</b> OBP: 0.409, SLG: 0.590 (1, 5)	4-0 BB			0-0 2B		0-0 1B 2B		0-0 6-3	
<b>Greg Luzinski, R</b> OBP: 0.360, SLG: 0.502 (1, 7)	0-3 K			0-0 P4		0-0 1-3 2B		0-0 HBP 2B	
<b>Jerry Martin, R</b> OBP: 0.400, SLG: 0.417 (8, PR) (9, 7)						0-0 1-3 2B			
<b>Dick Allen, R</b> OBP: 0.361, SLG: 0.490 (1, 3)		0-3 K		0-0 4-3		0-0 1-3		0-3 K	
<b>Jay Johnstone, L</b> OBP: 0.358, SLG: 0.449 (1, 9)		0-0 1-3			0-0 4-3	0-3 K		4-0 HBP IBB	
<b>Garry Maddox, R</b> OBP: 0.381, SLG: 0.483 (1, 8)		0-0 F9			4-0 BB	0-0 F9		1-0 HBP	
<b>Bob Boone, R</b> OBP: 0.393, SLG: 0.439 (1, 2)			0-0 1B		0-3 K		0-0 F2	0-3 K	
<b>Jim Kaat, L</b> OBP: 0.229, SLG: 0.333 (1, 1)			0-0 F7		0-0 1-3		0-0 FC6-4 1B		

Inning Stats	R: 0	H: 0	E: 0	K: 1	S: 5	LOB: 1	BB: 1	P: 9
	R: 0	H: 0	E: 0	K: 1	S: 5	LOB: 0	BB: 0	P: 5
	R: 0	H: 1	E: 0	K: 0	S: 3	LOB: 0	BB: 0	P: 3
	R: 0	H: 1	E: 0	K: 0	S: 4	LOB: 1	BB: 0	P: 4
	R: 0	H: 0	E: 0	K: 1	S: 5	LOB: 1	BB: 1	P: 9
	R: 3	H: 4	E: 0	K: 1	S: 9	LOB: 1	BB: 0	P: 9
	R: 0	H: 1	E: 0	K: 0	S: 4	LOB: 1	BB: 0	P: 4
	R: 0	H: 1	E: 0	K: 2	S: 8	LOB: 3	BB: 1	P: 13

PITCHER										PITCHER																									
IP	WLS	BF	H	R	ER	SO	BB	IBB	HBP	BLK	WP	HR	S	P	ERA	WHIP	IP	WLS	BF	H	R	ER	SO	BB	IBB	HBP	BLK	WP	HR	S	P	ERA	WHIP		
Dave Freisleben, R (1, 1)	6.0	L	25	6	3	3	4	2	0	0	0	0	31	39	4.50	1.333																			
Butch Metzger, R (7, 1)	2.0		10	2	0	0	2	0	1	1	0	0	12	17	0.00	1.000																			

**BOTTOM**

**San Diego Padres @ Philadelphia Phillies**  
Veterans Stadium, Philadelphia, PA

Sun Jul 11 1976, 3:33 AM EDT  
Att. 46,807 - Unknown

AB	31
R	3
H	8
RBI	3
BB	3
SO	6
LOB	14

WP: 0 PA: 35  
PB: 0 SB: 0  
CS: 0



AB	R	H	RBI	BB	SO	LOB
4	1	1	0	0	0	1
4	1	1	0	0	0	1
3	1	2	0	1	0	0
4	0	2	3	0	1	2
0	0	0	0	0	0	0
4	0	0	0	0	2	3
3	0	0	0	1	1	1
2	0	0	0	1	0	1
4	0	1	0	0	2	4
3	0	1	0	0	0	1

1B: 5	SF: 0
2B: 3	SAC: 0
3B: 0	DP: 0
HR: 0	HBP: 1





Batter	1	2	3	4	5	6	7	8	9	AB R H RBI BB SO LOB
--------	---	---	---	---	---	---	---	---	---	----------------------

<b>Johnny Grubb, L</b> <small>(1, 7)            OBP: 0.408, SLG: 0.405            (9, 3)</small>	0-0  1B SF7 2B		4-0  1B BB		4-0  BB		0-0  G3		0-0  3-1	3 1 1 0 2 0 3
<b>Tito Fuentes, S</b> <small>(1, 4)            OBP: 0.300, SLG: 0.333</small>	0-0  SF7 2-3 1B		0-0  S 1-3 1B		0-0  F9			0-0  F8 2-3 2B		4 0 3 0 0 0 1
<b>Willie Davis, L</b> <small>(1, 8)            OBP: 0.301, SLG: 0.406</small>	0-0  SF7 1-2 3-H		0-0  P6 1-2		0-0  F8			0-0  F8 2-3		3 0 0 1 0 0 3
<b>Willie McCovey, L</b> <small>(1, 3)            OBP: 0.278, SLG: 0.349</small> <b>Jerry Turner, L</b> <small>(8, PR)            OBP: 0.290, SLG: 0.381            (9, 7)</small>	0-0  P6		0-3  K		0-0  3-4-1			4-0  S IBB		3 0 0 0 1 1 3 0 0 0 0 0 0 0
<b>Dave Winfield, R</b> <small>(1, 9)            OBP: 0.371, SLG: 0.472</small>	0-3  K			0-0  5-3		0-0  FC6-4 1B		0-0  F2 1-2		4 0 1 0 0 1 3
<b>Doug Rader, R</b> <small>(1, 5)            OBP: 0.328, SLG: 0.384</small>		0-0  5-3		0-0  6-3		0-0  FC6-4 1-2f		0-0  6-3		4 0 0 0 0 0 4
<b>Fred Kendall, R</b> <small>(1, 2)            OBP: 0.296, SLG: 0.279</small> <b>Bob Davis, R</b> <small>(9, PR)            OBP: 0.224, SLG: 0.241</small>		0-0  6-3		0-0  CS 1B			0-0  FC3-6 1B		0-0  SH5-4 1B	4 0 3 0 0 0 0 0 0 0 0 0 0 0
<b>Enzo Hernandez, R</b> <small>(1, 6)            OBP: 0.324, SLG: 0.313</small>		0-0  P2		0-0  CS 1-2	0-0  F7		0-0  FC3-6 SH1-4 1-2f		0-0  SH5-4 1-2	3 0 0 0 0 0 1
<b>Brent Strom, R</b> <small>(1, 1)            OBP: 0.170, SLG: 0.143</small> <b>Butch Metzger, R</b> <small>(9, 1)</small> <b>Ted Kubiak, S</b> <small>(9, PH)            OBP: 0.393, SLG: 0.382</small>			0-0  B2-3		0-0  5-3		0-0  SH1-4 1-2		0-3  K	2 0 0 0 0 0 0 0 0 0 0 0 0 0 1 0 0 0 0 1 2

Inning Stats	R: 1	H: 2	E: 0	K: 1	S: 7	LOB: 1	BB: 0	P: 7	R: 0	H: 0	E: 0	K: 0	S: 3	LOB: 0	BB: 0	P: 3	R: 0	H: 1	E: 0	K: 1	S: 6	LOB: 2	BB: 1	P: 10	R: 0	H: 0	E: 0	K: 0	S: 3	LOB: 1	BB: 1	P: 7	R: 0	H: 1	E: 0	K: 0	S: 4	LOB: 1	BB: 0	P: 4	R: 0	H: 1	E: 0	K: 0	S: 4	LOB: 1	BB: 0	P: 4	R: 0	H: 1	E: 0	K: 0	S: 4	LOB: 3	BB: 1	P: 8	R: 0	H: 1	E: 0	K: 1	S: 6	LOB: 2	BB: 0	P: 6	1B: 6	2B: 2	3B: 0	HR: 0	SF: 1	SAC: 2	DP: 0	HBP: 0	WP: 0	PB: 0	SB: 2	CS: 1	PA: 38
--------------	------	------	------	------	------	--------	-------	------	------	------	------	------	------	--------	-------	------	------	------	------	------	------	--------	-------	-------	------	------	------	------	------	--------	-------	------	------	------	------	------	------	--------	-------	------	------	------	------	------	------	--------	-------	------	------	------	------	------	------	--------	-------	------	------	------	------	------	------	--------	-------	------	-------	-------	-------	-------	-------	--------	-------	--------	-------	-------	-------	-------	--------

PITCHER	IP	WLS	BF	H	R	ER	SO	BB	IBB	HBP	BLK	WP	HR	S	P	ERA	WHIP
<b>Bob Forsch, R</b> <small>(1, 1) ERA: 3.7</small>	8.1	W	35	8	1	1	2	2	1	0	0	0	0	36	48	1.08	1.200
<b>Al Hrabosky, L</b> <small>(9, 1) ERA: 3.24</small>	0.2	S	2	0	0	0	1	0	0	0	0	0	0	4	4	0.00	0.000

**BOTTOM**

**St. Louis Cardinals @ San Diego Padres**  
 San Diego Stadium, San Diego, CA  
 Thu Jul 15 1976, 10:05 PM EDT  
 Att. 19,922 - Unknown

AB	31
R	1
H	8
RBI	1
BB	3
SO	3
LOB	20



WP: 0	PA: 38
PB: 0	
SB: 2	
CS: 1	

livebaseballscorecards.com



Batter	1	2	3	4	5	6	7	8	9	AB R H RBI BB SO LOB	TOP																						
<b>Bake McBride, L</b> (1, 8) OBP: 0.393, SLG: 0.433	0-3 K		0-0 6-3		0-0 4-3		0-0 FC4			4 0 0 0 0 1 1																							
<b>Don Kessinger, S</b> (1, 6) OBP: 0.322, SLG: 0.323	0-0 1B		0-0 5-3			0-0 6-3		0-0 6-3		4 0 1 0 0 0 0																							
<b>Mike Anderson, R</b> (1, 9) OBP: 0.404, SLG: 0.387	0-0 HR			0-0 FC6-4		0-0 F8		0-0 L6		4 3 3 0 0 0 0																							
<b>Ted Simmons, S</b> (1, 3) OBP: 0.356, SLG: 0.383	0-0 HR			4-0 FC6-4		0-0 F8		0-0 L4		3 1 1 2 1 0 1																							
<b>Joe Ferguson, R</b> (1, 2) OBP: 0.319, SLG: 0.365	0-0 5-3			0-0 FC6-4		0-0 FC6-4			0-3 K	4 0 2 1 0 1 0																							
<b>Jerry Mumphrey, S</b> (1, 7) OBP: 0.344, SLG: 0.375		0-3 K		0-0 FC6-4		0-0 FC6-4			0-0 1-3	4 0 0 1 0 1 3																							
<b>Mike Tyson, R</b> (1, 4) OBP: 0.327, SLG: 0.439				0-0 G6-4-3			0-0 6-3		0-0 F9	4 0 0 0 0 0 2																							
<b>Hector Cruz, R</b> (1, 5) OBP: 0.238, SLG: 0.309		0-0 5-3			0-0 6-3		0-3 K			3 0 0 0 0 1 0																							
<b>Lynn McGlothen, L</b> (1, 1) OBP: 0.171, SLG: 0.150			0-3 K		0-0 1-3		0-0 FC4			3 0 1 0 0 1 0																							
<b>Al Hrabosky, R</b> (7, 1)										0 0 0 0 0 0 0																							
<b>Inning Stats</b>	R: 2 E: 0 K: 1 S: 7	H: 3 LOB: 0 BB: 0 P: 7	R: 0 E: 0 K: 1 S: 5	H: 0 LOB: 0 BB: 0 P: 5	R: 0 E: 0 K: 1 S: 5	H: 0 LOB: 0 BB: 0 P: 5	R: 1 E: 0 K: 0 S: 4	H: 2 LOB: 1 BB: 1 P: 8	R: 0 E: 0 K: 0 S: 3	H: 0 LOB: 0 BB: 0 P: 3	R: 1 E: 0 K: 0 S: 5	H: 2 LOB: 1 BB: 0 P: 5	R: 0 E: 0 K: 1 S: 6	H: 1 LOB: 1 BB: 0 P: 6	R: 0 E: 0 K: 0 S: 3	H: 0 LOB: 0 BB: 0 P: 3	R: 0 E: 0 K: 1 S: 5	H: 0 LOB: 0 BB: 0 P: 5	1B: 6 2B: 1 3B: 0 HR: 1	SF: 0 SAC: 0 DP: 1 HBP: 0	WP: 0 PB: 0 SB: 0 CS: 0	PA: 34											
<b>PITCHER</b> <b>Randy Jones, L</b> (1, 1) ERA: 2.61	IP 9.0	WLS L	BF 34	H 8	R 4	ER 4	SO 5	BB 1	IBB 0	HBP 0	BLK 0	WP 0	HR 1	S 43	P 47	ERA 4.00	WHIP 1.000																
											<b>PITCHER</b>	IP	WLS	BF	H	R	ER	SO	BB	IBB	HBP	BLK	WP	HR	S	P	ERA	WHIP					

St. Louis Cardinals @ San Diego Padres  
San Diego Stadium, San Diego, CA  
Fri Jul 16 1976, 10:05 PM EDT  
Att: 18,081 - Unknown

livebaseballscorecards.com

AB	33
R	4
H	8
RBI	4
BB	1
SO	5
LOB	7



Batter	1	2	3	4	5	6	7	8	9	AB	R	H	RBI	BB	SO	LOB
Enzo Hernandez, R (1, 6) OBP: 0.323, SLG: 0.312	0-0 F3		0-0 F9		0-0 F7		0-0 1B			4	0	1	0	0	0	0
Tito Fuentes, S (1, 4) OBP: 0.296, SLG: 0.329	0-0 B1-4		0-0 G3		0-0 3-1		0-0 F9			4	0	0	0	0	0	2
Willie Davis, L (1, 8) OBP: 0.300, SLG: 0.407	0-0 2B		0-3 K		0-3 K		0-3 K			4	0	1	0	0	3	2
Dave Winfield, R (1, 9) OBP: 0.370, SLG: 0.467	0-0 6-3			4-0 SH5-3 1B 2B BB		0-3 K		0-3 K		3	1	0	0	1	2	1
Johnny Grubb, L (1, 3) OBP: 0.410, SLG: 0.408		0-0 1B 1B		0-0 SH5-3 2B 1B		0-0 3-1		0-0 6-3		4	1	2	0	0	0	0
Doug Rader, R (1, 5) OBP: 0.328, SLG: 0.381		0-0 P4		0-0 SH5-3 1-2 2-3		4-0 BB		0-0 F9		2	0	0	0	1	0	1
Jerry Turner, L (1, 7) OBP: 0.299, SLG: 0.397		0-0 1B		0-0 2B		0-3 K			0-3 K	3	0	2	2	0	1	1
Ted Kubiak, S (9, PH) OBP: 0.390, SLG: 0.379		1-2 1B		2-H 3-H 2B					0-3 K	1	0	0	0	0	1	0
Fred Kendall, R (1, 2) OBP: 0.296, SLG: 0.279		0-0 F8		0-0 F7			0-0 1B 1B		0-0 F8	4	0	1	0	0	0	3
Randy Jones, R (1, 1) OBP: 0.121, SLG: 0.065		0-3 K		0-3 K			0-0 B3		0-0 F7	3	0	0	0	0	2	4
Merv Rettenmund, R (9, PH) OBP: 0.360, SLG: 0.312										1	0	0	0	0	0	0

Inning Stats	R: 0	H: 1	E: 0	K: 0	S: 4	R: 0	H: 2	E: 0	K: 1	S: 7	R: 0	H: 0	E: 0	K: 1	S: 5	R: 2	H: 2	E: 0	K: 1	S: 7	R: 0	H: 0	E: 0	K: 2	S: 7	R: 0	H: 2	E: 0	K: 1	S: 7	R: 0	H: 0	E: 0	K: 1	S: 5	R: 0	H: 0	E: 0	K: 1	S: 5	R: 0	H: 0	E: 0	K: 1	S: 5	R: 0	H: 0	E: 0	K: 1	S: 5	1B: 5	2B: 2	3B: 0	HR: 0	SF: 0	SAC: 1	DP: 0	HBP: 0	WP: 0	PB: 0	SB: 0	CS: 0	PA: 36
--------------	------	------	------	------	------	------	------	------	------	------	------	------	------	------	------	------	------	------	------	------	------	------	------	------	------	------	------	------	------	------	------	------	------	------	------	------	------	------	------	------	------	------	------	------	------	------	------	------	------	------	-------	-------	-------	-------	-------	--------	-------	--------	-------	-------	-------	-------	--------

PITCHER	IP	WLS	BF	H	R	ER	SO	BB	IBB	HBP	BLK	WP	HR	S	P	ERA	WHIP
Lynn McGlothen, R (1, 1) ERA: 3.79	6.1	W	28	7	2	2	6	2	0	0	0	0	0	38	46	2.84	1.421
Al Hrabosky, L (7, 1) ERA: 3.1	2.2	S	8	0	0	0	3	0	0	0	0	0	0	14	14	0.00	0.000

**BOTTOM**

**St. Louis Cardinals @ San Diego Padres**  
**San Diego Stadium, San Diego, CA**  
 Fri Jul 16 1976, 10:05 PM EDT  
 Att. 18,081 - Unknown

<b>AB</b>	<b>33</b>
<b>R</b>	<b>2</b>
<b>H</b>	<b>7</b>
<b>RBI</b>	<b>2</b>
<b>BB</b>	<b>2</b>
<b>SO</b>	<b>9</b>
<b>LOB</b>	<b>14</b>



PITCHER	IP	WLS	BF	H	R	ER	SO	BB	IBB	HBP	BLK	WP	HR	S	P	ERA	WHIP
---------	----	-----	----	---	---	----	----	----	-----	-----	-----	----	----	---	---	-----	------



Batter	1	2	3	4	5	6	7	8	9	AB R H RBI BB SO LOB	TOP		
<b>Bake McBride, L</b> (1, 8) OBP: 0.389, SLG: 0.427	0-0 1-3	0-0 F8		0-0 P5			0-0 E4 SH1-3 1B	0-0 4-3		5 1 1 0 0 0 4			
<b>Don Kessinger, S</b> (1, 6) OBP: 0.322, SLG: 0.320	0-0 4-3		0-0 4-3		0-0 P4		0-0 SH1-3		4-0 BB 2B BB	3 1 0 0 1 0 0			
<b>Lou Brock, L</b> (1, 7) OBP: 0.319, SLG: 0.362	0-0 4-3		0-0 4-3		4-0 CS BB		0-0 FC3-6 BLK 1B		0-3 K	4 0 1 1 1 1 1			
<b>Ted Simmons, S</b> (1, 2) OBP: 0.360, SLG: 0.383		0-0 2B 4-3 1B	0-0 G3		0-0 4-3 1-2		4-0 FC3-6 1-2 IBB		4-0 2B BB	3 2 1 0 2 0 1			
<b>Willie Crawford, L</b> (1, 9) OBP: 0.392, SLG: 0.511		0-0 4-3 1B 2B		0-0 4-3		0-0 F8	0-0 FC3-6 FC5-4		0-0 P6	5 1 1 0 0 0 4			
<b>Keith Hernandez, L</b> (1, 3) OBP: 0.299, SLG: 0.306		0-0 4-3		0-0 1B BLK FC5-4 1B		0-0 1B 1B	0-0 FC5-4		0-0 2B	5 1 3 3 0 0 3			
<b>Mike Tyson, R</b> (1, 4) OBP: 0.339, SLG: 0.450		0-0 3-H 4-3 1B 1B		0-0 FC5-4 1-3 1B		0-0 1-2 1B		0-0 G1-4-3 1B		4 1 4 1 0 0 0			
<b>Hector Cruz, R</b> (1, 5) OBP: 0.234, SLG: 0.305		0-0 4-3		0-0 FC5-4 1-2 1B		0-0 F7		0-0 G1-4-3		4 0 0 1 0 0 5			
<b>John Denny, R</b> (1, 1) OBP: 0.243, SLG: 0.278		0-0 2-H 1B		0-0 1-2 1B		0-0 F5		0-0 E5		4 0 2 1 0 0 2			
<b>Inning Stats</b>	R: 0 E: 0 K: 0 S: 3 H: 0 LOB: 0 P: 3	R: 3 E: 0 K: 0 S: 7 H: 4 LOB: 1 BB: 0 P: 7	R: 0 E: 0 K: 0 S: 3 H: 0 LOB: 0 BB: 0 P: 3	R: 1 E: 0 K: 0 S: 6 H: 3 LOB: 2 BB: 0 P: 6	R: 0 E: 0 K: 0 S: 2 H: 0 LOB: 0 BB: 1 P: 6	R: 0 E: 0 K: 0 S: 5 H: 2 LOB: 2 BB: 0 P: 5	R: 1 E: 1 K: 0 S: 5 H: 2 LOB: 2 BB: 1 P: 9	R: 0 E: 1 K: 0 S: 4 H: 1 LOB: 1 BB: 0 P: 4	R: 2 E: 0 K: 1 S: 5 H: 1 LOB: 1 BB: 2 P: 13	1B: 11 2B: 2 3B: 0 HR: 0 SF: 0 SAC: 1 DP: 1 HBP: 0	WP: 0 PB: 0 SB: 0 CS: 1 PA: 42		
<b>PITCHER</b>	IP WLS BF H R ER SO BB IBB HBP BLK WP HR S P ERA WHIP											<b>PITCHER</b>	IP WLS BF H R ER SO BB IBB HBP BLK WP HR S P ERA WHIP
<b>Dave Freisleben, R</b> (1, 1) ERA: 2.9	3.2 L 18 7 4 4 0 0 0 0 0 0 1 0 0 18 18 9.82 1.909												
<b>Ken Reynolds, L</b> (4, 1) ERA: 4.5	1.1 4 0 0 0 0 1 0 0 0 0 0 0 3 7 0.00 0.750												
<b>Rich Folkers, L</b> (6, 1) ERA: 5.09	1.1 9 4 1 1 0 0 0 1 0 1 0 0 8 12 6.75 3.000												
<b>Dave Tomlin, L</b> (7, 1) ERA: 4.79	1.2 6 1 0 0 0 0 0 0 0 0 0 0 6 6 0.00 0.600												
<b>Jerry Johnson, R</b> (9, 1) ERA: 10.8	1.0 5 1 2 2 1 2 0 0 0 0 0 0 5 13 18.00 3.000												

St. Louis Cardinals @ San Diego Padres  
San Diego Stadium, San Diego, CA

Sat Jul 17 1976, 6:33 AM EDT  
Att: 30,429 - Unknown

AB	37
R	7
H	13
RBI	7
BB	4
SO	1
LOB	20



Batter	1	2	3	4	5	6	7	8	9	AB	R	H	RBI	BB	SO	LOB
Jerry Turner, L (1, 7) OBP: 0.304, SLG: 0.390	4-0 FC4 BB		4-0 BB			0-0 F7		0-0 4-3		2	0	0	0	2	0	0
Tito Fuentes, S (1, 4) OBP: 0.295, SLG: 0.328	0-0 FC4 FC5-4 1-2f		0-0 L7			0-0 FC6-4 1B			0-0 4-3	4	0	1	0	0	0	2
Willie Davis, L (1, 8) OBP: 0.296, SLG: 0.402	0-0 F8			0-0 F8		0-0 F8			0-0 F9	4	0	0	0	0	0	2
Dave Winfield, R (1, 9) OBP: 0.369, SLG: 0.465	0-0 FC5-4 1-2f			0-3 K		0-0 FC6-4 1-2f			0-0 2B 1B	4	1	1	0	0	1	2
Johnny Grubb, L (1, 3) OBP: 0.412, SLG: 0.413		0-0 4-3		0-0 4-3			1-0 G6-4-3 HBP		0-0 2B	3	0	1	1	0	0	0
Ted Kubiak, S (1, 5) OBP: 0.379, SLG: 0.367		0-0 P3			0-0 1-3		0-0 G6-4-3 1-2f		0-0 6-3	4	0	0	0	0	0	2
Hector Torres, R (1, 6) OBP: 0.283, SLG: 0.333		0-0 4-3			0-0 L9		0-0 P6			3	0	0	0	0	0	0
Fred Kendall, R (1, 2) OBP: 0.296, SLG: 0.280			0-0 6-3		0-0 1B			0-0 F9		3	0	1	0	0	0	0
Dave Freisleben, R (1, 1) OBP: 0.261, SLG: 0.348 Ken Reynolds, L (4, 1) Doug Rader, R (5, PH) OBP: 0.327, SLG: 0.379 Rich Folkers, L (6, 1) Dave Tomlin, L (7, 1) Merv Rettenmund, R (8, PH) OBP: 0.387, SLG: 0.309 Jerry Johnson, R (9, 1)			0-0 F7		0-3 K			0-3 K		1	0	0	0	0	0	0

Inning Stats	R: 0	H: 0	E: 0	LOB: 1	K: 0	BB: 1	S: 3	P: 7	R: 0	H: 0	E: 0	LOB: 0	K: 0	BB: 0	S: 3	P: 3	R: 0	H: 0	E: 0	LOB: 0	K: 1	BB: 0	S: 5	P: 5	R: 0	H: 1	E: 0	LOB: 1	K: 1	BB: 0	S: 6	P: 6	R: 0	H: 1	E: 0	LOB: 1	K: 0	BB: 0	S: 4	P: 4	R: 0	H: 0	E: 0	LOB: 0	K: 0	BB: 0	S: 2	P: 3	R: 0	H: 0	E: 0	LOB: 0	K: 1	BB: 0	S: 5	P: 5	R: 1	H: 2	E: 0	LOB: 1	K: 0	BB: 0	S: 5	P: 5	1B: 3	SF: 0	2B: 1	SAC: 0	3B: 0	DP: 1	HR: 0	HBP: 1	WP: 0	PA: 33
PITCHER John Denny, R (1, 1) ERA: 3.1	IP	WLS	BF	H	R	ER	SO	BB	IBB	HBP	BLK	WP	HR	S	P	ERA	WHIP	IP	WLS	BF	H	R	ER	SO	BB	IBB	HBP	BLK	WP	HR	S	P	ERA	WHIP																																								


**BOTTOM**

**St. Louis Cardinals @ San Diego Padres**  
San Diego Stadium, San Diego, CA

Sat Jul 17 1976, 6:33 AM EDT  
Att. 30,429 - Unknown

livebaseballscorecards.com

AB	30
R	1
H	4
RBI	1
BB	2
SO	3
LOB	9





Batter	1	2	3	4	5	6	7	8	9	AB R H RBI BB SO LOB	TOP
<b>Rick Monday, L</b> OBP: 0.357, SLG: 0.516 (1, 8) X	0-0 4-3		0-3 K		0-0 G5-4-3 1B		0-3 K			4 0 1 0 0 2 0	<b>Chicago Cubs @ San Diego Padres</b> San Diego Stadium, San Diego, CA Sun Jul 18 1976, 6:33 AM EDT Att: 9,019 - Sunny - 78 F
<b>Jose Cardenal, R</b> OBP: 0.341, SLG: 0.417 (1, 7) X	0-0 F9		0-3 K		0-0 G5-4-3 1B		0-0 F3			4 0 1 1 0 1 0	
<b>Bill Madlock, R</b> OBP: 0.390, SLG: 0.493 (1, 5) X	0-0 FC5 1B		0-0 1B		0-0 G5-4-3 1-2f 2-3			0-0 F7		4 0 2 0 0 0 2	
<b>Jerry Morales, R</b> OBP: 0.299, SLG: 0.392 (1, 9) X	0-0 1-2 1B		0-0 F9		0-0 F9			0-0 1-3		4 0 1 0 0 0 2	
<b>Manny Trillo, R</b> OBP: 0.302, SLG: 0.327 (1, 4) X	0-0 FC5 2-3f			0-0 F4		0-0 E1 SH1		0-0 F7		4 0 0 0 0 0 2	
<b>Larry Büttner, L</b> OBP: 0.259, SLG: 0.278 (1, 3) X		0-0 F8		0-0 1B		0-0 SH1 2-3		0-0 G3		3 0 1 0 0 0 0	
<b>George Mitterwald, R</b> OBP: 0.277, SLG: 0.303 (1, 2) X		4-0 1B E BB		0-0 1-2 G5-3 1B		0-0 6-3		0-3 K		3 0 1 0 1 1 1	
<b>Mick Kelleher, R</b> OBP: 0.267, SLG: 0.276 (1, 6) X		0-0 E5 1-3 1B		0-0 G5-3 1-2f		0-0 4-3		0-0 F8		4 0 1 0 0 0 3	
<b>Ray Burris, R</b> OBP: 0.175, SLG: 0.154 (1, 1) X		0-3 K			0-0 1B 1B		0-3 K			3 1 1 0 0 2 1	
<b>Inning Stats</b>	R: 0 E: 0 K: 0 S: 5 H: 2 LOB: 2 BB: 0 P: 5	R: 0 E: 1 K: 1 S: 5 H: 1 LOB: 1 BB: 1 P: 9	R: 0 E: 0 K: 2 S: 8 H: 1 LOB: 1 BB: 0 P: 8	R: 0 E: 0 K: 0 S: 4 H: 2 LOB: 1 BB: 0 P: 4	R: 1 E: 0 K: 0 S: 5 H: 3 LOB: 1 BB: 0 P: 5	R: 0 E: 1 K: 0 S: 4 H: 0 LOB: 1 BB: 0 P: 4	R: 0 E: 0 K: 2 S: 7 H: 0 LOB: 0 BB: 0 P: 7	R: 0 E: 0 K: 0 S: 3 H: 0 LOB: 0 BB: 0 P: 3	R: 0 E: 0 K: 1 S: 5 H: 0 LOB: 0 BB: 0 P: 5	1B: 9 2B: 0 3B: 0 HR: 0 SF: 0 SAC: 1 DP: 2 HBP: 0	WP: 0 PB: 0 SB: 0 CS: 0 PA: 35
<b>PITCHER</b> <b>Dan Spillner, R</b> ERA: 4.63 (1, 1)	IP: 8.0 WLS: 32 BF: 9 H: 1 R: 1 ER: 1 SO: 5 BB: 1 IBB: 0 HBP: 0 BLK: 0 WP: 0 HR: 0 S: 41 P: 45 ERA: 1.12 WHIP: 1.250										
<b>Butch Metzger, R</b> ERA: 2.04 (9, 1)	IP: 1.0 WLS: 3 BF: 0 H: 0 R: 0 ER: 0 SO: 1 BB: 0 IBB: 0 HBP: 0 BLK: 0 WP: 0 HR: 0 S: 5 P: 5 ERA: 0.00 WHIP: 0.000										

livebaseballscorecards.com

<b>AB</b>	33
<b>R</b>	1
<b>H</b>	9
<b>RBI</b>	1
<b>BB</b>	1
<b>SO</b>	6
<b>LOB</b>	11









Batter	1	2	3	4	5	6	7	8	9	AB	R	H	RBI	BB	SO	LOB
Jerry Turner, L (1, 7) OBP: 0.315, SLG: 0.388 Luis Melendez, R (9, 7) OBP: 0.232, SLG: 0.253	0-3 K		0-0 4-3		0-3 K		4-0 1B 1-2 BB			3	0	0	0	1	2	1
Tito Fuentes, S (1, 4) OBP: 0.294, SLG: 0.324	0-0 L7		0-0 5-3		0-0 1-5-3		0-0 1-2 2-H 1B			4	0	1	1	0	0	1
Willie Davis, L (1, 8) OBP: 0.295, SLG: 0.396	0-3 K			0-0 SH1-3 1B SF8 1B		0-0 F8	0-0 F8			4	1	1	0	0	1	2
Dave Winfield, R (1, 9) OBP: 0.366, SLG: 0.466		0-0 F8		0-0 SF8 SH1-3 1B		0-0 F3		0-0 SF8 3B		4	1	2	0	0	0	0
Johnny Grubb, L (1, 3) OBP: 0.407, SLG: 0.410		0-0 F7		0-0 SH1-3 1-2 2-3 1B		0-0 1B		0-0 SF8		2	0	1	1	0	0	0
Doug Rader, R (1, 5) OBP: 0.328, SLG: 0.384		0-0 1B 1B		0-0 SF8 2-3 3-H 1B		0-3 K		0-0 6-3 1B		3	0	2	1	0	1	1
Fred Kendall, R (1, 2) OBP: 0.292, SLG: 0.276 Bob Davis, R (7, PR) OBP: 0.220, SLG: 0.236 (8, 2)		0-0 1-3 1B		0-0 F7			0-0 E5 FC5-4 SH1-4	0-0 6-3		3	0	1	0	0	0	1
Enzo Hernandez, R (1, 6) OBP: 0.318, SLG: 0.304		0-0 L3			0-0 F8		0-0 SH1-4 1-2	4-0 IBB		2	0	0	0	1	0	2
Brent Strom, R (1, 1) OBP: 0.176, SLG: 0.133			0-0 F3		4-0 BB		0-0 FC5-4 BB 1B	0-3 K		3	1	0	0	1	1	4

Inning Stats	R: 0	H: 0	R: 0	H: 2	R: 0	H: 0	R: 1	H: 2	R: 0	H: 0	R: 0	H: 1	R: 1	H: 2	R: 1	H: 2
	E: 0	LOB: 0	E: 0	LOB: 2	E: 0	LOB: 0	E: 0	LOB: 1	E: 0	LOB: 1	E: 0	LOB: 1	E: 1	LOB: 2	E: 0	LOB: 2
	K: 2	BB: 0	K: 0	BB: 0	K: 0	BB: 0	K: 0	BB: 0	K: 1	BB: 1	K: 1	BB: 0	K: 0	BB: 1	K: 1	BB: 1
	S: 7	P: 7	S: 5	P: 5	S: 3	P: 3	S: 5	P: 5	S: 5	P: 9	S: 6	P: 6	S: 5	P: 9	S: 7	P: 11

PITCHER	IP	WLS	BF	H	R	ER	SO	BB	IBB	HBP	BLK	WP	HR	S	P	ERA	WHIP
Bill Bonham, R (1, 1) ERA: 4.72	8.0	L	36	8	3	2	5	2	1	0	0	0	0	43	55	2.25	1.250

**BOTTOM**

**Chicago Cubs @ San Diego Padres**  
San Diego Stadium, San Diego, CA  
Mon Jul 19 1976, 10:05 PM EDT  
Att. 7,337 - Cloudy - 70 F

AB	29
R	3
H	8
RBI	3
BB	3
SO	5
LOB	13



1B:	7	SF:	2	WP:	0	PA:	36
2B:	0	SAC:	2	PB:	0		
3B:	1	DP:	0	SB:	0		
HR:	0	HBP:	0	CS:	0		

PITCHER	IP	WLS	BF	H	R	ER	SO	BB	IBB	HBP	BLK	WP	HR	S	P	ERA	WHIP
---------	----	-----	----	---	---	----	----	----	-----	-----	-----	----	----	---	---	-----	------



Batter	1	2	3	4	5	6	7	8	9	AB R H RBI BB SO LOB	TOP											
Dave Cash, R OBP: 0.336, SLG: 0.342 (1, 4) X	0-0 F9		0-0 6-3			0-0 5-3		0-0 1B		4 0 1 0 0 0 1												
Larry Bowa, S OBP: 0.283, SLG: 0.289 (1, 6) X	0-0 4-3			0-0 5-3		0-0 FC6-4 1B		0-0 F9		4 0 1 0 0 0 2												
Mike Schmidt, R OBP: 0.394, SLG: 0.569 (1, 5) X	0-0 F9			0-0 F8		0-0 FC6-4 1-2f			0-0 F9	4 0 0 0 0 0 1												
Greg Luzinski, R OBP: 0.354, SLG: 0.485 (1, 7)		0-0 5-3		4-0 FC5-4 BB		0-3 K			0-0 E4 FC6-4	3 0 0 0 1 1 0												
Dick Allen, R OBP: 0.363, SLG: 0.509 (1, 3) X		0-0 5-3		0-0 FC5-4 1-2f		0-0 F9			0-0 F9	4 0 0 0 0 0 2												
Ollie Brown, R OBP: 0.379, SLG: 0.400 (1, 9) X		0-0 F8			0-0 1-3		0-0 4-3		0-0 FC6-4 1-2f	4 0 0 0 0 0 1												
Garry Maddox, R OBP: 0.370, SLG: 0.461 (1, 8) X			0-0 F7		0-0 F7				0-0 FC5-4 1B	3 0 1 0 0 0 0												
Tim McCarver, L OBP: 0.435, SLG: 0.403 (1, 2) X			0-0 F9		0-0 F9				0-0 F9	2 0 1 0 0 0 0												
Wayne Twitchell, R (6, 1)			G3 2B							0 0 0 0 0 0 0												
Jay Johnstone, L OBP: 0.363, SLG: 0.447 (8, PH)										1 0 0 0 0 0 1												
Tug McGraw, R (8, 1)										0 0 0 0 0 0 0												
Steve Carlton, L OBP: 0.184, SLG: 0.167 (1, 1) X			0-0 G3			0-0 5-3			0-0 FC5-4 1B	1 0 0 0 0 0 1												
Bob Boone, R OBP: 0.379, SLG: 0.424 (6, PH) (6, 2)			2-3						1-2f	2 0 0 0 0 0 1												
<b>Inning Stats</b>	R: 0 E: 0 K: 0 S: 3	H: 0 LOB: 0 BB: 0 P: 3	R: 0 E: 0 K: 0 S: 3	H: 0 LOB: 0 BB: 0 P: 3	R: 0 E: 0 K: 0 S: 4	H: 1 LOB: 1 BB: 0 P: 4	R: 0 E: 0 K: 0 S: 3	H: 0 LOB: 1 BB: 1 P: 7	R: 0 E: 0 K: 0 S: 3	H: 0 LOB: 0 BB: 0 P: 3	R: 0 E: 0 K: 1 S: 5	H: 0 LOB: 0 BB: 0 P: 5	R: 0 E: 0 K: 0 S: 5	H: 2 LOB: 2 BB: 0 P: 5	R: 0 E: 1 K: 0 S: 4	H: 0 LOB: 1 BB: 0 P: 4	1B: 3 2B: 1 3B: 0 HR: 0	SF: 0 SAC: 0 DP: 0 HBP: 0	WP: 0 PB: 0 SB: 0 CS: 0	PA: 33		
<b>PITCHER</b> Randy Jones, L ERA: 2.48 (1, 1)	IP 9.0	WLS W	BF 33	H 4	R 0	ER 0	SO 1	BB 1	IBB 0	HBP 0	BLK 0	WP 0	HR 0	S 34	P 38	ERA 0.00	WHIP 0.556					<b>PITCHER</b> IP WLS BF H R ER SO BB IBB HBP BLK WP HR S P ERA WHIP

Philadelphia Phillies @ San Diego Padres  
San Diego Stadium, San Diego, CA  
Tue Jul 20 1976, 10:05 PM EDT  
Att. 20,499 - Unknown

AB	32
R	0
H	4
RBI	0
BB	1
SO	1
LOB	10



Batter	1	2	3	4	5	6	7	8	9	AB	R	H	RBI	BB	SO	LOB
Johnny Grubb, L (1, 7) OBP: 0.409, SLG: 0.418	0-0 CS 1B			0-0 1B FC4-6 2B	0-0 F6			0-0 4-3		4	1	2	0	0	0	0
Tito Fuentes, S (1, 4) OBP: 0.294, SLG: 0.324	0-0 5-3 1-2			0-0 FC4-6 1B		0-0 6-3				3	0	1	0	0	0	1
Willie Davis, L (1, 8) OBP: 0.295, SLG: 0.395	0-3 K			0-0 FC4-6 3B		0-0 G4-3 1B				3	1	1	1	0	1	1
Dave Winfield, R (1, 9) OBP: 0.366, SLG: 0.470		0-3 K		0-0 SF 3B		0-0 G4-3				3	1	1	1	0	1	1
Mike Ivie, R (1, 3) OBP: 0.324, SLG: 0.419		0-0 F4		0-0 SF			0-3 K			2	0	0	1	0	1	0
Doug Rader, R (1, 5) OBP: 0.325, SLG: 0.380		0-0 F8		0-0 F9			0-3 K			3	0	0	0	0	1	1
Hector Torres, R (1, 6) OBP: 0.278, SLG: 0.327			0-0 6-3	0-0 F8			0-0 5-3			3	0	0	0	0	0	1
Fred Kendall, R (1, 2) OBP: 0.289, SLG: 0.272			0-0 F3		0-0 F8			0-0 6-3		3	0	0	0	0	0	0
Randy Jones, R (1, 1) OBP: 0.116, SLG: 0.062		0-3 K		0-3 K				0-0 F8		3	0	0	0	0	2	0

Inning Stats	R: 0	H: 1	E: 0	K: 1	S: 5	LOB: 0	BB: 0	P: 5	R: 0	H: 0	E: 0	K: 1	S: 5	LOB: 0	BB: 0	P: 5	R: 3	H: 3	E: 1	K: 0	S: 7	LOB: 1	BB: 0	P: 7	R: 0	H: 0	E: 0	K: 1	S: 5	LOB: 0	BB: 0	P: 5	R: 0	H: 1	E: 0	K: 0	S: 3	LOB: 0	BB: 0	P: 3	R: 0	H: 0	E: 0	K: 2	S: 7	LOB: 0	BB: 0	P: 7	R: 0	H: 0	E: 0	K: 0	S: 3	LOB: 0	BB: 0	P: 3
--------------	------	------	------	------	------	--------	-------	------	------	------	------	------	------	--------	-------	------	------	------	------	------	------	--------	-------	------	------	------	------	------	------	--------	-------	------	------	------	------	------	------	--------	-------	------	------	------	------	------	------	--------	-------	------	------	------	------	------	------	--------	-------	------

PITCHER	IP	WLS	BF	H	R	ER	SO	BB	IBB	HBP	BLK	WP	HR	S	P	ERA	WHIP
Steve Carlton, L (1, 1) ERA: 3.56	5.0	L	19	4	3	3	4	0	0	0	0	0	0	27	27	5.40	0.800
Wayne Twitchell, R (6, 1) ERA: 1.93	2.0		6	1	0	0	2	0	0	0	0	0	0	10	10	0.00	0.500
Tug McGraw, L (8, 1) ERA: 3.0	1.0		3	0	0	0	0	0	0	0	0	0	0	3	3	0.00	0.000


**BOTTOM**

**Philadelphia Phillies @ San Diego Padres**  
San Diego Stadium, San Diego, CA

Tue Jul 20 1976, 10:05 PM EDT  
Att. 20,499 - Unknown

livebaseballscorecards.com

AB	27
R	3
H	5
RBI	3
BB	0
SO	6
LOB	5



WP: 0	PA: 28
PB: 0	
SB: 0	
CS: 1	



Batter	1	2	3	4	5	6	7	8	9	AB R H RBI BB SO LOB	TOP											
<b>Dave Cash, R</b> OBP: 0.337, SLG: 0.341 (1, 4) X	0-0 HBP 1B 1B	0-0 FC6-4 1-2f		4-0 CS BB		0-0 1-3		0-0 F9		4 1 1 0 1 0 2												
<b>Larry Bowa, S</b> OBP: 0.285, SLG: 0.290 (1, 6) X	0-0 HBP 1B 1B	0-0 F9		0-0 F7 1-2		0-0 F9			0-0 FC6-2 1B	5 1 2 0 0 0 2												
<b>Mike Schmidt, R</b> OBP: 0.394, SLG: 0.565 (1, 5) X	0-0 F7		4-0 G6-4-3 BB		0-0 F3		0-3 K		0-0 FC6-2 1B	4 0 1 0 1 1 2												
<b>Greg Luzinski, R</b> OBP: 0.355, SLG: 0.484 <b>Jerry Martin, R</b> OBP: 0.395, SLG: 0.436 (1, 7) H (8, 7)	1-0 1B HBP 1-2 2-3		0-0 G6-4-3 1-2f		0-0 1B 1B		0-3 K		0-0 FC6-2 FC6-4 1-2 3-H	3 0 1 0 0 1 1 1 0 0 0 0 0 2												
<b>Jay Johnstone, L</b> OBP: 0.372, SLG: 0.457 (1, 9) X	0-0 1-2 2-H 3-H 1B		0-0 HR 2B		0-0 1B 1B		4-0 BB		0-3 K	4 1 3 2 1 1 2												
<b>Garry Maddox, R</b> OBP: 0.370, SLG: 0.458 (1, 8) X	0-0 F9		1-0 HR HBP		0-0 1B		0-3 K		0-0 FC6-4 1-2f	4 1 1 0 0 1 5												
<b>Tom Hutton, L</b> OBP: 0.406, SLG: 0.393 (1, 3) X	0-0 F3		0-0 1-H 2-H HR		4-0 BB		4-0 G4-3-6 BB			2 1 1 3 2 0 2												
<b>Bob Boone, R</b> OBP: 0.380, SLG: 0.422 <b>Johnny Oates, L</b> OBP: 0.353, SLG: 0.313 (1, 2) (3, 2)		4-0 FC6-4 BB	0-0 4-3		0-0 P2		0-0 G4-3-6 1-2f			1 0 0 0 1 0 0 2 0 0 0 0 0 4												
<b>Jim Kaat, L</b> OBP: 0.218, SLG: 0.308 <b>Gene Garber, R</b> OBP: 0.429, SLG: 0.200 (1, 1) (9, 1)		0-3 K		0-3 K		0-3 K		0-0 1B		4 0 1 0 0 3 1 0 0 0 0 0 0 0												
<b>Inning Stats</b>	R: 2 E: 0 K: 0 S: 6	H: 3 LOB: 2 BB: 0 P: 7	R: 0 E: 0 K: 1 S: 5	H: 0 LOB: 1 BB: 1 P: 9	R: 3 E: 0 K: 0 S: 4	H: 2 LOB: 0 BB: 1 P: 9	R: 0 E: 0 K: 1 S: 4	H: 0 LOB: 0 BB: 1 P: 8	R: 0 E: 0 K: 0 S: 5	H: 3 LOB: 3 BB: 1 P: 9	R: 0 E: 0 K: 1 S: 5	H: 0 LOB: 0 BB: 0 P: 5	R: 0 E: 0 K: 3 S: 9	H: 0 LOB: 1 BB: 1 P: 13	R: 0 E: 0 K: 0 S: 3	H: 1 LOB: 1 BB: 1 P: 7	R: 0 E: 0 K: 1 S: 7	H: 2 LOB: 2 BB: 0 P: 7	1B: 9 2B: 1 3B: 0 HR: 1	SF: 0 SAC: 0 DP: 2 HBP: 2	WP: 0 PB: 0 SB: 0 CS: 1	PA: 42
<b>PITCHER</b>	IP WLS BF H R ER SO BB IBB HBP BLK WP HR S P ERA WHIP																					
<b>Dave Freisleben, R</b> ERA: 3.26 (1, 1)	3.0 L 17 5 5 5 1 2 0 2 0 0 0 1 15 25 15.00 2.333																					
<b>Ken Reynolds, L</b> ERA: 4.25 (4, 1)	1.2 8 3 0 0 1 2 0 0 0 0 0 0 8 16 0.00 3.000																					
<b>Dave Tomlin, L</b> ERA: 4.62 (5, 1)	1.1 4 0 0 0 1 0 0 0 0 0 0 0 6 6 0.00 0.000																					
<b>Jerry Johnson, R</b> ERA: 4.91 (7, 1)	2.0 8 1 0 0 3 2 0 0 0 0 0 0 12 20 0.00 1.500																					
<b>Butch Metzger, R</b> ERA: 2.0 (9, 1)	1.0 5 2 0 0 1 0 0 0 0 0 0 0 7 7 0.00 2.000																					

Philadelphia Phillies @ San Diego Padres  
San Diego Stadium, San Diego, CA  
Wed Jul 21 1976, 6:33 AM EDT  
Att: 14,996 - Unknown

AB	34
R	5
H	11
RBI	5
BB	6
SO	7
LOB	23



WP: 0	PA: 42
PB: 0	
SB: 0	
CS: 1	

PITCHER	IP	WLS	BF	H	R	ER	SO	BB	IBB	HBP	BLK	WP	HR	S	P	ERA	WHIP
---------	----	-----	----	---	---	----	----	----	-----	-----	-----	----	----	---	---	-----	------





Batter	1	2	3	4	5	6	7	8	9	10	11	AB R H RBI BB SO LOB	TOP	
Jerry Turner, L (1, 7) OBP: 0.309, SLG: 0.373 Butch Metzger, R (8, 1) Dave Freisleben, R (11, 1) OBP: 0.261, SLG: 0.348	4-0 G4-6-3 1B BB		x 0-0 L8		x 0-0 FC3-6		x 0-3 K	x 0-0 4-3			4-0 E SH2-4 SF8 BB	4 1 0 0 1 1 4 0 1 0 0 1 0 0 0 0 0 0 0 0 0	<p>San Diego Padres @ Los Angeles Dodgers</p> <p>Dodger Stadium, Los Angeles, CA</p> <p>Thu Jul 22 1976, 7:05 PM PDT</p> <p>Att. 25,450 - Unknown</p>	
Tito Fuentes, S (1, 4) OBP: 0.296, SLG: 0.327	x 0-0 G4-6-3 1-2 1B		x 0-3 K		x 0-0 L8			x 0-0 L8 1B 1B	x 0-0 4-3		x 0-0 SH2-4	5 1 2 0 0 1 1		
Willie Davis, L (1, 8) OBP: 0.296, SLG: 0.396	x 0-0 G4-6-3 1-2f 2-3			x 0-0 6-3		x 0-0 4-3		x 0-0 1-2 WP 1B 1B	x 0-0 E 1B 1B		x 0-0 SF8	5 1 2 1 0 0 2		
Dave Winfield, R (1, 9) OBP: 0.367, SLG: 0.467	x 0-0 3-H 1B			x 4-0 2B BB		x 0-0 1-6-3 S 1B		x 0-0 F7	x 0-3 K		x 0-0 F6	5 0 2 1 1 1 3		
Johnny Grubb, L (1, 3) OBP: 0.411, SLG: 0.422 (8, 7)	x 0-0 F8			x 0-0 F4		x 0-0 1-6-3 1-3		x 0-0 L8 2-3	x 0-0 E9 1-3 1B			5 0 1 0 0 0 5		
Doug Rader, R (1, 5) OBP: 0.328, SLG: 0.381		B B B B		x 0-0 G6-4-3 BB		x 0-0 1-3 2B BB		x 0-0 BB BB 1B 1B	x 0-3 K			3 1 2 2 2 1 2		
Hector Torres, R (1, 6) OBP: 0.276, SLG: 0.323		x 0-0 L7		x 0-3 K		x 0-0 F8		x 0-0 BB BB 1-2 1B		x 0-3 K		5 0 1 0 0 2 5		
Fred Kendall, R (1, 2) OBP: 0.286, SLG: 0.270 Willie McCovey, L (8, PH) OBP: 0.285, SLG: 0.349 Alan Foster, R (8, PR) OBP: 0.190, SLG: 0.056 Bob Davis, R (8, 2) OBP: 0.217, SLG: 0.232		x 0-0 G6-4-3 1-2f		x 0-0 FC2-6 1B		x 0-0 5-3		x 4-0 1-2 2-3 BB BB		x 0-0 1-3		3 0 1 0 0 0 1 0 0 0 0 1 0 0 0 0 0 0 0 0 0 1 0 0 0 0 0 0		
Dan Spillner, R (1, 1) OBP: 0.154, SLG: 0.043 Ted Kubiak, S (7, PH) OBP: 0.378, SLG: 0.362 Jerry Johnson, R (7, 1) Mike Ivie, R (8, PH) OBP: 0.320, SLG: 0.407 (8, 3)			x 0-0 G3		x 0-0 FC2-6 FC3-6 1-2f		x 0-0 4-3	x 4-0 1-2 2-3 3-H BB		x 0-0 F8		2 0 0 0 0 0 1 1 0 0 0 0 0 0 0 0 0 0 0 0 0 1 0 0 1 1 0 0		
<b>Inning Stats</b>	R: 1 H: 2 E: 0 LOB: 1 K: 0 BB: 1 S: 4 P: 8	R: 0 H: 0 E: 0 LOB: 0 K: 0 BB: 1 S: 2 P: 6	R: 0 H: 0 E: 0 LOB: 0 K: 1 BB: 0 S: 5 P: 5	R: 0 H: 1 E: 0 LOB: 2 K: 1 BB: 1 S: 6 P: 10	R: 0 H: 1 E: 0 LOB: 1 K: 0 BB: 0 S: 4 P: 4	R: 0 H: 1 E: 0 LOB: 2 K: 0 BB: 1 S: 4 P: 8	R: 0 H: 0 E: 0 LOB: 0 K: 1 BB: 0 S: 5 P: 5	R: 3 H: 4 E: 0 LOB: 3 K: 0 BB: 2 S: 7 P: 15	R: 0 H: 2 E: 1 LOB: 2 K: 2 BB: 0 S: 9 P: 9	R: 0 H: 0 E: 1 LOB: 0 K: 1 BB: 0 S: 5 P: 5	R: 1 H: 0 E: 1 LOB: 0 K: 0 BB: 1 S: 3 P: 7	1B: 10 SF: 1 2B: 1 SAC: 1 3B: 0 DP: 2 HR: 0 HBP: 0		WP: 1 PA: 49 PB: 0 SB: 1 CS: 0
<b>PITCHER</b>	IP WLS BF H R ER SO BB IBB HBP BLK WP HR S P ERA WHIP													<b>PITCHER</b>
Rick Rhoden, R (1, 1) ERA: 3.1	7.2 34 9 4 4 3 4 0 0 0 1 0 36 52 4.70 1.696													
Charlie Hough, R (8, 1) ERA: 2.27	1.1 8 2 0 0 2 2 0 0 0 0 0 10 18 0.00 3.000													
Elias Sosa, R (10, 1) ERA: 4.53	2.0 L 7 0 1 0 1 1 0 0 0 0 0 8 12 0.00 0.500													

livebaseballscorecards.com

AB	40
R	5
H	11
RBI	5
BB	7
SO	6
LOB	24







Batter	1	2	3	4	5	6	7	8	9	AB R H RBI BB SO LOB	TOP
Luis Melendez, R (1, 8) OBP: 0.233, SLG: 0.253	0-0 F7		0-0 4-3			0-0 F9			0-0 4-3	4 0 0 0 0 0 1	<b>San Diego Padres @ Los Angeles Dodgers</b> Dodger Stadium, Los Angeles, CA Fri Jul 23 1976, 7:05 PM PDT Att: 26,846 - Unknown <a href="http://livebaseballscorecards.com">livebaseballscorecards.com</a>
Ted Kubiak, S (1, 4) OBP: 0.368, SLG: 0.351	0-0 4-3			0-0 6-3		0-0 FC4-6			0-0 5-3	4 0 0 0 0 0 1	
Johnny Grubb, L (1, 7) OBP: 0.412, SLG: 0.420	0-0 1B			0-0 F4			4-0 FC1-4 1B BB		0-0 F5	3 0 1 0 1 0 0	
Dave Winfield, R (1, 9) OBP: 0.367, SLG: 0.466	0-0 F7			0-0 5-3			0-0 FC1-4 1B			3 0 1 0 0 0 1	
Mike Ivie, R (1, 3) OBP: 0.320, SLG: 0.406		0-0 1B		0-0 6-3		0-0 FC1-4	0-0 FC1-4 1B BB			3 0 1 0 0 0 2	
Doug Rader, R (1, 5) OBP: 0.325, SLG: 0.377		0-3 K		0-0 6-3		0-0 G4-6-3	0-0 G4-6-3			3 0 0 0 0 1 3	
Hector Torres, R (1, 6) OBP: 0.273, SLG: 0.319 Dave Tomlin, L (8, 1)		0-0 6-3		0-0 5-3				0-0 6-3		2 0 0 0 0 0 0 0 0 0 0 0 0 0	
Fred Kendall, R (1, 2) OBP: 0.287, SLG: 0.271			0-0 5-3			0-0 FC5-4 1B		0-0 F4		3 0 1 0 0 0 0	
Brent Strom, R (1, 1) OBP: 0.173, SLG: 0.130 Ken Reynolds, L (3, 1) Rich Folkers, L (5, 1) Enzo Hernandez, R (5, 6) Merv Rettenmund, R (8, PH) OBP: 0.350, SLG: 0.302		0-3 K		0-0 FC5-4		0-0 FC5-4		0-0 5-3		1 0 0 0 0 1 0 0 0 0 0 0 0 0 0 0 0 0 0 0 0 2 0 0 0 0 0 1 1 0 0 0 0 0 0	
<b>Inning Stats</b>	R: 0 H: 1 E: 0 LOB: 1 K: 0 BB: 0 S: 4 P: 4	R: 0 H: 1 E: 0 LOB: 0 K: 1 BB: 0 S: 5 P: 5	R: 0 H: 0 E: 0 LOB: 0 K: 1 BB: 0 S: 5 P: 5	R: 0 H: 0 E: 0 LOB: 0 K: 0 BB: 0 S: 3 P: 3	R: 0 H: 0 E: 0 LOB: 0 K: 0 BB: 0 S: 3 P: 3	R: 0 H: 1 E: 0 LOB: 1 K: 0 BB: 0 S: 4 P: 4	R: 0 H: 1 E: 0 LOB: 1 K: 0 BB: 1 S: 3 P: 7	R: 0 H: 0 E: 0 LOB: 0 K: 0 BB: 0 S: 3 P: 3	R: 0 H: 0 E: 0 LOB: 0 K: 0 BB: 0 S: 3 P: 3	1B: 4 SF: 0 2B: 0 SAC: 0 3B: 0 DP: 1 HR: 0 HBP: 0	
<b>PITCHER</b> Tommy John, L (1, 1) ERA: 2.93	IP WLS BF H R ER SO BB IBB HBP BLK WP HR S P ERA WHIP										

AB	29
R	0
H	4
RBI	0
BB	1
SO	2
LOB	9



Batter	1	2	3	4	5	6	7	8	9
Davey Lopes, R OBP: 0.329, SLG: 0.349 (1, 8)	0-0 F4		0-0 BB S 1B		4-0 E 1B BB		0-0 6-3		
Ted Sizemore, R OBP: 0.309, SLG: 0.311 (1, 4)	0-0 6-3		0-0 L7		0-0 E1 1B WP		0-0 F4		
Lee Lacy, R OBP: 0.321, SLG: 0.383 (1, 9)	0-3 K		4-0 BB BB		0-0 WP 1B		0-0 F8		
Ron Cey, R OBP: 0.401, SLG: 0.488 (1, 5)		0-0 F8	4-0 1-2 2-3 BB		0-3 K		0-3 K		
Steve Garvey, R OBP: 0.351, SLG: 0.428 (1, 3)		0-0 5-3	0-3 K		0-0 F9		0-0 4-3		
Bill Russell, R OBP: 0.327, SLG: 0.397 (1, 6)		0-0 6-3		0-0 5-3	0-0 4-3		0-0 1B		
Bill Buckner, L OBP: 0.314, SLG: 0.388 (1, 7)			0-0 HR	0-0 G3		0-0 F6	0-0 L7		
Steve Yeager, R OBP: 0.292, SLG: 0.378 (1, 2)			0-0 HR	0-0 L8		0-0 F3			
Tommy John, R OBP: 0.171, SLG: 0.154 (1, 1)			0-0 F8		4-0 E BB		0-0 4-3		

Inning Stats	R: 0	H: 0	E: 0	K: 1	S: 5	LOB: 0	BB: 0	P: 5	R: 0	H: 0	E: 0	K: 0	S: 3	LOB: 0	BB: 0	P: 3	R: 2	H: 3	E: 0	K: 1	S: 8	LOB: 3	BB: 2	P: 16	R: 0	H: 0	E: 0	K: 0	S: 3	LOB: 0	BB: 0	P: 3	R: 3	H: 1	E: 1	K: 1	S: 7	LOB: 1	BB: 2	P: 15	R: 0	H: 0	E: 0	K: 0	S: 3	LOB: 0	BB: 0	P: 3	R: 0	H: 0	E: 0	K: 0	S: 3	LOB: 0	BB: 0	P: 3	R: 0	H: 1	E: 0	K: 1	S: 6	LOB: 1	BB: 0	P: 6
1B: 3	SF: 0	2B: 0	SAC: 0	3B: 0	DP: 0	HR: 2	HBP: 0	WP: 1	PA: 34																																																							

PITCHER	IP	WLS	BF	H	R	ER	SO	BB	IBB	HBP	BLK	WP	HR	S	P	ERA	WHIP
Brent Strom, L ERA: 3.11 (1, 1)	2.1	L	10	3	2	2	1	0	0	0	0	0	2	12	12	7.71	1.286
Ken Reynolds, L ERA: 4.6 (3, 1)	1.2		10	0	3	2	1	4	0	0	0	0	0	8	24	10.80	2.400
Rich Folkers, L ERA: 4.7 (5, 1)	3.0		10	1	0	0	1	0	0	0	0	1	0	12	12	0.00	0.333
Dave Tomlin, L ERA: 4.5 (8, 1)	1.0		4	1	0	0	1	0	0	0	0	0	0	6	6	0.00	1.000

BOTTOM

San Diego Padres @ Los Angeles Dodgers  
 Dodger Stadium, Los Angeles, CA  
 Fri Jul 23 1976, 7:05 PM PDT  
 Att. 26,846 - Unknown

livebaseballscorecards.com

AB	30
R	5
H	5
RBI	3
BB	4
SO	4
LOB	9





Batter	1	2	3	4	5	6	7	8	9	AB R H RBI BB SO LOB	TOP																	
Davey Lopes, R OBP: 0.332, SLG: 0.349 (1, 4) X	0-0 F8 ①		0-0 CS 1B 2-H		0-0 4-3 ②		4-0 IBB			3 0 1 1 1 0 1																		
Bill Buckner, L OBP: 0.313, SLG: 0.386 (1, 7) X	0-0 F8 ②		0-0 CS 1-2 ③	0-0 G3 ①	0-0 G3 ①		0-0 G3 ③			4 0 1 1 0 0 2																		
Reggie Smith, S OBP: 0.295, SLG: 0.444 (1, 9) X	0-0 6-3 ③			0-0 F9 ②	0-0 L9 ③			0-3 K ①		4 0 0 0 0 1 1																		
Ron Cey, R OBP: 0.397, SLG: 0.482 (1, 5) X		0-0 F8 ①		0-0 6-3 ③		0-0 5-3 ①		0-3 K ②		4 0 0 0 0 1 0																		
Steve Garvey, R OBP: 0.350, SLG: 0.426 (1, 3) X		0-0 6-3 ②			0-0 1B 2B 1B ①	0-0 5-3 ②		0-0 6-3 ③		4 1 1 0 0 0 0																		
Bill Russell, R OBP: 0.326, SLG: 0.395 (1, 6) X		0-0 L1 ③			0-0 1B 2B 1B ①	0-0 F9 ③			0-0 L4 ①	4 1 1 0 0 0 0																		
Lee Lacy, R OBP: 0.324, SLG: 0.383 (1, 8) X			0-0 FC4-6 1B ①		4-0 2B SF7 BB ①		0-0 5-3 ①		0-0 L8 ②	3 1 1 0 1 0 0																		
Steve Yeager, R OBP: 0.288, SLG: 0.388 (1, 2) X			0-0 FC4-6 SH2-3 1B ①		0-0 SF7 1B 2B ①		0-0 SH2-4 1B ①		0-0 L4 ①	4 2 3 2 0 0 1																		
Burt Hooton, R OBP: 0.214, SLG: 0.162 (1, 1)			0-0 SH2-3 ②		0-0 SF7 ①		0-0 SH2-4 ②		0-3 K ③	0 0 0 1 0 0 0																		
Stan Wall, L (8, 1)										0 0 0 0 0 0 0																		
Charlie Hough, R OBP: 0.267, SLG: 0.333 (8, 1)										0 0 0 0 0 0 0																		
Ed Goodson, L OBP: 0.238, SLG: 0.276 (9, PH)										1 0 0 0 0 1 1																		
Elias Sosa, R OBP: 0.143, SLG: 0.143 (9, 1)										0 0 0 0 0 0 0																		
<b>Inning Stats</b>	R: 0 H: 0 E: 0 LOB: 0 K: 0 BB: 0 S: 3 P: 3	R: 0 H: 0 E: 0 LOB: 0 K: 0 BB: 0 S: 3 P: 3	R: 1 H: 2 E: 0 LOB: 0 K: 0 BB: 0 S: 4 P: 4	R: 0 H: 0 E: 0 LOB: 0 K: 0 BB: 0 S: 3 P: 3	R: 4 H: 4 E: 0 LOB: 1 K: 0 BB: 1 S: 7 P: 11	R: 0 H: 0 E: 0 LOB: 0 K: 0 BB: 0 S: 3 P: 3	R: 0 H: 1 E: 0 LOB: 2 K: 0 BB: 1 S: 4 P: 8	R: 0 H: 0 E: 0 LOB: 0 K: 2 BB: 0 S: 7 P: 7	R: 0 H: 1 E: 0 LOB: 1 K: 1 BB: 0 S: 6 P: 6	1B: 7 SF: 1 2B: 1 SAC: 2 3B: 0 DP: 0 HR: 0 HBP: 0	WP: 0 PA: 37 PB: 0 SB: 0 CS: 1																	
<b>PITCHER</b>	IP WLS BF H R ER SO BB IBB HBP BLK WP HR S P ERA WHIP												<b>PITCHER</b>	IP WLS BF H R ER SO BB IBB HBP BLK WP HR S P ERA WHIP														
Randy Jones, L ERA: 2.62 (1, 1)	7.0		29	7	5	5	0	1	1	0	0	0	0	27	35	6.43	1.143											
Jerry Johnson, R ERA: 2.84 (8, 1)	1.2		6	1	0	0	2	0	0	0	0	0	0	10	10	0.00	0.600											
Butch Metzger, R ERA: 2.03 (9, 1)	0.1	W	1	0	0	0	1	0	0	0	0	0	0	3	3	0.00	0.000											

Los Angeles Dodgers @ San Diego Padres  
San Diego Stadium, San Diego, CA

Sat Jul 24 1976, 10:05 PM EDT  
Att: 38,611 - Unknown

livebaseballscorecards.com

AB 31  
R 5  
H 8  
RBI 5  
BB 2  
SO 3  
LOB 6



Batter	1	2	3	4	5	6	7	8	9	AB	R	H	RBI	BB	SO	LOB
Enzo Hernandez, R (1, 6) OBP: 0.316, SLG: 0.301 Willie McCovey, L (7, PH) OBP: 0.284, SLG: 0.348 Jerry Johnson, R (8, 1) Bob Davis, R (9, 2) OBP: 0.213, SLG: 0.228	0-0 F9		0-0 4-3 1B		0-0 FC6-4		0-0 F5		0-0 F9	3	0	1	0	0	0	1
Tito Fuentes, S (1, 4) OBP: 0.297, SLG: 0.328	0-0 F8		0-0 4-3			0-0 F7		0-0 F9 BB SF7 1B	0-0 1B 2B 1B	5	2	2	1	0	0	1
Willie Davis, L (1, 8) OBP: 0.298, SLG: 0.394	0-3 K		0-0 4-3			0-0 1-3		4-0 2B BB	0-0 2B 1B	4	1	1	0	1	1	1
Dave Winfield, R (1, 9) OBP: 0.365, SLG: 0.465		0-0 F5		0-0 F8		0-0 6-3		0-0 F9	0-0 2B	5	0	1	1	0	0	2
Johnny Grubb, L (1, 7) OBP: 0.409, SLG: 0.416		0-0 F7		0-0 L8			4-0 BB 1B BB	0-0 SF7		2	0	0	1	1	0	0
Mike Ivie, R (1, 3) OBP: 0.328, SLG: 0.418		0-0 1B		0-0 L5			0-0 BB 1B	0-0 WP 1B 2B		4	1	3	1	0	0	0
Doug Rader, R (1, 5) OBP: 0.326, SLG: 0.375 Ted Kubiak, S (8, 5) OBP: 0.373, SLG: 0.356		0-3 K		4-0 FC6-4 BB			0-3 K	0-0 2B 1B		2	0	0	0	1	2	3
Fred Kendall, R (1, 2) OBP: 0.290, SLG: 0.282 Butch Metzger, R (9, 1)			0-0 1B 4-3 2B		0-0 F7		0-3 K	0-0 1B 2B		4	1	2	1	0	1	3
Randy Jones, R (1, 1) OBP: 0.113, SLG: 0.060 Jerry Turner, L (7, PH) OBP: 0.314, SLG: 0.373 Hector Torres, R (8, 6) OBP: 0.272, SLG: 0.317			0-0 B1-4		0-0 F2		4-0 BB	0-0 5-3		2	0	0	0	0	0	2

Inning Stats	R: 0	H: 0	E: 0	K: 1	S: 5	R: 0	H: 1	E: 0	K: 1	S: 6	R: 1	H: 2	E: 0	K: 0	S: 5	R: 0	H: 0	E: 0	K: 0	S: 3	R: 0	H: 0	E: 0	K: 0	S: 3	R: 0	H: 0	E: 0	K: 2	S: 8	R: 4	H: 4	E: 0	K: 0	S: 7	R: 1	H: 3	E: 0	K: 0	S: 4	1B: 7	2B: 4	3B: 0	HR: 0	SF: 1	SAC: 0	DP: 0	HBP: 0	WP: 1	PB: 0	SB: 0	CS: 0	PA: 40
--------------	------	------	------	------	------	------	------	------	------	------	------	------	------	------	------	------	------	------	------	------	------	------	------	------	------	------	------	------	------	------	------	------	------	------	------	------	------	------	------	------	-------	-------	-------	-------	-------	--------	-------	--------	-------	-------	-------	-------	--------

PITCHER	IP	WLS	BF	H	R	ER	SO	BB	IBB	HBP	BLK	WP	HR	S	P	ERA	WHIP
Burt Hooton, R (1, 1) ERA: 3.93	7.0		29	5	2	2	4	3	0	0	0	0	0	34	46	2.57	1.143
Stan Wall, L (8, 1) ERA: 4.62	0.2		4	1	1	1	0	1	0	0	0	0	0	3	7	13.50	3.000
Charlie Hough, R (8, 1) ERA: 2.37	0.1		3	2	2	2	0	0	0	0	0	1	0	3	3	54.00	6.000
Elias Sosa, R (9, 1) ERA: 4.7	0.1	L	4	3	1	1	0	0	0	0	0	0	0	4	4	27.00	9.000

BOTTOM

Los Angeles Dodgers @ San Diego Padres  
San Diego Stadium, San Diego, CA  
Sat Jul 24 1976, 10:05 PM EDT  
Att. 38,611 - Unknown

livebaseballscorecards.com

AB	35
R	6
H	11
RBI	6
BB	4
SO	4
LOB	17





Batter	1	2	3	4	5	6	7	8	9	AB R H RBI BB SO LOB	TOP
Davey Lopes, R OBP: 0.331, SLG: 0.351 (1, 8) X	0-0 1B 2B	0-0 FC6-4 1-2f			0-0 F6 1-2			0-3 K		4 0 1 0 0 1 3	<b>Los Angeles Dodgers @ San Diego Padres</b> San Diego Stadium, San Diego, CA Sun Jul 25 1976, 6:33 AM EDT Att: 18,508 - Unknown <a href="http://livebaseballscorecards.com">livebaseballscorecards.com</a>
Ted Sizemore, R OBP: 0.308, SLG: 0.310 (1, 4) X	0-0 2-3 1B		0-0 F2			0-0 L8		0-0 G3		4 0 1 0 0 0 0	
Reggie Smith, S OBP: 0.291, SLG: 0.438 (1, 9) X	0-0 F7		0-0 F8			0-0 4-3		0-0 F4		4 0 0 0 0 0 2	
Ron Cey, R OBP: 0.392, SLG: 0.476 (1, 5) S S S	0-3 K		0-0 L8			0-0 F8		0-0 G3		4 0 0 0 0 1 2	
Steve Garvey, R OBP: 0.347, SLG: 0.422 (1, 3) S S S	0-3 K			0-0 6-3			0-0 F9		0-0 4-3	4 0 0 0 0 1 2	
Bill Russell, R OBP: 0.331, SLG: 0.398 (1, 6)		0-0 L1		0-0 G5-4-3 1B		4-0 S 2B BB		0-0 1B		3 1 2 0 1 0 0	
Lee Lacy, R OBP: 0.327, SLG: 0.389 (1, 7)		0-0 CS 1B		0-0 G5-4-3 1-2f		0-0 1-H 2B		0-0 F9		4 0 2 1 0 0 2	
Steve Yeager, R OBP: 0.288, SLG: 0.385 (1, 2) B B B B		4-0 BB BB			0-0 L8		0-3 K			2 0 0 0 1 1 1	
Doug Rau, L OBP: 0.326, SLG: 0.211 (1, 1) B B B B		4-0 FC6-4 BB			4-0 F6 BB		0-0 1-3			1 0 0 0 2 0 1	
<b>Inning Stats</b>	R: 0 H: 2 E: 0 LOB: 2 K: 2 BB: 0 S: 9 P: 9	R: 0 H: 1 E: 0 LOB: 2 K: 0 BB: 2 S: 3 P: 11	R: 0 H: 0 E: 0 LOB: 0 K: 0 BB: 0 S: 3 P: 3	R: 0 H: 1 E: 0 LOB: 0 K: 0 BB: 0 S: 3 P: 3	R: 0 H: 0 E: 0 LOB: 0 K: 0 BB: 1 S: 2 P: 6	R: 0 H: 0 E: 0 LOB: 0 K: 0 BB: 0 S: 3 P: 3	R: 1 H: 1 E: 0 LOB: 1 K: 1 BB: 1 S: 6 P: 10	R: 0 H: 0 E: 0 LOB: 0 K: 1 BB: 0 S: 5 P: 5	R: 0 H: 1 E: 0 LOB: 1 K: 0 BB: 0 S: 4 P: 4	1B: 4 SF: 0 2B: 2 SAC: 0 3B: 0 DP: 1 HR: 0 HBP: 0	WP: 0 PA: 34 PB: 0 SB: 1 CS: 1
<b>PITCHER</b> Dave Freisleben, R (1, 1) ERA: 3.08 Butch Metzger, R (9, 1) ERA: 2.0	IP WLS BF H R ER SO BB IBB HBP BLK WP HR S P ERA WHIP										
	8.0 L 30 5 1 1 4 4 0 0 0 0 0 0 34 50 1.12 1.125										
	1.0 4 1 0 0 0 0 0 0 0 0 0 0 4 4 0.00 1.000										


**Los Angeles Dodgers @ San Diego Padres**  
San Diego Stadium, San Diego, CA  
Sun Jul 25 1976, 6:33 AM EDT  
Att: 18,508 - Unknown

<b>AB</b>	30
<b>R</b>	1
<b>H</b>	6
<b>RBI</b>	1
<b>BB</b>	4
<b>SO</b>	4
<b>LOB</b>	13







Batter	1	2	3	4	5	6	7	8	9	AB R H RBI BB SO LOB	TOP											
Enzo Hernandez, R (1, 6) OBP: 0.314, SLG: 0.300	0-3 K			0-0 G3 1B		0-0 P3			0-0 P3	4 0 1 0 0 1 0	<b>San Diego Padres @ Houston Astros</b> Astrodome, Houston, TX Mon Jul 26 1976, 8:05 PM EDT Att. 8,915 - Dome - 72 F  <b>AB 29</b> <b>R 0</b> <b>H 2</b> <b>RBI 0</b> <b>BB 1</b> <b>SO 3</b> <b>LOB 7</b>  											
Tito Fuentes, S (1, 4) OBP: 0.293, SLG: 0.321	0-0 6-3			0-0 F8		4-0 BB			0-0 F9	3 0 0 0 1 0 1												
Willie Davis, L (1, 8) OBP: 0.296, SLG: 0.391	0-0 F7			0-0 G3 1-2		0-0 4-3			0-0 4-3	4 0 0 0 0 0 2												
Dave Winfield, R (1, 9) OBP: 0.362, SLG: 0.460				0-0 F9					0-0 F9	3 0 0 0 0 0 1												
Johnny Grubb, L (1, 7) OBP: 0.401, SLG: 0.411				0-3 K		0-0 2B			0-0 3-1	3 0 1 0 0 1 0												
Mike Ivie, R (1, 3) OBP: 0.329, SLG: 0.421				0-0 F8		0-0 F9			0-0 F8	3 0 0 0 0 0 1												
Doug Rader, R (1, 5) OBP: 0.320, SLG: 0.368				0-0 P3		0-0 F9			0-0 6-3	3 0 0 0 0 0 1												
Fred Kendall, R (1, 2) OBP: 0.287, SLG: 0.279				0-0 F5		0-0 6-3			0-0 F6	3 0 0 0 0 0 1												
Dan Spillner, R (1, 1) OBP: 0.148, SLG: 0.042 Jery Turner, L (8, PH) OBP: 0.312, SLG: 0.370 Rich Folkers, L (6, 1) Ted Kubiak, S (8, PH) OBP: 0.370, SLG: 0.353 Ken Reynolds, L (8, 1) Dave Tomlin, L (8, 1)				0-0 G3		0-0 4-3			0-3 K	1 0 0 0 0 0 0 1 0 0 0 0 0 0 0 0 0 0 0 0 0 1 0 0 0 0 0 1 0 0 0 0 0 0 0 0 0 0 0 0 0 0 0 0 0												
<b>Inning Stats</b>	R: 0 E: 0 K: 1 S: 5	H: 0 LOB: 0 BB: 0 P: 5	R: 0 E: 0 K: 1 S: 5	H: 0 LOB: 0 BB: 0 P: 5	R: 0 E: 0 K: 0 S: 3	H: 0 LOB: 0 BB: 0 P: 3	R: 0 E: 0 K: 0 S: 4	H: 1 LOB: 1 BB: 0 P: 4	R: 0 E: 0 K: 0 S: 4	H: 1 LOB: 1 BB: 0 P: 4	R: 0 E: 0 K: 0 S: 3	H: 0 LOB: 1 BB: 1 P: 7	R: 0 E: 0 K: 0 S: 3	H: 0 LOB: 0 BB: 0 P: 3	R: 0 E: 0 K: 1 S: 5	H: 0 LOB: 0 BB: 0 P: 5	R: 0 E: 0 K: 0 S: 3	H: 0 LOB: 0 BB: 0 P: 3	1B: 1 2B: 1 3B: 0 HR: 0	SF: 0 SAC: 0 DP: 0 HBP: 0	WP: 0 PB: 0 SB: 0 CS: 0	PA: 30
<b>PITCHER</b> Larry Dierker, R (1, 1) ERA: 3.9	IP 9.0 WLS W BF 30 H 2 R 0 ER 0 SO 3 BB 1 IBB 0 HBP 0 BLK 0 WP 0 HR 0 S 35 P 39 ERA 0.00 WHIP 0.333											<b>PITCHER</b> IP WLS BF H R ER SO BB IBB HBP BLK WP HR S P ERA WHIP										





Batter	1	2	3	4	5	6	7	8	9	AB R H RBI BB SO LOB	TOP	
Enzo Hernandez, R (1, 6) OBP: 0.313, SLG: 0.299	0-0 4-3		0-0 6-3		0-0 6-3			0-0 G6-4-3 1B		4 0 1 0 0 0 2	<b>San Diego Padres @ Houston Astros</b> Astrodome, Houston, TX Tue Jul 27 1976, 8:05 PM EDT Att. 8,208 - Dome - 72 F <a href="http://livebaseballscorecards.com">livebaseballscorecards.com</a>	
Tito Fuentes, S (1, 4) OBP: 0.290, SLG: 0.318	0-0 6-3		0-0 G1			0-0 4-3		0-0 G6-4-3 1-2f		4 0 0 0 0 0 1		
Willie Davis, L (1, 8) OBP: 0.293, SLG: 0.386	0-0 F8			0-0 G3		0-0 F8			0-0 4-3	4 0 0 0 0 0 0		
Dave Winfield, R (1, 9) OBP: 0.361, SLG: 0.458		0-0 E4 WP G3 1B		0-0 F4		0-0 6-3			0-0 F3	4 1 1 0 0 0 0		
Johnny Grubb, L (1, 7) OBP: 0.398, SLG: 0.407		0-0 G3 2-H		0-0 L7			0-3 K		0-0 FC6-4 1B	4 0 1 1 0 1 0		
Mike Ivie, R (1, 3) OBP: 0.322, SLG: 0.412		0-0 6-3			0-0 E1 FC3-6		0-3 K		0-0 FC6-4 1B	4 0 0 0 0 1 1		
Doug Rader, R (1, 5) OBP: 0.320, SLG: 0.365		4-0 BB BB BB			0-0 FC3-6 FC6 1B 1-2f		0-0 E5 FC6-4			2 0 0 0 1 0 1		
Fred Kendall, R (1, 2) OBP: 0.287, SLG: 0.279		0-0 F5			0-0 FC6 1B 1-2		0-0 FC6-4 1-2f			3 0 1 0 0 0 2		
Jerry Johnson, R (1, 1) Dave Tomlin, L (2, 1) Jerry Turner, L (5, PH) Rich Folkers, L (5, 1) Ted Kubiak, S (8, PH) Alan Foster, R (8, 1)			0-0 5-3		0-0 FC6 1-2f 2-3		0-3 K			0 0 0 0 0 0 0 1 0 0 0 0 0 0 1 0 0 0 0 0 2 0 0 0 0 0 0 0 1 0 0 0 0 1 0 0 0 0 0 0 0 0		
<b>Inning Stats</b>	R: 0 H: 0 E: 0 LOB: 0 K: 0 BB: 0 S: 3 P: 3	R: 1 H: 1 E: 1 LOB: 1 K: 0 BB: 1 S: 4 P: 8	R: 0 H: 0 E: 0 LOB: 0 K: 0 BB: 0 S: 3 P: 3	R: 0 H: 0 E: 0 LOB: 0 K: 0 BB: 0 S: 3 P: 3	R: 0 H: 1 E: 1 LOB: 2 K: 0 BB: 0 S: 5 P: 5	R: 0 H: 0 E: 0 LOB: 0 K: 0 BB: 0 S: 3 P: 3	R: 0 H: 0 E: 1 LOB: 1 K: 2 BB: 0 S: 8 P: 8	R: 0 H: 1 E: 0 LOB: 0 K: 1 BB: 0 S: 5 P: 5	R: 0 H: 1 E: 0 LOB: 1 K: 0 BB: 0 S: 4 P: 4	1B: 4 SF: 0 2B: 0 SAC: 0 3B: 0 DP: 1 HR: 0 HBP: 0	WP: 1 PA: 33 PB: 0 SB: 0 CS: 0	
<b>PITCHER</b> J.R. Richard, R (1, 1) ERA: 2.59	IP WLS BF H R ER SO BB IBB HBP BLK WP HR S P ERA WHIP											<b>PITCHER</b> IP WLS BF H R ER SO BB IBB HBP BLK WP HR S P ERA WHIP

BOTTOM

San Diego Padres @ Houston Astros  
Astrodome, Houston, TX  
Tue Jul 27 1976, 8:05 PM EDT  
Att. 8,208 - Dome - 72 F

livebaseballscorecards.com

AB	30
R	4
H	10
RBI	4
BB	4
SO	4
LOB	9



WP:	0	PA:	37
PB:	0	SB:	0
CS:	1		

AB R H RBI BB SO LOB

3 1 2 0 1 0 0

3 1 0 0 1 1 2

3 1 1 0 1 0 0

3 1 3 4 0 0 0

4 0 2 0 0 0 1

3 0 1 0 1 0 1

4 0 1 0 0 0 4

4 0 0 0 0 1 1

1B:	9	SF:	0
2B:	0	SAC:	0
3B:	0	DP:	1
HR:	1	HBP:	1

Batter	1	2	3	4	5	6	7	8	9
Greg Cross, L OBP: 0.364, SLG: 0.341 (1, 9)	4-0 FC6-4 BB	0-0 BB BLK 1B		0-0 L9		0-0 E8 1B			
Enos Cabell, R OBP: 0.326, SLG: 0.347 (1, 5)	0-0 FC6-4 BLK 1B 1-2f	4-0 BB 1B BB		0-3 K		0-0 F8			
Cesar Cedeno, R OBP: 0.359, SLG: 0.489 (1, 8)	0-0 1B 1B 1-H	4-0 1B BB 1-2 2-3						0-0 6-3	
Bob Watson, R OBP: 0.371, SLG: 0.444 (1, 3)	0-0 BB 1B 1B 2-H	0-0 PO 1B 1-3 2-H 3-H				0-0 HR		1-0 FC4-6 HBP	
Jose Cruz, L OBP: 0.385, SLG: 0.380 (1, 7)	0-0 BB 1B 1-2	0-0 PO 1B 1-2	0-0 G4-6-3 1B			0-0 3-1		0-0 FC4-6 CS 1-2f	
Ed Herrmann, L OBP: 0.296, SLG: 0.341 (1, 2)	4-0 BB 1-2 2-3		0-0 G4-6-3 1-2f			0-0 1B		0-0 CS 1-2	0-0 6-3
Rob Andrews, R OBP: 0.331, SLG: 0.330 (1, 4)	0-0 F8		0-0 1B			0-0 F8		0-0 3-1	
Roger Metzger, S OBP: 0.309, SLG: 0.286 (1, 6)		0-3 K	0-0 F8			0-0 F8		0-0 F6	
J.R. Richard, R OBP: 0.108, SLG: 0.125 (1, 1)		0-3 K		0-0 1-3		0-3 K			

Inning Stats	R: 1	H: 3	E: 0	K: 0	S: 5	LOB: 3	BB: 2	P: 13	R: 2	H: 2	E: 0	K: 2	S: 8	LOB: 1	BB: 2	P: 16	R: 0	H: 2	E: 0	K: 0	S: 4	LOB: 1	BB: 0	P: 4	R: 0	H: 0	E: 0	K: 1	S: 5	LOB: 0	BB: 0	P: 5	R: 1	H: 2	E: 0	K: 0	S: 5	LOB: 1	BB: 0	P: 5	R: 0	H: 1	E: 1	K: 1	S: 6	LOB: 1	BB: 0	P: 6	R: 0	H: 0	E: 0	K: 0	S: 2	LOB: 0	BB: 0	P: 3	R: 0	H: 0	E: 0	K: 0	S: 3	LOB: 0	BB: 0	P: 3
--------------	------	------	------	------	------	--------	-------	-------	------	------	------	------	------	--------	-------	-------	------	------	------	------	------	--------	-------	------	------	------	------	------	------	--------	-------	------	------	------	------	------	------	--------	-------	------	------	------	------	------	------	--------	-------	------	------	------	------	------	------	--------	-------	------	------	------	------	------	------	--------	-------	------

PITCHER	IP	WLS	BF	H	R	ER	SO	BB	IBB	HBP	BLK	WP	HR	S	P	ERA	WHIP
Jerry Johnson, R ERA: 5.63 (1, 1)	1.2	L	13	5	3	3	2	4	0	0	2	0	0	13	29	16.20	5.400
Dave Tomlin, L ERA: 4.17 (2, 1)	2.1		7	2	0	0	1	0	0	0	0	0	0	9	9	0.00	0.857
Rich Folkers, L ERA: 4.36 (5, 1)	3.0		12	3	1	1	1	0	0	1	0	0	1	13	14	3.00	1.000
Alan Foster, R ERA: 3.12 (8, 1)	1.0		3	0	0	0	0	0	0	0	0	0	0	3	3	0.00	0.000

PITCHER	IP	WLS	BF	H	R	ER	SO	BB	IBB	HBP	BLK	WP	HR	S	P	ERA	WHIP
---------	----	-----	----	---	---	----	----	----	-----	-----	-----	----	----	---	---	-----	------



Batter	1	2	3	4	5	6	7	8	9	10	AB R H RBI BB SO LOB	TOP													
Jerry Turner, L (1, 7) OBP: 0.313, SLG: 0.360 Luis Melendez, R (10, 7) OBP: 0.237, SLG: 0.256	4-0 FC4-6 BB		0-3 K		4-0 S BB		0-0 4-3		0-0 F5		3 0 0 0 2 1 2 0 0 0 0 0 0 0														
Tito Fuentes, S (1, 4) OBP: 0.291, SLG: 0.319	0-0 FC4-6 1-2f S		0-0 S 1B		0-0 F7 1-2			0-0 E1 FC5-2 1B		0-0 F6	5 0 2 0 0 0 2														
Johnny Grubb, L (1, 9) OBP: 0.398, SLG: 0.404 Willie Davis, L (10, PR) OBP: 0.293, SLG: 0.386	0-0 L8 1-2		4-0 BB		0-3 K			0-0 FC5-2 FC		0-0 2B 1B 1B	4 0 1 0 1 1 3 0 1 0 0 0 0 0														
Dave Winfield, R (1, 8) OBP: 0.356, SLG: 0.451	0-3 K		0-0 F3			0-3 K		0-0 FC 1-2		0-0 P3	5 0 0 0 0 2 5														
Mike Ivie, R (1, 3) OBP: 0.324, SLG: 0.417		0-0 CS 1B			0-0 6-3		0-3 K		0-0 L9		5 1 2 0 0 1 2														
Doug Rader, R (1, 5) OBP: 0.324, SLG: 0.367		0-0 1-3 1B		4-0 FC4-6 CS 1B BB		0-0 5-3		0-3 K		0-0 1B	4 0 2 2 1 1 2														
Fred Kendall, R (1, 2) OBP: 0.289, SLG: 0.281		0-0 1-3		0-0 FC4-6 1B			0-0 SH2-4 1B		0-0 6-3		5 0 2 0 0 0 2														
Enzo Hernandez, R (1, 6) OBP: 0.311, SLG: 0.295		0-0 6-3		0-0 FC4-6 1-2f 2-3			0-0 F6		0-0 F6		3 0 0 0 1 0 4														
Randy Jones, R (1, 1) OBP: 0.108, SLG: 0.057			0-0 L9		0-0 CS 3-H		0-0 F7		0-0 SH2-4		3 0 0 0 0 1 1														
<b>Inning Stats</b>	R: 0 E: 0 K: 1 S: 5	H: 0 LOB: 1 BB: 1 P: 9	R: 0 E: 0 K: 0 S: 4	H: 2 LOB: 1 BB: 0 P: 4	R: 0 E: 0 K: 1 S: 6	H: 1 LOB: 2 BB: 1 P: 10	R: 0 E: 0 K: 0 S: 3	H: 1 LOB: 1 BB: 1 P: 7	R: 0 E: 0 K: 1 S: 5	H: 0 LOB: 1 BB: 1 P: 9	R: 0 E: 0 K: 2 S: 7	H: 0 LOB: 0 BB: 0 P: 7	R: 0 E: 0 K: 0 S: 4	H: 1 LOB: 1 BB: 0 P: 4	R: 0 E: 1 K: 1 S: 7	H: 1 LOB: 2 BB: 0 P: 7	R: 0 E: 0 K: 1 S: 5	H: 0 LOB: 1 BB: 1 P: 9	R: 2 E: 0 K: 0 S: 6	H: 3 LOB: 1 BB: 0 P: 6	1B: 8 2B: 1 3B: 0 HR: 0	SF: 0 SAC: 1 DP: 0 HBP: 0	WP: 0 PB: 0 SB: 4 CS: 2	PA: 44	
<b>PITCHER</b> Joaquin Andujar, R (1, 1) ERA: 3.69	IP 10.0	WLS L	BF 43	H 9	R 2	ER 2	SO 7	BB 5	IBB 0	HBP 0	BLK 0	WP 0	HR 0	S 52	P 72	ERA 1.80	WHIP 1.400								

San Diego Padres @ Houston Astros  
Astrodome, Houston, TX  
Wed Jul 28 1976, 8:05 PM EDT  
Att. 14,260 - Dome - 72 F

livebaseballscorecards.com

AB 37  
R 2  
H 9  
RBI 2  
BB 5  
SO 7  
LOB 23



Batter	1	2	3	4	5	6	7	8	9	10	AB	R	H	RBI	BB	SO	LOB
Greg Gross, L (1, 9) OBP: 0.363, SLG: 0.344	0-0 4-3		0-0 3-1			0-0 2B		0-0 4-3			4	0	1	0	0	0	1
Enos Cabell, R (1, 5) OBP: 0.322, SLG: 0.343	0-0 L1			0-0 5-3		0-0 5-3		0-0 5-3			4	0	0	0	0	0	1
Cesar Cedeno, R (1, 8) OBP: 0.358, SLG: 0.489	0-0 2B			0-3 K		0-0 6-3		0-0 6-3			4	0	1	0	0	1	1
Bob Watson, R (1, 3) OBP: 0.369, SLG: 0.442	0-0 G1			0-0 1B			0-0 F8		0-0 L3		4	0	1	0	0	0	1
Leon Roberts, R (1, 7) OBP: 0.375, SLG: 0.506		0-0 5-3		0-0 F8			0-0 L6			0-0 6-3 2B	4	1	1	0	0	0	1
Ed Hermann, L (1, 2) OBP: 0.295, SLG: 0.339		0-3 K			0-0 G1-6-3 1B		0-0 G3			0-0 6-3	4	0	1	0	0	1	1
Rob Andrews, R (1, 4) OBP: 0.327, SLG: 0.326		0-0 4-3			0-0 G1-6-3 1-2f			0-0 6-3		0-0 L6	4	0	0	0	0	0	2
Roger Metzger, S (1, 6) OBP: 0.309, SLG: 0.290			0-0 6-3		0-0 5-3			0-0 2B		0-0 2B	3	0	1	0	0	0	0
Cliff Johnson, R (10, PH) OBP: 0.357, SLG: 0.381										0-0 2B	1	0	1	1	0	0	0
Wilbur Howard, S (10, PR) OBP: 0.235, SLG: 0.288										0-0 2B	0	0	0	0	0	0	0
Joaquin Andujar, S (1, 1) OBP: 0.156, SLG: 0.156			0-3 K				0-0 6-3		0-0 F7	0-0 5-3	3	0	0	0	0	1	1
Jerry Davanon, R (10, PH) OBP: 0.426, SLG: 0.578										0-0 5-3	1	0	0	0	0	0	1

Inning Stats	R: 0	H: 1	R: 0	H: 0	R: 0	H: 0	R: 0	H: 1	R: 0	H: 1	R: 0	H: 1	R: 0	H: 0	R: 0	H: 1	R: 0	H: 0	R: 1	H: 2	1B: 2	SF: 0
	E: 0	LOB: 1	E: 0	LOB: 0	E: 0	LOB: 0	E: 0	LOB: 1	E: 0	LOB: 0	E: 0	LOB: 0	E: 0	LOB: 0	E: 0	LOB: 1	E: 0	LOB: 0	E: 0	LOB: 1	2B: 5	SAC: 0
	K: 0	BB: 0	K: 1	BB: 0	K: 1	BB: 0	K: 0	BB: 0	K: 0	BB: 0	K: 0	BB: 0	K: 0	BB: 0	K: 0	BB: 0	K: 0	BB: 0	K: 0	BB: 0	3B: 0	DP: 1
	S: 4	P: 4	S: 5	P: 5	S: 5	P: 5	S: 3	P: 3	S: 4	P: 4	S: 3	P: 3	S: 4	P: 4	S: 3	P: 3	S: 5	P: 5	S: 5	P: 5	HR: 0	HBP: 0

PITCHER	IP	WLS	BF	H	R	ER	SO	BB	IBB	HBP	BLK	WP	HR	S	P	ERA	WHIP
Randy Jones, L (1, 1) ERA: 2.54	10.0	W	36	7	1	1	3	0	0	0	0	0	0	42	42	0.90	0.700

PITCHER	IP	WLS	BF	H	R	ER	SO	BB	IBB	HBP	BLK	WP	HR	S	P	ERA	WHIP

BOTTOM

San Diego Padres @ Houston Astros  
Astrodome, Houston, TX  
Wed Jul 28 1976, 8:05 PM EDT  
Att: 14,260 - Dome - 72 F

livebaseballscorecards.com

AB	36
R	1
H	7
RBI	1
BB	0
SO	3
LOB	10



WP: 0	PA: 36
PB: 0	
SB: 0	
CS: 0	



Batter	1	2	3	4	5	6	7	8	9	AB R H RBI BB SO LOB	TOP		
Jerry Turner, L (1, 7) OBP: 0.317, SLG: 0.355	4-0 L6-3 BB		4-0 1B BB		0-0 6-3		0-0 L8			2 0 0 0 2 0 2			
Tito Fuentes, S (1, 4) OBP: 0.294, SLG: 0.321	0-0 L6-3		0-0 1B			0-0 1B 6-3	0-0 FC4			4 1 2 1 0 0 2			
Johnny Grubb, L (1, 9) OBP: 0.396, SLG: 0.401	0-3 K		0-0 4-3			0-0 1B 6-3		0-0 4-3		4 1 1 0 0 1 2			
Dave Winfield, R (1, 8) OBP: 0.353, SLG: 0.447		0-0 1-3		0-0 F8		0-0 6-3		0-0 F9		4 0 0 1 0 0 1			
Mike Ivie, R (1, 3) OBP: 0.318, SLG: 0.409		0-0 F9		0-0 L1		0-0 F8		0-3 K		4 0 0 0 0 1 1			
Doug Rader, R (1, 5) OBP: 0.326, SLG: 0.369		0-0 6-3		0-3 K		0-0 1B				4 0 2 1 0 1 0			
Fred Kendall, R (1, 2) OBP: 0.285, SLG: 0.277			0-0 F8		0-3 K	0-0 F8				4 0 0 0 0 1 2			
Enzo Hernandez, R (1, 6) OBP: 0.315, SLG: 0.303			0-0 F8		0-0 2B		0-0 FC4 1B			4 0 2 0 0 0 0			
Dave Freisleben, R (1, 1) OBP: 0.231, SLG: 0.308 Jerry Johnson, R (3, 1) OBP: 0.386, SLG: 0.348 Ted Kubiak, S (5, PH) OBP: 0.386, SLG: 0.348 Dave Tomlin, L (5, 1) OBP: 0.347, SLG: 0.299 Merv Rettenmund, R (7, PH) OBP: 0.190, SLG: 0.056 Alan Foster, R (7, 1) OBP: 0.190, SLG: 0.056			0-0 E4 1B BB		0-3 K		0-0 F7			1 1 0 0 0 0 0 0 0 0 0 0 0 0 1 0 0 0 0 0 1 0 0 0 0 0 0 0 1 0 0 0 0 0 1 0 0 0 0 0 0 0			
<b>Inning Stats</b>	R: 0 H: 0 E: 0 LOB: 0 K: 1 BB: 1 S: 4 P: 8	R: 0 H: 0 E: 0 LOB: 0 K: 0 BB: 0 S: 3 P: 3	R: 1 H: 1 E: 1 LOB: 2 K: 0 BB: 1 S: 5 P: 9	R: 0 H: 0 E: 0 LOB: 0 K: 1 BB: 0 S: 5 P: 5	R: 0 H: 1 E: 0 LOB: 1 K: 2 BB: 0 S: 8 P: 8	R: 2 H: 3 E: 0 LOB: 1 K: 0 BB: 0 S: 6 P: 6	R: 0 H: 1 E: 0 LOB: 1 K: 1 BB: 0 S: 4 P: 4	R: 0 H: 0 E: 0 LOB: 0 K: 1 BB: 0 S: 5 P: 5	R: 0 H: 1 E: 0 LOB: 0 K: 0 BB: 0 S: 3 P: 3	1B: 6 SF: 0 2B: 2 SAC: 0 3B: 0 DP: 2 HR: 0 HBP: 0	WP: 0 PA: 35 PB: 0 SB: 0 CS: 0		
<b>PITCHER</b>	IP WLS BF H R ER SO BB IBB HBP BLK WP HR S P ERA WHIP											<b>PITCHER</b>	IP WLS BF H R ER SO BB IBB HBP BLK WP HR S P ERA WHIP
Pat Zachry, R (1, 1) ERA: 2.83	5.2 W 24 5 3 2 4 2 0 0 0 0 0 0 30 38 3.18 1.235												
Rawly Eastwick, R (6, 1) ERA: 2.42	3.1 S 11 2 0 0 1 0 0 0 0 0 0 0 13 13 0.00 0.600												

**San Diego Padres @ Cincinnati Reds**  
Riverfront Stadium, Cincinnati, OH  
Thu Jul 29 1976, 7:05 PM EDT  
Att. 30,073 - Unknown

[livebaseballscorecards.com](http://livebaseballscorecards.com)

**AB 33**  
**R 3**  
**H 7**  
**RBI 3**  
**BB 2**  
**SO 5**  
**LOB 12**



Batter	1	2	3	4	5	6	7	8	9	AB	R	H	RBI	BB	SO	LOB
<b>Pete Rose, S</b> OBP: 0.425, SLG: 0.468 (1, 5) X	0-0 G3	0-0 L5	4-0 BB		0-0 1-4-3		0-0 1B			4	0	1	0	1	0	1
<b>Ken Griffey, L</b> OBP: 0.406, SLG: 0.452 (1, 9) X	0-0 BB HR 1B	0-0 G3	0-0 G3			0-0 2B	0-0 G3			5	2	2	0	0	0	4
<b>Joe Morgan, L</b> OBP: 0.444, SLG: 0.593 (1, 4) B B B	4-0 HR BB		4-0 F9 1B WP BB	0-0 F7		0-0 4-3 1B 2B		0-0 HR		3	4	2	2	2	0	0
<b>George Foster, R</b> OBP: 0.381, SLG: 0.565 (1, 7) X	0-0 HR		0-0 BB WP 1B	0-0 F2		0-0 6-3		0-0 5-3		5	2	2	3	0	0	1
<b>Johnny Bench, R</b> OBP: 0.351, SLG: 0.395 (1, 2) X	0-0 BB 1B		0-0 F9	0-0		0-0 4-3		0-3 K		5	0	2	0	0	1	3
<b>Tony Perez, R</b> OBP: 0.323, SLG: 0.429 (1, 3) S S S	0-3 K		4-0 BB WP BB	0-0 F9		0-0 FC6-4 1B		0-0 5-3		4	1	1	1	1	1	2
<b>Cesar Geronimo, L</b> OBP: 0.392, SLG: 0.449 (1, 8) B B B	4-0 FC6-4 BB		0-0 F7		0-0 E6 1B	0-0 FC6-4				3	0	1	0	1	0	3
<b>Dave Concepcion, R</b> OBP: 0.333, SLG: 0.396 (1, 6) X	0-0 FC6-4		4-0 WP BB BB		0-3 K		0-0 F8			3	0	0	0	1	1	3
<b>Pat Zachry, R</b> OBP: 0.225, SLG: 0.162 (1, 1) X		0-0 1-3	4-0 WP BB		0-0 6-3		0-0 5-3			2	0	0	1	1	0	1
<b>Rawly Eastwick, R</b> (6, 1)			1-2 2-3 3-H							1	0	0	0	0	0	0

Inning Stats	R: 3	H: 3	E: 0	K: 1	S: 8	LOB: 2	BB: 2	P: 16	R: 0	H: 0	E: 0	K: 0	S: 3	LOB: 0	BB: 0	P: 3	R: 3	H: 1	E: 0	K: 0	S: 4	LOB: 3	BB: 5	P: 24	R: 0	H: 1	E: 0	K: 0	S: 4	LOB: 1	BB: 0	P: 4	R: 0	H: 1	E: 1	K: 1	S: 6	LOB: 1	BB: 0	P: 6	R: 2	H: 3	E: 0	K: 0	S: 6	LOB: 1	BB: 0	P: 6	R: 0	H: 1	E: 0	K: 0	S: 4	LOB: 1	BB: 0	P: 4	R: 1	H: 1	E: 0	K: 1	S: 6	LOB: 0	BB: 0	P: 6
--------------	------	------	------	------	------	--------	-------	-------	------	------	------	------	------	--------	-------	------	------	------	------	------	------	--------	-------	-------	------	------	------	------	------	--------	-------	------	------	------	------	------	------	--------	-------	------	------	------	------	------	------	--------	-------	------	------	------	------	------	------	--------	-------	------	------	------	------	------	------	--------	-------	------

PITCHER	IP	WLS	BF	H	R	ER	SO	BB	IBB	HBP	BLK	WP	HR	S	P	ERA	WHIP
<b>Dave Freisleben, R</b> ERA: 3.5 (1, 1)	2.2	L	18	4	6	6	1	6	0	0	0	1	1	14	38	20.25	3.750
<b>Jerry Johnson, R</b> ERA: 4.82 (3, 1)	1.1		6	1	0	0	0	1	0	0	0	1	0	5	9	0.00	1.500
<b>Dave Tomlin, L</b> ERA: 4.4 (5, 1)	2.0		10	4	2	2	1	0	0	0	0	0	0	12	12	9.00	2.000
<b>Alan Foster, R</b> ERA: 3.16 (7, 1)	2.0		8	2	1	1	1	0	0	0	0	0	1	10	10	4.50	1.000

**BOTTOM**

**San Diego Padres @ Cincinnati Reds**  
Riverfront Stadium, Cincinnati, OH

Thu Jul 29 1976, 7:05 PM EDT  
Att. 30,073 - Unknown

AB	35
R	9
H	11
RBI	7
BB	7
SO	3
LOB	18

livebaseballscores.com



WP	HR	S	P	ERA	WHIP
2	1	1	1	0	0

1B	2B	3B	HR	SF	SAC	DP	HBP	PA
6	3	0	2	0	0	0	0	42



Batter	1	2	3	4	5	6	7	8	9	AB	R	H	RBI	BB	SO	LOB	TOP										
Enzo Hernandez, R (1, 6) OBP: 0.320, SLG: 0.322	0-0 4-3 WP 2B	0-0 F7		0-0 F7		0-0 1B		0-0 1-H SF8 3B		5	2	3	1	0	0	2											
Ted Kubiak, S (1, 4) OBP: 0.360, SLG: 0.340	0-0 4-3 2-3		4-0 BB BB	0-0 L8		0-3 K		0-0 SF8 3-H		3	0	0	1	1	1	4											
Johnny Grubb, L (1, 7) OBP: 0.396, SLG: 0.398 Butch Metzger, R (8, 1)	4-0 1B 3B BB 3-H		0-0 F7	0-0 P6		0-0 F9		0-0 1B		4	1	1	0	1	0	4											
Dave Winfield, R (1, 9) OBP: 0.353, SLG: 0.444	0-0 1-2 3B 1B		4-0 1-2 BB		0-0 6-3		0-0 F8		0-0 6-3		4	1	1	0	1	1											
Mike Ivie, R (1, 3) OBP: 0.324, SLG: 0.423	0-0 1-H 2-H SF8 3B		0-0 F9		0-0 2B E 1B		0-0 1B		0-0 6-3		5	2	3	2	0	2											
Doug Rader, R (1, 5) OBP: 0.324, SLG: 0.370	0-0 SF8 3-H		0-3 K		0-0 E7 1-H 2B		0-0 F8		0-0 F8		4	0	1	1	0	1	3										
Luis Melendez, R (1, 8) OBP: 0.235, SLG: 0.253	0-0 F8			0-0 1B 1B		0-0 F2		0-0 F4-3		5	1	1	0	0	1	2											
Bob Davis, R (1, 2) OBP: 0.221, SLG: 0.234				0-0 B2-6-4 1B		0-0 5-3		0-0 F4-1		4	0	2	0	0	0	1											
Dan Spillner, R (1, 1) OBP: 0.143, SLG: 0.040 Jerry Johnson, R (2, 1) Ken Reynolds, L (3, 1) Tito Fuentes, S (4, PH) Dave Tomlin, L (4, 1) Jerry Turner, L (8, PH) OBP: 0.321, SLG: 0.355				0-0 B2-6-4 1-2		0-0 1B 3-H		0-3 K		1	0	0	0	0	0	1											
<b>Inning Stats</b>	R: 4 E: 0 K: 0 S: 6	H: 3 LOB: 0 BB: 1 P: 10	R: 0 E: 0 K: 0 S: 3	H: 1 LOB: 0 BB: 0 P: 3	R: 0 E: 0 K: 1 S: 5	H: 0 LOB: 2 BB: 2 P: 13	R: 1 E: 0 K: 0 S: 6	H: 3 LOB: 2 BB: 0 P: 6	R: 1 E: 1 K: 0 S: 5	H: 2 LOB: 1 BB: 0 P: 5	R: 0 E: 0 K: 2 S: 8	H: 1 LOB: 1 BB: 0 P: 8	R: 0 E: 0 K: 0 S: 4	H: 1 LOB: 1 BB: 0 P: 4	R: 2 E: 0 K: 0 S: 5	H: 2 LOB: 1 BB: 1 P: 9	R: 0 E: 0 K: 1 S: 5	H: 0 LOB: 0 BB: 0 P: 5	1B: 9 2B: 2 3B: 2 HR: 0	SF: 2 SAC: 0 DP: 1 HBP: 0	WP: 1 PB: 0 SB: 0 CS: 0	PA: 43					
<b>PITCHER</b>	IP	WLS	BF	H	R	ER	SO	BB	IBB	HBP	BLK	WP	HR	S	P	ERA	WHIP										
Don Gullett, L (1, 1) ERA: 3.29	2.0		10	4	4	4	0	1	0	0	0	1	0	9	13	18.00	2.500										
Manny Sarmiento, R (3, 1) ERA:	3.0	W	16	5	2	0	1	2	0	0	0	0	0	16	24	0.00	2.333										
Pedro Borbon, R (6, 1) ERA: 3.12	4.0	S	17	4	2	2	3	1	0	0	0	0	0	22	26	4.50	1.250										

**San Diego Padres @ Cincinnati Reds**  
 Riverfront Stadium, Cincinnati, OH  
 Fri Jul 30 1976, 7:05 PM EDT  
 Unknown

[livebaseballscorecards.com](http://livebaseballscorecards.com)

<b>AB</b>	37
<b>R</b>	8
<b>H</b>	13
<b>RBI</b>	6
<b>BB</b>	4
<b>SO</b>	4
<b>LOB</b>	20



Batter	1	2	3	4	5	6	7	8	9
Pete Rose, S (1, 5) OBP: 0.428, SLG: 0.475 Bob Bailey, R (4, 5) OBP: 0.362, SLG: 0.570	0-0 6-3 1B 2B	0-0 1B 2B	0-0 WP BB FC5-4			0-3 K			
Ken Griffey, L (1, 9) OBP: 0.409, SLG: 0.454	0-0 6-3 2-3	0-0 2B BB 1B	0-0 WP BB 1B	0-0 1B		0-0 4-3			
Joe Morgan, L (1, 4) OBP: 0.448, SLG: 0.598 Doug Flynn, R (4, 4) OBP: 0.309, SLG: 0.329	4-0 S 1B BB	0-0 BB SF7 2B	4-0 BB 2B BB	0-0 F9		0-0 F1-3			
George Foster, R (1, 7) OBP: 0.386, SLG: 0.566 Bill Plummer, R (4, 2) OBP: 0.336, SLG: 0.462	0-0 BB 1B 1B	4-0 BB 1B IBB	4-0 BB 2B IBB	0-0 F8		0-0 F8			
Dan Driessen, L (1, 3) OBP: 0.403, SLG: 0.423	4-0 1B BB 1-2	4-0 1B BB 1-2	4-0 2B BB 1-2	0-3 K		0-0 4-3			
Johnny Bench, R (1, 2) OBP: 0.349, SLG: 0.396 Ed Armbuster, R (9, 7) OBP: 0.371, SLG: 0.429	0-0 F9	0-0 SF7	0-0 1B 2B	0-3 K		0-3 K			
Cesar Geronimo, L (1, 8) OBP: 0.395, SLG: 0.452	0-0 1-3 2-H 1B	0-0 1-2 2-H 1B	0-0 E 1B 1B	0-3 K				0-0 F7	
Dave Concepcion, R (1, 6) OBP: 0.334, SLG: 0.396	0-0 P4	0-0 F7	0-0 E5 FC5-4 1B	0-0 1B				0-0 F9	
Don Gullett, R (1, 1) OBP: 0.133, SLG: 0.103 Joel Youngblood, R (2, PH) OBP: 0.271, SLG: 0.289 Manny Sarmiento, R (3, 1) OBP: 0.333, SLG: 0.333 Pedro Borbon, R (5, PH) OBP: 0.333, SLG: 0.333		0-3 K	0-0 F3		0-0 1-3			0-3 K	

Inning Stats	R: 3	H: 3	LOB: 2	K: 0	S: 6	P: 14	R: 4	H: 4	LOB: 2	K: 1	S: 9	P: 17	R: 6	H: 4	LOB: 2	K: 0	S: 7	R: 0	H: 1	LOB: 1	K: 1	S: 6	R: 0	H: 1	LOB: 1	K: 2	S: 8	R: 0	H: 0	LOB: 0	K: 1	S: 5	R: 0	H: 0	LOB: 0	K: 1	S: 5	R: 0	H: 0	LOB: 0	K: 1	S: 5
--------------	------	------	--------	------	------	-------	------	------	--------	------	------	-------	------	------	--------	------	------	------	------	--------	------	------	------	------	--------	------	------	------	------	--------	------	------	------	------	--------	------	------	------	------	--------	------	------

PITCHER	IP	WLS	BF	H	R	ER	SO	BB	IBB	HBP	BLK	WP	HR	S	P	ERA	WHIP
Dan Spillner, R (1, 1) ERA: 5.11	1.1	L	11	5	5	5	1	2	0	0	0	0	0	11	19	33.75	5.250
Jerry Johnson, R (2, 1) ERA: 7.84	1.0		9	3	4	4	0	2	1	0	0	0	0	6	18	36.00	5.000
Ken Reynolds, L (3, 1) ERA: 6.4	0.2		8	3	4	4	0	2	1	0	0	1	0	5	17	54.00	7.500
Dave Tomlin, L (4, 1) ERA: 4.02	4.0		14	2	0	0	5	0	0	0	0	0	0	24	24	0.00	0.500
Butch Metzger, R (8, 1) ERA: 1.97	1.0		3	0	0	0	1	0	0	0	0	0	0	5	5	0.00	0.000

AB R H RBI BB SO LOB

3	3	2	0	1	0	2
1	0	0	0	0	1	0
5	2	3	0	0	0	1
1	3	1	1	2	0	0
2	0	0	0	0	0	1
1	3	1	2	2	0	0
2	0	0	0	0	0	1
2	1	0	2	3	1	1
4	1	1	4	0	2	2
0	0	0	0	0	0	0
5	0	3	3	0	1	0
5	0	2	0	0	0	4
0	0	0	0	0	0	0
1	0	0	0	0	1	0
2	0	0	0	0	0	2
2	0	0	0	0	1	1

AB	36
R	13
H	13
RBI	12
BB	8
SO	7
LOB	15



PITCHER	IP	WLS	BF	H	R	ER	SO	BB	IBB	HBP	BLK	WP	HR	S	P	ERA	WHIP
WP: 2	PA: 45																
PB: 0																	
SB: 1																	
CS: 0																	

**San Diego Padres @ Cincinnati Reds**  
 Riverfront Stadium, Cincinnati, OH  
 Fri Jul 30 1976, 7:05 PM EDT  
 Unknown

livebaseballscorecards.com



Batter	1	2	3	4	5	6	7	8	9	AB R H RBI BB SO LOB	TOP
Jerry Turner, L (1, 7) OBP: 0.312, SLG: 0.342	0-3 K		0-0 4-3		0-0 F8		0-0 F8		0-0 2-3	5 0 0 0 0 1 2	<b>San Diego Padres @ Cincinnati Reds</b> Riverfront Stadium, Cincinnati, OH Fri Jul 30 1976, 7:05 PM EDT Att: 47,121 - Unknown
Tito Fuentes, S (1, 4) OBP: 0.301, SLG: 0.328	0-0 1B		0-0 1B		0-0 6-3			0-0 FC6 1B		4 1 3 0 0 0 0	
Willie Davis, L (1, 8) OBP: 0.298, SLG: 0.399	0-0 1B		0-0 1B		0-0 HR			0-0 FC6 G3 1-2f		4 1 3 1 0 0 1	
Mike Ivie, R (1, 3) OBP: 0.323, SLG: 0.420	0-0 P4		0-0 1B		0-0 F7			0-0 G3 1-2		4 0 1 1 0 0 3	
Johnny Grubb, L (1, 9) OBP: 0.389, SLG: 0.390	0-0 F7		0-0 4-3			0-0 P6		0-3 K		4 0 0 0 0 1 5	
Ted Kubiak, S (1, 5) OBP: 0.358, SLG: 0.338		0-0 4-3		0-0 L4		0-3 K		0-0 2B 1B		4 0 1 0 0 1 0	
Fred Kendall, R (1, 2) OBP: 0.282, SLG: 0.274		0-0 F8		0-0 F9		0-0 5-3		0-0 1-3 2B		3 0 0 0 0 0 0	
Enzo Hernandez, R (1, 6) OBP: 0.319, SLG: 0.321		0-0 6-3		0-0 1B			0-0 F9	0-0 F2		4 0 1 0 0 0 2	
Rich Folkers, L (1, 1) Butch Metzger, R (6, 1) Bob Davis, R (6, 2) Dave Winfield, R (9, PH) Doug Rader, R (9, PH)			0-0 F2	0-3 K2-3			0-0 6-3	0-0 F9		2 0 0 0 0 1 1 0 0 0 0 0 0 0 1 0 0 0 0 0 0 1 0 1 0 0 0 0 1 0 0 0 0 0 2	
<b>Inning Stats</b>	R: 0 H: 2 E: 0 LOB: 2 K: 1 BB: 0 S: 7 P: 7	R: 0 H: 0 E: 0 LOB: 0 K: 0 BB: 0 S: 3 P: 3	R: 1 H: 3 E: 0 LOB: 2 K: 0 BB: 0 S: 6 P: 6	R: 0 H: 1 E: 0 LOB: 1 K: 1 BB: 0 S: 6 P: 6	R: 1 H: 1 E: 0 LOB: 0 K: 0 BB: 0 S: 4 P: 4	R: 0 H: 0 E: 0 LOB: 0 K: 1 BB: 0 S: 5 P: 5	R: 0 H: 0 E: 0 LOB: 0 K: 0 BB: 0 S: 3 P: 3	R: 0 H: 1 E: 0 LOB: 1 K: 1 BB: 0 S: 6 P: 6	R: 0 H: 2 E: 0 LOB: 2 K: 0 BB: 0 S: 5 P: 5	1B: 8 SF: 0 2B: 1 SAC: 0 3B: 0 DP: 0 HR: 1 HBP: 0	
<b>PITCHER</b> Gary Nolan, R (1, 1) ERA: 3.28	IP WLS BF H R ER SO BB IBB HBP BLK WP HR S P ERA WHIP	IP WLS BF H R ER SO BB IBB HBP BLK WP HR S P ERA WHIP									

livebaseballscorecards.com

AB	37
R	2
H	10
RBI	2
BB	0
SO	4
LOB	16



Batter	1	2	3	4	5	6	7	8	9	AB	R	H	RBI	BB	SO	LOB
<b>Pete Rose, S</b> OBP: 0.426, SLG: 0.472 (1, 5)	0-0 F8		0-0 HR 1B		0-0 4-3		0-3 K			4	1	1	0	0	1	0
<b>Dave Concepcion, R</b> OBP: 0.333, SLG: 0.395 (1, 6)	0-0 S 1B		0-0 L6		0-0 P4			0-0 F3		4	0	1	0	0	0	1
<b>Joe Morgan, L</b> OBP: 0.446, SLG: 0.592 (1, 4)	0-0 L9 1-2		0-0 F7			1-0 1B S FC5-4 HBP		0-0 P6		3	1	0	0	0	0	2
<b>George Foster, R</b> OBP: 0.387, SLG: 0.573 (1, 9) (7, 7)	0-0 L7		0-0 HR 1-H			0-0 FC5-4 1-3 1B		0-0 F7		4	1	2	2	0	0	1
<b>Johnny Bench, R</b> OBP: 0.349, SLG: 0.406 (1, 2)		0-0 HR	0-0 F3			0-0 FC5-4 1B 1-2f 3-H				3	1	1	2	0	0	1
<b>Tony Perez, R</b> OBP: 0.323, SLG: 0.428 (1, 3)		0-0 F8		0-0 P6		0-0 FC5-4 1B 1-2				3	0	1	0	0	0	0
<b>Bob Bailey, R</b> OBP: 0.352, SLG: 0.552 (1, 7) <b>Ken Griffey, L</b> OBP: 0.409, SLG: 0.454 (7, 9)		0-0 L6		0-3 K		0-0 FC5-4 1B 1-2f				3	0	0	0	0	1	1
<b>Cesar Geronimo, L</b> OBP: 0.394, SLG: 0.449 (1, 8)		4-0 BB BB BB		0-0 G3			0-3 K			2	0	0	0	1	1	0
<b>Gary Nolan, R</b> OBP: 0.121, SLG: 0.089 (1, 1)		0-0 1-3			0-0 G3		0-0 F9			3	0	0	0	0	0	1

Inning Stats	R: 0	H: 1	E: 0	LOB: 1	K: 0	BB: 0	S: 4	P: 4	R: 1	H: 1	E: 0	LOB: 1	K: 0	BB: 1	S: 4	P: 8	R: 2	H: 2	E: 0	LOB: 0	K: 0	BB: 0	S: 5	P: 5	R: 0	H: 0	E: 0	LOB: 0	K: 1	BB: 0	S: 5	P: 5	R: 0	H: 0	E: 0	LOB: 0	K: 0	BB: 0	S: 3	P: 3	R: 1	H: 2	E: 0	LOB: 1	K: 0	BB: 0	S: 4	P: 5	R: 0	H: 0	E: 0	LOB: 0	K: 2	BB: 0	S: 7	P: 7	R: 0	H: 0	E: 0	LOB: 0	K: 0	BB: 0	S: 3	P: 3
<b>Rich Folkers, L</b> ERA: 4.66 (1, 1)	IP	WLS	BF	H	R	ER	SO	BB	IBB	HBP	BLK	WP	HR	S	P	ERA	WHIP																																															
<b>Butch Metzger, R</b> ERA: 1.89 (6, 1)	3.0	9	1	0	0	2	0	0	0	0	0	0	0	13	13	0.00	0.333																																															
	IP	WLS	BF	H	R	ER	SO	BB	IBB	HBP	BLK	WP	HR	S	P	ERA	WHIP	1B: 4	SF: 0	2B: 0	SAC: 0	3B: 0	DP: 0	HR: 2	HBP: 1	WP: 0	PA: 31	PB: 0	SB: 2	CS: 0																																		

**BOTTOM**

**San Diego Padres @ Cincinnati Reds**  
Riverfront Stadium, Cincinnati, OH  
Fri Jul 30 1976, 7:05 PM EDT  
Att. 47,121 - Unknown

[livebaseballscorecards.com](http://livebaseballscorecards.com)

<b>AB</b>	<b>29</b>
<b>R</b>	<b>4</b>
<b>H</b>	<b>6</b>
<b>RBI</b>	<b>4</b>
<b>BB</b>	<b>1</b>
<b>SO</b>	<b>3</b>
<b>LOB</b>	<b>7</b>





Batter	1	2	3	4	5	6	7	8	9	AB R H RBI BB SO LOB	TOP									
Enzo Hernandez, R (1, 6) OBP: 0.314, SLG: 0.315	0-0 L7		0-0 3-1			0-0 6-3			0-0 L6	4 0 0 0 0 0 0	<b>San Diego Padres @ Cincinnati Reds</b> Riverfront Stadium, Cincinnati, OH Sat Jul 31 1976, 7:05 PM EDT Att: 46,948 - Unknown <a href="http://livebaseballscorecards.com">livebaseballscorecards.com</a>									
Tito Fuentes, S (1, 4) OBP: 0.300, SLG: 0.330	0-0 L7			0-0 1B 2B		0-0 L7			0-0 5-3	4 1 1 0 0 0 0										
Willie Davis, L (1, 8) OBP: 0.295, SLG: 0.395	0-0 F8			0-3 K		0-0 F8			0-0 F7	4 0 0 0 0 1 1										
Dave Winfield, R (1, 9) OBP: 0.353, SLG: 0.445		0-3 K		0-3 K		0-0 6-3				3 0 0 0 0 2 1										
Mike Ivie, R (1, 3) OBP: 0.323, SLG: 0.419		0-0 6-3		0-0 FC6-4 1B		0-3 K				3 0 1 1 0 1 0										
Doug Rader, R (1, 5) OBP: 0.323, SLG: 0.369		0-0 1B		0-0 FC6-4 1-2f		0-3 K				3 0 1 0 0 1 1										
Jerry Turner, L (1, 7) OBP: 0.312, SLG: 0.342		0-3 K			0-0 P6			0-0 G6-3 1B		3 0 1 0 0 1 1										
Fred Kendall, R (1, 2) OBP: 0.280, SLG: 0.271			0-0 6-3		0-0 F7			0-0 G6-3 1-2f		3 0 0 0 0 0 1										
Brent Strom, R (1, 1) OBP: 0.167, SLG: 0.125			0-3 K		0-3 K			0-0 L6		2 0 0 0 0 2 0										
Alan Foster, R (6, 1) OBP: 0.190, SLG: 0.056										0 0 0 0 0 0 0										
Merv Rettenmund, R (8, PH) OBP: 0.345, SLG: 0.296										1 0 0 0 0 0 0										
Jerry Johnson, R (8, 1)										0 0 0 0 0 0 0										
<b>Inning Stats</b>	R: 0 E: 0 K: 0 S: 3	H: 0 LOB: 0 BB: 0 P: 3	R: 0 E: 0 K: 2 S: 8	H: 1 LOB: 1 BB: 0 P: 8	R: 0 E: 0 K: 1 S: 5	H: 0 LOB: 0 BB: 0 P: 5	R: 1 E: 0 K: 2 S: 9	H: 2 LOB: 1 BB: 0 P: 9	R: 0 E: 0 K: 1 S: 5	H: 0 LOB: 0 BB: 0 P: 5	R: 0 E: 0 K: 2 S: 7	H: 0 LOB: 0 BB: 0 P: 7	R: 0 E: 0 K: 2 S: 3	H: 1 LOB: 0 BB: 0 P: 3	R: 0 E: 0 K: 0 S: 3	H: 0 LOB: 0 BB: 0 P: 3	1B: 3 2B: 1 3B: 0 HR: 0	SF: 0 SAC: 0 DP: 1 HBP: 0	WP: 0 PB: 0 SB: 0 CS: 0	PA: 30
<b>PITCHER</b> Fred Norman, L (1, 1) ERA: 2.27	IP: 9.0 WLS: W BF: 30 H: 4 R: 1 ER: 1 SO: 8 BB: 0 IBB: 0 HBP: 0 BLK: 0 WP: 0 HR: 0 S: 46 P: 46 ERA: 1.00 WHIP: 0.444																			

**San Diego Padres @ Cincinnati Reds**  
Riverfront Stadium, Cincinnati, OH  
Sat Jul 31 1976, 7:05 PM EDT  
Att: 46,948 - Unknown

AB	30
R	1
H	4
RBI	1
BB	0
SO	8
LOB	5



Batter	1	2	3	4	5	6	7	8	9
<b>Pete Rose, S</b> OBP: 0.425, SLG: 0.472 (1, 5)	0-0 F9	0-0 5-3		0-0 F9		0-0 1B 2B	0-0 FC6-4	4-0 BB	
<b>Ed Arbrister, R</b> OBP: 0.415, SLG: 0.610 (1, 9)	0-0 HR		0-0 HR	0-0 F9		0-0 1B 1B	0-0 2B 1B	0-3 K	
<b>Dave Concepcion, R</b> OBP: 0.339, SLG: 0.403 (1, 6)	0-0 5-3		0-0 1B	0-0 CS 1B		0-0 1B 1B	0-0 2B		
<b>George Foster, R</b> OBP: 0.387, SLG: 0.574 (1, 7)	0-0 BB 1B		0-0 FC1 1B	0-0 CS	0-0 F8	0-0 F3		0-0 1B 2B	
<b>Johnny Bench, R</b> OBP: 0.352, SLG: 0.408 (1, 2)	4-0 BB		0-0 F2		0-0 6-3	0-0 1B		0-0 E 1B	
<b>Tony Perez, R</b> OBP: 0.330, SLG: 0.438 (1, 3)	4-0 BB		0-0 FC6-4 1B		0-0 3B	0-0 F8		0-0 E1 FC6 1B	
<b>Doug Flynn, R</b> OBP: 0.311, SLG: 0.331 (1, 4)	0-0 F5-3		0-0 FC6-4 1B		0-0 F6-3		0-0 FC2-5 BB 1B	0-0 FC	
<b>Cesar Geronimo, L</b> OBP: 0.394, SLG: 0.446 (1, 8)		0-3 K	0-0 FC6-4			0-0 S 2B 1B	4-0 FC6-4 FC2-5 BB	0-0 FC6	
<b>Fred Norman, S</b> OBP: 0.152, SLG: 0.156 (1, 1)		0-0 1-3	0-0 4-1			0-3 K	0-0 FC2-5 FC6-4	0-0 F8	

Inning Stats	R: 1	H: 2	E: 0	K: 0	S: 5	LOB: 3	BB: 2	P: 13
	R: 0	H: 0	E: 0	K: 1	S: 5	LOB: 0	BB: 0	P: 5
	R: 3	H: 4	E: 1	K: 0	S: 8	LOB: 2	BB: 0	P: 8
	R: 0	H: 1	E: 0	K: 0	S: 3	LOB: 0	BB: 0	P: 3
	R: 0	H: 1	E: 0	K: 0	S: 4	LOB: 1	BB: 0	P: 4
	R: 3	H: 5	E: 0	K: 1	S: 10	LOB: 2	BB: 0	P: 10
	R: 2	H: 3	E: 0	K: 0	S: 5	LOB: 2	BB: 1	P: 9
	R: 3	H: 3	E: 1	K: 1	S: 9	LOB: 2	BB: 1	P: 13

PITCHER	IP	WLS	BF	H	R	ER	SO	BB	IBB	HBP	BLK	WP	HR	S	P	ERA	WHIP
<b>Brent Strom, L</b> ERA: 3.29 (1, 1)	5.1	L	29	11	7	5	2	2	0	0	0	0	2	31	39	8.44	2.438
<b>Alan Foster, R</b> ERA: 3.31 (6, 1)	1.2		10	5	2	2	0	1	0	0	0	0	0	9	13	10.80	3.600
<b>Jerry Johnson, R</b> ERA: 7.94 (8, 1)	1.0		8	3	3	1	1	1	0	0	0	0	0	9	13	9.00	4.000

**BOTTOM**

**San Diego Padres @ Cincinnati Reds**  
Riverfront Stadium, Cincinnati, OH

Sat Jul 31 1976, 7:05 PM EDT  
Att. 46,948 - Unknown

AB	R	H	RBI	BB	SO	LOB
5	2	1	1	1	0	2
6	3	4	3	0	1	2
5	1	4	2	0	0	0
5	2	2	0	0	0	3
4	1	2	2	1	0	2
4	1	3	1	1	0	2
5	0	2	0	0	0	5
4	2	1	2	1	1	3
5	0	0	0	0	1	6

AB	43
R	12
H	19
RBI	11
BB	4
SO	3
LOB	25

livebaseballscorecards.com



WP	PA
0	48



Batter	1	2	3	4	5	6	7	8	9	AB R H RBI BB SO LOB	TOP
Johnny Grubb, L (1, 9) OBP: 0.390, SLG: 0.385	4-0 SH1-4 2B BB	0-0 FC4-6 1-2f			4-0 BB		0-0 L6		0-0 F4-3	3 1 0 0 2 0 2	
Enzo Hernandez, R (1, 6) OBP: 0.312, SLG: 0.313 Willie McCovey, L (7, PH) OBP: 0.282, SLG: 0.346 Butch Metzger, R (7, 1)	0-0 SH1-4 1-2	0-0 6-3			0-0 F7		0-3 K			2 0 0 0 0 0 2 1 0 0 0 0 1 1 0 0 0 0 0 0 0	
Jerry Turner, L (1, 7) OBP: 0.316, SLG: 0.353	0-0 3B 2B		0-0 1B		0-0 F8			0-0 3-1		4 1 2 1 0 0 1	
Willie Davis, L (1, 8) OBP: 0.294, SLG: 0.399	0-0 3B		0-0 L8		0-0 F8			0-0 P2		4 0 1 1 0 0 2	
Mike Ivie, R (1, 3) OBP: 0.318, SLG: 0.411	0-0 F4-3		0-3 K			0-0 L9		0-0 6-3		4 0 0 0 0 1 2	
Ted Kubiak, S (1, 4) OBP: 0.355, SLG: 0.331	4-0 BB		0-3 K			0-0 F4-3			0-0 F4-3	3 0 0 0 1 1 1	
Doug Rader, R (1, 5) OBP: 0.323, SLG: 0.367	0-3 K			0-3 K		0-0 F9			0-0 HR 1B	4 1 1 0 0 2 2	
Fred Kendall, R (1, 2) OBP: 0.286, SLG: 0.292		0-0 FC3-6 1B		0-0 F1-4-3			0-0 FC6-5 2B		0-0 HR	4 1 3 2 0 0 0	
Randy Jones, R (1, 1) OBP: 0.105, SLG: 0.056 Merv Rettenmund, R (7, PH) OBP: 0.342, SLG: 0.293 Hector Torres, R (7, 6) OBP: 0.270, SLG: 0.315		0-0 FC3-6 FC4-6 1-2f		0-0 5-3			0-0 FC6-5		0-0 F8	2 0 0 0 0 0 1 1 0 0 0 0 0 1 1 0 0 0 0 0 0	
<b>Inning Stats</b>	R: 2 H: 2 E: 0 LOB: 2 K: 1 BB: 2 S: 7 P: 15	R: 0 H: 1 E: 0 LOB: 1 K: 0 BB: 0 S: 4 P: 4	R: 0 H: 1 E: 0 LOB: 1 K: 2 BB: 0 S: 8 P: 8	R: 0 H: 0 E: 0 LOB: 0 K: 1 BB: 0 S: 5 P: 5	R: 0 H: 0 E: 0 LOB: 1 K: 0 BB: 1 S: 3 P: 7	R: 0 H: 0 E: 0 LOB: 0 K: 0 BB: 0 S: 3 P: 3	R: 0 H: 1 E: 0 LOB: 1 K: 1 BB: 0 S: 6 P: 6	R: 0 H: 0 E: 0 LOB: 0 K: 0 BB: 0 S: 3 P: 3	R: 2 H: 2 E: 0 LOB: 0 K: 0 BB: 0 S: 5 P: 5	1B: 3 SF: 0 2B: 2 SAC: 1 3B: 1 DP: 0 HR: 1 HBP: 0	WP: 0 PA: 37 PB: 0 SB: 1 CS: 0
<b>PITCHER</b> Santo Alcala, R (1, 1) ERA: 4.4 Rawly Eastwick, R (9, 1) ERA: 2.4	IP WLS BF H R ER SO BB IBB HBP BLK WP HR S P ERA WHIP	8.1 W 35 7 4 4 5 3 0 0 0 0 1 42 54 4.32 1.200	0.2 S 2 0 0 0 0 0 0 0 0 0 0 0 2 2 0.00 0.000								

**San Diego Padres @ Cincinnati Reds**  
 Riverfront Stadium, Cincinnati, OH  
 Sun Aug 01 1976, 3:33 AM EDT  
 Att: 47,456 - Unknown

livebaseballscorecards.com

AB	33
R	4
H	7
RBI	4
BB	3
SO	5
LOB	15









Batter	1	2	3	4	5	6	7	8	9	AB	R	H	RBI	BB	SO	LOB
Darrel Chaney, S OBP: 0.354, SLG: 0.363 (1, 6)	0-0 4-3 ①		0-0 4-3 ③		0-0 3B		0-0 E S 1B			4	0	2	0	0	0	1
Rod Gilbreath, R OBP: 0.332, SLG: 0.385 (1, 4)	0-0 G6-4-3 1B			1-0 S 2B HBP	0-0 L1		0-0 4-3 1-3			3	1	1	0	0	0	2
Jimmy Wynn, R OBP: 0.392, SLG: 0.394 (1, 8)	0-0 G6-4-3 1-2f			0-0 4-3 1-H 1B 2B	0-0 F8			0-3 K ①		4	1	1	1	0	1	2
Willie Montanez, L OBP: 0.350, SLG: 0.420 (1, 3)		0-0 F4 ①		0-0 4-3 ①		0-0 FC6-4 2-1-5-2 2B		0-0 L7 ②		4	0	1	0	0	0	1
Ken Henderson, S OBP: 0.366, SLG: 0.412 (1, 9)		0-0 F8 ②		0-0 E S 1B 1B		0-0 F9		0-0 F8 ③		4	1	1	1	0	0	1
Tom Paciorek, R OBP: 0.357, SLG: 0.413 Dave May, L OBP: 0.295, SLG: 0.279 (1, 7) (8, 7)		0-3 K ③		0-0 F8 ②		4-0 FC6-4 IBB			0-0 4-3 ①	2	0	0	0	1	1	1
Biff Pocoroba, S OBP: 0.303, SLG: 0.275 (1, 2)			0-0 F8 ①	0-0 FC5-4 1B		0-0 FC6-4 1-2f 2-3		0-0 F9 ②		4	0	1	1	0	0	2
Rob Belloir, R OBP: 0.316, SLG: 0.294 Cito Gaston, R OBP: 0.425, SLG: 0.472 (1, 5) (9, PH)			0-0 SH1-4 1B	0-0 FC5-4 1-2f		0-0 2-1-5-2 3-H	0-0 F8 ①		0-0 F3 ③	3	0	1	0	0	0	1
Carl Morton, R OBP: 0.194, SLG: 0.156 Adrian Devine, R OBP: 0.222, SLG: 0.222 Mike Beard, L (1, 1) (7, 1) (9, 1) (9, 1)			0-0 SH1-4 1-2		0-3 K ①		0-0 6-3 ②			1	0	0	0	0	0	0

Inning Stats	R: 0	H: 1	E: 0	K: 0	S: 3	H: 0	LOB: 0	BB: 0	P: 3	R: 0	H: 1	E: 0	K: 0	S: 4	R: 3	H: 3	E: 0	K: 0	S: 6	R: 0	H: 1	E: 0	K: 1	S: 6	R: 0	H: 1	E: 0	K: 0	S: 3	R: 0	H: 0	E: 0	K: 1	S: 5	R: 0	H: 0	E: 0	K: 0	S: 3	R: 0	H: 0	E: 0	K: 0	S: 3	1B: 5	2B: 2	3B: 1	HR: 0	SF: 0	SAC: 1	DP: 1	HBP: 1	WP: 0	PB: 0	SB: 3	CS: 0	PA: 35
--------------	------	------	------	------	------	------	--------	-------	------	------	------	------	------	------	------	------	------	------	------	------	------	------	------	------	------	------	------	------	------	------	------	------	------	------	------	------	------	------	------	------	------	------	------	------	-------	-------	-------	-------	-------	--------	-------	--------	-------	-------	-------	-------	--------

PITCHER	IP	WLS	BF	H	R	ER	SO	BB	IBB	HBP	BLK	WP	HR	S	P	ERA	WHIP
Dave Freisleben, R ERA: 3.58 (1, 1)	5.0		21	6	3	3	2	0	0	1	0	0	0	24	25	5.40	1.200
Dave Tomlin, L ERA: 3.94 (6, 1)	1.0		5	1	0	0	0	0	1	0	0	0	0	3	7	0.00	1.000
Butch Metzger, R ERA: 1.8 (7, 1)	2.0	W	7	1	0	0	1	0	0	0	0	0	0	9	9	0.00	0.500
Dan Spillner, R ERA: 5.06 (9, 1)	1.0		3	0	0	0	0	0	0	0	0	0	0	3	3	0.00	0.000

**BOTTOM**

**San Diego Padres @ Atlanta Braves**  
Atlanta-Fulton County Stadium, Atlanta, GA

Mon Aug 02 1976, 3:33 AM EDT  
Unknown

<b>AB</b>	<b>32</b>
<b>R</b>	<b>3</b>
<b>H</b>	<b>8</b>
<b>RBI</b>	<b>3</b>
<b>BB</b>	<b>1</b>
<b>SO</b>	<b>3</b>
<b>LOB</b>	<b>11</b>

livebaseballscorecards.com





Batter	1	2	3	4	5	6	7	8	9	AB R H RBI BB SO LOB	TOP												
Johnny Grubb, L (1, 9) OBP: 0.402, SLG: 0.429	0-0 HR		0-0 4-3	0-0 1-2 3-H 1B		0-0 1-H HR		0-0 F7		5 2 3 4 0 0 0													
Enzo Hernandez, R (1, 6) OBP: 0.315, SLG: 0.332	0-3 K		0-0 WP PB 2B	0-3 K		0-0 4-3		0-0 F7		5 1 1 0 0 2 2													
Dave Winfield, R (1, 8) OBP: 0.356, SLG: 0.444	4-0 S BB		4-0 PB BB		0-0 F2		0-0 1B 1B	0-0 FC6 1B		3 1 2 0 2 0 0													
Jerry Turner, L (1, 7) OBP: 0.315, SLG: 0.346	0-3 K		4-0 BB	1-2 3-H BB	0-0 F3		0-0 SH5-3 1B BB 1B	0-0 FC6 1-2f		4 1 1 0 1 1 2													
Mike Ivie, R (1, 3) OBP: 0.314, SLG: 0.404	0-0 F5		0-0 F9		0-0 1B		0-0 BB SH5-3 1B		0-0 4-3	5 0 2 1 0 0 3													
Tito Fuentes, S (1, 4) OBP: 0.304, SLG: 0.333		0-0 F9		0-0 1B 1B	0-0 4-3		0-0 SH5-3		0-0 FC6-4 1B	4 1 2 0 0 0 1													
Doug Rader, R (1, 5) OBP: 0.325, SLG: 0.364		0-0 6-3		0-0 F9		0-3 K	4-0 L3-6-4 BB IBB		0-0 FC6-4 1-2f	4 0 0 0 1 1 2													
Fred Kendall, R (1, 2) OBP: 0.283, SLG: 0.286		0-0 F8		0-0 F4		0-0 5-3	4-0 1-2 2-3 3-H BB		0-3 K	4 0 0 1 1 1 2													
Rick Sawyer, R (1, 1) OBP: 0.500, SLG: 0.500			0-0 6-3	0-0 1B 1B		0-0 HR 1B	0-0 L3-6-4 2-3			4 1 2 0 0 0 3													
<b>Inning Stats</b>	R: 1 E: 0 K: 2 S: 8	H: 1 LOB: 1 BB: 1 P: 12	R: 0 E: 0 K: 0 S: 3	H: 0 LOB: 0 BB: 0 P: 3	R: 1 E: 0 K: 0 S: 4	H: 1 LOB: 2 BB: 2 P: 12	R: 1 E: 0 K: 1 S: 8	H: 3 LOB: 2 BB: 0 P: 8	R: 0 E: 0 K: 0 S: 4	H: 1 LOB: 1 BB: 0 P: 4	R: 2 E: 0 K: 1 S: 7	H: 2 LOB: 0 BB: 0 P: 7	R: 2 E: 0 K: 0 S: 5	H: 3 LOB: 2 BB: 2 P: 13	R: 0 E: 0 K: 0 S: 4	H: 1 LOB: 1 BB: 0 P: 4	R: 0 E: 0 K: 1 S: 6	H: 1 LOB: 1 BB: 0 P: 6	1B: 10 2B: 2 3B: 0 HR: 2	SF: 0 SAC: 1 DP: 1 HBP: 0	WP: 1 PB: 1 SB: 1 CS: 0	PA: 44	
<b>PITCHER</b>	IP WLS BF H R ER SO BB IBB HBP BLK WP HR S P ERA WHIP																					<b>PITCHER</b>	IP WLS BF H R ER SO BB IBB HBP BLK WP HR S P ERA WHIP
Frank LaCorte, R (1, 1) ERA: 7.89	5.0 L 24 6 3 2 3 3 0 0 0 1 1 27 39 3.60 1.800																						
Bruce Dal Canton, R (6, 1) ERA: 3.18	1.1 10 5 4 4 1 0 1 0 0 0 0 1 11 15 27.00 3.750																						
Max Leon, R (7, 1) ERA: 2.59	1.2 6 1 0 0 0 1 0 0 0 0 0 0 5 9 0.00 1.200																						
Pablo Torrealba, L (9, 1) ERA: 6.0	1.0 4 1 0 0 1 0 0 0 0 0 0 0 6 6 0.00 1.000																						

San Diego Padres @ Atlanta Braves  
Atlanta-Fulton County Stadium, Atlanta, GA

Mon Aug 02 1976, 7:05 PM EDT  
Att. 4,933 - Unknown

livebaseballscorecards.com

AB 38  
R 7  
H 13  
RBI 6  
BB 5  
SO 5  
LOB 15



Batter	1	2	3	4	5	6	7	8	9	AB R H RBI BB SO LOB
<b>Darrel Chaney, S</b> (1, 6) OBP: 0.356, SLG: 0.363	4-0 3-1 BB BB		X 0-0 4-3 2-3		X 0-0 FC6-4 1B			X 0-0 F8		3 0 1 0 1 0 2
<b>Rod Gilbreath, R</b> (1, 4) OBP: 0.330, SLG: 0.378	4-0 3-1 BB 1-2		X 0-0 G3		X 0-0 FC6-4 1-2f			X 0-0 F4		3 0 0 0 1 0 3
<b>Jimmy Wynn, R</b> (1, 8) OBP: 0.388, SLG: 0.389 <b>Pablo Torrealba, L</b> (9, 1)	0-3 K		S 0-3 K				X 0-0 F8	X 0-0 F3		4 0 0 0 0 2 4 0 0 0 0 0 0 0
<b>Willie Montanez, L</b> (1, 3) OBP: 0.347, SLG: 0.416	0-0 3-1 1-2 2-3		X 0-0 6-3		X 0-0 F4		X 0-0 F4	X 0-0 1-3		4 0 0 0 0 0 2
<b>Ken Henderson, S</b> (1, 9) OBP: 0.365, SLG: 0.410 (9, 8)	0-3 K		X 0-0 F4		X 0-0 F5			X 0-0 G6-4-3 1B		4 0 1 0 0 1 2
<b>Cito Gaston, R</b> (1, 7) OBP: 0.409, SLG: 0.450		X 0-0 4-3	X 0-0 FC4-6 1B		X 0-0 6-3		X 0-0 6-3	X 0-0 G6-4-3 1-2f		4 0 1 0 0 0 1
<b>Junior Moore, R</b> (1, 5)		0-3 K	X 0-0 FC4-6 1-2f		X 0-0 4-3		X 0-0 4-3			3 0 0 0 0 1 1
<b>Vic Correll, R</b> (1, 2) OBP: 0.347, SLG: 0.346		X 0-0 4-3		X 0-0 G6-4-3 BB		X 0-0 F5				2 0 0 0 1 0 0
<b>Frank LaCorte, R</b> (1, 1) OBP: 0.143, SLG: 0.143 <b>Mike Eden, S</b> (5, PH) <b>Bruce Dal Canton, R</b> (6, 1) OBP: 0.222, SLG: 0.222 <b>Max Leon, R</b> (7, 1) <b>Dave May, L</b> (8, PH) OBP: 0.500, SLG: 0.286 (9, 9)			X 0-0 E6 4-3 1B		X 0-0 G6-4-3 1-2f		X 0-0 1B			1 0 1 0 0 0 0 1 0 0 0 0 0 0 1 0 0 0 0 0 0 0 0 0 0 0 0 0 0 0 0 1 0 1 0 0 0 0 0

Inning Stats	R: 0 E: 0 K: 2 S: 7	H: 0 LOB: 2 BB: 2 P: 15	R: 0 E: 0 K: 1 S: 5	H: 0 LOB: 0 BB: 0 P: 5	R: 0 E: 1 K: 1 S: 6	H: 1 LOB: 1 BB: 0 P: 6	R: 0 E: 0 K: 0 S: 4	H: 1 LOB: 1 BB: 0 P: 4	R: 0 E: 0 K: 0 S: 3	H: 0 LOB: 0 BB: 0 P: 3	R: 0 E: 0 K: 0 S: 3	H: 0 LOB: 0 BB: 0 P: 3	R: 0 E: 0 K: 0 S: 4	H: 1 LOB: 1 BB: 0 P: 4	R: 0 E: 0 K: 0 S: 3	H: 1 LOB: 0 BB: 0 P: 3	1B: 5 2B: 0 3B: 0 HR: 0	SF: 0 SAC: 0 DP: 2 HBP: 0	WP: 0 PB: 0 SB: 0 CS: 0	PA: 33 ERA WHIP
<b>PITCHER</b> <b>Rick Sawyer, R</b> (1, 1) ERA:	IP 9.0 WLS W BF 33 H 5 R 0 ER 0 SO 4 BB 3 IBB 0 HBP 0 BLK 0 WP 0 HR 0 S 38 P 50 ERA 0.00 WHIP 0.889																			

**BOTTOM**

**San Diego Padres @ Atlanta Braves**  
Atlanta-Fulton County Stadium, Atlanta, GA

Mon Aug 02 1976, 7:05 PM EDT  
Att. 4,933 - Unknown

AB	30
R	0
H	5
RBI	0
BB	3
SO	4
LOB	16



WP: 0	PA: 33
ERA	WHIP

livebaseballscorecards.com




Batter	1	2	3	4	5	6	7	8	9	AB R H RBI BB SO LOB	
Johnny Grubb, L (1, 9) OBP: 0.395, SLG: 0.421	0-0 F8		0-0 G3		0-0 FC5-4		0-0 4-3			4 0 0 0 0 0 2	
Enzo Hernandez, R (1, 6) OBP: 0.314, SLG: 0.331	0-0 F9		0-0 1B E 1B		0-0 G4-6-3			0-0 F4		4 1 1 0 0 0 1	
Dave Winfield, R (1, 8) OBP: 0.357, SLG: 0.447	0-0 WP 2B		0-0 E 1B 1B			0-0 F9		0-0 F4		4 1 2 0 0 0 0	
Jerry Turner, L (1, 7) OBP: 0.319, SLG: 0.368	0-0 6-3		0-0 E4 1B			0-0 HR		0-0 FC5-4 1B		4 1 2 1 0 0 2	
Mike Ivie, R (1, 3) OBP: 0.313, SLG: 0.401		0-0 F8	0-0 1-3 3-H 1B			0-0 F3		0-0 FC5-4		4 0 1 1 0 0 1	
Tito Fuentes, S (1, 4) OBP: 0.304, SLG: 0.332		0-0 G3		0-0 G6-4-3 1B		0-0 F8			0-0 6-3	4 0 1 0 0 0 0	
Doug Rader, R (1, 5) OBP: 0.327, SLG: 0.365		0-0 1B		0-0 F4			0-0 4-3 1B		0-3 K	4 0 2 0 0 1 1	
Fred Kendall, R (1, 2) OBP: 0.279, SLG: 0.282		0-0 F3		0-0 G6-4-3			0-0 F8		0-0 5-3	4 0 0 0 0 0 3	
Rich Folkers, L (1, 1) Dave Tomlin, L (3, 1) Merv Rettenmund, R (5, PH) Jerry Johnson, R (5, 1) Ted Kubiak, S (7, PH) Alan Foster, F (7, 1)			0-0 F7		4-0 FC5-4 BB		0-0 4-3			1 0 0 0 0 0 0 0 0 0 0 0 0 0 0 0 0 0 0 1 0 0 0 0 0 0 0 0 0 0 1 0 0 0 0 0 0 1 0 0 0 0 0 0 0 0	
<b>Inning Stats</b>	R: 0 H: 1 E: 0 LOB: 1 K: 0 BB: 0 S: 4 P: 4	R: 0 H: 1 E: 0 LOB: 1 K: 0 BB: 0 S: 4 P: 4	R: 2 H: 3 E: 1 LOB: 2 K: 0 BB: 0 S: 6 P: 6	R: 0 H: 1 E: 0 LOB: 0 K: 0 BB: 0 S: 3 P: 3	R: 0 H: 0 E: 0 LOB: 0 K: 0 BB: 1 S: 2 P: 6	R: 1 H: 1 E: 0 LOB: 0 K: 0 BB: 0 S: 4 P: 4	R: 0 H: 1 E: 0 LOB: 1 K: 0 BB: 0 S: 4 P: 4	R: 0 H: 1 E: 0 LOB: 1 K: 1 BB: 0 S: 5 P: 5	R: 0 H: 0 E: 0 LOB: 0 K: 1 BB: 0 S: 5 P: 5	1B: 7 SF: 0 2B: 1 SAC: 0 3B: 0 DP: 2 HR: 1 HBP: 0	WP: 1 PA: 35 PB: 0 SB: 0 CS: 0

**San Diego Padres @ Atlanta Braves**  
Atlanta-Fulton County Stadium, Atlanta, GA

Tue Aug 03 1976, 7:05 PM EDT  
Att. 3,819 - Unknown

[livebaseballscorecards.com](http://livebaseballscorecards.com)

<b>AB</b>	<b>34</b>
<b>R</b>	<b>3</b>
<b>H</b>	<b>9</b>
<b>RBI</b>	<b>2</b>
<b>BB</b>	<b>1</b>
<b>SO</b>	<b>1</b>
<b>LOB</b>	<b>11</b>



PITCHER	IP	WLS	BF	H	R	ER	SO	BB	IBB	HBP	BLK	WP	HR	S	P	ERA	WHIP
Andy Messersmith, R (1, 1) ERA: 2.71	9.0	W	35	9	3	1	1	1	0	0	0	1	1	36	40	1.00	1.111

Batter	1	2	3	4	5	6	7	8	9	AB	R	H	RBI	BB	SO	LOB
<b>Darrel Chaney, S</b> OBP: 0.357, SLG: 0.368 (1, 6)	0-0 F9		0-0 HR 2B	0-0 L4			0-0 BB BB 1B			4	1	2	0	0	0	0
<b>Rod Gilbreath, R</b> OBP: 0.333, SLG: 0.381 (1, 4)	0-0 6-4-3 HR 1B		0-0 HR 1B	0-0 4-3			0-0 F6			4	2	2	0	0	0	1
<b>Jimmy Wynn, R</b> OBP: 0.384, SLG: 0.384 (1, 8)	0-0 6-4-3 1-2		0-0 F7				0-0 F7			4	0	0	0	0	0	4
<b>Cito Gaston, R</b> OBP: 0.458, SLG: 0.628 (1, 3)	0-0 2-H HR		0-0 1-H 2-H HR				4-0 FC4 1B BB BB BB			3	2	3	5	1	0	0
<b>Ken Henderson, S</b> OBP: 0.367, SLG: 0.407 (1, 9)	0-3 K		4-0 E 1B BB				4-0 K 1-2 2-3 BB			2	1	0	0	2	2	1
<b>Vic Correll, R</b> OBP: 0.343, SLG: 0.333 (1, 2)		4-0 BB BB BB	0-0 E5 1B				0-0 FC4 1-2f			3	1	0	0	1	0	5
<b>Dave May, L</b> OBP: 0.299, SLG: 0.284 (1, 7)		0-0 G4-6-3 1-2f	0-0 FC6-4 1B 2-H 3-H				0-0 G1			4	0	1	2	0	0	1
<b>Rob Belloir, R</b> OBP: 0.286, SLG: 0.263 (1, 5)		0-0 5-3	0-0 FC6-4 1-2f				0-0 F8			4	0	0	0	0	0	1
<b>Andy Messersmith, R</b> OBP: 0.250, SLG: 0.217 (1, 1)			0-3 K	0-0 G3			0-0 F9			4	0	0	0	0	1	0

Inning Stats	R: 2	H: 2	E: 0	K: 1	S: 7	LOB: 0	BB: 0	P: 7	R: 0	H: 0	E: 0	K: 0	S: 2	LOB: 0	BB: 1	P: 6	R: 5	H: 4	E: 1	K: 1	S: 10	LOB: 1	BB: 1	P: 14	R: 0	H: 0	E: 0	K: 0	S: 3	LOB: 0	BB: 0	P: 3	R: 0	H: 1	E: 0	K: 1	S: 6	LOB: 1	BB: 0	P: 6	R: 0	H: 0	E: 0	K: 0	S: 3	LOB: 0	BB: 0	P: 3	R: 0	H: 1	E: 0	K: 0	S: 4	LOB: 3	BB: 2	P: 12	R: 0	H: 0	E: 0	K: 0	S: 3	LOB: 0	BB: 0	P: 3	R: 0	H: 0	E: 0	K: 0	S: 3	LOB: 0	BB: 0	P: 3
--------------	------	------	------	------	------	--------	-------	------	------	------	------	------	------	--------	-------	------	------	------	------	------	-------	--------	-------	-------	------	------	------	------	------	--------	-------	------	------	------	------	------	------	--------	-------	------	------	------	------	------	------	--------	-------	------	------	------	------	------	------	--------	-------	-------	------	------	------	------	------	--------	-------	------	------	------	------	------	------	--------	-------	------

**BOTTOM**

**San Diego Padres @ Atlanta Braves**  
Atlanta-Fulton County Stadium, Atlanta, GA  
Tue Aug 03 1976, 7:05 PM EDT  
Att. 3,819 - Unknown

AB	32
R	7
H	8
RBI	7
BB	4
SO	3
LOB	13



PITCHER	IP	WLS	BF	H	R	ER	SO	BB	IBB	HBP	BLK	WP	HR	S	P	ERA	WHIP
<b>Rich Folkers, L</b> ERA: 5.29 (1, 1)	2.2	L	15	5	7	5	2	2	0	0	0	0	2	17	25	16.88	2.625
<b>Dave Tomlin, L</b> ERA: 3.83 (3, 1)	1.1		5	1	0	0	0	0	0	0	0	0	0	5	5	0.00	0.750
<b>Jerry Johnson, R</b> ERA: 6.75 (5, 1)	2.0		7	1	0	0	1	0	0	0	0	0	0	9	9	0.00	0.500
<b>Alan Foster, R</b> ERA: 3.23 (7, 1)	2.0		9	1	0	0	0	2	0	0	0	0	0	7	15	0.00	1.500

PITCHER	IP	WLS	BF	H	R	ER	SO	BB	IBB	HBP	BLK	WP	HR	S	P	ERA	WHIP

1B: 5	SF: 0	WP: 0	PA: 36
2B: 1	SAC: 0	PB: 0	
3B: 0	DP: 1	SB: 0	
HR: 2	HBP: 0	CS: 0	



Batter	1	2	3	4	5	6	7	8	9	AB R H RBI BB SO LOB	TOP	
Johnny Grubb, L (1, 9) OBP: 0.388, SLG: 0.412	0-3 K		0-0 F2		0-0 6-3		0-3 K		0-0 F7	5 0 0 0 0 2 0	<b>San Diego Padres @ Atlanta Braves</b> Atlanta-Fulton County Stadium, Atlanta, GA Wed Aug 04 1976, 7:05 PM EDT Att. 2,715 - Unknown <a href="http://livebaseballscorecards.com">livebaseballscorecards.com</a>	
Enzo Hernandez, R (1, 6) OBP: 0.313, SLG: 0.330	0-0 E S 1B		0-0 6-3		0-0 F7		0-0 F8		4 0 1 0 0 0 0			
Dave Winfield, R (1, 8) OBP: 0.358, SLG: 0.450	0-3 K 1-3		0-0 1B 1B 1B		0-0 2B		0-3 K		4 0 2 0 0 2 1			
Jerry Turner, L (1, 7) OBP: 0.323, SLG: 0.367	0-0 B5		0-0 1B 1-H		0-3 K		4-0 FC4-8 BB		3 0 1 0 1 1 2			
Mike Ivie, R (1, 3) OBP: 0.312, SLG: 0.398		0-0 S 1B		0-0 F9		0-0 F4		0-0 F5	4 0 1 0 0 0 1			
Tito Fuentes, S (1, 4) OBP: 0.301, SLG: 0.329		0-0 L9 1-2		0-3 K		0-3 K		0-0 FC4-6 S 1-2f	4 0 0 0 0 2 2			
Doug Rader, R (1, 5) OBP: 0.332, SLG: 0.366		4-0 BB BB BB		0-0 1B 1B		4-0 1B BB		0-0 5-3 1-2	2 0 1 0 2 0 1			
Fred Kendall, R (1, 2) OBP: 0.282, SLG: 0.285		0-3 K		0-0 1-3 1B		0-0 1-3 1B		0-3 K	4 0 2 0 0 2 2			
Randy Jones, R (1, 1) OBP: 0.100, SLG: 0.053		0-0 3-1		0-0 4-3		0-3 K		0-0 5-3	4 0 0 0 0 1 6			
<b>Inning Stats</b>	R: 0 H: 1 E: 0 LOB: 1 K: 2 BB: 0 S: 8 P: 8	R: 0 H: 1 E: 0 LOB: 2 K: 1 BB: 1 S: 6 P: 10	R: 0 H: 2 E: 0 LOB: 2 K: 0 BB: 0 S: 4 P: 4	R: 0 H: 2 E: 0 LOB: 2 K: 1 BB: 0 S: 7 P: 7	R: 0 H: 1 E: 0 LOB: 1 K: 1 BB: 0 S: 6 P: 6	R: 0 H: 1 E: 0 LOB: 2 K: 2 BB: 1 S: 8 P: 12	R: 0 H: 0 E: 0 LOB: 0 K: 2 BB: 0 S: 7 P: 7	R: 0 H: 0 E: 0 LOB: 1 K: 0 BB: 1 S: 3 P: 7	R: 0 H: 0 E: 0 LOB: 0 K: 1 BB: 0 S: 5 P: 5	1B: 7 SF: 0 2B: 1 SAC: 0 3B: 0 DP: 0 HR: 0 HBP: 0	WP: 0 PA: 37 PB: 0 SB: 3 CS: 0	
<b>PITCHER</b> Dick Ruthven, R (1, 1) ERA: 3.23	IP WLS BF H R ER SO BB IBB HBP BLK WP HR S P ERA WHIP	9.0 W 37 8 0 0 10 3 0 0 0 0 0 0 54 66 0.00 1.222										

**San Diego Padres @ Atlanta Braves**  
Atlanta-Fulton County Stadium, Atlanta, GA

Wed Aug 04 1976, 7:05 PM EDT  
Att. 2,715 - Unknown

AB	34
R	0
H	8
RBI	0
BB	3
SO	10
LOB	15



Batter	1	2	3	4	5	6	7	8	9	AB	R	H	RBI	BB	SO	LOB
Jerry Royster, R OBP: 0.325, SLG: 0.324 (1, 5)	0-0 1-3		0-0 G6-4-3		0-0 L4-3			0-0 F7		4	0	0	0	0	0	2
Rod Gilbreath, R OBP: 0.341, SLG: 0.389 (1, 4)	0-0 E7 1B			0-0 1B 1B		0-0 5-3			0-0 2B 1B	4	1	3	0	0	0	0
Jimmy Wynn, R OBP: 0.385, SLG: 0.388 (1, 8)	0-0 6-3			0-0 1-3 1B		0-0 F8			0-0 2B	4	0	2	1	0	0	1
Cito Gaston, R OBP: 0.431, SLG: 0.587 (1, 3)	0-0 6-3			0-0 1-3		0-0 6-3				3	0	0	0	0	0	3
Ken Henderson, S OBP: 0.366, SLG: 0.405 (1, 9)		0-0 F9		4-0 FC4 IBB			0-0 4-3			2	0	0	0	1	0	0
Darrel Chaney, S OBP: 0.354, SLG: 0.364 (1, 6)		0-0 3-1		0-3 K		0-3 K				3	0	0	0	0	2	3
Dave May, L OBP: 0.292, SLG: 0.277 (1, 7)		0-3 K		0-0 FC4			0-0 F8			3	0	0	0	0	1	3
Vic Correll, R OBP: 0.333, SLG: 0.322 (1, 2)			0-3 K		0-0 6-3			0-0 1-3		3	0	0	0	0	1	0
Dick Ruthven, R OBP: 0.241, SLG: 0.185 (1, 1)			0-0 G6-4-3 1B		0-0 L4-3 1B			0-0 6-3		3	0	2	0	0	0	0

Inning Stats	R: 0	H: 1	E: 1	LOB: 1	K: 0	BB: 0	S: 4	P: 4	R: 0	H: 0	E: 0	LOB: 0	K: 1	BB: 0	S: 5	P: 5	R: 0	H: 1	E: 0	LOB: 0	K: 1	BB: 0	S: 5	P: 5	R: 0	H: 2	E: 0	LOB: 3	K: 1	BB: 1	S: 7	P: 11	R: 0	H: 1	E: 0	LOB: 0	K: 0	BB: 0	S: 3	P: 3	R: 0	H: 0	E: 0	LOB: 0	K: 0	BB: 0	S: 3	P: 3	R: 0	H: 0	E: 0	LOB: 0	K: 1	BB: 0	S: 5	P: 5	R: 0	H: 0	E: 0	LOB: 0	K: 0	BB: 0	S: 3	P: 3	R: 1	H: 2	E: 0	LOB: 1	K: 0	BB: 0	S: 2	P: 2	1B: 6	SF: 0	2B: 2	SAC: 0	3B: 0	DP: 2	HR: 0	HBP: 0	WP: 0	PA: 30
--------------	------	------	------	--------	------	-------	------	------	------	------	------	--------	------	-------	------	------	------	------	------	--------	------	-------	------	------	------	------	------	--------	------	-------	------	-------	------	------	------	--------	------	-------	------	------	------	------	------	--------	------	-------	------	------	------	------	------	--------	------	-------	------	------	------	------	------	--------	------	-------	------	------	------	------	------	--------	------	-------	------	------	-------	-------	-------	--------	-------	-------	-------	--------	-------	--------

PITCHER	IP	WLS	BF	H	R	ER	SO	BB	IBB	HBP	BLK	WP	HR	S	P	ERA	WHIP
Randy Jones, L ERA: 2.62 (1, 1)	8.0	L	30	7	1	1	4	0	1	0	0	0	0	37	41	1.12	0.875

**BOTTOM**

**San Diego Padres @ Atlanta Braves**  
Atlanta-Fulton County Stadium, Atlanta, GA

Wed Aug 04 1976, 7:05 PM EDT  
Att. 2,715 - Unknown

[livebaseballscorecards.com](http://livebaseballscorecards.com)

<b>AB</b>	<b>29</b>
<b>R</b>	<b>1</b>
<b>H</b>	<b>7</b>
<b>RBI</b>	<b>1</b>
<b>BB</b>	<b>1</b>
<b>SO</b>	<b>4</b>
<b>LOB</b>	<b>12</b>





Batter	1	2	3	4	5	6	7	8	9	AB R H RBI BB SO LOB	TOP
<b>Greg Gross, L</b> (1, 9) <small>OBP: 0.364, SLG: 0.346</small> <b>Wilbur Howard, S</b> (9, PR) <small>OBP: 0.235, SLG: 0.288</small>	0-0 <b>F7</b> 		0-3 <b>K</b> 		4-0 <b>FC6-4</b> <b>BB</b> 		0-0 <b>L7</b> 		4-0 <b>1B</b> <b>BB</b> 	3 0 0 0 2 1 1 0 0 0 0 0 0 0	
<b>Enos Cabell, R</b> (1, 5) <small>OBP: 0.319, SLG: 0.339</small>	0-0 <b>4-3</b> 			0-0 <b>FC4-6</b> <b>1B</b> 	0-0 <b>FC6-4</b> <b>1-2f</b> 			0-0 <b>5-3</b> 	0-0 <b>1B</b> <b>1-3</b> <b>2-H</b> <b>3-H</b> 	5 0 2 2 0 0 2	
<b>Cesar Cedeno, R</b> (1, 8) <small>OBP: 0.353, SLG: 0.468</small>	4-0 <b>FC6-4</b> <b>BB</b> 		0-0 <b>FC4-6</b> <b>FC3-6</b> <b>1B</b> <b>1-2f</b> 		0-3 <b>K</b> 			0-0 <b>G3</b> 	0-0 <b>F6</b> 	4 0 0 0 1 1 3	
<b>Bob Watson, R</b> (1, 3) <small>OBP: 0.375, SLG: 0.450</small>	0-0 <b>FC6-4</b> <b>1-2f</b> 		0-0 <b>FC3-6</b> <b>1B</b> 	0-0 <b>FC3-6</b> <b>1B</b> 		0-0 <b>1B</b> 		0-0 <b>F5</b> 		4 0 2 0 0 0 1	
<b>Jose Cruz, L</b> (1, 7) <small>OBP: 0.395, SLG: 0.398</small>		0-0 <b>G6-3</b> <b>1B</b> 		0-0 <b>FC3-6</b> <b>1-2f</b> <b>2-3</b> 		0-3 <b>K</b> 			0-0 <b>FC6-4</b> <b>BB</b> <b>1B</b> <b>1B</b> 	4 1 2 0 0 1 3	
<b>Ed Herrmann, L</b> (1, 2) <small>OBP: 0.286, SLG: 0.310</small>		0-0 <b>F7</b> 		0-0 <b>F8</b> 		0-0 <b>F7</b> 			0-3 <b>K</b> 	4 0 0 0 0 1 5	
<b>Rob Andrews, R</b> (1, 4) <small>OBP: 0.330, SLG: 0.324</small>		0-0 <b>G6-3</b> <b>1-2f</b> 			4-0 <b>4-3</b> <b>BB</b> 		0-0 <b>F3</b> 		4-0 <b>FC6-4</b> <b>BB</b> 	2 0 0 0 2 0 1	
<b>Roger Metzger, S</b> (1, 6) <small>OBP: 0.307, SLG: 0.291</small> <b>Ken Boswell, L</b> (9, PH) <small>OBP: 0.312, SLG: 0.326</small>			0-0 <b>F6</b> 		0-0 <b>4-3</b> 		0-0 		0-0 <b>FC6-4</b> <b>1B</b> <b>1-2f</b> <b>2-3</b> 	3 0 1 0 0 0 1 1 1 0 0 0 0 2	
<b>Bo McLaughlin, R</b> (1, 1) <b>Jerry Davanon, R</b> (7, PH) <small>OBP: 0.424, SLG: 0.560</small> <b>Joe Sambito, L</b> (7, 1) <b>Leon Roberts, R</b> (9, PH) <small>OBP: 0.369, SLG: 0.491</small>			0-3 <b>K</b> 		0-3 <b>K</b> 		0-0 <b>F4</b> 		0-0 <b>1B</b> <b>BB</b> <b>1B</b> <b>1-3</b> <b>3-H</b> 	2 0 0 0 0 2 1 1 0 0 0 0 0 1 0 0 0 0 0 0 0 1 1 1 1 0 0 0	
<b>Inning Stats</b>	R: 0 H: 0 E: 0 LOB: 1 K: 0 BB: 1 S: 3 P: 7	R: 0 H: 1 E: 0 LOB: 0 K: 0 BB: 0 S: 3 P: 3	R: 0 H: 0 E: 0 LOB: 0 K: 2 BB: 0 S: 7 P: 7	R: 0 H: 2 E: 0 LOB: 2 K: 0 BB: 0 S: 5 P: 5	R: 0 H: 0 E: 0 LOB: 2 K: 1 BB: 2 S: 5 P: 13	R: 0 H: 1 E: 0 LOB: 1 K: 2 BB: 0 S: 8 P: 8	R: 0 H: 1 E: 0 LOB: 1 K: 0 BB: 0 S: 4 P: 4	R: 0 H: 0 E: 0 LOB: 0 K: 0 BB: 0 S: 3 P: 3	R: 3 H: 3 E: 0 LOB: 2 K: 1 BB: 2 S: 8 P: 16	1B: 8 SF: 0 2B: 0 SAC: 0 3B: 0 DP: 1 HR: 0 HBP: 0	WP: 0 PA: 39 PB: 0 SB: 0 CS: 0
<b>PITCHER</b> <b>Dave Freisleben, R</b> (1, 1) <small>ERA: 3.48</small> <b>Butch Metzger, R</b> (9, 1) <small>ERA: 1.9</small>	IP WLS BF H R ER SO BB IBB HBP BLK WP HR S P ERA WHIP 8.1 W 34 6 2 2 6 4 0 0 0 0 0 0 42 58 2.16 1.200							<b>PITCHER</b> IP WLS BF H R ER SO BB IBB HBP BLK WP HR S P ERA WHIP 0.2 S 5 2 1 1 0 1 0 0 0 0 0 0 4 8 13.50 4.500			

Houston Astros @ San Diego Padres  
 San Diego Stadium, San Diego, CA  
 Thu Aug 05 1976, 10:05 PM EDT  
 Att. 9,798 - Unknown

livebaseballscorecards.com

AB	34
R	3
H	8
RBI	3
BB	5
SO	6
LOB	21



Batter	1	2	3	4	5	6	7	8	9	AB R H RBI BB SO LOB
Johnny Grubb, L (1, 7) OBP: 0.390, SLG: 0.415	0-0 F7		0-0 SH1-3 2B		0-0 G3	4-0 IBB				3 0 1 0 1 0 0
Enzo Hernandez, R (1, 6) OBP: 0.310, SLG: 0.326	0-0 5-3		0-0 SH1-3 2-3		0-0 F6	0-0 F7				3 0 0 0 0 0 2
Willie Davis, L (1, 8) OBP: 0.295, SLG: 0.396	0-0 1B		0-0 F7		0-0 F8		0-0 F2			4 0 1 0 0 0 1
Dave Winfield, R (1, 9) OBP: 0.337, SLG: 0.448	0-3 K 1-2		0-0 5-3			0-0 1B	0-0 G3			4 1 1 0 0 1 2
Mike Ivie, R (1, 3) OBP: 0.311, SLG: 0.393		0-0 5-3		0-0 6-3		1-0 1B	0-0 F2			3 1 0 0 0 0 0
Tito Fuentes, S (1, 4) OBP: 0.303, SLG: 0.329		0-0 4-3		0-0 L8		0-0 1B	4-0 BB			3 1 1 1 1 0 0
Doug Rader, R (1, 5) OBP: 0.333, SLG: 0.376		4-0 BB		0-0 HR		0-0 SF7	0-0 L8-3			2 1 1 2 1 0 1
Fred Kendall, R (1, 2) OBP: 0.287, SLG: 0.292		4-0 BB		0-0 2B		0-0 SH1-4 1B	0-3 K			3 0 2 0 1 1 0
Dave Freisleben, R (1, 1) Butch Metzger, R (9, 1)		0-0 6-3		0-0 F9		0-0 SH1-4				2 0 0 1 0 0 3 0 0 0 0 0 0 0

Inning Stats	R: 0	H: 1	E: 0	LOB: 1	K: 1	S: 6	P: 6	R: 0	H: 0	E: 0	LOB: 2	K: 0	S: 3	P: 11	R: 0	H: 1	E: 0	LOB: 1	K: 0	S: 4	P: 4	R: 1	H: 2	E: 0	LOB: 1	K: 0	S: 5	P: 5	R: 0	H: 0	E: 0	LOB: 0	K: 0	S: 3	P: 3	R: 3	H: 3	E: 0	LOB: 2	K: 0	S: 6	P: 11	R: 0	H: 0	E: 0	LOB: 0	K: 0	S: 3	P: 3	R: 0	H: 0	E: 0	LOB: 0	K: 1	S: 4	P: 8
--------------	------	------	------	--------	------	------	------	------	------	------	--------	------	------	-------	------	------	------	--------	------	------	------	------	------	------	--------	------	------	------	------	------	------	--------	------	------	------	------	------	------	--------	------	------	-------	------	------	------	--------	------	------	------	------	------	------	--------	------	------	------

PITCHER	IP	WLS	BF	H	R	ER	SO	BB	IBB	HBP	BLK	WP	HR	S	P	ERA	WHIP
Bo McLaughlin, R (1, 1) ERA: 2.36	6.0	L	29	7	4	4	1	2	1	1	0	0	1	27	40	6.00	1.500
Joe Sambito, L (7, 1) ERA: 3.38	2.0		6	0	0	0	1	1	0	0	0	0	0	7	11	0.00	0.500

**BOTTOM**

**Houston Astros @ San Diego Padres**  
**San Diego Stadium, San Diego, CA**  
 Thu Aug 05 1976, 10:05 PM EDT  
 Att. 9,798 - Unknown

[livebaseballscores.com](http://livebaseballscores.com)

<b>AB</b>	<b>27</b>
<b>R</b>	<b>4</b>
<b>H</b>	<b>7</b>
<b>RBI</b>	<b>4</b>
<b>BB</b>	<b>4</b>
<b>SO</b>	<b>2</b>
<b>LOB</b>	<b>9</b>



WP	PA	ERA	WHIP
0	35		



Batter	1	2	3	4	5	6	7	8	9	AB R H RBI BB SO LOB	TOP		
<b>Rob Andrews, R</b> (1, 4) OBP: 0.328, SLG: 0.322 (7, 6)	0-0 1B SF9 1B		0-0 6-3		0-0 FC6-4 1-2f		0-3 K		0-0 F7	5 1 1 0 0 1 6			
<b>Enos Cabell, R</b> (1, 5) OBP: 0.320, SLG: 0.338	0-0 1-3 G6-4-3 1B		0-0 F9			4-0 BB G5-4-3	0-0 F8		0-0 1-3	4 0 1 0 1 0 4			
<b>Cesar Cedeno, R</b> (1, 8) OBP: 0.352, SLG: 0.467	0-0 SF9			0-0 L4		0-0 G5-4-3 1-2f		0-0 BB 1B G6-4-3 1B		3 1 1 1 0 0 1			
<b>Bob Watson, R</b> (1, 3) OBP: 0.374, SLG: 0.449	0-0 G6-4-3 1-2f			0-0 4-3		0-0 6-3		0-0 G6-4-3 1-2 1B		4 0 1 0 0 0 1			
<b>Jose Cruz, L</b> (1, 7) OBP: 0.399, SLG: 0.405		0-0 2B		0-0 F8			0-0 BB 1B 1B	4-0 G6-4-3 1-2 2-3 BB		3 1 2 0 1 0 0			
<b>Greg Gross, L</b> (1, 9) OBP: 0.366, SLG: 0.346		0-0 1B		0-0 L4			4-0 BB 1B 1B BB	0-0 G6-4-3 1-2f 2-3 3-H		3 0 1 0 1 0 2			
<b>Ed Herrmann, L</b> (1, 2) OBP: 0.289, SLG: 0.313		0-3 K		0-0 FC6-4 1B			0-0 1B 1B	0-0 F5		4 0 2 1 0 1 2			
<b>Roger Metzger, S</b> (1, 6) OBP: 0.306, SLG: 0.289 <b>Ken Boswell, L</b> (7, PH) OBP: 0.316, SLG: 0.330 (7, 4)		0-0 4-3		0-0 FC6-4 1-2f 1B			0-0 1-2 2-3 1B		0-0 F5	2 0 0 0 0 0 2 2 0 1 0 0 0 0			
<b>Larry Dierker, R</b> (1, 1) OBP: 0.098, SLG: 0.102 <b>Leon Roberts, R</b> (5, PH) OBP: 0.372, SLG: 0.494 <b>Joe Niekro, R</b> (5, 1) OBP: 0.150, SLG: 0.320 <b>Cliff Johnson, R</b> (7, PH) OBP: 0.394, SLG: 0.377 <b>Gilberto Rondon, R</b> (7, 1) OBP: 0.286, SLG: 0.286 <b>Mike Costello, L</b> (7, 1) OBP: 0.160, SLG: 0.087 <b>Wilbur Howard, S</b> (9, PH) OBP: 0.240, SLG: 0.293		0-3 K		0-0 FC6-4 1-2 1B			0-3 K		0-0 1B	1 0 0 0 0 0 1 0 1 0 1 0 0 0 0 0 0 0 0 0 0 0 0 0 1 0 0 0 0 0 1 3 0 0 0 0 0 0 0 0 0 0 0 0 0 0 0 0 1 0 1 0 0 0 0 0			
<b>Inning Stats</b>	R: 1 H: 2 E: 0 LOB: 0 K: 0 BB: 0 S: 4 P: 4	R: 0 H: 2 E: 0 LOB: 1 K: 1 BB: 0 S: 6 P: 6	R: 0 H: 0 E: 0 LOB: 0 K: 1 BB: 0 S: 5 P: 5	R: 0 H: 0 E: 0 LOB: 0 K: 0 BB: 0 S: 3 P: 3	R: 0 H: 2 E: 0 LOB: 2 K: 0 BB: 0 S: 5 P: 5	R: 0 H: 0 E: 0 LOB: 0 K: 0 BB: 1 S: 2 P: 6	R: 1 H: 3 E: 0 LOB: 3 K: 2 BB: 1 S: 10 P: 14	R: 1 H: 2 E: 0 LOB: 1 K: 0 BB: 1 S: 4 P: 8	R: 0 H: 1 E: 0 LOB: 1 K: 0 BB: 0 S: 4 P: 4	1B: 11 SF: 1 2B: 1 SAC: 0 3B: 0 DP: 3 HR: 0 HBP: 0	WP: 0 PA: 38 PB: 0 SB: 0 CS: 0		
<b>PITCHER</b>	IP WLS BF H R ER SO BB IBB HBP BLK WP HR S P ERA WHIP											<b>PITCHER</b>	IP WLS BF H R ER SO BB IBB HBP BLK WP HR S P ERA WHIP
<b>Tom Griffin, R</b> (1, 1) ERA: 5.66	0.0 W 0 0 0 0 0 0 0 0 0 0 0 0 0 0 ∞ ∞												
<b>Butch Metzger, R</b> (7, 1) ERA: 1.94	3.0 S 13 4 1 1 2 1 0 0 0 0 0 0 16 20 3.00 1.667												

Houston Astros @ San Diego Padres  
San Diego Stadium, San Diego, CA  
Fri Aug 06 1976, 10:05 PM EDT  
Att: 12,911 - Unknown

livebaseballscorecards.com

AB	34
R	3
H	12
RBI	2
BB	3
SO	4
LOB	21



Batter	1	2	3	4	5	6	7	8	9	AB	R	H	RBI	BB	SO	LOB
Jerry Turner, L OBP: 0.335, SLG: 0.400 (1, 7)	0-0 CS 1B	0-0 1-2 2-H 1B		0-0 HR		0-0 1B	0-0 SF8			4	1	4	3	0	0	0
Enzo Hernandez, R OBP: 0.304, SLG: 0.320 (1, 6)	0-0 E5 1-2	0-0 F7		0-0 F2		0-0 E4 1-2	0-0 F7			5	0	0	0	0	0	6
Willie Davis, L OBP: 0.291, SLG: 0.390 (1, 8)	0-0 F3 1-2		0-0 F8	4-3		0-0 F6		0-0 F5		5	0	0	0	0	0	3
Dave Winfield, R OBP: 0.359, SLG: 0.447 (1, 9)	0-0 F7		4-0 1B BB	4-0 CS 1B BB		0-0 F7		0-0 BB 1B BB		1	1	0	0	2	0	1
Luis Melendez, R OBP: 0.238, SLG: 0.255 (6, 9)										2	1	1	0	0	0	2
Mike Ivie, R OBP: 0.321, SLG: 0.412 (1, 3)		0-0 HR	0-0 1B 1B	0-0 1-2 1B			4-0 1B 1B 1B BB	0-0 F7		4	3	3	1	1	0	1
Tito Fuentes, S OBP: 0.306, SLG: 0.331 (1, 4)		0-0 F6	0-0 1B 1B	0-0 CS	0-0 6-3		0-0 1B FC6-2 1B	4-0 1B BB		4	1	2	1	1	0	0
Doug Rader, R OBP: 0.334, SLG: 0.374 (1, 5)		0-0 F8	0-0 F8		0-0 3-1		0-0 FC6-2 1B SF8 1B	4-0 1B BB		4	1	1	0	1	0	2
Fred Kendall, R OBP: 0.295, SLG: 0.301 (1, 2)		0-0 1B 1B	0-0 1-3 2-H 1B		0-0 F8		0-0 SF8 FC6-2 1B	0-0 1-2 2-3 3-H 1B	0-0 1-2 2-3 3-H 1B	5	1	4	4	0	0	0
Tom Griffin, R OBP: 0.222, SLG: 0.125 (1, 1)		0-0 1B	0-3 K			0-3 K	0-0 FC6-2	0-0 F9		3	0	1	0	0	2	2
Butch Metzger, R (7, 1)		0-0 1-2 1B								2	0	0	0	0	0	5

Inning Stats	R: 0	H: 1	E: 1	K: 0	S: 4	LOB: 1	BB: 0	P: 4	R: 2	H: 4	E: 0	K: 0	S: 7	LOB: 2	BB: 0	P: 7	R: 2	H: 3	E: 0	K: 1	S: 8	LOB: 2	BB: 1	P: 12	R: 1	H: 2	E: 0	K: 0	S: 4	LOB: 1	BB: 1	P: 8	R: 0	H: 0	E: 0	K: 0	S: 3	LOB: 0	BB: 0	P: 3	R: 0	H: 1	E: 1	K: 1	S: 7	LOB: 2	BB: 0	P: 7	R: 2	H: 3	E: 0	K: 0	S: 6	LOB: 2	BB: 1	P: 10	R: 2	H: 2	E: 0	K: 0	S: 5	LOB: 2	BB: 2	P: 13
--------------	------	------	------	------	------	--------	-------	------	------	------	------	------	------	--------	-------	------	------	------	------	------	------	--------	-------	-------	------	------	------	------	------	--------	-------	------	------	------	------	------	------	--------	-------	------	------	------	------	------	------	--------	-------	------	------	------	------	------	------	--------	-------	-------	------	------	------	------	------	--------	-------	-------


PITCHER	IP	WLS	BF	H	R	ER	SO	BB	IBB	HBP	BLK	WP	HR	S	P	ERA	WHIP
Larry Dierker, R ERA: 3.86 (1, 1)	4.0	L	23	10	5	5	1	2	0	0	0	0	2	23	31	11.25	3.000
Joe Niekro, R ERA: 3.46 (5, 1)	2.0		8	1	0	0	1	0	0	0	0	0	0	10	10	0.00	0.500
Gilberto Rondon, R ERA: 6.34 (7, 1)	0.0		4	3	2	2	0	1	0	0	0	0	0	3	7	∞	∞
Mike Cosgrove, L ERA: 5.13 (7, 1)	2.0		10	2	2	2	0	2	0	0	0	0	0	8	16	9.00	2.000

**BOTTOM**

**Houston Astros @ San Diego Padres**  
San Diego Stadium, San Diego, CA

Fri Aug 06 1976, 10:05 PM EDT  
Att. 12,911 - Unknown

AB	39
R	9
H	16
RBI	9
BB	5
SO	2
LOB	22



WP	PA	ERA	WHIP
0	46		



Batter	1	2	3	4	5	6	7	8	9	AB R H RBI BB SO LOB	TOP
<b>Greg Gross, L</b> (1, 9) <small>OBP: 0.369, SLG: 0.350</small> <b>Wilbur Howard, S</b> (9, PR) <small>OBP: 0.240, SLG: 0.293</small>	0-0  FC6-4 1B		0-0  4-3		0-0  4-3		0-0  1-3 1B		0-0  S 1B	5 0 3 0 0 0 0 0 0 0 0 0 0 0	<b>Houston Astros @ San Diego Padres</b> San Diego Stadium, San Diego, CA Sat Aug 07 1976, 10:05 PM EDT Att: 16,403 - Unknown  livebaseballscorecards.com
<b>Enos Cabell, R</b> (1, 5) <small>OBP: 0.317, SLG: 0.334</small>	0-0  FC6-4 1-2f		0-0  F7		0-0  5-3		0-0  1-3 1-2		0-0  F4 1-2	5 0 0 0 0 0 3	
<b>Cesar Cedeno, R</b> (1, 8) <small>OBP: 0.348, SLG: 0.461</small>	0-0  L7		0-0  5-3		0-0  F4		0-0  6-3		0-0  F5	5 0 0 0 0 0 4	
<b>Bob Watson, R</b> (1, 3) <small>OBP: 0.374, SLG: 0.447</small>	4-0  FC6-4 BB			0-0  BB SF8 1B		0-0  F4		0-0  F8 S S S	0-3  K	4 1 1 0 1 1 2	
<b>Jose Cruz, L</b> (1, 7) <small>OBP: 0.401, SLG: 0.407</small>	0-0  FC6-4 1-2f		0-0  F7		0-0  1B G3 1B		0-0  1B SF8 1B			4 1 2 0 0 0 3	
<b>Ed Herrmann, L</b> (1, 2) <small>OBP: 0.297, SLG: 0.321</small> <b>Skip Jutze, R</b> (8, PR) <small>OBP: 0.194, SLG: 0.250</small> (8, 2)		0-0  4-3 6-3 1B		0-0  BB 1B		0-0  G3 1-2		0-0  BB 1B		4 0 3 0 0 0 1 0 0 0 0 0 0 0	
<b>Rob Andrews, R</b> (1, 4) <small>OBP: 0.331, SLG: 0.323</small> <b>Ken Boswell, L</b> (8, PH) <small>OBP: 0.313, SLG: 0.330</small> (8, 4)		0-0  6-3		4-0  BB 1-2 2-3 BB		0-0  FC6-4 1B		0-0  SF8		2 0 1 0 1 0 1 0 0 0 0 1 0 0 0	
<b>Roger Metzger, S</b> (1, 6) <small>OBP: 0.303, SLG: 0.287</small> <b>Leon Roberts, R</b> (8, PH) <small>OBP: 0.376, SLG: 0.494</small> <b>Joe Sambito, L</b> (8, 1)		0-0  4-3		0-0  SF8		0-0  FC6-4 1-2f		0-0  3-H 4-0 BB		2 0 0 1 0 0 3 0 0 0 0 1 0 0 0 0 0 0 0 0 0	
<b>Joaquin Andujar, S</b> (1, 1) <small>OBP: 0.158, SLG: 0.184</small> <b>Cliff Johnson, R</b> (7, PH) <small>OBP: 0.353, SLG: 0.376</small> <b>Joe Niekro, R</b> (7, 1) <small>OBP: 0.192, SLG: 0.320</small> <b>Jerry Davanon, R</b> (8, PH) <small>OBP: 0.417, SLG: 0.549</small> (8, 6)		0-3  K		0-0  F8		0-0  F2		0-0  5-3		2 0 0 0 0 1 3 1 0 0 0 0 0 0 0 0 0 0 0 0 0 1 0 0 0 0 0 2	
<b>Inning Stats</b>	R: 0 H: 1 E: 1 LOB: 2 K: 0 BB: 1 S: 4 P: 8	R: 0 H: 1 E: 0 LOB: 1 K: 1 BB: 0 S: 6 P: 6	R: 0 H: 0 E: 0 LOB: 0 K: 0 BB: 0 S: 3 P: 3	R: 1 H: 2 E: 0 LOB: 2 K: 0 BB: 1 S: 5 P: 9	R: 0 H: 0 E: 0 LOB: 0 K: 0 BB: 0 S: 3 P: 3	R: 0 H: 2 E: 0 LOB: 2 K: 0 BB: 0 S: 5 P: 5	R: 0 H: 1 E: 0 LOB: 1 K: 0 BB: 0 S: 4 P: 4	R: 1 H: 2 E: 0 LOB: 2 K: 1 BB: 1 S: 6 P: 9	R: 0 H: 1 E: 0 LOB: 2 K: 1 BB: 0 S: 6 P: 6	1B: 10 SF: 2 2B: 0 SAC: 0 3B: 0 DP: 0 HR: 0 HBP: 0	
<b>PITCHER</b> <b>Rick Sawyer, R</b> (1, 1) <small>ERA: 1.08</small> <b>Butch Metzger, R</b> (8, 1) <small>ERA: 1.91</small>	IP WLS BF H R ER SO BB IBB HBP BLK WP HR S P ERA WHIP 7.2 W 35 9 2 2 1 3 0 0 0 0 0 0 34 46 2.35 1.565						<b>PITCHER</b> IP WLS BF H R ER SO BB IBB HBP BLK WP HR S P ERA WHIP 1.1 S 5 1 0 0 1 0 0 0 0 0 0 0 7 7 0.00 0.750				



Batter	1	2	3	4	5	6	7	8	9
Jerry Turner, L (1, 7) OBP: 0.338, SLG: 0.408 Luis Melendez, R (9, 7) OBP: 0.238, SLG: 0.255	0-0 F9		0-0 1B 2B		0-0 F8		0-0 1B		
Enzo Hernandez, R (1, 6) OBP: 0.304, SLG: 0.316	4-0 4-3 BB		0-0 F7		0-0 6-3		0-0 5-3		
Willie Davis, L (1, 8) OBP: 0.293, SLG: 0.390	0-0 4-3 1-2		0-0 2-H 3-H 1B		4-0 S BB		0-0 F7		
Dave Winfield, R (1, 9) OBP: 0.359, SLG: 0.443		0-0 5-3	0-0 5-3		0-0 F2		4-0 F9 PB BB		
Mike Ivie, R (1, 3) OBP: 0.316, SLG: 0.405		0-0 F3		0-0 6-3		0-0 F8		0-0 F9	
Tito Fuentes, S (1, 4) OBP: 0.303, SLG: 0.327		0-0 5-3		0-0 4-3		0-0 F7		0-0 F9	
Doug Rader, R (1, 5) OBP: 0.334, SLG: 0.372			0-3 K		0-0 F7		4-0 1B BB		
Fred Kendall, R (1, 2) OBP: 0.299, SLG: 0.302			4-0 1B 2B BB		0-0 SH3 1B		0-3 K		
Rick Sawyer, R (1, 1) OBP: 0.500, SLG: 0.500 Butch Metzger, R (8, 1)			0-0 2B 1B 1B		0-0 SH3		0-0 F2		

Inning Stats	R: 0	H: 0	E: 0	LOB: 0	K: 0	BB: 1	S: 2	P: 6
	R: 0	H: 0	E: 0	LOB: 0	K: 0	BB: 0	S: 3	P: 3
	R: 3	H: 3	E: 0	LOB: 1	K: 1	BB: 1	S: 8	P: 12
	R: 0	H: 0	E: 0	LOB: 0	K: 0	BB: 0	S: 3	P: 3
	R: 0	H: 1	E: 0	LOB: 1	K: 0	BB: 0	S: 4	P: 4
	R: 0	H: 0	E: 0	LOB: 1	K: 0	BB: 1	S: 3	P: 7
	R: 0	H: 1	E: 0	LOB: 2	K: 1	BB: 1	S: 6	P: 10
	R: 0	H: 0	E: 0	LOB: 1	K: 0	BB: 1	S: 3	P: 7

PITCHER															PITCHER																				
IP	WLS	BF	H	R	ER	SO	BB	IBB	HBP	BLK	WP	HR	S	P	ERA	WHIP	IP	WLS	BF	H	R	ER	SO	BB	IBB	HBP	BLK	WP	HR	S	P	ERA	WHIP		
Joaquin Andujar, R (1, 1) ERA: 3.77	6.0	L	24	4	3	3	1	3	0	0	0	0	23	35	4.50	1.167																			
Joe Niekro, R (7, 1) ERA: 3.42	1.0		5	1	0	0	1	0	0	0	0	0	6	10	0.00	2.000																			
Joe Sambito, L (8, 1) ERA: 3.18	1.0		4	0	0	0	0	1	0	0	0	0	3	7	0.00	1.000																			

AB R H RBI BB SO LOB

4	1	2	1	0	0	1
0	0	0	0	0	0	0
3	0	0	0	1	0	5
3	0	1	2	1	0	1
3	0	0	0	1	0	2
4	0	0	0	0	0	2
4	0	0	0	0	0	2
2	0	0	0	1	1	0
2	1	1	0	1	1	1
2	1	1	0	0	0	1
0	0	0	0	0	0	0

AB	27
R	3
H	5
RBI	3
BB	5
SO	2
LOB	15



WP: 0	PA: 33
PB: 1	
SB: 1	
CS: 0	

Houston Astros @ San Diego Padres  
San Diego Stadium, San Diego, CA  
Sat Aug 07 1976, 10:05 PM EDT  
Att. 16,403 - Unknown

livebaseballscorecards.com



Batter	1	2	3	4	5	6	7	8	9	AB R H RBI BB SO LOB	TOP					
Greg Gross, L (1, 9) OBP: 0.368, SLG: 0.348	0-0 L7		0-0 L7			0-0 B3		0-0 E		4 1 1 1 0 0 0	<b>Houston Astros @ San Diego Padres</b> San Diego Stadium, San Diego, CA Sun Aug 08 1976, 6:33 AM EDT Att: 11,205 - Unknown					
Enos Cabell, R (1, 5) OBP: 0.316, SLG: 0.333	0-0 P1			0-0 6-3		0-0 1-3		0-0 E7		4 0 1 0 0 0 0						
Cesar Cedeno, R (1, 8) OBP: 0.345, SLG: 0.456	0-0 F7			0-0 6-3		0-0 1-3		0-0 F9		4 0 0 0 0 0 1						
Bob Watson, R (1, 3) OBP: 0.373, SLG: 0.447		0-0 WP		0-0 4-3		0-0 1-3		0-0 4-3		4 1 1 0 0 0 1						
Jose Cruz, L (1, 7) OBP: 0.402, SLG: 0.408		0-0 F8			0-0 4-3	0-0 G3		0-0 F7		4 0 2 0 0 0 1						
Ed Herrmann, L (1, 2) OBP: 0.292, SLG: 0.317		0-0 SF9			0-0 4-3	0-0 G3		0-0 F4		3 0 0 1 0 0 2						
Rob Andrews, R (1, 4) OBP: 0.330, SLG: 0.320		0-0 F7			0-0 L6	0-0 F9		4-0 BB		3 0 0 0 1 0 2						
Roger Metzger, S (1, 6) OBP: 0.305, SLG: 0.294			0-0 F8		4-0 IBB			0-3 K		3 1 1 0 1 1 1						
J.R. Richard, R (1, 1) OBP: 0.108, SLG: 0.111			0-3 K		0-3 K			0-0 4-3		3 0 0 0 0 2 3						
<b>Inning Stats</b>	R: 0 H: 0 E: 0 LOB: 0 K: 0 BB: 0 S: 3 P: 3	R: 1 H: 1 E: 0 LOB: 0 K: 0 BB: 0 S: 4 P: 4	R: 0 H: 0 E: 0 LOB: 0 K: 1 BB: 0 S: 5 P: 5	R: 0 H: 0 E: 0 LOB: 0 K: 0 BB: 0 S: 3 P: 3	R: 0 H: 1 E: 0 LOB: 2 K: 1 BB: 1 S: 6 P: 10	R: 0 H: 0 E: 0 LOB: 0 K: 0 BB: 0 S: 3 P: 3	R: 0 H: 1 E: 0 LOB: 1 K: 0 BB: 0 S: 4 P: 4	R: 2 H: 3 E: 1 LOB: 1 K: 0 BB: 0 S: 6 P: 6	R: 0 H: 0 E: 0 LOB: 1 K: 1 BB: 1 S: 5 P: 9	1B: 4 SF: 1 2B: 1 SAC: 0 3B: 1 DP: 0 HR: 0 HBP: 0	WP: 1 PA: 35 PB: 0 SB: 1 CS: 0					
<b>PITCHER</b>	IP WLS BF H R ER SO BB IBB HBP BLK WP HR S P ERA WHIP															
Dave Freisleben, R (1, 1) ERA: 3.49	7.1	29	6	3	3	2	0	1	0	0	1	0	32	36	3.68	0.818
Butch Metzger, R (8, 1) ERA: 1.87	1.2	W	6	0	0	0	1	0	0	0	0	0	7	11	0.00	0.600

livebaseballscorecards.com

AB	32
R	3
H	6
RBI	2
BB	2
SO	3
LOB	11







Batter	1	2	3	4	5	6	7	8	9	AB R H RBI BB SO LOB	TOP																					
Johnny Grubb, L (1, 7) OBP: 0.394, SLG: 0.414	0-0 SH2-4 1B		0-0 4-3		0-3 K		0-0 P6		4-0 BB	4 0 1 0 1 1 1																						
Enzo Hernandez, R (1, 6) OBP: 0.309, SLG: 0.316 Ted Kubiak, S (9, PH) OBP: 0.347, SLG: 0.322	0-0 SH2-4		4-0 2B HR BB		0-0 P3		0-0 CS 1B		0-0 5-3	2 1 1 0 1 0 0 1 0 0 0 0 0 2																						
Willie Davis, L (1, 8) OBP: 0.297, SLG: 0.394	0-0 F9		0-0 1-3 HR 2B		0-3 K		0-0 CS 1-2	0-0 1B 1B		4 1 2 1 0 1 1																						
Dave Winfield, R (1, 9) OBP: 0.357, SLG: 0.446	0-0 F9		0-0 2-H 3-H HR		0-3 K		0-0 F9			4 1 1 3 0 1 2																						
Mike Ivie, R (1, 3) OBP: 0.318, SLG: 0.402		0-0 5-3	4-0 BB		0-0 1B 1B		0-0 1B 1B	0-0 1-3 1B		3 0 2 0 1 0 0																						
Tito Fuentes, S (1, 4) OBP: 0.305, SLG: 0.326		0-0 P4	0-3 K		0-0 1B		0-0 F8			4 0 1 0 0 1 2																						
Doug Rader, R (1, 5) OBP: 0.333, SLG: 0.366		0-0 6-3		0-3 K		0-3 K		0-0 F7		4 0 0 0 0 2 2																						
Fred Kendall, R (1, 2) OBP: 0.298, SLG: 0.299 Jerry Turner, L (9, PR) OBP: 0.332, SLG: 0.399			4-0 4-3 SH1-4 2B BB	0-0 5-3		0-0 F7		0-0 BB 1B		3 1 1 0 1 0 2 0 0 0 0 0 0 0																						
Randy Jones, R (1, 1) OBP: 0.098, SLG: 0.051 Merv Rettenmund, R (9, PH) OBP: 0.350, SLG: 0.297			0-0 SH1-4	0-0 P5		0-0 1-3		0-3 K		2 0 0 0 0 0 0 1 0 0 0 0 1 1																						
<b>Inning Stats</b>	R: 0 E: 0 K: 0 S: 4	H: 1 LOB: 1 BB: 0 P: 4	R: 0 E: 0 K: 0 S: 3	H: 0 LOB: 0 BB: 0 P: 3	R: 4 E: 0 K: 1 S: 7	H: 2 LOB: 1 BB: 3 P: 19	R: 0 E: 0 K: 1 S: 5	H: 0 LOB: 0 BB: 0 P: 5	R: 0 E: 0 K: 2 S: 9	H: 2 LOB: 2 BB: 0 P: 9	R: 0 E: 0 K: 0 S: 3	H: 1 LOB: 0 BB: 0 P: 3	R: 0 E: 0 K: 0 S: 4	H: 2 LOB: 1 BB: 0 P: 4	R: 0 E: 0 K: 1 S: 6	H: 1 LOB: 2 BB: 1 P: 10	1B: 7 2B: 1 3B: 0 HR: 1	SF: 0 SAC: 2 DP: 0 HBP: 0	WP: 0 PB: 0 SB: 0 CS: 1	PA: 39												
<b>PITCHER</b> Jerry Koosman, L (1, 1) ERA: 3.19	IP 9.0	WLS W	BF 38	H 9	R 4	ER 4	SO 7	BB 4	IBB 0	HBP 0	BLK 0	WP 0	HR 1	S 48	P 64	ERA 4.00	WHIP 1.444															
											<b>PITCHER</b>	IP	WLS	BF	H	R	ER	SO	BB	IBB	HBP	BLK	WP	HR	S	P	ERA	WHIP				

San Diego Padres @ New York Mets  
Shea Stadium, Flushing, NY  
Tue Aug 10 1976, 7:05 PM EDT  
Att: 12,085 - Unknown

livebaseballscorecards.com

AB	32
R	4
H	9
RBI	4
BB	4
SO	7
LOB	13



Batter	1	2	3	4	5	6	7	8	9	AB	R	H	RBI	BB	SO	LOB
Pepe Mangual, R OBP: 0.367, SLG: 0.326 (1, 7) (9, 8)	0-0 3-1	0-0 FC5-2-5 1B		0-3 K			0-0 6-3			4	0	0	0	0	1	3
Felix Millan, R OBP: 0.323, SLG: 0.329 (1, 4)	0-0 6-3	0-0 1B		0-0 L1			0-0 4-3			4	0	1	1	0	0	1
Mike Vail, R OBP: 0.295, SLG: 0.315 (1, 9)	0-0 6-3	0-0 5-3			0-0 2-3		0-0 F8			4	0	0	0	0	0	2
Joe Torre, R OBP: 0.352, SLG: 0.415 Leo Foster, R OBP: 0.333, SLG: 0.375 Bruce Boisclair, L OBP: 0.320, SLG: 0.311 (1, 3) (8, PR) (9, 7)		0-0 5-3	0-0 4-3		0-0 5-3			0-0 1B SH2-4 1B		4	0	1	0	0	0	0
Jerry Grote, R OBP: 0.342, SLG: 0.326 (1, 2)		0-0 1B 2B 1B	0-0 E6		0-0 F7			0-0 SH2-4		3	1	1	0	0	0	0
Roy Staiger, R OBP: 0.315, SLG: 0.346 (1, 5)		0-0 1B 2B 1B	0-0 F7			0-0 FC5-4 1B		0-0 FC5-4 1B		4	1	3	0	0	0	1
Leon Brown, R OBP: 0.268, SLG: 0.296 John Milner, L OBP: 0.339, SLG: 0.444 (1, 8) (8, PH) (9, 3)		0-0 1B 2B	0-0 L7			0-0 F2		0-0 FC5-4 1B		3	1	1	1	0	0	2
Bud Harrelson, S OBP: 0.340, SLG: 0.282 (1, 6)		4-0 1B IBB		0-0 S SH1-4 1B		0-0 FC5-4		0-0 FC5-4		3	0	1	0	1	0	3
Jerry Koosman, R OBP: 0.302, SLG: 0.314 (1, 1)		0-0 1B 1B		0-0 SH1-4		0-0 L7		0-0 1-3		3	1	1	2	0	0	3

Inning Stats	R: 0	H: 0	E: 0	LOB: 0	K: 0	BB: 0	S: 3	P: 3
	R: 4	H: 5	E: 0	LOB: 2	K: 0	BB: 1	S: 8	P: 12
	R: 0	H: 0	E: 1	LOB: 1	K: 0	BB: 0	S: 4	P: 4
	R: 0	H: 1	E: 0	LOB: 1	K: 1	BB: 0	S: 6	P: 6
	R: 0	H: 0	E: 0	LOB: 0	K: 0	BB: 0	S: 3	P: 3
	R: 0	H: 1	E: 0	LOB: 1	K: 0	BB: 0	S: 4	P: 4
	R: 0	H: 0	E: 0	LOB: 0	K: 0	BB: 0	S: 3	P: 3
	R: 1	H: 3	E: 0	LOB: 2	K: 0	BB: 0	S: 6	P: 6

PITCHER	IP	WLS	BF	H	R	ER	SO	BB	IBB	HBP	BLK	WP	HR	S	P	ERA	WHIP
Randy Jones, L ERA: 2.73 (1, 1)	8.0	L	36	10	5	5	1	0	1	0	0	0	0	37	41	5.62	1.250

**BOTTOM**

**San Diego Padres @ New York Mets**  
Shea Stadium, Flushing, NY

Tue Aug 10 1976, 7:05 PM EDT  
Att. 12,085 - Unknown

AB	33
R	5
H	10
RBI	5
BB	1
SO	1
LOB	15



WP	PA	ERA	WHIP
0	36		



Batter	1	2	3	4	5	6	7	8	9	AB R H RBI BB SO LOB	TOP
Johnny Grubb, L (1, 7) OBP: 0.390, SLG: 0.409	0-0 SH1-3 1B		0-0 3-1		0-0 4-3		0-3 K		0-3 K	5 0 1 0 0 2 1	
Enzo Hernandez, R (1, 6) OBP: 0.312, SLG: 0.320	0-0 SH1-3 1-2		0-0 5-3		0-0 E8 1B			0-0 1B 1B		3 0 2 1 0 0 0	
Willie Davis, L (1, 8) OBP: 0.297, SLG: 0.392	0-0 F8		0-0 3-1		0-3 K			0-0 1-3 1B		4 0 1 0 0 1 2	
Dave Winfield, R (1, 9) OBP: 0.354, SLG: 0.441	0-0 F8			0-0 F8		0-3 K		0-3 K		4 0 0 0 0 2 3	
Mike Ivie, R (1, 3) OBP: 0.327, SLG: 0.410		0-0 FC6-4 1B		4-0 4-3 BB		0-0 2B		4-0 1-2 BB		2 0 2 0 2 0 0	
Tito Fuentes, S (1, 4) OBP: 0.302, SLG: 0.323		0-0 FC6-4 BB 1-2f		0-0 4-3 1-2		0-0 P4		0-3 K		4 0 0 0 0 1 6	
Doug Rader, R (1, 5) OBP: 0.330, SLG: 0.363		0-0 F5		0-0 1-4-3		0-3 K		0-3 K		3 0 0 0 0 1 3	
Willie McCovey, L (8, PH) OBP: 0.288, SLG: 0.366										1 0 0 0 0 1 3	
Ted Kubiak, S (8, 5) OBP: 0.347, SLG: 0.322										0 0 0 0 0 0 0	
Fred Kendall, R (1, 2) OBP: 0.301, SLG: 0.300		4-0 1-2 BB			0-0 4-3 E 1B		0-0 F8		0-0 4-3	3 1 1 0 1 0 0	
Tom Griffin, R (1, 1) OBP: 0.200, SLG: 0.111		0-0 F7			0-3 K		0-0 L1		0-0 4-3	1 0 0 0 0 0 2	
Jerry Johnson, R (2, 1)										1 0 0 0 0 1 1	
Luis Melendez, R (7, PH) OBP: 0.235, SLG: 0.253										1 0 0 0 0 0 0	
Butch Metzger, R (7, 1)										0 0 0 0 0 0 0	
Jerry Turner, L (9, PH) OBP: 0.330, SLG: 0.397										1 0 0 0 0 0 0	
<b>Inning Stats</b>	R: 0 H: 1 E: 0 LOB: 1 K: 0 BB: 0 S: 4 P: 4	R: 0 H: 1 E: 0 LOB: 2 K: 0 BB: 1 S: 4 P: 8	R: 0 H: 0 E: 0 LOB: 0 K: 0 BB: 0 S: 3 P: 3	R: 0 H: 0 E: 0 LOB: 1 K: 0 BB: 1 S: 3 P: 7	R: 1 H: 2 E: 1 LOB: 1 K: 2 BB: 0 S: 9 P: 9	R: 0 H: 1 E: 0 LOB: 1 K: 2 BB: 0 S: 8 P: 8	R: 0 H: 0 E: 0 LOB: 0 K: 1 BB: 0 S: 5 P: 5	R: 0 H: 2 E: 0 LOB: 3 K: 3 BB: 1 S: 11 P: 15	R: 0 H: 0 E: 0 LOB: 0 K: 1 BB: 0 S: 5 P: 5	1B: 6 SF: 0 2B: 1 SAC: 1 3B: 0 DP: 0 HR: 0 HBP: 0	WP: 0 PA: 37 PB: 0 SB: 1 CS: 0
<b>PITCHER</b>	IP WLS BF H R ER SO BB IBB HBP BLK WP HR S P ERA WHIP										
Jon Mattack, L (1, 1) ERA: 2.76	7.0 W 30 7 1 1 5 2 0 0 0 0 0 0 38 46 1.29 1.286										
Skip Lockwood, R (8, 1) ERA: 2.78	2.0 S 7 0 0 0 4 1 0 0 0 0 0 0 14 18 0.00 0.500										

San Diego Padres @ New York Mets  
Shea Stadium, Flushing, NY  
Wed Aug 11 1976, 7:05 PM EDT  
Att. 15,150 - Unknown

livebaseballscorecards.com

AB 33  
R 1  
H 7  
RBI 1  
BB 3  
SO 9  
LOB 21



BOTTOM

San Diego Padres @ New York Mets  
Shea Stadium, Flushing, NY  
Wed Aug 11 1976, 7:05 PM EDT  
Att. 15,150 - Unknown

livebaseballscores.com

AB 28  
R 2  
H 5  
RBI 2  
BB 7  
SO 2  
LOB 16



WP: 0 PA: 36  
PB: 0  
SB: 3  
CS: 1

AB R H RBI BB SO LOB

2 1 0 0 2 0 1

4 0 0 0 0 0 3

2 1 0 0 2 0 0

0 0 0 0 0 0 0

3 0 1 0 0 0 2

4 0 2 2 0 0 1

0 0 0 0 0 0 0

3 0 0 0 1 0 3

3 0 1 0 1 1 0

3 0 0 0 1 0 3

3 0 1 0 0 1 0

1 0 0 0 0 0 3

1B: 3 SF: 0  
2B: 2 SAC: 0  
3B: 0 DP: 0  
HR: 0 HBP: 1

Batter	1	2	3	4	5	6	7	8	9
Bruce Boisclair, L (1, 8) OBP: 0.324, SLG: 0.308 (8, 7)	4-0 HBP S 2B BB	4-0 S BB		x 0-0 F9			x 0-0 F8		
Felix Millan, R (1, 4) OBP: 0.320, SLG: 0.325	0-0 F8 1-2	0-0 F8 1-2		x 0-0 FC6 1-2f			x 0-0 5-3		
John Milner, L (1, 7) OBP: 0.341, SLG: 0.441 Leon Brown, R (8, 8) OBP: 0.268, SLG: 0.296	4-0 HBP 2B BB	4-0 BB			x 0-0 4-3		x 0-0 L8		
Joe Torre, R (1, 3) OBP: 0.354, SLG: 0.414	1-0 2B 1-2 2-3 HBP	0-0 1-3			x 0-0 1B		x 0-0 6-3		
Mike Vail, R (1, 9) OBP: 0.305, SLG: 0.338 Pepe Mangual, R (8, PR) (9, 9) OBP: 0.387, SLG: 0.326	0-0 1-3 2-H 3-H 2B		x 0-0 F2		x 0-0 F9		x 0-0 CS S 1B		
Roy Staiger, R (1, 5) OBP: 0.313, SLG: 0.339	0-0 F2		x 0-0 L7		x 0-0 5-3		BBB 4-0 1-2 2B BB		
Ron Hodges, L (1, 2) OBP: 0.396, SLG: 0.420	4-0 BB		0-3 K			x 0-0 F8	x 0-0 1-3 2-3 2B		
Mike Phillips, L (1, 6) OBP: 0.329, SLG: 0.374	0-0 P6			x 0-0 F7		x 0-0 P4	4-0 IBB		
Jon Mattack, L (1, 1) OBP: 0.261, SLG: 0.206 Skip Lockwood, R (8, 1) OBP: 0.429, SLG: 0.462		0-3 K		x 0-0 FC6 1B		x 0-0 F7	x 0-0 L8		
Inning Stats	R: 2 H: 1 E: 0 LOB: 3 K: 0 BB: 3 S: 4 P: 17	R: 0 H: 0 E: 0 LOB: 2 K: 1 BB: 2 S: 5 P: 13	R: 0 H: 0 E: 0 LOB: 0 K: 1 BB: 0 S: 5 P: 5	R: 0 H: 1 E: 0 LOB: 1 K: 0 BB: 0 S: 4 P: 4	R: 0 H: 1 E: 0 LOB: 1 K: 0 BB: 0 S: 4 P: 4	R: 0 H: 0 E: 0 LOB: 0 K: 0 BB: 0 S: 3 P: 3	R: 0 H: 0 E: 0 LOB: 0 K: 0 BB: 0 S: 3 P: 3	R: 0 H: 2 E: 0 LOB: 3 K: 0 BB: 2 S: 4 P: 12	

PITCHER	IP	WLS	BF	H	R	ER	SO	BB	IBB	HBP	BLK	WP	HR	S	P	ERA	WHIP
Tom Griffin, R (1, 1) ERA: 5.84	1.2	L	12	1	2	2	1	5	0	1	0	0	0	8	29	10.80	3.600
Jerry Johnson, R (2, 1) ERA: 5.09	4.1		15	2	0	0	1	0	0	0	0	0	0	17	17	0.00	0.462
Butch Metzger, R (7, 1) ERA: 1.83	2.0		9	2	0	0	0	1	1	0	0	0	0	7	15	0.00	1.500



Batter	1	2	3	4	5	6	7	8	9	AB R H RBI BB SO LOB	TOP
<b>Johnny Grubb, L</b> (1, 5) OBP: 0.388, SLG: 0.404 (6, 7)	0-3 	0-0 G6-3 			0-0 4-3 			4-0 		3 0 0 0 1 1 2	
<b>Enzo Hernandez, R</b> (1, 6) OBP: 0.311, SLG: 0.317	0-3 		0-0 5-3 		0-0 B5-3 			4-0 		3 0 0 0 1 1 0	
<b>Jerry Turner, L</b> (1, 7) OBP: 0.325, SLG: 0.390 <b>Doug Rader, R</b> (6, 5) OBP: 0.329, SLG: 0.362	0-0 F8 		0-0 F8 		0-0 G3 			0-0 P9 		3 0 0 0 0 0 0 1 0 0 0 0 0 3	
<b>Willie Davis, L</b> (1, 8) OBP: 0.296, SLG: 0.393		0-0 	0-0 F7 		0-0 G3 			0-0 F9 		4 1 1 0 0 0 3	
<b>Mike Ivie, R</b> (1, 3) OBP: 0.326, SLG: 0.408		0-0 		0-0 5-3 			0-0 F8 		0-0 1-3 	4 1 1 0 0 0 0	
<b>Dave Winfield, R</b> (1, 9) OBP: 0.355, SLG: 0.440		0-0 		4-0 			0-0 F8 		0-3 	3 1 1 0 1 1 0	
<b>Ted Kubiak, S</b> (1, 4) OBP: 0.339, SLG: 0.314		0-3 		0-0 G4-6-3 			0-0 4-3 		0-0 F2 	4 0 0 0 0 1 4	
<b>Fred Kendall, R</b> (1, 2) OBP: 0.301, SLG: 0.300		0-0 		0-0 F7 			0-0 1-3 			3 0 1 2 0 0 0	
<b>Rick Sawyer, R</b> (1, 1) OBP: 0.556, SLG: 0.500		0-0 		0-0 4-3 			4-0 			2 0 1 1 1 0 0	
<b>Inning Stats</b>	R: 0 H: 0 E: 0 LOB: 0 K: 2 BB: 0 S: 7 P: 7	R: 3 H: 5 E: 0 LOB: 1 K: 1 BB: 0 S: 9 P: 9	R: 0 H: 0 E: 0 LOB: 0 K: 0 BB: 0 S: 3 P: 3	R: 0 H: 0 E: 0 LOB: 0 K: 0 BB: 1 S: 2 P: 6	R: 0 H: 0 E: 0 LOB: 0 K: 0 BB: 0 S: 3 P: 3	R: 0 H: 0 E: 0 LOB: 0 K: 0 BB: 0 S: 3 P: 3	R: 0 H: 0 E: 0 LOB: 0 K: 0 BB: 0 S: 3 P: 3	R: 0 H: 0 E: 0 LOB: 3 K: 0 BB: 3 S: 3 P: 15	R: 0 H: 0 E: 0 LOB: 0 K: 1 BB: 0 S: 5 P: 5	1B: 4 SF: 0 2B: 1 SAC: 0 3B: 0 DP: 2 HR: 0 HBP: 0	WP: 0 PA: 34 PB: 0 SB: 0 CS: 0
<b>PITCHER</b> <b>Tom Seaver, R</b> (1, 1) ERA: 2.69 <b>Bob Apodaca, R</b> (8, 1) ERA: 2.85	IP WLS BF H R ER SO BB IBB HBP BLK WP HR S P ERA WHIP 7.1 L 29 5 3 3 3 4 0 0 0 0 0 0 31 47 3.68 1.227 1.2 5 0 0 0 0 1 0 0 0 0 0 0 7 7 0.00 0.000	<b>PITCHER</b> IP WLS BF H R ER SO BB IBB HBP BLK WP HR S P ERA WHIP									

**San Diego Padres @ New York Mets**  
 Shea Stadium, Flushing, NY  
 Thu Aug 12 1976, 3:33 AM EDT  
 Att: 18,806 - Unknown

livebaseballscorecards.com

AB	30
R	3
H	5
RBI	3
BB	4
SO	4
LOB	12



Batter	1	2	3	4	5	6	7	8	9	AB	R	H	RBI	BB	SO	LOB
Bruce Boisclair, L (1, 7) OBP: 0.323, SLG: 0.306	0-0 L5-4 1B		0-0 F7		0-0 4-3		0-0 G3			4	0	1	0	0	0	3
Felix Millan, R (1, 4) OBP: 0.321, SLG: 0.327	0-0 1-2 CS 1B		0-0 FC6-4		0-0 1B			0-0 P4		4	0	2	0	0	0	2
Mike Vail, R (1, 9) OBP: 0.291, SLG: 0.321	0-0 2-3 L5-4			0-3 K	0-0 F7			0-3 K		4	0	0	0	0	2	3
Joe Torre, R (1, 3) OBP: 0.353, SLG: 0.411	0-0 1-2 CS	0-0 E5 G4-6-3		0-0 L8		0-0 G6-4-3 1B		0-0 E5		4	0	1	0	0	0	0
Ron Hodges, L (1, 2) OBP: 0.392, SLG: 0.423		0-0 G4-6-3		0-0 1B 2B		0-0 G6-4-3		0-0 L9		4	0	1	0	0	0	3
Roy Staiger, R (1, 5) OBP: 0.317, SLG: 0.339		0-0 F7		4-0 1B BB		0-0 P5			0-0 1B	3	0	1	0	1	0	0
Bud Harrelson, S (1, 6) OBP: 0.339, SLG: 0.281			0-0 4-3	0-0 FC4 1B			0-0 F7		0-0 F9	4	0	1	0	0	0	1
Pepe Mangual, R (1, 8) OBP: 0.367, SLG: 0.330			0-0 2B	0-0 FC4			0-3 K		0-3 K	3	0	1	0	0	1	3
Jim Dwyer, L (9, PH) OBP: 0.267, SLG: 0.225				1-2 2-3 1B					0-0 F9	1	0	0	0	0	1	1
Tom Seaver, R (1, 1) OBP: 0.200, SLG: 0.088			4-0 FC6-4 BB		0-0 P4				0-0 F9	1	0	0	0	2	0	0
Bob Apodaca, R (8, 1) OBP: 0.200, SLG: 0.214										0	0	0	0	0	0	0
John Milner, L (9, PH) OBP: 0.340, SLG: 0.440										1	0	0	0	0	0	1

Inning Stats	R: 0	H: 2	E: 0	K: 3	S: 3	R: 0	H: 0	E: 1	K: 0	S: 3	R: 0	H: 1	E: 0	K: 0	S: 4	R: 0	H: 2	E: 0	K: 1	S: 7	R: 0	H: 1	E: 0	K: 0	S: 4	R: 0	H: 1	E: 0	K: 0	S: 3	R: 0	H: 0	E: 1	K: 1	S: 6	R: 0	H: 0	E: 0	K: 1	S: 6	R: 0	H: 1	E: 0	K: 1	S: 6	R: 0	H: 1	E: 0	K: 1	S: 6	1B: 6	2B: 3	3B: 0	HR: 0	SF: 0	SAC: 0	DP: 3	HBP: 0	WP: 0	PB: 0	SB: 0	CS: 1	PA: 37
PITCHER Rick Sawyer, R (1, 1) ERA: 0.7	IP	WLS	BF	H	R	ER	SO	BB	IBB	HBP	BLK	WP	HR	S	P	ERA	WHIP																																														

**BOTTOM**

**San Diego Padres @ New York Mets**  
Shea Stadium, Flushing, NY

Thu Aug 12 1976, 3:33 AM EDT  
Att. 18,806 - Unknown

livebaseballscorecards.com

AB	33
R	0
H	8
RBI	0
BB	3
SO	4
LOB	17





Batter	1	2	3	4	5	6	7	8	9	AB R H RBI BB SO LOB	TOP
<b>Johnny Grubb, L</b> (1, 9) OBP: 0.383, SLG: 0.398	1-2 		2-3 		0-0 		0-1 			4 0 0 0 0 1 1	<b>San Diego Padres @ Montreal Expos</b> Jarry Park, Montreal, QB Fri Aug 13 1976, 7:05 PM EDT Unknown - 68 F
<b>Hector Torres, R</b> (1, 6) OBP: 0.268, SLG: 0.311	0-1 		3-3 			0-2 		0-1 		4 0 0 0 0 1 0	
<b>Jerry Turner, L</b> (1, 7) OBP: 0.319, SLG: 0.382	2-2 			0-0 		1-1 		2-2 		4 0 0 0 0 0 0	
<b>Willie Davis, L</b> (1, 8) OBP: 0.298, SLG: 0.393		1-0 		0-0 		4-2 		2-2 		3 0 1 0 1 0 0	
<b>Mike Ivie, R</b> (1, 3) OBP: 0.329, SLG: 0.407		1-1 		0-0 		1-0 		1-2 		3 0 1 0 0 0 1	
<b>Tito Fuentes, S</b> (1, 4) OBP: 0.306, SLG: 0.327		0-0 		0-0 		0-0 		0-0 		4 0 3 0 0 0 2	
<b>Doug Rader, R</b> (1, 5) OBP: 0.326, SLG: 0.358		0-3 		1-2 		0-0 		0-3 		4 0 0 0 0 2 5	
<b>Fred Kendall, R</b> (1, 2) OBP: 0.300, SLG: 0.299		3-2 		1-1 		3-1 		2-2 		4 0 1 0 0 0 3	
<b>Dave Freisleben, R</b> (1, 1) OBP: 0.226, SLG: 0.267 <b>Dave Tomlin, L</b> (2, 1) <b>Merv Rettenmund, R</b> (5, PH) OBP: 0.247, SLG: 0.294 <b>Rich Folkers, L</b> (5, 1) <b>Dave Winfield, R</b> (7, PH) OBP: 0.354, SLG: 0.439 <b>Alan Foster, F</b> (7, 1) OBP: 0.190, SLG: 0.056 <b>Jerry Johnson, R</b> (7, 1)		1-1 		1-1 		1-0 				0 0 0 0 0 0 0 1 0 0 0 0 0 0 1 0 0 0 0 0 0 0 0 0 0 0 0 0 1 0 0 0 0 0 1 0 0 0 0 0 0 0 0 0 0 0 0 0 0	
<b>Inning Stats</b>	R: 0 H: 0 E: 0 LOB: 0 K: 0 BB: 0 S: 9 P: 12	R: 0 H: 2 E: 0 LOB: 2 K: 1 BB: 0 S: 11 P: 16	R: 0 H: 0 E: 0 LOB: 0 K: 2 BB: 0 S: 8 P: 14	R: 0 H: 2 E: 0 LOB: 2 K: 0 BB: 0 S: 7 P: 8	R: 0 H: 0 E: 0 LOB: 0 K: 0 BB: 0 S: 5 P: 7	R: 0 H: 0 E: 0 LOB: 2 K: 0 BB: 1 S: 10 P: 16	R: 0 H: 1 E: 0 LOB: 1 K: 0 BB: 0 S: 6 P: 10	R: 0 H: 0 E: 0 LOB: 0 K: 0 BB: 0 S: 8 P: 12	R: 0 H: 1 E: 0 LOB: 1 K: 1 BB: 0 S: 10 P: 13	1B: 6 SF: 0 2B: 0 SAC: 0 3B: 0 DP: 0 HR: 0 HBP: 1	WP: 1 PA: 35 PB: 0 SB: 0 CS: 0
<b>PITCHER</b> <b>Steve Rogers, R</b> (1, 1) ERA: 3.26	IP WLS BF H R ER SO BB IBB HBP BLK WP HR S P ERA WHIP 9.0 W 35 6 0 0 4 1 0 1 0 1 0 74 108 0.00 0.778	<b>PITCHER</b> IP WLS BF H R ER SO BB IBB HBP BLK WP HR S P ERA WHIP									

livebaseballscorecards.com

AB	33
R	0
H	6
RBI	0
BB	1
SO	4
LOB	13



Batter	1	2	3	4	5	6	7	8	9	AB R H RBI BB SO LOB
Warren Cromartie, L (1, 9) OBP: 0.294, SLG: 0.294	0-3 K	3-2 BB 1B		1-2 6-3		0-1 4-3				4 1 1 1 0 1 2
Wayne Garrett, L (1, 4) OBP: 0.356, SLG: 0.310	0-0 2B 6-3 1B	4-2 1B BB			0-1 L8		1-0 BB 1B			3 1 2 0 1 0 0
Ellis Valentine, R (1, 8) OBP: 0.337, SLG: 0.413	0-0 1-3 2B	1-0 BB 1B			1-1 5-3		0-0 F7			4 0 2 2 0 0 1
Earl Williams, R (1, 3) OBP: 0.286, SLG: 0.369	2-2 6-3	1-1 G6-4-3 1B			0-0 1-3		4-0 1-2 BB			3 0 0 1 1 0 3
Larry Parrish, R (1, 5) OBP: 0.282, SLG: 0.342	1-0 4-3 2-3		0-3 K			1-0 F9	2-3 K			4 0 0 0 0 2 3
Tim Foli, R (1, 6) OBP: 0.275, SLG: 0.384		1-1 1B 1B	0-0 5-3			0-1 1B 1B	3-2 F2			4 2 2 0 0 0 2
Del Unser, L (1, 7) OBP: 0.270, SLG: 0.353		2-0 1B 1B	1-3 K			2-1 4-1		0-1 L6		4 1 1 0 0 1 1
Gary Carter, R (1, 2) OBP: 0.295, SLG: 0.341		1-1 1B 1B		2-2 6-3		4-0 1B IBB		1-2 G3		1 1 1 1 0 0 0
Mike Jorgensen, L (4, 3) OBP: 0.342, SLG: 0.346		1-2 1B 1B								2 0 0 0 1 0 0
Steve Rogers, R (1, 1) OBP: 0.115, SLG: 0.115		1-1 6-3		0-1 G3		2-1 1B		1-1 3-1		4 0 1 1 0 0 2

Inning Stats	R: 1	H: 2	E: 0	K: 1	S: 9	LOB: 1	BB: 0	P: 12	R: 4	H: 5	E: 1	K: 0	S: 22	LOB: 1	BB: 1	P: 36	R: 0	H: 0	E: 0	K: 2	S: 8	LOB: 0	BB: 0	P: 9	R: 0	H: 0	E: 0	K: 0	S: 5	LOB: 0	BB: 0	P: 6	R: 1	H: 2	E: 0	K: 0	S: 9	LOB: 2	BB: 1	P: 18	R: 0	H: 1	E: 0	K: 1	S: 8	LOB: 2	BB: 1	P: 18	R: 0	H: 0	E: 0	K: 0	S: 7	LOB: 0	BB: 0	P: 9
--------------	------	------	------	------	------	--------	-------	-------	------	------	------	------	-------	--------	-------	-------	------	------	------	------	------	--------	-------	------	------	------	------	------	------	--------	-------	------	------	------	------	------	------	--------	-------	-------	------	------	------	------	------	--------	-------	-------	------	------	------	------	------	--------	-------	------

PITCHER	IP	WLS	BF	H	R	ER	SO	BB	IBB	HBP	BLK	WP	HR	S	P	ERA	WHIP
Dave Freisleben, R (1, 1) ERA: 3.8	1.1	L	11	6	5	5	1	1	0	0	0	0	0	28	43	33.75	5.250
Dave Tomlin, L (2, 1) ERA: 3.63	2.2		8	1	0	0	2	0	0	0	0	0	0	19	25	0.00	0.375
Rich Folkers, L (5, 1) ERA: 5.26	2.0		9	2	1	1	0	0	1	0	0	0	0	14	24	4.50	1.000
Alan Foster, R (7, 1) ERA: 3.22	0.1		3	1	0	0	0	1	0	0	0	0	0	2	7	0.00	6.000
Jerry Johnson, R (7, 1) ERA: 4.66	1.2		5	0	0	0	1	0	0	0	0	0	0	13	20	0.00	0.000

**BOTTOM**

**San Diego Padres @ Montreal Expos**  
**Jarry Park, Montreal, QB**  
 Fri Aug 13 1976, 7:05 PM EDT  
 Unknown - 68 F

AB	33
R	6
H	10
RBI	6
BB	3
SO	4
LOB	14

livebaseballscorecards.com



WP: 0	PA: 36
PB: 0	SB: 1
CS: 0	



Batter	1	2	3	4	5	6	7	8	9	AB R H RBI BB SO LOB	TOP																																																																																																																																																																																													
<b>Johnny Grubb, L</b> (1, 9) <small>OBP: 0.390, SLG: 0.411</small> <b>Willie Davis, L</b> (9, 8) <small>OBP: 0.298, SLG: 0.393</small>	1-0 		0-1 	4-0 			1-0 		0-1 	4 2 3 0 1 0 1 0 0 0 0 0 0 0																																																																																																																																																																																														
<b>Tito Fuentes, S</b> (1, 4) <small>OBP: 0.302, SLG: 0.323</small>	1-1 		1-2 	1-0 			0-2 		1-2 	5 0 0 0 0 0 7																																																																																																																																																																																														
<b>Dave Winfield, R</b> (1, 8) <small>OBP: 0.355, SLG: 0.442</small> <small>(7, 9)</small>	1-0 		4-2 			0-1 	0-1 		2-1 	4 2 1 1 1 0 2																																																																																																																																																																																														
<b>Mike Ivie, R</b> (1, 3) <small>OBP: 0.334, SLG: 0.412</small>	2-1 		0-0 			2-0 	0-0 			4 0 3 1 0 0 0																																																																																																																																																																																														
<b>Jerry Turner, L</b> (1, 7) <small>OBP: 0.318, SLG: 0.376</small> <b>Luis Melendez, R</b> (7, 8) <small>OBP: 0.235, SLG: 0.253</small> <small>(9, 7)</small>	1-3 		1-0 			4-1 	1-0 			3 0 0 0 1 1 6 0 0 0 0 0 0 0																																																																																																																																																																																														
<b>Ted Kubiak, S</b> (1, 5) <small>OBP: 0.337, SLG: 0.313</small>	0-0 		1-0 			0-0 	2-1 	2-2 		4 0 1 2 0 0 1																																																																																																																																																																																														
<b>Hector Torres, R</b> (1, 6) <small>OBP: 0.262, SLG: 0.304</small>		0-0 		0-0 		0-1 		2-0 		4 0 0 0 0 0 0																																																																																																																																																																																														
<b>Bob Davis, R</b> (1, 2) <small>OBP: 0.237, SLG: 0.239</small>		2-1 		1-0 		1-2 		2-3 		4 0 2 0 0 1 0																																																																																																																																																																																														
<b>Brent Strom, R</b> (1, 1) <small>OBP: 0.161, SLG: 0.120</small> <b>Butch Metzger, R</b> (8, 1) <b>Fred Kendall, R</b> (8, 2) <small>OBP: 0.302, SLG: 0.302</small>		2-2 		0-0 		0-1 		1-1 		2 0 0 0 0 0 1 0 0 0 0 0 0 0 1 0 1 0 0 0 0																																																																																																																																																																																														
<b>Inning Stats</b>	R: 2 H: 3 E: 0 LOB: 1 K: 1 BB: 0 S: 10 P: 16	R: 0 H: 0 E: 0 LOB: 0 K: 0 BB: 0 S: 7 P: 11	R: 2 H: 3 E: 0 LOB: 2 K: 0 BB: 1 S: 10 P: 17	R: 0 H: 1 E: 1 LOB: 2 K: 0 BB: 1 S: 4 P: 10	R: 0 H: 0 E: 0 LOB: 0 K: 0 BB: 1 S: 4 P: 10	R: 0 H: 1 E: 0 LOB: 1 K: 0 BB: 0 S: 9 P: 12	R: 0 H: 2 E: 0 LOB: 2 K: 0 BB: 0 S: 8 P: 10	R: 0 H: 0 E: 0 LOB: 0 K: 1 BB: 0 S: 8 P: 14	R: 0 H: 1 E: 0 LOB: 1 K: 0 BB: 0 S: 9 P: 13	1B: 8 SF: 0 2B: 2 SAC: 1 3B: 1 DP: 1 HR: 0 HBP: 0	WP: 0 PA: 40 PB: 0 SB: 0 CS: 1																																																																																																																																																																																													
<b>PITCHER</b>	<table border="1"> <thead> <tr> <th>PITCHER</th> <th>IP</th> <th>WLS</th> <th>BF</th> <th>H</th> <th>R</th> <th>ER</th> <th>SO</th> <th>BB</th> <th>IBB</th> <th>HBP</th> <th>BLK</th> <th>WP</th> <th>HR</th> <th>S</th> <th>P</th> <th>ERA</th> <th>WHIP</th> </tr> </thead> <tbody> <tr> <td>Steve Dunning, R</td> <td>(1, 1)</td> <td>3.0</td> <td>L</td> <td>17</td> <td>7</td> <td>4</td> <td>4</td> <td>1</td> <td>1</td> <td>0</td> <td>0</td> <td>0</td> <td>0</td> <td>29</td> <td>47</td> <td>12.00</td> <td>2.667</td> </tr> <tr> <td>Chuck Taylor, R</td> <td>(4, 1)</td> <td>2.0</td> <td></td> <td>6</td> <td>0</td> <td>0</td> <td>0</td> <td>1</td> <td>1</td> <td>0</td> <td>0</td> <td>0</td> <td>0</td> <td>6</td> <td>17</td> <td>0.00</td> <td>0.500</td> </tr> <tr> <td>Joe Kerrigan, R</td> <td>(6, 1)</td> <td>2.0</td> <td></td> <td>9</td> <td>3</td> <td>0</td> <td>0</td> <td>0</td> <td>0</td> <td>0</td> <td>0</td> <td>0</td> <td>0</td> <td>17</td> <td>22</td> <td>0.00</td> <td>1.500</td> </tr> <tr> <td>Dale Murray, R</td> <td>(8, 1)</td> <td>2.0</td> <td></td> <td>7</td> <td>1</td> <td>0</td> <td>1</td> <td>0</td> <td>0</td> <td>0</td> <td>0</td> <td>0</td> <td>0</td> <td>17</td> <td>27</td> <td>0.00</td> <td>0.500</td> </tr> </tbody> </table>										PITCHER	IP	WLS	BF	H	R	ER	SO	BB	IBB	HBP	BLK	WP	HR	S	P	ERA	WHIP	Steve Dunning, R	(1, 1)	3.0	L	17	7	4	4	1	1	0	0	0	0	29	47	12.00	2.667	Chuck Taylor, R	(4, 1)	2.0		6	0	0	0	1	1	0	0	0	0	6	17	0.00	0.500	Joe Kerrigan, R	(6, 1)	2.0		9	3	0	0	0	0	0	0	0	0	17	22	0.00	1.500	Dale Murray, R	(8, 1)	2.0		7	1	0	1	0	0	0	0	0	0	17	27	0.00	0.500	<table border="1"> <thead> <tr> <th>PITCHER</th> <th>IP</th> <th>WLS</th> <th>BF</th> <th>H</th> <th>R</th> <th>ER</th> <th>SO</th> <th>BB</th> <th>IBB</th> <th>HBP</th> <th>BLK</th> <th>WP</th> <th>HR</th> <th>S</th> <th>P</th> <th>ERA</th> <th>WHIP</th> </tr> </thead> <tbody> <tr> <td>Steve Dunning, R</td> <td>(1, 1)</td> <td>3.0</td> <td>L</td> <td>17</td> <td>7</td> <td>4</td> <td>4</td> <td>1</td> <td>1</td> <td>0</td> <td>0</td> <td>0</td> <td>0</td> <td>29</td> <td>47</td> <td>12.00</td> <td>2.667</td> </tr> <tr> <td>Chuck Taylor, R</td> <td>(4, 1)</td> <td>2.0</td> <td></td> <td>6</td> <td>0</td> <td>0</td> <td>0</td> <td>1</td> <td>1</td> <td>0</td> <td>0</td> <td>0</td> <td>0</td> <td>6</td> <td>17</td> <td>0.00</td> <td>0.500</td> </tr> <tr> <td>Joe Kerrigan, R</td> <td>(6, 1)</td> <td>2.0</td> <td></td> <td>9</td> <td>3</td> <td>0</td> <td>0</td> <td>0</td> <td>0</td> <td>0</td> <td>0</td> <td>0</td> <td>0</td> <td>17</td> <td>22</td> <td>0.00</td> <td>1.500</td> </tr> <tr> <td>Dale Murray, R</td> <td>(8, 1)</td> <td>2.0</td> <td></td> <td>7</td> <td>1</td> <td>0</td> <td>1</td> <td>0</td> <td>0</td> <td>0</td> <td>0</td> <td>0</td> <td>0</td> <td>17</td> <td>27</td> <td>0.00</td> <td>0.500</td> </tr> </tbody> </table>										PITCHER	IP	WLS	BF	H	R	ER	SO	BB	IBB	HBP	BLK	WP	HR	S	P	ERA	WHIP	Steve Dunning, R	(1, 1)	3.0	L	17	7	4	4	1	1	0	0	0	0	29	47	12.00	2.667	Chuck Taylor, R	(4, 1)	2.0		6	0	0	0	1	1	0	0	0	0	6	17	0.00	0.500	Joe Kerrigan, R	(6, 1)	2.0		9	3	0	0	0	0	0	0	0	0	17	22	0.00	1.500	Dale Murray, R	(8, 1)	2.0		7	1	0	1	0	0	0	0	0	0	17	27	0.00	0.500
PITCHER	IP	WLS	BF	H	R	ER	SO	BB	IBB	HBP	BLK	WP	HR	S	P	ERA	WHIP																																																																																																																																																																																							
Steve Dunning, R	(1, 1)	3.0	L	17	7	4	4	1	1	0	0	0	0	29	47	12.00	2.667																																																																																																																																																																																							
Chuck Taylor, R	(4, 1)	2.0		6	0	0	0	1	1	0	0	0	0	6	17	0.00	0.500																																																																																																																																																																																							
Joe Kerrigan, R	(6, 1)	2.0		9	3	0	0	0	0	0	0	0	0	17	22	0.00	1.500																																																																																																																																																																																							
Dale Murray, R	(8, 1)	2.0		7	1	0	1	0	0	0	0	0	0	17	27	0.00	0.500																																																																																																																																																																																							
PITCHER	IP	WLS	BF	H	R	ER	SO	BB	IBB	HBP	BLK	WP	HR	S	P	ERA	WHIP																																																																																																																																																																																							
Steve Dunning, R	(1, 1)	3.0	L	17	7	4	4	1	1	0	0	0	0	29	47	12.00	2.667																																																																																																																																																																																							
Chuck Taylor, R	(4, 1)	2.0		6	0	0	0	1	1	0	0	0	0	6	17	0.00	0.500																																																																																																																																																																																							
Joe Kerrigan, R	(6, 1)	2.0		9	3	0	0	0	0	0	0	0	0	17	22	0.00	1.500																																																																																																																																																																																							
Dale Murray, R	(8, 1)	2.0		7	1	0	1	0	0	0	0	0	0	17	27	0.00	0.500																																																																																																																																																																																							

**San Diego Padres @ Montreal Expos**  
 Jarry Park, Montreal, QB  
 Fri Aug 13 1976, 7:05 PM EDT  
 Att. 11,069 - Unknown - 72 F

<b>AB</b>	<b>35</b>
<b>R</b>	<b>4</b>
<b>H</b>	<b>11</b>
<b>RBI</b>	<b>4</b>
<b>BB</b>	<b>3</b>
<b>SO</b>	<b>2</b>
<b>LOB</b>	<b>18</b>







Batter	1	2	3	4	5	6	7	8	9	AB R H RBI BB SO LOB	TOP											
Johnny Grubb, L (1, 7) OBP: 0.393, SLG: 0.412	3-2 F8		1-0 1B		1-0 2B FC5-2 1B		4-0 1B FC3-6-5 BB		0-0 FC6-2-4-6 WP BLK 1B 1-3 3-H	4 2 2 0 1 0 2												
Tito Fuentes, S (1, 4) OBP: 0.308, SLG: 0.330	0-0 L5		0-0 E 1B 1-2 1B		0-0 FC5-2 1B 1-3 3-H 2B		2-1 1-2 FC3-6-5 1B		4-0 1B WP BB 1-2	4 1 3 1 1 0 0												
Dave Winfield, R (1, 9) OBP: 0.359, SLG: 0.445	2-2 3B 1B		2-1 E7 1-3 2-H 1B		4-0 FC5-2 1B IBB		2-2 F8		3-1 FC6-4 1B 1-3 2-H	4 2 3 2 1 0 2												
Willie Davis, L (1, 8) OBP: 0.298, SLG: 0.397 Luis Melendez, R (7, 8) OBP: 0.233, SLG: 0.250	1-0 1-H 3B		3-1 P6		0-1 FC5-2 1B E 1-2 2-3 3-HF		0-0 FC3-6-5 1-2 2-H		1-1 FC6-4 1-2f	4 1 1 1 0 0 7 1 0 0 0 0 0 2												
Mike Ivie, R (1, 3) OBP: 0.333, SLG: 0.410		0-0 L7		0-0 1-3	2-1 E9 1-H 2-H 3-H 1B			3-1 6-3		4 0 1 2 0 0 0												
Ted Kubiak, S (1, 5) OBP: 0.335, SLG: 0.311		1-1 P6		1-1 CS 1B	1-1 1-3			0-1 4-3		4 0 1 0 0 0 1												
Hector Torres, R (1, 6) OBP: 0.257, SLG: 0.297		3-1 F2		1-3 K		0-2 L4		0-1 5-3		4 0 0 0 0 1 1												
Fred Kendall, R (1, 2) OBP: 0.304, SLG: 0.302			0-0 6-3	0-0 CS 1-2	2-2 FC3-6 1B	2-1 4-3			4-0 SH FC6-2-4-6 BB	3 0 1 0 1 0 0												
Randy Jones, R (1, 1) OBP: 0.094, SLG: 0.049 Butch Metzger, R (8, 1)			1-3 K		0-0 FC3-6 1B 2B 1-2f	0-3 K			1-2 SH FC6-2-4-6 1-3	3 1 0 0 0 2 1 0 0 0 0 0 0 0												
<b>Inning Stats</b>	R: 1 E: 0 K: 0 S: 10	H: 2 LOB: 1 BB: 0 P: 16	R: 0 E: 0 K: 0 S: 5	H: 0 LOB: 0 BB: 0 P: 9	R: 1 E: 1 K: 1 S: 10	H: 3 LOB: 2 BB: 0 P: 17	R: 0 E: 0 K: 1 S: 6	H: 1 LOB: 0 BB: 0 P: 8	R: 4 E: 1 K: 0 S: 12	H: 4 LOB: 1 BB: 1 P: 22	R: 0 E: 0 K: 1 S: 8	H: 0 LOB: 0 BB: 0 P: 10	R: 0 E: 0 K: 0 S: 8	H: 1 LOB: 1 BB: 1 P: 16	R: 0 E: 0 K: 0 S: 6	H: 0 LOB: 0 BB: 0 P: 9	R: 1 E: 0 K: 0 S: 8	H: 1 LOB: 2 BB: 2 P: 21	1B: 10 2B: 3 3B: 1 HR: 0	SF: 0 SAC: 1 DP: 2 HBP: 0	WP: 1 PB: 0 SB: 1 CS: 1	PA: 41
<b>PITCHER</b>	IP WLS BF H R ER SO BB IBB HBP BLK WP HR S P ERA WHIP																			<b>PITCHER</b>	IP WLS BF H R ER SO BB IBB HBP BLK WP HR S P ERA WHIP	
Don Stanhouse, R (1, 1) ERA: 2.84	5.0 L 24 10 6 5 2 0 0 0 0 0 0 43 72 9.00 2.000																					
Joe Kerrigan, R (6, 1) ERA: 4.91	2.0 7 1 0 0 1 1 0 0 0 0 0 0 16 26 0.00 1.000																					
Chip Lang, R (8, 1) ERA: 4.46	1.2 8 1 1 1 0 2 0 0 0 1 1 0 12 27 5.40 1.800																					
Chuck Taylor, R (9, 1) ERA: 3.21	0.1 1 0 0 0 0 0 0 0 0 0 0 0 2 3 0.00 0.000																					

San Diego Padres @ Montreal Expos  
 Jarry Park, Montreal, QB  
 Sat Aug 14 1976, 7:05 PM EDT  
 Att. 14,889 - Unknown - 68 F

livebaseballscorecards.com

AB	35
R	7
H	12
RBI	6
BB	4
SO	3
LOB	16







Batter	1	2	3	4	5	6	7	8	9	AB R H RBI BB SO LOB	TOP	
<b>Johnny Grubb, L</b> (1, 7) <small>OBP: 0.395, SLG: 0.414</small>	1-0 		2-3 			0-0 	3-2 		0-1 	4 1 2 0 0 1 0	<b>San Diego Padres @ Montreal Expos</b> Jarry Park, Montreal, QB Sun Aug 15 1976, 3:33 AM EDT Att. 10,242 - Unknown - 68 F	
<b>Willie Davis, L</b> (1, 8) <small>OBP: 0.302, SLG: 0.399</small>	1-1 			2-2 		2-2 	1-0 		2-1 	5 1 3 3 0 0 1		
<b>Dave Winfield, R</b> (1, 9) <small>OBP: 0.360, SLG: 0.445</small>	2-0 			3-3 		1-2 		2-1 	0-0 	5 1 2 1 0 1 3		
<b>Willie McCovey, L</b> (1, 3) <b>Enzo Hernandez, R</b> (8, 6) <small>OBP: 0.282, SLG: 0.359</small> <small>OBP: 0.311, SLG: 0.317</small>	1-0 			2-2 		3-2 		0-0 		4 0 0 0 0 0 4 0 0 0 0 0 0 0		
<b>Mike Ivie, R</b> (1, 5) <small>OBP: 0.332, SLG: 0.405</small>		0-1 			2-0 	4-0 		1-1 		3 0 0 0 1 0 1		
<b>Ted Kubiak, S</b> (1, 4) <small>OBP: 0.333, SLG: 0.310</small>		0-0 			1-1 	1-0 		3-3 		4 0 1 2 0 1 1		
<b>Hector Torres, R</b> (1, 6) <small>OBP: 0.257, SLG: 0.296</small>		0-0 			1-0 	1-0 		0-2 		4 0 1 0 0 0 2		
<b>Fred Kendall, R</b> (1, 2) <small>OBP: 0.307, SLG: 0.302</small>			1-0 			0-2 	0-2 		0-0 			3 1 1 0 1 0 2
<b>Tom Griffin, R</b> (1, 1) <small>OBP: 0.154, SLG: 0.083</small>			0-1 			0-0 	0-2 		0-0 			3 2 0 0 0 0 2
<b>Inning Stats</b>	R: 0 H: 1 E: 0 LOB: 1 K: 0 BB: 0 S: 5 P: 10	R: 0 H: 0 E: 0 LOB: 0 K: 0 BB: 0 S: 4 P: 4	R: 0 H: 0 E: 0 LOB: 0 K: 1 BB: 0 S: 6 P: 9	R: 0 H: 0 E: 0 LOB: 0 K: 1 BB: 0 S: 11 P: 18	R: 0 H: 0 E: 0 LOB: 0 K: 0 BB: 0 S: 4 P: 8	R: 5 H: 3 E: 1 LOB: 2 K: 0 BB: 2 S: 19 P: 35	R: 0 H: 1 E: 0 LOB: 0 K: 0 BB: 0 S: 7 P: 11	R: 0 H: 1 E: 0 LOB: 1 K: 1 BB: 0 S: 8 P: 14	R: 1 H: 4 E: 0 LOB: 2 K: 0 BB: 0 S: 10 P: 12	1B: 10 SF: 0 2B: 1 SAC: 2 3B: 0 DP: 1 HR: 0 HBP: 0		WP: 0 PA: 39 PB: 0 SB: 1 CS: 0
<b>PITCHER</b> <b>Don Carrithers, R</b> (1, 1) <small>ERA: 4.17</small> <b>Chuck Taylor, R</b> (6, 1) <small>ERA: 2.87</small> <b>Dale Murray, R</b> (8, 1) <small>ERA: 2.98</small>	IP WLS BF H R ER SO BB IBB HBP BLK WP HR S P ERA WHIP 5.1 L 24 4 5 4 2 1 1 0 0 0 0 45 79 6.75 0.938 1.2 5 1 0 0 0 0 0 0 0 0 0 11 16 0.00 0.600 2.0 10 5 1 1 1 0 0 0 0 0 0 18 26 4.50 2.500											

livebaseballscorecards.com

AB	35
R	6
H	10
RBI	6
BB	2
SO	3
LOB	16







Batter	1	2	3	4	5	6	7	8	9	AB R H RBI BB SO LOB	TOP
<b>Johnny Grubb, L</b> (1, 7) <small>OBP: 0.395, SLG: 0.417</small> <b>Merv Rettenmund, R</b> (9, PR) <small>OBP: 0.347, SLG: 0.294</small> (9, 7)	0-3 	0-3 			0-0 			0-0 	0-0 	5 1 2 1 0 2 2 0 1 0 0 0 0 0	
<b>Tito Fuentes, S</b> (1, 4) <small>OBP: 0.307, SLG: 0.327</small>	0-0 		0-0 		0-0 			4-0 	0-0 	4 0 0 0 1 0 3	
<b>Dave Winfield, R</b> (1, 9) <small>OBP: 0.360, SLG: 0.443</small>	0-0 		0-0 		0-0 			0-0 	4-0 	4 1 1 1 1 0 1	
<b>Willie Davis, L</b> (1, 8) <small>OBP: 0.300, SLG: 0.399</small>	0-0 		0-0 		0-0 			0-0 	0-0 	5 1 1 2 0 0 3	
<b>Mike Ivie, R</b> (1, 3) <small>OBP: 0.340, SLG: 0.408</small>		0-0 		4-0 			0-3 	0-0 	4-0 	3 2 2 2 2 1 0	
<b>Ted Kubiak, S</b> (1, 5) <small>OBP: 0.335, SLG: 0.308</small>		4-0 		0-0 			0-3 	0-0 	0-0 	4 1 1 1 1 1 2	
<b>Fred Kendall, R</b> (1, 2) <small>OBP: 0.309, SLG: 0.307</small> <b>Bob Davis, R</b> (9, PR) <small>OBP: 0.247, SLG: 0.239</small> (9, 2)		0-0 		0-0 			0-0 		0-0 	4 0 2 0 0 0 3 0 2 0 0 1 0 0	
<b>Enzo Hernandez, R</b> (1, 6) <small>OBP: 0.317, SLG: 0.325</small>		0-0 		0-0 			4-0 		0-0 	2 1 1 4 2 0 0	
<b>Rick Sawyer, R</b> (1, 1) <small>OBP: 0.455, SLG: 0.400</small> <b>Dave Tomlin, L</b> (6, 1) <small>OBP: 0.291, SLG: 0.357</small> <b>Willie McCovey, L</b> (7, PH) <small>OBP: 0.226, SLG: 0.287</small> <b>Dave Freisleben, R</b> (7, 1) <small>OBP: 0.233, SLG: 0.250</small> <b>Luis Melendez, R</b> (9, PH) <small>OBP: 0.320, SLG: 0.377</small> <b>Jerry Turner, L</b> (9, PH) <small>OBP: 0.320, SLG: 0.377</small> <b>Butch Metzger, R</b> (9, 1)		0-3 		0-0 			0-0 		0-0 	2 0 0 0 0 0 1 2 0 0 0 0 0 0 0 0 1 0 0 0 0 0 0 2 0 2 1 1 0 0 0 3 0 0 0 0 0 0 0 0	
<b>Inning Stats</b>	R: 0 H: 0 E: 1 LOB: 1 K: 1 BB: 0 S: 6 P: 6	R: 1 H: 1 E: 0 LOB: 2 K: 2 BB: 1 S: 9 P: 13	R: 0 H: 0 E: 0 LOB: 0 K: 0 BB: 0 S: 3 P: 3	R: 0 H: 0 E: 0 LOB: 0 K: 0 BB: 1 S: 2 P: 6	R: 0 H: 0 E: 0 LOB: 0 K: 0 BB: 0 S: 3 P: 3	R: 0 H: 0 E: 0 LOB: 0 K: 0 BB: 0 S: 3 P: 3	R: 0 H: 1 E: 0 LOB: 2 K: 2 BB: 1 S: 8 P: 12	R: 2 H: 3 E: 0 LOB: 1 K: 0 BB: 1 S: 5 P: 9	R: 8 H: 6 E: 0 LOB: 3 K: 0 BB: 4 S: 8 P: 24	1B: 7 SF: 0 2B: 4 SAC: 1 3B: 1 DP: 1 HR: 0 HBP: 0	WP: 0 PA: 45 PB: 0 SB: 1 CS: 0
<b>PITCHER</b> <b>Lynn McGlothen, R</b> (1, 1) <small>ERA: 3.83</small> <b>Al Hrabosky, L</b> (8, 1) <small>ERA: 2.95</small> <b>Bill Greif, R</b> (9, 1) <small>ERA: 4.96</small> <b>Mike Wallace, L</b> (9, 1) <small>ERA: 4.01</small> <b>Eddie Solomon, R</b> (9, 1) <small>ERA: 3.68</small>	IP WLS BF H R ER SO BB IBB HBP BLK WP HR S P ERA WHIP	IP WLS BF H R ER SO BB IBB HBP BLK WP HR S P ERA WHIP									

**San Diego Padres @ St. Louis Cardinals**  
 Busch Stadium, St. Louis, MO  
 Mon Aug 16 1976, 7:05 PM CDT  
 Att: 13,330 - Unknown

AB	36
R	11
H	11
RBI	11
BB	8
SO	5
LOB	21



BOTTOM

San Diego Padres @ St. Louis Cardinals  
Busch Stadium, St. Louis, MO  
Mon Aug 16 1976, 7:05 PM CDT  
Att. 13,330 - Unknown

livebaseballscorecards.com

AB 41  
R 7  
H 14  
RBI 4  
BB 7  
SO 2  
LOB 21



WP: 0 PA: 48  
PB: 0  
SB: 3  
CS: 0

AB R H RBI BB SO LOB

3 3 1 0 3 0 0

5 2 3 1 1 0 2

6 0 5 2 0 1 3

4 0 1 1 1 0 4

4 0 0 0 1 1 4

5 0 0 0 0 0 3

5 0 1 0 0 0 3

5 2 2 0 0 0 1

1B: 12 SF: 0  
2B: 2 SAC: 0  
3B: 0 DP: 0  
HR: 0 HBP: 0

3 0 0 0 0 0 1  
0 0 0 0 1 0 0  
0 0 0 0 0 0 0  
0 0 0 0 0 0 0  
0 0 0 0 0 0 0  
0 0 0 0 0 0 0  
1 0 1 0 0 0 0

Batter	1	2	3	4	5	6	7	8	9
Jerry Mumphy, S (1, 8) OBP: 0.332, SLG: 0.302	0-0 F7		0-0 1-3		4-0 1B 1B 1B BB	4-0 1B BB		4-0 1B FC1-5 BB	0-0 BB
Garry Templeton, S (1, 6) OBP: 0.281, SLG: 0.233	0-0 G3		0-0 1B S 1B		0-0 1B 1B BLK 1B	0-0 1B 1B		0-0 FC1-5 1B E	4-0 BB 1B
Lou Brock, L (1, 7) OBP: 0.326, SLG: 0.361	0-0 S 1B		0-0 1B		0-0 BLK 1B 1B	0-0 S 1B		0-0 E9 1B	0-3 K
Ted Simmons, S (1, 2) OBP: 0.363, SLG: 0.381	0-0 5-3		0-0 F8		0-0 BLK 1B	0-0 IBB		0-0 G3	
Willie Crawford, L (1, 9) OBP: 0.371, SLG: 0.469		0-0 4-3		0-0 F8	4-0 IBB	0-3 K		0-0 P5	
Keith Hernandez, L (1, 3) OBP: 0.353, SLG: 0.353		0-0 6-3		0-0 4-3	0-0 L5		0-0 5-3		0-0 F7
Don Kessinger, S (1, 4) OBP: 0.329, SLG: 0.320		0-0 2B		0-0 F9	0-0 F9		0-0 6-3		0-0 4-3
Hector Cruz, R (1, 5) OBP: 0.251, SLG: 0.319		0-0 5-3			0-0 1B 2B	0-0 6-3	0-0 P6		0-0 1B E 1B
Lynn McGlothen, L (1, 1) Al Hrabosky, R (8, 1) Bill Greif, R (9, 1) Mike Wallace, L (9, 1) Eddie Solomon, R (9, 1) Ron Fairly, L (9, PH)			0-0 4-3		0-0 F2	0-0 G3		4-0 FC1-5 BB BB	0-0 1B E7 1B

Inning Stats	R: 0	H: 1	E: 0	LOB: 1	K: 0	BB: 0	S: 4	P: 4
	R: 0	H: 1	E: 0	LOB: 1	K: 0	BB: 0	S: 4	P: 4
	R: 0	H: 2	E: 0	LOB: 2	K: 0	BB: 0	S: 5	P: 5
	R: 0	H: 0	E: 0	LOB: 0	K: 0	BB: 0	S: 3	P: 3
	R: 3	H: 4	E: 0	LOB: 3	K: 0	BB: 2	S: 7	P: 15
	R: 1	H: 2	E: 0	LOB: 3	K: 1	BB: 2	S: 7	P: 15
	R: 0	H: 0	E: 0	LOB: 0	K: 0	BB: 0	S: 3	P: 3
	R: 2	H: 1	E: 1	LOB: 1	K: 0	BB: 2	S: 4	P: 12
	R: 1	H: 3	E: 1	LOB: 3	K: 1	BB: 1	S: 8	P: 12

PITCHER	IP	WLS	BF	H	R	ER	SO	BB	IBB	HBP	BLK	WP	HR	S	P	ERA	WHIP
Rick Sawyer, R (1, 1) ERA: 1.72	5.2		31	10	4	4	0	2	2	0	1	0	0	27	43	6.35	2.118
Dave Tomlin, L (6, 1) ERA: 3.61	0.1		1	0	0	0	1	0	0	0	0	0	0	3	3	0.00	0.000
Dave Freisleben, R (7, 1) ERA: 3.81	2.0	W	9	1	2	1	0	2	0	0	0	0	0	7	15	4.50	1.500
Butch Metzger, R (9, 1) ERA: 1.83	1.0		7	3	1	1	1	1	0	0	0	0	0	8	12	9.00	4.000



Batter	1	2	3	4	5	6	7	8	9	AB R H RBI BB SO LOB	TOP											
<b>Johnny Grubb, L</b> (1, 7) <small>OBP: 0.398, SLG: 0.419</small> (6, 9)	0-0 1B		1-0 3-1 BB HBP		0-0 3-1		0-0 BB BB BB 1B	0-0 F7		4 1 2 0 0 0 0												
<b>Enzo Hernandez, R</b> (1, 6) <small>OBP: 0.325, SLG: 0.324</small> (6, 9)	0-0 F7		4-0 3-1 1-2 BB		4-0 BB 1B BB		4-0 BB BB 1-2 FC4-6 BB	4-0 F9 WP 1B BB		1 2 0 0 4 0 1												
<b>Dave Winfield, R</b> (1, 9) <small>OBP: 0.362, SLG: 0.443</small> (6, 8)	0-0 1-3 1B		0-3 K		0-0 1-2 1B		4-0 FC4-6 BB 1-2 2-3 FC6-4 BB	0-0 F9		4 1 2 0 1 1 3												
<b>Willie McCovey, L</b> (1, 3) <small>OBP: 0.284, SLG: 0.355</small> (1, 3)	0-3 K		0-0 3-1		0-0 F7		4-0 FC4-6 1-2 2-3 3-H BB	0-0 2B 1B		4 0 1 2 1 1 6												
<b>Willie Davis, L</b> (1, 8) <small>OBP: 0.300, SLG: 0.397</small> <b>Jerry Turner, L</b> (6, 7) <small>OBP: 0.321, SLG: 0.383</small> (6, 7)	0-0 4-3		0-0 F9		4-0 1-2 2-3 BB		0-0 FC4-6 FC6-4 1-2f 2-3 3-H	0-0 1-3 2B		2 0 0 0 1 0 4 2 0 1 1 0 0 2												
<b>Ted Kubiak, S</b> (1, 4) <small>OBP: 0.327, SLG: 0.299</small> (1, 4)		0-0 4-3		0-0 F7		0-0 6-3		0-0 FC6-4 1-2f 3-H		5 0 0 1 0 0 6												
<b>Doug Rader, R</b> (1, 5) <small>OBP: 0.326, SLG: 0.356</small> <b>Hector Torres, R</b> (6, 5) <small>OBP: 0.254, SLG: 0.293</small> (6, 5)		0-0 F9		0-0 5-3		4-0 G4-3 BB		0-3 K		2 0 0 0 1 0 0 2 0 0 0 0 2 3												
<b>Fred Kendall, R</b> (1, 2) <small>OBP: 0.311, SLG: 0.306</small> (1, 2)		4-0 BB		4-0 BB		0-0 G4-3 1-2f		0-0 5-3		2 0 0 0 2 0 1												
<b>Brent Strom, R</b> (1, 1) <small>OBP: 0.158, SLG: 0.118</small> <b>Jerry Johnson, R</b> (3, 1) <small>OBP: 0.244, SLG: 0.291</small> <b>Merv Rettenmund, R</b> (4, PH) <small>OBP: 0.143, SLG: 0.077</small> <b>Rich Folkers, L</b> (4, 1) <small>OBP: 0.143, SLG: 0.077</small> <b>Tom Griffin, R</b> (6, PH) <small>OBP: 0.231, SLG: 0.248</small> <b>Dave Fortin, L</b> (6, 1) <small>OBP: 0.229, SLG: 0.267</small> <b>Luis Melendez, R</b> (8, PH) <small>OBP: 0.229, SLG: 0.267</small> <b>Dave Freistleben, R</b> (8, 1)		0-3 K		0-0 F7		0-0 6-3		0-3 K		1 0 0 0 0 1 1 0 0 0 0 0 0 0 1 0 0 0 0 0 1 0 0 0 0 0 0 0 1 0 0 0 0 0 0 0 0 0 0 0 0 0 1 0 0 0 0 1 0 0 0 0 0 0 0 0												
<b>Inning Stats</b>	R: 0 E: 0 K: 1 S: 7	H: 2 LOB: 2 BB: 0 P: 7	R: 0 E: 0 K: 1 S: 5	H: 0 LOB: 1 BB: 1 P: 9	R: 0 E: 0 K: 1 S: 5	H: 0 LOB: 2 BB: 1 P: 10	R: 0 E: 0 K: 0 S: 3	H: 0 LOB: 1 BB: 1 P: 7	R: 0 E: 0 K: 0 S: 4	H: 1 LOB: 3 BB: 2 P: 12	R: 0 E: 0 K: 0 S: 2	H: 0 LOB: 0 BB: 1 P: 6	R: 3 E: 0 K: 1 S: 6	H: 1 LOB: 1 BB: 3 P: 18	R: 0 E: 0 K: 1 S: 5	H: 0 LOB: 0 BB: 0 P: 5	R: 1 E: 0 K: 1 S: 7	H: 2 LOB: 2 BB: 1 P: 11	1B: 5 2B: 1 3B: 0 HR: 0	SF: 0 SAC: 0 DP: 1 HBP: 1	WP: 1 PB: 0 SB: 0 CS: 0	PA: 43
<b>PITCHER</b>	IP WLS BF H R ER SO BB IBB HBP BLK WP HR S P ERA WHIP																					
<b>John Denny, R</b> (1, 1) <small>ERA: 3.1</small>	6.0 W 29 4 2 2 3 7 0 1 0 0 0 27 56 3.00 1.833																					
<b>John Curtis, L</b> (7, 1) <small>ERA: 4.57</small>	3.0 S 14 2 2 2 3 3 0 0 0 1 0 17 29 6.00 1.667																					

**San Diego Padres @ St. Louis Cardinals**  
 Busch Stadium, St. Louis, MO  
 Tue Aug 17 1976, 7:05 PM CDT  
 Att: 10,868 - Unknown

livebaseballscorecards.com

AB	32
R	4
H	6
RBI	4
BB	10
SO	6
LOB	28



BOTTOM

San Diego Padres @ St. Louis Cardinals  
Busch Stadium, St. Louis, MO  
Tue Aug 17 1976, 7:05 PM CDT  
Att. 10,868 - Unknown

livebaseballscorecards.com

AB 33  
R 9  
H 8  
RBI 8  
BB 9  
SO 5  
LOB 26



WP: 1 PA: 43  
PB: 0  
SB: 5  
CS: 0

AB R H RBI BB SO LOB

4 2 2 0 1 1 1

5 0 1 0 0 0 5

2 3 1 1 2 0 1

1 0 0 0 0 0 2

3 1 0 0 2 1 3

3 2 1 0 2 2 4

4 0 1 4 1 0 4

5 0 1 2 0 1 4

3 1 1 1 1 0 0

3 0 0 0 0 0 2

0 0 0 0 0 0 0

1B: 4 SF: 0  
2B: 4 SAC: 1  
3B: 0 DP: 0  
HR: 0 HBP: 0

Batter	1	2	3	4	5	6	7	8	9
Jerry Mumphrey, S OBP: 0.338, SLG: 0.311 (1, 8) (8, 7)	0-0 2B	0-0 F3		0-0 S 2B 1B	0-3 K		4-0 5-3 BB		
Garry Templeton, S OBP: 0.270, SLG: 0.229 (1, 6)	0-0 F7	0-0 F7		0-0 P6 1-2		0-0 4-3 1B	0-0 5-3		
Lou Brock, L OBP: 0.330, SLG: 0.365 Charlie Chant, R (7, PH) (8, 8)	0-0 F9 2-H 1B 2B		4-0 S E BB	4-0 S 2B BB		0-0 4-3 1-2	0-0 F7		
Joe Ferguson, R OBP: 0.338, SLG: 0.391 (1, 2)	0-0 F9 2-3		4-0 S E 2B BB	0-3 K 2B BB		4-0 FC6-4 BB	0-0 5-3		
Mike Anderson, R OBP: 0.380, SLG: 0.359 (1, 9)	4-0 WP 1B BB		0-3 K	4-0 1-2 2-3 2B IBB		0-3 K	0-0 1B		
Hector Cruz, R OBP: 0.253, SLG: 0.321 (1, 5)	4-0 1-2 BB		0-0 E5 2B	0-0 1-2 3-H 2B		0-0 FC6-4 1-2f	0-0 F8		
Keith Hernandez, L OBP: 0.350, SLG: 0.349 (1, 3)	0-0 2-H 3-H 1B		0-3 K	0-0 4-3			0-0 L5 G3		
Don Kessinger, S OBP: 0.330, SLG: 0.323 (1, 4)		0-0 6-3	0-0 1-3 2-H 2B		0-0 F9		4-0 SH BB		
John Denny, R OBP: 0.208, SLG: 0.234 John Curtis, L OBP: 0.258, SLG: 0.241 (1, 1) (7, 1)		0-0 E6	0-0 1-3		0-0 F2		0-0 SH 1-H		

Inning Stats	R: 3	H: 3	E: 0	K: 0	S: 5	LOB: 1	BB: 2	P: 13
	R: 0	H: 0	E: 1	K: 0	S: 4	LOB: 1	BB: 0	P: 4
	R: 2	H: 1	E: 1	K: 2	S: 9	LOB: 2	BB: 2	P: 17
	R: 3	H: 2	E: 0	K: 1	S: 7	LOB: 1	BB: 2	P: 15
	R: 0	H: 0	E: 0	K: 1	S: 5	LOB: 0	BB: 0	P: 5
	R: 0	H: 1	E: 0	K: 1	S: 6	LOB: 2	BB: 1	P: 10
	R: 1	H: 0	E: 1	K: 0	S: 4	LOB: 2	BB: 2	P: 12
	R: 0	H: 1	E: 0	K: 0	S: 4	LOB: 1	BB: 0	P: 4

PITCHER	IP	WLS	BF	H	R	ER	SO	BB	IBB	HBP	BLK	WP	HR	S	P	ERA	WHIP
Brent Strom, L ERA: 3.37 (1, 1)	2.2	L	17	4	5	4	2	4	0	0	0	1	0	17	33	13.50	3.000
Jerry Johnson, R ERA: 4.58 (3, 1)	0.1		1	0	0	0	0	0	0	0	0	0	0	1	1	0.00	0.000
Rich Folkers, L ERA: 5.56 (4, 1)	2.0		10	2	3	3	2	1	1	0	0	0	0	12	20	13.50	1.500
Dave Tomlin, L ERA: 3.48 (6, 1)	2.0		11	1	1	0	1	3	0	0	0	0	0	10	22	0.00	2.000
Dave Freisleben, R ERA: 3.78 (8, 1)	1.0		4	1	0	0	0	0	0	0	0	0	0	4	4	0.00	1.000



Batter	1	2	3	4	5	6	7	8	9	AB R H RBI BB SO LOB	TOP
<b>Johnny Grubb, L</b> (1, 7) <small>OBP: 0.396, SLG: 0.414</small> <b>Luis Melendez, R</b> (7, PR) <small>OBP: 0.238, SLG: 0.255</small> (7, 7)	0-0 <b>F2</b> 		0-0 <b>4-3</b> 		0-3 <b>K</b> 		4-0 		0-0 <b>FC6-4</b> <b>1B</b> 	3 0 0 0 1 1 0 1 0 1 0 0 0 0	<b>San Diego Padres @ St. Louis Cardinals</b> Busch Stadium, St. Louis, MO Wed Aug 18 1976, 7:05 PM CDT Att: 15,002 - Unknown  <b>livebaseballscorecards.com</b>
<b>Enzo Hernandez, R</b> (1, 6) <small>OBP: 0.326, SLG: 0.325</small>	0-0 <b>F7</b> 		0-0 <b>P3</b> 			0-0 <b>1B</b> <b>1B</b> 	0-0 <b>F5</b> 		0-0 <b>FC6-4</b> <b>1B</b> 	5 1 2 0 0 0 1	
<b>Dave Winfield, R</b> (1, 9) <small>OBP: 0.363, SLG: 0.442</small>	0-0 <b>4-3</b> 		0-3 <b>K</b> 			0-0 <b>F7</b> <b>1B</b> <b>1B</b> 		4-0 <b>4-3</b> <b>SF8</b> <b>BB</b> 	0-0 <b>FC6-4</b> <b>S</b> 	4 1 1 0 1 1 2	
<b>Mike Ivie, R</b> (1, 3) <small>OBP: 0.347, SLG: 0.413</small>		0-0 <b>BB</b> <b>2B</b> <b>1B</b> 		0-0 <b>FC6-4</b> <b>1B</b> 		0-0 <b>FC6-4</b> <b>1B</b> 		4-0 <b>4-3</b> <b>BB</b> 	0-3 <b>K</b> 	4 1 3 1 1 1 2	
<b>Willie Davis, L</b> (1, 8) <small>OBP: 0.300, SLG: 0.394</small>		4-0 <b>1-2</b> <b>2B</b> <b>BB</b> 		0-0 <b>F7</b> 		0-0 <b>F8</b> 		0-0 <b>4-3</b> 		3 1 0 0 1 0 5	
<b>Fred Kendall, R</b> (1, 2) <small>OBP: 0.310, SLG: 0.309</small>		0-0 <b>4-3</b> <b>1-H</b> <b>2-H</b> <b>2B</b> 		0-0 <b>F8</b> 		0-0 <b>F7</b> 		0-0 <b>SF8</b> 		3 0 1 3 0 0 3	
<b>Ted Kubiak, S</b> (1, 4) <small>OBP: 0.325, SLG: 0.294</small>		0-0 <b>4-3</b> <b>2-3</b> 		0-0 <b>FC6-4</b> <b>1-2f</b> 		0-0 <b>FC6-4</b> <b>1-2f</b> 		4-0 		3 0 0 0 1 0 4	
<b>Hector Torres, R</b> (1, 5) <small>OBP: 0.249, SLG: 0.286</small>		0-0 <b>P6</b> 			0-0 <b>F8</b> 		0-0 <b>F8</b> 	0-0 <b>F7</b> 		4 0 0 0 0 0 3	
<b>Randy Jones, R</b> (1, 1) <small>OBP: 0.091, SLG: 0.048</small> <b>Merv Rettenmund, R</b> (9, PH) <small>OBP: 0.341, SLG: 0.288</small>		0-0 <b>F9</b> 			0-0 <b>F9</b> 		0-3 <b>K</b> 		0-3 <b>K</b> 	3 0 0 0 0 1 1 1 0 0 0 0 1 0	
<b>Inning Stats</b>	R: 0 H: 0 E: 0 LOB: 0 K: 0 BB: 0 S: 3 P: 3	R: 2 H: 2 E: 0 LOB: 1 K: 0 BB: 1 S: 5 P: 9	R: 0 H: 0 E: 0 LOB: 0 K: 1 BB: 0 S: 5 P: 5	R: 0 H: 1 E: 0 LOB: 1 K: 0 BB: 0 S: 4 P: 4	R: 0 H: 0 E: 0 LOB: 0 K: 1 BB: 0 S: 5 P: 5	R: 1 H: 3 E: 0 LOB: 2 K: 0 BB: 0 S: 6 P: 6	R: 0 H: 0 E: 0 LOB: 1 K: 1 BB: 1 S: 5 P: 9	R: 1 H: 0 E: 0 LOB: 2 K: 2 BB: 3 S: 9 P: 15	R: 0 H: 2 E: 0 LOB: 2 K: 2 BB: 0 S: 9 P: 9	1B: 7 SF: 1 2B: 1 SAC: 0 3B: 0 DP: 0 HR: 0 HBP: 0	WP: 0 PA: 40 PB: 0 SB: 1 CS: 0
<b>PITCHER</b> <b>Pete Falcone, L</b> (1, 1) <small>ERA: 3.42</small> <b>Al Hrabosky, L</b> (8, 1) <small>ERA: 2.9</small> <b>Bill Greif, R</b> (9, 1) <small>ERA: 4.91</small>	IP WLS BF H R ER SO BB IBB HBP BLK WP HR S P ERA WHIP 7.0 W 31 6 4 4 3 4 0 0 0 0 0 0 33 49 5.14 1.429 1.1 7 2 0 0 1 1 0 0 0 0 0 0 8 12 0.00 2.250 0.0 S 0 0 0 0 0 0 0 0 0 0 0 0 0 0 ∞ ∞	<b>PITCHER</b> IP WLS BF H R ER SO BB IBB HBP BLK WP HR S P ERA WHIP									

Batter	1	2	3	4	5	6	7	8	9	AB	R	H	RBI	BB	SO	LOB
Jerry Mumphy, S OBP: 0.339, SLG: 0.313 (1, 8)	0-0 FC6 1B	0-0 FC6-4 1-2f		0-0 4-3 2-3		0-0 1B		0-0 5-3		5	0	2	0	0	0	3
Garry Templeton, S OBP: 0.262, SLG: 0.205 (1, 6)	0-0 FC6 1-2f 1B	0-0 FC6-4 1-2f		4-0 S BB		0-0 L7		0-0 6-3		4	1	0	0	1	0	4
Lou Brock, L OBP: 0.332, SLG: 0.363 (1, 7)	4-0 1B FC1-6-4 BB		4-0 S 2B BB	0-0 3-1 1-2				0-0 3-1		2	2	0	0	2	0	2
Ted Simmons, S OBP: 0.367, SLG: 0.389 (1, 3)	0-0 FC1-6-4 1-3 2-H 1B		0-0 6-3 1-H 2B		0-0 6-3		0-0 6-3 1B 2B		4	1	3	2	0	0	0	0
Joe Ferguson, R OBP: 0.337, SLG: 0.387 (1, 2)	0-0 FC1-6-4 1-2f 3-H 2B		0-3 K		4-0 1B BB		0-0 6-3 2-3		3	1	0	1	1	1	1	3
Mike Anderson, R OBP: 0.383, SLG: 0.369 (1, 9)	0-0 1-H 2B		0-0 6-3 2-3		0-0 F8		0-0 3-H 1B		4	0	2	2	0	0	0	2
Hector Cruz, R OBP: 0.253, SLG: 0.320 (1, 5)	0-0 5-3		0-0 6-3		0-0 1-3 1B		0-3 K		4	0	1	0	0	1	3	
Don Kessinger, S OBP: 0.332, SLG: 0.323 (1, 4)		0-0 L1		0-0 4-3 SH1-4 1B		0-0 4-3		4-0 SH3-4 BB		3	0	1	0	1	0	0
Pete Falcone, L OBP: 0.180, SLG: 0.167 (1, 1)		0-0 SH1-4		0-0 SH1-4 1-2		0-0 3-1		0-0 SH3-4 1-2		2	0	1	0	0	0	0
Al Hrabosky, R (8, 1)		0-0 FC6-4 1B								0	0	0	0	0	0	0
Bill Greif, R (9, 1)										0	0	0	0	0	0	0


Inning Stats	R: 3	H: 3	LOB: 1	K: 0	S: 6	P: 10	R: 0	H: 1	LOB: 1	K: 0	S: 4	P: 4	R: 0	H: 1	LOB: 2	K: 1	S: 6	P: 10	R: 0	H: 1	LOB: 2	K: 0	S: 3	P: 7	R: 0	H: 1	LOB: 1	K: 0	S: 4	P: 4	R: 1	H: 2	LOB: 1	K: 1	S: 7	P: 7	R: 0	H: 0	LOB: 1	K: 0	S: 3	P: 7						
1B: 7	2B: 3	3B: 0	HR: 0	SF: 0	SAC: 2	DP: 0	HBP: 0	WP: 0	PA: 38	PB: 0	SB: 2	CS: 0	WP: 0	PA: 38	ERA: 5.62	WHIP: 1.875																																

PITCHER	IP	WLS	BF	H	R	ER	SO	BB	IBB	HBP	BLK	WP	HR	S	P	ERA	WHIP
Randy Jones, L ERA: 2.82 (1, 1)	8.0	L	38	10	5	5	2	5	0	0	0	0	0	37	57	5.62	1.875

**BOTTOM**

**San Diego Padres @ St. Louis Cardinals**  
 Busch Stadium, St. Louis, MO  
 Wed Aug 18 1976, 7:05 PM CDT  
 Att. 15,002 - Unknown

<b>AB</b>	<b>31</b>
<b>R</b>	<b>5</b>
<b>H</b>	<b>10</b>
<b>RBI</b>	<b>5</b>
<b>BB</b>	<b>5</b>
<b>SO</b>	<b>2</b>
<b>LOB</b>	<b>17</b>





Batter	1	2	3	4	5	6	7	8	9	AB R H RBI BB SO LOB	TOP		
<b>Bruce Boisclair, L</b> (1, 8) OBP: 0.330, SLG: 0.325	0-0 4-3		0-3 K		0-0 4-3		0-0 E 1B 2B		0-0 2B	5 2 2 1 0 1 0	<b>New York Mets @ San Diego Padres</b> San Diego Stadium, San Diego, CA Sat Aug 21 1976, 10:05 PM EDT Att. 16,888 - Unknown		
<b>Felix Millan, R</b> (1, 4) OBP: 0.330, SLG: 0.333	0-0 BB 1B		0-0 WP 1B 1B		0-3 K		0-0 E7 1B 1B		0-0 F8 2B	5 2 3 1 0 1 1			
<b>John Milner, L</b> (1, 7) OBP: 0.355, SLG: 0.450	4-0 1-2 BB		0-0 1-H 1B		0-0 F8		0-0 1B SF9 1B		4-0 BB	3 1 2 2 2 0 0			
<b>Joe Torre, R</b> (1, 3) OBP: 0.351, SLG: 0.403	0-0 P5		0-0 5-3				0-0 SF9 1B		0-0 P4	5 0 1 1 0 0 5			
<b>Mike Vail, R</b> (1, 9) OBP: 0.257, SLG: 0.292	0-0 F8				0-0 4-3		0-0 F8		0-0 F8	4 0 0 1 0 0 4			
<b>Jerry Grote, R</b> (1, 2) OBP: 0.345, SLG: 0.333					4-0 2B FC BB		0-0 F8		0-0 F8	4 1 1 0 1 0 3			
<b>Roy Staiger, R</b> (1, 5) OBP: 0.315, SLG: 0.337					0-0 FC 2B		0-3 K		0-0 F8	3 0 1 0 1 1 1			
<b>Bud Harrelson, S</b> (1, 6) OBP: 0.332, SLG: 0.278					0-0 FC G6-4-3		4-0 2B SH3-4 BB		0-3 K	3 1 0 1 1 1 2			
<b>Jerry Koosman, R</b> (1, 1) OBP: 0.293, SLG: 0.304					0-0 K G6-4-3		0-0 SH3-4		0-0 4-3	3 0 0 0 0 1 2			
<b>Inning Stats</b>	R: 0 E: 0 K: 0 S: 4 H: 1 LOB: 2 BB: 1 P: 8	R: 0 E: 0 K: 0 S: 2 H: 0 LOB: 0 BB: 1 P: 6	R: 1 E: 0 K: 2 S: 9 H: 2 LOB: 1 BB: 0 P: 9	R: 1 E: 0 K: 0 S: 4 H: 1 LOB: 1 BB: 1 P: 8	R: 0 E: 0 K: 1 S: 5 H: 0 LOB: 0 BB: 0 P: 5	R: 0 E: 0 K: 1 S: 6 H: 1 LOB: 1 BB: 0 P: 6	R: 4 E: 1 K: 0 S: 7 H: 3 LOB: 1 BB: 1 P: 11	R: 0 E: 0 K: 1 S: 5 H: 0 LOB: 0 BB: 0 P: 5	R: 1 E: 0 K: 0 S: 5 H: 2 LOB: 2 BB: 1 P: 9	1B: 5 2B: 5 3B: 0 HR: 0 SF: 1 SAC: 1 DP: 1 HBP: 0	WP: 1 PB: 0 SB: 0 CS: 1 PA: 42		
<b>PITCHER</b>	IP WLS BF H R ER SO BB IBB HBP BLK WP HR S P ERA WHIP											<b>PITCHER</b>	IP WLS BF H R ER SO BB IBB HBP BLK WP HR S P ERA WHIP
<b>Tom Griffin, R</b> (1, 1) ERA: 5.15	6.1 L 30 7 6 4 4 4 0 0 0 1 0 34 50 5.68 1.737												
<b>Dave Freisleben, R</b> (7, 1) ERA: 3.76	0.2 3 1 0 0 0 0 0 0 0 0 0 3 3 0.00 1.500												
<b>Butch Metzger, R</b> (8, 1) ERA: 1.88	2.0 9 2 1 1 1 1 1 0 0 0 0 0 10 14 4.50 1.500												

livebaseballscorecards.com

<b>AB</b>	35
<b>R</b>	7
<b>H</b>	10
<b>RBI</b>	7
<b>BB</b>	5
<b>SO</b>	5
<b>LOB</b>	18







Batter	1	2	3	4	5	6	7	8	9	AB R H RBI BB SO LOB	TOP									
Leon Brown, R OBP: 0.246, SLG: 0.270 (1, 8) X	0-0 5-3		0-0 1-2 1B			0-0 4-3		0-0 6-3		4 0 1 0 0 0 0	<b>New York Mets @ San Diego Padres</b> San Diego Stadium, San Diego, CA Sun Aug 22 1976, 6:33 AM EDT Att: 18,425 - Unknown <a href="http://livebaseballscorecards.com">livebaseballscorecards.com</a>									
Felix Millan, R OBP: 0.331, SLG: 0.340 (1, 4) X	0-0 2B		0-0 F7			0-0 L7		0-0 4-3 2B		4 0 2 0 0 0 2										
John Milner, L OBP: 0.351, SLG: 0.444 (1, 7) (7, 3) X	0-0 F8		0-0 4-3			0-0 G3		0-0 4-3		4 0 0 0 0 0 4										
Joe Torre, R OBP: 0.347, SLG: 0.399 Pepe Mangual, R OBP: 0.360, SLG: 0.322 (1, 3) (7, PR) (7, 7) S S X	0-3 K			0-0 4-3			0-0 E5 BLK 2B	0-0 4-3		3 0 0 0 0 1 1 1 1 0 0 0 0 1										
Mike Vail, R OBP: 0.256, SLG: 0.291 (1, 9) X		0-0 6-3		0-0 G4-6-3 1B			0-0 B3		0-0 F8	4 0 1 0 0 0 1										
Jerry Grote, R OBP: 0.347, SLG: 0.339 (1, 2) X		0-0 G1-4-3 1B		0-0 G4-6-3 1-2f			0-0 2-H 2B		0-0 5-3	4 0 2 1 0 0 1										
Roy Staiger, R OBP: 0.313, SLG: 0.335 (1, 5) X		0-0 G1-4-3 1-2f			0-0 F8		0-0 F8		0-0 1B	4 0 1 0 0 0 3										
Leo Foster, R OBP: 0.296, SLG: 0.292 (1, 6) X			0-0 5-3		0-0 F7		4-0 IBB		0-0 B1-3	3 0 0 0 1 0 1										
Jon Matlack, L OBP: 0.257, SLG: 0.206 (1, 1) X			0-0 1B		0-0 F8		0-0 G3			3 0 1 0 0 0 2										
<b>Inning Stats</b>	R: 0 E: 0 K: 1 S: 6	H: 1 LOB: 1 BB: 0 P: 6	R: 0 E: 0 K: 0 S: 3	H: 1 LOB: 0 BB: 0 P: 3	R: 0 E: 0 K: 0 S: 5	H: 2 LOB: 2 BB: 0 P: 5	R: 0 E: 0 K: 0 S: 3	H: 1 LOB: 0 BB: 0 P: 3	R: 0 E: 0 K: 0 S: 3	H: 0 LOB: 0 BB: 0 P: 3	R: 1 E: 1 K: 0 S: 5	H: 1 LOB: 2 BB: 1 P: 9	R: 0 E: 0 K: 0 S: 4	H: 1 LOB: 1 BB: 0 P: 4	R: 0 E: 0 K: 0 S: 4	H: 1 LOB: 1 BB: 0 P: 4	1B: 5 2B: 3 3B: 0 HR: 0	SF: 0 SAC: 0 DP: 2 HBP: 0	WP: 0 PB: 0 SB: 0 CS: 0	PA: 35
<b>PITCHER</b>	IP WLS BF H R ER SO BB IBB HBP BLK WP HR S P ERA WHIP																			
Randy Jones, L ERA: 2.73 (1, 1)	8.0 L 31 7 1 0 1 0 0 1 0 0 0 0 0 32 36 0.00 0.875																			
Butch Metzger, R ERA: 1.86 (9, 1)	1.0 4 1 0 0 0 0 0 0 0 0 0 0 0 4 4 0.00 1.000																			



Batter	1	2	3	4	5	6	7	8	9	AB	R	H	RBI	BB	SO	LOB
Johnny Grubb, L (1, 7) OBP: 0.396, SLG: 0.409 Luis Melendez, R (2, 7) OBP: 0.229, SLG: 0.245	4-0 FC4-6 BB		0-0 P4			0-0 L5		0-0 F3		0	0	0	0	1	0	0
Ted Kubiak, S (1, 5) OBP: 0.327, SLG: 0.290	0-0 FC4-6 G5-4-3 1-2f			0-0 6-3		0-0 5-3			0-0 FC1-6 1B	4	0	1	0	0	0	1
Dave Winfield, R (1, 9) OBP: 0.359, SLG: 0.436	0-0 G5-4-3 1-2f			0-0 F8			0-3 K		0-0 FC1-6 1B 1-2f	4	0	0	0	0	1	2
Willie Davis, L (1, 8) OBP: 0.294, SLG: 0.386		0-0 L6		0-0 F9			0-0 G3		0-0 F2	4	0	0	0	0	0	1
Mike Ivie, R (1, 3) OBP: 0.348, SLG: 0.412		0-0 6-3			0-0 5-3		0-0 FC6-4 1B		0-0 FC6-4 1B 1-3	4	0	2	0	0	0	0
Tito Fuentes, S (1, 4) OBP: 0.311, SLG: 0.338		0-0 2B			0-0 6-3		0-0 FC6-4 1-2f		1-0 HBP	3	0	1	0	0	0	1
Fred Kendall, R (1, 2) OBP: 0.310, SLG: 0.308 Enzo Hernandez, R (8, PR) OBP: 0.326, SLG: 0.325 Bob Davis, R (9, 2) OBP: 0.244, SLG: 0.236		0-0 F3			0-0 1B			0-0 SH1-4 1B	0-0 5-3	3	0	2	0	0	0	1
Hector Torres, R (1, 6) OBP: 0.256, SLG: 0.295			0-0 6-3		0-0 F3			0-0 SH1-4 1-2		2	0	0	0	0	0	1
Randy Jones, R (1, 1) OBP: 0.089, SLG: 0.047 Willie McCovey, L (8, PH) OBP: 0.283, SLG: 0.353 Butch Metzger, R (9, 1)			0-3 K			0-0 4-3		0-0 F5		2	0	0	0	0	1	0

Inning Stats	R: 0	H: 0	E: 0	K: 0	S: 2	R: 0	H: 1	E: 0	K: 0	S: 4	R: 0	H: 0	E: 0	K: 1	S: 5	R: 0	H: 0	E: 0	K: 0	S: 3	R: 0	H: 1	E: 0	K: 0	S: 4	R: 0	H: 0	E: 0	K: 0	S: 3	R: 0	H: 1	E: 0	K: 1	S: 6	R: 0	H: 1	E: 0	K: 0	S: 4	R: 0	H: 2	E: 0	K: 0	S: 5	R: 0	H: 0	E: 0	K: 0	S: 1	R: 0	H: 1	E: 0	K: 0	S: 1
	LOB: 0	BB: 1	P: 6			LOB: 1	BB: 0	P: 4			LOB: 0	BB: 0	P: 5			LOB: 1	BB: 0	P: 4			LOB: 0	BB: 0	P: 3	LOB: 1	BB: 0	P: 4	LOB: 1	BB: 0	P: 6	LOB: 2	BB: 0	P: 4	LOB: 3	BB: 0	P: 6	LOB: 0	BB: 0	P: 6	LOB: 0	BB: 0	P: 6	1B: 5	SF: 0	2B: 1	SAC: 1	3B: 0	DP: 1	HR: 0	HBP: 1	WP: 0	PA: 34				


PITCHER	IP	WLS	BF	H	R	ER	SO	BB	IBB	HBP	BLK	WP	HR	S	P	ERA	WHIP
Jon Matlack, L (1, 1) ERA: 2.72	9.0	W	34	6	0	0	2	1	0	1	0	0	0	36	41	0.00	0.778

**BOTTOM**

**New York Mets @ San Diego Padres**  
San Diego Stadium, San Diego, CA

Sun Aug 22 1976, 6:33 AM EDT  
Att. 18,425 - Unknown

AB	31
R	0
H	6
RBI	0
BB	1
SO	2
LOB	14



livebaseballscorecards.com





Batter	1	2	3	4	5	6	7	8	9	AB	R	H	RBI	BB	SO	LOB
Enzo Hernandez, R (1, 6) OBP: 0.325, SLG: 0.322	4-0 BB		0-3 K	0-0 6-3		0-3 K		0-0 SH3-4		3	0	0	0	1	2	3
Tito Fuentes, S (1, 4) OBP: 0.312, SLG: 0.339	0-0 F7		0-0 F9 1B		0-0 5-3	0-0 BB 1B		0-0 1-3		5	0	2	1	0	0	2
Willie Davis, L (1, 8) OBP: 0.298, SLG: 0.389	0-0 F9		0-0 1B		0-0 4-3 1B	0-0 BB 1B		0-0 3-4-1		5	1	3	0	0	0	2
Dave Winfield, R (1, 9) OBP: 0.360, SLG: 0.434	4-0 BB		0-0 F9		0-0 4-3	4-0 BB				2	0	0	1	2	0	3
Mike Ivie, R (1, 3) OBP: 0.350, SLG: 0.411	0-0 F6			4-0 1B 2B BB	0-0 2-H 1B	0-0 F3				3	1	1	1	1	0	5
Fred Kendall, R (1, 2) OBP: 0.306, SLG: 0.305		0-0 1-3		0-3 K	0-0 F8		0-0 5-3			4	0	0	0	0	1	2
Doug Rader, R (1, 5) OBP: 0.328, SLG: 0.358		0-0 1B		0-0 2B 1B		0-3 K	0-0 4-3			4	1	2	0	0	1	0
Luis Melendez, R (1, 7) OBP: 0.239, SLG: 0.264		0-0 F7		0-0 1B 2B		0-0 1B 1B	0-0 6-3			4	1	2	2	0	0	1
Rick Sawyer, R (1, 1) OBP: 0.385, SLG: 0.333		0-0 F9		0-0 6-3		0-0 1B 1B		0-0 E6 SH3-4		2	0	0	0	0	0	2
Dave Tomlin, L (5, 1)										0	0	0	0	0	0	0
Jerry Johnson, R (5, 1)										0	0	0	0	0	0	0
Merv Rettenmund, R (6, PH) OBP: 0.344, SLG: 0.292										1	1	1	0	0	0	0
Butch Metzger, R (7, 1)										1	0	0	0	0	0	0

Inning Stats	R: 0	H: 0	E: 0	K: 3	S: 3	R: 0	H: 1	E: 0	K: 4	S: 4	R: 0	H: 2	E: 0	K: 1	S: 6	R: 2	H: 2	E: 0	K: 1	S: 7	R: 1	H: 2	E: 0	K: 0	S: 5	R: 2	H: 4	E: 0	K: 2	S: 11	R: 0	H: 0	E: 0	K: 0	S: 3	R: 0	H: 0	E: 1	K: 0	S: 4
	LOB: 2	BB: 2	P: 11			LOB: 1	BB: 0	P: 4			LOB: 0	BB: 1	P: 6			LOB: 1	BB: 1	P: 11			LOB: 0	BB: 0	P: 5			LOB: 3	BB: 1	P: 15			LOB: 0	BB: 0	P: 3			LOB: 1	BB: 0	P: 4		

PITCHER	IP	WLS	BF	H	R	ER	SO	BB	IBB	HBP	BLK	WP	HR	S	P	ERA	WHIP
Jim Rooker, L (1, 1) ERA: 3.77	5.2	L	29	10	5	5	4	3	0	0	0	0	0	34	46	7.94	2.294
Ramon Hernandez, L (6, 1) ERA: 3.61	0.0		1	1	0	0	0	0	0	0	0	0	0	1	1	∞	∞
Dave Giusti, R (6, 1) ERA: 5.2	2.1		9	0	0	0	0	1	0	0	0	0	0	8	12	0.00	0.429

**BOTTOM**

**Pittsburgh Pirates @ San Diego Padres**  
San Diego Stadium, San Diego, CA

Mon Aug 23 1976, 10:05 PM EDT  
Att. 18,396 - Unknown

livebaseballscorecards.com

AB	34
R	5
H	11
RBI	5
BB	4
SO	4
LOB	20



WP: 0	PA: 39
PB: 0	
SB: 1	
CS: 0	



Batter	1	2	3	4	5	6	7	8	9	AB R H RBI BB SO LOB	TOP																															
Rennie Stennett, R (1, 4) OBP: 0.295, SLG: 0.356	0-0 F9		0-0 L9		0-0 L8		0-0 F9			4 0 0 0 0 0 1																																
Omar Moreno, L (1, 8) OBP: 0.400, SLG: 0.469	0-0 HR 1B		4-0 FC5-4 BB		0-0 6-3		0-0 F7			3 1 1 0 1 0 0																																
Richie Zisk, R (1, 7) OBP: 0.338, SLG: 0.464	0-0 HR		0-0 FC5-4		0-3 K		0-0 F3			4 1 1 2 0 1 1																																
Willie Stargell, L (1, 3) OBP: 0.331, SLG: 0.445	0-0 6-3		0-3 K		0-0 4-3		0-3 K			4 0 0 0 0 2 1																																
Bill Robinson, R (1, 5) OBP: 0.335, SLG: 0.557	0-0 F9			0-0 1B SF8 2B		0-0 5-3		0-0 1-3		4 1 1 0 0 0 0																																
Dave Parker, L (1, 9) OBP: 0.341, SLG: 0.459		0-0 2B		0-0 2-3 1B		0-0 6-3		0-0 F6		4 0 2 0 0 0 0																																
Manny Sanguillen, R (1, 2) OBP: 0.340, SLG: 0.386		0-0 6-3		0-0 SF8		0-0 F8		0-0 3B		3 0 1 1 0 0 1																																
Mario Mendoza, R (1, 6) OBP: 0.238, SLG: 0.253		0-0 F8		0-0 L8		0-0 F8		0-0 L9		4 0 0 0 0 0 3																																
John Candelaria, L (1, 1) OBP: 0.258, SLG: 0.233		0-3 K		0-0 F9		4-0 BB				1 0 0 0 0 1 1																																
Bob Robertson, R (4, PH) OBP: 0.294, SLG: 0.308										1 0 0 0 0 0 1																																
Bob Moose, R (4, 1) OBP: 0.300, SLG: 0.800										0 0 0 0 0 0 0																																
Tommy Helms, R (7, PH) OBP: 0.333, SLG: 0.382										0 0 0 0 1 0 0																																
Kent Tekulve, R (7, 1)										0 0 0 0 0 0 0																																
<b>Inning Stats</b>	R: 2 E: 0 K: 0 S: 5	H: 2 LOB: 0 BB: 0 P: 5	R: 0 E: 0 K: 1 S: 6	H: 1 LOB: 1 BB: 0 P: 6	R: 0 E: 0 K: 1 S: 5	H: 0 LOB: 1 BB: 1 P: 9	R: 1 E: 0 K: 0 S: 5	H: 2 LOB: 1 BB: 0 P: 5	R: 0 E: 0 K: 1 S: 5	H: 0 LOB: 0 BB: 0 P: 5	R: 0 E: 0 K: 0 S: 3	H: 0 LOB: 0 BB: 0 P: 3	R: 0 E: 0 K: 0 S: 3	H: 0 LOB: 1 BB: 1 P: 7	R: 0 E: 0 K: 1 S: 5	H: 0 LOB: 0 BB: 0 P: 5	R: 0 E: 0 K: 0 S: 4	H: 1 LOB: 1 BB: 0 P: 4	R: 0 E: 0 K: 0 S: 4	H: 1 LOB: 1 BB: 0 P: 4	1B: 2 2B: 2 3B: 1 HR: 1	SF: 1 SAC: 0 DP: 0 HBP: 0	WP: 0 PB: 0 SB: 0 CS: 0	PA: 35																		
<b>PITCHER</b> Brent Strom, L (1, 1) ERA: 3.35	IP 9.0	WLS W	BF 35	H 6	R 3	ER 3	SO 4	BB 2	IBB 0	HBP 0	BLK 0	WP 0	HR 1	S 41	P 49	ERA 3.00	WHIP 0.889																									
																						<b>PITCHER</b>	IP	WLS	BF	H	R	ER	SO	BB	IBB	HBP	BLK	WP	HR	S	P	ERA	WHIP			

Pittsburgh Pirates @ San Diego Padres  
San Diego Stadium, San Diego, CA  
Tue Aug 24 1976, 10:05 PM EDT  
Att: 11,002 - Unknown

AB	32
R	3
H	6
RBI	3
BB	2
SO	4
LOB	9



Batter	1	2	3	4	5	6	7	8	9
Enzo Hernandez, R OBP: 0.324, SLG: 0.321 (1, 6)	0-0 F7	0-0 SH2-4		0-0 CS 1B		0-0 4-3		0-0 6-3	
Tito Fuentes, S OBP: 0.313, SLG: 0.340 (1, 4)	0-0 1B	0-3 K		0-0 1-2 F6			0-0 2B 1B		
Willie Davis, L OBP: 0.302, SLG: 0.398 (1, 8)	0-0 1B	0-0 2B			0-0 E3		0-0 1B		
Dave Winfield, R OBP: 0.361, SLG: 0.434 (1, 9)	0-0 1B	0-0 F3			0-3 K		4-0 1B		
Mike Ivie, R OBP: 0.352, SLG: 0.412 (1, 3)	0-0 1B				0-0 F4		0-0 1B		
Fred Kendall, R OBP: 0.306, SLG: 0.304 (1, 2)	0-0 F4				0-0 6-3		0-0 6-3		
Doug Rader, R OBP: 0.325, SLG: 0.354 (1, 5)	0-3 K				0-0 F9		0-0 6-3		
Luis Melendez, R OBP: 0.248, SLG: 0.272 (1, 7)		0-0 SH E 1B			0-0 F8		0-0 SH3 1B		
Brent Strom, R OBP: 0.153, SLG: 0.113 (1, 1)		0-0 SH SH2-4 2B			0-3 K		0-0 SH3		

Inning Stats	R: 3	H: 4	E: 0	LOB: 1	K: 1	S: 9	P: 9	R: 2	H: 2	E: 1	LOB: 1	K: 1	S: 8	R: 0	H: 1	E: 0	LOB: 1	K: 0	S: 4	R: 0	H: 1	E: 0	LOB: 0	K: 1	S: 5	R: 0	H: 0	E: 1	LOB: 1	K: 1	S: 6	R: 0	H: 1	E: 0	LOB: 1	K: 0	S: 4	R: 2	H: 3	E: 0	LOB: 1	K: 0	S: 5	R: 0	H: 0	E: 0	LOB: 0	K: 0	S: 3
--------------	------	------	------	--------	------	------	------	------	------	------	--------	------	------	------	------	------	--------	------	------	------	------	------	--------	------	------	------	------	------	--------	------	------	------	------	------	--------	------	------	------	------	------	--------	------	------	------	------	------	--------	------	------

PITCHER	IP	WLS	BF	H	R	ER	SO	BB	IBB	HBP	BLK	WP	HR	S	P	ERA	WHIP
John Candelaria, L ERA: 3.21 (1, 1)	3.0	L	17	7	5	5	2	0	0	0	0	0	0	21	21	15.00	2.333
Bob Moose, R ERA: 3.18 (4, 1)	3.0		11	2	0	0	2	0	0	0	0	0	0	15	15	0.00	0.667
Kent Tekulve, R ERA: 2.68 (7, 1)	2.0		9	3	2	2	0	0	1	0	0	0	0	8	12	9.00	1.500

AB R H RBI BB SO LOB

4	0	1	0	0	0	1
4	2	2	0	0	1	2
4	2	3	1	0	0	0
3	1	1	1	1	1	2
4	0	2	4	0	0	1
4	0	1	0	0	0	3
4	0	0	0	0	1	3
4	1	2	0	0	0	1
2	1	0	0	0	1	0

AB	33
R	7
H	12
RBI	6
BB	1
SO	4
LOB	13



Pittsburgh Pirates @ San Diego Padres  
San Diego Stadium, San Diego, CA  
Tue Aug 24 1976, 10:05 PM EDT  
Att. 11,002 - Unknown

livebaseballscorecards.com

WP	PA
0	37









Batter	1	2	3	4	5	6	7	8	9	AB R H RBI BB SO LOB	TOP
Ellis Valentine, R (1, 8) OBP: 0.330, SLG: 0.391	1-1 L8			1-0 G1-4-3 1B		1-0 1-3			3-3 K	4 0 1 0 0 1 2	<b>Montreal Expos @ San Diego Padres</b> San Diego Stadium, San Diego, CA Fri Aug 27 1976, 10:05 PM EDT Att: 21,301 - Unknown <a href="http://livebaseballscorecards.com">livebaseballscorecards.com</a>
Bombo Rivera, R (1, 7) OBP: 0.323, SLG: 0.420	1-0 F8			0-0 G1-4-3 1-2f		1-0 5-3			0-0 G6-4-3 1B	4 0 1 0 0 0 3	
Gary Carter, R (1, 9) OBP: 0.271, SLG: 0.308	2-2 6-3			1-2 5-3			2-1 1-3		0-1 G6-4-3 1-2f	4 0 0 0 0 0 1	
Larry Parrish, R (1, 5) OBP: 0.285, SLG: 0.367			1-0 FC5-4 1B		1-0 5-3		0-0 FC6-4 1B			3 0 2 0 0 0 0	
Tim Foli, R (1, 6) OBP: 0.273, SLG: 0.369			0-2 FC5-4 G4-6-3 1-2f		2-1 5-3		1-2 FC6-4 FC6-4 1-2f			3 0 0 0 0 0 2	
Barry Foote, R (1, 2) OBP: 0.250, SLG: 0.333			0-0 G4-6-3 1-2f		2-0 L5		0-1 FC6-4 1-2f			3 0 0 0 0 0 2	
Andre Thornton, R (1, 3) OBP: 0.324, SLG: 0.373			3-2 4-3			0-0 SH2-4 BB 1B		1-1 FC4 1B		3 0 2 0 0 0 0	
Pete Mackanin, R (1, 4) OBP: 0.256, SLG: 0.338			2-1 1-3			4-2 SH2-4 BB		2-2 FC4 G3-6-1 1-2f		2 0 0 0 1 0 1	
Woodie Fryman, R (1, 1) OBP: 0.137, SLG: 0.120 Jose Morales, R (8, PH) OBP: 0.353, SLG: 0.512 Dale Murray, R (8, 1)			1-2 1-3			0-0 SH2-4		0-0 G3-6-1 1-2f		1 0 0 0 0 0 0 1 0 0 0 0 0 1 0 0 0 0 0 0 0	
<b>Inning Stats</b>	R: 0 H: 0 E: 0 LOB: 0 K: 0 BB: 0 S: 7 P: 11	R: 0 H: 1 E: 0 LOB: 0 K: 0 BB: 0 S: 5 P: 6	R: 0 H: 0 E: 0 LOB: 0 K: 0 BB: 0 S: 8 P: 14	R: 0 H: 1 E: 0 LOB: 0 K: 0 BB: 0 S: 5 P: 7	R: 0 H: 0 E: 0 LOB: 0 K: 0 BB: 0 S: 4 P: 9	R: 0 H: 1 E: 0 LOB: 2 K: 0 BB: 1 S: 7 P: 13	R: 0 H: 1 E: 0 LOB: 1 K: 0 BB: 0 S: 9 P: 12	R: 0 H: 1 E: 0 LOB: 0 K: 0 BB: 0 S: 6 P: 9	R: 0 H: 1 E: 0 LOB: 0 K: 1 BB: 0 S: 8 P: 11	1B: 6 SF: 0 2B: 0 SAC: 1 3B: 0 DP: 4 HR: 0 HBP: 0	WP: 0 PA: 30 PB: 0 SB: 0 CS: 0
<b>PITCHER</b> Randy Jones, L (1, 1) ERA: 2.63	IP WLS BF H R ER SO BB IBB HBP BLK WP HR S P ERA WHIP										
	9.0 W 30 6 0 0 1 1 0 0 0 0 0 0 59 92 0.00 0.778										

AB	28
R	0
H	6
RBI	0
BB	1
SO	1
LOB	12



Batter	1	2	3	4	5	6	7	8	9
Enzo Hernandez, R OBP: 0.321, SLG: 0.318 (1, 6)	1-0 6-3		0-0 F5		1-0 F9		1-2 E5		
Tito Fuentes, S OBP: 0.310, SLG: 0.336 (1, 4)	3-2 5-3		3-2 6-3		1-1 6-3		0-0 F4		
Willie Davis, L OBP: 0.297, SLG: 0.390 (1, 8)	3-2 P5			1-1 4-3	2-0 L3			1-1 4-3	
Dave Winfield, R OBP: 0.362, SLG: 0.432 (1, 9)		2-3 K		1-1 2B 1B		4-1 4-3 BB		2-1 6-3	
Mike Ivie, R OBP: 0.353, SLG: 0.416 (1, 3)		0-1 1B		0-0 2B		1-1 F9		1-0 1-3	
Fred Kendall, R OBP: 0.306, SLG: 0.307 (1, 2)		0-2 F8		1-1 2B		1-0 4-3			
Doug Rader, R OBP: 0.320, SLG: 0.348 (1, 5)		2-2 F8		1-3 K		1-0 L9			
Luis Melendez, R OBP: 0.258, SLG: 0.276 (1, 7)			2-2 SH1-4 1B		4-0 IBB		1-1 F3		
Randy Jones, R OBP: 0.087, SLG: 0.045 (1, 1)			1-0 SH1-4		2-3 K		0-2 1-3		

Inning Stats	R: 0	H: 0	E: 0	K: 0	S: 8	P: 15	R: 0	H: 1	E: 0	K: 1	S: 13	P: 17	R: 0	H: 1	E: 0	K: 0	S: 8	R: 2	H: 3	E: 0	K: 2	S: 14	P: 24	R: 0	H: 0	E: 0	K: 0	S: 4	P: 8	R: 0	H: 0	E: 1	K: 0	S: 9	P: 11	R: 0	H: 0	E: 0	K: 0	S: 5	P: 9																				
IP	7.0	WLS	L	29	H	5	R	2	ER	2	SO	3	BB	1	IBB	1	HBP	0	BLK	0	WP	0	HR	0	S	61	P	101	ERA	2.57	WHIP	0.857	IP	1.0	WLS	L	3	H	0	R	0	ER	0	SO	0	BB	0	IBB	0	HBP	0	BLK	0	WP	0	HR	0	S	9	P	12

**BOTTOM**

AB R H RBI BB SO LOB

4 0 0 0 0 0 1

4 0 0 0 0 0 2

4 0 0 0 0 0 0

3 1 1 0 1 1 0

4 1 2 1 0 0 1

3 0 1 1 0 0 2

3 0 0 0 0 1 3

2 0 1 0 1 0 0

2 0 0 0 0 1 2

**AB 29**

**R 2**

**H 5**

**RBI 2**

**BB 2**

**SO 3**

**LOB 11**

WP: 0 PA: 32

PB: 0

SB: 0


CS: 0

**Montreal Expos @ San Diego Padres**

**San Diego Stadium, San Diego, CA**

Fri Aug 27 1976, 10:05 PM EDT

Att. 21,301 - Unknown



livebaseballscorecards.com



Batter	1	2	3	4	5	6	7	8	9	AB R H RBI BB SO LOB	TOP																									
Jerry White, S OBP: 0.326, SLG: 0.323 (1, 7)	2-2 4-3		1-1 6-3			0-3 K	1-2 1B		0-3 K	5 0 1 1 0 2 1																										
Wayne Garrett, L OBP: 0.358, SLG: 0.306 (1, 4)	2-1 1B		3-1 4-3			0-0 G3	0-0 4-3		0-2 WP BB 1B	5 0 2 0 0 0 2																										
Ellis Valentine, R OBP: 0.332, SLG: 0.385 (1, 8)	2-3 K			3-3 K		3-3 K		4-2 F7 BB	4-2 WP BB 1-2	3 0 0 0 2 3 1																										
Larry Parrish, R OBP: 0.287, SLG: 0.367 (1, 5)	0-0 F9			1-0 1B			3-2 1B 2B 1B	2-2 F7	1-1 F7	5 1 2 0 0 0 4																										
Del Unser, L OBP: 0.271, SLG: 0.347 (1, 9)		1-0 CS 1B		1-1 4-3			1-0 2B 1B	2-3 K		4 1 2 0 0 1 0																										
Tim Foli, R OBP: 0.275, SLG: 0.373 (1, 6)		1-1 F8			0-1 5-3		1-0 2B 2B		3-1 1B HR 1B	4 2 2 1 0 0 1																										
Gary Carter, R OBP: 0.274, SLG: 0.315 (1, 2)		1-2 L5			2-3 K		0-0 1B 2B		0-0 1B HR 1B	4 2 2 2 0 1 0																										
Mike Jorgensen, L OBP: 0.348, SLG: 0.347 (1, 3)			0-0 G3		4-1 BB		0-1 L9		0-2 HR	1 0 0 0 1 0 0 1 0 0 0 0 0 1 1 1 1 3 0 0 0																										
Jose Morales, R OBP: 0.351, SLG: 0.508 (7, PH)									1-3 K	3 0 1 0 0 1 2																										
Earl Williams, R OBP: 0.286, SLG: 0.373 (7, 3)										0 0 0 0 0 0 0																										
Don Stanhouse, R OBP: 0.319, SLG: 0.302 (1, 1)			1-2 6-3 2B							1 0 0 0 0 1 0																										
Chuck Taylor, R (7, 1)										0 0 0 0 0 0 0																										
Dale Murray, R (8, 1)										1 0 0 0 0 1 0																										
<b>Inning Stats</b>	R: 0 E: 0 K: 1 S: 9	H: 1 LOB: 1 BB: 0 P: 15	R: 0 E: 0 K: 0 S: 7	H: 1 LOB: 0 BB: 0 P: 10	R: 0 E: 0 K: 0 S: 8	H: 1 LOB: 1 BB: 0 P: 13	R: 0 E: 0 K: 1 S: 6	H: 1 LOB: 0 BB: 0 P: 11	R: 0 E: 0 K: 2 S: 7	H: 0 LOB: 1 BB: 1 P: 19	R: 4 E: 0 K: 0 S: 16	H: 5 LOB: 1 BB: 0 P: 23	R: 0 E: 0 K: 1 S: 15	H: 0 LOB: 0 BB: 1 P: 23	R: 3 E: 0 K: 2 S: 21	H: 4 LOB: 2 BB: 1 P: 30	1B: 9 2B: 3 3B: 0 HR: 1	SF: 0 SAC: 0 DP: 0 HBP: 0	WP: 1 PB: 0 SB: 0 CS: 1	PA: 40																
<b>PITCHER</b>	IP WLS BF H R ER SO BB IBB HBP BLK WP HR S P ERA WHIP																																			
Tom Griffin, R ERA: 5.22 (1, 1)	6.0		25	8	4	4	6	1	0	0	0	0	0	55	90	6.00	1.500																			
Dave Tomlin, L ERA: 3.4 (7, 1)	1.0		4	1	0	0	0	0	0	0	0	0	0	9	11	0.00	1.000																			
Butch Metzger, R ERA: 2.02 (8, 1)	1.2	L	10	4	3	3	3	2	0	0	0	0	1	34	50	16.20	3.600																			
Dave Freisleben, R ERA: 3.67 (9, 1)	0.1		1	0	0	0	0	0	0	0	0	1	0	2	3	0.00	0.000																			

**Montreal Expos @ San Diego Padres**  
San Diego Stadium, San Diego, CA  
Sat Aug 28 1976, 10:05 PM EDT  
Att: 10,545 - Unknown

livebaseballscorecards.com

AB	37
R	7
H	13
RBI	7
BB	3
SO	9
LOB	12









Batter	1	2	3	4	5	6	7	8	9	AB	R	H	RBI	BB	SO	LOB
--------	---	---	---	---	---	---	---	---	---	----	---	---	-----	----	----	-----

<b>Johnny Grubb, L</b> (1, 7) OBP: 0.399, SLG: 0.420 <b>Luis Melendez, R</b> (9, PR) OBP: 0.256, SLG: 0.274	1-1 		0-0 			1-1 			2-2 	4	0	2	0	0	0	1
<b>Tito Fuentes, S</b> (1, 4) OBP: 0.307, SLG: 0.331	0-0 			2-2 		0-0 			0-1 	4	0	0	0	0	0	2
<b>Willie Davis, L</b> (1, 8) OBP: 0.295, SLG: 0.385	1-0 			1-2 				0-1 	0-0 	4	0	0	0	0	0	2
<b>Dave Winfield, R</b> (1, 9) OBP: 0.359, SLG: 0.429		1-0 		1-0 				2-2 	2-0 	4	0	0	0	0	0	2
<b>Mike Ivie, R</b> (1, 3) OBP: 0.361, SLG: 0.425		0-3 			1-0 			0-0 		2	0	1	0	0	1	0
<b>Fred Kendall, R</b> (1, 2) OBP: 0.308, SLG: 0.310		0-1 			1-0 			1-2 		3	0	0	0	0	0	2
<b>Doug Rader, R</b> (1, 5) OBP: 0.317, SLG: 0.345 <b>Jerry Turner, L</b> (8, PH) OBP: 0.311, SLG: 0.370 <b>Butch Metzger, R</b> (9, 1)			0-3 		1-2 			0-0 		2	0	0	0	0	1	1
<b>Enzo Hernandez, R</b> (1, 6) OBP: 0.322, SLG: 0.319			0-0 		0-2 			1-1 		3	0	1	0	0	0	0
<b>Rick Sawyer, R</b> (1, 1) OBP: 0.357, SLG: 0.308 <b>Dave Freisleben, R</b> (7, 1) OBP: 0.219, SLG: 0.258 <b>Ted Kubiak, S</b> (8, PH) OBP: 0.326, SLG: 0.289			0-0 		0-1 			2-1 		1	0	0	0	0	0	0
			1-2 							0	0	0	0	0	0	0
				2-3 						1	0	0	0	0	0	0
					SAFE 					0	0	0	0	0	0	0
						SAFE 				3	0	1	0	0	0	0
										1	0	0	0	0	0	0
										0	0	0	0	0	0	0
										1	0	0	0	0	0	0

Inning Stats	R: 0	H: 0	R: 0	H: 0	R: 0	H: 1	R: 0	H: 0	R: 0	H: 0	R: 0	H: 1	R: 0	H: 0	R: 0	H: 1	R: 0	H: 0	R: 0	H: 1	R: 0	H: 1	R: 0	H: 1	R: 0	H: 1	R: 0	H: 1	R: 0	H: 1	1B: 4	SF: 0	WP: 0	PA: 31
E: 0	LOB: 0	E: 0	LOB: 0	E: 0	LOB: 1	E: 0	LOB: 0	E: 0	LOB: 0	E: 0	LOB: 0	E: 0	LOB: 1	E: 0	LOB: 1	E: 0	LOB: 1	E: 0	LOB: 0	E: 0	LOB: 0	E: 0	LOB: 0	E: 0	LOB: 2	E: 0	LOB: 0	E: 0	LOB: 0	E: 0	LOB: 0	PB: 0	PA: 31	
K: 0	BB: 0	K: 1	BB: 0	K: 1	BB: 0	K: 0	BB: 0	K: 0	BB: 0	K: 0	BB: 0	K: 0	BB: 0	K: 0	BB: 0	K: 0	BB: 0	K: 0	BB: 0	K: 0	BB: 0	K: 0	BB: 0	K: 0	BB: 0	K: 0	BB: 0	K: 0	BB: 0	K: 0	BB: 0	SB: 0	PA: 31	
S: 4	P: 6	S: 6	P: 7	S: 6	P: 6	S: 8	P: 12	S: 5	P: 8	S: 8	P: 9	S: 9	P: 12	S: 5	P: 8	S: 8	P: 12	S: 8	P: 12	S: 5	P: 8	S: 8	P: 12	S: 8	P: 12	S: 8	P: 12	S: 8	P: 12	HR: 0	HBP: 1	CS: 0	PA: 31	

PITCHER	IP	WLS	BF	H	R	ER	SO	BB	IBB	HBP	BLK	WP	HR	S	P	ERA	WHIP
<b>Steve Rogers, R</b> (1, 1) ERA: 3.31	9.0	W	31	4	0	0	2	0	0	1	0	0	0	59	80	0.00	0.444

**BOTTOM**

**Montreal Expos @ San Diego Padres**  
 San Diego Stadium, San Diego, CA  
 Sun Aug 29 1976, 6:33 AM EDT  
 Att. 7,563 - Unknown

AB	29
R	0
H	4
RBI	0
BB	0
SO	2
LOB	10



WP	PA	ERA	WHIP
0	31	0.00	0.444









Batter	1	2	3	4	5	6	7	8	9	AB R H RBI BB SO LOB	TOP											
Johnny Grubb, L (1, 9) OBP: 0.401, SLG: 0.417	0-0 F8		4-0 FC4-6 BB		0-0 4-3			4-0 G6-4-3 BB		2 0 0 0 2 0 1												
Tito Fuentes, S (1, 4) OBP: 0.304, SLG: 0.330	0-0 4-3 2B		0-0 FC4-6 CS 1-2f			0-0 4-3		0-0 G6-4-3 1-2f		4 0 1 0 0 0 2												
Jerry Turner, L (1, 7) OBP: 0.310, SLG: 0.368	0-0 4-3 2-3		0-0 F8			0-3 K2-3			0-0 1B 1B	4 1 1 0 0 1 2												
Willie Davis, L (1, 8) OBP: 0.296, SLG: 0.383	0-0 G3		0-0 CS 1-2	0-0 4-3		0-0 F9			0-0 1B 1B	4 0 1 0 0 0 1												
Mike Ivie, R (1, 3) OBP: 0.357, SLG: 0.419		0-0 L8		0-0 F4			0-0 L7		0-0 1B 1B	4 0 1 1 0 0 0												
Ted Kubiak, S (1, 5) OBP: 0.329, SLG: 0.290		0-0 1B 6-3 1B		0-0 F7		4-0 FC5-4 BB		0-0 G5-4-3 1-2 2-H	0-0 G5-4-3 1-2 2-3	3 0 1 0 1 0 2												
Fred Kendall, R (1, 2) OBP: 0.303, SLG: 0.304		0-0 6-3 1-2		0-0 F2		0-0 FC5-4 1-2f		0-0 5-3		4 0 0 0 0 0 3												
Enzo Hernandez, R (1, 6) OBP: 0.322, SLG: 0.318		0-0 2-3 1B		0-0 F9		0-0 4-3				3 0 2 0 0 0 1												
Brent Strom, R (1, 1) OBP: 0.150, SLG: 0.111		0-0 6-3					0-0 5-3			1 0 0 0 0 0 2												
Merv Rettenmund, R (5, PH) OBP: 0.346, SLG: 0.296										1 0 0 0 0 0 1												
Jerry Johnson, R (5, 1)										0 0 0 0 0 0 0												
Luis Melendez, R (8, PH) OBP: 0.248, SLG: 0.264										1 0 0 0 0 0 0												
Rick Sawyer, R (8, 1) OBP: 0.357, SLG: 0.308										0 0 0 0 0 0 0												
<b>Inning Stats</b>	R: 0 E: 0 K: 0 S: 4	H: 1 LOB: 1 BB: 0 P: 4	R: 0 E: 0 K: 0 S: 5	H: 2 LOB: 2 BB: 0 P: 5	R: 0 E: 0 K: 0 S: 2	H: 0 LOB: 0 BB: 1 P: 6	R: 0 E: 0 K: 0 S: 3	H: 0 LOB: 0 BB: 0 P: 3	R: 0 E: 0 K: 1 S: 5	H: 1 LOB: 1 BB: 0 P: 4	R: 0 E: 0 K: 1 S: 5	H: 0 LOB: 0 BB: 0 P: 5	R: 0 E: 0 K: 0 S: 3	H: 0 LOB: 1 BB: 1 P: 7	R: 0 E: 0 K: 0 S: 2	H: 0 LOB: 0 BB: 1 P: 6	R: 1 E: 0 K: 0 S: 5	H: 3 LOB: 1 BB: 0 P: 5	1B: 6 2B: 1 3B: 0 HR: 0	SF: 0 SAC: 0 DP: 2 HBP: 0	WP: 0 PB: 0 SB: 0 CS: 1	PA: 35
<b>PITCHER</b>	IP WLS BF H R ER SO BB IBB HBP BLK WP HR S P ERA WHIP																					
Bruce Kison, R (1, 1) ERA: 3.08	8.0 W 32 7 1 1 1 3 0 0 0 0 0 0 31 43 1.12 1.250																					
Kent Tekulve, R (9, 1) ERA: 2.64	1.0 S 2 0 0 0 0 0 0 0 0 0 0 0 2 2 0.00 0.000																					

San Diego Padres @ Pittsburgh Pirates  
 Three Rivers Stadium, Pittsburgh, PA  
 Wed Sep 01 1976, 7:05 PM EDT  
 Att. 5,381 - Unknown

livebaseballscorecards.com

AB	31
R	1
H	7
RBI	1
BB	3
SO	1
LOB	15







Batter	1	2	3	4	5	6	7	8	9	AB R H RBI BB SO LOB	TOP									
Johnny Grubb, L (1, 9) OBP: 0.399, SLG: 0.412	4-0 BB 2B		0-0 F8		0-0 F7		0-0 G3			3 0 0 0 1 0 1	<b>San Diego Padres @ Pittsburgh Pirates</b> Three Rivers Stadium, Pittsburgh, PA Thu Sep 02 1976, 7:05 PM EDT Att. 5,545 - Unknown									
Enzo Hernandez, R (1, 6) OBP: 0.321, SLG: 0.321	0-0 L8		0-0 2B		0-0 G3			0-0 F8		4 0 1 0 0 0 1										
Jerry Turner, L (1, 7) OBP: 0.314, SLG: 0.380	0-0 2B		0-3 K			0-0 G1-4-3 2B		0-0 4-3		4 0 2 0 0 1 1										
Dave Winfield, R (1, 8) OBP: 0.362, SLG: 0.429	4-0 IBB		0-0 L5			4-0 G1-4-3 BB		4-0 BB		1 0 0 0 3 0 1										
Mike Ivie, R (1, 3) OBP: 0.355, SLG: 0.417	0-0 F8			0-0 S 1B		0-0 G1-4-3 1-2f 2-3		0-3 K		4 0 1 0 0 1 6										
Tito Fuentes, S (1, 4) OBP: 0.301, SLG: 0.327	0-0 L8			0-0 F8 1-2		0-0 L5		0-0 L8		4 0 0 0 0 0 5										
Ted Kubiak, S (1, 5) OBP: 0.323, SLG: 0.284		0-0 L4		0-3 K		0-0 L4		0-0 3-1		4 0 0 0 0 1 1										
Bob Davis, R (1, 2) OBP: 0.235, SLG: 0.227		0-0 4-3		0-0 F9		0-3 K		0-0 F8		3 0 0 0 0 1 1										
Willie Davis, L (9, PH) OBP: 0.296, SLG: 0.382										1 0 0 0 0 0 0										
Dave Freisleben, R (1, 1) OBP: 0.212, SLG: 0.250		0-0 F8			0-3 K		0-0 1B			1 0 0 0 0 0 0										
Merv Rettenmund, R (5, PH) OBP: 0.344, SLG: 0.294										1 0 0 0 0 1 0										
Dave Tomlin, L (5, 1)										0 0 0 0 0 0 0										
Luis Melendez, R (7, PH) OBP: 0.254, SLG: 0.270										1 0 1 0 0 0 0										
Rich Folkers, L (7, 1)										0 0 0 0 0 0 0										
<b>Inning Stats</b>	R: 0 E: 0 K: 0 S: 4	H: 1 LOB: 3 BB: 2 P: 12	R: 0 E: 0 K: 0 S: 3	H: 0 LOB: 0 BB: 0 P: 3	R: 0 E: 0 K: 1 S: 6	H: 1 LOB: 1 BB: 0 P: 6	R: 0 E: 0 K: 1 S: 6	H: 0 LOB: 0 BB: 0 P: 5	R: 0 E: 0 K: 1 S: 3	H: 1 LOB: 1 BB: 1 P: 7	R: 0 E: 0 K: 1 S: 6	H: 1 LOB: 1 BB: 0 P: 6	R: 0 E: 0 K: 1 S: 5	H: 0 LOB: 1 BB: 1 P: 9	R: 0 E: 0 K: 0 S: 3	H: 0 LOB: 0 BB: 0 P: 3	1B: 2 2B: 3 3B: 0 HR: 0	SF: 0 SAC: 0 DP: 1 HBP: 0	WP: 0 PB: 0 SB: 1 CS: 0	PA: 35
<b>PITCHER</b> Larry Demery, R (1, 1) ERA: 3.01	IP: 9.0 WLS: W BF: 35 H: 5 R: 0 ER: 0 SO: 5 BB: 3 IBB: 1 HBP: 0 BLK: 0 WP: 0 HR: 0 S: 41 P: 57 ERA: 0.00 WHIP: 0.889																			

livebaseballscorecards.com

<b>AB</b>	31
<b>R</b>	0
<b>H</b>	5
<b>RBI</b>	0
<b>BB</b>	4
<b>SO</b>	5
<b>LOB</b>	17



Batter	1	2	3	4	5	6	7	8	9	AB R H RBI BB SO LOB
Frank Taveras, R OBP: 0.321, SLG: 0.291 (1, 6)	0-0 F8 S 2B 1B		0-0 FC1-6 E 1-2f	0-0 F7 1-2 3-H			0-0 CS 1B			4 2 2 0 0 0 2
Omar Moreno, L OBP: 0.384, SLG: 0.422 (1, 8)	4-0 CS 1-2 BB		0-0 4-3 1-H		0-0 1-3		0-0 L5 1-2			3 0 0 0 1 0 1
Richie Zisk, R OBP: 0.340, SLG: 0.477 (1, 7)	0-0 F8 2-3		0-3 K		0-0 5-3		0-3 K			4 0 0 0 0 2 2
Willie Stargell, L OBP: 0.335, SLG: 0.450 (1, 3)	0-0 1-2 3-H 2B			4-0 1B 2B BB	0-0 1B		0-0 L4			3 1 2 1 1 0 0
Dave Parker, L OBP: 0.336, SLG: 0.455 (1, 9)	0-0 F7			0-0 1-2 2B 1B	0-3 K		0-0 F4			4 1 1 0 0 1 2
Richie Hebner, L OBP: 0.300, SLG: 0.325 (1, 5)		0-0 G5-4-3 1B		0-0 F8 S 1-H 2-H 2B		4-0 G4-6-3 BB				2 1 2 2 1 0 0
Rennie Stennett, R OBP: 0.295, SLG: 0.351 (1, 4)		0-3 K		0-0 F4		0-0 G4-6-3				3 0 0 0 0 1 3
Manny Sanguillen, R OBP: 0.338, SLG: 0.378 (1, 2)		0-0 G5-4-3 1-2f		4-0 S IBB		0-0 F4				2 0 0 0 1 0 1
Larry Demery, R OBP: 0.194, SLG: 0.138 (1, 1)			0-0 FC1-6 1B	0-0 F8 2-3		0-3 K				3 0 1 0 0 1 2

Inning Stats	R: 1 E: 0 K: 0 S: 4	H: 2 LOB: 1 BB: 1 P: 8	R: 0 E: 0 K: 1 S: 5	H: 1 LOB: 0 BB: 0 P: 5	R: 1 E: 0 K: 1 S: 6	H: 1 LOB: 0 BB: 0 P: 6	R: 3 E: 0 K: 0 S: 5	H: 2 LOB: 1 BB: 2 P: 13	R: 0 E: 0 K: 1 S: 6	H: 1 LOB: 1 BB: 0 P: 6	R: 0 E: 0 K: 0 S: 2	H: 0 LOB: 0 BB: 1 P: 6	R: 0 E: 0 K: 1 S: 5	H: 1 LOB: 0 BB: 0 P: 5	R: 0 E: 0 K: 1 S: 5	H: 0 LOB: 0 BB: 0 P: 5
1B: 6 2B: 2 3B: 0 HR: 0	SF: 0 SAC: 0 DP: 2 HBP: 0	WP: 0 PB: 0 SB: 4 CS: 2														

PITCHER	IP	WLS	BF	H	R	ER	SO	BB	IBB	HBP	BLK	WP	HR	S	P	ERA	WHIP
Dave Freisleben, R ERA: 3.77 (1, 1)	4.0	L	19	6	5	4	2	2	1	0	0	0	0	20	32	9.00	2.000
Dave Tomlin, L ERA: 3.28 (5, 1)	2.0		7	1	0	0	1	1	0	0	0	0	0	8	12	0.00	1.000
Rich Folkers, L ERA: 5.37 (7, 1)	2.0		6	1	0	0	2	0	0	0	0	0	0	10	10	0.00	0.500

**BOTTOM**

**San Diego Padres @ Pittsburgh Pirates**  
**Three Rivers Stadium, Pittsburgh, PA**

Thu Sep 02 1976, 7:05 PM EDT  
 Att. 5,545 - Unknown

<b>AB</b>	<b>28</b>
<b>R</b>	<b>5</b>
<b>H</b>	<b>8</b>
<b>RBI</b>	<b>3</b>
<b>BB</b>	<b>4</b>
<b>SO</b>	<b>5</b>
<b>LOB</b>	<b>13</b>



WP	HR	S	P	ERA	WHIP
3	0	1	0	0	1



Batter	1	2	3	4	5	6	7	8	9	AB R H RBI BB SO LOB	TOP											
Johnny Grubb, L (1, 7) OBP: 0.397, SLG: 0.410	0-0 1B		0-0 F7		0-3 K			0-3 K		4 0 1 0 0 2 1	<b>San Diego Padres @ San Francisco Giants</b> Candlestick Park, San Francisco, CA Fri Sep 03 1976, 10:05 PM EDT Att. 1,981 - Unknown <a href="http://livebaseballscorecards.com">livebaseballscorecards.com</a>											
Tito Fuentes, S (1, 4) OBP: 0.303, SLG: 0.328	0-0 6-3-5-4 1-3f			0-0 3B 1B		0-0 4-3		0-0 1B		4 1 2 0 0 0 1												
Willie Davis, L (1, 8) OBP: 0.293, SLG: 0.379	0-0 F5			0-0 F6		0-0 4-3		0-0 F8		4 0 0 0 0 0 2												
Dave Winfield, R (1, 9) OBP: 0.362, SLG: 0.427		0-0 L9		0-0 E4 3B		0-0 1B		0-0 L3		4 1 1 0 0 0 1												
Mike Ivie, R (1, 3) OBP: 0.354, SLG: 0.421		0-0 F3		0-0 SF9 3B		0-0 5-3		0-0 F9		4 1 1 2 0 0 1												
Fred Kendall, R (1, 2) OBP: 0.303, SLG: 0.304		0-0 F8		0-0 SF9			0-0 G5-4-3 1B		0-0 F6			3 0 1 1 0 0 0										
Doug Rader, R (1, 5) OBP: 0.315, SLG: 0.340			0-3 K	0-0 6-3			0-0 G5-4-3 1-2f					3 0 0 0 0 1 1										
Enzo Hernandez, R (1, 6) OBP: 0.321, SLG: 0.321			0-0 SH1 1B		0-0 4-3		0-0 6-3					3 0 1 0 0 0 0										
Randy Jones, R (1, 1) OBP: 0.086, SLG: 0.045			0-0 SH1		0-0 G3			0-3 K				0 0 0 0 0 0 0										
Jerry Johnson, R (3, 1)												1 0 0 0 0 0 0										
Jerry Turner, L (8, PH) OBP: 0.312, SLG: 0.378											1 0 0 0 0 1 0											
Butch Metzger, R (8, 1)											0 0 0 0 0 0 0											
<b>Inning Stats</b>	R: 0 E: 0 K: 0 S: 3	H: 1 LOB: 0 BB: 0 P: 3	R: 0 E: 0 K: 0 S: 3	H: 0 LOB: 0 BB: 0 P: 3	R: 0 E: 0 K: 1 S: 6	H: 1 LOB: 1 BB: 0 P: 6	R: 3 E: 1 K: 0 S: 6	H: 2 LOB: 0 BB: 0 P: 6	R: 0 E: 0 K: 1 S: 5	H: 0 LOB: 0 BB: 0 P: 5	R: 0 E: 0 K: 0 S: 4	H: 1 LOB: 1 BB: 0 P: 4	R: 0 E: 0 K: 0 S: 3	H: 1 LOB: 0 BB: 0 P: 3	R: 0 E: 0 K: 2 S: 8	H: 1 LOB: 1 BB: 0 P: 8	R: 0 E: 0 K: 0 S: 3	H: 0 LOB: 0 BB: 0 P: 3	1B: 6 2B: 1 3B: 1 HR: 0	SF: 1 SAC: 1 DP: 2 HBP: 0	WP: 0 PB: 0 SB: 0 CS: 0	PA: 33
<b>PITCHER</b> Jim Barr, R (1, 1) ERA: 3.17	IP: 9.0 WLS: W BF: 33 H: 7 R: 3 ER: 1 SO: 4 BB: 0 IBB: 0 HBP: 0 BLK: 0 WP: 0 HR: 0 S: 41 P: 41 ERA: 1.00 WHIP: 0.778											<b>PITCHER</b>	IP: 9.0 WLS: W BF: 33 H: 7 R: 3 ER: 1 SO: 4 BB: 0 IBB: 0 HBP: 0 BLK: 0 WP: 0 HR: 0 S: 41 P: 41 ERA: 1.00 WHIP: 0.778									



Batter	1	2	3	4	5	6	7	8	9
<b>Gary Thomasson, L</b> (1, 3) <small>OBP: 0.306, SLG: 0.402</small> <b>Larry Herndon, R</b> (9, 8) <small>OBP: 0.338, SLG: 0.360</small>	0-0  2B 6-3 1B	0-0 3-1 		0-0 L9 		0-3 K 		4-0  IBB	
<b>Marty Perez, R</b> (1, 4) <small>OBP: 0.327, SLG: 0.338</small>	0-0  1B 1-3 HR 2B		0-0  F9 BB SF7 1B		0-0  3-1 BLK 4-3 1B		0-3 K 	0-0 L5 	
<b>Gary Matthews, R</b> (1, 7) <small>OBP: 0.366, SLG: 0.439</small> <b>Darrell Evans, L</b> (5, PH) <small>OBP: 0.323, SLG: 0.318</small>	0-0 6-3 		4-0  1B 1-2 SF7 BB		0-0 3-1 		4-0  BB		
<b>Bobby Murcer, L</b> (1, 9) <small>OBP: 0.353, SLG: 0.418</small>	0-0  HR 2-3 1B		0-0 F9 		0-0 4-3 		0-0 L9 		
<b>Ken Reitz, R</b> (1, 5) <small>OBP: 0.311, SLG: 0.355</small>	0-0  HR 1-H 3-H		0-0 SF7 		0-0  1B		0-0 1-3 		
<b>Jack Clark, R</b> (1, 8) <small>OBP: 0.500, SLG: 0.333</small>	0-0 5-3 		0-0  1B		0-3 K 		4-0  6-3 S 2B BB		
<b>Gary Alexander, R</b> (1, 2)	0-0 5-3 		0-3 K 		0-0 F5 		0-0 F8 		
<b>Johnnie LeMaster, R</b> (1, 6) <small>OBP: 0.192, SLG: 0.224</small>		0-0 5-3 		0-0 F6 		0-0 4-3 		0-0 6-3 	
<b>Jim Barr, R</b> (1, 1) <small>OBP: 0.219, SLG: 0.224</small>		0-0 F6 		0-0 F8 		0-0  3B		0-0  2B 3-H	

Inning Stats	R: 4	H: 4	E: 0	LOB: 0	K: 0	BB: 0	S: 7	R: 0	H: 0	E: 0	LOB: 0	K: 0	BB: 0	S: 3	R: 1	H: 2	E: 0	LOB: 2	K: 1	BB: 1	S: 7	R: 0	H: 0	E: 0	LOB: 0	K: 0	BB: 0	S: 3	R: 1	H: 2	E: 0	LOB: 1	K: 1	BB: 0	S: 7	R: 0	H: 1	E: 0	LOB: 1	K: 1	BB: 0	S: 6	R: 0	H: 0	E: 0	LOB: 1	K: 1	BB: 1	S: 5	R: 1	H: 1	E: 0	LOB: 2	K: 0	BB: 2	S: 4
	1B: 6	SF: 1	3B: 1	SAC: 0	HR: 1	DP: 0	HBP: 0	1B: 6	SF: 1	3B: 1	SAC: 0	HR: 1	DP: 0	HBP: 0	1B: 6	SF: 1	3B: 1	SAC: 0	HR: 1	DP: 0	HBP: 0	1B: 6	SF: 1	3B: 1	SAC: 0	HR: 1	DP: 0	HBP: 0	1B: 6	SF: 1	3B: 1	SAC: 0	HR: 1	DP: 0	HBP: 0	1B: 6	SF: 1	3B: 1	SAC: 0	HR: 1	DP: 0	HBP: 0	1B: 6	SF: 1	3B: 1	SAC: 0	HR: 1	DP: 0	HBP: 0							

**BOTTOM**

**San Diego Padres @ San Francisco Giants**  
 Candlestick Park, San Francisco, CA

livebaseballscores.com

AB	33
R	7
H	10
RBI	7
BB	4
SO	4
LOB	14

WP: 0 PA: 38  
 PB: 0  
 SB: 1  
 CS: 0

Fri Sep 03 1976, 10:05 PM EDT  
 Att. 1,981 - Unknown

PITCHER	IP	WLS	BF	H	R	ER	SO	BB	IBB	HBP	BLK	WP	HR	S	P	ERA	WHIP
<b>Randy Jones, L</b> (1, 1) <small>ERA: 2.74</small>	2.2	L	15	6	5	5	0	1	0	0	0	0	1	14	18	16.88	2.625
<b>Jerry Johnson, R</b> (3, 1) <small>ERA: 3.49</small>	4.1		17	3	1	1	4	1	0	0	1	0	0	24	28	2.08	0.923
<b>Butch Metzger, R</b> (8, 1) <small>ERA: 2.31</small>	1.0		6	1	1	1	0	1	1	0	0	0	0	4	12	9.00	2.000



Batter	1	2	3	4	5	6	7	8	9	AB R H RBI BB SO LOB	TOP
<b>Johnny Grubb, L</b> (1, 5) OBP: 0.396, SLG: 0.409 <b>Ted Kubiak, S</b> (1, 5) OBP: 0.317, SLG: 0.279	0-3 		0-0 4-3 			0-0 G3 	0-0 F9 		0-3 K 	1 0 0 0 0 1 0 4 0 0 0 0 1 2	<b>San Diego Padres @ San Francisco Giants</b> Candlestick Park, San Francisco, CA Sat Sep 04 1976, 6:33 AM EDT Att. 4,546 - Unknown  <b>livebaseballscorecards.com</b>
<b>Tito Fuentes, S</b> (1, 4) OBP: 0.302, SLG: 0.327	0-0 F9 			0-3 K 		0-0 1B 	0-0 5-3 		0-3 K 	5 0 1 0 0 2 2	
<b>Willie Davis, L</b> (1, 8) OBP: 0.295, SLG: 0.380	0-0 F5 			0-3 K 		0-0 FC6-4 1B 		0-0 SH1-4 BB 1B 		4 0 2 0 0 1 0	
<b>Dave Winfield, R</b> (1, 9) OBP: 0.364, SLG: 0.430		4-0 G3 S BB 		0-0 2B 		0-0 F3 		4-0 SH1-4 BB 		2 1 1 0 2 0 2	
<b>Mike Ivie, R</b> (1, 3) OBP: 0.354, SLG: 0.423		0-3 K 		0-0 2B 		0-0 FC6-4 		0-0 SH1-4 		3 0 1 1 0 1 3	
<b>Jerry Turner, L</b> (1, 7) OBP: 0.315, SLG: 0.377		0-0 G3 		0-0 F3 			0-0 1B 2B 1B 	4-0 G6-4-3 IBB 		3 1 1 0 1 0 2	
<b>Fred Kendall, R</b> (1, 2) OBP: 0.302, SLG: 0.304		0-0 5-3 			0-3 K 		0-0 2B 1B 	0-0 G6-4-3 		4 1 1 0 0 1 4	
<b>Enzo Hernandez, R</b> (1, 6) OBP: 0.320, SLG: 0.323			0-0 F9 		0-0 1-3 		0-0 WP 1B 2B 		0-0 1-3 	4 0 1 2 0 0 0	
<b>Tom Griffin, R</b> (1, 1) OBP: 0.100, SLG: 0.053 <b>Butch Metzger, R</b> (7, 1) <b>Merv Rettenmund, R</b> (9, PH) OBP: 0.348, SLG: 0.300			0-3 K 		0-0 6-3 		0-0 5-3 		0-0 1B 	3 0 0 0 0 1 1 0 0 0 0 0 0 0 1 0 1 0 0 0 0	
<b>Inning Stats</b>	R: 0 H: 0 E: 0 LOB: 0 K: 1 BB: 0 S: 5 P: 5	R: 0 H: 0 E: 0 LOB: 1 K: 1 BB: 1 S: 5 P: 9	R: 0 H: 0 E: 0 LOB: 0 K: 1 BB: 0 S: 5 P: 5	R: 1 H: 2 E: 0 LOB: 1 K: 2 BB: 0 S: 9 P: 9	R: 0 H: 0 E: 0 LOB: 0 K: 1 BB: 0 S: 5 P: 5	R: 0 H: 2 E: 0 LOB: 2 K: 0 BB: 0 S: 5 P: 5	R: 2 H: 3 E: 0 LOB: 1 K: 0 BB: 0 S: 6 P: 6	R: 0 H: 1 E: 0 LOB: 2 K: 0 BB: 2 S: 3 P: 11	R: 0 H: 1 E: 0 LOB: 1 K: 2 BB: 0 S: 8 P: 8	1B: 6 SF: 0 2B: 3 SAC: 1 3B: 0 DP: 1 HR: 0 HBP: 0	WP: 1 PA: 38 PB: 0 SB: 1 CS: 0
<b>PITCHER</b> <b>Ed Halicki, R</b> (1, 1) ERA: 3.9 <b>Gary Lavelle, L</b> (7, 1) ERA: 2.72 <b>Randy Moffitt, R</b> (8, 1) ERA: 2.37	IP WLS BF H R ER SO BB IBB HBP BLK WP HR S P ERA WHIP 6.0 0 26 7 3 3 6 1 0 0 0 0 0 37 41 4.50 1.333 1.0 W 3 0 0 0 0 0 0 0 0 0 1 0 3 3 0.00 0.000 2.0 S 9 2 0 0 0 2 1 1 0 0 0 0 11 19 0.00 1.500	<b>PITCHER</b> IP WLS BF H R ER SO BB IBB HBP BLK WP HR S P ERA WHIP									



Batter	1	2	3	4	5	6	7	8	9
<b>Gary Thomasson, L</b> (1, 8) <small>OBP: 0.309, SLG: 0.405</small> <b>Randy Moffitt, R</b> (8, 1) <small>OBP: 0.167, SLG: 0.167</small>	0-0 	0-0 <b>G3-6-3</b> 			0-0 <b>F9</b> 		4-0 		
<b>Marty Perez, R</b> (1, 4) <small>OBP: 0.326, SLG: 0.337</small>	0-0 <b>1-3</b> 		0-0 <b>F8</b> 		0-0 <b>6-3</b> 		0-0 		
<b>Jack Clark, R</b> (1, 7) <small>OBP: 0.375, SLG: 0.200</small>	4-0 		0-0 <b>6-3</b> 		0-0 <b>F8</b> 		0-0 <b>SF8</b> 		
<b>Bobby Murcer, L</b> (1, 9) <small>OBP: 0.355, SLG: 0.417</small>	4-0 		0-0 		0-0 <b>F8</b> 		0-3 <b>K</b> 		
<b>Ken Reitz, R</b> (1, 5) <small>OBP: 0.308, SLG: 0.352</small>	0-0 <b>F5</b> 		0-0 <b>6-3</b> 		0-0 <b>F2</b> 		0-3 <b>K</b> 		
<b>Darrell Evans, L</b> (1, 3) <small>OBP: 0.324, SLG: 0.322</small>	0-0 		0-0 		0-0 <b>F4</b> 		0-3 <b>K</b> 		
<b>Gary Alexander, R</b> (1, 2) 	0-0 <b>F5</b> 		0-0 <b>F2</b> 		0-0 <b>L7</b> 		4-0 	0-0 <b>F3</b> 	
<b>Johnnie LeMaster, R</b> (1, 6) <small>OBP: 0.200, SLG: 0.231</small>		0-0 	0-0 <b>L7</b> 		0-0 <b>SH</b> 		0-0 		
<b>Ed Halicki, R</b> (1, 1) <small>OBP: 0.259, SLG: 0.184</small> <b>Gary Lavelle, S</b> (7, 1) <small>OBP: 0.125, SLG: 0.125</small> <b>Steve Ontiveros, S</b> (7, PH) <small>OBP: 0.247, SLG: 0.212</small> <b>Larry Herndon, R</b> (8, 8) <small>OBP: 0.338, SLG: 0.360</small>		0-3 <b>K</b> 	0-0 <b>F3</b> 		0-0 <b>4-3</b> 				

AB	R	H	RBI	BB	SO	LOB
3	1	1	0	1	0	1
0	0	0	0	0	0	0
4	0	1	1	0	0	1
2	1	0	1	1	0	0
3	0	1	0	1	1	2
4	0	0	0	0	1	4
4	0	2	2	0	1	0
3	1	0	0	1	0	3
2	1	1	0	0	0	1
2	0	0	0	0	1	2
0	0	0	0	0	0	0
1	0	0	0	0	0	2
0	0	0	0	0	0	0

**BOTTOM**

**San Diego Padres @ San Francisco Giants**  
 Candlestick Park, San Francisco, CA

Sat Sep 04 1976, 6:33 AM EDT  
 Att. 4,546 - Unknown

<b>AB</b>	<b>28</b>
<b>R</b>	<b>4</b>
<b>H</b>	<b>6</b>
<b>RBI</b>	<b>4</b>
<b>BB</b>	<b>4</b>
<b>SO</b>	<b>4</b>
<b>LOB</b>	<b>16</b>

Inning Stats	R	H	E	K	S	R	H	E	K	S	R	H	E	K	S	R	H	E	K	S	R	H	E	K	S
	2	2	0	5		0	1	0	1		0	1	0	4		0	0	0	3		0	0	0	0	
	0	2	0	2		0	0	0	0		0	1	0	0		0	0	0	0		0	0	0	0	
	5	13	5	4		5	5	4	4		4	4	0	0		4	4	0	0		4	4	0	0	

PITCHER	IP	WLS	BF	H	R	ER	SO	BB	IBB	HBP	BLK	WP	HR	S	P	ERA	WHIP
<b>Tom Griffin, R</b> (1, 1) <small>ERA: 5.28</small>	6.0	L	26	5	4	4	1	3	0	0	0	1	0	25	37	6.00	1.333
<b>Butch Metzger, R</b> (7, 1) <small>ERA: 2.26</small>	2.0		8	1	0	0	3	0	1	0	0	0	0	13	17	0.00	0.500

WP	PA	ERA	WHIP
1	34		
0			
1			
0			



Batter	1	2	3	4	5	6	7	8	9	AB R H RBI BB SO LOB	TOP									
Jerry Turner, L (1, 7) OBP: 0.314, SLG: 0.372	0-0 L6		4-0 G3 SH3-4 BB		0-0 1-3			0-0 F6		3 0 0 0 1 0 0	<b>San Diego Padres @ San Francisco Giants</b> Candlestick Park, San Francisco, CA Sun Sep 05 1976, 6:33 AM EDT Unknown <a href="http://livebaseballscorecards.com">livebaseballscorecards.com</a>									
Enzo Hernandez, R (1, 6) OBP: 0.320, SLG: 0.326	0-0 F8		0-0 SH3-4		0-0 2B			0-0 6-3		3 0 1 0 0 0 0										
Willie Davis, L (1, 8) OBP: 0.295, SLG: 0.379	0-0 1B 1B		0-0 G3		0-3 K			0-0 3-1		4 0 1 0 0 1 2										
Dave Winfield, R (1, 9) OBP: 0.365, SLG: 0.430	0-0 1-2 1B		0-0 F6		0-0 L3			0-0 FC5-4 1B		4 0 2 0 0 0 1										
Mike Ivie, R (1, 3) OBP: 0.350, SLG: 0.418	0-0 1-3		0-0 F7		0-3 K			0-0 FC5-4 FC3-6 1-2f		4 0 0 0 0 1 3										
Tito Fuentes, S (1, 4) OBP: 0.299, SLG: 0.324		0-0 L7		0-0 L9				0-0 FC3-6 1-2f		4 0 0 0 0 0 1										
Johnny Grubb, L (1, 5) OBP: 0.394, SLG: 0.405		0-0 E1		4-0 BB		0-0 4-3		0-0 G3		3 0 0 0 1 0 1										
Fred Kendall, R (1, 2) OBP: 0.300, SLG: 0.301		0-3 K		0-0 F3		0-0 F8				3 0 0 0 0 1 2										
Brent Strom, R (1, 1) OBP: 0.148, SLG: 0.109 Hector Torres, R (5, PH) OBP: 0.255, SLG: 0.293 Jerry Johnson, R (5, 1) Ted Kubiak, S (7, PH) OBP: 0.316, SLG: 0.277 Dave Tomlin, L (7, 1)		0-0 F7		0-3 K		0-0 L8				1 0 0 0 0 0 1 1 0 0 0 0 1 0 0 0 0 0 0 0 0 1 0 0 0 0 0 0 0 0 0 0 0 0 0										
<b>Inning Stats</b>	R: 0 E: 0 K: 0 S: 5	H: 2 LOB: 2 BB: 0 P: 5	R: 0 E: 1 K: 1 S: 6	H: 0 LOB: 1 BB: 0 P: 6	R: 0 E: 0 K: 0 S: 3	H: 0 LOB: 1 BB: 1 P: 7	R: 0 E: 0 K: 0 S: 8	H: 1 LOB: 1 BB: 0 P: 8	R: 0 E: 0 K: 1 S: 5	H: 0 LOB: 0 BB: 0 P: 5	R: 0 E: 0 K: 0 S: 3	H: 0 LOB: 0 BB: 0 P: 3	R: 0 E: 0 K: 0 S: 3	H: 0 LOB: 0 BB: 0 P: 3	R: 0 E: 0 K: 0 S: 4	H: 1 LOB: 1 BB: 0 P: 4	1B: 3 2B: 1 3B: 0 HR: 0	SF: 0 SAC: 1 DP: 0 HBP: 0	WP: 0 PB: 0 SB: 0 CS: 0	PA: 34
<b>PITCHER</b> John Montefusco, R (1, 1) ERA: 2.93	IP: 9.0 WLS: W BF: 34 H: 4 R: 0 ER: 0 SO: 4 BB: 2 IBB: 0 HBP: 0 BLK: 0 WP: 0 HR: 0 S: 40 P: 48 ERA: 0.00 WHIP: 0.667											<b>PITCHER</b>	IP: WLS: BF: H: R: ER: SO: BB: IBB: HBP: BLK: WP: HR: S: P: ERA: WHIP:							

AB	31
R	0
H	4
RBI	0
BB	2
SO	4
LOB	11



Batter	1	2	3	4	5	6	7	8	9
Larry Herndon, R (1, 8) OBP: 0.340, SLG: 0.362	0-0 6-3		0-0 3B 1B	0-0 S 1B			0-0 L8		
Marty Perez, R (1, 4) OBP: 0.323, SLG: 0.333	0-0 4-3		0-0 F9	0-0 F8			0-0 1-3		
Gary Matthews, R (1, 7) OBP: 0.367, SLG: 0.443	0-0 1B 1B		0-0 1B 3B	0-3 K			0-0 F3		
Ken Reitz, R (1, 5) OBP: 0.310, SLG: 0.353	0-0 1-2 1B		0-0 1B 1B		0-0 5-3		0-0 F4		
Jack Clark, R (1, 9) OBP: 0.250, SLG: 0.111	0-3 K		0-0 E5 1B WP		0-0 F7		0-0 F4		
Gary Alexander, R (1, 2) OBP: 0.250, SLG: 0.455		0-0 1B	0-3 K		0-0 6-3		0-0 HR		
Gary Thomasson, L (1, 3) OBP: 0.309, SLG: 0.404		0-0 F6	0-0 WP 1B			0-0 F4	0-3 K		
Darrell Evans, L (8, PH) OBP: 0.323, SLG: 0.322		0-0 F9	1-3 2-H 1B			0-3 K			
Johnnie LeMaster, R (1, 6) OBP: 0.193, SLG: 0.222		0-0 F9	0-0 F3			0-3 K			
John Montefusco, R (1, 1) OBP: 0.176, SLG: 0.132		0-3 K		0-3 K		0-3 K			

AB	R	H	RBI	BB	SO	LOB
4	1	2	0	0	0	0
4	0	0	0	0	0	2
4	1	2	1	0	1	1
4	1	2	1	0	0	0
4	1	0	0	0	1	3
4	1	2	1	0	1	2
3	0	1	1	0	0	1
1	0	0	0	0	1	0
3	0	0	0	0	1	2
3	0	0	0	0	3	1

**BOTTOM**

**San Diego Padres @ San Francisco Giants**  
 Candlestick Park, San Francisco, CA  
 Sun Sep 05 1976, 6:33 AM EDT  
 Unknown

[livebaseballscorecards.com](http://livebaseballscorecards.com)

<b>AB</b>	<b>34</b>
<b>R</b>	<b>5</b>
<b>H</b>	<b>9</b>
<b>RBI</b>	<b>4</b>
<b>BB</b>	<b>0</b>
<b>SO</b>	<b>8</b>
<b>LOB</b>	<b>12</b>



Inning Stats	R	H	E	K	S	P	IP	WLS	BF	H	R	ER	SO	BB	IBB	HBP	BLK	WP	HR	S	P	ERA	WHIP
	0	2	0	1	7		4.0	L	21	8	4	2	5	0	0	0	0	1	0	31	31	4.50	2.000
	0	1	0	1	6		2.0		6	0	0	0	2	0	0	0	0	0	0	10	10	0.00	0.000
	0	1	0	1	7		2.0		7	1	1	1	1	0	0	0	0	0	1	9	9	4.50	0.500

PITCHER	IP	WLS	BF	H	R	ER	SO	BB	IBB	HBP	BLK	WP	HR	S	P	ERA	WHIP
Brent Strom, L (1, 1) ERA: 3.3	4.0	L	21	8	4	2	5	0	0	0	0	1	0	31	31	4.50	2.000
Jerry Johnson, R (5, 1) ERA: 3.26	2.0		6	0	0	0	2	0	0	0	0	0	0	10	10	0.00	0.000
Dave Tomlin, L (7, 1) ERA: 3.32	2.0		7	1	1	1	1	0	0	0	0	0	1	9	9	4.50	0.500

WP	HR	S	P	ERA	WHIP
1	0	6	6	4.50	0.500
0	0	0	0	0.00	0.000
0	0	0	0	0.00	0.000



Batter	1	2	3	4	5	6	7	8	9	AB R H RBI BB SO LOB	TOP											
Enzo Hernandez, R OBP: 0.321, SLG: 0.323 (1, 6) X	0-0 F8		4-0 2B BB	0-0 6-3		4-0 BB		0-0 6-3		3 1 0 0 2 0 4												
Ted Kubiak, S OBP: 0.313, SLG: 0.280 (1, 4) X	0-0 F7		0-0 2B 1-H	0-3 K		0-0 6-3		0-0 6-3		5 1 1 1 0 1 6												
Jerry Turner, L OBP: 0.316, SLG: 0.377 (1, 7) X	0-0 G1		0-0 2B 1B 2-H		0-0 F3		0-0 4-3		0-0 SH2-3 5-3 1B	5 1 2 1 0 0 0												
Dave Winfield, R OBP: 0.366, SLG: 0.431 Willie Davis, L OBP: 0.295, SLG: 0.379 (1, 9) (7, 8)		0-0 E2 FC6-4	0-0 1B S		0-0 F3		0-0 1B S WP		0-0 SH2-3	4 1 2 0 0 0 0 0 0 0 0 0 0 0												
Mike Ivie, R OBP: 0.353, SLG: 0.416 (1, 3)		0-0 FC6-4 HR	4-0 1B G6-4-3 IBB		4-0 BB		0-0 1-3		4-0 5-3 IBB	2 1 0 0 3 0 2												
Luis Melendez, R OBP: 0.252, SLG: 0.268 (1, 8) (7, 9)		0-0 4-3	0-0 G6-4-3		0-0 4-3		0-0 1B CS		0-0 5-3	5 0 1 1 0 0 6												
Doug Rader, R OBP: 0.321, SLG: 0.354 (1, 5)		0-0 HR		4-0 1B BB		0-0 1B SH3-4		0-0 CS	0-0 F3	4 1 3 2 1 0 1												
Bob Davis, R OBP: 0.247, SLG: 0.241 (1, 2)		0-0 3-1		0-0 1B SH1-4		0-0 F8		0-0 1B SH3-4		4 0 2 0 0 0 1												
Rick Sawyer, R OBP: 0.333, SLG: 0.286 (1, 1)			0-0 G3	0-0 1B SH1-4		0-0 SH3-4		0-0 1B SH3-4		1 0 0 0 0 0 0												
<b>Inning Stats</b>	R: 0 E: 0 K: 0 S: 3	H: 0 LOB: 0 BB: 0 P: 3	R: 2 E: 1 K: 0 S: 5	H: 1 LOB: 0 BB: 0 P: 5	R: 2 E: 0 K: 0 S: 5	H: 3 LOB: 2 BB: 2 P: 13	R: 0 E: 0 K: 1 S: 6	H: 1 LOB: 2 BB: 1 P: 10	R: 0 E: 0 K: 0 S: 3	H: 0 LOB: 1 BB: 1 P: 7	R: 0 E: 0 K: 0 S: 4	H: 1 LOB: 2 BB: 1 P: 8	R: 1 E: 0 K: 0 S: 4	H: 2 LOB: 0 BB: 0 P: 4	R: 0 E: 0 K: 0 S: 5	H: 2 LOB: 2 BB: 0 P: 5	R: 1 E: 0 K: 0 S: 4	H: 1 LOB: 1 BB: 1 P: 8	1B: 7 2B: 3 3B: 0 HR: 1	SF: 0 SAC: 4 DP: 1 HBP: 0	WP: 1 PA: 44	
<b>PITCHER</b>	IP WLS BF H R ER SO BB IBB HBP BLK WP HR S P ERA WHIP																				<b>PITCHER</b>	IP WLS BF H R ER SO BB IBB HBP BLK WP HR S P ERA WHIP
Rob Dressler, R ERA: 4.21 (1, 1)	3.0 L 17 5 4 2 0 2 1 0 0 0 1 14 26 6.00 2.333																					
Dave Heaverlo, R ERA: 4.24 (4, 1)	2.0 7 0 0 0 1 1 0 0 0 0 0 8 12 0.00 0.500																					
Charlie Williams, R ERA: 3.08 (6, 1)	2.0 9 3 1 1 0 1 0 0 0 1 0 8 12 4.50 2.000																					
Mike Caldwell, L ERA: 5.19 (8, 1)	2.0 10 3 1 1 0 0 1 0 0 0 0 9 13 4.50 1.500																					

San Diego Padres @ San Francisco Giants  
Candlestick Park, San Francisco, CA

Sun Sep 05 1976, 6:38 AM EDT  
Att. 7,236 - Unknown

AB	33
R	6
H	11
RBI	5
BB	6
SO	1
LOB	20



Batter	1	2	3	4	5	6	7	8	9	AB R H RBI BB SO LOB
Gary Thomasson, L (1, 8) OBP: 0.305, SLG: 0.398	0-0 F5	0-3 K			0-3 K			0-0 G3		4 0 0 0 0 2 2
Marty Perez, R (1, 4) OBP: 0.322, SLG: 0.332	0-0 L9		0-0 G4-6-3 1B		0-0 FC5-4			0-0 F7		4 0 1 0 0 0 1
Gary Matthews, R (1, 7) OBP: 0.368, SLG: 0.444	0-0 BB 1B		0-0 L8		0-0 F5			0-0 1B		4 0 2 0 0 0 2
Bobby Murcer, L (1, 9) OBP: 0.354, SLG: 0.415	4-0 1-2 BB		0-0 G4-6-3		0-0 1-3			0-0 G3		3 0 0 0 1 0 2
Ken Reitz, R (1, 5) OBP: 0.307, SLG: 0.350	0-0 F7			0-0 F9		0-0 F6		0-3 K		4 0 0 0 0 1 2
Darrell Evans, L (1, 3) OBP: 0.323, SLG: 0.321		0-0 4-3 1B		0-0 F5		0-0 G3		0-0 L8		4 1 1 0 0 0 0
Gary Alexander, R (1, 2) OBP: 0.250, SLG: 0.357		0-0 4-3		4-0 BB		0-3 K		0-0 F7		3 0 0 0 1 1 1
Johnnie LeMaster, R (1, 6) OBP: 0.198, SLG: 0.226		0-0 2-H 1B		0-0 L5		0-0 F3				3 0 1 1 0 0 1
Rob Dressler, R (1, 1) OBP: 0.187, SLG: 0.138		0-3 K			0-0 FC5-4 1B		0-3 K			1 0 0 0 0 0 1 1
Dave Heaverlo, R (4, 1) OBP: 0.333, SLG: 0.333										0 0 0 0 0 0 0 0
Steve Ontiveros, S (5, PH) OBP: 0.257, SLG: 0.254										1 0 1 0 0 0 0 0
Charlie Williams, R (6, 1) OBP: 0.250, SLG: 0.143										0 0 0 0 0 0 0 0
Glenn Adams, L (7, PH) OBP: 0.246, SLG: 0.237										1 0 0 0 0 0 1 0
Mike Caldwell, R (8, 1) OBP: 0.156, SLG: 0.211										0 0 0 0 0 0 0 0

Inning Stats	R: 0	H: 1	E: 0	K: 0	S: 4	R: 1	H: 2	E: 0	K: 2	S: 9	R: 0	H: 1	E: 0	K: 0	S: 3	R: 0	H: 0	E: 0	K: 0	S: 3	R: 0	H: 1	E: 0	K: 1	S: 6	R: 0	H: 0	E: 0	K: 0	S: 3	R: 0	H: 0	E: 0	K: 2	S: 7	R: 0	H: 1	E: 0	K: 0	S: 4	R: 0	H: 0	E: 0	K: 1	S: 5	1B: 6	SF: 0	2B: 0	SAC: 0	3B: 0	DP: 1	HR: 0	HBP: 0	WP: 0	PA: 34
--------------	------	------	------	------	------	------	------	------	------	------	------	------	------	------	------	------	------	------	------	------	------	------	------	------	------	------	------	------	------	------	------	------	------	------	------	------	------	------	------	------	------	------	------	------	------	-------	-------	-------	--------	-------	-------	-------	--------	-------	--------

PITCHER	IP	WLS	BF	H	R	ER	SO	BB	IBB	HBP	BLK	WP	HR	S	P	ERA	WHIP
Rick Sawyer, R (1, 1) ERA: 2.25	9.0	W	34	6	1	1	6	2	0	0	0	0	0	44	52	1.00	0.889

**BOTTOM**

**San Diego Padres @ San Francisco Giants**  
Candlestick Park, San Francisco, CA

Sun Sep 05 1976, 6:38 AM EDT  
Att. 7,236 - Unknown

livebaseballscorecards.com

AB	32
R	1
H	6
RBI	1
BB	2
SO	6
LOB	12





Batter	1	2	3	4	5	6	7	8	9	AB R H RBI BB SO LOB	TOP									
<b>Davey Lopes, R</b> (1, 4) OBP: 0.313, SLG: 0.311	0-0 F8			4-0 BB		0-0 E S E 1B		0-0 P3		3 1 1 0 1 0 0	<b>Los Angeles Dodgers @ San Diego Padres</b> San Diego Stadium, San Diego, CA Mon Sep 06 1976, 10:05 PM EDT Att: 31,010 - Unknown <a href="http://livebaseballscorecards.com">livebaseballscorecards.com</a>									
<b>Bill Buckner, L</b> (1, 7) OBP: 0.328, SLG: 0.384	0-0 4-3			0-0 G1-6-3 1-2f		0-0 E4 E 2B		0-0 6-3		4 1 0 0 0 0 2										
<b>Reggie Smith, S</b> (1, 9) OBP: 0.304, SLG: 0.448	0-0 F7			0-0 F8		0-0 E4 2B 1-3 3-H		0-0 F8		4 0 0 0 0 0 1										
<b>Steve Garvey, R</b> (1, 3) OBP: 0.346, SLG: 0.441		0-0 F8			0-0 HR	0-0 2B 1-3 3-H		0-0 SF9 3B		4 2 3 2 0 0 0										
<b>Ron Cey, R</b> (1, 5) OBP: 0.392, SLG: 0.486		0-0 6-3			0-0 G4-6-3 1B	4-0 IBB		0-0 SF9		2 0 1 1 1 0 0										
<b>Lee Lacy, R</b> (1, 8) OBP: 0.319, SLG: 0.365		0-0 5-3			0-0 G4-6-3 1-2f	0-0 G3		0-0 5-3 3-H		4 0 0 0 0 0 4										
<b>Bill Russell, R</b> (1, 6) OBP: 0.316, SLG: 0.367			0-0 1-3		0-0 5-3		0-0 5-3		0-0 6-3	4 0 0 0 0 0 0										
<b>Steve Yeager, R</b> (1, 2) OBP: 0.287, SLG: 0.358			0-0 5-3			0-0 5-3	0-0 5-3			2 0 0 0 0 0 0										
<b>Dusty Baker Jr., R</b> (7, PH) OBP: 0.300, SLG: 0.310										1 0 0 0 0 0 0										
<b>Sergio Robles, R</b> (7, 2)										0 0 0 0 0 0 0										
<b>Don Sutton, R</b> (1, 1) OBP: 0.169, SLG: 0.113			0-0 5-3			0-0 F8	0-0 4-3			3 0 0 0 0 0 0										
<b>Inning Stats</b>	R: 0 E: 0 K: 0 S: 3	H: 0 LOB: 0 BB: 0 P: 3	R: 0 E: 0 K: 0 S: 3	H: 0 LOB: 0 BB: 0 P: 3	R: 0 E: 0 K: 0 S: 2	H: 0 LOB: 0 BB: 1 P: 6	R: 1 E: 0 K: 0 S: 4	H: 2 LOB: 0 BB: 0 P: 4	R: 2 E: 2 K: 0 S: 7	H: 2 LOB: 3 BB: 1 P: 11	R: 0 E: 0 K: 0 S: 3	H: 0 LOB: 0 BB: 0 P: 3	R: 0 E: 0 K: 0 S: 3	H: 0 LOB: 0 BB: 0 P: 3	R: 1 E: 0 K: 0 S: 4	H: 1 LOB: 0 BB: 0 P: 4	1B: 2 2B: 1 3B: 1 HR: 1	SF: 1 SAC: 0 DP: 2 HBP: 0	WP: 0 PB: 0 SB: 1 CS: 0	PA: 34
<b>PITCHER</b> <b>Randy Jones, L</b> (1, 1) ERA: 2.72	IP: 9.0 WLS: L BF: 34 H: 5 R: 4 ER: 2 SO: 0 BB: 1 IBB: 1 HBP: 0 BLK: 0 WP: 0 HR: 1 S: 32 P: 40 ERA: 2.00 WHIP: 0.667																			







Batter	1	2	3	4	5	6	7	8	9	AB R H RBI BB SO LOB	TOP
<b>Davey Lopes, R</b> (1, 4) <small>OBP: 0.316, SLG: 0.313</small> <b>Leron Lee, L</b> (8, PH) <small>OBP: 0.175, SLG: 0.184</small> <b>Sergio Robles, R</b> (8, 2)	0-0 		0-0 			4-0 		0-3 		2 1 1 0 1 0 1 1 0 0 0 0 1 0 0 0 0 0 0 0 0	
<b>Bill Buckner, L</b> (1, 7) <small>OBP: 0.328, SLG: 0.383</small>	0-0 			0-0 		0-0 		0-0 		4 0 1 0 0 0 3	
<b>Reggie Smith, S</b> (1, 9) <small>OBP: 0.301, SLG: 0.443</small>	0-3 			0-0 		0-3 		0-3 		4 0 0 0 0 3 4	
<b>Steve Garvey, R</b> (1, 3) <small>OBP: 0.349, SLG: 0.448</small>	0-0 			0-0 		0-0 		0-0 		4 1 3 2 0 0 0	
<b>Ron Cey, R</b> (1, 5) <small>OBP: 0.391, SLG: 0.483</small>	0-0 	0-0 			0-3 		0-0 	4-0 		3 0 0 0 1 1 0	
<b>Jim Lyttle, L</b> (1, 8) <small>OBP: 0.329, SLG: 0.348</small>			0-3 		0-3 		0-3 	0-3 		4 0 0 0 0 4 3	
<b>Bill Russell, R</b> (1, 6) <small>OBP: 0.313, SLG: 0.363</small>			0-0 		0-3 		0-0 	0-0 		4 0 0 0 0 1 3	
<b>Kevin Pasley, R</b> (1, 2) <b>John Hale, L</b> (8, PH) <small>OBP: 0.298, SLG: 0.213</small> <b>Ted Sizemore, R</b> (8, 4) <small>OBP: 0.278, SLG: 0.277</small>			4-0 			0-0 		0-0 		1 0 0 0 1 0 0 1 0 0 0 0 0 0 0 0 0 0 0 0 0	
<b>Burt Hooton, R</b> (1, 1) <small>OBP: 0.172, SLG: 0.132</small> <b>Ed Goodson, L</b> (8, PH) <small>OBP: 0.258, SLG: 0.295</small> <b>Rick Auerbach, R</b> (8, PR) <small>OBP: 0.176, SLG: 0.098</small> <b>Elias Sosa, R</b> (8, 1) <small>OBP: 0.143, SLG: 0.143</small> <b>Manny Mota, R</b> (8, PH) <small>OBP: 0.375, SLG: 0.381</small> <b>Charlie Hough, R</b> (8, 1) <small>OBP: 0.263, SLG: 0.368</small>			0-0 			0-0 		0-0 		1 0 0 0 0 0 1 1 0 1 0 0 0 0 0 0 0 0 0 0 0 0 0 0 0 0 0 0 1 0 0 0 0 0 0 0 0 0 0 0 0 0	
<b>Inning Stats</b>	R: 1 H: 2 E: 0 LOB: 0 K: 1 BB: 0 S: 6 P: 6	R: 0 H: 0 E: 0 LOB: 0 K: 1 BB: 0 S: 5 P: 5	R: 0 H: 0 E: 0 LOB: 0 K: 0 BB: 1 S: 2 P: 6	R: 0 H: 0 E: 0 LOB: 0 K: 0 BB: 0 S: 3 P: 3	R: 0 H: 0 E: 0 LOB: 0 K: 3 BB: 0 S: 9 P: 9	R: 0 H: 1 E: 0 LOB: 2 K: 1 BB: 1 S: 6 P: 10	R: 1 H: 1 E: 0 LOB: 0 K: 1 BB: 0 S: 6 P: 6	R: 0 H: 0 E: 0 LOB: 0 K: 1 BB: 0 S: 5 P: 5	R: 0 H: 2 E: 0 LOB: 3 K: 2 BB: 1 S: 9 P: 13	1B: 4 SF: 0 2B: 1 SAC: 0 3B: 0 DP: 1 HR: 1 HBP: 0	WP: 0 PA: 35 PB: 0 SB: 1 CS: 1
<b>PITCHER</b> <b>Dave Freisleben, R</b> (1, 1) <small>ERA: 3.69</small> <b>Butch Metzger, R</b> (9, 1) <small>ERA: 2.24</small>	IP WLS BF H R ER SO BB IBB HBP BLK WP HR S P ERA WHIP 8.0 W 29 5 2 2 8 2 0 0 0 0 0 1 43 51 2.25 0.875						<b>PITCHER</b> IP WLS BF H R ER SO BB IBB HBP BLK WP HR S P ERA WHIP 1.0 S 5 1 0 0 2 1 0 0 0 0 0 0 8 12 0.00 2.000				

**Los Angeles Dodgers @ San Diego Padres**  
 San Diego Stadium, San Diego, CA  
 Tue Sep 07 1976, 10:05 PM EDT  
 Att: 11,238 - Unknown

<b>AB</b>	<b>31</b>
<b>R</b>	<b>2</b>
<b>H</b>	<b>6</b>
<b>RBI</b>	<b>2</b>
<b>BB</b>	<b>3</b>
<b>SO</b>	<b>10</b>
<b>LOB</b>	<b>15</b>

Batter	1	2	3	4	5	6	7	8	9	AB	R	H	RBI	BB	SO	LOB
Johnny Grubb, L OBP: 0.392, SLG: 0.402 (1, 9) Ted Kubiak, S OBP: 0.312, SLG: 0.279 (8, 3)	0-0 G6-3 1B		0-0 F7		0-0 1B		0-0 SH1-4			3	0	2	2	0	0	1
Tito Fuentes, S OBP: 0.295, SLG: 0.319 (1, 4)	0-0 G6-3 1-2f			0-0 6-3		0-0 F8	0-0 4-3			4	0	0	0	0	0	2
Willie Davis, L OBP: 0.294, SLG: 0.375 (1, 8)	0-0 4-3			0-0 F8		0-0 1B 2B	0-0 G3			4	1	1	0	0	0	1
Mike Ivie, R OBP: 0.353, SLG: 0.414 Luis Melendez, R OBP: 0.250, SLG: 0.266 (1, 3) (7, 9)		0-0 5-3		0-0 F8		0-0 1B 2B		0-0 6-3		3	1	1	0	0	0	0
Jerry Turner, L OBP: 0.318, SLG: 0.379 Merv Rettenmund, R OBP: 0.353, SLG: 0.333 (1, 7) (9, 7)		0-0 F5			0-0 1B SH5-4	0-0 2B		0-0 F7		4	1	2	2	0	0	0
Fred Kendall, R OBP: 0.298, SLG: 0.302 (1, 2)		0-0 6-3			0-0 SH5-4	0-0 5-3		0-0 L1		3	0	0	0	0	0	1
Doug Rader, R OBP: 0.323, SLG: 0.356 (1, 5)			0-0 2B		4-0 1B BB	4-0 BB				1	1	1	0	2	0	0
Enzo Hernandez, R OBP: 0.319, SLG: 0.320 (1, 6)			0-0 G2		0-0 F8	0-0 FC6-4				3	0	0	0	0	0	5
Dave Freisleben, R OBP: 0.250, SLG: 0.265 Butch Metzger, R (1, 1) (9, 1)			0-3 K		4-0 1B BB		0-0 SH1-4 1B			2	0	1	0	1	1	1

Inning Stats																	1B	2B	3B	HR	SF	SAC	DP	HBP	WP	PA
R: 0	H: 1	R: 0	H: 0	R: 0	H: 1	R: 2	H: 3	R: 0	H: 1	R: 0	H: 0	6	2	0	0	0	0	0	0	33						
E: 0	LOB: 0	E: 0	LOB: 0	E: 0	LOB: 1	E: 1	LOB: 2	E: 0	LOB: 1	E: 0	LOB: 0	2	2	0	0	0	0	0	0	0						
K: 0	BB: 0	K: 0	BB: 0	K: 1	BB: 0	K: 0	BB: 1	K: 0	BB: 0	K: 0	BB: 0	0	0	0	0	0	0	0	0	0						
S: 3	P: 3	S: 3	P: 3	S: 6	P: 6	S: 4	P: 10	S: 4	P: 4	S: 3	P: 3	0	0	0	0	0	0	0	0	0						

**Los Angeles Dodgers @ San Diego Padres**  
San Diego Stadium, San Diego, CA

Tue Sep 07 1976, 10:05 PM EDT  
Att. 11,238 - Unknown

<b>AB</b>	<b>28</b>
<b>R</b>	<b>4</b>
<b>H</b>	<b>8</b>
<b>RBI</b>	<b>4</b>
<b>BB</b>	<b>3</b>
<b>SO</b>	<b>1</b>
<b>LOB</b>	<b>11</b>

PITCHER																	IP	WLS	BF	H	R	ER	SO	BB	IBB	HBP	BLK	WP	HR	S	P	ERA	WHIP
Burt Hooton, R ERA: 3.57 (1, 1)	5.0	L	19	4	2	0	1	2	0	0	0	0	0	19	27	0.00	1.200																
Elias Sosa, R ERA: 4.14 (6, 1)	2.0		11	4	2	2	0	1	0	0	0	0	0	10	14	9.00	2.500																
Charlie Hough, R ERA: 2.29 (8, 1)	1.0		3	0	0	0	0	0	0	0	0	0	0	3	3	0.00	0.000																



Batter	1	2	3	4	5	6	7	8	9	10	AB R H RBI BB SO LOB	TOP									
Jerry Royster, R (1, 5) OBP: 0.306, SLG: 0.297	0-0 F2		0-0 F8		0-0 F9		0-0 1B		0-0 SH1-4	0-3 K	5 0 1 1 0 1 4	<p>Atlanta Braves @ San Diego Padres</p> <p>San Diego Stadium, San Diego, CA</p> <p>Wed Sep 08 1976, 10:05 PM EDT</p> <p>Att: 4,649 - Unknown</p>									
Darrel Chaney, S (1, 6) OBP: 0.335, SLG: 0.349	0-0 F7		0-0 F3		0-0 F9		0-3 K		0-0 4-3		5 0 0 0 0 1 4										
Jimmy Wynn, R (1, 7) OBP: 0.373, SLG: 0.367	4-0 1B BB				0-3 K		0-0 3-1		0-0 4-3		4 0 0 0 1 2 2										
Willie Montanez, L (1, 3) OBP: 0.342, SLG: 0.404	0-0 1B				0-0 3-1		0-0 2B			0-0 SH5-4 1B	5 1 3 0 0 1 0										
Ken Henderson, S (1, 8) OBP: 0.360, SLG: 0.407					0-0 L8		0-0 L3			0-0 SH5-4	2 0 0 0 2 0 1										
Tom Paciorek, R (1, 9) OBP: 0.336, SLG: 0.379					0-0 1B CS		0-0 1B F8 SH1-4		0-0 FC5 2B	4-0 E 1B FC6-2 IBB	4 1 3 0 1 1 1										
Rod Gilbreath, R (1, 4) OBP: 0.334, SLG: 0.344					4-0 1B BB		0-0 SH1-4		4-0 IBB	0-0 E 1B	2 1 1 1 2 1 1										
Vic Correll, R (1, 2) OBP: 0.315, SLG: 0.374					0-0 F7		0-0 F8		0-0 FC5	0-0 E6	5 0 0 0 0 1 8										
Frank LaCorte, R (1, 1) OBP: 0.087, SLG: 0.087			0-3 K		0-0 1B		4-0 1B BB		0-0 SH1-4	0-0 FC6-2	2 0 1 0 0 1 0										
Dave May, L (7, PH) OBP: 0.310, SLG: 0.275										1-3 2-H 3-Hf	0 0 0 0 1 0 0										
Adrian Devine, R (7, 1)											0 0 0 0 0 0 0										
Cito Gaston, R (9, PH) OBP: 0.370, SLG: 0.469											1 0 1 0 0 0 0										
Junior Moore, R (9, PR) OBP: 0.333, SLG: 0.250											0 0 0 0 0 0 0										
Max Leon, R (9, 1)											1 0 0 0 0 0 2										
<b>Inning Stats</b>	R: 0 H: 1 E: 0 K: 0 S: 3	H: 1 LOB: 2 BB: 1 P: 7	R: 0 H: 0 E: 0 K: 3 S: 9	H: 0 LOB: 1 BB: 1 P: 13	R: 0 H: 0 E: 0 K: 1 S: 5	H: 0 LOB: 0 BB: 0 P: 5	R: 0 H: 0 E: 0 K: 1 S: 5	H: 2 LOB: 2 BB: 1 P: 8	R: 0 H: 1 E: 0 K: 0 S: 4	H: 1 LOB: 1 BB: 0 P: 4	R: 1 H: 2 E: 0 K: 1 S: 7	H: 2 LOB: 2 BB: 1 P: 11	R: 0 H: 1 E: 0 K: 1 S: 6	H: 1 LOB: 3 BB: 2 P: 14	R: 0 H: 1 E: 0 K: 1 S: 6	H: 1 LOB: 2 BB: 0 P: 6	R: 2 H: 2 E: 2 K: 1 S: 8	H: 2 LOB: 2 BB: 1 P: 12	1B: 8 2B: 2 3B: 0 HR: 0	SF: 0 SAC: 3 DP: 0 HBP: 0	WP: 0 PA: 46
<b>PITCHER</b>	IP WLS BF H R ER SO BB IBB HBP BLK WP HR S P ERA WHIP																				
Tom Griffin, R (1, 1) ERA: 4.97	6.2		5	1	1	5	4	0	0	0	0	0	33	49	1.35	1.350					
Butch Metzger, R (7, 1) ERA: 2.2	2.1		3	0	0	3	1	1	0	0	0	0	16	24	0.00	1.714					
Jerry Johnson, R (10, 1) ERA: 3.45	1.0	L	2	2	1	1	0	1	0	0	0	0	8	12	9.00	2.000					

livebaseballscorecards.com

AB	36
R	3
H	10
RBI	2
BB	7
SO	9
LOB	23



Batter	1	2	3	4	5	6	7	8	9	10	AB R H RBI BB SO LOB	BOTTOM													
Johnny Grubb, L (1, 9) OBP: 0.392, SLG: 0.402	0-3 K		X 0-0 BB 1B		X 0-0 F6		X 0-0 6-3		X 0-0 1-3 1B		5 0 2 0 0 1 1	<b>Atlanta Braves @ San Diego Padres</b> San Diego Stadium, San Diego, CA Wed Sep 08 1976, 10:05 PM EDT Att. 4,649 - Unknown <a href="http://livebaseballscorecards.com">livebaseballscorecards.com</a>													
Tito Fuentes, S (1, 4) OBP: 0.294, SLG: 0.318	0-0 1B FC5-4 1B		X 0-0 F8		0-3 K			X 0-0 E6 FC5-6	X 0-0 4-3		5 1 1 0 0 1 3														
Willie Davis, L (1, 8) OBP: 0.295, SLG: 0.375	0-0 1-3 FC5-4 1B		X 0-0 1-2 BB 1B		0-3 K			X 0-0 1-2f FC5-6 1B		X 0-0 F7	5 0 2 0 0 1 1														
Mike Ivie, R (1, 3) OBP: 0.351, SLG: 0.409	0-0 1-2f FC5-4 1B		B B B B 1-2 2-3 BB			X 0-0 F7		X 0-0 F2		X 0-0 5-3	4 0 0 1 1 0 2														
Jerry Turner, L (1, 7) OBP: 0.319, SLG: 0.379	0-3 K		X 0-0 4-3			X 0-0 G3		X 0-0 1-3 S 1B		X 0-0 1B	5 0 2 0 0 1 4														
Fred Kendall, R (1, 2) OBP: 0.297, SLG: 0.301		X 0-0 F6		X 0-0 FC5-4 1B		0-3 K		X 0-0 1-2 6-3		X 0-0 5-3	5 0 1 0 0 1 3														
Doug Rader, R (1, 5) OBP: 0.325, SLG: 0.360		0-3 K		X 0-0 FC5-4 FC6-4			X 0-0 SH3-4 1B		X 0-0 FC1-5 2B		4 0 2 0 0 1 1														
Enzo Hernandez, R (1, 6) OBP: 0.317, SLG: 0.319		X 0-0 F8		X 0-0 FC6-4			X 0-0 SH3-4 1B		X 0-0 FC1-5 FC5-4		2 0 0 0 0 0 1														
Hector Torres, R (9, PH) OBP: 0.254, SLG: 0.292											1 0 0 0 0 0 1														
Tom Griffin, R (1, 1) OBP: 0.091, SLG: 0.048			X 0-0 1-3		X 0-0 F9				X 0-0 FC5-4 1B		2 0 0 0 0 0 1														
Butch Metzger, R (7, 1)											1 0 0 0 0 0 1														
Merv Rettenmund, R (9, PH)											1 0 0 0 0 0 1														
Jerry Johnson, R (10, 1)											0 0 0 0 0 0 0														
<b>Inning Stats</b>	R: 1 E: 0 K: 2 S: 9	H: 2 LOB: 1 BB: 0 P: 9	R: 0 E: 0 K: 1 S: 5	H: 0 LOB: 0 BB: 0 P: 5	R: 0 E: 0 K: 0 S: 5	H: 2 LOB: 3 BB: 1 P: 9	R: 0 E: 0 K: 0 S: 4	H: 1 LOB: 0 BB: 0 P: 4	R: 0 E: 0 K: 2 S: 7	H: 0 LOB: 0 BB: 0 P: 7	R: 0 E: 0 K: 1 S: 5	H: 0 LOB: 0 BB: 0 P: 5	R: 0 E: 1 K: 0 S: 5	H: 1 LOB: 2 BB: 0 P: 5	R: 0 E: 0 K: 0 S: 5	H: 2 LOB: 2 BB: 0 P: 5	R: 0 E: 0 K: 0 S: 4	H: 1 LOB: 1 BB: 0 P: 4	R: 0 E: 0 K: 0 S: 4	H: 1 LOB: 1 BB: 0 P: 4	1B: 9 2B: 1 3B: 0 HR: 0	SF: 0 SAC: 1 DP: 0 HBP: 0	WP: 0 PB: 0 SB: 1 CS: 0	PA: 42	
<b>PITCHER</b>	IP WLS BF H R ER SO BB IBB HBP BLK WP HR S P ERA WHIP																								
Frank LaCorte, R (1, 1) ERA: 5.64	6.0	24	5	1	1	6	1	0	0	0	0	0	0	35	39	1.50	1.000								
Adrian Devine, R (7, 1) ERA: 3.58	2.0	9	2	0	0	0	0	0	0	0	0	0	0	9	9	0.00	1.000								
Max Leon, R (9, 1) ERA: 3.03	2.0	W 9	3	0	0	0	0	0	0	0	0	0	0	9	9	0.00	1.500								

**Atlanta Braves @ San Diego Padres**  
San Diego Stadium, San Diego, CA  
Wed Sep 08 1976, 10:05 PM EDT  
Att. 4,649 - Unknown

**AB 40**  
**R 1**  
**H 10**  
**RBI 1**  
**BB 1**  
**SO 6**  
**LOB 20**





Batter	1	2	3	4	5	6	7	8	9	AB R H RBI BB SO LOB	TOP																
Jerry Royster, R (1, 5) OBP: 0.304, SLG: 0.295	0-0 5-3		0-0 F9		0-0 F4			0-0 L9		4 0 0 0 0 0 0																	
Rod Gilbreath, R (1, 4) OBP: 0.339, SLG: 0.345	1-0 G3 BB 1B HBP		0-0 F8			0-0 1B 1B		4-0 BB BB 1B BB		2 2 1 0 1 0 0																	
Jimmy Wynn, R (1, 8) OBP: 0.376, SLG: 0.368	4-0 BB BB 1-2 1B BB		0-0 CS 1B			0-3 SO SO K		4-0 BB BB 1-2 1B BB		2 1 1 0 2 1 1																	
Willie Montanez, L (1, 3) OBP: 0.343, SLG: 0.405	0-0 G3 1-2 2-3		0-0 CS 1-2	0-0 5-3		0-0 G4-6-3 1B		0-0 1-2 2-H 1B		4 0 2 1 0 0 2																	
Cito Gaston, R (1, 7) OBP: 0.369, SLG: 0.465	0-0			0-0 6-3		0-0 G4-6-3 1-2f		0-0 4-3		3 0 1 2 0 0 2																	
Dave May, L (8, PH) OBP: 0.308, SLG: 0.273										1 0 0 0 0 0 2																	
Mike Beard, L (8, 1)										0 0 0 0 0 0 0																	
Adrian Devine, R (9, 1)	2-H 3-H 1B									0 0 0 0 0 0 0																	
Tom Paciorek, R (1, 9) OBP: 0.335, SLG: 0.377	0-3 K			0-0 1B		0-0 6-3		0-0 5-3		4 0 1 0 0 1 1																	
Darrel Chaney, S (1, 6) OBP: 0.333, SLG: 0.346		0-0 F4		0-0 F8		0-0 F3		0-3 K		4 0 0 0 0 1 1																	
Vic Correll, R (1, 2) OBP: 0.319, SLG: 0.373		4-0 BB BB G4-6-3 BB		0-0 L8		0-0 F4		0-0 1B		3 0 1 0 1 0 0																	
Dick Ruthven, R (1, 1) OBP: 0.219, SLG: 0.174		0-0 G4-6-3		0-3 K				0-0 F8		2 0 0 0 0 1 1																	
Ken Henderson, S (8, PH) OBP: 0.358, SLG: 0.405		1-2f						0-0 G3		2 0 0 0 0 0 1																	
<b>Inning Stats</b>	R: 2 H: 1 E: 0 LOB: 1 K: 1 BB: 1 S: 6 P: 11	R: 0 H: 0 E: 0 LOB: 0 K: 0 BB: 1 S: 2 P: 6	R: 0 H: 1 E: 0 LOB: 0 K: 0 BB: 0 S: 3 P: 3	R: 0 H: 1 E: 0 LOB: 1 K: 0 BB: 0 S: 4 P: 4	R: 0 H: 0 E: 0 LOB: 0 K: 1 BB: 0 S: 5 P: 5	R: 0 H: 2 E: 0 LOB: 1 K: 1 BB: 0 S: 6 P: 6	R: 0 H: 0 E: 0 LOB: 0 K: 0 BB: 0 S: 3 P: 3	R: 1 H: 1 E: 0 LOB: 2 K: 0 BB: 2 S: 4 P: 12	R: 0 H: 1 E: 0 LOB: 1 K: 1 BB: 0 S: 6 P: 6	1B: 7 SF: 0 2B: 0 SAC: 0 3B: 0 DP: 2 HR: 0 HBP: 1	WP: 0 PA: 37 PB: 0 SB: 0 CS: 1																
<b>PITCHER</b>	IP WLS BF H R ER SO BB IBB HBP BLK WP HR S P ERA WHIP											<b>PITCHER</b>	IP WLS BF H R ER SO BB IBB HBP BLK WP HR S P ERA WHIP														
Brent Strom, L (1, 1) ERA: 3.31	7.2	31	6	3	3	3	4	0	1	0	0	0	0	32	49	3.52	1.304										
Butch Metzger, R (8, 1) ERA: 2.17	1.1	W	5	1	0	0	1	0	0	0	0	0	0	7	7	0.00	0.750										

Atlanta Braves @ San Diego Padres  
San Diego Stadium, San Diego, CA

Thu Sep 09 1976, 10:05 PM EDT  
Att. 3,025 - Unknown

livebaseballscorecards.com

AB 31  
R 3  
H 7  
RBI 3  
BB 4  
SO 4  
LOB 11



BOTTOM

Atlanta Braves @ San Diego Padres  
San Diego Stadium, San Diego, CA  
Thu Sep 09 1976, 10:05 PM EDT  
Att. 3,025 - Unknown

livebaseballscorecards.com

AB 28  
R 4  
H 8  
RBI 4  
BB 6  
SO 3  
LOB 11



WP: 0 PA: 38  
PB: 0  
SB: 0  
CS: 1

AB R H RBI BB SO LOB

2	0	0	0	3	0	1
5	0	1	1	0	0	4
4	0	1	0	0	0	0
4	0	0	0	0	1	1
2	1	1	0	1	0	0
1	0	0	0	0	0	0
4	3	3	1	0	1	1
2	0	0	0	0	1	1
2	0	2	2	2	0	0
1	0	0	0	0	0	1
0	0	0	0	0	0	0
1	0	0	0	0	0	2

Batter	1	2	3	4	5	6	7	8	9
Johnny Grubb, L (1, 9) OBP: 0.395, SLG: 0.399	4-0 BB G6-4-3		0-0 F7		0-0 6-3		4-0 BB		4-0 1B BB
Tito Fuentes, S (1, 4) OBP: 0.293, SLG: 0.317	0-0 G6-4-3 1-2f		0-0 6-3		0-0 4-3		0-0 4-3		0-0 1B BB
Willie Davis, L (1, 8) OBP: 0.295, SLG: 0.376	0-0 4-3		0-0 2B			0-0 F8		0-0 4-3	
Mike Ivie, R (1, 3) OBP: 0.347, SLG: 0.405		0-0 L1	0-0 L5			0-3 K		0-0 F6	
Jerry Turner, L (1, 7) OBP: 0.323, SLG: 0.380 Luis Melendez, R (8, PH) OBP: 0.248, SLG: 0.264 (9, 7)		4-0 2B BB		0-0 CS 1B		0-0 F9		0-0 F8	
Doug Rader, R (1, 5) OBP: 0.328, SLG: 0.366		0-0 2B 2B		0-3 K 1-2		0-0 SH3-4 1B		0-0 FC6-4 SH1-4 1B	
Fred Kendall, R (1, 2) OBP: 0.296, SLG: 0.299		0-3 K		0-0 4-3		0-0 SH3-4		0-0 SH1-4	
Hector Torres, R (1, 6) OBP: 0.268, SLG: 0.304		0-0 2B		4-0 6-3 SH1-4 BB		0-0 SH1-4 1B		4-0 FC6-4 IBB	
Brent Strom, R (1, 1) OBP: 0.145, SLG: 0.107 Butch Metzger, R (8, 1) Merv Rettenmund, R (9, PH) OBP: 0.348, SLG: 0.327		0-0 G3		0-0 SH1-4		0-0 SH1-4		0-0 FC6-4 1B BB	

Inning Stats	R: 0	H: 0	E: 0	K: 0	S: 2	R: 2	H: 2	E: 0	K: 1	S: 7	R: 0	H: 1	E: 0	K: 0	S: 4	R: 0	H: 1	E: 0	K: 1	S: 5	R: 0	H: 0	E: 0	K: 0	S: 3	R: 0	H: 0	E: 0	K: 1	S: 5	R: 1	H: 2	E: 0	K: 0	S: 5	R: 0	H: 0	E: 0	K: 0	S: 3	R: 1	H: 2	E: 0	K: 0	S: 4	R: 1	H: 2	E: 0	K: 0	S: 4	1B: 5	2B: 3	3B: 0	HR: 0	SF: 0	SAC: 4	DP: 1	HBP: 0	WP: 0	PA: 38
--------------	------	------	------	------	------	------	------	------	------	------	------	------	------	------	------	------	------	------	------	------	------	------	------	------	------	------	------	------	------	------	------	------	------	------	------	------	------	------	------	------	------	------	------	------	------	------	------	------	------	------	-------	-------	-------	-------	-------	--------	-------	--------	-------	--------

PITCHER	IP	WLS	BF	H	R	ER	SO	BB	IBB	HBP	BLK	WP	HR	S	P	ERA	WHIP
Dick Ruthven, R (1, 1) ERA: 3.75	7.0		29	6	3	3	3	4	0	0	0	0	0	31	47	3.86	1.429
Mike Beard, L (8, 1) ERA: 3.73	1.0	L	4	1	1	1	0	0	0	0	0	0	0	4	4	9.00	1.000
Adrian Devine, R (9, 1) ERA: 3.54	0.2		5	1	0	0	0	1	1	0	0	0	0	3	11	0.00	3.000

PITCHER	IP	WLS	BF	H	R	ER	SO	BB	IBB	HBP	BLK	WP	HR	S	P	ERA	WHIP
---------	----	-----	----	---	---	----	----	----	-----	-----	-----	----	----	---	---	-----	------



Batter	1	2	3	4	5	6	7	8	9	AB R H RBI BB SO LOB	TOP											
Alex Taveras, R (1, 4) OBP: 0.333, SLG: 0.333	0-0 G1-6-3 1B		0-0 4-3			0-0 5-3		0-3 K	0-0 FC5	3 0 1 0 0 0 0												
Cliff Johnson, R (8, PH) OBP: 0.364, SLG: 0.397										1 0 0 0 0 0 1												
Joe Sambito, L (8, 1) OBP: 0.400, SLG: 0.250										0 0 0 0 0 0 0												
Ken Forsch, R (8, 1) OBP: 0.182, SLG: 0.100										0 0 0 0 0 0 0												
Leon Roberts, R (9, PH) OBP: 0.346, SLG: 0.427										1 0 0 0 0 0 3												
Enos Cabell, R (1, 5) OBP: 0.313, SLG: 0.335	0-0 G1-6-3 1-2f		0-0 5-3			0-0 6-3		0-0 1B 1-3 1B		4 0 1 0 0 0 1												
Cesar Cedeno, R (1, 8) OBP: 0.356, SLG: 0.455	0-0 5-3				0-0 F9	0-0 3B		0-0 1B 1-3 3-H 1B		4 0 2 1 0 0 0												
Bob Watson, R (1, 3) OBP: 0.369, SLG: 0.448		0-3 K			0-0 1-3	0-0 6-3		0-0 F9		4 0 0 0 0 1 3												
Al Javier, R (1, 7) OBP: 0.200, SLG: 0.200					0-0 4-3			0-0 L4		4 0 1 0 0 0 0												
Jose Cruz, L (1, 9) OBP: 0.377, SLG: 0.399					0-0 4-3 1-2			0-0 B2		4 0 0 0 0 0 1												
Ed Herrmann, L (1, 2) OBP: 0.276, SLG: 0.293					0-0 4-3			0-0 1B 1B 1B		3 0 1 0 0 0 0												
Art Howe, R (9, PH) OBP: 0.313, SLG: 0.231					0-0 FC4-6 2-3 1B			0-0 3-1		1 0 1 0 0 0 0												
Roger Metzger, S (1, 6) OBP: 0.296, SLG: 0.283					0-0 FC4-6			0-0 4-3		3 0 1 0 0 0 2												
Ken Boswell, L (9, PH) OBP: 0.301, SLG: 0.357					0-0 FC4-6 1-2f			0-0 FC5 1B		1 0 1 0 0 0 0												
Larry Milbourne, S (9, PR) OBP: 0.312, SLG: 0.266					0-0 FC5-4 1B			0-0 FC5 1B		0 0 0 0 0 0 0												
Larry Dierker, R (1, 1) OBP: 0.136, SLG: 0.188					0-3 K			1-0 1B 1B HBP		2 0 0 0 0 1 1												
Jerry Davanon, R (8, PH) OBP: 0.405, SLG: 0.416					0-0 FC5-4 1-2f			0-0 1B 1B		1 1 1 0 0 0 0												
<b>Inning Stats</b>	R: 0 E: 0 K: 0 S: 3	H: 1 LOB: 0 BB: 0 P: 3	R: 0 E: 0 K: 1 S: 7	H: 2 LOB: 2 BB: 0 P: 7	R: 0 E: 0 K: 1 S: 5	H: 0 LOB: 0 BB: 0 P: 5	R: 0 E: 0 K: 0 S: 3	H: 0 LOB: 0 BB: 0 P: 3	R: 0 E: 0 K: 0 S: 4	H: 1 LOB: 1 BB: 0 P: 4	R: 0 E: 0 K: 0 S: 4	H: 1 LOB: 1 BB: 0 P: 4	R: 0 E: 0 K: 0 S: 3	H: 0 LOB: 0 BB: 0 P: 3	R: 1 E: 0 K: 1 S: 7	H: 2 LOB: 2 BB: 0 P: 8	R: 0 E: 0 K: 0 S: 6	H: 3 LOB: 3 BB: 0 P: 6	1B: 9 2B: 0 3B: 1 HR: 0	SF: 0 SAC: 0 DP: 1 HBP: 1	WP: 0 PB: 0 SB: 0 CS: 0	PA: 37
<b>PITCHER</b> Randy Jones, L (1, 1) ERA: 2.66	IP: 9.0 WLS: W BF: 37 H: 10 R: 1 ER: 1 SO: 3 BB: 0 IBB: 0 HBP: 1 BLK: 0 WP: 0 HR: 0 S: 42 P: 43 ERA: 1.00 WHIP: 1.111																					
<b>PITCHER</b>	IP	WLS	BF	H	R	ER	SO	BB	IBB	HBP	BLK	WP	HR	S	P	ERA	WHIP					

Houston Astros @ San Diego Padres  
San Diego Stadium, San Diego, CA  
Sat Sep 11 1976, 10:05 PM EDT  
Unknown

livebaseballscorecards.com

AB	36
R	1
H	10
RBI	1
BB	0
SO	3
LOB	12



Batter	1	2	3	4	5	6	7	8	9	AB	R	H	RBI	BB	SO	LOB
<b>Johnny Grubb, L</b> <small>(1, 9)            OBP: 0.394, SLG: 0.396            (9, 7)</small>	4-0  1B FC4-6 BB		0-0  6-3		0-0  L1		0-3  K		3 1 0 0 1 1 0							
<b>Tito Fuentes, S</b> <small>(1, 4)</small>	0-0  FC4-6 1-3 1B		0-0  6-3		0-0  6-3		0-3  K		4 0 1 0 0 1 0							
<b>Willie Davis, L</b> <small>(1, 8)            OBP: 0.298, SLG: 0.380</small>	0-0  FC4-6 WP 1-2f 2B 3-H		0-0  HBP 1B		4-0  BB BB		0-0  3B 2B	3 2 2 1 1 0 1								
<b>Mike Ivie, R</b> <small>(1, 3)            OBP: 0.352, SLG: 0.411</small>	0-0  6-3 1-2		1-0  HBP		4-0  BB 1-2		0-0  1B 3B 2-H	2 1 1 1 1 0 1								
<b>Jerry Turner, L</b> <small>(1, 7)            OBP: 0.323, SLG: 0.384</small> <b>Luis Melendez, R</b> <small>(8, PH)            OBP: 0.246, SLG: 0.262            (9, 9)</small>	0-0  2B 2-H		0-0  F7		0-0  F8		0-3  K	3 0 1 1 0 0 4 1 0 0 0 0 1 1								
<b>Doug Rader, R</b> <small>(1, 5)            OBP: 0.330, SLG: 0.367</small>	0-0  F9		0-0  1B 1B G6-4-3		0-0  F8		0-0  PB 1B 3-H	4 0 2 1 0 0 1								
<b>Fred Kendall, R</b> <small>(1, 2)            OBP: 0.295, SLG: 0.299</small>		0-0  5-3		0-0  1B G6-4-3 1-2		0-0  F6		0-0  F8 1-2	4 0 1 0 0 0 1							
<b>Hector Torres, R</b> <small>(1, 6)            OBP: 0.268, SLG: 0.299</small>		0-0  F5		0-0  G6-4-3 1-2f 2-3		0-0  F8		4-0  IBB	3 0 0 0 1 0 2							
<b>Randy Jones, R</b> <small>(1, 1)            OBP: 0.081, SLG: 0.042</small>		0-0  4-3		0-0  F9		0-3  K		0-3  K	4 0 0 0 0 2 3							

Inning Stats	R: 2	H: 2	E: 0	K: 5	S: 5	LOB: 1	BB: 1	P: 9	R: 0	H: 0	E: 0	K: 3	S: 3	LOB: 0	BB: 0	P: 3	R: 0	H: 1	E: 0	K: 0	S: 4	LOB: 2	BB: 0	P: 5	R: 0	H: 2	E: 0	K: 0	S: 4	LOB: 1	BB: 1	P: 4	R: 0	H: 0	E: 0	K: 3	S: 9	LOB: 2	BB: 2	P: 11	R: 0	H: 0	E: 0	K: 0	S: 3	LOB: 0	BB: 0	P: 3	R: 0	H: 0	E: 0	K: 3	S: 9	LOB: 0	BB: 0	P: 9	R: 2	H: 3	E: 0	K: 2	S: 10	LOB: 2	BB: 1	P: 14	1B: 5	SF: 0	2B: 2	SAC: 0	3B: 1	DP: 1	HR: 0	HBP: 1	CS: 0
--------------	------	------	------	------	------	--------	-------	------	------	------	------	------	------	--------	-------	------	------	------	------	------	------	--------	-------	------	------	------	------	------	------	--------	-------	------	------	------	------	------	------	--------	-------	-------	------	------	------	------	------	--------	-------	------	------	------	------	------	------	--------	-------	------	------	------	------	------	-------	--------	-------	-------	-------	-------	-------	--------	-------	-------	-------	--------	-------


PITCHER	IP	WLS	BF	H	R	ER	SO	BB	IBB	HBP	BLK	WP	HR	S	P	ERA	WHIP
<b>Larry Dierker, R</b> <small>ERA: 3.69</small>	(1, 1)	7.0	L 29	5	2	2	3	3	0	1	0	1	0	31	44	2.57	1.143
<b>Joe Sambito, L</b> <small>ERA: 4.31</small>	(8, 1)	0.0	2	2	2	0	0	0	0	0	0	0	0	2	2	∞	∞
<b>Ken Forsch, R</b> <small>ERA: 2.22</small>	(8, 1)	1.0	5	1	0	0	2	0	1	0	0	0	0	8	12	0.00	1.000

**BOTTOM**

**Houston Astros @ San Diego Padres**  
 San Diego Stadium, San Diego, CA

Sat Sep 11 1976, 10:05 PM EDT  
 Unknown

<b>AB</b>	<b>31</b>
<b>R</b>	<b>4</b>
<b>H</b>	<b>8</b>
<b>RBI</b>	<b>4</b>
<b>BB</b>	<b>4</b>
<b>SO</b>	<b>5</b>
<b>LOB</b>	<b>14</b>





Batter	1	2	3	4	5	6	7	8	9	AB R H RBI BB SO LOB	TOP		
Greg Gross, L (1, 9) OBP: 0.377, SLG: 0.332	4-0 FC3-6 1B BB		x 0-0 F8		x 0-0 F7		x 0-0 L4			3 0 0 0 1 0 0			
Enos Cabell, R (1, 5) OBP: 0.314, SLG: 0.336	x 0-0 FC3-6 1-2 1B		x 0-0 1B 1B		x 0-0 5-3			x 0-0 F8		4 1 2 0 0 0 0			
Cesar Cedeno, R (1, 8) OBP: 0.355, SLG: 0.454	x 0-0 FC3-6 1-2f 2-3		x 0-0 1B 1B		x 0-0 L4			x 0-0 F5		4 0 1 0 0 0 2			
Bob Watson, R (1, 3) OBP: 0.372, SLG: 0.451	0-3 K 1-2		x 0-0 1B			x 0-0 F8 2B		B 4-0 BB		3 1 2 1 1 1 2			
Jose Cruz, L (1, 7) OBP: 0.374, SLG: 0.395	x 0-0 F5		x 0-0 F8		x 0-0 F8		x 0-0 F7			4 0 0 0 0 0 6			
Cliff Johnson, R (1, 2) OBP: 0.362, SLG: 0.399		x 0-0 6-3		x 0-0 F3		x 0-0 8-5 2B		x 0-0 F8		4 0 1 1 0 0 0			
Jerry Davanon, R (1, 4) OBP: 0.400, SLG: 0.404		x 0-0 6-3		x 0-0 F7		x 0-0 8-5		B 4-0 BB		3 0 0 0 1 0 1			
Roger Metzger, S (1, 6) OBP: 0.296, SLG: 0.283		x 0-0 F7		x 0-0 1B			x 0-0 G3		x 0-0 F9	4 0 1 0 0 0 1			
J.R. Richard, R (1, 1) OBP: 0.132, SLG: 0.170			x 0-0 6-3		0-3 K		x 0-0 1-3		x 0-0 F7	2 0 0 0 0 1 1			
Ken Boswell, L (7, PH) OBP: 0.298, SLG: 0.353										1 0 0 0 0 0 0			
Gene Pentz, R (7, 1) OBP: 0.333, SLG: 0.200										1 0 0 0 0 0 1			
<b>Inning Stats</b>	R: 0 H: 1 E: 0 LOB: 2 K: 1 BB: 1 S: 6 P: 10	R: 0 H: 0 E: 0 LOB: 0 K: 0 BB: 0 S: 3 P: 3	R: 1 H: 3 E: 0 LOB: 2 K: 0 BB: 0 S: 6 P: 6	R: 0 H: 1 E: 0 LOB: 1 K: 1 BB: 0 S: 6 P: 6	R: 0 H: 0 E: 0 LOB: 0 K: 0 BB: 0 S: 3 P: 3	R: 1 H: 2 E: 0 LOB: 0 K: 0 BB: 0 S: 4 P: 4	R: 0 H: 0 E: 0 LOB: 0 K: 0 BB: 0 S: 3 P: 3	R: 0 H: 0 E: 0 LOB: 1 K: 0 BB: 1 S: 3 P: 7	R: 0 H: 0 E: 0 LOB: 1 K: 0 BB: 1 S: 3 P: 7	1B: 5 SF: 0 2B: 3 SAC: 0 3B: 0 DP: 1 HR: 0 HBP: 0	WP: 0 PA: 36 PB: 0 SB: 1 CS: 0		
<b>PITCHER</b>	IP WLS BF H R ER SO BB IBB HBP BLK WP HR S P ERA WHIP											<b>PITCHER</b>	IP WLS BF H R ER SO BB IBB HBP BLK WP HR S P ERA WHIP
Rick Sawyer, R (1, 1) ERA: 2.29	7.0 L 28 7 2 2 2 1 0 0 0 0 0 0 31 35 2.57 1.143												
Butch Metzger, R (8, 1) ERA: 2.13	2.0 8 0 0 0 0 2 0 0 0 0 0 0 6 14 0.00 1.000												

Houston Astros @ San Diego Padres  
San Diego Stadium, San Diego, CA  
Sat Sep 11 1976, 10:05 PM EDT  
Att. 13,340 - Unknown

livebaseballscorecards.com

AB 33  
R 2  
H 7  
RBI 2  
BB 3  
SO 2  
LOB 14



Batter	1	2	3	4	5	6	7	8	9	AB	R	H	RBI	BB	SO	LOB
Johnny Grubb, L (1, 9) OBP: 0.392, SLG: 0.392	0-0 L5		4-0 FC4-6 BB		0-0 F7		0-0 G6-3			3	0	0	0	1	0	1
Tito Fuentes, S (1, 4) OBP: 0.292, SLG: 0.316	0-3 K		0-0 FC4-6		0-0 FC6-4 1B			0-0 4-3		4	0	1	0	0	1	1
Willie Davis, L (1, 8) OBP: 0.296, SLG: 0.377	0-0 G3		0-0 FC4-6		0-0 F7			0-0 6-3		4	0	0	0	0	0	2
Mike Ivie, R (1, 3) OBP: 0.351, SLG: 0.412		0-0 F3		0-0 1B SF7 2B		0-0 FC6-4		0-3 K		4	1	1	0	0	1	1
Jerry Turner, L (1, 7) OBP: 0.326, SLG: 0.390		0-0 2B		0-0 2-3 1B		0-3 K		0-0 F8		4	0	2	0	0	1	0
Doug Rader, R (1, 5) OBP: 0.329, SLG: 0.366 Enzo Hernandez, R (9, PR) OBP: 0.317, SLG: 0.319		0-0 F7		0-0 SF7		0-3 K		4-0 BB		2	0	0	1	1	1	1
Fred Kendall, R (1, 2) OBP: 0.295, SLG: 0.296		4-0 BB		0-3 K		0-0 L8		0-0 F9		3	0	0	0	1	1	2
Hector Torres, R (1, 6) OBP: 0.263, SLG: 0.294		0-0 F9		0-0 E5		0-0 F9		0-0 5-3		4	0	0	0	0	0	4
Rick Sawyer, R (1, 1) OBP: 0.294, SLG: 0.250 Merv Rettenmund, R (7, PH) OBP: 0.353, SLG: 0.327 Butch Metzger, R (8, 1)			0-0 4-3		0-0 F4		4-0 G6-3 BB			2	0	0	0	0	0	2

Inning Stats	R: 0	H: 0	E: 0	K: 1	S: 5	R: 0	H: 1	E: 0	K: 0	S: 4	R: 0	H: 0	E: 0	K: 0	S: 3	R: 1	H: 2	E: 2	K: 1	S: 8	R: 0	H: 1	E: 0	K: 0	S: 4	R: 0	H: 0	E: 0	K: 2	S: 7	R: 0	H: 0	E: 0	K: 0	S: 2	R: 0	H: 0	E: 0	K: 1	S: 5	R: 0	H: 0	E: 0	K: 0	S: 3	1B: 2	2B: 2	3B: 0	HR: 0	SF: 1	SAC: 0	DP: 1	HBP: 0	WP: 0	PB: 0	SB: 0	CS: 0	PA: 35
--------------	------	------	------	------	------	------	------	------	------	------	------	------	------	------	------	------	------	------	------	------	------	------	------	------	------	------	------	------	------	------	------	------	------	------	------	------	------	------	------	------	------	------	------	------	------	-------	-------	-------	-------	-------	--------	-------	--------	-------	-------	-------	-------	--------

PITCHER	IP	WLS	BF	H	R	ER	SO	BB	IBB	HBP	BLK	WP	HR	S	P	ERA	WHIP
J.R. Richard, R (1, 1) ERA: 2.77	6.0	W	25	4	1	1	4	2	0	0	0	0	0	31	39	1.50	1.000
Gene Pentz, R (7, 1) ERA: 3.03	3.0	S	10	0	0	0	1	2	0	0	0	0	0	10	18	0.00	0.667

**BOTTOM**

**Houston Astros @ San Diego Padres**  
San Diego Stadium, San Diego, CA

Sat Sep 11 1976, 10:05 PM EDT  
Att. 13,340 - Unknown

<b>AB</b>	<b>30</b>
<b>R</b>	<b>1</b>
<b>H</b>	<b>4</b>
<b>RBI</b>	<b>1</b>
<b>BB</b>	<b>4</b>
<b>SO</b>	<b>5</b>
<b>LOB</b>	<b>14</b>



livebaseballscorecards.com



Batter	1	2	3	4	5	6	7	8	9	10	AB	R	H	RBI	BB	SO	LOB	TOP						
Jack Clark, R (1, 8) OBP: 0.288, SLG: 0.356	0-0 F9		0-3 K			0-0 6-3		0-0 F3		0-0 F7	5	0	0	0	0	1	5	<b>San Francisco Giants @ San Diego Padres</b> San Diego Stadium, San Diego, CA Mon Sep 13 1976, 10:05 PM EDT Att. 13,320 - Unknown <a href="http://livebaseballscorecards.com">livebaseballscorecards.com</a>						
Marty Perez, R (1, 4) OBP: 0.324, SLG: 0.335	0-3 K		0-0 F4			0-0 5-3		0-0 BB 1B		0-0 FC5-4 1B 2B	5	0	2	3	0	1	1							
Gary Matthews, R (1, 7) OBP: 0.365, SLG: 0.434	0-3 K				0-0 1-3		0-0 F8	4-0 BB BB		4-0 FC5-4 IBB	3	0	0	0	2	1	0							
Bobby Murcer, L (1, 9) OBP: 0.354, SLG: 0.408		4-0 S WP BB			0-0 4-3		0-0 4-3	0-3 K		0-0 FC5-4	4	0	0	0	1	1	5							
Gary Thomasson, L (1, 3) OBP: 0.318, SLG: 0.414		0-0 F6 1-3			0-0 3-1		0-3 K		4-0 SH1-4 BB	0-0 L8	4	0	0	0	1	1	3							
Ken Reitz, R (1, 5) OBP: 0.299, SLG: 0.336		0-0 F4			0-0 1-3		0-0 1-3	0-0 E 1B 1B	0-0 SH1-4		3	0	1	0	0	0	1							
Johnnie LeMaster, R (8, PR) OBP: 0.226, SLG: 0.253									0-3 SH1-4		0	1	0	0	0	0	0							
Chris Speier, R (1, 6) OBP: 0.311, SLG: 0.284		4-0 CS BB			0-0 F8		0-0 6-4-3	0-3 K			3	0	0	0	1	1	2							
Gary Alexander, R (1, 2) OBP: 0.227, SLG: 0.256		0-0 CS 1-2	0-0 L3		0-0 L9		0-0 E6 1B	0-0 1-3			4	1	0	0	0	0	3							
John Montefusco, R (1, 1) OBP: 0.179, SLG: 0.127			4-0 BB			0-0 F6		0-0 E6 1B 1B		4-0 2B BB	1	0	0	0	1	0	0							
Darrell Evans, L (8, PH) OBP: 0.322, SLG: 0.315											1	0	0	0	0	0	2							
Larry Herndon, R (8, PR) OBP: 0.336, SLG: 0.353											0	0	0	0	0	0	0							
Mike Caldwell, R (8, 1) OBP: 0.198, SLG: 0.211											0	0	0	0	0	0	0							
Dave Heaverlo, R (9, 1) OBP: 0.333, SLG: 0.333											0	0	0	0	0	0	0							
Dave Foster, L (9, 2) OBP: 0.333, SLG: 0.336											0	1	0	0	1	0	0							
<b>Inning Stats</b>	R: 0 E: 0 K: 2 S: 7	H: 0 LOB: 0 BB: 0 P: 7	R: 0 E: 0 K: 0 S: 2	H: 0 LOB: 1 BB: 2 P: 10	R: 0 E: 0 K: 1 S: 5	H: 0 LOB: 1 BB: 1 P: 9	R: 0 E: 0 K: 0 S: 3	H: 0 LOB: 0 BB: 0 P: 3	R: 0 E: 0 K: 0 S: 3	H: 0 LOB: 0 BB: 0 P: 3	R: 0 E: 0 K: 1 S: 5	H: 0 LOB: 0 BB: 0 P: 5	R: 2 E: 2 K: 1 S: 9	H: 2 LOB: 3 BB: 1 P: 13	R: 0 E: 0 K: 1 S: 5	H: 0 LOB: 1 BB: 1 P: 9	R: 1 E: 0 K: 0 S: 4	H: 1 LOB: 2 BB: 2 P: 12	1B: 2 2B: 1 3B: 0 HR: 0	SF: 0 SAC: 1 DP: 0 HBP: 0	WP: 1 PB: 0 SB: 1 CS: 1	PA: 42		
<b>PITCHER</b>	IP WLS BF H R ER SO BB IBB HBP BLK WP HR S P ERA WHIP																							
Tom Griffin, R (1, 1) ERA: 4.53	8.0			2	2	0	5	5	0	0	0	0	0	0	0	0	0	0	0	0	0	0	0	0
Butch Metzger, R (9, 1) ERA: 2.11	1.0	L	3	0	0	0	1	0	0	0	0	0	0	0	0	0	0	0	0	0	0	0	0	0
Dave Freisleben, R (10, 1) ERA: 3.74	0.1		3	1	1	1	0	1	0	0	0	0	0	0	0	0	0	0	0	0	0	0	0	0
Dave Tomlin, L (10, 1) ERA: 3.28	0.2		3	0	0	0	0	0	1	0	0	0	0	0	0	0	0	0	0	0	0	0	0	0

**San Francisco Giants @ San Diego Padres**  
San Diego Stadium, San Diego, CA  
Mon Sep 13 1976, 10:05 PM EDT  
Att. 13,320 - Unknown

AB	33
R	3
H	3
RBI	3
BB	7
SO	6
LOB	22



BOTTOM

San Francisco Giants @ San Diego Padres  
San Diego Stadium, San Diego, CA  
Mon Sep 13 1976, 10:05 PM EDT  
Att: 13,320 - Unknown

livebaseballscorecards.com

AB 34  
R 2  
H 8  
RBI 2  
BB 3  
SO 3  
LOB 17



WP: 0 PA: 39  
PB: 0  
SB: 0  
CS: 0

AB R H RBI BB SO LOB

5	1	2	0	0	0	2
4	0	0	0	0	0	1
5	0	2	0	0	0	0
3	1	0	1	1	0	2
3	0	0	0	0	0	2
1	0	1	0	0	0	0
0	0	0	0	0	0	0
2	0	1	0	1	0	1
4	0	1	1	0	0	4
3	0	0	0	0	1	2
0	0	0	0	0	1	0
0	0	0	0	0	0	0
0	0	0	0	0	0	0
3	0	1	0	0	1	1
0	0	0	0	0	0	0
1	0	0	0	0	0	2

1B: 7 SF: 0  
2B: 1 SAC: 2  
3B: 0 DP: 3  
HR: 0 HBP: 0

Batter	1	2	3	4	5	6	7	8	9	10
Johnny Grubb, L OBP: 0.392, SLG: 0.392 (1, 9) (10, 7)	G3		4-3			1B SH1-4 4-3 1B	F8			G5-6-4 1B
Tito Fuentes, S OBP: 0.290, SLG: 0.313 (1, 4) (5, 6)	K		L9			SH1-4 1-2		F8		G5-6-4 1-2f
Willie Davis, L OBP: 0.297, SLG: 0.377 (1, 8)	F3			G3		4-3 2-3 1B		G5-4-3 1B		F8
Doug Rader, R OBP: 0.328, SLG: 0.363 (1, 5)		BB BB BB	4-0 2B BB	4-3		4-3 1-2		G5-4-3 1-2f		
Jerry Turner, L OBP: 0.322, SLG: 0.385 (1, 7)		F7		L7		G3				3-1 SH1-4 1B
Mery Rettenmund, R OBP: 0.358, SLG: 0.333 (9, PH)										
Enzo Hernandez, R OBP: 0.317, SLG: 0.319 (9, PR) (10, 6)										
Bobby Valentine, R OBP: 0.667, SLG: 0.500 (1, 3)		F4				G4-6-3 1B		1B BB		SH1-4 1-2
Fred Kendall, R OBP: 0.294, SLG: 0.298 (1, 2)		1-H 2B				G4-6-3 1-2f		F2		3-1 2-3
Hector Torres, R OBP: 0.259, SLG: 0.289 (1, 6)		F7				E6		K		4-0 IBB
Ted Kubiak, S OBP: 0.315, SLG: 0.279 (9, PH)										
Dave Freisleben, R OBP: 0.250, SLG: 0.265 (10, 1)										
Dave Tomlin, L (10, 1)										
Tom Griffin, R OBP: 0.120, SLG: 0.083 (1, 1)										
Butch Metzger, R (9, 1)										
Luis Melendez, R OBP: 0.244, SLG: 0.260 (9, PH) (10, 9)			K			F8		1-2 1B		F6

Inning Stats	R: 0	H: 0	E: 0	K: 1	S: 5	R: 1	H: 1	E: 0	K: 0	S: 4	R: 0	H: 0	E: 0	K: 1	S: 5	R: 0	H: 0	E: 0	K: 0	S: 3	R: 0	H: 0	E: 0	K: 0	S: 3	R: 1	H: 2	E: 0	K: 0	S: 5	R: 0	H: 1	E: 0	K: 1	S: 6	R: 0	H: 1	E: 0	K: 0	S: 3	R: 0	H: 1	E: 0	K: 0	S: 4	R: 0	H: 1	E: 0	K: 0	S: 3	R: 0	H: 1	E: 0	K: 0	S: 3	R: 0	H: 1	E: 0	K: 0	S: 4	R: 0	H: 1	E: 0	K: 0	S: 3
--------------	------	------	------	------	------	------	------	------	------	------	------	------	------	------	------	------	------	------	------	------	------	------	------	------	------	------	------	------	------	------	------	------	------	------	------	------	------	------	------	------	------	------	------	------	------	------	------	------	------	------	------	------	------	------	------	------	------	------	------	------	------	------	------	------	------

PITCHER	IP	WLS	BF	H	R	ER	SO	BB	IBB	HBP	BLK	WP	HR	S	P	ERA	WHIP
John Montefusco, R ERA: 2.88 (1, 1)	7.0		28	5	2	2	3	2	0	0	0	0	0	32	40	2.57	1.000
Mike Caldwell, L ERA: 4.99 (8, 1)	1.0		4	2	0	0	0	0	0	0	0	0	0	4	4	0.00	2.000
Dave Heaverlo, R ERA: 4.0 (9, 1)	2.0	W	7	1	0	0	0	0	1	0	0	0	0	6	10	0.00	0.500

PITCHER	IP	WLS	BF	H	R	ER	SO	BB	IBB	HBP	BLK	WP	HR	S	P	ERA	WHIP
John Montefusco, R ERA: 2.88 (1, 1)	7.0		28	5	2	2	3	2	0	0	0	0	0	32	40	2.57	1.000
Mike Caldwell, L ERA: 4.99 (8, 1)	1.0		4	2	0	0	0	0	0	0	0	0	0	4	4	0.00	2.000
Dave Heaverlo, R ERA: 4.0 (9, 1)	2.0	W	7	1	0	0	0	0	1	0	0	0	0	6	10	0.00	0.500



Batter	1	2	3	4	5	6	7	8	9	AB R H RBI BB SO LOB	TOP			
Jack Clark, R (1, 8) OBP: 0.281, SLG: 0.360	0-0 WP 1B 2B	0-0 F3			0-0 1-3		0-0 E4 FC4	0-0 F8		5 1 1 0 0 0 3				
Marty Perez, R (1, 4) OBP: 0.325, SLG: 0.334 Johnnie LeMaster, R (9, PR) OBP: 0.226, SLG: 0.253	4-0 1B E 2-3 BB		0-0 F8		0-0 F8		0-3 K		0-0 FC6-4 1B	4 1 1 0 1 1 1 0 0 0 0 0 0 0				
Gary Matthews, R (1, 7) OBP: 0.364, SLG: 0.432	0-0 F4		0-3 K		0-0 HR 1B		0-0 FC4 1-2f		0-0 FC6-4 1-2f HR	5 2 1 0 0 1 4				
Bobby Murcer, L (1, 9) OBP: 0.355, SLG: 0.420	0-0 F6		0-0 3-1		0-0 HR 1-H		0-0 F2		0-0 HR 1-H	5 2 2 4 0 0 3				
Ken Reitz, R (1, 5) OBP: 0.295, SLG: 0.335	0-0 E 1-2 3-H 1B			0-0 6-3	0-0 4-3			0-0 F7	0-0 F7	5 1 1 1 0 0 1				
Chris Speier, R (1, 6) OBP: 0.310, SLG: 0.283	0-0 E6 1-3 2-H 1B			0-0 F6		0-0 F8		0-0 F7		5 0 1 0 0 0 1				
Gary Thomasson, L (1, 3) OBP: 0.322, SLG: 0.418	0-0 1B			0-0 WP 1B		0-0 F7		0-0 BB 1B	0-0 F7	5 0 3 1 0 0 1				
Gary Alexander, R (1, 2) OBP: 0.271, SLG: 0.268		0-0 F6		4-0 1-2 IBB		4-0 BB BB		0-0 BB 1B		2 0 1 0 2 0 0				
Bob Knepper, L (1, 1) Rob Dressler, R (6, 1) Mike Caldwell, R (6, 1) Dave Heaverlo, R (6, 1) Charlie Williams, R (7, 1) Darrell Evans, L (8, PH) Randy Moffitt, R (8, 1)		0-0 L9		0-3 K		0-0 6-3		4-0 BB 1-2 2-3 BB		3 0 0 0 0 0 1 3 0 1 0 0 0 0 0 0 0 0 0 0				
<b>Inning Stats</b>	R: 3 H: 3 E: 1 LOB: 2 K: 0 BB: 1 S: 6 P: 10	R: 0 H: 0 E: 0 LOB: 0 K: 0 BB: 0 S: 3 P: 3	R: 0 H: 0 E: 0 LOB: 0 K: 1 BB: 0 S: 5 P: 5	R: 0 H: 1 E: 0 LOB: 2 K: 1 BB: 1 S: 6 P: 10	R: 2 H: 2 E: 0 LOB: 0 K: 0 BB: 0 S: 5 P: 5	R: 0 H: 0 E: 0 LOB: 1 K: 0 BB: 1 S: 3 P: 7	R: 0 H: 0 E: 2 LOB: 1 K: 1 BB: 0 S: 6 P: 6	R: 0 H: 2 E: 0 LOB: 3 K: 0 BB: 1 S: 5 P: 9	R: 2 H: 3 E: 0 LOB: 1 K: 0 BB: 0 S: 6 P: 6	1B: 8 SF: 0 2B: 1 SAC: 0 3B: 0 DP: 0 HR: 2 HBP: 0	WP: 2 PA: 43 PB: 0 SB: 1 CS: 0			
<b>PITCHER</b>	IP WLS BF H R ER SO BB IBB HBP BLK WP HR S P ERA WHIP													
Brent Strom, L (1, 1) ERA: 3.36	5.0		6 5 3 2 1 1 0 0 2 1 25 33 5.40 1.400											
Jerry Johnson, R (6, 1) ERA: 3.34	1.0		4 0 0 0 0 1 0 0 0 0 0 3 7 0.00 1.000											
Dave Freisleben, R (7, 1) ERA: 3.7	1.2		9 2 0 0 1 1 0 0 0 0 0 10 14 0.00 1.800											
Butch Metzger, R (8, 1) ERA: 2.25	1.0	L	6 3 2 2 0 0 0 0 0 0 1 6 6 18.00 3.000											
Dave Tomlin, L (9, 1) ERA: 3.26	0.1		1 0 0 0 0 0 0 0 0 0 0 1 1 0.00 0.000											

San Francisco Giants @ San Diego Padres  
San Diego Stadium, San Diego, CA  
Tue Sep 14 1976, 10:05 PM EDT  
Att. 3,961 - Unknown

AB	39
R	7
H	11
RBI	6
BB	4
SO	3
LOB	17



BOTTOM

San Francisco Giants @ San Diego Padres  
San Diego Stadium, San Diego, CA  
Tue Sep 14 1976, 10:05 PM EDT  
Att. 3,961 - Unknown

livebaseballscorecards.com

AB 40  
R 6  
H 13  
RBI 6  
BB 3  
SO 5  
LOB 23



WP: 1 PA: 43  
PB: 0  
SB: 0  
CS: 0

AB R H RBI BB SO LOB

4 0 0 1 1 2 1

5 1 3 2 0 1 1

5 1 2 1 0 1 3

5 1 2 0 0 1 2  
0 0 0 0 0 0 0

5 0 2 1 0 0 3

2 0 0 0 0 0 0  
3 1 2 1 0 0 1

3 1 2 0 1 0 2  
1 0 0 0 0 0 2

3 1 0 0 1 0 4  
0 0 0 0 0 0 0  
0 0 0 0 0 0 0

1 0 0 0 0 0 0  
1 0 0 0 0 0 1  
0 0 0 0 0 0 0  
1 0 0 0 0 0 3  
0 0 0 0 0 0 0  
1 0 0 0 0 0 0

1B: 12 SF: 0  
2B: 1 SAC: 0  
3B: 0 DP: 1  
HR: 0 HBP: 0

Batter	1	2	3	4	5	6	7	8	9
Johnny Grubb, L (1, 7) OBP: 0.390, SLG: 0.387	0-0 E3 FC4-6		0-3 K		0-3 K	4-0 1B BB		0-0 F5	
Bill Almon, R (1, 6) OBP: 0.600, SLG: 0.800	0-0 FC4-6 1B		0-0 1B			1-2 2-3 3-H 1B 2B		0-3 K	
Merv Rettenmund, R (1, 9) OBP: 0.359, SLG: 0.336	0-0 1-2 1B		0-0 F8			1-2 1B K		0-0 4-3	
Doug Rader, R (1, 5) Enzo Hernandez, R (9, PR) OBP: 0.329, SLG: 0.363 OBP: 0.317, SLG: 0.319	0-0 F4		0-0 F9			0-0 1B FC3-6 1B	0-3 K	0-0 1B 1B	
Bobby Valentine, R (1, 3) OBP: 0.500, SLG: 0.429	0-0 F8		0-0 F7			0-0 FC3-6 1B	0-0 4-1 1B	0-0 F2	
Luis Melendez, R (1, 8) Willie Davis, L (6, PH) OBP: 0.241, SLG: 0.256 OBP: 0.299, SLG: 0.379		0-0 F9		0-0 5-3		0-0 FC3-6 BB 1B	0-0 4-1 1B	0-0 1-2 1B	
Fred Kendall, R (1, 2) Jerry Turner, L (9, PH) OBP: 0.298, SLG: 0.301 OBP: 0.321, SLG: 0.384		4-0 G6-4-3 BB				0-0 WP 1B	0-0 BB BB 1B	0-0 4-1 1-2 2-3	
Mike Champion, R (1, 4) Butch Metzger, R (8, 1) Dave Tomlin, L (9, 1)		0-0 G6-4-3				0-0 6-3	4-0 BB BB 1B	0-0 6-3	
Brent Strom, R (1, 1) Ted Kubiak, S (5, PH) Jerry Johnson, R (6, 1) Tito Fuentes, S (6, PH) Dave Freisleben, R (7, 1) Hector Torres, R (8, 4) OBP: 0.143, SLG: 0.105 OBP: 0.314, SLG: 0.278			0-0 F8			0-0 L9	0-0 F5	0-0 1-3	

Inning Stats	R: 0	H: 1	E: 1	LOB: 2	K: 0	BB: 0	S: 5	P: 5
	R: 0	H: 0	E: 0	LOB: 0	K: 0	BB: 1	S: 2	P: 6
	R: 0	H: 1	E: 0	LOB: 1	K: 1	BB: 0	S: 6	P: 6
	R: 0	H: 0	E: 0	LOB: 0	K: 0	BB: 0	S: 3	P: 3
	R: 0	H: 1	E: 0	LOB: 1	K: 1	BB: 0	S: 6	P: 6
	R: 6	H: 6	E: 0	LOB: 2	K: 11	BB: 2	S: 11	P: 19
	R: 0	H: 2	E: 0	LOB: 2	K: 1	BB: 0	S: 7	P: 7
	R: 0	H: 0	E: 0	LOB: 0	K: 1	BB: 0	S: 5	P: 5
	R: 0	H: 2	E: 0	LOB: 2	K: 0	BB: 0	S: 5	P: 5

PITCHER	IP	WLS	BF	H	R	ER	SO	BB	IBB	HBP	BLK	WP	HR	S	P	ERA	WHIP
Bob Knepper, L (1, 1) ERA: 4.5	5.0		23	7	4	4	2	1	0	0	0	1	0	26	30	7.20	1.600
Rob Dressler, R (6, 1) ERA: 4.28	0.2		4	1	0	0	0	1	0	0	0	0	0	3	7	0.00	3.000
Mike Caldwell, L (6, 1) ERA: 4.99	0.0		1	0	0	0	0	1	0	0	0	0	0	4	4	∞	∞
Dave Heaverlo, R (6, 1) ERA: 3.98	0.1		2	1	2	2	1	0	0	0	0	0	0	4	4	54.00	3.000
Charlie Williams, R (7, 1) ERA: 3.11	1.0		5	2	0	0	1	0	0	0	0	0	0	7	7	0.00	2.000

PITCHER	IP	WLS	BF	H	R	ER	SO	BB	IBB	HBP	BLK	WP	HR	S	P	ERA	WHIP
Randy Moffitt, R (8, 1) ERA: 2.39	2.0		8	2	0	0	1	0	0	0	0	0	0	10	10	0.00	1.000



Batter	1	2	3	4	5	6	7	8	9	AB R H RBI BB SO LOB	TOP											
<b>Jack Clark, R</b> (1, 8) OBP: 0.283, SLG: 0.358 <b>Gary Lavelle, S</b> (8, 1) OBP: 0.100, SLG: 0.100 <b>Randy Moffitt, R</b> (8, 1) OBP: 0.167, SLG: 0.167	0-0 5-3		0-0 CS 1B			0-0 5-3		0-0 SH1-4 1-2		3 0 1 0 0 0 0 0 0 0 0 0 0 0 0 0 0 0 0 0 0	<b>San Francisco Giants @ San Diego Padres</b> San Diego Stadium, San Diego, CA Wed Sep 15 1976, 10:05 PM EDT Att. 7,934 - Unknown											
<b>Marty Perez, R</b> (1, 4) OBP: 0.324, SLG: 0.333	0-0 4-3		0-0 CS 1-2	0-0 5-3		0-0 BB BB 1B		0-0 5-3		4 0 1 0 0 0 1												
<b>Gary Matthews, R</b> (1, 7) OBP: 0.365, SLG: 0.433	0-0 6-3			0-0 L4		4-0 BB BB 1-2		0-0 2B 2-H		3 0 1 1 1 0 0												
<b>Bobby Murcer, L</b> (1, 9) OBP: 0.358, SLG: 0.427		0-0 F8		0-0 HR		4-0 FC6-4 BB 1-2 2-3		4-0 BB BB		2 1 1 1 2 0 0												
<b>Ken Reitz, R</b> (1, 5) OBP: 0.295, SLG: 0.336		0-0 2B		0-0 1-3		0-0 FC6-4 1-2f		0-0 F8		4 0 1 0 0 0 5												
<b>Chris Speier, R</b> (1, 6) OBP: 0.307, SLG: 0.280		0-0 F8			0-0 5-3		0-0 6-3		0-0 F9	4 0 0 0 0 0 1												
<b>Gary Thomasson, L</b> (1, 3) OBP: 0.318, SLG: 0.412 <b>Darrell Evans, L</b> (9, 3) OBP: 0.323, SLG: 0.315		0-0 G3			0-0 4-3		0-3 K		0-0 F8	4 0 0 0 0 1 1 0 0 0 0 0 0 0												
<b>Gary Alexander, R</b> (1, 2) OBP: 0.269, SLG: 0.267 <b>Mike Sadek, R</b> (9, 2) OBP: 0.295, SLG: 0.226			0-0 4-3		0-0 L1		0-0 6-3		0-0 FC6 1B	4 0 1 0 0 0 0 0 0 0 0 0 0 0												
<b>Frank Riccelli, L</b> (1, 1) <b>Larry Herndon, R</b> (8, PH) OBP: 0.337, SLG: 0.354 (8, 8)			0-3 K		0-3 K		0-0 SH1-4 2B 1B		0-0 FC6 1-2f	2 0 0 0 0 2 0 2 1 1 0 0 0 1												
<b>Inning Stats</b>	R: 0 E: 0 K: 0 S: 3	H: 0 LOB: 0 BB: 0 P: 3	R: 0 E: 0 K: 0 S: 4	H: 1 LOB: 1 BB: 0 P: 4	R: 0 E: 0 K: 1 S: 5	H: 1 LOB: 0 BB: 0 P: 5	R: 1 E: 0 K: 0 S: 4	H: 1 LOB: 0 BB: 0 P: 4	R: 0 E: 0 K: 0 S: 3	H: 0 LOB: 0 BB: 0 P: 3		R: 0 E: 0 K: 1 S: 6	H: 1 LOB: 3 BB: 2 P: 14	R: 0 E: 0 K: 1 S: 5	H: 0 LOB: 0 BB: 0 P: 5	R: 1 E: 0 K: 0 S: 5	H: 2 LOB: 2 BB: 1 P: 9	R: 0 E: 0 K: 0 S: 4	H: 1 LOB: 1 BB: 0 P: 4	1B: 4 2B: 2 3B: 0 HR: 1	SF: 0 SAC: 1 DP: 0 HBP: 0	WP: 0 PB: 0 SB: 0 CS: 1
<b>PITCHER</b> <b>Randy Jones, L</b> (1, 1) ERA: 2.65 <b>Jerry Johnson, R</b> (9, 1) ERA: 3.24	IP 8.0	WLS L	BF 32	H 6	R 2	ER 2	SO 3	BB 3	IBB 0	HBP 0	BLK 0	WP 0	HR 1	S 35	P 47	ERA 2.25	WHIP 1.125					
											<b>PITCHER</b> IP 1.0 WLS L BF 4 H 1 R 0 ER 0 SO 0 BB 0 IBB 0 HBP 0 BLK 0 WP 0 HR 0 S 4 P 4 ERA 0.00 WHIP 1.000											

livebaseballscorecards.com

<b>AB</b>	32
<b>R</b>	2
<b>H</b>	7
<b>RBI</b>	2
<b>BB</b>	3
<b>SO</b>	3
<b>LOB</b>	9



Batter	1	2	3	4	5	6	7	8	9	AB	R	H	RBI	BB	SO	LOB
Johnny Grubb, L (1, 7) OBP: 0.388, SLG: 0.389	0-0 G3		0-3 K		0-0 2B			0-3 K		4	0	1	1	0	2	0
Bill Almon, R (1, 6) OBP: 0.556, SLG: 0.625	0-3 K		4-0 BB		0-0 4-3			0-0 1B		3	0	1	0	1	1	1
Merv Rettenmund, R (1, 9) OBP: 0.356, SLG: 0.328	0-0 F9		0-3 K					4-0 BB		3	0	0	0	1	1	1
Doug Rader, R (1, 5) OBP: 0.327, SLG: 0.361		0-0 L9		0-3 K				0-0 4-3		3	0	0	0	0	1	0
Willie Davis, L (8, PH) OBP: 0.299, SLG: 0.378										1	0	0	0	0	0	2
Jerry Johnson, R (9, 1)										0	0	0	0	0	0	0
Bobby Valentine, R (1, 3) OBP: 0.500, SLG: 0.545		0-0 1B		0-0 4-3				0-0 6-3		4	0	2	0	0	0	0
Enzo Hernandez, R (9, PR) OBP: 0.317, SLG: 0.319										0	0	0	0	0	0	0
Luis Melendez, R (1, 8) OBP: 0.236, SLG: 0.250		0-3 K		0-0 5-3				0-0 6-3		3	0	0	0	0	1	1
Jerry Turner, L (9, PH) OBP: 0.320, SLG: 0.382										1	0	0	0	0	0	1
Fred Kendall, R (1, 2) OBP: 0.296, SLG: 0.298		0-0 E5		0-0 4-3				0-0 5-3		4	0	0	0	0	0	3
Mike Champion, R (1, 4) OBP: 0.250, SLG: 0.286		0-0 FC6-4		0-0 4-3				0-0 6-3		4	1	1	0	0	1	4
Randy Jones, R (1, 1) OBP: 0.079, SLG: 0.041			0-0 F6		0-0 2B			0-0 5-3		2	0	0	0	0	0	1
Tito Fuentes, S (8, PH) OBP: 0.289, SLG: 0.312										1	0	0	0	0	0	0
Ted Kubiak, S (9, 5) OBP: 0.314, SLG: 0.278										0	0	0	0	0	0	0

Inning Stats	R: 0	H: 0	R: 0	H: 1	R: 0	H: 0	R: 0	H: 0	R: 1	H: 2	R: 0	H: 0	R: 0	H: 0	R: 0	H: 1	R: 0	H: 1	1B: 2	SF: 0	WP: 0	PA: 35
	E: 0	LOB: 0	E: 1	LOB: 2	E: 0	LOB: 0	E: 0	LOB: 0	E: 0	LOB: 1	E: 0	LOB: 0	E: 0	LOB: 0	E: 0	LOB: 2	E: 0	LOB: 2	2B: 3	SAC: 0	PB: 0	
	K: 1	BB: 0	K: 1	BB: 0	K: 2	BB: 1	K: 1	BB: 0	K: 0	BB: 0	K: 0	BB: 0	K: 0	BB: 0	K: 1	BB: 1	K: 1	BB: 0	3B: 0	DP: 0	SB: 2	
	S: 5	P: 5	S: 7	P: 7	S: 7	P: 11	S: 5	P: 5	S: 5	P: 5	S: 3	P: 3	S: 3	P: 3	S: 6	P: 10	S: 6	P: 6	HR: 0	HBP: 0	CS: 0	

PITCHER	IP	WLS	BF	H	R	ER	SO	BB	IBB	HBP	BLK	WP	HR	S	P	ERA	WHIP
Frank Riccelli, L (1, 1) ERA: 3.75	7.0	W	26	3	1	1	5	1	0	0	0	0	0	35	39	1.29	0.571
Gary Lavelle, L (8, 1) ERA: 2.87	0.2		4	1	0	0	1	1	0	0	0	0	0	5	9	0.00	3.000
Randy Moffitt, R (8, 1) ERA: 2.36	1.1	S	5	1	0	0	1	0	0	0	0	0	0	7	7	0.00	0.750


**BOTTOM**

**San Francisco Giants @ San Diego Padres**  
San Diego Stadium, San Diego, CA

Wed Sep 15 1976, 10:05 PM EDT  
Att. 7,934 - Unknown

livebaseballscorecards.com

AB	33
R	1
H	5
RBI	1
BB	2
SO	7
LOB	14





Batter	1	2	3	4	5	6	7	8	9	AB R H RBI BB SO LOB	TOP
<b>Johnny Grubb, L</b> (1, 9) <small>OBP: 0.387, SLG: 0.385</small> <small>(8, 7)</small>	4-0 	0-0 1-3 		0-0 4-3 			0-0 1-3 			3 1 0 0 1 0 0	<b>San Diego Padres @ Houston Astros</b> Astrodome, Houston, TX Sat Sep 18 1976, 4:33 AM EDT Att. 3,287 - Unknown
<b>Tito Fuentes, S</b> (1, 4) <small>OBP: 0.287, SLG: 0.309</small>	0-3 	0-3 			0-0 3-1 		0-0 F8 			4 0 0 0 0 2 1	
<b>Willie Davis, L</b> (1, 8) <small>OBP: 0.300, SLG: 0.379</small>	0-0 		0-0 		0-3 			0-0 1-3 		4 1 2 0 0 1 0	
<b>Mike Ivie, R</b> (1, 3) <small>OBP: 0.349, SLG: 0.410</small>	0-0 		0-3 		0-3 			0-0 		4 0 1 0 0 2 3	
<b>Jerry Turner, L</b> (1, 7) <small>OBP: 0.324, SLG: 0.383</small> <b>Luis Melendez, R</b> (8, PH) <small>OBP: 0.234, SLG: 0.248</small> <small>(8, 9)</small>	0-0 		0-3 		4-0 			0-0 		2 1 1 1 1 1 1 1 0 0 0 0 0 1	
<b>Doug Rader, R</b> (1, 5) <small>OBP: 0.329, SLG: 0.359</small>	4-0 		4-0 		0-0 			0-3 		2 1 0 0 2 1 1	
<b>Fred Kendall, R</b> (1, 2) <small>OBP: 0.295, SLG: 0.300</small>	0-0 		0-3 		0-0 			0-0 		4 0 1 3 0 1 2	
<b>Bill Almon, R</b> (1, 6) <small>OBP: 0.385, SLG: 0.417</small>	0-3 			0-0 		0-0 		0-0 		4 0 0 0 0 1 2	
<b>Dave Freisleben, R</b> (1, 1) <small>OBP: 0.231, SLG: 0.243</small>		0-0 		0-3 			0-3 			3 0 0 0 0 2 0	
<b>Inning Stats</b>	R: 4 H: 3 E: 0 LOB: 1 K: 2 BB: 2 S: 10 P: 18	R: 0 H: 0 E: 0 LOB: 0 K: 1 BB: 0 S: 5 P: 5	R: 0 H: 1 E: 0 LOB: 2 K: 3 BB: 1 S: 10 P: 14	R: 0 H: 0 E: 0 LOB: 0 K: 1 BB: 0 S: 5 P: 5	R: 0 H: 0 E: 0 LOB: 0 K: 2 BB: 0 S: 7 P: 7	R: 0 H: 0 E: 1 LOB: 1 K: 0 BB: 1 S: 3 P: 7	R: 0 H: 0 E: 0 LOB: 0 K: 1 BB: 0 S: 5 P: 5	R: 0 H: 1 E: 0 LOB: 0 K: 0 BB: 0 S: 3 P: 3	R: 0 H: 0 E: 0 LOB: 0 K: 1 BB: 0 S: 5 P: 5	1B: 4 SF: 0 2B: 1 SAC: 0 3B: 0 DP: 1 HR: 0 HBP: 0	WP: 1 PA: 35 PB: 0 SB: 1 CS: 1
<b>PITCHER</b> <b>J.R. Richard, R</b> (1, 1) <small>ERA: 2.83</small> <b>Joe Sambito, L</b> (8, 1) <small>ERA: 3.95</small>	IP WLS BF H R ER SO BB IBB HBP BLK WP HR S P ERA WHIP 7.0 L 29 4 4 4 10 4 0 0 0 1 0 45 61 5.14 1.143 2.0 6 1 0 0 1 0 0 0 0 0 0 8 8 0.00 0.500	<b>PITCHER</b> IP WLS BF H R ER SO BB IBB HBP BLK WP HR S P ERA WHIP									

AB	31
R	4
H	5
RBI	4
BB	4
SO	11
LOB	11



livebaseballscorecards.com

Batter	1	2	3	4	5	6	7	8	9	AB	R	H	RBI	BB	SO	LOB
Greg Gross, L (1, 9) OBP: 0.377, SLG: 0.330	0-0 3-1		0-0 1B		4-0 1B BB			0-0 4-3		3	0	1	0	1	0	0
Enos Cabell, R (1, 5) OBP: 0.315, SLG: 0.339	0-0 F7		0-0 4-3		0-0 1B			0-0 6-3		4	0	1	0	0	0	1
Cesar Cedeno, R (1, 8) OBP: 0.354, SLG: 0.454	0-3 K				0-0 6-3			0-0 6-3		4	0	0	0	0	1	2
Bob Watson, R (1, 3) OBP: 0.374, SLG: 0.461		0-0 F7			0-0 6-3			0-0 6-3		4	0	0	0	0	0	0
Jose Cruz, L (1, 7) OBP: 0.371, SLG: 0.399		0-0 G4-6-3 1B			0-0 1B 1B			0-0 4-3		4	0	2	0	0	0	0
Ed Herrmann, L (1, 2) OBP: 0.276, SLG: 0.288 Ken Boswell, L (9, PH) OBP: 0.294, SLG: 0.347		0-0 G4-6-3 1-2f			0-0 FC5-4 1B			0-3 K		3	0	1	0	0	1	1
Rob Andrews, R (1, 4) OBP: 0.309, SLG: 0.298			0-0 4-3 6-3 2B		0-0 FC5-4 1-2f			0-0 6-3		3	1	1	0	0	0	2
Roger Metzger, S (1, 6) OBP: 0.291, SLG: 0.277			0-0 4-3 2-3		0-0 L8			0-0 3-1		3	0	0	0	0	0	1
J.R. Richard, R (1, 1) OBP: 0.129, SLG: 0.167 Larry Milbourne, S (7, PH) OBP: 0.310, SLG: 0.264 Joe Sambito, L (8, 1) OBP: 0.400, SLG: 0.250			0-0 6-3 3-H		0-0 6-3			0-0 L7		2	0	0	1	0	0	0

Inning Stats	R: 0	H: 0	E: 0	K: 1	S: 5	R: 0	H: 1	E: 0	K: 0	S: 3	R: 1	H: 2	E: 0	K: 0	S: 5	R: 0	H: 2	E: 0	K: 0	S: 5	R: 0	H: 1	E: 0	K: 0	S: 4	R: 0	H: 0	E: 0	K: 1	S: 5	R: 0	H: 0	E: 0	K: 0	S: 3	R: 0	H: 0	E: 0	K: 0	S: 3	R: 0	H: 0	E: 0	K: 0	S: 3	1B: 5	SF: 0	2B: 1	SAC: 0	3B: 0	DP: 1	HR: 0	HBP: 0	WP: 0	PA: 33
--------------	------	------	------	------	------	------	------	------	------	------	------	------	------	------	------	------	------	------	------	------	------	------	------	------	------	------	------	------	------	------	------	------	------	------	------	------	------	------	------	------	------	------	------	------	------	-------	-------	-------	--------	-------	-------	-------	--------	-------	--------

PITCHER	IP	WLS	BF	H	R	ER	SO	BB	IBB	HBP	BLK	WP	HR	S	P	ERA	WHIP
Dave Freisleben, R (1, 1) ERA: 3.56	9.0	W	33	6	1	1	2	1	0	0	0	0	0	36	40	1.00	0.778

**BOTTOM**

**San Diego Padres @ Houston Astros**  
Astrodome, Houston, TX

Sat Sep 18 1976, 4:33 AM EDT  
Att. 3,287 - Unknown

<b>AB</b>	<b>32</b>
<b>R</b>	<b>1</b>
<b>H</b>	<b>6</b>
<b>RBI</b>	<b>1</b>
<b>BB</b>	<b>1</b>
<b>SO</b>	<b>2</b>
<b>LOB</b>	<b>7</b>



PITCHER	IP	WLS	BF	H	R	ER	SO	BB	IBB	HBP	BLK	WP	HR	S	P	ERA	WHIP
---------	----	-----	----	---	---	----	----	----	-----	-----	-----	----	----	---	---	-----	------



Batter	1	2	3	4	5	6	7	8	9	AB R H RBI BB SO LOB	TOP
<b>Johnny Grubb, L</b> (1, 9) <small>OBP: 0.388, SLG: 0.389</small> <b>Enzo Hernandez, R</b> (8, PR) <small>OBP: 0.317, SLG: 0.319</small> <b>Luis Melendez, R</b> (8, 9) <small>OBP: 0.239, SLG: 0.254</small>	0-0 		0-0 			0-0 		0-0 	0-0 	4 0 2 0 0 0 0 0 1 0 0 0 0 0 1 0 1 0 0 0 0	<b>San Diego Padres @ Houston Astros</b> Astrodome, Houston, TX Sun Sep 19 1976, 4:33 AM EDT Dome  <b>livebaseballscorecards.com</b>  <b>AB 32</b> <b>R 2</b> <b>H 6</b> <b>RBI 2</b> <b>BB 3</b> <b>SO 2</b> <b>LOB 19</b>  
<b>Tito Fuentes, S</b> (1, 4) <small>OBP: 0.285, SLG: 0.307</small>	0-0 			0-0 		0-0 		0-0 	0-0 	4 1 0 0 0 0 4	
<b>Willie Davis, L</b> (1, 8) <small>OBP: 0.300, SLG: 0.383</small>	0-0 			0-0 		0-0 		0-0 		4 0 1 1 0 0 2	
<b>Mike Ivie, R</b> (1, 3) <small>OBP: 0.348, SLG: 0.408</small>	0-0 			0-0 			0-0 	0-0 		4 0 1 0 0 0 4	
<b>Jerry Turner, L</b> (1, 7) <small>OBP: 0.327, SLG: 0.392</small>		0-0 		0-0 		0-0 		4-0 		2 0 1 1 1 0 0	
<b>Doug Rader, R</b> (1, 5) <small>OBP: 0.327, SLG: 0.357</small>		0-0 		0-3 		0-0 		0-0 		3 0 0 0 0 1 3	
<b>Fred Kendall, R</b> (1, 2) <small>OBP: 0.295, SLG: 0.298</small>		0-0 			0-0 		4-0 		0-0 	3 0 0 0 1 0 0	
<b>Bill Almon, R</b> (1, 6) <small>OBP: 0.294, SLG: 0.313</small>			0-0 		0-0 		0-3 		0-0 	4 0 0 0 0 1 3	
<b>Randy Jones, R</b> (1, 1) <small>OBP: 0.086, SLG: 0.040</small>			0-0 		0-0 		0-0 		4-0 	3 0 0 0 1 0 3	
<b>Inning Stats</b>	R: 0 H: 1 E: 0 LOB: 1 K: 0 BB: 0 S: 4 P: 4	R: 0 H: 0 E: 0 LOB: 0 K: 0 BB: 0 S: 3 P: 3	R: 0 H: 0 E: 0 LOB: 0 K: 0 BB: 0 S: 3 P: 3	R: 1 H: 1 E: 1 LOB: 1 K: 1 BB: 0 S: 7 P: 7	R: 0 H: 0 E: 0 LOB: 0 K: 0 BB: 0 S: 3 P: 3	R: 0 H: 1 E: 0 LOB: 0 K: 0 BB: 0 S: 3 P: 3	R: 0 H: 1 E: 1 LOB: 3 K: 1 BB: 1 S: 7 P: 11	R: 1 H: 1 E: 1 LOB: 2 K: 0 BB: 1 S: 5 P: 9	R: 0 H: 1 E: 1 LOB: 2 K: 0 BB: 1 S: 4 P: 8	1B: 3 SF: 0 2B: 1 SAC: 3 3B: 2 DP: 0 HR: 0 HBP: 0	WP: 0 PA: 38 PB: 0 SB: 1 CS: 0
<b>PITCHER</b> <b>Mark Lemongello, R</b> (1, 1) <small>ERA: 1.13</small>	IP 9.0 WLS W BF 38 H 6 R 2 ER 0 SO 2 BB 1 IBB 2 HBP 0 BLK 0 WP 0 HR 0 S 39 P 51 ERA 0.00 WHIP 0.778										

Batter	1	2	3	4	5	6	7	8	9	AB	R	H	RBI	BB	SO	LOB
Alex Taveras, R OBP: 0.300, SLG: 0.263 (1, 4)	0-0 1-6-3 1B		0-0 FC6-4 1B			0-0 1-3		0-0 F9		4	0	2	0	0	0	0
Enos Cabell, R OBP: 0.315, SLG: 0.338 (1, 5)	0-0 1-6-3 1-2		0-0 FC6-4 G6-4-3 1-2f			0-0 S E 1B		0-0 4-3		4	1	1	0	0	0	2
Cesar Cedeno, R OBP: 0.355, SLG: 0.456 (1, 8)	0-0 6-3		0-0 G6-4-3 1-2f			0-0 E7 L4 1B 1-H		0-0 2B		4	0	2	1	0	0	2
Bob Watson, R OBP: 0.374, SLG: 0.459 (1, 3)	0-0 L4			0-0 6-3		0-0 L4 2-3		4-0 IBB		3	0	0	0	1	0	2
Cliff Johnson, R OBP: 0.353, SLG: 0.383 (1, 2)		0-0 F9		0-0 6-3			0-3 K	0-0 F9		4	0	0	0	0	1	2
Al Javier, R OBP: 0.353, SLG: 0.267 (1, 9)		4-0 BB BB BB 1B		0-0 F9			0-0 2B 1B		0-0 SH1-3 1B	3	1	2	0	1	0	0
Wilbur Howard, S OBP: 0.235, SLG: 0.285 (9, PR)										0	1	0	0	0	0	0
Leon Roberts, R OBP: 0.352, SLG: 0.449 (1, 7)		0-0 F7				0-0 G6-4-3 1B		0-0 6-3 1-H 2B		3	0	2	1	0	0	1
Jose Cruz, L OBP: 0.371, SLG: 0.399 (8, 9)									0-0 SH1-3	0	0	0	0	0	0	0
Roger Metzger, S OBP: 0.292, SLG: 0.277 (1, 6)		0-0 1B				0-0 G6-4-3 1-2f		0-0 6-3 2-3		3	0	1	0	0	0	2
Art Howe, R OBP: 0.333, SLG: 0.214 (9, PH)		1-2 1B							4-0 1B IBB	0	0	0	0	1	0	0
Mark Lemongello, R OBP: 0.408, SLG: 0.402 (1, 1)		0-3 K				0-0 3-1		0-0 4-3		3	0	0	0	0	1	3
Jerry Davanon, R OBP: 0.408, SLG: 0.402 (9, PH)									0-0 1-2 2-H 1B	1	0	1	1	0	0	0

**BOTTOM**


**San Diego Padres @ Houston Astros**  
Astrodome, Houston, TX  
Sun Sep 19 1976, 4:33 AM EDT  
Dome

AB	32
R	3
H	11
RBI	3
BB	3
SO	2
LOB	14



Inning Stats	R: 0	H: 1	E: 0	LOB: 1	K: 0	BB: 0	S: 4	P: 4	R: 0	H: 1	E: 0	LOB: 2	K: 1	BB: 1	S: 6	P: 10	R: 0	H: 1	E: 0	LOB: 0	K: 0	BB: 0	S: 3	P: 3	R: 0	H: 0	E: 0	LOB: 0	K: 0	BB: 0	S: 3	P: 3	R: 0	H: 1	E: 0	LOB: 0	K: 0	BB: 0	S: 3	P: 3	R: 1	H: 2	E: 1	LOB: 0	K: 0	BB: 0	S: 4	P: 4	R: 1	H: 2	E: 0	LOB: 1	K: 1	BB: 0	S: 7	P: 7	R: 0	H: 1	E: 0	LOB: 2	K: 0	BB: 1	S: 4	P: 8	R: 1	H: 2	E: 0	LOB: 2	K: 0	BB: 1	S: 3	P: 7	1B: 9	SF: 0	2B: 3	SAC: 1	3B: 0	DP: 3	HR: 0	HBP: 0	WP: 0	PA: 36	PB: 0	SB: 1	CS: 0	ERA	WHIP
<b>PITCHER</b> Randy Jones, L ERA: 2.67 (1, 1)	IP	WLS	BF	H	R	ER	SO	BB	IBB	HBP	BLK	WP	HR	S	P	ERA	WHIP	IP	WLS	BF	H	R	ER	SO	BB	IBB	HBP	BLK	WP	HR	S	P	ERA	WHIP																																																					



Batter	1	2	3	4	5	6	7	8	9	AB R H RBI BB SO LOB	TOP									
Johnny Grubb, L (1, 9) OBP: 0.387, SLG: 0.386	0-0 G3			0-0 4-1		4-0 HR BB		0-0 CS 1-2	0-3 K	3 1 0 0 1 1 0	<b>San Diego Padres @ Houston Astros</b> Astrodome, Houston, TX Sun Sep 19 1976, 4:38 AM EDT Att. 5,360 - Dome <a href="http://livebaseballscorecards.com">livebaseballscorecards.com</a>									
Bill Almon, R (1, 6) OBP: 0.286, SLG: 0.450	0-0 F8			0-0 5-3		0-0 HR 1-H		0-0 6-3	0-0 6-3	4 1 1 2 0 0 0										
Luis Melendez, R (1, 8) OBP: 0.240, SLG: 0.261	0-0 F7			0-0 F7		0-0 F9		0-0 2B	0-0 2B	4 0 1 0 0 0 0										
Mike Ivie, R (1, 3) OBP: 0.345, SLG: 0.404		0-0 5-3			0-0 4-3		0-0 4-3		0-0 4-3	4 0 0 0 0 0 1										
Bobby Valentine, R (1, 7) OBP: 0.400, SLG: 0.429		0-0 F4			0-0 F9		0-0 F8			3 0 0 0 0 0 0										
Doug Rader, R (1, 5) OBP: 0.327, SLG: 0.356		0-0 F8			0-0 FC6-4 1B		0-0 6-3			3 0 1 0 0 0 0										
Mike Champion, R (1, 4) OBP: 0.182, SLG: 0.200			0-0 1-3		0-0 FC6-4 1-2f		0-0 P1			3 0 0 0 0 0 1										
Bob Davis, R (1, 2) OBP: 0.241, SLG: 0.235			0-0 6-3			0-0 4-3		0-0 CS 1B		2 0 0 0 0 0 0										
Jerry Turner, L (8, PH) OBP: 0.330, SLG: 0.394								0-3 K		1 0 1 0 0 0 0										
Enzo Hernandez, R (8, PR) OBP: 0.317, SLG: 0.319										0 0 0 0 0 0 0										
Fred Kendall, R (8, 2) OBP: 0.295, SLG: 0.298										0 0 0 0 0 0 0										
Rick Sawyer, R (1, 1) OBP: 0.263, SLG: 0.222			0-0 6-3			0-0 6-3				2 0 0 0 0 0 0										
Willie Davis, L (8, PH) OBP: 0.299, SLG: 0.382										1 0 0 0 0 1 1										
Butch Metzger, R (8, 1)										0 0 0 0 0 0 0										
<b>Inning Stats</b>	R: 0 E: 0 K: 0 S: 3	H: 0 LOB: 0 BB: 0 P: 3	R: 0 E: 0 K: 0 S: 3	H: 0 LOB: 0 BB: 0 P: 3	R: 0 E: 0 K: 0 S: 3	H: 0 LOB: 0 BB: 0 P: 3	R: 0 E: 0 K: 0 S: 4	H: 1 LOB: 1 BB: 0 P: 4	R: 2 E: 0 K: 0 S: 4	H: 1 LOB: 0 BB: 1 P: 8	R: 0 E: 0 K: 0 S: 3	H: 0 LOB: 0 BB: 0 P: 3	R: 0 E: 0 K: 1 S: 5	H: 1 LOB: 1 BB: 0 P: 5	R: 0 E: 0 K: 1 S: 6	H: 1 LOB: 1 BB: 0 P: 6	1B: 2 2B: 1 3B: 0 HR: 1	SF: 0 SAC: 0 DP: 0 HBP: 0	WP: 0 PB: 0 SB: 0 CS: 1	PA: 32
<b>PITCHER</b> Bo McLaughlin, R (1, 1) ERA: 2.28	IP: 9.0 WLS: W BF: 31 H: 4 R: 2 ER: 2 SO: 2 BB: 1 IBB: 0 HBP: 0 BLK: 0 WP: 0 HR: 1 S: 34 P: 38 ERA: 2.00 WHIP: 0.556																			

Batter	1	2	3	4	5	6	7	8	9	AB	R	H	RBI	BB	SO	LOB
Greg Cross, L (1, 9) OBP: 0.378, SLG: 0.334	0-0 E 2B	0-0 4-3			0-0 G5-4-3 1B		0-0 L9			4	1	2	0	0	0	1
Enos Cabell, R (1, 5) OBP: 0.314, SLG: 0.338	0-3 K		0-0 CS 1B		0-0 G5-4-3 1-2f			0-0 6-3		4	0	1	0	0	1	2
Cesar Cedeno, R (1, 8) OBP: 0.356, SLG: 0.457	0-0 E6 2-H		0-0 F9			0-0 S 1B		0-0 S 2B 1B		4	1	2	0	0	0	1
Bob Watson, R (1, 3) OBP: 0.373, SLG: 0.457	0-0 1B		0-0 F3			0-0 F9 1-2		0-0 F7 1-2		4	0	1	0	0	0	3
Jose Cruz, L (1, 7) OBP: 0.370, SLG: 0.396	0-0 F5		0-0 CS 1-2	0-0 B1-3		0-0 F7		4-0 2B IBB		3	0	0	0	1	0	3
Cliff Johnson, R (1, 2) OBP: 0.357, SLG: 0.400	0-3 K			0-0 HR		4-0 FC6-4 IBB		0-0 1-3 2-H 2B		3	1	2	2	1	1	2
Alex Taveras, R (1, 4) OBP: 0.261, SLG: 0.227		0-0 F6		0-0 4-3		0-0 FC6-4 1-2f		4-0 IBB		3	0	0	0	0	0	2
Ken Boswell, L (8, PH) OBP: 0.299, SLG: 0.347										0	0	0	0	1	0	0
Rob Andrews, R (8, PR) OBP: 0.309, SLG: 0.298										0	0	0	0	0	0	0
Roger Metzger, S (1, 6) OBP: 0.291, SLG: 0.277			0-0 SH3-4 1B		0-0 4-3		0-0 L8	0-0 F9		4	0	1	0	0	0	3
Bo McLaughlin, R (1, 1)		0-0 SH3-4 1-2			0-0 6-3		0-0 F7			2	0	0	0	0	0	0

Inning Stats	R: 1	H: 2	E: 1	K: 2	S: 10	LOB: 2	BB: 0	P: 10	R: 0	H: 1	E: 0	K: 0	S: 4	LOB: 1	BB: 0	P: 4	R: 0	H: 1	E: 0	K: 0	S: 3	LOB: 0	BB: 0	P: 3	R: 1	H: 1	E: 0	K: 0	S: 4	LOB: 2	BB: 1	P: 8	R: 0	H: 0	E: 0	K: 0	S: 3	LOB: 0	BB: 0	P: 3	R: 1	H: 2	E: 0	K: 0	S: 5	LOB: 3	BB: 2	P: 13
--------------	------	------	------	------	-------	--------	-------	-------	------	------	------	------	------	--------	-------	------	------	------	------	------	------	--------	-------	------	------	------	------	------	------	--------	-------	------	------	------	------	------	------	--------	-------	------	------	------	------	------	------	--------	-------	-------

PITCHER	IP	WLS	BF	H	R	ER	SO	BB	IBB	HBP	BLK	WP	HR	S	P	ERA	WHIP
Rick Sawyer, R (1, 1) ERA: 2.32	7.0		28	7	2	2	2	0	1	0	0	0	1	31	35	2.57	1.000
Butch Metzger, R (8, 1) ERA: 2.31	1.0	L	7	2	1	1	0	0	2	0	0	0	0	5	13	9.00	2.000

**BOTTOM**

**San Diego Padres @ Houston Astros**  
Astrodome, Houston, TX

Sun Sep 19 1976, 4:38 AM EDT  
Att. 5,360 - Dome

AB	31
R	3
H	9
RBI	2
BB	3
SO	2
LOB	17



WP	HR	S	P	ERA	WHIP
0	0	1	36	0	0



Batter	1	2	3	4	5	6	7	8	9	AB R H RBI BB SO LOB	TOP	
Bill Almon, R (1, 6) OBP: 0.269, SLG: 0.400	0-0 1B E 1B		0-0 6-3		0-3 K		0-0 F8		0-3 K	5 1 1 0 0 2 5		
Johnny Grubb, L (1, 9) OBP: 0.388, SLG: 0.386	0-0 FC4-6 1-2 1B		4-0 FC6-4 BB		0-0 4-3		0-0 L4			3 0 1 0 1 0 3		
Willie Davis, L (1, 8) OBP: 0.297, SLG: 0.379	0-0 FC4-6 1-2f 2-H		0-0 FC6-4 1-2f		0-3 K			0-0 F8		4 0 0 0 0 1 3		
Mike Ivie, R (1, 3) OBP: 0.342, SLG: 0.399	0-3 K		0-0 F7			0-0 F8		0-3 K		4 0 0 0 0 2 2		
Jerry Turner, L (1, 7) OBP: 0.330, SLG: 0.398 Rich Folkers, L (8, 1)	0-0 6-3			0-0 4-3 2B		0-0 F7		0-0 P6		3 0 1 0 0 0 1 0 0 0 0 0 0 0		
Tito Fuentes, S (1, 4) OBP: 0.284, SLG: 0.305		4-0 CS BB		0-0 4-3		0-3 K		0-0 F8		3 0 0 0 1 1 1		
Doug Rader, R (1, 5) OBP: 0.326, SLG: 0.356		0-3 K 1-2		0-3 K			0-0 FC6-4 1B		0-0 5-3	4 0 1 0 0 2 2		
Fred Kendall, R (1, 2) OBP: 0.297, SLG: 0.298		0-0 1B		0-3 K2-3			0-0 FC6-4 1B 1-2f		4-0 1B BB	3 0 1 0 1 1 2		
Tom Griffin, R (1, 1) OBP: 0.115, SLG: 0.080 Dave Tomlin, L (4, 1) Tucker Ashford, R (5, PH) Jerry Johnson, R (5, 1) Butch Metzger, R (6, 1) Merv Rettenmund, R (6, 7) Bobby Valentine, R (8, PH) OBP: 0.365, SLG: 0.339 OBP: 0.375, SLG: 0.400		0-0 P6			0-0 4-3 2B		0-0 1B		0-0 1B	1 0 0 0 0 0 0 1 0 0 0 0 0 0 0 0 1 0 1 0 2 0 2 0 0 0 0 0 1 0 0 0 0 0 0 0		
<b>Inning Stats</b>	R: 1 H: 2 E: 1 LOB: 1 K: 1 BB: 0 S: 7 P: 7	R: 0 H: 1 E: 0 LOB: 1 K: 1 BB: 1 S: 5 P: 9	R: 0 H: 0 E: 0 LOB: 1 K: 2 BB: 0 S: 3 P: 7	R: 0 H: 1 E: 0 LOB: 1 K: 2 BB: 0 S: 8 P: 8	R: 0 H: 1 E: 0 LOB: 1 K: 2 BB: 0 S: 8 P: 8	R: 0 H: 0 E: 0 LOB: 0 K: 1 BB: 0 S: 5 P: 5	R: 0 H: 2 E: 0 LOB: 2 K: 0 BB: 0 S: 5 P: 5	R: 0 H: 0 E: 0 LOB: 0 K: 1 BB: 0 S: 5 P: 5	R: 0 H: 1 E: 0 LOB: 2 K: 1 BB: 1 S: 6 P: 10	1B: 6 SF: 0 2B: 3 SAC: 0 3B: 0 DP: 1 HR: 0 HBP: 0	WP: 0 PA: 37 PB: 0 SB: 0 CS: 1	
<b>PITCHER</b> Pat Zachry, R (1, 1) ERA: 2.7	IP WLS BF H R ER SO BB IBB HBP BLK WP HR S P ERA WHIP	9.0 W 37 8 1 0 9 3 0 0 0 0 0 0 52 64 0.00 1.222										

**San Diego Padres @ Cincinnati Reds**  
Riverfront Stadium, Cincinnati, OH  
Tue Sep 21 1976, 7:05 PM EDT  
Att. 20,084 - Unknown

[livebaseballscorecards.com](http://livebaseballscorecards.com)

AB	34
R	1
H	8
RBI	0
BB	3
SO	9
LOB	20



BOTTOM

San Diego Padres @ Cincinnati Reds  
Riverfront Stadium, Cincinnati, OH

livebaseballscorecards.com

AB	36
R	9
H	12
RBI	8
BB	7
SO	6
LOB	24



WP	1	PA	45
PB	0		
SB	2		
CS	0		

Tue Sep 21 1976, 7:05 PM EDT  
Att. 20,084 - Unknown

AB R H RBI BB SO LOB

5 2 2 0 0 0 3

3 2 1 0 2 0 3

0 0 0 0 0 0 0

4 2 2 1 1 0 2

0 0 0 0 0 0 0

5 1 1 2 0 2 5

0 0 0 0 0 0 0

4 2 3 2 0 1 0

0 0 0 0 0 0 0

4 0 1 2 1 1 3

0 0 0 0 0 0 0

2 0 0 0 3 0 2

5 0 2 1 0 1 4

4 0 0 0 0 1 2

1B	9	SF	0
2B	2	SAC	1
3B	1	DP	1
HR	0	HBP	1

Batter	1	2	3	4	5	6	7	8	9
Pete Rose, S OBP: 0.411, SLG: 0.460 (1, 5)	0-0 4-3 ①		0-0 F8 2B	0-0 FC1-2 ② 1-2 2-3 3-H		0-0 E8 1B 1B	0-0 BB 1B		
Ken Griffey, L OBP: 0.397, SLG: 0.451 Ed Ambrister, R OBP: 0.316, SLG: 0.405 (1, 9) (9, 9)	0-0 5-3 ②		4-0 S BB	0-0 FC6 ③ 1-2f		0-0 BB 1B 1B	4-0 1B 1B BB		
Joe Morgan, L OBP: 0.449, SLG: 0.595 Doug Flynn, R OBP: 0.311, SLG: 0.343 (1, 4) (8, 4)	0-0 F9 ③		0-0 F8 ② 2-3		0-0 S 2B 1B	4-0 HBP 1B BB 1-2	0-0 1B 1B 1-3 2-H		
Johnny Bench, R OBP: 0.354, SLG: 0.403 Bill Plummer, R OBP: 0.321, SLG: 0.399 (1, 2) (8, 2)		0-3 K ①	0-0 F7 ③ 1-2		0-3 K ① 1-2	0-0 HBP 1B 1B 1-2 2-H 3-H	0-0 P6 ②		
George Foster, R OBP: 0.372, SLG: 0.541 Mike Lum, L OBP: 0.325, SLG: 0.338 (1, 7) (9, 7)		0-3 K ②		0-0 WP 3B	0-0 1B 2B 2-H	1-0 1B HBP 1-2 2-3	0-0 1B 1-2 3-H		
Tony Perez, R OBP: 0.327, SLG: 0.444 Dan Driessen, L OBP: 0.365, SLG: 0.414 (1, 3) (9, 3)		4-0 BB BB BB		0-0 5-3 ① 3-H	0-3 K ②	0-0 G6-4-3 1B 1-2 2-H 3-H	0-0 F2 ③		
Cesar Geronimo, L OBP: 0.384, SLG: 0.417 (1, 8)		4-0 BB BB BB		4-0 SH 1B FC1-2 BB	4-0 E 1B IBB	0-0 F8 ①		0-0 F7 ①	
Dave Concepcion, R OBP: 0.337, SLG: 0.407 (1, 6)		0-3 K ③		0-0 FC1-2 SH 1B 1-2	0-0 E7 FC4-6 1B 1-3 2-H	0-0 G6-4-3 ② ③ 1-2f		0-0 5-3 ②	
Pat Zachry, R OBP: 0.167, SLG: 0.123 (1, 1)			0-0 F7 ①	0-0 SH FC1-2 1-2 2-3	0-0 FC4-6 ③ 1-2f		0-0 P6 ① S S S	0-3 K ③	

Inning Stats	R: 0	H: 0	E: 0	K: 0	S: 3	LOB: 0	BB: 0	P: 3	R: 0	H: 0	E: 0	K: 3	S: 9	LOB: 2	BB: 2	P: 17	R: 0	H: 1	E: 0	K: 0	S: 4	LOB: 2	BB: 1	P: 8	R: 1	H: 2	E: 1	K: 0	S: 6	LOB: 3	BB: 1	P: 10	R: 2	H: 3	E: 1	K: 2	S: 10	LOB: 2	BB: 1	P: 14	R: 4	H: 3	E: 1	K: 0	S: 6	LOB: 1	BB: 1	P: 11	R: 2	H: 3	E: 0	K: 0	S: 6	LOB: 2	BB: 1	P: 10	R: 0	H: 0	E: 0	K: 1	S: 5	LOB: 0	BB: 0	P: 5
--------------	------	------	------	------	------	--------	-------	------	------	------	------	------	------	--------	-------	-------	------	------	------	------	------	--------	-------	------	------	------	------	------	------	--------	-------	-------	------	------	------	------	-------	--------	-------	-------	------	------	------	------	------	--------	-------	-------	------	------	------	------	------	--------	-------	-------	------	------	------	------	------	--------	-------	------

PITCHER	IP	WLS	BF	H	R	ER	SO	BB	IBB	HBP	BLK	WP	HR	S	P	ERA	WHIP
Tom Griffin, R ERA: 4.47 (1, 1)	3.1		18	3	1	1	3	4	0	0	0	1	0	20	36	2.70	2.100
Dave Tomlin, L ERA: 3.23 (4, 1)	0.2		2	0	0	0	0	0	0	0	0	0	0	2	2	0.00	0.000
Jerry Johnson, R ERA: 4.19 (5, 1)	1.0	L	10	4	5	5	2	1	1	0	0	0	0	12	20	45.00	5.000
Butch Metzger, R ERA: 2.5 (6, 1)	2.0		12	5	3	2	0	1	0	1	0	0	0	10	15	9.00	3.000
Rich Folkers, L ERA: 5.28 (8, 1)	1.0		3	0	0	0	1	0	0	0	0	0	0	5	5	0.00	0.000

PITCHER	IP	WLS	BF	H	R	ER	SO	BB	IBB	HBP	BLK	WP	HR	S	P	ERA	WHIP
---------	----	-----	----	---	---	----	----	----	-----	-----	-----	----	----	---	---	-----	------



Batter	1	2	3	4	5	6	7	8	9	AB R H RBI BB SO LOB	TOP	
Bill Almon, R (1, 6) OBP: 0.258, SLG: 0.400	0-0 F2	0-0 4-3		0-0 F9		0-0 F8			0-0	5 0 1 0 0 0 4		
Johnny Grubb, L (1, 8) OBP: 0.388, SLG: 0.386	0-0 1B		0-0 L1	0-0 E3		0-0 4-3			0-0 F8	5 0 2 0 0 0 2		
Merv Rettenmund, R (1, 9) OBP: 0.359, SLG: 0.333	0-0 P6		0-0 HR	0-0 FC4					0-3 K	5 1 1 0 0 1 4		
Mike Ivie, R (1, 3) OBP: 0.341, SLG: 0.406	0-0 P4		0-0 HR							4 1 1 2 0 0 1		
Bobby Valentine, R (1, 7) OBP: 0.350, SLG: 0.368			0-0 F9	0-0 FC6-4		0-0 5-3			0-0 5-3	4 0 1 0 0 0 0		
Doug Rader, R (1, 5) OBP: 0.329, SLG: 0.366			0-0 HR	0-0 F8		0-0 FC6-4			0-0 G1-4-3	4 1 3 1 0 0 1		
Fred Kendall, R (1, 2) OBP: 0.296, SLG: 0.298			0-0 FC1-5	0-0 FC6-4		0-0 FC6-4			0-0 G1-4-3	4 0 1 0 0 0 3		
Mike Champion, R (1, 4) OBP: 0.333, SLG: 0.357			0-0 FC1-5			0-0 FC1-6			0-0 4-3	4 0 3 0 0 0 0		
Brent Strom, R (1, 1) OBP: 0.138, SLG: 0.102			0-0 FC1-5			0-0 SH3-4			0-3 K	2 0 0 0 0 0 3		
Dave Freisleben, R (6, 1) OBP: 0.231, SLG: 0.243				0-0 FC1-6						0 0 0 0 0 0 0		
Jerry Turner, L (9, PH) OBP: 0.329, SLG: 0.396										1 0 0 0 0 1 0		
<b>Inning Stats</b>	R: 0 H: 1 E: 0 LOB: 1 K: 0 BB: 0 S: 4 P: 4	R: 1 H: 3 E: 0 LOB: 2 K: 0 BB: 0 S: 6 P: 6	R: 2 H: 3 E: 0 LOB: 1 K: 0 BB: 0 S: 6 P: 6	R: 0 H: 2 E: 1 LOB: 2 K: 0 BB: 0 S: 5 P: 5	R: 0 H: 1 E: 0 LOB: 1 K: 0 BB: 0 S: 4 P: 4	R: 0 H: 1 E: 0 LOB: 1 K: 0 BB: 0 S: 4 P: 4	R: 0 H: 0 E: 0 LOB: 0 K: 0 BB: 0 S: 3 P: 3	R: 0 H: 1 E: 0 LOB: 0 K: 0 BB: 0 S: 3 P: 3	R: 0 H: 1 E: 0 LOB: 1 K: 2 BB: 0 S: 8 P: 8	1B: 10 SF: 0 2B: 1 SAC: 1 3B: 0 DP: 1 HR: 2 HBP: 0	WP: 0 PA: 39 PB: 0 SB: 0 CS: 0	
<b>PITCHER</b> Don Gullett, L (1, 1) ERA: 3.16 Rawly Eastwick, R (9, 1) ERA: 2.11	IP WLS BF H R ER SO BB IBB HBP BLK WP HR S P ERA WHIP	8.0 W 35 12 3 3 0 0 0 0 0 0 0 2 35 35 3.38 1.500	1.0 S 4 1 0 0 2 0 0 0 0 0 0 0 8 8 0.00 1.000									

San Diego Padres @ Cincinnati Reds  
Riverfront Stadium, Cincinnati, OH  
Wed Sep 22 1976, 7:05 PM EDT  
Att. 17,669 - Unknown

livebaseballscorecards.com

AB	38
R	3
H	13
RBI	3
BB	0
SO	2
LOB	18









Batter	1	2	3	4	5	6	7	8	9	AB R H RBI BB SO LOB
--------	---	---	---	---	---	---	---	---	---	----------------------

<b>Jerry Royster, R</b> <small>OBP: 0.307, SLG: 0.297</small> (1, 5)	0-0 5-3 		0-0 FC4-6 		0-0 FC4-5 		0-0 		0-0 F7 	5 1 2 0 0 0 1
<b>Rod Gilbreath, R</b> <small>OBP: 0.331, SLG: 0.332</small> (1, 4)	0-3 K 		0-0 		0-0 FC4-5 		0-0 F7 			4 2 1 0 0 1 2
<b>Willie Montanez, L</b> <small>OBP: 0.351, SLG: 0.417</small> (1, 3)	0-0 3-1 		0-0 		0-0 		0-0 			4 1 3 3 0 0 0
<b>Cito Gaston, R</b> <small>OBP: 0.370, SLG: 0.443</small> (1, 7)		0-0 	0-0 		0-0 4-3 		0-0 	0-0 		4 0 3 1 0 0 0
<b>Jimmy Wynn, R</b> <small>OBP: 0.375, SLG: 0.370</small> (1, 8)		0-0 F8 	0-0 F8 		0-0 F9 		0-0 FC5-2-5 			4 0 0 0 0 0 5
<b>Tom Paciorek, R</b> <small>OBP: 0.334, SLG: 0.376</small> (1, 9)		0-3 K 		0-0 5-3 		0-0 F9 		0-3 K 		4 0 0 0 0 2 3
<b>Dale Murphy, R</b> <small>OBP: 0.279, SLG: 0.300</small> (1, 2)		0-0 5-3 		0-0 6-3 		0-0 F9 		0-0 FC6 		4 0 0 0 0 0 3
<b>Darrel Chaney, S</b> <small>OBP: 0.324, SLG: 0.333</small> (1, 6)			0-0 6-3 	0-0 5-3 		0-0 P1 		0-3 K 		4 0 0 0 0 1 0
<b>Jamie Easterly, L</b> <small>OBP: 0.111, SLG: 0.111</small> (1, 1)			0-0 		0-3 K 		0-0 6-3 		0-3 K 	3 0 1 0 0 1 0
<b>Adrian Devine, R</b> (8, 1)										0 0 0 0 0 0 0
<b>Pablo Torrealba, L</b> (8, 1)										0 0 0 0 0 0 0
<b>Dave May, L</b> <small>OBP: 0.306, SLG: 0.315</small> (9, PH)			FC4-6 							1 0 0 0 0 1 0

**BOTTOM**

**San Diego Padres @ Atlanta Braves**  
 Atlanta-Fulton County Stadium, Atlanta, GA

Fri Sep 24 1976, 7:05 PM EDT  
 Att. 1,366 - Unknown

[livebaseballscorecards.com](http://livebaseballscorecards.com)

**AB 37**  
**R 4**  
**H 10**  
**RBI 4**  
**BB 0**  
**SO 6**  
**LOB 14**



Inning Stats	R: 0	H: 0	E: 0	K: 1	S: 5	LOB: 0	BB: 0	P: 5	R: 0	H: 1	E: 0	K: 1	S: 6	LOB: 1	BB: 0	P: 6	R: 2	H: 4	E: 0	K: 0	S: 7	LOB: 2	BB: 0	P: 7	R: 0	H: 0	E: 0	K: 0	S: 3	LOB: 0	BB: 0	P: 3	R: 2	H: 2	E: 0	K: 1	S: 7	LOB: 0	BB: 0	P: 7	R: 0	H: 0	E: 0	K: 0	S: 3	LOB: 0	BB: 0	P: 3	R: 0	H: 1	E: 0	K: 0	S: 4	LOB: 1	BB: 0	P: 4	R: 0	H: 2	E: 0	K: 1	S: 7	LOB: 2	BB: 0	P: 7	R: 0	H: 0	E: 0	K: 2	S: 7	LOB: 0	BB: 0	P: 7	1B: 8	SF: 0	2B: 1	SAC: 0	3B: 0	DP: 0	HR: 1	HBP: 0	WP: 0	PA: 37
<b>PITCHER</b> <b>Randy Jones, L</b> <small>ERA: 2.72</small> (1, 1)	IP	WLS	BF	H	R	ER	SO	BB	IBB	HBP	BLK	WP	HR	S	P	ERA	WHIP																																																																	
<b>Butch Metzger, R</b> <small>ERA: 2.45</small> (8, 1)	2.0	S	8	2	0	0	3	0	0	0	0	0	0	14	14	0.00	1.000																																																																	
<b>PITCHER</b>	IP	WLS	BF	H	R	ER	SO	BB	IBB	HBP	BLK	WP	HR	S	P	ERA	WHIP																																																																	



Batter	1	2	3	4	5	6	7	8	9	AB R H RBI BB SO LOB	TOP			
Bill Almon, R (1, 6) OBP: 0.268, SLG: 0.400	0-0 6-3	0-0 F7			0-0 1-3		0-0 PB 1B	0-0 FC6-4		5 1 1 1 0 0 3				
Johnny Grubb, L (1, 8) OBP: 0.389, SLG: 0.385	0-0 E 1B 1B		0-0 E4 G5-4-3		4-0 HR BB		0-0 G1-6-3 1B 1B	0-3 K		4 3 2 1 1 1 2				
Jerry Turner, L (1, 7) OBP: 0.336, SLG: 0.414	0-0 E8 S 1B 1B		0-3 K		0-0 HR		0-0 G1-6-3 1B	0-0 F7		5 2 3 2 0 1 3 0 0 0 0 0 0 0				
Brent Strom, R (8, 1) OBP: 0.138, SLG: 0.102	1-3 1B 1B				1-H HR		1-2 1B							
Mike Ivie, R (1, 3) OBP: 0.337, SLG: 0.401	0-0 1B 1-2 3-H 1B		0-0 G5-4-3		0-0 3-1		0-0 G1-6-3 1-2f 2-3		0-0 F9	5 0 1 1 0 0 3				
Bobby Valentine, R (1, 9) OBP: 0.517, SLG: 0.615	0-0 G5-4-3 1-3 2-H 1B				0-0 2B 2B		0-0 1-4-3		4-0 BB	4 1 3 2 1 0 0				
Doug Rader, R (1, 5) OBP: 0.331, SLG: 0.367	0-0 G5-4-3 1-2f				0-0 6-3 2-H 2B		0-0 6-3		0-0 5-3	5 0 1 1 0 1 4				
Tito Fuentes, S (1, 4) OBP: 0.287, SLG: 0.307		0-0 5-3			0-0 L7		0-0 F8		0-0 BB BB FC6-4 1B	5 1 1 0 0 0 2				
Fred Kendall, R (1, 2) OBP: 0.300, SLG: 0.299		0-0 FC5-6 1B			0-0 6-3		0-0 1B		4-0 BB BB FC6-4 BB	3 0 2 0 1 0 1				
Bob Owchinko, L Jerry Johnson, R Ted Kubiak, S Dave Tomlin, L Willie Davis, L Damon Medley, R Rich Folkers, L Merv Rettenmund, R		0-0 FC5-6 1-2f			0-0 F7		0-0 F5		4-0 BB BB FC6-4 BB	1 0 0 0 0 0 0 0 1 0 0 0 0 0 0 0 0 1 1 0 0 0 0 0 0 0 0 1 0 0 0 0 0 0 0 0 0 1 1 0 0 0 0 0 0 0 0 1 0 1 0 0 0				
<b>Inning Stats</b>	R: 2 H: 4 E: 1 LOB: 1 K: 0 BB: 0 S: 6 P: 6	R: 0 H: 1 E: 0 LOB: 1 K: 0 BB: 0 S: 4 P: 4	R: 0 H: 0 E: 1 LOB: 0 K: 1 BB: 0 S: 5 P: 5	R: 1 H: 2 E: 0 LOB: 1 K: 0 BB: 0 S: 5 P: 5	R: 2 H: 1 E: 0 LOB: 0 K: 0 BB: 1 S: 4 P: 8	R: 0 H: 1 E: 0 LOB: 1 K: 0 BB: 0 S: 4 P: 4	R: 2 H: 4 E: 0 LOB: 1 K: 0 BB: 0 S: 6 P: 6	R: 1 H: 1 E: 0 LOB: 2 K: 1 BB: 2 S: 6 P: 14	R: 0 H: 0 E: 0 LOB: 1 K: 1 BB: 1 S: 5 P: 9	1B: 10 SF: 0 2B: 3 SAC: 0 3B: 0 DP: 3 HR: 1 HBP: 0	WP: 0 PA: 43 PB: 1 SB: 1 CS: 0			
<b>PITCHER</b>	IP WLS BF H R ER SO BB IBB HBP BLK WP HR S P ERA WHIP												<b>PITCHER</b>	IP WLS BF H R ER SO BB IBB HBP BLK WP HR S P ERA WHIP
Dick Ruthven, R (1, 1) ERA: 4.13	6.0 W 29 11 7 7 1 1 0 0 0 0 0 1 30 34 10.50 2.000													
Pablo Torrealba, L (7, 1) ERA: 3.31	1.0 6 3 1 1 0 1 0 0 0 0 0 0 5 9 9.00 4.000													
Adrian Devine, R (8, 1) ERA: 3.34	2.0 S 8 0 0 0 2 2 0 0 0 0 0 0 10 18 0.00 1.000													

San Diego Padres @ Atlanta Braves  
Atlanta-Fulton County Stadium, Atlanta, GA

Sat Sep 25 1976, 7:05 PM EDT  
Att. 1,734 - Unknown

livebaseballscorecards.com

AB 39  
R 8  
H 14  
RBI 8  
BB 4  
SO 3  
LOB 21







Batter	1	2	3	4	5	6	7	8	9	AB R H RBI BB SO LOB
--------	---	---	---	---	---	---	---	---	---	----------------------

<b>Johnny Grubb, L</b> (1, 8) <small>OBP: 0.389, SLG: 0.391</small>	0-0 		0-0 		0-3 		0-0 	0-0 		5 2 2 0 0 1 3
<b>Bill Almon, R</b> (1, 6) <small>OBP: 0.261, SLG: 0.378</small>	0-0 		0-0 		0-0 		0-0 	0-0 		5 0 1 0 0 0 3
<b>Jerry Turner, L</b> (1, 7) <small>OBP: 0.337, SLG: 0.415</small>	0-0 			0-0 	0-0 		0-0 		0-0 	4 1 2 2 0 0 0
<b>Bobby Valentine, R</b> (1, 9) <b>Tucker Ashford, R</b> (9, PR) <small>OBP: 0.500, SLG: 0.581</small> <small>OBP: 1.000, SLG: 2.000</small>	0-3 			0-0 	0-0 		0-0 		0-0 	5 0 2 0 0 1 2 0 0 0 0 0 0 0
<b>Mike Ivie, R</b> (1, 3) <small>OBP: 0.338, SLG: 0.401</small>		0-0 		0-3 		0-0 	0-0 		0-3 	5 0 2 1 0 2 2
<b>Doug Rader, R</b> (1, 5) <b>Butch Metzger, R</b> (7, 1) <b>Rich Folkers, L</b> (8, 1) <b>Jerry Johnson, R</b> (8, 1) <b>Willie Davis, L</b> (9, PH) <small>OBP: 0.295, SLG: 0.376</small>		0-0 		4-0 		0-3 	0-0 		0-0 	3 0 0 0 1 1 3 0 1 0 0 0 0 0 1
<b>Fred Kendall, R</b> (1, 2) <b>Bob Davis, R</b> (8, PR) <small>OBP: 0.302, SLG: 0.301</small> <small>OBP: 0.241, SLG: 0.235</small>		0-0 		0-0 		0-0 		0-0 		4 0 2 0 0 0 2 0 0 0 0 0 0 0
<b>Mike Champion, R</b> (1, 4) <small>OBP: 0.316, SLG: 0.333</small>			0-0 		0-0 	0-0 		0-0 		4 0 1 0 0 0 1
<b>Rick Sawyer, R</b> (1, 1) <b>Dave Tomlin, L</b> (1, 1) <b>Ted Kubiak, S</b> (7, 5) <small>OBP: 0.263, SLG: 0.222</small> <small>OBP: 0.315, SLG: 0.280</small>			0-0 		4-0 	0-0 		0-0 		0 0 0 0 0 0 0 2 1 0 0 1 0 2 1 0 1 0 0 0 0

TOP

San Diego Padres @ Atlanta Braves  
 Atlanta-Fulton County Stadium, Atlanta, GA  
 Sun Sep 26 1976, 3:33 AM EDT  
 Att. 4,642 - Overcast

AB	39
R	4
H	13
RBI	3
BB	2
SO	5
LOB	19



Inning Stats	R: 1	H: 1	E: 0	LOB: 0	K: 1	BB: 0	S: 6	P: 6	R: 0	H: 1	E: 0	LOB: 0	K: 0	BB: 0	S: 3	P: 3	R: 1	H: 1	E: 0	LOB: 0	K: 0	BB: 0	S: 4	P: 4	R: 0	H: 1	E: 0	LOB: 2	K: 1	BB: 1	S: 6	P: 10	R: 1	H: 2	E: 0	LOB: 2	K: 1	BB: 1	S: 7	P: 11	R: 0	H: 2	E: 0	LOB: 2	K: 1	BB: 0	S: 7	P: 7	R: 1	H: 3	E: 0	LOB: 2	K: 0	BB: 0	S: 6	P: 6	R: 0	H: 2	E: 0	LOB: 2	K: 0	BB: 0	S: 5	P: 5	R: 0	H: 0	E: 1	LOB: 1	K: 1	BB: 0	S: 6	P: 6	1B: 11	SF: 1	2B: 3	SAC: 0	3B: 0	DP: 1	HR: 0	HBP: 0	WP: 1	PA: 42
--------------	------	------	------	--------	------	-------	------	------	------	------	------	--------	------	-------	------	------	------	------	------	--------	------	-------	------	------	------	------	------	--------	------	-------	------	-------	------	------	------	--------	------	-------	------	-------	------	------	------	--------	------	-------	------	------	------	------	------	--------	------	-------	------	------	------	------	------	--------	------	-------	------	------	------	------	------	--------	------	-------	------	------	--------	-------	-------	--------	-------	-------	-------	--------	-------	--------

PITCHER	IP	WLS	BF	H	R	ER	SO	BB	IBB	HBP	BLK	WP	HR	S	P	ERA	WHIP
<b>Phil Niekro, R</b> (1, 1) <small>ERA: 3.41</small>	6.2		32	11	4	3	4	2	0	0	0	1	0	38	46	4.05	1.950
<b>Adrian Devine, R</b> (7, 1) <small>ERA: 3.24</small>	2.1	W	10	2	0	0	1	0	0	0	0	0	0	12	12	0.00	0.857

WP: 1	PA: 42
PB: 3	
SB: 0	
CS: 0	

Batter	1	2	3	4	5	6	7	8	9
Jerry Royster, R OBP: 0.311, SLG: 0.302 (1, 5)	0-0 F3	0-3 K			0-0 CS 1B		0-0 SH1-4 1B	0-0 BLK 2B 1B	
Rod Gilbreath, R OBP: 0.338, SLG: 0.340 (1, 4)	4-0 1B 4-3 BB	0-0 5-3			0-0 6-3		0-0 SH1-4	4-0 2B 1B BB	
Willie Montanez, L OBP: 0.356, SLG: 0.420 (1, 3)	0-0 HR 4-3 1B	0-0 L4			0-0 1B 1B		4-0 G3-6-3 IBB	0-0 1B BB 2B	
Dave May, L OBP: 0.306, SLG: 0.316 (1, 7)	0-0 4-3		0-0 G3		0-0 1B		0-0 G3-6-3	4-0 BB 1B IBB	
Cito Gaston, R OBP: 0.366, SLG: 0.430 (7, PH) (8, 7)	1-2 3-H								
Brian Assestine, L OBP: 0.261, SLG: 0.381 (1, 8)	0-0 HR 2-H		0-0 3-1		0-0 F5			0-0 SH1-4 1B	
Tom Paciorek, R OBP: 0.340, SLG: 0.380 (1, 9)	4-0 2B BB		0-0 6-3			0-0 6-3		0-0 SH1-4	
Dale Murphy, R OBP: 0.321, SLG: 0.333 (1, 2)	0-0 1B 1-H			0-0 6-3		0-3 K		0-0 E BB	
Darrel Chaney, S OBP: 0.330, SLG: 0.339 (1, 6)	0-0 1B			0-3 K2-3		0-0 1B		0-0 E8 1B 2B	
Phil Niekro, R OBP: 0.196, SLG: 0.256 (1, 1)	0-0 F9			0-0 4-3		0-0 F7		0-0 B1-3	
Adrian Devine, R (7, 1)									

AB	R	H	RBI	BB	SO	LOB
5	1	3	1	0	1	0
2	2	0	0	2	0	1
4	2	3	2	1	0	0
3	0	1	1	0	0	1
1	0	0	0	1	0	2
5	2	3	2	0	0	2
2	1	0	1	2	0	0
4	1	1	1	1	1	3
4	1	3	2	0	1	0
3	0	0	0	0	0	3
1	0	0	0	0	0	1

Inning	R	H	E	K	S	H	LOB	BB	P
1	4	4	0	7	15	0	0	0	5
2	0	0	0	5	5	0	0	0	3
3	0	0	0	3	3	0	0	0	3
4	0	0	0	5	5	0	0	0	5
5	0	3	0	5	5	3	2	0	5
6	0	1	0	6	6	1	0	0	6
7	0	1	0	7	7	1	1	1	7
8	6	5	1	8	24	3	3	4	24

PITCHER	IP	WLS	BF	H	R	ER	SO	BB	IBB	HBP	BLK	WP	HR	S	P	ERA	WHIP
Rick Sawyer, R ERA: 2.84 (1, 1)	0.2		8	4	4	4	0	2	0	0	0	0	1	6	14	54.00	9.000
Dave Tomlin, L ERA: 2.87 (1, 1)	5.2		22	5	0	0	3	0	1	0	0	0	0	27	31	0.00	0.882
Butch Metzger, R ERA: 2.93 (7, 1)	1.1	L	8	3	5	5	0	2	0	0	1	0	0	6	14	33.75	3.750
Rich Folkers, L ERA: 5.28 (8, 1)	0.0		3	2	0	0	0	0	1	0	0	0	0	2	6	∞	∞
Jerry Johnson, R ERA: 4.75 (8, 1)	0.1		2	0	1	1	0	1	0	0	0	0	0	1	5	27.00	3.000

BOTTOM

San Diego Padres @ Atlanta Braves  
Atlanta-Fulton County Stadium, Atlanta, GA

livebaseballscores.com

AB	34
R	10
H	14
RBI	10
BB	7
SO	3
LOB	13



WP	PA
0	43

ERA	WHIP
0	0

Sun Sep 26 1976, 3:33 AM EDT  
Att: 4,642 - Overcast



Batter	1	2	3	4	5	6	7	8	9	AB R H RBI BB SO LOB	TOP																						
<b>Pete Rose, S</b> (1, 5) OBP: 0.405, SLG: 0.451	0-0 6-3		0-0 1B	0-0 1-3		0-0 F8			0-0 F6	5 0 1 0 0 0 5																							
<b>Ken Griffey, L</b> (1, 9) OBP: 0.402, SLG: 0.455	0-0 4-3		0-0 2B		0-0 FC6-4	0-0 FC4-6			0-0 L8	5 2 2 0 0 0 3																							
<b>Joe Morgan, L</b> (1, 4) OBP: 0.447, SLG: 0.585	0-0 S		4-0 2B		4-0 FC6-4		0-0 G3		4-0 BB	2 1 1 0 3 0 0																							
<b>Tony Perez, R</b> (1, 3) OBP: 0.324, SLG: 0.444	0-0 1-4-3		0-0 2B		0-0 FC6-4		0-0 5-3		0-0 L8	5 0 1 2 0 0 5																							
<b>Dan Driessen, L</b> (1, 7) OBP: 0.360, SLG: 0.407		0-0 F5	0-0 F2		0-0 SF9		0-0 4-3			3 0 0 1 0 0 1																							
<b>Ed Ambrister, R</b> (7, 7) OBP: 0.325, SLG: 0.405										0 0 0 0 0 0 0																							
<b>Cesar Geronimo, L</b> (1, 8) OBP: 0.382, SLG: 0.417		0-0 E4		0-3 K	0-3 K			0-3 K		4 0 0 0 0 3 1																							
<b>Bill Plummer, R</b> (1, 2) OBP: 0.325, SLG: 0.397		0-0 6-3		4-0 1B		0-0 BB		0-0 F6		3 0 1 0 1 0 1																							
<b>Doug Flynn, R</b> (1, 6) OBP: 0.309, SLG: 0.337		0-0 F2		0-0 F3		4-0 FC4-6		0-0 F5		3 0 0 0 1 0 2																							
<b>Don Gullett, R</b> (1, 1) OBP: 0.205, SLG: 0.186			0-0 F7	0-0 1B		0-3 K			4-0 BB	3 0 1 0 0 1 2																							
<b>Santo Alcala, R</b> (8, 1) OBP: 0.178, SLG: 0.163										0 0 0 0 0 0 0																							
<b>Mike Lum, L</b> (9, PH) OBP: 0.333, SLG: 0.346										0 0 0 0 1 0 0																							
<b>Inning Stats</b>	R: 0 E: 0 K: 0 S: 4	H: 1 LOB: 1 BB: 0 P: 4	R: 0 E: 1 K: 0 S: 4	H: 0 LOB: 1 BB: 0 P: 4	R: 2 E: 0 K: 0 S: 5	H: 3 LOB: 1 BB: 1 P: 9	R: 0 E: 0 K: 1 S: 6	H: 1 LOB: 2 BB: 1 P: 10	R: 1 E: 0 K: 1 S: 6	H: 1 LOB: 1 BB: 1 P: 10	R: 0 E: 0 K: 1 S: 6	H: 1 LOB: 2 BB: 1 P: 10	R: 0 E: 0 K: 0 S: 3	H: 0 LOB: 0 BB: 0 P: 3	R: 0 E: 0 K: 1 S: 5	H: 0 LOB: 0 BB: 0 P: 5	R: 0 E: 0 K: 0 S: 3	H: 0 LOB: 2 BB: 2 P: 11	1B: 6 2B: 1 3B: 0 HR: 0	SF: 1 SAC: 0 DP: 0 HBP: 0	WP: 0 PB: 0 SB: 3 CS: 0	PA: 40											
<b>PITCHER</b> <b>Tom Griffin, R</b> (1, 1) ERA: 4.34	IP 9.0	WLS W	BF 40	H 7	R 3	ER 3	SO 4	BB 5	IBB 1	HBP 0	BLK 0	WP 0	HR 0	S 42	P 66	ERA 3.00	WHIP 1.333																
											<b>PITCHER</b>	IP	WLS	BF	H	R	ER	SO	BB	IBB	HBP	BLK	WP	HR	S	P	ERA	WHIP					

**Cincinnati Reds @ San Diego Padres**  
**San Diego Stadium, San Diego, CA**  
 Mon Sep 27 1976, 10:05 PM EDT  
 Att. 8,230 - Unknown

[livebaseballscorecards.com](http://livebaseballscorecards.com)

<b>AB</b>	<b>33</b>
<b>R</b>	<b>3</b>
<b>H</b>	<b>7</b>
<b>RBI</b>	<b>3</b>
<b>BB</b>	<b>6</b>
<b>SO</b>	<b>4</b>
<b>LOB</b>	<b>20</b>







Batter	1	2	3	4	5	6	7	8	9	AB R H RBI BB SO LOB	TOP																
Doug Flynn, R OBP: 0.315, SLG: 0.343 (1, 4) X	0-0 SF9 1B	0-0 1B 1-H 3-H		0-0 1B			0-0 F6-3 1-2	0-0 F1-3		5 1 3 2 0 0 4																	
Dave Concepcion, R OBP: 0.338, SLG: 0.406 (1, 6) X	0-0 FC6-5 1-3 1B	0-0 1B			0-0 1-3		0-0 1B		0-0 G3	5 0 3 0 0 0 0																	
George Foster, R OBP: 0.366, SLG: 0.533 (1, 9) X	0-0 SF9 1-2 3-H	0-3 K			0-0 F9		0-0 L6		0-3 K	4 0 0 1 0 2 3																	
Tony Perez, R OBP: 0.325, SLG: 0.442 (1, 3) X	0-0 FC6-5-4 2-3			0-0 F8		0-3 K		4-0 1B BB	0-0 3B 1B	4 2 1 0 1 1 1																	
Johnny Bench, R OBP: 0.347, SLG: 0.396 Ed Ambrister, R OBP: 0.333, SLG: 0.440 (1, 7) X (8, PR) (8, 7)	0-0 F9			0-0 F8		0-0 5-3		0-0 SH5-4 1-2 1B	0-0 3B	4 0 0 0 0 0 2 1 0 1 1 0 0 0																	
Bob Bailey, R OBP: 0.390, SLG: 0.517 Pete Rose, S OBP: 0.406, SLG: 0.451 (1, 5) (8, PH) (8, 5)		4-0 FC6-4 1B BB		0-0 1B		4-0 BB		0-0 SH5-4 1-2 2-H 1B	0-3 K	1 1 1 0 2 0 0 2 0 1 1 0 1 1																	
Bill Plummer, R OBP: 0.319, SLG: 0.389 (1, 2) X		0-0 FC1 1-2 FC6-4		0-0 F9		0-3 K		0-0 SH5-4 1-2 2-3		3 0 0 0 0 1 3																	
Cesar Geronimo, L OBP: 0.381, SLG: 0.414 (1, 8) X		0-0 FC6-4 1-2f 2-3 1B		0-0 1-3		0-0 4-3		4-0 IBB		3 1 0 0 1 0 3																	
Jack Billingham, R OBP: 0.274, SLG: 0.288 Joe Morgan, L OBP: 0.447, SLG: 0.584 Will McEnaney, L OBP: 0.375, SLG: 0.167 Rawly Eastwick, R (1, 1) (8, PH) (8, 1) (9, 1)		0-3 K		0-0 4-3		0-0 F6-3 1B		0-3 K		3 0 1 0 0 1 2 1 0 0 0 0 1 3 0 0 0 0 0 0 0 0 0 0 0 0 0 0																	
Inning Stats	R: 1 E: 0 K: 0 S: 5	H: 2 LOB: 1 BB: 0 P: 5	R: 2 E: 1 K: 2 S: 10	H: 2 LOB: 2 BB: 1 P: 14	R: 0 E: 0 K: 0 S: 4	H: 1 LOB: 1 BB: 0 P: 4	R: 0 E: 0 K: 0 S: 3	H: 1 LOB: 1 BB: 0 P: 3	R: 0 E: 0 K: 1 S: 5	H: 0 LOB: 0 BB: 0 P: 5	R: 0 E: 0 K: 1 S: 5	H: 0 LOB: 1 BB: 1 P: 9	R: 0 E: 0 K: 0 S: 4	H: 2 LOB: 1 BB: 0 P: 4	R: 1 E: 1 K: 1 S: 7	H: 1 LOB: 3 BB: 2 P: 15	R: 1 E: 0 K: 2 S: 9	H: 2 LOB: 1 BB: 0 P: 9	1B: 10 2B: 0 3B: 1 HR: 0	SF: 1 SAC: 1 DP: 1 HBP: 0	WP: 0 PB: 0 SB: 2 CS: 0	PA: 42					
PITCHER	IP	WLS	BF	H	R	ER	SO	BB	IBB	HBP	BLK	WP	HR	S	P	ERA	WHIP										
Randy Jones, L ERA: 2.74 (1, 1)	1.1		8	2	3	1	0	1	0	0	0	0	0	7	11	6.75	2.250										
Rick Sawyer, R ERA: 2.6 (2, 1)	6.0	L	27	7	1	0	4	2	1	0	0	0	0	32	44	0.00	1.500										
Dave Tomlin, L ERA: 2.93 (8, 1)	1.2		7	2	1	1	3	0	0	0	0	0	0	13	13	5.40	1.200										

Cincinnati Reds @ San Diego Padres  
San Diego Stadium, San Diego, CA  
Tue Sep 28 1976, 10:05 PM EDT  
Att: 13,209 - Unknown

livebaseballscorecards.com

AB	36
R	5
H	11
RBI	5
BB	4
SO	7
LOB	22



Batter	1	2	3	4	5	6	7	8	9	AB	R	H	RBI	BB	SO	LOB
--------	---	---	---	---	---	---	---	---	---	----	---	---	-----	----	----	-----

<b>Johnny Grubb, L</b> <small>OBP: 0.391, SLG: 0.390</small> (1, 9)	0-0 <b>G3</b>	0-0 <b>F4-6-3</b>			0-0 <b>6-3</b>			4-0 <b>SH1-4</b> <b>BB</b>	4-0 <b>IBB</b>	3	0	0	0	2	0	1
<b>Bill Almon, R</b> <small>OBP: 0.259, SLG: 0.358</small> (1, 6)	0-0 <b>E5</b> <b>1B</b> <b>S</b> <b>3B</b>		0-0 <b>6-3</b> <b>1B</b>		0-3 <b>K</b>			0-0 <b>SH1-4</b> <b>1-2</b>	0-0 <b>F9</b>	4	1	1	0	0	1	3
<b>Willie Davis, L</b> <small>OBP: 0.295, SLG: 0.375</small> (1, 8)	0-0 <b>3B</b> <b>1B</b>		0-0 <b>F8</b>		0-0 <b>F4-3</b>			0-0 <b>F4</b>		4	1	1	0	0	0	2
<b>Mike Ivie, R</b> <small>OBP: 0.343, SLG: 0.409</small> <b>Bobby Valentine, R</b> <small>OBP: 0.488, SLG: 0.528</small> (1, 3) (2, 3)	0-0 <b>1B</b> <b>3B</b>		0-0 <b>6-3</b>		0-0 <b>1B</b>			0-0 <b>F9</b>		1	1	1	2	0	0	0
<b>Jerry Turner, L</b> <small>OBP: 0.338, SLG: 0.415</small> (1, 7)	0-0 <b>1B</b>		0-0 <b>G3</b>		0-0 <b>F5</b>			0-0 <b>1B</b> <b>5-3</b> <b>1B</b>		4	1	2	1	0	0	2
<b>Doug Rader, R</b> <small>OBP: 0.331, SLG: 0.366</small> (1, 5)	0-3 <b>K</b>		0-0 <b>6-3</b>		0-0 <b>F7</b>			0-0 <b>5-3</b> <b>1B</b>		4	0	1	0	0	1	2
<b>Fred Kendall, R</b> <small>OBP: 0.298, SLG: 0.296</small> <b>Enzo Hernandez, R</b> <small>OBP: 0.319, SLG: 0.321</small> <b>Bob Davis, R</b> <small>OBP: 0.241, SLG: 0.235</small> (1, 2) (9, PH) (9, PR)	0-0 <b>6-3</b>		0-0 <b>5-3</b>		0-0 <b>F4-3</b>			0-0 <b>5-3</b> <b>1B</b>		3	0	0	0	0	0	1
<b>Mike Champion, R</b> <small>OBP: 0.273, SLG: 0.286</small> <b>Merv Rettenmund, R</b> <small>OBP: 0.356, SLG: 0.328</small> (1, 4) (9, PH)		0-3 <b>K</b>	0-0 <b>F8</b>		0-0 <b>5-3</b>			0-0 <b>5-3</b> <b>1B</b>		3	0	0	0	0	1	0
<b>Randy Jones, R</b> <small>OBP: 0.102, SLG: 0.058</small> <b>Rick Sawyer, R</b> <small>OBP: 0.273, SLG: 0.200</small> <b>Dave Tomlin, L</b> (1, 1) (2, 1) (8, 1)		4-0 <b>F4-6-3</b> <b>BB</b>	0-3 <b>K</b>		0-3 <b>K</b>			0-0 <b>F6</b>		1	0	0	0	0	0	0
<b>Ted Kubiak, S</b> <small>OBP: 0.314, SLG: 0.278</small> (9, PH)										2	0	0	0	0	0	0

Inning Stats	R: 3	H: 3	LOB: 1	K: 1	S: 9	P: 9	R: 0	H: 0	LOB: 0	K: 1	S: 4	P: 8	R: 0	H: 1	LOB: 1	K: 0	S: 4	P: 4	R: 0	H: 0	LOB: 0	K: 0	S: 3	P: 3	R: 0	H: 0	LOB: 0	K: 2	S: 7	P: 7	R: 0	H: 1	LOB: 1	K: 0	S: 4	P: 4	R: 0	H: 0	LOB: 0	K: 0	S: 3	P: 3	R: 0	H: 0	LOB: 1	K: 0	S: 3	P: 7	R: 1	H: 3	LOB: 3	K: 0	S: 6	P: 10	1B: 7	2B: 0	3B: 1	HR: 0	SF: 0	SAC: 1	DP: 1	HBP: 0	WP: 0	PB: 0	SB: 1	CS: 0	PA: 38
--------------	------	------	--------	------	------	------	------	------	--------	------	------	------	------	------	--------	------	------	------	------	------	--------	------	------	------	------	------	--------	------	------	------	------	------	--------	------	------	------	------	------	--------	------	------	------	------	------	--------	------	------	------	------	------	--------	------	------	-------	-------	-------	-------	-------	-------	--------	-------	--------	-------	-------	-------	-------	--------

PITCHER	IP	WLS	BF	H	R	ER	SO	BB	IBB	HBP	BLK	WP	HR	S	P	ERA	WHIP
<b>Jack Billingham, R</b> <small>ERA: 4.35</small> (1, 1)	7.0	W	27	5	3	2	4	1	0	0	0	0	0	34	38	2.57	0.857
<b>Will McEnaney, L</b> <small>ERA: 4.85</small> (8, 1)	1.0		5	1	1	1	0	1	0	0	0	0	0	4	8	9.00	2.000
<b>Rawly Eastwick, R</b> <small>ERA: 2.09</small> (9, 1)	1.0	S	6	2	0	0	0	0	1	0	0	0	0	5	9	0.00	2.000

**BOTTOM**

**Cincinnati Reds @ San Diego Padres**  
**San Diego Stadium, San Diego, CA**  
 Tue Sep 28 1976, 10:05 PM EDT  
 Att. 13,209 - Unknown

livebaseballscorecards.com

<b>AB</b>	<b>34</b>
<b>R</b>	<b>4</b>
<b>H</b>	<b>8</b>
<b>RBI</b>	<b>4</b>
<b>BB</b>	<b>3</b>
<b>SO</b>	<b>4</b>
<b>LOB</b>	<b>18</b>





Batter	1	2	3	4	5	6	7	8	9	AB R H RBI BB SO LOB	TOP												
<b>Pete Rose, S</b> (1, 5) OBP: 0.403, SLG: 0.448	0-0 L9			0-0 1-3		0-0 PO	0-3 K		0-0 6-3	4 0 0 0 0 1 1													
<b>Dave Concepcion, R</b> (1, 6) OBP: 0.336, SLG: 0.404	0-3 K			0-0 5-3			0-0 4-3		0-0 F8	4 0 0 0 0 1 1													
<b>Joe Morgan, L</b> (1, 4) OBP: 0.444, SLG: 0.580	0-0 F5			0-0 5-3			0-0 F6			3 0 0 0 0 0 0													
<b>George Foster, R</b> (1, 8) OBP: 0.366, SLG: 0.534		0-3 K			0-0 5-3			0-0 1B 2B		3 1 1 0 0 1 0													
<b>Tony Perez, R</b> (1, 3) OBP: 0.325, SLG: 0.442		0-3 K			0-3 K			0-0 G1-6-3 1B		3 0 1 1 0 2 0													
<b>Bob Bailey, R</b> (1, 7) OBP: 0.371, SLG: 0.504		0-0 4-3			0-0 6-3			0-0 G1-6-3		3 0 0 0 0 0 1													
<b>Joel Youngblood, R</b> (1, 9) OBP: 0.233, SLG: 0.246			0-0 B1-3			0-0 F8		0-3 K		3 0 0 0 0 1 0													
<b>Bill Plummer, R</b> (1, 2) OBP: 0.313, SLG: 0.382			0-0 5-3			0-3 K		0-3 K		3 0 0 0 0 2 0													
<b>Fred Norman, S</b> (1, 1) OBP: 0.154, SLG: 0.140 <b>Ed Armbrister, R</b> (6, PH) OBP: 0.341, SLG: 0.440 <b>Joe Henderson, L</b> (6, 1) <b>Johnny Bench, R</b> (9, PH) OBP: 0.348, SLG: 0.399			0-0 4-3			4-0 PO BB		0-0 2B		1 0 0 0 0 0 0 0 0 0 0 1 0 0 0 0 0 0 0 0 0 1 0 1 0 0 0 0													
<b>Inning Stats</b>	R: 0 E: 0 K: 1 S: 5	H: 0 LOB: 0 BB: 0 P: 5	R: 0 E: 0 K: 2 S: 7	H: 0 LOB: 0 BB: 0 P: 7	R: 0 E: 0 K: 0 S: 3	H: 0 LOB: 0 BB: 0 P: 3	R: 0 E: 0 K: 0 S: 3	H: 0 LOB: 0 BB: 0 P: 3	R: 0 E: 0 K: 1 S: 5	H: 0 LOB: 0 BB: 0 P: 5	R: 0 E: 0 K: 1 S: 4	H: 0 LOB: 0 BB: 1 P: 8	R: 0 E: 0 K: 1 S: 5	H: 0 LOB: 0 BB: 0 P: 5	R: 1 E: 0 K: 1 S: 6	H: 2 LOB: 0 BB: 0 P: 6	R: 0 E: 0 K: 1 S: 6	H: 1 LOB: 1 BB: 0 P: 6	1B: 1 2B: 2 3B: 0 HR: 0	SF: 0 SAC: 0 DP: 1 HBP: 0	WP: 0 PB: 0 SB: 0 CS: 0	PA: 30	
<b>PITCHER</b> <b>Brent Strom, L</b> (1, 1) ERA: 3.29	IP 9.0	WLS W	BF 29	H 3	R 1	ER 1	SO 8	BB 1	IBB 0	HBP 0	BLK 0	WP 0	HR 0	S 44	P 48	ERA 1.00	WHIP 0.444						<b>PITCHER</b> IP WLS BF H R ER SO BB IBB HBP BLK WP HR S P ERA WHIP

**Cincinnati Reds @ San Diego Padres**  
**San Diego Stadium, San Diego, CA**  
 Wed Sep 29 1976, 10:05 PM EDT  
 Att: 25,637 - Unknown

[livebaseballscorecards.com](http://livebaseballscorecards.com)

**AB 28**  
**R 1**  
**H 3**  
**RBI 1**  
**BB 1**  
**SO 8**  
**LOB 3**



Batter	1	2	3	4	5	6	7	8	9	AB	R	H	RBI	BB	SO	LOB
Bill Almon, R OBP: 0.259, SLG: 0.351 (1, 6)	0-0 BB 1B HR 1B	0-0 F6		0-3 K		0-0 6-3				4	1	1	0	0	1	3
Johnny Grubb, L OBP: 0.395, SLG: 0.392 (1, 8) (8, 7)	0-0 BB HR 1B	0-0 L9			4-0 BB G6-4-3		0-0 FC5-4 1B			3	1	2	0	1	0	0
Merv Rettenmund, R OBP: 0.359, SLG: 0.324 Willie Davis, L OBP: 0.295, SLG: 0.375 (1, 9) (8, 8)	4-0 HR BB		4-0 BB G4-3 BB		0-0 G6-4-3 1-2f		0-0 FC5-4 5-3 1-2f			2	1	0	0	2	0	2
Bobby Valentine, R OBP: 0.444, SLG: 0.475 Luis Melendez, R OBP: 0.238, SLG: 0.259 (1, 7) (8, 9)	0-3 K		0-0 G4-3 1-2f		0-0 5-3		0-0 5-3 1-2			4	0	0	0	0	1	5
Mike Ivie, R OBP: 0.340, SLG: 0.405 (1, 3)	0-3 K		0-0 5-3			0-0 L7		0-0 5-3		4	0	0	0	0	1	4
Doug Rader, R OBP: 0.334, SLG: 0.378 (1, 5)	0-0 HR			0-0 5-3		0-0 1B BB 1B		0-0 F8 2B		4	1	3	4	0	0	0
Fred Kendall, R OBP: 0.299, SLG: 0.296 (1, 2)	0-0 1B			0-0 E6 HR		4-0 1B BB		0-0 5-3		3	1	1	0	1	0	1
Mike Champion, R OBP: 0.308, SLG: 0.440 (1, 4)	0-0 F4			0-0 HR		0-0 1B		0-0 F8		4	1	2	2	0	0	2
Brent Strom, R OBP: 0.130, SLG: 0.095 (1, 1)		0-0 F3		0-3 K		0-3 K		0-0 6-3		4	0	0	0	0	2	4

Inning Stats	R: 4	H: 4	E: 0	LOB: 1	K: 2	S: 11	P: 15	R: 0	H: 0	E: 0	LOB: 0	K: 0	S: 3	R: 0	H: 0	E: 0	LOB: 0	K: 0	S: 2	R: 2	H: 1	E: 1	LOB: 0	K: 2	S: 9	R: 0	H: 0	E: 0	LOB: 0	K: 0	S: 2	R: 0	H: 2	E: 0	LOB: 3	K: 1	S: 7	R: 0	H: 1	E: 0	LOB: 1	K: 0	S: 4	R: 0	H: 1	E: 0	LOB: 1	K: 0	S: 4
PITCHER	IP	WLS	BF	H	R	ER	SO	BB	IBB	HBP	BLK	WP	HR	S	P	ERA	WHIP																																
Fred Norman, L ERA: 3.09 Joe Henderson, R ERA:	(1, 1) (6, 1)	5.0 3.0	L	22 14	5 4	6 0	5 1	4 1	3 1	0 0	0 0	0 0	0 0	27 15	39 19	9.00 0.00	1.600 1.667																																

**BOTTOM**


**Cincinnati Reds @ San Diego Padres**  
San Diego Stadium, San Diego, CA

Wed Sep 29 1976, 10:05 PM EDT  
Att. 25,637 - Unknown

AB	32
R	6
H	9
RBI	6
BB	4
SO	5
LOB	21

livebaseballscorecards.com

WP: 0	PA: 36
PB: 0	
SB: 0	
CS: 0	





Batter	1	2	3	4	5	6	7	8	9	AB R H RBI BB SO LOB	TOP	
<b>Johnny Grubb, L</b> (1, 8) <small>OBP: 0.396, SLG: 0.392</small>	0-0 <b>4-3</b>		4-0 <b>BB</b>			0-0 <b>FC4-6</b> <b>1B</b>		0-0 <b>F7</b>		3 0 1 0 1 0 0	<b>San Diego Padres @ Los Angeles Dodgers</b> <b>Dodger Stadium, Los Angeles, CA</b> <small>Fri Oct 01 1976, 7:05 PM PDT</small> <small>Att: 15,637 - Unknown</small>	
<b>Bill Almon, R</b> (1, 6) <b>Hector Torres, R</b> (1, 6) <small>OBP: 0.271, SLG: 0.351</small> <small>OBP: 0.254, SLG: 0.284</small>	4-0 <b>CS</b> <b>BB</b>		0-0 <b>1-3</b>			0-0 <b>FC4-6</b> <b>1-2f</b>		0-0 <b>F9</b>		0 0 0 0 1 0 0 3 0 0 0 0 0 3		
<b>Jerry Turner, L</b> (1, 7) <small>OBP: 0.333, SLG: 0.409</small>	0-0 <b>P6</b> <b>1-2</b>			0-0 <b>4-3</b>		0-0 <b>F8</b>		0-0 <b>G3</b>		4 0 0 0 0 0 2		
<b>Bobby Valentine, R</b> (1, 9) <b>Dave Tomlin, L</b> (6, 1) <b>Tucker Ashford, R</b> (9, PH) <small>OBP: 0.417, SLG: 0.442</small> <small>OBP: 0.500, SLG: 1.000</small>		0-0 <b>F7</b>		0-0 <b>F9</b>		0-0 <b>6-3</b>		0-0 <b>6-3</b>		3 0 0 0 0 0 1 0 0 0 0 0 0 0 1 0 0 0 0 0 0		
<b>Mike Ivie, R</b> (1, 3) <small>OBP: 0.339, SLG: 0.404</small>		0-0 <b>F7</b>		0-0 <b>4-3</b>			0-0 <b>F9</b>		0-0 <b>E</b> <b>1B</b> <b>6-3</b> <b>1B</b>			4 1 1 0 0 0 0
<b>Doug Rader, R</b> (1, 5) <small>OBP: 0.337, SLG: 0.381</small>		0-0 <b>L7</b>			0-0 <b>L5-4</b> <b>1B</b> <b>1B</b>		0-0 <b>2B</b> <b>1B</b>		0-0 <b>E1</b> <b>1B</b> <b>PB</b> <b>1B</b> <b>1-3</b>			4 0 3 0 0 0 0
<b>Fred Kendall, R</b> (1, 2) <small>OBP: 0.301, SLG: 0.296</small>			4-0 <b>SH1-4</b> <b>BB</b>		0-0 <b>1-2</b> <b>1B</b>		0-0 <b>F9</b>		0-0 <b>6-3</b>			3 0 1 1 1 0 2
<b>Mike Champion, R</b> (1, 4) <small>OBP: 0.300, SLG: 0.448</small>			0-0 <b>F7</b>		0-0 <b>L5-4</b> <b>2-3</b>		0-0 <b>1-3</b> <b>2B</b>		0-0 <b>2-3</b>			4 0 1 0 0 0 4
<b>Bob Owchinko, L</b> (1, 1) <b>Jerry Johnson, R</b> (3, 1) <b>Merv Rettenmund, R</b> (6, 9) <small>OBP: 0.357, SLG: 0.321</small>			0-0 <b>SH1-4</b> <b>1-2</b>		0-3 <b>K</b>		0-0 <b>5-3</b>					0 0 0 0 0 0 0 1 0 0 0 0 1 1 1 0 0 0 0 0 2
<b>Inning Stats</b>	R: 0 H: 0 E: 0 LOB: 0 K: 0 BB: 1 S: 2 P: 6	R: 0 H: 0 E: 0 LOB: 0 K: 0 BB: 0 S: 3 P: 3	R: 0 H: 0 E: 0 LOB: 2 K: 0 BB: 2 S: 3 P: 11	R: 0 H: 0 E: 0 LOB: 0 K: 0 BB: 0 S: 3 P: 3	R: 0 H: 2 E: 0 LOB: 1 K: 1 BB: 0 S: 6 P: 6	R: 0 H: 1 E: 0 LOB: 1 K: 0 BB: 0 S: 4 P: 4	R: 0 H: 2 E: 0 LOB: 2 K: 0 BB: 0 S: 5 P: 5	R: 0 H: 0 E: 0 LOB: 0 K: 0 BB: 0 S: 3 P: 3	R: 1 H: 2 E: 1 LOB: 1 K: 0 BB: 0 S: 5 P: 5	1B: 6 SF: 0 2B: 2 SAC: 1 3B: 0 DP: 1 HR: 0 HBP: 0		WP: 0 PA: 35 PB: 1 SB: 0 CS: 1
<b>PITCHER</b> <b>Dennis Lewallyn, R</b> (1, 1) <small>ERA: 2.16</small> <b>Charlie Hough, R</b> (8, 1) <small>ERA: 2.23</small>	IP WLS BF H R ER SO BB IBB HBP BLK WP HR S P ERA WHIP 7.0 W 27 5 0 0 1 3 0 0 0 0 0 0 26 38 0.00 1.143 2.0 8 2 1 0 0 0 0 0 0 0 0 0 8 8 0.00 1.000	<b>PITCHER</b> IP WLS BF H R ER SO BB IBB HBP BLK WP HR S P ERA WHIP										

livebaseballscores.com

<b>AB</b>	<b>31</b>
<b>R</b>	<b>1</b>
<b>H</b>	<b>7</b>
<b>RBI</b>	<b>1</b>
<b>BB</b>	<b>3</b>
<b>SO</b>	<b>1</b>
<b>LOB</b>	<b>15</b>



Batter	1	2	3	4	5	6	7	8	9
Davey Lopes, R (1, 4) John Hale, L (6, 9) OBP: 0.330, SLG: 0.339 OBP: 0.277, SLG: 0.179	0-0 G3 S 4-3 1B		0-0 1B BLK G3 1B	0-0 P9		0-0 3-4-1	0-0 G3		
Bill Russell, R (1, 6) Rick Auerbach, R (4, 6) OBP: 0.303, SLG: 0.345 OBP: 0.224, SLG: 0.136	0-0 G3 1-3		0-0 G3 1B 1B		0-0 1B 1B	4-0 2B BB BB		0-0 1B	
Bill Buckner, L (1, 7) Joe Simpson, L (9, 7) OBP: 0.328, SLG: 0.391 OBP: 0.077, SLG: 0.077	0-0 4-3		0-0 G3 1-2 3-H		0-0 1B 1B E	0-0 F2		0-3 K	
Ron Cey, R (1, 5) Ivan De Jesus, R (9, 5) OBP: 0.388, SLG: 0.465 OBP: 0.244, SLG: 0.268	0-3 K		0-3 K		0-0 E7 1B WP 1-H 2-H	0-0 BB 2B		0-0 F9	
Steve Garvey, R (1, 3) Ed Goodson, L (9, 3) OBP: 0.365, SLG: 0.454 OBP: 0.278, SLG: 0.345		0-0 WP 4-3 1B	4-0 2B IBB		0-0 F3 3-H	4-0 BB IBB		0-3 K	
Lee Lacy, R (1, 9) OBP: 0.315, SLG: 0.350		0-0 4-3 1-2	0-0 1-3 2-H 2B		0-0 WP 1B	4-0 1-2 2-3 3-H BB			
Glenn Burke, R (1, 8) OBP: 0.326, SLG: 0.310		0-0 5-3 2-3	0-0 L3		0-3 K	0-0 1-3			
Steve Yeager, R (1, 2) Kevin Pasley, R (8, 2) OBP: 0.286, SLG: 0.354 OBP: 0.273, SLG: 0.269		0-0 1B		0-0 P9	4-0 IBB		0-0 L1		
Dennis Lewallyn, R (1, 1) Ted Sizemore, R (7, PH) Charlie Hough, R (8, 1) OBP: 0.280, SLG: 0.278 OBP: 0.286, SLG: 0.381		0-3 K		0-3 K	0-3 K		0-0 6-3		

AB	R	H	RBI	BB	SO	LOB
3	2	2	0	0	0	0
2	0	0	0	0	0	0
2	1	1	0	0	0	1
2	2	2	0	1	0	0
5	1	1	2	0	1	3
0	0	0	0	0	0	0
5	1	2	1	0	2	2
0	0	0	0	0	0	0
3	1	1	0	2	1	1
0	0	0	0	0	0	0
3	0	2	2	1	0	1
4	0	0	0	0	1	7
3	0	1	1	1	0	0
0	0	0	0	0	0	0
3	0	0	0	0	3	3
1	0	0	0	0	0	0
0	0	0	0	0	0	0

**BOTTOM**

**San Diego Padres @ Los Angeles Dodgers**  
**Dodger Stadium, Los Angeles, CA**  
 Fri Oct 01 1976, 7:05 PM PDT  
 Att. 15,637 - Unknown

[livebaseballscorecards.com](http://livebaseballscorecards.com)

<b>AB</b>	<b>36</b>
<b>R</b>	<b>8</b>
<b>H</b>	<b>12</b>
<b>RBI</b>	<b>6</b>
<b>BB</b>	<b>5</b>
<b>SO</b>	<b>8</b>
<b>LOB</b>	<b>18</b>



1B: 10	SF: 0	WP: 3	PA: 41
2B: 2	SAC: 0	PB: 0	
3B: 0	DP: 0	SB: 1	
HR: 0	HBP: 0	CS: 0	

Inning Stats		R: 1	H: 1	LOB: 0	K: 1	S: 6	R: 1	H: 2	LOB: 1	K: 1	S: 7	R: 2	H: 3	LOB: 2	K: 1	S: 8	R: 0	H: 0	LOB: 0	K: 1	S: 5	R: 3	H: 4	LOB: 2	K: 2	S: 11	R: 1	H: 1	LOB: 3	K: 0	S: 4	R: 0	H: 0	LOB: 0	K: 0	S: 3	R: 0	H: 1	LOB: 1	K: 2	S: 8
<b>PITCHER</b>	<b>IP</b>	<b>WLS</b>	<b>BF</b>	<b>H</b>	<b>R</b>	<b>ER</b>	<b>SO</b>	<b>BB</b>	<b>IBB</b>	<b>HBP</b>	<b>BLK</b>	<b>WP</b>	<b>HR</b>	<b>S</b>	<b>P</b>	<b>ERA</b>	<b>WHIP</b>																								
Bob Owchinko, L (1, 1) ERA: 16.62	2.2	L	15	6	4	4	3	0	0	0	1	1	0	20	24	13.50	2.250																								
Jerry Johnson, R (3, 1) ERA: 5.31	3.0		18	5	4	4	3	2	2	0	0	2	0	20	36	12.00	2.333																								
Dave Tomlin, L (6, 1) ERA: 2.84	2.1		8	1	0	0	2	0	0	0	0	0	0	12	12	0.00	0.429																								



Batter	1	2	3	4	5	6	7	8	9	AB R H RBI BB SO LOB	TOP												
<b>Johnny Grubb, L</b> (1, 8) OBP: 0.396, SLG: 0.391 (8, 9) (9, 7)	0-0 F9		4-0 BB		0-0 L4			0-0 SH2-4 1B	0-0 G3	4 1 1 0 1 0 1													
<b>Mike Champion, R</b> (1, 4) OBP: 0.294, SLG: 0.424	0-0 F3		0-3 K			0-0 SH3 1B		0-0 SH2-4	0-0 5-3	4 0 1 0 0 1 2													
<b>Jerry Turner, L</b> (1, 7) OBP: 0.333, SLG: 0.408 <b>Merv Rettenmund, R</b> (9, 9) OBP: 0.357, SLG: 0.321	0-0 G3			0-0 F9		0-0 SH3		0-0 SH3 1B		3 1 1 1 0 0 0 0 0 0 0 0 0 0													
<b>Bobby Valentine, R</b> (1, 9) OBP: 0.423, SLG: 0.435 <b>Luis Melendez, R</b> (8, PR) OBP: 0.238, SLG: 0.259 (8, 8)		0-0 F9		4-0 1B BB		0-0 5-3		0-0 SH3 1B		3 0 1 0 1 0 1 0 1 0 0 0 0 0													
<b>Mike Ivie, R</b> (1, 3) OBP: 0.343, SLG: 0.413		4-0 CS 6-3 BB		0-0 1-2 1B		0-3 K		0-0 1-2 HR 1B		3 1 2 3 1 1 1													
<b>Doug Rader, R</b> (1, 5) OBP: 0.335, SLG: 0.378		0-0 6-3 1-2		0-3 K			0-0 F9	0-3 K		4 0 0 0 0 2 4													
<b>Fred Kendall, R</b> (1, 2) OBP: 0.303, SLG: 0.297		4-0 BB		0-0 F7			0-0 FC6-4 1B	0-0 6-3		3 0 1 0 1 0 3													
<b>Hector Torres, R</b> (1, 6) OBP: 0.254, SLG: 0.283		0-0 CS 2-3	0-0 5-3		0-0 F6		0-0 F3		0-0 SH1-4 1B	4 0 1 0 0 0 1													
<b>Tom Griffin, R</b> (1, 1) OBP: 0.094, SLG: 0.065 <b>Butch Metzger, R</b> (9, 1)			0-3 K		0-0 P6		0-0 FC6-4 1-2f		0-0 SH1-4	3 0 0 0 0 1 1 0 0 0 0 0 0 0													
<b>Inning Stats</b>	R: 0 E: 0 K: 0 S: 3	H: 0 LOB: 0 BB: 0 P: 3	R: 0 E: 0 K: 0 S: 2	H: 0 LOB: 1 BB: 2 P: 10	R: 0 E: 0 K: 2 S: 7	H: 0 LOB: 1 BB: 1 P: 11	R: 0 E: 0 K: 1 S: 6	H: 1 LOB: 2 BB: 1 P: 10	R: 0 E: 0 K: 0 S: 3	H: 0 LOB: 0 BB: 0 P: 3	R: 0 E: 0 K: 1 S: 6	H: 1 LOB: 1 BB: 0 P: 6	R: 0 E: 0 K: 0 S: 4	H: 1 LOB: 1 BB: 0 P: 4	R: 4 E: 0 K: 1 S: 9	H: 4 LOB: 1 BB: 0 P: 9	R: 0 E: 0 K: 0 S: 4	H: 1 LOB: 1 BB: 0 P: 4	1B: 7 2B: 0 3B: 0 HR: 1	SF: 0 SAC: 3 DP: 0 HBP: 0	WP: 0 PB: 0 SB: 0 CS: 1	PA: 39	
<b>PITCHER</b> <b>Don Sutton, R</b> (1, 1) ERA: 3.06	IP 9.0	WLS L	BF 38	H 8	R 4	ER 4	SO 5	BB 4	IBB 0	HBP 0	BLK 0	WP 0	HR 1	S 44	P 60	ERA 4.00	WHIP 1.333						<b>PITCHER</b> IP WLS BF H R ER SO BB IBB HBP BLK WP HR S P ERA WHIP

San Diego Padres @ Los Angeles Dodgers  
 Dodger Stadium, Los Angeles, CA

AB	31
R	4
H	8
RBI	4
BB	4
SO	5
LOB	14



Sat Oct 02 1976, 3:33 AM PDT  
 Att: 15,034 - Unknown

livebaseballscorecards.com

Batter	1	2	3	4	5	6	7	8	9	AB R H RBI BB SO LOB
Davey Lopes, R (1, 4) OBP: 0.333, SLG: 0.342	0-0 4-3 2B		4-0 6-3 BB		4-0 BB			0-0 F7		2 0 1 0 2 0 0
Bill Russell, R (1, 6) OBP: 0.301, SLG: 0.343	0-0 F9		0-0 6-3		0-0 6-3			0-0 5-3		4 0 0 0 0 0 5
Bill Buckner, L (1, 7) OBP: 0.326, SLG: 0.389	0-0 4-3		0-0 4-3		0-0 1-3			0-3 K		3 0 0 0 0 0 3
Joe Simpson, L (7, 7) OBP: 0.077, SLG: 0.077										0 0 0 0 0 0 0
Manny Mota, R (8, PH) OBP: 0.367, SLG: 0.346										1 0 0 0 0 1 0
Jim Lyttle, L (9, 7) OBP: 0.317, SLG: 0.329	2-3									0 0 0 0 0 0 0
Ron Cey, R (1, 5) OBP: 0.387, SLG: 0.465	0-0 1-3			0-0 6-3		0-0 F8			0-0 WP 2B	4 1 1 0 0 0 1
Steve Garvey, R (1, 3) OBP: 0.364, SLG: 0.452		0-0 5-3		0-0 P3		0-0 F3			4-0 FC5 1B BB	3 0 0 0 1 0 0
Lee Lacy, R (1, 9) OBP: 0.312, SLG: 0.346		0-0 L9		0-0 6-3		0-3 K			0-0 P4	4 0 0 0 0 1 1
John Hale, L (1, 8) OBP: 0.286, SLG: 0.184		0-0 F8			4-0 SH3-4 BB		0-0 F8		0-0 1-2 1B	3 0 1 0 1 0 0
Steve Yeager, R (1, 2) OBP: 0.286, SLG: 0.354			0-0 E6		0-0 F9		0-0 1B		0-3 K	3 0 1 0 0 0 1
Kevin Pasley, R (9, 2) OBP: 0.273, SLG: 0.269			6-3 SH1-4							0 0 0 0 0 0 0
Reggie Smith, S (9, PH) OBP: 0.310, SLG: 0.453										1 0 0 0 0 1 2
Don Sutton, R (1, 1) OBP: 0.144, SLG: 0.095			0-0 SH1-4		0-0 SH3-4		0-0 F7		0-0 FC5	1 0 0 0 0 0 1
Ed Goodson, L (9, PH) OBP: 0.276, SLG: 0.342			1-2		1-2				2-3f	1 0 0 0 0 0 2

Inning Stats	R: 0	H: 1	E: 0	K: 0	S: 4	R: 0	H: 0	E: 0	K: 0	S: 3	R: 0	H: 0	E: 1	K: 0	S: 4	R: 0	H: 0	E: 0	K: 0	S: 3	R: 0	H: 0	E: 0	K: 0	S: 3	R: 0	H: 0	E: 0	K: 1	S: 6	R: 0	H: 0	E: 0	K: 1	S: 5	R: 1	H: 2	E: 0	K: 1	S: 7	1B: 2	2B: 2	3B: 0	HR: 0	SF: 0	SAC: 2	DP: 0	HBP: 0	WP: 2	PB: 0	SB: 0	CS: 0	PA: 36											
PITCHER	IP	WLS	BF	H	R	ER	SO	BB	IBB	HBP	BLK	WP	HR	S	P	ERA	WHIP																			IP	WLS	BF	H	R	ER	SO	BB	IBB	HBP	BLK	WP	HR	S	P	ERA	WHIP												
Tom Griffin, R (1, 1) ERA: 4.1	8.1	W	34	4	1	1	2	4	0	0	0	1	0	34	50	1.08	0.960																																															
Butch Metzger, R (9, 1) ERA: 2.92	0.2	S	2	0	0	0	1	0	0	0	0	0	0	4	4	0.00	0.000																																															

**BOTTOM**

**San Diego Padres @ Los Angeles Dodgers**  
**Dodger Stadium, Los Angeles, CA**

Sat Oct 02 1976, 3:33 AM PDT  
 Att. 15,034 - Unknown

livebaseballscorecards.com

**AB 30**  
**R 1**  
**H 4**  
**RBI 0**  
**BB 4**  
**SO 3**  
**LOB 16**





Batter	1	2	3	4	5	6	7	8	9	AB R H RBI BB SO LOB	TOP																	
Johnny Grubb, L OBP: 0.391, SLG: 0.385 (1, 8) (9, 7)	0-0 F8		0-3 K		0-0 P5		0-3 K		0-0 3-1	5 0 0 0 0 2 0	<b>San Diego Padres @ Los Angeles Dodgers</b> <b>Dodger Stadium, Los Angeles, CA</b> Sun Oct 03 1976, 3:33 AM PDT Att: 33,205 - Unknown <a href="http://livebaseballscorecards.com">livebaseballscorecards.com</a>																	
Mike Champion, R OBP: 0.256, SLG: 0.368 (1, 4)	0-0 F9		0-0 5-3		0-0 6-3		0-0 5-3		0-0 6-3	5 0 0 0 0 0 0																		
Jerry Turner, L OBP: 0.339, SLG: 0.413 Fred Kendall, R OBP: 0.302, SLG: 0.296 (1, 7) (8, 2)	0-0 S 1B		0-0 P4		0-0 1B 1B			0-0 S SH2-4 CS 1B	0-0 G3	4 1 3 0 0 0 0 1 0 0 0 0 0 0																		
Bobby Valentine, R OBP: 0.436, SLG: 0.449 (1, 9) (8, 7)	0-0 1B			0-0 F9	0-0 1B 1B			0-0 SH2-4		3 0 2 1 0 0 0 0 0 0 0 0 0 0																		
Luis Melendez, R OBP: 0.238, SLG: 0.259 (9, 8)	1-H 1B				1-3 1B			1-2 1B																				
Mike Ivie, R OBP: 0.345, SLG: 0.415 (1, 3)	0-0 L4			0-0 1B 1B 2B		0-0 F8		4-0 BB BB IBB		3 2 1 0 1 0 3																		
Tucker Ashford, R OBP: 0.667, SLG: 0.800 (1, 5)		0-0 S 1B		0-0 S 1B 1B		0-0 F5		4-0 BB BB BB		3 0 2 0 1 0 0																		
Hector Torres, R OBP: 0.254, SLG: 0.279 (1, 6)		0-3 K	0-3 K	0-3 K		0-0 P4		4-0 BB BB		3 0 0 0 1 2 3																		
Bob Davis, R OBP: 0.244, SLG: 0.229 Merv Rettenmund, R OBP: 0.361, SLG: 0.321 (1, 2) (8, PH) (8, 9)		0-3 K	0-3 K	4-0 1B IBB		0-0 L9		4-0 BB BB		2 0 0 0 1 1 1 0 0 0 1 1 0 0																		
Rick Sawyer, R OBP: 0.269, SLG: 0.208 (1, 1)		0-0 F8		0-0 1B			0-0 P4	0-0 4-3		4 0 1 1 0 0 4																		
<b>Inning Stats</b>	R: 1 E: 0 K: 0 S: 5	H: 2 LOB: 1 BB: 0 P: 5	R: 0 E: 0 K: 2 S: 8	H: 1 LOB: 1 BB: 0 P: 8	R: 0 E: 0 K: 1 S: 5	H: 0 LOB: 0 BB: 0 P: 5	R: 1 E: 0 K: 1 S: 7	H: 3 LOB: 2 BB: 1 P: 11	R: 0 E: 0 K: 0 S: 5	H: 0 LOB: 0 BB: 0 P: 3	R: 0 E: 0 K: 1 S: 5	H: 0 LOB: 0 BB: 0 P: 5	R: 1 E: 0 K: 0 S: 3	H: 1 LOB: 3 BB: 4 P: 19	R: 0 E: 0 K: 0 S: 3	H: 0 LOB: 0 BB: 0 P: 3	1B: 8 2B: 1 3B: 0 HR: 0	SF: 0 SAC: 1 DP: 0 HBP: 0	WP: 0 PB: 0 SB: 4 CS: 1	PA: 39								
<b>PITCHER</b>	IP WLS BF H R ER SO BB IBB HBP BLK WP HR S P ERA WHIP																											
Burt Hooton, R ERA: 3.26 (1, 1)	6.0		26	8	2	2	4	0	1	0	0	0	0	0	33	37	3.00	1.333										
Stan Wall, L ERA: 3.6 (7, 1)	1.0		3	0	0	0	1	0	0	0	0	0	0	5	5	0.00	0.000											
Doug Rau, L ERA: 2.57 (8, 1)	0.2	L	6	1	1	1	0	3	1	0	0	0	0	2	18	13.50	6.000											
Charlie Hough, R ERA: 2.21 (8, 1)	1.1		4	0	0	0	0	0	0	0	0	0	0	4	4	0.00	0.000											

AB	33
R	3
H	9
RBI	3
BB	5
SO	5
LOB	11



Batter	1	2	3	4	5	6	7	8	9	AB	R	H	RBI	BB	SO	LOB
Glenn Burke, R (1, 8) OBP: 0.300, SLG: 0.283 Jim Lyttle, L (9, PH) OBP: 0.315, SLG: 0.327	0-0 F7	0-0 4-3		0-0 6-3		0-0 6-3			0-0 P6	4	0	0	0	0	0	5
Joe Simpson, L (1, 7) OBP: 0.161, SLG: 0.167	0-0 2B	0-0 4-3			4-0 F9 BB			0-0 WP 1B	0-0 G3	4	1	2	0	1	0	0
John Hale, L (1, 9) OBP: 0.291, SLG: 0.198	0-0 3-1 2B		4-0 6-3 BB		0-0 F9 1-2			0-3 K 1-3	0-0 6-3	4	0	1	1	1	1	2
Ron Cey, R (1, 5) OBP: 0.386, SLG: 0.462 Doug Rau, L (8, 1) OBP: 0.235, SLG: 0.150 Charlie Hough, R (8, 1) OBP: 0.286, SLG: 0.381	4-0 FC5 3-1 BB		0-0 6-3		0-0 F9			0-0 F3		3	0	0	0	1	0	2
Steve Garvey, R (1, 3) OBP: 0.363, SLG: 0.450	0-0 3-1 1-2 2-3		0-3 K		0-3 K			4-0 FC6 IBB		3	0	0	0	1	2	2
Lee Lacy, R (1, 4) OBP: 0.314, SLG: 0.346	4-0 IBB		0-0 F5		0-0 BB HBP 1B			0-0 FC6 1-2f		3	0	1	0	1	0	3
Rick Auerbach, R (1, 6) OBP: 0.226, SLG: 0.128	0-0 FC5 2-3f		4-0 5-3 BB		0-0 F7			0-0 F7		3	0	0	0	1	0	4
Ellie Rodriguez, R (1, 2) OBP: 0.400, SLG: 0.212 Leron Lee, L (8, PH) OBP: 0.170, SLG: 0.178 Bill Russell, R (8, PR) OBP: 0.301, SLG: 0.343		0-0 SH1-4 WP 1B		0-0 5-3		1-0 BB HBP		0-0 G4-6-3 1B		2	1	1	0	0	0	1
Burt Hooton, R (1, 1) OBP: 0.147, SLG: 0.113 Reggie Smith, S (6, PH) OBP: 0.312, SLG: 0.453 Stan Wall, L (7, 1) OBP: 0.270, SLG: 0.339 Ivan De Jesus, R (8, 5) OBP: 0.244, SLG: 0.268 Ed Goodson, L (8, PH) OBP: 0.270, SLG: 0.339 Kevin Pasley, R (9, 2) OBP: 0.273, SLG: 0.269		0-0 SH1-4		0-0 5-3		4-0 BB 1-2 2-3 BB		0-0 G4-6-3 1-2f		1	0	0	0	0	0	1

Inning Stats	R: 1	H: 2	E: 0	K: 0	S: 5	R: 1	H: 1	E: 0	K: 0	S: 4	R: 0	H: 0	E: 0	K: 1	S: 5	R: 0	H: 0	E: 0	K: 0	S: 3	R: 0	H: 1	E: 0	K: 1	S: 6	R: 0	H: 1	E: 0	K: 1	S: 6	R: 0	H: 1	E: 0	K: 0	S: 3	R: 0	H: 0	E: 0	K: 0	S: 3	1B: 4	2B: 2	3B: 0	HR: 0	SF: 0	SAC: 1	DP: 1	HBP: 1	WP: 4	PB: 0	SB: 0	CS: 0	PA: 39
--------------	------	------	------	------	------	------	------	------	------	------	------	------	------	------	------	------	------	------	------	------	------	------	------	------	------	------	------	------	------	------	------	------	------	------	------	------	------	------	------	------	-------	-------	-------	-------	-------	--------	-------	--------	-------	-------	-------	-------	--------

PITCHER	IP	WLS	BF	H	R	ER	SO	BB	IBB	HBP	BLK	WP	HR	S	P	ERA	WHIP
Rick Sawyer, R (1, 1) ERA: 2.53	9.0	W	39	6	2	2	3	5	2	1	0	3	0	37	66	2.00	1.222

**BOTTOM**

**San Diego Padres @ Los Angeles Dodgers**  
**Dodger Stadium, Los Angeles, CA**  
 Sun Oct 03 1976, 3:33 AM PDT  
 Att. 33,205 - Unknown

livebaseballscorecards.com

<b>AB</b>	<b>30</b>
<b>R</b>	<b>2</b>
<b>H</b>	<b>6</b>
<b>RBI</b>	<b>1</b>
<b>BB</b>	<b>7</b>
<b>SO</b>	<b>3</b>
<b>LOB</b>	<b>21</b>

