

# San Diego Padres - 1976

Batter	1	2	3	4	5	6	7	8	9	AB	R	H	RBI	BB	SO	LOB	TOP			
Rowland Office, L (1, 8) BB	4-0 FC5-4 BB		0-0 4-3			0-0 F5		0-0 G3		3	0	0	0	1	0	1	<p>Atlanta Braves @ San Diego Padres San Diego Stadium, San Diego, CA</p> <p>Fri Apr 09 1976, 9:05 PM EST Att: 44,728 - Unknown</p>			
Jerry Royster, R (1, 5) (6, 6) FC5-4 CS 1-2f	0-0 FC5-4 CS 1-2f		0-0 4-3			0-0 FC6-4 1-2f		0-0 6-3		4	0	0	0	0	0	2				
Darrell Evans, L (1, 3) BB	4-0 FC5-4 BB 1-2		0-0 G3			0-0 E6 1B		0-3 K		3	1	0	0	1	1	0				
Jimmy Wynn, R (1, 7) Rod Gilbreath, R (9, PR)	0-0 FC5-4 1-2f		0-0 6-3			0-0 1B 1B		0-0 G6-3 1B		4	1	2	0	0	0	1				
Tom Paciorek, R (1, 9) OBP: 0.250, SLG: 0.250		0-0 6-3			0-0 F8		0-0 1B 1B		0-0 G6-3 1B	4	0	1	1	0	0	1				
Lee Lacy, R (1, 4) (6, 5)		0-0 6-3			0-0 5-3		0-0 F8			3	0	0	0	0	0	2				
Biff Pocoroba, S (1, 2) Earl Williams, R (7, PH) OBP: 1.000, SLG: 1.000		0-0 1-3			0-0 F8		0-0 G5-4-3 1B			2	0	0	0	0	0	0				
Darrel Chaney, S (1, 6) Marty Perez, R (6, PH) (6, 4)			0-0 F9			0-0 F7		0-0 G5-4-3 1B		1	0	0	0	0	0	0				
Carl Morton, R (1, 1) Adrian Devine, R (5, 1) Cito Gaston, R (6, PH) Roger Moret, S (6, 1) Ken Henderson, S (8, PH) Bruce Dal Canton, R (8, 1)			0-3 K			0-0 FC6-4 1B		0-0 6-3		1	0	0	0	0	0	1				
<b>Inning Stats</b>	R: 0 E: 0 K: 0 S: 2	H: 0 LOB: 1 BB: 2 P: 10	R: 0 E: 0 K: 0 S: 3	H: 0 LOB: 0 BB: 0 P: 3	R: 0 E: 0 K: 1 S: 5	H: 0 LOB: 0 BB: 0 P: 5	R: 0 E: 0 K: 0 S: 3	H: 0 LOB: 0 BB: 0 P: 3	R: 0 E: 0 K: 0 S: 4	H: 1 LOB: 1 BB: 0 P: 4	R: 2 E: 1 K: 0 S: 6	H: 3 LOB: 1 BB: 0 P: 6	R: 0 E: 0 K: 0 S: 3	H: 0 LOB: 0 BB: 0 P: 3	R: 0 E: 0 K: 1 S: 5	H: 1 LOB: 1 BB: 0 P: 5		1B: 5 2B: 0 3B: 0 HR: 0	SF: 0 SAC: 0 DP: 2 HBP: 0	WP: 0 PB: 0 SB: 0 CS: 1
<b>PITCHER</b> Randy Jones, L (1, 1) ERA: 1.0	IP: 9.0 WLS: W BF: 32 H: 5 R: 2 ER: 1 SO: 2 BB: 2 IBB: 0 HBP: 0 BLK: 0 WP: 0 HR: 0 S: 34 P: 42 ERA: 1.00 WHIP: 0.778															<b>PITCHER</b>				

AB 30  
R 2  
H 5  
RBI 2  
BB 2  
SO 2  
LOB 9



Batter	1	2	3	4	5	6	7	8	9	AB	R	H	RBI	BB	SO	LOB	BOTTOM			
Johnny Grubb, L (1, 7) OBP: 0.800, SLG: 0.800	0-0 E 1B HBP			0-0 2H 3H 1B		0-0 F9		0-0 BB 1B SF8		5	2	4	2	0	0	0	<p>Atlanta Braves @ San Diego Padres San Diego Stadium, San Diego, CA</p> <p>Fri Apr 09 1976, 9:05 PM EST Att: 44,728 - Unknown</p>			
Tito Fuentes, S (1, 4) Enzo Hernandez, R (6, 6) OBP: 0.500, SLG: 0.500	0-0 HBP E 1B	0-0 L6			0-0 1-3	0-0 F3		0-0 BB 1B		3	0	1	0	0	0	1				
Willie Davis, L (1, 8) OBP: 0.400, SLG: 0.250	0-0 F4		0-0 F3		0-0 3B 1B	0-0 F4		4-0 FC6-4 BB		4	1	1	0	1	0	2				
Dave Winfield, R (1, 9) OBP: 0.200, SLG: 0.750	0-3 K		0-0 L5		0-0 1B 3B		0-3 K		0-0 SF8	4	1	1	2	0	2	2				
Mike Ivie, R (1, 3) OBP: 0.200, SLG: 0.200	0-0 E6 HBP 1-2 2-3		0-0 4-3		0-0 1B BB 1B		0-0 E5 E		0-0 FC6-4 1-2f	5	1	1	1	0	0	4				
Doug Radler, R (1, 5) OBP: 0.750, SLG: 1.000	1-0 FC5-4 HBP 1-2 2-3 3H			0-0 SH5-4 1B 2B	4-0 1B BB SF7		0-0 E6			2	2	1	1	1	0	1				
Hector Torres, R (1, 6) (6, 4) OBP: 0.250, SLG: 0.250	0-0 FC5-4 1-2f			0-0 6-3	0-0 1B 1B		0-3 K			4	0	1	1	0	1	6				
Bob Davis, R (1, 2)		0-0 F3		0-0 E6 SH5-4 1B	0-0 SF7		0-0 F8			3	1	0	1	0	0	3				
Randy Jones, R (1, 1)		0-3 K		0-0 SH5-4 1B	0-0 F8		0-0 6-3			3	0	0	0	0	1	1				
<b>Inning Stats</b>	R: 1 E: 1 K: 1 S: 8	H: 2 LOB: 3 BB: 0 P: 9	R: 0 E: 0 K: 1 S: 6	H: 1 LOB: 1 BB: 0 P: 6	R: 0 E: 0 K: 0 S: 3	H: 0 LOB: 0 BB: 0 P: 3	R: 2 E: 1 K: 0 S: 5	H: 2 LOB: 1 BB: 0 P: 5	R: 4 E: 0 K: 0 S: 7	H: 4 LOB: 1 BB: 1 P: 11	R: 0 E: 0 K: 2 S: 9	H: 0 LOB: 2 BB: 0 P: 9	R: 1 E: 0 K: 0 S: 5	H: 2 LOB: 2 BB: 1 P: 9	R: 0 E: 0 K: 0 S: 5	H: 0 LOB: 0 BB: 0 P: 9		1B: 9 2B: 1 3B: 1 HR: 0	SF: 2 SAC: 1 DP: 0 HBP: 1	WP: 0 PB: 0 SB: 0 CS: 0
<b>PITCHER</b> Carl Morton, R (1, 1) ERA: 6.23 Adrian Devine, R (5, 1) ERA: 13.5 Roger Moret, L (6, 1) ERA: 9.0 Bruce Dal Canton, R (8, 1) ERA: 9.0	IP: 4.1 WLS: L BF: 23 H: 8 R: 6 ER: 3 SO: 2 BB: 0 IBB: 0 HBP: 1 BLK: 0 WP: 0 HR: 0 S: 26 P: 27 ERA: 6.23 WHIP: 1.846															<b>PITCHER</b>				

AB 35  
R 8  
H 11  
RBI 8  
BB 2  
SO 4  
LOB 20









Batter	1	2	3	4	5	6	7	8	9	AB	R	H	RBI	BB	SO	LOB	TOP		
Rowland Office, L OBP: 0.154, SLG: 0.364	F8	G3		SF8			L3		6-3	4	0	1	0	0	2		<b>Atlanta Braves @ San Diego Padres</b> San Diego Stadium, San Diego, CA Sun Apr 11 1976, 6:33 AM EST Att: 16,314 - Unknown		
Jerry Royster, R (1.5)	F6		5-3	5-3			FC5-4 BB			3	0	0	1	0	2				
Jimmy Wynn, R OBP: 0.333, SLG: 0.273	6-3		F7			G6-4-3 BB	FC5-4 1-2			3	0	0	1	0	1				
Darrell Evans, L OBP: 0.333, SLG: 0.111		4-3	L8			G6-4-3 1-2	FC5-6 BB			3	0	0	1	0	1				
Dave May, L (1.9) (7.7)		K		F7			FC5-6 1-2			4	0	0	0	1	1				
Lee Lacy, R OBP: 0.273, SLG: 0.364		1B 1B		1B 1B		6-3	F9			4	2	2	0	0	1				
Biff Pocoroba, S OBP: 0.200, SLG: 0.200		1B BB		1B 1B SF8		F9	F9			4	2	2	0	0	1				
Darrel Chaney, S OBP: 0.333, SLG: 0.143		1B BB		1B 1B		F7			4-3	3	0	1	0	1	0				
Dick Ruthven, R OBP: 1.000, SLG: 1.000										2	0	2	3	0	0				
Roger Moret, S (6.1)										1	0	0	0	0	0				
Pablo Torrealba, L (7.1)										0	0	0	0	0	0				
Ken Henderson, S (7.9)		1-2 2-H 3-H		1-2 2-3 3-H					K	1	0	0	0	1	0				
<b>Inning Stats</b>	R: 0 E: 0 K: 0 S: 3	H: 0 LOB: 0 BB: 0 P: 3	R: 2 E: 0 K: 1 S: 8	H: 3 LOB: 2 BB: 1 P: 12	R: 0 E: 0 K: 0 S: 3	H: 0 LOB: 0 BB: 0 P: 3	R: 2 E: 0 K: 0 S: 7	H: 4 LOB: 2 BB: 0 P: 7	R: 0 E: 0 K: 0 S: 2	H: 0 LOB: 0 BB: 1 P: 6	R: 0 E: 0 K: 0 S: 3	H: 0 LOB: 1 BB: 1 P: 7	R: 0 E: 0 K: 0 S: 3	H: 0 LOB: 1 BB: 0 P: 7	R: 0 E: 0 K: 1 S: 5	H: 0 LOB: 0 BB: 0 P: 5	1B: 7 2B: 0 3B: 0 HR: 0	SF: 1 SAC: 0 DP: 1 HBP: 0	WP: 0 PA: 37 PB: 0 SB: 0 CS: 0
<b>PITCHER</b>	IP WLS BF H R ER SO BB IBB HBP BLK WP HR S P ERA WHIP	IP WLS BF H R ER SO BB IBB HBP BLK WP HR S P ERA WHIP	IP WLS BF H R ER SO BB IBB HBP BLK WP HR S P ERA WHIP	IP WLS BF H R ER SO BB IBB HBP BLK WP HR S P ERA WHIP	IP WLS BF H R ER SO BB IBB HBP BLK WP HR S P ERA WHIP	IP WLS BF H R ER SO BB IBB HBP BLK WP HR S P ERA WHIP	IP WLS BF H R ER SO BB IBB HBP BLK WP HR S P ERA WHIP	IP WLS BF H R ER SO BB IBB HBP BLK WP HR S P ERA WHIP	IP WLS BF H R ER SO BB IBB HBP BLK WP HR S P ERA WHIP	IP WLS BF H R ER SO BB IBB HBP BLK WP HR S P ERA WHIP	IP WLS BF H R ER SO BB IBB HBP BLK WP HR S P ERA WHIP	IP WLS BF H R ER SO BB IBB HBP BLK WP HR S P ERA WHIP	IP WLS BF H R ER SO BB IBB HBP BLK WP HR S P ERA WHIP	IP WLS BF H R ER SO BB IBB HBP BLK WP HR S P ERA WHIP	IP WLS BF H R ER SO BB IBB HBP BLK WP HR S P ERA WHIP	IP WLS BF H R ER SO BB IBB HBP BLK WP HR S P ERA WHIP	IP WLS BF H R ER SO BB IBB HBP BLK WP HR S P ERA WHIP		

AB 32  
R 4  
H 7  
RBI 4  
BB 4  
SO 2  
LOB 9



Batter	1	2	3	4	5	6	7	8	9	AB	R	H	RBI	BB	SO	LOB	BOTTOM				
Johnny Grubb, L OBP: 0.538, SLG: 0.500	SH1-4 1B		G3			1B BB FC3-6	K			3	1	1	0	1	2		<b>Atlanta Braves @ San Diego Padres</b> San Diego Stadium, San Diego, CA Sun Apr 11 1976, 6:33 AM EST Att: 16,314 - Unknown				
Tito Fuentes, S OBP: 0.200, SLG: 0.111	SH1-4 1-2			F4		FC3-6 1B BB		6-3		2	0	0	0	1	0						
Willie Davis, L OBP: 0.385, SLG: 0.333	F5				1B	FC3-6 1-2 2-3	1B			4	0	3	0	0	1						
Dave Winfield, R OBP: 0.231, SLG: 0.364	6-3			F9		FC3-6 1-2 2-3 3-H	G5-4-3		G4-6-3	4	0	0	1	0	5						
Mike Ivie, R OBP: 0.154, SLG: 0.083		1-3		4-3		G5-4-3 1-2			4-3	4	0	0	0	0	3						
Doug Rader, R OBP: 0.500, SLG: 0.667		K			4-3 3B	FC5-6 BB			K	3	1	1	0	1	2						
Hector Torres, R OBP: 0.417, SLG: 0.455		6-3			4-3	FC5-6 1-2 BB				3	0	1	1	1	0						
Bob Davis, R OBP: 0.111, SLG: 0.125				F8			FC5-6			3	0	0	0	0	1						
Willie McCovey, L (9, PH)					K				G3	1	0	0	0	0	1						
Bill Greif, R (1.1)										1	0	0	0	0	0						
Alan Foster, R (4.1)										1	0	0	0	1	0						
Merv Rettenmund, R (7, PH)										1	0	0	0	0	2						
Dave Tomlin, L (8.1)										0	0	0	0	0	0						
<b>Inning Stats</b>	R: 0 E: 0 K: 0 S: 4	H: 1 LOB: 1 BB: 0 P: 4	R: 0 E: 0 K: 1 S: 5	H: 0 LOB: 0 BB: 0 P: 5	R: 0 E: 0 K: 0 S: 3	H: 0 LOB: 0 BB: 0 P: 3	R: 0 E: 0 K: 0 S: 4	H: 1 LOB: 1 BB: 0 P: 4	R: 1 E: 0 K: 2 S: 8	H: 1 LOB: 0 BB: 0 P: 8	R: 1 E: 0 K: 0 S: 3	H: 1 LOB: 2 BB: 2 P: 11	R: 0 E: 0 K: 1 S: 5	H: 0 LOB: 2 BB: 2 P: 13	R: 0 E: 0 K: 0 S: 3	H: 1 LOB: 0 BB: 0 P: 3	R: 0 E: 0 K: 1 S: 6	H: 1 LOB: 1 BB: 0 P: 6	1B: 4 2B: 1 3B: 1 HR: 0	SF: 0 SAC: 1 DP: 2 HBP: 0	WP: 0 PA: 35 PB: 0 SB: 0 CS: 0
<b>PITCHER</b>	IP WLS BF H R ER SO BB IBB HBP BLK WP HR S P ERA WHIP	IP WLS BF H R ER SO BB IBB HBP BLK WP HR S P ERA WHIP	IP WLS BF H R ER SO BB IBB HBP BLK WP HR S P ERA WHIP	IP WLS BF H R ER SO BB IBB HBP BLK WP HR S P ERA WHIP	IP WLS BF H R ER SO BB IBB HBP BLK WP HR S P ERA WHIP	IP WLS BF H R ER SO BB IBB HBP BLK WP HR S P ERA WHIP	IP WLS BF H R ER SO BB IBB HBP BLK WP HR S P ERA WHIP	IP WLS BF H R ER SO BB IBB HBP BLK WP HR S P ERA WHIP	IP WLS BF H R ER SO BB IBB HBP BLK WP HR S P ERA WHIP	IP WLS BF H R ER SO BB IBB HBP BLK WP HR S P ERA WHIP	IP WLS BF H R ER SO BB IBB HBP BLK WP HR S P ERA WHIP	IP WLS BF H R ER SO BB IBB HBP BLK WP HR S P ERA WHIP	IP WLS BF H R ER SO BB IBB HBP BLK WP HR S P ERA WHIP	IP WLS BF H R ER SO BB IBB HBP BLK WP HR S P ERA WHIP	IP WLS BF H R ER SO BB IBB HBP BLK WP HR S P ERA WHIP	IP WLS BF H R ER SO BB IBB HBP BLK WP HR S P ERA WHIP	IP WLS BF H R ER SO BB IBB HBP BLK WP HR S P ERA WHIP				

AB 30  
R 2  
H 6  
RBI 2  
BB 4  
SO 5  
LOB 16





Batter	1	2	3	4	5	6	7	8	9	AB	R	H	RBI	BB	SO	LOB	TOP					
Johnny Grubb, L OBP: 0.500, SLG: 0.400	F6	L4			6-3		1B HR 1B IBB	1B 1-2 BB		3	1	0	0	2	0	2						
Tito Fuentes, S OBP: 0.287, SLG: 0.214	4-3		F9		6-3		1B HR 1B	1B 1-3 2-H		5	1	2	3	0	0	0						
Willie Davis, L OBP: 0.389, SLG: 0.471			1-3			G3	1B HR 1B	K		5	1	2	0	0	1	2						
Dave Winfield, R OBP: 0.278, SLG: 0.533	3B		L8			5-3	1B HR	K		4	1	1	4	1	1	0						
Mike Ivie, R OBP: 0.167, SLG: 0.063	F7					F1	5-3	K		4	0	0	0	1	1	4						
Doug Radler, R OBP: 0.533, SLG: 0.667										3	0	2	0	0	0	1						
Enzo Hernandez, R OBP: 0.250, SLG: 0.250		SH1-4 1B			F8			F6		2	1	0	0	0	2							
Hector Torres, R OBP: 0.313, SLG: 0.333		F7			F7		K	6-3		4	0	0	0	0	1	3						
Bob Davis, R OBP: 0.182, SLG: 0.200					F2					2	0	1	0	0	0	1						
Gene Locklear, L OBP: 0.500, SLG: 0.500							1B 2-H 1B	K		1	1	1	1	0	0	0						
Fred Kendall, R		SH1-4 1B								1	0	0	0	0	1	0						
Brent Strom, R										1	0	0	0	0	0	0						
Willie McCovey, L OBP: 0.500, SLG: 0.500		SH1-4								1	0	1	0	0	0	0						
Dan Spillner, R										0	1	1	0	0	0	0						
Mike Dupree, R OBP: 1.000, SLG: 1.000										1	1	1	0	0	0	0						
Butch Metzger, R										0	0	0	0	0	0	0						
<b>Inning Stats</b>	R: 0 E: 0 K: 0 S: 4	H: 1 LOB: 2 BB: 1 P: 8	R: 0 E: 0 K: 0 S: 5	H: 2 LOB: 2 BB: 0 P: 5	R: 0 E: 0 K: 0 S: 3	H: 0 LOB: 0 BB: 0 P: 3	R: 0 E: 0 K: 0 S: 3	H: 0 LOB: 1 BB: 1 P: 7	R: 0 E: 0 K: 0 S: 3	H: 0 LOB: 0 BB: 0 P: 3	R: 0 E: 0 K: 0 S: 3	H: 0 LOB: 0 BB: 0 P: 3	R: 7 E: 0 K: 1 S: 11	H: 6 LOB: 2 BB: 1 P: 15	R: 1 E: 0 K: 2 S: 9	H: 2 LOB: 2 BB: 1 P: 13	R: 0 E: 0 K: 2 S: 7	H: 0 LOB: 0 BB: 0 P: 7	1B: 9 2B: 0 3B: 1 HR: 1	SF: 0 SAC: 1 DP: 0 HBP: 0	WP: 0 PB: 0 SB: 1 CS: 0	PA: 42
<b>PITCHER</b>	IP WLS BF H R ER SO BB IBB HBP BLK WP HR S P ERA WHIP																					
Burt Hooton, R ERA: 7.11	(1, 1) 6.1 L 29 7 5 5 1 2 1 0 0 0 0 28 40 7.11 1.421																					
Stan Wall, L ERA: 27.0	(7, 1) 0.2 4 2 2 2 0 0 0 0 0 0 1 4 4 27.00 3.000																					
Charlie Hough, R ERA: 4.5	(8, 1) 2.0 9 2 1 1 4 1 0 0 0 0 0 16 20 4.50 1.500																					

San Diego Padres @ Los Angeles Dodgers  
 Dodger Stadium, Los Angeles, CA  
 Tue Apr 13 1976, 6:05 PM PST  
 Att: 52,703 - Unknown

AB	37
R	8
H	11
RBI	8
BB	4
SO	5
LOB	15



Batter	1	2	3	4	5	6	7	8	9	AB	R	H	RBI	BB	SO	LOB	BOTTOM					
Bill Buckner, L OBP: 0.385, SLG: 0.769	G3		F9		G3		5-3 1B		E BB SF9 1B	5	1	2	1	0	0	0						
Ted Sizemore, R OBP: 0.308, SLG: 0.333	F3		FC4-6 1B		B2-3		5-3		E E BB	4	0	1	1	1	0	1						
Dusty Baker Jr., R OBP: 0.385, SLG: 0.667			FC4-6 E5		E S 1B		1-3		E1	5	0	2	1	0	0	4						
Steve Garvey, R OBP: 0.154, SLG: 0.167	K		E5		1-3				F7	4	0	0	1	0	1	3						
Ron Cey, R OBP: 0.462, SLG: 0.455					L9		K		L5	4	0	0	0	1	1	3						
Joe Ferguson, R OBP: 0.250, SLG: 0.273					2B 4-3 1B		5-3		K	4	1	1	0	0	2	1						
Steve Yeager, R OBP: 0.333, SLG: 0.636		FC5-4 1B					5-3		BB 1B	4	1	2	0	0	0	1						
Bill Russell, R OBP: 0.200, SLG: 0.200					4-3				L7	4	1	2	1	0	0	2						
Burt Hooton, R ERA: 1.5										2	0	0	0	0	0	3						
Stan Wall, L ERA: 11.57										0	0	0	0	0	0	0						
Henry Cruz, L ERA: 11.57										1	0	0	0	0	0	1						
Charlie Hough, R ERA: 4.5										0	0	0	0	0	0	0						
Ed Goodson, L ERA: 11.57										0	0	0	0	1	0	0						
Ivan De Jesus, R ERA: 11.57										0	1	0	0	0	0	0						
<b>Inning Stats</b>	R: 0 E: 0 K: 1 S: 6	H: 1 LOB: 1 BB: 0 P: 6	R: 0 E: 0 K: 1 S: 6	H: 1 LOB: 2 BB: 1 P: 10	R: 0 E: 1 K: 0 S: 4	H: 1 LOB: 1 BB: 0 P: 4	R: 1 E: 0 K: 0 S: 5	H: 2 LOB: 1 BB: 0 P: 5	R: 0 E: 0 K: 0 S: 4	H: 1 LOB: 1 BB: 0 P: 4	R: 0 E: 0 K: 1 S: 5	H: 0 LOB: 0 BB: 0 P: 5	R: 1 E: 0 K: 0 S: 5	H: 2 LOB: 1 BB: 0 P: 5	R: 0 E: 0 K: 1 S: 5	H: 0 LOB: 0 BB: 0 P: 5	R: 3 E: 2 K: 0 S: 6	H: 2 LOB: 3 BB: 2 P: 14	1B: 8 2B: 2 3B: 0 HR: 0	SF: 1 SAC: 0 DP: 0 HBP: 0	WP: 0 PB: 0 SB: 1 CS: 0	PA: 41
<b>PITCHER</b>	IP WLS BF H R ER SO BB IBB HBP BLK WP HR S P ERA WHIP																					
Brent Strom, L ERA: 1.5	(1, 1) 6.0 W 25 6 1 1 3 1 0 0 0 0 0 30 34 1.50 1.167																					
Mike Dupree, R ERA: 11.57	(7, 1) 2.1 13 4 4 3 1 2 0 0 0 0 0 13 21 11.57 2.571																					
Butch Metzger, R ERA: 11.57	(9, 1) 0.2 3 0 0 0 0 0 0 0 0 0 0 3 3 0.00 0.000																					

San Diego Padres @ Los Angeles Dodgers  
 Dodger Stadium, Los Angeles, CA  
 Tue Apr 13 1976, 6:05 PM PST  
 Att: 52,703 - Unknown

AB	37
R	5
H	10
RBI	5
BB	3
SO	4
LOB	19









Batter	1	2	3	4	5	6	7	8	9	AB	R	H	RBI	BB	SO	LOB	TOP								
Johnny Grubb, L OBP: 0.519, SLG: 0.619 (1, 7)	0-0 4-3		0-0 HR		0-0 3B		0-3 K			4	1	2	1	0	1	1	<b>San Diego Padres @ Houston Astros</b> Astrodome, Houston, TX Fri Apr 16 1976, 7:05 PM EST Att: 13,496 - Dome								
Tito Fuentes, S OBP: 0.292, SLG: 0.261 (1, 4)	0-0 1B		0-0 G3		0-0 F6		0-0 F4			4	0	1	0	0	0	1									
Willie Davis, L OBP: 0.346, SLG: 0.400 (1, 8)	0-0 1B		0-0 F6		0-0 3-1			0-3 K		4	0	1	0	0	1	0									
Willie McCovey, L OBP: 0.200, SLG: 0.111 (1, 3)	0-3 K		0-0 F8		4-0 FC4-6 BB			0-0 5-3		3	0	0	0	1	1	2									
Dave Winfield, R OBP: 0.296, SLG: 0.583 (1, 9)	0-3 K			0-3 K		0-3 K		0-0 FC6-4 1B		4	0	1	0	0	3	3									
Hector Torres, R OBP: 0.375, SLG: 0.545 (1, 6)		4-0 FC6 BB		0-0 5-3		0-0 FC4-6 1-2f		0-0 FC6-4 1-2f		3	0	0	0	1	0	2									
Fred Kendall, R OBP: 0.273, SLG: 0.200 (1, 2)		0-0 FC6 1-2f		0-0 E5 1B		0-0 F9			0-0 5-3	4	0	0	0	0	0	2									
Ted Kubiak, S OBP: 0.500, SLG: 0.500 (1, 5)		0-0 FC3-6 1-2f		0-0 1B			0-0 1B		0-3 K	4	0	2	0	0	1	1									
Dave Wehmeister, R OBP: 0.100, SLG: 0.100 (1, 1)		0-0 F4		0-3 K			0-0 F4		0-3 K	2	0	0	0	0	1	3									
Dave Tomlin, L OBP: 0.083, SLG: 0.083 (9, 2)										0	0	0	0	0	0	0									
Alan Foster, R OBP: 0.083, SLG: 0.083 (6, 1)										0	0	0	0	0	0	0									
Jerry Turner, L OBP: 0.083, SLG: 0.083 (7, 9)										0	0	0	0	0	0	1									
Mike Dupree, R OBP: 0.100, SLG: 0.100 (7, 1)										0	0	0	0	0	0	0									
Gene Locklear, L OBP: 0.100, SLG: 0.100 (9, 9)										0	0	0	0	0	0	1									
Inning Stats	R: 0 E: 0 K: 2 S: 9	H: 2 LOB: 2 BB: 0 P: 9	R: 0 E: 0 K: 0 S: 3	H: 0 LOB: 1 BB: 1 P: 7	R: 1 E: 0 K: 0 S: 4	H: 1 LOB: 0 BB: 0 P: 4	R: 0 E: 1 K: 2 S: 9	H: 1 LOB: 2 BB: 0 P: 9	R: 0 E: 0 K: 0 S: 3	H: 0 LOB: 0 BB: 0 P: 3	R: 0 E: 0 K: 1 S: 5	H: 0 LOB: 1 BB: 1 P: 9	R: 0 E: 0 K: 1 S: 6	H: 1 LOB: 1 BB: 0 P: 6	R: 0 E: 0 K: 1 S: 6	H: 1 LOB: 1 BB: 0 P: 6	R: 0 E: 0 K: 2 S: 7	H: 0 LOB: 0 BB: 0 P: 7	1B: 5 2B: 0 3B: 1 HR: 1	SF: 0 SAC: 0 DP: 0 HBP: 0	WP: 0 PB: 0 SB: 0 CS: 0	PA: 36			
PITCHER	IP	WLS	BF	H	R	ER	SO	BB	IBB	HBP	BLK	WP	HR	S	P	ERA	WHIP								
Joe Niekro, R ERA: 5.56 (1, 1)	8.0	W	33	7	1	1	7	2	0	0	0	0	1	45	53	1.12	1.125								
Ken Forsch, R ERA: 1.29 (9, 1)	1.0	S	3	0	0	0	2	0	0	0	0	0	0	7	7	0.00	0.000								

AB	34
R	1
H	7
RBI	1
BB	2
SO	9
LOB	16



Batter	1	2	3	4	5	6	7	8	9	AB	R	H	RBI	BB	SO	LOB	BOTTOM								
Wilbur Howard, S OBP: 0.091, SLG: 0.048 (1, 7)	0-3 K2-3		0-3 K			4-0 2B 6-3 BB	0-0 F7			3	1	0	0	1	2	0	<b>San Diego Padres @ Houston Astros</b> Astrodome, Houston, TX Fri Apr 16 1976, 7:05 PM EST Att: 13,496 - Dome								
Enos Cabell, R OBP: 0.433, SLG: 0.517 (1, 5)	0-0 1-3 1B			0-3 K		0-0 2B	0-0 L7			4	1	2	0	0	1	0									
Cesar Cedeno, R OBP: 0.231, SLG: 0.400 (1, 8)	0-0 1-3 1-2			0-0 F8		0-0 6-3	0-0 F6			4	0	0	1	0	0	2									
Bob Watson, R OBP: 0.483, SLG: 0.560 (1, 3)	0-0 L7			4-0 BB BB		4-0 2B 1B IBB		4-0 G6-4-3 BB		1	1	0	0	3	0	1									
Cliff Johnson, R OBP: 0.467, SLG: 0.455 (1, 2)		0-0 F2		4-0 FC6-4 BB		0-0 1B 2B		0-0 G6-4-3 1-2f		3	1	1	1	1	0	1									
Skip Jitze, R OBP: 0.083, SLG: 0.083 (9, 2)				1-2 BB		1-3 2-H 2B		0-0 1-2f		0	0	0	0	0	0	0									
Greg Gross, L OBP: 0.346, SLG: 0.391 (1, 9)	0-0 F9			0-0 FC6-4 1-2f		0-0 F8 1B		0-0 2B		4	0	2	1	0	0	2									
Larry Milbourne, S OBP: 0.321, SLG: 0.280 (1, 4)	0-0 F8				0-0 4-3	0-0 1-2 1B		0-0 1-3 3-H 1B		4	0	1	1	0	0	1									
Roger Metzger, S OBP: 0.333, SLG: 0.409 (1, 6)			0-3 K		0-0 4-3	0-0 F8		0-0 2-3 F8		3	0	0	0	0	1	2									
Joe Niekro, R OBP: 0.100, SLG: 0.100 (1, 1)			0-3 K		0-0 F8		0-0 F8			3	0	0	0	0	1	2									
Ken Forsch, R OBP: 0.100, SLG: 0.100 (9, 1)					0-0 F8		0-0 F8			0	0	0	0	0	0	0									
Inning Stats	R: 0 E: 0 K: 1 S: 6	H: 1 LOB: 1 BB: 0 P: 6	R: 0 E: 0 K: 0 S: 3	H: 0 LOB: 0 BB: 0 P: 3	R: 0 E: 0 K: 3 S: 9	H: 0 LOB: 0 BB: 0 P: 9	R: 0 E: 0 K: 1 S: 5	H: 0 LOB: 2 BB: 2 P: 13	R: 0 E: 0 K: 0 S: 3	H: 0 LOB: 0 BB: 0 P: 3	R: 4 E: 0 K: 0 S: 7	H: 4 LOB: 2 BB: 2 P: 15	R: 0 E: 0 K: 0 S: 3	H: 0 LOB: 0 BB: 0 P: 3	R: 0 E: 0 K: 0 S: 3	H: 1 LOB: 1 BB: 1 P: 7	1B: 3 2B: 3 3B: 0 HR: 0	SF: 0 SAC: 0 DP: 1 HBP: 0	WP: 0 PB: 0 SB: 0 CS: 0	PA: 34					
PITCHER	IP	WLS	BF	H	R	ER	SO	BB	IBB	HBP	BLK	WP	HR	S	P	ERA	WHIP								
Dave Wehmeister, R ERA: 6.75 (1, 1)	0.1	L	3	2	0	0	0	0	0	0	0	0	0	3	3	0.00	6.000								
Alan Foster, R ERA: 6.75 (6, 1)	0.1		1	0	0	0	0	0	0	0	0	0	0	1	1	0.00	0.000								
Mike Dupree, R ERA: 6.23 (7, 1)	2.0		7	1	0	0	0	1	0	0	0	0	0	6	10	0.00	1.000								









Batter	1	2	3	4	5	6	7	8	9	AB	R	H	RBI	BB	SO	LOB	TOP			
<b>Johnny Grubb, L</b> OBP: 0.472, SLG: 0.500 (1, 8)	L4		F7				FC1-6 1B		1B BB	3	0	1	0	2	0	3	<b>San Diego Padres @ Houston Astros</b> Astrodome, Houston, TX Sun Apr 18 1976, 4:33 AM EST Dome			
<b>Tito Fuentes, S</b> OBP: 0.273, SLG: 0.281 (1, 4)	F6		5-3		5-6-3		FC1-6		1B	5	0	1	0	0	0	3				
<b>Enzo Hernandez, R</b> OBP: 0.250, SLG: 0.250 (9, PH)							1-2 2-3		1B	0	0	0	0	0	0	0				
<b>Merv Rettenmund, R</b> OBP: 0.333, SLG: 0.200 (1, 7)				4-3						3	0	1	0	1	1	2				
<b>Willie McCovey, L</b> OBP: 0.200, SLG: 0.214 (9, PH)							K		K	1	0	0	0	0	1	2				
<b>Dave Winfield, R</b> OBP: 0.343, SLG: 0.552 (1, 9)	6-3								K	3	1	0	0	1	1	2				
<b>Mike Ivie, R</b> OBP: 0.174, SLG: 0.095 (1, 3)										4	1	1	0	0	1	0				
<b>Hector Torres, R</b> OBP: 0.355, SLG: 0.464 (1, 6)										3	0	1	0	0	1	2				
<b>Ted Kubiak, S</b> OBP: 0.400, SLG: 0.429 (1, 5)										4	0	2	1	0	0	2				
<b>Bob Davis, R</b> OBP: 0.214, SLG: 0.231 (1, 2)										3	0	1	1	0	0	0				
<b>Willie Davis, L</b> OBP: 0.200, SLG: 0.333 (9, PH)										1	0	0	0	0	0	0				
<b>Brent Strom, R</b> (1, 1)										1	0	0	0	2	1	0				
<b>Butch Metzger, R</b> (8, 1)										0	0	0	0	0	0	0				
<b>Gene Locklear, L</b> OBP: 0.400, SLG: 0.400 (9, PH)										1	0	0	0	0	1	0				
<b>Inning Stats</b>	R: 0 E: 0 K: 0 S: 3	H: 0 LOB: 1 BB: 1 P: 7	R: 0 E: 1 K: 1 S: 5	H: 0 LOB: 0 BB: 0 P: 5	R: 0 E: 0 K: 1 S: 5	H: 0 LOB: 1 BB: 1 P: 9	R: 2 E: 1 K: 0 S: 6	H: 3 LOB: 3 BB: 2 P: 14	R: 0 E: 0 K: 0 S: 3	H: 1 LOB: 0 BB: 0 P: 3	R: 0 E: 0 K: 1 S: 5	H: 1 LOB: 2 BB: 1 P: 10	R: 0 E: 0 K: 1 S: 6	H: 1 LOB: 1 BB: 0 P: 6	R: 0 E: 0 K: 2 S: 8	H: 1 LOB: 2 BB: 1 P: 12	1B: 8 2B: 0 3B: 0 HR: 0	SF: 0 SAC: 0 DP: 1 HBP: 0	WP: 0 PB: 0 SB: 1 CS: 2	PA: 41
<b>PITCHER</b>	IP WLS BF H R ER SO BB IBB HBP BLK WP HR S P ERA WHIP																			
<b>Mike Cosgrove, L</b> ERA: 2.7 (1, 1)	5.0	22	4	2	2	2	4	0	0	0	0	0	0	0	22	38	3.60	1.600		
<b>Tom Griffin, R</b> ERA: (6, 1)	0.0	W	0	0	0	0	0	0	0	0	0	0	0	0	0	0	∞	∞		
<b>Ken Forsch, R</b> ERA: 1.0 (9, 1)	1.0	S	5	1	0	0	2	1	0	0	0	0	0	0	8	12	0.00	2.000		

AB 32  
R 2  
H 8  
RBI 2  
BB 6  
SO 7  
LOB 16



Batter	1	2	3	4	5	6	7	8	9	AB	R	H	RBI	BB	SO	LOB	BOTTOM			
<b>Wilbur Howard, S</b> OBP: 0.167, SLG: 0.111 (1, 7)	G3		K							3	1	0	0	1	2	1	<b>San Diego Padres @ Houston Astros</b> Astrodome, Houston, TX Sun Apr 18 1976, 4:33 AM EST Dome			
<b>Enos Cabell, R</b> OBP: 0.447, SLG: 0.514 (1, 5)	F9									4	1	2	0	0	1	1				
<b>Cesar Cedeno, R</b> OBP: 0.265, SLG: 0.576 (1, 8)										4	1	1	3	0	0	2				
<b>Bob Watson, R</b> OBP: 0.486, SLG: 0.531 (1, 3)										3	1	1	0	1	0	0				
<b>Cliff Johnson, R</b> OBP: 0.478, SLG: 0.500 (1, 2)										4	0	2	1	0	0	0				
<b>Greg Gross, L</b> OBP: 0.303, SLG: 0.333 (1, 9)										3	0	1	0	0	0	2				
<b>Larry Milbourne, S</b> OBP: 0.286, SLG: 0.250 (1, 4)										3	0	0	0	0	0	2				
<b>Roger Metzger, S</b> OBP: 0.333, SLG: 0.444 (1, 6)										2	0	0	0	1	0	0				
<b>Mike Cosgrove, L</b> OBP: 0.500, SLG: 0.500 (1, 1)										1	0	1	0	0	0	0				
<b>Art Howe, R</b> (5, PH)										1	0	0	0	0	0	1				
<b>Tom Griffin, R</b> (6, 1)										0	0	0	0	0	0	0				
<b>Leon Roberts, R</b> OBP: 0.250, SLG: 0.571 (8, PH)										0	0	0	0	0	0	0				
<b>Ken Forsch, R</b> (9, 1)										0	0	0	0	0	0	0				
<b>Inning Stats</b>	R: 0 E: 0 K: 0 S: 3	H: 0 LOB: 0 BB: 0 P: 3	R: 0 E: 0 K: 0 S: 4	H: 1 LOB: 1 BB: 0 P: 4	R: 0 E: 0 K: 1 S: 7	H: 2 LOB: 2 BB: 0 P: 7	R: 0 E: 0 K: 0 S: 3	H: 0 LOB: 0 BB: 0 P: 3	R: 0 E: 0 K: 0 S: 2	H: 0 LOB: 0 BB: 1 P: 6	R: 0 E: 0 K: 1 S: 4	H: 0 LOB: 1 BB: 1 P: 8	R: 0 E: 1 K: 0 S: 4	H: 2 LOB: 1 BB: 0 P: 4	R: 4 E: 0 K: 1 S: 8	H: 3 LOB: 1 BB: 1 P: 12	1B: 6 2B: 2 3B: 0 HR: 1	SF: 0 SAC: 0 DP: 2 HBP: 0	WP: 1 PB: 0 SB: 0 CS: 1	PA: 32
<b>PITCHER</b>	IP WLS BF H R ER SO BB IBB HBP BLK WP HR S P ERA WHIP																			
<b>Brent Strom, L</b> ERA: 3.29 (1, 1)	7.2	L	31	7	4	4	3	3	0	0	0	0	0	0	34	46	4.70	1.304		
<b>Butch Metzger, R</b> ERA: (8, 1)	0.1		1	1	0	0	0	0	0	0	0	1	1	0.00	3.000					

AB 29  
R 4  
H 8  
RBI 4  
BB 3  
SO 3  
LOB 9





Batter	1	2	3	4	5	6	7	8	9	AB	R	H	RBI	BB	SO	LOB	TOP											
Johnny Grubb, L OBP: 0.476, SLG: 0.469	F8			1-3	BB 1B IBB		G6-3		2B IBB	4	1	1	1	2	0	2	<b>San Diego Padres @ Houston Astros</b> Astrodome, Houston, TX Sun Apr 18 1976, 4:38 AM EST Att: 13,771 - Dome											
Enzo Hernandez, R OBP: 0.200, SLG: 0.556	FC4-6 BB	F9		2B 1B	1-2 2-3 1B		F3		2B	5	1	3	3	1	0	2												
Willie Davis, L OBP: 0.324, SLG: 0.389	FC4-6 BLK 1B			1B	1-3 2B				L8	6	3	3	0	0	1	5												
Willie McCovey, L OBP: 0.316, SLG: 0.294										3	0	2	4	1	0	1												
Mike Ivie, R OBP: 0.206, SLG: 0.182	1B									1	0	1	1	0	0	0												
Dave Winfield, R OBP: 0.325, SLG: 0.485	4-3									4	0	0	0	1	1	5												
Hector Torres, R OBP: 0.361, SLG: 0.531										4	2	1	1	1	0	2												
Fred Kendall, R OBP: 0.368, SLG: 0.313										4	1	1	0	1	1	2												
Ted Kubiak, S OBP: 0.500, SLG: 0.500										4	3	3	1	1	0	0												
Randy Jones, R										1	0	0	0	1	1	3												
Butch Metzger, R										0	0	0	0	0	0	0												
<b>Inning Stats</b>	R: 1 E: 0 K: 0 S: 4	H: 1 LOB: 1 BB: 1 P: 8	R: 1 E: 0 K: 1 S: 5	H: 1 LOB: 2 BB: 3 P: 17	R: 0 E: 0 K: 1 S: 6	H: 1 LOB: 2 BB: 1 P: 10	R: 3 E: 0 K: 1 S: 9	H: 4 LOB: 1 BB: 0 P: 9	R: 3 E: 0 K: 1 S: 9	H: 4 LOB: 3 BB: 2 P: 17	R: 0 E: 0 K: 0 S: 3	H: 0 LOB: 0 BB: 0 P: 3	R: 0 E: 0 K: 0 S: 2	H: 0 LOB: 0 BB: 1 P: 6	R: 1 E: 0 K: 0 S: 4	H: 2 LOB: 0 BB: 0 P: 4	R: 2 E: 0 K: 0 S: 5	H: 2 LOB: 1 BB: 1 P: 9	1B: 10 2B: 4 3B: 0 HR: 1	SF: 0 SAC: 3 DP: 1 HBP: 0	WP: 0 PB: 0 SB: 1 CS: 0	PA: 48						
<b>PITCHER</b>	IP	WLS	BF	H	R	ER	SO	BB	IBB	HBP	BLK	WP	HR	S	P	ERA	WHIP											
Joaquin Andujar, R ERA: 8.53	4.0	L	23	7	5	5	3	5	0	0	0	0	0	1	3	3	11.25	3.000										
Gilberto Rondon, R ERA: 18.0	0.0		3	3	3	3	0	0	0	0	0	0	1	3	3	∞	∞											
Jose Sosa, R ERA: 10.8	2.0		9	1	0	0	1	1	1	0	0	0	0	9	17	0.00	1.000											
Mike Barlow, R ERA: 3.86	2.0		7	2	1	1	0	1	0	0	0	0	0	6	10	4.50	1.500											
Larry Hardy, R ERA: 8.1	1.0		6	2	2	2	0	0	1	0	0	0	0	5	9	18.00	2.000											
<b>Batter</b>	<b>1</b>	<b>2</b>	<b>3</b>	<b>4</b>	<b>5</b>	<b>6</b>	<b>7</b>	<b>8</b>	<b>9</b>	<b>AB</b>	<b>R</b>	<b>H</b>	<b>RBI</b>	<b>BB</b>	<b>SO</b>	<b>LOB</b>	<b>BOTTOM</b>											
Larry Milbourne, S OBP: 0.325, SLG: 0.297	1B HR	5-3		1-3			1B 1B			5	2	3	0	0	0	2	<b>San Diego Padres @ Houston Astros</b> Astrodome, Houston, TX Sun Apr 18 1976, 4:38 AM EST Att: 13,771 - Dome											
Enos Cabell, R OBP: 0.442, SLG: 0.500	1B HR			1-3			1B FC5-4 1B		K	5	2	2	0	0	2	1												
Cesar Cedeno, R OBP: 0.308, SLG: 0.649	1B HR						L8			4	1	2	3	1	0	2												
Bob Watson, R OBP: 0.500, SLG: 0.514	1-3						FC5-4 1B		F8	3	0	1	1	2	0	1												
Cliff Johnson, R OBP: 0.393, SLG: 0.391	6-3						FC5-4 1B		F7	5	0	0	1	0	0	5												
Leon Roberts, R OBP: 0.231, SLG: 0.417	K						1B		F6	5	0	1	0	0	2	3												
Greg Gross, L OBP: 0.324, SLG: 0.353							3-1			4	0	2	0	0	0	2												
Roger Metzger, S OBP: 0.303, SLG: 0.400							FC6-4 1B		4-3	3	0	0	0	0	0	1												
Joaquin Andujar, S							F9			1	0	0	0	0	1	1												
Art Howe, R										0	0	0	0	1	0	0												
Gilberto Rondon, R										0	0	0	0	0	0	0												
Jose Sosa, R										0	0	0	0	0	0	0												
Wilbur Howard, S										1	0	0	0	0	0	1												
Mike Barlow, L										0	0	0	0	0	0	0												
Ken Boswell, L										1	0	0	0	0	0	0												
Larry Hardy, R										0	0	0	0	0	0	0												
<b>Inning Stats</b>	R: 3 E: 0 K: 1 S: 8	H: 3 LOB: 0 BB: 0 P: 8	R: 0 E: 0 K: 1 S: 6	H: 1 LOB: 1 BB: 0 P: 6	R: 0 E: 0 K: 1 S: 6	H: 1 LOB: 2 BB: 1 P: 10	R: 0 E: 0 K: 0 S: 3	H: 0 LOB: 1 BB: 1 P: 7	R: 0 E: 0 K: 1 S: 5	H: 0 LOB: 1 BB: 1 P: 9	R: 0 E: 0 K: 0 S: 4	H: 1 LOB: 1 BB: 0 P: 4	R: 2 E: 0 K: 0 S: 7	H: 4 LOB: 2 BB: 0 P: 7	R: 0 E: 0 K: 1 S: 6	H: 1 LOB: 1 BB: 0 P: 6	R: 0 E: 0 K: 0 S: 3	H: 0 LOB: 1 BB: 1 P: 7	1B: 10 2B: 0 3B: 0 HR: 1	SF: 0 SAC: 1 DP: 0 HBP: 0	WP: 0 PB: 0 SB: 2 CS: 0	PA: 42						
<b>PITCHER</b>	IP	WLS	BF	H	R	ER	SO	BB	IBB	HBP	BLK	WP	HR	S	P	ERA	WHIP											
Randy Jones, L ERA: 2.52	7.0	W	34	10	5	5	4	3	0	0	0	0	0	9	13	0.00	1.000											
Butch Metzger, R	2.0		8	1	0	0	1	1	0	0	0	0	0	9	13	0.00	1.000											



Batter	1	2	3	4	5	6	7	8	9	AB	R	H	RBI	BB	SO	LOB	TOP						
Johnny Grubb, L (1,7) OBP: 0.468, SLG: 0.459										5	2	2	0	0	0	0							
Tito Fuentes, S (1,4) OBP: 0.506, SLG: 0.314										3	1	2	0	0	0	0							
Willie Davis, L (1,8) OBP: 0.357, SLG: 0.425										4	2	2	2	1	0	1							
Willie McCovey, L (1,3) OBP: 0.304, SLG: 0.286										4	0	1	0	0	0	2							
Mike Ivie, R (8, PR) OBP: 0.206, SLG: 0.182										0	1	0	0	0	0	0							
Dave Winfield, R (1,9) OBP: 0.295, SLG: 0.432										4	1	0	0	0	1	4							
Doug Rader, R (1,5) OBP: 0.526, SLG: 0.571										2	0	0	1	1	1	0							
Hector Torres, R (1,6) OBP: 0.514										3	0	1	1	0	0	0							
Gene Locklear, L (8, PH) OBP: 0.333, SLG: 0.333										1	0	0	0	0	1	3							
Enzo Hernandez, R (8,6) OBP: 0.500, SLG: 0.556										0	0	0	0	0	0	0							
Fred Kendall, R (1,2) OBP: 0.318, SLG: 0.263										3	0	0	0	0	1	2							
Jerry Turner, L (8, PH) OBP: 0.500, SLG: 0.333										1	0	1	2	0	0	0							
Bob Davis, R (8,2) OBP: 0.214, SLG: 0.231										0	0	0	0	0	0	0							
Bill Greif, R (1,1)										3	0	0	0	0	2	2							
Mike Dupree, R (7,1) OBP: 1.000, SLG: 1.000										0	0	0	0	0	0	0							
Dave Tomlin, L (7,1)										0	0	0	0	0	0	0							
Butch Metzger, R (7,1)										1	0	0	0	0	0	2							
<b>Inning Stats</b>	R: 2 E: 0 K: 1 S: 7	H: 2 LOB: 0 BB: 0 P: 7	R: 0 E: 0 K: 0 S: 3	H: 0 LOB: 0 BB: 0 P: 3	R: 0 E: 0 K: 0 S: 4	H: 1 LOB: 1 BB: 0 P: 4	R: 1 E: 0 K: 1 S: 7	H: 2 LOB: 2 BB: 0 P: 8	R: 1 E: 0 K: 0 S: 4	H: 2 LOB: 0 BB: 0 P: 4	R: 0 E: 0 K: 1 S: 5	H: 0 LOB: 0 BB: 0 P: 5	R: 0 E: 0 K: 2 S: 7	H: 0 LOB: 0 BB: 0 P: 7	R: 3 E: 1 K: 1 S: 8	H: 2 LOB: 2 BB: 2 P: 16	R: 0 E: 0 K: 0 S: 3	H: 0 LOB: 0 BB: 0 P: 3	1B: 8 2B: 1 3B: 0 HR: 0	SF: 0 SAC: 2 DP: 0 HBP: 1	WP: 2 PB: 2 SB: 0 CS: 0	PA: 39	
<b>PITCHER</b>	IP	WLS	BF	H	R	ER	SO	BB	IBB	HBP	BLK	WP	HR	S	P	ERA	WHIP			ERA	WHIP		
Jack Billingham, R (1,1) ERA: 9.69	5.0		22	7	4	4	2	0	0	1	0	1	0	25	12	7.20	1.400			0.00	0.000		
Pat Zachry, R (8,1) ERA:	2.0		6	0	0	0	3	0	0	0	0	0	0	12	12	0.00	0.000						
Pedro Borbon, R (8,1) ERA: 5.68	0.0		1	1	1	0	0	0	0	0	0	0	0	1	1	∞	∞						
Will McEnaney, L (8,1) ERA: 12.6	0.0	L	2	0	0	0	0	1	0	0	0	0	0	1	5	∞	∞						
Rawly Eastwick, R (8,1) ERA: 2.45	1.0		5	1	2	0	1	1	0	0	0	0	0	6	10	0.00	2.000						

**San Diego Padres @ Cincinnati Reds**  
Riverfront Stadium, Cincinnati, OH  
Tue Apr 20 1976, 6:05 PM EST  
Att: 18,126 - Unknown

AB	34
R	7
H	9
RBI	6
BB	2
SO	6
LOB	16



Batter	1	2	3	4	5	6	7	8	9	AB	R	H	RBI	BB	SO	LOB	BOTTOM						
Pete Rose, S (1,5) OBP: 0.556, SLG: 0.605										3	0	0	0	1	0	0							
Ken Griffey, L (1,9) OBP: 0.409, SLG: 0.585										4	0	1	2	1	2	1							
Joe Morgan, L (1,4) OBP: 0.571, SLG: 0.767										3	0	1	0	2	0	2							
Tony Perez, R (1,3) OBP: 0.333, SLG: 0.333										4	0	0	0	1	1	3							
George Foster, R (1,7) OBP: 0.390, SLG: 0.447										4	1	1	0	0	0	3							
Dave Concepcion, R (1,6) OBP: 0.200, SLG: 0.171										3	1	0	0	1	0	3							
Cesar Geronimo, L (1,8) OBP: 0.441, SLG: 0.774										4	1	2	0	0	0	0							
Bill Plummer, R (1,2) OBP: 0.333, SLG: 0.200										2	0	0	0	0	1	1							
Johnny Bench, R (7, PH) OBP: 0.297, SLG: 0.276										1	1	0	1	1	0	0							
<b>Inning Stats</b>	R: 0 E: 0 K: 0 S: 2	H: 0 LOB: 2 BB: 2 P: 10	R: 0 E: 0 K: 0 S: 3	H: 0 LOB: 0 BB: 0 P: 3	R: 0 E: 0 K: 2 S: 7	H: 0 LOB: 1 BB: 1 P: 11	R: 0 E: 0 K: 0 S: 3	H: 0 LOB: 0 BB: 0 P: 3	R: 0 E: 0 K: 0 S: 4	H: 1 LOB: 1 BB: 0 P: 4	R: 5 E: 0 K: 0 S: 7	H: 4 LOB: 3 BB: 3 P: 20	R: 0 E: 0 K: 0 S: 3	H: 0 LOB: 0 BB: 0 P: 3	R: 0 E: 0 K: 2 S: 7	H: 0 LOB: 1 BB: 1 P: 11	1B: 4 2B: 2 3B: 0 HR: 0	SF: 0 SAC: 0 DP: 0 HBP: 1	WP: 0 PB: 0 SB: 0 CS: 0	PA: 40			
<b>PITCHER</b>	IP	WLS	BF	H	R	ER	SO	BB	IBB	HBP	BLK	WP	HR	S	P	ERA	WHIP			ERA	WHIP		
Bill Greif, R (1,1) ERA: 6.75	6.0		25	4	3	3	2	4	0	0	0	0	0	25	41	4.50	1.333						
Mike Dupree, R (7,1) ERA: 10.38	0.0		2	1	0	0	0	1	0	0	0	0	0	1	5	∞	∞						
Dave Tomlin, L (7,1) ERA:	0.1		3	1	2	2	0	0	0	1	0	0	0	2	3	54.00	3.000						
Butch Metzger, R (7,1) ERA:	2.2	W	10	0	0	0	2	1	1	0	0	0	0	12	20	0.00	0.375						

**San Diego Padres @ Cincinnati Reds**  
Riverfront Stadium, Cincinnati, OH  
Tue Apr 20 1976, 6:05 PM EST  
Att: 18,126 - Unknown

AB	32
R	5
H	6
RBI	5
BB	7
SO	4
LOB	14





Batter	1	2	3	4	5	6	7	8	9	AB	R	H	RBI	BB	SO	LOB	TOP					
<b>Johnny Grubb, L</b> OBP: 0.462, SLG: 0.439										4	0	1	0	1	1	1	<b>San Diego Padres @ Cincinnati Reds</b> Riverfront Stadium, Cincinnati, OH Wed Apr 21 1976, 3:33 AM EST Att: 16,603 - Unknown					
<b>Tito Fuentes, S</b> OBP: 0.275, SLG: 0.282										4	0	0	0	0	0	2						
<b>Merv Rettenmund, R</b> OBP: 0.400, SLG: 0.143										2	0	0	0	2	1	0						
<b>Dave Winfield, R</b> OBP: 0.333, SLG: 0.436										2	2	1	0	2	0	2						
<b>Doug Rader, R</b> OBP: 0.565, SLG: 0.611										4	2	3	0	0	1	2						
<b>Mike Ivie, R</b> OBP: 0.250, SLG: 0.280										3	0	2	3	0	0	2						
<b>Hector Torres, R</b> <b>Willie Davis, L</b> OBP: 0.349, SLG: 0.415										2	0	0	0	0	0	1						
<b>Fred Kendall, R</b> OBP: 0.269, SLG: 0.227										3	0	0	1	0	0	1						
<b>Dave Wehmeister, R</b> <b>Alan Foster, R</b> <b>Jerry Turner, L</b> <b>Dan Spillner, R</b> <b>Willie McCovey, L</b> <b>Butch Metzger, R</b> <b>Gene Locklear, L</b>										1	0	0	0	0	0	1						
<b>Inning Stats</b>	R: 0 E: 0 K: 0 S: 2	H: 0 LOB: 1 BB: 2 P: 10	R: 1 E: 0 K: 0 S: 5	H: 2 LOB: 1 BB: 0 P: 5	R: 0 E: 0 K: 2 S: 7	H: 0 LOB: 0 BB: 0 P: 7	R: 2 E: 0 K: 1 S: 7	H: 2 LOB: 1 BB: 1 P: 11	R: 0 E: 0 K: 0 S: 3	H: 0 LOB: 0 BB: 0 P: 3	R: 1 E: 1 K: 0 S: 3	H: 1 LOB: 0 BB: 1 P: 7	R: 0 E: 0 K: 0 S: 4	H: 1 LOB: 1 BB: 0 P: 4	R: 0 E: 0 K: 1 S: 5	H: 1 LOB: 1 BB: 1 P: 9		R: 0 E: 0 K: 0 S: 4	H: 1 LOB: 1 BB: 0 P: 4	1B: 7 2B: 2 3B: 0 HR: 0	SF: 2 SAC: 1 DP: 3 HBP: 0	WP: 0 PB: 0 SB: 0 CS: 0
<b>PITCHER</b>	IP WLS BF H R ER SO BB IBB HBP BLK WP HR S P ERA WHIP																					
<b>Fred Norman, L</b> ERA: 1.69	(1, 1) 6.0 W 25 5 4 3 3 4 0 0 0 0 0 0 0 27 43 4.50 1.500																					
<b>Don Gullett, L</b> ERA:	(7, 1) 1.0 6 2 0 0 0 1 0 0 0 0 0 0 0 5 9 0.00 3.000																					
<b>Rawly Eastwick, R</b> ERA: 1.93	(8, 1) 2.0 S 6 1 0 0 1 0 0 0 0 0 0 0 0 8 8 0.00 0.500																					

AB 29  
R 4  
H 8  
RBI 4  
BB 5  
SO 4  
LOB 13



Batter	1	2	3	4	5	6	7	8	9	AB	R	H	RBI	BB	SO	LOB	BOTTOM
<b>Pete Rose, S</b> OBP: 0.571, SLG: 0.643										4	1	3	0	0	0	0	<b>San Diego Padres @ Cincinnati Reds</b> Riverfront Stadium, Cincinnati, OH Wed Apr 21 1976, 3:33 AM EST Att: 16,603 - Unknown
<b>Ken Griffey, L</b> OBP: 0.417, SLG: 0.600										4	1	2	2	0	0	2	
<b>Joe Morgan, L</b> OBP: 0.543, SLG: 0.697										3	0	0	0	1	0	3	
<b>Tony Perez, R</b> OBP: 0.372, SLG: 0.389										3	1	2	1	0	0	1	
<b>George Foster, R</b> OBP: 0.378, SLG: 0.429										4	1	1	0	0	1	2	
<b>Cesar Geronimo, L</b> OBP: 0.421, SLG: 0.714										4	0	1	1	0	0	1	
<b>Dave Concepcion, R</b> OBP: 0.209, SLG: 0.184										3	0	1	1	0	0	2	
<b>Bill Plummer, R</b> OBP: 0.333, SLG: 0.375										3	0	1	0	0	0	3	
<b>Fred Norman, S</b> OBP: 0.200, SLG: 0.200										2	1	0	0	0	0	1	
<b>Don Gullett, R</b> <b>Rawly Eastwick, R</b>										1	0	0	0	0	0	0	
<b>Inning Stats</b>	R: 0 E: 0 K: 0 S: 3	H: 1 LOB: 0 BB: 0 P: 3	R: 0 E: 0 K: 0 S: 4	H: 1 LOB: 0 BB: 0 P: 4	R: 5 E: 1 K: 0 S: 10	H: 6 LOB: 2 BB: 0 P: 10	R: 0 E: 0 K: 0 S: 3	H: 1 LOB: 0 BB: 0 P: 3	R: 0 E: 0 K: 0 S: 4	H: 1 LOB: 1 BB: 0 P: 4	R: 0 E: 0 K: 0 S: 2	H: 0 LOB: 0 BB: 0 P: 3	1B: 7 2B: 5 3B: 0 HR: 0	SF: 0 SAC: 0 DP: 5 HBP: 1	WP: 0 PB: 0 SB: 1 CS: 0	PA: 33	
<b>PITCHER</b>	IP WLS BF H R ER SO BB IBB HBP BLK WP HR S P ERA WHIP																
<b>Dave Wehmeister, R</b> ERA: 10.19	(1, 1) 0.1 2 0 0 0 0 0 0 0 0 0 0 0 2 2 0.00 0.000																
<b>Alan Foster, R</b> ERA: 2.84	(3, 1) 3.0 9 2 0 0 1 1 0 0 0 0 0 0 10 14 0.00 1.000																
<b>Dan Spillner, R</b> ERA: 1.8	(7, 1) 2.0 7 1 0 0 0 0 0 0 1 0 0 0 6 7 0.00 0.500																

AB 31  
R 5  
H 11  
RBI 5  
BB 1  
SO 1  
LOB 15





Batter	1	2	3	4	5	6	7	8	9	AB	R	H	RBI	BB	SO	LOB	TOP			
<b>Bake McBride, L</b> OBP: 0.432, SLG: 0.452 (1, 8)	3-1		F8			4-3			4-3	4	0	0	0	0	0	0				
<b>Vic Harris, S</b> OBP: 0.341, SLG: 0.351 (1, 4)	1-3		5-3			5-3			5-3	4	0	0	0	0	0	0				
<b>Lou Brock, L</b> OBP: 0.237, SLG: 0.222 (1, 7)	1B			1-3			FC5-4		E6	4	1	3	0	0	0	0				
<b>Ted Simmons, S</b> OBP: 0.319, SLG: 0.317 (1, 2)	F7			4-3			FC5-4		1B	4	0	1	1	0	0	2				
<b>Reggie Smith, S</b> OBP: 0.298, SLG: 0.415 (1, 9)		6-3		K			FC6-4		F8	3	0	0	0	1	1	2				
<b>Mike Anderson, R</b> OBP: 0.384, SLG: 0.500 (1, 3)		6-3			6-3		K			3	0	0	0	0	1	2				
<b>Hector Cruz, R</b> OBP: 0.186, SLG: 0.262 (1, 5)			K		K				K	3	0	0	0	0	3	1				
<b>Don Kessinger, S</b> OBP: 0.273, SLG: 0.256 (1, 6)										2	0	0	0	0	1	1				
<b>Mike Wallace, L</b> (6, 1)										0	0	0	0	0	0	0				
<b>Keith Hernandez, L</b> OBP: 0.275, SLG: 0.235 (8, PH)										0	0	0	0	1	0	0				
<b>Danny Frisella, L</b> (8, 1)										0	0	0	0	0	0	0				
<b>John Denny, R</b> OBP: 0.400, SLG: 0.250 (1, 1)										1	0	0	0	0	1	0				
<b>Mike Proly, R</b> (5, 1)										0	0	0	0	0	0	0				
<b>Lee Richard, R</b> OBP: 0.125, SLG: 0.125 (6, PH)										2	0	0	0	0	0	1				
<b>Inning Stats</b>	R: 0 E: 0 K: 0 S: 4	H: 1 LOB: 1 BB: 0 P: 4	R: 0 E: 0 K: 2 S: 7	H: 0 LOB: 1 BB: 1 P: 11	R: 0 E: 0 K: 1 S: 5	H: 0 LOB: 0 BB: 0 P: 5	R: 0 E: 0 K: 1 S: 5	H: 0 LOB: 0 BB: 0 P: 5	R: 0 E: 0 K: 1 S: 3	H: 0 LOB: 0 BB: 0 P: 3	R: 0 E: 0 K: 1 S: 6	H: 1 LOB: 1 BB: 0 P: 6	R: 0 E: 0 K: 1 S: 4	H: 0 LOB: 0 BB: 1 P: 8	R: 1 E: 1 K: 0 S: 5	H: 2 LOB: 1 BB: 1 P: 5	1B: 4 2B: 0 3B: 0 HR: 0	SF: 0 SAC: 0 DP: 1 HBP: 0	WP: 0 PB: 0 SB: 1 CS: 0	PA: 32
<b>PITCHER</b> <b>Randy Jones, L</b> ERA: 1.85 (1, 1)	IP: 9.0 WLS: W BF: 32 H: 4 R: 1 ER: 0 SO: 7 BB: 2 IBB: 0 HBP: 0 BLK: 0 WP: 0 HR: 0 S: 44 P: 52 ERA: 0.00 WHIP: 0.667																			

St. Louis Cardinals @ San Diego Padres  
San Diego Stadium, San Diego, CA  
Fri Apr 23 1976, 9:05 PM EST  
Att: 21,796 - Unknown

AB 30  
R 1  
H 4  
RBI 1  
BB 2  
SO 7  
LOB 9




Batter	1	2	3	4	5	6	7	8	9	AB	R	H	RBI	BB	SO	LOB	BOTTOM			
<b>Johnny Grubb, L</b> OBP: 0.464, SLG: 0.419 (1, 7)	HBP		F9		1B	F8				2	1	0	0	1	0	1				
<b>Tito Fuentes, S</b> OBP: 0.295, SLG: 0.302 (1, 4)	F8		4-3		1B	5-3				4	2	2	0	0	0	1				
<b>Willie Davis, L</b> OBP: 0.319, SLG: 0.378 (1, 8)	F7		4-3		F5					4	0	0	0	0	1	5				
<b>Dave Winfield, R</b> OBP: 0.365, SLG: 0.476 (1, 9)	HBP				1B	F7				3	1	2	4	0	0	0				
<b>Doug Rader, R</b> OBP: 0.519, SLG: 0.545 (1, 5)	F7		1-6-3		1B	E5				4	0	1	0	0	0	3				
<b>Mike Ivie, R</b> OBP: 0.250, SLG: 0.276 (1, 3)		L5			F7	F7				4	0	1	1	0	0	1				
<b>Hector Torres, R</b> OBP: 0.333, SLG: 0.450 (1, 6)		6-3			5-3	F7				3	0	0	0	1	0	0				
<b>Fred Kendall, R</b> OBP: 0.233, SLG: 0.192 (1, 2)		6-3			F7	5-3				4	0	0	0	0	0	3				
<b>Randy Jones, R</b> (1, 1)			4-3		K	K				3	1	0	0	1	3	0				
<b>Inning Stats</b>	R: 0 E: 0 K: 0 S: 3	H: 0 LOB: 2 BB: 1 P: 8	R: 0 E: 0 K: 0 S: 3	H: 0 LOB: 0 BB: 0 P: 3	R: 2 E: 0 K: 0 S: 5	H: 2 LOB: 1 BB: 1 P: 9	R: 0 E: 0 K: 0 S: 3	H: 0 LOB: 0 BB: 0 P: 3	R: 3 E: 0 K: 1 S: 9	H: 4 LOB: 3 BB: 1 P: 14	R: 0 E: 0 K: 1 S: 5	H: 0 LOB: 0 BB: 0 P: 5	R: 0 E: 1 K: 1 S: 6	H: 0 LOB: 1 BB: 0 P: 6	R: 0 E: 0 K: 1 S: 5	H: 0 LOB: 0 BB: 0 P: 5	1B: 5 2B: 1 3B: 0 HR: 0	SF: 0 SAC: 0 DP: 0 HBP: 2	WP: 0 PB: 0 SB: 0 CS: 0	PA: 36
<b>PITCHER</b> <b>John Denny, R</b> ERA: 4.15 (1, 1)	IP: 4.2 WLS: L BF: 25 H: 6 R: 5 ER: 5 SO: 1 BB: 3 IBB: 0 HBP: 2 BLK: 0 WP: 0 HR: 0 S: 22 P: 36 ERA: 9.64 WHIP: 1.929																			
<b>Mike Proly, R</b> ERA: 2.25 (5, 1)	0.1	1	0	0	0	0	0	0	0	0	0	1	1	0.00	0.000					
<b>Mike Wallace, L</b> ERA: 3.38 (6, 1)	2.0	7	0	0	2	0	0	0	0	0	11	11	0.00	0.000						
<b>Danny Frisella, R</b> ERA: (8, 1)	1.0	3	0	0	0	1	0	0	0	0	5	5	0.00	0.000						


St. Louis Cardinals @ San Diego Padres  
San Diego Stadium, San Diego, CA  
Fri Apr 23 1976, 9:05 PM EST  
Att: 21,796 - Unknown

AB 31  
R 5  
H 6  
RBI 5  
BB 3  
SO 4  
LOB 14





Batter	1	2	3	4	5	6	7	8	9	AB	R	H	RBI	BB	SO	LOB	TOP								
<b>Bake McBride, L</b> OBP: 0.429, SLG: 0.447 (1, 8)	0-0 4-3		0-0 4-3					0-3 K	0-0 1B	5	0	2	1	0	1	0	<b>St. Louis Cardinals @ San Diego Padres</b> San Diego Stadium, San Diego, CA Sat Apr 24, 1976, 10:05 PM EST Att: 50,569 - Unknown  <b>AB 33</b> <b>R 3</b> <b>H 9</b> <b>RBI 3</b> <b>BB 4</b> <b>SO 9</b> <b>LOB 13</b> 								
<b>Vic Harris, S</b> OBP: 0.326, SLG: 0.333 (1, 4) (9, 6)	0-3 K			0-0 F8			0-3 K	0-0 1B FC3-2	0-0 F9	5	0	1	0	0	2	3									
<b>Lou Brock, L</b> OBP: 0.282, SLG: 0.300 (1, 7)	0-0 3-1			0-0 SF7			0-3 K	0-0 FC3-2		4	1	2	0	0	1	1									
<b>Ted Simmons, S</b> OBP: 0.314, SLG: 0.302 (1, 2)		4-0 2B BB		0-0 SF7			0-0 F3	0-0 FC3-2		2	1	0	1	1	0	2									
<b>Reggie Smith, S</b> OBP: 0.294, SLG: 0.422 (1, 9)		0-0 CS 1-H 2B		0-3 K			0-3 K	0-0 F7		4	0	1	1	0	2	2									
<b>Hector Cruz, R</b> OBP: 0.213, SLG: 0.289 (1, 5)		0-3 K			0-0 F7		0-0 BB 2B		4-0 G3-6-3 BB	3	0	1	0	1	1	1									
<b>Keith Hernandez, L</b> OBP: 0.273, SLG: 0.216 (1, 3)		0-0 3-1			0-0 L4		4-0 BB BB		0-0 G3-6-3	3	0	0	0	1	0	1									
<b>Don Kessinger, S</b> OBP: 0.261, SLG: 0.244 (1, 6)			0-0 4-3		0-0 F8			0-0 1B PB		2	0	0	0	0	0	0									
<b>Mike Anderson, R</b> OBP: 0.391, SLG: 0.500 (7, PH)								0-0 1B PB		0	0	0	0	1	0	0									
<b>Lee Richard, R</b> OBP: 0.125, SLG: 0.125 (7, PH)								0-0 1B		0	0	0	0	0	0	0									
<b>Willie Crawford, L</b> OBP: 0.286, SLG: 0.286 (9, PH)								0-0 1B		1	1	1	0	0	0	0									
<b>Eric Rasmussen, R</b> (9, 1)								0-0 1B		0	0	0	0	0	0	0									
<b>Pete Falcone, L</b> (1, 1)								0-0 1B		2	0	0	0	0	0	1									
<b>Luis Melendez, R</b> OBP: 0.091, SLG: 0.091 (7, PH)								0-0 1B		0	0	0	0	0	0	0									
<b>Ron Fairly, L</b> OBP: 0.200, SLG: 0.687 (7, 1)								0-0 1B		1	0	0	0	0	0	0									
<b>Al Hrabosky, R</b> (7, 1)								0-0 1B		0	0	0	0	0	0	0									
<b>Ken Rudolph, R</b> OBP: 0.320, SLG: 0.333 (9, PH)								0-0 1B		1	0	1	0	0	0	0									
<b>Doug Clarye, R</b> (9, 4)								0-0 1B		0	0	0	0	0	0	0									
<b>Inning Stats</b>	R: 0 E: 0 K: 1 S: 5	H: 0 LOB: 0 BB: 0 P: 5	R: 1 E: 0 K: 1 S: 5	H: 1 LOB: 0 BB: 1 P: 9	R: 0 E: 0 K: 0 S: 3	H: 0 LOB: 0 BB: 0 P: 3	R: 1 E: 0 K: 1 S: 6	H: 1 LOB: 0 BB: 0 P: 6	R: 0 E: 0 K: 0 S: 3	H: 0 LOB: 0 BB: 0 P: 3	R: 0 E: 0 K: 3 S: 10	H: 1 LOB: 1 BB: 0 P: 10	R: 0 E: 0 K: 2 S: 8	H: 1 LOB: 3 BB: 2 P: 16	R: 0 E: 0 K: 1 S: 7	H: 2 LOB: 2 BB: 0 P: 7	R: 1 E: 0 K: 0 S: 5	H: 3 LOB: 2 BB: 1 P: 9	1B: 6 2B: 2 3B: 1 HR: 0	SF: 1 SAC: 0 DP: 1 HBP: 0	WP: 0 PB: 1 SB: 0 CS: 1	PA: 38			
<b>PITCHER</b>	IP	WLS	BF	H	R	ER	SO	BB	IBB	HBP	BLK	WP	HR	S	P	ERA	WHIP								
<b>Brent Strom, L</b> ERA: 3.1 (1, 1)	6.2		26	4	2	2	7	3	0	0	0	0	0	37	49	2.70	1.050								
<b>Butch Metzger, R</b> ERA: (7, 1)	2.1	W	12	5	1	0	2	1	0	0	0	0	0	15	19	0.00	2.571								

Batter	1	2	3	4	5	6	7	8	9	AB	R	H	RBI	BB	SO	LOB	BOTTOM									
<b>Johnny Grubb, L</b> OBP: 0.459, SLG: 0.391 (1, 7)	0-3 K		0-3 K		0-0 G3		0-0 FC3-6 HBP		4-0 1B BB	3	0	0	0	1	2	0	<b>St. Louis Cardinals @ San Diego Padres</b> San Diego Stadium, San Diego, CA Sat Apr 24, 1976, 10:05 PM EST Att: 50,569 - Unknown  <b>AB 34</b> <b>R 4</b> <b>H 10</b> <b>RBI 4</b> <b>BB 2</b> <b>SO 4</b> <b>LOB 12</b> 									
<b>Tito Fuentes, S</b> OBP: 0.347, SLG: 0.375 (1, 4)	0-0 1B 4-3				0-0 WP 1B 2B		0-0 FC3-6 FC3-6		0-0 1B	5	2	4	1	0	0	1										
<b>Willie Davis, L</b> OBP: 0.333, SLG: 0.388 (1, 8)	0-0 4-3 1-3 1B		0-0 4-3		0-0 2-H 1B		0-0 FC3-6			4	0	2	1	0	0	2										
<b>Dave Winfield, R</b> OBP: 0.357, SLG: 0.457 (1, 9)	0-0 4-3			0-0 2B 1B			0-0 F9			4	1	1	1	0	0	3										
<b>Doug Rader, R</b> OBP: 0.484, SLG: 0.538 (1, 5)	0-0 5-3			0-0 1-H 2B			0-0 P4		0-0 6-3	4	0	1	1	0	0	1										
<b>Mike Ivie, R</b> OBP: 0.222, SLG: 0.242 (1, 3)		0-0 F9		0-3 K			0-0 P4		0-0 F8	4	0	0	0	0	1	1										
<b>Hector Torres, R</b> OBP: 0.327, SLG: 0.432 (1, 6)		0-0 F3		0-0 F8			0-0 1B 1B		0-0 F7	4	0	1	0	0	0	1										
<b>Fred Kendall, R</b> OBP: 0.242, SLG: 0.207 (1, 2)			0-3 K		0-0 4-3		0-0 1B 1B			3	0	1	0	0	1	1										
<b>Gene Locklear, L</b> OBP: 0.500, SLG: 0.429 (9, PH)									4-0 SH5-4 1B BB	0	0	0	0	1	0	0										
<b>Enzo Hernandez, R</b> OBP: 0.500, SLG: 0.556 (9, PR)							1-2 1B			0	1	0	0	0	0	0										
<b>Brent Strom, R</b> (1, 1)					0-0 P6				0-0 SH5-4	3	0	0	0	0	0	2										
<b>Butch Metzger, R</b> (7, 1)									1-2 1B	0	0	0	0	0	0	0										
<b>Jerry Turner, L</b> OBP: 0.400, SLG: 0.250 (9, PH)										0	0	0	0	0	0	0										
<b>Inning Stats</b>	R: 1 E: 0 K: 1 S: 7	H: 2 LOB: 1 BB: 0 P: 7	R: 0 E: 0 K: 1 S: 5	H: 0 LOB: 0 BB: 0 P: 5	R: 0 E: 0 K: 1 S: 6	H: 1 LOB: 1 BB: 0 P: 6	R: 1 E: 0 K: 1 S: 7	H: 2 LOB: 1 BB: 0 P: 7	R: 0 E: 0 K: 0 S: 5	H: 2 LOB: 2 BB: 0 P: 5	R: 0 E: 0 K: 0 S: 3	H: 0 LOB: 1 BB: 0 P: 4	R: 0 E: 0 K: 0 S: 3	H: 0 LOB: 0 BB: 0 P: 3	R: 1 E: 0 K: 0 S: 2	H: 1 LOB: 2 BB: 2 P: 10		1B: 8 2B: 2 3B: 0 HR: 0	SF: 0 SAC: 1 DP: 0 HBP: 1	WP: 1 PB: 0 SB: 0 CS: 0	PA: 38					
<b>PITCHER</b>	IP	WLS	BF	H	R	ER	SO	BB	IBB	HBP	BLK	WP	HR	S	P	ERA		WHIP								
<b>Pete Falcone, L</b> ERA: 6.39 (1, 1)	6.0		27	9	3	3	4	0	0	0	0	0	0	35	35	4.50		1.500								
<b>Al Hrabosky, L</b> ERA: 2.53 (7, 1)	2.0		7	0	0	0	0	0	0	1	0	0	0	6	7	0.00	0.000									
<b>Eric Rasmussen, R</b> ERA: 3.72 (9, 1)	0.1	L	4	1	1	1	0	2	0	0	0	0	0	2	10	27.00	9.000									



Batter	1	2	3	4	5	6	7	8	9	AB	R	H	RBI	BB	SO	LOB	TOP										
<b>Bake McBride, L</b> OBP: 0.396, SLG: 0.412 (1, 8)	F8		B1-3		FC4-6			1-3		4	0	0	0	0	0	2											
<b>Vic Harris, S</b> OBP: 0.300, SLG: 0.304 (1, 4)	K		F9		F9			F9		4	0	0	0	0	1	2											
<b>Lou Brock, L</b> OBP: 0.239, SLG: 0.273 (1, 7)	K			F8		F7		5-3		4	0	0	0	0	1	0											
<b>Ted Simmons, S</b> OBP: 0.291, SLG: 0.277 (1, 2)		6-3		4-3		F8		F7		4	0	0	0	0	0	0											
<b>Reggie Smith, S</b> OBP: 0.309, SLG: 0.429 (1, 5)		E7 SF8		4-3		PO 1B		BLK 1B		4	1	2	0	0	0	0											
<b>Willie Crawford, L</b> OBP: 0.273, SLG: 0.600 (1, 9)	SF8				HR	PO	4-3	F8		3	1	1	2	0	0	1											
<b>Ron Fairly, L</b> OBP: 0.800, SLG: 0.571 (1, 3)					2B BB		F7		1-2 IBB	1	1	0	0	3	0	0											
<b>Don Kessinger, S</b> OBP: 0.280, SLG: 0.289 (1, 6)	K				SH 2B					4	0	2	1	0	2	3											
<b>John Curtis, L</b> (1, 1)			B5-3		SH FC4-6		P6			2	0	0	0	0	0	1											
<b>Inning Stats</b>	R: 0 E: 0 K: 2 S: 7	H: 0 LOB: 0 BB: 0 P: 7	R: 1 E: 1 K: 1 S: 6	H: 0 LOB: 1 BB: 1 P: 10	R: 0 E: 0 K: 0 S: 3	H: 0 LOB: 0 BB: 0 P: 3	R: 0 E: 0 K: 0 S: 3	H: 0 LOB: 0 BB: 0 P: 3	R: 2 E: 0 K: 0 S: 5	H: 2 LOB: 1 BB: 1 P: 9	R: 0 E: 0 K: 0 S: 3	H: 1 LOB: 0 BB: 0 P: 3	R: 0 E: 0 K: 0 S: 4	H: 1 LOB: 1 BB: 0 P: 4	R: 0 E: 0 K: 1 S: 6	H: 0 LOB: 0 BB: 0 P: 3	R: 0 E: 0 K: 1 S: 6	H: 1 LOB: 2 BB: 1 P: 10	1B: 3 2B: 1 3B: 0 HR: 1	SF: 1 SAC: 1 DP: 0 HBP: 0	WP: 0 PA: 36 PB: 0 SB: 0 CS: 1						
<b>PITCHER</b>	IP	WLS	BF	H	R	ER	SO	BB	IBB	HBP	BLK	WP	HR	S	P	ERA	WHIP										
<b>Dan Spillner, R</b> ERA: 2.37 (1, 1)	4.0	L	18	2	3	2	3	2	0	0	0	0	1	22	30	4.50	1.000										
<b>Dave Tomlin, L</b> ERA: (5, 1)	1.0		2	0	0	0	0	0	0	0	0	0	0	2	2	0.00	0.000										
<b>Rich Folkers, L</b> ERA: (6, 1)	2.0		7	2	0	0	0	0	0	0	0	0	0	7	7	0.00	1.000										
<b>Alan Foster, R</b> ERA: 2.16 (8, 1)	2.0		8	1	0	0	1	0	1	0	1	0	0	9	13	0.00	0.500										

St. Louis Cardinals @ San Diego Padres  
San Diego Stadium, San Diego, CA  
Sun Apr 25 1976, 6:33 AM EDT  
Att: 15,256 - Unknown

AB 30  
R 3  
H 5  
RBI 3  
BB 3  
SO 4  
LOB 9



Batter	1	2	3	4	5	6	7	8	9	AB	R	H	RBI	BB	SO	LOB	BOTTOM										
<b>Johnny Grubb, L</b> OBP: 0.452, SLG: 0.383 (1, 7)	6-3				F8		F7			1	0	0	0	0	0	0											
<b>Merv Rettenmund, R</b> OBP: 0.385, SLG: 0.200 (2, 7)			G6-4-3 1B							3	0	1	0	0	0	1											
<b>Hector Torres, R</b> OBP: 0.302, SLG: 0.396 (1, 6)	1-3		G6-4-3 1B		FC5-4			5-3		4	0	0	0	0	0	3											
<b>Willie Davis, L</b> OBP: 0.309, SLG: 0.358 (1, 8)	E4			F9	F8			3-1		4	0	0	0	0	0	1											
<b>Dave Winfield, R</b> OBP: 0.333, SLG: 0.420 (1, 9)	4-3			6-3		4-3		5-3		4	0	0	0	0	0	1											
<b>Doug Rader, R</b> OBP: 0.514, SLG: 0.567 (1, 5)		L4-3 1B		1B 1B		FC5-4 1B		F9		4	0	3	0	0	0	0											
<b>Mike Ivie, R</b> OBP: 0.275, SLG: 0.378 (1, 3)		L4-3 1B		1B 1B		FC5-4 1B		HR		4	1	3	1	0	0	1											
<b>Ted Kubiak, S</b> OBP: 0.458, SLG: 0.455 (1, 4)	L4-3			FC6-4 1B		5-3		6-3		4	0	1	0	0	0	3											
<b>Fred Kendall, R</b> OBP: 0.243, SLG: 0.212 (1, 2)			FC2-5 1B	FC6-4 1B		L7		K		4	0	1	0	0	1	3											
<b>Dan Spillner, R</b> (1, 1)										1	0	0	0	0	0	1											
<b>Dave Tomlin, L</b> (5, 1)										0	0	0	0	0	0	0											
<b>Jerry Turner, L</b> OBP: 0.400, SLG: 0.400 (5, 1)										1	0	1	0	0	0	0											
<b>Rich Folkers, L</b> (6, 1)										0	0	0	0	0	0	0											
<b>Gene Locklear, L</b> OBP: 0.444, SLG: 0.375 (7, 1)										1	0	0	0	0	0	0											
<b>Alan Foster, R</b> (8, 1)										0	0	0	0	0	0	0											
<b>Inning Stats</b>	R: 0 E: 1 K: 0 S: 4	H: 0 LOB: 1 BB: 0 P: 4	R: 0 E: 0 K: 0 S: 3	H: 2 LOB: 0 BB: 0 P: 3	R: 0 E: 0 K: 0 S: 4	H: 2 LOB: 1 BB: 0 P: 4	R: 0 E: 0 K: 0 S: 6	H: 3 LOB: 3 BB: 0 P: 6	R: 0 E: 1 K: 0 S: 4	H: 1 LOB: 1 BB: 0 P: 4	R: 0 E: 0 K: 0 S: 4	H: 1 LOB: 0 BB: 0 P: 4	R: 0 E: 0 K: 0 S: 3	H: 0 LOB: 0 BB: 0 P: 3	R: 0 E: 0 K: 1 S: 6	H: 0 LOB: 0 BB: 0 P: 6	R: 1 E: 0 K: 1 S: 6	H: 1 LOB: 0 BB: 0 P: 6	1B: 9 2B: 1 3B: 0 HR: 1	SF: 0 SAC: 0 DP: 2 HBP: 0	WP: 0 PA: 35 PB: 1 SB: 0 CS: 0						
<b>PITCHER</b>	IP	WLS	BF	H	R	ER	SO	BB	IBB	HBP	BLK	WP	HR	S	P	ERA	WHIP										
<b>John Curtis, L</b> ERA: 5.0 (1, 1)	9.0	W	35	10	1	1	1	0	0	0	0	0	1	37	37	1.00	1.111										

St. Louis Cardinals @ San Diego Padres  
San Diego Stadium, San Diego, CA  
Sun Apr 25 1976, 6:33 AM EDT  
Att: 15,256 - Unknown

AB 35  
R 1  
H 10  
RBI 1  
BB 0  
SO 1  
LOB 14









Batter	1	2	3	4	5	6	7	8	9	AB	R	H	RBI	BB	SO	LOB	TOP								
<b>Rick Monday, L</b> OBP: 0.430, SLG: 0.611 (1, 8)										5	1	2	0	0	1	3	<b>Chicago Cubs @ San Diego Padres</b> San Diego Stadium, San Diego, CA Tue Apr 27 1976, 10:05 PM EDT Att: 9,963 - Cloudy - 61 F								
<b>Jose Cardenal, R</b> OBP: 0.342, SLG: 0.435 (1, 7)										4	1	2	0	1	0	2									
<b>Bill Madlock, R</b> OBP: 0.373, SLG: 0.418 (1, 5)										4	0	1	1	0	1	2									
<b>Jerry Morales, R</b> OBP: 0.373, SLG: 0.492 (1, 9)										4	2	2	0	0	0	2									
<b>Ralph LaCock, L</b> OBP: 0.125, SLG: 0.500 (7, 9)										0	0	0	0	0	0	0									
<b>Andre Thornton, R</b> OBP: 0.438, SLG: 0.444 (1, 3)										3	0	0	1	1	1	2									
<b>Manny Trillo, R</b> OBP: 0.342, SLG: 0.382 (1, 4)										3	0	2	2	0	0	0									
<b>Steve Swisher, R</b> OBP: 0.254, SLG: 0.439 (1, 2)										4	0	1	0	0	0	2									
<b>Dave Rosello, R</b> OBP: 0.397, SLG: 0.314 (1, 6)										2	0	0	0	2	0	1									
<b>Ray Burris, R</b> OBP: 0.125, SLG: 0.125 (1, 1)										3	0	0	0	0	1	4									
<b>Oscar Zamora, R</b> (8, 1)										0	0	0	0	0	0	0									
<b>Buddy Schultz, R</b> (8, 1)										1	0	0	0	0	0	0									
<b>Inning Stats</b>	R: 0 E: 0 K: 0 S: 2	H: 0 LOB: 0 BB: 1 P: 6	R: 1 E: 0 K: 0 S: 5	H: 2 LOB: 1 BB: 0 P: 5	R: 1 E: 1 K: 0 S: 5	H: 3 LOB: 1 BB: 0 P: 5	R: 0 E: 0 K: 2 S: 8	H: 2 LOB: 3 BB: 2 P: 16	R: 2 E: 0 K: 1 S: 8	H: 2 LOB: 1 BB: 0 P: 8	R: 0 E: 0 K: 0 S: 3	H: 1 LOB: 1 BB: 1 P: 7	R: 0 E: 0 K: 1 S: 5	H: 0 LOB: 0 BB: 0 P: 5	R: 0 E: 0 K: 0 S: 3	H: 0 LOB: 0 BB: 0 P: 3	R: 0 E: 0 K: 0 S: 3	H: 0 LOB: 0 BB: 0 P: 3	1B: 8 2B: 3 3B: 0 HR: 0	SF: 1 SAC: 0 DP: 2 HBP: 0	WP: 2 PB: 1 SB: 1 CS: 0	PA: 38			
<b>PITCHER</b>	IP	WLS	BF	H	R	ER	SO	BB	IBB	HBP	BLK	WP	HR	S	P	ERA	WHIP								
<b>Dave Wehmeister, R</b> ERA: 9.0 (1, 1)	3.0	L	14	5	2	2	0	2	0	0	0	1	0	12	20	6.00	2.333								
<b>Rich Folkers, L</b> ERA: 4.15 (4, 1)	2.1		14	5	2	2	3	1	1	0	0	1	0	18	26	7.71	2.571								
<b>Dave Tomlin, L</b> ERA: (6, 1)	1.2		4	0	0	0	1	0	0	0	0	0	0	6	6	0.00	0.000								
<b>Mike Dupree, R</b> ERA: 7.11 (8, 1)	2.0		6	0	0	0	0	0	0	0	0	0	0	6	6	0.00	0.000								

AB	33
R	4
H	10
RBI	4
BB	4
SO	4
LOB	18



Batter	1	2	3	4	5	6	7	8	9	AB	R	H	RBI	BB	SO	LOB	BOTTOM								
<b>Jerry Turner, L</b> OBP: 0.467, SLG: 0.692 (1, 7)										4	0	1	0	1	0	2	<b>Chicago Cubs @ San Diego Padres</b> San Diego Stadium, San Diego, CA Tue Apr 27 1976, 10:05 PM EDT Att: 9,963 - Cloudy - 61 F								
<b>Ted Kubiak, S</b> OBP: 0.438, SLG: 0.370 (1, 4)										3	0	0	0	1	0	2									
<b>Willie Davis, L</b> OBP: 0.281, SLG: 0.323 (1, 8)										5	0	1	0	0	0	2									
<b>Dave Winfield, R</b> OBP: 0.353, SLG: 0.400 (1, 9)										2	1	0	0	2	0	2									
<b>Doug Rader, R</b> OBP: 0.512, SLG: 0.541 (1, 5)										3	0	1	0	1	0	2									
<b>Mike Ivie, R</b> OBP: 0.250, SLG: 0.341 (1, 3)										4	0	1	1	0	0	5									
<b>Hector Torres, R</b> OBP: 0.328, SLG: 0.464 (1, 6)										4	1	2	1	0	0	2									
<b>Fred Kendall, R</b> OBP: 0.227, SLG: 0.179 (1, 2)										3	0	0	0	0	1	1									
<b>Gene Locklear, L</b> OBP: 0.455, SLG: 0.400 (8, PH)										1	0	0	0	0	1	2									
<b>Bob Davis, R</b> OBP: 0.214, SLG: 0.231 (9, 2)										0	0	0	0	0	0	0									
<b>Dave Wehmeister, R</b> (1, 1)										1	0	0	0	0	0	0									
<b>Rich Folkers, L</b> (4, 1)										0	0	0	0	0	0	0									
<b>Dave Tomlin, L</b> (8, 1)										0	0	0	0	0	0	0									
<b>Tito Fuentes, S</b> OBP: 0.340, SLG: 0.307 (7, PH)										1	0	0	0	0	0	0									
<b>Mike Dupree, R</b> OBP: 0.102, SLG: 1.102 (8, 1)										0	0	0	0	0	0	0									
<b>Merv Rettenmund, R</b> OBP: 0.420, SLG: 0.520 (8, PH)										0	0	0	0	1	0	0									
<b>Inning Stats</b>	R: 0 E: 0 K: 0 S: 3	H: 0 LOB: 3 BB: 3 P: 15	R: 1 E: 0 K: 0 S: 4	H: 1 LOB: 0 BB: 0 P: 4	R: 0 E: 0 K: 0 S: 4	H: 1 LOB: 2 BB: 1 P: 8	R: 0 E: 0 K: 0 S: 4	H: 1 LOB: 1 BB: 0 P: 4	R: 0 E: 0 K: 0 S: 3	H: 0 LOB: 0 BB: 0 P: 3	R: 0 E: 0 K: 1 S: 6	H: 1 LOB: 1 BB: 0 P: 6	R: 0 E: 0 K: 1 S: 7	H: 2 LOB: 2 BB: 1 P: 11	R: 0 E: 0 K: 0 S: 3	H: 0 LOB: 1 BB: 1 P: 7	1B: 4 2B: 0 3B: 1 HR: 1	SF: 0 SAC: 2 DP: 0 HBP: 0	WP: 0 PB: 0 SB: 0 CS: 0	PA: 39					
<b>PITCHER</b>	IP	WLS	BF	H	R	ER	SO	BB	IBB	HBP	BLK	WP	HR	S	P	ERA	WHIP								
<b>Ray Burris, R</b> ERA: 4.78 (1, 1)	7.1	W	32	5	2	2	0	5	0	0	0	0	1	29	49	2.46	1.364								
<b>Oscar Zamora, R</b> ERA: (8, 1)	0.1		2	1	0	0	0	0	0	0	0	0	0	2	2	0.00	3.000								
<b>Buddy Schultz, L</b> ERA: (8, 1)	1.1	S	5	0	0	0	1	1	0	0	0	0	0	6	10	0.00	0.750								






Batter	1	2	3	4	5	6	7	8	9	AB	R	H	RBI	BB	SO	LOB	TOP							
<b>Rick Monday, L</b> OBP: 0.452, SLG: 0.671	L9-4-6 E BB		2H HR	2H 3H 1B 2B		3-1		WP BLK BLK 1B		4	3	3	4	1	0	0								
<b>Jose Cardenal, R</b> OBP: 0.346, SLG: 0.425	E4		S 1B SF9 BB	2H 3H 1B		6-3		F8 1-H		4	1	1	1	1	0	1								
<b>Bill Madlock, R</b> OBP: 0.375, SLG: 0.408	L9-4-6		1-2 1B	L9		F8			FC6 BB	4	0	1	0	1	0	3								
<b>Mick Kelleher, R</b> OBP: 0.333, SLG: 0.333	L9-4-6		1-2 1B	L9		F8				0	0	0	0	0	0	0								
<b>Jerry Morales, R</b> OBP: 0.350, SLG: 0.464	1-3		SF9 2H	F7		F9			F8	4	0	0	1	0	0	3								
<b>Andre Thornton, R</b> OBP: 0.410, SLG: 0.407		6-3	L9		5-3		F8		F2	5	0	0	0	0	0	2								
<b>Manny Trillo, R</b> OBP: 0.359, SLG: 0.411		6-3		1B E 2B	1B				FC6 1-2	5	1	3	0	0	0	1								
<b>Steve Swisher, R</b> OBP: 0.254, SLG: 0.426				E 2B 1B	K					4	1	1	0	0	2	2								
<b>Dave Rosello, R</b> OBP: 0.403, SLG: 0.327			SH1-4 HR 1B	E6 2B 1B				K		4	2	2	1	0	1	1								
<b>Bill Bonham, R</b> OBP: 0.359, SLG: 0.411			SH1-4	6-3	5-3					3	0	0	0	0	0	4								
<b>Mike Garman, R</b> OBP: 0.359, SLG: 0.411			SH1-4	6-3	5-3					0	0	0	0	0	0	0								
<b>Buddy Schultz, R</b> OBP: 0.359, SLG: 0.411			SH1-4	6-3	5-3					0	0	0	0	0	0	0								
<b>Inning Stats</b>	R: 0 E: 1 K: 0 S: 3	H: 0 LOB: 1 BB: 1 P: 7	R: 0 E: 0 K: 0 S: 3	H: 0 LOB: 0 BB: 0 P: 3	R: 3 E: 0 K: 0 S: 6	H: 3 LOB: 1 BB: 1 P: 10	R: 4 E: 1 K: 0 S: 8	H: 4 LOB: 1 BB: 0 P: 8	R: 0 E: 0 K: 0 S: 3	H: 2 LOB: 2 BB: 0 P: 7	R: 0 E: 0 K: 0 S: 3	H: 0 LOB: 0 BB: 0 P: 3	R: 0 E: 0 K: 1 S: 6	H: 1 LOB: 1 BB: 0 P: 6	R: 1 E: 0 K: 1 S: 6	H: 1 LOB: 0 BB: 0 P: 6	R: 0 E: 0 K: 0 S: 3	H: 0 LOB: 1 BB: 1 P: 7	1B: 8 2B: 3 3B: 0 HR: 1	SF: 1 SAC: 1 DP: 1 HBP: 0	WP: 2 PB: 0 SB: 1 CS: 0	PA: 42		
<b>PITCHER</b>	IP	WLS	BF	H	R	ER	SO	BB	IBB	HBP	BLK	WP	HR	S	P	ERA	WHIP							
<b>Randy Jones, L</b> ERA: 3.13	3.1	L	19	6	7	6	0	2	0	0	0	0	1	17	25	16.20	2.400							
<b>Alan Foster, R</b> ERA: 1.54	1.2		8	3	0	0	1	0	0	0	0	1	0	10	10	0.00	1.800							
<b>Dave Tomlin, L</b> ERA: 1.54	2.0		7	1	0	0	1	0	0	0	0	0	0	9	9	0.00	0.500							
<b>Mike Dupree, R</b> ERA: 6.48	2.0		8	1	1	1	1	1	0	0	1	1	0	9	13	4.50	1.000							

Chicago Cubs @ San Diego Padres  
San Diego Stadium, San Diego, CA  
Wed Apr 28 1976, 10:05 PM EDT  
Att: 17,039 - Unknown - 65 F

AB	37
R	8
H	11
RBI	7
BB	3
SO	3
LOB	17



Batter	1	2	3	4	5	6	7	8	9	AB	R	H	RBI	BB	SO	LOB	BOTTOM							
<b>Jerry Turner, L</b> OBP: 0.500, SLG: 0.647	G4-6-3 BB		1B		4-3 HR 1B		G6-3 1-2 2-3		F2	4	1	2	0	1	0	4								
<b>Ted Kubiak, S</b> OBP: 0.389, SLG: 0.323	G4-6-3 1-2		L8		4-3			G3		4	0	0	1	0	0	4								
<b>Willie Davis, L</b> OBP: 0.294, SLG: 0.394	F8			2B	2H 3H HR			F6		4	1	2	3	0	0	0								
<b>Dave Winfield, R</b> OBP: 0.333, SLG: 0.373		K		4-3	6-3			F8		4	0	0	0	0	1	1								
<b>Doug Rader, R</b> OBP: 0.489, SLG: 0.512		4-3 1B		K		6-3			1-3	4	0	1	0	0	1	1								
<b>Mike Ivie, R</b> OBP: 0.250, SLG: 0.319		4-3		5-3		L7			WP 1B 3-1 BB	3	1	0	0	1	0	2								
<b>Hector Torres, R</b> OBP: 0.323, SLG: 0.450			F3		F9	L7			3-1 WP 1B	4	0	1	0	0	0	1								
<b>Fred Kendall, R</b> OBP: 0.271, SLG: 0.214			K		1B 4-3 1B				3-1 BB	3	1	2	0	1	1	0								
<b>Bob Davis, R</b> OBP: 0.214, SLG: 0.231			K		1B 4-3 1B				1-2 2-3 3H	0	0	0	0	0	0	0								
<b>Randy Jones, R</b> ERA: 3.13			K		4-3 HR 1B				3-1	1	0	0	0	0	1	0								
<b>Alan Foster, R</b> ERA: 1.54			K		4-3 HR 1B				3-1	0	0	0	0	0	0	0								
<b>Enzo Hernandez, R</b> ERA: 0.800			K		4-3 HR 1B				3-1	1	1	1	0	0	0	0								
<b>Dave Tomlin, L</b> ERA: 1.54			K		4-3 HR 1B				3-1	0	0	0	0	0	0	0								
<b>Gene Locklear, L</b> ERA: 0.364			K		4-3 HR 1B				3-1	0	0	0	0	0	0	1								
<b>Mike Dupree, R</b> ERA: 6.48			K		4-3 HR 1B				3-1	1	0	0	0	0	0	0								
<b>Willie McCovey, R</b> ERA: 0.281			K		4-3 HR 1B				3-1	1	0	0	1	0	0	2								
<b>Inning Stats</b>	R: 0 E: 0 K: 0 S: 2	H: 0 LOB: 0 BB: 1 P: 6	R: 0 E: 0 K: 1 S: 6	H: 1 LOB: 1 BB: 0 P: 6	R: 0 E: 0 K: 2 S: 8	H: 1 LOB: 1 BB: 0 P: 8	R: 0 E: 0 K: 1 S: 6	H: 1 LOB: 1 BB: 0 P: 6	R: 4 E: 0 K: 0 S: 7	H: 4 LOB: 0 BB: 0 P: 7	R: 0 E: 0 K: 0 S: 3	H: 0 LOB: 0 BB: 0 P: 3	R: 0 E: 0 K: 0 S: 3	H: 1 LOB: 0 BB: 0 P: 3	R: 0 E: 0 K: 0 S: 3	H: 0 LOB: 0 BB: 0 P: 3	R: 0 E: 0 K: 0 S: 4	H: 1 LOB: 3 BB: 2 P: 12	1B: 7 2B: 1 3B: 0 HR: 1	SF: 0 SAC: 0 DP: 2 HBP: 0	WP: 1 PB: 0 SB: 0 CS: 0	PA: 37		
<b>PITCHER</b>	IP	WLS	BF	H	R	ER	SO	BB	IBB	HBP	BLK	WP	HR	S	P	ERA	WHIP							
<b>Bill Bonham, R</b> ERA: 3.67	8.1	W	34	9	5	5	4	2	0	0	0	0	1	40	48	5.40	1.320							
<b>Mike Garman, R</b> ERA: 4.4	0.0		1	0	0	0	0	1	0	0	0	1	0	0	4	∞	∞							
<b>Buddy Schultz, L</b> ERA: 6.48	0.2	S	2	0	0	0	0	0	0	0	0	0	0	2	2	0.00	0.000							

Chicago Cubs @ San Diego Padres  
San Diego Stadium, San Diego, CA  
Wed Apr 28 1976, 10:05 PM EDT  
Att: 17,039 - Unknown - 65 F

AB	34
R	5
H	9
RBI	5
BB	3
SO	4
LOB	16





Batter	1	2	3	4	5	6	7	8	9	AB	R	H	RBI	BB	SO	LOB	TOP					
<b>Rick Monday</b> , L (1, 8) OBP: 0.448, SLG: 0.650										4	2	1	1	1	0	1	<b>Chicago Cubs @ San Diego Padres</b> San Diego Stadium, San Diego, CA Thu Apr 29 1976, 6:33 AM EDT Att: 11,590 - Sunny - 76 F					
<b>Jose Cardenal</b> , R (1, 7) OBP: 0.345, SLG: 0.436										5	1	2	1	0	0	2						
<b>Bill Madlock</b> , R (1, 5) OBP: 0.353, SLG: 0.382										5	0	0	0	0	0	6						
<b>Jerry Morales</b> , R (1, 9) OBP: 0.376, SLG: 0.500										5	1	4	2	0	1	0						
<b>Andre Thornton</b> , R (1, 3) OBP: 0.398, SLG: 0.381										4	0	0	0	1	0	3						
<b>Manny Trillo</b> , R (1, 4) OBP: 0.373, SLG: 0.408										3	0	1	1	2	0	1						
<b>Steve Swisher</b> , R (1, 2) OBP: 0.235, SLG: 0.394										5	0	0	0	0	0	6						
<b>Dave Rosello</b> , R (1, 6) OBP: 0.394, SLG: 0.310										3	0	0	0	1	1	3						
<b>Ken Crosby</b> , R (1, 1) OBP: 0.500, SLG: 0.500 (4, PH)										1	0	1	0	0	0	0						
<b>Joe Wallis</b> , S (4, PH) OBP: 0.400, SLG: 0.500										1	1	1	0	0	0	0						
<b>Paul Reuschel</b> , R (4, 1)										1	0	0	0	0	1	1						
<b>Buddy Schultz</b> , R (7, 1)										0	0	0	0	0	0	0						
<b>Mike Garman</b> , R (7, 1)										1	0	0	0	0	0	0						
<b>Inning Stats</b>	R: 2 E: 0 K: 0 S: 5	H: 2 LOB: 2 BB: 2 P: 13	R: 0 E: 1 K: 0 S: 5	H: 1 LOB: 2 BB: 0 P: 5	R: 1 E: 0 K: 1 S: 6	H: 1 LOB: 1 BB: 1 P: 10	R: 2 E: 0 K: 0 S: 6	H: 4 LOB: 1 BB: 0 P: 6	R: 0 E: 0 K: 1 S: 5	H: 0 LOB: 1 BB: 1 P: 9	R: 0 E: 0 K: 0 S: 3	H: 0 LOB: 0 BB: 0 P: 3	R: 0 E: 0 K: 0 S: 4	H: 1 LOB: 2 BB: 1 P: 8	R: 0 E: 1 K: 0 S: 4	H: 0 LOB: 1 BB: 0 P: 4	R: 0 E: 0 K: 1 S: 6	H: 1 LOB: 1 BB: 0 P: 6	1B: 7 2B: 2 3B: 1 HR: 0	SF: 0 SAC: 0 DP: 1 HBP: 0	WP: 1 PB: 0 SB: 1 CS: 0	PA: 43
<b>PITCHER</b>	IP	WLS	BF	H	R	ER	SO	BB	IBB	HBP	BLK	WP	HR	S	P	ERA	WHIP					
<b>Brent Strom</b> , L (1, 1) ERA: 4.03	2.0		14	4	3	3	0	3	0	0	0	0	0	11	23	13.50	3.500					
<b>Dave Wehrmeister</b> , R (3, 1) ERA: 9.0	2.0		9	4	2	2	1	0	0	0	0	0	1	0	11	9.00	2.000					
<b>Rich Folkers</b> , L (5, 1) ERA: 2.7	2.1		9	1	0	0	1	1	0	0	0	0	0	10	14	0.00	0.857					
<b>Butch Metzger</b> , R (7, 1) ERA:	1.2	W	7	0	0	0	0	0	1	0	0	0	0	6	10	0.00	0.000					
<b>Mike Dupree</b> , R (9, 1) ERA: 5.79	1.0		4	1	0	0	1	0	0	0	0	0	0	6	6	0.00	1.000					

AB 38  
R 5  
H 10  
RBI 5  
BB 5  
SO 3  
LOB 23



Batter	1	2	3	4	5	6	7	8	9	AB	R	H	RBI	BB	SO	LOB	BOTTOM				
<b>Jerry Turner</b> , L (1, 7) OBP: 0.520, SLG: 0.773										5	3	3	2	0	1	2	<b>Chicago Cubs @ San Diego Padres</b> San Diego Stadium, San Diego, CA Thu Apr 29 1976, 6:33 AM EDT Att: 11,590 - Sunny - 76 F				
<b>Enzo Hernandez</b> , R (1, 6) OBP: 0.583, SLG: 0.538										3	1	1	3	2	0	2					
<b>Willie Davis</b> , L (1, 8) OBP: 0.301, SLG: 0.437										5	1	2	3	0	0	1					
<b>Willie McCovey</b> , L (1, 3) OBP: 0.276, SLG: 0.231										3	0	0	1	1	0	0					
<b>Mike Ivie</b> , R (7, PR) OBP: 0.245, SLG: 0.313 (8, 3)										1	0	0	0	0	0	1					
<b>Doug Rader</b> , R (1, 5) OBP: 0.471, SLG: 0.489										4	0	1	0	0	1	3					
<b>Dave Winfield</b> , R (1, 9) OBP: 0.342, SLG: 0.371										3	1	1	0	1	0	1					
<b>Ted Kubiak</b> , S (1, 4) OBP: 0.385, SLG: 0.353										3	0	1	0	0	0	0					
<b>Bob Davis</b> , R (1, 2) OBP: 0.176, SLG: 0.188										3	0	0	0	0	1	1					
<b>Butch Metzger</b> , R (7, 1)										0	0	0	0	0	0	0					
<b>Gene Locklear</b> , L (8, PH) OBP: 0.462, SLG: 0.364										0	1	0	0	1	0	0					
<b>Mike Dupree</b> , R (9, 1) OBP: 1.000, SLG: 1.000										0	0	0	0	0	0	0					
<b>Brent Strom</b> , R (1, 1) ERA:										0	0	0	0	0	0	0					
<b>Dave Wehrmeister</b> , R (3, 1) ERA:										1	0	0	0	0	0	0					
<b>Merv Rettenmund</b> , R (4, PH) OBP: 0.467, SLG: 0.384										1	0	1	0	0	0	0					
<b>Rich Folkers</b> , L (5, 1) ERA:										0	0	0	0	0	0	0					
<b>Fred Kendall</b> , R (7, 2) OBP: 0.300, SLG: 0.214										0	2	0	0	1	0	0					
<b>Inning Stats</b>	R: 1 E: 0 K: 0 S: 4	H: 1 LOB: 0 BB: 0 P: 4	R: 0 E: 0 K: 0 S: 3	H: 1 LOB: 1 BB: 1 P: 7	R: 3 E: 0 K: 0 S: 6	H: 3 LOB: 1 BB: 1 P: 10	R: 0 E: 0 K: 1 S: 7	H: 1 LOB: 2 BB: 0 P: 7	R: 0 E: 0 K: 0 S: 5	H: 0 LOB: 0 BB: 0 P: 5	R: 0 E: 0 K: 0 S: 3	H: 0 LOB: 0 BB: 0 P: 3	R: 1 E: 0 K: 1 S: 5	H: 1 LOB: 3 BB: 2 P: 14	R: 4 E: 0 K: 0 S: 6	H: 3 LOB: 1 BB: 2 P: 14	R: 0 E: 0 K: 0 S: 3	H: 4 LOB: 4 3B: 2 HR: 0	SF: 0 SAC: 1 DP: 1 HBP: 1	WP: 0 PB: 0 SB: 1 CS: 1	PA: 40
<b>PITCHER</b>	IP	WLS	BF	H	R	ER	SO	BB	IBB	HBP	BLK	WP	HR	S	P	ERA	WHIP				
<b>Ken Crosby</b> , R (1, 1) ERA: 11.05	3.0		15	5	4	4	0	2	0	0	0	0	0	13	21	12.00	2.333				
<b>Paul Reuschel</b> , R (4, 1) ERA: 5.63	3.1		14	1	1	1	3	1	0	1	0	0	0	18	23	2.70	0.600				
<b>Buddy Schultz</b> , L (7, 1) ERA:	0.0		2	1	0	0	0	0	1	0	0	0	0	1	5	∞	∞				
<b>Mike Garman</b> , R (7, 1) ERA: 6.19	1.2	L	9	3	4	4	0	1	1	0	0	0	0	7	15	21.60	2.400				

AB 32  
R 9  
H 10  
RBI 9  
BB 6  
SO 3  
LOB 11





Batter	1	2	3	4	5	6	7	8	9	AB	R	H	RBI	BB	SO	LOB	TOP					
Rennie Stennett, R (1.4) OBP: 0.329, SLG: 0.439										5	2	3	2	0	0	1						
Ed Kirkpatrick, L (1.8) OBP: 0.500, SLG: 0.375										3	0	1	0	2	0	1						
Richie Hebner, L (1.5) OBP: 0.396, SLG: 0.400										5	0	2	0	0	1	4						
Willie Stargell, L (1.3) OBP: 0.509, SLG: 0.708										4	0	2	1	1	0	3						
Dave Parker, L (1.9) OBP: 0.284, SLG: 0.406										5	1	1	1	0	1	4						
Richie Zisk, R (1.7) OBP: 0.286, SLG: 0.339										4	0	3	0	0	0	2						
Manny Sanguillen, R (1.2) OBP: 0.330, SLG: 0.344										3	1	1	0	1	0	2						
Frank Taveras, R (1.6) OBP: 0.224, SLG: 0.228										4	0	0	0	0	1	3						
Jim Rooker, R (1.1) OBP: 0.143, SLG: 0.143										3	0	1	0	0	1	0						
Ramon Hernandez, S (9.1)										0	0	0	0	0	0	0						
Bob Moose, R (9.1) OBP: 1.000, SLG: 2.000										0	0	0	0	0	0	0						
<b>Inning Stats</b>	R: 1 E: 0 K: 2 S: 10	H: 3 LOB: 2 BB: 0 P: 10	R: 1 E: 0 K: 0 S: 5	H: 2 LOB: 2 BB: 1 P: 9	R: 0 E: 0 K: 0 S: 4	H: 2 LOB: 2 BB: 1 P: 8	R: 0 E: 0 K: 1 S: 6	H: 1 LOB: 2 BB: 1 P: 10	R: 0 E: 0 K: 0 S: 3	H: 1 LOB: 0 BB: 0 P: 3	R: 0 E: 0 K: 1 S: 6	H: 1 LOB: 1 BB: 0 P: 6	R: 1 E: 0 K: 0 S: 5	H: 3 LOB: 1 BB: 0 P: 5	R: 1 E: 0 K: 0 S: 4	H: 1 LOB: 0 BB: 0 P: 4	R: 0 E: 0 K: 0 S: 2	H: 0 LOB: 0 BB: 1 P: 6	1B: 11 2B: 1 3B: 0 HR: 2	SF: 0 SAC: 1 DP: 4 HBP: 0	WP: 0 PA: 41	
<b>PITCHER</b>	IP WLS BF H R ER SO BB IBB HBP BLK WP HR S P ERA WHIP	IP WLS BF H R ER SO BB IBB HBP BLK WP HR S P ERA WHIP	IP WLS BF H R ER SO BB IBB HBP BLK WP HR S P ERA WHIP	IP WLS BF H R ER SO BB IBB HBP BLK WP HR S P ERA WHIP	IP WLS BF H R ER SO BB IBB HBP BLK WP HR S P ERA WHIP	IP WLS BF H R ER SO BB IBB HBP BLK WP HR S P ERA WHIP	IP WLS BF H R ER SO BB IBB HBP BLK WP HR S P ERA WHIP	IP WLS BF H R ER SO BB IBB HBP BLK WP HR S P ERA WHIP	IP WLS BF H R ER SO BB IBB HBP BLK WP HR S P ERA WHIP	IP WLS BF H R ER SO BB IBB HBP BLK WP HR S P ERA WHIP	IP WLS BF H R ER SO BB IBB HBP BLK WP HR S P ERA WHIP	IP WLS BF H R ER SO BB IBB HBP BLK WP HR S P ERA WHIP	IP WLS BF H R ER SO BB IBB HBP BLK WP HR S P ERA WHIP	IP WLS BF H R ER SO BB IBB HBP BLK WP HR S P ERA WHIP	IP WLS BF H R ER SO BB IBB HBP BLK WP HR S P ERA WHIP	IP WLS BF H R ER SO BB IBB HBP BLK WP HR S P ERA WHIP	IP WLS BF H R ER SO BB IBB HBP BLK WP HR S P ERA WHIP	IP WLS BF H R ER SO BB IBB HBP BLK WP HR S P ERA WHIP	IP WLS BF H R ER SO BB IBB HBP BLK WP HR S P ERA WHIP	IP WLS BF H R ER SO BB IBB HBP BLK WP HR S P ERA WHIP	IP WLS BF H R ER SO BB IBB HBP BLK WP HR S P ERA WHIP	IP WLS BF H R ER SO BB IBB HBP BLK WP HR S P ERA WHIP

Pittsburgh Pirates @ San Diego Padres  
San Diego Stadium, San Diego, CA  
Fri Apr 30 1976, 10:05 PM EDT  
Att: 17,010 - Unknown

AB	36
R	4
H	14
RBI	4
BB	4
SO	4
LOB	20



Batter	1	2	3	4	5	6	7	8	9	AB	R	H	RBI	BB	SO	LOB	BOTTOM					
Jerry Turner, L (1.7) OBP: 0.483, SLG: 0.692										4	1	1	0	0	0	0						
Enzo Hernandez, R (1.6) OBP: 0.526, SLG: 0.500										3	0	1	0	0	0	0						
Tito Fuentes, S (9. PH) OBP: 0.333, SLG: 0.367										0	0	0	1	0	0	0						
Willie Davis, L (1.8) OBP: 0.299, SLG: 0.427										4	0	1	0	0	0	1						
Doug Rader, R (1.5) OBP: 0.436, SLG: 0.458										3	0	0	1	0	0	1						
Dave Winfield, R (1.9) OBP: 0.338, SLG: 0.354										3	1	0	0	1	0	2						
Mike Ivie, R (1.3) OBP: 0.250, SLG: 0.314										3	0	1	0	0	0	0						
Ted Kubiak, S (1.4) OBP: 0.357, SLG: 0.324										3	0	0	1	0	0	1						
Fred Kendall, R (1.2) OBP: 0.283, SLG: 0.200										3	0	0	0	0	0	0						
Dan Spillner, R (1.1) ERA: 3.15										2	0	0	0	0	1	0						
Mike Dupree, R (7.1) OBP: 1.000, SLG: 1.000										0	0	0	0	0	0	0						
Dave Tomlin, L (9.1)										0	0	0	0	0	0	0						
Merv Rettenmund, R (9. PH) OBP: 0.500, SLG: 0.417										1	1	1	0	0	0	0						
<b>Inning Stats</b>	R: 0 E: 0 K: 0 S: 3	H: 0 LOB: 0 BB: 0 P: 3	R: 1 E: 1 K: 0 S: 3	H: 1 LOB: 0 BB: 1 P: 7	R: 0 E: 0 K: 0 S: 3	H: 0 LOB: 0 BB: 0 P: 3	R: 0 E: 0 K: 0 S: 3	H: 0 LOB: 0 BB: 0 P: 3	R: 0 E: 0 K: 1 S: 5	H: 0 LOB: 0 BB: 0 P: 5	R: 0 E: 0 K: 0 S: 4	H: 1 LOB: 1 BB: 0 P: 4	R: 0 E: 0 K: 0 S: 3	H: 0 LOB: 0 BB: 0 P: 3	R: 0 E: 0 K: 0 S: 6	H: 3 LOB: 1 BB: 0 P: 6	R: 2 E: 0 K: 0 S: 6	H: 3 LOB: 1 BB: 0 P: 6	1B: 5 2B: 0 3B: 0 HR: 0	SF: 2 SAC: 0 DP: 0 HBP: 0	WP: 0 PA: 33	
<b>PITCHER</b>	IP WLS BF H R ER SO BB IBB HBP BLK WP HR S P ERA WHIP	IP WLS BF H R ER SO BB IBB HBP BLK WP HR S P ERA WHIP	IP WLS BF H R ER SO BB IBB HBP BLK WP HR S P ERA WHIP	IP WLS BF H R ER SO BB IBB HBP BLK WP HR S P ERA WHIP	IP WLS BF H R ER SO BB IBB HBP BLK WP HR S P ERA WHIP	IP WLS BF H R ER SO BB IBB HBP BLK WP HR S P ERA WHIP	IP WLS BF H R ER SO BB IBB HBP BLK WP HR S P ERA WHIP	IP WLS BF H R ER SO BB IBB HBP BLK WP HR S P ERA WHIP	IP WLS BF H R ER SO BB IBB HBP BLK WP HR S P ERA WHIP	IP WLS BF H R ER SO BB IBB HBP BLK WP HR S P ERA WHIP	IP WLS BF H R ER SO BB IBB HBP BLK WP HR S P ERA WHIP	IP WLS BF H R ER SO BB IBB HBP BLK WP HR S P ERA WHIP	IP WLS BF H R ER SO BB IBB HBP BLK WP HR S P ERA WHIP	IP WLS BF H R ER SO BB IBB HBP BLK WP HR S P ERA WHIP	IP WLS BF H R ER SO BB IBB HBP BLK WP HR S P ERA WHIP	IP WLS BF H R ER SO BB IBB HBP BLK WP HR S P ERA WHIP	IP WLS BF H R ER SO BB IBB HBP BLK WP HR S P ERA WHIP	IP WLS BF H R ER SO BB IBB HBP BLK WP HR S P ERA WHIP	IP WLS BF H R ER SO BB IBB HBP BLK WP HR S P ERA WHIP	IP WLS BF H R ER SO BB IBB HBP BLK WP HR S P ERA WHIP	IP WLS BF H R ER SO BB IBB HBP BLK WP HR S P ERA WHIP	IP WLS BF H R ER SO BB IBB HBP BLK WP HR S P ERA WHIP

Pittsburgh Pirates @ San Diego Padres  
San Diego Stadium, San Diego, CA  
Fri Apr 30 1976, 10:05 PM EDT  
Att: 17,010 - Unknown

AB	29
R	3
H	5
RBI	3
BB	1
SO	1
LOB	5





Batter	1	2	3	4	5	6	7	8	9	AB	R	H	RBI	BB	SO	LOB	TOP										
Rennie Stennett, R OBP: 0.307, SLG: 0.408	4-1	FC6-4	1-3			6-3		F8		5	0	0	0	0	0	4	<b>Pittsburgh Pirates @ San Diego Padres</b> San Diego Stadium, San Diego, CA Sat May 01 1976, 10:05 PM EDT Att: 21,773 - Unknown										
Ed Kirkpatrick, L OBP: 0.500, SLG: 0.364 Bill Robinson, R OBP: 0.391, SLG: 0.429	1B		1B BB	K		F7		HR BB		3	1	1	0	1	1	0											
Richie Hebner, L OBP: 0.379, SLG: 0.380	F9		1B 2B	K			F8		F5	5	1	1	0	0	1	2											
Willie Stargell, L OBP: 0.500, SLG: 0.673	F8		2B HR 1B	K			4-3		HR IBB	4	2	1	1	1	1	1											
Dave Parker, L OBP: 0.319, SLG: 0.536		2B 1B	HR 2B		K		HR		HR	5	4	4	5	0	1	0											
Richie Zisk, R OBP: 0.309, SLG: 0.413		2B	HR				K		5-3	4	1	2	4	1	1	0											
Manny Sanguillen, R OBP: 0.314, SLG: 0.318	4-3		4-3		F2			F9	6-3	5	0	0	0	0	0	2											
Frank Taveras, R OBP: 0.226, SLG: 0.217	F7		F4		F9			SH3 BB		3	0	0	0	1	0	2											
John Candelaria, L OBP: 0.429, SLG: 0.200 Larry Demery, R Ramon Hernandez, S Bob Moose, R OBP: 1.000, SLG: 2.000		FC6-4 BB				6-3		SH3		1	0	0	0	2	0	0											
<b>Inning Stats</b>	R: 0 E: 0 K: 0 S: 4	H: 1 LOB: 1 BB: 0 P: 4	R: 1 E: 0 K: 0 S: 5	H: 2 LOB: 2 BB: 1 P: 9	R: 5 E: 0 K: 0 S: 7	H: 4 LOB: 1 BB: 2 P: 15	R: 0 E: 0 K: 3 S: 9	H: 0 LOB: 0 BB: 0 P: 9	R: 0 E: 0 K: 1 S: 5	H: 0 LOB: 0 BB: 1 P: 9	R: 1 E: 0 K: 1 S: 6	H: 1 LOB: 0 BB: 0 P: 6	R: 0 E: 0 K: 0 S: 3	H: 0 LOB: 1 BB: 1 P: 7	R: 3 E: 0 K: 0 S: 4	H: 1 LOB: 2 BB: 2 P: 12		1B: 4 2B: 2 3B: 0 HR: 3	SF: 0 SAC: 1 DP: 0 HBP: 0	WP: 1 PB: 1 CS: 0	PA: 43						
<b>PITCHER</b>	IP	WLS	BF	H	R	ER	SO	BB	IBB	HBP	BLK	WP	HR	S	P	ERA	WHIP										
Bill Greif, R ERA: 7.71	2.0	L	14	6	5	5	0	2	0	0	0	0	0	12	20	22.50	4.000										
Brent Strom, L ERA: 3.91	3.0		12	1	1	1	4	2	0	0	0	0	1	18	26	3.00	1.000										
Rich Folkers, L ERA: 2.35	1.0		3	0	0	0	0	0	0	0	0	0	0	3	3	0.00	0.000										
Alan Foster, R ERA: 1.98	2.0		8	1	1	1	1	1	0	0	0	0	1	9	13	4.50	1.000										
Dave Tomlin, L ERA: 2.89	1.0		6	1	3	3	0	1	1	0	0	1	1	4	12	27.00	2.000										

Batter	1	2	3	4	5	6	7	8	9	AB	R	H	RBI	BB	SO	LOB	BOTTOM										
Jerry Turner, L OBP: 0.471, SLG: 0.667	2B		4-3		K		F7		F8 1B BB	4	1	1	0	1	1	2	<b>Pittsburgh Pirates @ San Diego Padres</b> San Diego Stadium, San Diego, CA Sat May 01 1976, 10:05 PM EDT Att: 21,773 - Unknown										
Tito Fuentes, S OBP: 0.357, SLG: 0.389	L7				1B		G3		1B 1B 1B	5	0	3	1	0	0	1											
Willie Davis, L OBP: 0.305, SLG: 0.438	K		4-3		1B				F8	5	1	2	1	0	1	4											
Doug Rader, R OBP: 0.417, SLG: 0.434	F7				F7				K	5	0	1	0	0	1	5											
Dave Winfield, R OBP: 0.341, SLG: 0.357		S 1B			K		F7		1B	5	0	2	1	0	1	1											
Mike Ivie, R OBP: 0.282, SLG: 0.339	F3				5-3				1B	5	1	2	0	0	0	1											
Hector Torres, R OBP: 0.348, SLG: 0.516					CI 1B				1-3	4	2	3	2	0	0	3											
Fred Kendall, R OBP: 0.281, SLG: 0.204	G6-4-3				1B 1B		F7		F9	4	1	1	0	0	0	3											
Bill Greif, R Brent Strom, R Ted Kubiak, S Rich Folkers, L Merv Rettenmund, R Alan Foster, R Willie McCovey, S Dave Tomlin, L					6-3		F8		L4	0	0	0	0	0	0	0											
<b>Inning Stats</b>	R: 0 E: 0 K: 1 S: 6	H: 1 LOB: 1 BB: 0 P: 6	R: 0 E: 0 K: 0 S: 4	H: 2 LOB: 0 BB: 0 P: 4	R: 0 E: 0 K: 0 S: 4	H: 1 LOB: 1 BB: 0 P: 4	R: 0 E: 0 K: 1 S: 5	H: 0 LOB: 0 BB: 0 P: 5	R: 2 E: 0 K: 1 S: 9	H: 3 LOB: 2 BB: 0 P: 9	R: 2 E: 0 K: 1 S: 7	H: 2 LOB: 1 BB: 0 P: 7	R: 1 E: 0 K: 0 S: 5	H: 2 LOB: 1 BB: 0 P: 5	R: 0 E: 0 K: 0 S: 4	H: 1 LOB: 1 BB: 0 P: 4		R: 1 E: 0 K: 1 S: 8	H: 3 LOB: 3 BB: 1 P: 12	1B: 11 2B: 3 3B: 0 HR: 1	SF: 0 SAC: 0 DP: 1 HBP: 0	WP: 0 PB: 0 CS: 0	PA: 43				
<b>PITCHER</b>	IP	WLS	BF	H	R	ER	SO	BB	IBB	HBP	BLK	WP	HR	S	P	ERA	WHIP										
John Candelaria, L ERA: 2.29	6.2	W	31	11	5	3	4	0	0	0	0	0	0	39	39	4.05	1.650										
Larry Demery, R ERA: 1.17	1.0		4	1	0	0	0	0	0	0	1	0	0	4	4	0.00	1.000										
Ramon Hernandez, L ERA: 6.43	0.2		4	1	1	1	0	1	0	0	0	0	0	3	7	13.50	3.000										
Bob Moose, R ERA:	0.2		4	2	0	0	1	0	0	0	0	0	0	6	6	0.00	3.000										



Batter	1	2	3	4	5	6	7	8	9	AB	R	H	RBI	BB	SO	LOB	TOP
Rennie Stennett, R (1,4) OBP: 0.291, SLG: 0.387	E6 FC4-6		L8			6-3		FC6-4 1-2		4	0	0	0	0	0	1	
Manny Sanguillen, R (1,2) OBP: 0.324, SLG: 0.343	FC4-6 G6-4-3 1-2					F7		6-3 2B		4	2	2	0	0	0	1	
Bill Robinson, R (1,8) OBP: 0.370, SLG: 0.400	G6-4-3 1-2					5-3		6-3		4	0	1	0	0	0	2	
Willie Stargell, L (1,3) OBP: 0.470, SLG: 0.625						F9		F9		4	0	0	0	0	1	3	
Richie Zisk, R (1,7) OBP: 0.319, SLG: 0.439						6-3				3	0	2	2	0	0	0	
Dave Parker, L (1,9) OBP: 0.303, SLG: 0.507						4-3		3-H P3		4	0	0	0	0	0	3	
Richie Hebner, L (1,5) OBP: 0.361, SLG: 0.358						G3				3	0	0	0	0	0	1	
Mario Mendoza, R (1,6) OBP: 0.500, SLG: 0.500						F9				2	0	0	0	0	0	0	
Al Oliver, L (8, PH) OBP: 0.383, SLG: 0.432						F9				1	0	0	0	0	0	0	
Dave Giusti, R (8,1)										0	0	0	0	0	0	0	
Doc Medich, R (1,1) OBP: 0.100, SLG: 0.100						4-3				2	0	0	0	0	0	0	
Kent Tekulve, R (6,1)						4-3				0	0	0	0	0	0	0	
Ramon Hernandez, S (7,1)						L6				0	0	0	0	0	0	0	
Tommy Helms, R (8, PH) OBP: 0.182, SLG: 0.273								FC6-4 1B		1	0	1	0	0	0	0	
<b>Inning Stats</b>	R: 0 E: 1 K: 0 S: 3	H: 0 LOB: 0 BB: 0 P: 3	R: 0 E: 0 K: 0 S: 4	H: 1 LOB: 1 BB: 0 P: 4	R: 0 E: 0 K: 0 S: 3	H: 0 LOB: 0 BB: 0 P: 3	R: 0 E: 0 K: 0 S: 3	H: 0 LOB: 0 BB: 0 P: 3	R: 1 E: 0 K: 0 S: 5	H: 2 LOB: 1 BB: 0 P: 5	R: 0 E: 0 K: 1 S: 4	H: 1 LOB: 1 BB: 0 P: 4	R: 1 E: 0 K: 1 S: 7	H: 2 LOB: 1 BB: 0 P: 7	1B: 4 2B: 2 3B: 0 HR: 0	SF: 1 SAC: 0 DP: 1 HBP: 0	WP: 0 PA: 33 PB: 0 SB: 0 CS: 0
<b>PITCHER</b> Randy Jones, L (1,1) ERA: 2.91	IP: 9.0 WLS: W BF: 33 H: 6 R: 2 ER: 2 SO: 1 BB: 0 IBB: 0 HBP: 0 BLK: 0 WP: 0 HR: 0 S: 35 P: 35 ERA: 2.00 WHIP: 0.667																

Pittsburgh Pirates @ San Diego Padres  
San Diego Stadium, San Diego, CA  
Sun May 02 1976, 6:33 AM EDT  
Att: 21,702 - Unknown

AB	32
R	2
H	6
RBI	2
BB	0
SO	1
LOB	11



Batter	1	2	3	4	5	6	7	8	9	AB	R	H	RBI	BB	SO	LOB	BOTTOM
Jerry Turner, L (1,7) OBP: 0.474, SLG: 0.706	1-3					3B		F7		4	1	2	0	0	0	0	
Tito Fuentes, S (1,4) OBP: 0.350, SLG: 0.379	F8					4-3		4-3		4	0	1	0	0	0	1	
Willie Davis, L (1,8) OBP: 0.314, SLG: 0.464	F8					L7		HR		4	1	2	1	0	0	1	
Willie McCovey, L (1,3) OBP: 0.294, SLG: 0.233						F8		4-3		3	1	1	0	1	0	2	
Mike Ivie, R (8,3) OBP: 0.262, SLG: 0.339						BB		HR		0	0	0	0	0	0	0	
Doug Rader, R (1,5) OBP: 0.406, SLG: 0.474	F8					L4		HR		4	1	1	3	0	0	2	
Dave Winfield, R (1,9) OBP: 0.348, SLG: 0.356						L9		4-3		3	0	1	0	1	0	0	
Hector Torres, R (1,6) OBP: 0.356, SLG: 0.507	G1-4-3 BB					L9		4-3		3	0	1	0	1	1	3	
Fred Kendall, R (1,2) OBP: 0.295, SLG: 0.212						6-3		P3		3	0	1	0	1	0	1	
Randy Jones, R (1,1)						K		K		4	0	0	0	0	2	5	
<b>Inning Stats</b>	R: 0 E: 0 K: 0 S: 3	H: 1 LOB: 1 BB: 1 P: 7	R: 0 E: 0 K: 1 S: 5	H: 1 LOB: 1 BB: 0 P: 5	R: 0 E: 0 K: 0 S: 4	H: 1 LOB: 1 BB: 0 P: 4	R: 0 E: 0 K: 1 S: 6	H: 1 LOB: 1 BB: 0 P: 6	R: 4 E: 0 K: 0 S: 7	H: 4 LOB: 2 BB: 2 P: 15	R: 0 E: 0 K: 0 S: 4	H: 1 LOB: 1 BB: 0 P: 4	R: 0 E: 0 K: 1 S: 6	H: 1 LOB: 2 BB: 1 P: 10	1B: 7 2B: 0 3B: 2 HR: 1	SF: 0 SAC: 0 DP: 1 HBP: 0	WP: 0 PA: 36 PB: 1 SB: 2 CS: 0
<b>PITCHER</b> Doc Medich, R (1,1) ERA: 4.28	IP: 5.1 WLS: L BF: 23 H: 7 R: 4 ER: 4 SO: 2 BB: 1 IBB: 0 HBP: 0 BLK: 0 WP: 0 HR: 1 S: 25 P: 33 ERA: 6.75 WHIP: 1.500																
Kent Tekulve, R (6,1) ERA: 2.79	1.1 7 2 0 0 0 1 0 0 0 0 0 6 10 0.00 2.250																
Ramon Hernandez, L (7,1) ERA: 6.14	0.1 1 0 0 0 0 0 0 0 0 0 0 1 1 0.00 0.000																
Dave Giusti, R (8,1) ERA: 12.0	1.0 5 1 0 0 0 1 0 1 0 0 0 6 10 0.00 1.000																

Pittsburgh Pirates @ San Diego Padres  
San Diego Stadium, San Diego, CA  
Sun May 02 1976, 6:33 AM EDT  
Att: 21,702 - Unknown

AB	32
R	4
H	10
RBI	4
BB	4
SO	3
LOB	15





Batter	1	2	3	4	5	6	7	8	9	AB	R	H	RBI	BB	SO	LOB	TOP		
Jerry Turner, L (1,7) OBP: 0.452, SLG: 0.649	F4		6-3			F5		SH1-3 WP BB		3	0	0	0	1	0	0			
Tito Fuentes, S (1,4) OBP: 0.348, SLG: 0.393	G3		4-3			1B 2B		SH1-3		3	1	1	0	0	0	0			
Willie Davis, L (1,8) OBP: 0.322, SLG: 0.466	WP HR 1B			4-3		1B HR 1B		F5		4	2	2	1	0	0	1			
Willie McCovey, L (1,3) OBP: 0.316, SLG: 0.353				4-3		1B HR 1B				4	2	2	2	0	1	1			
Mike Ivie, R (8,3) OBP: 0.292, SLG: 0.339	1-H HR					1B HR 1B		K		0	0	0	0	0	0	0			
Doug Rader, R (1,5) OBP: 0.412, SLG: 0.541	6-3			F8		1-H HR				4	1	2	3	0	0	0			
Dave Winfield, R (1,9) OBP: 0.333, SLG: 0.338		6-3			2-3	K			G3 2B	4	0	0	0	0	1	1			
Hector Torres, R (1,6) OBP: 0.351, SLG: 0.486		K			4-3				4-3	3	0	0	0	1	1	1	AB 32		
Fred Kendall, R (1,2) OBP: 0.277, SLG: 0.196		6-3			L7				4-3	4	0	0	0	0	0	2	R 6		
Brent Strom, R (1,1)										1	0	0	0	0	1	0	H 7		
Ted Kubiak, S (6,PH) OBP: 0.341, SLG: 0.308				K		3-1				1	0	0	0	0	0	0	RBI 6		
Alan Foster, R (6,1)										1	0	0	0	0	0	0	BB 2		
Butch Metzger, R (9,1)										0	0	0	0	0	0	0	SO 4		
										0	0	0	0	0	0	0	LOB 6		
<b>Inning Stats</b>	R: 2 E: 0 K: 0 S: 5	H: 2 LOB: 0 BB: 0 P: 5	R: 0 E: 0 K: 1 S: 5	H: 0 LOB: 0 BB: 0 P: 5	R: 0 E: 0 K: 1 S: 3	H: 0 LOB: 0 BB: 0 P: 3	R: 4 E: 0 K: 1 S: 9	H: 4 LOB: 0 BB: 1 P: 9	R: 0 E: 0 K: 0 S: 2	H: 0 LOB: 1 BB: 1 P: 6	R: 0 E: 0 K: 1 S: 5	H: 0 LOB: 1 BB: 1 P: 9	R: 0 E: 0 K: 0 S: 4	H: 1 LOB: 1 BB: 0 P: 4	1B: 3 2B: 2 3B: 0 HR: 2	SF: 0 SAC: 1 DP: 1 HBP: 0	WP: 2 PB: 0 SB: 0 CS: 0	PA: 35	
<b>PITCHER</b>	IP WLS BF H R ER SO BB IBB HBP BLK WP HR S P ERA WHIP	7.0 L 27 6 6 6 3 1 0 0 0 1 2 32 36 7.71 1.000	2.0 8 1 0 0 1 1 0 0 0 1 0 9 13 0.00 1.000																

San Diego Padres @ Montreal Expos  
 Jarry Park, Montreal, QB  
 Wed May 05 1976, 7:05 PM EDT  
 Alt. 6,085 - Unknown - 64 F

AB	32
R	6
H	7
RBI	6
BB	2
SO	4
LOB	6



Batter	1	2	3	4	5	6	7	8	9	AB	R	H	RBI	BB	SO	LOB	BOTTOM			
Jerry White, S (1,8) OBP: 0.361, SLG: 0.375	F7		F4	L5			4-1		FC6-4	5	0	0	1	0	0	4				
Tim Foli, R (1,6) OBP: 0.292, SLG: 0.448	F4		WP 2B		F3		F8		L9	5	0	1	0	0	0	2				
Gary Carter, R (1,9) OBP: 0.361, SLG: 0.387			F5		6-3			F8 1B		4	0	2	0	0	0	1				
Nate Colbert, R (1,3) OBP: 0.364, SLG: 0.444	5-3			S 2B BB		F8		F8		3	1	0	0	1	0	2				
Pete Mackanin, R (1,4) OBP: 0.256, SLG: 0.397		HR		F4		K		F8		4	1	1	1	0	1	2				
Bombo Rivera, R (1,7) OBP: 0.318, SLG: 0.350				F7		G3		4-3		3	0	0	0	0	0	1				
Mike Jorgensen, L (8,PH) OBP: 0.269, SLG: 0.403					F2					1	0	0	0	0	0	1				
Larry Parrish, R (1,5) OBP: 0.259, SLG: 0.250		K				6-3				3	2	1	1	1	1	0	AB 34			
Barry Foote, R (1,2) OBP: 0.231, SLG: 0.237						1B 2B											R 4			
Steve Rogers, R (1,1) OBP: 0.071, SLG: 0.071																	H 7			
Jim Dwyer, L (7,PH) OBP: 0.297, SLG: 0.324																	RBI 4			
Dale Murray, R (8,1)																	BB 4			
Jose Morales, R (9,PH) OBP: 0.200, SLG: 0.300																	SO 3			
																	LOB 15			
<b>Inning Stats</b>	R: 0 E: 0 K: 0 S: 4	H: 1 LOB: 1 BB: 0 P: 4	R: 1 E: 0 K: 2 S: 8	H: 1 LOB: 0 BB: 0 P: 8	R: 0 E: 0 K: 0 S: 4	H: 1 LOB: 1 BB: 0 P: 4	R: 2 E: 0 K: 0 S: 5	H: 2 LOB: 2 BB: 2 P: 13	R: 0 E: 0 K: 1 S: 5	H: 0 LOB: 0 BB: 0 P: 5	R: 0 E: 0 K: 0 S: 3	H: 0 LOB: 0 BB: 0 P: 3	R: 0 E: 0 K: 0 S: 4	H: 1 LOB: 1 BB: 0 P: 4	R: 1 E: 0 K: 0 S: 4	H: 1 LOB: 1 BB: 1 P: 8	1B: 4 2B: 2 3B: 0 HR: 1	SF: 0 SAC: 0 DP: 0 HBP: 0	WP: 1 PB: 0 SB: 1 CS: 0	PA: 38
<b>PITCHER</b>	IP WLS BF H R ER SO BB IBB HBP BLK WP HR S P ERA WHIP	5.0 W 22 5 3 3 2 1 1 0 0 0 1 24 32 5.40 1.200	3.0 13 2 1 1 1 2 0 0 0 0 0 13 21 3.00 1.333	1.0 S 3 0 0 0 0 0 0 0 0 0 0 3 3 0.00 0.000																

San Diego Padres @ Montreal Expos  
 Jarry Park, Montreal, QB  
 Wed May 05 1976, 7:05 PM EDT  
 Alt. 6,085 - Unknown - 64 F

AB	34
R	4
H	7
RBI	4
BB	4
SO	3
LOB	15





Batter	1	2	3	4	5	6	7	8	9	AB	R	H	RBI	BB	SO	LOB	TOP					
Jerry Turner, L OBP: 0.447, SLG: 0.619 (1, 7)										5	0	2	1	0	1	0	<b>San Diego Padres @ Montreal Expos</b> Jarry Park, Montreal, QB Thu May 06 1976, 7:05 PM EDT Att. 3,606 - Unknown - 46 F					
Tito Fuentes, S OBP: 0.353, SLG: 0.385 (1, 4)										4	0	1	1	1	0	1						
Willie Davis, L OBP: 0.316, SLG: 0.446 (1, 8)										4	0	0	0	1	0	2						
Willie McCovey, L OBP: 0.310, SLG: 0.324 Mike Ivie, R OBP: 0.292, SLG: 0.339 (8, PR) (8, 3)										3	0	0	0	1	0	2						
Doug Rader, R OBP: 0.389, SLG: 0.508 (1, 5)										4	0	0	0	0	0	3						
Dave Winfield, R OBP: 0.351, SLG: 0.395 (1, 9)										4	2	3	1	0	0	0						
Hector Torres, R OBP: 0.346, SLG: 0.473 (1, 6)										4	0	1	0	0	1	2						
Fred Kendall, R OBP: 0.290, SLG: 0.217 (1, 2)										4	1	2	1	0	1	2						
Dan Spillner, R Butch Metzger, R (9, 1)										3	1	0	0	1	1	2						
										0	0	0	0	0	0	0						
<b>Inning Stats</b>	R: 0 E: 0 K: 0 S: 3	H: 0 LOB: 2 BB: 2 P: 11	R: 1 E: 0 K: 1 S: 6	H: 1 LOB: 0 BB: 0 P: 6	R: 0 E: 0 K: 0 S: 3	H: 1 LOB: 0 BB: 0 P: 3	R: 1 E: 0 K: 1 S: 8	H: 3 LOB: 2 BB: 0 P: 8	R: 0 E: 0 K: 0 S: 3	H: 0 LOB: 0 BB: 0 P: 3	R: 0 E: 0 K: 0 S: 5	H: 1 LOB: 2 BB: 0 P: 5	R: 0 E: 0 K: 1 S: 5	H: 0 LOB: 0 BB: 0 P: 5	R: 0 E: 0 K: 0 S: 2	H: 0 LOB: 1 BB: 1 P: 6	R: 2 E: 0 K: 1 S: 8	H: 3 LOB: 2 BB: 1 P: 12	1B: 8 2B: 1 3B: 0 HR: 1	SF: 0 SAC: 0 DP: 1 HBP: 0	WP: 0 PB: 0 SB: 1 CS: 1	PA: 39
<b>PITCHER</b>	IP WLS BF H R ER SO BB IBB HBP BLK WP HR S P ERA WHIP																					
Clay Kirby, R ERA: 5.06 Steve Renko, R ERA: 6.0 Wayne Granger, R ERA: 3.12 Fred Scherman, L ERA: 4.41	(1, 1) (5, 1) (9, 1) (9, 1)	4.1 3.2 0.2 0.1	L 13 6 1	19 1 3 0	5 0 2 0	2 0 2 0	2 1 1 0	2 0 2 0	2 0 0 0	0 0 0 0	0 0 0 0	0 0 0 0	0 0 0 0	0 0 0 0	0 0 0 0	0 0 0 0	0.00 27.00 0.00 0.00	1.615 0.545 6.000 0.000				

Batter	1	2	3	4	5	6	7	8	9	AB	R	H	RBI	BB	SO	LOB	BOTTOM					
Pepe Manguat, R OBP: 0.286, SLG: 0.243 (1, 7)										4	0	0	0	0	0	1	<b>San Diego Padres @ Montreal Expos</b> Jarry Park, Montreal, QB Thu May 06 1976, 7:05 PM EDT Att. 3,606 - Unknown - 46 F					
Jerry White, S OBP: 0.368, SLG: 0.418 (1, 8)										3	1	1	1	1	1	1						
Mike Jorgensen, L OBP: 0.254, SLG: 0.379 (1, 3)										4	0	0	0	0	0	1						
Gary Carter, R OBP: 0.345, SLG: 0.367 (1, 2)										4	0	0	0	0	2	0						
Pete Mackanin, R OBP: 0.256, SLG: 0.390 (1, 4)										4	0	1	0	0	0	0						
Larry Parrish, R OBP: 0.258, SLG: 0.250 (1, 5)										4	0	1	0	0	1	1						
Tim Foli, R OBP: 0.293, SLG: 0.443 (1, 6)										3	0	1	0	0	0	0						
Ellis Valentine, R OBP: 0.231, SLG: 0.368 (1, 9)										2	0	1	0	1	1	2						
Clay Kirby, R OBP: 0.500, SLG: 0.667 Steve Renko, R OBP: 0.333, SLG: 0.333 Jose Morales, R OBP: 0.182, SLG: 0.273 Wayne Granger, R Fred Scherman, L OBP: 0.333, SLG: 0.333 (1, 1) (5, 1) (6, PH) (9, 1) (9, 1)										0 1 1 0 0 0	0 0 0 0 0 0	0 0 0 0 0 0	0 0 0 0 0 0	0 0 0 0 0 0	0 0 0 0 0 0	0 0 0 0 0 0						
<b>Inning Stats</b>	R: 1 E: 0 K: 1 S: 6	H: 1 LOB: 0 BB: 0 P: 6	R: 0 E: 0 K: 1 S: 5	H: 0 LOB: 0 BB: 0 P: 5	R: 0 E: 0 K: 0 S: 3	H: 0 LOB: 1 BB: 1 P: 7	R: 0 E: 0 K: 0 S: 3	H: 0 LOB: 0 BB: 0 P: 3	R: 0 E: 0 K: 0 S: 4	H: 1 LOB: 1 BB: 0 P: 4	R: 0 E: 0 K: 0 S: 2	H: 0 LOB: 0 BB: 1 P: 6	R: 0 E: 0 K: 1 S: 7	H: 2 LOB: 2 BB: 0 P: 7	R: 0 E: 0 K: 2 S: 7	H: 0 LOB: 0 BB: 0 P: 7		R: 0 E: 0 K: 1 S: 6	H: 1 LOB: 1 BB: 0 P: 6	1B: 4 2B: 0 3B: 0 HR: 1	SF: 0 SAC: 1 DP: 0 HBP: 0	WP: 0 PB: 0 SB: 0 CS: 1
<b>PITCHER</b>	IP WLS BF H R ER SO BB IBB HBP BLK WP HR S P ERA WHIP																					
Dan Spillner, R ERA: 2.41 Butch Metzger, R ERA:	(1, 1) (9, 1)	8.0 1.0	W S	29 4	4 1	1 0	1 0	5 1	2 0	0 0	0 0	0 0	0 0	0 0	0 6	6 6	0.00 1.12	1.000 0.750				









Batter	1	2	3	4	5	6	7	8	9	AB	R	H	RBI	BB	SO	LOB	TOP			
Jerry Turner, L OBP: 0.375, SLG: 0.510 (1, 7)	6-3		F7			K	5-3			4	0	0	0	0	1	2				
Tito Fuentes, S OBP: 0.329, SLG: 0.356 (1, 4)	F8			F6		2B 1B		5-3		4	0	1	0	0	0	0				
Willie Davis, L OBP: 0.320, SLG: 0.450 (1, 8)	1B 2B			K		F8		F5		4	1	1	0	0	1	1				
Dave Winfield, R OBP: 0.381, SLG: 0.449 (1, 9)	2H 1B			2B		1-3 2B		K		4	0	3	1	0	1	0				
Doug Rader, R OBP: 0.375, SLG: 0.493 (1, 5)	CS	FC5-4 1B		F9		F8		1B 2B		4	1	2	0	0	0	3				
Mike Ivie, R OBP: 0.277, SLG: 0.350 (1, 3)		FC5-4 G5-4-3 1-2				1B		G1-6-3 1B		4	0	2	1	0	1	1				
Hector Torres, R OBP: 0.360, SLG: 0.463 (1, 6)		G5-4-3 1-2		F8		2B 1B		G1-6-3 1-2		4	0	1	0	0	0	3				
Bob Davis, R OBP: 0.143, SLG: 0.150 (1, 2)			4-3			K		F9		4	0	0	0	0	2	2				
Rich Folkers, L Dave Wehrmeister, R Ted Kubiak, S Alan Foster, R Merv Rettenmund, R Dave Tomlin, L Mike Dupree, R			P3			F8		1-3 2B		0	0	0	0	0	0	0				
<b>Inning Stats</b>	R: 1 E: 0 K: 0 S: 4	H: 2 LOB: 0 BB: 0 P: 4	R: 0 E: 0 K: 0 S: 3	H: 1 LOB: 0 BB: 0 P: 3	R: 0 E: 0 K: 0 S: 3	H: 0 LOB: 0 BB: 0 P: 3	R: 0 E: 0 K: 1 S: 6	H: 1 LOB: 1 BB: 0 P: 6	R: 0 E: 0 K: 1 S: 7	H: 2 LOB: 2 BB: 0 P: 7	R: 0 E: 0 K: 2 S: 9	H: 2 LOB: 2 BB: 0 P: 9	R: 0 E: 0 K: 1 S: 5	H: 0 LOB: 0 BB: 0 P: 5	R: 1 E: 0 K: 0 S: 4	H: 2 LOB: 2 BB: 0 P: 4	1B: 6 2B: 5 3B: 0 HR: 0	SF: 0 SAC: 0 DP: 2 HBP: 0	WP: 0 PB: 0 SB: 0 CS: 1	PA: 36
<b>PITCHER</b> Mickey Lolich, L ERA: 3.44 (1, 1)	IP: 9.0 WLS: W BF: 35 H: 11 R: 2 ER: 2 SO: 6 BB: 0 IBB: 0 HBP: 0 BLK: 0 WP: 0 HR: 0 S: 47 P: 47 ERA: 2.00 WHIP: 1.222											<b>PITCHER</b>	IP: 9.0 WLS: W BF: 35 H: 11 R: 2 ER: 2 SO: 6 BB: 0 IBB: 0 HBP: 0 BLK: 0 WP: 0 HR: 0 S: 47 P: 47 ERA: 2.00 WHIP: 1.222							

San Diego Padres @ New York Mets  
Shea Stadium, Flushing, NY  
Sat May 08 1976, 3:33 AM EDT  
Att: 41,990 - Unknown

AB 35  
R 2  
H 11  
RBI 2  
BB 0  
SO 6  
LOB 13



Batter	1	2	3	4	5	6	7	8	9	AB	R	H	RBI	BB	SO	LOB	BOTTOM			
Wayne Garrett, L OBP: 0.324, SLG: 0.280 (1, 5)	1B 4-3 1B			F9		F8		1B 1B		4	2	1	0	1	1	0				
Felix Milan, R OBP: 0.390, SLG: 0.426 (1, 4)	4-3 1-2	F7		4-3			F7	1B 1B		5	0	1	0	0	0	1				
Joe Torre, R OBP: 0.404, SLG: 0.490 (1, 3)	1B 1B 2-3	F5			F8		1B 1B	1-2 3-H 1B		5	2	3	1	0	0	0				
Dave Kingman, R OBP: 0.286, SLG: 0.602 (1, 9)	1B 1-2 3-H 1B		K		6-3		F8 1B 1B	5-3		5	1	2	1	0	1	2				
Jerry Grote, R OBP: 0.430, SLG: 0.364 (1, 2)	FC6-4 1B 1-2 2-3 1B				BB		1-2 2-H 1B			3	1	3	1	1	0	0				
Ed Kranepool, L OBP: 0.327, SLG: 0.375 (1, 7)	FC6-4 1-2 2-H 3-H 1B		F7		BB	F8		2-3 1B		3	0	1	2	1	0	3				
Del Unser, L OBP: 0.294, SLG: 0.376 (1, 8)	FC6-4 1-2 2-3 1B		F7		L9		3-4-1			4	0	0	0	0	0	7				
Bud Harrelson, S OBP: 0.394, SLG: 0.282 (1, 6)	1-2 3-H 1B			SH1-4 E BB		F4		6-3		3	1	1	1	1	0	0				
Mickey Lolich, S OBP: 0.182, SLG: 0.182 (1, 1)	F2		SH1-4			6-3		4-3		3	0	0	0	0	2					
<b>Inning Stats</b>	R: 4 E: 0 K: 0 S: 8	H: 5 LOB: 2 BB: 1 P: 12	R: 0 E: 0 K: 1 S: 5	H: 0 LOB: 0 BB: 0 P: 5	R: 0 E: 0 K: 1 S: 6	H: 1 LOB: 1 BB: 0 P: 6	R: 1 E: 1 K: 0 S: 3	H: 0 LOB: 0 BB: 1 P: 7	R: 0 E: 0 K: 0 S: 3	H: 0 LOB: 2 BB: 2 P: 11	R: 0 E: 0 K: 0 S: 3	H: 0 LOB: 0 BB: 0 P: 3	R: 1 E: 0 K: 0 S: 6	H: 3 LOB: 3 BB: 0 P: 6	R: 1 E: 0 K: 0 S: 6	H: 3 LOB: 2 BB: 0 P: 6	1B: 12 2B: 0 3B: 0 HR: 0	SF: 0 SAC: 1 DP: 0 HBP: 0	WP: 0 PB: 0 SB: 0 CS: 0	PA: 40
<b>PITCHER</b> Rich Folkers, L ERA: 6.48 Dave Wehrmeister, R ERA: 7.16 Alan Foster, R ERA: 1.93 Dave Tomlin, L ERA: 4.09 Mike Dupree, R ERA: 9.92	IP: 0.2 WLS: L BF: 8 H: 5 R: 4 ER: 4 SO: 0 BB: 1 IBB: 0 HBP: 0 BLK: 0 WP: 0 HR: 0 S: 7 P: 11 ERA: 54.00 WHIP: 9.000											<b>PITCHER</b>	IP: 0.2 WLS: L BF: 8 H: 5 R: 4 ER: 4 SO: 0 BB: 1 IBB: 0 HBP: 0 BLK: 0 WP: 0 HR: 0 S: 7 P: 11 ERA: 54.00 WHIP: 9.000							

San Diego Padres @ New York Mets  
Shea Stadium, Flushing, NY  
Sat May 08 1976, 3:33 AM EDT  
Att: 41,990 - Unknown

AB 35  
R 7  
H 12  
RBI 6  
BB 4  
SO 2  
LOB 15





Batter	1	2	3	4	5	6	7	8	9	AB	R	H	RBI	BB	SO	LOB	TOP			
Jerry Turner, L (1, 7) OBP: 0.344, SLG: 0.464	F6		4-3		4-3		F7		1-3	5	0	0	0	0	0	2				
Tito Fuentes, S (1, 4) OBP: 0.338, SLG: 0.377	1B		1B			F8	F6			4	1	2	0	0	0	2				
Willie Davis, L (1, 8) OBP: 0.336, SLG: 0.462	S		G3			HR			G4-6-3	4	2	3	1	0	0	1				
Willie McCovey, L (1, 3) OBP: 0.260, SLG: 0.267	F7				F8				G4-6-3	4	0	0	0	0	1	2				
Mike Ivie, R (8, 3) OBP: 0.277, SLG: 0.350	2H					K			1-2	0	0	0	0	0	0	0				
Dave Winfield, R (1, 9) OBP: 0.385, SLG: 0.478	L9				F9				1B	3	1	1	2	0	0	0				
Merv Rettenmund, R (8, PR) OBP: 0.474, SLG: 0.467						HR			HBP	0	0	0	0	0	0	0				
Doug Rader, R (1, 5) OBP: 0.381, SLG: 0.506					F9				FC5-4	4	0	2	0	0	1	0				
Hector Torres, R (1, 6) OBP: 0.355, SLG: 0.452					K				1B	4	0	1	0	0	2	3				
Fred Kendall, R (1, 2) OBP: 0.273, SLG: 0.206					F8				4-3	4	0	1	0	0	0	0				
Brent Strom, R (1, 1)					F6				K	4	0	0	0	0	1	2				
<b>Inning Stats</b>	R: 2 E: 0 K: 0 S: 5	H: 2 LOB: 0 BB: 0 P: 5	R: 0 E: 0 K: 1 S: 5	H: 0 LOB: 0 BB: 0 P: 5	R: 0 E: 0 K: 0 S: 4	H: 1 LOB: 1 BB: 0 P: 4	R: 0 E: 0 K: 1 S: 6	H: 1 LOB: 1 BB: 0 P: 6	R: 0 E: 0 K: 0 S: 3	H: 0 LOB: 0 BB: 0 P: 3	R: 2 E: 0 K: 2 S: 9	H: 2 LOB: 0 BB: 0 P: 9	R: 0 E: 0 K: 0 S: 5	H: 2 LOB: 2 BB: 0 P: 5	R: 0 E: 0 K: 1 S: 5	H: 0 LOB: 0 BB: 0 P: 5	1B: 7 2B: 2 3B: 0 HR: 1	SF: 0 SAC: 0 DP: 1 HBP: 1	WP: 0 PB: 0 SB: 2 CS: 0	PA: 37
<b>PITCHER</b> Tom Seaver, R (1, 1) ERA: 2.19	IP: 9.0 WLS: L BF: 37 H: 10 R: 4 ER: 3 SO: 5 BB: 0 IBB: 0 HBP: 1 BLK: 0 WP: 0 HR: 1 S: 46 P: 47 ERA: 3.00 WHIP: 1.111															<b>PITCHER</b>				

San Diego Padres @ New York Mets  
Shea Stadium, Flushing, NY  
Sun May 09 1976, 3:33 AM EDT  
Att: 20,224 - Unknown

AB 36  
R 4  
H 10  
RBI 3  
BB 0  
SO 5  
LOB 12



Batter	1	2	3	4	5	6	7	8	9	AB	R	H	RBI	BB	SO	LOB	BOTTOM			
Wayne Garrett, L (1, 5) OBP: 0.313, SLG: 0.268	K				1-3				F5	4	0	0	0	0	1	2				
Felix Milan, R (1, 4) OBP: 0.378, SLG: 0.411	F7				5-3				F8	4	0	0	0	0	0	1				
Joe Torre, R (1, 3) OBP: 0.400, SLG: 0.481	5-3				6-3				G5-4-3	3	0	1	0	0	0	0				
Dave Kingman, R (1, 9) OBP: 0.279, SLG: 0.586					F7				G5-4-3	3	0	0	0	0	0	1				
Jerry Grote, R (1, 2) OBP: 0.416, SLG: 0.350					F4				6-3	3	0	0	0	0	0	0				
Ed Kranepool, L (1, 7) OBP: 0.318, SLG: 0.364					G3				4-3	3	0	0	0	0	0	0				
Del Unser, L (1, 8) OBP: 0.286, SLG: 0.365					F8				G3	3	0	0	0	0	0	0				
Bud Harrelson, S (1, 6) OBP: 0.402, SLG: 0.288					F9				FC6-4	2	0	1	0	1	0	0				
Tom Seaver, R (1, 1) OBP: 0.238, SLG: 0.111					F7				BB	2	0	0	0	0	0	1				
Benny Ayala, R (8, PH) OBP: 0.200, SLG: 0.143					F7				K	1	0	0	0	0	1	1				
<b>Inning Stats</b>	R: 0 E: 0 K: 1 S: 5	H: 0 LOB: 0 BB: 0 P: 5	R: 0 E: 0 K: 0 S: 3	H: 0 LOB: 0 BB: 0 P: 3	R: 0 E: 0 K: 0 S: 3	H: 0 LOB: 0 BB: 0 P: 3	R: 0 E: 0 K: 0 S: 3	H: 0 LOB: 0 BB: 0 P: 3	R: 0 E: 0 K: 0 S: 3	H: 0 LOB: 1 BB: 1 P: 7	R: 0 E: 0 K: 0 S: 3	H: 1 LOB: 0 BB: 0 P: 3	R: 0 E: 0 K: 0 S: 3	H: 0 LOB: 0 BB: 0 P: 3	R: 0 E: 0 K: 1 S: 6	H: 1 LOB: 1 BB: 0 P: 6	1B: 2 2B: 0 3B: 0 HR: 0	SF: 0 SAC: 0 DP: 1 HBP: 0	WP: 0 PB: 0 SB: 0 CS: 0	PA: 29
<b>PITCHER</b> Brent Strom, L (1, 1) ERA: 3.2	IP: 9.0 WLS: W BF: 29 H: 2 R: 0 ER: 0 SO: 2 BB: 1 IBB: 0 HBP: 0 BLK: 1 WP: 0 HR: 0 S: 32 P: 36 ERA: 0.00 WHIP: 0.333															<b>PITCHER</b>				

San Diego Padres @ New York Mets  
Shea Stadium, Flushing, NY  
Sun May 09 1976, 3:33 AM EDT  
Att: 20,224 - Unknown

AB 28  
R 0  
H 2  
RBI 0  
BB 1  
SO 2  
LOB 6





Batter	1	2	3	4	5	6	7	8	9	AB	R	H	RBI	BB	SO	LOB	TOP			
Merv Rettenmund, R OBP: 0.391, SLG: 0.368 (1, 7)	0-3 K		0-0 5-3		0-0 6-3		0-0 F8			4	0	0	0	0	1	3				
Tito Fuentes, S OBP: 0.321, SLG: 0.358 (1, 4)	0-3 K			0-0 F8		0-0 F7		0-0 L5		4	0	0	0	0	1	0				
Willie Davis, L OBP: 0.330, SLG: 0.453 Jerry Turner, L OBP: 0.349, SLG: 0.483 (1, 8) (4, 7)	0-0 6-3			0-0 4-3		0-0 1B 2B		0-0 F8		2	0	0	0	0	0	0				
Dave Winfield, R OBP: 0.389, SLG: 0.500 (1, 9)		0-0 F7 2B		0-0 2B		0-3 K		0-3 K		4	0	2	0	0	2	1				
Doug Rader, R OBP: 0.372, SLG: 0.494 Ted Kubiak, S OBP: 0.340, SLG: 0.310 (1, 5) (4, 5)		0-0 F7 2-3		0-0 F8		0-0 FC6-4 1B		0-3 K		2	0	0	0	0	0	2				
Mike Ivie, R OBP: 0.275, SLG: 0.359 (1, 3)	0-3 K				0-0 FC3-6 2B	0-0 FC6-4 1-2		0-0 F7		4	0	1	0	0	1	2				
Hector Torres, R OBP: 0.340, SLG: 0.432 (1, 6)	0-3 K			0-0 6-3		0-0 F8		0-0 6-3		4	0	0	0	0	1	2				
Fred Kendall, R OBP: 0.288, SLG: 0.214 (1, 2)			0-0 5-3		4-0 FC3-6 BB		0-0 FC6-4 1B			2	0	1	0	1	0	0				
Dan Spillner, R Dave Wehrmeister, R Rich Folkers, L Enzo Hernandez, R Dave Tomlin, L Gene Locklear, L Mike Dupree, R (1, 1) (2, 1) (2, 1) (5, PH) (5, 1) (7, PH) (7, 1)			0-0 5-3		0-0 FC3-6 1-2 2-3		0-0 FC6-4 1-2			0	0	0	0	0	0	0				
<b>Inning Stats</b>	R: 0 E: 0 K: 2 S: 7	H: 0 LOB: 0 BB: 0 P: 7	R: 0 E: 0 K: 2 S: 8	H: 1 LOB: 1 BB: 0 P: 8	R: 0 E: 0 K: 0 S: 3	H: 0 LOB: 0 BB: 0 P: 3	R: 0 E: 0 K: 0 S: 4	H: 1 LOB: 1 BB: 0 P: 4	R: 0 E: 0 K: 0 S: 4	H: 1 LOB: 2 BB: 0 P: 8	R: 1 E: 0 K: 1 S: 7	H: 2 LOB: 1 BB: 0 P: 7	R: 0 E: 0 K: 1 S: 5	H: 0 LOB: 0 BB: 0 P: 5	R: 0 E: 0 K: 1 S: 5	H: 0 LOB: 0 BB: 0 P: 5	1B: 2 2B: 4 3B: 0 HR: 0	SF: 0 SAC: 0 DP: 0 HBP: 0	WP: 0 PB: 0 SB: 0 CS: 0	PA: 34
<b>PITCHER</b> Steve Carlton, L ERA: 5.66 (1, 1)	IP: 9.0 WLS: W BF: 34 H: 6 R: 1 ER: 1 SO: 7 BB: 1 IBB: 0 HBP: 0 BLK: 0 WP: 0 HR: 0 S: 47 P: 51 ERA: 1.00 WHIP: 0.778																			

San Diego Padres @ Philadelphia Phillies  
Veterans Stadium, Philadelphia, PA  
Tue May 11 1976, 7:05 PM EDT  
Att: 11,576 - Unknown

AB	33
R	1
H	6
RBI	1
BB	1
SO	7
LOB	13



Batter	1	2	3	4	5	6	7	8	9	AB	R	H	RBI	BB	SO	LOB	BOTTOM			
Dave Cash, R OBP: 0.342, SLG: 0.429 (1, 4)	0-0 5-3	0-0 1B 1B	0-0 F9			0-0 1-3		4-0 HR BB		4	2	1	2	1	0	0				
Larry Bowa, S OBP: 0.371, SLG: 0.400 (1, 6)	0-0 WP BB E 1B	0-0 E 1B BB 1B		0-0 4-3		0-0 5-3		0-0 F7		5	2	2	0	0	0	1				
Mike Schmidt, R OBP: 0.374, SLG: 0.736 (1, 5)	4-0 WP E BB 1-2	0-3 K		0-0 P3		0-0 5-3		0-0 HR		4	2	1	2	1	1	2				
Greg Luzinski, R OBP: 0.389, SLG: 0.547 Jerry Martin, R OBP: 0.333, SLG: 0.300 (1, 7) (8, 7)	0-0 F7	0-0 BB E 1B		0-0 1B		0-0 5-3		0-0 F9		4	0	2	1	0	0	2				
Jay Johnstone, L OBP: 0.377, SLG: 0.507 (1, 9)	0-0 E1 1-1 2-H	0-0 E3 BB		0-0 1B		0-0 1B		4-0 1B SF7 BB		3	1	1	0	1	0	2				
Gary Maddox, R OBP: 0.400, SLG: 0.513 (1, 8)	0-0 F8	4-0 BB		0-0 F3		0-0 1B		0-0 1B		3	0	1	1	1	0	3				
Bobby Tolan, L OBP: 0.339, SLG: 0.577 (1, 3)		0-0 1B K			0-3 K		0-0 SF7		0-0 K	3	1	1	1	0	2	3				
Tim McCarver, L OBP: 0.400, SLG: 0.538 (1, 2)		0-0 1B 2B	0-3 K		0-0 6-3		0-0 F7			4	1	1	0	0	1	1				
Steve Carlton, L OBP: 0.091, SLG: 0.091 (1, 1)		0-3 K	0-3 K		0-3 K			0-0 5-3		4	0	0	0	0	3	2				
<b>Inning Stats</b>	R: 2 E: 1 K: 0 S: 5	H: 1 LOB: 1 BB: 1 P: 9	R: 4 E: 1 K: 3 S: 15	H: 5 LOB: 3 BB: 1 P: 19	R: 0 E: 0 K: 2 S: 7	H: 0 LOB: 0 BB: 0 P: 7	R: 0 E: 0 K: 0 S: 5	H: 2 LOB: 2 BB: 0 P: 5	R: 0 E: 0 K: 2 S: 7	H: 0 LOB: 0 BB: 0 P: 7	R: 0 E: 0 K: 0 S: 3	H: 0 LOB: 0 BB: 0 P: 3	R: 1 E: 0 K: 0 S: 4	H: 1 LOB: 1 BB: 1 P: 8	R: 2 E: 0 K: 1 S: 6	H: 1 LOB: 0 BB: 1 P: 10	1B: 8 2B: 1 3B: 0 HR: 1	SF: 1 SAC: 0 DP: 0 HBP: 0	WP: 1 PB: 0 SB: 0 CS: 0	PA: 40
<b>PITCHER</b> Dan Spillner, R ERA: 3.05 Dave Wehrmeister, R ERA: 7.02 Rich Folkers, L ERA: 5.06 Dave Tomlin, L ERA: 3.46 Mike Dupree, R ERA: 7.8 (1, 1) (2, 1) (2, 1) (5, 1) (7, 1)	IP: 1.1 WLS: L BF: 11 H: 5 R: 6 ER: 3 SO: 1 BB: 1 IBB: 0 HBP: 0 BLK: 0 WP: 1 HR: 0 S: 12 P: 16 ERA: 20.25 WHIP: 4.500																			

San Diego Padres @ Philadelphia Phillies  
Veterans Stadium, Philadelphia, PA  
Tue May 11 1976, 7:05 PM EDT  
Att: 11,576 - Unknown

AB	35
R	9
H	10
RBI	7
BB	4
SO	8
LOB	16





Batter	1	2	3	4	5	6	7	8	9	AB	R	H	RBI	BB	SO	LOB	TOP								
Enzo Hernandez, R OBP: 0.480, SLG: 0.455	5-3		SF7 1B			1-2 1B	1-3		F7	5	1	2	0	0	0	0									
Tito Fuentes, S OBP: 0.337, SLG: 0.372			G6-4-3 1B			F2			F7	5	0	3	0	0	0	2									
Willie Davis, L OBP: 0.316, SLG: 0.436	K		SF7			3-1			F8	4	0	0	1	0	1	4									
Dave Winfield, R OBP: 0.376, SLG: 0.480	4-3		G6-4-3 1-2			F2			K	4	0	0	0	0	1	2									
Mike Ivie, R OBP: 0.288, SLG: 0.358		2B 1B				4-3			1B 3B BB	3	2	1	0	1	0	0									
Mery Rettenmund, R OBP: 0.444, SLG: 0.478		4-3 1-H 2B				F9			3B 1B	4	1	3	1	0	0	0									
Ted Kubiak, S OBP: 0.353, SLG: 0.356		4-3 2-3				1-3			1B 3B	3	0	1	2	1	0	1									
Fred Kendall, R OBP: 0.286, SLG: 0.216		K				1B 1B			K	4	0	1	0	0	2	4									
Randy Jones, R (1, 1)		1-3				K			K	4	0	0	0	0	3	3									
<b>Inning Stats</b>	R: 0 E: 0 K: 1 S: 6	H: 1 LOB: 1 P: 6	R: 1 E: 0 K: 1 S: 7	H: 2 LOB: 1 BB: 0 P: 7	R: 1 E: 0 K: 0 S: 4	H: 2 LOB: 0 BB: 0 P: 4	R: 0 E: 0 K: 0 S: 3	H: 0 LOB: 0 BB: 0 P: 3	R: 0 E: 0 K: 1 S: 7	H: 2 LOB: 2 BB: 1 P: 7	R: 0 E: 0 K: 0 S: 4	H: 1 LOB: 1 BB: 0 P: 8	R: 0 E: 0 K: 1 S: 6	H: 1 LOB: 1 BB: 0 P: 6	R: 2 E: 0 K: 3 S: 11	H: 2 LOB: 1 BB: 1 P: 15	R: 0 E: 0 K: 0 S: 3	H: 0 LOB: 0 BB: 0 P: 3	1B: 9 2B: 1 3B: 1 HR: 0	SF: 1 SAC: 0 DP: 1 HBP: 0	WP: 0 PB: 0 SB: 1 CS: 0	PA: 39			
<b>PITCHER</b>	IP	WLS	BF	H	R	ER	SO	BB	IBB	HBP	BLK	WP	HR	S	P	ERA	WHIP								
Jim Kaat, L ERA: 4.2	5.0	L	21	7	2	2	3	0	0	0	0	0	0	27	27	3.60	1.400								
Ron Reed, R ERA: 4.57	2.0		9	2	0	0	1	0	1	0	0	0	0	10	14	0.00	1.000								
Tug McGraw, L ERA: 2.75	2.0		9	2	2	2	3	1	0	0	0	0	0	14	18	9.00	1.500								

San Diego Padres @ Philadelphia Phillies  
Veterans Stadium, Philadelphia, PA  
Wed May 12 1976, 7:05 PM EDT  
Att: 20,043 - Unknown

livebaseballscorecards.com

AB 36  
R 4  
H 11  
RBI 4  
BB 2  
SO 7  
LOB 16



Batter	1	2	3	4	5	6	7	8	9	AB	R	H	RBI	BB	SO	LOB	BOTTOM								
Dave Cash, R OBP: 0.339, SLG: 0.422	F8					F7	1-3			4	0	1	0	0	0	2									
Larry Bowa, S OBP: 0.386, SLG: 0.393	2-3		5-3			BB 1B			F9	4	0	1	0	0	0	1									
Mike Schmidt, R OBP: 0.378, SLG: 0.720	K					F9			FC5-4 HBP	2	0	0	0	1	1	0									
Greg Luzinski, R OBP: 0.372, SLG: 0.519		3-1				1-3			FC5-4 BB	4	0	0	0	0	0	3									
Ollie Brown, R OBP: 0.500, SLG: 0.647						K			F8	3	0	1	0	1	1	2									
Gary Maddox, R OBP: 0.394, SLG: 0.494		2B							F8	3	0	0	0	1	0	2									
Bobby Tolan, L OBP: 0.333, SLG: 0.554		G5-4-3 BB				F8			F9	4	0	1	0	0	0	2									
Bob Boone, R OBP: 0.370, SLG: 0.435																									
Terry Harmon, R OBP: 0.353, SLG: 0.214			5-3						F8	3	0	2	0	0	0	0									
Tug McGraw, R (8, 1)										0	0	0	0	0	0	0									
Tim McCarver, L OBP: 0.375, SLG: 0.500										1	0	0	0	0	0	0									
Jim Kaat, L OBP: 0.143, SLG: 0.154										1	0	0	0	0	0	0									
Tony Taylor, R (5, PH)			1-3						F8	1	0	0	0	0	0	1									
Ron Reed, R (6, 1)										0	0	0	0	0	0	0									
Jerry Martin, R OBP: 0.308, SLG: 0.273										1	0	0	0	0	0	2									
Tim Blackwell, S OBP: 0.200, SLG: 0.200										1	0	0	0	0	0	0									
<b>Inning Stats</b>	R: 0 E: 0 K: 1 S: 5	H: 0 LOB: 0 P: 5	R: 0 E: 0 K: 0 S: 3	H: 1 LOB: 1 BB: 1 P: 7	R: 0 E: 0 K: 0 S: 4	H: 1 LOB: 1 BB: 0 P: 4	R: 0 E: 0 K: 1 S: 5	H: 0 LOB: 0 BB: 0 P: 5	R: 0 E: 0 K: 0 S: 4	H: 1 LOB: 1 BB: 0 P: 4	R: 0 E: 0 K: 0 S: 4	H: 1 LOB: 2 BB: 1 P: 8	R: 0 E: 0 K: 0 S: 5	H: 2 LOB: 2 BB: 0 P: 5	R: 0 E: 0 K: 0 S: 3	H: 0 LOB: 0 BB: 1 P: 8	R: 0 E: 0 K: 0 S: 3	H: 0 LOB: 0 BB: 0 P: 3	1B: 5 2B: 1 3B: 0 HR: 0	SF: 0 SAC: 0 DP: 1 HBP: 1	WP: 0 PB: 0 SB: 0 CS: 0	PA: 36			
<b>PITCHER</b>	IP	WLS	BF	H	R	ER	SO	BB	IBB	HBP	BLK	WP	HR	S	P	ERA	WHIP								
Randy Jones, L ERA: 2.64	9.0	W	36	6	0	0	2	3	0	1	0	0	0	36	49	0.00	1.000								

San Diego Padres @ Philadelphia Phillies  
Veterans Stadium, Philadelphia, PA  
Wed May 12 1976, 7:05 PM EDT  
Att: 20,043 - Unknown

livebaseballscorecards.com

AB 32  
R 0  
H 6  
RBI 0  
BB 3  
SO 2  
LOB 15





Batter	1	2	3	4	5	6	7	8	9	AB	R	H	RBI	BB	SO	LOB	TOP								
Enzo Hernandez, R OBP: 0.433, SLG: 0.407	6-3	1B	F8			F7		F8		5	0	1	0	0	0	3	<b>San Diego Padres @ Chicago Cubs</b> Wrigley Field, Chicago, IL Fri May 14 1976, 3:33 AM CDT Att: 3,198 - Cloudy - 51 F								
Tito Fuentes, S OBP: 0.330, SLG: 0.363	4-3	1B		K		F8		F6		5	0	1	1	0	1										
Willie Davis, L OBP: 0.303, SLG: 0.417	K	F8		G3			F9	4-3		5	0	0	0	0	1	2									
Willie McCovey, L OBP: 0.259, SLG: 0.265 Butch Metzger, R		1B	K	F7			F7	K		4	1	1	0	0	1	0									
Dave Winfield, R OBP: 0.388, SLG: 0.490		1B	1B	1B		F7	FC4-6			4	2	3	0	0	0	0									
Jerry Turner, L OBP: 0.343, SLG: 0.468	K	1B	2B	1B		5-3	FC4-6			4	1	1	0	0	1	3									
Ted Kubiak, S OBP: 0.364, SLG: 0.408	FC5	3B	SF8	1B		1-3		4-3		4	2	2	3	0	0	0									
Fred Kendall, R OBP: 0.284, SLG: 0.231	FC5	FC5-6				L6		L8		4	0	1	2	0	0	0									
Brent Strom, R OBP: 0.188, SLG: 0.077 Mike Ivie, R OBP: 0.297, SLG: 0.368	FC5-6	1B	SF8							2	1	1	1	0	0	1									
<b>Inning Stats</b>	R: 0 E: 0 K: 1 S: 5	H: 0 LOB: 0 BB: 0 P: 5	R: 4 E: 0 K: 1 S: 11	H: 5 LOB: 2 BB: 0 P: 11	R: 3 E: 0 K: 1 S: 9	H: 4 LOB: 1 BB: 0 P: 9	R: 0 E: 0 K: 1 S: 5	H: 0 LOB: 0 BB: 0 P: 5	R: 0 E: 0 K: 0 S: 3	H: 0 LOB: 0 BB: 0 P: 3	R: 0 E: 0 K: 0 S: 4	H: 1 LOB: 1 BB: 0 P: 4	R: 0 E: 0 K: 0 S: 4	H: 1 LOB: 1 BB: 0 P: 4	R: 0 E: 0 K: 0 S: 4	H: 1 LOB: 0 BB: 0 P: 4	R: 0 E: 0 K: 1 S: 5	H: 0 LOB: 0 BB: 0 P: 5	1B: 10 2B: 1 3B: 1 HR: 0	SF: 1 SAC: 0 DP: 0 HBP: 0	WP: 0 PB: 0 SB: 0 CS: 0	PA: 40			
<b>PITCHER</b>	IP	WLS	BF	H	R	ER	SO	BB	IBB	HBP	BLK	WP	HR	S	P	ERA	WHIP								
Paul Reuschel, R ERA: 6.89	2.1	L	17	9	7	7	3	0	0	0	0	0	0	23	23	27.00	3.857								
Oscar Zamora, R ERA: 4.07	3.1		8	0	0	0	1	0	0	0	0	0	0	10	10	0.00	0.000								
Mike Garman, R ERA: 5.76	6.1		2.0	8	2	0	0	0	0	0	0	0	0	8	8	0.00	1.000								
Bruce Sutter, R ERA: 4.5	8.1		2.0	7	1	0	0	1	0	0	0	0	0	9	9	0.00	0.500								

Batter	1	2	3	4	5	6	7	8	9	AB	R	H	RBI	BB	SO	LOB	BOTTOM								
Mike Adams, R OBP: 0.412, SLG: 0.250 Bruce Sutter, R	K		5-3				F8		K	3	0	0	0	1	1	0	<b>San Diego Padres @ Chicago Cubs</b> Wrigley Field, Chicago, IL Fri May 14 1976, 3:33 AM CDT Att: 3,198 - Cloudy - 51 F								
Champ Summers, L OBP: 0.295, SLG: 0.297					1B					1	0	0	0	0	1	2									
Jose Cardenal, R OBP: 0.386, SLG: 0.489	6-3			6-3	BB			B1-3	1B	4	1	2	3	1	0	0									
Bill Madlock, R OBP: 0.414, SLG: 0.509	F8			WP	BB	F7		B1-3	F7	4	0	0	0	1	0	5									
Jerry Morales, R OBP: 0.349, SLG: 0.416		4-3		6-3		FC4-6		L9		4	0	2	0	0	0	2									
Andre Thornton, R OBP: 0.361, SLG: 0.341		5-3		6-3		F6		1B		4	0	1	1	0	0	3									
Manny Trillo, R OBP: 0.348, SLG: 0.359		4-3			F8	L5		4-3		4	0	0	0	0	0	3									
Steve Swisher, R OBP: 0.306, SLG: 0.410		6-3			2B	1B	FC4-6	1B	1B	4	2	2	0	0	0	2									
Dave Rosello, R OBP: 0.378, SLG: 0.306 Rick Monday, L OBP: 0.417, SLG: 0.584			5-3		1B	2B		F7	K	3	1	1	0	0	0	0									
Paul Reuschel, R Oscar Zamora, R Randy Hundley, R Mike Garman, R Joe Wallis, S	L1				F4		F8		1B	0	0	0	0	0	0	0									
<b>Inning Stats</b>	R: 0 E: 0 K: 1 S: 5	H: 0 LOB: 0 BB: 0 P: 5	R: 0 E: 0 K: 0 S: 4	H: 1 LOB: 1 BB: 0 P: 4	R: 0 E: 0 K: 0 S: 3	H: 0 LOB: 0 BB: 0 P: 3	R: 0 E: 0 K: 0 S: 3	H: 0 LOB: 1 BB: 1 P: 7	R: 2 E: 0 K: 0 S: 6	H: 3 LOB: 2 BB: 1 P: 10	R: 0 E: 0 K: 0 S: 4	H: 1 LOB: 1 BB: 0 P: 4	R: 0 E: 0 K: 0 S: 3	H: 0 LOB: 0 BB: 0 P: 3	R: 1 E: 0 K: 0 S: 4	H: 1 LOB: 1 BB: 1 P: 8	R: 1 E: 0 K: 2 S: 10	H: 3 LOB: 2 BB: 0 P: 10	1B: 7 2B: 2 3B: 0 HR: 0	SF: 0 SAC: 0 DP: 0 HBP: 0	WP: 1 PB: 0 SB: 0 CS: 0	PA: 39			
<b>PITCHER</b>	IP	WLS	BF	H	R	ER	SO	BB	IBB	HBP	BLK	WP	HR	S	P	ERA	WHIP								
Brent Strom, L ERA: 3.18 Butch Metzger, R ERA: 0.82	6.0	W	25	4	2	2	2	1	0	0	0	0	0	17	21	6.00	1.667								





Batter	1	2	3	4	5	6	7	8	9	AB	R	H	RBI	BB	SO	LOB	TOP			
Jerry Turner, L (1,7) OBP: 0.319, SLG: 0.433	E4 HR	6-3		E1 S			K		4-3	5	1	0	0	0	1	0	<b>San Diego Padres @ Chicago Cubs</b> Wrigley Field, Chicago, IL Sun May 16 1976, 3:33 AM CDT Att. 13,714 - Sunny - 66 F			
Tito Fuentes, S (1,4) OBP: 0.333, SLG: 0.365	HR		1B	L4			5-3		6-3	5	1	2	0	0	0	1				
Willie Davis, L (1,8) OBP: 0.301, SLG: 0.437	HR		F7		F8		1-3			4	1	1	3	0	0	1				
Willie McCovey, L (1,3) OBP: 0.259, SLG: 0.264	3-1		1B		K			5-3		4	1	1	0	0	1	0				
Dave Winfield, R (1,9) OBP: 0.392, SLG: 0.500	6-3		1B				6-3			4	0	2	1	0	0	0				
Doug Rader, R (1,5) OBP: 0.389, SLG: 0.542	HR		1B		F4			BB		4	1	3	1	0	0	1				
Fred Kendall, R (1,2) Merv Rettenmund, R (8, PH) Bob Davis, R (8,2) OBP: 0.143, SLG: 0.150	6-3		FC5-4		K			BB		3	0	0	0	0	1	2				
Enzo Hernandez, R (1,6) Mike Ivie, R (8, PH) Hector Torres, R (8,6) OBP: 0.340, SLG: 0.432		L8		6-3		F3		K		3	0	0	0	0	0	0				
Bill Greif, R (1,1) Dan Spillner, R (7,1) Dave Tomlin, L (8,1) Ted Kubiak, S (9, PH) OBP: 0.357, SLG: 0.400		F7		4-3		6-3			F3	3	0	0	0	0	0	0				
<b>Inning Stats</b>	R: 4 E: 1 K: 0 S: 7	H: 3 LOB: 0 BB: 0 P: 7	R: 0 E: 0 K: 0 S: 3	H: 0 LOB: 0 BB: 0 P: 3	R: 1 E: 0 K: 0 S: 6	H: 4 LOB: 2 BB: 0 P: 6	R: 0 E: 1 K: 0 S: 4	H: 0 LOB: 1 BB: 0 P: 4	R: 0 E: 0 K: 1 S: 6	H: 0 LOB: 0 BB: 0 P: 5	R: 0 E: 0 K: 1 S: 5	H: 0 LOB: 0 BB: 0 P: 5	R: 0 E: 0 K: 1 S: 6	H: 1 LOB: 2 BB: 1 P: 10	R: 0 E: 0 K: 0 S: 3	H: 0 LOB: 0 BB: 0 P: 3		1B: 6 2B: 1 3B: 0 HR: 2	SF: 0 SAC: 0 DP: 0 HBP: 0	WP: 0 PB: 0 SB: 1 CS: 0
<b>PITCHER</b>	IP WLS BF H R ER SO BB IBB HBP BLK WP HR S P ERA WHIP																			
Rick Reuschel, R (1,1) ERA: 5.08	6.0 W 27 8 5 3 2 0 0 0 0 0 2 31 31 4.50 1.333																			
Darold Knowles, L (7,1) ERA: 4.41	3.0 S 11 1 0 0 2 1 0 0 0 0 0 0 14 18 0.00 0.667																			

Batter	1	2	3	4	5	6	7	8	9	AB	R	H	RBI	BB	SO	LOB	BOTTOM			
Joe Wallis, S (1,8) OBP: 0.333, SLG: 0.476	F8	SF7		F6		F9		FC6-4		3	0	0	1	0	0	1	<b>San Diego Padres @ Chicago Cubs</b> Wrigley Field, Chicago, IL Sun May 16 1976, 3:33 AM CDT Att. 13,714 - Sunny - 66 F			
George Mittenwald, R (8, PH) Mick Kelleher, R (9,6) OBP: 0.214, SLG: 0.154										1	0	0	0	0	0	3				
Jose Cardenal, R (1,7) OBP: 0.383, SLG: 0.482	HR	L9		F4		6-3				4	1	1	0	0	0	2				
Bill Madlock, R (1,5) OBP: 0.401, SLG: 0.492	4-3		5-3		F3		6-3			4	0	0	0	0	0	1				
Jerry Morales, R (1,9) OBP: 0.346, SLG: 0.436	HR		F9		F8		1-3			4	1	1	2	0	0	0				
Champ Summers, L (1,3) OBP: 0.313, SLG: 0.300	4-1		FC5-4			2B		4-3		3	0	1	0	1	0	0				
Manny Trillo, R (1,4) OBP: 0.345, SLG: 0.364		3-1	FC5-4		F7			3-1		4	0	1	0	0	0	2				
Steve Swisher, R (1,2) OBP: 0.321, SLG: 0.426		BB		F5		HR		3-1		3	2	2	0	1	0	0				
Dave Rosello, R (1,6) Ralph LaCock, L (8, PH) OBP: 0.325, SLG: 0.281		BB		SH1-4		FC5		3-1		2	1	1	0	1	0	2				
Rick Reuschel, R (1,1) Rick Monday, L (6, PH) Darold Knowles, L (7,1) OBP: 0.421, SLG: 0.611				SH1-4		HR		FC6-4		1	1	1	3	0	0	0				
<b>Inning Stats</b>	R: 2 E: 0 K: 0 S: 5	H: 2 LOB: 2 BB: 1 P: 9	R: 1 E: 0 K: 0 S: 5	H: 2 LOB: 1 BB: 0 P: 9	R: 0 E: 0 K: 0 S: 4	H: 1 LOB: 1 BB: 0 P: 4	R: 0 E: 0 K: 0 S: 3	H: 0 LOB: 1 BB: 1 P: 7	R: 0 E: 0 K: 0 S: 3	H: 0 LOB: 0 BB: 0 P: 3	R: 3 E: 0 K: 0 S: 5	H: 2 LOB: 0 BB: 1 P: 9	R: 0 E: 0 K: 0 S: 3	H: 0 LOB: 0 BB: 0 P: 3	R: 0 E: 0 K: 0 S: 4	H: 1 LOB: 3 BB: 2 P: 12	1B: 4 2B: 2 3B: 0 HR: 2	SF: 1 SAC: 1 DP: 0 HBP: 0	WP: 0 PB: 0 SB: 1 CS: 0	PA: 37
<b>PITCHER</b>	IP WLS BF H R ER SO BB IBB HBP BLK WP HR S P ERA WHIP																			
Bill Greif, R (1,1) ERA: 8.06	6.0 L 28 7 6 6 0 0 0 0 0 0 0 2 25 37 9.00 1.667																			
Dan Spillner, R (7,1) ERA: 2.95	1.2 8 1 0 0 0 1 1 0 0 0 0 0 6 14 0.00 1.200																			
Dave Tomlin, L (8,1) ERA: 3.38	0.1 1 0 0 0 0 0 0 0 0 0 0 0 1 1 0.00 0.000																			





Batter	1	2	3	4	5	6	7	8	9	AB	R	H	RBI	BB	SO	LOB	TOP										
Gene Locklear, L (1,7) OBP: 0.368, SLG: 0.294 Merv Rettenmund, R (6,7) OBP: 0.467, SLG: 0.458	0-0 6-3	0-0 8-4				0-0 FC3-6 1B	0-0 G3	0-0 F8	4-0 BB BB	4	0	1	1	0	0	3											
Enzo Hernandez, R (1,6) OBP: 0.436, SLG: 0.400	0-0 S 1B		0-3 K			0-0 FC3-6 1B	0-0 6-3	0-0 1B 1B	4-0 BB BB	5	1	3	0	1	1	2											
Willie Davis, L (1,8) OBP: 0.302, SLG: 0.432	0-0 F8		0-0 4-3			0-0 FC3-6 G6-4-3 1B	0-0 1B	0-0 1B 3B	0-0 L5	6	1	2	2	0	0	6											
Dave Winfield, R (1,9) OBP: 0.385, SLG: 0.487	0-0 3-1		0-0 6-3			0-0 G6-4-3 1B	0-0 G3	0-0 1B 3B		5	1	1	1	0	0	4											
Doug Rader, R (1,5) OBP: 0.411, SLG: 0.598		4-0 1B E BB				0-0 F2		0-0 1B 1B	0-0 SF9 3B	4	3	3	2	1	0	0											
Mike Ivie, R (1,3) OBP: 0.288, SLG: 0.356		0-3 K				0-0 6-3		0-0 1B 1B	0-0 SF9 3B	4	1	1	1	0	2	2											
Ted Kubiak, S (1,4) OBP: 0.377, SLG: 0.407		0-0 E 1B				0-0 1B BB		0-0 SH E G3 1B	0-0 F2	4	2	2	1	1	0	0											
Fred Kendall, R (1,2) OBP: 0.292, SLG: 0.235		0-0 E5 1B				0-0 1B		0-0 E7 G3 SH 1B 1B	0-0 5-3	4	2	2	0	1	0	0											
Randy Jones, R (1,1) OBP: 0.160, SLG: 0.045		0-0 8-4 E 1B				0-0 4-3		0-0 SH G3 1B	0-0 6-3	4	1	1	1	0	1	3											
<b>Inning Stats</b>	R: 0 E: 0 K: 0 S: 4	H: 1 LOB: 1 BB: 0 P: 4	R: 3 E: 2 K: 1 S: 7	H: 2 LOB: 0 BB: 1 P: 11	R: 0 E: 0 K: 1 S: 5	H: 0 LOB: 0 BB: 0 P: 5	R: 0 E: 0 K: 0 S: 4	H: 1 LOB: 2 BB: 1 P: 8	R: 0 E: 0 K: 0 S: 4	H: 2 LOB: 1 BB: 0 P: 4	R: 5 E: 2 K: 0 S: 9	H: 5 LOB: 1 BB: 0 P: 9	R: 1 E: 0 K: 0 S: 4	H: 1 LOB: 0 BB: 0 P: 4	R: 3 E: 0 K: 1 S: 9	H: 4 LOB: 1 BB: 0 P: 9	R: 0 E: 0 K: 1 S: 5	H: 0 LOB: 3 BB: 3 P: 17	1B: 14 2B: 1 3B: 2 HR: 0	SF: 1 SAC: 1 DP: 2 HBP: 0	WP: 0 PA: 48 PB: 0 SB: 1 CS: 0						
<b>PITCHER</b>	IP	WLS	BF	H	R	ER	SO	BB	IBB	HBP	BLK	WP	HR	S	P	ERA	WHIP										
Jim Barr, R (1,1) ERA: 3.88	5.0	L	25	9	6	4	2	2	0	0	0	0	0	27	35	7.20	2.200										
Dave Heaverlo, R (6,1) ERA: 4.71	2.2		16	7	6	4	0	0	0	0	0	0	0	16	16	13.50	2.625										
John D'Acquisto, R (8,1) ERA: 12.21	1.1		7	0	0	0	2	3	0	0	0	0	0	8	20	0.00	2.250										

**San Diego Padres @ San Francisco Giants**  
Candlestick Park, San Francisco, CA  
Mon May 17 1976, 10:05 PM EDT  
Att: 2,226 - Unknown

livebaseballscorecards.com

AB	41
R	12
H	16
RBI	9
BB	5
SO	4
LOB	20




Batter	1	2	3	4	5	6	7	8	9	AB	R	H	RBI	BB	SO	LOB	BOTTOM										
Von Joshua, L (1,8) OBP: 0.283, SLG: 0.316	0-0 SH5-3 1B		0-0 4-3			0-0 4-3		0-0 G3		4	0	1	0	0	0	2											
Derrel Thomas, S (1,4) OBP: 0.320, SLG: 0.333	0-0 SH5-3 1B			0-0 1B		0-0 F3		0-0 1B		3	0	2	1	0	0	0											
Bobby Murcer, L (1,9) OBP: 0.365, SLG: 0.347	0-3 K			0-0 F4		0-0 1B		0-0 SF8		3	0	1	1	0	1	2											
Gary Matthews, R (1,7) OBP: 0.326, SLG: 0.408	0-0 F9			0-0 F9		0-0 1-3		0-0 L9		4	0	0	0	0	0	4											
Willie Montanez, L (1,3) OBP: 0.345, SLG: 0.376		0-0 G3		0-0 F4		0-0 G3		0-0 F8		4	0	0	0	0	0	1											
Chris Speier, R (1,6) OBP: 0.352, SLG: 0.342		0-0 F9			0-0 6-3		0-0 L8		0-0 6-3	4	0	0	0	0	0	0											
Ken Reitz, R (1,5) OBP: 0.323, SLG: 0.349 John D'Acquisto, R (8,1) OBP: 0.500, SLG: 0.500 Chris Arnold, R (9,PH) OBP: 0.176, SLG: 0.125		0-0 6-3			0-0 5-3		0-0 L1		0-0 E 1B	3	0	0	0	0	0	0											
Mike Sadek, R (1,2) OBP: 0.364, SLG: 0.429			0-0 F7		0-0 1B			0-0 G3 BB 1B	0-0 E5	4	1	2	0	0	0	1											
Jim Barr, R (1,1) OBP: 0.400, SLG: 0.182 Dave Heaverlo, R (6,1) Steve Ontiveros, S (8,5) OBP: 0.281, SLG: 0.148			0-3 K		0-3 K			4-0 1B G3 BB	0-0 L8	2	0	0	0	0	2	1											
<b>Inning Stats</b>	R: 0 E: 0 K: 1 S: 6	H: 1 LOB: 1 BB: 0 P: 6	R: 0 E: 0 K: 0 S: 3	H: 0 LOB: 0 BB: 0 P: 3	R: 0 E: 0 K: 1 S: 5	H: 0 LOB: 0 BB: 0 P: 5	R: 0 E: 0 K: 0 S: 4	H: 1 LOB: 1 BB: 0 P: 4	R: 0 E: 0 K: 0 S: 4	H: 1 LOB: 1 BB: 0 P: 4	R: 0 E: 0 K: 0 S: 3	H: 0 LOB: 0 BB: 0 P: 3	R: 0 E: 0 K: 0 S: 5	H: 2 LOB: 1 BB: 1 P: 9	R: 0 E: 1 K: 0 S: 5	H: 1 LOB: 2 BB: 0 P: 5	1B: 7 2B: 0 3B: 0 HR: 0	SF: 1 SAC: 1 DP: 0 HBP: 0	WP: 0 PA: 36 PB: 0 SB: 0 CS: 0								
<b>PITCHER</b>	IP	WLS	BF	H	R	ER	SO	BB	IBB	HBP	BLK	WP	HR	S	P	ERA	WHIP										
Randy Jones, L (1,1) ERA: 2.56	9.0	W	36	7	2	2	3	1	0	0	0	0	0	41	45	2.00	0.889										

**San Diego Padres @ San Francisco Giants**  
Candlestick Park, San Francisco, CA  
Mon May 17 1976, 10:05 PM EDT  
Att: 2,226 - Unknown

livebaseballscorecards.com

AB	33
R	2
H	7
RBI	2
BB	1
SO	3
LOB	13






Batter	1	2	3	4	5	6	7	8	9	10	11	AB	R	H	RBI	BB	SO	LOB	TOP			
Gene Locklear, L OBP: 0.333, SLG: 0.318 (1, 7)	4-3		5-3			G3		2B		L9		5	1	1	0	0	0	1				
Tito Fuentes, S OBP: 0.337, SLG: 0.376 (1, 4)	4-3		F9			6-3		2B		G3-6-3		5	0	2	2	0	0	1				
Willie Davis, L OBP: 0.313, SLG: 0.450 (1, 8)	3B				F7		2B	BB		G4-6-3		4	1	2	0	1	0	1				
Willie McCovey, L OBP: 0.254, SLG: 0.276 Mike Ivin, R OBP: 0.288, SLG: 0.356 (1, 3)	K				K		1B	2B		G4-6-3		5	1	1	1	0	3	3				
Dave Winfield, R OBP: 0.378, SLG: 0.483 (1, 9)			F3			K				K		5	1	1	0	0	3	1				
Doug Rader, R OBP: 0.410, SLG: 0.582 (1, 5)	K				K		1B	2B		E7		4	0	1	1	1	2	0				
Fred Kendall, R OBP: 0.277, SLG: 0.222 (1, 2)	5-3		F9			G6-4-3		1B		FC6-4		5	1	0	1	0	0	3				
Enzo Hernandez, R OBP: 0.405, SLG: 0.368 Merv Rettenmund, R OBP: 0.484, SLG: 0.600 Butch Metzger, R (9, 1)			F4			K		F2		HR		3	0	0	0	0	1	0				
Brent Strom, R OBP: 0.222, SLG: 0.133 Mike Dupree, R OBP: 0.303, SLG: 1.000 Rich Folkers, L (8, 1)			5-3			K		2B		HR		2	0	1	0	0	1	0				
Ted Kubiak, S OBP: 0.339, SLG: 0.407 Dave Tomlin, L (8, 1)	1B							2B		K		2	0	0	0	0	1	0				
Hector Torres, R OBP: 0.233, SLG: 0.422 (8, 6)								2B		K		2	0	0	0	0	1	2				
<b>Inning Stats</b>	R: 0 E: 0 K: 1 S: 6	H: 1 LOB: 1 BB: 0 P: 6	R: 0 E: 0 K: 2 S: 7	H: 0 LOB: 0 BB: 0 P: 7	R: 0 E: 0 K: 0 S: 4	H: 1 LOB: 1 BB: 0 P: 4	R: 0 E: 0 K: 1 S: 5	H: 0 LOB: 0 BB: 0 P: 5	R: 2 E: 0 K: 1 S: 6	H: 2 LOB: 0 BB: 1 P: 10	R: 2 E: 0 K: 0 S: 5	H: 3 LOB: 1 BB: 1 P: 9	R: 2 E: 1 K: 2 S: 9	H: 1 LOB: 0 BB: 0 P: 9	R: 0 E: 0 K: 0 S: 3	H: 1 LOB: 0 BB: 0 P: 3	R: 1 E: 0 K: 1 S: 6	H: 1 LOB: 2 BB: 2 P: 14	1B: 4 2B: 4 3B: 1 HR: 1	SF: 0 SAC: 0 DP: 3 HBP: 0	WP: 1 PB: 0 SB: 0 CS: 0	PA: 45
<b>PITCHER</b>	IP 7.1	WLS 1.2	BF 27	H 4	R 3	ER 3	SO 8	BB 2	IBB 0	HBP 0	BLK 0	WP 0	HR 1	S 13	P 13	ERA 5.40	WHIP 2.400					
Ed Hallick, R ERA: 5.95 Gary Lavelle, L ERA: 0.49 Randy Moffitt, R ERA: 3.42 (1, 1)																						

San Diego Padres @ San Francisco Giants  
Candlestick Park, San Francisco, CA  
Tue May 18 1976, 6:33 AM EDT  
Att: 1,634 - Unknown

livebaseballscores.com

AB 41  
R 7  
H 10  
RBI 7  
BB 4  
SO 11  
LOB 12




Batter	1	2	3	4	5	6	7	8	9	10	11	AB	R	H	RBI	BB	SO	LOB	BOTTOM	
Von Joshua, L OBP: 0.280, SLG: 0.312 (1, 8)	4-3		1B		L7		F8			K		5	0	1	0	0	1	0		
Derrel Thomas, S OBP: 0.310, SLG: 0.321 (1, 4)	F4		F3		1-3		6-3			K		5	0	0	0	0	1	1		
Gary Matthews, R OBP: 0.329, SLG: 0.419 (1, 7)	3B				K		E5			6-3		4	1	1	0	1	1	0		
Bobby Murcer, L OBP: 0.366, SLG: 0.364 (1, 9)	K				5-3		6-3			6-3		5	1	2	1	0	1	2		
Chris Speier, R OBP: 0.361, SLG: 0.347 (1, 6)			G4-6-3		1B	BB	1B			5-3		4	2	2	1	1	0	1		
Willie Montanez, L OBP: 0.347, SLG: 0.391 (1, 3)	G4-6-3		1B		WP	BB	1B			3-1		5	2	2	1	0	0	1		
Ken Reitz, R OBP: 0.319, SLG: 0.344 (1, 5)	L3				1B		3B			L4		5	0	1	2	0	1	1		
Mike Sadek, R OBP: 0.333, SLG: 0.391 Steve Ontiveros, S OBP: 0.273, SLG: 0.143 Marc Hill, R OBP: 0.237, SLG: 0.351 Dave Rader, R OBP: 0.257, SLG: 0.309 (1, 2)			6-3		L8		SH3-1			3-1		2	0	0	1	0	0	1		
Ed Hallick, R OBP: 0.308, SLG: 0.182 Gary Lavelle, S OBP: 0.200, SLG: 0.200 Glenn Adams, L OBP: 0.188, SLG: 0.250 Randy Moffitt, R (8, 1)			F5				F6			F4		3	0	0	0	0	1	0		
<b>Inning Stats</b>	R: 0 E: 0 K: 1 S: 6	H: 1 LOB: 1 BB: 0 P: 6	R: 0 E: 0 K: 0 S: 3	H: 1 LOB: 0 BB: 0 P: 3	R: 0 E: 0 K: 0 S: 4	H: 1 LOB: 1 BB: 0 P: 4	R: 2 E: 0 K: 1 S: 7	H: 2 LOB: 1 BB: 1 P: 11	R: 0 E: 0 K: 0 S: 3	H: 0 LOB: 0 BB: 0 P: 3	R: 0 E: 0 K: 1 S: 5	H: 0 LOB: 0 BB: 0 P: 5	R: 0 E: 0 K: 1 S: 6	H: 1 LOB: 1 BB: 0 P: 6	R: 0 E: 0 K: 1 S: 5	H: 0 LOB: 0 BB: 0 P: 5	1B: 6 2B: 0 3B: 3 HR: 0	SF: 0 SAC: 1 DP: 1 HBP: 0	WP: 1 PB: 0 SB: 0 CS: 0	PA: 44
<b>PITCHER</b>	IP 5.0	WLS 0.0	BF 22	H 1	R 1	ER 4	SO 2	BB 2	IBB 0	HBP 0	BLK 0	WP 1	HR 0	S 24	P 32	ERA 7.20	WHIP 1.600			
Brent Strom, L ERA: 3.58 Mike Dupree, R ERA: 8.4 Rich Folkers, L ERA: 4.97 Dave Tomlin, L ERA: 3.14 Butch Metzger, R ERA: 0.72 (1, 1)																				

San Diego Padres @ San Francisco Giants  
Candlestick Park, San Francisco, CA  
Tue May 18 1976, 6:33 AM EDT  
Att: 1,634 - Unknown

livebaseballscores.com

AB 41  
R 6  
H 9  
RBI 6  
BB 2  
SO 6  
LOB 7





Batter	1	2	3	4	5	6	7	8	9	AB	R	H	RBI	BB	SO	LOB	TOP				
<b>Greg Gross, L</b> (1, 9) <small>OBP: 0.369, SLG: 0.358</small> <b>Leon Roberts, R</b> (8, PH) <small>OBP: 0.385, SLG: 0.554</small>										3	1	1	0	1	0	1	<b>Houston Astros @ San Diego Padres</b> San Diego Stadium, San Diego, CA Wed May 19 1976, 10:05 PM EDT Att: 14,336 - Unknown				
<b>Rob Andrews, R</b> (1, 4) <small>OBP: 0.353, SLG: 0.250</small>										4	1	1	2	2	0	5					
<b>Cesar Cedeno, R</b> (1, 8) <small>OBP: 0.333, SLG: 0.538</small> <b>Wilbur Howard, S</b> (4, 8) <small>OBP: 0.216, SLG: 0.237</small>										3	1	0	0	0	0	3					
<b>Bob Watson, R</b> (1, 3) <small>OBP: 0.359, SLG: 0.365</small>										5	1	2	3	0	0	4					
<b>Jose Cruz, L</b> (1, 7) <small>OBP: 0.338, SLG: 0.333</small>										4	1	2	1	1	0	2					
<b>Cliff Johnson, R</b> (1, 2) <small>OBP: 0.336, SLG: 0.383</small>										5	0	0	0	0	0	7					
<b>Ken Boswell, L</b> (1, 5) <b>Jerry Davanon, R</b> (8, PR) <small>OBP: 0.667, SLG: 0.500</small>										4	0	2	1	0	1	0					
<b>Roger Metzger, S</b> (1, 6) <small>OBP: 0.323, SLG: 0.339</small>										4	0	2	0	0	1	2					
<b>Mike Cosgrove, L</b> (1, 1) <small>OBP: 0.200, SLG: 0.111</small> <b>Tom Griffin, R</b> (4, 1) <b>Larry Milbourne, S</b> (8, PH) <small>OBP: 0.329, SLG: 0.286</small> <b>Paul Siebert, L</b> (8, 1) <small>OBP: 0.329, SLG: 0.286</small>										1	0	0	0	0	1	2					
<b>Inning Stats</b>	R: 1 E: 0 K: 0 S: 5	H: 2 LOB: 1 BB: 1 P: 9	R: 0 E: 0 K: 1 S: 6	H: 1 LOB: 1 BB: 0 P: 6	R: 3 E: 2 K: 1 S: 8	H: 1 LOB: 2 BB: 2 P: 16	R: 0 E: 0 K: 0 S: 3	H: 0 LOB: 0 BB: 0 P: 3	R: 0 E: 0 K: 0 S: 4	H: 1 LOB: 2 BB: 1 P: 8	R: 0 E: 0 K: 0 S: 4	H: 1 LOB: 1 BB: 0 P: 4	R: 5 E: 0 K: 0 S: 7	H: 4 LOB: 1 BB: 1 P: 11	R: 0 E: 1 K: 1 S: 7	H: 1 LOB: 3 BB: 1 P: 11		1B: 11 2B: 0 3B: 0 HR: 1	SF: 0 SAC: 3 DP: 0 HBP: 0	WP: 0 PB: 0 SB: 0 CS: 1	PA: 47
<b>PITCHER</b>	IP WLS BF H R ER SO BB IBB HBP BLK WP HR S P ERA WHIP	IP WLS BF H R ER SO BB IBB HBP BLK WP HR S P ERA WHIP	IP WLS BF H R ER SO BB IBB HBP BLK WP HR S P ERA WHIP	IP WLS BF H R ER SO BB IBB HBP BLK WP HR S P ERA WHIP	IP WLS BF H R ER SO BB IBB HBP BLK WP HR S P ERA WHIP	IP WLS BF H R ER SO BB IBB HBP BLK WP HR S P ERA WHIP	IP WLS BF H R ER SO BB IBB HBP BLK WP HR S P ERA WHIP	IP WLS BF H R ER SO BB IBB HBP BLK WP HR S P ERA WHIP	IP WLS BF H R ER SO BB IBB HBP BLK WP HR S P ERA WHIP	IP WLS BF H R ER SO BB IBB HBP BLK WP HR S P ERA WHIP	IP WLS BF H R ER SO BB IBB HBP BLK WP HR S P ERA WHIP	IP WLS BF H R ER SO BB IBB HBP BLK WP HR S P ERA WHIP	IP WLS BF H R ER SO BB IBB HBP BLK WP HR S P ERA WHIP	IP WLS BF H R ER SO BB IBB HBP BLK WP HR S P ERA WHIP	IP WLS BF H R ER SO BB IBB HBP BLK WP HR S P ERA WHIP	IP WLS BF H R ER SO BB IBB HBP BLK WP HR S P ERA WHIP	IP WLS BF H R ER SO BB IBB HBP BLK WP HR S P ERA WHIP	IP WLS BF H R ER SO BB IBB HBP BLK WP HR S P ERA WHIP	IP WLS BF H R ER SO BB IBB HBP BLK WP HR S P ERA WHIP	IP WLS BF H R ER SO BB IBB HBP BLK WP HR S P ERA WHIP	IP WLS BF H R ER SO BB IBB HBP BLK WP HR S P ERA WHIP

AB	38
R	9
H	12
RBI	7
BB	6
SO	3
LOB	29



Batter	1	2	3	4	5	6	7	8	9	AB	R	H	RBI	BB	SO	LOB	BOTTOM					
<b>Enzo Hernandez, R</b> (1, 6) <small>OBP: 0.400, SLG: 0.400</small> <b>Hector Torres, R</b> (6, 6) <small>OBP: 0.347, SLG: 0.435</small>										2	0	1	1	0	0	1	<b>Houston Astros @ San Diego Padres</b> San Diego Stadium, San Diego, CA Wed May 19 1976, 10:05 PM EDT Att: 14,336 - Unknown					
<b>Tito Fuentes, S</b> (1, 4) <small>OBP: 0.321, SLG: 0.358</small>										5	0	0	0	0	0	6						
<b>Willie Davis, L</b> (1, 8) <small>OBP: 0.309, SLG: 0.448</small>										5	0	1	0	0	0	1						
<b>Dave Winfield, R</b> (1, 9) <small>OBP: 0.371, SLG: 0.467</small>										4	1	0	0	1	1	2						
<b>Doug Rader, R</b> (1, 5) <small>OBP: 0.419, SLG: 0.574</small>										3	1	1	0	2	1	1						
<b>Mery Rettenmund, R</b> (1, 7) <small>OBP: 0.500, SLG: 0.556</small>										2	1	0	0	3	0	2						
<b>Mike Ivie, R</b> (1, 3) <small>OBP: 0.282, SLG: 0.346</small>										5	1	1	2	0	1	5						
<b>Fred Kendall, R</b> (1, 2) <small>OBP: 0.276, SLG: 0.223</small>										4	0	1	0	0	0	1						
<b>Dan Spillner, R</b> (1, 1) <small>OBP: 0.308, SLG: 0.100</small> <b>Dave Tomlin, L</b> (8, 1) <small>OBP: 0.308, SLG: 0.100</small> <b>Mike Dupree, R</b> (8, 1) <small>OBP: 1.000, SLG: 1.000</small> <b>Ted Kubiak, S</b> (8, PH) <small>OBP: 0.381, SLG: 0.400</small> <b>Rich Folkers, L</b> (9, 1) <small>OBP: 0.381, SLG: 0.400</small>										1	0	1	0	2	0	0						
<b>Inning Stats</b>	R: 0 E: 0 K: 0 S: 4	H: 1 LOB: 1 BB: 0 P: 4	R: 0 E: 0 K: 0 S: 3	H: 0 LOB: 1 BB: 1 P: 7	R: 0 E: 0 K: 0 S: 2	H: 0 LOB: 0 BB: 1 P: 6	R: 4 E: 1 K: 0 S: 8	H: 4 LOB: 2 BB: 1 P: 12	R: 0 E: 0 K: 1 S: 6	H: 1 LOB: 1 BB: 0 P: 6	R: 0 E: 0 K: 1 S: 6	H: 1 LOB: 2 BB: 1 P: 10	R: 0 E: 0 K: 0 S: 3	H: 0 LOB: 2 BB: 2 P: 11	R: 0 E: 0 K: 0 S: 4	H: 1 LOB: 1 BB: 0 P: 4		R: 0 E: 0 K: 1 S: 5	H: 0 LOB: 2 BB: 2 P: 13	1B: 6 2B: 2 3B: 0 HR: 0	SF: 1 SAC: 0 DP: 1 HBP: 0	WP: 0 PB: 0 SB: 0 CS: 0
<b>PITCHER</b>	IP WLS BF H R ER SO BB IBB HBP BLK WP HR S P ERA WHIP	IP WLS BF H R ER SO BB IBB HBP BLK WP HR S P ERA WHIP	IP WLS BF H R ER SO BB IBB HBP BLK WP HR S P ERA WHIP	IP WLS BF H R ER SO BB IBB HBP BLK WP HR S P ERA WHIP	IP WLS BF H R ER SO BB IBB HBP BLK WP HR S P ERA WHIP	IP WLS BF H R ER SO BB IBB HBP BLK WP HR S P ERA WHIP	IP WLS BF H R ER SO BB IBB HBP BLK WP HR S P ERA WHIP	IP WLS BF H R ER SO BB IBB HBP BLK WP HR S P ERA WHIP	IP WLS BF H R ER SO BB IBB HBP BLK WP HR S P ERA WHIP	IP WLS BF H R ER SO BB IBB HBP BLK WP HR S P ERA WHIP	IP WLS BF H R ER SO BB IBB HBP BLK WP HR S P ERA WHIP	IP WLS BF H R ER SO BB IBB HBP BLK WP HR S P ERA WHIP	IP WLS BF H R ER SO BB IBB HBP BLK WP HR S P ERA WHIP	IP WLS BF H R ER SO BB IBB HBP BLK WP HR S P ERA WHIP	IP WLS BF H R ER SO BB IBB HBP BLK WP HR S P ERA WHIP	IP WLS BF H R ER SO BB IBB HBP BLK WP HR S P ERA WHIP	IP WLS BF H R ER SO BB IBB HBP BLK WP HR S P ERA WHIP	IP WLS BF H R ER SO BB IBB HBP BLK WP HR S P ERA WHIP	IP WLS BF H R ER SO BB IBB HBP BLK WP HR S P ERA WHIP	IP WLS BF H R ER SO BB IBB HBP BLK WP HR S P ERA WHIP	IP WLS BF H R ER SO BB IBB HBP BLK WP HR S P ERA WHIP	

AB	34
R	4
H	8
RBI	3
BB	8
SO	3
LOB	19





Batter	1	2	3	4	5	6	7	8	9	AB	R	H	RBI	BB	SO	LOB	TOP								
Greg Gross, L (1, 9) OBP: 0.378, SLG: 0.364										4	1	2	0	1	0	2									
Rob Andrews, R (1, 4) OBP: 0.291, SLG: 0.207										5	0	0	0	0	0	5									
Jose Cruz, L (1, 8) OBP: 0.317, SLG: 0.310										5	0	0	0	0	2	4									
Bob Watson, R (1, 3) OBP: 0.373, SLG: 0.397										4	2	3	1	1	0	0									
Leon Roberts, R (1, 7) OBP: 0.400, SLG: 0.557										5	1	3	1	0	2	1									
Ken Boswell, L (1, 5) OBP: 0.286, SLG: 0.275										3	0	1	1	0	0	3									
Jerry Davanon, R (8, PR) OBP: 0.667, SLG: 0.500										0	1	0	0	0	0										
Skip Jutze, R (1, 2) OBP: 0.133, SLG: 0.179										3	0	1	1	0	1										
Roger Metzger, S (1, 6) OBP: 0.321, SLG: 0.331										3	0	0	0	1	0	3									
Joe Niekro, R (1, 1) OBP: 0.188, SLG: 0.200										3	0	1	0	0	1										
Ken Forsch, R (7, 1) OBP: 0.500, SLG: 0.500										1	0	1	1	0	0										
<b>Inning Stats</b>	R: 1 E: 0 K: 0 S: 6	H: 3 LOB: 2 BB: 0 P: 6	R: 0 E: 1 K: 1 S: 7	H: 1 LOB: 3 BB: 1 P: 11	R: 2 E: 0 K: 1 S: 6	H: 1 LOB: 1 BB: 2 P: 14	R: 0 E: 0 K: 1 S: 5	H: 1 LOB: 0 BB: 0 P: 5	R: 1 E: 0 K: 0 S: 5	H: 2 LOB: 1 BB: 0 P: 5	R: 0 E: 0 K: 0 S: 3	H: 0 LOB: 0 BB: 0 P: 3	R: 0 E: 0 K: 1 S: 5	H: 0 LOB: 0 BB: 0 P: 5	R: 1 E: 0 K: 0 S: 5	H: 3 LOB: 2 BB: 0 P: 5	R: 0 E: 0 K: 2 S: 8	H: 1 LOB: 1 BB: 0 P: 8	1B: 11 2B: 0 3B: 0 HR: 1	SF: 1 SAC: 1 DP: 2 HBP: 0	WP: 0 PB: 0 SB: 0 CS: 0	PA: 41			
<b>PITCHER</b>	IP	WLS	BF	H	R	ER	SO	BB	IBB	HBP	BLK	WP	HR	S	P	ERA	WHIP								
Dave Wehmeister, R (1, 1) ERA: 7.45	2.2	L	17	5	3	3	1	3	0	0	0	0	0	16	28	10.12	3.000								
Dave Tomlin, L (3, 1) ERA: 3.78	2.1		9	3	1	1	2	0	0	0	0	0	1	13	13	3.86	1.286								
Brent Strom, L (6, 1) ERA: 3.44	2.0		6	0	0	0	1	0	0	0	0	0	0	8	8	0.00	0.000								
Butch Metzger, R (8, 1) ERA: 1.0	2.0		9	4	1	1	2	0	0	0	0	0	0	13	13	4.50	2.000								

Houston Astros @ San Diego Padres  
San Diego Stadium, San Diego, CA  
Thu May 20 1976, 6:33 AM EDT  
Att: 11,742 - Unknown

AB	36
R	5
H	12
RBI	5
BB	3
SO	6
LOB	20



Batter	1	2	3	4	5	6	7	8	9	AB	R	H	RBI	BB	SO	LOB	BOTTOM								
Gene Locklear, L (1, 7) OBP: 0.321, SLG: 0.308										4	1	1	0	0	1	0									
Tito Fuentes, S (1, 4) OBP: 0.319, SLG: 0.349										3	0	0	1	1	0	1									
Willie Davis, L (1, 8) OBP: 0.315, SLG: 0.445										3	1	1	0	1	0	1									
Willie McCovey, L (1, 3) OBP: 0.239, SLG: 0.258										4	0	0	1	0	1	4									
Dave Winfield, R (1, 9) OBP: 0.375, SLG: 0.488										3	1	1	1	1	1	2									
Doug Rader, R (1, 5) OBP: 0.413, SLG: 0.557										3	0	0	0	1	0	1									
Hector Torres, R (1, 6) OBP: 0.333, SLG: 0.417										4	0	0	0	0	0	0									
Fred Kendall, R (1, 2) OBP: 0.278, SLG: 0.227										3	0	1	0	0	0	0									
Dave Wehmeister, R (1, 1) ERA: 7.45										0	0	0	0	0	0	0									
Dave Tomlin, L (3, 1) ERA: 3.78										1	1	0	0	0	0	1									
Jerry Turner, L (5, PR) OBP: 0.222, SLG: 0.193										1	0	0	0	0	0	0									
Brent Strom, R (6, 1) ERA: 3.44										0	0	0	0	0	0	0									
Merv Rettenmund, R (7, PR) OBP: 0.488, SLG: 0.338										1	0	0	0	0	0	0									
Butch Metzger, R (8, 1) ERA: 1.0										0	0	0	0	0	0	0									
<b>Inning Stats</b>	R: 0 E: 0 K: 1 S: 5	H: 0 LOB: 1 BB: 1 P: 9	R: 0 E: 0 K: 0 S: 2	H: 0 LOB: 0 BB: 1 P: 6	R: 2 E: 1 K: 1 S: 8	H: 2 LOB: 2 BB: 1 P: 12	R: 0 E: 0 K: 0 S: 3	H: 0 LOB: 0 BB: 0 P: 3	R: 0 E: 0 K: 1 S: 5	H: 1 LOB: 1 BB: 1 P: 9	R: 0 E: 0 K: 0 S: 3	H: 0 LOB: 0 BB: 0 P: 3	R: 0 E: 0 K: 0 S: 3	H: 0 LOB: 0 BB: 0 P: 3	R: 1 E: 0 K: 0 S: 4	H: 1 LOB: 0 BB: 0 P: 4	1B: 3 2B: 1 3B: 0 HR: 1	SF: 0 SAC: 0 DP: 1 HBP: 0	WP: 0 PB: 1 SB: 2 CS: 0	PA: 34					
<b>PITCHER</b>	IP	WLS	BF	H	R	ER	SO	BB	IBB	HBP	BLK	WP	HR	S	P	ERA	WHIP								
Joe Niekro, R (1, 1) ERA: 3.81	6.0	W	25	3	3	1	3	4	0	0	0	0	1	26	42	1.50	1.167								
Ken Forsch, R (7, 1) ERA: 1.8	3.0	S	10	1	1	1	0	0	0	0	0	0	1	10	10	3.00	0.333								

Houston Astros @ San Diego Padres  
San Diego Stadium, San Diego, CA  
Thu May 20 1976, 6:33 AM EDT  
Att: 11,742 - Unknown

AB	30
R	4
H	4
RBI	3
BB	4
SO	3
LOB	10





Batter	1	2	3	4	5	6	7	8	9	AB	R	H	RBI	BB	SO	LOB	TOP					
<b>Pete Rose, S</b> OBP: 0.471, SLG: 0.517 (1,5)	0-0 4-3		0-0 2-3			0-3 K		0-0 G4-6-3		4	0	0	0	0	1	1	<b>Cincinnati Reds @ San Diego Padres</b> San Diego Stadium, San Diego, CA Fri May 21 1976, 10:05 PM EDT Att: 40,549 - Unknown					
<b>Dave Concepcion, R</b> OBP: 0.314, SLG: 0.360 (1,6)	0-0 4-1			0-0 E6 FC5-4		0-0 1B		0-0 1B		4	0	2	0	0	0	0						
<b>Joe Morgan, L</b> OBP: 0.449, SLG: 0.526 (1,4)	0-0 F7			0-0 F7		0-0 L9		0-0 P4		4	0	0	0	0	0	3						
<b>Johnny Bench, R</b> OBP: 0.328, SLG: 0.486 (1,2)		0-0 P6		0-0 L9			0-0 E6 2B E		0-0 F8	4	1	0	0	0	0	1						
<b>Tony Perez, R</b> OBP: 0.321, SLG: 0.415 (1,3)		0-0 6-3		0-0 FC5-4			0-0 E 1-3 G6-4-3 2B		0-0 6-3	4	1	1	0	0	0	1						
<b>George Foster, R</b> OBP: 0.355, SLG: 0.445 (1,9)		0-0 FC4-6 1B			0-0 F9		0-0 E5 G6-4-3		0-0 5-3	4	0	1	1	0	0	1						
<b>Bob Bailey, R</b> OBP: 0.295, SLG: 0.452 (1,7)		0-0 FC4-6			0-0 4-3		0-0 G6-4-3			3	0	0	0	0	0	2						
<b>Cesar Geronimo, L</b> OBP: 0.378, SLG: 0.432 (1,8)			0-0 F7		0-3 K		0-0 4-3			3	0	0	0	0	1	0						
<b>Gary Nolan, R</b> OBP: 0.211, SLG: 0.211 (1,1)			0-0 1-3			0-0 L3		0-0 G4-6-3 1B		2	0	0	0	0	0	0						
<b>Joel Youngblood, R</b> OBP: 0.333, SLG: 0.387 (8, PH)										1	0	1	0	0	0	0						
<b>Rawly Eastwick, R</b> (8, 1)										0	0	0	0	0	0	0						
<b>Inning Stats</b>	R: 0 E: 0 K: 0 S: 3	H: 0 LOB: 0 BB: 0 P: 3	R: 0 E: 0 K: 0 S: 4	H: 1 LOB: 1 BB: 0 P: 4	R: 0 E: 0 K: 0 S: 3	H: 0 LOB: 0 BB: 0 P: 3	R: 0 E: 1 K: 0 S: 4	H: 0 LOB: 1 BB: 0 P: 4	R: 0 E: 0 K: 1 S: 5	H: 0 LOB: 0 BB: 0 P: 5	R: 0 E: 0 K: 0 S: 6	H: 1 LOB: 1 BB: 0 P: 6	R: 2 E: 2 K: 0 S: 5	H: 1 LOB: 0 BB: 0 P: 5	R: 0 E: 0 K: 0 S: 4	H: 2 LOB: 1 BB: 0 P: 4	R: 0 E: 0 K: 0 S: 3	H: 0 LOB: 0 BB: 0 P: 3	1B: 4 2B: 1 3B: 0 HR: 0	SF: 0 SAC: 0 DP: 2 HBP: 0	WP: 0 PB: 0 SB: 1 CS: 0	PA: 33
<b>PITCHER</b> <b>Randy Jones, L</b> ERA: 2.27 (1,1)	IP: 9.0 WLS: W BF: 33 H: 5 R: 2 ER: 0 SO: 2 BB: 0 IBB: 0 HBP: 0 BLK: 0 WP: 0 HR: 0 S: 37 P: 37 ERA: 0.00 WHIP: 0.556															<b>PITCHER</b>						

AB	33
R	2
H	5
RBI	1
BB	0
SO	2
LOB	9





Batter	1	2	3	4	5	6	7	8	9	AB	R	H	RBI	BB	SO	LOB	BOTTOM			
<b>Gene Locklear, L</b> OBP: 0.323, SLG: 0.345 (1,7)	0-0 6-3				0-0 F2		0-0 FC5-4			3	0	1	0	0	0	0	<b>Cincinnati Reds @ San Diego Padres</b> San Diego Stadium, San Diego, CA Fri May 21 1976, 10:05 PM EDT Att: 40,549 - Unknown			
<b>Luis Melendez, R</b> OBP: 0.120, SLG: 0.120 (7,7)		1-3 2B					2-3			1	0	0	0	0	0	1				
<b>Tito Fuentes, S</b> OBP: 0.316, SLG: 0.339 (1,4)	4-0 1B HR	0-0 1-3			0-3 K			0-0 6-3		3	1	0	0	1	1	1				
<b>Willie Davis, L</b> OBP: 0.320, SLG: 0.447 (1,8)	0-0 1-3 HR	0-0 F9			0-0 F9			0-0 1B		4	1	2	0	0	0	1				
<b>Willie McCovey, L</b> OBP: 0.243, SLG: 0.250 (1,3)	4-0 HR		0-0 F9			0-0 4-3		0-0 F9		2	1	0	0	1	0	0				
<b>Mike Ivie, R</b> OBP: 0.279, SLG: 0.342 (7,3)	1-2 HR							1-2 F9		1	0	0	0	0	0	1				
<b>Dave Winfield, R</b> OBP: 0.372, SLG: 0.504 (1,9)	0-0 HR		0-0 F8		0-0 5-3			0-0 P6		4	1	1	4	0	0	1				
<b>Doug Rader, R</b> OBP: 0.402, SLG: 0.540 (1,5)	0-0 F9		0-0 F9			0-0 5-3				3	0	0	0	0	0	0				
<b>Hector Torres, R</b> OBP: 0.333, SLG: 0.414 (1,6)	0-0 1B			0-0 1-3			0-0 5-3			3	0	1	0	0	0	0				
<b>Fred Kendall, R</b> OBP: 0.279, SLG: 0.230 (1,2)	0-0 F9			0-0 F7			0-0 FC5-4 SH3-4 1B			3	0	1	0	0	0	1				
<b>Randy Jones, R</b> OBP: 0.148, SLG: 0.042 (1,1)		0-0 F2		0-3 K			0-0 SH3-4			2	0	0	0	0	1	0				
<b>Inning Stats</b>	R: 4 E: 0 K: 0 S: 6	H: 3 LOB: 1 BB: 2 P: 14	R: 0 E: 0 K: 0 S: 4	H: 1 LOB: 1 BB: 0 P: 4	R: 0 E: 0 K: 0 S: 3	H: 0 LOB: 0 BB: 0 P: 3	R: 0 E: 0 K: 1 S: 5	H: 0 LOB: 0 BB: 0 P: 5	R: 0 E: 0 K: 0 S: 3	H: 0 LOB: 0 BB: 0 P: 3	R: 0 E: 0 K: 0 S: 4	H: 1 LOB: 1 BB: 0 P: 4	R: 0 E: 0 K: 0 S: 4	H: 1 LOB: 1 BB: 0 P: 4	R: 0 E: 0 K: 0 S: 3	H: 0 LOB: 0 BB: 0 P: 3	1B: 4 2B: 1 3B: 0 HR: 1	SF: 0 SAC: 1 DP: 0 HBP: 0	WP: 0 PB: 0 SB: 2 CS: 0	PA: 32
<b>PITCHER</b> <b>Gary Nolan, R</b> ERA: 3.08 (1,1)	IP: 7.0 WLS: L BF: 28 H: 5 R: 4 ER: 4 SO: 2 BB: 1 IBB: 1 HBP: 0 BLK: 0 WP: 1 HR: 1 S: 30 P: 38 ERA: 5.14 WHIP: 0.857															<b>PITCHER</b>				
<b>Rawly Eastwick, R</b> ERA: 2.36 (8,1)	IP: 1.0 WLS: L BF: 4 H: 1 R: 0 ER: 0 SO: 0 BB: 0 IBB: 0 HBP: 0 BLK: 0 WP: 0 HR: 0 S: 4 P: 4 ERA: 0.00 WHIP: 1.000															<b>PITCHER</b>				

AB	29
R	4
H	6
RBI	4
BB	2
SO	2
LOB	6





Batter	1	2	3	4	5	6	7	8	9	AB	R	H	RBI	BB	SO	LOB	TOP										
<b>Pete Rose, S</b> OBP: 0.464, SLG: 0.507 (1, 5)	0-0 4-3		0-3 K	0-0 1B			0-0 L8		0-3 K	5	0	1	0	0	2	1	<b>Cincinnati Reds @ San Diego Padres</b> San Diego Stadium, San Diego, CA Sat May 22 1976, 10:05 PM EDT Att: 46,016 - Unknown  <b>AB 34</b> <b>R 3</b> <b>H 9</b> <b>RBI 3</b> <b>BB 4</b> <b>SO 5</b> <b>LOB 11</b> 										
<b>Ken Griffey, L</b> OBP: 0.387, SLG: 0.469 (1, 9)	0-0 4-3		0-0 1B		0-0 4-3		4-0 G3		0-0 4-3	4	1	1	0	1	0	1											
<b>Joe Morgan, L</b> OBP: 0.444, SLG: 0.517 (1, 4)	0-0 FC5-4		0-0 F9		0-0 L9		0-0 G3			4	0	1	0	0	0	2											
<b>Johnny Bench, R</b> OBP: 0.326, SLG: 0.477 (1, 2)	0-0 FC5-4		0-0 1B		0-0 1-3		0-0 P3			4	1	1	0	0	0	2											
<b>Tony Perez, R</b> OBP: 0.326, SLG: 0.417 (1, 3)		0-0 6-3	0-0 2B			0-0 FC6-4		0-3 K		4	1	2	1	0	1	0											
<b>George Foster, R</b> OBP: 0.352, SLG: 0.447 (1, 7)	0-0 1-3		0-0 2B		0-0 FC6-4		0-0 4-3			4	0	1	2	0	0	1											
<b>Cesar Geronimo, L</b> OBP: 0.382, SLG: 0.440 (1, 8)		0-0 2B	0-0 4-3		0-0 1B		0-3 K			3	0	1	0	1	1	1											
<b>Dave Concepcion, R</b> OBP: 0.313, SLG: 0.352 (1, 6)	4-0 FC5-4			0-0 6-3		0-0 E5		0-0 5-3		3	0	0	0	1	0	1											
<b>Pat Zachry, R</b> OBP: 0.333, SLG: 0.286 (1, 1)	0-0 FC5-4		0-3 K		0-0 1B			4-0 BB		3	0	1	0	1	1	2											
<b>Inning Stats</b>	R: 0 E: 0 K: 0 S: 4	H: 1 LOB: 1 BB: 0 P: 4	R: 0 E: 0 K: 0 S: 4	H: 1 LOB: 2 BB: 1 P: 8	R: 3 E: 0 K: 1 S: 9	H: 4 LOB: 0 BB: 0 P: 9	R: 0 E: 0 K: 1 S: 5	H: 1 LOB: 1 BB: 0 P: 5	R: 0 E: 0 K: 0 S: 3	H: 0 LOB: 0 BB: 0 P: 3	R: 0 E: 1 K: 0 S: 4	H: 2 LOB: 2 BB: 1 P: 8	R: 0 E: 0 K: 2 S: 7	H: 0 LOB: 0 BB: 0 P: 7	R: 0 E: 0 K: 1 S: 5	H: 0 LOB: 1 BB: 1 P: 9	1B: 7 2B: 2 3B: 0 HR: 0	SF: 0 SAC: 0 DP: 0 HBP: 0	WP: 0 PB: 0 SB: 0 CS: 1	PA: 38							
<b>PITCHER</b>	IP	WLS	BF	H	R	ER	SO	BB	IBB	HBP	BLK	WP	HR	S	P	ERA	WHIP										
<b>Alan Foster, R</b> ERA: 2.55 (1, 1)	6.0	L	27	9	3	3	2	1	1	0	0	0	0	29	37	4.50	1.667										
<b>Rich Folkers, L</b> ERA: 4.4 (7, 1)	0.2		3	0	0	0	0	1	0	0	0	0	0	2	6	0.00	1.500										
<b>Butch Metzger, R</b> ERA: 0.95 (7, 1)	1.1		4	0	0	0	2	0	0	0	0	0	0	8	8	0.00	0.000										
<b>Dan Spillner, R</b> ERA: 3.0 (9, 1)	1.0		4	0	0	0	1	1	0	0	0	0	0	5	9	0.00	1.000										

Batter	1	2	3	4	5	6	7	8	9	AB	R	H	RBI	BB	SO	LOB	BOTTOM										
<b>Gene Locklear, L</b> OBP: 0.306, SLG: 0.303 (1, 7)	4-0 BB		0-0 1-3		0-0 F7		0-0 4-3		0-3 K	4	0	0	0	1	1	4	<b>Cincinnati Reds @ San Diego Padres</b> San Diego Stadium, San Diego, CA Sat May 22 1976, 10:05 PM EDT Att: 46,016 - Unknown  <b>AB 37</b> <b>R 2</b> <b>H 9</b> <b>RBI 2</b> <b>BB 1</b> <b>SO 6</b> <b>LOB 18</b> 										
<b>Tito Fuentes, S</b> OBP: 0.311, SLG: 0.333 (1, 4)	0-0 F8		0-0 4-3		0-0 G3		0-0 FC6-4		0-0 4-3	5	0	1	0	0	0	2											
<b>Willie Davis, L</b> OBP: 0.311, SLG: 0.434 (1, 8)	0-0 F7		0-0 P4		0-0 P6		0-0 FC6-4			4	0	0	0	0	0	3											
<b>Willie McCovey, L</b> OBP: 0.243, SLG: 0.265 (1, 3)	0-3 K		0-3 K		0-0 1B		0-0 6-3			4	1	1	0	0	2	1											
<b>Dave Winfield, R</b> OBP: 0.368, SLG: 0.504 (1, 9)		0-0 1B		0-0 6-3		0-0 F8		0-3 K		4	1	1	0	0	1	1											
<b>Doug Rader, R</b> OBP: 0.414, SLG: 0.548 (1, 5)		0-0 1B		0-0 5-3		0-0 1B		0-0 FC3-6		4	0	3	2	0	0	0											
<b>Hector Torres, R</b> OBP: 0.333, SLG: 0.422 (1, 6)		0-0 2H		0-0 1B		0-0 1B		0-0 FC3-6		3	0	1	0	0	0	2											
<b>Butch Metzger, R</b> (7, 1)		0-0 F8		0-0 FC5		0-0 1-3		0-0 FC3-6		0	0	0	0	0	0	0											
<b>Jerry Turner, L</b> OBP: 0.311, SLG: 0.420 (8, PH)		0-0 F8		0-0 FC5		0-0 1-3		0-0 FC3-6		1	0	0	0	0	0	1											
<b>Dan Spillner, R</b> OBP: 0.308, SLG: 0.100 (9, 1)		0-0 1-2		0-0 FC5		0-0 FC5		0-0 FC3-6		0	0	0	0	0	0	0											
<b>Fred Kendall, R</b> OBP: 0.281, SLG: 0.233 (1, 2)		0-0 1-2		0-0 FC5		0-0 FC5		0-0 FC3-6		3	0	1	0	0	0	1											
<b>Merv Rettenmund, R</b> OBP: 0.500, SLG: 0.552 (9, PH)		0-0 1-2		0-0 FC5		0-0 FC5		0-0 FC3-6		1	0	1	0	0	0	0											
<b>Alan Foster, R</b> (1, 1)		0-3 K		0-3 K		0-3 K		0-0 E6		2	0	0	0	0	2	2											
<b>Rich Folkers, L</b> (7, 1)		0-3 K		0-3 K		0-3 K		0-0 E6		0	0	0	0	0	0	0											
<b>Enzo Hernandez, R</b> OBP: 0.383, SLG: 0.381 (7, 6)		0-3 K		0-3 K		0-3 K		0-0 E6		2	0	0	0	0	0	1											
<b>Inning Stats</b>	R: 0 E: 0 K: 1 S: 5	H: 0 LOB: 1 BB: 1 P: 9	R: 1 E: 0 K: 1 S: 8	H: 3 LOB: 2 BB: 0 P: 8	R: 0 E: 0 K: 1 S: 5	H: 0 LOB: 0 BB: 0 P: 5	R: 0 E: 0 K: 0 S: 4	H: 1 LOB: 1 BB: 0 P: 4	R: 0 E: 0 K: 0 S: 5	H: 0 LOB: 0 BB: 0 P: 5	R: 1 E: 0 K: 0 S: 5	H: 2 LOB: 1 BB: 0 P: 5	R: 0 E: 1 K: 0 S: 5	H: 1 LOB: 2 BB: 0 P: 5	R: 0 E: 0 K: 1 S: 6	H: 1 LOB: 1 BB: 0 P: 6	R: 0 E: 0 K: 1 S: 6	H: 1 LOB: 1 BB: 0 P: 6	1B: 6 2B: 3 3B: 0 HR: 0	SF: 0 SAC: 0 DP: 0 HBP: 0	WP: 0 PB: 0 SB: 0 CS: 0	PA: 38					
<b>PITCHER</b>	IP	WLS	BF	H	R	ER	SO	BB	IBB	HBP	BLK	WP	HR	S	P	ERA	WHIP										
<b>Pat Zachry, R</b> ERA: 1.41 (1, 1)	9.0	W	38	9	2	2	6	1	0	0	0	0	0	49	53	2.00	1.111										



Batter	1	2	3	4	5	6	7	8	9	AB	R	H	RBI	BB	SO	LOB	TOP					
<b>Pete Rose, S</b> OBP: 0.462, SLG: 0.497 <b>Ed Armbrister, R</b> OBP: 0.364, SLG: 0.364	F9		FC5-4 BB	F7		BB BB 1B	F8			3	2	0	0	2	0	0	<b>Cincinnati Reds @ San Diego Padres</b> San Diego Stadium, San Diego, CA Sun May 23 1976, 6:33 AM EDT Att: 29,259 - Unknown					
<b>Ken Griffey, L</b> OBP: 0.395, SLG: 0.474	1B		1B E	L8		BB BB HR	3-1			5	2	3	0	0	0	0						
<b>Dave Concepcion, R</b> OBP: 0.327, SLG: 0.370	G5-4-3 1B		FC5-4 1B			SF9	FC4-6 1B			4	0	4	1	0	0	0						
<b>Johnny Bench, R</b> OBP: 0.323, SLG: 0.465 <b>Bill Plummer, R</b> OBP: 0.350, SLG: 0.459	G5-4-3 1-2		K			P3	BB HR BB			3	1	0	0	1	1	6						
<b>Tony Perez, R</b> OBP: 0.324, SLG: 0.408 <b>Dan Driessen, L</b> OBP: 0.339, SLG: 0.356		P3	FC5-4 1B			L7	HR BB			3	2	0	2	1	0	2						
<b>George Foster, R</b> OBP: 0.370, SLG: 0.485 <b>Joel Youngblood, R</b> OBP: 0.324, SLG: 0.375		HR 1B	BB 1B			1B	HR			4	2	4	5	0	0	0						
<b>Bob Bailey, R</b> OBP: 0.326, SLG: 0.535 <b>Cesar Geronimo, L</b> OBP: 0.371, SLG: 0.425		HR	HR			K	4-3			1	1	1	2	1	0	0						
<b>Doug Flynn, R</b> OBP: 0.265, SLG: 0.242		F8	F4-3			F4-3	F9			5	0	0	0	0	0	2						
<b>Jack Billingham, R</b> OBP: 0.304, SLG: 0.286		6-3				F3				4	1	1	0	0	0	0						
<b>Inning Stats</b>	R: 0 E: 0 K: 0 S: 4	H: 2 LOB: 1 BB: 0 P: 4	R: 2 E: 0 K: 0 S: 5	H: 2 LOB: 0 BB: 0 P: 5	R: 3 E: 1 K: 1 S: 8	H: 3 LOB: 2 BB: 0 P: 16	R: 0 E: 0 K: 0 S: 3	H: 0 LOB: 0 BB: 0 P: 3	R: 0 E: 0 K: 1 S: 7	H: 2 LOB: 2 BB: 0 P: 7	R: 6 E: 1 K: 0 S: 6	H: 3 LOB: 0 BB: 3 P: 18	R: 0 E: 0 K: 0 S: 3	H: 0 LOB: 0 BB: 0 P: 3	R: 0 E: 0 K: 1 S: 6	H: 1 LOB: 1 BB: 0 P: 6		R: 0 E: 0 K: 0 S: 3	H: 0 LOB: 0 BB: 0 P: 3	1B: 11 2B: 0 3B: 0 HR: 2	SF: 1 SAC: 0 DP: 1 HBP: 0	WP: 0 PB: 0 SB: 0 CS: 0
<b>PITCHER</b>	IP	WLS	BF	H	R	ER	SO	BB	IBB	HBP	BLK	WP	HR	S	P	ERA	WHIP					
<b>Brent Strom, L</b> ERA: 3.93	2.2	L	16	7	5	4	1	2	0	0	0	0	1	16	24	13.50	3.375					
<b>Dan Spillner, R</b> ERA: 2.85	2.1		9	2	0	0	1	0	0	0	0	0	0	11	11	0.00	0.857					
<b>Dave Tomlin, L</b> ERA: 6.23	0.2		7	2	5	5	0	3	0	0	0	0	0	4	16	67.50	7.500					
<b>Rich Folkers, L</b> ERA: 4.32	2.1		9	2	1	1	1	0	0	0	0	0	1	11	11	3.86	0.857					
<b>Ken Reynolds, L</b> ERA:	1.0		3	0	0	0	0	0	0	0	0	0	0	3	3	0.00	0.000					

AB 38  
R 11  
H 13  
RBI 10  
BB 5  
SO 3  
LOB 14



Batter	1	2	3	4	5	6	7	8	9	AB	R	H	RBI	BB	SO	LOB	BOTTOM				
<b>Gene Locklear, L</b> OBP: 0.275, SLG: 0.270	F4-3		G3			F8		K		4	0	0	0	0	1	0	<b>Cincinnati Reds @ San Diego Padres</b> San Diego Stadium, San Diego, CA Sun May 23 1976, 6:33 AM EDT Att: 29,259 - Unknown				
<b>Tito Fuentes, S</b> OBP: 0.302, SLG: 0.322	L8		G3			F4-3		P6		4	0	0	0	0	0	0					
<b>Willie Davis, L</b> OBP: 0.318, SLG: 0.439 <b>Luis Melendez, R</b> OBP: 0.115, SLG: 0.115	1B		FC6 1B			P6		K		3	0	2	0	0	0	0					
<b>Willie McCovey, L</b> OBP: 0.244, SLG: 0.264	1B		K			F8		3-1		4	0	1	0	0	1	1					
<b>Dave Winfield, R</b> OBP: 0.361, SLG: 0.493	5-3		K			6-3				3	0	0	0	0	1	3					
<b>Doug Rader, R</b> OBP: 0.403, SLG: 0.533		F9	FC6			E5				3	0	0	0	0	0	1					
<b>Hector Torres, R</b> OBP: 0.325, SLG: 0.410		K				F8				3	0	0	0	0	1	1					
<b>Fred Kendall, R</b> OBP: 0.274, SLG: 0.226		6-3				F7		6-3		3	0	0	0	0	0	0					
<b>Brent Strom, R</b> OBP: 0.222, SLG: 0.133 <b>Dan Spillner, R</b> OBP: 0.299, SLG: 0.091 <b>Ted Kubiak, S</b> OBP: 0.375, SLG: 0.393 <b>Dave Tomlin, L</b> OBP: 0.307, SLG: 0.414 <b>Ken Reynolds, L</b> ERA:		F4-3				G3		F8		0	0	0	0	0	0	0					
<b>Inning Stats</b>	R: 0 E: 0 K: 0 S: 5	H: 2 LOB: 2 BB: 0 P: 5	R: 0 E: 0 K: 1 S: 5	H: 0 LOB: 0 BB: 0 P: 5	R: 0 E: 0 K: 2 S: 8	H: 1 LOB: 1 BB: 0 P: 8	R: 0 E: 0 K: 0 S: 3	H: 0 LOB: 0 BB: 0 P: 3	R: 0 E: 1 K: 0 S: 4	H: 0 LOB: 1 BB: 0 P: 4	R: 0 E: 0 K: 1 S: 5	H: 0 LOB: 0 BB: 0 P: 5	R: 0 E: 0 K: 1 S: 5	H: 0 LOB: 0 BB: 0 P: 5	1B: 3 2B: 0 3B: 0 HR: 0	SF: 0 SAC: 0 DP: 0 HBP: 0		WP: 0 PB: 0 SB: 0 CS: 0	PA: 31		
<b>PITCHER</b>	IP	WLS	BF	H	R	ER	SO	BB	IBB	HBP	BLK	WP	HR	S	P	ERA	WHIP				
<b>Jack Billingham, R</b> ERA: 3.86	9.0	W	31	3	0	0	5	0	0	0	0	0	0	41	41	0.00	0.333				

AB 31  
R 0  
H 3  
RBI 0  
BB 0  
SO 5  
LOB 6





Batter	1	2	3	4	5	6	7	8	9	AB	R	H	RBI	BB	SO	LOB	TOP			
Davey Lopes, R OBP: 0.294, SLG: 0.333 (1, 4)										3	0	1	0	1	0	0	<b>Los Angeles Dodgers @ San Diego Padres</b> San Diego Stadium, San Diego, CA Mon May 24 1976, 10:05 PM EDT Att: 12,599 - Unknown <a href="http://livebaseballscorecards.com">livebaseballscorecards.com</a>			
Bill Buckner, L OBP: 0.323, SLG: 0.429 (1, 7)										3	0	0	0	1	0	1				
Dusty Baker Jr., R OBP: 0.311, SLG: 0.327 (1, 8)										4	0	0	0	0	0	3				
Steve Garvey, R OBP: 0.369, SLG: 0.432 (1, 3)										4	0	2	0	0	0	0				
Ed Goodson, L OBP: 0.324, SLG: 0.419 (1, 5)										4	0	2	0	0	1	1				
Joe Ferguson, R OBP: 0.297, SLG: 0.363 (1, 2)										4	0	1	0	0	0	3				
Joe Simpson, L (1, 9)										4	0	0	0	0	0	4				
Bill Russell, R OBP: 0.315, SLG: 0.385 (1, 6)										3	0	0	0	0	0	2				
Tommy John, R OBP: 0.176, SLG: 0.125 Henry Cruz, L OBP: 0.268, SLG: 0.481 Al Downing, R (7, 1)										2	0	0	0	0	1	0				
<b>Inning Stats</b>	R: 0 E: 0 K: 0 S: 3	H: 0 LOB: 0 BB: 0 P: 3	R: 0 E: 0 K: 0 S: 4	H: 1 LOB: 1 BB: 0 P: 4	R: 0 E: 0 K: 1 S: 6	H: 1 LOB: 2 BB: 1 P: 10	R: 0 E: 0 K: 0 S: 5	H: 2 LOB: 2 BB: 0 P: 5	R: 0 E: 0 K: 0 S: 3	H: 0 LOB: 1 BB: 0 P: 7	R: 0 E: 0 K: 0 S: 4	H: 2 LOB: 1 BB: 0 P: 4	R: 0 E: 0 K: 0 S: 3	H: 0 LOB: 0 BB: 0 P: 3	R: 0 E: 0 K: 1 S: 5	H: 0 LOB: 0 BB: 0 P: 5	1B: 5 2B: 1 3B: 0 HR: 0	SF: 0 SAC: 0 DP: 1 HBP: 0	WP: 0 PB: 0 SB: 0 CS: 0	PA: 34
<b>PITCHER</b> Dave Freisleben, R ERA:	IP: 9.0 WLS: W BF: 34 H: 6 R: 0 ER: 0 SO: 2 BB: 2 IBB: 0 HBP: 0 BLK: 0 WP: 0 HR: 0 S: 36 P: 44 ERA: 0.00 WHIP: 0.889																			

Batter	1	2	3	4	5	6	7	8	9	AB	R	H	RBI	BB	SO	LOB	BOTTOM			
Enzo Hernandez, R OBP: 0.373, SLG: 0.370 (1, 6)										4	1	1	0	0	0	2	<b>Los Angeles Dodgers @ San Diego Padres</b> San Diego Stadium, San Diego, CA Mon May 24 1976, 10:05 PM EDT Att: 12,599 - Unknown <a href="http://livebaseballscorecards.com">livebaseballscorecards.com</a>			
Mery Rettenmund, R OBP: 0.500, SLG: 0.531 (1, 7)										3	1	1	0	1	1	1				
Willie Davis, L OBP: 0.310, SLG: 0.430 (1, 8)										3	0	0	1	0	0	1				
Dave Winfield, R OBP: 0.358, SLG: 0.482 (1, 9)										3	0	0	0	1	0	1				
Doug Rader, R OBP: 0.407, SLG: 0.527 (1, 5)										3	0	1	1	1	1	1				
Tito Fuentes, S OBP: 0.292, SLG: 0.312 (1, 4)										4	0	0	0	0	1	3				
Mike Ivie, R OBP: 0.270, SLG: 0.329 (1, 3)										3	0	0	0	0	0	0				
Fred Kendall, R OBP: 0.283, SLG: 0.239 (1, 2)										3	0	2	0	0	0	0				
Dave Freisleben, R (1, 1)										1	0	0	0	0	1	0				
<b>Inning Stats</b>	R: 1 E: 0 K: 0 S: 4	H: 1 LOB: 2 BB: 2 P: 12	R: 0 E: 0 K: 0 S: 4	H: 1 LOB: 1 BB: 0 P: 4	R: 0 E: 1 K: 1 S: 6	H: 0 LOB: 0 BB: 0 P: 6	R: 0 E: 0 K: 1 S: 5	H: 0 LOB: 0 BB: 0 P: 5	R: 1 E: 0 K: 1 S: 7	H: 2 LOB: 1 BB: 0 P: 7	R: 0 E: 0 K: 0 S: 3	H: 0 LOB: 0 BB: 0 P: 3	R: 0 E: 0 K: 1 S: 6	H: 1 LOB: 1 BB: 0 P: 6	R: 0 E: 0 K: 0 S: 3	H: 0 LOB: 1 BB: 1 P: 7	1B: 5 2B: 0 3B: 0 HR: 0	SF: 1 SAC: 2 DP: 0 HBP: 0	WP: 0 PB: 1 SB: 1 CS: 0	PA: 33
<b>PITCHER</b> Tommy John, L ERA: 2.65 Al Downing, L ERA: 1.69	IP: 6.0 WLS: L BF: 25 H: 4 R: 2 ER: 2 SO: 3 BB: 2 IBB: 0 HBP: 0 BLK: 0 WP: 0 HR: 0 S: 29 P: 37 ERA: 3.00 WHIP: 1.000																			



Batter	1	2	3	4	5	6	7	8	9	AB	R	H	RBI	BB	SO	LOB	TOP					
Davey Lopes, R OBP: 0.306, SLG: 0.343 (1, 4)	F9		6-3					5-3 1B		4	0	2	1	0	0	0	<b>Los Angeles Dodgers @ San Diego Padres</b> San Diego Stadium, San Diego, CA Tue May 25 1976, 10:05 PM EDT Att: 34,390 - Unknown <a href="http://livebaseballscorecards.com">livebaseballscorecards.com</a>					
Bill Buckner, L OBP: 0.322, SLG: 0.425 (1, 7)	E9			L7	G3			5-3 1B		4	0	1	0	0	0	2						
Dusty Baker Jr., R OBP: 0.304, SLG: 0.318 (1, 8)	K			K				F8		4	0	0	0	0	2	3						
Steve Garvey, R OBP: 0.366, SLG: 0.428 (1, 3)	L8			5-3				5-3		4	0	1	0	0	0	3						
Ron Cey, R OBP: 0.418, SLG: 0.532 Mike Marshall, R (8, 1)		5-3			4-3	FC5-4 1B		5-3		4	0	0	0	0	0	3						
Joe Ferguson, R OBP: 0.311, SLG: 0.376 (1, 9)	L9				1B	1B				4	1	3	0	0	0	0						
Bill Russell, R OBP: 0.313, SLG: 0.380 (1, 6)	L1				1B	1B				4	1	1	0	0	0	1						
Ellie Rodriguez, R OBP: 0.600, SLG: 0.500 Joe Simpson, L (9, PR)			F9					F8		4	0	2	1	0	0	0						
Burt Hooton, R OBP: 0.287, SLG: 0.235 Danny Walton, R Stan Wall, L Ted Sizemore, R Charlie Hough, R Ed Goodson, L OBP: 0.316, SLG: 0.408 (1, 1)			5-3		F7			G1-6-3		1	0	0	0	0	0	0						
										1	0	0	0	0	0	2						
<b>Inning Stats</b>	R: 0 E: 1 K: 1 S: 6	H: 0 LOB: 1 BB: 0 P: 6	R: 0 E: 0 K: 0 S: 3	H: 0 LOB: 0 BB: 0 P: 3	R: 0 E: 0 K: 0 S: 3	H: 0 LOB: 0 BB: 0 P: 3	R: 0 E: 0 K: 1 S: 5	H: 0 LOB: 0 BB: 0 P: 5	R: 2 E: 0 K: 0 S: 7	H: 4 LOB: 2 BB: 0 P: 7	R: 0 E: 0 K: 0 S: 4	H: 2 LOB: 2 BB: 0 P: 4	R: 0 E: 0 K: 0 S: 3	H: 0 LOB: 0 BB: 0 P: 3	R: 0 E: 0 K: 0 S: 5	H: 2 LOB: 2 BB: 0 P: 5	R: 0 E: 0 K: 0 S: 4	H: 2 LOB: 2 BB: 0 P: 4	1B: 10 2B: 0 3B: 0 HR: 0	SF: 0 SAC: 0 DP: 1 HBP: 0	WP: 0 PB: 0 SB: 0 CS: 0	PA: 36
<b>PITCHER</b> Randy Jones, L ERA: 2.24 (1, 1)	IP: 9.0 WLS: W BF: 36 H: 10 R: 2 ER: 2 SO: 2 BB: 0 IBB: 0 HBP: 0 BLK: 0 WP: 0 HR: 0 S: 40 P: 40 ERA: 2.00 WHIP: 1.111															<b>PITCHER</b>						

Batter	1	2	3	4	5	6	7	8	9	AB	R	H	RBI	BB	SO	LOB	BOTTOM			
Jerry Turner, L OBP: 0.299, SLG: 0.403 Merv Rettenmund, R OBP: 0.477, SLG: 0.500 (6, 7)	G3		K		F6			L8		2	0	0	0	0	1	0	<b>Los Angeles Dodgers @ San Diego Padres</b> San Diego Stadium, San Diego, CA Tue May 25 1976, 10:05 PM EDT Att: 34,390 - Unknown <a href="http://livebaseballscorecards.com">livebaseballscorecards.com</a>			
Tito Fuentes, S OBP: 0.291, SLG: 0.318 (1, 4)	3B		4-3		6-3			K		4	1	1	0	0	1	0				
Willie Davis, L OBP: 0.315, SLG: 0.445 (1, 8)	2B			1B	F8			4-3		4	1	2	1	0	0	0				
Willie McCovey, L OBP: 0.259, SLG: 0.270 Mike Ivie, R OBP: 0.276, SLG: 0.337 (6, PR)	F2			HR		SH1-4 2B		WP	BB	2	1	1	0	1	0	1				
Dave Winfield, R OBP: 0.358, SLG: 0.475 (1, 9)	6-3			HR		SH1-4 2B		WP	BB	1	1	1	0	0	0	0				
Doug Rader, R OBP: 0.409, SLG: 0.561 (1, 5)		F8		HR				5-3		4	1	2	4	0	0	2				
Fred Kendall, R OBP: 0.282, SLG: 0.248 (1, 2)	F4					5-3		K		4	0	1	0	0	1	4				
Enzo Hernandez, R OBP: 0.382, SLG: 0.354 (1, 6)	F8				L4					2	0	0	0	2	0	1				
Randy Jones, R OBP: 0.129, SLG: 0.036 (1, 1)			5-3		K			5-3		4	0	0	0	0	2	6				
										1B: 3 2B: 3 3B: 1 HR: 1	SF: 0 SAC: 1 DP: 0 HBP: 0	WP: 1 PB: 0 SB: 0 CS: 0	PA: 36							
<b>Inning Stats</b>	R: 1 E: 0 K: 0 S: 5	H: 2 LOB: 1 BB: 0 P: 5	R: 0 E: 0 K: 0 S: 3	H: 0 LOB: 0 BB: 0 P: 3	R: 0 E: 0 K: 1 S: 5	H: 0 LOB: 0 BB: 0 P: 5	R: 3 E: 0 K: 2 S: 11	H: 4 LOB: 1 BB: 0 P: 11	R: 0 E: 0 K: 0 S: 3	H: 0 LOB: 0 BB: 0 P: 3	R: 1 E: 0 K: 1 S: 6	H: 1 LOB: 2 BB: 2 P: 14	R: 0 E: 0 K: 1 S: 5	H: 0 LOB: 0 BB: 0 P: 5	R: 0 E: 0 K: 1 S: 6	H: 1 LOB: 3 BB: 2 P: 14	1B: 3 2B: 3 3B: 1 HR: 1	SF: 0 SAC: 1 DP: 0 HBP: 0	WP: 1 PB: 0 SB: 0 CS: 0	PA: 36
<b>PITCHER</b> Burt Hooton, R ERA: 3.9 Stan Wall, L ERA: 3.29 Charlie Hough, R ERA: 2.7 Mike Marshall, R ERA: 2.45 (1, 1)	IP: 4.0 WLS: L BF: 18 H: 6 R: 4 ER: 4 SO: 3 BB: 0 IBB: 0 HBP: 0 BLK: 0 WP: 0 HR: 1 S: 24 P: 24 ERA: 9.00 WHIP: 1.500															<b>PITCHER</b>				







Batter	1	2	3	4	5	6	7	8	9	AB	R	H	RBI	BB	SO	LOB	TOP				
<b>Davey Lopes, R</b> OBP: 0.312, SLG: 0.343 (1.4)	5-3		F9	SF8						3	0	1	1	1	0	1	<b>Los Angeles Dodgers @ San Diego Padres</b> San Diego Stadium, San Diego, CA Wed May 26 1976, 10:05 PM EDT Att: 18,751 - Unknown <a href="http://livebaseballscorecards.com">livebaseballscorecards.com</a>				
<b>Bill Buckner, L</b> OBP: 0.318, SLG: 0.424 (1.7)	F9		F7	FC6			K2-3			5	0	1	1	0	1	3					
<b>Dusty Baker Jr., R</b> OBP: 0.301, SLG: 0.314 (1.8)	5-3		E		6-3		6-3	F3		5	1	1	0	0	0	2					
<b>Steve Garvey, R</b> OBP: 0.372, SLG: 0.423 (1.3)		2B	E4		6-3		FC6-4			2	2	0	0	3	0	0					
<b>Ron Cey, R</b> OBP: 0.412, SLG: 0.521 (9, PR) <b>Rick Auerbach, R</b> OBP: 0.200, SLG: 0.111 (9, S)	F9				L8		FC6-4			5	0	1	1	0	0	4					
<b>Joe Ferguson, R</b> OBP: 0.316, SLG: 0.413 <b>Joe Simpson, L</b> (8, 9)			F3			5-3				4	1	2	1	0	0	1					
<b>Steve Yeager, R</b> OBP: 0.336, SLG: 0.500 (1.2)	SF8				5-3		F5			4	1	1	2	0	0	2					
<b>Bill Russell, R</b> OBP: 0.328, SLG: 0.405 (1.6)	F9				1B					3	2	2	0	1	0	1					
<b>Doug Rau, L</b> OBP: 0.350, SLG: 0.250 (1.1)					1B		K			4	1	2	0	0	1	2					
<b>Inning Stats</b>	R: 0 E: 0 K: 0 S: 3	H: 0 LOB: 0 BB: 0 P: 3	R: 1 E: 0 K: 0 S: 4	H: 1 LOB: 1 BB: 1 P: 8	R: 3 E: 1 K: 0 S: 7	H: 3 LOB: 1 BB: 0 P: 7	R: 1 E: 0 K: 0 S: 5	H: 2 LOB: 1 BB: 0 P: 5	R: 0 E: 0 K: 1 S: 5	H: 0 LOB: 0 BB: 1 P: 9	R: 0 E: 0 K: 1 S: 6	H: 1 LOB: 2 BB: 1 P: 10	R: 3 E: 0 K: 0 S: 6	H: 4 LOB: 1 BB: 1 P: 10	R: 0 E: 1 K: 0 S: 3	H: 0 LOB: 1 BB: 1 P: 7		1B: 6 2B: 2 3B: 1 HR: 2	SF: 2 SAC: 0 DP: 1 HBP: 0	WP: 0 PB: 0 SB: 2 CS: 0	PA: 43
<b>PITCHER</b>	IP	WLS	BF	H	R	ER	SO	BB	IBB	HBP	BLK	WP	HR	S	P	ERA	WHIP				
<b>Ken Reynolds, L</b> ERA: 4.15 (1.1)	3.1	L	18	6	5	2	0	1	0	0	0	0	0	10	14	5.40	2.100				
<b>Dan Spillner, R</b> ERA: 2.7 (4.1)	2.2		9	0	0	0	1	1	0	0	0	0	0	10	18	0.00	0.375				
<b>Rich Folkers, L</b> ERA: 5.5 (7.1)	1.1		10	4	3	3	1	1	0	0	0	0	2	10	18	20.25	3.750				
<b>Dave Tomlin, L</b> ERA: 6.0 (8.1)	0.2		2	1	0	0	0	0	0	0	0	0	0	2	2	0.00	1.500				
<b>Butch Metzger, R</b> ERA: 0.92 (9.1)	1.0		4	0	0	0	0	1	0	0	0	0	0	3	7	0.00	1.000				

Batter	1	2	3	4	5	6	7	8	9	AB	R	H	RBI	BB	SO	LOB	BOTTOM					
<b>Enzo Hernandez, R</b> OBP: 0.390, SLG: 0.385 (1.6)	F7					5-3				4	0	2	0	0	0	0	<b>Los Angeles Dodgers @ San Diego Padres</b> San Diego Stadium, San Diego, CA Wed May 26 1976, 10:05 PM EDT Att: 18,751 - Unknown <a href="http://livebaseballscorecards.com">livebaseballscorecards.com</a>					
<b>Merv Rettenmund, R</b> OBP: 0.438, SLG: 0.447 (1.7)	F5				F7					4	0	0	0	0	0	2						
<b>Willie Davis, L</b> OBP: 0.313, SLG: 0.437 (1.8)	F7				F3					3	0	0	0	1	0	2						
<b>Dave Winfield, R</b> OBP: 0.352, SLG: 0.465 (1.9)					5-3					3	0	0	0	0	0	2						
<b>Doug Rader, R</b> OBP: 0.408, SLG: 0.552 (1.5)					5-3					2	0	0	0	1	0	0						
<b>Tito Fuentes, S</b> OBP: 0.285, SLG: 0.311 (1.4)					5-3					3	0	0	0	0	0	2						
<b>Mike Ivie, R</b> OBP: 0.290, SLG: 0.341 (1.3)					F7					2	0	1	0	1	0	0						
<b>Fred Kendall, R</b> OBP: 0.276, SLG: 0.241 (1.2)					F8					3	0	0	0	0	0	2						
<b>Ken Reynolds, L</b> ERA: 4.15 (1.1) <b>Dan Spillner, R</b> ERA: 2.7 (4.1) <b>Ted Kubiak, L</b> OBP: 0.306, SLG: 0.388 (6, PR) <b>Rich Folkers, L</b> ERA: 5.5 (7.1) <b>Dave Tomlin, L</b> ERA: 6.0 (8.1) <b>Luis Melendez, R</b> OBP: 0.115, SLG: 0.111 (9.1) <b>Butch Metzger, R</b> ERA: 0.92 (9.1)					G3					1	0	0	0	0	0	0						
<b>Inning Stats</b>	R: 0 E: 0 K: 0 S: 3	H: 0 LOB: 0 BB: 0 P: 3	R: 0 E: 0 K: 0 S: 3	H: 0 LOB: 0 BB: 0 P: 3	R: 0 E: 0 K: 0 S: 3	H: 0 LOB: 0 BB: 0 P: 3	R: 0 E: 0 K: 0 S: 4	H: 1 LOB: 1 BB: 0 P: 4	R: 0 E: 0 K: 0 S: 3	H: 0 LOB: 0 BB: 1 P: 7	R: 0 E: 0 K: 1 S: 5	H: 0 LOB: 0 BB: 0 P: 5	R: 0 E: 0 K: 0 S: 2	H: 0 LOB: 1 BB: 2 P: 10	R: 0 E: 0 K: 0 S: 3	H: 1 LOB: 0 BB: 0 P: 3		R: 0 E: 0 K: 0 S: 3	H: 1 LOB: 0 BB: 0 P: 3	1B: 2 2B: 1 3B: 0 HR: 0	SF: 0 SAC: 0 DP: 3 HBP: 0	WP: 0 PB: 0 SB: 0 CS: 0
<b>PITCHER</b>	IP	WLS	BF	H	R	ER	SO	BB	IBB	HBP	BLK	WP	HR	S	P	ERA	WHIP					
<b>Doug Rau, L</b> ERA: 2.98 (1.1)	9.0	W	30	3	0	0	1	3	0	0	0	0	0	29	41	0.00	0.667					



Batter	1	2	3	4	5	6	7	8	9	AB	R	H	RBI	BB	SO	LOB	TOP			
Larry Herndon, R (1,8) OBP: 0.509, SLG: 0.574	0-0 4-3			0-0 5-3		0-0 1-2 1B		0-0 1-2 1B		4	0	2	0	0	0	0	<b>San Francisco Giants @ San Diego Padres</b> San Diego Stadium, San Diego, CA Thu May 27 1976, 10:05 PM EDT Att: 7,739 - Unknown  <b>AB 32</b> <b>R 1</b> <b>H 7</b> <b>RBI 1</b> <b>BB 3</b> <b>SO 4</b> <b>LOB 19</b> 			
Derrel Thomas, S (1,4) OBP: 0.306, SLG: 0.299	0-0 P3			0-0 6-3		0-0 F9		0-0 F7		4	0	0	0	0	4					
Bobby Murcer, L (1,9) OBP: 0.383, SLG: 0.372	0-0 F6			0-0 L6			0-0 4-3	0-3 K		4	0	0	0	0	1	2				
Gary Matthews, R (1,7) OBP: 0.330, SLG: 0.400		0-0 G3-6-3 1B			0-0 6-3		4-0 1B 1B BB	0-0 L4		3	1	1	0	1	0	2				
Willie Montanez, L (1,3) OBP: 0.375, SLG: 0.463		0-0 G3-6-3 1-2			0-0 4-3		0-0 1B 1-2 1B	4-0 1B BB		3	0	1	0	1	0	1				
Chris Speier, R (1,6) OBP: 0.344, SLG: 0.317		0-0 L9			0-3 K		0-0 F9	0-0 G4-3 1B		4	0	1	0	0	1	2				
Ken Reitz, R (1,5) OBP: 0.298, SLG: 0.327			0-0 F7			0-0 FC3-6 1B	0-0 1-3 2-H 1B	0-3 K		4	0	2	1	0	1	2				
Marc Hill, R (1,2) OBP: 0.222, SLG: 0.308			0-0 F3			0-0 FC3-6 1B	0-0 L9	0-0 G4-3		3	0	0	0	0	0	3				
Glenn Adams, L (9, PH) OBP: 0.227, SLG: 0.273						1-2		1-2		1	0	0	0	0	0	2				
Ed Halicki, R (1,1) OBP: 0.313, SLG: 0.214			0-0 F4			0-3 K		4-0 1B BB		2	0	0	0	0	1	1				
Chris Arnold, R (8, PH) OBP: 0.250, SLG: 0.241										0	0	0	0	1	0	0				
Dave Heaverlo, R (8, 1)										0	0	0	0	0	0	0				
<b>Inning Stats</b>	R: 0 E: 0 K: 0 S: 3	H: 0 LOB: 0 BB: 0 P: 3	R: 0 E: 0 K: 0 S: 3	H: 1 LOB: 0 BB: 0 P: 3	R: 0 E: 0 K: 0 S: 3	H: 0 LOB: 0 BB: 0 P: 3	R: 0 E: 0 K: 0 S: 5	H: 0 LOB: 0 BB: 0 P: 5	R: 0 E: 0 K: 1 S: 7	H: 2 LOB: 2 BB: 0 P: 7	R: 1 E: 0 K: 0 S: 5	H: 2 LOB: 2 BB: 1 P: 9	R: 0 E: 0 K: 1 S: 6	H: 1 LOB: 2 BB: 1 P: 10	R: 0 E: 0 K: 1 S: 5	H: 1 LOB: 1 BB: 1 P: 9	1B: 7 2B: 0 3B: 0 HR: 0	SF: 0 SAC: 0 DP: 2 HBP: 0	WP: 0 PB: 0 SB: 0 CS: 0	PA: 35
<b>PITCHER</b>	IP WLS BF H R ER SO BB IBB HBP BLK WP HR S P ERA WHIP																			
Brent Strom, L (1,1) ERA: 3.63	7.0 W 27 5 1 1 2 2 0 0 0 0 0 0 29 37 1.29 1.000																			
Butch Metzger, R (8, 1) ERA: 0.86	2.0 S 8 2 0 0 2 1 0 0 0 0 0 0 11 15 0.00 1.500																			

Batter	1	2	3	4	5	6	7	8	9	AB	R	H	RBI	BB	SO	LOB	BOTTOM			
Jerry Turner, L (1,7) OBP: 0.284, SLG: 0.382	0-0 G3		0-0 L9		0-0 F5		0-0 4-3			4	0	0	0	0	0	3	<b>San Francisco Giants @ San Diego Padres</b> San Diego Stadium, San Diego, CA Thu May 27 1976, 10:05 PM EDT Att: 7,739 - Unknown  <b>AB 29</b> <b>R 3</b> <b>H 8</b> <b>RBI 2</b> <b>BB 2</b> <b>SO 4</b> <b>LOB 17</b> 			
Luis Melendez, R (8, 7)										0	0	0	0	0	0	0				
Tito Fuentes, S (1,4) OBP: 0.284, SLG: 0.309	0-0 G3			0-0 1B E	0-0 F8		0-0 G3			4	1	1	0	0	0	3				
Willie Davis, L (1,8) OBP: 0.318, SLG: 0.438	0-0 E5 1B			0-0 E9 S SF9 1B	0-0 G3		0-0 F9			4	1	2	0	0	0	3				
Willie McCovey, L (1,3) OBP: 0.259, SLG: 0.269	0-3 K			0-0 L3		0-0 F5		0-0 CS 1B		4	0	1	0	0	1	2				
Mike Ivie, R (8, PR) OBP: 0.290, SLG: 0.341				2-3						0	0	0	0	0	0	0				
Dave Winfield, R (1,9) OBP: 0.349, SLG: 0.463		0-3 K2-3		0-0 SF9		0-0 2B 1B		0-0 F8		3	1	1	1	0	1	1				
Doug Rader, R (1,5) OBP: 0.410, SLG: 0.555		4-0 G5-4-3 BB		0-3 K		0-0 1H 2B		0-0 F8		3	0	1	1	1	1	1				
Fred Kendall, R (1,2) OBP: 0.277, SLG: 0.244		0-0 G5-4-3 1-2			0-0 SH 1B	0-0 F2		0-0 CS		3	0	1	0	0	0	2				
Enzo Hernandez, R (1,6) OBP: 0.403, SLG: 0.389			0-3 K		0-0 SH 1B	4-0 IBB				2	0	1	0	1	1	0				
Brent Strom, R (1,1) OBP: 0.200, SLG: 0.118			0-0 6-3		0-0 SH 1B	0-0 5-3				2	0	0	0	0	0	2				
Butch Metzger, R (8, 1)					1-2 2-3					0	0	0	0	0	0	0				
<b>Inning Stats</b>	R: 0 E: 1 K: 1 S: 6	H: 1 LOB: 1 BB: 0 P: 6	R: 0 E: 0 K: 1 S: 4	H: 0 LOB: 0 BB: 1 P: 8	R: 0 E: 0 K: 1 S: 5	H: 0 LOB: 0 BB: 0 P: 5	R: 2 E: 1 K: 1 S: 7	H: 2 LOB: 0 BB: 0 P: 7	R: 0 E: 1 K: 0 S: 6	H: 2 LOB: 3 BB: 0 P: 6	R: 1 E: 0 K: 0 S: 5	H: 2 LOB: 2 BB: 1 P: 9	R: 0 E: 0 K: 0 S: 3	H: 0 LOB: 0 BB: 0 P: 3	R: 0 E: 0 K: 0 S: 3	H: 1 LOB: 1 BB: 0 P: 3	1B: 7 2B: 1 3B: 0 HR: 0	SF: 1 SAC: 1 DP: 1 HBP: 0	WP: 0 PB: 0 SB: 1 CS: 1	PA: 34
<b>PITCHER</b>	IP WLS BF H R ER SO BB IBB HBP BLK WP HR S P ERA WHIP																			
Ed Halicki, R (1,1) ERA: 5.81	7.0 L 30 7 3 2 4 1 0 0 0 0 0 0 36 44 2.57 1.143																			
Dave Heaverlo, R (8, 1) ERA: 3.82	1.0 3 1 0 0 0 0 0 0 0 0 0 0 3 3 0.00 1.000																			



Batter	1	2	3	4	5	6	7	8	9	AB	R	H	RBI	BB	SO	LOB	TOP										
Larry Herndon, R OBP: 0.517, SLG: 0.596 (1, 8)										5	1	3	1	0	0	2	<b>San Francisco Giants @ San Diego Padres</b> San Diego Stadium, San Diego, CA Fri May 28 1976, 10:05 PM EDT Att: 13,289 - Unknown										
Derrel Thomas, S OBP: 0.319, SLG: 0.311 (1, 4)										3	1	2	0	2	1	2											
Bobby Murcer, L OBP: 0.373, SLG: 0.361 (1, 9)										5	0	0	1	0	0	6											
Gary Matthews, R OBP: 0.323, SLG: 0.393 (1, 7)										3	0	0	1	0	1	2											
Willie Montanez, L OBP: 0.372, SLG: 0.456 (1, 3)										3	1	0	0	1	0	2											
Chris Speier, R OBP: 0.344, SLG: 0.323 (1, 6)										3	1	1	0	0	0	1											
Ken Reitz, R OBP: 0.302, SLG: 0.337 (1, 5)										4	1	2	1	0	0	1											
Dave Rader, L OBP: 0.286, SLG: 0.289 (1, 2)										3	0	0	0	1	0	2											
John Montefusco, R OBP: 0.241, SLG: 0.231 (1, 1)										4	0	2	1	0	0	0											
<b>Inning Stats</b>	R: 2 E: 1 K: 0 S: 6	H: 2 LOB: 1 BB: 0 P: 6	R: 0 E: 0 K: 0 S: 3	H: 1 LOB: 0 BB: 0 P: 3	R: 0 E: 0 K: 0 S: 4	H: 1 LOB: 1 BB: 0 P: 4	R: 0 E: 0 K: 0 S: 3	H: 0 LOB: 0 BB: 0 P: 3	R: 0 E: 0 K: 0 S: 2	H: 0 LOB: 0 BB: 1 P: 6	R: 1 E: 0 K: 0 S: 4	H: 1 LOB: 2 BB: 2 P: 12	R: 0 E: 0 K: 1 S: 5	H: 0 LOB: 1 BB: 1 P: 9	R: 2 E: 0 K: 1 S: 9	H: 4 LOB: 2 BB: 0 P: 9	1B: 6 2B: 4 3B: 0 HR: 0	SF: 1 SAC: 1 DP: 2 HBP: 0	WP: 1 PB: 0 SB: 2 CS: 1	PA: 40							
<b>PITCHER</b>	IP	WLS	BF	H	R	ER	SO	BB	IBB	HBP	BLK	WP	HR	S	P	ERA	WHIP										
Alan Foster, R ERA: 2.35 (1, 1)	6.0	L	22	5	2	1	0	1	0	0	0	1	0	21	25	1.50	1.000										
Dan Spillner, R ERA: 2.77 (7, 1)	2.0		10	1	1	1	1	2	1	0	0	0	0	9	21	4.50	1.500										
Dave Tomlin, L ERA: 6.87 (9, 1)	0.1		5	4	2	2	0	0	0	0	0	0	0	5	5	54.00	12.000										
Ken Reynolds, L ERA: 3.6 (9, 1)	0.2		2	0	0	0	1	0	0	0	0	0	0	4	4	0.00	0.000										

Batter	1	2	3	4	5	6	7	8	9	AB	R	H	RBI	BB	SO	LOB	BOTTOM										
Jerry Turner, L OBP: 0.271, SLG: 0.363 (1, 7)										4	0	0	0	0	1	1	<b>San Francisco Giants @ San Diego Padres</b> San Diego Stadium, San Diego, CA Fri May 28 1976, 10:05 PM EDT Att: 13,289 - Unknown										
Dave Tomlin, L (9, 1)										0	0	0	0	0	0	0											
Ken Reynolds, L (9, 1)										0	0	0	0	0	0	0											
Tito Fuentes, S OBP: 0.290, SLG: 0.314 (1, 4)										4	0	2	0	0	0	0											
Willie Davis, L OBP: 0.316, SLG: 0.434 (1, 8)										4	0	1	0	0	0	2											
Willie McCovey, L OBP: 0.247, SLG: 0.256 (1, 3)										4	0	0	0	0	1	3											
Dave Winfield, R OBP: 0.347, SLG: 0.453 (1, 9)										3	0	0	0	1	1	2											
Doug Rader, R OBP: 0.401, SLG: 0.541 (1, 5)										3	0	0	0	0	1	2											
Fred Kendall, R OBP: 0.273, SLG: 0.240 (1, 2)										2	0	0	0	0	0	1											
Ted Kubiak, S OBP: 0.364, SLG: 0.379 (8, PH) (9, 6)										1	0	0	0	0	0	0											
Enzo Hernandez, R OBP: 0.391, SLG: 0.375 (1, 6)										2	0	0	0	0	0	1											
Mike Ivie, R OBP: 0.287, SLG: 0.337 (8, PH) (9, 2)										1	0	0	0	0	0	0											
Bob Davis, R OBP: 0.143, SLG: 0.150 (9, 2)										0	0	0	0	0	0	0											
Alan Foster, R (1, 1)										1	0	0	0	0	0	0											
Gene Locklear, L OBP: 0.268, SLG: 0.263 (6, PH) (7, 1)										1	0	0	0	0	0	0											
Dan Spillner, R OBP: 0.286, SLG: 0.091 (8, PH) (9, 7)										0	0	0	0	0	0	0											
Merv Rettenmund, R OBP: 0.449, SLG: 0.447 (8, PH) (9, 7)										0	0	0	0	1	0	0											
<b>Inning Stats</b>	R: 0 E: 0 K: 0 S: 3	H: 0 LOB: 0 BB: 0 P: 3	R: 0 E: 0 K: 1 S: 5	H: 0 LOB: 0 BB: 0 P: 5	R: 0 E: 0 K: 0 S: 3	H: 0 LOB: 0 BB: 0 P: 3	R: 0 E: 0 K: 0 S: 4	H: 1 LOB: 1 BB: 0 P: 4	R: 0 E: 0 K: 1 S: 5	H: 0 LOB: 0 BB: 0 P: 5	R: 0 E: 0 K: 1 S: 4	H: 1 LOB: 1 BB: 0 P: 4	R: 0 E: 0 K: 0 S: 3	H: 0 LOB: 1 BB: 1 P: 7	R: 0 E: 0 K: 1 S: 6	H: 1 LOB: 1 BB: 0 P: 6	1B: 3 2B: 0 3B: 0 HR: 0	SF: 0 SAC: 0 DP: 0 HBP: 0	WP: 0 PB: 0 SB: 1 CS: 0	PA: 32							
<b>PITCHER</b>	IP	WLS	BF	H	R	ER	SO	BB	IBB	HBP	BLK	WP	HR	S	P	ERA	WHIP										
John Montefusco, R ERA: 2.23 (1, 1)	9.0	W	32	3	0	0	4	2	0	0	0	0	0	38	46	0.00	0.556										





Batter	1	2	3	4	5	6	7	8	9	AB	R	H	RBI	BB	SO	LOB	TOP					
Larry Herndon, R OBP: 0.492, SLG: 0.554 (1, 8)										4	0	0	0	1	0	4	<b>San Francisco Giants @ San Diego Padres</b> San Diego Stadium, San Diego, CA Sat May 29 1976, 10:05 PM EDT Att: 13,790 - Unknown <a href="http://livebaseballscorecards.com">livebaseballscorecards.com</a>					
Derrel Thomas, S OBP: 0.321, SLG: 0.314 (1, 4)										5	0	2	0	0	0	5						
Bobby Murcer, L OBP: 0.376, SLG: 0.357 (1, 9)										2	0	0	0	2	1	3						
Gary Matthews, R OBP: 0.321, SLG: 0.386 Randy Moffitt, R OBP: 0.500, SLG: 0.500 Dave Heaverlo, R (8, 1)										3	0	0	0	1	1	5						
Willie Montanez, L OBP: 0.370, SLG: 0.451 (1, 3)										4	0	1	0	0	0	3						
Chris Speier, R OBP: 0.347, SLG: 0.327 (1, 6)										4	0	2	0	0	1	1						
Ken Reitz, R OBP: 0.296, SLG: 0.330 (1, 5)										4	0	0	0	0	0	4						
Dave Rader, L OBP: 0.287, SLG: 0.291 Mike Sadek, R OBP: 0.400, SLG: 0.385 (7, PR)										3	0	1	0	0	0	1						
Steve Ontiveros, S OBP: 0.244, SLG: 0.154 (9, PH)										1	0	0	0	0	0	0						
Rob Dressler, R OBP: 0.400, SLG: 0.400 Von Joshua, L OBP: 0.281, SLG: 0.323 (7, PH)										2	0	2	0	0	0	0						
<b>Inning Stats</b>	R: 0 E: 1 K: 0 S: 4	H: 1 LOB: 2 BB: 1 P: 8	R: 0 E: 0 K: 0 S: 3	H: 1 LOB: 0 BB: 0 P: 3	R: 0 E: 0 K: 1 S: 6	H: 1 LOB: 1 BB: 0 P: 6	R: 0 E: 0 K: 0 S: 3	H: 0 LOB: 1 BB: 1 P: 7	R: 0 E: 0 K: 0 S: 5	H: 2 LOB: 2 BB: 0 P: 5	R: 0 E: 0 K: 1 S: 6	H: 2 LOB: 1 BB: 0 P: 6	R: 0 E: 0 K: 0 S: 5	H: 2 LOB: 3 BB: 1 P: 9	R: 0 E: 0 K: 1 S: 5	H: 0 LOB: 0 BB: 0 P: 5	R: 0 E: 0 K: 0 S: 3	H: 1 LOB: 1 BB: 1 P: 7	1B: 9 2B: 1 3B: 0 HR: 0	SF: 0 SAC: 0 DP: 3 HBP: 0	WP: 0 PB: 0 SB: 0 CS: 0	PA: 38
<b>PITCHER</b> Dave Freisleben, R ERA:	IP: 9.0 WLS: W BF: 38 H: 10 R: 0 ER: 0 SO: 3 BB: 3 IBB: 1 HBP: 0 BLK: 1 WP: 0 HR: 0 S: 40 P: 56 ERA: 0.00 WHIP: 1.444															<b>PITCHER</b>	IP: 9.0 WLS: W BF: 38 H: 10 R: 0 ER: 0 SO: 3 BB: 3 IBB: 1 HBP: 0 BLK: 1 WP: 0 HR: 0 S: 40 P: 56 ERA: 0.00 WHIP: 1.444					

Batter	1	2	3	4	5	6	7	8	9	AB	R	H	RBI	BB	SO	LOB	BOTTOM
Enzo Hernandez, R OBP: 0.388, SLG: 0.362 (1, 6)										2	0	0	0	1	0	0	<b>San Francisco Giants @ San Diego Padres</b> San Diego Stadium, San Diego, CA Sat May 29 1976, 10:05 PM EDT Att: 13,790 - Unknown <a href="http://livebaseballscorecards.com">livebaseballscorecards.com</a>
Tito Fuentes, S OBP: 0.282, SLG: 0.308 (1, 4)										3	0	0	1	0	0	1	
Willie Davis, L OBP: 0.315, SLG: 0.429 (1, 8)										4	0	1	0	0	0	2	
Willie McCovey, L OBP: 0.258, SLG: 0.279 Mike Ivie, R OBP: 0.297, SLG: 0.337 (8, PR)										4	0	2	0	0	0	1	
Dave Winfield, R OBP: 0.350, SLG: 0.455 (1, 9)										4	1	2	0	0	0	2	
Doug Rader, R OBP: 0.404, SLG: 0.548 (1, 5)										4	1	2	0	0	1	3	
Jerry Turner, L OBP: 0.281, SLG: 0.361 Luis Melendez, R OBP: 0.111, SLG: 0.111 (9, 7)										3	1	1	1	1	0	3	
Fred Kendall, R OBP: 0.269, SLG: 0.236 Gene Locklear, L OBP: 0.262, SLG: 0.256 Bob Davis, R OBP: 0.136, SLG: 0.143 (8, 2)										1	1	0	1	0	0	1	
Dave Freisleben, R OBP: 0.250, SLG: 0.250 (1, 1)										3	0	1	0	0	1	2	
<b>Inning Stats</b>	R: 0 E: 0 K: 0 S: 3	H: 0 LOB: 0 BB: 0 P: 3	R: 1 E: 0 K: 1 S: 7	H: 2 LOB: 1 BB: 0 P: 7	R: 0 E: 0 K: 0 S: 4	H: 1 LOB: 2 BB: 1 P: 8	R: 0 E: 0 K: 0 S: 3	H: 1 LOB: 0 BB: 0 P: 3	R: 3 E: 2 K: 1 S: 8	H: 2 LOB: 1 BB: 1 P: 12	R: 0 E: 0 K: 2 S: 9	H: 2 LOB: 3 BB: 0 P: 9	1B: 7 2B: 3 3B: 0 HR: 0	SF: 1 SAC: 1 DP: 1 HBP: 0	WP: 0 PB: 0 SB: 1 CS: 0	PA: 35	
<b>PITCHER</b> Rob Dressler, R ERA: 4.2 Randy Moffitt, R ERA: 3.24 Dave Heaverlo, R ERA: 3.69	IP: 6.0 WLS: L BF: 23 H: 5 R: 1 ER: 2 SO: 1 BB: 0 IBB: 0 HBP: 0 BLK: 0 WP: 0 HR: 0 S: 24 P: 28 ERA: 1.50 WHIP: 0.833															<b>PITCHER</b>	IP: 6.0 WLS: L BF: 23 H: 5 R: 1 ER: 2 SO: 1 BB: 0 IBB: 0 HBP: 0 BLK: 0 WP: 0 HR: 0 S: 24 P: 28 ERA: 1.50 WHIP: 0.833



Batter	1	2	3	4	5	6	7	8	9	10	AB	R	H	RBI	BB	SO	LOB				
Larry Hemdon, R OBP: 0.471, SLG: 0.525 (1,8)	2-3	F9					F8			5-3	5	0	1	0	0	0	3				
Derrel Thomas, S OBP: 0.313, SLG: 0.305 (1,4)	4-3		5-3		FC4 E			F9		1-3	5	1	0	0	0	0	1				
Chris Speier, R OBP: 0.340, SLG: 0.320 (1,6)	6-3		4-3		5-3			5-3			4	0	0	0	0	0	0				
Bobby Murcer, L OBP: 0.373, SLG: 0.354 (1,9)			G3		F8			5-3			4	0	1	0	0	0	0				
Gary Matthews, R OBP: 0.325, SLG: 0.388 (1,7)		FC4-6 E		2-3 1B		6-3				6-3 SH1-3 1B	4	2	2	0	0	0	1				
Willie Montanez, L OBP: 0.368, SLG: 0.444 (1,3)		1-3		F3		4-3				SH1-3	3	0	0	0	0	0	2				
Ken Reitz, R OBP: 0.289, SLG: 0.322 (1,5)		E6 1B		2-3		1-3				6-3	4	0	0	0	0	0	2				
Mike Sadek, R OBP: 0.412, SLG: 0.400 (1,2)		1B		1B			5-3			6-3	4	0	2	1	0	0	1				
Mike Caldwell, R OBP: 0.167, SLG: 0.167 Charlie Williams, R OBP: 0.247, SLG: 0.233 Chris Arnold, R OBP: 0.200, SLG: 0.200 Gary Lavelle, S OBP: 0.200, SLG: 0.200 (1,1) (5,1) (10,PH) (10,1)		1B		F8			5-3			F9	2	0	1	0	0	0	1				
Inning Stats	R: 0 E: 0 K: 0 S: 3	H: 0 LOB: 0 BB: 0 P: 3	R: 1 E: 2 K: 0 S: 7	H: 3 LOB: 3 BB: 0 P: 7	R: 0 E: 0 K: 0 S: 3	H: 0 LOB: 0 BB: 0 P: 3	R: 1 E: 0 K: 0 S: 5	H: 2 LOB: 1 BB: 0 P: 3	R: 1 E: 1 K: 0 S: 4	H: 1 LOB: 0 BB: 0 P: 4	R: 0 E: 0 K: 0 S: 3	H: 0 LOB: 0 BB: 0 P: 3	R: 0 E: 0 K: 0 S: 3	H: 0 LOB: 0 BB: 0 P: 3	R: 0 E: 0 K: 0 S: 4	H: 1 LOB: 1 BB: 0 P: 4	R: 0 E: 0 K: 0 S: 3	H: 0 LOB: 0 BB: 0 P: 3	1B: 7 2B: 0 3B: 0 HR: 0	SF: 0 SAC: 1 DP: 0 HBP: 0	WP: 0 PA: 38 PB: 0 SB: 0 CS: 0
PITCHER Randy Jones, L ERA: 2.11 (1,1)	IP 10.0	WLS W 38	BF H 7	R R 3	ER ER 1	SO SO 0	BB BB 0	IBB IBB 0	HBP HBP 0	BLK BLK 0	WP WP 0	HR HR 0	S S 38	P P 38	ERA 0.90	WHIP 0.700					

**TOP**

**San Francisco Giants @ San Diego Padres**  
San Diego Stadium, San Diego, CA  
Sun May 30 1976, 6:33 AM EDT  
Att: 36,750 - Unknown

AB	37
R	3
H	7
RBI	1
BB	0
SO	0
LOB	11

**GIANTS**

Batter	1	2	3	4	5	6	7	8	9	10	AB	R	H	RBI	BB	SO	LOB				
Enzo Hernandez, R OBP: 0.389, SLG: 0.365 (1,6)	G6-4-3 1B		5-3				1-3			E5 1B	5	0	2	1	0	0	0				
Tito Fuentes, S OBP: 0.286, SLG: 0.311 (1,4)	G6-4-3 1-2			6-3	2B 1B			G3		1B	5	1	2	0	0	0	1				
Willie Davis, L OBP: 0.317, SLG: 0.434 (1,8)	4-3			G3	1-3 2B			F8		1B	5	0	2	1	0	0	0				
Dave Winfield, R OBP: 0.348, SLG: 0.449 (1,9)		6-3		FC6-4 1B	F6			F5			4	0	1	0	0	0	2				
Doug Rader, R OBP: 0.355, SLG: 0.531 (1,5)		1-6-3		FC6-4 1-2		1-3			F8		4	0	0	0	0	0	1				
Merv Rettenmund, R OBP: 0.453, SLG: 0.439 (1,7)					HR BB	6-3			K		3	1	1	0	1	1	0				
Mike Ivie, R OBP: 0.296, SLG: 0.378 (1,3)		4-3			HR	5-3			1B		4	1	2	2	0	0	1				
Fred Kendall, R OBP: 0.268, SLG: 0.236 (1,2)										L9	4	1	1	0	0	0	1				
Randy Jones, R OBP: 0.118, SLG: 0.032 (1,1)			6-3		SH1-4 1B					F9	3	0	0	0	0	0	0				
Inning Stats	R: 0 E: 0 K: 0 S: 3	H: 1 LOB: 1 BB: 0 P: 3	R: 0 E: 0 K: 0 S: 4	H: 1 LOB: 1 BB: 0 P: 4	R: 0 E: 0 K: 0 S: 3	H: 0 LOB: 0 BB: 0 P: 3	R: 0 E: 0 K: 0 S: 4	H: 1 LOB: 1 BB: 0 P: 4	R: 3 E: 0 K: 0 S: 7	H: 5 LOB: 2 BB: 1 P: 11	R: 0 E: 0 K: 0 S: 3	H: 0 LOB: 0 BB: 0 P: 3	R: 0 E: 0 K: 0 S: 3	H: 0 LOB: 0 BB: 0 P: 3	R: 0 E: 0 K: 1 S: 6	H: 1 LOB: 1 BB: 0 P: 6	R: 1 E: 1 K: 0 S: 4	H: 2 LOB: 1 BB: 0 P: 4	1B: 9 2B: 1 3B: 0 HR: 1	SF: 0 SAC: 1 DP: 1 HBP: 0	WP: 0 PA: 39 PB: 0 SB: 0 CS: 1
PITCHER Mike Caldwell, L ERA: 4.89 Charlie Williams, R ERA: 1.3 Gary Lavelle, L ERA: 1.34 (1,1) (5,1) (10,1)	IP 4.2	WLS L 14	BF H 4	R R 1	ER ER 0	SO SO 0	BB BB 0	IBB IBB 0	HBP HBP 0	BLK BLK 0	WP WP 0	HR HR 0	S S 16	P P 16	ERA 0.00	WHIP 0.231					

**BOTTOM**

**San Francisco Giants @ San Diego Padres**  
San Diego Stadium, San Diego, CA  
Sun May 30 1976, 6:33 AM EDT  
Att: 36,750 - Unknown

AB	37
R	4
H	11
RBI	4
BB	1
SO	1
LOB	6

**SD**



Batter	1	2	3	4	5	6	7	8	9	AB	R	H	RBI	BB	SO	LOB	TOP					
Enzo Hernandez, R OBP: 0.385, SLG: 0.353	4-0 BB		0-0 1B		0-0 F9	0-0 F6		0-0 E6 1B SF7	0-0 F8	5	1	1	0	1	0	2	<b>San Diego Padres @ Atlanta Braves</b> Atlanta-Fulton County Stadium, Atlanta, GA Mon May 31 1976, 7:05 PM EDT Att: 2,994 - Unknown					
Ted Kubiak, S OBP: 0.375, SLG: 0.371	0-0 G4-6-3		0-0 G3		4-0 BB		0-3 K	0-0 1B HR	4-0 BB	4	1	1	1	2	1	2						
Willie Davis, L OBP: 0.287, SLG: 0.427 Luis Melendez, R OBP: 0.133, SLG: 0.138	0-0 3-1		0-0 4-3		0-0 4-1		0-0 BB 1B	0-0 SF7	0-0 F7	3	0	0	0	0	0	2						
Willie McCovey, L OBP: 0.286, SLG: 0.284 Alan Foster, R OBP: 0.268, SLG: 0.236		1-0 L8 1B HBP	4-0 FC6-4 BB		0-0 F3		4-0 BB 1-2	0-0 HR		2	1	1	0	2	0	0						
Dave Winfield, R OBP: 0.344, SLG: 0.460		0-0 L8	0-0 FC6-4		0-0 E6		0-0 L6	0-0 HR		5	2	1	3	0	0	5						
Doug Rader, R OBP: 0.400, SLG: 0.526		4-0 1B 1-2		0-0 5-3		4-0 FC6-4 BB		0-0 L9	0-0 1B	3	0	1	0	2	0	2						
Jerry Turner, L OBP: 0.287, SLG: 0.356 Butch Metzger, R		0-0 L8		0-0 4-3		0-0 FC6-4 2B		0-0 BB		4	2	1	0	1	0	3						
Bob Davis, R OBP: 0.200, SLG: 0.174 Merv Rettenmund, R OBP: 0.455, SLG: 0.429		0-0 1-3 3-H		0-0 L8		4-0 1-2 2B		0-0 FC6-4		2	1	1	1	1	0	0						
Ken Reynolds, L Dan Spillner, R Dave Tomlin, L Gene Locklear, L Rich Folkers, L Mike Ivie, R		0-0 1-3			0-3 K		0-0 1-1 2-H	0-0 F9	0-0 5-3	1	0	0	0	0	0	2						
<b>Inning Stats</b>	R: 0 E: 0 K: 0 S: 2	H: 0 LOB: 0 BB: 1 P: 6	R: 1 E: 0 K: 0 S: 4	H: 1 LOB: 2 BB: 1 P: 9	R: 0 E: 0 K: 0 S: 4	H: 1 LOB: 0 BB: 1 P: 8	R: 0 E: 0 K: 0 S: 3	H: 0 LOB: 0 BB: 0 P: 3	R: 0 E: 0 K: 1 S: 5	H: 1 LOB: 1 BB: 1 P: 9	R: 0 E: 0 K: 1 S: 6	H: 1 LOB: 2 BB: 1 P: 10	R: 0 E: 0 K: 0 S: 9	H: 5 LOB: 2 BB: 2 P: 17	R: 0 E: 0 K: 0 S: 3	H: 0 LOB: 1 BB: 1 P: 7		1B: 7 2B: 1 3B: 0 HR: 1	SF: 1 SAC: 0 DP: 1 HBP: 1	WP: 0 PB: 0 CS: 0	PA: 48	
<b>PITCHER</b>	IP WLS BF H R ER SO BB IBB HBP BLK WP HR S P ERA WHIP	IP WLS BF H R ER SO BB IBB HBP BLK WP HR S P ERA WHIP	IP WLS BF H R ER SO BB IBB HBP BLK WP HR S P ERA WHIP	IP WLS BF H R ER SO BB IBB HBP BLK WP HR S P ERA WHIP	IP WLS BF H R ER SO BB IBB HBP BLK WP HR S P ERA WHIP	IP WLS BF H R ER SO BB IBB HBP BLK WP HR S P ERA WHIP	IP WLS BF H R ER SO BB IBB HBP BLK WP HR S P ERA WHIP	IP WLS BF H R ER SO BB IBB HBP BLK WP HR S P ERA WHIP	IP WLS BF H R ER SO BB IBB HBP BLK WP HR S P ERA WHIP	IP WLS BF H R ER SO BB IBB HBP BLK WP HR S P ERA WHIP	IP WLS BF H R ER SO BB IBB HBP BLK WP HR S P ERA WHIP	IP WLS BF H R ER SO BB IBB HBP BLK WP HR S P ERA WHIP	IP WLS BF H R ER SO BB IBB HBP BLK WP HR S P ERA WHIP	IP WLS BF H R ER SO BB IBB HBP BLK WP HR S P ERA WHIP	IP WLS BF H R ER SO BB IBB HBP BLK WP HR S P ERA WHIP	IP WLS BF H R ER SO BB IBB HBP BLK WP HR S P ERA WHIP		IP WLS BF H R ER SO BB IBB HBP BLK WP HR S P ERA WHIP	IP WLS BF H R ER SO BB IBB HBP BLK WP HR S P ERA WHIP	IP WLS BF H R ER SO BB IBB HBP BLK WP HR S P ERA WHIP	IP WLS BF H R ER SO BB IBB HBP BLK WP HR S P ERA WHIP	IP WLS BF H R ER SO BB IBB HBP BLK WP HR S P ERA WHIP


AB 36  
R 10  
H 9  
RBI 8  
BB 10  
SO 2  
LOB 23




Batter	1	2	3	4	5	6	7	8	9	AB	R	H	RBI	BB	SO	LOB	BOTTOM						
Rowland Office, L OBP: 0.347, SLG: 0.318	0-0 3-1		0-0 1B		0-3 K		0-0 4-3			5	0	2	0	0	1	1	<b>San Diego Padres @ Atlanta Braves</b> Atlanta-Fulton County Stadium, Atlanta, GA Mon May 31 1976, 7:05 PM EDT Att: 2,994 - Unknown						
Rod Gilbreath, R OBP: 0.447, SLG: 0.440	4-0 2B BB	0-0 1B	0-0 L8		0-0 6-3		0-0 F7			4	1	1	1	1	0	2							
Jimmy Wynn, R OBP: 0.391, SLG: 0.392	0-3 K	4-0 G3-6-4 BB		0-0 E 1B		4-0 1B WP BB		0-0 G6-3 1B		3	1	2	0	2	1	1							
Ken Henderson, S OBP: 0.356, SLG: 0.431	0-0 1B 2B	0-0 G3-6-1		0-0 E8		0-0 WP 1B		0-0 G6-3		5	1	3	1	0	0	4							
Earl Williams, R OBP: 0.290, SLG: 0.375	0-0 2H 1B		0-0 HR		0-0 6-3		0-0 L7		0-0 5-3	5	1	2	2	0	0	3							
Darrell Evans, L OBP: 0.333, SLG: 0.208 Cito Gaston, R OBP: 0.423, SLG: 0.522 Biff Pocoreba, S OBP: 0.294, SLG: 0.265	0-3 K		0-3 K		0-3 K		0-0 F4		0-0 F7	3	0	0	0	0	3	3							
Marty Perez, R OBP: 0.301, SLG: 0.319		4-0 1B SF7 BB	4-0 1B SF8 BB		0-3 K		0-0 6-3		0-0 F8	3	2	0	0	2	1	2							
Jerry Royster, R OBP: 0.287, SLG: 0.267		0-0 1B 1B	0-0 1B 1B		0-0 5-3		0-0 SH2-4 1B			4	1	3	0	0	0	0							
Carl Morton, R OBP: 0.217, SLG: 0.158 Adrian Devine, R Max Leon, R Mike Beard, L		0-0 SF7	0-0 SF8		0-0 1-3		0-0 SH2-4			1	0	0	2	0	0	0							
<b>Inning Stats</b>	R: 2 E: 0 K: 2 S: 9	H: 2 LOB: 1 BB: 1 P: 13	R: 2 E: 0 K: 0 S: 5	H: 3 LOB: 2 BB: 2 P: 13	R: 2 E: 0 K: 1 S: 8	H: 3 LOB: 2 BB: 1 P: 12	R: 0 E: 1 K: 2 S: 9	H: 2 LOB: 0 BB: 0 P: 9	R: 0 E: 0 K: 1 S: 5	H: 0 LOB: 0 BB: 0 P: 5	R: 1 E: 0 K: 0 S: 4	H: 1 LOB: 1 BB: 1 P: 8	R: 0 E: 0 K: 0 S: 4	H: 1 LOB: 0 BB: 0 P: 4	R: 0 E: 0 K: 0 S: 3	H: 1 LOB: 0 BB: 0 P: 3		R: 0 E: 0 K: 0 S: 3	H: 0 LOB: 0 BB: 0 P: 3	1B: 11 2B: 1 3B: 0 HR: 1	SF: 2 SAC: 1 DP: 2 HBP: 0	WP: 1 PB: 0 CS: 0	PA: 43
<b>PITCHER</b>	IP WLS BF H R ER SO BB IBB HBP BLK WP HR S P ERA WHIP	IP WLS BF H R ER SO BB IBB HBP BLK WP HR S P ERA WHIP	IP WLS BF H R ER SO BB IBB HBP BLK WP HR S P ERA WHIP	IP WLS BF H R ER SO BB IBB HBP BLK WP HR S P ERA WHIP	IP WLS BF H R ER SO BB IBB HBP BLK WP HR S P ERA WHIP	IP WLS BF H R ER SO BB IBB HBP BLK WP HR S P ERA WHIP	IP WLS BF H R ER SO BB IBB HBP BLK WP HR S P ERA WHIP	IP WLS BF H R ER SO BB IBB HBP BLK WP HR S P ERA WHIP	IP WLS BF H R ER SO BB IBB HBP BLK WP HR S P ERA WHIP	IP WLS BF H R ER SO BB IBB HBP BLK WP HR S P ERA WHIP	IP WLS BF H R ER SO BB IBB HBP BLK WP HR S P ERA WHIP	IP WLS BF H R ER SO BB IBB HBP BLK WP HR S P ERA WHIP	IP WLS BF H R ER SO BB IBB HBP BLK WP HR S P ERA WHIP	IP WLS BF H R ER SO BB IBB HBP BLK WP HR S P ERA WHIP	IP WLS BF H R ER SO BB IBB HBP BLK WP HR S P ERA WHIP	IP WLS BF H R ER SO BB IBB HBP BLK WP HR S P ERA WHIP		IP WLS BF H R ER SO BB IBB HBP BLK WP HR S P ERA WHIP	IP WLS BF H R ER SO BB IBB HBP BLK WP HR S P ERA WHIP	IP WLS BF H R ER SO BB IBB HBP BLK WP HR S P ERA WHIP	IP WLS BF H R ER SO BB IBB HBP BLK WP HR S P ERA WHIP	IP WLS BF H R ER SO BB IBB HBP BLK WP HR S P ERA WHIP	





Batter	1	2	3	4	5	6	7	8	9	AB	R	H	RBI	BB	SO	LOB	TOP	
<b>Enzo Hernandez, R</b> (1, 6) OBP: 0.390, SLG: 0.352	4-0 SH1-3 1B BB	0-0 F3			0-0 FC6-4 1B			0-0 6-3		3	1	1	0	1	0	0	<b>San Diego Padres @ Atlanta Braves</b> Atlanta-Fulton County Stadium, Atlanta, GA Tue Jun 01 1976, 7:05 PM EDT Att: 2,109 - Unknown  <b>AB 32</b> <b>R 1</b> <b>H 6</b> <b>RBI 1</b> <b>BB 2</b> <b>SO 0</b> <b>LOB 11</b> 	
<b>Mery Rettenmund, R</b> (1, 7) OBP: 0.448, SLG: 0.422	0-0 SH1-3 1-2		0-0 F8		0-0 FC6-4 1-2			0-0 1B 1B		3	0	1	0	0	0	1		
<b>Willie Davis, L</b> (1, 8) OBP: 0.312, SLG: 0.425	0-0		0-0		0-0			0-0		3	0	1	1	0	0	1		
<b>Luis Melendez, R</b> (7, 8) OBP: 0.161, SLG: 0.167	1B 2-H		4-3		G3			1-2 1B		1	0	1	0	0	0	0		
<b>Dave Winfield, R</b> (1, 9) OBP: 0.342, SLG: 0.455	0-0 L5		0-0		0-0 WP 1B			0-0 F3		4	0	1	0	0	0	3		
<b>Doug Rader, R</b> (1, 5) OBP: 0.396, SLG: 0.515	4-0 1B BB		0-0 F3 1-2		0-0 6-3			0-0 F9		3	0	0	0	1	0	3		
<b>Tito Fuentes, S</b> (1, 4) OBP: 0.285, SLG: 0.309	0-0 1-2 2-3 1B		0-0 F7		0-0 L7			0-0 F2		4	0	1	0	0	0	0		
<b>Mike Ivie, R</b> (1, 3) OBP: 0.279, SLG: 0.354	0-0 F9		0-0 L8		0-0 F6			0-0 F9		4	0	0	0	0	0	3		
<b>Bob Davis, R</b> (1, 2) OBP: 0.172, SLG: 0.148			0-0 L8		0-0 6-3			0-0 L8		4	0	0	0	0	0	0		
<b>Brent Strom, R</b> (1, 1) OBP: 0.190, SLG: 0.111			0-0 F3		0-0 5-3			0-0 5-3		1	0	0	0	0	0	0		
<b>Dan Spillner, R</b> (3, 1) OBP: 0.287, SLG: 0.083										1	0	0	0	0	0	0		
<b>Rich Folkers, L</b> (5, 1) OBP: 0.322, SLG: 0.406										0	0	0	0	0	0	0		
<b>Hector Torres, R</b> (7, PH) OBP: 0.322, SLG: 0.406										1	0	0	0	0	0	0		
<b>Ken Reynolds, L</b> (7, 1) OBP: 0.322, SLG: 0.406										0	0	0	0	0	0	0		
<b>Inning Stats</b>	R: 1 E: 0 K: 0 S: 5	H: 2 LOB: 3 BB: 2 P: 13	R: 0 E: 0 K: 0 S: 3	H: 0 LOB: 0 BB: 0 P: 3	R: 0 E: 0 K: 0 S: 4	H: 1 LOB: 1 BB: 0 P: 4	R: 0 E: 0 K: 0 S: 3	H: 0 LOB: 0 BB: 0 P: 3	R: 0 E: 0 K: 0 S: 3	H: 0 LOB: 0 BB: 0 P: 3	R: 0 E: 0 K: 0 S: 5	H: 2 LOB: 2 BB: 0 P: 5	R: 0 E: 0 K: 0 S: 3	H: 0 LOB: 0 BB: 0 P: 3	1B: 6 2B: 0 3B: 0 HR: 0	SF: 0 SAC: 1 DP: 0 HBP: 0	WP: 1 PB: 0 SB: 0 CS: 0	PA: 35
<b>PITCHER</b> <b>Roger Moret, L</b> (1, 1) ERA: 4.19	IP: 9.0 WLS: W BF: 35 H: 6 R: 1 ER: 1 SO: 0 BB: 2 IBB: 0 HBP: 0 BLK: 0 WP: 1 HR: 0 S: 33 P: 41 ERA: 1.00 WHIP: 0.889															<b>PITCHER</b>		

Batter	1	2	3	4	5	6	7	8	9	AB	R	H	RBI	BB	SO	LOB	BOTTOM			
<b>Rowland Office, L</b> (1, 8) OBP: 0.344, SLG: 0.318	0-0 FC1-6 1B	0-0 SF8 3-H			0-3 K	0-0 F7				3	0	1	1	0	1	0	<b>San Diego Padres @ Atlanta Braves</b> Atlanta-Fulton County Stadium, Atlanta, GA Tue Jun 01 1976, 7:05 PM EDT Att: 2,109 - Unknown  <b>AB 31</b> <b>R 9</b> <b>H 10</b> <b>RBI 9</b> <b>BB 3</b> <b>SO 6</b> <b>LOB 10</b> 			
<b>Rod Gilbreath, R</b> (1, 4) OBP: 0.441, SLG: 0.448	0-0 FC1-6 1B 1-2 HR	0-0 4-3			0-0 1B 2B	0-0 F8				4	2	1	0	0	0	1				
<b>Jimmy Wynn, R</b> (1, 7) OBP: 0.399, SLG: 0.401	0-0 1-2 HR 1B		0-0 FC6-4 1B		0-0 WP 1B BB	0-0 F7				4	2	3	1	0	0	0				
<b>Ken Henderson, S</b> (1, 9) OBP: 0.347, SLG: 0.418	0-0 F6		0-0 F8		0-0 F7			0-0 F8		4	0	0	0	0	0	4				
<b>Earl Williams, R</b> (1, 2) OBP: 0.315, SLG: 0.424	0-0 1-H 2-H HR		0-3 K		4-0 1B WP 1B BB	4-0 G5-4-3 BB				2	2	1	3	2	1	1				
<b>Tom Paciorek, R</b> (1, 3) OBP: 0.266, SLG: 0.250	0-3 K		0-0 FC6-4 1-2		0-0 1-3 2-H 1B 1B	0-0 G5-4-3 1-2				4	1	1	1	0	1	2				
<b>Darrel Chaney, S</b> (1, 6) OBP: 0.358, SLG: 0.316		4-0 2B SF9 BB		0-0 1-3 1B	0-0 1-2 3-H 1B	0-3 K				3	1	1	1	1	1	0				
<b>Jerry Royster, R</b> (1, 5) OBP: 0.292, SLG: 0.281		0-0 SF9 SF8 2B		0-0 6-3	0-0 1-2 2-H 1B	0-0 F7				4	1	2	1	0	0	0				
<b>Roger Moret, S</b> (1, 1) ERA: 4.19		0-0 SF9 2-3 3-H		0-3 K	0-0 F4	0-3 K				3	0	0	1	0	2	2				
<b>Inning Stats</b>	R: 3 E: 0 K: 1 S: 8	H: 3 LOB: 0 BB: 0 P: 8	R: 2 E: 0 K: 0 S: 4	H: 1 LOB: 0 BB: 1 P: 8	R: 0 E: 0 K: 1 S: 6	H: 1 LOB: 1 BB: 0 P: 6	R: 0 E: 0 K: 1 S: 5	H: 0 LOB: 0 BB: 0 P: 5	R: 4 E: 0 K: 1 S: 10	H: 5 LOB: 2 BB: 1 P: 14	R: 0 E: 0 K: 0 S: 3	H: 0 LOB: 0 BB: 1 P: 3	R: 0 E: 0 K: 0 S: 2	H: 0 LOB: 0 BB: 0 P: 6	R: 0 E: 0 K: 2 S: 7	H: 0 LOB: 0 BB: 0 P: 7		1B: 7 2B: 2 3B: 0 HR: 1	SF: 2 SAC: 0 DP: 1 HBP: 0	WP: 1 PB: 0 SB: 0 CS: 0
<b>PITCHER</b> <b>Brent Strom, L</b> (1, 1) ERA: 4.22	IP: 2.0 WLS: L BF: 11 H: 4 R: 5 ER: 5 SO: 1 BB: 1 IBB: 0 HBP: 0 BLK: 0 WP: 1 HR: 0 S: 12 P: 16 ERA: 22.50 WHIP: 2.500															<b>PITCHER</b>				
<b>Dan Spillner, R</b> (3, 1) ERA: 3.51	2.2 15 6 4 4 3 1 0 0 0 1 0 20 24 13.50 2.625																			
<b>Rich Folkers, L</b> (5, 1) ERA: 5.06	1.1 4 0 0 0 0 0 0 0 0 0 0 4 4 0.00 0.000																			
<b>Ken Reynolds, L</b> (7, 1) ERA: 6.48	2.0 6 0 0 0 2 1 0 0 0 0 0 9 13 0.00 0.500																			



Batter	1	2	3	4	5	6	7	8	9	AB	R	H	RBI	BB	SO	LOB	TOP			
Enzo Hernandez, R OBP: 0.384, SLG: 0.347										4	0	1	0	0	0	0	<b>San Diego Padres @ Pittsburgh Pirates</b> Three Rivers Stadium, Pittsburgh, PA Fri Jun 04 1976, 7:05 PM EDT Att: 9,249 - Unknown			
Mery Rettenmund, R OBP: 0.435, SLG: 0.396										3	0	0	0	1	0	1				
Willie Davis, L OBP: 0.316, SLG: 0.425 Luis Melendez, R OBP: 0.176, SLG: 0.182										0	0	0	0	0	0	0				
Dave Winfield, R OBP: 0.340, SLG: 0.450										4	1	1	0	0	0	2				
Doug Rader, R OBP: 0.392, SLG: 0.514											4	0	1	2	0	0		1		
Tito Fuentes, S OBP: 0.280, SLG: 0.303											3	0	0	0	0	0		1		
Mike Ivie, R OBP: 0.271, SLG: 0.343											3	0	0	0	0	2		1		
Fred Kendall, R OBP: 0.262, SLG: 0.231										3	0	0	0	0	0	0				
Dave Freisleben, R Ken Reynolds, L Ted Kubiak, S Rich Folkers, L Hector Torres, R Butch Metzger, R										0	0	0	0	0	0	0				
<b>Inning Stats</b>	R: 0 E: 0 K: 0 S: 3	H: 1 LOB: 1 BB: 0 P: 4	R: 0 E: 0 K: 1 S: 5	H: 0 LOB: 0 BB: 0 P: 5	R: 0 E: 0 K: 0 S: 3	H: 0 LOB: 0 BB: 0 P: 3	R: 2 E: 0 K: 1 S: 7	H: 2 LOB: 1 BB: 0 P: 11	R: 0 E: 0 K: 0 S: 3	H: 0 LOB: 0 BB: 0 P: 3	R: 0 E: 0 K: 0 S: 3	H: 0 LOB: 0 BB: 0 P: 3	R: 0 E: 0 K: 1 S: 5	H: 0 LOB: 0 BB: 0 P: 5	R: 0 E: 0 K: 0 S: 4	H: 1 LOB: 1 BB: 0 P: 4		1B: 3 2B: 1 3B: 0 HR: 0	SF: 0 SAC: 0 DP: 1 HBP: 1	WP: 0 PB: 0 SB: 0 CS: 0
<b>PITCHER</b> Jerry Reuss, L ERA: 3.84	IP: 9.0 WLS: W BF: 32 H: 4 R: 2 ER: 2 SO: 4 BB: 1 IBB: 0 HBP: 1 BLK: 0 WP: 0 HR: 0 S: 38 P: 43 ERA: 2.00 WHIP: 0.556															<b>PITCHER</b>				

Batter	1	2	3	4	5	6	7	8	9	AB	R	H	RBI	BB	SO	LOB	BOTTOM			
Rennie Stennett, R OBP: 0.274, SLG: 0.330										5	1	1	1	0	0	3	<b>San Diego Padres @ Pittsburgh Pirates</b> Three Rivers Stadium, Pittsburgh, PA Fri Jun 04 1976, 7:05 PM EDT Att: 9,249 - Unknown			
Richie Hebner, L Ed Kirkpatrick, L Tommy Helms, R										3	2	2	2	1	0	0				
Al Oliver, L OBP: 0.341, SLG: 0.472										5	0	2	1	0	0	3				
Willie Stargell, L OBP: 0.386, SLG: 0.515										3	0	0	0	1	3	4				
Dave Parker, L OBP: 0.320, SLG: 0.529										4	0	1	0	0	0	3				
Richie Ziek, R OBP: 0.354, SLG: 0.481										4	1	2	1	0	1	0				
Manny Sanguillen, R OBP: 0.310, SLG: 0.344										4	1	2	0	0	0	2				
Frank Taveras, R OBP: 0.256, SLG: 0.227										4	1	1	0	0	0	3				
Jerry Reuss, L OBP: 0.379, SLG: 0.423										3	1	1	1	1	0	1				
<b>Inning Stats</b>	R: 0 E: 0 K: 1 S: 7	H: 2 LOB: 2 BB: 0 P: 7	R: 4 E: 0 K: 2 S: 11	H: 4 LOB: 1 BB: 1 P: 15	R: 0 E: 0 K: 0 S: 3	H: 0 LOB: 0 BB: 0 P: 3	R: 0 E: 0 K: 0 S: 3	H: 1 LOB: 0 BB: 0 P: 3	R: 1 E: 0 K: 1 S: 7	H: 2 LOB: 2 BB: 1 P: 11	R: 0 E: 0 K: 0 S: 3	H: 0 LOB: 0 BB: 1 P: 7	R: 0 E: 0 K: 0 S: 7	H: 3 LOB: 2 BB: 0 P: 7	R: 2 E: 1 K: 0 S: 7	H: 3 LOB: 2 BB: 0 P: 7		1B: 10 2B: 2 3B: 0 HR: 0	SF: 1 SAC: 0 DP: 1 HBP: 0	WP: 1 PB: 0 SB: 1 CS: 0
<b>PITCHER</b> Dave Freisleben, R Ken Reynolds, L Rich Folkers, L Butch Metzger, R	IP: 1.2 WLS: L BF: 12 H: 6 R: 4 ER: 4 SO: 2 BB: 1 IBB: 0 HBP: 0 BLK: 0 WP: 1 HR: 0 S: 15 P: 19 ERA: 21.60 WHIP: 4.200															<b>PITCHER</b>				



Batter	1	2	3	4	5	6	7	8	9	10	11	12	13	14	15	AB	R	H	RBI	BB	SO	LOB	TOP					
Enzo Hernandez, R OBP: 0.372, SLG: 0.337 (1, 6)	F9	F3			6-3		SH1-3 HR	1-6-3		FC6-4		F8				8	1	2	1	0	0	3						
Tito Fuentes, S OBP: 0.292, SLG: 0.315 (1, 4)	WP 6-3 1B	F8			E7 2B		SH1-3		HBP 1B		SH1-4 2B 1B		F2	F5		7	3	4	0	0	0	3						
Jerry Turner, L OBP: 0.286, SLG: 0.344 Merv Rettenmund, R OBP: 0.431, SLG: 0.412 (7, 7)	6-3 WP 2B BB		F8		L8			F6	F9		SH1-4		E1			3	1	0	0	1	0	2						
Willie McCovey, L OBP: 0.294, SLG: 0.297 Mike Ivie, R OBP: 0.279, SLG: 0.359 (7, 3)	6-3		K					L9					F8			3	1	1	2	1	1	1						
Dave Winfield, R OBP: 0.356, SLG: 0.471 (1, 9)	2B BB							HR IBB								4	1	2	2	0	0	2						
Doug Rader, R OBP: 0.380, SLG: 0.500 (1, 9)			F8					HR	HBP							3	2	2	4	3	1	1						
Luis Melendez, R OBP: 0.167, SLG: 0.195 (1, 8)	K				G3					F8	F3			L4		8	0	1	0	0	2	3						
Fred Kendall, R OBP: 0.270, SLG: 0.237 Willie Davis, L OBP: 0.316, SLG: 0.425 Bob Davis, R OBP: 0.172, SLG: 0.148 (14, 2)					F6			G3		F8		F9				5	0	1	0	2	0	1						
Randy Jones, R OBP: 0.250, SLG: 0.289 Butch Metzger, R OBP: 0.277, SLG: 0.341 Gene Locklear, L OBP: 0.287, SLG: 0.337 Dave Tomlin, L OBP: 0.287, SLG: 0.337 Dan Spillner, R OBP: 0.287, SLG: 0.337 Ken Reynolds, L OBP: 0.287, SLG: 0.337 Dave Freisleben, R OBP: 0.287, SLG: 0.337 (11, 1)														4-3 1B 2B		0	0	0	0	0	0	0						
<b>Inning Stats</b>	R: 3 E: 0 K: 1 S: 7	H: 2 LOB: 1 BB: 2 P: 15	R: 0 E: 0 K: 1 S: 5	H: 0 LOB: 1 BB: 1 P: 9	R: 0 E: 0 K: 1 S: 6	H: 1 LOB: 1 BB: 0 P: 6	R: 0 E: 0 K: 1 S: 5	H: 0 LOB: 0 BB: 0 P: 5	R: 1 E: 1 K: 1 S: 7	H: 2 LOB: 1 BB: 0 P: 7	R: 0 E: 0 K: 1 S: 6	H: 0 LOB: 1 BB: 1 P: 7	R: 0 E: 0 K: 1 S: 4	H: 1 LOB: 1 BB: 1 P: 4	R: 1 E: 0 K: 0 S: 5	H: 2 LOB: 2 BB: 1 P: 9	R: 0 E: 0 K: 0 S: 3	H: 0 LOB: 0 BB: 0 P: 3	R: 2 E: 2 K: 1 S: 6	H: 2 LOB: 2 BB: 1 P: 10	R: 1 E: 0 K: 1 S: 5	H: 2 LOB: 2 BB: 0 P: 5	R: 2 E: 1 K: 1 S: 7	H: 2 LOB: 0 BB: 0 P: 7	1B: 9 2B: 6 3B: 0 HR: 1	SF: 1 SAC: 3 DP: 0 HBP: 1	WP: 1 PB: 1 SB: 1 CS: 0	PA: 70

San Diego Padres @ Pittsburgh Pirates  
Three Rivers Stadium, Pittsburgh, PA  
Sat Jun 05 1976, 7:05 PM EDT  
Att: 15,558 - Unknown

AB 58  
R 11  
H 16  
RBI 11  
BB 7  
SO 10  
LOB 27



Batter	1	2	3	4	5	6	7	8	9	10	11	12	13	14	15	AB	R	H	RBI	BB	SO	LOB	BOTTOM					
Rennie Stennett, R OBP: 0.277, SLG: 0.341 (1, 4)	F9			F8		F9		5-3						F4		8	0	3	2	0	0	1						
Bill Robinson, R OBP: 0.412, SLG: 0.670 (1, 9)				6-3		HR		HR		4-3					F2	8	3	4	4	0	1	4						
Al Oliver, L OBP: 0.339, SLG: 0.482 (1, 8)	G1-6-3			F7		HR		F8		3-1				4-3		7	1	2	1	0	0	1						
Willie Stargell, L OBP: 0.386, SLG: 0.507 (1, 3)						FC4-6 1B		L8		K				G6-4-3 1B		6	0	2	0	0	2	0						
Richie Zisk, R OBP: 0.346, SLG: 0.468 (1, 7)				F3		L7		FC6-4		F8				G6-4-3		7	1	1	0	0	0	6						
Dave Parker, L OBP: 0.318, SLG: 0.539 (1, 9)				F8		FC4-6		F7		FC4-6				4-3		7	1	2	1	0	0	4						
Manny Sanguillen, R OBP: 0.302, SLG: 0.337 (1, 2)				L1		F3		E6						F8		6	2	1	1	1	0	2						
Frank Taveras, R OBP: 0.265, SLG: 0.234 (1, 6)						4-3		L7		SH1-4				FC1-2-5-1		5	0	2	0	0	0	2						
Dave Freisleben, R OBP: 0.287, SLG: 0.337 (13, 1)				G1-6-3		HR		F7		6-3				K		1	0	0	0	0	0	0						
<b>Inning Stats</b>	R: 0 E: 0 K: 0 S: 3	H: 1 LOB: 0 BB: 0 P: 3	R: 0 E: 0 K: 1 S: 5	H: 0 LOB: 0 BB: 0 P: 5	R: 0 E: 0 K: 0 S: 3	H: 1 LOB: 0 BB: 0 P: 3	R: 0 E: 0 K: 0 S: 4	H: 0 LOB: 0 BB: 0 P: 4	R: 0 E: 1 K: 0 S: 4	H: 0 LOB: 1 BB: 0 P: 4	R: 1 E: 1 K: 0 S: 4	H: 1 LOB: 1 BB: 0 P: 4	R: 0 E: 0 K: 1 S: 6	H: 0 LOB: 1 BB: 0 P: 6	R: 1 E: 0 K: 0 S: 8	H: 1 LOB: 1 BB: 1 P: 10	R: 0 E: 0 K: 0 S: 3	H: 1 LOB: 0 BB: 0 P: 3	R: 0 E: 0 K: 1 S: 6	H: 1 LOB: 1 BB: 0 P: 6	R: 1 E: 0 K: 1 S: 5	H: 2 LOB: 2 BB: 0 P: 6	R: 0 E: 0 K: 1 S: 7	H: 2 LOB: 2 BB: 0 P: 7	1B: 10 2B: 2 3B: 0 HR: 4	SF: 0 SAC: 2 DP: 3 HBP: 1	WP: 0 PB: 1 SB: 1 CS: 0	PA: 65

San Diego Padres @ Pittsburgh Pirates  
Three Rivers Stadium, Pittsburgh, PA  
Sat Jun 05 1976, 7:05 PM EDT  
Att: 15,558 - Unknown

AB 61  
R 9  
H 18  
RBI 9  
BB 5  
SO 15  
LOB 26







Batter	1	2	3	4	5	6	7	8	9	AB	R	H	RBI	BB	SO	LOB	TOP					
<b>Enzo Hernandez, R</b> (1, 6) OBP: 0.384, SLG: 0.364	F5							4-3		5	0	3	2	0	0	2	<b>San Diego Padres @ Pittsburgh Pirates</b> Three Rivers Stadium, Pittsburgh, PA Sun Jun 06 1976, 3:33 AM EDT Att: 51,726 - Unknown <a href="http://livebaseballscorecards.com">livebaseballscorecards.com</a>					
<b>Luis Melendez, R</b> (1, 8) OBP: 0.149, SLG: 0.174	4-3	F8				F7	FC6-4		F9	5	0	0	0	0	0	5						
<b>Merv Rettenmund, R</b> (1, 7) OBP: 0.414, SLG: 0.382	F7			F3		F8		FC6-4	K	4	0	0	0	1	1							
<b>Dave Winfield, R</b> (1, 9) OBP: 0.367, SLG: 0.483								FC6-4		4	2	3	0	1	0	1						
<b>Doug Rader, R</b> (1, 5) OBP: 0.380, SLG: 0.493								FC6-4		4	2	1	0	1	1	3						
<b>Mike Ivie, R</b> (1, 3) OBP: 0.281, SLG: 0.352										2	2	0	0	1	1	0						
<b>Ted Kubiak, S</b> (1, 4) OBP: 0.372, SLG: 0.358										3	0	1	2	1	1	0						
<b>Bob Davis, R</b> (1, 2) OBP: 0.182, SLG: 0.167										3	0	1	1	0	0	2						
<b>Brent Strom, R</b> (1, 1) OBP: 0.200, SLG: 0.136										4	0	1	0	0	0	4						
<b>Inning Stats</b>	R: 0 E: 0 K: 0 S: 3	H: 0 LOB: 0 BB: 0 P: 3	R: 3 E: 1 K: 0 S: 6	H: 2 LOB: 2 BB: 2 P: 14	R: 0 E: 0 K: 1 S: 2	H: 0 LOB: 0 BB: 1 P: 6	R: 0 E: 0 K: 1 S: 5	H: 0 LOB: 0 BB: 0 P: 5	R: 0 E: 0 K: 0 S: 4	H: 1 LOB: 1 BB: 0 P: 4	R: 3 E: 0 K: 0 S: 7	H: 4 LOB: 2 BB: 1 P: 11	R: 0 E: 0 K: 0 S: 2	H: 0 LOB: 0 BB: 1 P: 6	R: 0 E: 0 K: 1 S: 7	H: 2 LOB: 2 BB: 0 P: 7	R: 0 E: 0 K: 2 S: 8	H: 1 LOB: 1 BB: 0 P: 8	1B: 8 2B: 2 3B: 0 HR: 0	SF: 1 SAC: 1 DP: 2 HBP: 0	WP: 0 PB: 0 SB: 0 CS: 0	PA: 41
<b>PITCHER</b>	IP	WLS	BF	H	R	ER	SO	BB	IBB	HBP	BLK	WP	HR	S	P	ERA	WHIP					
<b>John Candelaria, L</b> (1, 1) ERA: 3.5	5.0	L	24	5	6	4	1	3	1	0	0	0	0	22	38	7.20	1.600					
<b>Kent Tekulve, R</b> (6, 1) ERA: 4.09	2.0		8	2	0	0	0	1	0	0	0	0	0	7	11	0.00	1.500					
<b>Larry Demery, R</b> (8, 1) ERA: 3.98	2.0		9	3	0	0	3	0	0	0	0	0	0	15	15	0.00	1.500					

Batter	1	2	3	4	5	6	7	8	9	AB	R	H	RBI	BB	SO	LOB	BOTTOM					
<b>Rennie Stennett, R</b> (1, 4) OBP: 0.277, SLG: 0.336	F7									3	0	0	0	1	0	2	<b>San Diego Padres @ Pittsburgh Pirates</b> Three Rivers Stadium, Pittsburgh, PA Sun Jun 06 1976, 3:33 AM EDT Att: 51,726 - Unknown <a href="http://livebaseballscorecards.com">livebaseballscorecards.com</a>					
<b>Bill Robinson, R</b> (1, 5) OBP: 0.398, SLG: 0.647	F3									4	0	0	0	0	1	1						
<b>Al Oliver, L</b> (1, 8) OBP: 0.337, SLG: 0.482	K									4	1	1	0	0	2	1						
<b>Bob Robertson, R</b> (1, 3) OBP: 0.317, SLG: 0.271										4	0	2	1	0	0	0						
<b>Richie Zisk, R</b> (1, 7) OBP: 0.344, SLG: 0.464										4	0	1	0	0	0	3						
<b>Dave Parker, L</b> (1, 9) OBP: 0.316, SLG: 0.530										4	0	1	0	0	1	1						
<b>Duffy Dyer, R</b> (1, 2) OBP: 0.283, SLG: 0.390										4	0	0	0	0	0	1						
<b>Frank Taveras, R</b> (1, 6) OBP: 0.271, SLG: 0.244										3	0	2	0	0	0	0						
<b>John Candelaria, L</b> (1, 1) OBP: 0.217, SLG: 0.100										2	0	0	0	0	2	1						
<b>Kent Tekulve, R</b> (6, 1)										0	0	0	0	0	0	0						
<b>Tommy Helms, R</b> (7, PH) OBP: 0.346, SLG: 0.583										1	0	0	0	0	0	2						
<b>Larry Demery, R</b> (8, 1) OBP: 0.333, SLG: 0.200										0	0	0	0	0	0	0						
<b>Inning Stats</b>	R: 0 E: 0 K: 1 S: 5	H: 0 LOB: 0 BB: 0 P: 5	R: 0 E: 0 K: 0 S: 3	H: 0 LOB: 0 BB: 0 P: 3	R: 0 E: 0 K: 1 S: 5	H: 0 LOB: 0 BB: 0 P: 5	R: 1 E: 0 K: 1 S: 7	H: 2 LOB: 1 BB: 0 P: 7	R: 0 E: 0 K: 2 S: 8	H: 1 LOB: 1 BB: 0 P: 8	R: 0 E: 0 K: 1 S: 6	H: 1 LOB: 2 BB: 1 P: 10	R: 0 E: 0 K: 0 S: 5	H: 2 LOB: 0 BB: 0 P: 5	R: 0 E: 0 K: 0 S: 3	H: 0 LOB: 0 BB: 0 P: 3	R: 0 E: 0 K: 0 S: 3	H: 1 LOB: 0 BB: 0 P: 3	1B: 6 2B: 1 3B: 0 HR: 0	SF: 0 SAC: 0 DP: 1 HBP: 0	WP: 0 PB: 0 SB: 0 CS: 0	PA: 34
<b>PITCHER</b>	IP	WLS	BF	H	R	ER	SO	BB	IBB	HBP	BLK	WP	HR	S	P	ERA	WHIP					
<b>Brent Strom, L</b> (1, 1) ERA: 3.82	9.0	W	34	7	1	1	6	1	0	0	0	0	0	45	49	1.00	0.889					



Batter	1	2	3	4	5	6	7	8	9	AB	R	H	RBI	BB	SO	LOB	TOP			
Mike Phillips, L (1,6) OBP: 0.322, SLG: 0.273	4-0 CS BB		3-1		4-3			4-0 BB		2	0	0	0	2	0	1	<p><b>New York Mets @ San Diego Padres</b> San Diego Stadium, San Diego, CA Mon Jun 07 1976, 10:05 PM EDT Att: 9,271 - Unknown</p> <p>livebaseballscores.com</p> <p>AB 28 R 1 H 4 RBI 1 BB 3 SO 2 LOB 7</p> 			
Felix Milan, R (1,4) OBP: 0.324, SLG: 0.349	5-3		F9		4-3		5-3		4	0	0	0	0	0	2					
John Milner, L (1,7) OBP: 0.413, SLG: 0.574	4-0 1B BB			G3		G3		F8	3	0	0	0	1	0	0					
Dave Kingman, R (1,9) OBP: 0.280, SLG: 0.561	1-2 1B			5-3		F8		6-3	4	0	1	0	0	0	0					
Ed Kranepool, L (1,3) OBP: 0.325, SLG: 0.367	F5			4-3		3-1		F8	4	0	0	0	0	0	2					
Del Unser, L (1,8) OBP: 0.265, SLG: 0.331		0-3 K			F8 1B 2B		F5		3	1	1	0	0	1	0					
Jerry Grote, R (1,2) OBP: 0.368, SLG: 0.321			L5		F8		G3		3	0	0	0	0	0	1					
Roy Staiger, R (1,5) OBP: 0.247, SLG: 0.243 (8, PH)		0-3 K			2-3 SH3-4 1B			G6-4-3 1B	2	0	1	1	0	1	0					
Bruce Boesch, L (8, PH) OBP: 0.411, SLG: 0.453					3-H SH3-4 1B				1	0	1	0	0	0	0					
Skip Lockwood, R (8,1) OBP: 0.500, SLG: 0.400					1-2 SH3-4			G6-4-3 1-2	1	0	0	0	0	0	1					
Craig Swan, R (1,1) OBP: 0.167, SLG: 0.118					F8				1	0	0	0	0	0	0					
Wayne Garrett, L (8, PH) OBP: 0.362, SLG: 0.323 (8,5)									1	0	0	0	0	0	1					
<b>Inning Stats</b>	R: 0 E: 0 K: 0 S: 3	H: 1 LOB: 2 BB: 2 P: 11	R: 0 E: 0 K: 2 S: 7	H: 0 LOB: 0 BB: 0 P: 7	R: 0 E: 0 K: 0 S: 3	H: 0 LOB: 0 BB: 0 P: 3	R: 0 E: 0 K: 0 S: 3	H: 0 LOB: 0 BB: 0 P: 3	R: 1 E: 0 K: 0 S: 5	H: 2 LOB: 1 BB: 0 P: 5	R: 0 E: 0 K: 0 S: 3	H: 0 LOB: 0 BB: 0 P: 3	R: 0 E: 0 K: 0 S: 3	H: 1 LOB: 1 BB: 1 P: 7	R: 0 E: 0 K: 0 S: 3	H: 0 LOB: 0 BB: 0 P: 3	1B: 3 2B: 1 3B: 0 HR: 0	SF: 0 SAC: 1 DP: 1 HBP: 0	WP: 0 PB: 0 SB: 0 CS: 1	PA: 32
<b>PITCHER</b> Alan Foster, R (1,1) ERA: 2.04	IP: 9.0 WLS: W BF: 32 H: 4 R: 1 ER: 1 SO: 2 BB: 3 IBB: 0 HBP: 0 BLK: 0 WP: 0 HR: 0 S: 33 P: 45 ERA: 1.00 WHIP: 0.778																			

Batter	1	2	3	4	5	6	7	8	9	AB	R	H	RBI	BB	SO	LOB	BOTTOM			
Enzo Hernandez, R (1,6) OBP: 0.398, SLG: 0.374	0-0 S 1B		G3			E S 2B 1B		SH3-4 HR BB		3	2	0	1	0	0	<p><b>New York Mets @ San Diego Padres</b> San Diego Stadium, San Diego, CA Mon Jun 07 1976, 10:05 PM EDT Att: 9,271 - Unknown</p> <p>livebaseballscores.com</p> <p>AB 29 R 5 H 5 RBI 5 BB 3 SO 5 LOB 12</p> 				
Tito Fuentes, S (1,4) OBP: 0.292, SLG: 0.315	F5			1B		K		SH3-4	3	0	1	0	0	1	2					
Jerry Turner, L (1,7) OBP: 0.275, SLG: 0.330	F4			F8		E6 2B		F7	4	1	0	0	0	0	4					
Merv Rettenmund, R (9,7) OBP: 0.414, SLG: 0.382	F4			F8		E6 2B		F7	0	0	0	0	0	0	0					
Willie McCovey, L (1,3) OBP: 0.302, SLG: 0.309 (8, PR)	F8			L7		1-H 3-H 2B		HR IBB	3	0	1	2	1	0	2					
Willie Davis, L (8, PR) OBP: 0.316, SLG: 0.425	F8			L7		1-H 3-H 2B		HR IBB	0	1	0	0	0	0	0					
Mike Ivie, R (9,3) OBP: 0.281, SLG: 0.352	F8			L7		1-H 3-H 2B		HR IBB	0	0	0	0	0	0	0					
Dave Winfield, R (1,9) OBP: 0.370, SLG: 0.497	F8			F7		4-0 IBB		1-H 2-H HR	3	1	1	3	1	0	1					
Doug Rader, R (1,5) OBP: 0.371, SLG: 0.481	K			K		L9		F7	4	0	0	0	0	2	3					
Luis Melendez, R (1,8) OBP: 0.140, SLG: 0.163	F6			4-3		5-3			3	0	0	0	0	0	0					
Bob Davis, R (1,2) OBP: 0.167, SLG: 0.152	F8			K		F3			3	0	0	0	0	1	0					
Alan Foster, R (1,1) ERA: 2.37	K			K		4-3		G3	3	0	0	0	0	1	0					
<b>Inning Stats</b>	R: 0 E: 0 K: 0 S: 4	H: 1 LOB: 1 BB: 0 P: 4	R: 0 E: 0 K: 1 S: 5	H: 0 LOB: 0 BB: 0 P: 5	R: 0 E: 0 K: 1 S: 5	H: 0 LOB: 0 BB: 0 P: 5	R: 0 E: 0 K: 0 S: 4	H: 1 LOB: 0 BB: 0 P: 4	R: 0 E: 0 K: 2 S: 7	H: 0 LOB: 0 BB: 0 P: 7	R: 2 E: 1 K: 1 S: 8	H: 2 LOB: 2 BB: 1 P: 12	R: 0 E: 0 K: 0 S: 3	H: 0 LOB: 0 BB: 0 P: 3	R: 3 E: 0 K: 0 S: 4	H: 1 LOB: 1 BB: 2 P: 12	1B: 3 2B: 1 3B: 0 HR: 1	SF: 0 SAC: 1 DP: 0 HBP: 0	WP: 0 PB: 0 SB: 0 CS: 0	PA: 33
<b>PITCHER</b> Craig Swan, R (1,1) ERA: 4.73	IP: 7.0 WLS: L BF: 27 H: 4 R: 2 ER: 0 SO: 5 BB: 0 IBB: 0 HBP: 0 BLK: 0 WP: 0 HR: 0 S: 36 P: 40 ERA: 0.00 WHIP: 0.571																			
Skip Lockwood, R (8,1) ERA: 2.37	IP: 1.0 WLS: L BF: 6 H: 1 R: 3 ER: 3 SO: 0 BB: 1 IBB: 0 HBP: 0 BLK: 0 WP: 0 HR: 1 S: 4 P: 12 ERA: 27.00 WHIP: 2.000																			



Batter	1	2	3	4	5	6	7	8	9	AB	R	H	RBI	BB	SO	LOB	TOP		
<b>Bruce Boisclair, L</b> (1, 9) OBP: 0.383, SLG: 0.421	F7		6-3			E4		F9		4	0	0	0	0	0	0			
<b>Wayne Garrett, L</b> (1, 5) OBP: 0.360, SLG: 0.321	G3			F7		FC2-6		1B		4	0	1	0	0	0	1			
<b>John Milner, L</b> (1, 7) OBP: 0.408, SLG: 0.563				4-3		F8		K		4	0	1	0	0	1	2			
<b>Dave Kingman, R</b> (1, 3) OBP: 0.275, SLG: 0.551	F6			K		F5		E3		4	0	0	0	0	1	3			
<b>Del Unser, L</b> (1, 8) OBP: 0.265, SLG: 0.335		F8				4-3		F8		4	0	1	0	0	0	2			
<b>Ron Hodges, L</b> (1, 2) OBP: 0.389, SLG: 0.403		4-3				4-3		F9		4	0	0	0	0	0	1			
<b>Felix Millan, R</b> (1, 4) OBP: 0.323, SLG: 0.347		F3				L5		1B		4	0	1	0	0	0	1			
<b>Mike Phillips, L</b> (1, 6) OBP: 0.326, SLG: 0.269			F8					F7		1	0	0	0	1	0	0			
<b>Joe Torre, R</b> (7, PH) OBP: 0.391, SLG: 0.492										0	0	0	0	1	0	0			
<b>Leon Brown, R</b> (7, PR) OBP: 0.250, SLG: 0.259										0	0	0	0	0	0	0			
<b>Jack Heidemann, R</b> (7, 6)										1	0	0	0	0	0	0			
<b>Mickey Lolich, S</b> (1, 1) OBP: 0.261, SLG: 0.227										2	0	0	0	0	1	2			
<b>Bob Apodaca, R</b> (6, 1) OBP: 0.333, SLG: 0.500										0	0	0	0	0	0	0			
<b>Ed Kranepool, L</b> (7, PH) OBP: 0.323, SLG: 0.365										1	0	0	0	0	1	2			
<b>Rick Baldwin, L</b> (7, 1) OBP: 1.000, SLG: 1.000										0	0	0	0	0	0	0			
<b>Inning Stats</b>	R: 0 E: 0 K: 0 S: 4	H: 1 LOB: 1 BB: 0 P: 4	R: 0 E: 0 K: 0 S: 3	H: 0 LOB: 0 BB: 0 P: 3	R: 0 E: 0 K: 1 S: 5	H: 0 LOB: 0 BB: 0 P: 5	R: 0 E: 0 K: 1 S: 5	H: 0 LOB: 0 BB: 0 P: 5	R: 0 E: 0 K: 0 S: 4	H: 1 LOB: 2 BB: 1 P: 8	R: 0 E: 0 K: 1 S: 6	H: 1 LOB: 2 BB: 1 P: 10	R: 0 E: 1 K: 1 S: 7	H: 1 LOB: 2 BB: 0 P: 7	R: 0 E: 0 K: 0 S: 3	H: 0 LOB: 0 BB: 0 P: 3	1B: 3 2B: 1 3B: 0 HR: 0	SF: 0 SAC: 0 DP: 0 HBP: 0	WP: 0 PA: 35
<b>PITCHER</b> <b>Dave Freisleben, R</b> (1, 1) ERA: 1.44	IP: 9.0 WLS: W BF: 35 H: 4 R: 0 ER: 0 SO: 4 BB: 1 IBB: 1 HBP: 0 BLK: 0 WP: 0 HR: 0 S: 41 P: 49 ERA: 0.00 WHIP: 0.556															<b>PITCHER</b>			

**New York Mets @ San Diego Padres**  
San Diego Stadium, San Diego, CA  
Tue Jun 08 1976, 10:05 PM EDT  
Att: 8,694 - Unknown

AB 33  
R 0  
H 4  
RBI 0  
BB 2  
SO 4  
LOB 14



Batter	1	2	3	4	5	6	7	8	9	AB	R	H	RBI	BB	SO	LOB	BOTTOM		
<b>Enzo Hernandez, R</b> (1, 6) OBP: 0.402, SLG: 0.394	F7		5-3			SF8				3	1	1	1	1	0	1			
<b>Luis Melendez, R</b> (1, 8) OBP: 0.148, SLG: 0.154	E5		F8			SF8		5-3		3	0	0	0	1	0	2			
<b>Merv Rettenmund, R</b> (1, 7) OBP: 0.405, SLG: 0.362	F4			5-3		HBP		K		3	0	0	0	1	1	1			
<b>Dave Winfield, R</b> (1, 9) OBP: 0.367, SLG: 0.495	5-3			L7		SF8		L9		3	1	1	1	0	0	1			
<b>Doug Rader, R</b> (1, 5) OBP: 0.363, SLG: 0.469		K		G3		F3		L9		4	0	0	0	0	1	3			
<b>Mike Ivie, R</b> (1, 3) OBP: 0.288, SLG: 0.352		5-3				F8		1B		3	0	1	1	0	0	0			
<b>Tito Fuentes, S</b> (1, 4) OBP: 0.286, SLG: 0.308			K			5-3		4-3		4	0	0	0	0	1	4			
<b>Bob Davis, R</b> (1, 2) OBP: 0.179, SLG: 0.167				SH1-4		K		F8		3	0	1	0	0	1	0			
<b>Dave Freisleben, R</b> (1, 1) OBP: 0.286, SLG: 0.571				SH1-4				3-1		2	1	1	0	0	0	0			
<b>Inning Stats</b>	R: 0 E: 1 K: 0 S: 4	H: 0 LOB: 0 BB: 0 P: 4	R: 0 E: 0 K: 2 S: 7	H: 0 LOB: 0 BB: 0 P: 7	R: 0 E: 0 K: 0 S: 4	H: 1 LOB: 1 BB: 0 P: 4	R: 0 E: 0 K: 0 S: 3	H: 0 LOB: 0 BB: 0 P: 3	R: 0 E: 0 K: 0 S: 5	H: 0 LOB: 0 BB: 0 P: 5	R: 2 E: 0 K: 0 S: 5	H: 2 LOB: 3 BB: 2 P: 14	R: 0 E: 0 K: 0 S: 3	H: 0 LOB: 1 BB: 1 P: 7	R: 1 E: 0 K: 1 S: 7	H: 2 LOB: 1 BB: 0 P: 7	1B: 3 2B: 0 3B: 2 HR: 0	SF: 1 SAC: 1 DP: 0 HBP: 1	WP: 0 PA: 34
<b>PITCHER</b> <b>Mickey Lolich, L</b> (1, 1) ERA: 3.03	IP: 5.0 WLS: L BF: 21 H: 3 R: 2 ER: 2 SO: 3 BB: 2 IBB: 0 HBP: 0 BLK: 0 WP: 0 HR: 0 S: 25 P: 33 ERA: 3.60 WHIP: 1.000															<b>PITCHER</b>			
<b>Bob Apodaca, R</b> (6, 1) ERA: 1.8	IP: 1.0 WLS: L BF: 4 H: 0 R: 0 ER: 0 SO: 0 BB: 0 IBB: 0 HBP: 1 BLK: 0 WP: 0 HR: 0 S: 3 P: 4 ERA: 0.00 WHIP: 0.000															<b>PITCHER</b>			
<b>Rick Baldwin, R</b> (7, 1) ERA: 3.46	IP: 2.0 WLS: L BF: 9 H: 2 R: 1 ER: 1 SO: 1 BB: 0 IBB: 0 HBP: 0 BLK: 0 WP: 0 HR: 0 S: 10 P: 14 ERA: 4.50 WHIP: 1.500															<b>PITCHER</b>			

**New York Mets @ San Diego Padres**  
San Diego Stadium, San Diego, CA  
Tue Jun 08 1976, 10:05 PM EDT  
Att: 8,694 - Unknown

AB 28  
R 3  
H 5  
RBI 3  
BB 3  
SO 4  
LOB 12







Batter	1	2	3	4	5	6	7	8	9	AB	R	H	RBI	BB	SO	LOB	TOP	
Leon Brown, R (1, 8) OBP: 0.250, SLG: 0.258										4	0	1	0	0	0	1	<p><b>New York Mets @ San Diego Padres</b> San Diego Stadium, San Diego, CA Wed Jun 09 1976, 10:05 PM EDT Att: 42,972 - Unknown</p> <p>AB 32 R 0 H 7 RBI 0 BB 0 SO 4 LOB 11</p>	
Felix Milten, R (1, 4) OBP: 0.321, SLG: 0.345										4	0	1	0	0	0	2		
John Milner, L (1, 7) OBP: 0.404, SLG: 0.554										4	0	1	0	0	2	0		
Dave Kingman, R (1, 9) OBP: 0.275, SLG: 0.546										4	0	1	0	0	0	2		
Joe Torre, R (1, 3) OBP: 0.377, SLG: 0.484										4	0	1	0	0	0	0		
Jerry Grote, R (1, 2) OBP: 0.361, SLG: 0.314										3	0	0	0	0	0	2		
Roy Staiger, R (1, 5) OBP: 0.250, SLG: 0.247										3	0	1	0	0	0	2		
Jack Heidemann, R (1, 6) OBP: 0.083, SLG: 0.083										3	0	1	0	0	0	1		
Tom Seaver, R (1, 1) OBP: 0.171, SLG: 0.065										2	0	0	0	0	1	0	<p>WP: 0 PA: 32 PB: 0 SB: 0 CS: 0</p>	
Bruce Boisclair, L (8, PH) OBP: 0.377, SLG: 0.414										1	0	0	0	0	1	1		
Skip Lockwood, R (8, 1) OBP: 0.500, SLG: 0.400										0	0	0	0	0	0	0		
<b>Inning Stats</b>	R: 0 E: 0 K: 0 S: 4	H: 2 LOB: 1 BB: 0 P: 4	R: 0 E: 0 K: 0 S: 4	H: 1 LOB: 1 BB: 0 P: 4	R: 0 E: 0 K: 1 S: 5	H: 1 LOB: 0 BB: 0 P: 5	R: 0 E: 0 K: 1 S: 5	H: 0 LOB: 0 BB: 0 P: 5	R: 0 E: 0 K: 0 S: 3	H: 0 LOB: 2 BB: 0 P: 3	R: 0 E: 0 K: 1 S: 7	H: 2 LOB: 2 BB: 0 P: 7	R: 0 E: 0 K: 1 S: 6	H: 1 LOB: 1 BB: 0 P: 6	R: 0 E: 0 K: 0 S: 3	H: 0 LOB: 0 BB: 0 P: 3	1B: 7 2B: 0 3B: 0 HR: 0	SF: 0 SAC: 0 DP: 2 HBP: 0
<b>PITCHER</b> Randy Jones, L (1, 1) ERA: 2.26	IP: 9.0 WLS: W BF: 32 H: 7 R: 0 ER: 0 SO: 4 BB: 0 IBB: 0 HBP: 0 BLK: 0 WP: 0 HR: 0 S: 40 P: 40 ERA: 0.00 WHIP: 0.778															<b>PITCHER</b> IP: 9.0 WLS: W BF: 32 H: 7 R: 0 ER: 0 SO: 4 BB: 0 IBB: 0 HBP: 0 BLK: 0 WP: 0 HR: 0 S: 40 P: 40 ERA: 0.00 WHIP: 0.778		

Batter	1	2	3	4	5	6	7	8	9	AB	R	H	RBI	BB	SO	LOB	BOTTOM	
Enzo Hernandez, R (1, 6) OBP: 0.405, SLG: 0.398											4	0	2	0	0	0	<p><b>New York Mets @ San Diego Padres</b> San Diego Stadium, San Diego, CA Wed Jun 09 1976, 10:05 PM EDT Att: 42,972 - Unknown</p> <p>AB 33 R 3 H 10 RBI 3 BB 1 SO 8 LOB 15</p>	
Tito Fuentes, S (1, 4) OBP: 0.291, SLG: 0.312											4	0	2	1	0	1		
Willie Davis, L (1, 8) OBP: 0.309, SLG: 0.416											4	0	0	0	0	1		4
Willie McCovey, L (1, 3) OBP: 0.309, SLG: 0.357											4	1	2	1	0	0		1
Mike Ivie, R (9, 3) OBP: 0.298, SLG: 0.352											0	0	0	0	0	0		
Dave Winfield, R (1, 9) OBP: 0.370, SLG: 0.492											3	1	1	0	1	0		1
Doug Rader, R (1, 5) OBP: 0.355, SLG: 0.457											4	0	0	0	0	3		3
Gene Locklear, L (1, 7) OBP: 0.298, SLG: 0.318											3	0	1	0	0	2		1
Luis Melendez, R (6, PR) OBP: 0.145, SLG: 0.151											1	0	0	0	0	0		
Fred Kendall, R (1, 2) OBP: 0.278, SLG: 0.246											3	1	2	1	0	1	1	
Randy Jones, R (1, 1) OBP: 0.100, SLG: 0.027											3	0	0	0	0	1	3	
<b>Inning Stats</b>	R: 0 E: 0 K: 0 S: 4	H: 1 LOB: 1 BB: 0 P: 4	R: 0 E: 0 K: 2 S: 7	H: 0 LOB: 1 BB: 1 P: 11	R: 0 E: 0 K: 1 S: 6	H: 1 LOB: 1 BB: 0 P: 6	R: 0 E: 0 K: 1 S: 5	H: 1 LOB: 0 BB: 0 P: 5	R: 1 E: 0 K: 2 S: 10	H: 3 LOB: 2 BB: 0 P: 10	R: 1 E: 0 K: 1 S: 8	H: 3 LOB: 2 BB: 0 P: 8	R: 0 E: 0 K: 0 S: 3	H: 0 LOB: 0 BB: 0 P: 3	R: 1 E: 0 K: 1 S: 6	H: 1 LOB: 0 BB: 0 P: 6	1B: 8 2B: 1 3B: 0 HR: 1	SF: 0 SAC: 0 DP: 0 HBP: 0
<b>PITCHER</b> Tom Seaver, R (1, 1) ERA: 3.06	IP: 7.0 WLS: L BF: 30 H: 9 R: 2 ER: 2 SO: 7 BB: 1 IBB: 0 HBP: 0 BLK: 0 WP: 0 HR: 0 S: 43 P: 47 ERA: 2.57 WHIP: 1.429															<b>PITCHER</b> Skip Lockwood, R (8, 1) ERA: 2.59		



Batter	1	2	3	4	5	6	7	8	9	AB	R	H	RBI	BB	SO	LOB	TOP										
<b>Bud Harrelson, S</b> OBP: 0.377, SLG: 0.291 (1, 6)	0-3 K	0-0 1B			0-0 WP 1B	0-3 K			0-0 F8	5	0	2	2	0	2	1	<b>New York Mets @ San Diego Padres</b> San Diego Stadium, San Diego, CA Thu Jun 10 1976, 10:05 PM EDT Att: 7,203 - Unknown  <b>AB 34</b> <b>R 6</b> <b>H 6</b> <b>RBI 4</b> <b>BB 4</b> <b>SO 5</b> <b>LOB 13</b> 										
<b>Felix Milten, R</b> OBP: 0.318, SLG: 0.346 (1, 4)	0-0 L1-4 2B	0-0 F6			0-0 F8		0-0 5-3		0-0 5-3	5	0	1	0	0	0	3											
<b>Joe Torre, R</b> OBP: 0.366, SLG: 0.468 (1, 3)	0-0 L1-4		0-0 L9		0-0 L8		0-0 F8			4	0	0	0	0	0	2											
<b>Dave Kingman, R</b> OBP: 0.279, SLG: 0.556 (1, 9)		4-0 L8 S E BB	0-0 5-3		0-0 HR		0-0 5-3			3	2	1	1	1	0	0											
<b>John Milner, L</b> OBP: 0.394, SLG: 0.537 (1, 7)	0-3 K		0-0 6-3		0-0 G3		0-0 3-1			4	0	0	0	0	1	1											
<b>Jerry Grote, R</b> OBP: 0.384, SLG: 0.310 (1, 2)		0-0 L8		0-0 F6	4-0 1B BB		4-0 BB			2	1	0	0	2	0	1											
<b>Roy Staiger, R</b> OBP: 0.238, SLG: 0.234 (1, 5)		0-0 E8 E 1B		0-0 F7	0-0 F8		0-0 F7			4	1	0	0	0	0	2											
<b>Del Unser, L</b> OBP: 0.270, SLG: 0.335 (1, 8)		3-H 4-0 E 1B IBB		0-3 K	0-0 1B E 1B		0-0 G3			3	2	1	0	1	1	1											
<b>Jon Matlack, L</b> OBP: 0.250, SLG: 0.188 (1, 1)		0-0 E5 1B		0-0 F3	0-0 E9 1B		0-3 K			4	0	1	1	0	1	2											
<b>Inning Stats</b>	R: 0 E: 0 K: 1 S: 5	H: 1 LOB: 0 BB: 0 P: 5	R: 3 E: 2 K: 1 S: 8	H: 1 LOB: 2 BB: 2 P: 16	R: 0 E: 0 K: 0 S: 3	H: 0 LOB: 0 BB: 0 P: 3	R: 0 E: 0 K: 1 S: 5	H: 0 LOB: 0 BB: 0 P: 5	R: 0 E: 0 K: 0 S: 4	H: 1 LOB: 1 BB: 0 P: 4	R: 3 E: 1 K: 1 S: 8	H: 3 LOB: 1 BB: 1 P: 12	R: 0 E: 0 K: 0 S: 3	H: 0 LOB: 0 BB: 0 P: 3	R: 0 E: 0 K: 0 S: 3	H: 0 LOB: 1 BB: 1 P: 7	R: 0 E: 0 K: 1 S: 5	H: 0 LOB: 0 BB: 0 P: 5	1B: 4 2B: 2 3B: 0 HR: 1	SF: 0 SAC: 0 DP: 1 HBP: 0	WP: 1 PB: 0 SB: 1 CS: 0	PA: 38					
<b>PITCHER</b>	IP	WLS	BF	H	R	ER	SO	BB	IBB	HBP	BLK	WP	HR	S	P	ERA	WHIP										
<b>Brent Strom, L</b> ERA: 3.78 (1, 1)	5.2	L	27	6	6	2	3	2	1	0	0	1	1	30	42	3.18	1.412										
<b>Dan Spillner, R</b> ERA: 3.53 (6, 1)	1.1		4	0	0	0	1	0	0	0	0	0	0	6	6	0.00	0.000										
<b>Butch Metzger, R</b> ERA: 1.21 (8, 1)	2.0		7	0	0	0	1	1	0	0	0	0	0	8	12	0.00	0.500										

Batter	1	2	3	4	5	6	7	8	9	AB	R	H	RBI	BB	SO	LOB	BOTTOM										
<b>Enzo Hernandez, R</b> OBP: 0.400, SLG: 0.386 (1, 6)	4-0 E S BB		0-0 F8		0-0 L5		0-3 K			3	0	0	0	1	1	1	<b>New York Mets @ San Diego Padres</b> San Diego Stadium, San Diego, CA Thu Jun 10 1976, 10:05 PM EDT Att: 7,203 - Unknown  <b>AB 31</b> <b>R 0</b> <b>H 5</b> <b>RBI 0</b> <b>BB 5</b> <b>SO 8</b> <b>LOB 17</b> 										
<b>Luis Melendez, R</b> OBP: 0.189, SLG: 0.161 (1, 8)	0-0 F9		0-0 BB 1B		0-3 K		4-0 BB			3	0	1	0	1	1	2											
<b>Merv Rettenmund, R</b> OBP: 0.423, SLG: 0.367 (1, 7)	4-0 S BB		4-0 1-2 BB		0-0 1B 1B		0-0 5-3			2	0	1	0	2	0	1											
<b>Dave Winfield, R</b> OBP: 0.363, SLG: 0.482 (1, 9)	0-3 K		0-0 1-3		0-0 L8		0-0 F6			4	0	0	0	0	1	5											
<b>Doug Rader, R</b> OBP: 0.353, SLG: 0.452 (1, 5)	0-3 K		0-0 F7		0-0 F9		0-0 G4-6-3 1B			4	0	1	0	0	1	3											
<b>Mike Ivie, R</b> OBP: 0.287, SLG: 0.348 (1, 3)		0-0 5-3		0-0 5-3		0-0 1B 1B		0-0 G4-6-3		4	0	1	0	0	0	1											
<b>Ted Kubiak, S</b> OBP: 0.366, SLG: 0.352 (1, 4)		0-0 5-3		0-0 L4		1-2 2-3 1B		0-3 K		4	0	1	0	0	1	0											
<b>Fred Kendall, R</b> OBP: 0.277, SLG: 0.241 (1, 2)		0-0 F9		4-0 BB		0-0 L8		0-3 K		3	0	0	0	1	1	3											
<b>Brent Strom, R</b> OBP: 0.185, SLG: 0.125 (1, 1)			0-0 L1		0-3 K		0-3 K		0-0 L6	2	0	0	0	0	1	1											
<b>Dan Spillner, R</b> OBP: 0.267, SLG: 0.083 (7, PH)										0	0	0	0	0	0	0											
<b>Hector Torres, R</b> OBP: 0.316, SLG: 0.398 (8, 1)										1	0	0	0	0	1	0											
<b>Butch Metzger, R</b> (8, 1)										0	0	0	0	0	0	0											
<b>Gene Locklear, L</b> OBP: 0.292, SLG: 0.311 (9, PH)										1	0	0	0	0	0	0											
<b>Inning Stats</b>	R: 0 E: 0 K: 2 S: 7	H: 0 LOB: 2 BB: 2 P: 15	R: 0 E: 0 K: 0 S: 3	H: 0 LOB: 0 BB: 0 P: 3	R: 0 E: 0 K: 0 S: 4	H: 1 LOB: 2 BB: 1 P: 8	R: 0 E: 0 K: 0 S: 3	H: 0 LOB: 0 BB: 0 P: 3	R: 0 E: 0 K: 2 S: 7	H: 0 LOB: 1 BB: 1 P: 11	R: 0 E: 0 K: 0 S: 6	H: 3 LOB: 3 BB: 0 P: 6	R: 0 E: 0 K: 2 S: 7	H: 0 LOB: 0 BB: 1 P: 11	R: 0 E: 0 K: 0 S: 3	H: 1 LOB: 0 BB: 0 P: 3	R: 0 E: 0 K: 2 S: 7	H: 0 LOB: 0 BB: 0 P: 7	1B: 5 2B: 0 3B: 0 HR: 0	SF: 0 SAC: 0 DP: 1 HBP: 0	WP: 0 PB: 0 SB: 2 CS: 0	PA: 36					
<b>PITCHER</b>	IP	WLS	BF	H	R	ER	SO	BB	IBB	HBP	BLK	WP	HR	S	P	ERA	WHIP										
<b>Jon Matlack, L</b> ERA: 2.41 (1, 1)	9.0	W	36	5	0	0	8	5	0	0	0	0	0	47	67	0.00	1.111										







Batter	1	2	3	4	5	6	7	8	9	10	11	12	13	14	15	AB	R	H	RBI	BB	SO	LOB	TOP							
<b>Dave Cash, R</b> OBP: 0.363, SLG: 0.356 (1.4)	4-3		L1-3 BB			BB		F9		6-3			BB BB		P4	4	0	0	0	3	0	2								
<b>Larry Bowa, S</b> OBP: 0.318, SLG: 0.307 (8. PH) <b>Tim McCarver</b> OBP: 0.457, SLG: 0.444 (8.6) <b>Terry Harmon, R</b> OBP: 0.426, SLG: 0.435 (8.6)	F7		L1-3			F8		F8			F8		K		2B	3	0	0	0	0	0	2								
<b>Mike Schmidt, R</b> OBP: 0.421, SLG: 0.624 (1.5)	F7			5-3		K			1B FC6-4		1B BB		BB		2B	4	2	1	0	3	1	1								
<b>Jay Johnstone, L</b> OBP: 0.372, SLG: 0.496 (9. PR) <b>Jerry Martin, R</b> OBP: 0.364, SLG: 0.419 (9.9)		BB BB		6-3			4-3			FC6-4 1B			F3		2B IBB	3	0	1	0	1	0	0								
<b>Tom Hutton, L</b> OBP: 0.376, SLG: 0.270 (11. PH) <b>Dick Allen, R</b> OBP: 0.388, SLG: 0.476 (1.3)		BB BB		6-3			F8		FC6-4 1B		G5-4-3 1B				4-3 2B	3	0	2	2	0	0	2								
<b>Bobby Tolan, L</b> OBP: 0.311, SLG: 0.422 (1.7)		L7				BB	4-3								4-3	6	0	0	0	1	1	4								
<b>Garry Maddox, R</b> OBP: 0.376, SLG: 0.440 (1.8)							F9		SH 1B						F8	6	0	2	0	1	0	5								
<b>Bob Boone, R</b> OBP: 0.416, SLG: 0.456 (1.2)							4-3		SH 1B						F9	5	0	1	0	0	1	4								
<b>Ron Reed, R</b> OBP: 0.392, SLG: 0.480 (8. PH) <b>Gene Garber, R</b> OBP: 0.378, SLG: 0.380 (8.1) <b>Tug McGraw, L</b> OBP: 0.319, SLG: 0.447 (10. PH) <b>Cliff Brown, R</b> OBP: 0.354, SLG: 0.424 (12. PH) <b>Tom Underwood, L</b> OBP: 0.326, SLG: 0.399 (12.1) <b>Ron Schueler, R</b> OBP: 0.344, SLG: 0.399 (15.1)			K				F9		K		F7				F8	2	0	0	0	0	1	0								
<b>Inning Stats</b>	R: 0 E: 0 K: 0 S: 3	H: 0 LOB: 0 BB: 0 P: 3	R: 0 E: 0 K: 1 S: 5	H: 0 LOB: 2 BB: 2 P: 13	R: 0 E: 0 K: 1 S: 4	H: 0 LOB: 0 BB: 1 P: 8	R: 0 E: 0 K: 0 S: 3	H: 0 LOB: 0 BB: 0 P: 3	R: 0 E: 0 K: 0 S: 2	H: 0 LOB: 0 BB: 1 P: 6	R: 0 E: 0 K: 1 S: 5	H: 0 LOB: 0 BB: 0 P: 9	R: 0 E: 0 K: 0 S: 3	H: 1 LOB: 1 BB: 1 P: 7	R: 1 E: 0 K: 0 S: 5	H: 2 LOB: 2 BB: 0 P: 5	R: 0 E: 0 K: 0 S: 3	H: 0 LOB: 0 BB: 0 P: 3	R: 0 E: 0 K: 3 S: 10	H: 1 LOB: 1 BB: 0 P: 10	R: 0 E: 0 K: 1 S: 5	H: 0 LOB: 2 BB: 2 P: 13	R: 0 E: 0 K: 0 S: 4	H: 1 LOB: 1 BB: 0 P: 4	R: 0 E: 0 K: 0 S: 5	H: 2 LOB: 2 BB: 2 P: 13	1B: 6 2B: 4 3B: 0 HR: 0	SF: 0 SAC: 1 DP: 3 HBP: 0	WP: 0 PB: 0 CS: 0	PA: 61
<b>Dave Freisleben, R</b> ERA: 1.31 <b>Butch Metzger, R</b> ERA: 1.52 <b>Ken Reynolds, L</b> ERA: 4.8	IP	WLS	BF	H	R	ER	SO	BB	IBB	HBP	BLK	WP	HR	S	P	ERA	WHIP													
	10.0	37	8	2	0	0	3	1	0	0	0	0	0	13	17	0.00	1.500													
	3.0	L	16	3	2	2	1	2	2	0	0	0	0	14	30	6.00	1.667													

Philadelphia Phillies @ San Diego Padres  
San Diego Stadium, San Diego, CA  
Sat Jun 12 1976, 10:05 PM EDT  
Att. 24,515 - Unknown

livebaseballscorecards.com

AB 50  
R 3  
H 8  
RBI 10  
BB 3  
SO 8  
LOB 33



Batter	1	2	3	4	5	6	7	8	9	10	11	12	13	14	15	AB	R	H	RBI	BB	SO	LOB	BOTTOM					
<b>Enzo Hernandez, R</b> OBP: 0.373, SLG: 0.357 (1.6)	1-3				6-3			F8		4-3		FC5-4			BB 1B FC6-4	7	1	1	0	0	0	6						
<b>Tito Fuentes, S</b> OBP: 0.300, SLG: 0.322 (1.4)			4-3					4-3					4-3		FC6-4 1B	7	0	4	0	0	0	1						
<b>Willie Davis, L</b> OBP: 0.297, SLG: 0.399 (1.8) <b>Merv Rettenmund, R</b> OBP: 0.417, SLG: 0.354 (10.7) <b>Jerry Turner, L</b> OBP: 0.282, SLG: 0.330 (15. PH)			1B					G4-6-3		4-3					FC6-4 1B	4	0	0	0	0	0	2						
<b>Willie McCovey, L</b> OBP: 0.288, SLG: 0.343 (1.3) <b>Mike Ivie, R</b> OBP: 0.277, SLG: 0.342 (9.3)			F8			K									BB	3	0	0	0	0	2	1						
<b>Dave Winfield, R</b> OBP: 0.359, SLG: 0.483 (1.9)															FC6-4	4	0	0	1	0	2	5						
<b>Doug Rader, R</b> OBP: 0.350, SLG: 0.441 (1.5)			1B FC					5-3							K	6	1	1	0	1	1	5						
<b>Gene Locklear, L</b> OBP: 0.294, SLG: 0.313 (8.7) <b>Luis Melendez, R</b> OBP: 0.194, SLG: 0.186 (10.8)															SH3-4 FC 1B	3	0	1	0	0	1	0						
<b>Fred Kendall, R</b> OBP: 0.277, SLG: 0.241 (1.2) <b>Bob Davis, R</b> OBP: 0.186, SLG: 0.175 (13.2)															FC	4	0	1	1	0	0	2						
<b>Dave Freisleben, R</b> OBP: 0.392, SLG: 0.480 (8. PH) <b>Gene Garber, R</b> OBP: 0.378, SLG: 0.380 (8.1) <b>Tug McGraw, L</b> OBP: 0.319, SLG: 0.447 (10. PH) <b>Cliff Brown, R</b> OBP: 0.354, SLG: 0.424 (12. PH) <b>Tom Underwood, L</b> OBP: 0.326, SLG: 0.399 (12.1) <b>Ron Schueler, R</b> OBP: 0.344, SLG: 0.399 (15.1)			SH3-4					F9							SH3-4 FC2-6	1	0	0	0	0	0	0						
<b>Inning Stats</b>	R: 0 E: 0 K: 0 S: 4	H: 1 LOB: 1 BB: 0 P: 4	R: 1 E: 0 K: 1 S: 7	H: 1 LOB: 1 BB: 1 P: 11	R: 0 E: 0 K: 1 S: 5	H: 0 LOB: 0 BB: 0 P: 5	R: 0 E: 0 K: 0 S: 3	H: 0 LOB: 0 BB: 0 P: 3	R: 0 E: 0 K: 0 S: 3	H: 0 LOB: 0 BB: 0 P: 3	R: 0 E: 0 K: 0 S: 4	H: 1 LOB: 1 BB: 0 P: 4	R: 0 E: 0 K: 0 S: 7	H: 2 LOB: 2 BB: 0 P: 7	R: 0 E: 0 K: 1 S: 4	H: 0 LOB: 1 BB: 1 P: 4	R: 0 E: 0 K: 0 S: 3	H: 0 LOB: 0 BB: 0 P: 3	R: 0 E: 0 K: 0 S: 4	H: 0 LOB: 0 BB: 0 P: 4	R: 0 E: 0 K: 0 S: 3	H: 0 LOB: 0 BB: 0 P: 3	R: 1 E: 0 K: 0 S: 9	H: 2 LOB: 2 BB: 1 P: 13	1B: 11 2B: 0 3B: 0 HR: 0	SF: 0 SAC: 3 DP: 3 HBP: 0	WP: 0 PB: 0 CS: 0	PA: 59
<b>Ron Reed, R</b> ERA: 3.52 <b>Gene Garber, R</b> ERA: 2.58 <b>Tug McGraw, L</b> ERA: 3.09 <b>Tom Underwood, L</b> ERA: 4.08 <b>Ron Schueler, R</b> ERA: 5.4	IP	WLS	BF	H	R	ER	SO	BB	IBB	HBP	BLK	WP	HR	S	P	ERA	WHIP											
	7.0	25	8	2	0	0	1	0	0	0	0	0	0	10	10	0.00	1.000											
	2.0	9	3	0	0	1	0	0	0	0	0	0	0	11	11	0.00	1.500											
	3.1	W	14	3	1	1	1	1	0	0	0	0	0	15	19	2.70	1.200											
	0.2	S	3	0	0	0	1	1	0	0	0	0	0	4	8	0.00	1.500											

Philadelphia Phillies @ San Diego Padres  
San Diego Stadium, San Diego, CA  
Sat Jun 12 1976, 10:05 PM EDT  
Att. 24,515 - Unknown

livebaseballscorecards.com

AB 53  
R 2  
H 11  
RBI 2  
BB 3  
SO 9  
LOB 29






Batter	1	2	3	4	5	6	7	8	9	AB	R	H	RBI	BB	SO	LOB	TOP			
Dave Cash, R OBP: 0.369, SLG: 0.363 (1, 4)										4	0	3	0	0	0	0	Philadelphia Phillies @ San Diego Padres San Diego Stadium, San Diego, CA Sun Jun 13 1976, 6:33 AM EDT Unknown			
Gary Maddox, R OBP: 0.373, SLG: 0.435 (1, 8)										4	0	1	0	0	1	2				
Mike Schmidt, R OBP: 0.418, SLG: 0.617 (1, 5)										4	0	1	0	0	0	3				
Greg Luzinski, R OBP: 0.327, SLG: 0.457 (1, 7)										4	0	0	0	0	2	4				
Dick Allen, R OBP: 0.377, SLG: 0.462 (1, 3)										4	0	0	0	0	0	1				
Ollie Brown, R OBP: 0.411, SLG: 0.506 (1, 9)										3	0	0	0	0	0	0				
Bob Boone, R OBP: 0.409, SLG: 0.447 (1, 2)										3	0	0	0	0	0	0				
Larry Bowa, S OBP: 0.319, SLG: 0.307 (1, 6)										3	0	1	0	0	0	0				
Jim Lonborg, R OBP: 0.250, SLG: 0.207 Tug McGraw, R (7, 1)										2	0	0	0	0	0	1				
Jay Johnstone, L OBP: 0.369, SLG: 0.493 Wayne Twitchell, R (8, 1)										0	0	0	0	0	0	0				
										1	0	0	0	0	0	0				
										0	0	0	0	0	0	0				
<b>Inning Stats</b>	R: 0 E: 0 K: 1 S: 6	H: 1 LOB: 1 BB: 0 P: 6	R: 0 E: 0 K: 0 S: 3	H: 0 LOB: 0 BB: 0 P: 3	R: 0 E: 0 K: 0 S: 3	H: 0 LOB: 0 BB: 0 P: 3	R: 0 E: 0 K: 2 S: 8	H: 1 LOB: 1 BB: 0 P: 8	R: 0 E: 0 K: 0 S: 4	H: 1 LOB: 1 BB: 0 P: 4	R: 0 E: 0 K: 0 S: 3	H: 0 LOB: 0 BB: 0 P: 3	R: 0 E: 0 K: 0 S: 4	H: 1 LOB: 1 BB: 0 P: 4	R: 0 E: 0 K: 0 S: 3	H: 0 LOB: 0 BB: 0 P: 3	1B: 6 2B: 0 3B: 0 HR: 0	SF: 0 SAC: 0 DP: 1 HBP: 0	WP: 0 PB: 0 SB: 1 CS: 0	PA: 32
<b>PITCHER</b> Randy Jones, L ERA: 2.1 (1, 1)	IP: 9.0 WLS: W BF: 32 H: 6 R: 0 ER: 0 SO: 3 BB: 0 IBB: 0 HBP: 0 BLK: 0 WP: 0 HR: 0 S: 38 P: 38 ERA: 0.00 WHIP: 0.667																			

Batter	1	2	3	4	5	6	7	8	9	AB	R	H	RBI	BB	SO	LOB	BOTTOM			
Enzo Hernandez, R OBP: 0.364, SLG: 0.348 (1, 6)										3	0	0	1	0	0	0	Philadelphia Phillies @ San Diego Padres San Diego Stadium, San Diego, CA Sun Jun 13 1976, 6:33 AM EDT Unknown			
Tito Fuentes, S OBP: 0.304, SLG: 0.332 (1, 4)										4	1	2	2	0	0	1				
Willie Davis, L OBP: 0.296, SLG: 0.396 (1, 8)										4	0	1	0	0	0	2				
Willie McCovey, L OBP: 0.308, SLG: 0.346 Mike Ivie, R OBP: 0.292, SLG: 0.355 (8, 3)										2	0	1	1	1	0	0				
Dave Winfield, R OBP: 0.357, SLG: 0.478 (1, 9)										4	0	1	0	0	1	3				
Doug Rader, R OBP: 0.353, SLG: 0.439 (1, 5)										3	1	1	0	1	1	0				
Gene Locklear, L OBP: 0.283, SLG: 0.300 Luis Melendez, R OBP: 0.190, SLG: 0.183 (8, 7)										2	0	0	0	0	0	0				
Fred Kendall, R OBP: 0.282, SLG: 0.245 (1, 2)										2	1	1	1	1	0	0				
Randy Jones, R OBP: 0.116, SLG: 0.050 (1, 1)										3	1	1	0	0	0	1				
<b>Inning Stats</b>	R: 0 E: 1 K: 0 S: 3	H: 0 LOB: 0 BB: 0 P: 3	R: 0 E: 0 K: 1 S: 5	H: 0 LOB: 0 BB: 0 P: 5	R: 0 E: 0 K: 0 S: 3	H: 0 LOB: 0 BB: 0 P: 3	R: 1 E: 0 K: 1 S: 7	H: 2 LOB: 1 BB: 0 P: 7	R: 0 E: 0 K: 0 S: 4	H: 1 LOB: 1 BB: 0 P: 4	R: 0 E: 0 K: 0 S: 4	H: 1 LOB: 2 BB: 1 P: 8	R: 3 E: 0 K: 0 S: 6	H: 3 LOB: 1 BB: 1 P: 10	R: 1 E: 0 K: 0 S: 4	H: 2 LOB: 1 BB: 1 P: 8	1B: 7 2B: 3 3B: 0 HR: 0	SF: 1 SAC: 2 DP: 2 HBP: 0	WP: 0 PB: 0 SB: 1 CS: 0	PA: 35
<b>PITCHER</b> Jim Lonborg, R ERA: 2.8 Tug McGraw, L ERA: 3.09 Wayne Twitchell, R ERA: 3.72	IP: 6.2 WLS: L BF: 29 H: 7 R: 4 ER: 4 SO: 2 BB: 1 IBB: 1 HBP: 0 BLK: 0 WP: 0 HR: 0 S: 31 P: 39 ERA: 5.40 WHIP: 1.200																			
	0.1	1	0	0	0	0	0	0	0	0	0	1	1	0.00	0.000					
	1.0	5	2	1	1	0	1	0	0	0	0	4	8	9.00	3.000					



Batter	1	2	3	4	5	6	7	8	9	AB	R	H	RBI	BB	SO	LOB	TOP								
Dave Cash, R OBP: 0.362, SLG: 0.355 (1, 4)	L8		6-3	F8		P4		6-3		5	0	0	0	0	0	5	<b>Philadelphia Phillies @ San Diego Padres</b> San Diego Stadium, San Diego, CA Sun Jun 13 1976, 6:38 AM EDT Att: 43,473 - Unknown								
Larry Bowa, S OBP: 0.312, SLG: 0.300 (1, 6)	G3		4-3		4-3	F7			P5	5	0	0	0	0	0	2									
Mike Schmidt, R OBP: 0.418, SLG: 0.615 (1, 5)				2B	F9		5-3		F2	4	1	1	0	1	0	0									
Greg Luzinski, R OBP: 0.338, SLG: 0.471 Jim Kaat, L OBP: 0.250, SLG: 0.423 (9, PR)	F8			1B			1B		1B	5	1	4	1	0	0	1									
Jay Johnstone, L OBP: 0.369, SLG: 0.489 Ollie Brown, R OBP: 0.406, SLG: 0.500 (7, PH)				BB	1B				4-3	3	0	1	1	0	2	1									
Tim McCarver, L OBP: 0.447, SLG: 0.432 (9, PH)				2H	1B					1	0	0	0	0	0	1									
Gary Maddox, R OBP: 0.376, SLG: 0.437 (1, 8)					F9		6-3			4	0	2	0	0	0	1									
Tom Hutton, L OBP: 0.396, SLG: 0.325 Dick Allen, R OBP: 0.374, SLG: 0.458 (7, PH)	FC1-6									3	1	2	0	0	0	1									
Johnny Oates, L OBP: 0.500, SLG: 0.455 (1, 2)										1	0	0	0	0	1	2									
Larry Christenson, R OBP: 0.222, SLG: 0.308 Bobby Tolan, L OBP: 0.338, SLG: 0.418 Ron Schueler, R (8, 1)										3	0	1	1	1	0	1									
										3	0	1	0	0	2	3									
										1	0	0	0	0	0	0									
<b>Inning Stats</b>	R: 0 E: 0 K: 0 S: 3	H: 0 LOB: 1 BB: 1 P: 7	R: 0 E: 0 K: 1 S: 6	H: 1 LOB: 1 BB: 0 P: 6	R: 0 E: 0 K: 1 S: 5	H: 0 LOB: 0 BB: 0 P: 5	R: 2 E: 0 K: 1 S: 9	H: 4 LOB: 3 BB: 1 P: 13	R: 0 E: 0 K: 1 S: 6	H: 1 LOB: 1 BB: 0 P: 6	R: 1 E: 0 K: 0 S: 6	H: 3 LOB: 2 BB: 0 P: 6	R: 0 E: 0 K: 1 S: 7	H: 2 LOB: 2 BB: 0 P: 7	R: 0 E: 0 K: 0 S: 3	H: 0 LOB: 0 BB: 0 P: 3	R: 0 E: 0 K: 0 S: 4	H: 1 LOB: 1 BB: 0 P: 4	1B: 9 2B: 3 3B: 0 HR: 0	SF: 0 SAC: 0 DP: 0 HBP: 0	WP: 0 PB: 0 SB: 1 CS: 0	PA: 41			
<b>PITCHER</b>	IP WLS BF H R ER SO BB IBB HBP BLK WP HR S P ERA WHIP																								
Dan Spillner, R ERA: 3.66 (1, 1)	5.1		27	9	3	3	4	2	0	0	0	0	0	0	0	33	41	5.06	2.062						
Rich Folkers, L ERA: 4.55 (6, 1)	1.1	W	6	2	0	0	0	0	0	0	0	0	0	0	6	6	0.00	1.500							
Butch Metzger, R ERA: 1.25 (7, 1)	2.1	S	8	1	0	0	1	0	0	0	0	0	0	0	10	10	0.00	0.429							

Batter	1	2	3	4	5	6	7	8	9	AB	R	H	RBI	BB	SO	LOB	BOTTOM				
Gene Locklear, L OBP: 0.286, SLG: 0.302 Luis Melendez, R OBP: 0.190, SLG: 0.183 (1, 7)			L5		F8		SH2-4			3	1	1	0	0	0	0	<b>Philadelphia Phillies @ San Diego Padres</b> San Diego Stadium, San Diego, CA Sun Jun 13 1976, 6:38 AM EDT Att: 43,473 - Unknown				
Ted Kubiak, S OBP: 0.368, SLG: 0.338 (1, 4)										2	1	0	0	2	1	2					
Willie Davis, L OBP: 0.300, SLG: 0.398 (1, 8)										4	2	2	0	0	0	2					
Willie McCovey, L OBP: 0.306, SLG: 0.343 Mike Ivie, R OBP: 0.292, SLG: 0.355 (1, 3)										4	0	1	1	0	1	3					
Dave Winfield, R OBP: 0.355, SLG: 0.471 (1, 9)										3	0	0	1	1	1	1					
Doug Rader, R OBP: 0.361, SLG: 0.451 (1, 5)										4	0	3	2	0	0	1					
Hector Torres, R OBP: 0.309, SLG: 0.381 (1, 6)										3	0	0	0	1	0	3					
Bob Davis, R OBP: 0.174, SLG: 0.163 Butch Metzger, R (7, 1)										3	0	0	0	0	1	2					
Dan Spillner, R OBP: 0.235, SLG: 0.071 Rich Folkers, L (6, 1)										2	0	0	0	0	1	0					
Fred Kendall, R OBP: 0.287, SLG: 0.250 (7, 2)										1	0	1	0	0	0	0					
<b>Inning Stats</b>	R: 2 E: 0 K: 1 S: 8	H: 3 LOB: 1 BB: 0 P: 8	R: 0 E: 0 K: 2 S: 7	H: 0 LOB: 0 BB: 0 P: 7	R: 0 E: 0 K: 1 S: 5	H: 1 LOB: 0 BB: 0 P: 5	R: 0 E: 0 K: 0 S: 3	H: 0 LOB: 0 BB: 0 P: 3	R: 2 E: 0 K: 0 S: 5	H: 2 LOB: 2 BB: 2 P: 13	R: 0 E: 0 K: 0 S: 4	H: 1 LOB: 1 BB: 0 P: 4	R: 0 E: 0 K: 1 S: 6	H: 1 LOB: 2 BB: 1 P: 10	1B: 7 2B: 1 3B: 0 HR: 0	SF: 0 SAC: 1 DP: 0 HBP: 0	WP: 0 PB: 0 SB: 0 CS: 1	PA: 35			
<b>PITCHER</b>	IP WLS BF H R ER SO BB IBB HBP BLK WP HR S P ERA WHIP																				
Larry Christenson, R ERA: 3.0 (1, 1)	7.0	L	30	7	4	4	4	3	0	0	0	35	47	5.14	1.429						
Ron Schueler, R ERA: 4.91 (8, 1)	1.0		5	1	0	0	1	0	1	0	0	6	10	0.00	1.000						



Batter	1	2	3	4	5	6	7	8	9	AB	R	H	RBI	BB	SO	LOB	TOP					
<b>Pepe Mangual, R</b> OBP: 0.409, SLG: 0.382 (1, 8)										3	0	1	0	1	1	1	<b>Montreal Expos @ San Diego Padres</b> San Diego Stadium, San Diego, CA Mon Jun 14 1976, 10:05 PM EDT Att: 21,774 - Unknown					
<b>Bombo Rivera, R</b> OBP: 0.333, SLG: 0.359 (1, 7)										4	0	1	1	0	0	3						
<b>Tim Foli, R</b> OBP: 0.279, SLG: 0.414 (1, 6)										4	0	0	0	0	0	4						
<b>Pete Mackanin, R</b> OBP: 0.246, SLG: 0.344 <b>Pepe Frias, R</b> OBP: 0.296, SLG: 0.308 (8, 4)										4	1	0	0	0	0	1						
<b>Gary Roenicke, R</b> OBP: 0.241, SLG: 0.231 (1, 9)										4	0	0	0	0	0	1						
<b>Barry Foote, R</b> OBP: 0.307, SLG: 0.421 (1, 2)										4	1	2	2	0	1	0						
<b>Mike Jorgensen, L</b> OBP: 0.317, SLG: 0.338 (1, 3)										3	0	0	0	1	1							
<b>Larry Parrish, R</b> OBP: 0.272, SLG: 0.317 (1, 5)										3	0	0	0	0	0	1						
<b>Don Stanhouse, R</b> OBP: 0.700, SLG: 0.750 (1, 1)										2	1	1	0	1	0	0						
<b>Inning Stats</b>	R: 0 E: 0 K: 0 S: 3	H: 0 LOB: 0 BB: 0 P: 3	R: 0 E: 0 K: 0 S: 3	H: 0 LOB: 0 BB: 0 P: 3	R: 0 E: 1 K: 0 S: 6	H: 2 LOB: 3 BB: 0 P: 6	R: 2 E: 1 K: 0 S: 5	H: 1 LOB: 0 BB: 0 P: 5	R: 0 E: 0 K: 0 S: 2	H: 0 LOB: 0 BB: 1 P: 6	R: 0 E: 0 K: 1 S: 5	H: 1 LOB: 0 BB: 0 P: 5	R: 1 E: 0 K: 1 S: 6	H: 1 LOB: 1 BB: 1 P: 10	R: 0 E: 0 K: 1 S: 4	H: 0 LOB: 0 BB: 1 P: 8	1B: 3 2B: 1 3B: 0 HR: 1	SF: 0 SAC: 0 DP: 1 HBP: 0	WP: 0 PB: 0 SB: 0 CS: 2	PA: 35		
<b>PITCHER</b>	IP	WLS	BF	H	R	ER	SO	BB	IBB	HBP	BLK	WP	HR	S	P	ERA	WHIP					
<b>Brent Strom, L</b> ERA: 3.57 <b>Ken Reynolds, L</b> ERA: 4.76	(1, 1)	7.0	L	26	4	2	1	1	1	0	0	0	0	1	27	31	1.29	0.714				
<b>Ken Reynolds, L</b> ERA: 4.76 (8, 1)	2.0		8	1	1	1	2	2	0	0	0	0	0	10	18	4.50	1.500					

AB	31
R	3
H	5
RBI	3
BB	3
SO	3
LOB	12



Batter	1	2	3	4	5	6	7	8	9	AB	R	H	RBI	BB	SO	LOB	BOTTOM				
<b>Enzo Hernandez, R</b> OBP: 0.353, SLG: 0.336 (1, 6)										4	0	0	0	0	0	1	<b>Montreal Expos @ San Diego Padres</b> San Diego Stadium, San Diego, CA Mon Jun 14 1976, 10:05 PM EDT Att: 21,774 - Unknown				
<b>Tito Fuentes, S</b> OBP: 0.303, SLG: 0.330 (1, 4)										4	0	1	0	0	0	0					
<b>Willie Davis, L</b> OBP: 0.299, SLG: 0.395 (1, 8)										4	0	1	0	0	0	2					
<b>Willie McCovey, L</b> OBP: 0.296, SLG: 0.330 (1, 3)										4	0	0	0	0	0	1					
<b>Dave Winfield, R</b> OBP: 0.354, SLG: 0.467 (1, 9)										4	0	1	0	0	1	1					
<b>Doug Rader, R</b> OBP: 0.359, SLG: 0.444 (1, 5)										3	0	0	0	1	1	2					
<b>Gene Locklear, L</b> OBP: 0.283, SLG: 0.286 (1, 7)										3	0	0	0	1	0	3					
<b>Fred Kendall, R</b> OBP: 0.281, SLG: 0.245 (1, 2)										3	0	0	0	0	0	1					
<b>Brent Strom, R</b> OBP: 0.207, SLG: 0.120 <b>Johnny Grubb, L</b> OBP: 0.438, SLG: 0.367 <b>Ken Reynolds, L</b> (7, PH) (8, 1)										1	0	0	0	1	0	0					
<b>Inning Stats</b>	R: 0 E: 0 K: 0 S: 3	H: 0 LOB: 0 BB: 0 P: 3	R: 0 E: 0 K: 0 S: 4	H: 1 LOB: 1 BB: 0 P: 4	R: 0 E: 0 K: 0 S: 4	H: 1 LOB: 2 BB: 1 P: 8	R: 0 E: 1 K: 0 S: 4	H: 0 LOB: 1 BB: 0 P: 4	R: 0 E: 0 K: 1 S: 5	H: 0 LOB: 1 BB: 1 P: 9	R: 0 E: 0 K: 0 S: 3	H: 0 LOB: 0 BB: 0 P: 3	R: 0 E: 0 K: 1 S: 5	H: 0 LOB: 1 BB: 1 P: 9	R: 0 E: 0 K: 1 S: 5	H: 0 LOB: 1 BB: 1 P: 9	1B: 3 2B: 0 3B: 0 HR: 0	SF: 0 SAC: 0 DP: 0 HBP: 0	WP: 0 PB: 0 SB: 1 CS: 0	PA: 34	
<b>PITCHER</b>	IP	WLS	BF	H	R	ER	SO	BB	IBB	HBP	BLK	WP	HR	S	P	ERA	WHIP				
<b>Don Stanhouse, R</b> ERA: 2.76 (1, 1)	9.0	W	34	3	0	0	2	3	0	0	0	0	0	35	47	0.00	0.667				

AB	31
R	0
H	3
RBI	0
BB	3
SO	2
LOB	12







Batter	1	2	3	4	5	6	7	8	9	AB	R	H	RBI	BB	SO	LOB	TOP					
<b>Pepe Mangual, R</b> OBP: 0.389, SLG: 0.370 (1, 8)	4-3		5-3		K			K		4	0	0	0	0	2	0	<b>Montreal Expos @ San Diego Padres</b> San Diego Stadium, San Diego, CA Tue Jun 15 1976, 10:05 PM EDT Att: 9,447 - Unknown <a href="http://livebaseballscorecards.com">livebaseballscorecards.com</a>					
<b>Gary Roenicke, R</b> OBP: 0.273, SLG: 0.367 (1, 9)	6-3		HR			FC6-4 1B		F8		4	1	2	1	0	0	0						
<b>Tim Foli, R</b> OBP: 0.278, SLG: 0.416 (1, 6)	G3		2B			FC6-4 FC5-4 1-2		6-3		4	0	1	0	0	0	1						
<b>Jim Lyttle, L</b> OBP: 0.364, SLG: 0.524 (1, 7)		1B 1B	F5			F8		1-3		4	0	1	0	0	0	2						
<b>Barry Foote, R</b> OBP: 0.305, SLG: 0.414 (1, 2)		L7		CS 1B		FC5-4 1-2		5-3		4	0	1	0	0	0	2						
<b>Mike Jorgensen, L</b> OBP: 0.311, SLG: 0.331 (1, 3)		F9		1-3 1-2				3-1		3	0	0	0	0	0	2						
<b>Pete Mackanin, R</b> OBP: 0.247, SLG: 0.344 (1, 4)		1B		4-3				F3		3	0	1	0	0	0	0						
<b>Larry Parrish, R</b> OBP: 0.268, SLG: 0.312 (1, 5)		K		1-3				F2		3	0	0	0	0	1	2						
<b>Don Carrithers, R</b> (1, 1)			4-3					G3		2	0	0	0	0	0	0						
<b>Jim Dwyer, L</b> OBP: 0.338, SLG: 0.306 (8, PH)					6-3					1	0	0	0	0	0	0						
<b>Steve Dunning, R</b> (8, 1)										0	0	0	0	0	0	0						
<b>Inning Stats</b>	R: 0 E: 0 K: 0 S: 3	H: 0 LOB: 0 BB: 0 P: 3	R: 0 E: 0 K: 1 S: 7	H: 2 LOB: 2 BB: 0 P: 7	R: 1 E: 0 K: 0 S: 5	H: 2 LOB: 1 BB: 0 P: 5	R: 0 E: 0 K: 0 S: 3	H: 1 LOB: 0 BB: 0 P: 3	R: 0 E: 0 K: 1 S: 5	H: 0 LOB: 0 BB: 0 P: 5	R: 0 E: 0 K: 0 S: 4	H: 1 LOB: 1 BB: 0 P: 4	R: 0 E: 0 K: 0 S: 3	H: 0 LOB: 0 BB: 0 P: 3	R: 0 E: 0 K: 1 S: 5	H: 0 LOB: 0 BB: 0 P: 5	R: 0 E: 0 K: 0 S: 3	H: 0 LOB: 0 BB: 0 P: 3	1B: 4 2B: 1 3B: 0 HR: 1	SF: 0 SAC: 0 DP: 0 HBP: 0	WP: 0 PB: 0 SB: 0 CS: 1	PA: 32
<b>PITCHER</b> <b>Alan Foster, R</b> ERA: 2.09 (1, 1)	IP: 9.0 WLS: W BF: 32 H: 6 R: 1 ER: 1 SO: 3 BB: 0 IBB: 0 HBP: 0 BLK: 0 WP: 0 HR: 1 S: 38 P: 38 ERA: 1.00 WHIP: 0.667																					

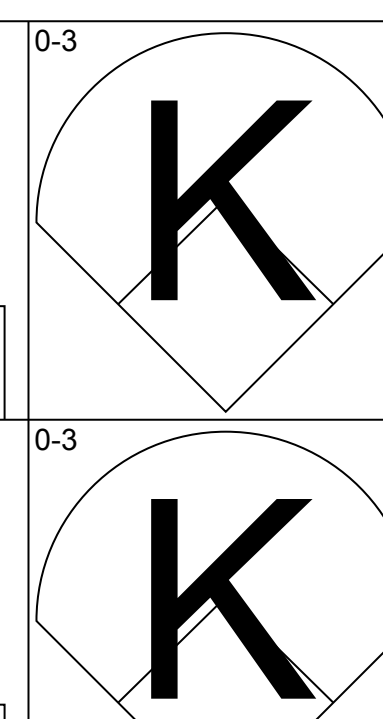
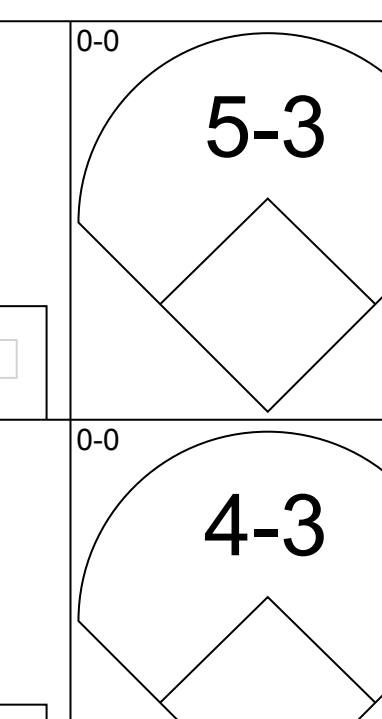
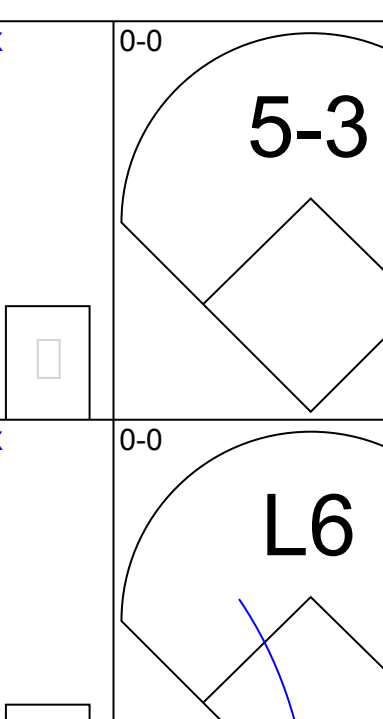
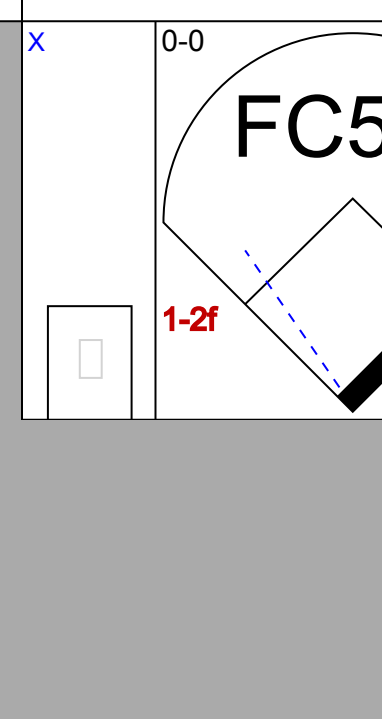
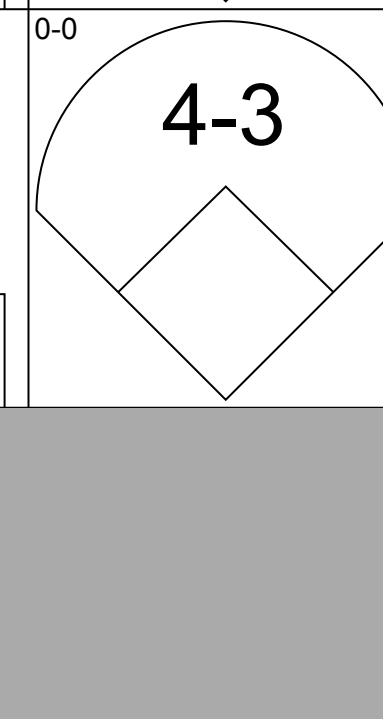


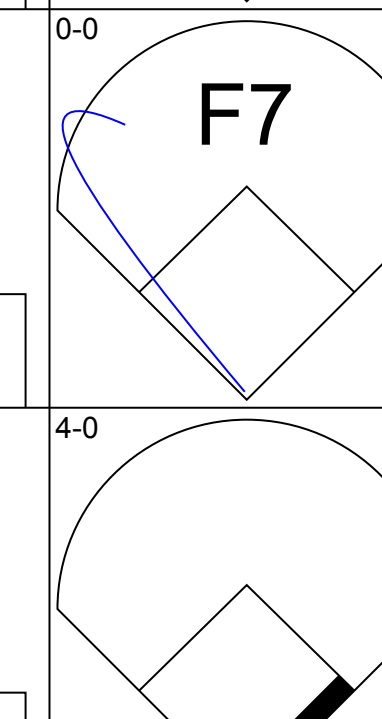

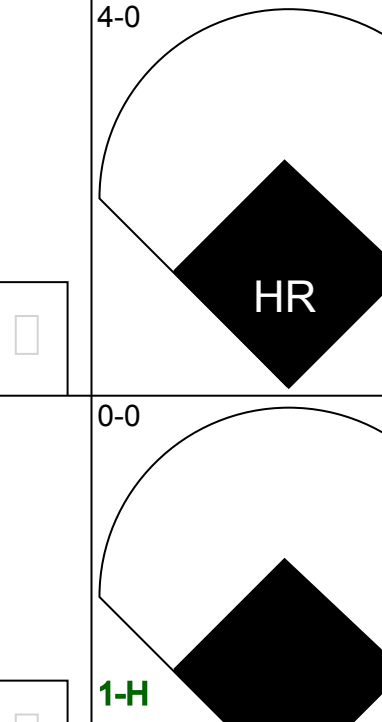
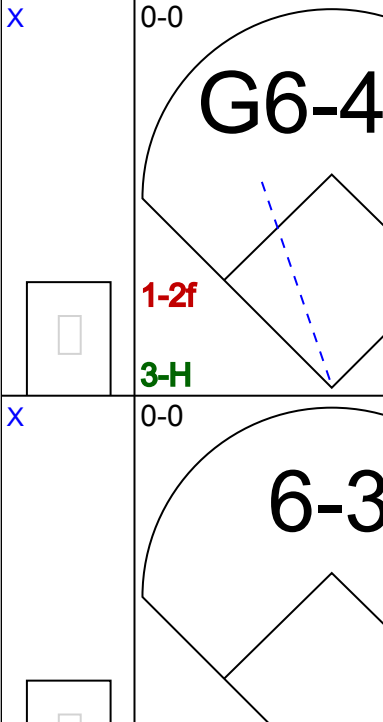
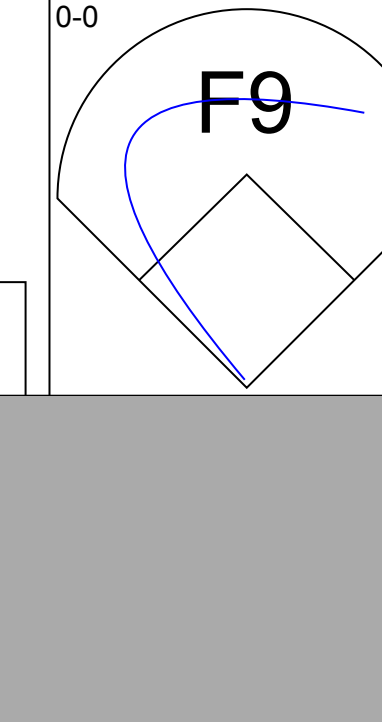
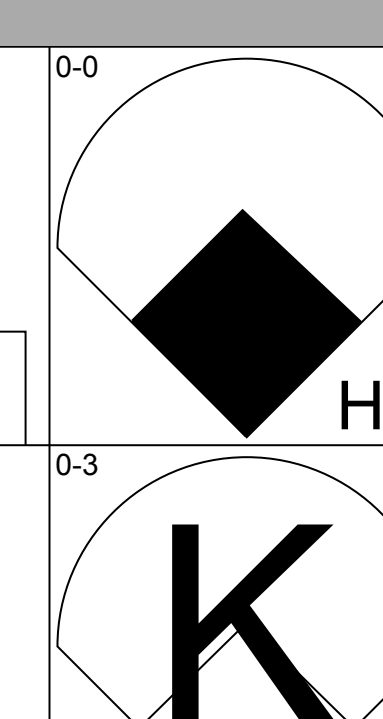
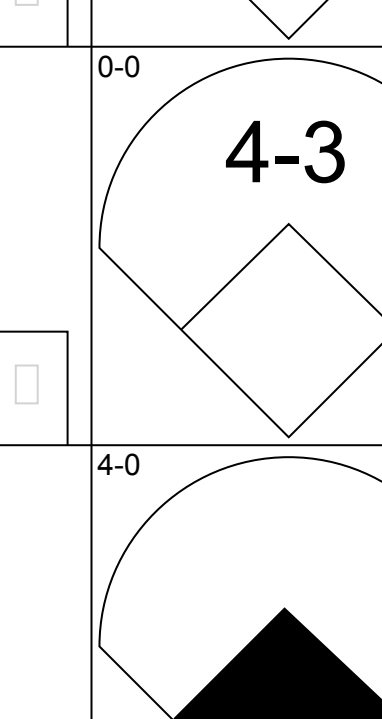
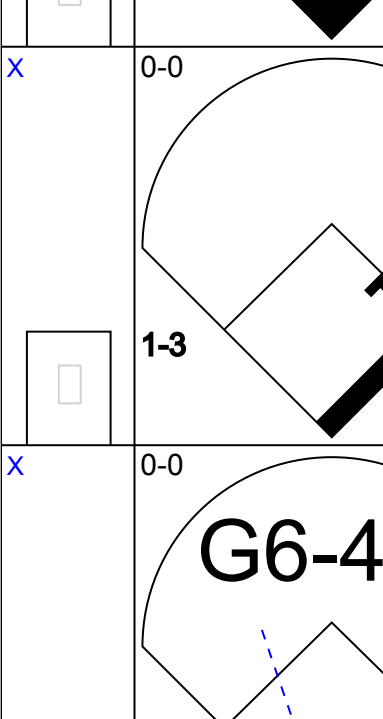
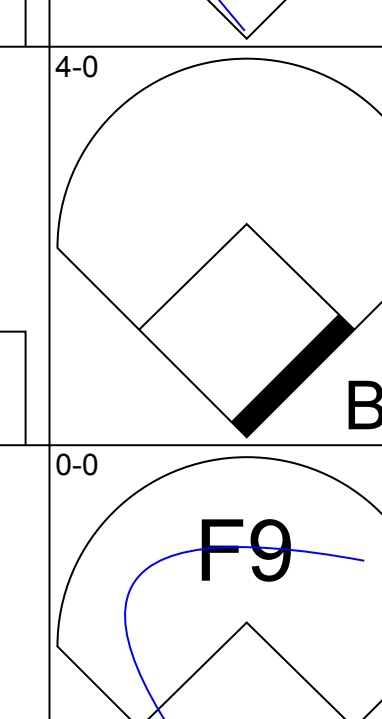

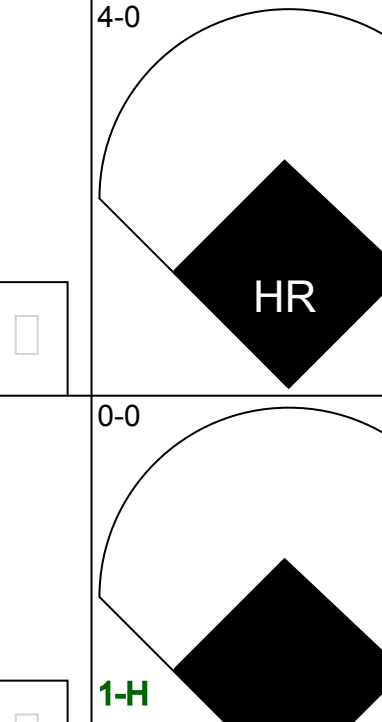
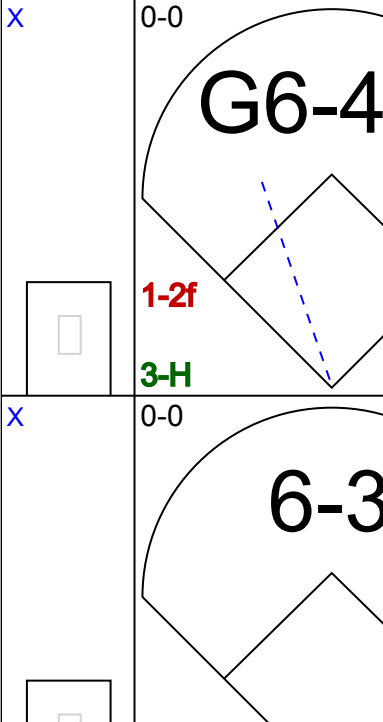
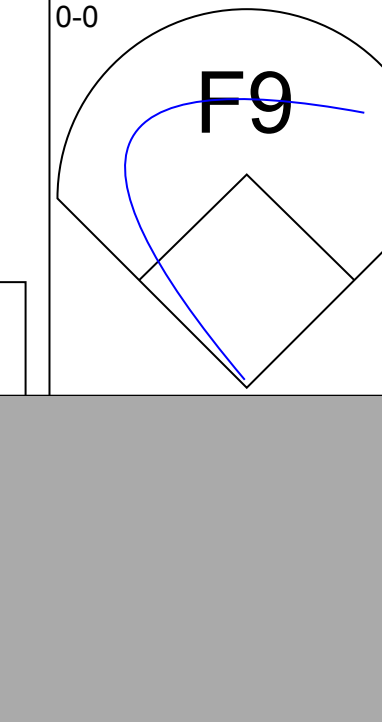
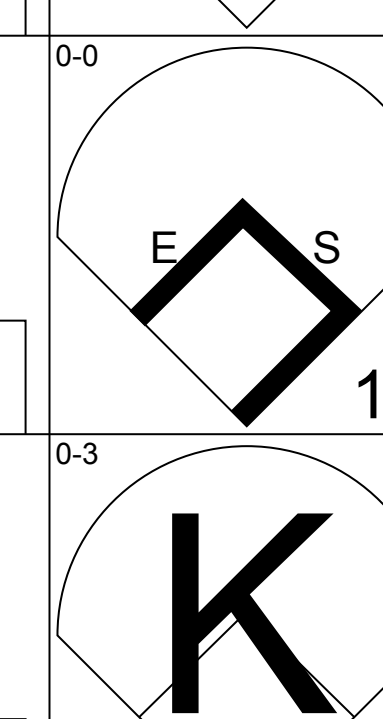
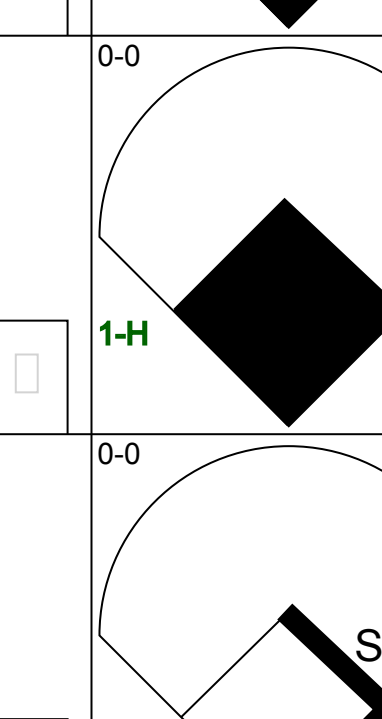
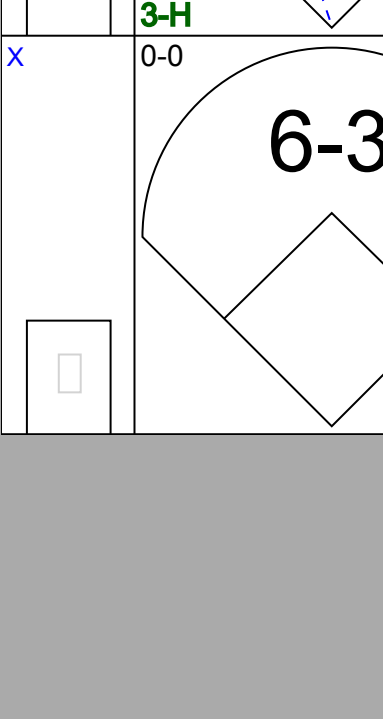
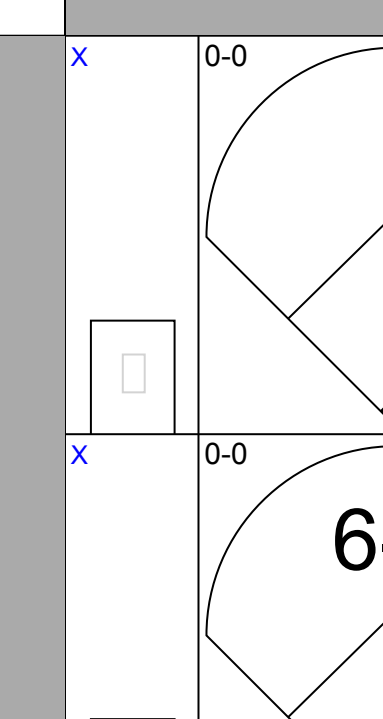

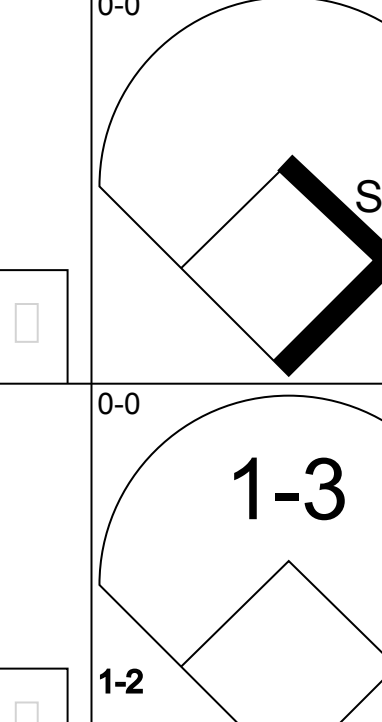
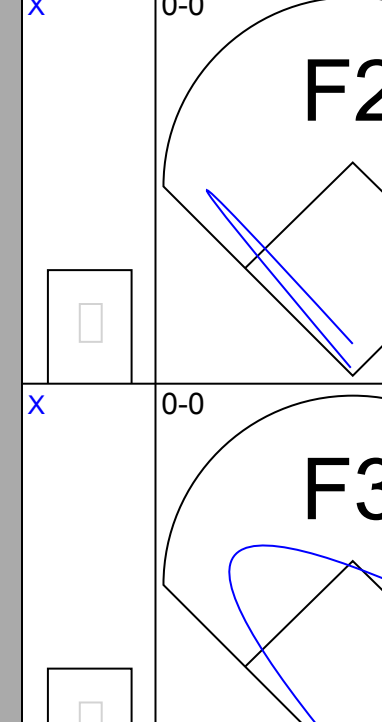
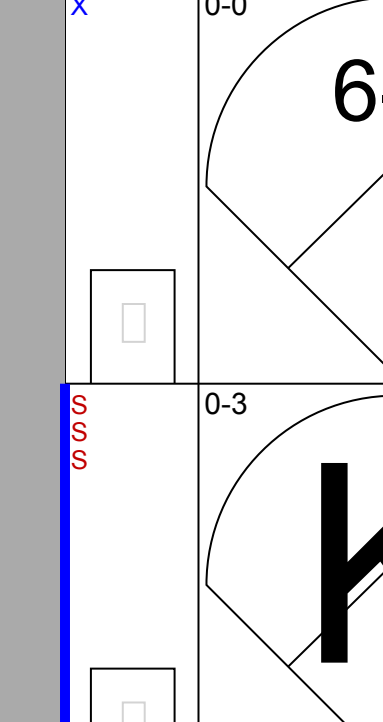

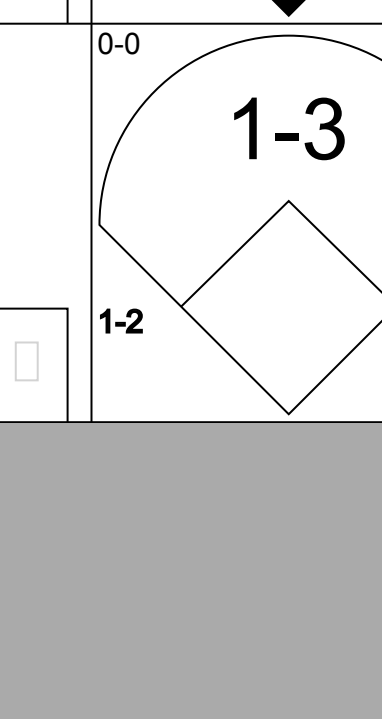
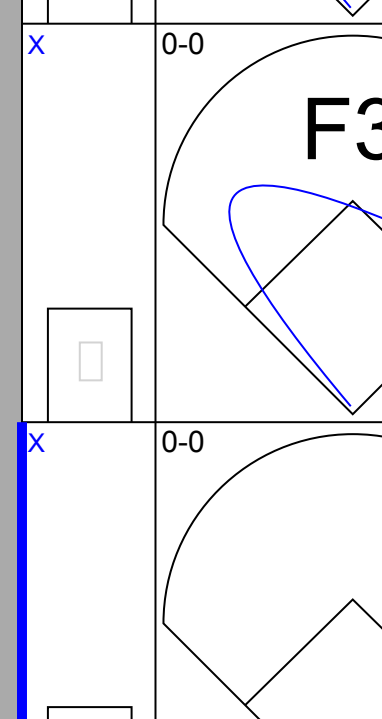
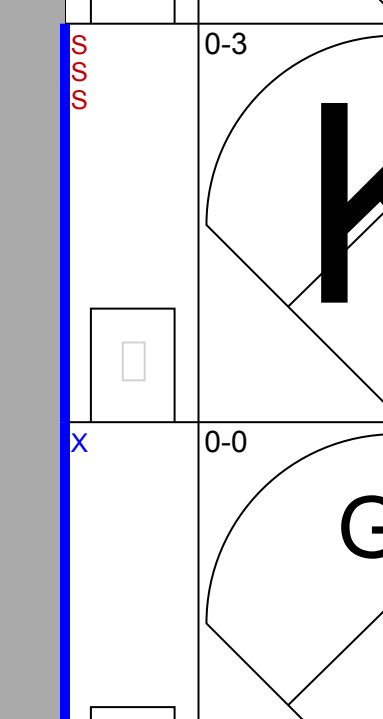
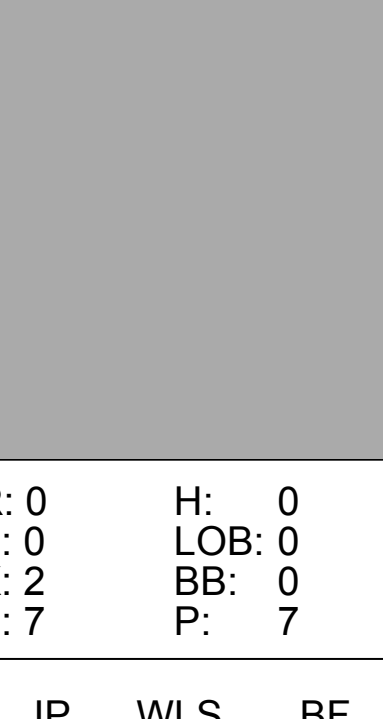
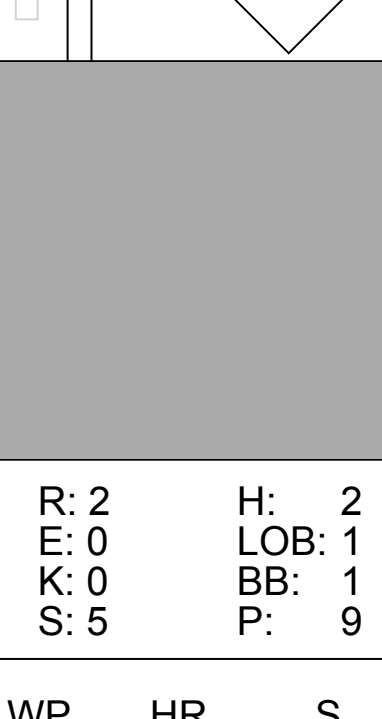
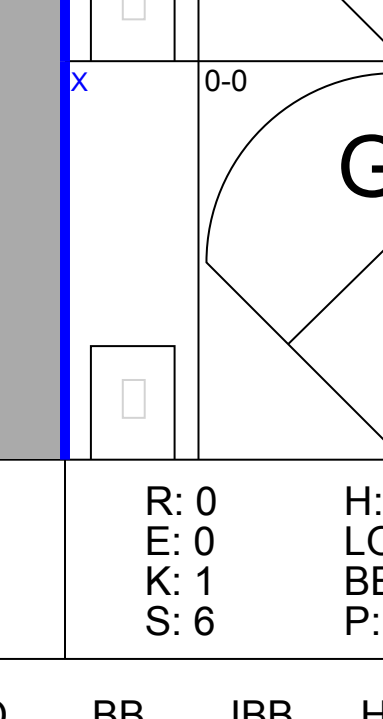
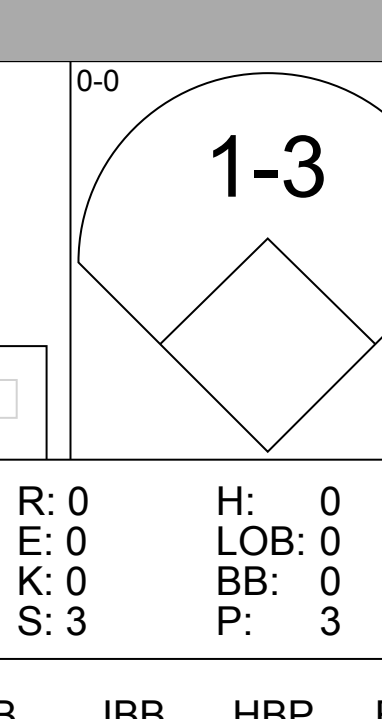
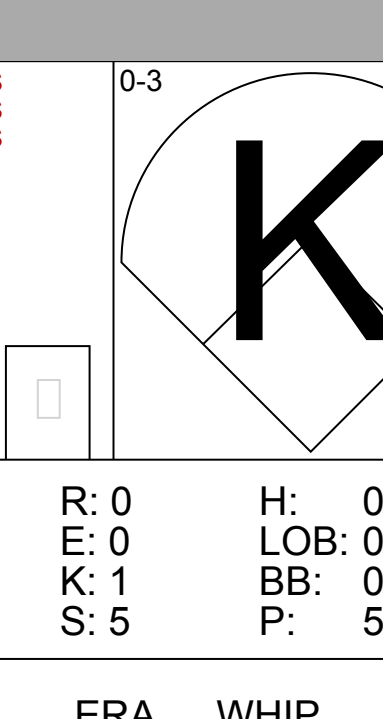
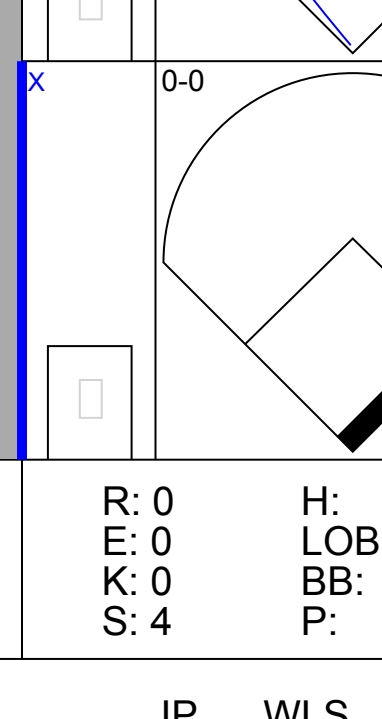
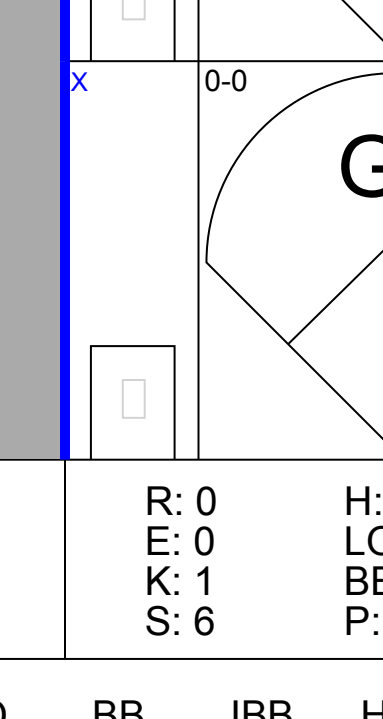
Batter	1	2	3	4	5	6	7	8	9	AB	R	H	RBI	BB	SO	LOB	BOTTOM					
<b>Enzo Hernandez, R</b> OBP: 0.358, SLG: 0.341 (1, 6)	4-3		1-2 1B		FC3-6 2B		G6-3 1B			4	1	2	0	0	0	1	<b>Montreal Expos @ San Diego Padres</b> San Diego Stadium, San Diego, CA Tue Jun 15 1976, 10:05 PM EDT Att: 9,447 - Unknown <a href="http://livebaseballscorecards.com">livebaseballscorecards.com</a>					
<b>Tito Fuentes, S</b> OBP: 0.307, SLG: 0.338 (1, 4)	FC3-6 1B		F8		PB 1-H 2B		G6-3 1-2			4	0	2	1	0	0	3						
<b>Willie Davis, L</b> OBP: 0.298, SLG: 0.392 (1, 8)	FC3-6 1-2		F9		K2-3 2-3		1B			4	0	1	0	0	1	4						
<b>Willie McCovey, L</b> OBP: 0.295, SLG: 0.328 (1, 3)	K		FC5-4 1B		K		5-3			4	0	1	0	0	2	3						
<b>Dave Winfield, R</b> OBP: 0.352, SLG: 0.468 (1, 9)		6-3		F4		1-3 SF8 2B		K		4	1	1	0	0	1	1						
<b>Doug Rader, R</b> OBP: 0.352, SLG: 0.435 (1, 5)		K		FC5-4 BB 1-2		1-3		K		4	0	0	0	0	2	2						
<b>Johnny Grubb, L</b> OBP: 0.441, SLG: 0.353 (1, 7)										2	0	0	0	2	0	0						
<b>Luis Melendez, R</b> OBP: 0.190, SLG: 0.183 (9, 7)	F8		FC5-4 BB 1-2					G3		0	0	0	0	0	0	0						
<b>Fred Kendall, R</b> OBP: 0.278, SLG: 0.242 (1, 2)										2	0	0	0	0	0	2						
<b>Gene Locklear, L</b> OBP: 0.279, SLG: 0.286 (6, PH)				4-3	FC5-4		SF8			0	0	0	1	0	0	0						
<b>Bob Davis, R</b> OBP: 0.174, SLG: 0.163 (7, 2)					1-2					0	0	0	0	0	0	0						
<b>Alan Foster, R</b> (1, 1)				1B BB		FC3-6 BB		K		1	0	0	0	2	1	1						
<b>Inning Stats</b>	R: 0 E: 1 K: 1 S: 6	H: 1 LOB: 1 BB: 0 P: 6	R: 0 E: 0 K: 1 S: 5	H: 0 LOB: 0 BB: 0 P: 5	R: 0 E: 0 K: 0 S: 4	H: 1 LOB: 2 BB: 1 P: 8	R: 0 E: 0 K: 0 S: 4	H: 1 LOB: 2 BB: 1 P: 8	R: 1 E: 0 K: 2 S: 8	H: 1 LOB: 1 BB: 1 P: 12	R: 1 E: 0 K: 1 S: 6	H: 1 LOB: 1 BB: 1 P: 10	R: 0 E: 0 K: 0 S: 4	H: 2 LOB: 1 BB: 0 P: 4	R: 0 E: 0 K: 2 S: 7	H: 0 LOB: 0 BB: 0 P: 7	R: 0 E: 0 K: 2 S: 7	H: 0 LOB: 0 BB: 0 P: 7	1B: 5 2B: 2 3B: 0 HR: 0	SF: 1 SAC: 0 DP: 1 HBP: 0	WP: 0 PB: 1 SB: 0 CS: 0	PA: 34
<b>PITCHER</b> <b>Don Carrithers, R</b> ERA: 3.67 (1, 1)	IP: 7.0 WLS: L BF: 31 H: 7 R: 2 ER: 2 SO: 5 BB: 3 IBB: 1 HBP: 0 BLK: 0 WP: 0 HR: 0 S: 37 P: 53 ERA: 2.57 WHIP: 1.429																					
<b>Steve Dunning, R</b> ERA: 5.45 (8, 1)	IP: 1.0 WLS: L BF: 3 H: 0 R: 0 ER: 0 SO: 2 BB: 0 IBB: 0 HBP: 0 BLK: 0 WP: 0 HR: 0 S: 7 P: 7 ERA: 0.00 WHIP: 0.000																					

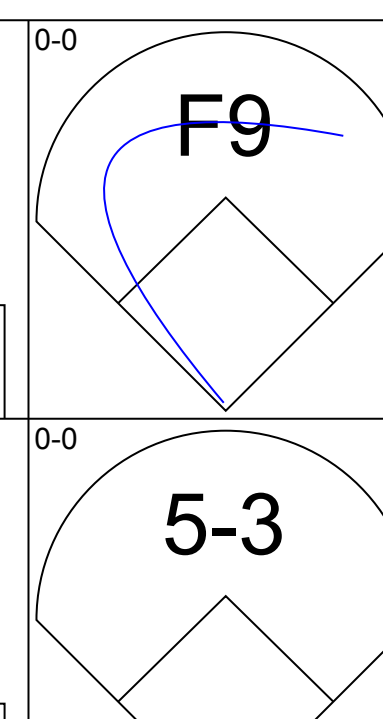
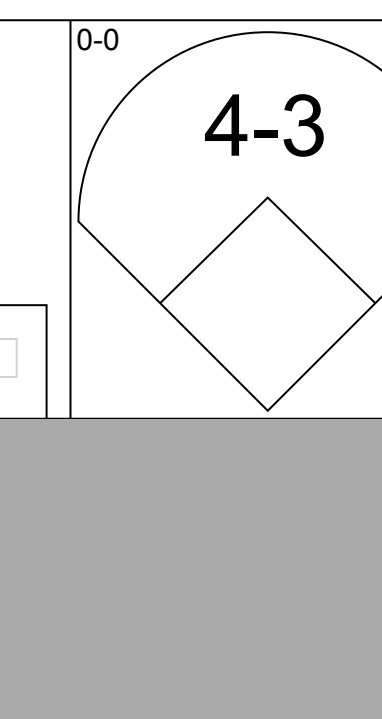
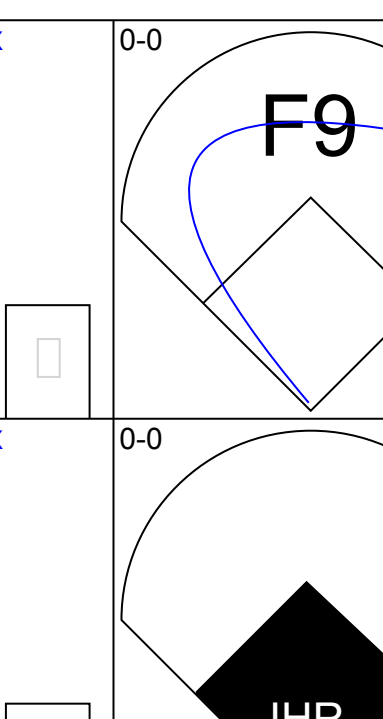
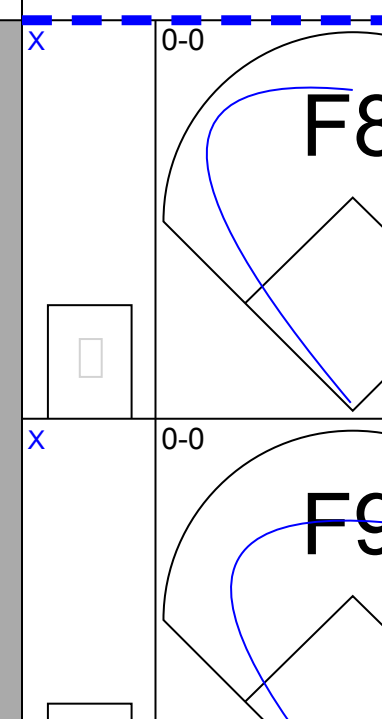
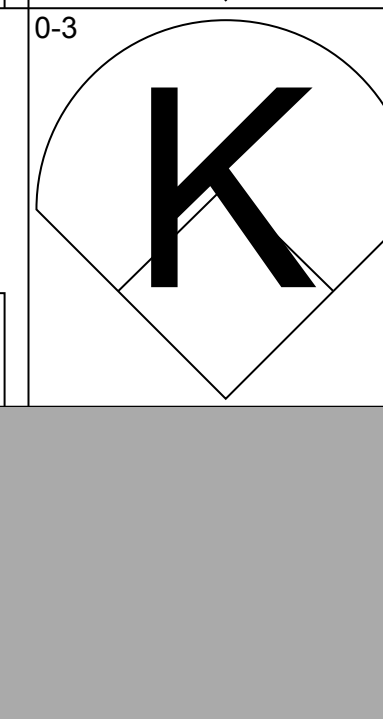
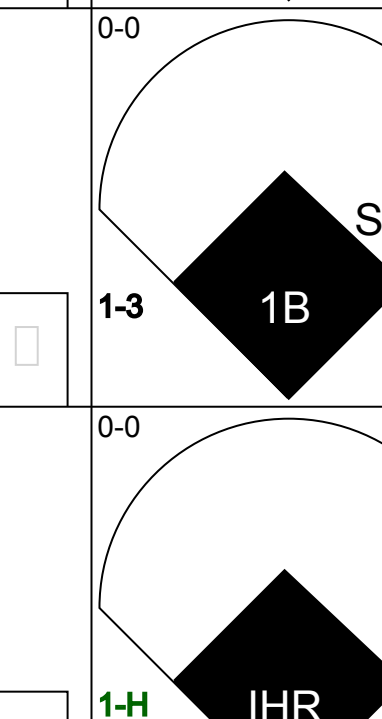
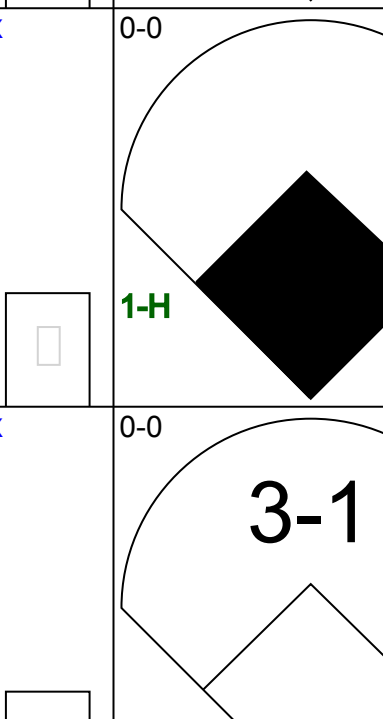
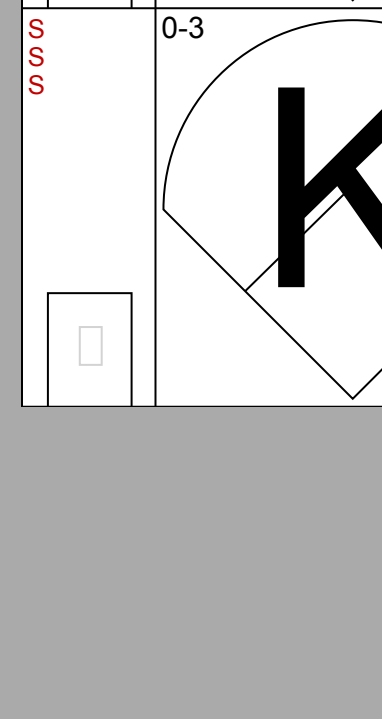

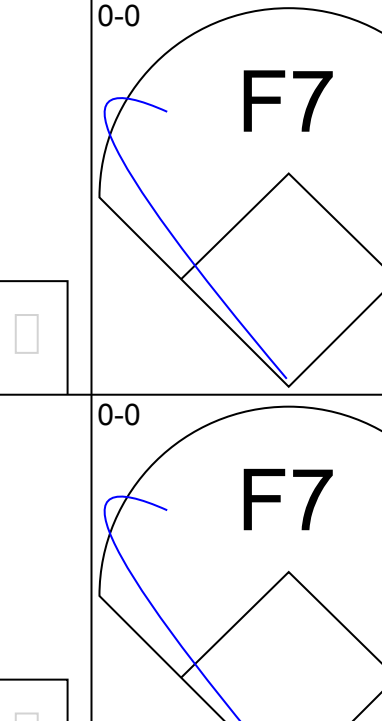


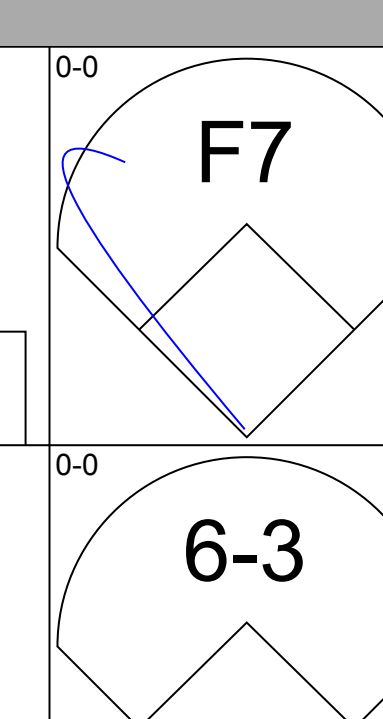
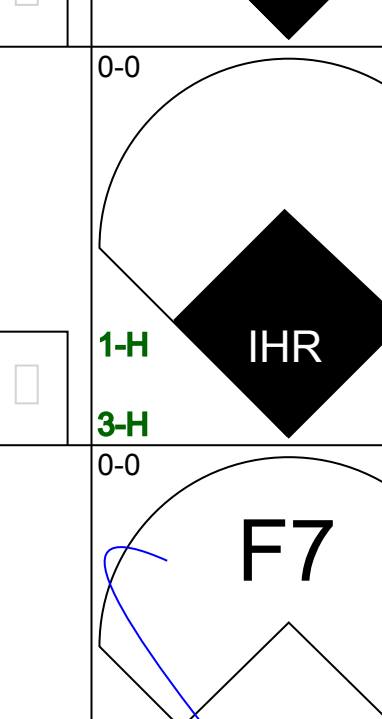
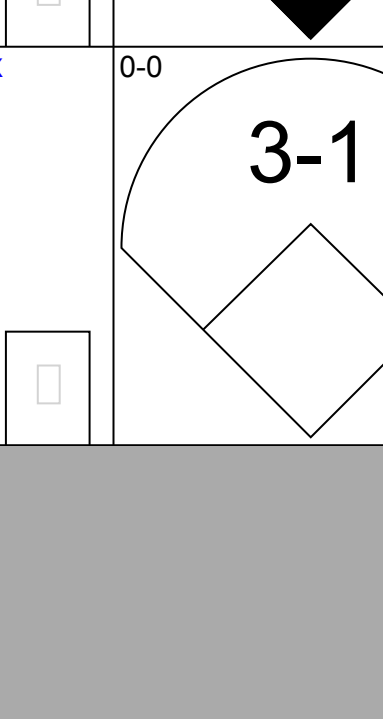
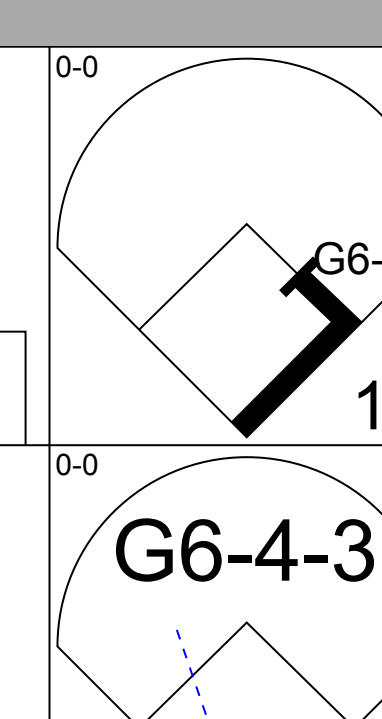
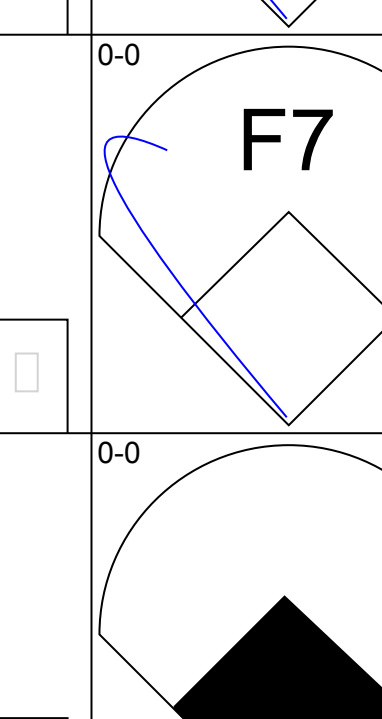

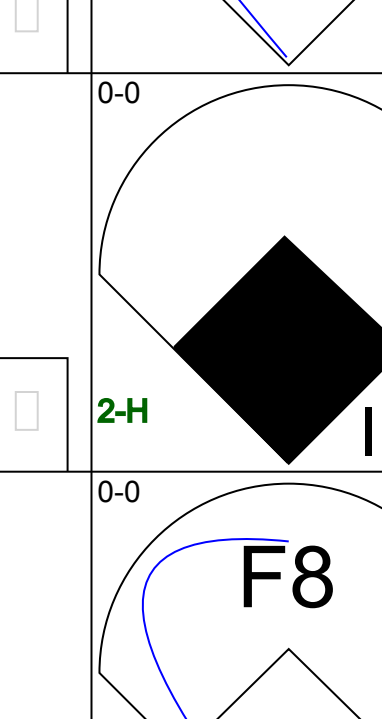

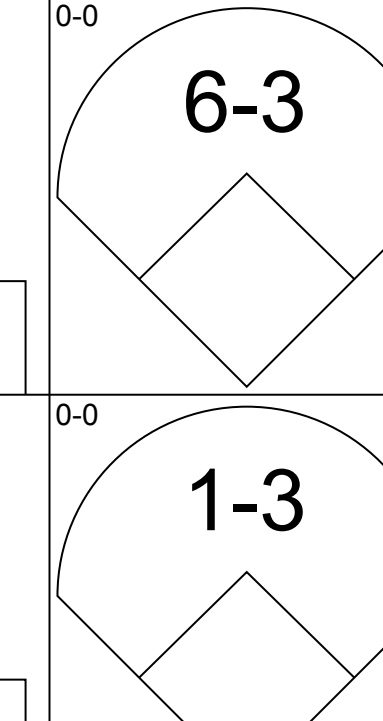
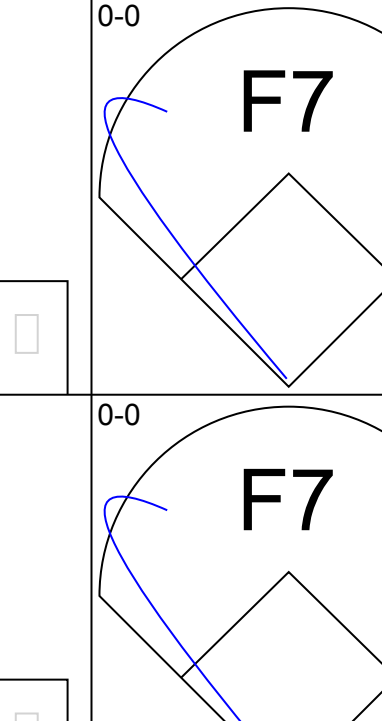
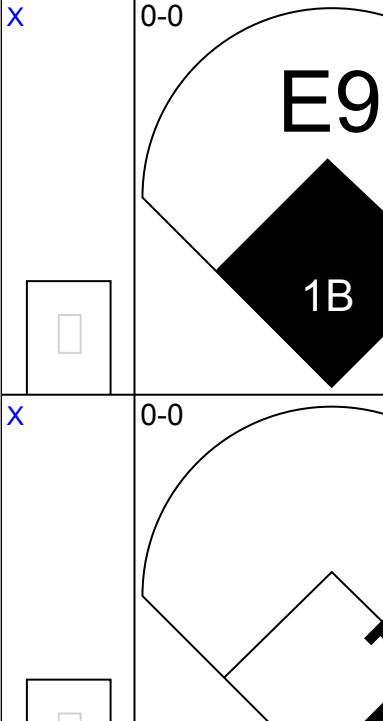
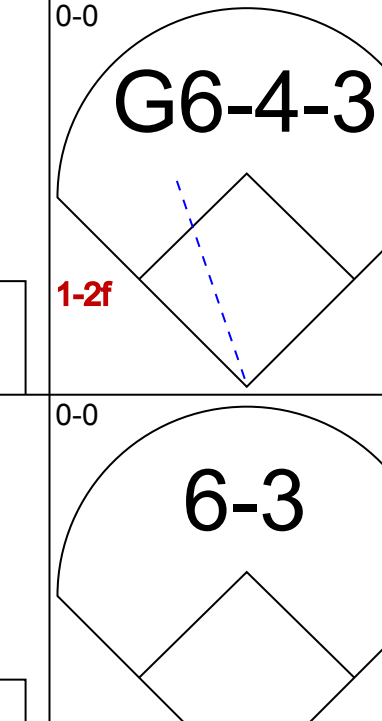

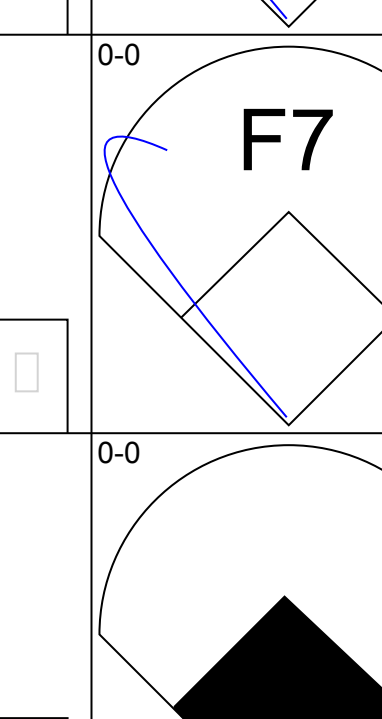
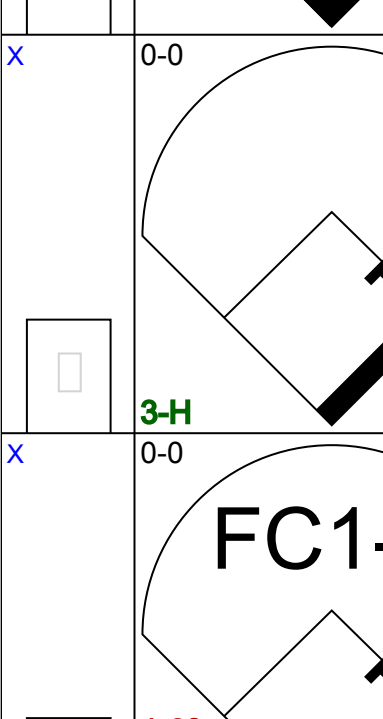

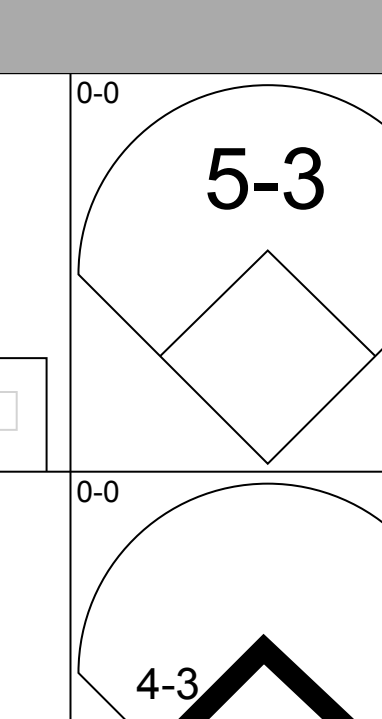
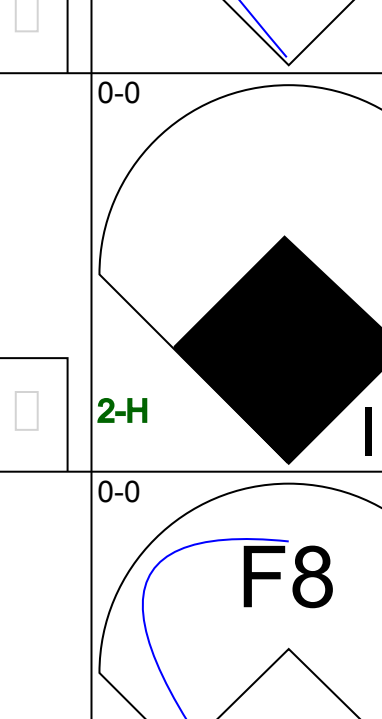
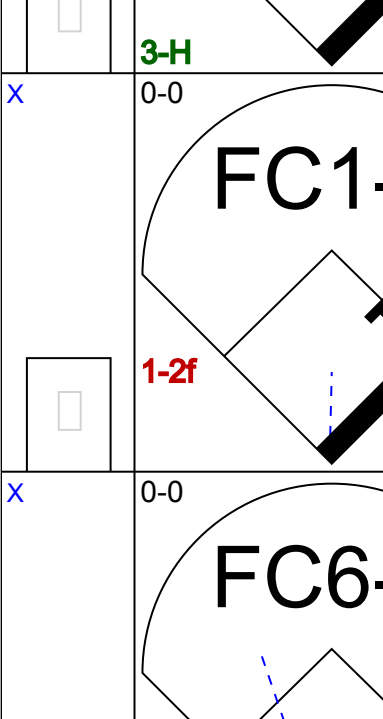
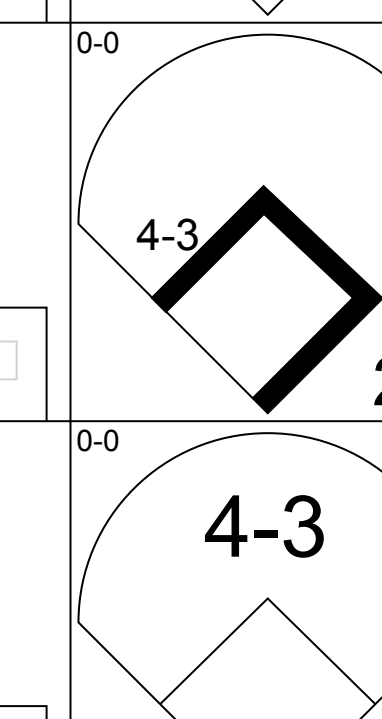
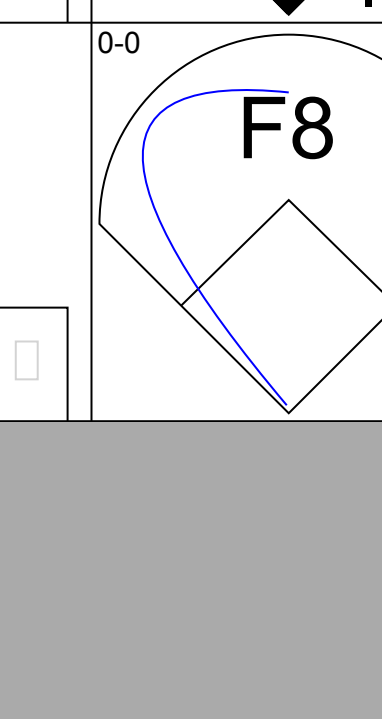
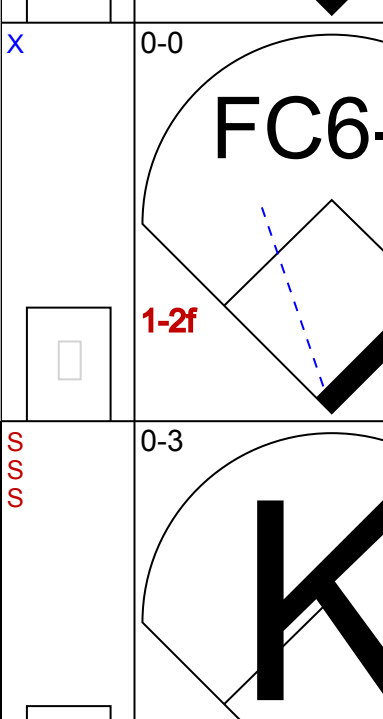
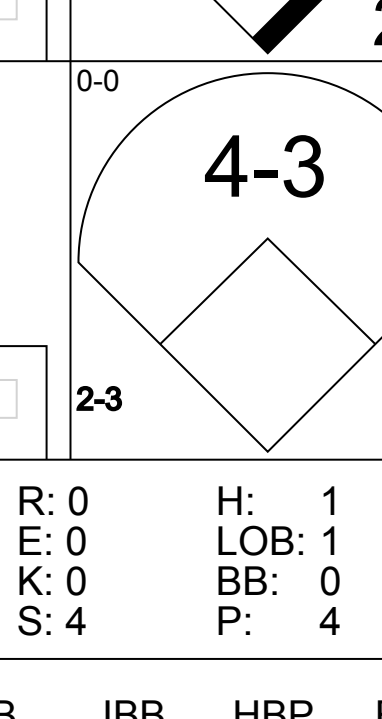
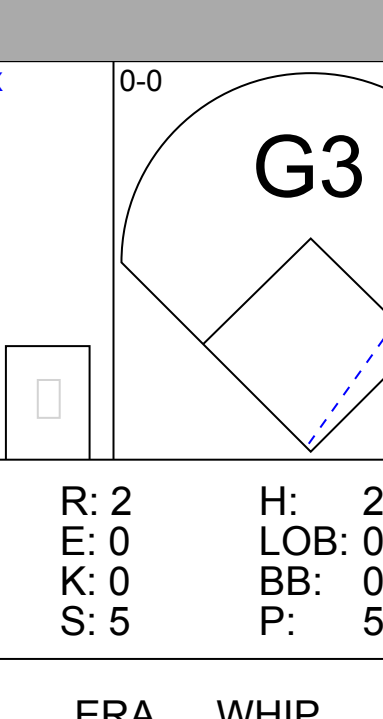
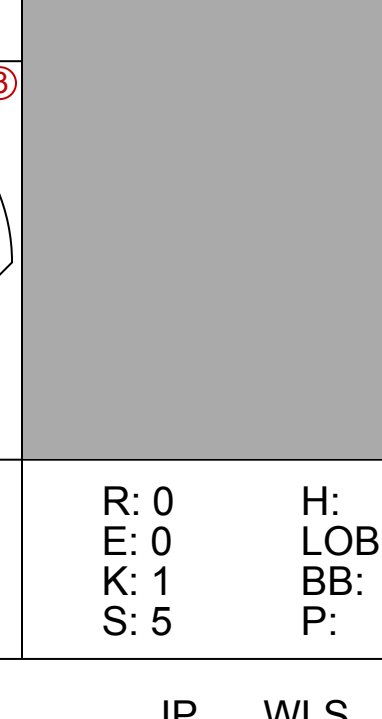


Batter	1	2	3	4	5	6	7	8	9	AB	R	H	RBI	BB	SO	LOB	TOP			
Jerry White, S OBP: 0.311, SLG: 0.339	F8	G3		G3		G3			FC6-4 BB	4	0	0	0	1	0	5	<b>Montreal Expos @ San Diego Padres</b> San Diego Stadium, San Diego, CA Wed Jun 16 1976, 6:33 AM EDT Att: 13,306 - Unknown 			
Jim Dwyer, L OBP: 0.316, SLG: 0.284	F7		F8	F7		K		F7	5	0	0	0	0	1	3					
Tim Foli, R OBP: 0.271, SLG: 0.404	F3		E3		6-3		F7	F7	5	1	0	0	0	0	1					
Gary Roenicke, R OBP: 0.316, SLG: 0.514			E2				4-3	FC6-4	5	1	3	1	0	0	1					
Mike Jorgensen, L OBP: 0.321, SLG: 0.342							F7		4	0	3	0	0	0	1					
Barry Foote, R OBP: 0.295, SLG: 0.400							1-3	F7	4	0	0	0	0	0	5					
Pete Mackanin, R OBP: 0.247, SLG: 0.339			1-3			6-3		F8	3	0	0	0	1	0	2					
Pepe Frias, R OBP: 0.313, SLG: 0.286								4-3	2	0	0	0	2	0	3					
Dan Warthen, S Fred Scherman, L Jim Kirby, R Clay Kirby, R Jose Morales, R Chip Lang, R	F6							F7	2	0	0	0	0	0	1	3				
<b>Inning Stats</b>	R: 0 E: 0 K: 0 S: 3	H: 0 LOB: 0 BB: 0 P: 3	R: 1 E: 1 K: 0 S: 6	H: 2 LOB: 3 BB: 1 P: 10	R: 1 E: 2 K: 0 S: 6	H: 2 LOB: 3 BB: 1 P: 10	R: 0 E: 0 K: 1 S: 5	H: 0 LOB: 0 BB: 0 P: 5	R: 0 E: 0 K: 1 S: 4	H: 1 LOB: 2 BB: 1 P: 4	R: 0 E: 0 K: 0 S: 4	H: 1 LOB: 1 BB: 0 P: 4	R: 0 E: 0 K: 0 S: 3	H: 0 LOB: 0 BB: 0 P: 3	R: 0 E: 0 K: 0 S: 3	H: 0 LOB: 1 BB: 1 P: 7	1B: 4 2B: 2 3B: 0 HR: 1	SF: 0 SAC: 0 DP: 0 HBP: 0	WP: 1 PB: 0 SB: 0 CS: 0	PA: 40
<b>PITCHER</b> Dave Freisleben, R ERA: 1.25	IP: 9.0 WLS: W BF: 40 H: 7 R: 2 ER: 1 SO: 2 BB: 3 IBB: 1 HBP: 0 BLK: 0 WP: 1 HR: 1 S: 40 P: 56 ERA: 1.00 WHIP: 1.111															<b>PITCHER</b>				

Batter	1	2	3	4	5	6	7	8	9	AB	R	H	RBI	BB	SO	LOB	BOTTOM			
Luis Melendez, R OBP: 0.209, SLG: 0.203	SH1-4 1B		1-3 1B	6-3			F3			4	1	2	0	0	0	0	<b>Montreal Expos @ San Diego Padres</b> San Diego Stadium, San Diego, CA Wed Jun 16 1976, 6:33 AM EDT Att: 13,306 - Unknown 			
Ted Kubiak, S OBP: 0.378, SLG: 0.351	SH1-4		F6		G4-6-3 1B		1B		3	1	2	0	0	0	2					
Tito Fuentes, S OBP: 0.311, SLG: 0.338	K		1B		G4-6-3 1B		F2		3	0	1	0	1	1	2					
Dave Winfield, R OBP: 0.350, SLG: 0.464	1-3		2B		G4-6-3		F9		4	1	1	2	0	0	4					
Mike Ivie, R OBP: 0.289, SLG: 0.379			FC5-2-6 2B				F3		3	2	1	2	1	0	2					
Mery Rettenmund, R OBP: 0.409, SLG: 0.362			K		6-3		F4		4	0	1	2	0	1	1					
Hector Torres, R OBP: 0.299, SLG: 0.368			K				6-3		4	0	0	0	0	1	2					
Bob Davis, R OBP: 0.163, SLG: 0.152	F8						F8		3	0	0	0	0	1	1					
Dave Freisleben, R OBP: 0.364, SLG: 0.545			1B						3	1	2	0	0	1	0					
<b>Inning Stats</b>	R: 0 E: 0 K: 1 S: 6	H: 1 LOB: 1 BB: 0 P: 6	R: 0 E: 0 K: 2 S: 7	H: 0 LOB: 1 BB: 1 P: 11	R: 4 E: 0 K: 0 S: 7	H: 4 LOB: 1 BB: 1 P: 11	R: 0 E: 0 K: 2 S: 7	H: 0 LOB: 0 BB: 0 P: 7	R: 2 E: 0 K: 0 S: 5	H: 3 LOB: 0 BB: 0 P: 5	R: 0 E: 0 K: 0 S: 3	H: 1 LOB: 1 BB: 0 P: 3	R: 0 E: 0 K: 0 S: 4	H: 1 LOB: 0 BB: 0 P: 4	R: 0 E: 0 K: 0 S: 3	H: 0 LOB: 0 BB: 0 P: 3	1B: 8 2B: 1 3B: 0 HR: 1	SF: 0 SAC: 1 DP: 1 HBP: 0	WP: 0 PB: 0 SB: 1 CS: 0	PA: 34
<b>PITCHER</b> Dan Warthen, L ERA: 5.1 Fred Scherman, L ERA: 4.73 Clay Kirby, R ERA: 4.91 Chip Lang, R ERA: 6.52	IP: 4.0 WLS: L BF: 21 H: 7 R: 6 ER: 6 SO: 5 BB: 2 IBB: 0 HBP: 0 BLK: 0 WP: 0 HR: 0 S: 29 P: 37 ERA: 13.50 WHIP: 2.250															<b>PITCHER</b>				



Batter	1	2	3	4	5	6	7	8	9	AB	R	H	RBI	BB	SO	LOB	TOP					
Enzo Hernandez, R (1, 6) OBP: 0.348, SLG: 0.331										4	0	0	0	0	1	1	<b>San Diego Padres @ St. Louis Cardinals</b> Busch Stadium, St. Louis, MO Fri Jun 18 1976, 7:05 PM CDT Att: 14,501 - Unknown					
Tito Fuentes, S (1, 4) OBP: 0.305, SLG: 0.332										4	0	0	0	0	1	0						
Willie Davis, L (1, 8) OBP: 0.297, SLG: 0.390										4	1	1	0	0	0	0						
Dave Winfield, R (1, 9) OBP: 0.357, SLG: 0.480										3	1	2	1	1	0	0						
Doug Rader, R (1, 5) OBP: 0.350, SLG: 0.428										3	1	0	0	1	1	2						
Mike Ivie, R (1, 3) OBP: 0.302, SLG: 0.422										4	1	3	2	0	0	0						
Merv Rettenmund, R (1, 7) OBP: 0.402, SLG: 0.356										4	0	1	0	0	1	2						
Fred Kendall, R (1, 2) OBP: 0.273, SLG: 0.237										3	0	0	0	0	1	2						
Luis Melendez, R (9, PH) OBP: 0.206, SLG: 0.200										1	0	0	0	0	1	1						
Randy Jones, R (1, 1) OBP: 0.111, SLG: 0.048										2	0	0	0	0	1	0						
Ted Kubiak, S (7, PH) OBP: 0.365, SLG: 0.359										1	0	1	0	0	0	0						
Dave Tomlin, L (7, 1) OBP: 0.435, SLG: 0.346										0	0	0	0	0	0	0						
Johnny Grubb, L (9, PH) OBP: 0.206, SLG: 0.200										1	0	0	0	0	0	1						
<b>Inning Stats</b>	R: 0 E: 0 K: 2 S: 7	H: 0 LOB: 0 BB: 0 P: 7	R: 1 E: 0 K: 3 S: 11	H: 2 LOB: 1 BB: 0 P: 11	R: 0 E: 0 K: 0 S: 3	H: 0 LOB: 0 BB: 0 P: 3	R: 2 E: 0 K: 0 S: 5	H: 2 LOB: 1 BB: 1 P: 9	R: 0 E: 0 K: 1 S: 5	H: 0 LOB: 0 BB: 0 P: 5	R: 1 E: 0 K: 0 S: 4	H: 2 LOB: 0 BB: 0 P: 4	R: 0 E: 0 K: 0 S: 4	H: 1 LOB: 1 BB: 0 P: 4	R: 0 E: 0 K: 0 S: 3	H: 0 LOB: 1 BB: 1 P: 7	R: 0 E: 0 K: 1 S: 6	H: 1 LOB: 1 BB: 0 P: 6	1B: 5 2B: 1 3B: 0 HR: 2	SF: 0 SAC: 0 DP: 1 HBP: 0	WP: 0 PB: 0 SB: 2 CS: 0	PA: 36
<b>PITCHER</b> Pete Falcone, L (1, 1) ERA: 4.09	IP: 9.0 WLS: W BF: 36 H: 8 R: 4 ER: 4 SO: 7 BB: 2 IBB: 0 HBP: 0 BLK: 0 WP: 0 HR: 2 S: 48 P: 56 ERA: 4.00 WHIP: 1.111															<b>PITCHER</b>						

Batter	1	2	3	4	5	6	7	8	9	AB	R	H	RBI	BB	SO	LOB	BOTTOM			
Bake McBride, L (1, 8) OBP: 0.415, SLG: 0.448										4	0	0	0	0	0	1	<b>San Diego Padres @ St. Louis Cardinals</b> Busch Stadium, St. Louis, MO Fri Jun 18 1976, 7:05 PM CDT Att: 14,501 - Unknown			
Don Kessinger, S (1, 6) OBP: 0.317, SLG: 0.321										4	2	2	0	0	0	0				
Lou Brock, L (1, 7) OBP: 0.312, SLG: 0.365										4	2	2	2	0	2	0				
Ted Simmons, S (1, 3) OBP: 0.327, SLG: 0.341										4	1	2	2	0	0	0				
Jerry Mumphrey, S (8, PR) OBP: 0.351, SLG: 0.392										0	0	0	0	0	0	0				
Keith Hernandez, L (9, 3) OBP: 0.286, SLG: 0.258										0	0	0	0	0	0	0				
Joe Ferguson, R (1, 2) OBP: 0.315, SLG: 0.359										4	1	1	0	0	0	2				
Mike Anderson, R (1, 9) OBP: 0.381, SLG: 0.365										4	0	1	1	0	0	2				
Hector Cruz, R (1, 5) OBP: 0.229, SLG: 0.339										3	1	1	2	0	1					
Mike Tyson, R (1, 4) OBP: 0.338, SLG: 0.479										3	0	1	0	0	1					
Pete Falcone, L (1, 1) OBP: 0.095, SLG: 0.050										3	0	0	0	0	1	2				
<b>Inning Stats</b>	R: 0 E: 0 K: 1 S: 5	H: 0 LOB: 0 BB: 0 P: 5	R: 0 E: 0 K: 0 S: 3	H: 0 LOB: 0 BB: 0 P: 3	R: 0 E: 0 K: 0 S: 4	H: 1 LOB: 1 BB: 0 P: 4	R: 4 E: 0 K: 0 S: 7	H: 4 LOB: 0 BB: 0 P: 7	R: 2 E: 0 K: 0 S: 5	H: 2 LOB: 0 BB: 0 P: 5	R: 1 E: 1 K: 1 S: 7	H: 2 LOB: 1 BB: 0 P: 7	R: 0 E: 0 K: 1 S: 5	H: 0 LOB: 0 BB: 0 P: 5	R: 0 E: 0 K: 0 S: 3	H: 1 LOB: 1 BB: 0 P: 3	1B: 6 2B: 2 3B: 0 HR: 2	SF: 0 SAC: 0 DP: 1 HBP: 0	WP: 0 PB: 0 SB: 1 CS: 0	PA: 33
<b>PITCHER</b> Randy Jones, L (1, 1) ERA: 2.49	IP: 6.0 WLS: L BF: 27 H: 9 R: 7 ER: 7 SO: 2 BB: 0 IBB: 0 HBP: 0 BLK: 0 WP: 0 HR: 0 S: 31 P: 31 ERA: 10.50 WHIP: 1.500															<b>PITCHER</b>				
Dave Tomlin, L (7, 1) ERA: 5.4	IP: 2.0 WLS: L BF: 6 H: 1 R: 0 ER: 0 SO: 1 BB: 0 IBB: 0 HBP: 0 BLK: 0 WP: 0 HR: 0 S: 8 P: 8 ERA: 0.00 WHIP: 0.500															<b>PITCHER</b>				





Batter	1	2	3	4	5	6	7	8	9	AB	R	H	RBI	BB	SO	LOB	TOP										
Enzo Hernandez, R OBP: 0.338, SLG: 0.321	F8			F7		L7		6-3		4	0	0	0	0	0	0											
Tito Fuentes, S OBP: 0.304, SLG: 0.335	F7			P4					6-3	4	0	1	0	0	0	0											
Willie Davis, L OBP: 0.301, SLG: 0.396	K					4-3			CS BB	4	0	2	0	0	1	1											
Dave Winfield, R OBP: 0.363, SLG: 0.480		4-3					SH1-3		CS	2	0	1	0	2	0	0											
Doug Rader, R OBP: 0.345, SLG: 0.421	F8			P3			SH1-3		CS	3	0	0	0	0	0	4											
Mike Ivie, R OBP: 0.303, SLG: 0.415	5-3						F8			2	0	0	0	1	0	1											
Merv Rettenmund, R OBP: 0.389, SLG: 0.342			F7		F7					3	0	0	0	0	0	2											
Butch Metzger, R (7, 1)							P6			0	0	0	0	0	0	0											
Fred Kendall, R OBP: 0.270, SLG: 0.234			F9		4-3			1-3		2	0	0	0	0	0	0											
Ted Kubiak, S OBP: 0.380, SLG: 0.354										1	0	0	0	0	0	0											
Bob Davis, R OBP: 0.183, SLG: 0.152										0	0	0	0	0	0	0											
Brent Strom, R OBP: 0.194, SLG: 0.111			5-3					L4		2	0	0	0	0	0	0											
Luis Melendez, R OBP: 0.203, SLG: 0.197					5-3					1	0	0	0	0	0	0											
<b>Inning Stats</b>	R: 0 E: 0 K: 1 S: 5	H: 0 LOB: 0 BB: 0 P: 5	R: 0 E: 0 K: 0 S: 3	H: 0 LOB: 0 BB: 0 P: 3	R: 0 E: 0 K: 0 S: 3	H: 0 LOB: 0 BB: 0 P: 3	R: 0 E: 0 K: 0 S: 4	H: 1 LOB: 2 BB: 1 P: 8	R: 0 E: 0 K: 0 S: 2	H: 0 LOB: 0 BB: 1 P: 6	R: 0 E: 0 K: 0 S: 4	H: 1 LOB: 1 BB: 0 P: 4	R: 0 E: 0 K: 0 S: 4	H: 1 LOB: 1 BB: 0 P: 4	R: 0 E: 0 K: 0 S: 3	H: 0 LOB: 0 BB: 0 P: 3	R: 0 E: 0 K: 0 S: 3	H: 1 LOB: 1 BB: 1 P: 7	1B: 2 2B: 2 3B: 0 HR: 0	SF: 0 SAC: 1 DP: 0 HBP: 0	WP: 0 PB: 0 SB: 0 CS: 3	PA: 32					
<b>PITCHER</b>	IP	WLS	BF	H	R	ER	SO	BB	IBB	HBP	BLK	WP	HR	S	P	ERA	WHIP										
John Curtis, L ERA: 3.72	(1, 1)	8.1	W	31	4	0	0	1	3	0	0	0	0	30	42	0.00	0.840										
Bill Greif, R ERA: 5.25	(9, 1)	0.0	S	0	0	0	0	0	0	0	0	0	0	0	0	∞	∞										

San Diego Padres @ St. Louis Cardinals  
Busch Stadium, St. Louis, MO  
Sat Jun 19 1976, 7:05 PM CDT  
Att: 18,448 - Unknown

AB	28
R	0
H	4
RBI	0
BB	3
SO	1
LOB	8



Batter	1	2	3	4	5	6	7	8	9	AB	R	H	RBI	BB	SO	LOB	BOTTOM										
Bake McBride, L OBP: 0.417, SLG: 0.449	K	G3								4	0	2	0	0	1	2											
Don Kessinger, S OBP: 0.320, SLG: 0.324			4-3							4	0	2	1	0	0	2											
Lou Brock, L OBP: 0.311, SLG: 0.363	2-3									4	0	1	0	0	0	3											
Ted Simmons, S OBP: 0.333, SLG: 0.345										3	0	2	0	1	0	1											
Jerry Humphrey, S OBP: 0.351, SLG: 0.392			6-3							0	0	0	0	0	0	0											
Keith Hernandez, L OBP: 0.286, SLG: 0.258										0	0	0	0	0	0	0											
Joe Ferguson, R OBP: 0.314, SLG: 0.354	F8									3	0	0	0	1	0	4											
Mike Anderson, R OBP: 0.370, SLG: 0.352										3	0	0	0	0	0	2											
Hector Cruz, R OBP: 0.225, SLG: 0.333		K								3	0	0	0	0	1	1											
Mike Tyson, R OBP: 0.346, SLG: 0.492										3	1	2	0	0	0	0											
John Curtis, L OBP: 0.259, SLG: 0.240										1	0	1	0	1	0	0											
Bill Greif, R ERA: 1.2										0	0	0	0	0	0	0											
<b>Inning Stats</b>	R: 0 E: 0 K: 1 S: 6	H: 1 LOB: 2 BB: 1 P: 10	R: 0 E: 0 K: 1 S: 6	H: 1 LOB: 2 BB: 1 P: 10	R: 0 E: 0 K: 0 S: 3	H: 1 LOB: 0 BB: 0 P: 3	R: 0 E: 0 K: 0 S: 2	H: 0 LOB: 0 BB: 1 P: 6	R: 1 E: 0 K: 0 S: 5	H: 3 LOB: 1 BB: 0 P: 5	R: 0 E: 0 K: 0 S: 4	H: 1 LOB: 1 BB: 0 P: 4	R: 0 E: 0 K: 0 S: 4	H: 2 LOB: 1 BB: 0 P: 4	R: 0 E: 0 K: 0 S: 3	H: 1 LOB: 1 BB: 0 P: 3	1B: 9 2B: 1 3B: 0 HR: 0	SF: 0 SAC: 1 DP: 4 HBP: 0	WP: 1 PB: 0 SB: 0 CS: 1	PA: 32							
<b>PITCHER</b>	IP	WLS	BF	H	R	ER	SO	BB	IBB	HBP	BLK	WP	HR	S	P	ERA	WHIP										
Brent Strom, L ERA: 3.42	(1, 1)	6.1	L	28	9	1	1	2	3	0	0	0	0	29	41	1.42	1.895										
Butch Metzger, R ERA: 1.2	(7, 1)	1.2		4	1	0	0	0	0	0	0	0	0	4	4	0.00	0.600										

San Diego Padres @ St. Louis Cardinals  
Busch Stadium, St. Louis, MO  
Sat Jun 19 1976, 7:05 PM CDT  
Att: 18,448 - Unknown

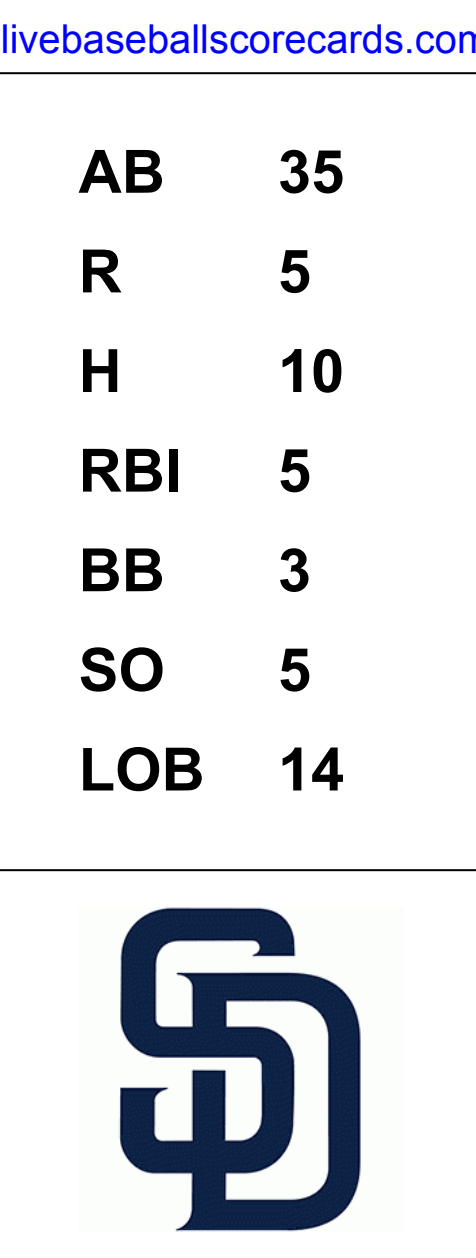
AB	28
R	1
H	10
RBI	1
BB	3
SO	2
LOB	15





Batter	1	2	3	4	5	6	7	8	9	AB	R	H	RBI	BB	SO	LOB	TOP																				
Johnny Grubb, L (1, 7) OBP: 0.432, SLG: 0.368 Luis Melendez, R (9, FR) OBP: 0.203, SLG: 0.197 (9, 7)	0-0 3-1		0-0 6-3	0-0 FC4-6 1B		0-0 3-1		0-0 2B	5 0 2 3 0 0 2 0 0 0 0 0 0 0																												
Tito Fuentes, S (1, 4) OBP: 0.301, SLG: 0.332	0-0 3-1		0-0 1B	0-0 FC4-6 1-2 2-H 3-H		0-0 4-3		0-0 F7	5 0 1 1 0 0 3																												
Willie Davis, L (1, 8) OBP: 0.299, SLG: 0.392	0-0 1B		0-0 4-3		0-3 K		0-0 4-3	0-3 K	5 0 1 0 0 2 2																												
Willie McCovey, L (1, 3) OBP: 0.293, SLG: 0.350 Mike Ivie, R (9, 3) OBP: 0.303, SLG: 0.415	0-0 F9			0-0 HR	0-3 K		0-0 F7		4 1 1 1 0 1 1 0 0 0 0 0 0 0																												
Dave Winfield, R (1, 9) OBP: 0.365, SLG: 0.482		4-0 G6-4-3 BB		0-0 F7	0-0 2B			0-3 K	3 0 1 0 1 1 0																												
Doug Rader, R (1, 5) OBP: 0.344, SLG: 0.415		0-0 G6-4-3 1-2		0-0 F3	0-0 F8			4-0 FC5-4 BB	3 0 0 0 1 0 2																												
Hector Torres, R (1, 6) OBP: 0.298, SLG: 0.364		0-0 6-3		0-0 E S 1B		0-0 5-3		0-0 FC5-4 1-2 CS	4 1 1 0 0 0 1								AB 35 R 5 H 10 RBI 5 BB 3 SO 5 LOB 14																				
Fred Kendall, R (1, 2) OBP: 0.281, SLG: 0.248			0-0 6-3 1B	4-0 E S 1B	0-0 SH1-4 1B			0-0 CS 1-2	3 2 2 0 1 0 0																												
Alan Foster, R (1, 1) Butch Metzger, R (6, 1) Dan Spillner, R (8, 1) OBP: 0.235, SLG: 0.071 Gene Locklear, L (9, PH) OBP: 0.290, SLG: 0.298 Ken Reynolds, L (9, 1)				0-3 K	0-0 E5 1B		0-0 SH1-4 1-2	0-0 2B 1B	2 0 0 0 0 1 3 0 0 0 0 0 0 0 0 0 0 0 0 0 0 1 1 1 0 0 0 0 0 0 0 0 0 0 0																												
<b>Inning Stats</b>	R: 0 E: 0 K: 0 S: 4	H: 1 LOB: 1 BB: 0 P: 4	R: 0 E: 0 K: 0 S: 2	H: 0 LOB: 0 BB: 1 P: 6	R: 1 E: 0 K: 1 S: 7	H: 2 LOB: 1 BB: 0 P: 7	R: 3 E: 1 K: 0 S: 7	H: 3 LOB: 2 BB: 1 P: 11	R: 0 E: 0 K: 2 S: 8	H: 1 LOB: 1 BB: 0 P: 8	R: 0 E: 0 K: 0 S: 3	H: 0 LOB: 0 BB: 0 P: 3	R: 0 E: 0 K: 1 S: 4	H: 0 LOB: 1 BB: 1 P: 8	R: 1 E: 0 K: 1 S: 7	H: 2 LOB: 1 BB: 0 P: 7	1B: 6 2B: 3 3B: 0 HR: 1	SF: 0 SAC: 1 DP: 1 HBP: 0	WP: 0 PB: 0 SB: 1 CS: 1	PA: 40																	
<b>PITCHER</b>	IP WLS BF H R ER SO BB IBB HBP BLK WP HR S P ERA WHIP																																				
Bob Forsch, R (1, 1) ERA: 3.52	7.0	31	8	4	2	3	2	0	0	0	0	0	0	1	35	43	2.57	1.429																			
Bill Greif, R (8, 1) ERA: 5.3	0.0	L	0	0	0	0	0	0	0	0	0	0	0	0	0	0	∞	∞																			
Al Hrabosky, L (9, 1) ERA: 3.42	0.2	2	0	0	0	1	0	0	0	0	0	0	0	0	4	4	0.00	0.000																			

San Diego Padres @ St. Louis Cardinals  
Busch Stadium, St. Louis, MO  
Sun Jun 20 1976, 3:33 AM CDT  
Att: 15,537 - Unknown



Batter	1	2	3	4	5	6	7	8	9	AB	R	H	RBI	BB	SO	LOB	BOTTOM																				
Bake McBride, L (1, 8) OBP: 0.411, SLG: 0.442	0-0 F7	0-0 3-1			0-0 F9			0-0 2B 1B	0-0 4-3	5 1 1 0 0 0 2																											
Don Kessinger, S (1, 6) OBP: 0.325, SLG: 0.329	4-0 G3 1B BB		0-0 F8		0-0 F8			0-0 1-3 1B 2B		3 2 1 0 1 0 0																											
Lou Brock, L (1, 7) OBP: 0.314, SLG: 0.363	0-0 G3 1-2		0-0 P4			4-0 S BB		0-0 2-H 3-H 1B		3 0 1 2 1 0 1																											
Ted Simmons, S (1, 3) OBP: 0.332, SLG: 0.340 (9, 2)	4-0 1B BB		0-0 L3			0-3 K		0-0 1-2 FC1-6 BB		3 0 0 0 1 1 2																											
Willie Crawford, L (1, 9) OBP: 0.364, SLG: 0.444	0-0 1-3 2-H 1B			4-0 G6-4-3 BB		0-0 6-3		4-0 1-2 G6-4-3 BB		2 0 1 1 2 0 1																											
Joe Ferguson, R (1, 2) OBP: 0.310, SLG: 0.348 Ron Fairly, L (8, PH) OBP: 0.406, SLG: 0.329 (9, 3)	0-0 4-3			0-0 G6-4-3 1-2		0-0 F9		0-0 1-2 G6-4-3		3 0 0 0 0 0 4 1 0 0 0 0 0 2 0 0 0 0 0 0 0																											
Al Hrabosky, R (9, 1)				0-0 1-2				0-0 1-2																													
Hector Cruz, R (1, 5) OBP: 0.226, SLG: 0.347		0-0 6-3		0-0 HR		0-0 F7		0-0 F2	4 1 1 1 0 0 0								AB 32 R 4 H 7 RBI 4 BB 5 SO 1 LOB 12																				
Mike Tyson, R (1, 4) OBP: 0.336, SLG: 0.476		0-0 P6		0-0 F6		0-0 F8		0-0 F9	4 0 0 0 0 0 0																												
Bob Forsch, R (1, 1) ERA: 2.21 Jerry Mumphrey, S (7, PH) OBP: 0.345, SLG: 0.385 Bill Greif, R (8, 1) Mike Anderson, R (9, 3) OBP: 0.376, SLG: 0.360 Lee Richard, R (9, FR) OBP: 0.114, SLG: 0.061 (9, 1)		0-0 1B			0-0 5-3		0-0 4-3	0-0 1B	2 0 1 0 0 0 0 1 0 0 0 0 0 0 0 0 0 0 0 0 0 1 0 1 0 0 0 0 0 0 0 0 0 0 0																												
<b>Inning Stats</b>	R: 1 E: 0 K: 0 S: 4	H: 1 LOB: 2 BB: 2 P: 12	R: 0 E: 0 K: 0 S: 3	H: 1 LOB: 0 BB: 0 P: 4	R: 0 E: 0 K: 0 S: 3	H: 0 LOB: 0 BB: 0 P: 3	R: 1 E: 0 K: 0 S: 3	H: 1 LOB: 0 BB: 1 P: 7	R: 0 E: 0 K: 0 S: 3	H: 0 LOB: 0 BB: 0 P: 3	R: 0 E: 0 K: 1 S: 5	H: 0 LOB: 1 BB: 1 P: 9	R: 0 E: 0 K: 0 S: 3	H: 0 LOB: 0 BB: 0 P: 3	R: 2 E: 0 K: 0 S: 5	H: 3 LOB: 1 BB: 1 P: 9	R: 0 E: 0 K: 0 S: 4	H: 1 LOB: 1 BB: 0 P: 4	1B: 5 2B: 1 3B: 0 HR: 1	SF: 0 SAC: 0 DP: 2 HBP: 0	WP: 0 PB: 0 SB: 1 CS: 0	PA: 37															
<b>PITCHER</b>	IP WLS BF H R ER SO BB IBB HBP BLK WP HR S P ERA WHIP																																				
Alan Foster, R (1, 1) ERA: 2.21	5.0	21	3	2	2	1	1	0	0	0	0	0	0	0	12	16	7.71	1.714																			
Butch Metzger, R (6, 1) ERA: 1.52	2.1	11	3	2	2	1	1	0	0	0	0	0	0	1	1	0.00	0.000																				
Dan Spillner, R (8, 1) ERA: 3.62	0.2	W	1	0	0	0	0	0	0	0	0	0	0	1	1	0.00	0.000																				
Ken Reynolds, L (9, 1) ERA: 4.5	1.0	S	4	1	0	0	0	0	0	0	0	0	0	4	4	0.00	1.000																				

San Diego Padres @ St. Louis Cardinals  
Busch Stadium, St. Louis, MO  
Sun Jun 20 1976, 3:33 AM CDT  
Att: 15,537 - Unknown







Batter	1	2	3	4	5	6	7	8	9	AB	R	H	RBI	BB	SO	LOB	TOP			
Larry Herndon, R (1, 8) OBP: 0.372, SLG: 0.401	F9						F9		F8	4	0	1	0	0	0	0	<b>San Francisco Giants @ San Diego Padres</b> San Diego Stadium, San Diego, CA Mon Jun 21 1976, 10:05 PM EDT Att: 10,627 - Unknown <a href="http://livebaseballscorecards.com">livebaseballscorecards.com</a>			
Mike Caldwell, R (7, 1) OBP: 0.167, SLG: 0.167	F9						F9		F8	0	0	0	0	0	0	0				
Dave Rader, L (9, PH) OBP: 0.302, SLG: 0.319	F9						F9		F8	1	0	0	0	0	0	0				
Marty Perez, R (1, 4) OBP: 0.308, SLG: 0.361	4-0						4-3		4-3	2	0	0	0	2	1	0				
Mike Sadek, R (7, 2) OBP: 0.390, SLG: 0.361	1B						K		4-3	0	0	0	0	0	0	0				
Glenn Adams, L (9, PH) OBP: 0.233, SLG: 0.267	1B						K		4-3	1	0	0	0	0	0	0				
Gary Matthews, R (1, 7) OBP: 0.349, SLG: 0.420	1-2						K			4	0	2	0	0	1	2				
Bobby Murcer, L (1, 9) OBP: 0.355, SLG: 0.354	K						K			3	0	1	0	1	1	2				
Darrell Evans, L (1, 3) OBP: 0.321, SLG: 0.224	5-3						F5			4	1	1	0	0	0	7				
Chris Speier, R (1, 6) OBP: 0.318, SLG: 0.306							F6			4	0	0	0	0	0	3				
Ken Reitz, R (1, 5) OBP: 0.310, SLG: 0.354							F6			4	0	1	1	0	2	2				
Steve Ontiveros, S (8, PR) OBP: 0.246, SLG: 0.196							K			0	0	0	0	0	0	0				
Marc Hill, R (1, 2) OBP: 0.247, SLG: 0.366										2	0	0	0	0	0	0				
Derrel Thomas, S (7, PH) OBP: 0.311, SLG: 0.306	E6									2	1	1	0	0	0	1				
John Montefusco, R (1, 1) OBP: 0.211, SLG: 0.200										2	0	0	0	0	2	1				
Dave Heaverlo, L (6, 1)										0	0	0	0	0	0	0				
Gary Thomasson, L (7, PH) OBP: 0.300, SLG: 0.417										2	1	1	2	0	1	0				
<b>Inning Stats</b>	R: 0 E: 0 K: 1 S: 6	H: 1 LOB: 2 BB: 1 P: 10	R: 0 E: 1 K: 2 S: 8	H: 0 LOB: 1 BB: 0 P: 8	R: 0 E: 0 K: 0 S: 3	H: 1 LOB: 2 BB: 2 P: 11	R: 0 E: 0 K: 0 S: 3	H: 0 LOB: 0 BB: 0 P: 3	R: 0 E: 0 K: 1 S: 5	H: 2 LOB: 2 BB: 0 P: 7	R: 2 E: 0 K: 2 S: 9	H: 2 LOB: 0 BB: 0 P: 9	R: 1 E: 0 K: 0 S: 5	H: 2 LOB: 1 BB: 0 P: 5	R: 0 E: 0 K: 1 S: 5	H: 0 LOB: 0 BB: 0 P: 5	1B: 6 2B: 1 3B: 0 HR: 1	SF: 0 SAC: 0 DP: 1 HBP: 0	WP: 0 PB: 0 SB: 0 CS: 0	PA: 38
<b>PITCHER</b> Dave Freisleben, R (1, 1) ERA: 1.52	IP: 9.0 WLS: W BF: 38 H: 8 R: 3 ER: 3 SO: 8 BB: 3 IBB: 0 HBP: 0 BLK: 0 WP: 0 HR: 1 S: 51 P: 63 ERA: 3.00 WHIP: 1.222																			

Batter	1	2	3	4	5	6	7	8	9	AB	R	H	RBI	BB	SO	LOB	BOTTOM				
Johnny Grubb, L (1, 7) OBP: 0.436, SLG: 0.443	HR									4	2	2	1	0	0	2	<b>San Francisco Giants @ San Diego Padres</b> San Diego Stadium, San Diego, CA Mon Jun 21 1976, 10:05 PM EDT Att: 10,627 - Unknown <a href="http://livebaseballscorecards.com">livebaseballscorecards.com</a>				
Luis Melendez, R (9, 7) OBP: 0.203, SLG: 0.197	4-3									0	0	0	0	0	0	0					
Tito Fuentes, S (1, 4) OBP: 0.306, SLG: 0.336	F7									3	0	2	0	0	0	0					
Willie Davis, L (1, 8) OBP: 0.306, SLG: 0.412	1B									4	1	3	2	0	0	1					
Willie McCovey, L (1, 3) OBP: 0.285, SLG: 0.339	1B									4	0	0	0	0	0	3					
Mike Ivie, R (9, 3) OBP: 0.303, SLG: 0.415	1B									0	0	0	0	0	0	0					
Dave Winfield, R (1, 9) OBP: 0.370, SLG: 0.491										4	3	3	0	0	0	0					
Ted Kubiak, S (1, 5) OBP: 0.388, SLG: 0.366										3	0	2	0	0	0	0					
Hector Torres, R (1, 6) OBP: 0.296, SLG: 0.360										4	0	1	1	0	0	3					
Fred Kendall, R (1, 2) OBP: 0.276, SLG: 0.244										3	0	0	0	0	1	3					
Dave Freisleben, R (1, 1) OBP: 0.357, SLG: 0.500										3	0	1	1	0	0	1					
<b>Inning Stats</b>	R: 1 E: 0 K: 0 S: 4	H: 2 LOB: 0 BB: 0 P: 4	R: 1 E: 0 K: 1 S: 8	H: 3 LOB: 2 BB: 0 P: 8	R: 0 E: 0 K: 0 S: 3	H: 2 LOB: 0 BB: 0 P: 3	R: 1 E: 0 K: 0 S: 5	H: 2 LOB: 1 BB: 0 P: 5	R: 2 E: 0 K: 0 S: 5	H: 2 LOB: 0 BB: 0 P: 5	R: 0 E: 0 K: 0 S: 3	H: 1 LOB: 0 BB: 0 P: 3	R: 0 E: 0 K: 0 S: 4	H: 1 LOB: 1 BB: 0 P: 4	R: 1 E: 1 K: 0 S: 4	H: 1 LOB: 0 BB: 0 P: 4		1B: 10 2B: 2 3B: 1 HR: 2	SF: 0 SAC: 2 DP: 2 HBP: 0	WP: 0 PB: 0 SB: 0 CS: 0	PA: 34
<b>PITCHER</b> John Montefusco, R (1, 1) ERA: 2.99	IP: 5.0 WLS: L BF: 23 H: 11 R: 5 ER: 5 SO: 11 BB: 0 IBB: 0 HBP: 0 BLK: 0 WP: 0 HR: 2 S: 25 P: 25 ERA: 9.00 WHIP: 2.200																				
Dave Heaverlo, R (6, 1) ERA: 4.59	IP: 1.0 WLS: 0 BF: 3 H: 1 R: 0 ER: 0 SO: 0 BB: 0 IBB: 0 HBP: 0 BLK: 0 WP: 0 HR: 0 S: 3 P: 3 ERA: 0.00 WHIP: 1.000																				
Mike Caldwell, L (7, 1) ERA: 4.27	IP: 2.0 WLS: 0 BF: 8 H: 2 R: 1 ER: 0 SO: 0 BB: 0 IBB: 0 HBP: 0 BLK: 0 WP: 0 HR: 0 S: 8 P: 8 ERA: 0.00 WHIP: 1.000																				



Batter	1	2	3	4	5	6	7	8	9	AB	R	H	RBI	BB	SO	LOB	TOP	
Larry Herndon, R OBP: 0.369, SLG: 0.394 (1, 8)	4-3	K			3-1			BB		3	0	0	0	1	1	2	<p>San Francisco Giants @ San Diego Padres San Diego Stadium, San Diego, CA Tue Jun 22 1976, 10:05 PM EDT Att: 29,940 - Unknown</p> <p>AB 30 R 2 H 4 RBI 2 BB 2 SO 4 LOB 6</p> 	
Marty Perez, R OBP: 0.299, SLG: 0.349 (1, 4)	6-3		6-3			F9		L7		4	0	0	0	0	0	1		
Gary Matthews, R OBP: 0.345, SLG: 0.413 (1, 7)	F8		F8			5-3		L6		4	0	0	0	0	0	0		
Bobby Murcer, L OBP: 0.351, SLG: 0.348 (1, 9)		1-3	K			F9		G3		4	0	0	0	0	1	0		
Chris Speier, R OBP: 0.317, SLG: 0.305 (1, 6)		1B			L7			6-3		4	1	1	0	0	0	0		
Ken Reitz, R OBP: 0.310, SLG: 0.354 (1, 5)		FC6-4			4-3			5-3		3	1	1	0	0	0	0		
Darrell Evans, L OBP: 0.322, SLG: 0.226 (1, 3)					K			K		3	0	1	1	0	2	0		
Marc Hill, R OBP: 0.250, SLG: 0.357 (8, PR)										2	0	0	0	1	0	2		
Mike Sadek, R OBP: 0.300, SLG: 0.361 (8, 2)	FC6-4				5-3			G3-6-3		0	0	0	0	0	0	0		
John D'Acquisto, R OBP: 0.375, SLG: 0.375 (1, 1)										2	0	1	1	0	0	0		
Gary Lavelle, S OBP: 0.200, SLG: 0.200 (7, 1)					1-3			G3-6-3		0	0	0	0	0	0	0		
Dave Heaverlo, R OBP: 0.309, SLG: 0.305 (8, PH)										0	0	0	0	0	0	0		
Derrel Thomas, S OBP: 0.309, SLG: 0.305 (8, 1)										1	0	0	0	0	0	1		
Mike Caldwell, R OBP: 0.167, SLG: 0.167 (8, 1)										0	0	0	0	0	0	0		
<b>Inning Stats</b>	R: 0 E: 0 K: 0 S: 3	H: 0 LOB: 0 BB: 0 P: 3	R: 2 E: 0 K: 1 S: 9	H: 4 LOB: 2 BB: 0 P: 9	R: 0 E: 0 K: 1 S: 5	H: 0 LOB: 0 BB: 0 P: 5	R: 0 E: 0 K: 1 S: 5	H: 0 LOB: 0 BB: 0 P: 5	R: 0 E: 0 K: 1 S: 5	H: 0 LOB: 0 BB: 0 P: 5	R: 0 E: 0 K: 0 S: 2	H: 0 LOB: 1 BB: 2 P: 10	R: 0 E: 0 K: 0 S: 3	H: 0 LOB: 0 BB: 0 P: 3	1B: 4 2B: 0 3B: 0 HR: 0	SF: 0 SAC: 0 DP: 1 HBP: 0		WP: 0 PB: 0 SB: 0 CS: 0
<b>PITCHER</b> Randy Jones, L ERA: 2.45 (1, 1)	IP: 9.0 WLS: W BF: 32 H: 4 R: 2 ER: 2 SO: 4 BB: 2 IBB: 0 HBP: 0 BLK: 0 WP: 0 HR: 0 S: 38 P: 46 ERA: 2.00 WHIP: 0.667															<b>PITCHER</b> IP: 9.0 WLS: W BF: 32 H: 4 R: 2 ER: 2 SO: 4 BB: 2 IBB: 0 HBP: 0 BLK: 0 WP: 0 HR: 0 S: 38 P: 46 ERA: 2.00 WHIP: 0.667		

Batter	1	2	3	4	5	6	7	8	9	AB	R	H	RBI	BB	SO	LOB	BOTTOM					
Enzo Hernandez, R OBP: 0.342, SLG: 0.321 (1, 6)	SH1-3		CS		F9		F7			3	0	1	0	1	0	2	<p>San Francisco Giants @ San Diego Padres San Diego Stadium, San Diego, CA Tue Jun 22 1976, 10:05 PM EDT Att: 29,940 - Unknown</p> <p>AB 28 R 4 H 8 RBI 3 BB 4 SO 2 LOB 15</p> 					
Tito Fuentes, S OBP: 0.313, SLG: 0.353 (1, 4)	SH1-3		SH3-4							1	1	1	2	1	0	0						
Willie Davis, L OBP: 0.305, SLG: 0.406 (1, 8)	4-3		F4				F9			3	0	0	0	1	0	2						
Willie McCovey, L OBP: 0.284, SLG: 0.331 (7, PR)	F2				F8		4-3			3	0	0	0	1	0	4						
Mike Ivie, R OBP: 0.303, SLG: 0.415 (8, 3)										0	0	0	0	0	0	0						
Dave Winfield, R OBP: 0.372, SLG: 0.496 (1, 9)			F6							4	1	2	0	0	1	1						
Johnny Grubb, L OBP: 0.432, SLG: 0.453 (9, 7)					4-3					3	1	1	0	0	1	1						
Luis Melendez, R OBP: 0.203, SLG: 0.197 (9, 7)		2B			4-3		SH1-4			0	0	0	0	0	0	0						
Ted Kubiak, S OBP: 0.374, SLG: 0.349 (1, 5)					F7		G3			4	0	0	0	0	0	3						
Fred Kendall, R OBP: 0.281, SLG: 0.256 (1, 2)										4	0	2	1	0	0	0						
Randy Jones, R OBP: 0.125, SLG: 0.067 (1, 1)										3	1	1	0	0	0	2						
<b>Inning Stats</b>	R: 0 E: 0 K: 0 S: 3	H: 0 LOB: 1 BB: 1 P: 7	R: 1 E: 0 K: 0 S: 5	H: 2 LOB: 1 BB: 0 P: 5	R: 0 E: 0 K: 0 S: 3	H: 1 LOB: 0 BB: 0 P: 3	R: 0 E: 0 K: 0 S: 4	H: 1 LOB: 1 BB: 0 P: 4	R: 0 E: 1 K: 0 S: 4	H: 1 LOB: 3 BB: 2 P: 12	R: 1 E: 0 K: 0 S: 4	H: 1 LOB: 2 BB: 1 P: 4	R: 2 E: 1 K: 1 S: 7	H: 2 LOB: 2 BB: 1 P: 11	R: 0 E: 0 K: 1 S: 5	H: 0 LOB: 0 BB: 0 P: 5		1B: 4 2B: 3 3B: 0 HR: 1	SF: 0 SAC: 3 DP: 0 HBP: 0	WP: 0 PB: 0 SB: 1 CS: 1	PA: 35	
<b>PITCHER</b> John D'Acquisto, R ERA: 5.95 (1, 1)	IP: 6.1 WLS: L BF: 28 H: 7 R: 3 ER: 3 SO: 0 BB: 3 IBB: 0 HBP: 0 BLK: 0 WP: 0 HR: 0 S: 25 P: 37 ERA: 4.26 WHIP: 1.579															<b>PITCHER</b> IP: 6.1 WLS: L BF: 28 H: 7 R: 3 ER: 3 SO: 0 BB: 3 IBB: 0 HBP: 0 BLK: 0 WP: 0 HR: 0 S: 25 P: 37 ERA: 4.26 WHIP: 1.579						
Gary Lavelle, L ERA: 2.32 (7, 1)	0.1	3	1	1	1	0	1	0	0	0	0	0	0	0	0	0		1	2	6	27.00	6.000
Dave Heaverlo, R ERA: 4.54 (7, 1)	0.1	1	0	0	0	1	0	0	0	0	0	0	0	0	0	0		0	3	3	0.00	0.000
Mike Caldwell, L ERA: 4.2 (8, 1)	1.0	3	0	0	0	1	0	0	0	0	0	0	0	0	0	0	0	5	5	0.00	0.000	







Batter	1	2	3	4	5	6	7	8	9	AB	R	H	RBI	BB	SO	LOB	TOP			
Enzo Hernandez, R (1, 6) OBP: 0.327, SLG: 0.306 Merv Rettenmund, R (9, PH) OBP: 0.381, SLG: 0.333	K		1B		F8		F9	F3	K	5	0	1	0	0	1	2	<b>San Diego Padres @ San Francisco Giants</b> Candlestick Park, San Francisco, CA Wed Jun 23 1976, 10:05 PM EDT Att: 15,571 - Unknown <a href="http://livebaseballscorecards.com">livebaseballscorecards.com</a>			
Ted Kubiak, S (1, 4) OBP: 0.381, SLG: 0.359 Butch Metzger, R (8, 1)	F6		1B		FC6-4		FC3-6	G3		5	0	3	0	0	0	2				
Willie Davis, L (1, 8) OBP: 0.309, SLG: 0.414	F8		G3		F7		FC3-6	F4		5	0	0	0	0	0	6				
Dave Winfield, R (1, 9) OBP: 0.371, SLG: 0.494		L7			FC6-4		K			5	2	2	0	0	1	2				
Johnny Grubb, L (1, 7) OBP: 0.451, SLG: 0.472	F6				E8		4-3			5	2	1	0	0	0	2				
Mike Ivie, R (1, 3) OBP: 0.324, SLG: 0.449							L4			5	2	4	3	0	0	0				
Doug Rader, R (1, 5) OBP: 0.346, SLG: 0.411	F3				F3					4	1	2	1	1	0	2				
Fred Kendall, R (1, 2) OBP: 0.284, SLG: 0.256 Willie McCovey, L (9, PH) OBP: 0.295, SLG: 0.348 Luis Melendez, R (9, FR) OBP: 0.203, SLG: 0.197			1-3		1-3			FC3		3	0	0	1	1	0	2				
Dave Tomlin, L (1, 1) Rich Folkers, L (3, 1) Jerry Turner, L (4, PH) Ken Reynolds, L (4, 1) Gene Locklear, L (6, PH) Dan Spillner, R (6, 1) Tito Fuentes, S (8, PH) OBP: 0.332, SLG: 0.351	F7				F7		FC6-4			1	0	0	0	0	0	0				
Inning Stats	R: 0 E: 0 K: 1 S: 5	H: 0 LOB: 0 BB: 0 P: 5	R: 0 E: 0 K: 0 S: 4	H: 1 LOB: 1 BB: 0 P: 4	R: 0 E: 0 K: 0 S: 5	H: 2 LOB: 2 BB: 0 P: 5	R: 2 E: 1 K: 0 S: 6	H: 2 LOB: 1 BB: 0 P: 6	R: 0 E: 0 K: 0 S: 3	H: 0 LOB: 2 BB: 2 P: 11	R: 0 E: 0 K: 1 S: 6	H: 1 LOB: 1 BB: 0 P: 6	R: 3 E: 1 K: 0 S: 8	H: 4 LOB: 2 BB: 0 P: 8	R: 2 E: 0 K: 1 S: 9	H: 4 LOB: 2 BB: 0 P: 9		1B: 13 2B: 2 3B: 0 HR: 0	SF: 0 SAC: 0 DP: 0 HBP: 0	WP: 0 PB: 0 SB: 0 CS: 0
PITCHER	IP	WLS	BF	H	R	ER	SO	BB	IBB	HBP	BLK	WP	HR	S	P	ERA	WHIP			
Jim Barr, R (1, 1) ERA: 2.81	7.0	W	34	10	5	3	2	2	0	0	0	0	0	36	44	3.86	1.714			
John Montefusco, R (8, 1) ERA: 3.12	1.1		10	5	2	2	0	0	0	0	0	0	0	10	10	13.50	3.750			
Dave Heaverlo, R (9, 1) ERA: 4.32	0.2	S	2	0	0	0	1	0	0	0	0	0	0	4	4	0.00	0.000			
Batter	1	2	3	4	5	6	7	8	9	AB	R	H	RBI	BB	SO	LOB	BOTTOM			
Gary Thomasson, L (1, 8) OBP: 0.313, SLG: 0.477 Larry Hemdon, R (6, FR) OBP: 0.365, SLG: 0.389	1-3	K				F8		F8		4	0	2	0	0	1	0	<b>San Diego Padres @ San Francisco Giants</b> Candlestick Park, San Francisco, CA Wed Jun 23 1976, 10:05 PM EDT Att: 15,571 - Unknown <a href="http://livebaseballscorecards.com">livebaseballscorecards.com</a>			
Marty Perez, R (1, 4) OBP: 0.308, SLG: 0.351					F8		L9-3			5	2	2	0	0	1	2				
Gary Matthews, R (1, 7) OBP: 0.352, SLG: 0.417					F9					2	2	2	0	2	0	0				
Bobby Murcer, L (1, 9) OBP: 0.355, SLG: 0.357					F9					2	1	1	3	2	0	2				
Chris Speier, R (1, 6) OBP: 0.318, SLG: 0.306	5-3				F9		FC6-4			3	1	1	1	1	0	2				
Ken Reitz, R (1, 5) OBP: 0.315, SLG: 0.356					F9					3	1	1	0	1	0	3				
Darrell Evans, L (1, 3) OBP: 0.329, SLG: 0.281	F8									4	1	1	4	0	0	1				
Mike Sadek, R (1, 2) OBP: 0.356, SLG: 0.325					F7					4	0	0	0	0	0	0				
Jim Barr, R (1, 1) OBP: 0.235, SLG: 0.103 John Montefusco, R (8, 1) OBP: 0.205, SLG: 0.194 Dave Heaverlo, R (9, 1) ERA: 1.82	F8									3	0	0	0	0	1	0				
Inning Stats	R: 3 E: 0 K: 0 S: 7	H: 4 LOB: 1 BB: 0 P: 7	R: 0 E: 0 K: 1 S: 5	H: 0 LOB: 0 BB: 0 P: 5	R: 5 E: 0 K: 1 S: 8	H: 3 LOB: 0 BB: 2 P: 16	R: 0 E: 0 K: 0 S: 3	H: 1 LOB: 3 BB: 3 P: 15	R: 0 E: 0 K: 0 S: 3	H: 2 LOB: 2 BB: 1 P: 8	R: 0 E: 0 K: 0 S: 3	H: 0 LOB: 0 BB: 0 P: 3	R: 0 E: 0 K: 1 S: 5	H: 0 LOB: 0 BB: 0 P: 5	1B: 6 2B: 3 3B: 0 HR: 2	SF: 0 SAC: 0 DP: 1 HBP: 0		WP: 0 PB: 0 SB: 0 CS: 0	PA: 38	
PITCHER	IP	WLS	BF	H	R	ER	SO	BB	IBB	HBP	BLK	WP	HR	S	P	ERA	WHIP			
Dave Tomlin, L (1, 1) ERA: 6.75	2.0	L	12	5	5	5	1	1	0	0	0	0	1	13	17	22.50	3.000			
Rich Folkers, L (3, 1) ERA: 5.4	1.0		6	2	3	3	1	0	1	0	0	0	1	7	11	27.00	2.000			
Ken Reynolds, L (4, 1) ERA: 4.05	2.0		9	1	0	0	0	3	0	0	0	0	0	6	18	0.00	2.000			
Dan Spillner, R (6, 1) ERA: 3.51	2.0		8	2	0	0	0	0	1	0	0	0	0	7	11	0.00	1.000			
Butch Metzger, R (8, 1) ERA: 1.82	1.0		3	0	0	0	1	0	0	0	0	0	0	5	5	0.00	0.000			



Batter	1	2	3	4	5	6	7	8	9	AB	R	H	RBI	BB	SO	LOB	TOP				
Enzo Hernandez, R (1, 6) OBP: 0.325, SLG: 0.304 Willie Davis, L (9, PH) OBP: 0.312, SLG: 0.417	K		5-3		F2			1B	1B	4	0	1	0	0	1	0	<b>San Diego Padres @ San Francisco Giants</b> Candlestick Park, San Francisco, CA Thu Jun 24 1976, 6:33 AM EDT Att: 3,167 - Unknown <a href="http://livebaseballscorecards.com">livebaseballscorecards.com</a>				
Tito Fuentes, S (1, 4) OBP: 0.305, SLG: 0.345	F7		4-3		G3			E4	SF7	4	0	0	1	0	0	1					
Johnny Grubb, L (1, 7) OBP: 0.448, SLG: 0.461	F6		1B		L9			1B	K	4	0	1	0	1	1	2					
Willie McCovey, L (1, 3) OBP: 0.298, SLG: 0.372		HR	1B		F3			F6	4-3	5	1	2	1	0	0	5					
Dave Winfield, R (1, 9) OBP: 0.369, SLG: 0.490		2B	1B		F3			G5-4-3		4	1	1	0	0	0	5					
Ted Kubiak, S (1, 5) OBP: 0.394, SLG: 0.379		2B			K				1B	3	1	2	1	1	1	0					
Luis Melendez, R (1, 8) OBP: 0.192, SLG: 0.186	9-5				6-3			G1-6-3	E4	4	1	0	0	0	0	3					
Fred Kendall, R (1, 2) OBP: 0.289, SLG: 0.257					F9			E9	1B	3	1	1	0	0	0	0					
Alan Foster, R (1, 1) Ken Reynolds, L (1, 1) Dan Spillner, R (6, 1) Rich Folkers, L (6, 1) Mike Ivie, R (7, PH) Dave Tomlin, L (7, 1) Merv Rettenmund, R (9, PH)	4-3				F9			F9	1B	0	0	0	0	0	0	0					
<b>Inning Stats</b>	R: 0 E: 0 K: 1 S: 5	H: 0 LOB: 0 BB: 0 P: 5	R: 2 E: 0 K: 0 S: 5	H: 3 LOB: 1 BB: 0 P: 6	R: 0 E: 0 K: 0 S: 4	H: 1 LOB: 2 BB: 1 P: 8	R: 0 E: 0 K: 1 S: 5	H: 0 LOB: 0 BB: 0 P: 5	R: 0 E: 0 K: 0 S: 3	H: 0 LOB: 0 BB: 0 P: 3	R: 0 E: 0 K: 0 S: 3	H: 0 LOB: 1 BB: 1 P: 7	R: 0 E: 1 K: 0 S: 5	H: 2 LOB: 2 BB: 0 P: 5	R: 3 E: 1 K: 1 S: 10	H: 4 LOB: 2 BB: 0 P: 10		1B: 8 2B: 2 3B: 0 HR: 1	SF: 1 SAC: 0 DP: 3 HBP: 1	WP: 0 PB: 0 SB: 0 CS: 0	PA: 40
<b>PITCHER</b>	IP	WLS	BF	H	R	ER	SO	BB	IBB	HBP	BLK	WP	HR	S	P	ERA	WHIP				
Charlie Williams, R (1, 1) ERA: 2.08	6.0	W	23	4	2	2	2	1	0	1	0	0	1	25	30	3.00	0.833				
Mike Caldwell, L (7, 1) ERA: 4.35	2.0		13	5	3	2	0	1	0	0	0	0	0	12	16	9.00	3.000				
Dave Heaverlo, R (9, 1) ERA: 4.29	0.1		2	1	0	0	0	0	0	0	0	0	0	2	2	0.00	3.000				
Gary Lavelle, L (9, 1) ERA: 2.29	0.2	S	2	0	0	0	1	0	0	0	0	0	0	4	4	0.00	0.000				

Batter	1	2	3	4	5	6	7	8	9	AB	R	H	RBI	BB	SO	LOB	BOTTOM				
Gary Thomasson, L (1, 8) OBP: 0.327, SLG: 0.468 Mike Caldwell, R (7, 1) OBP: 0.154, SLG: 0.154 Dave Heaverlo, R (9, 1) OBP: 0.200, SLG: 0.200	4-3	1B			F8	3B	6-3			3	1	1	2	1	0	0	<b>San Diego Padres @ San Francisco Giants</b> Candlestick Park, San Francisco, CA Thu Jun 24 1976, 6:33 AM EDT Att: 3,167 - Unknown <a href="http://livebaseballscorecards.com">livebaseballscorecards.com</a>				
Derrel Thomas, S (1, 4) OBP: 0.315, SLG: 0.320	1B	F4			5-3	1B		1B		5	1	3	2	0	0	2					
Gary Matthews, R (1, 7) OBP: 0.356, SLG: 0.418	K				1B	1B		F8		4	1	2	1	1	1	2					
Bobby Murcer, L (1, 9) OBP: 0.352, SLG: 0.354	G3				K	1B		F3		5	0	1	0	0	2	4					
Darrell Evans, L (1, 3) OBP: 0.330, SLG: 0.290		4-3			K			F5		5	1	2	1	0	1	1					
Chris Speier, R (1, 6) OBP: 0.318, SLG: 0.303		1B			K					2	1	0	0	1	1	2					
Ken Reitz, R (1, 5) OBP: 0.322, SLG: 0.373		1B			1B	2B		F8		4	2	3	1	0	0	0					
Marc Hill, R (1, 2) OBP: 0.255, SLG: 0.360 Glenn Adams, L (6, PH) OBP: 0.258, SLG: 0.323 Larry Herndon, R (6, PR) OBP: 0.368, SLG: 0.399		1B			1B	3B				2	0	2	0	0	0	0					
Charlie Williams, R (1, 1) Steve Ontiveros, S (6, PH) Mike Sadek, R (7, 2) OBP: 0.348, SLG: 0.317		1B			1B	2B				1	0	1	1	0	0	0					
<b>Inning Stats</b>	R: 0 E: 0 K: 1 S: 6	H: 1 LOB: 1 BB: 0 P: 6	R: 2 E: 0 K: 1 S: 8	H: 3 LOB: 2 BB: 1 P: 12	R: 0 E: 0 K: 2 S: 6	H: 0 LOB: 0 BB: 1 P: 10	R: 0 E: 0 K: 1 S: 8	H: 2 LOB: 1 BB: 0 P: 8	R: 0 E: 0 K: 1 S: 6	H: 1 LOB: 1 BB: 0 P: 6	R: 0 E: 0 K: 1 S: 6	H: 1 LOB: 1 BB: 0 P: 4	R: 0 E: 0 K: 0 S: 4	H: 1 LOB: 1 BB: 0 P: 4	1B: 10 2B: 5 3B: 2 HR: 0	SF: 0 SAC: 1 DP: 1 HBP: 0		WP: 0 PB: 0 SB: 0 CS: 2	PA: 41		
<b>PITCHER</b>	IP	WLS	BF	H	R	ER	SO	BB	IBB	HBP	BLK	WP	HR	S	P	ERA	WHIP				
Alan Foster, R (1, 1) ERA: 2.2	0.1	L	23	8	4	4	7	2	0	0	0	0	0	35	43	7.20	2.000				
Ken Reynolds, L (1, 1) ERA: 4.68																					
Dan Spillner, R (6, 1) ERA: 4.03	0.1		5	3	3	3	1	0	1	0	0	0	0	6	10	81.00	9.000				
Rich Folkers, L (6, 1) ERA: 5.33	0.1		3	2	1	1	0	0	0	0	0	0	0	3	3	27.00	6.000				
Dave Tomlin, L (7, 1) ERA: 6.26	2.0		8	2	0	0	1	0	0	0	0	0	0	10	10	0.00	1.000				





Batter	1	2	3	4	5	6	7	8	9	AB	R	H	RBI	BB	SO	LOB	TOP				
Rowland Office, L OBP: 0.388, SLG: 0.415 (1,8)	5-3		WP 3B 1B		4-3		1-3		FC6-4 BB	4	1	1	0	1	0	0	<b>Atlanta Braves @ San Diego Padres</b> San Diego Stadium, San Diego, CA Fri Jun 25 1976, 10:05 PM EDT Att: 11,569 - Unknown				
Rod Gilbreath, R OBP: 0.392, SLG: 0.481 (1,4)	1-3		1-H 2-H 3B		F4			BB 1B	FC6-4	5	0	2	2	0	0	2					
Jimmy Wynn, R OBP: 0.404, SLG: 0.415 (1,7)	K		F4		CS BB			K	F7	4	0	0	0	1	2	4					
Willie Montanez, L OBP: 0.362, SLG: 0.443 (1,3)		6-3		HR 2B	CS	4-3		BB 1B		4	1	2	0	0	0	0					
Ken Henderson, S OBP: 0.358, SLG: 0.405 (1,9)	L7			2-H HR	FC6-4 1B			F7		4	1	2	2	0	0	2					
Darrel Chaney, S OBP: 0.345, SLG: 0.358 (1,6)	F8			6-3	F5			1-2 2-3 BB		3	0	0	0	1	0	1					
Jerry Royster, R OBP: 0.319, SLG: 0.327 (1,5)			F7	4-3	FC6-4			F8		4	0	0	0	0	0	4					
Earl Williams, R OBP: 0.282, SLG: 0.391 (1,2)			FC3-6 BB	1B			F8		F6	3	0	1	0	1	0	0					
Roger Moret, S OBP: 0.050, SLG: 0.053 (1,1)			FC3-6 WP 3B 1B	K			K		FC6-4 BB	3	1	0	0	0	2	2					
Mike Marshall, R (8,1)										0	0	0	0	1	0	0					
<b>Inning Stats</b>	R: 0 E: 0 K: 1 S: 5	H: 0 LOB: 0 BB: 0 P: 5	R: 0 E: 0 K: 0 S: 3	H: 0 LOB: 0 BB: 0 P: 3	R: 2 E: 0 K: 0 S: 5	H: 2 LOB: 1 BB: 1 P: 9	R: 2 E: 0 K: 1 S: 8	H: 3 LOB: 1 BB: 0 P: 8	R: 0 E: 0 K: 0 S: 2	H: 1 LOB: 0 BB: 0 P: 4	R: 0 E: 0 K: 1 S: 5	H: 0 LOB: 0 BB: 0 P: 5	R: 0 E: 0 K: 1 S: 7	H: 2 LOB: 2 BB: 2 P: 11	R: 0 E: 0 K: 0 S: 3	H: 0 LOB: 2 BB: 2 P: 11	1B: 5 2B: 1 3B: 1 HR: 1	SF: 0 SAC: 0 DP: 0 HBP: 0	WP: 1 PB: 0 SB: 0 CS: 1	PA: 40	
<b>PITCHER</b>	IP WLS BF H R ER SO BB IBB HBP BLK WP HR S P ERA WHIP	8.0 L 34 8 4 4 4 3 0 0 0 1 1 39 51 4.50 1.375	1.0 S 5 0 0 0 0 2 0 0 0 0 0 3 11 0.00 2.000																		

AB	34
R	4
H	8
RBI	4
BB	5
SO	4
LOB	15



Batter	1	2	3	4	5	6	7	8	9	AB	R	H	RBI	BB	SO	LOB	BOTTOM				
Enzo Hernandez, R OBP: 0.319, SLG: 0.298 (1,6)	F3		F6		F4			F8		3	0	0	0	0	0	0	<b>Atlanta Braves @ San Diego Padres</b> San Diego Stadium, San Diego, CA Fri Jun 25 1976, 10:05 PM EDT Att: 11,569 - Unknown				
Willie McCovey, L OBP: 0.296, SLG: 0.370 (8, PH)								2-3		1	0	0	0	0	0	2					
Butch Metzger, R (9,1)										0	0	0	0	0	0	0					
Tito Fuentes, S OBP: 0.304, SLG: 0.343 (1,4)	L5		1B		F4			F4		4	0	1	0	0	0	2					
Willie Davis, L OBP: 0.311, SLG: 0.412 (1,8)	BB 1B BB		F4		K			L7		3	1	0	0	1	1	3					
Dave Winfield, R OBP: 0.368, SLG: 0.484 (1,9)	1B 1-2 BB		F6		F4			4-3		3	0	0	0	1	0	1					
Mike Ivie, R OBP: 0.327, SLG: 0.447 (1,3)	1-3 2-H 1B				K		G4-6-3 1B	F2		4	0	2	1	0	1	0					
Johnny Grubb, L OBP: 0.440, SLG: 0.450 (1,7)	F7		F8		F8		G4-6-3 1-2	1B		4	0	1	0	0	0	3					
Doug Rader, R OBP: 0.340, SLG: 0.404 (1,5)		K		L7		6-3		K		4	0	0	0	0	2	1					
Fred Kendall, R OBP: 0.286, SLG: 0.254 (1,2)		6-3			6-3			F8 WP BB		2	0	0	0	0	0	0					
Ted Kubiak, S OBP: 0.400, SLG: 0.379 (9,6)								1-2 BB		0	0	0	0	1	0	0					
Dave Freisleben, R OBP: 0.313, SLG: 0.438 (1,1)		5-3			F8			1-2 BB		2	0	0	0	0	0	0					
Merv Rettenmund, R OBP: 0.394, SLG: 0.342 (8, PH)										0	0	0	0	1	0	0					
Bob Davis, R OBP: 0.192, SLG: 0.224 (9,2)										0	0	0	0	0	0	0					
<b>Inning Stats</b>	R: 1 E: 0 K: 0 S: 4	H: 1 LOB: 2 BB: 2 P: 12	R: 0 E: 0 K: 1 S: 5	H: 0 LOB: 0 BB: 0 P: 5	R: 0 E: 0 K: 1 S: 4	H: 1 LOB: 1 BB: 0 P: 4	R: 0 E: 0 K: 1 S: 5	H: 0 LOB: 0 BB: 0 P: 5	R: 0 E: 0 K: 0 S: 3	H: 0 LOB: 0 BB: 0 P: 3	R: 0 E: 0 K: 1 S: 5	H: 0 LOB: 0 BB: 0 P: 5	R: 0 E: 0 K: 0 S: 3	H: 1 LOB: 2 BB: 2 P: 11	R: 0 E: 0 K: 1 S: 6	H: 1 LOB: 1 BB: 0 P: 6	1B: 4 2B: 0 3B: 0 HR: 0	SF: 0 SAC: 0 DP: 1 HBP: 0	WP: 1 PB: 0 SB: 0 CS: 0	PA: 34	
<b>PITCHER</b>	IP WLS BF H R ER SO BB IBB HBP BLK WP HR S P ERA WHIP	7.0 W 26 3 1 1 3 3 0 0 0 1 0 29 41 0.00 1.000	2.0 S 8 1 0 0 1 1 0 0 0 1 0 9 13 0.00 1.000																		





Batter	1	2	3	4	5	6	7	8	9	AB	R	H	RBI	BB	SO	LOB	TOP					
Rowland Office, L OBP: 0.381, SLG: 0.407 (1, 8)										5	0	0	0	0	0	3	<p>Atlanta Braves @ San Diego Padres San Diego Stadium, San Diego, CA Sat Jun 26 1976, 10:05 PM EDT Unknown</p>					
Rod Gilbreath, R OBP: 0.492, SLG: 0.512 (1, 4)										3	2	3	1	0	0	0						
Jimmy Wynn, R OBP: 0.402, SLG: 0.411 (1, 7)										4	1	1	1	0	0	3						
Willie Montanez, L OBP: 0.364, SLG: 0.444 (1, 3)										4	1	2	2	0	0	1						
Tom Paciorek, R OBP: 0.343, SLG: 0.426 Ken Henderson, S OBP: 0.361, SLG: 0.423 (8, PH) (8, 9)										3	0	0	0	0	0	1						
Darrel Chaney, S OBP: 0.339, SLG: 0.350 (1, 6)										4	0	0	0	0	3	0						
Jerry Royster, R OBP: 0.318, SLG: 0.326 (1, 5)										4	0	1	0	0	0	0						
Vic Correll, R OBP: 0.375, SLG: 0.350 Dave May, L OBP: 0.296, SLG: 0.300 (9, PH) (1, 2)										2	1	0	0	0	0	0						
Carl Morton, R OBP: 0.297, SLG: 0.199 Bruce Dal Canton, R OBP: 0.335, SLG: 0.303 Craig Robinson, R OBP: 0.442, SLG: 0.537 Pablo Torrealba, L OBP: 0.414, SLG: 0.490 Cito Gaston, R OBP: 0.414, SLG: 0.490 Mike Marshall, R OBP: 0.280, SLG: 0.388 (1, 1) (3, 1) (6, PH) (6, 1) (8, PH) (8, 1) (9, PH)										1	0	0	0	0	0	0						
<b>Inning Stats</b>	R: 0 E: 1 K: 0 S: 4	H: 0 LOB: 1 BB: 0 P: 4	R: 0 E: 0 K: 1 S: 5	H: 0 LOB: 0 BB: 0 P: 5	R: 0 E: 0 K: 0 S: 3	H: 2 LOB: 0 BB: 0 P: 3	R: 1 E: 0 K: 0 S: 4	H: 2 LOB: 0 BB: 0 P: 4	R: 0 E: 0 K: 0 S: 3	H: 0 LOB: 0 BB: 0 P: 3	R: 0 E: 0 K: 0 S: 4	H: 1 LOB: 1 BB: 0 P: 4	R: 0 E: 0 K: 1 S: 5	H: 0 LOB: 0 BB: 0 P: 5	R: 6 E: 0 K: 1 S: 9	H: 4 LOB: 0 BB: 1 P: 14		R: 0 E: 0 K: 1 S: 6	H: 1 LOB: 1 BB: 0 P: 6	1B: 6 2B: 1 3B: 0 HR: 1	SF: 0 SAC: 1 DP: 1 HBP: 1	WP: 0 PB: 0 SB: 0 CS: 0
<b>PITCHER</b>	IP WLS BF H R ER SO BB IBB HBP BLK WP HR S P ERA WHIP																					
Randy Jones, L ERA: 2.69 Butch Metzger, R ERA: 1.92 (1, 1) (8, 1)	7.2 31 6 6 6 2 1 0 1 0 0 0 0 1 10 10 7.04 0.913																					

Batter	1	2	3	4	5	6	7	8	9	AB	R	H	RBI	BB	SO	LOB	BOTTOM			
Johnny Grubb, L OBP: 0.438, SLG: 0.440 Luis Melendez, R OBP: 0.192, SLG: 0.186 (1, 9) (8, 8)										4	1	1	0	1	1	3	<p>Atlanta Braves @ San Diego Padres San Diego Stadium, San Diego, CA Sat Jun 26 1976, 10:05 PM EDT Unknown</p>			
Tito Fuentes, S OBP: 0.302, SLG: 0.345 (1, 4)										5	2	1	0	0	0	2				
Jerry Turner, L OBP: 0.312, SLG: 0.388 (1, 7)										3	4	3	4	2	0	0				
Willie McCovey, L OBP: 0.312, SLG: 0.383 Mike Ivie, R OBP: 0.327, SLG: 0.447 (1, 3) (9, 3)										3	0	2	3	2	0	1				
Dave Winfield, R OBP: 0.361, SLG: 0.477 (1, 8) (9, 9)										4	0	0	1	0	1	6				
Doug Rader, R OBP: 0.343, SLG: 0.403 (1, 5)										3	0	1	0	0	1	1				
Hector Torres, R OBP: 0.302, SLG: 0.354 (1, 6)										2	0	0	1	1	0	2				
Fred Kendall, R OBP: 0.280, SLG: 0.249 (1, 2)										4	0	0	0	0	1	4				
Randy Jones, R OBP: 0.154, SLG: 0.083 Butch Metzger, R (1, 1) (8, 1)										3	1	1	0	1	0	0				
<b>Inning Stats</b>	R: 3 E: 0 K: 0 S: 6	H: 4 LOB: 1 BB: 1 P: 10	R: 0 E: 0 K: 0 S: 3	H: 0 LOB: 0 BB: 0 P: 3	R: 1 E: 0 K: 1 S: 5	H: 0 LOB: 3 BB: 3 P: 18	R: 2 E: 1 K: 0 S: 5	H: 2 LOB: 1 BB: 1 P: 9	R: 0 E: 0 K: 2 S: 7	H: 0 LOB: 2 BB: 1 P: 12	R: 1 E: 0 K: 1 S: 7	H: 2 LOB: 1 BB: 0 P: 7	R: 0 E: 0 K: 0 S: 3	H: 0 LOB: 0 BB: 0 P: 3	R: 2 E: 0 K: 0 S: 4	H: 1 LOB: 1 BB: 1 P: 8		1B: 5 2B: 3 3B: 0 HR: 1	SF: 1 SAC: 0 DP: 2 HBP: 2	WP: 2 PB: 0 SB: 0 CS: 0
<b>PITCHER</b>	IP WLS BF H R ER SO BB IBB HBP BLK WP HR S P ERA WHIP																			
Carl Morton, R ERA: 5.4 Bruce Dal Canton, R ERA: 2.51 Pablo Torrealba, L ERA: 0.3 Mike Marshall, R ERA: 4.52 (1, 1) (3, 1) (6, 1) (8, 1)	2.2 16 4 4 4 0 4 0 1 0 0 2 0 0 15 24 3.86 1.714																			



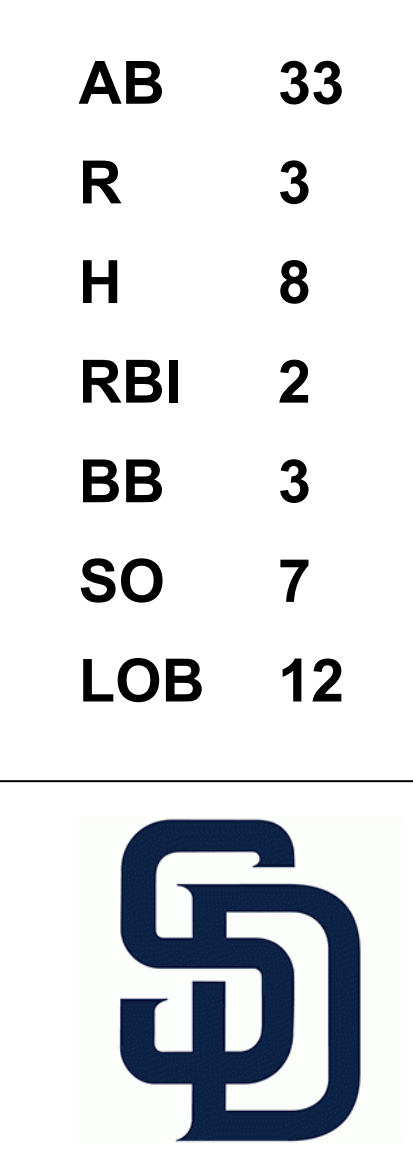




Batter	1	2	3	4	5	6	7	8	9	AB	R	H	RBI	BB	SO	LOB	TOP			
Jimmy Wynn, R (1, 8) OBP: 0.400, SLG: 0.406	F8		L7					F8		3	0	0	0	1	0	0	Atlanta Braves @ San Diego Padres San Diego Stadium, San Diego, CA Sun Jun 27 1976, 6:33 AM EDT Att: 6,947 - Unknown			
Rod Gilbreath, R (1, 4) OBP: 0.380, SLG: 0.472	BB			F7	L5			1-3		3	0	0	0	1	0	2				
Tom Paciorek, R (1, 7) OBP: 0.327, SLG: 0.406	K			L5				F9		4	0	0	0	0	1	1				
Willie Montanez, L (1, 3) OBP: 0.363, SLG: 0.444	L8			6-3				L9		4	0	1	0	0	0	1				
Ken Henderson, S (1, 9) OBP: 0.355, SLG: 0.411		K			5-3			F7		3	0	0	0	0	1	0				
Earl Williams, R (1, 2) OBP: 0.291, SLG: 0.407		5-3								2	1	0	0	2	1	0				
Jerry Royster, R (1, 5) OBP: 0.320, SLG: 0.324		K								4	0	1	0	0	1	3				
Darrel Chaney, S (1, 6) OBP: 0.342, SLG: 0.353				6-3						3	1	2	0	0	0	0				
Andy Messersmith, R (1, 1) OBP: 0.182, SLG: 0.143			K							3	0	1	2	0	1	1				
<b>Inning Stats</b>	R: 0 E: 0 K: 1 S: 5	H: 0 LOB: 1 BB: 1 P: 9	R: 0 E: 0 K: 2 S: 7	H: 0 LOB: 0 BB: 0 P: 7	R: 0 E: 0 K: 1 S: 5	H: 0 LOB: 0 BB: 0 P: 5	R: 0 E: 0 K: 0 S: 3	H: 0 LOB: 0 BB: 0 P: 3	R: 2 E: 0 K: 0 S: 5	H: 2 LOB: 2 BB: 2 P: 13	R: 0 E: 0 K: 1 S: 6	H: 2 LOB: 1 BB: 0 P: 6	R: 0 E: 0 K: 0 S: 3	H: 0 LOB: 0 BB: 0 P: 3	R: 0 E: 0 K: 0 S: 3	H: 1 LOB: 1 BB: 1 P: 7	1B: 5 2B: 0 3B: 0 HR: 0	SF: 0 SAC: 1 DP: 1 HBP: 0	WP: 0 PB: 0 SB: 0 CS: 0	PA: 34
<b>PITCHER</b> Brent Strom, L (1, 1) ERA: 3.5	IP: 9.0 WLS: W BF: 34 H: 5 R: 2 ER: 2 SO: 5 BB: 3 IBB: 1 HBP: 0 BLK: 0 WP: 0 HR: 0 S: 40 P: 56 ERA: 2.00 WHIP: 0.889															<b>PITCHER</b>				

Batter	1	2	3	4	5	6	7	8	9	AB	R	H	RBI	BB	SO	LOB	BOTTOM					
Johnny Grubb, L (1, 9) OBP: 0.447, SLG: 0.433	G3									4	0	2	0	1	0	0	Atlanta Braves @ San Diego Padres San Diego Stadium, San Diego, CA Sun Jun 27 1976, 6:33 AM EDT Att: 6,947 - Unknown					
Tito Fuentes, S (1, 4) OBP: 0.303, SLG: 0.344	K			FC6-4						5	0	2	1	0	1	4						
Willie Davis, L (1, 8) OBP: 0.310, SLG: 0.409	K									4	1	1	0	0	1	1						
Willie McCovey, L (1, 3) OBP: 0.304, SLG: 0.372		G3								4	1	0	0	0	0	2						
Doug Rader, R (1, 5) OBP: 0.349, SLG: 0.405		1-3								3	0	2	0	0	0	0						
Jerry Turner, L (1, 7) OBP: 0.291, SLG: 0.362		K								3	0	0	1	0	1	3						
Hector Torres, R (1, 6) OBP: 0.295, SLG: 0.351										3	0	1	0	0	0	0						
Gene Locklear, L (9, PH) OBP: 0.273, SLG: 0.279										1	0	0	0	0	1	0						
Fred Kendall, R (1, 2) OBP: 0.275, SLG: 0.243										3	0	0	0	0	2	1						
Dave Winfield, R (9, PH) OBP: 0.365, SLG: 0.485										0	0	0	0	1	0	0						
Brent Strom, R (1, 1) OBP: 0.162, SLG: 0.091										3	0	0	0	0	1	1						
Ted Kubiak, S (9, PH) OBP: 0.417, SLG: 0.398										0	1	0	0	1	0	0						
<b>Inning Stats</b>	R: 0 E: 0 K: 2 S: 7	H: 0 LOB: 0 BB: 0 P: 7	R: 0 E: 0 K: 1 S: 5	H: 0 LOB: 0 BB: 0 P: 5	R: 0 E: 0 K: 2 S: 8	H: 1 LOB: 2 BB: 1 P: 12	R: 2 E: 1 K: 0 S: 5	H: 1 LOB: 0 BB: 0 P: 5	R: 0 E: 0 K: 1 S: 5	H: 0 LOB: 0 BB: 0 P: 5	R: 0 E: 0 K: 0 S: 5	H: 2 LOB: 2 BB: 0 P: 5	R: 0 E: 1 K: 0 S: 5	H: 1 LOB: 2 BB: 0 P: 5	R: 0 E: 0 K: 0 S: 4	H: 1 LOB: 1 BB: 0 P: 4	R: 1 E: 0 K: 1 S: 5	H: 2 LOB: 2 BB: 2 P: 13	1B: 7 2B: 1 3B: 0 HR: 0	SF: 1 SAC: 1 DP: 0 HBP: 0	WP: 1 PB: 0 SB: 1 CS: 0	PA: 38
<b>PITCHER</b> Andy Messersmith, R (1, 1) ERA: 2.55	IP: 8.2 WLS: L BF: 38 H: 8 R: 3 ER: 2 SO: 7 BB: 3 IBB: 0 HBP: 0 BLK: 1 WP: 1 HR: 0 S: 49 P: 61 ERA: 2.08 WHIP: 1.269															<b>PITCHER</b>						

AB 29  
R 2  
H 5  
RBI 2  
BB 4  
SO 5  
LOB 8





Batter	1	2	3	4	5	6	7	8	9	AB	R	H	RBI	BB	SO	LOB	TOP					
<b>Pete Rose, S</b> OBP: 0.423, SLG: 0.456 (1, 5)										5	2	2	1	0	0	0	<b>Cincinnati Reds @ San Diego Padres</b> San Diego Stadium, San Diego, CA Mon Jun 28 1976, 10:05 PM EDT Att: 15,435 - Unknown					
<b>Ken Griffey, L</b> OBP: 0.391, SLG: 0.459 (1, 9)										3	0	1	0	2	0							
<b>Joe Morgan, L</b> OBP: 0.463, SLG: 0.644 (1, 4)										5	1	3	4	0	0	1						
<b>George Foster, R</b> OBP: 0.395, SLG: 0.598 (1, 7)										4	2	2	0	1	0	3						
<b>Tony Perez, R</b> OBP: 0.336, SLG: 0.455 (1, 3)										5	0	1	1	0	1	6						
<b>Johnny Bench, R</b> OBP: 0.388, SLG: 0.440 (1, 2)										3	0	0	0	2	0	1						
<b>Cesar Geronimo, L</b> OBP: 0.371, SLG: 0.428 (1, 8)										5	0	1	1	0	2	1						
<b>Dave Concepcion, R</b> OBP: 0.349, SLG: 0.398 (1, 6)										5	0	0	0	0	1	3						
<b>Santo Alcala, R</b> OBP: 0.174, SLG: 0.136 <b>Rich Hinton, L</b> (7, 1)										3	2	1	0	0	1	1						
<b>Willie McEnaney, L</b> OBP: 0.375, SLG: 0.375 <b>Pedro Borbon, R</b> (8, 1)										0	0	0	0	0	0	0						
										1	0	0	0	0	1	0						
										0	0	0	0	0	0	0						
<b>Inning Stats</b>	R: 0 E: 0 K: 0 S: 3	H: 0 LOB: 1 BB: 1 P: 7	R: 0 E: 0 K: 1 S: 5	H: 0 LOB: 0 BB: 0 P: 5	R: 4 E: 1 K: 0 S: 8	H: 4 LOB: 1 BB: 0 P: 8	R: 2 E: 0 K: 1 S: 8	H: 3 LOB: 3 BB: 2 P: 16	R: 0 E: 0 K: 1 S: 5	H: 0 LOB: 1 BB: 1 P: 9	R: 0 E: 0 K: 0 S: 5	H: 2 LOB: 2 BB: 0 P: 5	R: 0 E: 0 K: 0 S: 3	H: 0 LOB: 0 BB: 0 P: 3	R: 0 E: 0 K: 1 S: 5	H: 0 LOB: 0 BB: 1 P: 5	R: 1 E: 0 K: 2 S: 9	H: 2 LOB: 2 BB: 1 P: 13	1B: 7 2B: 3 3B: 0 HR: 1	SF: 0 SAC: 0 DP: 0 HBP: 0	WP: 0 PB: 0 SB: 1 CS: 0	PA: 44
<b>PITCHER</b>	IP	WLS	BF	H	R	ER	SO	BB	IBB	HBP	BLK	WP	HR	S	P	ERA	WHIP					
<b>Alan Foster, R</b> ERA: 2.35	3.2	L	19	6	6	2	2	1	0	0	0	0	1	22	26	4.91	1.909					
<b>Ken Reynolds, L</b> ERA: 4.52	0.1		4	1	0	0	0	1	1	0	0	0	0	2	10	0.00	6.000					
<b>Rich Folkers, L</b> ERA: 4.5	3.0		12	2	0	0	1	1	0	0	1	0	0	13	17	0.00	1.000					
<b>Butch Metzger, R</b> ERA: 2.01	2.0		9	2	1	1	3	1	0	0	0	0	0	14	18	4.50	1.500					

AB	39
R	7
H	11
RBI	7
BB	5
SO	6
LOB	18



Batter	1	2	3	4	5	6	7	8	9	AB	R	H	RBI	BB	SO	LOB	BOTTOM					
<b>Johnny Grubb, L</b> OBP: 0.454, SLG: 0.436 (1, 7)										4	0	2	0	1	0	0	<b>Cincinnati Reds @ San Diego Padres</b> San Diego Stadium, San Diego, CA Mon Jun 28 1976, 10:05 PM EDT Att: 15,435 - Unknown					
<b>Tito Fuentes, S</b> OBP: 0.301, SLG: 0.341 (1, 4)										5	1	1	0	0	1	3						
<b>Willie Davis, L</b> OBP: 0.308, SLG: 0.405 (1, 8)										5	1	1	0	0	0	4						
<b>Willie McCovey, L</b> OBP: 0.309, SLG: 0.392 <b>Butch Metzger, R</b> (8, 1)										3	1	1	3	1	0	3						
<b>Dave Winfield, R</b> OBP: 0.370, SLG: 0.487 (1, 9)										3	0	2	0	1	0	1						
<b>Doug Rader, R</b> OBP: 0.344, SLG: 0.398 (1, 5)										4	0	0	0	0	1	3						
<b>Hector Torres, R</b> OBP: 0.300, SLG: 0.355 (1, 6)										4	0	2	0	0	1	2						
<b>Fred Kendall, R</b> OBP: 0.275, SLG: 0.245 <b>Jerry Turner, L</b> OBP: 0.288, SLG: 0.358 <b>Bob Davis, R</b> OBP: 0.185, SLG: 0.216 (8, PH) (9, 2)										3	0	1	0	0	0	1						
<b>Alan Foster, R</b> ERA: 4.57 <b>Ken Reynolds, L</b> ERA: 9.53 <b>Gene Locklear, L</b> ERA: 9.53 <b>Rich Folkers, L</b> ERA: 9.53 <b>Ted Kubiak, S</b> OBP: 0.242, SLG: 0.394 <b>Mike Love, R</b> OBP: 0.223, SLG: 0.428 (1, 1) (4, 1) (4, PH) (5, 1) (7, PH) (8, 3)										1	0	0	0	0	0	0						
<b>Inning Stats</b>	R: 3 E: 0 K: 1 S: 9	H: 4 LOB: 1 BB: 0 P: 9	R: 0 E: 0 K: 0 S: 3	H: 0 LOB: 0 BB: 0 P: 3	R: 0 E: 0 K: 0 S: 3	H: 0 LOB: 1 BB: 1 P: 7	R: 0 E: 0 K: 1 S: 6	H: 1 LOB: 1 BB: 0 P: 6	R: 0 E: 0 K: 0 S: 3	H: 2 LOB: 0 BB: 0 P: 3	R: 0 E: 0 K: 1 S: 5	H: 0 LOB: 3 BB: 1 P: 9	R: 0 E: 1 K: 1 S: 7	H: 1 LOB: 3 BB: 1 P: 11	R: 0 E: 0 K: 0 S: 5	H: 2 LOB: 2 BB: 0 P: 5		R: 0 E: 0 K: 0 S: 3	H: 0 LOB: 0 BB: 0 P: 3	1B: 9 2B: 0 3B: 0 HR: 1	SF: 0 SAC: 0 DP: 1 HBP: 0	WP: 1 PB: 0 SB: 2 CS: 0
<b>PITCHER</b>	IP	WLS	BF	H	R	ER	SO	BB	IBB	HBP	BLK	WP	HR	S	P	ERA	WHIP					
<b>Santo Alcala, R</b> ERA: 4.57	6.0	W	26	8	3	3	3	2	0	0	0	0	1	30	38	4.50	1.667					
<b>Rich Hinton, L</b> ERA: 9.53	0.2		4	0	0	0	1	1	0	0	0	1	0	5	9	0.00	1.500					
<b>Willie McEnaney, L</b> ERA: 3.16	0.2		4	2	0	0	0	0	0	0	0	0	0	4	4	0.00	3.000					
<b>Pedro Borbon, R</b> ERA: 2.63	1.2	S	5	0	0	0	0	0	0	0	0	0	0	5	5	0.00	0.000					

AB	36
R	3
H	10
RBI	3
BB	3
SO	4
LOB	23





Batter	1	2	3	4	5	6	7	8	9	10	11	12	13	14	AB	R	H	RBI	BB	SO	LOB	TOP
<b>Pete Rosa, S</b> OBP: 0.422, SLG: 0.453 (1, 5)	1-3	3-1		1-3 1B		BB		F8		SF8		6-3		1B 1B	6	1	2	2	1	0	2	
<b>Ken Griffey, L</b> OBP: 0.387, SLG: 0.457 (1, 9)	6-3		F7	1-3		K		K				L9		F8 1B SF8 1B	8	1	2	0	0	2	2	
<b>Joe Morgan, L</b> OBP: 0.464, SLG: 0.644 <b>Doug Flynn, R</b> OBP: 0.326, SLG: 0.345 (8, 4)	E1		1B 2B			K				F1-3	F8			SF8 F8 3B 1B	3	1	1	0	1	1	1	
<b>George Foster, R</b> OBP: 0.391, SLG: 0.586 (1, 7)			L6	6-3				F5							7	0	1	0	1	1	6	
<b>Tony Perez, R</b> OBP: 0.333, SLG: 0.450 (1, 3)	P5							F7							7	0	2	2	0	2	2	
<b>Johnny Bench, R</b> OBP: 0.368, SLG: 0.432 <b>Bill Plummer, R</b> OBP: 0.370, SLG: 0.588 (1, 2)	1-3		P5			K				P5					6	1	1	0	2	1	3	
<b>Cesar Geronimo, L</b> OBP: 0.386, SLG: 0.464 (1, 8)			4-3			2B 1B									6	3	5	3	2	0	0	
<b>Dave Concepcion, R</b> OBP: 0.353, SLG: 0.415 (1, 6)			PB BB 1B			HR									8	2	4	3	0	0	7	
<b>Dave Concepcion, R</b> OBP: 0.353, SLG: 0.415 (1, 6)			SH3 1B 2B			6-3				F8					8	2	4	3	0	0	7	
<b>Dave Concepcion, R</b> OBP: 0.353, SLG: 0.415 (1, 6)						SH3									8	2	4	3	0	0	7	
<b>Dave Concepcion, R</b> OBP: 0.353, SLG: 0.415 (1, 6)						SH3									8	2	4	3	0	0	7	
<b>Dave Concepcion, R</b> OBP: 0.353, SLG: 0.415 (1, 6)						SH3									8	2	4	3	0	0	7	
<b>Dave Concepcion, R</b> OBP: 0.353, SLG: 0.415 (1, 6)						SH3									8	2	4	3	0	0	7	
<b>Dave Concepcion, R</b> OBP: 0.353, SLG: 0.415 (1, 6)						SH3									8	2	4	3	0	0	7	
<b>Dave Concepcion, R</b> OBP: 0.353, SLG: 0.415 (1, 6)						SH3									8	2	4	3	0	0	7	
<b>Dave Concepcion, R</b> OBP: 0.353, SLG: 0.415 (1, 6)						SH3									8	2	4	3	0	0	7	
<b>Dave Concepcion, R</b> OBP: 0.353, SLG: 0.415 (1, 6)						SH3									8	2	4	3	0	0	7	
<b>Dave Concepcion, R</b> OBP: 0.353, SLG: 0.415 (1, 6)						SH3									8	2	4	3	0	0	7	
<b>Dave Concepcion, R</b> OBP: 0.353, SLG: 0.415 (1, 6)						SH3									8	2	4	3	0	0	7	
<b>Dave Concepcion, R</b> OBP: 0.353, SLG: 0.415 (1, 6)						SH3									8	2	4	3	0	0	7	
<b>Dave Concepcion, R</b> OBP: 0.353, SLG: 0.415 (1, 6)						SH3									8	2	4	3	0	0	7	
<b>Dave Concepcion, R</b> OBP: 0.353, SLG: 0.415 (1, 6)						SH3									8	2	4	3	0	0	7	
<b>Dave Concepcion, R</b> OBP: 0.353, SLG: 0.415 (1, 6)						SH3									8	2	4	3	0	0	7	
<b>Dave Concepcion, R</b> OBP: 0.353, SLG: 0.415 (1, 6)						SH3									8	2	4	3	0	0	7	
<b>Dave Concepcion, R</b> OBP: 0.353, SLG: 0.415 (1, 6)						SH3									8	2	4	3	0	0	7	
<b>Dave Concepcion, R</b> OBP: 0.353, SLG: 0.415 (1, 6)						SH3									8	2	4	3	0	0	7	
<b>Dave Concepcion, R</b> OBP: 0.353, SLG: 0.415 (1, 6)						SH3									8	2	4	3	0	0	7	
<b>Dave Concepcion, R</b> OBP: 0.353, SLG: 0.415 (1, 6)						SH3									8	2	4	3	0	0	7	
<b>Dave Concepcion, R</b> OBP: 0.353, SLG: 0.415 (1, 6)						SH3									8	2	4	3	0	0	7	
<b>Dave Concepcion, R</b> OBP: 0.353, SLG: 0.415 (1, 6)						SH3									8	2	4	3	0	0	7	
<b>Dave Concepcion, R</b> OBP: 0.353, SLG: 0.415 (1, 6)						SH3									8	2	4	3	0	0	7	
<b>Dave Concepcion, R</b> OBP: 0.353, SLG: 0.415 (1, 6)						SH3									8	2	4	3	0	0	7	
<b>Dave Concepcion, R</b> OBP: 0.353, SLG: 0.415 (1, 6)						SH3									8	2	4	3	0	0	7	
<b>Dave Concepcion, R</b> OBP: 0.353, SLG: 0.415 (1, 6)						SH3									8	2	4	3	0	0	7	
<b>Dave Concepcion, R</b> OBP: 0.353, SLG: 0.415 (1, 6)						SH3									8	2	4	3	0	0	7	
<b>Dave Concepcion, R</b> OBP: 0.353, SLG: 0.415 (1, 6)						SH3									8	2	4	3	0	0	7	
<b>Dave Concepcion, R</b> OBP: 0.353, SLG: 0.415 (1, 6)						SH3									8	2	4	3	0	0	7	
<b>Dave Concepcion, R</b> OBP: 0.353, SLG: 0.415 (1, 6)						SH3									8	2	4	3	0	0	7	
<b>Dave Concepcion, R</b> OBP: 0.353, SLG: 0.415 (1, 6)						SH3									8	2	4	3	0	0	7	
<b>Dave Concepcion, R</b> OBP: 0.353, SLG: 0.415 (1, 6)						SH3									8	2	4	3	0	0	7	
<b>Dave Concepcion, R</b> OBP: 0.353, SLG: 0.415 (1, 6)						SH3									8	2	4	3	0	0	7	
<b>Dave Concepcion, R</b> OBP: 0.353, SLG: 0.415 (1, 6)						SH3									8	2	4	3	0	0	7	
<b>Dave Concepcion, R</b> OBP: 0.353, SLG: 0.415 (1, 6)						SH3									8	2	4	3	0	0	7	
<b>Dave Concepcion, R</b> OBP: 0.353, SLG: 0.415 (1, 6)						SH3									8	2	4	3	0	0	7	
<b>Dave Concepcion, R</b> OBP: 0.353, SLG: 0.415 (1, 6)						SH3									8	2	4	3	0	0	7	
<b>Dave Concepcion, R</b> OBP: 0.353, SLG: 0.415 (1, 6)						SH3									8	2	4	3	0	0	7	
<b>Dave Concepcion, R</b> OBP: 0.353, SLG: 0.415 (1, 6)						SH3									8	2	4	3	0	0	7	
<b>Dave Concepcion, R</b> OBP: 0.353, SLG: 0.415 (1, 6)						SH3									8	2	4	3	0	0	7	
<b>Dave Concepcion, R</b> OBP: 0.353, SLG: 0.415 (1, 6)						SH3									8	2	4	3	0	0	7	
<b>Dave Concepcion, R</b> OBP: 0.353, SLG: 0.415 (1, 6)						SH3									8	2	4	3	0	0	7	
<b>Dave Concepcion, R</b> OBP: 0.353, SLG: 0.415 (1, 6)						SH3									8	2	4	3	0	0	7	
<b>Dave Concepcion, R</b> OBP: 0.353, SLG: 0.415 (1, 6)						SH3									8	2	4	3	0	0	7	
<b>Dave Concepcion, R</b> OBP: 0.353, SLG: 0.415 (1, 6)						SH3									8	2	4	3	0	0	7	
<b>Dave Concepcion, R</b> OBP: 0.353, SLG: 0.415 (1, 6)						SH3									8	2	4	3	0	0	7	
<b>Dave Concepcion, R</b> OBP: 0.353, SLG: 0.415 (1, 6)						SH3									8	2	4	3	0	0	7	
<b>Dave Concepcion, R</b> OBP: 0.353, SLG: 0.415 (1, 6)						SH3									8	2	4	3	0	0	7	
<b>Dave Concepcion, R</b> OBP: 0.353, SLG: 0.415 (1, 6)						SH3									8	2	4	3	0	0	7	
<b>Dave Concepcion, R</b> OBP: 0.353, SLG: 0.415 (1, 6)						SH3									8	2	4	3	0	0	7	
<b>Dave Concepcion, R</b> OBP: 0.353, SLG: 0.415 (1, 6)						SH3									8	2	4	3	0	0	7	
<b>Dave Concepcion, R</b> OBP: 0.353, SLG: 0.415 (1, 6)						SH3									8	2	4	3	0	0	7	
<b>Dave Concepcion, R</b> OBP: 0.353, SLG: 0.415 (1, 6)						SH3									8	2	4	3	0	0	7	
<b>Dave Concepcion, R</b> OBP: 0.353, SLG: 0.415 (1, 6)						SH3									8	2	4	3	0	0	7	
<b>Dave Concepcion, R</b> OBP: 0.353, SLG: 0.415 (1, 6)						SH3									8	2	4	3	0	0	7	
<b>Dave Concepcion, R</b> OBP: 0.353, SLG: 0.415 (1, 6)						SH3									8	2	4	3	0	0	7	
<b>Dave Concepcion, R</b> OBP: 0.353, SLG: 0.415 (1, 6)						SH3									8	2	4	3	0	0	7	
<b>Dave Concepcion, R</b> OBP: 0.353, SLG: 0.415 (1, 6)						SH3									8	2	4	3	0	0	7	
<b>Dave Concepcion, R</b> OBP: 0.353, SLG: 0.415 (1, 6)						SH3									8	2	4	3	0	0	7	
<b>Dave Concepcion, R</b> OBP: 0.353, SLG: 0.415 (1, 6)																						



Batter	1	2	3	4	5	6	7	8	9	AB	R	H	RBI	BB	SO	LOB	TOP					
<b>Pete Rose, S</b> OBP: 0.420, SLG: 0.449 (1.5)	5-3		FC4-6 1B BB		K		1-3			3	0	0	0	1	1	1	<b>Cincinnati Reds @ San Diego Padres</b> San Diego Stadium, San Diego, CA Wed Jun 30 1976, 10:05 PM EDT Att: 32,475 - Unknown					
<b>Ken Griffey, L</b> OBP: 0.389, SLG: 0.457 (1.9)	1B		FC4-6 1-2 2-H 1B		4-3			F8		4	0	2	1	0	0	0						
<b>George Foster, R</b> OBP: 0.389, SLG: 0.581 (1.7)	F7		FC4-6 1-2 2-3		F8					4	0	1	0	0	0	3						
<b>Tony Perez, R</b> OBP: 0.329, SLG: 0.443 (1.3)	K		F3			4-3		F7		4	0	0	0	0	1	4						
<b>Johnny Bench, R</b> OBP: 0.363, SLG: 0.424 (1.2)		6-3		F9		F9		5-3		4	0	0	0	0	0	1						
<b>Dave Concepcion, R</b> OBP: 0.352, SLG: 0.417 (1.6)	F9			2B		L8			L8	4	0	1	0	0	0	0						
<b>Doug Flynn, R</b> OBP: 0.317, SLG: 0.333 (1.4)	F4-3			F9			F6-3		F1-3	4	0	0	0	0	0	1						
<b>Cesar Geronimo, L</b> OBP: 0.394, SLG: 0.471 (1.8)			SH2-4 1B 1B	FC6-4 IBB				G3		3	1	2	0	1	0	0						
<b>Jack Billingham, R</b> OBP: 0.323, SLG: 0.286 (7, PH)			SH2-4	FC6-4			F7			1	0	0	0	0	0	2						
<b>Bob Bailey, R</b> OBP: 0.361, SLG: 0.527 (7, PH)										1	0	0	0	0	0	1						
<b>Rich Hinton, L</b> OBP: 0.375, SLG: 0.375 (8, 1)										0	0	0	0	0	0	0						
<b>Inning Stats</b>	R: 0 E: 0 K: 1 S: 6	H: 1 LOB: 1 BB: 0 P: 6	R: 0 E: 0 K: 0 S: 3	H: 0 LOB: 0 BB: 0 P: 3	R: 1 E: 0 K: 0 S: 5	H: 2 LOB: 2 BB: 1 P: 9	R: 0 E: 0 K: 0 S: 4	H: 1 LOB: 2 BB: 1 P: 8	R: 0 E: 0 K: 1 S: 5	H: 0 LOB: 0 BB: 0 P: 5	R: 0 E: 0 K: 0 S: 3	H: 0 LOB: 0 BB: 0 P: 3	R: 0 E: 0 K: 0 S: 4	H: 1 LOB: 1 BB: 0 P: 4	R: 0 E: 0 K: 0 S: 4	H: 1 LOB: 1 BB: 0 P: 4	R: 0 E: 0 K: 0 S: 3	H: 0 LOB: 0 BB: 0 P: 3	1B: 4 2B: 2 3B: 0 HR: 0	SF: 0 SAC: 1 DP: 0 HBP: 0	WP: 0 PB: 0 SB: 0 CS: 0	PA: 35
<b>PITCHER</b> <b>Randy Jones, L</b> ERA: 2.6 (1.1)	IP: 9.0 WLS: W BF: 35 H: 6 R: 1 ER: 1 SO: 2 BB: 1 IBB: 1 HBP: 0 BLK: 0 WP: 0 HR: 0 S: 37 P: 45 ERA: 1.00 WHIP: 0.778																					

AB	32
R	1
H	6
RBI	1
BB	2
SO	2
LOB	13



Batter	1	2	3	4	5	6	7	8	9	AB	R	H	RBI	BB	SO	LOB	BOTTOM			
<b>Johnny Grubb, L</b> OBP: 0.438, SLG: 0.448 (1.7)	G3		FC6-4 1B	1-3		F4-3				4	0	1	0	0	0	1	<b>Cincinnati Reds @ San Diego Padres</b> San Diego Stadium, San Diego, CA Wed Jun 30 1976, 10:05 PM EDT Att: 32,475 - Unknown			
<b>Tito Fuentes, S</b> OBP: 0.303, SLG: 0.340 (1.4)	BB		FC6-4 1-2		F8 1B SF9		K			3	1	1	0	1	1	1				
<b>Willie Davis, L</b> OBP: 0.307, SLG: 0.403 (1.8)	P6		L6		SF9 F8 1B		G3			4	0	1	0	0	0	2				
<b>Willie McCovey, L</b> OBP: 0.301, SLG: 0.397 (1.3)	G3		6-3		F8		F8			4	0	0	0	0	0	4				
<b>Mike Ivie, R</b> OBP: 0.335, SLG: 0.446 (8, 3)										0	0	0	0	0	0	0				
<b>Dave Winfield, R</b> OBP: 0.375, SLG: 0.483 (1.9)		F4-3		2B SF8 1B				F7		3	1	1	0	1	0	0				
<b>Doug Rader, R</b> OBP: 0.344, SLG: 0.402 (1.5)				FC4-6 1B		SF9		F9		3	1	2	1	0	0	0				
<b>Fred Kendall, R</b> OBP: 0.288, SLG: 0.238 (1.2)		FC4-6 1B		2B 2B		SF8 F4-3		F9		3	0	0	1	0	0	3				
<b>Enzo Hernandez, R</b> OBP: 0.325, SLG: 0.312 (1.6)									6-3	3	0	2	1	0	0	0				
<b>Randy Jones, R</b> OBP: 0.145, SLG: 0.078 (1.1)		1-3							6-3	3	0	0	0	0	0	3				
<b>Inning Stats</b>	R: 0 E: 0 K: 0 S: 3	H: 0 LOB: 1 BB: 1 P: 7	R: 0 E: 0 K: 0 S: 5	H: 2 LOB: 2 BB: 0 P: 5	R: 0 E: 0 K: 0 S: 4	H: 1 LOB: 1 BB: 0 P: 4	R: 2 E: 0 K: 0 S: 6	H: 3 LOB: 1 BB: 0 P: 6	R: 1 E: 0 K: 0 S: 5	H: 2 LOB: 2 BB: 1 P: 9	R: 0 E: 0 K: 0 S: 3	H: 0 LOB: 0 BB: 0 P: 3	R: 0 E: 0 K: 1 S: 5	H: 0 LOB: 0 BB: 0 P: 5	R: 0 E: 0 K: 0 S: 3	H: 0 LOB: 0 BB: 0 P: 3	1B: 6 2B: 2 3B: 0 HR: 0	SF: 2 SAC: 0 DP: 0 HBP: 0	WP: 0 PB: 0 SB: 0 CS: 0	PA: 34
<b>PITCHER</b> <b>Jack Billingham, R</b> ERA: 4.9 (1.1)	IP: 6.0 WLS: L BF: 28 H: 8 R: 3 ER: 3 SO: 3 BB: 1 IBB: 1 HBP: 0 BLK: 0 WP: 0 HR: 0 S: 26 P: 34 ERA: 4.50 WHIP: 1.500																			
<b>Rich Hinton, L</b> ERA: 8.99 (7, 1)	1.0	3	0	0	0	1	0	0	0	0	0	5	5	0.00	0.000					
<b>Pedro Borbon, R</b> ERA: 2.54 (8, 1)	1.0	3	0	0	0	0	0	0	0	0	0	3	3	0.00	0.000					

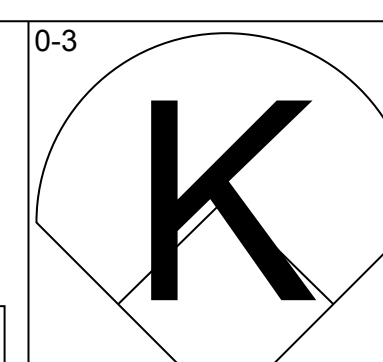
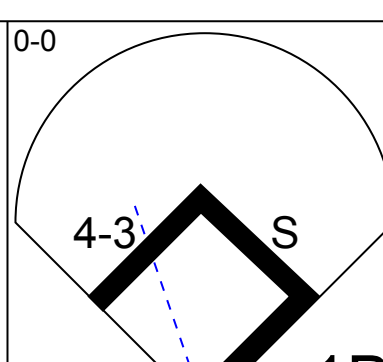
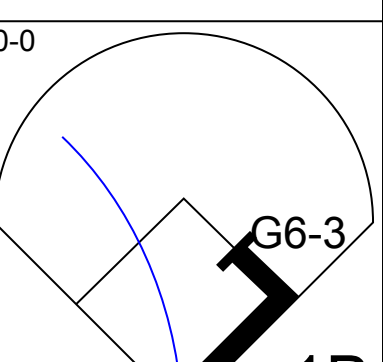
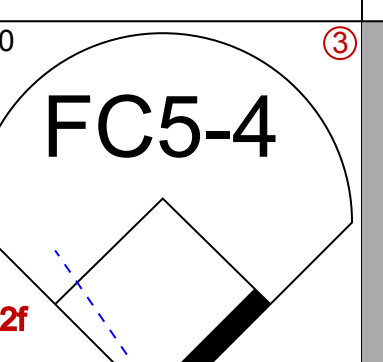
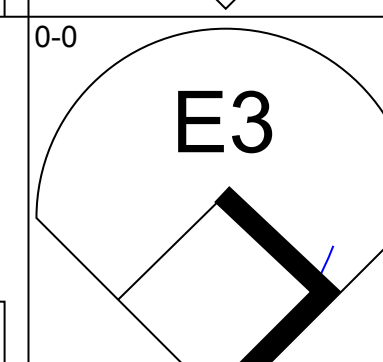
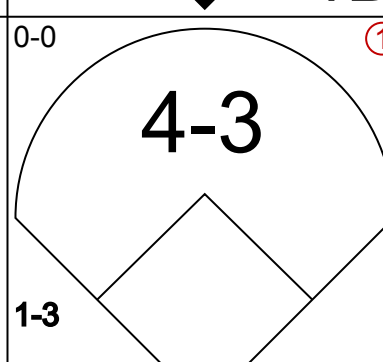
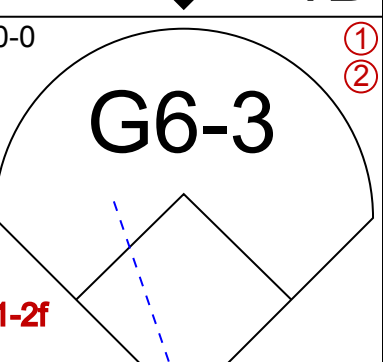
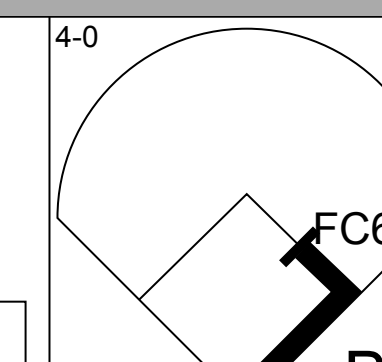
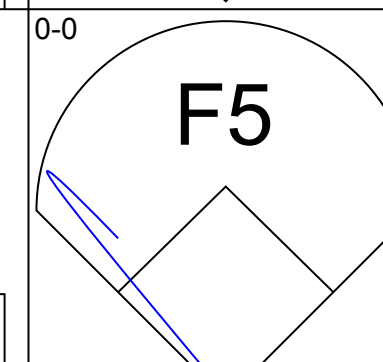
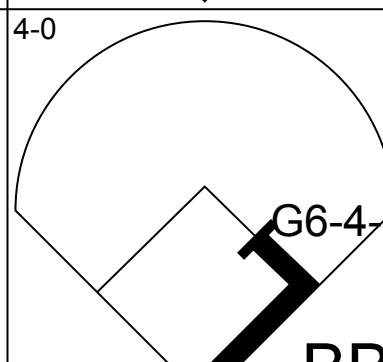
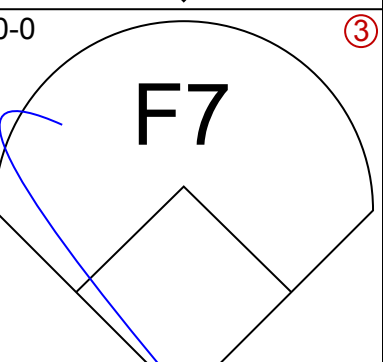
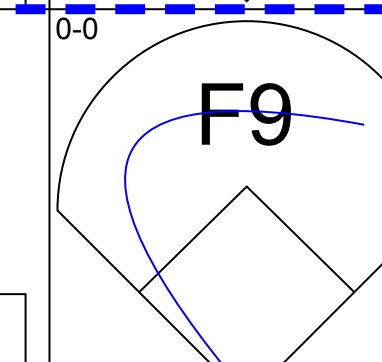
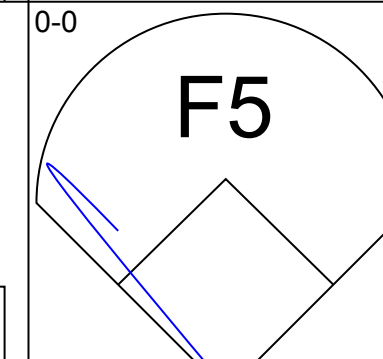
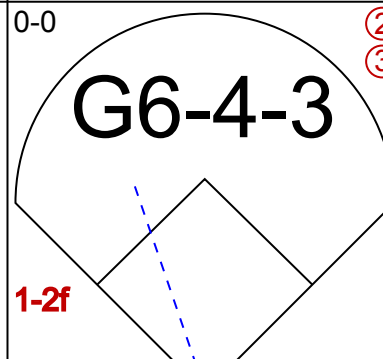

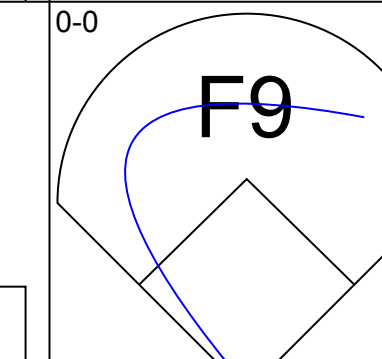
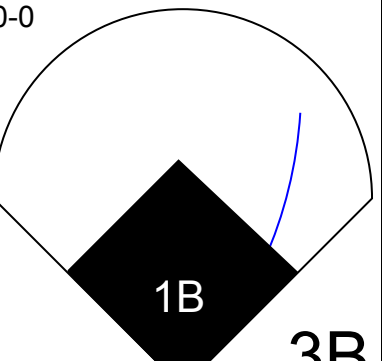
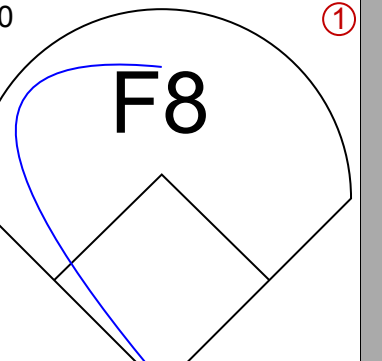
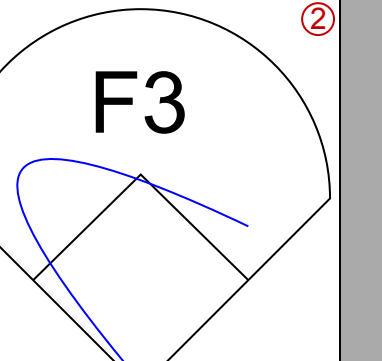
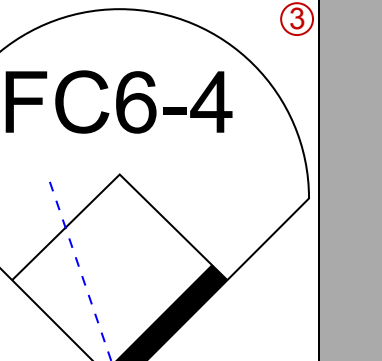
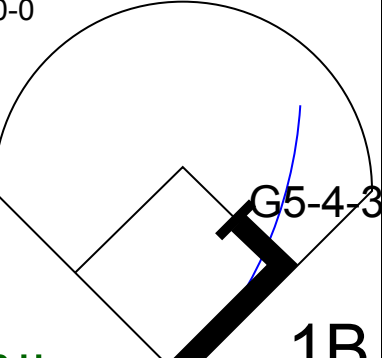
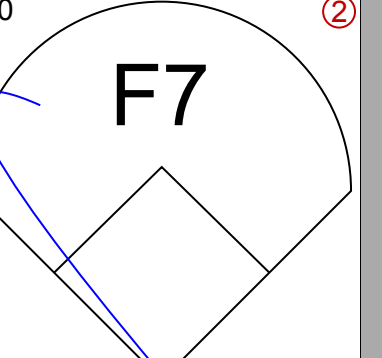
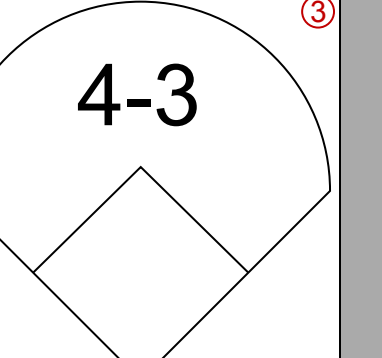
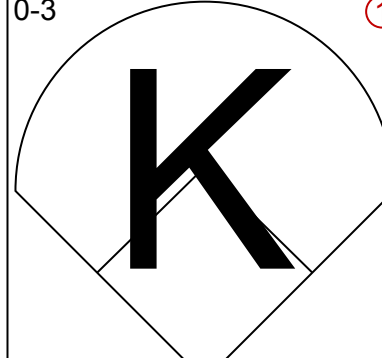
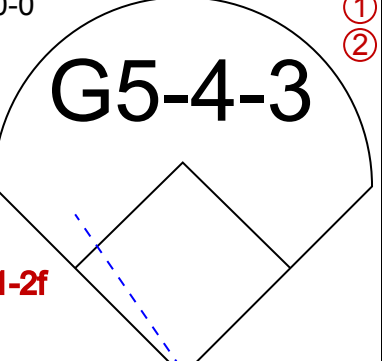
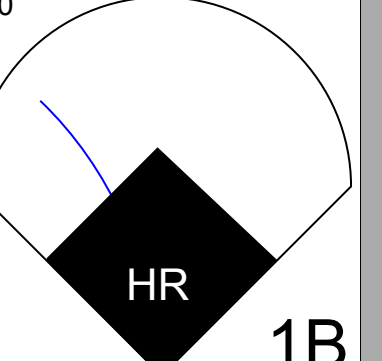
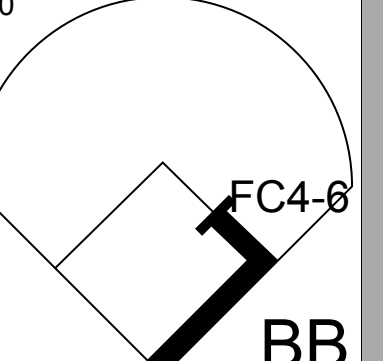
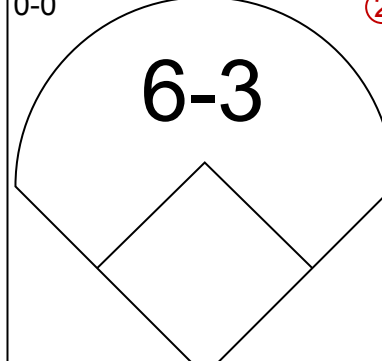
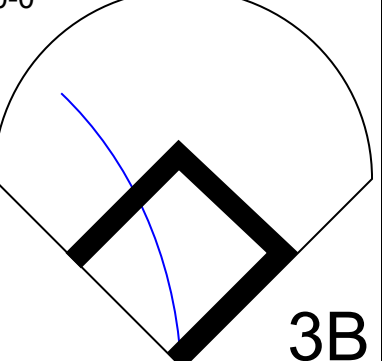
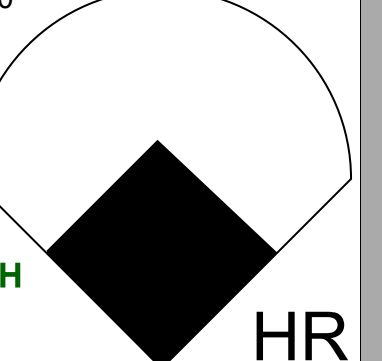
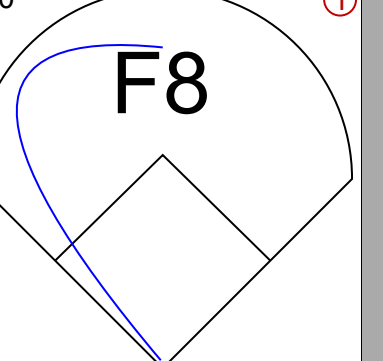
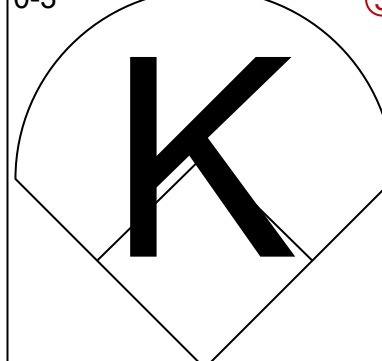
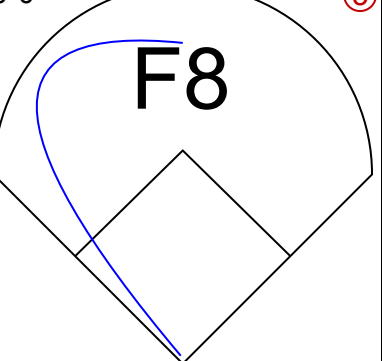

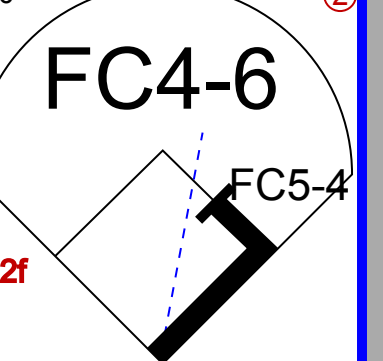
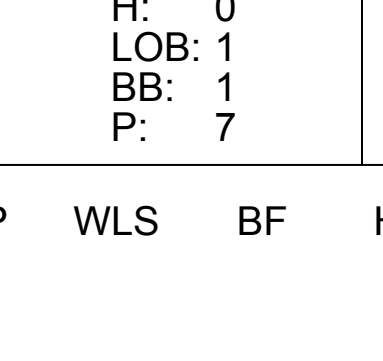




Batter	1	2	3	4	5	6	7	8	9	AB	R	H	RBI	BB	SO	LOB	TOP			
Davey Lopes, R OBP: 0.313, SLG: 0.303 (1, 4)	F3		S WP BB		6-3		F8		F9	4	1	0	0	1	0	0	<b>Los Angeles Dodgers @ San Diego Padres</b> San Diego Stadium, San Diego, CA Thu Jul 01 1976, 10:05 PM EDT Att: 15,931 - Unknown <a href="http://livebaseballscorecards.com">livebaseballscorecards.com</a>			
Bill Buckner, L OBP: 0.330, SLG: 0.413 (1, 7)			F7		G1		F8		F9	5	0	1	0	0	0	0				
Steve Garvey, R OBP: 0.346, SLG: 0.433 (1, 3)	F9		K		1B		6-3			4	0	1	0	0	1	1				
Ron Cey, R OBP: 0.415, SLG: 0.525 (1, 5)	F7		K		1B				6-3	4	0	1	0	0	1	1				
Bill Russell, R OBP: 0.328, SLG: 0.385 (1, 6)		2B SF8 1B		E5 BB 1B SF8	FC4-6			FC6-4 1B		4	2	2	0	0	0	2				
Lee Lacy, R OBP: 0.308, SLG: 0.369 (1, 8)		SF8 1-3 2B		SF8 1-2 1B				FC6-4 1B		4	0	3	0	0	0	1				
Dusty Baker Jr., R OBP: 0.303, SLG: 0.295 (1, 9)		SF8		G6-4-3 BB			F7			2	0	1	1	1	0	1				
Ellie Rodriguez, R OBP: 0.464, SLG: 0.300 (1, 2)		5-3		SF8			F8		F9	3	0	0	1	0	0	4				
Doug Rau, L OBP: 0.324, SLG: 0.214 (1, 1)				G6-4-3					6-3	2	0	0	0	0	0	3				
Elias Sosa, R OBP: 0.143, SLG: 0.143 Reggie Smith, S OBP: 0.279, SLG: 0.380 Charlie Hough, R OBP: 0.286, SLG: 0.357 Manny Mota, R OBP: 0.306, SLG: 0.303 (9, PH)	6-3			1-2			K			0	0	0	0	0	0	0				
<b>Inning Stats</b>	R: 0 E: 0 K: 0 S: 4	H: 1 LOB: 1 BB: 0 P: 4	R: 1 E: 0 K: 0 S: 5	H: 2 LOB: 1 BB: 0 P: 5	R: 1 E: 0 K: 2 S: 7	H: 0 LOB: 0 BB: 1 P: 11	R: 1 E: 1 K: 0 S: 4	H: 1 LOB: 1 BB: 0 P: 8	R: 0 E: 0 K: 1 S: 6	H: 2 LOB: 2 BB: 0 P: 5	R: 0 E: 0 K: 0 S: 3	H: 0 LOB: 0 BB: 0 P: 3	R: 0 E: 0 K: 0 S: 5	H: 2 LOB: 0 BB: 0 P: 5	R: 0 E: 0 K: 0 S: 3	H: 0 LOB: 0 BB: 0 P: 3	1B: 7 2B: 2 3B: 0 HR: 0	SF: 2 SAC: 0 DP: 1 HBP: 0	WP: 1 PB: 0 SB: 2 CS: 0	PA: 38
<b>PITCHER</b> Brent Strom, L ERA: 3.38 (1, 1)	IP: 9.0 WLS: W BF: 38 H: 9 R: 3 ER: 2 SO: 3 BB: 2 IBB: 0 HBP: 0 BLK: 0 WP: 1 HR: 0 S: 42 P: 50 ERA: 2.00 WHIP: 1.222															<b>PITCHER</b>				

Batter	1	2	3	4	5	6	7	8	9	AB	R	H	RBI	BB	SO	LOB	BOTTOM			
Johnny Grubb, L OBP: 0.444, SLG: 0.464 Luis Melendez, R OBP: 0.203, SLG: 0.211 (8, PR) (9, 7)	F5	1B		2B	F9			G6-4-3 1B		5	2	3	2	0	0	2	<b>Los Angeles Dodgers @ San Diego Padres</b> San Diego Stadium, San Diego, CA Thu Jul 01 1976, 10:05 PM EDT Att: 15,931 - Unknown <a href="http://livebaseballscorecards.com">livebaseballscorecards.com</a>			
Tito Fuentes, S OBP: 0.309, SLG: 0.349 (1, 4)		1B		F8			K	G6-4-3		5	0	3	2	0	1	1				
Willie Davis, L OBP: 0.301, SLG: 0.396 (1, 8)	F5	F4		F8			1-3	F7		5	0	0	0	0	0	4				
Dave Winfield, R OBP: 0.373, SLG: 0.478 (1, 9)				6-3				F9		3	0	0	0	1	0	1				
Mike Ivie, R OBP: 0.333, SLG: 0.437 (1, 3)	FC6-4			K				F7		3	0	0	0	1	1	2				
Doug Rader, R OBP: 0.346, SLG: 0.401 (1, 5)		1B		BB				5-3		3	0	1	0	1	1	1				
Fred Kendall, R OBP: 0.281, SLG: 0.262 (1, 2)		G5-2-3 1B		FC6				HR		2	2	2	1	1	0	0				
Enzo Hernandez, R OBP: 0.329, SLG: 0.323 (1, 6)		G5-2-3 1B		FC6				F4		4	1	2	0	0	0	4				
Brent Strom, R OBP: 0.167, SLG: 0.081 (1, 1)		G5-2-3		6-3				FC6		3	0	0	0	1	0	5				
<b>Inning Stats</b>	R: 0 E: 0 K: 0 S: 4	H: 1 LOB: 2 BB: 1 P: 8	R: 3 E: 0 K: 0 S: 7	H: 5 LOB: 1 BB: 0 P: 7	R: 0 E: 0 K: 1 S: 5	H: 0 LOB: 2 BB: 2 P: 13	R: 1 E: 0 K: 0 S: 5	H: 2 LOB: 1 BB: 0 P: 5	R: 1 E: 0 K: 0 S: 5	H: 2 LOB: 2 BB: 1 P: 9	R: 0 E: 0 K: 1 S: 5	H: 0 LOB: 0 BB: 0 P: 5	R: 0 E: 0 K: 1 S: 5	H: 0 LOB: 2 BB: 1 P: 10	R: 0 E: 0 K: 0 S: 3	H: 1 LOB: 1 BB: 0 P: 3		1B: 7 2B: 3 3B: 0 HR: 1	SF: 0 SAC: 0 DP: 2 HBP: 1	WP: 0 PB: 0 SB: 1 CS: 0
<b>PITCHER</b> Doug Rau, L ERA: 3.17 Elias Sosa, R ERA: 4.81 Charlie Hough, R ERA: 2.35 (1, 1) (5, 1) (6, 1)	IP: 4.2 WLS: L BF: 27 H: 10 R: 5 ER: 5 SO: 1 BB: 4 IBB: 0 HBP: 0 BLK: 0 WP: 0 HR: 1 S: 25 P: 41 ERA: 9.64 WHIP: 3.000															<b>PITCHER</b>				

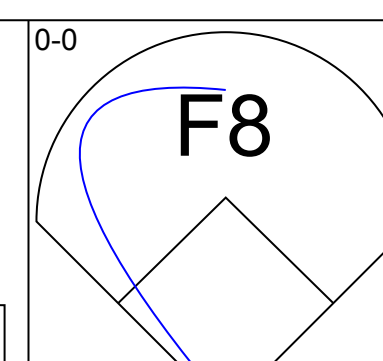
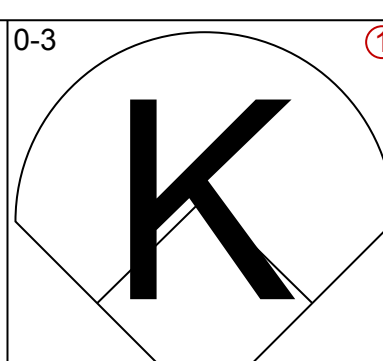
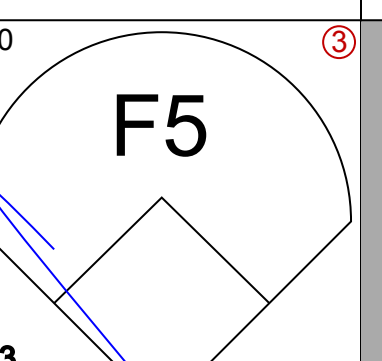
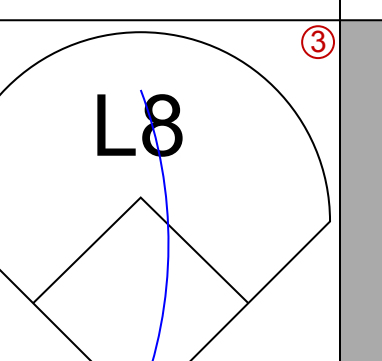
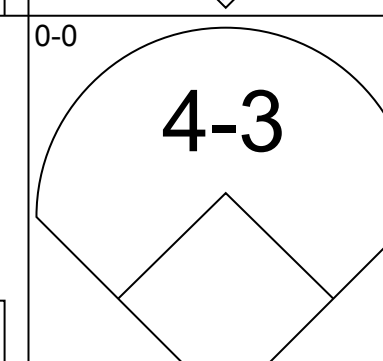
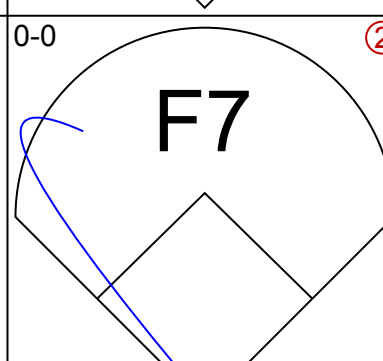
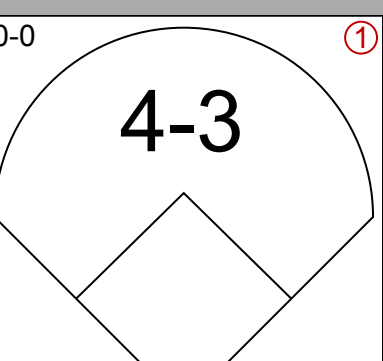
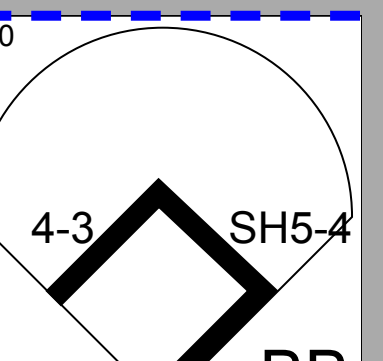
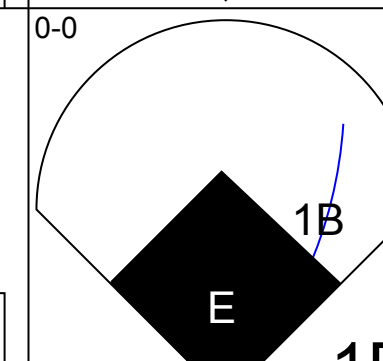
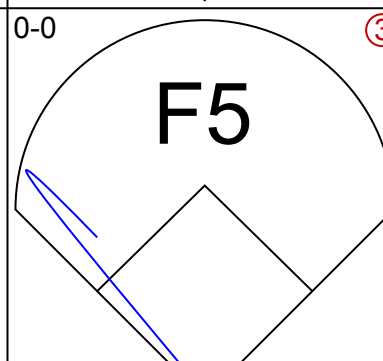
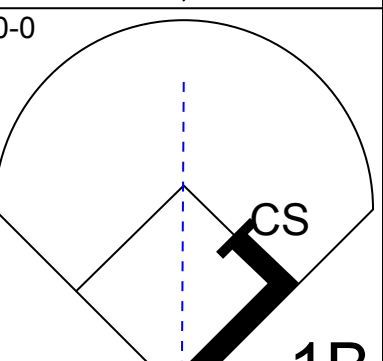
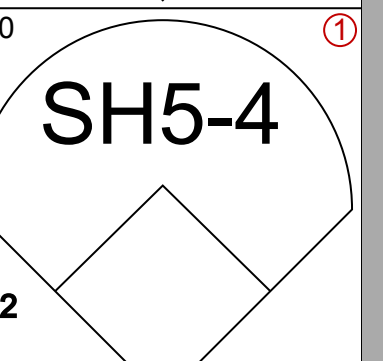
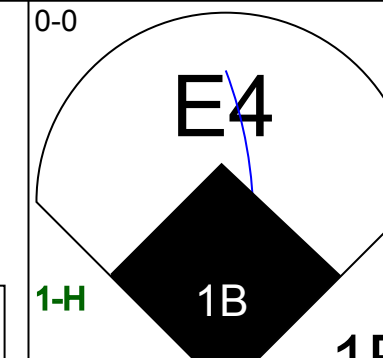
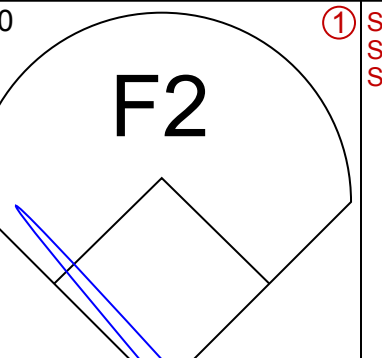
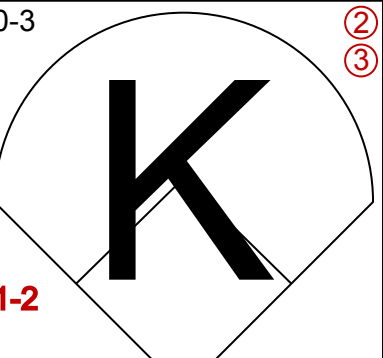
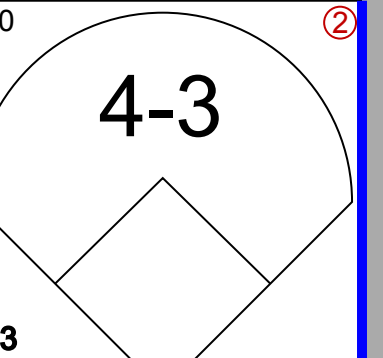
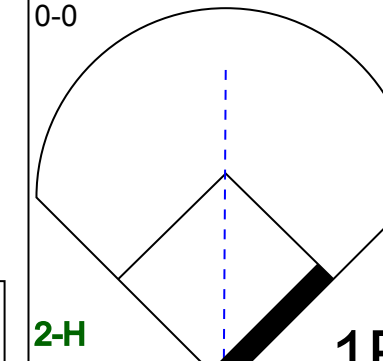
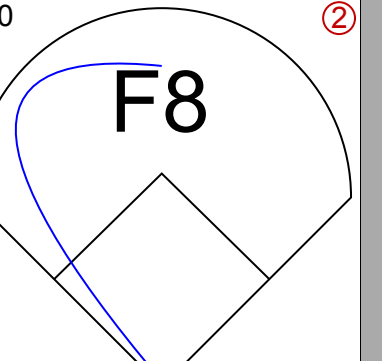

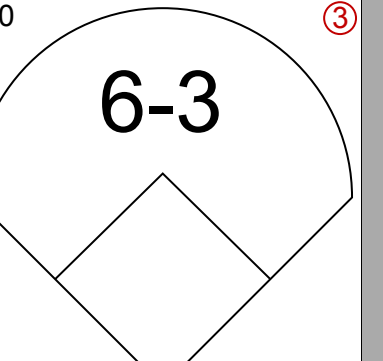
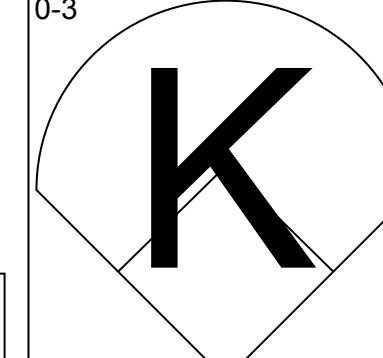

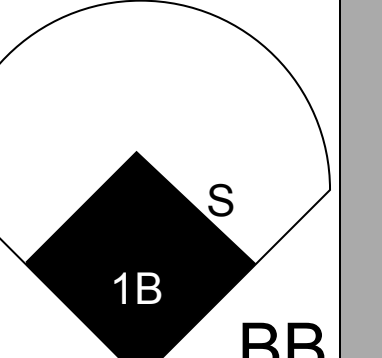


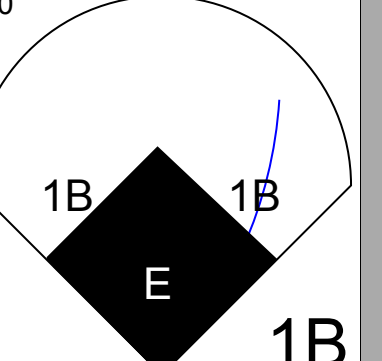
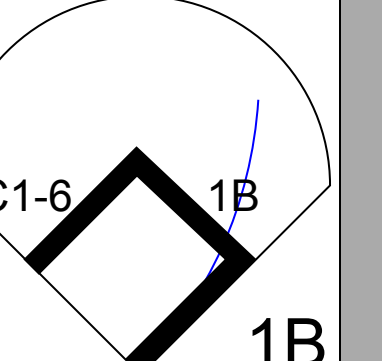
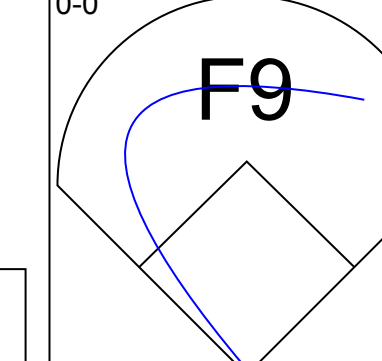
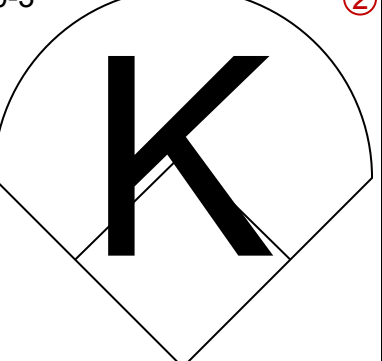
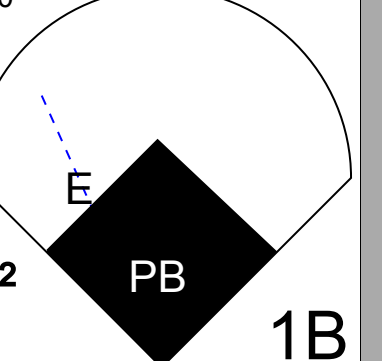
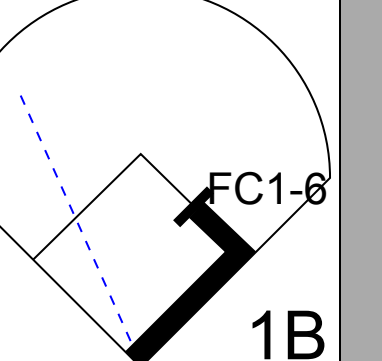
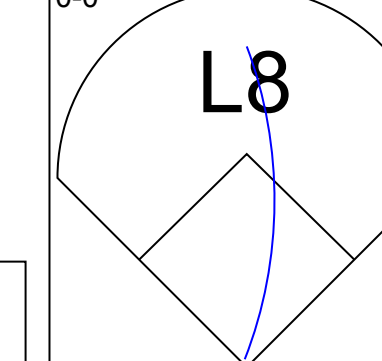
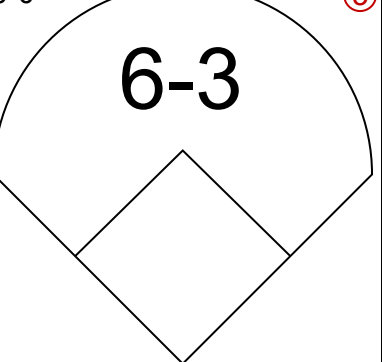
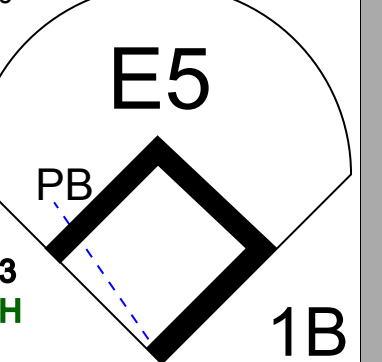
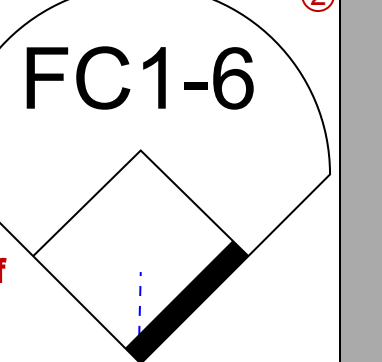

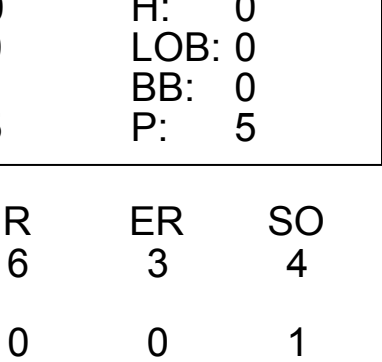
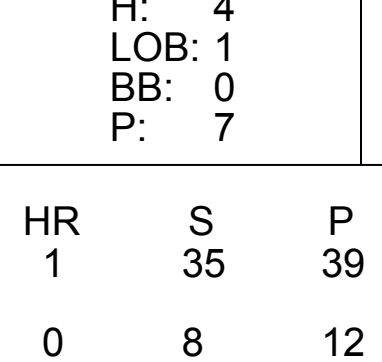
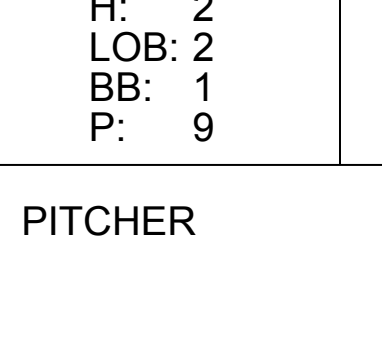


Batter	1	2	3	4	5	6	7	8	9	AB	R	H	RBI	BB	SO	LOB	TOP			
Davey Lopes, R OBP: 0.317, SLG: 0.309										4	0	2	0	0	1	1				
Bill Buckner, L OBP: 0.329, SLG: 0.409										3	0	0	0	1	0	2				
Steve Garvey, R OBP: 0.345, SLG: 0.429										3	0	0	0	1	0	2				
Ron Cey, R OBP: 0.409, SLG: 0.516										4	0	0	0	0	0	4				
Reggie Smith, S OBP: 0.278, SLG: 0.387										4	1	1	0	0	0	1				
Bill Russell, R OBP: 0.327, SLG: 0.383										4	0	1	1	0	1	0				
Lee Lacy, R OBP: 0.312, SLG: 0.369										3	1	1	0	1	0	1				
Steve Yeager, R OBP: 0.300, SLG: 0.386										4	1	2	2	0	1	1				
Don Sutton, R OBP: 0.146, SLG: 0.081										2	0	0	0	0	1	1				
Ed Goodson, L OBP: 0.250, SLG: 0.294										1	0	0	0	0	0	1				
Stan Wall, L OBP: 0.250, SLG: 0.294										0	0	0	0	0	0	0				
<b>Inning Stats</b>	R: 0 E: 1 K: 1 S: 6	H: 0 LOB: 1 BB: 0 P: 6	R: 1 E: 0 K: 0 S: 5	H: 3 LOB: 1 BB: 0 P: 5	R: 0 E: 0 K: 0 S: 3	H: 1 LOB: 1 BB: 1 P: 7	R: 2 E: 0 K: 1 S: 7	H: 2 LOB: 0 BB: 0 P: 7	R: 0 E: 0 K: 0 S: 3	H: 0 LOB: 0 BB: 0 P: 3	R: 0 E: 0 K: 0 S: 3	H: 0 LOB: 1 BB: 1 P: 7	R: 0 E: 0 K: 0 S: 3	H: 0 LOB: 1 BB: 1 P: 7	R: 0 E: 0 K: 2 S: 7	H: 0 LOB: 0 BB: 0 P: 7	1B: 4 2B: 0 3B: 2 HR: 1	SF: 0 SAC: 0 DP: 3 HBP: 0	WP: 0 PB: 0 SB: 1 CS: 0	PA: 35
<b>PITCHER</b>	IP WLS BF H R ER SO BB IBB HBP BLK WP HR S P ERA WHIP																			
Alan Foster, R ERA: 2.5	(1, 1) 7.0 W 29 7 3 3 2 3 0 0 0 0 0 1 30 42 3.86 1.429																			
Butch Metzger, R ERA: 2.03	(8, 1) 2.0 S 6 0 0 0 2 0 0 0 0 0 0 0 10 10 0.00 0.000																			

Los Angeles Dodgers @ San Diego Padres  
San Diego Stadium, San Diego, CA  
Fri Jul 02 1976, 10:05 PM EDT  
Att: 46,891 - Unknown

AB 32  
R 3  
H 7  
RBI 3  
BB 3  
SO 4  
LOB 14



Batter	1	2	3	4	5	6	7	8	9	AB	R	H	RBI	BB	SO	LOB	BOTTOM			
Johnny Grubb, L OBP: 0.432, SLG: 0.447										4	0	0	0	0	1	3				
Tito Fuentes, S OBP: 0.308, SLG: 0.345										3	0	0	0	1	0	0				
Willie Davis, L OBP: 0.305, SLG: 0.399										3	1	2	0	0	0	0				
Willie McCovey, L OBP: 0.299, SLG: 0.394										4	1	1	0	0	1	2				
Mike Ivie, R OBP: 0.333, SLG: 0.437										0	0	0	0	0	0	0				
Dave Winfield, R OBP: 0.372, SLG: 0.475										4	0	1	1	0	0	1				
Doug Rader, R OBP: 0.348, SLG: 0.413										3	2	1	1	1	2	1				
Fred Kendall, R OBP: 0.285, SLG: 0.266										4	1	2	1	0	0	0				
Enzo Hernandez, R OBP: 0.333, SLG: 0.327										4	1	2	0	0	1	0				
Alan Foster, R OBP: 0.211, SLG: 0.063										3	0	1	0	0	0	2				
Butch Metzger, R ERA: 4.31	(8, 1)									0	0	0	0	0	0	0				
<b>Inning Stats</b>	R: 2 E: 1 K: 1 S: 8	H: 3 LOB: 1 BB: 0 P: 8	R: 0 E: 0 K: 1 S: 5	H: 0 LOB: 0 BB: 0 P: 5	R: 0 E: 0 K: 1 S: 5	H: 0 LOB: 0 BB: 0 P: 5	R: 3 E: 1 K: 0 S: 7	H: 4 LOB: 1 BB: 0 P: 7	R: 0 E: 0 K: 1 S: 5	H: 1 LOB: 0 BB: 0 P: 5	R: 1 E: 0 K: 0 S: 5	H: 2 LOB: 2 BB: 1 P: 9	R: 0 E: 0 K: 0 S: 3	H: 0 LOB: 1 BB: 1 P: 7	R: 0 E: 0 K: 1 S: 5	H: 0 LOB: 0 BB: 0 P: 5	1B: 9 2B: 0 3B: 0 HR: 1	SF: 0 SAC: 1 DP: 0 HBP: 0	WP: 0 PB: 1 SB: 1 CS: 1	PA: 35
<b>PITCHER</b>	IP WLS BF H R ER SO BB IBB HBP BLK WP HR S P ERA WHIP																			
Don Sutton, R ERA: 4.65	(1, 1) 6.0 L 28 10 6 3 4 1 0 0 0 0 0 1 35 39 4.50 1.833																			
Stan Wall, L ERA: 4.31	(7, 1) 2.0 7 0 0 0 1 1 0 0 0 0 0 0 8 12 0.00 0.500																			

Los Angeles Dodgers @ San Diego Padres  
San Diego Stadium, San Diego, CA  
Fri Jul 02 1976, 10:05 PM EDT  
Att: 46,891 - Unknown

AB 32  
R 6  
H 10  
RBI 3  
BB 2  
SO 5  
LOB 9





Batter	1	2	3	4	5	6	7	8	9	AB	R	H	RBI	BB	SO	LOB	TOP
Johnny Grubb, L (1,7) OBP: 0.427, SLG: 0.449	F8		G3		F9			4-3 2B		4	0	1	0	0	0	1	<b>San Diego Padres @ Los Angeles Dodgers</b> Dodger Stadium, Los Angeles, CA Sat Jul 03 1976, 7:05 PM PDT Att: 52,296 - Unknown <a href="http://livebaseballscorecards.com">livebaseballscorecards.com</a>
Tito Fuentes, S (1,4) OBP: 0.394, SLG: 0.340	F6		6-3		F8			F9		4	0	0	0	0	0	2	
Willie Davis, L (1,8) OBP: 0.308, SLG: 0.411	HR			G3-6-3 1B		F8		4-3 2-3		4	1	2	1	0	0	1	
Willie McCovey, L (1,3) OBP: 0.298, SLG: 0.387	BB		G3-6-3 1-2		F9			F2		3	0	0	0	1	0	2	
Dave Winfield, R (1,9) OBP: 0.370, SLG: 0.470	5-3			1B BB		1-3			F2	3	0	0	0	1	0	1	
Doug Rader, R (1,5) OBP: 0.350, SLG: 0.414		G3		1-3 1B			K	FC5-4 1B		4	0	2	0	0	1	0	
Hector Torres, R (1,6) OBP: 0.290, SLG: 0.343 Jerry Turner, L (9, PH) OBP: 0.283, SLG: 0.352	F9			F9			6-3	FC5-4 1-2		3	0	0	0	0	0	2	
Fred Kendall, R (1,2) OBP: 0.290, SLG: 0.269 Gene Locklear, L (9, PH) OBP: 0.275, SLG: 0.281	6-3				SH1-4 1B			F5		2	0	1	0	1	0	0	
Dave Freisleben, R (1,1) OBP: 0.263, SLG: 0.368 Dan Spillner, R (8,1) OBP: 0.200, SLG: 0.059			F9		SH1-4 1-2					2	0	0	0	0	1	1	
										0	0	0	0	0	0	0	
<b>Inning Stats</b>	R: 1 E: 0 K: 0 S: 4	H: 1 LOB: 1 BB: 1 P: 8	R: 0 E: 0 K: 0 S: 3	H: 0 LOB: 0 BB: 0 P: 3	R: 0 E: 0 K: 0 S: 3	H: 2 LOB: 2 BB: 1 P: 8	R: 0 E: 0 K: 0 S: 4	H: 1 LOB: 1 BB: 0 P: 4	R: 0 E: 0 K: 2 S: 7	H: 0 LOB: 1 BB: 1 P: 11	R: 0 E: 0 K: 0 S: 4	H: 1 LOB: 1 BB: 0 P: 4	R: 0 E: 1 K: 0 S: 4	H: 1 LOB: 1 BB: 0 P: 4	1B: 4 2B: 1 3B: 0 HR: 1	SF: 0 SAC: 1 DP: 1 HBP: 0	WP: 0 PA: 35 PB: 0 SB: 0 CS: 0
<b>PITCHER</b> Rick Rhoden, R (1,1) ERA: 2.76	IP: 9.0 WLS: W BF: 35 H: 6 R: 1 ER: 1 SO: 2 BB: 3 IBB: 0 HBP: 0 BLK: 0 WP: 0 HR: 1 S: 36 P: 48 ERA: 1.00 WHIP: 1.000											<b>PITCHER</b>	IP: 9.0 WLS: W BF: 35 H: 6 R: 1 ER: 1 SO: 2 BB: 3 IBB: 0 HBP: 0 BLK: 0 WP: 0 HR: 1 S: 36 P: 48 ERA: 1.00 WHIP: 1.000				

Batter	1	2	3	4	5	6	7	8	9	AB	R	H	RBI	BB	SO	LOB	BOTTOM
Davey Lopes, R (1,4) OBP: 0.322, SLG: 0.316	4-3 S BB		1-3		G6-4-3 1-2		L4-6 2H 2B			3	0	1	1	1	0	1	<b>San Diego Padres @ Los Angeles Dodgers</b> Dodger Stadium, Los Angeles, CA Sat Jul 03 1976, 7:05 PM PDT Att: 52,296 - Unknown <a href="http://livebaseballscorecards.com">livebaseballscorecards.com</a>
Bill Buckner, L (1,7) OBP: 0.331, SLG: 0.410	4-3 1-3		S 1B		1B		L4-6 2-3			4	0	2	0	0	0	2	
Steve Garvey, R (1,3) OBP: 0.341, SLG: 0.424	1-3		K		F9			L6		4	0	0	0	0	1	3	
Ron Cey, R (1,5) OBP: 0.407, SLG: 0.510	F7		F7			G6-3 1B BB		E5 1B 1B		3	1	0	0	1	0	2	
Reggie Smith, S (1,9) OBP: 0.286, SLG: 0.399 Dusty Baker Jr., R (8, PR) OBP: 0.303, SLG: 0.295	E 2B			F7		G6-3 1-2 1B		1B 1B		4	1	3	0	0	0	0	
Bill Russell, R (1,6) OBP: 0.333, SLG: 0.393	E3 S 2H 1B					G6-3 1-2 2-3		1-2 2H 1B		4	0	3	1	0	0	2	
Lee Lacy, R (1,8) OBP: 0.306, SLG: 0.362			K		F8		5-3	F9		4	0	0	0	0	1	5	
Steve Yeager, R (1,2) OBP: 0.300, SLG: 0.383	5-3			L5				F4		4	1	1	0	0	0	4	
Rick Rhoden, R (1,1) OBP: 0.368, SLG: 0.486	F5				G6-4-3 BB		SH4 2B 1B			1	0	0	0	1	0	1	
<b>Inning Stats</b>	R: 0 E: 0 K: 0 S: 3	H: 0 LOB: 1 BB: 1 P: 7	R: 1 E: 1 K: 1 S: 7	H: 2 LOB: 1 BB: 0 P: 7	R: 0 E: 0 K: 1 S: 6	H: 1 LOB: 1 BB: 0 P: 6	R: 0 E: 0 K: 0 S: 4	H: 1 LOB: 1 BB: 0 P: 4	R: 0 E: 0 K: 0 S: 3	H: 1 LOB: 1 BB: 1 P: 7	R: 1 E: 0 K: 0 S: 4	H: 2 LOB: 0 BB: 0 P: 4	R: 1 E: 1 K: 0 S: 6	H: 2 LOB: 2 BB: 0 P: 6	1B: 7 2B: 4 3B: 0 HR: 0	SF: 0 SAC: 1 DP: 3 HBP: 0	WP: 0 PA: 35 PB: 0 SB: 3 CS: 0
<b>PITCHER</b> Dave Freisleben, R (1,1) ERA: 2.07 Dan Spillner, R (8,1) ERA: 4.9	IP: 7.1 WLS: L BF: 33 H: 10 R: 3 ER: 1 SO: 2 BB: 3 IBB: 0 HBP: 0 BLK: 0 WP: 0 HR: 0 S: 34 P: 46 ERA: 1.23 WHIP: 1.773											<b>PITCHER</b>	IP: 7.1 WLS: L BF: 33 H: 10 R: 3 ER: 1 SO: 2 BB: 3 IBB: 0 HBP: 0 BLK: 0 WP: 0 HR: 0 S: 34 P: 46 ERA: 1.23 WHIP: 1.773				






Batter	1	2	3	4	5	6	7	8	9	AB	R	H	RBI	BB	SO	LOB	TOP										
Enzo Hernandez, R OBP: 0.335, SLG: 0.329										5	1	2	0	0	0	0											
Ted Kubiak, S OBP: 0.407, SLG: 0.387										4	0	2	0	0	1	0											
Luis Melendez, R OBP: 0.215, SLG: 0.224										5	3	2	0	0	1	3											
Dave Winfield, R OBP: 0.377, SLG: 0.491										4	1	3	2	1	0	2											
Mike Ivie, R OBP: 0.341, SLG: 0.445										4	0	2	1	1	0	2											
Doug Rader, R OBP: 0.349, SLG: 0.411										4	0	1	0	0	1	6											
Merv Rettenmund, R OBP: 0.374, SLG: 0.314										4	0	0	0	0	1	4											
Fred Kendall, R OBP: 0.285, SLG: 0.263										4	0	0	0	0	0	1											
Randy Jones, R OBP: 0.136, SLG: 0.073										4	0	0	0	0	1	1											
<b>Inning Stats</b>	R: 0 E: 0 K: 0 S: 5	H: 2 LOB: 3 BB: 1 P: 9	R: 0 E: 0 K: 0 S: 3	H: 0 LOB: 0 BB: 0 P: 3	R: 3 E: 1 K: 1 S: 9	H: 4 LOB: 1 BB: 0 P: 9	R: 0 E: 0 K: 0 S: 3	H: 0 LOB: 0 BB: 0 P: 3	R: 1 E: 0 K: 1 S: 7	H: 2 LOB: 2 BB: 1 P: 11	R: 0 E: 0 K: 1 S: 5	H: 0 LOB: 0 BB: 0 P: 5	R: 0 E: 0 K: 1 S: 6	H: 1 LOB: 1 BB: 0 P: 6	R: 0 E: 0 K: 0 S: 4	H: 1 LOB: 1 BB: 0 P: 4	R: 1 E: 0 K: 1 S: 7	H: 2 LOB: 1 BB: 0 P: 7	1B: 8 2B: 3 3B: 0 HR: 1	SF: 0 SAC: 1 DP: 0 HBP: 0	WP: 1 PB: 0 CS: 1 SB: 0	PA: 41					
<b>PITCHER</b>	IP	WLS	BF	H	R	ER	SO	BB	IBB	HBP	BLK	WP	HR	S	P	ERA	WHIP										
Tommy John, L ERA: 3.1	4.1	L	23	8	4	4	1	2	0	0	0	1	1	23	31	8.31	2.308										
Elias Sosa, R ERA: 4.51	1.2		5	0	0	0	2	0	0	0	0	0	0	9	9	0.00	0.000										
Charlie Hough, R ERA: 2.28	2.0		8	2	0	0	1	0	0	0	0	0	0	10	10	0.00	1.000										
Stan Wall, L ERA: 4.45	1.0		5	2	1	1	1	0	0	0	0	0	0	7	7	9.00	2.000										

San Diego Padres @ Los Angeles Dodgers  
Dodger Stadium, Los Angeles, CA  
Sun Jul 04 1976, 3:33 AM PDT  
Att: 24,263 - Unknown


AB	38
R	5
H	12
RBI	3
BB	2
SO	5
LOB	19



Batter	1	2	3	4	5	6	7	8	9	AB	R	H	RBI	BB	SO	LOB	BOTTOM										
Davey Lopes, R OBP: 0.326, SLG: 0.321										4	1	2	0	0	0	1											
Bill Buckner, L OBP: 0.333, SLG: 0.414										4	0	2	1	0	0	1											
Steve Garvey, R OBP: 0.337, SLG: 0.418										4	1	0	0	0	0	3											
Ron Cey, R OBP: 0.405, SLG: 0.506										4	0	1	0	0	0	1											
Reggie Smith, S OBP: 0.281, SLG: 0.392										4	0	0	0	0	0	2											
Bill Russell, R OBP: 0.332, SLG: 0.391										4	0	1	1	0	0	0											
Dusty Baker Jr., R OBP: 0.306, SLG: 0.297										4	0	2	0	0	1	2											
Steve Yeager, R OBP: 0.296, SLG: 0.378										3	0	0	0	0	0	2											
Tommy John, R OBP: 0.147, SLG: 0.152										1	0	0	0	0	0	1											
Elias Sosa, R OBP: 0.143, SLG: 0.143										0	0	0	0	0	0	0											
Ted Stearns, R OBP: 0.306, SLG: 0.312										1	0	1	0	0	0	0											
Charlie Hough, R OBP: 0.281, SLG: 0.307										0	0	0	0	0	0	0											
Danny Walton, R OBP: 0.221, SLG: 0.182										1	0	0	0	0	0	0											
Stan Wall, L ERA: 2.51										0	0	0	0	0	0	0											
<b>Inning Stats</b>	R: 0 E: 0 K: 0 S: 3	H: 0 LOB: 0 BB: 0 P: 3	R: 0 E: 0 K: 0 S: 3	H: 0 LOB: 0 BB: 0 P: 3	R: 0 E: 0 K: 0 S: 3	H: 1 LOB: 0 BB: 0 P: 3	R: 1 E: 0 K: 0 S: 4	H: 2 LOB: 0 BB: 0 P: 4	R: 0 E: 0 K: 0 S: 4	H: 1 LOB: 1 BB: 0 P: 4	R: 0 E: 0 K: 0 S: 4	H: 2 LOB: 1 BB: 0 P: 4	R: 0 E: 1 K: 1 S: 6	H: 0 LOB: 1 BB: 0 P: 6	R: 0 E: 0 K: 0 S: 4	H: 1 LOB: 1 BB: 0 P: 4	R: 1 E: 1 K: 0 S: 5	H: 2 LOB: 1 BB: 0 P: 5	1B: 8 2B: 2 3B: 0 HR: 0	SF: 0 SAC: 0 DP: 4 HBP: 0	WP: 0 PB: 0 CS: 0	PA: 34					
<b>PITCHER</b>	IP	WLS	BF	H	R	ER	SO	BB	IBB	HBP	BLK	WP	HR	S	P	ERA	WHIP										
Randy Jones, L ERA: 2.51	9.0	W	34	9	2	1	1	0	0	0	0	0	0	36	36	1.00	1.000										

San Diego Padres @ Los Angeles Dodgers  
Dodger Stadium, Los Angeles, CA  
Sun Jul 04 1976, 3:33 AM PDT  
Att: 24,263 - Unknown

AB	34
R	2
H	9
RBI	2
BB	0
SO	1
LOB	13





Batter	1	2	3	4	5	6	7	8	9	AB	R	H	RBI	BB	SO	LOB	TOP				
Enzo Hernandez, R (1, 6) OBP: 0.330, SLG: 0.324 Gene Locklear, L (9, PH) OBP: 0.271, SLG: 0.277	F7		6-3			L7			K	3	0	0	0	0	0	1					
Ted Kubiak, S (1, 4) OBP: 0.402, SLG: 0.382	4-3			4-3					1-3	4	0	1	0	0	0	0					
Willie Davis, L (1, 8) OBP: 0.304, SLG: 0.406	K			F5					F9	3	0	0	0	0	1	1					
Willie McCovey, L (1, 3) OBP: 0.293, SLG: 0.380		K		F4					G3	3	0	0	0	0	1	1					
Dave Winfield, R (1, 9) OBP: 0.376, SLG: 0.490		F2							K	3	0	1	0	0	1	1					
Mike Ivie, R (1, 2) OBP: 0.335, SLG: 0.437										3	0	0	0	0	0	1					
Doug Rader, R (1, 5) OBP: 0.349, SLG: 0.410										3	0	1	0	0	0	0					
Jerry Turner, L (1, 7) OBP: 0.276, SLG: 0.342										3	0	0	0	0	2	1					
Brent Strom, R (1, 1) OBP: 0.163, SLG: 0.079 Johnny Grubb, L (9, PH) OBP: 0.424, SLG: 0.445										1	0	0	0	0	1	0					
										1	0	0	0	0	0	0					
<b>Inning Stats</b>	R: 0 E: 0 K: 1 S: 5	H: 0 LOB: 0 BB: 0 P: 5	R: 0 E: 0 K: 1 S: 5	H: 0 LOB: 0 BB: 0 P: 5	R: 0 E: 0 K: 1 S: 6	H: 1 LOB: 1 BB: 0 P: 6	R: 0 E: 0 K: 0 S: 3	H: 0 LOB: 0 BB: 0 P: 3	R: 0 E: 0 K: 0 S: 3	H: 0 LOB: 0 BB: 0 P: 3	R: 0 E: 0 K: 1 S: 6	H: 1 LOB: 1 BB: 0 P: 6	R: 0 E: 0 K: 0 S: 3	H: 0 LOB: 0 BB: 0 P: 3	R: 0 E: 0 K: 1 S: 5	H: 0 LOB: 0 BB: 0 P: 5	1B: 3 2B: 0 3B: 0 HR: 0	SF: 0 SAC: 1 DP: 1 HBP: 0	WP: 0 PB: 0 SB: 0 CS: 0	PA: 29	
<b>PITCHER</b>	IP	WLS	BF	H	R	ER	SO	BB	IBB	HBP	BLK	WP	HR	S	P	ERA	WHIP				
Steve Renko, R (1, 1) ERA: 4.86 Joe Coleman, R (8, 1) ERA: 5.18	7.0	W	23	3	0	0	6	0	0	0	0	0	0	35	35	0.00	0.429				
	2.0	S	6	0	0	0	1	0	0	0	0	0	0	8	8	0.00	0.000				

San Diego Padres @ Chicago Cubs  
Wrigley Field, Chicago, IL  
Mon Jul 05 1976, 3:33 AM CDT  
Att: 15,634 - Sunny - 81 F

AB 28  
R 0  
H 3  
RBI 0  
BB 0  
SO 7  
LOB 6




Batter	1	2	3	4	5	6	7	8	9	AB	R	H	RBI	BB	SO	LOB	BOTTOM				
Rick Monday, L (1, 8) OBP: 0.367, SLG: 0.511	K		K							4	1	1	0	0	2	0					
Jose Cardenal, R (1, 7) OBP: 0.343, SLG: 0.416	L5									4	0	1	0	0	0	0					
Bill Madlock, R (1, 5) OBP: 0.391, SLG: 0.489										4	0	1	0	0	1	1					
Jerry Morales, R (1, 9) OBP: 0.301, SLG: 0.392	F6									3	0	0	0	0	1	2					
George Mitterwald, R (1, 3) OBP: 0.264, SLG: 0.303 Joe Wallis, S (7, PR) OBP: 0.234, SLG: 0.351 Larry Bittner, L (8, 3) OBP: 0.252, SLG: 0.279										3	0	1	0	0	0	0					
										0	0	0	0	0	0	0					
										0	0	0	0	0	0	0					
Manny Trillo, R (1, 4) OBP: 0.303, SLG: 0.302										2	0	0	0	1	1	1					
Steve Swisher, R (1, 2) OBP: 0.300, SLG: 0.336										2	0	1	0	1	0	0					
Mick Kelleher, R (1, 6) OBP: 0.280, SLG: 0.291										3	0	0	0	0	0	3					
Steve Renko, R (1, 1) OBP: 0.050, SLG: 0.050 Joe Coleman, R (8, 1) OBP: 0.143, SLG: 0.143										3	0	0	0	0	1	2					
										0	0	0	0	0	0	0					
<b>Inning Stats</b>	R: 0 E: 0 K: 1 S: 6	H: 1 LOB: 1 BB: 0 P: 6	R: 0 E: 0 K: 1 S: 5	H: 0 LOB: 0 BB: 0 P: 5	R: 0 E: 0 K: 1 S: 5	H: 0 LOB: 0 BB: 0 P: 5	R: 0 E: 0 K: 1 S: 5	H: 0 LOB: 0 BB: 0 P: 5	R: 0 E: 0 K: 1 S: 9	H: 2 LOB: 1 BB: 0 P: 9	R: 0 E: 0 K: 0 S: 4	H: 1 LOB: 2 BB: 1 P: 8	R: 0 E: 0 K: 0 S: 3	H: 0 LOB: 0 BB: 0 P: 3	R: 0 E: 0 K: 0 S: 3	H: 0 LOB: 0 BB: 0 P: 3	1B: 3 2B: 2 3B: 0 HR: 0	SF: 0 SAC: 0 DP: 0 HBP: 0	WP: 0 PB: 0 SB: 3 CS: 0	PA: 30	
<b>PITCHER</b>	IP	WLS	BF	H	R	ER	SO	BB	IBB	HBP	BLK	WP	HR	S	P	ERA	WHIP				
Brent Strom, L (1, 1) ERA: 3.17	8.0	L	30	5	1	0	6	1	1	0	0	0	0	40	48	0.00	0.750				


San Diego Padres @ Chicago Cubs  
Wrigley Field, Chicago, IL  
Mon Jul 05 1976, 3:33 AM CDT  
Att: 15,634 - Sunny - 81 F

AB 28  
R 1  
H 5  
RBI 0  
BB 2  
SO 6  
LOB 9





Batter	1	2	3	4	5	6	7	8	9	AB	R	H	RBI	BB	SO	LOB	TOP					
Johnny Grubb, L OBP: 0.412, SLG: 0.431 (1, 7)	0-0 4-3		0-0 F6			0-3 K		0-3 K		4	0	0	0	0	2	2	<p>San Diego Padres @ Chicago Cubs Wrigley Field, Chicago, IL Tue Jul 06 1976, 3:33 AM CDT Att: 10,264 - Sunny - 74 F</p> <p>livebaseballscores.com</p> <p>AB 28 R 0 H 3 RBI 0 BB 3 SO 10 LOB 12</p> 					
Tito Fuentes, S OBP: 0.303, SLG: 0.336 (1, 4)	0-0 6-3			0-0 5-3		4-0 BB		0-0 4-3		3	0	0	0	1	0	1						
Willie Davis, L OBP: 0.300, SLG: 0.401 (1, 8)	0-0 4-3			0-0 F6		0-0 L9		0-3 K		4	0	0	0	0	1	1						
Willie McCovey, L OBP: 0.287, SLG: 0.371 (1, 3)		0-3 K		0-3 K		0-0 G3		0-0 4-3		4	0	0	0	0	2	1						
Dave Winfield, R OBP: 0.378, SLG: 0.488 (1, 9)		4-0 BB			0-0 1B		0-0 F9		0-0 5-3	3	0	1	0	1	0	0						
Doug Rader, R OBP: 0.345, SLG: 0.406 (1, 5)		0-0 BB		0-0 L9-4-3		0-3 K		0-3 K		3	0	0	0	0	2	2						
Fred Kendall, R OBP: 0.286, SLG: 0.264 (1, 2)			0-0 SH3		0-3 K		0-3 K			3	0	1	0	0	2	1						
Enzo Hernandez, R OBP: 0.335, SLG: 0.326 (1, 6)			0-0 F4		0-0 1B		4-0 BB			2	0	1	0	1	0	1						
Alan Foster, R OBP: 0.241, SLG: 0.063 (1, 1)			0-0 SH3		0-0 F9		0-3 K			0	0	0	0	0	0	0						
Dan Spillner, R OBP: 0.200, SLG: 0.059 (3, 1)										0	0	0	0	0	0	0						
Gene Lockaber, L OBP: 0.286, SLG: 0.273 (5, PH)										1	0	0	0	0	0	2						
Ken Reynolds, L OBP: 0.285, SLG: 0.378 (5, 1)										0	0	0	0	0	0	0						
Dave Tomlin, L OBP: 0.285, SLG: 0.378 (6, 1)										0	0	0	0	0	0	0						
Ted Kubiak, S OBP: 0.285, SLG: 0.378 (6, PH)										1	0	0	0	0	1	1						
Butch Metzger, R OBP: 0.285, SLG: 0.378 (8, 1)										0	0	0	0	0	0	0						
<b>Inning Stats</b>	R: 0 E: 0 K: 0 S: 3	H: 0 LOB: 0 BB: 0 P: 3	R: 0 E: 0 K: 1 S: 4	H: 0 LOB: 0 BB: 1 P: 8	R: 0 E: 0 K: 0 S: 4	H: 1 LOB: 1 BB: 0 P: 4	R: 0 E: 0 K: 1 S: 5	H: 0 LOB: 0 BB: 0 P: 5	R: 0 E: 0 K: 2 S: 9	H: 2 LOB: 2 BB: 0 P: 9	R: 0 E: 0 K: 1 S: 5	H: 0 LOB: 0 BB: 1 P: 9	R: 0 E: 0 K: 2 S: 7	H: 0 LOB: 0 BB: 0 P: 7	R: 0 E: 0 K: 2 S: 7	H: 0 LOB: 1 BB: 1 P: 11	R: 0 E: 0 K: 1 S: 5	H: 0 LOB: 0 BB: 0 P: 5	1B: 3 2B: 1 3B: 0 HR: 0	SF: 0 SAC: 1 DP: 1 HBP: 0	WP: 0 PB: 0 SB: 0 CS: 0	PA: 32
<b>PITCHER</b>	IP WLS BF H R ER SO BB IBB HBP BLK WP HR S P ERA WHIP	IP WLS BF H R ER SO BB IBB HBP BLK WP HR S P ERA WHIP																				
Steve Stone, R ERA: 1.82 (1, 1)	6.0 W 22 3 0 0 5	3.0 S 10 0 0 0 5																				
Bruce Sutter, R ERA: 1.82 (7, 1)	3.0 S 10 0 0 0 5	3.0 S 10 0 0 0 5																				

Batter	1	2	3	4	5	6	7	8	9	AB	R	H	RBI	BB	SO	LOB	BOTTOM			
Rick Monday, L OBP: 0.366, SLG: 0.511 (1, 8)	0-0 6-3		0-0 FC3-6		0-3 K		0-3 K			4	2	1	0	0	2	4	<p>San Diego Padres @ Chicago Cubs Wrigley Field, Chicago, IL Tue Jul 06 1976, 3:33 AM CDT Att: 10,264 - Sunny - 74 F</p> <p>livebaseballscores.com</p> <p>AB 32 R 4 H 9 RBI 4 BB 3 SO 4 LOB 17</p> 			
Jose Cardenal, R OBP: 0.342, SLG: 0.414 (1, 7)	0-0 6-3		0-0 2B		0-0 6-3		0-0 L8			4	1	1	0	0	0	4				
Bill Madlock, R OBP: 0.392, SLG: 0.493 (1, 5)	0-0 5-3		0-0 BB		0-0 6-3		0-0 5-3			4	0	2	2	0	0	0				
Jerry Morales, R OBP: 0.297, SLG: 0.387 (1, 9)	0-0 5-3		0-0 F9		0-0 L6		0-0 6-3			4	0	0	0	0	0	3				
Ralph LaCock, L OBP: 0.328, SLG: 0.381 (1, 3)	0-0 5-3		4-0 BB		4-0 BB		0-0 4-3			1	0	0	0	2	0	1				
Bruce Sutter, R ERA: 1.82 (7, 1)	0-0 5-3		0-0 IBB		0-0 4-3		0-0 4-3			1	0	0	0	0	0	0				
Dave Rosello, R OBP: 0.378, SLG: 0.299 (1, 6)		0-0 F8		4-0 BB		0-0 1B		0-0 6-3		3	1	1	1	1	0	0				
Steve Swisher, R OBP: 0.304, SLG: 0.339 (1, 2)		0-0 5-3		0-0 BB		0-0 1B		0-0 6-3		4	0	2	0	0	0	3				
Mick Kelleher, R OBP: 0.270, SLG: 0.280 (1, 4)		0-0 F4		0-3 K		0-0 E6		0-0 G6-4-3		4	0	0	1	0	1	2				
Steve Stone, R OBP: 0.333, SLG: 0.333 (1, 1)			0-0 FC3-6		0-3 K		0-0 1B			2	0	1	0	0	1	0				
George Mitterwald, R OBP: 0.271, SLG: 0.310 (7, 3)			0-0 1B		0-0 K		0-0 1B			1	0	1	0	0	0	0				
<b>Inning Stats</b>	R: 1 E: 0 K: 0 S: 5	H: 2 LOB: 1 BB: 0 P: 5	R: 0 E: 0 K: 0 S: 3	H: 0 LOB: 0 BB: 0 P: 3	R: 2 E: 0 K: 0 S: 6	H: 3 LOB: 3 BB: 2 P: 14	R: 0 E: 0 K: 3 S: 9	H: 0 LOB: 0 BB: 0 P: 9	R: 0 E: 0 K: 0 S: 3	H: 0 LOB: 0 BB: 0 P: 3	R: 1 E: 1 K: 1 S: 8	H: 3 LOB: 3 BB: 1 P: 12	R: 0 E: 0 K: 0 S: 3	H: 0 LOB: 0 BB: 0 P: 3	R: 0 E: 0 K: 0 S: 3	H: 1 LOB: 0 BB: 0 P: 3	1B: 7 2B: 2 3B: 0 HR: 0	SF: 0 SAC: 0 DP: 1 HBP: 0	WP: 0 PB: 0 SB: 0 CS: 1	PA: 35
<b>PITCHER</b>	IP WLS BF H R ER SO BB IBB HBP BLK WP HR S P ERA WHIP	IP WLS BF H R ER SO BB IBB HBP BLK WP HR S P ERA WHIP																		
Alan Foster, R ERA: 2.78 (1, 1)	2.1 L 12 5 3 3 0	1.2 7 0 0 0 3																		
Dan Spillner, R ERA: 4.73 (3, 1)	1.2 7 0 0 0 3	1.2 7 0 0 0 3																		
Ken Reynolds, L ERA: 4.73 (5, 1)	1.1 6 2 1 1 0	1.1 6 2 1 1 0																		
Dave Tomlin, L ERA: 5.46 (6, 1)	1.2 7 1 0 0 1	1.2 7 1 0 0 1																		
Butch Metzger, R ERA: 1.82 (8, 1)	1.0 3 1 0 0 0	1.0 3 1 0 0 0																		




Batter	1	2	3	4	5	6	7	8	9	AB	R	H	RBI	BB	SO	LOB	TOP			
Johnny Grubb, L (1, 8) OBP: 0.408, SLG: 0.421	F7								K	3	0	0	0	1	1	0	<b>San Diego Padres @ Chicago Cubs</b> Wrigley Field, Chicago, IL Wed Jul 07 1976, 3:33 AM CDT Att: 10,540 - Sunny - 71 F			
Tito Fuentes, S (1, 4) OBP: 0.295, SLG: 0.331	G3		G3						F8	4	0	0	0	0	0	2				
Jerry Turner, L (1, 7) OBP: 0.276, SLG: 0.333	4-3								1B	3	0	0	0	1	0	0				
Dave Winfield, R (1, 9) OBP: 0.376, SLG: 0.485		K							1B	4	0	1	0	0	1	0				
Mike Ivie, R (1, 3) OBP: 0.333, SLG: 0.432	G3								1B	4	0	1	0	0	0	2				
Doug Radler, R (1, 5) OBP: 0.341, SLG: 0.401	F8									3	0	0	0	0	1	1				
Fred Kendall, R (1, 2) OBP: 0.286, SLG: 0.265			6-3						F9	3	0	1	0	0	0	0				
Enzo Hernandez, R (1, 6) OBP: 0.337, SLG: 0.333										2	0	1	0	0	0	1				
Ted Kubiak, S (8, PH) OBP: 0.395, SLG: 0.375									K	1	0	0	0	0	1	0				
Dave Freisleben, R (11, 1) Gerrit Lee, R (5, PH) Dan Spillner, R (5, 1) Dave Tomlin, L (7, 1) Willie Davis, L (8, PH) Rich Folkers, L (8, 1)			1-3						6-3	1	0	0	0	0	0	0				
<b>Inning Stats</b>	R: 0 E: 0 K: 0 S: 3	H: 0 LOB: 0 BB: 0 P: 3	R: 0 E: 0 K: 1 S: 5	H: 0 LOB: 0 BB: 0 P: 5	R: 0 E: 0 K: 0 S: 4	H: 1 LOB: 2 BB: 1 P: 8	R: 0 E: 0 K: 0 S: 4	H: 1 LOB: 1 BB: 0 P: 4	R: 0 E: 0 K: 0 S: 3	H: 1 LOB: 0 BB: 0 P: 3	R: 0 E: 0 K: 1 S: 5	H: 0 LOB: 0 BB: 0 P: 5	R: 0 E: 0 K: 1 S: 5	H: 0 LOB: 0 BB: 0 P: 5	R: 0 E: 0 K: 1 S: 6	H: 1 LOB: 2 BB: 1 P: 10	1B: 3 2B: 1 3B: 0 HR: 0	SF: 0 SAC: 0 DP: 1 HBP: 0	WP: 0 PB: 0 SB: 0 CS: 0	PA: 32
<b>PITCHER</b> Rick Reuschel, R (1, 1) ERA: 4.33	IP: 9.0 WLS: W BF: 32 H: 4 R: 0 ER: 0 SO: 4 BB: 2 IBB: 0 HBP: 0 BLK: 0 WP: 0 HR: 0 S: 38 P: 46 ERA: 0.00 WHIP: 0.667																			

Batter	1	2	3	4	5	6	7	8	9	AB	R	H	RBI	BB	SO	LOB	BOTTOM			
Rick Monday, L (1, 8) OBP: 0.366, SLG: 0.514	6-3								E6	4	3	1	1	1	0	0	<b>San Diego Padres @ Chicago Cubs</b> Wrigley Field, Chicago, IL Wed Jul 07 1976, 3:33 AM CDT Att: 10,540 - Sunny - 71 F			
Jose Cardenal, R (1, 7) OBP: 0.346, SLG: 0.426										5	2	3	1	0	0	1				
Bill Madlock, R (1, 5) OBP: 0.393, SLG: 0.495	L5									3	1	1	2	1	0	1				
Jerry Morales, R (1, 9) OBP: 0.302, SLG: 0.392	F4									4	1	2	2	1	0	1				
Ralph LaCock, L (1, 3) OBP: 0.331, SLG: 0.370										3	0	0	0	2	1	4				
Manny Trillo, R (1, 4) OBP: 0.305, SLG: 0.315										4	1	2	3	0	0	3				
Steve Swisher, R (1, 2) OBP: 0.303, SLG: 0.350										4	1	1	1	0	0	3				
Dave Rosello, R (1, 6) OBP: 0.376, SLG: 0.295										3	0	0	0	1	0	1				
Rick Reuschel, R (1, 1) OBP: 0.341, SLG: 0.263										3	1	0	0	1	2	1				
<b>Inning Stats</b>	R: 0 E: 0 K: 0 S: 4	H: 1 LOB: 1 BB: 0 P: 4	R: 0 E: 0 K: 0 S: 4	H: 1 LOB: 1 BB: 0 P: 4	R: 5 E: 0 K: 1 S: 8	H: 3 LOB: 0 BB: 2 P: 16	R: 0 E: 0 K: 1 S: 5	H: 0 LOB: 0 BB: 0 P: 5	R: 0 E: 0 K: 0 S: 3	H: 0 LOB: 0 BB: 0 P: 3	R: 1 E: 0 K: 1 S: 5	H: 1 LOB: 1 BB: 2 P: 13	R: 2 E: 0 K: 0 S: 5	H: 2 LOB: 2 BB: 2 P: 13	R: 2 E: 1 K: 0 S: 6	H: 2 LOB: 2 BB: 1 P: 10		1B: 2 2B: 5 3B: 1 HR: 2	SF: 1 SAC: 0 DP: 0 HBP: 0	WP: 0 PB: 0 SB: 0 CS: 1
<b>PITCHER</b> Dave Freisleben, R (1, 1) ERA: 2.49 Dan Spillner, R (5, 1) ERA: 4.69 Dave Tomlin, L (7, 1) ERA: 5.34 Rich Folkers, L (8, 1) ERA: 5.03	IP: 4.0 WLS: L BF: 19 H: 5 R: 5 ER: 5 SO: 2 BB: 2 IBB: 0 HBP: 0 BLK: 0 WP: 0 HR: 1 S: 21 P: 29 ERA: 11.25 WHIP: 1.750																			

AB	30
R	0
H	4
RBI	0
BB	2
SO	4
LOB	7



AB	33
R	10
H	10
RBI	10
BB	7
SO	3
LOB	15





Batter	1	2	3	4	5	6	7	8	9	AB	R	H	RBI	BB	SO	LOB	TOP								
<b>Johnny Grubb, L</b> OBP: 0.408, SLG: 0.420 (1, 7)	L8		G3			4-3			SH3-4 SF9 1B	5	2	2	0	0	0	1									
<b>Tito Fuentes, S</b> OBP: 0.301, SLG: 0.333 (1, 4)	K		1B			FC5-4 1B		L1	SH3-4 1B	4	2	2	0	0	1	0									
<b>Willie Davis, L</b> OBP: 0.301, SLG: 0.401 (1, 8)	1B		F8			FC5-4 1B		F4	SF9	4	0	2	1	0	0	2									
<b>Dave Winfield, R</b> OBP: 0.379, SLG: 0.485 (1, 9)	1B		1B			FC5-4 1B		CS	F6	4	1	2	1	1	0	2									
<b>Mike Ivie, R</b> OBP: 0.331, SLG: 0.428 (1, 3)	4-3		1B			6-3		CS	K	4	1	1	2	0	1	3									
<b>Doug Rader, R</b> OBP: 0.340, SLG: 0.398 (1, 5)			L9			F9			K	4	0	1	0	0	1	1									
<b>Fred Kendall, R</b> OBP: 0.290, SLG: 0.271 (1, 2)			F8			G4-6-3 1B			BB	3	0	1	0	1	0	1									
<b>Enzo Hernandez, R</b> OBP: 0.340, SLG: 0.333 (1, 6)			1B			6-3			BB	3	0	1	0	1	0	1									
<b>Randy Jones, R</b> OBP: 0.127, SLG: 0.068 (1, 1)	K		K			K			F8	4	0	0	0	0	3	4									
<b>Inning Stats</b>	R: 0 E: 0 K: 1 S: 7	H: 2 LOB: 2 BB: 0 P: 7	R: 0 E: 0 K: 1 S: 6	H: 1 LOB: 1 BB: 0 P: 6	R: 4 E: 0 K: 0 S: 7	H: 5 LOB: 0 BB: 0 P: 7	R: 0 E: 0 K: 1 S: 5	H: 0 LOB: 0 BB: 0 P: 5	R: 1 E: 0 K: 0 S: 5	H: 2 LOB: 1 BB: 0 P: 5	R: 0 E: 0 K: 1 S: 6	H: 1 LOB: 1 BB: 0 P: 6	R: 0 E: 0 K: 0 S: 2	H: 0 LOB: 0 BB: 1 P: 6	R: 0 E: 0 K: 2 S: 7	H: 0 LOB: 2 BB: 2 P: 15	R: 1 E: 0 K: 0 S: 4	H: 1 LOB: 0 BB: 0 P: 4	1B: 11 2B: 1 3B: 0 HR: 0	SF: 1 SAC: 1 DP: 1 HBP: 0	WP: 1 PB: 1 SB: 1 CS: 1	PA: 41			
<b>PITCHER</b>	IP	WLS	BF	H	R	ER	SO	BB	IBB	HBP	BLK	WP	HR	S	P	ERA	WHIP								
<b>Bill Bonham, R</b> ERA: 4.93 (1, 1)	2.1	L	15	8	4	4	2	0	0	0	1	1	0	19	19	15.43	3.429								
<b>Paul Reuschel, R</b> ERA: 4.97 (3, 1)	2.2		9	2	1	1	1	0	0	0	1	0	0	11	11	3.38	0.750								
<b>Mike Garman, R</b> ERA: 5.88 (6, 1)	2.0		7	1	0	0	1	1	0	0	0	0	0	8	12	0.00	1.000								
<b>Joe Coleman, R</b> ERA: 5.11 (8, 1)	1.1		7	1	1	0	2	2	0	0	0	0	0	9	17	0.00	2.250								
<b>Darold Knowles, L</b> ERA: 3.5 (9, 1)	0.2		2	0	0	0	0	0	0	0	0	0	0	2	2	0.00	0.000								

**San Diego Padres @ Chicago Cubs**  
 Wrigley Field, Chicago, IL  
 Thu Jul 08 1976, 3:33 AM CDT  
 Att: 20,502 - Sunny - 71 F

AB	35
R	6
H	12
RBI	4
BB	3
SO	6
LOB	15



Batter	1	2	3	4	5	6	7	8	9	AB	R	H	RBI	BB	SO	LOB	BOTTOM								
<b>Rick Monday, L</b> OBP: 0.368, SLG: 0.514 (1, 8)	1-3		G5-4-3 1B			BB		G3		4	1	2	1	0	0	1									
<b>Jose Cardenal, R</b> OBP: 0.345, SLG: 0.422 (1, 7)	5-3		K			E		5-3		3	1	0	0	1	1	2									
<b>Bill Madlock, R</b> OBP: 0.391, SLG: 0.491 (1, 5)	6-3		G5-4-3 1B			E7		5-3		4	0	1	1	0	0	2									
<b>Jerry Morales, R</b> OBP: 0.298, SLG: 0.386 (1, 9)			6-3			5-3		F7		4	0	0	0	0	0	2									
<b>George Mitterwald, R</b> OBP: 0.270, SLG: 0.311 (1, 3)			L8			SF7			FC6-4 1B	3	0	1	1	0	1	0									
<b>Manny Trillo, R</b> OBP: 0.305, SLG: 0.314 (1, 4)			1B			K			FC6-4 1B	4	0	1	0	0	2	2									
<b>Steve Swisher, R</b> OBP: 0.298, SLG: 0.344 (1, 2)			K			5-3			F9	4	0	0	0	0	1	2									
<b>Dave Rosello, R</b> OBP: 0.373, SLG: 0.294 (1, 6)			1B			K			FC6-4	4	1	1	0	0	1	1									
<b>Bill Bonham, R</b> ERA: 4.93 (1, 1)			1B			F8				0	0	0	0	0	0	0									
<b>Paul Reuschel, R</b> ERA: 4.97 (3, 1)			1B							1	0	1	0	0	0	0									
<b>Joe Coleman, R</b> ERA: 5.11 (8, 1)			1B							1	0	0	0	0	0	0									
<b>Larry Bittner, L</b> ERA: 3.5 (9, 1)			1B							0	0	0	0	0	0	0									
<b>Joe Coleman, R</b> ERA: 5.11 (8, 1)			1B							0	0	0	0	0	0	0									
<b>Darold Knowles, L</b> ERA: 3.5 (9, 1)			1B							0	0	0	0	0	0	0									
<b>Inning Stats</b>	R: 0 E: 0 K: 0 S: 3	H: 0 LOB: 0 BB: 0 P: 3	R: 0 E: 0 K: 1 S: 6	H: 1 LOB: 1 BB: 0 P: 6	R: 1 E: 0 K: 1 S: 7	H: 3 LOB: 1 BB: 0 P: 7	R: 0 E: 0 K: 2 S: 7	H: 0 LOB: 0 BB: 0 P: 7	R: 0 E: 0 K: 1 S: 5	H: 0 LOB: 0 BB: 0 P: 5	R: 2 E: 1 K: 1 S: 7	H: 2 LOB: 1 BB: 1 P: 11	R: 0 E: 0 K: 0 S: 3	H: 0 LOB: 1 BB: 1 P: 7	R: 0 E: 0 K: 0 S: 3	H: 0 LOB: 0 BB: 0 P: 3	R: 0 E: 0 K: 0 S: 4	H: 1 LOB: 1 BB: 0 P: 4	1B: 7 2B: 0 3B: 0 HR: 0	SF: 1 SAC: 0 DP: 1 HBP: 0	WP: 0 PB: 0 SB: 0 CS: 0	PA: 35			
<b>PITCHER</b>	IP	WLS	BF	H	R	ER	SO	BB	IBB	HBP	BLK	WP	HR	S	P	ERA	WHIP								
<b>Randy Jones, L</b> ERA: 2.53 (1, 1)	9.0	W	35	7	3	3	6	2	0	0	0	0	0	45	53	3.00	1.000								

**San Diego Padres @ Chicago Cubs**  
 Wrigley Field, Chicago, IL  
 Thu Jul 08 1976, 3:33 AM CDT  
 Att: 20,502 - Sunny - 71 F

AB	32
R	3
H	7
RBI	3
BB	2
SO	6
LOB	12





Batter	1	2	3	4	5	6	7	8	9	AB	R	H	RBI	BB	SO	LOB	TOP					
Johnny Grubb, L (1, 7) OBP: 0.414, SLG: 0.418										3	0	1	1	2	0	2	<b>San Diego Padres @ Philadelphia Phillies</b> Veterans Stadium, Philadelphia, PA Fri Jul 09 1976, 7:05 PM EDT Att: 35,217 - Unknown					
Tito Fuentes, S (1, 4) OBP: 0.300, SLG: 0.331										5	0	1	0	0	0	4						
Willie Davis, L (1, 8) OBP: 0.305, SLG: 0.410										3	1	2	0	0	0	1						
Luis Melendez, R (6, 8) OBP: 0.225, SLG: 0.247										1	1	1	0	0	0	0						
Willie McCovey, L (9, FH) OBP: 0.286, SLG: 0.368										1	0	0	0	0	0	2						
Dave Winfield, R (1, 9) OBP: 0.377, SLG: 0.480										5	0	1	1	0	1	5						
Mike Ivie, R (1, 3) OBP: 0.330, SLG: 0.424										4	0	1	0	0	0	2						
Doug Rader, R (1, 5) OBP: 0.342, SLG: 0.395										2	0	0	0	2	1	0						
Fred Kendall, R (1, 2) OBP: 0.285, SLG: 0.266										4	0	0	1	0	0	4						
Enzo Hernandez, R (1, 6) OBP: 0.338, SLG: 0.331										4	0	1	0	0	0	2						
Brent Strom, R (1, 1) OBP: 0.178, SLG: 0.150										2	1	1	0	0	1	0						
Merv Rettenmund, R (7, PH) OBP: 0.370, SLG: 0.310										1	0	0	0	0	0	1						
Butch Metzger, R (7, 1) OBP: 0.400, SLG: 0.381										0	0	0	0	0	0	0						
Ted Kubiak, S (9, FH) OBP: 0.400, SLG: 0.381										1	0	1	0	0	0	0						
<b>Inning Stats</b>	R: 0 E: 0 K: 1 S: 5	H: 0 LOB: 1 BB: 1 P: 9	R: 0 E: 0 K: 0 S: 3	H: 0 LOB: 0 BB: 0 P: 3	R: 0 E: 0 K: 1 S: 5	H: 0 LOB: 1 BB: 1 P: 9	R: 1 E: 0 K: 1 S: 6	H: 2 LOB: 0 BB: 0 P: 6	R: 1 E: 0 K: 0 S: 5	H: 2 LOB: 1 BB: 0 P: 5	R: 0 E: 0 K: 0 S: 4	H: 1 LOB: 2 BB: 1 P: 8	R: 0 E: 0 K: 0 S: 4	H: 1 LOB: 0 BB: 0 P: 4	R: 1 E: 0 K: 0 S: 5	H: 2 LOB: 2 BB: 0 P: 9	R: 0 E: 0 K: 0 S: 5	H: 2 LOB: 2 BB: 0 P: 5	1B: 7 2B: 2 3B: 2 HR: 0	SF: 0 SAC: 0 DP: 1 HBP: 0	WP: 1 PB: 0 SB: 0 CS: 0	PA: 40
<b>PITCHER</b>	IP WLS BF H R ER SO BB IBB HBP BLK WP HR S P ERA WHIP																					
Tom Underwood, L (1, 1) ERA: 3.41	7.0 W 29 6 2 2 3 3 0 0 0 0 1 0 32 44 2.57 1.286																					
Tug McGraw, L (8, 1) ERA: 3.12	1.1 9 4 1 1 0 1 0 0 0 0 0 0 8 12 6.75 3.750																					
Ron Reed, R (9, 1) ERA: 2.73	0.2 S 2 0 0 0 0 0 0 0 0 0 0 0 2 2 0.00 0.000																					

AB	36
R	3
H	10
RBI	3
BB	4
SO	3
LOB	23



Batter	1	2	3	4	5	6	7	8	9	AB	R	H	RBI	BB	SO	LOB	BOTTOM			
Dave Cash, R (1, 4) OBP: 0.343, SLG: 0.355										4	1	2	0	0	0	0	<b>San Diego Padres @ Philadelphia Phillies</b> Veterans Stadium, Philadelphia, PA Fri Jul 09 1976, 7:05 PM EDT Att: 35,217 - Unknown			
Larry Bowa, S (1, 6) OBP: 0.293, SLG: 0.293										4	0	1	0	0	0	1				
Mike Schmidt, R (1, 5) OBP: 0.406, SLG: 0.593										3	1	2	2	1	0	0				
Greg Luzinski, R (1, 7) OBP: 0.361, SLG: 0.500										2	1	0	0	2	1	0				
Jerry Martin, R (7, PR) OBP: 0.400, SLG: 0.417										0	0	0	0	0	0	0				
Dick Allen, R (1, 3) OBP: 0.369, SLG: 0.505										3	1	1	0	1	0	3				
Ollie Brown, R (1, 9) OBP: 0.385, SLG: 0.421										2	0	0	0	2	0	1				
Garry Maddox, R (1, 8) OBP: 0.376, SLG: 0.477										4	0	1	2	0	0	2				
Bob Boone, R (1, 2) OBP: 0.394, SLG: 0.423										4	0	1	0	0	0	2				
Tom Underwood, R (1, 1) OBP: 0.211, SLG: 0.118										2	0	0	0	0	0	2				
Jay Johnstone, L (7, PH) OBP: 0.353, SLG: 0.444										1	0	0	0	0	0	0				
Tug McGraw, R (8, 1) OBP: 0.214, SLG: 0.286										1	0	0	0	0	0	1				
Ron Reed, R (9, 1) OBP: 0.214, SLG: 0.286										0	0	0	0	0	0	0				
<b>Inning Stats</b>	R: 0 E: 0 K: 0 S: 2	H: 0 LOB: 0 BB: 1 P: 6	R: 2 E: 0 K: 0 S: 4	H: 2 LOB: 1 BB: 2 P: 12	R: 0 E: 0 K: 0 S: 3	H: 0 LOB: 0 BB: 0 P: 3	R: 0 E: 0 K: 1 S: 5	H: 0 LOB: 1 BB: 1 P: 9	R: 0 E: 0 K: 0 S: 4	H: 1 LOB: 1 BB: 0 P: 4	R: 1 E: 0 K: 0 S: 4	H: 1 LOB: 1 BB: 1 P: 8	R: 1 E: 0 K: 0 S: 6	H: 3 LOB: 3 BB: 1 P: 10	R: 0 E: 0 K: 0 S: 4	H: 1 LOB: 1 BB: 0 P: 4	1B: 5 2B: 2 3B: 0 HR: 1	SF: 0 SAC: 0 DP: 1 HBP: 0	WP: 0 PB: 0 SB: 0 CS: 1	PA: 37
<b>PITCHER</b>	IP WLS BF H R ER SO BB IBB HBP BLK WP HR S P ERA WHIP																			
Brent Strom, L (1, 1) ERA: 3.23	6.0 L 25 4 3 3 1 5 0 0 0 0 0 0 10 14 4.50 1.500																			
Butch Metzger, R (7, 1) ERA: 2.09	2.0 11 4 1 1 0 0 1 0 0 0 0 0 10 14 4.50 2.000																			

AB	30
R	4
H	8
RBI	4
BB	6
SO	1
LOB	12

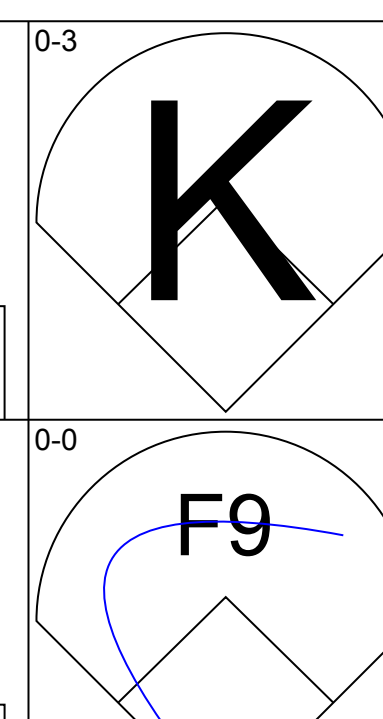
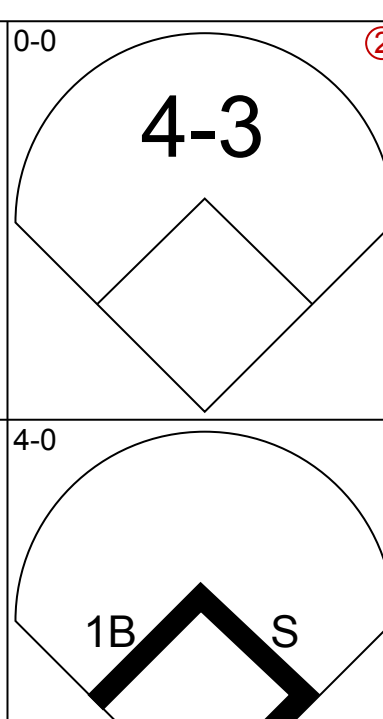
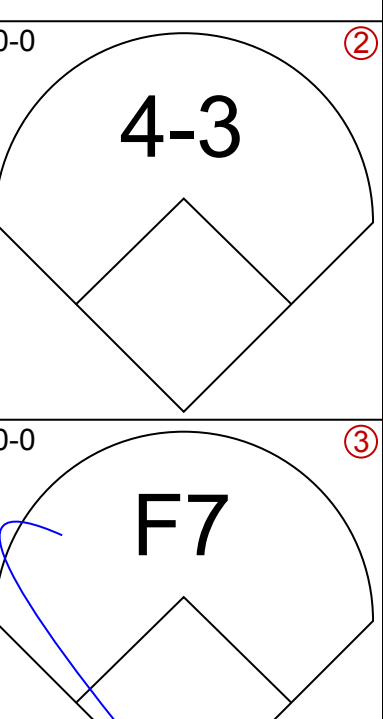
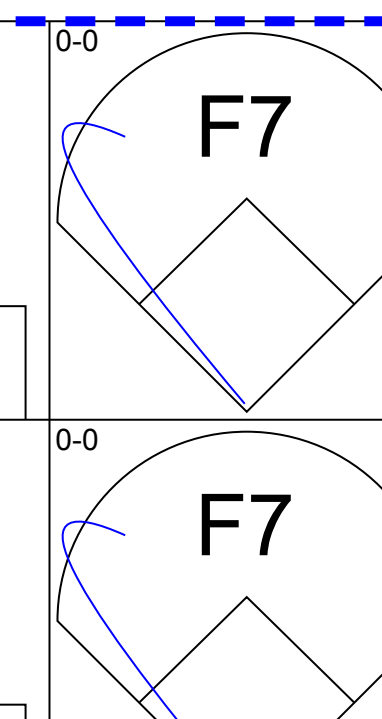
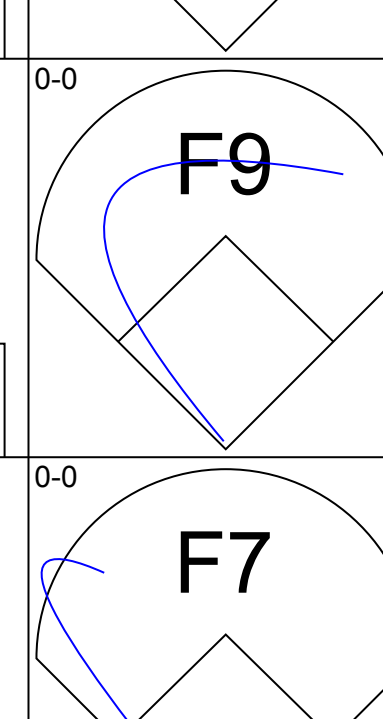
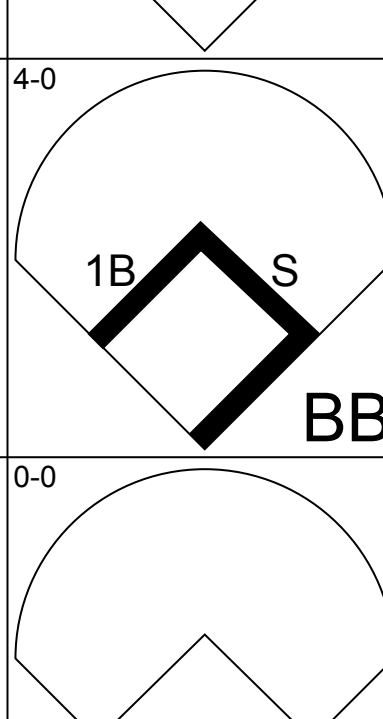
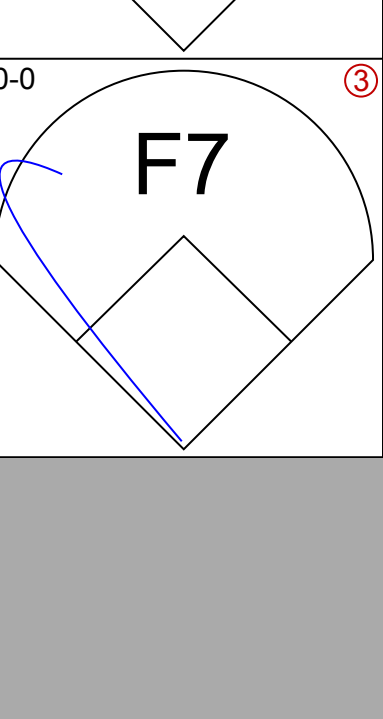
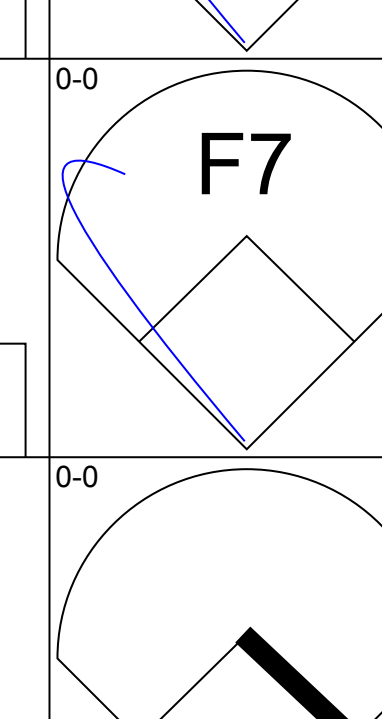
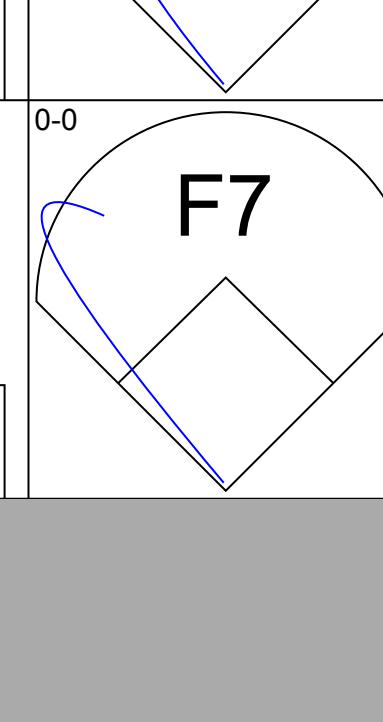
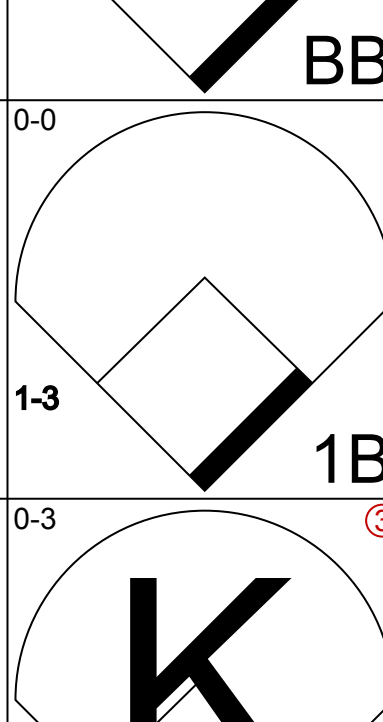
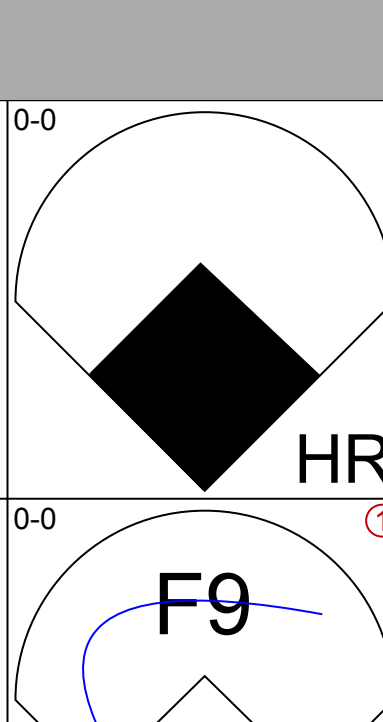
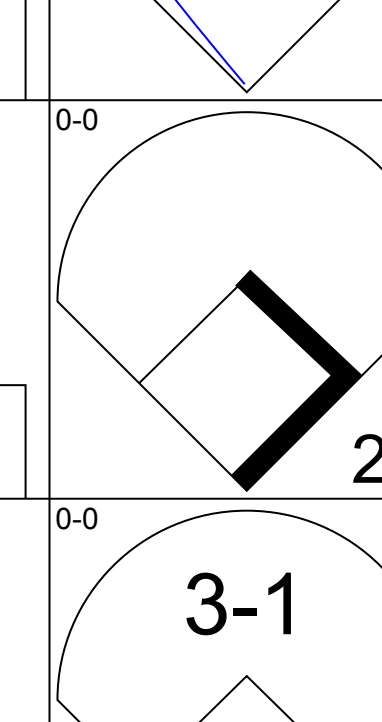
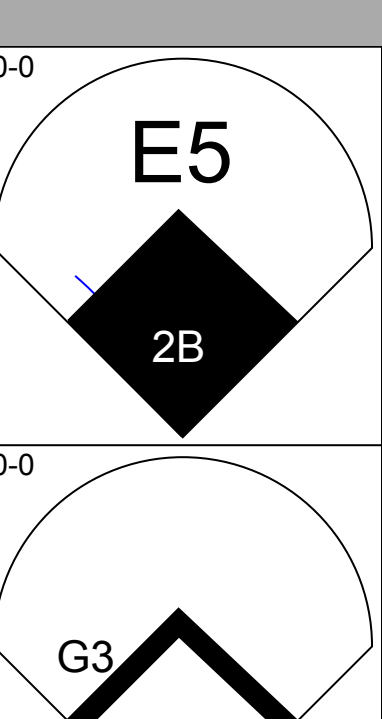

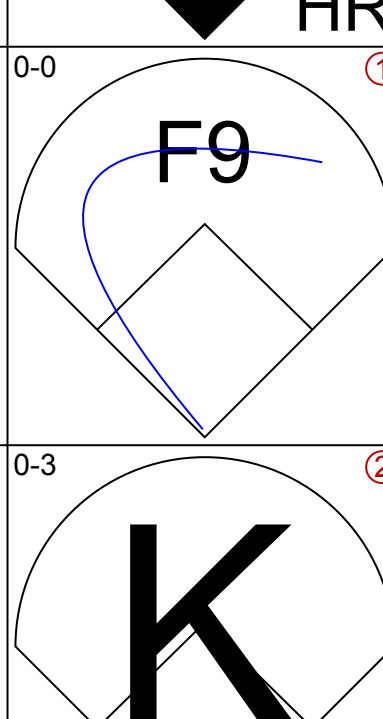
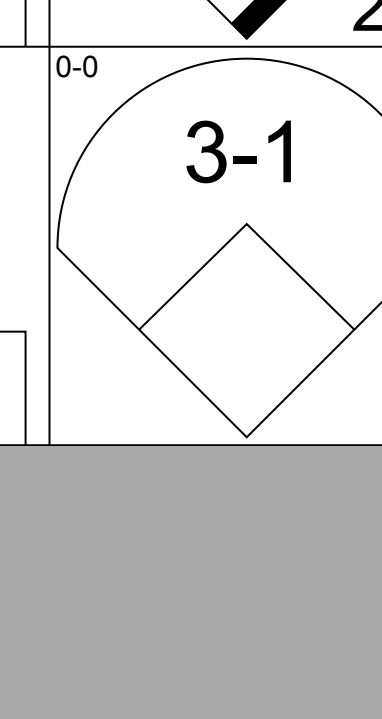
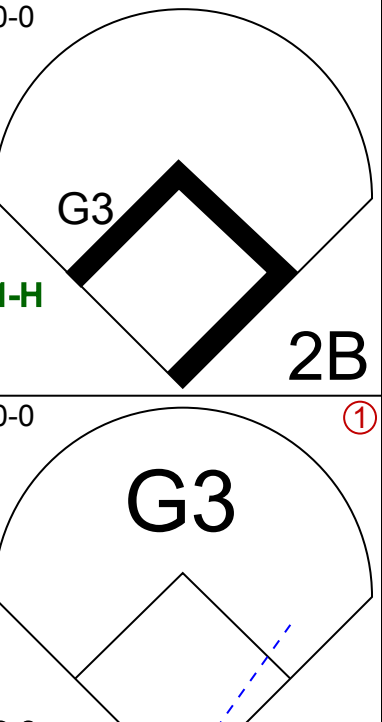
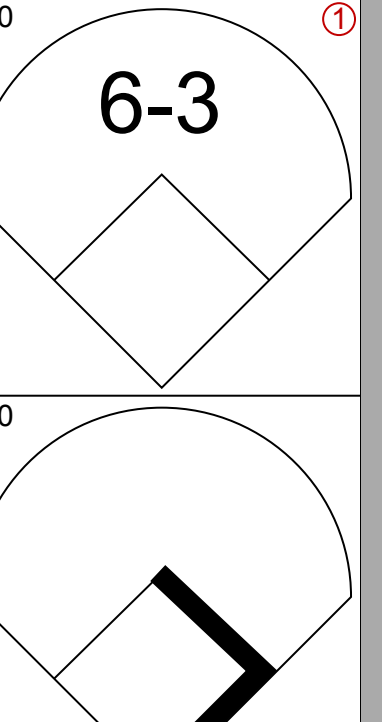
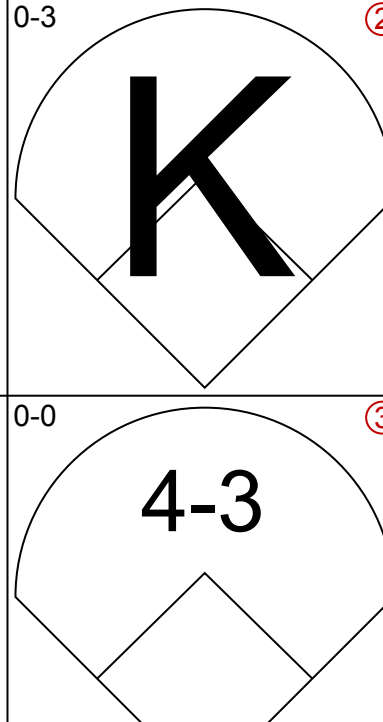
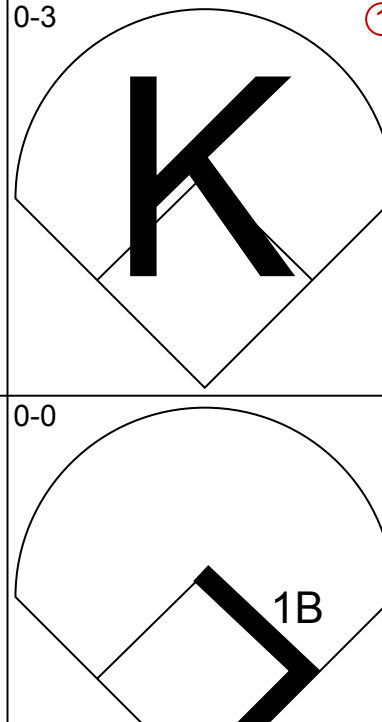
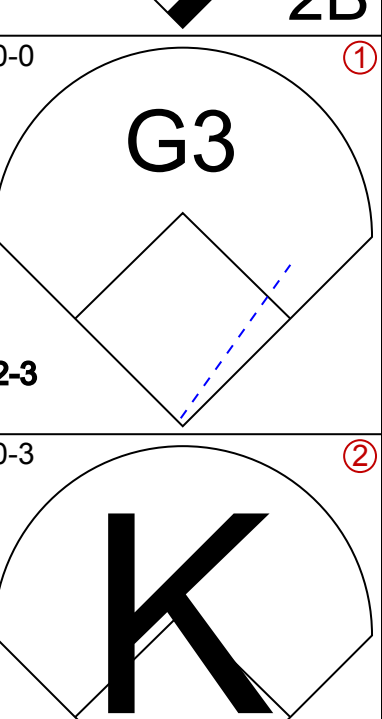
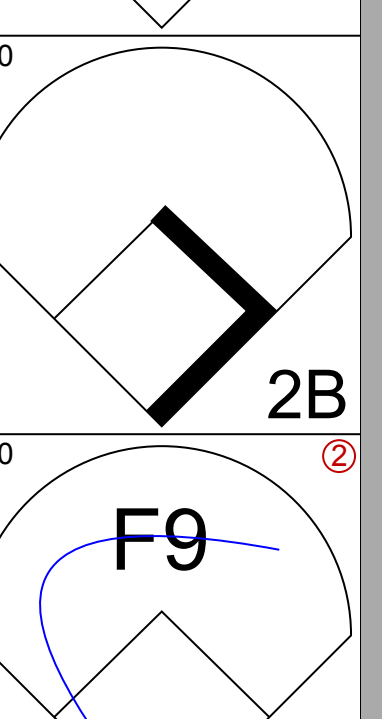
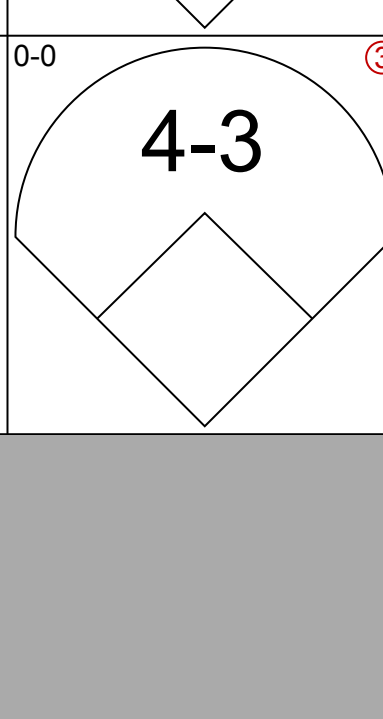
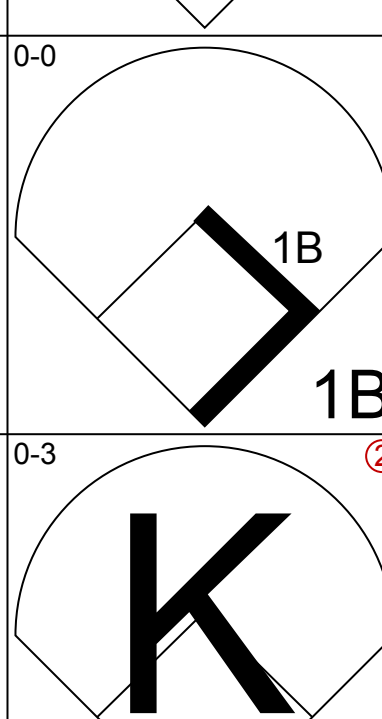
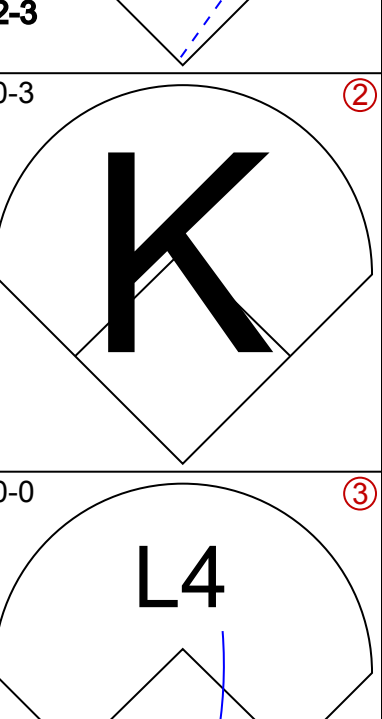
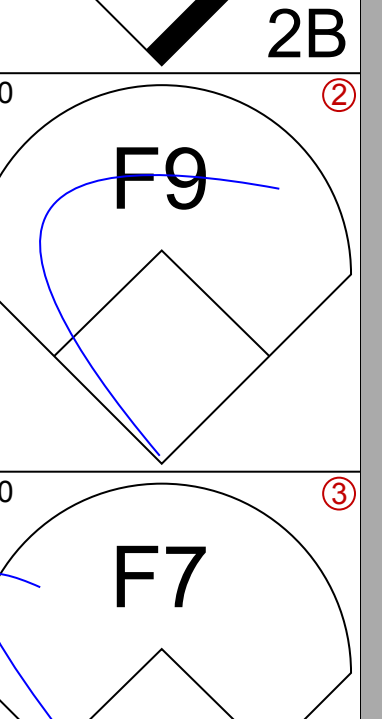
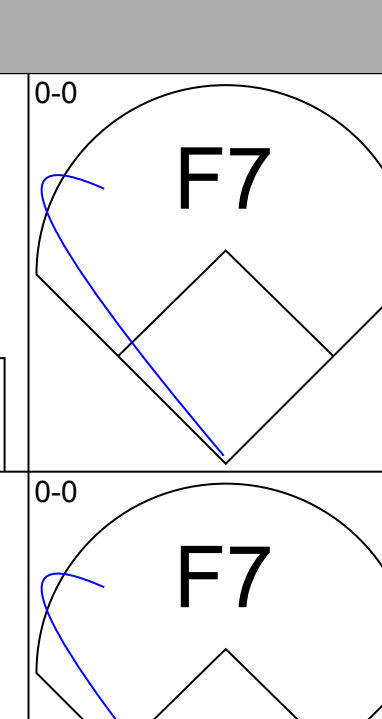
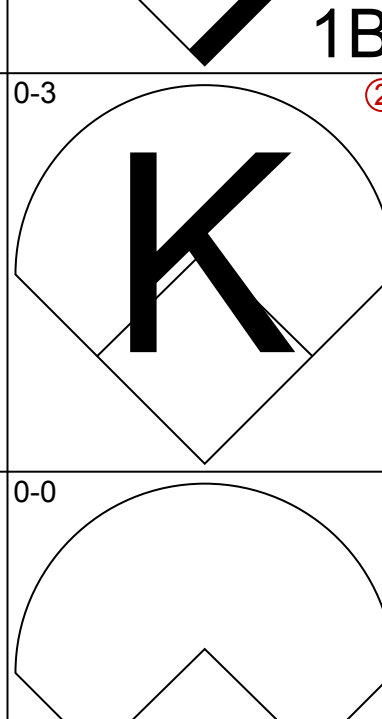
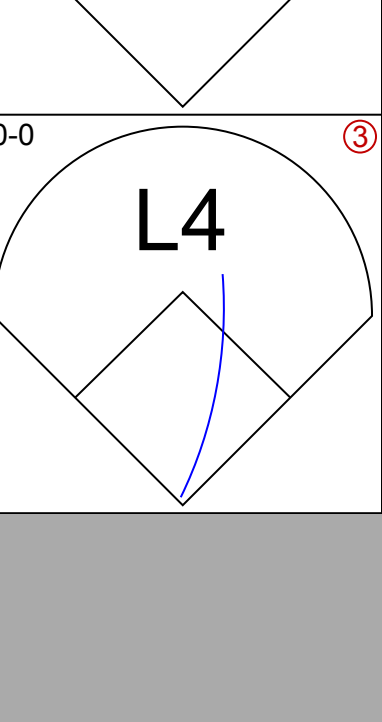
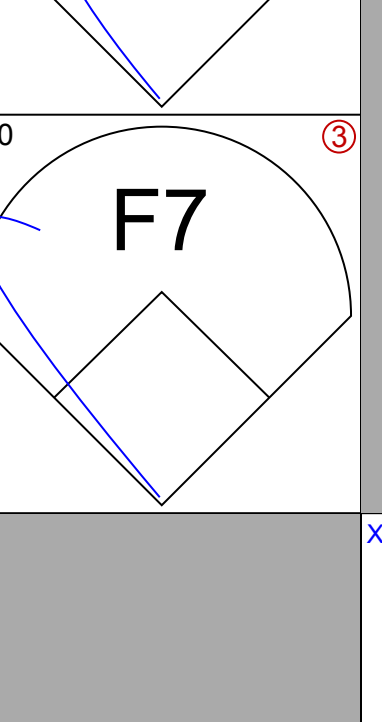
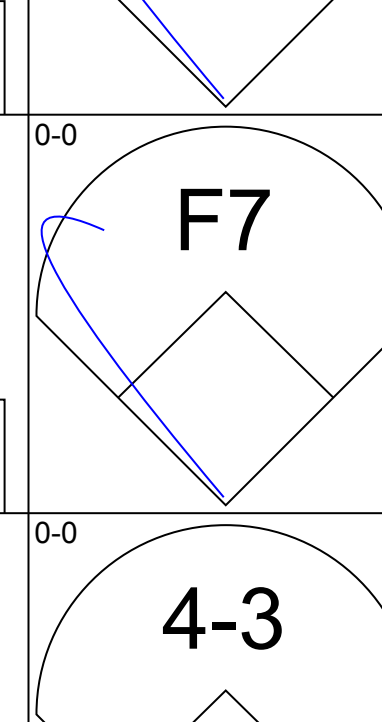
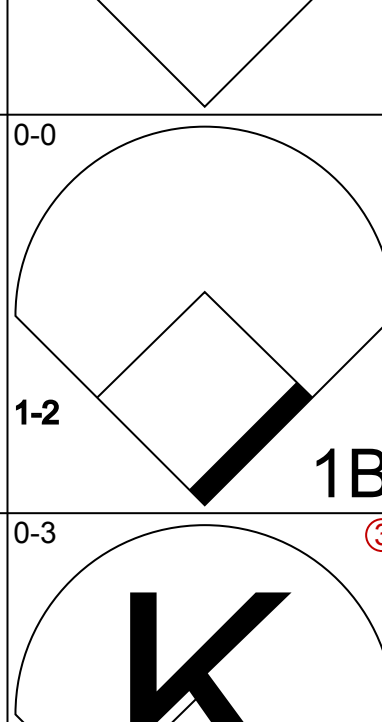
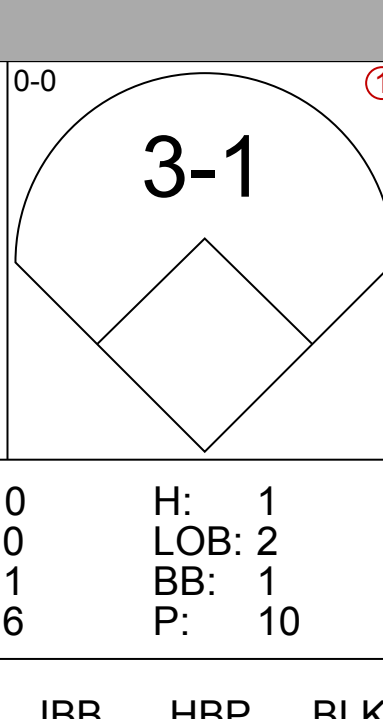
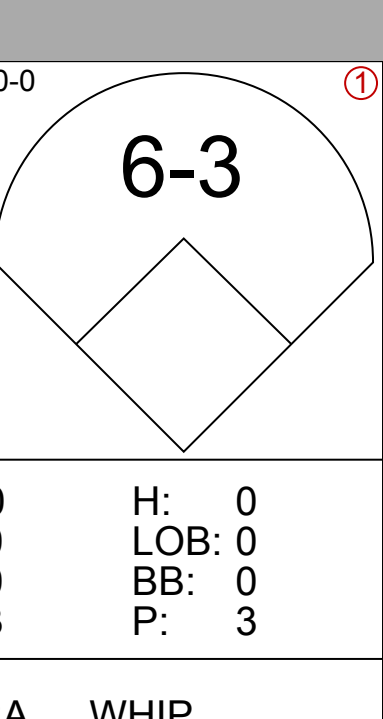
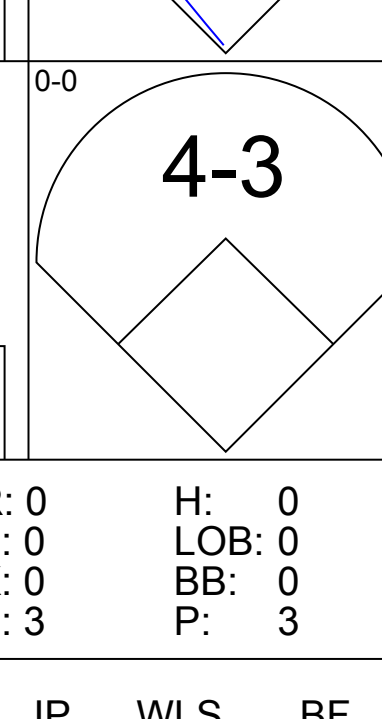
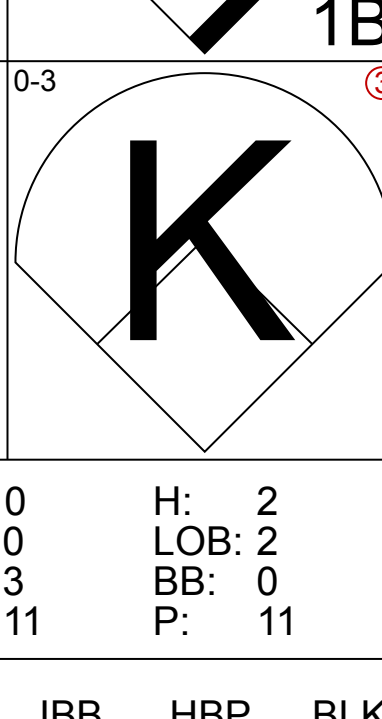


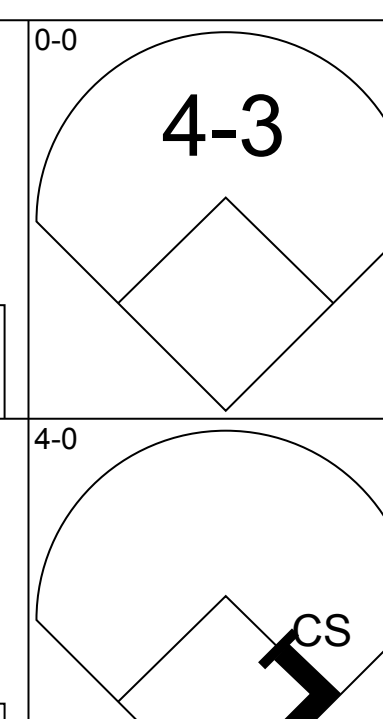
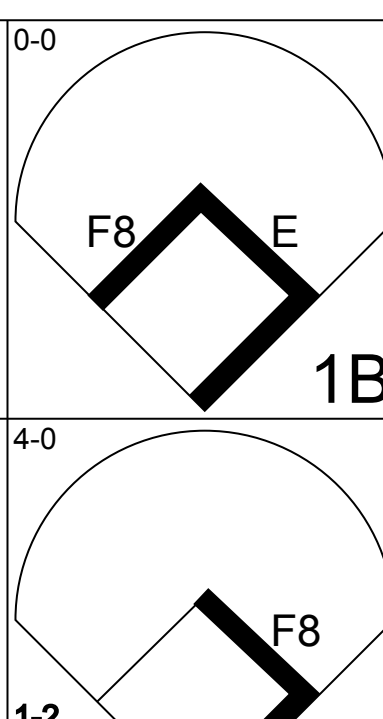
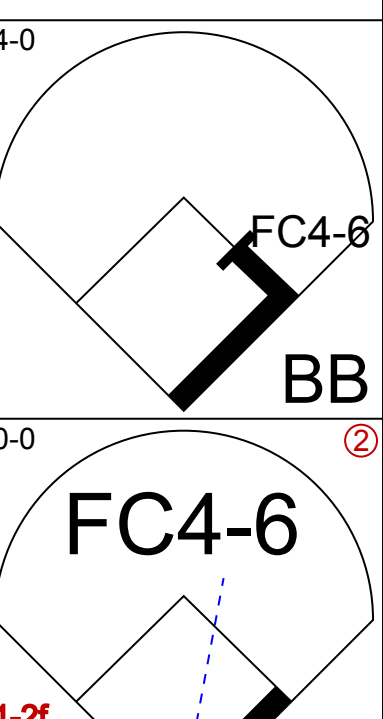
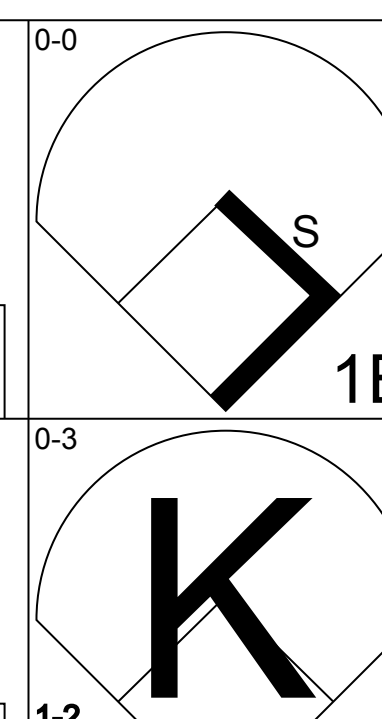
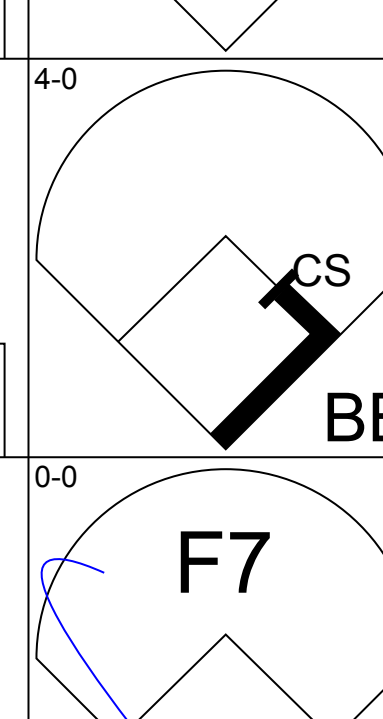
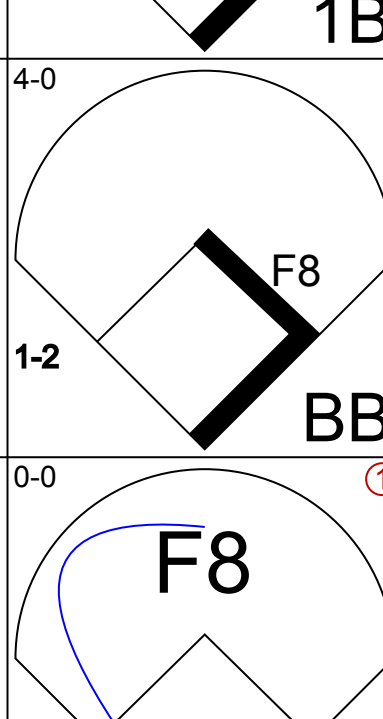
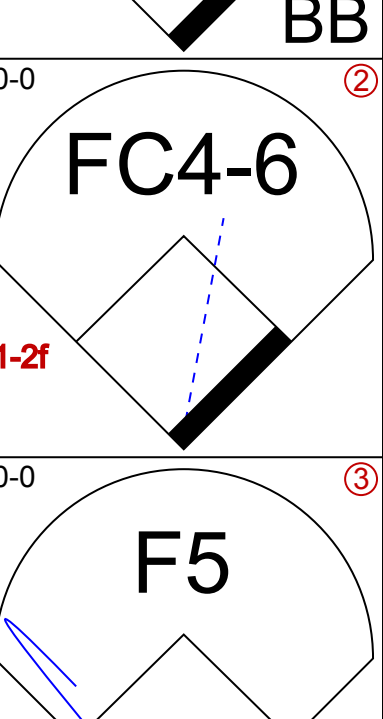
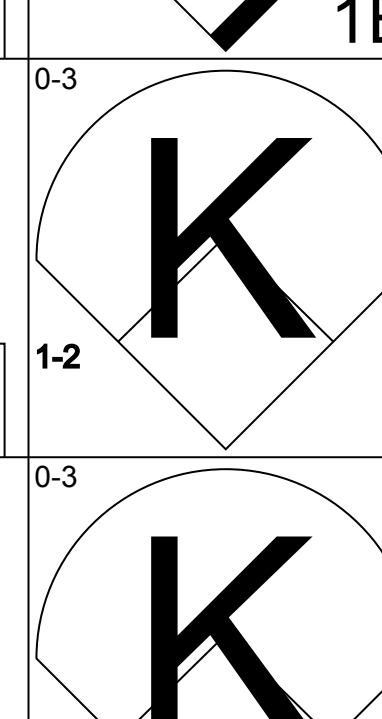
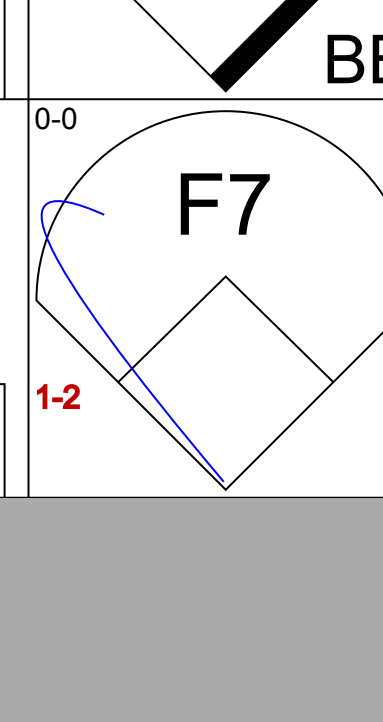
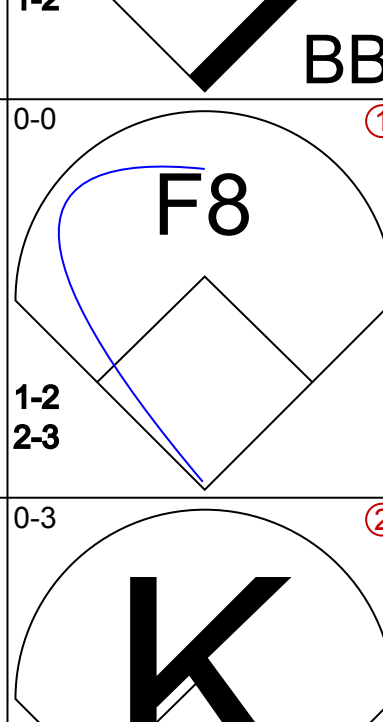
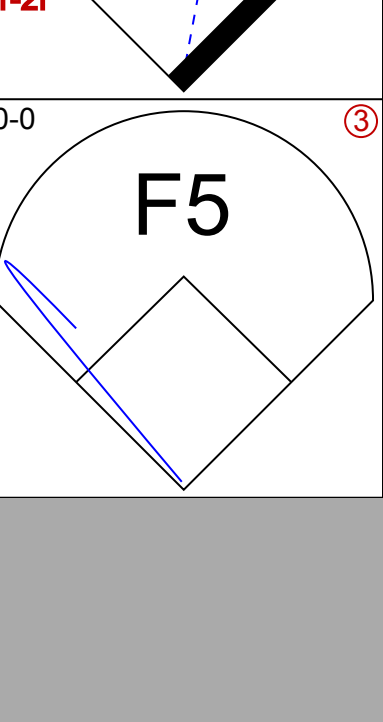
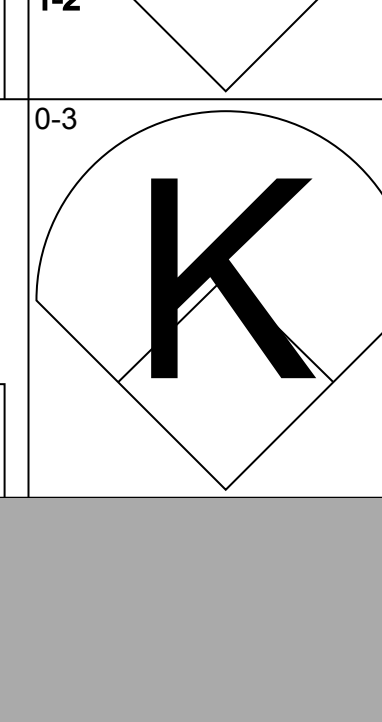
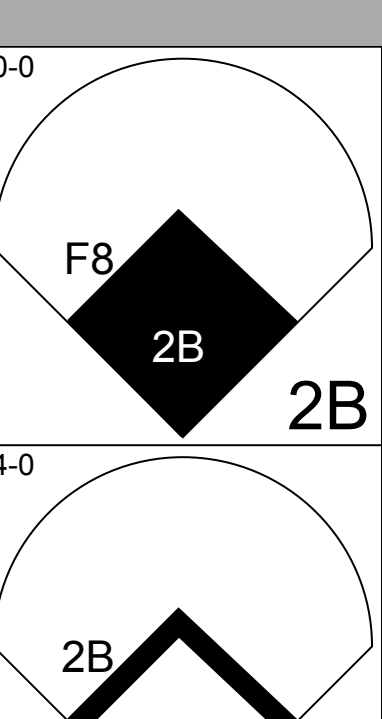
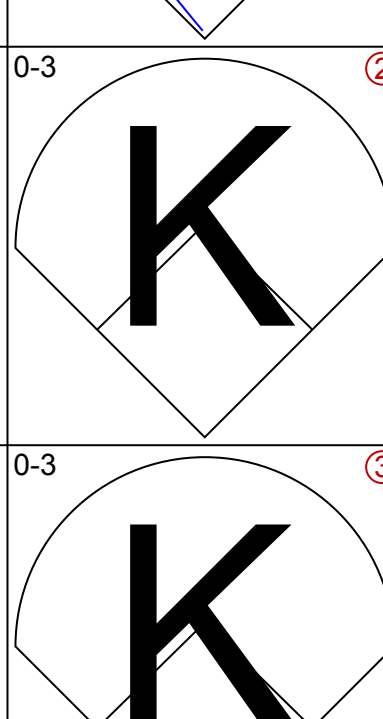
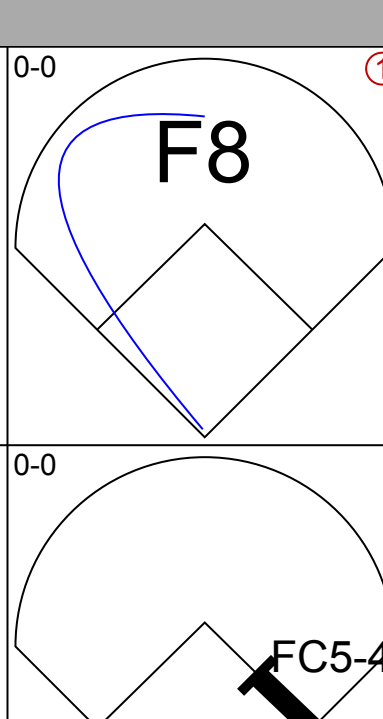
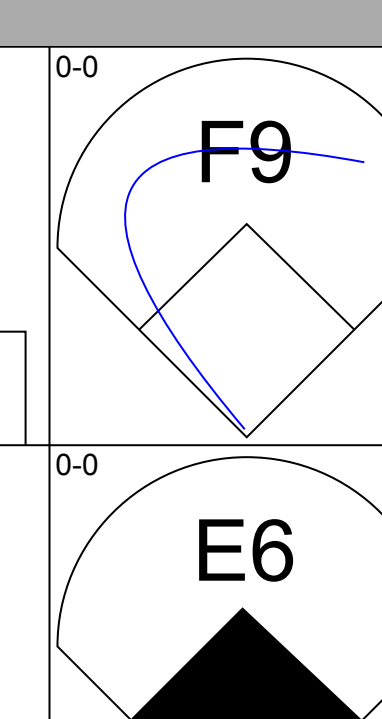
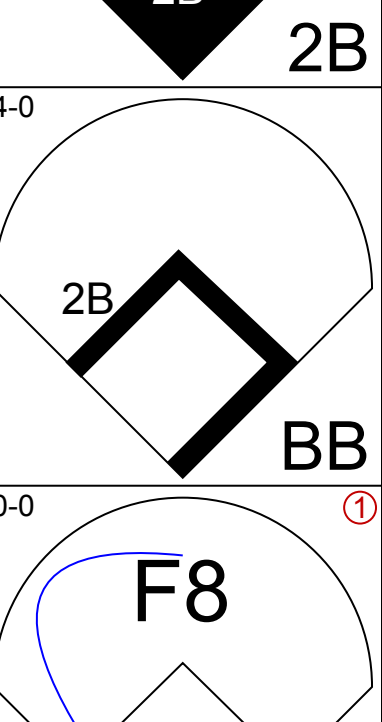
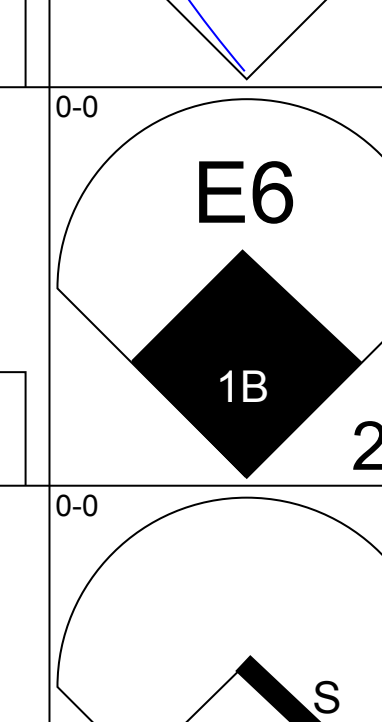
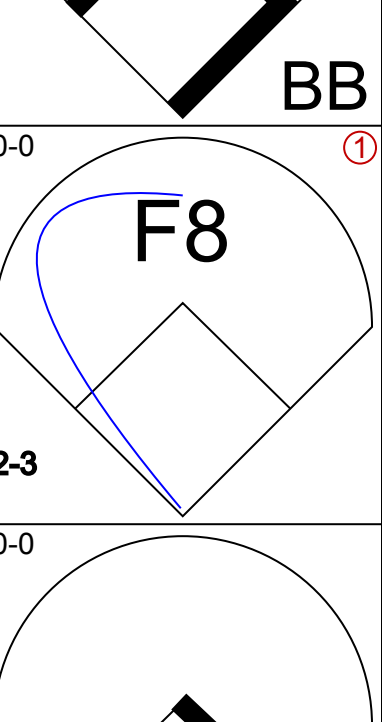

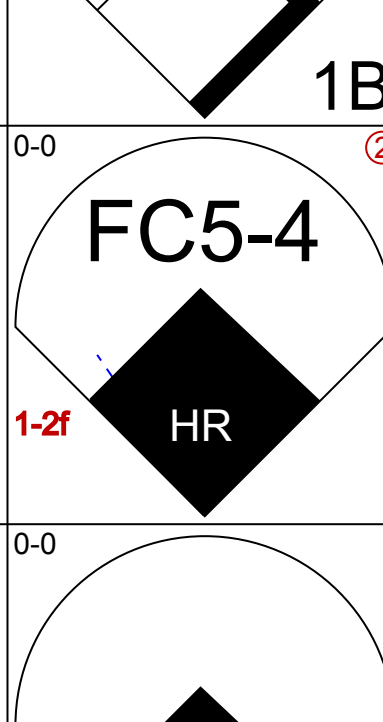
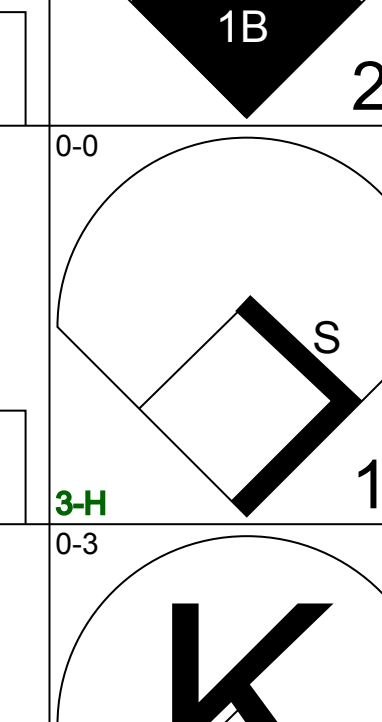
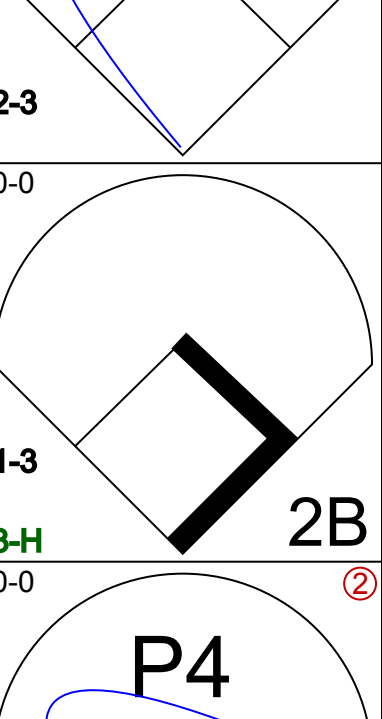
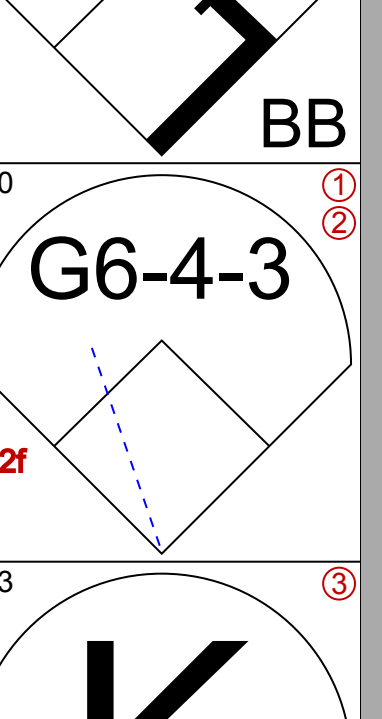
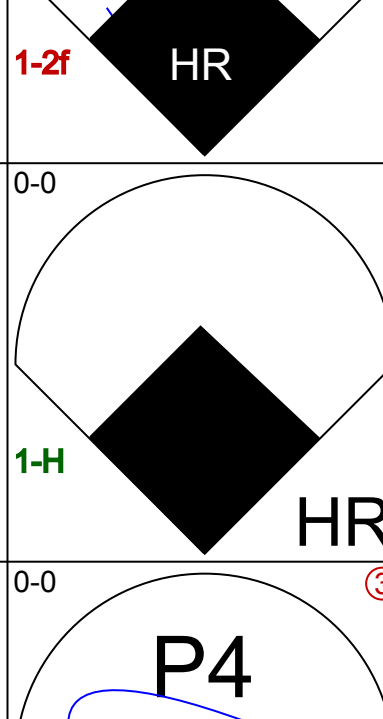
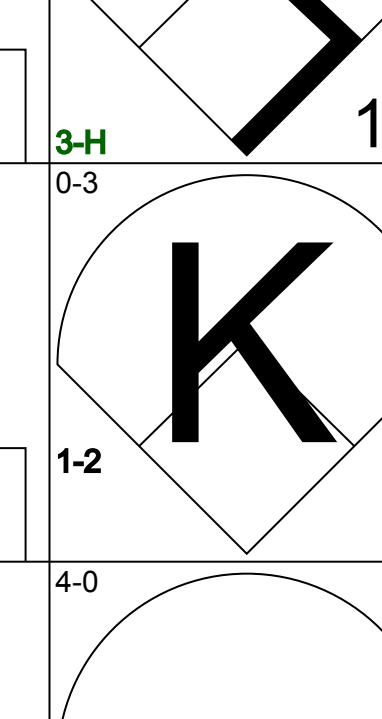
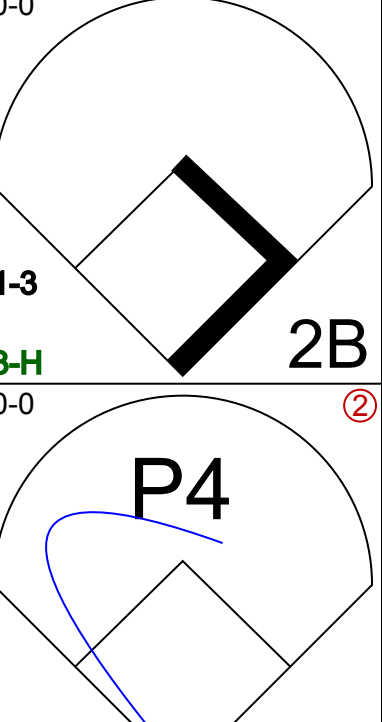
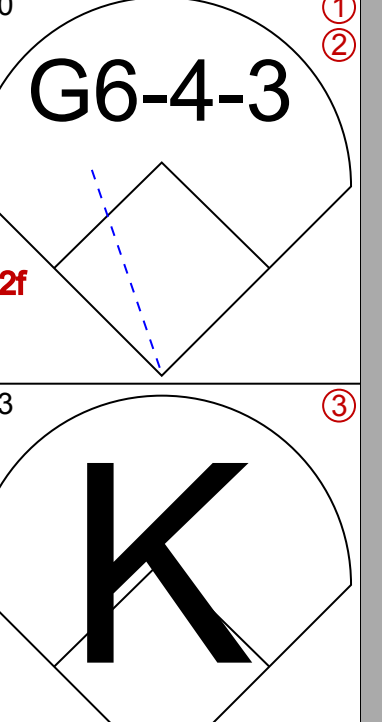
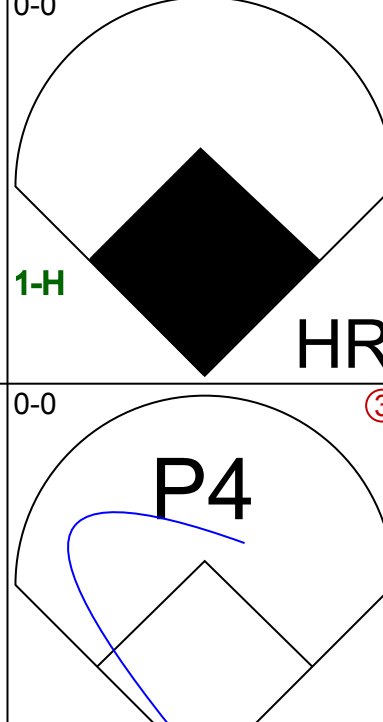
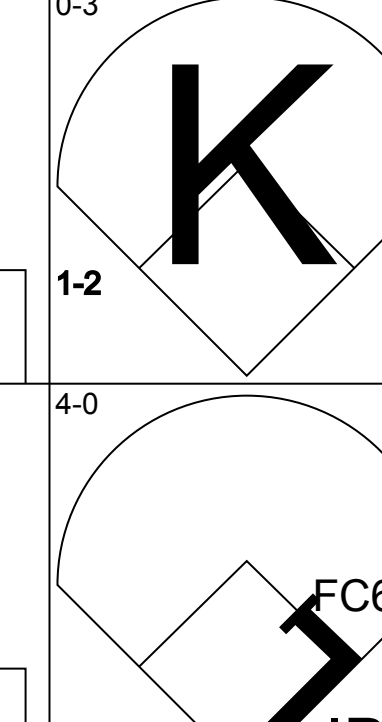
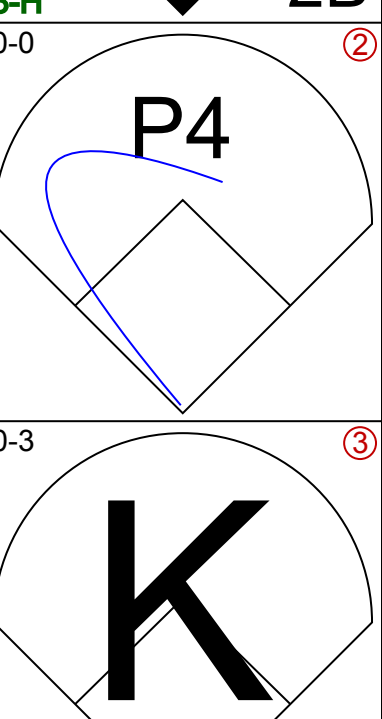

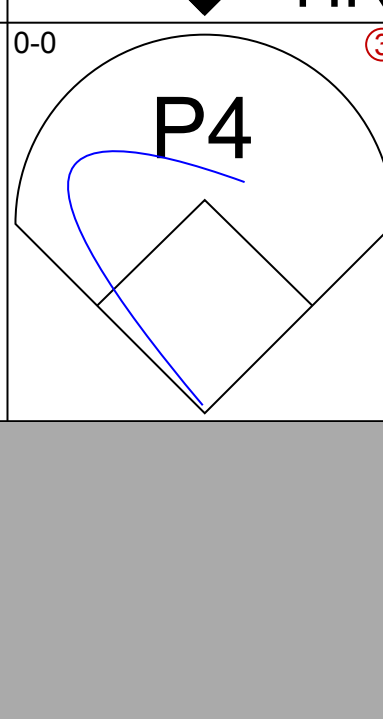
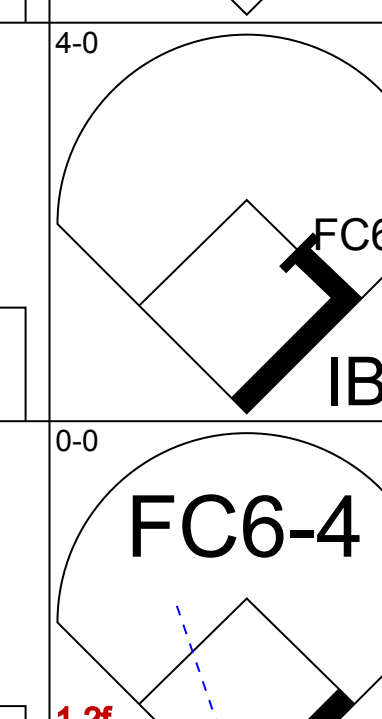
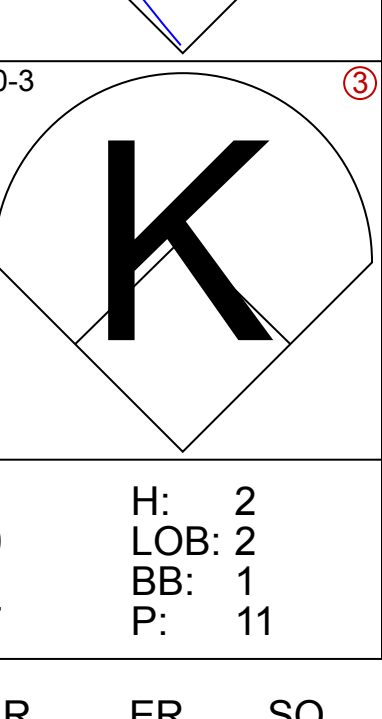
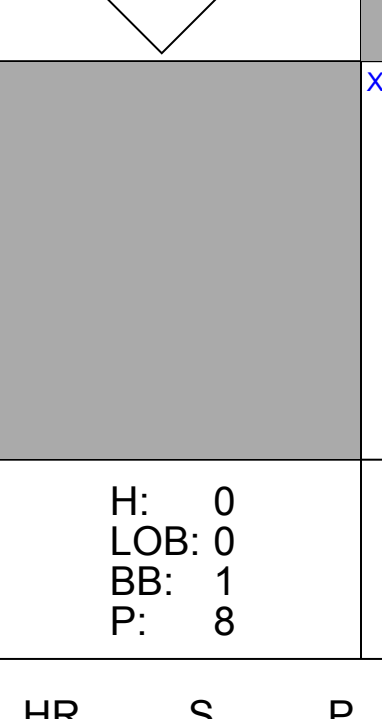
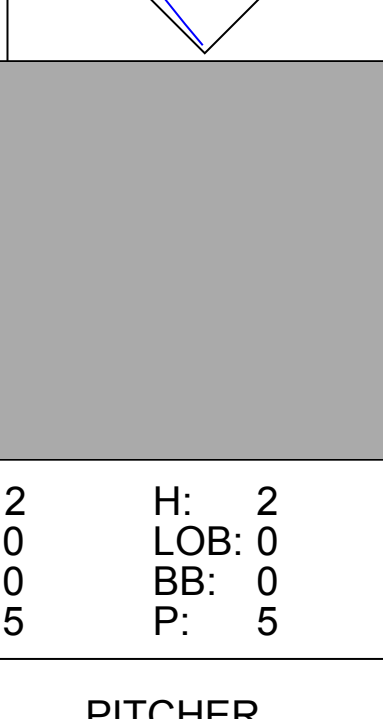
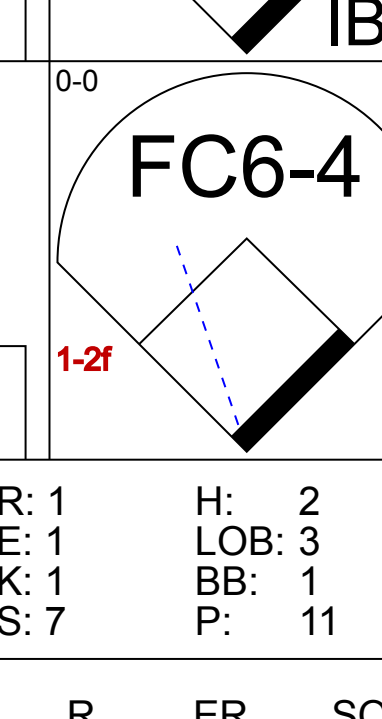
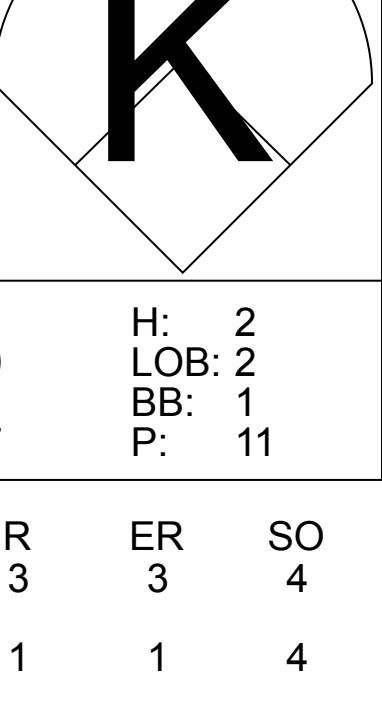
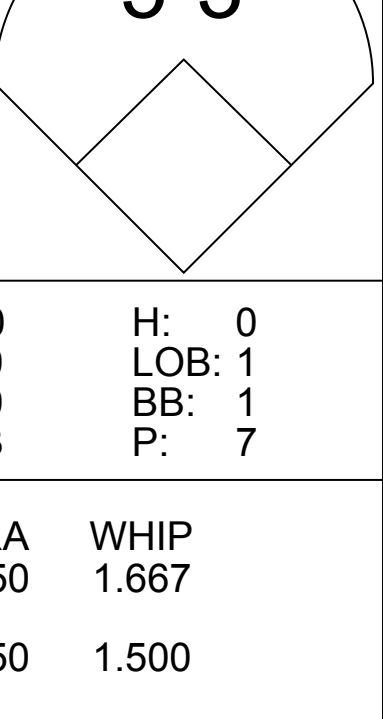
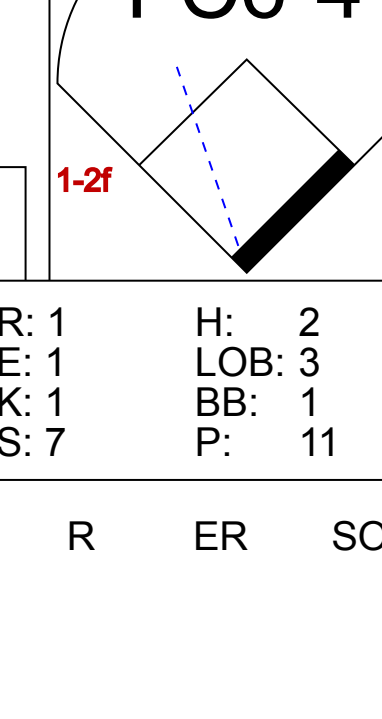
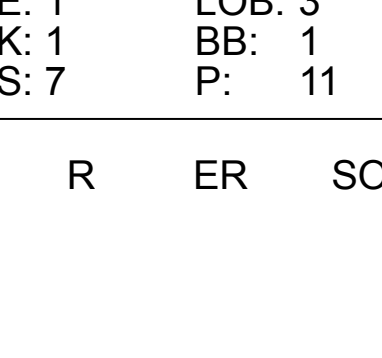



Batter	1	2	3	4	5	6	7	8	9	AB	R	H	RBI	BB	SO	LOB	TOP					
Enzo Hernandez, R OBP: 0.332, SLG: 0.324	5-3		FC5-4		F9			F7		4	0	0	0	0	0	3	<b>San Diego Padres @ Philadelphia Phillies</b> Veterans Stadium, Philadelphia, PA Sat Jul 10 1976, 7:05 PM EDT Unknown <a href="http://livebaseballscorecards.com">livebaseballscorecards.com</a>					
Tito Fuentes, S OBP: 0.296, SLG: 0.326	6-3			P4	K			F7		4	0	0	0	0	1	2						
Johnny Grubb, L OBP: 0.416, SLG: 0.416	F8			1B	1B			F8		3	0	1	0	1	0	0						
Willie McCovey, L OBP: 0.285, SLG: 0.366		G6-4-3		K				F8		4	0	1	0	0	1	2						
Dave Winfield, R OBP: 0.375, SLG: 0.477		G6-4-3		FC6-4	1B			5-3		4	0	1	0	0	1	1						
Doug Rader, R OBP: 0.338, SLG: 0.390				FC6-4	1B			F8		4	0	0	0	0	1	2						
Luis Melendez, R OBP: 0.232, SLG: 0.253			5-3		1B			F8		2	0	1	0	0	0	0						
Merv Rettenmund, R OBP: 0.373, SLG: 0.326					1B					2	0	1	0	0	0	0						
Bob Davis, R OBP: 0.224, SLG: 0.241				FC5-4	BB			6-3		3	0	2	0	1	0	1						
Alan Foster, R OBP: 0.190, SLG: 0.056					B2					2	0	0	0	0	0	3						
Jerry Johnson, R					F2					0	0	0	0	0	0	0						
Ted Kubiak, S OBP: 0.397, SLG: 0.377								K		1	0	0	0	0	1	1						
Dave Tomlin, L										0	0	0	0	0	0	0						
<b>Inning Stats</b>	R: 0 E: 0 K: 0 S: 3	H: 0 LOB: 0 BB: 0 P: 3	R: 0 E: 0 K: 1 S: 5	H: 1 LOB: 0 BB: 0 P: 5	R: 0 E: 0 K: 0 S: 3	H: 0 LOB: 1 BB: 1 P: 7	R: 0 E: 0 K: 1 S: 7	H: 2 LOB: 2 BB: 0 P: 7	R: 0 E: 0 K: 1 S: 7	H: 2 LOB: 2 BB: 0 P: 7	R: 0 E: 0 K: 0 S: 3	H: 0 LOB: 0 BB: 0 P: 3	R: 0 E: 0 K: 1 S: 6	H: 1 LOB: 1 BB: 0 P: 6	R: 0 E: 0 K: 0 S: 3	H: 0 LOB: 1 BB: 1 P: 7	R: 0 E: 0 K: 1 S: 6	H: 1 LOB: 1 BB: 0 P: 6	1B: 6 2B: 1 3B: 0 HR: 0	SF: 0 SAC: 0 DP: 1 HBP: 0	WP: 0 PB: 0 SB: 0 CS: 0	PA: 35
<b>PITCHER</b> Steve Carlton, L ERA: 3.53	IP: 9.0 WLS: W BF: 35 H: 7 R: 0 ER: 0 SO: 5 BB: 2 IBB: 0 HBP: 0 BLK: 0 WP: 0 HR: 0 S: 43 P: 51 ERA: 0.00 WHIP: 1.000															<b>PITCHER</b>						

Batter	1	2	3	4	5	6	7	8	9	AB	R	H	RBI	BB	SO	LOB	BOTTOM					
Dave Cash, R OBP: 0.342, SLG: 0.351	1B 2B BB	FC6-5-4			4-3	FC4-6				3	1	0	0	1	0	2	<b>San Diego Padres @ Philadelphia Phillies</b> Veterans Stadium, Philadelphia, PA Sat Jul 10 1976, 7:05 PM EDT Unknown <a href="http://livebaseballscorecards.com">livebaseballscorecards.com</a>					
Larry Bowa, S OBP: 0.289, SLG: 0.289	G3	F8			E6	FC4				4	0	0	0	0	0	3						
Mike Schmidt, R OBP: 0.410, SLG: 0.594	1B 2B HBP			1B	F3			1B		3	1	2	0	0	0	1						
Greg Luzinski, R OBP: 0.360, SLG: 0.495	F8			F3						3	0	0	0	1	1	3						
Jerry Martin, R OBP: 0.400, SLG: 0.417					BB			K		0	0	0	0	0	0	0						
Dick Allen, R OBP: 0.367, SLG: 0.500	2B 1B			F7				F8		4	1	1	0	0	1	3						
Jay Johnstone, L OBP: 0.353, SLG: 0.447				4-3						3	0	1	3	0	1	1						
Ollie Brown, R OBP: 0.389, SLG: 0.426	2B					K		G6-4-3		1	0	1	0	0	0	0						
Garry Maddox, R OBP: 0.376, SLG: 0.488	B2-3				F7			1B		4	1	2	1	0	0	1						
Tim McCarver, L OBP: 0.453, SLG: 0.404		FC6-5-4			F7			G6-4-3		2	1	0	0	2	0	2						
Steve Carlton, L OBP: 0.159, SLG: 0.159		SH1-4			K2-3			6-3		3	0	1	1	0	1	1						
<b>Inning Stats</b>	R: 3 E: 0 K: 0 S: 5	H: 2 LOB: 1 BB: 1 P: 10	R: 0 E: 0 K: 0 S: 3	H: 0 LOB: 1 BB: 1 P: 7	R: 0 E: 0 K: 0 S: 4	H: 1 LOB: 1 BB: 0 P: 4	R: 0 E: 0 K: 1 S: 5	H: 0 LOB: 0 BB: 0 P: 5	R: 0 E: 1 K: 1 S: 6	H: 0 LOB: 2 BB: 1 P: 10	R: 2 E: 0 K: 1 S: 7	H: 2 LOB: 1 BB: 1 P: 11	R: 0 E: 0 K: 1 S: 5	H: 1 LOB: 0 BB: 0 P: 5	R: 0 E: 0 K: 0 S: 4	H: 2 LOB: 1 BB: 0 P: 4	R: 0 E: 0 K: 0 S: 4	H: 2 LOB: 1 BB: 0 P: 4	1B: 6 2B: 1 3B: 0 HR: 1	SF: 0 SAC: 1 DP: 1 HBP: 1	WP: 0 PB: 0 SB: 2 CS: 0	PA: 36
<b>PITCHER</b> Alan Foster, R ERA: 3.16	IP: 5.1 WLS: L BF: 27 H: 5 R: 5 ER: 5 SO: 3 BB: 4 IBB: 0 HBP: 1 BLK: 0 WP: 0 HR: 1 S: 28 P: 45 ERA: 8.44 WHIP: 1.688															<b>PITCHER</b>						
Jerry Johnson, R ERA:	0.2	2	0	0	0	0	0	0	0	0	0	2	2	0.00	0.000							
Dave Tomlin, L ERA: 5.03	2.0	7	3	0	0	1	0	0	0	0	0	9	9	0.00	1.500							



Batter	1	2	3	4	5	6	7	8	9	AB	R	H	RBI	BB	SO	LOB	TOP					
Johnny Grubb, L (1, 8) OBP: 0.406, SLG: 0.404										4	0	0	0	0	1	0	<b>San Diego Padres @ Philadelphia Phillies</b> Veterans Stadium, Philadelphia, PA Sat Jul 10 1976, 7:05 PM EDT Att: 47,101 - Unknown					
Enzo Hernandez, R (1, 6) OBP: 0.330, SLG: 0.319										3	0	0	0	1	0							
Jerry Turner, L (1, 7) OBP: 0.290, SLG: 0.381										4	1	3	1	0	0							
Willie McCovey, L (1, 3) OBP: 0.279, SLG: 0.358										4	1	0	0	0	1							
Dave Winfield, R (1, 9) OBP: 0.374, SLG: 0.478										4	0	1	1	0	2							
Ted Kubiak, S (1, 4) OBP: 0.400, SLG: 0.390										4	0	2	0	0	0							
Doug Rader, R (1, 5) OBP: 0.333, SLG: 0.384										4	0	0	0	0	2							
Fred Kendall, R (1, 2) OBP: 0.285, SLG: 0.266										4	0	1	0	0	0							
Dan Spillner, R (1, 1) OBP: 0.182, SLG: 0.053										2	0	0	0	0	0							
Hector Torres, R (7, PH) OBP: 0.288, SLG: 0.340										1	0	0	0	0	0							
Butch Metzger, R (7, 1) OBP: 0.447, SLG: 0.397										0	0	0	0	0	0							
Tito Fuentes, S (9, PH) OBP: 0.295, SLG: 0.325										1	0	0	0	0	1							
<b>Inning Stats</b>	R: 0 E: 0 K: 1 S: 5	H: 0 LOB: 0 BB: 0 P: 5	R: 1 E: 1 K: 1 S: 7	H: 1 LOB: 1 BB: 0 P: 7	R: 0 E: 0 K: 1 S: 6	H: 1 LOB: 2 BB: 1 P: 10	R: 0 E: 0 K: 0 S: 4	H: 1 LOB: 1 BB: 0 P: 4	R: 0 E: 0 K: 0 S: 3	H: 0 LOB: 0 BB: 0 P: 3	R: 1 E: 0 K: 1 S: 6	H: 1 LOB: 0 BB: 0 P: 6	R: 0 E: 0 K: 0 S: 3	H: 0 LOB: 1 BB: 0 P: 3	R: 0 E: 0 K: 0 S: 4	H: 1 LOB: 1 BB: 0 P: 4	R: 0 E: 0 K: 3 S: 11	H: 2 LOB: 2 BB: 0 P: 11	1B: 3 2B: 3 3B: 0 HR: 1	SF: 0 SAC: 0 DP: 0 HBP: 0	WP: 0 PB: 0 SB: 1 CS: 0	PA: 36
<b>PITCHER</b>	IP WLS BF H R ER SO BB IBB HBP BLK WP HR S P ERA WHIP																					
Jim Lonborg, R (1, 1) ERA: 2.96	7.0 W 27 4 2 1 4 1 0 0 0 0 1 34 38 1.29 0.714																					
Ron Reed, R (8, 1) ERA: 2.65	2.0 S 9 3 0 0 3 0 0 0 0 0 0 0 15 15 0.00 1.500																					

Batter	1	2	3	4	5	6	7	8	9	AB	R	H	RBI	BB	SO	LOB	BOTTOM			
Dave Cash, R (1, 4) OBP: 0.347, SLG: 0.354										3	0	2	0	1	0	0	<b>San Diego Padres @ Philadelphia Phillies</b> Veterans Stadium, Philadelphia, PA Sat Jul 10 1976, 7:05 PM EDT Att: 47,101 - Unknown			
Tom Hutton, L (1, 3) OBP: 0.367, SLG: 0.280										2	0	0	0	2	1					
Mike Schmidt, R (1, 5) OBP: 0.406, SLG: 0.586										4	0	0	0	0	1					
Greg Luzinski, R (1, 7) OBP: 0.358, SLG: 0.495										4	1	1	0	0	1					
Larry Bowa, S (9, 6) OBP: 0.289, SLG: 0.289										0	0	0	0	0	0					
Jay Johnstone, L (1, 9) OBP: 0.360, SLG: 0.455										3	0	2	0	1	1					
Jerry Martin, R (8, PR) OBP: 0.400, SLG: 0.417										0	1	0	0	0	0					
Gary Maddox, R (1, 8) OBP: 0.379, SLG: 0.487										3	1	1	1	1	0					
Bob Boone, R (1, 2) OBP: 0.395, SLG: 0.443										4	1	2	3	0	1					
Terry Harmon, R (1, 6) OBP: 0.394, SLG: 0.400										3	0	0	0	0	1					
Ollie Brown, R (8, PH) OBP: 0.394, SLG: 0.426										0	0	0	0	1	0					
Jim Lonborg, R (1, 1) OBP: 0.268, SLG: 0.216										2	0	0	0	0	1					
Tim McCarver, L (7, PH) OBP: 0.447, SLG: 0.397										1	0	0	0	0	1					
Ron Reed, R (8, 1) OBP: 0.200, SLG: 0.267										1	0	0	0	0	0					
<b>Inning Stats</b>	R: 0 E: 0 K: 0 S: 2	H: 0 LOB: 0 BB: 1 P: 6	R: 1 E: 0 K: 1 S: 7	H: 2 LOB: 2 BB: 1 P: 11	R: 0 E: 1 K: 2 S: 8	H: 1 LOB: 2 BB: 1 P: 12	R: 0 E: 0 K: 1 S: 4	H: 0 LOB: 0 BB: 1 P: 8	R: 0 E: 0 K: 0 S: 3	H: 0 LOB: 1 BB: 1 P: 7	R: 2 E: 0 K: 0 S: 5	H: 2 LOB: 0 BB: 0 P: 5	R: 0 E: 0 K: 3 S: 10	H: 1 LOB: 1 BB: 0 P: 10	R: 1 E: 1 K: 1 S: 7	H: 2 LOB: 3 BB: 1 P: 11	1B: 4 2B: 3 3B: 0 HR: 1	SF: 0 SAC: 0 DP: 1 HBP: 0	WP: 0 PB: 0 SB: 2 CS: 1	PA: 36
<b>PITCHER</b>	IP WLS BF H R ER SO BB IBB HBP BLK WP HR S P ERA WHIP																			
Dan Spillner, R (1, 1) ERA: 4.96	6.0 L 26 5 3 3 4 5 0 0 0 0 0 1 29 49 4.50 1.667																			
Butch Metzger, R (7, 1) ERA: 2.15	2.0 10 3 1 1 4 0 1 0 0 0 0 0 17 21 4.50 1.500																			





Batter	1	2	3	4	5	6	7	8	9	AB	R	H	RBI	BB	SO	LOB	TOP		
Enzo Hernandez, R OBP: 0.329, SLG: 0.318										4	0	1	0	0	0	2			
Ted Kubiak, S OBP: 0.396, SLG: 0.385										4	0	1	0	0	0	2			
Johnny Grubb, L OBP: 0.402, SLG: 0.400										4	0	1	0	0	0	2			
Willie McCovey, L OBP: 0.279, SLG: 0.355										4	0	1	0	0	2	1			
Dave Winfield, R OBP: 0.373, SLG: 0.475										4	0	1	0	0	0	1			
Doug Rader, R OBP: 0.332, SLG: 0.389										4	0	1	0	0	1	1			
Merv Rettenmund, R OBP: 0.363, SLG: 0.315										3	0	0	0	0	0	2			
Fred Kendall, R OBP: 0.289, SLG: 0.271										3	0	2	0	0	0	0			
Dave Freisleben, R OBP: 0.273, SLG: 0.364										2	0	1	0	0	0	1			
Tito Fuentes, S OBP: 0.294, SLG: 0.324										1	0	0	0	0	0	1			
Butch Metzger, R (7, 1)										0	0	0	0	0	0	0			
<b>Inning Stats</b>	R: 0 E: 0 K: 0 S: 4	H: 2 LOB: 1 BB: 0 P: 4	R: 0 E: 0 K: 0 S: 3	H: 1 LOB: 0 BB: 0 P: 3	R: 0 E: 0 K: 0 S: 5	H: 2 LOB: 2 BB: 0 P: 5	R: 0 E: 0 K: 1 S: 6	H: 1 LOB: 1 BB: 0 P: 6	R: 0 E: 0 K: 0 S: 3	H: 1 LOB: 1 BB: 0 P: 4	R: 0 E: 0 K: 1 S: 6	H: 1 LOB: 1 BB: 0 P: 6	R: 0 E: 0 K: 0 S: 3	H: 0 LOB: 0 BB: 0 P: 3	R: 0 E: 0 K: 1 S: 5	H: 0 LOB: 0 BB: 0 P: 5	1B: 8 2B: 1 3B: 1 HR: 0	SF: 0 SAC: 0 DP: 3 HBP: 0	WP: 0 PA: 33 PB: 0 SB: 0 CS: 0
<b>PITCHER</b> Jim Kaat, L ERA: 2.91	IP: 9.0 WLS: W BF: 33 H: 9 R: 0 ER: 0 SO: 3 BB: 0 IBB: 0 HBP: 0 BLK: 0 WP: 0 HR: 0 S: 39 P: 39 ERA: 0.00 WHIP: 1.000															<b>PITCHER</b>			

San Diego Padres @ Philadelphia Phillies  
Veterans Stadium, Philadelphia, PA  
Sun Jul 11 1976, 3:33 AM EDT  
Att: 46,807 - Unknown

AB	33
R	0
H	9
RBI	0
BB	0
SO	3
LOB	13



Batter	1	2	3	4	5	6	7	8	9	AB	R	H	RBI	BB	SO	LOB	BOTTOM
Dave Cash, R OBP: 0.346, SLG: 0.353										4	1	1	0	0	0	1	
Larry Bowa, S OBP: 0.289, SLG: 0.288										4	1	1	0	0	0	1	
Mike Schmidt, R OBP: 0.409, SLG: 0.590										3	1	2	0	1	0	0	
Greg Luzinski, R OBP: 0.360, SLG: 0.502										4	0	2	3	0	1	2	
Jerry Martin, R OBP: 0.400, SLG: 0.417										0	0	0	0	0	0	0	
Dick Allen, R OBP: 0.361, SLG: 0.490										4	0	0	0	0	2	3	
Jay Johnstone, L OBP: 0.358, SLG: 0.449										3	0	0	0	1	1	1	
Garry Maddox, R OBP: 0.381, SLG: 0.483										2	0	0	0	1	0	1	
Bob Boone, R OBP: 0.393, SLG: 0.439										4	0	1	0	0	2	4	
Jim Kaat, L OBP: 0.229, SLG: 0.333										3	0	1	0	0	0	1	
<b>Inning Stats</b>	R: 0 E: 0 K: 1 S: 5	H: 0 LOB: 1 BB: 1 P: 9	R: 0 E: 0 K: 1 S: 5	H: 0 LOB: 0 BB: 0 P: 5	R: 0 E: 0 K: 0 S: 3	H: 1 LOB: 0 BB: 0 P: 3	R: 0 E: 0 K: 0 S: 4	H: 1 LOB: 1 BB: 0 P: 4	R: 0 E: 0 K: 2 S: 8	H: 1 LOB: 3 BB: 1 P: 13	1B: 5 2B: 3 3B: 0 HR: 0	SF: 0 SAC: 0 DP: 0 HBP: 1	WP: 0 PA: 35 PB: 0 SB: 0 CS: 0				
<b>PITCHER</b> Dave Freisleben, R ERA: 2.62	IP: 6.0 WLS: L BF: 25 H: 6 R: 3 ER: 3 SO: 4 BB: 2 IBB: 0 HBP: 0 BLK: 0 WP: 0 HR: 0 S: 31 P: 39 ERA: 4.50 WHIP: 1.333															<b>PITCHER</b>	
Butch Metzger, R ERA: 2.09	IP: 2.0 WLS: L BF: 10 H: 2 R: 0 ER: 0 SO: 2 BB: 0 IBB: 1 HBP: 1 BLK: 0 WP: 0 HR: 0 S: 12 P: 17 ERA: 0.00 WHIP: 1.000															<b>PITCHER</b>	

San Diego Padres @ Philadelphia Phillies  
Veterans Stadium, Philadelphia, PA  
Sun Jul 11 1976, 3:33 AM EDT  
Att: 46,807 - Unknown

AB	31
R	3
H	8
RBI	3
BB	3
SO	6
LOB	14





Batter	1	2	3	4	5	6	7	8	9	AB	R	H	RBI	BB	SO	LOB	TOP								
<b>Bake McBride, L</b> OBP: 0.400, SLG: 0.441 (1, 8)										4	0	1	1	0	1	2									
<b>Don Kessinger, S</b> OBP: 0.325, SLG: 0.324 (1, 6)										4	1	1	0	0	2	1									
<b>Lou Brock, L</b> OBP: 0.318, SLG: 0.364 (1, 7)										3	0	1	0	0	0	0									
<b>Ted Simmons, S</b> OBP: 0.354, SLG: 0.374 (9, PR)										3	0	0	0	1	1	1									
<b>Lee Richard, R</b> OBP: 0.111, SLG: 0.059 (9, 4)										0	0	0	0	0	0	0									
<b>Joe Ferguson, R</b> OBP: 0.317, SLG: 0.363 (1, 2)										4	0	1	1	0	1	0									
<b>Mike Anderson, R</b> OBP: 0.394, SLG: 0.365 (1, 9)										3	0	1	0	1	1	0									
<b>Mike Tyson, R</b> OBP: 0.333, SLG: 0.448 (9, PH)										3	0	1	0	0	1	0									
<b>Ron Fairly, L</b> OBP: 0.396, SLG: 0.318 (9, 3)										1	0	0	0	0	0	3									
<b>Hector Cruz, R</b> OBP: 0.240, SLG: 0.313 (1, 5)										3	1	1	0	0	0	2									
<b>Bob Forsch, R</b> OBP: 0.171, SLG: 0.176 (9, 1)										2	0	0	0	0	1	2									
<b>Al Hrabosky, R</b> (9, 1)										0	0	0	0	0	0	0									
<b>Inning Stats</b>	R: 0 E: 0 K: 1 S: 5	H: 0 LOB: 0 BB: 0 P: 5	R: 0 E: 0 K: 3 S: 9	H: 0 LOB: 0 BB: 0 P: 9	R: 1 E: 0 K: 0 S: 5	H: 2 LOB: 1 BB: 0 P: 5	R: 0 E: 0 K: 0 S: 3	H: 0 LOB: 0 BB: 0 P: 3	R: 0 E: 0 K: 1 S: 7	H: 2 LOB: 2 BB: 0 P: 7	R: 0 E: 0 K: 0 S: 5	H: 1 LOB: 0 BB: 0 P: 5	R: 0 E: 0 K: 1 S: 5	H: 0 LOB: 0 BB: 0 P: 5	R: 0 E: 0 K: 1 S: 5	H: 0 LOB: 0 BB: 0 P: 5	R: 1 E: 0 K: 0 S: 4	H: 2 LOB: 2 BB: 2 P: 12	1B: 6 2B: 1 3B: 0 HR: 0	SF: 0 SAC: 2 DP: 1 HBP: 0	WP: 0 PB: 0 SB: 0 CS: 1	PA: 34			
<b>PITCHER</b>	IP	WLS	BF	H	R	ER	SO	BB	IBB	HBP	BLK	WP	HR	S	P	ERA	WHIP								
<b>Brent Strom, L</b> ERA: 3.17 (1, 1)	8.1	L	32	7	2	2	8	0	1	0	1	0	0	47	51	2.16	0.840								
<b>Butch Metzger, R</b> ERA: 2.07 (9, 1)	0.2		2	0	0	0	0	0	1	0	0	0	0	1	5	0.00	0.000								

St. Louis Cardinals @ San Diego Padres  
San Diego Stadium, San Diego, CA  
Thu Jul 15 1976, 10:05 PM EDT  
Att: 19,922 - Unknown

AB	30
R	2
H	7
RBI	2
BB	2
SO	8
LOB	11



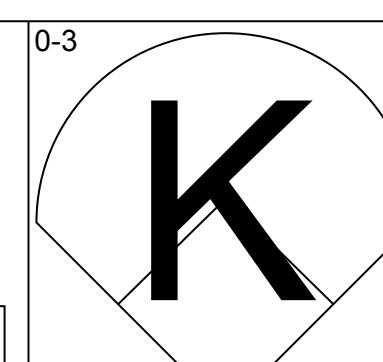
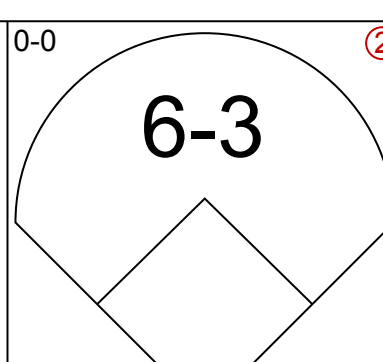
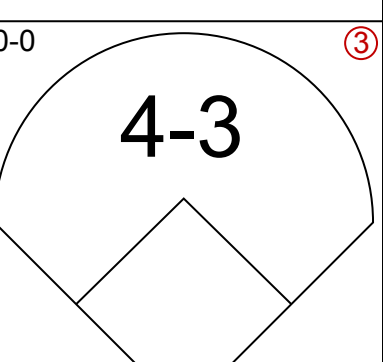
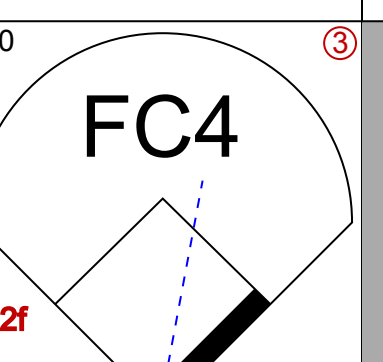
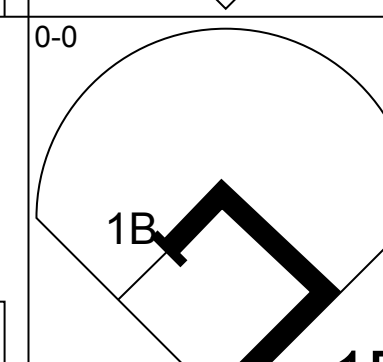
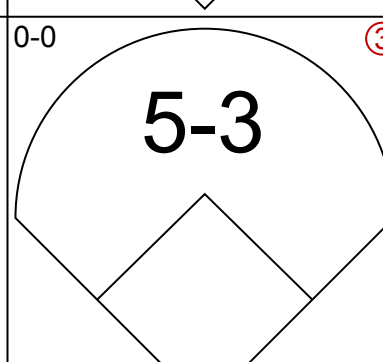
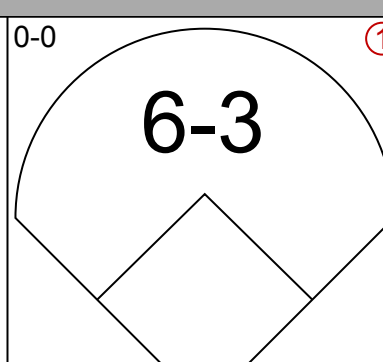
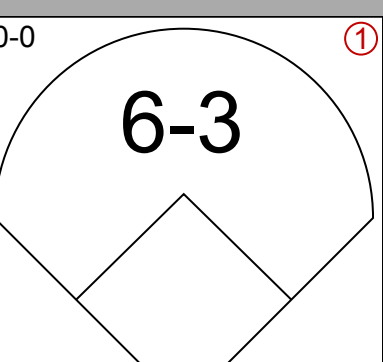
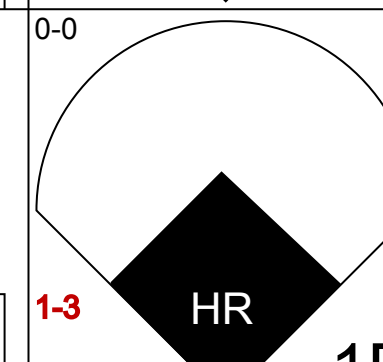
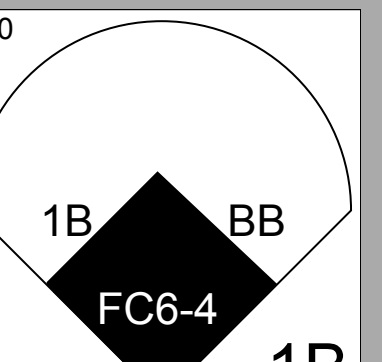
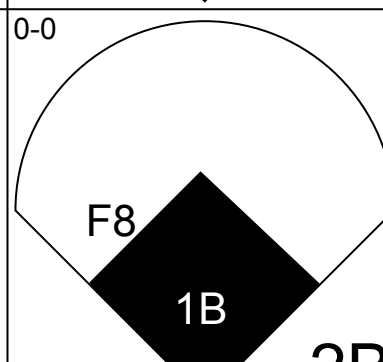
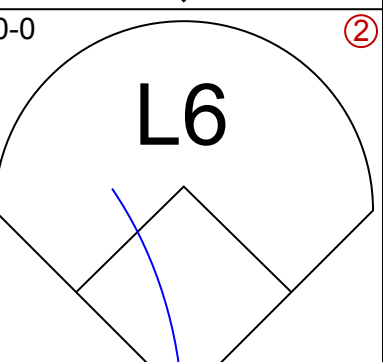
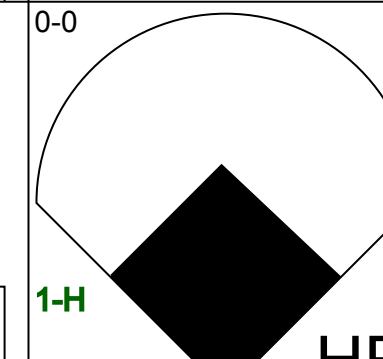
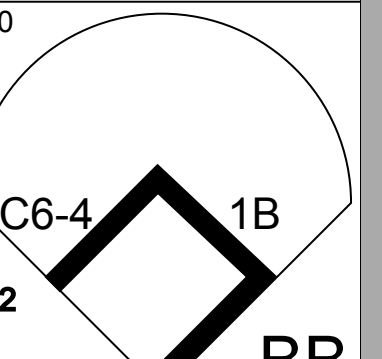
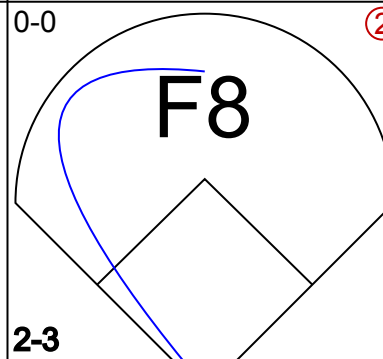
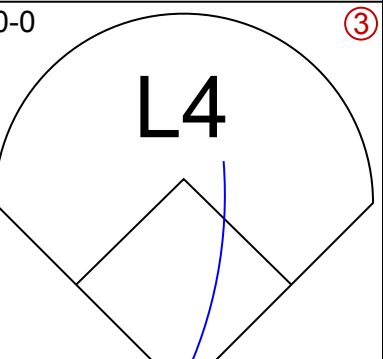
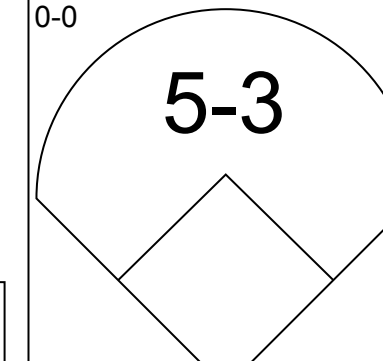
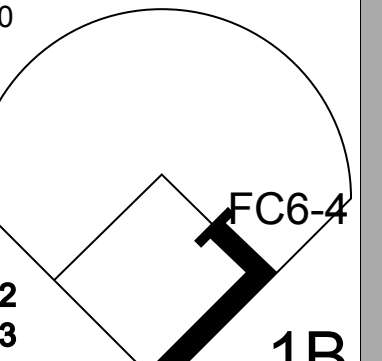
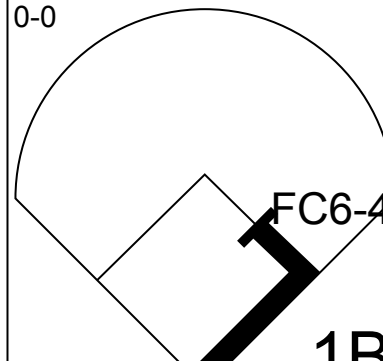
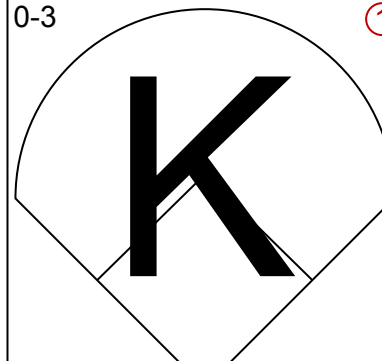
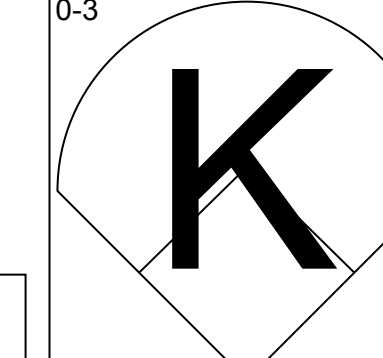
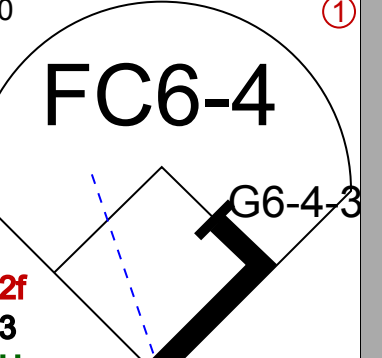
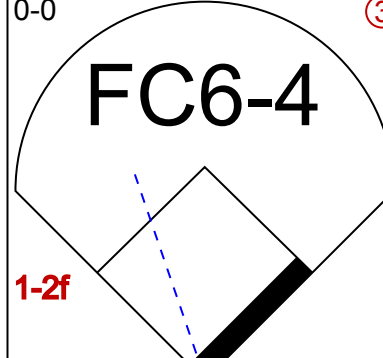
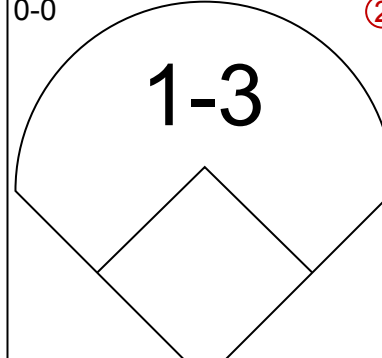
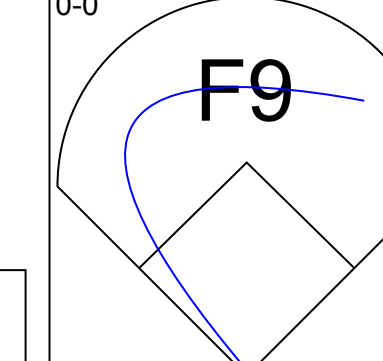
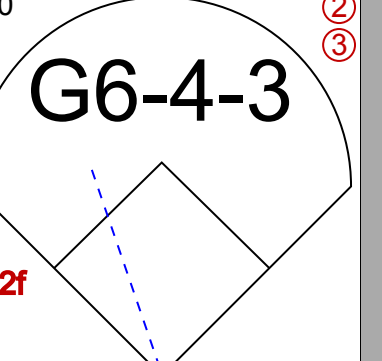
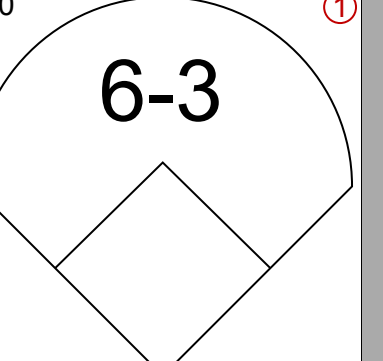
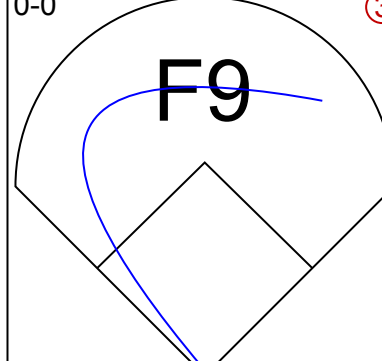
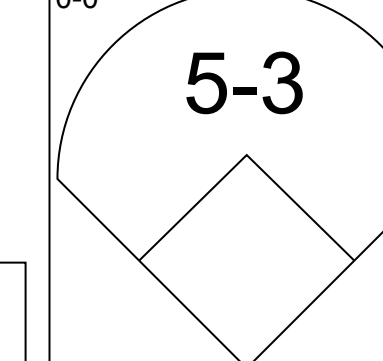
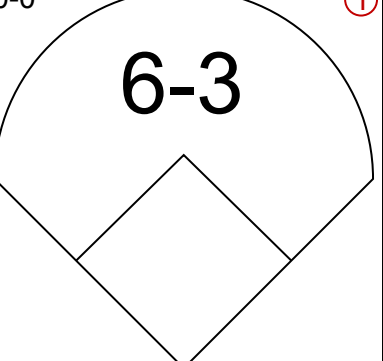


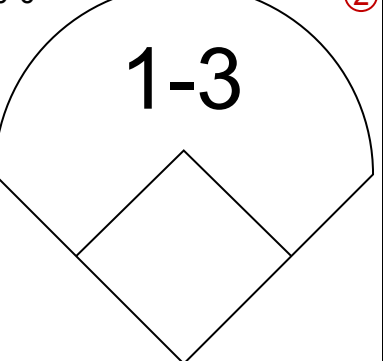
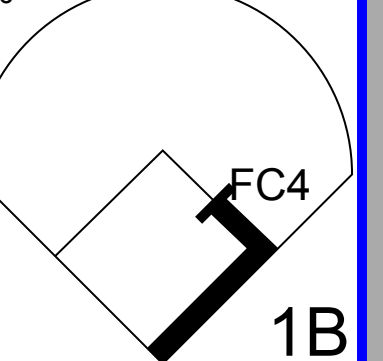
Batter	1	2	3	4	5	6	7	8	9	AB	R	H	RBI	BB	SO	LOB	BOTTOM								
<b>Johnny Grubb, L</b> OBP: 0.408, SLG: 0.405 (1, 7)										3	1	1	0	2	0	3									
<b>Tito Fuentes, S</b> OBP: 0.300, SLG: 0.333 (1, 4)										4	0	3	0	0	0	1									
<b>Willie Davis, L</b> OBP: 0.301, SLG: 0.406 (1, 8)										3	0	0	1	0	0	3									
<b>Willie McCovey, L</b> OBP: 0.278, SLG: 0.349 (9, PR)										3	0	0	0	1	1	3									
<b>Jerry Turner, L</b> OBP: 0.290, SLG: 0.381 (9, 7)										0	0	0	0	0	0	0									
<b>Dave Winfield, R</b> OBP: 0.371, SLG: 0.472 (1, 9)										4	0	1	0	0	1	3									
<b>Doug Rader, R</b> OBP: 0.328, SLG: 0.384 (1, 5)										4	0	0	0	0	0	4									
<b>Fred Kendall, R</b> OBP: 0.296, SLG: 0.279 (1, 2)										4	0	3	0	0	0	0									
<b>Bob Davis, R</b> OBP: 0.224, SLG: 0.241 (9, PR)										0	0	0	0	0	0	0									
<b>Enzo Hernandez, R</b> OBP: 0.324, SLG: 0.313 (1, 6)										3	0	0	0	0	0	1									
<b>Brent Strom, R</b> OBP: 0.170, SLG: 0.143 (9, 1)										2	0	0	0	0	0	0									
<b>Ted Kubiak, S</b> OBP: 0.393, SLG: 0.382 (9, PH)										1	0	0	0	0	1	2									
<b>Inning Stats</b>	R: 1 E: 0 K: 1 S: 7	H: 2 LOB: 1 BB: 0 P: 7	R: 0 E: 0 K: 0 S: 3	H: 0 LOB: 0 BB: 0 P: 3	R: 0 E: 0 K: 1 S: 6	H: 1 LOB: 2 BB: 1 P: 10	R: 0 E: 0 K: 0 S: 3	H: 1 LOB: 0 BB: 0 P: 3	R: 0 E: 0 K: 0 S: 3	H: 0 LOB: 1 BB: 1 P: 7	R: 0 E: 0 K: 0 S: 4	H: 1 LOB: 1 BB: 0 P: 4	R: 0 E: 0 K: 0 S: 4	H: 1 LOB: 3 BB: 1 P: 4	R: 0 E: 0 K: 0 S: 4	H: 1 LOB: 3 BB: 1 P: 8	R: 0 E: 0 K: 1 S: 6	H: 1 LOB: 2 BB: 0 P: 6	1B: 6 2B: 2 3B: 0 HR: 0	SF: 1 SAC: 2 DP: 0 HBP: 0	WP: 0 PB: 0 SB: 2 CS: 1	PA: 38			
<b>PITCHER</b>	IP	WLS	BF	H	R	ER	SO	BB	IBB	HBP	BLK	WP	HR	S	P	ERA	WHIP								
<b>Bob Forsch, R</b> ERA: 3.7 (1, 1)	8.1	W	35	8	1	1	2	2	1	0	0	0	0	36	48	1.08	1.200								
<b>Al Hrabosky, L</b> ERA: 3.24 (9, 1)	0.2	S	2	0	0	0	1	0	0	0	0	0	0	4	4	0.00	0.000								

St. Louis Cardinals @ San Diego Padres  
San Diego Stadium, San Diego, CA  
Thu Jul 15 1976, 10:05 PM EDT  
Att: 19,922 - Unknown

AB	31
R	1
H	8
RBI	1
BB	3
SO	3
LOB	20



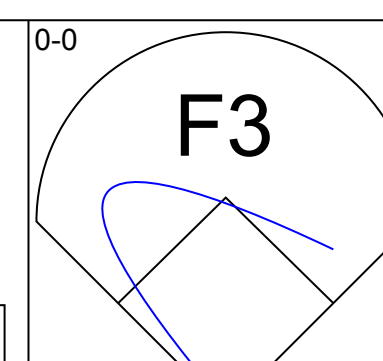
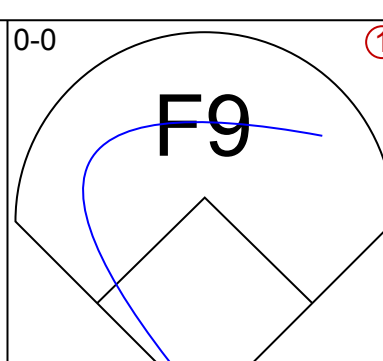
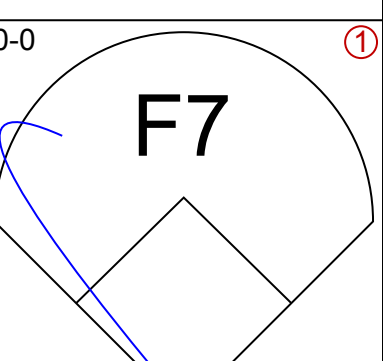
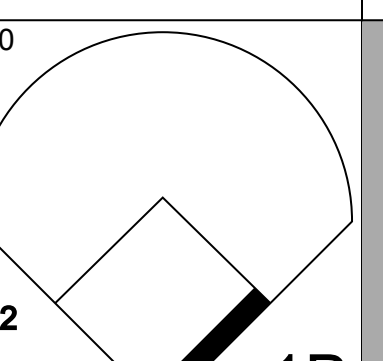
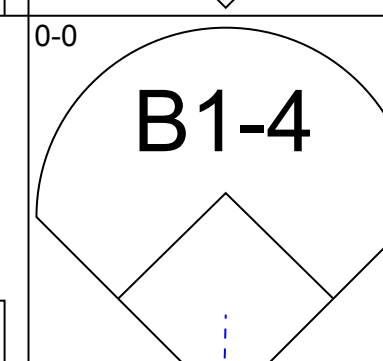
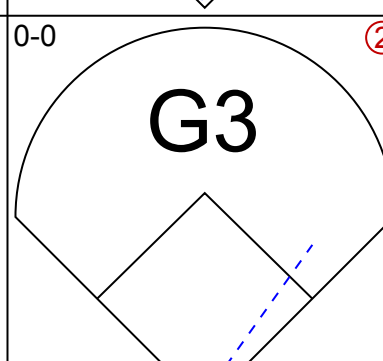
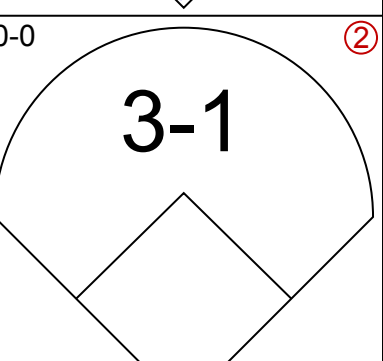
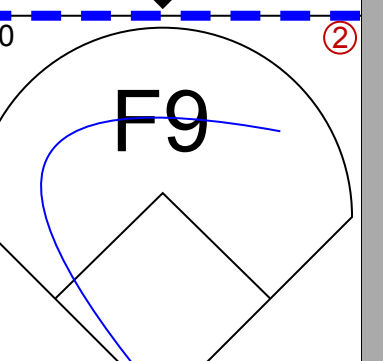
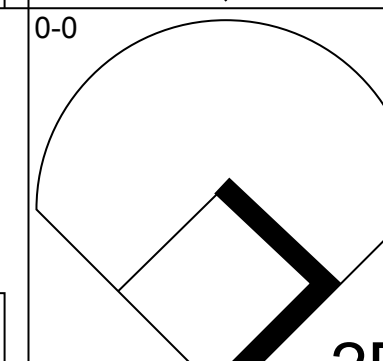
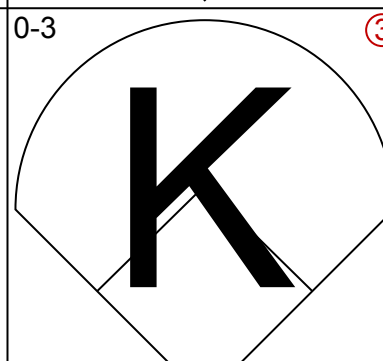
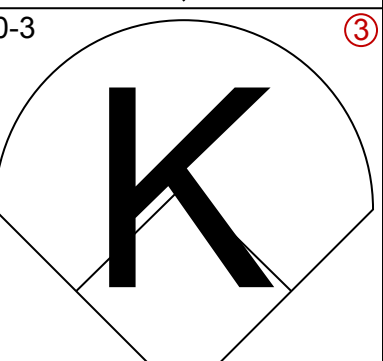
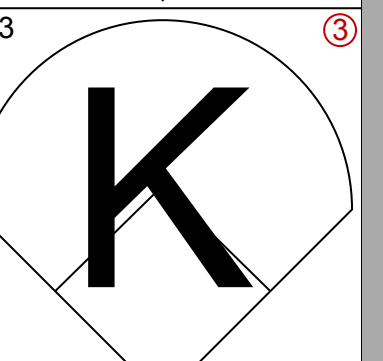
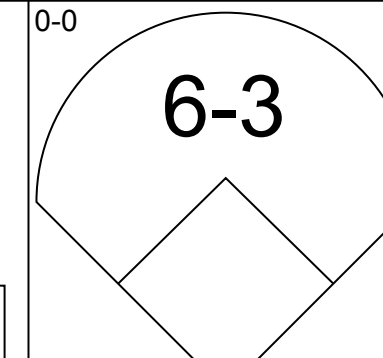
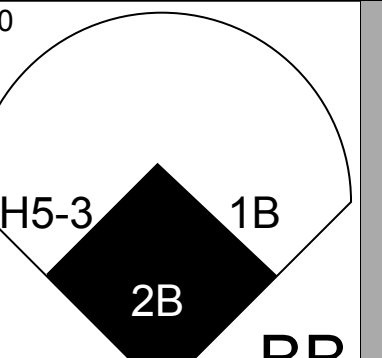
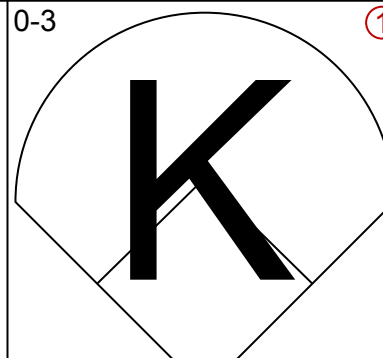
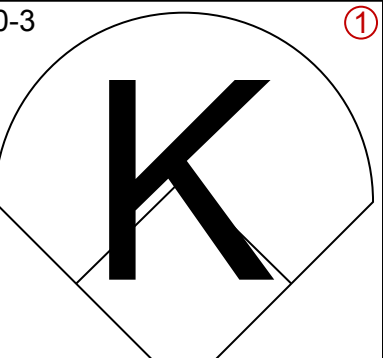
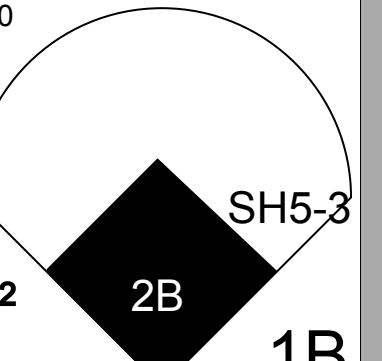
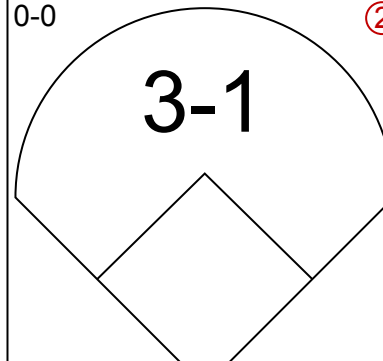
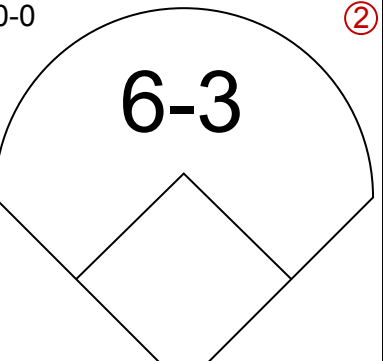
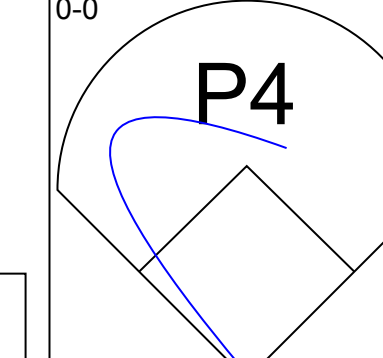
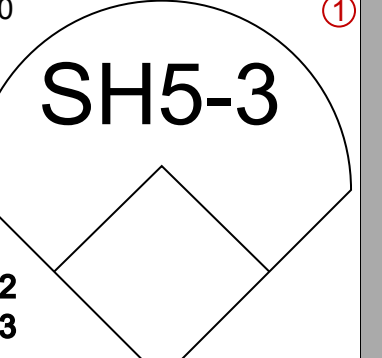
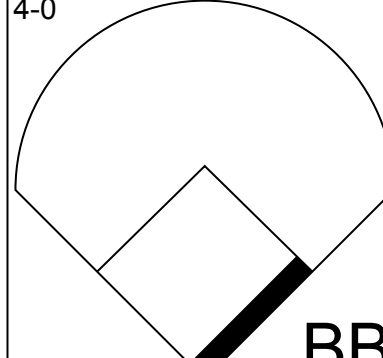
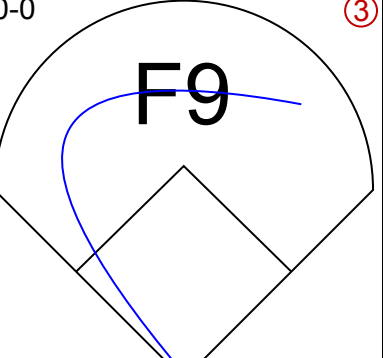
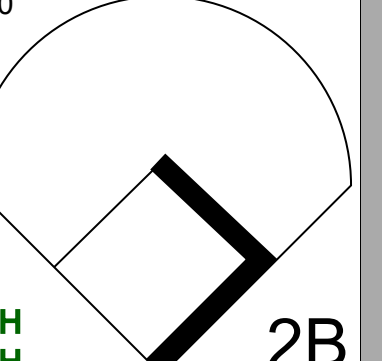
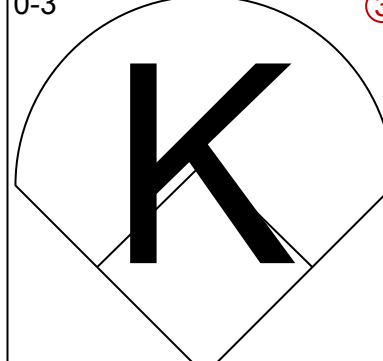
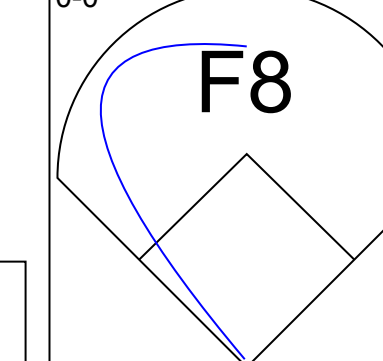
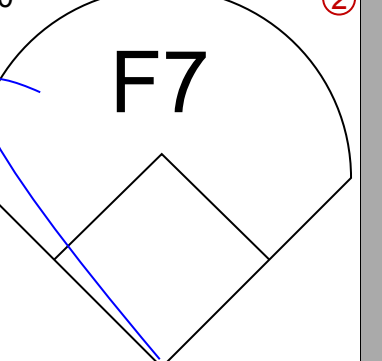


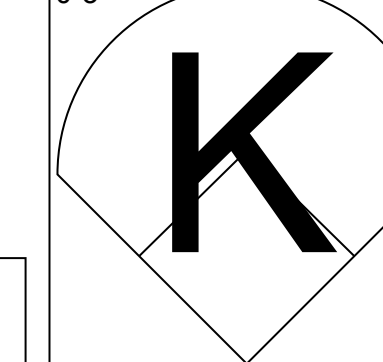

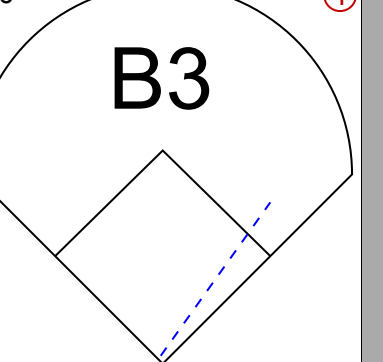
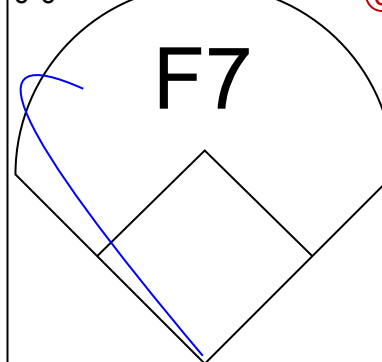
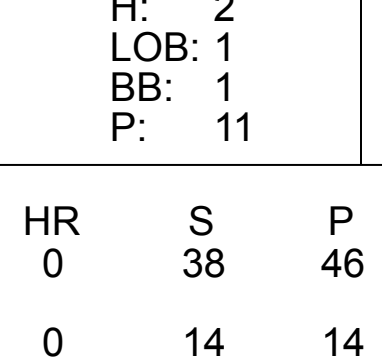
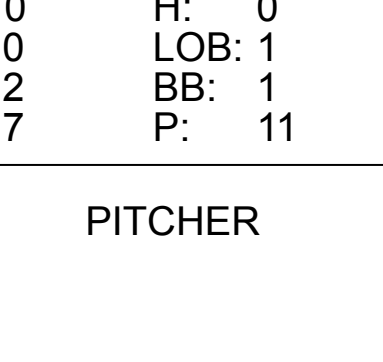
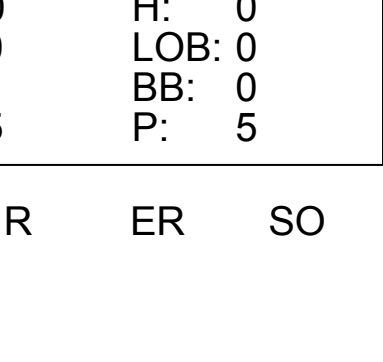
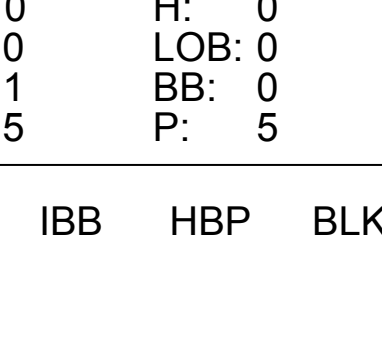


Batter	1	2	3	4	5	6	7	8	9	AB	R	H	RBI	BB	SO	LOB	TOP					
<b>Bake McBride, L</b> (1, 8) OBP: 0.393, SLG: 0.433										4	0	0	0	0	1	1						
<b>Don Kessinger, S</b> (1, 6) OBP: 0.322, SLG: 0.323										4	0	1	0	0	0	0						
<b>Mike Anderson, R</b> (1, 9) OBP: 0.404, SLG: 0.387										4	3	3	0	0	0	0						
<b>Ted Simmons, S</b> (1, 3) OBP: 0.356, SLG: 0.383										3	1	1	2	1	0	1						
<b>Joe Ferguson, R</b> (1, 2) OBP: 0.319, SLG: 0.365										4	0	2	1	0	1	0						
<b>Jerry Mumphrey, S</b> (1, 7) OBP: 0.344, SLG: 0.375										4	0	0	1	0	1	3						
<b>Mike Tyson, R</b> (1, 4) OBP: 0.327, SLG: 0.439										4	0	0	0	0	0	2						
<b>Hector Cruz, R</b> (1, 5) OBP: 0.238, SLG: 0.309										3	0	0	0	0	1	0						
<b>Lynn McGlothen, L</b> (1, 1) OBP: 0.171, SLG: 0.150										3	0	1	0	0	1	0						
<b>Al Hrabosky, R</b> (7, 1)										0	0	0	0	0	0	0						
<b>Inning Stats</b>	R: 2 E: 0 K: 1 S: 7	H: 3 LOB: 0 BB: 0 P: 7	R: 0 E: 0 K: 1 S: 5	H: 0 LOB: 0 BB: 0 P: 5	R: 0 E: 0 K: 1 S: 5	H: 0 LOB: 0 BB: 0 P: 5	R: 1 E: 0 K: 0 S: 4	H: 2 LOB: 1 BB: 1 P: 8	R: 0 E: 0 K: 0 S: 3	H: 0 LOB: 0 BB: 0 P: 3	R: 1 E: 0 K: 0 S: 5	H: 2 LOB: 1 BB: 0 P: 5	R: 0 E: 0 K: 1 S: 6	H: 1 LOB: 0 BB: 0 P: 6	R: 0 E: 0 K: 0 S: 3	H: 0 LOB: 0 BB: 0 P: 3	R: 0 E: 0 K: 1 S: 5	H: 0 LOB: 0 BB: 0 P: 5	1B: 6 2B: 1 3B: 0 HR: 1	SF: 0 SAC: 0 DP: 1 HBP: 0	WP: 0 PB: 0 SB: 0 CS: 0	PA: 34
<b>PITCHER</b> <b>Randy Jones, L</b> (1, 1) ERA: 2.61	IP: 9.0 WLS: L BF: 34 H: 8 R: 4 ER: 4 SO: 5 BB: 1 IBB: 0 HBP: 0 BLK: 0 WP: 0 HR: 1 S: 43 P: 47 ERA: 4.00 WHIP: 1.000															<b>PITCHER</b>						

St. Louis Cardinals @ San Diego Padres  
San Diego Stadium, San Diego, CA  
Fri Jul 16 1976, 10:05 PM EDT  
Att: 18,081 - Unknown

AB 33  
R 4  
H 8  
RBI 4  
BB 1  
SO 5  
LOB 7



Batter	1	2	3	4	5	6	7	8	9	AB	R	H	RBI	BB	SO	LOB	BOTTOM					
<b>Enzo Hernandez, R</b> (1, 6) OBP: 0.323, SLG: 0.312										4	0	1	0	0	0	0						
<b>Tito Fuentes, S</b> (1, 4) OBP: 0.296, SLG: 0.329										4	0	0	0	0	0	2						
<b>Willie Davis, L</b> (1, 8) OBP: 0.300, SLG: 0.407										4	0	1	0	0	3	2						
<b>Dave Winfield, R</b> (1, 9) OBP: 0.370, SLG: 0.467										3	1	0	0	1	2	1						
<b>Johnny Grubb, L</b> (1, 3) OBP: 0.410, SLG: 0.408										4	1	2	0	0	0	0						
<b>Doug Rader, R</b> (1, 5) OBP: 0.328, SLG: 0.381										2	0	0	0	1	0	1						
<b>Jerry Turner, L</b> (1, 7) OBP: 0.299, SLG: 0.397										3	0	2	2	0	1	1						
<b>Ted Kubiak, S</b> (9, PH) OBP: 0.390, SLG: 0.379										1	0	0	0	0	1	0						
<b>Fred Kendall, R</b> (1, 2) OBP: 0.296, SLG: 0.279										4	0	1	0	0	0	3						
<b>Randy Jones, R</b> (1, 1) OBP: 0.121, SLG: 0.065										3	0	0	0	0	2	4						
<b>Merv Rettenmund, R</b> (9, PH) OBP: 0.360, SLG: 0.312										1	0	0	0	0	0	0						
<b>Inning Stats</b>	R: 0 E: 0 K: 0 S: 4	H: 1 LOB: 1 BB: 0 P: 4	R: 0 E: 0 K: 1 S: 7	H: 2 LOB: 2 BB: 0 P: 7	R: 0 E: 0 K: 1 S: 5	H: 0 LOB: 0 BB: 0 P: 5	R: 2 E: 0 K: 1 S: 7	H: 2 LOB: 1 BB: 1 P: 11	R: 0 E: 0 K: 1 S: 5	H: 0 LOB: 0 BB: 0 P: 5	R: 0 E: 0 K: 2 S: 7	H: 0 LOB: 1 BB: 1 P: 11	R: 0 E: 0 K: 1 S: 7	H: 2 LOB: 2 BB: 0 P: 7	R: 0 E: 0 K: 1 S: 5	H: 0 LOB: 0 BB: 0 P: 5	R: 0 E: 0 K: 1 S: 5	H: 0 LOB: 0 BB: 0 P: 5	1B: 5 2B: 2 3B: 0 HR: 0	SF: 0 SAC: 1 DP: 0 HBP: 0	WP: 0 PB: 0 SB: 0 CS: 0	PA: 36
<b>PITCHER</b> <b>Lynn McGlothen, R</b> (1, 1) ERA: 3.79	IP: 6.1 WLS: W BF: 28 H: 7 R: 2 ER: 2 SO: 6 BB: 2 IBB: 0 HBP: 0 BLK: 0 WP: 0 HR: 0 S: 38 P: 46 ERA: 2.84 WHIP: 1.421															<b>PITCHER</b>						
<b>Al Hrabosky, L</b> (7, 1) ERA: 3.1	IP: 2.2 WLS: S BF: 8 H: 0 R: 0 ER: 0 SO: 3 BB: 0 IBB: 0 HBP: 0 BLK: 0 WP: 0 HR: 14 S: 14 P: 14 ERA: 0.00 WHIP: 0.000															<b>PITCHER</b>						

St. Louis Cardinals @ San Diego Padres  
San Diego Stadium, San Diego, CA  
Fri Jul 16 1976, 10:05 PM EDT  
Att: 18,081 - Unknown

AB 33  
R 2  
H 7  
RBI 2  
BB 2  
SO 9  
LOB 14





Batter	1	2	3	4	5	6	7	8	9	AB	R	H	RBI	BB	SO	LOB	TOP											
<b>Bake McBride, L</b> OBP: 0.389, SLG: 0.427 (1, 8)	1-3	F8		P5			E4 SH1-3 1B	4-3		5	1	1	0	0	0	4												
<b>Don Kessinger, S</b> OBP: 0.322, SLG: 0.320 (1, 6)	4-3		4-3		P4		SH1-3		BB BB	3	1	0	0	1	0	0												
<b>Lou Brock, L</b> OBP: 0.319, SLG: 0.362 (1, 7)	4-3		4-3			CS BB	FC3-6 BLK 1B		BB BB BB BB	4	0	1	1	1	1	1												
<b>Ted Simmons, S</b> OBP: 0.360, SLG: 0.383 (1, 2)		2B 4-3 1B		G3			FC3-6 1B		BB BB BB BB	3	2	1	0	2	0	1												
<b>Willie Crawford, L</b> OBP: 0.392, SLG: 0.511 (1, 9)		4-3 1B 2B		4-3			FC3-6 FC5-4		BB BB BB BB	5	1	1	0	0	0	4												
<b>Keith Hernandez, L</b> OBP: 0.299, SLG: 0.306 (1, 3)	4-3			1B BLK FC5-4 1B			FC5-4		BB BB BB BB	5	1	3	3	0	0	3												
<b>Mike Tyson, R</b> OBP: 0.339, SLG: 0.450 (1, 4)		4-3 1B		FC5-4 1B					BB BB BB BB	4	1	4	1	0	0	0												
<b>Hector Cruz, R</b> OBP: 0.234, SLG: 0.305 (1, 5)	4-3			FC5-4 1B			F7		BB BB BB BB	4	0	0	1	0	0	5												
<b>John Denny, R</b> OBP: 0.243, SLG: 0.278 (1, 1)							F5		BB BB BB BB	4	0	2	1	0	0	2												
<b>Inning Stats</b>	R: 0 E: 0 K: 0 S: 3	H: 0 LOB: 0 BB: 0 P: 3	R: 3 E: 0 K: 0 S: 7	H: 4 LOB: 1 BB: 0 P: 7	R: 0 E: 0 K: 0 S: 3	H: 0 LOB: 0 BB: 0 P: 3	R: 1 E: 0 K: 0 S: 6	H: 3 LOB: 2 BB: 0 P: 6	R: 0 E: 0 K: 0 S: 2	H: 2 LOB: 2 BB: 0 P: 5	R: 1 E: 1 K: 0 S: 5	H: 2 LOB: 2 BB: 1 P: 9	R: 0 E: 1 K: 0 S: 4	H: 1 LOB: 1 BB: 0 P: 4	R: 2 E: 0 K: 1 S: 5	H: 1 LOB: 1 BB: 2 P: 13	1B: 11 2B: 2 3B: 0 HR: 0	SF: 0 SAC: 1 DP: 1 HBP: 0	WP: 0 PA: 42 PB: 0 SB: 0 CS: 1									
<b>PITCHER</b>	IP	WLS	BF	H	R	ER	SO	BB	IBB	HBP	BLK	WP	HR	S	P	ERA	WHIP											
<b>Dave Freisleben, R</b> ERA: 2.9 (1, 1)	3.2	L	18	7	4	0	0	0	0	0	0	0	0	0	18	18	9.82	1.909										
<b>Ken Reynolds, L</b> ERA: 4.5 (4, 1)	1.1		4	0	0	0	0	1	0	0	0	0	0	3	7	0.00	0.750											
<b>Rich Folkers, L</b> ERA: 5.09 (6, 1)	1.1		9	4	1	1	0	0	1	0	1	0	0	8	12	6.75	3.000											
<b>Dave Tomlin, L</b> ERA: 4.79 (7, 1)	1.2		6	1	0	0	0	0	0	0	0	0	0	6	6	0.00	0.600											
<b>Jerry Johnson, R</b> ERA: 10.8 (9, 1)	1.0		5	1	2	2	1	2	0	0	0	0	0	5	13	18.00	3.000											

St. Louis Cardinals @ San Diego Padres  
San Diego Stadium, San Diego, CA

AB 37  
R 7  
H 13  
RBI 7  
BB 4  
SO 1  
LOB 20

Sat Jul 17 1976, 6:33 AM EDT  
Att: 30,429 - Unknown

livebaseballscorecards.com

Batter	1	2	3	4	5	6	7	8	9	AB	R	H	RBI	BB	SO	LOB	BOTTOM										
<b>Jerry Turner, L</b> OBP: 0.304, SLG: 0.390 (1, 7)	FC4 BB		4-0 BB			F7		4-3		2	0	0	0	2	0	0											
<b>Tito Fuentes, S</b> OBP: 0.295, SLG: 0.328 (1, 4)	FC4 FC5-4		L7			FC6-4 1B		4-3		4	0	1	0	0	0	2											
<b>Willie Davis, L</b> OBP: 0.296, SLG: 0.402 (1, 8)	F8				F8	F8		F9		4	0	0	0	0	0	2											
<b>Dave Winfield, R</b> OBP: 0.369, SLG: 0.465 (1, 9)	FC5-4				K	FC6-4		2B 1B		4	1	1	0	0	1	2											
<b>Johnny Grubb, L</b> OBP: 0.412, SLG: 0.413 (1, 3)		4-3		4-3		G6-4-3 HBP		2B		3	0	1	1	0	0	0											
<b>Ted Kubiak, S</b> OBP: 0.379, SLG: 0.367 (1, 5)		P3			1-3	G6-4-3		6-3		4	0	0	0	0	0	2											
<b>Hector Torres, R</b> OBP: 0.283, SLG: 0.333 (1, 6)		4-3			L9	P6				3	0	0	0	0	0	0											
<b>Fred Kendall, R</b> OBP: 0.296, SLG: 0.280 (1, 2)			6-3					F9		3	0	1	0	0	0	0											
<b>Dave Freisleben, R</b> ERA: 2.91, SLG: 0.348 (4, 1)										1	0	0	0	0	0	0											
<b>Ken Reynolds, L</b> ERA: 4.5 (4, 1)										0	0	0	0	0	0	0											
<b>Doug Rader, R</b> OBP: 0.327, SLG: 0.379 (5, PH)										1	0	0	0	0	1	1											
<b>Rich Folkers, L</b> (6, 1)										0	0	0	0	0	0	0											
<b>Dave Tomlin, L</b> (7, 1)										0	0	0	0	0	0	0											
<b>Merv Rettenmund, R</b> OBP: 0.307, SLG: 0.329 (8, PH)										1	0	0	0	0	1	0											
<b>Jerry Johnson, R</b> (9, 1)										0	0	0	0	0	0	0											
<b>Inning Stats</b>	R: 0 E: 0 K: 0 S: 3	H: 0 LOB: 0 BB: 1 P: 7	R: 0 E: 0 K: 0 S: 3	H: 0 LOB: 0 BB: 0 P: 3	R: 0 E: 0 K: 1 S: 5	H: 0 LOB: 0 BB: 0 P: 5	R: 0 E: 0 K: 1 S: 6	H: 0 LOB: 1 BB: 0 P: 6	R: 0 E: 0 K: 0 S: 4	H: 1 LOB: 1 BB: 0 P: 4	R: 0 E: 0 K: 0 S: 2	H: 0 LOB: 0 BB: 0 P: 3	R: 0 E: 0 K: 1 S: 5	H: 0 LOB: 0 BB: 0 P: 5	R: 1 E: 0 K: 0 S: 5	H: 2 LOB: 1 BB: 0 P: 5	1B: 3 2B: 1 3B: 0 HR: 0	SF: 0 SAC: 0 DP: 1 HBP: 1	WP: 0 PA: 33 PB: 0 SB: 0 CS: 0								
<b>PITCHER</b>	IP	WLS	BF	H	R	ER	SO	BB	IBB	HBP	BLK	WP	HR	S	P	ERA	WHIP										
<b>John Denny, R</b> ERA: 3.1 (1, 1)	9.0	W	33	4	1	1	3	2	0	1	0	0	0	36	45	1.00	0.667										

St. Louis Cardinals @ San Diego Padres  
San Diego Stadium, San Diego, CA

AB 30  
R 1  
H 4  
RBI 1  
BB 2  
SO 3  
LOB 9

Sat Jul 17 1976, 6:33 AM EDT  
Att: 30,429 - Unknown

livebaseballscorecards.com



Batter	1	2	3	4	5	6	7	8	9	AB	R	H	RBI	BB	SO	LOB	TOP								
<b>Rick Monday, L</b> OBP: 0.397, SLG: 0.516 (1, 8)	4-3		K		G5-4-3 1B		K			4	0	1	0	0	2	0	<b>Chicago Cubs @ San Diego Padres</b> San Diego Stadium, San Diego, CA Sun Jul 18 1976, 6:33 AM EDT Att: 9,019 - Sunny - 78 F								
<b>Jose Cardenal, R</b> OBP: 0.341, SLG: 0.417 (1, 7)	F9		K		G5-4-3 1B		F3			4	0	1	1	0	1	0									
<b>Bill Madlock, R</b> OBP: 0.390, SLG: 0.493 (1, 5)	FC5 1B				G5-4-3 1B			F7		4	0	2	0	0	0	2									
<b>Jerry Morales, R</b> OBP: 0.299, SLG: 0.392 (1, 9)	1-2 1B		F9		F9			1-3		4	0	1	0	0	0	2									
<b>Manny Trillo, R</b> OBP: 0.302, SLG: 0.327 (1, 4)	FC5 2-3f				F4			F7		4	0	0	0	0	0	2									
<b>Larry Bittner, L</b> OBP: 0.299, SLG: 0.278 (1, 3)		F8			1B			SH1		3	0	1	0	0	0	0									
<b>George Mitterwald, R</b> OBP: 0.277, SLG: 0.303 (1, 2)		1B E BB			G5-3 1B			6-3		3	0	1	0	1	1	1									
<b>Mick Kelleher, R</b> OBP: 0.267, SLG: 0.276 (1, 6)		E5 1-3 1B			G5-3 1-2f			4-3		4	0	1	0	0	0	3									
<b>Ray Burris, R</b> OBP: 0.175, SLG: 0.154 (1, 1)								K		3	1	1	0	0	2	1									
<b>Inning Stats</b>	R: 0 E: 0 K: 0 S: 5	H: 2 LOB: 2 P: 5	R: 0 E: 1 K: 1 S: 5	H: 1 LOB: 1 BB: 1 P: 9	R: 0 E: 0 K: 2 S: 8	H: 1 LOB: 1 BB: 0 P: 8	R: 0 E: 0 K: 0 S: 4	H: 2 LOB: 1 BB: 0 P: 4	R: 1 E: 0 K: 0 S: 5	H: 3 LOB: 1 BB: 0 P: 5	R: 0 E: 1 K: 0 S: 4	H: 0 LOB: 1 BB: 0 P: 4	R: 0 E: 0 K: 2 S: 7	H: 0 LOB: 0 BB: 0 P: 7	R: 0 E: 0 K: 0 S: 3	H: 0 LOB: 0 BB: 0 P: 3		R: 0 E: 0 K: 1 S: 5	H: 0 LOB: 0 BB: 0 P: 5	1B: 9 2B: 0 3B: 0 HR: 0	SF: 0 SAC: 1 DP: 2 HBP: 0	WP: 0 PB: 0 SB: 0 CS: 0	PA: 35		
<b>PITCHER</b>	IP	WLS	BF	H	R	ER	SO	BB	IBB	HBP	BLK	WP	HR	S	P	ERA	WHIP								
<b>Dan Spillner, R</b> ERA: 4.63 (1, 1)	8.0		32	9	1	1	5	1	0	0	0	0	0	41	45	1.12	1.250								
<b>Butch Metzger, R</b> ERA: 2.04 (9, 1)	1.0	W	3	0	0	0	1	0	0	0	0	0	0	5	5	0.00	0.000								

Batter	1	2	3	4	5	6	7	8	9	AB	R	H	RBI	BB	SO	LOB	BOTTOM								
<b>Jerry Turner, L</b> OBP: 0.317, SLG: 0.397 (1, 7)	G3 S 1B		WP S BB		F8			SH E 1-2		3	0	2	1	1	0	0	<b>Chicago Cubs @ San Diego Padres</b> San Diego Stadium, San Diego, CA Sun Jul 18 1976, 6:33 AM EDT Att: 9,019 - Sunny - 78 F								
<b>Tito Fuentes, S</b> OBP: 0.295, SLG: 0.325 (1, 4)	F7					L9		K		3	0	0	0	1	1	3									
<b>Willie Davis, L</b> OBP: 0.296, SLG: 0.398 (1, 8)	G3 1-3		F8			F8			IBB	3	0	0	0	1	0	3									
<b>Dave Winfield, R</b> OBP: 0.365, SLG: 0.459 (1, 9)	6-3				K		F4		K	4	0	0	0	0	2	4									
<b>Johnny Grubb, L</b> OBP: 0.408, SLG: 0.409 (1, 3)		F7			F8		E S 1B		4-3	4	0	1	0	0	0	3									
<b>Doug Rader, R</b> OBP: 0.326, SLG: 0.381 (1, 5)		F4			WP 2B		F8		E6 FC3-6	4	1	1	0	0	0	1									
<b>Fred Kendall, R</b> OBP: 0.292, SLG: 0.275 (1, 2)							L8			4	0	0	0	0	0	2									
<b>Bob Davis, R</b> OBP: 0.224, SLG: 0.241 (9, PR)	F3				L8 2-H				FC3-6 SH1-4 1B	0	1	0	0	0	0	0									
<b>Enzo Hernandez, R</b> OBP: 0.318, SLG: 0.307 (1, 6)			F9				F7		SH1-4	3	0	0	0	0	0	1									
<b>Dan Spillner, R</b> OBP: 0.167, SLG: 0.048 (1, 1)										2	0	0	0	0	1	0									
<b>Ted Kubiak, S</b> OBP: 0.394, SLG: 0.367 (9, PH)			F3				K			0	0	0	0	1	0	0									
<b>Butch Metzger, R</b> OBP: 0.394, SLG: 0.367 (9, PH)										0	0	0	0	0	0	0									
<b>Willie McCovey, L</b> OBP: 0.282, SLG: 0.349 (9, PH)										0	0	0	0	1	0	0									
<b>Alan Foster, R</b> OBP: 0.190, SLG: 0.056 (9, PR)										0	0	0	0	0	0	0									
<b>Inning Stats</b>	R: 0 E: 0 K: 0 S: 4	H: 1 LOB: 1 P: 4	R: 0 E: 0 K: 0 S: 3	H: 0 LOB: 0 BB: 0 P: 3	R: 0 E: 0 K: 0 S: 3	H: 0 LOB: 2 BB: 2 P: 11	R: 1 E: 0 K: 1 S: 6	H: 1 LOB: 0 BB: 0 P: 6	R: 0 E: 0 K: 1 S: 5	H: 0 LOB: 0 BB: 0 P: 5	R: 0 E: 0 K: 0 S: 3	H: 0 LOB: 0 BB: 0 P: 3	R: 0 E: 0 K: 0 S: 4	H: 1 LOB: 1 BB: 0 P: 4	R: 0 E: 2 K: 2 S: 8	H: 0 LOB: 3 BB: 2 P: 16	R: 0 E: 1 K: 0 S: 4	H: 1 LOB: 2 BB: 1 P: 8	1B: 3 2B: 1 3B: 0 HR: 0	SF: 0 SAC: 2 DP: 0 HBP: 0	WP: 3 PB: 0 SB: 3 CS: 0	PA: 37			
<b>PITCHER</b>	IP	WLS	BF	H	R	ER	SO	BB	IBB	HBP	BLK	WP	HR	S	P	ERA	WHIP								
<b>Ray Burris, R</b> ERA: 4.1 (1, 1)	8.2	L	37	4	2	1	4	3	2	0	0	2	0	40	60	1.04	0.808								

AB	33
R	1
H	9
RBI	1
BB	1
SO	6
LOB	11





Batter	1	2	3	4	5	6	7	8	9	AB	R	H	RBI	BB	SO	LOB	TOP							
<b>Rick Monday, L</b> OBP: 0.396, SLG: 0.513 (1, 8)										4	2	1	0	0	1	0	<b>Chicago Cubs @ San Diego Padres</b> San Diego Stadium, San Diego, CA Mon Jul 19 1976, 10:05 PM EDT Att: 7,337 - Cloudy - 70 F							
<b>Jose Cardenal, R</b> OBP: 0.343, SLG: 0.418 (1, 7)										4	0	2	0	0	0	0								
<b>Manny Trillo, R</b> OBP: 0.305, SLG: 0.330 (1, 4)										3	0	2	0	0	0	0								
<b>Jerry Morales, R</b> OBP: 0.299, SLG: 0.389 (1, 9)										3	0	0	0	1	0	3								
<b>Wayne Tyrone, R</b> (1, 3)										3	0	0	1	0	1	1								
<b>Dave Rosello, R</b> OBP: 0.383, SLG: 0.284 (8, PH)										2	0	1	0	1	0	0								
<b>Bill Madlock, R</b> OBP: 0.388, SLG: 0.492 (8, 5)										1	0	0	0	0	0	0								
<b>Steve Swisher, R</b> OBP: 0.300, SLG: 0.341 (9, PR)										3	0	0	0	1	0	2								
<b>Joe Wallis, S</b> OBP: 0.280, SLG: 0.333 (8, PR)										0	0	0	0	0	0	0								
<b>Mick Kelleher, R</b> OBP: 0.274, SLG: 0.286 (8, 6)										3	0	1	0	1	0	1								
<b>Bill Bonham, R</b> OBP: 0.171, SLG: 0.212 <b>George Mitterwald, R</b> OBP: 0.275, SLG: 0.350 (9, PH)										3	0	0	0	0	1	3								
										1	0	0	0	0	1	2								
<b>Inning Stats</b>	R: 1 E: 1 K: 1 S: 7	H: 2 LOB: 1 BB: 0 P: 7	R: 0 E: 0 K: 0 S: 3	H: 0 LOB: 0 BB: 0 P: 3	R: 0 E: 0 K: 1 S: 5	H: 0 LOB: 0 BB: 0 P: 5	R: 0 E: 0 K: 0 S: 3	H: 0 LOB: 0 BB: 0 P: 3	R: 0 E: 0 K: 1 S: 5	H: 1 LOB: 1 BB: 1 P: 9	R: 0 E: 0 K: 0 S: 4	H: 1 LOB: 1 BB: 0 P: 4	R: 0 E: 0 K: 0 S: 4	H: 1 LOB: 2 BB: 1 P: 8	R: 1 E: 0 K: 0 S: 4	H: 2 LOB: 1 BB: 1 P: 8	R: 0 E: 0 K: 1 S: 5	H: 0 LOB: 2 BB: 1 P: 9	1B: 6 2B: 1 3B: 0 HR: 0	SF: 1 SAC: 1 DP: 1 HBP: 0	WP: 0 PB: 0 SB: 1 CS: 2	PA: 37		
<b>PITCHER</b> <b>Brent Strom, L</b> ERA: 3.03 (1, 1)	IP: 9.0 WLS: W BF: 36 H: 7 R: 2 ER: 1 SO: 4 BB: 3 IBB: 1 HBP: 0 BLK: 0 WP: 0 HR: 0 S: 40 P: 56 ERA: 1.00 WHIP: 1.111																							

AB	30
R	2
H	7
RBI	1
BB	4
SO	4
LOB	12



Batter	1	2	3	4	5	6	7	8	9	AB	R	H	RBI	BB	SO	LOB	BOTTOM						
<b>Jerry Turner, L</b> OBP: 0.315, SLG: 0.388 (1, 7)										3	0	0	0	1	2	1	<b>Chicago Cubs @ San Diego Padres</b> San Diego Stadium, San Diego, CA Mon Jul 19 1976, 10:05 PM EDT Att: 7,337 - Cloudy - 70 F						
<b>Luis Melendez, R</b> OBP: 0.232, SLG: 0.253 (9, 7)										0	0	0	0	0	0	0							
<b>Tito Fuentes, S</b> OBP: 0.294, SLG: 0.324 (1, 4)										4	0	1	1	0	0	1							
<b>Willie Davis, L</b> OBP: 0.295, SLG: 0.396 (1, 8)										4	1	1	0	0	1	2							
<b>Dave Winfield, R</b> OBP: 0.366, SLG: 0.466 (1, 9)										4	1	2	0	0	0	0							
<b>Johnny Grubb, L</b> OBP: 0.407, SLG: 0.410 (1, 3)										2	0	1	1	0	0	0							
<b>Doug Radler, R</b> OBP: 0.328, SLG: 0.384 (1, 5)										3	0	2	1	0	1	1							
<b>Fred Kendall, R</b> OBP: 0.292, SLG: 0.276 <b>Bob Davis, R</b> OBP: 0.220, SLG: 0.236 (7, PR) (8, 2)										3	0	1	0	0	0	1							
<b>Enzo Hernandez, R</b> OBP: 0.318, SLG: 0.304 (1, 6)										2	0	0	0	1	0	2							
<b>Brent Strom, R</b> OBP: 0.176, SLG: 0.133 (1, 1)										3	1	0	0	1	1	4							
<b>Inning Stats</b>	R: 0 E: 0 K: 2 S: 7	H: 0 LOB: 0 BB: 0 P: 7	R: 0 E: 0 K: 0 S: 5	H: 2 LOB: 2 BB: 0 P: 5	R: 0 E: 0 K: 0 S: 3	H: 0 LOB: 0 BB: 0 P: 3	R: 1 E: 0 K: 0 S: 5	H: 2 LOB: 1 BB: 0 P: 5	R: 0 E: 0 K: 1 S: 5	H: 0 LOB: 1 BB: 1 P: 9	R: 0 E: 0 K: 1 S: 6	H: 1 LOB: 1 BB: 0 P: 6	R: 1 E: 1 K: 0 S: 5	H: 1 LOB: 2 BB: 1 P: 9	R: 1 E: 0 K: 1 S: 7	H: 2 LOB: 2 BB: 1 P: 11	1B: 7 2B: 0 3B: 1 HR: 0	SF: 2 SAC: 2 DP: 0 HBP: 0	WP: 0 PB: 0 SB: 0 CS: 0	PA: 36			
<b>PITCHER</b> <b>Bill Bonham, R</b> ERA: 4.72 (1, 1)	IP: 8.0 WLS: L BF: 36 H: 8 R: 3 ER: 2 SO: 5 BB: 2 IBB: 1 HBP: 0 BLK: 0 WP: 0 HR: 0 S: 43 P: 55 ERA: 2.25 WHIP: 1.250																						

AB	29
R	3
H	8
RBI	3
BB	3
SO	5
LOB	13





Batter	1	2	3	4	5	6	7	8	9	AB	R	H	RBI	BB	SO	LOB	TOP					
Dave Cash, R OBP: 0.336, SLG: 0.342 (1, 4)	F9		6-3			5-3		1-2 1B		4	0	1	0	0	0	1						
Larry Bowa, S OBP: 0.283, SLG: 0.289 (1, 6)	4-3			5-3		FC6-4 1B		F9		4	0	1	0	0	0	2						
Mike Schmidt, R OBP: 0.394, SLG: 0.569 (1, 5)	F9			F8		FC6-4 1-2		F9		4	0	0	0	0	0	1						
Greg Luzinski, R OBP: 0.354, SLG: 0.485 (1, 7)		5-3		FC5-4 BB			K	E4 FC6-4		3	0	0	0	1	1	0						
Dick Allen, R OBP: 0.363, SLG: 0.509 (1, 3)	5-3			FC5-4 1-2			F9	F9		4	0	0	0	0	0	2						
Ollie Brown, R OBP: 0.376, SLG: 0.400 (1, 9)	F8				1-3		4-3	FC6-4 1-2		4	0	0	0	0	0	1						
Garry Maddox, R OBP: 0.370, SLG: 0.461 (1, 8)			F7		F7			FC5-4 1B		3	0	1	0	0	0	0						
Tim McCarver, L OBP: 0.435, SLG: 0.403 Wayne Twitchell, R (6, 1)					F9			F9		2	0	1	0	0	0	0						
Jay Johnstone, L OBP: 0.363, SLG: 0.447 Tug McGraw, R (8, PH) (8, 1)			G3 2B							0	0	0	0	0	0	0						
Steve Carlton, L OBP: 0.184, SLG: 0.167 Bob Boone, R OBP: 0.379, SLG: 0.424 (6, PH) (6, 2)			G3 2-3			5-3		FC5-4 1B 1-2		1	0	0	0	0	0	1						
<b>Inning Stats</b>	R: 0 E: 0 K: 0 S: 3	H: 0 LOB: 0 BB: 0 P: 3	R: 0 E: 0 K: 0 S: 3	H: 0 LOB: 0 BB: 0 P: 3	R: 0 E: 0 K: 0 S: 4	H: 1 LOB: 1 BB: 0 P: 4	R: 0 E: 0 K: 0 S: 3	H: 0 LOB: 0 BB: 0 P: 7	R: 0 E: 0 K: 0 S: 3	H: 0 LOB: 0 BB: 0 P: 3	R: 0 E: 0 K: 0 S: 4	H: 1 LOB: 1 BB: 0 P: 4	R: 0 E: 0 K: 1 S: 5	H: 0 LOB: 0 BB: 0 P: 5	R: 0 E: 0 K: 0 S: 5	H: 2 LOB: 2 BB: 0 P: 5	R: 0 E: 1 K: 0 S: 4	H: 0 LOB: 1 BB: 0 P: 4	1B: 3 2B: 1 3B: 0 HR: 0	SF: 0 SAC: 0 DP: 0 HBP: 0	WP: 0 PB: 0 SB: 0 CS: 0	PA: 33
<b>PITCHER</b> Randy Jones, L ERA: 2.48 (1, 1)	IP: 9.0 WLS: W BF: 33 H: 4 R: 0 ER: 0 SO: 1 BB: 1 IBB: 0 HBP: 0 BLK: 0 WP: 0 HR: 0 S: 34 P: 38 ERA: 0.00 WHIP: 0.556															<b>PITCHER</b> IP: 9.0 WLS: W BF: 33 H: 4 R: 0 ER: 0 SO: 1 BB: 1 IBB: 0 HBP: 0 BLK: 0 WP: 0 HR: 0 S: 34 P: 38 ERA: 0.00 WHIP: 0.556						

Philadelphia Phillies @ San Diego Padres  
San Diego Stadium, San Diego, CA  
Tue Jul 20 1976, 10:05 PM EDT  
Att: 20,499 - Unknown

AB	32
R	0
H	4
RBI	0
BB	1
SO	1
LOB	10



Batter	1	2	3	4	5	6	7	8	9	AB	R	H	RBI	BB	SO	LOB	BOTTOM					
Johnny Grubb, L OBP: 0.409, SLG: 0.418 (1, 7)	CS 1B			1B FC4-6 2B	F6			4-3		4	1	2	0	0	0	0						
Tito Fuentes, S OBP: 0.294, SLG: 0.324 (1, 4)	5-3 1-2			FC4-6 1B 2-3		6-3				3	0	1	0	0	0	1						
Willie Davis, L OBP: 0.295, SLG: 0.395 (1, 8)	K			FC4-6 3B 1-2 3-H			G4-3 1B			3	1	1	1	0	1	1						
Dave Winfield, R OBP: 0.366, SLG: 0.470 (1, 9)		K		1-H SF 3B			G4-3 1-2			3	1	1	1	0	1	1						
Mike Ivie, R OBP: 0.324, SLG: 0.419 (1, 3)	F4			SF			K			2	0	0	1	0	1	0						
Doug Rader, R OBP: 0.325, SLG: 0.380 (1, 5)	F8			3-H F9			K			3	0	0	0	0	1	1						
Hector Torres, R OBP: 0.278, SLG: 0.327 (1, 6)			6-3		F8		5-3			3	0	0	0	0	0	1						
Fred Kendall, R OBP: 0.289, SLG: 0.272 (1, 2)			F3					6-3		3	0	0	0	0	0	0						
Randy Jones, R OBP: 0.116, SLG: 0.062 (1, 1)			K					F8		3	0	0	0	0	2	0						
<b>Inning Stats</b>	R: 0 E: 0 K: 1 S: 5	H: 1 LOB: 0 BB: 0 P: 5	R: 0 E: 0 K: 1 S: 5	H: 0 LOB: 0 BB: 0 P: 5	R: 0 E: 0 K: 1 S: 5	H: 0 LOB: 0 BB: 0 P: 5	R: 3 E: 1 K: 0 S: 7	H: 3 LOB: 1 BB: 0 P: 7	R: 0 E: 0 K: 1 S: 5	H: 0 LOB: 0 BB: 0 P: 5	R: 0 E: 0 K: 0 S: 3	H: 1 LOB: 0 BB: 0 P: 3	R: 0 E: 0 K: 2 S: 7	H: 0 LOB: 0 BB: 0 P: 7	R: 0 E: 0 K: 0 S: 3	H: 0 LOB: 0 BB: 0 P: 3	R: 0 E: 0 K: 0 S: 3	H: 0 LOB: 0 BB: 0 P: 3	1B: 3 2B: 1 3B: 1 HR: 0	SF: 1 SAC: 0 DP: 1 HBP: 0	WP: 0 PB: 0 SB: 0 CS: 1	PA: 28
<b>PITCHER</b> Steve Carlton, L ERA: 3.56 Wayne Twitchell, R ERA: 1.93 Tug McGraw, L ERA: 3.0 (1, 1) (6, 1) (8, 1)	IP: 5.0 WLS: L BF: 19 H: 4 R: 3 ER: 3 SO: 4 BB: 0 IBB: 0 HBP: 0 BLK: 0 WP: 0 HR: 0 S: 27 P: 27 ERA: 5.40 WHIP: 0.800															<b>PITCHER</b> IP: 2.0 WLS: L BF: 6 H: 1 R: 0 ER: 0 SO: 2 BB: 0 IBB: 0 HBP: 0 BLK: 0 WP: 0 HR: 0 S: 10 P: 10 ERA: 0.00 WHIP: 0.500						

Philadelphia Phillies @ San Diego Padres  
San Diego Stadium, San Diego, CA  
Tue Jul 20 1976, 10:05 PM EDT  
Att: 20,499 - Unknown

AB	27
R	3
H	5
RBI	3
BB	0
SO	6
LOB	5









Batter	1	2	3	4	5	6	7	8	9	10	11	AB	R	H	RBI	BB	SO	LOB	TOP							
Jerry Turner, L OBP: 0.309, SLG: 0.373 Butch Metzger, R OBP: 0.261, SLG: 0.348	G4-6-3 1B BB		L8		FC3-6		K	4-3			E SH2-4 SF8 BB	4	1	0	0	1	1	4								
Tito Fuentes, S OBP: 0.296, SLG: 0.327	G4-6-3 1B		K		L8			L8 1B 1B		4-3	SH2-4	5	1	2	0	0	1	1								
Willie Davis, L OBP: 0.296, SLG: 0.396	G4-6-3			6-3		4-3		WP 1B 1B		E 1B 1B	SF8	5	1	2	1	0	0	2								
Dave Winfield, R OBP: 0.367, SLG: 0.467	1B			2B BB		1-6-3 1B		F7		K	F6	5	0	2	1	1	1	3								
Johnny Grubb, L OBP: 0.411, SLG: 0.422	F8			F4		1-6-3		L8		E9 1B		5	0	1	0	0	0	5								
Doug Rader, R OBP: 0.328, SLG: 0.381		G6-4-3 BB		1-3 2B				BB 1B 1B		K		3	1	2	2	2	1	2								
Hector Torres, R OBP: 0.276, SLG: 0.323		L7		K		F8		BB BB 1B		K		5	0	1	0	0	2	5								
Fred Kendall, R OBP: 0.286, SLG: 0.270 Willie McCovey, L OBP: 0.285, SLG: 0.349 Alan Foster, R OBP: 0.190, SLG: 0.056 Bob Davis, R OBP: 0.217, SLG: 0.232	G6-4-3				FC2-6 1B		5-3	BB BB		1-3		3	0	1	0	0	0	1								
Dan Spillner, R OBP: 0.378, SLG: 0.043 Ted Kubiak, S OBP: 0.378, SLG: 0.362 Jerry Johnson, R OBP: 0.217, SLG: 0.232	G3				FC2-6 FC3-6		4-3	1-2 2-3 BB		F8		2	0	0	0	0	0	1								
Mike Ivie, R OBP: 0.320, SLG: 0.407					1-2 2-3 BB			1-2 2-3 BB				1	0	0	1	1	0	0								
<b>Inning Stats</b>	R: 1 E: 0 K: 0 S: 4	H: 2 LOB: 1 BB: 1 P: 8	R: 0 E: 0 K: 0 S: 2	H: 0 LOB: 0 BB: 1 P: 6	R: 0 E: 0 K: 1 S: 5	H: 0 LOB: 0 BB: 0 P: 5	R: 0 E: 0 K: 1 S: 6	H: 1 LOB: 2 BB: 1 P: 10	R: 0 E: 0 K: 0 S: 4	H: 1 LOB: 2 BB: 0 P: 8	R: 0 E: 0 K: 1 S: 5	H: 0 LOB: 0 BB: 0 P: 5	R: 3 E: 0 K: 0 S: 7	H: 4 LOB: 3 BB: 2 P: 15	R: 0 E: 1 K: 2 S: 9	H: 2 LOB: 2 BB: 0 P: 9	R: 0 E: 0 K: 1 S: 5	H: 0 LOB: 0 BB: 0 P: 5	R: 1 E: 1 K: 0 S: 3	H: 0 LOB: 0 BB: 1 P: 7	1B: 10 2B: 1 3B: 0 HR: 0	SF: 1 SAC: 1 DP: 2 HBP: 0	WP: 1 PB: 0 SB: 1 CS: 0	PA: 49		
<b>PITCHER</b>	IP 7.2	WLS 1.1	BF 8	H 2	R 0	ER 0	SO 2	BB 2	IBB 0	HBP 0	BLK 0	WP 0	HR 0	S 10	P 36	ERA 4.70	WHIP 1.696									
Rick Rhoden, R ERA: 3.1																										
Charlie Hough, R ERA: 2.27																										
Elias Sosa, R ERA: 4.53		2.0	L 7	0	1	0	1	1	0	0	0	0	0	8	12	0.00	0.500									

San Diego Padres @ Los Angeles Dodgers  
Dodger Stadium, Los Angeles, CA  
Thu Jul 22 1976, 7:05 PM PDT  
Att: 25,450 - Unknown

livebaseballscores.com

AB 40  
R 5  
H 11  
RBI 5  
BB 7  
SO 6  
LOB 24




Batter	1	2	3	4	5	6	7	8	9	10	11	AB	R	H	RBI	BB	SO	LOB	BOTTOM							
Davey Lopes, R OBP: 0.326, SLG: 0.349	G6-4-3 2B BB		6-3		F8			SH1-3 1B BB		L9	FC5-2	4	2	0	0	2	0	5								
Ted Sizemore, R OBP: 0.316, SLG: 0.319	G6-4-3 1B BB		6-3		F2			SH1-3		6-3	F5	4	0	0	0	1	0	3								
Bill Buckner, L OBP: 0.314, SLG: 0.381	G6-4-3		G3			G3		F8		4-3		5	0	0	0	0	0	3								
Ron Cey, R OBP: 0.403, SLG: 0.493	2B BB			4-3		FC5-4 BB		2H 1B		1B	1B	3	0	2	1	2	0	0								
Steve Garvey, R OBP: 0.355, SLG: 0.433	1B 2B			5-3		K		F8		F7		5	0	1	1	0	1	3								
Bill Russell, R OBP: 0.328, SLG: 0.399		4-3		5-3		FC5-4		6-3 SH1-4 1B		6-3		5	0	1	0	0	0	1								
Lee Lacy, R OBP: 0.318, SLG: 0.384							5-3	SH1-4		SH1-4		4	1	3	0	0	0	0								
Steve Yeager, R OBP: 0.291, SLG: 0.367 Reggie Smith, S OBP: 0.299, SLG: 0.451 Elie Rodriguez, R OBP: 0.452, SLG: 0.273 Manny Mota, R OBP: 0.359, SLG: 0.353	F8				HR 1B		6-3	6-3 IBB		6-3	FC5-2 2B	3	1	1	2	0	0	1								
Rick Rhoden, R OBP: 0.356, SLG: 0.455 Charlie Hough, R OBP: 0.267, SLG: 0.333 Ed Goodson, L OBP: 0.241, SLG: 0.280 Elias Sosa, R OBP: 0.143, SLG: 0.143 Henry Cruz, L OBP: 0.250, SLG: 0.368	F8			5-3		K		F8		6-3	FC5-2 IBB	3	0	0	0	0	1	1								
<b>Inning Stats</b>	R: 1 E: 0 K: 0 S: 2	H: 1 LOB: 2 BB: 3 P: 14	R: 0 E: 0 K: 0 S: 4	H: 1 LOB: 1 BB: 0 P: 4	R: 0 E: 0 K: 0 S: 3	H: 0 LOB: 0 BB: 0 P: 3	R: 2 E: 0 K: 1 S: 7	H: 2 LOB: 0 BB: 0 P: 7	R: 0 E: 0 K: 0 S: 4	H: 1 LOB: 1 BB: 1 P: 8	R: 0 E: 0 K: 0 S: 4	H: 1 LOB: 2 BB: 1 P: 8	R: 0 E: 0 K: 0 S: 4	H: 1 LOB: 1 BB: 0 P: 4	R: 0 E: 0 K: 0 S: 4	H: 2 LOB: 3 BB: 1 P: 9	1B: 5 2B: 3 3B: 0 HR: 1	SF: 0 SAC: 2 DP: 1 HBP: 0	WP: 0 PB: 0 SB: 1 CS: 0	PA: 47						
<b>PITCHER</b>	IP 6.0	WLS 1.0	BF 3	H 4	R 0	ER 0	SO 2	BB 4	IBB 0	HBP 0	BLK 0	WP 0	HR 1	S 24	P 40	ERA 4.50	WHIP 1.333									
Dan Spillner, R ERA: 4.62																										
Jerry Johnson, R ERA: 3.86																										
Butch Metzger, R ERA: 0.04		3.1	W 17	5	1	1	0	1	1	0	0	0	0	15	23	2.70	1.800									
Dave Freisleben, R ERA: 3.24		0.2	S 3	0	0	0	0	0	1	0	0	0	0	2	6	0.00	0.000									

San Diego Padres @ Los Angeles Dodgers  
Dodger Stadium, Los Angeles, CA  
Thu Jul 22 1976, 7:05 PM PDT  
Att: 25,450 - Unknown

livebaseballscores.com

AB 38  
R 4  
H 9  
RBI 4  
BB 7  
SO 2  
LOB 19





Batter	1	2	3	4	5	6	7	8	9	AB	R	H	RBI	BB	SO	LOB	TOP			
Luis Melendez, R OBP: 0.233, SLG: 0.253 (1, 8)	F7		4-3			F9			4-3	4	0	0	0	0	0	1				
Ted Kubiak, S OBP: 0.368, SLG: 0.351 (1, 4)	4-3			6-3		FC4-6			5-3	4	0	0	0	0	0	1				
Johnny Grubb, L OBP: 0.412, SLG: 0.420 (1, 7)	1B			F4			FC1-4 1B BB		F5	3	0	1	0	1	0	0				
Dave Winfield, R OBP: 0.367, SLG: 0.466 (1, 9)	F7			5-3			FC1-4 1B			3	0	1	0	0	0	1				
Mike Ivie, R OBP: 0.320, SLG: 0.406 (1, 3)		CS 1B					FC1-4 G4-6-3			3	0	1	0	0	0	2				
Doug Rader, R OBP: 0.325, SLG: 0.377 (1, 5)	K			6-3			G4-6-3			3	0	0	0	0	1	3				
Hector Torres, R OBP: 0.319, SLG: 0.319 Dave Tomlin, L (8, 1)			6-3						6-3	2	0	0	0	0	0	0	AB R H RBI BB SO LOB			
Fred Kendall, R OBP: 0.287, SLG: 0.271 (1, 2)				5-3			FC5-4 1B		F4	3	0	1	0	0	0	0				
Brent Strom, R OBP: 0.173, SLG: 0.130 Ken Reynolds, L Rich Folkers, L Enzo Hernandez, R OBP: 0.316, SLG: 0.301 Merv Rettenmund, R OBP: 0.350, SLG: 0.302 (8, PH)			K			FC5-4 FC4-6			5-3	1	0	0	0	0	1	0				
<b>Inning Stats</b>	R: 0 E: 0 K: 0 S: 4	H: 1 LOB: 1 BB: 0 P: 4	R: 0 E: 0 K: 1 S: 5	H: 1 LOB: 0 BB: 0 P: 5	R: 0 E: 0 K: 1 S: 5	H: 0 LOB: 0 BB: 0 P: 5	R: 0 E: 0 K: 0 S: 3	H: 0 LOB: 0 BB: 0 P: 3	R: 0 E: 0 K: 0 S: 4	H: 1 LOB: 1 BB: 0 P: 4	R: 0 E: 0 K: 0 S: 3	H: 1 LOB: 1 BB: 1 P: 7	R: 0 E: 0 K: 0 S: 3	H: 0 LOB: 0 BB: 0 P: 3	R: 0 E: 0 K: 0 S: 3	H: 0 LOB: 0 BB: 0 P: 3	1B: 4 2B: 0 3B: 0 HR: 0	SF: 0 SAC: 0 DP: 1 HBP: 0	WP: 0 PB: 0 SB: 0 CS: 1	PA: 30
<b>PITCHER</b> Tommy John, L ERA: 2.93 (1, 1)	IP: 9.0 WLS: W BF: 30 H: 4 R: 0 ER: 0 SO: 2 BB: 1 IBB: 0 HBP: 0 BLK: 0 WP: 0 HR: 0 S: 33 P: 37 ERA: 0.00 WHIP: 0.556															<b>PITCHER</b> IP: 9.0 WLS: W BF: 30 H: 4 R: 0 ER: 0 SO: 2 BB: 1 IBB: 0 HBP: 0 BLK: 0 WP: 0 HR: 0 S: 33 P: 37 ERA: 0.00 WHIP: 0.556				

San Diego Padres @ Los Angeles Dodgers  
Dodger Stadium, Los Angeles, CA  
Fri Jul 23, 1976, 7:05 PM PDT  
Att: 26,846 - Unknown

AB	29
R	0
H	4
RBI	0
BB	1
SO	2
LOB	9



Batter	1	2	3	4	5	6	7	8	9	AB	R	H	RBI	BB	SO	LOB	BOTTOM			
Davey Lopes, R OBP: 0.329, SLG: 0.349 (1, 8)	F4		BB S 1B			E 1B BB			6-3	3	1	1	0	1	0	0				
Ted Sizemore, R OBP: 0.309, SLG: 0.311 (1, 4)	6-3		L7			E1 1B WP			F4	4	1	0	0	0	0	2				
Lee Lacy, R OBP: 0.321, SLG: 0.383 (1, 9)	K		BB			WP 1B			F8	3	0	1	1	1	1	0				
Ron Cey, R OBP: 0.401, SLG: 0.488 (1, 5)		F8				K			K	3	0	0	0	1	2	1				
Steve Garvey, R OBP: 0.351, SLG: 0.428 (1, 3)		5-3				F9			4-3	4	0	0	0	0	1	4				
Bill Russell, R OBP: 0.327, SLG: 0.397 (1, 6)		6-3				4-3			1B	4	0	1	0	0	0	1				
Bill Buckner, L OBP: 0.314, SLG: 0.388 (1, 7)			HR			G3			F6	4	1	1	1	0	0	1	AB R H RBI BB SO LOB			
Steve Yeager, R OBP: 0.292, SLG: 0.378 (1, 2)			HR			L8			F3	3	1	1	1	0	0	0				
Tommy John, R OBP: 0.171, SLG: 0.154 (1, 1)			F8			E BB			4-3	2	1	0	0	1	0	0				
<b>Inning Stats</b>	R: 0 E: 0 K: 1 S: 5	H: 0 LOB: 0 BB: 0 P: 5	R: 0 E: 0 K: 0 S: 3	H: 0 LOB: 0 BB: 0 P: 3	R: 2 E: 0 K: 1 S: 8	H: 3 LOB: 3 BB: 2 P: 16	R: 0 E: 0 K: 0 S: 3	H: 0 LOB: 0 BB: 0 P: 3	R: 3 E: 1 K: 1 S: 7	H: 1 LOB: 1 BB: 2 P: 15	R: 0 E: 0 K: 0 S: 3	H: 0 LOB: 0 BB: 0 P: 3	R: 0 E: 0 K: 1 S: 6	H: 1 LOB: 1 BB: 0 P: 6	R: 0 E: 0 K: 0 S: 3	H: 0 LOB: 0 BB: 0 P: 3	1B: 3 2B: 0 3B: 0 HR: 2	SF: 0 SAC: 0 DP: 0 HBP: 0	WP: 1 PB: 0 SB: 1 CS: 0	PA: 34
<b>PITCHER</b> Brent Strom, L ERA: 3.11 Ken Reynolds, L ERA: 4.6 Rich Folkers, L ERA: 4.7 Dave Tomlin, L ERA: 4.5 (1, 1)	IP: 2.1 WLS: L BF: 10 H: 3 R: 2 ER: 2 SO: 1 BB: 0 IBB: 0 HBP: 0 BLK: 0 WP: 0 HR: 2 S: 12 P: 12 ERA: 7.71 WHIP: 1.286															<b>PITCHER</b> IP: 1.2 WLS: L BF: 10 H: 0 R: 3 ER: 2 SO: 1 BB: 4 IBB: 0 HBP: 0 BLK: 0 WP: 0 HR: 8 S: 24 P: 24 ERA: 10.80 WHIP: 2.400				
<b>PITCHER</b> Rich Folkers, L ERA: 4.7 Dave Tomlin, L ERA: 4.5 (8, 1)	IP: 3.0 WLS: L BF: 10 H: 1 R: 0 ER: 0 SO: 1 BB: 0 IBB: 0 HBP: 0 BLK: 0 WP: 0 HR: 0 S: 12 P: 12 ERA: 0.00 WHIP: 0.333															<b>PITCHER</b> IP: 1.0 WLS: L BF: 4 H: 1 R: 0 ER: 0 SO: 1 BB: 0 IBB: 0 HBP: 0 BLK: 0 WP: 0 HR: 6 S: 6 P: 6 ERA: 0.00 WHIP: 1.000				

San Diego Padres @ Los Angeles Dodgers  
Dodger Stadium, Los Angeles, CA  
Fri Jul 23, 1976, 7:05 PM PDT  
Att: 26,846 - Unknown

AB	30
R	5
H	5
RBI	3
BB	4
SO	4
LOB	9













Batter	1	2	3	4	5	6	7	8	9	AB	R	H	RBI	BB	SO	LOB	TOP				
Enzo Hernandez, R (1, 6) OBP: 0.314, SLG: 0.300	0-3 K			0-0 G3 1B		0-0 P3			0-0 P3	4	0	1	0	0	1	0	<b>San Diego Padres @ Houston Astros</b> Astrodome, Houston, TX Mon Jul 26 1976, 8:05 PM EDT Att: 8,915 - Dome - 72 F				
Tito Fuentes, S (1, 4) OBP: 0.293, SLG: 0.321	0-0 6-3			0-0 F8		4-0 BB			0-0 F9	3	0	0	0	1	0	1					
Willie Davis, L (1, 8) OBP: 0.296, SLG: 0.391	0-0 F7			0-0 G3		0-0 4-3			0-0 4-3	4	0	0	0	0	0	2					
Dave Winfield, R (1, 9) OBP: 0.362, SLG: 0.460		0-0 F9		0-0 F9					0-0 F9	3	0	0	0	0	0	1					
Johnny Grubb, L (1, 7) OBP: 0.401, SLG: 0.411		0-3 K			0-0 2B				0-0 3-1	3	0	1	0	0	1	0					
Mike Ivie, R (1, 3) OBP: 0.329, SLG: 0.421		0-0 F8			0-0 F9				0-0 F8	3	0	0	0	0	0	1					
Doug Rader, R (1, 5) OBP: 0.320, SLG: 0.368			0-0 P3		0-0 F9				0-0 6-3	3	0	0	0	0	0	1					
Fred Kendall, R (1, 2) OBP: 0.287, SLG: 0.279			0-0 F5		0-0 6-3				0-0 F6	3	0	0	0	0	0	1					
Dan Spillner, R (1, 1) Jerry Turner, L (6, PH) Rich Folkers, L (6, 1) Ted Kubiak, S (6, PH) Ken Reynolds, L (8, 1) Dave Tomlin, L (8, 1)			0-0 G3			0-0 4-3			0-3 K	1	0	0	0	0	0	0					
<b>Inning Stats</b>	R: 0 E: 0 K: 1 S: 5	H: 0 LOB: 0 BB: 0 P: 5	R: 0 E: 0 K: 1 S: 5	H: 0 LOB: 0 BB: 0 P: 5	R: 0 E: 0 K: 0 S: 3	H: 0 LOB: 0 BB: 0 P: 3	R: 0 E: 0 K: 0 S: 4	H: 1 LOB: 1 BB: 0 P: 4	R: 0 E: 0 K: 0 S: 4	H: 1 LOB: 1 BB: 0 P: 4	R: 0 E: 0 K: 0 S: 3	H: 0 LOB: 1 BB: 1 P: 7	R: 0 E: 0 K: 0 S: 3	H: 0 LOB: 0 BB: 0 P: 3	R: 0 E: 0 K: 1 S: 5	H: 0 LOB: 0 BB: 0 P: 5		R: 0 E: 0 K: 0 S: 3	H: 0 LOB: 0 BB: 0 P: 3	1B: 1 2B: 1 3B: 0 HR: 0	SF: 0 SAC: 0 DP: 0 HBP: 0
<b>PITCHER</b> Larry Dierker, R (1, 1) ERA: 3.9	IP: 9.0 WLS: W BF: 30 H: 2 R: 0 ER: 0 SO: 3 BB: 1 IBB: 0 HBP: 0 BLK: 0 WP: 0 HR: 0 S: 35 P: 39 ERA: 0.00 WHIP: 0.333											<b>PITCHER</b>	IP: 9.0 WLS: W BF: 30 H: 2 R: 0 ER: 0 SO: 3 BB: 1 IBB: 0 HBP: 0 BLK: 0 WP: 0 HR: 0 S: 35 P: 39 ERA: 0.00 WHIP: 0.333								

Batter	1	2	3	4	5	6	7	8	9	AB	R	H	RBI	BB	SO	LOB	BOTTOM				
Greg Gross, L (1, 9) OBP: 0.359, SLG: 0.338	0-0 6-3		4-0 FC6-4 BB	0-0 5-3			0-0 F7	0-0 2B		4	0	1	1	1	0	0	<b>San Diego Padres @ Houston Astros</b> Astrodome, Houston, TX Mon Jul 26 1976, 8:05 PM EDT Att: 8,915 - Dome - 72 F				
Enos Cabell, R (1, 5) OBP: 0.326, SLG: 0.350	4-0 1B 6-3 BB		0-0 FC6-4 1B 1-2	0-0 5-3		0-0 4-3	0-3 K			4	2	0	0	1	1	3					
Cesar Cedeno, R (1, 8) Wilbur Howard, S (9, 8) OBP: 0.358, SLG: 0.490 OBP: 0.235, SLG: 0.288	0-0 6-3 1B		0-0 1B 1B	0-0 5-3		0-0 F8				4	1	2	0	0	0	0					
Bob Watson, R (1, 3) Cliff Johnson, R (9, 3) OBP: 0.365, SLG: 0.431 OBP: 0.354, SLG: 0.373	0-0 6-3		0-0 1B 1B	0-0 HR			0-0 G3 2B			4	2	3	3	0	0	1					
Jose Cruz, L (1, 7) OBP: 0.383, SLG: 0.378	1-2 3-H F7		0-0 1B S	0-0 F9		0-0 G3	0-0 2B			4	0	1	1	0	0	2					
Ed Herrmann, L (1, 2) OBP: 0.292, SLG: 0.341		0-0 F9	0-0 F6	0-0 F9		0-0 F9	4-0 2B SF9 BB			3	1	0	0	1	0	2					
Rob Andrews, R (1, 4) OBP: 0.332, SLG: 0.331		0-0 FC6-4 1B	0-0 5-3		0-0 FC4-6 1B		0-0 SF9 2B			4	1	3	1	0	0	2					
Roger Metzger, S (1, 6) OBP: 0.313, SLG: 0.290		0-0 FC6-4 PB	0-0 3-1		0-0 F9		4-0 2B IBB			3	0	0	0	1	0	2					
Larry Dierker, R (1, 1) OBP: 0.109, SLG: 0.114	0-3 K		0-0 F8		0-0 FC4-6		0-0 SF9			3	0	0	1	0	1	2					
<b>Inning Stats</b>	R: 1 E: 0 K: 0 S: 4	H: 1 LOB: 1 BB: 1 P: 8	R: 0 E: 0 K: 1 S: 6	H: 1 LOB: 0 BB: 0 P: 6	R: 2 E: 0 K: 0 S: 6	H: 3 LOB: 2 BB: 1 P: 10	R: 0 E: 0 K: 0 S: 3	H: 0 LOB: 0 BB: 0 P: 3	R: 1 E: 0 K: 0 S: 4	H: 1 LOB: 0 BB: 0 P: 4	R: 0 E: 0 K: 0 S: 4	H: 1 LOB: 0 BB: 0 P: 4	R: 0 E: 0 K: 0 S: 3	H: 0 LOB: 0 BB: 0 P: 3	R: 3 E: 0 K: 1 S: 8	H: 3 LOB: 2 BB: 2 P: 16		R: 3 E: 0 K: 1 S: 8	H: 3 LOB: 2 BB: 2 P: 16	1B: 6 2B: 3 3B: 0 HR: 1	SF: 1 SAC: 0 DP: 0 HBP: 0
<b>PITCHER</b> Dan Spillner, R (1, 1) Rich Folkers, L (6, 1) Ken Reynolds, L (8, 1) Dave Tomlin, L (8, 1)	IP: 5.0 WLS: L BF: 23 H: 6 R: 4 ER: 4 SO: 4 BB: 2 IBB: 0 HBP: 0 BLK: 0 WP: 0 HR: 1 S: 23 P: 31 ERA: 7.20 WHIP: 1.600											<b>PITCHER</b>	IP: 5.0 WLS: L BF: 23 H: 6 R: 4 ER: 4 SO: 4 BB: 2 IBB: 0 HBP: 0 BLK: 0 WP: 0 HR: 1 S: 23 P: 31 ERA: 7.20 WHIP: 1.600								



Batter	1	2	3	4	5	6	7	8	9	AB	R	H	RBI	BB	SO	LOB	TOP
Enzo Hernandez, R OBP: 0.313, SLG: 0.299	4-3		6-3		6-3			G6-4-3 1B		4	0	1	0	0	0	2	<b>San Diego Padres @ Houston Astros</b> Astrodome, Houston, TX Tue Jul 27 1976, 8:05 PM EDT Att: 8,208 - Dome - 72 F
Tito Fuentes, S OBP: 0.290, SLG: 0.318	6-3		G1			4-3		G6-4-3 1-2f		4	0	0	0	0	0	1	
Willie Davis, L OBP: 0.293, SLG: 0.386	F8			G3		F8		4-3		4	0	0	0	0	0	0	
Dave Winfield, R OBP: 0.361, SLG: 0.458		E4 WP G3 1B		F4		6-3		F3		4	1	1	0	0	0	0	
Johnny Grubb, L OBP: 0.398, SLG: 0.407		G3 2H		L7			K	FC6-4 1B		4	0	1	1	0	1	0	
Mike Ivie, R OBP: 0.322, SLG: 0.412		6-3			E1 FC3-6		K	FC6-4 1-2f		4	0	0	0	0	1	1	
Doug Rader, R OBP: 0.320, SLG: 0.365					FC3-6 FC6 1B 1-2f		E5 FC6-4			2	0	0	0	1	0	1	
Fred Kendall, R OBP: 0.287, SLG: 0.279		F5			FC6 1-2 1B		FC6-4 1-2f			3	0	1	0	0	0	2	
Jerry Johnson, R Dave Tomlin, L Jerry Turner, L Rich Folkers, L Ted Kubiak, S Alan Foster, R			5-3		FC6 1-2f 2-3		K			0	0	0	0	0	0	0	
<b>Inning Stats</b>	R: 0 E: 0 K: 0 S: 3	H: 0 LOB: 0 BB: 0 P: 3	R: 1 E: 1 K: 0 S: 4	H: 1 LOB: 1 BB: 1 P: 8	R: 0 E: 0 K: 0 S: 3	H: 0 LOB: 0 BB: 0 P: 3	R: 0 E: 0 K: 0 S: 3	H: 1 LOB: 2 BB: 0 P: 5	R: 0 E: 1 K: 2 S: 8	H: 0 LOB: 1 BB: 0 P: 8	R: 0 E: 0 K: 1 S: 5	H: 1 LOB: 0 BB: 0 P: 5	R: 0 E: 0 K: 0 S: 4	H: 1 LOB: 1 BB: 0 P: 4	1B: 4 2B: 0 3B: 0 HR: 0	SF: 0 SAC: 0 DP: 1 HBP: 0	WP: 1 PA: 33 PB: 0 SB: 0 CS: 0
<b>PITCHER</b> J.R. Richard, R ERA: 2.59	IP: 9.0 WLS: W BF: 33 H: 4 R: 1 ER: 0 SO: 3 BB: 1 IBB: 0 HBP: 0 BLK: 0 WP: 1 HR: 0 S: 38 P: 42 ERA: 0.00 WHIP: 0.556																

Batter	1	2	3	4	5	6	7	8	9	AB	R	H	RBI	BB	SO	LOB	BOTTOM		
Greg Gross, L OBP: 0.364, SLG: 0.341	FC6-4 BB	BB BLK 1B		L9		E8 1B				3	1	2	0	1	0	0	<b>San Diego Padres @ Houston Astros</b> Astrodome, Houston, TX Tue Jul 27 1976, 8:05 PM EDT Att: 8,208 - Dome - 72 F		
Enos Cabell, R OBP: 0.326, SLG: 0.347	FC6-4 BLK 1B 1-2f	BB 1B BB		K		F8				3	1	0	0	1	1	2			
Cesar Cedeno, R OBP: 0.359, SLG: 0.489	1B 1H	1B 1-2 2-3 BB			F8		6-3			3	1	1	0	1	0	0			
Bob Watson, R OBP: 0.371, SLG: 0.444	BB 1B	PO 1B				HR		FC4-6 HBP		3	1	3	4	0	0	0			
Jose Cruz, L OBP: 0.385, SLG: 0.380	BB 1B 1-2	PO 1-2		G4-6-3 1B		3-1		FC4-6 CS 1-2f		4	0	2	0	0	0	1			
Ed Herrmann, L OBP: 0.296, SLG: 0.341	BB 1B 1-2 2-3			G4-6-3 1-2f				CS 1-2		3	0	1	0	1	0	1			
Rob Andrews, R OBP: 0.331, SLG: 0.330	F8				F8			3-1		4	0	1	0	0	0	4			
Roger Metzger, S OBP: 0.309, SLG: 0.286		K		F8		F8		F6		4	0	0	0	0	1	1			
J.R. Richard, R OBP: 0.108, SLG: 0.125		K			1-3			K		3	0	0	0	0	2	0			
<b>Inning Stats</b>	R: 1 E: 0 K: 0 S: 5	H: 3 LOB: 3 BB: 2 P: 13	R: 2 E: 0 K: 2 S: 8	H: 2 LOB: 1 BB: 2 P: 16	R: 0 E: 0 K: 1 S: 5	H: 2 LOB: 1 BB: 0 P: 4	R: 0 E: 0 K: 1 S: 5	H: 0 LOB: 0 BB: 0 P: 5	R: 1 E: 1 K: 0 S: 5	H: 2 LOB: 1 BB: 0 P: 5	R: 0 E: 0 K: 1 S: 6	H: 1 LOB: 0 BB: 0 P: 6	R: 0 E: 0 K: 0 S: 3	H: 0 LOB: 0 BB: 0 P: 3	R: 0 E: 0 K: 0 S: 3	H: 0 LOB: 0 BB: 0 P: 3	1B: 9 2B: 0 3B: 0 HR: 1	SF: 0 SAC: 0 DP: 1 HBP: 1	WP: 0 PA: 37 PB: 0 SB: 0 CS: 1
<b>PITCHER</b> Jerry Johnson, R ERA: 5.63 Dave Tomlin, L ERA: 4.17 Rich Folkers, L ERA: 4.36 Alan Foster, R ERA: 3.12	IP: 1.2 WLS: L BF: 13 H: 5 R: 3 ER: 3 SO: 3 BB: 4 IBB: 0 HBP: 0 BLK: 0 WP: 0 HR: 0 S: 13 P: 29 ERA: 16.20 WHIP: 5.400																		







Batter	1	2	3	4	5	6	7	8	9	AB	R	H	RBI	BB	SO	LOB	TOP				
Jerry Turner, L (1, 7) OBP: 0.317, SLG: 0.355	4-0 L6-3 BB		4-0 1B BB		0-0 6-3		0-0 L8			2	0	0	0	2	0	2					
Tito Fuentes, S (1, 4) OBP: 0.294, SLG: 0.321	0-0 L6-3		0-0 1B BB			0-0 1B 6-3 1B	0-0 FC4			4	1	2	1	0	0	2					
Johnny Grubb, L (1, 9) OBP: 0.396, SLG: 0.401	0-3 K		0-0 4-3			0-0 1B 6-3 1B		0-0 4-3		4	1	1	0	0	1	2					
Dave Winfield, R (1, 8) OBP: 0.353, SLG: 0.447		0-0 1-3		0-0 F8		0-0 6-3		0-0 F9		4	0	0	1	0	0	1					
Mike Ivie, R (1, 3) OBP: 0.318, SLG: 0.409		0-0 F9		0-0 L1		0-0 F8		0-3 K		4	0	0	0	0	1	1					
Doug Ratler, R (1, 5) OBP: 0.326, SLG: 0.369		0-0 6-3		0-3 K		0-0 1B		0-0 G6-4-3 1B		4	0	2	1	0	1	0					
Fred Kendall, R (1, 2) OBP: 0.285, SLG: 0.277			0-0 F8		0-3 K	0-0 F8		0-0 G6-4-3 1B		4	0	0	0	0	1	2					
Enzo Hernandez, R (1, 6) OBP: 0.315, SLG: 0.303			0-0 F8		0-0 2B		0-0 FC4 1B		0-0 L8	4	0	2	0	0	0	0					
Dave Freisleben, R (1, 1) OBP: 0.231, SLG: 0.306 Jerry Johnson, R (3, 1) OBP: 0.385, SLG: 0.348 Ted Kubiak, S (5, PH) OBP: 0.347, SLG: 0.329 Dave Tomlin, L (5, 1) OBP: 0.347, SLG: 0.329 Merv Rettenmund, R (7, PH) OBP: 0.195, SLG: 0.295 Alan Foster, R (7, 1) OBP: 0.195, SLG: 0.295			0-0 E4 BB 1B		0-3 K		0-0 F7			1	1	0	0	0	0	0					
<b>Inning Stats</b>	R: 0 E: 0 K: 1 S: 4	H: 0 LOB: 0 BB: 1 P: 8	R: 0 E: 0 K: 0 S: 3	H: 0 LOB: 0 BB: 0 P: 3	R: 1 E: 1 K: 0 S: 5	H: 1 LOB: 2 BB: 1 P: 9	R: 0 E: 0 K: 1 S: 5	H: 0 LOB: 0 BB: 0 P: 5	R: 0 E: 0 K: 2 S: 8	H: 1 LOB: 1 BB: 0 P: 8	R: 2 E: 0 K: 0 S: 6	H: 3 LOB: 1 BB: 0 P: 6	R: 0 E: 0 K: 0 S: 4	H: 1 LOB: 0 BB: 0 P: 4	R: 0 E: 0 K: 1 S: 5	H: 0 LOB: 0 BB: 0 P: 5	R: 0 E: 0 K: 0 S: 3	H: 1 LOB: 0 BB: 0 P: 3	1B: 6 2B: 2 3B: 0 HR: 0	SF: 0 SAC: 0 DP: 2 HBP: 0	WP: 0 PA: 35 PB: 0 SB: 0 CS: 0
<b>PITCHER</b>	IP WLS BF H R ER SO BB IBB HBP BLK WP HR S P ERA WHIP	IP WLS BF H R ER SO BB IBB HBP BLK WP HR S P ERA WHIP																			
Pat Zachry, R (1, 1) ERA: 2.83	5.2 W 24 5 3 2 4 2 0 0 0 0 0 30 38 3.18 1.235	Rawly Eastwick, R (6, 1) ERA: 2.42	3.1 S 11 2 0 0 1 0 0 0 0 0 0 13 13 0.00 0.600																		

San Diego Padres @ Cincinnati Reds  
Riverfront Stadium, Cincinnati, OH  
Thu Jul 29 1976, 7:05 PM EDT  
Att: 30,073 - Unknown

AB	33
R	3
H	7
RBI	3
BB	2
SO	5
LOB	12



Batter	1	2	3	4	5	6	7	8	9	AB	R	H	RBI	BB	SO	LOB	BOTTOM						
Pete Rose, S (1, 5) OBP: 0.425, SLG: 0.468	0-0 G3	0-0 L5	4-0 1B BB		0-0 1-4-3		0-0 1B			4	0	1	0	1	0	1							
Ken Griffey, L (1, 9) OBP: 0.406, SLG: 0.452	0-0 BB HR 1B	0-0 G3	0-0 G3			0-0 2B 2B	0-0 G3			5	2	2	0	0	0	4							
Joe Morgan, L (1, 4) OBP: 0.444, SLG: 0.593	4-0 1B HR BB		4-0 F9 1B WP BB		0-0 F7	0-0 4-3 1B 2B		0-0 HR		3	4	2	2	2	0	0							
George Foster, R (1, 7) OBP: 0.381, SLG: 0.565	0-0 HR		0-0 BB WP 1B		0-0 F2	0-0 6-3		0-0 5-3		5	2	2	3	0	0	1							
Johnny Bench, R (1, 2) OBP: 0.351, SLG: 0.395	0-0 BB 1B		0-0 F9		0-0 2B	0-0 4-3		0-3 K		5	0	2	0	0	1	3							
Tony Perez, R (1, 3) OBP: 0.323, SLG: 0.429	0-3 K		4-0 BB WP BB		0-0 F9	0-0 FC6-4 1B		0-0 5-3		4	1	1	1	1	1	2							
Cesar Geronimo, L (1, 8) OBP: 0.392, SLG: 0.449	4-0 FC6-4 BB		0-0 F7		0-0 E6 1B	0-0 FC6-4		0-0 5-3		3	0	1	0	1	0	3							
Dave Concepcion, R (1, 6) OBP: 0.333, SLG: 0.396	0-0 FC6-4		4-0 WP BB BB		0-3 K		0-0 F8			3	0	0	0	1	1	3							
Pat Zachry, R (1, 1) OBP: 0.225, SLG: 0.162 Rawly Eastwick, R (6, 1) ERA: 2.42		0-0 1-3	4-0 WP BB		0-0 6-3		0-0 5-3			2	0	0	1	1	0	1							
<b>Inning Stats</b>	R: 3 E: 0 K: 1 S: 8	H: 3 LOB: 2 BB: 2 P: 16	R: 0 E: 0 K: 0 S: 3	H: 0 LOB: 0 BB: 0 P: 3	R: 3 E: 0 K: 0 S: 4	H: 1 LOB: 3 BB: 5 P: 24	R: 0 E: 0 K: 0 S: 4	H: 1 LOB: 1 BB: 0 P: 4	R: 0 E: 0 K: 0 S: 6	H: 3 LOB: 1 BB: 0 P: 6	R: 0 E: 0 K: 0 S: 4	H: 1 LOB: 1 BB: 0 P: 4	R: 1 E: 0 K: 1 S: 6	H: 1 LOB: 0 BB: 0 P: 6	R: 0 E: 0 K: 0 S: 3	H: 0 LOB: 0 BB: 0 P: 3	1B: 6 2B: 3 3B: 0 HR: 2	SF: 0 SAC: 0 DP: 0 HBP: 0	WP: 2 PA: 42 PB: 0 SB: 0 CS: 0				
<b>PITCHER</b>	IP WLS BF H R ER SO BB IBB HBP BLK WP HR S P ERA WHIP	IP WLS BF H R ER SO BB IBB HBP BLK WP HR S P ERA WHIP																					
Dave Freisleben, R (1, 1) ERA: 3.5	2.2 L 18 4 6 6 1 6 0 0 0 0 1 0 5 9 0.00 1.500	Jerry Johnson, R (3, 1) ERA: 4.62	1.1 6 1 0 0 0 1 0 0 0 0 1 0 5 9 0.00 1.500	Dave Tomlin, L (5, 1) ERA: 4.4	2.0 10 4 2 2 1 0 0 0 0 0 0 0 12 12 9.00 2.000	Alan Foster, R (7, 1) ERA: 3.16	2.0 8 2 1 1 1 0 0 0 0 0 0 1 10 10 4.50 1.000																

San Diego Padres @ Cincinnati Reds  
Riverfront Stadium, Cincinnati, OH  
Thu Jul 29 1976, 7:05 PM EDT  
Att: 30,073 - Unknown

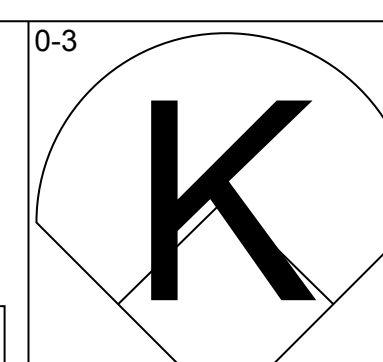
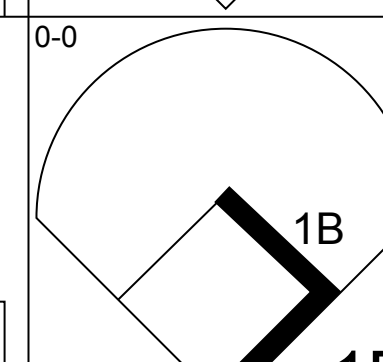
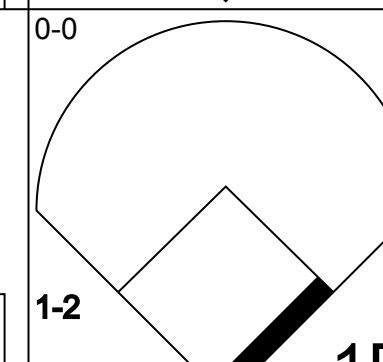
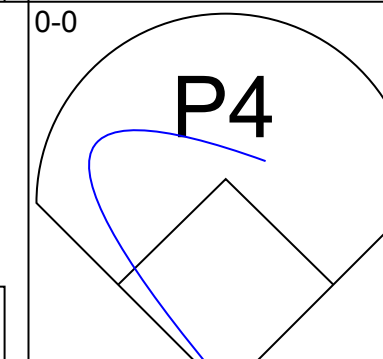
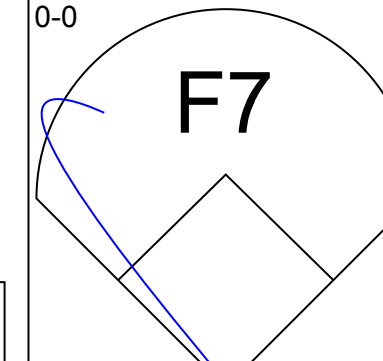
AB	35
R	9
H	11
RBI	7
BB	7
SO	3
LOB	18







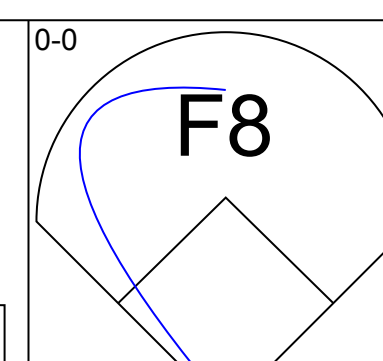
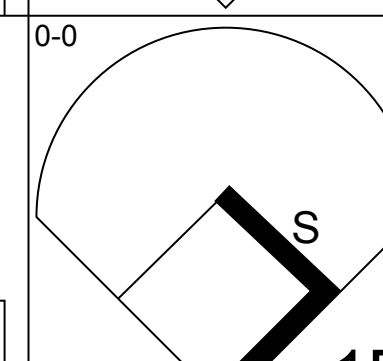
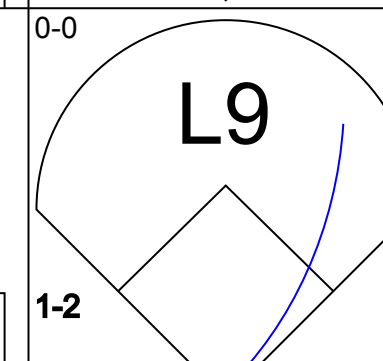
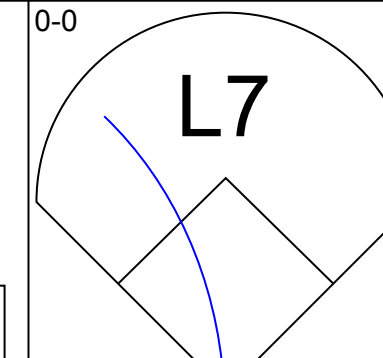




Batter	1	2	3	4	5	6	7	8	9	AB	R	H	RBI	BB	SO	LOB	TOP					
Jerry Turner, L OBP: 0.312, SLG: 0.342			4-3		F8		F8		2-3	5	0	0	0	0	1	2						
Tito Fuentes, S OBP: 0.301, SLG: 0.328			1B		6-3					4	1	3	0	0	0	0						
Willie Davis, L OBP: 0.298, SLG: 0.399			1B		HR					4	1	3	1	0	0	1						
Mike Ivie, R OBP: 0.323, SLG: 0.420			1B		F7					4	0	1	1	0	0	3						
Johnny Grubb, L OBP: 0.389, SLG: 0.390			4-3							4	0	0	0	0	1	5						
Ted Kubiak, S OBP: 0.358, SLG: 0.338		4-3			L4					4	0	1	0	0	1	0						
Fred Kendall, R OBP: 0.282, SLG: 0.274		F8			F9					3	0	0	0	0	0	0						
Enzo Hernandez, R OBP: 0.319, SLG: 0.321		6-3								4	0	1	0	0	0	2						
Rich Folkers, L OBP: 0.217, SLG: 0.231					F2					2	0	0	0	0	1	1						
Butch Metzger, R OBP: 0.355, SLG: 0.449					K2-3					0	0	0	0	0	0	0						
Bob Davis, R OBP: 0.355, SLG: 0.449										1	0	0	0	0	0	0						
Dave Winfield, R OBP: 0.323, SLG: 0.369										1	0	1	0	0	0	0						
Doug Rader, R										1	0	0	0	0	0	2						
<b>Inning Stats</b>	R: 0 E: 0 K: 1 S: 7	H: 2 LOB: 2 BB: 0 P: 7	R: 0 E: 0 K: 0 S: 3	H: 0 LOB: 0 BB: 0 P: 3	R: 1 E: 0 K: 0 S: 6	H: 3 LOB: 2 BB: 0 P: 6	R: 0 E: 0 K: 1 S: 6	H: 1 LOB: 1 BB: 0 P: 6	R: 1 E: 0 K: 0 S: 4	H: 1 LOB: 0 BB: 0 P: 4	R: 0 E: 0 K: 0 S: 5	H: 0 LOB: 0 BB: 0 P: 5	R: 0 E: 0 K: 0 S: 3	H: 0 LOB: 0 BB: 0 P: 3	R: 0 E: 0 K: 1 S: 6	H: 1 LOB: 1 BB: 0 P: 6	R: 0 E: 0 K: 0 S: 5	H: 2 LOB: 2 BB: 0 P: 5	1B: 8 2B: 1 3B: 0 HR: 1	SF: 0 SAC: 0 DP: 0 HBP: 0	WP: 0 PB: 0 SB: 0 CS: 0	PA: 37
<b>PITCHER</b> Gary Nolan, R ERA: 3.28	IP: 9.0 WLS: W BF: 37 H: 10 R: 2 ER: 2 SO: 4 BB: 0 IBB: 0 HBP: 0 BLK: 0 WP: 0 HR: 1 S: 45 P: 45 ERA: 2.00 WHIP: 1.111															<b>PITCHER</b>	IP: 9.0 WLS: W BF: 37 H: 10 R: 2 ER: 2 SO: 4 BB: 0 IBB: 0 HBP: 0 BLK: 0 WP: 0 HR: 1 S: 45 P: 45 ERA: 2.00 WHIP: 1.111					

San Diego Padres @ Cincinnati Reds  
Riverfront Stadium, Cincinnati, OH  
Fri Jul 30 1976, 7:05 PM EDT  
Att: 47,121 - Unknown

AB 37  
R 2  
H 10  
RBI 2  
BB 0  
SO 4  
LOB 16



Batter	1	2	3	4	5	6	7	8	9	AB	R	H	RBI	BB	SO	LOB	BOTTOM			
Pete Rose, S OBP: 0.426, SLG: 0.472			HR		4-3					4	1	1	0	0	1	0				
Dave Concepcion, R OBP: 0.333, SLG: 0.395			L6		P4					4	0	1	0	0	0	1				
Joe Morgan, L OBP: 0.446, SLG: 0.592			F7							3	1	0	0	0	0	2				
George Foster, R OBP: 0.387, SLG: 0.573			HR							4	1	2	2	0	0	1				
Johnny Bench, R OBP: 0.349, SLG: 0.406			F3							3	1	1	2	0	0	1				
Tony Perez, R OBP: 0.323, SLG: 0.428					P6					3	0	1	0	0	0	0				
Bob Bailey, R OBP: 0.352, SLG: 0.552										3	0	0	0	0	1	1				
Ken Griffey, L OBP: 0.409, SLG: 0.454					K					0	0	0	0	0	0	0				
Cesar Geronimo, L OBP: 0.394, SLG: 0.449					G3					2	0	0	0	1	1	0				
Gary Nolan, R OBP: 0.121, SLG: 0.089					G3					3	0	0	0	0	0	1				
<b>Inning Stats</b>	R: 0 E: 0 K: 0 S: 4	H: 1 LOB: 1 BB: 0 P: 4	R: 1 E: 0 K: 0 S: 4	H: 1 LOB: 1 BB: 1 P: 8	R: 2 E: 0 K: 0 S: 5	H: 2 LOB: 0 BB: 0 P: 5	R: 0 E: 0 K: 1 S: 5	H: 0 LOB: 0 BB: 0 P: 5	R: 0 E: 0 K: 0 S: 3	H: 0 LOB: 0 BB: 0 P: 3	R: 1 E: 0 K: 0 S: 4	H: 2 LOB: 1 BB: 0 P: 5	R: 0 E: 0 K: 2 S: 7	H: 0 LOB: 0 BB: 0 P: 7	R: 0 E: 0 K: 0 S: 3	H: 0 LOB: 0 BB: 0 P: 3	1B: 4 2B: 0 3B: 0 HR: 2	SF: 0 SAC: 0 DP: 0 HBP: 1	WP: 0 PB: 0 SB: 0 CS: 0	PA: 31
<b>PITCHER</b> Rich Folkers, L ERA: 4.66	IP: 5.0 WLS: L BF: 22 H: 5 R: 4 ER: 4 SO: 1 BB: 1 IBB: 0 HBP: 1 BLK: 0 WP: 0 HR: 2 S: 22 P: 27 ERA: 7.20 WHIP: 1.200															<b>PITCHER</b> Butch Metzger, R ERA: 1.89	IP: 3.0 WLS: 9 BF: 1 H: 0 R: 0 ER: 0 SO: 2 BB: 0 IBB: 0 HBP: 0 BLK: 0 WP: 0 HR: 0 S: 13 P: 13 ERA: 0.00 WHIP: 0.333			

San Diego Padres @ Cincinnati Reds  
Riverfront Stadium, Cincinnati, OH  
Fri Jul 30 1976, 7:05 PM EDT  
Att: 47,121 - Unknown

AB 29  
R 4  
H 6  
RBI 4  
BB 1  
SO 3  
LOB 7





Batter	1	2	3	4	5	6	7	8	9	AB	R	H	RBI	BB	SO	LOB	TOP			
Enzo Hernandez, R OBP: 0.314, SLG: 0.315	L7		3-1			6-3			L6	4	0	0	0	0	0	0				
Tito Fuentes, S OBP: 0.300, SLG: 0.330	L7					L7			5-3	4	1	1	0	0	0	0				
Willie Davis, L OBP: 0.295, SLG: 0.395	F8					F8			F7	4	0	0	0	0	1	1				
Dave Winfield, R OBP: 0.353, SLG: 0.445										3	0	0	0	0	2	1				
Mike Ivie, R OBP: 0.323, SLG: 0.419	6-3									3	0	1	1	0	1	0				
Doug Radler, R OBP: 0.323, SLG: 0.369										3	0	1	0	0	1	1				
Jerry Turner, L OBP: 0.312, SLG: 0.342										3	0	1	0	0	1	1				
Fred Kendall, R OBP: 0.280, SLG: 0.271										3	0	0	0	0	0	1				
Brent Strom, R OBP: 0.167, SLG: 0.125										2	0	0	0	0	2	0				
Alan Foster, R OBP: 0.199, SLG: 0.056										0	0	0	0	0	0	0				
Mery Rettenmund, R OBP: 0.345, SLG: 0.296										1	0	0	0	0	0	0				
Jerry Johnson, R OBP: 0.345, SLG: 0.296										0	0	0	0	0	0	0				
<b>Inning Stats</b>	R: 0 E: 0 K: 0 S: 3	H: 0 LOB: 0 BB: 0 P: 3	R: 0 E: 0 K: 2 S: 8	H: 1 LOB: 1 BB: 0 P: 8	R: 0 E: 0 K: 1 S: 5	H: 0 LOB: 0 BB: 0 P: 5	R: 1 E: 0 K: 2 S: 9	H: 2 LOB: 1 BB: 0 P: 9	R: 0 E: 0 K: 1 S: 5	H: 0 LOB: 0 BB: 0 P: 5	R: 0 E: 0 K: 2 S: 7	H: 0 LOB: 0 BB: 0 P: 7	R: 0 E: 0 K: 0 S: 3	H: 1 LOB: 0 BB: 0 P: 3	R: 0 E: 0 K: 0 S: 3	H: 0 LOB: 0 BB: 0 P: 3	1B: 3 2B: 1 3B: 0 HR: 0	SF: 0 SAC: 0 DP: 1 HBP: 0	WP: 0 PB: 0 SB: 0 CS: 0	PA: 30
<b>PITCHER</b> Fred Norman, L ERA: 2.27	IP: 9.0 WLS: W BF: 30 H: 4 R: 1 ER: 1 SO: 8 BB: 0 IBB: 0 HBP: 0 BLK: 0 WP: 0 HR: 0 S: 46 P: 46 ERA: 1.00 WHIP: 0.444																			

**San Diego Padres @ Cincinnati Reds**  
Riverfront Stadium, Cincinnati, OH  
Sat Jul 31 1976, 7:05 PM EDT  
Att: 46,948 - Unknown

AB	30
R	1
H	4
RBI	1
BB	0
SO	8
LOB	5



Batter	1	2	3	4	5	6	7	8	9	AB	R	H	RBI	BB	SO	LOB	BOTTOM			
Pete Rose, S OBP: 0.425, SLG: 0.472	F9	5-3				F9				5	2	1	1	1	0	2				
Ed Ambrister, R OBP: 0.415, SLG: 0.610										6	3	4	3	0	1	2				
Dave Concepcion, R OBP: 0.339, SLG: 0.403	5-3									5	1	4	2	0	0	0				
George Foster, R OBP: 0.387, SLG: 0.574										5	2	2	0	0	0	3				
Johnny Bench, R OBP: 0.352, SLG: 0.408										4	1	2	2	1	0	2				
Tony Perez, R OBP: 0.330, SLG: 0.438										4	1	3	1	1	0	2				
Doug Flynn, R OBP: 0.311, SLG: 0.331	F5-3									5	0	2	0	0	0	5				
Cesar Geronimo, L OBP: 0.394, SLG: 0.446										4	2	1	2	1	1	3				
Fred Norman, S OBP: 0.152, SLG: 0.156	1-3									5	0	0	0	0	1	6				
<b>Inning Stats</b>	R: 1 E: 0 K: 0 S: 5	H: 2 LOB: 3 BB: 2 P: 13	R: 0 E: 0 K: 1 S: 5	H: 0 LOB: 0 BB: 0 P: 5	R: 3 E: 1 K: 0 S: 8	H: 4 LOB: 2 BB: 0 P: 8	R: 0 E: 0 K: 0 S: 3	H: 1 LOB: 0 BB: 0 P: 3	R: 0 E: 0 K: 0 S: 4	H: 1 LOB: 1 BB: 0 P: 4	R: 3 E: 0 K: 1 S: 10	H: 5 LOB: 2 BB: 0 P: 10	R: 2 E: 0 K: 0 S: 5	H: 3 LOB: 2 BB: 1 P: 9	R: 3 E: 1 K: 1 S: 9	H: 3 LOB: 2 BB: 1 P: 13	1B: 13 2B: 3 3B: 1 HR: 2	SF: 0 SAC: 0 DP: 0 HBP: 0	WP: 0 PB: 0 SB: 1 CS: 1	PA: 48
<b>PITCHER</b> Brent Strom, L ERA: 3.29	IP: 5.1 WLS: L BF: 29 H: 11 R: 7 ER: 5 SO: 2 BB: 2 IBB: 0 HBP: 0 BLK: 0 WP: 0 HR: 2 S: 31 P: 39 ERA: 8.44 WHIP: 2.438																			
Alan Foster, R ERA: 3.31	IP: 1.2 WLS: L BF: 10 H: 5 R: 2 ER: 2 SO: 0 BB: 1 IBB: 0 HBP: 0 BLK: 0 WP: 0 HR: 0 S: 9 P: 13 ERA: 10.80 WHIP: 3.600																			
Jerry Johnson, R ERA: 7.94	IP: 1.0 WLS: L BF: 8 H: 3 R: 3 ER: 1 SO: 1 BB: 1 IBB: 0 HBP: 0 BLK: 0 WP: 0 HR: 0 S: 9 P: 13 ERA: 9.00 WHIP: 4.000																			

**San Diego Padres @ Cincinnati Reds**  
Riverfront Stadium, Cincinnati, OH  
Sat Jul 31 1976, 7:05 PM EDT  
Att: 46,948 - Unknown

AB	43
R	12
H	19
RBI	11
BB	4
SO	3
LOB	25





Batter	1	2	3	4	5	6	7	8	9	AB	R	H	RBI	BB	SO	LOB	TOP						
<b>Johnny Grubb, L</b> OBP: 0.390, SLG: 0.385 (1, 9)										3	1	0	0	2	0	2							
<b>Enzo Hernandez, R</b> OBP: 0.312, SLG: 0.313 (1, 6)										2	0	0	0	0	0	2							
<b>Willie McCovey, L</b> OBP: 0.282, SLG: 0.346 (7, PH)										1	0	0	0	0	1	1							
<b>Butch Metzger, R</b> (7, 1)										0	0	0	0	0	0	0							
<b>Jerry Turner, L</b> OBP: 0.316, SLG: 0.353 (1, 7)										4	1	2	1	0	0	1							
<b>Willie Davis, L</b> OBP: 0.294, SLG: 0.399 (1, 8)										4	0	1	1	0	0	2							
<b>Mike Ivie, R</b> OBP: 0.318, SLG: 0.411 (1, 3)										4	0	0	0	0	1	2							
<b>Ted Kubiak, S</b> OBP: 0.355, SLG: 0.331 (1, 4)										3	0	0	0	1	1	1							
<b>Doug Rader, R</b> OBP: 0.323, SLG: 0.367 (1, 5)										4	1	1	0	0	2	2							
<b>Fred Kendall, R</b> OBP: 0.286, SLG: 0.292 (1, 2)										4	1	3	2	0	0	0							
<b>Randy Jones, R</b> OBP: 0.105, SLG: 0.056 (1, 1)										2	0	0	0	0	0	1							
<b>Merv Rettenmund, R</b> OBP: 0.342, SLG: 0.293 (7, PH)										1	0	0	0	0	0	1							
<b>Hector Torres, R</b> OBP: 0.270, SLG: 0.315 (7, 6)										1	0	0	0	0	0	0							
<b>Inning Stats</b>	R: 2 E: 0 K: 1 S: 7	H: 2 LOB: 2 BB: 2 P: 15	R: 0 E: 0 K: 0 S: 4	H: 1 LOB: 1 BB: 0 P: 4	R: 0 E: 0 K: 2 S: 8	H: 1 LOB: 1 BB: 0 P: 8	R: 0 E: 0 K: 1 S: 5	H: 0 LOB: 0 BB: 0 P: 5	R: 0 E: 0 K: 0 S: 3	H: 0 LOB: 1 BB: 1 P: 7	R: 0 E: 0 K: 0 S: 3	H: 0 LOB: 0 BB: 0 P: 3	R: 0 E: 0 K: 1 S: 6	H: 1 LOB: 1 BB: 0 P: 6	R: 0 E: 0 K: 0 S: 3	H: 0 LOB: 0 BB: 0 P: 3	R: 2 E: 0 K: 0 S: 5	H: 2 LOB: 0 BB: 0 P: 5	1B: 3 2B: 2 3B: 1 HR: 1	SF: 0 SAC: 1 DP: 0 HBP: 0	WP: 0 PB: 0 SB: 1 CS: 0	PA: 37	
<b>PITCHER</b>	IP	WLS	BF	H	R	ER	SO	BB	IBB	HBP	BLK	WP	HR	S	P	ERA	WHIP					ERA	WHIP
<b>Santo Alcala, R</b> ERA: 4.4 (1, 1)	8.1	W	35	7	4	4	5	3	0	0	0	0	1	42	54	4.32	1.200						
<b>Rawly Eastwick, R</b> ERA: 2.4 (9, 1)	0.2	S	2	0	0	0	0	0	0	0	0	0	0	2	2	0.00	0.000						

**San Diego Padres @ Cincinnati Reds**  
Riverfront Stadium, Cincinnati, OH  
Sun Aug 01 1976, 3:33 AM EDT  
Att: 47,456 - Unknown

livebaseballscores.com

AB 33  
R 4  
H 7  
RBI 4  
BB 3  
SO 5  
LOB 15

Batter	1	2	3	4	5	6	7	8	9	AB	R	H	RBI	BB	SO	LOB	BOTTOM						
<b>Pete Rose, S</b> OBP: 0.422, SLG: 0.467 (1, 5)										4	0	0	0	0	0	2							
<b>Ed Ambrister, R</b> OBP: 0.386, SLG: 0.568 (1, 9)										3	0	0	0	0	0	1							
<b>Ken Griffey, L</b> OBP: 0.408, SLG: 0.453 (8, 9)										1	0	0	0	0	0	1							
<b>Dave Concepcion, R</b> OBP: 0.336, SLG: 0.398 (1, 6)										4	0	0	0	0	0	1							
<b>George Foster, R</b> OBP: 0.388, SLG: 0.581 (1, 7)										4	2	2	1	0	1	0							
<b>Johnny Bench, R</b> OBP: 0.357, SLG: 0.412 (1, 2)										2	2	1	1	2	1	0							
<b>Tony Perez, R</b> OBP: 0.332, SLG: 0.441 (1, 3)										4	1	2	1	0	1	1							
<b>Doug Flynn, R</b> OBP: 0.310, SLG: 0.329 (1, 4)										4	0	1	2	0	1	2							
<b>Cesar Geronimo, L</b> OBP: 0.394, SLG: 0.445 (1, 8)										3	0	1	0	0	0	2							
<b>Santo Alcala, R</b> OBP: 0.176, SLG: 0.182 (1, 1)										3	0	1	0	0	2	2							
<b>Rawly Eastwick, R</b> (9, 1)										0	0	0	0	0	0	0							
<b>Inning Stats</b>	R: 0 E: 0 K: 0 S: 3	H: 0 LOB: 0 BB: 0 P: 3	R: 2 E: 0 K: 1 S: 8	H: 3 LOB: 1 BB: 0 P: 8	R: 0 E: 0 K: 0 S: 3	H: 0 LOB: 0 BB: 0 P: 3	R: 1 E: 0 K: 1 S: 6	H: 1 LOB: 0 BB: 0 P: 6	R: 0 E: 0 K: 1 S: 6	H: 1 LOB: 1 BB: 1 P: 6	R: 2 E: 0 K: 0 S: 5	H: 2 LOB: 1 BB: 1 P: 9	R: 0 E: 0 K: 0 S: 4	H: 1 LOB: 1 BB: 0 P: 4	R: 0 E: 0 K: 3 S: 9	H: 0 LOB: 1 BB: 1 P: 13	R: 2 E: 0 K: 0 S: 5	H: 2 LOB: 0 BB: 0 P: 5	1B: 5 2B: 2 3B: 0 HR: 1	SF: 0 SAC: 0 DP: 0 HBP: 0	WP: 0 PB: 0 SB: 1 CS: 0	PA: 34	
<b>PITCHER</b>	IP	WLS	BF	H	R	ER	SO	BB	IBB	HBP	BLK	WP	HR	S	P	ERA	WHIP					ERA	WHIP
<b>Randy Jones, L</b> ERA: 2.68 (1, 1)	6.0	L	26	7	3	5	3	1	0	0	0	0	1	31	35	7.50	1.333						
<b>Butch Metzger, R</b> ERA: 1.85 (7, 1)	2.0		8	1	0	0	3	1	0	0	0	0	0	13	17	0.00	1.000						

**San Diego Padres @ Cincinnati Reds**  
Riverfront Stadium, Cincinnati, OH  
Sun Aug 01 1976, 3:33 AM EDT  
Att: 47,456 - Unknown

livebaseballscores.com

AB 32  
R 5  
H 8  
RBI 5  
BB 2  
SO 6  
LOB 12











Batter	1	2	3	4	5	6	7	8	9	AB	R	H	RBI	BB	SO	LOB	TOP			
Johnny Grubb, L OBP: 0.395, SLG: 0.421 (1, 9)	F8		G3		FC5-4		4-3			4	0	0	0	0	0	2				
Enzo Hernandez, R OBP: 0.314, SLG: 0.331 (1, 6)	F9		1B E		G4-6-3			F4		4	1	1	0	0	0	1				
Dave Winfield, R OBP: 0.357, SLG: 0.447 (1, 8)	WP 2B		E 1B			F9		F4		4	1	2	0	0	0	0				
Jerry Turner, L OBP: 0.319, SLG: 0.368 (1, 7)	6-3		E4 1B			HR		FC5-4 1B		4	1	2	1	0	0	2				
Mike Ivie, R OBP: 0.313, SLG: 0.401 (1, 3)		F8				F3		FC5-4 1B		4	0	1	1	0	0	1				
Tito Fuentes, S OBP: 0.304, SLG: 0.332 (1, 4)		G3			G6-4-3 1B		F8		6-3	4	0	1	0	0	0	0				
Doug Rader, R OBP: 0.327, SLG: 0.365 (1, 5)					F4			4-3 1B		4	0	2	0	0	1	1				
Fred Kendall, R OBP: 0.279, SLG: 0.282 (1, 2)		F3			G6-4-3		F8		5-3	4	0	0	0	0	0	3				
Rich Folkers, L Dave Tomlin, L Merv Rettenmund, R Jerry Johnson, R Ted Kubiak, S Alan Foster, R			F7			FC5-4 BB		4-3		1	0	0	0	0	0	0				
<b>Inning Stats</b>	R: 0 E: 0 K: 0 S: 4	H: 1 LOB: 1 BB: 0 P: 4	R: 0 E: 0 K: 0 S: 4	H: 1 LOB: 1 BB: 0 P: 4	R: 2 E: 1 K: 0 S: 6	H: 3 LOB: 2 BB: 0 P: 6	R: 0 E: 0 K: 0 S: 3	H: 1 LOB: 0 BB: 0 P: 3	R: 0 E: 0 K: 0 S: 2	H: 0 LOB: 0 BB: 1 P: 6	R: 1 E: 0 K: 0 S: 4	H: 1 LOB: 0 BB: 0 P: 4	R: 0 E: 0 K: 0 S: 4	H: 1 LOB: 1 BB: 0 P: 4	R: 0 E: 0 K: 1 S: 5	H: 0 LOB: 0 BB: 0 P: 5	1B: 7 2B: 1 3B: 0 HR: 1	SF: 0 SAC: 0 DP: 2 HBP: 0	WP: 1 PB: 0 SB: 0 CS: 0	PA: 35
<b>PITCHER</b> Andy Messersmith, R ERA: 2.71 (1, 1)	IP: 9.0 WLS: W BF: 35 H: 9 R: 3 ER: 1 SO: 1 BB: 1 IBB: 0 HBP: 0 BLK: 0 WP: 1 HR: 1 S: 36 P: 40 ERA: 1.00 WHIP: 1.111																			

San Diego Padres @ Atlanta Braves  
Atlanta-Fulton County Stadium, Atlanta, GA  
Tue Aug 03 1976, 7:05 PM EDT  
Att: 3,819 - Unknown


AB 34  
R 3  
H 9  
RBI 2  
BB 1  
SO 1  
LOB 11



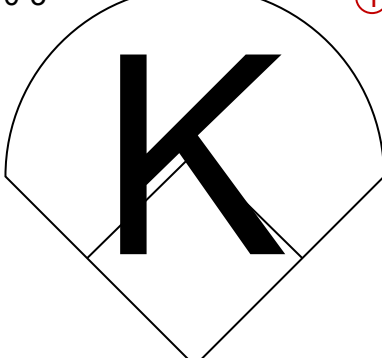
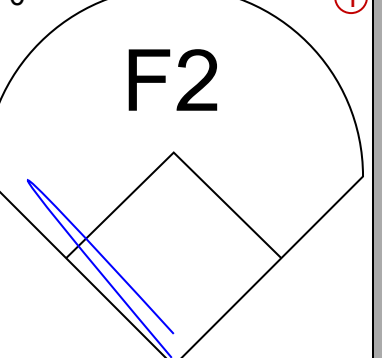
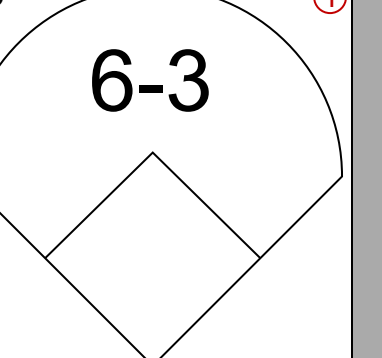
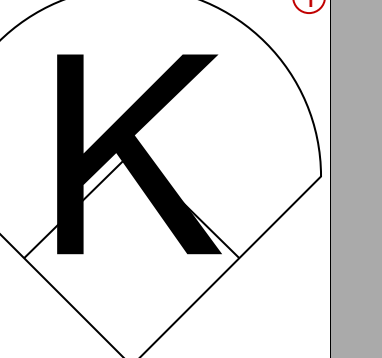
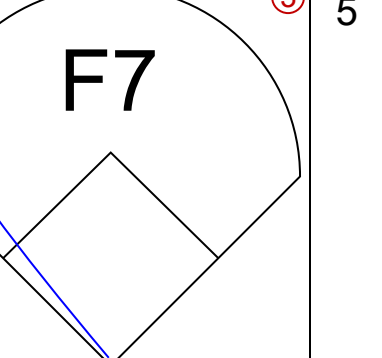
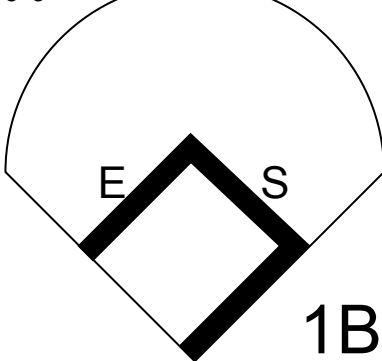
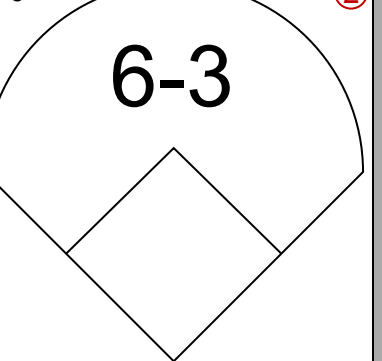
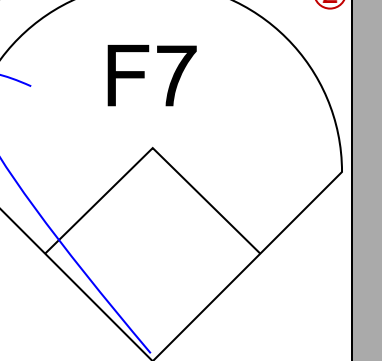
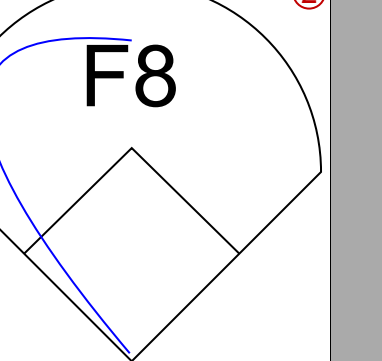
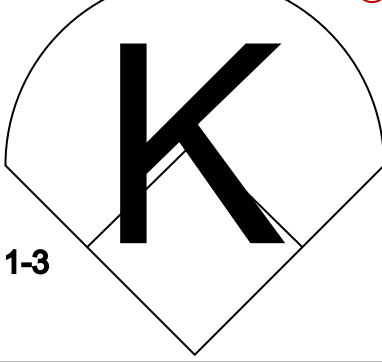
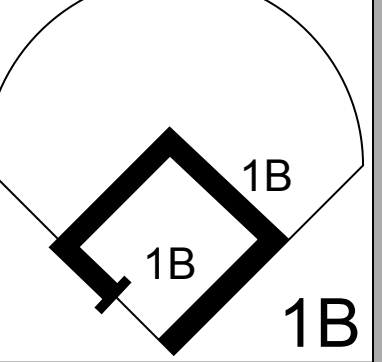
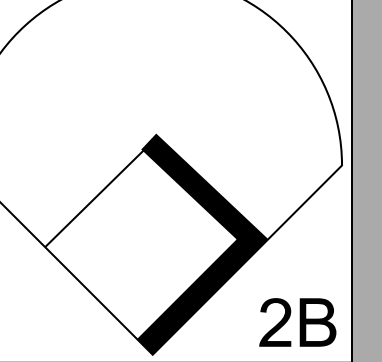

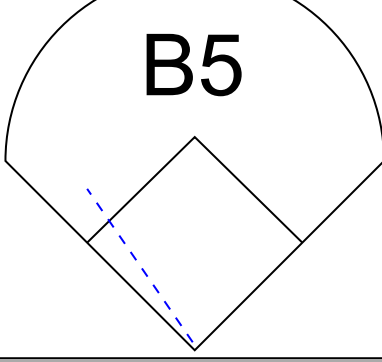
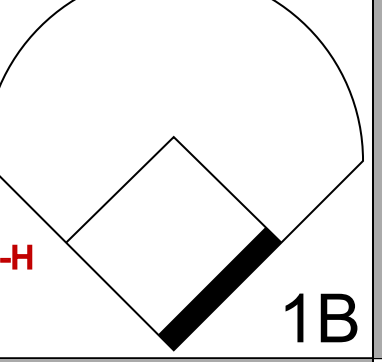
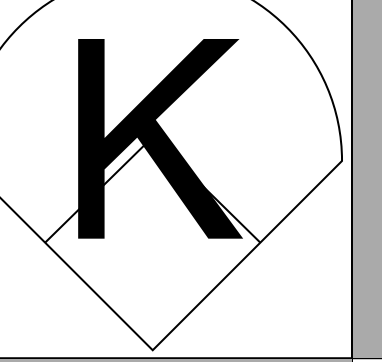
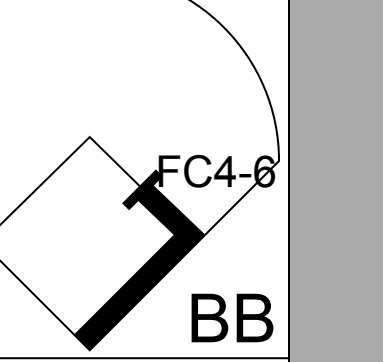
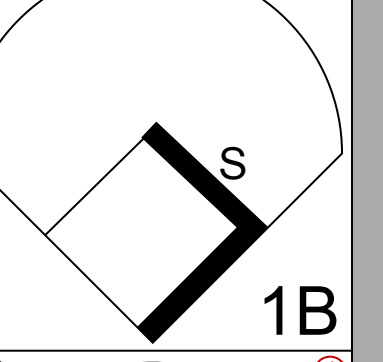
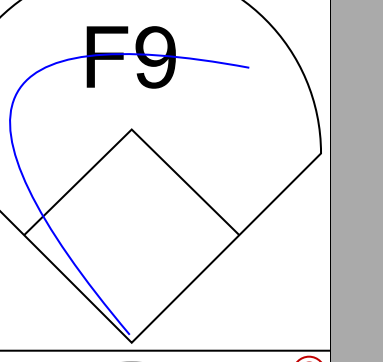
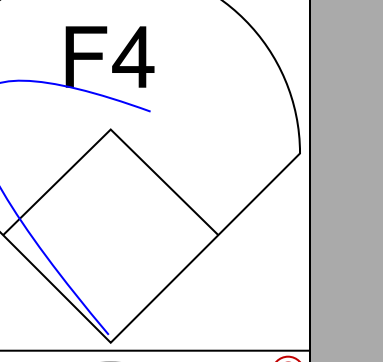
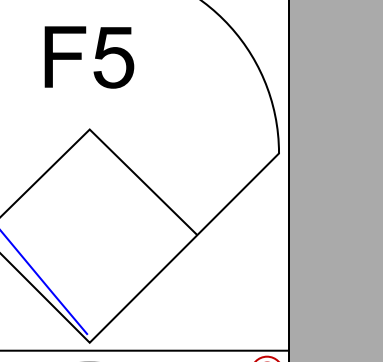
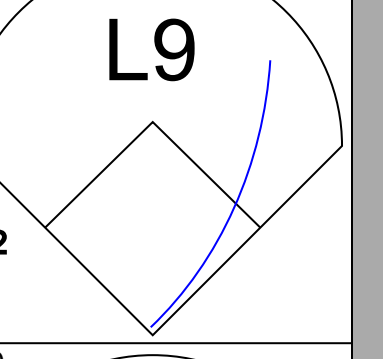
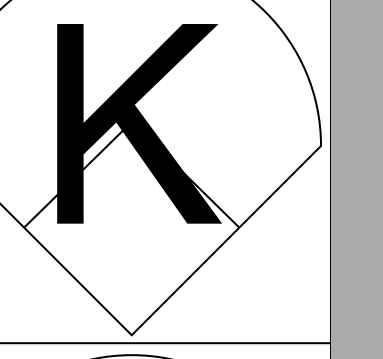
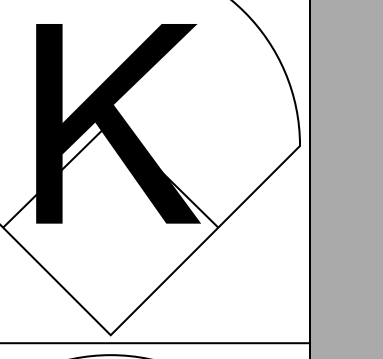
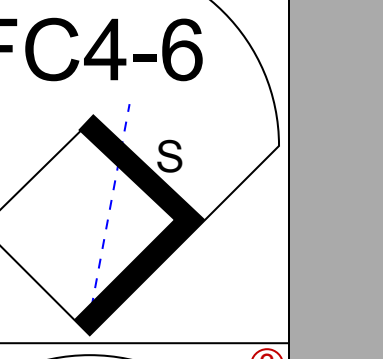
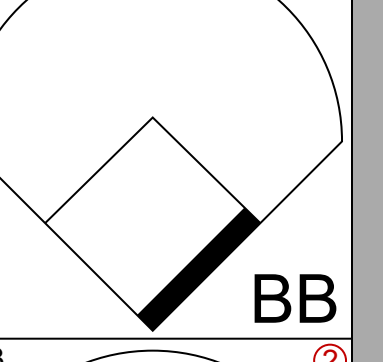
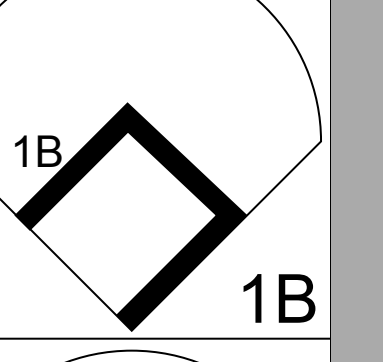
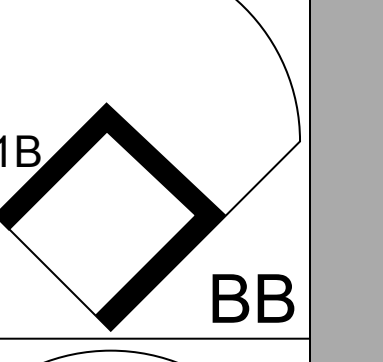
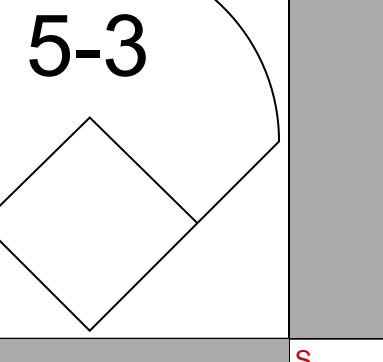
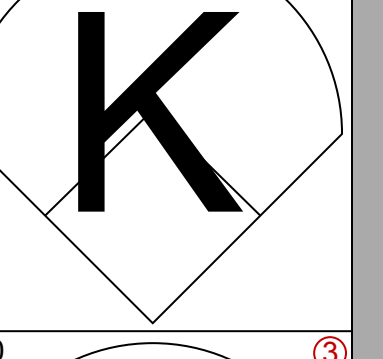
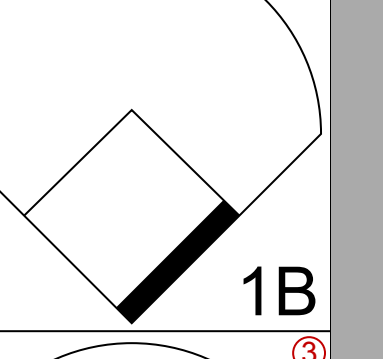
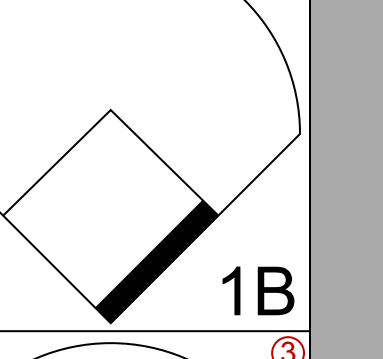
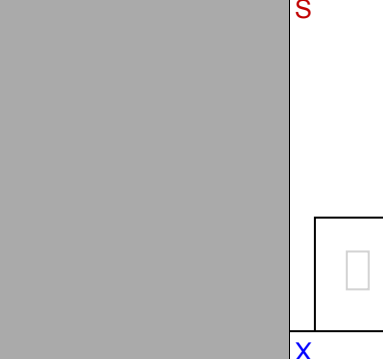
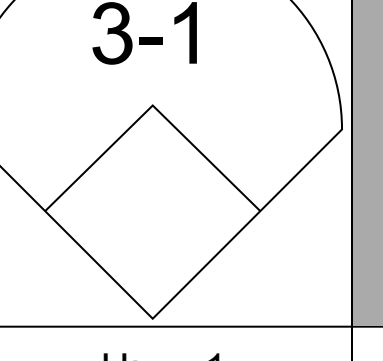
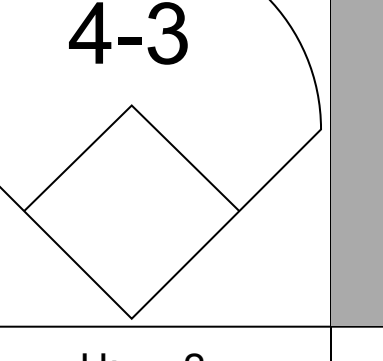
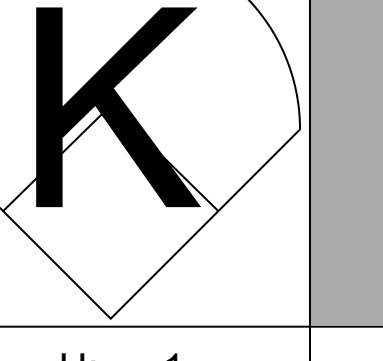

Batter	1	2	3	4	5	6	7	8	9	AB	R	H	RBI	BB	SO	LOB	BOTTOM	
Darrel Chaney, S OBP: 0.357, SLG: 0.368 (1, 6)	F9		HR		L4		BB 1B			4	1	2	0	0	0	0		
Rod Gilbreath, R OBP: 0.333, SLG: 0.381 (1, 4)	HR 1B		HR 1B		4-3		F6			4	2	2	0	0	0	1		
Jimmy Wynn, R OBP: 0.384, SLG: 0.384 (1, 8)	6-4-3 1-2		F7		6-3		F7			4	0	0	0	0	0	4		
Cito Gaston, R OBP: 0.458, SLG: 0.628 (1, 3)	HR		HR		FC4 1B		BB BB			3	2	3	5	1	0	0		
Ken Henderson, S OBP: 0.367, SLG: 0.407 (1, 9)	K		E 1B BB		K		BB BB			2	1	0	0	2	2	1		
Vic Correll, R OBP: 0.343, SLG: 0.333 (1, 2)		G4-6-3 BB	E5 1B		FC4		F3			3	1	0	0	1	0	5		
Dave May, L OBP: 0.299, SLG: 0.284 (1, 7)		G4-6-3 1-2	FC6-4 1B			G1		6-3		4	0	1	2	0	0	1		
Rob Belloir, R OBP: 0.286, SLG: 0.263 (1, 5)		5-3	FC6-4 1-2			F8		6-3		4	0	0	0	0	0	1		
Andy Messersmith, R OBP: 0.250, SLG: 0.217 (1, 1)			K		G3		F9		F9	4	0	0	0	0	1	0		
<b>Inning Stats</b>	R: 2 E: 0 K: 1 S: 7	H: 2 LOB: 0 BB: 0 P: 7	R: 0 E: 0 K: 0 S: 2	H: 0 LOB: 1 BB: 1 P: 6	R: 5 E: 1 K: 1 S: 10	H: 4 LOB: 1 BB: 1 P: 14	R: 0 E: 0 K: 0 S: 3	H: 0 LOB: 0 BB: 0 P: 3	R: 0 E: 0 K: 0 S: 3	H: 0 LOB: 0 BB: 0 P: 3	R: 0 E: 0 K: 0 S: 4	H: 1 LOB: 3 BB: 2 P: 12	R: 0 E: 0 K: 0 S: 3	H: 0 LOB: 0 BB: 0 P: 3	1B: 5 2B: 1 3B: 0 HR: 2	SF: 0 SAC: 0 DP: 1 HBP: 0	WP: 0 PB: 0 SB: 0 CS: 0	PA: 36
<b>PITCHER</b> Rich Folkers, L ERA: 5.29 Dave Tomlin, L ERA: 3.53 Jerry Johnson, R ERA: 6.75 Alan Foster, R ERA: 3.23	IP: 2.2 WLS: L BF: 15 H: 5 R: 7 ER: 5 SO: 2 BB: 2 IBB: 0 HBP: 0 BLK: 0 WP: 0 HR: 2 S: 17 P: 25 ERA: 16.88 WHIP: 2.625																	

San Diego Padres @ Atlanta Braves  
Atlanta-Fulton County Stadium, Atlanta, GA  
Tue Aug 03 1976, 7:05 PM EDT  
Att: 3,819 - Unknown

AB 32  
R 7  
H 8  
RBI 7  
BB 4  
SO 3  
LOB 13

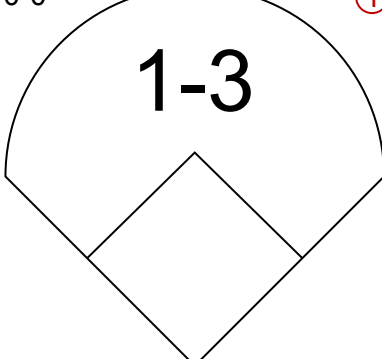
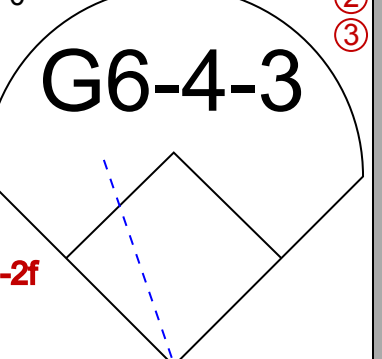
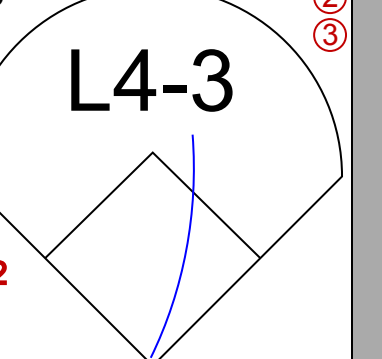

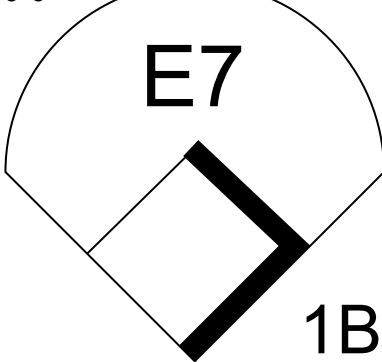
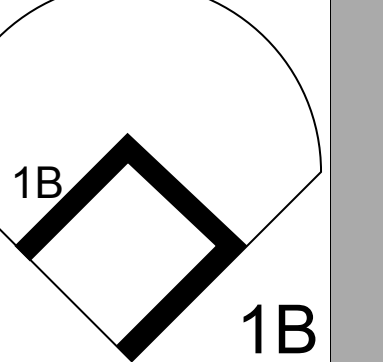
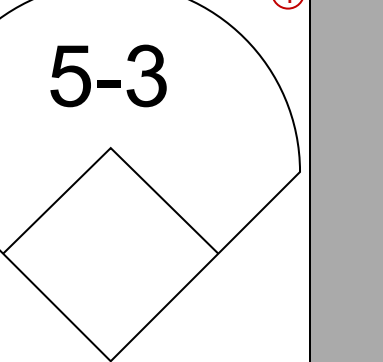

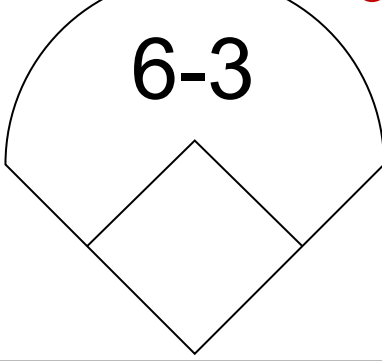
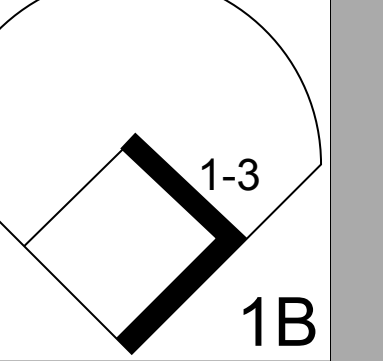
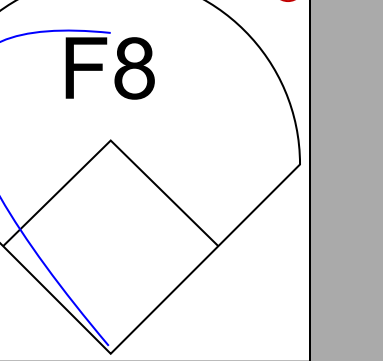

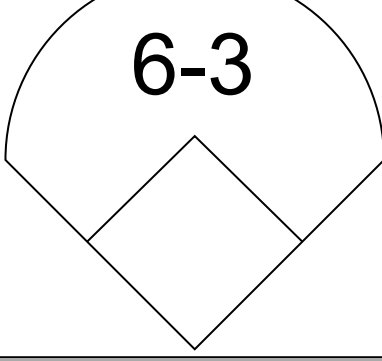
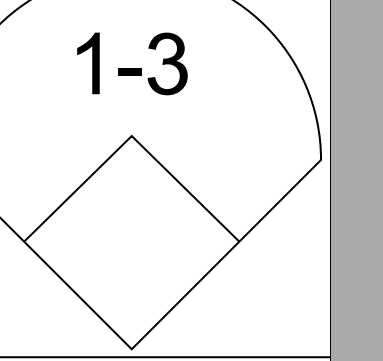
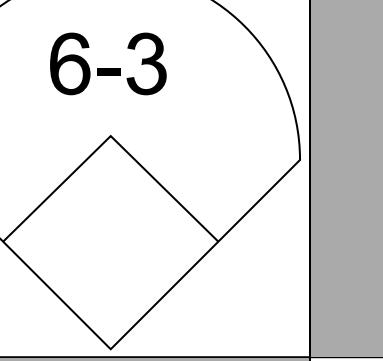

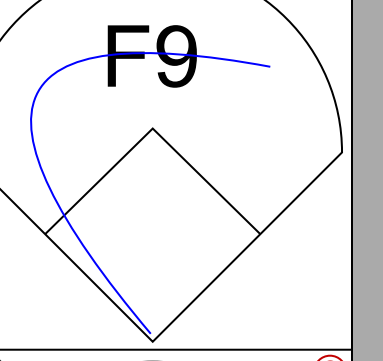
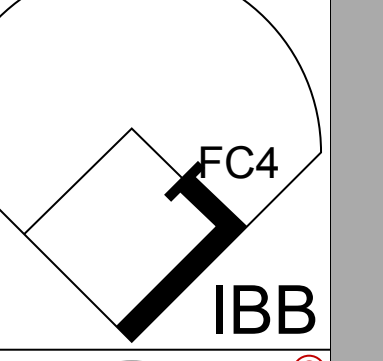

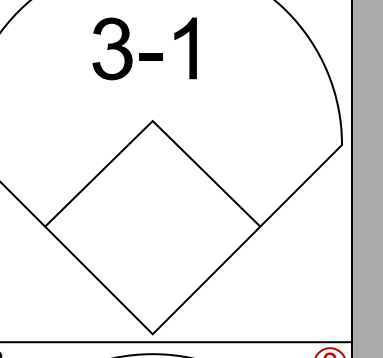
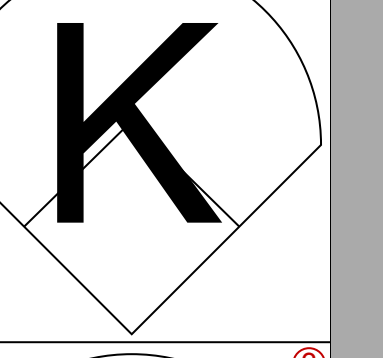
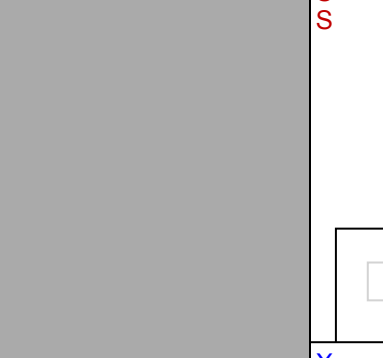


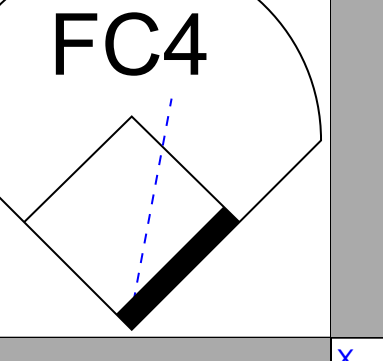


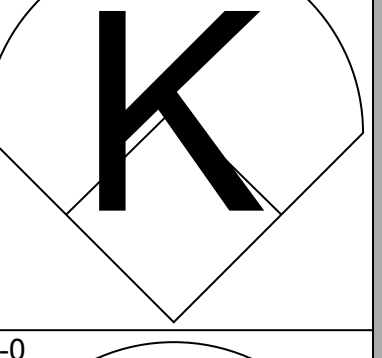
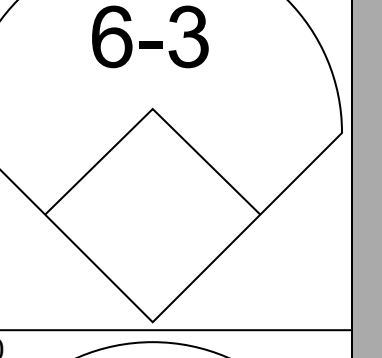

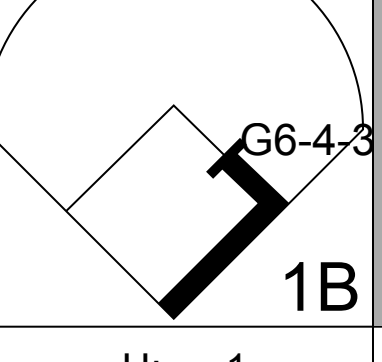
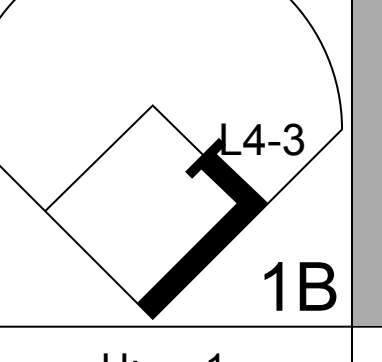






Batter	1	2	3	4	5	6	7	8	9	AB	R	H	RBI	BB	SO	LOB	TOP			
Johnny Grubb, L (1, 9) OBP: 0.388, SLG: 0.412										5	0	0	0	0	2	0	<b>San Diego Padres @ Atlanta Braves</b> Atlanta-Fulton County Stadium, Atlanta, GA Wed Aug 04 1976, 7:05 PM EDT Att: 2,715 - Unknown			
Enzo Hernandez, R (1, 6) OBP: 0.313, SLG: 0.330										4	0	1	0	0	0	0				
Dave Winfield, R (1, 8) OBP: 0.358, SLG: 0.450										4	0	2	0	0	2	1				
Jerry Turner, L (1, 7) OBP: 0.323, SLG: 0.367										3	0	1	0	1	1	2				
Mike Ivie, R (1, 3)										4	0	1	0	0	0	1				
Tito Fuentes, S (1, 4) OBP: 0.301, SLG: 0.329										4	0	0	0	0	2	2				
Doug Rader, R (1, 5) OBP: 0.332, SLG: 0.366										2	0	1	0	2	0	1				
Fred Kendall, R (1, 2) OBP: 0.282, SLG: 0.285										4	0	2	0	0	2	2				
Randy Jones, R (1, 1) OBP: 0.100, SLG: 0.053										4	0	0	0	0	1	6				
<b>Inning Stats</b>	R: 0 E: 0 K: 2 S: 8	H: 1 LOB: 1 BB: 0 P: 8	R: 0 E: 0 K: 1 S: 6	H: 1 LOB: 2 BB: 1 P: 10	R: 0 E: 0 K: 0 S: 4	H: 2 LOB: 2 BB: 0 P: 4	R: 0 E: 0 K: 1 S: 7	H: 2 LOB: 2 BB: 0 P: 7	R: 0 E: 0 K: 1 S: 6	H: 1 LOB: 1 BB: 0 P: 6	R: 0 E: 0 K: 2 S: 8	H: 0 LOB: 0 BB: 0 P: 7	R: 0 E: 0 K: 0 S: 3	H: 0 LOB: 1 BB: 1 P: 7	R: 0 E: 0 K: 1 S: 5	H: 0 LOB: 0 BB: 0 P: 5	1B: 7 2B: 1 3B: 0 HR: 0	SF: 0 SAC: 0 DP: 0 HBP: 0	WP: 0 PB: 0 SB: 3 CS: 0	PA: 37
<b>PITCHER</b> Dick Ruthven, R (1, 1) ERA: 3.23	IP: 9.0 WLS: W BF: 37 H: 8 R: 0 ER: 0 SO: 10 BB: 3 IBB: 0 HBP: 0 BLK: 0 WP: 0 HR: 0 S: 54 P: 66 ERA: 0.00 WHIP: 1.222																			

AB	34
R	0
H	8
RBI	0
BB	3
SO	10
LOB	15



Batter	1	2	3	4	5	6	7	8	9	AB	R	H	RBI	BB	SO	LOB	BOTTOM			
Jerry Royster, R (1, 5) OBP: 0.325, SLG: 0.324										4	0	0	0	0	0	2	<b>San Diego Padres @ Atlanta Braves</b> Atlanta-Fulton County Stadium, Atlanta, GA Wed Aug 04 1976, 7:05 PM EDT Att: 2,715 - Unknown			
Rod Gilbreath, R (1, 4) OBP: 0.341, SLG: 0.389										4	1	3	0	0	0	0				
Jimmy Wynn, R (1, 8) OBP: 0.385, SLG: 0.388										4	0	2	1	0	0	1				
Cito Gaston, R (1, 3) OBP: 0.431, SLG: 0.587										3	0	0	0	0	0	3				
Ken Henderson, S (1, 9)										2	0	0	0	1	0	0				
Darrel Chaney, S (1, 6) OBP: 0.354, SLG: 0.364										3	0	0	0	0	2	3				
Dave May, L (1, 7) OBP: 0.292, SLG: 0.277										3	0	0	0	0	1	3				
Vic Correll, R (1, 2) OBP: 0.333, SLG: 0.322										3	0	0	0	0	1	0				
Dick Ruthven, R (1, 1) OBP: 0.241, SLG: 0.185										3	0	2	0	0	0	0				
<b>Inning Stats</b>	R: 0 E: 1 K: 0 S: 4	H: 1 LOB: 0 BB: 0 P: 4	R: 0 E: 0 K: 1 S: 5	H: 0 LOB: 0 BB: 0 P: 5	R: 0 E: 0 K: 1 S: 5	H: 1 LOB: 0 BB: 0 P: 5	R: 0 E: 0 K: 1 S: 7	H: 2 LOB: 3 BB: 1 P: 11	R: 0 E: 0 K: 0 S: 3	H: 1 LOB: 0 BB: 0 P: 3	R: 0 E: 0 K: 1 S: 5	H: 0 LOB: 0 BB: 0 P: 5	R: 0 E: 0 K: 0 S: 3	H: 0 LOB: 0 BB: 0 P: 3	R: 1 E: 0 K: 0 S: 2	H: 2 LOB: 1 BB: 0 P: 2	1B: 6 2B: 2 3B: 0 HR: 0	SF: 0 SAC: 0 DP: 2 HBP: 0	WP: 0 PB: 0 SB: 0 CS: 0	PA: 30
<b>PITCHER</b> Randy Jones, L (1, 1) ERA: 2.62	IP: 8.0 WLS: L BF: 30 H: 7 R: 1 ER: 1 SO: 4 BB: 0 IBB: 1 HBP: 0 BLK: 0 WP: 0 HR: 0 S: 37 P: 41 ERA: 1.12 WHIP: 0.875																			





Batter	1	2	3	4	5	6	7	8	9	AB	R	H	RBI	BB	SO	LOB	TOP								
Greg Gross, L (1,9) Wilbur Howard, S (9,FR) OBP: 0.364, SLG: 0.346 OBP: 0.235, SLG: 0.288	F7		K				L7		1B BB	3	0	0	0	2	1	1									
Enos Cabell, R (1,5) OBP: 0.319, SLG: 0.339	4-3				FC6-4 1B		FC6-4		5-3	5	0	2	2	0	0	2									
Cesar Cedeno, R (1,8) OBP: 0.353, SLG: 0.468				FC4-6 FC3-6 1B			K		G3	4	0	0	0	1	1	3									
Bob Watson, R (1,3) OBP: 0.375, SLG: 0.450	FC6-4				FC3-6 1B				F5	4	0	2	0	0	0	1									
Jose Cruz, L (1,7) OBP: 0.395, SLG: 0.398					FC3-6		K			4	1	2	0	0	1	3									
Ed Herrmann, L (1,2) OBP: 0.286, SLG: 0.310	F7			F8			F7		K	4	0	0	0	0	1	5									
Rob Andrews, R (1,4) OBP: 0.330, SLG: 0.324							F3			2	0	0	0	2	0	1									
Roger Metzger, S (1,6) Ken Boswell, L (9,PH) OBP: 0.307, SLG: 0.291 OBP: 0.312, SLG: 0.326			F6		4-3				FC6-4 1B	3	0	1	0	0	0	1									
Bo McLaughlin, R (1,1) Jerry Davanon, R (7,PH) Joe Sambito, L (7,1) Leon Roberts, R (9,PH) OBP: 0.424, SLG: 0.560 OBP: 0.369, SLG: 0.491			K				F4			2	0	0	0	0	2	1									
<b>Inning Stats</b>	R: 0 E: 0 K: 0 S: 3	H: 0 LOB: 1 BB: 1 P: 7	R: 0 E: 0 K: 0 S: 3	H: 1 LOB: 0 BB: 0 P: 3	R: 0 E: 0 K: 2 S: 7	H: 0 LOB: 0 BB: 0 P: 7	R: 0 E: 0 K: 0 S: 5	H: 2 LOB: 2 BB: 0 P: 5	R: 0 E: 0 K: 1 S: 5	H: 0 LOB: 2 BB: 2 P: 13	R: 0 E: 0 K: 0 S: 8	H: 1 LOB: 1 BB: 0 P: 8	R: 0 E: 0 K: 0 S: 4	H: 1 LOB: 1 BB: 0 P: 4	R: 0 E: 0 K: 0 S: 3	H: 0 LOB: 0 BB: 0 P: 3	R: 3 E: 0 K: 1 S: 8	H: 3 LOB: 2 BB: 2 P: 16	1B: 8 2B: 0 3B: 0 HR: 0	SF: 0 SAC: 0 DP: 1 HBP: 0	WP: 0 PB: 0 SB: 0 CS: 0	PA: 39			
<b>PITCHER</b>	IP	WLS	BF	H	R	ER	SO	BB	IBB	HBP	BLK	WP	HR	S	P	ERA	WHIP								
Dave Freisleben, R (1,1) ERA: 3.48	8.1	W	34	6	2	2	6	4	0	0	0	0	0	42	58	2.16	1.200								
Butch Metzger, R (9,1) ERA: 1.9	0.2	S	5	2	1	1	0	1	0	0	0	0	0	4	8	13.50	4.500								

Houston Astros @ San Diego Padres  
San Diego Stadium, San Diego, CA  
Thu Aug 05 1976, 10:05 PM EDT  
Att: 9,798 - Unknown

AB	34
R	3
H	8
RBI	3
BB	5
SO	6
LOB	21



Batter	1	2	3	4	5	6	7	8	9	AB	R	H	RBI	BB	SO	LOB	BOTTOM								
Johnny Grubb, L (1,7) OBP: 0.390, SLG: 0.415	F7		SH1-3 2B			G3				3	0	1	0	1	0	0									
Enzo Hernandez, R (1,6) OBP: 0.310, SLG: 0.326	5-3		SH1-3 2-3			F6			F7	3	0	0	0	0	0	2									
Willie Davis, L (1,8) OBP: 0.295, SLG: 0.396			F7			F8			F2	4	0	1	0	0	0	1									
Dave Winfield, R (1,9) OBP: 0.357, SLG: 0.448			K		5-3				G3	4	1	1	0	0	1	2									
Mike Ivie, R (1,3) OBP: 0.311, SLG: 0.393		5-3			6-3				F2	3	1	0	0	0	0	0									
Tito Fuentes, S (1,4) OBP: 0.303, SLG: 0.329		4-3			L8					3	1	1	1	1	0	0									
Doug Rader, R (1,5) OBP: 0.333, SLG: 0.376									L8-3 BB	2	1	1	2	1	0	1									
Fred Kendall, R (1,2) OBP: 0.287, SLG: 0.292									L8-3	3	0	2	0	1	1	0									
Dave Freisleben, R (1,1) Butch Metzger, R (9,1) OBP: 0.207, SLG: 0.276 ERA: 3.39		6-3			F9					2	0	0	1	0	0	3									
<b>Inning Stats</b>	R: 0 E: 0 K: 1 S: 6	H: 1 LOB: 1 BB: 0 P: 6	R: 0 E: 0 K: 0 S: 3	H: 0 LOB: 2 BB: 2 P: 11	R: 0 E: 0 K: 0 S: 4	H: 1 LOB: 1 BB: 0 P: 4	R: 1 E: 0 K: 0 S: 5	H: 2 LOB: 1 BB: 0 P: 5	R: 0 E: 0 K: 0 S: 3	H: 0 LOB: 0 BB: 0 P: 3	R: 3 E: 0 K: 0 S: 6	H: 3 LOB: 2 BB: 1 P: 11	R: 0 E: 0 K: 0 S: 3	H: 0 LOB: 0 BB: 0 P: 3	R: 0 E: 0 K: 1 S: 4	H: 0 LOB: 0 BB: 1 P: 8	1B: 4 2B: 3 3B: 0 HR: 1	SF: 1 SAC: 2 DP: 1 HBP: 1	WP: 0 PB: 0 SB: 3 CS: 0	PA: 35					
<b>PITCHER</b>	IP	WLS	BF	H	R	ER	SO	BB	IBB	HBP	BLK	WP	HR	S	P	ERA	WHIP								
Bo McLaughlin, R (1,1) ERA: 2.36	6.0	L	29	7	4	4	1	2	1	1	0	0	0	7	40	6.00	1.500								
Joe Sambito, L (7,1) ERA: 3.39	2.0		6	0	0	0	1	1	0	0	0	0	0	7	11	0.00	0.500								

Houston Astros @ San Diego Padres  
San Diego Stadium, San Diego, CA  
Thu Aug 05 1976, 10:05 PM EDT  
Att: 9,798 - Unknown

AB	27
R	4
H	7
RBI	4
BB	4
SO	2
LOB	9





Batter	1	2	3	4	5	6	7	8	9	AB	R	H	RBI	BB	SO	LOB	TOP					
<b>Rob Andrews, R</b> OBP: 0.328, SLG: 0.322 (1, 4)										5	1	1	0	0	1	6	<b>Houston Astros @ San Diego Padres</b> San Diego Stadium, San Diego, CA Fri Aug 06 1976, 10:05 PM EDT Att: 12,911 - Unknown					
<b>Enos Cabell, R</b> OBP: 0.320, SLG: 0.338 (1, 5)										4	0	1	0	1	0	4						
<b>Cesar Cedeno, R</b> OBP: 0.352, SLG: 0.467 (1, 8)										3	1	1	1	0	0	1						
<b>Bob Watson, R</b> OBP: 0.374, SLG: 0.449 (1, 3)										4	0	1	0	0	0	1						
<b>Jose Cruz, L</b> OBP: 0.399, SLG: 0.405 (1, 7)										3	1	2	0	1	0	0						
<b>Greg Gross, L</b> OBP: 0.366, SLG: 0.346 (1, 9)										3	0	1	0	1	0	2						
<b>Ed Herrmann, L</b> OBP: 0.289, SLG: 0.313 (1, 2)										4	0	2	1	0	1	2						
<b>Roger Metzger, S</b> OBP: 0.306, SLG: 0.289 (7, PH)										2	0	0	0	0	0	2						
<b>Ken Boswell, L</b> OBP: 0.316, SLG: 0.330 (7, 4)										2	0	1	0	0	0	0						
<b>Larry Dierker, R</b> OBP: 0.208, SLG: 0.102 (5, PH)										1	0	0	0	0	0	0						
<b>Leon Roberts, R</b> OBP: 0.372, SLG: 0.494 (5, 1)										1	0	1	0	0	0	0						
<b>Joe Niekro, R</b> OBP: 0.302, SLG: 0.330 (7, PH)										0	0	0	0	0	0	0						
<b>Cliff Johnson, R</b> OBP: 0.286, SLG: 0.379 (7, 1)										1	0	0	0	0	0	1						
<b>Gilberto Rondon, R</b> OBP: 0.286, SLG: 0.286 (7, 1)										0	0	0	0	0	0	0						
<b>Mike Cosgrove, L</b> OBP: 0.169, SLG: 0.167 (7, 1)										0	0	0	0	0	0	0						
<b>Wilbur Howard, S</b> OBP: 0.246, SLG: 0.223 (9, PH)										1	0	1	0	0	0	0						
<b>Inning Stats</b>	R: 1 E: 0 K: 0 S: 4	H: 2 LOB: 0 BB: 0 P: 4	R: 0 E: 0 K: 1 S: 6	H: 2 LOB: 1 BB: 0 P: 6	R: 0 E: 0 K: 1 S: 5	H: 0 LOB: 0 BB: 0 P: 5	R: 0 E: 0 K: 0 S: 3	H: 0 LOB: 0 BB: 0 P: 3	R: 0 E: 0 K: 0 S: 5	H: 2 LOB: 2 BB: 0 P: 5	R: 0 E: 0 K: 0 S: 2	H: 0 LOB: 0 BB: 1 P: 6	R: 1 E: 0 K: 2 S: 10	H: 3 LOB: 3 BB: 1 P: 14	R: 1 E: 0 K: 0 S: 4	H: 2 LOB: 1 BB: 1 P: 8	R: 0 E: 0 K: 0 S: 4	H: 1 LOB: 1 BB: 0 P: 4	1B: 11 2B: 1 3B: 0 HR: 0	SF: 1 SAC: 0 DP: 3 HBP: 0	WP: 0 PB: 0 SB: 0 CS: 0	PA: 38
<b>PITCHER</b>	IP	WLS	BF	H	R	ER	SO	BB	IBB	HBP	BLK	WP	HR	S	P	ERA	WHIP					
<b>Tom Griffin, R</b> ERA: 5.66 (1, 1)	0.0	W	0	0	0	0	0	0	0	0	0	0	0	0	0	∞	∞					
<b>Butch Metzger, R</b> ERA: 1.94 (7, 1)	3.0	S	13	4	1	1	2	1	0	0	0	0	0	16	20	3.00	1.667					

AB	34
R	3
H	12
RBI	2
BB	3
SO	4
LOB	21



Batter	1	2	3	4	5	6	7	8	9	AB	R	H	RBI	BB	SO	LOB	BOTTOM				
<b>Jerry Turner, L</b> OBP: 0.335, SLG: 0.400 (1, 7)										4	1	4	3	0	0	0	<b>Houston Astros @ San Diego Padres</b> San Diego Stadium, San Diego, CA Fri Aug 06 1976, 10:05 PM EDT Att: 12,911 - Unknown				
<b>Enzo Hernandez, R</b> OBP: 0.304, SLG: 0.320 (1, 6)										5	0	0	0	0	0	6					
<b>Willie Davis, L</b> OBP: 0.291, SLG: 0.390 (1, 8)										5	0	0	0	0	0	3					
<b>Dave Winfield, R</b> OBP: 0.359, SLG: 0.447 (1, 9)										1	1	0	0	2	0	1					
<b>Luis Melendez, R</b> OBP: 0.236, SLG: 0.255 (6, 9)										2	1	1	0	0	0	2					
<b>Mike Ivie, R</b> OBP: 0.321, SLG: 0.412 (1, 3)										4	3	3	1	1	0	1					
<b>Tito Fuentes, S</b> OBP: 0.306, SLG: 0.331 (1, 4)										4	1	2	1	1	0	0					
<b>Doug Rader, R</b> OBP: 0.334, SLG: 0.374 (1, 5)										4	1	1	0	1	0	2					
<b>Fred Kendall, R</b> OBP: 0.295, SLG: 0.301 (1, 2)										5	1	4	4	0	0	0					
<b>Tom Griffin, R</b> OBP: 0.222, SLG: 0.125 (1, 1)										3	0	1	0	0	2	2					
<b>Butch Metzger, R</b> (7, 1)										2	0	0	0	0	0	5					
<b>Inning Stats</b>	R: 0 E: 1 K: 0 S: 4	H: 1 LOB: 1 BB: 0 P: 4	R: 2 E: 0 K: 0 S: 7	H: 4 LOB: 2 BB: 0 P: 7	R: 2 E: 0 K: 1 S: 8	H: 3 LOB: 2 BB: 1 P: 12	R: 1 E: 0 K: 0 S: 4	H: 2 LOB: 1 BB: 1 P: 8	R: 0 E: 0 K: 0 S: 3	H: 0 LOB: 0 BB: 0 P: 3	R: 0 E: 1 K: 1 S: 7	H: 1 LOB: 2 BB: 0 P: 7	R: 2 E: 0 K: 0 S: 6	H: 3 LOB: 2 BB: 1 P: 10	R: 2 E: 0 K: 0 S: 5	H: 2 LOB: 2 BB: 2 P: 13		1B: 14 2B: 0 3B: 0 HR: 2	SF: 1 SAC: 0 DP: 0 HBP: 0	WP: 0 PB: 0 SB: 1 CS: 2	PA: 46
<b>PITCHER</b>	IP	WLS	BF	H	R	ER	SO	BB	IBB	HBP	BLK	WP	HR	S	P	ERA	WHIP				
<b>Larry Dierker, R</b> ERA: 3.86 (5, 1)	2.0	L	23	10	5	5	1	0	0	0	0	0	0	10	10	0.00	0.500				
<b>Joe Niekro, R</b> ERA: 3.46 (7, 1)	0.0		4	3	2	2	0	1	0	0	0	0	0	3	7	∞	∞				
<b>Gilberto Rondon, R</b> ERA: 6.34 (7, 1)	2.0		10	2	2	2	0	2	0	0	0	0	0	8	16	9.00	2.000				





Batter	1	2	3	4	5	6	7	8	9	AB	R	H	RBI	BB	SO	LOB	TOP										
Greg Gross, L (1,9) Wilbur Howard, S (9,FR) OBP: 0.369, SLG: 0.350 OBP: 0.240, SLG: 0.293	0-0 FC6-4 1B		0-0 4-3		0-0 4-3		0-0 1-3 1B		0-0 S 1B	5	0	3	0	0	0	0	Houston Astros @ San Diego Padres San Diego Stadium, San Diego, CA Sat Aug 07 1976, 10:05 PM EDT Att: 16,403 - Unknown										
Enos Cabell, R (1,5) OBP: 0.317, SLG: 0.334	0-0 FC6-4 1-2		0-0 F7		0-0 5-3		0-0 1-3 1-2		0-0 F4 1-2	5	0	0	0	0	0	3											
Cesar Cedeno, R (1,8) OBP: 0.348, SLG: 0.461	0-0 L7		0-0 5-3		0-0 F4		0-0 6-3		0-0 F5	5	0	0	0	0	0	4											
Bob Watson, R (1,3) OBP: 0.374, SLG: 0.447	4-0 FC6-4 BB			0-0 BB SF8 1B		0-0 F4		0-0 F8	0-3 K	4	1	1	0	1	1	2											
Jose Cruz, L (1,7) OBP: 0.401, SLG: 0.407	0-0 FC6-4 1-2		0-0 F7		0-0 F7		0-0 1B G3 1B		0-0 1B SF8 1B	4	1	2	0	0	0	3											
Ed Herrmann, L (1,2) Skip Jutze, R (8,FR) OBP: 0.297, SLG: 0.321 OBP: 0.194, SLG: 0.250		0-0 4-3 6-3 1B		0-0 BB 1-2 1B		0-0 G3 1-2		0-0 BB 1-3 1B		4	0	3	0	0	0	1											
Rob Andrews, R (1,4) Ken Boswell, L (8,PH) OBP: 0.313, SLG: 0.330		0-0 6-3 1-2		4-0 BB 1-2 2-3 BB		0-0 FC6-4 2-3 1B		0-0 SF8 3-H 4-0		2	0	1	0	1	0	1											
Roger Metzger, S (1,6) Leon Roberts, R (8,PH) Joe Sambito, L (8,1)		0-0 4-3 2-3		0-0 SF8 3-H		0-0 FC6-4 1-2		0-0 BB 1-2		2	0	0	1	0	0	3											
Joaquin Andujar, S (1,1) Cliff Johnson, R (7,PH) Joe Niekro, R (7,1) Jerry Davanon, R (8,PH) OBP: 0.158, SLG: 0.184 OBP: 0.353, SLG: 0.376 OBP: 0.192, SLG: 0.320 OBP: 0.417, SLG: 0.549		0-3 K		0-0 F8		0-0 F2		0-0 5-3		2	0	0	0	0	1	3											
Inning Stats	R: 0 E: 1 K: 0 S: 4	H: 1 LOB: 2 BB: 1 P: 8	R: 0 E: 0 K: 1 S: 6	H: 1 LOB: 1 BB: 0 P: 6	R: 0 E: 0 K: 0 S: 3	H: 0 LOB: 0 BB: 1 P: 3	R: 1 E: 0 K: 0 S: 5	H: 2 LOB: 2 BB: 1 P: 9	R: 0 E: 0 K: 0 S: 3	H: 0 LOB: 0 BB: 0 P: 3	R: 0 E: 0 K: 0 S: 5	H: 2 LOB: 1 BB: 1 P: 7	R: 0 E: 0 K: 0 S: 4	H: 1 LOB: 1 BB: 0 P: 4	R: 1 E: 0 K: 0 S: 5	H: 2 LOB: 2 BB: 1 P: 9		R: 0 E: 0 K: 1 S: 6	H: 1 LOB: 2 BB: 0 P: 6	1B: 10 2B: 0 3B: 0 HR: 0	SF: 2 SAC: 0 DP: 0 HBP: 0	WP: 0 PB: 0 SB: 1 CS: 0	PA: 40				
PITCHER	IP	WLS	BF	H	R	ER	SO	BB	IBB	HBP	BLK	WP	HR	S	P	ERA	WHIP										
Rick Sawyer, R (1,1) ERA: 1.08	7.2	W	35	9	2	2	1	3	0	0	0	0	0	34	46	2.35	1.565										
Butch Metzger, R (8,1) ERA: 1.91	1.1	S	5	1	0	0	1	0	0	0	0	0	0	7	7	0.00	0.750										

Batter	1	2	3	4	5	6	7	8	9	AB	R	H	RBI	BB	SO	LOB	BOTTOM										
Jerry Turner, L (1,7) Luis Melendez, R (9,7) OBP: 0.338, SLG: 0.408 OBP: 0.238, SLG: 0.255	0-0 F9		0-0 1-3 2-H 1B 2B		0-0 F8		0-0 1-3 1B			4	1	2	1	0	0	1	Houston Astros @ San Diego Padres San Diego Stadium, San Diego, CA Sat Aug 07 1976, 10:05 PM EDT Att: 16,403 - Unknown										
Enzo Hernandez, R (1,6) OBP: 0.304, SLG: 0.316	4-0 4-3 BB		0-0 F7		0-0 6-3		0-0 5-3			3	0	0	0	1	0	5											
Willie Davis, L (1,8) OBP: 0.293, SLG: 0.390	0-0 4-3 1-2		0-0 2-H 3-H 1B		4-0 S BB		0-0 F7			3	0	1	2	1	0	1											
Dave Winfield, R (1,9) OBP: 0.359, SLG: 0.443		0-0 5-3		0-0 5-3		0-0 F2 1-2		4-0 F9 PB BB		3	0	0	0	1	0	2											
Mike Ivie, R (1,3) OBP: 0.316, SLG: 0.405		0-0 F3		0-0 6-3		0-0 F8		0-0 F9 1-3		4	0	0	0	0	0	2											
Tito Fuentes, S (1,4) OBP: 0.303, SLG: 0.327		0-0 5-3		0-0 4-3		0-0 F7		0-0 F9		4	0	0	0	0	0	2											
Doug Rader, R (1,5) OBP: 0.334, SLG: 0.372			0-3 K		0-0 F7		4-0 1B BB			2	0	0	0	1	1	0											
Fred Kendall, R (1,2) OBP: 0.299, SLG: 0.302			4-0 1B 2B BB		0-0 SH3 1B		0-3 K			2	1	1	0	1	1	1											
Rick Sawyer, R (1,1) Butch Metzger, R (8,1) OBP: 0.500, SLG: 0.500			0-0 2B 1B 1B		0-0 SH3		0-0 F2			2	1	1	0	0	0	1											
Inning Stats	R: 0 E: 0 K: 0 S: 2	H: 0 LOB: 0 BB: 1 P: 6	R: 0 E: 0 K: 0 S: 3	H: 0 LOB: 0 BB: 0 P: 3	R: 3 E: 0 K: 1 S: 8	H: 3 LOB: 1 BB: 1 P: 12	R: 0 E: 0 K: 0 S: 3	H: 0 LOB: 0 BB: 0 P: 3	R: 0 E: 0 K: 0 S: 4	H: 1 LOB: 1 BB: 0 P: 4	R: 0 E: 0 K: 0 S: 3	H: 0 LOB: 1 BB: 1 P: 7	R: 0 E: 0 K: 1 S: 6	H: 1 LOB: 2 BB: 1 P: 10	R: 0 E: 0 K: 0 S: 3	H: 0 LOB: 1 BB: 1 P: 7		1B: 4 2B: 1 3B: 0 HR: 0	SF: 0 SAC: 1 DP: 0 HBP: 0	WP: 0 PB: 1 SB: 1 CS: 0	PA: 33						
PITCHER	IP	WLS	BF	H	R	ER	SO	BB	IBB	HBP	BLK	WP	HR	S	P	ERA	WHIP										
Joaquin Andujar, R (1,1) ERA: 3.77	6.0	L	24	4	3	3	1	3	0	0	0	0	0	23	35	4.50	1.167										
Joe Niekro, R (7,1) ERA: 3.52	1.0		5	1	0	0	1	1	0	0	0	0	0	6	10	0.00	2.000										
Joe Sambito, L (8,1) ERA: 3.18	1.0		4	0	0	0	0	1	0	0	0	0	0	3	7	0.00	1.000										



Batter	1	2	3	4	5	6	7	8	9	AB	R	H	RBI	BB	SO	LOB	TOP								
Greg Gross, L OBP: 0.368, SLG: 0.348	L7		L7			B3		E 1B 1B		4	1	1	1	0	0	0	Houston Astros @ San Diego Padres San Diego Stadium, San Diego, CA Sun Aug 08 1976, 6:33 AM EDT Att: 11,205 - Unknown								
Enos Cabell, R OBP: 0.316, SLG: 0.333	P1			6-3		1-3		E7 F9 1B 1B		4	0	1	0	0	0	0									
Cesar Cedeno, R OBP: 0.345, SLG: 0.456	F7			6-3		1-3		F9 2-3		4	0	0	0	0	0	1									
Bob Watson, R OBP: 0.373, SLG: 0.447		WP SF9 2B		4-3		1-3		4-3		4	1	1	0	0	0	1									
Jose Cruz, L OBP: 0.402, SLG: 0.408	F8					G3 S 1B		F7		4	0	2	0	0	0	1									
Ed Herrmann, L OBP: 0.292, SLG: 0.317	SF9			4-3		G3		F4		3	0	0	1	0	0	2									
Rob Andrews, R OBP: 0.330, SLG: 0.320	F7			L6		F9		BB		3	0	0	0	1	0	2									
Roger Metzger, S OBP: 0.305, SLG: 0.294			F8			IBB		K 1B 3B		3	1	1	0	1	1	1									
J.R. Richard, R OBP: 0.108, SLG: 0.111			K			K		4-3		3	0	0	0	0	2	3									
<b>Inning Stats</b>	R: 0 E: 0 K: 0 S: 3	H: 0 LOB: 0 BB: 0 P: 3	R: 1 E: 0 K: 0 S: 4	H: 1 LOB: 0 BB: 0 P: 4	R: 0 E: 0 K: 1 S: 5	H: 0 LOB: 0 BB: 0 P: 5	R: 0 E: 0 K: 0 S: 3	H: 0 LOB: 0 BB: 0 P: 3	R: 0 E: 0 K: 1 S: 6	H: 1 LOB: 2 BB: 1 P: 10	R: 0 E: 0 K: 0 S: 3	H: 0 LOB: 1 BB: 0 P: 4	R: 0 E: 0 K: 0 S: 4	H: 1 LOB: 1 BB: 0 P: 4	R: 2 E: 1 K: 0 S: 6	H: 3 LOB: 1 BB: 0 P: 6	R: 0 E: 0 K: 1 S: 5	H: 0 LOB: 1 BB: 1 P: 9	1B: 4 2B: 1 3B: 1 HR: 0	SF: 1 SAC: 0 DP: 0 HBP: 0	WP: 1 PB: 0 SB: 1 CS: 0	PA: 35			
<b>PITCHER</b>	IP	WLS	BF	H	R	ER	SO	BB	IBB	HBP	BLK	WP	HR	S	P	ERA	WHIP								
Dave Freisleben, R ERA: 3.49	(1, 1)	7.1	29	6	3	3	2	0	1	0	0	1	0	32	36	3.68	0.818								
Butch Metzger, R ERA: 1.87	(8, 1)	1.2	W	6	0	0	0	1	1	0	0	0	0	7	11	0.00	0.600								

Batter	1	2	3	4	5	6	7	8	9	AB	R	H	RBI	BB	SO	LOB	BOTTOM								
Johnny Grubb, L OBP: 0.394, SLG: 0.416	SH1 1B		4-3		K			HR 1B	1B IBB	4	1	2	0	1	1	1	Houston Astros @ San Diego Padres San Diego Stadium, San Diego, CA Sun Aug 08 1976, 6:33 AM EDT Att: 11,205 - Unknown								
Enzo Hernandez, R OBP: 0.305, SLG: 0.315	SH1				6-3			HR 1B		1	0	0	0	1	0	0									
Willie McCovey, L OBP: 0.289, SLG: 0.368	SH1							HR 1B		1	1	1	3	0	0	0									
Hector Torres, R OBP: 0.274, SLG: 0.319	1-2							HR 1B		1	0	1	1	0	0	0									
Jerry Turner, L OBP: 0.332, SLG: 0.399	K		K					K		4	0	0	0	0	3	3									
Dave Winfield, R OBP: 0.358, SLG: 0.440	5-3				BB S BB			F7		3	0	0	0	1	0	1									
Mike Ivie, R OBP: 0.311, SLG: 0.398		F9		K		6-3		5-3		4	0	0	0	0	1	1									
Tito Fuentes, S OBP: 0.305, SLG: 0.327	K				BB BB			B5		3	1	1	0	1	1	0									
Doug Rader, R OBP: 0.336, SLG: 0.370	F7				G6-4-3 BB			G6-3 BB		2	0	0	0	2	1	1									
Fred Kendall, R OBP: 0.296, SLG: 0.299					K			G6-3		3	0	0	0	0	1	4									
Butch Metzger, R ERA: 1.87					K			G6-3		0	0	0	0	0	0	0									
Willie Davis, L OBP: 0.295, SLG: 0.390					K			1B S IBB		0	0	0	0	1	0	0									
Dave Freisleben, R ERA: 3.49								HR BB		1	0	0	0	1	0	0									
Bob Davis, R OBP: 0.222, SLG: 0.224								1B		0	1	0	0	1	0	0									
Ted Kubiak, S OBP: 0.348, SLG: 0.325					4-3 BB			HR BB		1	0	0	0	0	0	2									
<b>Inning Stats</b>	R: 0 E: 0 K: 1 S: 6	H: 1 LOB: 1 BB: 0 P: 6	R: 0 E: 0 K: 1 S: 5	H: 0 LOB: 0 BB: 0 P: 5	R: 0 E: 0 K: 2 S: 7	H: 0 LOB: 2 BB: 2 P: 15	R: 0 E: 0 K: 1 S: 4	H: 0 LOB: 2 BB: 3 P: 16	R: 0 E: 0 K: 1 S: 5	H: 0 LOB: 0 BB: 0 P: 5	R: 0 E: 0 K: 0 S: 3	H: 0 LOB: 0 BB: 0 P: 3	R: 0 E: 0 K: 0 S: 2	H: 0 LOB: 0 BB: 1 P: 6	R: 3 E: 0 K: 1 S: 7	H: 2 LOB: 0 BB: 1 P: 11	R: 1 E: 1 K: 1 S: 6	H: 2 LOB: 3 BB: 2 P: 14	1B: 4 2B: 0 3B: 0 HR: 1	SF: 0 SAC: 1 DP: 2 HBP: 0	WP: 0 PB: 0 SB: 2 CS: 0	PA: 38			
<b>PITCHER</b>	IP	WLS	BF	H	R	ER	SO	BB	IBB	HBP	BLK	WP	HR	S	P	ERA	WHIP								
J.R. Richard, R ERA: 2.44	(1, 1)	8.2	L	38	5	4	4	8	7	2	0	0	1	45	81	4.15	1.385								



Batter	1	2	3	4	5	6	7	8	9	AB	R	H	RBI	BB	SO	LOB	TOP				
<b>Johnny Grubb, L</b> OBP: 0.394, SLG: 0.414 (1, 7)	0-0 SH2-4 1B		0-0 4-3		0-3 K		0-0 P6		4-0 BB	4	0	1	0	1	1	1	<b>San Diego Padres @ New York Mets</b> Shea Stadium, Flushing, NY Tue Aug 10 1976, 7:05 PM EDT Att: 12,085 - Unknown				
<b>Enzo Hernandez, R</b> OBP: 0.309, SLG: 0.316 <b>Ted Kubiak, S</b> OBP: 0.347, SLG: 0.322 (9, PH)	0-0 SH2-4 1-2		4-0 2B HR		0-0 P3		0-0 CS 1B		0-0 5-3 BB	2	1	1	0	1	0	0					
<b>Willie Davis, L</b> OBP: 0.297, SLG: 0.394 (1, 8)	0-0 F9		0-0 1-3 HR		0-3 K		0-0 CS 1-2		0-0 1B 1B	4	1	2	1	0	1	1					
<b>Dave Winfield, R</b> OBP: 0.357, SLG: 0.446 (1, 9)	0-0 F9		0-0 2B HR		0-3 K		0-0 F9		0-0 F9	4	1	1	3	0	1	2					
<b>Mike Ivie, R</b> OBP: 0.318, SLG: 0.402 (1, 3)		0-0 5-3	4-0 BB		0-0 1B 1B		0-0 1B 1B		0-0 1-3 1B	3	0	2	0	1	0	0					
<b>Tito Fuentes, S</b> OBP: 0.305, SLG: 0.326 (1, 4)	0-0 P4		0-3 K		0-0 1B 1-2		0-0 F8		0-0 F8	4	0	1	0	0	1	2					
<b>Doug Rader, R</b> OBP: 0.333, SLG: 0.366 (1, 5)	0-0 6-3		0-3 K		0-3 K		0-0 F7		0-0 F7	4	0	0	0	0	2	2					
<b>Fred Kendall, R</b> OBP: 0.298, SLG: 0.299 <b>Jerry Turner, L</b> OBP: 0.332, SLG: 0.399 (9, PR)			4-0 4-3 SH1-4 2B BB		0-0 5-3		0-0 F7		0-0 BB 1B	3	1	1	0	1	0	2					
<b>Randy Jones, R</b> OBP: 0.098, SLG: 0.051 <b>Merv Rettenmund, R</b> OBP: 0.350, SLG: 0.297 (9, PH)			0-0 SH1-4 1-2		0-0 P5		0-0 1-3		0-3 K	2	0	0	0	0	0	0					
<b>Inning Stats</b>	R: 0 E: 0 K: 0 S: 4	H: 1 LOB: 1 BB: 0 P: 4	R: 0 E: 0 K: 0 S: 3	H: 0 LOB: 0 BB: 0 P: 3	R: 4 E: 0 K: 1 S: 7	H: 2 LOB: 1 BB: 3 P: 19	R: 0 E: 0 K: 1 S: 5	H: 0 LOB: 0 BB: 0 P: 5	R: 0 E: 0 K: 2 S: 9	H: 2 LOB: 0 BB: 0 P: 9	R: 0 E: 0 K: 0 S: 3	H: 1 LOB: 1 BB: 0 P: 3	R: 0 E: 0 K: 0 S: 4	H: 2 LOB: 1 BB: 0 P: 4	R: 0 E: 0 K: 1 S: 6	H: 1 LOB: 2 BB: 1 P: 10	1B: 7 2B: 1 3B: 0 HR: 1	SF: 0 SAC: 2 DP: 0 HBP: 0	WP: 0 PB: 0 SB: 0 CS: 1	PA: 39	
<b>PITCHER</b> <b>Jerry Kosman, L</b> ERA: 3.19 (1, 1)	IP: 9.0 WLS: W BF: 38	H: 9 R: 4 ER: 4 SO: 7	BB: 4 IBB: 0 HBP: 0 BLK: 0	WP: 0 HR: 1 S: 48 P: 64	ERA: 4.00 WHIP: 1.444											ERA: 4.00 WHIP: 1.444					

AB	32
R	4
H	9
RBI	4
BB	4
SO	7
LOB	13



Batter	1	2	3	4	5	6	7	8	9	AB	R	H	RBI	BB	SO	LOB	BOTTOM				
<b>Pepe Manguat, R</b> OBP: 0.367, SLG: 0.326 (1, 7) (9, 8)	0-0 3-1	0-0 FC5-2-5 1B		0-3 K		0-0 6-3				4	0	0	0	0	1	3	<b>San Diego Padres @ New York Mets</b> Shea Stadium, Flushing, NY Tue Aug 10 1976, 7:05 PM EDT Att: 12,085 - Unknown				
<b>Felix Milten, R</b> OBP: 0.323, SLG: 0.329 (1, 4)	0-0 6-3	0-0 1-3 2H 1B		0-0 L1		0-0 4-3				4	0	1	1	0	0	1					
<b>Mike Vail, R</b> OBP: 0.295, SLG: 0.315 (1, 9)	0-0 6-3	0-0 5-3		0-0 2-3		0-0 F8				4	0	0	0	0	0	2					
<b>Joe Torre, R</b> OBP: 0.352, SLG: 0.415 <b>Leo Foster, R</b> OBP: 0.333, SLG: 0.375 <b>Bruce Boisclair, L</b> OBP: 0.320, SLG: 0.311 (9, PR)		0-0 5-3	0-0 4-3		0-0 5-3		0-0 1B SH2-4 1B			4	0	1	0	0	0	0					
<b>Jerry Grote, R</b> OBP: 0.342, SLG: 0.326 (1, 2)		0-0 1B 2B 1B	0-0 E6		0-0 F7		0-0 SH2-4		0-0 1-2	3	1	1	0	0	0	0					
<b>Roy Staiger, R</b> OBP: 0.315, SLG: 0.346 (1, 5)		0-0 2B 1B	0-0 F7		0-0 FC5-4 1B		0-0 FC5-4 1B		0-0 2-3 1B	4	1	3	0	0	0	1					
<b>Leon Brown, R</b> OBP: 0.298, SLG: 0.296 <b>John Milner, L</b> OBP: 0.339, SLG: 0.444 (9, 3)		0-0 1-3 2H 1B	0-0 L7		0-0 F2		0-0 FC5-4 1B		0-0 1-2 3H 1B	3	1	1	1	0	0	2					
<b>Bud Harrelson, S</b> OBP: 0.340, SLG: 0.282 (1, 6)		0-0 1B IBB	0-0 S SH1-4 1B		0-0 FC5-4 1-2 2-3		0-0 FC5-4 1-2 2-3		0-0 1-3	3	0	1	0	1	0	3					
<b>Jerry Kosman, R</b> OBP: 0.302, SLG: 0.314 (1, 1)		0-0 1-3 2H 1B	0-0 SH1-4		0-0 L7		0-0 1-3			3	1	1	2	0	0	3					
<b>Inning Stats</b>	R: 0 E: 0 K: 0 S: 3	H: 0 LOB: 0 BB: 0 P: 3	R: 4 E: 0 K: 0 S: 8	H: 5 LOB: 2 BB: 1 P: 12	R: 0 E: 1 K: 0 S: 4	H: 0 LOB: 1 BB: 0 P: 4	R: 0 E: 0 K: 1 S: 6	H: 1 LOB: 0 BB: 0 P: 6	R: 0 E: 0 K: 0 S: 3	H: 0 LOB: 0 BB: 0 P: 3	R: 0 E: 0 K: 0 S: 3	H: 0 LOB: 0 BB: 0 P: 3	R: 1 E: 0 K: 0 S: 6	H: 3 LOB: 2 BB: 0 P: 6	1B: 9 2B: 1 3B: 0 HR: 0	SF: 0 SAC: 2 DP: 0 HBP: 0	WP: 0 PB: 0 SB: 1 CS: 0	PA: 36			
<b>PITCHER</b> <b>Randy Jones, L</b> ERA: 2.73 (1, 1)	IP: 8.0 WLS: L BF: 36	H: 10 R: 5 ER: 5 SO: 1	BB: 0 IBB: 1 HBP: 0 BLK: 0	WP: 0 HR: 0 S: 37 P: 41	ERA: 5.62 WHIP: 1.250											ERA: 5.62 WHIP: 1.250					









Batter	1	2	3	4	5	6	7	8	9	AB	R	H	RBI	BB	SO	LOB	TOP			
Johnny Grubb, L (1, 5) OBP: 0.388, SLG: 0.404	K	G6-3			4-3			BB		3	0	0	0	1	1	2				
Enzo Hernandez, R (1, 6) OBP: 0.311, SLG: 0.317	K		5-3			B5-3		BB		3	0	0	0	1	1	0				
Jerry Turner, L (1, 7) OBP: 0.325, SLG: 0.390	F8		F8			G3		BB		3	0	0	0	0	0	0				
Doug Rader, R (6, 5) OBP: 0.329, SLG: 0.362	F8		F8			G3		BB		1	0	0	0	0	0	3				
Willie Davis, L (1, 8) OBP: 0.296, SLG: 0.393		1B	F7			G3		BB		4	1	1	0	0	0	3				
Mike Ivie, R (1, 3) OBP: 0.326, SLG: 0.408		1B			5-3			BB		4	1	1	0	0	0	0				
Dave Winfield, R (1, 9) OBP: 0.355, SLG: 0.440		1B			4-0			BB		3	1	1	0	1	1	0				
Ted Kubiak, S (1, 4) OBP: 0.339, SLG: 0.314	K		G4-6-3			4-3		BB		4	0	0	0	0	1	4				
Fred Kendall, R (1, 2) OBP: 0.301, SLG: 0.300		1B			F7			BB		3	0	1	2	0	0	0				
Rick Sawyer, R (1, 1) OBP: 0.556, SLG: 0.500		1B			4-3			BB		2	0	1	1	1	0	0				
<b>Inning Stats</b>	R: 0 E: 0 K: 2 S: 7	H: 0 LOB: 0 BB: 0 P: 7	R: 3 E: 0 K: 1 S: 9	H: 5 LOB: 1 BB: 0 P: 9	R: 0 E: 0 K: 0 S: 3	H: 0 LOB: 0 BB: 0 P: 3	R: 0 E: 0 K: 0 S: 2	H: 0 LOB: 0 BB: 1 P: 6	R: 0 E: 0 K: 0 S: 3	H: 0 LOB: 0 BB: 0 P: 3	R: 0 E: 0 K: 0 S: 3	H: 0 LOB: 0 BB: 0 P: 3	R: 0 E: 0 K: 0 S: 3	H: 0 LOB: 3 BB: 0 P: 15	R: 0 E: 0 K: 1 S: 5	H: 0 LOB: 0 BB: 0 P: 5	1B: 4 2B: 1 3B: 0 HR: 0	SF: 0 SAC: 0 DP: 2 HBP: 0	WP: 0 PB: 0 SB: 0 CS: 0	PA: 34
<b>PITCHER</b>	IP WLS BF H R ER SO BB IBB HBP BLK WP HR S P ERA WHIP																			
Tom Seaver, R (1, 1) ERA: 2.69	7.1 L 29 5 3 3 3 4 0 0 0 0 0 0 31 47 3.68 1.227																			
Bob Apodaca, R (8, 1) ERA: 2.85	1.2 5 0 0 0 1 0 0 0 0 0 0 0 7 7 0.00 0.000																			

San Diego Padres @ New York Mets  
Shea Stadium, Flushing, NY  
Thu Aug 12 1976, 3:33 AM EDT  
Att: 18,806 - Unknown

AB 30  
R 3  
H 5  
RBI 3  
BB 4  
SO 4  
LOB 12



Batter	1	2	3	4	5	6	7	8	9	AB	R	H	RBI	BB	SO	LOB	BOTTOM					
Bruce Boisclair, L (1, 7) OBP: 0.323, SLG: 0.306	L5-4		F7		4-3		G3			4	0	1	0	0	0	3						
Felix Milan, R (1, 4) OBP: 0.321, SLG: 0.327	CS		FC6-4					P4		4	0	2	0	0	0	2						
Mike Vail, R (1, 9) OBP: 0.291, SLG: 0.321	L5-4				F7			K		4	0	0	0	0	2	3						
Joe Torre, R (1, 3) OBP: 0.353, SLG: 0.411	CS	E5		L8				E5		4	0	1	0	0	0	0						
Ron Hodges, L (1, 2) OBP: 0.392, SLG: 0.423		G4-6-3		1B		G6-4-3		L9		4	0	1	0	0	0	3						
Roy Staiger, R (1, 5) OBP: 0.317, SLG: 0.339		F7		BB		P5		1B		3	0	1	0	1	0	0						
Bud Harrelson, S (1, 6) OBP: 0.339, SLG: 0.281			4-3		FC4		F7		F9	4	0	1	0	0	0	1						
Pepe Mangual, R (1, 8) OBP: 0.367, SLG: 0.330					FC4		K		K	3	0	1	0	0	1	1						
Jim Dwyer, L (9, PH) OBP: 0.287, SLG: 0.225					FC4				K	1	0	0	0	0	1	1						
Tom Seaver, R (1, 1) OBP: 0.200, SLG: 0.088					P4				F9	1	0	0	0	2	0	0						
Bob Apodaca, R (8, 1) OBP: 0.200, SLG: 0.214									F9	0	0	0	0	0	0	0						
John Milner, L (9, PH) OBP: 0.340, SLG: 0.440					FC6-4				F9	1	0	0	0	0	0	1						
<b>Inning Stats</b>	R: 0 E: 0 K: 0 S: 3	H: 2 LOB: 0 BB: 0 P: 3	R: 0 E: 0 K: 0 S: 3	H: 0 LOB: 0 BB: 0 P: 3	R: 0 E: 0 K: 1 S: 4	H: 1 LOB: 2 BB: 1 P: 8	R: 0 E: 0 K: 1 S: 7	H: 2 LOB: 3 BB: 1 P: 11	R: 0 E: 0 K: 0 S: 4	H: 1 LOB: 1 BB: 0 P: 4	R: 0 E: 0 K: 0 S: 3	H: 1 LOB: 0 BB: 0 P: 3	R: 0 E: 0 K: 1 S: 5	H: 0 LOB: 1 BB: 1 P: 9	R: 0 E: 1 K: 1 S: 6	H: 1 LOB: 1 BB: 0 P: 6	R: 0 E: 0 K: 1 S: 6	H: 1 LOB: 1 BB: 0 P: 6	1B: 6 2B: 3 3B: 0 HR: 0	SF: 0 SAC: 0 DP: 3 HBP: 0	WP: 0 PB: 0 SB: 0 CS: 1	PA: 37
<b>PITCHER</b>	IP WLS BF H R ER SO BB IBB HBP BLK WP HR S P ERA WHIP																					
Rick Sawyer, R (1, 1) ERA: 0.7	9.0 W 36 8 0 0 4 3 0 0 0 0 0 0 41 53 0.00 1.222																					

San Diego Padres @ New York Mets  
Shea Stadium, Flushing, NY  
Thu Aug 12 1976, 3:33 AM EDT  
Att: 18,806 - Unknown

AB 33  
R 0  
H 8  
RBI 0  
BB 3  
SO 4  
LOB 17





Batter	1	2	3	4	5	6	7	8	9	AB	R	H	RBI	BB	SO	LOB	TOP					
Johnny Grubb, L OBP: 0.393, SLG: 0.398	G3		K		1-3		4-3			4	0	0	0	0	1	1						
Hector Torres, R OBP: 0.288, SLG: 0.311	F4		K			5-3		5-3		4	0	0	0	0	1	0						
Jerry Turner, L OBP: 0.319, SLG: 0.382	F7			4-3		4-3		G3		4	0	0	0	0	0	0						
Willie Davis, L OBP: 0.298, SLG: 0.393		4-3		FC4-6 1B		HBP BB		3-1		3	0	1	0	1	0	0						
Mike Ivie, R OBP: 0.329, SLG: 0.407	WP 1B 1B		FC4-6 1B			1-2 HBP		F2		3	0	1	0	0	0	1						
Tito Fuentes, S OBP: 0.306, SLG: 0.327		WP 1B		FC6-4 1B		6-3				4	0	3	0	0	0	2						
Doug Rader, R OBP: 0.326, SLG: 0.358		K		FC6-4			5-3			4	0	0	0	0	2	5						
Fred Kendall, R OBP: 0.300, SLG: 0.299		5-3			5-3		5-3 1B			4	0	1	0	0	0	3						
Dave Freisleben, R OBP: 0.228, SLG: 0.287			1-6-3		5-3		5-3			0	0	0	0	0	0	0						
Dave Tomlin, L OBP: 0.247, SLG: 0.294										1	0	0	0	0	0	0						
Merv Rettenmund, R OBP: 0.247, SLG: 0.294										1	0	0	0	0	0	0						
Rich Folkers, L OBP: 0.247, SLG: 0.294										1	0	0	0	0	0	0						
Dave Winfield, R OBP: 0.247, SLG: 0.294										1	0	0	0	0	0	1						
Alan Foster, R OBP: 0.195, SLG: 0.196										0	0	0	0	0	0	0						
Jerry Johnson, R OBP: 0.195, SLG: 0.196										0	0	0	0	0	0	0						
Jerry Johnson, R OBP: 0.195, SLG: 0.196										0	0	0	0	0	0	0						
<b>Inning Stats</b>	R: 0 E: 0 K: 0 S: 9	H: 0 LOB: 0 BB: 0 P: 12	R: 0 E: 0 K: 1 S: 11	H: 2 LOB: 2 BB: 0 P: 16	R: 0 E: 0 K: 2 S: 8	H: 0 LOB: 0 BB: 0 P: 14	R: 0 E: 0 K: 0 S: 7	H: 2 LOB: 2 BB: 0 P: 8	R: 0 E: 0 K: 0 S: 5	H: 0 LOB: 0 BB: 0 P: 7	R: 0 E: 0 K: 0 S: 10	H: 0 LOB: 2 BB: 1 P: 16	R: 0 E: 0 K: 0 S: 6	H: 1 LOB: 1 BB: 0 P: 10	R: 0 E: 0 K: 0 S: 8	H: 0 LOB: 0 BB: 0 P: 12	R: 0 E: 0 K: 1 S: 10	H: 1 LOB: 1 BB: 0 P: 13	1B: 6 2B: 0 3B: 0 HR: 0	SF: 0 SAC: 0 DP: 0 HBP: 1	WP: 1 PB: 0 SB: 0 CS: 0	PA: 35
<b>PITCHER</b> Steve Rogers, R ERA: 3.26	IP: 9.0 WLS: W BF: 35 H: 6 R: 0 ER: 0 SO: 4 BB: 1 IBB: 0 HBP: 1 BLK: 0 WP: 1 HR: 0 S: 74 P: 108 ERA: 0.00 WHIP: 0.778																					

San Diego Padres @ Montreal Expos  
Jarry Park, Montreal, QB  
Fri Aug 13 1976, 7:05 PM EDT  
Unknown - 68 F

AB 33  
R 0  
H 6  
RBI 0  
BB 1  
SO 4  
LOB 13



Batter	1	2	3	4	5	6	7	8	9	AB	R	H	RBI	BB	SO	LOB	BOTTOM			
Warren Cromartie, L OBP: 0.294, SLG: 0.294	K	BB 1B 1B		6-3		4-3				4	1	1	1	0	1	2				
Wayne Garrett, L OBP: 0.356, SLG: 0.310	2B 6-3	1B BB			L8		BB 1B			3	1	2	0	1	0	0				
Ellis Valentine, R OBP: 0.337, SLG: 0.413	S 1B	G6-4-3 1B		5-3		F7				4	0	2	2	0	0	1				
Earl Williams, R OBP: 0.286, SLG: 0.369	6-3	G6-4-3		1-3		1-3		BB		3	0	0	1	1	0	3				
Larry Parrish, R OBP: 0.282, SLG: 0.342	4-3		K			F9		K		4	0	0	0	0	2	3				
Tim Foli, R OBP: 0.275, SLG: 0.384		1B 1B	5-3			4-1 1B		F2		4	2	2	0	0	0	2				
Del Unser, L OBP: 0.270, SLG: 0.353		E 1B 1B	K			4-1		L6		4	1	1	0	0	1	1				
Gary Carter, R OBP: 0.295, SLG: 0.341		1B E 1B		6-3		1B IBB		G3		1	1	1	1	0	0	0				
Mike Jorgensen, L OBP: 0.342, SLG: 0.346		1B E 1B			6-3			G3		2	0	0	0	1	0	0				
Steve Rogers, R OBP: 0.115, SLG: 0.115		6-3		G3		1-3 2-H 1B		3-1		4	0	1	1	0	0	2				
<b>Inning Stats</b>	R: 1 E: 0 K: 1 S: 9	H: 2 LOB: 1 BB: 0 P: 12	R: 4 E: 1 K: 0 S: 22	H: 5 LOB: 1 BB: 1 P: 36	R: 0 E: 0 K: 2 S: 8	H: 0 LOB: 0 BB: 0 P: 9	R: 0 E: 0 K: 0 S: 8	H: 0 LOB: 0 BB: 0 P: 11	R: 0 E: 0 K: 0 S: 5	H: 0 LOB: 0 BB: 0 P: 6	R: 1 E: 0 K: 0 S: 9	H: 2 LOB: 2 BB: 1 P: 18	R: 0 E: 0 K: 1 S: 8	H: 1 LOB: 2 BB: 1 P: 18	R: 0 E: 0 K: 0 S: 7	H: 0 LOB: 0 BB: 0 P: 9	1B: 9 2B: 1 3B: 0 HR: 0	SF: 0 SAC: 0 DP: 1 HBP: 0	WP: 0 PB: 0 SB: 1 CS: 0	PA: 36
<b>PITCHER</b> Dave Freisleben, R ERA: 3.8	IP: 1.1 WLS: L BF: 11 H: 6 R: 5 ER: 5 SO: 1 BB: 0 IBB: 0 HBP: 0 BLK: 0 WP: 0 HR: 0 S: 28 P: 43 ERA: 33.75 WHIP: 5.250																			
Dave Tomlin, L ERA: 3.63	2.2 8 1 0 0 2 0 0 0 0 0 0 19 25 0.00 0.375																			
Rich Folkers, L ERA: 5.26	2.0 9 2 1 1 0 0 1 0 0 0 0 14 24 4.50 1.000																			
Alan Foster, R ERA: 3.22	0.1 3 1 0 0 0 1 0 0 0 0 0 2 7 0.00 6.000																			
Jerry Johnson, R ERA: 4.68	1.2 5 0 0 0 1 0 0 0 0 0 0 13 20 0.00 0.000																			

San Diego Padres @ Montreal Expos  
Jarry Park, Montreal, QB  
Fri Aug 13 1976, 7:05 PM EDT  
Unknown - 68 F

AB 33  
R 6  
H 10  
RBI 6  
BB 3  
SO 4  
LOB 14









Batter	1	2	3	4	5	6	7	8	9	AB	R	H	RBI	BB	SO	LOB	TOP								
<b>Johnny Grubb, L</b> OBP: 0.393, SLG: 0.412										4	2	2	0	1	0	2									
<b>Tito Fuentes, S</b> OBP: 0.308, SLG: 0.330										4	1	3	1	1	0	0									
<b>Dave Winfield, R</b> OBP: 0.359, SLG: 0.445										4	2	3	2	1	0	2									
<b>Willie Davis, L</b> OBP: 0.298, SLG: 0.397										4	1	1	1	1	0	0	7								
<b>Luis Melendez, R</b> OBP: 0.233, SLG: 0.250										1	0	0	0	0	0	2									
<b>Mike Ivie, R</b> OBP: 0.333, SLG: 0.410										4	0	1	2	0	0	0									
<b>Ted Kubiak, S</b> OBP: 0.335, SLG: 0.311										4	0	1	0	0	0	1									
<b>Hector Torres, R</b> OBP: 0.257, SLG: 0.297										4	0	0	0	0	1	1									
<b>Fred Kendall, R</b> OBP: 0.304, SLG: 0.302										3	0	1	0	1	0	0									
<b>Randy Jones, R</b> OBP: 0.094, SLG: 0.049										3	1	0	0	0	2	1									
<b>Butch Metzger, R</b> OBP: 0.094, SLG: 0.049										0	0	0	0	0	0	0									
<b>Inning Stats</b>	R: 1 E: 0 K: 0 S: 10	H: 2 LOB: 1 BB: 0 P: 16	R: 0 E: 0 K: 0 S: 5	H: 0 LOB: 0 BB: 0 P: 9	R: 1 E: 1 K: 1 S: 10	H: 3 LOB: 2 BB: 0 P: 17	R: 0 E: 0 K: 1 S: 6	H: 1 LOB: 0 BB: 0 P: 8	R: 4 E: 1 K: 0 S: 12	H: 4 LOB: 1 BB: 1 P: 22	R: 0 E: 0 K: 1 S: 8	H: 0 LOB: 0 BB: 0 P: 10	R: 0 E: 0 K: 0 S: 8	H: 1 LOB: 1 BB: 1 P: 16	R: 0 E: 0 K: 0 S: 6	H: 0 LOB: 0 BB: 0 P: 9	R: 1 E: 0 K: 0 S: 8	H: 1 LOB: 2 BB: 2 P: 21	1B: 10 2B: 3 3B: 1 HR: 0	SF: 0 SAC: 1 DP: 2 HBP: 0	WP: 1 PB: 0 SB: 1 CS: 1	PA: 41			
<b>PITCHER</b>	IP	WLS	BF	H	R	ER	SO	BB	IBB	HBP	BLK	WP	HR	S	P	ERA	WHIP								
<b>Don Stanhouse, R</b> ERA: 2.84	(1, 1)	5.0	L	24	10	6	5	2	0	1	0	0	0	43	72	9.00	2.000								
<b>Joe Kerrigan, R</b> ERA: 4.51	(6, 1)	2.0		7	1	0	0	1	1	0	0	0	0	16	26	0.00	1.000								
<b>Chip Lang, R</b> ERA: 4.46	(8, 1)	1.2		8	1	1	1	0	2	0	0	1	1	12	27	5.40	1.800								
<b>Chuck Taylor, R</b> ERA: 3.21	(9, 1)	0.1		1	0	0	0	0	0	0	0	0	0	2	3	0.00	0.000								

**San Diego Padres @ Montreal Expos**  
 Jarry Park, Montreal, QB  
 Sat Aug 14 1976, 7:05 PM EDT  
 Att: 14,889 - Unknown - 68 F

AB 35  
 R 7  
 H 12  
 RBI 6  
 BB 4  
 SO 3  
 LOB 16

Batter	1	2	3	4	5	6	7	8	9	AB	R	H	RBI	BB	SO	LOB	BOTTOM								
<b>Warren Cromartie, L</b> OBP: 0.261, SLG: 0.261										4	0	1	0	0	0	3									
<b>Chip Lang, R</b> OBP: 0.250, SLG: 0.250										0	0	0	0	0	0	0									
<b>Del Unser, L</b> OBP: 0.268, SLG: 0.351										1	0	0	0	0	0	1									
<b>Wayne Garrett, L</b> OBP: 0.355, SLG: 0.311										4	0	1	0	1	1	1									
<b>Ellis Valentine, R</b> OBP: 0.333, SLG: 0.401										4	0	0	0	1	2	4									
<b>Earl Williams, R</b> OBP: 0.285, SLG: 0.375										4	1	1	1	0	1	3									
<b>Larry Parrish, R</b> OBP: 0.278, SLG: 0.337										4	0	1	0	0	1	3									
<b>Tim Foli, R</b> OBP: 0.277, SLG: 0.386										4	0	1	0	0	0	1									
<b>Gary Carter, R</b> OBP: 0.285, SLG: 0.329										4	0	0	0	0	0	2									
<b>Bombo Rivera, R</b> OBP: 0.343, SLG: 0.460										4	1	2	0	0	0	0									
<b>Don Stanhouse, R</b> OBP: 0.350, SLG: 0.306										1	0	0	0	0	0	0									
<b>Andre Thornton, R</b> OBP: 0.322, SLG: 0.374										0	0	0	0	1	0	0									
<b>Joe Kerrigan, R</b> OBP: 0.350, SLG: 0.509										0	0	0	0	0	0	0									
<b>Inning Stats</b>	R: 0 E: 0 K: 0 S: 7	H: 0 LOB: 0 BB: 0 P: 13	R: 0 E: 0 K: 0 S: 6	H: 0 LOB: 0 BB: 0 P: 8	R: 0 E: 0 K: 1 S: 9	H: 1 LOB: 2 BB: 1 P: 18	R: 0 E: 0 K: 1 S: 10	H: 1 LOB: 1 BB: 0 P: 18	R: 1 E: 0 K: 0 S: 12	H: 2 LOB: 1 BB: 0 P: 20	R: 1 E: 0 K: 0 S: 6	H: 2 LOB: 1 BB: 0 P: 12	R: 0 E: 0 K: 2 S: 13	H: 1 LOB: 2 BB: 1 P: 21	R: 0 E: 0 K: 2 S: 13	H: 2 LOB: 2 BB: 0 P: 22	1B: 6 2B: 2 3B: 0 HR: 1	SF: 0 SAC: 0 DP: 0 HBP: 0	WP: 0 PB: 0 SB: 0 CS: 0	PA: 39					
<b>PITCHER</b>	IP	WLS	BF	H	R	ER	SO	BB	IBB	HBP	BLK	WP	HR	S	P	ERA	WHIP								
<b>Randy Jones, L</b> ERA: 2.72	(1, 1)	7.0	W	29	6	2	2	2	2	0	0	0	0	57	102	2.57	1.143								
<b>Butch Metzger, R</b> ERA: 1.75	(8, 1)	2.0		10	3	0	0	4	1	0	0	0	0	26	43	0.00	2.000								

**San Diego Padres @ Montreal Expos**  
 Jarry Park, Montreal, QB  
 Sat Aug 14 1976, 7:05 PM EDT  
 Att: 14,889 - Unknown - 68 F

AB 36  
 R 2  
 H 9  
 RBI 2  
 BB 3  
 SO 6  
 LOB 18



Batter	1	2	3	4	5	6	7	8	9	AB	R	H	RBI	BB	SO	LOB	TOP								
Johnny Grubb, L (1, 7) OBP: 0.395, SLG: 0.414	G3		K			SH 1B	L6-3 1B		1B	4	1	2	0	0	1	0									
Willie Davis, L (1, 8) OBP: 0.302, SLG: 0.359	FC5-4 1B			G3		1B 1B	L6-3 1B		1B	5	1	3	3	0	0	1									
Dave Winfield, R (1, 9) OBP: 0.360, SLG: 0.445	FC5-4			K		1B 1B			FC5-4	5	1	2	1	0	1	3									
Willie McCovey, L (1, 3) Enzo Hernandez, R (8, 6) OBP: 0.282, SLG: 0.359 OBP: 0.311, SLG: 0.317	4-3			L7		L5			F8	4	0	0	0	0	0	4									
Mike Ivie, R (1, 5) OBP: 0.332, SLG: 0.405		1-3				F8	1B IBB		F9	3	0	0	0	1	0	1									
Ted Kubiak, S (1, 4) OBP: 0.333, SLG: 0.310		4-3				4-3			K	4	0	1	2	0	1	1									
Hector Torres, R (1, 6) OBP: 0.257, SLG: 0.296		6-3				F8	F2		FC5-6 1B	4	0	1	0	0	0	2									
Fred Kendall, R (1, 2) OBP: 0.307, SLG: 0.302				F9					FC5-6 1B	3	1	1	0	1	0	2									
Tom Griffin, R (1, 1) OBP: 0.154, SLG: 0.083				4-3		SH 1B	F8		FC5-6 1B	3	2	0	0	0	0	2									
<b>Inning Stats</b>	R: 0 E: 0 K: 0 S: 5	H: 1 LOB: 1 BB: 0 P: 10	R: 0 E: 0 K: 0 S: 4	H: 0 LOB: 0 BB: 0 P: 4	R: 0 E: 0 K: 1 S: 6	H: 0 LOB: 0 BB: 0 P: 9	R: 0 E: 0 K: 1 S: 11	H: 0 LOB: 0 BB: 0 P: 18	R: 0 E: 0 K: 0 S: 4	H: 0 LOB: 0 BB: 0 P: 8	R: 5 E: 1 K: 0 S: 19	H: 3 LOB: 2 BB: 2 P: 35	R: 0 E: 0 K: 0 S: 7	H: 1 LOB: 0 BB: 0 P: 11	R: 0 E: 0 K: 1 S: 8	H: 1 LOB: 1 BB: 0 P: 14	R: 1 E: 0 K: 0 S: 10	H: 4 LOB: 2 BB: 0 P: 12	1B: 10 2B: 1 HR: 0	SF: 0 SAC: 2 DP: 1 HBP: 0	WP: 0 PB: 0 SB: 1 CS: 0	PA: 39			
<b>PITCHER</b>	IP	WLS	BF	H	R	ER	SO	BB	IBB	HBP	BLK	WP	HR	S	P	ERA	WHIP								
Don Carrithers, R (1, 1) ERA: 4.17	5.1	L	24	4	5	4	2	1	1	0	0	0	0	45	79	6.75	0.938								
Chuck Taylor, R (8, 1) ERA: 2.57	1.2		5	1	0	0	0	0	0	0	0	0	0	11	16	0.00	0.600								
Dale Murray, R (8, 1) ERA: 2.98	2.0		10	5	1	1	1	0	0	0	0	0	0	18	26	4.50	2.500								

San Diego Padres @ Montreal Expos  
Jarry Park, Montreal, QB  
Sun Aug 15 1976, 3:33 AM EDT  
Att: 10,242 - Unknown - 68 F

AB	35
R	6
H	10
RBI	6
BB	2
SO	3
LOB	16



Batter	1	2	3	4	5	6	7	8	9	AB	R	H	RBI	BB	SO	LOB	BOTTOM								
Warren Cromartie, L (1, 9) OBP: 0.259, SLG: 0.231	F8		FC4-6			L5				3	0	0	0	1	0	2									
Wayne Garrett, L (1, 4) OBP: 0.352, SLG: 0.307	F8		G3			L7			F8	4	0	0	0	0	0	3									
Larry Parrish, R (1, 5) OBP: 0.286, SLG: 0.348						1B 2B				3	1	3	0	1	0	0									
Earl Williams, R (1, 3) OBP: 0.284, SLG: 0.373						F3 1B			F3	4	0	1	1	0	0	4									
Gary Carter, R (1, 2) OBP: 0.280, SLG: 0.323						L8			K	4	0	0	0	0	2	4									
Tim Foli, R (1, 6) OBP: 0.274, SLG: 0.382						L7			L7	4	0	0	0	0	1	2									
Del Unser, L (1, 8) OBP: 0.266, SLG: 0.347						F8			F8	4	0	0	0	0	0	1									
Jerry White, S (1, 7) OBP: 0.315, SLG: 0.318									F8	1	0	1	0	2	0	0									
Dale Murray, R (8, 1) OBP: 0.341, SLG: 0.345									F8	0	0	0	0	0	0	0									
Mike Jorgensen, L (9, PH) OBP: 0.341, SLG: 0.345									F8	1	0	0	0	0	0	0									
Don Carrithers, R (1, 1) OBP: 0.097, SLG: 0.161										1	0	1	0	0	0	0									
Chuck Taylor, R (6, 1)										0	0	0	0	0	0	0									
Jose Morales, R (7, PH) OBP: 0.347, SLG: 0.504										1	0	0	0	0	0	1									
<b>Inning Stats</b>	R: 0 E: 0 K: 0 S: 8	H: 0 LOB: 1 BB: 1 P: 15	R: 0 E: 0 K: 1 S: 7	H: 0 LOB: 0 BB: 0 P: 8	R: 0 E: 0 K: 0 S: 9	H: 1 LOB: 1 BB: 1 P: 17	R: 1 E: 0 K: 0 S: 14	H: 2 LOB: 1 BB: 0 P: 25	R: 0 E: 0 K: 0 S: 8	H: 1 LOB: 1 BB: 0 P: 12	R: 0 E: 0 K: 1 S: 11	H: 1 LOB: 1 BB: 0 P: 17	R: 0 E: 0 K: 0 S: 8	H: 0 LOB: 0 BB: 1 P: 13	R: 0 E: 0 K: 1 S: 13	H: 1 LOB: 2 BB: 1 P: 21	R: 0 E: 0 K: 0 S: 7	H: 0 LOB: 0 BB: 0 P: 9	1B: 4 2B: 2 HR: 0	SF: 0 SAC: 1 DP: 1 HBP: 0	WP: 0 PB: 0 SB: 0 CS: 1	PA: 35			
<b>PITCHER</b>	IP	WLS	BF	H	R	ER	SO	BB	IBB	HBP	BLK	WP	HR	S	P	ERA	WHIP								
Tom Griffin, R (1, 1) ERA: 5.09	9.0	W	35	6	1	1	3	4	0	0	0	0	0	85	137	1.00	1.111								

San Diego Padres @ Montreal Expos  
Jarry Park, Montreal, QB  
Sun Aug 15 1976, 3:33 AM EDT  
Att: 10,242 - Unknown - 68 F

AB	30
R	1
H	6
RBI	1
BB	4
SO	3
LOB	17





Batter	1	2	3	4	5	6	7	8	9	AB	R	H	RBI	BB	SO	LOB	TOP																
<b>Johnny Grubb, L</b> (1, 7) <small>OBP: 0.395, SLG: 0.417</small> <b>Merv Rettenmund, R</b> (9, PR) <small>OBP: 0.347, SLG: 0.294</small>										5	1	2	1	0	2	2																	
<b>Tito Fuentes, S</b> (1, 4) <small>OBP: 0.307, SLG: 0.327</small>										4	0	0	0	1	0	3																	
<b>Dave Winfield, R</b> (1, 9) <small>OBP: 0.360, SLG: 0.443</small>										4	1	1	1	1	0	1																	
<b>Willie Davis, L</b> (1, 8) <small>OBP: 0.300, SLG: 0.399</small>										5	1	1	2	0	0	3																	
<b>Mike Ivie, R</b> (1, 3) <small>OBP: 0.340, SLG: 0.408</small>										3	2	2	2	2	1	0																	
<b>Ted Kubiak, S</b> (1, 5) <small>OBP: 0.335, SLG: 0.308</small>										4	1	1	1	1	1	2																	
<b>Fred Kendall, R</b> (1, 2) <small>OBP: 0.309, SLG: 0.307</small> <b>Bob Davis, R</b> (9, PR) <small>OBP: 0.247, SLG: 0.239</small>										4	0	2	0	0	0	3																	
<b>Enzo Hernandez, R</b> (1, 6) <small>OBP: 0.317, SLG: 0.325</small>										2	1	1	4	2	0	0																	
<b>Rick Sawyer, R</b> (1, 1) <small>OBP: 0.456, SLG: 0.400</small> <b>Dave Tomlin, L</b> (6, PR) <small>OBP: 0.326, SLG: 0.357</small> <b>Willie McCovey, L</b> (7, PH) <small>OBP: 0.326, SLG: 0.357</small> <b>Dave Freisleben, R</b> (7, 1) <small>OBP: 0.326, SLG: 0.357</small> <b>Luis Melendez, R</b> (9, PH) <small>OBP: 0.326, SLG: 0.357</small> <b>Jerry Turner, L</b> (9, PH) <small>OBP: 0.326, SLG: 0.357</small> <b>Butch Metzger, R</b> (9, 1)										2	0	0	0	0	1	2																	
<b>Inning Stats</b>	R: 0 E: 1 K: 1 S: 6	H: 0 LOB: 1 BB: 0 P: 6	R: 1 E: 0 K: 2 S: 9	H: 1 LOB: 2 BB: 1 P: 13	R: 0 E: 0 K: 0 S: 3	H: 0 LOB: 0 BB: 0 P: 3	R: 0 E: 0 K: 0 S: 2	H: 0 LOB: 0 BB: 0 P: 6	R: 0 E: 0 K: 0 S: 3	H: 0 LOB: 0 BB: 0 P: 3	R: 0 E: 0 K: 0 S: 3	H: 1 LOB: 2 BB: 1 P: 12	R: 2 E: 0 K: 0 S: 5	H: 3 LOB: 1 BB: 4 P: 9	R: 8 E: 0 K: 0 S: 8	H: 6 LOB: 3 BB: 4 P: 24	1B: 7 2B: 4 3B: 1 HR: 0	SF: 0 SAC: 1 DP: 1 HBP: 0	WP: 0 PA: 45 PB: 0 SB: 1 CS: 0														
<b>PITCHER</b>	IP WLS BF H R ER SO BB IBB HBP BLK WP HR S P ERA WHIP																																
<b>Lynn McGlothen, R</b> (1, 1) ERA: 3.83	7.1	30	4	3	3	5	4	0	0	0	0	0	0	36	52	3.68	1.091																
<b>Al Hrabosky, L</b> (8, 1) ERA: 2.95	0.2	5	2	2	2	0	1	0	0	0	0	0	0	4	8	27.00	4.500																
<b>Bill Greif, R</b> (9, 1) ERA: 4.96	0.0	L	0	0	0	0	0	0	0	0	0	0	0	0	0	∞	∞																
<b>Mike Wallace, L</b> (9, 1) ERA: 4.01	0.1	4	2	3	3	0	1	1	0	0	0	0	0	2	10	81.00	9.000																
<b>Eddie Solomon, R</b> (9, 1) ERA: 3.69	0.1	2	1	3	3	0	0	0	0	0	0	0	0	2	2	81.00	3.000																

San Diego Padres @ St. Louis Cardinals  
 Busch Stadium, St. Louis, MO  
 Mon Aug 16 1976, 7:05 PM CDT  
 Att: 13,330 - Unknown

AB 36  
 R 11  
 H 11  
 RBI 11  
 BB 8  
 SO 5  
 LOB 21



Batter	1	2	3	4	5	6	7	8	9	AB	R	H	RBI	BB	SO	LOB	BOTTOM																
<b>Jerry Mumphrey, S</b> (1, 8) <small>OBP: 0.332, SLG: 0.302</small>										3	3	1	0	3	0	0																	
<b>Gary Templeton, S</b> (1, 6) <small>OBP: 0.281, SLG: 0.233</small>										5	2	3	1	1	0	2																	
<b>Lou Brock, L</b> (1, 7) <small>OBP: 0.326, SLG: 0.361</small>										6	0	5	2	0	1	3																	
<b>Ted Simmons, S</b> (1, 2) <small>OBP: 0.363, SLG: 0.381</small>										4	0	1	1	1	0	4																	
<b>Willie Crawford, L</b> (1, 9) <small>OBP: 0.371, SLG: 0.469</small>										4	0	0	0	1	1	4																	
<b>Keith Hernandez, L</b> (1, 3) <small>OBP: 0.353, SLG: 0.353</small>										5	0	0	0	0	0	3																	
<b>Don Kessinger, S</b> (1, 4) <small>OBP: 0.329, SLG: 0.320</small>										5	0	1	0	0	0	3																	
<b>Hector Cruz, R</b> (1, 5) <small>OBP: 0.251, SLG: 0.319</small>										5	2	2	0	0	0	1																	
<b>Lynn McGlothen, L</b> (1, 1) <small>OBP: 0.175, SLG: 0.185</small> <b>Al Hrabosky, R</b> (8, 1) <small>OBP: 0.326, SLG: 0.357</small> <b>Bill Greif, R</b> (9, 1) <small>OBP: 0.326, SLG: 0.357</small> <b>Mike Wallace, L</b> (9, 1) <small>OBP: 0.326, SLG: 0.357</small> <b>Eddie Solomon, R</b> (9, 1) <small>OBP: 0.326, SLG: 0.357</small> <b>Ron Fairly, L</b> (9, PH) <small>OBP: 0.300, SLG: 0.310</small>										3	0	0	0	0	0	1																	
<b>Inning Stats</b>	R: 0 E: 0 K: 0 S: 4	H: 1 LOB: 1 BB: 0 P: 4	R: 0 E: 0 K: 0 S: 4	H: 1 LOB: 0 BB: 0 P: 4	R: 0 E: 0 K: 0 S: 3	H: 0 LOB: 0 BB: 0 P: 3	R: 3 E: 0 K: 0 S: 7	H: 4 LOB: 3 BB: 2 P: 15	R: 1 E: 0 K: 1 S: 7	H: 2 LOB: 3 BB: 2 P: 15	R: 0 E: 0 K: 0 S: 3	H: 0 LOB: 0 BB: 0 P: 3	R: 2 E: 1 K: 0 S: 4	H: 1 LOB: 1 BB: 2 P: 12	R: 1 E: 1 K: 1 S: 8	H: 3 LOB: 3 BB: 1 P: 12	1B: 12 2B: 2 3B: 0 HR: 0	SF: 0 SAC: 0 DP: 0 HBP: 0	WP: 0 PA: 48 PB: 0 SB: 3 CS: 0														
<b>PITCHER</b>	IP WLS BF H R ER SO BB IBB HBP BLK WP HR S P ERA WHIP																																
<b>Rick Sawyer, R</b> (1, 1) ERA: 1.72	5.2	31	10	4	4	0	2	2	0	1	0	0	0	27	43	6.35	2.118																
<b>Dave Tomlin, L</b> (6, 1) ERA: 3.61	0.1	1	0	0	0	1	0	0	0	0	0	0	0	3	3	0.00	0.000																
<b>Dave Freisleben, R</b> (7, 1) ERA: 3.81	2.0	W	9	1	2	1	2	0	0	0	0	0	0	7	15	4.50	1.500																
<b>Butch Metzger, R</b> (9, 1) ERA: 1.83	1.0	7	3	1	1	1	1	0	0	0	0	0	0	8	12	9.00	4.000																

San Diego Padres @ St. Louis Cardinals  
 Busch Stadium, St. Louis, MO  
 Mon Aug 16 1976, 7:05 PM CDT  
 Att: 13,330 - Unknown

AB 41  
 R 7  
 H 14  
 RBI 4  
 BB 7  
 SO 2  
 LOB 21





Batter	1	2	3	4	5	6	7	8	9	AB	R	H	RBI	BB	SO	LOB	TOP									
Johnny Grubb, L OBP: 0.398, SLG: 0.419 (1, 7)	0-0 1B 1B		1-0 3-1 BB HBP		0-0 3-1		0-0 BB BB BB	0-0 F7		4	1	2	0	0	0	0										
Enzo Hernandez, R OBP: 0.325, SLG: 0.324 (1, 6)	0-0 F7		4-0 3-1 BB		4-0 BB BB BB		4-0 BB BB FC4-6 BB		4-0 F9 WP 1B BB	1	2	0	0	4	0	1										
Dave Winfield, R OBP: 0.362, SLG: 0.443 (1, 9)	0-0 1B		0-3 K		0-0 1B		4-0 FC4-6 BB 1-2 2-3 FC6-4 BB		0-0 F9	4	1	2	0	1	1	3										
Willie McCovey, L OBP: 0.284, SLG: 0.355 (1, 3)	0-3 K		0-0 3-1		0-0 F7		4-0 FC4-6 BB		0-0 2B 1B	4	0	1	2	1	1	6										
Willie Davis, L OBP: 0.300, SLG: 0.397 Jerry Turner, L OBP: 0.321, SLG: 0.383 (1, 8)	0-0 4-3		0-0 F9		4-0 BB		4-0 FC4-6 FC6-4		0-0 1B	2	0	0	0	1	0	4										
Jerry Turner, L OBP: 0.321, SLG: 0.383 (6, 7)					1-2 2-3 BB		1-2 2-3 BB		1-3 2B	2	0	1	1	0	0	2										
Ted Kubiak, S OBP: 0.327, SLG: 0.299 (1, 4)		0-0 4-3		0-0 F7		0-0 6-3		0-0 FC6-4		0-0 F9	5	0	0	1	0	6										
Doug Rader, R OBP: 0.326, SLG: 0.356 Hector Torres, R OBP: 0.254, SLG: 0.293 (1, 5)		0-0 F9		0-0 5-3		4-0 G4-3 BB		0-0 K		0-3 K	2	0	0	0	1	0										
Hector Torres, R OBP: 0.254, SLG: 0.293 (6, 5)											2	0	0	0	0	2										
Fred Kendall, R OBP: 0.311, SLG: 0.306 (1, 2)		4-0 BB		4-0 BB		0-0 G4-3		0-0 5-3		0-0 5-3	2	0	0	0	2	0										
Brent Strom, R OBP: 0.156, SLG: 0.119 Jerry Johnson, R OBP: 0.244, SLG: 0.291 Merv Rettenmund, R OBP: 0.244, SLG: 0.291 Rich Folkers, L OBP: 0.142, SLG: 0.077 Tom Griffin, R OBP: 0.225, SLG: 0.248 Luis Melendez, R OBP: 0.225, SLG: 0.248 Dave Freisleben, R OBP: 0.225, SLG: 0.248 (1, 1)		0-3 K		0-0 F7		0-0 6-3		0-0 K		0-3 K	1	0	0	0	0	0										
Inning Stats	R: 0 E: 0 K: 1 S: 7	H: 2 LOB: 2 BB: 0 P: 7	R: 0 E: 0 K: 1 S: 5	H: 0 LOB: 1 BB: 1 P: 9	R: 0 E: 0 K: 1 S: 5	H: 0 LOB: 2 BB: 1 P: 10	R: 0 E: 0 K: 0 S: 3	H: 0 LOB: 3 BB: 2 P: 7	R: 0 E: 0 K: 0 S: 4	H: 1 LOB: 3 BB: 2 P: 12	R: 0 E: 0 K: 0 S: 2	H: 0 LOB: 0 BB: 1 P: 6	R: 3 E: 0 K: 1 S: 6	H: 1 LOB: 1 BB: 3 P: 18	R: 0 E: 0 K: 1 S: 5	H: 0 LOB: 0 BB: 0 P: 5	R: 1 E: 0 K: 1 S: 7	H: 2 LOB: 2 BB: 1 P: 11	1B: 5 2B: 1 3B: 0 HR: 0	SF: 0 SAC: 0 DP: 1 HBP: 1	WP: 1 PB: 0 SB: 0 CS: 0	PA: 43				
PITCHER	IP	WLS	BF	H	R	ER	SO	BB	IBB	HBP	BLK	WP	HR	S	P	ERA	WHIP									
John Denny, R ERA: 3.1 John Curtis, L ERA: 4.57	(1, 1)	6.0	W	29	4	2	2	3	7	0	1	0	0	27	56	3.00	1.833									
John Curtis, L ERA: 4.57 (7, 1)	(7, 1)	3.0	S	14	2	2	2	3	3	0	0	0	1	0	17	29	6.00	1.667								

San Diego Padres @ St. Louis Cardinals  
Busch Stadium, St. Louis, MO  
Tue Aug 17 1976, 7:05 PM CDT  
Att: 10,868 - Unknown

AB 32  
R 4  
H 6  
RBI 4  
BB 10  
SO 6  
LOB 28



Batter	1	2	3	4	5	6	7	8	9	AB	R	H	RBI	BB	SO	LOB	BOTTOM									
Jerry Mumphrey, S OBP: 0.338, SLG: 0.311 (1, 8)	0-0 2B 2B		0-0 F3		0-0 S S 2B 1B		0-0 K		4-0 5-3 BB	4	2	2	0	1	1	1										
Gary Templeton, S OBP: 0.270, SLG: 0.229 (1, 6)	0-0 F7		0-0 F7		0-0 P6		0-0 4-3 1B		0-0 5-3	5	0	1	0	0	0	5										
Lou Brock, L OBP: 0.330, SLG: 0.365 Charlie Chant, R (7, PH)	0-0 F9 1B 2B		4-0 S E BB		4-0 S 2B BB		0-0 4-3 1B		0-0 F7	2	3	1	1	2	0	1										
Joe Ferguson, R OBP: 0.338, SLG: 0.391 (1, 2)	0-0 F9		4-0 E 2B BB		0-3 K		4-0 FC6-4 BB		0-0 5-3	3	1	0	0	2	1	3										
Mike Anderson, R OBP: 0.380, SLG: 0.359 (1, 9)	4-0 WP 1B BB		0-3 K		4-0 2B IBB		0-3 K		0-0 1B	3	2	1	0	2	2	4										
Hector Cruz, R OBP: 0.253, SLG: 0.321 (1, 5)	4-0 BB		0-0 E5 2B		0-0 2B		0-0 FC6-4		0-0 F8	4	0	1	4	1	0	4										
Keith Hernandez, L OBP: 0.350, SLG: 0.349 (1, 3)	0-0 1B		0-0 K		4-3		0-0 L5		0-0 G3	5	0	1	2	0	1	4										
Don Kessinger, S OBP: 0.330, SLG: 0.323 (1, 4)		0-0 6-3		0-0 2B		0-0 F9		4-0 SH BB		3	1	1	1	1	0	0										
John Denny, R OBP: 0.208, SLG: 0.234 John Curtis, L OBP: 0.258, SLG: 0.241 (1, 1)		0-0 E6		0-0 1-3		0-0 F2		0-0 SH		3	0	0	0	0	0	2										
Inning Stats	R: 3 E: 0 K: 0 S: 5	H: 3 LOB: 1 BB: 2 P: 13	R: 0 E: 1 K: 0 S: 4	H: 0 LOB: 1 BB: 0 P: 4	R: 2 E: 1 K: 2 S: 9	H: 1 LOB: 2 BB: 2 P: 17	R: 3 E: 0 K: 1 S: 7	H: 2 LOB: 1 BB: 2 P: 15	R: 0 E: 0 K: 1 S: 6	H: 1 LOB: 2 BB: 1 P: 10	R: 1 E: 1 K: 0 S: 4	H: 0 LOB: 2 BB: 2 P: 12	R: 0 E: 0 K: 0 S: 4	H: 1 LOB: 1 BB: 0 P: 4	1B: 4 2B: 4 3B: 0 HR: 0	SF: 0 SAC: 1 DP: 0 HBP: 0	WP: 1 PB: 0 SB: 5 CS: 0	PA: 43								
PITCHER	IP	WLS	BF	H	R	ER	SO	BB	IBB	HBP	BLK	WP	HR	S	P	ERA	WHIP									
Brent Strom, L ERA: 3.37 Jerry Johnson, R ERA: 4.58 Rich Folkers, L ERA: 5.56 Dave Tomlin, L ERA: 3.48 Dave Freisleben, R ERA: 3.79	(1, 1)	2.2	L	17	4	5	4	2	4	0	0	0	0	0	1	1	13.50	3.000								
Rich Folkers, L ERA: 5.56 (4, 1)	(4, 1)	2.0		10	2	3	3	2	1	1	0	0	0	0	12	20	13.50	1.500								
Dave Tomlin, L ERA: 3.48 (6, 1)	(6, 1)	2.0		11	1	1	0	1	3	0	0	0	0	0	10	22	0.00	2.000								
Dave Freisleben, R ERA: 3.79 (8, 1)	(8, 1)	1.0		4	1	0	0	0	0	0	0	0	0	4	4	0.00	1.000									

San Diego Padres @ St. Louis Cardinals  
Busch Stadium, St. Louis, MO  
Tue Aug 17 1976, 7:05 PM CDT  
Att: 10,868 - Unknown

AB 33  
R 9  
H 8  
RBI 8  
BB 9  
SO 5  
LOB 26









Batter	1	2	3	4	5	6	7	8	9	AB	R	H	RBI	BB	SO	LOB	TOP										
<b>Bruce Boiesclair, L</b> (1, 8) OBP: 0.330, SLG: 0.325	0-0 4-3		0-3 K		0-0 4-3		0-0 E 1B 2B		0-0 2B	5	2	2	1	0	1	0	<b>New York Mets @ San Diego Padres</b> San Diego Stadium, San Diego, CA Sat Aug 21 1976, 10:05 PM EDT Att: 16,888 - Unknown										
<b>Felix Milten, R</b> (1, 4) OBP: 0.330, SLG: 0.333	0-0 BB 1B		0-0 WP 1B 1B		0-3 K		0-0 E7 1B 1B		0-0 F8 2B	5	2	3	1	0	1	1											
<b>John Milner, L</b> (1, 7) OBP: 0.355, SLG: 0.450	4-0 1-2 BB		0-0 1B		0-0 F8		0-0 1B SF9 1B		4-0 BB	3	1	2	2	2	0	0											
<b>Joe Torre, R</b> (1, 3) OBP: 0.351, SLG: 0.403	0-0 P5		0-0 5-3			0-0 6-3		0-0 SF9 1B	0-0 P4	5	0	1	1	0	0	5											
<b>Mike Vail, R</b> (1, 9) OBP: 0.257, SLG: 0.292	0-0 F8			0-0 4-3		0-0 F8		0-0 SF9 1B	0-0 F8	4	0	0	1	0	0	4											
<b>Jerry Grote, R</b> (1, 2) OBP: 0.345, SLG: 0.333		0-0 F7		4-0 2B FC BB		0-0 2B		0-0 5-3	0-0 F7	4	1	1	0	1	0	3											
<b>Roy Staiger, R</b> (1, 5) OBP: 0.315, SLG: 0.337		4-0 CS BB		0-0 FC 2B		0-3 K		0-0 F8		3	0	1	0	1	1	1											
<b>Bud Harrelson, S</b> (1, 6) OBP: 0.332, SLG: 0.278		0-0 F7		0-0 FC G6-4-3			4-0 SH3-4 2B BB	0-3 K		3	1	0	1	1	1	2											
<b>Jerry Koosman, R</b> (1, 1) OBP: 0.293, SLG: 0.304			0-3 K		0-0 G6-4-3		0-0 SH3-4	0-0 4-3		3	0	0	0	0	1	2											
<b>Inning Stats</b>	R: 0 E: 0 K: 0 S: 4	H: 1 LOB: 2 BB: 1 P: 8	R: 0 E: 0 K: 0 S: 2	H: 0 LOB: 0 BB: 1 P: 6	R: 1 E: 0 K: 2 S: 9	H: 2 LOB: 1 BB: 0 P: 9	R: 1 E: 0 K: 0 S: 4	H: 1 LOB: 1 BB: 1 P: 8	R: 0 E: 0 K: 1 S: 5	H: 0 LOB: 0 BB: 0 P: 5	R: 0 E: 0 K: 1 S: 6	H: 1 LOB: 1 BB: 0 P: 6	R: 4 E: 1 K: 0 S: 7	H: 3 LOB: 1 BB: 1 P: 11	R: 0 E: 0 K: 1 S: 5	H: 0 LOB: 1 BB: 0 P: 5	R: 1 E: 0 K: 0 S: 5	H: 2 LOB: 2 BB: 1 P: 9	1B: 5 2B: 5 3B: 0 HR: 0	SF: 1 SAC: 1 DP: 1 HBP: 0	WP: 1 PB: 0 SB: 0 CS: 1	PA: 42					
<b>PITCHER</b>	IP	WLS	BF	H	R	ER	SO	BB	IBB	HBP	BLK	WP	HR	S	P	ERA	WHIP										
<b>Tom Griffin, R</b> (1, 1) ERA: 5.15	6.1	L	30	7	6	4	4	4	0	0	0	1	0	34	50	5.68	1.737										
<b>Dave Freisleben, R</b> (7, 1) ERA: 3.75	0.2		3	1	0	0	0	0	0	0	0	0	0	3	3	0.00	1.500										
<b>Butch Metzger, R</b> (8, 1) ERA: 1.88	2.0		9	2	1	1	1	1	0	0	0	0	0	10	14	4.50	1.500										

AB	35
R	7
H	10
RBI	7
BB	5
SO	5
LOB	18



Batter	1	2	3	4	5	6	7	8	9	AB	R	H	RBI	BB	SO	LOB	BOTTOM										
<b>Johnny Grubb, L</b> (1, 7) OBP: 0.394, SLG: 0.409	4-0 CS BB		0-0 6-3		0-0 F8		0-0 F8			3	0	0	0	1	0	2	<b>New York Mets @ San Diego Padres</b> San Diego Stadium, San Diego, CA Sat Aug 21 1976, 10:05 PM EDT Att: 16,888 - Unknown										
<b>Ted Kubiak, S</b> (1, 5) OBP: 0.226, SLG: 0.291	4-0 1-2 BB		4-0 BB		0-0 E6			0-0 P4		2	0	0	0	2	0	1											
<b>Dave Winfield, R</b> (1, 9) OBP: 0.362, SLG: 0.440	0-3 K		0-3 K		0-0 5-3			0-0 G3 1B		4	0	1	0	0	2	5											
<b>Willie Davis, L</b> (1, 8) OBP: 0.297, SLG: 0.390	0-0 1-3			0-0 F9		0-0 L3		0-0 G3		4	0	0	0	0	0	2											
<b>Mike Ivie, R</b> (1, 3) OBP: 0.346, SLG: 0.411		0-0 F8		0-0 FC6-4 1B		0-0 F9		0-0 5-3		4	0	1	0	0	0	1											
<b>Tito Fuentes, S</b> (1, 4) OBP: 0.309, SLG: 0.336		0-0 G5-4-3 1B		0-0 FC6-4 FC5-4		0-0 HR		0-0 5-3		4	1	2	1	0	0	1											
<b>Fred Kendall, R</b> (1, 2) OBP: 0.307, SLG: 0.305		0-0 G5-4-3		0-0 FC5-4		0-0 1-3		0-0 6-3		4	0	0	0	0	0	2											
<b>Hector Torres, R</b> (1, 6) OBP: 0.259, SLG: 0.298			4-0 SH2-4 BB		0-0 E 2B		0-3 K		0-0 1B	3	0	2	0	1	1	0											
<b>Tom Griffin, R</b> (1, 1) OBP: 0.133, SLG: 0.071			0-0 SH2-4		0-0 5-3		0-3 K		0-3 K	1	0	0	0	0	0	1											
<b>Dave Freisleben, R</b> (7, 1) OBP: 0.226, SLG: 0.297										0	0	0	0	0	0	0											
<b>Mery Rettenmund, R</b> (7, PH) OBP: 0.339, SLG: 0.286										1	0	0	0	0	1	0											
<b>Butch Metzger, R</b> (8, 1)										0	0	0	0	0	0	0											
<b>Luis Melendez, R</b> (8, PH) OBP: 0.236, SLG: 0.252										1	0	0	0	0	1	1											
<b>Inning Stats</b>	R: 0 E: 0 K: 1 S: 4	H: 0 LOB: 1 BB: 2 P: 12	R: 0 E: 0 K: 0 S: 3	H: 1 LOB: 0 BB: 0 P: 3	R: 0 E: 0 K: 1 S: 5	H: 0 LOB: 2 BB: 2 P: 13	R: 0 E: 0 K: 0 S: 4	H: 1 LOB: 1 BB: 0 P: 4	R: 0 E: 0 K: 0 S: 5	H: 1 LOB: 2 BB: 0 P: 5	R: 1 E: 0 K: 0 S: 4	H: 1 LOB: 0 BB: 0 P: 4	R: 0 E: 0 K: 2 S: 7	H: 0 LOB: 0 BB: 0 P: 7	R: 0 E: 0 K: 0 S: 4	H: 1 LOB: 1 BB: 0 P: 4	R: 0 E: 0 K: 1 S: 6	H: 1 LOB: 1 BB: 0 P: 6	1B: 4 2B: 1 3B: 0 HR: 1	SF: 0 SAC: 1 DP: 1 HBP: 0	WP: 0 PB: 0 SB: 0 CS: 1	PA: 36					
<b>PITCHER</b>	IP	WLS	BF	H	R	ER	SO	BB	IBB	HBP	BLK	WP	HR	S	P	ERA	WHIP										
<b>Jerry Koosman, L</b> (1, 1) ERA: 2.92	9.0	W	36	6	1	1	5	4	0	0	0	0	1	42	58	1.00	1.111										

AB	31
R	1
H	6
RBI	1
BB	4
SO	5
LOB	16





Batter	1	2	3	4	5	6	7	8	9	AB	R	H	RBI	BB	SO	LOB	TOP												
Leon Brown, R OBP: 0.246, SLG: 0.270 (1, 8)	0-0 5-3		0-0 1-2 1B			0-0 4-3		0-0 6-3		4	0	1	0	0	0	0	<b>New York Mets @ San Diego Padres</b> San Diego Stadium, San Diego, CA Sun Aug 22 1976, 6:33 AM EDT Att: 18,425 - Unknown												
Felix Milan, R OBP: 0.331, SLG: 0.340 (1, 4)	0-0 2B		0-0 F7			0-0 L7		0-0 4-3 2B		4	0	2	0	0	0	2													
John Milner, L OBP: 0.351, SLG: 0.444 (1, 7) (7, 3)	0-0 F8		0-0 4-3			0-0 G3		0-0 4-3		4	0	0	0	0	0	4													
Joe Torre, R OBP: 0.347, SLG: 0.399 Pepe Mangual, R OBP: 0.350, SLG: 0.322 (7, PR) (7, 7)	0-3 K			0-0 4-3				0-0 E5 BLK 2B		3	0	0	0	0	1	1													
Mike Vail, R OBP: 0.256, SLG: 0.291 (1, 9)		0-0 6-3		0-0 G4-6-3 1B				0-0 B3		4	0	1	0	0	0	1													
Jerry Grote, R OBP: 0.347, SLG: 0.339 (1, 2)		0-0 G1-4-3 1B		0-0 G4-6-3				0-0 2H 2B		4	0	2	1	0	0	1													
Roy Staiger, R OBP: 0.313, SLG: 0.335 (1, 5)		0-0 G1-4-3				0-0 F8		0-0 F8		4	0	1	0	0	0	3													
Leo Foster, R OBP: 0.296, SLG: 0.292 (1, 6)			0-0 5-3			0-0 F7		4-0 IBB		3	0	0	0	1	0	1													
Jon Matlack, L OBP: 0.257, SLG: 0.206 (1, 1)			0-0 1B			0-0 F8		0-0 G3		3	0	1	0	0	0	2													
<b>Inning Stats</b>	R: 0 E: 0 K: 1 S: 6	H: 1 LOB: 1 BB: 0 P: 6	R: 0 E: 0 K: 0 S: 3	H: 1 LOB: 0 BB: 0 P: 3	R: 0 E: 0 K: 0 S: 5	H: 2 LOB: 2 BB: 0 P: 5	R: 0 E: 0 K: 0 S: 3	H: 1 LOB: 0 BB: 0 P: 3	R: 0 E: 0 K: 0 S: 3	H: 0 LOB: 0 BB: 0 P: 3	R: 0 E: 0 K: 0 S: 3	H: 0 LOB: 0 BB: 0 P: 3	R: 1 E: 1 K: 0 S: 5	H: 1 LOB: 2 BB: 1 P: 9	R: 0 E: 0 K: 0 S: 4	H: 1 LOB: 1 BB: 0 P: 4		R: 0 E: 0 K: 0 S: 4	H: 1 LOB: 1 BB: 0 P: 4	1B: 5 2B: 3 3B: 0 HR: 0	SF: 0 SAC: 0 DP: 2 HBP: 0	WP: 0 PB: 0 SB: 0 CS: 0	PA: 35						
<b>PITCHER</b>	IP WLS BF H R ER SO BB IBB HBP BLK WP HR S P ERA WHIP	IP WLS BF H R ER SO BB IBB HBP BLK WP HR S P ERA WHIP																											
Randy Jones, L ERA: 2.73 (1, 1)	8.0 L 31	7 1 0 1	0 0 0 0	0 0 0 0	0 0 0 0	0 0 4 4	0.00 0.875	Butch Metzger, R ERA: 1.95 (9, 1)	1.0 4 1 0 0 0	0 0 0 0	0 0 0 0	0 0 4 4	0.00 1.000																

AB	34
R	1
H	8
RBI	1
BB	1
SO	1
LOB	16



Batter	1	2	3	4	5	6	7	8	9	AB	R	H	RBI	BB	SO	LOB	BOTTOM						
Johnny Grubb, L OBP: 0.396, SLG: 0.409 Luis Melendez, R OBP: 0.229, SLG: 0.245 (1, 7) (2, 7)	4-0 FC4-6 BB		0-0 P4			0-0 L5		0-0 F3		0	0	0	0	1	0	0	<b>New York Mets @ San Diego Padres</b> San Diego Stadium, San Diego, CA Sun Aug 22 1976, 6:33 AM EDT Att: 18,425 - Unknown						
Ted Kubiak, S OBP: 0.327, SLG: 0.290 (1, 5)	0-0 FC4-6 1-2 G5-4-3		0-0 6-3			0-0 5-3		0-0 FC1-6 1B		4	0	1	0	0	0	1							
Dave Winfield, R OBP: 0.359, SLG: 0.436 (1, 9)	0-0 G5-4-3		0-0 F8			0-3 K		0-0 FC1-6 1B 1-2		4	0	0	0	0	1	2							
Willie Davis, L OBP: 0.294, SLG: 0.386 (1, 8)		0-0 L6		0-0 F9		0-0 G3		0-0 F2		4	0	0	0	0	0	1							
Mike Ivie, R OBP: 0.348, SLG: 0.412 (1, 3)		0-0 6-3			0-0 5-3		0-0 FC6-4 1B		0-0 1-3 1B	4	0	2	0	0	0	0							
Tito Fuentes, S OBP: 0.311, SLG: 0.338 (1, 4)		0-0 2B		0-0 6-3		0-0 FC6-4 1-2		1-0 HBP		3	0	1	0	0	0	1							
Fred Kendall, R OBP: 0.310, SLG: 0.308 Enzo Hernandez, R OBP: 0.326, SLG: 0.325 Bob Davis, R OBP: 0.244, SLG: 0.236 (1, 2) (8, PR) (9, 2)		0-0 F3		0-0 1B		0-0 F3		0-0 SH1-4 1B		3	0	2	0	0	0	1							
Hector Torres, R OBP: 0.256, SLG: 0.295 (1, 6)			0-0 6-3		0-0 F3		0-0 SH1-4 1-2		0-0 5-3	2	0	0	0	0	0	1							
Randy Jones, R OBP: 0.089, SLG: 0.047 Willie McCovey, L OBP: 0.283, SLG: 0.353 Butch Metzger, R (1, 1) (8, PH) (9, 1)			0-3 K			0-0 4-3		0-0 F5		2	0	0	0	0	1	0							
<b>Inning Stats</b>	R: 0 E: 0 K: 0 S: 2	H: 0 LOB: 0 BB: 1 P: 6	R: 0 E: 0 K: 0 S: 4	H: 1 LOB: 1 BB: 0 P: 4	R: 0 E: 0 K: 1 S: 5	H: 0 LOB: 0 BB: 0 P: 5	R: 0 E: 0 K: 0 S: 3	H: 0 LOB: 0 BB: 0 P: 3	R: 0 E: 0 K: 0 S: 6	H: 1 LOB: 1 BB: 0 P: 6	R: 0 E: 0 K: 0 S: 4	H: 1 LOB: 2 BB: 0 P: 4	R: 0 E: 0 K: 0 S: 5	H: 2 LOB: 3 BB: 0 P: 6	1B: 5 2B: 1 3B: 0 HR: 0	SF: 0 SAC: 1 DP: 1 HBP: 1		WP: 0 PB: 0 SB: 0 CS: 0	PA: 34				
<b>PITCHER</b>	IP WLS BF H R ER SO BB IBB HBP BLK WP HR S P ERA WHIP	IP WLS BF H R ER SO BB IBB HBP BLK WP HR S P ERA WHIP																					
Jon Matlack, L ERA: 2.72 (1, 1)	9.0 W 34	6 0 0 2	1 0 1 0	0 0 0 0	0 0 0 0	0 0 36 41	0.00 0.778																

AB	31
R	0
H	6
RBI	0
BB	1
SO	2
LOB	14





Batter	1	2	3	4	5	6	7	8	9	AB	R	H	RBI	BB	SO	LOB	TOP											
Rennie Stennett, R OBP: 0.297, SLG: 0.358	0-0 CS 1B		0-0 6-3		0-0 1B 2B	0-0 1B		0-0 F4	5	1	3	0	0	0	0													
Omar Moreno, L OBP: 0.392, SLG: 0.478	4-0 1B BB		0-0 G3		0-0 F7	0-0 4-3		0-3 K	4	0	0	0	1	1	2													
Richie Zisk, R OBP: 0.339, SLG: 0.460	0-3 K			4-0 F9 1B BB	0-0 2B WP 1B		0-0 F9	3	2	1	0	1	1	1														
Willie Stargell, L OBP: 0.334, SLG: 0.451	0-0 1B			0-0 F7	0-0 WP 2B		0-3 K	4	0	2	1	0	1	1														
Dave Parker, L OBP: 0.340, SLG: 0.456	0-0 G3			0-0 F9 1B	0-0 WP IBB		0-0 G3	3	1	1	0	1	0	2														
Richie Hebner, L OBP: 0.302, SLG: 0.326		0-0 F8		0-0 F9	0-3 K		0-0 F4	4	0	0	0	0	1	5														
Manny Sanguillen, R OBP: 0.341, SLG: 0.381		0-0 F7		4-0 1B IBB	0-0 F7		0-0 5-3	3	0	0	0	1	0	2														
Mario Mendoza, R OBP: 0.250, SLG: 0.267		0-3 K		0-0 1B		0-0 F2	0-3 K	3	0	1	2	0	1	0														
Bob Robertson, R OBP: 0.297, SLG: 0.311				1-2 2-H 3-H				1	0	0	0	0	1	0														
Frank Taveras, R OBP: 0.325, SLG: 0.297								3	0	0	0	0	0	0														
Jim Rooker, R OBP: 0.245, SLG: 0.373				0-0 5-3	0-3 K		0-0 4-3	3	0	0	0	0	2	2														
Ramon Hernandez, S (6, 1)									0	0	0	0	0	0														
Dave Giusti, R (6, 1)									0	0	0	0	0	0														
Ed Kirkpatrick, L OBP: 0.308, SLG: 0.311									1	0	0	0	0	0														
<b>Inning Stats</b>	R: 0 E: 0 K: 1 S: 6	H: 2 LOB: 2 BB: 1 P: 10	R: 0 E: 0 K: 1 S: 5	H: 0 LOB: 0 BB: 0 P: 5	R: 0 E: 0 K: 0 S: 3	H: 0 LOB: 0 BB: 0 P: 3	R: 2 E: 0 K: 1 S: 7	H: 2 LOB: 2 BB: 2 P: 15	R: 2 E: 0 K: 1 S: 8	H: 3 LOB: 1 BB: 0 P: 12	R: 0 E: 0 K: 1 S: 6	H: 1 LOB: 0 BB: 0 P: 6	R: 0 E: 0 K: 1 S: 5	H: 0 LOB: 0 BB: 0 P: 5	R: 0 E: 0 K: 1 S: 5	H: 0 LOB: 0 BB: 0 P: 5	1B: 7 2B: 1 3B: 0 HR: 0	SF: 0 SAC: 0 DP: 0 HBP: 0	WP: 1 PB: 0 SB: 0 CS: 1	PA: 38								
<b>PITCHER</b>	IP	WLS	BF	H	R	ER	SO	BB	IBB	HBP	BLK	WP	HR	S	P	ERA	WHIP											
Rick Sawyer, R ERA: 2.52	(1, 1)	4.1	23	7	4	4	3	2	2	0	0	0	0	0	25	41	8.31	2.077										
Dave Tomlin, L ERA: 3.45	(5, 1)	0.1	1	0	0	0	1	0	0	0	0	0	0	0	3	3	0.00	0.000										
Jerry Johnson, R ERA: 4.29	(5, 1)	1.1	W	5	1	0	0	1	0	0	0	0	1	0	7	7	0.00	0.750										
Butch Metzger, R ERA: 1.81	(7, 1)	3.0	S	9	0	0	0	3	0	0	0	0	0	0	15	15	0.00	0.000										

Pittsburgh Pirates @ San Diego Padres  
San Diego Stadium, San Diego, CA  
Mon Aug 23 1976, 10:05 PM EDT  
Att: 18,396 - Unknown

AB 34  
R 4  
H 8  
RBI 3  
BB 4  
SO 8  
LOB 15



Batter	1	2	3	4	5	6	7	8	9	AB	R	H	RBI	BB	SO	LOB	BOTTOM											
Enzo Hernandez, R OBP: 0.325, SLG: 0.322	4-0 S BB		0-3 K	0-0 6-3		0-3 K		0-0 SH3-4	3	0	0	0	1	2	3													
Tito Fuentes, S OBP: 0.312, SLG: 0.339	0-0 F7		0-0 F9 1B		0-0 5-3	0-0 BB 1B		0-0 1-3	5	0	2	1	0	0	2													
Willie Davis, L OBP: 0.298, SLG: 0.389	0-0 F9		0-0 1B		0-0 4-3 1B	0-0 BB 1B		0-0 3-4-1	5	1	3	0	0	0	2													
Dave Winfield, R OBP: 0.360, SLG: 0.434	4-0 BB		0-0 F9		0-0 4-3	0-0 BB 1B		0-0 3-4-1	2	0	0	1	2	0	3													
Mike Ivie, R OBP: 0.350, SLG: 0.411	0-0 F6			4-0 1B 2B BB	0-0 2-H 1B	0-0 F3			3	1	1	1	1	0	5													
Fred Kendall, R OBP: 0.306, SLG: 0.305		0-0 1-3		0-3 K	0-0 F8		0-0 5-3	4	0	0	0	0	1	2														
Doug Rader, R OBP: 0.326, SLG: 0.358		0-0 1B		0-0 2B 1B		0-3 K	0-0 4-3	4	1	2	0	0	1	0														
Luis Melendez, R OBP: 0.239, SLG: 0.264		0-0 F7		0-0 1-H 3-H 2B		0-0 1B 1B	0-0 6-3	4	1	2	2	0	0	1														
Rick Sawyer, R OBP: 0.385, SLG: 0.333		0-0 F9		0-0 6-3		0-0 1B 1B BB 1B		0-0 E6	2	0	0	0	0	0	2													
Dave Tomlin, L ERA: 3.61	(5, 1)								0	0	0	0	0	0	0													
Jerry Johnson, R ERA: 4.29	(5, 1)								0	0	0	0	0	0	0													
Merv Rettenmund, R OBP: 0.344, SLG: 0.292	(6, FH)								1	1	1	0	0	0	0													
Butch Metzger, R ERA: 5.2	(7, 1)								1	0	0	0	0	0	0													
<b>Inning Stats</b>	R: 0 E: 0 K: 0 S: 3	H: 0 LOB: 2 BB: 2 P: 11	R: 0 E: 0 K: 0 S: 4	H: 1 LOB: 0 BB: 0 P: 4	R: 0 E: 0 K: 1 S: 6	H: 2 LOB: 1 BB: 0 P: 6	R: 2 E: 0 K: 1 S: 7	H: 2 LOB: 1 BB: 1 P: 11	R: 1 E: 0 K: 0 S: 5	H: 2 LOB: 1 BB: 0 P: 5	R: 2 E: 0 K: 2 S: 11	H: 4 LOB: 3 BB: 1 P: 15	R: 0 E: 0 K: 0 S: 3	H: 0 LOB: 0 BB: 0 P: 3	R: 0 E: 1 K: 0 S: 4	H: 0 LOB: 1 BB: 0 P: 4	1B: 10 2B: 1 3B: 0 HR: 0	SF: 0 SAC: 1 DP: 0 HBP: 0	WP: 0 PB: 0 SB: 1 CS: 0	PA: 39								
<b>PITCHER</b>	IP	WLS	BF	H	R	ER	SO	BB	IBB	HBP	BLK	WP	HR	S	P	ERA	WHIP											
Jim Rooker, L ERA: 3.77	(1, 1)	5.2	L	29	10	5	5	4	3	0	0	0	0	0	34	46	7.94	2.294										
Ramon Hernandez, L ERA: 3.61	(6, 1)	0.0	1	1	0	0	0	0	0	0	0	0	0	1	1	∞	∞											
Dave Giusti, R ERA: 5.2	(6, 1)	2.1	9	0	0	0	0	1	0	0	0	0	0	8	12	0.00	0.429											

Pittsburgh Pirates @ San Diego Padres  
San Diego Stadium, San Diego, CA  
Mon Aug 23 1976, 10:05 PM EDT  
Att: 18,396 - Unknown

AB 34  
R 5  
H 11  
RBI 5  
BB 4  
SO 4  
LOB 20





Batter	1	2	3	4	5	6	7	8	9	AB	R	H	RBI	BB	SO	LOB	TOP			
Rennie Stennett, R (1, 4) OBP: 0.295, SLG: 0.356	F9		L9		L8		F9			4	0	0	0	0	0	1	<b>Pittsburgh Pirates @ San Diego Padres</b> San Diego Stadium, San Diego, CA Tue Aug 24 1976, 10:05 PM EDT Att: 11,002 - Unknown			
Omar Moreno, L (1, 8) OBP: 0.400, SLG: 0.469	HR		FC5-4 BB		6-3			F7		3	1	1	0	1	0	0				
Richie Zisk, R (1, 7) OBP: 0.338, SLG: 0.464	HR		FC5-4		K			F3		4	1	1	2	0	1	1				
Willie Stargell, L (1, 3) OBP: 0.331, SLG: 0.445	6-3		K					K		4	0	0	0	0	2	1				
Bill Robinson, R (1, 5) OBP: 0.335, SLG: 0.557	F9			1B SF8 2B				1-3		4	1	1	0	0	0	0				
Dave Parker, L (1, 9) OBP: 0.341, SLG: 0.459								F6		4	0	2	0	0	0	0				
Manny Sanguillen, R (1, 2) OBP: 0.340, SLG: 0.386	6-3		SF8					F8		3	0	1	1	0	0	1				
Mario Mendoza, R (1, 6) OBP: 0.238, SLG: 0.253	F8		L8					F8		4	0	0	0	0	0	3				
John Candelaria, L (1, 1) OBP: 0.258, SLG: 0.233										1	0	0	0	0	1	1				
Bob Robertson, R (4, PH) OBP: 0.294, SLG: 0.308										1	0	0	0	0	0	1				
Bob Moose, R (4, 1) OBP: 0.300, SLG: 0.800										0	0	0	0	0	0	0				
Tommy Helms, R (7, PH) OBP: 0.333, SLG: 0.382										0	0	0	0	1	0	0				
Kent Tekulve, R (7, 1) OBP: 0.333, SLG: 0.382										0	0	0	0	0	0	0				
<b>Inning Stats</b>	R: 2 E: 0 K: 0 S: 5	H: 2 LOB: 0 BB: 0 P: 5	R: 0 E: 0 K: 1 S: 6	H: 1 LOB: 1 BB: 0 P: 6	R: 0 E: 0 K: 1 S: 5	H: 0 LOB: 1 BB: 1 P: 9	R: 1 E: 0 K: 0 S: 5	H: 2 LOB: 0 BB: 0 P: 5	R: 0 E: 0 K: 0 S: 3	H: 0 LOB: 0 BB: 0 P: 3	R: 0 E: 0 K: 0 S: 3	H: 0 LOB: 1 BB: 1 P: 7	R: 0 E: 0 K: 1 S: 5	H: 0 LOB: 0 BB: 0 P: 5	R: 0 E: 0 K: 0 S: 4	H: 1 LOB: 1 BB: 0 P: 4	1B: 2 2B: 2 3B: 1 HR: 1	SF: 1 SAC: 0 DP: 0 HBP: 0	WP: 0 PB: 0 SB: 0 CS: 0	PA: 35
<b>PITCHER</b> Brent Strom, L (1, 1) ERA: 3.35	IP: 9.0 WLS: W BF: 35 H: 6 R: 3 ER: 3 SO: 4 BB: 2 IBB: 0 HBP: 0 BLK: 0 WP: 0 HR: 1 S: 41 P: 49 ERA: 3.00 WHIP: 0.889															<b>PITCHER</b>				

Batter	1	2	3	4	5	6	7	8	9	AB	R	H	RBI	BB	SO	LOB	BOTTOM			
Enzo Hernandez, R (1, 6) OBP: 0.324, SLG: 0.321	F7	SH2-4		CS 1B		4-3		6-3		4	0	1	0	0	0	1	<b>Pittsburgh Pirates @ San Diego Padres</b> San Diego Stadium, San Diego, CA Tue Aug 24 1976, 10:05 PM EDT Att: 11,002 - Unknown			
Tito Fuentes, S (1, 4) OBP: 0.313, SLG: 0.340	1B	K		F6			2B 1B			4	2	2	0	0	1	2				
Willie Davis, L (1, 8) OBP: 0.302, SLG: 0.398	1B	2B		E3			1B 2B			4	2	3	1	0	0	0				
Dave Winfield, R (1, 9) OBP: 0.361, SLG: 0.434	1B	F3		K			1B IBB			3	1	1	1	1	1	2				
Mike Ivie, R (1, 3) OBP: 0.352, SLG: 0.412	1B			6-3		F4		1B		4	0	2	4	0	0	1				
Fred Kendall, R (1, 2) OBP: 0.306, SLG: 0.304	F4			1B		6-3		6-3		4	0	1	0	0	0	3				
Doug Rader, R (1, 5) OBP: 0.325, SLG: 0.354	K			F9		6-3		F3		4	0	0	0	0	1	3				
Luis Melendez, R (1, 7) OBP: 0.248, SLG: 0.272		SH E 1B		F8		SH3 1B		6-3		4	1	2	0	0	0	1				
Brent Strom, R (1, 1) OBP: 0.153, SLG: 0.113		SH SH2-4 1H 2B		K		SH3		6-3		2	1	0	0	0	1	0				
<b>Inning Stats</b>	R: 3 E: 0 K: 1 S: 9	H: 4 LOB: 1 BB: 0 P: 9	R: 2 E: 1 K: 1 S: 8	H: 2 LOB: 1 BB: 0 P: 8	R: 0 E: 0 K: 0 S: 4	H: 1 LOB: 0 BB: 0 P: 4	R: 0 E: 0 K: 1 S: 5	H: 1 LOB: 0 BB: 0 P: 5	R: 0 E: 0 K: 0 S: 6	H: 0 LOB: 1 BB: 0 P: 6	R: 0 E: 0 K: 0 S: 4	H: 1 LOB: 1 BB: 1 P: 4	R: 2 E: 0 K: 0 S: 5	H: 3 LOB: 1 BB: 1 P: 9	R: 0 E: 0 K: 0 S: 3	H: 0 LOB: 0 BB: 0 P: 3		1B: 10 2B: 2 3B: 0 HR: 0	SF: 0 SAC: 3 DP: 0 HBP: 0	WP: 0 PB: 0 SB: 1 CS: 1
<b>PITCHER</b> John Candelaria, L (1, 1) ERA: 3.21	IP: 3.0 WLS: L BF: 17 H: 7 R: 5 ER: 5 SO: 2 BB: 0 IBB: 0 HBP: 0 BLK: 0 WP: 0 HR: 0 S: 21 P: 21 ERA: 15.00 WHIP: 2.333															<b>PITCHER</b>				
Bob Moose, R (4, 1) ERA: 3.18	3.0 11 2 0 0 2 0 0 0 0 0 0 15 15 0.00 0.667																			
Kent Tekulve, R (7, 1) ERA: 2.68	2.0 9 3 2 2 0 0 1 0 0 0 0 8 12 9.00 1.500																			



Batter	1	2	3	4	5	6	7	8	9	AB	R	H	RBI	BB	SO	LOB	TOP																			
Frank Taveras, R (1, 6) OBP: 0.323, SLG: 0.294	F3		6-3		K		HBP		K	4	0	0	0	0	2	1	<b>Pittsburgh Pirates @ San Diego Padres</b> San Diego Stadium, San Diego, CA Wed Aug 25 1976, 10:05 PM EDT Att: 10,963 - Unknown																			
Omar Moreno, L (1, 8) OBP: 0.330, SLG: 0.472	K			1B	4-3		F5			4	1	1	0	0	1	3																				
Richie Zisk, R (1, 7) OBP: 0.337, SLG: 0.469 Bill Robinson, R (8, 7) OBP: 0.335, SLG: 0.557	F9			E6		K			HR	4	2	1	1	0	1	1																				
Dave Parker, L (1, 9) OBP: 0.340, SLG: 0.457		K		1B		F6			3-1	4	0	1	1	0	1	0																				
Richie Hebner, L (1, 5) OBP: 0.301, SLG: 0.325	F6			1B		4-3			F8	4	0	1	1	0	0	0																				
Ed Kirkpatrick, L (1, 3) OBP: 0.306, SLG: 0.303	L8			FC1-6			F9		BB	3	0	0	0	1	0	1																				
Rennie Stennett, R (1, 4) OBP: 0.296, SLG: 0.355			6-3		1B		HBP		K	3	0	1	0	1	1	1																				
Duffy Dyer, R (1, 2) OBP: 0.319, SLG: 0.363			E6		F9		E5		F8	4	0	0	0	0	0	3																				
Bruce Kison, R (1, 1) OBP: 0.245, SLG: 0.244	SH2-4		SH2-4		6-3		B1		6-3	3	0	0	0	0	0	2																				
<b>Inning Stats</b>	R: 0 E: 0 K: 1 S: 5	H: 0 LOB: 0 BB: 0 P: 5	R: 0 E: 0 K: 1 S: 5	H: 0 LOB: 0 BB: 0 P: 5	R: 0 E: 1 K: 0 S: 4	H: 0 LOB: 1 BB: 0 P: 4	R: 2 E: 1 K: 0 S: 6	H: 3 LOB: 2 BB: 1 P: 10	R: 0 E: 0 K: 1 S: 5	H: 0 LOB: 0 BB: 0 P: 5	R: 0 E: 0 K: 0 S: 5	H: 1 LOB: 3 BB: 0 P: 6	R: 1 E: 0 K: 1 S: 6	H: 1 LOB: 1 BB: 0 P: 10	R: 0 E: 0 K: 1 S: 5	H: 0 LOB: 0 BB: 0 P: 5	1B: 3 2B: 1 3B: 0 HR: 1	SF: 0 SAC: 1 DP: 0 HBP: 1	WP: 1 PB: 0 CS: 0	PA: 37																
<b>PITCHER</b>	IP	WLS	BF	H	R	ER	SO	BB	IBB	HBP	BLK	WP	HR	S	P	ERA	WHIP	<b>PITCHER</b>		IP	WLS	BF	H	R	ER	SO	BB	IBB	HBP	BLK	WP	HR	S	P	ERA	WHIP
Dave Freisleben, R (1, 1) ERA: 3.68	8.0	L	34	5	3	2	5	1	1	1	0	1	1	41	50	2.25	0.750																			
Butch Metzger, R (9, 1) ERA: 1.79	1.0		3	0	0	0	1	0	0	0	0	0	0	5	5	0.00	0.000																			


AB	33
R	3
H	5
RBI	3
BB	2
SO	6
LOB	12




Batter	1	2	3	4	5	6	7	8	9	AB	R	H	RBI	BB	SO	LOB	BOTTOM																				
Jerry Turner, L (1, 7) OBP: 0.316, SLG: 0.376	F8		6-3			G3			F5	4	0	0	0	0	0	1	<b>Pittsburgh Pirates @ San Diego Padres</b> San Diego Stadium, San Diego, CA Wed Aug 25 1976, 10:05 PM EDT Att: 10,963 - Unknown																				
Tito Fuentes, S (1, 4) OBP: 0.313, SLG: 0.340			4-3			4-3			K	4	0	1	0	0	1	1																					
Willie Davis, L (1, 8) OBP: 0.299, SLG: 0.394	F8				F8				1-3	4	0	0	0	0	0	1																					
Dave Winfield, R (1, 9) OBP: 0.361, SLG: 0.433	CS	5-3			1B		K			3	0	1	0	0	1	0																					
Mike Ivie, R (1, 3) OBP: 0.352, SLG: 0.411		1B			F7		F5			3	0	1	0	0	0	1																					
Fred Kendall, R (1, 2) OBP: 0.306, SLG: 0.304					K		5-3			3	0	1	0	0	1	1																					
Doug Rader, R (1, 5) OBP: 0.323, SLG: 0.351			G6-4-3			F8			4-3	3	0	0	0	0	2																						
Enzo Hernandez, R (1, 6) OBP: 0.325, SLG: 0.322 Ted Kubiak, S (8, PH) OBP: 0.325, SLG: 0.289			6-3			K			K	2	0	1	0	0	1	0																					
Dave Freisleben, R (1, 1) OBP: 0.219, SLG: 0.258 Johnny Grubb, L (8, PH) OBP: 0.395, SLG: 0.408 Butch Metzger, R (9, 1)			SH3-4			K			F8	1	0	0	0	0	1	0																					
			SH3-4			K				1	0	0	0	0	0	0																					
										0	0	0	0	0	0	0																					
<b>Inning Stats</b>	R: 0 E: 0 K: 0 S: 3	H: 1 LOB: 0 BB: 0 P: 3	R: 0 E: 0 K: 0 S: 4	H: 2 LOB: 1 BB: 0 P: 4	R: 0 E: 0 K: 0 S: 4	H: 1 LOB: 1 BB: 0 P: 4	R: 0 E: 0 K: 1 S: 6	H: 1 LOB: 1 BB: 0 P: 6	R: 0 E: 0 K: 2 S: 7	H: 0 LOB: 0 BB: 0 P: 7	R: 0 E: 0 K: 0 S: 3	H: 0 LOB: 0 BB: 0 P: 3	R: 0 E: 0 K: 1 S: 5	H: 0 LOB: 0 BB: 0 P: 5	R: 0 E: 0 K: 1 S: 5	H: 0 LOB: 0 BB: 0 P: 5	R: 0 E: 0 K: 1 S: 5	H: 0 LOB: 0 BB: 0 P: 5	1B: 5 2B: 0 3B: 0 HR: 0	SF: 0 SAC: 1 DP: 1 HBP: 0	WP: 0 PB: 0 CS: 1	PA: 31															
<b>PITCHER</b>	IP	WLS	BF	H	R	ER	SO	BB	IBB	HBP	BLK	WP	HR	S	P	ERA	WHIP	<b>PITCHER</b>		IP	WLS	BF	H	R	ER	SO	BB	IBB	HBP	BLK	WP	HR	S	P	ERA	WHIP	
Bruce Kison, R (1, 1) ERA: 3.18	9.0	W	30	5	0	0	6	0	0	0	0	0	0	42	42	0.00	0.556																				







Batter	1	2	3	4	5	6	7	8	9	AB	R	H	RBI	BB	SO	LOB	TOP					
Ellis Valentine, R OBP: 0.330, SLG: 0.391	L8			G1-4-3 1B		1-3			K	4	0	1	0	0	1	2	<b>Montreal Expos @ San Diego Padres</b> San Diego Stadium, San Diego, CA Fri Aug 27 1976, 10:05 PM EDT Att: 21,301 - Unknown  <b>AB 28</b> <b>R 0</b> <b>H 6</b> <b>RBI 0</b> <b>BB 1</b> <b>SO 1</b> <b>LOB 12</b> 					
Bombo Rivera, R OBP: 0.323, SLG: 0.420	F8			G1-4-3 1-2f		5-3			G6-4-3 1B	4	0	1	0	0	0	3						
Gary Carter, R OBP: 0.271, SLG: 0.308	6-3			5-3			1-3		G6-4-3 1-2f	4	0	0	0	0	0	1						
Larry Parrish, R OBP: 0.285, SLG: 0.367				FC5-4 1B		5-3			FC6-4 1B	3	0	2	0	0	0	0						
Tim Foli, R OBP: 0.273, SLG: 0.369				FC5-4 G4-6-3 1-2f		5-3			FC6-4 FC6-4 1-2f	3	0	0	0	0	0	2						
Barry Foote, R OBP: 0.250, SLG: 0.333				G4-6-3 1-2f		L5			FC6-4 1-2f	3	0	0	0	0	0	2						
Andre Thornton, R OBP: 0.324, SLG: 0.373									SH2-4 BB 1B	3	0	2	0	0	0	0						
Pete Mackanin, R OBP: 0.256, SLG: 0.338				1-3					SH2-4 BB 1-2	2	0	0	0	1	0	1						
Woodie Fryman, R OBP: 0.137, SLG: 0.120				1-3					SH2-4	1	0	0	0	0	0	0						
Jose Morales, R OBP: 0.353, SLG: 0.512									G3-6-1	1	0	0	0	0	0	1						
Dale Murray, R OBP: 0.271, SLG: 0.308									1-2 2-3	0	0	0	0	0	0	0						
<b>Inning Stats</b>	R: 0 E: 0 K: 0 S: 7	H: 0 LOB: 0 BB: 0 P: 11	R: 0 E: 0 K: 0 S: 5	H: 1 LOB: 0 BB: 0 P: 6	R: 0 E: 0 K: 0 S: 8	H: 0 LOB: 0 BB: 0 P: 14	R: 0 E: 0 K: 0 S: 5	H: 1 LOB: 0 BB: 0 P: 7	R: 0 E: 0 K: 0 S: 4	H: 0 LOB: 0 BB: 0 P: 9	R: 0 E: 0 K: 0 S: 7	H: 1 LOB: 2 BB: 1 P: 13	R: 0 E: 0 K: 0 S: 9	H: 1 LOB: 0 BB: 0 P: 12	R: 0 E: 0 K: 0 S: 6	H: 1 LOB: 0 BB: 0 P: 9	R: 0 E: 0 K: 1 S: 8	H: 1 LOB: 0 BB: 0 P: 11	1B: 6 2B: 0 3B: 0 HR: 0	SF: 0 SAC: 1 DP: 4 HBP: 0	WP: 0 PB: 0 SB: 0 CS: 0	PA: 30
<b>PITCHER</b> Randy Jones, L ERA: 2.63	IP: 9.0 WLS: W BF: 30 H: 6 R: 0 ER: 0 SO: 1 BB: 1 IBB: 0 HBP: 0 BLK: 0 WP: 0 HR: 0 S: 59 P: 92 ERA: 0.00 WHIP: 0.778															<b>PITCHER</b>						

Batter	1	2	3	4	5	6	7	8	9	AB	R	H	RBI	BB	SO	LOB	BOTTOM					
Enzo Hernandez, R OBP: 0.321, SLG: 0.318	6-3		F5		F9		E5			4	0	0	0	0	0	1	<b>Montreal Expos @ San Diego Padres</b> San Diego Stadium, San Diego, CA Fri Aug 27 1976, 10:05 PM EDT Att: 21,301 - Unknown  <b>AB 29</b> <b>R 2</b> <b>H 5</b> <b>RBI 2</b> <b>BB 2</b> <b>SO 3</b> <b>LOB 11</b> 					
Tito Fuentes, S OBP: 0.310, SLG: 0.336	5-3		6-3		6-3		F4			4	0	0	0	0	0	2						
Willie Davis, L OBP: 0.297, SLG: 0.390	P5			4-3	L3		4-3			4	0	0	0	0	0	0						
Dave Winfield, R OBP: 0.362, SLG: 0.432		K		2B 1B		4-3 BB		6-3		3	1	1	0	1	1	0						
Mike Ivie, R OBP: 0.353, SLG: 0.416				1B 2B		F9		1-3		4	1	2	1	0	0	1						
Fred Kendall, R OBP: 0.306, SLG: 0.307				2B		4-3				3	0	1	1	0	0	2						
Doug Rader, R OBP: 0.320, SLG: 0.348						L9				3	0	0	0	0	1	3						
Luis Melendez, R OBP: 0.258, SLG: 0.276				SH1-4 1B				F3		2	0	1	0	1	0	0						
Randy Jones, R OBP: 0.087, SLG: 0.045				SH1-4 1-2				1-3		2	0	0	0	0	1	2						
<b>Inning Stats</b>	R: 0 E: 0 K: 0 S: 8	H: 0 LOB: 0 BB: 0 P: 15	R: 0 E: 0 K: 1 S: 13	H: 1 LOB: 1 BB: 0 P: 17	R: 0 E: 0 K: 0 S: 8	H: 1 LOB: 1 BB: 0 P: 14	R: 2 E: 0 K: 2 S: 14	H: 3 LOB: 2 BB: 1 P: 24	R: 0 E: 0 K: 0 S: 4	H: 0 LOB: 1 BB: 0 P: 8	R: 0 E: 0 K: 0 S: 5	H: 0 LOB: 1 BB: 1 P: 12	R: 0 E: 1 K: 0 S: 9	H: 0 LOB: 1 BB: 0 P: 11	R: 0 E: 0 K: 0 S: 5	H: 0 LOB: 0 BB: 0 P: 9	R: 0 E: 0 K: 0 S: 8	H: 0 LOB: 0 BB: 0 P: 11	1B: 3 2B: 2 3B: 0 HR: 0	SF: 0 SAC: 1 DP: 0 HBP: 0	WP: 0 PB: 0 SB: 0 CS: 0	PA: 32
<b>PITCHER</b> Woodie Fryman, L ERA: 3.47	IP: 7.0 WLS: L BF: 29 H: 5 R: 2 ER: 2 SO: 3 BB: 1 IBB: 0 HBP: 0 BLK: 0 WP: 0 HR: 0 S: 61 P: 101 ERA: 2.57 WHIP: 0.857															<b>PITCHER</b>						
Dale Murray, R ERA: 2.95	IP: 1.0 WLS: L BF: 3 H: 0 R: 0 ER: 0 SO: 0 BB: 0 IBB: 0 HBP: 0 BLK: 0 WP: 0 HR: 0 S: 5 P: 9 ERA: 0.00 WHIP: 0.000															<b>PITCHER</b>						



Batter	1	2	3	4	5	6	7	8	9	AB	R	H	RBI	BB	SO	LOB	TOP											
Jerry White, S (1,7) OBP: 0.326, SLG: 0.323	2-2 4-3		1-1 6-3			0-3 K	1-2 1B		0-3 K	5	0	1	1	0	2	1	<p><b>Montreal Expos @ San Diego Padres</b> San Diego Stadium, San Diego, CA</p> <p>Sat Aug 28 1976, 10:05 PM EDT Att: 10,545 - Unknown</p> <p>livebaseballscorecards.com</p> <p>AB 37 R 7 H 13 RBI 7 BB 3 SO 9 LOB 12</p> 											
Wayne Garrett, L (1,4) OBP: 0.358, SLG: 0.306	2-1 1B		3-1 4-3			0-0 G3	0-0 4-3		0-2 WP BB 1B	5	0	2	0	0	0	2												
Ellis Valentine, R (1,8) OBP: 0.332, SLG: 0.385	1 SAFE 1 SAFE 2-3 K			3-3 K		3-3 K		4-2 BB 1B	4-2 WP BB 1B	3	0	0	0	2	3	1												
Larry Parrish, R (1,5) OBP: 0.287, SLG: 0.367	0-0 F9			1-0 1B			3-2 1B 2B 1B	1 SAFE 2-2 F7 BB	1-1 F7 BB	5	1	2	0	0	0	4												
Del Unser, L (1,9) OBP: 0.271, SLG: 0.347		1-0 CS 1B		1-1 4-3			1-0 2B 1B	2-3 K		4	1	2	0	0	1	0												
Tim Foli, R (1,6) OBP: 0.275, SLG: 0.373	1-1 F8				0-1 5-3		1-0 2B		3-1 1B HR	4	2	2	1	0	0	1												
Gary Carter, R (1,2) OBP: 0.274, SLG: 0.315	1-2 L5				2-3 K		0-0 1B 2B		0-0 HR 1B	4	2	2	2	0	1	0												
Mike Jorgensen, L (1,3) OBP: 0.348, SLG: 0.347			0-0 G3		4-1 BB		2-H 3-H 0-1 L9		0-2 HR	1	0	0	0	1	0	0												
Jose Morales, R (7, PH) OBP: 0.351, SLG: 0.508									1-H 2-H HR	1	0	0	0	0	0	1												
Earl Williams, R (7,3) OBP: 0.286, SLG: 0.373									1-3 2-H HR	1	1	1	3	0	0	0												
Don Stanhouse, R (1,1) OBP: 0.319, SLG: 0.302			1-2 2B		2-3 K		1-2 5-3		1-3 K	3	0	1	0	0	1	2												
Chuck Taylor, R (7,1)										0	0	0	0	0	0	0												
Dale Murray, R (8,1)										1	0	0	0	0	1	0												
<b>Inning Stats</b>	R: 0 E: 0 K: 1 S: 9	H: 1 LOB: 1 BB: 0 P: 15	R: 0 E: 0 K: 0 S: 7	H: 1 LOB: 0 BB: 0 P: 10	R: 0 E: 0 K: 0 S: 8	H: 1 LOB: 1 BB: 0 P: 13	R: 0 E: 0 K: 1 S: 6	H: 1 LOB: 0 BB: 0 P: 11	R: 0 E: 0 K: 2 S: 7	H: 0 LOB: 1 BB: 1 P: 19	R: 0 E: 0 K: 0 S: 16	H: 0 LOB: 1 BB: 0 P: 23	R: 0 E: 0 K: 1 S: 15	H: 0 LOB: 0 BB: 1 P: 23	R: 3 E: 0 K: 2 S: 21	H: 4 LOB: 2 BB: 1 P: 30	1B: 9 2B: 3 3B: 0 HR: 1	SF: 0 SAC: 0 DP: 0 HBP: 0	WP: 1 PB: 0 SB: 0 CS: 1	PA: 40								
<b>PITCHER</b>	IP WLS BF H R ER SO BB IBB HBP BLK WP HR S P ERA WHIP	6.0 25 8 4 0 0 6 1 0 0 0 0 0 55 90 6.00 1.500	1.0 4 1 0 0 0 0 0 0 0 0 0 0 9 11 0.00 1.000	1.2 L 10 4 3 3 3 2 0 0 0 0 1 34 50 16.20 3.600	0.1 1 0 0 0 0 0 0 0 0 0 0 1 0 2 3 0.00 0.000	<b>PITCHER</b>										IP WLS BF H R ER SO BB IBB HBP BLK WP HR S P ERA WHIP												
Tom Griffin, R (1,1) ERA: 5.22											6.0	25	8	4	0	0	6	1	0	0	0	0	0	55	90	6.00	1.500	
Dave Tomlin, L (7,1) ERA: 3.4											1.0	4	1	0	0	0	0	0	0	0	0	0	0	9	11	0.00	1.000	
Butch Metzger, R (8,1) ERA: 2.02											1.2	L	10	4	3	3	3	2	0	0	0	0	1	34	50	16.20	3.600	
Dave Freisleben, R (9,1) ERA: 3.67											0.1	1	0	0	0	0	0	0	0	0	0	0	1	0	2	3	0.00	0.000

Batter	1	2	3	4	5	6	7	8	9	AB	R	H	RBI	BB	SO	LOB	BOTTOM										
Johnny Grubb, L (1,7) OBP: 0.398, SLG: 0.418	1-1 SH1-3 2B		2-2 WP 2B		0-2 L7			1-1 FC5-6 1B	3-2 F8	5	1	3	0	0	0	2	<p><b>Montreal Expos @ San Diego Padres</b> San Diego Stadium, San Diego, CA</p> <p>Sat Aug 28 1976, 10:05 PM EDT Att: 10,545 - Unknown</p> <p>livebaseballscorecards.com</p> <p>AB 35 R 4 H 12 RBI 3 BB 3 SO 1 LOB 19</p> 										
Tito Fuentes, S (1,4) OBP: 0.303, SLG: 0.334	0-0 SH1-3		3-1 4-3			1-0 3-1		1-1 FC5-6 1B	4-1 BB	3	1	0	0	1	0	1											
Willie Davis, L (1,8) OBP: 0.298, SLG: 0.388	0-0 G3		1-0 3-1			4-1 CS BB		2-2 2B 1B	1-1 F8	4	1	1	0	1	0	3											
Dave Winfield, R (1,9) OBP: 0.361, SLG: 0.433	0-3 K			1-0 F9		1-1 F8		2-2 1B 2B		4	0	1	1	0	1	2											
Mike Ivie, R (1,3) OBP: 0.358, SLG: 0.425		2-1 6-3		1-1 3B			2-2 L8 G3 1B	4-0 1B IBB		3	1	2	0	1	0	0											
Fred Kendall, R (1,2) OBP: 0.311, SLG: 0.312		0-2 1B		0-0 6-3			0-1 G3 1B	1-2 1B	1-3 2-H 3-H 1B	4	0	3	1	0	0	1											
Doug Rader, R (1,5) OBP: 0.319, SLG: 0.346		1-0 L9		3-2 6-3			0-0 L8	0-0 B1-3		2	0	0	0	0	0	2											
Jerry Turner, L (7, PH) OBP: 0.313, SLG: 0.372							2-3 L8			2	0	0	0	0	0	4											
Enzo Hernandez, R (1,6) OBP: 0.322, SLG: 0.319		0-0 6-3			1-0 CS 1B		3-1 G3		2-1 4-3	2	0	1	0	0	0	1											
Willie McCovey, L (7, PH) OBP: 0.281, SLG: 0.351							1-2 3-H			1	0	0	1	0	0	1											
Butch Metzger, R (8,1) ERA: 3.75										0	0	0	0	0	0	0											
Dave Freisleben, R (9,1) OBP: 0.256, SLG: 0.274										0	0	0	0	0	0	0											
Luis Melendez, R (9, PH) OBP: 0.327, SLG: 0.291					0-1 P3		1-2 F8		3-2 BB 1B	2	0	1	0	0	0	1											
Tom Griffin, R (1,1) OBP: 0.118, SLG: 0.063										0	0	0	0	0	0	0											
Dave Tomlin, L (7,1)										2	0	1	0	0	0	1											
Ted Kubiak, S (7, PH) OBP: 0.327, SLG: 0.291										2	0	1	0	0	0	1											
<b>Inning Stats</b>	R: 0 E: 0 K: 1 S: 7	H: 1 LOB: 1 BB: 0 P: 8	R: 0 E: 0 K: 0 S: 7	H: 1 LOB: 1 BB: 0 P: 10	R: 1 E: 0 K: 0 S: 8	H: 1 LOB: 0 BB: 0 P: 14	R: 0 E: 0 K: 0 S: 8	H: 1 LOB: 1 BB: 0 P: 13	R: 0 E: 0 K: 0 S: 5	H: 1 LOB: 0 BB: 0 P: 6	R: 0 E: 0 K: 0 S: 4	H: 0 LOB: 0 BB: 1 P: 10	R: 1 E: 0 K: 0 S: 11	H: 2 LOB: 1 BB: 0 P: 17	R: 2 E: 0 K: 0 S: 14	H: 4 LOB: 2 BB: 1 P: 25	R: 0 E: 0 K: 0 S: 11	H: 1 LOB: 2 BB: 1 P: 24	1B: 8 2B: 3 3B: 1 HR: 0	SF: 0 SAC: 1 DP: 0 HBP: 0	WP: 2 PB: 0 SB: 0 CS: 2	PA: 39					
<b>PITCHER</b>	IP WLS BF H R ER SO BB IBB HBP BLK WP HR S P ERA WHIP	6.1 25 7 2 2 0 1 1 0 0 0 0 0 45 69 2.84 1.263	1.0 6 3 2 2 0 0 0 0 0 0 0 0 15 25 18.00 3.000	1.2 W 8 2 0 0 0 1 1 0 0 0 0 15 33 0.00 1.800	<b>PITCHER</b>										IP WLS BF H R ER SO BB IBB HBP BLK WP HR S P ERA WHIP												
Don Stanhouse, R (1,1) ERA: 3.33											6.1	25	7	2	2	0	1	1	0	0	0	0	45	69	2.84	1.263	
Chuck Taylor, R (7,1) ERA: 3.75											1.0	6	3	2	2	0	0	0	0	0	0	0	0	15	25	18.00	3.000
Dale Murray, R (8,1) ERA: 2.93											1.2	W	8	2	0	0	0	1	1	0	0	0	0	15	33	0.00	1.800



Batter	1	2	3	4	5	6	7	8	9	AB R H RBI BB SO LOB	TOP									
Jerry White, S OBP: 0.330, SLG: 0.328 Jose Morales, R OBP: 0.356, SLG: 0.511 Warren Cromartie, L OBP: 0.245, SLG: 0.250	2-1 6-3		4-2 BB BB		2-2 4-3 9-2 2B		1-0 BB 1B		0-0 B2-3 1B	2 0 1 0 1 0 0 1 0 1 1 0 0 0 1 1 1 1 0 0 0	<b>Montreal Expos @ San Diego Padres</b> San Diego Stadium, San Diego, CA Sun Aug 29 1976, 6:33 AM EDT Att: 7,563 - Unknown <a href="http://livebaseballscorecards.com">livebaseballscorecards.com</a>									
Wayne Garrett, L OBP: 0.363, SLG: 0.307	1-2 1B		4-2 1-2 BB		0-0 4-3		4-1 1B BB		4-0 B2-3 IBB	2 0 1 0 3 0 1										
Ellis Valentine, R OBP: 0.329, SLG: 0.380	0-0 L8		1-2 F3		2-1 9-2		0-1 G6-4-3 1-3 2-H 1B		0-1 B2-3	5 0 1 1 0 0 6										
Larry Parrish, R OBP: 0.288, SLG: 0.368	2-3 K			3-2 BB 1B 1B		2-2 CS 1B		0-1 G6-4-3 1-2	0-0 L5	5 0 2 0 0 1 6										
Del Unser, L OBP: 0.268, SLG: 0.344		1-2 G3		0-3 K		0-1 4-3		0-0 F7		4 0 0 0 0 1 2										
Tim Foli, R OBP: 0.277, SLG: 0.373		0-0 L9		1-1 BB 1B		4-0 FC6-4 BB		0-3 K		3 0 1 0 1 1 0										
Gary Carter, R OBP: 0.270, SLG: 0.310		1-1 5-3		2-3 K		1-0 FC6-4		2-1 4-3		4 0 0 0 0 1 3										
Earl Williams, R OBP: 0.289, SLG: 0.377 Mike Jorgensen, L OBP: 0.350, SLG: 0.347			1-3 K	4-1 FC4 BB		2-2 SH1-4 1B 2B		4-0 SH1-4 BB	2 0 1 0 1 1 0 0 2 0 0 1 0 0											
Steve Rogers, R OBP: 0.136, SLG: 0.121			0-0 6-3	2-1 FC4		0-1 SH1-4		1-2 SH1-4	2 0 0 0 0 0 3											
<b>Inning Stats</b>	R: 0 E: 0 K: 1 S: 9	H: 1 LOB: 1 BB: 0 P: 14	R: 0 E: 0 K: 0 S: 7	H: 0 LOB: 0 BB: 0 P: 9	R: 0 E: 0 K: 1 S: 12	H: 2 LOB: 2 BB: 2 P: 22	R: 0 E: 0 K: 2 S: 17	H: 1 LOB: 0 BB: 0 P: 11	R: 0 E: 0 K: 0 S: 8	H: 1 LOB: 1 BB: 1 P: 15		R: 2 E: 0 K: 0 S: 11	H: 3 LOB: 3 BB: 1 P: 18	R: 0 E: 0 K: 1 S: 6	H: 0 LOB: 0 BB: 0 P: 8	R: 1 E: 0 K: 0 S: 7	H: 1 LOB: 2 BB: 2 P: 16	1B: 7 2B: 3 3B: 0 HR: 0	SF: 0 SAC: 2 DP: 2 HBP: 0	WP: 0 PB: 0 SB: 0 CS: 1
<b>PITCHER</b>	IP WLS BF H R ER SO BB IBB HBP BLK WP HR S P ERA WHIP											IP WLS BF H R ER SO BB IBB HBP BLK WP HR S P ERA WHIP								
Rick Sawyer, R ERA: 2.57	6.1 L 29 7 2 2 4 5 0 0 0 0 0 0 67 114 2.84 1.895																			
Dave Freisleben, R ERA: 3.63	1.2 5 1 0 0 1 0 0 0 0 0 0 10 12 0.00 0.600																			
Butch Metzger, R ERA: 2.09	1.0 6 1 1 1 0 1 1 0 0 0 0 7 16 9.00 2.000																			

Batter	1	2	3	4	5	6	7	8	9	AB R H RBI BB SO LOB	BOTTOM									
Johnny Grubb, L OBP: 0.399, SLG: 0.420 Luis Melendez, R OBP: 0.256, SLG: 0.274	1-1 L8		0-0 4-3			1-1 1B			2-2 1-3 1B	4 0 2 0 0 0 1 0 0 0 0 0 0 0	<b>Montreal Expos @ San Diego Padres</b> San Diego Stadium, San Diego, CA Sun Aug 29 1976, 6:33 AM EDT Att: 7,563 - Unknown <a href="http://livebaseballscorecards.com">livebaseballscorecards.com</a>									
Tito Fuentes, S OBP: 0.307, SLG: 0.331	0-0 4-3			2-2 F7		0-0 F8		0-1 1-3	4 0 0 0 0 0 2											
Willie Davis, L OBP: 0.295, SLG: 0.385	1-0 4-1			1-2 F8		0-1 L9		0-0 F6	4 0 0 0 0 0 2											
Dave Winfield, R OBP: 0.359, SLG: 0.429		1-0 L6		1-0 6-3		2-2 5-3		2-0 5-3	4 0 0 0 0 0 2											
Mike Ivie, R OBP: 0.361, SLG: 0.425		0-3 K			1-0 6-3 HBP		0-0 1B		2 0 1 0 0 1 0											
Fred Kendall, R OBP: 0.308, SLG: 0.310		0-1 6-3			1-0 6-3		1-2 F9		3 0 0 0 0 0 2											
Doug Rader, R OBP: 0.317, SLG: 0.345 Jerry Turner, L OBP: 0.311, SLG: 0.370 Butch Metzger, R			0-3 K		1-2 6-3			0-0 F8	2 0 0 0 0 1 1 1 0 0 0 0 0 0 0 0 0 0 0 0 0											
Enzo Hernandez, R OBP: 0.322, SLG: 0.319			0-0 SH3 1B			0-2 F2		1-1 5-3	3 0 1 0 0 0 0											
Rick Sawyer, R OBP: 0.357, SLG: 0.308 Dave Freisleben, R OBP: 0.219, SLG: 0.258 Ted Kubiak, S OBP: 0.326, SLG: 0.289					0-0 SH3		0-1 6-3		1 0 0 0 0 0 0 0 0 0 0 0 0 0 1 0 0 0 0 0 0											
<b>Inning Stats</b>	R: 0 E: 0 K: 0 S: 4	H: 0 LOB: 0 BB: 0 P: 6	R: 0 E: 0 K: 1 S: 6	H: 0 LOB: 0 BB: 0 P: 7	R: 0 E: 0 K: 1 S: 6	H: 1 LOB: 1 BB: 0 P: 6	R: 0 E: 0 K: 0 S: 8	H: 0 LOB: 0 BB: 0 P: 12	R: 0 E: 0 K: 0 S: 5	H: 0 LOB: 0 BB: 0 P: 8		R: 0 E: 0 K: 0 S: 9	H: 1 LOB: 1 BB: 0 P: 12	R: 0 E: 0 K: 0 S: 5	H: 0 LOB: 0 BB: 0 P: 8	R: 0 E: 0 K: 0 S: 8	H: 1 LOB: 2 BB: 0 P: 12	1B: 4 2B: 0 3B: 0 HR: 0	SF: 0 SAC: 1 DP: 0 HBP: 1	WP: 0 PB: 0 SB: 0 CS: 0
<b>PITCHER</b>	IP WLS BF H R ER SO BB IBB HBP BLK WP HR S P ERA WHIP											IP WLS BF H R ER SO BB IBB HBP BLK WP HR S P ERA WHIP								
Steve Rogers, R ERA: 3.31	9.0 W 31 4 0 0 2 0 0 1 0 0 0 59 80 0.00 0.444																			



Batter	1	2	3	4	5	6	7	8	9	AB	R	H	RBI	BB	SO	LOB	TOP			
Enzo Hernandez, R OBP: 0.319, SLG: 0.315 (1, 6)	F6		5-3			K		FC6-4		4	0	0	0	0	1	2				
Tito Fuentes, S OBP: 0.304, SLG: 0.328 (1, 4)	5-3			F7		5-3			F6	4	0	0	0	0	0	0				
Willie Davis, L OBP: 0.297, SLG: 0.384 (1, 8)	F5			1B		3-1			G4-6-3 BB	3	0	1	0	1	0	0				
Dave Winfield, R OBP: 0.360, SLG: 0.430 (1, 9)		G6-3 1B		FC6-4 1B		F3			G4-6-3	4	0	2	0	0	0	1				
Mike Ivie, R OBP: 0.358, SLG: 0.421 (1, 3)	G6-3			F4		F4				3	0	0	0	0	0	3				
Fred Kendall, R OBP: 0.306, SLG: 0.307 (1, 2)	F4			FC6-4		F7				3	0	0	0	0	0	2				
Doug Rader, R OBP: 0.317, SLG: 0.343 (1, 5)			FC6-4 BB		F8			K		2	0	0	0	1	1	0				
Luis Melendez, R OBP: 0.250, SLG: 0.267 (1, 7)			FC6-4 SH3-4		F9			1-3		3	0	0	0	0	0	1				
Randy Jones, R OBP: 0.086, SLG: 0.045 Merv Rettenmund, R (8, PH) Butch Metzger, R (8, 1)			SH3-4		5-3			FC6-4 1B		1	0	0	0	0	0	0				
<b>Inning Stats</b>	R: 0 E: 0 K: 0 S: 3	H: 0 LOB: 0 BB: 0 P: 3	R: 0 E: 0 K: 0 S: 3	H: 1 LOB: 0 BB: 0 P: 3	R: 0 E: 0 K: 0 S: 3	H: 0 LOB: 1 BB: 1 P: 7	R: 0 E: 0 K: 0 S: 5	H: 2 LOB: 2 BB: 0 P: 5	R: 0 E: 0 K: 1 S: 5	H: 0 LOB: 0 BB: 0 P: 3	R: 0 E: 0 K: 0 S: 3	H: 0 LOB: 0 BB: 0 P: 3	R: 0 E: 0 K: 1 S: 6	H: 1 LOB: 1 BB: 0 P: 6	R: 0 E: 0 K: 0 S: 2	H: 0 LOB: 0 BB: 1 P: 6	1B: 4 2B: 0 3B: 0 HR: 0	SF: 0 SAC: 1 DP: 2 HBP: 0	WP: 0 PB: 0 SB: 0 CS: 0	PA: 31
<b>PITCHER</b> Jerry Reuss, L ERA: 4.01 (1, 1)	IP: 9.0 WLS: W BF: 31 H: 4 R: 0 ER: 0 SO: 2 BB: 2 IBB: 0 HBP: 0 BLK: 0 WP: 0 HR: 0 S: 33 P: 41 ERA: 0.00 WHIP: 0.667															<b>PITCHER</b>				

San Diego Padres @ Pittsburgh Pirates  
Three Rivers Stadium, Pittsburgh, PA  
Tue Aug 31 1976, 7:05 PM EDT  
Att: 9,674 - Unknown

AB 28  
R 0  
H 4  
RBI 0  
BB 2  
SO 2  
LOB 9



Batter	1	2	3	4	5	6	7	8	9	AB	R	H	RBI	BB	SO	LOB	BOTTOM			
Frank Taveras, R OBP: 0.321, SLG: 0.291 (1, 6)	B2		4-3		L9		K			4	0	0	0	0	1	0				
Rennie Stennett, R OBP: 0.295, SLG: 0.352 (1, 4)	2-3		4-3		S 1B			F8		4	0	1	0	0	0	0				
Richie Zisk, R Omar Moreno, L (9, 8)	1B			2B SF7 1B	1-2 BB			K		3	1	2	0	1	1	0				
Bob Robertson, R OBP: 0.309, SLG: 0.327 (1, 3)	1B			1-3 2B	F8			HR BB		3	1	2	0	1	0	2				
Dave Parker, L OBP: 0.335, SLG: 0.457 (1, 9)	G3			SF7		F8		HR		3	1	1	3	0	0	2				
Bill Robinson, R OBP: 0.328, SLG: 0.544 (9, 7)		L5		1-3		F9		F7		4	0	0	0	0	0	1				
Manny Sanguillen, R OBP: 0.339, SLG: 0.390 (1, 2)		F7		IBB		F9				2	0	0	0	1	0	0				
Richie Hebner, L OBP: 0.294, SLG: 0.315 (1, 5)		F5		3-1				F9		3	0	0	0	0	0	2				
Jerry Reuss, L OBP: 0.339, SLG: 0.309 (1, 1)			1-3		K			5-3		3	0	0	0	0	1	0				
<b>Inning Stats</b>	R: 0 E: 0 K: 0 S: 5	H: 2 LOB: 2 BB: 0 P: 5	R: 0 E: 0 K: 0 S: 3	H: 0 LOB: 0 BB: 0 P: 3	R: 0 E: 0 K: 0 S: 5	H: 0 LOB: 0 BB: 0 P: 3	R: 1 E: 0 K: 0 S: 5	H: 2 LOB: 2 BB: 1 P: 9	R: 0 E: 0 K: 1 S: 6	H: 1 LOB: 2 BB: 1 P: 10	R: 0 E: 0 K: 0 S: 3	H: 0 LOB: 0 BB: 0 P: 3	R: 0 E: 0 K: 1 S: 5	H: 0 LOB: 0 BB: 0 P: 5	R: 2 E: 0 K: 1 S: 6	H: 1 LOB: 0 BB: 1 P: 10	1B: 4 2B: 1 3B: 0 HR: 1	SF: 1 SAC: 0 DP: 0 HBP: 0	WP: 0 PB: 0 SB: 1 CS: 0	PA: 33
<b>PITCHER</b> Randy Jones, L ERA: 2.6 Butch Metzger, R ERA: 2.24 (8, 1)	IP: 7.0 WLS: L BF: 28 H: 5 R: 1 ER: 1 SO: 1 BB: 1 IBB: 1 HBP: 0 BLK: 0 WP: 0 HR: 0 S: 30 P: 38 ERA: 1.29 WHIP: 0.857															<b>PITCHER</b>				

San Diego Padres @ Pittsburgh Pirates  
Three Rivers Stadium, Pittsburgh, PA  
Tue Aug 31 1976, 7:05 PM EDT  
Att: 9,674 - Unknown

AB 29  
R 3  
H 6  
RBI 3  
BB 3  
SO 3  
LOB 7





Batter	1	2	3	4	5	6	7	8	9	AB	R	H	RBI	BB	SO	LOB	TOP			
Johnny Grubb, L OBP: 0.401, SLG: 0.417	F8		FC4-6 BB		4-3			G6-4-3 BB		2	0	0	0	2	0	1				
Tito Fuentes, S OBP: 0.304, SLG: 0.330	4-3 2B		FC4-6 CS		4-3			G6-4-3		4	0	1	0	0	0	2				
Jerry Turner, L OBP: 0.310, SLG: 0.368	4-3 2-3		F8		K2-3				1B 1B	4	1	1	0	0	1	2				
Willie Davis, L OBP: 0.296, SLG: 0.383	G3		CS		4-3			F9		4	0	1	0	0	0	1				
Mike Ivie, R OBP: 0.357, SLG: 0.419		L8			F4			L7		4	0	1	1	0	0	0				
Ted Kubiak, S OBP: 0.329, SLG: 0.290		1B 6-3 1B			F7			G5-4-3 1B		3	0	1	0	1	0	2				
Fred Kendall, R OBP: 0.303, SLG: 0.304		6-3			F2			FC5-4 BB		4	0	0	0	0	0	3				
Enzo Hernandez, R OBP: 0.322, SLG: 0.318								4-3		3	0	2	0	0	0	1				
Brent Strom, R OBP: 0.150, SLG: 0.111										1	0	0	0	0	0	2				
Merv Rettenmund, R OBP: 0.346, SLG: 0.296		6-3			F9			5-3		1	0	0	0	0	0	1				
Jerry Johnson, R										0	0	0	0	0	0	0				
Luis Melendez, R										1	0	0	0	0	0	0				
Rick Sawyer, R										0	0	0	0	0	0	0				
<b>Inning Stats</b>	R: 0 E: 0 K: 0 S: 4	H: 1 LOB: 1 BB: 0 P: 4	R: 0 E: 0 K: 0 S: 5	H: 2 LOB: 2 BB: 0 P: 5	R: 0 E: 0 K: 0 S: 2	H: 0 LOB: 0 BB: 1 P: 6	R: 0 E: 0 K: 0 S: 3	H: 0 LOB: 0 BB: 0 P: 3	R: 0 E: 0 K: 1 S: 5	H: 1 LOB: 1 BB: 0 P: 4	R: 0 E: 0 K: 0 S: 3	H: 0 LOB: 1 BB: 1 P: 7	R: 0 E: 0 K: 0 S: 2	H: 0 LOB: 0 BB: 1 P: 6	R: 1 E: 0 K: 0 S: 5	H: 3 LOB: 1 BB: 0 P: 5	1B: 6 2B: 1 3B: 0 HR: 0	SF: 0 SAC: 0 DP: 2 HBP: 0	WP: 0 PB: 0 SB: 0 CS: 1	PA: 35
<b>PITCHER</b>	IP WLS BF H R ER SO BB IBB HBP BLK WP HR S P ERA WHIP																			
Bruce Kison, R ERA: 3.08	(1, 1) 8.0 W 32 7 1 1 1 1 3 0 0 0 0 0 0 0 1.12 1.250																			
Kent Tekulve, R ERA: 2.64	(9, 1) 1.0 S 2 0 0 0 0 0 0 0 0 0 0 0 0 2 0.00 0.000																			

San Diego Padres @ Pittsburgh Pirates  
Three Rivers Stadium, Pittsburgh, PA  
Wed Sep 01 1976, 7:05 PM EDT  
Att: 5,381 - Unknown

AB 31  
R 1  
H 7  
RBI 1  
BB 3  
SO 1  
LOB 15



Batter	1	2	3	4	5	6	7	8	9	AB	R	H	RBI	BB	SO	LOB	BOTTOM			
Frank Taveras, R OBP: 0.319, SLG: 0.289	4-3		6-3	4-3			SH5-3			3	0	0	0	0	0	2				
Rennie Stennett, R OBP: 0.297, SLG: 0.353				F6			6-3-2			4	0	2	0	0	0	1				
Richie Zisk, R OBP: 0.481				1B						2	1	0	0	2	0	1				
Omar Moreno, L OBP: 0.391, SLG: 0.443	F7			BB						0	0	0	0	0	0	0				
Bob Robertson, R OBP: 0.307, SLG: 0.324	F6			BB						4	1	1	0	0	1	2				
Dave Parker, L OBP: 0.336, SLG: 0.457				E4			5-3			3	1	1	0	0	0	2				
Bill Robinson, R OBP: 0.325, SLG: 0.539				1B						3	0	0	0	0	0	3				
Richie Hebner, L OBP: 0.295, SLG: 0.318				F5			5-3			3	1	1	1	0	0	0				
Duffy Dyer, R OBP: 0.319, SLG: 0.357				F7			6-3			2	0	0	0	1	0	0				
Bruce Kison, R OBP: 0.269, SLG: 0.292				1B						3	0	2	2	0	1	0				
Kent Tekulve, R ERA: 2.51				K			SH5-3			0	0	0	0	0	0	0				
<b>Inning Stats</b>	R: 0 E: 0 K: 0 S: 4	H: 1 LOB: 1 BB: 0 P: 4	R: 0 E: 0 K: 0 S: 2	H: 0 LOB: 0 BB: 0 P: 3	R: 0 E: 0 K: 1 S: 5	H: 0 LOB: 0 BB: 0 P: 5	R: 4 E: 1 K: 0 S: 7	H: 3 LOB: 2 BB: 2 P: 15	R: 0 E: 0 K: 1 S: 5	H: 1 LOB: 1 BB: 1 P: 9	R: 0 E: 0 K: 0 S: 3	H: 0 LOB: 0 BB: 0 P: 3	R: 0 E: 0 K: 0 S: 3	H: 1 LOB: 0 BB: 0 P: 3	R: 0 E: 0 K: 0 S: 3	H: 1 LOB: 0 BB: 0 P: 3	1B: 5 2B: 3 3B: 0 HR: 0	SF: 0 SAC: 1 DP: 1 HBP: 1	WP: 0 PB: 0 SB: 0 CS: 3	PA: 33
<b>PITCHER</b>	IP WLS BF H R ER SO BB IBB HBP BLK WP HR S P ERA WHIP																			
Brent Strom, L ERA: 3.27	(1, 1) 4.0 L 19 4 4 0 1 1 0 0 0 0 0 0 0 11 0.00 1.000																			
Jerry Johnson, R ERA: 3.75	(5, 1) 3.0 10 2 0 0 1 1 0 0 0 0 0 0 11 0.00 1.000																			
Rick Sawyer, R ERA: 2.51	(8, 1) 1.0 3 1 0 0 0 0 0 0 0 0 0 0 3 0.00 1.000																			

San Diego Padres @ Pittsburgh Pirates  
Three Rivers Stadium, Pittsburgh, PA  
Wed Sep 01 1976, 7:05 PM EDT  
Att: 5,381 - Unknown

AB 27  
R 4  
H 7  
RBI 3  
BB 3  
SO 2  
LOB 11





Batter	1	2	3	4	5	6	7	8	9	AB	R	H	RBI	BB	SO	LOB	TOP					
Johnny Grubb, L (1, 9) OBP: 0.399, SLG: 0.412	4-0 2B BB		0-0 F8		0-0 F7		0-0 G3			3	0	0	0	1	0	1						
Enzo Hernandez, R (1, 6) OBP: 0.321, SLG: 0.321	0-0 L8		0-0 2B		0-0 G3			0-0 F8		4	0	1	0	0	0	1						
Jerry Turner, L (1, 7) OBP: 0.314, SLG: 0.380	0-0 2B		0-3 K		0-0 G1-4-3 2B			0-0 4-3		4	0	2	0	0	1	1						
Dave Winfield, R (1, 8) OBP: 0.362, SLG: 0.429	4-0 IBB		0-0 L5		4-0 G1-4-3 BB			4-0 BB		1	0	0	0	3	0	1						
Mike Ivie, R (1, 3) OBP: 0.355, SLG: 0.417	0-0 F8			0-0 S 1B		0-0 G1-4-3 BB		0-3 K		4	0	1	0	0	1	6						
Tito Fuentes, S (1, 4) OBP: 0.301, SLG: 0.327	0-0 L8			0-0 F8 1-2		0-0 L5			0-0 L8	4	0	0	0	0	0	5						
Ted Kubiak, S (1, 5) OBP: 0.323, SLG: 0.284		0-0 L4		0-3 K			0-0 L4		0-0 3-1	4	0	0	0	0	1	1						
Bob Davis, R (1, 2) OBP: 0.235, SLG: 0.227		0-0 4-3		0-0 F9			0-3 K		0-0 F8	3	0	0	0	0	1	1						
Willie Davis, L (9, PH) OBP: 0.236, SLG: 0.382										1	0	0	0	0	0	0						
Dave Freisleben, R (1, 1) OBP: 0.212, SLG: 0.250		0-0 F8					0-3 K			1	0	0	0	0	0	0						
Merv Rettenmund, R (5, PH) OBP: 0.344, SLG: 0.294										1	0	0	0	0	1	0						
Dave Tomlin, L (5, 1) OBP: 0.254, SLG: 0.270										0	0	0	0	0	0	0						
Luis Melendez, R (7, PH) OBP: 0.254, SLG: 0.270										1	0	1	0	0	0	0						
Rich Folkers, L (7, 1)										0	0	0	0	0	0	0						
<b>Inning Stats</b>	R: 0 E: 0 K: 0 S: 4	H: 1 LOB: 3 BB: 2 P: 12	R: 0 E: 0 K: 0 S: 3	H: 0 LOB: 0 BB: 0 P: 3	R: 0 E: 0 K: 1 S: 6	H: 1 LOB: 1 BB: 0 P: 6	R: 0 E: 0 K: 1 S: 6	H: 1 LOB: 0 BB: 0 P: 6	R: 0 E: 0 K: 1 S: 5	H: 0 LOB: 0 BB: 0 P: 5	R: 0 E: 0 K: 0 S: 3	H: 1 LOB: 1 BB: 1 P: 7	R: 0 E: 0 K: 1 S: 6	H: 1 LOB: 0 BB: 0 P: 6	R: 0 E: 0 K: 1 S: 5	H: 0 LOB: 1 BB: 0 P: 9	R: 0 E: 0 K: 0 S: 3	H: 0 LOB: 0 BB: 0 P: 3	1B: 2 2B: 3 3B: 0 HR: 0	SF: 0 SAC: 0 DP: 1 HBP: 0	WP: 0 PB: 0 SB: 1 CS: 0	PA: 35
<b>PITCHER</b> Larry Demery, R (1, 1) ERA: 3.01	IP: 9.0 WLS: W BF: 35 H: 5 R: 0 ER: 0 SO: 5 BB: 3 IBB: 1 HBP: 0 BLK: 0 WP: 0 HR: 0 S: 41 P: 57 ERA: 0.00 WHIP: 0.889															<b>PITCHER</b>	IP: 9.0 WLS: W BF: 35 H: 5 R: 0 ER: 0 SO: 5 BB: 3 IBB: 1 HBP: 0 BLK: 0 WP: 0 HR: 0 S: 41 P: 57 ERA: 0.00 WHIP: 0.889					

San Diego Padres @ Pittsburgh Pirates  
Three Rivers Stadium, Pittsburgh, PA  
Thu Sep 02 1976, 7:05 PM EDT  
Att: 5,545 - Unknown

AB 31  
R 0  
H 5  
RBI 0  
BB 4  
SO 5  
LOB 17



Batter	1	2	3	4	5	6	7	8	9	AB	R	H	RBI	BB	SO	LOB	BOTTOM			
Frank Taveras, R (1, 6) OBP: 0.321, SLG: 0.291	0-0 F8 2B S 1B		0-0 FC1-6 E S	0-0 F7 1-2 3-H			0-0 CS 1B			4	2	2	0	0	0	2				
Omar Moreno, L (1, 8) OBP: 0.384, SLG: 0.422	4-0 CS BB		0-0 4-3 1-H		0-0 1-3		0-0 L5 1-2			3	0	0	0	1	0	1				
Richie Zisk, R (1, 7) OBP: 0.340, SLG: 0.477	0-0 F8 2-3		0-3 K		0-0 5-3			0-3 K		4	0	0	0	0	2	2				
Willie Stargell, L (1, 3) OBP: 0.335, SLG: 0.450	0-0 2B			4-0 1B 2B BB		0-0 1B		0-0 L4		3	1	2	1	1	0	0				
Dave Parker, L (1, 9) OBP: 0.336, SLG: 0.455	0-0 F7			0-0 2B 1B		0-3 K		0-0 F4		4	1	1	0	0	1	2				
Richie Hebner, L (1, 5) OBP: 0.300, SLG: 0.325		0-0 G5-4-3 1B		0-0 F8 1-H 2-H S 2B		4-0 G4-6-3 BB				2	1	2	2	1	0	0				
Rennie Stennett, R (1, 4) OBP: 0.295, SLG: 0.351		0-3 K		0-0 F4		0-0 G4-6-3		1-2 F4		3	0	0	0	0	1	3				
Manny Sanguillen, R (1, 2) OBP: 0.338, SLG: 0.378		0-0 G5-4-3 1-2		4-0 S IBB		0-0 F4				2	0	0	0	1	0	1				
Larry Demery, R (1, 1) OBP: 0.194, SLG: 0.138			0-0 FC1-6 1B	0-0 F8 2-3		0-3 K				3	0	1	0	0	1	2				
<b>Inning Stats</b>	R: 1 E: 0 K: 0 S: 4	H: 2 LOB: 1 BB: 1 P: 8	R: 0 E: 0 K: 1 S: 5	H: 1 LOB: 0 BB: 0 P: 5	R: 1 E: 0 K: 1 S: 6	H: 1 LOB: 0 BB: 0 P: 6	R: 3 E: 0 K: 0 S: 5	H: 2 LOB: 1 BB: 2 P: 13	R: 0 E: 0 K: 1 S: 6	H: 1 LOB: 0 BB: 0 P: 6	R: 0 E: 0 K: 0 S: 2	H: 0 LOB: 0 BB: 1 P: 6	R: 0 E: 0 K: 1 S: 5	H: 1 LOB: 0 BB: 0 P: 5	R: 0 E: 0 K: 1 S: 5	H: 0 LOB: 0 BB: 0 P: 5	1B: 6 2B: 2 3B: 0 HR: 0	SF: 0 SAC: 0 DP: 2 HBP: 0	WP: 0 PB: 0 SB: 4 CS: 2	PA: 32
<b>PITCHER</b> Dave Freisleben, R (1, 1) ERA: 3.77 Dave Tomlin, L (5, 1) ERA: 3.29 Rich Folkers, L (7, 1) ERA: 5.37	IP: 4.0 WLS: L BF: 19 H: 6 R: 5 ER: 4 SO: 2 BB: 2 IBB: 0 HBP: 0 BLK: 0 WP: 0 HR: 0 S: 20 P: 32 ERA: 9.00 WHIP: 2.000															<b>PITCHER</b>	IP: 4.0 WLS: L BF: 19 H: 6 R: 5 ER: 4 SO: 2 BB: 2 IBB: 0 HBP: 0 BLK: 0 WP: 0 HR: 0 S: 20 P: 32 ERA: 9.00 WHIP: 2.000			

San Diego Padres @ Pittsburgh Pirates  
Three Rivers Stadium, Pittsburgh, PA  
Thu Sep 02 1976, 7:05 PM EDT  
Att: 5,545 - Unknown

AB 28  
R 5  
H 8  
RBI 3  
BB 4  
SO 5  
LOB 13





Batter	1	2	3	4	5	6	7	8	9	AB	R	H	RBI	BB	SO	LOB	TOP				
Johnny Grubb, L OBP: 0.397, SLG: 0.410 (1, 7)	 1B		 F7		 K			 K		4	0	1	0	0	2	1					
Tito Fuentes, S OBP: 0.303, SLG: 0.328 (1, 4)	 6-3-5-4			 3B 1B		 4-3		 1B		4	1	2	0	0	0	1					
Willie Davis, L OBP: 0.293, SLG: 0.379 (1, 8)	 F5			 F6		 4-3		 F8		4	0	0	0	0	0	2					
Dave Winfield, R OBP: 0.362, SLG: 0.427 (1, 9)		 L9		 3B 1-2		 1B			 L3	4	1	1	0	0	0	1					
Mike Ivie, R OBP: 0.354, SLG: 0.421 (1, 3)	 F3			 3B		 5-3			 F9	4	1	1	2	0	0	1					
Fred Kendall, R OBP: 0.303, SLG: 0.304 (1, 2)	 F8			 3B				 1B		3	0	1	1	0	0	0					
Doug Rader, R OBP: 0.315, SLG: 0.340 (1, 5)			 K	 6-3				 1B		3	0	0	0	0	1	1					
Enzo Hernandez, R OBP: 0.321, SLG: 0.321 (1, 6)			 1B		 4-3			 6-3		3	0	1	0	0	0	0					
Randy Jones, R OBP: 0.086, SLG: 0.045 Jerry Johnson, R (3, 1)			 1-2		 G3			 K		0	0	0	0	0	0	0					
Jerry Turner, L OBP: 0.312, SLG: 0.378 Butch Metzger, R (8, 1)										1	0	0	0	0	0	0					
										1	0	0	0	0	1	0					
										0	0	0	0	0	0	0					
<b>Inning Stats</b>	R: 0 E: 0 K: 0 S: 3	H: 1 LOB: 0 BB: 0 P: 3	R: 0 E: 0 K: 0 S: 3	H: 0 LOB: 0 BB: 0 P: 3	R: 0 E: 0 K: 1 S: 6	H: 1 LOB: 1 BB: 0 P: 6	R: 3 E: 1 K: 0 S: 6	H: 2 LOB: 0 BB: 0 P: 6	R: 0 E: 0 K: 1 S: 5	H: 0 LOB: 0 BB: 0 P: 5	R: 0 E: 0 K: 0 S: 4	H: 1 LOB: 1 BB: 0 P: 4	R: 0 E: 0 K: 0 S: 3	H: 1 LOB: 0 BB: 0 P: 3	R: 0 E: 0 K: 2 S: 8	H: 1 LOB: 1 BB: 0 P: 8	R: 0 E: 0 K: 0 S: 3	H: 0 LOB: 0 BB: 0 P: 3	1B: 6 2B: 1 3B: 1 HR: 0	SF: 1 SAC: 1 DP: 2 HBP: 0	WP: 0 PA: 33 PB: 0 SB: 0 CS: 0
<b>PITCHER</b> Jim Barr, R ERA: 3.17 (1, 1)	IP: 9.0 WLS: W BF: 33 H: 7 R: 3 ER: 1 SO: 4 BB: 0 IBB: 0 HBP: 0 BLK: 0 WP: 0 HR: 0 S: 41 P: 41 ERA: 1.00 WHIP: 0.778																				

San Diego Padres @ San Francisco Giants  
Candlestick Park, San Francisco, CA  
Fri Sep 03 1976, 10:05 PM EDT  
Att: 1,981 - Unknown

AB 31  
R 3  
H 7  
RBI 3  
BB 0  
SO 4  
LOB 7

Batter	1	2	3	4	5	6	7	8	9	AB	R	H	RBI	BB	SO	LOB	BOTTOM				
Gary Thomasson, L OBP: 0.306, SLG: 0.402 (1, 3)	 1B		 3-1		 L9		 K		 IBB	4	1	1	0	1	1	1					
Larry Herndon, R OBP: 0.338, SLG: 0.360 (9, 8)										0	0	0	0	0	0	0					
Marty Perez, R OBP: 0.327, SLG: 0.338 (1, 4)	 2B		 BB	 1B		 BLK		 K	 L5	5	3	3	0	0	1	2					
Gary Matthews, R OBP: 0.366, SLG: 0.439 Darrell Evans, L OBP: 0.323, SLG: 0.318 (5, PH)	 6-3		 BB		 1B		 BB		 BB	1	0	0	1	1	0	1					
Bobby Murcer, L OBP: 0.353, SLG: 0.418 (1, 9)	 1B		 F9		 4-3		 L9		 1-3	4	1	1	1	0	0	3					
Ken Reitz, R OBP: 0.311, SLG: 0.355 (1, 5)	 HR		 SF7		 1B		 1-3			3	1	2	4	0	0	1					
Jack Clark, R OBP: 0.500, SLG: 0.333 (1, 8)	 5-3		 1B		 K			 2B	 BB	3	1	1	0	1	1	1					
Gary Alexander, R (1, 2)	 5-3		 K				 F5		 F8	4	0	0	0	0	1	3					
Johnnie LeMaster, R OBP: 0.192, SLG: 0.224 (1, 6)		 5-3		 F6		 4-3		 6-3		4	0	0	0	0	0	1					
Jim Barr, R OBP: 0.219, SLG: 0.224 (1, 1)		 F6		 F8		 3B		 2B		4	0	2	1	0	0	0					
<b>Inning Stats</b>	R: 4 E: 0 K: 0 S: 7	H: 4 LOB: 0 BB: 0 P: 7	R: 0 E: 0 K: 0 S: 3	H: 0 LOB: 0 BB: 0 P: 3	R: 1 E: 0 K: 1 S: 7	H: 2 LOB: 2 BB: 1 P: 11	R: 0 E: 0 K: 0 S: 3	H: 0 LOB: 0 BB: 0 P: 3	R: 1 E: 0 K: 1 S: 7	H: 2 LOB: 1 BB: 0 P: 7	R: 0 E: 0 K: 1 S: 6	H: 1 LOB: 1 BB: 0 P: 6	R: 0 E: 0 K: 1 S: 5	H: 0 LOB: 1 BB: 1 P: 9	R: 1 E: 0 K: 0 S: 4	H: 1 LOB: 2 BB: 2 P: 12	R: 0 E: 0 K: 0 S: 3	H: 0 LOB: 0 BB: 0 P: 3	1B: 6 2B: 2 3B: 1 HR: 1	SF: 1 SAC: 0 DP: 0 HBP: 0	WP: 0 PA: 38 PB: 0 SB: 1 CS: 0
<b>PITCHER</b> Randy Jones, L ERA: 2.74 Jerry Johnson, R ERA: 3.49 Butch Metzger, R ERA: 2.31	IP: 2.2 WLS: L BF: 15 H: 6 R: 5 ER: 5 SO: 0 BB: 1 IBB: 0 HBP: 0 BLK: 0 WP: 0 HR: 1 S: 14 P: 18 ERA: 16.88 WHIP: 2.625																				

San Diego Padres @ San Francisco Giants  
Candlestick Park, San Francisco, CA  
Fri Sep 03 1976, 10:05 PM EDT  
Att: 1,981 - Unknown

AB 33  
R 7  
H 10  
RBI 7  
BB 4  
SO 4  
LOB 14



Batter	1	2	3	4	5	6	7	8	9	AB	R	H	RBI	BB	SO	LOB	TOP					
Johnny Grubb, L (1,5) OBP: 0.396, SLG: 0.409 Ted Kubiak, S (1,5) OBP: 0.317, SLG: 0.279	K		4-3			G3	F9		K	1	0	0	0	0	1	0	<b>San Diego Padres @ San Francisco Giants</b> Candlestick Park, San Francisco, CA Sat Sep 04 1976, 6:33 AM EDT Att: 4,546 - Unknown <a href="http://livebaseballscorecards.com">livebaseballscorecards.com</a>					
Tito Fuentes, S (1,4) OBP: 0.302, SLG: 0.327	F9			K		1B	5-3		K	5	0	1	0	0	2	2						
Willie Davis, L (1,8) OBP: 0.295, SLG: 0.380	F5			K		1B	FC6-4	SH1-4 BB		4	0	2	0	0	1	0						
Dave Winfield, R (1,9) OBP: 0.364, SLG: 0.430		G3 S BB		2B		F3		SH1-4 BB		2	1	1	0	2	0	2						
Mike Ivie, R (1,3) OBP: 0.354, SLG: 0.423	K			2B		FC6-4		SH1-4		3	0	1	1	0	1	3						
Jerry Turner, L (1,7) OBP: 0.315, SLG: 0.377				2B		1-2		1-2 2-3		3	1	1	0	1	0	2						
Fred Kendall, R (1,2) OBP: 0.302, SLG: 0.304						1-2		1-2 2-3		3	1	1	0	1	0	2						
Enzo Hernandez, R (1,6) OBP: 0.320, SLG: 0.323			F9			1-3				4	0	1	2	0	0	0						
Tom Griffin, R (1,1) OBP: 0.100, SLG: 0.053 Butch Metzger, R (7,1)			K			6-3				3	0	0	0	0	1	1						
Merv Rettenmund, R (9, PH) OBP: 0.348, SLG: 0.300							5-3			0	0	0	0	0	0	0						
Inning Stats	R: 0 E: 0 K: 1 S: 5	H: 0 LOB: 0 BB: 0 P: 5	R: 0 E: 0 K: 1 S: 5	H: 0 LOB: 1 BB: 1 P: 9	R: 0 E: 0 K: 1 S: 5	H: 0 LOB: 0 BB: 0 P: 5	R: 1 E: 0 K: 2 S: 9	H: 2 LOB: 1 BB: 0 P: 9	R: 0 E: 0 K: 1 S: 5	H: 0 LOB: 0 BB: 0 P: 5	R: 0 E: 0 K: 0 S: 5	H: 2 LOB: 2 BB: 0 P: 5	R: 2 E: 0 K: 0 S: 6	H: 3 LOB: 1 BB: 0 P: 6	R: 0 E: 0 K: 0 S: 3	H: 1 LOB: 2 BB: 2 P: 11	R: 0 E: 0 K: 2 S: 8	H: 1 LOB: 1 BB: 0 P: 8	1B: 6 2B: 3 3B: 0 HR: 0	SF: 0 SAC: 1 DP: 1 HBP: 0	WP: 1 PB: 0 SB: 1 CS: 0	PA: 38
PITCHER	IP	WLS	BF	H	R	ER	SO	BB	IBB	HBP	BLK	WP	HR	S	P	ERA	WHIP					
Ed Halicki, R (1,1) ERA: 3.9	6.0		26	7	3	3	6	1	0	0	0	0	0	37	41	4.50	1.333					
Gary Lavelle, L (7,1) ERA: 2.72	1.0	W	3	0	0	0	0	0	0	0	0	1	0	3	3	0.00	0.000					
Randy Moffitt, R (8,1) ERA: 2.37	2.0	S	9	2	0	0	2	1	1	0	0	0	0	11	19	0.00	1.500					

Batter	1	2	3	4	5	6	7	8	9	AB	R	H	RBI	BB	SO	LOB	BOTTOM				
Gary Thomasson, L (1,8) OBP: 0.309, SLG: 0.405 Randy Moffitt, R (8,1) OBP: 0.167, SLG: 0.167	WP 1B 2B	G3-6-3			F9		1B			3	1	1	0	1	0	1	<b>San Diego Padres @ San Francisco Giants</b> Candlestick Park, San Francisco, CA Sat Sep 04 1976, 6:33 AM EDT Att: 4,546 - Unknown <a href="http://livebaseballscorecards.com">livebaseballscorecards.com</a>				
Marty Perez, R (1,4) OBP: 0.326, SLG: 0.337	1-3		F8		6-3		1B			4	0	1	1	0	0	1					
Jack Clark, R (1,7) OBP: 0.375, SLG: 0.200	4-0		6-3		F8		SF8			2	1	0	1	1	0	0					
Bobby Murcer, L (1,9) OBP: 0.355, SLG: 0.417	4-0					F8	K			3	0	1	0	1	1	2					
Ken Reitz, R (1,5) OBP: 0.308, SLG: 0.352	4-0		6-3			F2		K		4	0	0	0	0	1	4					
Darrell Evans, L (1,3) OBP: 0.324, SLG: 0.322	4-0					F4		K		4	0	2	2	0	1	0					
Gary Alexander, R (1,2) OBP: 0.338, SLG: 0.360	4-0							F3		3	1	0	0	1	0	3					
Johnnie LeMaster, R (1,6) OBP: 0.200, SLG: 0.231					L7		SH 1B BB			2	1	1	0	0	0	1					
Ed Halicki, R (1,1) OBP: 0.259, SLG: 0.184 Gary Lavelle, S (7,1) OBP: 0.125, SLG: 0.125 Steve Ontiveros, S (7, PH) OBP: 0.247, SLG: 0.212 Larry Hemdon, R (8,8) OBP: 0.338, SLG: 0.360					F3		4-3			2	0	0	0	0	1	2					
Inning Stats	R: 2 E: 0 K: 0 S: 5	H: 2 LOB: 2 BB: 2 P: 13	R: 0 E: 0 K: 1 S: 5	H: 1 LOB: 0 BB: 0 P: 5	R: 0 E: 0 K: 0 S: 4	H: 1 LOB: 1 BB: 0 P: 4	R: 0 E: 0 K: 0 S: 4	H: 1 LOB: 1 BB: 0 P: 4	R: 0 E: 0 K: 0 S: 3	H: 0 LOB: 0 BB: 0 P: 3	R: 0 E: 0 K: 0 S: 3	H: 0 LOB: 0 BB: 0 P: 3	R: 2 E: 1 K: 1 S: 7	H: 1 LOB: 2 BB: 2 P: 15	R: 0 E: 0 K: 2 S: 7	H: 0 LOB: 0 BB: 0 P: 7		1B: 4 2B: 2 3B: 0 HR: 0	SF: 1 SAC: 1 DP: 1 HBP: 0	WP: 1 PB: 0 SB: 1 CS: 0	PA: 34
PITCHER	IP	WLS	BF	H	R	ER	SO	BB	IBB	HBP	BLK	WP	HR	S	P	ERA	WHIP				
Tom Griffin, R (1,1) ERA: 5.28	6.0	L	26	5	4	4	4	3	0	0	0	0	0	25	37	6.00	1.333				
Butch Metzger, R (7,1) ERA: 2.20	2.0		8	1	0	0	3	0	1	0	0	0	0	13	17	0.00	0.500				





Batter	1	2	3	4	5	6	7	8	9	AB	R	H	RBI	BB	SO	LOB	TOP			
Jerry Turner, L (1, 7) OBP: 0.314, SLG: 0.372	L6		G3 SH3-4 BB		1-3			F6		3	0	0	0	1	0	0	<b>San Diego Padres @ San Francisco Giants</b> Candlestick Park, San Francisco, CA Sun Sep 05 1976, 6:33 AM EDT Unknown			
Enzo Hernandez, R (1, 6) OBP: 0.320, SLG: 0.326	F8		SH3-4					6-3		3	0	1	0	0	0	0				
Willie Davis, L (1, 8) OBP: 0.295, SLG: 0.379	1B		G3					3-1		4	0	1	0	0	1	2				
Dave Winfield, R (1, 9) OBP: 0.365, SLG: 0.430	1B		F6					L3		4	0	2	0	0	0	1				
Mike Ivie, R (1, 3) OBP: 0.350, SLG: 0.418	1-3							K		4	0	0	0	0	1	3				
Tito Fuentes, S (1, 4) OBP: 0.299, SLG: 0.324								G3		4	0	0	0	0	0	1				
Johnny Grubb, L (1, 5) OBP: 0.394, SLG: 0.405										3	0	0	0	1	0	1				
Fred Kendall, R (1, 2) OBP: 0.300, SLG: 0.301										3	0	0	0	0	1	2				
Brent Strom, R (1, 1) OBP: 0.148, SLG: 0.109 (5, PH)										1	0	0	0	0	0	1				
Hector Torres, R (5, PH) OBP: 0.255, SLG: 0.293										1	0	0	0	0	1	0				
Jerry Johnson, R (5, 1) OBP: 0.316, SLG: 0.277										0	0	0	0	0	0	0				
Ted Kubiak, S (7, PH)										1	0	0	0	0	0	0				
Dave Tomlin, L (7, 1)										0	0	0	0	0	0	0				
<b>Inning Stats</b>	R: 0 E: 0 K: 0 S: 5	H: 2 LOB: 2 BB: 0 P: 5	R: 0 E: 1 K: 1 S: 6	H: 0 LOB: 1 BB: 0 P: 6	R: 0 E: 0 K: 0 S: 3	H: 0 LOB: 1 BB: 1 P: 7	R: 0 E: 0 K: 0 S: 3	H: 0 LOB: 1 BB: 0 P: 7	R: 0 E: 0 K: 1 S: 5	H: 1 LOB: 1 BB: 0 P: 8	R: 0 E: 0 K: 1 S: 5	H: 0 LOB: 0 BB: 0 P: 5	R: 0 E: 0 K: 0 S: 3	H: 0 LOB: 0 BB: 0 P: 3	R: 0 E: 0 K: 0 S: 3	H: 1 LOB: 1 BB: 0 P: 4	1B: 3 2B: 1 3B: 0 HR: 0	SF: 0 SAC: 1 DP: 0 HBP: 0	WP: 0 PB: 0 SB: 0 CS: 0	PA: 34
<b>PITCHER</b> John Montefusco, R (1, 1) ERA: 2.93	IP: 9.0 WLS: W BF: 34 H: 4 R: 0 ER: 0 SO: 4 BB: 2 IBB: 0 HBP: 0 BLK: 0 WP: 0 HR: 0 S: 40 P: 48 ERA: 0.00 WHIP: 0.667															<b>PITCHER</b>				

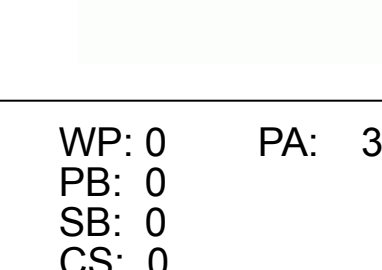
Batter	1	2	3	4	5	6	7	8	9	AB	R	H	RBI	BB	SO	LOB	BOTTOM			
Larry Herndon, R (1, 8) OBP: 0.340, SLG: 0.362	6-3		3B	1B				L8		4	1	2	0	0	0	0	<b>San Diego Padres @ San Francisco Giants</b> Candlestick Park, San Francisco, CA Sun Sep 05 1976, 6:33 AM EDT Unknown			
Marty Perez, R (1, 4) OBP: 0.323, SLG: 0.333	4-3		F9	F8				1-3		4	0	0	0	0	0	2				
Gary Matthews, R (1, 7) OBP: 0.367, SLG: 0.443	1B		1B	3B				F3		4	1	2	1	0	1	1				
Ken Reitz, R (1, 5) OBP: 0.310, SLG: 0.353	1B		1B	1B				F4		4	1	2	1	0	0	0				
Jack Clark, R (1, 9) OBP: 0.250, SLG: 0.111	K		E5	1B				F4		4	1	0	0	0	1	3				
Gary Alexander, R (1, 2) OBP: 0.250, SLG: 0.455			K					6-3		4	1	2	1	0	1	2				
Gary Thomasson, L (1, 3) OBP: 0.309, SLG: 0.494			1B							3	0	1	1	0	0	1				
Darrell Evans, L (6, PH) OBP: 0.323, SLG: 0.322 (9, 3)	F6		1B	1B				F4		1	0	0	0	0	1	0				
Johnnie LeMaster, R (1, 6) OBP: 0.193, SLG: 0.222	F9		F3					K		3	0	0	0	0	1	2				
John Montefusco, R (1, 1) OBP: 0.176, SLG: 0.132								K		3	0	0	0	0	3	1				
<b>Inning Stats</b>	R: 0 E: 0 K: 1 S: 7	H: 2 LOB: 2 BB: 0 P: 7	R: 0 E: 0 K: 1 S: 6	H: 1 LOB: 0 BB: 0 P: 6	R: 4 E: 1 K: 1 S: 10	H: 4 LOB: 1 BB: 0 P: 10	R: 0 E: 0 K: 2 S: 8	H: 1 LOB: 1 BB: 0 P: 8	R: 0 E: 0 K: 0 S: 3	H: 0 LOB: 0 BB: 0 P: 3	R: 0 E: 0 K: 2 S: 7	H: 0 LOB: 0 BB: 0 P: 7	R: 0 E: 0 K: 0 S: 3	H: 0 LOB: 0 BB: 0 P: 3	R: 1 E: 0 K: 1 S: 6	H: 1 LOB: 0 BB: 0 P: 6	1B: 7 2B: 0 3B: 1 HR: 1	SF: 0 SAC: 0 DP: 0 HBP: 0	WP: 1 PB: 0 SB: 1 CS: 0	PA: 34
<b>PITCHER</b> Brent Strom, L (1, 1) ERA: 3.3	IP: 4.0 WLS: L BF: 21 H: 8 R: 4 ER: 2 SO: 5 BB: 8 IBB: 4 HBP: 2 BLK: 5 WP: 1 HR: 0 S: 31 P: 31 ERA: 4.50 WHIP: 2.000															<b>PITCHER</b>				
Jerry Johnson, R (5, 1) ERA: 3.25	2.0 6 0 0 0 2 0 0 0 0 0 0 10 10 0.00 0.000																			
Dave Tomlin, L (7, 1) ERA: 3.32	2.0 7 1 1 1 1 0 0 0 0 0 0 1 9 9 4.50 0.500																			





Batter	1	2	3	4	5	6	7	8	9	AB	R	H	RBI	BB	SO	LOB	TOP																			
Enzo Hernandez, R OBP: 0.321, SLG: 0.323	F8		2B	6-3		6-3		6-3		3	1	0	0	2	0	4	<b>San Diego Padres @ San Francisco Giants</b> Candlestick Park, San Francisco, CA Sun Sep 05 1976, 6:38 AM EDT Att: 7,236 - Unknown																			
Ted Kubiak, S OBP: 0.313, SLG: 0.280	F7		2B	K		6-3		6-3		5	1	1	1	0	1	6																				
Jerry Turner, L OBP: 0.316, SLG: 0.377	G1		2B							5	1	2	1	0	0	0																				
Dave Winfield, R OBP: 0.366, SLG: 0.431		E2								4	1	2	0	0	0	0																				
Willie Davis, L OBP: 0.295, SLG: 0.379										0	0	0	0	0	0	0																				
Mike Ivie, R OBP: 0.353, SLG: 0.416		FC6-4								2	1	0	0	3	0	2																				
Luis Melendez, R OBP: 0.252, SLG: 0.268										5	0	1	1	0	0	6																				
Doug Rader, R OBP: 0.321, SLG: 0.354										4	1	3	2	1	0	1																				
Bob Davis, R OBP: 0.247, SLG: 0.241										4	0	2	0	0	0	1																				
Rick Sawyer, R OBP: 0.333, SLG: 0.286										1	0	0	0	0	0	0																				
<b>Inning Stats</b>	R: 0 E: 0 K: 0 S: 3	H: 0 LOB: 0 BB: 0 P: 3	R: 2 E: 1 K: 0 S: 5	H: 1 LOB: 0 BB: 0 P: 5	R: 2 E: 0 K: 0 S: 5	H: 3 LOB: 2 BB: 2 P: 13	R: 0 E: 0 K: 1 S: 6	H: 1 LOB: 2 BB: 1 P: 10	R: 0 E: 0 K: 0 S: 4	H: 1 LOB: 2 BB: 1 P: 8	R: 1 E: 0 K: 0 S: 4	H: 2 LOB: 0 BB: 0 P: 4	R: 0 E: 0 K: 0 S: 5	H: 2 LOB: 0 BB: 0 P: 5	R: 1 E: 0 K: 0 S: 4	H: 1 LOB: 1 BB: 1 P: 8	1B: 7 2B: 3 3B: 0 HR: 1	SF: 0 SAC: 4 DP: 1 HBP: 0	WP: 1 PA: 44 PB: 0 SB: 4 CS: 1																	
<b>PITCHER</b>	IP	WLS	BF	H	R	ER	SO	BB	IBB	HBP	BLK	WP	HR	S	P	ERA	WHIP	<b>PITCHER</b>		IP	WLS	BF	H	R	ER	SO	BB	IBB	HBP	BLK	WP	HR	S	P	ERA	WHIP
Rob Dressler, R ERA: 4.21	(1, 1)	3.0	L	17	5	4	2	0	2	1	0	0	0	1	14	26	6.00	2.333																		
Dave Heaverlo, R ERA: 4.24	(4, 1)	2.0		7	0	0	0	1	1	0	0	0	0	0	8	12	0.00	0.500																		
Charlie Williams, R ERA: 3.08	(6, 1)	2.0		9	3	1	1	0	1	0	0	0	1	0	8	12	4.50	2.000																		
Mike Caldwell, L ERA: 5.19	(8, 1)	2.0		10	3	1	1	0	0	1	0	0	0	0	9	13	4.50	1.500																		

Batter	1	2	3	4	5	6	7	8	9	AB	R	H	RBI	BB	SO	LOB	BOTTOM																				
Gary Thomasson, L OBP: 0.305, SLG: 0.398	F5							G3		4	0	0	0	0	2	2	<b>San Diego Padres @ San Francisco Giants</b> Candlestick Park, San Francisco, CA Sun Sep 05 1976, 6:38 AM EDT Att: 7,236 - Unknown																				
Marty Perez, R OBP: 0.322, SLG: 0.332	L9							F7		4	0	1	0	0	0	1																					
Gary Matthews, R OBP: 0.368, SLG: 0.444										4	0	2	0	0	0	2																					
Bobby Murcer, L OBP: 0.354, SLG: 0.415										3	0	0	0	1	0	2																					
Ken Reitz, R OBP: 0.307, SLG: 0.350	F7									4	0	0	0	0	1	2																					
Darrell Evans, L OBP: 0.323, SLG: 0.321										4	1	1	0	0	0	0																					
Gary Alexander, R OBP: 0.250, SLG: 0.357										3	0	0	0	1	1	1																					
Johnnie LeMaster, R OBP: 0.198, SLG: 0.226										3	0	1	1	0	0	1																					
Rob Dressler, R OBP: 0.167, SLG: 0.136	(1, 1)									1	0	0	0	0	1	1																					
Dave Heaverlo, R OBP: 0.333, SLG: 0.330	(4, 1)									0	0	0	0	0	0	0																					
Steve Ontiveros, S OBP: 0.257, SLG: 0.254	(5, PH)									1	0	1	0	0	0	0																					
Charlie Williams, R OBP: 0.286, SLG: 0.143	(6, 1)									0	0	0	0	0	0	0																					
Glenn Adams, L OBP: 0.246, SLG: 0.143	(7, PH)									1	0	0	0	0	1	0																					
Mike Caldwell, L OBP: 0.158, SLG: 0.211	(8, 1)									0	0	0	0	0	0	0																					
<b>Inning Stats</b>	R: 0 E: 0 K: 0 S: 4	H: 1 LOB: 2 BB: 1 P: 8	R: 1 E: 0 K: 2 S: 9	H: 2 LOB: 1 BB: 0 P: 9	R: 0 E: 0 K: 0 S: 3	H: 1 LOB: 0 BB: 0 P: 3	R: 0 E: 0 K: 0 S: 3	H: 0 LOB: 1 BB: 1 P: 7	R: 0 E: 0 K: 1 S: 6	H: 1 LOB: 1 BB: 0 P: 6	R: 0 E: 0 K: 0 S: 3	H: 0 LOB: 0 BB: 0 P: 3	R: 0 E: 0 K: 2 S: 7	H: 0 LOB: 0 BB: 0 P: 7	R: 0 E: 0 K: 0 S: 4	H: 1 LOB: 1 BB: 0 P: 4	R: 0 E: 0 K: 1 S: 5	H: 0 LOB: 0 BB: 0 P: 5	1B: 6 2B: 0 3B: 0 HR: 0	SF: 0 SAC: 0 DP: 1 HBP: 0	WP: 0 PA: 34 PB: 0 SB: 0 CS: 0																
<b>PITCHER</b>	IP	WLS	BF	H	R	ER	SO	BB	IBB	HBP	BLK	WP	HR	S	P	ERA	WHIP	<b>PITCHER</b>		IP	WLS	BF	H	R	ER	SO	BB	IBB	HBP	BLK	WP	HR	S	P	ERA	WHIP	
Rick Sawyer, R ERA: 2.25	(1, 1)	9.0	W	34	6	1	1	6	2	0	0	0	0	0	44	52	1.00	0.889																			





Batter	1	2	3	4	5	6	7	8	9	AB	R	H	RBI	BB	SO	LOB	TOP			
Davey Lopes, R OBP: 0.313, SLG: 0.311	F8			G1-6-3 BB		E S E 1B		P3		3	1	1	0	1	0	0	<b>Los Angeles Dodgers @ San Diego Padres</b> San Diego Stadium, San Diego, CA Mon Sep 06 1976, 10:05 PM EDT Att: 31,010 - Unknown <a href="http://livebaseballscorecards.com">livebaseballscorecards.com</a>			
Bill Buckner, L OBP: 0.328, SLG: 0.384	4-3			G1-6-3		E4 E 2B		6-3		4	1	0	0	0	0	2				
Reggie Smith, S OBP: 0.304, SLG: 0.448	F7			F8		E4 2B		F8		4	0	0	0	0	0	1				
Steve Garvey, R OBP: 0.346, SLG: 0.441		F8				HR			SF9 3B	4	2	3	2	0	0	0				
Ron Cey, R OBP: 0.392, SLG: 0.486		6-3				G4-6-3 1B			SF9	2	0	1	1	1	0	0				
Lee Lacy, R OBP: 0.319, SLG: 0.365		5-3				G4-6-3 1B			5-3	4	0	0	0	0	0	4				
Bill Russell, R OBP: 0.316, SLG: 0.367			1-3			5-3			6-3	4	0	0	0	0	0	0				
Steve Yeager, R OBP: 0.287, SLG: 0.358			5-3			5-3				2	0	0	0	0	0	0				
Dusty Baker Jr., R OBP: 0.300, SLG: 0.310			5-3			5-3				1	0	0	0	0	0	0				
Sergio Robles, R OBP: 0.312, SLG: 0.279			5-3			4-3				0	0	0	0	0	0	0				
Don Sutton, R OBP: 0.169, SLG: 0.113			5-3			F8				3	0	0	0	0	0	0				
<b>Inning Stats</b>	R: 0 E: 0 K: 0 S: 3	H: 0 LOB: 0 BB: 0 P: 3	R: 0 E: 0 K: 0 S: 3	H: 0 LOB: 0 BB: 0 P: 3	R: 0 E: 0 K: 0 S: 3	H: 0 LOB: 0 BB: 1 P: 6	R: 1 E: 0 K: 0 S: 4	H: 2 LOB: 0 BB: 0 P: 4	R: 2 E: 2 K: 0 S: 7	H: 2 LOB: 3 BB: 1 P: 11	R: 0 E: 0 K: 0 S: 3	H: 0 LOB: 0 BB: 0 P: 3	R: 0 E: 0 K: 0 S: 3	H: 0 LOB: 0 BB: 0 P: 3	R: 1 E: 0 K: 0 S: 4	H: 1 LOB: 0 BB: 0 P: 4	1B: 2 2B: 1 3B: 1 HR: 1	SF: 1 SAC: 0 DP: 2 HBP: 0	WP: 0 PB: 0 SB: 1 CS: 1	PA: 34
<b>PITCHER</b> Randy Jones, L ERA: 2.72	IP: 9.0 WLS: L BF: 34	H: 5 R: 4 ER: 2 SO: 0	BB: 1 IBB: 1 HBP: 0 BLK: 0	WP: 0 HR: 1 S: 32 P: 40	ERA: 2.00 WHIP: 0.667															

Batter	1	2	3	4	5	6	7	8	9	AB	R	H	RBI	BB	SO	LOB	BOTTOM			
Johnny Grubb, L OBP: 0.390, SLG: 0.399	L9		F8			K			P6	4	0	0	0	0	1	1	<b>Los Angeles Dodgers @ San Diego Padres</b> San Diego Stadium, San Diego, CA Mon Sep 06 1976, 10:05 PM EDT Att: 31,010 - Unknown <a href="http://livebaseballscorecards.com">livebaseballscorecards.com</a>			
Enzo Hernandez, R OBP: 0.322, SLG: 0.323	F7		F9			G4-6-3 1B			F8	3	0	1	0	0	0	0				
Ted Kubiak, S OBP: 0.312, SLG: 0.279			F9			G4-6-3 1B			F8	1	0	0	0	0	0	0				
Jerry Turner, L OBP: 0.315, SLG: 0.372	K		K			G4-6-3 1B			BB	3	0	0	0	1	2	1				
Willie Davis, L OBP: 0.294, SLG: 0.376		F8		6-3		BB			F8	3	0	0	0	1	0	1				
Mike Ivie, R OBP: 0.353, SLG: 0.415		F7				P4				3	0	1	0	0	0	1				
Tito Fuentes, S OBP: 0.297, SLG: 0.322		F7				F2			5-3	3	0	0	0	0	0	1				
Doug Rader, R OBP: 0.319, SLG: 0.352			K			K			5-3	3	0	0	0	0	2	1				
Fred Kendall, R OBP: 0.300, SLG: 0.304						CS			6-3	3	0	1	0	0	0	0				
Randy Jones, R OBP: 0.084, SLG: 0.044						CS			6-3	3	0	1	0	0	0	0				
Merv Rettenmund, R OBP: 0.353, SLG: 0.333			6-3			G3			HR	2	0	0	0	0	0	1				
<b>Inning Stats</b>	R: 0 E: 0 K: 1 S: 5	H: 0 LOB: 0 BB: 0 P: 5	R: 0 E: 0 K: 0 S: 3	H: 0 LOB: 0 BB: 0 P: 3	R: 0 E: 0 K: 1 S: 6	H: 1 LOB: 1 BB: 0 P: 6	R: 0 E: 0 K: 1 S: 5	H: 0 LOB: 0 BB: 0 P: 5	R: 0 E: 0 K: 1 S: 5	H: 0 LOB: 0 BB: 0 P: 5	R: 0 E: 0 K: 0 S: 3	H: 1 LOB: 1 BB: 1 P: 7	R: 0 E: 0 K: 0 S: 3	H: 0 LOB: 0 BB: 0 P: 3	R: 1 E: 0 K: 0 S: 4	H: 1 LOB: 1 BB: 1 P: 8	1B: 2 2B: 1 3B: 0 HR: 1	SF: 0 SAC: 0 DP: 1 HBP: 0	WP: 0 PB: 0 SB: 0 CS: 1	PA: 32
<b>PITCHER</b> Don Sutton, R ERA: 3.51	IP: 9.0 WLS: W BF: 31	H: 4 R: 1 ER: 1 SO: 5	BB: 2 IBB: 0 HBP: 0 BLK: 0	WP: 0 HR: 1 S: 39 P: 47	ERA: 1.00 WHIP: 0.667															







Batter	1	2	3	4	5	6	7	8	9	10	AB	R	H	RBI	BB	SO	LOB	TOP						
Jerry Royster, R OBP: 0.306, SLG: 0.297 (1, 5)	F2		F8		F9		1B		SH1-4	K	5	0	1	1	0	1	4							
Darrel Chaney, S OBP: 0.335, SLG: 0.349 (1, 6)	F7		F3		F9		K		4-3		5	0	0	0	0	1	4							
Jimmy Wynn, R OBP: 0.373, SLG: 0.367 (1, 7)	1B BB				K		3-1		4-3	K	4	0	0	0	1	2	2							
Willie Montanez, L OBP: 0.342, SLG: 0.404 (1, 3)	1B		3-1		3-1		2B		K		5	1	3	0	0	1	0							
Ken Henderson, S OBP: 0.300, SLG: 0.407 (1, 8)			L8		L3		2B		2B	BB	2	0	0	0	2	0	1							
Tom Paciorek, R OBP: 0.336, SLG: 0.379 (1, 9)			BB				CS 1B		F8 SH1-4 1B	FC5 2B	4	1	3	0	1	1	1							
Rod Gilbreath, R OBP: 0.334, SLG: 0.344 (1, 4)			K		K		1B BB		SH1-4		2	1	1	1	2	1	1							
Vic Correll, R OBP: 0.315, SLG: 0.374 (1, 2)			K		F7				F8	FC5	5	0	0	0	0	1	8							
Frank LaCorte, R OBP: 0.287, SLG: 0.087 Dave Miley, L OBP: 0.216, SLG: 0.275 Adrian Devine, R OBP: 0.291, SLG: 0.466 Cito Gaston, R OBP: 0.308, SLG: 0.280 Junior Moore, R OBP: 0.308, SLG: 0.280 Max Leon, R OBP: 0.308, SLG: 0.280 (1, 11)			K				1B				2	0	1	0	0	1	0							
<b>Inning Stats</b>	R: 0 E: 0 K: 0 S: 3	H: 1 LOB: 2 BB: 1 P: 7	R: 0 E: 0 K: 3 S: 9	H: 0 LOB: 1 BB: 1 P: 13	R: 0 E: 0 K: 1 S: 5	H: 0 LOB: 0 BB: 0 P: 5	R: 0 E: 0 K: 1 S: 5	H: 0 LOB: 0 BB: 0 P: 5	R: 0 E: 0 K: 0 S: 4	H: 2 LOB: 2 BB: 1 P: 8	R: 0 E: 0 K: 0 S: 4	H: 1 LOB: 1 BB: 0 P: 4	R: 1 E: 0 K: 1 S: 7	H: 2 LOB: 2 BB: 1 P: 11	R: 0 E: 0 K: 1 S: 6	H: 1 LOB: 3 BB: 2 P: 14	R: 0 E: 0 K: 1 S: 6	H: 1 LOB: 2 BB: 0 P: 6	R: 2 E: 2 K: 1 S: 8	H: 2 LOB: 2 BB: 1 P: 12	1B: 8 2B: 2 3B: 0 HR: 0	SF: 0 SAC: 3 DP: 0 HBP: 0	WP: 0 PA: 46	
<b>PITCHER</b>	IP WLS BF H R ER SO BB IBB HBP BLK WP HR S P ERA WHIP	IP WLS BF H R ER SO BB IBB HBP BLK WP HR S P ERA WHIP	IP WLS BF H R ER SO BB IBB HBP BLK WP HR S P ERA WHIP	IP WLS BF H R ER SO BB IBB HBP BLK WP HR S P ERA WHIP	IP WLS BF H R ER SO BB IBB HBP BLK WP HR S P ERA WHIP	IP WLS BF H R ER SO BB IBB HBP BLK WP HR S P ERA WHIP	IP WLS BF H R ER SO BB IBB HBP BLK WP HR S P ERA WHIP	IP WLS BF H R ER SO BB IBB HBP BLK WP HR S P ERA WHIP	IP WLS BF H R ER SO BB IBB HBP BLK WP HR S P ERA WHIP	IP WLS BF H R ER SO BB IBB HBP BLK WP HR S P ERA WHIP	IP WLS BF H R ER SO BB IBB HBP BLK WP HR S P ERA WHIP	IP WLS BF H R ER SO BB IBB HBP BLK WP HR S P ERA WHIP	IP WLS BF H R ER SO BB IBB HBP BLK WP HR S P ERA WHIP	IP WLS BF H R ER SO BB IBB HBP BLK WP HR S P ERA WHIP	IP WLS BF H R ER SO BB IBB HBP BLK WP HR S P ERA WHIP	IP WLS BF H R ER SO BB IBB HBP BLK WP HR S P ERA WHIP	IP WLS BF H R ER SO BB IBB HBP BLK WP HR S P ERA WHIP	IP WLS BF H R ER SO BB IBB HBP BLK WP HR S P ERA WHIP	IP WLS BF H R ER SO BB IBB HBP BLK WP HR S P ERA WHIP	IP WLS BF H R ER SO BB IBB HBP BLK WP HR S P ERA WHIP	IP WLS BF H R ER SO BB IBB HBP BLK WP HR S P ERA WHIP	IP WLS BF H R ER SO BB IBB HBP BLK WP HR S P ERA WHIP	IP WLS BF H R ER SO BB IBB HBP BLK WP HR S P ERA WHIP	IP WLS BF H R ER SO BB IBB HBP BLK WP HR S P ERA WHIP
Tom Griffin, R ERA: 4.97 (1, 1)	6.2	27	5	1	5	4	0	0	0	0	0	0	0	33	49	1.35	1.350							
Butch Metzger, R ERA: 2.2 (7, 1)	2.1	12	3	0	3	1	1	0	0	0	0	0	0	16	24	0.00	1.714							
Jerry Johnson, R ERA: 3.45 (10, 1)	1.0	7	2	2	1	1	0	1	0	0	0	0	0	8	12	9.00	2.000							

Atlanta Braves @ San Diego Padres  
San Diego Stadium, San Diego, CA  
Wed Sep 08 1976, 10:05 PM EDT  
Att: 4,649 - Unknown

AB 36  
R 3  
H 10  
RBI 2  
BB 7  
SO 9  
LOB 23



Batter	1	2	3	4	5	6	7	8	9	10	AB	R	H	RBI	BB	SO	LOB	BOTTOM						
Johny Grubb, L OBP: 0.392, SLG: 0.402 (1, 9)	K		BB 1B		F6		6-3				5	0	2	0	0	1	1							
Tito Fuentes, S OBP: 0.294, SLG: 0.318 (1, 4)	1B FC5-4		F8		K				E6 FC5-6	4-3	5	1	1	0	0	1	3							
Willie Davis, L OBP: 0.295, SLG: 0.375 (1, 8)	FC5-4 1B		BB 1B		K				FC5-6 1B		5	0	2	0	0	1	1							
Mike Ivie, R OBP: 0.351, SLG: 0.409 (1, 3)	FC5-4		BB 1B						F7		4	0	0	1	1	0	2							
Jerry Turner, L OBP: 0.319, SLG: 0.379 (1, 7)	K		4-3		G3				S 1B		5	0	2	0	0	1	4							
Fred Kendall, R OBP: 0.297, SLG: 0.301 (1, 2)			F6						K		5	0	1	0	0	1	3							
Doug Rader, R OBP: 0.325, SLG: 0.360 (1, 5)			F6		FC5-4 1B				K		4	0	2	0	0	1	1							
Enzo Hernandez, R OBP: 0.317, SLG: 0.319 Hector Torres, R OBP: 0.254, SLG: 0.292 (1, 6)			F8		FC6-4				SH3-4 1B		2	0	0	0	0	0	1							
Tom Griffin, R OBP: 0.091, SLG: 0.048 Butch Metzger, R ERA: 3.50 Merv Rettenmund, R OBP: 0.351, SLG: 0.330 Jerry Johnson, R ERA: 3.03 (1, 1)			1-3		F9				1-3		2	0	0	0	0	0	1							
<b>Inning Stats</b>	R: 1 E: 0 K: 2 S: 9	H: 2 LOB: 1 BB: 0 P: 9	R: 0 E: 0 K: 1 S: 5	H: 0 LOB: 0 BB: 0 P: 5	R: 0 E: 0 K: 0 S: 5	H: 2 LOB: 3 BB: 1 P: 9	R: 0 E: 0 K: 0 S: 4	H: 1 LOB: 1 BB: 0 P: 4	R: 0 E: 0 K: 2 S: 7	H: 0 LOB: 0 BB: 0 P: 5	R: 0 E: 0 K: 1 S: 4	H: 1 LOB: 1 BB: 0 P: 4	R: 0 E: 1 K: 0 S: 5	H: 1 LOB: 2 BB: 0 P: 5	R: 0 E: 0 K: 0 S: 5	H: 2 LOB: 2 BB: 0 P: 5	R: 0 E: 0 K: 0 S: 4	H: 1 LOB: 1 BB: 0 P: 4	R: 0 E: 0 K: 0 S: 4	H: 1 LOB: 1 BB: 0 P: 4	1B: 9 2B: 1 3B: 0 HR: 0	SF: 0 SAC: 1 DP: 0 HBP: 0	WP: 0 PA: 42	
<b>PITCHER</b>	IP WLS BF H R ER SO BB IBB HBP BLK WP HR S P ERA WHIP	IP WLS BF H R ER SO BB IBB HBP BLK WP HR S P ERA WHIP	IP WLS BF H R ER SO BB IBB HBP BLK WP HR S P ERA WHIP	IP WLS BF H R ER SO BB IBB HBP BLK WP HR S P ERA WHIP	IP WLS BF H R ER SO BB IBB HBP BLK WP HR S P ERA WHIP	IP WLS BF H R ER SO BB IBB HBP BLK WP HR S P ERA WHIP	IP WLS BF H R ER SO BB IBB HBP BLK WP HR S P ERA WHIP	IP WLS BF H R ER SO BB IBB HBP BLK WP HR S P ERA WHIP	IP WLS BF H R ER SO BB IBB HBP BLK WP HR S P ERA WHIP	IP WLS BF H R ER SO BB IBB HBP BLK WP HR S P ERA WHIP	IP WLS BF H R ER SO BB IBB HBP BLK WP HR S P ERA WHIP	IP WLS BF H R ER SO BB IBB HBP BLK WP HR S P ERA WHIP	IP WLS BF H R ER SO BB IBB HBP BLK WP HR S P ERA WHIP	IP WLS BF H R ER SO BB IBB HBP BLK WP HR S P ERA WHIP	IP WLS BF H R ER SO BB IBB HBP BLK WP HR S P ERA WHIP	IP WLS BF H R ER SO BB IBB HBP BLK WP HR S P ERA WHIP	IP WLS BF H R ER SO BB IBB HBP BLK WP HR S P ERA WHIP	IP WLS BF H R ER SO BB IBB HBP BLK WP HR S P ERA WHIP	IP WLS BF H R ER SO BB IBB HBP BLK WP HR S P ERA WHIP	IP WLS BF H R ER SO BB IBB HBP BLK WP HR S P ERA WHIP	IP WLS BF H R ER SO BB IBB HBP BLK WP HR S P ERA WHIP	IP WLS BF H R ER SO BB IBB HBP BLK WP HR S P ERA WHIP	IP WLS BF H R ER SO BB IBB HBP BLK WP HR S P ERA WHIP	IP WLS BF H R ER SO BB IBB HBP BLK WP HR S P ERA WHIP
Frank LaCorte, R ERA: 5.64 (1, 1)	6.0	24	5	1	6	1	0	0	0	0	0	0	0	35	39	1.50	1.000							
Adrian Devine, R ERA: 3.50 (7, 1)	2.0	9	2	0	0	0	0	0	0	0	0	0	0	9	9	0.00	1.000							
Max Leon, R ERA: 3.03 (9, 1)	2.0	9	3	0	0	0	0	0	0	0	0	0	0	9	9	0.00	1.500							

Atlanta Braves @ San Diego Padres  
San Diego Stadium, San Diego, CA  
Wed Sep 08 1976, 10:05 PM EDT  
Att: 4,649 - Unknown

AB 40  
R 1  
H 10  
RBI 1  
BB 1  
SO 6  
LOB 20





Batter	1	2	3	4	5	6	7	8	9	AB	R	H	RBI	BB	SO	LOB	TOP														
Jerry Royster, R OBP: 0.304, SLG: 0.295 (1, 5)	5-3		F9		F4			L9		4	0	0	0	0	0	0	<p>Atlanta Braves @ San Diego Padres San Diego Stadium, San Diego, CA Thu Sep 09 1976, 10:05 PM EDT Att: 3,025 - Unknown</p>														
Rod Gilbreath, R OBP: 0.339, SLG: 0.345 (1, 4)	G3 BB 1B HBP		F8		1B			1B BB		2	2	1	0	1	0	0															
Jimmy Wynn, R OBP: 0.376, SLG: 0.368 (1, 8)	G3 BB 1B		CS 1B		K			1B BB		2	1	1	0	2	1	1															
Willie Montanez, L OBP: 0.343, SLG: 0.405 (1, 3)	G3		CS 1B	5-3				1B		4	0	2	1	0	0	2															
Cito Gaston, R OBP: 0.369, SLG: 0.465 Dave May, L (8, PH) Mike Beard, L (8, 1) Adrian Devine, R (9, 1)	2H 3H 1B		1-2	6-3				4-3		3	0	1	2	0	0	2															
Tom Paciorek, R OBP: 0.335, SLG: 0.377 (1, 9)	K		1-2	1B				1B		1	0	0	0	0	0	2															
Darrel Chaney, S OBP: 0.333, SLG: 0.346 (1, 6)		F4		F8				1B		4	0	1	0	0	1	1															
Vic Correll, R OBP: 0.319, SLG: 0.373 (1, 2)		G4-6-3 BB		L8				1B		3	0	1	0	1	0	0															
Dick Ruthven, R OBP: 0.219, SLG: 0.174 Ken Henderson, S (8, PH)	G4-6-3		1-2	K				F8	G3	2	0	0	0	0	1	1															
<b>Inning Stats</b>	R: 2 E: 0 K: 1 S: 6	H: 1 LOB: 1 BB: 1 P: 11	R: 0 E: 0 K: 0 S: 2	H: 0 LOB: 0 BB: 1 P: 6	R: 0 E: 0 K: 0 S: 3	H: 1 LOB: 0 BB: 0 P: 3	R: 0 E: 0 K: 0 S: 4	H: 1 LOB: 1 BB: 0 P: 4	R: 0 E: 0 K: 1 S: 5	H: 0 LOB: 0 BB: 0 P: 5	R: 0 E: 0 K: 0 S: 6	H: 2 LOB: 1 BB: 0 P: 6	R: 0 E: 0 K: 0 S: 3	H: 0 LOB: 0 BB: 0 P: 3	R: 1 E: 0 K: 0 S: 4	H: 1 LOB: 2 BB: 0 P: 12	R: 0 E: 0 K: 1 S: 6	H: 1 LOB: 1 BB: 0 P: 6	1B: 7 2B: 0 3B: 0 HR: 0	SF: 0 SAC: 0 DP: 2 HBP: 1	WP: 0 PB: 0 SB: 0 CS: 1	PA: 37									
<b>PITCHER</b>	IP WLS BF H R ER SO BB IBB HBP BLK WP HR S P ERA WHIP	IP WLS BF H R ER SO BB IBB HBP BLK WP HR S P ERA WHIP															IP WLS BF H R ER SO BB IBB HBP BLK WP HR S P ERA WHIP														
Brent Strom, L ERA: 3.31 Butch Metzger, R ERA: 2.17	(1, 1) (8, 1)	7.2 W 5	31 1	6 0	3 0	3 0	3 1	4 0	0 0	1 0	0 0	0 0	0 0	0 7	49 7	3.52 0.00	1.304 0.750														

Batter	1	2	3	4	5	6	7	8	9	AB	R	H	RBI	BB	SO	LOB	BOTTOM														
Johnny Grubb, L OBP: 0.395, SLG: 0.399 (1, 9)	G6-4-3 BB		F7		6-3			1B		2	0	0	0	3	0	1	<p>Atlanta Braves @ San Diego Padres San Diego Stadium, San Diego, CA Thu Sep 09 1976, 10:05 PM EDT Att: 3,025 - Unknown</p>														
Tito Fuentes, S OBP: 0.293, SLG: 0.317 (1, 4)	G6-4-3 1-2		6-3		4-3			BB		5	0	1	1	0	0	4															
Willie Davis, L OBP: 0.295, SLG: 0.376 (1, 8)	4-3		2B		F8			4-3		4	0	1	0	0	0	0															
Mike Ivie, R OBP: 0.347, SLG: 0.405 (1, 3)		L1	L5		K			F6		4	0	0	0	0	1	1															
Jerry Turner, L OBP: 0.323, SLG: 0.380 Luis Melendez, R (8, PH)		2B BB		CS 1B				F8		2	1	1	0	1	0	0															
Doug Ratler, R OBP: 0.328, SLG: 0.366 (1, 5)		2B 1H		K				1B		4	3	3	1	0	1	1															
Fred Kendall, R OBP: 0.296, SLG: 0.299 (1, 2)		K		4-3				SH3-4 1B		2	0	0	0	0	1	1															
Hector Torres, R OBP: 0.268, SLG: 0.304 (1, 6)		2B		6-3 SH1-4 BB				SH1-4 1B		2	0	2	2	2	0	0															
Brent Strom, R OBP: 0.145, SLG: 0.107 Butch Metzger, R (8, 1) Merv Rettenmund, R (9, PH)	G3		SH1-4		SH1-4			SH1-4 1B BB		1	0	0	0	0	0	1															
<b>Inning Stats</b>	R: 0 E: 0 K: 0 S: 2	H: 0 LOB: 0 BB: 1 P: 6	R: 2 E: 0 K: 1 S: 7	H: 2 LOB: 1 BB: 1 P: 11	R: 0 E: 0 K: 0 S: 4	H: 1 LOB: 0 BB: 0 P: 4	R: 0 E: 0 K: 1 S: 5	H: 1 LOB: 0 BB: 0 P: 5	R: 0 E: 0 K: 0 S: 3	H: 0 LOB: 1 BB: 1 P: 7	R: 0 E: 0 K: 1 S: 5	H: 0 LOB: 0 BB: 0 P: 5	R: 1 E: 0 K: 0 S: 5	H: 2 LOB: 2 BB: 1 P: 9	R: 0 E: 0 K: 0 S: 3	H: 0 LOB: 0 BB: 0 P: 3	R: 0 E: 0 K: 0 S: 4	H: 2 LOB: 3 BB: 2 P: 12	1B: 5 2B: 3 3B: 0 HR: 0	SF: 0 SAC: 4 DP: 1 HBP: 0	WP: 0 PB: 0 SB: 0 CS: 1	PA: 38									
<b>PITCHER</b>	IP WLS BF H R ER SO BB IBB HBP BLK WP HR S P ERA WHIP	IP WLS BF H R ER SO BB IBB HBP BLK WP HR S P ERA WHIP															IP WLS BF H R ER SO BB IBB HBP BLK WP HR S P ERA WHIP														
Dick Ruthven, R ERA: 3.75 Mike Beard, L ERA: 3.73 Adrian Devine, R ERA: 3.54	(1, 1) (8, 1) (9, 1)	7.0 L 4	29 1	6 1	3 1	3 1	3 0	4 0	0 0	0 0	0 0	0 0	0 4	0 4	31 4	3.86 9.00	1.429 1.000														



Batter	1	2	3	4	5	6	7	8	9	AB	R	H	RBI	BB	SO	LOB	TOP					
Alex Taveras, R (1,4) OBP: 0.333, SLG: 0.333	0-0 G1-6-3 1B		0-0 4-3			0-0 5-3		0-3 K	0-0 FC5	3	0	1	0	0	0	0	Houston Astros @ San Diego Padres San Diego Stadium, San Diego, CA Sat Sep 11 1976, 10:05 PM EDT Unknown					
Cliff Johnson, R (8,PH) OBP: 0.364, SLG: 0.397										1	0	0	0	0	1	1						
Joe Sambito, L (8,1) OBP: 0.400, SLG: 0.250										0	0	0	0	0	0	0						
Ken Forsch, R (8,1) OBP: 0.182, SLG: 0.100										0	0	0	0	0	0	0						
Leon Roberts, R (9,PH) OBP: 0.349, SLG: 0.427										1	0	0	0	0	0	3						
Enos Cabell, R (1,5) OBP: 0.313, SLG: 0.335	0-0 G1-6-3 1-2		0-0 5-3			0-0 6-3		0-0 1B		4	0	1	0	0	0	1						
Cesar Cedeno, R (1,8) OBP: 0.356, SLG: 0.455	0-0 5-3					0-0 3B		0-0 1B		4	0	2	1	0	0	0						
Bob Watson, R (1,3) OBP: 0.369, SLG: 0.448		0-3 K				0-0 6-3		0-0 F9		4	0	0	0	0	1	3						
Al Javier, R (1,7) OBP: 0.200, SLG: 0.200										4	0	1	0	0	0	0						
Jose Cruz, L (1,9) OBP: 0.377, SLG: 0.399										4	0	0	0	0	0	1						
Ed Herrmann, L (1,2) OBP: 0.276, SLG: 0.293										3	0	1	0	0	0	0	livebaseballscores.com					
Art Howe, R (9,PH) OBP: 0.313, SLG: 0.231										1	0	1	0	0	0	0						
Roger Metzger, S (1,6) OBP: 0.296, SLG: 0.283										3	0	1	0	0	0	2						
Ken Boswell, L (9,PH) OBP: 0.301, SLG: 0.357										1	0	1	0	0	0	0						
Larry Milbourne, S (9,FR) OBP: 0.312, SLG: 0.266										0	0	0	0	0	0	0						
Larry Dierker, R (1,1) OBP: 0.136, SLG: 0.188										2	0	0	0	0	1	1						
Jerry Davanon, R (8,PH) OBP: 0.405, SLG: 0.416										1	1	1	0	0	0	0						
										2	0	0	0	0	1	1						
										1	1	1	0	0	0	0						
										1	1	1	0	0	0	0						
<b>Inning Stats</b>	R: 0 E: 0 K: 0 S: 3	H: 1 LOB: 0 BB: 0 P: 3	R: 0 E: 0 K: 1 S: 7	H: 2 LOB: 2 BB: 0 P: 7	R: 0 E: 0 K: 1 S: 5	H: 0 LOB: 0 BB: 0 P: 5	R: 0 E: 0 K: 0 S: 3	H: 0 LOB: 0 BB: 0 P: 3	R: 0 E: 0 K: 0 S: 4	H: 1 LOB: 1 BB: 0 P: 4	R: 0 E: 0 K: 0 S: 4	H: 1 LOB: 1 BB: 0 P: 4	R: 0 E: 0 K: 0 S: 3	H: 0 LOB: 0 BB: 0 P: 3	R: 1 E: 0 K: 1 S: 7	H: 2 LOB: 2 BB: 0 P: 8	R: 0 E: 0 K: 0 S: 6	H: 3 LOB: 3 BB: 0 P: 6	1B: 9 2B: 2 3B: 1 HR: 0	SF: 0 SAC: 0 DP: 1 HBP: 1	WP: 0 PB: 0 SB: 0 CS: 0	PA: 37
<b>PITCHER</b> Randy Jones, L (1,1) ERA: 2.66	IP: 9.0 WLS: W BF: 37 H: 10 R: 1 ER: 1 SO: 3 BB: 0 IBB: 0 HBP: 1 BLK: 0 WP: 0 HR: 0 S: 42 P: 43 ERA: 1.00 WHIP: 1.111																					

Batter	1	2	3	4	5	6	7	8	9	AB	R	H	RBI	BB	SO	LOB	BOTTOM	
Johnny Grubb, L (1,9) OBP: 0.394, SLG: 0.396	4-0 1B FC4-6 BB		0-0 6-3							3	1	0	0	1	1	0	Houston Astros @ San Diego Padres San Diego Stadium, San Diego, CA Sat Sep 11 1976, 10:05 PM EDT Unknown	
Tito Fuentes, S (1,4) OBP: 0.293, SLG: 0.316	0-0 FC4-6 1B		0-0 6-3							4	0	1	0	0	1	0		
Willie Davis, L (1,8) OBP: 0.298, SLG: 0.380	0-0 FC4-6 2B 1-2 3H		0-0 HBP 1B							3	2	2	1	1	0	1		
Mike Ivie, R (1,3) OBP: 0.352, SLG: 0.411	0-0 6-3 1-2		1-0 HBP 1B							2	1	1	1	1	0	1		
Jerry Turner, L (1,7) OBP: 0.323, SLG: 0.384	0-0 2B		0-0 F7							3	0	1	1	0	0	4		
Luis Melendez, R (8,PH) OBP: 0.246, SLG: 0.262	0-0 2B		0-0 F7							1	0	0	0	0	1	1		
Doug Rader, R (1,5) OBP: 0.330, SLG: 0.367	0-0 F9									4	0	2	1	0	0	1		
Fred Kendall, R (1,2) OBP: 0.295, SLG: 0.299										4	0	1	0	0	0	1		
Hector Torres, R (1,6) OBP: 0.268, SLG: 0.299										3	0	0	0	1	0	2		
Randy Jones, R (1,1) OBP: 0.081, SLG: 0.042										4	0	0	0	0	2	3		
<b>Inning Stats</b>	R: 2 E: 0 K: 0 S: 5	H: 2 LOB: 1 BB: 1 P: 9	R: 0 E: 0 K: 0 S: 3	H: 0 LOB: 0 BB: 0 P: 3	R: 0 E: 0 K: 1 S: 4	H: 1 LOB: 2 BB: 0 P: 5	R: 0 E: 0 K: 0 S: 4	H: 2 LOB: 1 BB: 0 P: 4	R: 0 E: 0 K: 0 S: 3	H: 0 LOB: 0 BB: 0 P: 3	R: 0 E: 0 K: 3 S: 9	H: 0 LOB: 0 BB: 0 P: 9	R: 2 E: 0 K: 2 S: 10	H: 3 LOB: 2 BB: 1 P: 14	1B: 5 2B: 2 3B: 1 HR: 0	SF: 0 SAC: 0 DP: 1 HBP: 1	WP: 1 PB: 1 SB: 0 CS: 0	PA: 36
<b>PITCHER</b> Larry Dierker, R (1,1) ERA: 3.69	IP: 7.0 WLS: L BF: 29 H: 5 R: 2 ER: 2 SO: 3 BB: 3 IBB: 0 HBP: 1 BLK: 0 WP: 1 HR: 0 S: 31 P: 44 ERA: 2.57 WHIP: 1.143																	
Joe Sambito, L (8,1) ERA: 4.31	0.0 2 2 2 2 0 0 0 0 0 0 0 2 2 ∞ ∞																	
Ken Forsch, R (8,1) ERA: 2.22	1.0 5 1 0 0 2 0 1 0 0 0 0 8 12 0.00 1.000																	

AB	36
R	1
H	10
RBI	1
BB	0
SO	3
LOB	12





Batter	1	2	3	4	5	6	7	8	9	AB	R	H	RBI	BB	SO	LOB	TOP			
Greg Gross, L (1, 9) OBP: 0.377, SLG: 0.332										3	0	0	0	1	0	0				
Enos Cabell, R (1, 5) OBP: 0.314, SLG: 0.336										4	1	2	0	0	0	0				
Cesar Cedeno, R (1, 8) OBP: 0.355, SLG: 0.454										4	0	1	0	0	0	2				
Bob Watson, R (1, 3) OBP: 0.372, SLG: 0.451										3	1	2	1	1	1	2				
Jose Cruz, L (1, 7) OBP: 0.374, SLG: 0.395										4	0	0	0	0	0	6				
Cliff Johnson, R (1, 2) OBP: 0.362, SLG: 0.399										4	0	1	1	0	0	0				
Jerry Davanon, R (1, 4) OBP: 0.400, SLG: 0.404										3	0	0	0	1	0	1				
Roger Metzger, S (1, 6) OBP: 0.296, SLG: 0.283										4	0	1	0	0	0	1				
J.R. Richard, R (1, 1) OBP: 0.132, SLG: 0.170										2	0	0	0	0	1	1				
Ken Boswell, L (7, PH) OBP: 0.299, SLG: 0.353										1	0	0	0	0	0	0				
Gene Pentz, R (7, 1) OBP: 0.333, SLG: 0.200										1	0	0	0	0	0	1				
<b>Inning Stats</b>	R: 0 E: 0 K: 1 S: 6	H: 1 LOB: 2 BB: 1 P: 10	R: 0 E: 0 K: 0 S: 3	H: 0 LOB: 0 BB: 0 P: 3	R: 1 E: 0 K: 0 S: 6	H: 3 LOB: 2 BB: 0 P: 6	R: 0 E: 0 K: 1 S: 6	H: 1 LOB: 1 BB: 0 P: 6	R: 0 E: 0 K: 0 S: 3	H: 0 LOB: 0 BB: 0 P: 3	R: 1 E: 0 K: 0 S: 4	H: 2 LOB: 0 BB: 0 P: 4	R: 0 E: 0 K: 0 S: 3	H: 0 LOB: 1 BB: 1 P: 7	R: 0 E: 0 K: 0 S: 3	H: 0 LOB: 1 BB: 1 P: 7	1B: 5 2B: 3 3B: 0 HR: 0	SF: 0 SAC: 0 DP: 1 HBP: 0	WP: 0 PB: 0 SB: 1 CS: 0	PA: 36
<b>PITCHER</b>	IP WLS BF H R ER SO BB IBB HBP BLK WP HR S P ERA WHIP																			
Rick Sawyer, R (1, 1) ERA: 2.29	7.0 L 28 7 2 2 2 1 0 0 0 0 0 0 31 35 2.57 1.143																			
Butch Metzger, R (8, 1) ERA: 2.13	2.0 8 0 0 0 0 2 0 0 0 0 0 0 6 14 0.00 1.000																			

Houston Astros @ San Diego Padres  
San Diego Stadium, San Diego, CA  
Sat Sep 11 1976, 10:05 PM EDT  
Att: 13,340 - Unknown

AB 33  
R 2  
H 7  
RBI 2  
BB 3  
SO 2  
LOB 14



Batter	1	2	3	4	5	6	7	8	9	AB	R	H	RBI	BB	SO	LOB	BOTTOM			
Johnny Grubb, L (1, 9) OBP: 0.392, SLG: 0.392										3	0	0	0	1	0	1				
Tito Fuentes, S (1, 4) OBP: 0.292, SLG: 0.316										4	0	1	0	0	1	1				
Willie Davis, L (1, 8) OBP: 0.296, SLG: 0.377										4	0	0	0	0	0	2				
Mike Ivie, R (1, 3) OBP: 0.351, SLG: 0.412										4	1	1	0	0	1	1				
Jerry Turner, L (1, 7) OBP: 0.326, SLG: 0.390										4	0	2	0	0	1	0				
Doug Radler, R (1, 5) OBP: 0.329, SLG: 0.366										2	0	0	1	1	1	1				
Enzo Hernandez, R (8, FR) OBP: 0.317, SLG: 0.319										0	0	0	0	0	0	0				
Fred Kendall, R (1, 2) OBP: 0.295, SLG: 0.296										3	0	0	0	1	1	2				
Hector Torres, R (1, 6) OBP: 0.263, SLG: 0.294										4	0	0	0	0	0	4				
Rick Sawyer, R (1, 1) OBP: 0.294, SLG: 0.250										2	0	0	0	0	0	2				
Merv Rettenmund, R (7, PH) OBP: 0.353, SLG: 0.327										0	0	0	0	1	0	0				
Butch Metzger, R (8, 1) ERA: 3.03										0	0	0	0	0	0	0				
<b>Inning Stats</b>	R: 0 E: 0 K: 1 S: 5	H: 0 LOB: 0 BB: 0 P: 5	R: 0 E: 0 K: 0 S: 4	H: 1 LOB: 2 BB: 1 P: 8	R: 0 E: 0 K: 0 S: 3	H: 0 LOB: 1 BB: 1 P: 7	R: 1 E: 2 K: 1 S: 8	H: 2 LOB: 2 BB: 0 P: 8	R: 0 E: 0 K: 2 S: 7	H: 0 LOB: 0 BB: 0 P: 7	R: 0 E: 0 K: 0 S: 2	H: 0 LOB: 0 BB: 1 P: 6	R: 0 E: 0 K: 1 S: 5	H: 0 LOB: 0 BB: 0 P: 5	R: 0 E: 0 K: 0 S: 3	H: 0 LOB: 1 BB: 1 P: 7	1B: 2 2B: 2 3B: 0 HR: 0	SF: 1 SAC: 0 DP: 1 HBP: 0	WP: 0 PB: 0 SB: 0 CS: 0	PA: 35
<b>PITCHER</b>	IP WLS BF H R ER SO BB IBB HBP BLK WP HR S P ERA WHIP																			
J.R. Richard, R (1, 1) ERA: 2.77	6.0 W 25 4 1 1 4 2 0 0 0 0 0 0 31 39 1.50 1.000																			
Gene Pentz, R (7, 1) ERA: 3.03	3.0 S 10 0 0 0 1 2 0 0 0 0 0 0 10 18 0.00 0.667																			

Houston Astros @ San Diego Padres  
San Diego Stadium, San Diego, CA  
Sat Sep 11 1976, 10:05 PM EDT  
Att: 13,340 - Unknown

AB 30  
R 1  
H 4  
RBI 1  
BB 4  
SO 5  
LOB 14





Batter	1	2	3	4	5	6	7	8	9	10	AB	R	H	RBI	BB	SO	LOB							
Jack Clark, R OBP: 0.288, SLG: 0.356 (1, 8)	F9		K			6-3		F3		F7	5	0	0	0	0	1	5							
Marty Perez, R OBP: 0.324, SLG: 0.335 (1, 4)	K		F4			5-3		BB 1B		FC5-4 1-H 2B	5	0	2	3	0	1	1							
Gary Matthews, R OBP: 0.365, SLG: 0.434 (1, 7)	K			1-3			F8	BB 1B		FC5-4 IBB	3	0	0	0	2	1	0							
Bobby Murcer, L OBP: 0.354, SLG: 0.408 (1, 9)		S WP BB		4-3		4-3		K		FC5-4	4	0	0	0	1	1	5							
Gary Thomasson, L OBP: 0.318, SLG: 0.414 (1, 3)	F6			3-1			K		SH1-4 BB	L8	4	0	0	0	1	1	3							
Ken Reitz, R OBP: 0.296, SLG: 0.336 (8, PR)	F4				1-3			E 6-4-3 1B	SH1-4		3	0	1	0	0	0	1							
Johnnie LeMaster, R OBP: 0.226, SLG: 0.253 (8, 6)									1-2		0	1	0	0	0	0	0							
Chris Speier, R OBP: 0.311, SLG: 0.284 (1, 6)					F8			6-4-3	K		3	0	0	0	1	1	2							
Gary Alexander, R OBP: 0.227, SLG: 0.256 (1, 2)	CS		L3		L9			E6 1B	1-3		4	1	0	0	0	0	3							
John Montefusco, R OBP: 0.179, SLG: 0.127 (8, PR)								E6 1B			1	0	0	0	1	0	0							
Darrel Evans, L OBP: 0.302, SLG: 0.315 (8, PR)											1	0	0	0	0	0	2							
Larry Herndon, R OBP: 0.304, SLG: 0.363 (8, 1)											0	0	0	0	0	0	0							
Mike Caldwell, R OBP: 0.165, SLG: 0.211 (8, 1)											0	0	0	0	0	0	0							
Dave Heaverlo, R OBP: 0.203, SLG: 0.333 (8, 2)											0	0	0	0	0	0	0							
Dave Rader, R OBP: 0.333, SLG: 0.336 (8, 2)											0	1	0	0	1	0	0							
<b>Inning Stats</b>	R: 0 E: 0 K: 2 S: 7	H: 0 LOB: 0 BB: 0 P: 7	R: 0 E: 0 K: 0 S: 2	H: 0 LOB: 1 BB: 2 P: 10	R: 0 E: 0 K: 1 S: 5	H: 0 LOB: 1 BB: 1 P: 9	R: 0 E: 0 K: 0 S: 3	H: 0 LOB: 0 BB: 0 P: 3	R: 0 E: 0 K: 0 S: 3	H: 0 LOB: 0 BB: 0 P: 3	R: 0 E: 0 K: 1 S: 5	H: 0 LOB: 0 BB: 0 P: 5	R: 2 E: 2 K: 1 S: 9	H: 2 LOB: 3 BB: 1 P: 13	R: 0 E: 0 K: 1 S: 5	H: 0 LOB: 1 BB: 1 P: 9	R: 1 E: 0 K: 0 S: 4	H: 1 LOB: 2 BB: 2 P: 12	1B: 2 2B: 1 3B: 0 HR: 0	SF: 0 SAC: 1 DP: 0 HBP: 0	WP: 1 PB: 0 SB: 1 CS: 1	PA: 42		
<b>PITCHER</b>	IP WLS BF H R ER SO ERA WHIP	IP WLS BF H R ER SO ERA WHIP	IP WLS BF H R ER SO ERA WHIP	IP WLS BF H R ER SO ERA WHIP	IP WLS BF H R ER SO ERA WHIP	IP WLS BF H R ER SO ERA WHIP	IP WLS BF H R ER SO ERA WHIP	IP WLS BF H R ER SO ERA WHIP	IP WLS BF H R ER SO ERA WHIP	IP WLS BF H R ER SO ERA WHIP	IP WLS BF H R ER SO ERA WHIP	IP WLS BF H R ER SO ERA WHIP	IP WLS BF H R ER SO ERA WHIP	IP WLS BF H R ER SO ERA WHIP	IP WLS BF H R ER SO ERA WHIP	IP WLS BF H R ER SO ERA WHIP	IP WLS BF H R ER SO ERA WHIP	IP WLS BF H R ER SO ERA WHIP	IP WLS BF H R ER SO ERA WHIP	IP WLS BF H R ER SO ERA WHIP	IP WLS BF H R ER SO ERA WHIP	IP WLS BF H R ER SO ERA WHIP	IP WLS BF H R ER SO ERA WHIP	IP WLS BF H R ER SO ERA WHIP
Tom Griffin, R ERA: 4.53	8.0	0	32	2	2	0	5	BB: 5 IBB: 0 HBP: 0 BLK: 0	WP: 1 HR: 0 S: 37 P: 57	0.00	0.875													
Butch Metzger, R ERA: 2.11	1.0	3	0	0	0	1	0	0	0	0	5	5	0.00	0.000										
Dave Freisleben, R ERA: 3.74	0.1	L	3	1	1	1	0	1	0	0	2	6	27.00	6.000										
Dave Tomlin, L ERA: 3.28	0.2	3	0	0	0	0	0	0	0	2	6	6	0.00	0.000										

**TOP**

**San Francisco Giants @ San Diego Padres**  
San Diego Stadium, San Diego, CA  
Mon Sep 13 1976, 10:05 PM EDT  
Att: 13,320 - Unknown

livebaseballscorecards.com

AB 33  
R 3  
H 3  
RBI 3  
BB 7  
SO 6  
LOB 22

GIANTS

WP: 1 PA: 42  
PB: 0  
SB: 1  
CS: 1

Batter	1	2	3	4	5	6	7	8	9	10	AB	R	H	RBI	BB	SO	LOB							
Johny Grubb, L OBP: 0.392, SLG: 0.392 (1, 9)	G3		4-3			1B SH1-4 4-3 1B	F8			G5-6-4 1B	5	1	2	0	0	0	2							
Tito Fuentes, S OBP: 0.290, SLG: 0.313 (1, 4)	K		L9			SH1-4		F8		G5-6-4 1B	4	0	0	0	0	1	1							
Willie Davis, L OBP: 0.297, SLG: 0.377 (1, 8)	F3			G3		4-3 1B		G5-4-3 1B		F8	5	0	2	0	0	0	0							
Doug Rader, R OBP: 0.328, SLG: 0.363 (1, 5)		2B BB		4-3		4-3		G5-4-3 1B			3	1	0	1	1	0	2							
Jerry Turner, L OBP: 0.322, SLG: 0.385 (1, 7)		F7									3	0	0	0	0	0	2							
Merv Rettenmund, R OBP: 0.358, SLG: 0.333 (9, PH)				L7		G3					1	0	1	0	0	0	0							
Enzo Hernandez, R OBP: 0.317, SLG: 0.319 (9, PR)											0	0	0	0	0	0	0							
Bobby Valentine, R OBP: 0.667, SLG: 0.500 (1, 3)		F4				G4-6-3 1B		1B BB		SH1-4	2	0	1	0	1	0	1							
Fred Kendall, R OBP: 0.294, SLG: 0.298 (1, 2)				G4-6-3 1-H 2B			F2			3-1	4	0	1	1	0	0	4							
Hector Torres, R OBP: 0.259, SLG: 0.289 (1, 6)		F7									3	0	0	0	0	1	2							
Ted Kubiak, S OBP: 0.315, SLG: 0.279 (9, PH)											0	0	0	0	1	0	0							
Dave Freisleben, R OBP: 0.250, SLG: 0.265 (10, 1)											0	0	0	0	0	0	0							
Dave Tomlin, L ERA: 4.0											0	0	0	0	0	0	0							
Tom Griffin, R OBP: 0.120, SLG: 0.083 (1, 1)											3	0	1	0	0	1	1							
Butch Metzger, R ERA: 2.88	7.0	0	28	5	2	2	3	BB: 2 IBB: 0 HBP: 0 BLK: 0	WP: 0 HR: 0 S: 32 P: 40	2.57	1.000													
Mike Caldwell, L ERA: 4.99	1.0	4	2	0	0	0	0	0	0	0	4	4	0.00	2.000										
Dave Heaverlo, R ERA: 4.0	2.0	W	7	1	0	0	0	0	1	0	6	10	0.00	0.500										
<b>Inning Stats</b>	R: 0 E: 0 K: 1 S: 5	H: 0 LOB: 0 BB: 5 P: 5	R: 1 E: 0 K: 0 S: 4	H: 1 LOB: 1 BB: 1 P: 8	R: 0 E: 0 K: 1 S: 5	H: 0 LOB: 0 BB: 0 P: 5	R: 0 E: 0 K: 0 S: 3	H: 0 LOB: 0 BB: 0 P: 3	R: 0 E: 1 K: 0 S: 4	H: 1 LOB: 1 BB: 0 P: 4	R: 1 E: 0 K: 0 S: 5	H: 2 LOB: 1 BB: 0 P: 5	R: 0 E: 0 K: 1 S: 6	H: 1 LOB: 2 BB: 1 P: 10	R: 0 E: 0 K: 0 S: 3	H: 1 LOB: 0 BB: 0 P: 3	R: 0 E: 0 K: 0 S: 4	H: 1 LOB: 2 BB: 1 P: 8	R: 0 E: 0 K: 0 S: 3	H: 1 LOB: 0 BB: 0 P: 3	1B: 7 2B: 1 3B: 0 HR: 0	SF: 0 SAC: 2 DP: 3 HBP: 0	WP: 0 PB: 0 SB: 0 CS: 0	PA: 39
<b>PITCHER</b>	IP WLS BF H R ER SO ERA WHIP	IP WLS BF H R ER SO ERA WHIP	IP WLS BF H R ER SO ERA WHIP	IP WLS BF H R ER SO ERA WHIP	IP WLS BF H R ER SO ERA WHIP	IP WLS BF H R ER SO ERA WHIP	IP WLS BF H R ER SO ERA WHIP	IP WLS BF H R ER SO ERA WHIP	IP WLS BF H R ER SO ERA WHIP	IP WLS BF H R ER SO ERA WHIP	IP WLS BF H R ER SO ERA WHIP	IP WLS BF H R ER SO ERA WHIP	IP WLS BF H R ER SO ERA WHIP	IP WLS BF H R ER SO ERA WHIP	IP WLS BF H R ER SO ERA WHIP	IP WLS BF H R ER SO ERA WHIP	IP WLS BF H R ER SO ERA WHIP	IP WLS BF H R ER SO ERA WHIP	IP WLS BF H R ER SO ERA WHIP	IP WLS BF H R ER SO ERA WHIP	IP WLS BF H R ER SO ERA WHIP	IP WLS BF H R ER SO ERA WHIP	IP WLS BF H R ER SO ERA WHIP	

**BOTTOM**

**San Francisco Giants @ San Diego Padres**  
San Diego Stadium, San Diego, CA  
Mon Sep 13 1976, 10:05 PM EDT  
Att: 13,320 - Unknown

livebaseballscorecards.com

AB 34  
R 2  
H 8  
RBI 2  
BB 3  
SO 3  
LOB 17

SD

WP: 0 PA: 39  
PB: 0  
SB: 0  
CS: 0



Batter	1	2	3	4	5	6	7	8	9	AB	R	H	RBI	BB	SO	LOB	TOP					
Jack Clark, R OBP: 0.281, SLG: 0.360 (1, 8)										5	1	1	0	0	0	3						
Marty Perez, R OBP: 0.335, SLG: 0.334 Johnnie LeMaster, R OBP: 0.226, SLG: 0.253 (9, PR)										4	1	1	0	1	1	1						
Gary Matthews, R OBP: 0.364, SLG: 0.432 (1, 7)										5	2	1	0	0	1	4						
Bobby Murcer, L OBP: 0.355, SLG: 0.420 (1, 9)										5	2	2	4	0	0	3						
Ken Reitz, R OBP: 0.295, SLG: 0.335 (1, 5)										5	1	1	1	0	0	1						
Chris Speier, R OBP: 0.310, SLG: 0.283 (9, 4)										5	0	1	0	0	0	1						
Gary Thomasson, L OBP: 0.322, SLG: 0.418 (1, 3)										5	0	3	1	0	0	1						
Gary Alexander, R OBP: 0.271, SLG: 0.268 (1, 2)										2	0	1	0	2	0	0						
Bob Knepper, L Rob Dressler, R Mike Caldwell, L Dave Heaverlo, R Charlie Williams, R Darrell Evans, L Randy Moffitt, R (1, 1)										3	0	0	0	0	0	1	3					
<b>Inning Stats</b>	R: 3 E: 1 K: 0 S: 6	H: 3 LOB: 2 BB: 1 P: 10	R: 0 E: 0 K: 0 S: 3	H: 0 LOB: 0 BB: 0 P: 3	R: 0 E: 0 K: 1 S: 5	H: 0 LOB: 0 BB: 0 P: 5	R: 0 E: 0 K: 1 S: 6	H: 1 LOB: 2 BB: 1 P: 10	R: 2 E: 0 K: 0 S: 5	H: 2 LOB: 0 BB: 0 P: 5	R: 0 E: 0 K: 1 S: 6	H: 0 LOB: 1 BB: 0 P: 7	R: 0 E: 2 K: 1 S: 6	H: 0 LOB: 1 BB: 0 P: 6	R: 0 E: 0 K: 0 S: 5	H: 2 LOB: 2 BB: 1 P: 9	R: 2 E: 0 K: 0 S: 6	H: 3 LOB: 1 BB: 0 P: 6	1B: 8 2B: 1 3B: 0 HR: 2	SF: 0 SAC: 0 DP: 0 HBP: 0	WP: 2 PB: 0 SB: 1 CS: 0	PA: 43
<b>PITCHER</b>	IP WLS BF H R ER SO BB IBB HBP BLK WP HR S P ERA WHIP																					
Brent Strom, L ERA: 3.36 (1, 1)	5.0	23	6	5	3	2	1	1	0	0	0	2	1	25	33	5.40	1.400					
Jerry Johnson, R ERA: 3.34 (6, 1)	1.0	4	0	0	0	0	1	0	0	0	0	0	0	3	7	0.00	1.000					
Dave Freisleben, R ERA: 3.7 (7, 1)	1.2	9	2	0	0	1	1	0	0	0	0	0	0	10	14	0.00	1.800					
Butch Metzger, R ERA: 2.25 (8, 1)	1.0	L	6	3	2	2	0	0	0	0	0	0	1	6	6	18.00	3.000					
Dave Tomlin, L ERA: 3.29 (9, 1)	0.1	1	0	0	0	0	0	0	0	0	0	0	0	1	1	0.00	0.000					

San Francisco Giants @ San Diego Padres  
San Diego Stadium, San Diego, CA  
Tue Sep 14 1976, 10:05 PM EDT  
Att: 3,961 - Unknown

livebaseballscores.com

AB 39  
R 7  
H 11  
RBI 6  
BB 4  
SO 3  
LOB 17

GIANTS

Batter	1	2	3	4	5	6	7	8	9	AB	R	H	RBI	BB	SO	LOB	BOTTOM					
Johnny Grubb, L OBP: 0.390, SLG: 0.387 (1, 7)										4	0	0	1	1	2	1						
Bill Almon, R OBP: 0.500, SLG: 0.800 (1, 6)										5	1	3	2	0	1	1						
Merv Rettenmund, R OBP: 0.359, SLG: 0.336 (1, 9)										5	1	2	1	0	1	3						
Doug Rader, R OBP: 0.329, SLG: 0.363 Enzo Hernandez, R OBP: 0.317, SLG: 0.319 (9, PR)										5	1	2	0	0	1	2						
Bobby Valentine, R OBP: 0.500, SLG: 0.429 (1, 3)										5	0	2	1	0	0	3						
Luis Melendez, R OBP: 0.241, SLG: 0.256 Willie Davis, L OBP: 0.299, SLG: 0.379 (6, PH)										2	0	0	0	0	0	0						
Fred Kendall, R OBP: 0.298, SLG: 0.301 Jerry Turner, L OBP: 0.321, SLG: 0.384 (9, PH)										3	1	2	0	1	0	2						
Mike Champion, R Butch Metzger, R Dave Tomlin, L (1, 4)										3	1	0	0	1	0	4						
Brent Strom, R Ted Kubiak, R Jerry Johnson, R Tito Fuentes, S Dave Heaverlo, R Hector Torres, R (1, 1)										1	0	0	0	0	0	0						
<b>Inning Stats</b>	R: 0 E: 1 K: 0 S: 5	H: 1 LOB: 2 BB: 0 P: 5	R: 0 E: 0 K: 0 S: 2	H: 0 LOB: 0 BB: 1 P: 6	R: 0 E: 0 K: 1 S: 6	H: 1 LOB: 1 BB: 0 P: 6	R: 0 E: 0 K: 0 S: 3	H: 0 LOB: 0 BB: 0 P: 3	R: 0 E: 0 K: 1 S: 6	H: 1 LOB: 0 BB: 0 P: 6	R: 6 E: 0 K: 1 S: 11	H: 6 LOB: 2 BB: 2 P: 19	R: 0 E: 0 K: 1 S: 7	H: 2 LOB: 2 BB: 0 P: 7	R: 0 E: 0 K: 1 S: 5	H: 0 LOB: 0 BB: 0 P: 5	R: 0 E: 0 K: 0 S: 5	H: 2 LOB: 2 BB: 0 P: 5	1B: 12 2B: 1 3B: 0 HR: 0	SF: 0 SAC: 0 DP: 1 HBP: 0	WP: 1 PB: 0 SB: 0 CS: 0	PA: 43
<b>PITCHER</b>	IP WLS BF H R ER SO BB IBB HBP BLK WP HR S P ERA WHIP																					
Bob Knepper, L ERA: 4.28 (1, 1)	5.0	23	7	4	4	2	1	0	0	0	0	0	0	3	7	0.00	3.000					
Rob Dressler, R ERA: 4.28 (6, 1)	0.2	4	1	0	0	0	1	0	0	0	0	0	0	0	4	∞	∞					
Mike Caldwell, L ERA: 4.98 (6, 1)	0.0	1	0	0	0	0	0	0	0	0	0	0	0	0	4	∞	∞					
Dave Heaverlo, R ERA: 3.98 (6, 1)	0.1	2	1	2	2	1	0	0	0	0	0	0	0	4	4	54.00	3.000					
Charlie Williams, R ERA: 3.11 (7, 1)	1.0	5	2	0	0	1	0	0	0	0	0	0	0	7	7	0.00	2.000					

San Francisco Giants @ San Diego Padres  
San Diego Stadium, San Diego, CA  
Tue Sep 14 1976, 10:05 PM EDT  
Att: 3,961 - Unknown

livebaseballscores.com

AB 40  
R 6  
H 13  
RBI 6  
BB 3  
SO 5  
LOB 23

SD







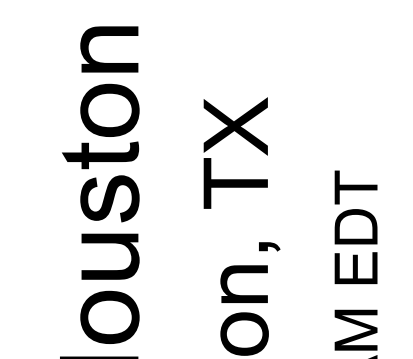
Batter	1	2	3	4	5	6	7	8	9	AB	R	H	RBI	BB	SO	LOB	TOP											
<b>Johnny Grubb, L</b> OBP: 0.387, SLG: 0.385 (1, 9)										3	1	0	0	1	0	0	<b>San Diego Padres @ Houston Astros</b> Astrodome, Houston, TX Sat Sep 18 1976, 4:33 AM EDT Att: 3,287 - Unknown											
<b>Tito Fuentes, S</b> OBP: 0.287, SLG: 0.309 (1, 4)										4	0	0	0	0	2	1												
<b>Willie Davis, L</b> OBP: 0.300, SLG: 0.379 (1, 8)										4	1	2	0	0	1	0												
<b>Mike Ivie, R</b> OBP: 0.349, SLG: 0.410 (1, 3)										4	0	1	0	0	2	3												
<b>Jerry Turner, L</b> OBP: 0.324, SLG: 0.383 (8, PH)										2	1	1	1	1	1	1												
<b>Luis Melendez, R</b> OBP: 0.234, SLG: 0.248 (8, 9)										1	0	0	0	0	0	1												
<b>Doug Radler, R</b> OBP: 0.329, SLG: 0.359 (1, 5)										2	1	0	0	2	1	1												
<b>Fred Kendall, R</b> OBP: 0.295, SLG: 0.300 (1, 2)										4	0	1	3	0	1	2												
<b>Bill Almon, R</b> OBP: 0.385, SLG: 0.417 (1, 6)										4	0	0	0	0	1	2												
<b>Dave Freisleben, R</b> OBP: 0.231, SLG: 0.243 (1, 1)										3	0	0	0	0	2	0												
<b>Inning Stats</b>	R: 4 E: 0 K: 2 S: 10	H: 3 LOB: 1 BB: 2 P: 18	R: 0 E: 0 K: 1 S: 5	H: 0 LOB: 0 BB: 0 P: 5	R: 0 E: 0 K: 3 S: 10	H: 1 LOB: 2 BB: 1 P: 14	R: 0 E: 0 K: 1 S: 5	H: 0 LOB: 0 BB: 0 P: 5	R: 0 E: 0 K: 0 S: 3	H: 0 LOB: 1 BB: 1 P: 7	R: 0 E: 0 K: 1 S: 5	H: 0 LOB: 0 BB: 0 P: 5	R: 0 E: 0 K: 0 S: 3	H: 1 LOB: 0 BB: 0 P: 3	R: 0 E: 0 K: 1 S: 5	H: 0 LOB: 0 BB: 0 P: 5		1B: 4 2B: 1 3B: 0 HR: 0	SF: 0 SAC: 0 DP: 1 HBP: 0	WP: 1 PB: 0 SB: 1 CS: 1	PA: 35							
<b>PITCHER</b>	IP	WLS	BF	H	R	ER	SO	BB	IBB	HBP	BLK	WP	HR	S	P	ERA		WHIP										
<b>J.R. Richard, R</b> ERA: 2.83	(1, 1)	7.0	L	29	4	4	4	10	4	0	0	0	1	0	45	61	5.14	1.143										
<b>Joe Sambito, L</b> ERA: 3.95	(8, 1)	2.0		6	1	0	0	1	0	0	0	0	0	0	8	8	0.00	0.500										

Batter	1	2	3	4	5	6	7	8	9	AB	R	H	RBI	BB	SO	LOB	BOTTOM											
<b>Greg Gross, L</b> OBP: 0.377, SLG: 0.330 (1, 9)										3	0	1	0	1	0	0	<b>San Diego Padres @ Houston Astros</b> Astrodome, Houston, TX Sat Sep 18 1976, 4:33 AM EDT Att: 3,287 - Unknown											
<b>Enos Cabell, R</b> OBP: 0.315, SLG: 0.339 (1, 5)										4	0	1	0	0	0	1												
<b>Cesar Cedeno, R</b> OBP: 0.354, SLG: 0.454 (1, 8)										4	0	0	0	0	1	2												
<b>Bob Watson, R</b> OBP: 0.374, SLG: 0.461 (1, 3)										4	0	0	0	0	0	0												
<b>Jose Cruz, L</b> OBP: 0.371, SLG: 0.399 (1, 7)										4	0	2	0	0	0	0												
<b>Ed Herrmann, L</b> OBP: 0.276, SLG: 0.288 (1, 2)										3	0	1	0	0	1	1												
<b>Ken Boswell, L</b> OBP: 0.310, SLG: 0.347 (8, PH)										1	0	0	0	0	0	0												
<b>Rob Andrews, R</b> OBP: 0.309, SLG: 0.298 (1, 4)										3	1	1	0	0	0	2												
<b>Roger Metzger, S</b> OBP: 0.291, SLG: 0.277 (1, 6)										3	0	0	0	0	0	1												
<b>J.R. Richard, R</b> OBP: 0.129, SLG: 0.167 (1, 1)										2	0	0	1	0	0	0												
<b>Larry Milbourne, S</b> OBP: 0.310, SLG: 0.264 (7, PH)										1	0	0	0	0	0	0												
<b>Joe Sambito, L</b> OBP: 0.400, SLG: 0.250 (8, 1)										0	0	0	0	0	0	0												
<b>Inning Stats</b>	R: 0 E: 0 K: 1 S: 5	H: 0 LOB: 0 BB: 0 P: 5	R: 0 E: 0 K: 0 S: 3	H: 1 LOB: 0 BB: 0 P: 3	R: 0 E: 0 K: 0 S: 5	H: 2 LOB: 1 BB: 0 P: 5	R: 0 E: 0 K: 0 S: 5	H: 2 LOB: 2 BB: 0 P: 5	R: 0 E: 0 K: 0 S: 4	H: 1 LOB: 2 BB: 1 P: 8	R: 0 E: 0 K: 1 S: 5	H: 0 LOB: 0 BB: 0 P: 5	R: 0 E: 0 K: 0 S: 3	H: 0 LOB: 0 BB: 0 P: 3	R: 0 E: 0 K: 0 S: 3	H: 0 LOB: 0 BB: 0 P: 3	1B: 5 2B: 1 3B: 0 HR: 0	SF: 0 SAC: 0 DP: 1 HBP: 0	WP: 0 PB: 0 SB: 1 CS: 0	PA: 33								
<b>PITCHER</b>	IP	WLS	BF	H	R	ER	SO	BB	IBB	HBP	BLK	WP	HR	S	P	ERA	WHIP											
<b>Dave Freisleben, R</b> ERA: 3.56	(1, 1)	9.0	W	33	6	1	1	2	1	0	0	0	0	0	36	40	1.00	0.778										

AB 31  
R 4  
H 5  
RBI 4  
BB 4  
SO 11  
LOB 11



AB 32  
R 1  
H 6  
RBI 1  
BB 1  
SO 2  
LOB 7





Batter	1	2	3	4	5	6	7	8	9	AB	R	H	RBI	BB	SO	LOB	TOP			
Johnny Grubb, L (1, 9) OBP: 0.388, SLG: 0.389										4	0	2	0	0	0	0	<b>San Diego Padres @ Houston Astros</b> Astrodome, Houston, TX Sun Sep 19 1976, 4:33 AM EDT Dome			
Enzo Hernandez, R (8, FR) OBP: 0.317, SLG: 0.319										0	1	0	0	0	0	0				
Luis Melendez, R (8, 9) OBP: 0.239, SLG: 0.254										1	0	1	0	0	0	0				
Tito Fuentes, S (1, 4) OBP: 0.285, SLG: 0.307										4	1	0	0	0	0	4				
Willie Davis, L (1, 8) OBP: 0.300, SLG: 0.383										4	0	1	1	0	0	2				
Mike Ivie, R (1, 3) OBP: 0.348, SLG: 0.408										4	0	1	0	0	0	4				
Jerry Turner, L (1, 7) OBP: 0.327, SLG: 0.392										2	0	1	1	1	0	0				
Doug Radler, R (1, 5) OBP: 0.327, SLG: 0.357										3	0	0	0	0	1	3				
Fred Kendall, R (1, 2) OBP: 0.295, SLG: 0.298										3	0	0	0	1	0	0				
Bill Almon, R (1, 6) OBP: 0.294, SLG: 0.313										4	0	0	0	0	1	3				
Randy Jones, R (1, 1) OBP: 0.086, SLG: 0.040										3	0	0	0	1	0	3				
<b>Inning Stats</b>	R: 0 E: 0 K: 0 S: 4	H: 1 LOB: 1 BB: 0 P: 4	R: 0 E: 0 K: 0 S: 3	H: 0 LOB: 0 BB: 0 P: 3	R: 0 E: 0 K: 0 S: 3	H: 0 LOB: 0 BB: 0 P: 3	R: 1 E: 1 K: 1 S: 7	H: 1 LOB: 1 BB: 0 P: 7	R: 0 E: 0 K: 0 S: 3	H: 0 LOB: 0 BB: 0 P: 3	R: 0 E: 1 K: 1 S: 7	H: 1 LOB: 3 BB: 1 P: 11	R: 1 E: 1 K: 0 S: 5	H: 1 LOB: 2 BB: 1 P: 9	R: 0 E: 1 K: 0 S: 4	H: 1 LOB: 2 BB: 1 P: 8	1B: 3 2B: 1 3B: 2 HR: 0	SF: 0 SAC: 3 DP: 0 HBP: 0	WP: 0 PB: 0 SB: 1 CS: 0	PA: 38
<b>PITCHER</b> Mark Lemongello, R (1, 1) ERA: 1.13	IP: 9.0 WLS: W BF: 38	H: 6 R: 2 ER: 0 SO: 2	BB: 1 IBB: 2 HBP: 0 BLK: 0	WP: 0 HR: 0 S: 39 P: 51	ERA: 0.00 WHIP: 0.778	<b>PITCHER</b>										IP: 9.0 WLS: W BF: 38	H: 6 R: 2 ER: 0 SO: 2	BB: 1 IBB: 2 HBP: 0 BLK: 0	WP: 0 HR: 0 S: 39 P: 51	ERA: 0.00 WHIP: 0.778

AB	32
R	2
H	6
RBI	2
BB	3
SO	2
LOB	19





Batter	1	2	3	4	5	6	7	8	9	AB	R	H	RBI	BB	SO	LOB	BOTTOM					
Alex Taveras, R (1, 4) OBP: 0.300, SLG: 0.263										4	0	2	0	0	0	0	<b>San Diego Padres @ Houston Astros</b> Astrodome, Houston, TX Sun Sep 19 1976, 4:33 AM EDT Dome					
Enos Cabell, R (1, 5) OBP: 0.315, SLG: 0.338										4	1	1	0	0	0	2						
Cesar Cedeno, R (1, 8) OBP: 0.355, SLG: 0.456										4	0	2	1	0	0	2						
Bob Watson, R (1, 3) OBP: 0.374, SLG: 0.459										3	0	0	0	1	0	2						
Cliff Johnson, R (1, 2) OBP: 0.353, SLG: 0.383										4	0	0	0	0	1	2						
Al Javier, R (1, 9) OBP: 0.353, SLG: 0.267										3	1	2	0	1	0	0						
Wilbur Howard, S (9, FR) OBP: 0.235, SLG: 0.285										0	1	0	0	0	0	0						
Leon Roberts, R (1, 7) OBP: 0.352, SLG: 0.449										3	0	2	1	0	0	1						
Jose Cruz, L (8, 9) OBP: 0.371, SLG: 0.399										0	0	0	0	0	0	0						
Roger Metzger, S (1, 6) OBP: 0.292, SLG: 0.277										3	0	1	0	0	0	2						
Art Howe, R (9, PH) OBP: 0.333, SLG: 0.214										0	0	0	0	1	0	0						
Mark Lemongello, R (1, 1) OBP: 0.408, SLG: 0.402										3	0	0	0	0	1	3						
<b>Inning Stats</b>	R: 0 E: 0 K: 0 S: 4	H: 1 LOB: 1 BB: 0 P: 4	R: 0 E: 0 K: 1 S: 6	H: 1 LOB: 2 BB: 1 P: 10	R: 0 E: 0 K: 0 S: 3	H: 1 LOB: 0 BB: 0 P: 3	R: 0 E: 0 K: 0 S: 3	H: 0 LOB: 0 BB: 0 P: 3	R: 0 E: 0 K: 0 S: 3	H: 1 LOB: 0 BB: 0 P: 3	R: 1 E: 1 K: 0 S: 4	H: 2 LOB: 1 BB: 0 P: 4	R: 1 E: 0 K: 1 S: 7	H: 2 LOB: 1 BB: 0 P: 7	R: 0 E: 0 K: 0 S: 4	H: 1 LOB: 2 BB: 1 P: 8	R: 1 E: 0 K: 0 S: 3	H: 2 LOB: 2 BB: 1 P: 7	1B: 9 2B: 3 3B: 0 HR: 0	SF: 0 SAC: 1 DP: 3 HBP: 0	WP: 0 PB: 0 SB: 1 CS: 0	PA: 36
<b>PITCHER</b> Randy Jones, L (1, 1) ERA: 2.67	IP: 8.1 WLS: L BF: 36	H: 11 R: 3 ER: 3 SO: 2	BB: 1 IBB: 2 HBP: 0 BLK: 0	WP: 0 HR: 0 S: 37 P: 49	ERA: 3.24 WHIP: 1.440	<b>PITCHER</b>										IP: 8.1 WLS: L BF: 36	H: 11 R: 3 ER: 3 SO: 2	BB: 1 IBB: 2 HBP: 0 BLK: 0	WP: 0 HR: 0 S: 37 P: 49	ERA: 3.24 WHIP: 1.440		

AB	32
R	3
H	11
RBI	3
BB	3
SO	2
LOB	14





Batter	1	2	3	4	5	6	7	8	9	AB	R	H	RBI	BB	SO	LOB	TOP			
Johnny Grubb, L (1, 9) OBP: 0.387, SLG: 0.386	G3			4-1		4-0 HR		CS 1-2	K	3	1	0	0	1	1	0	<b>San Diego Padres @ Houston Astros</b> Astrodome, Houston, TX Sun Sep 19 1976, 4:38 AM EDT Att: 5,360 - Dome  <b>AB 30</b> <b>R 2</b> <b>H 4</b> <b>RBI 2</b> <b>BB 1</b> <b>SO 2</b> <b>LOB 3</b> 			
Bill Almon, R (1, 6) OBP: 0.286, SLG: 0.450	F8			5-3		0-0 HR			6-3	4	1	1	2	0	0	0				
Luis Melendez, R (1, 8) OBP: 0.240, SLG: 0.261	F7			F7		0-0 F9			2B	4	0	1	0	0	0	0				
Mike Ivie, R (1, 3) OBP: 0.345, SLG: 0.404		5-3			4-3				4-3	4	0	0	0	0	0	1				
Bobby Valentine, R (1, 7) OBP: 0.400, SLG: 0.429	F4				F9				F8	3	0	0	0	0	0	0				
Doug Rader, R (1, 5) OBP: 0.327, SLG: 0.356	F8				FC6-4 1B				6-3	3	0	1	0	0	0	0				
Mike Champion, R (1, 4) OBP: 0.182, SLG: 0.200			1-3		FC6-4 1-2				P1	3	0	0	0	0	0	1				
Bob Davis, R (1, 2) OBP: 0.241, SLG: 0.235			6-3							2	0	0	0	0	0	0				
Jerry Turner, L (8, PH) OBP: 0.330, SLG: 0.394			6-3			4-3				1	0	1	0	0	0	0				
Enzo Hernandez, R (8, FR) OBP: 0.317, SLG: 0.319									CS 1B	0	0	0	0	0	0	0				
Fred Kendall, R (8, 2) OBP: 0.295, SLG: 0.298										0	0	0	0	0	0	0				
Rick Sawyer, R (1, 1) OBP: 0.263, SLG: 0.222			6-3			6-3			K	2	0	0	0	0	0	0				
Willie Davis, L (8, PH) OBP: 0.299, SLG: 0.382										1	0	0	0	0	1	1				
Butch Metzger, R (8, 1)										0	0	0	0	0	0	0				
<b>Inning Stats</b>	R: 0 E: 0 K: 0 S: 3	H: 0 LOB: 0 BB: 0 P: 3	R: 0 E: 0 K: 0 S: 3	H: 0 LOB: 0 BB: 0 P: 3	R: 0 E: 0 K: 0 S: 3	H: 0 LOB: 0 BB: 0 P: 3	R: 0 E: 0 K: 0 S: 4	H: 1 LOB: 1 BB: 0 P: 4	R: 2 E: 0 K: 0 S: 4	H: 1 LOB: 0 BB: 1 P: 8	R: 0 E: 0 K: 0 S: 3	H: 0 LOB: 0 BB: 0 P: 3	R: 0 E: 0 K: 1 S: 5	H: 1 LOB: 1 BB: 0 P: 5	R: 0 E: 0 K: 1 S: 6	H: 1 LOB: 1 BB: 0 P: 6	1B: 2 2B: 1 3B: 0 HR: 1	SF: 0 SAC: 0 DP: 0 HBP: 0	WP: 0 PB: 0 SB: 0 CS: 1	PA: 32
<b>PITCHER</b> Bo McLaughlin, R (1, 1) ERA: 2.28	IP: 9.0 WLS: W BF: 31 H: 4 R: 2 ER: 2 SO: 2 BB: 1 IBB: 0 HBP: 0 BLK: 0 WP: 0 HR: 1 S: 34 P: 38 ERA: 2.00 WHIP: 0.556															<b>PITCHER</b>				

Batter	1	2	3	4	5	6	7	8	9	AB	R	H	RBI	BB	SO	LOB	BOTTOM			
Greg Gross, L (1, 9) OBP: 0.378, SLG: 0.334	E 2B	4-3			G5-4-3 1B			L9		4	1	2	0	0	0	1	<b>San Diego Padres @ Houston Astros</b> Astrodome, Houston, TX Sun Sep 19 1976, 4:38 AM EDT Att: 5,360 - Dome  <b>AB 31</b> <b>R 3</b> <b>H 9</b> <b>RBI 2</b> <b>BB 3</b> <b>SO 2</b> <b>LOB 17</b> 			
Enos Cabell, R (1, 5) OBP: 0.314, SLG: 0.338	K			CS 1B	G5-4-3 1-2			6-3		4	0	1	0	0	1	2				
Cesar Cedeno, R (1, 8) OBP: 0.356, SLG: 0.457	E6 2H			F9		S 1B		S 2B 1B		4	1	2	0	0	0	1				
Bob Watson, R (1, 3) OBP: 0.373, SLG: 0.457	1B			F3		F9		F7		4	0	1	0	0	0	3				
Jose Cruz, L (1, 7) OBP: 0.370, SLG: 0.396	F5			CS	B1-3	F7		2B IBB		3	0	0	0	1	0	3				
Cliff Johnson, R (1, 2) OBP: 0.357, SLG: 0.400	K			1-2	HR	FC6-4 IBB		1-3 2H 2B		3	1	2	2	1	1	2				
Alex Taveras, R (1, 4) OBP: 0.281, SLG: 0.227										3	0	0	0	0	0	2				
Ken Boswell, L (8, PH) OBP: 0.299, SLG: 0.347										0	0	0	0	1	0	0				
Rob Andrews, R (8, FR) OBP: 0.309, SLG: 0.298										0	0	0	0	0	0	0				
Roger Metzger, S (1, 6) OBP: 0.291, SLG: 0.277										4	0	1	0	0	0	3				
Bo McLaughlin, R (1, 1)		SH3-4 1B								2	0	0	0	0	0	0				
<b>Inning Stats</b>	R: 1 E: 1 K: 2 S: 10	H: 2 LOB: 2 BB: 0 P: 10	R: 0 E: 0 K: 0 S: 4	H: 1 LOB: 1 BB: 0 P: 4	R: 0 E: 0 K: 0 S: 3	H: 1 LOB: 0 BB: 0 P: 3	R: 1 E: 0 K: 0 S: 4	H: 1 LOB: 0 BB: 0 P: 4	R: 0 E: 0 K: 0 S: 3	H: 1 LOB: 2 BB: 1 P: 8	R: 0 E: 0 K: 0 S: 3	H: 0 LOB: 0 BB: 0 P: 3	R: 1 E: 0 K: 0 S: 5	H: 2 LOB: 3 BB: 2 P: 13	R: 1 E: 0 K: 0 S: 5	H: 2 LOB: 3 BB: 2 P: 13	1B: 6 2B: 2 3B: 0 HR: 1	SF: 0 SAC: 1 DP: 1 HBP: 0	WP: 0 PB: 0 SB: 2 CS: 1	PA: 36
<b>PITCHER</b> Rick Sawyer, R (1, 1) ERA: 2.32	IP: 7.0 WLS: L BF: 28 H: 7 R: 2 ER: 2 SO: 2 BB: 0 IBB: 0 HBP: 0 BLK: 0 WP: 0 HR: 1 S: 31 P: 35 ERA: 2.57 WHIP: 1.000															<b>PITCHER</b>				
Butch Metzger, R (8, 1) ERA: 2.31	1.0 L 7 2 1 1 0 0 2 0 0 0 0 0 5 13 9.00 2.000															<b>PITCHER</b>				



Batter	1	2	3	4	5	6	7	8	9	AB	R	H	RBI	BB	SO	LOB	TOP				
Bill Almon, R OBP: 0.269, SLG: 0.400 (1,6)										5	1	1	0	0	2	5	<b>San Diego Padres @ Cincinnati Reds</b> Riverfront Stadium, Cincinnati, OH Tue Sep 21 1976, 7:05 PM EDT Att: 20,084 - Unknown				
Johnny Grubb, L OBP: 0.386, SLG: 0.386 (1,9)										3	0	1	0	1	0	3					
Willie Davis, L OBP: 0.297, SLG: 0.379 (1,8)										4	0	0	0	0	1	3					
Mike Ivie, R OBP: 0.342, SLG: 0.399 (1,3)										4	0	0	0	0	2	2					
Jerry Turner, L OBP: 0.330, SLG: 0.398 Rich Folkers, L (8,1)										3	0	1	0	0	0	1					
Tito Fuentes, S OBP: 0.284, SLG: 0.305 (1,4)										3	0	0	0	1	1	1					
Doug Rader, R OBP: 0.326, SLG: 0.356 (1,5)										4	0	1	0	0	2	2					
Fred Kendall, R OBP: 0.297, SLG: 0.298 (1,2)										3	0	1	0	1	1	2					
Tom Griffin, R OBP: 0.116, SLG: 0.080 (4,1)										1	0	0	0	0	0	1					
Dave Tomlin, L (4,1)										0	0	0	0	0	0	0					
Tucker Ashford, R OBP: 0.000, SLG: 2.000 (5,PH)										0	0	0	0	0	0	0					
Jerry Johnson, R (5,1)										0	0	0	0	0	0	0					
Butch Metzger, R (6,1)										0	0	0	0	0	0	0					
Merv Rettenmund, R OBP: 0.000, SLG: 0.000 (6,7)										0	0	0	0	0	0	0					
Bobby Valentine, R OBP: 0.000, SLG: 0.000 (6,PH)										0	0	0	0	0	0	0					
<b>Inning Stats</b>	R: 1 E: 1 K: 1 S: 7	H: 2 LOB: 1 BB: 0 P: 7	R: 0 E: 0 K: 1 S: 5	H: 1 LOB: 1 BB: 1 P: 9	R: 0 E: 0 K: 0 S: 3	H: 0 LOB: 1 BB: 1 P: 7	R: 0 E: 0 K: 2 S: 8	H: 1 LOB: 1 BB: 0 P: 8	R: 0 E: 0 K: 1 S: 5	H: 0 LOB: 0 BB: 0 P: 5	R: 0 E: 0 K: 0 S: 5	H: 2 LOB: 2 BB: 0 P: 5	R: 0 E: 0 K: 1 S: 6	H: 0 LOB: 0 BB: 1 P: 10	1B: 6 2B: 3 3B: 0 HR: 0	SF: 0 SAC: 0 DP: 1 HBP: 0	WP: 0 PA: 37 PB: 0 SB: 0 CS: 1				
<b>PITCHER</b> Pat Zachry, R ERA: 2.7 (1,1)	IP: 9.0 WLS: W BF: 37 H: 8 R: 1 ER: 0 SO: 9 BB: 3 IBB: 0 HBP: 0 BLK: 0 WP: 0 HR: 0 S: 52 P: 64 ERA: 0.00 WHIP: 1.222																				

Batter	1	2	3	4	5	6	7	8	9	AB	R	H	RBI	BB	SO	LOB	BOTTOM				
Pete Rose, S OBP: 0.411, SLG: 0.460 (1,5)										5	2	2	0	0	0	3	<b>San Diego Padres @ Cincinnati Reds</b> Riverfront Stadium, Cincinnati, OH Tue Sep 21 1976, 7:05 PM EDT Att: 20,084 - Unknown				
Ken Griffey, L OBP: 0.397, SLG: 0.451 Ed Armbuster, R OBP: 0.316, SLG: 0.405 (9,9)										3	2	1	0	2	0	3					
Joe Morgan, L OBP: 0.449, SLG: 0.595 Doug Flynn, R OBP: 0.311, SLG: 0.343 (1,4)										4	2	2	1	1	0	2					
Johnny Bench, R OBP: 0.354, SLG: 0.403 Bill Plummer, R OBP: 0.321, SLG: 0.399 (8,2)										5	1	1	2	0	2	5					
George Foster, R OBP: 0.372, SLG: 0.541 Mike Lum, L OBP: 0.325, SLG: 0.338 (9,7)										4	2	3	2	0	1	0					
Tony Perez, R OBP: 0.327, SLG: 0.444 Dan Driessen, L OBP: 0.365, SLG: 0.414 (9,3)										4	0	1	2	1	1	3					
Cesar Geronimo, L OBP: 0.384, SLG: 0.417 (1,8)										2	0	0	0	3	0	2					
Dave Concepcion, R OBP: 0.337, SLG: 0.407 (1,6)										5	0	2	1	0	1	4					
Pat Zachry, R OBP: 0.167, SLG: 0.123 (1,1)										4	0	0	0	0	1	2					
<b>Inning Stats</b>	R: 0 E: 0 K: 0 S: 3	H: 0 LOB: 0 BB: 0 P: 3	R: 0 E: 0 K: 3 S: 9	H: 0 LOB: 2 BB: 2 P: 17	R: 0 E: 0 K: 0 S: 4	H: 1 LOB: 2 BB: 1 P: 8	R: 1 E: 1 K: 0 S: 6	H: 2 LOB: 3 BB: 1 P: 10	R: 2 E: 1 K: 0 S: 6	H: 3 LOB: 1 BB: 1 P: 11	R: 2 E: 0 K: 0 S: 6	H: 3 LOB: 1 BB: 1 P: 10	R: 0 E: 0 K: 1 S: 5	H: 0 LOB: 0 BB: 0 P: 5	1B: 9 2B: 2 3B: 1 HR: 0	SF: 0 SAC: 1 DP: 1 HBP: 1		WP: 1 PA: 45 PB: 0 SB: 2 CS: 0			
<b>PITCHER</b> Tom Griffin, R ERA: 4.47 (1,1)	IP: 3.1 WLS: L BF: 18 H: 3 R: 1 ER: 1 SO: 1 BB: 4 IBB: 0 HBP: 0 BLK: 0 WP: 0 HR: 0 S: 20 P: 36 ERA: 2.70 WHIP: 2.100																				
Dave Tomlin, L ERA: 3.23 (4,1)	0.2	2	0	0	0	0	0	0	0	0	0	2	2	0.00	0.000						
Jerry Johnson, R ERA: 4.19 (5,1)	1.0	L	10	4	5	5	2	1	1	0	0	0	0	0	12	20	45.00	5.000			
Butch Metzger, R ERA: 2.5 (6,1)	2.0		12	5	3	2	0	1	0	1	0	0	0	0	10	15	9.00	3.000			
Rich Folkers, L ERA: 5.28 (8,1)	1.0		3	0	0	0	1	0	0	0	0	0	0	5	5	0.00	0.000				

AB	34
R	1
H	8
RBI	0
BB	3
SO	9
LOB	20



AB	36
R	9
H	12
RBI	8
BB	7
SO	6
LOB	24





Batter	1	2	3	4	5	6	7	8	9	AB	R	H	RBI	BB	SO	LOB	TOP										
<b>Bill Almon, R</b> OBP: 0.258, SLG: 0.400 (1, 6)	F2	4-3		F9		F8			2B	5	0	1	0	0	0	4	<b>San Diego Padres @ Cincinnati Reds</b> Riverfront Stadium, Cincinnati, OH Wed Sep 22 1976, 7:05 PM EDT Att: 17,669 - Unknown										
<b>Johnny Grubb, L</b> OBP: 0.388, SLG: 0.386 (1, 8)	1B		L1	E3		4-3			F8	5	0	2	0	0	0	2											
<b>Merv Rettenmund, R</b> OBP: 0.359, SLG: 0.333 (1, 9)	P6			FC4					K	5	1	1	0	0	1	4											
<b>Mike Ivie, R</b> OBP: 0.341, SLG: 0.406 (1, 3)	P4			HR						4	1	1	2	0	0	1											
<b>Bobby Valentine, R</b> OBP: 0.350, SLG: 0.368 (1, 7)		F9		FC6-4		5-3				4	0	1	0	0	0	0											
<b>Doug Rader, R</b> OBP: 0.329, SLG: 0.366 (1, 5)		HR		F8		FC6-4			G1-4-3	4	1	3	1	0	0	1											
<b>Fred Kendall, R</b> OBP: 0.296, SLG: 0.298 (1, 2)		FC1-5		FC6-4		FC6-4			G1-4-3	4	0	1	0	0	0	3											
<b>Mike Champion, R</b> OBP: 0.333, SLG: 0.357 (1, 4)		FC1-5				SH3-4			4-3	4	0	3	0	0	0	0											
<b>Brent Strom, R</b> OBP: 0.138, SLG: 0.102 (1, 1)		FC1-5				SH3-4			K	2	0	0	0	0	0	3											
<b>Dave Freisleben, R</b> OBP: 0.231, SLG: 0.243 (6, PH)		FC1-5		FC1-6						0	0	0	0	0	0	0											
<b>Jerry Turner, L</b> OBP: 0.329, SLG: 0.396 (9, PH)		1-2								1	0	0	0	0	1	0											
<b>Inning Stats</b>	R: 0 E: 0 K: 0 S: 4	H: 1 LOB: 1 BB: 0 P: 4	R: 1 E: 0 K: 0 S: 6	H: 3 LOB: 2 BB: 0 P: 6	R: 2 E: 0 K: 0 S: 6	H: 3 LOB: 1 BB: 0 P: 6	R: 0 E: 1 K: 0 S: 5	H: 2 LOB: 2 BB: 0 P: 5	R: 0 E: 0 K: 0 S: 4	H: 1 LOB: 1 BB: 0 P: 4	R: 0 E: 0 K: 0 S: 3	H: 0 LOB: 0 BB: 0 P: 3	R: 0 E: 0 K: 0 S: 3	H: 1 LOB: 0 BB: 0 P: 3	R: 0 E: 0 K: 2 S: 8	H: 1 LOB: 1 BB: 0 P: 8	1B: 10 2B: 1 3B: 0 HR: 2	SF: 0 SAC: 1 DP: 1 HBP: 0	WP: 0 PB: 0 SB: 0 CS: 0	PA: 39							
<b>PITCHER</b>	IP	WLS	BF	H	R	ER	SO	BB	IBB	HBP	BLK	WP	HR	S	P	ERA	WHIP										
<b>Don Gullett, L</b> ERA: 3.16 (1, 1)	8.0	W	35	12	3	3	0	0	0	0	0	0	2	35	35	3.38	1.500										
<b>Rawly Eastwick, R</b> ERA: 2.11 (9, 1)	1.0	S	4	1	0	0	2	0	0	0	0	0	0	8	8	0.00	1.000										

Batter	1	2	3	4	5	6	7	8	9	AB	R	H	RBI	BB	SO	LOB	BOTTOM										
<b>Pete Rose, S</b> OBP: 0.411, SLG: 0.459 (1, 5)	2B									4	1	1	0	0	0	3	<b>San Diego Padres @ Cincinnati Reds</b> Riverfront Stadium, Cincinnati, OH Wed Sep 22 1976, 7:05 PM EDT Att: 17,669 - Unknown										
<b>Doug Flynn, R</b> OBP: 0.311, SLG: 0.343 (8, 5)	SF9		6-3		F9		F8			0	0	0	0	0	0	0											
<b>Dave Concepcion, R</b> OBP: 0.338, SLG: 0.410 (1, 6)	SF9				6-3		FC6-4			4	1	2	0	0	0	2											
<b>Joe Morgan, L</b> OBP: 0.448, SLG: 0.593 (1, 4)	SF9		L9							3	0	1	1	0	0	1											
<b>Johnny Bench, R</b> OBP: 0.353, SLG: 0.404 (1, 2)	P3				F8					4	1	1	0	0	0	1											
<b>Rawly Eastwick, R</b> (9, 1)						3B			F8	0	0	0	0	0	0	0											
<b>George Foster, R</b> OBP: 0.373, SLG: 0.545 (1, 9)	F7				6-3					4	0	2	1	0	0	0											
<b>Tony Perez, R</b> OBP: 0.327, SLG: 0.444 (1, 3)					F9		P4		F8	4	0	1	0	0	0	2											
<b>Bob Bailey, R</b> OBP: 0.366, SLG: 0.536 (1, 7)										2	1	1	0	0	0	1											
<b>Mike Lum, L</b> OBP: 0.323, SLG: 0.336 (6, PH) (7, 7)					F8		F9		F2	1	0	0	0	0	0	1											
<b>Cesar Geronimo, L</b> OBP: 0.383, SLG: 0.419 (1, 8)							L8			3	0	1	0	0	0	2											
<b>Don Gullett, R</b> OBP: 0.195, SLG: 0.175 (1, 1)										2	0	0	0	0	0	1											
<b>Don Werner, R</b> (9, 2)					F8		SH		FC1-5	0	0	0	0	0	0	0											
<b>Inning Stats</b>	R: 2 E: 0 K: 0 S: 5	H: 2 LOB: 0 BB: 0 P: 5	R: 0 E: 0 K: 0 S: 3	H: 1 LOB: 0 BB: 0 P: 3	R: 0 E: 0 K: 0 S: 4	H: 1 LOB: 1 BB: 0 P: 4	R: 0 E: 0 K: 0 S: 3	H: 0 LOB: 0 BB: 0 P: 3	R: 1 E: 1 K: 0 S: 5	H: 1 LOB: 1 BB: 0 P: 5	R: 1 E: 0 K: 0 S: 5	H: 2 LOB: 1 BB: 0 P: 5	R: 0 E: 0 K: 0 S: 4	H: 1 LOB: 1 BB: 0 P: 4	R: 0 E: 0 K: 0 S: 4	H: 2 LOB: 1 BB: 0 P: 4	1B: 5 2B: 5 3B: 1 HR: 0	SF: 1 SAC: 1 DP: 1 HBP: 0	WP: 2 PB: 0 SB: 0 CS: 1	PA: 33							
<b>PITCHER</b>	IP	WLS	BF	H	R	ER	SO	BB	IBB	HBP	BLK	WP	HR	S	P	ERA	WHIP										
<b>Brent Strom, L</b> ERA: 3.41 (1, 1)	5.1	L	23	7	4	3	0	0	0	0	0	0	0	23	23	5.06	1.312										
<b>Dave Freisleben, R</b> ERA: 3.51 (6, 1)	2.2		10	3	0	0	0	0	0	0	0	0	0	10	10	0.00	1.125										













Batter	1	2	3	4	5	6	7	8	9	AB	R	H	RBI	BB	SO	LOB	TOP								
Johnny Grubb, L (1,8) OBP: 0.389, SLG: 0.391	0-0 SF9 2B		0-0 PB 2B		0-3 K		0-0 F7	0-0 F7		5	2	2	0	0	1	3									
Bill Almon, R (1,6) OBP: 0.261, SLG: 0.378	0-0 6-3		0-0 F2		0-0 1B		0-0 F8	0-0 4-3		5	0	1	0	0	0	3									
Jerry Turner, L (1,7) OBP: 0.337, SLG: 0.415	0-0 SF9			0-0 4-3	0-0 1B		0-0 1B	0-0 1B	0-0 F7	4	1	2	2	0	0	0									
Bobby Valentine, R (1,9) OBP: 0.500, SLG: 0.581	0-3 K			0-0 FC5 WP 1B	0-0 F8		0-0 1B	0-0 1B	0-0 E5	5	0	2	0	0	1	2									
Tucker Ashford, R (9, PR) OBP: 1.000, SLG: 2.000										0	0	0	0	0	0	0									
Mike Ivie, R (1,3) OBP: 0.338, SLG: 0.401		0-0 L4-6 PB 1B		0-3 K		0-0 5-3	0-0 FC6-4 1B	0-0 K	0-3 K	5	0	2	1	0	2	2									
Doug Radler, R (1,5) OBP: 0.330, SLG: 0.365		0-0 L4-6		0-0 1B	4-0 1B	0-3 K	0-0 FC6-4 1B	0-0 F8	0-0 F8	3	0	0	0	0	1	3									
Butch Metzger, R (7,1)										0	0	0	0	0	0	0									
Rich Folkers, L (8,1)										0	0	0	0	0	0	0									
Jerry Johnson, R (8,1)										0	0	0	0	0	0	0									
Willie Davis, L (9, PH) OBP: 0.295, SLG: 0.376		0-3 1-3			BB		0-0 1-2	0-0 F8	0-0 F8	1	0	0	0	0	0	1									
Fred Kendall, R (1,2) OBP: 0.302, SLG: 0.301					0-0 FC5		0-0 1B	0-0 FC4-6 1B	0-0 FC4-6 1B	4	0	2	0	0	0	2									
Bob Davis, R (8, PR) OBP: 0.241, SLG: 0.235					0-0 FC5		0-0 1B	0-0 1B	0-0 FC4-6 1B	0	0	0	0	0	0	0									
Mike Champion, R (1,4) OBP: 0.316, SLG: 0.333					0-0 F8		0-0 F9	0-0 FC4-6 1B	0-0 FC4-6 1B	4	0	1	0	0	0	1									
Rick Sawyer, R (1,1) OBP: 0.263, SLG: 0.222					0-0 L8		4-0 1B	0-0 F3	0-0 1B	0	0	0	0	0	0	0									
Dave Tomlin, L (1,1)										2	1	0	0	1	0	2									
Ted Kubiak, S (7,5) OBP: 0.315, SLG: 0.280					0-0 1B BB		0-0 1B	0-0 1B	0-0 1B	1	0	1	0	0	0	0									
<b>Inning Stats</b>	R: 1 E: 0 K: 1 S: 6	H: 1 LOB: 0 BB: 0 P: 6	R: 0 E: 0 K: 0 S: 3	H: 1 LOB: 0 BB: 0 P: 3	R: 1 E: 0 K: 0 S: 4	H: 1 LOB: 0 BB: 1 P: 4	R: 0 E: 0 K: 1 S: 6	H: 1 LOB: 2 BB: 1 P: 10	R: 1 E: 0 K: 1 S: 7	H: 2 LOB: 2 BB: 1 P: 11	R: 0 E: 0 K: 1 S: 7	H: 2 LOB: 2 BB: 0 P: 7	R: 1 E: 0 K: 0 S: 6	H: 3 LOB: 2 BB: 0 P: 6	R: 0 E: 0 K: 0 S: 5	H: 2 LOB: 3 BB: 0 P: 5	R: 0 E: 1 K: 1 S: 6	H: 0 LOB: 1 BB: 0 P: 6	1B: 11 2B: 3 3B: 0 HR: 0	SF: 1 SAC: 0 DP: 1 HBP: 0	WP: 1 PB: 3 SB: 0 CS: 0	PA: 42			
<b>PITCHER</b>	IP	WLS	BF	H	R	ER	SO	BB	IBB	HBP	BLK	WP	HR	S	P	ERA	WHIP								
Phil Niekro, R (1,1) ERA: 3.41	6.2		32	11	4	3	4	2	0	0	0	1	0	38	46	4.05	1.950								
Adrian Devine, R (7,1) ERA: 3.24	2.1	W	10	2	0	0	1	0	0	0	0	0	0	12	12	0.00	0.857								

San Diego Padres @ Atlanta Braves  
Atlanta-Fulton County Stadium, Atlanta, GA

AB 39  
R 4  
H 13  
RBI 3  
BB 2  
SO 5  
LOB 19



WP: 1  
PB: 3  
SB: 0  
CS: 0

Sun Sep 26 1976, 3:33 AM EDT  
Att: 4,642 - Overcast

Batter	1	2	3	4	5	6	7	8	9	AB	R	H	RBI	BB	SO	LOB	BOTTOM								
Jerry Royster, R (1,5) OBP: 0.311, SLG: 0.302	0-0 F3		0-3 K		0-0 CS 1B		0-0 SH1-4 1B	0-0 BLK 2B 1B		5	1	3	1	0	1	0									
Rod Gilbreath, R (1,4) OBP: 0.338, SLG: 0.340	4-0 1B 4-3 BB		0-0 5-3		0-0 6-3		0-0 SH1-4	4-0 2B BB		2	2	0	0	2	0	1									
Willie Montanez, L (1,3) OBP: 0.356, SLG: 0.420	0-0 4-3 1B		0-0 L4		0-0 1B		4-0 G3-6-3 IBB	0-0 1B BB 2B		4	2	3	2	1	0	0									
Dave May, L (1,7) OBP: 0.306, SLG: 0.316	0-0 4-3		0-0 G3		0-0 1B		0-0 G3-6-3	4-0 BB 1B IBB		3	0	1	1	0	0	1									
Cito Gaston, R (7, PH) OBP: 0.396, SLG: 0.430	1-2 3-H				1-2 1B		1-2 1B			1	0	0	0	1	0	2									
Brian Asselstine, L (1,8) OBP: 0.261, SLG: 0.381	0-0 HR		0-0 3-1		0-0 F5			0-0 SH1-4 1B		5	2	3	2	0	0	2									
Tom Paciorek, R (1,9) OBP: 0.340, SLG: 0.380	4-0 2B BB		0-0 6-3		0-0 6-3		0-0 6-3	0-0 SH1-4 1B		2	1	0	1	2	0	0									
Dale Murphy, R (1,2) OBP: 0.321, SLG: 0.333	0-0 1B 1-H 2B		0-0 6-3		0-0 K		0-3 K	0-0 BB F3		4	1	1	1	1	1	3									
Darrel Chaney, S (1,6) OBP: 0.330, SLG: 0.339	0-0 2-3 1B		0-3 K2-3		0-0 1B		0-0 1B	0-0 E8 1B 2B		4	1	3	2	0	1	0									
Phil Niekro, R (1,1) OBP: 0.196, SLG: 0.256	0-0 F9		0-0 4-3		0-0 4-3		0-0 F7	0-0 B1-3		3	0	0	0	0	0	3									
Adrian Devine, R (7,1)										1	0	0	0	0	0	1									
<b>Inning Stats</b>	R: 4 E: 0 K: 0 S: 7	H: 4 LOB: 2 BB: 2 P: 15	R: 0 E: 0 K: 1 S: 5	H: 0 LOB: 0 BB: 0 P: 5	R: 0 E: 0 K: 0 S: 3	H: 0 LOB: 0 BB: 0 P: 3	R: 0 E: 0 K: 1 S: 5	H: 0 LOB: 0 BB: 0 P: 5	R: 0 E: 0 K: 1 S: 6	H: 1 LOB: 1 BB: 0 P: 6	R: 0 E: 0 K: 0 S: 3	H: 1 LOB: 1 BB: 1 P: 7	R: 6 E: 1 K: 0 S: 8	H: 5 LOB: 3 BB: 4 P: 24	R: 0 E: 0 K: 0 S: 5	H: 0 LOB: 0 BB: 0 P: 5	1B: 10 2B: 3 3B: 0 HR: 1	SF: 0 SAC: 2 DP: 1 HBP: 0	WP: 0 PB: 0 SB: 0 CS: 1	PA: 43					
<b>PITCHER</b>	IP	WLS	BF	H	R	ER	SO	BB	IBB	HBP	BLK	WP	HR	S	P	ERA	WHIP								
Rick Sawyer, R (1,1) ERA: 2.84	0.2		8	4	4	4	0	2	0	0	0	0	0	6	14	54.00	9.000								
Dave Tomlin, L (1,1) ERA: 2.97	5.2		22	5	0	0	3	0	1	0	0	0	0	27	31	0.00	0.882								
Butch Metzger, R (7,1) ERA: 2.93	1.1	L	8	3	5	5	0	2	0	0	1	0	0	6	14	33.75	3.750								
Rich Folkers, L (8,1) ERA: 5.28	0.0		3	2	0	0	0	0	1	0	0	0	0	2	6	∞	∞								
Jerry Johnson, R (8,1) ERA: 4.75	0.1		2	0	1	1	0	1	0	0	0	0	0	1	5	27.00	3.000								

San Diego Padres @ Atlanta Braves  
Atlanta-Fulton County Stadium, Atlanta, GA

AB 34  
R 10  
H 14  
RBI 10  
BB 7  
SO 3  
LOB 13



Sun Sep 26 1976, 3:33 AM EDT  
Att: 4,642 - Overcast



Batter	1	2	3	4	5	6	7	8	9	AB	R	H	RBI	BB	SO	LOB	TOP		
<b>Pete Rose, S</b> OBP: 0.405, SLG: 0.451 (1,5)	0-0 6-3		0-0 1B	0-0 1-3		0-0 F8		0-0 F6	5 0 1 0 0 0 5								<b>Cincinnati Reds @ San Diego Padres</b> San Diego Stadium, San Diego, CA Mon Sep 27 1976, 10:05 PM EDT Att: 8,230 - Unknown <a href="http://livebaseballscorecards.com">livebaseballscorecards.com</a>		
<b>Ken Griffey, L</b> OBP: 0.402, SLG: 0.455 (1,9)	0-0 4-3		0-0 2B		0-0 FC6-4 SF9	0-0 FC4-6		0-0 L8	5 2 2 0 0 0 3										
<b>Joe Morgan, L</b> OBP: 0.447, SLG: 0.585 (1,4)	0-0 1B		4-0 2B		4-0 FC6-4 BB		0-0 G3	4-0 BB	2 1 1 0 3 0 0										
<b>Tony Perez, R</b> OBP: 0.324, SLG: 0.444 (1,3)	0-0 1-4-3		0-0 2B		0-0 FC6-4		0-0 5-3	0-0 L8	5 0 1 2 0 0 5										
<b>Dan Driessen, L</b> OBP: 0.360, SLG: 0.407 (1,7)		0-0 F5		0-0 F2		0-0 SF9		0-0 4-3	3 0 0 1 0 0 1										
<b>Ed Armbrister, R</b> OBP: 0.325, SLG: 0.405 (7,7)									0 0 0 0 0 0 0										
<b>Cesar Geronimo, L</b> OBP: 0.382, SLG: 0.417 (1,8)		0-0 E4		0-3 K	0-3 K			0-3 K	4 0 0 0 0 3 1										
<b>Bill Plummer, R</b> OBP: 0.325, SLG: 0.397 (1,2)	0-0 6-3			4-0 1B		0-0 BB		0-0 F6	3 0 1 0 1 0 1										
<b>Doug Flynn, R</b> OBP: 0.309, SLG: 0.337 (1,6)	0-0 F2			0-0 F3		4-0 FC4-6		0-0 F5	3 0 0 0 1 0 2										
<b>Don Gullett, R</b> OBP: 0.205, SLG: 0.186 (1,1)			0-0 F7		0-0 1B		0-3 K	4-0 BB	3 0 1 0 0 1 2										
<b>Santo Alcala, R</b> OBP: 0.178, SLG: 0.163 (8,1)									0 0 0 0 0 0 0										
<b>Mike Lum, L</b> OBP: 0.333, SLG: 0.346 (9,PH)									0 0 0 0 1 0 0										
<b>Inning Stats</b>	R: 0 E: 0 K: 0 S: 4	H: 1 LOB: 1 BB: 0 P: 4	R: 0 E: 1 K: 0 S: 4	H: 0 LOB: 1 BB: 0 P: 4	R: 2 E: 0 K: 0 S: 5	H: 3 LOB: 1 BB: 1 P: 9	R: 0 E: 0 K: 1 S: 6	H: 1 LOB: 2 BB: 1 P: 10	R: 1 E: 0 K: 1 S: 6	H: 1 LOB: 1 BB: 1 P: 10	R: 0 E: 0 K: 0 S: 3	H: 0 LOB: 0 BB: 0 P: 3	R: 0 E: 0 K: 1 S: 5	H: 0 LOB: 0 BB: 2 P: 5	R: 0 E: 0 K: 0 S: 3	H: 0 LOB: 0 BB: 11 P: 11	1B: 6 2B: 1 3B: 0 HR: 0	SF: 1 SAC: 0 DP: 0 HBP: 0	WP: 0 PA: 40 PB: 0 SB: 3 CS: 0
<b>PITCHER</b> <b>Tom Griffin, R</b> ERA: 4.34 (1,1)	IP: 9.0 WLS: W BF: 40 H: 7 R: 3 ER: 3 SO: 4	BB: 5 IBB: 1 HBP: 0 BLK: 0	WP: 0 HR: 0 S: 42 P: 66	ERA: 3.00 WHIP: 1.333															

Batter	1	2	3	4	5	6	7	8	9	AB	R	H	RBI	BB	SO	LOB	BOTTOM		
<b>Bill Almon, R</b> OBP: 0.260, SLG: 0.367 (1,6)	0-0 SH1-4		0-0 F2		0-0 4-3		0-0 F8		4 0 1 0 0 0 0								<b>Cincinnati Reds @ San Diego Padres</b> San Diego Stadium, San Diego, CA Mon Sep 27 1976, 10:05 PM EDT Att: 8,230 - Unknown <a href="http://livebaseballscorecards.com">livebaseballscorecards.com</a>		
<b>Johnny Grubb, L</b> OBP: 0.391, SLG: 0.393 (1,8)	0-0 SH1-4		0-0 G3		0-0 1B		0-0 SH1-4	0-0 1B	3 0 2 0 0 0 0										
<b>Luis Melendez, R</b> OBP: 0.238, SLG: 0.259 (8,FR)	1-2 1B								0 1 0 0 0 0 0										
<b>Merv Rettenmund, R</b> OBP: 0.358, SLG: 0.331 (1,9)	4-0 BB		0-0 L8		0-0 L8		0-0 SH1-4	0-0 SH1-4	2 1 1 0 1 0 1										
<b>Bobby Valentine, R</b> OBP: 0.500, SLG: 0.545 (1,7)	0-0 G5-4-3			4-0 SH3-4		0-0 L8		4-0 BB	2 1 0 0 2 0 2										
<b>Mike Champion, R</b> OBP: 0.316, SLG: 0.333 (8,FR)	1-2 1B			0-0 SH3-4		0-0 L8		4-0 BB	0 1 0 0 0 0 0										
<b>Mike Ivie, R</b> OBP: 0.342, SLG: 0.403 (1,3)		0-0 F6-3		0-0 SH3-4		4-0 FC3-6		0-0 BB	3 1 2 2 1 0 0										
<b>Tito Fuentes, S</b> OBP: 0.287, SLG: 0.310 (1,4)				1-2 2H		0-0 BB		1-2 2H	2 0 1 0 0 0 1										
<b>Jerry Turner, L</b> OBP: 0.336, SLG: 0.414 (8,PH)				0-0 SH3-4		0-0 FC3-6		0-3 K	1 0 0 0 0 1 2										
<b>Willie Davis, L</b> OBP: 0.295, SLG: 0.376 (9,8)				1-2 2-3		1-2 2-3			0 0 0 0 0 0 0										
<b>Doug Rader, R</b> OBP: 0.331, SLG: 0.367 (1,5)		0-0 L8		4-0 IBB		0-0 5-3		0-0 2B	3 0 1 2 1 0 2										
<b>Fred Kendall, R</b> OBP: 0.300, SLG: 0.298 (1,2)		0-0 F8		0-0 FC6-4-5		0-0 F6-3		0-0 F7	4 0 0 1 0 0 5										
<b>Tom Griffin, R</b> OBP: 0.103, SLG: 0.071 (1,1)			0-3 K		0-3 K		0-0 F9		3 0 0 0 0 2 0										
<b>Inning Stats</b>	R: 0 E: 0 K: 0 S: 3	H: 1 LOB: 1 BB: 1 P: 7	R: 0 E: 0 K: 0 S: 4	H: 1 LOB: 0 BB: 0 P: 4	R: 0 E: 0 K: 1 S: 5	H: 0 LOB: 0 BB: 0 P: 5	R: 2 E: 0 K: 0 S: 4	H: 2 LOB: 1 BB: 2 P: 12	R: 0 E: 0 K: 0 S: 3	H: 0 LOB: 1 BB: 1 P: 7	R: 0 E: 0 K: 0 S: 3	H: 0 LOB: 0 BB: 0 P: 3	R: 0 E: 0 K: 1 S: 8	H: 3 LOB: 2 BB: 1 P: 12	R: 3 E: 0 K: 1 S: 8	H: 3 LOB: 2 BB: 1 P: 12	1B: 5 2B: 4 3B: 0 HR: 0	SF: 0 SAC: 3 DP: 2 HBP: 0	WP: 1 PA: 35 PB: 0 SB: 0 CS: 0
<b>PITCHER</b> <b>Don Gullett, L</b> ERA: 3.12 (1,1)	IP: 7.0 WLS: L BF: 28 H: 5 R: 3 ER: 2 SO: 2	BB: 3 IBB: 1 HBP: 0 BLK: 0	WP: 0 HR: 0 S: 28 P: 44	ERA: 2.57 WHIP: 1.143															
<b>Santo Alcala, R</b> ERA: 4.7 (8,1)	IP: 1.0 WLS: L BF: 7 H: 3 R: 3 ER: 3 SO: 1	BB: 1 IBB: 0 HBP: 0 BLK: 0	WP: 0 HR: 0 S: 8 P: 12	ERA: 27.00 WHIP: 4.000															







Batter	1	2	3	4	5	6	7	8	9	AB	R	H	RBI	BB	SO	LOB	TOP		
<b>Pete Rose, S</b> OBP: 0.403, SLG: 0.448 (1, 5)	L9			1-3		PO	K		6-3	4	0	0	0	0	1	1			
<b>Dave Concepcion, R</b> OBP: 0.336, SLG: 0.404 (1, 6)	K			5-3			4-3		F8	4	0	0	0	0	1	1			
<b>Joe Morgan, L</b> OBP: 0.444, SLG: 0.580 (1, 4)	F5			5-3			F6			3	0	0	0	0	0	0			
<b>George Foster, R</b> OBP: 0.366, SLG: 0.534 (1, 8)		K			5-3			1B	2B	3	1	1	0	0	1	0			
<b>Tony Perez, R</b> OBP: 0.325, SLG: 0.442 (1, 3)		K			K			G1-6-3	1B	3	0	1	1	0	2	0			
<b>Bob Bailey, R</b> OBP: 0.371, SLG: 0.504 (1, 7)		4-3			6-3			G1-6-3	1-2	3	0	0	0	0	0	1			
<b>Joel Youngblood, R</b> OBP: 0.233, SLG: 0.246 (1, 9)			B1-3			F8		K		3	0	0	0	0	1	0			
<b>Bill Plummer, R</b> OBP: 0.313, SLG: 0.382 (1, 2)			5-3			K			K	3	0	0	0	0	2	0			
<b>Fred Norman, S</b> OBP: 0.154, SLG: 0.140 (1, 1)			4-3							1	0	0	0	0	0	0			
<b>Ed Arbrister, R</b> OBP: 0.341, SLG: 0.440 (6, PH)			4-3			PO	BB			0	0	0	0	0	1	0			
<b>Joe Henderson, L</b> OBP: 0.348, SLG: 0.399 (6, PH)									2B	1	0	1	0	0	0	0			
<b>Inning Stats</b>	R: 0 E: 0 K: 1 S: 5	H: 0 LOB: 0 BB: 0 P: 5	R: 0 E: 0 K: 2 S: 7	H: 0 LOB: 0 BB: 0 P: 7	R: 0 E: 0 K: 0 S: 3	H: 0 LOB: 0 BB: 0 P: 3	R: 0 E: 0 K: 0 S: 3	H: 0 LOB: 0 BB: 0 P: 3	R: 0 E: 0 K: 1 S: 5	H: 0 LOB: 0 BB: 1 P: 8	R: 0 E: 0 K: 1 S: 5	H: 0 LOB: 0 BB: 0 P: 5	R: 1 E: 0 K: 1 S: 6	H: 2 LOB: 0 BB: 0 P: 6	R: 0 E: 0 K: 1 S: 6	H: 1 LOB: 1 BB: 0 P: 6	1B: 1 2B: 2 3B: 0 HR: 0	SF: 0 SAC: 0 DP: 1 HBP: 0	WP: 0 PA: 30 PB: 0 SB: 0 CS: 0
<b>PITCHER</b> <b>Brent Strom, L</b> ERA: 3.29 (1, 1)	IP: 9.0 WLS: W BF: 29 H: 3 R: 1 ER: 1 SO: 8 BB: 1 IBB: 0 HBP: 0 BLK: 0 WP: 0 HR: 0 S: 44 P: 48 ERA: 1.00 WHIP: 0.444																		

Cincinnati Reds @ San Diego Padres  
San Diego Stadium, San Diego, CA  
Wed Sep 29 1976, 10:05 PM EDT  
Att: 25,637 - Unknown

AB	28
R	1
H	3
RBI	1
BB	1
SO	8
LOB	3



Batter	1	2	3	4	5	6	7	8	9	AB	R	H	RBI	BB	SO	LOB	BOTTOM		
<b>Bill Almon, R</b> OBP: 0.259, SLG: 0.351 (1, 6)	BB	F6		K		6-3				4	1	1	0	0	1	3			
<b>Johnny Grubb, L</b> OBP: 0.395, SLG: 0.392 (1, 8)	BB	L9			G6-4-3	BB	FC5-4			3	1	2	0	1	0	0			
<b>Merv Rettenmund, R</b> OBP: 0.359, SLG: 0.324 (1, 9)	BB				G6-4-3	BB	FC5-4			2	1	0	0	2	0	2			
<b>Willie Davis, L</b> OBP: 0.295, SLG: 0.375 (8, 8)	BB				G4-3	BB	5-3			0	0	0	0	0	0	0			
<b>Bobby Valentine, R</b> OBP: 0.444, SLG: 0.475 (1, 7)	K				G4-3		5-3			4	0	0	0	0	1	5			
<b>Luis Melendez, R</b> OBP: 0.236, SLG: 0.259 (8, 9)	K				5-3		5-3			0	0	0	0	0	0	0			
<b>Mike Ivie, R</b> OBP: 0.340, SLG: 0.405 (1, 3)	K				5-3		L7			4	0	0	0	0	1	4			
<b>Doug Radler, R</b> OBP: 0.334, SLG: 0.378 (1, 5)	HR				5-3		1B	BB		4	1	3	4	0	0	0			
<b>Fred Kendall, R</b> OBP: 0.299, SLG: 0.296 (1, 2)	1B				E6		1B	BB		3	1	1	0	1	0	1			
<b>Mike Champion, R</b> OBP: 0.308, SLG: 0.440 (1, 4)	F4				HR		1B			4	1	2	2	0	0	2			
<b>Brent Strom, R</b> OBP: 0.130, SLG: 0.095 (1, 1)		F3			K		K			4	0	0	0	0	2	4			
<b>Inning Stats</b>	R: 4 E: 0 K: 2 S: 11	H: 4 LOB: 1 BB: 1 P: 15	R: 0 E: 0 K: 0 S: 3	H: 0 LOB: 0 BB: 0 P: 3	R: 0 E: 0 K: 0 S: 2	H: 0 LOB: 0 BB: 1 P: 6	R: 2 E: 1 K: 2 S: 9	H: 1 LOB: 0 BB: 0 P: 9	R: 0 E: 0 K: 0 S: 2	H: 0 LOB: 0 BB: 1 P: 6	R: 0 E: 0 K: 1 S: 7	H: 2 LOB: 3 BB: 1 P: 11	R: 0 E: 0 K: 0 S: 4	H: 1 LOB: 1 BB: 0 P: 4	R: 0 E: 0 K: 0 S: 4	H: 1 LOB: 1 BB: 0 P: 4	1B: 6 2B: 1 3B: 0 HR: 2	SF: 0 SAC: 0 DP: 2 HBP: 0	WP: 0 PA: 36 PB: 0 SB: 0 CS: 0
<b>PITCHER</b> <b>Fred Norman, L</b> ERA: 3.09 (1, 1)	IP: 5.0 WLS: L BF: 22 H: 5 R: 6 ER: 5 SO: 4 BB: 3 IBB: 0 HBP: 0 BLK: 0 WP: 0 HR: 2 S: 27 P: 39 ERA: 9.00 WHIP: 1.600																		
<b>Joe Henderson, R</b> ERA: (6, 1)	IP: 3.0 WLS: L BF: 14 H: 4 R: 0 ER: 0 SO: 1 BB: 1 IBB: 0 HBP: 0 BLK: 0 WP: 0 HR: 0 S: 15 P: 19 ERA: 0.00 WHIP: 1.667																		

Cincinnati Reds @ San Diego Padres  
San Diego Stadium, San Diego, CA  
Wed Sep 29 1976, 10:05 PM EDT  
Att: 25,637 - Unknown

AB	32
R	6
H	9
RBI	6
BB	4
SO	5
LOB	21





Batter	1	2	3	4	5	6	7	8	9	AB	R	H	RBI	BB	SO	LOB	TOP				
Johnny Grubb, L (1, 8) OBP: 0.396, SLG: 0.392	0-0 4-3		4-0 BB			0-0 FC4-6 1B		0-0 F7		3	0	1	0	1	0	0	<b>San Diego Padres @ Los Angeles Dodgers</b> Dodger Stadium, Los Angeles, CA Fri Oct 01 1976, 7:05 PM PDT Att: 15,637 - Unknown				
Bill Almon, R (1, 6) OBP: 0.271, SLG: 0.351 Hector Torres, R (1, 6) OBP: 0.254, SLG: 0.284	4-0 CS BB		0-0 1-3			0-0 FC4-6 1-2		0-0 F9		0	0	0	0	1	0	0					
Jerry Turner, L (1, 7) OBP: 0.333, SLG: 0.409	0-0 1-2 P6			0-0 4-3		0-0 F8		0-0 G3		4	0	0	0	0	0	2					
Bobby Valentine, R (1, 9) OBP: 0.417, SLG: 0.442 Dave Tomlin, L (6, 1)		0-0 F7		0-0 F9		0-0 6-3		0-0 6-3		3	0	0	0	0	0	1					
Tucker Ashford, R (9, PH) OBP: 0.500, SLG: 1.000				0-0 F9						0	0	0	0	0	0	0					
Mike Ivie, R (1, 3) OBP: 0.339, SLG: 0.404		0-0 F7		0-0 4-3				0-0 F9		4	1	1	0	0	0	0					
Doug Rader, R (1, 5) OBP: 0.337, SLG: 0.381		0-0 L7			0-0 L5-4 1B			0-0 2B 1B		4	0	3	0	0	0	0					
Fred Kendall, R (1, 2) OBP: 0.301, SLG: 0.296			4-0 SH1-4 BB		0-0 1-2 1B			0-0 F9		3	0	1	1	1	0	2					
Mike Champion, R (1, 4) OBP: 0.300, SLG: 0.448			0-0 F7		0-0 L5-4 2-3			0-0 2B 1-3		4	0	1	0	0	0	4					
Bob Owchinko, L (1, 1) Jerry Johnson, R (3, 1) Merv Rettenmund, R (6, 9) OBP: 0.357, SLG: 0.321			0-0 SH1-4 1-2		0-0 K			0-0 5-3		0	0	0	0	0	0	0					
<b>Inning Stats</b>	R: 0 E: 0 K: 0 S: 2	H: 0 LOB: 0 BB: 1 P: 6	R: 0 E: 0 K: 0 S: 3	H: 0 LOB: 0 BB: 0 P: 3	R: 0 E: 0 K: 0 S: 3	H: 0 LOB: 2 BB: 2 P: 11	R: 0 E: 0 K: 0 S: 3	H: 2 LOB: 1 BB: 0 P: 3	R: 0 E: 0 K: 1 S: 6	H: 1 LOB: 1 BB: 0 P: 6	R: 0 E: 0 K: 0 S: 4	H: 2 LOB: 2 BB: 0 P: 5	R: 0 E: 0 K: 0 S: 3	H: 0 LOB: 0 BB: 0 P: 3	R: 1 E: 1 K: 0 S: 5	H: 2 LOB: 1 BB: 0 P: 5	1B: 6 2B: 2 3B: 0 HR: 0	SF: 0 SAC: 1 DP: 1 HBP: 0	WP: 0 PB: 1 SB: 1 CS: 0	PA: 35	
<b>PITCHER</b>	IP WLS BF H R ER SO BB IBB HBP BLK WP HR S P ERA WHIP	7.0 W 27 5 0 0 1 3 0 0 0 0 0 0 26 38 0.00 1.143	2.0 L 8 2 1 0 0 0 0 0 0 0 0 0 8 8 0.00 1.000																		

Batter	1	2	3	4	5	6	7	8	9	AB	R	H	RBI	BB	SO	LOB	BOTTOM			
Davey Lopes, R (1, 4) OBP: 0.330, SLG: 0.339 John Hale, L (6, 9) OBP: 0.277, SLG: 0.179	0-0 G3 4-3 1B		0-0 1B BLK G3 1B		0-0 P9		0-0 3-4-1 G3			3	2	2	0	0	0	0	<b>San Diego Padres @ Los Angeles Dodgers</b> Dodger Stadium, Los Angeles, CA Fri Oct 01 1976, 7:05 PM PDT Att: 15,637 - Unknown			
Bill Russell, R (1, 6) OBP: 0.303, SLG: 0.345 Rick Auerbach, R (4, 6) OBP: 0.224, SLG: 0.136	0-0 G3 1-3		0-0 2B 1B		0-0 1B 1B	4-0 2B BB BB		0-0 1B		2	1	1	0	0	0	1				
Bill Buckner, L (1, 7) OBP: 0.328, SLG: 0.391 Joe Simpson, L (9, 7) OBP: 0.077, SLG: 0.077	0-0 4-3 3-H		0-0 G3 1-2 3-H		0-0 1B 1B	0-0 F2 1B		0-3 K		5	1	1	2	0	1	3				
Ron Cey, R (1, 5) OBP: 0.388, SLG: 0.465 Ivan De Jesus, R (9, 5) OBP: 0.244, SLG: 0.268	0-3 K		0-3 K		0-0 E7 WP 1B	0-0 BB 2B		0-0 F9		5	1	2	1	0	2	2				
Steve Garvey, R (1, 3) OBP: 0.365, SLG: 0.454 Ed Goodson, L (9, 3) OBP: 0.278, SLG: 0.345		0-0 WP 4-3 1B 1B	4-0 2B IBB		0-0 F3 3-H	4-0 BB IBB		0-3 K		3	1	1	0	2	1	1				
Lee Lacy, R (1, 9) OBP: 0.315, SLG: 0.350		0-0 4-3 1-2	0-0 1B 2B		0-0 WP 1B	4-0 1-2 2-3 BB				3	0	2	2	1	0	1				
Glenn Burke, R (1, 8) OBP: 0.326, SLG: 0.310		0-0 5-3 2-3	0-0 L3		0-3 K	0-0 1-3				4	0	0	0	0	1	7				
Steve Yeager, R (1, 2) OBP: 0.286, SLG: 0.354 Kevin Pasley, R (8, 2) OBP: 0.273, SLG: 0.269		0-0 1B		0-0 P9		4-0 IBB		0-0 L1		3	0	1	1	1	0	0				
Dennis Lewallyn, R (1, 1) Ted Sizemore, R (7, PH) Charlie Hough, R (8, 1) OBP: 0.286, SLG: 0.381		0-3 K		0-3 K		0-3 K		0-0 6-3		0	0	0	0	0	0	0				
<b>Inning Stats</b>	R: 1 E: 0 K: 1 S: 6	H: 1 LOB: 0 BB: 0 P: 6	R: 1 E: 0 K: 1 S: 7	H: 2 LOB: 1 BB: 0 P: 7	R: 2 E: 0 K: 1 S: 8	H: 3 LOB: 2 BB: 1 P: 12	R: 0 E: 0 K: 1 S: 5	H: 0 LOB: 0 BB: 0 P: 5	R: 3 E: 1 K: 2 S: 11	H: 4 LOB: 2 BB: 1 P: 15	R: 1 E: 0 K: 0 S: 4	H: 1 LOB: 3 BB: 3 P: 16	R: 0 E: 0 K: 0 S: 3	H: 0 LOB: 0 BB: 0 P: 3	R: 0 E: 0 K: 2 S: 8	H: 1 LOB: 1 BB: 0 P: 8		1B: 10 2B: 2 3B: 0 HR: 0	SF: 0 SAC: 0 DP: 0 HBP: 0	WP: 3 PB: 0 SB: 1 CS: 0
<b>PITCHER</b>	IP WLS BF H R ER SO BB IBB HBP BLK WP HR S P ERA WHIP	2.2 L 15 6 4 4 3 0 0 0 0 0 0 12 24 13.50 2.250	3.0 L 18 5 4 4 3 2 2 0 0 2 0 20 36 12.00 2.333	2.1 L 8 1 0 0 2 0 0 0 0 0 0 12 12 0.00 0.429																





Batter	1	2	3	4	5	6	7	8	9	AB	R	H	RBI	BB	SO	LOB	TOP														
Johnny Grubb, L (1, 8) OBP: 0.396, SLG: 0.391	F9		BB		L4			SH2-4 1B	G3	4	1	1	0	1	0	1															
Mike Champion, R (1, 4) OBP: 0.294, SLG: 0.424	F3		BB				SH3 1B	SH2-4	5-3	4	0	1	0	0	0	1															
Jerry Turner, L (1, 7) Merv Rettenmund, R (9, 9) OBP: 0.357, SLG: 0.321	G3				F9		SH3	1B HR		3	1	1	1	0	0	0															
Bobby Valentine, R (1, 9) Luis Melendez, R (8, PR) OBP: 0.236, SLG: 0.259		F9			1B BB		5-3	1B HR		3	0	1	0	1	0	1															
Mike Ivie, R (1, 3) OBP: 0.343, SLG: 0.413		CS 6-3 BB			1B BB		K	1B HR		3	1	2	3	1	1	1															
Doug Radler, R (1, 5) OBP: 0.335, SLG: 0.378		6-3			K		F9	K		4	0	0	0	0	2	4															
Fred Kendall, R (1, 2) OBP: 0.303, SLG: 0.297		BB			F7		FC6-4 1B	6-3		3	0	1	0	1	0	3															
Hector Torres, R (1, 6) OBP: 0.254, SLG: 0.283		CS 2-3			5-3		F6	F3		4	0	1	0	0	0	1															
Tom Griffin, R (1, 1) Butch Metzger, R (9, 1) OBP: 0.094, SLG: 0.065					K		P6	FC6-4	SH1-4	3	0	0	0	0	1	1															
<b>Inning Stats</b>	R: 0 E: 0 K: 0 S: 3	H: 0 LOB: 0 BB: 0 P: 3	R: 0 E: 0 K: 0 S: 2	H: 0 LOB: 1 BB: 2 P: 10	R: 0 E: 0 K: 2 S: 7	H: 0 LOB: 1 BB: 1 P: 11	R: 0 E: 0 K: 1 S: 6	H: 1 LOB: 2 BB: 1 P: 10	R: 0 E: 0 K: 0 S: 3	H: 0 LOB: 0 BB: 0 P: 3	R: 0 E: 0 K: 1 S: 6	H: 1 LOB: 1 BB: 0 P: 6	R: 0 E: 0 K: 0 S: 4	H: 1 LOB: 1 BB: 0 P: 4	R: 4 E: 0 K: 1 S: 9	H: 4 LOB: 1 BB: 0 P: 9	R: 0 E: 0 K: 0 S: 4	H: 1 LOB: 1 BB: 0 P: 4	1B: 7 2B: 0 3B: 0 HR: 1	SF: 0 SAC: 3 DP: 0 HBP: 0	WP: 0 PB: 0 SB: 0 CS: 1	PA: 39									
<b>PITCHER</b> Don Sutton, R (1, 1) ERA: 3.06	IP: 9.0 WLS: L BF: 38	H: 8 R: 4 ER: 4 SO: 5	BB: 4 IBB: 0 HBP: 0 BLK: 0	WP: 0 HR: 1 S: 44 P: 60	ERA: 4.00 WHIP: 1.333											<b>PITCHER</b>	IP: 9.0 WLS: L BF: 38	H: 8 R: 4 ER: 4 SO: 5	BB: 4 IBB: 0 HBP: 0 BLK: 0	WP: 0 HR: 1 S: 44 P: 60	ERA: 4.00 WHIP: 1.333										

San Diego Padres @ Los Angeles Dodgers  
 Dodger Stadium, Los Angeles, CA  
 Sat Oct 02 1976, 3:33 AM PDT  
 Att: 15,034 - Unknown

AB	31
R	4
H	8
RBI	4
BB	4
SO	5
LOB	14



Batter	1	2	3	4	5	6	7	8	9	AB	R	H	RBI	BB	SO	LOB	BOTTOM														
Davey Lopes, R (1, 4) OBP: 0.333, SLG: 0.342	4-3 2B		BB		BB			F7		2	0	1	0	2	0	0															
Bill Russell, R (1, 6) OBP: 0.301, SLG: 0.343	F9		BB		BB		6-3	5-3		4	0	0	0	0	0	5															
Bill Buckner, L (1, 7) Joe Simpson, L (7, 7) Manny Mota, R (8, PH) Jim Lytle, L (9, 7) OBP: 0.326, SLG: 0.389 OBP: 0.077, SLG: 0.077 OBP: 0.367, SLG: 0.346 OBP: 0.317, SLG: 0.329	4-3 2-3		BB		BB		1-3	K		3	0	0	0	0	0	3															
Ron Cey, R (1, 5) OBP: 0.387, SLG: 0.465	1-3				6-3		F8	WP 2B		4	1	1	0	0	0	1															
Steve Garvey, R (1, 3) OBP: 0.364, SLG: 0.452		5-3			P3		F3	FC5 1B BB		3	0	0	0	1	0	0															
Lee Lacy, R (1, 9) OBP: 0.312, SLG: 0.346		L9			6-3		K	P4		4	0	0	0	0	1	1															
John Hale, L (1, 8) OBP: 0.286, SLG: 0.184		F8			BB		F8	SH3-4 BB		3	0	1	0	1	0	0															
Steve Yeager, R (1, 2) Kevin Pasley, R (9, 2) Reggie Smith, S (9, PH) OBP: 0.286, SLG: 0.354 OBP: 0.273, SLG: 0.269 OBP: 0.310, SLG: 0.453					E6 6-3 SH1-4		F9	1B		3	0	1	0	0	0	1															
Don Sutton, R (1, 1) Ed Goodson, L (9, PH) OBP: 0.144, SLG: 0.095 OBP: 0.276, SLG: 0.342		SH1-4			SH3-4		SH3-4	F7	FC5	1	0	0	0	0	0	1															
<b>Inning Stats</b>	R: 0 E: 0 K: 0 S: 4	H: 1 LOB: 1 BB: 0 P: 4	R: 0 E: 0 K: 0 S: 3	H: 0 LOB: 0 BB: 0 P: 3	R: 0 E: 1 K: 0 S: 4	H: 0 LOB: 2 BB: 1 P: 8	R: 0 E: 0 K: 0 S: 3	H: 0 LOB: 0 BB: 0 P: 3	R: 0 E: 0 K: 1 S: 6	H: 0 LOB: 0 BB: 0 P: 3	R: 0 E: 0 K: 1 S: 5	H: 1 LOB: 1 BB: 0 P: 5	R: 1 E: 0 K: 1 S: 7	H: 2 LOB: 2 BB: 1 P: 11	1B: 2 2B: 2 3B: 0 HR: 0	SF: 0 SAC: 2 DP: 0 HBP: 0	WP: 2 PB: 0 SB: 0 CS: 0	PA: 36													
<b>PITCHER</b> Tom Griffin, R (1, 1) Butch Metzger, R (9, 1) ERA: 4.1 ERA: 2.92	IP: 0.2 WLS: S BF: 2	H: 0 R: 0 ER: 0 SO: 1	BB: 0 IBB: 0 HBP: 0 BLK: 0	WP: 0 HR: 0 S: 4 P: 4	ERA: 1.08 WHIP: 0.960											<b>PITCHER</b>	IP: 0.2 WLS: S BF: 2	H: 0 R: 0 ER: 0 SO: 1	BB: 0 IBB: 0 HBP: 0 BLK: 0	WP: 0 HR: 0 S: 4 P: 4	ERA: 1.08 WHIP: 0.960										

San Diego Padres @ Los Angeles Dodgers  
 Dodger Stadium, Los Angeles, CA  
 Sat Oct 02 1976, 3:33 AM PDT  
 Att: 15,034 - Unknown

AB	30
R	1
H	4
RBI	0
BB	4
SO	3
LOB	16





Batter	1	2	3	4	5	6	7	8	9	AB	R	H	RBI	BB	SO	LOB	TOP										
<b>Johnny Grubb, L</b> OBP: 0.391, SLG: 0.385 (1, 8)	F8		K		P5		K		3-1	5	0	0	0	0	2	0	<b>San Diego Padres @ Los Angeles Dodgers</b> Dodger Stadium, Los Angeles, CA Sun Oct 03 1976, 3:33 AM PDT Att: 33,205 - Unknown <a href="http://livebaseballscorecards.com">livebaseballscorecards.com</a>										
<b>Mike Champion, R</b> OBP: 0.256, SLG: 0.368 (1, 4)	F9		5-3		6-3		5-3		6-3	5	0	0	0	0	0	0											
<b>Jerry Turner, L</b> OBP: 0.339, SLG: 0.413 <b>Fred Kendall, R</b> OBP: 0.302, SLG: 0.296 (1, 7) (8, 2)	1B		P4		1B			SH2-4 CS 1B	G3	4	1	3	0	0	0	0											
<b>Bobby Valentine, R</b> OBP: 0.436, SLG: 0.449 (1, 9) (8, 7)					F9			SH2-4		3	0	2	1	0	0	0											
<b>Luis Melendez, R</b> OBP: 0.238, SLG: 0.259 (9, 8)	1B				1B			1-2		0	0	0	0	0	0	0											
<b>Mike Ivie, R</b> OBP: 0.345, SLG: 0.415 (1, 3)	L4				1B		F8	BB BB IBB		3	2	1	0	1	0	3											
<b>Tucker Ashford, R</b> OBP: 0.697, SLG: 0.800 (1, 5)							F5	BB BB BB		3	0	2	0	1	0	0											
<b>Hector Torres, R</b> OBP: 0.254, SLG: 0.279 (1, 6)			K		P4			BB BB		3	0	0	0	1	2	3											
<b>Bob Davis, R</b> OBP: 0.244, SLG: 0.229 <b>Merv Rettenmund, R</b> OBP: 0.361, SLG: 0.321 (1, 2) (8, FH) (8, 9)			K		L9			BB BB		2	0	0	0	1	1	1											
<b>Rick Sawyer, R</b> OBP: 0.269, SLG: 0.208 (1, 1)	F8						P4	1-2 2-3 3-H	4-3	4	0	1	1	0	0	4											
<b>Inning Stats</b>	R: 1 E: 0 K: 0 S: 5	H: 2 LOB: 1 BB: 0 P: 5	R: 0 E: 0 K: 2 S: 8	H: 1 LOB: 1 BB: 0 P: 8	R: 0 E: 0 K: 1 S: 5	H: 0 LOB: 0 BB: 0 P: 5	R: 1 E: 0 K: 1 S: 7	H: 3 LOB: 2 BB: 1 P: 11	R: 0 E: 0 K: 0 S: 3	H: 0 LOB: 0 BB: 0 P: 3	R: 0 E: 0 K: 1 S: 5	H: 0 LOB: 0 BB: 0 P: 5	R: 1 E: 0 K: 0 S: 3	H: 1 LOB: 3 BB: 4 P: 19	R: 0 E: 0 K: 0 S: 3	H: 0 LOB: 0 BB: 0 P: 3	1B: 8 2B: 1 3B: 0 HR: 0	SF: 0 SAC: 1 DP: 0 HBP: 0	WP: 0 PB: 0 SB: 4 CS: 1	PA: 39							
<b>PITCHER</b>	IP	WLS	BF	H	R	ER	SO	BB	IBB	HBP	BLK	WP	HR	S	P	ERA	WHIP										
<b>Burt Hooton, R</b> ERA: 3.26 (1, 1)	6.0		26	8	2	2	4	0	1	0	0	0	0	33	37	3.00	1.333										
<b>Stan Wall, L</b> ERA: 3.6 (7, 1)	1.0		3	0	0	0	1	0	0	0	0	0	0	5	5	0.00	0.000										
<b>Doug Rau, L</b> ERA: 2.57 (8, 1)	0.2	L	6	1	1	1	0	3	1	0	0	0	0	2	18	13.50	6.000										
<b>Charlie Hough, R</b> ERA: 2.21 (8, 1)	1.1		4	0	0	0	0	0	0	0	0	0	0	4	4	0.00	0.000										

Batter	1	2	3	4	5	6	7	8	9	AB	R	H	RBI	BB	SO	LOB	BOTTOM										
<b>Glenn Burke, R</b> OBP: 0.300, SLG: 0.283 <b>Jim Lyttle, L</b> OBP: 0.315, SLG: 0.327 (1, 8) (9, FH)	F7	4-3		6-3		6-3			P6	4	0	0	0	0	0	5	<b>San Diego Padres @ Los Angeles Dodgers</b> Dodger Stadium, Los Angeles, CA Sun Oct 03 1976, 3:33 AM PDT Att: 33,205 - Unknown <a href="http://livebaseballscorecards.com">livebaseballscorecards.com</a>										
<b>Joe Simpson, L</b> OBP: 0.161, SLG: 0.167 (1, 7)	2B	4-3							G3	4	1	2	0	1	0	0											
<b>John Hale, L</b> OBP: 0.291, SLG: 0.198 (1, 9)	2B								6-3	4	0	1	1	1	1	2											
<b>Ron Cey, R</b> OBP: 0.386, SLG: 0.462 <b>Doug Rau, L</b> OBP: 0.255, SLG: 0.150 <b>Charlie Hough, R</b> OBP: 0.286, SLG: 0.381 (1, 5) (8, 1) (8, 1)	2B								6-3	3	0	0	0	1	0	2											
<b>Steve Garvey, R</b> OBP: 0.363, SLG: 0.450 (1, 3)	BB								F3	0	0	0	0	0	0	0											
<b>Lee Lacy, R</b> OBP: 0.314, SLG: 0.346 (1, 4)	BB								F9	0	0	0	0	0	0	0											
<b>Steve Garvey, R</b> OBP: 0.363, SLG: 0.450 (1, 3)	3-1								K	3	0	0	0	1	2	2											
<b>Lee Lacy, R</b> OBP: 0.314, SLG: 0.346 (1, 4)	1-2 2-3								FC6 IBB	3	0	1	0	1	0	3											
<b>Lee Lacy, R</b> OBP: 0.314, SLG: 0.346 (1, 4)	1-2 2-3								FC6	3	0	1	0	1	0	3											
<b>Rick Auerbach, R</b> OBP: 0.226, SLG: 0.128 (1, 6) (9, 5)	FC5								FC6	3	0	0	0	1	0	4											
<b>Ellie Rodriguez, R</b> OBP: 0.400, SLG: 0.212 <b>Leron Lee, L</b> OBP: 0.170, SLG: 0.178 <b>Bill Russell, R</b> OBP: 0.301, SLG: 0.343 (1, 2) (8, FH) (8, FR) (9, 6)									F7	2	1	1	0	0	0	1											
<b>Burt Hooton, R</b> ERA: 3.147, SLG: 0.113 <b>Reggie Smith, S</b> ERA: 3.72, SLG: 0.453 <b>Stan Wall, L</b> (7, 1) <b>Ivan De Jesus, R</b> OBP: 0.144, SLG: 0.308 <b>Ed Goodson, L</b> OBP: 0.271, SLG: 0.339 <b>Kevin Ptaszek, R</b> OBP: 0.272, SLG: 0.289 (1, 1) (8, PH) (8, PH) (9, 2)									SH1-4	1	0	0	0	0	0	1											
<b>Inning Stats</b>	R: 1 E: 0 K: 0 S: 5	H: 2 LOB: 3 BB: 2 P: 13	R: 1 E: 0 K: 0 S: 4	H: 1 LOB: 0 BB: 0 P: 4	R: 0 E: 0 K: 1 S: 5	H: 0 LOB: 1 BB: 1 P: 9	R: 0 E: 0 K: 0 S: 3	H: 0 LOB: 1 BB: 1 P: 7	R: 0 E: 0 K: 0 S: 2	H: 0 LOB: 0 BB: 1 P: 6	R: 0 E: 0 K: 1 S: 6	H: 1 LOB: 3 BB: 1 P: 11	R: 0 E: 0 K: 1 S: 6	H: 1 LOB: 2 BB: 1 P: 10	R: 0 E: 0 K: 0 S: 3	H: 1 LOB: 1 BB: 0 P: 3	R: 0 E: 0 K: 0 S: 3	H: 0 LOB: 0 BB: 0 P: 3	1B: 4 2B: 2 3B: 0 HR: 0	SF: 0 SAC: 1 DP: 1 HBP: 1	WP: 4 PB: 0 SB: 0 CS: 0	PA: 39					
<b>PITCHER</b>	IP	WLS	BF	H	R	ER	SO	BB	IBB	HBP	BLK	WP	HR	S	P	ERA	WHIP										
<b>Rick Sawyer, R</b> ERA: 2.53 (1, 1)	9.0	W	39	6	2	2	3	5	2	1	0	3	0	37	66	2.00	1.222										

