

San Diego Padres - 1977

Batter	1	2	3	4	5	6	7	8	9	AB R H RBI BB SO LOB	TOP		
Gene Richards, L (1, 7) X OBP: 0.600, SLG: 0.333	0-0 S 1B		0-0 G1	0-0 FC5-4 BB 1B 1-2f		4-0 FC6-5 1B BB		4-0 4-3 BB		3 0 1 0 2 0 1			
Mike Champion, R (1, 4) X OBP: 0.600, SLG: 0.800	0-0 P4 1-2		0-0 BB 1B 2B	0-0 BB 1B		0-0 1B FC6-5 1B		0-0 4-3		5 1 3 0 0 0 2			
Dave Winfield, R (1, 9) X OBP: 0.600, SLG: 0.333	0-0 P4		4-0 BB 1B BB	4-0 FC6-4 BB		0-0 FC6-5 1B 1-2 2-3f		0-0 4-3		3 1 0 0 2 0 4			
George Hendrick, R (1, 8) B B B B OBP: 0.600, SLG: 0.333	4-0 BB		4-0 1B BB	0-0 FC6-4 1-2 2-3		0-0 1B 1-2 2-3			0-0 P3	3 0 1 0 2 0 3			
Gene Tenace, R (1, 2) X OBP: 0.200, SLG: 0.200	0-0 F9		0-0 1B 1-2 2-H 3-H		0-0 F9	0-0 L6			0-0 P3	5 0 1 2 0 0 5			
Mike Ivie, R (1, 3) X OBP: 0.600, SLG: 1.400		0-0 FC1-5 2B	0-0 F4		0-0 HR		0-0 G4-6-3 1B		0-0 F8	5 1 3 1 0 0 2			
Doug Rader, R (1, 5) X OBP: 0.600, SLG: 0.333		0-0 FC1-5 2-3	0-0 F8		0-0 5-3		0-0 P4			4 0 0 0 0 0 4			
Bill Almon, R (1, 6) X OBP: 0.600, SLG: 0.333		0-3 K		0-0 5-3	0-0 F6		0-0 G4-6-3 1-2f			4 0 0 0 0 1 2			
Randy Jones, R (1, 1) Bobby Valentine, R (8, PH) Dave Tomlin, L (6, 1) Victor Bernal, R (7, 1) Jerry Turner, L (8, PH) Rollie Fingers, R (8, 1)		0-3 K		4-0 FC5-4 BB		0-0 F7		0-0 F8		1 0 0 0 1 1 1 1 0 1 0 0 0 0 0 0 0 0 0 0 0 0 0			
Inning Stats	R: 0 H: 1 E: 0 LOB: 2 K: 0 BB: 1 S: 4 P: 8	R: 0 H: 1 E: 0 LOB: 1 K: 2 BB: 0 S: 8 P: 8	R: 2 H: 2 E: 0 LOB: 2 K: 0 BB: 2 S: 5 P: 13	R: 0 H: 1 E: 0 LOB: 3 K: 0 BB: 2 S: 4 P: 12	R: 1 H: 1 E: 0 LOB: 0 K: 0 BB: 0 S: 4 P: 4	R: 0 H: 2 E: 0 LOB: 3 K: 0 BB: 1 S: 5 P: 9	R: 0 H: 1 E: 0 LOB: 0 K: 0 BB: 0 S: 3 P: 3	R: 0 H: 0 E: 0 LOB: 1 K: 0 BB: 1 S: 3 P: 7	R: 0 H: 0 E: 0 LOB: 0 K: 0 BB: 0 S: 3 P: 3	1B: 6 SF: 0 2B: 2 SAC: 0 3B: 0 DP: 1 HR: 1 HBP: 0	WP: 0 PA: 42 PB: 0 SB: 1 CS: 0		
PITCHER	IP WLS BF H R ER SO BB IBB HBP BLK WP HR S P ERA WHIP											PITCHER	IP WLS BF H R ER SO BB IBB HBP BLK WP HR S P ERA WHIP
Woody Fryman, L (1, 1) ERA: 5.06	5.1 W 29 7 3 3 2 6 0 0 0 0 0 1 27 51 5.06 2.438												
Pedro Borbon, R (6, 1) ERA:	0.2 3 1 0 0 0 0 0 0 0 0 0 0 3 3 0.00 1.500												
Rawly Eastwick, R (7, 1) ERA:	3.0 S 10 1 0 0 0 1 0 0 0 0 0 0 9 13 0.00 0.667												

San Diego Padres @ Cincinnati Reds
Riverfront Stadium, Cincinnati, OH
Wed Apr 06 1977, 3:33 AM EST
Att: 51,937 - Unknown

AB	35
R	3
H	9
RBI	3
BB	7
SO	2
LOB	24



Batter	1	2	3	4	5	6	7	8	9	AB	R	H	RBI	BB	SO	LOB
Pete Rose, S (1, 5) X	0-0 6-3 ①		X 0-0 4-3 ① X	0-0 6-3 ③			X 0-0 4-3 ①			4	0	0	0	0	0	0
Ken Griffey, L (1, 9) X OBP: 0.750, SLG: 1.000	0-0 BLK 1B		X 0-0 3B 2B		X 0-0 4-1 SF8 1B		X 0-0 5-3 ②			4	2	3	0	0	0	0
Joe Morgan, L (1, 4) X OBP: 0.250, SLG: 0.500	0-0 F3 ②		X 0-0 F8 ②		X 0-0 4-1 ①		X 0-0 2B			4	0	1	0	0	0	3
George Foster, R (1, 7) X OBP: 0.500, SLG: 1.500	0-0 F7 ③		X 0-0 2-H 3B		X 0-0 SF8 ②		X 4-0 IBB			2	0	1	2	1	0	1
Dave Concepcion, R (1, 6) X OBP: 0.500, SLG: 0.750		X 0-0 S 1B 2B	X 0-3 K2-3 ③		X 0-0 S 1B		X 0-0 L7 ③			4	1	2	0	0	1	3
Dan Driessen, L (1, 3)		X 0-3 K ①		X 0-0 P4 ① X	X 0-0 G3 ③		X 0-0 F7 ①			4	0	0	0	0	1	2
Bill Plummer, R (1, 2) X OBP: 0.500, SLG: 0.500		X 0-0 CS 1B		X 0-0 HR 1B		X 0-0 5-3 ①		X 0-3 K ②		4	1	2	1	0	1	0
Cesar Geronimo, L (1, 8) X OBP: 0.250, SLG: 1.000		X 0-0 E7 ②		X 0-0 1-H HR		X 0-3 K ②		X 0-3 K ③		4	1	1	2	0	2	1
Woodie Fryman, R (1, 1)		X 0-0 5-3 ② ③		X 0-0 6-3 ②		X 0-0 5-3 ③				2	0	0	0	0	0	2
Pedro Borbon, R (6, 1)										0	0	0	0	0	0	0
Ed Ambrister, R (6, PH)										1	0	0	0	0	0	0
Rawly Eastwick, R (7, 1)										0	0	0	0	0	0	0

Inning Stats	R: 0	H: 1	E: 0	LOB: 1	K: 0	S: 4	P: 4	R: 1	H: 2	E: 1	LOB: 1	K: 1	S: 7	P: 7	R: 1	H: 2	E: 0	LOB: 0	K: 0	S: 5	R: 2	H: 2	E: 1	LOB: 1	K: 0	S: 5	P: 5	R: 0	H: 0	E: 0	LOB: 0	K: 1	S: 5	R: 0	H: 1	E: 0	LOB: 2	K: 0	S: 4	R: 0	H: 0	E: 0	LOB: 0	K: 2	S: 7	P: 7
--------------	------	------	------	--------	------	------	------	------	------	------	--------	------	------	------	------	------	------	--------	------	------	------	------	------	--------	------	------	------	------	------	------	--------	------	------	------	------	------	--------	------	------	------	------	------	--------	------	------	------

PITCHER	IP	WLS	BF	H	R	ER	SO	BB	IBB	HBP	BLK	WP	HR	S	P	ERA	WHIP
Randy Jones, L (1, 1) ERA: 7.2	5.0	L	24	9	5	4	2	0	0	0	1	0	1	28	28	7.20	1.800
Dave Tomlin, L (6, 1) ERA:	1.2		6	1	0	0	1	0	0	0	0	0	0	8	8	0.00	0.600
Victor Bernal, R (7, 1) ERA:	0.1		2	0	0	0	0	0	1	0	0	0	0	1	5	0.00	0.000
Rollie Fingers, R (8, 1) ERA:	1.0		3	0	0	0	2	0	0	0	0	0	0	7	7	0.00	0.000

BOTTOM

San Diego Padres @ Cincinnati Reds
Riverfront Stadium, Cincinnati, OH

Wed Apr 06 1977, 3:33 AM EST
Att. 51,937 - Unknown

livebaseballscorecards.com

AB	33
R	5
H	10
RBI	5
BB	1
SO	5
LOB	12

WP: 0	PA: 35
PB: 0	
SB: 2	
CS: 1	

Batter	1	2	3	4	5	6	7	8	9	AB R H RBI BB SO LOB	TOP		
Gene Richards, L (1, 7) OBP: 0.333, SLG: 0.143 Butch Metzger, R (7, 1) Bobby Valentine, R (9, PH)	0-3 K		0-0 F7		0-0 1-3		0-0 F8		0-0 F9	4 0 0 0 0 1 2 0 0 0 0 0 0 0 1 0 0 0 0 0 1	San Diego Padres @ Cincinnati Reds Riverfront Stadium, Cincinnati, OH Fri Apr 08 1977, 6:05 PM EST Att. 24,588 - Unknown livebaseballscorecards.com		
Mike Champion, R (1, 4) OBP: 0.444, SLG: 0.500	0-0 5-3		0-0 L8			4-0 G6-4-3 BB		0-0 6-3		3 0 0 0 1 0 0			
Dave Winfield, R (1, 9) OBP: 0.444, SLG: 0.286	0-0 S 1B			0-0 L4		0-0 G6-4-3 1-2f		0-0 HR 1B		4 1 2 0 0 0 1			
George Hendrick, R (1, 8) OBP: 0.556, SLG: 0.429	0-0 1-3 1-2			0-0 FC6-4 1B		0-0 FC6-4 1B		0-0 F5		4 0 2 0 0 0 2			
Gene Tenace, R (1, 2) OBP: 0.333, SLG: 0.778		0-0 1-3 2B		0-0 F9		0-0 FC6-4 1-2f		0-0 HR 1-H		4 1 2 2 0 0 2			
Mike Ivie, R (1, 3) OBP: 0.444, SLG: 0.889		0-0 F7		0-0 FC6-4 1-2f			0-0 2B 6-3 1B	0-0 4-3		4 1 1 0 0 0 2			
Doug Rader, R (1, 5) OBP: 0.375, SLG: 0.571		0-0 1-3 2-3			4-0 SH2-4 BB		0-0 1-3 2B		0-0 2B	3 0 2 0 1 0 1			
Bill Almon, R (1, 6)		0-3 K			0-3 K		0-3 K		0-3 K	4 0 0 0 0 4 5			
Brent Strom, R (1, 1) Victor Bernal, R (6, 1) Jerry Turner, L (7, PH) (7, 7)			0-3 K		0-0 SH2-4 1-2		0-0 6-3 3-H		0-0 F5-3	1 0 0 0 0 1 0 0 0 0 0 0 0 0 2 0 0 1 0 0 2			
Inning Stats	R: 0 E: 0 K: 1 S: 6 H: 1 LOB: 1 BB: 0 P: 6	R: 0 E: 0 K: 1 S: 6 H: 1 LOB: 1 BB: 0 P: 6	R: 0 E: 0 K: 1 S: 5 H: 0 LOB: 0 BB: 0 P: 5	R: 0 E: 0 K: 0 S: 4 H: 1 LOB: 1 BB: 0 P: 4	R: 0 E: 0 K: 1 S: 5 H: 0 LOB: 1 BB: 1 P: 9	R: 0 E: 0 K: 0 S: 3 H: 1 LOB: 1 BB: 1 P: 7	R: 1 E: 0 K: 1 S: 7 H: 2 LOB: 1 BB: 0 P: 7	R: 2 E: 0 K: 0 S: 5 H: 2 LOB: 0 BB: 0 P: 5	R: 0 E: 0 K: 1 S: 6 H: 1 LOB: 1 BB: 0 P: 6	1B: 5 2B: 3 3B: 0 HR: 1 SF: 0 SAC: 1 DP: 1 HBP: 0		WP: 0 PB: 0 SB: 1 CS: 0 PA: 37	
PITCHER Jack Billingham, R (1, 1) ERA: 3.52 Dale Murray, R (8, 1) ERA:	IP WLS BF H R ER SO BB IBB HBP BLK WP HR S P ERA WHIP	7.2 W 32 8 3 3 5 2 0 0 0 0 0 1 40 48 3.52 1.304	1.1 S 5 1 0 0 1 0 0 0 0 0 0 0 7 7 0.00 0.750										

AB	34
R	3
H	9
RBI	3
BB	2
SO	6
LOB	18



Batter	1	2	3	4	5	6	7	8	9	AB	R	H	RBI	BB	SO	LOB
Pete Rose, S OBP: 0.250, SLG: 0.286 Doug Flynn, R (1, 5)	4-0 BB FC4-6 BB	0-0 4-3			0-0 FC5-2-5 1B HR		0-0 4-3 SF9 2B			3	3	1	0	1	0	2
Ken Griffey, L OBP: 0.625, SLG: 0.714 (1, 9)	4-0 FC4-6 1-2 BB FC6-4 BB		0-0 3-1		0-0 1-3 HR 1B		0-0 4-3			3	2	1	0	1	0	1
Joe Morgan, L OBP: 0.375, SLG: 1.000 (1, 4)	4-0 1-2 2-3 BB FC4-6 BB		0-0 F9		0-0 1-H 3-H HR		0-0 SF9			2	1	1	4	1	0	0
George Foster, R OBP: 0.250, SLG: 0.500 (1, 7)	0-0 FC4-6 FC6-4 1-2r 2-3 3-H		0-0 F8		0-3 K		0-0 F7			4	0	0	1	0	1	2
Dave Concepcion, R OBP: 0.375, SLG: 0.500 (1, 6)	0-0 FC6-4 1-2r 3-H S		0-0 L5		0-0 4-3 1B		0-0 F8			4	0	1	1	0	0	1
Dan Driessen, L (1, 3)	0-0 F8 1-2		0-0 1-3		0-0 4-3		0-0 P6			4	0	0	0	0	0	2
Bill Plummer, R OBP: 0.250, SLG: 0.250 (1, 2)		0-0 5-3		0-0 L8		0-0 P6		0-0 6-3		4	0	0	0	0	0	1
Cesar Geronimo, L OBP: 0.571, SLG: 1.333 (1, 8)		0-0 SH2-4 1B		0-0 FC5-2-5 3B		4-0 IBB				2	0	2	0	1	0	0
Jack Billingham, R Dale Murray, R (1, 1) (8, 1)		0-0 SH2-4 1-2		0-0 6-3		0-0 F9				2	0	0	0	0	0	3
										0	0	0	0	0	0	0

Inning Stats	R: 2	H: 0	E: 0	K: 0	S: 3	LOB: 1	BB: 3	P: 15	R: 0	H: 1	E: 0	K: 0	S: 4	LOB: 1	BB: 0	P: 4	R: 0	H: 0	E: 0	K: 0	S: 3	LOB: 0	BB: 0	P: 3	R: 0	H: 0	E: 0	K: 0	S: 3	LOB: 0	BB: 0	P: 3	R: 3	H: 3	E: 0	K: 1	S: 8	LOB: 0	BB: 0	P: 8	R: 0	H: 1	E: 0	K: 0	S: 4	LOB: 2	BB: 1	P: 8	R: 1	H: 1	E: 0	K: 0	S: 4	LOB: 0	BB: 0	P: 4	R: 0	H: 0	E: 0	K: 0	S: 3	LOB: 0	BB: 0	P: 3
--------------	------	------	------	------	------	--------	-------	-------	------	------	------	------	------	--------	-------	------	------	------	------	------	------	--------	-------	------	------	------	------	------	------	--------	-------	------	------	------	------	------	------	--------	-------	------	------	------	------	------	------	--------	-------	------	------	------	------	------	------	--------	-------	------	------	------	------	------	------	--------	-------	------

PITCHER	IP	WLS	BF	H	R	ER	SO	BB	IBB	HBP	BLK	WP	HR	S	P	ERA	WHIP
Brent Strom, L ERA: 7.94 (1, 1)	5.2	L	26	5	5	5	1	3	1	0	0	0	1	24	40	7.94	1.412
Victor Bernal, R ERA: (6, 1)	0.1		1	0	0	0	0	0	0	0	0	0	0	1	1	0.00	0.000
Butch Metzger, R ERA: 4.5 (7, 1)	2.0		7	1	1	1	0	0	0	0	0	0	0	7	7	4.50	0.500

BOTTOM

San Diego Padres @ Cincinnati Reds
Riverfront Stadium, Cincinnati, OH

Fri Apr 08 1977, 6:05 PM EST
Att. 24,588 - Unknown

livebaseballscorecards.com

AB	28
R	6
H	6
RBI	6
BB	4
SO	1
LOB	12



WP: 0	PA: 34
PB: 0	
SB: 1	
CS: 0	

San Diego Padres @ Cincinnati Reds
Riverfront Stadium, Cincinnati, OH

Sat Apr 09 1977, 3:33 AM EST
Att. 21,101 - Unknown

AB	41
R	6
H	14
RBI	6
BB	4
SO	8
LOB	24



WP:	0	PA:	45
PB:	0		
SB:	0		
CS:	0		

Batter	1	2	3	4	5	6	7	8	9	AB	R	H	RBI	BB	SO	LOB
Gene Richards, L (1, 7) X OBP: 0.357, SLG: 0.364	0-0 F2		0-0 4-3		4-0 1B BB	0-0 1B 3B		0-0 5-3		4	2	1	0	1	0	0
Mike Champion, R (1, 4) B B B B	4-0 BB		4-0 1B BB		0-3 K	0-0 1B		0-0 4-3		3	0	1	1	2	1	1
Dave Winfield, R (1, 9) S S S	0-3 K		0-0 FC5-4 1B		0-0 1B 1B	0-3 K		0-0 FC3-6 1B		5	1	3	0	0	2	2
George Hendrick, R (1, 8) X	0-0 F6		0-0 FC5-4 1B		0-0 1B 1B			0-0 FC3-6 1B		5	1	2	1	0	0	4
Gene Tenace, R (1, 2) X		0-0 F8		4-0 1B BB		0-0 FC3-6 1B		0-0 FC3-6 1B		4	1	2	1	1	0	1
Mike Ivie, R (1, 3) X		0-0 1B		0-0 F7		0-0 F9		0-0 E5 1B		5	1	2	2	0	0	4
Doug Rader, R (1, 5) X		0-0 F3		0-3 K		0-3 K		0-0 1B		5	0	1	0	0	2	5
Bill Almon, R (1, 6) X		0-0 L8		0-0 1B		0-3 K		0-0 G1-2-3		5	0	2	1	0	1	4
Dave Freisleben, R (1, 1)			0-3 K		0-0 1-3		0-3 K		0-0 F7	3	0	0	0	0	2	2
Jerry Turner, L (8, PH)										1	0	0	0	0	0	0
Rollie Fingers, R (8, 1)										1	0	0	0	0	0	1
Inning Stats	R: 0 H: 0 E: 0 K: 1 S: 5	R: 0 H: 1 E: 0 K: 0 S: 4	R: 0 H: 1 E: 0 K: 1 S: 6	R: 0 H: 1 E: 0 K: 1 S: 6	R: 2 H: 3 E: 0 K: 2 S: 10	R: 1 H: 2 E: 0 K: 3 S: 11	R: 0 H: 2 E: 1 K: 0 S: 5	R: 0 H: 0 E: 0 K: 0 S: 3	R: 3 H: 4 E: 0 K: 0 S: 7	1B: 12 SF: 0	2B: 0 SAC: 0	3B: 2 DP: 1	HR: 0 HBP: 0	WP: 0 PA: 45		

Batter	1	2	3	4	5	6	7	8	9								
PITCHER	IP	WLS	BF	H	R	ER	SO	BB	IBB	HBP	BLK	WP	HR	S	P	ERA	WHIP
Fred Norman, L (1, 1) ERA: 4.5	6.0		31	9	3	3	8	4	0	0	0	0	0	43	59	4.50	2.167
Pedro Borbon, R (7, 1) ERA:	1.0		4	1	0	0	0	0	0	0	0	0	0	4	4	0.00	1.000
Rawly Eastwick, R (8, 1) ERA: 5.4	2.0	L	10	4	3	3	0	0	0	0	0	0	0	10	10	13.50	2.000

Batter	1	2	3	4	5	6	7	8	9	AB	R	H	RBI	BB	SO	LOB
Pete Rose, S (1, 5) OBP: 0.250, SLG: 0.200 Doug Flynn, R (9, 5)	0-0 F7		4-0 HR BB		0-0 G3			0-0 L7		3	1	0	0	1	0	0
Ken Griffey, L (1, 9) OBP: 0.583, SLG: 0.909	0-0 F7		0-0 HR 1-H 2-H			0-0 WP 4-3 1B		0-0 L7		4	1	2	3	0	0	0
Joe Morgan, L (1, 4) OBP: 0.333, SLG: 0.667	4-0 BB		0-0 3-1			0-0 4-3			0-0 F2	3	0	0	0	1	0	1
Johnny Bench, R (1, 2)	0-3 K 1-2		0-0 F2			0-3 K 2-3			0-0 F8	4	0	0	0	0	2	2
George Foster, R (1, 7) OBP: 0.250, SLG: 0.333		0-0 F8		0-0 P4		0-0 P4			1-0 HBP	3	0	0	0	0	0	1
Dan Driessen, L (1, 3) Rawly Eastwick, R (8, 1) Champ Summers, L (9, PH)		0-0 L4		0-0 P6		0-3 K			0-0 4-3	3	0	0	0	0	1	0
Dave Concepcion, R (1, 6) OBP: 0.273, SLG: 0.364		0-0 4-3		0-0 F3			0-0 L6			3	0	0	0	0	0	0
Cesar Geronimo, L (1, 8) OBP: 0.600, SLG: 1.222			0-0 HR 2B		0-0 6-3		0-0 CS 1B			3	1	2	0	0	0	0
Fred Norman, S (1, 1) Pedro Borbon, R (7, 1) Mike Lum, L (7, PH) (8, 3)			0-0 B2-3		0-0 5-3		0-0 CS 1-2	0-3 K		2	0	0	0	0	0	1

Inning Stats	R: 0	H: 0	E: 0	K: 1	S: 5	LOB: 1	BB: 1	P: 9
	R: 0	H: 0	E: 0	K: 0	S: 3 <td>LOB: 0</td> <td>BB: 0</td> <td>P: 3</td>	LOB: 0	BB: 0	P: 3
	R: 3	H: 2	E: 0	K: 0	S: 5 <td>LOB: 0</td> <td>BB: 1</td> <td>P: 9</td>	LOB: 0	BB: 1	P: 9
	R: 0	H: 0	E: 0	K: 0	S: 3 <td>LOB: 0</td> <td>BB: 0</td> <td>P: 3</td>	LOB: 0	BB: 0	P: 3
	R: 0	H: 1	E: 0	K: 1	S: 6 <td>LOB: 1</td> <td>BB: 0</td> <td>P: 6</td>	LOB: 1	BB: 0	P: 6
	R: 0	H: 1	E: 0	K: 1	S: 5 <td>LOB: 0</td> <td>BB: 0</td> <td>P: 5</td>	LOB: 0	BB: 0	P: 5
	R: 0	H: 0	E: 0	K: 1	S: 5 <td>LOB: 0</td> <td>BB: 0</td> <td>P: 5</td>	LOB: 0	BB: 0	P: 5
	R: 0	H: 0	E: 0	K: 0	S: 3 <td>LOB: 1</td> <td>BB: 0</td> <td>P: 4</td>	LOB: 1	BB: 0	P: 4

PITCHER	IP	WLS	BF	H	R	ER	SO	BB	IBB	HBP	BLK	WP	HR	S	P	ERA	WHIP
Dave Freisleben, R (1, 1) ERA: 3.86	7.0		26	4	3	3	3	2	0	0	0	1	1	30	38	3.86	0.857
Rollie Fingers, R (8, 1) ERA:	2.0	W	7	0	0	0	1	0	0	1	0	0	0	8	9	0.00	0.000

BOTTOM

San Diego Padres @ Cincinnati Reds
 Riverfront Stadium, Cincinnati, OH
 Sat Apr 09 1977, 3:33 AM EST
 Att. 21,101 - Unknown

livebaseballscores.com

AB	30
R	3
H	4
RBI	3
BB	2
SO	4
LOB	6



WP	PA	ERA	WHIP
1B: 2	34		
2B: 1			
3B: 0			
HR: 1			
SF: 0			
SAC: 0			
DP: 0			
HBP: 1			
WP: 1			
PB: 0			
SB: 1			
CS: 1			

Batter	1	2	3	4	5	6	7	8	9	AB R H RBI BB SO LOB	TOP			
Gene Richards, L OBP: 0.400, SLG: 0.375 (1, 7) X (8, 8)	0-0 WP S 2B 1B		0-0 BLK 2B 1B	0-0 E1 2B 1-2		4-0 BB 2B BB	0-0 FC6-4 1-2f		0-0 6-3	5 4 2 0 1 0 3	San Diego Padres @ Cincinnati Reds Riverfront Stadium, Cincinnati, OH Sun Apr 10 1977, 3:33 AM EST Att: 37,504 - Unknown livebaseballscorecards.com			
Mike Champion, R OBP: 0.400, SLG: 0.313 (1, 4) X	0-0 F9 1-3		0-0 F9 1-2	0-3 K		4-0 2B BB		0-0 4-3	0-0 F8	5 1 0 0 1 1 4				
Dave Winfield, R OBP: 0.526, SLG: 0.588 Merv Rettenmund, R (1, 9) S S S (8, 9)	0-3 K		0-0 F9	0-0 CS 1-H 2-H 2B		0-0 1-H 2-H 2B		0-0 WP 1B 1B	0-3 K	5 1 3 4 0 1 2 1 0 0 0 0 1 0				
George Hendrick, R OBP: 0.579, SLG: 0.625 Jerry Turner, L (1, 8) X (8, 7)	0-0 2B 3-H		0-0 3B 2B 2-H	0-0 6-3		4-0 BB		0-0 PB 1B 1B		4 2 3 2 1 0 1 0 0 0 0 0 0 0				
Gene Tenace, R OBP: 0.474, SLG: 0.765 Dave Roberts, R (1, 2) S S S (8, 2)	0-3 K		0-0 2B 3B 2-H	0-0 CS 2-3	1-0 G4-6-3 HBP	0-3 K		0-0 PB 2B 1B 1-2 3-H		4 2 2 2 0 2 3 0 0 0 0 0 0 0				
Mike Ivie, R OBP: 0.474, SLG: 0.833 (1, 3)		4-0 1B BB 5-3	0-0 FC5 2B 3-H		0-0 G4-6-3 1-2f		0-0 F8	0-0 2B 1B 1-2 2-H		4 1 2 2 1 0 1				
Doug Rader, R OBP: 0.389, SLG: 0.467 (1, 5)		0-0 5-3 1-2	4-0 BB		0-3 K		4-0 1B BB	0-0 1H 2-H 2B		3 0 1 2 2 1 1				
Bill Almon, R OBP: 0.222, SLG: 0.222 (1, 6)		0-0 1B 2-H	0-0 FC5 2-3f			0-0 L7	0-0 FC6-4 1B	0-0 F8		5 0 2 0 0 0 3				
Bob Shirley, R Dave Tomlin, L (1, 1) (9, 1)		0-3 K		4-0 E 2B BB		0-0 4-3	0-3 K	0-0 4-3		4 1 0 0 1 2 4 0 0 0 0 0 0 0				
Inning Stats	R: 1 E: 0 K: 2 S: 9 H: 2 LOB: 1 BB: 0 P: 9	R: 0 E: 0 K: 1 S: 5 H: 1 LOB: 1 BB: 1 P: 9	R: 3 E: 0 K: 0 S: 7 H: 4 LOB: 2 BB: 1 P: 11	R: 2 E: 1 K: 1 S: 6 H: 1 LOB: 0 BB: 1 P: 10	R: 0 E: 0 K: 1 S: 4 H: 0 LOB: 0 BB: 0 P: 5	R: 2 E: 0 K: 1 S: 6 H: 1 LOB: 2 BB: 3 P: 18	R: 0 E: 0 K: 1 S: 6 H: 1 LOB: 2 BB: 1 P: 10	R: 4 E: 0 K: 0 S: 8 H: 5 LOB: 1 BB: 0 P: 8	R: 0 E: 0 K: 1 S: 5 H: 0 LOB: 0 BB: 0 P: 5	1B: 8 2B: 6 3B: 1 HR: 0 SF: 0 SAC: 0 DP: 1 HBP: 1	WP: 3 PB: 1 SB: 1 CS: 1 PA: 49			
PITCHER	IP WLS BF H R ER SO BB IBB HBP BLK WP HR S P ERA WHIP												PITCHER	IP WLS BF H R ER SO BB IBB HBP BLK WP HR S P ERA WHIP
Santo Alcala, R ERA: 13.5 (1, 1)	2.2 L 16 7 4 4 3 2 0 0 1 1 0 20 28 13.50 3.375													
Pedro Borbon, R ERA: 2.25 (3, 1)	2.1 9 1 2 1 2 1 0 1 0 0 0 11 16 3.86 0.857													
Mike Caldwell, L ERA: 9.0 (6, 1)	2.0 12 2 2 2 2 4 0 0 0 0 0 12 28 9.00 3.000													
Dale Murray, R ERA: 10.8 (8, 1)	2.0 11 5 4 4 1 0 0 0 0 1 0 13 13 18.00 2.500													

Batter	1	2	3	4	5	6	7	8	9	AB	R	H	RBI	BB	SO	LOB
Pete Rose, S OBP: 0.294, SLG: 0.286 (1, 5)	0-0 L4		4-0 HBP BB		0-0 F2			0-0 F9	0-0 2B	4	0	1	3	1	0	1
Ken Griffey, L OBP: 0.412, SLG: 0.625 (1, 9)	0-0 F7		0-3 K		0-3 K			0-3 K	0-3 K	5	0	0	0	0	4	4
Joe Morgan, L OBP: 0.313, SLG: 0.500 (1, 4) Doug Flynn, R (9, 4)	0-0 F9		1-0 HBP		0-3 K			0-0 F9		3	0	0	0	0	1	1
Johnny Bench, R (1, 2) Bill Plummer, R (7, 2)		0-0 F9	0-3 K		0-3 K			0-0 F8		3	0	0	0	0	2	3
George Foster, R (1, 7)		0-3 K		0-0 F8		0-0 5-3		0-0 FC3-6 BB E 1B		4	1	1	0	0	1	0
Dave Concepcion, R (1, 6)		0-0 BLK 1B		0-0 PB 1B		0-0 F8		4-0 FC3-6 BB		3	0	2	0	1	0	0
Dan Driessen, L (1, 3)		0-3 K		0-3 K			0-3 K	0-0 FC3-6 BB E 2B		4	1	0	0	0	3	4
Cesar Geronimo, L (1, 8)			0-3 K	0-0 F7			0-0 F2	0-0 E4 BB 2B		4	1	0	0	0	1	2
Santo Alcala, R (1, 1) Pedro Borbon, R (3, 1) Ed Armbrister, R (5, PH) Mike Caldwell, R (6, 1) Ray Knight, R (7, PH) Dale Murray, R (8, 1) Bob Bailey, R (9, PH)			0-0 HBP 2B		4-0 S BB		0-0 6-3	4-0 2B BB		0	0	0	0	0	0	0

BOTTOM

San Diego Padres @ Cincinnati Reds
Riverfront Stadium, Cincinnati, OH
Sun Apr 10 1977, 3:33 AM EST
Att. 37,504 - Unknown

AB	33
R	4
H	5
RBI	3
BB	4
SO	12
LOB	15



Inning Stats	R: 0	H: 0	E: 0	K: 3	S: 3	R: 0	H: 1	E: 0	K: 2	S: 8	R: 0	H: 1	E: 0	K: 3	S: 10	R: 0	H: 0	E: 0	K: 1	S: 6	R: 0	H: 1	E: 0	K: 2	S: 7	R: 0	H: 0	E: 0	K: 1	S: 5	R: 0	H: 0	E: 0	K: 1	S: 5	R: 0	H: 0	E: 1	K: 1	S: 8	R: 4	H: 2	E: 1	K: 1	S: 8	1B: 3	2B: 2	3B: 0	HR: 0	SF: 0	SAC: 0	DP: 0	HBP: 1	WP: 0	PA: 38
PITCHER Bob Shirley, L (1, 1) ERA: 8.2	WLS: 0	BF: 36	H: 4	R: 4	ER: 0	SO: 11	BB: 4	IBB: 0	HBP: 1	BLK: 1	WP: 0	HR: 0	S: 53	P: 70	ERA: 0.00	WHIP: 0.923																																							
Dave Tomlin, L (9, 1) ERA: 0.1	WLS: 2	BF: 1	H: 0	R: 0	ER: 0	SO: 1	BB: 0	IBB: 0	HBP: 0	BLK: 0	WP: 0	HR: 0	S: 4	P: 4	ERA: 0.00	WHIP: 3.000																																							

Batter	1	2	3	4	5	6	7	8	9	AB R H RBI BB SO LOB	TOP											
Larry Herndon, R (1, 8) OBP: 0.333, SLG: 0.778	0-0 6-3		0-0 6-3		0-0 FC6-4			0-0 1B 1B		4 0 1 0 0 0 2	San Francisco Giants @ San Diego Padres San Diego Stadium, San Diego, CA Tue Apr 12 1977, 9:05 PM EST Att: 45,375 - Unknown livebaseballscorecards.com											
Rob Andrews, R (1, 4) OBP: 0.235, SLG: 0.188	0-0 1-3			0-0 6-3		0-0 4-3		0-0 1B G5-4-3		4 0 1 0 0 0 0												
Bill Madlock, R (1, 5) OBP: 0.235, SLG: 0.353	0-0 F7			0-0 5-3		0-0 E5		0-0 1B G5-4-3		4 0 0 0 0 0 2												
Jack Clark, R (1, 9) OBP: 0.250, SLG: 0.375		0-0 2B		0-0 6-3		0-0 G6-4-3			0-0 HR 1B	4 1 2 0 0 0 1												
Willie McCovey, L (1, 3) OBP: 0.313, SLG: 0.625		0-0 L3			0-0 1B 1B 2B		0-0 FC5-4 1B		0-0 HR 1-H	4 2 3 2 0 0 1												
Randy Elliott, R (1, 7) Gary Thomasson, L (9, PH) OBP: 0.200, SLG: 0.444		0-0 F8			0-0 F7		0-0 F8		0-3 K	3 0 0 0 0 0 3 1 0 0 0 0 1 0												
Chris Speier, R (1, 6) OBP: 0.143, SLG: 0.143		0-0 6-3			0-0 1B 1B		0-0 FC5-4		0-0 5-3	4 0 1 0 0 0 2												
Mike Sadek, R (1, 2) OBP: 0.333, SLG: 0.333 Darrell Evans, L (9, PH) OBP: 0.600, SLG: 1.000			0-0 L7		0-0 1B FC6-4		0-0 F7		0-3 K	3 0 1 1 0 0 1 1 0 0 0 0 1 0												
Lynn McGlothen, L (1, 1) Derrel Thomas, S (5, PH) Charlie Williams, R (5, 1) Tom Heintzelman, R (8, PH) Terry Cornutt, R (8, 1)			0-0 L6		0-3 K			0-0 F9		1 0 0 0 0 0 0 1 0 0 0 0 1 2 0 0 0 0 0 0 0 1 0 0 0 0 0 0 0 0 0 0 0 0 0												
Inning Stats	R: 0 E: 0 K: 0 S: 3	H: 0 LOB: 0 BB: 0 P: 3	R: 0 E: 0 K: 0 S: 4	H: 1 LOB: 1 BB: 0 P: 4	R: 0 E: 0 K: 0 S: 3	H: 0 LOB: 0 BB: 0 P: 3	R: 0 E: 0 K: 0 S: 3	H: 0 LOB: 0 BB: 0 P: 3	R: 1 E: 0 K: 1 S: 8	H: 3 LOB: 2 BB: 0 P: 8	R: 0 E: 1 K: 0 S: 3	H: 0 LOB: 0 BB: 0 P: 3	R: 0 E: 0 K: 0 S: 4	H: 1 LOB: 1 BB: 0 P: 4	R: 0 E: 0 K: 0 S: 4	H: 2 LOB: 1 BB: 0 P: 4	R: 2 E: 0 K: 2 S: 9	H: 2 LOB: 0 BB: 0 P: 9	1B: 6 2B: 2 3B: 0 HR: 1	SF: 0 SAC: 0 DP: 2 HBP: 0	WP: 0 PB: 0 SB: 0 CS: 0	PA: 35
PITCHER	IP WLS BF H R ER SO BB IBB HBP BLK WP HR S P ERA WHIP																					
Randy Jones, L (1, 1) ERA: 4.85	8.0 W 32 9 3 3 1 0 0 0 0 0 0 1 34 34 3.38 1.125																					
Rollie Fingers, R (9, 1) ERA:	1.0 S 3 0 0 0 2 0 0 0 0 0 0 0 7 7 0.00 0.000																					



Batter	1	2	3	4	5	6	7	8	9	AB	R	H	RBI	BB	SO	LOB
Gene Richards, L (1, 7) OBP: 0.375, SLG: 0.316	4-0 1B FC6-4 BB		0-3 K		0-0 6-3		0-0 G3			3	1	0	0	1	1	2
Mike Champion, R (1, 4) OBP: 0.375, SLG: 0.300	0-0 FC6-4 1-3 1B		0-3 K		0-0 4-3			0-0 5-3		4	0	1	0	0	1	0
Dave Winfield, R (1, 9) OBP: 0.435, SLG: 0.476	0-0 FC6-4 G3 1-2f 3-H			0-0 F8		0-0 6-3		0-0 F2		4	0	0	1	0	0	1
George Hendrick, R (1, 8) OBP: 0.478, SLG: 0.500	0-0 G3 1-3			0-0 F4		0-0 F8		0-0 5-3		4	0	0	0	0	0	1
Gene Tenace, R (1, 2) OBP: 0.455, SLG: 0.684		0-0 F2		4-0 1B HR BB		0-0 F7				2	1	0	0	1	0	0
Mike Ivie, R (1, 3) OBP: 0.455, SLG: 0.762		0-0 5-3		0-0 1-2 HR 1B		0-0 F4				3	1	1	0	0	0	0
Doug Rader, R (1, 5) OBP: 0.476, SLG: 0.706		0-0 1B		0-0 1-H 2-H HR		4-0 1B BB				2	1	2	3	1	0	0
Bill Almon, R (1, 6) OBP: 0.190, SLG: 0.190		0-0 F9		0-3 K		0-0 F9				3	0	0	0	0	1	2
Randy Jones, R (1, 1) OBP: 0.400, SLG: 0.250			0-3 K		0-3 K					3	0	1	0	0	2	0
Rollie Fingers, R (9, 1)										0	0	0	0	0	0	0

Inning Stats	R: 1	H: 1	E: 1	K: 0	S: 3	R: 0	H: 1	E: 0	K: 0	S: 4	R: 0	H: 0	E: 0	K: 3	S: 9	R: 3	H: 2	E: 0	K: 1	S: 7	R: 0	H: 0	E: 0	K: 1	S: 5	R: 0	H: 0	E: 0	K: 0	S: 3	R: 0	H: 1	E: 0	K: 0	S: 4	R: 0	H: 0	E: 0	K: 0	S: 3
	LOB: 1	BB: 1	P: 7	LOB: 1	BB: 0	P: 4	LOB: 0	BB: 0	P: 9	LOB: 0	BB: 1	P: 11	LOB: 0	BB: 0	P: 5	LOB: 0	BB: 0	P: 3	LOB: 2	BB: 1	P: 8	LOB: 0	BB: 0	P: 3	LOB: 0	BB: 0	P: 3	LOB: 0	BB: 0	P: 3	LOB: 0	BB: 0	P: 3	LOB: 0	BB: 0	P: 3	LOB: 0	BB: 0	P: 3	

PITCHER	IP	WLS	BF	H	R	ER	SO	BB	IBB	HBP	BLK	WP	HR	S	P	ERA	WHIP
Lynn McGlothen, R (1, 1) ERA: 9.0	4.0	L	17	4	4	4	4	2	0	0	0	0	1	23	31	9.00	1.500
Charlie Williams, R (5, 1) ERA: 5.4	3.0		11	1	0	0	1	1	0	0	0	0	0	12	16	0.00	0.667
Terry Comutt, R (8, 1) ERA: 13.5	1.0		3	0	0	0	0	0	0	0	0	0	0	3	3	0.00	0.000

BOTTOM

San Francisco Giants @ San Diego Padres
 San Diego Stadium, San Diego, CA
 Tue Apr 12 1977, 9:05 PM EST
 Att. 45,375 - Unknown

AB	28
R	4
H	5
RBI	4
BB	3
SO	5
LOB	6



1B:	4	SF:	0	WP:	0	PA:	31
2B:	0	SAC:	0	PB:	0		
3B:	0	DP:	0	SB:	0		
HR:	1	HBP:	0	CS:	0		

Batter	1	2	3	4	5	6	7	8	9	AB R H RBI BB SO LOB	TOP	
Gary Thomasson, L OBP: 0.214, SLG: 0.462 (1, 8) (8, 7)	0-0 F5		0-0 G3		0-3 K		0-0 2B			4 0 1 0 0 1 2		
Rob Andrews, R OBP: 0.238, SLG: 0.158 (1, 4) BBB	4-0 BB			0-0 5-3		0-0 L6	0-0 4-3			3 0 0 0 1 0 1		
Bill Madlock, R OBP: 0.286, SLG: 0.524 (1, 5) X	0-0 F7			0-0 HR		0-0 1B SF7 1B		0-0 5-3		4 2 2 1 0 0 1		
Darrell Evans, L OBP: 0.500, SLG: 0.750 (1, 7) (8, 3) X	0-0 4-3			0-0 4-3		0-0 1B SF7 1B		0-3 K		4 1 1 0 0 1 1		
Willie McCovey, L OBP: 0.250, SLG: 0.526 Larry Herndon, R OBP: 0.333, SLG: 0.778 (1, 3) (8, 8)		0-0 L4		0-0 G3		0-0 1B SF7		0-3 K		3 0 0 1 0 1 0 0 0 0 0 0 0 0		
Terry Whitfield, L OBP: 0.462, SLG: 0.400 (1, 9) X		0-0 6-3			0-0 1B FC5-2 1B	0-0 1B IBB			0-0 9-5	3 0 2 0 1 0 0		
Johnnie LeMaster, R OBP: 0.250, SLG: 0.182 (1, 6) X			0-0 1-3		0-0 1B F8	0-0 1B			0-0 9-5	4 0 1 1 0 0 2		
Marc Hill, R OBP: 0.571, SLG: 0.615 (1, 2) X			0-0 L8		0-0 1B E9 FC5-2 1B		0-0 1B		0-0 1B	4 0 3 0 0 0 0		
John Montefusco, R OBP: 0.167, SLG: 0.167 (1, 1) X			0-3 K		0-0 1B FC5-2		0-0 6-3		0-3 K	4 0 0 0 0 2 3		
Inning Stats	R: 0 H: 0 E: 0 LOB: 1 K: 0 BB: 1 S: 3 P: 7	R: 0 H: 0 E: 0 LOB: 0 K: 0 BB: 0 S: 3 P: 3	R: 0 H: 0 E: 0 LOB: 0 K: 1 BB: 0 S: 5 P: 5	R: 1 H: 1 E: 0 LOB: 0 K: 0 BB: 0 S: 4 P: 4	R: 0 H: 2 E: 1 LOB: 2 K: 1 BB: 0 S: 7 P: 7	R: 2 H: 3 E: 0 LOB: 2 K: 0 BB: 1 S: 5 P: 9	R: 0 H: 2 E: 0 LOB: 1 K: 0 BB: 0 S: 4 P: 4	R: 0 H: 0 E: 0 LOB: 0 K: 2 BB: 0 S: 7 P: 7	R: 0 H: 2 E: 0 LOB: 1 K: 1 BB: 0 S: 6 P: 6	1B: 7 SF: 1 2B: 3 SAC: 0 3B: 0 DP: 1 HR: 1 HBP: 0	WP: 0 PA: 36 PB: 0 SB: 1 CS: 0	
PITCHER Rick Sawyer, R ERA: 4.5 Butch Metzger, R ERA: 3.0 Dave Tomlin, L ERA:	IP WLS BF H R ER SO BB IBB HBP BLK WP HR S P ERA WHIP											PITCHER IP WLS BF H R ER SO BB IBB HBP BLK WP HR S P ERA WHIP
	(1, 1) 6.0 L 25 6 3 3 2 1 1 0 0 0 1 27 35 4.50 1.167											
	(7, 1) 1.0 4 2 0 0 0 0 0 0 0 0 0 4 4 0.00 2.000											
	(8, 1) 2.0 7 2 0 0 0 3 0 0 0 0 0 0 13 13 0.00 1.000											

San Francisco Giants @ San Diego Padres
San Diego Stadium, San Diego, CA
Wed Apr 13 1977, 9:05 PM EST
Att. 13,230 - Unknown

AB	33
R	3
H	10
RBI	3
BB	2
SO	5
LOB	10



Batter	1	2	3	4	5	6	7	8	9	AB	R	H	RBI	BB	SO	LOB
Gene Richards, L (1, 7) OBP: 0.321, SLG: 0.261	0-3 K ①		0-0 F7 ②		0-0 F4 ②			0-3 K ①		4	0	0	0	0	2	3
Mike Champion, R (1, 4) OBP: 0.321, SLG: 0.250	0-3 K ②		0-3 K ③		0-3 K ③			0-0 6-3 ②		4	0	0	0	0	3	3
Dave Winfield, R (1, 9) OBP: 0.370, SLG: 0.400	0-0 1-3 ③			0-0 5-3 ①		0-0 F9 ①		0-0 4-3 ③		4	0	0	0	0	0	0
George Hendrick, R (1, 8) OBP: 0.481, SLG: 0.478		0-0 F6 ①		4-0 BB		0-0 6-3 ②		0-0 1B		3	0	1	0	1	0	0
Gene Tenace, R (1, 2) OBP: 0.385, SLG: 0.565		0-0 L5 ②		0-3 K ②		0-0 F5 ③		0-0 F7 ①		4	0	0	0	0	1	2
Mike Ivie, R (1, 3) OBP: 0.385, SLG: 0.640		0-0 6-3 ③		0-0 4-3 ③			0-0 F8 ①	0-0 P3 ②		4	0	0	0	0	0	2
Doug Rader, R (1, 5) OBP: 0.520, SLG: 0.737			4-0 SH BB		0-0 6-3 1B 2B		4-0 BB	0-3 K ③		2	1	1	0	2	1	1
Bill Almon, R (1, 6) OBP: 0.174, SLG: 0.174			0-0 F7 ①		0-0 6-3 ①		0-0 F9 ②			2	0	0	0	0	0	2
Jerry Turner, L (7, PH)					2-3					1	0	0	0	0	0	1
Enzo Hernandez, R (8, 6)										0	0	0	0	0	0	0
Rick Sawyer, R (1, 1) OBP: 1.000, SLG: 1.000			0-0 SH		0-0 3-H 1B		0-3 K ③			1	0	1	1	0	0	0
Butch Metzger, R (7, 1)										0	0	0	0	0	0	0
Bobby Valentine, R (7, PH)										1	0	0	0	0	1	1
Dave Tomlin, L (8, 1)										0	0	0	0	0	0	0

Inning Stats	R: 0	H: 0	E: 0	K: 2	S: 7	LOB: 0	BB: 0	P: 7	R: 0	H: 0	E: 0	K: 0	S: 3	LOB: 0	BB: 0	P: 3	R: 0	H: 0	E: 0	K: 1	S: 6	LOB: 2	BB: 1	P: 10	R: 0	H: 0	E: 0	K: 1	S: 5	LOB: 1	BB: 1	P: 9	R: 1	H: 2	E: 0	K: 1	S: 7	LOB: 1	BB: 0	P: 7	R: 0	H: 0	E: 0	K: 0	S: 3	LOB: 0	BB: 0	P: 3	R: 0	H: 0	E: 0	K: 1	S: 5	LOB: 1	BB: 1	P: 9	R: 0	H: 0	E: 0	K: 1	S: 5	LOB: 0	BB: 0	P: 5	R: 0	H: 0	E: 0	K: 1	S: 5	LOB: 0	BB: 0	P: 5	R: 0	H: 1	E: 0	K: 1	S: 6	LOB: 1	BB: 0	P: 6	1B: 2	2B: 1	3B: 0	HR: 0	SF: 0	SAC: 1	DP: 0	HBP: 0	WP: 0	PB: 0	SB: 0	CS: 0	PA: 34	ERA	WHIP
PITCHER John Montefusco, R (1, 1) ERA: 1.8	IP	WLS	BF	H	R	ER	SO	BB	IBB	HBP	BLK	WP	HR	S	P	ERA	WHIP																																																																														
	9.0	W	34	3	1	1	8	3	0	0	0	0	0	47	59	1.00	0.667																																																																														


BOTTOM

San Francisco Giants @ San Diego Padres
San Diego Stadium, San Diego, CA

Wed Apr 13 1977, 9:05 PM EST
Att. 13,230 - Unknown

livebaseballscorecards.com

AB	30
R	1
H	3
RBI	1
BB	3
SO	8
LOB	15



Batter	1	2	3	4	5	6	7	8	9	AB R H RBI BB SO LOB	TOP					
Gary Thomasson, L OBP: 0.263, SLG: 0.444 (1, 8) (8, 7)	0-0 F8		0-0 CS 1B		0-0 G3		0-0 FC1-6 1B		0-0 F9	5 0 2 0 0 0 0	San Francisco Giants @ San Diego Padres San Diego Stadium, San Diego, CA Thu Apr 14 1977, 6:33 AM EST Att: 17,743 - Unknown livebaseballscorecards.com					
Rob Andrews, R OBP: 0.308, SLG: 0.143 (1, 4)	0-0 4-3		4-0 1-2 HR BB		4-0 BLK 1B BB		0-0 FC1-6 FC5-4 1-2f		4-0 G5-4-3 BB	2 2 0 0 3 0 1						
Bill Madlock, R OBP: 0.308, SLG: 0.615 (1, 5)	0-0 F9		0-0 1-H HR		0-0 1-H 1B 1B		0-0 FC5-4 1B 1-2f		0-0 G5-4-3 1-2f	5 3 2 3 0 0 2						
Darrell Evans, L OBP: 0.556, SLG: 0.813 Larry Herndon, R OBP: 0.333, SLG: 0.778 (1, 7) (8, 8)		0-0 2B	0-0 G3-6-3 1B		0-0 F8 1-2		0-0 1-H HR 1B			4 2 3 1 0 0 1 0 0 0 0 0 0 0						
Willie McCovey, L OBP: 0.292, SLG: 0.652 (1, 3)		0-0 F7	0-0 G3-6-3 1-2f		0-0 2-H 1B		0-0 2-H HR			4 1 2 3 0 0 2						
Terry Whitfield, L OBP: 0.412, SLG: 0.429 (1, 9)		0-0 2-H 2B		0-0 F7		0-0 4-3		0-0 4-1		4 0 1 1 0 0 1						
Chris Speier, R OBP: 0.182, SLG: 0.182 (1, 6)		0-0 1B 1B		0-0 6-3		0-0 F9		0-3 K		4 0 1 0 0 1 0						
Marc Hill, R OBP: 0.556, SLG: 0.563 (1, 2)		0-0 1-2 1B		4-0 BB BB		0-0 F9		0-0 F3		3 0 1 0 1 0 0						
Jim Barr, R (1, 1)		0-0 1-3		0-3 K		0-0 1-3		0-0 6-3		4 0 0 0 0 1 3						
Inning Stats	R: 0 E: 0 K: 0 S: 3 H: 0 LOB: 0 BB: 0 P: 3	R: 1 E: 0 K: 0 S: 6 H: 4 LOB: 2 BB: 0 P: 6	R: 2 E: 0 K: 0 S: 4 H: 3 LOB: 0 BB: 1 P: 8	R: 0 E: 0 K: 1 S: 5 H: 0 LOB: 1 BB: 1 P: 9	R: 2 E: 0 K: 0 S: 5 H: 2 LOB: 1 BB: 1 P: 9	R: 0 E: 0 K: 0 S: 3 H: 0 LOB: 0 BB: 0 P: 3	R: 3 E: 0 K: 0 S: 6 H: 3 LOB: 0 BB: 0 P: 6	R: 0 E: 0 K: 1 S: 5 H: 0 LOB: 0 BB: 0 P: 5	R: 0 E: 0 K: 0 S: 2 H: 0 LOB: 0 BB: 1 P: 6	1B: 8 2B: 2 3B: 0 HR: 2 SF: 0 SAC: 0 DP: 2 HBP: 0	WP: 0 PB: 0 SB: 1 CS: 1 PA: 39					
PITCHER	IP WLS BF H R ER SO BB IBB HBP BLK WP HR S P ERA WHIP											PITCHER	IP WLS BF H R ER SO BB IBB HBP BLK WP HR S P ERA WHIP			
Dave Freisleben, R ERA: 5.79 (1, 1)	2.1 L	12 6 3 3 0	1 0 0 0 0	0 0 0 0 0	0 0 0 0 0	0 0 0 0 0	0 0 0 0 0	0 0 0 0 0	0 0 0 0 0	0 0 0 0 0	0 0 0 0 0	0 0 0 0 0	0 0 0 0 0	11 15 11 9 7 11	15.7 3.0	3.0
Tom Griffin, R ERA: 7.71 (3, 1)	2.1	11 3 2 2 1	2 0 0 0 1	0 0 0 0 0	0 0 0 0 0	0 0 0 0 0	0 0 0 0 0	0 0 0 0 0	0 0 0 0 0	0 0 0 0 0	0 0 0 0 0	0 0 0 0 0	0 0 0 0 0	11 19 11 9 9 11	7.7 2.1	2.1
Dave Tomlin, L ERA: (5, 1)	0.1	1 0 0 0 0	0 0 0 0 0	0 0 0 0 0	0 0 0 0 0	0 0 0 0 0	0 0 0 0 0	0 0 0 0 0	0 0 0 0 0	0 0 0 0 0	0 0 0 0 0	0 0 0 0 0	0 0 0 0 0	1 1 1 1 1	0.0 0.0	0.0
Victor Bernal, R ERA: 10.13 (6, 1)	2.0	9 3 3 3 0	0 0 0 0 0	0 0 0 0 0	0 0 0 0 0	0 0 0 0 0	0 0 0 0 0	0 0 0 0 0	0 0 0 0 0	0 0 0 0 0	0 0 0 0 0	0 0 0 0 0	0 0 0 0 0	9 9 9 9 9	13.5 1.5	1.5
Butch Metzger, R ERA: 1.8 (8, 1)	2.0	6 0 0 0 1	0 0 0 0 1	0 0 0 0 0	0 0 0 0 0	0 0 0 0 0	0 0 0 0 0	0 0 0 0 0	0 0 0 0 0	0 0 0 0 0	0 0 0 0 0	0 0 0 0 0	0 0 0 0 0	7 11	0.0 0.5	0.5

Batter	1	2	3	4	5	6	7	8	9	AB R H RBI BB SO LOB
Gene Richards, L (1, 3) OBP: 0.303, SLG: 0.286	0-0 6-3		0-0 FC6-4			0-0 6-3	0-0 6-3		0-0 2B	5 0 1 0 0 0 1
Mike Champion, R (1, 4) OBP: 0.303, SLG: 0.214	0-3 K			0-0 5-3		0-0 6-3		4-0 1B BB	0-3 K	4 1 0 0 1 2 2
Jerry Turner, L (1, 7) OBP: 0.300, SLG: 0.556	0-0 4-3			0-0 3B 1B		0-0 HR		4-0 1B BB	0-0 F9	4 2 2 1 1 0 2
Dave Winfield, R (1, 9) OBP: 0.323, SLG: 0.345		0-3 K		0-3 K		0-0 E1 HBP		0-0 L9		4 0 0 0 0 2 3
George Hendrick, R (1, 8) OBP: 0.484, SLG: 0.538		0-0 6-3		0-0 1-H 3B		1-0 1-2 HBP		0-3 K		3 0 1 1 0 1 2
Gene Tenace, R (1, 2) OBP: 0.367, SLG: 0.519		0-3 K		0-3 K		0-0 F9		0-0 1-3 2-H 1B		4 0 1 1 0 2 3
Mike Ivie, R (1, 5) OBP: 0.333, SLG: 0.552			0-0 E5 FC6-4		0-0 F9		0-0 F9	0-0 6-3		4 0 0 0 0 0 2
Bill Almon, R (1, 6) OBP: 0.154, SLG: 0.154			0-3 K		0-0 6-3		0-3 K		0-0 2B 1B	3 0 0 0 0 2 1
Gary Sutherland, R (9, PH) OBP: 1.000, SLG: 1.000			0-3 K		0-0 6-3		0-0 HR		0-3 K	1 0 1 0 0 0 0
Dave Freisleben, R (1, 1) Tom Griffin, R (3, 1) Dave Tomlin, L (5, 1) Bobby Valentine, R (5, PH) Victor Bernal, R (6, 1) Merv Rettenmund, R (7, PH) Butch Metzger, R (8, 1) Doug Rader, R (9, PH) OBP: 0.500, SLG: 0.700			0-3 K		0-0 6-3				0-3 K	0 0 0 0 0 0 0

Inning Stats	R: 0	H: 0	E: 0	LOB: 0	K: 1	BB: 0	S: 5	P: 5	R: 0	H: 0	E: 0	LOB: 0	K: 2	BB: 0	S: 7	P: 7	R: 0	H: 0	E: 1	LOB: 1	K: 2	BB: 0	S: 8	P: 8	R: 1	H: 2	E: 0	LOB: 1	K: 2	BB: 0	S: 9	P: 9	R: 0	H: 0	E: 0	LOB: 0	K: 0	BB: 0	S: 3	P: 3	R: 1	H: 1	E: 1	LOB: 2	K: 0	BB: 0	S: 5	P: 6	R: 1	H: 1	E: 0	LOB: 0	K: 1	BB: 0	S: 6	P: 6	R: 1	H: 1	E: 0	LOB: 2	K: 1	BB: 2	S: 6	P: 14	R: 0	H: 2	E: 0	LOB: 2	K: 2	BB: 0	S: 9	P: 9	1B: 3	SF: 0	2B: 1	SAC: 0	3B: 1	DP: 0	HR: 2	HBP: 1	WP: 0	PA: 39
PITCHER Jim Barr, R (1, 1) ERA: 5.4	IP	WLS	BF	H	R	ER	SO	BB	IBB	HBP	BLK	WP	HR	S	P	ERA	WHIP	IP	WLS	BF	H	R	ER	SO	BB	IBB	HBP	BLK	WP	HR	S	P	ERA	WHIP																																																

BOTTOM

San Francisco Giants @ San Diego Padres
San Diego Stadium, San Diego, CA
Thu Apr 14 1977, 6:33 AM EST
Att. 17,743 - Unknown

livebaseballscorecards.com

AB	36
R	4
H	7
RBI	4
BB	2
SO	11
LOB	18



Batter	1	2	3	4	5	6	7	8	9	AB	R	H	RBI	BB	SO	LOB	TOP
Pete Rose, S OBP: 0.417, SLG: 0.448 Doug Flynn, R (1, 5) B (8, 5) B	4-0 E 1B SF9 BB		0-0 1B 2B		0-0 1-3	4-0 1-2 BB		0-0 4-3		3 2 1 0 2 0 1 0 0 0 0 0 0 0							
Ken Griffey, L OBP: 0.343, SLG: 0.529 (1, 9) S	0-3 K		0-0 BLK HR 1B		0-0 F7	0-3 K		0-0 L7	5 1 1 1 0 2 4								
Joe Morgan, L OBP: 0.394, SLG: 0.577 (1, 4) X	0-0 E9 SF9 1-3 1B		0-0 HR		4-0 FC6-4 BB		0-0 G3	0-0 HR 1B	4 2 3 2 1 0 0								
George Foster, R OBP: 0.303, SLG: 0.444 (1, 7) X	0-0 SF9		0-0 F8		0-0 FC6-4 1-2f		0-0 F8	0-0 HR	4 1 1 3 0 0 1								
Johnny Bench, R OBP: 0.167, SLG: 0.333 (1, 2) X	0-0 1-3		0-0 5-3		0-0 HR		0-0 1B 2B	0-0 5-3	5 2 2 1 0 0 1								
Dave Concepcion, R OBP: 0.387, SLG: 0.379 (1, 6) S		0-0 G3 S SF8 1B	0-3 K		0-0 1-6-3		0-0 2-H 1B	0-0 F9	5 1 2 1 0 1 0								
Dan Driessen, L OBP: 0.129, SLG: 0.161 (1, 3) X		0-0 G3		0-0 F7		0-0 1B 2B		0-0 6-3	4 0 1 0 0 0 1								
Cesar Geronimo, L OBP: 0.267, SLG: 0.464 (1, 8) X		0-0 SF8		0-0 F9		0-0 BB 1B		0-0 F7	3 0 1 1 0 0 0								
Fred Norman, S Santo Alcala, R Champ Summers, L (6, PH) Pedro Borbon, R OBP: 1.000, SLG: 1.500 Rawly Eastwick, R (1, 1) (3, 1) (6, PH) (6, 1) (8, 1)		0-0 P4		0-0 5-3		0-0 P5		0-0 1B	1 0 0 0 0 0 0 1 0 0 0 0 0 0 1 0 0 0 0 0 2 1 0 1 0 0 0 0 0 0 0 0 0 0 0								

Inning Stats	R: 1	H: 1	R: 1	H: 1	R: 3	H: 3	R: 0	H: 0	R: 1	H: 3	R: 1	H: 2	R: 0	H: 1	R: 2	H: 2	1B: 7	SF: 2	WP: 0	PA: 42
	E: 1	LOB: 1	E: 0	LOB: 0	E: 0	LOB: 0	E: 0	LOB: 1	E: 0	LOB: 3	E: 0	LOB: 1	E: 0	LOB: 1	E: 0	LOB: 0	2B: 3	SAC: 0	PB: 0	
	K: 1	BB: 1	K: 0	BB: 0	K: 1	BB: 0	K: 0	BB: 1	K: 1	BB: 1	K: 0	BB: 0	K: 0	BB: 0	K: 0	BB: 0	3B: 0	DP: 0	SB: 1	
	S: 6	P: 10	S: 4	P: 4	S: 8	P: 8	S: 3	P: 3	S: 8	P: 12	S: 4	P: 4	S: 4	P: 4	S: 5	P: 5	HR: 3	HBP: 0	CS: 0	

PITCHER	IP	WLS	BF	H	R	ER	SO	BB	IBB	HBP	BLK	WP	HR	S	P	ERA	WHIP
Brent Strom, L ERA: 10.57 (1, 1)	2.0		12	5	5	4	1	1	0	0	1	0	1	13	17	18.00	3.000
Dave Freisleben, R ERA: 4.97 (3, 1)	3.1	L	14	3	1	1	1	1	0	0	0	0	1	15	19	2.70	1.200
Rollie Fingers, R ERA: 1.35 (6, 1)	2.2		11	3	1	1	1	1	0	0	0	0	0	12	16	3.38	1.500
Butch Metzger, R ERA: 4.5 (9, 1)	1.0		5	2	2	2	0	0	0	0	0	0	1	5	5	18.00	2.000

PITCHER	IP	WLS	BF	H	R	ER	SO	BB	IBB	HBP	BLK	WP	HR	S	P	ERA	WHIP
---------	----	-----	----	---	---	----	----	----	-----	-----	-----	----	----	---	---	-----	------

Cincinnati Reds @ San Diego Padres
San Diego Stadium, San Diego, CA
Fri Apr 15 1977, 9:05 PM EST
Att. 28,330 - Unknown

AB	37
R	9
H	13
RBI	9
BB	3
SO	3
LOB	10



WP	0	PA	42
PB	0		
SB	1		
CS	0		

Batter	1	2	3	4	5	6	7	8	9	AB	R	H	RBI	BB	SO	LOB
Jerry Turner, L (1, 7) OBP: 0.333, SLG: 0.462	4-0 FC6-4 BB		0-0 WP 1B	0-0 L6			0-0 F8		0-0 P6	4	1	1	0	1	0	0
Mike Champion, R (1, 4) OBP: 0.297, SLG: 0.194 Dave Roberts, R (9, PH)	0-3 K		4-0 1B BB		0-0 P4		0-0 L3		0-3 K	3	0	0	0	1	1	1
Dave Winfield, R (1, 9) OBP: 0.343, SLG: 0.364	0-3 K		0-0 1B		0-0 E S 1B		0-0 6-3			4	1	2	1	0	1	1
George Hendrick, R (1, 8) OBP: 0.457, SLG: 0.500	0-0 FC6-4		0-3 K		0-0 F9			0-0 1B 1B		4	0	1	0	0	1	4
Gene Tenace, R (1, 2)		0-0 F7		0-3 K		0-0 1B		0-0 F7		4	0	1	1	0	1	3
Mike Ivie, R (1, 3) OBP: 0.333, SLG: 0.563 Rollie Fingers, R (6, 1) Merv Rettenmund, R (8, PH) Enzo Hernandez, R (9, 6)		0-0 1-3		0-0 3B 2B		0-0 F8		0-0 1B		3	1	1	0	0	0	1
Doug Rader, R (1, 5) OBP: 0.433, SLG: 0.583		0-0 F2		0-0 6-3		0-0 6-3		0-0 F8		4	0	0	0	0	0	3
Bill Almon, R (1, 6) OBP: 0.207, SLG: 0.276 Bobby Valentine, R (8, PH) Butch Metzger, R (9, 1)			0-0 1B WP 1B	0-0 2-H SH3-4 3B		0-3 K		0-0 1-3		3	2	2	1	0	1	0
Brent Strom, R (1, 1) Dave Freisleben, R (3, 1) Gene Richards, L (6, 3)			0-0 F9	0-0 SH3-4		0-0 G3			0-3 K	0	0	0	0	0	0	0
				0-0 3-H						1	0	0	1	0	0	1
										2	0	0	0	0	1	0

Inning Stats	R: 0	H: 0	E: 0	K: 2	S: 7	LOB: 1	BB: 1	P: 11	R: 0	H: 0	E: 0	K: 0	S: 3	LOB: 0	BB: 0	P: 3	R: 2	H: 3	E: 0	K: 2	S: 10	LOB: 2	BB: 1	P: 14	R: 2	H: 2	E: 0	K: 0	S: 5	LOB: 0	BB: 0	P: 5	R: 1	H: 2	E: 0	K: 0	S: 5	LOB: 1	BB: 0	P: 5	R: 0	H: 0	E: 0	K: 1	S: 5	LOB: 0	BB: 0	P: 5	R: 0	H: 0	E: 0	K: 0	S: 3	LOB: 0	BB: 0	P: 3	R: 0	H: 2	E: 0	K: 0	S: 5	LOB: 2	BB: 0	P: 5	R: 0	H: 0	E: 0	K: 2	S: 7	LOB: 0	BB: 0	P: 7	1B: 7	SF: 0	2B: 1	SAC: 1	3B: 1	DP: 0	HR: 0	HBP: 0
--------------	------	------	------	------	------	--------	-------	-------	------	------	------	------	------	--------	-------	------	------	------	------	------	-------	--------	-------	-------	------	------	------	------	------	--------	-------	------	------	------	------	------	------	--------	-------	------	------	------	------	------	------	--------	-------	------	------	------	------	------	------	--------	-------	------	------	------	------	------	------	--------	-------	------	------	------	------	------	------	--------	-------	------	-------	-------	-------	--------	-------	-------	-------	--------


PITCHER	IP	WLS	BF	H	R	ER	SO	BB	IBB	HBP	BLK	WP	HR	S	P	ERA	WHIP
Fred Norman, L (1, 1) ERA: 5.4	2.1		10	2	2	2	2	1	0	0	0	0	0	13	17	7.71	1.286
Santo Alcala, R (3, 1) ERA: 11.81	2.2	W	14	5	3	3	2	1	0	0	0	1	0	17	21	10.12	2.250
Pedro Borbon, R (6, 1) ERA: 2.0	2.1		9	2	0	0	1	0	0	0	0	0	0	11	11	0.00	0.857
Rawly Eastwick, R (8, 1) ERA: 3.12	1.2	S	5	0	0	0	2	0	0	0	0	0	0	9	9	0.00	0.000

BOTTOM

Cincinnati Reds @ San Diego Padres
 San Diego Stadium, San Diego, CA

Fri Apr 15 1977, 9:05 PM EST
 Att. 28,330 - Unknown

AB 35
 R 5
 H 9
 RBI 4
 BB 2
 SO 7
 LOB 16



WP: 1 PA: 38
 PB: 0
 SB: 1
 CS: 0

ERA WHIP

Batter	1	2	3	4	5	6	7	8	9	AB R H RBI BB SO LOB		
Pete Rose, S (1, 5) OBP: 0.425, SLG: 0.455 Doug Flynn, R (7, 5) OBP: 1.000, SLG: 1.000	0-0 FC3-6 1B 1B		0-0 1B HR 1B		0-0 F7		0-0 FC3-6 1-2f		0-0 1B 1-2 1B	4 1 2 0 0 0 1 1 0 1 0 0 0 0		
Ken Griffey, L (1, 9) OBP: 0.375, SLG: 0.538	0-0 FC3-6 1-2 1B		0-0 1-3 HR 1B		0-0 4-3		0-0 G3		0-0 1-2 2-H 1B	5 1 3 0 0 0 1		
Joe Morgan, L (1, 4) OBP: 0.378, SLG: 0.633	0-0 FC3-6 1-2f 2-3		0-0 1-H 3-H HR		0-0 G1			0-0 P5		4 1 1 3 0 0 2		
George Foster, R (1, 7) OBP: 0.270, SLG: 0.387	0-0 L6-3 1-2		0-0 6-3		0-0 1-6-3			0-0 4-3		4 0 0 0 0 0 2		
Johnny Bench, R (1, 2) OBP: 0.250, SLG: 0.346		0-0 F8	4-0 CS BB		4-0 FC5-4 BB			0-0 1B		2 0 1 0 2 0 0		
Dave Concepcion, R (1, 6) OBP: 0.371, SLG: 0.364		0-0 1B E 1B	0-0 F7 1-2		0-0 F8			0-0 G3		4 1 1 0 0 0 3		
Bob Bailey, R (1, 3) OBP: 0.500, SLG: 0.333 Dan Driessen, L (9, PH) OBP: 0.125, SLG: 0.156		0-0 FC3-6 1-2 1B		0-0 F8		0-0 FC5-4 1-2f		0-0 P6		3 0 1 0 0 0 1 1 0 0 0 0 0 0		
Cesar Geronimo, L (1, 8) OBP: 0.265, SLG: 0.438		0-0 FC3-6 1-2f 2-H		0-3 K		0-0 4-3		0-0 1B 1B		4 0 1 0 0 1 1		
Woodie Fryman, R (1, 1) OBP: 0.143, SLG: 0.143 Dale Murray, R (7, 1) Mike Lum, L (9, PH) OBP: 0.200, SLG: 0.200 Rawly Eastwick, R (9, 1)		0-0 4-3		0-3 K		0-0 FC3-6 1B		0-0 F9		3 0 1 0 0 1 1 0 0 0 0 0 0 0 1 0 0 0 0 0 1 0 0 0 0 0 0 0		
Inning Stats	R: 0 H: 2 E: 0 LOB: 1 K: 0 BB: 0 S: 4 P: 4	R: 1 H: 2 E: 1 LOB: 1 K: 0 BB: 0 S: 5 P: 5	R: 3 H: 3 E: 0 LOB: 0 K: 0 BB: 1 S: 5 P: 9	R: 0 H: 0 E: 0 LOB: 0 K: 2 BB: 0 S: 7 P: 7	R: 0 H: 0 E: 0 LOB: 0 K: 0 BB: 0 S: 3 P: 3	R: 0 H: 0 E: 0 LOB: 1 K: 0 BB: 1 S: 3 P: 7	R: 0 H: 1 E: 0 LOB: 1 K: 0 BB: 0 S: 4 P: 4	R: 0 H: 1 E: 0 LOB: 1 K: 0 BB: 0 S: 4 P: 4	R: 0 H: 3 E: 0 LOB: 2 K: 0 BB: 0 S: 5 P: 5	1B: 11 SF: 0 2B: 1 SAC: 0 3B: 0 DP: 1 HR: 1 HBP: 0		
PITCHER Randy Jones, L (1, 1) ERA: 5.87 Tom Griffin, R (3, 1) ERA: 3.0 Dave Tomlin, L (7, 1) ERA: Rollie Fingers, R (9, 1) ERA: 1.17	IP WLS BF H R ER SO BB IBB HBP BLK WP HR S P ERA WHIP											PITCHER IP WLS BF H R ER SO BB IBB HBP BLK WP HR S P ERA WHIP

Cincinnati Reds @ San Diego Padres
San Diego Stadium, San Diego, CA

Sat Apr 16 1977, 9:05 PM EST
Att: 41,029 - Unknown

AB	36
R	4
H	12
RBI	3
BB	2
SO	2
LOB	13




WP: 0	PA: 38
PB: 0	
SB: 0	
CS: 1	

Batter	1	2	3	4	5	6	7	8	9	AB	R	H	RBI	BB	SO	LOB	BOTTOM																					
Jerry Turner, L (1, 7) Enzo Hernandez, R (9, 6)	0-0 4-3	0-3 K		0-3 K2-3			0-0 3B 1B	0-0 1B		5	1	2	0	0	2	2																						
Bill Almon, R (1, 6) Bobby Valentine, R (8, PH) Rollie Fingers, R (9, 1)	0-0 F9 1B		0-0 FC4-6 1B		0-3 K		4-0 3B 1-2 BB	0-0 1-3		3	1	2	0	1	1	0																						
Dave Winfield, R (1, 9)	0-0 F9 1-3		4-0 FC4-6 1-2 BB		0-0 6-3		0-0 SF9 3B 1-H 2-H		0-0 2B	4	1	2	2	1	0	1																						
George Hendrick, R (1, 8) Gene Tenace, R (1, 3)	4-0 BB		0-0 FC4-6 1-2f 2-3		0-0 1B		0-3 K		0-0 2B 1B	4	1	2	0	1	1	3																						
Gene Tenace, R (1, 3) Doug Rader, R (1, 5)	0-0 L7		4-0 G5-4-3 1-2 BB		0-0 F8		0-0 SF9		0-0 2B 1B	3	0	1	1	1	0	3																						
Doug Rader, R (1, 5) Dave Roberts, R (1, 2)		0-0 HR	0-0 G5-4-3 1-2f		0-0 1B		4-0 FC6-4 BB		0-3 K	4	1	2	1	1	1	5																						
Dave Roberts, R (1, 2) Mike Champion, R (1, 4)		0-0 F9		0-3 K		0-3 K	0-0 FC6-4 1-2f		0-0 2B	5	0	1	1	0	2	2																						
Mike Champion, R (1, 4) Randy Jones, R (1, 1) Tom Griffin, R (3, 1) Merv Rettenmund, R (6, PH) Dave Tomlin, L (7, 1) Gene Richards, L (8, PH)		4-0 SH3-4 BB		0-0 2B		0-0 L9		0-3 K		3	0	1	0	1	1	1																						
Randy Jones, R (1, 1) Tom Griffin, R (3, 1) Merv Rettenmund, R (6, PH) Dave Tomlin, L (7, 1) Gene Richards, L (8, PH)		0-0 SH3-4		0-0 6-3		0-0 F9		0-3 K		0	0	0	0	0	0	0																						
Inning Stats	R: 0 E: 0 K: 0 S: 4	H: 1 LOB: 2 BB: 1 P: 8	R: 1 E: 0 K: 1 S: 6	H: 1 LOB: 1 BB: 1 P: 10	R: 0 E: 0 K: 0 S: 3	H: 1 LOB: 2 BB: 2 P: 11	R: 0 E: 0 K: 2 S: 8	H: 1 LOB: 1 BB: 0 P: 8	R: 0 E: 0 K: 1 S: 6	H: 1 LOB: 1 BB: 0 P: 6	R: 3 E: 0 K: 1 S: 7	H: 2 LOB: 1 BB: 2 P: 15	R: 0 E: 0 K: 2 S: 8	H: 1 LOB: 1 BB: 0 P: 8	R: 1 E: 0 K: 1 S: 7	H: 4 LOB: 2 BB: 0 P: 7	1B: 8 2B: 3 3B: 1 HR: 1	SF: 1 SAC: 1 DP: 1 HBP: 0	WP: 0 PB: 0 SB: 1 CS: 0	PA: 43																		
PITCHER	IP	WLS	BF	H	R	ER	SO	BB	IBB	HBP	BLK	WP	HR	S	P	ERA	WHIP	PITCHER		IP	WLS	BF	H	R	ER	SO	BB	IBB	HBP	BLK	WP	HR	S	P	ERA	WHIP		
Woodie Fryman, L (1, 1) ERA: 5.19	6.0		29	7	3	3	5	5	0	0	0	0	1	34	54	4.50	2.000																					
Dale Murray, R (7, 1) ERA: 6.48	2.0		9	2	1	1	3	1	0	0	0	0	0	14	18	4.50	1.500																					
Rawly Eastwick, R (9, 1) ERA: 3.86	0.2	L	5	4	1	1	1	0	0	0	0	0	0	7	7	13.50	6.000																					

Cincinnati Reds @ San Diego Padres
San Diego Stadium, San Diego, CA
Sat Apr 16 1977, 9:05 PM EST
Att. 41,029 - Unknown

AB	35
R	5
H	13
RBI	5
BB	6
SO	9
LOB	20



Batter	1	2	3	4	5	6	7	8	9	AB R H RBI BB SO LOB	TOP									
Pete Rose, S (1, 5) OBP: 0.409, SLG: 0.444 Doug Flynn, R (7, 5) OBP: 1.000, SLG: 1.000	0-0 E 1B	0-0 F8		0-0 F8			0-0 SF9			3 1 1 1 0 0 2 0 0 0 0 0 0 0										
Ken Griffey, L (1, 9) OBP: 0.341, SLG: 0.488	0-0 E5 1B	0-0 F7			0-0 F5		0-0 G1-6-3			4 1 0 0 0 0 3										
Joe Morgan, L (1, 4) OBP: 0.390, SLG: 0.618	0-0 E3 1B		0-3 K		0-0 CS 1B			0-0 G5-4-3 1B		4 1 2 0 0 1 1										
George Foster, R (1, 8) OBP: 0.293, SLG: 0.429	0-0 G5-4-3 1B		0-0 K		0-3 K			0-0 G5-4-3		4 0 2 2 0 1 2										
Johnny Bench, R (1, 3) OBP: 0.281, SLG: 0.345	4-0 G5-4-3 BB		0-0 P4			0-0 F9		0-0 1B		3 0 1 0 1 0 1										
Dave Concepcion, R (1, 6) OBP: 0.333, SLG: 0.324	0-0 G5-4-3		0-3 K			0-0 F8		0-0 F9		4 0 0 0 0 1 4										
Ed Armbrister, R (1, 7) OBP: 0.400, SLG: 0.250 Cesar Geronimo, L (6, 8) OBP: 0.257, SLG: 0.424	0-0 F9			0-0 CS 1B		0-3 K			0-0 F8	3 0 1 0 0 1 1 1 0 0 0 0 0 0	AB 34 R 4 H 10 RBI 3 BB 1 SO 5 LOB 15									
Bill Plummer, R (1, 2) OBP: 0.231, SLG: 0.308		0-3 K		0-0 F8			0-0 1B SF9 2B		0-0 F9	4 1 1 0 0 1 1										
Pat Zachry, R (1, 1) OBP: 0.400, SLG: 0.400		0-0 E2		0-0 1B			0-0 G1-6-3 1B		0-0 4-3	4 0 2 0 0 0 0										
Inning Stats	R: 3 E: 2 K: 0 S: 6	H: 2 LOB: 1 BB: 1 P: 10	R: 0 E: 1 K: 1 S: 6	H: 0 LOB: 1 BB: 0 P: 6	R: 0 E: 0 K: 2 S: 8	H: 1 LOB: 1 BB: 0 P: 8	R: 0 E: 1 K: 0 S: 4	H: 2 LOB: 1 BB: 0 P: 4	R: 0 E: 0 K: 1 S: 5	H: 0 LOB: 0 BB: 0 P: 5	R: 1 E: 0 K: 0 S: 4	H: 2 LOB: 0 BB: 0 P: 4	R: 0 E: 0 K: 0 S: 4	H: 2 LOB: 1 BB: 0 P: 4	R: 0 E: 0 K: 0 S: 3	H: 0 LOB: 0 BB: 0 P: 3	1B: 8 2B: 2 3B: 0 HR: 0	SF: 1 SAC: 0 DP: 3 HBP: 0	WP: 0 PB: 0 SB: 0 CS: 2	PA: 36
PITCHER	IP WLS BF H R ER SO BB IBB HBP BLK WP HR S P ERA WHIP																			
Bob Shirley, L (1, 1) ERA: 0.54	8.0 L 33 10 4 1 5 1 0 0 0 0 0 0 42 46 1.12 1.375																			
Dave Tomlin, L (9, 1) ERA:	1.0 3 0 0 0 0 0 0 0 0 0 0 0 3 3 0.00 0.000																			

Cincinnati Reds @ San Diego Padres
San Diego Stadium, San Diego, CA
 Sun Apr 17 1977, 6:33 AM EST
 Att: 42,142 - Unknown

livebaseballscorecards.com

Batter	1	2	3	4	5	6	7	8	9	AB	R	H	RBI	BB	SO	LOB
--------	---	---	---	---	---	---	---	---	---	----	---	---	-----	----	----	-----

Gene Richards, L (1, 3) <small>OBP: 0.250, SLG: 0.229</small>										4	0	0	0	0	0	3
Bill Almon, R (1, 6) <small>OBP: 0.306, SLG: 0.400</small> Merv Rettenmund, R (9, PH) <small>OBP: 0.400, SLG: 1.000</small>										3	1	2	0	0	0	1
Jerry Turner, L (1, 7) <small>OBP: 0.333, SLG: 0.409</small>										4	0	1	1	0	0	1
Dave Winfield, R (1, 9) <small>OBP: 0.364, SLG: 0.439</small>										4	0	1	0	0	0	2
George Hendrick, R (1, 8) <small>OBP: 0.455, SLG: 0.474</small>										4	0	1	0	0	1	1
Gene Tenace, R (1, 2) <small>OBP: 0.326, SLG: 0.421</small>										4	0	0	0	0	1	3
Doug Rader, R (1, 5) <small>OBP: 0.447, SLG: 0.633</small>										2	0	0	0	1	2	0
Mike Champion, R (1, 4) <small>OBP: 0.326, SLG: 0.250</small> Dave Roberts, R (8, PH) <small>OBP: 0.143, SLG: 0.286</small> (9, 4)										2	0	1	0	0	1	0
Bob Shirley, R (1, 1) <small>OBP: 0.286, SLG: 0.167</small> Bobby Valentine, R (8, PH) Dave Tomlin, L (9, 1)										1	0	0	0	0	0	1
										0	0	0	0	0	0	0

Inning Stats	R: 1 E: 0 K: 0 S: 4	H: 2 LOB: 0 BB: 0 P: 4	R: 0 E: 0 K: 2 S: 7	H: 0 LOB: 0 BB: 0 P: 7	R: 0 E: 0 K: 1 S: 5	H: 1 LOB: 0 BB: 0 P: 5	R: 0 E: 0 K: 0 S: 3	H: 1 LOB: 0 BB: 0 P: 3	R: 0 E: 0 K: 2 S: 7	H: 0 LOB: 0 BB: 0 P: 7	R: 0 E: 0 K: 1 S: 6	H: 1 LOB: 1 BB: 0 P: 6	R: 0 E: 0 K: 0 S: 4	H: 1 LOB: 1 BB: 0 P: 4	R: 0 E: 0 K: 0 S: 3	H: 0 LOB: 1 BB: 1 P: 7	R: 0 E: 1 K: 0 S: 5	H: 1 LOB: 2 BB: 0 P: 5	1B: 6 2B: 0 3B: 1 HR: 0	SF: 0 SAC: 0 DP: 2 HBP: 0	WP: 0 PB: 0 SB: 0 CS: 1	PA: 34
--------------	------------------------------	---------------------------------	------------------------------	---------------------------------	------------------------------	---------------------------------	------------------------------	---------------------------------	------------------------------	---------------------------------	------------------------------	---------------------------------	------------------------------	---------------------------------	------------------------------	---------------------------------	------------------------------	---------------------------------	----------------------------------	------------------------------------	----------------------------------	--------

PITCHER	Pat Zachry, R (1, 1) ERA: 3.0	IP: 9.0 WLS: W BF: 33 H: 7 R: 1 ER: 1 SO: 6 BB: 1 IBB: 0 HBP: 0 BLK: 0 WP: 0 HR: 0 S: 44 P: 48 ERA: 1.00 WHIP: 0.889
---------	----------------------------------	--

BOTTOM

Cincinnati Reds @ San Diego Padres
 San Diego Stadium, San Diego, CA
 Sun Apr 17 1977, 6:33 AM EST
 Att. 42,142 - Unknown

livebaseballscorecards.com

AB	32
R	1
H	7
RBI	1
BB	1
SO	6
LOB	14



Batter	1	2	3	4	5	6	7	8	9	AB R H RBI BB SO LOB	TOP			
Gene Richards, L OBP: 0.244, SLG: 0.205 (1, 3) (9, 8)	0-0 4-3		0-0 4-3		0-0 1B BB			0-0 4-3		4 1 0 0 1 0 3				
Bill Almon, R OBP: 0.293, SLG: 0.375 (1, 6) (9, 8)	0-0 5-3		0-3 K		0-0 F8 1B HR 1B	0-3 K		0-0 6-3		5 1 1 0 0 2 1				
Jerry Turner, L OBP: 0.310, SLG: 0.370 (1, 7) (9, 8)	0-3 K			0-3 K	0-0 BB HR 1B	0-3 K		0-0 4-3		5 1 1 2 0 3 0				
Dave Winfield, R OBP: 0.367, SLG: 0.435 (1, 9) (9, 8)		0-0 F7		0-0 HR 1B	0-0 F8			0-0 F7		5 2 2 0 0 0 2				
George Hendrick, R OBP: 0.458, SLG: 0.537 Bobby Valentine, R (9, PH) (9, 3)		0-3 K		0-0 5-3	4-0 HR BB		0-0 HR		0-0 4-3	3 2 1 1 1 1 1 1 0 0 0 0 0 1				
Gene Tenace, R OBP: 0.375, SLG: 0.595 (1, 2) (9, 8)		0-0 HR		4-0 HR BB	0-0 HR		0-0 4-3 1B		0-3 K	4 3 3 5 1 1 1				
Doug Rader, R OBP: 0.465, SLG: 0.706 (1, 5) (9, 8)		0-3 K		0-0 HR BB	4-0 HR BB		0-0 4-3		0-0 2B 1B	4 1 2 4 1 1 1				
Mike Champion, R OBP: 0.333, SLG: 0.293 (1, 4) (9, 8)			0-0 SH3-4 1B	0-0 4-3	0-3 K		0-3 K		0-0 1-3 2B	5 0 2 0 0 2 2				
Rick Sawyer, R OBP: 1.000, SLG: 1.000 Butch Metzger, R Rollie Fingers, R (1, 1) (6, 1) (7, 1)			0-0 SH3-4		0-0 1B BB		0-3 K		0-3 K	2 1 2 0 0 0 0 1 0 0 0 0 1 1 1 0 0 0 0 1 2				
Inning Stats	R: 0 E: 0 K: 1 S: 5 H: 0 LOB: 0 BB: 0 P: 5	R: 1 E: 0 K: 2 S: 8 H: 1 LOB: 0 BB: 0 P: 8	R: 0 E: 0 K: 1 S: 6 H: 1 LOB: 1 BB: 0 P: 6	R: 3 E: 0 K: 1 S: 7 H: 2 LOB: 0 BB: 1 P: 11	R: 6 E: 0 K: 1 S: 10 H: 5 LOB: 2 BB: 3 P: 22	R: 0 E: 0 K: 2 S: 7 H: 0 LOB: 0 BB: 0 P: 7	R: 1 E: 0 K: 2 S: 9 H: 2 LOB: 1 BB: 0 P: 9	R: 0 E: 0 K: 0 S: 3 H: 0 LOB: 0 BB: 0 P: 3	R: 1 E: 1 K: 2 S: 10 H: 3 LOB: 2 BB: 0 P: 10	1B: 9 2B: 1 3B: 0 HR: 4 SF: 0 SAC: 1 DP: 0 HBP: 0	WP: 0 PB: 0 SB: 0 CS: 0 PA: 45			
PITCHER	IP WLS BF H R ER SO BB IBB HBP BLK WP HR S P ERA WHIP												PITCHER	IP WLS BF H R ER SO BB IBB HBP BLK WP HR S P ERA WHIP
Frank LaCorte, R ERA: 9.0 (1, 1)	4.0 L 21 7 8 8 5 2 0 0 0 0 0 2 29 37 18.00 2.250													
Bob Johnson, R ERA: 11.57 (5, 1)	1.0 7 2 2 2 1 2 0 0 0 0 0 1 7 15 18.00 4.000													
Buzz Capra, R ERA: 16.2 (6, 1)	1.0 3 0 0 0 2 0 0 0 0 0 0 0 7 7 0.00 0.000													
Mike Marshall, R ERA: 8.44 (7, 1)	2.0 8 2 1 1 2 0 0 0 0 0 0 1 12 12 4.50 1.000													
Jamie Easterly, L ERA: 6.0 (9, 1)	1.0 6 3 1 1 2 0 0 0 0 0 0 0 10 10 9.00 3.000													

San Diego Padres @ Atlanta Braves
Atlanta-Fulton County Stadium, Atlanta, GA

Mon Apr 18 1977, 6:05 PM EST
Att. 3,933 - Unknown

livebaseballscorecards.com

AB	40
R	12
H	14
RBI	12
BB	4
SO	12
LOB	15



Batter	1	2	3	4	5	6	7	8	9	AB	R	H	RBI	BB	SO	LOB
Rowland Office, L OBP: 0.298, SLG: 0.295 (1, 8)	4-0 FC1-6 BB		0-0 FC5 1B		0-0 G5-4-3 1B	0-0 L9		0-0 4-3		4	0	2	0	1	0	1
Jerry Royster, R OBP: 0.283, SLG: 0.326 (1, 5)	0-0 FC1-6 CS 1-2f		0-0 FC5 1-2 2-3f		0-0 G5-4-3 1-2f		0-0 5-3		0-0 9-3 1B	5	0	1	0	0	0	5
Willie Montanez, L OBP: 0.318, SLG: 0.452 (1, 3)	0-0 HR 1-2		0-0 F9			0-0 G3	0-0 F9		0-0 9-3 1-2f	5	1	1	1	0	0	3
Jeff Burroughs, R OBP: 0.364, SLG: 0.568 (1, 9)	0-0 4-3			0-3 K		0-0 1B 2B 1B	4-0 BB 1B BB		0-0 HR	4	2	2	1	1	1	0
Gary Matthews, R OBP: 0.477, SLG: 0.462 (1, 7)		4-0 L6-3 BB		0-0 F8		0-0 2B 2B 1B	0-0 BB 1B		0-3 K	4	1	2	0	1	1	0
Biff Pocaroba, S OBP: 0.308, SLG: 0.273 (1, 2)		0-0 L6-3 1-2		0-0 1B		0-0 2B 2B	4-0 BB			3	1	2	1	1	0	1
Rod Gilbreath, R OBP: 0.317, SLG: 0.316 (1, 4)		0-3 K		0-0 F8		0-0 1B 2B	0-3 K			4	1	1	2	0	2	4
Pat Rockett, R OBP: 0.436, SLG: 0.429 (1, 6)			0-0 FC5 SH3-4 1B		4-0 1B BB	0-3 K		0-0 F8		3	0	1	0	1	1	1
Frank LaCorte, R OBP: 1.000, SLG: 0.500 (5, 1)			0-0 SH3-4		0-0 L5	0-0 1B		0-0 F8		0	0	0	0	0	0	0
Bob Johnson, L (5, 1)										0	0	0	0	0	0	0
Tom Paciorek, R (5, PH)										0	0	0	0	0	0	1
Buzz Capra, R (6, 1)										0	0	0	0	0	0	0
Junior Moore, R OBP: 1.000, SLG: 1.000 (6, PH)										1	0	1	1	0	0	0
Mike Marshall, R OBP: 1.000, SLG: 1.000 (7, 1)										0	0	0	0	0	0	0
Brian Asselstine, L (8, PH)										1	0	0	0	0	0	0
Jamie Easterly, L (9, 1)										0	0	0	0	0	0	0

Inning Stats	R: 1	H: 1	E: 0	K: 0	S: 3	H: 1	LOB: 0	BB: 1	P: 7	R: 0	H: 0	E: 0	K: 1	S: 4	R: 0	H: 2	E: 0	K: 0	S: 5	R: 0	H: 1	E: 0	K: 1	S: 6	R: 0	H: 1	E: 0	K: 0	S: 3	R: 4	H: 5	E: 0	K: 1	S: 10	R: 0	H: 1	E: 0	K: 1	S: 6	R: 0	H: 1	E: 0	K: 1	S: 6	R: 0	H: 0	E: 0	K: 0	S: 3	R: 1	H: 2	E: 0	K: 1	S: 6	1B: 9	SF: 0	2B: 4	SAC: 1	3B: 0	DP: 3	HR: 2	HBP: 0	WP: 0	PA: 41
--------------	------	------	------	------	------	------	--------	-------	------	------	------	------	------	------	------	------	------	------	------	------	------	------	------	------	------	------	------	------	------	------	------	------	------	-------	------	------	------	------	------	------	------	------	------	------	------	------	------	------	------	------	------	------	------	------	-------	-------	-------	--------	-------	-------	-------	--------	-------	--------

PITCHER	IP	WLS	BF	H	R	ER	SO	BB	IBB	HBP	BLK	WP	HR	S	P	ERA	WHIP
Rick Sawyer, R ERA: 6.17 (1, 1)	5.2	W	27	10	5	5	3	3	0	0	0	0	1	30	42	7.94	2.294
Butch Metzger, R ERA: 3.86 (6, 1)	1.0		6	1	0	0	0	2	0	0	0	0	0	4	12	0.00	3.000
Rollie Fingers, R ERA: 1.8 (7, 1)	2.1		8	2	1	1	2	0	0	0	0	0	1	12	12	3.86	0.857

BOTTOM

San Diego Padres @ Atlanta Braves
Atlanta-Fulton County Stadium, Atlanta, GA
Mon Apr 18 1977, 6:05 PM EST
Att. 3,933 - Unknown

livebaseballscores.com

AB	35
R	6
H	13
RBI	6
BB	5
SO	5
LOB	16



WP: 0	PA: 41
PB: 0	
SB: 0	
CS: 1	

Batter	1	2	3	4	5	6	7	8	9	AB R H RBI BB SO LOB	TOP	
Jerry Turner, L (1, 7) OBP: 0.303, SLG: 0.355	0-3 K2-3		0-0 SH1-3 6-3 1B		0-3 K			0-0 FC6-4 1-2f		4 1 1 0 0 2 2		
Bill Almon, R (1, 6) Merv Rettenmund, R (8, PH) Enzo Hernandez, R (8, 6)	0-0 FC3-2 1B		0-0 SH1-3 1-2		0-0 1-3			0-0 F9		2 0 1 0 0 0 1 1 0 0 0 0 0 1 0 0 0 0 0 0 0		
Dave Winfield, R (1, 9) OBP: 0.340, SLG: 0.400	0-0 FC3-2 1B 1-H		0-0 6-3 2-H			0-0 F5		0-3 K		4 0 0 1 0 1 2		
George Hendrick, R (1, 8) OBP: 0.442, SLG: 0.511	0-0 1-3 1B		0-0 6-3			0-3 K		0-3 K		4 0 1 0 0 2 0		
Gene Tenace, R (1, 2) OBP: 0.346, SLG: 0.543	0-0 4-3			0-0 F7		0-3 K		0-3 K		4 0 0 0 0 2 2		
Mike Ivie, R (1, 3) OBP: 0.324, SLG: 0.528		0-0 2-3 1B		0-0 L8		0-0 4-3		0-0 F7		4 0 1 0 0 0 0		
Doug Rader, R (1, 5) OBP: 0.435, SLG: 0.649				0-3 K		0-3 K				3 0 0 0 0 2 1		
Mike Champion, R (1, 4) OBP: 0.314, SLG: 0.273		0-0 2-3 1-2		0-3 K		0-0 F4				3 0 0 0 0 1 1		
Dave Freisleben, R (1, 1) Bobby Valentine, R (8, PH) Dave Tomlin, L (8, 1)		0-0 F3			0-0 1B			4-0 FC6-4 BB		2 0 1 0 0 0 1 0 0 0 0 1 0 0 0 0 0 0 0 0 0		
Inning Stats	R: 0 H: 2 E: 1 LOB: 2 K: 1 BB: 0 S: 7 P: 7	R: 0 H: 1 E: 0 LOB: 1 K: 0 BB: 0 S: 4 P: 4	R: 1 H: 1 E: 1 LOB: 0 K: 0 BB: 0 S: 4 P: 4	R: 0 H: 0 E: 0 LOB: 0 K: 1 BB: 0 S: 5 P: 5	R: 0 H: 1 E: 0 LOB: 1 K: 2 BB: 0 S: 8 P: 8	R: 0 H: 0 E: 0 LOB: 0 K: 2 BB: 0 S: 7 P: 7	R: 0 H: 0 E: 0 LOB: 0 K: 1 BB: 0 S: 5 P: 5	R: 0 H: 0 E: 0 LOB: 1 K: 1 BB: 1 S: 5 P: 9	R: 0 H: 0 E: 0 LOB: 0 K: 2 BB: 0 S: 7 P: 7	1B: 5 SF: 0 2B: 0 SAC: 1 3B: 0 DP: 0 HR: 0 HBP: 0	WP: 0 PA: 33 PB: 0 SB: 1 CS: 0	
PITCHER Dick Ruthven, R (1, 1) ERA: 1.09	IP WLS BF H R ER SO BB IBB HBP BLK WP HR S P ERA WHIP	9.0 W 33 5 1 0 10 1 0 0 0 0 0 0 52 56 0.00 0.667										

San Diego Padres @ Atlanta Braves
Atlanta-Fulton County Stadium, Atlanta, GA

Tue Apr 19 1977, 6:05 PM EST
Att. 7,635 - Unknown

livebaseballscorecards.com

AB 31
R 1
H 5
RBI 1
BB 1
SO 10
LOB 11



Batter	1	2	3	4	5	6	7	8	9
Rowland Office, L OBP: 0.294, SLG: 0.354 (1, 8) X	0-0 F7 ①		0-0 HR ②		0-0 4-3 ②			0-3 K ①	
Jerry Royster, R OBP: 0.260, SLG: 0.298 (1, 5) X	0-0 5-3 ②		0-0 6-3 ③		0-0 F8 ③			0-0 5-3 ②	
Willie Montanez, L OBP: 0.292, SLG: 0.413 (1, 3) X	0-0 F7 ③			0-0 F9 ①		0-0 L3 ①		0-0 L7 ③	
Jeff Burroughs, R OBP: 0.383, SLG: 0.590 (1, 9)		0-0 WP G4-6-3 2B		4-0 HR BB		0-0 1-3 ②			
Gary Matthews, R OBP: 0.489, SLG: 0.537 (1, 7)		4-0 G4-6-3 BB		0-0 1-H HR		0-0 1-3 ③			
Biff Pocaroba, S OBP: 0.276, SLG: 0.240 (1, 2)		0-0 G4-6-3 ① ②		0-0 F7 ②		0-3 K ①			
Rod Gilbreath, R OBP: 0.341, SLG: 0.341 (1, 4)		0-0 F8 ③		0-0 CS 1B		0-0 S 1B			
Pat Rockett, R OBP: 0.429, SLG: 0.405 (1, 6)			0-0 F2 ①	0-0 CS ③	4-0 SH1-4 BB	0-3 K ②			
Dick Ruthven, R OBP: 0.375, SLG: 0.500 (1, 1)			0-3 K ②		0-0 SH1-4 ①		0-0 F4 ③		

Inning Stats	R: 0	H: 0	E: 0	K: 0	S: 3	R: 1	H: 1	E: 0	K: 0	S: 3	R: 1	H: 1	E: 0	K: 1	S: 6	R: 2	H: 2	E: 0	K: 0	S: 4	R: 0	H: 0	E: 0	K: 0	S: 3	R: 0	H: 0	E: 0	K: 2	S: 8	R: 0	H: 0	E: 0	K: 1	S: 5
	0	0	0	0	3	1	1	0	0	3	1	1	0	1	6	2	2	0	0	4	0	0	0	0	3	0	0	0	1	8	0	0	0	1	5

PITCHER	IP	WLS	BF	H	R	ER	SO	BB	IBB	HBP	BLK	WP	HR	S	P	ERA	WHIP
Dave Freisleben, R ERA: 5.03 (1, 1)	7.0	L	27	5	4	4	3	3	0	0	0	1	2	30	42	5.14	1.143
Dave Tomlin, L ERA: (8, 1)	1.0		3	0	0	0	1	0	0	0	0	0	0	5	5	0.00	0.000

BOTTOM

San Diego Padres @ Atlanta Braves
Atlanta-Fulton County Stadium, Atlanta, GA

Tue Apr 19 1977, 6:05 PM EST
Att. 7,635 - Unknown

AB	R	H	RBI	BB	SO	LOB
4	1	1	1	0	1	1
4	0	0	0	0	0	1
4	0	0	0	0	0	0
2	2	1	0	1	0	0
2	1	1	2	1	0	0
3	0	0	0	0	1	1
3	0	2	0	0	0	0
2	0	0	0	1	1	1
2	0	0	0	0	1	1

livebaseballscorecards.com

AB	26
R	4
H	5
RBI	3
BB	3
SO	4
LOB	5

Braves

1B:	2	SF:	0	WP:	1	PA:	31
2B:	1	SAC:	1	PB:	0		
3B:	0	DP:	1	SB:	1		
HR:	2	HBP:	0	CS:	1		

Batter	1	2	3	4	5	6	7	8	9	AB R H RBI BB SO LOB	TOP									
Jerry Turner, L (1, 7) OBP: 0.270, SLG: 0.314	0-0 G3		0-0 4-3		0-0 4-3			0-0 5-3		4 0 0 0 0 0 1										
Bill Almon, R (1, 6) OBP: 0.277, SLG: 0.348	0-0 L9		0-0 F3			0-0 2-3		0-3 K		4 0 0 0 0 1 0										
Dave Winfield, R (1, 9) OBP: 0.351, SLG: 0.426	0-0 F2			0-0 2B		0-0 F6		0-0 1B WP 1B		4 0 2 0 0 0 0										
George Hendrick, R (1, 8) OBP: 0.464, SLG: 0.531		0-0 FC5-4 1B		0-0 6-3		0-0 1B		0-0 BB 1B		4 0 3 0 0 0 1										
Gene Tenace, R (1, 2) OBP: 0.339, SLG: 0.510		0-0 FC5-4 FC5 BB 1-2f		0-0 5-3		0-0 F3		4-0 BB BB 1-2 BB		3 0 0 0 1 0 3										
Mike Ivie, R (1, 3) OBP: 0.293, SLG: 0.475		0-0 F8		0-0 4-3			0-0 6-3	0-0 4-3		4 0 0 0 0 0 5										
Doug Rader, R (1, 5) OBP: 0.480, SLG: 0.667		4-0 BB BB FC5 1-2 BB			0-0 SH3-4 1B		4-0 BB BB FC6-4 BB		0-0 G5-4-3 1B	2 0 2 0 2 0 0										
Mike Champion, R (1, 4) OBP: 0.296, SLG: 0.255		0-0 FC5			0-0 F9		0-0 FC6-4 FC5-4 1-2f		0-3 K	3 0 0 0 0 0 4 1 0 0 0 0 1 1										
Gene Richards, L (9, PH) OBP: 0.239, SLG: 0.200		1-2 2-3f																		
Randy Jones, R (1, 1) OBP: 0.333, SLG: 0.200			0-3 K			0-0 SH3-4		0-0 FC5-4 1-2f		0-0 G5-4-3	1 0 0 0 0 1 0 1 0 0 0 0 0 1 0 0 0 0 0 0 0 1 0 0 0 0 0 1									
Merv Rettenmund, R (7, PH) OBP: 0.286, SLG: 0.714																				
Rollie Fingers, R (7, 1)																				
Bobby Valentine, R (9, PH)																				
Inning Stats	R: 0 E: 0 K: 0 S: 3	H: 0 LOB: 0 BB: 0 P: 3	R: 0 E: 0 K: 0 S: 4	H: 1 LOB: 2 BB: 1 P: 8	R: 0 E: 0 K: 1 S: 5	H: 0 LOB: 0 BB: 0 P: 5	R: 0 E: 0 K: 0 S: 4	H: 1 LOB: 1 BB: 0 P: 4	R: 0 E: 0 K: 0 S: 4	H: 1 LOB: 1 BB: 0 P: 4	R: 0 E: 0 K: 0 S: 3	H: 0 LOB: 1 BB: 1 P: 7	R: 0 E: 0 K: 1 S: 7	H: 2 LOB: 3 BB: 1 P: 11	R: 0 E: 0 K: 1 S: 5	H: 1 LOB: 0 BB: 0 P: 5	1B: 6 2B: 1 3B: 0 HR: 0	SF: 0 SAC: 1 DP: 1 HBP: 0	WP: 1 PB: 0 SB: 0 CS: 0	PA: 36
PITCHER	IP WLS BF H R ER SO BB IBB HBP BLK WP HR S P ERA WHIP																			
Andy Messersmith, R (1, 1) ERA: 4.3	7.0 W 27 4 0 0 1 2 0 0 0 0 0 0 27 35 0.00 0.857																			
Rick Camp, R (8, 1) ERA:	2.0 S 9 3 0 0 2 1 0 0 0 1 0 12 16 0.00 2.000																			

San Diego Padres @ Atlanta Braves
Atlanta-Fulton County Stadium, Atlanta, GA

Wed Apr 20 1977, 6:05 PM EST
Att. 8,176 - Unknown

livebaseballscorecards.com

AB	32
R	0
H	7
RBI	0
BB	3
SO	3
LOB	17



Batter	1	2	3	4	5	6	7	8	9	AB	R	H	RBI	BB	SO	LOB
--------	---	---	---	---	---	---	---	---	---	----	---	---	-----	----	----	-----

Rowland Office, L (1, 8) <small>OBP: 0.291, SLG: 0.365</small>	0-3 		0-0 		0-0 		0-0 			4	0	1	0	0	1	1
Jerry Royster, R (1, 5) <small>OBP: 0.259, SLG: 0.280</small>	4-0 		0-0 		0-0 		0-3 			3	0	0	0	1	1	2
Willie Montanez, L (1, 3) <small>OBP: 0.269, SLG: 0.380</small>	0-0 		0-0 		0-0 			0-0 		4	0	0	0	0	0	3
Jeff Burroughs, R (1, 9) <small>OBP: 0.373, SLG: 0.628</small> Brian Asselstine, L (9, 9)	0-0 			0-0 		0-0 		0-3 		4	1	1	1	0	1	1
Gary Matthews, R (1, 7) <small>OBP: 0.490, SLG: 0.556</small>		0-0 		0-0 		0-0 		0-0 		4	1	2	0	0	0	0
Vic Correll, R (1, 2) <small>OBP: 0.444, SLG: 0.688</small>		0-0 		0-0 		0-0 				3	0	1	0	0	0	2
Rod Gilbreath, R (1, 4) <small>OBP: 0.340, SLG: 0.341</small>		0-0 		0-0 		0-0 				3	0	1	1	0	0	2
Pat Rockett, R (1, 6) <small>OBP: 0.400, SLG: 0.375</small>		0-0 		0-0 		0-0 				3	0	0	0	0	0	3
Andy Messersmith, R (1, 1) <small>OBP: 0.273, SLG: 0.300</small> Rick Camp, R (8, 1)			0-0 		0-0 		0-0 			3	0	1	0	0	0	0
										0	0	0	0	0	0	0

Inning Stats	R: 0	H: 0	E: 0	K: 1	S: 5	LOB: 1	BB: 1	P: 9	R: 0	H: 1	E: 1	K: 0	S: 4	LOB: 1	BB: 0	P: 4	R: 0	H: 1	E: 1	K: 0	S: 4	LOB: 1	BB: 0	P: 4	R: 1	H: 2	E: 0	K: 0	S: 5	LOB: 1	BB: 0	P: 5	R: 0	H: 1	E: 0	K: 0	S: 4	LOB: 1	BB: 0	P: 4	R: 1	H: 2	E: 0	K: 0	S: 5	LOB: 1	BB: 0	P: 5	R: 0	H: 0	E: 0	K: 1	S: 5	LOB: 0	BB: 0	P: 5	R: 0	H: 0	E: 0	K: 1	S: 5	LOB: 0	BB: 0	P: 5
--------------	------	------	------	------	------	--------	-------	------	------	------	------	------	------	--------	-------	------	------	------	------	------	------	--------	-------	------	------	------	------	------	------	--------	-------	------	------	------	------	------	------	--------	-------	------	------	------	------	------	------	--------	-------	------	------	------	------	------	------	--------	-------	------	------	------	------	------	------	--------	-------	------

PITCHER	IP	WLS	BF	H	R	ER	SO	BB	IBB	HBP	BLK	WP	HR	S	P	ERA	WHIP
Randy Jones, L (1, 1) <small>ERA: 5.06</small>	6.0	L	26	7	2	2	1	1	0	0	0	0	1	27	31	3.00	1.333
Rollie Fingers, R (7, 1) <small>ERA: 1.5</small>	2.0		6	0	0	0	2	0	0	0	0	0	0	10	10	0.00	0.000

BOTTOM

San Diego Padres @ Atlanta Braves
 Atlanta-Fulton County Stadium, Atlanta, GA
 Wed Apr 20 1977, 6:05 PM EST
 Att. 8,176 - Unknown

AB	31
R	2
H	7
RBI	2
BB	1
SO	3
LOB	14

livebaseballscorecards.com

WP	HR	S	P	ERA	WHIP
0	0	0	0	0	0

Batter	1	2	3	4	5	6	7	8	9	AB R H RBI BB SO LOB	TOP																
Jerry Turner, L (1, 7) OBP: 0.286, SLG: 0.400	0-3 K		0-0 F8		0-0 CS 1B		0-0 HR		0-3 K	5 1 2 2 0 2 1	San Diego Padres @ Houston Astros Astrodome, Houston, TX Fri Apr 22 1977, 7:05 PM EST Att. 6,106 - Dome																
Bill Almon, R (1, 6) OBP: 0.288, SLG: 0.353	0-3 K			0-0 FC6-4 1B	0-0 CS	0-0 F9	0-0 BB 1B	0-0 F8	5 0 2 0 0 1 0																		
Dave Winfield, R (1, 9) OBP: 0.361, SLG: 0.421	0-0 F5			0-0 FC6-4 WP 1B		0-0 5-3 BB BLK 1B	4-0 BB BB BB 1-2 BB		3 2 1 0 1 0 1																		
George Hendrick, R (1, 8) OBP: 0.483, SLG: 0.529		4-0 BB BB BB BB G5-4-3 BB		0-0 S 1B		4-0 BLK 5-3 BB	0-0 F6		2 0 1 1 2 0 2																		
Gene Tenace, R (1, 2) OBP: 0.350, SLG: 0.490		0-0 F3		4-0 BB BB BB BB 1-2 BB		0-0 5-3	4-0 BB BB BB BB BB		2 0 0 0 2 0 3																		
Mike Ivie, R (1, 3) OBP: 0.267, SLG: 0.432		0-0 G5-4-3		0-0 F4		0-0 6-3	0-0 F8		4 0 0 0 0 0 5																		
Doug Rader, R (1, 5) OBP: 0.444, SLG: 0.605			0-3 K	0-3 K			0-0 F3	0-0 F8	4 0 0 0 0 2 3																		
Mike Champion, R (1, 4) OBP: 0.310, SLG: 0.245			4-0 SH3-4 BB		0-3 K		4-0 BB BB BB FC3-6 BB	0-0 6-3	2 0 0 0 2 1 1																		
Bob Shirley, R (1, 1) OBP: 0.200, SLG: 0.111 Rollie Fingers, R (9, 1)			0-0 SH3-4		0-3 K		0-0 FC3-6 HR	0-3 K	3 1 0 0 0 2 1 0 0 0 0 0 0 0																		
Inning Stats	R: 0 E: 0 K: 2 S: 7	H: 0 LOB: 0 BB: 0 P: 7	R: 0 E: 0 K: 0 S: 2	H: 0 LOB: 0 BB: 1 P: 6	R: 0 E: 0 K: 1 S: 5	H: 0 LOB: 1 BB: 1 P: 9	R: 1 E: 0 K: 1 S: 7	H: 2 LOB: 2 BB: 1 P: 11	R: 0 E: 0 K: 2 S: 7	H: 1 LOB: 0 BB: 0 P: 7	R: 1 E: 0 K: 0 S: 4	H: 1 LOB: 1 BB: 1 P: 8	R: 2 E: 0 K: 0 S: 5	H: 2 LOB: 2 BB: 2 P: 13	R: 0 E: 0 K: 0 S: 3	H: 0 LOB: 1 BB: 1 P: 7	R: 0 E: 0 K: 2 S: 7	H: 0 LOB: 0 BB: 0 P: 7	1B: 5 2B: 0 3B: 0 HR: 1	SF: 0 SAC: 1 DP: 1 HBP: 0	WP: 1 PA: 39 PB: 0 SB: 1 CS: 1						
PITCHER J.R. Richard, R (1, 1) ERA: 2.32	IP 9.0	WLS L	BF 38	H 6	R 4	ER 4	SO 8	BB 7	IBB 0	HBP 0	BLK 1	WP 1	HR 1	S 47	P 75	ERA 4.00	WHIP 1.444						PITCHER IP WLS BF H R ER SO BB IBB HBP BLK WP HR S P ERA WHIP				

AB	30
R	4
H	6
RBI	3
BB	7
SO	8
LOB	17



livebaseballscorecards.com

Batter	1	2	3	4	5	6	7	8	9	AB R H RBI BB SO LOB
--------	---	---	---	---	---	---	---	---	---	----------------------

Julio Gonzalez, R <small>(1, 4) OBP: 0.259, SLG: 0.259</small>										4 0 1 0 0 0 0
Enos Cabell, R <small>(1, 5) OBP: 0.296, SLG: 0.365</small>										4 1 1 1 0 0 1
Cesar Cedeno, R <small>(1, 8) OBP: 0.190, SLG: 0.211</small>										4 0 0 0 0 1 1
Bob Watson, R <small>(1, 3) OBP: 0.380, SLG: 0.333</small>										3 0 0 0 0 0 1
Joe Ferguson, R <small>(1, 2) OBP: 0.395, SLG: 0.526</small>										3 0 0 0 0 1 0
Jose Cruz, L <small>(1, 9) OBP: 0.280, SLG: 0.326</small>										3 0 0 0 0 1 0
Leon Roberts, R <small>(1, 7)</small>										3 0 0 0 0 1 0
Roger Metzger, S <small>(1, 6) OBP: 0.216, SLG: 0.229</small>										2 0 0 0 0 1 0
Art Howe, R <small>(9, PH) OBP: 0.333, SLG: 0.200</small>										1 0 0 0 0 0 0
J.R. Richard, R <small>(1, 1)</small>										2 0 0 0 0 1 0
Cliff Johnson, R <small>(9, PH) OBP: 0.452, SLG: 0.800</small>										1 1 1 1 0 0 0

Inning Stats	R: 0 H: 1 E: 1 K: 0 S: 4	R: 0 H: 0 E: 0 K: 0 S: 3	R: 0 H: 0 E: 0 K: 1 S: 5	R: 0 H: 0 E: 0 K: 0 S: 3	R: 0 H: 0 E: 0 K: 1 S: 5	R: 0 H: 0 E: 0 K: 1 S: 5	R: 0 H: 0 E: 0 K: 1 S: 5	R: 0 H: 0 E: 0 K: 2 S: 7	R: 2 H: 2 E: 0 K: 1 S: 7	1B: 1 2B: 0 3B: 0 HR: 2	SF: 0 SAC: 0 DP: 0 HBP: 0	WP: 0 PA: 30
--------------	--------------------------	--------------------------	--------------------------	--------------------------	--------------------------	--------------------------	--------------------------	--------------------------	--------------------------	-------------------------	---------------------------	--------------

PITCHER	Bob Shirley, L <small>(1, 1) ERA: 1.07</small>	Rollie Fingers, R <small>(9, 1) ERA: 1.46</small>	IP	WLS	BF	H	R	ER	SO	BB	IBB	HBP	BLK	WP	HR	S	P	ERA	WHIP
	8.2	0.1	W	S	29	3	2	2	5	0	0	0	1	0	0	39	39	2.08	0.346
					1	0	0	0	1	0	0	0	0	0	0	3	3	0.00	0.000

BOTTOM

San Diego Padres @ Houston Astros
Astrodome, Houston, TX
Fri Apr 22 1977, 7:05 PM EST
Att: 6,106 - Dome

livebaseballscorecards.com

AB	30
R	2
H	3
RBI	2
BB	0
SO	6
LOB	3



Batter	1	2	3	4	5	6	7	8	9	AB R H RBI BB SO LOB	TOP		
Jerry Turner, L (1, 7) OBP: 0.298, SLG: 0.386	0-0 G3 S 1B		0-0 6-3		4-0 IBB	0-0 G3		0-3 K		4 0 1 0 1 1 1			
Bill Almon, R (1, 6) OBP: 0.263, SLG: 0.321	0-0 G3 1-3			0-0 6-3	0-0 F9		0-0 5-3	0-0 5-3		5 0 0 0 0 0 4			
Dave Winfield, R (1, 9) OBP: 0.364, SLG: 0.410	0-3 K			0-0 F4		0-0 1B 3B	4-0 BB 1B BB	0-3 K		4 2 1 0 1 2 1			
George Hendrick, R (1, 8) OBP: 0.477, SLG: 0.509	0-3 K			0-0 F8		0-0 3B 1B	4-0 BB 1B BB		0-0 F8	4 2 1 0 1 1 1			
Gene Tenace, R (1, 2) OBP: 0.354, SLG: 0.509		0-0 F8			0-0 F8	0-0 2B 3B	4-0 BB 1B BB		0-0 F4	4 1 1 2 1 0 0			
Mike Ivie, R (1, 3) OBP: 0.300, SLG: 0.469		0-0 F8			0-0 1B 1B	0-0 2B 2B	0-0 BB 1B		0-0 F6	5 2 3 3 0 0 0			
Doug Rader, R (1, 5) OBP: 0.466, SLG: 0.630		0-3 K			0-0 SH1-4 1B	0-0 2B	4-0 BB			3 0 2 1 1 1 0			
Mike Champion, R (1, 4) OBP: 0.306, SLG: 0.245			0-0 L4		0-0 SH1-4 1B	0-0 5-3	0-3 K			4 0 1 1 0 1 4			
Tom Griffin, R (1, 1) Dave Tomlin, L (6, 1)			0-3 K		0-0 SH1-4	0-3 K	0-3 K			2 0 0 0 0 2 1 1 0 0 0 0 1 3			
Inning Stats	R: 0 E: 0 K: 2 S: 8 H: 1 LOB: 1 BB: 0 P: 8	R: 0 E: 0 K: 1 S: 5 H: 0 LOB: 0 BB: 0 P: 5	R: 0 E: 0 K: 1 S: 5 H: 0 LOB: 0 BB: 0 P: 5	R: 0 E: 0 K: 0 S: 3 H: 0 LOB: 0 BB: 0 P: 3	R: 1 E: 0 K: 0 S: 6 H: 3 LOB: 3 BB: 1 P: 10	R: 4 E: 0 K: 1 S: 10 H: 5 LOB: 1 BB: 0 P: 10	R: 2 E: 0 K: 2 S: 8 H: 1 LOB: 3 BB: 4 P: 24	R: 0 E: 0 K: 2 S: 7 H: 0 LOB: 0 BB: 0 P: 7	R: 0 E: 0 K: 0 S: 3 H: 0 LOB: 0 BB: 0 P: 3	1B: 7 2B: 2 3B: 1 HR: 0 SF: 0 SAC: 1 DP: 0 HBP: 0	WP: 0 PB: 0 SB: 3 CS: 0 PA: 42		
PITCHER	IP WLS BF H R ER SO BB IBB HBP BLK WP HR S P ERA WHIP											PITCHER	IP WLS BF H R ER SO BB IBB HBP BLK WP HR S P ERA WHIP
Joaquin Andujar, R (1, 1) ERA: 5.48	5.0 L 24 8 5 5 4 0 0 0 0 0 0 0 0 31 35 9.00 1.600												
Dan Larson, R (6, 1) ERA: 2.45	1.1 9 2 2 2 1 3 0 0 0 0 0 0 8 20 13.50 3.750												
Gene Pentz, R (7, 1) ERA: 3.38	0.2 3 0 0 0 2 1 0 0 0 0 0 0 6 10 0.00 1.500												
Joe Sambito, L (8, 1) ERA: 3.6	2.0 6 0 0 0 2 0 0 0 0 0 0 0 0 10 10 0.00 0.000												

San Diego Padres @ Houston Astros
Astrodome, Houston, TX
Sat Apr 23 1977, 4:33 AM EST
Dome

livebaseballscorecards.com

AB 36
R 7
H 10
RBI 7
BB 5
SO 9
LOB 15



San Diego Padres @ Houston Astros
Astrodome, Houston, TX

Sat Apr 23 1977, 7:05 PM EST
Att. 26,224 - Dome

livebaseballscorecards.com

AB	35
R	11
H	8
RBI	10
BB	9
SO	10
LOB	17



WP:	1	PA:	47
PB:	0		
SB:	0		
CS:	0		

Batter	1	2	3	4	5	6	7	8	9	AB R H RBI BB SO LOB
Merv Rettenmund, R (1, 7) OBP: 0.462, SLG: 0.556	0-3 K			4-0 BB 1B		4-0 SH SF8 BB	0-0 6-3		4-0 BB	2 2 0 0 4 1 0
Bill Almon, R (1, 6) OBP: 0.258, SLG: 0.300	0-0 5-3			4-0 HBP FC5-4 1B BB		0-0 SH SF8 1B	0-0 6-3		0-0 F7	4 2 0 0 1 0 4
Dave Winfield, R (1, 9) OBP: 0.366, SLG: 0.406	0-0 F6			0-0 FC5-4 HBP 1-2 2-H 1B	4-0 5-3 2B BB	0-0 SF8				3 2 1 2 1 1 0
George Hendrick, R (1, 8) OBP: 0.457, SLG: 0.483	0-3 K	0-3 K		0-0 F5	0-0 5-3 1-2 BB	0-0 WP 1B			0-0 F5	5 1 1 1 0 1 3
Gene Tenace, R (1, 3) OBP: 0.357, SLG: 0.483	0-3 K			1-0 FC5-4 HBP 1-2 2-3	0-3 K	0-3 K			4-0 1B BB	3 0 0 0 1 3 2
Mike Ivie, R (1, 5) OBP: 0.327, SLG: 0.462	0-0 F9			0-0 FC5-4 1B E 1B	4-0 2B BB	4-0 1B IBB			0-0 1B	3 2 1 1 2 0 2
Dave Roberts, R (1, 2) OBP: 0.250, SLG: 0.417	0-3 K			0-0 E5 1B 1-2 3-H	0-0 1B 2B	0-0 1B			0-0 5-3	5 2 2 3 0 1 3
Mike Champion, R (1, 4) OBP: 0.313, SLG: 0.259	0-3 K			0-0 1B 1-2 2-3 1B	0-0 1B	0-0 6-3			0-0 1-3	5 0 2 1 0 1 2
Butch Metzger, R (1, 1) Brent Strom, R (3, 1) Bobby Valentine, R (4, PH) Dave Freisleben, R (4, 1) Jerry Turner, L (5, PH) Victor Bernal, R (5, 1) Gene Richards, L (9, PH) Rollie Fingers, R (9, 1)	0-3 K	0-3 K	0-3 K	0-0 BB 1B 1-3 2-H 3-H	0-0 F9	0-3 K			0-0 1-3	1 0 0 0 0 0 1 0 0 0 0 0 0 0 0 0 1 0 0 1 2 0 0 0 0 0 0 0 0 0 0 0 1 0 0 0 0 0 0 1 1 0 0 0 0 0 1 0 1 0 0 0 0 0 0 0 0 0 0 0 0 0 0 0

Inning Stats	R: 0 E: 0 K: 1 S: 5	H: 0 LOB: 0 BB: 0 P: 5	R: 0 E: 0 K: 2 S: 7	H: 0 LOB: 0 BB: 0 P: 7	R: 0 E: 0 K: 3 S: 9	H: 0 LOB: 0 BB: 0 P: 9	R: 5 E: 1 K: 0 S: 7	H: 3 LOB: 3 BB: 3 P: 20	R: 3 E: 0 K: 1 S: 7	H: 2 LOB: 1 BB: 2 P: 15	R: 3 E: 1 K: 1 S: 8	H: 2 LOB: 2 BB: 2 P: 16	R: 0 E: 0 K: 1 S: 5	H: 0 LOB: 0 BB: 0 P: 5	R: 0 E: 0 K: 1 S: 6	H: 1 LOB: 2 BB: 1 P: 10	R: 0 E: 0 K: 0 S: 3	H: 0 LOB: 1 BB: 1 P: 7	1B: 7 2B: 1 3B: 0 HR: 0	SF: 1 SAC: 1 DP: 0 HBP: 1
--------------	------------------------------	---------------------------------	------------------------------	---------------------------------	------------------------------	---------------------------------	------------------------------	----------------------------------	------------------------------	----------------------------------	------------------------------	----------------------------------	------------------------------	---------------------------------	------------------------------	----------------------------------	------------------------------	---------------------------------	----------------------------------	------------------------------------

PITCHER	IP	WLS	BF	H	R	ER	SO	BB	IBB	HBP	BLK	WP	HR	S	P	ERA	WHIP
Floyd Bannister, L (1, 1) ERA: 7.2	3.2		18	3	5	2	6	2	0	1	0	0	0	27	36	4.91	1.364
Joe Niekro, R (4, 1) ERA: 6.75	1.1		9	2	3	3	1	3	0	0	0	0	0	8	20	20.25	3.750
Dan Larson, R (6, 1) ERA: 3.38	0.2	L	7	2	3	1	1	1	1	0	0	1	0	7	15	13.50	4.500
Gene Pentz, R (6, 1) ERA: 1.8	2.1		9	1	0	0	2	1	0	0	0	0	0	12	16	0.00	0.857
Joe Sambito, L (9, 1) ERA: 3.27	1.0		4	0	0	0	0	1	0	0	0	0	0	3	7	0.00	1.000

PITCHER	IP	WLS	BF	H	R	ER	SO	BB	IBB	HBP	BLK	WP	HR	S	P	ERA	WHIP
---------	----	-----	----	---	---	----	----	----	-----	-----	-----	----	----	---	---	-----	------

BOTTOM

San Diego Padres @ Houston Astros
Astrodome, Houston, TX
Sat Apr 23 1977, 7:05 PM EST
Att. 26,224 - Dome

livebaseballscores.com

AB 35
R 8
H 11
RBI 8
BB 3
SO 3
LOB 10



WP: 0 PA: 40
PB: 1
SB: 1
CS: 1

AB R H RBI BB SO LOB

3 2 1 0 1 0 0

5 2 2 3 0 0 1

5 1 2 1 0 0 1

4 1 1 2 0 1 1

4 0 0 0 0 0 1

4 0 2 0 0 1 0

3 0 0 0 1 0 1

3 1 2 1 1 0 0


2 1 1 1 0 1 3
0 0 0 0 0 0 0
1 0 0 0 0 0 2
0 0 0 0 0 0 0
0 0 0 0 0 0 0
1 0 0 0 0 0 0
0 0 0 0 0 0 0

1B: 7 SF: 1
2B: 3 SAC: 1
3B: 1 DP: 1
HR: 0 HBP: 0

Batter	1	2	3	4	5	6	7	8	9
Cesar Cedeno, R (1, 8) OBP: 0.233, SLG: 0.222	4-0 CS BB		0-0 SH 2B	0-0 2B 1B		0-0 F8			0-0 5-3
Enos Cabell, R (1, 5) OBP: 0.297, SLG: 0.377	0-0 6-3 1-2		0-0 1B 2B	0-0 PB SF8 2B		0-0 5-3			0-0 5-3
Jose Cruz, L (1, 9) OBP: 0.305, SLG: 0.364	0-0 4-3		0-0 E S 1B	0-0 F6		0-0 6-3			0-0 1B
Willie Crawford, L (1, 7) OBP: 0.423, SLG: 0.350		0-0 F9	0-0 2B BB 1B	0-0 SF8		0-3 K			0-0 F7
Bob Watson, R (1, 3) OBP: 0.345, SLG: 0.286		0-0 F7	0-0 F6	0-0 3-1		0-0 5-3			0-0 5-3
Julio Gonzalez, R (1, 4) OBP: 0.343, SLG: 0.382		0-0 F7	0-0 BB 1-3 2B	0-0 FC4 1B		0-3 K			0-0 F9
Ed Herrmann, L (1, 2) OBP: 0.300, SLG: 0.222			0-0 F9	0-0 FC4 1B		0-0 F9			0-0 F7
Roger Metzger, S (1, 6) OBP: 0.256, SLG: 0.300			0-0 1B 3B	0-0 G4-6-3 1B		0-0 F7			0-0 F9
Floyd Bannister, L (1, 1) Joe Niekro, R (4, 1) Art Gardner, L (5, PH) Dan Larson, R (6, 1) Gene Pentz, R (6, 1) Ken Boswell, L (8, PH) Joe Sambito, L (9, 1)			0-0 SH 2B 1B	0-0 G4-6-3 1B		0-0 F9			0-0 F9

Inning Stats	R: 0	H: 0	E: 0	LOB: 0	K: 0	P: 6	R: 0	H: 0	E: 0	LOB: 0	K: 0	P: 3	R: 6	H: 6	E: 1	LOB: 3	K: 1	P: 12	R: 2	H: 2	E: 0	LOB: 0	K: 0	P: 5	R: 0	H: 0	E: 0	LOB: 0	K: 0	P: 3	R: 0	H: 0	E: 0	LOB: 0	K: 2	P: 7	R: 0	H: 0	E: 0	LOB: 0	K: 0	P: 3	R: 0	H: 1	E: 0	LOB: 1	K: 0	P: 4
	S: 2	BB: 1	S: 3	BB: 0	S: 3	BB: 3	S: 12	BB: 2	S: 5	S: 4	S: 3	S: 7	S: 3	S: 4	S: 3	S: 4	S: 3	S: 3	S: 7	S: 3	S: 4	S: 4	S: 3	S: 3	S: 3	S: 3	S: 4	S: 4	S: 3	S: 3	S: 4	S: 4	S: 3	S: 4	S: 3	S: 4	S: 3	S: 4	S: 3	S: 4	S: 3	S: 4	S: 3	S: 4	S: 3	S: 4	S: 3	S: 4

PITCHER	IP	WLS	BF	H	R	ER	SO	BB	IBB	HBP	BLK	WP	HR	S	P	ERA	WHIP
Butch Metzger, R (1, 1) ERA: 6.75	2.1		12	4	5	4	0	1	0	0	0	0	0	11	15	15.43	2.143
Brent Strom, L (3, 1) ERA: 10.8	0.2		6	2	1	1	1	2	0	0	0	0	0	6	14	13.50	6.000
Dave Freisleben, R (4, 1) ERA: 5.23	1.0		5	2	2	1	0	0	0	0	0	0	0	5	5	9.00	2.000
Victor Bernal, R (5, 1) ERA: 4.05	4.0	W	13	2	0	0	2	0	0	0	0	0	0	17	17	0.00	0.500
Rollie Fingers, R (9, 1) ERA: 1.35	1.0	S	4	1	0	0	0	0	0	0	0	0	0	4	4	0.00	1.000

Batter	1	2	3	4	5	6	7	8	9	10	AB R H RBI BB SO LOB	TOP												
Jerry Turner, L (1, 7) OBP: 0.278, SLG: 0.380	0-0 F8		0-0 1B 2B		0-0 F8		0-0 SF7	0-0 F5		0-3 K	5 1 1 1 0 1 3	<p>San Diego Padres @ Houston Astros Astrodome, Houston, TX</p> <p>Sun Apr 24 1977, 4:33 AM EDT Att: 6,362 - Dome</p> <p>livebaseballscorecards.com</p> <p>AB 42 R 8 H 13 RBI 8 BB 5 SO 5 LOB 25</p> 												
Bill Almon, R (1, 6) OBP: 0.279, SLG: 0.308	0-0 1B		0-0 2-H 1B		0-0 1-3		0-3 K		4-0 FC6-4 BB	0-0 6-3	5 1 2 1 1 1 1													
Dave Winfield, R (1, 9) OBP: 0.377, SLG: 0.406	0-0 F4		0-0 5-3		0-0 6-3			0-0 WP 1B	4-0 FC6-4 BB	0-0 CS 1B	5 1 2 0 1 0 2													
George Hendrick, R (1, 8) OBP: 0.427, SLG: 0.446	0-0 5-3		0-0 6-3		0-0 3-1			0-3 K	0-0 FC6-4 BB	0-0 CS	5 1 0 0 0 1 5													
Gene Tenace, R (1, 2) OBP: 0.360, SLG: 0.492		0-0 F9		0-0 2B 2B		0-0 F8		0-0 1B 1B	0-0 E6 BB 1B		5 3 2 2 0 0 1													
Mike Ivie, R (1, 3) OBP: 0.350, SLG: 0.464		4-0 FC6-4 BB		0-3 K		0-0 4-3		0-0 1B 1B	0-0 FC6-4 BB		4 0 2 0 1 1 1													
Doug Rader, R (1, 5) OBP: 0.460, SLG: 0.620		0-0 FC6-4		0-0 F6			0-0 1B SF7 2B	0-3 K	4-0 FC6-4 BB		4 1 1 1 1 1 4													
Mike Champion, R (1, 4) OBP: 0.329, SLG: 0.295		0-0 6-3		0-0 2B			0-0 1B	0-0 BB 1B	0-0 FC6-4		3 0 2 1 0 0 1													
Gary Sutherland, R (8, PH) OBP: 0.667, SLG: 0.667				0-0 2B			2-3 1B	1-3 2-H 1B	1-2 2-3 3-H		2 0 1 2 0 0 2													
Rick Sawyer, R (1, 1) OBP: 0.600, SLG: 0.600			0-0 3-1		0-0 6-3		0-0 F6	4-0 BB	0-0 F6		2 0 0 0 0 0 1													
Merv Rettenmund, R (7, PH) OBP: 0.429, SLG: 0.500											1 0 0 0 0 0 2													
Dave Freisleben, R (7, 1) OBP: 0.167, SLG: 0.167											0 0 0 0 0 0 0													
Bobby Valentine, R (8, PH) OBP: 0.250, SLG: 0.100											0 0 0 0 1 0 0													
Brent Strom, R (8, 1) OBP: 0.250, SLG: 0.100											0 0 0 0 0 0 0													
Butch Metzger, R (8, 1) OBP: 0.250, SLG: 0.100											0 0 0 0 0 0 0													
Dave Roberts, R (9, PH) OBP: 0.231, SLG: 0.385											1 0 0 0 0 0 2													
Rollie Fingers, R (9, 1) OBP: 0.231, SLG: 0.385											0 0 0 0 0 0 0													
Inning Stats	R: 0 E: 0 K: 0 S: 4	H: 1 LOB: 1 BB: 0 P: 4	R: 0 E: 0 K: 0 S: 3	H: 0 LOB: 1 BB: 1 P: 7	R: 1 E: 0 K: 0 S: 5	H: 2 LOB: 1 BB: 0 P: 5	R: 1 E: 0 K: 1 S: 7	H: 2 LOB: 1 BB: 0 P: 7	R: 0 E: 0 K: 0 S: 3	H: 0 LOB: 0 BB: 0 P: 3	R: 1 E: 0 K: 1 S: 7	H: 2 LOB: 1 BB: 0 P: 7	R: 0 E: 0 K: 0 S: 3	H: 0 LOB: 0 BB: 0 P: 3	R: 2 E: 0 K: 2 S: 11	H: 4 LOB: 3 BB: 1 P: 15	R: 3 E: 1 K: 0 S: 5	H: 1 LOB: 2 BB: 3 P: 17	R: 0 E: 0 K: 1 S: 5	H: 1 LOB: 0 BB: 0 P: 5	1B: 9 2B: 4 3B: 0 HR: 0	SF: 1 SAC: 0 DP: 0 HBP: 0	WP: 1 PB: 0 SB: 0 CS: 1	PA: 49
PITCHER	IP WLS BF H R ER SO BB IBB HBP BLK WP HR S P ERA WHIP																							
Doug Konieczny, R (1, 1) ERA: 3.93	7.0		8	4	4	2	1	0	0	0	0	0	0	0	0	5.14	1.286							
Ken Forsch, R (8, 1) ERA: 4.82	1.1	W	4	4	3	2	4	0	0	0	1	0	13	29	20.25	6.000								
Joe Sambito, L (9, 1) ERA: 2.84	1.2		1	0	0	1	0	0	0	0	0	0	7	7	0.00	0.600								

BOTTOM

San Diego Padres @ Houston Astros
Astrodome, Houston, TX
Sun Apr 24 1977, 4:33 AM EDT
Att. 6,362 - Dome

livebaseballscorecards.com

AB 35
R 9
H 12
RBI 9
BB 6
SO 6
LOB 16



WP: 1 PA: 44
PB: 1
SB: 1
CS: 0

AB R H RBI BB SO LOB

5 1 2 1 0 0 1

5 1 2 0 0 1 2

3 1 0 1 1 1 1

3 1 1 1 0 0 2

2 0 1 0 0 1 0

4 2 2 0 1 0 0

4 2 2 3 1 0 1

4 2 2 0 3 1 4

2 1 0 0 0 0 2

1 0 1 2 0 0 0

1 0 1 1 0 0 0

2 0 0 0 0 2 1

1 0 0 0 0 0 2

0 0 0 0 0 0 0

1B: 8 SF: 1

2B: 3 SAC: 2

3B: 1 DP: 1

HR: 1 HBP: 0

Main table containing batter names, statistics, and play diagrams for each batter across 10 innings.

Inning Stats table with columns for R, H, E, K, S, P, and various counts for each of the 10 innings.

PITCHER table with columns for PITCHER, IP, WLS, BF, H, R, ER, SO, BB, IBB, HBP, BLK, WP, HR, S, P, ERA, WHIP for each pitcher.

Batter	1	2	3	4	5	6	7	8	9	AB R H RBI BB SO LOB	TOP												
Davey Lopes, R (1, 4) OBP: 0.417, SLG: 0.475	0-0 S HR 2B	0-0 1-2 2-H 1B			0-0 2B	0-0 F8			0-0 F8	5 1 3 1 0 0 0	Los Angeles Dodgers @ San Diego Padres San Diego Stadium, San Diego, CA Mon Apr 25 1977, 10:05 PM EDT Att: 27,910 - Unknown livebaseballscorecards.com												
Bill Russell, R (1, 6) OBP: 0.253, SLG: 0.333	0-0 5-3	0-0 FC6-5			0-0 6-3		0-0 1-3	0-0 L9	5 0 0 0 0 0 4														
Reggie Smith, S (1, 9) OBP: 0.486, SLG: 0.679 John Hale, L (7, PR) OBP: 0.250, SLG: 0.143	0-0 L8		0-0 F9		0-3 K		0-0 CS 1B	0-0 6-3	4 0 1 0 0 1 2 1 0 0 0 0 0 0														
Ron Cey, R (1, 5) OBP: 0.542, SLG: 0.930	0-0 3-H HR		0-0 HR		4-0 IBB		0-3 K		3 2 2 3 1 1 1														
Steve Garvey, R (1, 3) OBP: 0.309, SLG: 0.538	0-0 5-3		0-0 6-3		0-0 F8			0-0 HR	4 1 1 1 0 0 2														
Rick Monday, L (1, 8) OBP: 0.418, SLG: 0.453		0-0 4-3	0-3 K		0-0 F7		4-0 BB CS		3 0 0 0 1 1 0														
Dusty Baker Jr., R (1, 7) OBP: 0.386, SLG: 0.480		4-0 1B 1B BB		0-0 F3		0-0 2B 1B		0-0 6-3	3 2 1 0 1 0 1														
Steve Yeager, R (1, 2) OBP: 0.509, SLG: 0.614		0-3 K		0-3 K		0-0 SH1-3 2B		4-0 BB BB	3 1 1 1 1 2 1														
Rick Rhoden, R (1, 1) OBP: 0.222, SLG: 0.333		0-0 FC6-5 1B 1-2 1B		0-0 5-3		0-0 SH1-3		0-0 F5	3 0 1 1 0 0 1														
Inning Stats	R: 2 E: 0 K: 0 S: 5	H: 2 LOB: 0 BB: 0 P: 5	R: 1 E: 0 K: 1 S: 7	H: 2 LOB: 2 BB: 1 P: 11	R: 1 E: 0 K: 1 S: 6	H: 1 LOB: 0 BB: 0 P: 6	R: 0 E: 0 K: 1 S: 5	H: 0 LOB: 0 BB: 0 P: 5	R: 0 E: 0 K: 1 S: 6	H: 1 LOB: 2 BB: 1 P: 10	R: 2 E: 0 K: 0 S: 5	H: 2 LOB: 0 BB: 0 P: 5	R: 0 E: 0 K: 1 S: 5	H: 1 LOB: 1 BB: 0 P: 5	R: 1 E: 0 K: 0 S: 3	H: 1 LOB: 1 BB: 2 P: 11	R: 0 E: 0 K: 0 S: 3	H: 0 LOB: 0 BB: 0 P: 3	1B: 4 2B: 3 3B: 0 HR: 3	SF: 0 SAC: 1 DP: 0 HBP: 0	WP: 0 PB: 0 SB: 1 CS: 2	PA: 39	
PITCHER	IP WLS BF H R ER SO BB IBB HBP BLK WP HR S P ERA WHIP																					PITCHER	IP WLS BF H R ER SO BB IBB HBP BLK WP HR S P ERA WHIP
Randy Jones, L (1, 1) ERA: 5.86	6.1 L 30 9 6 6 4 1 1 0 0 0 2 36 44 8.53 1.579																						
Dave Freisleben, R (7, 1) ERA: 4.84	0.2 1 0 0 0 1 0 0 0 0 0 0 3 3 0.00 0.000																						
Victor Bernal, R (8, 1) ERA: 4.15	2.0 8 1 1 1 0 2 0 0 0 0 1 6 14 4.50 1.500																						



Batter	1	2	3	4	5	6	7	8	9	AB R H RBI BB SO LOB
Jerry Turner, L (1, 7) OBP: 0.254, SLG: 0.345	0-0 F3		0-0 G4-6-3		0-0 G3			0-0 3-1	0-3 K	5 0 0 0 0 1 1
Bill Almon, R (1, 6) OBP: 0.292, SLG: 0.319	0-0 L4		0-0 HR 1B			0-0 FC4-6 1B		0-3 K		4 1 2 0 0 1 0
Dave Winfield, R (1, 9) OBP: 0.395, SLG: 0.458	0-0 1B		0-0 HR			0-0 FC4-6 1B		4-0 1B BB		3 1 2 2 1 0 1
George Hendrick, R (1, 8) OBP: 0.418, SLG: 0.435	0-0 P6		0-0 F4			0-0 F7		0-0 BB 1B		4 0 1 0 0 0 2
Gene Tenace, R (1, 2) OBP: 0.380, SLG: 0.492		4-0 BB		0-3 K		0-0 FC6-4 1B		4-0 1-2 BB		2 0 1 0 2 1 0
Mike Ivie, R (1, 3) OBP: 0.328, SLG: 0.433		0-0 4-3		0-0 F3		0-0 FC6-4		0-0 F9		4 0 0 0 0 0 6
Doug Rader, R (1, 5) OBP: 0.433, SLG: 0.574		0-0 F8		0-3 K			0-3 K		0-0 F7	4 0 0 0 0 2 1
Mike Champion, R (1, 4) OBP: 0.315, SLG: 0.281		0-0 F8			0-3 K		0-3 K		0-0 HR	3 0 0 0 0 2 1
Gary Sutherland, R (9, PH) OBP: 0.750, SLG: 1.500										1 1 1 1 0 0 0
Randy Jones, R (1, 1) OBP: 0.375, SLG: 0.167			4-0 BB			0-3 K		0-3 K		1 0 0 0 1 1 0
Dave Freisleben, R (7, 1) OBP: 0.167, SLG: 0.167										0 0 0 0 0 0 0
Bobby Valentine, R (7, PH) OBP: 0.231, SLG: 0.091										1 0 0 0 0 1 0
Victor Bernal, R (8, 1)										0 0 0 0 0 0 0
Merv Rettenmund, R (9, PH) OBP: 0.400, SLG: 0.455										1 0 0 0 0 0 0

Inning Stats	R: 0	H: 1	E: 0	K: 0	S: 4	R: 0	H: 0	E: 0	K: 0	S: 3	R: 0	H: 2	E: 0	K: 0	S: 4	R: 0	H: 0	E: 0	K: 2	S: 7	R: 0	H: 0	E: 0	K: 2	S: 7	R: 0	H: 2	E: 0	K: 3	S: 9	R: 0	H: 1	E: 0	K: 1	S: 6	R: 1	H: 1	E: 0	K: 1	S: 6	1B: 5	2B: 0	3B: 0	HR: 2	SF: 0	SAC: 0	DP: 1	HBP: 0	WP: 0	PB: 0	SB: 0	CS: 0	PA: 37
--------------	------	------	------	------	------	------	------	------	------	------	------	------	------	------	------	------	------	------	------	------	------	------	------	------	------	------	------	------	------	------	------	------	------	------	------	------	------	------	------	------	-------	-------	-------	-------	-------	--------	-------	--------	-------	-------	-------	-------	--------

PITCHER	IP	WLS	BF	H	R	ER	SO	BB	IBB	HBP	BLK	WP	HR	S	P	ERA	WHIP
Rick Rhoden, R (1, 1) ERA: 5.4	9.0	W	37	7	3	3	9	4	0	0	0	0	2	51	67	3.00	1.222

Los Angeles Dodgers @ San Diego Padres
San Diego Stadium, San Diego, CA
Mon Apr 25 1977, 10:05 PM EDT
Att. 27,910 - Unknown

AB	33
R	3
H	7
RBI	3
BB	4
SO	9
LOB	12



Batter	1	2	3	4	5	6	7	8	9	AB R H RBI BB SO LOB	TOP														
Davey Lopes, R OBP: 0.403, SLG: 0.455 (1, 4)	0-0 6-3		0-0 F8		0-0 E7 S 1B		0-0 F7		0-0 L7	5 1 1 0 0 0 1	Los Angeles Dodgers @ San Diego Padres San Diego Stadium, San Diego, CA Tue Apr 26 1977, 10:05 PM EDT Att. 24,481 - Unknown livebaseballscorecards.com														
Bill Russell, R OBP: 0.288, SLG: 0.355 (1, 6)	0-0 1B 1B		0-0 1B		0-0 S 1B 2-H		0-3 K		4-0 IBB	4 0 3 1 1 1 0															
Lee Lacy, R OBP: 0.364, SLG: 0.727 (1, 9) John Hale, L OBP: 0.222, SLG: 0.125 (8, 9)	0-0 F9		0-0 L7		0-0 F3 1-2			0-0 6-3	0-0 P6	4 0 0 0 0 0 3 1 0 0 0 0 0 2															
Ron Cey, R OBP: 0.566, SLG: 0.932 (1, 5)	0-0 1-2 1B			0-0 E SF9 1B		4-0 IBB		4-0 BB		2 1 2 0 2 0 0															
Steve Garvey, R OBP: 0.292, SLG: 0.515 (1, 3)	0-3 K			0-0 SF9 1-H		0-0 F8		0-0 F9		3 0 0 1 0 1 5															
Rick Monday, L OBP: 0.394, SLG: 0.421 (1, 8)		0-0 F9		0-3 K		0-3 K		0-3 K		4 0 0 0 0 3 1															
Dusty Baker Jr., R OBP: 0.377, SLG: 0.463 (1, 7)		0-3 K		0-0 6-3		0-0 6-3			0-0 2B 1B	4 1 1 0 0 1 0															
Steve Yeager, R OBP: 0.508, SLG: 0.688 (1, 2)		0-3 K			0-0 HR		0-0 F8		0-0 1-H 2B	4 1 2 2 0 1 0															
Don Sutton, R OBP: 0.231, SLG: 0.091 (1, 1) Charlie Hough, R OBP: 0.250, SLG: 0.571 (9, 1)			0-0 4-3		0-0 F9		0-0 F9		0-3 K	4 0 0 0 0 1 1 0 0 0 0 0 0 0															
Inning Stats	R: 0 E: 0 K: 1 S: 7	H: 2 LOB: 2 BB: 0 P: 7	R: 0 E: 0 K: 2 S: 7	H: 0 LOB: 0 BB: 0 P: 7	R: 0 E: 0 K: 0 S: 4	H: 1 LOB: 1 BB: 0 P: 4	R: 1 E: 1 K: 1 S: 6	H: 1 LOB: 0 BB: 0 P: 6	R: 2 E: 1 K: 0 S: 6	H: 3 LOB: 2 BB: 1 P: 10		R: 0 E: 0 K: 1 S: 5	H: 0 LOB: 0 BB: 0 P: 5	R: 0 E: 0 K: 1 S: 5	H: 0 LOB: 0 BB: 0 P: 5	R: 0 E: 0 K: 1 S: 5	H: 0 LOB: 1 BB: 1 P: 9	R: 1 E: 0 K: 1 S: 7	H: 2 LOB: 2 BB: 1 P: 11	1B: 7 2B: 1 3B: 0 HR: 1	SF: 1 SAC: 0 DP: 0 HBP: 0	WP: 0 PB: 0 SB: 2 CS: 0	PA: 39		
PITCHER	IP WLS BF H R ER SO BB IBB HBP BLK WP HR S P ERA WHIP	(1, 1) 8.0 L 33 7 3 1 7 1 1 0 0 0 1 45 53 1.12 1.000	(9, 1) 1.0 6 2 1 1 1 1 0 1 0 0 0 0 7 11 9.00 2.000	PITCHER	IP WLS BF H R ER SO BB IBB HBP BLK WP HR S P ERA WHIP																				



Batter	1	2	3	4	5	6	7	8	9	AB	R	H	RBI	BB	SO	LOB
Gene Richards, L (1, 3) OBP: 0.216, SLG: 0.178	0-3 K	0-0 G3			0-3 K			0-3 K		4	0	0	0	0	3	5
Bill Almon, R (1, 6) OBP: 0.293, SLG: 0.319 Bobby Valentine, R (8, PH) OBP: 0.214, SLG: 0.083 Dave Tomlin, L (9, 1)	0-0 4-3		0-0 CS 1B		0-0 4-3			0-0 F8		3	0	1	0	0	0	1
Jerry Turner, L (1, 7) OBP: 0.238, SLG: 0.322	0-0 F5		0-3 K		0-0 4-3			0-0 F9		4	0	0	0	0	1	2
Dave Winfield, R (1, 9) OBP: 0.400, SLG: 0.453		4-0 BB S BB BB	0-0 F7		0-0 F9			0-0 F9		3	1	1	0	1	0	0
Gene Tenace, R (1, 2) OBP: 0.373, SLG: 0.471		0-0 1-3		0-0 F8				0-0 5-3		3	0	0	0	1	0	1
George Hendrick, R (1, 8) OBP: 0.398, SLG: 0.411		0-0 6-3		0-3 K				0-3 K		4	0	0	0	0	2	3
Doug Rader, R (1, 5) OBP: 0.423, SLG: 0.544		4-0 BB BB BB	0-0 F7		0-3 K			0-3 K		3	0	0	0	1	1	2
Gary Sutherland, R (1, 4) OBP: 0.714, SLG: 1.167		4-0 BB BB BB	0-0 FC2-6 1B		0-3 K			0-3 K		2	0	1	0	1	1	0
Bob Shirley, R (1, 1) OBP: 0.250, SLG: 0.100 Merv Rettenmund, R (8, PH) OBP: 0.438, SLG: 0.455 Enzo Hernandez, R (9, 6)		4-0 BB BB BB	0-0 FC2-6		0-0 BB			4-0 BB		1	0	0	1	1	0	1

Inning Stats	R: 0	H: 0	E: 0	K: 1	S: 5	R: 1	H: 0	E: 0	K: 0	S: 3	R: 0	H: 1	E: 0	K: 1	S: 5	R: 0	H: 0	E: 0	K: 1	S: 5	R: 0	H: 0	E: 0	K: 3	S: 9	R: 0	H: 0	E: 0	K: 1	S: 5	R: 0	H: 1	E: 0	K: 0	S: 3	1B: 3	SF: 0	2B: 0	SAC: 0	3B: 0	DP: 1	HR: 0	HBP: 0	WP: 0	PA: 34																		
PITCHER	IP	WLS	BF	H	R	ER	SO	BB	IBB	HBP	BLK	WP	HR	S	P	ERA	WHIP																			IP	WLS	BF	H	R	ER	SO	BB	IBB	HBP	BLK	WP	HR	S	P	ERA	WHIP											
Don Sutton, R (1, 1) ERA: 1.09	8.0	W	32	3	1	1	8	6	0	0	0	0	0	42	66	1.12	1.125																																														
Charlie Hough, R (9, 1) ERA: 1.52	1.0	S	2	0	0	0	0	0	0	0	0	0	0	2	2	0.00	0.000																																														

Los Angeles Dodgers @ San Diego Padres
San Diego Stadium, San Diego, CA
 Tue Apr 26 1977, 10:05 PM EDT
 Att. 24,481 - Unknown

AB	28
R	1
H	3
RBI	1
BB	6
SO	8
LOB	16



WP: 0	PA: 34
PB: 0	
SB: 1	
CS: 1	

livebaseballscorecards.com

Batter	1	2	3	4	5	6	7	8	9	AB R H RBI BB SO LOB	TOP											
Davey Lopes, R (1, 4) OBP: 0.378, SLG: 0.423	0-3 K		0-0 F5	0-0 4-3		0-3 K		0-0 F8		5 0 0 0 0 2 4												
Bill Russell, R (1, 6) OBP: 0.318, SLG: 0.383	0-0 FC3-6 1B		0-0 S 1B		0-0 6-3		0-0 4-3 1B	0-0 1-2 3-H 1B		5 1 4 1 0 0 0												
John Hale, L (1, 9) OBP: 0.214, SLG: 0.154	0-0 FC3-6 1B 1-2f		0-3 K 1-2		0-0 G6-4-3 1B		0-0 4-3 1-2	0-3 K		5 0 1 0 0 2 5												
Ron Cey, R (1, 5) OBP: 0.568, SLG: 0.953	0-0 1-3 1B			0-0 HR	0-0 G6-4-3 1-2f		0-0 2-H 1B	0-3 K		5 1 3 2 0 1 1												
Steve Garvey, R (1, 3) OBP: 0.286, SLG: 0.493		0-0 S 1B		0-0 L8		0-0 E8 1B	0-0 F9	0-3 K2-3		5 1 1 0 0 1 1												
Rick Monday, L (1, 8) OBP: 0.408, SLG: 0.443		0-0 1-2 F7		4-0 HR BB		0-0 WP 1B 2-H	0-0 4-3	0-0 2B		4 2 2 1 1 0 2												
Dusty Baker Jr., R (1, 7) OBP: 0.379, SLG: 0.500		0-0 F7		0-0 1-H HR		0-0 5-3 2-3		0-0 L8 IBB		4 1 1 2 1 0 2												
Steve Yeager, R (1, 2) OBP: 0.485, SLG: 0.642		0-0 6-3		0-0 L6		0-3 K		0-0 F8 1B HBP	0-0 F7	5 1 1 0 0 1 4												
Doug Rau, L (1, 1) OBP: 0.250, SLG: 0.182			0-0 F7		0-0 1B			1-0 1B HBP		3 0 2 1 0 0 0												
Charlie Hough, R (8, 1) OBP: 0.250, SLG: 0.571										0 0 0 0 0 0 0												
Inning Stats	R: 0 E: 0 K: 1 S: 6	H: 2 LOB: 2 BB: 0 P: 6	R: 0 E: 0 K: 0 S: 4	H: 1 LOB: 1 BB: 0 P: 4	R: 0 E: 0 K: 1 S: 6	H: 1 LOB: 1 BB: 0 P: 6	R: 3 E: 0 K: 0 S: 6	H: 3 LOB: 1 BB: 1 P: 10	R: 0 E: 0 K: 0 S: 3	H: 1 LOB: 0 BB: 0 P: 3	R: 2 E: 1 K: 2 S: 10	H: 2 LOB: 1 BB: 0 P: 10	R: 1 E: 0 K: 0 S: 5	H: 2 LOB: 1 BB: 0 P: 5	R: 1 E: 0 K: 1 S: 7	H: 2 LOB: 2 BB: 0 P: 8	R: 0 E: 0 K: 2 S: 8	H: 1 LOB: 2 BB: 1 P: 12	1B: 12 2B: 1 3B: 0 HR: 2	SF: 0 SAC: 0 DP: 1 HBP: 1	WP: 1 PB: 0 SB: 2 CS: 0	PA: 44
PITCHER	IP WLS BF H R ER SO BB IBB HBP BLK WP HR S P ERA WHIP																				PITCHER	IP WLS BF H R ER SO BB IBB HBP BLK WP HR S P ERA WHIP
Tom Griffin, R (1, 1) ERA: 3.63	5.2 L 27 10 5 3 3 1 0 0 0 1 2 32 36 4.76 1.941																					
Butch Metzger, R (6, 1) ERA: 6.57	2.1 12 4 2 2 2 0 0 1 0 0 0 0 15 16 7.71 1.714																					
Victor Bernal, R (9, 1) ERA: 3.72	1.0 5 1 0 0 0 2 0 1 0 0 0 0 8 12 0.00 1.000																					

Los Angeles Dodgers @ San Diego Padres
San Diego Stadium, San Diego, CA
Wed Apr 27 1977, 10:05 PM EDT
Att. 18,132 - Unknown

AB	41
R	7
H	15
RBI	7
BB	2
SO	7
LOB	19



Batter	1	2	3	4	5	6	7	8	9	AB	R	H	RBI	BB	SO	LOB
Merv Rettenmund, R (1, 7) OBP: 0.476, SLG: 0.533	0-0 6-3		0-0 HR 1B		4-0 G6-4-3 BB			0-0 1B SF8 2B	0-0 F5	4	2	2	0	1	0	1
Bill Almon, R (1, 6) Enzo Hernandez, R (8, PR) (9, 6)	0-0 1B 1B		0-3 K		0-0 G6-4-3 1-2f			0-0 HR 1B		4	0	2	1	0	1	2
Dave Winfield, R (1, 9) OBP: 0.393, SLG: 0.487	0-0 F7		0-0 1-H HR				0-0 6-3	0-0 SF8		3	1	1	3	0	0	1
Gene Tenace, R (1, 3) OBP: 0.368, SLG: 0.458	0-0 FC6-4 1B		0-0 F8				0-0 F9	0-0 F8		4	0	1	0	0	0	1
George Hendrick, R (1, 8) OBP: 0.391, SLG: 0.442	0-0 FC6-4 1-2f		0-0 6-3				0-0 F7	0-0 1-H HR		4	1	1	2	0	0	2
Doug Rader, R (1, 5) OBP: 0.413, SLG: 0.557		0-0 FC5-2 3B		0-0 F9			0-0 F9	0-0 F8		4	0	1	0	0	0	1
Dave Roberts, R (1, 2) Gene Richards, L (9, PH) OBP: 0.212, SLG: 0.174		0-0 F3		0-3 K			0-0 F3		0-0 6-3	3	0	0	0	0	1	1
Mike Champion, R (1, 4) Gary Sutherland, R (9, PH) OBP: 0.625, SLG: 1.000		0-0 FC5-2 3-H		0-0 F8			0-0 F7		0-0 F9	3	0	0	0	0	0	1
Tom Griffin, R (1, 1) Butch Metzger, R (6, 1) Bobby Valentine, R (8, PH) Victor Bernal, R (9, 1) Jerry Turner, L (9, PH) OBP: 0.250, SLG: 0.322		0-0 F9			0-0 L7			0-0 2B 1B 1B	4-0 BB	2	0	0	0	0	0	1

Inning Stats	R: 0	H: 2	E: 0	K: 0	S: 5	R: 0	H: 1	E: 0	K: 0	S: 4	R: 2	H: 2	E: 0	K: 1	S: 7	R: 0	H: 0	E: 0	K: 1	S: 5	R: 0	H: 0	E: 0	K: 0	S: 3	R: 0	H: 0	E: 0	K: 0	S: 3	R: 4	H: 4	E: 0	K: 0	S: 7	R: 0	H: 0	E: 0	K: 0	S: 3	R: 0	H: 0	E: 0	K: 0	S: 3	1B: 5	SF: 1	2B: 1	SAC: 0	3B: 1	DP: 1	HR: 2	HBP: 0	WP: 0	PA: 37
--------------	------	------	------	------	------	------	------	------	------	------	------	------	------	------	------	------	------	------	------	------	------	------	------	------	------	------	------	------	------	------	------	------	------	------	------	------	------	------	------	------	------	------	------	------	------	-------	-------	-------	--------	-------	-------	-------	--------	-------	--------

PITCHER	IP	WLS	BF	H	R	ER	SO	BB	IBB	HBP	BLK	WP	HR	S	P	ERA	WHIP
Doug Rau, L (1, 1) ERA: 3.96	7.0	W	29	8	5	5	2	1	0	0	0	0	1	32	36	6.43	1.286
Charlie Hough, R (8, 1) ERA: 1.75	2.0	S	8	1	1	1	0	1	0	0	0	0	1	7	11	4.50	1.000

BOTTOM

Los Angeles Dodgers @ San Diego Padres
San Diego Stadium, San Diego, CA
 Wed Apr 27 1977, 10:05 PM EDT
 Att. 18,132 - Unknown

livebaseballscorecards.com

AB	34
R	6
H	9
RBI	6
BB	2
SO	2
LOB	11



Batter	1	2	3	4	5	6	7	8	9	AB R H RBI BB SO LOB	TOP		
Davey Lopes, R OBP: 0.391, SLG: 0.427 (1, 4) X	0-0 F9 1B		0-0 6-3 1B	0-0 S 1B		4-0 BB 1-2 BB			0-0 1-3	4 1 2 0 1 0 0			
Bill Russell, R OBP: 0.311, SLG: 0.372 (1, 6) X	0-0 FC3-6 1B		0-0 6-3 1-2 2-3		0-0 F7 1-2	0-0 5-3			0-0 5-3	5 0 1 0 0 0 5			
Reggie Smith, S OBP: 0.474, SLG: 0.650 (1, 9) X John Hale, L OBP: 0.214, SLG: 0.154 (7, 9)	0-0 FC3-6 FC6-4 1-2f		0-0 BB 2B 1B 2-H 3-H		0-0 6-3				0-0 F9	4 1 1 2 0 0 1 0 0 0 0 0 0 0			
Ron Cey, R OBP: 0.553, SLG: 0.910 (1, 5) X	0-0 FC6-4 1-2f		4-0 BB 1-2 2B BB		0-3 K 2			0-0 F9 2		3 1 0 0 1 1 1			
Steve Garvey, R OBP: 0.296, SLG: 0.545 (1, 3) X		0-0 6-3	0-0 HR 2B 1-H 2-H		0-0 HR 3			0-0 6-3 3		4 2 2 3 0 0 0			
Rick Monday, L OBP: 0.400, SLG: 0.477 (1, 8) X		0-0 F8 2	0-0 HR 2-H		0-3 K 3			0-3 K 1		4 1 1 2 0 2 0			
Dusty Baker Jr., R OBP: 0.357, SLG: 0.468 (1, 7) X		0-0 5-3 3	0-0 6-3 3			0-0 F6 1			0-0 5-3 2	4 0 0 0 0 0 0			
Johnny Oates, L OBP: 0.273, SLG: 0.200 (1, 2) X			0-0 6-3 1B 1B 1B		0-0 4-3				0-0 F5 2	4 1 1 0 0 0 0			
Burt Hooton, R OBP: 0.125, SLG: 0.125 (1, 1) X Stan Wall, L (8, 1) Ed Goodson, L (9, PH) Mike Garman, R (9, 1)			0-0 F2 1		0-0 F8 2				0-0 BB 1B 4-3 1	3 0 1 0 0 0 1 0 0 0 0 0 0 0 1 0 0 0 0 0 0 0 0 0 0 0 0 0			
Inning Stats	R: 0 H: 1 E: 0 LOB: 1 K: 0 BB: 0 S: 4 P: 4	R: 0 H: 0 E: 0 LOB: 0 K: 0 BB: 0 S: 3 P: 3	R: 6 H: 5 E: 0 LOB: 0 K: 0 BB: 1 S: 8 P: 12	R: 0 H: 1 E: 0 LOB: 1 K: 0 BB: 0 S: 4 P: 4	R: 1 H: 1 E: 0 LOB: 0 K: 2 BB: 0 S: 8 P: 8	R: 0 H: 1 E: 0 LOB: 2 K: 0 BB: 1 S: 4 P: 8	R: 0 H: 0 E: 0 LOB: 0 K: 0 BB: 0 S: 3 P: 3	R: 0 H: 0 E: 0 LOB: 0 K: 1 BB: 0 S: 5 P: 5	R: 0 H: 0 E: 0 LOB: 0 K: 0 BB: 0 S: 3 P: 3	1B: 6 SF: 0 2B: 1 SAC: 0 3B: 0 DP: 0 HR: 2 HBP: 0	WP: 0 PA: 38 PB: 0 SB: 1 CS: 0		
PITCHER	IP WLS BF H R ER SO BB IBB HBP BLK WP HR S P ERA WHIP											PITCHER	IP WLS BF H R ER SO BB IBB HBP BLK WP HR S P ERA WHIP
Dave Freisleben, R (1, 1) ERA: 6.39	3.0 L 16 6 6 6 0 1 0 0 0 0 0 1 15 19 18.00 2.333												
Butch Metzger, R (4, 1) ERA: 5.87	3.0 13 3 1 1 2 1 0 0 0 0 0 1 16 20 3.00 1.333												
Dave Tomlin, L (7, 1) ERA: 0.61	2.0 6 0 0 0 1 0 0 0 0 0 0 0 8 8 0.00 0.000												
Victor Bernal, R (9, 1) ERA: 3.38	1.0 3 0 0 0 0 0 0 0 0 0 0 0 3 3 0.00 0.000												

Los Angeles Dodgers @ San Diego Padres
San Diego Stadium, San Diego, CA
Thu Apr 28 1977, 10:05 PM EDT
Att. 12,036 - Unknown

AB	36
R	7
H	9
RBI	7
BB	2
SO	3
LOB	8



BOTTOM

Los Angeles Dodgers @ San Diego Padres
San Diego Stadium, San Diego, CA
Thu Apr 28 1977, 10:05 PM EDT
Att. 12,036 - Unknown

livebaseballscorecards.com

AB	35
R	5
H	9
RBI	5
BB	5
SO	5
LOB	17



WP:	0	PA:	41
PB:	0	SB:	0
CS:	0		

AB R H RBI BB SO LOB

3	1	1	1	2	0	0
3	0	0	0	0	0	1
1	0	1	0	0	0	0
5	0	1	0	0	0	2
4	1	1	0	1	1	1
3	2	2	3	2	0	2
4	0	0	0	0	0	4
4	0	1	0	0	2	4
3	0	0	0	0	1	2
1	0	1	1	0	0	0
1	1	1	0	0	0	0
1	0	0	0	0	1	0
1	0	0	0	0	0	0
0	0	0	0	0	0	0
0	0	0	0	0	0	0
1	0	0	0	0	0	1
0	0	0	0	0	0	0

1B:	6	SF:	0
2B:	1	SAC:	1
3B:	1	DP:	0
HR:	1	HBP:	0

Batter	1	2	3	4	5	6	7	8	9
Merv Rettenmund, R (1, 7) OBP: 0.500, SLG: 0.611	4-0 SH2-3 HR BB	0-0 1-H 3B		4-0 BLK BB		0-0 L5			0-0 6-3
Enzo Hernandez, R (1, 6) Gene Richards, L (9, PH) OBP: 0.226, SLG: 0.191	0-0 SH2-3 1-2	0-0 4-3		0-0 F7 1-2			0-0 F2		0-0 FC5-4 1B
Dave Winfield, R (1, 9) OBP: 0.363, SLG: 0.470	0-0 5-3	0-0 F3			0-0 5-3 1B		0-0 6-3		0-0 FC5-4 1B 1-2f
Gene Tenace, R (1, 3) OBP: 0.370, SLG: 0.447	4-0 HR BB		0-3 K		0-0 5-3 1-2		0-0 F8		0-0 1B 1-2
George Hendrick, R (1, 8) OBP: 0.413, SLG: 0.488	0-0 1-H 2-H HR		4-0 BB		4-0 BB			0-0 E8 2B 1B	0-0 FC5 2-3f
Doug Rader, R (1, 5) OBP: 0.392, SLG: 0.523	0-0 E5 1B		0-0 F9		0-0 F9			0-0 L7	
Dave Roberts, R (1, 2) OBP: 0.200, SLG: 0.300	0-0 1-2 1B		0-0 F7		0-3 K			0-3 K	
Mike Champion, R (1, 4) Gary Sutherland, R (8, PH) (9, 4) OBP: 0.291, SLG: 0.257 OBP: 0.667, SLG: 1.125	0-0 4-3			0-3 K		0-0 5-3		0-0 2-H 2B	
Dave Freisleben, R (1, 1) Butch Metzger, R (4, 1) Bobby Valentine, R (6, PH) Dave Tomlin, L (7, 1) Jerry Turner, L (8, PH) Mike Ivie, R (8, PH) Victor Bernal, R (9, 1) OBP: 0.286, SLG: 0.286 OBP: 0.250, SLG: 0.143		0-0 3B 1B		0-3 K		0-0 F7		0-0 F7	

Inning Stats	R: 3	H: 2	E: 1	LOB: 2	K: 0	BB: 2	S: 6	P: 14	R: 1	H: 2	E: 0	LOB: 0	K: 0	BB: 0	S: 4	P: 4	R: 0	H: 0	E: 0	LOB: 1	K: 1	BB: 1	S: 5	P: 9	R: 0	H: 1	E: 0	LOB: 2	K: 1	BB: 1	S: 6	P: 10	R: 0	H: 0	E: 0	LOB: 0	K: 0	BB: 0	S: 3	P: 3	R: 0	H: 0	E: 0	LOB: 0	K: 0	BB: 0	S: 3	P: 3	R: 1	H: 2	E: 1	LOB: 1	K: 1	BB: 0	S: 7	P: 7	R: 0	H: 2	E: 0	LOB: 2	K: 0	BB: 0	S: 5	P: 5	1B: 6	SF: 0	2B: 1	SAC: 1	3B: 1	DP: 0	HR: 1	HBP: 0	WP: 0	PA: 41
--------------	------	------	------	--------	------	-------	------	-------	------	------	------	--------	------	-------	------	------	------	------	------	--------	------	-------	------	------	------	------	------	--------	------	-------	------	-------	------	------	------	--------	------	-------	------	------	------	------	------	--------	------	-------	------	------	------	------	------	--------	------	-------	------	------	------	------	------	--------	------	-------	------	------	-------	-------	-------	--------	-------	-------	-------	--------	-------	--------

PITCHER	IP	WLS	BF	H	R	ER	SO	BB	IBB	HBP	BLK	WP	HR	S	P	ERA	WHIP
Burt Hooton, R (1, 1) ERA: 3.71	7.2		35	7	5	5	5	5	0	0	1	0	1	40	60	5.87	1.565
Stan Wall, L (8, 1) ERA: 7.94	0.1		1	0	0	0	0	0	0	0	0	0	0	1	1	0.00	0.000
Mike Garman, R (9, 1) ERA: 4.5	1.0	S	5	2	0	0	0	0	0	0	0	0	0	5	5	0.00	2.000

Batter	1	2	3	4	5	6	7	8	9	AB R H RBI BB SO LOB	TOP											
Lee Mazzilli, S (1, 8) OBP: 0.324, SLG: 0.224	0-0 4-3	0-0 4-3			4-0 1B HR BB	0-0 1-2 1B		0-3 K		4 1 1 0 1 1 1												
Felix Millan, R (1, 4) OBP: 0.293, SLG: 0.296 Mike Phillips, L (4, 4) OBP: 0.222, SLG: 0.231	1-0 1B HR HBP		0-0 S 1B 1B		0-0 F7	0-0 F9		0-0 E 1B 1B		1 2 1 0 0 0 0 3 1 1 0 0 0 3												
Bruce Boiesclair, L (1, 9) OBP: 0.432, SLG: 0.545	0-0 1-3 HR 1B		0-0 1-H 1B		0-0 1-3 HR 1B	0-0 F8		0-0 E6 FC5-4		5 2 3 1 0 0 3												
Dave Kingman, R (1, 3) OBP: 0.338, SLG: 0.609	0-0 1-H 3-H HR		0-3 K2-3		0-0 1-H 3-H HR		0-0 F7		0-0 FC5-4 1B 1-2f	5 2 2 6 0 1 2												
John Milner, L (1, 7) OBP: 0.250, SLG: 0.423 Mike Vail, R (6, 9) OBP: 0.444, SLG: 0.286	0-0 3-6 BLK 1B		0-0 F8		0-0 6-3 2B		0-3 K		0-0 CS 1B 1-3 3-H	3 0 2 0 0 0 0 2 0 1 1 0 1 0												
Roy Staiger, R (1, 5) OBP: 0.240, SLG: 0.298	0-0 3-6 1-3f			0-0 HR	0-0 6-3 2-3		4-0 BB		0-3 K 1-2	5 0 0 0 0 1 4												
John Stearns, R (1, 2) OBP: 0.269, SLG: 0.354		0-0 F8		0-0 6-3	0-0 1-3		0-0 F2			3 1 1 1 1 0 2												
Bud Harrelson, S (1, 6) OBP: 0.244, SLG: 0.128		0-0 S 1B		0-0 5-3		0-0 E6 FC1-5		4-0 G4-6-3 BB		3 0 1 0 1 0 0												
Jon Matlack, L (1, 1) OBP: 0.200, SLG: 0.111		0-3 K 1-2		0-0 F5		0-0 FC1-5 1B 2-3		0-0 G4-6-3 1-2f		4 0 0 0 0 1 3												
Inning Stats	R: 3 E: 0 K: 0 S: 5	H: 3 LOB: 0 BB: 0 P: 6	R: 0 E: 0 K: 1 S: 6	H: 1 LOB: 1 BB: 0 P: 6	R: 1 E: 0 K: 1 S: 6	H: 2 LOB: 0 BB: 0 P: 6	R: 1 E: 0 K: 0 S: 4	H: 1 LOB: 0 BB: 0 P: 4	R: 3 E: 0 K: 0 S: 6	H: 3 LOB: 1 BB: 1 P: 10	R: 0 E: 1 K: 0 S: 5	H: 1 LOB: 2 BB: 0 P: 5	R: 0 E: 0 K: 1 S: 5	H: 0 LOB: 1 BB: 1 P: 9	R: 0 E: 0 K: 1 S: 4	H: 0 LOB: 0 BB: 1 P: 8	R: 1 E: 1 K: 1 S: 7	H: 2 LOB: 1 BB: 0 P: 7	1B: 9 2B: 2 3B: 0 HR: 3	SF: 0 SAC: 0 DP: 2 HBP: 1	WP: 0 PB: 0 SB: 2 CS: 1	PA: 42
PITCHER	IP WLS BF H R ER SO BB IBB HBP BLK WP HR S P ERA WHIP																					
Rick Sawyer, R (1, 1) ERA: 8.18	4.1 L 21 8 7 7 2 1 0 1 1 0 0 2 23 28 14.54 2.077																					
Dave Freisleben, R (5, 1) ERA: 6.49	1.0 7 3 1 1 0 0 0 0 0 0 0 1 7 7 9.00 3.000																					
Brent Strom, L (6, 1) ERA: 10.45	1.2 6 0 0 0 1 1 0 0 0 0 0 0 7 11 0.00 0.600																					
Victor Bernal, R (8, 1) ERA: 2.84	2.0 8 2 1 0 2 1 0 0 0 0 0 0 11 15 0.00 1.500																					

New York Mets @ San Diego Padres
San Diego Stadium, San Diego, CA

Fri Apr 29 1977, 10:05 PM EDT
Att: 43,497 - Unknown

livebaseballscorecards.com

AB	38
R	9
H	13
RBI	9
BB	3
SO	5
LOB	18



Batter	1	2	3	4	5	6	7	8	9	AB	R	H	RBI	BB	SO	LOB
Merv Rettenmund, R OBP: 0.500, SLG: 0.591 (1, 7)	0-3 K ①		0-0 7-5-2 ② 3-Hr			0-0 1B		0-0 1B		4	0	2	0	0	1	1
Mike Champion, R OBP: 0.277, SLG: 0.243 (1, 4)	0-0 F4			0-0 5-3 ①		0-0 F8		0-3 K ③		4	0	0	0	0	1	2
Dave Winfield, R OBP: 0.378, SLG: 0.494 (1, 9)	0-0 F8 ③			0-0 6-3 ②			0-0 F4 ①		0-0 HR	4	1	1	1	0	0	0
Gene Tenace, R OBP: 0.365, SLG: 0.438 (1, 2)		0-3 K ①		0-3 K ③			0-0 FC5 1B 1B		0-3 K ①	4	0	1	0	0	3	0
George Hendrick, R OBP: 0.406, SLG: 0.476 (1, 8)		0-3 K ②			0-3 K ①		0-0 FC5 1B 1-2		0-3 K ②	4	0	1	0	0	3	0
Mike Ivie, R OBP: 0.319, SLG: 0.415 (1, 3)		0-3 K ③			0-0 F9 ②		0-0 FC5 ② 1-2 2-3f		0-0 1B	4	0	1	0	0	1	2
Doug Rader, R OBP: 0.407, SLG: 0.530 (6, 1)			4-0 2B 4-3 BB		0-0 1B		0-3 K ③		0-0 5-3 ③	1	1	1	0	1	0	0
Gary Sutherland, R OBP: 0.600, SLG: 1.000 (7, PH)										0	0	0	0	0	0	0
Victor Bernal, R (8, 1)										1	0	0	0	0	0	1
Jerry Turner, L OBP: 0.246, SLG: 0.317 (9, PH)										0	0	0	0	0	0	0
Dave Roberts, R OBP: 0.217, SLG: 0.348 (1, 6)			0-0 4-3 1-3 7-5-2 2B			0-0 5-3 ①		0-0 F4 ①		3	0	1	0	0	0	0
Rick Sawyer, R OBP: 0.500, SLG: 0.500 (1, 1)			0-0 4-3 ①			0-0 F8 ②		0-0 F8 ②		1	0	0	1	0	0	1
Dave Freisleben, R OBP: 0.286, SLG: 0.286 (5, 1)										0	0	0	0	0	0	0
Bobby Valentine, R OBP: 0.222, SLG: 0.125 (6, 5)			2-3 3-H							2	0	0	0	0	0	0


Inning Stats	R: 0	H: 0	E: 0	K: 1	S: 5	LOB: 0	BB: 0	P: 5	R: 0	H: 0	E: 0	K: 3	S: 9	LOB: 0	BB: 0	P: 9	R: 1	H: 1	E: 0	K: 0	S: 3	LOB: 0	BB: 1	P: 7	R: 0	H: 0	E: 0	K: 1	S: 5	LOB: 0	BB: 0	P: 5	R: 0	H: 1	E: 0	K: 1	S: 5	LOB: 1	BB: 0	P: 5	R: 0	H: 1	E: 0	K: 0	S: 4	LOB: 1	BB: 0	P: 4	R: 0	H: 2	E: 0	K: 1	S: 7	LOB: 2	BB: 0	P: 7	R: 0	H: 1	E: 0	K: 1	S: 6	LOB: 1	BB: 0	P: 6	R: 1	H: 2	E: 0	K: 2	S: 9	LOB: 1	BB: 0	P: 9	1B: 6	SF: 0	2B: 2	SAC: 0	3B: 0	DP: 1	HR: 1	HBP: 0	WP: 0	PA: 34	PB: 0	SB: 0	CS: 0
PITCHER Jon Mattack, L ERA: 3.94 (1, 1)	IP	WLS	BF	H	R	ER	SO	BB	IBB	HBP	BLK	WP	HR	S	P	ERA	WHIP	IP	WLS	BF	H	R	ER	SO	BB	IBB	HBP	BLK	WP	HR	S	P	ERA	WHIP																																																			

BOTTOM

New York Mets @ San Diego Padres
San Diego Stadium, San Diego, CA

Fri Apr 29 1977, 10:05 PM EDT
Att. 43,497 - Unknown

AB	33
R	2
H	8
RBI	2
BB	1
SO	10
LOB	9



livebaseballscorecards.com

Batter	1	2	3	4	5	6	7	8	9	AB R H RBI BB SO LOB	TOP
Lee Mazzilli, S OBP: 0.333, SLG: 0.242 (1, 8) X	0-0 1-3 ①		0-0 4-3 ③		0-0 1-2 2-H 1B 1B		0-0 SH3-4 ①		0-0 S 1B	4 0 2 1 0 0 0	
Felix Millan, R OBP: 0.286, SLG: 0.288 (1, 4) S S S	0-3 K ②			0-0 E6 G6-4-3	0-0 1-2 2-H 1B		0-0 4-3 ②		0-0 6-3 ③	5 0 1 1 0 1 2	
Mike Vail, R OBP: 0.400, SLG: 0.250 John Milner, L OBP: 0.233, SLG: 0.393 Lenny Randle, S (1, 9) S S S (4, 7) (8, 7)	0-3 K ③			0-0 G6-4-3 1-2f	0-0 1-3 ③		0-0 F2 ③			2 0 0 0 0 1 1 2 0 0 0 0 0 3 0 0 0 0 0 0 0	
Dave Kingman, R OBP: 0.333, SLG: 0.588 (1, 7) (4, 9) (6, 3)		0-0 5-3 ①		0-0 5-3 ③		0-0 F8 ①		0-0 SH1-3 1B		4 0 1 0 0 0 0	
Joe Torre, R OBP: 0.333, SLG: 0.529 Bruce Boisclair, L OBP: 0.432, SLG: 0.545 (1, 3) (6, 9)		0-0 WP 1B			0-0 F8 ①	0-0 1-3 ②		0-0 SH1-3 ①		3 0 1 0 0 0 0 0 0 0 0 0 0 0	
John Stearns, R OBP: 0.286, SLG: 0.385 (1, 2)		0-0 5-3 ②			0-0 1B 1B	0-0 1B 2B		0-0 F9 ②		4 2 2 0 0 0 2	
Roy Staiger, R OBP: 0.259, SLG: 0.314 (1, 5)		0-0 1-6-3 ③			0-0 1B 1B	0-0 2-H 1B		0-0 F8 ③		4 1 2 1 0 0 2	
Bud Harrelson, S OBP: 0.245, SLG: 0.140 (1, 6)			0-0 L9 ①		0-0 1B 1B 1-2 2-H	0-0 5-3 ③		0-3 K ①		4 1 1 1 0 1 1	
Tom Seaver, R OBP: 0.188, SLG: 0.133 (1, 1)			0-3 K ②		0-0 L9 ②		0-0 4-3 SH3-4 1B		0-0 F8 ②	4 0 1 0 0 1 2	
Inning Stats	R: 0 E: 0 K: 2 S: 7 H: 0 LOB: 0 BB: 0 P: 7	R: 0 E: 0 K: 0 S: 4 H: 1 LOB: 1 BB: 0 P: 4	R: 0 E: 0 K: 1 S: 5 H: 0 LOB: 0 BB: 0 P: 5	R: 0 E: 1 K: 0 S: 3 H: 0 LOB: 0 BB: 0 P: 3	R: 3 E: 0 K: 0 S: 8 H: 5 LOB: 2 BB: 0 P: 8	R: 1 E: 0 K: 0 S: 5 H: 2 LOB: 1 BB: 0 P: 5	R: 0 E: 0 K: 0 S: 4 H: 1 LOB: 1 BB: 0 P: 4	R: 0 E: 0 K: 1 S: 6 H: 1 LOB: 1 BB: 0 P: 6	1B: 10 2B: 1 3B: 0 HR: 0 SF: 0 SAC: 2 DP: 1 HBP: 0	WP: 1 PB: 0 SB: 1 CS: 0 PA: 38	
PITCHER Randy Jones, L ERA: 5.88 Dave Tomlin, L ERA: 0.54 Rollie Fingers, R ERA: 2.3	IP WLS BF H R ER SO BB IBB HBP BLK WP HR S P ERA WHIP	IP WLS BF H R ER SO BB IBB HBP BLK WP HR S P ERA WHIP	IP WLS BF H R ER SO BB IBB HBP BLK WP HR S P ERA WHIP	IP WLS BF H R ER SO BB IBB HBP BLK WP HR S P ERA WHIP	IP WLS BF H R ER SO BB IBB HBP BLK WP HR S P ERA WHIP	IP WLS BF H R ER SO BB IBB HBP BLK WP HR S P ERA WHIP	IP WLS BF H R ER SO BB IBB HBP BLK WP HR S P ERA WHIP	IP WLS BF H R ER SO BB IBB HBP BLK WP HR S P ERA WHIP	IP WLS BF H R ER SO BB IBB HBP BLK WP HR S P ERA WHIP	IP WLS BF H R ER SO BB IBB HBP BLK WP HR S P ERA WHIP	IP WLS BF H R ER SO BB IBB HBP BLK WP HR S P ERA WHIP

New York Mets @ San Diego Padres
San Diego Stadium, San Diego, CA
Sat Apr 30 1977, 10:05 PM EDT
Att. 22,428 - Unknown

livebaseballscorecards.com

AB	36
R	4
H	11
RBI	4
BB	0
SO	4
LOB	13



Batter	1	2	3	4	5	6	7	8	9	AB R H RBI BB SO LOB
--------	---	---	---	---	---	---	---	---	---	----------------------

Lee Mazzilli, S (1, 8) <small>OBP: 0.338, SLG: 0.242</small>	0-0 6-3		0-0 BLK 2B 1B	0-0 G3			0-0 4-3		4-0 1B E BB	4 2 1 0 1 0 1
Lenny Randle, S (1, 4) <small>OBP: 0.600, SLG: 1.000</small>	0-0 SF8 3B		0-3 K		0-0 CS 1B		0-0 F8		0-0 E S 1B	5 2 3 1 0 1 1
Joe Torre, R (1, 3) <small>OBP: 0.304, SLG: 0.524</small>	0-0 SF8		0-0 3-H 2B		0-0 L8		0-0 6-3		0-3 K	4 0 1 2 0 1 3
Dave Kingman, R (1, 7) Bruce Boicclair, L (4, 7) <small>OBP: 0.338, SLG: 0.580</small> <small>OBP: 0.400, SLG: 0.500</small>	0-0 F8		4-0 FC6-4 IBB		0-0 F8			0-0 F7	0-0 E3	1 0 0 0 1 0 0 3 0 0 0 0 0 1
Mike Vail, R (1, 9) <small>OBP: 0.360, SLG: 0.200</small>		4-0 G6-4-3 BB	0-0 FC6-4		0-0 4-3			0-3 K	0-3 K	4 0 0 0 1 2 3
John Stearns, R (1, 2) <small>OBP: 0.300, SLG: 0.382</small>		0-0 G6-4-3		4-0 2B BB		0-0 6-3		0-0 S 1B		3 1 1 0 1 0 1
Roy Staiger, R (1, 5) <small>OBP: 0.276, SLG: 0.400</small>		0-3 K		0-0 5-3 2B		0-0 HR		0-0 F9		4 1 2 2 0 1 1
Leo Foster, R (1, 6) <small>OBP: 0.500, SLG: 0.333</small>			0-0 1B SH1-4 BLK 1B	0-0 5-3		4-0 FC5-4 BB			0-0 5-3	3 1 1 0 1 0 1
Craig Swan, R (1, 1) Bob Apodaca, R (6, 1) Skip Lockwood, R (8, 1) <small>OBP: 1.000, SLG: 1.000</small>			0-0 SH1-4	0-0 1-3		0-0 FC5-4		0-0 BB 1B		2 0 0 0 0 0 2 0 0 0 0 0 0 0 1 1 1 0 0 0 0

TOP

New York Mets @ San Diego Padres
 San Diego Stadium, San Diego, CA

Sun May 01 1977, 6:33 AM EDT
 Att. 14,220 - Unknown

AB	34
R	8
H	10
RBI	5
BB	5
SO	5
LOB	14



Inning Stats	R: 1	H: 1	R: 0	H: 0	R: 2	H: 3	R: 1	H: 1	R: 0	H: 1	R: 1	H: 1	R: 0	H: 0	R: 0	H: 1	R: 3	H: 2
	E: 0	LOB: 0	E: 0	LOB: 0	E: 0	LOB: 2	E: 0	LOB: 1	E: 0	LOB: 0	E: 0	LOB: 1	E: 0	LOB: 0	E: 0	LOB: 1	E: 1	LOB: 1
	K: 0	BB: 0	K: 1	BB: 1	K: 1	BB: 1	K: 0	BB: 1	K: 0	BB: 0	K: 0	BB: 1	K: 0	BB: 0	K: 1	BB: 0	K: 2	BB: 1
	S: 4	P: 4	S: 4	P: 8	S: 8	P: 12	S: 4	P: 8	S: 3	P: 3	S: 4	P: 8	S: 3	P: 3	S: 6	P: 6	S: 10	P: 14

PITCHER	IP	WLS	BF	H	R	ER	SO	BB	IBB	HBP	BLK	WP	HR	S	P	ERA	WHIP
Bob Shirley, L (1, 1) <small>ERA: 1.98</small>	3.0	L	16	5	4	4	2	2	1	0	1	0	0	17	29	12.00	2.333
Butch Metzger, R (4, 1) <small>ERA: 5.19</small>	2.0		6	1	0	0	0	0	0	0	0	0	0	6	6	0.00	0.500
Victor Bernal, R (6, 1) <small>ERA: 3.07</small>	2.0		8	1	1	1	0	1	0	0	0	0	1	7	11	4.50	1.000
Rollie Fingers, R (8, 1) <small>ERA: 2.55</small>	2.0		11	3	3	1	3	1	0	0	0	0	0	16	20	4.50	2.000

WP: 0	PA: 41
PB: 0	
SB: 3	
CS: 1	

Batter	1	2	3	4	5	6	7	8	9	AB R H RBI BB SO LOB	TOP							
Garry Maddox, R (1, 8) OBP: 0.277, SLG: 0.450	0-0 F9		0-0 F8		0-0 5-3		0-0 F4		0-0 3B	5 0 1 1 0 0 1	Philadelphia Phillies @ San Diego Padres San Diego Stadium, San Diego, CA Mon May 02 1977, 10:05 PM EDT Att. 16,112 - Unknown livebaseballscorecards.com							
Richie Hebner, L (1, 3) OBP: 0.389, SLG: 0.529 Bobby Tolan, L (8, PR) OBP: 0.273, SLG: 0.200 Ron Reed, R (9, 1)	0-0 F8		0-0 F9		4-0 CS BB		0-0 SH1-4 1B	0-0 1-3	3 0 1 0 1 0 1 1 0 0 0 0 0 1 0 0 0 0 0 0 0									
Mike Schmidt, R (1, 5) OBP: 0.320, SLG: 0.413	4-0 CS BB		0-0 2B		0-3 K 1-2		0-0 SH1-4 1-2		2 0 1 0 1 1 1									
Greg Luzinski, R (1, 7) OBP: 0.351, SLG: 0.609	0-0 CS 1-2	0-0 HR	0-0 6-3		0-3 K		0-0 3-1 2-3		4 1 1 1 0 1 4									
Jay Johnstone, L (1, 9) OBP: 0.322, SLG: 0.357		0-0 F8		0-0 FC6-4 SF7 2B		0-0 F7		4-0 IBB	3 1 1 0 1 0 0									
Bob Boone, R (1, 2) OBP: 0.345, SLG: 0.362		0-0 L5		1-0 FC6-4 HBP		4-0 BB		0-0 4-3	2 0 0 0 1 0 2									
Ted Sizemore, R (1, 4) OBP: 0.358, SLG: 0.396		0-0 1B		0-0 FC6-4 1-2f 2-3		0-0 6-3		0-0 F7	4 0 1 0 0 0 3									
Terry Harmon, R (1, 6) OBP: 0.267, SLG: 0.417 Tom Hutton, L (9, PH) OBP: 0.182, SLG: 0.182		0-0 F7		0-0 SF7 3-H		0-0 P3		0-0 F7	2 0 0 1 0 0 1 1 0 0 0 0 0 0									
Wayne Twitchell, R (1, 1) Gene Garber, R (8, 1) Tim McCarver, L (9, PH) OBP: 0.471, SLG: 0.600 Davey Johnson, R (9, 5) OBP: 0.375, SLG: 0.600			4-0 2B BB	0-0 P3		0-3 K		0-0 3B 3B	2 0 0 0 1 1 1 0 0 0 0 0 0 0 1 1 1 0 0 0 0 0 0 0 0 0 0 0									
Inning Stats	R: 0 H: 0 E: 0 K: 0 S: 2	H: 0 LOB: 0 BB: 1 P: 6	R: 1 H: 2 E: 0 K: 0 S: 5	H: 2 LOB: 1 BB: 0 P: 5	R: 0 H: 1 E: 0 K: 0 S: 4	H: 1 LOB: 2 BB: 1 P: 8	R: 1 H: 1 E: 0 K: 0 S: 4	H: 1 LOB: 1 BB: 0 P: 5	R: 0 H: 0 E: 0 K: 1 S: 4	H: 0 LOB: 1 BB: 1 P: 8		R: 0 H: 0 E: 0 K: 1 S: 5	H: 0 LOB: 0 BB: 0 P: 5	R: 0 H: 1 E: 0 K: 0 S: 4	H: 1 LOB: 2 BB: 1 P: 8	R: 1 H: 2 E: 0 K: 0 S: 5	H: 2 LOB: 1 BB: 0 P: 5	1B: 2 SF: 1 2B: 3 SAC: 1 3B: 2 DP: 1 HR: 1 HBP: 1
PITCHER	IP WLS BF H R ER SO BB IBB HBP BLK WP HR S P ERA WHIP												IP WLS BF H R ER SO BB IBB HBP BLK WP HR S P ERA WHIP					
Tom Griffin, R (1, 1) ERA: 3.33 Rollie Fingers, R (8, 1) ERA: 2.75	7.0 28 4 2 2 3 4 0 1 0 0 1 29 46 2.57 1.143												2.0 10 3 1 1 0 0 1 0 0 0 0 9 13 4.50 1.500					



Batter	1	2	3	4	5	6	7	8	9	AB R H RBI BB SO LOB
Gene Richards, L (1, 8) OBP: 0.288, SLG: 0.254	0-0 1B FC6-4 1B	0-0 1B			0-0 6-3		0-0 4-3		0-0 1B 1-2 1B	5 1 3 0 0 0 0
Bill Almon, R (1, 6) OBP: 0.290, SLG: 0.311	0-0 FC6-4 1-2 6-3 1B	0-0 6-3			0-3 K		0-0 3-1		0-0 1B 1-2 2-H 1B	5 1 2 1 0 1 1
Jerry Turner, L (1, 7) OBP: 0.267, SLG: 0.348	0-0 FC6-4 1-2 2-3 1B		0-0 6-3		0-0 6-3			0-0 FC5 3B		4 1 2 0 0 0 0
Dave Winfield, R (1, 9) OBP: 0.355, SLG: 0.455	0-0 FC6-4 1-2f 2-3 3-H 6-3		0-0 F8		0-3 K		0-0 FC5 CS			4 0 0 2 0 1 2
Gene Tenace, R (1, 3) OBP: 0.370, SLG: 0.438	0-0 6-3 1-2 3-H		0-0 5-3		4-0 1B BB		4-0 1B BB			2 0 0 1 2 0 1
Doug Rader, R (1, 5) OBP: 0.407, SLG: 0.514	0-0 BB BB BB BB BB		0-3 K		0-0 F8		0-0 G1-6-3 1B			3 0 1 0 1 1 1
Mike Champion, R (1, 4) OBP: 0.281, SLG: 0.250	0-0 L9		0-0 1-3		0-0 FC5-4 1B		0-0 G1-6-3			4 0 1 0 0 0 4
Bob Davis, R (1, 2) OBP: 0.500, SLG: 0.500		0-3 K		0-0 1B		0-0 FC5-4 1-2f		0-3 K		2 0 1 0 0 1 0
George Hendrick, R (6, PH) OBP: 0.390, SLG: 0.462		0-3 K		0-0 1B				0-3 K		1 0 0 0 0 0 2
Dave Roberts, R (7, 2) OBP: 0.240, SLG: 0.333		0-3 K		0-0 1B				0-3 K		1 0 0 0 0 1 0
Tom Griffin, R (1, 1) OBP: 0.485, SLG: 0.560		0-3 K		0-0 L6			0-0 5-3		0-0 1B 1B	2 0 0 0 0 1 1
Merv Rettenmund, R (7, PH) OBP: 0.485, SLG: 0.560		0-3 K								1 0 0 0 0 0 0
Rollie Fingers, R (8, 1)										0 0 0 0 0 0 0
Bobby Valentine, R (9, PH) OBP: 0.238, SLG: 0.158										1 1 1 0 0 0 0

Inning Stats	R: 2	H: 3	E: 0	K: 0	S: 6	LOB: 2	BB: 1	P: 10	R: 0	H: 1	E: 0	K: 2	S: 8	LOB: 1	BB: 0	P: 8	R: 0	H: 0	E: 0	K: 0	S: 3	LOB: 0	BB: 0	P: 3	R: 0	H: 0	E: 0	K: 1	S: 6	LOB: 0	BB: 0	P: 5	R: 0	H: 1	E: 0	K: 1	S: 6	LOB: 2	BB: 1	P: 10	R: 0	H: 0	E: 0	K: 0	S: 3	LOB: 0	BB: 0	P: 3	R: 1	H: 2	E: 0	K: 0	S: 4	LOB: 1	BB: 1	P: 8	R: 1	H: 3	E: 0	K: 1	S: 6	LOB: 2	BB: 0	P: 6	1B: 10	2B: 0	3B: 1	HR: 0	SF: 0	SAC: 0	DP: 1	HBP: 0	WP: 0	PB: 0	SB: 0	CS: 1	PA: 38
--------------	------	------	------	------	------	--------	-------	-------	------	------	------	------	------	--------	-------	------	------	------	------	------	------	--------	-------	------	------	------	------	------	------	--------	-------	------	------	------	------	------	------	--------	-------	-------	------	------	------	------	------	--------	-------	------	------	------	------	------	------	--------	-------	------	------	------	------	------	------	--------	-------	------	--------	-------	-------	-------	-------	--------	-------	--------	-------	-------	-------	-------	--------

PITCHER	IP	WLS	BF	H	R	ER	SO	BB	IBB	HBP	BLK	WP	HR	S	P	ERA	WHIP
Wayne Twitchell, R (1, 1) ERA: 3.56	7.1		33	8	3	3	5	3	0	0	0	0	0	40	52	3.68	1.500
Gene Garber, R (8, 1) ERA: 4.22	0.2		1	0	0	0	0	0	0	0	0	0	0	1	1	0.00	0.000
Ron Reed, R (9, 1) ERA: 5.4	0.1	L	4	3	1	1	1	0	0	0	0	0	0	6	6	27.00	9.000

BOTTOM

Philadelphia Phillies @ San Diego Padres
San Diego Stadium, San Diego, CA

Mon May 02 1977, 10:05 PM EDT
Att. 16,112 - Unknown

livebaseballscorecards.com

AB	35
R	4
H	11
RBI	4
BB	3
SO	6
LOB	12



Batter	1	2	3	4	5	6	7	8	9	10	AB	R	H	RBI	BB	SO	LOB	TOP							
Garry Maddox, R OBP: 0.292, SLG: 0.447 (1, 8) X	0-0 6-3 ①		0-0 L9 ②		0-0 4-3 1B	4-0 FC3-2 IBB	0-0 F9 ③		0-0 1B			5	0	2	0	1	0	2	<p>Philadelphia Phillies @ San Diego Padres</p> <p>San Diego Stadium, San Diego, CA</p> <p>Tue May 03 1977, 10:05 PM EDT</p> <p>Att: 7,942 - Unknown</p>						
Richie Hebner, L OBP: 0.333, SLG: 0.435 (1, 3) X	0-0 L4 ②		0-0 2B 1B		0-0 4-3 ① ②	0-0 FC3-2 ②		0-0 L8 ①	0-0 F9 ③		6	1	1	0	0	0	5								
Mike Schmidt, R OBP: 0.333, SLG: 0.426 (1, 5) X	0-0 F9 ③		0-0 1H 2B		0-0 5-3 ③	0-0 F7 ③		4-0 FC6-4 BB		0-0 FC2-5 1B 1B	5	0	2	1	1	0	3								
Greg Luzinski, R OBP: 0.354, SLG: 0.630 Ollie Brown, R OBP: 0.167, SLG: 0.167 (1, 7) (8, PR) (8, 9)		0-3 K ①	0-0 F9 ③			0-0 HR	4-0 2B SF9 BB	0-0 FC6-4 ②		0-0 FC2-5 1B 1B	4	2	1	1	1	1	2								
Jay Johnstone, L OBP: 0.339, SLG: 0.373 Jerry Martin, R OBP: 0.261, SLG: 0.200 (1, 9) (7, PH) (7, 9) (8, 7)		0-0 1B 1B		0-0 L7 ①		0-0 2B 1B 1B	0-0 F3 ①	0-0 1-3 2B		0-0 FC2-5 1B ①	3	1	2	0	0	0	0								
Tim McCarver, L OBP: 0.524, SLG: 0.842 Bob Boone, R OBP: 0.351, SLG: 0.367 (1, 2) (7, 2)		0-0 F9 ②		0-0 3B		0-0 1B 1B 2B	0-0 SF9 1B 2B	0-3 K ③		0-0 G5-4-3 1B ①-2 ②-3f	4	2	3	0	0	0	1								
Ted Sizemore, R OBP: 0.390, SLG: 0.415 (1, 4)		0-0 1-2 1B		0-0 E6		0-0 SH5-4 FC3-2 1B 2-3 3-H	4-0 1B IBB		0-0 SH3 BLK SF7 1B	5	1	3	1	1	0	3									
Larry Bowa, S OBP: 0.349, SLG: 0.407 (1, 6)		0-0 P6 ③		0-0 P6 ②		0-0 FC3-2 SH5-4 1B 1-2 3-H	0-0 SF9 ②		0-0 SH3 ①	3	0	1	2	0	0	4									
Steve Carlton, L OBP: 0.333, SLG: 0.357 Ron Reed, R ERA: 8.0 Tom Hutton, L OBP: 0.250, SLG: 0.250 Tom Underwood, R Gene Garber, R (1, 1) (6, 1) (7, PH) (7, 1) (9, 1)			0-0 4-3 ①	0-0 4-3 ③		0-0 SH5-4 ①	0-0 1B ①		0-0 SF7 ②	2	0	0	0	0	0	2									
Inning Stats	R: 0 E: 0 K: 0 S: 3	H: 0 LOB: 0 BB: 0 P: 3	R: 0 E: 0 K: 1 S: 7	H: 2 LOB: 2 BB: 0 P: 7	R: 1 E: 0 K: 0 S: 5	H: 2 LOB: 1 BB: 0 P: 5	R: 0 E: 1 K: 0 S: 5	H: 1 LOB: 2 BB: 0 P: 5	R: 0 E: 0 K: 0 S: 3	H: 1 LOB: 0 BB: 0 P: 3	R: 3 E: 0 K: 0 S: 8	H: 5 LOB: 3 BB: 1 P: 12	R: 2 E: 0 K: 0 S: 5	H: 2 LOB: 2 BB: 2 P: 13	R: 0 E: 0 K: 1 S: 6	H: 1 LOB: 3 BB: 1 P: 10	R: 1 E: 0 K: 0 S: 5	H: 2 LOB: 1 BB: 0 P: 5		R: 1 E: 0 K: 0 S: 5	H: 3 LOB: 1 BB: 0 P: 5	1B: 13 2B: 4 3B: 1 HR: 1	SF: 2 SAC: 2 DP: 1 HBP: 0	WP: 0 PB: 0 SB: 0 CS: 0	PA: 52
PITCHER	IP WLS BF H R ER SO BB IBB HBP BLK WP HR S P ERA WHIP	IP WLS BF H R ER SO BB IBB HBP BLK WP HR S P ERA WHIP	IP WLS BF H R ER SO BB IBB HBP BLK WP HR S P ERA WHIP	IP WLS BF H R ER SO BB IBB HBP BLK WP HR S P ERA WHIP	IP WLS BF H R ER SO BB IBB HBP BLK WP HR S P ERA WHIP	IP WLS BF H R ER SO BB IBB HBP BLK WP HR S P ERA WHIP	IP WLS BF H R ER SO BB IBB HBP BLK WP HR S P ERA WHIP	IP WLS BF H R ER SO BB IBB HBP BLK WP HR S P ERA WHIP	IP WLS BF H R ER SO BB IBB HBP BLK WP HR S P ERA WHIP	IP WLS BF H R ER SO BB IBB HBP BLK WP HR S P ERA WHIP	IP WLS BF H R ER SO BB IBB HBP BLK WP HR S P ERA WHIP	IP WLS BF H R ER SO BB IBB HBP BLK WP HR S P ERA WHIP	IP WLS BF H R ER SO BB IBB HBP BLK WP HR S P ERA WHIP	IP WLS BF H R ER SO BB IBB HBP BLK WP HR S P ERA WHIP	IP WLS BF H R ER SO BB IBB HBP BLK WP HR S P ERA WHIP	IP WLS BF H R ER SO BB IBB HBP BLK WP HR S P ERA WHIP	IP WLS BF H R ER SO BB IBB HBP BLK WP HR S P ERA WHIP	IP WLS BF H R ER SO BB IBB HBP BLK WP HR S P ERA WHIP	IP WLS BF H R ER SO BB IBB HBP BLK WP HR S P ERA WHIP	IP WLS BF H R ER SO BB IBB HBP BLK WP HR S P ERA WHIP	IP WLS BF H R ER SO BB IBB HBP BLK WP HR S P ERA WHIP	IP WLS BF H R ER SO BB IBB HBP BLK WP HR S P ERA WHIP	IP WLS BF H R ER SO BB IBB HBP BLK WP HR S P ERA WHIP	IP WLS BF H R ER SO BB IBB HBP BLK WP HR S P ERA WHIP	IP WLS BF H R ER SO BB IBB HBP BLK WP HR S P ERA WHIP

livebaseballscores.com

AB	44
R	8
H	19
RBI	8
BB	4
SO	2
LOB	28



Batter	1	2	3	4	5	6	7	8	9	10	AB	R	H	RBI	BB	SO	LOB
Gene Richards, L OBP: 0.268, SLG: 0.234 (1, 8)	4-3		P6			6-3	G4-3		K		5	0	0	0	0	1	2
Bill Almon, R OBP: 0.296, SLG: 0.309 (1, 6)	K			F8		1B 1B		K		4-0 SH2-4 BB	4	1	1	0	1	2	0
Merv Rettenmund, R OBP: 0.459, SLG: 0.517 (1, 7)	1-4-3			F2		1B HR 1B		K		SH2-4	4	1	1	0	0	1	0
Dave Winfield, R OBP: 0.357, SLG: 0.452 (1, 9)		4-3 1B		F9		1-3 2-H HR 1B		F5		6-3	5	1	2	1	0	0	1
Gene Tenace, R OBP: 0.363, SLG: 0.419 (1, 3) (10, 2)		F6			4-0 1B SH1-3 SF9 BB	K		K		F8	4	1	0	0	1	2	4
Doug Rader, R OBP: 0.416, SLG: 0.562 (1, 5)		4-3			SH1-3		1-H 3-H HR		2B 1B		3	2	2	3	0	0	1
Mike Champion, R OBP: 0.301, SLG: 0.286 (1, 4)		5-3			SF9 1B		CS 1B		1B 1B 2B		4	1	3	0	0	0	1
Bob Davis, R OBP: 0.250, SLG: 0.333 (1, 2)			F2					6-3		1B 1B	1	0	0	1	0	0	0
Mike Ivie, R OBP: 0.295, SLG: 0.378 (7, PH)					SF9		1-2			2-3 3-H 1B	1	0	0	0	0	0	0
Dave Roberts, R OBP: 0.240, SLG: 0.333 (8, 2)											0	0	0	0	0	0	0
Bobby Valentine, R OBP: 0.273, SLG: 0.200 (9, PH)											1	0	1	1	0	0	0
Jerry Turner, L OBP: 0.267, SLG: 0.348 (9, PR)											0	0	0	0	0	0	0
Victor Bernal, R OBP: 0.287, SLG: 0.348 (10, 1)											0	0	0	0	0	0	0
Rick Sawyer, R OBP: 0.373, SLG: 0.375 (11, 1)											2	0	0	0	0	1	1
Dan Spillner, R OBP: 0.373, SLG: 0.375 (6, 1)											0	0	0	0	0	0	0
Brent Strom, R OBP: 0.295, SLG: 0.378 (6, 1)											0	0	0	0	0	0	0
Butch Metzger, R OBP: 0.240, SLG: 0.333 (7, 1)											0	0	0	0	0	0	0
George Hendrick, R OBP: 0.396, SLG: 0.468 (7, PH)											1	0	1	0	0	0	0
Dave Tomlin, L OBP: 0.267, SLG: 0.348 (8, 1)											0	0	0	0	0	0	0
Gary Sutherland, R OBP: 0.300, SLG: 0.706 (9, PH) (10, 3)											1	0	1	1	0	0	0

Inning Stats	R: 0	H: 0	E: 0	K: 1	S: 5	P: 5	R: 0	H: 1	E: 0	K: 0	S: 4	P: 4	R: 0	H: 0	E: 0	K: 1	S: 5	P: 5	R: 0	H: 0	E: 0	K: 0	S: 3	P: 3	R: 1	H: 1	E: 0	K: 0	S: 4	P: 8	R: 4	H: 5	E: 0	K: 1	S: 9	P: 9	R: 0	H: 1	E: 0	K: 0	S: 3	P: 3	R: 0	H: 0	E: 0	K: 2	S: 7	P: 7	R: 2	H: 4	E: 0	K: 2	S: 10	P: 10	R: 0	H: 0	E: 0	K: 0	S: 3	P: 7	1B: 10	SF: 1	3B: 0	HR: 1
--------------	------	------	------	------	------	------	------	------	------	------	------	------	------	------	------	------	------	------	------	------	------	------	------	------	------	------	------	------	------	------	------	------	------	------	------	------	------	------	------	------	------	------	------	------	------	------	------	------	------	------	------	------	-------	-------	------	------	------	------	------	------	--------	-------	-------	-------

PITCHER	IP	WLS	BF	H	R	ER	SO	BB	IBB	HBP	BLK	WP	HR	S	P	ERA	WHIP
Steve Carlton, L ERA: 3.66 (1, 1)	5.2		25	7	5	5	3	1	0	0	0	0	1	30	34	7.94	1.412
Ron Reed, R ERA: 5.23 (6, 1)	0.1		0	0	0	0	0	0	0	0	0	0	0	0	0	0.00	0.000
Tom Underwood, L ERA: 9.72 (7, 1)	2.1		9	3	2	2	3	0	0	0	0	0	0	15	15	7.71	1.286
Gene Garber, R ERA: 3.65 (9, 1)	1.2	W	7	2	0	0	1	1	0	0	0	0	0	8	12	0.00	1.800


BOTTOM

Philadelphia Phillies @ San Diego Padres
San Diego Stadium, San Diego, CA

Tue May 03 1977, 10:05 PM EDT
Att. 7,942 - Unknown

livebaseballscorecards.com

AB	36
R	7
H	12
RBI	7
BB	2
SO	7
LOB	10



WP: 0	PA: 42
PB: 0	
SB: 0	
CS: 1	

Batter	1	2	3	4	5	6	7	8	9	AB R H RBI BB SO LOB	TOP	
Garry Maddox, R OBP: 0.290, SLG: 0.438 (1, 8) X	0-0 F8		0-0 1B			0-0 1-3			0-0 5-3	4 0 1 1 0 0 0	Philadelphia Phillies @ San Diego Padres San Diego Stadium, San Diego, CA Wed May 04 1977, 10:05 PM EDT Att: 10,021 - Unknown livebaseballscorecards.com	
Jerry Martin, R OBP: 0.259, SLG: 0.250 (1, 9) X	0-0 6-3		0-0 6-3			0-0 6-3			0-0 2B	4 0 1 0 0 0 1		
Mike Schmidt, R OBP: 0.341, SLG: 0.423 (1, 5) B B B	4-0 CS BB					0-0 F9			0-0 G6-4-3 1B	3 0 1 0 1 0 1		
Greg Luzinski, R OBP: 0.341, SLG: 0.605 (1, 7) X	0-0 CS 1-2	0-0 6-3				0-0 L5			0-0 G6-4-3 1-2f	3 0 0 0 0 0 1		
Davey Johnson, R OBP: 0.316, SLG: 0.500 (1, 3)		0-3 K				0-0 5-3			0-0 6-3	3 0 0 0 0 1 0		
Bob Boone, R OBP: 0.333, SLG: 0.346 (1, 2) X		0-0 6-3				0-0 L1			0-0 P4	3 0 0 0 0 0 0		
Ted Sizemore, R OBP: 0.387, SLG: 0.411 (1, 4) X			0-0 4-3 1B 5-3 1B			0-0 6-3			0-0 6-3	3 1 1 0 0 0 0		
Larry Bowa, S OBP: 0.333, SLG: 0.386 (1, 6) X			0-0 5-3 1-2			0-0 6-3			0-0 6-3	3 0 0 0 0 0 1		
Jim Kaat, L Ron Reed, R Ollie Brown, R OBP: 0.143, SLG: 0.143 (9, PH) X			0-0 4-3 2-3			0-0 G3			0-0 F9	2 0 0 0 0 0 1 0 0 0 0 0 0 0 1 0 0 0 0 0 0		
Inning Stats	R: 0 E: 0 K: 0 S: 2 H: 0 LOB: 0 BB: 1 P: 6	R: 0 E: 0 K: 1 S: 5 H: 0 LOB: 0 BB: 0 P: 5	R: 1 E: 0 K: 0 S: 5 H: 2 LOB: 1 BB: 0 P: 5	R: 0 E: 0 K: 0 S: 3 H: 0 LOB: 0 BB: 0 P: 3	R: 0 E: 0 K: 0 S: 3 H: 0 LOB: 0 BB: 0 P: 3	R: 0 E: 0 K: 0 S: 3 H: 0 LOB: 0 BB: 0 P: 3	R: 0 E: 0 K: 0 S: 3 H: 1 LOB: 0 BB: 0 P: 3	R: 0 E: 0 K: 0 S: 3 H: 0 LOB: 0 BB: 0 P: 3	R: 0 E: 0 K: 0 S: 4 H: 1 LOB: 1 BB: 0 P: 4	1B: 3 2B: 1 3B: 0 HR: 0 SF: 0 SAC: 0 DP: 1 HBP: 0		WP: 0 PB: 0 SB: 0 CS: 1 PA: 31
PITCHER Randy Jones, L ERA: 4.85 (1, 1)	IP 9.0 WLS W BF 30 H 4 R 1 ER 1 SO 1 BB 1 IBB 0 HBP 0 BLK 0 WP 0 HR 0 S 31 P 35 ERA 1.00 WHIP 0.556											PITCHER IP WLS BF H R ER SO BB IBB HBP BLK WP HR S P ERA WHIP



Batter	1	2	3	4	5	6	7	8	9
Gene Richards, L OBP: 0.276, SLG: 0.290 (1, 8)	0-0 4-3	0-0 1-2 3-H 1B		0-0 1-3			0-0 2-H HR	0-0 G3	
Bill Almon, R OBP: 0.284, SLG: 0.296 (1, 6)	0-0 6-3	0-0 5-3		0-0 5-3			0-0 F8		
Merv Rettenmund, R OBP: 0.488, SLG: 0.531 (1, 7)	4-0 2B BB		0-0 F8 FC4-6 1B		0-0 5-3		0-0 1B		
Dave Winfield, R OBP: 0.361, SLG: 0.463 (1, 9)	0-0 1-3 2B		0-0 FC4-6 F8 1B		0-0 4-3		0-3 K		
Gene Tenace, R OBP: 0.350, SLG: 0.402 (1, 3)	0-0 F9		0-0 F8		0-0 F8		0-0 P5		
Doug Rader, R OBP: 0.409, SLG: 0.539 (1, 5)		0-0 6-3	4-0 FC4-6 IBB		0-0 6-3		0-3 K		
Mike Champion, R OBP: 0.309, SLG: 0.299 (1, 4)		0-0 E 1B 2B	0-0 FC4-6		0-0 6-3		4-0 BB BB		
Bob Davis, R OBP: 0.125, SLG: 0.143 (1, 2)		0-0 E5 1B	0-0 F9		0-0 4-3		0-3 K		
Randy Jones, R OBP: 0.385, SLG: 0.364 (1, 1)		0-3 K		0-0 5-3			0-0 HR 2B	0-0 1-2 1B	

AB	R	H	RBI	BB	SO	LOB
5	1	2	3	0	0	2
4	0	0	0	0	0	2
3	1	2	0	1	0	0
4	0	2	0	0	1	1
4	0	0	0	0	0	5
3	0	0	0	1	1	0
3	1	1	1	1	0	2
4	0	0	0	0	1	4
4	1	2	0	0	1	2

BOTTOM

Philadelphia Phillies @ San Diego Padres
San Diego Stadium, San Diego, CA
 Wed May 04 1977, 10:05 PM EDT
 Att. 10,021 - Unknown

livebaseballscorecards.com

AB	34
R	4
H	9
RBI	4
BB	3
SO	4
LOB	18



Inning Stats	R: 0	H: 1	E: 0	K: 0	S: 4	P: 8	R: 1	H: 2	E: 1	K: 1	S: 8	R: 1	H: 2	E: 0	K: 0	S: 5	R: 0	H: 0	E: 0	K: 0	S: 3	R: 0	H: 0	E: 0	K: 0	S: 3	R: 0	H: 0	E: 0	K: 0	S: 3	R: 2	H: 3	E: 0	K: 1	S: 8	R: 0	H: 1	E: 0	K: 2	S: 8		
	LOB: 2	BB: 1	LOB: 2	BB: 0	LOB: 2	BB: 1	LOB: 2	BB: 0	LOB: 0	BB: 0	LOB: 0	LOB: 0	BB: 0	LOB: 0	BB: 0	LOB: 0	LOB: 1	BB: 0	LOB: 1	BB: 0	LOB: 2	BB: 1	LOB: 2	BB: 1	LOB: 2	BB: 0	LOB: 0	BB: 0	LOB: 0	BB: 0	LOB: 1	BB: 0	LOB: 1	BB: 0	LOB: 2	BB: 1	LOB: 2	BB: 1	LOB: 12	BB: 0	LOB: 0	BB: 0	LOB: 0

PITCHER	IP	WLS	BF	H	R	ER	SO	BB	IBB	HBP	BLK	WP	HR	S	P	ERA	WHIP
Jim Kaat, L ERA: 9.0 (1, 1)	6.1	L	30	8	4	3	1	1	1	0	0	0	1	30	38	4.26	1.421
Ron Reed, R ERA: 4.5 (7, 1)	1.2		7	1	0	0	3	1	0	0	0	0	0	12	16	0.00	1.200

WP	PA	ERA	WHIP
0	37		

Batter	1	2	3	4	5	6	7	8	9	AB R H RBI BB SO LOB	TOP		
Garry Maddox, R (1, 8) OBP: 0.276, SLG: 0.415	0-0 F9		0-3 K		0-0 5-3		0-0 F7		0-0 6-3	5 0 0 0 0 1 0	Philadelphia Phillies @ San Diego Padres San Diego Stadium, San Diego, CA Thu May 05 1977, 10:05 PM EDT Att. 7,810 - Unknown livebaseballscorecards.com		
Larry Bowa, S (1, 6) OBP: 0.338, SLG: 0.377	0-0 F9			4-0 1B BB	0-0 F8		0-0 1-3		0-0 HR 1B	4 2 1 0 1 0 0			
Mike Schmidt, R (1, 5) OBP: 0.344, SLG: 0.461	0-0 F9			0-0 BB 1B FC5-2 1B	0-3 K		0-0 F9		0-0 HR	5 1 2 2 0 1 0			
Greg Luzinski, R (1, 7) OBP: 0.345, SLG: 0.593		0-0 F9		0-0 BB E 1B		0-0 BB 1B		0-0 F8	0-0 F8	5 2 2 1 0 0 0			
Richie Hebner, L (1, 3) OBP: 0.393, SLG: 0.520		0-0 4-3		4-0 E 1B BB		4-0 1B BB		0-0 1B 3B		2 2 1 0 2 0 0			
Tom Hutton, L (8, 3) OBP: 0.250, SLG: 0.250				1-2 2-3 1B BB		1-2 1B BB				0 0 0 0 0 0 0			
Bob Boone, R (1, 2) OBP: 0.344, SLG: 0.345		4-0 BB		0-0 FC5-2 1B SF7		0-0 1B 1B		0-3 K		3 1 1 1 1 1 3			
Jerry Martin, R (1, 9) OBP: 0.276, SLG: 0.269		0-0 L7		0-0 SF7 1B		0-0 1B		0-0 1B		2 0 1 1 0 0 1			
Jay Johnstone, L (6, PH) OBP: 0.349, SLG: 0.383				2-3 3-H		1-3 2-H		0-0 3-H 1B		1 0 1 0 0 0 0			
Ollie Brown, R (8, PH) OBP: 0.250, SLG: 0.250				0-0 SF7 1B		1-3 2-H 1B				1 0 1 1 0 0 0			
Ted Sizemore, R (1, 4) OBP: 0.379, SLG: 0.397			0-0 F9	0-0 SF7		4-0 G4-3 1B		0-0 6-3		2 0 0 1 1 0 1			
Randy Lerch, L (1, 1) OBP: 0.308, SLG: 0.333			0-0 6-3	0-0 4-3		0-0 G4-3			0-0 4-3	3 0 0 0 0 0 4			
Gene Garber, R (7, 1)						1-2f				1 0 0 0 0 0 0			
Inning Stats	R: 0 H: 0 E: 0 LOB: 0 K: 0 BB: 0 S: 3 P: 3	R: 0 H: 0 E: 0 LOB: 1 K: 0 BB: 1 S: 3 P: 7	R: 0 H: 0 E: 0 LOB: 0 K: 1 BB: 0 S: 5 P: 5	R: 4 H: 3 E: 1 LOB: 1 K: 0 BB: 2 S: 6 P: 14	R: 0 H: 0 E: 0 LOB: 0 K: 1 BB: 0 S: 5 P: 5	R: 1 H: 3 E: 0 LOB: 2 K: 0 BB: 2 S: 4 P: 12	R: 0 H: 0 E: 0 LOB: 0 K: 0 BB: 0 S: 3 P: 3	R: 1 H: 2 E: 0 LOB: 1 K: 1 BB: 0 S: 7 P: 7	R: 2 H: 2 E: 0 LOB: 0 K: 0 BB: 0 S: 5 P: 5	1B: 8 SF: 1 2B: 0 SAC: 0 3B: 1 DP: 1 HR: 1 HBP: 0	WP: 0 PA: 40 PB: 0 SB: 0 CS: 0		
PITCHER	IP WLS BF H R ER SO BB IBB HBP BLK WP HR S P ERA WHIP											PITCHER	IP WLS BF H R ER SO BB IBB HBP BLK WP HR S P ERA WHIP
Bob Shirley, L (1, 1) ERA: 2.5	3.1 L 16 3 4 3 1 3 0 0 0 0 0 0 15 27 8.10 1.800												
Dan Spillner, R (4, 1) ERA: 4.5	1.2 8 2 1 1 1 1 0 0 0 0 0 0 9 13 5.40 1.800												
Butch Metzger, R (6, 1) ERA: 4.91	0.1 2 1 0 0 0 0 0 1 0 0 0 0 1 5 0.00 3.000												
Dave Tomlin, L (6, 1) ERA: 1.27	2.2 9 2 1 1 1 0 0 0 0 0 0 0 11 11 3.38 0.750												
Rollie Fingers, R (9, 1) ERA: 3.48	1.0 5 2 2 2 0 0 0 0 0 0 0 0 1 5 18.00 2.000												

Philadelphia Phillies @ San Diego Padres
San Diego Stadium, San Diego, CA
 Thu May 05 1977, 10:05 PM EDT
 Att. 7,810 - Unknown

AB	34
R	8
H	10
RBI	7
BB	5
SO	3
LOB	9



Batter	1	2	3	4	5	6	7	8	9	AB	R	H	RBI	BB	SO	LOB
Gene Richards, L (1, 8) OBP: 0.296, SLG: 0.292	0-0 1-3 ①		0-0 1B ①	4-0 FC6-4 BB 1-2 2-3		4-0 WP BB 1-2		0-0 G3 ③		3	1	1	1	2	0	0
Bill Almon, R (1, 6) OBP: 0.280, SLG: 0.284	0-3 K ②		0-0 F8 ②	0-0 FC6-4 ②		0-0 6-3 ③			4-0 3-1 WP BB 5-3	4	1	0	1	1	1	5
Merv Rettenmund, R (1, 7) OBP: 0.478, SLG: 0.486	4-0 FC5-4 BB ③		4-0 1B 1B BB ③	0-0 F8 ③			0-3 K ①		0-0 3-1 ①	3	0	0	0	2	1	3
Dave Winfield, R (1, 9) OBP: 0.363, SLG: 0.487	0-0 FC5-4 ③		0-0 1B 1B ③		0-0 F9 ①		0-0 HR ②		0-0 5-3 ②	5	1	2	3	0	0	1
Mike Ivie, R (1, 3) OBP: 0.289, SLG: 0.367		0-0 6-3 ①	0-0 1B ①		0-0 6-3 ②		0-0 5-3 ②		0-0 6-3 ③	5	0	1	0	0	0	0
Gene Tenace, R (1, 2) OBP: 0.347, SLG: 0.396		0-3 K ②	0-0 P4 ③		0-0 L9 ③		0-0 1B ③			4	0	1	0	0	1	3
Doug Rader, R (1, 5) OBP: 0.392, SLG: 0.513		0-0 F9 ③			0-3 K ①		0-3 K ①		0-3 K ③	4	0	0	0	0	3	1
Mike Champion, R (1, 4) OBP: 0.317, SLG: 0.322			0-0 1B 3B ①	4-0 BB BB FC6-4 BB ①		0-0 F8 ②		0-3 K ①	3	2	1	0	1	1	0	
Bob Shirley, R (1, 1) OBP: 0.214, SLG: 0.083			0-3 K ①	4-0 FC6-4 BB ①		0-0 WP WP ①		0-0 4-3 ②		1	0	0	0	0	1	1
Dan Spillner, R (4, 1)										0	0	0	0	1	0	0
Butch Metzger, R (6, 1)										0	0	0	0	0	0	0
Dave Tomlin, L (6, 1) OBP: 0.500, SLG: 0.500										1	0	1	0	0	0	0
Jerry Turner, L (8, PH) OBP: 0.263, SLG: 0.343										1	0	0	0	0	0	0
Rollie Fingers, R (9, 1)										0	0	0	0	0	0	0

Inning Stats	R: 0	H: 0	E: 0	LOB: 1	K: 1	S: 5	R: 0	H: 0	E: 0	LOB: 0	K: 1	S: 5	R: 2	H: 4	E: 0	LOB: 3	K: 1	S: 9	R: 1	H: 0	E: 0	LOB: 2	K: 1	S: 5	R: 0	H: 0	E: 0	LOB: 0	K: 0	S: 3	R: 0	H: 1	E: 0	LOB: 2	K: 1	S: 6	R: 1	H: 2	E: 0	LOB: 1	K: 2	S: 9	R: 0	H: 0	E: 0	LOB: 0	K: 1	S: 5	R: 1	H: 0	E: 0	LOB: 0	K: 0	S: 3	1B: 5	2B: 0	3B: 1	SF: 0	SAC: 0	DP: 0	HBP: 0	WP: 3	PB: 0	SB: 1	CS: 0	PA: 41
--------------	------	------	------	--------	------	------	------	------	------	--------	------	------	------	------	------	--------	------	------	------	------	------	--------	------	------	------	------	------	--------	------	------	------	------	------	--------	------	------	------	------	------	--------	------	------	------	------	------	--------	------	------	------	------	------	--------	------	------	-------	-------	-------	-------	--------	-------	--------	-------	-------	-------	-------	--------

PITCHER	IP	WLS	BF	H	R	ER	SO	BB	IBB	HBP	BLK	WP	HR	S	P	ERA	WHIP
Randy Lerch, L (1, 1) ERA: 2.7	6.0	W	29	5	3	3	5	6	0	0	0	2	0	33	57	4.50	1.833
Gene Garber, R (7, 1) ERA: 4.11	3.0	S	12	2	2	2	3	1	0	0	0	1	1	17	21	6.00	1.000

BOTTOM

Philadelphia Phillies @ San Diego Padres
San Diego Stadium, San Diego, CA
Thu May 05 1977, 10:05 PM EDT
Att. 7,810 - Unknown

livebaseballscorecards.com

AB	34
R	5
H	7
RBI	5
BB	7
SO	8
LOB	14



Batter	1	2	3	4	5	6	7	8	9	AB R H RBI BB SO LOB	TOP		
Dave Cash, R (1, 4) OBP: 0.333, SLG: 0.356	4-0 2B SF8 BB		0-0 4-3		0-0 F7		0-0 2B E 1B	0-0 4-3		4 2 1 0 1 0 1			
Chris Speier, R (1, 6) OBP: 0.333, SLG: 0.372	0-3 K		4-0 G4-3 BB		0-0 1B 1B		0-0 1-3 E 2B	0-0 F9		4 0 2 0 1 1 1			
Ellis Valentine, R (1, 9) OBP: 0.355, SLG: 0.592	0-0 1-3 2B		0-0 G4-3 1-2f		0-0 1-2 1B		0-0 2-3 3-H E 2B	0-0 G6-4-3 1B		5 0 3 0 0 0 2			
Tony Perez, R (1, 3) OBP: 0.315, SLG: 0.457	0-0 SF8			0-0 1-6-3	0-3 K		0-0 4-3	0-0 G6-4-3		4 0 0 1 0 1 5			
Warren Cromartie, L (1, 7) OBP: 0.321, SLG: 0.475	0-0 F8			0-0 2B		0-0 4-3		0-0 1B 2B		4 1 2 0 0 0 1			
Gary Carter, R (1, 2) OBP: 0.390, SLG: 0.676		0-0 F7		0-0 F7		0-0 F6		0-0 F5		4 0 0 0 0 0 2			
Del Unser, L (1, 8) OBP: 0.310, SLG: 0.481		0-0 1B		4-0 BB		0-0 F5		0-0 1B E 1B		3 1 2 1 1 0 0			
Larry Parrish, R (1, 5) OBP: 0.259, SLG: 0.238		0-3 K		0-3 K			0-0 F9	0-0 E6 1B		4 0 1 0 0 2 3			
Jackie Brown, R (1, 1) Wayne Garrett, L (5, PH) Jeff Terpko, R (5, 1) Mike Jorgensen, L (7, PH) Joe Kerrigan, R (7, 1) Jose Morales, R (8, PH) Bill Atkinson, L (8, 1)		0-0 F9			0-0 F9		0-0 F7	0-3 K		1 0 0 0 0 0 1 1 0 0 0 0 0 0 0 0 0 0 0 0 0 1 0 0 0 0 0 0 0 0 0 0 0 0 0 1 0 0 0 0 1 1 0 0 0 0 0 0 0			
Inning Stats	R: 1 H: 1 E: 0 LOB: 1 K: 1 BB: 1 S: 6 P: 10	R: 0 H: 1 E: 0 LOB: 1 K: 1 BB: 0 S: 6 P: 6	R: 0 H: 0 E: 0 LOB: 0 K: 0 BB: 1 S: 2 P: 6	R: 0 H: 1 E: 0 LOB: 2 K: 1 BB: 1 S: 6 P: 10	R: 0 H: 2 E: 0 LOB: 2 K: 1 BB: 0 S: 7 P: 7	R: 0 H: 0 E: 0 LOB: 0 K: 0 BB: 0 S: 3 P: 3	R: 1 H: 2 E: 1 LOB: 2 K: 0 BB: 0 S: 6 P: 6	R: 2 H: 3 E: 1 LOB: 1 K: 1 BB: 0 S: 8 P: 8	R: 0 H: 1 E: 0 LOB: 0 K: 0 BB: 0 S: 3 P: 3	1B: 7 SF: 1 2B: 4 SAC: 0 3B: 0 DP: 2 HR: 0 HBP: 0	WP: 0 PA: 40 PB: 0 SB: 0 CS: 0		
PITCHER	IP WLS BF H R ER SO BB IBB HBP BLK WP HR S P ERA WHIP											PITCHER	IP WLS BF H R ER SO BB IBB HBP BLK WP HR S P ERA WHIP
Tom Griffin, R (1, 1) ERA: 3.13	7.1 W 34 9 4 2 4 3 0 0 0 0 0 0 39 51 2.46 1.636												
Rollie Fingers, R (8, 1) ERA: 3.22	1.2 S 6 2 0 0 1 0 0 0 0 0 0 0 8 8 0.00 1.200												

Montreal Expos @ San Diego Padres
San Diego Stadium, San Diego, CA
Fri May 06 1977, 10:05 PM EDT
Att. 9,992 - Unknown

livebaseballscorecards.com

AB	36
R	4
H	11
RBI	2
BB	3
SO	5
LOB	17



Batter	1	2	3	4	5	6	7	8	9
Gene Richards, L (1, 8) OBP: 0.326, SLG: 0.316	0-0 F8		0-0 1B		0-0 1B		0-0 1B	4-0 IBB	
Bill Almon, R (1, 6) OBP: 0.273, SLG: 0.276	0-0 5-3		0-0 1-3		0-0 SH2-3		0-0 SH1-4	0-3 K	
Jerry Turner, L (1, 7) OBP: 0.275, SLG: 0.405 Merv Rettenmund, R (8, 7) OBP: 0.478, SLG: 0.486	0-0 HR			0-0 2B	0-0 F7		0-0 F8		
Dave Winfield, R (1, 9) OBP: 0.359, SLG: 0.479	0-0 6-3			0-0 5-3	0-0 1B		0-0 4-3		
Mike Ivie, R (1, 5) OBP: 0.299, SLG: 0.366		0-0 F9		4-0 2B	0-0 F9			0-0 1B	
Gene Tenace, R (1, 3) OBP: 0.360, SLG: 0.398		0-0 5-3		4-0 2B		4-0 4-3 WP		0-0 SH1-4 1B	
Mike Champion, R (1, 4) OBP: 0.324, SLG: 0.340		0-0 6-3		0-0 2B		0-0 4-3		0-0 SH1-4 1B	
Bob Davis, R (1, 2) OBP: 0.091, SLG: 0.100 George Hendrick, R (8, PH) OBP: 0.393, SLG: 0.463 Dave Roberts, R (9, 2) OBP: 0.240, SLG: 0.333			0-0 F9	0-0 F3		0-0 5-3		0-3 K	
Tom Griffin, R (1, 1) Rollie Fingers, R (8, 1)			0-3 K	0-3 K		0-3 K		0-0 SH1-4	

AB	R	H	RBI	BB	SO	LOB
4	1	3	0	1	0	0
3	0	0	0	0	1	4
4	2	2	1	0	0	2
0	0	0	0	0	0	0
4	0	1	1	0	0	2
3	2	1	0	1	0	1
2	1	1	0	2	0	0
4	0	2	4	0	0	1
3	0	0	0	0	0	2
1	0	0	0	0	1	2
0	0	0	0	0	0	0
3	0	0	0	0	3	2
0	0	0	0	0	0	0
1B: 7	SF: 0					
2B: 2	SAC: 3					
3B: 0	DP: 0					
HR: 1	HBP: 0					

BOTTOM

Montreal Expos @ San Diego Padres
San Diego Stadium, San Diego, CA
 Fri May 06 1977, 10:05 PM EDT
 Att. 9,992 - Unknown

AB	31
R	6
H	10
RBI	6
BB	4
SO	5
LOB	16



Inning Stats	R: 1	H: 1	E: 0	K: 0	S: 4	LOB: 0	BB: 0	P: 4	R: 0	H: 0	E: 0	K: 0	S: 3	LOB: 0	BB: 0	P: 3	R: 0	H: 1	E: 0	K: 1	S: 6	LOB: 1	BB: 0	P: 6	R: 3	H: 2	E: 0	K: 1	S: 7	LOB: 1	BB: 2	P: 15	R: 1	H: 2	E: 1	K: 0	S: 5	LOB: 1	BB: 0	P: 5	R: 0	H: 0	E: 0	K: 1	S: 5	LOB: 1	BB: 1	P: 9	R: 0	H: 1	E: 0	K: 0	S: 4	LOB: 1	BB: 0	P: 4	R: 1	H: 3	E: 0	K: 2	S: 10	LOB: 3	BB: 1	P: 14
PITCHER	IP	WLS	BF	H	R	ER	SO	BB	IBB	HBP	BLK	WP	HR	S	P	ERA	WHIP																																															
Jackie Brown, R (1, 1) ERA: 4.64	4.0	L	18	4	4	4	2	2	0	0	0	0	1	20	28	9.00	1.500																																															
Jeff Terpko, R (5, 1) ERA: 4.76	2.0		9	2	1	1	1	1	0	0	0	1	0	10	14	4.50	1.500																																															
Joe Kerrigan, R (7, 1) ERA: 2.38	1.0		4	1	0	0	0	0	0	0	0	0	0	4	4	0.00	1.000																																															
Bill Atkinson, R (8, 1) ERA: 0.93	1.0		7	3	1	1	2	0	1	0	0	0	0	10	14	9.00	3.000																																															

WP	HR	S	P	ERA	WHIP
1	1	3	14	9.00	1.500
0	0	0	0	4.50	1.500
0	0	0	4	0.00	1.000
0	0	0	14	9.00	3.000

Batter	1	2	3	4	5	6	7	8	9	AB R H RBI BB SO LOB	TOP											
Dave Cash, R (1, 4) OBP: 0.337, SLG: 0.351	0-0 CS 1B	1-0 HBP		0-0 E6 CS		0-0 F8		0-0 E8 1B		4 1 1 0 0 0 2												
Chris Speier, R (1, 6) OBP: 0.321, SLG: 0.354	0-0 6-3 1-2	0-0 L9		0-0 F8 1-2		0-0 F8 1-2 2-H 1B		0-0 F7		5 0 1 1 0 0 6												
Ellis Valentine, R (1, 9) OBP: 0.358, SLG: 0.579	0-0 6-3		0-0 E E 1B		0-3 K	0-0 F9		0-0 F9 2-H 1B		5 1 2 1 0 1 2												
Tony Perez, R (1, 3) OBP: 0.319, SLG: 0.500		0-0 FC5 2B	0-0 E5 FC3-5 1-H		0-0 HR	0-0 F3		0-0 F9		5 1 2 1 0 0 3												
Warren Cromartie, L (1, 7) OBP: 0.326, SLG: 0.476		4-0 E FC5 1B BB	0-0 FC3-5 FC4 2-3		0-0 2B		0-0 E4 CS		0-0 4-3	4 1 1 0 1 0 1												
Gary Carter, R (1, 2) OBP: 0.366, SLG: 0.630		0-0 FC5 E 1B 1-2 2-3f	0-0 FC4 1B 1-2f		0-0 F9		0-0 6-3 1-2		0-0 4-3	5 1 0 0 0 0 5												
Del Unser, L (1, 8) OBP: 0.324, SLG: 0.563		0-0 E4 SH2-4 1B 1-2 2-3	0-0 1B		0-0 G3		0-0 HR		0-0 3-1	5 1 2 1 0 0 3												
Larry Parrish, R (1, 5) OBP: 0.270, SLG: 0.241		0-0 SH2-4 1B 1-2 2-H 3-H	0-0 1-3			4-0 1B 1B BB		0-0 5-3		3 1 1 2 1 0 2												
Don Stanhouse, R (1, 1) OBP: 0.438, SLG: 0.400		0-0 SH2-4		0-0 6-3		0-0 1B 1B		0-0 F7		3 0 1 0 0 0 0												
Will McEnaney, L (9, 1)										0 0 0 0 0 0 0												
Joe Kerrigan, R (9, 1)										0 0 0 0 0 0 0												
Inning Stats	R: 0 E: 0 K: 0 S: 3	H: 1 LOB: 0 BB: 0 P: 3	R: 2 E: 1 K: 0 S: 6	H: 2 LOB: 3 BB: 1 P: 11	R: 1 E: 2 K: 0 S: 6	H: 2 LOB: 2 BB: 0 P: 6	R: 0 E: 1 K: 0 S: 3	H: 0 LOB: 0 BB: 0 P: 3	R: 1 E: 0 K: 1 S: 7	H: 2 LOB: 1 BB: 0 P: 7	R: 1 E: 0 K: 0 S: 5	H: 2 LOB: 2 BB: 1 P: 9	R: 1 E: 1 K: 0 S: 4	H: 1 LOB: 0 BB: 0 P: 4	R: 1 E: 1 K: 0 S: 5	H: 1 LOB: 1 BB: 0 P: 5	R: 0 E: 0 K: 0 S: 3	H: 0 LOB: 0 BB: 0 P: 3	1B: 7 2B: 2 3B: 0 HR: 2	SF: 0 SAC: 1 DP: 0 HBP: 1	WP: 0 PB: 0 SB: 0 CS: 3	PA: 43
PITCHER	IP WLS BF H R ER SO BB IBB HBP BLK WP HR S P ERA WHIP																				PITCHER	IP WLS BF H R ER SO BB IBB HBP BLK WP HR S P ERA WHIP
Rick Sawyer, R (1, 1) ERA: 7.47	4.1 L 23 7 4 2 1 1 0 1 0 0 1 23 28 4.15 1.846																					
Dan Spillner, R (5, 1) ERA: 3.38	0.2 2 0 0 0 0 0 0 0 0 0 0 0 2 2 0.00 0.000																					
Victor Bernal, R (6, 1) ERA: 4.08	2.0 10 3 2 2 0 1 0 0 0 0 1 9 13 9.00 2.000																					
Butch Metzger, R (8, 1) ERA: 4.66	1.0 5 1 1 0 0 0 0 0 0 0 0 5 5 0.00 1.000																					
Dave Tomlin, L (9, 1) ERA: 1.21	1.0 3 0 0 0 0 0 0 0 0 0 0 3 3 0.00 0.000																					

Montreal Expos @ San Diego Padres
San Diego Stadium, San Diego, CA
Sat May 07 1977, 10:05 PM EDT
Att: 41,869 - Unknown

livebaseballscorecards.com

AB	39
R	7
H	11
RBI	6
BB	2
SO	1
LOB	24



Batter	1	2	3	4	5	6	7	8	9	AB R H RBI BB SO LOB
Gene Richards, L (1, 8) OBP: 0.319, SLG: 0.309	0-0 4-3 		0-0 FC4-6 		0-3 K 		0-0 4-3 		0-0 BB BB FC5-4 	5 1 1 0 0 1 3
Bill Almon, R (1, 6) OBP: 0.270, SLG: 0.291	0-0 F8 		0-0 FC5-4 		0-0 FC6-4 		0-0 3B 		0-3 K 	5 0 1 0 0 1 4
Jerry Turner, L (1, 7) OBP: 0.262, SLG: 0.390	4-0 HR BB 		0-0 4-3 		0-0 F4 		0-0 F8 		4-0 FC5-4 BB 	3 2 0 0 2 0 4
Dave Winfield, R (1, 9) OBP: 0.361, SLG: 0.496	0-0 HR 		0-0 4-3 		0-0 5-3 		0-3 K 		4-0 FC5-4 BB 	4 1 1 2 1 1 0
Mike Ivie, R (1, 5) OBP: 0.304, SLG: 0.360	0-0 F6 		0-0 F9 		4-0 HBP BB 		0-0 HR 1B 		0-0 FC5-4 	4 1 1 1 1 0 2
Gene Tenace, R (1, 3) OBP: 0.377, SLG: 0.449			0-0 5-3 		0-0 FC4-6 1B 		1-0 FC4-6 HBP 		0-0 HR 	4 1 3 3 0 0 0
Mike Champion, R (1, 4) OBP: 0.318, SLG: 0.333			0-0 F9 		0-0 FC4-6 		0-3 K 		0-0 FC5-4 1B 	5 0 1 0 0 1 5
Bob Davis, R (1, 2) OBP: 0.154, SLG: 0.091			0-0 F9 		4-0 FC6-4 1B BB 		0-0 FC4-6 		0-0 FC5-4 	1 0 0 0 1 0 0
George Hendrick, R (6, PH) OBP: 0.389, SLG: 0.458										1 0 0 0 0 0 2
Dave Roberts, R (7, 2) OBP: 0.231, SLG: 0.320										1 0 0 0 0 0 1
Rick Sawyer, R (1, 1) OBP: 0.444, SLG: 0.375			4-0 FC4-6 		0-0 FC6-4 		0-0 6-3 		0-3 K 	0 0 0 0 1 0 0
Dan Spillner, R (5, 1) OBP: 0.526, SLG: 0.722										0 0 0 0 0 0 0
Gary Sutherland, R (5, PH) OBP: 0.466, SLG: 0.472										1 0 1 0 0 0 0
Victor Bernal, R (6, 1) OBP: 0.291, SLG: 0.190										0 0 0 0 0 0 0
Merv Rettenmund, R (7, PH) OBP: 0.500, SLG: 0.500										1 0 0 0 0 0 0
Butch Metzger, R (8, 1) OBP: 0.291, SLG: 0.190										0 0 0 0 0 0 0
Bobby Valentine, R (8, PH) OBP: 0.500, SLG: 0.500										1 0 0 0 0 1 1
Dave Tomlin, L (9, 1) OBP: 0.500, SLG: 0.500										0 0 0 0 0 0 0

Inning Stats	R: 2 E: 0 K: 0 S: 4	H: 1 LOB: 0 BB: 1 P: 8	R: 0 E: 0 K: 0 S: 3	H: 0 LOB: 0 BB: 0 P: 3	R: 0 E: 0 K: 0 S: 3	H: 0 LOB: 1 BB: 1 P: 7	R: 0 E: 0 K: 0 S: 4	H: 1 LOB: 1 BB: 0 P: 4	R: 0 E: 0 K: 1 S: 6	H: 1 LOB: 2 BB: 1 P: 10	R: 0 E: 0 K: 1 S: 5	H: 0 LOB: 2 BB: 1 P: 10	R: 0 E: 0 K: 0 S: 4	H: 1 LOB: 1 BB: 0 P: 4	R: 2 E: 0 K: 2 S: 10	H: 3 LOB: 1 BB: 0 P: 10	R: 2 E: 0 K: 1 S: 7	H: 2 LOB: 2 BB: 2 P: 15	1B: 5 2B: 1 3B: 1 HR: 2	SF: 0 SAC: 0 DP: 0 HBP: 1	WP: 0 PB: 0 SB: 1 CS: 0	PA: 43		
PITCHER	IP	WLS	BF	H	R	ER	SO	BB	IBB	HBP	BLK	WP	HR	S	P	ERA	WHIP							
Don Stanhouse, R (1, 1) ERA: 4.04	8.0	W	36	7	4	4	4	4	4	0	0	0	0	2	39	56	4.50	1.375						
Will McEnaney, L (9, 1) ERA: 5.17	0.1	S	3	1	2	2	1	1	0	0	0	0	0	4	8	54.00	6.000							
Joe Kerrigan, R (9, 1) ERA: 2.25	0.2	S	4	1	0	0	0	1	0	0	0	0	0	3	7	0.00	3.000							

BOTTOM

Montreal Expos @ San Diego Padres
San Diego Stadium, San Diego, CA
Sat May 07 1977, 10:05 PM EDT
Att. 41,869 - Unknown

livebaseballscorecards.com

AB	36
R	6
H	9
RBI	6
BB	6
SO	5
LOB	22



Batter	1	2	3	4	5	6	7	8	9	AB R H RBI BB SO LOB	TOP	
Gene Richards, L (1, 8) OBP: 0.333, SLG: 0.310	4-0 FC1-6 BB	4-0 1B IBB		0-3 K			0-0 F7		0-0 SH1-4 1B	3 1 1 0 2 1 0		
Bill Almon, R (1, 6) OBP: 0.269, SLG: 0.289	0-0 FC1-6 1-2f HR	0-0 1B		0-0 6-3			0-0 1-3		0-0 SH1-4	4 1 1 1 0 0 1		
George Hendrick, R (1, 7) OBP: 0.381, SLG: 0.446	0-0 F7	0-3 K					0-0 F6	0-0 1B 1B	0-3 K	5 0 1 0 0 2 5		
Dave Winfield, R (1, 9) OBP: 0.370, SLG: 0.524	0-0 1-H HR	0-0 L8					0-0 5-3	0-0 1B 1B	0-0 2B 1B	5 2 3 3 0 0 3		
Gene Tenace, R (1, 3) OBP: 0.370, SLG: 0.446	0-3 K		0-3 K				0-0 L8	0-0 F6	0-0 1-H 2B	5 0 1 1 0 2 2		
Doug Rader, R (1, 5) OBP: 0.402, SLG: 0.506		4-0 1B 2B BB		4-0 BB			0-0 F9	0-0 1B	0-0 4-3	3 1 1 0 2 0 1		
Mike Champion, R (1, 4) OBP: 0.325, SLG: 0.340		0-0 2B 1B 1B		0-3 K			0-0 BLK 1B	0-3 K		4 1 2 0 0 2 2		
Bob Davis, R (1, 2) OBP: 0.176, SLG: 0.200		0-0 1B 2B		0-0 5-3			0-0 F8	0-0 P4		4 0 1 1 0 0 3		
Bob Shirley, R (1, 1) OBP: 0.200, SLG: 0.077		0-3 K		0-3 K			0-3 K	0-3 K		1 0 0 0 0 1 2		
Dan Spillner, R (3, 1)										3 0 0 0 0 3 2		
Rollie Fingers, R (8, 1)										0 0 0 0 0 0 0		
Inning Stats	R: 2 E: 0 K: 1 S: 6 H: 1 LOB: 0 BB: 1 P: 10	R: 2 E: 0 K: 2 S: 10 H: 3 LOB: 3 BB: 2 P: 18	R: 0 E: 0 K: 2 S: 7 H: 0 LOB: 1 BB: 1 P: 11	R: 0 E: 0 K: 2 S: 7 H: 0 LOB: 0 BB: 0 P: 7	R: 0 E: 0 K: 0 S: 3 H: 0 LOB: 0 BB: 0 P: 3	R: 0 E: 0 K: 1 S: 6 H: 1 LOB: 1 BB: 0 P: 6	R: 0 E: 0 K: 0 S: 5 H: 2 LOB: 2 BB: 0 P: 5	R: 0 E: 0 K: 2 S: 8 H: 1 LOB: 1 BB: 0 P: 8	R: 2 E: 0 K: 1 S: 8 H: 3 LOB: 1 BB: 0 P: 8	1B: 8 2B: 2 3B: 0 HR: 1 SF: 0 SAC: 1 DP: 0 HBP: 0	WP: 0 PB: 0 SB: 0 CS: 0 PA: 42	
PITCHER	IP WLS BF H R ER SO BB IBB HBP BLK WP HR S P ERA WHIP											
Tom Seaver, R (1, 1) ERA: 3.16	3.0 L 17 4 4 4 5 3 1 0 0 0 1 23 39 12.00 2.333											
Jackson Todd, R (4, 1) ERA:	3.0 10 1 0 0 3 0 0 0 1 0 0 16 16 0.00 0.333											
Bob Apodaca, R (7, 1) ERA: 3.48	2.1 11 4 1 1 2 0 0 0 0 0 0 15 15 3.86 1.714											
Skip Lockwood, R (9, 1) ERA: 6.48	0.2 4 2 1 1 1 0 0 0 0 0 0 6 6 13.50 3.000											

San Diego Padres @ New York Mets
Shea Stadium, Flushing, NY
Wed May 11 1977, 7:05 PM EDT
Unknown

livebaseballscores.com

AB 37
R 6
H 11
RBI 6
BB 4
SO 11
LOB 21



BOTTOM

San Diego Padres @ New York Mets
Shea Stadium, Flushing, NY
Wed May 11 1977, 7:05 PM EDT
Unknown

livebaseballscorecards.com

AB	34
R	3
H	7
RBI	3
BB	4
SO	7
LOB	17



WP:	0	PA:	38
PB:	0	SB:	0
CS:	0		

AB R H RBI BB SO LOB

3	1	1	0	2	0	0
5	0	1	0	0	0	4
4	0	2	1	0	2	2
4	0	0	0	0	1	5
2	0	1	1	0	1	2
2	0	0	0	0	0	1
0	0	0	0	0	0	0
1	0	0	0	1	0	0
0	0	0	0	0	0	0
1	0	0	0	0	1	0
0	0	0	0	0	0	0
1	0	0	0	0	1	0
3	1	1	1	0	0	3
2	0	0	0	0	1	0
2	0	0	0	0	0	0
0	0	0	0	0	0	0
3	1	1	0	1	0	0

Batter	1	2	3	4	5	6	7	8	9
Lee Mazzilli, S OBP: 0.372, SLG: 0.313 (1, 8)	4-0 1B BB		0-0 1B 1B	0-0 G3			0-0 F9		4-0 BB 1-2 BB
Felix Millan, R OBP: 0.250, SLG: 0.250 (1, 4)	0-0 1-2 1B		0-0 F9		0-0 F8			0-0 F8	0-0 1-3
Mike Vail, R OBP: 0.415, SLG: 0.457 (1, 9)	0-3 K		0-0 BB 1B 1-2 2-H		0-3 K			0-0 3-1 1B	
Dave Kingman, R OBP: 0.304, SLG: 0.468 (1, 7)	0-0 F8		0-0 F7		0-3 K			0-0 3-1 1-2	
Joe Torre, R OBP: 0.216, SLG: 0.343 Ed Kranepool, L OBP: 0.300, SLG: 0.448 (1, 3) (6, PH) (7, 3)	0-3 K		0-0 BB 1B 1-2 2-H		0-0 4-3			0-0 F7	
Skip Lockwood, R OBP: 1.000, SLG: 1.000 (9, 1)									
John Stearns, R OBP: 0.326, SLG: 0.423 Jackson Todd, R (4, 1)		0-0 5-3	4-0 BB BB		0-3 K				0-0 F7
John Milner, L OBP: 0.281, SLG: 0.431 Bob Apodaca, R (7, 1)			1-2 2-3 BB						
Bruce Boisclair, L OBP: 0.353, SLG: 0.426 (9, 3)									
Leo Foster, R OBP: 0.231, SLG: 0.167 Mike Phillips, L OBP: 0.196, SLG: 0.267 (1, 5) (3, PH) (4, 5) (8, 6)		0-3 K	0-0 B3		0-0 F9				0-0 HR
Bud Harrelson, S OBP: 0.224, SLG: 0.119 Ron Hodges, L OBP: 0.111, SLG: 0.111 (7, PH) (8, 2)		0-3 K			0-0 6-3				0-0 1-3
Tom Seaver, R OBP: 0.167, SLG: 0.118 Jerry Grote, R OBP: 0.286, SLG: 0.250 (1, 1) (3, PH) (4, 2) (8, 5)			0-0 1B 1B		0-0 5-3				4-0 BB BB BB

Inning Stats	R: 0 E: 0 K: 2 S: 8	H: 1 LOB: 2 BB: 1 P: 12	R: 0 E: 0 K: 2 S: 7	H: 0 LOB: 0 BB: 0 P: 7	R: 2 E: 0 K: 0 S: 7	H: 4 LOB: 3 BB: 1 P: 11	R: 0 E: 0 K: 0 S: 3	H: 0 LOB: 0 BB: 0 P: 3	R: 0 E: 0 K: 1 S: 5	H: 0 LOB: 0 BB: 0 P: 5	R: 0 E: 0 K: 0 S: 3	H: 0 LOB: 0 BB: 0 P: 3	R: 0 E: 0 K: 0 S: 4	H: 1 LOB: 1 BB: 0 P: 4	R: 1 E: 0 K: 0 S: 4	H: 1 LOB: 2 BB: 2 P: 12	1B: 6 2B: 0 3B: 0 HR: 1	SF: 0 SAC: 0 DP: 0 HBP: 0
--------------	------------------------------	----------------------------------	------------------------------	---------------------------------	------------------------------	----------------------------------	------------------------------	---------------------------------	------------------------------	---------------------------------	------------------------------	---------------------------------	------------------------------	---------------------------------	------------------------------	----------------------------------	----------------------------------	------------------------------------

PITCHER	IP	WLS	BF	H	R	ER	SO	BB	IBB	HBP	BLK	WP	HR	S	P	ERA	WHIP
Bob Shirley, L ERA: 2.76 (1, 1)	2.2		15	5	2	2	4	2	0	0	0	0	0	21	29	6.75	2.625
Dan Spillner, R ERA: 1.23 (3, 1)	4.2	W	15	1	0	0	3	0	0	0	0	0	0	21	21	0.00	0.214
Rollie Fingers, R ERA: 3.38 (8, 1)	1.2	S	8	1	1	1	0	2	0	0	0	0	1	6	14	5.40	1.800

Batter	1	2	3	4	5	6	7	8	9	AB R H RBI BB SO LOB	TOP
Gene Richards, L (1, 8) OBP: 0.340, SLG: 0.330	0-0 1-3		0-0 1B 2B		0-0 2B 1B		0-0 F8			4 2 2 0 0 0 0	
Bill Almon, R (1, 6) OBP: 0.268, SLG: 0.288	0-0 F9		0-0 1B		0-3 K		0-3 K			4 0 1 2 0 2 1	
George Hendrick, R (1, 7) OBP: 0.385, SLG: 0.457	0-0 6-3		0-0 F3		0-0 1B 2B			0-0 G5-4-3 1B		4 1 2 1 0 0 1	
Dave Winfield, R (1, 9) OBP: 0.366, SLG: 0.515		0-0 3-1	0-0 F8		0-0 1B			0-3 K		4 0 1 1 0 1 2	
Gene Tenace, R (1, 3) OBP: 0.367, SLG: 0.435		4-0 BB		0-0 F6	0-0 F6			0-0 G5-4-3 1-2f		3 0 0 0 1 0 2	
Doug Rader, R (1, 5) OBP: 0.406, SLG: 0.506		0-3 K		0-0 1B		0-0 G3			0-0 SH1-4 1B	4 0 2 0 0 1 1	
Mike Champion, R (1, 4) OBP: 0.325, SLG: 0.333		0-0 F9		0-3 K		4-0 BB			0-0 SH1-4	2 0 0 0 1 1 2	
Bob Davis, R (1, 2) OBP: 0.143, SLG: 0.158			0-0 F8	0-0 L4		0-0 G4-6-3 1-2f			0-0 F8	4 0 0 0 0 0 3	
Randy Jones, R (1, 1) OBP: 0.375, SLG: 0.357			0-0 1B 2B		0-0 4-3		0-0 6-3		0-0 F7	3 1 1 0 0 0 0	
Rollie Fingers, R (8, 1)										1 0 0 0 0 0 1	
Dave Tomlin, L (9, 1) OBP: 0.500, SLG: 0.500										0 0 0 0 0 0 0	
Inning Stats	R: 0 H: 0 E: 0 LOB: 0 K: 0 BB: 0 S: 3 P: 3	R: 0 H: 0 E: 0 LOB: 1 K: 1 BB: 1 S: 5 P: 9	R: 2 H: 3 E: 0 LOB: 1 K: 0 BB: 0 S: 6 P: 6	R: 0 H: 1 E: 0 LOB: 1 K: 1 BB: 0 S: 6 P: 6	R: 2 H: 3 E: 1 LOB: 1 K: 1 BB: 0 S: 8 P: 8	R: 0 H: 0 E: 0 LOB: 0 K: 0 BB: 1 S: 2 P: 6	R: 0 H: 0 E: 0 LOB: 0 K: 1 BB: 0 S: 5 P: 5	R: 0 H: 1 E: 0 LOB: 0 K: 1 BB: 0 S: 5 P: 5	R: 0 H: 1 E: 0 LOB: 1 K: 0 BB: 0 S: 4 P: 4	1B: 7 SF: 0 2B: 2 SAC: 1 3B: 0 DP: 2 HR: 0 HBP: 0	WP: 0 PA: 36 PB: 0 SB: 1 CS: 0
PITCHER	IP WLS BF H R ER SO BB IBB HBP BLK WP HR S P ERA WHIP										
Craig Swan, R (1, 1) ERA: 5.81	7.0 L 29 7 4 4 4 2 0 0 0 0 0 0 35 43 5.14 1.286										
Skip Lockwood, R (8, 1) ERA: 5.23	2.0 7 2 0 0 1 0 0 0 0 0 0 0 9 9 0.00 1.000										

San Diego Padres @ New York Mets
 Shea Stadium, Flushing, NY
 Wed May 11 1977, 7:05 PM EDT
 Att. 7,518 - Unknown

livebaseballscorecards.com

AB	33
R	4
H	9
RBI	4
BB	2
SO	5
LOB	13



Batter	1	2	3	4	5	6	7	8	9	AB	R	H	RBI	BB	SO	LOB
Lee Mazzilli, S (1, 8) OBP: 0.364, SLG: 0.307	0-0 G6-4-3 1B		0-0 F9		0-0 1-3		0-0 G3		0-3 K	5	0	1	0	0	1	2
Felix Millan, R (1, 4) OBP: 0.247, SLG: 0.247	0-0 G6-4-3 1-2f		0-0 6-3		0-0 F8			0-0 2-3	0-0 1-3 1B	5	0	1	0	0	0	1
John Milner, L (1, 7) OBP: 0.290, SLG: 0.464	0-0 1B			0-0 L9		0-0 L4		0-0 HR 3B	0-0 F8	5	1	2	0	0	0	2
Dave Kingman, R (1, 9) OBP: 0.321, SLG: 0.510	0-3 K			0-0 E 1B		0-0 1B		0-0 HR		4	2	3	2	0	1	1
Joe Torre, R (1, 3) OBP: 0.195, SLG: 0.308		0-0 F3		0-0 E4 1B		0-3 K		0-0 6-3		4	0	0	0	0	1	2
John Stearns, R (1, 2) OBP: 0.333, SLG: 0.427		0-0 1-3		0-0 1-2 2-H 1B		0-3 K		0-0 1B		4	0	2	1	0	1	1
Jerry Grote, R (1, 5) OBP: 0.292, SLG: 0.261		0-0 FC6-4 1B		0-3 K			0-0 F3	0-0 F7		3	0	1	0	0	1	2
Mike Phillips, L (8, PH) OBP: 0.191, SLG: 0.261										1	0	0	0	0	0	1
Bud Harrelson, S (1, 6) OBP: 0.214, SLG: 0.113		0-0 FC6-4		0-0 L5			0-0 5-3		0-0 F7	3	0	0	0	0	0	3
Bruce Boisclair, L (9, PH) OBP: 0.346, SLG: 0.417		0-0 1-2f								1	0	0	0	0	0	0
Craig Swan, R (1, 1) OBP: 0.231, SLG: 0.167			0-0 L9		0-0 F9		0-0 1B		0-0 1B	2	0	0	0	0	0	0
Ed Kranepool, L (7, PH) OBP: 0.310, SLG: 0.456										1	0	1	0	0	0	0
Skip Lockwood, R (8, 1) OBP: 1.000, SLG: 1.000										0	0	0	0	0	0	0
Ron Hodges, L (9, PH) OBP: 0.200, SLG: 0.200										1	0	1	0	0	0	0
Leo Foster, R (9, PR)										0	0	0	0	0	0	0

Inning Stats	R: 0	H: 2	E: 0	K: 1	S: 6	LOB: 1	BB: 0	P: 6	R: 0	H: 1	E: 0	K: 0	S: 4	LOB: 1	BB: 0	P: 4	R: 0	H: 0	E: 0	K: 0	S: 3	LOB: 0	BB: 0	P: 3	R: 1	H: 2	E: 1	K: 1	S: 8	LOB: 2	BB: 0	P: 8	R: 0	H: 0	E: 0	K: 0	S: 3	LOB: 0	BB: 0	P: 3	R: 0	H: 1	E: 0	K: 2	S: 8	LOB: 1	BB: 0	P: 8	R: 0	H: 1	E: 0	K: 0	S: 4	LOB: 1	BB: 0	P: 4	R: 2	H: 3	E: 0	K: 0	S: 6	LOB: 1	BB: 0	P: 6	R: 0	H: 2	E: 0	K: 1	S: 7	LOB: 2	BB: 0	P: 7	1B: 10	SF: 0	2B: 0	3B: 1	HR: 1	SAC: 0	DP: 1	HBP: 0	WP: 0	PA: 39
--------------	------	------	------	------	------	--------	-------	------	------	------	------	------	------	--------	-------	------	------	------	------	------	------	--------	-------	------	------	------	------	------	------	--------	-------	------	------	------	------	------	------	--------	-------	------	------	------	------	------	------	--------	-------	------	------	------	------	------	------	--------	-------	------	------	------	------	------	------	--------	-------	------	------	------	------	------	------	--------	-------	------	--------	-------	-------	-------	-------	--------	-------	--------	-------	--------

PITCHER	IP	WLS	BF	H	R	ER	SO	BB	IBB	HBP	BLK	WP	HR	S	P	ERA	WHIP
Randy Jones, L (1, 1) ERA: 4.65	7.2	W	33	10	3	3	4	0	0	0	0	0	1	41	41	3.52	1.304
Rollie Fingers, R (8, 1) ERA: 3.24	1.0		5	2	0	0	1	0	0	0	0	0	0	7	7	0.00	2.000
Dave Tomlin, L (9, 1) ERA: 1.19	0.1	S	1	0	0	0	0	0	0	0	0	0	0	1	1	0.00	0.000

BOTTOM

San Diego Padres @ New York Mets
Shea Stadium, Flushing, NY
Wed May 11 1977, 7:05 PM EDT
Att. 7,518 - Unknown

livebaseballscorecards.com

AB	39
R	3
H	12
RBI	3
BB	0
SO	5
LOB	15



Batter	1	2	3	4	5	6	7	8	9	AB R H RBI BB SO LOB	TOP											
Gene Richards, L (1, 8) OBP: 0.343, SLG: 0.344	0-0 2B BB 1B	0-0 5-3			0-3 K		0-3 K		0-0 BLK 2B	5 1 2 0 0 2 0												
Bill Almon, R (1, 6) OBP: 0.266, SLG: 0.293	0-0 BB 1-3 2B		0-3 K		0-0 4-3			0-0 5-3	0-0 6-3	5 0 1 0 0 1 1												
George Hendrick, R (1, 7) OBP: 0.377, SLG: 0.445	0-3 K		0-3 K			0-0 FC5-4 1B		0-0 4-3	0-3 K	5 0 1 0 0 3 3												
Dave Winfield, R (1, 9) OBP: 0.377, SLG: 0.534	4-0 BB IBB		0-0 1B		0-0 FC5-4 F8			0-0 1B 3B		3 1 2 0 1 0 1												
Gene Tenace, R (1, 3) OBP: 0.371, SLG: 0.427	4-0 1-2 2-3 3-H BB		0-3 K		0-0 F8			4-0 1B 1B IBB		2 1 0 1 2 1 2												
Doug Rader, R (1, 5) OBP: 0.400, SLG: 0.495	0-0 F3			0-0 L7		0-0 F8		0-0 1B 1B E 1B		4 1 1 1 0 0 4												
Mike Champion, R (1, 4) OBP: 0.322, SLG: 0.330	0-3 K			0-0 4-3			0-3 K	0-0 E 1-2 2-H 1B		4 0 1 1 0 2 3												
Bob Davis, R (1, 2) OBP: 0.160, SLG: 0.174		0-3 K		0-0 5-3			0-0 5-3	0-0 E4 1-3 2-H 1B		4 0 1 0 0 1 0												
Tom Griffin, R (1, 1) OBP: 0.071, SLG: 0.286		0-0 6-3			0-3 K		0-0 HR	0-0 2-5	0-0 6-3	3 1 1 1 0 1 0												
Rollie Fingers, R (8, 1)										1 0 0 0 0 0 0												
Inning Stats	R: 1 E: 0 K: 2 S: 9	H: 2 LOB: 3 BB: 2 P: 17	R: 0 E: 0 K: 1 S: 5	H: 0 LOB: 0 BB: 0 P: 5	R: 0 E: 0 K: 3 S: 10	H: 1 LOB: 1 BB: 0 P: 10	R: 0 E: 0 K: 0 S: 3	H: 0 LOB: 0 BB: 0 P: 3	R: 0 E: 0 K: 2 S: 7	H: 0 LOB: 0 BB: 0 P: 7	R: 0 E: 0 K: 0 S: 4	H: 1 LOB: 1 BB: 0 P: 4	R: 1 E: 0 K: 2 S: 8	H: 1 LOB: 0 BB: 0 P: 8	R: 3 E: 1 K: 0 S: 6	H: 4 LOB: 2 BB: 1 P: 10	R: 0 E: 0 K: 1 S: 6	H: 1 LOB: 1 BB: 0 P: 6	1B: 6 2B: 2 3B: 1 HR: 1	SF: 0 SAC: 0 DP: 0 HBP: 0	WP: 0 PB: 0 SB: 0 CS: 0	PA: 39
PITCHER	IP WLS BF H R ER SO BB IBB HBP BLK WP HR S P ERA WHIP																					
Jerry Koosman, L (1, 1) ERA: 2.35	7.0 L 28 5 2 2 10 1 1 0 0 0 1 46 54 2.57 0.857																					
Bob Myrick, L (8, 1) ERA: 3.6	1.0 8 4 3 2 0 0 0 1 0 0 0 6 10 18.00 4.000																					
Bob Apodaca, R (9, 1) ERA: 3.18	1.0 4 1 0 0 1 0 0 0 0 1 0 6 6 0.00 1.000																					

San Diego Padres @ New York Mets
Shea Stadium, Flushing, NY
Thu May 12 1977, 7:05 PM EDT
Att. 6,071 - Unknown

livebaseballscorecards.com

AB 36
R 5
H 10
RBI 4
BB 3
SO 11
LOB 14



BOTTOM

San Diego Padres @ New York Mets
 Shea Stadium, Flushing, NY
 Thu May 12 1977, 7:05 PM EDT
 Att. 6,071 - Unknown

livebaseballscorecards.com

AB	33
R	2
H	6
RBI	2
BB	4
SO	5
LOB	18



WP: 0	PA: 38
PB: 0	
SB: 0	
CS: 0	

AB R H RBI BB SO LOB

4	0	0	0	0	1	1
0	0	0	0	0	0	0
0	0	0	0	1	0	0
5	1	1	0	0	0	2
3	1	2	2	1	0	0
3	0	0	0	1	1	1
3	0	1	0	1	0	2
4	0	0	0	0	0	4
0	0	0	0	0	0	0
3	0	1	0	0	0	2
2	0	1	0	0	0	0
2	0	0	0	0	1	2
2	0	0	0	0	2	2
2	0	0	0	0	0	2

Batter	1	2	3	4	5	6	7	8	9
Lee Mazzilli, S (1, 8) OBP: 0.352, SLG: 0.295 Bob Myrick, R (8, 1) Ron Hodges, L (9, 2) OBP: 0.273, SLG: 0.200	0-0 F9		0-0 F6		0-3 K		0-0 F8		4-0 BB
Felix Millan, R (1, 4) OBP: 0.245, SLG: 0.245	0-0 6-3		0-0 L8			0-0 F7		0-0 HR	0-0 F7
John Milner, L (1, 7) OBP: 0.318, SLG: 0.525	4-0 BB		0-0 3-1			0-0 G3 BB		0-0 HR	
Dave Kingman, R (1, 3) OBP: 0.318, SLG: 0.495	0-3 K			0-0 F7		4-0 G3 BB		0-0 F7	
Ed Kranepool, L (1, 9) OBP: 0.320, SLG: 0.465		4-0 1B BB		0-0 2B		0-0 G3		0-0 F8	
John Stearns, R (1, 2) OBP: 0.319, SLG: 0.407 Bob Apodaca, R (9, 1)		0-0 L7		0-0 F8		0-0 F7		0-0 F9	
Mike Phillips, L (1, 5) OBP: 0.216, SLG: 0.265		0-0 F8		0-0 F7			1-0 4-3 HBP		0-0 FC1-6 1B
Bud Harrelson, S (1, 6) OBP: 0.222, SLG: 0.125 Bruce Boisclair, L (7, PH) OBP: 0.333, SLG: 0.400		0-0 1B			0-0 5-3		0-0 4-3		0-3 K
Jerry Koosman, R (1, 1) OBP: 0.105, SLG: 0.111 Lenny Randle, S (7, PH) OBP: 0.320, SLG: 0.375		0-3 K			0-3 K		0-0 L7		0-0 FC1-6 BB

Inning Stats	R: 0	H: 0	E: 0	K: 1	S: 5	R: 0	H: 1	E: 0	K: 1	S: 6	R: 0	H: 0	E: 0	K: 0	S: 3	R: 0	H: 1	E: 0	K: 0	S: 4	R: 0	H: 0	E: 0	K: 2	S: 7	R: 0	H: 1	E: 0	K: 0	S: 4	R: 0	H: 0	E: 0	K: 0	S: 3	R: 2	H: 2	E: 0	K: 0	S: 5	R: 0	H: 1	E: 0	K: 1	S: 6	1B: 4	SF: 0	2B: 1	SAC: 0	3B: 0	DP: 0	HR: 1	HBP: 1	WP: 0	PA: 38
--------------	------	------	------	------	------	------	------	------	------	------	------	------	------	------	------	------	------	------	------	------	------	------	------	------	------	------	------	------	------	------	------	------	------	------	------	------	------	------	------	------	------	------	------	------	------	-------	-------	-------	--------	-------	-------	-------	--------	-------	--------

PITCHER	IP	WLS	BF	H	R	ER	SO	BB	IBB	HBP	BLK	WP	HR	S	P	ERA	WHIP
Tom Griffin, R (1, 1) ERA: 3.03	7.0	W	30	5	2	2	4	3	0	1	0	0	1	34	47	2.57	1.143
Rollie Fingers, R (8, 1) ERA: 3.0	2.0	S	8	1	0	0	1	1	0	0	0	0	0	9	13	0.00	1.000

PITCHER	IP	WLS	BF	H	R	ER	SO	BB	IBB	HBP	BLK	WP	HR	S	P	ERA	WHIP
Tom Griffin, R (1, 1) ERA: 3.03	7.0	W	30	5	2	2	4	3	0	1	0	0	1	34	47	2.57	1.143
Rollie Fingers, R (8, 1) ERA: 3.0	2.0	S	8	1	0	0	1	1	0	0	0	0	0	9	13	0.00	1.000

Batter	1	2	3	4	5	6	7	8	9	AB R H RBI BB SO LOB	TOP																
Gene Richards, L (1, 8) OBP: 0.345, SLG: 0.340	0-0 6-3		0-0 FC1-5 S 1B	0-3 K		0-3 K		4-0 BB BB BB		4 0 1 0 1 2 3																	
Bill Almon, R (1, 6) OBP: 0.256, SLG: 0.281	0-0 6-3		0-0 F8 1-2	0-3 K		0-0 F8		0-0 F8		5 0 0 0 0 1 6																	
George Hendrick, R (1, 7) OBP: 0.362, SLG: 0.426	0-3 K		0-0 FC1-5 FC5-4 2-3		0-0 6-3		0-3 K		0-0 1-3	5 0 0 0 0 2 1																	
Dave Winfield, R (1, 9) OBP: 0.377, SLG: 0.536		0-0 F7 1B 2B	0-0 FC5-4 1-2f		0-0 1B 1B		0-3 K		0-0 5-3	5 2 2 0 0 1 1																	
Gene Tenace, R (1, 3) OBP: 0.365, SLG: 0.413		0-0 F7 2-3		0-0 F5	0-0 F9		4-0 BB BB BB BB		0-0 P4	4 0 0 0 1 0 2																	
Doug Rader, R (1, 5) OBP: 0.412, SLG: 0.505		0-0 2B 1B		0-0 BB 2B 1B	0-0 1B 1B		0-3 K			4 2 3 1 0 1 1																	
Dave Tomlin, L (7, 1) OBP: 0.500, SLG: 0.500		3-H			1-2					0 0 0 0 0 0 0																	
Butch Metzger, R (8, 1)										0 0 0 0 0 0 0																	
Mike Champion, R (1, 4) OBP: 0.336, SLG: 0.348		0-0 1-H		4-0 2B 1-2 BB	0-0 1-3 2-H			0-0 4-3		3 0 2 2 1 0 0																	
Bob Davis, R (1, 2) OBP: 0.172, SLG: 0.222		0-3 K		0-0 1-3 2-H 2B	0-3 K			0-3 K		4 0 1 1 0 3 3																	
Rick Sawyer, R (1, 1) OBP: 0.417, SLG: 0.300		0-3 K		4-0 BB		0-3 K		0-0 2B		2 0 0 0 1 2 1																	
Victor Bernal, R (6, 1)										0 0 0 0 0 0 0																	
Gary Sutherland, R (7, 5) OBP: 0.550, SLG: 0.789										1 0 1 0 0 0 0																	
Inning Stats	R: 0 E: 0 K: 1 S: 5	H: 0 LOB: 0 BB: 0 P: 5	R: 2 E: 0 K: 2 S: 10	H: 3 LOB: 1 BB: 0 P: 10	R: 0 E: 0 K: 0 S: 4	H: 1 LOB: 1 BB: 0 P: 4	R: 1 E: 0 K: 2 S: 9	H: 2 LOB: 3 BB: 2 P: 17	R: 1 E: 0 K: 1 S: 8	H: 3 LOB: 2 BB: 0 P: 8	R: 0 E: 0 K: 2 S: 7	H: 0 LOB: 0 BB: 0 P: 7	R: 0 E: 0 K: 3 S: 9	H: 0 LOB: 1 BB: 1 P: 13	R: 0 E: 0 K: 1 S: 6	H: 1 LOB: 2 BB: 1 P: 10	R: 0 E: 0 K: 0 S: 3	H: 0 LOB: 0 BB: 0 P: 3	1B: 6 2B: 4 3B: 0 HR: 0	SF: 0 SAC: 0 DP: 0 HBP: 0	WP: 0 PB: 0 SB: 1 CS: 0	PA: 41					
PITCHER	IP WLS BF H R ER SO BB IBB HBP BLK WP HR S P ERA WHIP																										
Wayne Twitchell, R (1, 1) ERA: 3.58	3.1		18	6	3	3	3	2	0	0	0	0	0	22	30	8.10	2.400										
Warren Brusstar, R (4, 1) ERA: 1.8	2.2		11	3	1	1	5	0	0	0	0	0	0	21	21	3.38	1.125										
Ron Reed, R (7, 1) ERA: 2.7	2.0	W	9	1	0	0	4	2	0	0	0	0	0	15	23	0.00	1.500										
Gene Garber, R (9, 1) ERA: 3.44	1.0	S	3	0	0	0	0	0	0	0	0	0	0	3	3	0.00	0.000										

San Diego Padres @ Philadelphia Phillies
 Veterans Stadium, Philadelphia, PA
 Fri May 13 1977, 7:05 PM EDT
 Att. 23,655 - Unknown

AB	37
R	4
H	10
RBI	4
BB	4
SO	12
LOB	18



Batter	1	2	3	4	5	6	7	8	9
Garry Maddox, R (1, 8) OBP: 0.286, SLG: 0.400	0-0 SH1-3 4-3 2B		0-0 F9		0-0 F9		0-0 FC3-6 1B	4-0 IBB	
Larry Bowa, S (1, 6) OBP: 0.306, SLG: 0.352	0-0 SH1-3 2-3		0-0 6-3		0-0 4-3		0-0 FC3-6 1-2f	0-0 L9	
Jay Johnstone, L (1, 9) OBP: 0.376, SLG: 0.373	0-0 4-3		0-0 1B 1B		0-0 L8		0-0 L8	0-0 1-3	
Ollie Brown, R (7, PH) OBP: 0.200, SLG: 0.200									
Tom Hutton, L (8, PH) OBP: 0.200, SLG: 0.200									
Greg Luzinski, R (1, 7) OBP: 0.327, SLG: 0.567	0-3 K		0-0 1-2 1B		0-0 F9		0-0 1-3		
Richie Hebner, L (1, 3) OBP: 0.377, SLG: 0.489		0-0 F9	0-0 F7		0-0 WP FC3-6 1B		4-0 1B BB		
Jerry Martin, R (8, PH) OBP: 0.297, SLG: 0.281									
Mike Schmidt, R (1, 5) OBP: 0.353, SLG: 0.505		4-0 BB BB		4-0 FC6-4 BB		0-0 FC3-6 WP 1B		0-0 F8	
Bob Boone, R (1, 2) OBP: 0.353, SLG: 0.360		0-0 P4		0-0 FC6-4 FC5-4 1-2f		4-0 FC3-6 1-2 2-3 BB		0-0 1B 1B	
Ted Sizemore, R (1, 4) OBP: 0.376, SLG: 0.387		4-0 BB BB		0-0 FC5-4 1-2f		0-0 FC3-6 1-2f 2-3 3-H		0-0 1B E 1B	
Tim McCarver, L (6, PH) OBP: 0.393, SLG: 0.615									
Terry Harmon, R (6, PR) OBP: 0.278, SLG: 0.400		1-2 BB		0-0 6-3		0-0 6-3		0-0 E8 1B	
Wayne Twitchell, R (1, 1) Warren Bruslar, R (4, 1) Bobby Tolan, L (6, PH) Ron Reed, R (7, 1) Davey Johnson, R (8, PH) Gene Garber, R (9, 1)		0-3 K						1-2 2-H	

AB	R	H	RBI	BB	SO	LOB
4	1	2	0	1	0	0
4	0	0	0	0	0	3
3	0	1	1	0	0	0
1	0	0	0	0	0	1
1	0	0	0	0	0	2
4	0	1	0	0	1	1
3	1	1	0	0	0	2
0	1	0	0	1	0	0
2	0	1	0	2	0	1
3	1	1	0	1	0	2
1	0	0	0	1	0	1
1	0	0	1	0	0	2
1	1	1	1	0	0	0
1	0	0	0	0	1	2
1	0	0	0	0	0	1
1	0	0	0	0	0	2
0	0	0	0	0	0	0
1	0	1	1	0	0	0
0	0	0	0	0	0	0

BOTTOM

San Diego Padres @ Philadelphia Phillies
Veterans Stadium, Philadelphia, PA
 Fri May 13 1977, 7:05 PM EDT
 Att. 23,655 - Unknown

livebaseballscorecards.com

AB	32
R	5
H	9
RBI	4
BB	6
SO	2
LOB	20



1B: 8	SF: 0	WP: 1	PA: 39
2B: 1	SAC: 1	PB: 0	
3B: 0	DP: 0	SB: 0	
HR: 0	HBP: 0	CS: 0	

Inning Stats		R	H	E	K	S	R	H	E	K	S	R	H	E	K	S	R	H	E	K	S	R	H	E	K	S	R	H	E	K	S	R	H	E	K	S											
R: 1		1	1	0	6	6	R: 0		0	0	5	R: 0		0	2	5	R: 0		0	0	3	R: 0		0	0	3	R: 1		2	0	0	5	R: 0		0	1	4	R: 3		3	0	6	R: 0		0	0	4
H: 1		1	0	0	6	6	H: 0		0	0	5	H: 0		0	2	5	H: 0		0	0	9	H: 0		0	0	H: 2		2	0	0	9	H: 2		2	0	H: 3		3	0	H: 1		1	0	H: 1		1	0
LOB: 0		0	0	0	6	6	LOB: 2		2	13	13	LOB: 1		1	7	7	LOB: 0		0	0	3	LOB: 2		2	LOB: 0		0	0	0	0	LOB: 2		2	0	LOB: 2		2	0	LOB: 1		1	0	LOB: 2		2	0	
BB: 0		0	0	0	6	6	BB: 2		2	13	13	BB: 0		0	5	5	BB: 0		0	0	3	BB: 1		1	BB: 0		0	0	0	0	BB: 1		1	0	BB: 2		2	0	BB: 0		0	0	BB: 2		2	0	
P: 6		6	6	6	6	6	P: 13		13	13	13	P: 5		5	5	5	P: 3		3	3	3	P: 9		9	P: 4		4	4	4	4	P: 14		14	14	P: 14		14	14	P: 4		4	4	P: 14		14	14	

PITCHER		IP	WLS	BF	H	R	ER	SO	BB	IBB	HBP	BLK	WP	HR	S	P	ERA	WHIP
Rick Sawyer, R (1, 1) ERA: 6.87		5.1		25	5	2	2	2	4	0	0	0	1	0	25	41	3.38	1.688
Victor Bernal, R (6, 1) ERA: 3.86		1.0		4	1	0	0	0	0	0	0	0	0	0	4	4	0.00	1.000
Dave Tomlin, L (7, 1) ERA: 2.25	L	1.1		9	3	3	3	0	1	1	0	0	0	0	7	15	20.25	3.000
Butch Metzger, R (8, 1) ERA: 4.58		0.1		1	0	0	0	0	0	0	0	0	0	0	1	1	0.00	0.000

Batter	1	2	3	4	5	6	7	8	9	AB R H RBI BB SO LOB	TOP																										
Gene Richards, L (1, 7) OBP: 0.348, SLG: 0.356	0-0 3B	H 1-0 HBP		0-3 K		0-0 G4-6-3		0-0 4-3		4 1 1 0 0 1 2																											
Bill Almon, R (1, 6) OBP: 0.255, SLG: 0.295 Gary Sutherland, R (9, PH) OBP: 0.524, SLG: 0.750	0-0 3B	0-0 F8		0-0 L8			0-0 G3		0-0 4-3	4 1 1 1 0 0 2 1 0 0 0 0 0 0																											
George Hendrick, R (1, 8) OBP: 0.386, SLG: 0.454	0-0 1B		0-0 2B		0-0 2B		0-0 1B		4-0 HR	4 2 4 1 1 0 0																											
Dave Winfield, R (1, 9) OBP: 0.378, SLG: 0.559	0-0 F8		0-0 2B		0-0 4-3		0-0 1B		0-0 HR	5 1 2 2 0 0 3																											
Gene Tenace, R (1, 3) OBP: 0.366, SLG: 0.403	0-0 1B		0-0 2-3		0-3 K		4-0 BB		4-0 BB	3 0 0 0 2 1 4																											
Doug Rader, R (1, 5) OBP: 0.420, SLG: 0.495	0-0 F8		4-0 BB		4-0 BB		0-0 F8		4-0 BB	2 0 0 0 3 0 3																											
Mike Champion, R (1, 4) OBP: 0.323, SLG: 0.333		0-0 F9	0-0 5-3		0-0 4-3			0-0 6-3	0-3 K	5 0 0 1 0 1 6																											
Bob Davis, R (1, 2) OBP: 0.156, SLG: 0.200 Dave Roberts, R (8, PH) OBP: 0.259, SLG: 0.346 Jerry Turner, L (9, PH) OBP: 0.279, SLG: 0.385		0-0 F9	0-3 K			0-3 K		0-0 1B	0-0 F9	3 0 0 0 0 2 2 1 0 1 0 0 0 0 1 0 0 0 0 0 2																											
Brent Strom, R (1, 1) OBP: 0.333, SLG: 0.333 Dan Spillner, R (5, 1) Merv Rettenmund, R (6, PH) OBP: 0.479, SLG: 0.472 Butch Metzger, R (6, 1) Bobby Valentine, R (8, PH) OBP: 0.250, SLG: 0.182 Victor Bernal, R (8, 1)		0-0 1B		0-0 6-3		4-0 BB		0-0 F8		2 0 1 0 0 0 0 0 0 0 0 0 0 0 0 0 0 0 1 0 0 0 0 0 0 0 0 0 1 0 0 0 0 0 1 0 0 0 0 0 0 0																											
Inning Stats	R: 2 E: 0 K: 0 S: 6	H: 3 LOB: 1 BB: 0 P: 6	R: 0 E: 0 K: 0 S: 4	H: 1 LOB: 2 BB: 0 P: 5	R: 1 E: 0 K: 1 S: 7	H: 2 LOB: 2 BB: 1 P: 11	R: 0 E: 0 K: 1 S: 5	H: 0 LOB: 0 BB: 0 P: 5	R: 0 E: 0 K: 1 S: 6	H: 1 LOB: 2 BB: 1 P: 10	R: 0 E: 0 K: 1 S: 4	H: 0 LOB: 0 BB: 1 P: 8	R: 0 E: 0 K: 0 S: 4	H: 1 LOB: 2 BB: 1 P: 8	R: 0 E: 0 K: 0 S: 4	H: 1 LOB: 1 BB: 0 P: 4	R: 2 E: 0 K: 1 S: 6	H: 1 LOB: 2 BB: 3 P: 18	1B: 5 2B: 2 3B: 2 HR: 1	SF: 0 SAC: 0 DP: 1 HBP: 1	WP: 1 PB: 0 SB: 0 CS: 0	PA: 44															
PITCHER	IP WLS BF H R ER SO BB IBB HBP BLK WP HR S P ERA WHIP																																				
Jim Kaat, L (1, 1) ERA: 8.4	2.0		13	6	3	3	0	0	0	1	0	0	0	12	13	13.50	3.000																				
Warren Brusstar, R (3, 1) ERA: 1.5	1.0		4	0	0	0	1	1	0	0	0	0	0	5	9	0.00	1.000																				
Tom Underwood, L (4, 1) ERA: 6.27	5.1	W	25	4	2	2	3	6	0	0	0	1	1	25	49	3.38	1.875																				
Gene Garber, R (9, 1) ERA: 3.32	0.2	S	2	0	0	0	1	0	0	0	0	0	0	4	4	0.00	0.000																				

San Diego Padres @ Philadelphia Phillies
Veterans Stadium, Philadelphia, PA
Sat May 14 1977, 7:05 PM EDT
Att: 26,609 - Unknown

AB	36
R	5
H	10
RBI	5
BB	7
SO	5
LOB	25



Batter	1	2	3	4	5	6	7	8	9
Garry Maddox, R (1, 8) OBP: 0.298, SLG: 0.432	0-0 L9		0-0 HR		0-3 K	0-0 1-3 1B		0-0 1B	
Larry Bowa, S (1, 6) OBP: 0.301, SLG: 0.344	0-0 F8		0-0 F8		0-0 G3	0-0 1-3		0-0 1B	
Mike Schmidt, R (1, 5) OBP: 0.355, SLG: 0.505	0-0 F3		0-0 F9		0-0 1B	4-0 BB		0-0 F8	
Greg Luzinski, R (1, 7) OBP: 0.325, SLG: 0.556		0-3 K		0-3 K	0-0 1B	0-0 F9			
Davey Johnson, R (1, 3) OBP: 0.360, SLG: 0.750		0-0 4-3		0-0 HR	0-0 HR			0-0 F8	
Tom Hutton, L (8, 3) OBP: 0.200, SLG: 0.200									
Jerry Martin, R (1, 9) OBP: 0.317, SLG: 0.333		0-0 1B		0-0 5-3	0-0 2B			0-3 K	
Bob Boone, R (1, 2) OBP: 0.348, SLG: 0.354		0-0 F8		0-0 HR	0-0 1B			0-0 6-3	
Ted Sizemore, R (1, 4) OBP: 0.393, SLG: 0.429			4-0 HR	0-0 HR	4-0 SH3-4			0-0 F4	
Jim Kaat, L (1, 1)			0-3 K	0-0 5-3				0-0 5-3	
Warren Brusstar, R (3, 1)									
Bobby Tolan, L (3, PH) OBP: 0.200, SLG: 0.143									
Tom Underwood, R (4, 1)									
Gene Garber, R (9, 1)									

AB	R	H	RBI	BB	SO	LOB
5	1	3	3	0	1	0
5	0	1	0	0	0	1
4	1	1	0	1	0	2
4	1	1	1	0	2	2
4	2	2	3	0	0	0
0	0	0	0	0	0	0
4	0	2	0	0	1	0
4	1	1	0	0	0	2
2	3	1	2	2	0	0
0	0	0	0	0	0	0
1	0	0	0	0	1	1
2	0	0	0	0	0	0
0	0	0	0	0	0	0

WP	PA
0	39

BOTTOM

San Diego Padres @ Philadelphia Phillies
Veterans Stadium, Philadelphia, PA
Sat May 14 1977, 7:05 PM EDT
Att. 26,609 - Unknown

livebaseballscorecards.com

AB	35
R	9
H	12
RBI	9
BB	3
SO	5
LOB	8



Inning Stats	R	H	E	K	S	P	BB	IBB	HBP	BLK	WP	HR	S	P	ERA	WHIP	
R: 0 H: 0 E: 0 K: 3 S: 3	H: 0 LOB: 0 BB: 0 P: 3	R: 0 H: 1 E: 0 K: 1 S: 6	LOB: 1 BB: 0 P: 6	R: 2 H: 1 E: 0 K: 1 S: 6	LOB: 0 BB: 1 P: 10	R: 3 H: 3 E: 0 K: 1 S: 8	LOB: 0 BB: 0 P: 8	R: 3 H: 4 E: 0 K: 1 S: 9	LOB: 1 BB: 0 P: 9	R: 1 H: 1 E: 0 K: 0 S: 4	H: 1 LOB: 2 BB: 2 P: 12	R: 0 H: 0 E: 0 K: 1 S: 5	LOB: 0 BB: 0 P: 5	R: 0 H: 2 E: 0 K: 0 S: 5	H: 2 LOB: 2 BB: 0 P: 5	1B: 6 SF: 0 2B: 2 SAC: 1 3B: 0 DP: 0 HR: 4 HBP: 0	
PITCHER	IP	WLS	BF	H	R	ER	SO	BB	IBB	HBP	BLK	WP	HR	S	P	ERA	WHIP
Brent Strom, L (1, 1) ERA: 11.15	4.0	L	18	5	5	5	3	1	0	0	0	0	3	23	27	11.25	1.500
Dan Spillner, R (5, 1) ERA: 4.32	1.0		7	4	3	3	1	0	0	0	0	0	1	9	9	27.00	4.000
Butch Metzger, R (6, 1) ERA: 4.57	2.0		9	1	1	1	1	2	0	0	0	0	0	9	17	4.50	1.500
Victor Bernal, R (8, 1) ERA: 3.66	1.0		5	2	0	0	0	0	0	0	0	0	0	5	5	0.00	2.000

Batter	1	2	3	4	5	6	7	8	9	AB R H RBI BB SO LOB	TOP	
Gene Richards, L (1, 7) OBP: 0.345, SLG: 0.346	0-3 K		4-0 FC5 S BB		0-0 4-3		0-0 4-3			3 0 0 0 1 1 0		
Bill Almon, R (1, 6) OBP: 0.264, SLG: 0.299 Bobby Valentine, R (8, PH) OBP: 0.280, SLG: 0.261 (8, 6)	0-3 K		4-0 S FC5 1-2 BB		0-0 FC6-4 1B			0-0 2B 2B		2 0 1 0 1 1 0 1 1 1 0 0 0 0		
George Hendrick, R (1, 8) OBP: 0.375, SLG: 0.439	0-0 F7		0-0 FC5 1-2 2-3f BB		0-0 FC6-4 1-2f			0-3 K		4 0 0 0 0 1 4		
Dave Winfield, R (1, 9) OBP: 0.381, SLG: 0.562		0-0 4-3	4-0 1-2 2-3 BB			0-3 K		0-0 2B		3 0 1 1 1 1 0		
Gene Tenace, R (1, 3) OBP: 0.357, SLG: 0.391		0-0 F5	0-3 K			0-3 K		0-0 F7		4 0 0 0 0 2 4		
Doug Rader, R (1, 5) OBP: 0.423, SLG: 0.490		4-0 BB		0-0 5-3		0-0 1B		0-3 K		3 0 1 0 1 1 1		
Mike Champion, R (1, 4) OBP: 0.313, SLG: 0.322		0-0 5-3		0-0 6-3		0-0 F8			0-3 K	4 0 0 0 0 1 2	AB 31 R 2 H 5 RBI 2 BB 5 SO 11 LOB 12	
Bob Davis, R (1, 2) OBP: 0.176, SLG: 0.313 Dave Roberts, R (7, PH) OBP: 0.250, SLG: 0.333 (7, 2) Gary Sutherland, R (9, PH) OBP: 0.545, SLG: 0.750			0-0 HR		0-0 6-3		0-0 6-3		4-0 G5-4-3 BB	2 1 1 1 0 0 0 1 0 0 0 0 0 0 0 0 0 0 1 0 0		
Randy Jones, R (1, 1) OBP: 0.333, SLG: 0.313 Merv Rettenmund, R (7, PH) OBP: 0.469, SLG: 0.459 Rollie Fingers, R (7, 1) Mike Ivie, R (9, PH) OBP: 0.301, SLG: 0.356			0-3 K		0-3 K		0-3 K		0-0 G5-4-3 1-2f	2 0 0 0 0 2 0 1 0 0 0 0 1 0 0 0 0 0 0 0 0 1 0 0 0 0 0 1		
Inning Stats	R: 0 E: 0 K: 2 S: 7 H: 0 LOB: 0 BB: 0 P: 7	R: 0 E: 0 K: 0 S: 3 H: 0 LOB: 1 BB: 1 P: 7	R: 1 E: 0 K: 2 S: 8 H: 1 LOB: 3 BB: 3 P: 20	R: 0 E: 0 K: 0 S: 3 H: 0 LOB: 0 BB: 0 P: 3	R: 0 E: 0 K: 1 S: 6 H: 1 LOB: 1 BB: 0 P: 6	R: 0 E: 0 K: 2 S: 8 H: 1 LOB: 1 BB: 0 P: 8	R: 0 E: 0 K: 1 S: 5 H: 0 LOB: 0 BB: 0 P: 5	R: 1 E: 0 K: 2 S: 9 H: 2 LOB: 1 BB: 0 P: 9	R: 0 E: 0 K: 1 S: 4 H: 0 LOB: 0 BB: 1 P: 8	1B: 2 2B: 2 3B: 0 HR: 1 SF: 0 SAC: 0 DP: 1 HBP: 0	WP: 0 PB: 0 SB: 2 CS: 0 PA: 36	
PITCHER Steve Carlton, L (1, 1) ERA: 2.83	IP 9.0 WLS W BF 36 H 5 R 2 ER 2 SO 11 BB 5 IBB 0 HBP 0 BLK 0 WP 0 HR 1 S 53 P 73 ERA 2.00 WHIP 1.111											PITCHER IP WLS BF H R ER SO BB IBB HBP BLK WP HR S P ERA WHIP

San Diego Padres @ Philadelphia Phillies
Veterans Stadium, Philadelphia, PA
Sun May 15 1977, 3:33 AM EDT
Att. 46,141 - Unknown

livebaseballscorecards.com



Batter	1	2	3	4	5	6	7	8	9
Garry Maddox, R OBP: 0.301, SLG: 0.431 (1, 8)	0-0 CS BLK 1B		0-0 L5	0-0 6-3		0-0 E 1B		0-3 K	
Larry Bowa, S OBP: 0.296, SLG: 0.337 (1, 6)	0-3 K 1-3		0-3 K	0-0 FC4 1B		0-0 E6 G6-4-3 1-2		0-3 K	
Mike Schmidt, R OBP: 0.360, SLG: 0.495 (1, 5)	4-0 FC6-4 BB		4-0 S 2B BB	0-0 FC4 1-2f		0-0 G6-4-3 1-2f			
Greg Luzinski, R OBP: 0.331, SLG: 0.571 (1, 7)	0-0 FC6-4 1-2f		0-0 2B 2B		0-0 4-3 2B		0-3 K		
Davey Johnson, R OBP: 0.345, SLG: 0.714 Tom Hutton, L OBP: 0.200, SLG: 0.200 (1, 3) (8, 3)		0-3 K	0-0 1B 2B		0-0 4-3		0-0 F9		
Jerry Martin, R OBP: 0.356, SLG: 0.436 (1, 9)		0-0 5-3	0-0 2B 1B		0-0 BB BB		0-0 HR		
Tim McCarver, L OBP: 0.375, SLG: 0.600 (1, 2)		0-0 2B	0-0 F8		0-0 P6		0-0 G3		
Ted Sizemore, R OBP: 0.398, SLG: 0.425 (1, 4)		4-0 IBB		0-0 6-3 SH1-4 1B 1B		0-0 1-3		0-0 L7	
Steve Carlton, L OBP: 0.381, SLG: 0.474 (1, 1)		0-0 F7		0-0 SH1-4 1-2		0-3 K		0-0 2B	

Inning Stats	R: 0	H: 1	E: 0	LOB: 1	K: 1	P: 9	R: 0	H: 1	E: 0	LOB: 2	K: 1	P: 10	R: 3	H: 3	E: 0	LOB: 1	K: 1	P: 12	R: 1	H: 2	E: 0	LOB: 1	K: 0	P: 5	R: 0	H: 1	E: 0	LOB: 2	K: 0	P: 8	R: 0	H: 1	E: 1	LOB: 1	K: 1	P: 6	R: 1	H: 1	E: 0	LOB: 0	K: 1	P: 6	R: 0	H: 1	E: 0	LOB: 1	K: 2	P: 8
	0	1	0	1	1	9	0	1	0	2	1	10	3	3	0	1	1	12	1	2	0	1	0	5	0	0	1	1	0	2	0	1	1	1	6	1	1	0	0	6	0	1	0	8	0	1	0	2

PITCHER	IP	WLS	BF	H	R	ER	SO	BB	IBB	HBP	BLK	WP	HR	S	P	ERA	WHIP
Randy Jones, L ERA: 4.79 (1, 1)	6.0	L	30	9	4	4	4	3	1	0	1	0	0	34	50	6.00	2.000
Rollie Fingers, R ERA: 3.1 (7, 1)	2.0		8	2	1	1	3	0	0	0	0	0	1	14	14	4.50	1.000

BOTTOM

San Diego Padres @ Philadelphia Phillies
Veterans Stadium, Philadelphia, PA

Sun May 15 1977, 3:33 AM EDT
Att. 46,141 - Unknown

AB	33
R	5
H	11
RBI	5
BB	4
SO	7
LOB	17

livebaseballscorecards.com

1B: 5	SF: 0	WP: 0	PA: 38
2B: 5	SAC: 1	PB: 0	
3B: 0	DP: 1	SB: 1	
HR: 1	HBP: 0	CS: 1	



Batter	1	2	3	4	5	6	7	8	9	AB R H RBI BB SO LOB	TOP					
Gene Richards, L (1, 7) OBP: 0.339, SLG: 0.339	0-0 WP S 1B		0-0 P8	0-0 P4		2-3 K		0-0 F8		5 0 1 0 0 1 3						
Mike Champion, R (1, 4) OBP: 0.317, SLG: 0.325	0-0 F9 1-3		0-3 K		0-0 3B 1B		3-3 K	0-0 1B		5 1 2 0 0 2 1						
George Hendrick, R (1, 8) OBP: 0.362, SLG: 0.422 Rollie Fingers, R (8, 1)	0-3 K		0-3 K		0-0 P6		0-3 K	0-0 P4		5 0 0 0 0 3 3 0 0 0 0 0 0 0						
Dave Winfield, R (1, 9) OBP: 0.382, SLG: 0.567	0-0 L8			0-0 6-3	0-0 E 3B		4-0 2B 1B BB		0-0 6-3	4 2 1 1 1 0 1						
Gene Tenace, R (1, 3) OBP: 0.352, SLG: 0.391 (7, 2)		0-3 K		0-3 K	0-0 FC6 G6-3		0-0 1B 2B		0-3 K	5 1 1 0 0 3 0						
Doug Rader, R (1, 5) OBP: 0.438, SLG: 0.500		0-0 E 1B		0-0 BB 1B	0-0 G6-3 1-2f		0-0 1B 1B		4-0 BB	4 1 3 2 1 0 1						
Bill Almon, R (1, 6) OBP: 0.266, SLG: 0.294 Bobby Valentine, R (7, PH) OBP: 0.296, SLG: 0.280 (7, 6)		0-0 P4		4-0 BB 1B BB		0-0 L5	0-0 FC4-6 1B		0-0 F8	2 1 0 0 1 0 1 2 0 1 0 0 0 1						
Bob Davis, R (1, 2) OBP: 0.200, SLG: 0.313 Dave Roberts, R (4, PH) OBP: 0.267, SLG: 0.321 (4, 2)		4-0 1B IBB		4-0 1B BB		0-0 P4	0-0 FC4-6			0 0 0 0 1 0 0 1 0 0 0 1 0 0						
Gary Sutherland, R (7, PH) OBP: 0.522, SLG: 0.714 (7, 3)		0-3 K		1-2 2-3 BB		0-0 P4	1-2f BB			1 0 0 0 0 0 2						
Bob Shirley, R Dan Spillner, R Jerry Turner, L Victor Bernal, R Rick Sawyer, R Buzo Metzger, R Merv Rettenmund, R Dave Tomlin, L Mike Ivie, R Luis Melendez, R		0-3 K		2-2 1-3 2-H 3-H 1B		4-0 BB		0-0 6-3		1 0 0 0 0 0 1 2 0 0 0 0 0 0 0 0 0 0 0 0 0 0 0 0 1 0 0 1 2 0 1 0 0 0 0 0 0 0 0 0 0 0 0 0 0 0						
Inning Stats	R: 0 H: 1 E: 0 LOB: 1 K: 1 BB: 0 S: 6 P: 6	R: 0 H: 1 E: 1 LOB: 2 K: 2 BB: 1 S: 8 P: 12	R: 0 H: 0 E: 0 LOB: 0 K: 2 BB: 0 S: 7 P: 7	R: 2 H: 2 E: 0 LOB: 2 K: 1 BB: 2 S: 11 P: 21	R: 2 H: 2 E: 1 LOB: 0 K: 0 BB: 0 S: 5 P: 5	R: 0 H: 0 E: 0 LOB: 1 K: 1 BB: 1 S: 7 P: 13	R: 2 H: 3 E: 0 LOB: 2 K: 2 BB: 1 S: 13 P: 20	R: 0 H: 1 E: 0 LOB: 1 K: 0 BB: 0 S: 4 P: 4	R: 0 H: 0 E: 0 LOB: 1 K: 1 BB: 1 S: 5 P: 9	1B: 8 SF: 0 2B: 1 SAC: 0 3B: 1 DP: 1 HR: 0 HBP: 0	WP: 1 PA: 43 PB: 0 SB: 1 CS: 0					
PITCHER	IP WLS BF H R ER SO BB IBB HBP BLK WP HR S P ERA WHIP															
Donnie Moore, R (1, 1) ERA: 4.91	3.2		4	2	2	6	2	1	0	0	1	0	31	45	4.91	1.636
Willie Hernandez, L (4, 1) ERA: 1.31	0.2		4	2	2	1	0	0	0	0	0	0	4	4	13.50	3.000
Jim Todd, R (5, 1) ERA: 9.82	2.1	W	12	3	2	3	2	0	0	0	0	0	21	34	7.71	2.143
Paul Reuschel, R (7, 1) ERA: 0.96	2.1	S	9	1	0	1	1	0	0	0	0	0	10	14	0.00	0.857

San Diego Padres @ Chicago Cubs
Wrigley Field, Chicago, IL
Mon May 16 1977, 3:33 AM CDT
Att. 6,992 - Sunny - 85 F

livebaseballscorecards.com

AB	37
R	6
H	10
RBI	5
BB	6
SO	10
LOB	15



Batter	1	2	3	4	5	6	7	8	9	AB	R	H	RBI	BB	SO	LOB
Ivan De Jesus, R OBP: 0.368, SLG: 0.413 (1, 6)	4-0 2B BB		3-2 HR 2B	4-0 1B BB	0-0 1-3		0-0 L6			3	3	1	0	2	0	2
Gene Clines, R OBP: 0.591, SLG: 0.765 (1, 7)	0-0 F9 1-H 2B		0-0 HR	4-0 FC4-6 1-2 BB	0-0 2B 1B		0-0 E S 1B			4	1	4	5	1	0	0
Larry Bittner, L OBP: 0.343, SLG: 0.375 (1, 3)	0-0 1-3		0-0 4-3	0-0 FC4-6 1-2 2-H 1B	0-0 1-3 2B		2-2 G3 1-3			5	0	2	1	0	0	2
Bobby Murcer, L OBP: 0.379, SLG: 0.482 (1, 9)	0-0 F9 2-3		0-0 L8	0-0 FC4-6 1-2 2-3 BB	4-0 IBB			4-0 E BB		3	1	0	0	2	0	3
Jerry Morales, R OBP: 0.333, SLG: 0.383 (1, 8)	3-2 5-3		4-0 1B 3B BB	4-0 1-2 BB	0-0 4-3			0-0 1-H 1-3		3	1	0	0	2	0	4
Manny Trillo, R OBP: 0.409, SLG: 0.567 (1, 4)		0-3 K	0-0 1-2 3B 1B	0-0 F8		0-0 P9		0-0 F7		5	1	1	0	0	1	3
Steve Ontiveros, S OBP: 0.434, SLG: 0.400 (1, 5)		4-0 BB	0-0 1-H 2-H 3B		0-0 SH1-4 1B 1B	0-0 5-3		4-0 BB		3	1	2	2	2	0	0
George Mitterwald, R OBP: 0.340, SLG: 0.432 (1, 2)		0-3 K	0-0 5-3		0-0 SH1-4 1-2 1B 1B	0-0 6-3		0-0 F7		5	1	1	0	0	1	3
Donnie Moore, L Willie Hernandez, L Jim Todd, L Paul Reuschel, R (1, 1) (4, 1) (5, 1) (7, 1)		0-3 K		0-0 F7	0-0 SH1-4		0-0 F8			1	0	0	0	0	0	1

Inning Stats	R: 1	H: 1	E: 0	LOB: 1	K: 0	BB: 1	S: 7	P: 14	R: 0	H: 0	E: 0	LOB: 1	K: 3	BB: 1	S: 9	P: 13	R: 4	H: 4	E: 0	LOB: 1	K: 0	BB: 1	S: 10	P: 17	R: 1	H: 1	E: 1	LOB: 3	K: 0	BB: 3	S: 4	P: 16	R: 2	H: 4	E: 0	LOB: 3	K: 0	BB: 1	S: 7	P: 11	R: 0	H: 0	E: 0	LOB: 0	K: 0	BB: 0	S: 3	P: 3	R: 0	H: 1	E: 0	LOB: 1	K: 0	BB: 0	S: 8	P: 10	R: 1	H: 0	E: 1	LOB: 1	K: 0	BB: 2	S: 3	P: 11
--------------	------	------	------	--------	------	-------	------	-------	------	------	------	--------	------	-------	------	-------	------	------	------	--------	------	-------	-------	-------	------	------	------	--------	------	-------	------	-------	------	------	------	--------	------	-------	------	-------	------	------	------	--------	------	-------	------	------	------	------	------	--------	------	-------	------	-------	------	------	------	--------	------	-------	------	-------


PITCHER	IP	WLS	BF	H	R	ER	SO	BB	IBB	HBP	BLK	WP	HR	S	P	ERA	WHIP
Bob Shirley, L ERA: 3.6 (1, 1)	2.2	L	16	5	5	5	3	3	0	0	0	0	1	25	43	16.88	3.000
Dan Spillner, R ERA: 4.15 (3, 1)	0.1		1	0	0	0	0	0	0	0	0	0	0	1	1	0.00	0.000
Victor Bernal, R ERA: 4.05 (4, 1)	0.1		4	1	1	1	0	2	0	0	0	0	0	2	10	27.00	9.000
Rick Sawyer, R ERA: 7.11 (4, 1)	1.1		9	4	2	2	0	1	0	0	0	0	0	8	12	13.50	3.750
Butch Metzger, R ERA: 4.5 (5, 1)	0.1		2	0	0	0	0	0	1	0	0	0	0	1	5	0.00	0.000

BOTTOM

San Diego Padres @ Chicago Cubs
 Wrigley Field, Chicago, IL
 Mon May 16 1977, 3:33 AM CDT
 Att. 6,992 - Sunny - 85 F

livebaseballscores.com

AB	34
R	9
H	11
RBI	8
BB	9
SO	3
LOB	18



PITCHER	IP	WLS	BF	H	R	ER	SO	BB	IBB	HBP	BLK	WP	HR	S	P	ERA	WHIP
Dave Tomlin, L ERA: 2.08 (6, 1)	2.0		7	1	0	0	0	0	0	0	0	0	0	11	13	0.00	0.500
Rollie Fingers, R ERA: 3.0 (8, 1)	1.0		5	0	1	0	0	2	0	0	0	0	0	3	11	0.00	2.000

Batter	1	2	3	4	5	6	7	8	9	AB R H RBI BB SO LOB	TOP		
Gene Richards, L (1, 8) OBP: 0.349, SLG: 0.354	2-2 G3 1B 2B	4-0 BB			0-0 4-3		0-0 BB 2B 1B		0-0 G3	4 2 2 0 1 0 0			
Mike Champion, R (1, 4) OBP: 0.306, SLG: 0.313	0-0 G3	0-0 F8			0-0 3-1		0-0 F9		0-0 6-3	5 0 0 0 0 0 4			
Jerry Turner, L (1, 7) OBP: 0.315, SLG: 0.395	0-0 S 1B		4-0 1B BB		4-2 BB		4-0 1-2 2B BB		0-0 4-3	2 1 1 1 3 0 0			
Dave Winfield, R (1, 9) OBP: 0.379, SLG: 0.558	0-3 K		0-0 G6-4-3 1B		0-3 K		0-0 F8			4 0 1 0 0 2 4			
Merv Rettenmund, R (7, 9) OBP: 0.480, SLG: 0.459	1-2 K		1-3 1B							0 0 0 0 0 0 0			
Gene Tenace, R (1, 3) OBP: 0.345, SLG: 0.382	0-3 K		0-3 K			0-0 F9		0-0 1-H 2-H 2B		3 0 0 0 0 2 3			
Mike Ivie, R (7, PH) OBP: 0.305, SLG: 0.371	7, 3 K									1 0 1 2 0 0 0			
Doug Rader, R (1, 5) OBP: 0.435, SLG: 0.495		0-0 SH5-4 1B 2-3 1B	1-2 G6-4-3		0-0 F8		0-0 L4			3 1 1 0 0 0 2			
Gary Sutherland, R (7, PH) OBP: 0.500, SLG: 0.682			1-2 1-2f							1 0 0 0 0 0 1			
Bill Almon, R (1, 6) OBP: 0.267, SLG: 0.295		1-2 2-3 SH5-4 1B		0-0 1-3		0-0 5-3		3-3 K		3 0 1 0 0 0 0			
Dave Tomlin, L (6, 1) OBP: 0.500, SLG: 0.500										0 0 0 0 0 0 0			
Rick Sawyer, R (6, 1) OBP: 0.365, SLG: 0.273										1 0 0 0 0 1 0			
Bob Davis, R (1, 2) OBP: 0.211, SLG: 0.314		0-0 SH5-4		0-0 1-3			0-0 HR 1B		0-0 1-3	3 1 1 0 0 0 0			
Tom Griffin, R (1, 1) OBP: 0.067, SLG: 0.267		0-0 2-3		0-0 6-3			3-2 HR		0-0 F9				
Dan Spillner, R (3, 1) OBP: 0.000, SLG: 0.000										1 0 0 0 1 0 0 1			
Luis Melendez, R (4, PH) OBP: 0.000, SLG: 0.000										0 0 0 0 0 0 0 0			
Victor Bernal, R (4, 1) OBP: 0.000, SLG: 0.000										1 0 0 0 0 0 0 0			
Butch Metzger, R (4, 1) OBP: 0.000, SLG: 0.000										0 0 0 0 0 0 0 0			
Brent Strom, R (5, 1) OBP: 0.333, SLG: 0.333										0 0 0 0 0 0 0 0			
Bobby Valentine, R (6, 6) OBP: 0.310, SLG: 0.407		2-3 3-H								2 1 1 2 0 0 0 0			
Inning Stats	R: 1 H: 2 E: 0 LOB: 1 K: 2 BB: 0 S: 12 P: 14	R: 1 H: 2 E: 0 LOB: 2 K: 0 BB: 1 S: 8 P: 13	R: 0 H: 1 E: 0 LOB: 1 K: 1 BB: 1 S: 9 P: 14	R: 0 H: 0 E: 0 LOB: 0 K: 0 BB: 0 S: 3 P: 3	R: 0 H: 0 E: 0 LOB: 1 K: 1 BB: 1 S: 8 P: 12	R: 0 H: 0 E: 0 LOB: 0 K: 0 BB: 0 S: 3 P: 3	R: 4 H: 4 E: 0 LOB: 1 K: 0 BB: 1 S: 10 P: 17	R: 0 H: 0 E: 0 LOB: 0 K: 1 BB: 0 S: 6 P: 9	R: 0 H: 0 E: 0 LOB: 0 K: 0 BB: 0 S: 3 P: 3	1B: 6 SF: 0 2B: 2 SAC: 1 3B: 0 DP: 1 HR: 1 HBP: 0	WP: 0 PA: 39 PB: 0 SB: 1 CS: 0		
PITCHER	IP WLS BF H R ER SO BB IBB HBP BLK WP HR S P ERA WHIP											PITCHER	IP WLS BF H R ER SO BB IBB HBP BLK WP HR S P ERA WHIP
Bill Bonham, R (1, 1) ERA: 3.29	6.0 W 25 5 2 2 4 3 0 0 0 0 0 43 59 3.00 1.333												
Ramon Hernandez, L (7, 1) ERA: 8.22	3.0 S 14 4 4 4 1 1 0 0 0 0 1 19 29 12.00 1.667												

San Diego Padres @ Chicago Cubs
Wrigley Field, Chicago, IL
Tue May 17 1977, 3:33 AM CDT
Att. 9,838 - Overcast - 86 F

livebaseballscorecards.com

AB 34
R 6
H 9
RBI 6
BB 4
SO 5
LOB 15



Batter	1	2	3	4	5	6	7	8	9	AB	R	H	RBI	BB	SO	LOB
Ivan De Jesus, R OBP: 0.372, SLG: 0.424 Dave Rosello, R OBP: 0.333, SLG: 0.625 (1, 6) (6, PH) (7, 6)	0-0 L6	0-0 L7	0-0 HR 2B	0-0 2-H 3-H 1B		0-0 1B FC4-6		0-0 HR		4	1	2	3	0	0	2
Gene Clines, R OBP: 0.586, SLG: 0.818 (1, 7)	3-2 E 1B		3-2 HR HBP	0-0 L5-3		0-0 L6 1B		0-0 L6-3		5	3	2	2	1	0	2
Larry Bittner, L OBP: 0.348, SLG: 0.432 (1, 3)	2-2 P8 1-2		0-0 HR	0-0 E4 FC4-6		0-0 HR		0-0 4-3		7	3	3	3	0	0	3
Bobby Murcer, L OBP: 0.394, SLG: 0.517 Greg Gross, L OBP: 0.340, SLG: 0.341 (1, 9) (6, PR) (7, 9)	4-2 BB		0-0 HR 1B	0-0 FC4-6		0-0 HR		0-0 1-3		4	2	3	3	1	0	1
Jerry Morales, R OBP: 0.347, SLG: 0.423 Joe Wallis, S OBP: 0.231, SLG: 0.320 (1, 8) (6, PH) (7, 8)	0-0 1-4-3		0-0 HR 1B	0-0 FC6-4 1B 2B		0-0 HR		0-0 1B BB		4	3	3	1	0	0	2
Manny Trillo, R OBP: 0.412, SLG: 0.561 Mick Kelleher, R OBP: 0.176, SLG: 0.176 (1, 4) (5, PR) (6, 4)		0-0 P9	3-2 P3	2-2 FC6-4 1B		4-2 BB		0-0 1B 2B 1B		3	0	1	0	1	0	2
Steve Ontiveros, S OBP: 0.438, SLG: 0.443 (1, 5)		0-0 E 2B	3-2 HR	0-0 FC6-4 1B 2B		0-0 F9		0-0 2B FC4-6 1B		6	3	3	4	0	0	5
George Mitterwald, R OBP: 0.348, SLG: 0.450 (1, 2)		0-0 E5	4-0 SH2-4 2B BB	0-0 1B 2B		0-0 G5-4-3		0-0 FC4-6 WP 2B		5	3	2	2	1	0	4
Bill Bonham, R OBP: 0.235, SLG: 0.294 Ray Burris, R OBP: 0.111, SLG: 0.059 Ramon Hernandez, S (1, 1) (6, PH) (7, 1)		0-0 P4	0-0 SH2-4	0-0 1-3				0-0 6-3		3	0	0	0	0	0	4

Inning Stats	R: 0	H: 1	E: 1	LOB: 2	K: 0	BB: 1	S: 15	R: 0	H: 1	E: 1	LOB: 2	K: 0	BB: 0	S: 5	R: 8	H: 6	E: 1	LOB: 1	K: 0	BB: 1	S: 20	R: 3	H: 4	E: 0	LOB: 1	K: 0	BB: 0	S: 11	R: 3	H: 3	E: 0	LOB: 1	K: 0	BB: 1	S: 8	R: 8	H: 6	E: 2	LOB: 2	K: 0	BB: 2	S: 11	R: 0	H: 2	E: 0	LOB: 2	K: 0	BB: 0	S: 5	R: 1	H: 1	E: 0	LOB: 0	K: 0	BB: 0	S: 4
--------------	------	------	------	--------	------	-------	-------	------	------	------	--------	------	-------	------	------	------	------	--------	------	-------	-------	------	------	------	--------	------	-------	-------	------	------	------	--------	------	-------	------	------	------	------	--------	------	-------	-------	------	------	------	--------	------	-------	------	------	------	------	--------	------	-------	------


PITCHER	IP	WLS	BF	H	R	ER	SO	BB	IBB	HBP	BLK	WP	HR	S	P	ERA	WHIP
Tom Griffin, R ERA: 4.35 (1, 1)	2.2	L	19	7	7	7	0	2	0	0	0	0	0	37	59	23.62	3.375
Dan Spillner, R ERA: 5.0 (3, 1)	0.1		3	1	1	1	0	0	0	0	0	0	1	3	3	27.00	3.000
Victor Bernal, R ERA: 5.31 (4, 1)	0.1		4	3	3	3	0	0	0	0	0	0	0	8	10	81.00	9.000
Butch Metzger, R ERA: 5.56 (4, 1)	0.2		7	4	3	3	0	1	0	0	0	0	3	9	13	40.50	7.500
Brent Strom, L ERA: 12.42 (5, 1)	1.1		8	3	5	4	0	1	0	0	0	0	0	7	11	27.00	3.000

BOTTOM

San Diego Padres @ Chicago Cubs
Wrigley Field, Chicago, IL
Tue May 17 1977, 3:33 AM CDT
Att. 9,838 - Overcast - 86 F

livebaseballscorecards.com

AB	50
R	23
H	24
RBI	22
BB	5
SO	0
LOB	30



WP: 1	PA: 57
PB: 0	
SB: 0	
CS: 0	

Batter	1	2	3	4	5	6	7	8	9	AB R H RBI BB SO LOB	TOP	
Gene Richards, L (1, 8) OBP: 0.351, SLG: 0.345	0-0 F7		0-0 F7		0-0 E6 FC3-2	4-0 IBB		4-0 IBB		3 0 0 0 2 0 0	San Diego Padres @ Montreal Expos Olympic Stadium, Montreal, QB Thu May 19 1977, 7:05 PM EDT Att. 14,861 - Unknown	
Bill Almon, R (1, 6) OBP: 0.265, SLG: 0.287	0-3 K		4-0 HR BB		0-0 6-3	0-3 K		0-3 K		4 1 0 0 1 3 5		
Jerry Turner, L (1, 7) OBP: 0.320, SLG: 0.424	4-0 CS BB		0-0 HR		0-0 FC3-2 FC5-4		0-0 F8		0-0 5-3	4 1 1 2 1 0 1		
Dave Winfield, R (1, 9) OBP: 0.374, SLG: 0.547	0-0 CS 1-2	0-0 BB E 1B	0-0 1-3		0-0 FC5-4 1-2f		0-0 4-3		0-0 6-3	5 1 1 0 0 0 1		
Mike Ivie, R (1, 3) OBP: 0.320, SLG: 0.370		4-0 FC3-6 BB 1-2	0-0 4-3			4-0 SH1-4 1B BB			0-3 K	3 1 1 0 2 1 0		
Doug Rader, R (1, 5) OBP: 0.437, SLG: 0.491		0-3 K		4-0 BB		0-0 SH1-4 1B			0-0 1-3	3 1 1 0 1 1 3		
Mike Champion, R (1, 4) OBP: 0.306, SLG: 0.313		0-0 FC3-6 1-2f 2-H		0-3 K		0-0 SH1-4			0-0 2-3 1B	3 0 1 0 0 1 2		
Bob Davis, R (1, 2) OBP: 0.238, SLG: 0.316		1-0 HBP		0-3 K		0-0 SH2-4 1B 2-H 3-H			0-0 2-3	3 0 1 2 0 1 2		
Randy Jones, R (1, 1) OBP: 0.300, SLG: 0.278 Rollie Fingers, R (6, 1)		0-0 2-3		0-0 1-3		0-0 SH2-4			0-3 K	2 0 0 0 0 0 3 1 0 0 0 0 1 1		
Inning Stats	R: 0 E: 0 K: 1 S: 4 H: 0 LOB: 0 BB: 1 P: 8	R: 1 E: 1 K: 1 S: 6 H: 1 LOB: 2 BB: 1 P: 11	R: 2 E: 0 K: 0 S: 4 H: 1 LOB: 0 BB: 1 P: 8	R: 0 E: 0 K: 2 S: 7 H: 0 LOB: 1 BB: 1 P: 11	R: 0 E: 2 K: 0 S: 4 H: 0 LOB: 1 BB: 0 P: 4	R: 2 E: 0 K: 1 S: 7 H: 2 LOB: 2 BB: 2 P: 15	R: 0 E: 0 K: 0 S: 4 H: 1 LOB: 1 BB: 0 P: 4	R: 0 E: 0 K: 2 S: 8 H: 1 LOB: 2 BB: 1 P: 12	R: 0 E: 0 K: 1 S: 5 H: 0 LOB: 0 BB: 0 P: 5	1B: 5 2B: 0 3B: 0 HR: 1 SF: 0 SAC: 2 DP: 0 HBP: 1	WP: 0 PB: 0 SB: 0 CS: 1 PA: 42	
PITCHER Don Stanhouse, R (1, 1) ERA: 4.09 Bill Atkinson, R (8, 1) ERA: 2.4	IP 7.0 WLS L BF 33 H 5 R 5 ER 4 SO 5 BB 5 IBB 1 HBP 1 BLK 0 WP 0 HR 1 S 36 P 61 ERA 5.14 WHIP 1.429	IP 2.0 WLS L BF 8 H 1 R 0 ER 0 SO 3 BB 0 IBB 1 HBP 0 BLK 0 WP 0 HR 0 S 13 P 17 ERA 0.00 WHIP 0.500	PITCHER IP WLS BF H R ER SO BB IBB HBP BLK WP HR S P ERA WHIP									

livebaseballscorecards.com

AB	31
R	5
H	6
RBI	4
BB	7
SO	8
LOB	18



Batter	1	2	3	4	5	6	7	8	9	AB R H RBI BB SO LOB	TOP											
Gene Richards, L (1, 8) OBP: 0.350, SLG: 0.352	0-3 K	0-0 4-3		0-0 1B 2B 1B		0-0 4-3 SF9 2B		0-3 K	0-0 6-3	6 2 2 1 0 2 1												
Bill Almon, R (1, 6) OBP: 0.276, SLG: 0.304	0-0 E5 BB HR	0-0 BB 1B 1B		0-0 2B 1-3 FC 1B		0-0 4-3		0-0 HR 2B		5 3 3 0 0 0 1												
Merv Rettenmund, R (1, 7) OBP: 0.509, SLG: 0.590	4-0 BB HR BB	4-0 BB 1B BB		0-0 FC 1-3 2B		0-0 SF9		0-0 HR		2 2 2 4 2 0 0												
Dave Winfield, R (1, 9) OBP: 0.380, SLG: 0.558	4-0 1-2 HR BB	0-0 1-2 2-H 1B		0-0 FC 2-3 3-H		0-0 3-H		0-0 1-3		4 1 2 1 1 0 1												
Mike Ivie, R (1, 3) OBP: 0.324, SLG: 0.412	0-0 1-H 2-H 3-H HR		0-0 F7	0-3 K		0-0 F9			0-0 1B 2B	5 2 2 4 0 1 3												
Doug Rader, R (1, 5) OBP: 0.436, SLG: 0.482	0-0 F3		4-0 BB G1-6-3	0-0 L7			0-3 K		0-0 1B 2B 1B	4 1 1 0 1 1 2												
Mike Champion, R (1, 4) OBP: 0.309, SLG: 0.317	0-0 1B		0-0 G1-6-3		0-3 K		0-0 F9		0-0 E9 F8 1B	5 0 2 1 0 1 1												
Bob Davis, R (1, 2) OBP: 0.234, SLG: 0.302	0-0 F4			0-0 SH5-4 1B 1B		0-0 F8		0-0 5-3	0-0 F8	5 1 1 0 0 0 2												
Bob Shirley, R (1, 1) OBP: 0.167, SLG: 0.063		0-0 F9		0-0 SH5-4		0-0 6-3		0-3 K	0-3 K	2 0 0 0 0 0 0 2 0 0 0 0 2 1												
Dan Spillner, R (6, 1)																						
Inning Stats	R: 4 E: 1 K: 1 S: 8	H: 2 LOB: 1 BB: 2 P: 16	R: 0 E: 0 K: 0 S: 4	H: 2 LOB: 2 BB: 1 P: 8	R: 0 E: 0 K: 0 S: 2	H: 0 LOB: 0 BB: 1 P: 6	R: 3 E: 0 K: 1 S: 10	H: 4 LOB: 2 BB: 0 P: 10	R: 0 E: 0 K: 1 S: 5	H: 0 LOB: 0 BB: 0 P: 5	R: 1 E: 0 K: 0 S: 5	H: 2 LOB: 1 BB: 0 P: 5	R: 0 E: 0 K: 1 S: 5	H: 0 LOB: 0 BB: 0 P: 5	R: 2 E: 0 K: 2 S: 9	H: 2 LOB: 0 BB: 0 P: 9	R: 2 E: 1 K: 1 S: 8	H: 3 LOB: 1 BB: 0 P: 8	1B: 8 2B: 4 3B: 1 HR: 2	SF: 1 SAC: 1 DP: 1 HBP: 0	WP: 0 PB: 0 SB: 0 CS: 0	PA: 46
PITCHER	IP WLS BF H R ER SO BB IBB HBP BLK WP HR S P ERA WHIP																					
Gerry Hannahs, L (1, 1) ERA: 4.86	0.2 L 7 2 4 3 1 2 0 0 0 0 0 1 7 15 40.50 6.000																					
Jackie Brown, R (1, 1) ERA: 4.76	1.1 6 2 0 0 0 1 0 0 0 0 0 0 5 9 0.00 2.250																					
Jeff Terpko, R (3, 1) ERA: 5.28	3.0 14 4 3 3 2 1 0 0 0 0 0 0 17 21 9.00 1.667																					
Joe Kerrigan, R (6, 1) ERA: 2.53	1.0 5 2 1 1 0 0 0 0 0 0 0 0 5 5 9.00 2.000																					
Will McEnaney, L (7, 1) ERA: 4.45	3.0 14 5 4 4 4 0 0 0 0 0 0 1 22 22 12.00 1.667																					

San Diego Padres @ Montreal Expos
Olympic Stadium, Montreal, QB
Fri May 20 1977, 7:05 PM EDT
Att. 13,122 - Unknown

AB	40
R	12
H	15
RBI	11
BB	4
SO	7
LOB	12



Batter	1	2	3	4	5	6	7	8	9	AB R H RBI BB SO LOB
Dave Cash, R (1, 4) OBP: 0.333, SLG: 0.364	0-0 5-3		0-0 2B		0-0 2-H 1B	0-0 G4-6-3			0-0 6-3	5 1 2 1 0 0 2
Chris Speier, R (1, 6) OBP: 0.233, SLG: 0.268	0-0 L9		0-3 K		0-3 K				0-0 F8	5 0 0 0 0 2 2
Andre Dawson, R (1, 8) OBP: 0.289, SLG: 0.325	0-3 K		0-0 L9		0-0 FC6-4 1-2f				0-0 F4	4 0 0 0 0 1 2
Tony Perez, R (1, 3) OBP: 0.331, SLG: 0.450		0-0 1B 1B 1B	0-0 2-H 2B		0-0 F9				0-0 E6	4 0 2 1 0 0 1
Ellis Valentine, R (1, 9) OBP: 0.389, SLG: 0.564		0-0 F3	0-3 K			0-0 HR			0-0 F9	4 1 1 1 0 1 3
Gary Carter, R (1, 2) OBP: 0.377, SLG: 0.554		0-0 1B 1-2 1B		0-0 F8		0-0 F4			0-0 G4-6-3 1B	4 0 2 0 0 0 0
Warren Cromartie, L (1, 7) OBP: 0.315, SLG: 0.421		0-0 1-2 2-3 1B		0-0 5-3		0-0 1B 1B			0-0 G4-6-3	4 1 2 0 0 0 1
Larry Parrish, R (1, 5) OBP: 0.279, SLG: 0.306		0-0 F8		0-0 F8		0-0 1B 1-2 1B			0-0 F8	4 0 1 0 0 0 3
Gerry Hannahs, L Jackie Brown, R Jose Morales, R Jeff Tarpley, R Sam Mejias, R Joe Kerrigan, R Pete Mackanin, R Willi McEnaney, L Mike Jorgensen, L		0-3 K		0-0 E8 1B		0-0 G4-6-3 1-3 2-H 1B			0-0 F8	0 0 0 0 0 0 0 0 0 0 0 0 0 0 1 0 0 0 0 0 1 3 0 0 0 0 0 0 0 0 0 1 0 0 0 0 0 0 0 0 0 0 0 0 0 0 1 0 0 0 0 0 0 0 1 0 0 1 1 0 0 0 0 0 0 0 0 0 0 0 1 0 0 0 0 0 0 0

Inning Stats	R: 0	H: 0	E: 0	K: 1	S: 5	LOB: 0	BB: 0	P: 5	R: 0	H: 3	E: 0	K: 1	S: 8	LOB: 3	BB: 0	P: 8	R: 1	H: 2	E: 0	K: 2	S: 9	LOB: 1	BB: 0	P: 9	R: 0	H: 0	E: 0	K: 0	S: 3	LOB: 0	BB: 0	P: 3	R: 1	H: 1	E: 1	K: 1	S: 7	LOB: 1	BB: 0	P: 7	R: 2	H: 4	E: 0	K: 0	S: 6	LOB: 1	BB: 0	P: 6	R: 0	H: 0	E: 1	K: 0	S: 4	LOB: 1	BB: 0	P: 4	R: 0	H: 1	E: 0	K: 0	S: 3	LOB: 0	BB: 0	P: 3	R: 0	H: 0	E: 0	K: 0	S: 3	LOB: 0	BB: 0	P: 3	1B: 8	SF: 0	2B: 2	SAC: 0	3B: 0	DP: 2	HR: 1	HBP: 0	WP: 0	PA: 38
--------------	------	------	------	------	------	--------	-------	------	------	------	------	------	------	--------	-------	------	------	------	------	------	------	--------	-------	------	------	------	------	------	------	--------	-------	------	------	------	------	------	------	--------	-------	------	------	------	------	------	------	--------	-------	------	------	------	------	------	------	--------	-------	------	------	------	------	------	------	--------	-------	------	------	------	------	------	------	--------	-------	------	-------	-------	-------	--------	-------	-------	-------	--------	-------	--------

PITCHER	IP	WLS	BF	H	R	ER	SO	BB	IBB	HBP	BLK	WP	HR	S	P	ERA	WHIP
Bob Shirley, L (1, 1) ERA: 3.75	5.1	W	27	10	4	3	5	0	0	0	0	0	1	37	37	5.06	1.875
Dan Spillner, R (6, 1) ERA: 3.55	3.2	S	11	1	0	0	0	0	0	0	0	0	0	11	11	0.00	0.273

BOTTOM

San Diego Padres @ Montreal Expos
Olympic Stadium, Montreal, QB
Fri May 20 1977, 7:05 PM EDT
Att. 13,122 - Unknown

livebaseballscorecards.com

AB	38
R	4
H	11
RBI	4
BB	0
SO	5
LOB	17



Batter	1	2	3	4	5	6	7	8	9	AB R H RBI BB SO LOB	TOP
Gene Richards, L (1, 8) OBP: 0.340, SLG: 0.326	0-0 B3-1		0-0 F8			0-0 5-3		0-0 4-3		4 0 0 0 0 0 0	San Diego Padres @ Montreal Expos Olympic Stadium, Montreal, QB Sun May 22 1977, 3:33 AM EDT Att. 17,045 - Unknown livebaseballscorecards.com
Bill Almon, R (1, 6) OBP: 0.276, SLG: 0.299 Bobby Valentine, R (8, PH) OBP: 0.361, SLG: 0.387 (8, 6)	0-3 K			0-0 6-3		0-3 K		0-0 BB 1B		3 0 0 0 0 2 0 1 0 1 0 0 0 0	
Jerry Turner, L (1, 7) OBP: 0.333, SLG: 0.438	0-0 G3			0-0 1B			0-0 6-3 SF8 2B	4-0 1-2 BB		3 1 2 0 1 0 0	
Dave Winfield, R (1, 9) OBP: 0.378, SLG: 0.560		0-0 E6		0-0 F7			0-0 6-3 2-3	0-0 L9		4 0 0 0 0 0 4	
Gene Tenace, R (1, 3) OBP: 0.343, SLG: 0.386 (7, 2)		0-3 K		0-3 K			0-0 SF8	0-3 K		3 0 0 1 0 3 2	
Mike Ivie, R (1, 5) OBP: 0.319, SLG: 0.400 (7, 3)		0-3 K			0-0 G6-3 1B		3-H 0-0 1B	0-0 F3		4 0 2 0 0 1 1	
Mike Champion, R (1, 4) OBP: 0.297, SLG: 0.303		0-0 1-3			0-3 K		0-0 1-3 1B	0-3 K		4 0 1 0 0 2 2	
Bob Davis, R (1, 2) OBP: 0.212, SLG: 0.271 Doug Rader, R (7, PH) OBP: 0.430, SLG: 0.488 (7, 5)			0-0 6-3		0-0 G6-3 1-2f		0-3 K			2 0 0 0 0 0 1 1 0 0 0 0 1 2	
John D'Acquisto, R (1, 1) Gary Sutherland, R (8, PH) OBP: 0.500, SLG: 0.708 Dan Spillner, R (8, 1)			0-3 K			0-3 K		0-0 5-3		2 0 0 0 0 2 0 1 0 0 0 0 0 0 0 0 0 0 0 0 0	
Inning Stats	R: 0 H: 0 E: 0 LOB: 0 K: 1 BB: 0 S: 5 P: 5	R: 0 H: 0 E: 1 LOB: 1 K: 2 BB: 0 S: 8 P: 8	R: 0 H: 0 E: 0 LOB: 0 K: 1 BB: 0 S: 5 P: 5	R: 0 H: 1 E: 0 LOB: 1 K: 1 BB: 0 S: 6 P: 6	R: 0 H: 1 E: 0 LOB: 0 K: 1 BB: 0 S: 5 P: 5	R: 0 H: 0 E: 0 LOB: 0 K: 2 BB: 0 S: 7 P: 7	R: 1 H: 3 E: 0 LOB: 2 K: 1 BB: 0 S: 8 P: 8	R: 0 H: 1 E: 0 LOB: 2 K: 0 BB: 1 S: 4 P: 8	R: 0 H: 0 E: 0 LOB: 0 K: 2 BB: 0 S: 7 P: 7	1B: 5 SF: 1 2B: 1 SAC: 0 3B: 0 DP: 1 HR: 0 HBP: 0	
PITCHER Steve Rogers, R (1, 1) ERA: 2.28	IP WLS BF H R ER SO BB IBB HBP BLK WP HR S P ERA WHIP										
	9.0 W 34 6 1 1 11 1 0 0 0 0 0 0 55 59 1.00 0.778										

AB	32
R	1
H	6
RBI	1
BB	1
SO	11
LOB	12



Batter	1	2	3	4	5	6	7	8	9
Dave Cash, R OBP: 0.333, SLG: 0.374 (1, 4)	0-0 WP BB 3-1 1B	0-0 4-3			0-0 L8		0-3 K		
Warren Cromartie, L OBP: 0.331, SLG: 0.416 (1, 7)	4-0 3-1 WP 1-2 WP BB		0-0 FC3-6 1B		0-0 F5		0-0 4-3		
Wayne Garrett, L OBP: 0.308, SLG: 0.538 (1, 5)	0-0 3-1 1-3 2-H		0-0 FC3-6 1B		0-0 1B		0-0 F8		
Tony Perez, R OBP: 0.318, SLG: 0.421 (1, 3)	4-0 WP BB BB		0-0 FC3-6 G1-6-3 1-2f 2-3		0-0 L9		0-0 F9		
Ellis Valentine, R OBP: 0.386, SLG: 0.574 (1, 9)	4-0 WP BB 1-2 BB		0-0 G1-6-3 1-2f		0-0 F9		0-0 4-3		
Del Unser, L OBP: 0.400, SLG: 0.538 (1, 8)	0-3 K 1-2 2-3 3-H			0-0 4-3		0-0 F5			
Pete Mackanin, R OBP: 0.333, SLG: 0.450 (1, 6)	0-0 3-1			0-0 4-3		4-0 E S WP BB			
Barry Foote, R OBP: 0.333, SLG: 0.480 (1, 2)		0-0 1-3		0-0 F9		0-3 K 1-H			
Steve Rogers, R OBP: 0.179, SLG: 0.148 (1, 1)		0-3 K			0-0 F3		4-0 BB		

Inning Stats	R: 2	H: 1	E: 0	K: 1	S: 6	LOB: 2	BB: 3	P: 18	R: 0	H: 0	E: 0	K: 1	S: 5	LOB: 0	BB: 0	P: 5	R: 0	H: 2	E: 0	K: 0	S: 4	LOB: 1	BB: 0	P: 4	R: 0	H: 0	E: 0	K: 0	S: 3	LOB: 0	BB: 0	P: 3	R: 0	H: 1	E: 0	K: 0	S: 4	LOB: 1	BB: 0	P: 4	R: 1	H: 0	E: 0	K: 2	S: 7	LOB: 1	BB: 2	P: 15	R: 0	H: 0	E: 0	K: 0	S: 3	LOB: 0	BB: 0	P: 3
--------------	------	------	------	------	------	--------	-------	-------	------	------	------	------	------	--------	-------	------	------	------	------	------	------	--------	-------	------	------	------	------	------	------	--------	-------	------	------	------	------	------	------	--------	-------	------	------	------	------	------	------	--------	-------	-------	------	------	------	------	------	--------	-------	------

PITCHER	IP	WLS	BF	H	R	ER	SO	BB	IBB	HBP	BLK	WP	HR	S	P	ERA	WHIP
John D'Acquisto, R ERA: 3.52 (1, 1)	7.0	L	29	4	3	2	4	5	0	0	0	3	0	32	52	2.57	1.286
Dan Spillner, R ERA: 3.29 (8, 1)	1.0		3	0	0	0	0	0	0	0	0	0	0	3	3	0.00	0.000

BOTTOM

San Diego Padres @ Montreal Expos
Olympic Stadium, Montreal, QB

Sun May 22 1977, 3:33 AM EDT
Att. 17,045 - Unknown

AB	R	H	RBI	BB	SO	LOB
4	1	1	0	0	1	1
3	1	1	0	1	0	1
4	0	2	1	0	0	1
3	0	0	0	1	0	3
3	0	0	0	1	0	3
3	0	0	0	0	1	3
2	1	0	0	1	0	2
3	0	0	0	0	1	0
2	0	0	0	1	1	0

AB	27
R	3
H	4
RBI	1
BB	5
SO	4
LOB	14



WP	PA
3	32

1B	2B	3B	HR	SF	SAC	DP	HBP	WP	HR	S	P	ERA	WHIP
4	0	0	0	0	0	1	0	3	0	0	0	2.57	1.286
0	0	0	0	0	0	0	0	0	0	0	0	0.00	0.000

Batter	1	2	3	4	5	6	7	8	9	10	11	AB R H RBI BB SO LOB	TOP											
Jerry Royster, R OBP: 0.311, SLG: 0.278 (1, 6)	F7	G6-4-3		F8		F8		FC6-4 IBB		SH1-3		4 0 1 1 1 0 2	Atlanta Braves @ San Diego Padres San Diego Stadium, San Diego, CA Mon May 23 1977, 10:05 PM EDT Att: 9,497 - Unknown											
Rod Gilbreath, R OBP: 0.272, SLG: 0.223 (1, 4)	F7		F7	F4		F9		FC6-4		4-3		6 0 0 1 0 0 6												
Junior Moore, R OBP: 0.356, SLG: 0.349 (1, 5)	BB 1B BB		BB 1B	L8		F9		6-3		6-3		5 0 1 0 1 0 5												
Jeff Burroughs, R OBP: 0.411, SLG: 0.539 (1, 9)	BB 1B		HR BB			BB		BB		1B BB		3 2 3 0 3 0 0												
Gary Matthews, R OBP: 0.414, SLG: 0.562 (1, 7)	BB		HR			F8		K		K		5 1 1 2 1 2 4												
Biff Pocoroba, S OBP: 0.362, SLG: 0.485 (1, 2)	F7		BB			F3		FC6-4 1B		1-6-3		5 0 1 0 1 0 6												
Tom Paciorek, R OBP: 0.284, SLG: 0.375 (1, 3)		4-3 1B 2B	K			F5		SH5-4 FC6-4 1B		K		5 2 2 0 1 2 4												
Barry Bonnell, R OBP: 0.412, SLG: 0.413 (1, 8)		4-3		SH5-3 1B 2B		S 1B		FC6-4 SH5-4 1B		FC6-4		6 1 4 1 0 0 3												
Phil Niekro, R OBP: 0.250, SLG: 0.217 (7, 1)																								
Dave Campbell, R OBP: 0.285, SLG: 0.372 (8, PH)																								
Rick Camp, R OBP: 0.267, SLG: 0.188 (10, PH)																								
Cito Gaston, R OBP: 0.316, SLG: 0.276 (10, PR)																								
Pat Rockett, R OBP: 0.316, SLG: 0.276 (10, 1)																								
Buzz Capra, R (10, 1)																								
Inning Stats	R: 0 E: 0 K: 0 S: 4	H: 1 LOB: 3 BB: 2 P: 12	R: 1 E: 0 K: 0 S: 4	H: 2 LOB: 0 BB: 0 P: 4	R: 2 E: 0 K: 1 S: 6	H: 2 LOB: 1 BB: 2 P: 14	R: 1 E: 0 K: 0 S: 5	H: 2 LOB: 1 BB: 0 P: 5	R: 0 E: 0 K: 0 S: 4	H: 1 LOB: 1 BB: 0 P: 4	R: 0 E: 0 K: 0 S: 3	H: 0 LOB: 1 BB: 1 P: 7	R: 1 E: 0 K: 0 S: 5	H: 2 LOB: 2 BB: 1 P: 9	R: 0 E: 0 K: 2 S: 9	H: 2 LOB: 2 BB: 0 P: 9	R: 0 E: 0 K: 0 S: 4	H: 1 LOB: 2 BB: 0 P: 4	R: 1 E: 0 K: 2 S: 8	H: 1 LOB: 2 BB: 2 P: 16	1B: 12 2B: 2 3B: 0 HR: 1	SF: 0 SAC: 3 DP: 1 HBP: 0	WP: 0 PB: 0 SB: 2 CS: 0	PA: 54
PITCHER	IP WLS BF H R ER SO BB IBB HBP BLK WP HR S P ERA WHIP																				PITCHER	IP WLS BF H R ER SO BB IBB HBP BLK WP HR S P ERA WHIP		
Tom Griffin, R ERA: 4.84 (1, 1)	3.1 19 7 4 4 1 4 0 0 0 0 0 1 17 33 10.80 3.300																							
Dave Wehrmeister, R ERA: 1.69 (4, 1)	3.2 14 2 0 0 0 1 0 0 0 0 0 0 13 17 0.00 0.818																							
Dan Spillner, R ERA: 3.68 (8, 1)	1.0 7 3 1 1 0 0 0 0 0 0 0 0 6 10 9.00 3.000																							
Rollie Fingers, R ERA: 2.43 (9, 1)	1.0 4 1 0 0 2 0 0 0 0 0 0 0 8 8 0.00 1.000																							
Dave Tomlin, L ERA: 3.38 (10, 1)	2.0 L 10 2 1 1 2 1 1 0 0 0 0 12 20 4.50 1.500																							

livebaseballscorecards.com

AB	43
R	6
H	15
RBI	6
BB	8
SO	5
LOB	33



Batter	1	2	3	4	5	6	7	8	9	AB	R	H	RBI	BB	SO	LOB	TOP
Jerry Royster, R (1, 6) OBP: 0.309, SLG: 0.278 Darrel Chaney, S (9, PH) OBP: 0.289, SLG: 0.364	0-0 FC1-5 SH 1B		0-0 L8	0-0 FC5-4 1-2f		0-0 F9			0-0 F8	4	0	1	0	0	0	3	
Rod Gilbreath, R (1, 4) OBP: 0.274, SLG: 0.219	0-0 SH FC1-5 1-2		0-0 6-3		4-0 1B BB FC6-4 BB		0-3 K			2	1	0	0	1	1	0	
Junior Moore, R (1, 5) OBP: 0.351, SLG: 0.337	0-0 FC1-5 1-2 2-3f		0-0 6-3		4-0 FC6-4 1B 1-2 BB		0-0 G3			3	0	0	0	1	0	2	
Jeff Burroughs, R (1, 9) OBP: 0.413, SLG: 0.544	0-3 K			0-0 2B	0-0 FC6-4 1-2 2-3 1B		0-0 F8			4	1	2	0	0	1	2	
Gary Matthews, R (1, 7) OBP: 0.400, SLG: 0.541	0-0 F2			0-0 E6 2B	0-0 FC6-4 1-2f 2-3 3-H G6-4-3		0-0 6-3			4	0	0	1	0	0	5	
Vic Correll, R (1, 2) OBP: 0.352, SLG: 0.479 Joe Nolan, L (8, PH) OBP: 0.250, SLG: 0.375 (8, 2)		0-0 5-3		0-0 2B	0-0 G6-4-3 1-2f		0-0 G3			3	0	1	1	0	0	2	
Tom Paciorek, R (1, 3) OBP: 0.274, SLG: 0.360		0-3 K		0-3 K 1-3 2-H 2B		0-0 E6 F9 4-3		0-0 F8		4	1	0	0	0	2	2	
Barry Bonnell, R (1, 8) OBP: 0.418, SLG: 0.408		0-0 1B		4-0 FC5-4 IBB		0-0 F9 2-3		0-0 L8		3	0	1	0	1	0	1	
Frank LaCorte, R (1, 1) OBP: 0.143, SLG: 0.143 Bob Johnson, L (4, 1) Brian Asselstine, L (6, PH) Dave Campbell, R (6, 1) Rick Camp, R (7, 1) Biff Poceroba, S (9, PH) OBP: 0.359, SLG: 0.480		0-0 F9		0-3 K		0-0 4-3 3-H		0-0 F8		2	0	0	0	0	1	4	
Inning Stats	R: 0 H: 1 E: 1 LOB: 2 K: 1 BB: 0 S: 7 P: 7	R: 0 H: 1 E: 0 LOB: 1 K: 1 BB: 0 S: 6 P: 6	R: 0 H: 0 E: 0 LOB: 0 K: 0 BB: 0 S: 3 P: 3	R: 1 H: 2 E: 1 LOB: 3 K: 2 BB: 1 S: 10 P: 14	R: 1 H: 1 E: 0 LOB: 1 K: 0 BB: 2 S: 3 P: 11	R: 1 H: 0 E: 1 LOB: 0 K: 0 BB: 0 S: 4 P: 4	R: 0 H: 0 E: 0 LOB: 0 K: 1 BB: 0 S: 5 P: 5	R: 0 H: 0 E: 0 LOB: 0 K: 0 BB: 0 S: 3 P: 3	R: 0 H: 0 E: 0 LOB: 0 K: 0 BB: 0 S: 3 P: 3	1B: 3 SF: 0 2B: 2 SAC: 1 3B: 0 DP: 1 HR: 0 HBP: 0	WP: 0 PA: 37 PB: 0 SB: 0 CS: 0						
PITCHER	IP WLS BF H R ER SO BB IBB HBP BLK WP HR S P ERA WHIP																
Bob Shirley, L (1, 1) ERA: 3.81	4.0	22	5	2	2	4	2	1	0	0	0	0	0	27	39	4.50	1.750
Rick Sawyer, R (5, 1) ERA: 5.3	4.0	W	12	0	1	0	1	0	0	0	0	0	0	14	14	0.00	0.000
Rollie Fingers, R (9, 1) ERA: 2.38	1.0	S	3	0	0	0	0	0	0	0	0	0	0	3	3	0.00	0.000

Atlanta Braves @ San Diego Padres
San Diego Stadium, San Diego, CA
Tue May 24 1977, 10:05 PM EDT
Att. 7,277 - Unknown

livebaseballscorecards.com

AB 33
R 3
H 5
RBI 3
BB 3
SO 5
LOB 21



Batter	1	2	3	4	5	6	7	8	9	AB	R	H	RBI	BB	SO	LOB	
Gene Richards, L OBP: 0.335, SLG: 0.317 (1, 7) X	0-0 4-3 BB BB BB 1-2	4-0 BB BB BB 1-2		0-0 F7 1B BB FC1-2 BB 1-2	0-0 F2 1B		0-0 FC4-6 E S 1-2f			4	0	0	0	1	0	2	
Bill Almon, R OBP: 0.285, SLG: 0.311 (1, 6) X	0-0 L5 BB BB BB 1-2 2-3	4-0 BB BB BB 1-2 2-3		0-0 1B BB FC1-2 BB 1-2	0-0 1B		0-3 K 1-2			3	0	1	0	2	1	1	
George Hendrick, R OBP: 0.363, SLG: 0.421 (1, 8) X	0-0 E BB BB 1B	0-0 F9 BB BB BB 1-3 2-H		0-0 BB BB FC1-2 3B 1B 1-3 2-H	0-3 K 1-2 3-H		0-3 E2 BB BB 2-3			5	1	2	1	0	1	5	
Dave Winfield, R OBP: 0.369, SLG: 0.538 (1, 9) BBB	4-0 FC5 E BB 1-2		0-3 K 1-2 3-H	0-0 FC1-2 BB BB 3B 1-2		0-0 E3 SH2-3 BB BB 3B	0-3 K 1-2 3-H			4	1	0	0	1	2	4	
Mike Ivie, R OBP: 0.328, SLG: 0.434 (1, 3) X	0-0 E6 BB BB 1-2 2-3		0-0 F3 BB BB BB 1-2 2-3	4-0 BB BB 3B BB 1-2 2-3		0-0 SH2-3 BB BB 3B		0-0 L9 S BB 1B		3	1	1	0	1	0	2	
Doug Rader, R OBP: 0.431, SLG: 0.496 (1, 5) X	0-0 FC5 BB BB 2-3f		4-0 BB BB BB 1B BB 1-2	0-0 BB BB 3B BB 1-H 2-H 3-H		0-3 K 1-2 3-H		0-0 L4 BB BB 1-2		4	0	1	3	1	1	5	
Gene Tenace, R OBP: 0.368, SLG: 0.390 (1, 2) H		1-0 BB BB HBP 1-2	0-0 BB BB BB 1B BB 1-2	4-0 BB BB BB 3B BB 1-2		4-0 BB BB BB IBB 1-2		4-0 BB BB BB IBB 1-2		1	0	1	0	3	0	0	
Mike Champion, R OBP: 0.282, SLG: 0.286 (1, 4) S		0-3 K 1-2 3-H	0-0 1-3 BB BB BB 1-2	0-0 5-3 BB BB BB 1-2		0-0 F9 BB BB BB 1-2		0-0 L9 BB BB 2-3		5	0	0	0	0	1	9	
Bob Shirley, R OBP: 0.200, SLG: 0.111 Rick Sawyer, R OBP: 0.389, SLG: 0.214 Jerry Turner, L OBP: 0.324, SLG: 0.421 Rollie Fingers, R (8, PH) (9, 1)		0-3 K 1-2 3-H		0-0 BB BB BB 1B 1B 1-2	0-3 K 1-2 3-H		4-0 FC4-6 BB BB BB 1-2		0-0 4-3 BB BB BB 1-2		2	1	1	0	0	1	1

Inning Stats	R: 0	H: 1	E: 1	LOB: 3	K: 0	BB: 1	S: 5	P: 9
R: 0	H: 0	E: 0	LOB: 3	K: 2	BB: 2	S: 7	P: 16	
R: 0	H: 1	E: 0	LOB: 2	K: 1	BB: 1	S: 6	P: 10	
R: 4	H: 3	E: 0	LOB: 2	K: 0	BB: 3	S: 6	P: 18	
R: 0	H: 1	E: 0	LOB: 1	K: 2	BB: 0	S: 8	P: 8	
R: 0	H: 0	E: 1	LOB: 2	K: 1	BB: 1	S: 6	P: 10	
R: 0	H: 0	E: 1	LOB: 2	K: 2	BB: 1	S: 8	P: 12	
R: 0	H: 1	E: 0	LOB: 2	K: 0	BB: 1	S: 4	P: 8	

PITCHER																	
Frank LaCorte, R ERA: 12.9 (1, 1)	IP: 3.2	WLS: L	BF: 24	H: 5	R: 4	ER: 4	SO: 3	BB: 6	IBB: 0	HBP: 1	BLK: 0	WP: 0	HR: 0	S: 23	P: 48	ERA: 9.82	WHIP: 3.000
Bob Johnson, R ERA: 6.75 (4, 1)	IP: 1.1		BF: 6	H: 1	R: 0	ER: 0	SO: 2	BB: 1	IBB: 0	HBP: 0	BLK: 0	WP: 0	HR: 0	S: 9	P: 13	ERA: 0.00	WHIP: 1.500
Dave Campbell, R ERA: 2.53 (6, 1)	IP: 1.1		BF: 7	H: 0	R: 0	ER: 0	SO: 1	BB: 1	IBB: 1	HBP: 0	BLK: 0	WP: 0	HR: 0	S: 7	P: 15	ERA: 0.00	WHIP: 0.750
Rick Camp, R ERA: 3.71 (7, 1)	IP: 1.2		BF: 8	H: 1	R: 0	ER: 0	SO: 2	BB: 0	IBB: 1	HBP: 0	BLK: 0	WP: 0	HR: 0	S: 11	P: 15	ERA: 0.00	WHIP: 0.600

BOTTOM

AB R H RBI BB SO LOB

4 0 0 0 1 0 2

3 0 1 0 2 1 1

5 1 2 1 0 1 5

4 1 0 0 1 2 4

3 1 1 0 1 0 2

4 0 1 3 1 1 5

1 0 1 0 3 0 0

5 0 0 0 0 1 9

2 1 1 0 0 1 1

1 0 0 0 1 1 0

1 0 0 0 0 0 2

0 0 0 0 0 0 0

AB 33

R 4

H 7

RBI 4

BB 10

SO 8

LOB 31

WP: 0 PA: 45

PB: 0

SB: 2

CS: 0

WP: 0

PA: 45

ERA 9.82

WHIP 3.000

ERA 0.00

WHIP 1.500

ERA 0.00

WHIP 0.750

ERA 0.00

WHIP 0.600


Atlanta Braves @ San Diego Padres

San Diego Stadium, San Diego, CA

Tue May 24 1977, 10:05 PM EDT

Att. 7,277 - Unknown

livebaseballscorecards.com



Batter	1	2	3	4	5	6	7	8	9	10	11	12	AB	R	H	RBI	BB	SO	LOB	TOP				
Jerry Royster, R OBP: 0.299, SLG: 0.268 (1, 6) (9, 4)	F4		FC6-4 1B 1-2f 3-H	4-3		F3		L8			F5		6	0	0	1	0	0	6	<p>Atlanta Braves @ San Diego Padres San Diego Stadium, San Diego, CA Wed May 25 1977, 10:05 PM EDT Att. 14,288 - Unknown</p>				
Rod Gilbreath, R OBP: 0.287, SLG: 0.229 Craig Robinson, R OBP: 0.286, SLG: 0.286 (1, 4) (9, 6)	5-3		PB 1B 1-2		BB		K		E6 SH1-4 1B		K		4	0	2	0	1	1	0					
Junior Moore, R OBP: 0.354, SLG: 0.374 (1, 5)	F8		PB 1B 1-2 2-H		F8		F3		SH1-4			HR	5	1	2	1	0	0	1					
Jeff Burroughs, R OBP: 0.400, SLG: 0.524 (1, 9)		K	6-3 1-2 2-3		K		F8		E6 FC5-4 2-3			6-3	6	0	0	0	0	2	4					
Gary Matthews, R OBP: 0.389, SLG: 0.548 (1, 7)	4-3			L8		K			FC5-4 1-2f		F6		6	1	1	1	0	1	2					
Vic Correll, R OBP: 0.383, SLG: 0.566 (1, 2)				5-3				HR				2B	5	1	3	1	1	1	0					
Tom Paciorek, R OBP: 0.277, SLG: 0.358 (1, 3)								HR					6	1	2	0	0	2	3					
Barry Bonnell, R OBP: 0.441, SLG: 0.442 (1, 8)													3	1	2	0	1	0	0					
Max Leon, R OBP: 0.456, SLG: 0.500 Pat Rockett, R OBP: 0.253, SLG: 0.295 Bob Johnson, L (4, 1) Brian Asselstine, L OBP: 0.291, SLG: 0.302 Buzz Capra, R (6, 1) Darrel Chaney, S OBP: 0.288, SLG: 0.358 Jamie Easterly, L OBP: 0.333, SLG: 0.356 Rick Camp, R (12, 1)													1	0	1	0	0	0	0					
													1	0	1	1	0	0	0					
													0	0	0	0	0	0	0					
													0	0	0	0	0	0	2					
													0	0	0	0	0	0	0					
													1	0	0	0	0	0	1					
													1	0	0	0	0	0	0					
													0	0	0	0	0	0	0					
Inning Stats	R: 0 E: 0 K: 3 S: 3	H: 0 LOB: 0 BB: 0 P: 3	R: 0 E: 0 K: 1 S: 6	H: 1 LOB: 1 BB: 0 P: 6	R: 1 E: 0 K: 0 S: 6	H: 4 LOB: 2 BB: 0 P: 6	R: 1 E: 0 K: 0 S: 6	H: 3 LOB: 2 BB: 0 P: 6	R: 0 E: 0 K: 2 S: 7	H: 0 LOB: 0 BB: 0 P: 5	R: 2 E: 0 K: 0 S: 6	H: 3 LOB: 1 BB: 0 P: 6	R: 0 E: 1 K: 0 S: 4	H: 1 LOB: 1 BB: 0 P: 4	R: 0 E: 0 K: 2 S: 7	H: 0 LOB: 0 BB: 0 P: 7	R: 0 E: 0 K: 1 S: 5	H: 0 LOB: 0 BB: 0 P: 5	R: 1 E: 0 K: 1 S: 7	H: 2 LOB: 1 BB: 0 P: 7	1B: 8 2B: 3 3B: 0 HR: 3	SF: 0 SAC: 2 DP: 0 HBP: 0	WP: 1 PB: 1 SB: 0 CS: 0	PA: 52
PITCHER	IP	WLS	BF	H	R	ER	SO	BB	IBB	HBP	BLK	WP	HR	S	P	ERA	WHIP							
Bob Ovwchinko, L ERA: 6.75 (1, 1)	5.0		24	8	2	2	3	2	0	0	0	0	0	28	36	3.60	2.000							
Dan Spillner, R ERA: 4.32 (6, 1)	2.0		10	3	2	2	1	1	0	0	0	1	2	11	15	9.00	2.000							
Dave Wehrmeister, R ERA: 1.42 (8, 1)	1.0		3	0	0	0	0	0	0	0	0	0	0	3	3	0.00	0.000							
Dave Tomlin, L ERA: 3.06 (9, 1)	3.0		10	1	0	0	3	0	0	0	0	0	0	16	16	0.00	0.333							
Tom Griffin, R ERA: 4.93 (12, 1)	1.0	W	5	2	1	1	1	0	0	0	0	0	1	7	7	9.00	2.000							

livebaseballscorecards.com

AB	47
R	5
H	14
RBI	5
BB	3
SO	8
LOB	19



Batter	1	2	3	4	5	6	7	8	9	10	11	12
Gene Richards, L (1, 7) OBP: 0.333, SLG: 0.310	4-0	0-0		0-0		0-0		0-0			0-3	
Gary Sutherland, R (8, PH) OBP: 0.500, SLG: 0.680	BLK SH1-3 1B	1-3		5-3		F9		6-3			K	
Dave Tomlin, L (9, 1) OBP: 0.500, SLG: 0.500												
Luis Melendez, R (11, PH) OBP: 0.063, SLG: 0.250												
Bill Almon, R (1, 6) OBP: 0.280, SLG: 0.305	0-0	0-0		0-0							0-3	
Bobby Valentine, R (9, PH) OBP: 0.333, SLG: 0.353	SH1-3	F7		F3				K			K	
George Hendrick, R (1, 8) OBP: 0.375, SLG: 0.431	0-0		0-0		0-0							0-0
Dave Winfield, R (1, 9) OBP: 0.368, SLG: 0.545	0-0		0-0		0-0							0-0
Mike Ivie, R (1, 3) OBP: 0.336, SLG: 0.436	4-0		0-0		0-0							0-0
Doug Rader, R (1, 5) OBP: 0.428, SLG: 0.489	0-0		0-0		0-0							0-0
Gene Tenace, R (1, 2) OBP: 0.383, SLG: 0.396		4-0	0-0		4-0			0-0				4-0
Mike Champion, R (1, 4) OBP: 0.285, SLG: 0.301		0-0	0-3		0-0			0-0				0-0
Jerry Turner, L (12, PH) OBP: 0.330, SLG: 0.427												
Bob Owchinko, L (1, 1) OBP: 0.493, SLG: 0.604		0-3			0-0			0-0				0-3
Dan Spillner, R (6, 1) OBP: 0.493, SLG: 0.604												
Dave Wehrmeister, R (8, 1) OBP: 0.493, SLG: 0.604												
Merv Rettenmund, R (8, PH) OBP: 0.493, SLG: 0.604												

Inning Stats	R: 1	H: 1	E: 0	K: 0	S: 4	LOB: 2	BB: 2	P: 12	R: 1	H: 1	E: 0	K: 1	S: 6	LOB: 1	BB: 1	P: 10	R: 2	H: 3	E: 1	K: 1	S: 8	LOB: 1	BB: 0	P: 8	R: 0	H: 0	E: 0	K: 0	S: 3	LOB: 0	BB: 0	P: 3	R: 0	H: 1	E: 0	K: 0	S: 4	LOB: 1	BB: 0	P: 4	R: 0	H: 0	E: 1	K: 1	S: 4	LOB: 1	BB: 2	P: 12	R: 0	H: 2	E: 0	K: 1	S: 7	LOB: 2	BB: 0	P: 7	R: 0	H: 0	E: 0	K: 0	S: 2	LOB: 0	BB: 1	P: 6	R: 0	H: 1	E: 0	K: 0	S: 4	LOB: 1	BB: 0	P: 4	R: 0	H: 0	E: 0	K: 3	S: 9	LOB: 0	BB: 0	P: 9	R: 2	H: 4	E: 0	K: 0	S: 5	LOB: 3	BB: 1	P: 9	1B: 10	SF: 1	2B: 1	SAC: 1	3B: 1	DP: 3	HR: 1	HBP: 0	WP: 0	PA: 53
--------------	------	------	------	------	------	--------	-------	-------	------	------	------	------	------	--------	-------	-------	------	------	------	------	------	--------	-------	------	------	------	------	------	------	--------	-------	------	------	------	------	------	------	--------	-------	------	------	------	------	------	------	--------	-------	-------	------	------	------	------	------	--------	-------	------	------	------	------	------	------	--------	-------	------	------	------	------	------	------	--------	-------	------	------	------	------	------	------	--------	-------	------	------	------	------	------	------	--------	-------	------	--------	-------	-------	--------	-------	-------	-------	--------	-------	--------


PITCHER	IP	WLS	BF	H	R	ER	SO	BB	IBB	HBP	BLK	WP	HR	S	P	ERA	WHIP
Max Leon, R (1, 1) ERA: 4.75	3.0		17	5	4	3	2	3	0	0	1	0	0	18	30	9.00	2.667
Bob Johnson, R (4, 1) ERA: 6.14	2.0		7	1	0	0	0	0	0	0	0	0	0	7	7	0.00	0.500
Buzz Capra, R (6, 1) ERA: 7.28	2.0		8	0	0	0	1	3	1	0	0	0	0	6	22	0.00	1.500
Jamie Easterly, L (8, 1) ERA: 5.72	4.1	L	18	5	2	2	4	1	0	0	0	0	1	25	29	4.15	1.385
Rick Camp, R (12, 1) ERA: 3.71	0.0		3	2	0	0	0	1	0	0	0	0	0	2	6	∞	∞

BOTTOM

Atlanta Braves @ San Diego Padres
San Diego Stadium, San Diego, CA
 Wed May 25 1977, 10:05 PM EDT
 Att: 14,288 - Unknown

AB	R	H	RBI	BB	SO	LOB
3	1	0	0	1	0	2
1	0	0	0	0	0	2
0	0	0	0	0	0	0
1	0	0	0	0	1	0
0	0	0	0	0	0	0
3	0	0	0	0	1	1
2	0	0	0	0	1	0
4	1	2	1	2	0	0
5	2	1	1	1	0	3
4	1	2	1	1	0	2
6	0	2	0	0	1	3
3	1	2	1	3	0	0
5	0	2	1	0	1	3
1	0	1	1	0	0	0
2	0	0	0	0	1	1
0	0	0	0	1	0	0
0	0	0	0	0	0	0
2	0	1	0	0	1	0

AB 42
 R 6
 H 13
 RBI 6
 BB 9
 SO 7
 LOB 17



Batter	1	2	3	4	5	6	7	8	9	AB R H RBI BB SO LOB	TOP	
Jerry Royster, R (1, 6) OBP: 0.302, SLG: 0.267	4-0 SH3-1 WP BB	0-0 F5		0-0 F7		0-0 F4	0-0 1B			4 1 1 1 1 0 2		
Darrel Chaney, S (1, 4) OBP: 0.294, SLG: 0.347	4-0 WP SH3-1 E BB	0-0 BB 1B		0-0 4-3		0-3 K	0-0 4-3			4 1 1 1 1 1 2		
Junior Moore, R (1, 5) OBP: 0.369, SLG: 0.370	0-0 SH3-1	4-0 BB		4-0 BB		4-0 HR BB		0-0 4-3		1 1 0 0 3 0 0		
Jeff Burroughs, R (1, 9) OBP: 0.395, SLG: 0.533	0-3 K	0-0 F3		0-0 F7		0-0 HR		0-3 K		5 1 1 2 0 2 5		
Gary Matthews, R (1, 7) OBP: 0.397, SLG: 0.538	4-0 S BB		4-0 FC5-4 BB		0-0 6-3	0-0 F3		4-0 FC4-6 BB		2 0 0 0 3 0 0		
Vic Correll, R (1, 2) OBP: 0.369, SLG: 0.526	0-3 K		0-0 FC5-4		4-0 HR BB		0-0 F2	0-0 FC4-6		4 1 0 0 1 1 3		
Tom Paciorek, R (1, 3) OBP: 0.291, SLG: 0.400		4-0 FC6-4 1B BB	0-0 F7		0-0 HR		0-0 1B 2B	0-3 K		4 3 2 2 1 1 1	AB 32	
Barry Bonnell, R (1, 8) OBP: 0.469, SLG: 0.455		0-0 FC6-4 1B	4-0 IBB		0-0 5-3		4-0 1B IBB	0-0 CS 1B		3 0 2 0 2 0 0	R 8	
Andy Messersmith, R (1, 1) OBP: 0.176, SLG: 0.188		0-0 FC6-4 BB 1B	0-3 K		0-3 K		0-0 B3	0-3 K		4 0 0 0 0 2 6	H 7	
Rick Camp, R (8, 1)										1 0 0 0 0 1 1	RBI 6	
Inning Stats	R: 2 H: 0 E: 0 K: 2 S: 7	H: 2 LOB: 3 BB: 2 P: 13	R: 0 H: 0 E: 0 K: 1 S: 5	H: 0 LOB: 2 BB: 2 P: 13	R: 0 H: 0 E: 0 K: 0 S: 3	H: 1 LOB: 0 BB: 1 P: 10	R: 2 H: 1 E: 0 K: 1 S: 6	H: 2 LOB: 2 BB: 1 P: 9	R: 0 H: 0 E: 0 K: 1 S: 5	H: 1 LOB: 0 BB: 0 P: 7	1B: 4 SF: 0 2B: 1 SAC: 1 3B: 0 DP: 0 HR: 2 HBP: 0	WP: 1 PA: 45 PB: 0 SB: 3 CS: 1
PITCHER John D'Acquisto, R (1, 1) ERA: 4.24	IP: 1.2 WLS: 0 BF: 12 H: 2 R: 3 ER: 2 SO: 2 BB: 5 IBB: 0 HBP: 0 BLK: 0 WP: 1 HR: 0 S: 11 P: 31 ERA: 10.80 WHIP: 4.200	Tom Griffin, R (2, 1) ERA: 5.22	IP: 4.1 WLS: 0 BF: 20 H: 2 R: 4 ER: 4 SO: 3 BB: 4 IBB: 1 HBP: 0 BLK: 0 WP: 0 HR: 2 S: 21 P: 41 ERA: 8.31 WHIP: 1.385	Dan Spillner, R (7, 1) ERA: 4.12	IP: 3.0 WLS: 0 BF: 13 H: 3 R: 1 ER: 1 SO: 3 BB: 1 IBB: 1 HBP: 0 BLK: 0 WP: 0 HR: 0 S: 17 P: 25 ERA: 3.00 WHIP: 1.333	PITCHER	IP WLS BF H R ER SO BB IBB HBP BLK WP HR S P ERA WHIP					

Atlanta Braves @ San Diego Padres
San Diego Stadium, San Diego, CA
 Thu May 26 1977, 6:33 AM EDT
 Att. 13,786 - Unknown

livebaseballscorecards.com



Batter	1	2	3	4	5	6	7	8	9	AB R H RBI BB SO LOB
--------	---	---	---	---	---	---	---	---	---	----------------------

Gene Richards, L <small>(1, 8) OBP: 0.329, SLG: 0.320</small>										5 1 1 0 0 3 2
Bill Almon, R <small>(1, 6) OBP: 0.279, SLG: 0.310</small>										4 1 1 0 0 1 1
Jerry Turner, L <small>(1, 7) OBP: 0.327, SLG: 0.414</small>										3 1 0 0 1 0 1
George Hendrick, R <small>(1, 9) OBP: 0.378, SLG: 0.440</small>										4 0 2 2 0 1 0
Mike Ivie, R <small>(1, 3) OBP: 0.326, SLG: 0.421</small>										4 0 0 0 0 1 2
Doug Rader, R <small>(1, 5) OBP: 0.424, SLG: 0.479</small>										3 0 0 0 1 1 1
Gene Tenace, R <small>(1, 2) OBP: 0.391, SLG: 0.393</small>										1 0 0 0 3 1 1
Mike Champion, R <small>(1, 4) OBP: 0.284, SLG: 0.296</small>										3 0 0 0 1 0 3
John D'Acquisto, R <small>(1, 1)</small>										0 0 0 0 0 0 0
Tom Griffin, R <small>(2, 1) OBP: 0.059, SLG: 0.235</small>										1 0 0 0 0 0 1
Merv Rettenmund, R <small>(6, PH) OBP: 0.485, SLG: 0.592</small>										1 0 0 0 0 1 2
Dan Spillner, R <small>(7, 1)</small>										0 0 0 0 0 0 0
Gary Sutherland, R <small>(9, PH) OBP: 0.483, SLG: 0.654</small>										1 0 0 0 0 0 1

Inning Stats	R: 1 H: 2 E: 0 K: 1 S: 7	H: 2 LOB: 1 BB: 0 P: 7	R: 0 H: 0 E: 0 K: 0 S: 3	H: 0 LOB: 1 BB: 1 P: 7	R: 2 H: 2 E: 0 K: 1 S: 7	H: 2 LOB: 1 BB: 1 P: 11	R: 0 H: 0 E: 0 K: 0 S: 3	H: 0 LOB: 1 BB: 1 P: 7	R: 0 H: 0 E: 0 K: 1 S: 5	H: 0 LOB: 0 BB: 0 P: 5	R: 0 H: 0 E: 0 K: 3 S: 9	H: 0 LOB: 2 BB: 2 P: 17	R: 0 H: 0 E: 0 K: 2 S: 7	H: 0 LOB: 0 BB: 0 P: 7	R: 0 H: 0 E: 0 K: 0 S: 3	H: 0 LOB: 0 BB: 0 P: 3	R: 0 H: 0 E: 0 K: 1 S: 5	H: 0 LOB: 1 BB: 1 P: 9	1B: 1 2B: 2 3B: 1 HR: 0	SF: 0 SAC: 1 DP: 0 HBP: 0	WP: 0 PB: 0 SB: 2 CS: 0	PA: 37
--------------	--------------------------	------------------------	--------------------------	------------------------	--------------------------	-------------------------	--------------------------	------------------------	--------------------------	------------------------	--------------------------	-------------------------	--------------------------	------------------------	--------------------------	------------------------	--------------------------	------------------------	-------------------------	---------------------------	-------------------------	--------

PITCHER	IP WLS BF H R ER SO BB IBB HBP BLK WP HR S P ERA WHIP	IP WLS BF H R ER SO BB IBB HBP BLK WP HR S P ERA WHIP
Andy Messersmith, R <small>(1, 1) ERA: 3.77</small>	7.0 W 30 4 3 3 8 5 0 0 0 0 0 0 41 61 3.86 1.286	
Rick Camp, R <small>(8, 1) ERA: 3.5</small>	2.0 7 0 0 0 1 1 0 0 0 0 0 0 8 12 0.00 0.500	

BOTTOM

Atlanta Braves @ San Diego Padres
San Diego Stadium, San Diego, CA
 Thu May 26 1977, 6:33 AM EDT
 Att. 13,786 - Unknown

AB	30
R	3
H	4
RBI	2
BB	6
SO	9
LOB	15



WP: 0	PA: 37
PB: 0	
SB: 2	
CS: 0	

Batter	1	2	3	4	5	6	7	8	9	AB R H RBI BB SO LOB	TOP
Cesar Cedeno, R (1, 8) OBP: 0.318, SLG: 0.272	0-0 4-3		0-0 G4-6-3 1B		0-0 2-3 1B 1B		0-0 5-3	0-0 4-3		5 1 2 0 0 0 2	Houston Astros @ San Diego Padres San Diego Stadium, San Diego, CA Fri May 27 1977, 10:05 PM EDT Att. 13,147 - Unknown livebaseballscorecards.com
Julio Gonzalez, R (1, 6) OBP: 0.313, SLG: 0.361	0-0 F4		0-0 G4-6-3 1B		0-3 K		0-0 F5	0-3 K	5 0 1 0 0 2 2		
Jose Cruz, L (1, 9) OBP: 0.310, SLG: 0.379	0-0 2B		0-0 G4-6-3 1B		0-0 S 1B		0-0 2B	0-0 S 1B	5 1 4 2 0 0 2		
Cliff Johnson, R (1, 7) OBP: 0.410, SLG: 0.642 Art Gardner, L (8, 7) OBP: 0.176, SLG: 0.152	0-3 K		0-0 5-3		0-0 F8 1-2		4-0 2B IBB	0-3 K 1-2	3 0 0 0 1 1 3 1 0 0 0 0 1 1		
Joe Ferguson, R (1, 2) OBP: 0.407, SLG: 0.500		0-3 K		0-0 5-3		0-0 L8	0-0 1-H 2-H 2B	0-0 L7	5 0 1 1 0 1 1		
Bob Watson, R (1, 3) OBP: 0.347, SLG: 0.403		0-0 HR		0-0 F8		0-0 BLK 1B		0-0 FC4-6 1B	4 1 3 1 0 0 0		
Enos Cabell, R (1, 5) OBP: 0.291, SLG: 0.401		1-0 S FC4-2 HBP		0-0 6-3		0-0 5-3 1-2		0-3 K	3 0 0 0 0 1 2		
Art Howe, R (1, 4) OBP: 0.337, SLG: 0.432		0-0 FC4-2 1-H FC6-4		0-0 1B SH3-4 1B		4-0 IBB		0-0 FC4-6 1B	3 1 2 0 1 0 1		
Bo McLaughlin, R (1, 1) Gene Pentz, R (7, 1) Willie Crawford, L (8, PH) Ken Forsch, R (8, 1)		0-0 FC6-4 1-2f		0-0 SH3-4		0-3 K		0-0 FC4-6 1-2f 2-3	2 0 0 0 0 1 3 0 0 0 0 0 0 0 1 0 0 0 0 0 2 0 0 0 0 0 0 0		
Inning Stats	R: 0 H: 1 E: 0 LOB: 1 K: 1 BB: 0 S: 6 P: 6	R: 1 H: 1 E: 0 LOB: 1 K: 1 BB: 0 S: 6 P: 7	R: 0 H: 2 E: 0 LOB: 1 K: 0 BB: 0 S: 4 P: 4	R: 0 H: 0 E: 0 LOB: 0 K: 0 BB: 0 S: 3 P: 3	R: 2 H: 3 E: 0 LOB: 1 K: 1 BB: 0 S: 8 P: 8	R: 0 H: 1 E: 0 LOB: 2 K: 1 BB: 1 S: 6 P: 10	R: 1 H: 2 E: 0 LOB: 2 K: 0 BB: 1 S: 4 P: 8	R: 0 H: 2 E: 0 LOB: 2 K: 1 BB: 0 S: 7 P: 7	R: 0 H: 1 E: 0 LOB: 1 K: 2 BB: 0 S: 8 P: 8	1B: 9 SF: 0 2B: 3 SAC: 1 3B: 0 DP: 1 HR: 1 HBP: 1	
PITCHER	IP WLS BF H R ER SO BB IBB HBP BLK WP HR S P ERA WHIP										
Rick Sawyer, R (1, 1) ERA: 5.31	6.2 L 31 9 4 4 4 0 2 1 1 0 1 36 45 5.40 1.350										
Rollie Fingers, R (7, 1) ERA: 2.25	2.1 10 4 0 0 3 0 0 0 0 0 0 16 16 0.00 1.714										



Batter	1	2	3	4	5	6	7	8	9	AB R H RBI BB SO LOB
Gene Richards, L (1, 7) OBP: 0.331, SLG: 0.318	0-0 F7		4-0 BB		0-0 S 1B		0-0 FC SH5-4		0-0 1-3	4 0 1 0 1 0 1
Bill Almon, R (1, 6) OBP: 0.275, SLG: 0.304	0-3 K		0-0 FC5		0-3 K		0-0 SH5-4			3 0 0 0 0 2 3
George Hendrick, R (1, 8) OBP: 0.375, SLG: 0.434	0-3 K			0-0 1B 1B	0-0 F2		0-0 FC5-2			4 1 1 0 0 1 3
Dave Winfield, R (1, 9) OBP: 0.371, SLG: 0.542		0-0 6-3		0-0 1B SF7 1B	4-0 BB		0-0 F5			3 1 1 0 1 0 2
Mike Ivie, R (1, 3) OBP: 0.324, SLG: 0.416		0-0 F7		0-0 1B 2B 1B	0-0 F2			0-0 5-3		4 1 1 1 0 0 2
Doug Rader, R (1, 5) OBP: 0.414, SLG: 0.465		0-0 1-3		0-3 K		0-0 6-3		0-0 F3		4 0 0 0 0 1 2
Gene Tenace, R (1, 2) OBP: 0.393, SLG: 0.391			1-0 FC5 4-3	0-0 SF7		1-0 CS		0-3 K		1 0 0 1 0 1 0
Bob Davis, R (9, 2) OBP: 0.204, SLG: 0.260			HBP	HBP		HBP				0 0 0 0 0 0 0
Mike Champion, R (1, 4) OBP: 0.285, SLG: 0.302			0-0 4-3	0-0 3-H		0-3 K			0-0 G4-6-3	3 0 1 1 0 1 2
Rollie Fingers, R (7, 1)			1-2	1-H		1-2 K				0 0 0 0 0 0 0
Merv Rettenmund, R (9, PH) OBP: 0.493, SLG: 0.600										1 0 1 0 0 0 0
Rick Sawyer, R (1, 1) OBP: 0.350, SLG: 0.188			0-0 6-3	0-0 F8					0-0 G4-6-3	2 0 0 0 0 0 2
Gary Sutherland, R (7, 4) OBP: 0.484, SLG: 0.643							0-0 SH5-4 FC		1-2	2 0 1 0 0 0 1

Inning Stats	R: 0	H: 0	E: 0	K: 2	S: 7	LOB: 0	BB: 0	P: 7	R: 0	H: 0	E: 0	K: 0	S: 3	LOB: 0	BB: 0	P: 3	R: 0	H: 0	E: 0	K: 1	S: 9	LOB: 2	BB: 1	P: 8	R: 3	H: 4	E: 0	K: 1	S: 9	LOB: 1	BB: 0	P: 9	R: 0	H: 1	E: 0	K: 1	S: 6	LOB: 2	BB: 1	P: 10	R: 0	H: 0	E: 0	K: 1	S: 4	LOB: 0	BB: 0	P: 5	R: 0	H: 1	E: 0	K: 0	S: 5	LOB: 2	BB: 0	P: 5	R: 0	H: 0	E: 0	K: 1	S: 5	LOB: 0	BB: 0	P: 5	R: 0	H: 1	E: 0	K: 0	S: 3	LOB: 0	BB: 0	P: 3	1B: 6	SF: 1	2B: 1	3B: 0	HR: 0	SAC: 1	DP: 1	HBP: 2	WP: 0	PB: 0	SB: 1	CS: 1	PA: 37
--------------	------	------	------	------	------	--------	-------	------	------	------	------	------	------	--------	-------	------	------	------	------	------	------	--------	-------	------	------	------	------	------	------	--------	-------	------	------	------	------	------	------	--------	-------	-------	------	------	------	------	------	--------	-------	------	------	------	------	------	------	--------	-------	------	------	------	------	------	------	--------	-------	------	------	------	------	------	------	--------	-------	------	-------	-------	-------	-------	-------	--------	-------	--------	-------	-------	-------	-------	--------

PITCHER	IP	WLS	BF	H	R	ER	SO	BB	IBB	HBP	BLK	WP	HR	S	P	ERA	WHIP
Bo McLaughlin, R (1, 1) ERA: 2.97	6.0	W	27	6	3	3	5	2	0	2	0	0	0	33	43	4.50	1.333
Gene Pentz, R (7, 1) ERA: 2.16	1.0		4	0	0	0	0	0	0	0	0	0	0	4	4	0.00	0.000
Ken Forsch, R (8, 1) ERA: 2.73	2.0	S	6	1	0	0	1	0	0	0	0	0	0	8	8	0.00	0.500

BOTTOM

Houston Astros @ San Diego Padres
San Diego Stadium, San Diego, CA
Fri May 27 1977, 10:05 PM EDT
Att. 13,147 - Unknown

livebaseballscorecards.com

AB	31
R	3
H	7
RBI	3
BB	2
SO	6
LOB	18



Batter	1	2	3	4	5	6	7	8	9	AB R H RBI BB SO LOB	TOP											
Cesar Cedeño, R (1, 8) OBP: 0.321, SLG: 0.277	0-0 6-3		0-0 6-3		0-0 E 1B 1B		0-0 6-3	0-0 1-2 1B		5 0 2 0 0 0 0	Houston Astros @ San Diego Padres San Diego Stadium, San Diego, CA Sat May 28 1977, 10:05 PM EDT Att: 42,222 - Unknown											
Julio Gonzalez, R (1, 6) OBP: 0.311, SLG: 0.358	0-0 F7		0-0 5-3		0-0 E 1B		0-0 6-3	0-3 K		4 0 1 0 0 0 0												
Joe Niekro, R (7, 1)										0 0 0 0 0 0 0												
Willie Crawford, L (8, PH) OBP: 0.337, SLG: 0.347										1 0 0 0 0 1 2												
Joe Sambito, L (8, 1) OBP: 0.500, SLG: 0.500										0 0 0 0 0 0 0												
Jose Cruz, L (1, 9) OBP: 0.312, SLG: 0.380	0-0 3-1		0-0 S 1B		0-0 F9 1-2 2-3			0-0 5-3	0-0 1B SF9 1B	5 1 2 0 0 0 2												
Cliff Johnson, R (1, 7) OBP: 0.409, SLG: 0.624		1-0 1-3 CS HBP	0-3 K 1-2		0-3 K			4-0 FC4-6 BB	0-0 F9	3 0 0 0 1 2 4												
Joe Ferguson, R (1, 2) OBP: 0.406, SLG: 0.493		4-0 1-3 BB		0-0 F8	0-3 K			0-0 FC4-6 HR	0-0 SF9 1B	2 0 0 0 1 1 2												
Ed Herrmann, L (5, 2) OBP: 0.174, SLG: 0.136										2 1 1 0 0 0 1												
Art Gardner, L (9, PR) OBP: 0.176, SLG: 0.152										0 0 0 0 0 0 0												
Bob Watson, R (1, 3) OBP: 0.343, SLG: 0.418		0-0 1-3		0-3 K		0-0 6-3		0-0 HR	0-0 SF9	4 1 1 3 0 1 2												
Enos Cabell, R (1, 5) OBP: 0.301, SLG: 0.406		4-0 FC6-4 IBB		0-0 S 2B		0-0 5-3		4-0 2B BB	0-0 1-3	4 1 1 3 0 1 2												
Art Howe, R (1, 4) OBP: 0.344, SLG: 0.440		0-0 F9		4-0 S IBB		0-0 L9		0-0 1B 2B		3 1 1 1 1 0 3												
Floyd Bannister, L (1, 1) OBP: 0.083, SLG: 0.083		0-0 FC6-4		0-3 K			0-3 K	0-0 1B 2B		2 0 0 0 0 1 5												
Dan Larson, R (5, 1)										0 0 0 0 0 0 0												
Rob Sperring, R (7, PH) OBP: 0.233, SLG: 0.196										1 0 0 0 0 1 0												
Ken Boswell, L (8, PH) OBP: 0.417, SLG: 0.367		1-2f						2-H 1B		1 0 1 1 0 0 0												
Inning Stats	R: 0 E: 0 K: 0 S: 3	H: 0 LOB: 0 BB: 0 P: 3	R: 0 E: 0 K: 0 S: 3	H: 0 LOB: 3 BB: 2 P: 12	R: 0 E: 0 K: 1 S: 6	H: 1 LOB: 1 BB: 0 P: 6	R: 0 E: 0 K: 2 S: 8	H: 1 LOB: 2 BB: 1 P: 12	R: 0 E: 1 K: 2 S: 9	H: 2 LOB: 2 BB: 0 P: 9	R: 0 E: 0 K: 0 S: 3	H: 0 LOB: 0 BB: 0 P: 3	R: 0 E: 0 K: 1 S: 5	H: 0 LOB: 0 BB: 0 P: 5	R: 4 E: 0 K: 1 S: 9	H: 4 LOB: 2 BB: 2 P: 17	R: 1 E: 0 K: 0 S: 5	H: 2 LOB: 2 BB: 0 P: 5	1B: 7 2B: 2 3B: 0 HR: 1	SF: 1 SAC: 0 DP: 0 HBP: 1	WP: 0 PB: 0 SB: 2 CS: 1	PA: 43
PITCHER	IP WLS BF H R ER SO BB IBB HBP BLK WP HR S P ERA WHIP																					
Bob Shirley, L (1, 1) ERA: 3.92	7.2 W 35 6 4 4 6 3 2 1 0 0 1 41 62 4.70 1.174																					
Rollie Fingers, R (8, 1) ERA: 2.38	1.1 S 8 4 1 1 1 0 0 0 0 0 0 10 10 6.75 3.000																					

livebaseballscorecards.com

AB	36
R	5
H	10
RBI	5
BB	5
SO	7
LOB	23



Batter	1	2	3	4	5	6	7	8	9	AB	R	H	RBI	BB	SO	LOB
Merv Rettenmund, R OBP: 0.466, SLG: 0.556 (1, 7)	0-3 K		0-0 5-3		0-0 F9	0-0 L5				4	0	0	0	0	1	0
Mike Champion, R OBP: 0.284, SLG: 0.307 (1, 4)	0-0 4-3		0-0 HR 2B		0-0 F3	0-0 6-3				4	1	1	0	0	0	0
George Hendrick, R OBP: 0.378, SLG: 0.456 (1, 8)	0-0 5-3		0-0 HR		0-0 2B 1B					4	2	2	2	0	1	0
Dave Winfield, R OBP: 0.373, SLG: 0.544 (1, 9)		0-0 F8	0-0 6-3		0-0 HR 2B			4-0 1-3 BB		3	1	1	1	1	0	0
Mike Ivie, R OBP: 0.321, SLG: 0.434 (1, 3)		0-0 E3		0-0 F3		0-0 HR		0-0 1-3		4	1	1	2	0	0	1
Doug Rader, R OBP: 0.416, SLG: 0.476 (1, 5)		0-3 K		0-0 3B		4-0 WP BB		0-3 K		3	0	1	0	1	2	2
Gene Tenace, R OBP: 0.390, SLG: 0.383 Bob Davis, R OBP: 0.204, SLG: 0.260 (1, 2) (9, 2)		4-0 BB		0-3 K		0-3 K		0-3 K		3	0	0	0	1	3	2
Bill Almon, R OBP: 0.274, SLG: 0.299 (1, 6)		0-0 6-3		4-0 IBB		0-0 E5 SH5-4 PB BLK		0-0 F8		3	1	0	0	1	0	2
Bob Shirley, R OBP: 0.182, SLG: 0.100 Rollie Fingers, R (8, 1)			0-3 K	0-3 K		0-0 SH5-4		0-3 K		2	0	0	0	0	2	2
										1	0	0	0	0	1	0

Inning Stats	R: 0	H: 0	E: 0	K: 1	S: 5	R: 0	H: 0	E: 1	K: 1	S: 6	R: 2	H: 2	E: 0	K: 1	S: 7	R: 0	H: 1	E: 0	K: 2	S: 8	R: 3	H: 3	E: 0	K: 1	S: 8	R: 1	H: 0	E: 1	K: 0	S: 4	R: 0	H: 0	E: 0	K: 2	S: 7	R: 0	H: 0	E: 0	K: 2	S: 7
	LOB: 0	BB: 0	P: 5	LOB: 2	BB: 1	P: 10	LOB: 0	BB: 0	P: 7	LOB: 2	BB: 1	P: 12	LOB: 1	BB: 1	P: 12	LOB: 0	BB: 0	P: 4	LOB: 1	BB: 1	P: 11	LOB: 0	BB: 0	P: 7	LOB: 0	BB: 0	P: 7	LOB: 1	BB: 1	P: 11	LOB: 0	BB: 0	P: 7	SF: 0	SAC: 1	DP: 0	HBP: 0			

PITCHER	IP	WLS	BF	H	R	ER	SO	BB	IBB	HBP	BLK	WP	HR	S	P	ERA	WHIP
Floyd Bannister, L ERA: 7.32 (1, 1)	4.2	L	24	6	5	5	5	2	1	0	0	0	2	31	43	9.64	1.714
Dan Larson, R ERA: 5.29 (5, 1)	1.1		5	0	1	0	1	0	0	0	1	1	0	7	7	0.00	0.000
Joe Niekro, R ERA: 4.35 (7, 1)	1.0		4	0	0	0	2	1	0	0	0	0	0	7	11	0.00	1.000
Joe Sambito, L ERA: 2.25 (8, 1)	1.0		3	0	0	0	2	0	0	0	0	0	0	7	7	0.00	0.000


BOTTOM

Houston Astros @ San Diego Padres
San Diego Stadium, San Diego, CA

Sat May 28 1977, 10:05 PM EDT
Att. 42,222 - Unknown

livebaseballscorecards.com

AB	31
R	6
H	6
RBI	5
BB	4
SO	10
LOB	9



WP	PA	ERA	WHIP
1	36		
1			
1			
0			

Batter	1	2	3	4	5	6	7	8	9	AB R H RBI BB SO LOB	TOP						
Cesar Cedeno, R (1, 8) OBP: 0.313, SLG: 0.269	0-0 L7		0-0 F4			0-0 1-3		0-0 L4		4 0 0 0 0 0 1	Houston Astros @ San Diego Padres San Diego Stadium, San Diego, CA Sun May 29 1977, 6:33 AM EDT Att. 14,058 - Unknown livebaseballscorecards.com						
Julio Gonzalez, R (1, 6) OBP: 0.304, SLG: 0.349	0-0 L1		0-0 5-3			0-0 L5		0-0 F8	4 0 0 0 0 0 0								
Jose Cruz, L (1, 9) OBP: 0.316, SLG: 0.383	0-3 K			0-0 G6-4-3 1B		0-0 CS 1B		0-3 K	4 0 2 0 0 2 0								
Joe Ferguson, R (1, 2) OBP: 0.402, SLG: 0.507		0-0 F3		0-0 G6-4-3 1-2f		0-0 CS 1-2	0-0 F4	0-0 HR	4 1 1 1 0 0 1								
Bob Watson, R (1, 3) OBP: 0.346, SLG: 0.427		0-0 2B		0-0 1B		0-0 4-3		0-0 F9	4 1 2 0 0 0 0								
Cliff Johnson, R (1, 7) OBP: 0.408, SLG: 0.625		0-0 2B		0-0 5-3		0-0 F8			3 0 1 1 0 0 1								
Enos Cabell, R (1, 5) OBP: 0.295, SLG: 0.399		0-0 1-3			0-0 1-3			0-0 F8	3 0 0 0 0 0 1								
Art Howe, R (1, 4) OBP: 0.337, SLG: 0.430 Ken Boswell, L (8, PH) OBP: 0.405, SLG: 0.355		0-0 F9			0-0 6-3			0-0 E5	2 0 0 0 0 0 1 1 0 0 0 0 0 0								
Mark Lemongello, R (1, 1) Willie Crawford, L (8, PH) OBP: 0.333, SLG: 0.342 Gene Pentz, R (8, 1)			0-0 F4		0-0 F8			0-3 K2-3	2 0 0 0 0 0 0 1 0 0 0 0 1 1 0 0 0 0 0 0 0								
Inning Stats	R: 0 H: 0 E: 0 LOB: 0 K: 1 BB: 0 S: 5 P: 5	R: 1 H: 2 E: 0 LOB: 1 K: 0 BB: 0 S: 5 P: 5	R: 0 H: 0 E: 0 LOB: 0 K: 0 BB: 0 S: 3 P: 3	R: 0 H: 2 E: 0 LOB: 1 K: 0 BB: 0 S: 4 P: 4	R: 0 H: 0 E: 0 LOB: 0 K: 0 BB: 0 S: 3 P: 3	R: 0 H: 1 E: 0 LOB: 0 K: 0 BB: 0 S: 3 P: 3	R: 0 H: 0 E: 0 LOB: 0 K: 0 BB: 0 S: 3 P: 3	R: 0 H: 0 E: 1 LOB: 1 K: 1 BB: 0 S: 6 P: 6	R: 1 H: 1 E: 0 LOB: 0 K: 1 BB: 0 S: 6 P: 6	1B: 3 SF: 0 2B: 2 SAC: 0 3B: 0 DP: 1 HR: 1 HBP: 0		WP: 0 PA: 33 PB: 0 SB: 0 CS: 1					
PITCHER	IP WLS BF H R ER SO BB IBB HBP BLK WP HR S P ERA WHIP																
Randy Jones, L (1, 1) ERA: 4.41	6.0	21	5	1	1	1	1	0	0	0	0	0	0	23	23	1.50	0.833
Dan Spillner, R (7, 1) ERA: 4.03	2.2	W	10	1	1	1	2	0	0	0	0	0	1	14	14	3.38	0.375
Rollie Fingers, R (9, 1) ERA: 2.36	0.1	S	1	0	0	0	0	0	0	0	0	0	0	1	1	0.00	0.000

Batter	1	2	3	4	5	6	7	8	9	AB	R	H	RBI	BB	SO	LOB
Gene Richards, L (1, 7) OBP: 0.330, SLG: 0.316	0-0 4-3		0-3 K			0-0 6-3		0-0 FC4-8 1B		4	0	1	0	0	1	0
Mike Champion, R (1, 4) OBP: 0.278, SLG: 0.300	0-3 K			0-0 F9		0-0 1-3		0-0 FC4-6 1-2f		4	0	0	0	0	1	1
George Hendrick, R (1, 8) OBP: 0.383, SLG: 0.461	0-0 5-3			0-0 1B			0-0 FC2-6 1B			3	0	2	0	0	0	0
Dave Winfield, R (1, 9) OBP: 0.373, SLG: 0.556		0-0 HR		0-0 F2		0-0 FC2-6 1B 1-2f				3	2	1	1	0	0	2
Mike Ivie, R (1, 3) OBP: 0.315, SLG: 0.424		0-0 F4		0-0 F7		0-0 F9				3	0	0	0	0	0	2
Gene Tenace, R (1, 2) OBP: 0.389, SLG: 0.382		0-3 K			0-0 F4		0-0 1B 1B			3	1	1	0	0	1	0
Doug Rader, R (9, 5) OBP: 0.416, SLG: 0.476										0	0	0	0	0	0	0
Bobby Valentine, R (1, 5) OBP: 0.333, SLG: 0.351		0-0 F8			0-0 F7		0-0 1B 2-H 3-H			3	0	1	2	0	0	0
Bob Davis, R (9, 2) OBP: 0.204, SLG: 0.260										0	0	0	0	0	0	0
Bill Almon, R (1, 6) OBP: 0.270, SLG: 0.294			0-0 6-3		0-0 5-3			0-3 K		3	0	0	0	0	1	0
Randy Jones, R (1, 1) OBP: 0.286, SLG: 0.263			0-3 K			0-0 1-3		0-3 K		1	0	0	0	0	1	0
Merv Rettenmund, R (6, PH) OBP: 0.459, SLG: 0.545										1	0	0	0	0	0	0
Dan Spillner, R (7, 1)										1	0	0	0	0	1	0
Rollie Fingers, R (9, 1)										0	0	0	0	0	0	0

Inning Stats	R: 0	H: 0	E: 0	K: 1	S: 5	R: 1	H: 1	E: 0	K: 1	S: 6	R: 0	H: 0	E: 0	K: 2	S: 7	R: 0	H: 1	E: 0	K: 0	S: 4	R: 0	H: 0	E: 0	K: 0	S: 3	R: 0	H: 0	E: 0	K: 0	S: 3	R: 2	H: 3	E: 0	K: 0	S: 5	R: 0	H: 1	E: 0	K: 2	S: 8	1B: 5	SF: 0	2B: 0	SAC: 0	3B: 0	DP: 0	HR: 1	HBP: 0																
PITCHER	IP	WLS	BF	H	R	ER	SO	BB	IBB	HBP	BLK	WP	HR	S	P	ERA	WHIP																	PITCHER	IP	WLS	BF	H	R	ER	SO	BB	IBB	HBP	BLK	WP	HR	S	P	ERA	WHIP													
Mark Lemongello, R (1, 1) ERA: 3.8	7.0	L	25	5	3	3	4	0	0	0	0	0	1	33	33	3.86	0.714																																															
Gene Pentz, R (8, 1) ERA: 1.93	1.0		4	1	0	0	2	0	0	0	0	0	0	8	8	0.00	1.000																																															


BOTTOM

Houston Astros @ San Diego Padres
San Diego Stadium, San Diego, CA

Sun May 29 1977, 6:33 AM EDT
Att. 14,058 - Unknown

livebaseballscorecards.com

AB	29
R	3
H	6
RBI	3
BB	0
SO	6
LOB	5



WP: 0	PA: 29
PB: 0	
SB: 0	
CS: 0	

Batter	1	2	3	4	5	6	7	8	9	AB	R	H	RBI	BB	SO	LOB	TOP										
Gene Richards, L OBP: 0.326, SLG: 0.311 Dan Spliner, R Dave Tomlin, L OBP: 0.500, SLG: 0.500 Merv Rettenmund, R OBP: 0.487, SLG: 0.554 Dave Wehrmeister, R Rolie Fingers, R	0-0 4-3		0-0 4-3			0-0 B3	4-0 1B 2B IBB	0-0 L6-4 1B		3	1	0	0	1	0	1											
Bill Almon, R OBP: 0.273, SLG: 0.297	0-3 K			0-3 K		0-0 6-3	0-0 1-3 2-H 2B 1B	0-0 1-2 1B		5	1	2	1	0	2	0											
Mike Ivie, R OBP: 0.318, SLG: 0.438	0-0 F8			0-0 F3			0-0 2B	0-0 L6-4		5	1	2	2	0	0	2											
Dave Winfield, R OBP: 0.369, SLG: 0.557		0-0 6-3		0-0 1B 3B			0-0 F7		0-0 6-3	5	1	1	0	0	1	2											
George Hendrick, R OBP: 0.392, SLG: 0.484 Gary Sutherland, R OBP: 0.500, SLG: 0.655 Luis Melendez, R		0-0 F9		0-0 1B			4-0 2B BB	0-0 HR	0-0 G5-3 BB 1B	3	2	2	2	1	0	0											
Gene Tenace, R OBP: 0.385, SLG: 0.373 Bob Davis, R OBP: 0.204, SLG: 0.260		0-0 F8				0-0 F2	0-3 K	0-0 F4	4-0 1-2 BB	4	0	0	0	1	1	2											
Doug Rader, R OBP: 0.415, SLG: 0.477			4-0 CS BB		0-0 F7		0-0 1-H 2-H 2B 2B	0-0 E1 1B E	0-0 G5-3	4	2	1	2	1	0	2											
Mike Champion, R OBP: 0.283, SLG: 0.301			0-3 K		0-0 5-3		4-0 2B IBB	0-0 E 1B 1B		3	2	1	0	1	1	1											
Bob Owchinko, L Bobby Valentine, R Rick Sawyer, R Jerry Turner, L			4-0 BB			0-0 F3	0-0 1-H 2-H 1B 2B	0-0 E8 1B		0	0	0	0	1	0	0											
Inning Stats	R: 0 E: 0 K: 1 S: 5	H: 0 LOB: 0 BB: 0 P: 5	R: 0 E: 0 K: 0 S: 3	H: 0 LOB: 0 BB: 0 P: 3	R: 0 E: 0 K: 1 S: 4	H: 0 LOB: 1 BB: 2 P: 12	R: 1 E: 0 K: 1 S: 6	H: 2 LOB: 1 BB: 0 P: 6	R: 0 E: 0 K: 0 S: 3	H: 0 LOB: 0 BB: 0 P: 3	R: 7 E: 0 K: 2 S: 12	H: 5 LOB: 1 BB: 3 P: 24	R: 4 E: 2 K: 0 S: 8	H: 4 LOB: 1 BB: 0 P: 8	R: 0 E: 0 K: 0 S: 3	H: 1 LOB: 1 BB: 1 P: 7	1B: 6 2B: 6 3B: 1 HR: 1	SF: 0 SAC: 0 DP: 3 HBP: 0	WP: 0 PB: 0 SB: 0 CS: 1	PA: 43							
PITCHER Lynn McGlothen, R ERA: 5.8 Randy Moffitt, R ERA: 1.5 Terry Cornutt, R ERA: 3.52	IP 6.2	WLS L	BF 29	H 6	R 8	ER 7	SO 4	BB 3	IBB 2	HBP 0	BLK 0	WP 0	HR 0	S 32	P 52	ERA 9.45	WHIP 1.350										
PITCHER	IP	WLS	BF	H	R	ER	SO	BB	IBB	HBP	BLK	WP	HR	S	P	ERA	WHIP										

San Diego Padres @ San Francisco Giants
Candlestick Park, San Francisco, CA
Mon May 30 1977, 6:33 AM EDT
Unknown

AB	37
R	12
H	12
RBI	11
BB	6
SO	5
LOB	11



BOTTOM

San Diego Padres @ San Francisco Giants
Candlestick Park, San Francisco, CA
Mon May 30 1977, 6:33 AM EDT
Unknown

livebaseballscorecards.com

AB 37
R 8
H 11
RBI 7
BB 5
SO 3
LOB 16



WP: 0 PA: 43
PB: 1
SB: 0
CS: 0

AB R H RBI BB SO LOB

4	0	0	1	1	0	3
5	0	0	0	0	1	6
5	1	1	0	0	0	2
5	1	2	4	0	0	0
4	0	1	0	1	0	0
2	0	0	0	0	1	2
3	0	2	0	0	1	0
3	3	3	2	0	0	0
2	0	0	0	0	0	3
1	0	0	0	0	0	0
0	2	0	0	2	0	0

L5	F8	F9	L5	F5	F5	F8	2B	1B	K	1B	2B	F9	F5	SH3-4	1B	SH3-4	SH3-4	1B	HR	1B	HR	1B	HR	1B	HR	1B	HR	BB	BB	1B	HR	1B	HR	BB	1B	HR	BB	1B	HR	BB
----	----	----	----	----	----	----	----	----	---	----	----	----	----	-------	----	-------	-------	----	----	----	----	----	----	----	----	----	----	----	----	----	----	----	----	----	----	----	----	----	----	----

FC5-2	FC5-2	L8	L8	F5	F5	F8	2B	1B	K	1B	2B	F9	F5	SH3-4	1B	SH3-4	SH3-4	1B	HR	1B	HR	1B	HR	1B	HR	1B	HR	BB	BB	1B	HR	1B	HR	BB	1B	HR	BB	1B	HR	BB
-------	-------	----	----	----	----	----	----	----	---	----	----	----	----	-------	----	-------	-------	----	----	----	----	----	----	----	----	----	----	----	----	----	----	----	----	----	----	----	----	----	----	----

FC5-2	FC5-2	L8	L8	F5	F5	F8	2B	1B	K	1B	2B	F9	F5	SH3-4	1B	SH3-4	SH3-4	1B	HR	1B	HR	1B	HR	1B	HR	1B	HR	BB	BB	1B	HR	1B	HR	BB	1B	HR	BB	1B	HR	BB
-------	-------	----	----	----	----	----	----	----	---	----	----	----	----	-------	----	-------	-------	----	----	----	----	----	----	----	----	----	----	----	----	----	----	----	----	----	----	----	----	----	----	----

FC5-2	FC5-2	L8	L8	F5	F5	F8	2B	1B	K	1B	2B	F9	F5	SH3-4	1B	SH3-4	SH3-4	1B	HR	1B	HR	1B	HR	1B	HR	1B	HR	BB	BB	1B	HR	1B	HR	BB	1B	HR	BB	1B	HR	BB
-------	-------	----	----	----	----	----	----	----	---	----	----	----	----	-------	----	-------	-------	----	----	----	----	----	----	----	----	----	----	----	----	----	----	----	----	----	----	----	----	----	----	----

FC5-2	FC5-2	L8	L8	F5	F5	F8	2B	1B	K	1B	2B	F9	F5	SH3-4	1B	SH3-4	SH3-4	1B	HR	1B	HR	1B	HR	1B	HR	1B	HR	BB	BB	1B	HR	1B	HR	BB	1B	HR	BB	1B	HR	BB
-------	-------	----	----	----	----	----	----	----	---	----	----	----	----	-------	----	-------	-------	----	----	----	----	----	----	----	----	----	----	----	----	----	----	----	----	----	----	----	----	----	----	----

FC5-2	FC5-2	L8	L8	F5	F5	F8	2B	1B	K	1B	2B	F9	F5	SH3-4	1B	SH3-4	SH3-4	1B	HR	1B	HR	1B	HR	1B	HR	1B	HR	BB	BB	1B	HR	1B	HR	BB	1B	HR	BB	1B	HR	BB
-------	-------	----	----	----	----	----	----	----	---	----	----	----	----	-------	----	-------	-------	----	----	----	----	----	----	----	----	----	----	----	----	----	----	----	----	----	----	----	----	----	----	----

FC5-2	FC5-2	L8	L8	F5	F5	F8	2B	1B	K	1B	2B	F9	F5	SH3-4	1B	SH3-4	SH3-4	1B	HR	1B	HR	1B	HR	1B	HR	1B	HR	BB	BB	1B	HR	1B	HR	BB	1B	HR	BB	1B	HR	BB
-------	-------	----	----	----	----	----	----	----	---	----	----	----	----	-------	----	-------	-------	----	----	----	----	----	----	----	----	----	----	----	----	----	----	----	----	----	----	----	----	----	----	----

FC5-2	FC5-2	L8	L8	F5	F5	F8	2B	1B	K	1B	2B	F9	F5	SH3-4	1B	SH3-4	SH3-4	1B	HR	1B	HR	1B	HR	1B	HR	1B	HR	BB	BB	1B	HR	1B	HR	BB	1B	HR	BB	1B	HR	BB
-------	-------	----	----	----	----	----	----	----	---	----	----	----	----	-------	----	-------	-------	----	----	----	----	----	----	----	----	----	----	----	----	----	----	----	----	----	----	----	----	----	----	----

FC5-2	FC5-2	L8	L8	F5	F5	F8	2B	1B	K	1B	2B	F9	F5	SH3-4	1B	SH3-4	SH3-4	1B	HR	1B	HR	1B	HR	1B	HR	1B	HR	BB	BB	1B	HR	1B	HR	BB	1B	HR	BB	1B	HR	BB
-------	-------	----	----	----	----	----	----	----	---	----	----	----	----	-------	----	-------	-------	----	----	----	----	----	----	----	----	----	----	----	----	----	----	----	----	----	----	----	----	----	----	----

FC5-2	FC5-2	L8	L8	F5	F5	F8	2B	1B	K	1B	2B	F9	F5	SH3-4	1B	SH3-4	SH3-4	1B	HR	1B	HR	1B	HR	1B	HR	1B	HR	BB	BB	1B	HR	1B	HR	BB	1B	HR	BB	1B	HR	BB
-------	-------	----	----	----	----	----	----	----	---	----	----	----	----	-------	----	-------	-------	----	----	----	----	----	----	----	----	----	----	----	----	----	----	----	----	----	----	----	----	----	----	----

Inning Stats		R: 0 E: 0 K: 0 S: 3	H: 0 LOB: 0 BB: 0 P: 3	R: 0 E: 0 K: 1 S: 5	H: 0 LOB: 0 BB: 0 P: 5	R: 1 E: 0 K: 0 S: 4	H: 1 LOB: 0 BB: 0 P: 4	R: 0 E: 0 K: 1 S: 6	H: 1 LOB: 2 BB: 1 P: 10	R: 1 E: 0 K: 0 S: 5	H: 2 LOB: 1 BB: 0 P: 5	R: 0 E: 0 K: 0 S: 3	H: 0 LOB: 0 BB: 0 P: 3	R: 2 E: 0 K: 1 S: 6	H: 1 LOB: 2 BB: 3 P: 18	R: 0 E: 0 K: 0 S: 4	H: 1 LOB: 1 BB: 0 P: 4	R: 4 E: 0 K: 0 S: 8	H: 5 LOB: 2 BB: 1 P: 12	1B: 6 2B: 2 3B: 0 HR: 3	SF: 0 SAC: 1 DP: 0 HBP: 0	WP: 0 PB: 1 SB: 0 CS: 0	PA: 43
--------------	--	------------------------------	---------------------------------	------------------------------	---------------------------------	------------------------------	---------------------------------	------------------------------	----------------------------------	------------------------------	---------------------------------	------------------------------	---------------------------------	------------------------------	----------------------------------	------------------------------	---------------------------------	------------------------------	----------------------------------	----------------------------------	------------------------------------	----------------------------------	--------

PITCHER		IP	WLS	BF	H	R	ER	SO	BB	IBB	HBP	BLK	WP	HR	S	P	ERA	WHIP
Bob Owchinko, L	(1, 1)	5.0		20	4	2	2	2	0	0	0	0	0	0	23	27	3.60	0.800
Rick Sawyer, R	(6, 1)	1.0	W	3	0	0	0	0	0	0	0	0	0	0	3	3	0.00	0.000
Dan Spillner, R	(7, 1)	0.1		5	1	2	1	1	3	0	0	0	0	0	4	16	27.00	12.000
Dave Tomlin, L	(7, 1)	0.2		2	0	0	0	0	0	0	0	0	0	0	2	2	0.00	0.000
Dave Wehmeister, R	(8, 1)	1.2		12	6	4	4	0	1	0	0	0	0	1	11	15	21.60	4.200

PITCHER		IP	WLS	BF	H	R	ER	SO	BB	IBB	HBP	BLK	WP	HR	S	P	ERA	WHIP
Rollie Fingers, R	(9, 1)	0.1	S	1	0	0	0	0	0	0	0	0	0	0	1	1	0.00	0.000

Batter	1	2	3	4	5	6	7	8	9	AB	R	H	RBI	BB	SO	LOB	BOTTOM					
Rob Andrews, R OBP: 0.336, SLG: 0.262 (1, 4)	0-0 	4-0 	0-0 			0-0 			0-0 	4	1	2	1	1	0	1	San Diego Padres @ San Francisco Giants Candlestick Park, San Francisco, CA Mon May 30 1977, 6:38 AM EDT Att: 25,807 - Unknown					
Derrel Thomas, S OBP: 0.295, SLG: 0.268 (1, 5)	4-0 	4-0 	0-0 			0-0 			0-0 	0-0 	3	1	2	1	2	0		0				
Gary Thomasson, L OBP: 0.346, SLG: 0.430 (1, 3)	0-3 	0-3 				0-3 			0-0 	0-0 	5	1	2	2	0	3		6				
Terry Whitfield, L OBP: 0.357, SLG: 0.500 Randy Elliott, R OBP: 0.213, SLG: 0.341 (1, 7) (8, PH) (9, 7)	0-0 					0-0 			0-3 	0-0 	0-3 	4	1	1	0	0		1	3			
Jack Clark, R OBP: 0.298, SLG: 0.342 (1, 9)	0-0 				0-0 	0-0 	0-0 	0-0 	5	1	3	1	0	0	0	0						
Larry Herndon, R OBP: 0.261, SLG: 0.322 (1, 8)	0-3 			4-0 	0-0 	0-3 	0-3 	4	1	0	0	1	3	4								
Tim Foli, R OBP: 0.228, SLG: 0.348 (1, 6)				0-0 	0-0 	0-0 	0-0 	0-0 	5	1	0	0	0	0	2							
Marc Hill, R OBP: 0.263, SLG: 0.299 Mike Sadek, R OBP: 0.213, SLG: 0.205 (1, 2) (4, 2)				0-0 	0-0 	0-0 	0-0 	2	0	1	1	0	0	2								
Bob Knepper, L Darrell Evans, L OBP: 0.383, SLG: 0.420 Dave Heaverlo, R Charlie Williams, R Randy Moffitt, R Bill Madlock, R OBP: 0.353, SLG: 0.423 John Curtis, L OBP: 0.500, SLG: 0.833 (1, 1) (3, PH) (4, 1) (7, 1) (8, 1) (8, PH) (9, 1)	0-0 	0-0 	0-0 	0-0 	0-0 	0	0	0	0	0	0	0	0	0								
Inning Stats	R: 1 E: 0 K: 2 S: 9	H: 2 LOB: 2 BB: 1 P: 13	R: 0 E: 0 K: 1 S: 6	H: 1 LOB: 3 BB: 2 P: 14	R: 4 E: 2 K: 0 S: 6	H: 3 LOB: 0 BB: 1 P: 10	R: 0 E: 0 K: 2 S: 9	H: 2 LOB: 2 BB: 0 P: 9	R: 0 E: 0 K: 0 S: 3	H: 0 LOB: 0 BB: 0 P: 3	R: 2 E: 0 K: 0 S: 5	H: 2 LOB: 0 BB: 0 P: 5	R: 0 E: 0 K: 1 S: 5	H: 0 LOB: 0 BB: 0 P: 5	R: 1 E: 0 K: 1 S: 7	H: 2 LOB: 1 BB: 0 P: 7	R: 0 E: 0 K: 1 S: 5	H: 0 LOB: 0 BB: 0 P: 5	1B: 10 2B: 1 3B: 0 HR: 1	SF: 0 SAC: 1 DP: 1 HBP: 0	WP: 0 PB: 1 SB: 1 CS: 1	PA: 44
PITCHER	John D'Acquisto, R ERA: 4.74 (1, 1)	IP: 2.0 WLS: 17 BF: 5 H: 5 ER: 2 SO: 3 BB: 4 IBB: 0 HBP: 0 BLK: 0 WP: 0 HR: 0 S: 19 P: 35 ERA: 9.00 WHIP: 4.500	Bob Owchinko, L ERA: 5.52 (8, 1)	IP: 0.1 WLS: 1 BF: 1 H: 0 ER: 0 SO: 1 BB: 0 IBB: 0 HBP: 0 BLK: 0 WP: 0 HR: 0 S: 3 P: 3 ERA: 0.00 WHIP: 1.000																		
Darrell Evans, L ERA: 4.18 (3, 1)	IP: 1.0 WLS: 2 BF: 1 H: 0 ER: 0 SO: 0 BB: 0 IBB: 0 HBP: 0 BLK: 0 WP: 0 HR: 0 S: 2 P: 2 ERA: 0.00 WHIP: 1.000	Rollie Fingers, R ERA: 2.3 (9, 1)	IP: 1.0 WLS: S BF: 3 H: 0 ER: 0 SO: 1 BB: 0 IBB: 0 HBP: 0 BLK: 0 WP: 0 HR: 0 S: 5 P: 5 ERA: 0.00 WHIP: 0.000																			
Dave Tomlin, L ERA: 2.83 (4, 1)	IP: 2.0 WLS: 8 BF: 2 H: 0 ER: 0 SO: 2 BB: 0 IBB: 0 HBP: 0 BLK: 0 WP: 0 HR: 0 S: 12 P: 12 ERA: 0.00 WHIP: 1.000																					
Rick Sawyer, R ERA: 5.43 (6, 1)	IP: 1.0 WLS: 5 BF: 2 H: 2 ER: 2 SO: 0 BB: 0 IBB: 0 HBP: 0 BLK: 0 WP: 0 HR: 1 S: 5 P: 5 ERA: 18.00 WHIP: 2.000																					
Dave Wehmeister, R ERA: 5.59 (7, 1)	IP: 1.2 WLS: W BF: 7 H: 2 ER: 1 SO: 1 BB: 1 IBB: 0 HBP: 0 BLK: 0 WP: 0 HR: 0 S: 9 P: 9 ERA: 5.40 WHIP: 1.200																					

AB	38
R	8
H	12
RBI	6
BB	4
SO	8
LOB	21



1B	10	SF	0
2B	1	SAC	1
3B	0	DP	1
HR	1	HBP	0
WP	0	PA	44

ERA	0.00	WHIP	0.000
ERA	0.00	WHIP	0.000

Batter	1	2	3	4	5	6	7	8	9	AB R H RBI BB SO LOB	TOP	
Gene Richards, L (1, 7) OBP: 0.321, SLG: 0.310 Merv Rettenmund, R (9, PH) OBP: 0.468, SLG: 0.552 (9, 7)	0-0 6-3		0-0 5-3		0-3 K			0-0 FC5-4 SH1-4 E 1B	0-3 K	4 1 1 0 0 1 1 1 0 0 0 0 1 2	San Diego Padres @ San Francisco Giants Candlestick Park, San Francisco, CA Tue May 31 1977, 10:05 PM EDT Att. 2,107 - Unknown livebaseballscorecards.com	
Bill Almon, R (1, 6) OBP: 0.272, SLG: 0.295	0-0 CS 1B		0-0 5-3			0-0 6-3		0-0 SH1-4 1-2	0-0 FC5-4 1-2f	4 0 1 0 0 0 3 3 0 2 0 1 0 0 0 0 0 0 0 0 0		
Mike Ivie, R (1, 3) OBP: 0.350, SLG: 0.483 Gene Tenace, R (8, PR) OBP: 0.383, SLG: 0.370 (8, 3)	0-0 1-2 1B			0-0 G1-6-3 E 1B		0-0 5-3		4-0 FC5-4 IBB		4 1 1 0 0 1 4		
Dave Winfield, R (1, 9) OBP: 0.368, SLG: 0.547	0-3 K			0-0 E6 G1-6-3 1-2		0-0 1B		0-0 FC5-4 E 1-2f 2-3		4 0 0 0 0 0 3		
George Hendrick, R (1, 8) OBP: 0.389, SLG: 0.491		0-0 4-3		0-0 G1-6-3 1-2f 2-3		0-0 1-3		0-0 E5 1-H 3-H		3 0 1 0 0 0 1 0 1 0 0 0 0 0 1 0 0 0 0 0 2 0 0 0 0 0 0 0		
Doug Rader, R (1, 5) OBP: 0.408, SLG: 0.462 Luis Melendez, R (7, PR) Dave Tomlin, L (7, 1) OBP: 0.333, SLG: 0.333 Rollie Fingers, R (9, 1)		0-0 F8		0-0 6-3			0-0 SH1-4 1B	0-0 1-3		3 1 1 0 0 0 0		
Mike Champion, R (1, 4) OBP: 0.282, SLG: 0.298		0-0 4-3			0-0 E9 1B		0-0 SH1-4 1-2		0-0 FC1-6 1B	2 0 1 1 0 0 0 2 0 1 1 0 0 1		
Bob Davis, R (1, 2) OBP: 0.237, SLG: 0.278 Gary Sutherland, R (7, PH) OBP: 0.486, SLG: 0.625 (7, 5)			0-0 6-3		0-0 K 1B		0-0 G4-6-3 1B 2-H		0-0 FC1-6 1B 1-2f	2 0 1 0 0 1 1 1 0 0 0 0 0 1 1 0 1 0 0 0 0		
Tom Griffin, R (1, 1) OBP: 0.105, SLG: 0.316 Jerry Turner, L (7, PH) OBP: 0.333, SLG: 0.427 Dave Roberts, R (7, 2) OBP: 0.263, SLG: 0.306			0-0 2B		0-3 K 1-2		0-0 G4-6-3 1-2f		0-0 FC5-4 1B			
Inning Stats	R: 0 H: 2 E: 0 LOB: 1 K: 1 BB: 0 S: 6 P: 6	R: 0 H: 0 E: 0 LOB: 0 K: 0 BB: 0 S: 3 P: 3	R: 0 H: 1 E: 0 LOB: 1 K: 0 BB: 0 S: 4 P: 4	R: 0 H: 1 E: 1 LOB: 1 K: 0 BB: 0 S: 4 P: 4	R: 1 H: 1 E: 1 LOB: 0 K: 2 BB: 0 S: 8 P: 8	R: 0 H: 1 E: 0 LOB: 1 K: 0 BB: 0 S: 4 P: 4	R: 1 H: 2 E: 0 LOB: 1 K: 0 BB: 0 S: 4 P: 4	R: 2 H: 1 E: 1 LOB: 2 K: 0 BB: 1 S: 5 P: 9	R: 0 H: 2 E: 0 LOB: 2 K: 1 BB: 0 S: 7 P: 7	1B: 10 SF: 0 2B: 1 SAC: 2 3B: 0 DP: 2 HR: 0 HBP: 0		WP: 0 PA: 38 PB: 0 SB: 0 CS: 1
PITCHER Jim Barr, R (1, 1) ERA: 3.74 Gary Lavelle, L (9, 1) ERA: 0.5	IP WLS BF H R ER SO BB IBB HBP BLK WP HR S P ERA WHIP	8.0 L 33 9 4 1 3 0 1 0 0 0 0 0 38 42 1.12 1.125	1.0 5 2 0 0 1 0 0 0 0 0 0 0 7 7 0.00 2.000	PITCHER								IP WLS BF H R ER SO BB IBB HBP BLK WP HR S P ERA WHIP

Batter	1	2	3	4	5	6	7	8	9	AB	R	H	RBI	BB	SO	LOB
Derrel Thomas, S (1, 6) OBP: 0.305, SLG: 0.270	4-0 CS BB		4-0 FC3-6 1B FC3-6 BB		0-0 F9		0-0 G4-6-3 1B		0-0 1-3	3	1	1	0	2	0	1
Bill Madlock, R (1, 5) OBP: 0.356, SLG: 0.430	0-0 F2 1-2		0-0 FC3-6 1B		0-0 4-3 2B		0-0 G4-6-3 1-2f			4	0	2	0	0	0	2
Gary Thomasson, L (1, 7) OBP: 0.350, SLG: 0.453	0-0 HR		0-0 FC3-6 FC3-6 1-2f 2-3		4-0 4-3 BB		0-0 4-3			3	1	1	1	1	0	2
Terry Whitfield, L (1, 9) OBP: 0.347, SLG: 0.484 Jack Clark, R (8, PH) OBP: 0.296, SLG: 0.339 (9, 9)	0-3 K		0-0 FC3-6 1-2f 3-H		0-0 4-3 1-2 2-3		0-0 5-3			3	0	0	1	0	1	3
Willie McCovey, L (1, 3) OBP: 0.398, SLG: 0.480		0-0 F6	0-0 F7		4-0 IBB		0-0 F8			3	0	0	0	1	0	1
Larry Herndon, R (1, 8) OBP: 0.250, SLG: 0.308		0-3 K		0-3 K		0-0 F4		0-0 6-3		4	0	0	0	0	2	3
Rob Andrews, R (1, 4) OBP: 0.341, SLG: 0.271		0-0 1B 1B		0-0 F8		0-0 F9		0-0 K 1B		4	0	2	0	0	0	0
Marc Hill, R (1, 2) OBP: 0.274, SLG: 0.309 Vic Harris, S (9, PH) OBP: 0.500, SLG: 0.600		0-0 1B 1-2 1B		0-0 FC5-4 1B		0-0 F9		0-3 K		3	0	2	0	0	0	0
Jim Barr, R (1, 1) OBP: 0.241, SLG: 0.185 Gary Lavelle, S (9, 1) Darrell Evans, L (9, PH) OBP: 0.380, SLG: 0.417		0-0 1-3		0-0 FC5-4 1-2f		0-0 5-3		0-0 F9		3	0	0	0	0	0	3

Inning Stats	R: 1	H: 1	E: 0	K: 1	S: 5	LOB: 0	BB: 1	P: 9	R: 0	H: 2	E: 0	K: 1	S: 7	LOB: 2	BB: 0	P: 7	R: 1	H: 1	E: 0	K: 0	S: 4	LOB: 1	BB: 1	P: 8	R: 0	H: 1	E: 0	K: 1	S: 6	LOB: 1	BB: 0	P: 6	R: 0	H: 0	E: 0	K: 0	S: 3	LOB: 0	BB: 0	P: 3	R: 0	H: 1	E: 0	K: 0	S: 3	LOB: 0	BB: 0	P: 3	R: 0	H: 0	E: 0	K: 0	S: 3	LOB: 0	BB: 0	P: 3	R: 0	H: 1	E: 0	K: 1	S: 6	LOB: 1	BB: 0	P: 6
--------------	------	------	------	------	------	--------	-------	------	------	------	------	------	------	--------	-------	------	------	------	------	------	------	--------	-------	------	------	------	------	------	------	--------	-------	------	------	------	------	------	------	--------	-------	------	------	------	------	------	------	--------	-------	------	------	------	------	------	------	--------	-------	------	------	------	------	------	------	--------	-------	------

PITCHER	IP	WLS	BF	H	R	ER	SO	BB	IBB	HBP	BLK	WP	HR	S	P	ERA	WHIP
Tom Griffin, R (1, 1) ERA: 4.98	6.0		27	6	2	2	3	3	1	0	0	0	1	29	45	3.00	1.500
Dave Tomlin, L (7, 1) ERA: 2.68	2.0	W	7	2	0	0	0	0	0	0	0	0	0	7	7	0.00	1.000
Rollie Fingers, R (9, 1) ERA: 2.25	1.0	S	3	0	0	0	1	0	0	0	0	0	0	5	5	0.00	0.000

BOTTOM

San Diego Padres @ San Francisco Giants
Candlestick Park, San Francisco, CA


Tue May 31 1977, 10:05 PM EDT
Att. 2,107 - Unknown

AB	33
R	2
H	8
RBI	2
BB	4
SO	4
LOB	17

WP: 0 PA: 37
PB: 0
SB: 0
CS: 1



PITCHER	IP	WLS	BF	H	R	ER	SO	BB	IBB	HBP	BLK	WP	HR	S	P	ERA	WHIP
---------	----	-----	----	---	---	----	----	----	-----	-----	-----	----	----	---	---	-----	------

Batter	1	2	3	4	5	6	7	8	9	AB R H RBI BB SO LOB	TOP											
Gene Richards, L (1, 8) OBP: 0.320, SLG: 0.309	0-0 4-3		0-3 K			0-0 F6		0-0 1B		4 0 1 0 0 1 0	San Diego Padres @ San Francisco Giants Candlestick Park, San Francisco, CA Wed Jun 01 1977, 6:33 AM EDT Att. 2,890 - Unknown livebaseballscorecards.com AB 33 R 0 H 6 RBI 0 BB 1 SO 11 LOB 15 											
Bill Almon, R (1, 6) OBP: 0.272, SLG: 0.294	0-0 1B		0-0 5-3			0-0 E6 BB		0-0 F9		4 0 1 0 0 0 0												
Jerry Turner, L (1, 7) OBP: 0.331, SLG: 0.415	0-0 F7			0-0 6-3		4-0 1-2 BB		0-0 4-3		3 0 0 0 1 0 1												
Dave Winfield, R (1, 9) OBP: 0.366, SLG: 0.542	0-3 K			0-0 F7		0-3 K			0-0 1B	4 0 1 0 0 2 3												
Gene Tenace, R (1, 3) OBP: 0.376, SLG: 0.361		0-0 6-3		0-3 K		0-3 K			0-3 K	4 0 0 0 0 3 3												
Doug Rader, R (1, 5) OBP: 0.407, SLG: 0.466		0-0 F9			0-0 F5		0-0 2B		0-3 K	3 0 1 0 0 0 0												
Luis Melendez, R (7, PR)										0 0 0 0 0 0 0												
Dave Roberts, R (7, 2) OBP: 0.256, SLG: 0.297										1 0 0 0 0 1 1												
Mike Champion, R (1, 4) OBP: 0.287, SLG: 0.309		0-0 2B			0-0 1B		0-3 K		0-3 K	3 0 2 0 0 1 1												
George Hendrick, R (9, PH) OBP: 0.387, SLG: 0.488										1 0 0 0 0 1 1												
Bob Davis, R (1, 2) OBP: 0.230, SLG: 0.268		0-3 K			0-0 F8		0-0 F7			2 0 0 0 0 1 2												
Gary Sutherland, R (7, PH) OBP: 0.472, SLG: 0.606										1 0 0 0 0 0 1												
Bob Shirley, R (1, 1) OBP: 0.167, SLG: 0.091			0-3 K			0-0 5-3		0-0 F7		2 0 0 0 0 1 1												
Mike Ivie, R (7, PH) OBP: 0.348, SLG: 0.479										1 0 0 0 0 0 1												
Dan Spillner, R (7, 1)										0 0 0 0 0 0 0												
Inning Stats	R: 0 E: 0 K: 1 S: 6	H: 1 LOB: 1 BB: 0 P: 6	R: 0 E: 0 K: 1 S: 6	H: 1 LOB: 1 BB: 0 P: 6	R: 0 E: 0 K: 2 S: 7	H: 0 LOB: 0 BB: 0 P: 7	R: 0 E: 0 K: 1 S: 5	H: 0 LOB: 0 BB: 0 P: 5	R: 0 E: 0 K: 0 S: 4	H: 1 LOB: 1 BB: 0 P: 4	R: 0 E: 1 K: 2 S: 8	H: 0 LOB: 2 BB: 1 P: 12	R: 0 E: 0 K: 1 S: 6	H: 1 LOB: 1 BB: 0 P: 6	R: 0 E: 0 K: 0 S: 3	H: 1 LOB: 0 BB: 0 P: 3	R: 0 E: 0 K: 3 S: 10	H: 1 LOB: 1 BB: 0 P: 10	1B: 4 2B: 2 3B: 0 HR: 0	SF: 0 SAC: 0 DP: 0 HBP: 0	WP: 0 PB: 0 SB: 0 CS: 0	PA: 34
PITCHER Ed Halicki, R (1, 1) ERA: 3.26	IP 9.0 WLS W BF 34 H 6 R 0 ER 0 SO 11 BB 1 IBB 0 HBP 0 BLK 0 WP 0 HR 0 S 55 P 59 ERA 0.00 WHIP 0.778																					

Batter	1	2	3	4	5	6	7	8	9
Rob Andrews, R OBP: 0.354, SLG: 0.297 (1, 4)	0-0 G4-6-3 1B		0-0 E5			0-0 FC5-4 1B 1B		0-0 1B 2B	
Derrel Thomas, S OBP: 0.310, SLG: 0.276 (1, 7)	0-0 G4-6-3 1-2f		0-0 F3			0-0 FC5-4 1-2 1B		0-0 G4-6-3 2-H 1B	
Bill Madlock, R OBP: 0.349, SLG: 0.421 (1, 5)	0-0 6-3				0-0 F5	0-0 FC5-4 E 1-2f 2-3 1B		0-0 G4-6-3 1-2f	
Jack Clark, R OBP: 0.297, SLG: 0.339 (1, 9)		0-0 F8		0-0 5-3		0-0 E9 1-3 3-H 1B			
Willie McCovey, L OBP: 0.397, SLG: 0.473 (1, 3)		4-0 BB		0-0 4-1		0-0 4-3			
Tim Foli, R OBP: 0.230, SLG: 0.348 (1, 6)		0-0 F5			0-0 F8		0-0 CS 1B		
Larry Herndon, R OBP: 0.253, SLG: 0.309 (1, 8)		0-0 F9			0-0 K 1B		0-0 5-3 1-2		
Marc Hill, R OBP: 0.267, SLG: 0.301 (1, 2)			0-0 4-3		0-3 K 1-2		0-0 4-3		
Ed Halicki, R OBP: 0.182, SLG: 0.190 (1, 1)			0-0 F9			0-3 K		0-0 4-3	

Inning Stats	R: 0	H: 1	E: 0	K: 0	S: 3	LOB: 0	BB: 0	P: 3	R: 0	H: 0	E: 0	K: 0	S: 3	LOB: 1	BB: 1	P: 7	R: 0	H: 0	E: 0	K: 0	S: 3	LOB: 0	BB: 0	P: 3	R: 0	H: 1	E: 0	K: 1	S: 5	LOB: 0	BB: 0	P: 5	R: 1	H: 3	E: 1	K: 1	S: 8	LOB: 2	BB: 0	P: 8	R: 0	H: 1	E: 0	K: 0	S: 3	LOB: 0	BB: 0	P: 3	R: 1	H: 2	E: 0	K: 0	S: 4	LOB: 0	BB: 0	P: 4
	0	1	0	0	3	0	0	3	0	0	0	0	3	1	1	7	0	0	0	0	3	0	0	0	3	0	1	0	0	5	0	0	5	1	3	1	8	2	0	0	3	0	1	0	0	3	0	0	4	1	2	0	4			

PITCHER	IP	WLS	BF	H	R	ER	SO	BB	IBB	HBP	BLK	WP	HR	S	P	ERA	WHIP
Bob Shirley, L ERA: 3.71 (1, 1)	6.0	L	23	5	1	1	2	1	0	0	0	0	0	26	30	1.50	1.000
Dan Spillner, R ERA: 4.21 (7, 1)	2.0		7	3	1	1	0	0	0	0	0	0	0	7	7	4.50	1.500

BOTTOM

AB	R	H	RBI	BB	SO	LOB
4	2	3	0	0	0	0
4	0	2	1	0	0	2
4	0	0	0	0	0	3
3	0	1	1	0	0	0
2	0	0	0	1	0	2
3	0	1	0	0	0	1
3	0	1	0	0	0	2
3	0	0	0	0	1	1
3	0	0	0	0	1	0

AB	29
R	2
H	8
RBI	2
BB	1
SO	2
LOB	11



WP	HR	S	P	ERA	WHIP
0	0	2	30	1.50	1.000
0	0	0	7	4.50	1.500

San Diego Padres @ San Francisco Giants
Candlestick Park, San Francisco, CA
Wed Jun 01 1977, 6:33 AM EDT
Att. 2,890 - Unknown

livebaseballscorecards.com

Batter	1	2	3	4	5	6	7	8	9	10	11	AB R H RBI BB SO LOB	TOP				
Gene Richards, L (1, 7) OBP: 0.322, SLG: 0.311	X 0-0 SH1-3 1B		X 0-0 4-3			X 0-0 FC1-2 1B		X 0-0 1-3		X 0-0 FC6		5 0 2 0 0 0 2	San Diego Padres @ Los Angeles Dodgers Dodger Stadium, Los Angeles, CA Fri Jun 03 1977, 7:05 PM PDT Att. 43,691 - Unknown				
Bill Almon, R (1, 6) OBP: 0.269, SLG: 0.291 Bobby Valentine, R (8, PH) OBP: 0.304, SLG: 0.317	X 0-0 SH1-3 1-2		X 0-0 5-3			X 0-0 FC1-2 1-H		X 0-0 F9		X 0-0 F8		2 0 0 0 0 0 1 2 0 0 0 0 0 2					
Mike Ivie, R (1, 3) OBP: 0.337, SLG: 0.464	X 0-0 F8			X 0-0 G3		X 0-0 F7		X 0-0 F9			X 0-0 6-3	5 0 0 0 0 0 3					
Dave Winfield, R (1, 9) OBP: 0.366, SLG: 0.557	X 0-0 5-3			X 0-0 F9			X 0-0 2B		X 0-0 F3		X 0-0 HR	5 1 2 1 0 0 1					
George Hendrick, R (1, 8) OBP: 0.382, SLG: 0.479		X 0-0 5-3		X 0-0 P2		X 0-3 K		X 0-0 1B		X 0-3 K		5 0 1 0 0 2 1					
Doug Rader, R (1, 5) OBP: 0.397, SLG: 0.452		X 0-0 F9			X 0-0 P6		X 0-0 5-3		X 0-0 F9		X 0-0 F3	5 0 0 0 0 0 2					
Gene Tenace, R (1, 2) OBP: 0.378, SLG: 0.357 Rollie Fingers, R (9, 1)		BB BB BB X 4-0 FC6-4 BB		X 0-0 5-3		X 4-0 FC6 IBB		X 0-0 F5		X 0-0 F5		2 0 0 0 2 0 1 0 0 0 0 0 0 0					
Mike Champion, R (1, 4) OBP: 0.284, SLG: 0.306 Jerry Turner, L (7, PH) OBP: 0.328, SLG: 0.411 Gary Sutherland, R (7, 4) OBP: 0.459, SLG: 0.588		X 0-0 FC6-4 1-2f		X 0-0 F9		X 0-0 FC6 1-2f		X 0-3 K		X 0-3 K		2 0 0 0 0 0 1 1 0 0 0 0 0 2 1 0 0 0 0 1 0					
Randy Jones, R (1, 1) OBP: 0.261, SLG: 0.238 Rick Sawyer, R (7, 1) OBP: 0.350, SLG: 0.188 Merv Rettenmund, R (8, PH) OBP: 0.474, SLG: 0.559 Dan Spillner, R (8, 1) Dave Roberts, R (9, 2) OBP: 0.275, SLG: 0.297			X 0-3 K		X 0-0 5-3		X 0-0 1-3 1B		X 1-0 FC6 HBP			2 0 0 0 0 1 0 0 0 0 0 0 0 0 1 0 1 0 0 0 0 0 0 0 0 0 0 0 0 0 0 0 0 0 0					
Inning Stats	R: 0 H: 1 E: 0 LOB: 1 K: 0 BB: 0 S: 4 P: 4	R: 0 H: 0 E: 0 LOB: 1 K: 0 BB: 1 S: 3 P: 7	R: 0 H: 0 E: 0 LOB: 0 K: 1 BB: 0 S: 5 P: 5	R: 0 H: 0 E: 0 LOB: 0 K: 0 BB: 0 S: 3 P: 3	R: 0 H: 0 E: 0 LOB: 0 K: 0 BB: 0 S: 3 P: 3	R: 0 H: 1 E: 0 LOB: 1 K: 0 BB: 0 S: 4 P: 4	R: 0 H: 1 E: 0 LOB: 2 K: 1 BB: 1 S: 6 P: 10	R: 0 H: 1 E: 0 LOB: 1 K: 0 BB: 0 S: 4 P: 4	R: 0 H: 1 E: 0 LOB: 1 K: 0 BB: 0 S: 4 P: 4	R: 0 H: 0 E: 1 LOB: 1 K: 1 BB: 0 S: 5 P: 6	R: 1 H: 1 E: 0 LOB: 0 K: 1 BB: 0 S: 6 P: 6	1B: 4 SF: 0 2B: 1 SAC: 1 3B: 0 DP: 0 HR: 1 HBP: 1		WP: 0 PA: 42 PB: 0 SB: 1 CS: 0			
PITCHER	IP WLS BF H R ER SO BB IBB HBP BLK WP HR S P ERA WHIP																
Don Sutton, R (1, 1) ERA: 2.91	9.0	34	5	0	0	2	1	1	0	0	0	0	0	36	44	0.00	0.667
Charlie Hough, R (10, 1) ERA: 2.2	2.0	L 8	1	1	1	2	0	0	1	0	0	0	1	11	12	4.50	0.500

AB	38
R	1
H	6
RBI	1
BB	2
SO	4
LOB	16



livebaseballscorecards.com

Batter	1	2	3	4	5	6	7	8	9	10	11	AB	R	H	RBI	BB	SO	LOB	BOTTOM		
Davey Lopes, R OBP: 0.379, SLG: 0.411 (1, 4)	0-0 4-3 ①		0-0 5-3 ③			0-0 5-3 ①		0-0 6-3 ①		4-0 SH3-4 BB		4	0	0	0	1	0	0			
Bill Russell, R OBP: 0.276, SLG: 0.296 (1, 6)	0-0 1-3 ②			0-0 F9 ①		0-0 F9 ②		0-3 K ②		0-0 SH3-4 ①		4	0	0	0	0	1	0			
Reggie Smith, S OBP: 0.434, SLG: 0.627 (1, 9)	0-0 E4 1B			0-0 F9 ②		0-0 L7 ③		0-0 F7 ③		4-0 IBB		4	0	1	0	1	0	0			
Ron Cey, R OBP: 0.445, SLG: 0.609 Ted Martinez, R OBP: 0.344, SLG: 0.469 (9, PR) (10, 5) Lee Lacy, R OBP: 0.333, SLG: 0.509 (10, PH) (11, 5)	0-0 F7 ③			0-0 6-3 ③			4-0 IBB SH1-3 BB		4-0 BB SH1-3 BB	0-0 P3 ②		2	0	0	0	2	0	1			
Steve Garvey, R OBP: 0.338, SLG: 0.481 (1, 3)		0-0 6-3 ①			0-0 4-3 ①		0-0 SH1-3 ①		0-0 SH1-3 ①	0-3 K ③		3	0	0	0	0	1	2			
Dusty Baker Jr., R OBP: 0.381, SLG: 0.534 (1, 7)		0-0 F9 ②			0-0 FC6-4 1B		0-0 F9 ②		0-0 L9 ②		0-0 4-3 ①	5	0	1	0	0	0	3			
Glenn Burke, R (1, 8) Manny Mota, R OBP: 0.500, SLG: 0.400 (9, PH) Johnny Oates, L OBP: 0.341, SLG: 0.297 (10, 2)		0-0 1-3 ③			0-0 FC6-4 S 1-2f		4-0 IBB IBB		4-0 BB BB		0-0 P6 ②	2	0	0	0	1	0	1			
Steve Yeager, R OBP: 0.366, SLG: 0.461 (1, 2) Boog Powell, L OBP: 0.412, SLG: 0.286 (9, PH) John Hale, L OBP: 0.357, SLG: 0.351 (9, PR) Charlie Hough, R OBP: 0.154, SLG: 0.333 (10, 1) Ed Goodson, L OBP: 0.109, SLG: 0.056 (11, PH)			0-0 6-3 ①		4-0 IBB		4-0 IBB IBB		4-0 BB BB		0-0 F9 ③	1	0	0	0	2	0	0			
Don Sutton, R OBP: 0.222, SLG: 0.167 (1, 1) Rick Monday, L OBP: 0.363, SLG: 0.443 (9, PH) (10, 8)			0-0 5-3 ②		0-0 6-3 ③		0-0 4-3 ③		0-3 K ③			3	0	0	0	0	0	5			
Inning Stats	R: 0 E: 1 K: 0 S: 4	H: 1 LOB: 1 BB: 0 P: 4	R: 0 E: 0 K: 0 S: 3	H: 0 LOB: 0 BB: 0 P: 3	R: 0 E: 0 K: 0 S: 3	H: 0 LOB: 0 BB: 0 P: 3	R: 0 E: 0 K: 0 S: 4	H: 1 LOB: 2 BB: 1 P: 8	R: 0 E: 0 K: 0 S: 3	H: 0 LOB: 3 BB: 3 P: 15	R: 0 E: 0 K: 1 S: 5	H: 0 LOB: 0 BB: 0 P: 5	R: 0 E: 0 K: 1 S: 5	H: 0 LOB: 3 BB: 3 P: 17	R: 0 E: 0 K: 1 S: 5	H: 0 LOB: 2 BB: 2 P: 13	R: 0 E: 0 K: 0 S: 3	H: 0 LOB: 0 BB: 0 P: 3	1B: 2 2B: 0 3B: 0 HR: 0	SF: 0 SAC: 3 DP: 0 HBP: 0	WP: 0 PA: 44 PB: 0 SB: 1 CS: 0
PITCHER	IP	WLS	BF	H	R	ER	SO	BB	IBB	HBP	BLK	WP	HR	S	P	ERA	WHIP				
Randy Jones, L ERA: 4.05 (1, 1)	6.0		22	2	0	0	0	1	1	0	0	0	0	20	28	0.00	0.500				
Rick Sawyer, R ERA: 5.34 (7, 1)	1.0		5	0	0	0	0	0	2	0	0	0	0	3	11	0.00	0.000				
Dan Spillner, R ERA: 3.95 (8, 1)	1.2		7	0	0	0	1	2	0	0	0	0	0	7	15	0.00	1.200				
Rollie Fingers, R ERA: 2.15 (9, 1)	2.1	W	10	0	0	0	2	2	1	0	0	0	0	11	23	0.00	0.857				

San Diego Padres @ Los Angeles Dodgers
Dodger Stadium, Los Angeles, CA
Fri Jun 03 1977, 7:05 PM PDT
Att. 43,691 - Unknown

livebaseballscorecards.com

AB	32
R	0
H	2
RBI	0
BB	9
SO	3
LOB	17



Batter	1	2	3	4	5	6	7	8	9	AB R H RBI BB SO LOB	TOP		
Gene Richards, L (1, 7) OBP: 0.329, SLG: 0.315	4-0 4-3 S BB	0-3 K			0-0 G6-4-3 1B		0-0 E8 1-3 1B		0-0 F7	4 1 2 0 1 1 3	San Diego Padres @ Los Angeles Dodgers Dodger Stadium, Los Angeles, CA Sat Jun 04 1977, 7:05 PM PDT Att. 37,014 - Unknown livebaseballscorecards.com		
Bill Almon, R (1, 6) OBP: 0.265, SLG: 0.286 Bobby Valentine, R (7, PH) OBP: 0.313, SLG: 0.326 (7, 6)	0-0 4-3 1-3		0-0 2-3		0-0 G6-4-3 1-2f		0-0 L4		0-0 FC6-4 1-2 3-H 1B	3 0 0 0 0 0 2 2 0 1 1 0 0 2			
Mike Ivie, R (1, 3) OBP: 0.333, SLG: 0.455	0-0 4-3 3-H		0-0 3-1		0-0 1B		0-0 4-3		0-0 FC6-4 1-2f	5 0 1 1 0 0 2			
Dave Winfield, R (1, 9) OBP: 0.364, SLG: 0.549	4-0 S BB		0-3 K		0-0 F9		0-0 6-3			3 0 0 0 1 1 1			
George Hendrick, R (1, 8) OBP: 0.379, SLG: 0.474	0-0 6-3 1-2			0-0 CS 1B		0-0 F9		0-0 P6		4 0 1 0 0 0 2			
Doug Rader, R (1, 5) OBP: 0.394, SLG: 0.444		0-0 F9		4-0 WP BB 1-2		0-0 F8		0-0 L5		3 0 0 0 1 0 1			
Gene Tenace, R (1, 2) OBP: 0.385, SLG: 0.386		0-0 HR		0-3 K 1-2		4-0 G6-3 BB		0-0 1B 2B		3 2 2 1 1 1 1			
Mike Champion, R (1, 4) OBP: 0.286, SLG: 0.308 Jerry Turner, L (7, PH) OBP: 0.325, SLG: 0.407 Paul Siebert, L (7, 1)		0-0 SH2-4 1B		0-3 K		0-0 G6-3 1-2f		0-0 E5 1B 1B		2 0 1 0 0 0 1 1 0 0 0 0 0 1 0 0 0 0 0 0 0 0 0 0 0 0 0 0 1 1 0 0 0 0 1			
Rick Sawyer, R (8, 1) OBP: 0.350, SLG: 0.188 Dave Roberts, R (9, PH) OBP: 0.268, SLG: 0.289		0-0 SH2-4 1B								0 0 0 0 0 0 0 0 0 0 0 0 0 0 1 0 0 0 0 1 0 0 0 0 0 0 0 0 1 0 1 1 1 0 0			
Bob Owchinko, L (1, 1) Dave Wehrmeister, R (2, 1) Merv Rettenmund, R (5, PH) Dan Spliner, R (5, 1) Gary Sutherland, R (7, PH) OBP: 0.487, SLG: 0.600 (7, 4)		0-0 SH2-4 1-2		0-3 K		4-0 E 1B BB		0-0 1B 1B					
Inning Stats	R: 1 H: 0 E: 0 LOB: 1 K: 0 BB: 2 S: 3 P: 11	R: 1 H: 2 E: 0 LOB: 1 K: 1 BB: 0 S: 7 P: 7	R: 0 H: 0 E: 0 LOB: 0 K: 1 BB: 0 S: 5 P: 5	R: 0 H: 1 E: 0 LOB: 1 K: 2 BB: 1 S: 7 P: 11	R: 0 H: 1 E: 0 LOB: 0 K: 1 BB: 0 S: 5 P: 5	R: 0 H: 1 E: 0 LOB: 1 K: 0 BB: 0 S: 4 P: 4	R: 0 H: 1 E: 1 LOB: 2 K: 0 BB: 2 S: 3 P: 11	R: 0 H: 0 E: 0 LOB: 0 K: 0 BB: 0 S: 3 P: 3	R: 2 H: 3 E: 1 LOB: 2 K: 0 BB: 0 S: 7 P: 7	1B: 7 SF: 0 2B: 1 SAC: 1 3B: 0 DP: 2 HR: 1 HBP: 0	WP: 1 PA: 39 PB: 0 SB: 2 CS: 1		
PITCHER	IP WLS BF H R ER SO BB IBB HBP BLK WP HR S P ERA WHIP											PITCHER	IP WLS BF H R ER SO BB IBB HBP BLK WP HR S P ERA WHIP
Rick Rhoden, R (1, 1) ERA: 4.33	6.2 W 28 6 2 2 5 5 0 0 0 1 1 33 53 2.70 1.650												
Mike Garman, R (7, 1) ERA: 2.45	2.1 S 11 3 2 1 0 0 0 0 0 0 0 0 11 11 3.86 1.286												

AB	33
R	4
H	9
RBI	4
BB	5
SO	5
LOB	17



Batter	1	2	3	4	5	6	7	8	9	AB	R	H	RBI	BB	SO	LOB
Davey Lopes, R OBP: 0.384, SLG: 0.410 (1, 4)	0-3 K	0-0 FC6-4 1B		4-0 S BB		0-0 G3		4-0 E HBP BB		3	1	1	0	2	1	0
Bill Russell, R OBP: 0.274, SLG: 0.290 (1, 6)	0-0 5-3	0-0 FC6-4 1-2f		4-0 BB		0-0 4-3		0-0 HBP BB 1B		4	1	0	0	1	0	3
Reggie Smith, S OBP: 0.438, SLG: 0.641 John Hale, L OBP: 0.357, SLG: 0.351 (1, 9) (9, 9)	0-0 HR 1B		0-0 3-1	0-0 L9			0-0 HR	4-0 HBP BB 1B		4	3	2	1	1	0	2
Ron Cey, R OBP: 0.448, SLG: 0.621 Ted Martinez, R OBP: 0.344, SLG: 0.469 (1, 5) (8, PR) (9, 5)	0-0 HR		0-0 6-3		4-0 G5-4-3 BB		0-0 F8	1-0 1B HBP		3	1	1	3	1	0	0
Steve Garvey, R OBP: 0.344, SLG: 0.493 (1, 3)	0-0 1B		0-0 1B 3B		0-0 G5-4-3 1-2f		0-0 F8	0-0 WP 1B		5	1	3	2	0	0	1
Rick Monday, L OBP: 0.363, SLG: 0.443 Glenn Burke, R OBP: 0.625, SLG: 0.500 (1, 8) (1, PH) (2, 8)	0-0 F8		0-0 BLK S 1B		4-0 BB		0-0 1B	0-0 WP 1B		0	0	0	0	0	0	0
Dusty Baker Jr., R OBP: 0.376, SLG: 0.525 (1, 7)		0-0 1B 1B	0-3 K		0-3 K		0-0 F9	0-0 4-3		5	0	1	0	0	2	5
Steve Yeager, R OBP: 0.363, SLG: 0.476 (1, 2)		0-0 F9		0-3 K		0-0 HR		0-0 F2		4	1	1	1	0	1	1
Rick Rhoden, R OBP: 0.185, SLG: 0.222 Mike Garman, R (7, 1)		0-0 L9		0-0 4-3		0-0 F8		0-0 F2		3	0	0	0	0	0	1

Inning Stats	R: 2	H: 3	E: 0	K: 1	S: 8	LOB: 1	BB: 0	P: 8	R: 0	H: 2	E: 0	K: 0	S: 5	LOB: 2	BB: 0	P: 5	R: 1	H: 2	E: 0	K: 1	S: 7	LOB: 1	BB: 0	P: 7	R: 0	H: 0	E: 0	K: 1	S: 5	LOB: 2	BB: 2	P: 13	R: 0	H: 0	E: 0	K: 1	S: 4	LOB: 1	BB: 2	P: 12	R: 1	H: 1	E: 0	K: 0	S: 4	LOB: 0	BB: 0	P: 4	R: 1	H: 2	E: 0	K: 0	S: 5	LOB: 1	BB: 0	P: 5	R: 4	H: 2	E: 1	K: 0	S: 6	LOB: 3	BB: 2	P: 15
--------------	------	------	------	------	------	--------	-------	------	------	------	------	------	------	--------	-------	------	------	------	------	------	------	--------	-------	------	------	------	------	------	------	--------	-------	-------	------	------	------	------	------	--------	-------	-------	------	------	------	------	------	--------	-------	------	------	------	------	------	------	--------	-------	------	------	------	------	------	------	--------	-------	-------

PITCHER	IP	WLS	BF	H	R	ER	SO	BB	IBB	HBP	BLK	WP	HR	S	P	ERA	WHIP
Bob Owchinko, L ERA: 6.06 (1, 1)	1.2		10	5	2	2	1	0	0	0	0	0	1	12	12	10.80	3.000
Dave Wehrmeister, R ERA: 5.25 (2, 1)	2.1	L	11	2	1	1	2	2	0	0	1	0	0	13	21	3.86	1.714
Dan Spillner, R ERA: 3.99 (5, 1)	2.0		8	1	1	1	1	2	0	0	0	0	1	8	16	4.50	1.500
Paul Siebert, L ERA: 5.4 (7, 1)	1.2		10	2	4	2	0	2	0	0	0	0	1	8	16	10.80	2.400
Rick Sawyer, R ERA: 5.46 (8, 1)	0.1		4	2	1	0	0	0	0	1	0	1	0	3	4	0.00	6.000


BOTTOM

San Diego Padres @ Los Angeles Dodgers
Dodger Stadium, Los Angeles, CA

Sat Jun 04 1977, 7:05 PM PDT
Att. 37,014 - Unknown

AB	36
R	9
H	12
RBI	9
BB	6
SO	4
LOB	14

WP: 1 PA: 43
PB: 0
SB: 2
CS: 0



PITCHER	IP	WLS	BF	H	R	ER	SO	BB	IBB	HBP	BLK	WP	HR	S	P	ERA	WHIP
1B: 8	SF: 0	2B: 0	SAC: 0	3B: 1	DP: 1	HR: 3	HBP: 1	WP: 1	PA: 43								

Batter	1	2	3	4	5	6	7	8	9	AB R H RBI BB SO LOB	TOP											
Merv Rettenmund, R (1, 7) OBP: 0.452, SLG: 0.523	0-0 G4-6-3 1B	0-3 K			0-3 K		0-3 K		0-0 F9	5 1 1 0 0 3 0												
Bill Almon, R (1, 6) OBP: 0.269, SLG: 0.286	0-0 G4-6-3 1B		0-0 F9		0-3 K		0-0 1-3		4-0 BB BB	4 0 1 0 1 1 0												
Mike Ivie, R (1, 3) Gene Richards, L (9, PR) OBP: 0.347, SLG: 0.478 OBP: 0.329, SLG: 0.315	0-0 G4-6-3 1-2f 3-H		0-0 1B		0-0 HR			4-0 BB BB	4-0 BB BB	3 1 2 1 2 0 1 0 0 0 0 0 0 0												
Dave Winfield, R (1, 9) OBP: 0.369, SLG: 0.544	4-0 HBP BB BB		0-0 P6		4-0 BB			0-3 K	4-0 BB BB	2 0 0 0 3 1 2												
George Hendrick, R (1, 8) OBP: 0.374, SLG: 0.463	4-0 HBP 1-2 BB		0-3 K		0-0 F9			0-0 F7	0-0 F8	4 0 0 0 1 1 6												
Gene Tenace, R (1, 2) OBP: 0.391, SLG: 0.393	1-0 1-2 2-3 HBP			0-0 FC6-2 2B		0-0 F9		4-0 BB BB		2 0 1 0 1 0 0												
Bobby Valentine, R (1, 5) Jerry Turner, L (8, PH) Dan Spillner, R (8, 1) OBP: 0.294, SLG: 0.304 OBP: 0.331, SLG: 0.407	0-3 K		0-0 4-3		0-0 F9		0-0 F9	4-0 BB BB		3 0 0 0 0 1 4 0 0 0 0 1 0 0 0 0 0 0 0 0 0												
Mike Champion, R (1, 4) Gary Sutherland, R (8, PH) OBP: 0.282, SLG: 0.303 OBP: 0.475, SLG: 0.583		0-0 F8		0-0 FC6-2		0-0 G3		0-0 4-3		3 0 0 0 0 0 1 1 0 0 0 0 0 3												
Tom Griffin, R (1, 1) Rick Sawyer, R (7, 1) Doug Rader, R (8, 5) OBP: 0.091, SLG: 0.273 OBP: 0.350, SLG: 0.188 OBP: 0.392, SLG: 0.441		0-3 K		0-0 5-3			0-0 G1		0-0 F9	3 0 0 0 0 1 1 0 0 0 0 0 0 0 1 0 0 0 0 0 0												
Inning Stats	R: 1 E: 0 K: 1 S: 6	H: 2 LOB: 3 BB: 2 P: 15	R: 0 E: 0 K: 2 S: 7	H: 0 LOB: 0 BB: 0 P: 7	R: 0 E: 0 K: 1 S: 6	H: 1 LOB: 1 BB: 0 P: 6	R: 0 E: 0 K: 0 S: 4	H: 1 LOB: 1 BB: 0 P: 4	R: 1 E: 0 K: 2 S: 8	H: 1 LOB: 1 BB: 1 P: 12	R: 0 E: 0 K: 0 S: 3	H: 0 LOB: 0 BB: 0 P: 3	R: 0 E: 0 K: 1 S: 5	H: 0 LOB: 0 BB: 0 P: 5	R: 0 E: 0 K: 1 S: 5	H: 0 LOB: 3 BB: 3 P: 17	R: 0 E: 0 K: 0 S: 3	H: 0 LOB: 3 BB: 3 P: 15	1B: 3 2B: 1 3B: 0 HR: 1	SF: 0 SAC: 0 DP: 1 HBP: 1	WP: 0 PB: 0 SB: 0 CS: 0	PA: 41
PITCHER	IP WLS BF H R ER SO BB IBB HBP BLK WP HR S P ERA WHIP																					
Doug Rau, L (1, 1) ERA: 4.02	7.0 W 29 5 2 2 7 3 0 1 0 0 1 39 52 2.57 1.143																					
Charlie Hough, R (8, 1) ERA: 2.12	2.0 S 12 0 0 0 1 6 0 0 0 0 0 0 8 32 0.00 3.000																					

San Diego Padres @ Los Angeles Dodgers
 Dodger Stadium, Los Angeles, CA
 Sun Jun 05 1977, 3:33 AM PDT
 Att. 42,697 - Unknown

AB	31
R	2
H	5
RBI	1
BB	9
SO	8
LOB	18



Batter	1	2	3	4	5	6	7	8	9	AB	R	H	RBI	BB	SO	LOB
Davey Lopes, R OBP: 0.381, SLG: 0.422 (1, 4)	0-0 1-3		0-0 F8		0-0 HR		0-0 FC6-4 WP S 1-2f			4	1	1	2	0	0	2
Bill Russell, R OBP: 0.269, SLG: 0.286 (1, 6)	0-0 5-3		0-0 F9		0-0 5-3		0-0 SF9 1-2 3-H			3	0	0	1	0	0	0
Reggie Smith, S OBP: 0.444, SLG: 0.637 (1, 9)	0-0 F8			4-0 FC3-6 BLK BB	4-0 FC5-4 BB		4-0 WP BB			1	0	0	0	3	0	0
Ron Cey, R OBP: 0.449, SLG: 0.622 (1, 5)		0-0 4-3 WP 2B		4-0 FC3-6 BB	0-0 FC5-4 1-2f		0-3 K 1-2 2-3			3	1	1	0	1	1	3
Steve Garvey, R OBP: 0.338, SLG: 0.484 (1, 3)		0-0 4-3		0-0 P6		0-0 L8		0-3 K		4	0	0	0	0	1	3
John Hale, L OBP: 0.370, SLG: 0.375 (1, 7)		4-0 F8 WP BB		0-0 FC3-6 1-2f 2-3		0-0 4-3		0-0 4-3 2B		3	0	1	0	1	0	2
Glenn Burke, R OBP: 0.417, SLG: 0.300 (1, 8)		0-0 F8 1-3 3-H		0-3 K		0-0 6-3		0-0 4-3 2-3		4	0	0	0	0	1	4
Steve Yeager, R OBP: 0.372, SLG: 0.473 (1, 2)		0-0 F7			4-0 FC1-6 BB		4-0 1B SF9 BB		4-0 IBB	1	1	0	0	3	0	1
Doug Rau, L OBP: 0.179, SLG: 0.154 (1, 1)			0-0 F8		0-0 FC1-6 1-2f HR		0-0 FC6-4 1B		0-0 P5	2	1	0	0	0	0	1
Manny Mota, R OBP: 0.556, SLG: 0.500 (7, PH)										1	0	1	0	0	0	0
Charlie Hough, R OBP: 0.143, SLG: 0.308 (8, 1)										1	0	0	0	0	0	2

Inning Stats	R: 0	H: 0	E: 0	K: 0	S: 3	R: 1	H: 1	E: 0	K: 0	S: 4	R: 0	H: 0	E: 0	K: 0	S: 3	R: 0	H: 0	E: 0	K: 1	S: 5	R: 2	H: 1	E: 0	K: 0	S: 4	R: 0	H: 0	E: 0	K: 0	S: 3	R: 1	H: 1	E: 0	K: 1	S: 6	R: 0	H: 1	E: 0	K: 1	S: 6	R: 0	H: 1	E: 0	K: 1	S: 6
Tom Griffin, R ERA: 5.08 (1, 1)	6.0	WLS: L	BF: 27	H: 3	R: 4	ER: 4	SO: 1	BB: 6	IBB: 0	HBP: 0	BLK: 1	WP: 1	HR: 1	S: 23	P: 47	ERA: 6.00	WHIP: 1.500																												
Rick Sawyer, R ERA: 5.37 (7, 1)	1.0		4	0	0	0	1	1	0	0	0	1	0	5	9	0.00	1.000																												
Dan Spillner, R ERA: 3.86 (8, 1)	1.0		5	1	0	0	1	0	1	0	0	0	0	6	10	0.00	1.000																												

BOTTOM

San Diego Padres @ Los Angeles Dodgers
Dodger Stadium, Los Angeles, CA

Sun Jun 05 1977, 3:33 AM PDT
Att. 42,697 - Unknown

AB	27
R	4
H	4
RBI	3
BB	8
SO	3
LOB	18




WP	HR	S	P	ERA	WHIP
2	1	14	10	6.00	1.500
0	0	0	0	0.00	1.000
0	0	0	0	0.00	1.000

Batter	1	2	3	4	5	6	7	8	9	10	AB R H RBI BB SO LOB
Gene Richards, L (1, 7) OBP: 0.335, SLG: 0.324	0-0 F8 4-3 1B		0-0 6-3		0-0 HR 2B		4-0 1-2 FC6-4 BB		0-0 1-2f 7-3		4 1 2 0 1 0 1
Bill Almon, R (1, 6) OBP: 0.262, SLG: 0.279	0-0 4-3 1-2		0-0 E5 1B		0-0 F9		0-0 1-2f FC6-4 FC6-4		0-3 K		5 0 0 0 0 1 4
Mike Ivie, R (1, 3) OBP: 0.354, SLG: 0.506	0-0 F8 2-3		0-0 G1-4-3 1B		0-0 2-H HR		0-0 1-2f FC6-4				5 2 3 2 0 0 3
Dave Winfield, R (1, 9) OBP: 0.362, SLG: 0.532	0-0 5-3		0-0 G1-4-3 1-2f		0-0 F3						5 0 0 0 0 0 4
George Hendrick, R (1, 8) OBP: 0.380, SLG: 0.461											
Gene Tenace, R (1, 2) OBP: 0.389, SLG: 0.395											
Rollie Fingers, R (8, 1)											
Jerry Turner, L (10, PH) OBP: 0.328, SLG: 0.404											
Dave Tomlin, L (10, 1) OBP: 0.333, SLG: 0.333											
Bobby Valentine, R (1, 5) OBP: 0.321, SLG: 0.327											
Mike Champion, R (1, 4) OBP: 0.283, SLG: 0.304											
Gary Sutherland, R (8, PH) OBP: 0.463, SLG: 0.568											
Bob Shirley, R (1, 1) OBP: 0.148, SLG: 0.080											
Bob Davis, R (8, 2) OBP: 0.230, SLG: 0.268											
Merv Rettenmund, R (9, PH) OBP: 0.459, SLG: 0.530											
Dave Roberts, R (9, 2) OBP: 0.268, SLG: 0.289											

Inning Stats	R: 0 E: 0 K: 0 S: 4	H: 1 LOB: 1 BB: 0 P: 4	R: 0 E: 0 K: 1 S: 6	H: 1 LOB: 2 BB: 1 P: 10	R: 0 E: 1 K: 0 S: 4	H: 1 LOB: 1 BB: 0 P: 4	R: 0 E: 0 K: 0 S: 3	H: 0 LOB: 1 BB: 1 P: 7	R: 2 E: 0 K: 0 S: 5	H: 2 LOB: 0 BB: 0 P: 5	R: 0 E: 0 K: 0 S: 3	H: 0 LOB: 0 BB: 0 P: 3	R: 0 E: 0 K: 0 S: 4	H: 1 LOB: 2 BB: 1 P: 8	R: 0 E: 0 K: 0 S: 4	H: 1 LOB: 2 BB: 1 P: 8	R: 0 E: 0 K: 1 S: 5	H: 1 LOB: 0 BB: 0 P: 5	R: 1 E: 0 K: 0 S: 4	H: 2 LOB: 2 BB: 1 P: 8	1B: 5 2B: 5 3B: 0 HR: 1	SF: 0 SAC: 0 DP: 2 HBP: 0	WP: 0 PB: 0 SB: 1 CS: 0	PA: 43	
John Denny, R (1, 1) ERA: 3.22	IP: 6.1	WLS: 28	BF: 6	H: 2	R: 2	ER: 2	SO: 1	BB: 3	IBB: 0	HBP: 0	BLK: 0	WP: 0	HR: 1	S: 27	P: 39	ERA: 2.84	WHIP: 1.421								
Butch Metzger, R (7, 1) ERA: 4.66	0.0		0	0	0	0	0	0	0	0	0	0	0	0	0	∞	∞								
Al Hrabosky, L (8, 1) ERA: 4.25	2.0	W	8	2	0	0	1	0	1	0	0	0	0	9	13	0.00	1.000								
Clay Carroll, R (10, 1) ERA: 2.55	1.0		5	2	1	1	0	0	1	0	0	0	0	4	8	9.00	2.000								

San Diego Padres @ St. Louis Cardinals
 Busch Stadium, St. Louis, MO
 Mon Jun 06 1977, 7:05 PM CDT
 Att. 10,429 - Unknown

AB	38
R	3
H	10
RBI	3
BB	5
SO	2
LOB	25



Batter	1	2	3	4	5	6	7	8	9	AB R H RBI BB SO LOB	TOP									
Gene Richards, L (1, 7) x OBP: 0.336, SLG: 0.337	0-0 2B 3B	0-0 4-3			0-0 1B 1B	0-0 G3			0-0 3-1	5 2 2 0 0 0 0	San Diego Padres @ St. Louis Cardinals Busch Stadium, St. Louis, MO Tue Jun 07 1977, 7:05 PM CDT Att. 14,238 - Unknown livebaseballscorecards.com									
Bill Almon, R (1, 6) x OBP: 0.265, SLG: 0.286	0-0 HR 2B		0-3 K		0-0 1B 1B	0-0 F9		0-0 1B 1B	5 3 2 1 0 1 1											
Mike Ivie, R (1, 3) x OBP: 0.355, SLG: 0.503	0-0 5-3		0-0 1-3		0-0 1B 1B		0-0 P4	0-0 1B 1B	5 2 2 1 0 0 1											
Dave Winfield, R (1, 9) x OBP: 0.363, SLG: 0.542	0-0 HR		0-0 6-3		0-0 2B 1B		0-0 5-3	0-0 E5	5 2 2 3 0 0 0											
George Hendrick, R (1, 8) x OBP: 0.380, SLG: 0.457	0-0 1B			0-0 5-3	4-0 2B IBB		0-0 4-3	0-0 5-3	4 0 1 0 1 0 1											
Bobby Valentine, R (1, 5) x OBP: 0.300, SLG: 0.308	0-0 P3		0-0 5-3		0-0 SF8			0-0 5-3	3 0 0 1 0 0 1											
Mike Champion, R (1, 4) x OBP: 0.287, SLG: 0.313	0-0 4-3		0-0 1B		0-0 2B			0-0 4-3	4 0 2 1 0 0 1											
Bob Davis, R (1, 2) x OBP: 0.215, SLG: 0.250		0-0 F2		0-3 K	0-0 P6			0-0 1-3	4 0 0 0 0 1 3											
John D'Acquisto, R (1, 1) Paul Siebert, L (1, 1) Tom Griffin, R (2, PH) Bob Owchinko, L (2, 1) Dave Tomlin, L (6, 1) Rollie Fingers, R (7, 1)		0-3 K		0-0 6-3	0-3 K2-3			0-3 K	0 0 0 0 0 0 0 0 0 0 0 0 0 0 1 0 0 0 0 1 0 2 0 0 0 0 1 0 0 0 0 0 0 0 0 1 0 0 0 0 1 0											
Inning Stats	R: 3 E: 0 K: 0 S: 7	H: 4 LOB: 1 BB: 0 P: 7	R: 0 E: 0 K: 1 S: 5	H: 0 LOB: 0 BB: 0 P: 5	R: 0 E: 0 K: 1 S: 6	H: 1 LOB: 1 BB: 0 P: 6	R: 4 E: 2 K: 0 S: 8	H: 4 LOB: 2 BB: 1 P: 12	R: 0 E: 0 K: 1 S: 5	H: 0 LOB: 0 BB: 0 P: 5	R: 0 E: 0 K: 0 S: 3	H: 0 LOB: 0 BB: 0 P: 3	R: 0 E: 0 K: 0 S: 3	H: 0 LOB: 0 BB: 0 P: 3	R: 2 E: 1 K: 1 S: 8	H: 2 LOB: 1 BB: 0 P: 8	1B: 7 2B: 2 3B: 1 HR: 1	SF: 1 SAC: 0 DP: 0 HBP: 0	WP: 0 PB: 0 SB: 1 CS: 0	PA: 41
PITCHER	IP WLS BF H R ER SO BB IBB HBP BLK WP HR S P ERA WHIP																			
Larry Dierker, R (1, 1) ERA: 3.79	0.0 L 2 2 2 2 0 0 0 0 0 0 0 0 2 2 ∞ ∞																			
Buddy Schultz, L (1, 1) ERA: 1.57	4.0 15 3 1 1 3 0 0 0 0 0 0 1 21 21 2.25 0.750																			
John Urea, R (5, 1) ERA: 3.38	0.2 8 4 4 1 0 0 0 1 0 0 0 0 7 11 13.50 6.000																			
Clay Carroll, R (5, 1) ERA: 2.39	2.1 7 0 0 0 1 0 0 0 0 0 0 0 9 9 0.00 0.000																			
Butch Metzger, R (8, 1) ERA: 4.42	0.0 0 0 0 0 0 0 0 0 0 0 0 0 0 0 ∞ ∞																			

San Diego Padres @ St. Louis Cardinals
 Busch Stadium, St. Louis, MO
 Tue Jun 07 1977, 7:05 PM CDT
 Att. 14,238 - Unknown

AB	39
R	9
H	11
RBI	7
BB	1
SO	5
LOB	8



BOTTOM

San Diego Padres @ St. Louis Cardinals
Busch Stadium, St. Louis, MO
Tue Jun 07 1977, 7:05 PM CDT
Att. 14,238 - Unknown

livebaseballscorecards.com

AB	36
R	5
H	12
RBI	4
BB	6
SO	6
LOB	19



WP:	0	PA:	44
PB:	0	SB:	0
CS:	1		

AB R H RBI BB SO LOB

4	2	2	0	1	1	1
5	2	2	0	0	1	2
4	0	2	1	1	1	0
4	0	1	1	1	1	3
4	1	1	1	0	0	1
3	0	2	0	1	0	2
0	0	0	0	1	0	0
4	0	1	1	1	1	4
4	0	0	0	0	1	5
0	0	0	0	0	0	0
1	0	1	0	0	0	0
1	0	0	0	0	0	0
0	0	0	0	0	0	0
1	0	0	0	0	0	0
1	0	0	0	0	0	0
1	0	0	0	0	0	1
0	0	0	0	0	0	0

Batter	1	2	3	4	5	6	7	8	9
Lou Brock, L OBP: 0.356, SLG: 0.454 (1, 7)	4-0 1B BLK BB BB	0-3 K		0-0 2B		0-0 1B 2B 1B		0-0 G3	
Garry Templeton, S OBP: 0.322, SLG: 0.413 (1, 6)	0-0 BB BB 1-3 SF8 1B	0-0 F9		0-0 F8		0-0 2B E 1B		0-3 K	
Tony Scott, S OBP: 0.424, SLG: 0.488 (1, 8)	4-0 FC5-4 BB 1-2 BB BB	0-0 1-3 1B			0-0 5-3	0-0 E7 1-H 2-H 2B		0-3 K	
Ted Simmons, S OBP: 0.406, SLG: 0.506 (1, 2)	4-0 FC5-4 1-2 BB BB	0-0 F8			0-0 1-3 1B	0-3 K		0-0 F7	
Keith Hernandez, L OBP: 0.421, SLG: 0.506 (1, 3)	0-0 SF8 3-H		0-0 G3		0-0 1-3		0-0 1B 1B	0-0 L6	
Ken Reitz, R OBP: 0.319, SLG: 0.480 Don Kessinger, S OBP: 0.333, SLG: 0.271 (7, PR) (8, 5)	0-0 FC5-4 1-2f 2-3 BB		0-0 CS 1B		4-0 BB BB	0-0 F8 1B 1B		4-0 BB	
Jerry Mumphrey, S OBP: 0.413, SLG: 0.527 (1, 9)	4-0 FC6-4 1-2 BB BB		0-0 F8		0-0 F9		0-0 FC5-4 1-2 2-H 1B	0-3 K	
Mike Tyson, R OBP: 0.271, SLG: 0.220 (1, 4)	0-0 FC6-4 1-2f		0-0 CS	0-0 1-3		0-3 K	0-0 F8		
Larry Dierker, R Buddy Schultz, R OBP: 0.333, SLG: 0.200 Joel Youngblood, R OBP: 0.320, SLG: 0.318 John Urrea, R Clay Carroll, R Mike Anderson, R OBP: 0.273, SLG: 0.516 Butch Metzger, R (4, PH) (5, 1) (5, 1) (7, PH) (8, 1)		0-0 1B 1B		0-0 F8		0-0 F3	0-0 FC5-4 1-2f		

Inning Stats	R: 2	H: 1	E: 0	K: 0	S: 4	LOB: 3	BB: 4	P: 20	R: 0	H: 2	E: 0	K: 1	S: 7	LOB: 2	BB: 0	P: 7	R: 0	H: 1	E: 0	K: 0	S: 3	LOB: 0	BB: 0	P: 3	R: 0	H: 1	E: 0	K: 0	S: 4	LOB: 1	BB: 1	P: 8	R: 2	H: 3	E: 1	K: 2	S: 10	LOB: 1	BB: 0	P: 10	R: 1	H: 3	E: 0	K: 0	S: 5	LOB: 1	BB: 0	P: 5	R: 0	H: 0	E: 0	K: 2	S: 7	LOB: 0	BB: 0	P: 7	R: 0	H: 0	E: 0	K: 1	S: 5	LOB: 1	BB: 1	P: 9	1B: 10	2B: 2	3B: 0	HR: 0	SF: 1	SAC: 0	DP: 0	HBP: 0	WP: 0	PA: 44
--------------	------	------	------	------	------	--------	-------	-------	------	------	------	------	------	--------	-------	------	------	------	------	------	------	--------	-------	------	------	------	------	------	------	--------	-------	------	------	------	------	------	-------	--------	-------	-------	------	------	------	------	------	--------	-------	------	------	------	------	------	------	--------	-------	------	------	------	------	------	------	--------	-------	------	--------	-------	-------	-------	-------	--------	-------	--------	-------	--------

PITCHER	IP	WLS	BF	H	R	ER	SO	BB	IBB	HBP	BLK	WP	HR	S	P	ERA	WHIP
John D'Acquisto, R ERA: 5.68 (1, 1)	0.0		4	1	2	2	0	3	0	0	1	0	0	1	13	∞	∞
Paul Siebert, L ERA: 3.38 (1, 1)	1.0		4	0	0	0	1	0	0	0	0	0	0	3	7	0.00	1.000
Bob Owchinko, L ERA: 5.14 (2, 1)	4.2	W	22	8	2	1	2	1	0	0	0	0	0	25	29	1.93	1.929
Dave Tomlin, L ERA: 3.35 (6, 1)	0.1		4	3	1	1	1	0	0	0	0	0	0	6	6	27.00	9.000
Rollie Fingers, R ERA: 2.11 (7, 1)	3.0	S	9	0	0	0	3	1	0	0	0	0	0	14	18	0.00	0.333

Batter	1	2	3	4	5	6	7	8	9	AB R H RBI BB SO LOB	TOP											
Gene Richards, L (1, 7) OBP: 0.344, SLG: 0.345	0-0 G3			0-0 G5-4-3 1B		0-0 S 1B			0-0 1B 1B	4 0 3 0 0 0 0												
Bill Almon, R (1, 6) OBP: 0.262, SLG: 0.282 Pat Scanlon, L (9, PH)	0-0 5-3			0-0 G5-4-3 1-2f		0-0 F8 1-2			0-0 F8	3 0 0 0 0 0 2 1 0 0 0 0 0 1												
Mike Ivie, R (1, 3) OBP: 0.358, SLG: 0.503	0-0 1B			0-0 F2			0-3 K		0-0 FC6-4 1-3 1B	4 0 2 0 0 1 0												
Dave Winfield, R (1, 9) OBP: 0.361, SLG: 0.538		0-0 5-3			0-0 5-3 5-3 1B		0-0 F7		0-0 FC6-4 1-2f	4 0 1 0 0 0 2												
George Hendrick, R (1, 8) OBP: 0.375, SLG: 0.449		0-0 P3			0-0 5-3 1-2		0-0 F9			3 0 0 0 0 0 1												
Gene Tenace, R (1, 2) OBP: 0.384, SLG: 0.389		0-0 L7			0-0 5-3 2-3			0-0 4-3		3 0 0 0 0 0 1												
Bobby Valentine, R (1, 5) OBP: 0.286, SLG: 0.291			0-3 K		0-0 5-3		0-0 L7			3 0 0 0 0 1 1												
Mike Champion, R (1, 4) OBP: 0.288, SLG: 0.313			0-0 5-3			0-0 G1-6-3 1B		0-0 1-3		3 0 1 0 0 0 0												
Randy Jones, R (1, 1) OBP: 0.250, SLG: 0.227 Jerry Turner, L (6, PH) OBP: 0.325, SLG: 0.400 Dave Wehrmeister, R (6, 1) Gary Sutherland, R (9, PH) OBP: 0.452, SLG: 0.553			0-0 P6			0-0 G1-6-3 1-2f		0-0 F9		1 0 0 0 0 0 0 1 0 0 0 0 0 1 0 0 0 0 0 0 0 1 0 0 0 0 0 0												
Inning Stats	R: 0 E: 0 K: 0 S: 3	H: 1 LOB: 1 BB: 0 P: 3	R: 0 E: 0 K: 0 S: 3	H: 0 LOB: 0 BB: 0 P: 3	R: 0 E: 0 K: 1 S: 5	H: 0 LOB: 0 BB: 0 P: 5	R: 0 E: 0 K: 0 S: 3	H: 1 LOB: 0 BB: 0 P: 3	R: 0 E: 0 K: 0 S: 4	H: 1 LOB: 1 BB: 0 P: 4	R: 0 E: 0 K: 1 S: 5	H: 0 LOB: 0 BB: 0 P: 5	R: 0 E: 0 K: 0 S: 3	H: 0 LOB: 0 BB: 0 P: 3	R: 0 E: 0 K: 0 S: 5	H: 2 LOB: 2 BB: 0 P: 5	R: 0 E: 0 K: 0 S: 5	H: 2 LOB: 2 BB: 0 P: 5	1B: 7 2B: 0 3B: 0 HR: 0	SF: 0 SAC: 0 DP: 2 HBP: 0	WP: 0 PB: 0 SB: 1 CS: 0	PA: 31
PITCHER Eric Rasmussen, R (1, 1) ERA: 3.52	IP: 9.0 WLS: W BF: 31 H: 7 R: 0 ER: 0 SO: 2 BB: 0 IBB: 0 HBP: 0 BLK: 0 WP: 0 HR: 0 S: 35 P: 35 ERA: 0.00 WHIP: 0.778											PITCHER	IP: 9.0 WLS: W BF: 31 H: 7 R: 0 ER: 0 SO: 2 BB: 0 IBB: 0 HBP: 0 BLK: 0 WP: 0 HR: 0 S: 35 P: 35 ERA: 0.00 WHIP: 0.778									

San Diego Padres @ St. Louis Cardinals
 Busch Stadium, St. Louis, MO
 Wed Jun 08 1977, 7:05 PM CDT
 Att. 8,611 - Unknown

livebaseballscorecards.com

AB	31
R	0
H	7
RBI	0
BB	0
SO	2
LOB	9



Batter	1	2	3	4	5	6	7	8	9	10	11	AB	R	H	RBI	BB	SO	LOB	TOP								
Gene Richards, L (1, 8) OBP: 0.348, SLG: 0.355 (7, 7)	0-0 1-3	0-0 1B		0-0 1B		0-0 2-3		0-0 2B			0-0 6-3	6	1	3	1	0	0	1									
Bill Almon, R (1, 6) OBP: 0.260, SLG: 0.279	0-0 L8	0-0 FC5		0-0 1B		0-0 F6		0-0 6-3			0-0 5-3	6	0	1	1	0	0	4									
Mike Ivie, R (1, 3) OBP: 0.354, SLG: 0.494	0-0 1B		0-0 F8	0-0 6-3			0-0 6-3			0-0 F3		5	0	1	0	0	0	1									
Dave Winfield, R (1, 9) OBP: 0.358, SLG: 0.539	0-0 F4		0-0 1B	0-3 3B	0-3 K		0-0 6-3			0-0 1-4-3		5	1	1	0	0	1	1									
Pat Scanlon, L (1, 5) George Hendrick, R (7, PH) (7, 8)		4-0 1B	0-3 K	0-0 4-3		4-0 HR		0-0 BB		0-0 L4		2	1	0	0	1	1	1									
Gene Tenace, R (1, 2) OBP: 0.388, SLG: 0.427		0-0 F5	0-0 1B	0-0 HR		0-0 HR		0-0 HR		0-0 F4		5	2	3	4	0	0	1									
Jerry Turner, L (1, 7) OBP: 0.326, SLG: 0.398 Bobby Valentine, R (7, PH) (7, 5) Rollie Fingers, R (7, 1)		0-0 SF8	0-0 6-3	0-0 F8		0-0 6-3		0-0 6-3		0-0 6-3		3	1	1	0	0	0	1									
Mike Champion, R (1, 4) OBP: 0.290, SLG: 0.315		0-0 FC5		0-0 F9		0-0 4-3		0-3 K		0-3 K		5	0	2	0	0	2	0									
Tom Griffin, R (1, 1) OBP: 0.080, SLG: 0.250 Dan Spillner, R (6, 1) Paul Siebert, L (6, 1) Gary Sutherland, R (7, 5)		0-0 SF8		0-0 L8		0-0 SH1-4		0-3 K		0-3 K		1	0	0	1	0	0	0									
Inning Stats	R: 0 E: 0 K: 0 S: 4	H: 1 LOB: 1 BB: 0 P: 4	R: 2 E: 0 K: 0 S: 6	H: 3 LOB: 2 BB: 1 P: 10	R: 1 E: 0 K: 1 S: 7	H: 2 LOB: 1 BB: 0 P: 7	R: 1 E: 0 K: 1 S: 5	H: 2 LOB: 1 BB: 0 P: 5	R: 1 E: 0 K: 1 S: 6	H: 1 LOB: 0 BB: 0 P: 6	R: 0 E: 0 K: 0 S: 4	H: 1 LOB: 1 BB: 0 P: 4	R: 2 E: 0 K: 0 S: 4	H: 1 LOB: 0 BB: 1 P: 8	R: 0 E: 0 K: 2 S: 8	H: 1 LOB: 1 BB: 0 P: 8	R: 0 E: 0 K: 0 S: 3	H: 0 LOB: 0 BB: 0 P: 3	R: 0 E: 0 K: 1 S: 5	H: 0 LOB: 0 BB: 0 P: 5	R: 0 E: 0 K: 1 S: 5	H: 0 LOB: 0 BB: 0 P: 5	1B: 8 2B: 1 3B: 1 HR: 2	SF: 1 SAC: 1 DP: 0 HBP: 0	WP: 0 PB: 0 SB: 2 CS: 0	PA: 47	
PITCHER	IP	WLS	BF	H	R	ER	SO	BB	IBB	HBP	BLK	WP	HR	S	P	ERA	WHIP										
Odell Jones, R (1, 1) ERA: 5.56	4.0		21	8	4	4	1	1	0	0	0	0	0	22	26	9.00	2.250										
Kent Tekulve, R (5, 1) ERA: 2.97	2.0		8	2	1	1	1	0	0	0	0	0	1	10	10	4.50	1.000										
Terry Forster, L (7, 1) ERA: 4.28	1.0		5	1	2	2	0	1	0	0	0	0	1	4	8	18.00	2.000										
Rich Gossage, R (8, 1) ERA: 1.29	4.0	W	13	1	0	0	4	0	0	0	0	0	0	21	21	0.00	0.250										

San Diego Padres @ Pittsburgh Pirates
 Three Rivers Stadium, Pittsburgh, PA
 Fri Jun 10 1977, 7:05 PM EDT
 Att. 10,499 - Unknown

AB	43
R	7
H	12
RBI	7
BB	2
SO	6
LOB	10



WP: 0	PA: 47
PB: 0	
SB: 2	
CS: 0	

livebaseballscorecards.com

Batter	1	2	3	4	5	6	7	8	9	10	11	AB R H RBI BB SO LOB
Frank Taveras, R (1, 6) OBP: 0.327, SLG: 0.306	4-0 BB 1B SF8 BB	0-3 K		0-0 FC5-6 CS		0-0 FC1-4-6 1B		0-0 F3			0-0 L8	5 1 1 0 1 1 2
Phil Garner, R (1, 5) OBP: 0.281, SLG: 0.374	0-0 SF8 BB 1B 1B	0-0 4-3		0-0 L9		0-0 FC1-4-6 1B		0-0 5-3			0-0 F9	6 1 1 0 0 0 4
Dave Parker, L (1, 9) OBP: 0.403, SLG: 0.567	4-0 SF8 1B BB		0-0 E E 1B		0-3 K	0-0 F9		0-3 K			0-0 1B HR 1B	5 3 2 0 1 2 2
Al Oliver, L (1, 8) OBP: 0.338, SLG: 0.489	0-0 SF8		0-0 E9 E SF7		4-0 1B BB		0-0 6-3		0-0 F7		0-0 HR 1B	4 2 1 1 1 0 1
Willie Stargell, L (1, 3) OBP: 0.382, SLG: 0.619	4-0 1B IBB		0-0 E3	1-3 2-H	0-0 F9		0-3 K		0-3 K		0-0 HR	5 1 1 3 1 2 2
Bill Robinson, R (1, 7) OBP: 0.319, SLG: 0.482	0-0 G6-4-3 1B		0-0 SF7	3-H	0-0 1B	1-3	0-0 1B 2B		0-0 L7			4 1 3 3 0 0 0
Rennie Stennett, R (1, 4) OBP: 0.368, SLG: 0.401	0-0 G6-4-3		0-3 K			0-0 SH5-3 1B 1B	2-H 1B			0-0 F4		5 1 2 1 0 1 3
Duffy Dyer, R (1, 2) OBP: 0.440, SLG: 0.394		4-0 BB	0-0 F8			0-0 SH5-3 1B	4-0 BB			0-3 K		2 0 0 0 2 1 1
Odell Jones, R (1, 1) Ed Kirkpatrick, L (4, PH) Kent Tekulovic, R (5, PH) Bobby Tolani, L (6, PH) Terry Forster, L (7, PH) Ed Ott, L (7, PH) Rich Gossage, R (8, PH)		0-3 K		0-0 FC5-6 1B		0-0 FC1-4-6 1B		0-0 4-3		0-3 K		1 0 0 0 0 0 1 1 1 0 1 0 0 0 0 0 0 0 0 0 0 0 0 0 1 0 1 1 0 0 0 0 0 0 0 0 0 0 0 0 1 0 0 0 0 0 0 2 1 0 0 0 0 0 1 0

Inning Stats	R: 3	H: 2	E: 0	LOB: 1	K: 0	BB: 3	S: 4	P: 16	R: 0	H: 0	E: 0	LOB: 1	K: 2	BB: 1	S: 7	P: 11	R: 2	H: 1	E: 2	LOB: 1	K: 1	BB: 0	S: 8	P: 8	R: 0	H: 1	E: 0	LOB: 0	K: 0	BB: 0	S: 3	P: 3	R: 0	H: 1	E: 0	LOB: 2	K: 1	BB: 1	S: 5	P: 9	R: 1	H: 3	E: 0	LOB: 2	K: 0	BB: 0	S: 6	P: 6	R: 1	H: 2	E: 0	LOB: 2	K: 1	BB: 1	S: 7	P: 11	R: 0	H: 0	E: 0	LOB: 0	K: 1	BB: 0	S: 5	P: 5	R: 0	H: 0	E: 0	LOB: 0	K: 1	BB: 0	S: 5	P: 5	R: 0	H: 0	E: 0	LOB: 0	K: 2	BB: 0	S: 7	P: 7	R: 3	H: 3	E: 0	LOB: 0	K: 0	BB: 0	S: 5	P: 5
1B: 11	SF: 2	2B: 1	SAC: 1	3B: 0	DP: 1	HR: 1	HBP: 0	WP: 0	PA: 50																																																																															

PITCHER	IP	WLS	BF	H	R	ER	SO	BB	IBB	HBP	BLK	WP	HR	S	P	ERA	WHIP
Tom Griffin, R (1, 1) ERA: 5.1	5.0		24	5	5	3	4	4	1	0	0	0	0	27	47	5.40	1.800
Dan Spillner, R (6, 1) ERA: 4.06	0.2		5	3	1	1	0	0	0	0	0	0	0	5	5	13.50	4.500
Paul Siebert, L (6, 1) ERA: 2.45	1.0		3	0	0	0	1	0	0	0	0	0	0	5	5	0.00	0.000
Rollie Fingers, R (7, 1) ERA: 2.58	4.0	L	18	5	4	4	4	1	0	0	0	0	1	25	29	9.00	1.500

PITCHER	IP	WLS	BF	H	R	ER	SO	BB	IBB	HBP	BLK	WP	HR	S	P	ERA	WHIP

BOTTOM

San Diego Padres @ Pittsburgh Pirates
Three Rivers Stadium, Pittsburgh, PA
Fri Jun 10 1977, 7:05 PM EDT
Att. 10,499 - Unknown

livebaseballscores.com

AB	41
R	10
H	13
RBI	9
BB	6
SO	9
LOB	18



Batter	1	2	3	4	5	6	7	8	9	AB R H RBI BB SO LOB	TOP											
Merv Rettenmund, R (1, 7) OBP: 0.478, SLG: 0.574	0-0 HR	4-0 FC6-4 BB		0-3 K		4-0 1B BB		4-0 1-2 BB		2 1 1 1 3 1 0												
Bill Almon, R (1, 6) OBP: 0.258, SLG: 0.278	0-0 F6	0-0 FC6-4		0-0 F9		0-0 1-3 1B		0-3 K		5 0 1 0 0 1 4												
Mike Ivie, R (1, 3) OBP: 0.350, SLG: 0.486	0-0 1B		0-0 5-3		0-0 6-3	0-0 F9		0-3 K		5 0 1 0 0 1 2												
Dave Winfield, R (1, 9) OBP: 0.359, SLG: 0.546	0-3 K		4-0 1B BB		0-0 HR		0-3 K	0-0 F7		4 2 1 1 1 2 1												
George Hendrick, R (1, 8) OBP: 0.377, SLG: 0.446	0-0 1-3 1B		0-0 FC6-5 1B		0-0 5-3		0-3 K	0-0 4-3		5 0 2 0 0 1 0												
Gene Tenace, R (1, 2) OBP: 0.390, SLG: 0.426	0-0 F8		0-0 FC6-5 1B		4-0 BB		0-0 1-3			3 1 1 1 1 0 2												
Dave Tomlin, L (7, 1) OBP: 0.333, SLG: 0.333			1-2 3-H 1B							0 0 0 0 0 0 0												
Rollie Fingers, R (9, 1)										0 0 0 0 0 0 0												
Bobby Valentine, R (1, 5) OBP: 0.265, SLG: 0.267		0-0 5-3	0-0 FC6-5 1B		0-0 L6			0-3 K		4 0 0 0 0 1 3												
Mike Champion, R (1, 4) OBP: 0.294, SLG: 0.318		0-0 BB 1B	0-0 1-3 2-H 1B			0-0 4-3		0-3 K		4 0 2 1 0 1 0												
Bob Shirley, R (1, 1) OBP: 0.133, SLG: 0.071		0-3 K		0-3 K		0-0 F3		0-0 BB 1B		3 0 0 0 0 2 1												
Bob Davis, R (7, 2) OBP: 0.227, SLG: 0.262										1 0 1 0 0 0 0												
Inning Stats	R: 1 E: 0 K: 1 S: 8	H: 3 LOB: 2 BB: 0 P: 8	R: 0 E: 0 K: 1 S: 6	H: 1 LOB: 2 BB: 1 P: 10	R: 2 E: 0 K: 0 S: 5	H: 3 LOB: 2 BB: 1 P: 9	R: 0 E: 0 K: 2 S: 7	H: 0 LOB: 0 BB: 0 P: 7	R: 1 E: 0 K: 0 S: 4	H: 1 LOB: 1 BB: 1 P: 8	R: 0 E: 0 K: 0 S: 4	H: 1 LOB: 2 BB: 1 P: 8	R: 0 E: 0 K: 2 S: 7	H: 0 LOB: 0 BB: 0 P: 7	R: 0 E: 0 K: 3 S: 10	H: 1 LOB: 2 BB: 1 P: 14	R: 0 E: 0 K: 1 S: 5	H: 0 LOB: 0 BB: 0 P: 5	1B: 8 2B: 0 3B: 0 HR: 2	SF: 0 SAC: 0 DP: 0 HBP: 0	WP: 0 PB: 0 SB: 0 CS: 0	PA: 41
PITCHER	IP WLS BF H R ER SO BB IBB HBP BLK WP HR S P ERA WHIP																					
John Candelaria, L (1, 1) ERA: 2.0	6.0 L 30 9 4 4 4 4 4 0 0 0 0 2 34 50 6.00 2.167																					
Kent Tekulve, R (7, 1) ERA: 2.72	3.0 11 1 0 0 6 1 0 0 0 0 0 0 22 26 0.00 0.667																					

San Diego Padres @ Pittsburgh Pirates
 Three Rivers Stadium, Pittsburgh, PA
 Sat Jun 11 1977, 3:33 AM EDT
 Att: 11,262 - Unknown

AB	36
R	4
H	10
RBI	4
BB	5
SO	10
LOB	13



WP: 0	PA: 41
PB: 0	
SB: 0	
CS: 0	

BOTTOM

San Diego Padres @ Pittsburgh Pirates
Three Rivers Stadium, Pittsburgh, PA

Sat Jun 11 1977, 3:33 AM EDT
Att. 11,262 - Unknown

livebaseballscorecards.com

AB 36
R 1
H 10
RBI 1
BB 4
SO 6
LOB 28



WP: 0 PA: 41
PB: 1
SB: 3
CS: 0

AB R H RBI BB SO LOB

4	0	3	0	1	0	1
5	0	0	1	0	0	4
5	0	2	0	0	1	3
4	0	0	0	0	3	4
4	0	2	0	0	0	0
1	0	0	0	0	1	2
3	0	1	0	1	0	1
4	0	1	0	0	0	4
2	0	0	0	2	0	3
2	0	0	0	0	0	4
1	0	0	0	0	0	0
1	0	0	0	0	0	0
1	1	1	1	0	0	0

Batter	1	2	3	4	5	6	7	8	9
Frank Taveras, R (1, 6) OBP: 0.338, SLG: 0.316	0-0 E8 S 1B		0-0 G3 S 1B		0-0 4-3 PB 1B		4-0 G5-4-3 BB		0-0 4-3 2-3
Phil Garner, R (1, 5) OBP: 0.274, SLG: 0.365	0-0 5-3 2-3		0-0 L9 1-2		0-0 F3 1-2		0-0 G5-4-3 1-2f		0-0 G3 3-H
Dave Parker, L (1, 9) OBP: 0.403, SLG: 0.563	0-3 K		0-0 G3 2-3		0-0 4-3 2-3		0-0 1B		0-0 HBP 1B
Al Oliver, L (1, 8) OBP: 0.335, SLG: 0.479	0-3 K		0-3 K		0-0 F6		0-3 K		1-0 1-2 HBP
Bill Robinson, R (1, 3) OBP: 0.325, SLG: 0.491 Willie Stargell, L (9, PH) OBP: 0.379, SLG: 0.613		0-0 4-3 1B		0-0 F7		0-0 2B		0-0 6-3	0-3 K
Rennie Stennett, R (1, 4) OBP: 0.371, SLG: 0.400		0-0 4-3 1-2 1B		0-0 S 1B		4-0 BB		0-0 6-3	
Fernando Gonzalez, R (1, 7) OBP: 0.267, SLG: 0.429		0-0 F7		0-0 F8		0-0 L9		0-0 2B	
Duffy Dyer, R (1, 2) OBP: 0.442, SLG: 0.387		4-0 IBB		4-0 1-2 BB		0-0 L4		0-0 6-3	
John Candelaria, L (1, 1) OBP: 0.222, SLG: 0.160 Tommy Helms, R (6, PH) Kent Tekulve, R (7, 1) OBP: 0.400, SLG: 0.400 Mario Mendoza, R (9, PH) OBP: 0.182, SLG: 0.273		0-0 6-3		0-0 L7		0-3 K			0-0 4-3 G3 2B

Inning Stats	R: 0	H: 1	E: 1	LOB: 1	K: 2	BB: 0	S: 8	P: 8
	R: 0	H: 1	E: 0	LOB: 2	K: 0	BB: 1	S: 4	P: 8
	R: 0	H: 1	E: 0	LOB: 1	K: 1	BB: 0	S: 6	P: 6
	R: 0	H: 1	E: 0	LOB: 2	K: 0	BB: 1	S: 4	P: 8
	R: 0	H: 1	E: 0	LOB: 1	K: 0	BB: 0	S: 4	P: 4
	R: 0	H: 1	E: 0	LOB: 2	K: 1	BB: 1	S: 6	P: 10
	R: 0	H: 1	E: 0	LOB: 1	K: 1	BB: 1	S: 5	P: 9
	R: 0	H: 1	E: 0	LOB: 1	K: 0	BB: 0	S: 4	P: 4
	R: 1	H: 2	E: 0	LOB: 2	K: 1	BB: 0	S: 7	P: 8

PITCHER	IP	WLS	BF	H	R	ER	SO	BB	IBB	HBP	BLK	WP	HR	S	P	ERA	WHIP
Bob Shirley, L (1, 1) ERA: 3.22	6.0	W	27	6	0	0	4	2	1	0	0	0	0	32	44	0.00	1.333
Dave Tomlin, L (7, 1) ERA: 3.35	2.2		13	4	1	1	1	1	0	1	0	0	0	13	18	3.38	1.875
Rollie Fingers, R (9, 1) ERA: 2.56	0.1	S	1	0	0	0	1	0	0	0	0	0	0	3	3	0.00	0.000

Batter	1	2	3	4	5	6	7	8	9	AB R H RBI BB SO LOB	TOP	
Merv Rettenmund, R (1, 7) OBP: 0.453, SLG: 0.534	0-0 F8		0-0 5-3		0-0 6-3		0-3 K		0-0 F8	5 0 0 0 0 1 1		
Bill Almon, R (1, 6) OBP: 0.265, SLG: 0.286	4-0 CS BB		0-0 5-3		0-0 1B 1B		0-0 FC5 2B		0-0 6-3	4 0 2 0 1 0 1		
Mike Ivie, R (1, 3) OBP: 0.353, SLG: 0.487	0-3 K 1-2			0-0 2B 6-3 1B	0-0 1B		0-0 FC5 2-3			4 1 2 0 0 1 2		
Dave Winfield, R (1, 9) OBP: 0.361, SLG: 0.548		4-0 BB BB		0-0 1-3 2B	0-0 F5			0-0 F3		3 0 1 0 1 0 2		
George Hendrick, R (1, 8) OBP: 0.370, SLG: 0.437		0-0 L9		0-0 6-3		0-0 5-3		0-3 K		4 0 0 1 0 1 2		
Gene Tenace, R (1, 2) OBP: 0.396, SLG: 0.423 (6, 5)		4-0 1-2 BB		4-0 BB		0-0 4-3		4-0 BB		1 0 0 0 3 0 0		
Bobby Valentine, R (1, 5) OBP: 0.254, SLG: 0.254 John D'Acquisto, R (6, 1) Gary Sutherland, R (8, PH) OBP: 0.422, SLG: 0.512 Dan Spillner, R (8, 1)		0-0 F8		0-3 K		0-0 E5		0-0 4-3		3 0 0 0 0 1 4 0 0 0 0 0 0 0 1 0 0 0 0 0 1 0 0 0 0 0 0 0		
Mike Champion, R (1, 4) OBP: 0.289, SLG: 0.313		0-3 K		0-0 F9		0-0 L7			0-0 L6	4 0 0 0 0 1 5		
Randy Jones, R (1, 1) OBP: 0.240, SLG: 0.217 Dave Roberts, R (5, PH) OBP: 0.262, SLG: 0.282 Dave Wehrmeister, R (5, 1) Bob Davis, R (6, 2) OBP: 0.235, SLG: 0.270			0-3 K		0-0 F3		0-0 5-3		0-0 E7 1B	1 0 0 0 0 1 0 1 0 0 0 0 0 0 0 0 0 0 0 0 0 2 0 1 0 0 0 0		
Inning Stats	R: 0 E: 0 K: 1 S: 4 H: 0 LOB: 0 BB: 1 P: 8	R: 0 E: 0 K: 1 S: 5 H: 0 LOB: 2 BB: 2 P: 13	R: 0 E: 0 K: 1 S: 5 H: 0 LOB: 0 BB: 0 P: 5	R: 1 E: 0 K: 1 S: 7 H: 2 LOB: 2 BB: 1 P: 11	R: 0 E: 0 K: 0 S: 5 H: 2 LOB: 2 BB: 0 P: 5	R: 0 E: 1 K: 0 S: 4 H: 0 LOB: 1 BB: 0 P: 4	R: 0 E: 0 K: 1 S: 6 H: 1 LOB: 1 BB: 0 P: 6	R: 0 E: 0 K: 1 S: 5 H: 0 LOB: 1 BB: 1 P: 9	R: 0 E: 1 K: 0 S: 4 H: 1 LOB: 1 BB: 0 P: 4	1B: 4 2B: 2 3B: 0 HR: 0 SF: 0 SAC: 0 DP: 0 HBP: 0	WP: 0 PB: 0 SB: 0 CS: 1 PA: 38	
PITCHER Jerry Reuss, L (1, 1) ERA: 4.13	IP 9.0 WLS W BF 38 H 6 R 1 ER 1 SO 6 BB 5 IBB 0 HBP 0 BLK 0 WP 0 HR 0 S 45 P 65 ERA 1.00 WHIP 1.222											PITCHER IP WLS BF H R ER SO BB IBB HBP BLK WP HR S P ERA WHIP

San Diego Padres @ Pittsburgh Pirates
 Three Rivers Stadium, Pittsburgh, PA
 Sun Jun 12 1977, 3:33 AM EDT
 Unknown

livebaseballscorecards.com

AB	33
R	1
H	6
RBI	1
BB	5
SO	6
LOB	18



Batter	1	2	3	4	5	6	7	8	9
Frank Taveras, R OBP: 0.336, SLG: 0.314 (1, 6)	0-0 L4 ①		0-0 1B ③	0-3 K 1-2 ③		0-0 4-3-5 ③			
Rennie Stennett, R OBP: 0.378, SLG: 0.409 Mario Mendoza, R OBP: 0.182, SLG: 0.273 (1, 4) (8, 5)	0-0 CS 1B		0-0 F8 ③		0-0 WP HR 2B		4-0 S BB		
Dave Parker, L OBP: 0.396, SLG: 0.553 (1, 9)	0-0 F8 ②			0-3 K ①	0-0 F5 ①		0-3 K 1-2 ①		
Bill Robinson, R OBP: 0.331, SLG: 0.513 (1, 7)	0-0 CS 1-2 ③	0-3 K ①		4-0 2B SF9 BB	0-0 HR 2-H		0-3 K ②		
Willie Stargell, L OBP: 0.375, SLG: 0.609 (1, 3)		0-3 K ②		0-0 SF9 1B 2B 1-3	0-0 G3 ②		0-3 K ③		
Phil Garner, R OBP: 0.278, SLG: 0.364 (1, 5) (8, 4)		0-0 1B		4-0 S 1B IBB	0-0 3-1 ③		0-0 F5 ①		
Duffy Dyer, R OBP: 0.437, SLG: 0.385 (1, 2)		0-0 6-3 ③		0-0 SF9 ②		0-0 SH5-4 4-3-5 1B 2-3 3-H		0-0 5-3 ②	
Omar Moreno, L OBP: 0.279, SLG: 0.303 (1, 8)			0-0 3-1 ①	0-0 S 1B 1B 1-H 3-H		4-0 SH5-4 1-2 BB		0-0 5-3 ③	
Jerry Reuss, L OBP: 0.296, SLG: 0.308 (1, 1)			0-0 6-3 ②	0-0 E 1B 1-H		0-0 SH5-4 1-2 2-3			

Inning Stats	R: 0 E: 0 K: 0 S: 3	H: 1 LOB: 0 BB: 0 P: 3	R: 0 E: 0 K: 2 S: 8	H: 1 LOB: 1 BB: 0 P: 8	R: 0 E: 0 K: 0 S: 4	H: 1 LOB: 1 BB: 0 P: 4	R: 4 E: 1 K: 2 S: 10	H: 3 LOB: 1 BB: 2 P: 18	R: 2 E: 0 K: 0 S: 5	H: 2 LOB: 0 BB: 0 P: 5	R: 0 E: 0 K: 3 S: 9	H: 0 LOB: 1 BB: 1 P: 13	R: 0 E: 0 K: 0 S: 3	H: 0 LOB: 0 BB: 0 P: 3
1B: 6 2B: 3 3B: 0 HR: 1	SF: 1 SAC: 1 DP: 1 HBP: 0	WP: 1 PB: 0 SB: 3 CS: 1	PA: 36											

PITCHER	IP	WLS	BF	H	R	ER	SO	BB	IBB	HBP	BLK	WP	HR	S	P	ERA	WHIP
Randy Jones, L ERA: 4.37 (1, 1)	4.0	L	19	6	4	4	4	1	1	0	0	0	0	25	33	9.00	1.750
Dave Wehmeister, R ERA: 5.06 (5, 1)	1.0		5	2	2	2	0	0	0	0	0	1	1	5	5	18.00	2.000
John D'Acquisto, R ERA: 5.14 (6, 1)	2.0		8	1	0	0	3	2	0	0	0	0	0	12	20	0.00	1.500
Dan Spillner, R ERA: 3.94 (8, 1)	1.0		3	0	0	0	0	0	0	0	0	0	0	3	3	0.00	0.000

BOTTOM

San Diego Padres @ Pittsburgh Pirates
Three Rivers Stadium, Pittsburgh, PA
Sun Jun 12 1977, 3:33 AM EDT
Unknown

livebaseballscorecards.com

AB	29
R	6
H	9
RBI	6
BB	4
SO	7
LOB	10



Batter	1	2	3	4	5	6	7	8	9	AB R H RBI BB SO LOB													
Gene Richards, L (1, 7) OBP: 0.345, SLG: 0.351	0-0 6-3	0-3 K		0-0 1B			0-0 4-3		0-0 F9	5 0 1 1 0 1 2													
Bill Almon, R (1, 6) OBP: 0.261, SLG: 0.281 George Hendrick, R (9, PH) OBP: 0.368, SLG: 0.434	0-0 5-3		0-0 6-3	0-3 K			0-0 6-3		0-3 K	4 0 0 0 0 1 1 1 0 0 0 0 1 1													
Gene Tenace, R (1, 3) OBP: 0.400, SLG: 0.425	0-0 1B		0-0 FC6-4 1B				4-0 BB		0-0 1-3	4 0 2 0 1 1 1													
Dave Winfield, R (1, 9) OBP: 0.356, SLG: 0.539	0-3 K		0-0 FC6-4 2B				0-3 K			4 1 0 0 0 2 3													
Jerry Turner, L (1, 8) OBP: 0.338, SLG: 0.414		0-0 2B 1B	0-0 2B			0-0 E1		4-0 BB		3 1 2 1 1 0 0													
Pat Scanlon, L (1, 5) OBP: 0.250, SLG: 0.286		0-0 SH3 1B 2B	0-0 F8			0-0 F7		0-0 F2		4 1 1 1 0 0 3													
Mike Champion, R (1, 4) OBP: 0.285, SLG: 0.308		0-0 SH3 2-3		0-0 4-3			0-0 6-3		0-0 F9	3 0 0 0 0 0 1													
Bob Davis, R (1, 2) OBP: 0.225, SLG: 0.258 Merv Rettenmund, R (8, PH) OBP: 0.448, SLG: 0.527 Dave Roberts, R (8, 2) OBP: 0.262, SLG: 0.282		0-0 5-3		0-3 K			0-0 F9		0-0 F2	3 0 0 0 0 0 1 1 0 0 0 0 0 1 0 0 0 0 0 0 0													
Bob Owchinko, L (1, 1) OBP: 0.250, SLG: 0.143 Rick Sawyer, R (3, 1) OBP: 0.364, SLG: 0.176 Paul Siebert, L (8, 1) Dan Spillner, R (8, 1) Gary Sutherland, R (9, PH) OBP: 0.435, SLG: 0.524		0-0 1B		4-0 1B BB			0-3 K		0-0 E9 1B	1 0 1 1 0 0 0 1 1 0 0 1 1 0 0 0 0 0 0 0 0 0 0 0 0 0 0 0 1 0 1 0 0 0 0													
Inning Stats	R: 0 E: 0 K: 1 S: 6	H: 1 LOB: 1 BB: 0 P: 6	R: 2 E: 0 K: 1 S: 8	H: 3 LOB: 1 BB: 0 P: 8	R: 1 E: 0 K: 0 S: 5	H: 2 LOB: 1 BB: 0 P: 5	R: 1 E: 1 K: 2 S: 8	H: 1 LOB: 1 BB: 1 P: 12	R: 0 E: 1 K: 1 S: 6	H: 0 LOB: 1 BB: 0 P: 6	R: 0 E: 0 K: 1 S: 5	H: 0 LOB: 0 BB: 0 P: 5	R: 0 E: 0 K: 1 S: 5	H: 0 LOB: 1 BB: 1 P: 9	R: 0 E: 0 K: 0 S: 3	H: 0 LOB: 1 BB: 1 P: 7	R: 0 E: 1 K: 1 S: 6	H: 1 LOB: 1 BB: 0 P: 6	1B: 6 2B: 2 3B: 0 HR: 0	SF: 0 SAC: 1 DP: 0 HBP: 0	WP: 0 PB: 0 SB: 2 CS: 0	PA: 39	
PITCHER	IP WLS BF H R ER SO BB IBB HBP BLK WP HR S P ERA WHIP																					PITCHER	IP WLS BF H R ER SO BB IBB HBP BLK WP HR S P ERA WHIP
Bruce Kison, R (1, 1) ERA: 4.48	6.0 W 27 7 4 3 6 1 0 0 0 0 0 0 38 42 4.50 1.333																						
Kent Tekulve, R (7, 1) ERA: 2.68	0.2 3 0 0 0 0 1 0 0 0 0 0 0 2 6 0.00 1.500																						
Rich Gossage, R (7, 1) ERA: 1.24	2.1 S 9 1 0 0 2 1 0 0 0 0 0 0 12 16 0.00 0.857																						

San Diego Padres @ Pittsburgh Pirates
Three Rivers Stadium, Pittsburgh, PA

livebaseballscorecards.com

AB	35
R	4
H	8
RBI	4
BB	3
SO	8
LOB	14



Sun Jun 12 1977, 3:38 AM EDT
Att. 21,640 - Unknown

Batter	1	2	3	4	5	6	7	8	9	AB R H RBI BB SO LOB
Frank Taveras, R OBP: 0.333, SLG: 0.311 (1, 6)	0-3 K ①		0-0 1B 2B 1B	0-0 F9 ②		0-0 FC6-4 ③		0-0 FC6-2 ②		5 1 1 0 0 1 4
Bobby Tolan, L OBP: 0.304, SLG: 0.200 (1, 3)	4-0 1B FC5-2 BB		0-0 2B SF8 1B	0-3 K ③			4-0 CS BB	0-0 F9 ③		3 1 1 0 2 1 3
Dave Parker, L OBP: 0.402, SLG: 0.575 (1, 9)	0-0 FC5-2 1B 1B		0-0 SF8 WP 2B		0-0 HR		0-0 F8 ①			4 3 3 2 0 0 1
Bill Robinson, R OBP: 0.321, SLG: 0.496 (1, 7)	0-0 FC5-2 1B 1-2 3-H		0-0 F4 ①		0-3 K ①		0-3 K ②			4 0 0 0 0 2 5
Fernando Gonzalez, R OBP: 0.294, SLG: 0.433 (1, 5)	0-0 1B 1-2 2-H		0-0 SF8 ②		0-3 K ②		0-0 CS ③	4-0 2B 2B BB		2 1 1 2 1 1 0
Phil Garner, R OBP: 0.282, SLG: 0.369 (1, 4)	0-0 4-3 ③		0-0 FC4-6 BB 3-H		0-0 1-3 ③			0-0 2B 2B		3 1 1 0 1 0 2
Duffy Dyer, R OBP: 0.438, SLG: 0.384 (1, 2)		0-0 F7 ①	0-0 FC4-6 ③			0-0 FC1-6 1B		4-0 2B FC6-2 IBB		3 0 1 0 1 0 1
Omar Moreno, L OBP: 0.284, SLG: 0.314 (1, 8)		0-3 K ②		0-0 SH3 1B		0-0 FC1-6 ①		0-0 FC6-2 2B		4 0 2 2 0 1 1
Bruce Kison, R OBP: 0.269, SLG: 0.400 (1, 1)		0-0 6-3 ③		0-0 SH3 ①		0-0 FC6-4 1B		0-0 4-3 ①		1 0 0 0 0 0 0
Al Oliver, L OBP: 0.338, SLG: 0.481 (6, PH)										1 0 1 0 0 0 0
Kent Tekulve, R OBP: 0.400, SLG: 0.400 (7, 1)										0 0 0 0 0 0 0
Rich Gossage, R OBP: 0.286, SLG: 0.429 (7, 1)										1 0 0 0 0 0 2

Inning Stats	R: 1	H: 2	E: 0	K: 1	S: 7	H: 0	LOB: 2	BB: 1	P: 11	R: 0	H: 0	E: 0	K: 1	S: 5	R: 3	H: 3	E: 0	K: 0	S: 6	R: 0	H: 1	E: 0	K: 1	S: 6	R: 1	H: 1	E: 0	K: 2	S: 8	R: 0	H: 2	E: 0	K: 0	S: 4	R: 0	H: 0	E: 0	K: 1	S: 4	R: 2	H: 2	E: 0	K: 0	S: 5	R: 0	H: 2	E: 0	K: 0	S: 5	1B: 7	2B: 3	3B: 0	HR: 1	SF: 1	SAC: 1	DP: 0	HBP: 0	WP: 1	PB: 0	SB: 1	CS: 2	PA: 39	ERA	WHIP
PITCHER	IP	WLS	BF	H	R	ER	SO	BB	IBB	HBP	BLK	WP	HR	S	P	ERA	WHIP															ERA	WHIP																															
Bob Owchinko, L ERA: 6.26 (1, 1)	2.0		12	5	4	4	2	1	0	0	0	0	0	15	19	18.00	3.000																																															
Rick Sawyer, R ERA: 5.37 (3, 1)	5.0	L	21	5	3	3	4	3	0	0	0	1	1	26	38	5.40	1.600																																															
Paul Siebert, L ERA: 2.45 (8, 1)	0.0		2	1	0	0	0	0	1	0	0	0	0	1	5	∞	∞																																															
Dan Spillner, R ERA: 3.82 (8, 1)	1.0		3	0	0	0	0	0	0	0	0	0	0	3	3	0.00	0.000																																															

BOTTOM

San Diego Padres @ Pittsburgh Pirates
Three Rivers Stadium, Pittsburgh, PA
Sun Jun 12 1977, 3:38 AM EDT
Att. 21,640 - Unknown

livebaseballscorecards.com

AB	31
R	7
H	11
RBI	6
BB	5
SO	6
LOB	19



WP: 1	PA: 39
PB: 0	
SB: 1	
CS: 2	

Batter	1	2	3	4	5	6	7	8	9	10	11	12	AB R H RBI BB SO LOB	TOP													
Ivan De Jesus, R OBP: 0.331, SLG: 0.359 (1, 6)	F7		L7			F3	K			FC1-6		FC2-8 1B	6 0 1 0 0 1 4	Chicago Cubs @ San Diego Padres San Diego Stadium, San Diego, CA Tue Jun 14 1977, 10:05 PM EDT Att. 15,801 - Unknown - 70 F													
Larry Blittner, L OBP: 0.335, SLG: 0.377 (1, 7) (6, 3)	6-3			F5		FC5-4 1B	G3			K		FC2-6 2B 1B	6 1 1 0 0 1 3														
Bill Buckner, L OBP: 0.333, SLG: 0.389 (6, PR) Mick Kelleher, R OBP: 0.291, SLG: 0.300 Paul Reuschel, R OBP: 0.321, SLG: 0.294 Greg Gross, L OBP: 0.321, SLG: 0.294 Bruce Sutter, R OBP: 0.441, SLG: 0.506 (1, 3) (6, PR) (6, 1) (8, PH) (8, 1) (10, PH) (10, 7)	L7			4-3		FC5-4 2B		L9		K		1B 2B	3 0 0 1 0 0 2 0 1 0 0 0 0 0 0 0 0 0 0 0 0 1 0 0 0 0 0 0 0 0 0 0 0 0 0 2 0 1 0 0 1 1														
Bobby Murcer, L OBP: 0.368, SLG: 0.454 (1, 9)		G3		F5		2B 1B		K			P6	1B IBB	5 1 1 1 1 1 0														
Jerry Morales, R OBP: 0.382, SLG: 0.466 (1, 8) (9, 7) (10, 8)					6-3			K			1B 1B FC6-4 BB	F3	4 1 1 2 2 1 3														
Manny Trillo, R OBP: 0.422, SLG: 0.526 (1, 4)										5-3		1B 1B	5 0 2 1 1 0 1														
Steve Ontiveros, S OBP: 0.421, SLG: 0.400 (1, 5)										4-3		1B 1B	5 0 1 0 0 0 3														
George Mitterwald, R OBP: 0.332, SLG: 0.391 (1, 2)										L8		FC6-4	4 1 0 1 1 1 2														
Bill Bonham, R OBP: 0.179, SLG: 0.214 Jose Cardenal, R OBP: 0.112, SLG: 0.260 (1, 1) (6, PH) (6, 7)													1 0 0 0 0 0 0 1 1 1 0 1 0 0														
Joe Wallis, S OBP: 0.205, SLG: 0.400 Willie Hernandez, L OBP: 0.154, SLG: 0.231 Bobby Darwin, R OBP: 0.154, SLG: 0.231 Jim Todd, L OBP: 0.154, SLG: 0.231 Donnie Moore, L OBP: 0.154, SLG: 0.231 (9, 8) (10, 1) (11, PH) (11, 1) (11, 1)													1 0 1 0 0 0 0 0 0 0 0 0 0 0 1 0 0 0 0 1 2 0 0 0 0 0 0 0 0 0 0 0 0 0 0														
Inning Stats	R: 0 E: 0 K: 3	H: 0 LOB: 0 BB: 3 P: 3	R: 0 E: 0 K: 6	H: 0 LOB: 1 BB: 1 P: 10	R: 0 E: 0 K: 1 S: 5	H: 0 LOB: 0 BB: 0 P: 5	R: 0 E: 0 K: 0 S: 3	H: 0 LOB: 0 BB: 0 P: 3	R: 0 E: 0 K: 0 S: 3	H: 0 LOB: 1 BB: 1 P: 13	R: 0 E: 0 K: 2 S: 7	H: 0 LOB: 0 BB: 0 P: 7	R: 0 E: 0 K: 0 S: 3		H: 0 LOB: 1 BB: 0 P: 8	R: 1 E: 0 K: 1 S: 10	H: 2 LOB: 2 BB: 1 P: 16	R: 1 E: 0 K: 0 S: 5	H: 3 LOB: 2 BB: 1 P: 9	1B: 8 2B: 2 3B: 0 HR: 0	SF: 0 SAC: 0 DP: 0 HBP: 0	WP: 0 PB: 0 SB: 0 CS: 0	PA: 51				
PITCHER	IP WLS BF H R ER SO BB IBB HBP BLK WP HR S P ERA WHIP																										
Tom Griffin, R ERA: 5.2 (1, 1)	5.2																										
Dave Tomlin, L ERA: 3.24 (6, 1)	1.1	6	0	0	0	1	1	1	0	0	0	0	10	18	0.00	0.750											
Rollie Fingers, R ERA: 2.64 (8, 1)	5.0	L	22	6	2	2	5	1	1	0	0	0	0	33	43	3.60	1.400										

AB	45
R	6
H	10
RBI	6
BB	6
SO	7
LOB	21



livebaseballscorecards.com

Batter	1	2	3	4	5	6	7	8	9	10	11	12	AB	R	H	RBI	BB	SO	LOB
Gene Richards, L (1, 7) OBP: 0.344, SLG: 0.344	0-3 K		4-0 1B FC6-4 BB		4-2 CS BB	0-0 4-3			0-0 6-3		0-0 3-1		4	1	0	0	2	1	0
Bill Almon, R (1, 6) OBP: 0.264, SLG: 0.283	1-2 6-3		0-0 FC6-4 1B		2-3 K			0-3 K		0-0 CS 1B			5	0	2	0	0	2	1
Mike Ivie, R (1, 3) OBP: 0.359, SLG: 0.500	0-0 5-3		0-0 FC6-4 1-2f		0-0 E 1B			0-0 WP 2B		0-0 CS 1-2		0-0 1-3 1B 2B	5	2	3	1	0	0	1
Dave Winfield, R (1, 9) OBP: 0.356, SLG: 0.535		0-0 HR 1B	4-0 BB		0-0 P8			0-3 K		0-0 1-3			4	1	1	0	1	1	3
George Hendrick, R (1, 8) OBP: 0.369, SLG: 0.448		0-0 HR 1-H	0-0 F8		2-2 6-3			1-2 5-3		2-2 BB 1B			5	1	2	3	0	0	4
Gene Tenace, R (1, 5) (11, 2) OBP: 0.396, SLG: 0.416		0-0 6-3		0-0 5-3		0-0 E8		0-3 K		4-0 G5-4-3 BB			4	0	0	0	1	1	0
Mike Champion, R (1, 4) OBP: 0.280, SLG: 0.303		0-0 5-3		0-0 1-3		0-0 1-3		0-0 L9		1-2 G5-4-3			4	0	0	0	0	0	1
Bobby Valentine, R (11, PH) (12, 5) OBP: 0.250, SLG: 0.250		0-0 5-3		0-0 1-3		0-0 1-3		0-0 L9		1-2 G5-4-3			1	0	0	0	0	0	2
Bob Davis, R (1, 2) OBP: 0.219, SLG: 0.250		0-0 4-3		0-0 4-3		0-3 K		0-3 K		4-0 CS BB			2	0	0	0	0	0	0
Pat Scanlon, L (7, PH) OBP: 0.222, SLG: 0.250		0-0 4-3		0-0 4-3		0-0 L7		0-0 L7		0-2 L7			1	0	0	0	0	1	0
Rollie Fingers, R (8, 1)		0-0 4-3		0-0 4-3		0-0 L7		0-0 L7		0-2 L7			1	0	0	0	0	0	0
Merv Rettenmund, R (12, PH) OBP: 0.454, SLG: 0.527		0-0 4-3		0-0 4-3		0-0 L7		0-0 L7		0-2 L7			0	0	0	0	1	0	0
Tom Griffin, R (1, 1) OBP: 0.074, SLG: 0.231		0-0 K		0-0 K		0-0 F8		0-0 L7		0-3 K			2	0	0	0	0	1	0
Dave Torrieri, L (6, 1) OBP: 0.333, SLG: 0.333		0-0 K		0-0 K		0-0 F8		0-0 L7		0-3 K			0	0	0	0	0	0	0
Jerry Lumeter, L (7, PH) OBP: 0.336, SLG: 0.410		0-0 K		0-0 K		0-0 F8		0-0 L7		0-3 K			0	0	0	0	0	0	0
Dave Roberts, R (8, 2) OBP: 0.202, SLG: 0.282		0-0 K		0-0 K		0-0 F8		0-0 L7		0-3 K			0	0	0	0	0	0	0
Gary Sutherland, R (10, PH) OBP: 0.417, SLG: 0.500		0-0 K		0-0 K		0-0 F8		0-0 L7		0-3 K			2	0	0	0	0	1	1

Inning Stats	R: 0	H: 0	E: 0	LOB: 0	K: 1	P: 8	R: 2	H: 2	E: 0	LOB: 0	K: 0	P: 5	R: 1	H: 1	E: 1	LOB: 2	K: 1	P: 6	R: 0	H: 0	E: 0	LOB: 0	K: 0	P: 3	R: 1	H: 1	E: 1	LOB: 1	K: 0	P: 10	R: 0	H: 0	E: 0	LOB: 0	K: 1	P: 5	R: 0	H: 1	E: 0	LOB: 1	K: 2	P: 15	R: 0	H: 0	E: 0	LOB: 0	K: 2	P: 7	R: 0	H: 1	E: 0	LOB: 0	K: 1	P: 5	R: 1	H: 2	E: 0	LOB: 1	K: 0	P: 17	R: 0	H: 0	E: 0	LOB: 0	K: 0	P: 8	R: 0	H: 0	E: 0	LOB: 0	K: 0	P: 8	1B: 5	SF: 0	2B: 2	SAC: 0	3B: 0	DP: 1	HR: 1	HBP: 0	WP: 1	PA: 47
--------------	------	------	------	--------	------	------	------	------	------	--------	------	------	------	------	------	--------	------	------	------	------	------	--------	------	------	------	------	------	--------	------	-------	------	------	------	--------	------	------	------	------	------	--------	------	-------	------	------	------	--------	------	------	------	------	------	--------	------	------	------	------	------	--------	------	-------	------	------	------	--------	------	------	------	------	------	--------	------	------	-------	-------	-------	--------	-------	-------	-------	--------	-------	--------

PITCHER	IP	WLS	BF	H	R	ER	SO	BB	IBB	HBP	BLK	WP	HR	S	P	ERA	WHIP
Bill Bonham, R (1, 1) ERA: 3.77	5.0		20	3	3	3	3	3	0	0	0	0	1	31	46	5.40	1.200
Paul Reuschel, R (6, 1) ERA: 1.25	2.0		8	1	1	0	1	0	0	0	0	0	0	13	15	0.00	0.500
Bruce Sutter, R (8, 1) ERA: 0.75	2.0		7	1	0	0	4	0	0	0	0	1	0	21	22	0.00	0.500
Willie Hernandez, L (10, 1) ERA: 1.77	1.0		3	1	0	0	1	0	0	0	0	0	0	5	5	0.00	1.000
Jim Todd, R (11, 1) ERA: 10.24	0.1		4	2	1	1	0	1	0	0	0	0	0	6	12	27.00	9.000

PITCHER	IP	WLS	BF	H	R	ER	SO	BB	IBB	HBP	BLK	WP	HR	S	P	ERA	WHIP
Donnie Moore, R (11, 1) ERA: 3.0	1.2	W	4	0	0	0	0	1	0	0	0	0	0	8	13	0.00	0.600


BOTTOM

Chicago Cubs @ San Diego Padres
San Diego Stadium, San Diego, CA

Tue Jun 14 1977, 10:05 PM EDT
Att: 15,801 - Unknown - 70 F

livebaseballscorecards.com

AB	41
R	5
H	8
RBI	4
BB	5
SO	9
LOB	13



Batter	1	2	3	4	5	6	7	8	9	AB R H RBI BB SO LOB	TOP											
Ivan De Jesus, R OBP: 0.329, SLG: 0.357 (1, 6) X	0-0 L1-6-3 1B		0-3 K		0-0 F9		0-3 K			4 0 1 0 0 2 1												
Gene Clines, R OBP: 0.433, SLG: 0.519 (1, 7) X	0-0 L1-6-3 1-2			0-0 4-3 3B	0-0 FC6-4 1-2f		0-3 K			4 1 1 0 0 1 2												
Bill Buckner, L OBP: 0.329, SLG: 0.373 (1, 3) X	0-0 F7			0-0 4-3		4-0 WP 1B BB		0-0 6-3		3 1 0 1 1 0 0												
Bobby Murcer, L OBP: 0.366, SLG: 0.449 (1, 9) X		0-0 G3		0-0 3-H FC6-4 1B		0-3 1-2 K		0-0 G3		4 0 1 0 0 1 1												
Jerry Morales, R OBP: 0.380, SLG: 0.462 (1, 8) X		0-0 5-3		1-2 FC6-4 1B 1-2f		0-0 2-H 1B 1B		0-0 6-3		4 0 1 1 0 0 1												
Manny Trillo, R OBP: 0.428, SLG: 0.530 (1, 4) X		0-0 1B		0-0 1-3 1B		0-0 1-2 1B			3-2 L5	4 0 3 0 0 0 0												
Steve Ontiveros, S OBP: 0.413, SLG: 0.391 (1, 5) X		0-0 4-3		0-0 L7		0-0 F8			2-2 6-3	4 0 0 0 0 0 5												
George Mitterwald, R OBP: 0.325, SLG: 0.382 (1, 2) X			0-0 P5		0-3 K	0-3 K			0-0 P6	4 0 0 0 0 2 2												
Rick Reuschel, R OBP: 0.212, SLG: 0.281 (1, 1) X			1-2 5-3		0-0 FC6-4 1B		0-0 P4			3 0 1 0 0 0 0												
Inning Stats	R: 0 E: 0 K: 0 S: 3	H: 1 LOB: 0 BB: 0 P: 3	R: 0 E: 0 K: 0 S: 4	H: 1 LOB: 1 BB: 0 P: 4	R: 0 E: 0 K: 1 S: 9	H: 0 LOB: 0 BB: 0 P: 10	R: 1 E: 0 K: 0 S: 9	H: 3 LOB: 2 BB: 0 P: 10	R: 0 E: 0 K: 1 S: 6	H: 1 LOB: 1 BB: 0 P: 6	R: 1 E: 0 K: 2 S: 10	H: 2 LOB: 2 BB: 1 P: 14	R: 0 E: 0 K: 2 S: 7	H: 0 LOB: 0 BB: 0 P: 7	R: 0 E: 0 K: 0 S: 3	H: 0 LOB: 0 BB: 0 P: 3	R: 0 E: 0 K: 0 S: 10	H: 0 LOB: 0 BB: 0 P: 15	1B: 7 2B: 0 3B: 1 HR: 0	SF: 0 SAC: 0 DP: 1 HBP: 0	WP: 1 PB: 0 SB: 0 CS: 0	PA: 35
PITCHER	IP WLS BF H R ER SO BB IBB HBP BLK WP HR S P ERA WHIP																					
Bob Owchinko, L ERA: 5.72 (1, 1)	5.1 L 23 7 2 2 3 1 0 0 0 1 0 36 42 3.38 1.500																					
Dan Spillner, R ERA: 3.53 (6, 1)	2.2 9 1 0 0 3 0 0 0 0 0 0 15 15 0.00 0.375																					
Rick Sawyer, R ERA: 5.3 (9, 1)	1.0 3 0 0 0 0 0 0 0 0 0 0 10 15 0.00 0.000																					

Chicago Cubs @ San Diego Padres
San Diego Stadium, San Diego, CA
Wed Jun 15 1977, 10:05 PM EDT
Att. 14,931 - Unknown - 68 F

livebaseballscorecards.com

AB 34
R 2
H 8
RBI 2
BB 1
SO 6
LOB 12



Batter	1	2	3	4	5	6	7	8	9	AB R H RBI BB SO LOB
Gene Richards, L (1, 7) OBP: 0.343, SLG: 0.343	0-0 6-3		0-0 L7			0-0 G1-4-3 1B			0-3 K	4 0 1 0 0 1 0
Gene Tenace, R (1, 5) OBP: 0.394, SLG: 0.413	0-0 1B		0-0 F9			0-0 L8			0-3 K	4 0 1 0 0 1 1
Mike Ivie, R (1, 3) OBP: 0.352, SLG: 0.490	0-0 L7		0-0 L7			0-0 G1-4-3 1-2f			0-0 6-3	4 0 0 0 0 0 2
Dave Winfield, R (1, 9) OBP: 0.356, SLG: 0.532	2-2 G3			0-0 G6-4-3 1B				0-3 K		3 0 1 0 0 0 1 1
George Hendrick, R (1, 8) OBP: 0.364, SLG: 0.442		0-3 K		0-0 G6-4-3 1-2f				0-0 6-3		3 0 0 0 0 0 1 1
Bobby Valentine, R (1, 6) OBP: 0.253, SLG: 0.269		0-0 2B		0-0 5-3				0-3 K		3 0 1 0 0 0 1 0
Mike Champion, R (1, 4) OBP: 0.278, SLG: 0.300		0-0 6-3			0-0 6-3			0-3 K		2 0 0 0 0 0 0 1
Gary Sutherland, R (8, PH) OBP: 0.408, SLG: 0.489										1 0 0 0 0 0 1 0
Bob Davis, R (1, 2) OBP: 0.227, SLG: 0.246		4-0 IBB			0-3 K			1-2 G3		1 0 0 0 0 1 1 0
Pat Scanlon, L (8, PH) OBP: 0.200, SLG: 0.222										1 0 0 0 0 0 0 0
Dave Roberts, R (9, 2) OBP: 0.262, SLG: 0.282										0 0 0 0 0 0 0 0
Bob Owchinko, L (1, 1) OBP: 0.200, SLG: 0.111		0-3 K			0-3 K			0-0 F3		2 0 0 0 0 0 2 2
Dan Spillner, R (6, 1)										0 0 0 0 0 0 0 0
Jerry Turner, L (8, PH) OBP: 0.333, SLG: 0.407										1 0 0 0 0 0 0 0
Rick Sawyer, R (9, 1) OBP: 0.364, SLG: 0.176										0 0 0 0 0 0 0 0

Inning Stats	R: 0 E: 0 K: 8	H: 1 LOB: 1 BB: 0 P: 10	R: 0 E: 0 K: 2 S: 8	H: 1 LOB: 2 BB: 1 P: 12	R: 0 E: 0 K: 0 S: 3	H: 0 LOB: 0 BB: 0 P: 3	R: 0 E: 0 K: 0 S: 3	H: 1 LOB: 0 BB: 0 P: 3	R: 0 E: 0 K: 2 S: 7	H: 0 LOB: 0 BB: 0 P: 7	R: 0 E: 0 K: 0 S: 3	H: 1 LOB: 0 BB: 0 P: 3	R: 0 E: 0 K: 2 S: 7	H: 0 LOB: 0 BB: 0 P: 7	R: 0 E: 0 K: 1 S: 8	H: 0 LOB: 0 BB: 0 P: 9	R: 0 E: 0 K: 2 S: 7	H: 0 LOB: 0 BB: 0 P: 7	1B: 3 2B: 1 3B: 0 HR: 0	SF: 0 SAC: 0 DP: 2 HBP: 0	WP: 0 PB: 0 SB: 0 CS: 0	PA: 30
PITCHER Rick Reuschel, R (1, 1) ERA: 2.54	IP 9.0 WLS W BF 30 H 4 R 0 ER 0 SO 9 BB 0 IBB 1 HBP 0 BLK 0 WP 0 HR 0 S 54 P 61 ERA 0.00 WHIP 0.444																					

BOTTOM

Chicago Cubs @ San Diego Padres
San Diego Stadium, San Diego, CA
Wed Jun 15 1977, 10:05 PM EDT
Att: 14,931 - Unknown - 68 F

livebaseballscorecards.com

AB	29
R	0
H	4
RBI	0
BB	1
SO	9
LOB	8



Batter	1	2	3	4	5	6	7	8	9	AB R H RBI BB SO LOB	TOP
Ivan De Jesus, R (1, 6) OBP: 0.331, SLG: 0.366	0-0 5-3		0-0 E5 2B		0-0 5-3		0-0 L4-3 3B		0-0 E7 1B	5 2 2 2 0 0 0	
Gene Clines, R (1, 7) OBP: 0.436, SLG: 0.524 Larry Bittner, L (9, PH) OBP: 0.338, SLG: 0.380	0-0 F2		0-0 1-3 2B		4-0 L3 BB		0-0 L4-3		0-0 2-H 1B	3 0 1 1 1 0 0 1 0 1 1 0 0 0	
Bill Buckner, L (1, 3) OBP: 0.310, SLG: 0.350	0-0 G3		0-3 K		0-0 L3 1-2		0-0 G3		0-0 P6	5 0 0 0 0 1 4	
Bobby Murcer, L (1, 9) OBP: 0.363, SLG: 0.443		1-2 F8		0-0 1B BLK FC1-2 1B		0-0 4-3		0-0 3-1	1-2 L7	5 0 1 0 0 0 1	
Jerry Morales, R (1, 8) OBP: 0.382, SLG: 0.462		0-0 6-3		0-0 FC1-2 1B 1-2 FC1-2 1B		0-0 1B		0-0 4-3		4 0 2 0 0 0 0	
Manny Trillo, R (1, 4) OBP: 0.434, SLG: 0.549		0-0 HR		0-0 FC1-2 FC1-2 1-2 2-3 1B		0-0 G3-6-3 1B		0-0 P6		4 1 3 1 0 0 0	
Steve Ontiveros, S (1, 5) OBP: 0.405, SLG: 0.382		0-0 6-3		0-0 FC1-2 FC1-2 1-2 2-3 3-Hf		0-0 G3-6-3 1-2f			0-0 F3	4 0 0 0 0 0 5	
George Mitterwald, R (1, 2) OBP: 0.321, SLG: 0.377 Steve Swisher, R (7, PH) OBP: 0.263, SLG: 0.444 (7, 2)			0-0 F3	0-0 FC1-2 1-2 2-3 3-Hf		0-0 K			0-0 HR	2 0 0 0 0 0 3 2 1 1 1 0 1 0	
Ray Burris, R (1, 1) OBP: 0.182, SLG: 0.228 Bobby Darwin, R (4, PH) OBP: 0.143, SLG: 0.214 Donnie Moore, L (4, 1) Paul Reuschel, R (4, 1) Jose Cardenal, R (7, PH) OBP: 0.319, SLG: 0.289 Jim Todd, L (7, 1) Dave Rosello, R (9, PH) OBP: 0.282, SLG: 0.324			0-3 K	0-3 F9		0-0 3B 1B			0-0 E 2B	1 0 0 0 0 0 1 0 1 0 0 0 0 0 0 3 0 0 0 0 0 0 0 0 0 0 0 0 0 0 0 0 1 1 1 0 0 0 0 0 0 0 0 0 0 0 0 0 1 1 1 0 0 0 0 0	
Inning Stats	R: 0 H: 0 E: 0 LOB: 0 K: 0 BB: 0 S: 3 P: 3	R: 1 H: 1 E: 0 LOB: 0 K: 0 BB: 0 S: 7 P: 8	R: 0 H: 1 E: 1 LOB: 2 K: 2 BB: 0 S: 9 P: 9	R: 0 H: 3 E: 0 LOB: 3 K: 0 BB: 0 S: 10 P: 12	R: 0 H: 0 E: 0 LOB: 0 K: 0 BB: 1 S: 2 P: 6	R: 0 H: 2 E: 0 LOB: 1 K: 0 BB: 0 S: 4 P: 4	R: 2 H: 2 E: 0 LOB: 0 K: 1 BB: 0 S: 7 P: 7	R: 0 H: 0 E: 0 LOB: 0 K: 0 BB: 0 S: 3 P: 3	R: 3 H: 4 E: 1 LOB: 1 K: 0 BB: 0 S: 12 P: 13	1B: 8 SF: 0 2B: 3 SAC: 0 3B: 1 DP: 2 HR: 2 HBP: 0	WP: 0 PA: 40 PB: 0 SB: 0 CS: 0
PITCHER	IP WLS BF H R ER SO BB IBB HBP BLK WP HR S P ERA WHIP										
Bob Shirley, L (1, 1) ERA: 3.14	5.0 W 21 5 1 1 2 1 0 0 0 1 0 1 31 38 1.80 1.200										
Dave Tomlin, L (6, 1) ERA: 3.8	3.1 15 6 4 4 1 0 0 0 0 0 1 17 17 10.80 1.800										
Rick Sawyer, R (9, 1) ERA: 5.3	0.0 2 2 1 0 0 0 0 0 0 0 0 2 2 ∞ ∞										
Dan Spillner, R (9, 1) ERA: 3.47	0.2 S 2 0 0 0 0 0 0 0 0 0 0 0 7 8 0.00 0.000										

Chicago Cubs @ San Diego Padres
San Diego Stadium, San Diego, CA

Thu Jun 16 1977, 10:05 PM EDT
Att. 10,748 - Unknown - 69 F

livebaseballscorecards.com

AB	39
R	6
H	13
RBI	6
BB	1
SO	3
LOB	16



Batter	1	2	3	4	5	6	7	8	9
Gene Richards, L (1, 7) OBP: 0.344, SLG: 0.341	0-0 E6 1B	4-0 FC5 BB		0-0 S BLK 2B 1B	0-0 1-3			0-0 6-3	
Gene Tenace, R (1, 5) OBP: 0.405, SLG: 0.436 Gary Sutherland, R (9, 5) OBP: 0.408, SLG: 0.489	0-0 1-2 1B	1-0 HBP		4-0 2B 5-3 BB		0-0 HR		0-0 2-H 1B	
Mike Ivie, R (1, 3) OBP: 0.349, SLG: 0.488	0-0 G1-4-3 1-2 2-3 E	0-0 FC5		2-2 5-3 1-3 2B		2-2 F8		0-0 F9	
Dave Winfield, R (1, 9) OBP: 0.357, SLG: 0.528	0-0 1-2 2-H 3-H 1B		3-3 K	4-0 5-3 IBB		0-0 L9		0-0 F9	
George Hendrick, R (1, 8) OBP: 0.362, SLG: 0.452	0-0 G1-4-3 1-2r 2-3		0-0 HR	0-0 5-3		0-0 P3			
Bill Almon, R (1, 6) OBP: 0.264, SLG: 0.283	0-0 E5		0-0 1B	0-0 1-3		0-0 6-3			
Mike Champion, R (1, 4) OBP: 0.278, SLG: 0.300	0-0 L8		0-0 F8		0-0 E9 SH3 FC4-2 1B	0-0 4-3			
Bob Davis, R (1, 2) OBP: 0.218, SLG: 0.236		0-3 K	0-0 4-3		0-0 SH3	0-3 K			
Bob Shirley, R (1, 1) OBP: 0.125, SLG: 0.067 Jerry Turner, L (5, PH) OBP: 0.331, SLG: 0.403 Dave Tomlin, L (6, 1) OBP: 0.500, SLG: 0.500 Rick Sawyer, R (9, 1) OBP: 0.364, SLG: 0.176 Dan Spillner, R (9, 1)		0-3 K		0-0 F8	0-0 FC4-2			0-0 6-3 1B	

Inning Stats	R: 3 E: 3 K: 0 S: 7	H: 2 LOB: 1 BB: 0 P: 7	R: 0 E: 0 K: 2 S: 7	H: 0 LOB: 2 BB: 1 P: 12	R: 1 E: 0 K: 1 S: 9	H: 2 LOB: 1 BB: 0 P: 12	R: 2 E: 0 K: 0 S: 8	H: 2 LOB: 2 BB: 2 P: 18	R: 0 E: 1 K: 0 S: 4	H: 1 LOB: 1 BB: 0 P: 4	R: 1 E: 0 K: 0 S: 7	H: 1 LOB: 0 BB: 0 P: 9	R: 0 E: 0 K: 1 S: 5	H: 0 LOB: 0 BB: 0 P: 5	R: 1 E: 0 K: 0 S: 5	H: 2 LOB: 1 BB: 0 P: 5
--------------	------------------------------	---------------------------------	------------------------------	----------------------------------	------------------------------	----------------------------------	------------------------------	----------------------------------	------------------------------	---------------------------------	------------------------------	---------------------------------	------------------------------	---------------------------------	------------------------------	---------------------------------

PITCHER	IP	WLS	BF	H	R	ER	SO	BB	IBB	HBP	BLK	WP	HR	S	P	ERA	WHIP
Ray Burris, R (1, 1) ERA: 4.23	3.0	L	17	4	4	1	3	1	0	1	0	0	1	23	31	3.00	1.667
Donnie Moore, R (4, 1) ERA: 4.11	0.1		4	2	2	2	0	1	0	0	1	0	0	6	12	54.00	9.000
Paul Reuschel, R (4, 1) ERA: 1.4	2.2		11	2	1	1	0	0	1	0	0	0	1	13	19	3.38	0.750
Jim Todd, R (7, 1) ERA: 9.7	2.0		8	2	1	1	1	0	0	0	0	0	0	10	10	4.50	1.000

BOTTOM

Chicago Cubs @ San Diego Padres
San Diego Stadium, San Diego, CA

Thu Jun 16 1977, 10:05 PM EDT
Att: 10,748 - Unknown - 69 F

AB	R	H	RBI	BB	SO	LOB
4	2	1	0	1	0	2
3	3	3	2	1	0	0
0	0	0	0	0	0	0
5	1	1	1	0	0	5
4	0	1	2	1	1	1
4	1	1	2	0	0	4
4	0	1	0	0	0	2
4	0	1	0	0	0	2
3	0	0	0	0	2	1
2	0	0	0	0	1	0
1	0	0	0	0	0	1
1	1	1	0	0	0	0
0	0	0	0	0	0	0
0	0	0	0	0	0	0

AB	35
R	8
H	10
RBI	7
BB	3
SO	4
LOB	18

WP: 0 PA: 40
PB: 0
SB: 3
CS: 0



PITCHER	IP	WLS	BF	H	R	ER	SO	BB	IBB	HBP	BLK	WP	HR	S	P	ERA	WHIP
---------	----	-----	----	---	---	----	----	----	-----	-----	-----	----	----	---	---	-----	------

Batter	1	2	3	4	5	6	7	8	9	AB R H RBI BB SO LOB
Lou Brock, L (1, 7) OBP: 0.332, SLG: 0.407	0-0 F7	0-0 4-3		0-0 FC4		0-0 4-3			0-0 5-3	5 0 0 0 0 0 5
Garry Templeton, S (1, 6) OBP: 0.332, SLG: 0.433	0-0 6-3	0-0 4-3			0-0 G3 S 1B		0-0 CS 1B		0-0 1-3	5 0 2 0 0 0 1
Hector Cruz, R (1, 9) OBP: 0.393, SLG: 0.434	0-0 2B 1B		4-0 CS BB		0-3 K 1-2		0-0 1B 1-2 1B			3 1 2 0 1 1 1
Ted Simmons, S (1, 2) OBP: 0.414, SLG: 0.532	0-0 1-H 2B		0-0 P4		0-0 G3 2-3		0-0 1-3 1B			4 0 2 1 0 0 2
Keith Hernandez, L (1, 3) OBP: 0.409, SLG: 0.493	0-0 4-3		0-3 K		0-0 P6		0-3 K			4 0 0 0 0 2 4
Ken Reitz, R (1, 5) OBP: 0.333, SLG: 0.511		0-0 BB 2B 1B	0-0 CS	0-0 6-3		0-0 FC1-5 BB 1B		0-0 6-3		4 1 2 0 0 0 0 0 0 0 0 0 0 0
Don Kessinger, S (8, 4) OBP: 0.323, SLG: 0.268			1-2							
Jerry Mumphrey, S (1, 8) OBP: 0.433, SLG: 0.537		4-0 BB BB BB BB		4-0 BB BB BB BB	4-0 E BB	4-0 BB BB BB BB		0-0 2		1 1 0 0 3 0 0
Mike Tyson, R (1, 4) OBP: 0.308, SLG: 0.288		0-0 FC2-5		4-0 BB BB BB BB	4-0 E BB	0-0 FC1-5 FC2-5		0-3 3		2 0 1 2 1 0 2 1 0 0 0 0 1 0
Mike Phillips, L (8, PH) OBP: 0.242, SLG: 0.287		1-H 2-H 2B		1-3 BB		1-2 2-3f K				
John Denny, R (1, 1) OBP: 0.129, SLG: 0.100		0-0 FC2-5		0-3 K		0-0 FC2-5			0-3 1	3 0 0 0 0 1 5 1 0 0 0 0 1 0
Tony Scott, S (9, PH) OBP: 0.415, SLG: 0.496		2-3 4-3				1-2 2-3f K				

TOP

St. Louis Cardinals @ San Diego Padres
San Diego Stadium, San Diego, CA

Fri Jun 17 1977, 10:05 PM EDT
Att: 19,518 - Unknown

livebaseballscorecards.com

AB	33
R	3
H	9
RBI	3
BB	5
SO	6
LOB	20

1B:	7	SF:	0
2B:	2	SAC:	0
3B:	0	DP:	0
HR:	0	HBP:	0
WP:	0	PA:	39
PB:	0		
SB:	1		
CS:	2		

Inning Stats	R: 1	H: 2	E: 0	K: 0	S: 5	R: 2	H: 2	E: 0	K: 0	S: 5	R: 0	H: 0	E: 0	K: 1	S: 4	R: 0	H: 0	E: 1	K: 1	S: 5	R: 0	H: 1	E: 0	K: 1	S: 6	R: 0	H: 1	E: 0	K: 0	S: 4	R: 0	H: 3	E: 0	K: 1	S: 6	R: 0	H: 0	E: 0	K: 1	S: 5	R: 0	H: 0	E: 0	K: 1	S: 5	1B: 7	SF: 0	2B: 2	SAC: 0	3B: 0	DP: 0	HR: 0	HBP: 0	WP: 0	PA: 39
PITCHER	IP	WLS	BF	H	R	ER	SO	BB	IBB	HBP	BLK	WP	HR	S	P	ERA	WHIP																																						
Randy Jones, L (1, 1) ERA: 4.59	2.0		11	4	3	3	0	1	0	0	0	0	0	10	14	13.50	2.500																																						
John D'Acquisto, R (3, 1) ERA: 4.7	2.0	W	8	0	0	0	2	3	0	0	0	0	0	9	21	0.00	1.500																																						
Dave Wehmeister, R (5, 1) ERA: 4.5	2.0		9	2	0	0	1	1	0	0	0	0	0	10	14	0.00	1.500																																						
Rollie Fingers, R (7, 1) ERA: 2.53	3.0	S	10	3	0	0	3	0	0	0	0	0	0	16	16	0.00	1.000																																						



Batter	1	2	3	4	5	6	7	8	9
Gene Richards, L (1, 7) OBP: 0.343, SLG: 0.344	0-0 6-3		0-0 P6	0-0 2B			0-0 G3		
Gene Tenace, R (1, 5) OBP: 0.403, SLG: 0.430 Gary Sutherland, R (8, 5) OBP: 0.408, SLG: 0.489	0-0 L7		0-0 L7	0-3 K			4-0 FC6-4 BB		
Mike Ivie, R (1, 3) OBP: 0.347, SLG: 0.480	4-0 1B BB		0-0 6-3		0-3 K		0-0 F8		
Dave Winfield, R (1, 9) OBP: 0.355, SLG: 0.524	0-0 1-3 1B			0-0 P3	0-0 5-3		0-0 FC6-4 1-2f		
George Hendrick, R (1, 8) OBP: 0.360, SLG: 0.449	0-0 P6			0-0 E FC4-6 1B 1B	0-0 4-3			0-0 1-3	
Bill Almon, R (1, 6) OBP: 0.267, SLG: 0.283		0-0 4-3		0-0 E8 FC4-6 1-3 1B		4-0 SH3-4 BB		0-0 F5	
Mike Champion, R (1, 4) OBP: 0.278, SLG: 0.300		0-0		0-0 FC4-6 BB 1-2f HR		0-0 SH3-4 1-2		0-0 4-3	
Bob Davis, R (1, 2) OBP: 0.222, SLG: 0.230		0-3 K		4-0 1-2 HR BB		0-3 K			
Randy Jones, R (1, 1) OBP: 0.240, SLG: 0.217 Dave Kingman, R (2, PH) OBP: 0.262, SLG: 0.368 John D'Acquisto, R (3, 1) Jerry Turner, L (4, PH) OBP: 0.336, SLG: 0.433 Dave Wehrmeister, R (5, 1) Pat Scanlon, L (6, PH) OBP: 0.182, SLG: 0.200 Rollie Fingers, R (7, 1)		0-0 P4		0-0 1-H 2-H HR		0-0 4-3			

AB	R	H	RBI	BB	SO	LOB
4	0	1	0	0	0	0
3	0	0	0	1	1	1
0	0	0	0	0	0	0
3	0	0	0	1	1	1
4	0	1	0	0	0	1
4	1	1	0	0	0	2
3	0	1	0	1	0	0
3	1	1	1	0	0	1
2	1	0	0	1	2	2
0	0	0	0	0	0	0
1	0	0	0	0	0	1
0	0	0	0	0	0	0
1	1	1	3	0	0	0
0	0	0	0	0	0	0
1	0	0	0	0	0	1
0	0	0	0	0	0	0

BOTTOM

St. Louis Cardinals @ San Diego Padres
San Diego Stadium, San Diego, CA

AB 29
R 4
H 6
RBI 4
BB 4
SO 4
LOB 10



1B	2B	3B	HR	SF	SAC	DP	HBP	WP	PA
4	1	0	1	0	1	0	0	0	34

Inning Stats	R	H	E	K	S	P	IP	WLS	BF	H	R	ER	SO	BB	IBB	HBP	BLK	WP	HR	S	P	ERA	WHIP
	0	1	0	0	4	8	8.0	L	34	6	4	4	4	4	0	0	0	0	1	38	54	4.50	1.250

PITCHER	IP	WLS	BF	H	R	ER	SO	BB	IBB	HBP	BLK	WP	HR	S	P	ERA	WHIP
John Denny, R (1, 1) ERA: 3.73	8.0	L	34	6	4	4	4	4	0	0	0	0	1	38	54	4.50	1.250

Batter	1	2	3	4	5	6	7	8	9	AB R H RBI BB SO LOB	TOP		
Lou Brock, L (1, 7) OBP: 0.330, SLG: 0.409 Rawly Eastwick, R (7, 1) OBP: 0.167, SLG: 0.167	0-0 4-3		0-0 F6		0-0 6-3		0-0 1-H 2-H 2B			4 0 1 1 0 0 0 0 0 0 0 0 0 0			
Garry Templeton, S (1, 6) OBP: 0.335, SLG: 0.434	0-0 6-3		0-0 E S 1B		0-0 1B		0-0 5-3			4 0 2 0 0 0 1			
Tony Scott, S (1, 8) OBP: 0.411, SLG: 0.489	0-0 1B		0-0 4-3 1-3		0-0 F8			0-0 6-3		4 0 1 0 0 0 2			
Ted Simmons, S (1, 2) OBP: 0.411, SLG: 0.524	0-0 4-3		0-0 F8			4-0 BB G5-4-3		0-0 6-3		3 0 0 0 1 0 2			
Keith Hernandez, L (1, 3) OBP: 0.402, SLG: 0.484		0-0 4-3		0-0 G3		0-0 F7		0-0 G3		4 0 0 0 0 0 1			
Ken Reitz, R (1, 5) OBP: 0.336, SLG: 0.515		0-0 FC4-6 WP 1B		0-0 2B		0-0 G5-4-3 1-2f		0-0 5-3		4 0 2 0 0 0 1			
Jerry Mumphrey, S (1, 9) OBP: 0.429, SLG: 0.525 (7, 7)		4-0 BB BB BB 1-2 FC4-6 BB		0-3 SS K		0-0 L8		0-0 6-3		3 0 0 0 1 1 1			
Mike Phillips, L (1, 4) OBP: 0.245, SLG: 0.281 Mike Tyson, R (9, PH) OBP: 0.306, SLG: 0.287		0-0 FC4-6 1-2f 2-3		0-0 F7		4-0 BB BB BB 2B BB		0-0 4-3		2 1 0 0 1 0 3 1 0 0 0 0 0 0			
Eric Rasmussen, R (1, 1) OBP: 0.194, SLG: 0.233 Clay Carroll, R (5, 1) Hector Cruz, R (7, PH) OBP: 0.396, SLG: 0.434 (7, 9)		0-0 F8		0-0 F3		4-0 BB BB BB 1-2 2B BB				2 0 0 0 0 0 2 0 0 0 0 0 0 0 0 0 0 0 1 0 0			
Inning Stats	R: 0 H: 1 E: 0 LOB: 1 K: 0 BB: 0 S: 4 P: 4	R: 0 H: 1 E: 0 LOB: 2 K: 0 BB: 1 S: 4 P: 8	R: 0 H: 1 E: 0 LOB: 1 K: 0 BB: 0 S: 4 P: 4	R: 0 H: 1 E: 0 LOB: 1 K: 1 BB: 0 S: 6 P: 6	R: 0 H: 1 E: 0 LOB: 1 K: 0 BB: 0 S: 4 P: 4	R: 0 H: 0 E: 0 LOB: 0 K: 0 BB: 1 S: 2 P: 6	R: 1 H: 1 E: 0 LOB: 1 K: 0 BB: 2 S: 3 P: 11	R: 0 H: 0 E: 0 LOB: 0 K: 0 BB: 0 S: 3 P: 3	R: 0 H: 0 E: 0 LOB: 0 K: 0 BB: 0 S: 3 P: 3	1B: 4 SF: 0 2B: 2 SAC: 0 3B: 0 DP: 1 HR: 0 HBP: 0	WP: 1 PA: 35 PB: 0 SB: 1 CS: 0		
PITCHER	IP WLS BF H R ER SO BB IBB HBP BLK WP HR S P ERA WHIP											PITCHER	IP WLS BF H R ER SO BB IBB HBP BLK WP HR S P ERA WHIP
Tom Griffin, R (1, 1) ERA: 4.88 Dave Tomlin, L (7, 1) ERA: 3.61	6.2 W 28 6 1 1 1 4 0 0 0 1 0 26 42 1.35 1.500												

St. Louis Cardinals @ San Diego Padres
San Diego Stadium, San Diego, CA
Sat Jun 18 1977, 10:05 PM EDT
Att: 35,702 - Unknown

AB	31
R	1
H	6
RBI	1
BB	4
SO	1
LOB	13



Batter	1	2	3	4	5	6	7	8	9
Gene Richards, L (1, 7) OBP: 0.347, SLG: 0.362	0-3 K		0-0 BB S 1B	0-0 1-H HR		0-0 B1		0-0 1B	
Gene Tenace, R (1, 5) OBP: 0.399, SLG: 0.422 Gary Sutherland, R (9, 5) OBP: 0.408, SLG: 0.489	0-0 5-3		4-0 BB 1-2 BB	0-3 K		0-0 F8		0-0 F5	
Mike Ivie, R (1, 3) OBP: 0.354, SLG: 0.481	4-0 BB BB		4-0 1-2 2-3 BB		0-0 HR 1B		0-0 F9		
Dave Winfield, R (1, 9) OBP: 0.357, SLG: 0.522	4-0 1-2 BB		0-0 F3		0-0 F8		0-0 1B 1B		
George Hendrick, R (1, 8) OBP: 0.363, SLG: 0.463	0-3 K		0-0 F8		0-0 1-H HR		0-0 1-2 1B		
Bill Almon, R (1, 6) OBP: 0.267, SLG: 0.287		0-0 SH1-3 2B	0-3 K		0-0 6-3		0-0 P4		
Mike Champion, R (1, 4) OBP: 0.279, SLG: 0.300		0-0 SH1-3 2-3		0-0 L9		0-0 1B		0-0 5-3	
Bob Davis, R (1, 2) OBP: 0.224, SLG: 0.231		0-3 K		0-0 HR 1B		0-0 5-3		0-0 F9	
Tom Griffin, R (1, 1) OBP: 0.067, SLG: 0.207 Dave Tomlin, L (7, 1) OBP: 0.400, SLG: 0.400		0-3 K		0-3 K		0-3 K		0-3 K	

AB	R	H	RBI	BB	SO	LOB
5	1	3	2	0	1	0
4	0	0	0	1	1	1
0	0	0	0	0	0	0
2	1	1	0	2	0	0
3	0	1	0	1	0	4
4	1	2	2	0	1	5
4	0	1	0	0	1	5
3	0	1	0	0	0	2
4	1	1	0	0	1	2
3	0	0	0	0	3	2
1	0	0	0	0	1	0

BOTTOM

St. Louis Cardinals @ San Diego Padres
San Diego Stadium, San Diego, CA
 Sat Jun 18 1977, 10:05 PM EDT
 Att. 35,702 - Unknown

livebaseballscorecards.com

AB	33
R	4
H	10
RBI	4
BB	4
SO	9
LOB	21



Inning Stats		R: 0	H: 0	E: 0	K: 2	S: 7	R: 0	H: 1	E: 0	K: 2	S: 8	R: 0	H: 1	E: 0	K: 1	S: 6	R: 2	H: 2	E: 0	K: 2	S: 9	R: 2	H: 3	E: 0	K: 0	S: 6	R: 0	H: 0	E: 0	K: 1	S: 5	R: 0	H: 2	E: 0	K: 0	S: 5	R: 0	H: 1	E: 0	K: 1	S: 6
LOB: 2		LOB: 1		LOB: 3		LOB: 1		LOB: 0		LOB: 1		LOB: 2		LOB: 0		LOB: 1		LOB: 0		LOB: 0		LOB: 2		LOB: 1		LOB: 0		LOB: 0		LOB: 0		LOB: 0		LOB: 0		LOB: 0		LOB: 0			
P: 15		P: 8		P: 14		P: 9		P: 6		P: 5		P: 5		P: 6		P: 6		P: 5		P: 5		P: 5		P: 6		P: 6		P: 6		P: 6		P: 6		P: 6		P: 6		P: 6			
PITCHER		IP	WLS	BF	H	R	ER	SO	BB	IBB	HBP	BLK	WP	HR	S	P	ERA	WHIP																							
Eric Rasmussen, R (1, 1) ERA: 3.59		4.1	L	23	6	4	4	7	4	0	0	0	0	2	33	49	8.31	2.308																							
Clay Carroll, R (5, 1) ERA: 1.9		1.2		6	1	0	0	1	0	0	0	0	0	0	8	8	0.00	0.600																							
Rawly Eastwick, R (7, 1) ERA: 2.78		2.0		9	3	0	0	1	0	0	0	0	0	0	11	11	0.00	1.500																							

WP	PA	ERA	WHIP
0	38		

Batter	1	2	3	4	5	6	7	8	9	AB R H RBI BB SO LOB	TOP	
Tony Scott, S (1, 8) OBP: 0.407, SLG: 0.479 Al Hrabosky, R (8, 1)	0-3 K		0-0 G5-4-3			4-0 G4-6-3 BB		0-0 L7		3 0 0 0 1 1 4 0 0 0 0 0 0 0	St. Louis Cardinals @ San Diego Padres San Diego Stadium, San Diego, CA Sun Jun 19 1977, 6:33 AM EDT Att. 17,682 - Sunny	
Garry Templeton, S (1, 6) OBP: 0.337, SLG: 0.435	0-0 E S FC6-2-5 1B		0-0 1B			0-0 G4-6-3		0-0 5-3		4 0 2 1 0 0 3		
Hector Cruz, R (1, 7) OBP: 0.387, SLG: 0.423	0-0 FC6-2-5 1-H		0-0 L9			0-0 1-3		0-0 F8		4 0 0 0 0 0 2		
Ted Simmons, S (1, 2) OBP: 0.408, SLG: 0.519	0-3 K				0-0 F2		0-0 P3		0-0 BB 1B	4 1 1 0 0 1 1		
Roger Freed, R (1, 3) OBP: 0.519, SLG: 0.619		0-3 K			0-0 P3		0-0 G5-4-3 1B		4-0 1B BB 1-2	3 0 1 0 1 1 0		
Ken Reitz, R (1, 5) OBP: 0.331, SLG: 0.506		0-0 F5			0-0 5-3		0-0 G5-4-3		0-0 F7	4 0 0 0 0 0 3		
Mike Anderson, R (1, 9) OBP: 0.245, SLG: 0.367 Lou Brock, L (9, PH) OBP: 0.333, SLG: 0.412		0-0 4-3			0-0 F9			4-0 BB BB	0-0 1-3 2-H 1B	2 0 0 0 1 0 0 1 0 1 1 0 0 0		
Mike Tyson, R (1, 4) OBP: 0.307, SLG: 0.283 Keith Hernandez, L (9, PH) OBP: 0.401, SLG: 0.481			4-0 G5-4-3 E 1B BB		0-0 L9			0-3 K	0-3 K	2 1 0 0 1 1 1 1 0 0 0 0 1 2		
Bob Forsch, R (1, 1) OBP: 0.273, SLG: 0.290 Don Kessinger, S (5, PH) OBP: 0.319, SLG: 0.265 Butch Metzger, R (5, 1) Jerry Mumphrey, S (8, PH) OBP: 0.432, SLG: 0.525 (8, 8)			0-0 E5 G5-4-3		0-3 K			4-0 BB		1 0 0 0 0 0 1 1 0 0 0 0 1 0 0 0 0 0 0 0 0 0 0 0 0 1 0 0		
Inning Stats	R: 0 H: 1 E: 0 LOB: 1 K: 2 BB: 0 S: 8 P: 8	R: 0 H: 0 E: 0 LOB: 0 K: 1 BB: 0 S: 5 P: 5	R: 1 H: 1 E: 1 LOB: 1 K: 0 BB: 1 S: 4 P: 8	R: 0 H: 0 E: 0 LOB: 0 K: 0 BB: 0 S: 3 P: 3	R: 0 H: 0 E: 0 LOB: 0 K: 1 BB: 0 S: 5 P: 5	R: 0 H: 0 E: 0 LOB: 0 K: 0 BB: 1 S: 2 P: 6	R: 0 H: 1 E: 0 LOB: 0 K: 0 BB: 0 S: 3 P: 3	R: 0 H: 0 E: 0 LOB: 2 K: 1 BB: 2 S: 5 P: 13	R: 1 H: 2 E: 0 LOB: 2 K: 1 BB: 1 S: 7 P: 11	1B: 5 SF: 0 2B: 0 SAC: 0 3B: 0 DP: 3 HR: 0 HBP: 0		WP: 0 PA: 35 PB: 0 SB: 1 CS: 0
PITCHER Bob Owchinko, L (1, 1) ERA: 4.91 Dan Spillner, R (9, 1) ERA: 3.41	IP WLS BF H R ER SO BB IBB HBP BLK WP HR S P ERA WHIP	8.1 W 32 4 2 2 5 5 0 0 0 0 0 0 37 57 2.16 1.080	0.2 3 1 0 0 1 0 0 0 0 0 0 0 5 5 0.00 1.500									

livebaseballscorecards.com

AB	30
R	2
H	5
RBI	2
BB	5
SO	6
LOB	17



Batter	1	2	3	4	5	6	7	8	9
Gene Richards, L OBP: 0.346, SLG: 0.361 (1, 7)	0-0 S 1B	0-0 6-3		0-0 FC3-6 1-2f			0-0 F8		
Gene Tenace, R OBP: 0.401, SLG: 0.418 Gary Sutherland, R OBP: 0.408, SLG: 0.489 (1, 5) (8, 5)	4-0 1B 1-2 BB	0-0 4-3		4-0 1-2 BB			0-0 F8		
Mike Ivie, R OBP: 0.352, SLG: 0.476 (1, 3)	0-0 CS 1B 1-2 2-H	0-3 K		0-0 6-3			0-0 F9		
Dave Winfield, R OBP: 0.362, SLG: 0.534 (1, 9)	0-0 CS 3B 1-2 2-H		0-0 HR			0-0 F8		4-0 1B BB	
George Hendrick, R OBP: 0.361, SLG: 0.457 (1, 8)	0-3 K 1-2 2-3		0-0 5-3		4-0 L6-3 BB			0-3 K	
Bill Almon, R OBP: 0.267, SLG: 0.283 (1, 6)	4-0 3B BB		0-3 K		0-0 L6-3 1-2			0-0 F9	
Mike Champion, R OBP: 0.282, SLG: 0.312 (1, 4)	0-0 1B 1-H 2-H		0-0 P3			0-0 F9		0-0 1-3 1B	
Bob Davis, R OBP: 0.225, SLG: 0.232 (1, 2)	0-0 1B 3-H			0-0 F7		0-0 F7		0-3 K	
Bob Owchinko, L OBP: 0.231, SLG: 0.091 Dan Spillner, R (9, 1)	0-0 2-3			4-0 FC3-6 BB		0-0 4-3			

AB	R	H	RBI	BB	SO	LOB
4	1	1	0	0	0	1
2	1	0	0	2	0	0
0	0	0	0	0	0	0
4	0	1	1	0	1	2
3	2	2	2	1	0	0
3	0	0	0	1	2	3
3	1	0	0	1	1	2
4	1	2	2	0	0	0
4	0	1	1	0	1	2
2	0	0	0	1	0	1
0	0	0	0	0	0	0
1B: 5	SF: 0					
2B: 1	SAC: 0					
3B: 1	DP: 1					
HR: 1	HBP: 0					

BOTTOM

St. Louis Cardinals @ San Diego Padres
San Diego Stadium, San Diego, CA
 Sun Jun 19 1977, 6:33 AM EDT
 Att. 17,682 - Sunny

AB	29
R	6
H	7
RBI	6
BB	6
SO	5
LOB	11



Inning Stats		R: 5	H: 5	E: 0	LOB: 1	K: 1	S: 9	P: 17	R: 0	H: 0	E: 0	LOB: 0	K: 1	S: 5	R: 1	H: 1	E: 0	LOB: 0	K: 1	S: 6	R: 0	H: 0	E: 0	LOB: 2	K: 0	S: 3	R: 0	H: 0	E: 0	LOB: 0	K: 0	S: 2	R: 0	H: 0	E: 0	LOB: 0	K: 0	S: 3	R: 0	H: 1	E: 0	LOB: 2	K: 2	S: 8	P: 12				
PITCHER		IP	WLS	BF	H	R	ER	SO	BB	IBB	HBP	BLK	WP	HR	S	P	ERA	WHIP																															
Bob Forsch, R	(1, 1)	4.0	L	21	6	6	6	3	4	0	0	0	0	0	23	39	13.50	2.500																															
Butch Metzger, R	(5, 1)	3.0		9	0	0	0	0	1	0	0	0	0	0	8	12	0.00	0.333																															
Al Hrabosky, L	(8, 1)	1.0		5	1	0	0	2	1	0	0	0	0	0	8	12	0.00	2.000																															

WP	PA	ERA	WHIP
0	35		
0			
2			
2			

Batter	1	2	3	4	5	6	7	8	9	AB R H RBI BB SO LOB	TOP
Rennie Stennett, R (1, 4) OBP: 0.372, SLG: 0.403	0-0 CS 1B		0-0 F8		0-0 E6			0-0 F8	0-0 FC6-4	5 0 1 0 0 0 2	
Phil Garner, R (1, 5) OBP: 0.283, SLG: 0.371	0-0 1-2 1B			0-0 6-3	0-0 L9			0-0 HR		4 1 2 1 0 0 1	
Dave Parker, L (1, 9) OBP: 0.405, SLG: 0.579	0-0 F3			0-0 4-3		0-3 K		0-3 K		4 0 0 0 0 2 1	
Bill Robinson, R (1, 7) Omar Moreno, L (8, PR) OBP: 0.287, SLG: 0.314	0-0 F7			0-0 F8		0-0 F4		0-0 CS 1B		4 0 1 0 0 0 1 0 0 0 0 0 0 0	
Al Oliver, L (1, 8) OBP: 0.319, SLG: 0.437		0-0 F5			0-0 5-3	0-0 F7		0-0 CS	0-0 1B BB 1B	4 0 1 0 0 0 0	
Willie Stargell, L (1, 3) OBP: 0.371, SLG: 0.567		0-0 4-3			0-0 E 2B		0-0 5-3		0-3 K	4 1 1 0 0 1 1	
Duffy Dyer, R (1, 2) Ed Ott, L (7, 2) OBP: 0.390, SLG: 0.418		0-0 F7			4-0 E BB		0-0 F9		4-0 1B 1-2 1B BB	2 1 0 0 1 0 0 0 1 0 0 1 0 0	
Frank Taveras, R (1, 6) OBP: 0.307, SLG: 0.294			0-0 F7		0-0 F3				0-0 1B 1-2 2-3 1B	4 0 2 0 0 0 2	
Odell Jones, R (1, 1) Jim Fregosi, R (7, PH) Kent Tekulve, R (7, 1) Rich Gossage, R (8, 1) OBP: 0.375, SLG: 0.500			0-3 K		0-0 E6 E		0-0 1-3		0-0 FC6-4 1B	2 1 0 0 0 1 1 1 0 0 0 0 0 1 0 0 0 0 0 0 0 1 0 1 1 0 0 0	
Inning Stats	R: 0 H: 2 E: 0 LOB: 1 K: 0 BB: 0 S: 4 P: 4	R: 0 H: 0 E: 0 LOB: 0 K: 0 BB: 0 S: 3 P: 3	R: 0 H: 0 E: 0 LOB: 0 K: 1 BB: 0 S: 5 P: 5	R: 0 H: 0 E: 0 LOB: 0 K: 0 BB: 0 S: 3 P: 3	R: 3 H: 1 E: 2 LOB: 1 K: 0 BB: 1 S: 6 P: 10	R: 0 H: 0 E: 0 LOB: 0 K: 1 BB: 0 S: 5 P: 5	R: 0 H: 1 E: 0 LOB: 1 K: 0 BB: 0 S: 4 P: 4	R: 1 H: 2 E: 0 LOB: 1 K: 1 BB: 0 S: 6 P: 6	R: 1 H: 3 E: 0 LOB: 2 K: 1 BB: 1 S: 7 P: 11	1B: 6 SF: 0 2B: 2 SAC: 0 3B: 0 DP: 0 HR: 1 HBP: 0	WP: 0 PA: 38 PB: 0 SB: 0 CS: 2
PITCHER	IP WLS BF H R ER SO BB IBB HBP BLK WP HR S P ERA WHIP										
Bob Shirley, L (1, 1) ERA: 3.05	8.1 L 34 7 5 2 4 2 0 0 0 0 0 1 40 48 2.16 1.080										
Rollie Fingers, R (9, 1) ERA: 2.5	0.2 3 2 0 0 0 0 0 0 0 0 0 0 3 3 0.00 3.000										

Pittsburgh Pirates @ San Diego Padres
San Diego Stadium, San Diego, CA
Mon Jun 20 1977, 10:05 PM EDT
Att: 26,030 - Unknown

livebaseballscorecards.com

AB 35
R 5
H 9
RBI 2
BB 2
SO 4
LOB 10



Batter	1	2	3	4	5	6	7	8	9	AB	R	H	RBI	BB	SO	LOB
Gene Richards, L (1, 7) OBP: 0.345, SLG: 0.359	0-0 6-3		0-0 6-3		0-0 1B		0-0 4-3			4	1	1	0	0	0	0
Gene Tenace, R (1, 5) OBP: 0.399, SLG: 0.415	0-0 E5 FC5-4		0-0 F9		0-0 1B			0-3 K		4	0	1	2	0	1	0
Dave Kingman, R (1, 3) OBP: 0.258, SLG: 0.361	0-3 K		0-0 F8		0-0 1B			0-0 F9		4	0	0	0	0	1	2
Dave Winfield, R (1, 9) OBP: 0.361, SLG: 0.530	0-0 FC5-4			0-0 1B				0-0 F8		4	0	1	0	0	0	1
George Hendrick, R (1, 8) OBP: 0.359, SLG: 0.453		0-0 1B BLK FC6		0-0 1B				0-0 6-3		4	1	1	0	0	0	1
Bill Almon, R (1, 6) OBP: 0.275, SLG: 0.289		4-0 1B FC6 BB		0-0 1B				0-3 K		2	0	2	0	1	0	0
Mike Ivie, R (9, PH) OBP: 0.351, SLG: 0.474		1-2 BB						0-3 K		1	0	0	0	0	1	0
Mike Champion, R (1, 4) OBP: 0.283, SLG: 0.312		0-0 1B FC6		0-0 1B				0-3 K		3	0	1	0	0	0	2
Jerry Turner, L (9, PH) OBP: 0.333, SLG: 0.430		1-2 2-3 1B						0-3 K		1	0	0	0	0	1	0
Bob Davis, R (1, 2) OBP: 0.228, SLG: 0.226		0-0 1B FC6		1-0 1B HBP				0-0 4-3		2	1	0	1	0	0	2
Bob Shirley, R (1, 1) OBP: 0.114, SLG: 0.061		0-0 1B B3-5		0-3 K				0-3 K2-3		3	0	0	0	0	2	3
Rollie Fingers, R (9, 1)		3-H								0	0	0	0	0	0	0

Inning Stats	R: 0	H: 0	E: 1	K: 1	S: 6	H: 0	LOB: 1	BB: 0	P: 6	R: 1	H: 2	E: 0	K: 0	S: 4	H: 0	LOB: 0	BB: 0	P: 3	R: 0	H: 2	E: 0	K: 0	S: 3	R: 0	H: 2	E: 0	K: 0	S: 4	R: 2	H: 2	E: 0	K: 1	S: 6	R: 0	H: 1	E: 0	K: 0	S: 4	R: 0	H: 0	E: 0	K: 1	S: 5	R: 0	H: 0	E: 0	K: 1	S: 5	R: 0	H: 0	E: 0	K: 2	S: 7	R: 0	H: 0	E: 0	K: 2	S: 7	1B: 7	2B: 2	3B: 0	HR: 0	SF: 0	SAC: 0	DP: 3	HBP: 1	WP: 0	PB: 0	SB: 1	CS: 0	PA: 34
PITCHER	IP	WLS	BF	H	R	ER	SO	BB	IBB	HBP	BLK	WP	HR	S	P	ERA	WHIP																																																						
Odell Jones, R (1, 1) ERA: 5.56	6.0		25	7	3	3	2	1	0	1	2	0	0	27	32	4.50	1.333																																																						
Kent Tekulve, R (7, 1) ERA: 2.3	1.0	W	3	0	0	0	1	0	0	0	0	0	0	5	5	0.00	0.000																																																						
Rich Gossage, R (8, 1) ERA: 1.39	2.0	S	6	0	0	0	3	0	0	0	0	0	0	12	12	0.00	0.000																																																						

BOTTOM

Pittsburgh Pirates @ San Diego Padres
San Diego Stadium, San Diego, CA
Mon Jun 20 1977, 10:05 PM EDT
Att. 26,030 - Unknown

livebaseballscorecards.com

AB	32
R	3
H	7
RBI	3
BB	1
SO	6
LOB	11



Pittsburgh Pirates @ San Diego Padres
 San Diego Stadium, San Diego, CA
 Tue Jun 21 1977, 10:05 PM EDT
 Att. 14,265 - Unknown

livebaseballscorecards.com

AB	36
R	9
H	12
RBI	9
BB	8
SO	5
LOB	18



WP:	0	PA:	45
PB:	0		
SB:	1		
CS:	1		

Batter	1	2	3	4	5	6	7	8	9	AB	R	H	RBI	BB	SO	LOB	TOP								
Rennie Stennett, R (1, 4) OBP: 0.373, SLG: 0.400	0-0 F8		4-0 E1 BB			0-0 BLK 1B	0-0 1-3	0-0 FC6-2 2B		4	1	1	0	1	0	3									
Phil Garner, R (1, 5) OBP: 0.290, SLG: 0.378	4-0 1B BB		0-0 E1			0-0 1B 1B	0-0 P4	0-0 2B		4	2	2	3	1	0	1									
Dave Parker, L (1, 9) OBP: 0.405, SLG: 0.574	0-0 1B					0-0 F8	0-0 F8	4-0 IBB		4	0	1	0	1	1	1									
Bill Robinson, R (1, 7) OBP: 0.325, SLG: 0.516	0-0 SF9-2-6-3					0-0 1B 4-3 1B		0-0 F8		2	1	1	1	0	1	0									
Omar Moreno, L (6, 8) OBP: 0.284, SLG: 0.310	0-0 SF9-2-6-3					0-0 1B 4-3 1B		0-0 F7		2	0	0	0	0	0	3									
Al Oliver, L (1, 8) OBP: 0.322, SLG: 0.438			0-0 F7			0-0 6-3		0-0 BB E 1B		4	1	2	1	0	0	0									
Bobby Tolan, L (8, 7) OBP: 0.250, SLG: 0.160						0-0 HR		4-0 E 1B BB		1	0	0	0	0	0	0									
Willie Stargell, L (1, 3) OBP: 0.385, SLG: 0.592			0-0 6-3			0-0 HR		4-0 E 1B BB		3	2	2	1	2	0	0									
Ed Ott, L (1, 2) OBP: 0.391, SLG: 0.408			0-0 6-3			0-0 L6		0-0 E9 1B FC6-2 1B		4	0	1	2	1	0	2									
Frank Taveras, R (1, 6) OBP: 0.313, SLG: 0.294			0-0 4-3			0-0 CS 1B		4-0 FC6-2 2B IBB		3	1	1	0	2	0	2									
John Candelaria, L (1, 1) OBP: 0.206, SLG: 0.156			0-3 K			0-0 5-3		0-0 FC6-2 2B 1B		5	1	1	1	0	3	6									
Inning Stats	R: 1 E: 0 K: 0 S: 3	H: 1 LOB: 0 BB: 1 P: 7	R: 0 E: 0 K: 0 S: 3	H: 0 LOB: 0 BB: 0 P: 3	R: 0 E: 1 K: 1 S: 5	H: 0 LOB: 2 BB: 1 P: 9	R: 0 E: 0 K: 2 S: 7	H: 0 LOB: 0 BB: 0 P: 7	R: 1 E: 0 K: 0 S: 4	H: 2 LOB: 0 BB: 0 P: 4	R: 3 E: 0 K: 1 S: 9	H: 4 LOB: 3 BB: 2 P: 17	R: 0 E: 0 K: 0 S: 3	H: 0 LOB: 0 BB: 0 P: 3	R: 4 E: 1 K: 0 S: 7	H: 4 LOB: 3 BB: 3 P: 19	R: 0 E: 0 K: 1 S: 6	H: 1 LOB: 2 BB: 1 P: 10	1B: 10 2B: 2 3B: 0 HR: 1	SF: 1 SAC: 0 DP: 1 HBP: 0	WP: 0 PB: 0 SB: 1 CS: 1	PA: 45			
PITCHER	IP	WLS	BF	H	R	ER	SO	BB	IBB	HBP	BLK	WP	HR	S	P	ERA	WHIP								
John D'Acquisto, R (1, 1) ERA: 4.5	5.0		18	3	2	2	3	2	0	0	0	0	1	22	30	3.60	1.000								
Dave Tomlin, L (6, 1) ERA: 4.1	1.0	L	9	4	3	3	1	0	2	0	1	0	0	9	17	27.00	4.000								
Rick Sawyer, R (7, 1) ERA: 5.65	2.0		13	4	4	4	0	1	2	0	0	0	0	10	22	18.00	2.500								
Dave Wehrmeister, R (9, 1) ERA: 4.26	1.0		5	1	0	0	1	1	0	0	0	0	0	6	10	0.00	2.000								

Batter	1	2	3	4	5	6	7	8	9	AB	R	H	RBI	BB	SO	LOB	BOTTOM	
Bill Almon, R (1, 6) <small>OBP: 0.274, SLG: 0.292</small>										4	0	1	0	0	0	1		
Gene Tenace, R (1, 5) <small>OBP: 0.393, SLG: 0.407</small>										4	0	0	0	0	2	1		
Mike Ivie, R (1, 3) <small>OBP: 0.345, SLG: 0.465</small>										4	0	0	0	0	0	1		
Dave Winfield, R (1, 9) <small>OBP: 0.360, SLG: 0.526</small>										4	0	1	0	0	0	1		
Dave Kingman, R (1, 7) <small>OBP: 0.257, SLG: 0.373</small>										4	1	1	1	0	0	1		
George Hendrick, R (1, 8) <small>OBP: 0.359, SLG: 0.456</small>										3	1	1	0	0	0	0		
Mike Champion, R (1, 4) <small>OBP: 0.280, SLG: 0.308</small>										3	0	0	0	0	0	1		
Bob Davis, R (1, 2) <small>OBP: 0.232, SLG: 0.230</small>										3	0	1	1	0	1	0		
John D'Acquisto, R (1, 1) Merv Rettenmund, R (5, PH) Dave Tomlin, L (6, 1) Rick Sawyer, R (7, 1) Gary Sutherland, R (8, PH) Dave Wehrmeister, R (9, 1)										0	0	0	0	0	0	0		
Inning Stats	R: 0 H: 1 E: 0 LOB: 1 K: 1 BB: 0 S: 6 P: 6	R: 2 H: 3 E: 0 LOB: 1 K: 0 BB: 0 S: 6 P: 6	R: 0 H: 0 E: 0 LOB: 0 K: 1 BB: 0 S: 5 P: 5	R: 0 H: 0 E: 0 LOB: 0 K: 0 BB: 0 S: 3 P: 3	R: 0 H: 0 E: 0 LOB: 0 K: 1 BB: 0 S: 5 P: 5	R: 0 H: 0 E: 0 LOB: 0 K: 0 BB: 0 S: 3 P: 3	R: 0 H: 0 E: 0 LOB: 0 K: 0 BB: 0 S: 3 P: 3	R: 0 H: 0 E: 0 LOB: 0 K: 0 BB: 0 S: 3 P: 3	R: 0 H: 1 E: 0 LOB: 1 K: 0 BB: 0 S: 4 P: 4	1B: 2 SF: 0 2B: 2 SAC: 1 3B: 0 DP: 0 HR: 1 HBP: 0	WP: 0 PA: 32 PB: 0 SB: 0 CS: 0							
PITCHER John Candelaria, L (1, 1) <small>ERA: 2.06</small>	IP 9.0 WLS W BF 32 H 5 R 2 ER 2 SO 3 BB 0 IBB 0 HBP 0 BLK 0 WP 0 HR 1 S 38 P 38 ERA 2.00 WHIP 0.556															PITCHER IP WLS BF H R ER SO BB IBB HBP BLK WP HR S P ERA WHIP		

Pittsburgh Pirates @ San Diego Padres
San Diego Stadium, San Diego, CA

Tue Jun 21 1977, 10:05 PM EDT
Att. 14,265 - Unknown

livebaseballscorecards.com

AB	31
R	2
H	5
RBI	2
BB	0
SO	3
LOB	6



Batter	1	2	3	4	5	6	7	8	9	AB R H RBI BB SO LOB	TOP	
Rennie Stennett, R (1, 4) OBP: 0.370, SLG: 0.397	0-3 K		0-0 S 1B		0-0 SF7		0-0 FC4-6		0-0 1-3	4 0 1 1 0 1 1		
Phil Garner, R (1, 5) OBP: 0.289, SLG: 0.373	4-0 4-3 BLK BB		0-3 K		0-0 F9		0-0 4-3			3 0 0 0 1 1 3		
Dave Parker, L (1, 9) OBP: 0.399, SLG: 0.565	0-0 4-3		0-3 K			0-0 4-3		0-0 G3		4 0 0 0 0 1 2		
Bill Robinson, R (1, 7) Omar Moreno, L (8, 8) OBP: 0.318, SLG: 0.503 OBP: 0.284, SLG: 0.310	0-3 K			0-0 6-3		0-0 F2		0-0 6-3		4 0 0 0 0 1 1 0 0 0 0 0 0 0		
Al Oliver, L (1, 8) (8, 7) OBP: 0.325, SLG: 0.443		0-0 6-3		0-0 G3		0-0 2B 1B		0-0 2B		4 1 2 0 0 0 0		
Willie Stargell, L (1, 3) OBP: 0.394, SLG: 0.609		0-0 4-3 1B 2B		0-0 P5		0-0 2B		4-0 IBB		3 1 2 1 1 0 0		
Ed Ott, L (1, 2) OBP: 0.385, SLG: 0.400		0-0 4-3			0-0 1B SF7 SH2-3 1B		0-0 F6		0-0 1-3	4 1 1 0 0 0 4		
Frank Taveras, R (1, 6) OBP: 0.313, SLG: 0.295		0-0 PO 1B			0-0 SH2-3		0-0 4-3		0-3 K	3 0 1 1 0 1 0		
Jerry Reuss, L (1, 1) Rich Gossage, R (8, 1) OBP: 0.303, SLG: 0.290 OBP: 0.333, SLG: 0.444	0-0 PO	0-0 PO	0-0 F5		0-0 F5		0-0 FC4-6 BB		0-3 K	2 0 1 0 1 0 0 1 0 0 0 0 1 0		
Inning Stats	R: 0 E: 0 K: 2 S: 7 H: 0 LOB: 1 BB: 1 P: 11	R: 1 E: 0 K: 0 S: 4 H: 2 LOB: 0 BB: 0 P: 4	R: 0 E: 0 K: 2 S: 8 H: 1 LOB: 1 BB: 0 P: 8	R: 0 E: 0 K: 0 S: 3 H: 0 LOB: 0 BB: 0 P: 3	R: 1 E: 0 K: 0 S: 5 H: 2 LOB: 1 BB: 0 P: 5	R: 1 E: 0 K: 0 S: 5 H: 2 LOB: 1 BB: 0 P: 5	R: 0 E: 1 K: 0 S: 3 H: 0 LOB: 1 BB: 1 P: 7	R: 0 E: 0 K: 0 S: 4 H: 1 LOB: 2 BB: 1 P: 8	R: 0 E: 0 K: 2 S: 7 H: 0 LOB: 0 BB: 0 P: 7	1B: 5 2B: 3 3B: 0 HR: 0 SF: 1 SAC: 1 DP: 0 HBP: 0	WP: 0 PB: 0 SB: 1 CS: 0 PA: 38	
PITCHER	IP WLS BF H R ER SO BB IBB HBP BLK WP HR S P ERA WHIP											
Tom Griffin, R (1, 1) ERA: 4.8	5.0 L 20 5 2 2 4 1 0 0 0 0 0 0 27 31 3.60 1.200											
Dan Spillner, R (6, 1) ERA: 3.48	2.0 9 2 1 1 0 1 0 0 0 0 0 0 8 12 4.50 1.500											
Rollie Fingers, R (8, 1) ERA: 2.43	2.0 8 1 0 0 2 0 1 0 0 0 0 0 11 15 0.00 0.500											

Pittsburgh Pirates @ San Diego Padres
San Diego Stadium, San Diego, CA
Wed Jun 22 1977, 10:05 PM EDT
Att. 14,624 - Unknown

livebaseballscorecards.com

AB	32
R	3
H	8
RBI	3
BB	3
SO	6
LOB	11



Batter	1	2	3	4	5	6	7	8	9	AB	R	H	RBI	BB	SO	LOB
Bill Almon, R OBP: 0.275, SLG: 0.300 (1, 6)	0-3 K		0-0 3B		0-0 SH1-4		0-3 K			3	1	1	0	0	2	0
Gene Richards, L OBP: 0.343, SLG: 0.365 (1, 7)	0-3 K		0-0 3B		0-3 K			0-3 K		4	0	1	1	0	3	1
Dave Winfield, R OBP: 0.361, SLG: 0.526 (1, 9)	0-0 1B		0-0 F5		0-0 5-3			0-0 1B		4	0	2	0	0	0	2
Mike Ivie, R OBP: 0.339, SLG: 0.457 (1, 3)	0-0 F8		0-0 F9		0-0 6-3			0-0 E6		4	0	0	0	0	0	3
George Hendrick, R OBP: 0.357, SLG: 0.453 (1, 8)		0-0 6-3		0-0 2-3		0-0 FC5-4 1B		0-0 F7		4	0	1	0	0	0	2
Gene Tenace, R OBP: 0.394, SLG: 0.406 (1, 5)		4-0 FC6-4 BB		0-0 FC5-4 1B		0-3 K		0-3 K		3	0	1	0	1	2	3
Dave Roberts, R OBP: 0.244, SLG: 0.262 (1, 2)		0-3 K		0-0 FC5-4 1-2f		0-0 FC5-4 1-2f			0-3 K	3	0	0	0	0	1	3
Pat Scanlon, L OBP: 0.167, SLG: 0.182 (9, PH)										1	0	0	0	0	1	0
Mike Champion, R OBP: 0.277, SLG: 0.305 (1, 4)		0-0 FC6-4 1-2f		0-0 L9			0-3 K		0-3 K	3	0	0	0	0	1	2
Jerry Turner, L OBP: 0.331, SLG: 0.426 (9, PH)										1	0	0	0	0	1	0
Tom Griffin, R OBP: 0.086, SLG: 0.200 (1, 1)			0-3 K		0-0 SH1-4 1B		0-0 5-3		0-3 K	1	0	0	0	0	1	0
Merv Rettenmund, R OBP: 0.485, SLG: 0.526 (5, PH)										1	0	1	0	0	0	0
Dan Spillner, R OBP: 0.392, SLG: 0.468 (6, 1)										0	0	0	0	0	0	0
Gary Sutherland, R OBP: 0.392, SLG: 0.468 (7, PH)										1	0	0	0	0	0	0
Rollie Fingers, R OBP: 0.296, SLG: 0.371 (8, 1)										0	0	0	0	0	0	0
Dave Kingman, R OBP: 0.296, SLG: 0.371 (9, PH)										1	0	0	0	0	1	0

Inning Stats	R: 0	H: 1	E: 0	K: 2	S: 8	LOB: 1	BB: 0	P: 8	R: 0	H: 0	E: 0	K: 1	S: 5	LOB: 1	BB: 1	P: 9	R: 1	H: 2	E: 0	K: 1	S: 7	LOB: 1	BB: 0	P: 7	R: 0	H: 1	E: 0	K: 0	S: 4	LOB: 1	BB: 0	P: 4	R: 0	H: 1	E: 0	K: 1	S: 6	LOB: 1	BB: 0	P: 6	R: 0	H: 0	E: 0	K: 2	S: 7	LOB: 0	BB: 0	P: 7	R: 0	H: 1	E: 1	K: 2	S: 9	LOB: 2	BB: 0	P: 9	R: 0	H: 0	E: 0	K: 3	S: 9	LOB: 0	BB: 0	P: 9	R: 0	H: 0	E: 0	K: 3	S: 9	LOB: 0	BB: 0	P: 9
	1B: 5	2B: 0	3B: 2	HR: 0	SF: 0	SAC: 1	DP: 0	HBP: 0	WP: 0	PB: 0	SB: 0	CS: 0	PA: 36																																																											

PITCHER	IP	WLS	BF	H	R	ER	SO	BB	IBB	HBP	BLK	WP	HR	S	P	ERA	WHIP
Jerry Reuss, L ERA: 3.82 (1, 1)	7.2	W	32	7	1	1	9	1	0	0	0	0	0	49	53	1.17	1.043
Rich Gossage, R ERA: 1.36 (8, 1)	1.1	S	4	0	0	0	4	0	0	0	0	0	0	12	12	0.00	0.000

BOTTOM

Pittsburgh Pirates @ San Diego Padres
San Diego Stadium, San Diego, CA
 Wed Jun 22 1977, 10:05 PM EDT
 Att. 14,624 - Unknown

livebaseballscorecards.com

AB	34
R	1
H	7
RBI	1
BB	1
SO	13
LOB	16



Batter	1	2	3	4	5	6	7	8	9	10	AB	R	H	RBI	BB	SO	LOB
Gene Richards, L (1, 7) OBP: 0.339, SLG: 0.358	4-0 HR BB	0-0 4-3		0-0 FC4-6			0-0 4-3		0-0 F8	0-0 1-3	5	1	0	1	1	0	6
Jerry Turner, L (1, 8) OBP: 0.329, SLG: 0.416	0-3 K	4-0 SF8 BB		0-0 G3			0-0 5-3		0-0 F9		3	0	0	0	1	1	2
Rollie Fingers, R (7, 1)	1-2										1	0	0	0	0	0	1
Dave Wehmeister, R (10, 1)											0	0	0	0	0	0	0
Mike Ivie, R (1, 3) OBP: 0.332, SLG: 0.448	0-0 F8	0-0 SF8			0-0 F9		0-0 F8			0-3 K	4	0	0	1	0	1	1
Dave Winfield, R (1, 9) OBP: 0.362, SLG: 0.534	0-0 HR	0-3 K			0-0 F8		0-0 F8		0-0 1B	0-0 F3	5	2	2	2	0	1	1
Dave Kingman, R (1, 5) OBP: 0.256, SLG: 0.373	0-0 2B			0-0 F7		0-0 F8		0-3 K	4-0 1B	4-0 1B	4	0	1	0	0	1	1
Gary Sutherland, R (8, 5) OBP: 0.404, SLG: 0.468								1-2	BB	BB	0	1	0	0	1	0	0
Gene Tenace, R (1, 2) OBP: 0.392, SLG: 0.401	0-0 6-3			0-3 K		4-0 E	0-0 6-3		0-0 6-3	0-0 1B	3	0	0	0	1	1	2
Bob Davis, R (8, 2) OBP: 0.240, SLG: 0.239						9-2 BB				1-2 BB	1	1	1	0	0	0	0
Bill Almon, R (1, 6) OBP: 0.281, SLG: 0.306				0-0 6-3		0-0 L1		0-0 CS	0-0 1B	0-0 1B	5	1	3	2	0	0	1
Mike Champion, R (1, 4) OBP: 0.279, SLG: 0.307				0-0 6-3		0-0 9-2		0-0 CS	0-0 4-3	0-0 BB	5	1	2	0	0	0	2
Bob Owchinko, L (1, 1) OBP: 0.286, SLG: 0.167				0-0 4-3		0-0 4-3				1-2 1B	1	1	1	0	0	0	0
Dan Spillner, R (4, 1)						3-H					1	0	0	0	0	0	1
Rick Sawyer, R (6, 1) OBP: 0.364, SLG: 0.176				0-0 SH		0-0 FC4-6					0	0	0	0	0	0	0
George Hendrick, R (7, 8) OBP: 0.362, SLG: 0.453				1-3 2-H SF8		0-0 1B				1-2 2-3 3-H BB	0	0	0	1	2	0	0

Inning Stats	R: 2	H: 2	E: 0	LOB: 1	K: 1	S: 7	P: 11	R: 3	H: 2	E: 1	LOB: 1	K: 1	S: 8	P: 12	R: 0	H: 0	E: 0	LOB: 0	K: 1	S: 5	P: 5	R: 0	H: 1	E: 0	LOB: 1	K: 0	S: 4	P: 4	R: 0	H: 0	E: 0	LOB: 0	K: 0	S: 3	P: 3	R: 0	H: 0	E: 1	LOB: 1	K: 0	S: 3	P: 7	R: 0	H: 0	E: 0	LOB: 0	K: 0	S: 3	P: 3	R: 1	H: 2	E: 0	LOB: 1	K: 1	S: 6	P: 6	R: 0	H: 0	E: 0	LOB: 1	K: 0	S: 3	P: 7	R: 2	H: 3	E: 0	LOB: 3	K: 1	S: 8	P: 16	1B: 8	SF: 1	2B: 2	SAC: 1	3B: 0	DP: 1	HR: 1	HBP: 0	WP: 0	PA: 47
PITCHER	IP	WLS	BF	H	R	ER	SO	BB	IBB	HBP	BLK	WP	HR	S	P	ERA	WHIP																																																															
Steve Hargan, R (1, 1) ERA: 7.0	1.0		9	4	5	4	1	1	0	0	0	0	0	10	14	36.00	5.000																																																															
Buzz Capra, R (2, 1) ERA: 6.47	2.0		7	0	0	0	2	1	0	0	0	0	0	10	14	0.00	0.500																																																															
Frank LaCorte, R (4, 1) ERA: 11.13	1.0		4	1	0	0	0	0	0	0	0	0	0	4	4	0.00	1.000																																																															
Steve Kline, R (5, 1) ERA: 4.38	2.0		7	0	0	0	0	1	0	0	0	0	0	6	10	0.00	0.500																																																															
Dave Campbell, R (7, 1) ERA: 3.76	2.0		7	2	1	1	1	0	0	0	0	0	0	9	9	4.50	1.000																																																															
PITCHER	IP	WLS	BF	H	R	ER	SO	BB	IBB	HBP	BLK	WP	HR	S	P	ERA	WHIP																																																															
Rick Camp, R (9, 1) ERA: 3.44	2.0		12	3	2	2	1	3	0	0	0	0	0	11	23	9.00	3.000																																																															

San Diego Padres @ Atlanta Braves
Atlanta-Fulton County Stadium, Atlanta, GA

Fri Jun 24 1977, 7:05 PM EDT
Att: 8,210 - Unknown

AB	38
R	8
H	10
RBI	7
BB	6
SO	5
LOB	18

SD

Batter	1	2	3	4	5	6	7	8	9	10	AB	R	H	RBI	BB	SO	LOB	BOTTOM
Barry Bonnell, R OBP: 0.382, SLG: 0.369 (1, 8)	G3		BB 1B	K		FC5-4 FC6-4 1-2f 3-H			1B 2B BB	6-3	5	1	1	1	1	1	3	San Diego Padres @ Atlanta Braves Atlanta-Fulton County Stadium, Atlanta, GA Fri Jun 24 1977, 7:05 PM EDT Att. 8,210 - Unknown
Gary Matthews, R OBP: 0.338, SLG: 0.412 (1, 7)	6-3		BB 1B		4-3	FC6-4 1-2f			1B 2B 1B	2B 1B	5	2	2	0	1	0	1	
Willie Montanez, L OBP: 0.342, SLG: 0.497 (1, 3)	P3		G3		F4		K		1B 2B	K	5	0	1	2	0	1	3	
Jerry Royster, R OBP: 0.294, SLG: 0.272 (9, PR)									1B 2B		0	1	0	0	0	0	0	
Tom Paciorek, R OBP: 0.275, SLG: 0.374 (10, 3)									1B 2B		1	0	0	0	0	1	1	
Jeff Burroughs, R OBP: 0.363, SLG: 0.529 (1, 9)		5-3		HR	1B BB		F8		F9	2B IBB	4	1	1	1	2	0	1	
Junior Moore, R OBP: 0.335, SLG: 0.372 (1, 5)	6-3			P3	1B		E5		1B 1B	2B	6	0	3	2	0	0	0	
Biff Poceroba, S OBP: 0.374, SLG: 0.494 (1, 2)	K			1B BB SF8	1B	F5	G3		G4-3 1B		5	1	2	0	0	1	3	
Rod Gilbreath, R OBP: 0.317, SLG: 0.290 (1, 4)				FC4-6 1B	1B BB		F9		G4-3		4	0	1	0	1	0	2	
Darrel Chaney, S OBP: 0.302, SLG: 0.361 (1, 6)				FC4-6 FC1-6	1B	WP FC5-4 BB	F8		HR 1B		4	2	2	0	1	0	1	
Steve Hagan, R Buzz Casira, R Craig Robinson, R Frank Castillo, R Rowland Clifton, R Steve Kline, R Joe Niday, L Dave Campbell, R Clayton Kershaw, R Clayton Kershaw, R Rick Camp, R Vic Cornell, R				FC1-6 BB 1B	SF8	FC5-4 1B	6-3		HR		0	0	0	0	0	0	0	
Inning Stats	R: 0 H: 0 E: 0 LOB: 0 K: 0 BB: 0 S: 3 P: 3	R: 0 H: 0 E: 0 LOB: 0 K: 1 BB: 0 S: 5 P: 5	R: 0 H: 2 E: 0 LOB: 3 K: 0 BB: 1 S: 5 P: 9	R: 2 H: 3 E: 0 LOB: 2 K: 1 BB: 1 S: 8 P: 12	R: 0 H: 1 E: 0 LOB: 2 K: 0 BB: 1 S: 4 P: 8	R: 1 H: 1 E: 0 LOB: 1 K: 0 BB: 1 S: 4 P: 8	R: 0 H: 0 E: 1 LOB: 1 K: 1 BB: 0 S: 6 P: 6	R: 0 H: 0 E: 0 LOB: 0 K: 0 BB: 0 S: 3 P: 3	R: 3 H: 4 E: 0 LOB: 1 K: 0 BB: 1 S: 6 P: 10	R: 3 H: 4 E: 0 LOB: 2 K: 1 BB: 1 S: 8 P: 12	1B: 11 SF: 1 2B: 2 SAC: 0 3B: 0 DP: 1 HR: 2 HBP: 0	WP: 2 PA: 50 PB: 0 SB: 1 CS: 0						
PITCHER	IP WLS BF H R ER SO BB IBB HBP BLK WP HR S P ERA WHIP																	
Bob Owchinko, L ERA: 4.95 (1, 1)	3.1	16	4	2	2	1	2	0	0	0	0	0	1	16	24	5.40	1.800	
Dan Spillner, R ERA: 3.51 (4, 1)	2.0	11	3	1	1	1	2	0	0	0	0	1	0	11	19	4.50	2.500	
Rick Sawyer, R ERA: 5.6 (6, 1)	0.2	2	0	0	0	0	0	0	0	0	0	0	0	2	2	0.00	0.000	
Rollie Fingers, R ERA: 2.95 (7, 1)	3.0	16	6	5	5	1	1	0	0	0	0	0	1	17	21	15.00	2.333	
Dave Wehrmeister, R ERA: 4.58 (10, 1)	0.2	L	5	2	1	1	1	0	1	0	0	0	0	6	10	13.50	3.000	

livebaseballscorecards.com



Batter	1	2	3	4	5	6	7	8	9	AB R H RBI BB SO LOB	TOP											
Gene Richards, L (1, 7) OBP: 0.340, SLG: 0.353	4-0 BB 5-3 BB		0-0 F3		0-0 G3		0-0 4-3		4-0 HR BB	3 1 0 0 2 0 1												
Bill Almon, R (1, 6) OBP: 0.283, SLG: 0.305	0-0 5-3 1-2		0-0 FC6-4 1B		0-0 F8		0-0 F8	4-0 2B BB	0-0 F8	4 1 1 0 1 0 2												
Mike Ivie, R (1, 3) OBP: 0.333, SLG: 0.442	4-0 1B BB		0-0 F8		0-0 F7		4-0 2B 1B BB	0-3 K	0-3 K	3 1 0 0 2 1 2												
Dave Winfield, R (1, 9) OBP: 0.369, SLG: 0.552	0-0 1-2 1B		0-0 FC6-4 1-2		0-0 1B		0-0 1B 2B	0-0 1B HR	0-0 HR	5 1 4 3 0 0 1												
Dave Kingman, R (1, 5) OBP: 0.255, SLG: 0.370	0-3 K		0-3 K		0-0 5-3		0-0 F2	0-0 1B	0-0 1B	5 0 1 0 0 2 5												
George Hendrick, R (1, 8) OBP: 0.359, SLG: 0.460		0-0 6-3		0-0 F5		0-0 HR	0-3 K	0-0 4-3	0-0 4-3	5 1 1 1 0 1 3												
Gene Tenace, R (1, 2) OBP: 0.397, SLG: 0.402		0-0 5-3 1B		0-0 5-3		4-0 BB	4-0 1B BB			2 0 1 0 2 0 0												
Mike Champion, R (1, 4) OBP: 0.277, SLG: 0.304		0-0 5-3		0-0 6-3		0-3 K	0-0 1B			2 0 0 0 0 0 1												
John D'Acquisto, R (5, 1)										0 0 0 0 0 0 0												
Merv Rettenmund, R (7, PH) OBP: 0.450, SLG: 0.519										1 0 0 0 0 0 1 1												
Rick Sawyer, R (7, 1) OBP: 0.384, SLG: 0.178										0 0 0 0 0 0 0												
Jerry Turner, L (8, PH) OBP: 0.333, SLG: 0.421										1 0 1 1 0 0 0												
Dave Tomlin, L (8, 1) OBP: 0.400, SLG: 0.400		1-2					1-2 2-3 3-H	1B		0 0 0 0 0 0 0												
Bob Shirley, R (1, 1) OBP: 0.111, SLG: 0.059		0-0 F9		0-0 6-3		0-3 K	0-0 F5			1 0 0 0 0 0 1												
Dave Wehrmeister, R (2, 1)										0 0 0 0 0 0 0												
Dan Spillner, R (3, 1)										0 0 0 0 0 0 0												
Pat Scanlon, L (5, PH) OBP: 0.133, SLG: 0.143										3 0 0 0 0 0 1 4												
Inning Stats	R: 0 E: 0 K: 1 S: 5	H: 1 LOB: 2 BB: 2 P: 13	R: 0 E: 0 K: 0 S: 4	H: 1 LOB: 1 BB: 0 P: 4	R: 0 E: 0 K: 0 S: 4	H: 1 LOB: 1 BB: 0 P: 4	R: 0 E: 0 K: 1 S: 5	H: 0 LOB: 0 BB: 0 P: 5	R: 0 E: 0 K: 0 S: 3	H: 0 LOB: 0 BB: 0 P: 3	R: 0 E: 0 K: 0 S: 4	H: 1 LOB: 1 BB: 0 P: 4	R: 1 E: 0 K: 2 S: 8	H: 1 LOB: 1 BB: 1 P: 12	R: 2 E: 0 K: 1 S: 7	H: 2 LOB: 3 BB: 3 P: 19	R: 2 E: 0 K: 1 S: 7	H: 2 LOB: 1 BB: 1 P: 11	1B: 6 2B: 1 3B: 0 HR: 2	SF: 0 SAC: 0 DP: 0 HBP: 0	WP: 0 PB: 0 SB: 0 CS: 0	PA: 42
PITCHER	IP WLS BF H R ER SO BB IBB HBP BLK WP HR S P ERA WHIP																					
Andy Messersmith, R (1, 1) ERA: 4.02	7.0 W 28 5 1 1 4 3 0 0 0 0 1 33 45 1.29 1.143																					
Rick Camp, R (8, 1) ERA: 3.74	0.2 6 1 2 2 1 3 0 0 0 0 0 5 17 27.00 6.000																					
Dave Campbell, R (8, 1) ERA: 4.23	1.1 8 3 2 2 1 1 0 0 0 0 0 1 9 13.50 3.000																					

San Diego Padres @ Atlanta Braves
Atlanta-Fulton County Stadium, Atlanta, GA

Sat Jun 25 1977, 7:05 PM EDT
Att. 10,958 - Unknown

livebaseballscorecards.com

AB	35
R	5
H	9
RBI	5
BB	7
SO	6
LOB	21



Batter	1	2	3	4	5	6	7	8	9	AB	R	H	RBI	BB	SO	LOB
Barry Bonnell, R OBP: 0.382, SLG: 0.366 (1, 8)	0-0 1-3	0-0 F8	4-0 BB E BB		0-0 4-3		0-0 FC3-2 1B 1B			4	0	1	2	1	0	0
Gary Matthews, R OBP: 0.343, SLG: 0.428 (1, 7)	0-0 HR	0-0 1-3	0-0 E6 1-2 2-3			4-0 1B BB	0-0 WP FC3-2 1B			4	1	2	1	1	0	2
Willie Montanez, L OBP: 0.338, SLG: 0.505 (1, 3)	0-0 6-3	0-0 HR	0-0 F5			0-0 F7	0-0 FC3-2 WP			5	1	1	1	0	0	6
Jeff Burroughs, R OBP: 0.363, SLG: 0.523 (1, 9)	4-0 1B HR BB	4-0 BB	0-0 F9			0-0 F8	0-3 K 1-2 2-3			3	1	0	0	2	1	6
Junior Moore, R OBP: 0.339, SLG: 0.375 (1, 5)	0-0 HR	0-0 1-4-3		0-0 6-3		0-0 1-2 1B		0-0 F7		4	1	2	0	0	0	1
Jerry Royster, R OBP: 0.283, SLG: 0.271 (7, 5)										1	0	0	0	0	0	0
Vic Correll, R OBP: 0.328, SLG: 0.465 (1, 2)	0-0 HR		0-0 F6	0-0 F5		0-3 K	4-0 FC6-5 1B BB			4	1	1	3	1	1	2
Rod Gilbreath, R OBP: 0.325, SLG: 0.295 (1, 4)	0-0 BB 1B		4-0 BB 2B BB	0-0 F9			0-0 6-3	0-0 FC6-5 1B		4	1	2	0	1	0	0
Darrel Chaney, S OBP: 0.315, SLG: 0.360 (1, 6)	4-0 1-2 BB		4-0 1-2 2B BB		0-0 F7		0-0 WP BB 1B 1B	0-0 FC6-5		3	2	1	0	2	0	2
Andy Messersmith, R OBP: 0.200, SLG: 0.281 (1, 1)	0-0 F4		0-0 E 1-2 2-3 2B		0-3 K		4-0 1-2 1B BB	0-3 K		3	0	1	2	0	1	2
Joe Nolan, L OBP: 0.429, SLG: 0.421 (7, PH)										0	1	0	0	1	0	0
Rick Camp, R (8, 1)										0	0	0	0	0	0	0
Dave Campbell, R (8, 1)										1	0	0	0	0	1	2

Inning Stats	R: 4	H: 4	E: 0	LOB: 2	K: 0	S: 7	P: 15	R: 1	H: 1	E: 0	LOB: 1	K: 0	S: 4	P: 8	R: 2	H: 1	E: 1	LOB: 3	K: 0	S: 5	P: 17	R: 0	H: 0	E: 0	LOB: 0	K: 0	S: 3	P: 3	R: 0	H: 0	E: 0	LOB: 0	K: 1	S: 5	P: 5	R: 0	H: 1	E: 0	LOB: 2	K: 1	S: 6	P: 10	R: 2	H: 3	E: 0	LOB: 2	K: 1	S: 8	P: 12	R: 0	H: 1	E: 0	LOB: 2	K: 1	S: 6	P: 10	1B: 7	2B: 1	3B: 0	HR: 3	SF: 0	SAC: 0	DP: 0	HBP: 0	WP: 2	PB: 0	SB: 0	CS: 0	PA: 45
--------------	------	------	------	--------	------	------	-------	------	------	------	--------	------	------	------	------	------	------	--------	------	------	-------	------	------	------	--------	------	------	------	------	------	------	--------	------	------	------	------	------	------	--------	------	------	-------	------	------	------	--------	------	------	-------	------	------	------	--------	------	------	-------	-------	-------	-------	-------	-------	--------	-------	--------	-------	-------	-------	-------	--------

PITCHER	IP	WLS	BF	H	R	ER	SO	BB	IBB	HBP	BLK	WP	HR	S	P	ERA	WHIP
Bob Shirley, L ERA: 3.47 (1, 1)	1.2	L	13	5	5	5	0	3	0	0	0	0	3	10	22	27.00	4.800
Dave Wehmeister, R ERA: 5.31 (2, 1)	0.2		7	1	2	2	0	3	0	0	0	0	0	4	16	27.00	6.000
Dan Spillner, R ERA: 3.38 (3, 1)	1.2		5	0	0	0	0	0	0	0	0	0	0	5	5	0.00	0.000
John D'Acquisto, R ERA: 4.2 (5, 1)	2.0		8	1	0	0	2	1	0	0	0	0	0	11	15	0.00	1.000
Rick Sawyer, R ERA: 5.77 (7, 1)	1.0		7	3	2	2	1	1	0	0	0	2	0	8	12	18.00	4.000

PITCHER	IP	WLS	BF	H	R	ER	SO	BB	IBB	HBP	BLK	WP	HR	S	P	ERA	WHIP
Dave Tomlin, L ERA: 4.01 (8, 1)	1.0		5	1	0	0	1	0	0	0	0	0	0	6	10	0.00	2.000

BOTTOM

San Diego Padres @ Atlanta Braves
Atlanta-Fulton County Stadium, Atlanta, GA

Sat Jun 25 1977, 7:05 PM EDT
Att. 10,958 - Unknown

AB	36
R	9
H	11
RBI	9
BB	9
SO	4
LOB	23

livebaseballscorecards.com



Batter	1	2	3	4	5	6	7	8	9	AB R H RBI BB SO LOB	TOP											
Bill Almon, R (1, 6) OBP: 0.281, SLG: 0.303	0-0 G4-6-3 1B		0-0 F8			0-3 K		0-0 F8	0-0 G4-3	5 0 1 0 0 1 6	<p>San Diego Padres @ Atlanta Braves</p> <p>Atlanta-Fulton County Stadium, Atlanta, GA</p> <p>Sun Jun 26 1977, 3:33 AM EDT</p> <p>Att. 13,484 - Unknown</p>											
Pat Scanlon, L (1, 4) OBP: 0.200, SLG: 0.167	0-0 G4-6-3 1-2f		0-0 F8			4-0 FC6-4 BB		0-0 FC3-6 1-2f 2-3	0-0 1B	4 0 1 1 1 0 4												
Mike Ivie, R (1, 3) OBP: 0.327, SLG: 0.433	0-3 K				0-3 K		0-0 F8	0-0 F8	0-0 5-3	5 0 0 0 0 2 5												
Dave Winfield, R (1, 9) OBP: 0.367, SLG: 0.548		0-3 K			0-0 F8		0-0 FC6-4 1-2f		0-0 1B 1B	4 1 1 0 0 1 2												
Dave Kingman, R (1, 7) OBP: 0.255, SLG: 0.368		0-3 K			0-0 F2		0-0 5-3		0-0 1B 1B	4 1 1 0 0 1 0												
George Hendrick, R (1, 8) OBP: 0.361, SLG: 0.458		4-0 BB			0-3 K		0-0 F7		0-0 BB BB 1B	3 1 1 1 1 1 0												
Gene Tenace, R (1, 5) OBP: 0.393, SLG: 0.397		0-3 K			0-3 K		0-3 K		0-0 BB BB G4-3 1B	3 0 0 0 0 3 1												
Dan Spillner, R (7, 1)										0 0 0 0 0 0 0												
Gene Richards, L (9, PH) OBP: 0.343, SLG: 0.356										1 1 1 1 0 0 0												
Dave Roberts, R (1, 2) OBP: 0.271, SLG: 0.295			0-0 2B			0-3 K		4-0 FC3-6 1B BB	4-0 G4-3 BB 1B BB	2 0 1 0 1 1 0												
Jerry Turner, L (9, PH) OBP: 0.338, SLG: 0.421								BB BB BB BB	BB BB BB BB	0 1 0 0 1 0 0												
Dave Freisleben, R (1, 1) OBP: 0.250, SLG: 0.250			0-3 K			0-0 2B		0-0 FC3-6 1B	4-0 G4-3 BB	1 0 0 0 0 0 1 1												
Rick Sawyer, R (5, 1) OBP: 0.364, SLG: 0.176								BB BB BB BB	BB BB BB BB	0 0 0 0 0 0 0 0												
Merv Rettenmund, R (6, PH) OBP: 0.456, SLG: 0.536										1 0 1 0 0 0 0 0												
Dave Tomlin, L (6, 1) OBP: 0.400, SLG: 0.400										0 0 0 0 0 0 0 0												
John D'Acquisto, R (7, 1)										0 0 0 0 0 0 0 0												
Gary Sutherland, R (7, 5) OBP: 0.426, SLG: 0.479										1 0 1 1 1 0 0 0												
Inning Stats	R: 0 E: 0 K: 1 S: 5	H: 1 LOB: 0 BB: 0 P: 5	R: 0 E: 0 K: 3 S: 9	H: 0 LOB: 1 BB: 1 P: 13	R: 0 E: 0 K: 1 S: 6	H: 1 LOB: 1 BB: 0 P: 6	R: 0 E: 0 K: 1 S: 5	H: 0 LOB: 0 BB: 0 P: 5	R: 0 E: 0 K: 3 S: 9	H: 0 LOB: 0 BB: 0 P: 9	R: 0 E: 0 K: 1 S: 6	H: 1 LOB: 2 BB: 1 P: 10	R: 0 E: 0 K: 1 S: 5	H: 0 LOB: 0 BB: 0 P: 5	R: 0 E: 0 K: 0 S: 4	H: 1 LOB: 2 BB: 1 P: 8	R: 5 E: 0 K: 0 S: 7	H: 5 LOB: 1 BB: 2 P: 15	1B: 7 2B: 2 3B: 0 HR: 0	SF: 0 SAC: 0 DP: 2 HBP: 0	WP: 0 PB: 0 SB: 0 CS: 0	PA: 39
PITCHER	IP WLS BF H R ER SO BB IBB HBP BLK WP HR S P ERA WHIP																					
Phil Niekro, R (1, 1) ERA: 4.53	8.0 W 34 8 4 4 11 3 0 0 0 0 0 0 53 65 4.50 1.375																					
Steve Kline, R (9, 1) ERA: 5.11	0.0 2 0 0 0 0 2 0 0 0 0 0 0 0 8 ∞ ∞																					
Max Leon, R (9, 1) ERA: 4.42	1.0 S 3 1 1 1 0 0 0 0 0 0 0 0 3 3 9.00 1.000																					

livebaseballscorecards.com

AB	34
R	5
H	9
RBI	4
BB	5
SO	11
LOB	19



Batter	1	2	3	4	5	6	7	8	9
Gary Matthews, R OBP: 0.344, SLG: 0.425 (1, 7)	0-0 6-3 1B		0-0 BB 1B	0-0 6-3		4-0 BB BB		0-0 F8	
Junior Moore, R OBP: 0.337, SLG: 0.369 Barry Bonnell, R OBP: 0.385, SLG: 0.370 (1, 5) (8, 9)	0-0 F8		4-0 1-2 HR BB	0-0 4-3		0-0 F8		0-0 BB 1B	
Willie Montanez, L OBP: 0.345, SLG: 0.521 (1, 3)	0-0 F3		0-0 1-H HR		0-0 G3		0-0 BB BB E 1B	4-0 1-2 BB	
Jeff Burroughs, R OBP: 0.368, SLG: 0.538 Jery Royster, R OBP: 0.292, SLG: 0.270 (1, 9) (7, PR) (8, 5)		0-0 E9 1B	0-0 S 1B		0-0 HR		0-0 BB BB 1B	0-0 F3	
Rowland Office, L OBP: 0.295, SLG: 0.338 (1, 8)		0-0 F9	0-0 F3		0-0 G3		0-0 F9	0-0 F5	
Biff Pocoroba, S OBP: 0.383, SLG: 0.494 (1, 2)		0-0 6-3 1B	4-0 FC4-6 IBB		0-0 F9		4-0 BB 1B BB		
Rod Gilbreath, R OBP: 0.328, SLG: 0.302 (1, 4)		0-0 6-3	0-0 FC4-6		0-0 6-3 SF8		4-0 BB 1B BB		
Darrel Chaney, S OBP: 0.330, SLG: 0.398 (1, 6)		4-0 IBB		0-0 HR		0-0 6-3	0-0 FC 1B		
Phil Niekro, R OBP: 0.200, SLG: 0.188 Steve Kline, R OBP: 0.375, SLG: 0.400 (1, 1) (9, 1) (9, 1)		0-3 K		0-0 5-3		0-0 SF8	0-0 FC		

Inning Stats	R: 0	H: 0	E: 0	K: 0	S: 3	LOB: 0	BB: 0	P: 3
	R: 1	H: 2	E: 1	K: 1	S: 7	LOB: 2	BB: 1	P: 11
	R: 2	H: 3	E: 0	K: 0	S: 5	LOB: 2	BB: 2	P: 13
	R: 1	H: 1	E: 0	K: 0	S: 4	LOB: 0	BB: 0	P: 4
	R: 1	H: 1	E: 0	K: 0	S: 4	LOB: 0	BB: 0	P: 4
	R: 1	H: 1	E: 0	K: 0	S: 4	LOB: 1	BB: 1	P: 8
	R: 2	H: 2	E: 1	K: 0	S: 5	LOB: 2	BB: 2	P: 13
	R: 0	H: 1	E: 0	K: 0	S: 4	LOB: 2	BB: 1	P: 8

BOTTOM										
AB	R	H	RBI	BB	SO	LOB				
4	0	1	0	1	0	0				
3	1	0	0	1	0	1				
1	0	1	0	0	0	0				
4	2	2	2	1	0	0				
4	2	3	1	0	0	1				
1	1	0	0	0	0	2				
5	0	0	0	0	0	5				
2	0	1	0	2	0	0				
3	1	1	1	1	0	3				
3	1	2	2	1	0	1				
3	0	0	1	0	1	4				
0	0	0	0	0	0	0				
0	0	0	0	0	0	0				

WP	HR	S	P	ERA	WHIP
0	0	0	0	0.00	0.000
0	0	0	0	9.00	2.000
0	0	0	0	27.00	9.000
0	0	0	0	0.00	1.800

San Diego Padres @ Atlanta Braves
Atlanta-Fulton County Stadium, Atlanta, GA
 Sun Jun 26 1977, 3:33 AM EDT
 Att. 13,484 - Unknown

AB 33
R 8
H 11
RBI 7
BB 7
SO 1
LOB 17



PITCHER	IP	WLS	BF	H	R	ER	SO	BB	IBB	HBP	BLK	WP	HR	S	P	ERA	WHIP
Dave Freisleben, R ERA: 7.04 (1, 1)	4.1	L	22	7	5	5	1	1	1	0	0	0	3	21	33	10.38	1.846
Rick Sawyer, R ERA: 5.72 (5, 1)	0.2		2	0	0	0	0	0	0	0	0	0	2	2	0.00	0.000	
Dave Tomlin, L ERA: 4.11 (6, 1)	1.0		5	1	1	1	0	1	0	0	0	0	4	8	9.00	2.000	
John D'Acquisto, R ERA: 4.45 (7, 1)	0.1		5	1	2	1	0	2	0	0	0	0	3	11	27.00	9.000	
Dan Spillner, R ERA: 3.25 (7, 1)	1.2		7	2	0	0	0	1	0	0	0	0	6	10	0.00	1.800	

Batter	1	2	3	4	5	6	7	8	9	AB R H RBI BB SO LOB	TOP																									
Gene Richards, L (1, 7) OBP: 0.337, SLG: 0.349	0-3 K		0-0 F5		0-3 K		0-0 3-1		0-0 F2	5 0 0 0 0 2 1	San Diego Padres @ Houston Astros Astrodome, Houston, TX Mon Jun 27 1977, 8:05 PM EDT Att. 7,458 - Dome																									
Bill Almon, R (1, 6) OBP: 0.283, SLG: 0.305	0-0 1-3		0-0 1B			0-0 5-3	0-0 1B	0-0 5-3	5 0 2 0 0 0 1																											
George Hendrick, R (1, 8) OBP: 0.359, SLG: 0.455	0-0 F8		0-3 K			0-0 HR 1B	0-3 K 1-2		4 1 1 0 0 2 2																											
Dave Winfield, R (1, 9) OBP: 0.369, SLG: 0.557		0-0 2B 5-3 1B	0-3 K			0-0 HR 1B		0-0 F8	4 2 2 2 0 1 1																											
Dave Kingman, R (1, 3) OBP: 0.263, SLG: 0.376 Pat Scanlon, L (8, 5) OBP: 0.200, SLG: 0.167		0-0 5-3 1-3 2B		4-0 CS BB		0-0 3B 1B		0-3 K	3 1 2 0 1 1 0 0 0 0 0 0 0 0																											
Gene Tenace, R (1, 5) OBP: 0.391, SLG: 0.403		0-3 K		0-0 F6 1-2		0-0 3B		0-3 K	4 0 1 1 0 2 3																											
Dave Roberts, R (1, 2) OBP: 0.269, SLG: 0.277		0-0 5-3 2-3 3-H		0-3 K		0-0 4-3		4-0 1B WP BB	3 1 0 1 1 1 2																											
Mike Champion, R (1, 4) OBP: 0.280, SLG: 0.315		0-0 F9			0-0 6-3 3B	0-3 K		0-0 WP 1-3 1B	4 0 2 0 0 1 2																											
Tom Griffin, R (1, 1) OBP: 0.091, SLG: 0.313 Merv Rettenmund, R (7, PH) OBP: 0.451, SLG: 0.532 Rollie Fingers, R (7, 1)			0-0 HR		0-0 6-3 3-H		0-0 6-3	0-3 K 1-3 3-H	2 1 1 1 0 0 1 1 0 0 0 0 0 0 1 0 0 0 0 1 1																											
Inning Stats	R: 0 E: 0 K: 1 S: 5	H: 0 LOB: 0 BB: 0 P: 5	R: 1 E: 0 K: 1 S: 7	H: 2 LOB: 1 BB: 0 P: 7	R: 1 E: 0 K: 2 S: 9	H: 2 LOB: 1 BB: 0 P: 9	R: 0 E: 0 K: 1 S: 4	H: 0 LOB: 0 BB: 1 P: 8	R: 0 E: 0 K: 1 S: 5	H: 1 LOB: 0 BB: 0 P: 5	R: 3 E: 0 K: 1 S: 9	H: 4 LOB: 1 BB: 0 P: 9	R: 0 E: 0 K: 1 S: 6	H: 1 LOB: 1 BB: 0 P: 6	R: 0 E: 0 K: 2 S: 7	H: 0 LOB: 0 BB: 0 P: 7	R: 1 E: 0 K: 1 S: 6	H: 1 LOB: 1 BB: 1 P: 10	1B: 6 2B: 1 3B: 2 HR: 2	SF: 0 SAC: 0 DP: 0 HBP: 0	WP: 2 PB: 0 SB: 1 CS: 1	PA: 38														
PITCHER	IP WLS BF H R ER SO BB IBB HBP BLK WP HR S P ERA WHIP																																			
Floyd Bannister, L (1, 1) ERA: 4.59	5.0		19	5	2	2	6	1	0	0	0	0	1	30	34	3.60	1.200																			
Gene Pentz, R (6, 1) ERA: 4.55	1.0		7	4	3	3	1	0	0	0	0	0	1	9	9	27.00	4.000																			
Bo McLaughlin, R (7, 1) ERA: 4.3	2.0		9	2	1	1	3	1	0	0	0	0	0	14	18	4.50	1.500																			
Joe Niekro, R (9, 1) ERA: 2.58	1.0	W	3	0	0	0	1	0	0	0	0	1	0	5	5	0.00	0.000																			

livebaseballscorecards.com

AB	36
R	6
H	11
RBI	5
BB	2
SO	11
LOB	14



Batter	1	2	3	4	5	6	7	8	9	AB R H RBI BB SO LOB
Julio Gonzalez, R OBP: 0.278, SLG: 0.325 (1, 4) (9, 6)	0-3 K		0-0 E7 1B 1B		0-0 BB E FC 1B	0-0 F7			0-0 F8	5 2 1 0 0 1 1
Enos Cabell, R OBP: 0.318, SLG: 0.433 (1, 5)	0-0 PB 2B 2B		0-0 CS 1B 1-H		0-0 F5		0-0 CS 1B		0-0 E 2B 1-H	5 2 4 2 0 0 2
Cesar Cedeno, R OBP: 0.298, SLG: 0.283 (1, 8)	0-0 CS 2B 2-H		0-0 2B 1-2		0-0 E4 FC BB 1-2 2-3		0-0 F8 1-2		0-0 1B 2B 2-H	5 1 3 1 0 0 3
Bob Watson, R OBP: 0.348, SLG: 0.477 (1, 3)	0-3 K 2-3		4-0 IBB		0-0 F8		0-0 1B		0-0 1B	4 0 2 1 1 1 4
Jose Cruz, L OBP: 0.331, SLG: 0.411 (1, 9)		0-0 F2	0-0 F8		4-0 FC BB 1-2 2-3 3-H		0-0 F7			3 0 0 1 1 0 3
Jim Fuller, R OBP: 0.167, SLG: 0.357 (1, 7)		0-3 K		0-3 K	0-0 FC 1-2 2-3 3-H			0-3 K		4 0 0 1 0 3 2
Ed Herrmann, L OBP: 0.259, SLG: 0.241 (1, 2)		0-0 E1 FC6-4		0-0 5-3	0-0 3-1			0-0 F7		4 0 0 0 0 0 3
Roger Metzger, S OBP: 0.211, SLG: 0.241 (1, 6)		0-0 FC6-4 1-2f		0-0 F9		0-0 F8		0-3 K		4 0 0 0 0 1 1
Floyd Bannister, L Gene Fentz, R Art Gardner, L Bo McLaughlin, R Joe Niekro, R Ken Boswell, L			0-0 1-3		0-0 E BB 1B 1B		0-0 F9		0-0 2B 1B	2 1 1 0 0 0 0 0 0 0 0 0 0 0 1 0 1 1 1 0 0 0 0

BOTTOM

San Diego Padres @ Houston Astros
Astrodome, Houston, TX
Mon Jun 27 1977, 8:05 PM EDT
Att: 7,458 - Dome

livebaseballscorecards.com

AB	38
R	7
H	12
RBI	6
BB	2
SO	6
LOB	19



Inning Stats	R: 1	H: 2	R: 0	H: 0	R: 1	H: 2	R: 0	H: 0	R: 2	H: 2	R: 0	H: 0	R: 0	H: 2	R: 3	H: 4	1B: 7	SF: 0	WP: 0	PA: 40
	E: 0	LOB: 0	E: 1	LOB: 1	E: 1	LOB: 2	E: 0	LOB: 0	E: 1	LOB: 3	E: 0	LOB: 0	E: 0	LOB: 1	E: 1	LOB: 1	2B: 5	SAC: 0	PB: 1	
	K: 2	BB: 0	K: 1	BB: 0	K: 0	BB: 1	K: 1	BB: 0	K: 0	BB: 1	K: 0	BB: 0	K: 2	BB: 0	K: 0	BB: 0	3B: 0	DP: 0	SB: 0	
	S: 8	P: 8	S: 6	P: 6	S: 5	P: 9	S: 5	P: 5	S: 7	P: 11	S: 3	P: 3	S: 4	P: 4	S: 5	P: 5	HR: 0	HBP: 0	CS: 3	

PITCHER	IP	WLS	BF	H	R	ER	SO	BB	IBB	HBP	BLK	WP	HR	S	P	ERA	WHIP
Tom Griffin, R ERA: 4.58 (1, 1)	6.0		28	6	4	1	4	1	1	0	0	0	0	34	42	1.50	1.167
Rollie Fingers, R ERA: 3.21 (7, 1)	2.1	L	12	6	3	3	2	0	0	0	0	0	0	16	16	11.57	2.571

Batter	1	2	3	4	5	6	7	8	9	AB R H RBI BB SO LOB	TOP											
Gene Richards, L (1, 7) OBP: 0.336, SLG: 0.345	4-0 BB		0-0 F7		0-0 F9		0-0 G6-4-3			3 0 0 0 1 0 1												
Bill Almon, R (1, 6) OBP: 0.280, SLG: 0.301	0-3 K		0-0 5-3		0-3 K			0-0 F8		4 0 0 0 0 2 1												
George Hendrick, R (1, 8) OBP: 0.365, SLG: 0.457	0-3 K		0-0 1B		0-0 FC4-6 1B			4-0 BB		3 0 2 0 1 1 1												
Dave Winfield, R (1, 9) OBP: 0.364, SLG: 0.550	0-0 4-3		0-3 K		0-0 FC4-6 3B			0-0 F7		4 1 0 0 0 1 4												
Dave Kingman, R (1, 3) OBP: 0.259, SLG: 0.369		0-0 5-3		0-0 F9		0-3 K		0-3 K		4 0 0 0 0 2 2												
Gene Tenace, R (1, 5) OBP: 0.396, SLG: 0.414		4-0 BB		0-0 5-3		0-0 3B			0-0 G1-6-3 1B	3 0 2 1 1 0 0												
Dave Roberts, R (1, 2) OBP: 0.268, SLG: 0.294		0-0 E1		0-0 2B		0-0 F7			0-0 F8	4 0 1 0 0 0 3												
Mike Champion, R (1, 4) OBP: 0.276, SLG: 0.312		0-0 F7		0-0 F7			0-3 K2-3		0-0 G1-6-3	2 0 0 0 0 0 3												
Pat Scanlon, L (7, PH) OBP: 0.182, SLG: 0.150									1-2f	2 0 0 0 0 1 1												
Bob Owchinko, L (1, 1) OBP: 0.250, SLG: 0.143		0-0 2-3			0-0 F7					2 0 0 0 0 0 2												
Rick Sawyer, R (6, 1) OBP: 0.364, SLG: 0.176										0 0 0 0 0 0 0												
Jerry Turner, L (7, PH) OBP: 0.342, SLG: 0.421										0 0 0 0 1 0 0												
Dan Spillner, R (7, 1)										0 0 0 0 0 0 0												
Inning Stats	R: 0 E: 0 K: 2 S: 7	H: 0 LOB: 1 BB: 1 P: 11	R: 0 E: 1 K: 0 S: 4	H: 0 LOB: 2 BB: 1 P: 8	R: 0 E: 0 K: 1 S: 6	H: 1 LOB: 1 BB: 0 P: 6	R: 0 E: 0 K: 0 S: 4	H: 1 LOB: 1 BB: 0 P: 4	R: 0 E: 0 K: 1 S: 5	H: 0 LOB: 0 BB: 0 P: 5	R: 1 E: 0 K: 1 S: 7	H: 2 LOB: 1 BB: 0 P: 7	R: 0 E: 0 K: 1 S: 4	H: 0 LOB: 0 BB: 1 P: 8	R: 0 E: 0 K: 1 S: 5	H: 0 LOB: 1 BB: 1 P: 9	R: 0 E: 0 K: 0 S: 3	H: 1 LOB: 0 BB: 0 P: 3	1B: 3 2B: 1 3B: 1 HR: 0	SF: 0 SAC: 0 DP: 2 HBP: 0	WP: 0 PB: 0 SB: 1 CS: 0	PA: 35
PITCHER Joaquin Andujar, R (1, 1) ERA: 3.21	IP: 9.0 WLS: W BF: 35 H: 5 R: 1 ER: 1 SO: 7 BB: 4 IBB: 0 HBP: 0 BLK: 0 WP: 0 HR: 0 S: 45 P: 61 ERA: 1.00 WHIP: 1.000																					

San Diego Padres @ Houston Astros
Astrodome, Houston, TX
Tue Jun 28 1977, 8:05 PM EDT
Att. 8,196 - Dome

livebaseballscorecards.com

AB 31
R 1
H 5
RBI 1
BB 4
SO 7
LOB 18



Batter	1	2	3	4	5	6	7	8	9
Julio Gonzalez, R OBP: 0.284, SLG: 0.325 (1, 4)	4-0 1B 1B 4-3 BB	4-0 FC4 BB		0-0 1B		0-3 K		0-0 G3	
Enos Cabell, R OBP: 0.321, SLG: 0.444 (1, 5)	0-0 4-3 1B 1-2 SF7 1B	0-0 FC4		0-0 F6		0-0 HR			
Cesar Cedeno, R OBP: 0.309, SLG: 0.294 (1, 8)	0-0 1-2 2-3 4-3 1B		4-0 BB BB		0-0 2B	1-0 HBP			
Bob Watson, R OBP: 0.351, SLG: 0.479 (1, 3)	0-0 4-3		4-0 BB		0-0 F9 FC6-2 2B	0-0 F7			
Jose Cruz, L OBP: 0.327, SLG: 0.407 (1, 9)	0-0 SF7		0-0 F5		0-0 F9		0-0 6-3		
Jim Fuller, R OBP: 0.196, SLG: 0.341 (1, 7)	0-0 4-0 IBB		0-3 K		0-0 FC6-2		4-0 CS BB		
Ed Herrmann, L OBP: 0.242, SLG: 0.224 (1, 2)	0-0 F7		0-0 F7		0-0 4-3		0-0 F9		
Roger Metzger, S OBP: 0.197, SLG: 0.224 (1, 6)		0-0 4-3		0-0 5-3		0-0 6-3		0-0 6-3	
Joaquin Andujar, S OBP: 0.263, SLG: 0.297 (1, 1)		0-0 5-3		0-0 F9		0-0 HR 1B		0-0 F8	

Inning Stats	R: 2	H: 2	E: 0	K: 5	S: 5	LOB: 2	BB: 2	P: 13
	R: 0	H: 0	E: 0	K: 0	S: 3	LOB: 1	BB: 1	P: 7
	R: 0	H: 0	E: 0	K: 1	S: 5	LOB: 2	BB: 2	P: 13
	R: 0	H: 1	E: 0	K: 0	S: 4	LOB: 1	BB: 0	P: 4
	R: 1	H: 2	E: 0	K: 5	S: 5	LOB: 1	BB: 0	P: 5
	R: 2	H: 2	E: 0	K: 1	S: 7	LOB: 1	BB: 0	P: 8
	R: 0	H: 0	E: 0	K: 0	S: 2	LOB: 0	BB: 1	P: 6
	R: 0	H: 0	E: 0	K: 0	S: 3	LOB: 0	BB: 0	P: 3

PITCHER	IP	WLS	BF	H	R	ER	SO	BB	IBB	HBP	BLK	WP	HR	S	P	ERA	WHIP
Bob Owchinko, L ERA: 5.32 (1, 1)	5.2	L	29	7	5	5	2	4	1	0	0	0	1	28	48	7.94	1.941
Rick Sawyer, R ERA: 5.69 (6, 1)	0.1		2	0	0	0	0	0	0	1	0	0	0	1	2	0.00	0.000
Dan Spillner, R ERA: 3.11 (7, 1)	2.0		6	0	0	0	0	1	0	0	0	0	0	5	9	0.00	0.500

AB R H RBI BB SO LOB

3	1	1	0	2	1	1
4	2	2	2	0	0	2
2	1	2	0	1	0	0
3	0	1	2	1	0	3
3	0	0	1	0	0	3
2	0	0	0	2	1	3
4	0	0	0	0	0	6
4	0	0	0	0	0	0
4	1	1	0	0	0	0

1B: 4	SF: 1	WP: 0	PA: 37
2B: 2	SAC: 0	PB: 0	
3B: 0	DP: 0	SB: 0	
HR: 1	HBP: 1	CS: 1	
WP: 0	PA: 37	ERA	WHIP

San Diego Padres @ Houston Astros
Astrodome, Houston, TX
Tue Jun 28 1977, 8:05 PM EDT
Att: 8,196 - Dome

livebaseballscorecards.com

AB	29
R	5
H	7
RBI	5
BB	6
SO	2
LOB	18



Batter	1	2	3	4	5	6	7	8	9	AB	R	H	RBI	BB	SO	LOB	TOP										
Gene Richards, L OBP: 0.340, SLG: 0.345 (1, 7) X	0-0 6-3 ①		4-0 E S 1B BB		0-0 WP S 1B	4-0 1B BB		0-0 1-3 ①		3	1	1	0	2	0	1											
Bill Almon, R OBP: 0.275, SLG: 0.296 (1, 6) X	0-0 6-3 ②		0-0 F2 1-3		0-3 K 1-3	0-3 K		0-0 6-3 ②		5	0	0	0	0	2	6											
Mike Ivie, R OBP: 0.336, SLG: 0.438 Gary Sutherland, R OBP: 0.426, SLG: 0.479 (1, 3) X (8, 5)	0-0 1B 1B		0-0 1B		0-0 F4 1-3 2-H 3-H	0-0 1B		4-0 IBB		4	1	3	3	1	0	1											
Dave Winfield, R OBP: 0.363, SLG: 0.546 Dan Spillner, R (1, 9) X (6, 1)	0-0 1B 1-2 1B		0-0 4-3 ③			1-4-3 F3		0-0 F9 ③		4	0	1	0	0	0	3											
George Hendrick, R OBP: 0.373, SLG: 0.466 (1, 8) X	0-0 1-3 2-H 1B			0-0 4-3 2B		4-0 E S BB	0-0 F8 ①		0-0 FC1-5 PB 1B	4	1	3	1	1	0	0											
Gene Tenace, R OBP: 0.399, SLG: 0.411 (1, 5) X (8, 3)		0-0 F5 ①		0-0 4-3 ①		4-0 E BB	4-0 G5-3 1B BB		4-0 FC1-5 BB	2	1	0	0	3	0	1											
Dave Roberts, R OBP: 0.279, SLG: 0.339 (1, 2) X		0-0 1-3 ②		0-0 5-3 ②		0-0 E2 1-H 2-H 3B	0-0 1-2 1B		0-0 FC1-5 ① G6-4-3	5	1	2	2	0	0	3											
Mike Champion, R OBP: 0.273, SLG: 0.307 (1, 4) X		0-3 K ③		0-0 G3 ③		0-0 E3 2B 1B	0-0 G5-3 ② ③ 2-3f		0-0 G6-4-3 ② ③ 1-2f	5	1	0	0	0	1	5											
John D'Acquisto, R Rick Sawyer, R Pat Scanlon, L Dave Wehrmeister, R Merv Rettenmund, R Dave Freisleben, R Jerry Turner, L (1, 1) (1, 1) (3, PH) (3, 1) (5, PH) (5, 1) (6, PH) (6, 9)			0-0 F7 ①		0-0 F9 ①	0-0 1B 2B		0-0 6-3 2B		0	0	0	0	0	0	0											
Inning Stats	R: 1 E: 0 K: 0 S: 5	H: 3 LOB: 2 BB: 0 P: 5	R: 0 E: 0 K: 1 S: 5	H: 0 LOB: 0 BB: 0 P: 5	R: 1 E: 1 K: 0 S: 4	H: 1 LOB: 1 BB: 1 P: 8	R: 0 E: 0 K: 0 S: 4	H: 1 LOB: 1 BB: 0 P: 4	R: 0 E: 0 K: 1 S: 6	H: 1 LOB: 1 BB: 0 P: 6	R: 5 E: 2 K: 1 S: 9	H: 3 LOB: 2 BB: 3 P: 21	R: 0 E: 0 K: 0 S: 3	H: 1 LOB: 1 BB: 1 P: 7	R: 0 E: 0 K: 0 S: 4	H: 1 LOB: 2 BB: 1 P: 8	R: 0 E: 0 K: 0 S: 3	H: 1 LOB: 1 BB: 1 P: 7	1B: 8 2B: 3 3B: 1 HR: 0	SF: 0 SAC: 0 DP: 2 HBP: 0	WP: 1 PB: 1 SB: 3 CS: 0	PA: 44					
PITCHER	IP	WLS	BF	H	R	ER	SO	BB	IBB	HBP	BLK	WP	HR	S	P	ERA	WHIP										
Dan Larson, R ERA: 6.68 (1, 1)	5.1	L	27	8	7	5	2	3	0	0	0	1	0	28	40	8.44	2.062										
Gene Pentz, R ERA: 4.45 (6, 1)	0.2		4	1	0	0	1	1	0	0	0	0	0	5	9	0.00	3.000										
Bo McLaughlin, R ERA: 4.13 (7, 1)	2.0		9	2	0	0	0	1	1	0	0	0	0	7	15	0.00	1.500										
Joe Sambito, L ERA: 2.09 (9, 1)	1.0		4	1	0	0	0	1	0	0	0	0	0	3	7	0.00	2.000										

San Diego Padres @ Houston Astros
 Astrodome, Houston, TX
 Wed Jun 29 1977, 8:05 PM EDT
 Att. 8,367 - Dome

livebaseballscorecards.com

AB	37
R	7
H	12
RBI	6
BB	7
SO	3
LOB	22



Batter	1	2	3	4	5	6	7	8	9	AB	R	H	RBI	BB	SO	LOB
Julio Gonzalez, R (1, 4) OBP: 0.282, SLG: 0.320 Joe Sambito, L (9, 1) OBP: 0.200, SLG: 0.200	4-0 E 1B FC5-4 BB	0-3 K2-3		0-0 4-3		0-0 4-3		0-0 1-3		4	1	0	0	1	1	1
Enos Cabell, R (1, 5) OBP: 0.319, SLG: 0.440	0-0 E8 FC5-4 1B		0-0 F8		0-0 5-3		0-0 E5 1B		0-0 F7	5	1	1	0	0	0	0
Cesar Cedeno, R (1, 8) OBP: 0.314, SLG: 0.297	0-0 FC5-4 BB		1-0 1B E HBP		0-0 1B		0-0 1B 1B		0-0 F6	4	2	2	1	0	0	1
Bob Watson, R (1, 3) OBP: 0.348, SLG: 0.472	4-0 BB 1-2		0-0 F3		0-0 F8		0-0 F8		0-0 5-3	4	0	0	0	1	0	4
Jose Cruz, L (1, 9) OBP: 0.336, SLG: 0.411	4-0 G4-3 BB		0-0 E S 1B		4-0 1B IBB		0-0 1B		0-0 1B	2	0	2	1	2	0	0
Joe Ferguson, R (1, 2) OBP: 0.387, SLG: 0.446	0-0 G4-3		4-0 1B BB		0-0 1B		0-3 K		0-3 K	3	0	1	1	1	1	5
Jim Fuller, R (1, 7) OBP: 0.180, SLG: 0.313		0-0 5-3		0-3 K		0-3 K		0-3 K		4	0	0	0	0	3	6
Roger Metzger, S (1, 6) OBP: 0.185, SLG: 0.210		0-3 K		0-0 F6		0-0 6-3		0-0 4-3		4	0	0	0	0	1	0
Dan Larson, R (1, 1) OBP: 0.333, SLG: 0.333 Gene Fentz, R (6, 1) Art Gardner, L (6, PH) Bo McLaughlin, R (7, 1) Ken Boswell, L (8, PH)		0-0 1B		0-3 K		0-0 F2		0-0 6-3		2	0	1	0	0	1	0

Inning Stats	R: 1	H: 1	LOB: 2	K: 0	BB: 3	S: 3	R: 0	H: 1	LOB: 1	K: 2	BB: 0	S: 8	R: 1	H: 1	LOB: 2	K: 1	BB: 1	S: 6	R: 0	H: 0	LOB: 0	K: 1	BB: 0	S: 5	R: 1	H: 2	LOB: 2	K: 1	BB: 1	S: 7	R: 0	H: 0	LOB: 0	K: 0	BB: 0	S: 3	R: 1	H: 2	LOB: 2	K: 2	BB: 0	S: 10	R: 0	H: 0	LOB: 0	K: 0	BB: 0	S: 3	R: 0	H: 0	LOB: 0	K: 0	BB: 0	S: 3	R: 0	H: 0	LOB: 0	K: 0	BB: 0	S: 3	1B: 7	SF: 0	2B: 0	SAC: 0	3B: 0	DP: 1	HR: 0	HBP: 1	WP: 0	PA: 40
--------------	------	------	--------	------	-------	------	------	------	--------	------	-------	------	------	------	--------	------	-------	------	------	------	--------	------	-------	------	------	------	--------	------	-------	------	------	------	--------	------	-------	------	------	------	--------	------	-------	-------	------	------	--------	------	-------	------	------	------	--------	------	-------	------	------	------	--------	------	-------	------	-------	-------	-------	--------	-------	-------	-------	--------	-------	--------

PITCHER	IP	WLS	BF	H	R	ER	SO	BB	IBB	HBP	BLK	WP	HR	S	P	ERA	WHIP
John D'Acquisto, R (1, 1) ERA: 4.7	0.1		5	1	1	1	0	3	0	0	0	0	0	2	14	27.00	12.000
Rick Sawyer, R (1, 1) ERA: 5.57	1.2		5	1	0	0	2	0	0	0	0	0	0	9	9	0.00	0.600
Dave Wehmeister, R (3, 1) ERA: 4.84	2.0		9	1	1	0	2	1	0	1	0	0	0	11	16	0.00	1.000
Dave Freisleben, R (5, 1) ERA: 7.11	1.0	W	6	2	1	1	1	0	1	0	0	0	0	7	11	9.00	2.000
Dan Spillner, R (6, 1) ERA: 2.86	4.0	S	15	2	1	0	2	0	0	0	0	0	0	19	19	0.00	0.500

BOTTOM

San Diego Padres @ Houston Astros
Astrodome, Houston, TX
Wed Jun 29 1977, 8:05 PM EDT
Att: 8,367 - Dome

livebaseballscorecards.com

AB	34
R	4
H	7
RBI	3
BB	5
SO	7
LOB	17



Batter	1	2	3	4	5	6	7	8	9	AB R H RBI BB SO LOB	TOP									
Pete Rose, S (1, 5) OBP: 0.384, SLG: 0.438	0-3 K	4-0 IBB		0-0 F3			0-0 3-1		0-0 F8	4 0 0 0 1 1 1										
Ken Griffey, L (1, 9) OBP: 0.391, SLG: 0.490	4-0 E BB	0-0 4-3			0-0 CS 1B		4-0 CS BB			2 0 1 0 2 0 3										
Dave Concepcion, R (1, 6) OBP: 0.328, SLG: 0.377	0-0 E6 BB		0-0 HR 1B		0-0 CS 1B		0-3 K			4 1 2 0 0 1 2										
George Foster, R (1, 8) OBP: 0.383, SLG: 0.606 (8, 7)	4-0 G6-4-3 BB		0-0 HR		0-0 L7		0-0 5-3			3 1 1 2 1 0 2										
Johnny Bench, R (1, 2) OBP: 0.335, SLG: 0.582	0-0 G6-4-3		0-0 G6-4-3 1B		4-0 FC5-4 IBB		0-0 6-3			3 0 1 0 1 0 3										
Bob Bailey, R (1, 3) OBP: 0.347, SLG: 0.409		0-0 SH2-3 BB 1B	0-0 G6-4-3		0-0 FC5-4		0-0 P6			4 0 1 0 0 0 3										
Ray Knight, R (1, 4) OBP: 0.414, SLG: 0.500		0-0 F9	0-3 K		0-0 6-3			0-0 F5	3 0 0 0 0 1 1		AB 29									
Joe Morgan, L (9, PH) OBP: 0.439, SLG: 0.494 (9, 4)									1 0 0 0 0 0 0		R 2									
Ed Armbuster, R (1, 7) OBP: 0.447, SLG: 0.581		4-0 SH2-3 BB		0-0 4-3		0-0 5-3		0-0 SH1-4 1B	2 0 0 0 1 0 0		H 7									
Cesar Geronimo, L (8, 8) OBP: 0.358, SLG: 0.427		1-2 BB							1 0 1 0 0 0 0		RBI 2									
Fred Norman, S (1, 1) OBP: 0.105, SLG: 0.105		0-0 SH2-3		0-0 F8		0-0 F7		0-0 SH1-4	2 0 0 0 0 0 0		BB 6									
		1-2 2-3									SO 3									
											LOB 15									
Inning Stats	R: 0 E: 1 K: 1 S: 5	H: 0 LOB: 2 BB: 2 P: 13	R: 0 E: 0 K: 0 S: 4	H: 1 LOB: 3 BB: 2 P: 12	R: 2 E: 0 K: 1 S: 7	H: 3 LOB: 0 BB: 0 P: 7	R: 0 E: 0 K: 0 S: 3	H: 0 LOB: 0 BB: 0 P: 3	R: 0 E: 0 K: 1 S: 4	H: 0 LOB: 1 BB: 1 P: 8	R: 0 E: 0 K: 0 S: 3	H: 0 LOB: 0 BB: 0 P: 3	R: 0 E: 0 K: 1 S: 4	H: 0 LOB: 0 BB: 0 P: 3	R: 0 E: 0 K: 0 S: 4	H: 1 LOB: 1 BB: 0 P: 4	1B: 6 2B: 1 3B: 0 HR: 1	SF: 0 SAC: 2 DP: 3 HBP: 0	WP: 0 PB: 0 SB: 0 CS: 3	PA: 37
PITCHER	IP WLS BF H R ER SO BB IBB HBP BLK WP HR S P ERA WHIP																			
Bob Shirley, L (1, 1) ERA: 3.48	5.0 L 24 6 2 2 2 3 2 0 0 0 0 1 23 43 3.60 1.800																			
Rick Sawyer, R (6, 1) ERA: 5.35	3.0 9 0 0 0 1 1 0 0 0 0 0 0 10 14 0.00 0.333																			
Rollie Fingers, R (9, 1) ERA: 3.17	1.0 4 1 0 0 0 0 0 0 0 0 0 0 4 4 0.00 1.000																			

Cincinnati Reds @ San Diego Padres
San Diego Stadium, San Diego, CA
Fri Jul 01 1977, 10:05 PM EDT
Att: 19,884 - Unknown

livebaseballscorecards.com



Batter	1	2	3	4	5	6	7	8	9	AB	R	H	RBI	BB	SO	LOB
Gene Richards, L (1, 7) OBP: 0.338, SLG: 0.342	0-3 K		0-0 F9		0-0 F9			0-0 F2		2	0	0	0	0	1	0
Merv Rettenmund, R (5, PH) OBP: 0.442, SLG: 0.519										1	0	0	0	0	0	1
Rick Sawyer, R (6, 1) OBP: 0.364, SLG: 0.176										0	0	0	0	0	0	0
Dave Roberts, R (8, PH) OBP: 0.274, SLG: 0.333										1	0	0	0	0	0	0
Rollie Fingers, R (9, 1)										0	0	0	0	0	0	0
Gary Sutherland, R (1, 4) OBP: 0.397, SLG: 0.442	0-0 6-3		0-0 4-3			0-3 K		0-0 F9		4	0	0	0	0	1	0
Mike Ivie, R (1, 3) OBP: 0.338, SLG: 0.437	0-0 P4			0-0 1B		4-0 BB		0-0 F9		3	0	1	0	1	0	0
Dave Winfield, R (1, 9) OBP: 0.359, SLG: 0.539		0-3 K		0-3 K		0-0 P5		0-0 F8		4	0	0	0	0	2	2
George Hendrick, R (1, 8) OBP: 0.367, SLG: 0.459		0-0 F8		0-0 P4		0-0 F8		0-0 F7		4	0	0	0	0	0	2
Gene Tenace, R (1, 2) OBP: 0.401, SLG: 0.424		0-0 1B 1B		0-0 P6			0-3 K		0-0 HR	4	1	2	1	0	1	1
Tucker Ashford, R (1, 5) OBP: 0.500, SLG: 0.333		0-0 FC6-4 1B		0-3 K		4-0 FC6-4 BB		0-0 P4		3	0	1	0	1	1	0
Bill Almon, R (1, 6) OBP: 0.276, SLG: 0.299		0-0 FC6-4		0-0 2B		0-0 FC6-4		0-3 K		3	0	1	0	0	0	3
Bob Shirley, R (1, 1) OBP: 0.108, SLG: 0.057			0-0 F8		0-3 K					1	0	0	0	0	0	0
Dave Kingman, R (5, PH) OBP: 0.257, SLG: 0.366										2	0	0	0	0	2	2

Inning Stats	R: 0	H: 0	E: 0	K: 1	S: 5	R: 0	H: 2	E: 0	K: 1	S: 7	R: 0	H: 0	E: 0	K: 0	S: 3	R: 0	H: 1	E: 0	K: 1	S: 6	R: 0	H: 1	E: 0	K: 2	S: 8	R: 0	H: 0	E: 0	K: 1	S: 5	R: 0	H: 0	E: 0	K: 2	S: 7	R: 0	H: 0	E: 0	K: 0	S: 3	R: 1	H: 1	E: 0	K: 0	S: 4	1B: 3	SF: 0	2B: 1	SAC: 0	3B: 0	DP: 0	HR: 1	HBP: 0	WP: 0	PA: 34
PITCHER Fred Norman, L (1, 1) ERA: 3.07	IP	WLS	BF	H	R	ER	SO	BB	IBB	HBP	BLK	WP	HR	S	P	ERA	WHIP	IP	WLS	BF	H	R	ER	SO	BB	IBB	HBP	BLK	WP	HR	S	P	ERA	WHIP																					


BOTTOM

Cincinnati Reds @ San Diego Padres
San Diego Stadium, San Diego, CA

Fri Jul 01 1977, 10:05 PM EDT
Att. 19,884 - Unknown

livebaseballscorecards.com

AB	32
R	1
H	5
RBI	1
BB	2
SO	8
LOB	11



Batter	1	2	3	4	5	6	7	8	9	AB R H RBI BB SO LOB	TOP											
Ed Armbrister, R (1, 9) OBP: 0.452, SLG: 0.588 Ken Griffey, L (8, PH) OBP: 0.393, SLG: 0.495 (8, 9)	0-0 2B	4-0 BB		0-0 FC4-6		0-0 5-3		0-0 1B 2B		3 1 1 0 1 0 3 1 1 1 0 0 0 0												
Dave Concepcion, R (1, 6) OBP: 0.332, SLG: 0.389	0-0 1B 2B	0-0 CS			0-0 L9		0-0 F9	0-0 1B		5 1 3 2 0 0 0												
Joe Morgan, L (1, 4) OBP: 0.439, SLG: 0.496	0-0 P6			0-0 F7		0-0 2B	0-0 1B HR 1B	0-3 K		5 1 2 0 0 1 3												
George Foster, R (1, 7) OBP: 0.383, SLG: 0.601	4-0 E BB			0-0 F8		0-3 K	0-0 1-3 HR 1B	0-3 K		4 1 1 0 1 2 2												
Bob Bailey, R (1, 3) OBP: 0.358, SLG: 0.404 Dan Driessen, L (9, PH) OBP: 0.387, SLG: 0.488 (9, 3)	0-0 E7 L5-4 1-3 2-H 1B			0-0 6-3		4-0 IBB	0-3 K	0-3 K		3 0 1 0 1 1 3 1 0 0 0 0 1 0												
Ray Knight, R (1, 5) OBP: 0.412, SLG: 0.567	4-0 IBB			0-0 E4 1B		0-0 5-3	0-0 1-H 3-H HR	0-0 F8		4 1 1 3 1 0 2												
Bill Plummer, R (1, 2) OBP: 0.275, SLG: 0.194	0-0 L5-4 2-3			0-3 K		0-0 F8	0-0 5-3			4 0 0 0 0 1 4												
Cesar Geronimo, L (1, 8) OBP: 0.357, SLG: 0.424		0-0 P6		0-3 K		0-3 K SH3-4		0-0 1B		4 0 1 0 0 2 1												
Paul Moskau, R (1, 1) OBP: 0.400, SLG: 1.000 Dale Murray, R (4, 1) Pete Rose, S (8, PH) OBP: 0.383, SLG: 0.437 Pedro Borbon, R (8, 1) OBP: 0.400, SLG: 0.500		0-0 6-3		0-0 FC4-6 1B		0-0 SH3-4		0-0 F7		2 0 1 0 0 0 0 0 0 0 0 0 0 0 1 0 0 0 0 0 0 0 0 0 0 0 0 0												
Inning Stats	R: 2 E: 1 K: 0 S: 5	H: 3 LOB: 2 BB: 2 P: 13	R: 0 E: 0 K: 0 S: 2	H: 0 LOB: 0 BB: 1 P: 6	R: 0 E: 0 K: 0 S: 4	H: 1 LOB: 1 BB: 0 P: 4	R: 0 E: 1 K: 2 S: 9	H: 1 LOB: 2 BB: 0 P: 9	R: 0 E: 0 K: 1 S: 6	H: 1 LOB: 2 BB: 1 P: 10	R: 0 E: 0 K: 1 S: 6	H: 0 LOB: 1 BB: 0 P: 6	R: 3 E: 0 K: 1 S: 8	H: 3 LOB: 0 BB: 0 P: 8	R: 1 E: 0 K: 1 S: 7	H: 3 LOB: 1 BB: 0 P: 7	R: 0 E: 0 K: 2 S: 7	H: 0 LOB: 0 BB: 0 P: 7	1B: 6 2B: 6 3B: 0 HR: 1	SF: 0 SAC: 1 DP: 1 HBP: 0	WP: 1 PB: 0 SB: 0 CS: 1	PA: 43
PITCHER	IP WLS BF H R ER SO BB IBB HBP BLK WP HR S P ERA WHIP																				PITCHER	IP WLS BF H R ER SO BB IBB HBP BLK WP HR S P ERA WHIP
Bob Owchinko, L (1, 1) ERA: 5.47	7.0 L 34 9 5 5 5 2 2 0 0 1 1 40 56 6.43 1.571																					
Dan Spillner, R (8, 1) ERA: 3.0	0.2 4 3 1 1 0 0 0 0 0 0 0 0 4 4 13.50 4.500																					
Dave Tomlin, L (8, 1) ERA: 4.09	0.1 1 0 0 0 1 0 0 0 0 0 0 0 3 3 0.00 0.000																					
Rollie Fingers, R (9, 1) ERA: 3.13	1.0 3 0 0 0 0 2 0 0 0 0 0 0 7 7 0.00 0.000																					

Cincinnati Reds @ San Diego Padres
San Diego Stadium, San Diego, CA
Sat Jul 02 1977, 10:05 PM EDT
Att: 21,981 - Unknown

livebaseballscorecards.com

AB	37
R	6
H	12
RBI	5
BB	4
SO	8
LOB	18



Batter	1	2	3	4	5	6	7	8	9	AB	R	H	RBI	BB	SO	LOB
George Hendrick, R (1, 8) OBP: 0.365, SLG: 0.454	0-3 K		0-0 F7		0-0 1B S	0-0 1-3		0-3 K		5	0	1	0	0	2	4
Tucker Ashford, R (1, 5) OBP: 0.444, SLG: 0.500 Rollie Fingers, R (9, 1)	0-0 F8		0-0 1B 2B		0-0 F9		0-0 5-3 SF7 1B	0-0 P4		5	2	2	1	0	0	2
Mike Ivie, R (1, 3) OBP: 0.340, SLG: 0.436	0-0 E9		0-0 1B		0-3 K		0-0 5-3 1B		0-0 P4	5	0	2	1	0	1	1
Dave Winfield, R (1, 9) OBP: 0.357, SLG: 0.533	0-0 G3		0-0 4-3		4-0 1B IBB		0-0 5-3		0-3 K	4	0	0	0	1	1	4
Dave Kingman, R (1, 7) OBP: 0.256, SLG: 0.364		0-0 5-3		0-0 F8		0-0 1-3 2-3 1B		0-0 SF7		0-0 F5	4	0	1	1	0	0
Gene Tenace, R (1, 2) OBP: 0.402, SLG: 0.421		0-0 F8		4-0 6-3 1B BB		0-0 F7		4-0 BB		2	0	0	0	2	0	0
Gary Sutherland, R (1, 4) OBP: 0.393, SLG: 0.436 Jerry Turner, L (7, PH) OBP: 0.349, SLG: 0.442 Dan Spillner, R (8, 1) Dave Tomlin, L (8, 1) OBP: 0.400, SLG: 0.400 Pat Scanlon, L (9, 5) OBP: 0.174, SLG: 0.143		0-0 4-3		0-0 6-3 1B		0-0 4-3		0-0 F7		3	0	1	0	0	0	0
Bill Almon, R (1, 6) OBP: 0.278, SLG: 0.302			0-0 SH1-4 2B 1B		0-0 6-3		0-0 BB 1B		0-3 K	4	1	2	0	0	1	2
Bob Owchinko, L (1, 1) OBP: 0.278, SLG: 0.133 Mike Champion, R (8, 4) OBP: 0.273, SLG: 0.307 Gene Richards, L (8, PH) OBP: 0.340, SLG: 0.345 Dave Roberts, R (9, 4) OBP: 0.274, SLG: 0.333			0-0 SH1-4		0-3 K		4-0 BB 1B		0-0 1B	1	0	0	0	1	1	2

Inning Stats	R: 0	H: 0	E: 1	LOB: 1	K: 1	BB: 0	S: 6	P: 6	R: 0	H: 0	E: 0	LOB: 0	K: 0	BB: 0	S: 3	P: 3	R: 2	H: 3	E: 0	LOB: 1	K: 0	BB: 0	S: 6	P: 6	R: 0	H: 1	E: 0	LOB: 2	K: 1	BB: 1	S: 6	P: 10	R: 0	H: 2	E: 0	LOB: 2	K: 0	BB: 1	S: 6	P: 10	R: 1	H: 2	E: 0	LOB: 2	K: 0	BB: 1	S: 5	P: 9	R: 0	H: 1	E: 0	LOB: 1	K: 2	BB: 0	S: 8	P: 8	R: 0	H: 0	E: 0	LOB: 0	K: 1	BB: 0	S: 5	P: 5	1B: 9	SF: 1	2B: 1	SAC: 1	3B: 0	DP: 0	HR: 0	HBP: 0	WP: 0	PA: 41
--------------	------	------	------	--------	------	-------	------	------	------	------	------	--------	------	-------	------	------	------	------	------	--------	------	-------	------	------	------	------	------	--------	------	-------	------	-------	------	------	------	--------	------	-------	------	-------	------	------	------	--------	------	-------	------	------	------	------	------	--------	------	-------	------	------	------	------	------	--------	------	-------	------	------	-------	-------	-------	--------	-------	-------	-------	--------	-------	--------

PITCHER	IP	WLS	BF	H	R	ER	SO	BB	IBB	HBP	BLK	WP	HR	S	P	ERA	WHIP
Paul Moskau, R (1, 1) ERA: 10.45	3.1		15	3	2	2	1	1	0	0	0	0	0	16	20	5.40	1.200
Dale Murray, R (4, 1) ERA: 3.88	3.2	W	19	6	1	1	2	2	1	0	0	0	0	20	32	2.46	2.182
Pedro Borbon, R (8, 1) ERA: 2.7	2.0	S	7	1	0	0	3	0	0	0	0	0	0	13	13	0.00	0.500

BOTTOM

Cincinnati Reds @ San Diego Padres
San Diego Stadium, San Diego, CA

Sat Jul 02 1977, 10:05 PM EDT
Att. 21,981 - Unknown

livebaseballscorecards.com

AB	35
R	3
H	10
RBI	3
BB	4
SO	6
LOB	17



Batter	1	2	3	4	5	6	7	8	9	AB R H RBI BB SO LOB	TOP																
Pete Rose, S (1, 5) OBP: 0.386, SLG: 0.438	4-0 3B BB	0-0 FC3-6 1B		0-0 F5		0-0 2-H 1B			0-0 F7	4 1 2 0 1 0 0																	
Ken Griffey, L (1, 9) OBP: 0.393, SLG: 0.503	0-0 4-3 3B	0-0 FC3-6 1B		0-0 F8			0-0 4-3		0-0 HR 2B	5 2 2 1 0 0 2																	
Joe Morgan, L (1, 4) OBP: 0.436, SLG: 0.492	0-0 4-3	0-0		0-0 F8			0-3 K		0-3 K	4 0 1 2 0 1 0																	
Ray Knight, R (7, 4) OBP: 0.400, SLG: 0.548	0-0 3-H	0-0 1B								1 0 0 0 0 1 1																	
Dan Driessen, L (1, 3) OBP: 0.387, SLG: 0.498	0-0 4-3	0-0 G3					0-0 F8		0-0 HR	5 1 2 2 0 0 2																	
George Foster, R (1, 7) OBP: 0.383, SLG: 0.611	0-0 HR			0-0 6-3 2B		0-3 K		0-0 F7	0-0 F7	5 2 2 1 0 1 1																	
Cesar Geronimo, L (1, 8) OBP: 0.359, SLG: 0.425	0-0 1B			0-3 K		0-3 K2-3		0-0 BB 1B		4 0 2 0 0 2 1																	
Dave Concepcion, R (1, 6) OBP: 0.334, SLG: 0.388	0-3 K			0-0 6-3				4-0 SH1-4 1B	1-2 BB	3 0 1 0 1 1 2																	
Bill Plummer, R (1, 2) OBP: 0.277, SLG: 0.214				0-3 K		0-3 K		0-0 F2		3 0 1 1 0 2 1																	
Johnny Bench, R (8, PH) OBP: 0.333, SLG: 0.580				0-0 2B				0-0 F8		1 0 0 0 0 0 2																	
Jack Billingham, R (1, 1) OBP: 0.196, SLG: 0.217				3-H 2B				0-0 SH1-4		2 1 1 0 0 0 1																	
Joe Henderson, L (6, 1)				0-0 G3				0-0 F8		0 0 0 0 0 0 0																	
Mike Lum, L (8, PH) OBP: 0.147, SLG: 0.156				FC3-6 1B				1-2		1 0 0 0 0 0 2																	
Doug Capilla, L (8, 1)				1B						0 0 0 0 0 0 0																	
Inning Stats	R: 3 E: 0 K: 1 S: 8	H: 3 LOB: 1 BB: 1 P: 12	R: 1 E: 0 K: 1 S: 8	H: 3 LOB: 2 BB: 0 P: 8	R: 1 E: 0 K: 1 S: 7	H: 2 LOB: 1 BB: 0 P: 7	R: 0 E: 0 K: 0 S: 3	H: 0 LOB: 0 BB: 0 P: 3	R: 0 E: 0 K: 2 S: 7	H: 1 LOB: 0 BB: 0 P: 7	R: 0 E: 0 K: 1 S: 6	H: 2 LOB: 2 BB: 0 P: 6	R: 0 E: 0 K: 1 S: 5	H: 0 LOB: 0 BB: 0 P: 5	R: 0 E: 0 K: 0 S: 4	H: 1 LOB: 2 BB: 1 P: 8	R: 2 E: 0 K: 1 S: 7	H: 2 LOB: 0 BB: 0 P: 7	1B: 8 2B: 3 3B: 1 HR: 2	SF: 0 SAC: 1 DP: 0 HBP: 0	WP: 0 PB: 0 SB: 1 CS: 1	PA: 41					
PITCHER	IP	WLS	BF	H	R	ER	SO	BB	IBB	HBP	BLK	WP	HR	S	P	ERA	WHIP										
Dave Freisleben, R (1, 1) ERA: 7.91	1.1		10	5	4	4	2	1	0	0	0	0	1	13	17	27.00	4.500										
Dave Tomlin, L (2, 1) ERA: 4.13	1.2		8	3	1	1	1	0	0	0	0	0	0	10	10	5.40	1.800										
Dave Wehmeister, R (4, 1) ERA: 4.63	1.0		3	0	0	0	0	0	0	0	0	0	0	3	3	0.00	0.000										
Dan Spillner, R (5, 1) ERA: 2.82	3.1	W	13	4	0	0	4	1	0	0	0	0	0	20	24	0.00	1.500										
Rollie Fingers, R (8, 1) ERA: 3.29	1.2	S	7	2	2	2	1	0	0	0	0	0	1	9	9	10.80	1.200										

Cincinnati Reds @ San Diego Padres
San Diego Stadium, San Diego, CA
Sun Jul 03 1977, 6:33 AM EDT
Att: 21,265 - Unknown

livebaseballscorecards.com

AB	38
R	7
H	14
RBI	7
BB	2
SO	8
LOB	15



Batter	1	2	3	4	5	6	7	8	9
George Hendrick, R OBP: 0.358, SLG: 0.445 (1, 8)	0-0 2-3		0-0 F7	0-0 F8		0-0 F7	0-0 5-3		
Tucker Ashford, R OBP: 0.357, SLG: 0.385 (1, 5)	0-0 1-3		0-0 F7	0-3 K		0-0 SF9 HBP 1-2 HR 1B		0-0 P3	
Mike Ivie, R OBP: 0.341, SLG: 0.433 (1, 3)	0-3 K		0-0 E5 1-2 BB 2-3 1B		0-0 1B SF9 1B	1-0 1-2 HR 2-3 HBP		0-0 P6	
Dave Winfield, R OBP: 0.357, SLG: 0.531 (1, 9)		0-0 G3	4-0 1B 1-2 BB 2-3 BB 3-H		0-0 SF9 BB 1B	0-0 SF9		0-0 1-3	
Dave Kingman, R OBP: 0.267, SLG: 0.382 (1, 7)		1-0 HBP	0-0 1B 1-2 BB 2-H 1B 3-H		4-0 1B BB 1-2 BB	0-0 1-H HR 3-H			
Gene Tenace, R OBP: 0.400, SLG: 0.418 (1, 2)		0-3 K	0-3 K		0-0 SF9	4-0 BB			
Gary Sutherland, R OBP: 0.397, SLG: 0.439 (1, 4)	0-0 6-3			0-0 1B	0-0 P4	0-0 F9			
Jerry Turner, L OBP: 0.347, SLG: 0.438 (5, PH)				1B					
Mike Champion, R OBP: 0.272, SLG: 0.305 (6, 4)				1B					
Bill Almon, R OBP: 0.278, SLG: 0.301 (1, 6)			0-0 E BB BB 1B	0-0 L7	0-0 F9		0-0 6-3		
Dave Freisleben, R OBP: 0.250, SLG: 0.250 (1, 1)			4-0 BB E BB 1B	0-0 1B		4-0 HBP 1B SF9 BB	0-3 K		
Dave Tomlin, L OBP: 0.400, SLG: 0.400 (2, 1)									
Gene Richards, L OBP: 0.342, SLG: 0.345 (3, PH)									
Dave Wehrmeister, R OBP: 0.342, SLG: 0.345 (4, 1)									
Merv Rettenmund, R OBP: 0.448, SLG: 0.524 (4, PH)									
Dan Spillner, R OBP: 0.448, SLG: 0.524 (5, 1)									
Rollie Fingers, R OBP: 0.448, SLG: 0.524 (8, 1)									

AB	R	H	RBI	BB	SO	LOB
5	0	0	0	0	0	5
5	1	1	0	0	1	4
4	3	1	0	0	1	2
3	0	1	2	1	0	0
2	1	2	5	1	0	0
2	0	0	1	1	2	3
2	0	1	0	0	0	1
1	0	0	0	0	0	2
1	0	0	0	0	0	1
4	1	1	0	0	0	3
0	0	0	0	0	0	0
0	0	0	0	0	0	0
0	1	0	0	1	0	0
0	0	0	0	0	0	0
1	0	1	0	0	0	0
1	1	0	0	1	1	0
0	0	0	0	0	0	0


BOTTOM

Cincinnati Reds @ San Diego Padres
San Diego Stadium, San Diego, CA

Sun Jul 03 1977, 6:33 AM EDT
Att. 21,265 - Unknown

AB	31
R	8
H	8
RBI	8
BB	5
SO	5
LOB	21

livebaseballscorecards.com



Inning	R	H	E	K	S	P	BB	IBB	HBP	BLK	WP	HR	S	P	ERA	WHIP
1	0	0	0	1	5		0	0	0	0	0	0	0	0	0.00	0.750
2	0	0	0	1	5		0	0	0	0	0	0	0	0	0.00	0.000
3	3	2	1	1	8	16	0	0	0	0	0	0	6	10	0.00	0.750
4	0	0	0	1	7	0	0	0	0	0	0	0	3	3	0.00	0.000
5	1	2	0	0	9	0	0	0	0	0	0	0	0	0	7.94	2.118
6	4	2	0	0	14	0	0	0	0	0	0	0	0	0	0.00	0.750
7	0	0	0	1	5	0	0	0	0	0	0	0	0	0	0.00	0.000
8	0	0	0	0	3	0	0	0	0	0	0	0	0	0	0.00	0.000
9	0	0	0	0	0	0	0	0	0	0	0	0	0	0	0.00	0.000

PITCHER	IP	WLS	BF	H	R	ER	SO	BB	IBB	HBP	BLK	WP	HR	S	P	ERA	WHIP
Jack Billingham, R ERA: 4.89 (1, 1)	5.2	L	32	8	8	5	4	4	0	0	0	0	1	34	52	7.94	2.118
Joe Henderson, R ERA: 11.57 (6, 1)	1.1		5	0	0	0	1	1	0	0	0	0	0	6	10	0.00	0.750
Doug Capilla, L ERA: 5.4 (8, 1)	1.0		3	0	0	0	0	0	0	0	0	0	0	3	3	0.00	0.000


Batter	1	2	3	4	5	6	7	8	9	AB R H RBI BB SO LOB	TOP									
Julio Gonzalez, R (1, 4) OBP: 0.293, SLG: 0.333	0-0 4-1 1B		0-0 BB K		0-0 5-3	0-0 FC1-2		0-0 E4 BB		5 1 1 0 1 1 5										
Enos Cabell, R (1, 5) OBP: 0.319, SLG: 0.439	0-0 4-1 1-2		0-0 1-3 2-H 2B	0-0 F6	4-0 WP BB	0-3 K		4-0 3-H BB		4 1 1 1 2 1 4										
Cesar Cedeno, R (1, 8) OBP: 0.315, SLG: 0.296	0-0 F7		0-0 WP 1B 2B	0-0 F7	0-3 K		0-0 4-3	0-0 F6		6 1 1 2 0 1 5										
Bob Watson, R (1, 3) OBP: 0.353, SLG: 0.481	0-0 F8		0-0 F7 2-3	0-0 BB 2B		1-0 HR HBP	0-0 6-3		0-0 5-3	5 1 1 0 0 0 2										
Jose Cruz, L (1, 9) OBP: 0.341, SLG: 0.427		0-0 F8	0-0 HBP 3B 1B	4-0 BB IBB		0-0 HR	0-0 HR		0-3 K	5 3 3 4 1 1 0										
Joe Ferguson, R (1, 2) OBP: 0.388, SLG: 0.456		0-0 F5	4-0 HBP 3B BB	4-0 BB		0-0 SH BB FC3-2 1B			0-0 HR	4 2 2 1 2 0 0										
Jim Fuller, R (1, 7) OBP: 0.231, SLG: 0.333		0-0	1-0 3B HBP	0-0 F4		4-0 FC3-2 SH FC1-2 BB			0-0 F7	3 1 1 0 1 0 3										
Wilbur Howard, S (8, 7) OBP: 0.236, SLG: 0.257			1-2 2-3 3B						0-0 4-3	1 0 0 0 0 0 0	AB 40 R 12 H 13 RBI 11 BB 8 SO 6 LOB 25									
Roger Metzger, S (1, 6) OBP: 0.238, SLG: 0.303		0-0 4-3	0-0 1-H 2-H 3-H 3B		0-0 WP SH1-4 1B	0-0 SH FC1-2 FC3-2		0-0 E 3B		4 1 3 3 0 0 1										
Joaquin Andujar, S (1, 1) OBP: 0.275, SLG: 0.289			0-0 BB 2B		0-0 SH1-4	0-0 FC3-2		0-3 K		1 1 0 0 1 1 1										
Mark Lemongello, R (4, 1)										0 0 0 0 0 0 0										
Ken Boswell, L (6, PH) OBP: 0.327, SLG: 0.292										1 0 0 0 0 0 3										
Gene Pentz, R (6, 1)										0 0 0 0 0 0 0										
Joe Niekro, R (6, 1) OBP: 0.200, SLG: 0.200										1 0 0 0 0 1 1										
Inning Stats	R: 0 E: 0 K: 0 S: 4	H: 1 LOB: 1 BB: 0 P: 4	R: 0 E: 0 K: 0 S: 4	H: 1 LOB: 1 BB: 0 P: 4	R: 7 E: 0 K: 2 S: 11	H: 4 LOB: 1 BB: 3 P: 24	R: 0 E: 0 K: 1 S: 6	H: 1 LOB: 2 BB: 1 P: 10	R: 2 E: 1 K: 1 S: 8	H: 2 LOB: 3 BB: 1 P: 13	R: 1 E: 0 K: 0 S: 4	H: 1 LOB: 0 BB: 0 P: 4	R: 1 E: 1 K: 1 S: 7	H: 1 LOB: 2 BB: 1 P: 11	R: 1 E: 0 K: 1 S: 6	H: 1 LOB: 0 BB: 0 P: 6	1B: 4 2B: 4 3B: 2 HR: 3	SF: 0 SAC: 2 DP: 0 HBP: 2	WP: 2 PB: 0 SB: 1 CS: 0	PA: 52
PITCHER	IP WLS BF H R ER SO BB IBB HBP BLK WP HR S P ERA WHIP																			
Tom Griffin, R (1, 1) ERA: 5.05	2.1 L 15 5 6 6 0 3 0 0 0 0 1 0 12 24 23.14 3.429																			
Dave Wehmeister, R (3, 1) ERA: 4.68	1.2 10 2 1 1 2 1 1 1 0 0 0 0 11 20 5.40 1.800																			
Rick Sawyer, R (5, 1) ERA: 5.51	1.0 10 3 2 2 1 2 0 1 0 1 1 9 18 18.00 5.000																			
Dave Freisleben, R (6, 1) ERA: 7.71	2.0 7 1 1 1 1 0 0 0 0 0 0 1 9 9 4.50 0.500																			
Dave Tomlin, L (8, 1) ERA: 4.14	2.0 10 2 2 2 1 2 1 0 0 0 0 1 13 17 4.50 1.500																			

Houston Astros @ San Diego Padres
San Diego Stadium, San Diego, CA
Mon Jul 04 1977, 10:05 PM EDT
Att: 35,735 - Unknown

livebaseballscorecards.com



Batter	1	2	3	4	5	6	7	8	9	AB	R	H	RBI	BB	SO	LOB
Gene Richards, L (1, 7) OBP: 0.345, SLG: 0.343	0-0 3-1		4-0 HR BB	0-0 1B SF8 1B		4-0 5-4-3 1B SF8 BB	0-3 K		0-0 F5	4	3	1	0	2	1	2
Tucker Ashford, R (1, 5) OBP: 0.316, SLG: 0.353	0-3 K		0-0 F3	0-0 SF7		0-0 SF8 5-4-3 1B		0-0 F8		4	0	1	1	0	1	2
Mike Ivie, R (1, 3) OBP: 0.345, SLG: 0.446	4-0 BB		0-0 HR	0-0 1B		0-0 5-4-3		0-0 4-3		4	1	2	3	1	0	2
Dave Kingman, R (1, 9) OBP: 0.265, SLG: 0.378	0-0 F8		0-0 5-3	0-0 SF8		0-0 SF8		4-0 BB		2	0	0	2	1	0	1
Jerry Turner, L (1, 8) OBP: 0.348, SLG: 0.433		0-0 F3	0-0 S 1B	0-0 L4		4-0 BB BB		0-0 6-3		4	0	1	0	1	0	2
Gene Tenace, R (1, 2) OBP: 0.406, SLG: 0.416		0-0 F4	4-0 BB		4-0 E BB	4-0 BB BB		4-0 BB BB	4-0 1B BB	1	0	0	0	4	0	0
Gary Sutherland, R (1, 4) OBP: 0.394, SLG: 0.424		4-0 FC4-6 BB	0-0 L3		0-0 F8	0-3 K			0-0 F7	2	0	0	0	1	0	3
Dave Winfield, R (6, PH) OBP: 0.355, SLG: 0.527					1-2 K					2	0	0	0	0	1	4
Bill Almon, R (1, 6) OBP: 0.283, SLG: 0.306		0-0 FC4-6		0-0 2B 1B		0-3 K		0-0 G4-6-3 1B	0-0 1B	5	1	3	0	0	1	2
Tom Griffin, R (1, 1) OBP: 0.081, SLG: 0.313			0-0 BB 1B	0-0 1B SF7 2B		0-0 F3		0-0 G4-6-3	0-3 K	0	0	0	0	0	0	0
Dave Wehrmeister, R (3, 1) OBP: 0.500, SLG: 0.500										1	1	1	0	0	0	0
Merv Rettenmund, R (4, PH) OBP: 0.453, SLG: 0.542										1	1	1	1	0	0	0
Rick Sawyer, R (5, 1) OBP: 0.348, SLG: 0.167										1	0	0	0	0	0	1
Dave Freisleben, R (6, 1) OBP: 0.250, SLG: 0.250										0	0	0	0	0	0	0
Pat Scanlon, L (7, PH) OBP: 0.187, SLG: 0.138										1	0	0	0	0	0	1
Dave Tomlin, L (8, 1) OBP: 0.400, SLG: 0.400										0	0	0	0	0	0	0
George Hendrick, R (9, PH) OBP: 0.357, SLG: 0.444										1	0	0	0	0	1	2

BOTTOM	
AB	33
R	7
H	10
RBI	7
BB	10
SO	5
LOB	22
	

Houston Astros @ San Diego Padres
San Diego Stadium, San Diego, CA
Mon Jul 04 1977, 10:05 PM EDT
Att. 35,735 - Unknown

Inning Stats																																																						
	R: 0	H: 0	E: 0	K: 5	S: 5	H: 0	LOB: 1	P: 9	R: 0	H: 0	E: 0	K: 0	S: 3	R: 3	H: 3	E: 0	K: 0	S: 6	R: 0	H: 0	E: 1	K: 1	S: 5	R: 1	H: 1	E: 0	K: 1	S: 6	R: 0	H: 1	E: 0	K: 1	S: 5	R: 0	H: 0	E: 0	K: 0	S: 3	R: 0	H: 1	E: 0	K: 1	S: 6	1B: 8	SF: 3	2B: 1	SAC: 0	3B: 0	DP: 1	HR: 1	HBP: 0	WP: 0	PA: 46	
PITCHER	Joaquin Andujar, R (1, 1) ERA: 3.62									Mark Lemongello, R (4, 1) ERA: 4.21									Gene Pentz, R (6, 1) ERA: 4.66									Joe Niekro, R (6, 1) ERA: 2.45									PITCHER																	
IP	3.1									1.2									0.2									3.1									IP																	
WLS	0									0									W									0									WLS																	
BF	21									6									13									21									BF																	
H	7									0									2									7									H																	
R	6									0									0									2									R																	
ER	6									0									0									2									ER																	
SO	1									1									3									3									SO																	
BB	4									1									2									2									BB																	
IBB	0									0									0									0									IBB																	
HBP	0									0									0									0									HBP																	
BLK	0									0									0									0									BLK																	
WP	0									0									0									0									WP																	
HR	1									0									0									0									HR																	
S	19									7									17									19									S																	
P	35									11									25									35									P																	
ERA	16.20									0.00									13.50									0.00									ERA																	
WHIP	3.300									0.600									6.000									1.200									WHIP																	

Batter	1	2	3	4	5	6	7	8	9	10	11	12	AB R H RBI BB SO LOB	TOP													
Julio Gonzalez, R (1, 4) OBP: 0.300, SLG: 0.336	0-3 K	4-0 BB 1-2 2-3 BB		X 0-0 SF8 1B E 1-2 1B		4-0 BB BB BB 8-3 BB		X 0-0 1-2 1B		X 0-0 G6-4-3 1-2f			4 1 2 0 2 1 1														
Enos Cabell, R (1, 5) OBP: 0.322, SLG: 0.438	0-0 PB BB 1B	4-0 BB		X 0-0 E S SF8 1B 1-2 2-3		X 0-0 1-2f		X 0-0 F9 2-3		X 0-0 6-3			5 1 2 1 1 0 3														
Cesar Cedeno, R (1, 8) OBP: 0.314, SLG: 0.294	4-0 BB BB BB 1-2 BB	0-3 K		X 0-0 SF8 2-3 3-H		X 0-0 F3		X 0-0 F7		X 0-0 F6			2 0 0 1 1 1 3														
Wilbur Howard, S (6, 8) OBP: 0.230, SLG: 0.250	1-2 BB												2 0 0 0 0 0 2														
Jose Cruz, L (1, 9) OBP: 0.337, SLG: 0.419	0-3 K			4-0 S BB 1-3 BB 3-H		X 0-0 F8		X 0-0 6-3		X 0-0 3-1			5 0 0 0 1 2 2														
Joe Ferguson, R (1, 2) OBP: 0.387, SLG: 0.450	0-3 K			X 0-0 SF8 1-2 3-H BB		X 0-0 G6-4-3 BB		X 0-3 K		X 0-3 K			3 1 0 1 2 3 2														
Craig Cacek, R (1, 3) OBP: 0.095, SLG: 0.050		X 0-0 F9		X 0-3 K 2B BB		X 0-0 L6		X 0-0 G6-4-3 BB		X 0-0 6-3			6 0 0 0 0 1 3														
Jim Fuller, R (1, 7) OBP: 0.225, SLG: 0.333		X 0-3 K		X 0-0 K 1-H 2B		X 0-3 K		X 0-3 K		X 0-0 E5 SH5-4 1B			6 1 1 1 0 3 0														
Roger Metzger, S (1, 6) OBP: 0.262, SLG: 0.333		X 4-0 BB BB BB BB BB		X 0-0 F7 G5-4-3 BB		X 4-0 G5-4-3 BB		X 0-0 1B 3B		X 0-0 SH5-4 2-3			2 2 1 0 2 0 1														
Dan Larson, R (1, 1) OBP: 0.500, SLG: 0.444		X 4-0 BB BB BB		X 0-0 1B S SF8 1B		X 0-0 G5-4-3		X 0-0 F9 1B 3-H 1B		X 0-0 G6-4-3 3-H 1B			3 1 2 1 1 0 1														
Bo McLaughlin, R (8, 1)													0 0 0 0 0 0 0														
Rob Sperring, R (10, PH) OBP: 0.219, SLG: 0.176													1 0 1 1 0 0 0														
Joe Niekro, R (10, 1) OBP: 0.200, SLG: 0.200													0 0 0 0 0 0 0														
Inning Stats	R: 0 E: 0 K: 3 S: 10	H: 1 LOB: 2 BB: 1 P: 14	R: 1 E: 0 K: 2 S: 7	H: 0 LOB: 3 BB: 4 P: 23	R: 1 E: 0 K: 2 S: 8	H: 1 LOB: 1 BB: 1 P: 12	R: 3 E: 0 K: 0 S: 6	H: 3 LOB: 1 BB: 1 P: 10	R: 0 E: 0 K: 1 S: 4	H: 0 LOB: 0 BB: 1 P: 6	R: 0 E: 0 K: 0 S: 2	H: 0 LOB: 0 BB: 1 P: 6	R: 1 E: 1 K: 0 S: 4	H: 1 LOB: 0 BB: 0 P: 4	R: 0 E: 0 K: 0 S: 3	H: 0 LOB: 0 BB: 0 P: 3	R: 0 E: 0 K: 1 S: 5	H: 0 LOB: 0 BB: 0 P: 5	R: 0 E: 0 K: 0 S: 3	H: 0 LOB: 0 BB: 0 P: 5	R: 0 E: 0 K: 1 S: 5	H: 0 LOB: 0 BB: 0 P: 5	1B: 7 2B: 2 3B: 1 HR: 0	SF: 2 SAC: 1 DP: 4 HBP: 0	WP: 0 PA: 52 PB: 1 SB: 2 CS: 0		
PITCHER	IP WLS BF H R ER SO P ERA WHIP	IP WLS BF H R ER SO P ERA WHIP	IP WLS BF H R ER SO P ERA WHIP	IP WLS BF H R ER SO P ERA WHIP	IP WLS BF H R ER SO P ERA WHIP	IP WLS BF H R ER SO P ERA WHIP	IP WLS BF H R ER SO P ERA WHIP	IP WLS BF H R ER SO P ERA WHIP	IP WLS BF H R ER SO P ERA WHIP	IP WLS BF H R ER SO P ERA WHIP	IP WLS BF H R ER SO P ERA WHIP	IP WLS BF H R ER SO P ERA WHIP	IP WLS BF H R ER SO P ERA WHIP	IP WLS BF H R ER SO P ERA WHIP	IP WLS BF H R ER SO P ERA WHIP	IP WLS BF H R ER SO P ERA WHIP	IP WLS BF H R ER SO P ERA WHIP	IP WLS BF H R ER SO P ERA WHIP	IP WLS BF H R ER SO P ERA WHIP	IP WLS BF H R ER SO P ERA WHIP	IP WLS BF H R ER SO P ERA WHIP	IP WLS BF H R ER SO P ERA WHIP	IP WLS BF H R ER SO P ERA WHIP	IP WLS BF H R ER SO P ERA WHIP	IP WLS BF H R ER SO P ERA WHIP	IP WLS BF H R ER SO P ERA WHIP	
John D'Acquisto, R (1, 1) ERA: 3.35	3.0																										
Dave Freisleben, R (4, 1) ERA: 7.5	1.0	4	0	0	0	0	0	0	0	0	0	0	0	0	0	0	0	0	0	0	0	0	0	0	0	0	0
Dave Wehmeister, R (5, 1) ERA: 4.33	2.0	6	0	0	0	1	2	0	0	0	0	0	0	0	0	0	0	0	0	0	0	0	0	0	0	0	0
Dan Spillner, R (7, 1) ERA: 2.85	2.0	9	3	1	1	1	1	0	0	0	0	0	0	0	0	0	0	0	0	0	0	0	0	0	0	0	0
Dave Tomlin, L (9, 1) ERA: 4.04	1.1	6	1	1	0	1	0	0	0	0	0	0	0	0	0	0	0	0	0	0	0	0	0	0	0	0	0

Houston Astros @ San Diego Padres
San Diego Stadium, San Diego, CA
Tue Jul 05 1977, 10:05 PM EDT
Att: 7,019 - Unknown

AB	39
R	7
H	9
RBI	6
BB	10
SO	11
LOB	18



Batter	1	2	3	4	5	6	7	8	9	10	11	12	AB	R	H	RBI	BB	SO	LOB
George Hendrick, R OBP: 0.359, SLG: 0.443	0-0 4-3	1-0 FC6-4 HBP		0-0 F9			0-0 F8		0-3 K	0-0 2B		4-0 1B IBB	5	0	1	1	1	1	1
Tucker Ashford, R OBP: 0.308, SLG: 0.458	0-0 6-3	0-0 FC6-4 1-2f			0-3 K		0-0 5-3		0-0 HR	0-3 K		0-0 1B	7	1	2	2	0	2	4
Mike Ivie, R OBP: 0.349, SLG: 0.443	4-0 HR BB		0-0 6-3		0-0 G6-4-3 1B			0-0 6-3	4-0 1B 2B BB	0-0 F3			4	2	1	0	2	0	1
Dave Winfield, R OBP: 0.358, SLG: 0.536	0-0 1-H HR		0-0 5-3		0-0 G6-4-3 1-2f			0-0 E9 1B 1B	0-0 1-2 2B 1B		0-0 E6 6-3		6	3	3	2	0	0	1
Dave Kingman, R OBP: 0.270, SLG: 0.387	0-0 5-3		0-0 2B			0-0 F7		4-0 1B BB	0-0 1-H 2-H 2B		0-3 K		5	0	2	2	1	1	1
Gene Tenace, R OBP: 0.406, SLG: 0.411		0-3 K	0-0 F7			4-0 BB BB		0-0 F6	4-0 IBB		0-0 6-3		3	0	0	0	2	1	3
Rollie Fingers, R (10, 1)												2-3	1	0	0	0	0	0	1
Bill Almon, R OBP: 0.287, SLG: 0.308		0-0 SH5-4 1B		0-3 K		4-0 1-2 G4-3 BB		0-0 1-2 3-H 1B	0-3 K		0-0 5-3		5	0	2	1	1	2	3
Mike Champion, R OBP: 0.274, SLG: 0.307		0-0		0-0 4-3		0-0 G4-3		0-0 4-3				4-0 SH3-4 1B BB	2	0	1	0	0	0	0
Gene Richards, L OBP: 0.344, SLG: 0.342													1	0	0	0	0	0	2
Dan Spillner, R (7, 1)													0	0	0	0	0	0	0
Jerry Turner, L OBP: 0.346, SLG: 0.430													1	0	0	0	0	0	2
Dave Tomlin, L OBP: 0.400, SLG: 0.400		1-2 SH5-4 1B											0	0	0	0	0	0	0
Bob Davis, R OBP: 0.260, SLG: 0.239													0	0	0	0	0	0	0
Merv Rettenmund, R OBP: 0.408, SLG: 0.541													1	1	1	0	0	0	0
Dave Roberts, R OBP: 0.286, SLG: 0.333													0	1	0	0	1	0	0
John D'Acquisto, R (1, 1)		0-0 SH5-4		4-0 BB								0-0 SH3-4	0	0	0	0	0	0	0
Dave Freisleben, R OBP: 0.250, SLG: 0.250													0	0	0	0	0	0	0
Pat Scanlon, L OBP: 0.200, SLG: 0.136													0	0	0	0	1	0	0
Dave Wehrmeister, R OBP: 0.500, SLG: 0.500													0	0	0	0	0	0	0
Gary Sutherland, R OBP: 0.382, SLG: 0.410		1-2 2-3											2	0	0	0	0	0	0

Inning Stats	R: 2	H: 1	E: 0	LOB: 0	K: 0	S: 4	R: 0	H: 2	E: 0	LOB: 3	K: 1	S: 7	R: 0	H: 1	E: 0	LOB: 1	K: 0	S: 4	R: 0	H: 0	E: 0	LOB: 1	K: 1	S: 5	R: 0	H: 0	E: 0	LOB: 1	K: 0	S: 2	R: 0	H: 0	E: 0	LOB: 1	K: 0	S: 3	R: 1	H: 2	E: 1	LOB: 2	K: 0	S: 5	R: 3	H: 3	E: 0	LOB: 2	K: 2	S: 10	R: 1	H: 2	E: 0	LOB: 1	K: 1	S: 7	R: 0	H: 0	E: 1	LOB: 1	K: 1	S: 6	R: 1	H: 1	E: 0	LOB: 2	K: 0	S: 2	1B: 8	2B: 3	3B: 0	HR: 2	SF: 0	SAC: 3	DP: 2	HBP: 1	WP: 0	PA: 56
--------------	------	------	------	--------	------	------	------	------	------	--------	------	------	------	------	------	--------	------	------	------	------	------	--------	------	------	------	------	------	--------	------	------	------	------	------	--------	------	------	------	------	------	--------	------	------	------	------	------	--------	------	-------	------	------	------	--------	------	------	------	------	------	--------	------	------	------	------	------	--------	------	------	-------	-------	-------	-------	-------	--------	-------	--------	-------	--------

PITCHER	IP	WLS	BF	H	R	ER	SO	BB	IBB	HBP	BLK	WP	HR	S	P	ERA	WHIP
Dan Larson, R ERA: 6.13	(1, 1)	7.1	32	6	3	3	3	5	0	1	0	0	1	32	53	3.68	1.500
Bo McLaughlin, R ERA: 4.44	(8, 1)	1.2	11	4	3	3	2	1	1	0	0	0	1	13	21	16.20	3.000
Joe Niekro, R ERA: 2.68	(10, 1)	2.1	L 13	3	2	2	2	1	1	0	0	0	0	15	23	7.71	1.714


BOTTOM

Houston Astros @ San Diego Padres
San Diego Stadium, San Diego, CA

Tue Jul 05 1977, 10:05 PM EDT
Att. 7,019 - Unknown

livebaseballscorecards.com

AB	43
R	8
H	13
RBI	8
BB	9
SO	7
LOB	19



Batter	1	2	3	4	5	6	7	8	9	10	11	12	AB	R	H	RBI	BB	SO	LOB
Gene Richards, L OBP: 0.347, SLG: 0.345	0-0 G4-6-3 1B		0-0 G4-6-3 1B		0-0 G3		0-3 K		0-0 S 1B		0-3 K		6	0	3	0	0	2	1
Tucker Ashford, R OBP: 0.281, SLG: 0.400	0-0 G4-6-3 1-2f		0-0 G4-6-3 1-2f		0-0 L6		0-3 K		0-3 K 1-2			0-0 E 1B	6	1	1	0	0	2	4
Mike Ivie, R OBP: 0.345, SLG: 0.435	0-0 F9			0-0 4-3		0-3 K	1-0 HBP			0-0 6-3		0-0 E1 FC4-6 1-2	5	0	0	0	0	1	1
Dave Winfield, R OBP: 0.357, SLG: 0.632		0-0 F8		0-0 E6 5-3		0-0 1B 2B 1B	0-0 6-3			0-0 FC6-4 CS 1B		0-0 FC4-6 E 1-2f 2-H	6	3	2	0	0	0	2
George Hendrick, R OBP: 0.355, SLG: 0.437		0-0 1B		0-0 E3 5-3 1-3		0-0 F2 1-2		0-0 L4		0-0 E4 FC6-4 1-2		0-0 F3 2-H	6	0	1	0	0	0	3
Gene Tenace, R OBP: 0.411, SLG: 0.414		0-0 F7		4-0 5-3 1BB		4-0 1B 2B BB		4-0 CS BB		0-0 FC6-4 1-2f 2-3		0-0 1B 2B	3	2	1	0	3	0	3
Bob Davis, R OBP: 0.240, SLG: 0.239													0	0	0	0	0	0	0
Bill Almon, R OBP: 0.287, SLG: 0.307		0-0 F9		0-0 5-3		0-0 2B 1B		0-3 K 1-2		0-0 CS	0-3 K	0-0 CS 1B	4	1	1	1	0	1	4
Merv Rettenmund, R OBP: 0.458, SLG: 0.548													0	0	0	0	0	0	0
Pat Scanlon, L OBP: 0.200, SLG: 0.136													0	0	0	0	0	0	0
Dave Kingman, R OBP: 0.272, SLG: 0.388				1-2 2-3 3-H		1-2 2-3 1B							2	0	1	1	0	1	0
Mike Champion, R OBP: 0.272, SLG: 0.305			0-0 6-3	0-0 6-3		0-0 1B 2B		0-0 1H 2-H 3-H		0-3 K		0-0 F7	2	0	0	0	0	0	2
Jerry Turner, L OBP: 0.350, SLG: 0.441													1	0	1	3	0	0	0
Gary Sutherland, R OBP: 0.371, SLG: 0.397													2	0	0	0	0	1	0
Bob Shirley, R OBP: 0.125, SLG: 0.079			0-0 1B		0-3 K	0-3 K			0-0 F7				3	0	1	0	0	2	1
Dave Tomlin, L OBP: 0.333, SLG: 0.333													1	0	0	0	0	0	0
Rollie Fingers, R OBP: 0.297, SLG: 0.345													0	0	0	0	0	0	0
Dave Roberts, R OBP: 0.297, SLG: 0.345													1	0	1	0	0	0	0
Dan Spillner, R OBP: 0.297, SLG: 0.345													0	0	0	0	0	0	0

Inning Stats	R: 0	H: 1	E: 0	LOB: 0	K: 0	S: 3	P: 3	R: 0	H: 1	E: 0	LOB: 1	K: 0	S: 4	P: 4	R: 0	H: 2	E: 0	LOB: 1	K: 0	S: 4	P: 4	R: 1	H: 0	E: 2	LOB: 2	K: 0	S: 5	P: 9	R: 0	H: 0	E: 0	LOB: 0	K: 1	S: 5	P: 5	R: 3	H: 3	E: 0	LOB: 1	K: 2	S: 10	P: 14	R: 0	H: 0	E: 0	LOB: 1	K: 2	S: 7	P: 8	R: 0	H: 0	E: 0	LOB: 0	K: 1	S: 4	P: 8	R: 0	H: 1	E: 1	LOB: 1	K: 2	S: 8	P: 8	R: 0	H: 1	E: 0	LOB: 1	K: 2	S: 4	P: 4	R: 0	H: 1	E: 0	LOB: 1	K: 2	S: 8	P: 8	R: 3	H: 3	E: 3	LOB: 0	K: 0	S: 6	P: 6	1B: 11	SF: 0	2B: 2	SAC: 0	3B: 0	DP: 2	HR: 0	HBP: 1	WP: 0	PA: 54
PITCHER	IP	WLS	BF	H	R	ER	SO	BB	IBB	HBP	BLK	WP	HR	S	P	ERA	WHIP																																																																													
Charlie Williams, R ERA: 4.01	(1, 1)	5.0		20	4	1	0	1	0	0	0	0	0	21	25	0.00	0.800																																																																													
Randy Moffitt, R ERA: 3.49	(6, 1)	2.0		11	3	3	4	1	0	1	0	0	0	17	22	13.50	2.000																																																																													
John Montefusco, R ERA: 3.8	(8, 1)	2.0		7	1	0	0	3	1	0	0	0	0	12	16	0.00	1.000																																																																													
Gary Lavelle, L ERA: 1.33	(10, 1)	2.0		8	2	0	0	2	0	0	0	0	0	12	12	0.00	1.000																																																																													
Dave Heaverlo, R ERA: 2.28	(12, 1)	1.0	L	6	3	3	0	0	0	0	0	0	0	6	6	0.00	3.000																																																																													

San Diego Padres @ San Francisco Giants
Candlestick Park, San Francisco, CA

Wed Jul 06 1977, 10:05 PM EDT
Att: 2,597 - Unknown

AB	48
R	7
H	13
RBI	5
BB	3
SO	10
LOB	21

Batter	1	2	3	4	5	6	7	8	9	10	11	12
Rob Andrews, R OBP: 0.350, SLG: 0.291 (1, 4)	0-0 F9		4-0 BB		0-0 F4		0-0 G3		0-0 5-3		0-0 F3	
Derrel Thomas, S OBP: 0.317, SLG: 0.299 (1, 8) (9, 3) (11, 8)	0-0 F8 1B 2B		0-0 F9		0-0 5-3		0-3 K		0-0 F2		0-0 G3	
Bill Madlock, R OBP: 0.347, SLG: 0.442 (1, 5)	0-0 F8 2-3		0-0 F7			0-0 FC3-6 1B		0-0 5-3				0-0 1B 2B
Jack Clark, R OBP: 0.302, SLG: 0.405 (1, 9)	0-0 1B		0-0 F8			4-0 FC3-6 1-2 BB		0-0 E6 1B SF8				0-0 F9
Willie McCovey, L OBP: 0.388, SLG: 0.490 Johnnie LeMaster, R OBP: 0.133, SLG: 0.205 (8, PR) (9, 6) Darrell Evans, L OBP: 0.374, SLG: 0.433 (10, PH) (11, 3)	0-0 F6			0-0 1-3		0-0 FC3-6 1-2f 2-3		0-0 1-3 1B		4-0 FC1-6 BB		0-0 1B
Randy Elliott, R OBP: 0.258, SLG: 0.329 (1, 7)		4-0 FC6-4 BB		0-0 FC6-4 1B		0-3 K		0-0 SF8		0-0 FC1-6 1-2f		0-0 F9
Vic Harris, S OBP: 0.348, SLG: 0.441 (1, 6) (9, 8) (11, 6)		0-0 FC6-4 1-2f		0-0 F7		0-0 F2		0-0 F2		0-0 F8		0-0 F5
Mike Sadek, R OBP: 0.280, SLG: 0.312 (1, 2)		0-3 K		0-0 FC6-4 1-2f			4-0 2B BB		0-0 P2		0-0 G3	
Charlie Williams, R Gary Alexander, R Randy Moffitt, R Gary Thompson, L John Montefusco, R Marc Hill, R Gary Landolt, R Terry Whitfield, L Dave Heaverlo, R		0-0 6-3		0-0 L1			0-0 G3 1-H 2B		0-0 HR		0-0 F8	

AB	R	H	RBI	BB	SO	LOB
5	0	0	0	1	0	1
6	1	1	0	0	1	2
6	1	3	0	0	0	3
5	1	1	1	1	1	3
4	0	1	0	0	0	3
0	0	0	0	0	0	0
1	0	1	1	1	0	0
4	0	1	1	1	1	4
6	0	0	0	0	0	7
4	1	0	0	1	1	4
1	0	0	0	0	0	1
0	0	1	1	0	0	0
1	0	0	0	0	0	0
1	1	1	1	0	0	0
0	0	0	0	0	0	0
0	0	0	0	0	0	0

WP	PA
0	52
0	0
0	0
0	0
0	0
0	0

Inning Stats	R	H	E	K	S	LOB	BB	P
1	1	2	0	5	5	1	0	5
2	0	0	1	5	9	1	0	9
3	0	0	0	3	7	1	0	7
4	0	1	0	4	4	1	0	4
5	0	0	0	3	3	0	0	3
6	0	1	0	6	10	2	1	10
7	1	1	0	6	10	1	0	10
8	1	1	0	5	5	1	0	5
9	1	2	0	7	7	1	0	7
10	0	0	0	3	7	1	0	7
11	0	0	0	3	3	0	0	3
12	1	2	0	5	5	1	0	5

PITCHER	IP	WLS	BF	H	R	ER	SO	BB	IBB	HBP	BLK	WP	HR	S	P	ERA	WHIP
Bob Shirley, L ERA: 3.42	7.0		32	6	3	2	3	4	0	0	0	0	0	34	50	2.57	1.429
Dave Tomlin, L ERA: 4.13	1.0		4	1	1	1	0	0	0	0	0	0	1	4	4	9.00	1.000
Rollie Fingers, R ERA: 3.11	2.0		8	1	0	0	1	1	0	0	0	0	0	9	13	0.00	1.000
Dan Spillner, R ERA: 2.93	2.0	W	8	2	1	1	0	0	0	0	0	0	0	8	8	4.50	1.000

PITCHER	IP	WLS	BF	H	R	ER	SO	BB	IBB	HBP	BLK	WP	HR	S	P	ERA	WHIP

BOTTOM

San Diego Padres @ San Francisco Giants
Candlestick Park, San Francisco, CA
Wed Jul 06 1977, 10:05 PM EDT
Att. 2,597 - Unknown

livebaseballscorecards.com

AB	46
R	5
H	10
RBI	5
BB	5
SO	4
LOB	28



Batter	1	2	3	4	5	6	7	8	9	AB R H RBI BB SO LOB	TOP											
George Hendrick, R (1, 8) OBP: 0.357, SLG: 0.436	0-0 F9		4-0 BB			0-3 K		0-0 1B		3 0 1 0 1 1 0	San Diego Padres @ San Francisco Giants Candlestick Park, San Francisco, CA Thu Jul 07 1977, 10:05 PM EDT Att. 3,181 - Unknown livebaseballscorecards.com											
Tucker Ashford, R (1, 5) OBP: 0.250, SLG: 0.353	0-3 K		0-0 4-3			0-0 F4		0-0 1-3		4 0 0 0 0 1 3												
Mike Ivie, R (1, 3) OBP: 0.344, SLG: 0.430	0-0 6-3					0-0 F8				3 0 0 0 1 0 0												
Dave Winfield, R (1, 9) OBP: 0.354, SLG: 0.526		0-0 F3				0-0 F9				4 0 0 0 0 0 1												
Dave Kingman, R (1, 7) OBP: 0.268, SLG: 0.382		0-3 K				0-3 K				4 0 0 0 0 2 1												
Gene Tenace, R (1, 2) OBP: 0.413, SLG: 0.419		0-0 5-3								2 1 1 0 1 0 0												
Bill Almon, R (1, 6) OBP: 0.287, SLG: 0.307			0-0 5-3							3 0 1 0 0 0 1												
Mike Champion, R (1, 4) OBP: 0.276, SLG: 0.309			0-0 SH1-4 1B			0-0 G4-6-3 1B				3 0 2 0 0 0 1												
Bob Owchinko, L (1, 1) OBP: 0.263, SLG: 0.125 Merv Rettenmund, R (8, PH) OBP: 0.454, SLG: 0.541 Rick Sawyer, R (8, 1) OBP: 0.348, SLG: 0.167			0-0 SH1-4			0-0 F7		0-0 G6-4-3 1B		1 0 0 0 0 0 0 1 0 0 0 0 0 1 0 0 0 0 0 0 0												
Inning Stats	R: 0 E: 0 K: 1 S: 5	H: 0 LOB: 0 BB: 0 P: 5	R: 0 E: 0 K: 1 S: 5	H: 0 LOB: 0 BB: 0 P: 5	R: 0 E: 0 K: 0 S: 4	H: 1 LOB: 2 BB: 1 P: 8	R: 0 E: 0 K: 1 S: 5	H: 0 LOB: 0 BB: 0 P: 5	R: 1 E: 0 K: 0 S: 4	H: 2 LOB: 0 BB: 0 P: 4	R: 0 E: 0 K: 1 S: 5	H: 0 LOB: 0 BB: 0 P: 5	R: 0 E: 0 K: 0 S: 3	H: 0 LOB: 1 BB: 1 P: 7	R: 0 E: 0 K: 0 S: 4	H: 2 LOB: 1 BB: 0 P: 4	R: 0 E: 0 K: 0 S: 2	H: 0 LOB: 0 BB: 1 P: 6	1B: 4 2B: 2 3B: 0 HR: 0	SF: 0 SAC: 1 DP: 3 HBP: 0	WP: 0 PB: 0 SB: 0 CS: 0	PA: 32
PITCHER	IP WLS BF H R ER SO BB IBB HBP BLK WP HR S P ERA WHIP																					
Bob Knepper, L (1, 1) ERA: 3.81	8.0 W 29 5 1 1 4 2 0 0 0 0 0 0 35 43 1.12 0.875																					
Randy Moffitt, R (9, 1) ERA: 3.42	1.0 3 0 0 0 0 1 0 0 0 0 0 0 2 6 0.00 1.000																					



Batter	1	2	3	4	5	6	7	8	9
Bill Madlock, R (1, 5) <small>OBP: 0.351, SLG: 0.441</small> 									
Derrel Thomas, S (1, 8) <small>OBP: 0.323, SLG: 0.310</small> 									
Darrell Evans, L (1, 7) <small>OBP: 0.372, SLG: 0.439</small> 									
Jack Clark, R (1, 9) <small>OBP: 0.301, SLG: 0.399</small> 									
Willie McCovey, L (1, 3) <small>OBP: 0.386, SLG: 0.484</small> Randy Moffitt, R (9, 1) 									
Vic Harris, S (1, 4) <small>OBP: 0.357, SLG: 0.476</small> 									
Marc Hill, R (1, 2) <small>OBP: 0.299, SLG: 0.368</small> 									
Johnnie LeMaster, R (1, 6) <small>OBP: 0.143, SLG: 0.191</small> 									
Bob Knepper, L (1, 1) <small>OBP: 0.200, SLG: 0.158</small> Gary Thomasson, L (8, PH) <small>OBP: 0.355, SLG: 0.480</small> (9, 3) 									

Inning Stats	R: 1	H: 1	R: 0	H: 0	R: 1	H: 2	R: 1	H: 1	R: 0	H: 1	R: 0	H: 0	R: 2	H: 2
	E: 0	LOB: 1	E: 0	LOB: 0	E: 0	LOB: 1	E: 0	LOB: 1	E: 0	LOB: 2	E: 1	LOB: 1	E: 0	LOB: 1
	K: 1	BB: 1	K: 0	BB: 0	K: 2	BB: 0	K: 0	BB: 1	K: 2	BB: 1	K: 0	BB: 0	K: 0	BB: 1
	S: 6	P: 10	S: 3	P: 3	S: 9	P: 9	S: 4	P: 8	S: 8	P: 12	S: 3	P: 7	S: 5	P: 9

PITCHER	IP	WLS	BF	H	R	ER	SO	BB	IBB	HBP	BLK	WP	HR	S	P	ERA	WHIP
Bob Owchinko, L (1, 1) <small>ERA: 5.28</small>	7.0	L	31	5	3	3	5	4	0	0	0	1	0	37	53	3.86	1.286
Rick Sawyer, R (8, 1) <small>ERA: 5.67</small>	1.0		6	2	2	2	0	1	0	0	0	0	0	5	9	18.00	3.000

BOTTOM

San Diego Padres @ San Francisco Giants
 Candlestick Park, San Francisco, CA

Thu Jul 07 1977, 10:05 PM EDT
 Att. 3,181 - Unknown

AB	R	H	RBI	BB	SO	LOB
3	2	1	0	2	0	1
2	0	2	1	0	0	0
4	0	1	1	0	2	3
3	0	0	0	1	1	3
3	1	0	0	1	1	3
0	0	0	0	0	0	0
4	1	2	0	0	0	0
3	0	0	1	0	0	1
3	1	0	0	1	0	1
3	0	0	0	0	1	2
1	0	1	2	0	0	0

AB	29
R	5
H	7
RBI	5
BB	5
SO	5
LOB	14

1B	3	SF	1	WP	1	PA	37
2B	3	SAC	2	PB	0	SB	2
3B	1	DP	0	CS	0		
HR	0	HBP	0				

Batter	1	2	3	4	5	6	7	8	9	AB R H RBI BB SO LOB	TOP	
George Hendrick, R (1, 8) OBP: 0.356, SLG: 0.431	4-0 BB G4-6-3		0-0 F2		0-0 F7			0-0 F8		3 0 0 0 1 0 1	San Diego Padres @ Los Angeles Dodgers Dodger Stadium, Los Angeles, CA Fri Jul 08 1977, 7:05 PM PDT Att: 52,851 - Unknown livebaseballscorecards.com	
Tucker Ashford, R (1, 5) OBP: 0.225, SLG: 0.316	0-0 G4-6-3 1-2f			0-0 G3			0-0 4-3	0-0 F6		4 0 0 0 0 0 1		
Mike Ivie, R (1, 3) OBP: 0.346, SLG: 0.431	0-0 F3			0-0 HR 1B			0-0 6-3	0-0 1B		4 1 2 0 0 0 0		
Dave Winfield, R (1, 9) OBP: 0.350, SLG: 0.520		0-0 E6		0-0 F8			0-0 5-3	0-0 F5		4 0 0 0 0 0 2		
Dave Kingman, R (1, 7) OBP: 0.268, SLG: 0.391		0-0 5-3		0-0 HR 1-H			0-0 5-3	0-0 F5		4 1 1 2 0 0 1		
Gene Tenace, R (1, 2) OBP: 0.414, SLG: 0.415		0-3 K		0-3 K			4-0 1B SF8 BB	4-0 BB		2 1 0 0 2 2 1		
Bill Almon, R (1, 6) OBP: 0.287, SLG: 0.307 Merv Rettenmund, R (9, PH) OBP: 0.450, SLG: 0.535		0-3 K			0-0 6-3		0-0 1-3 SF8 1B	0-3 K		3 0 1 0 0 1 1 1 0 0 0 0 1 1		
Mike Champion, R (1, 4) OBP: 0.274, SLG: 0.306 Gene Richards, L (7, PH) OBP: 0.346, SLG: 0.345 Gary Sutherland, R (7, 4) OBP: 0.366, SLG: 0.391			0-3 K		0-0 4-3		0-0 1-2 3-H SF8	0-0 4-3		2 0 0 0 0 1 0 0 0 0 1 0 0 0 1 0 0 0 0 0 1		
Tom Griffin, R (1, 1) OBP: 0.114, SLG: 0.324 Jerry Turner, L (7, PH) OBP: 0.348, SLG: 0.438 Dan Spillner, R (7, 1)			0-0 6-3		0-0 1B		0-3 K			2 0 1 0 0 0 0 1 0 0 0 0 1 1 0 0 0 0 0 0 0		
Inning Stats	R: 0 H: 0 E: 0 LOB: 0 K: 0 BB: 1 S: 2 P: 6	R: 0 H: 0 E: 1 LOB: 1 K: 2 BB: 0 S: 8 P: 8	R: 0 H: 0 E: 0 LOB: 0 K: 1 BB: 0 S: 5 P: 5	R: 2 H: 2 E: 0 LOB: 0 K: 1 BB: 0 S: 7 P: 7	R: 0 H: 1 E: 0 LOB: 1 K: 0 BB: 0 S: 4 P: 4	R: 0 H: 0 E: 0 LOB: 0 K: 0 BB: 0 S: 3 P: 3	R: 1 H: 1 E: 0 LOB: 1 K: 1 BB: 1 S: 6 P: 10	R: 0 H: 1 E: 0 LOB: 1 K: 0 BB: 0 S: 4 P: 4	R: 0 H: 0 E: 0 LOB: 1 K: 1 BB: 1 S: 5 P: 9	1B: 4 SF: 1 2B: 0 SAC: 0 3B: 0 DP: 1 HR: 1 HBP: 0		WP: 0 PA: 35 PB: 0 SB: 0 CS: 0
PITCHER Burt Hooton, R (1, 1) ERA: 2.73	IP WLS BF H R ER SO BB IBB HBP BLK WP HR S P ERA WHIP	9.0 W 35 5 3 3 6 3 0 0 0 0 0 1 44 56 3.00 0.889										

Batter	1	2	3	4	5	6	7	8	9
Ted Martinez, R OBP: 0.306, SLG: 0.408 (1, 4)	0-0 F3		0-0 CS 1B		0-0 6-3		0-3 K		
Bill Russell, R OBP: 0.317, SLG: 0.386 (1, 6)	0-0 F8		0-0 1-2 1B		0-0 F8		0-0 5-3 1B		
Steve Garvey, R OBP: 0.343, SLG: 0.558 (1, 3)	0-3 K		0-0 F7		0-3 K		0-0 5-3		
Ron Cey, R OBP: 0.413, SLG: 0.530 (1, 5)		0-0 6-3	0-0 F6		0-3 K		4-0 IBB		
Rick Monday, L OBP: 0.364, SLG: 0.434 (1, 8)		0-0 BLK HR 1B		4-0 CS BB		0-0 E1 1B	0-3 K		
Dusty Baker Jr., R OBP: 0.364, SLG: 0.532 (1, 7)		0-0 1-H HR		0-3 1-2 K		0-0 2-H 1B		0-0 6-3	
John Hale, L OBP: 0.356, SLG: 0.301 (1, 9)		0-3 K		4-0 HBP BB		0-3 K		0-0 F8	
Steve Yeager, R OBP: 0.377, SLG: 0.516 (1, 2)		0-0 HR		1-0 1-2 HBP		0-0 SH 1B 2B		0-0 F8	
Burt Hooton, R OBP: 0.189, SLG: 0.216 (1, 1)		0-0 F8		0-0 F6		0-0 SH 5-3 1B 2-3			

Inning Stats	R: 0	H: 0	E: 0	K: 1	S: 5	LOB: 0	BB: 0	P: 5
	R: 3	H: 3	E: 0	K: 1	S: 8	LOB: 0	BB: 0	P: 8
	R: 0	H: 2	E: 0	K: 0	S: 4	LOB: 1	BB: 0	P: 4
	R: 0	H: 0	E: 0	K: 1	S: 4	LOB: 2	BB: 2	P: 13
	R: 0	H: 0	E: 0	K: 1	S: 5	LOB: 0	BB: 0	P: 5
	R: 1	H: 2	E: 1	K: 2	S: 8	LOB: 0	BB: 0	P: 8
	R: 1	H: 2	E: 0	K: 2	S: 10	LOB: 3	BB: 1	P: 14
	R: 0	H: 0	E: 0	K: 0	S: 3	LOB: 0	BB: 0	P: 3

PITCHER	IP	WLS	BF	H	R	ER	SO	BB	IBB	HBP	BLK	WP	HR	S	P	ERA	WHIP
Tom Griffin, R ERA: 5.02 (1, 1)	6.0	L	25	7	4	3	6	2	0	1	1	0	2	34	43	4.50	1.500
Dan Spillner, R ERA: 2.98 (7, 1)	2.0		10	2	1	1	2	0	1	0	0	0	0	13	17	4.50	1.000

BOTTOM


San Diego Padres @ Los Angeles Dodgers
Dodger Stadium, Los Angeles, CA

Fri Jul 08 1977, 7:05 PM PDT
Att. 52,851 - Unknown

AB	R	H	RBI	BB	SO	LOB
4	0	1	0	0	1	2
4	0	2	1	0	0	0
4	0	0	0	0	2	3
3	0	0	0	1	1	1
3	2	2	0	1	1	3
4	1	2	3	0	1	1
3	0	0	0	1	2	0
3	2	2	1	0	0	0
2	0	0	0	0	0	2

AB	30
R	5
H	9
RBI	5
BB	3
SO	8
LOB	12

WP: 0 PA: 35
PB: 0 SB: 0
CS: 2



Batter	1	2	3	4	5	6	7	8	9	10	AB R H RBI BB SO LOB	TOP												
Gene Richards, L (1, 8) OBP: 0.342, SLG: 0.341 George Hendrick, R (8, 8) OBP: 0.358, SLG: 0.431	0-0 F7		0-3 K		0-3 K			0-0 G3		4-0 S 2B BB	4 0 0 0 0 2 0 0 1 0 0 1 0 0	San Diego Padres @ Los Angeles Dodgers Dodger Stadium, Los Angeles, CA Sat Jul 09 1977, 7:05 PM PDT Att. 39,102 - Unknown livebaseballscorecards.com												
Bill Almon, R (1, 6) OBP: 0.292, SLG: 0.313	0-0 PB S 1B		0-3 K			4-0 S BB		0-0 4-3		0-0 1H 2B	4 0 2 1 1 1 0													
Jerry Turner, L (1, 7) OBP: 0.352, SLG: 0.436 Merv Rettenmund, R (8, 7) OBP: 0.455, SLG: 0.535	4-0 1-3 BB		0-3 K			0-0 1-3 1-2		0-0 1B		4-0 BB	3 0 1 0 1 1 1 0 0 0 0 1 0 0													
Dave Winfield, R (1, 9) OBP: 0.348, SLG: 0.524	0-3 K			0-0 HR		0-0 4-3 2-3		0-0 P4		0-0 F7	5 1 1 1 0 1 6													
Dave Kingman, R (1, 3) OBP: 0.264, SLG: 0.385	0-0 6-3			0-0 P6		0-3 K			0-0 F8		4 0 0 0 0 1 3													
Gene Tenace, R (1, 2) OBP: 0.409, SLG: 0.409		0-3 K		0-3 K			0-3 K		0-0 5-3		4 0 0 0 0 3 0													
Tucker Ashford, R (1, 5) OBP: 0.227, SLG: 0.333		0-0 WP 2B		0-0 F8			0-0 P3		0-0 L1		4 0 1 0 0 0 0													
Mike Champion, R (1, 4) OBP: 0.275, SLG: 0.307 Mike Ivie, R (10, PH) OBP: 0.345, SLG: 0.429 Rollie Fingers, R (10, 1)		0-3 K			0-3 K		0-0 1B			0-0 6-3	3 0 1 0 0 2 1 1 0 0 0 0 0 0 0 0 0 0 0 0 0													
Dave Freisleben, R (1, 1) OBP: 0.182, SLG: 0.182 Gary Sutherland, R (10, PH) OBP: 0.361, SLG: 0.385		0-0 6-3			0-3 K		0-0 1-3			0-3 K	3 0 0 0 0 1 2 1 0 0 0 0 1 0													
Inning Stats	R: 0 E: 0 K: 1 S: 6	H: 1 LOB: 2 BB: 1 P: 10	R: 0 E: 0 K: 2 S: 8	H: 1 LOB: 1 BB: 0 P: 8	R: 0 E: 0 K: 3 S: 9	H: 0 LOB: 0 BB: 0 P: 9	R: 1 E: 0 K: 1 S: 6	H: 1 LOB: 0 BB: 0 P: 6	R: 0 E: 0 K: 1 S: 5	H: 0 LOB: 1 BB: 1 P: 9	R: 0 E: 0 K: 1 S: 6		H: 1 LOB: 1 BB: 0 P: 6	R: 0 E: 0 K: 0 S: 4	H: 1 LOB: 1 BB: 0 P: 4	R: 0 E: 0 K: 0 S: 3	H: 0 LOB: 0 BB: 0 P: 3	R: 1 E: 0 K: 1 S: 6	H: 1 LOB: 2 BB: 2 P: 14	1B: 3 2B: 2 3B: 0 HR: 1	SF: 0 SAC: 0 DP: 0 HBP: 0	WP: 1 PB: 1 SB: 3 CS: 0	PA: 40	
PITCHER	IP WLS BF H R ER SO BB IBB HBP BLK WP HR S P ERA WHIP																							
Don Sutton, R (1, 1) ERA: 2.47	9.0																							
Charlie Hough, R (10, 1) ERA: 3.33	0.2	L	5	1	1	1	1	2	0	0	0	0	0	0	5	13	13.50	4.500						
Elias Sosa, R (10, 1) ERA: 3.33	0.1		1	0	0	0	0	0	0	0	0	0	0	1	1	0.00	0.000							



Batter	1	2	3	4	5	6	7	8	9	10	AB	R	H	RBI	BB	SO	LOB
Ted Martinez, R (1, 4) OBP: 0.289, SLG: 0.387	0-3 K			0-3 K		0-0 6-3			0-0 6-3		4	0	0	0	0	2	0
Bill Russell, R (1, 6) OBP: 0.313, SLG: 0.382	0-0 6-3			0-0 P8			0-0 F9		0-0 5-3		4	0	0	0	0	0	0
Steve Garvey, R (1, 3) OBP: 0.342, SLG: 0.554	0-0 4-3			4-0 BB			0-0 6-3			0-3 K	3	0	0	0	1	1	0
Ron Cey, R (1, 5) OBP: 0.409, SLG: 0.523		0-0 F7		0-0 F8			0-0 F9			0-0 F8	4	0	0	0	0	0	1
Rick Monday, L (1, 8) OBP: 0.359, SLG: 0.428		0-3 K			0-0 4-3			0-3 K		0-3 K	4	0	0	0	0	3	0
Dusty Baker Jr., R (1, 7) OBP: 0.361, SLG: 0.527		0-3 K			0-3 K			0-0 4-3			3	0	0	0	0	2	0
John Hale, L (1, 9) OBP: 0.356, SLG: 0.342			0-0 P4		0-0 P6			0-0 HR			3	1	1	1	0	0	0
Johnny Oates, L (1, 2) OBP: 0.381, SLG: 0.403			0-0 G3-6-4 1B			0-0 G3		0-0 4-3			3	0	1	0	0	0	0
Don Sutton, R (1, 1) OBP: 0.238, SLG: 0.231			0-0 G3-6-4			0-0 F3			0-0 F9		2	0	0	0	0	0	1
Reggie Smith, S (9, PH) OBP: 0.438, SLG: 0.576											1	0	0	0	0	0	0
Charlie Hough, R (10, 1) OBP: 0.105, SLG: 0.222											0	0	0	0	0	0	0
Elias Sosa, R (10, 1)											0	0	0	0	0	0	0

Inning Stats	R: 0	H: 0	R: 0	H: 0	R: 0	H: 1	R: 0	H: 0	R: 0	H: 0	R: 0	H: 0	R: 1	H: 1	R: 0	H: 0	R: 0	H: 0	R: 0	H: 0	1B: 1	SF: 0	WP: 0	PA: 32
	E: 0	LOB: 0	E: 0	LOB: 0	E: 0	LOB: 0	E: 0	LOB: 0	E: 0	LOB: 0	E: 0	LOB: 0	E: 0	LOB: 0	E: 0	LOB: 0	E: 0	LOB: 0	E: 0	LOB: 0	2B: 0	SAC: 0	FB: 0	
	K: 1	BB: 0	K: 2	BB: 0	K: 0	BB: 0	K: 1	BB: 1	K: 0	BB: 0	K: 1	BB: 0	K: 1	BB: 0	K: 0	BB: 0	K: 1	BB: 0	K: 2	BB: 0	3B: 0	DP: 1	SB: 0	
	S: 5	P: 5	S: 7	P: 7	S: 3	P: 3	S: 5	P: 9	S: 5	P: 5	S: 3	P: 3	S: 6	P: 6	S: 3	P: 3	S: 7	P: 7	S: 7	P: 7	HR: 1	HBP: 0	CS: 0	

PITCHER	IP	WLS	BF	H	R	ER	SO	BB	IBB	HBP	BLK	WP	HR	S	P	ERA	WHIP
Dave Freisleben, R (1, 1) ERA: 6.2	9.0	W	29	2	1	1	6	1	0	0	0	0	1	40	44	1.00	0.333
Rollie Fingers, R (10, 1) ERA: 3.07	1.0	S	3	0	0	0	2	0	0	0	0	0	0	7	7	0.00	0.000


BOTTOM

San Diego Padres @ Los Angeles Dodgers
 Dodger Stadium, Los Angeles, CA

Sat Jul 09 1977, 7:05 PM PDT
 Att. 39,102 - Unknown

livebaseballscorecards.com

AB	31
R	1
H	2
RBI	1
BB	1
SO	8
LOB	2



Batter	1	2	3	4	5	6	7	8	9	AB R H RBI BB SO LOB	TOP																									
George Hendrick, R (1, 8) OBP: 0.358, SLG: 0.434	0-0 4-3	0-0 2B 1B			0-0 F9		0-0 5-3		0-0 SH 1B 2B	5 2 2 2 0 0 2	San Diego Padres @ Los Angeles Dodgers Dodger Stadium, Los Angeles, CA Sun Jul 10 1977, 3:33 AM PDT Unknown																									
Bill Almon, R (1, 6) OBP: 0.294, SLG: 0.316	4-0 S BB	0-0 1H 2B			0-3 K		0-0 F9		0-0 SH 1B 4-3	3 1 1 1 1 1 2																										
Mike Ivie, R (1, 3) OBP: 0.346, SLG: 0.429	0-0 F9 1-2	0-0 F7			0-0 P4			0-0 1B 6-3	0-0 E2 1B 1-3	5 1 2 1 0 0 2																										
Dave Winfield, R (1, 9) OBP: 0.346, SLG: 0.520	0-3 K				0-0 CS 1B		0-0 1-3	0-0 6-3 1B	0-0 4-3	5 0 1 1 0 1 3																										
Dave Kingman, R (1, 7) OBP: 0.263, SLG: 0.382		0-0 5-3			0-0 F9 1-2		0-3 K	0-0 E 1B 2-H	0-0 5-3	5 0 1 1 0 1 2																										
Gene Tenace, R (1, 2) OBP: 0.409, SLG: 0.404		4-0 1B 1B BB			0-3 K		0-3 K	4-0 E IBB	0-3 K	3 1 0 0 2 3 1																										
Tucker Ashford, R (1, 5) OBP: 0.250, SLG: 0.333		0-0 SH1-4 1B 1B			0-0 P6		4-0 2B BB	0-0 E5 1-2 2-3		3 1 1 0 1 0 2																										
Mike Champion, R (1, 4) OBP: 0.276, SLG: 0.308		0-0 SH1-4 1B 1B			0-3 K		0-3 K	0-3 K		2 1 1 1 0 1 0																										
Gene Richards, L (7, PH) OBP: 0.341, SLG: 0.339										1 0 0 0 0 1 1																										
Gary Sutherland, R (7, 4) OBP: 0.356, SLG: 0.379		1-2 2-H SH1-4 1B 1B								1 0 0 0 0 1 3																										
Dave Wehrmeister, R (1, 1) OBP: 0.500, SLG: 0.500		0-0 SH1-4			0-3 K		0-0 K	0-0 6-3		0 0 0 0 0 0 0																										
Rick Sawyer, R (2, 1) OBP: 0.333, SLG: 0.158										1 0 0 0 0 1 0																										
Dave Tomlin, L (5, 1) OBP: 0.333, SLG: 0.333										0 0 0 0 0 0 0																										
Jerry Turner, R (7, PH) OBP: 0.356, SLG: 0.447										1 0 1 0 0 0 0																										
Dan Spillner, R (7, 1) OBP: 0.356, SLG: 0.447										0 0 0 0 0 0 0																										
Merv Rettenmund, R (8, PH) OBP: 0.450, SLG: 0.529		1-2 2-3								1 0 0 0 0 0 3																										
Rollie Fingers, R (8, 1) OBP: 0.450, SLG: 0.529										0 0 0 0 0 0 0																										
Inning Stats	R: 0 E: 0 K: 1 S: 5	H: 0 LOB: 1 BB: 1 P: 9	R: 4 E: 0 K: 0 S: 7	H: 4 LOB: 1 BB: 1 P: 11	R: 0 E: 0 K: 1 S: 5	H: 1 LOB: 0 BB: 0 P: 5	R: 0 E: 0 K: 2 S: 7	H: 0 LOB: 0 BB: 0 P: 7	R: 0 E: 0 K: 1 S: 5	H: 0 LOB: 0 BB: 0 P: 5	R: 0 E: 0 K: 1 S: 6	H: 1 LOB: 2 BB: 1 P: 10	R: 1 E: 1 K: 1 S: 8	H: 2 LOB: 3 BB: 1 P: 12	R: 2 E: 1 K: 1 S: 8	H: 2 LOB: 1 BB: 0 P: 8	1B: 7 2B: 3 3B: 0 HR: 0	SF: 0 SAC: 2 DP: 0 HBP: 0	WP: 0 PB: 0 SB: 1 CS: 1	PA: 42																
PITCHER	IP WLS BF H R ER SO BB IBB HBP BLK WP HR S P ERA WHIP																																			
Al Downing, L (1, 1) ERA: 6.75	1.2		11	4	4	4	1	2	0	0	0	0	0	11	19	21.60	3.600																			
Elias Sosa, R (2, 1) ERA: 2.83	4.1		13	1	0	0	6	0	0	0	0	0	0	25	25	0.00	0.231																			
Charlie Hough, R (7, 1) ERA: 3.43	3.0	L	18	5	3	2	3	1	1	0	0	0	0	22	30	6.00	2.000																			

AB	36
R	7
H	10
RBI	7
BB	4
SO	10
LOB	21



Batter	1	2	3	4	5	6	7	8	9	AB	R	H	RBI	BB	SO	LOB
Ted Martinez, R (1, 4) OBP: 0.288, SLG: 0.380 Reggie Smith, S (9, PH) OBP: 0.437, SLG: 0.574	0-0 4-3	0-0 1-3 2-H 1B		0-3 K		0-0 L3			0-3 K	4	0	1	1	0	1	0
Bill Russell, R (1, 6) OBP: 0.314, SLG: 0.382	0-0 F7	0-0 4-3		0-0 5-3			0-0 G6-4-3 1B		0-0 1-2 1B	5	0	2	0	0	0	2
Steve Garvey, R (1, 3) OBP: 0.340, SLG: 0.549	0-0 6-3		0-0 F8		0-0 1B 1B		0-0 F2		0-3 K	5	0	1	0	0	1	3
Ron Cey, R (1, 5) OBP: 0.407, SLG: 0.520		0-0 F9	0-0 6-3		0-0 BB 1B		0-0 G6-4-3			4	0	1	0	0	0	1
Rick Monday, L (1, 8) OBP: 0.361, SLG: 0.426		0-0 HR 1B	4-0 BB BB BB		0-3 K			0-0 G3		3	1	1	0	1	1	2
Dusty Baker Jr., R (1, 7) OBP: 0.363, SLG: 0.535		0-0 HR 1B	0-3 K		4-0 BB BB BB		0-3 G6-3 BB		0-3 K	3	1	1	2	1	2	1
John Hale, L (1, 9) OBP: 0.359, SLG: 0.346 Glenn Burke, R (5, PH) OBP: 0.239, SLG: 0.227		0-0 1-3		0-0 HR 1B		0-0 G6-3		0-0 P5		2	1	1	0	0	0	0
Johnny Oates, L (1, 2) OBP: 0.386, SLG: 0.444		0-0 1B 1B		0-0 HR 1B		0-0 F9		0-0 F7		4	2	2	2	0	0	0
Al Downing, R (1, 1) Elias Sosa, R (2, 1) Boog Powell, L (6, PH) Charlie Hough, R (7, 1) Ed Goodson, L (9, PH)		0-0 1B 1B		0-0 5-3		0-3 K		0-0 1B		0	0	0	0	0	0	0

Inning Stats	R: 0	H: 0	E: 0	K: 0	S: 3	H: 0	LOB: 0	BB: 0	P: 3	R: 3	H: 5	E: 0	K: 0	S: 8	R: 0	H: 0	E: 0	K: 1	S: 5	R: 2	H: 2	E: 0	K: 1	S: 7	R: 0	H: 2	E: 0	K: 1	S: 6	R: 0	H: 0	E: 0	K: 1	S: 5	R: 0	H: 1	E: 0	K: 0	S: 3	R: 0	H: 0	E: 0	K: 2	S: 9	R: 0	H: 2	E: 0	K: 2	S: 9	1B: 10	2B: 0	3B: 0	HR: 2	SF: 0	SAC: 0	DP: 2	HBP: 0	WP: 0	PB: 0	SB: 0	CS: 0	PA: 39
--------------	------	------	------	------	------	------	--------	-------	------	------	------	------	------	------	------	------	------	------	------	------	------	------	------	------	------	------	------	------	------	------	------	------	------	------	------	------	------	------	------	------	------	------	------	------	------	------	------	------	------	--------	-------	-------	-------	-------	--------	-------	--------	-------	-------	-------	-------	--------

PITCHER	IP	WLS	BF	H	R	ER	SO	BB	IBB	HBP	BLK	WP	HR	S	P	ERA	WHIP
Dave Wehrmeister, R (1, 1) ERA: 5.02	1.2		10	5	3	3	0	0	0	0	0	0	1	10	10	16.20	3.000
Rick Sawyer, R (2, 1) ERA: 5.72	2.1		12	4	2	2	2	1	0	0	0	0	1	15	19	7.71	2.143
Dave Tomlin, L (5, 1) ERA: 3.99	2.0		6	0	0	0	2	1	0	0	0	0	0	9	13	0.00	0.500
Dan Spillner, R (7, 1) ERA: 2.93	1.0		3	1	0	0	0	0	0	0	0	0	0	3	3	0.00	1.000
Rollie Fingers, R (8, 1) ERA: 3.0	2.0	W	8	2	0	0	3	0	0	0	0	0	0	14	14	0.00	1.000

BOTTOM

San Diego Padres @ Los Angeles Dodgers
Dodger Stadium, Los Angeles, CA
 Sun Jul 10 1977, 3:33 AM PDT
 Unknown

AB	37
R	5
H	12
RBI	5
BB	2
SO	7
LOB	13



PITCHER	IP	WLS	BF	H	R	ER	SO	BB	IBB	HBP	BLK	WP	HR	S	P	ERA	WHIP
---------	----	-----	----	---	---	----	----	----	-----	-----	-----	----	----	---	---	-----	------

Batter	1	2	3	4	5	6	7	8	9	AB R H RBI BB SO LOB	
Gene Richards, L (1, 8) OBP: 0.340, SLG: 0.338 Bob Davis, R (8, 2) OBP: 0.237, SLG: 0.236	0-0 G6-4-3 1B		0-0 G3			0-3 K		0-0 G3 1-2 2-3	0-3 K	4 0 1 0 0 1 3 1 0 0 0 0 1 2	
Bill Almon, R (1, 6) OBP: 0.294, SLG: 0.315	0-0 G6-4-3 1-2f			0-0 6-3			0-0 HR 1B	0-0 6-3		4 1 1 0 0 0 3	
Mike Ivie, R (1, 3) OBP: 0.344, SLG: 0.426 (7, 5) (9, 3)	0-0 P3			0-3 K			0-3 K		0-0 HR 1B	4 1 1 0 0 2 1	
Dave Winfield, R (1, 9) OBP: 0.348, SLG: 0.536		0-3 K		0-0 6-3			0-0 HR 1B		0-0 HR 1B	4 2 2 4 0 1 0	
Jerry Turner, L (1, 7) OBP: 0.347, SLG: 0.434					0-0 P3		0-0 F7		0-0 5-3	4 0 0 0 0 1 0	
Tucker Ashford, R (1, 5) OBP: 0.255, SLG: 0.333 Dan Spillner, R (7, 1)		0-0 5-3			0-3 K		0-0 PO 1B		0-0 1B 2B	3 0 1 0 0 1 0 0 0 0 0 0 0 0 0 0 0 0 0 0 0 1 1 1 0 0 0 0 0 0 0 0 0 0 0	
Rick Sawyer, R (8, 1) OBP: 0.333, SLG: 0.158 Merv Rettenmund, R (9, PH) OBP: 0.455, SLG: 0.545 Gary Sutherland, R (9, 5) OBP: 0.356, SLG: 0.379					0-0 F9		0-3 K		0-0 PO 1B	2 0 0 0 0 1 0 2 0 2 1 0 0 0	
Dave Roberts, R (1, 2) OBP: 0.288, SLG: 0.333 George Hendrick, R (8, PH) OBP: 0.362, SLG: 0.438 (8, 8)					0-0 F9		0-3 K		0-0 FC3-6 1B	2 0 0 0 0 1 0 2 0 2 1 0 0 0	
Mike Champion, R (1, 4) OBP: 0.273, SLG: 0.304					0-3 K		0-3 K		0-0 FC3-6 G3 BB 1-2f	4 0 0 0 0 3 2	
John D'Acquisto, R (1, 1) Dave Tomlin, L (7, 1) OBP: 0.333, SLG: 0.333 Dave Kingman, R (7, 3) OBP: 0.268, SLG: 0.382 Rollie Fingers, R (9, 1)					4-0 BB		0-0 6-3		4-0 G3 BB 1-2	1 0 0 0 1 0 0 0 0 0 0 0 0 0 0 0 0 0 2 0 0 0 0 0 0 0 0 0	
Inning Stats	R: 0 H: 1 E: 0 LOB: 0 K: 0 BB: 0 S: 3 P: 3	R: 0 H: 0 E: 0 LOB: 0 K: 2 BB: 0 S: 7 P: 7	R: 0 H: 0 E: 0 LOB: 1 K: 1 BB: 1 S: 5 P: 9	R: 0 H: 0 E: 0 LOB: 0 K: 1 BB: 0 S: 5 P: 5	R: 0 H: 0 E: 0 LOB: 0 K: 2 BB: 0 S: 7 P: 7	R: 0 H: 0 E: 0 LOB: 0 K: 2 BB: 0 S: 7 P: 7	R: 2 H: 3 E: 0 LOB: 0 K: 1 BB: 0 S: 7 P: 7	R: 0 H: 1 E: 0 LOB: 2 K: 0 BB: 1 S: 4 P: 8	R: 3 H: 4 E: 0 LOB: 2 K: 2 BB: 1 S: 11 P: 15	1B: 6 SF: 0 2B: 1 SAC: 0 3B: 0 DP: 1 HR: 2 HBP: 0	
PITCHER	IP WLS BF H R ER SO BB IBB HBP BLK WP HR S P ERA WHIP										
Rick Rhoden, R (1, 1) ERA: 3.97 Charlie Hough, R (9, 1) ERA: 3.4	8.1 L 33 8 5 5 9 2 0 0 0 0 0 2 49 57 5.40 1.200										

San Diego Padres @ Los Angeles Dodgers
 Dodger Stadium, Los Angeles, CA
 Sun Jul 10 1977, 3:38 AM PDT
 Att: 51,575 - Unknown

AB	34
R	5
H	9
RBI	5
BB	3
SO	11
LOB	11



WP: 0	PA: 38
PB: 0	
SB: 0	
CS: 0	

Batter	1	2	3	4	5	6	7	8	9	AB	R	H	RBI	BB	SO	LOB
Ted Martinez, R OBP: 0.289, SLG: 0.390 (1, 4)	0-0 L3		0-0 1B 2B			0-3 K		0-0 SH3-4		3	1	1	0	0	1	0
Bill Russell, R OBP: 0.316, SLG: 0.382 (1, 6)	0-0 6-3		0-0 1B			4-0 G6-3 BB		0-0 P4		3	0	1	2	1	0	2
Steve Garvey, R OBP: 0.339, SLG: 0.544 (1, 3)	0-0 F9		0-3 K			0-0 G6-3		4-0 BB BB BB		3	0	0	0	1	1	2
Ron Cey, R OBP: 0.408, SLG: 0.518 (1, 5)		0-0 F7		0-0 5-3			0-0 FC1-6 1B	4-0 BB BB		3	0	1	1	1	0	0
Rick Monday, L OBP: 0.359, SLG: 0.422 (1, 8)		0-3 K		0-3 K			0-0 FC1-6	4-0 BB BB		3	0	0	1	1	2	1
Glenn Burke, R OBP: 0.239, SLG: 0.227 (8, PR) (9, 8)							1-2f	1-2 2-3 3-H		0	0	0	0	0	0	0
Dusty Baker Jr., R OBP: 0.358, SLG: 0.528 (1, 7)		0-0 6-3		0-0 F9			0-0 L5	0-0 F7		4	0	0	0	0	0	4
John Hale, L OBP: 0.344, SLG: 0.329 (1, 9)			0-3 K		0-3 K		0-0 F2		0-0 F9	4	0	0	0	0	2	1
Steve Yeager, R OBP: 0.381, SLG: 0.515 (1, 2)			0-3 K		4-0 G1-6-3 BB			0-0 SH3-4 1B BB	0-3 K	2	1	1	0	1	1	0
Boog Powell, L OBP: 0.412, SLG: 0.259 (9, PH)								0-0 SH3-4 1B BB		1	0	0	0	0	1	0
Rick Rhoden, R OBP: 0.227, SLG: 0.341 (1, 1)			0-0 2B 1B 1B		0-0 G1-6-3			0-0 BB SH3-4 1B	0-3 K	3	2	2	0	0	0	1
Charlie Hough, R OBP: 0.105, SLG: 0.222 (9, 1)										0	0	0	0	0	0	0
Reggie Smith, S OBP: 0.436, SLG: 0.571 (9, PH)										1	0	0	0	0	1	0

Inning Stats	R: 0	H: 0	E: 0	K: 3	S: 3	H: 0	LOB: 0	BB: 0	P: 3	R: 0	H: 0	E: 0	K: 1	S: 5	H: 3	LOB: 1	BB: 0	P: 12	R: 0	H: 0	E: 0	K: 1	S: 5	R: 0	H: 0	E: 0	K: 1	S: 4	H: 0	LOB: 0	BB: 1	P: 8	R: 0	H: 1	E: 0	K: 0	S: 4	H: 1	LOB: 1	BB: 0	P: 4	R: 2	H: 2	E: 0	K: 0	S: 5	H: 2	LOB: 3	BB: 3	P: 17	R: 0	H: 0	E: 0	K: 2	S: 7	H: 0	LOB: 0	BB: 0	P: 7	1B: 5	SF: 0	2B: 1	SAC: 1	3B: 0	DP: 2	HR: 0	HBP: 0	WP: 0	PA: 36
--------------	------	------	------	------	------	------	--------	-------	------	------	------	------	------	------	------	--------	-------	-------	------	------	------	------	------	------	------	------	------	------	------	--------	-------	------	------	------	------	------	------	------	--------	-------	------	------	------	------	------	------	------	--------	-------	-------	------	------	------	------	------	------	--------	-------	------	-------	-------	-------	--------	-------	-------	-------	--------	-------	--------

PITCHER	IP	WLS	BF	H	R	ER	SO	BB	IBB	HBP	BLK	WP	HR	S	P	ERA	WHIP
John D'Acquisto, R ERA: 4.99 (1, 1)	6.0		22	4	2	2	7	2	0	0	0	0	0	34	42	3.00	1.000
Dave Tomlin, L ERA: 3.97 (7, 1)	0.1		1	0	0	0	0	0	0	0	0	0	0	1	1	0.00	0.000
Dan Spillner, R ERA: 3.16 (7, 1)	1.1		9	2	2	2	3	0	0	0	0	0	0	6	18	13.50	3.750
Rick Sawyer, R ERA: 5.7 (8, 1)	0.1	W	1	0	0	0	0	0	0	0	0	0	0	1	1	0.00	0.000
Rollie Fingers, R ERA: 2.97 (9, 1)	1.0	S	3	0	0	0	2	0	0	0	0	0	0	7	7	0.00	0.000

BOTTOM

San Diego Padres @ Los Angeles Dodgers
 Dodger Stadium, Los Angeles, CA

Sun Jul 10 1977, 3:38 AM PDT
 Att. 51,575 - Unknown

livebaseballscorecards.com

AB	30
R	4
H	6
RBI	4
BB	5
SO	9
LOB	11



Batter	1	2	3	4	5	6	7	8	9	AB R H RBI BB SO LOB	TOP		
Bill Madlock, R (1, 5) OBP: 0.361, SLG: 0.445	0-0 F7	0-0 5-3		0-0 1-3		4-0 IBB		4-0 1B BB		3 1 0 0 2 0 2	San Francisco Giants @ San Diego Padres San Diego Stadium, San Diego, CA Mon Jul 11 1977, 10:05 PM EDT Att: 11,109 - Unknown		
Derrel Thomas, S (1, 8) OBP: 0.309, SLG: 0.293	0-0 4-3		0-0 5-3	0-0 5-3		0-0 F6		4-0 1B BB		4 0 0 0 1 0 3			
Darrell Evans, L (1, 7) OBP: 0.365, SLG: 0.423	0-0 E6 CS		0-0 F8		0-0 F9	0-0 G3		0-0 1B		5 0 1 1 0 0 3			
Jack Clark, R (1, 9) OBP: 0.314, SLG: 0.405	0-0 CS 1-2	0-0 1B WP 1B	4-0 1B BB		0-3 K		0-0 F8	4-0 IBB		3 2 1 0 2 1 0			
Willie McCovey, L (1, 3) OBP: 0.386, SLG: 0.479			0-0 K		0-0 F7		0-0 1B	0-0 G3		5 0 2 0 0 1 4			
Gary Thomasson, L (8, 3) OBP: 0.348, SLG: 0.471		1-2 K 1B	1-3 1B							0 0 0 0 0 0 0			
Vic Harris, S (1, 4) OBP: 0.386, SLG: 0.434		0-0 F3				0-0 2B 1B			0-3 K	5 1 2 1 0 1 2			
Rob Andrews, R (9, 4) OBP: 0.350, SLG: 0.291		1-2 BB 1B	1-2 3-H 1B				0-0 F3			0 0 0 0 0 0 0			
Marc Hill, R (1, 2) OBP: 0.318, SLG: 0.371		0-0 1B 1B	4-0 1B BB			0-0 1B 2B	0-0 5-3		0-0 4-3	4 1 2 2 1 0 1			
Johnnie LeMaster, R (1, 6) OBP: 0.246, SLG: 0.308		0-0 1B 1B	0-3 K			0-0 SH1-3 1B		0-0 1-6 2B		5 0 3 0 0 1 3			
Bob Knepper, L (1, 1) OBP: 0.227, SLG: 0.190		0-0 1B		0-0 F4		0-0 SH1-3		0-0 1-6		2 0 1 1 0 0 0			
Randy Moffitt, R (7, 1)		1-3 2-H 1B						2-3f		1 0 0 0 0 0 1			
Inning Stats	R: 0 H: 0 E: 1 LOB: 0 K: 0 BB: 0 S: 3 P: 3	R: 2 H: 4 E: 0 LOB: 2 K: 1 BB: 0 S: 9 P: 9	R: 1 H: 2 E: 0 LOB: 3 K: 1 BB: 2 S: 7 P: 15	R: 0 H: 0 E: 0 LOB: 0 K: 0 BB: 0 S: 3 P: 3	R: 0 H: 0 E: 0 LOB: 0 K: 1 BB: 0 S: 5 P: 5	R: 1 H: 3 E: 0 LOB: 3 K: 0 BB: 1 S: 6 P: 10	R: 0 H: 1 E: 0 LOB: 1 K: 0 BB: 0 S: 4 P: 4	R: 1 H: 2 E: 0 LOB: 3 K: 0 BB: 3 S: 4 P: 16	R: 0 H: 0 E: 0 LOB: 0 K: 1 BB: 0 S: 5 P: 5	1B: 10 SF: 0 2B: 3 SAC: 1 3B: 0 DP: 1 HR: 0 HBP: 0	WP: 1 PA: 45 PB: 0 SB: 0 CS: 1		
PITCHER	IP WLS BF H R ER SO BB IBB HBP BLK WP HR S P ERA WHIP											PITCHER	IP WLS BF H R ER SO BB IBB HBP BLK WP HR S P ERA WHIP
Bob Shirley, L (1, 1) ERA: 3.52	7.0 L 34 10 4 4 3 2 1 0 0 0 1 0 37 49 5.14 1.714												
Rick Sawyer, R (8, 1) ERA: 5.76	0.2 4 1 1 1 0 2 0 0 0 0 0 0 2 10 13.50 4.500												
Dave Tomlin, L (8, 1) ERA: 3.88	1.1 6 1 0 0 1 0 0 1 0 0 0 0 7 11 0.00 0.750												

livebaseballscorecards.com

AB	37
R	5
H	12
RBI	5
BB	6
SO	4
LOB	19



Batter	1	2	3	4	5	6	7	8	9	AB R H RBI BB SO LOB
Bill Almon, R (1, 6) OBP: 0.292, SLG: 0.312	0-0 F8		0-0 F8		0-0 F9		4-0 1B 1B BB		0-3 K	4 0 0 0 1 1 2
Gene Tenace, R (1, 2) OBP: 0.409, SLG: 0.402	0-0 F4		0-0 F2		0-3 K		0-0 1B 1B	4-0 FC6-4 BB	4 0 1 0 1 1 1	
Mike Ivie, R (1, 3) OBP: 0.348, SLG: 0.440	0-0 3B		0-0 2B		5-3		0-0 G6-4-3 1B	0-0 FC6-4	5 0 3 1 0 0 2	
Dave Winfield, R (1, 9) OBP: 0.349, SLG: 0.533	4-0 BB		4-0 BB		0-3 K		0-0 G6-4-3 1-2f	0-0	2 0 0 0 2 1 3	
Dave Kingman, R (1, 7) OBP: 0.265, SLG: 0.376	0-0 F4		0-3 K		0-3 K		0-0 L5		4 0 0 0 0 2 5	
George Hendrick, R (1, 8) OBP: 0.361, SLG: 0.435		0-0 F6		0-0 F8		0-0 1B	0-0 5-3		4 0 1 0 0 0 0	
Tucker Ashford, R (1, 5) OBP: 0.255, SLG: 0.327		0-0 F8		0-0 1B		0-0 1-3	0-0 L5		4 0 1 0 0 0 1	
Mike Champion, R (1, 4) OBP: 0.271, SLG: 0.302		0-0 6-3		0-3 K		0-0 3-1		0-0 FC4 1B	2 0 0 0 0 1 1	
Gary Sutherland, R (7, PH) OBP: 0.351, SLG: 0.373				0-3 K					1 0 0 0 0 0 0	
Gene Richards, L (9, PH) OBP: 0.342, SLG: 0.340				0-3 K					1 0 1 0 0 0 0	
Bob Shirley, R (1, 1) OBP: 0.143, SLG: 0.100			0-0 2B	0-3 K				0-0 FC4 1B	2 0 1 0 0 1 1	
Merv Rettenmund, R (7, PH) OBP: 0.460, SLG: 0.551			0-0 1B	0-3 K				0-0 FC4 BB	1 1 1 0 0 0 0	
Rick Sawyer, R (8, 1) OBP: 0.333, SLG: 0.158								1-2f	0 0 0 0 0 0 0	
Dave Tomlin, L (8, 1) OBP: 0.333, SLG: 0.333									0 0 0 0 0 0 0	
Jerry Turner, L (9, PH) OBP: 0.345, SLG: 0.432									1 0 0 0 0 0 1	

Inning Stats	R: 0	H: 1	E: 0	K: 0	S: 4	LOB: 2	BB: 1	P: 8	R: 0	H: 0	E: 0	K: 0	S: 3	LOB: 0	BB: 0	P: 3	R: 0	H: 2	E: 0	K: 1	S: 7	LOB: 3	BB: 1	P: 11	R: 0	H: 1	E: 0	K: 2	S: 8	LOB: 1	BB: 0	P: 8	R: 0	H: 0	E: 0	K: 1	S: 5	LOB: 0	BB: 0	P: 5	R: 0	H: 1	E: 0	K: 2	S: 8	LOB: 1	BB: 0	P: 8	R: 1	H: 3	E: 0	K: 0	S: 5	LOB: 2	BB: 1	P: 9	R: 0	H: 0	E: 0	K: 0	S: 3	LOB: 0	BB: 0	P: 3	R: 0	H: 1	E: 0	K: 1	S: 6	LOB: 2	BB: 1	P: 10	1B: 7	SF: 0	2B: 1	SAC: 0	3B: 1	DP: 1	HR: 0	HBP: 0	WP: 0	PA: 39
--------------	------	------	------	------	------	--------	-------	------	------	------	------	------	------	--------	-------	------	------	------	------	------	------	--------	-------	-------	------	------	------	------	------	--------	-------	------	------	------	------	------	------	--------	-------	------	------	------	------	------	------	--------	-------	------	------	------	------	------	------	--------	-------	------	------	------	------	------	------	--------	-------	------	------	------	------	------	------	--------	-------	-------	-------	-------	-------	--------	-------	-------	-------	--------	-------	--------

PITCHER	IP	WLS	BF	H	R	ER	SO	BB	IBB	HBP	BLK	WP	HR	S	P	ERA	WHIP
Bob Knepper, L (1, 1) ERA: 3.58	6.1	W	30	8	1	1	6	3	0	0	0	0	0	39	51	1.42	1.737
Randy Moffitt, R (7, 1) ERA: 3.13	2.2	S	9	1	0	0	1	1	0	0	0	0	0	10	14	0.00	0.750

BOTTOM

San Francisco Giants @ San Diego Padres
 San Diego Stadium, San Diego, CA
 Mon Jul 11 1977, 10:05 PM EDT
 Att. 11,109 - Unknown

AB	35
R	1
H	9
RBI	1
BB	4
SO	7
LOB	17



WP	PA
0	39
0	0
0	0
0	0

Batter	1	2	3	4	5	6	7	8	9	AB R H RBI BB SO LOB	TOP
Bill Madlock, R (1, 5) OBP: 0.364, SLG: 0.447	0-0 BB 1B 1B		0-0 FC5-4 1B		0-0 PB 1B 1B	0-0 F8			0-0 G6-4-3 1-2f	5 1 3 0 0 0 2	San Francisco Giants @ San Diego Padres San Diego Stadium, San Diego, CA Tue Jul 12 1977, 10:05 PM EDT Att. 10,708 - Unknown livebaseballscorecards.com
Derrel Thomas, S (1, 8) OBP: 0.305, SLG: 0.289	0-3 K		0-0 FC5-4 2B		0-3 K		0-0 G3		4 1 0 0 0 2 3		
Darrell Evans, L (1, 7) OBP: 0.367, SLG: 0.425	4-0 1B 1-2 BB		0-0 2B		0-0 F7		0-0 4-3		3 0 1 1 1 0 1		
Jack Clark, R (1, 9) OBP: 0.317, SLG: 0.406	0-0 1-3 2-H 1B		0-0 6-3		0-0 1B 1B		0-3 K		4 1 2 1 0 1 1		
Willie McCovey, L (1, 3) OBP: 0.384, SLG: 0.475	0-3 K		0-3 K		0-0 1B 1-2 1B		0-0 F7		4 0 1 0 0 2 3		
Marc Hill, R (1, 2) OBP: 0.316, SLG: 0.368		0-3 K		0-0 6-3	0-0 1-3 2-H 1B		0-3 K		4 0 1 1 0 2 0		
Rob Andrews, R (1, 4) OBP: 0.356, SLG: 0.300		0-0 1B		0-0 1-3 1B		0-0 FC6-4 1B		0-0 F9	4 0 3 0 0 0 0		
Johnnie LeMaster, R (1, 6) OBP: 0.233, SLG: 0.290		0-3 K		0-0 1-3		0-0 FC6-4 1-2f		0-3 K	4 0 0 0 0 2 3		
Jim Barr, R (1, 1) OBP: 0.200, SLG: 0.167		0-0 F8		0-0 5-3		0-0 F7		4-0 BB	2 0 0 0 0 0 2		
Dave Heaverlo, R (5, 1)									0 0 0 0 0 0 0		
Terry Whitfield, L (6, PH) OBP: 0.343, SLG: 0.456									1 0 0 0 0 0 1		
John Curtis, L (6, 1) OBP: 0.308, SLG: 0.417									0 0 0 0 0 0 0		
Gary Thomasson, L (9, PH) OBP: 0.350, SLG: 0.471									0 0 0 0 1 0 0		
Inning Stats	R: 0 H: 2 E: 0 LOB: 2 K: 2 BB: 1 S: 8 P: 12	R: 0 H: 1 E: 0 LOB: 1 K: 2 BB: 0 S: 8 P: 8	R: 1 H: 2 E: 0 LOB: 1 K: 1 BB: 0 S: 7 P: 7	R: 0 H: 1 E: 0 LOB: 1 K: 0 BB: 0 S: 4 P: 4	R: 2 H: 4 E: 0 LOB: 2 K: 1 BB: 0 S: 8 P: 8	R: 0 H: 1 E: 0 LOB: 1 K: 0 BB: 0 S: 4 P: 4	R: 0 H: 0 E: 0 LOB: 0 K: 1 BB: 0 S: 5 P: 5	R: 0 H: 0 E: 0 LOB: 0 K: 1 BB: 0 S: 5 P: 5	R: 0 H: 0 E: 0 LOB: 0 K: 1 BB: 1 S: 4 P: 8	1B: 10 SF: 0 2B: 1 SAC: 0 3B: 0 DP: 1 HR: 0 HBP: 0	WP: 0 PA: 37 PB: 1 SB: 0 CS: 0
PITCHER Bob Owchinko, L (1, 1) ERA: 5.29 Dan Spillner, R (6, 1) ERA: 2.97	IP WLS BF H R ER SO BB IBB HBP BLK WP HR S P ERA WHIP	5.0 W 24 10 3 3 6 1 0 0 0 0 0 0 35 39 5.40 2.200	4.0 S 13 1 0 0 3 1 0 0 0 0 0 0 18 22 0.00 0.500	PITCHER IP WLS BF H R ER SO BB IBB HBP BLK WP HR S P ERA WHIP							



Batter	1	2	3	4	5	6	7	8	9
Gene Richards, L (1, 8) OBP: 0.342, SLG: 0.340	4-0 1B BB	0-0 SF7		0-0 G3	0-0 1B			0-0 4-3	
Bill Almon, R (1, 6) OBP: 0.294, SLG: 0.313	0-0 1B SF8	0-0 1B		0-0 F9	0-0 1-3			0-0 F8	
Mike Ivie, R (1, 3) OBP: 0.344, SLG: 0.434	0-0 F3	0-0 F7			0-0 6-3			0-0 F8	
Dave Winfield, R (1, 9) OBP: 0.353, SLG: 0.535	0-0 WP 1B		0-0 F8 1B		0-0 HR 1B			0-0 4-3	
Jerry Turner, L (1, 7) OBP: 0.343, SLG: 0.450	0-0 SF8		0-3 K		0-0 HR			0-0 F9	
Dave Roberts, R (1, 2) OBP: 0.286, SLG: 0.328	0-0 6-3		0-0 F8		0-0 1B 1B			0-0 6-3	
Tucker Ashford, R (1, 5) OBP: 0.237, SLG: 0.304		0-0 6-3	0-0 F9		0-0 F6			0-3 K	
Mike Champion, R (1, 4) OBP: 0.277, SLG: 0.308		0-0 E 1B SF7 1B		0-0 G3 SH1-4 1B	0-0 1B 1B			0-3 K	
Bob Owchinko, L (1, 1) OBP: 0.300, SLG: 0.176 Dave Kingman, R (5, PH) OBP: 0.267, SLG: 0.379 Dan Spillner, R (6, 1)		0-0 E6 1B		0-0 SH1-4	0-0 1B 1B			0-3 K	

Inning Stats	R: 2	H: 2	E: 0	K: 5	S: 5	LOB: 1	BB: 1	P: 9	R: 1	H: 3	E: 1	K: 0	S: 6	LOB: 2	BB: 0	P: 6	R: 0	H: 1	E: 0	K: 1	S: 6	LOB: 1	BB: 0	P: 6	R: 0	H: 1	E: 0	K: 0	S: 4	LOB: 1	BB: 0	P: 4	R: 4	H: 6	E: 0	K: 0	S: 9	LOB: 2	BB: 0	P: 9	R: 0	H: 0	E: 0	K: 0	S: 3	LOB: 0	BB: 0	P: 3	R: 0	H: 0	E: 0	K: 2	S: 7	LOB: 0	BB: 0	P: 7	R: 0	H: 0	E: 0	K: 1	S: 5	LOB: 0	BB: 0	P: 5
--------------	------	------	------	------	------	--------	-------	------	------	------	------	------	------	--------	-------	------	------	------	------	------	------	--------	-------	------	------	------	------	------	------	--------	-------	------	------	------	------	------	------	--------	-------	------	------	------	------	------	------	--------	-------	------	------	------	------	------	------	--------	-------	------	------	------	------	------	------	--------	-------	------

AB	R	H	RBI	BB	SO	LOB
3	1	1	2	1	0	1
5	1	2	0	0	0	3
4	0	0	0	0	0	4
4	1	3	1	0	0	0
3	1	1	3	0	1	1
4	1	1	0	0	0	2
4	0	0	0	0	1	2
4	2	3	0	0	1	0
1	0	1	0	0	0	0
1	0	1	1	0	0	0
1	0	0	0	0	1	0

BOTTOM

San Francisco Giants @ San Diego Padres
 San Diego Stadium, San Diego, CA
 Tue Jul 12 1977, 10:05 PM EDT
 Att. 10,708 - Unknown

AB	34
R	7
H	13
RBI	7
BB	1
SO	4
LOB	13



PITCHER	IP	WLS	BF	H	R	ER	SO	BB	IBB	HBP	BLK	WP	HR	S	P	ERA	WHIP
Jim Barr, R (1, 1) ERA: 4.88	4.2	L	27	12	7	7	1	1	0	0	0	1	1	28	32	13.50	2.786
Dave Heaverlo, R (5, 1) ERA: 2.13	0.1		2	1	0	0	0	0	0	0	0	0	0	2	2	0.00	3.000
John Curtis, L (6, 1) ERA: 5.93	3.0		9	0	0	0	3	0	0	0	0	0	0	15	15	0.00	0.000

WP	HR	S	P	ERA	WHIP
1	1	7	38		
0	0	0	0		
0	0	0	0		

Batter	1	2	3	4	5	6	7	8	9	AB R H RBI BB SO LOB	TOP									
Terry Whitfield, L (1, 8) OBP: 0.340, SLG: 0.449 (8, 7)	0-0 4-3	0-0 6-3			0-0 F8		0-0 1B		0-0 4-3	5 0 1 0 0 0 0	San Francisco Giants @ San Diego Padres San Diego Stadium, San Diego, CA Wed Jul 13 1977, 10:05 PM EDT Att. 11,000 - Unknown livebaseballscorecards.com									
Gary Thomasson, L (1, 7) OBP: 0.348, SLG: 0.463 (8, 3)	4-0 1B BB	0-0 F7			0-0 F7		0-0 L9		0-3 K	4 1 0 0 1 1 2										
Darrell Evans, L (1, 5) OBP: 0.362, SLG: 0.419	0-0 F8	0-0 F9			0-0 F9		0-0 4-3			4 0 0 0 0 0 3										
Jack Clark, R (1, 9) OBP: 0.320, SLG: 0.421	0-0 BB BB 1-3 2B 1B		0-0 5-3			0-0 HR		0-3 K		4 2 2 1 0 1 0										
Willie McCovey, L (1, 3) OBP: 0.385, SLG: 0.474 Derrel Thomas, S (8, PR) OBP: 0.305, SLG: 0.289 (8, 8)	4-0 BB BB 1-2 2B BB		0-3 K		0-3 K		0-0 1B 4-3 1B			3 1 1 0 1 2 0 0 1 0 0 0 0 0										
Marc Hill, R (1, 2) OBP: 0.320, SLG: 0.368	4-0 2B BB 1-2 2-3 3-H		0-0 5-3		0-3 K		0-0 1B 4-3 1B			3 0 1 1 1 1 0										
Rob Andrews, R (1, 4) OBP: 0.355, SLG: 0.303	0-0 1-3 2-H 3-H 2B			0-0 4-3		0-0 F4		0-0 4-3		4 0 1 3 0 0 1										
Johnnie LeMaster, R (1, 6) OBP: 0.234, SLG: 0.278	4-0 IBB			0-0 5-3		0-0 5-3		0-3 K		3 0 0 0 1 1 2										
Ed Halicki, R (1, 1) OBP: 0.191, SLG: 0.222 Gary Lavelle, S (9, 1)	0-0 F7			0-3 K		4-0 1B BB		0-0 6-3		3 0 0 0 1 1 3 0 0 0 0 0 0 0										
Inning Stats	R: 3 E: 0 K: 0 S: 5	H: 2 LOB: 3 BB: 4 P: 21	R: 0 E: 0 K: 0 S: 3	H: 0 LOB: 0 BB: 0 P: 3	R: 0 E: 0 K: 1 S: 5	H: 0 LOB: 0 BB: 0 P: 5	R: 0 E: 0 K: 1 S: 5	H: 0 LOB: 0 BB: 0 P: 5	R: 1 E: 0 K: 2 S: 8	H: 1 LOB: 0 BB: 0 P: 8	R: 0 E: 0 K: 0 S: 4	H: 1 LOB: 2 BB: 1 P: 8	R: 1 E: 0 K: 2 S: 9	H: 2 LOB: 2 BB: 0 P: 9	R: 0 E: 0 K: 1 S: 5	H: 0 LOB: 0 BB: 0 P: 5	1B: 4 2B: 1 3B: 0 HR: 1	SF: 0 SAC: 0 DP: 0 HBP: 0	WP: 0 PB: 0 SB: 0 CS: 0	PA: 38
PITCHER	IP WLS BF H R ER SO BB IBB HBP BLK WP HR S P ERA WHIP																			
Tom Griffin, R (1, 1) ERA: 5.03	7.0 L 30 4 4 4 4 4 4 1 0 0 0 1 33 53 5.14 1.143																			
Rollie Fingers, R (8, 1) ERA: 3.0	2.0 8 2 1 1 3 0 0 0 0 0 0 0 14 14 4.50 1.000																			



Batter	1	2	3	4	5	6	7	8	9	AB	R	H	RBI	BB	SO	LOB
Gene Richards, L (1, 8) OBP: 0.338, SLG: 0.336	0-0 4-3		0-0 F8		0-0 6-3			0-0 4-3		4	0	0	0	0	0	1
Bill Almon, R (1, 6) OBP: 0.291, SLG: 0.309	0-0 F8		0-3 K			0-0 2-3		0-0 5-3		4	0	0	0	0	1	1
Mike Ivie, R (1, 3) OBP: 0.346, SLG: 0.438	0-0 F7			0-0 4-3 2B		0-0 F3			0-0 G6-4-3 1B	4	2	2	0	0	0	0
Dave Winfield, R (1, 9) OBP: 0.355, SLG: 0.535		0-0 4-3 S 4-1 1B		0-3 K		0-0 6-3			0-0 G6-4-3 1B	4	1	2	0	0	1	1
Jerry Turner, L (1, 7) OBP: 0.341, SLG: 0.444		0-0 4-3		0-0 4-3			0-0 E 1B		0-0 G6-4-3	4	1	1	0	0	0	4
Dave Roberts, R (1, 2) OBP: 0.297, SLG: 0.368		0-0 4-1		0-0 2B		0-0 F6		0-0 F6		4	0	2	3	0	0	1
Bob Davis, R (9, PR) OBP: 0.237, SLG: 0.236		0-0 4-1		0-0 2B		1-2 F6		0-0 2B		0	0	0	0	0	0	0
Tucker Ashford, R (1, 5) OBP: 0.226, SLG: 0.288		0-3 K		0-0 3-1		0-0 E4		0-0 K		3	0	0	0	0	1	1
George Hendrick, R (9, PH) OBP: 0.360, SLG: 0.434		0-3 K		0-0 3-1		2-H E4		0-0 K		1	0	0	0	0	1	1
Mike Champion, R (1, 4) OBP: 0.275, SLG: 0.306			0-0 3-1		0-0 F5		0-0 FC5-4			2	0	0	0	0	0	0
Dave Kingman, R (7, PH) OBP: 0.266, SLG: 0.377						1-2 FC5-4				1	0	0	0	0	0	1
Rollie Fingers, R (8, 1)						1-2 FC5-4				0	0	0	0	0	0	0
Tom Griffin, R (1, 1) OBP: 0.135, SLG: 0.361			0-0 3-1		0-0 F8		0-0 CS		0-0 6-3	2	0	1	0	0	0	0
Merv Rettenmund, R (7, PH) OBP: 0.456, SLG: 0.544						1-2 CS				1	0	0	0	0	0	0
Gary Sutherland, R (9, 4) OBP: 0.351, SLG: 0.373						1-2 CS				0	0	0	0	0	0	0

Inning Stats	R: 0	H: 0	E: 0	K: 0	S: 3	R: 1	H: 1	E: 0	K: 1	S: 6	R: 0	H: 1	E: 0	K: 1	S: 6	R: 1	H: 2	E: 0	K: 1	S: 7	R: 0	H: 0	E: 0	K: 0	S: 3	R: 1	H: 1	E: 1	K: 0	S: 4	R: 0	H: 0	E: 0	K: 0	S: 3	R: 1	H: 3	E: 0	K: 1	S: 7	1B: 4	SF: 0	2B: 4	SAC: 0	3B: 0	DP: 1	HR: 0	HBP: 0	WP: 0	PA: 35
PITCHER	IP	WLS	BF	H	R	ER	SO	BB	IBB	HBP	BLK	WP	HR	S	P	ERA	WHIP																			ERA	WHIP													
Ed Halicki, R (1, 1) ERA: 3.33	8.0	W	30	6	4	3	3	0	0	0	0	0	0	36	36	3.38	0.750																																	
Gary Lavelle, L (9, 1) ERA: 1.39	1.0	S	4	2	0	0	1	0	0	0	0	0	0	6	6	0.00	2.000																																	


BOTTOM

San Francisco Giants @ San Diego Padres
San Diego Stadium, San Diego, CA

Wed Jul 13 1977, 10:05 PM EDT
Att. 11,000 - Unknown

livebaseballscorecards.com

AB	34
R	4
H	8
RBI	3
BB	0
SO	4
LOB	11



Batter	1	2	3	4	5	6	7	8	9	AB R H RBI BB SO LOB	TOP																
Davey Lopes, R (1, 4) OBP: 0.367, SLG: 0.404	0-0 L9		0-0 5-3		0-0 E4			0-3 K		4 0 1 0 0 1 0																	
Bill Russell, R (1, 6) OBP: 0.314, SLG: 0.379	0-0 F7		0-0 F8		0-0 1-4-3			0-0 5-3		4 0 0 0 0 0 1																	
Reggie Smith, S (1, 9) OBP: 0.437, SLG: 0.588	0-0 F8			0-0 G3		0-0 F9		4-0 FC6-4 BB		3 0 0 0 1 0 0																	
Ron Cey, R (1, 5) OBP: 0.397, SLG: 0.497		4-0 1B PB G6-3 BB		0-3 K		0-0 F8		0-0 FC6-4		3 1 0 0 1 1 1																	
Steve Garvey, R (1, 3) OBP: 0.334, SLG: 0.528		0-0 G6-3 1-3 1B		0-0 6-3		0-0 S 1B			0-0 P6	4 0 2 0 0 0 0																	
Dusty Baker Jr., R (1, 7) OBP: 0.348, SLG: 0.505		0-0 G6-3 1-2f 3-H			4-0 FC9-6 BB	0-0 6-3			0-3 K	3 0 0 0 1 1 2																	
John Hale, L (1, 8) OBP: 0.357, SLG: 0.385		0-0 E6 1B			0-0 FC9-6 FC5-4 1-2f		0-0 F8		0-0 1B	4 0 2 0 0 0 1																	
Steve Yeager, R (1, 2) OBP: 0.375, SLG: 0.502		0-0 6-3			0-0 FC5-4 2B		0-0 F7		0-0 F8	3 1 0 0 0 0 2 1 0 0 0 0 0 1																	
Boog Powell, L (9, PH) OBP: 0.417, SLG: 0.276																											
Rick Rhoden, R (1, 1) OBP: 0.234, SLG: 0.362			0-0 5-3		0-0 E 2B		0-0 F5			3 1 1 1 0 0 0 0 0 0 0 0 0 0																	
Elias Sosa, R (8, 1) OBP: 0.333, SLG: 0.333																											
Inning Stats	R: 0 E: 0 K: 0 S: 3	H: 0 LOB: 0 BB: 0 P: 3	R: 1 E: 1 K: 0 S: 4	H: 2 LOB: 1 BB: 1 P: 8	R: 0 E: 0 K: 0 S: 3	H: 0 LOB: 0 BB: 0 P: 3	R: 0 E: 0 K: 1 S: 5	H: 0 LOB: 0 BB: 0 P: 5	R: 2 E: 1 K: 0 S: 5	H: 2 LOB: 1 BB: 1 P: 9	R: 0 E: 0 K: 0 S: 4	H: 1 LOB: 1 BB: 0 P: 4	R: 0 E: 0 K: 0 S: 3	H: 0 LOB: 0 BB: 0 P: 3	R: 0 E: 0 K: 1 S: 5	H: 0 LOB: 1 BB: 1 P: 9	R: 0 E: 0 K: 1 S: 6	H: 1 LOB: 1 BB: 0 P: 6	1B: 5 2B: 1 3B: 0 HR: 0	SF: 0 SAC: 0 DP: 1 HBP: 0	WP: 0 PB: 1 SB: 1 CS: 0	PA: 35					
PITCHER	IP WLS BF H R ER SO BB IBB HBP BLK WP HR S P ERA WHIP																										
Dave Freisleben, R (1, 1) ERA: 5.82	6.0		24	5	3	2	1	2	0	0	0	0	0	24	32	3.00	1.167										
Dan Spillner, R (7, 1) ERA: 2.86	2.2	W	10	1	0	0	2	1	0	0	0	0	0	13	17	0.00	0.750										
Rollie Fingers, R (9, 1) ERA: 2.99	0.1	S	1	0	0	0	0	0	0	0	0	0	0	1	1	0.00	0.000										

Los Angeles Dodgers @ San Diego Padres
San Diego Stadium, San Diego, CA

AB	32
R	3
H	6
RBI	1
BB	3
SO	3
LOB	8



Fri Jul 15 1977, 10:05 PM EDT
Att: 31,726 - Unknown

livebaseballscorecards.com

Batter	1	2	3	4	5	6	7	8	9
Gene Richards, L (1, 8) OBP: 0.333, SLG: 0.330	0-0 G3		0-3 K		0-0 4-3	0-0 F9		0-0 F8	
Bill Almon, R (1, 6) OBP: 0.296, SLG: 0.312	4-0 BB		0-0 1B 4-3 1B		0-0 1B		0-0 F8		
Mike Ivie, R (1, 3) OBP: 0.345, SLG: 0.435	0-0 P4		0-0 1-3 1B		0-3 K		0-0 6-3		
Dave Winfield, R (1, 9) OBP: 0.351, SLG: 0.529	0-0 1-3		0-0 1-2 3-H		0-0 P3		0-0 5-3		
Jerry Turner, L (1, 7) OBP: 0.350, SLG: 0.449		0-0 P5	0-0 FC5-4 BB			0-0 1B G3 1B		0-0 SH5-4 E 1B	
Dave Roberts, R (1, 2) OBP: 0.286, SLG: 0.352		0-3 K	0-0 FC5-4			0-0 G3		0-0 SH5-4	
Mike Champion, R (1, 4) OBP: 0.281, SLG: 0.311		0-0 2B 1B		0-0 5-3		0-0 1B		0-0 E9 1B 1B	
Tucker Ashford, R (1, 5) OBP: 0.227, SLG: 0.302		0-0 1-H 2B		0-0 1-3		0-0 P6		0-0 F7	
Dave Freisleben, R (1, 1) OBP: 0.154, SLG: 0.154		0-0 2-3		0-3 K		4-0 BB		0-0 1B	
Dave Kingman, R (6, PH) OBP: 0.269, SLG: 0.377									
Dan Spillner, R (7, 1) OBP: 0.286, SLG: 0.091									
Rollie Fingers, R (9, 1)									

AB	R	H	RBI	BB	SO	LOB
5	0	0	0	0	1	3
3	1	2	0	1	0	0
4	0	1	0	0	1	2
4	0	0	1	0	0	3
3	2	2	0	1	0	0
3	0	0	0	0	1	3
4	2	3	2	0	0	0
4	0	1	1	0	0	2
2	0	0	0	0	1	1
0	0	0	0	1	0	0
1	0	1	1	0	0	0
0	0	0	0	0	0	0

Los Angeles Dodgers @ San Diego Padres
San Diego Stadium, San Diego, CA
Fri Jul 15 1977, 10:05 PM EDT
Att. 31,726 - Unknown

AB	33
R	5
H	10
RBI	5
BB	3
SO	4
LOB	14



Inning Stats		R	H	E	K	S	R	H	E	K	S	R	H	E	K	S	R	H	E	K	S	R	H	E	K	S	
R: 0 H: 0 E: 0 K: 0 S: 3		0	0	0	0	7	1	2	0	1	7	0	0	0	0	5	0	1	0	0	0	0	2	0	0	0	0
R: 1 H: 2 E: 0 K: 1 S: 7		1	2	0	1	7	0	2	0	0	11	0	0	0	0	0	0	0	0	0	0	0	0	0	0	0	0
R: 1 H: 2 E: 0 K: 1 S: 7		1	2	0	1	11	0	2	0	1	11	0	0	0	0	0	0	0	0	0	0	0	0	0	0	0	0
R: 0 H: 0 E: 0 K: 1 S: 5		0	0	0	1	5	0	0	0	0	5	0	0	0	0	0	0	0	0	0	0	0	0	0	0	0	0
R: 0 H: 1 E: 0 K: 1 S: 6		0	1	0	1	6	0	0	0	0	6	0	0	0	0	0	0	0	0	0	0	0	0	0	0	0	0
R: 1 H: 2 E: 0 K: 0 S: 5		1	2	0	0	9	0	2	0	1	9	0	0	0	0	0	0	0	0	0	0	0	0	0	0	0	0
R: 0 H: 0 E: 0 K: 0 S: 3		0	0	0	0	3	0	0	0	0	3	0	0	0	0	0	0	0	0	0	0	0	0	0	0	0	0
R: 2 H: 3 E: 1 K: 0 S: 6		2	3	1	0	6	0	1	0	0	6	0	0	0	0	0	0	0	0	0	0	0	0	0	0	0	0

PITCHER		IP	WLS	BF	H	R	ER	SO	BB	IBB	HBP	BLK	WP	HR	S	P	ERA	WHIP
Rick Rhoden, R (1, 1) ERA: 4.02	(1, 1)	7.2	L	36	10	5	4	4	3	0	0	0	0	0	41	53	4.70	1.696
Elias Sosa, R (8, 1) ERA: 2.87	(8, 1)	0.1		1	0	0	0	0	0	0	0	0	0	0	1	1	0.00	0.000

WP	PA	ERA	WHIP
0	37		
0			
0			

Batter	1	2	3	4	5	6	7	8	9	AB R H RBI BB SO LOB	TOP					
Ted Martinez, R (1, 4) OBP: 0.294, SLG: 0.370	0-0 G3			0-0 4-3			0-0 6-3		0-0 P3	4 0 0 0 0 0 0	Los Angeles Dodgers @ San Diego Padres San Diego Stadium, San Diego, CA Sat Jul 16 1977, 10:05 PM EDT Att: 37,684 - Unknown livebaseballscorecards.com					
Bill Russell, R (1, 6) OBP: 0.311, SLG: 0.375	0-0 L6			0-0 F7			0-0 F7		0-0 6-3	4 0 0 0 0 0 0						
Reggie Smith, S (1, 9) OBP: 0.432, SLG: 0.580	0-0 F9			0-0 F8			0-0 6-3		0-0 G3	4 0 0 0 0 0 0						
Ron Cey, R (1, 5) OBP: 0.394, SLG: 0.492		0-0 1-3			0-0 F7			0-0 5-3		3 0 0 0 0 0 0						
Steve Garvey, R (1, 3) OBP: 0.334, SLG: 0.527		0-0 6-3			0-0 L8			0-0 FC5-4 1B		3 0 1 0 0 0 0						
Dusty Baker Jr., R (1, 7) OBP: 0.345, SLG: 0.500		0-0 4-3			0-0 6-3			0-0 FC5-4 1B 1-2f 1B		3 1 0 0 0 0 1						
Glenn Burke, R (1, 8) OBP: 0.259, SLG: 0.235			0-3 K			0-0 6-3		0-0 1B 1-3 1B		3 0 1 0 0 1 0						
Steve Yeager, R (1, 2) OBP: 0.375, SLG: 0.500			0-0 F7			0-0 6-3		0-0 1-2 3-H 1B		3 0 1 1 0 0 0						
Tommy John, R (1, 1) OBP: 0.200, SLG: 0.200			0-0 F8			0-0 5-3		0-3 K		3 0 0 0 0 1 2						
Inning Stats	R: 0 E: 0 K: 0 S: 3	H: 0 LOB: 0 BB: 0 P: 3	R: 0 E: 0 K: 0 S: 3	H: 0 LOB: 0 BB: 0 P: 3	R: 0 E: 0 K: 0 S: 3	H: 0 LOB: 0 BB: 0 P: 3	R: 0 E: 0 K: 0 S: 3	H: 0 LOB: 0 BB: 0 P: 3	R: 1 E: 0 K: 0 S: 8	H: 3 LOB: 2 BB: 0 P: 8	R: 0 E: 0 K: 0 S: 3	H: 0 LOB: 0 BB: 0 P: 3	1B: 3 2B: 0 3B: 0 HR: 0	SF: 0 SAC: 0 DP: 0 HBP: 0	WP: 0 PB: 0 SB: 0 CS: 0	PA: 30
PITCHER	IP WLS BF H R ER SO BB IBB HBP BLK WP HR S P ERA WHIP															
Bob Owchinko, L (1, 1) ERA: 4.83	8.0 L 27 3 1 1 2 0 0 0 0 0 0 0 31 31 1.12 0.375															
Rollie Fingers, R (9, 1) ERA: 2.96	1.0 3 0 0 0 0 0 0 0 0 0 0 0 3 3 0.00 0.000															



Batter	1	2	3	4	5	6	7	8	9	AB R H RBI BB SO LOB
Mike Champion, R (1, 4) OBP: 0.281, SLG: 0.308	4-0 G3 SH1-3 BB		x 0-0 F8		x 0-0 4-3			x 0-0 FC6-4 1-2f 1B		3 0 0 0 1 0 2
Bill Almon, R (1, 6) OBP: 0.296, SLG: 0.313	0-0 SH1-3 1-2			x 0-0 6-3		x 0-0 4-3		x 0-0 1-2 1B		3 0 1 0 0 0 0
Mike Ivie, R (1, 3) OBP: 0.340, SLG: 0.430	0-0 G3 2-3			x 0-0 5-3		x 0-0 F9		x 0-0 1-3		4 0 0 0 0 0 3
Dave Winfield, R (1, 9) OBP: 0.350, SLG: 0.529	0-0 4-3			x 0-0 2B		x 0-0 6-3			x 0-0 1-3	4 0 1 0 0 0 1
Dave Kingman, R (1, 7) OBP: 0.268, SLG: 0.373		x 0-0 6-3		BB x 4-0 BB		x 0-0 F8		x 0-0 6-3		3 0 0 0 1 0 0
George Hendrick, R (1, 8) OBP: 0.355, SLG: 0.428		x 0-0 5-3		x 0-0 6-3		x 0-0 4-3		x 0-0 G3		4 0 0 0 0 0 2
Dave Roberts, R (1, 2) OBP: 0.275, SLG: 0.338		x 0-0 1-3			x 0-0 6-3		x 0-0 1-3			3 0 0 0 0 0 0
Tucker Ashford, R (1, 5) OBP: 0.261, SLG: 0.323			x 0-0 CS 1B		x 0-0 SH5-4 1B		BB x 4-0 BB	FC6-4 BB		2 0 2 0 1 0 0
Bob Owchinko, L (1, 1) OBP: 0.286, SLG: 0.167			SS x 0-3 K		x 0-0 SH5-4		SS x 0-3 K			1 0 0 0 0 1 1
Gene Richards, L (8, PH) OBP: 0.332, SLG: 0.329			SS x 1-2 K		x 1-2 K					1 0 0 0 0 1 1
Rollie Fingers, R (9, 1)										0 0 0 0 0 0 0

Inning Stats	R: 0	H: 0	E: 0	K: 0	S: 3	R: 0	H: 0	E: 0	K: 0	S: 3	R: 0	H: 1	E: 0	K: 1	S: 5	R: 0	H: 1	E: 0	K: 0	S: 4	R: 0	H: 1	E: 0	K: 0	S: 4	R: 0	H: 0	E: 0	K: 0	S: 3	R: 0	H: 1	E: 0	K: 1	S: 6	R: 0	H: 0	E: 0	K: 0	S: 3	R: 0	H: 0	E: 0	K: 0	S: 3	R: 0	H: 0	E: 0	K: 0	S: 3	R: 0	H: 0	E: 0	K: 0	S: 3	R: 0	H: 0	E: 0	K: 0	S: 3	1B: 3	2B: 1	3B: 0	HR: 0	SF: 0	SAC: 2	DP: 0	HBP: 0	WP: 0	PB: 0	SB: 0	CS: 1	PA: 33
PITCHER Tommy John, L (1, 1) ERA: 3.19	IP	WLS	BF	H	R	ER	SO	BB	IBB	HBP	BLK	WP	HR	S	P	ERA	WHIP	IP	WLS	BF	H	R	ER	SO	BB	IBB	HBP	BLK	WP	HR	S	P	ERA	WHIP	IP	WLS	BF	H	R	ER	SO	BB	IBB	HBP	BLK	WP	HR	S	P	ERA	WHIP																						


BOTTOM

Los Angeles Dodgers @ San Diego Padres
San Diego Stadium, San Diego, CA

Sat Jul 16 1977, 10:05 PM EDT
Att. 37,684 - Unknown

livebaseballscorecards.com

AB	28
R	0
H	4
RBI	0
BB	3
SO	2
LOB	10



Batter	1	2	3	4	5	6	7	8	9	AB R H RBI BB SO LOB	TOP											
Ted Martinez, R (1, 4) OBP: 0.318, SLG: 0.400	0-0 1B 61-4-6-3		0-3 K		0-0 1B SF9	0-0 2B		0-0 1B 1-2 2-3		5 1 4 0 0 1 0												
Bill Russell, R (1, 6) OBP: 0.310, SLG: 0.373	0-0 G1-4-6-3 1-2f		0-0 F9		0-0 1B HR	0-0 5-3		0-0 1B L4-6		5 1 1 0 0 0 5												
Reggie Smith, S (1, 9) OBP: 0.436, SLG: 0.585 John Hale, L (7, PR) OBP: 0.354, SLG: 0.381	0-0 2B		4-0 BB		0-0 1B SF9		4-0 1B 1B G5-2-3 BB	0-0 F9		1 0 1 1 2 0 0 1 0 0 0 0 0 2												
Ron Cey, R (1, 5) OBP: 0.397, SLG: 0.502	4-0 BB		0-0 G1		0-0 HR 1-H		0-0 1B 1B G5-2-3 1-2		0-3 K	4 1 2 2 1 1 1												
Steve Garvey, R (1, 3) OBP: 0.333, SLG: 0.522	0-0 F3			0-0 F3	0-0 F3		0-0 1B 1B G5-2-3 1-2 2-3		0-0 6-3	5 0 1 0 0 0 2												
Dusty Baker Jr., R (1, 7) OBP: 0.349, SLG: 0.508		0-0 HR		0-3 K	4-0 BB		0-0 1B 1B G5-2-3 1-2 2-3 3-Hf		4-0 BB	3 1 1 1 2 1 3												
Glenn Burke, R (1, 8) OBP: 0.254, SLG: 0.232		0-3 K		0-0 1B BB	0-0 F9		0-0 G3		0-0 1-3	5 0 1 0 0 1 5												
Steve Yeager, R (1, 2) OBP: 0.376, SLG: 0.496		0-0 L7		4-0 BB		0-0 F8		4-0 1B SH BB		2 0 0 0 2 0 0												
Doug Rau, L (1, 1) OBP: 0.180, SLG: 0.149 Ed Goodson, L (6, PH) OBP: 0.242, SLG: 0.344 Burt Hooton, R (6, 1) OBP: 0.200, SLG: 0.205		0-3 K		0-0 4-3		0-3 K		0-0 SH L4-6 1B		2 0 0 0 0 1 2 1 0 0 0 0 1 0 0 0 0 0 0 0 0												
Inning Stats	R: 0 E: 0 K: 0 S: 4	H: 2 LOB: 2 BB: 1 P: 8	R: 1 E: 0 K: 2 S: 8	H: 1 LOB: 0 BB: 0 P: 8	R: 0 E: 0 K: 1 S: 5	H: 0 LOB: 1 BB: 1 P: 9	R: 0 E: 0 K: 1 S: 6	H: 1 LOB: 2 BB: 1 P: 10	R: 3 E: 0 K: 0 S: 6	H: 3 LOB: 1 BB: 1 P: 10	R: 0 E: 0 K: 1 S: 6	H: 1 LOB: 1 BB: 0 P: 6	R: 0 E: 0 K: 0 S: 4	H: 2 LOB: 3 BB: 1 P: 8	R: 0 E: 1 K: 0 S: 4	H: 1 LOB: 2 BB: 1 P: 8	R: 0 E: 0 K: 1 S: 5	H: 0 LOB: 1 BB: 1 P: 9	1B: 7 2B: 3 3B: 0 HR: 2	SF: 1 SAC: 1 DP: 3 HBP: 0	WP: 0 PB: 0 SB: 0 CS: 0	PA: 43
PITCHER	IP WLS BF H R ER SO BB IBB HBP BLK WP HR S P ERA WHIP																					
Bob Shirley, L (1, 1) ERA: 3.69	4.2 L 24 7 4 4 4 4 4 0 0 0 0 2 28 44 7.71 2.357																					
Rick Sawyer, R (5, 1) ERA: 5.74	0.1 1 0 0 0 0 0 0 0 0 0 0 0 1 1 0.00 0.000																					
Dan Spillner, R (6, 1) ERA: 2.78	2.0 9 3 0 0 1 1 0 0 0 0 0 0 10 14 0.00 2.000																					
Tom Griffin, R (8, 1) ERA: 4.93	2.0 9 1 0 0 1 2 0 0 0 0 0 0 9 17 0.00 1.500																					

Los Angeles Dodgers @ San Diego Padres
San Diego Stadium, San Diego, CA
Sun Jul 17 1977, 6:33 AM EDT
Att: 28,477 - Unknown

AB	34
R	4
H	11
RBI	4
BB	7
SO	6
LOB	20



Batter	1	2	3	4	5	6	7	8	9	AB	R	H	RBI	BB	SO	LOB
Mike Champion, R (1, 4) OBP: 0.281, SLG: 0.309 Gene Richards, L (7, PH) OBP: 0.331, SLG: 0.328 Tom Griffin, R (8, 1) OBP: 0.135, SLG: 0.361 Pat Scanlon, L (9, PH) OBP: 0.231, SLG: 0.174	0-0 3-1	0-0 2-H 1B			0-0 F8		0-0 4-3		0-0 SH2-4 1B	3	0	1	0	0	0	0
Bill Almon, R (1, 6) OBP: 0.298, SLG: 0.317	0-0 2B		0-0 5-3		0-0 FC6-4 1B		0-0 5-3		0-0 SH2-4 1-2	4	0	2	0	0	0	1
Mike Ivie, R (1, 3) OBP: 0.341, SLG: 0.425	0-0 5-3		0-0 6-3		0-0 FC6-4 1B 1-2f		4-0 BB		4-0 BB	3	0	0	0	2	0	2
Dave Winfield, R (1, 9) OBP: 0.351, SLG: 0.527	0-0 6-3		0-0 E6 1B		0-0 1-2 1B		0-0 4-3		0-0 F3	5	0	2	0	0	0	5
Dave Kingman, R (1, 7) OBP: 0.264, SLG: 0.367		0-3 K	0-0 F7		0-3 K			0-3 K	0-3 K	5	0	0	0	0	4	5
George Hendrick, R (1, 8) OBP: 0.357, SLG: 0.432		0-0 HR 1B		0-0 2B		0-0 5-3		0-3 K		4	1	2	0	0	1	0
Gene Tenace, R (1, 2) OBP: 0.410, SLG: 0.412		0-0 1-H HR		0-3 K		0-0 L7		4-0 2B BB		3	2	1	2	1	1	1
Tucker Ashford, R (1, 5) OBP: 0.274, SLG: 0.348		0-0 SH1-4 1B 1B		0-0 P4		0-0 F7		0-0 1-H 2B		4	0	2	1	0	0	1
Bob Shirley, R (1, 1) OBP: 0.140, SLG: 0.098 Rick Sawyer, R (5, 1) OBP: 0.333, SLG: 0.158 Dan Spillner, R (6, 1) OBP: 0.286, SLG: 0.091 Merv Rettenmund, R (7, PH) OBP: 0.461, SLG: 0.549 Gary Sutherland, R (8, 4) OBP: 0.347, SLG: 0.368		0-0 SH1-4		0-0 6-3			0-0 4-3 1B		0-0 4-3	1	0	0	0	0	0	1

Inning Stats	R: 0	H: 1	E: 0	LOB: 1	K: 0	BB: 0	S: 4	R: 2	H: 4	E: 0	LOB: 2	K: 1	BB: 0	S: 8	R: 0	H: 1	E: 1	LOB: 1	K: 0	BB: 0	S: 4	R: 0	H: 1	E: 0	LOB: 1	K: 1	BB: 0	S: 6	R: 0	H: 2	E: 0	LOB: 2	K: 1	BB: 0	S: 7	R: 0	H: 0	E: 0	LOB: 0	K: 0	BB: 0	S: 3	R: 0	H: 1	E: 0	LOB: 2	K: 0	BB: 1	S: 4	R: 1	H: 1	E: 0	LOB: 1	K: 2	BB: 1	S: 8	R: 0	H: 1	E: 0	LOB: 2	K: 1	BB: 1	S: 6	1B: 8	SF: 0	2B: 3	SAC: 2	3B: 0	DP: 0	HR: 1	HBP: 0	WP: 0	PA: 41
--------------	------	------	------	--------	------	-------	------	------	------	------	--------	------	-------	------	------	------	------	--------	------	-------	------	------	------	------	--------	------	-------	------	------	------	------	--------	------	-------	------	------	------	------	--------	------	-------	------	------	------	------	--------	------	-------	------	------	------	------	--------	------	-------	------	------	------	------	--------	------	-------	------	-------	-------	-------	--------	-------	-------	-------	--------	-------	--------

PITCHER	IP	WLS	BF	H	R	ER	SO	BB	IBB	HBP	BLK	WP	HR	S	P	ERA	WHIP
Doug Rau, L (1, 1) ERA: 3.86	5.0	W	23	9	2	2	3	0	0	0	0	0	1	29	29	3.60	1.800
Burt Hooton, R (6, 1) ERA: 2.65	4.0	S	18	3	1	1	3	3	0	0	0	0	0	21	33	2.25	1.500

Los Angeles Dodgers @ San Diego Padres
San Diego Stadium, San Diego, CA
 Sun Jul 17 1977, 6:33 AM EDT
 Att. 28,477 - Unknown

AB	36
R	3
H	12
RBI	3
BB	3
SO	6
LOB	18



Batter	1	2	3	4	5	6	7	8	9	10	AB R H RBI BB SO LOB	TOP													
Lenny Randle, S (1, 5) OBP: 0.391, SLG: 0.419	0-0 FC6-4 1B		0-0 1B		0-3 K		0-0 F2		0-0 4-3		5 0 2 0 0 1 1														
Felix Millan, R (1, 4) OBP: 0.249, SLG: 0.273	0-0 FC6-4 G5-4-3 1-2f		0-0 L9		0-0 FC6-4 1-2f		0-0 2B		0-0 6-3		5 1 1 0 0 0 3														
Steve Henderson, R (1, 7) OBP: 0.340, SLG: 0.505	0-0 G5-4-3 1-2f		0-0 L7			0-0 2B 1B	0-0 2B		0-3 K		5 1 2 1 0 1 2														
John Milner, L (1, 3) OBP: 0.361, SLG: 0.463		0-0 1B 2B		4-0 CS BB		0-0 FC3-6 1-3 2B	4-0 IBB			0-0 E 1B 1B	2 0 2 0 2 0 0 0 0 0 0 0 0 0 1 0 1 0 0 0 0 0 0 0 0 0 0 0														
Bob Apodaca, R (7, 1) OBP: 1.000, SLG: 1.000																									
Ron Hodges, L (10, PH) OBP: 0.325, SLG: 0.333																									
Bud Harrelson, S (10, PR) OBP: 0.256, SLG: 0.228																									
Bobby Valentine, R (10, 6) OBP: 0.234, SLG: 0.236																									
John Stearns, R (1, 2) OBP: 0.385, SLG: 0.481		0-0 5-3		4-0 FC6-4 BB		0-0 FC3-6 1B	0-0 5-3			0-0 F8	4 0 1 1 1 0 4														
Mike Vail, R (1, 9) OBP: 0.344, SLG: 0.479		0-0 6-3		0-0 F8		0-3 K		0-0 F9		0-0 E 1B	5 0 1 0 0 1 4														
Lee Mazzilli, S (1, 8) OBP: 0.306, SLG: 0.281		4-0 1B BB		0-0 FC6-4 1-2f		0-0 FC3-6 1-2f 2-3		0-0 F7		0-3 K	4 0 0 0 1 1 5														
Doug Flynn, R (1, 6) OBP: 0.198, SLG: 0.235		0-0 1B		0-0 F8		0-0 F6		0-0 1B		4-0 1B	4 0 2 0 0 0 2 0 0 0 0 1 0 0														
Ed Kranepool, L (10, PH) OBP: 0.333, SLG: 0.488		0-0 1B								1-2 2-H IBB															
Pat Zachry, R (1, 1) OBP: 0.143, SLG: 0.118			0-3 K		0-0 FC6-4 1B		0-3 K		0-0 3-4-1		2 0 1 0 0 1 0 3 0 0 0 0 2 4 0 0 0 0 0 0 0														
Bruce Boisclair, L (7, PH) OBP: 0.330, SLG: 0.387																									
Skip Lockwood, R (10, 1) OBP: 0.182, SLG: 0.182																									
Inning Stats	R: 0 E: 0 K: 0 S: 3	H: 1 LOB: 0 BB: 0 P: 3	R: 0 E: 0 K: 0 S: 4	H: 2 LOB: 2 BB: 1 P: 8	R: 0 E: 0 K: 1 S: 6	H: 1 LOB: 1 BB: 0 P: 6	R: 0 E: 0 K: 0 S: 2	H: 0 LOB: 1 BB: 2 P: 10	R: 0 E: 0 K: 1 S: 6	H: 1 LOB: 1 BB: 0 P: 6	R: 1 E: 0 K: 1 S: 8	H: 3 LOB: 2 BB: 0 P: 8	R: 1 E: 0 K: 1 S: 7	H: 2 LOB: 2 BB: 1 P: 11	R: 0 E: 0 K: 0 S: 4	H: 1 LOB: 1 BB: 0 P: 4	R: 0 E: 0 K: 1 S: 5	H: 0 LOB: 0 BB: 0 P: 5	R: 0 E: 1 K: 2 S: 9	H: 2 LOB: 3 BB: 1 P: 13	1B: 9 2B: 4 3B: 0 HR: 0	SF: 0 SAC: 0 DP: 1 HBP: 0	WP: 0 PB: 0 SB: 0 CS: 1	PA: 45	
PITCHER	IP WLS BF H R ER SO BB IBB HBP BLK WP HR S P ERA WHIP																								
Dave Freisleben, R (1, 1) ERA: 5.43	7.0																								
Dan Spillner, R (8, 1) ERA: 2.69	2.1	10	3	0	0	1	0	0	0	0	0	0	0	0	0	0	0	0	0	0	0	0	0	0	0
Dave Tomlin, L (10, 1) ERA: 3.86	0.1	1	0	0	0	1	0	0	0	0	0	0	0	0	0	0	0	0	0	0	0	0	0	0	0
Rollie Fingers, R (10, 1) ERA: 2.95	0.1	W 2	0	0	0	1	0	1	0	0	0	0	0	0	0	0	0	0	0	0	0	0	0	0	0

New York Mets @ San Diego Padres
San Diego Stadium, San Diego, CA
Thu Jul 21 1977, 10:05 PM EDT
Att: 9,757 - Unknown

livebaseballscorecards.com

AB 40
R 2
H 13
RBI 2
BB 5
SO 7
LOB 25



Batter	1	2	3	4	5	6	7	8	9	AB R H RBI BB SO LOB	TOP					
Lenny Randle, S OBP: 0.391, SLG: 0.419 (1, 5) X	0-0 L3		0-0 1B BLK 1B	0-0 1B			0-0 F8		0-0 6-3	5 1 2 0 0 0 0						
Felix Millan, R OBP: 0.248, SLG: 0.272 (1, 4) X	0-0 5-3		0-0 F8	0-0 1-3			0-0 6-3		0-0 FC6-4 1B	5 0 1 0 0 0 2						
Steve Henderson, R OBP: 0.333, SLG: 0.490 (1, 7) X	0-0 F3		0-0 BB 1B 1B				0-0 L8		0-0 FC6-4 1-2f	5 1 1 0 0 0 1						
John Milner, L OBP: 0.363, SLG: 0.464 (1, 3) X		0-0 FC3-6 BB E 1B	0-0 BB 1B				0-0 F8		0-0 G3	4 1 2 1 0 0 0						
John Stearns, R OBP: 0.387, SLG: 0.479 (1, 2) X		0-3 K	4-0 BB 1B BB	1-2 BB			0-0 FC5-4 1B		0-0 E7 4-3 1B	3 1 1 0 1 1 1						
Mike Vail, R OBP: 0.342, SLG: 0.471 (1, 9) X		4-0 BB BB BB BB FC3-6 BB	0-0 F5				0-0 FC5-4 1-2f		0-0 4-3	3 0 0 0 1 0 5						
Lee Mazzilli, S OBP: 0.308, SLG: 0.284 (1, 8) X		0-0 FC3-6 E 1B 1-2f 2-3	0-0 1B 1-2 2-H 3-H				0-0 1-3		0-0 FC5-4 3-H 1B	4 1 2 2 0 0 2						
Doug Flynn, R OBP: 0.200, SLG: 0.235 (1, 6) X		0-0 1B 1-H 3-H		0-3 K			0-0 F6-3		0-0 FC5-4 1-2f	4 0 1 1 0 1 1						
Jon Matlack, L OBP: 0.152, SLG: 0.073 (1, 1) X		0-3 K		0-0 L6			0-3 K		0-3 K	4 0 0 0 0 3 1						
Inning Stats	R: 0 H: 0 E: 0 K: 0 S: 3	H: 0 LOB: 0 BB: 0 P: 3	R: 2 H: 2 E: 1 K: 2 S: 9	H: 2 LOB: 1 BB: 1 P: 13	R: 2 H: 4 E: 0 K: 0 S: 6	H: 1 LOB: 1 BB: 0 P: 6	R: 0 H: 1 E: 0 K: 1 S: 4	H: 1 LOB: 1 BB: 0 P: 4	R: 0 H: 0 E: 0 K: 1 S: 5	H: 0 LOB: 0 BB: 0 P: 5	R: 0 H: 0 E: 0 K: 0 S: 3	H: 0 LOB: 1 BB: 0 P: 5	R: 0 H: 1 E: 0 K: 1 S: 6	H: 1 LOB: 1 BB: 0 P: 6	1B: 10 SF: 0 2B: 0 SAC: 0 3B: 0 DP: 0 HR: 0 HBP: 0	WP: 0 PA: 39 PB: 0 SB: 0 CS: 0
PITCHER	IP WLS BF H R ER SO BB IBB HBP BLK WP HR S P ERA WHIP															
Tom Griffin, R ERA: 5.04 (1, 1)	3.0 L 16 6 4 3 2 2 0 0 0 1 0 0 18 26 9.00 2.667															
Rick Sawyer, R ERA: 5.61 (4, 1)	2.0 8 2 0 0 1 0 0 0 0 0 0 0 10 10 0.00 1.000															
Dave Wehmeister, R ERA: 4.7 (6, 1)	2.0 6 0 0 0 1 0 0 0 0 0 0 0 8 8 0.00 0.000															
Dave Tomlin, L ERA: 3.73 (8, 1)	2.0 9 2 1 0 1 0 0 0 0 0 0 0 11 11 0.00 1.000															

New York Mets @ San Diego Padres
San Diego Stadium, San Diego, CA

Fri Jul 22 1977, 10:05 PM EDT
Att: 23,935 - Unknown

livebaseballscorecards.com

AB	37
R	5
H	10
RBI	4
BB	2
SO	5
LOB	13



Batter	1	2	3	4	5	6	7	8	9	AB	R	H	RBI	BB	SO	LOB
Mike Champion, R (1, 4) OBP: 0.281, SLG: 0.308	0-3 K		0-0 P4			0-0 FC5 1B	0-0 F6-3			4	0	1	0	0	1	3
Bill Almon, R (1, 6) OBP: 0.299, SLG: 0.318	0-3 K		0-3 K			0-0 FC5 1B		0-0 F8		4	0	1	0	0	2	1
Mike Ivie, R (1, 3) OBP: 0.338, SLG: 0.421	0-0 FC6-4 1B			0-0 5-3		0-0 F9		0-0 P5		4	0	1	0	0	0	2
Dave Winfield, R (1, 9) OBP: 0.348, SLG: 0.521	0-0 FC6-4			0-0 5-3		0-0 FC5		0-0 5-3		1	0	0	0	0	0	1
Merv Rettenmund, R (4, PH) OBP: 0.449, SLG: 0.532	1-2f FC6-4					1-2 2-3f FC5				3	0	0	0	0	0	2
Dave Kingman, R (1, 7) OBP: 0.263, SLG: 0.364		0-0 5-3		0-0 1B		0-0 P5			0-3 K	4	0	1	0	0	1	2
George Hendrick, R (1, 8) OBP: 0.359, SLG: 0.431		0-0 F6-4-3 1B		0-0 5-3			0-0 F8		0-0 F9	4	0	1	0	0	0	1
Gene Tenace, R (1, 2) OBP: 0.409, SLG: 0.405		0-0 F6-4-3			4-0 BB		4-0 1B BB		0-3 K	2	0	0	0	2	1	1
Tucker Ashford, R (1, 5) OBP: 0.266, SLG: 0.324			0-3 K		0-3 K		0-0 F6			3	0	0	0	0	2	2
Tom Griffin, R (1, 1) OBP: 0.158, SLG: 0.405			0-0 K		0-0 G5-4-3		0-0 1B			1	0	1	0	0	0	0
Rick Sawyer, R (4, 1) OBP: 0.333, SLG: 0.158					1-2f G5-4-3					0	0	0	0	0	0	0
Dave Roberts, R (5, PH) OBP: 0.272, SLG: 0.333										0	0	0	0	0	0	1
Dave Wehrmeister, R (6, 1) OBP: 0.500, SLG: 0.500										0	0	0	0	0	0	0
Gary Sutherland, R (7, PH) OBP: 0.195, SLG: 0.377										1	0	1	0	0	0	0
Dave Tomlin, L (8, 1) OBP: 0.333, SLG: 0.333										0	0	0	0	0	0	0

Inning Stats	R: 0	H: 1	E: 0	LOB: 1	K: 2	BB: 0	S: 8	P: 8	R: 0	H: 1	E: 0	LOB: 0	K: 0	BB: 0	S: 3	P: 3	R: 0	H: 1	E: 0	LOB: 1	K: 2	BB: 0	S: 8	P: 8	R: 0	H: 0	E: 0	LOB: 0	K: 1	BB: 1	S: 4	P: 8	R: 0	H: 2	E: 0	LOB: 2	K: 0	BB: 0	S: 5	P: 5	R: 0	H: 1	E: 0	LOB: 2	K: 0	BB: 1	S: 4	P: 8	R: 0	H: 0	E: 0	LOB: 0	K: 0	BB: 0	S: 3	P: 3	R: 0	H: 0	E: 0	LOB: 0	K: 2	BB: 0	S: 7	P: 7	1B: 6	SF: 0	2B: 1	SAC: 0	3B: 0	DP: 2	HR: 0	HBP: 0	WP: 0	PA: 34	PB: 0	SB: 0	CS: 0
PITCHER Jon Matlack, L (1, 1) ERA: 4.0	IP	WLS	BF	H	R	ER	SO	BB	IBB	HBP	BLK	WP	HR	S	P	ERA	WHIP	IP	WLS	BF	H	R	ER	SO	BB	IBB	HBP	BLK	WP	HR	S	P	ERA	WHIP	IP	WLS	BF	H	R	ER	SO	BB	IBB	HBP	BLK	WP	HR	S	P	ERA	WHIP																										


BOTTOM

New York Mets @ San Diego Padres
San Diego Stadium, San Diego, CA

Fri Jul 22 1977, 10:05 PM EDT
Att. 23,935 - Unknown

livebaseballscorecards.com

AB	32
R	0
H	7
RBI	0
BB	2
SO	7
LOB	16



New York Mets @ San Diego Padres
 San Diego Stadium, San Diego, CA

Sat Jul 23 1977, 10:05 PM EDT
 Att: 19,656 - Unknown

livebaseballscorecards.com



AB	30
R	3
H	10
RBI	3
BB	4
SO	6
LOB	14

WP:	0	PA:	38
PB:	0		
SB:	2		
CS:	2		

AB R H RBI BB SO LOB

4	1	1	0	0	1	3
4	1	2	0	0	0	1
0	0	0	0	0	0	0
4	1	2	2	0	1	1
4	0	1	0	0	1	2
3	0	1	1	0	0	2
3	0	0	0	1	1	1
2	0	1	0	2	1	0
2	0	1	0	0	0	2
1	0	1	0	0	0	0
0	0	0	0	0	0	0
0	0	0	0	1	0	0
1	0	0	0	0	0	1
0	0	0	0	0	0	0
0	0	0	0	1	0	0

Batter	1	2	3	4	5	6	7	8	9
Lenny Randle, S (1, 5) OBP: 0.391, SLG: 0.420	1-0 1B S E HBP		0-0 L3-6 2B		0-0 6-3		0-0 4-3		0-3 K
Felix Millan, R (1, 4) OBP: 0.252, SLG: 0.279	0-0		0-0 L3-6		0-0 4-3			0-0 2B	
Joel Youngblood, R (8, PR) OBP: 0.299, SLG: 0.259	1-3 E 1B		2-3						
Steve Henderson, R (1, 7) OBP: 0.339, SLG: 0.490	0-0 E3 F9 7-1-2 1B		0-0 L8			0-0 1B SF9 1B		0-3 K	
John Milner, L (1, 3) OBP: 0.362, SLG: 0.460	0-0 F9					0-0 1B		0-0 L9	
John Stearns, R (1, 2) OBP: 0.385, SLG: 0.477	0-0 7-1-2					0-0 SF9		0-0 F6	
Bruce Boisclair, L (1, 9) OBP: 0.328, SLG: 0.380						0-0 L7			0-0 L6
Lee Mazzilli, S (1, 8) OBP: 0.313, SLG: 0.285						4-0 CS 1B			0-3 K
Doug Flynn, R (1, 6) OBP: 0.206, SLG: 0.240						0-0 F6			0-0 BB 1B
Ron Hodges, L (9, PH) OBP: 0.341, SLG: 0.350									
Bud Harrelson, S (9, PR) OBP: 0.256, SLG: 0.228									
Jerry Koosman, R (1, 1) OBP: 0.135, SLG: 0.196									4-0 BB 1B
Mike Vail, R (7, PH) OBP: 0.341, SLG: 0.468									
Skip Lockwood, R (7, 1) OBP: 0.182, SLG: 0.182									
Ed Kranepool, L (9, PH) OBP: 0.336, SLG: 0.488									1-2 BB

Inning Stats	R: 2	H: 2	E: 1	K: 0	S: 4	LOB: 0	BB: 0	P: 5
	R: 0	H: 2	E: 0	K: 1	S: 6	LOB: 1	BB: 0	P: 6
	R: 0	H: 1	E: 0	K: 0	S: 3	LOB: 0	BB: 0	P: 3
	R: 0	H: 1	E: 0	K: 1	S: 6	LOB: 2	BB: 1	P: 10
	R: 0	H: 0	E: 0	K: 1	S: 5	LOB: 0	BB: 0	P: 5
	R: 1	H: 2	E: 0	K: 0	S: 3	LOB: 0	BB: 1	P: 7
	R: 0	H: 0	E: 0	K: 0	S: 3	LOB: 1	BB: 1	P: 7
	R: 0	H: 1	E: 0	K: 1	S: 6	LOB: 1	BB: 0	P: 6
	R: 0	H: 1	E: 0	K: 2	S: 8	LOB: 2	BB: 1	P: 12

PITCHER	IP	WLS	BF	H	R	ER	SO	BB	IBB	HBP	BLK	WP	HR	S	P	ERA	WHIP
John D'Acquisto, R (1, 1) ERA: 5.18	2.0		9	4	2	2	1	0	0	1	0	0	0	10	11	9.00	2.000
Rick Sawyer, R (3, 1) ERA: 5.54	1.0		3	1	0	0	0	0	0	0	0	0	0	3	3	0.00	1.000
Dave Wehmeister, R (4, 1) ERA: 4.41	2.0		8	1	0	0	2	0	1	0	0	0	0	11	15	0.00	0.500
Dan Spillner, R (6, 1) ERA: 2.78	0.2		4	2	1	1	0	1	0	0	0	0	0	3	7	13.50	4.500
Dave Tomlin, L (6, 1) ERA: 3.66	1.1	W	4	0	0	0	0	1	0	0	0	0	0	3	7	0.00	0.750

PITCHER	IP	WLS	BF	H	R	ER	SO	BB	IBB	HBP	BLK	WP	HR	S	P	ERA	WHIP
Rollie Fingers, R (8, 1) ERA: 2.88	2.0		9	2	0	0	3	1	0	0	0	0	0	14	18	0.00	1.500

BOTTOM

New York Mets @ San Diego Padres
San Diego Stadium, San Diego, CA

Sat Jul 23 1977, 10:05 PM EDT
Att. 19,656 - Unknown

livebaseballscorecards.com

AB	30
R	4
H	4
RBI	4
BB	5
SO	11
LOB	16



WP:	0	PA:	35
PB:	0	SB:	1
CS:	0		

AB	R	H	RBI	BB	SO	LOB
3	1	0	1	1	0	1
2	0	0	0	2	2	1
4	2	2	1	0	1	2
0	0	0	0	0	0	0
4	0	1	2	0	1	1
3	0	1	0	1	0	0
4	0	0	0	0	0	3
4	0	0	0	0	2	4
2	0	0	0	1	1	1
1	1	0	0	0	1	2
0	0	0	0	0	0	0
0	0	0	0	0	0	0
1	0	0	0	0	1	0
0	0	0	0	0	0	0
1	0	0	0	0	0	0
1	0	0	0	0	1	1
0	0	0	0	0	0	0

1B:	2	SF:	0
2B:	1	SAC:	0
3B:	0	DP:	0
HR:	1	HBP:	0

WP	HR	S	P	ERA	WHIP
0	0	0	0	0	0

Batter	1	2	3	4	5	6	7	8	9
Bill Almon, R OBP: 0.298, SLG: 0.315 (1, 6)	0-0 5-3 ①		0-0 F3 ②			4-0 1B 2B BB ①	0-0 5-3 ②		
Gene Tenace, R OBP: 0.410, SLG: 0.402 (1, 2)	4-0 BB ①		0-3 K ③			0-3 K ①	4-0 3-H BB ①		
Dave Kingman, R OBP: 0.266, SLG: 0.376 Rollie Fingers, R (8, 1)	0-3 K ②			0-0 HR ①		0-0 2B 1B ①	0-0 F6 ③		
Dave Winfield, R OBP: 0.347, SLG: 0.520 (1, 9)	0-0 F6 ③			0-0 P4 ①		0-0 2B 1-H 2-H ①		0-3 K ①	
Mike Ivie, R OBP: 0.340, SLG: 0.420 (1, 3)		0-0 P4 ①		0-0 5-3 ②		4-0 IBB ①		0-0 1B E ①	
George Hendrick, R OBP: 0.355, SLG: 0.425 (1, 8)		0-0 F4 ②		0-0 5-3 ③		0-0 F9 ②		0-0 E4 1-2 ①	
Mike Champion, R OBP: 0.278, SLG: 0.304 (1, 4)		0-0 E5 ①			0-0 L9 ①	0-3 K ③		0-3 K ②	
Tucker Ashford, R OBP: 0.268, SLG: 0.316 Gene Richards, L OBP: 0.334, SLG: 0.327 (7, PR) (8, 7)		0-0 F7 ③			0-3 K ②		4-0 BLK S 5-3 BB ①	0-3 K ③	
John D'Acquisto, R Rick Sawyer, R Dave Roberts, R Dave Winfield, R Merv Rettenmund, R Dan Spillner, R Dave Tomlin, L Jerry Turner, L Gary Sutherland, R			0-3 K ①		0-3 K ③				

Inning Stats	R: 0	H: 0	E: 0	K: 1	S: 5	LOB: 1	BB: 1	P: 9	R: 0	H: 0	E: 1	K: 0	S: 4	LOB: 1	BB: 0	P: 4	R: 0	H: 0	E: 0	K: 2	S: 7	LOB: 0	BB: 0	P: 7	R: 1	H: 1	E: 0	K: 0	S: 4	LOB: 0	BB: 0	P: 4	R: 0	H: 0	E: 0	K: 2	S: 7	LOB: 0	BB: 0	P: 7	R: 2	H: 2	E: 0	K: 2	S: 9	LOB: 2	BB: 2	P: 17	R: 1	H: 0	E: 0	K: 1	S: 5	LOB: 1	BB: 2	P: 13	R: 0	H: 1	E: 1	K: 3	S: 11	LOB: 2	BB: 0	P: 11	1B: 2	2B: 1	3B: 0	HR: 1	SF: 0	SAC: 0	DP: 0	HBP: 0	WP: 0	PB: 0	SB: 1	CS: 0
--------------	------	------	------	------	------	--------	-------	------	------	------	------	------	------	--------	-------	------	------	------	------	------	------	--------	-------	------	------	------	------	------	------	--------	-------	------	------	------	------	------	------	--------	-------	------	------	------	------	------	------	--------	-------	-------	------	------	------	------	------	--------	-------	-------	------	------	------	------	-------	--------	-------	-------	-------	-------	-------	-------	-------	--------	-------	--------	-------	-------	-------	-------

PITCHER	IP	WLS	BF	H	R	ER	SO	BB	IBB	HBP	BLK	WP	HR	S	P	ERA	WHIP
Jerry Koosman, L ERA: 3.18 (1, 1)	6.0		25	3	3	3	7	2	1	0	0	0	1	36	48	4.50	0.833
Skip Lockwood, R ERA: 3.7 (7, 1)	2.0	L	10	1	1	1	4	2	0	0	1	0	0	16	24	4.50	1.500

Batter	1	2	3	4	5	6	7	8	9	AB	R	H	RBI	BB	SO	LOB	TOP										
Jerry Martin, R (1, 9) OBP: 0.335, SLG: 0.453 Bake McBride, L (7, PH) OBP: 0.332, SLG: 0.455 (7, 9)	0-0 F7	0-0 5-3		0-0 G6-4-3			0-0 1B	0-0 1-3		3	0	0	0	0	0	2											
Larry Bowa, S (1, 6) OBP: 0.332, SLG: 0.374	0-0 2B		0-0 F9		0-0 6-3		0-0 SF8			4	1	2	1	0	0	0											
Mike Schmidt, R (1, 5) OBP: 0.405, SLG: 0.635	0-3 K		4-0 BB		0-3 K		0-0 1B	0-0 F3		4	2	1	0	1	2	2											
Greg Luzinski, R (1, 7) OBP: 0.385, SLG: 0.616	0-0 2B		0-0 BB		0-0 6-3		0-0 E		0-3 K	5	0	3	3	0	1	0											
Davey Johnson, R (1, 3) OBP: 0.387, SLG: 0.598 Richie Hebner, L (7, PH) OBP: 0.405, SLG: 0.510 (7, 3)	0-0 F6		4-0 BB		0-0 BB		0-0 F8	0-0 E9	0-0 F7	2	0	0	0	1	0	1											
Garry Maddox, R (1, 8) OBP: 0.314, SLG: 0.421		4-0 BLK	0-0 SF8		0-0 F8		0-0 F8	4-0 FC5-4	0-0 4-3	2	1	0	1	2	0	0											
Bob Boone, R (1, 2) OBP: 0.348, SLG: 0.441		0-0 F3	0-0 F8		0-0 1B		0-0 1B	0-0 P3		4	0	1	0	0	0	6											
Ted Sizemore, R (1, 4) OBP: 0.325, SLG: 0.343		0-0 CS		0-0 G6-4-3		0-0 2-6	0-0 1B	0-0 1B		3	1	2	1	1	0	3											
Jim Kaat, L (1, 1) OBP: 0.167, SLG: 0.138 Ollie Brown, R (7, PH) OBP: 0.274, SLG: 0.400 Tim McCarver, L (7, PH) OBP: 0.391, SLG: 0.457 Warren Brusstar, R (7, 1) Ron Reed, R (8, 1) OBP: 0.091, SLG: 0.182	4-0 BB	4-0 BB	0-3 K		0-0 K		4-0 1B	0-0 4-3		1	0	0	0	1	1	1											
Inning Stats	R: 1 E: 0 K: 1 S: 7	H: 2 LOB: 1 BB: 0 P: 7	R: 1 E: 0 K: 0 S: 3	H: 1 LOB: 1 BB: 2 P: 11	R: 1 E: 0 K: 0 S: 4	H: 1 LOB: 2 BB: 2 P: 12	R: 0 E: 0 K: 1 S: 5	H: 1 LOB: 0 BB: 0 P: 5	R: 0 E: 0 K: 1 S: 5	H: 0 LOB: 0 BB: 0 P: 5	R: 0 E: 0 K: 0 S: 3	H: 1 LOB: 1 BB: 0 P: 3	R: 4 E: 1 K: 0 S: 7	H: 4 LOB: 3 BB: 3 P: 19	R: 0 E: 0 K: 0 S: 4	H: 1 LOB: 1 BB: 0 P: 4	R: 0 E: 0 K: 1 S: 5	H: 0 LOB: 0 BB: 0 P: 5	1B: 9 2B: 2 3B: 0 HR: 0	SF: 2 SAC: 0 DP: 1 HBP: 0	WP: 0 PB: 1 SB: 1 CS: 1	PA: 42					
PITCHER	IP	WLS	BF	H	R	ER	SO	BB	IBB	HBP	BLK	WP	HR	S	P	ERA	WHIP										
Bob Owchinko, L (1, 1) ERA: 4.92	6.0	L	27	6	4	3	3	5	0	0	1	0	0	27	47	4.50	1.833										
Rick Sawyer, R (7, 1) ERA: 5.54	0.0		1	0	0	0	0	1	0	0	0	0	0	0	4	∞	∞										
Dave Tomlin, L (7, 1) ERA: 3.8	0.0		1	1	0	0	0	0	0	0	0	0	0	1	1	∞	∞										
Dan Spillner, R (7, 1) ERA: 2.83	2.0		11	4	3	3	0	0	1	0	0	0	0	10	14	13.50	2.000										
Tom Griffin, R (9, 1) ERA: 5.0	1.0		3	0	0	0	1	0	0	0	0	0	0	5	5	0.00	0.000										

Philadelphia Phillies @ San Diego Padres
San Diego Stadium, San Diego, CA
Sun Jul 24 1977, 6:33 AM EDT
Att: 12,695 - Unknown

AB	33
R	7
H	11
RBI	7
BB	7
SO	4
LOB	15



livebaseballscorecards.com

Batter	1	2	3	4	5	6	7	8	9	AB	R	H	RBI	BB	SO	LOB
Bill Almon, R OBP: 0.297, SLG: 0.314 (1, 6)	0-0 F8	0-0 1B		0-0 F9			0-0 1-3		0-0 G4-6-3	5	1	1	1	0	0	1
Gene Tenace, R OBP: 0.408, SLG: 0.400 (1, 2)	0-0 F9	0-0 1B			0-0 F9		0-0 6-3			4	0	1	1	0	0	0
Dave Kingman, R OBP: 0.269, SLG: 0.391 (1, 7)	0-0 HR	0-0 F2			0-0 P5		0-0 2B			4	1	2	1	0	0	1
Dave Winfield, R OBP: 0.349, SLG: 0.525 (1, 9)	0-0 1B		0-0 F4		0-0 2B		0-0 4-3			4	1	2	0	0	0	1
Mike Ivie, R OBP: 0.339, SLG: 0.418 (1, 3)	0-0 FC5-4		0-0 F8		0-0 2-3		0-0 4-3			4	0	1	1	0	0	1
George Hendrick, R OBP: 0.357, SLG: 0.426 (1, 8)	0-0 FC5-4		0-0 FC5-4			0-0 FC1-6		0-0 L9		4	0	2	0	0	0	1
Mike Champion, R OBP: 0.275, SLG: 0.301 (1, 4)		0-0 3-1	0-0 FC5-4			0-0 FC1-6		0-0 L8		4	0	0	0	0	0	2
Tom Griffin, R OBP: 0.158, SLG: 0.405 (9, 1)			0-0 FC5-4			0-0 FC6-4				0	0	0	0	0	0	0
Tucker Ashford, R OBP: 0.271, SLG: 0.308 (1, 5)		4-0 SH1-4		0-0 6-3		0-0 L9		0-3 K		2	1	0	0	1	0	1
Gene Richards, L OBP: 0.333, SLG: 0.326 (9, PH)		1B								1	0	0	0	0	1	0
Bob Owchinko, L OBP: 0.261, SLG: 0.150 (1, 1)		0-0 SH1-4		0-3 K		0-0 FC6-4				2	0	0	0	0	1	1
Rick Sawyer, R OBP: 0.333, SLG: 0.158 (7, 1)										0	0	0	0	0	0	0
Dave Tomlin, L OBP: 0.333, SLG: 0.333 (7, 1)										0	0	0	0	0	0	0
Dan Spillner, R OBP: 0.267, SLG: 0.083 (7, 1)										0	0	0	0	0	0	0
Pat Scanlon, L OBP: 0.259, SLG: 0.208 (9, 4)										1	0	1	0	0	0	0

Inning Stats	R: 2	H: 3	E: 0	LOB: 1	K: 0	P: 6	R: 2	H: 2	E: 0	LOB: 1	K: 0	P: 9	R: 0	H: 1	E: 0	LOB: 1	K: 0	P: 4	R: 0	H: 0	E: 0	LOB: 0	K: 1	P: 5	R: 0	H: 1	E: 0	LOB: 1	K: 0	P: 4	R: 0	H: 1	E: 0	LOB: 1	K: 0	P: 4	R: 0	H: 0	E: 0	LOB: 0	K: 0	P: 3	R: 0	H: 1	E: 0	LOB: 0	K: 1	P: 5	R: 0	H: 1	E: 0	LOB: 0	K: 1	P: 5	1B: 6	SF: 0	2B: 3	SAC: 1	3B: 0	DP: 1	HR: 1	HBP: 0	WP: 0	PA: 37
--------------	------	------	------	--------	------	------	------	------	------	--------	------	------	------	------	------	--------	------	------	------	------	------	--------	------	------	------	------	------	--------	------	------	------	------	------	--------	------	------	------	------	------	--------	------	------	------	------	------	--------	------	------	------	------	------	--------	------	------	-------	-------	-------	--------	-------	-------	-------	--------	-------	--------

PITCHER	IP	WLS	BF	H	R	ER	SO	BB	IBB	HBP	BLK	WP	HR	S	P	ERA	WHIP
Jim Kaat, L ERA: 5.56 (1, 1)	6.0	W	27	8	4	4	1	1	0	0	0	0	1	28	32	6.00	1.500
Warren Brusstar, R ERA: 2.68 (7, 1)	1.0		4	1	0	0	0	0	0	0	0	0	0	4	4	0.00	1.000
Ron Reed, R ERA: 2.9 (8, 1)	2.0	S	6	1	0	0	1	0	0	0	0	0	0	8	8	0.00	0.500

BOTTOM

Philadelphia Phillies @ San Diego Padres
San Diego Stadium, San Diego, CA
Sun Jul 24 1977, 6:33 AM EDT
Att. 12,695 - Unknown

AB	35
R	4
H	10
RBI	4
BB	1
SO	2
LOB	9



WP: 0	PA: 37
PB: 0	
SB: 0	
CS: 0	

livebaseballscores.com

Batter	1	2	3	4	5	6	7	8	9	10	11	12	AB	R	H	RBI	BB	SO	LOB	TOP								
Jerry Martin, R OBP: 0.333, SLG: 0.448 Tom Hutton, L OBP: 0.320, SLG: 0.326 (9, 3)	0-3 K		0-0 6-3		0-0 FC5-4			0-0 G4-6-3 1B	0-0 1B		0-3 K		4	0	1	0	0	1	1									
Larry Bowa, S OBP: 0.326, SLG: 0.367 (1, 6)	0-0 F3		0-0 6-3			0-3 K		0-0 G4-6-3 1B	0-0 6-3		0-0 F9		6	0	0	0	0	1	4									
Mike Schmidt, R OBP: 0.404, SLG: 0.637 (9, 4)	4-0 S BB		0-3 K			0-0 F8			0-0 HR	0-3 K		0-3 K	5	1	1	1	1	3	0									
Greg Luzinski, R OBP: 0.397, SLG: 0.611 (1, 7)	4-0 1-2 BB			0-0 5-3		0-0 F9			4-0 1B 4-3 BB	4-0 1B BB		0-3 K	3	1	0	0	3	1	0									
Davey Johnson, R OBP: 0.395, SLG: 0.592 Richie Hebner, L OBP: 0.408, SLG: 0.512 (9, 5)	0-0 F9			4-0 FC5-4 BB			4-0 FC6 BB		0-0 4-3 1B 1B	0-0 F6		0-0 3B 1B	1	0	0	0	2	0	2									
Garry Maddox, R OBP: 0.319, SLG: 0.430 (1, 8)		0-0 1B		0-0 FC5-4 PO			0-0 F7		0-0 1B 4-3 1B	0-0 1B		0-0 1B 3B	6	2	4	1	0	0	2									
Bob Boone, R OBP: 0.345, SLG: 0.436 Bake McBride, L OBP: 0.332, SLG: 0.451 (9, 9)	0-0 F3		0-0 PO	0-0 PO	0-0 F8		0-0 F8		0-3 K	0-0 F5		4-0 1B IBB	3	0	0	0	0	0	2									
Ted Sizemore, R OBP: 0.325, SLG: 0.343 Ron Reed, R OBP: 0.091, SLG: 0.182 Jay Johnstone, L OBP: 0.354, SLG: 0.479 Tug McGraw, R OBP: 0.333, SLG: 0.333 (9, 1)	0-0 F3			0-0 PO	0-0 F8		0-0 FC6		0-0 4-3		0-3 K	0-0 1B IBB	3	0	1	0	0	0	2									
Randy Lerch, L OBP: 0.179, SLG: 0.162 Terry Harmon, R OBP: 0.244, SLG: 0.270 (8, 4)	0-3 K			0-0 FC5-4 1B			0-0 FC6		0-0 4-3		0-0 K	0-0 1B IBB	2	0	0	0	0	1	2									
Tim McCarver, L OBP: 0.398, SLG: 0.458 (9, 2)				0-0 F9			0-0 F9		0-0 4-3		0-0 WP 1B	0-0 F9	2	0	1	0	1	0	2									
Inning Stats	R: 0 E: 0 K: 1 S: 5	H: 0 LOB: 2 BB: 2 P: 13	R: 0 E: 0 K: 1 S: 6	H: 1 LOB: 1 BB: 0 P: 6	R: 0 E: 0 K: 1 S: 5	H: 0 LOB: 0 BB: 0 P: 5	R: 0 E: 0 K: 0 S: 2	H: 0 LOB: 0 BB: 1 P: 6	R: 0 E: 0 K: 0 S: 4	H: 0 LOB: 1 BB: 0 P: 4	R: 0 E: 0 K: 1 S: 5	H: 0 LOB: 0 BB: 0 P: 5	R: 0 E: 0 K: 1 S: 3	H: 0 LOB: 1 BB: 1 P: 7	R: 0 E: 0 K: 0 S: 3	H: 1 LOB: 0 BB: 0 P: 3	R: 4 E: 0 K: 1 S: 9	H: 4 LOB: 2 BB: 2 P: 17	R: 0 E: 0 K: 1 S: 6	H: 1 LOB: 2 BB: 1 P: 10	R: 0 E: 0 K: 2 S: 8	H: 1 LOB: 1 BB: 0 P: 8	R: 2 E: 0 K: 2 S: 10	H: 3 LOB: 2 BB: 1 P: 14	1B: 10 2B: 0 3B: 1 HR: 1	SF: 0 SAC: 0 DP: 1 HBP: 0	WP: 1 PB: 0 SB: 1 CS: 0	PA: 55
PITCHER	IP	WLS	BF	H	R	ER	SO	BB	IBB	HBP	BLK	WP	HR	S	P	ERA	WHIP											
Bob Shirley, L ERA: 3.6 (1, 1)	8.0		31	4	2	2	4	5	0	0	0	0	1	34	54	2.25	1.125											
Rollie Fingers, R ERA: 2.98 (9, 1)	3.0		16	5	2	2	4	1	1	0	0	1	0	22	30	6.00	2.000											
Dan Spillner, R ERA: 3.04 (12, 1)	0.2	L	6	3	2	2	2	0	1	0	0	0	0	9	13	27.00	4.500											
Dave Tomlin, L ERA: 3.78 (12, 1)	0.1		1	0	0	0	0	0	0	0	0	0	0	1	1	0.00	0.000											

Philadelphia Phillies @ San Diego Padres
San Diego Stadium, San Diego, CA
Mon Jul 25 1977, 10:05 PM EDT
Att. 10,999 - Unknown

AB	46
R	6
H	12
RBI	6
BB	8
SO	10
LOB	26



Batter	1	2	3	4	5	6	7	8	9	10	11	12	AB	R	H	RBI	BB	SO	LOB	
Bill Almon, R OBP: 0.300, SLG: 0.322 (1, 6)	 3B	 F8			 1B		 1B		 E4		 F8			6	2	3	0	0	0	0
Gene Tenace, R OBP: 0.410, SLG: 0.396 (1, 2)	 2B BB		 5-3		 FC4-6 BB		 F8		 F8		 IBB		 K	3	1	0	0	3	1	1
Dave Kingman, R OBP: 0.272, SLG: 0.390 (7, PR)	 2B BB		 1-3		 K		 FC4-6 1B		 F4				 6-3	3	1	1	1	1	1	2
Gene Richards, L OBP: 0.333, SLG: 0.326 (8, 7)	 2B BB		 1-3		 K		 FC4-6 1B		 F4				 6-3	0	0	0	0	0	0	0
Merv Rettenmund, R OBP: 0.438, SLG: 0.515 (9, PH)	 2B BB		 1-3		 K		 FC4-6 1B		 F4				 6-3	2	0	0	0	0	0	2
Dave Winfield, R OBP: 0.344, SLG: 0.519 (10, 7)	 SF7		 4-3		 FC4-6 1-2f		 FC4-6 1-2f		 FC4-6 1-2f				 K	5	0	0	1	0	1	3
Mike Ivie, R OBP: 0.337, SLG: 0.417 (1, 3)	 2B			 6-3		 6-3		 F2					 6-3	5	0	1	2	0	0	0
George Hendrick, R OBP: 0.360, SLG: 0.429 (1, 8)	 6-3			 1B 1B		 1B 1B		 F8					 FC6-4 1B	5	0	3	0	0	0	1
Mike Champion, R OBP: 0.274, SLG: 0.299 (1, 4)	 L1			 L3 1B		 F8		 6-3					 FC6-4 1-2f	5	0	1	0	0	0	3
Tucker Ashford, R OBP: 0.256, SLG: 0.289 (1, 5)		 F4		 L3 1-2		 F8		 F8			 6-3		 6-3	5	0	0	0	0	0	3
Bob Shirley, R OBP: 0.130, SLG: 0.091 (1, 1)			 K		 K		 6-3		 F8				 6-3	3	0	0	0	0	2	0
Rollie Fingers, R (9, 1)			 K		 K		 6-3		 F8				 5-3	1	0	0	0	0	0	0
Gary Sutherland, R OBP: 0.351, SLG: 0.371 (11, PH)			 K		 K		 6-3		 F8				 5-3	1	0	0	0	0	0	0
Dan Spillner, R OBP: 0.287, SLG: 0.083 (12, 1)			 K		 K		 6-3		 F8				 5-3	0	0	0	0	0	0	0
Dave Tomlin, L OBP: 0.333, SLG: 0.333 (12, 1)			 K		 K		 6-3		 F8				 5-3	0	0	0	0	0	0	0

Inning Stats	R: 3	H: 2	E: 0	LOB: 1	K: 0	P: 5	R: 0	H: 0	E: 0	LOB: 0	K: 1	P: 5	R: 0	H: 0	E: 0	LOB: 0	K: 0	P: 3	R: 0	H: 2	E: 0	LOB: 1	K: 0	P: 4	R: 0	H: 1	E: 0	LOB: 1	K: 0	P: 4	R: 0	H: 1	E: 0	LOB: 0	K: 2	P: 12	R: 0	H: 0	E: 0	LOB: 0	K: 0	P: 5	R: 0	H: 0	E: 0	LOB: 0	K: 0	P: 3	R: 0	H: 0	E: 0	LOB: 0	K: 0	P: 3	R: 0	H: 0	E: 0	LOB: 0	K: 0	P: 3	R: 0	H: 0	E: 0	LOB: 0	K: 0	P: 3	R: 0	H: 0	E: 0	LOB: 0	K: 1	P: 5	R: 0	H: 0	E: 0	LOB: 0	K: 0	P: 5	R: 0	H: 0	E: 0	LOB: 0	K: 0	P: 3	R: 0	H: 0	E: 0	LOB: 0	K: 0	P: 3	R: 0	H: 0	E: 0	LOB: 0	K: 0	P: 3	R: 0	H: 0	E: 0	LOB: 0	K: 0	P: 3
PITCHER	IP	WLS	BF	H	R	ER	SO	BB	IBB	HBP	BLK	WP	HR	S	P	ERA	WHIP																																																																																					
Randy Lerch, L ERA: 5.07 (1, 1)	7.0		31	8	4	4	3	3	0	0	0	0	0	34	46	5.14	1.571																																																																																					
Ron Reed, R ERA: 2.86 (8, 1)	1.0		3	0	0	0	0	0	0	0	0	0	0	3	3	0.00	0.000																																																																																					
Tug McGraw, L ERA: 1.86 (9, 1)	4.0	W	15	1	0	0	2	0	1	0	0	0	0	18	22	0.00	0.250																																																																																					

BOTTOM

Philadelphia Phillies @ San Diego Padres
San Diego Stadium, San Diego, CA
Mon Jul 25 1977, 10:05 PM EDT
Att: 10,999 - Unknown

livebaseballscorecards.com

AB	44
R	4
H	9
RBI	4
BB	4
SO	5
LOB	15



WP: 0	PA: 49
PB: 1	
SB: 2	
CS: 0	

Batter	1	2	3	4	5	6	7	8	9	AB R H RBI BB SO LOB	TOP																													
Dave Cash, R OBP: 0.336, SLG: 0.350 (1, 4) X	0-0 6-3		0-0 HR 1B	0-0 6-3			0-0 F8			4 1 1 0 0 0 0	Montreal Expos @ San Diego Padres San Diego Stadium, San Diego, CA Tue Jul 26 1977, 10:05 PM EDT Unknown																													
Chris Speier, R OBP: 0.328, SLG: 0.337 (1, 6) X	0-0 F8		0-0 1-H HR			0-0 6-3	0-0 4-3			4 1 1 2 0 0 0																														
Ellis Valentine, R OBP: 0.353, SLG: 0.535 (1, 9) X	0-0 BB 1B		4-0 2B BB			0-3 K		0-0 CS 1B		3 1 2 0 1 1 0																														
Tony Perez, R OBP: 0.337, SLG: 0.426 (1, 3) B B B	4-0 1-2 BB		0-0 1-H 2B			0-0 F9		0-0 1-2 6-3		3 0 1 1 1 0 1																														
Warren Cromartie, L OBP: 0.332, SLG: 0.427 (1, 7) S S S	0-3 K		0-3 K			0-0 G3		0-0 F7		4 0 0 0 0 2 3																														
Gary Carter, R OBP: 0.336, SLG: 0.475 (1, 2) X		0-0 L8	0-0 6-3			0-0 1B		4-0 G6-4-3 BB		3 0 1 0 1 0 1																														
Andre Dawson, R OBP: 0.327, SLG: 0.493 (1, 8) X		0-0 1B	0-3 K			0-3 K		0-0 1-2 G6-4-3		4 0 1 0 0 2 3																														
Wayne Garrett, L OBP: 0.375, SLG: 0.372 (1, 5) X	0-0 F6			0-0 L9		0-0 F9		0-0 1B		4 0 1 0 0 0 2																														
Jackie Brown, R OBP: 0.122, SLG: 0.100 Del Unser, L OBP: 0.353, SLG: 0.488 Joe Kerrigan, R (9, 1)	0-0 G3		0-3 K			0-3 K		0-0 F9		3 0 0 0 0 2 1 1 0 0 0 0 0 1 0 0 0 0 0 0 0																														
Inning Stats	R: 0 E: 0 K: 1 S: 6	H: 1 LOB: 2 BB: 1 P: 10	R: 0 E: 0 K: 0 S: 4	H: 1 LOB: 1 BB: 0 P: 4	R: 3 E: 0 K: 2 S: 10	H: 3 LOB: 1 BB: 1 P: 14	R: 0 E: 0 K: 1 S: 5	H: 0 LOB: 0 BB: 0 P: 5	R: 0 E: 0 K: 1 S: 5	H: 0 LOB: 0 BB: 0 P: 5	R: 0 E: 0 K: 1 S: 6	H: 1 LOB: 1 BB: 0 P: 6	R: 0 E: 0 K: 1 S: 5	H: 0 LOB: 0 BB: 0 P: 5	R: 0 E: 0 K: 0 S: 3	H: 1 LOB: 0 BB: 0 P: 3	R: 0 E: 0 K: 0 S: 3	H: 1 LOB: 1 BB: 1 P: 7	1B: 6 2B: 1 3B: 0 HR: 1	SF: 0 SAC: 0 DP: 1 HBP: 0	WP: 0 PB: 0 SB: 0 CS: 1	PA: 36																		
PITCHER Dave Freisleben, R ERA: 5.1 (1, 1)	IP 9.0	WLS W	BF 36	H 8	R 3	ER 3	SO 7	BB 3	IBB 0	HBP 0	BLK 0	WP 0	HR 1	S 47	P 59	ERA 3.00	WHIP 1.222						PITCHER	IP 9.0	WLS W	BF 36	H 8	R 3	ER 3	SO 7	BB 3	IBB 0	HBP 0	BLK 0	WP 0	HR 1	S 47	P 59	ERA 3.00	WHIP 1.222

livebaseballscorecards.com

AB	33
R	3
H	8
RBI	3
BB	3
SO	7
LOB	12



Batter	1	2	3	4	5	6	7	8	9	AB R H RBI BB SO LOB
Gene Richards, L (1, 7) OBP: 0.332, SLG: 0.325	0-0 F7	0-0 SH1-4			0-0 L5		0-0 4-3		0-0 3-H 1B	4 0 1 1 0 0 0
Bill Almon, R (1, 6) OBP: 0.300, SLG: 0.321	0-0 6-3	0-0 F9			0-0 F8		0-0 CS 1B			4 0 1 0 0 0 1
Mike Ivie, R (1, 3) OBP: 0.339, SLG: 0.418	0-0 1B 1B	0-0 F8			0-0 FC5-4 1B		0-0 CS 1-2	0-0 L6		4 1 2 0 0 0 1
Dave Winfield, R (1, 9) OBP: 0.345, SLG: 0.517	0-0 1B S 1B		0-0 F9		0-0 FC5-4 1-2f		BB BB BB	4-0 1B BB		3 1 1 0 1 0 1
George Hendrick, R (1, 8) OBP: 0.362, SLG: 0.428	4-0 1B 1B BB		0-0 F5		0-3 K		0-0 1-3 1B	0-0 1B		3 1 1 0 1 1 0
Pat Scanlon, L (1, 5) OBP: 0.258, SLG: 0.214	0-0 FC5 1B		0-0 4-3		0-0 4-3		0-0 F8	0-3 K		4 0 1 2 0 1 2
Tucker Ashford, R (9, 5) OBP: 0.256, SLG: 0.289	1-3 2-H 3-H 1B									0 0 0 0 0 0 0
Dave Roberts, R (1, 2) OBP: 0.282, SLG: 0.342	0-0 1B			0-0 5-3			0-0 1B	0-0 5-3		3 0 2 1 0 0 0
Dave Kingman, R (8, PH) OBP: 0.271, SLG: 0.389	1-2 3-H 1B									1 0 0 0 0 0 2
Bob Davis, R (9, 2) OBP: 0.237, SLG: 0.236	0-0 1B									0 0 0 0 0 0 0
Mike Champion, R (1, 4) OBP: 0.271, SLG: 0.296	0-0 FC5			0-0 3-1			0-0 F4		BB BB BB	3 0 0 0 0 0 3
Gene Tenace, R (9, PH) OBP: 0.411, SLG: 0.396	2-3f 1B								4-0 SH3-4 S 1B BB	0 0 0 0 1 0 0
Jerry Turner, L (9, PR) OBP: 0.348, SLG: 0.446										0 1 0 0 0 0 0
Dave Freisleben, R (1, 1) OBP: 0.167, SLG: 0.167		0-0 F9 SH1-4 1B		0-0 6-3			0-0 4-3		0-0 SH3-4 1-3	3 0 1 0 0 0 0
Merv Rettenmund, R (9, PH) OBP: 0.438, SLG: 0.515										0 0 0 0 0 0 0

Inning Stats	R: 3	H: 4	E: 0	K: 0	S: 7	LOB: 2	BB: 1	P: 11	R: 0	H: 1	E: 0	K: 0	S: 4	LOB: 1	BB: 0	P: 4	R: 0	H: 0	E: 0	K: 0	S: 3	LOB: 0	BB: 0	P: 3	R: 0	H: 1	E: 0	K: 1	S: 6	LOB: 1	BB: 0	P: 6	R: 0	H: 1	E: 0	K: 0	S: 3	LOB: 0	BB: 0	P: 3	R: 0	H: 1	E: 0	K: 1	S: 6	LOB: 2	BB: 1	P: 10	R: 1	H: 1	E: 0	K: 0	S: 2	LOB: 1	BB: 1	P: 6	1B: 10	2B: 0	3B: 0	HR: 0	SF: 0	SAC: 2	DP: 0	HBP: 0	WP: 0	PB: 0	SB: 2	CS: 1	PA: 38
--------------	------	------	------	------	------	--------	-------	-------	------	------	------	------	------	--------	-------	------	------	------	------	------	------	--------	-------	------	------	------	------	------	------	--------	-------	------	------	------	------	------	------	--------	-------	------	------	------	------	------	------	--------	-------	-------	------	------	------	------	------	--------	-------	------	--------	-------	-------	-------	-------	--------	-------	--------	-------	-------	-------	-------	--------

PITCHER	IP	WLS	BF	H	R	ER	SO	BB	IBB	HBP	BLK	WP	HR	S	P	ERA	WHIP
Jackie Brown, R (1, 1) ERA: 3.4	8.0		34	9	3	3	2	2	0	0	0	0	0	36	44	3.38	1.375
Joe Kerrigan, R (9, 1) ERA: 2.48	0.1	L	3	1	1	1	0	1	0	0	0	0	0	2	6	27.00	6.000

BOTTOM

Montreal Expos @ San Diego Padres
San Diego Stadium, San Diego, CA
 Tue Jul 26 1977, 10:05 PM EDT
 Unknown

AB	32
R	4
H	10
RBI	4
BB	3
SO	2
LOB	10



livebaseballscorecards.com

Batter	1	2	3	4	5	6	7	8	9	10	11	12	13	14	15	AB	R	H	RBI	BB	SO	LOB	TOP					
Dave Cash, R (1, 4) <small>OBP: 0.335, SLG: 0.346</small> Gary Carter, R (15, 2) <small>OBP: 0.336, SLG: 0.475</small>	0-0 5-3			0-0 4-3		0-0 5-3		0-0 F4			4-0 FC3-6 BB		0-0 FC3-6 CS 1B		4-0 BB 1B IBB	5	1	0	0	2	0	1						
Chris Speier, R (1, 6) <small>OBP: 0.330, SLG: 0.342</small>	0-0 G1-6-3 1B			0-0 2B		0-0 F6			0-0 G3 1B		0-0 FC3-6 1B		0-0 L5		0-3 K	7	0	3	0	0	1	5						
Del Unser, L (1, 3) <small>OBP: 0.351, SLG: 0.474</small>	0-0 G1-6-3 1-2r			0-3 K		4-0 BB			0-0 G3 1-2		0-0 F7			0-0 6-3	4-0 1B BB	5	0	0	1	2	1	4						
Ellis Valentine, R (1, 9) <small>OBP: 0.354, SLG: 0.532</small>		0-0 5-3		4-0 BB		0-3 K			0-0 5-3		0-0 FC6-4 1B			0-0 5-3	0-0 1B BB	6	0	2	2	1	1	2						
Warren Cromartie, L (1, 7) <small>OBP: 0.329, SLG: 0.421</small>		0-0 F7		0-0 L6			0-0 1-3		4-0 IBB		0-0 FC6-4			0-0 4-3		5	0	0	0	1	0	4						
Wayne Garrett, L (1, 5) <small>OBP: 0.372, SLG: 0.368</small> Larry Parrish, R (12, PH) <small>OBP: 0.311, SLG: 0.383</small>		0-0 3-1			0-0 2B 1B		0-3 K		0-3 K				0-0 L8		0-0 BB 2B 1B	4	1	1	0	0	2	2						
Andre Dawson, R (1, 8) <small>OBP: 0.324, SLG: 0.490</small>			0-0 L8		0-0 CS 2B		0-0 F9			0-0 6-3			0-0 G3		0-0 F3	6	0	1	1	0	0	1						
Tim Blackwell, S (1, 2) <small>OBP: 0.188, SLG: 0.071</small> Jose Morales, R (8, PH) <small>OBP: 0.213, SLG: 0.256</small>			0-3 K		0-3 K			0-0 6-3		0-0 E5			0-0 F7		4-0 2B BB BB	2	0	0	0	0	2	1						
Pepe Frias, R (15, PR) <small>OBP: 0.194, SLG: 0.226</small>			0-0 L8		0-3 K			0-0 F7		0-0 1-4					0-0 BB BB	0	1	0	0	0	0	0						
Santo Alcalá, R (1, 1) <small>OBP: 0.046, SLG: 0.182</small> Sam Miles, R (8, PH) <small>OBP: 0.378, SLG: 0.571</small> Bill Anderson, L (8, 1) <small>OBP: 0.200, SLG: 0.200</small> Pete Mackanin, R (13, PH) <small>OBP: 0.306, SLG: 0.391</small> Don Slaught, R (13, 1) <small>OBP: 0.250, SLG: 0.306</small> Tony Peña, R (15, PH) <small>OBP: 0.339, SLG: 0.430</small> Joe Kerrigan, R (15, 1)			0-0 L8		0-3 K			0-0 F7		0-0 1-2r			0-0 FC3-6 1B		0-0 BB 1B 2B	2	0	0	0	0	1	0						
Inning Stats	R: 0 E: 0 K: 0 S: 3	H: 1 LOB: 0 BB: 0 P: 3	R: 0 E: 0 K: 0 S: 3	H: 0 LOB: 0 BB: 0 P: 3	R: 0 E: 0 K: 1 S: 5	H: 0 LOB: 0 BB: 0 P: 5	R: 1 E: 0 K: 2 S: 8	H: 2 LOB: 0 BB: 0 P: 8	R: 0 E: 0 K: 1 S: 5	H: 0 LOB: 1 BB: 1 P: 9	R: 0 E: 0 K: 1 S: 5	H: 0 LOB: 0 BB: 0 P: 5	R: 0 E: 0 K: 0 S: 3	H: 0 LOB: 0 BB: 0 P: 3	R: 0 E: 1 K: 0 S: 3	H: 0 LOB: 0 BB: 0 P: 3	R: 0 E: 0 K: 0 S: 3	H: 1 LOB: 0 BB: 0 P: 3	R: 0 E: 0 K: 0 S: 3	H: 1 LOB: 0 BB: 0 P: 3	R: 0 E: 0 K: 0 S: 3	H: 0 LOB: 0 BB: 0 P: 3	R: 4 E: 0 K: 1 S: 7	H: 3 LOB: 2 BB: 3 P: 19	1B: 7 2B: 5 3B: 0 HR: 0	SF: 0 SAC: 0 DP: 3 HBP: 0	WP: 0 PB: 0 SB: 0 CS: 2	PA: 58
PITCHER	IP	WLS	BF	H	R	ER	SO	BB	IBB	HBP	BLK	WP	HR	S	P	ERA	WHIP											
Dave Wehrmeister, R (1, 1) <small>ERA: 3.67</small>	9.0		33	5	1	1	7	2	1	0	0	0	0	44	56	1.00	0.778											
Tom Griffin, R (10, 1) <small>ERA: 4.51</small>	2.0		8	1	0	0	0	1	0	0	0	0	0	7	11	0.00	1.000											
Dave Tomlin, L (12, 1) <small>ERA: 3.72</small>	1.0		3	0	0	0	0	0	0	0	0	0	0	3	3	0.00	0.000											
Dan Spillner, R (13, 1) <small>ERA: 3.38</small>	3.0	L	14	4	4	4	1	2	1	0	0	0	0	13	25	12.00	2.000											

Montreal Expos @ San Diego Padres
 San Diego Stadium, San Diego, CA
 Tue Jul 26 1977, 10:05 PM EDT
 Att: 13,176 - Unknown

livebaseballscorecards.com

AB 51
R 5
H 10
RBI 5
BB 7
SO 8
LOB 21



Batter	1	2	3	4	5	6	7	8	9	10	11	12	13	14	15	AB	R	H	RBI	BB	SO	LOB										
Gene Richards, L OBP: 0.344, SLG: 0.340 (1, 8)	0-0 6-3 1B 1B		0-0 FC6-5 2B		0-0 FC6-4 1B		0-0 E 1B		0-0 F7					0-0 G5-3-1 1B		0-0 1-2 1B	7	1	6	0	1	0	0									
Bill Almon, R OBP: 0.296, SLG: 0.317 (1, 6)	0-0 F9 1-2		0-3 K		0-0 FC6-4 1-2 1B		0-0 F9 1-3		0-3 K					0-0 G5-3-1 1-2f		0-0 FC5 2-3f	8	0	1	0	0	3	8									
George Hendrick, R OBP: 0.360, SLG: 0.422 (1, 9)	0-0 6-3 2-3		0-0 FC6-5-4 PB S 2-3		0-0 FC6-4 1-2f 2-3		4-0 S BB										5	0	0	0	2	1	4									
Dave Kingman, R OBP: 0.272, SLG: 0.388 (1, 7)	0-0 S 1B		0-0 F7 1-3		0-3 K 1-2		0-3 K 1-2										6	0	2	1	0	3	5									
Mike Ivie, R OBP: 0.338, SLG: 0.416 (1, 3)	0-3 K																4	0	1	0	0	1	1									
Jerry Turner, L OBP: 0.348, SLG: 0.446 (8, PR)																	0	0	0	0	0	0	0									
Dave Roberts, R OBP: 0.273, SLG: 0.329 (9, 2)	1-2 K																3	0	0	0	0	1	2									
Gene Tenace, R OBP: 0.417, SLG: 0.399 (1, 2) (9, 3)																	3	1	1	0	4	0	2									
Mike Champion, R OBP: 0.269, SLG: 0.291 (1, 4)																	6	0	0	0	1	0	5									
Tucker Ashford, R OBP: 0.250, SLG: 0.284 (11, PR)																	5	0	1	0	0	0	4									
Dave Whitfield, R OBP: 0.320, SLG: 0.517 (12, 1)																	0	0	0	0	0	0	0									
Dave Tomlin, L OBP: 0.333, SLG: 0.333 (12, 1)																	0	0	0	0	0	0	0									
Pat Scanlon, L OBP: 0.250, SLG: 0.207 (13, PH)																	1	0	0	0	0	0	3									
Dan Spillane, R OBP: 0.267, SLG: 0.083 (15, PH)																	0	0	0	0	0	0	0									
Bob Lewis, R OBP: 0.235, SLG: 0.233 (15, PH)																	1	0	0	0	0	1	1									
Dave Wehmeister, R OBP: 0.200, SLG: 0.200 (9, PH)																	3	0	0	0	0	3	1									
Merv Rettenmund, R OBP: 0.434, SLG: 0.510 (10, 1)																	1	0	0	0	0	1	0									
Tom Griffin, R OBP: 0.158, SLG: 0.405 (11, PH)																	0	0	0	0	0	0	0									
Gary Sutherland, R OBP: 0.350, SLG: 0.370 (12, 5)																	3	0	1	1	0	0	1									
Inning Stats	R: 1 E: 0 K: 1 S: 7	H: 2 LOB: 1 BB: 0 P: 7	R: 0 E: 0 K: 1 S: 5	H: 0 LOB: 1 BB: 1 P: 9	R: 0 E: 0 K: 1 S: 6	H: 1 LOB: 1 BB: 0 P: 6	R: 0 E: 0 K: 0 S: 3	H: 0 LOB: 1 BB: 1 P: 7	R: 0 E: 0 K: 2 S: 9	H: 2 LOB: 2 BB: 0 P: 9	R: 0 E: 0 K: 2 S: 8	H: 1 LOB: 2 BB: 1 P: 12	R: 0 E: 1 K: 0 S: 4	H: 1 LOB: 1 BB: 0 P: 4	R: 0 E: 0 K: 2 S: 7	H: 0 LOB: 0 BB: 0 P: 7	R: 0 E: 0 K: 0 S: 3	H: 0 LOB: 1 BB: 1 P: 7	R: 0 E: 0 K: 1 S: 6	H: 1 LOB: 2 BB: 1 P: 10	R: 0 E: 0 K: 0 S: 4	H: 1 LOB: 3 BB: 2 P: 12	R: 0 E: 0 K: 0 S: 3	H: 1 LOB: 0 BB: 0 P: 3	R: 0 E: 0 K: 3 S: 9	H: 0 LOB: 0 BB: 0 P: 9	R: 1 E: 0 K: 1 S: 8	H: 3 LOB: 2 BB: 0 P: 8	1B: 11 2B: 2 3B: 0 HR: 0	SF: 0 SAC: 1 DP: 1 HBP: 0	WP: 1 PB: 1 SB: 8 CS: 1	PA: 65

Montreal Expos @ San Diego Padres
 San Diego Stadium, San Diego, CA
 Tue Jul 26 1977, 10:05 PM EDT
 Att. 13,176 - Unknown

AB	56
R	2
H	13
RBI	2
BB	8
SO	14
LOB	37



PITCHER	IP	WLS	BF	H	R	ER	SO	BB	IBB	HBP	BLK	WP	HR	S	P	ERA	WHIP
Santo Alcala, R ERA: 5.6	7.0		31	6	1	1	7	4	0	0	0	0	0	41	57	1.29	1.429
Bill Atkinson, R ERA: 3.46	5.0		22	3	0	0	3	1	3	0	0	1	0	24	40	0.00	0.800
Don Stanhouse, R ERA: 4.39	2.0	W	6	1	0	0	3	0	0	0	0	0	0	12	12	0.00	0.500
Joe Kerrigan, R ERA: 2.58	1.0		6	3	1	1	1	0	0	0	0	0	0	8	8	9.00	3.000

PITCHER	IP	WLS	BF	H	R	ER	SO	BB	IBB	HBP	BLK	WP	HR	S	P	ERA	WHIP

WP: 1	PA: 65
-------	--------

Batter	1	2	3	4	5	6	7	8	9	AB R H RBI BB SO LOB	TOP																
Pepe Frias, R OBP: 0.194, SLG: 0.222 (1, 4)	0-0 5-3	0-0 FC6-4		0-0 G3		0-0 5-3			0-0 SH2-3 1B	5 0 1 0 0 0 3																	
Del Unser, L OBP: 0.348, SLG: 0.469 (1, 8)	0-0 4-3		0-0 G3		0-0 E7 1B	0-0 G3			0-0 SH2-3	4 1 1 0 0 0 0																	
Ellis Valentine, R OBP: 0.355, SLG: 0.530 (1, 9)	0-0 F9		0-0 BB 1B		0-0 2-H 1B	0-0 3-1			0-3 K	5 0 2 1 0 1 1																	
Tony Perez, R OBP: 0.342, SLG: 0.429 (1, 3)		0-0 2B 1B	4-0 1-2 BB		0-3 K		0-3 K		4-0 IBB	3 1 1 0 2 2 0																	
Gary Carter, R OBP: 0.337, SLG: 0.476 (1, 2)		0-0 F9 1B 2B	0-3 K		4-0 2B BB		0-3 K		0-0 F7	4 2 1 1 1 2 4																	
Warren Cromartie, L OBP: 0.329, SLG: 0.419 (1, 7)		0-0 F9	0-0 F7		0-0 2B 1B		0-0 F7			4 1 1 0 0 0 3																	
Wayne Garrett, L OBP: 0.380, SLG: 0.378 (1, 5)		0-0 BB 1B		0-0 1B 1B	0-0 2B			0-0 F7		2 0 2 1 0 0 0																	
Larry Parrish, R OBP: 0.312, SLG: 0.388 (5, PH)		3-H 1B		1-H 2-H 1B						2 0 1 2 0 0 0																	
Pete Mackanin, R OBP: 0.321, SLG: 0.388 (1, 6)		0-0 L9		0-0 1B 1B	4-0 IBB			0-0 L7		3 0 1 0 1 0 1																	
Stan Bahnsen, R OBP: 0.160, SLG: 0.130 (1, 1)		4-0 FC6-4 BB		0-0 1B	0-0 6-3			0-0 F8		3 0 1 0 1 0 2																	
Inning Stats	R: 0 E: 0 K: 0 S: 3	H: 0 LOB: 0 BB: 0 P: 3	R: 2 E: 0 K: 0 S: 6	H: 3 LOB: 2 BB: 1 P: 10	R: 0 E: 0 K: 1 S: 6	H: 1 LOB: 2 BB: 1 P: 10	R: 0 E: 0 K: 0 S: 4	H: 3 LOB: 1 BB: 0 P: 4	R: 3 E: 1 K: 1 S: 8	H: 4 LOB: 2 BB: 2 P: 16	R: 0 E: 0 K: 0 S: 3	H: 0 LOB: 0 BB: 0 P: 3	R: 0 E: 0 K: 2 S: 7	H: 0 LOB: 0 BB: 0 P: 7	R: 0 E: 0 K: 0 S: 3	H: 0 LOB: 0 BB: 0 P: 3	R: 0 E: 0 K: 1 S: 6	H: 1 LOB: 2 BB: 1 P: 10	1B: 10 2B: 2 3B: 0 HR: 0	SF: 0 SAC: 1 DP: 0 HBP: 0	WP: 0 PB: 0 SB: 0 CS: 0	PA: 41					
PITCHER	IP WLS BF H R ER SO BB IBB HBP BLK WP HR S P ERA WHIP																										
Rick Sawyer, R ERA: 5.75 (1, 1)	4.2		24	10	5	5	2	3	0	0	0	0	0	25	37	9.64	2.786										
Dave Tomlin, L ERA: 3.65 (5, 1)	1.1		6	1	0	0	0	0	1	0	0	0	0	5	9	0.00	0.750										
Tom Griffin, R ERA: 4.78 (7, 1)	3.0	W	11	1	0	0	3	0	1	0	0	0	0	16	20	0.00	0.333										

Montreal Expos @ San Diego Padres
San Diego Stadium, San Diego, CA
Wed Jul 27 1977, 10:05 PM EDT
Att. 8,037 - Unknown

livebaseballscorecards.com

AB	35
R	5
H	12
RBI	5
BB	5
SO	5
LOB	14



Batter	1	2	3	4	5	6	7	8	9	AB	R	H	RBI	BB	SO	LOB
Gene Richards, L (1, 8) OBP: 0.341, SLG: 0.335	0-0 6-3			0-3 K	0-0 4-3		0-0 F7			4	0	0	0	0	1	0
Bill Almon, R (1, 6) OBP: 0.298, SLG: 0.319	0-0 6-3			0-0 HR 1B		0-0 HR 1B		0-0 F8		4	2	2	0	0	0	0
George Hendrick, R (1, 9) OBP: 0.365, SLG: 0.443	0-0 4-3			0-0 1-H HR		0-0 1-H HR		0-0 1B FC3-2 1B		4	2	3	4	0	0	0
Mike Ivie, R (1, 3) OBP: 0.342, SLG: 0.423		0-0 G5-4-3 1B		0-0 1B 2B		0-0 F9		0-0 CS FC3-2 1B		4	1	3	0	0	0	0
Jerry Turner, L (1, 7) OBP: 0.346, SLG: 0.441		0-0 F9		0-0 E 1B		0-0 F8		0-0 FC3-2		4	0	1	1	0	0	3
Gene Tenace, R (1, 2) OBP: 0.418, SLG: 0.398		0-0 G5-4-3		0-0 F4		4-0 BB		0-0 CS	0-0 SH3-4 HR 1B	3	1	1	0	1	0	2
Mike Champion, R (1, 4) OBP: 0.267, SLG: 0.289			0-0 5-3	0-0 6-3		0-0 5-3			0-0 SH3-4	2	0	0	0	0	0	1
Dave Tomlin, L (5, 1) OBP: 0.333, SLG: 0.333									1-2 SH3-4	0	0	0	0	0	0	0
Dave Kingman, R (6, PH) OBP: 0.271, SLG: 0.387									0-0 SH3-4	1	0	0	0	0	0	1
Tom Griffin, R (7, 1) OBP: 0.158, SLG: 0.405									0-0 SH3-4	0	0	0	0	0	0	0
Gary Sutherland, R (9, PH) OBP: 0.350, SLG: 0.370									0-0 SH3-4	0	0	0	0	0	0	0
Tucker Ashford, R (1, 5) OBP: 0.263, SLG: 0.326			0-3 K		0-0 G4-6-3 1B		0-0 F6		0-0 HR	4	1	2	2	0	1	0
Rick Sawyer, R (1, 1) OBP: 0.320, SLG: 0.150			0-3 K		0-0 G4-6-3		0-0 G3			1	0	0	0	0	1	0
Pat Scanlon, L (5, 4) OBP: 0.235, SLG: 0.194					1-2 G4-6-3					2	0	0	0	0	0	1

Inning Stats	R: 0	H: 0	E: 0	K: 0	S: 3	R: 0	H: 1	E: 0	K: 0	S: 3	R: 0	H: 0	E: 0	K: 2	S: 7	R: 3	H: 4	E: 1	K: 1	S: 9	R: 0	H: 1	E: 0	K: 0	S: 3	R: 2	H: 2	E: 0	K: 0	S: 5	R: 0	H: 0	E: 0	K: 0	S: 3	R: 0	H: 2	E: 0	K: 0	S: 4	R: 2	H: 2	E: 0	K: 0	S: 3	R: 0	H: 2	E: 0	K: 0	S: 3	R: 2	H: 2	E: 0	K: 0	S: 3	1B: 8	SF: 0	2B: 1	SAC: 1	3B: 0	DP: 2	HR: 3	HBP: 0	WP: 0	PA: 36	PB: 0	SB: 0	CS: 1	ERA	WHIP
PITCHER Stan Bahnsen, R (1, 1) ERA: 5.36	IP	WLS	BF	H	R	ER	SO	BB	IBB	HBP	BLK	WP	HR	S	P	ERA	WHIP																			IP	WLS	BF	H	R	ER	SO	BB	IBB	HBP	BLK	WP	HR	S	P	ERA	WHIP																		

BOTTOM

Montreal Expos @ San Diego Padres

San Diego Stadium, San Diego, CA

Wed Jul 27 1977, 10:05 PM EDT

Att. 8,037 - Unknown

AB	33
R	7
H	12
RBI	7
BB	1
SO	3
LOB	8



WP: 0	PA: 36
PB: 0	
SB: 0	
CS: 1	

Batter	1	2	3	4	5	6	7	8	9	AB R H RBI BB SO LOB	TOP											
Dave Cash, R OBP: 0.333, SLG: 0.342 (1, 4) X	0-0 F9		0-0 F7		0-0 L6		0-0 5-3		4-0 6-3 BB	4 0 0 0 1 0 3												
Chris Speier, R OBP: 0.331, SLG: 0.344 (1, 6) X	0-0 6-3			0-0 2B		0-0 F8	4-0 BB	4-0 BB	0-0 6-3 1-2	4 0 1 0 1 0 1												
Ellis Valentine, R OBP: 0.350, SLG: 0.523 (1, 9) X	0-0 5-3			0-0 F8		0-0 F8	0-0 F4		0-0 6-3 2-3	5 0 0 0 0 0 4												
Tony Perez, R OBP: 0.345, SLG: 0.430 (1, 3) X		0-0 CS 1B		0-0 5-3		0-0 F9		0-0 HR 1B	4-0 IBB	4 1 2 0 1 0 1												
Gary Carter, R OBP: 0.341, SLG: 0.476 (1, 2) X		0-0 G4-6-3 1-2 1B		4-0 IBB			0-0 BB E 1B	0-3 K	0-0 2-3	4 1 2 0 1 1 3												
Warren Cromartie, L OBP: 0.325, SLG: 0.415 (1, 7) X		0-0 G4-6-3 1-2f		0-0 F9			0-0 F4	0-0 F8		4 0 0 0 0 0 5												
Andre Dawson, R OBP: 0.329, SLG: 0.503 (1, 8) X			0-0 5-3		0-0 WP 1B		0-0 BB E 1B	0-0 1-H HR		4 2 3 2 0 0 0												
Larry Parrish, R OBP: 0.319, SLG: 0.392 (1, 5) X			0-0 1B		0-0 F9 1-2		4-0 BB E BB	0-0 1B		3 1 2 0 1 0 1												
Wayne Twitchell, R OBP: 0.185, SLG: 0.160 (6, 1) X			0-3 K		0-3 K		0-0 E5 1-H 2-H 3-H	0-3 K		2 0 0 0 0 0 2 2 0 0 0 0 0 0 0 0 1 0 0 0 1 0 0 0 0 0 0 0 0 0 0 0 1 0 0 0 0 0 1 1 0 0 0 0 0 0 0 0												
Fred Holdsworth, R (7, PH)																						
Jose Morales, R OBP: 0.208, SLG: 0.250 (7, PR)																						
Bill Atkinson, L OBP: 0.200, SLG: 0.200 (7, 1)																						
Joe Kerrigan, R (8, 1)																						
Don Stanhouse, R OBP: 0.243, SLG: 0.306 (8, 1)																						
Inning Stats	R: 0 E: 0 K: 0 S: 3	H: 0 LOB: 0 BB: 0 P: 3	R: 0 E: 0 K: 0 S: 3	H: 2 LOB: 0 BB: 0 P: 3	R: 0 E: 0 K: 1 S: 6	H: 1 LOB: 1 BB: 0 P: 6	R: 0 E: 0 K: 0 S: 4	H: 1 LOB: 2 BB: 1 P: 8	R: 0 E: 0 K: 1 S: 6	H: 1 LOB: 1 BB: 0 P: 6	R: 0 E: 0 K: 0 S: 3	H: 0 LOB: 0 BB: 0 P: 3	R: 3 E: 1 K: 0 S: 6	H: 2 LOB: 2 BB: 2 P: 14	R: 2 E: 0 K: 2 S: 10	H: 3 LOB: 1 BB: 0 P: 10	R: 0 E: 0 K: 0 S: 3	H: 0 LOB: 2 BB: 2 P: 11	1B: 8 2B: 1 3B: 0 HR: 1	SF: 0 SAC: 0 DP: 1 HBP: 0	WP: 1 PB: 0 SB: 0 CS: 1	PA: 41
PITCHER	IP WLS BF H R ER SO BB IBB HBP BLK WP HR S P ERA WHIP												PITCHER	IP WLS BF H R ER SO BB IBB HBP BLK WP HR S P ERA WHIP								
Bob Owchinko, L ERA: 4.78 (1, 1)	8.0 L 37 10 5 3 4 3 1 0 0 1 1 41 57 3.38 1.625																					
Dan Spillner, R ERA: 3.33 (9, 1)	1.0 4 0 0 0 0 0 0 1 0 0 0 0 3 7 0.00 0.000																					

Montreal Expos @ San Diego Padres
 San Diego Stadium, San Diego, CA
 Thu Jul 28 1977, 6:33 AM EDT
 Att. 7,010 - Unknown

AB	36
R	5
H	10
RBI	3
BB	5
SO	4
LOB	21



Batter	1	2	3	4	5	6	7	8	9	AB	R	H	RBI	BB	SO	LOB	BOTTOM
--------	---	---	---	---	---	---	---	---	---	----	---	---	-----	----	----	-----	--------

<p>Gene Richards, L (1, 8) OBP: 0.345, SLG: 0.334</p>			<p>4-0 BB</p>			<p>4-0 BB</p>		<p>4-0 BB</p>		1	1	0	0	3	0	0	<p>Montreal Expos @ San Diego Padres San Diego Stadium, San Diego, CA</p> <p>Thu Jul 28 1977, 6:33 AM EDT Att. 7,010 - Unknown</p>	
<p>Bill Almon, R (1, 6) OBP: 0.298, SLG: 0.318</p>			<p>0-0 CS</p>	<p>0-0 F9</p>		<p>0-0 2B</p>		<p>0-0 G5-4-3</p>		4	1	1	1	0	0	1		
<p>George Hendrick, R (1, 9) OBP: 0.364, SLG: 0.445</p>				<p>0-0 4-3</p>		<p>0-0 1B</p>		<p>0-0 G3</p>		3	1	1	2	0	0	0		
<p>Mike Ivie, R (1, 3) OBP: 0.341, SLG: 0.421</p>				<p>0-3 K</p>		<p>0-0 1B</p>			<p>0-0 F8</p>		4	0	1	0	0	2		1
<p>Jerry Turner, L (1, 7) OBP: 0.344, SLG: 0.436</p>		<p>0-0 F3</p>			<p>0-0 L3</p>	<p>0-0 CS</p>			<p>0-3 K</p>		4	0	1	1	0	1		0
<p>Gene Tenace, R (1, 2) OBP: 0.413, SLG: 0.393</p>		<p>0-0 6-3</p>		<p>0-0 1-3</p>	<p>0-0 6-3</p>			<p>0-0 F8</p>		4	0	0	0	0	0	2		
<p>Mike Champion, R (1, 4) OBP: 0.265, SLG: 0.287</p>		<p>0-3 K</p>		<p>0-0 F6</p>		<p>0-0 6-3</p>					3	0	0	0	0	1		0
<p>Tucker Ashford, R (1, 5) OBP: 0.265, SLG: 0.326</p>			<p>0-0 F7</p>			<p>0-0 SH5-4</p>		<p>0-0 6-3</p>		3	1	1	0	0	0	0		
<p>Bob Owchinko, L (1, 1) OBP: 0.240, SLG: 0.136</p> <p>Dan Spillner, R (9, 1) OBP: 0.267, SLG: 0.083</p>			<p>0-0 F8</p>			<p>0-0 SH5-4</p>		<p>0-0 F8</p>		2	0	0	0	0	0	0		0
											0	0	0	0	0	0		0

Inning Stats	R: 0	H: 0	E: 1	LOB: 1	K: 1	BB: 0	S: 6	P: 6	R: 0	H: 0	E: 0	LOB: 0	K: 1	BB: 0	S: 5	P: 5	R: 0	H: 0	E: 0	LOB: 0	K: 0	BB: 1	S: 2	P: 6	R: 0	H: 0	E: 0	LOB: 0	K: 0	BB: 0	S: 3	P: 3	R: 4	H: 5	E: 0	LOB: 1	K: 0	BB: 1	S: 7	P: 11	R: 0	H: 0	E: 0	LOB: 0	K: 0	BB: 0	S: 3	P: 3	R: 0	H: 0	E: 0	LOB: 0	K: 0	BB: 1	S: 2	P: 6	R: 0	H: 0	E: 0	LOB: 0	K: 1	BB: 0	S: 5	P: 5	1B: 4	SF: 0	2B: 1	SAC: 1	3B: 0	DP: 1	HR: 0	HBP: 0	WP: 0	PA: 34
--------------	------	------	------	--------	------	-------	------	------	------	------	------	--------	------	-------	------	------	------	------	------	--------	------	-------	------	------	------	------	------	--------	------	-------	------	------	------	------	------	--------	------	-------	------	-------	------	------	------	--------	------	-------	------	------	------	------	------	--------	------	-------	------	------	------	------	------	--------	------	-------	------	------	-------	-------	-------	--------	-------	-------	-------	--------	-------	--------

PITCHER	IP	WLS	BF	H	R	ER	SO	BB	IBB	HBP	BLK	WP	HR	S	P	ERA	WHIP
Wayne Twitchell, R (1, 1) ERA: 4.58	5.1		23	5	4	4	3	2	0	0	0	0	0	27	35	6.75	1.312
Fred Holdsworth, R (6, 1) ERA: 6.0	0.2		1	0	0	0	0	0	0	0	0	0	0	1	1	0.00	0.000
Joe Kerrigan, R (7, 1) ERA: 2.54	1.0	W	4	0	0	0	0	1	0	0	0	0	0	3	7	0.00	1.000
Don Stanhouse, R (8, 1) ERA: 4.31	2.0	S	5	0	0	0	1	0	0	0	0	0	0	7	7	0.00	0.000

AB	28
R	4
H	5
RBI	4
BB	3
SO	4
LOB	4



livebaseballscorecards.com

Batter	1	2	3	4	5	6	7	8	9	AB R H RBI BB SO LOB	TOP									
Gene Richards, L (1, 7) OBP: 0.341, SLG: 0.330	0-3 K			0-0 4-3		0-0 F8			0-3 K	4 0 0 0 0 2 0										
Bill Almon, R (1, 6) OBP: 0.297, SLG: 0.316	0-3 K			4-0 S 1B BB		0-0 F9			0-3 K	3 1 0 0 1 2 0										
Dave Kingman, R (1, 3) OBP: 0.271, SLG: 0.388	0-3 K			0-0 P9 1-2		0-0 5-3			0-0 WP 2B	4 0 1 0 0 1 1										
Dave Winfield, R (1, 9) OBP: 0.347, SLG: 0.516		0-3 K		0-0 1B 2-H 1B		4-0 K BB			0-3 K 2-3	3 0 1 1 1 2 1										
George Hendrick, R (1, 8) OBP: 0.364, SLG: 0.444		0-0 F6-3		0-0 FC4-6 1-3 1B		0-3 K 1-2				3 0 1 0 0 1 1										
Gary Sutherland, R (1, 4) OBP: 0.337, SLG: 0.355		0-0 5-3		0-0 FC4-6 1-2f		0-0 F9				3 0 0 0 0 0 2										
Mike Champion, R (7, 4) OBP: 0.265, SLG: 0.287										0 0 0 0 0 0 0										
Dave Roberts, R (1, 2) OBP: 0.267, SLG: 0.321			0-0 5-3		0-3 K			0-3 K		2 0 0 0 0 1 0										
Gene Tenace, R (8, PH) OBP: 0.412, SLG: 0.391										1 0 0 0 0 1 0	AB 29									
Tucker Ashford, R (1, 5) OBP: 0.257, SLG: 0.316			0-0 F8		0-0 F9			0-0 F8		3 0 0 0 0 0 0	R 1									
Bob Shirley, R (1, 1) OBP: 0.125, SLG: 0.087			0-3 K		0-3 K			0-3 K		2 0 0 0 0 2 0	H 3									
Dan Spillner, R (7, 1) OBP: 0.267, SLG: 0.083										0 0 0 0 0 0 0	RBI 1									
Pat Scanlon, L (8, PH) OBP: 0.229, SLG: 0.188										1 0 0 0 0 1 0	BB 2									
Dave Tomlin, L (8, 1) OBP: 0.333, SLG: 0.333										0 0 0 0 0 0 0	SO 13									
Rick Sawyer, R (8, 1) OBP: 0.320, SLG: 0.150										0 0 0 0 0 0 0	LOB 5									
Inning Stats	R: 0 E: 0 K: 3 S: 9	H: 0 LOB: 0 BB: 0 P: 9	R: 0 E: 0 K: 1 S: 5	H: 0 LOB: 0 BB: 0 P: 5	R: 0 E: 0 K: 1 S: 5	H: 0 LOB: 0 BB: 0 P: 5	R: 1 E: 0 K: 0 S: 5	H: 2 LOB: 2 BB: 1 P: 9	R: 0 E: 0 K: 2 S: 7	H: 0 LOB: 0 BB: 0 P: 7	R: 0 E: 0 K: 1 S: 4	H: 0 LOB: 0 BB: 1 P: 8	R: 0 E: 0 K: 2 S: 7	H: 0 LOB: 0 BB: 0 P: 7	R: 0 E: 0 K: 3 S: 10	H: 1 LOB: 1 BB: 0 P: 10	1B: 2 2B: 1 3B: 0 HR: 0	SF: 0 SAC: 0 DP: 0 HBP: 0	WP: 1 PB: 0 SB: 1 CS: 0	PA: 31
PITCHER	IP WLS BF H R ER SO BB IBB HBP BLK WP HR S P ERA WHIP																			
Jerry Koosman, L (1, 1) ERA: 3.1	7.0 W 24 2 1 1 8 2 0 0 0 0 0 0 38 46 1.29 0.571																			
Bob Apodaca, R (8, 1) ERA: 2.61	1.0 3 0 0 0 2 0 0 0 0 0 0 0 7 7 0.00 0.000																			
Skip Lockwood, R (9, 1) ERA: 3.47	1.0 S 4 1 0 0 3 0 0 0 0 0 1 0 10 10 0.00 1.000																			

San Diego Padres @ New York Mets
Shea Stadium, Flushing, NY
Fri Jul 29 1977, 7:05 PM EDT
Att. 13,431 - Unknown

livebaseballscorecards.com



Batter	1	2	3	4	5	6	7	8	9
Lenny Randle, S OBP: 0.390, SLG: 0.411 (1, 5)	0-3 K		0-0 4-3		4-0 WP S BB		4-0 1B BB	0-0 G6-3 1-2f	
Felix Millan, R OBP: 0.269, SLG: 0.311 (1, 4)	4-0 BB		0-0 1B		0-0 5-3 1-3		0-0 1B 1B		
Steve Henderson, R OBP: 0.362, SLG: 0.520 (1, 7)	0-0 F7		0-0 5-3		0-0 6-3		0-0 FC6-4 1B		
John Stearns, R OBP: 0.390, SLG: 0.470 (1, 2)	0-3 K			0-0 5-3		0-0 5-3	0-0 FC6-4		
John Milner, L OBP: 0.358, SLG: 0.444 (1, 3)		0-0 F8		0-0 F9		0-0 L1		0-0 1-3	
Mike Vail, R OBP: 0.345, SLG: 0.470 (1, 9)		0-0 FC6 1B		0-0 FC6-4 1B		0-3 K		0-0 2B 1B	
Lee Mazzilli, S OBP: 0.324, SLG: 0.300 (1, 8)		0-0 F8		0-0 FC6-4 1-2f		0-0 E 1B 1B		0-0 1B 2B	
Doug Flynn, R OBP: 0.225, SLG: 0.254 (1, 6)		0-0 FC6 1-2f		0-0 F5-3		0-0 1-2 1B 1B		4-0 1B IBB	
Jerry Koosman, R OBP: 0.130, SLG: 0.189 (1, 1)			0-3 K		0-3 K		0-0 F8 1-2 2-3	0-0 G6-3 1-2 2-3 3-H 1B	

Inning Stats	R: 0 E: 0 K: 2 S: 7	H: 0 LOB: 1 BB: 1 P: 11	R: 0 E: 0 K: 0 S: 4	H: 1 LOB: 1 BB: 0 P: 4	R: 0 E: 0 K: 1 S: 6	H: 1 LOB: 1 BB: 0 P: 6	R: 0 E: 0 K: 0 S: 4	H: 1 LOB: 1 BB: 0 P: 4	R: 0 E: 0 K: 1 S: 5	H: 0 LOB: 1 BB: 1 P: 9	R: 0 E: 0 K: 0 S: 3	H: 0 LOB: 0 BB: 0 P: 3	R: 3 E: 1 K: 1 S: 9	H: 4 LOB: 2 BB: 1 P: 13	R: 1 E: 0 K: 0 S: 5	H: 3 LOB: 3 BB: 1 P: 9
--------------	------------------------------	----------------------------------	------------------------------	---------------------------------	------------------------------	---------------------------------	------------------------------	---------------------------------	------------------------------	---------------------------------	------------------------------	---------------------------------	------------------------------	----------------------------------	------------------------------	---------------------------------

PITCHER	IP	WLS	BF	H	R	ER	SO	BB	IBB	HBP	BLK	WP	HR	S	P	ERA	WHIP
Bob Shirley, L ERA: 3.62 (1, 1)	6.2	L	29	6	3	3	5	3	0	0	0	1	0	36	48	4.05	1.350
Dan Spillner, R ERA: 3.32 (7, 1)	0.1		2	1	0	0	0	0	0	0	0	0	0	2	2	0.00	3.000
Dave Tomlin, L ERA: 3.76 (8, 1)	0.1		4	2	1	1	0	0	1	0	0	0	0	3	7	27.00	6.000
Rick Sawyer, R ERA: 5.71 (8, 1)	0.2		2	1	0	0	0	0	0	0	0	0	0	2	2	0.00	1.500

BOTTOM

San Diego Padres @ New York Mets
 Shea Stadium, Flushing, NY
 Fri Jul 29 1977, 7:05 PM EDT
 Att. 13,431 - Unknown

livebaseballscores.com

AB	33
R	4
H	10
RBI	4
BB	4
SO	5
LOB	14

2	0	0	0	0	0	2	0
1	0	0	0	0	0	0	2
0	0	0	0	0	0	0	0
0	0	0	0	0	0	0	0
0	0	0	0	0	0	0	0
1	0	1	1	0	0	0	0
0	0	0	0	0	0	0	0
0	0	0	0	0	0	0	0

1B: 9	SF: 0	WP: 1	PA: 37
2B: 1	SAC: 0	PB: 0	
3B: 0	DP: 1	SB: 1	
HR: 0	HBP: 0	CS: 0	



Batter	1	2	3	4	5	6	7	8	9	AB R H RBI BB SO LOB	TOP										
Gene Richards, L OBP: 0.347, SLG: 0.341 (1, 7) (8, 8)	0-0 1B 3B	0-0 1B		4-0 SH1-3 WP BB	0-0 F6-3		0-0 G5-4-3 1B			4 1 3 0 1 0 1											
Bill Almon, R OBP: 0.301, SLG: 0.318 (1, 6)	0-0 1B 2B 1B	0-3 K		4-0 SH1-3 1-2 BB		0-0 S HR 1B	0-0 G5-4-3			4 2 2 1 1 1 3											
Dave Kingman, R OBP: 0.268, SLG: 0.383 Mike Ivie, R OBP: 0.341, SLG: 0.421 (1, 3) (8, 3)	0-0 F6	0-3 K		0-0 SH1-3 1-2 2-3		0-0 F3		0-3 K		4 0 0 0 0 2 4 0 0 0 0 0 0 0											
Dave Winfield, R OBP: 0.352, SLG: 0.517 Jerry Turner, L OBP: 0.344, SLG: 0.436 (1, 9) (8, 7)	0-0 2B 1B		0-0 P4	4-0 G4-3 IBB		4-0 HR IBB		0-0 1B		3 2 2 0 2 0 0 0 0 0 0 0 0 0											
George Hendrick, R OBP: 0.367, SLG: 0.461 (1, 8) (8, 9)	0-0 G3 2B		0-0 2B 2B	0-0 G4-3		0-0 HR		0-0 F9		5 2 3 5 0 0 3											
Pat Scanlon, L OBP: 0.216, SLG: 0.176 Merv Rettenmund, R OBP: 0.439, SLG: 0.525 Mike Champion, R OBP: 0.264, SLG: 0.285 (1, 4) (5, PH) (5, 4)	0-0 G3		0-3 K		0-0 2B	0-0 F6-3		0-0 F6-3		2 0 0 0 0 1 2 1 1 1 0 0 0 0 2 0 0 0 0 0 0											
Dave Roberts, R OBP: 0.284, SLG: 0.360 (1, 2)	0-0 4-3		0-0 2B		0-0 2B	0-0 1B		0-0 L5		5 0 3 2 0 0 1											
Tucker Ashford, R OBP: 0.264, SLG: 0.314 (1, 5)		0-0 1B 1B	4-0 IBB		0-0 F6-3	0-0 F3		0-0 F6-3		4 0 1 0 1 0 1											
Dave Freisleben, R OBP: 0.190, SLG: 0.238 Tom Griffin, R OBP: 0.154, SLG: 0.395 Rollie Fingers, R (7, 1)		0-0 F2	0-0 4-3		0-0 2B		0-0 1-4-3			3 0 1 0 0 0 3 1 0 0 0 0 0 0 0 0 0 0 0 0 0											
Inning Stats	R: 3 E: 0 K: 0 S: 7	H: 4 LOB: 1 BB: 0 P: 7	R: 0 E: 0 K: 2 S: 9	H: 2 LOB: 2 BB: 0 P: 9	R: 1 E: 0 K: 1 S: 7	H: 2 LOB: 2 BB: 1 P: 11	R: 0 E: 0 K: 0 S: 2	H: 0 LOB: 2 BB: 3 P: 14	R: 1 E: 0 K: 0 S: 5	H: 3 LOB: 1 BB: 0 P: 5	R: 3 E: 0 K: 0 S: 6	H: 3 LOB: 1 BB: 1 P: 10	R: 0 E: 0 K: 0 S: 3	H: 1 LOB: 0 BB: 0 P: 3	R: 0 E: 0 K: 1 S: 5	H: 1 LOB: 0 BB: 0 P: 5	R: 0 E: 0 K: 0 S: 3	H: 0 LOB: 0 BB: 0 P: 3	1B: 8 2B: 6 3B: 1 HR: 1	SF: 0 SAC: 1 DP: 2 HBP: 0	WP: 1 PA: 44
PITCHER	IP WLS BF H R ER SO BB IBB HBP BLK WP HR S P ERA WHIP																				
Nino Espinosa, R ERA: 3.88 (1, 1)	3.0 L 18 8 4 4 3 0 1 0 0 0 0 0 23 27 12.00 2.667																				
Bob Myrick, L ERA: 2.61 (4, 1)	2.0 10 3 1 1 0 2 1 0 0 1 0 7 19 4.50 2.500																				
Rick Baldwin, R ERA: 4.94 (6, 1)	2.0 10 4 3 3 0 0 1 0 0 0 1 9 13 13.50 2.000																				
Bob Apodaca, R ERA: 2.52 (8, 1)	2.0 6 1 0 0 1 0 0 0 0 0 0 8 8 0.00 0.500																				

San Diego Padres @ New York Mets
Shea Stadium, Flushing, NY
Sat Jul 30 1977, 3:33 AM EDT
Att. 20,407 - Unknown

livebaseballscorecards.com

AB	38
R	8
H	16
RBI	8
BB	5
SO	4
LOB	18



Batter	1	2	3	4	5	6	7	8	9	AB	R	H	RBI	BB	SO	LOB
Lenny Randle, S OBP: 0.388, SLG: 0.414 (1, 5)	0-0 P6			0-0 G3		0-0 F7	0-0 3B		0-0 F7	5	0	1	2	0	0	0
Felix Millan, R OBP: 0.269, SLG: 0.310 (1, 4)	0-0 F9			0-0 1B		0-0 E6	0-0 5-3			4	1	1	0	0	0	1
Steve Henderson, R OBP: 0.366, SLG: 0.520 (1, 7)	0-0 P4			0-0 E8		0-0 WP		0-0 5-3		4	1	2	0	0	0	0
John Milner, L OBP: 0.364, SLG: 0.445 (1, 3)		0-0 G6-4-3		4-0 E		0-0 6-3		4-0 2B		2	2	1	1	2	0	1
Mike Vail, R OBP: 0.343, SLG: 0.470 (1, 9)		0-0 G6-4-3		0-0 E4		0-3 K		0-3 K		4	0	1	2	0	2	3
John Stearns, R OBP: 0.391, SLG: 0.472 (1, 2)		0-0 4-3		0-0 L8			4-0 1B	0-0 2B		3	1	1	1	1	0	1
Lee Mazzilli, S OBP: 0.321, SLG: 0.297 (1, 8)			0-0 F7		0-0 P6		0-0 F9	0-0 P6		4	0	0	0	0	0	2
Doug Flynn, R OBP: 0.218, SLG: 0.246 (1, 6)			0-0 F6-3		0-0 F5-3		0-0 F9		0-0 F8	4	0	0	0	0	0	1
Nino Espinosa, R OBP: 0.147, SLG: 0.125 (3, PH)			0-0 F8		0-0 F9				0-0 L9	0	0	0	0	0	0	0
Ron Hodges, L OBP: 0.333, SLG: 0.341 (4, 1)										1	0	0	0	0	0	0
Bob Myrick, R OBP: 0.232, SLG: 0.234 (5, PH)										0	0	0	0	0	0	0
Bobby Valentine, R OBP: 0.232, SLG: 0.234 (6, 1)										1	0	0	0	0	0	0
Rick Baldwin, L OBP: 0.332, SLG: 0.384 (7, PH)										0	0	0	0	0	0	0
Bruce Boisclair, L OBP: 0.500, SLG: 0.500 (8, 1)										1	1	1	0	0	0	0
Bob Apodaca, R OBP: 0.500, SLG: 0.500 (9, PH)										0	0	0	0	0	0	0
Ed Kranspohl, L OBP: 0.538, SLG: 0.488										1	0	0	0	0	0	0

Inning Stats	R: 0	H: 0	E: 0	LOB: 0	K: 0	S: 3	R: 0	H: 1	E: 0	LOB: 0	K: 0	S: 3	R: 0	H: 0	E: 0	LOB: 0	K: 0	S: 3	R: 2	H: 3	E: 2	LOB: 1	K: 0	S: 5	R: 0	H: 0	E: 0	LOB: 0	K: 0	S: 3	R: 1	H: 1	E: 1	LOB: 1	K: 1	S: 7	R: 2	H: 2	E: 0	LOB: 1	K: 0	S: 5	R: 1	H: 1	E: 0	LOB: 1	K: 1	S: 6	R: 0	H: 0	E: 0	LOB: 0	K: 0	S: 3	1B: 5	SF: 0	2B: 2	SAC: 0	3B: 1	DP: 1	HR: 0	HBP: 0	WP: 1	PA: 37
--------------	------	------	------	--------	------	------	------	------	------	--------	------	------	------	------	------	--------	------	------	------	------	------	--------	------	------	------	------	------	--------	------	------	------	------	------	--------	------	------	------	------	------	--------	------	------	------	------	------	--------	------	------	------	------	------	--------	------	------	-------	-------	-------	--------	-------	-------	-------	--------	-------	--------

PITCHER	IP	WLS	BF	H	R	ER	SO	BB	IBB	HBP	BLK	WP	HR	S	P	ERA	WHIP
Dave Freisleben, R ERA: 4.98 (1, 1)	5.1	W	21	5	3	2	0	1	0	0	0	0	0	20	24	3.38	1.125
Tom Griffin, R ERA: 4.88 (6, 1)	1.1		7	2	2	2	1	1	0	0	0	1	0	8	12	13.50	2.250
Rollie Fingers, R ERA: 3.0 (7, 1)	2.1	S	9	1	1	1	1	1	0	0	0	0	0	10	14	3.86	0.857

BOTTOM

San Diego Padres @ New York Mets
Shea Stadium, Flushing, NY
Sat Jul 30 1977, 3:33 AM EDT
Att. 20,407 - Unknown

AB	34
R	6
H	8
RBI	6
BB	3
SO	2
LOB	9



WP	PA	ERA	WHIP
1	37		

Batter	1	2	3	4	5	6	7	8	9	AB	R	H	RBI	BB	SO	LOB	TOP							
Gene Richards, L OBP: 0.351, SLG: 0.345 (1, 3) (6, 7)	0-0 F7		0-0 CS 1B		0-3 K	0-0 1B		0-0 1B		5	0	3	2	0	1	0								
Bill Almon, R OBP: 0.300, SLG: 0.316 (1, 6)	0-0 P4		0-0 L7		0-0 F8	0-0 1B		0-0 F9		5	0	1	1	0	0	3								
Jerry Turner, L OBP: 0.337, SLG: 0.426 Dan Spillner, R OBP: 0.267, SLG: 0.083 Dave Kingman, R OBP: 0.270, SLG: 0.385 Rick Sawyer, R OBP: 0.320, SLG: 0.150 (1, 7) (6, 1) (8, PH) (8, 1)	0-3 K		0-0 5-3					0-0 F9		4	0	0	0	0	1	2								
Dave Winfield, R OBP: 0.352, SLG: 0.518 (1, 9)		0-0 1B 1B 2B		0-0 E 1B		0-0 F6-3		0-0 5-3		5	1	2	0	0	1	2								
George Hendrick, R OBP: 0.373, SLG: 0.467 (1, 8)		0-0 1B 1B		0-0 E8 1B		0-0 1B 2B		4-0 F3-6-1 BB		4	1	3	0	1	0	0								
Pat Scanlon, L OBP: 0.238, SLG: 0.205 (1, 4)		0-0 1B 1B		0-3 K		0-0 BB 2B 1B		0-0 F3-6-1		5	1	2	2	0	1	3								
Gene Tenace, R OBP: 0.412, SLG: 0.389 (1, 2)		0-0 P3		0-0 F4		4-0 BB 2B BB		0-0 5-3		4	2	1	0	1	0	4								
Tucker Ashford, R OBP: 0.263, SLG: 0.321 (1, 5)		0-0 G5-4-3		0-0 F7		0-0 1B 2B		0-0 F8		4	1	1	2	0	0	5								
Dave Wehrmeister, R OBP: 0.333, SLG: 0.500 Randy Jones, R OBP: 0.231, SLG: 0.208 Mike Ivie, R OBP: 0.345, SLG: 0.423 (1, 1) (3, 1) (6, PH) (6, 3)			0-0 1B 2B		0-0 4-3	0-0 1B 1B		4-0 1B BB		1	1	1	0	0	0	0								
Inning Stats	R: 0 E: 0 K: 1 S: 5	H: 0 LOB: 0 BB: 0 P: 5	R: 1 E: 0 K: 0 S: 5	H: 3 LOB: 1 BB: 0 P: 5	R: 1 E: 0 K: 0 S: 4	H: 2 LOB: 0 BB: 0 P: 4	R: 0 E: 1 K: 1 S: 7	H: 2 LOB: 2 BB: 0 P: 7	R: 0 E: 0 K: 1 S: 5	H: 0 LOB: 0 BB: 0 P: 5	R: 5 E: 0 K: 0 S: 9	H: 6 LOB: 2 BB: 1 P: 13	R: 0 E: 0 K: 1 S: 4	H: 0 LOB: 0 BB: 1 P: 8	R: 2 E: 0 K: 0 S: 6	H: 3 LOB: 2 BB: 1 P: 10	R: 0 E: 0 K: 0 S: 3	H: 0 LOB: 0 BB: 0 P: 3	1B: 12 2B: 4 3B: 0 HR: 0	SF: 0 SAC: 0 DP: 2 HBP: 0	WP: 0 PB: 0 SB: 0 CS: 1	PA: 43		
PITCHER	IP WLS BF H R ER SO BB IBB HBP BLK WP HR S P ERA WHIP	IP WLS BF H R ER SO BB IBB HBP BLK WP HR S P ERA WHIP	IP WLS BF H R ER SO BB IBB HBP BLK WP HR S P ERA WHIP	IP WLS BF H R ER SO BB IBB HBP BLK WP HR S P ERA WHIP	IP WLS BF H R ER SO BB IBB HBP BLK WP HR S P ERA WHIP	IP WLS BF H R ER SO BB IBB HBP BLK WP HR S P ERA WHIP	IP WLS BF H R ER SO BB IBB HBP BLK WP HR S P ERA WHIP	IP WLS BF H R ER SO BB IBB HBP BLK WP HR S P ERA WHIP	IP WLS BF H R ER SO BB IBB HBP BLK WP HR S P ERA WHIP	IP WLS BF H R ER SO BB IBB HBP BLK WP HR S P ERA WHIP	IP WLS BF H R ER SO BB IBB HBP BLK WP HR S P ERA WHIP	IP WLS BF H R ER SO BB IBB HBP BLK WP HR S P ERA WHIP	IP WLS BF H R ER SO BB IBB HBP BLK WP HR S P ERA WHIP	IP WLS BF H R ER SO BB IBB HBP BLK WP HR S P ERA WHIP	IP WLS BF H R ER SO BB IBB HBP BLK WP HR S P ERA WHIP	IP WLS BF H R ER SO BB IBB HBP BLK WP HR S P ERA WHIP	IP WLS BF H R ER SO BB IBB HBP BLK WP HR S P ERA WHIP	IP WLS BF H R ER SO BB IBB HBP BLK WP HR S P ERA WHIP	IP WLS BF H R ER SO BB IBB HBP BLK WP HR S P ERA WHIP	IP WLS BF H R ER SO BB IBB HBP BLK WP HR S P ERA WHIP	IP WLS BF H R ER SO BB IBB HBP BLK WP HR S P ERA WHIP	IP WLS BF H R ER SO BB IBB HBP BLK WP HR S P ERA WHIP	IP WLS BF H R ER SO BB IBB HBP BLK WP HR S P ERA WHIP	IP WLS BF H R ER SO BB IBB HBP BLK WP HR S P ERA WHIP
Craig Swan, R ERA: 3.91 (1, 1)	5.2 W	26 10	6 6	3 6	3 3	1 0	0 0	0 0	0 0	0 0	0 0	0 0	0 0	0 0	0 0	0 0	9.53 1.941							
Rick Baldwin, R ERA: 5.12 (6, 1)	0.2	6 3	1 1	1 1	1 1	1 0	0 0	0 0	0 0	0 0	0 0	0 0	0 0	0 0	0 0	13.50 6.000								
Bob Apodaca, R ERA: 2.8 (7, 1)	1.0	5 2	2 2	2 0	0 0	1 0	0 0	0 0	0 0	0 0	0 0	0 0	0 0	0 0	0 0	18.00 3.000								
Skip Lockwood, R ERA: 3.38 (8, 1)	1.2 S	6 1	0 0	0 0	0 0	0 0	0 0	0 0	0 0	0 0	0 0	0 0	0 0	0 0	0 0	0.00 0.600								

San Diego Padres @ New York Mets
Shea Stadium, Flushing, NY
Sun Jul 31 1977, 3:33 AM EDT
Att: 13,386 - Unknown

livebaseballscorecards.com

AB	40
R	9
H	16
RBI	9
BB	3
SO	4
LOB	19



BOTTOM

San Diego Padres @ New York Mets
 Shea Stadium, Flushing, NY
 Sun Jul 31 1977, 3:33 AM EDT
 Att. 13,386 - Unknown

livebaseballscores.com

AB 35
 R 10
 H 13
 RBI 8
 BB 5
 SO 2
 LOB 20



WP: 0 PA: 42
 PB: 1
 SB: 0
 CS: 1

AB	R	H	RBI	BB	SO	LOB
5	2	2	1	0	0	1
3	2	1	1	2	0	3
4	3	2	3	1	0	1
4	1	2	2	1	0	2
5	0	0	0	0	1	6
4	0	3	1	0	0	0
3	1	1	0	1	0	3
4	1	2	0	0	0	1
2	0	0	0	0	0	1
0	0	0	0	0	0	0
1	0	0	0	0	1	2
0	0	0	0	0	0	0
1B: 12	SF: 0					
2B: 0	SAC: 1					
3B: 0	DP: 1					
HR: 1	HBP: 0					

Batter	1	2	3	4	5	6	7	8	9
Lenny Randle, S OBP: 0.388, SLG: 0.414 (1, 5)	0-0 4-3 E		0-0 E 1B	0-0 E 1B	0-0 F9		0-0 1-3 3-H 1B		
Felix Millan, R OBP: 0.274, SLG: 0.310 (1, 4)	4-0 HR BB		0-0 F8 1-3	0-0 E5 1B 1B		4-0 BB	0-0 F9		
Steve Henderson, R OBP: 0.374, SLG: 0.542 (1, 7)	0-0 1-H HR		0-0 E PB 1B 3-H	4-0 1B 1B IBB		0-0 L6		0-0 6-3	
John Milner, L OBP: 0.368, SLG: 0.446 (1, 3)	4-0 FC1-6 BB		0-0 E1 PB E 1-3	0-0 1B 1B		0-0 P6 1-2 2-H 3-H		0-0 G6-4-3 1B	
Mike Vail, R OBP: 0.335, SLG: 0.458 (1, 9)	0-0 FC1-6 CS 1-2f		0-0 L6 1-2 3-H	0-3 K		0-0 F8		0-0 G6-4-3 1-2f	
John Stearns, R OBP: 0.395, SLG: 0.476 (1, 2)	0-0 CS 1-2	0-0 1B	0-0 E1 1B 2-H	0-0 1B			0-0 5-3		
Lee Mazzilli, S OBP: 0.323, SLG: 0.297 (1, 8)		4-0 E BB	0-0 L6	0-0 F7			0-0 1B 1B		
Doug Flynn, R OBP: 0.226, SLG: 0.254 (1, 6)		0-0 F6 1-2		0-0 SH1-4 1B	0-0 F8		0-0 1B 1-3 1B		
Craig Swan, R OBP: 0.125, SLG: 0.125 (1, 1)		0-0 4-3		0-0 SH1-4	0-0 G3		0-3 K		
Rick Baldwin, L (6, 1)									
Bob Apodaca, R OBP: 0.333, SLG: 0.333 (7, 1)									
Skip Lockwood, R OBP: 0.167, SLG: 0.167 (8, 1)									

Inning	R	H	E	K	S	P	BB	IBB	HBP	BLK	WP	HR	S	P	ERA	WHIP
1	2	1	0	3	7	10	1	0	0	0	0	1	10	22	7.71	3.000
2	0	1	1	0	3	7	1	0	0	0	0	0	11	15	4.50	2.000
3	0	3	3	0	7	14	0	0	0	0	0	0	3	3	0.00	1.000
4	0	0	0	0	0	0	0	0	0	0	0	0	0	0	0.00	1.000
5	0	0	0	0	0	0	0	0	0	0	0	0	0	0	0.00	1.000
6	0	0	0	0	0	0	0	0	0	0	0	0	0	0	0.00	1.000
7	1	3	0	1	8	8	0	0	0	0	0	0	0	0	0.00	1.000
8	0	1	0	0	3	3	0	0	0	0	0	0	0	0	0.00	1.000
9	0	0	0	0	0	0	0	0	0	0	0	0	0	0	0.00	1.000

PITCHER	IP	WLS	BF	H	R	ER	SO	BB	IBB	HBP	BLK	WP	HR	S	P	ERA	WHIP
Dave Wehmeister, R ERA: 3.89 (1, 1)	2.1	L	13	4	5	2	0	3	0	0	0	0	1	10	22	7.71	3.000
Randy Jones, L ERA: 4.66 (3, 1)	2.2		15	5	4	2	1	0	1	0	0	0	0	16	20	6.75	1.875
Dan Spillner, R ERA: 3.35 (6, 1)	2.0		10	3	1	1	1	1	0	0	0	0	0	11	15	4.50	2.000
Rick Sawyer, R ERA: 5.65 (8, 1)	1.0		3	1	0	0	0	0	0	0	0	0	0	3	3	0.00	1.000

AB	33
R	4
H	9
RBI	4
BB	4
SO	6
LOB	15

WP	0	PA	38
PB	0		
SB	0		
CS	1		



Batter	1	2	3	4	5	6	7	8	9	AB	R	H	RBI	BB	SO	LOB
Bill Almon, R OBP: 0.302, SLG: 0.323 (1, 6)	0-0 F9		0-0 HR 3B		0-0 6-3		0-0 SH1-6-4 1-2		0-0 G6-4-3 1B	4	1	2	0	0	0	0
Gene Tenace, R OBP: 0.414, SLG: 0.399 (1, 2)	0-0 1B		0-0 F4		0-0 2B		0-0 2H 2B		0-0 G6-4-3 1-2f	5	0	3	1	0	0	2
Dave Kingman, R OBP: 0.270, SLG: 0.393 (1, 7)	0-0 P4		0-0 HR		0-3 K		0-0 L5			4	1	1	2	0	1	3
Merv Rettenmund, R OBP: 0.439, SLG: 0.525 (7, 7)			3-H HR		4-0 K		0-3 K			0	0	0	0	0	0	0
Dave Winfield, R OBP: 0.351, SLG: 0.514 (1, 9)	0-3 K		0-0 6-3		4-0 FC4-6 BB		0-3 K			3	0	0	0	1	2	2
Mike Ivie, R OBP: 0.347, SLG: 0.425 (1, 3)		0-0 F9		0-0 1B FC1-6 2B		0-0 FC4-6 1-2f		4-0 FC6-4 BB		3	1	1	0	1	0	2
George Hendrick, R OBP: 0.369, SLG: 0.462 (1, 8)		0-0 F3		0-0 L7		0-0 F9		0-0 FC6-4 CS 1-2f		4	0	0	0	0	0	2
Tucker Ashford, R OBP: 0.280, SLG: 0.330 (1, 5)		0-0 FC4-6 1B		0-0 FC1-6 1B 2-3		0-0 F8		4-0 1-2 BB		3	0	2	0	1	0	0
Mike Champion, R OBP: 0.261, SLG: 0.282 (1, 4)		0-0 FC4-6 1-2f		0-0 FC1-6 1-2f		0-3 K		0-0 1-3		4	0	0	1	0	1	3
Bob Owchinko, L OBP: 0.250, SLG: 0.125 (1, 1)			0-3 K		0-0 2-3		4-0 SH1-6-4 2B BB		0-3 K	2	1	0	0	1	1	1
Rollie Fingers, R (8, 1)										0	0	0	0	0	0	0
Gary Sutherland, R OBP: 0.333, SLG: 0.351 (8, 4)										1	0	0	0	0	1	0

Inning Stats	R: 0	H: 1	E: 0	K: 1	S: 6	P: 6	R: 0	H: 1	E: 0	K: 0	S: 4	P: 4	R: 2	H: 2	E: 0	K: 1	S: 7	P: 7	R: 1	H: 2	E: 0	K: 0	S: 5	P: 5	R: 0	H: 1	E: 0	K: 1	S: 6	P: 10	R: 0	H: 0	E: 0	K: 1	S: 5	P: 5	R: 1	H: 1	E: 0	K: 1	S: 6	P: 10	R: 0	H: 0	E: 0	K: 0	S: 2	P: 10	R: 0	H: 1	E: 0	K: 1	S: 5	P: 5	1B: 4	SF: 0	2B: 3	SAC: 1	3B: 1	DP: 1	HR: 1	HBP: 0	WP: 0	PA: 38
--------------	------	------	------	------	------	------	------	------	------	------	------	------	------	------	------	------	------	------	------	------	------	------	------	------	------	------	------	------	------	-------	------	------	------	------	------	------	------	------	------	------	------	-------	------	------	------	------	------	-------	------	------	------	------	------	------	-------	-------	-------	--------	-------	-------	-------	--------	-------	--------

PITCHER	IP	WLS	BF	H	R	ER	SO	BB	IBB	HBP	BLK	WP	HR	S	P	ERA	WHIP
Jim Kaat, L ERA: 5.29 (1, 1)	5.0	L	23	7	3	3	3	1	0	0	0	0	1	28	32	5.40	1.600
Warren Brusstar, R ERA: 2.7 (6, 1)	3.0		12	1	1	1	2	3	0	0	0	0	0	13	25	3.00	1.333
Ron Reed, R ERA: 2.69 (9, 1)	1.0		3	1	0	0	1	0	0	0	0	0	0	5	5	0.00	1.000

Batter	1	2	3	4	5	6	7	8	9	AB	R	H	RBI	BB	SO	LOB
Jerry Martin, R OBP: 0.333, SLG: 0.451 (1, 9)	0-0 6-3			0-0 1B SF8	4-0 FC4-6 BB			0-0 1-3 2B		3	1	2	0	1	0	0
Larry Bowa, S OBP: 0.327, SLG: 0.363 (1, 6)	0-0 CS 1B			0-0 F9	0-0 FC4-6			0-0 F7		4	0	1	0	0	0	6
Mike Schmidt, R OBP: 0.390, SLG: 0.609 (1, 5)	0-3 K			0-0 FC6-4 1B		4-0 G6-4-3 BB		0-0 SF7		2	0	1	1	1	1	1
Greg Luzinski, R OBP: 0.388, SLG: 0.637 (1, 7)		0-0 L7		0-0 SF8		0-0 G6-4-3		0-3 K		3	0	0	1	0	1	2
Davey Johnson, R OBP: 0.374, SLG: 0.547 (1, 3)		0-0 6-3		0-0 FC6-4		0-0 F9			0-0 P6	3	0	0	0	0	0	1
Tim McCarver, L OBP: 0.394, SLG: 0.452 (9, PH)				1-2f						1	0	0	0	0	0	0
Garry Maddox, R OBP: 0.305, SLG: 0.416 (1, 8)		0-0 L6			0-0 F9		0-0 F9		0-0 F8	4	0	0	0	0	0	0
Bob Boone, R OBP: 0.341, SLG: 0.431 (1, 2)			0-0 5-3		0-0 BB 1B		0-0 L4		0-0 5-3	4	0	1	0	0	0	0
Ted Sizemore, R OBP: 0.322, SLG: 0.336 (1, 4)			0-0 P3		0-0 BB 1B		0-0 F7			3	0	1	0	0	0	0
Jim Kaat, L OBP: 0.147, SLG: 0.121 (1, 1)			0-3 K		0-3 K			4-0 2B SF7 BB		1	0	0	0	0	1	0
Ollie Brown, R OBP: 0.262, SLG: 0.381 (5, PH)										1	0	0	0	0	1	2
Warren Brusstar, R (6, 1)										0	0	0	0	0	0	0
Terry Harmon, R OBP: 0.321, SLG: 0.391 (8, PH)										0	1	0	0	1	0	0
Ron Reed, R OBP: 0.091, SLG: 0.182 (9, 1)										0	0	0	0	0	0	0

Inning Stats	R: 0	H: 1	E: 0	K: 1	S: 5	R: 0	H: 0	E: 0	K: 0	S: 3	R: 0	H: 0	E: 0	K: 1	S: 5	R: 1	H: 2	E: 0	K: 0	S: 5	R: 0	H: 2	E: 0	K: 1	S: 7	R: 0	H: 0	E: 0	K: 0	S: 2	R: 0	H: 0	E: 0	K: 0	S: 3	R: 1	H: 1	E: 0	K: 1	S: 6	R: 0	H: 0	E: 0	K: 0	S: 3	R: 0	H: 0	E: 0	K: 0	S: 3	1B: 4	SF: 2	2B: 3	SAC: 0	3B: 0	DP: 2	HR: 0	HBP: 0	WP: 0	PA: 34
--------------	------	------	------	------	------	------	------	------	------	------	------	------	------	------	------	------	------	------	------	------	------	------	------	------	------	------	------	------	------	------	------	------	------	------	------	------	------	------	------	------	------	------	------	------	------	------	------	------	------	------	-------	-------	-------	--------	-------	-------	-------	--------	-------	--------

PITCHER	IP	WLS	BF	H	R	ER	SO	BB	IBB	HBP	BLK	WP	HR	S	P	ERA	WHIP
Bob Owchinko, L ERA: 4.61 (1, 1)	7.0	W	28	6	2	2	3	3	0	0	0	0	0	31	43	2.57	1.286
Rollie Fingers, R ERA: 2.94 (8, 1)	2.0	S	6	0	0	0	1	0	0	0	0	0	0	8	8	0.00	0.000


BOTTOM

San Diego Padres @ Philadelphia Phillies
Veterans Stadium, Philadelphia, PA

Tue Aug 02 1977, 7:05 PM EDT
Att. 30,204 - Unknown

livebaseballscorecards.com

AB	29
R	2
H	6
RBI	2
BB	3
SO	4
LOB	12



Batter	1	2	3	4	5	6	7	8	9	AB R H RBI BB SO LOB	TOP											
Bill Almon, R (1, 6) OBP: 0.301, SLG: 0.327	0-0 5-3		0-3 K			0-0 P4	0-0 3B			4 0 1 1 0 1 1												
Gene Tenace, R (1, 2) OBP: 0.413, SLG: 0.395	0-3 K		0-3 K			4-0 1B BB	0-3 K			3 0 0 0 1 3 2												
Dave Kingman, R (1, 7) OBP: 0.267, SLG: 0.388	0-0 F2				0-0 F7	0-3 K		0-3 K		4 0 0 0 0 2 1												
Dave Winfield, R (1, 9) OBP: 0.355, SLG: 0.515		0-0 FC5-4 1B		0-0 1B		4-0 1B BB		0-0 6-3		3 0 2 0 1 0 0												
George Hendrick, R (1, 8) OBP: 0.368, SLG: 0.460		0-0 F7		0-0 F5		0-0 1B		0-0 5-3		4 0 1 0 0 0 2												
Mike Ivie, R (1, 3) OBP: 0.343, SLG: 0.420		0-3 K		0-0 F8		0-3 K			0-0 F7	4 0 0 0 0 2 5												
Tucker Ashford, R (1, 5) OBP: 0.279, SLG: 0.336		0-0 FC5-4			0-0 F9		0-3 K		0-0 2B	4 0 1 0 0 1 1												
Mike Champion, R (1, 4) OBP: 0.258, SLG: 0.279			0-3 K		0-0 5-3		0-3 K		0-0 5-3	4 0 0 0 0 2 1												
Bob Shirley, R (1, 1) OBP: 0.140, SLG: 0.125			0-0 2B		0-3 K		4-0 3B BB		0-0 F9	2 0 1 0 0 1 0												
Rick Sawyer, R (5, 1) OBP: 0.320, SLG: 0.150										0 0 0 0 0 0 0												
Merv Rettenmund, R (7, PH) OBP: 0.444, SLG: 0.525										0 1 0 0 1 0 0												
Randy Jones, R (7, 1) OBP: 0.231, SLG: 0.208										0 0 0 0 0 0 0												
Gary Sutherland, R (9, PH) OBP: 0.329, SLG: 0.346										1 0 0 0 0 0 1												
Inning Stats	R: 0 E: 0 K: 1 S: 5	H: 0 LOB: 0 BB: 0 P: 5	R: 0 E: 0 K: 1 S: 6	H: 1 LOB: 1 BB: 0 P: 6	R: 0 E: 0 K: 3 S: 10	H: 1 LOB: 1 BB: 0 P: 10	R: 0 E: 0 K: 0 S: 4	H: 1 LOB: 1 BB: 0 P: 4	R: 0 E: 0 K: 1 S: 5	H: 0 LOB: 0 BB: 0 P: 5	R: 0 E: 0 K: 2 S: 8	H: 1 LOB: 3 BB: 2 P: 16	R: 1 E: 0 K: 3 S: 10	H: 1 LOB: 1 BB: 1 P: 14	R: 0 E: 0 K: 1 S: 5	H: 0 LOB: 0 BB: 0 P: 5	R: 0 E: 0 K: 0 S: 4	H: 1 LOB: 1 BB: 0 P: 4	1B: 3 2B: 2 3B: 1 HR: 0	SF: 0 SAC: 0 DP: 0 HBP: 0	WP: 0 PB: 0 SB: 0 CS: 0	PA: 36
PITCHER Steve Carlton, L (1, 1) ERA: 2.92	IP: 9.0 WLS: W BF: 36 H: 6 R: 1 ER: 1 SO: 12 BB: 3 IBB: 0 HBP: 0 BLK: 0 WP: 0 HR: 0 S: 57 P: 69 ERA: 1.00 WHIP: 1.000											PITCHER	IP: 9.0 WLS: W BF: 36 H: 6 R: 1 ER: 1 SO: 12 BB: 3 IBB: 0 HBP: 0 BLK: 0 WP: 0 HR: 0 S: 57 P: 69 ERA: 1.00 WHIP: 1.000									

San Diego Padres @ Philadelphia Phillies
Veterans Stadium, Philadelphia, PA
Wed Aug 03 1977, 7:05 PM EDT
Att: 27,053 - Unknown

livebaseballscorecards.com

AB	33
R	1
H	6
RBI	1
BB	3
SO	12
LOB	14



Batter	1	2	3	4	5	6	7	8	9	AB	R	H	RBI	BB	SO	LOB
Jerry Martin, R OBP: 0.341, SLG: 0.452 (1, 9)	4-0 FC4-6 BB	0-0 1B		0-0 E6 G5-4-3	0-0 F7		0-0 FC6-4 1B			4	0	2	3	1	0	2
Larry Bowa, S OBP: 0.325, SLG: 0.361 (1, 6)	0-0 FC4-6 1-2f	0-0 1B		0-0 G5-4-3 1-2f		0-0 F8	0-0 FC6-4 1-2f			5	0	1	0	0	0	4
Mike Schmidt, R OBP: 0.385, SLG: 0.600 (1, 5)	0-0 F8	0-0 F8		0-0 F2		0-3 K		0-0 5-3		5	0	0	0	0	1	4
Greg Luzinski, R OBP: 0.386, SLG: 0.630 (1, 7)	0-0 P4		4-0 2B 4-3 BB		0-0 F9	0-0 F8		0-3 K		4	1	0	0	1	1	1
Davey Johnson, R OBP: 0.386, SLG: 0.560 Tom Hutton, L OBP: 0.315, SLG: 0.319 (1, 3) (7, PR) (8, 3)		4-0 1B 1B 1B BB	0-0 4-3 FC5-4 2B		0-0 F9		0-0 G6-4-3 1B	0-0 6-3		3	2	2	0	1	0	0
Garry Maddox, R OBP: 0.307, SLG: 0.419 (1, 8)		0-0 1B 1B	0-0 4-3		0-0 IBB 1B 2B		0-0 G6-4-3 1-2f			4	2	2	1	0	0	2
Tim McCarver, L OBP: 0.405, SLG: 0.453 (1, 2)		0-0 P6	0-0 FC5-4 HBP		4-0 IBB 1B BB		0-0 1B 1B			2	2	1	0	1	0	2
Ted Sizemore, R OBP: 0.324, SLG: 0.336 (1, 4)		0-0 F8	0-0 FC5-4		4-0 1B IBB		0-0 1B 1B			3	1	1	1	1	0	3
Steve Carlton, L OBP: 0.246, SLG: 0.273 (1, 1)		0-0 1B 1B 1B	0-0 F5		0-0 1B		0-0 1B			4	0	3	3	0	0	1

Inning Stats	R: 0	H: 0	E: 0	K: 0	S: 3	R: 2	H: 4	E: 0	K: 0	S: 7	R: 2	H: 1	E: 0	K: 0	S: 4	R: 0	H: 0	E: 1	K: 0	S: 3	R: 2	H: 2	E: 0	K: 0	S: 5	R: 0	H: 0	E: 0	K: 1	S: 5	R: 2	H: 5	E: 0	K: 0	S: 7	R: 0	H: 0	E: 0	K: 1	S: 5						
	LOB: 1	BB: 1	P: 7	LOB: 3	BB: 1	P: 11	LOB: 1	BB: 1	P: 9	LOB: 0	BB: 0	P: 3	LOB: 2	BB: 2	P: 13	LOB: 0	BB: 0	P: 5	LOB: 2	BB: 0	P: 7	LOB: 0	BB: 0	P: 5	LOB: 2	BB: 0	P: 5	LOB: 0	BB: 0	P: 5	SF: 0	SAC: 0	DP: 2	HBP: 1	1B: 10	2B: 2	3B: 0	HR: 0	SF: 0	SAC: 0	DP: 2	HBP: 1	1B: 10	2B: 2	3B: 0	HR: 0

PITCHER	IP	WLS	BF	H	R	ER	SO	BB	IBB	HBP	BLK	WP	HR	S	P	ERA	WHIP
Bob Shirley, L ERA: 3.88 (1, 1)	4.2	L	27	7	6	6	0	4	1	1	0	0	0	21	42	11.57	2.357
Rick Sawyer, R ERA: 5.57 (5, 1)	1.1		4	0	0	0	1	0	0	0	0	0	0	6	6	0.00	0.000
Randy Jones, L ERA: 4.75 (7, 1)	2.0		10	5	2	2	1	0	0	0	0	0	0	12	12	9.00	2.500

BOTTOM

San Diego Padres @ Philadelphia Phillies
Veterans Stadium, Philadelphia, PA

Wed Aug 03 1977, 7:05 PM EDT
Att. 27,053 - Unknown

AB	35
R	8
H	12
RBI	8
BB	5
SO	2
LOB	19



WP	PA	ERA	WHIP
0	41		

Batter	1	2	3	4	5	6	7	8	9	10	AB R H RBI BB SO LOB	TOP																	
Gene Richards, L (1, 8) OBP: 0.350, SLG: 0.347	0-3 K		0-0 1-3 2-H 2B			0-0 F7		0-3 K			4 0 1 1 0 2 1	San Diego Padres @ Philadelphia Phillies Veterans Stadium, Philadelphia, PA Thu Aug 04 1977, 3:33 AM EDT Att. 34,868 - Unknown livebaseballscorecards.com																	
Bill Almon, R (1, 6) OBP: 0.298, SLG: 0.324	0-0 6-3		0-0 4-6-5			0-3 K			0-0 F3		4 0 0 0 0 1 2																		
Jerry Turner, L (1, 7) OBP: 0.332, SLG: 0.419	0-0 3-1					0-0 F5			0-0 G3		3 0 0 0 0 0 0																		
Mike Ivie, R (9, PH) OBP: 0.342, SLG: 0.419											1 0 0 0 0 0 0																		
Dave Winfield, R (1, 9) OBP: 0.352, SLG: 0.511		0-0 1-6-3				0-0 F7			0-3 K		4 0 0 0 0 1 0																		
Dave Kingman, R (1, 3) OBP: 0.266, SLG: 0.386		0-3 K				0-0 6-3				0-0 FC5-4 1B	4 0 1 0 0 2 0																		
Gene Tenace, R (1, 2) OBP: 0.414, SLG: 0.395		0-0 6-3				0-0 FC4-6 1B			4-0 CS BB	0-0 F3	3 0 1 0 1 0 1																		
Pat Scanlon, L (1, 4) OBP: 0.250, SLG: 0.200			4-0 FC1-5 1B BB			0-3 K		0-3 K		0-0 FC5-4 1-2f	1 0 0 0 1 1 1																		
Merv Rettenmund, R (8, PH) OBP: 0.440, SLG: 0.520											1 0 0 0 0 1 0																		
Mike Champion, R (8, 4) OBP: 0.258, SLG: 0.279											0 0 0 0 0 0 0																		
Gary Sutherland, R (10, PH) OBP: 0.326, SLG: 0.342											1 0 0 0 0 0 1																		
Tucker Ashford, R (1, 5) OBP: 0.278, SLG: 0.333			0-0 FC1-5 2B 1B			0-3 K		0-0 F7		0-0 F9	4 1 1 0 0 1 2																		
Dave Freisleben, R (1, 1) OBP: 0.208, SLG: 0.217			0-0 FC1-5 2B			0-0 FC4-6					2 0 0 0 1 0 3																		
Dan Spillner, R (10, 1) OBP: 0.267, SLG: 0.083			1-2 2-3f 4-6-5			1-2f					0 0 0 0 0 0 0																		
Inning Stats	R: 0 E: 0 K: 1 S: 5	H: 0 LOB: 0 BB: 0 P: 5	R: 0 E: 0 K: 1 S: 5	H: 0 LOB: 0 BB: 0 P: 5	R: 1 E: 0 K: 0 S: 4	H: 2 LOB: 1 BB: 1 P: 8	R: 0 E: 0 K: 0 S: 3	H: 0 LOB: 0 BB: 0 P: 3	R: 0 E: 0 K: 2 S: 8	H: 1 LOB: 1 BB: 0 P: 8	R: 0 E: 0 K: 1 S: 5	H: 0 LOB: 0 BB: 1 P: 8	R: 0 E: 0 K: 1 S: 4	H: 0 LOB: 0 BB: 1 P: 8	R: 0 E: 0 K: 2 S: 7	H: 0 LOB: 1 BB: 1 P: 11	R: 0 E: 0 K: 1 S: 5	H: 0 LOB: 0 BB: 0 P: 5	R: 0 E: 0 K: 0 S: 4	H: 1 LOB: 1 BB: 0 P: 4	1B: 3 2B: 2 3B: 0 HR: 0	SF: 0 SAC: 0 DP: 1 HBP: 0	WP: 0 PB: 0 SB: 0 CS: 1	PA: 36					
PITCHER	IP WLS BF H R ER SO BB IBB HBP BLK WP HR S P ERA WHIP												IP WLS BF H R ER SO BB IBB HBP BLK WP HR S P ERA WHIP																
Larry Christenson, R (1, 1) ERA: 5.26	7.0	24	3	1	1	6	2	0	0	0	0	0	0	0	34	42	1.29	0.714											
Tug McGraw, L (8, 1) ERA: 2.45	3.0	11	1	0	0	3	1	0	0	0	0	0	0	16	20	0.00	0.667												



BOTTOM

San Diego Padres @ Philadelphia Phillies
Veterans Stadium, Philadelphia, PA

Thu Aug 04 1977, 3:33 AM EDT
Att: 34,868 - Unknown

livebaseballscorecards.com

AB	33
R	2
H	7
RBI	1
BB	2
SO	1
LOB	14



WP	1	PA	37
PB	0		
SB	0		
CS	1		

AB R H RBI BB SO LOB

5	0	2	1	0	0	1
4	1	1	0	0	0	1
3	0	0	0	0	0	0
4	0	0	0	0	0	3
3	0	1	0	1	0	0
4	0	1	0	0	1	4
4	0	0	0	0	0	4
4	0	2	0	0	0	0
0	1	0	0	0	0	0
1	0	0	0	1	0	1
1	0	0	0	0	0	0
0	0	0	0	0	0	0
0	0	0	0	0	0	0

Batter 1 2 3 4 5 6 7 8 9 10

<p>Bake McBride, L (1, 9) OBP: 0.333, SLG: 0.459</p>	<p>Larry Bowa, S (1, 6) OBP: 0.325, SLG: 0.360</p>	<p>Mike Schmidt, R (1, 5) OBP: 0.383, SLG: 0.595</p>	<p>Greg Luzinski, R (1, 7) OBP: 0.382, SLG: 0.623</p>	<p>Richie Hebner, L (1, 3) OBP: 0.400, SLG: 0.516</p>	<p>Garry Maddox, R (1, 8) OBP: 0.307, SLG: 0.420</p>	<p>Bob Boone, R (1, 2) OBP: 0.336, SLG: 0.425</p>	<p>Ted Sizemore, R (1, 4) OBP: 0.326, SLG: 0.338</p>	<p>Jerry Martin, R (10, PR) OBP: 0.341, SLG: 0.452</p>	<p>Larry Christenson, R (1, 1) OBP: 0.200, SLG: 0.214</p> <p>Tim McCarver, L (7, PH) OBP: 0.402, SLG: 0.449</p> <p>Tug McGraw, R (8, 1) OBP: 0.333, SLG: 0.333</p> <p>Tom Hutton, L (10, PH) OBP: 0.315, SLG: 0.319</p>																																																																								
<p>Inning Stats</p> <table border="1"> <tr><td>R: 1</td><td>H: 2</td><td>R: 0</td><td>H: 0</td><td>R: 0</td><td>H: 1</td><td>R: 0</td><td>H: 1</td><td>R: 0</td><td>H: 0</td><td>R: 0</td><td>H: 0</td><td>R: 0</td><td>H: 0</td><td>R: 0</td><td>H: 1</td><td>R: 0</td><td>H: 2</td></tr> <tr><td>E: 0</td><td>LOB: 3</td><td>E: 0</td><td>LOB: 1</td><td>E: 0</td><td>LOB: 1</td><td>E: 0</td><td>LOB: 0</td><td>E: 0</td><td>LOB: 0</td><td>E: 0</td><td>LOB: 0</td><td>E: 0</td><td>LOB: 0</td><td>E: 0</td><td>LOB: 1</td><td>E: 0</td><td>LOB: 1</td></tr> <tr><td>K: 1</td><td>BB: 1</td><td>K: 0</td><td>BB: 1</td><td>K: 0</td><td>BB: 0</td><td>K: 0</td><td>BB: 0</td><td>K: 0</td><td>BB: 0</td><td>K: 0</td><td>BB: 0</td><td>K: 0</td><td>BB: 0</td><td>K: 0</td><td>BB: 0</td><td>K: 0</td><td>BB: 0</td></tr> <tr><td>S: 7</td><td>P: 12</td><td>S: 3</td><td>P: 7</td><td>S: 4</td><td>P: 4</td><td>S: 3</td><td>P: 3</td><td>S: 3</td><td>P: 3</td><td>S: 3</td><td>P: 3</td><td>S: 3</td><td>P: 3</td><td>S: 3</td><td>P: 4</td><td>S: 4</td><td>P: 3</td></tr> </table>										R: 1	H: 2	R: 0	H: 0	R: 0	H: 1	R: 0	H: 1	R: 0	H: 0	R: 0	H: 0	R: 0	H: 0	R: 0	H: 1	R: 0	H: 2	E: 0	LOB: 3	E: 0	LOB: 1	E: 0	LOB: 1	E: 0	LOB: 0	E: 0	LOB: 0	E: 0	LOB: 0	E: 0	LOB: 0	E: 0	LOB: 1	E: 0	LOB: 1	K: 1	BB: 1	K: 0	BB: 1	K: 0	BB: 0	K: 0	BB: 0	K: 0	BB: 0	K: 0	BB: 0	K: 0	BB: 0	K: 0	BB: 0	K: 0	BB: 0	S: 7	P: 12	S: 3	P: 7	S: 4	P: 4	S: 3	P: 3	S: 3	P: 3	S: 3	P: 3	S: 3	P: 3	S: 3	P: 4	S: 4	P: 3
R: 1	H: 2	R: 0	H: 0	R: 0	H: 1	R: 0	H: 1	R: 0	H: 0	R: 0	H: 0	R: 0	H: 0	R: 0	H: 1	R: 0	H: 2																																																																
E: 0	LOB: 3	E: 0	LOB: 1	E: 0	LOB: 1	E: 0	LOB: 0	E: 0	LOB: 0	E: 0	LOB: 0	E: 0	LOB: 0	E: 0	LOB: 1	E: 0	LOB: 1																																																																
K: 1	BB: 1	K: 0	BB: 1	K: 0	BB: 0	K: 0	BB: 0	K: 0	BB: 0	K: 0	BB: 0	K: 0	BB: 0	K: 0	BB: 0	K: 0	BB: 0																																																																
S: 7	P: 12	S: 3	P: 7	S: 4	P: 4	S: 3	P: 3	S: 3	P: 3	S: 3	P: 3	S: 3	P: 3	S: 3	P: 4	S: 4	P: 3																																																																
<p>PITCHER</p> <table border="1"> <tr><td>IP</td><td>WLS</td><td>BF</td><td>H</td><td>R</td><td>ER</td><td>SO</td><td>BB</td><td>IBB</td><td>HBP</td><td>BLK</td><td>WP</td><td>HR</td><td>S</td><td>P</td><td>ERA</td><td>WHIP</td></tr> <tr><td>9.0</td><td></td><td>34</td><td>5</td><td>1</td><td>1</td><td>1</td><td>1</td><td>1</td><td>1</td><td>0</td><td>1</td><td>0</td><td>33</td><td>42</td><td>1.00</td><td>0.667</td></tr> <tr><td>0.1</td><td>L</td><td>3</td><td>2</td><td>1</td><td>1</td><td>0</td><td>0</td><td>0</td><td>0</td><td>0</td><td>0</td><td>0</td><td>3</td><td>3</td><td>27.00</td><td>6.000</td></tr> </table>										IP	WLS	BF	H	R	ER	SO	BB	IBB	HBP	BLK	WP	HR	S	P	ERA	WHIP	9.0		34	5	1	1	1	1	1	1	0	1	0	33	42	1.00	0.667	0.1	L	3	2	1	1	0	0	0	0	0	0	0	3	3	27.00	6.000																					
IP	WLS	BF	H	R	ER	SO	BB	IBB	HBP	BLK	WP	HR	S	P	ERA	WHIP																																																																	
9.0		34	5	1	1	1	1	1	1	0	1	0	33	42	1.00	0.667																																																																	
0.1	L	3	2	1	1	0	0	0	0	0	0	0	3	3	27.00	6.000																																																																	

PITCHER IP WLS BF H R ER SO BB IBB HBP BLK WP HR S P ERA WHIP

<p>Dave Freisleben, R (1, 1) ERA: 4.54</p> <p>Dan Spillner, R (10, 1) ERA: 3.44</p>	<p>IP</p>	WLS	BF	H	R	ER	SO	BB	IBB	HBP	BLK	WP	HR	S	P	ERA	WHIP
9.0		34	5	1	1	1	1	1	1	0	1	0	33	42	1.00	0.667	
0.1	L	3	2	1	1	0	0	0	0	0	0	0	3	3	27.00	6.000	

Batter	1	2	3	4	5	6	7	8	9	AB R H RBI BB SO LOB	TOP	
Bill Almon, R (1, 6) <small>OBP: 0.299, SLG: 0.322</small> Gene Richards, L (6, PH) <small>OBP: 0.351, SLG: 0.347</small> Dan Spillner, R (6, 1) <small>OBP: 0.313, SLG: 0.083</small> Dave Roberts, R (8, 2) <small>OBP: 0.281, SLG: 0.356</small>	4-0 2B HR BB		0-0 6-3	0-0 6-3		4-0 1-2 2-3 3-H HR BB	4-0 1-2 BB		0-0 G6-4-3 1-2f	2 1 0 0 1 0 1 0 1 0 1 1 0 0 0 0 0 0 1 0 0 1 0 0 0 0 0 1		
Mike Ivie, R (1, 3) <small>OBP: 0.345, SLG: 0.423</small>	0-0 1-3 HR 2B		4-0 BB BB BB		0-0 G6-4-3 1B	0-3 K	0-0 F7			4 1 2 0 1 1 6		
Dave Kingman, R (1, 7) <small>OBP: 0.271, SLG: 0.405</small>	0-0 2-H 3-H HR		4-0 1-2 BB BB		0-0 L7	0-0 1-H 2-H 3-H HR		0-3 K		4 2 2 7 1 1 1		
Dave Winfield, R (1, 9) <small>OBP: 0.350, SLG: 0.514</small>	2-3 K		0-0 L8		0-0 G6-4-3 1-2f	0-0 5-3		0-0 HR		5 1 1 1 0 1 3		
George Hendrick, R (1, 8) <small>OBP: 0.371, SLG: 0.468</small>	0-0 G5-4-3 1B		4-0 1-2 2-3 BB			0-0 HR	0-0 F8	0-0 4-3		4 1 2 1 1 0 0		
Gene Tenace, R (1, 2) <small>OBP: 0.416, SLG: 0.396</small> Rollie Fingers, R (8, 1)	0-0 G5-4-3 1-2f		0-0 4-3			0-0 SH3 1B BB 1B	0-0 BB 1B	4-0 BB		4 2 2 0 1 0 4 0 0 0 0 0 0 0		
Tucker Ashford, R (1, 5) <small>OBP: 0.282, SLG: 0.331</small>		0-0 5-3		0-3 K		0-0 BB SH3 HR 1B	4-0 1B BB	0-0 F8		4 1 1 0 1 1 1		
Mike Champion, R (1, 4) <small>OBP: 0.258, SLG: 0.279</small>		0-0 5-3		0-0 SH3-4 1B		0-0 SH3	0-3 K		0-0 F9	4 0 1 0 0 1 2		
Dave Wehrmeister, R (1, 1) <small>OBP: 0.286, SLG: 0.429</small> Rick Sawyer, R (3, 1) <small>OBP: 0.320, SLG: 0.150</small> Dave Tomlin, L (3, 1) <small>OBP: 0.333, SLG: 0.333</small> Pat Scanlon, L (6, PH) <small>OBP: 0.298, SLG: 0.238</small>		0-0 5-3		0-0 SH3-4 1-2		4-0 HR IBB	0-0 BB 1B	0-0 G6-4-3 1B		1 0 2 1 2 1 1 0 0		
Inning Stats	R: 3 H: 3 E: 0 LOB: 0 K: 1 BB: 1 S: 8 P: 14	R: 0 H: 0 E: 0 LOB: 0 K: 0 BB: 0 S: 3 P: 3	R: 0 H: 0 E: 0 LOB: 3 K: 0 BB: 3 S: 3 P: 15	R: 0 H: 1 E: 0 LOB: 1 K: 1 BB: 0 S: 6 P: 6	R: 0 H: 1 E: 0 LOB: 0 K: 0 BB: 0 S: 3 P: 3	R: 6 H: 4 E: 0 LOB: 0 K: 1 BB: 2 S: 9 P: 17	R: 1 H: 2 E: 0 LOB: 3 K: 1 BB: 2 S: 7 P: 15	R: 1 H: 1 E: 0 LOB: 1 K: 1 BB: 1 S: 6 P: 10	R: 0 H: 1 E: 0 LOB: 0 K: 0 BB: 0 S: 3 P: 3	1B: 8 SF: 0 2B: 1 SAC: 2 3B: 0 DP: 3 HR: 4 HBP: 0	WP: 0 PA: 46 PB: 0 SB: 0 CS: 0	
PITCHER	IP WLS BF H R ER SO BB IBB HBP BLK WP HR S P ERA WHIP Ray Burris, R (1, 1) <small>ERA: 5.42</small> Paul Reuschel, R (6, 1) <small>ERA: 4.13</small> Pete Broberg, R (7, 1) <small>ERA: 5.17</small> Dave Roberts, L (9, 1) <small>ERA: 4.96</small>											IP WLS BF H R ER SO BB IBB HBP BLK WP HR S P ERA WHIP (Pitcher stats for bottom half of innings)

San Diego Padres @ Chicago Cubs
 Wrigley Field, Chicago, IL
 Fri Aug 05 1977, 3:33 AM CDT
 Att. 17,985 - Overcast - 77 F

AB	35
R	11
H	13
RBI	11
BB	9
SO	5
LOB	19



BOTTOM

San Diego Padres @ Chicago Cubs
Wrigley Field, Chicago, IL
Fri Aug 05 1977, 3:33 AM CDT
Att. 17,985 - Overcast - 77 F

AB 36
R 8
H 9
RBI 8
BB 4
SO 4
LOB 11



WP: 2 PA: 40
PB: 0
SB: 0
CS: 0

AB R H RBI BB SO LOB

4 0 0 0 1 0 0

5 2 1 0 0 0 2

5 3 3 1 0 0 0

3 2 2 2 2 0 0

3 0 0 1 1 1 4

4 1 2 4 0 0 2

4 0 0 0 0 0 3

4 0 0 0 0 3 0

1B: 5 SF: 0
2B: 3 SAC: 0
3B: 0 DP: 1
HR: 1 HBP: 0

Batter	1	2	3	4	5	6	7	8	9
Ivan De Jesus, R OBP: 0.300, SLG: 0.317 (1, 6)	0-0 F7	0-0 F9		4-0 G4-6-3 1-2 BB			0-0 5-3	0-0 F9	
Larry Bittner, L OBP: 0.345, SLG: 0.423 (1, 7)	2-2 6-3		0-0 2B	0-0 G4-6-3 1-2f			0-0 E5 1B 1B	0-0 F8	
Bill Buckner, L OBP: 0.313, SLG: 0.441 (1, 3)	0-0 1B 2B		0-0 WP FC4-6 2B		0-0 4-3		0-0 3-1 1B 1-3 HR 1B	0-0 G3	
Jerry Morales, R OBP: 0.383, SLG: 0.492 (1, 8)	0-0 1B 1B		4-0 FC4-6 2-3 BB		4-0 BB		0-0 1-2 HR 1B	0-0 F9	
Bobby Murcer, L OBP: 0.363, SLG: 0.451 (1, 9)	4-0 1B BB		0-0 FC4-6 1-3		0-3 K		0-0 3-1 1-2 2-3		
Steve Ontiveros, S OBP: 0.398, SLG: 0.434 (1, 5)	0-0 1B		0-0 1-3		0-0 P6		0-0 2-H 3-H HR		
Manny Trillo, R OBP: 0.339, SLG: 0.402 (1, 4)	3-2 P9		0-0 F9			0-0 F9	0-0 4-3		
Steve Swisher, R OBP: 0.248, SLG: 0.313 (1, 2)			0-3 K		0-0 6-3		0-3 K	0-3 K	
Ray Burris, R OBP: 0.222, SLG: 0.275 Paul Reuschel, R (6, 1) Joe Wallis, S OBP: 0.400, SLG: 0.418 Pete Broberg, R (7, 1) Greg Gross, L OBP: 0.346, SLG: 0.362 Dave Roberts, L (9, 1)			0-0 L7		0-0 WP 1B		0-0 F9	0-0 L7	

Inning Stats	R: 2	H: 3	E: 0	K: 0	S: 13	LOB: 2	BB: 1	P: 22	R: 0	H: 0	E: 0	K: 1	S: 5	LOB: 0	BB: 0	P: 5	R: 2	H: 2	E: 0	K: 0	S: 5	LOB: 1	BB: 1	P: 9	R: 0	H: 1	E: 0	K: 0	S: 3	LOB: 1	BB: 1	P: 7	R: 0	H: 0	E: 0	K: 1	S: 5	LOB: 0	BB: 0	P: 5	R: 4	H: 3	E: 1	K: 0	S: 7	LOB: 0	BB: 0	P: 7	R: 0	H: 0	E: 0	K: 1	S: 5	LOB: 0	BB: 0	P: 5	R: 0	H: 0	E: 0	K: 1	S: 5	LOB: 0	BB: 0	P: 5	R: 0	H: 0	E: 0	K: 0	S: 3	LOB: 0	BB: 0	P: 3
--------------	------	------	------	------	-------	--------	-------	-------	------	------	------	------	------	--------	-------	------	------	------	------	------	------	--------	-------	------	------	------	------	------	------	--------	-------	------	------	------	------	------	------	--------	-------	------	------	------	------	------	------	--------	-------	------	------	------	------	------	------	--------	-------	------	------	------	------	------	------	--------	-------	------	------	------	------	------	------	--------	-------	------

PITCHER	IP	WLS	BF	H	R	ER	SO	BB	IBB	HBP	BLK	WP	HR	S	P	ERA	WHIP
Dave Wehmeister, R ERA: 4.5 (1, 1)	2.0		12	5	4	4	1	1	0	0	0	0	0	20	29	18.00	3.000
Rick Sawyer, R ERA: 5.57 (3, 1)	0.0		1	0	0	0	0	1	0	0	0	1	0	0	4	∞	∞
Dave Tomlin, L ERA: 3.6 (3, 1)	3.0	W	11	1	0	0	1	2	0	0	0	1	0	11	19	0.00	1.000
Dan Spillner, R ERA: 3.36 (6, 1)	2.0		10	3	4	0	1	0	0	0	0	0	1	12	12	0.00	1.500
Rollie Fingers, R ERA: 2.88 (8, 1)	2.0	S	6	0	0	0	1	0	0	0	0	0	0	8	8	0.00	0.000

PITCHER	IP	WLS	BF	H	R	ER	SO	BB	IBB	HBP	BLK	WP	HR	S	P	ERA	WHIP
Dave Wehmeister, R ERA: 4.5 (1, 1)	2.0		12	5	4	4	1	1	0	0	0	0	0	20	29	18.00	3.000
Rick Sawyer, R ERA: 5.57 (3, 1)	0.0		1	0	0	0	0	1	0	0	0	1	0	0	4	∞	∞
Dave Tomlin, L ERA: 3.6 (3, 1)	3.0	W	11	1	0	0	1	2	0	0	0	1	0	11	19	0.00	1.000
Dan Spillner, R ERA: 3.36 (6, 1)	2.0		10	3	4	0	1	0	0	0	0	0	1	12	12	0.00	1.500
Rollie Fingers, R ERA: 2.88 (8, 1)	2.0	S	6	0	0	0	1	0	0	0	0	0	0	8	8	0.00	0.000

Batter	1	2	3	4	5	6	7	8	9	AB R H RBI BB SO LOB	TOP											
Bill Almon, R (1, 6) OBP: 0.300, SLG: 0.323	0-0 L6	0-0 1B			0-0 2B 1B	0-0 G1-6-3			0-0 F9	5 1 2 0 0 0 1												
Mike Ivie, R (1, 3) OBP: 0.344, SLG: 0.418	0-0 4-3	0-0 1-3			0-0 L7		0-0 4-3	4-0 BB	4 0 0 0 1 0 2													
Dave Kingman, R (1, 7) OBP: 0.273, SLG: 0.408	0-0 E 1B				0-0 F9	0-0 1-H 2B	0-0 5-3	0-3 K	5 0 2 1 0 1 1													
Dave Winfield, R (1, 9) OBP: 0.349, SLG: 0.510	0-0 E4 1-2			4-0 FC5-4 BB	0-3 K	0-3 K	0-3 K		3 0 0 0 1 2 2													
George Hendrick, R (1, 8) OBP: 0.367, SLG: 0.463	0-0 5-3			0-0 FC5-4 1-2f	0-3 K			0-0 F7	4 0 0 0 0 1 4													
Gene Tenace, R (1, 2) OBP: 0.414, SLG: 0.393		0-0 E5 2B 1B		0-3 K		4-0 BB BB E BB		0-3 K	3 2 0 0 1 2 1													
Tucker Ashford, R (1, 5) OBP: 0.296, SLG: 0.355		0-0 1B 2B		0-0 6-3		4-0 E 1-2 FC1-6 BB		0-0 2B	3 2 2 0 1 0 0													
Mike Champion, R (1, 4) OBP: 0.259, SLG: 0.280		0-0 FC3-6 1B		0-0 5-3		0-0 E1 FC1-6		0-3 K	2 0 1 2 0 0 0													
Gene Richards, L (6, PH) OBP: 0.351, SLG: 0.346		2-H 3-H				1-3 2-H			1 0 0 0 0 0 1													
Pat Scanlon, L (6, 4) OBP: 0.292, SLG: 0.233		0-0 FC3-6 1B		0-0 5-3		0-0 FC1-6			1 0 0 0 0 1 1													
Randy Jones, R (1, 1) OBP: 0.214, SLG: 0.192		0-0 FC3-6		0-0 5-3		0-0 FC1-6		0-3 K	2 0 0 0 0 0 1													
Tom Griffin, R (4, 1) OBP: 0.154, SLG: 0.395						1-2f 3-H			0 0 0 0 0 0 0													
Jerry Turner, L (6, PH) OBP: 0.330, SLG: 0.416									1 0 0 1 0 0 1													
Rick Sawyer, R (6, 1) OBP: 0.320, SLG: 0.150									0 0 0 0 0 0 0													
Merv Rettenmund, R (9, PH) OBP: 0.437, SLG: 0.515									1 0 0 0 0 1 0													
Inning Stats	R: 0 E: 1 K: 0 S: 5	H: 1 LOB: 2 BB: 0 P: 5	R: 2 E: 1 K: 0 S: 6	H: 3 LOB: 1 BB: 0 P: 6	R: 0 E: 0 K: 1 S: 5	H: 0 LOB: 1 BB: 1 P: 9	R: 0 E: 0 K: 0 S: 3	H: 0 LOB: 0 BB: 0 P: 3	R: 1 E: 0 K: 2 S: 9	H: 2 LOB: 1 BB: 0 P: 9	R: 2 E: 1 K: 0 S: 3	H: 0 LOB: 0 BB: 2 P: 11	R: 0 E: 0 K: 1 S: 5	H: 0 LOB: 0 BB: 0 P: 5	R: 0 E: 0 K: 2 S: 8	H: 1 LOB: 1 BB: 0 P: 8	R: 0 E: 0 K: 2 S: 7	H: 0 LOB: 1 BB: 1 P: 11	1B: 4 2B: 3 3B: 0 HR: 0	SF: 0 SAC: 0 DP: 1 HBP: 0	WP: 0 PB: 0 SB: 0 CS: 1	PA: 39
PITCHER	IP WLS BF H R ER SO BB IBB HBP BLK WP HR S P ERA WHIP																					
Bill Bonham, R (1, 1) ERA: 4.13	5.0 W 24 6 4 3 3 2 0 0 0 0 0 0 28 36 5.40 1.600																					
Paul Reuschel, R (6, 1) ERA: 3.91	4.0 S 15 1 1 0 5 2 0 0 0 0 0 0 23 31 0.00 0.750																					

San Diego Padres @ Chicago Cubs
 Wrigley Field, Chicago, IL
 Sat Aug 06 1977, 3:33 AM CDT
 Att. 21,146 - Cloudy - 72 F

livebaseballscorecards.com

AB	35
R	5
H	7
RBI	4
BB	4
SO	8
LOB	15



Batter	1	2	3	4	5	6	7	8	9
Ivan De Jesus, R (1, 6) Mick Kelleher, R (7, 6) OBP: 0.304, SLG: 0.318 OBP: 0.273, SLG: 0.307	0-0 2-3		0-0 FC6 1B	4-0 1B 2B IBB	1-0 HBP		0-3 K		
Larry Bittner, L (1, 7) OBP: 0.343, SLG: 0.419	0-0 6-3		0-0 FC6 2B	0-0 SF7	0-0 F7		4-0 BB		
Bill Buckner, L (1, 3) OBP: 0.315, SLG: 0.442	0-0 2B 1B		0-0 SF8	0-0 2B 1B	0-0 G3		0-0 4-3		
Jerry Morales, R (1, 8) OBP: 0.386, SLG: 0.501	0-0 2B		0-0 2B	0-0 1B 2B		0-0 F7		0-0 F2	
Bobby Murcer, L (1, 9) OBP: 0.364, SLG: 0.458	0-0 G3		0-0 F9	0-0 1B 1B		0-0 HR		0-3 K	
Steve Ontiveros, S (1, 5)		0-0 5-3				4-0 BB		0-0 F9	
Manny Trillo, R (1, 4) OBP: 0.338, SLG: 0.400		0-0 P4				0-3 K			
George Mitterwald, R (1, 2) OBP: 0.317, SLG: 0.413		0-3 K				0-0 5-3			
Bill Bonham, R (1, 1) Paul Reuschel, R (6, 1) OBP: 0.231, SLG: 0.255			4-0 FC6 1B SF8 BB	0-0 SH2-4	0-0 HBP 1B		0-0 P4		

Inning Stats	R: 1	H: 2	E: 0	K: 0	S: 5	R: 0	H: 0	E: 0	K: 1	S: 5	R: 2	H: 2	E: 0	K: 0	S: 5	R: 6	H: 7	E: 0	K: 0	S: 10	R: 0	H: 1	E: 0	K: 1	S: 6	R: 1	H: 1	E: 0	K: 1	S: 6	R: 0	H: 0	E: 0	K: 1	S: 5	R: 0	H: 0	E: 0	K: 1	S: 5
	LOB: 1	BB: 0	P: 5	LOB: 0	BB: 0	P: 5	LOB: 1	BB: 1	P: 9	LOB: 2	BB: 1	P: 14	LOB: 2	BB: 0	P: 7	LOB: 1	BB: 1	P: 10	LOB: 1	BB: 1	P: 9	LOB: 0	BB: 0	P: 5	LOB: 0	BB: 0	P: 5	LOB: 0	BB: 0	P: 5	LOB: 0	BB: 0	P: 5	LOB: 0	BB: 0	P: 5	LOB: 0	BB: 0	P: 5	

PITCHER	IP	WLS	BF	H	R	ER	SO	BB	IBB	HBP	BLK	WP	HR	S	P	ERA	WHIP
Randy Jones, L (1, 1) ERA: 5.34	3.2	L	21	8	8	8	1	1	1	0	0	0	0	21	29	19.64	2.455
Tom Griffin, R (4, 1) ERA: 4.9	1.1		9	4	1	1	1	0	0	1	0	0	0	10	11	6.75	3.000
Rick Sawyer, R (6, 1) ERA: 5.49	3.0		12	1	1	1	3	2	0	0	0	0	1	16	24	3.00	1.000

BOTTOM

AB	R	H	RBI	BB	SO	LOB
2	1	1	0	1	0	0
1	0	0	0	0	1	0
3	1	0	1	1	0	4
4	2	2	2	0	0	3
5	1	3	4	0	0	0
5	1	2	2	0	1	2
4	1	2	0	1	0	0
4	1	1	0	0	1	3
4	1	1	1	0	2	1
1	1	1	0	1	0	0
1	0	0	0	0	0	0

San Diego Padres @ Chicago Cubs
Wrigley Field, Chicago, IL

Sat Aug 06 1977, 3:33 AM CDT
Att: 21,146 - Cloudy - 72 F

AB	34
R	10
H	13
RBI	10
BB	4
SO	5
LOB	13



WP	HR	S	P	ERA	WHIP
0	0	0	42		
0	0	0			
0	0	0			
0	0	0			
0	0	0			

Batter	1	2	3	4	5	6	7	8	9	AB	R	H	RBI	BB	SO	LOB	TOP										
Bill Almon, R OBP: 0.303, SLG: 0.326 (1, 6) X	0-0 E6		0-0 1B 2-H		0-0 FC1-6 1B	0-0 E9 2-H 1B		0-0 F8		5	0	3	2	0	0	0											
Mike Ivie, R OBP: 0.344, SLG: 0.416 (1, 3) X	0-0 1-3		0-0 G5-4-3 1B		0-0 FC1-6 HR 1-2f	4-0 BB		0-3 K		4	1	1	0	1	1	2											
Dave Kingman, R OBP: 0.274, SLG: 0.417 Gene Richards, L OBP: 0.351, SLG: 0.346 (1, 7) X (8, PR) (8, 7)	0-0 5-3		0-0 G5-4-3 1-2f		0-0 HR 1-H	0-3 K		0-0 1B		5	1	2	2	0	1	5											
Dave Winfield, R OBP: 0.346, SLG: 0.505 (1, 9) X	0-0 5-3				0-0 4-3			0-0 G3		5	0	0	0	0	1	2											
George Hendrick, R OBP: 0.367, SLG: 0.462 (1, 8) X					0-0 HR 1B			0-0 F8		5	2	2	0	0	0	0											
Gene Tenace, R OBP: 0.416, SLG: 0.408 (1, 2) X					0-0 HR 1-H			0-0 1B 2B		5	2	3	2	0	1	0											
Tucker Ashford, R OBP: 0.293, SLG: 0.349 (1, 5) X					0-3 K			0-0 B5 1-2 3-H		5	0	1	1	0	1	2											
Mike Champion, R OBP: 0.266, SLG: 0.285 (1, 4) X					0-0 SH2-4 1B			0-0 SH5-4 E 2-H		4	2	3	1	1	0	1											
Bob Owchinko, L OBP: 0.233, SLG: 0.115 Dave Tomlin, L OBP: 0.333, SLG: 0.333 Dan Spillner, R OBP: 0.313, SLG: 0.083 (1, 1) X (7, 1) (7, 1)					0-0 SH2-4 1-2			0-0 SH5-4 K		2	0	0	0	0	1	3											
					0-0 FC4-6 1B			0-3 K		0	0	0	0	0	0	0											
										0	0	0	0	0	0	0											
										0	0	0	0	0	0	0											
Inning Stats	R: 0 E: 1 K: 0 S: 4	H: 0 LOB: 1 BB: 0 P: 4	R: 0 E: 0 K: 0 S: 6	H: 0 LOB: 0 BB: 0 P: 8	R: 1 E: 0 K: 0 S: 5	H: 3 LOB: 1 BB: 0 P: 5	R: 2 E: 0 K: 2 S: 10	H: 3 LOB: 1 BB: 0 P: 10	R: 2 E: 0 K: 0 S: 5	H: 2 LOB: 0 BB: 0 P: 5	R: 2 E: 1 K: 1 S: 9	H: 3 LOB: 2 BB: 1 P: 13	R: 1 E: 0 K: 1 S: 7	H: 2 LOB: 2 BB: 1 P: 11	R: 0 E: 0 K: 1 S: 6	H: 1 LOB: 1 BB: 0 P: 6	R: 0 E: 0 K: 1 S: 6	H: 1 LOB: 1 BB: 0 P: 6	1B: 12 2B: 1 3B: 0 HR: 2	SF: 0 SAC: 2 DP: 1 HBP: 0	WP: 1 PB: 0 SB: 0 CS: 0	PA: 44					
PITCHER	IP	WLS	BF	H	R	ER	SO	BB	IBB	HBP	BLK	WP	HR	S	P	ERA	WHIP										
Mike Krukow, R ERA: 4.64 (1, 1)	5.0	L	23	8	5	5	2	0	0	0	0	0	2	30	32	9.00	1.600										
Pete Broberg, R ERA: 5.94 (6, 1)	1.0		7	3	2	2	1	1	0	0	0	0	0	9	13	18.00	4.000										
Dave Giusti, R ERA: 3.03 (7, 1)	2.0		10	3	1	1	2	0	1	0	0	1	0	13	17	4.50	1.500										
Willie Hernandez, L ERA: 2.59 (9, 1)	1.0		4	1	0	0	1	0	0	0	0	0	0	6	6	0.00	1.000										

San Diego Padres @ Chicago Cubs
Wrigley Field, Chicago, IL
Sun Aug 07 1977, 3:33 AM CDT
Overcast - 77 F

livebaseballscorecards.com

AB	40
R	8
H	15
RBI	8
BB	2
SO	6
LOB	15



BOTTOM

San Diego Padres @ Chicago Cubs
Wrigley Field, Chicago, IL
Sun Aug 07 1977, 3:33 AM CDT
Overcast - 77 F

livebaseballscorecards.com

AB 37
R 6
H 11
RBI 6
BB 3
SO 8
LOB 13



WP: 0 PA: 40
PB: 1
SB: 0
CS: 0

AB R H RBI BB SO LOB

5 2 3 1 0 2 0

5 0 1 1 0 1 2

5 1 3 1 0 0 1

4 1 1 0 1 1 3

3 1 1 3 1 0 2

3 0 0 0 1 0 3

4 0 0 0 0 3 1

3 0 0 0 0 1 0

1 0 1 0 0 0 0

0 0 0 0 0 0 0

0 0 0 0 0 0 0

1 0 0 0 0 0 1

0 0 0 0 0 0 0

1B: 6 SF: 0
2B: 3 SAC: 0
3B: 0 DP: 1
HR: 2 HBP: 0

1B: 6 SF: 0
2B: 3 SAC: 0
3B: 0 DP: 1
HR: 2 HBP: 0

1B: 6 SF: 0
2B: 3 SAC: 0
3B: 0 DP: 1
HR: 2 HBP: 0

1B: 6 SF: 0
2B: 3 SAC: 0
3B: 0 DP: 1
HR: 2 HBP: 0

Batter	1	2	3	4	5	6	7	8	9
Ivan De Jesus, R OBP: 0.307, SLG: 0.328 (1, 6)	0-0 4-3 HR 2B	0-3 K		0-0 1-H 2B			0-0 1B 2B		0-3 K
Gene Clines, R OBP: 0.388, SLG: 0.443 (1, 7)	0-3 K		0-0 L9	0-0 L5-3			0-0 G4-6-3 1B 2-H 1B		0-0 L9
Bill Buckner, L OBP: 0.321, SLG: 0.460 (1, 3)	0-0 4-3 2-3		0-0 6-3			0-0 1B	0-0 G4-6-3 1-2 1B		0-0 HR
Jerry Morales, R OBP: 0.386, SLG: 0.499 (1, 8)	4-0 HR BB		0-0 PB 1B		1-3 K		0-0 G4-6-3 1-2f 2-3		1-2 F2
Bobby Murcer, L OBP: 0.365, SLG: 0.465 (1, 9)	1-2 1-H 3-H HR		4-0 1-2 BB		0-0 F8		0-0 P6		
Steve Ontiveros, S OBP: 0.400, SLG: 0.434 (1, 5)	4-0 BB		0-0 L3		0-0 L7			0-0 F5	
George Mitterwald, R OBP: 0.312, SLG: 0.407 (1, 2)	0-3 K			0-0 6-3		3-3 K		0-3 K	
Mick Kelleher, R OBP: 0.263, SLG: 0.295 (1, 4)		0-0 L1		0-0 5-3		0-3 K		1-2 FC6-4 1B	
Greg Gross, L OBP: 0.351, SLG: 0.366 (8, PH)									
Manny Trillo, R OBP: 0.338, SLG: 0.400 (9, 4)									
Mike Krukow, R OBP: 0.179, SLG: 0.205 (6, 1)		0-0 L7		0-0 2B 1B		0-0 4-3		2-2 FC6-4 1-2f	
Pete Broberg, R OBP: 0.311, SLG: 0.275 (7, 1)									
Dave Rosello, R OBP: 0.311, SLG: 0.275 (7, 1)									
Dave Giusti, R OBP: 0.342, SLG: 0.418 (8, PH)									
Larry Bittner, L OBP: 0.100, SLG: 0.100 (9, 1)									
Willie Hernandez, L OBP: 0.100, SLG: 0.100 (9, 1)									

Inning Stats	R: 3	H: 2	E: 0	K: 2	S: 12	LOB: 1	BB: 2	P: 21
	R: 0	H: 0	E: 0	K: 1	S: 5	LOB: 0	BB: 0	P: 5
	R: 0	H: 1	E: 0	K: 0	S: 4	LOB: 2	BB: 1	P: 8
	R: 1	H: 2	E: 0	K: 0	S: 5	LOB: 1	BB: 0	P: 5
	R: 0	H: 1	E: 0	K: 1	S: 7	LOB: 1	BB: 0	P: 8
	R: 0	H: 0	E: 0	K: 2	S: 9	LOB: 0	BB: 0	P: 12
	R: 1	H: 3	E: 0	K: 0	S: 5	LOB: 1	BB: 0	P: 5
	R: 0	H: 1	E: 0	K: 1	S: 12	LOB: 1	BB: 0	P: 15
	R: 1	H: 1	E: 0	K: 1	S: 9	LOB: 0	BB: 0	P: 10

PITCHER	IP	WLS	BF	H	R	ER	SO	BB	IBB	HBP	BLK	WP	HR	S	P	ERA	WHIP
Bob Owchinko, L ERA: 4.79 (1, 1)	6.0	W	29	8	5	5	6	3	0	0	0	0	1	44	61	7.50	1.833
Dave Tomlin, L ERA: 3.6 (7, 1)	0.0		1	1	0	0	0	0	0	0	0	0	0	1	1	∞	∞
Dan Spillner, R ERA: 3.35 (7, 1)	3.0	S	10	2	1	1	2	0	0	0	0	0	1	23	27	3.00	0.667

Batter	1	2	3	4	5	6	7	8	9	AB R H RBI BB SO LOB	TOP
Gene Richards, L (1, 8) OBP: 0.352, SLG: 0.355	4-0 CS BB		0-0 1-3		0-0 5-3			0-0 HR		3 1 1 1 1 0 1	
Bill Almon, R (1, 6) OBP: 0.302, SLG: 0.325 Tom Griffin, R (3, 1) OBP: 0.154, SLG: 0.395 Merv Rettenmund, R (6, PH) OBP: 0.433, SLG: 0.510 Dave Tomlin, R (6, 1) OBP: 0.333, SLG: 0.333 Gary Sutherland, R (8, PH) OBP: 0.333, SLG: 0.350 Rick Sawyer, R (8, 1) OBP: 0.320, SLG: 0.150	0-0 P4 1-2		0-0 F9		0-3 K			0-0 HR 1B		2 0 0 0 0 0 1 0 0 0 0 0 0 0 1 0 0 0 0 0 1 0 0 0 0 0 0 0 1 1 1 0 0 0 0 0 0 0 0 0 0 0	
Jerry Turner, L (1, 7) OBP: 0.328, SLG: 0.429	2-2 4-3			0-0 4-3		0-0 F8		0-0 HR		4 1 1 2 0 0 0	
Dave Kingman, R (1, 3) OBP: 0.276, SLG: 0.417 Mike Ivie, R (2, 3) OBP: 0.342, SLG: 0.413		1-0 FC6-4 HBP		0-0 F8		0-3 K		0-0 6-3		0 0 0 0 0 0 0 3 0 0 0 0 1 0	
George Hendrick, R (1, 9) OBP: 0.366, SLG: 0.459		0-0 FC6-4 1-2f		0-0 F5			2-2 4-3	4-0 BB		3 0 0 0 1 0 1	
Tucker Ashford, R (1, 5) OBP: 0.292, SLG: 0.346		0-0 FC6-4 1-2f			0-0 FC3-6 1B		0-0 F8	0-0 L7		4 0 1 0 0 0 2	
Mike Champion, R (1, 4) OBP: 0.269, SLG: 0.287		0-0 1B			0-0 FC3-6 1B		0-0 1B		0-0 L8	4 1 2 0 0 0 1	
Dave Roberts, R (1, 2) OBP: 0.270, SLG: 0.340		0-0 F9			0-0 F9		0-0 F4		0-3 K	4 0 0 0 0 1 4	
Bob Shirley, R (1, 1) OBP: 0.140, SLG: 0.125 Pat Scanlon, L (3, PH) OBP: 0.288, SLG: 0.234			0-3 K		0-0 1B			0-0 5-3	0-3 K	0 0 0 0 0 0 0 4 0 1 1 0 2 0	
Inning Stats	R: 0 H: 0 E: 0 LOB: 0 K: 0 BB: 1 S: 6 P: 12	R: 0 H: 1 E: 0 LOB: 2 K: 0 BB: 0 S: 4 P: 5	R: 0 H: 0 E: 0 LOB: 0 K: 1 BB: 0 S: 5 P: 5	R: 0 H: 0 E: 0 LOB: 0 K: 0 BB: 0 S: 3 P: 3	R: 1 H: 2 E: 1 LOB: 1 K: 0 BB: 0 S: 5 P: 5	R: 0 H: 0 E: 0 LOB: 0 K: 2 BB: 0 S: 7 P: 7	R: 0 H: 1 E: 0 LOB: 1 K: 0 BB: 0 S: 7 P: 9	R: 3 H: 3 E: 0 LOB: 1 K: 0 BB: 1 S: 6 P: 10	R: 0 H: 0 E: 0 LOB: 0 K: 2 BB: 0 S: 7 P: 7	1B: 5 SF: 0 2B: 0 SAC: 0 3B: 0 DP: 0 HR: 2 HBP: 1	WP: 0 PA: 36 PB: 0 SB: 0 CS: 1
PITCHER	IP WLS BF H R ER SO BB IBB HBP BLK WP HR S P ERA WHIP										
Steve Renko, R (1, 1) ERA: 4.67	7.1 W 30 7 4 3 3 1 0 1 0 0 2 41 50 3.68 1.091										
Dave Giusti, R (8, 1) ERA: 2.95	1.2 6 0 0 0 2 1 0 0 0 0 0 9 13 0.00 0.600										

San Diego Padres @ Chicago Cubs
Wrigley Field, Chicago, IL
Sun Aug 07 1977, 3:38 AM CDT
Att. 30,099 - Overcast - 77 F

livebaseballscorecards.com

AB	33
R	4
H	7
RBI	4
BB	2
SO	5
LOB	10



San Diego Padres @ Montreal Expos
 Olympic Stadium, Montreal, QB
 Mon Aug 08 1977, 7:05 PM EDT
 Att: 22,613 - Unknown

Batter	1	2	3	4	5	6	7	8	9	AB R H RBI BB SO LOB	TOP
Gene Richards, L OBP: 0.353, SLG: 0.354 (1, 9) (7, 7)	0-3 		0-0 F4 			0-0 E9 F8 1B 	4-0 1B SH1-4 1-2 BB 		0-3 K 	4 0 1 0 1 2 1	
Bill Almon, R OBP: 0.301, SLG: 0.324 (1, 6) X	0-0 		0-3 K 			0-0 F8 2-3 	0-0 SH1-4 1-2 2-3 		0-0 4-3 	4 0 1 0 0 1 2	
Jerry Turner, L OBP: 0.327, SLG: 0.422 (1, 7) X	0-0 F5 			0-0 4-3 		4-0 FC6-4 BB 	0-3 K 		0-3 K 	3 0 0 0 1 1 3 0 0 0 0 0 0 0 0 0 0 0 0 0 0 1 0 0 0 0 1 0	
Bob Shirley, R OBP: 0.140, SLG: 0.125 (7, 1) X											
Dan Spillner, R OBP: 0.313, SLG: 0.083 (8, 1) X											
Pat Scanlon, L OBP: 0.283, SLG: 0.229 (9, PH) X											
Mike Ivie, R OBP: 0.341, SLG: 0.411 (1, 3) X	0-0 F7 			0-0 F7 		0-0 FC6-4 1-2f 	0-0 			4 0 1 1 0 0 3	
George Hendrick, R OBP: 0.368, SLG: 0.466 (1, 8) X		0-3 K 		0-0 3-1 						3 1 1 1 1 1 0	
Gene Tenace, R OBP: 0.415, SLG: 0.404 (1, 2) X		0-0 F6 				0-0 F8 				3 1 0 0 1 1 3	
Mike Champion, R OBP: 0.269, SLG: 0.287 (1, 4) X		0-0 F8 				0-0 1-3 				4 1 1 0 0 0 0	
Tucker Ashford, R OBP: 0.297, SLG: 0.365 (1, 5) X			0-0 			0-0 F8 				4 1 2 1 0 0 0	
Dave Wehrmeister, R OBP: 0.222, SLG: 0.333 (1, 1) X			0-3 K 			0-0 5-3 				2 0 0 0 0 1 1	
Dave Winfield, R OBP: 0.346, SLG: 0.505 (7, PH) (7, 9) X							0-0 SH1-4 BB 1B 		0-0 F8 	2 1 1 2 0 0 0	

Inning Stats	R: 0	H: 1	E: 0	LOB: 1	K: 1	BB: 0	S: 6	P: 6	R: 0	H: 0	E: 0	LOB: 0	K: 1	BB: 0	S: 5	P: 5	R: 0	H: 1	E: 0	LOB: 1	K: 2	BB: 0	S: 8	P: 8	R: 0	H: 0	E: 0	LOB: 0	K: 0	BB: 0	S: 3	P: 3	R: 0	H: 0	E: 0	LOB: 0	K: 0	BB: 0	S: 3	P: 3	R: 0	H: 1	E: 1	LOB: 2	K: 0	BB: 1	S: 4	P: 8	R: 5	H: 5	E: 0	LOB: 3	K: 2	BB: 3	S: 12	P: 24	R: 0	H: 0	E: 0	LOB: 0	K: 0	BB: 0	S: 3	P: 3	R: 0	H: 0	E: 0	LOB: 0	K: 2	BB: 0	S: 7	P: 7	1B: 5	SF: 0	2B: 2	SAC: 1	3B: 0	DP: 0	HR: 1	HBP: 0	WP: 0	PA: 39	PB: 0	SB: 0	CS: 0
--------------	------	------	------	--------	------	-------	------	------	------	------	------	--------	------	-------	------	------	------	------	------	--------	------	-------	------	------	------	------	------	--------	------	-------	------	------	------	------	------	--------	------	-------	------	------	------	------	------	--------	------	-------	------	------	------	------	------	--------	------	-------	-------	-------	------	------	------	--------	------	-------	------	------	------	------	------	--------	------	-------	------	------	-------	-------	-------	--------	-------	-------	-------	--------	-------	--------	-------	-------	-------

PITCHER	IP	WLS	BF	H	R	ER	SO	BB	IBB	HBP	BLK	WP	HR	S	P	ERA	WHIP
Stan Bahnsen, R ERA: 5.38 (1, 1)	6.0		26	6	4	4	4	2	0	0	0	0	1	32	40	6.00	1.333
Don Stanhouse, R ERA: 4.18 (7, 1)	2.0	W	10	2	1	1	2	1	1	0	0	0	0	12	20	4.50	1.500
Joe Kerrigan, R ERA: 3.01 (9, 1)	1.0	S	3	0	0	0	2	0	0	0	0	0	0	7	7	0.00	0.000

AB	34
R	5
H	8
RBI	5
BB	4
SO	8
LOB	13



livebaseballscorecards.com

Batter	1	2	3	4	5	6	7	8	9
Dave Cash, R OBP: 0.343, SLG: 0.357 (1, 4)	0-0 2B	4-0 BB		0-0 5-3		0-0 1B		4-0 BB 1B	
Warren Cromartie, L OBP: 0.327, SLG: 0.412 (1, 7)	0-0 F8	0-0 F7			4-0 HR BB	0-0 G6-4-3		0-0 BB 1B	
Ellis Valentine, R OBP: 0.349, SLG: 0.523 (1, 9)	0-0 6-3		0-0 5-3		0-0 HR	0-0 P3		4-0 BB	
Tony Perez, R OBP: 0.356, SLG: 0.433 (1, 3)	0-0 F5		4-0 BB BB		4-0 BB BB SF8 BB		0-0 6-3	0-0 F9	
Andre Dawson, R OBP: 0.329, SLG: 0.483 (1, 8)		0-0 L8	0-0 F7		0-3 K		0-0 1-3		
Gary Carter, R OBP: 0.340, SLG: 0.477 (1, 2)		0-0 F2	4-0 BB BB		4-0 WP BB BB		0-0 6-3		
Wayne Garrett, L OBP: 0.376, SLG: 0.353 (1, 5)		0-0 E 2B 1B	0-0 F7		4-0 BB BB		0-0 6-3		
Larry Parrish, R OBP: 0.316, SLG: 0.391 (8, PH) (9, 5)			0-0 F7		1-2 BB	1-2 BB		0-0 6-3	
Chris Speier, R OBP: 0.317, SLG: 0.331 (1, 6)		0-0 E5 2B		0-3 K	0-0 SF8		4-0 BB BB	4-0 BLK 1B BB	
Stan Bahnsen, R OBP: 0.156, SLG: 0.167 (1, 1)		0-0 2B		0-0 L8	0-3 K		0-0 F9		
Don Stanhouse, R OBP: 0.231, SLG: 0.289 (7, 1)									
Jose Morales, R OBP: 0.236, SLG: 0.320 (8, PH)									
Joe Kerrigan, R (9, 1)		1-H 2-H				2-3			

Inning Stats	R: 0	H: 1	E: 0	LOB: 1	K: 0	BB: 0	S: 4	P: 4
	R: 2	H: 2	E: 1	LOB: 2	K: 0	BB: 1	S: 6	P: 10
	R: 0	H: 0	E: 0	LOB: 2	K: 0	BB: 2	S: 3	P: 11
	R: 0	H: 0	E: 0	LOB: 0	K: 1	BB: 0	S: 5	P: 5
	R: 3	H: 1	E: 0	LOB: 2	K: 2	BB: 4	S: 8	P: 24
	R: 0	H: 1	E: 0	LOB: 0	K: 0	BB: 0	S: 3	P: 3
	R: 0	H: 0	E: 0	LOB: 0	K: 0	BB: 0	S: 3	P: 3
	R: 1	H: 1	E: 0	LOB: 3	K: 0	BB: 3	S: 4	P: 16

PITCHER	IP	WLS	BF	H	R	ER	SO	BB	IBB	HBP	BLK	WP	HR	S	P	ERA	WHIP
Dave Wehrmeister, R ERA: 4.5 (1, 1)	6.0		30	5	5	3	3	7	0	0	0	1	1	29	57	4.50	2.000
Bob Shirley, L ERA: 4.16 (7, 1)	1.2	L	8	1	1	1	0	1	1	0	1	0	0	6	14	5.40	1.200
Dan Spillner, R ERA: 3.34 (8, 1)	0.1		2	0	0	0	0	1	0	0	0	0	0	1	5	0.00	3.000

BOTTOM

San Diego Padres @ Montreal Expos
Olympic Stadium, Montreal, QB
Mon Aug 08 1977, 7:05 PM EDT
Att. 22,613 - Unknown

AB	R	H	RBI	BB	SO	LOB
3	0	2	0	2	0	0
4	1	1	1	1	0	4
4	1	1	2	1	0	1
3	1	0	0	2	0	4
4	0	0	0	0	1	2
2	0	0	0	2	0	0
2	1	1	0	1	0	2
1	0	0	0	0	0	0
2	2	0	1	1	1	1
3	0	1	2	0	1	2
0	0	0	0	0	0	0
1	0	0	0	0	0	1
0	0	0	0	0	0	0

AB	29
R	6
H	6
RBI	6
BB	10
SO	3
LOB	17

WP: 1 PA: 40
PB: 0
SB: 0
CS: 0



1B	2B	3B	HR	SF	SAC	DP	HBP	WP	HR	S	P	ERA	WHIP
3	2	0	1	1	0	1	0	1	1	11			

Batter	1	2	3	4	5	6	7	8	9	AB R H RBI BB SO LOB	TOP
Gene Richards, L (1, 8) OBP: 0.358, SLG: 0.358	0-0 FC6-4 1B		0-0 S E 1B		4-0 SH3-4 BB	0-0 BB BB 1B 1B		0-0 1-3 2		4 2 3 0 1 0 0	San Diego Padres @ Montreal Expos Olympic Stadium, Montreal, QB Tue Aug 09 1977, 3:33 AM EDT Att: 23,907 - Unknown
Bill Almon, R (1, 6) OBP: 0.301, SLG: 0.322	0-0 FC6-4 1B 1-2f		0-0 E6 BB SF8		0-0 SH3-4 1-2	4-0 BB BB 1B BB		0-0 6-3 3		3 2 0 0 1 0 1	
Mike Ivie, R (1, 3) OBP: 0.344, SLG: 0.410	0-0 G1-6-3 1B 1-3		4-0 SF8 BB BB		0-0 P3	4-0 1B BB BB		0-3 K		3 0 1 1 2 1 1	
Dave Winfield, R (1, 9) OBP: 0.351, SLG: 0.506	0-0 G1-6-3 1-2f		4-0 1-2 2-3 BB		4-0 BB	0-0 1-3 2-H 3-H 1B		0-0 4-3 HR 1B		3 1 2 2 2 0 2	
Jerry Turner, L (1, 7) OBP: 0.319, SLG: 0.413		0-0 5-3	0-0 SF8 2-3 3-H		0-0 4-3	0-3 K		0-0 4-3		4 0 0 1 0 1 5	
Merv Rettenmund, R (9, 7) OBP: 0.433, SLG: 0.510								1-2		0 0 0 0 0 0 0	
Gene Tenace, R (1, 2) OBP: 0.415, SLG: 0.422		0-0 5-3	0-3 K			0-0 HR	0-3 K	0-0 2-H HR		5 2 2 3 0 2 2	
Mike Champion, R (1, 4) OBP: 0.268, SLG: 0.284		H 1-0 HBP		0-3 K		0-0 5-3	0-0 L7	0-0 F8		4 0 0 0 0 1 0	
Tucker Ashford, R (1, 5) OBP: 0.289, SLG: 0.355		X 0-0 F9		X 0-0 F4		X 0-0 6-3	X 0-0 5-3			4 0 0 0 0 0 1	
Dave Freisleben, R (1, 1) OBP: 0.214, SLG: 0.222			X 0-0 4-3		X 0-0 4-3	X 0-0 BB BB 1B		X 0-0 6-3		4 1 1 0 0 0 0	
Rollie Fingers, R (8, 1)										0 0 0 0 0 0 0	
Inning Stats	R: 0 E: 0 K: 0 S: 4 H: 2 LOB: 1 BB: 0 P: 4	R: 0 E: 0 K: 0 S: 3 H: 0 LOB: 1 BB: 0 P: 4	R: 2 E: 1 K: 1 S: 7 H: 1 LOB: 2 BB: 2 P: 15	R: 0 E: 0 K: 1 S: 5 H: 0 LOB: 0 BB: 0 P: 5	R: 0 E: 0 K: 0 S: 3 H: 0 LOB: 2 BB: 2 P: 11	R: 4 E: 0 K: 1 S: 9 H: 4 LOB: 2 BB: 2 P: 17	R: 0 E: 0 K: 1 S: 5 H: 0 LOB: 0 BB: 0 P: 5	R: 0 E: 0 K: 0 S: 3 H: 0 LOB: 0 BB: 0 P: 3	R: 2 E: 0 K: 1 S: 7 H: 2 LOB: 0 BB: 0 P: 7	1B: 7 2B: 0 3B: 0 HR: 2 SF: 1 SAC: 1 DP: 1 HBP: 1	WP: 0 PB: 0 SB: 1 CS: 0 PA: 43
PITCHER	IP WLS BF H R ER SO BB IBB HBP BLK WP HR S P ERA WHIP	IP WLS BF H R ER SO BB IBB HBP BLK WP HR S P ERA WHIP	IP WLS BF H R ER SO BB IBB HBP BLK WP HR S P ERA WHIP	IP WLS BF H R ER SO BB IBB HBP BLK WP HR S P ERA WHIP	IP WLS BF H R ER SO BB IBB HBP BLK WP HR S P ERA WHIP	IP WLS BF H R ER SO BB IBB HBP BLK WP HR S P ERA WHIP	IP WLS BF H R ER SO BB IBB HBP BLK WP HR S P ERA WHIP	IP WLS BF H R ER SO BB IBB HBP BLK WP HR S P ERA WHIP	IP WLS BF H R ER SO BB IBB HBP BLK WP HR S P ERA WHIP	IP WLS BF H R ER SO BB IBB HBP BLK WP HR S P ERA WHIP	IP WLS BF H R ER SO BB IBB HBP BLK WP HR S P ERA WHIP
Wayne Twitchell, R (1, 1) ERA: 5.08	5.2 L 29 6 6 4 2 5 0 1 0 0 1 27 48 6.35 1.941										
Fred Holdsworth, R (6, 1) ERA: 4.95	0.0 2 1 0 0 0 0 1 0 0 0 0 0 1 5 ∞ ∞										
Will McEnaney, L (6, 1) ERA: 4.09	1.1 4 0 0 0 2 0 0 0 0 0 0 0 8 8 0.00 0.000										
Bill Atkinson, R (8, 1) ERA: 3.6	2.0 8 2 2 2 1 0 0 0 0 0 0 1 10 10 9.00 1.000										

livebaseballscores.com

AB	34
R	8
H	9
RBI	7
BB	6
SO	5
LOB	12



Batter	1	2	3	4	5	6	7	8	9	AB	R	H	RBI	BB	SO	LOB
Dave Cash, R OBP: 0.343, SLG: 0.355 (1, 4) BBB	4-0 S BB		0-0 6-3 1	0-0 4-3 3			4-0 FC4-6 BB		0-0 F8 1	3	0	0	0	2	0	2
Warren Cromartie, L OBP: 0.323, SLG: 0.407 (1, 7) X	0-0 F7 1-2		0-0 L9 2		0-0 4-3 1		0-0 FC4-6 FC6-4 1-2f		0-3 K 2	5	0	0	0	0	1	3
Ellis Valentine, R OBP: 0.352, SLG: 0.524 (1, 9) X	0-0 F2 2		0-0 E S 1B		0-0 S 1B		0-0 FC6-4 1-2f		0-0 FC6-4 1B 1-2	5	0	3	0	0	0	2
Tony Perez, R OBP: 0.354, SLG: 0.428 (1, 3) SSS	0-3 K 3		4-0 S BB 1-3		0-0 F8 1-2			0-0 F9 1	0-0 FC6-4 1-2f	4	0	0	0	1	1	4
Andre Dawson, R OBP: 0.331, SLG: 0.482 (1, 8) X		0-0 CS 1B	1-0 FC6 HBP 1-2		0-0 F2 3			0-3 K 2		3	0	1	0	0	1	1
Gary Carter, R OBP: 0.342, SLG: 0.494 (1, 2) X		0-0 1-2 HR	0-0 FC6 1-2f			0-0 F8 1		0-0 HR		4	2	2	2	0	0	3
Wayne Garrett, L OBP: 0.379, SLG: 0.358 (1, 5) X		0-0 F7 2		4-0 CS BB		0-0 L3 2		0-0 2B		3	0	1	0	1	0	0
Chris Speier, R OBP: 0.316, SLG: 0.338 (1, 6) X		0-0 HR		0-0 F8 1-2		0-0 5-3 3		0-0 F4 3		4	1	1	1	0	0	2
Wayne Twitchell, R OBP: 0.226, SLG: 0.179 Fred Holdsworth, R Will McEnaney, L Pepe Frias, R OBP: 0.233, SLG: 0.256 Bill Atkinson, L OBP: 0.200, SLG: 0.200 Del Unser, L OBP: 0.341, SLG: 0.452 (1, 1) (6, 1) (6, 1) (7, PH) (8, 1) (9, PH)		0-0 P3 3		0-0 1B			0-3 K 1		4-0 1B BB	2	0	1	0	0	0	0

Inning Stats	R: 0	H: 0	E: 0	K: 1	S: 5	R: 2	H: 3	E: 0	K: 0	S: 5	R: 0	H: 1	E: 0	K: 0	S: 4	R: 0	H: 1	E: 0	K: 0	S: 3	R: 0	H: 0	E: 0	K: 1	S: 5	R: 1	H: 2	E: 0	K: 1	S: 7	R: 0	H: 1	E: 0	K: 1	S: 6	1B: 5	SF: 0	2B: 1	3B: 0	HR: 3	WP: 0	PA: 40
	0	0	0	1	9	0	3	0	1	5	0	1	0	0	9	0	0	0	0	1	7	0	0	0	0	0	1	2	0	1	7	0	1	0	10	5	0	1	0	3	0	40

PITCHER	IP	WLS	BF	H	R	ER	SO	BB	IBB	HBP	BLK	WP	HR	S	P	ERA	WHIP
Dave Freisleben, R ERA: 4.45 (1, 1)	7.2	W	34	8	3	3	3	4	0	1	0	0	3	35	52	3.52	1.565
Rollie Fingers, R ERA: 2.85 (8, 1)	1.1	S	6	1	0	0	1	1	0	0	0	0	0	7	11	0.00	1.500

BOTTOM

San Diego Padres @ Montreal Expos
Olympic Stadium, Montreal, QB
Tue Aug 09 1977, 3:33 AM EDT
Att. 23,907 - Unknown

livebaseballscorecards.com

AB	34
R	3
H	9
RBI	3
BB	5
SO	4
LOB	17



Batter	1	2	3	4	5	6	7	8	9	AB R H RBI BB SO LOB	TOP											
Rowland Office, L (1, 8) OBP: 0.304, SLG: 0.322	0-0 1-3		0-0 E4		0-0 6-3		0-0 F7		0-0 F8	5 0 0 1 0 0 2	<p>Atlanta Braves @ San Diego Padres</p> <p>San Diego Stadium, San Diego, CA</p> <p>Wed Aug 10 1977, 10:05 PM EDT</p> <p>Unknown</p>											
Barry Bonnell, R (1, 5) OBP: 0.385, SLG: 0.357	0-0 1-3		0-0 G3			0-0 4-3 HR	0-0 E		0-0 2B SF8 1B	5 2 3 1 0 0 2												
Willie Montanez, L (1, 3) OBP: 0.344, SLG: 0.490	0-0 4-3		0-0 1-3			0-0 4-3	0-0 E5		0-0 SF8 1B 2B	5 1 1 0 0 0 4												
Jeff Burroughs, R (1, 9) OBP: 0.371, SLG: 0.524		0-0 5-3	0-0 6-3			0-0 HR	4-0 G4-6-3 IBB		0-0 SF8	3 1 1 3 1 0 2												
Gary Matthews, R (1, 7) OBP: 0.358, SLG: 0.437		0-0 5-3		0-0 F7		0-0 6-3	0-0 G4-6-3		4-0 1B BB	4 0 0 0 1 0 3												
Biff Pocoreba, S (1, 2) OBP: 0.395, SLG: 0.431		0-0		4-0		0-0 1B 1B		0-0 4-3	0-0 FC6-4 1B	4 0 3 1 1 0 0												
Jerry Royster, R (9, PR) OBP: 0.280, SLG: 0.268									1-2 3-H	0 0 0 0 0 0 0												
Rod Gilbreath, R (1, 4) OBP: 0.318, SLG: 0.338		0-0 1-3		0-0 G5-4-3		0-0 1B 1B		4-0 G6-3 BB	0-0 FC6-4	3 0 1 0 1 0 2												
Joe Nolan, L (9, PH) OBP: 0.354, SLG: 0.409				1-2f		1-2 1B 1B		1-2f	1-2f	1 0 0 0 0 0 2												
Pat Rockett, R (1, 6) OBP: 0.316, SLG: 0.280			4-0 1B E BB		0-0 F9		0-0 1-2 2-3 1B		0-0 G6-3	3 1 1 0 1 0 1												
Phil Niekro, R (1, 1) OBP: 0.159, SLG: 0.150			0-0 E		0-0 5-3		0-0 1-3		0-0 1B 2B	3 0 1 0 0 0 3												
Dave Campbell, R (7, 1)										0 0 0 0 0 0 0												
Brian Asselstine, L (9, PH) OBP: 0.268, SLG: 0.333			1-3 1B							1 1 1 0 0 0 0												
Inning Stats	R: 0 E: 0 K: 0 S: 3	H: 0 LOB: 0 BB: 0 P: 3	R: 0 E: 0 K: 0 S: 4	H: 1 LOB: 1 BB: 0 P: 4	R: 1 E: 1 K: 0 S: 5	H: 1 LOB: 2 BB: 1 P: 9	R: 0 E: 0 K: 0 S: 2	H: 0 LOB: 0 BB: 1 P: 6	R: 0 E: 0 K: 0 S: 3	H: 0 LOB: 0 BB: 0 P: 3	R: 2 E: 0 K: 0 S: 8	H: 5 LOB: 3 BB: 0 P: 8	R: 0 E: 1 K: 0 S: 4	H: 1 LOB: 2 BB: 1 P: 8	R: 0 E: 0 K: 0 S: 2	H: 0 LOB: 0 BB: 1 P: 6	R: 3 E: 0 K: 0 S: 7	H: 4 LOB: 2 BB: 1 P: 11	1B: 8 2B: 3 3B: 0 HR: 1	SF: 1 SAC: 0 DP: 3 HBP: 0	WP: 0 PB: 0 SB: 0 CS: 0	PA: 43
PITCHER	IP WLS BF H R ER SO BB IBB HBP BLK WP HR S P ERA WHIP																					
Randy Jones, L (1, 1) ERA: 5.31	5.2 W 25 6 3 3 0 2 0 0 0 0 0 1 23 31 4.76 1.412																					
Dan Spillner, R (6, 1) ERA: 3.52	3.0 16 5 3 3 0 2 1 0 0 0 0 0 13 25 9.00 2.333																					
Rollie Fingers, R (9, 1) ERA: 2.84	0.1 S 2 1 0 0 0 0 0 0 0 0 0 0 2 2 0.00 3.000																					

livebaseballscorecards.com

AB	37
R	6
H	12
RBI	6
BB	5
SO	0
LOB	21



Batter	1	2	3	4	5	6	7	8	9
Gene Richards, L (1, 7) OBP: 0.359, SLG: 0.359	0-0 SH2-3 1B	0-3 K		0-0 F7			0-0 1B SH1-4 2B 1B	0-0 F8	
Bill Almon, R (1, 6) OBP: 0.301, SLG: 0.322	0-0 SH2-3 1-2	0-0 F7			0-0 PB S 1B 1B		0-0 SH1-4 1-2	0-0 F4	
Mike Ivie, R (1, 3) OBP: 0.348, SLG: 0.414	0-0 2B 1B		0-0 WP 1B		0-3 K2-3 1-3		0-0 2B 5-3 1B		
Dave Winfield, R (1, 9) OBP: 0.354, SLG: 0.512	0-0 1B 2B		0-3 K		0-0 G6-4-3 1B		0-0 5-3 E 2B		
George Hendrick, R (1, 8) OBP: 0.364, SLG: 0.461	0-3 K		0-3 K		0-0 G6-4-3 1-2f		0-0 5-3		
Mike Champion, R (1, 4) OBP: 0.270, SLG: 0.286	0-0 FC5 1B		0-0 5-3			0-0 F2	0-0 E7 2B 1B		
Tucker Ashford, R (1, 5) OBP: 0.295, SLG: 0.361	4-0 1B BB			0-0 1-3		0-0 4-3	0-0 2B 2B		
Dave Roberts, R (1, 2) OBP: 0.260, SLG: 0.327	0-0 FC5			0-0 F8		0-0 E4		0-0 F9	
Randy Jones, R (1, 1) OBP: 0.233, SLG: 0.214		0-3 K				0-3 K			
Dan Spillner, R (6, 1) OBP: 0.333, SLG: 0.143									
Rollie Fingers, R (9, 1)									

AB	R	H	RBI	BB	SO	LOB
5	2	2	0	0	1	2
3	1	1	0	0	0	1
4	2	3	1	0	1	1
4	2	3	2	0	1	1
4	0	0	1	0	2	5
4	1	2	3	0	0	1
3	0	1	1	1	0	0
4	0	0	0	0	0	2
2	0	1	0	0	1	0
2	0	1	0	0	1	1
0	0	0	0	0	0	0

BOTTOM

Atlanta Braves @ San Diego Padres
San Diego Stadium, San Diego, CA
 Wed Aug 10 1977, 10:05 PM EDT
 Unknown

AB	35
R	8
H	14
RBI	8
BB	1
SO	7
LOB	14



1B: 11	SF: 0	WP: 1	PA: 38
2B: 3	SAC: 2	PB: 2	
3B: 0	DP: 1	SB: 1	
HR: 0	HBP: 0	CS: 0	

Inning Stats		R	H	E	K	S	P	R	H	E	K	S	P	R	H	E	K	S	P	R	H	E	K	S	P	R	H	E	K	S	P																			
R: 3 H: 4 E: 0 K: 1 S: 9		3	4	0	2	13		R: 0 H: 0 E: 0 K: 2 S: 7	0	0	0	7		R: 0 H: 1 E: 0 K: 2 S: 8	1	1	0	0	8		R: 0 H: 1 E: 0 K: 0 S: 4	1	1	0	4		R: 1 H: 2 E: 0 K: 1 S: 6	2	0	0	6		R: 0 H: 0 E: 1 K: 1 S: 6	0	0	1	6		R: 4 H: 5 E: 1 K: 0 S: 7	5	1	0	7		R: 0 H: 1 E: 0 K: 0 S: 4	1	1	0	4	

PITCHER		IP	WLS	BF	H	R	ER	SO	BB	IBB	HBP	BLK	WP	HR	S	P	ERA	WHIP
Phil Niekro, R (1, 1) ERA: 4.23	(1, 1)	6.2	L	33	12	8	7	7	1	0	0	0	1	0	46	50	9.45	1.950
Dave Campbell, R (7, 1) ERA: 4.22	(7, 1)	1.1		5	2	0	0	0	0	0	0	0	0	0	5	5	0.00	1.500

WP	PA	ERA	WHIP
1	38		

Batter	1	2	3	4	5	6	7	8	9	10	11	AB R H RBI BB SO LOB	TOP					
Rowland Office, L (1, 8) OBP: 0.302, SLG: 0.320	F8		K			1B		F7		K		5 0 1 0 0 2 0	<p>Atlanta Braves @ San Diego Padres</p> <p>San Diego Stadium, San Diego, CA</p> <p>Wed Aug 10 1977, 10:05 PM EDT</p> <p>Att. 19,533 - Unknown</p>					
Barry Bonnell, R (1, 5) OBP: 0.377, SLG: 0.349	F9			F8		F3		F7		L5		5 0 0 0 0 0 1						
Willie Montanez, L (1, 3) OBP: 0.342, SLG: 0.485	4-3			F6			K		BB	1B		5 0 1 0 0 1 0						
Jeff Burroughs, R (1, 9) OBP: 0.371, SLG: 0.521		FC3-6		K			F2		BB	BB		3 0 0 0 2 1 0						
Gary Matthews, R (1, 7) OBP: 0.359, SLG: 0.439		FC3-6				G1-6-3		2B		K		3 0 1 0 1 1 3						
Biff Pocaroba, S (1, 2) OBP: 0.384, SLG: 0.426		K		G1-6-3			BB			F4		3 0 0 0 1 1 4						
Jerry Royster, R (1, 4) OBP: 0.277, SLG: 0.265 (8, 6)		F8		5-3			K			F9		4 0 0 0 0 1 5						
Pat Rockett, R (1, 6) OBP: 0.311, SLG: 0.275			F6			6-3				4-3		2 0 0 0 0 0 0						
Joe Nolan, L (8, PH) OBP: 0.367, SLG: 0.489								HR				1 1 1 1 0 0 0						
Rod Gilbreath, R (8, 4) OBP: 0.318, SLG: 0.337												1 0 0 0 0 0 0						
Buzz Capra, R (1, 1) OBP: 0.207, SLG: 0.115			4-3			F3		6-3		6-3		3 0 0 0 0 0 0						
Cito Gaston, R (10, PH) OBP: 0.316, SLG: 0.443												1 0 0 0 0 0 0						
Duane Theiss, R (10, 1)												0 0 0 0 0 0 0						
Inning Stats	R: 0 H: 0 E: 0 K: 0 S: 3	R: 0 H: 0 E: 0 K: 1 S: 5	R: 0 H: 0 E: 0 K: 1 S: 5	R: 0 H: 0 E: 0 K: 1 S: 5	R: 0 H: 0 E: 0 K: 0 S: 2	R: 0 H: 1 E: 0 K: 2 S: 4	R: 0 H: 1 E: 0 K: 2 S: 6	R: 1 H: 1 E: 0 K: 1 S: 4	R: 0 H: 1 E: 0 K: 1 S: 6	R: 0 H: 0 E: 0 K: 1 S: 5	R: 0 H: 0 E: 0 K: 0 S: 3	1B: 2 SF: 0 2B: 1 SAC: 0 3B: 0 DP: 1 HR: 1 HBP: 0	WP: 0 PA: 40 PB: 0 SB: 0 CS: 0					
PITCHER	IP WLS BF H R ER SO BB IBB HBP BLK WP HR S P ERA WHIP																	
Tom Griffin, R (1, 1) ERA: 4.56	8.0		29	3	1	1	5	3	0	0	0	0	0	1	36	48	1.12	0.750
Bob Shirley, L (9, 1) ERA: 4.11	2.0		8	1	0	0	2	1	0	0	0	0	0	0	11	15	0.00	1.000
Rick Sawyer, R (11, 1) ERA: 5.47	1.0	W	3	0	0	0	0	0	0	0	0	0	0	0	3	3	0.00	0.000

livebaseballscorecards.com

AB	36
R	1
H	4
RBI	1
BB	4
SO	7
LOB	13



Batter	1	2	3	4	5	6	7	8	9	10	11	AB R H RBI BB SO LOB
Gene Richards, L (1, 3) OBP: 0.357, SLG: 0.357	0-3 K		0-0 1B		0-3 K			0-0 F2		0-0 FC8-2		5 0 1 0 0 2 3
Bill Almon, R (1, 6) OBP: 0.298, SLG: 0.319	0-0 F7		0-0 4-3			0-0 E6 F9 S 1B		0-0 F8		0-0 1-3		5 1 0 0 0 0 4
Jerry Turner, L (1, 7) OBP: 0.316, SLG: 0.407	0-0 F7			0-0 F2		0-0 F9			0-0 F3		0-0 2B BB 1B	5 1 1 0 0 0 1
Dave Winfield, R (1, 9) OBP: 0.355, SLG: 0.512		4-0 S BB		0-0 6-3		0-3 K			0-0 F3		0-0 BB BB 2B	4 0 1 0 1 1 1
George Hendrick, R (1, 8) OBP: 0.367, SLG: 0.460		0-0 F8 1-2		4-0 E S BB		0-0 CS 1B			0-0 F7		4-0 BB IBB	3 0 1 1 2 0 1
Gene Tenace, R (1, 2) OBP: 0.417, SLG: 0.420		0-3 K		4-0 1-3 BB		0-0 CS 1-2	0-3 K			4-0 SH1-4 FC8-2 BB	4-0 1-2 2-3 3-H BB	2 0 0 1 3 2 1
Mike Champion, R (1, 4) OBP: 0.270, SLG: 0.286		0-0 F3		0-0 1-3		0-0 5-3				0-0 FC8-2 SH1-4 1-2 1B		4 0 1 0 0 0 3
Tucker Ashford, R (1, 5) OBP: 0.296, SLG: 0.356			4-0 CS BB		0-0 F2		0-0 F5			0-0 SH1-4		2 0 0 0 1 0 0
Tom Griffin, R (1, 1) OBP: 0.146, SLG: 0.375			0-3 K		0-0 F2		0-0 F5			4-0 FC8-2 IBB		2 0 0 0 0 2 1
Dave Kingman, R (8, PH) OBP: 0.276, SLG: 0.415			0-3 K		0-3 K			0-0 F4				1 0 0 0 0 0 0
Bob Shirley, R (9, 1) OBP: 0.140, SLG: 0.125												0 0 0 0 0 0 0
Merv Rettenmund, R (10, PH) OBP: 0.438, SLG: 0.510												0 0 0 0 1 0 0
Rick Sawyer, R (11, 1) OBP: 0.320, SLG: 0.150												0 0 0 0 0 0 0

BOTTOM

Atlanta Braves @ San Diego Padres
San Diego Stadium, San Diego, CA
Wed Aug 10 1977, 10:05 PM EDT
Att. 19,533 - Unknown

livebaseballscorecards.com

AB	33
R	2
H	5
RBI	2
BB	8
SO	7
LOB	15



Inning Stats			PITCHER														PITCHER																			
R	H	E	IP	WLS	BF	H	R	ER	SO	BB	IBB	HBP	BLK	WP	HR	S	P	ERA	WHIP	IP	WLS	BF	H	R	ER	SO	BB	IBB	HBP	BLK	WP	HR	S	P	ERA	WHIP
0	0	0	9.0		32	2	1	0	7	4	0	0	0	0	0	42	58	0.00	0.667																	
1	0	1	1.0	L	10	3	1	1	0	2	2	0	0	0	0	6	22	9.00	5.000																	

WP: 0	PA: 43
PB: 0	
SB: 3	
CS: 2	

Batter	1	2	3	4	5	6	7	8	9	AB R H RBI BB SO LOB	TOP				
Barry Bonnell, R OBP: 0.371, SLG: 0.342 (1, 5) (9, 9)	0-0 F9		0-0 5-3			0-0 F2		0-0 6-3		4 0 0 0 0 0 0					
Rowland Office, L OBP: 0.305, SLG: 0.323 (1, 8) SS	0-3 K		0-0 1B			0-0 4-3		0-0 FC5-6 1B		4 0 2 0 0 1 0					
Willie Montanez, L OBP: 0.339, SLG: 0.480 (1, 3) X	0-0 G3		0-0 F8			0-0 4-3		0-0 FC5-6 G6-4-3 1-2f		4 0 0 0 0 0 2					
Jeff Burroughs, R OBP: 0.372, SLG: 0.526 Jerry Royster, R OBP: 0.277, SLG: 0.265 (1, 9) (9, 5)		4-0 BB BB		0-0 5-3		0-0 HR		0-0 G6-4-3 1-2f		3 1 1 1 1 0 1 0 0 0 0 0 0 0					
Gary Matthews, R OBP: 0.357, SLG: 0.435 (1, 7) X	0-0 E4 1-2		0-0 6-3		0-0 6-3		0-0 F9			3 0 0 0 0 0 1					
Vic Correll, R OBP: 0.333, SLG: 0.438 (1, 2) X	0-0 F8		0-0 4-3			4-0 BB BB BB BB		4-0 CS BB		2 0 0 0 1 0 2					
Rod Gilbreath, R OBP: 0.315, SLG: 0.333 (1, 4) SS	0-3 K			0-0 F2		0-0 F8 1-2		0-0 F2		3 0 0 0 0 1 3					
Pat Rockett, R OBP: 0.303, SLG: 0.268 (1, 6) X	0-0 F3			0-3 K		0-3 K		0-0 F2		3 0 0 0 0 1 2					
Preston Hanna, R (1, 1) SS			0-3 K		0-3 K		0-0 F3			3 0 0 0 0 2 0					
Inning Stats	R: 0 E: 0 K: 1 S: 5 H: 0 LOB: 0 BB: 0 P: 5	R: 0 E: 1 K: 1 S: 6 H: 0 LOB: 2 BB: 1 P: 10	R: 0 E: 0 K: 1 S: 6 H: 1 LOB: 1 BB: 0 P: 6	R: 0 E: 0 K: 0 S: 3 H: 0 LOB: 0 BB: 0 P: 3	R: 0 E: 0 K: 2 S: 7 H: 0 LOB: 0 BB: 0 P: 7	R: 0 E: 0 K: 0 S: 3 H: 0 LOB: 0 BB: 0 P: 3	R: 1 E: 0 K: 0 S: 3 H: 1 LOB: 0 BB: 1 P: 7	R: 0 E: 0 K: 0 S: 3 H: 0 LOB: 0 BB: 0 P: 3	R: 0 E: 0 K: 0 S: 3 H: 1 LOB: 0 BB: 0 P: 3	1B: 2 2B: 0 3B: 0 HR: 1 SF: 0 SAC: 0 DP: 1 HBP: 0	WP: 0 PB: 0 SB: 0 CS: 1 PA: 31				
PITCHER Bob Owchinko, L ERA: 4.51 Dave Tomlin, L ERA: 3.73 Rick Sawyer, R ERA: 5.44	IP 8.0 WLS 2 BF 28 H 2 R 1 ER 1 SO 5 BB 2 IBB 0 HBP 0 BLK 0 WP 0 HR 1 S 36 P 44 ERA 1.12 WHIP 0.500	IP 0.1 WLS 0 BF 2 H 1 R 0 ER 0 SO 0 BB 0 IBB 0 HBP 0 BLK 0 WP 0 HR 0 S 2 P 2 ERA 0.00 WHIP 3.000	IP 0.2 WLS W BF 1 H 0 R 0 ER 0 SO 0 BB 0 IBB 0 HBP 0 BLK 0 WP 0 HR 0 S 1 P 1 ERA 0.00 WHIP 0.000	PITCHER IP WLS BF H R ER SO BB IBB HBP BLK WP HR S P ERA WHIP											

Atlanta Braves @ San Diego Padres
San Diego Stadium, San Diego, CA
Thu Aug 11 1977, 10:05 PM EDT
Att. 11,116 - Unknown

livebaseballscorecards.com

AB 29
R 1
H 3
RBI 1
BB 2
SO 5
LOB 11



Batter	1	2	3	4	5	6	7	8	9	AB	R	H	RBI	BB	SO	LOB
Gene Richards, L (1, 3) OBP: 0.361, SLG: 0.364	0-0 5-3 2B		0-0 S 1B			0-0 F8		0-0 S 1B		4	0	3	0	0	0	0
Bill Almon, R (1, 6) OBP: 0.295, SLG: 0.316	0-0 2-3		0-0 5-3 1-2			0-0 L6		0-0 G1 1-2		4	0	0	0	0	0	3
Jerry Turner, L (1, 7) OBP: 0.315, SLG: 0.420	0-0 5-3 2-3			0-0 F7		0-0 1-3			0-0 HR	4	1	1	1	0	0	1
Dave Winfield, R (1, 9) OBP: 0.356, SLG: 0.514	0-0 5-3			0-0 F9			0-0 FC6-4 1B		0-0 SH BB 2B	4	1	2	0	0	0	1
George Hendrick, R (1, 8) OBP: 0.367, SLG: 0.461		0-0 5-3		0-0 2B			0-0 FC6-4 4-3 1-2f		0-0 SH BB IBB 2-3	3	0	1	0	0	0	1
Gene Tenace, R (1, 2) OBP: 0.415, SLG: 0.416		0-0 F8		0-0 F7			0-0 4-3 1-2		4-0 BB IBB 1-2	3	0	0	0	1	0	2
Mike Champion, R (1, 4) OBP: 0.267, SLG: 0.283		0-0 F9			0-0 L1		0-0 F9		0-0 L9	4	0	0	0	0	0	4
Tucker Ashford, R (1, 5) OBP: 0.292, SLG: 0.351			0-0 1-3		0-0 E3 CS			0-0 L7	0-3 K	2	0	0	0	0	0	0
Dave Kingman, R (8, PH) OBP: 0.275, SLG: 0.414										1	0	0	0	0	0	0
Gary Sutherland, R (9, 5) OBP: 0.330, SLG: 0.346										1	0	0	0	0	1	3
Bob Owchinko, L (1, 1) OBP: 0.219, SLG: 0.107			0-0 6-3		0-0 F8 1-2			0-0 4-3	4-0 BB BB BB BB 1-2 2-3 3-H	2	0	0	0	0	0	1
Mike Ivie, R (8, PH) OBP: 0.347, SLG: 0.413										1	0	0	0	0	0	0
Dave Tomlin, L (9, 1) OBP: 0.333, SLG: 0.333										0	0	0	0	0	0	0
Rick Sawyer, R (9, 1) OBP: 0.320, SLG: 0.150										0	0	0	0	0	0	0
Pat Scanlon, L (9, PH) OBP: 0.296, SLG: 0.229										0	0	0	1	1	0	0

Inning Stats	R: 0	H: 1	E: 0	K: 0	S: 4	LOB: 1	BB: 0	P: 4	R: 0	H: 0	E: 0	K: 0	S: 3	LOB: 0	BB: 0	P: 3	R: 0	H: 1	E: 0	K: 0	S: 4	LOB: 1	BB: 0	P: 4	R: 0	H: 0	E: 1	K: 0	S: 3	LOB: 0	BB: 0	P: 3	R: 0	H: 0	E: 0	K: 0	S: 3	LOB: 0	BB: 0	P: 3	R: 0	H: 1	E: 0	K: 0	S: 4	LOB: 1	BB: 0	P: 4	R: 0	H: 1	E: 0	K: 0	S: 4	LOB: 1	BB: 0	P: 4	R: 2	H: 2	E: 1	K: 1	S: 7	LOB: 3	BB: 2	P: 15	1B: 3	SF: 0	2B: 3	SAC: 1	3B: 0	DP: 0	HR: 1	HBP: 0	WP: 0	PA: 36
--------------	------	------	------	------	------	--------	-------	------	------	------	------	------	------	--------	-------	------	------	------	------	------	------	--------	-------	------	------	------	------	------	------	--------	-------	------	------	------	------	------	------	--------	-------	------	------	------	------	------	------	--------	-------	------	------	------	------	------	------	--------	-------	------	------	------	------	------	------	--------	-------	-------	-------	-------	-------	--------	-------	-------	-------	--------	-------	--------

PITCHER	IP	WLS	BF	H	R	ER	SO	BB	IBB	HBP	BLK	WP	HR	S	P	ERA	WHIP	PITCHER	IP	WLS	BF	H	R	ER	SO	BB	IBB	HBP	BLK	WP	HR	S	P	ERA	WHIP																			
Preston Hanna, R (1, 1) ERA: 1.26	8.2	L	36	7	2	1	1	1	1	0	0	0	1	36	44	1.04	0.923																																					

BOTTOM

Atlanta Braves @ San Diego Padres
San Diego Stadium, San Diego, CA

Thu Aug 11 1977, 10:05 PM EDT
Att. 11,116 - Unknown

livebaseballscorecards.com

AB	33
R	2
H	7
RBI	2
BB	2
SO	1
LOB	16



Batter	1	2	3	4	5	6	7	8	9	AB R H RBI BB SO LOB	TOP																			
Terry Puhl, L (1, 7) OBP: 0.330, SLG: 0.323 Wilbur Howard, S (7, PH) OBP: 0.252, SLG: 0.294 (7, 7)	0-0 F7		0-0 1B		0-0 6-3		0-3 K		0-3 K	3 0 1 0 0 0 1 2 0 0 0 0 2 3																				
Enos Cabell, R (1, 5) OBP: 0.304, SLG: 0.423	0-0 6-3		0-0 1-3			0-0 1-3		0-0 L1		4 0 0 0 0 0 1																				
Cesar Cedeno, R (1, 8) OBP: 0.334, SLG: 0.399	0-0 1B			0-0 F9		0-0 HR		0-3 K		4 1 2 1 0 1 0																				
Bob Watson, R (1, 3) OBP: 0.354, SLG: 0.474	0-0 F9			0-0 2B 1B		0-0 F9		0-3 K		4 1 1 0 0 1 1																				
Jose Cruz, L (1, 9) OBP: 0.358, SLG: 0.467		0-0 6-3		0-0 2B 1-H		0-0 CS 1B			0-0 L5	4 0 2 1 0 0 0																				
Joe Ferguson, R (1, 2) OBP: 0.363, SLG: 0.427		0-0 F8		0-3 K		0-0 CS 1-2	0-3 K		0-0 2B 1B	4 1 1 0 0 2 0																				
Art Howe, R (1, 4) OBP: 0.342, SLG: 0.427		0-0 6-3			0-0 F8		4-0 BB BB		0-0 2B 2B	3 1 1 1 1 0 0																				
Roger Metzger, S (1, 6) OBP: 0.265, SLG: 0.253 Ed Herrmann, L (9, PH) OBP: 0.316, SLG: 0.326 Julio Gonzalez, R (9, PR) OBP: 0.293, SLG: 0.329 (9, 6)			0-0 4-3		0-0 SH2-4 1B		4-0 BB BB		0-0 2B 2B	2 0 1 0 1 0 0 1 0 1 1 0 0 0 0 0 0 0 0 0 0																				
Tom Dixon, R (1, 1) Bo McLaughlin, R (5, 1) Ken Boswell, L (7, PH) OBP: 0.297, SLG: 0.259 Gene Pentz, R (7, 1) Art Gardner, L (9, PH) OBP: 0.172, SLG: 0.143 Ken Forsche, R (9, 1) OBP: 0.143, SLG: 0.077			0-0 F8		0-0 SH2-4 1-2		0-3 K		0-3 K	1 0 0 0 0 0 0 0 0 0 0 0 0 0 1 0 0 0 0 1 2 0 0 0 0 0 0 0 1 0 0 0 0 1 1 0 0 0 0 0 0 0																				
Inning Stats	R: 0 E: 0 K: 0 S: 4	H: 1 LOB: 1 BB: 0 P: 4	R: 0 E: 0 K: 0 S: 3	H: 0 LOB: 0 BB: 0 P: 3	R: 0 E: 0 K: 0 S: 4	H: 1 LOB: 1 BB: 0 P: 4	R: 1 E: 0 K: 1 S: 6	H: 2 LOB: 0 BB: 0 P: 6	R: 0 E: 0 K: 0 S: 4	H: 1 LOB: 1 BB: 0 P: 4	R: 1 E: 0 K: 0 S: 4	H: 2 LOB: 0 BB: 0 P: 4	R: 0 E: 0 K: 3 S: 9	H: 0 LOB: 2 BB: 2 P: 17	R: 0 E: 0 K: 2 S: 7	H: 0 LOB: 0 BB: 0 P: 7	R: 2 E: 0 K: 2 S: 10	H: 3 LOB: 1 BB: 0 P: 10	1B: 6 2B: 3 3B: 0 HR: 1	SF: 0 SAC: 1 DP: 0 HBP: 0	WP: 0 PB: 0 SB: 0 CS: 1	PA: 38								
PITCHER	IP WLS BF H R ER SO BB IBB HBP BLK WP HR S P ERA WHIP																													
Dave Wehrmeister, R (1, 1) ERA: 4.32	6.1		26	7	2	2	2	2	2	0	0	0	0	0	1	28	36	2.84	1.421											
Bob Shirley, L (7, 1) ERA: 4.11	2.0		7	1	1	1	4	0	0	0	0	0	0	0	0	15	15	4.50	0.500											
Rollie Fingers, R (9, 1) ERA: 2.91	0.2	W	4	2	1	1	2	0	0	0	0	0	0	0	0	8	8	13.50	3.000											

Houston Astros @ San Diego Padres
San Diego Stadium, San Diego, CA
Fri Aug 12 1977, 10:05 PM EDT
Att. 13,697 - Unknown

livebaseballscorecards.com

AB	34
R	4
H	10
RBI	4
BB	2
SO	8
LOB	9



Batter	1	2	3	4	5	6	7	8	9	AB R H RBI BB SO LOB	TOP											
Terry Puhl, L (1, 7) OBP: 0.333, SLG: 0.320	0-3 K		0-0 1-3 1B	0-0 F8			4-0 2B BB	0-0 4-3		4 0 1 0 1 1 2												
Enos Cabell, R (1, 5) OBP: 0.303, SLG: 0.422 Rob Sperring, R (9, 5) OBP: 0.222, SLG: 0.184	0-0 L4		0-0 F7		0-0 F9		0-0 1B 2B	0-0 6-3	5 1 1 0 0 0 1 0 0 0 0 0 0 0													
Cesar Cedeno, R (1, 8) OBP: 0.333, SLG: 0.397	0-0 F7		0-0 1-3 1-2		0-0 F7		0-0 1B 1B	0-0 6-3	5 1 1 1 0 0 1													
Bob Watson, R (1, 3) OBP: 0.352, SLG: 0.471		0-0 5-3	0-3 K		0-0 F8		0-3 K	0-0 1B	5 0 1 0 0 2 2													
Jose Cruz, L (1, 9) OBP: 0.363, SLG: 0.470		0-0 5-3 1B		4-0 S WP E BB		0-0 1B 2B	4-0 1B IBB	0-0 4-1	3 4 2 0 2 0 1													
Joe Ferguson, R (1, 2) OBP: 0.364, SLG: 0.426	0-0 5-3		0-0 1-2 S BB	4-0 S BB		0-0 E6 L1-6 1B	0-0 1B		3 0 1 2 1 0 2													
Art Howe, R (1, 4) OBP: 0.345, SLG: 0.428	0-0 1B		0-3 K	0-3 K		0-0 1B	0-0 F7		4 0 2 2 0 1 2													
Roger Metzger, S (1, 6) OBP: 0.269, SLG: 0.250	4-0 BB		4-0 BB	4-0 BB		0-0 L1-6		0-0 4-3	2 0 0 0 2 0 2													
Joe Niekro, R (1, 1) OBP: 0.148, SLG: 0.115	0-0 1-3		0-0 F8	0-0 F8		0-0 F8		0-3 K	4 0 0 0 0 1 5													
Inning Stats	R: 0 E: 0 K: 1 S: 5	H: 0 LOB: 0 BB: 0 P: 5	R: 1 E: 0 K: 0 S: 5	H: 2 LOB: 2 BB: 1 P: 9	R: 0 E: 0 K: 1 S: 6	H: 1 LOB: 1 BB: 0 P: 6	R: 1 E: 0 K: 1 S: 5	H: 0 LOB: 2 BB: 3 P: 17	R: 0 E: 0 K: 0 S: 3	H: 0 LOB: 0 BB: 0 P: 3	R: 1 E: 1 K: 0 S: 5	H: 2 LOB: 1 BB: 0 P: 5	R: 3 E: 0 K: 1 S: 7	H: 3 LOB: 1 BB: 2 P: 15	R: 0 E: 0 K: 1 S: 5	H: 0 LOB: 0 BB: 0 P: 5	R: 0 E: 0 K: 0 S: 4	H: 1 LOB: 1 BB: 0 P: 4	1B: 7 2B: 3 3B: 0 HR: 0	SF: 0 SAC: 0 DP: 1 HBP: 0	WP: 1 PB: 0 SB: 5 CS: 0	PA: 41
PITCHER	IP WLS BF H R ER SO BB IBB HBP BLK WP HR S P ERA WHIP																					
Dave Freisleben, R (1, 1) ERA: 4.45	6.0 L 27 5 3 3 3 4 0 0 0 1 0 29 45 4.50 1.500																					
Rick Sawyer, R (7, 1) ERA: 5.65	1.0 7 3 3 3 1 1 1 0 0 0 0 7 15 27.00 4.000																					
Dave Tomlin, L (8, 1) ERA: 3.68	1.0 3 0 0 0 1 0 0 0 0 0 0 5 5 0.00 0.000																					
Dan Spillner, R (9, 1) ERA: 3.48	1.0 4 1 0 0 0 0 0 0 0 0 0 4 4 0.00 1.000																					

Houston Astros @ San Diego Padres
San Diego Stadium, San Diego, CA
Sun Aug 14 1977, 6:33 AM EDT
Att: 13,181 - Unknown

livebaseballscorecards.com

AB	35
R	6
H	9
RBI	5
BB	6
SO	5
LOB	18



Batter	1	2	3	4	5	6	7	8	9	AB R H RBI BB SO LOB
Gene Richards, L (1, 7) OBP: 0.358, SLG: 0.360	0-3 K ①		0-0 PO 1B			0-0 F9 ②		0-0 F7 ②		4 0 1 0 0 1 1
Bill Almon, R (1, 6) OBP: 0.296, SLG: 0.315	0-3 K ②		0-0 PO ③	0-0 F8 ①		0-0 L8 ③		0-0 5-3 ③		4 0 0 0 0 1 1
Mike Ivie, R (1, 3) OBP: 0.344, SLG: 0.408	0-0 5-3 ③			0-0 F8 ②			0-3 K2-3 ①		0-0 5-3 ①	4 0 0 0 0 1 0
Dave Winfield, R (1, 9) OBP: 0.359, SLG: 0.514		0-0 5-3 ①		4-0 BB			0-0 HR 2B		0-0 F9 ②	3 1 1 0 1 0 0
George Hendrick, R (1, 8) OBP: 0.373, SLG: 0.481		0-0 FC5-4 1B		0-0 F8 ③			0-0 HR		0-0 HR	4 2 3 3 0 0 1
Gene Tenace, R (1, 2) OBP: 0.416, SLG: 0.412		0-0 FC5-4 1B			0-0 F7 ①		0-0 5-3 ②		0-0 4-3 ③	4 0 0 0 0 0 1
Mike Champion, R (1, 4) OBP: 0.263, SLG: 0.278		0-3 K			0-0 6-3 ②		0-0 3-1 ③			3 0 0 0 0 1 1
Tucker Ashford, R (1, 5) OBP: 0.286, SLG: 0.342			0-0 F9 ①		0-0 F4 ③			0-3 K2-3 ①		3 0 0 0 0 1 0
Dave Freisleben, R (1, 1) Pat Scanlon, L (6, PH) Rick Sawyer, R (7, 1) Dave Tomlin, L (8, 1) Merv Rettenmund, R (8, PH) Dan Spillner, R (9, 1)			0-0 F9 ②			0-0 4-3 ①		4-0 BB		1 0 0 0 0 0 0 1 0 1 0 0 0 0 0 0 0 0 0

Inning Stats	R: 0 E: 0 K: 2 S: 7	H: 0 LOB: 0 BB: 0 P: 7	R: 0 E: 0 K: 1 S: 6	H: 1 LOB: 1 BB: 0 P: 6	R: 0 E: 0 K: 0 S: 3	H: 1 LOB: 0 BB: 0 P: 3	R: 0 E: 0 K: 0 S: 3	H: 0 LOB: 1 BB: 1 P: 7	R: 0 E: 0 K: 0 S: 3	H: 0 LOB: 0 BB: 0 P: 3	R: 0 E: 0 K: 1 S: 3	H: 0 LOB: 0 BB: 0 P: 3	R: 2 E: 0 K: 1 S: 7	H: 2 LOB: 0 BB: 0 P: 7	R: 0 E: 0 K: 1 S: 5	H: 0 LOB: 1 BB: 1 P: 9	R: 1 E: 0 K: 0 S: 4	H: 1 LOB: 0 BB: 0 P: 4	1B: 2 2B: 1 3B: 0 HR: 2	SF: 0 SAC: 0 DP: 0 HBP: 0	WP: 0 PB: 0 SB: 0 CS: 0	PA: 34	
PITCHER Joe Niekro, R (1, 1) ERA: 2.8	IP 9.0 WLS W BF 33 H 5 R 3 ER 3 SO 5 BB 2 IBB 0 HBP 0 BLK 0 WP 0 HR 2 S 41 P 49 ERA 3.00 WHIP 0.778																						

BOTTOM

Houston Astros @ San Diego Padres
San Diego Stadium, San Diego, CA

Sun Aug 14 1977, 6:33 AM EDT
Att. 13,181 - Unknown

AB	31
R	3
H	5
RBI	3
BB	2
SO	5
LOB	5

livebaseballscorecards.com

Batter	1	2	3	4	5	6	7	8	9	AB R H RBI BB SO LOB	TOP									
Gene Richards, L (1, 7) OBP: 0.359, SLG: 0.362	0-0 3-1		0-0 5-3			0-0 1-2 1B			0-0 G4-3 1B	4 0 2 0 0 0 0	San Diego Padres @ Cincinnati Reds Riverfront Stadium, Cincinnati, OH Mon Aug 15 1977, 7:05 PM EDT Att: 29,729 - Unknown livebaseballscorecards.com									
Bill Almon, R (1, 6) OBP: 0.294, SLG: 0.313 Jerry Turner, L (9, PH) OBP: 0.316, SLG: 0.417	0-3 K			0-0 F7		0-0 F8		0-0 G4-3 1-2f	3 0 0 0 0 1 2 1 0 0 0 0 0 1											
Mike Ivie, R (1, 3) OBP: 0.343, SLG: 0.409	0-0 F9			0-0 P6		0-0 P6		0-0 2B	4 0 1 0 0 0 2											
Dave Winfield, R (1, 9) OBP: 0.356, SLG: 0.510		0-0 F7		0-0 P4			0-3 K	0-0 6-3	4 0 0 0 0 1 1											
George Hendrick, R (1, 8) OBP: 0.370, SLG: 0.478		0-0 F8			0-0 4-3		0-0 F9		3 0 0 0 0 0 0											
Gene Tenace, R (1, 2) OBP: 0.415, SLG: 0.411		0-0 1B			0-0 5-3		0-0 5-3		3 0 1 0 0 0 0											
Mike Champion, R (1, 4) OBP: 0.261, SLG: 0.276		0-3 K			0-3 K			0-0 F9	3 0 0 0 0 2 1											
Tucker Ashford, R (1, 5) OBP: 0.281, SLG: 0.335			0-0 6-3			0-0 F9		0-3 K	3 0 0 0 0 1 0											
Randy Jones, R (1, 1) OBP: 0.226, SLG: 0.207 Pat Scanlon, L (6, PH) OBP: 0.304, SLG: 0.224 Dave Tomlin, L (6, 1) OBP: 0.333, SLG: 0.333 Merv Rettenmund, R (8, PH) OBP: 0.438, SLG: 0.505 Dan Spillner, R (8, 1) OBP: 0.333, SLG: 0.143		0-3 K		0-3 K		4-0 1B BB		0-0 1-3	1 0 0 0 0 1 0 0 0 0 0 1 0 0 0 0 0 0 0 0 0 1 0 0 0 0 0 0 0 0 0 0 0 0 0											
Inning Stats	R: 0 E: 0 K: 1 S: 5	H: 0 LOB: 0 BB: 0 P: 5	R: 0 E: 0 K: 1 S: 6	H: 1 LOB: 1 BB: 0 P: 6	R: 0 E: 0 K: 1 S: 5	H: 0 LOB: 0 BB: 0 P: 5	R: 0 E: 0 K: 0 S: 3	H: 0 LOB: 0 BB: 0 P: 3	R: 0 E: 0 K: 1 S: 5	H: 0 LOB: 0 BB: 0 P: 5		R: 0 E: 0 K: 0 S: 4	H: 1 LOB: 2 BB: 1 P: 8	R: 0 E: 0 K: 1 S: 5	H: 0 LOB: 0 BB: 0 P: 5	R: 0 E: 0 K: 1 S: 4	H: 2 LOB: 1 BB: 0 P: 4	1B: 3 2B: 1 3B: 0 HR: 0	SF: 0 SAC: 0 DP: 1 HBP: 0	WP: 0 PB: 0 SB: 0 CS: 0
PITCHER Jack Billingham, R (1, 1) ERA: 5.27 Pedro Borbon, R (8, 1) ERA: 2.68	IP: 7.0 WLS: W BF: 24 H: 2 R: 0 ER: 0 SO: 5 BB: 1 IBB: 0 HBP: 0 BLK: 0 WP: 0 HR: 0 S: 33 P: 37 ERA: 0.00 WHIP: 0.429	IP: 2.0 WLS: S BF: 7 H: 2 R: 0 ER: 0 SO: 1 BB: 0 IBB: 0 HBP: 0 BLK: 0 WP: 0 HR: 0 S: 9 P: 9 ERA: 0.00 WHIP: 1.000	PITCHER IP WLS BF H R ER SO BB IBB HBP BLK WP HR S P ERA WHIP																	



Batter	1	2	3	4	5	6	7	8	9
Pete Rose, S (1, 5) OBP: 0.375, SLG: 0.436	0-0 6-3		0-0 1B		0-0 6-3		0-0 2B		
Joe Morgan, L (1, 4) OBP: 0.428, SLG: 0.495	0-0 F9		0-0 FC6-4 1B		4-0 S BB		4-0 BB		
Ken Griffey, L (1, 9) OBP: 0.377, SLG: 0.461	0-0 1-3		0-3 K		0-0 F8		0-0 P6		
George Foster, R (1, 7) OBP: 0.376, SLG: 0.633		0-0 3B 1B	0-0 FC6-4		0-0 F7		0-0 IBB WP 1B		
Johnny Bench, R (1, 2) OBP: 0.347, SLG: 0.579		0-0 1-H SF9 3B		0-0 HR		0-0 P6		0-0 F8	
Dave Concepcion, R (1, 6) OBP: 0.325, SLG: 0.369		0-0 SF9		0-0 5-3		0-0 5-3		0-0 F8	
Dan Driessen, L (1, 3) OBP: 0.374, SLG: 0.469		0-3 3-H K		0-0 G3 1B		0-0 F9		4-0 IBB IBB	
Cesar Geronimo, L (1, 8) OBP: 0.323, SLG: 0.389		0-0 1-3		0-0 G3		0-3 K		4-0 1-2 2-3 IBB	
Jack Billingham, R (1, 1) OBP: 0.185, SLG: 0.189			0-0 4-3		0-0 6-3		0-0 F9		0-0 P3
Ray Knight, R (7, PH) OBP: 0.344, SLG: 0.456									
Pedro Borbon, R (8, 1) OBP: 0.200, SLG: 0.250									

AB	R	H	RBI	BB	SO	LOB
4	0	2	0	0	0	0
2	0	1	0	2	0	0
4	0	0	0	0	1	5
4	1	2	0	0	0	3
4	2	2	2	0	0	1
3	0	0	1	0	0	1
3	0	1	0	1	1	0
3	0	0	0	1	1	1
2	0	0	0	0	0	1
1	0	0	0	0	0	0
1	0	0	0	0	0	3

BOTTOM

San Diego Padres @ Cincinnati Reds
Riverfront Stadium, Cincinnati, OH

Mon Aug 15 1977, 7:05 PM EDT
Att. 29,729 - Unknown

AB	31
R	3
H	8
RBI	3
BB	4
SO	3
LOB	15

WP: 1 PA: 36
PB: 0
SB: 1
CS: 0



Inning Stats		R: 0	H: 0	R: 2	H: 2	R: 0	H: 2	R: 1	H: 2	R: 0	H: 0	R: 0	H: 0	R: 0	H: 1	R: 0	H: 1
		E: 0	LOB: 0	E: 0	LOB: 0	E: 0	LOB: 2	E: 0	LOB: 1	E: 0	LOB: 0	E: 0	LOB: 1	E: 0	LOB: 2	E: 0	LOB: 3
		K: 0	BB: 0	K: 1	BB: 0	K: 0	BB: 0	K: 0	BB: 0	K: 1	BB: 1	K: 1	BB: 1	K: 0	BB: 0	K: 1	BB: 2
		S: 3	P: 3	S: 7	P: 7	S: 7	P: 7	S: 5	P: 5	S: 3	P: 3	S: 6	P: 10	S: 4	P: 12	S: 4	P: 12

PITCHER		IP	WLS	BF	H	R	ER	SO	BB	IBB	HBP	BLK	WP	HR	S	P	ERA	WHIP
Randy Jones, L (1, 1) ERA: 5.31	(1, 1)	5.0	L	22	6	3	3	2	1	0	0	0	0	1	25	29	5.40	1.400
Dave Tomlin, L (6, 1) ERA: 3.58	(6, 1)	2.0		8	1	0	0	1	1	0	0	0	0	0	9	13	0.00	1.000
Dan Spillner, R (8, 1) ERA: 3.45	(8, 1)	1.0		6	1	0	0	0	0	2	0	0	1	0	4	12	0.00	1.000

Batter	1	2	3	4	5	6	7	8	9	AB R H RBI BB SO LOB	TOP																													
Gene Richards, L (1, 7) OBP: 0.358, SLG: 0.361	0-0 F7		0-0 6-3 S 1B		0-0 P6			0-0 G3		4 0 1 0 0 0 0																														
Bill Almon, R (1, 6) OBP: 0.292, SLG: 0.310	0-0 4-3		0-0 6-3 1-3			0-0 5-3			0-0 6-3	4 0 0 0 0 0 1																														
Mike Ivie, R (1, 3) OBP: 0.340, SLG: 0.405	0-3 K		0-0 F9			0-0 F9			0-0 4-3	4 0 0 0 0 1 1																														
Dave Winfield, R (1, 9) OBP: 0.354, SLG: 0.505		0-0 F8		0-0 6-3		0-0 6-3			0-0 4-3	4 0 0 0 0 0 0																														
George Hendrick, R (1, 8) OBP: 0.370, SLG: 0.476		0-0 E S 1B 1B		0-0 F9			0-0 1-3			3 1 1 0 0 0 0																														
Gene Tenace, R (1, 2) OBP: 0.415, SLG: 0.413		0-0 F2 1-3		0-0 2B			0-3 K			3 0 1 0 0 1 1																														
Mike Champion, R (1, 4) OBP: 0.262, SLG: 0.277		0-0 3-H 1B		0-0 4-3			0-0 6-3			3 0 1 1 0 0 1																														
Tucker Ashford, R (1, 5) OBP: 0.277, SLG: 0.331		0-0 F7			0-0 F8			0-0 F8		2 0 0 0 0 0 1																														
Pat Scanlon, L (8, PH) OBP: 0.298, SLG: 0.220 (8, 5)										1 0 0 0 0 0 0																														
Bob Owchinko, L (1, 1) OBP: 0.206, SLG: 0.100			0-3 K		0-3 K					2 0 0 0 0 2 0																														
Dan Spillner, R (6, 1) OBP: 0.333, SLG: 0.143										0 0 0 0 0 0 0																														
Dave Kingman, R (8, PH) OBP: 0.276, SLG: 0.415										1 0 1 0 0 0 0																														
Rick Sawyer, R (8, 1) OBP: 0.320, SLG: 0.150										0 0 0 0 0 0 0																														
Dave Tomlin, L (8, 1) OBP: 0.333, SLG: 0.333										0 0 0 0 0 0 0																														
Inning Stats	R: 0 E: 0 K: 1 S: 5	H: 0 LOB: 0 BB: 0 P: 5	R: 1 E: 0 K: 0 S: 5	H: 2 LOB: 1 BB: 0 P: 5	R: 0 E: 0 K: 1 S: 6	H: 1 LOB: 1 BB: 0 P: 6	R: 0 E: 0 K: 0 S: 4	H: 1 LOB: 1 BB: 0 P: 4	R: 0 E: 0 K: 1 S: 5	H: 0 LOB: 0 BB: 0 P: 5	R: 0 E: 0 K: 1 S: 3	H: 0 LOB: 0 BB: 0 P: 3	R: 0 E: 0 K: 1 S: 5	H: 0 LOB: 0 BB: 0 P: 5	R: 0 E: 0 K: 0 S: 3	H: 1 LOB: 0 BB: 0 P: 3	R: 0 E: 0 K: 0 S: 3	H: 0 LOB: 0 BB: 0 P: 3	1B: 4 2B: 1 3B: 0 HR: 0	SF: 0 SAC: 0 DP: 0 HBP: 0	WP: 0 PB: 0 SB: 2 CS: 0	PA: 31																		
PITCHER Tom Seaver, R (1, 1) ERA: 3.03	IP 9.0	WLS W	BF 31	H 5	R 1	ER 0	SO 4	BB 0	IBB 0	HBP 0	BLK 0	WP 0	HR 0	S 39	P 39	ERA 0.00	WHIP 0.556						PITCHER	IP 9.0	WLS W	BF 31	H 5	R 1	ER 0	SO 4	BB 0	IBB 0	HBP 0	BLK 0	WP 0	HR 0	S 39	P 39	ERA 0.00	WHIP 0.556

San Diego Padres @ Cincinnati Reds
Riverfront Stadium, Cincinnati, OH
Tue Aug 16 1977, 7:05 PM EDT
Att: 30,610 - Unknown

livebaseballscorecards.com

AB	31
R	1
H	5
RBI	1
BB	0
SO	4
LOB	5



Batter	1	2	3	4	5	6	7	8	9	AB R H RBI BB SO LOB
Pete Rose, S OBP: 0.374, SLG: 0.441 (1, 5)	0-0 1-3		0-0 F9		0-0 6-3		0-0 1-H HR			4 1 1 2 0 0 1
Joe Morgan, L OBP: 0.431, SLG: 0.497 (1, 4)	4-0 S BB		4-0 BB BB			0-0 WP 3B 2B	0-0 P6			2 1 1 0 2 0 0
Ken Griffey, L OBP: 0.378, SLG: 0.464 (1, 9)	0-3 K 1-2		4-0 BB 1-2 2-3			0-0 WP 3B 2-H	0-0 F7			3 1 1 1 1 1 1
George Foster, R OBP: 0.373, SLG: 0.627 (1, 8) (8, 7)	0-3 K		0-3 K			0-0 F9 3-H		0-0 5-3		4 0 0 0 0 2 4
Johnny Bench, R OBP: 0.346, SLG: 0.575 (1, 2)		0-3 K		0-3 K		0-3 K 3-H		0-0 FC6-4 WP 1B		4 0 1 0 0 3 0
Dave Concepcion, R OBP: 0.328, SLG: 0.371 (1, 6)		0-0 CS 1B		0-0 G4-6-3 1B		0-0 L8		4-0 FC6-4 1-2 BB		3 0 2 0 1 0 0
Dan Driessen, L OBP: 0.372, SLG: 0.474 (1, 3)		0-3 K 1-2		0-0 G4-6-3 1-2f			0-0 HR	0-0 FC6-4 1-2f 2-3		4 1 1 1 0 1 4
Ed Armbuster, R OBP: 0.357, SLG: 0.467 (1, 7)			4-0 BB SH1-4 BB		0-0 F9		0-0 G3	0-0 F5		1 0 0 0 1 0 0
Cesar Geronimo, L OBP: 0.321, SLG: 0.387 (7, PH) (8, 8)					0-0 K					2 0 0 0 0 0 2
Tom Seaver, R OBP: 0.237, SLG: 0.255 (1, 1)			0-0 SH1-4 1-2		0-3 K		0-0 HR 1B			2 1 1 0 0 1 0

Inning Stats	R: 0	H: 0	E: 0	K: 2	S: 7	L: 0	LOB: 1	BB: 1	P: 11	R: 0	H: 1	E: 0	K: 2	S: 7	L: 0	LOB: 0	BB: 0	P: 7	R: 0	H: 0	E: 0	K: 1	S: 5	L: 0	LOB: 3	BB: 3	P: 17	R: 0	H: 1	E: 0	K: 1	S: 5	L: 0	LOB: 0	BB: 0	P: 5	R: 0	H: 0	E: 0	K: 1	S: 5	L: 0	LOB: 0	BB: 0	P: 5	R: 2	H: 2	E: 0	K: 1	S: 7	L: 0	LOB: 0	BB: 0	P: 7	R: 3	H: 3	E: 0	K: 0	S: 6	L: 0	LOB: 0	BB: 0	P: 6	R: 0	H: 1	E: 0	K: 0	S: 4	L: 0	LOB: 2	BB: 1	P: 8
--------------	------	------	------	------	------	------	--------	-------	-------	------	------	------	------	------	------	--------	-------	------	------	------	------	------	------	------	--------	-------	-------	------	------	------	------	------	------	--------	-------	------	------	------	------	------	------	------	--------	-------	------	------	------	------	------	------	------	--------	-------	------	------	------	------	------	------	------	--------	-------	------	------	------	------	------	------	------	--------	-------	------

PITCHER	IP	WLS	BF	H	R	ER	SO	BB	IBB	HBP	BLK	WP	HR	S	P	ERA	WHIP
Bob Owchinko, L ERA: 4.47 (1, 1)	5.0	L	21	4	2	2	7	4	0	0	0	1	0	31	47	3.60	1.600
Dan Spillner, R ERA: 3.66 (6, 1)	2.0		9	3	3	3	1	0	0	0	0	1	2	11	11	13.50	1.500
Rick Sawyer, R ERA: 5.63 (8, 1)	0.1		3	1	0	0	0	1	0	0	0	1	0	2	6	0.00	6.000
Dave Tomlin, L ERA: 3.55 (8, 1)	0.2		2	0	0	0	0	0	0	0	0	0	0	2	2	0.00	0.000

BOTTOM

San Diego Padres @ Cincinnati Reds
Riverfront Stadium, Cincinnati, OH

Tue Aug 16 1977, 7:05 PM EDT
Att. 30,610 - Unknown

AB	29
R	5
H	8
RBI	4
BB	5
SO	8
LOB	12

livebaseballscorecards.com



1B: 4	SF: 0	WP: 3	PA: 35
2B: 1	SAC: 1	PB: 0	
3B: 1	DP: 1	SB: 1	
HR: 2	HBP: 0	CS: 1	

Batter	1	2	3	4	5	6	7	8	9	AB R H RBI BB SO LOB	TOP											
Gene Richards, L OBP: 0.361, SLG: 0.362 (1, 3) (6, 7)	0-0 S 1B		0-0 G3	0-0 E S 1B	4-0 BB IBB		0-0 F8			4 1 2 0 1 0 1												
Gene Tenace, R OBP: 0.419, SLG: 0.414 (1, 2) SS	0-3 K 1-2		1-0 1B HBP	0-0 FC6-4 1B	4-0 L4-3 BB			4-0 2-3 BB		2 0 1 2 2 1 1												
Mike Ivie, R OBP: 0.338, SLG: 0.403 (1, 5) (6, 3)	0-0 F2		0-0 FC6-4 1B	0-0 F5	0-0 L4-3			0-0 F3		5 0 1 0 0 0 6												
Dave Winfield, R OBP: 0.350, SLG: 0.500 (1, 9)	0-0 F9		0-0 F9	0-0 FC6-4		0-0 6-3		0-0 2-3		5 0 0 0 0 0 5												
George Hendrick, R OBP: 0.370, SLG: 0.477 (1, 8)		0-0 E6 BB	0-0 FC6-4		0-0 E 1B 2B	0-0 L6		4-0 2-3 IBB		4 1 1 0 1 0 2												
Jerry Turner, L OBP: 0.319, SLG: 0.413 (1, 7)		4-0 L4 E BB		4-0 1B HR BB	0-0 E9 1B	0-0 G3		0-0 1-3		2 2 0 0 2 0 1 1 0 0 0 0 0 2												
Tucker Ashford, R OBP: 0.276, SLG: 0.329 (6, 5)																						
Pat Scanlon, L OBP: 0.306, SLG: 0.222 (1, 4)		0-0 E3		0-0 HR 1B	4-0 E 1B BB IBB		0-0 F2		0-0 F7	4 2 1 0 1 0 2												
Bill Almon, R OBP: 0.295, SLG: 0.321 (1, 6)		0-0 L4		0-0 HR	0-0 E7 BB 1B		0-0 FC2-5 2B		0-0 F7	5 1 3 5 0 0 3												
Bob Shirley, R OBP: 0.127, SLG: 0.113 (1, 1)		0-3 K		0-3 K	0-0 6-3		0-0 FC2-5		0-3 K	4 0 0 0 0 2 5 1 0 0 0 0 1 0												
Rollie Fingers, R (7, 1)																						
Inning Stats	R: 0 E: 0 K: 1 S: 6	H: 1 LOB: 1 BB: 0 P: 6	R: 0 E: 2 K: 1 S: 6	H: 0 LOB: 2 BB: 1 P: 10	R: 0 E: 0 K: 0 S: 4	H: 1 LOB: 2 BB: 0 P: 5	R: 4 E: 0 K: 1 S: 9	H: 4 LOB: 1 BB: 1 P: 13	R: 3 E: 2 K: 0 S: 5	H: 2 LOB: 2 BB: 3 P: 17	R: 0 E: 0 K: 0 S: 3	H: 0 LOB: 0 BB: 0 P: 3	R: 0 E: 0 K: 0 S: 4	H: 1 LOB: 1 BB: 0 P: 4	R: 0 E: 0 K: 0 S: 3	H: 0 LOB: 2 BB: 2 P: 11	R: 0 E: 0 K: 1 S: 5	H: 0 LOB: 0 BB: 0 P: 5	1B: 6 2B: 4 3B: 0 HR: 1	SF: 0 SAC: 0 DP: 2 HBP: 1	WP: 0 PB: 0 SB: 2 CS: 0	PA: 45
PITCHER	IP WLS BF H R ER SO BB IBB HBP BLK WP HR S P ERA WHIP																					
Mario Soto, R ERA: 4.31 (1, 1)	4.0 L 26 8 7 6 3 2 1 1 0 0 0 1 28 41 13.50 2.500																					
Dale Murray, R ERA: 4.9 (5, 1)	2.0 7 0 0 0 0 1 1 0 0 0 0 5 13 0.00 0.500																					
Manny Sarmiento, R ERA: 3.52 (7, 1)	2.0 9 1 0 0 0 1 1 0 0 0 0 7 15 0.00 1.000																					
Pedro Borbon, R ERA: 2.66 (9, 1)	1.0 3 0 0 0 0 1 0 0 0 0 0 5 5 0.00 0.000																					

San Diego Padres @ Cincinnati Reds
Riverfront Stadium, Cincinnati, OH
Wed Aug 17 1977, 7:05 PM EDT
Att: 29,795 - Unknown

livebaseballscorecards.com

AB	37
R	7
H	9
RBI	7
BB	7
SO	4
LOB	28



Batter	1	2	3	4	5	6	7	8	9	AB R H RBI BB SO LOB
Pete Rose, S OBP: 0.375, SLG: 0.440 (1, 5) X	0-0 4-3 ①		X 0-0 FC4-6 1-2 1B		X 0-0 FC4-6 BB E 1-2f		X 0-0 BB HR 1B		X 0-0 6-3 ①	5 2 2 0 0 0 1
Joe Morgan, L OBP: 0.431, SLG: 0.494 (1, 4) X	0-0 F8 ②		X 0-0 FC4-6 1-2f 2-3		BB BB BB BB 1-2 E BB BB		BB BB BB BB 1-2 HR BB		SS SS SS SS 0-3 K ②	3 1 0 0 2 1 2
Ken Griffey, L OBP: 0.380, SLG: 0.463 (1, 9) B BB BB	4-0 FC5-4 BB		SS SS SS 0-3 K ③		BB BB BB BB 1-2 2-3 E BB		SS SS SS SS 0-3 K ①		X 0-0 K 1B	3 0 1 0 2 2 4
George Foster, R OBP: 0.372, SLG: 0.629 (1, 8) X (9, 7)	0-0 FC5-4 1-2f ③			X 0-0 4-3 ①	X 0-0 E6 1-2 2-3 3-H		X 0-0 1-H 2-H HR ②		SS SS SS SS 0-3 K ③	5 1 1 3 0 1 4
Johnny Bench, R OBP: 0.342, SLG: 0.569 (1, 2)		X 0-0 6-3 ①		X 0-0 F7 ②	X 0-0 F2 ③		X 0-0 F8 ②			4 0 0 0 0 0 3
Dave Concepcion, R OBP: 0.330, SLG: 0.371 (1, 6)		X 0-0 F8 ②		BB BB BB BB 4-0 BB		X 0-0 1B ①		X 0-0 F8 ③		3 0 1 0 1 0 0
Dan Driessen, L OBP: 0.371, SLG: 0.472 (7, 1)		X 0-0 4-1 ③		SS SS SS 0-3 K ③		SS SS SS SS 0-3 K ①		X 0-0 F9 ①		2 0 0 0 0 1 1
Manny Sarmiento, R (8, PH)										0 0 0 0 0 0 0
Champ Summers, L OBP: 0.264, SLG: 0.449 (9, 1)										1 0 0 0 0 0 0
Pedro Borbon, R OBP: 0.200, SLG: 0.250 (9, 1)										0 0 0 0 0 0 0
Ed Arbrister, R OBP: 0.342, SLG: 0.444 (8, PH)			X 0-0 F9 ①		X 0-0 1-3 ①	SS SS SS SS 0-3 K ②		X 0-0 F9 ②		3 0 0 0 0 1 1
Cesar Geronimo, L OBP: 0.320, SLG: 0.386 (9, 8)										1 0 0 0 0 0 0
Mario Soto, R OBP: 0.167, SLG: 0.100 (5, 3)			X 0-0 FC4-6 1B		X 0-0 FC4-6 1B	X 0-0 F8 ③		X 0-0 P6 ③		1 0 1 0 0 0 0
Bob Bailey, R OBP: 0.370, SLG: 0.403 (5, 1)										3 0 1 0 0 0 1
Dale Murray, R OBP: 0.182, SLG: 0.182 (6, PH)										0 0 0 0 0 0 0
Ray Knight, R OBP: 0.339, SLG: 0.448 (6, PH)										1 0 0 0 0 1 1

Inning Stats	R: 0 E: 0 K: 0 S: 3	H: 0 LOB: 1 BB: 1 P: 7	R: 0 E: 0 K: 0 S: 3	H: 0 LOB: 0 BB: 0 P: 3	R: 0 E: 0 K: 1 S: 7	H: 2 LOB: 2 BB: 0 P: 7	R: 0 E: 0 K: 1 S: 5	H: 0 LOB: 1 BB: 1 P: 9	R: 1 E: 1 K: 0 S: 5	H: 1 LOB: 3 BB: 2 P: 13	R: 0 E: 0 K: 2 S: 8	H: 1 LOB: 1 BB: 0 P: 8	R: 3 E: 0 K: 1 S: 7	H: 2 LOB: 0 BB: 1 P: 11	R: 0 E: 0 K: 0 S: 3	H: 0 LOB: 0 BB: 0 P: 3	R: 0 E: 0 K: 2 S: 8	H: 1 LOB: 1 BB: 0 P: 8	1B: 6 2B: 0 3B: 0 HR: 1	SF: 0 SAC: 0 DP: 0 HBP: 0	WP: 0 PB: 0 SB: 0 CS: 0	PA: 40
--------------	------------------------------	---------------------------------	------------------------------	---------------------------------	------------------------------	---------------------------------	------------------------------	---------------------------------	------------------------------	----------------------------------	------------------------------	---------------------------------	------------------------------	----------------------------------	------------------------------	---------------------------------	------------------------------	---------------------------------	----------------------------------	------------------------------------	----------------------------------	--------

PITCHER	IP	WLS	BF	H	R	ER	SO	BB	IBB	HBP	BLK	WP	HR	S	P	ERA	WHIP
Bob Shirley, L ERA: 4.12 (1, 1)	6.1	W	31	6	4	3	5	5	0	0	0	0	1	36	56	4.26	1.737
Rollie Fingers, R ERA: 2.83 (7, 1)	2.2	S	9	1	0	0	2	0	0	0	0	0	0	13	13	0.00	0.375

BOTTOM

San Diego Padres @ Cincinnati Reds
Riverfront Stadium, Cincinnati, OH

Wed Aug 17 1977, 7:05 PM EDT
Att. 29,795 - Unknown

AB	35
R	4
H	7
RBI	3
BB	5
SO	7
LOB	18



PITCHER	IP	WLS	BF	H	R	ER	SO	BB	IBB	HBP	BLK	WP	HR	S	P	ERA	WHIP
---------	----	-----	----	---	---	----	----	----	-----	-----	-----	----	----	---	---	-----	------

Batter	1	2	3	4	5	6	7	8	9	AB R H RBI BB SO LOB	TOP
Gene Richards, L OBP: 0.363, SLG: 0.362 (1, 3) BB (7, 8)	4-0 FC1-2 1B BB		0-0 L8		0-0 PB 1B		0-0 F6		4-0 1B BB	3 1 1 0 2 0 0	
Gene Tenace, R OBP: 0.421, SLG: 0.416 Dave Roberts, R OBP: 0.264, SLG: 0.330 (1, 2) (6, 2)	0-0 FC1-2 1B		0-0		0-0 F7		0-0 BLK HR 1B		0-3 K	3 0 2 0 0 0 1 2 1 1 0 0 1 2	
Mike Ivie, R OBP: 0.341, SLG: 0.413 (1, 5)	0-0 FC1-2 1B		0-0 F9		0-0 PB 4-1 1B		0-0 HR		0-3 K	5 1 3 2 0 1 3	
Dave Winfield, R OBP: 0.348, SLG: 0.496 Gary Sutherland, R OBP: 0.337, SLG: 0.354 (1, 9) (7, 3)	0-0 FC1-2 1B G6-4-3 1-2 2-3 3-Hf		0-3 K		0-0 4-1		0-0 4-3		0-0 1B 1-2 2-H	4 0 0 0 0 1 6 1 0 1 1 0 0 0	
George Hendrick, R OBP: 0.370, SLG: 0.476 Mike Champion, R OBP: 0.261, SLG: 0.275 (1, 8) (6, 4)	0-0 G6-4-3 1-2f				0-0 1B BB 1B		0-0 6-3		0-3 K	3 0 1 0 0 0 4 2 0 0 0 0 2 2	
Jerry Turner, L OBP: 0.313, SLG: 0.405 (1, 7) (6, 8) (7, 9)			0-0 P4		0-3 K		0-0 4-3		0-0 F8	4 0 0 0 0 1 1	
Pat Scanlon, L OBP: 0.303, SLG: 0.211 (1, 4) (6, 7)			0-0 4-3		4-0 1B 1-2 BB		0-0 F7		0-3 K	3 0 0 0 1 1 0	
Bill Almon, R OBP: 0.299, SLG: 0.326 Tucker Ashford, R OBP: 0.274, SLG: 0.327 (1, 6) (6, 6)			0-0		0-0 G5-4-3 1B 1-2 2-3		0-0 1B		0-0 F9	3 0 3 0 0 0 0 1 0 0 0 0 0 0	
Dave Freisleben, R OBP: 0.207, SLG: 0.214 Rick Sawyer, R OBP: 0.320, SLG: 0.150 Merv Rettenmund, R OBP: 0.436, SLG: 0.500 Dave Tomlin, L OBP: 0.333, SLG: 0.333 Dave Kingman, R OBP: 0.275, SLG: 0.414 Dave Westminster, R OBP: 0.167, SLG: 0.250 Dan Spillner, R OBP: 0.333, SLG: 0.143 Bob Davis, R OBP: 0.242, SLG: 0.242 (1, 1) (1, 1) (2, PH) (2, 1) (4, PH) (4, 1) (8, 1) (9, PH)	0-0 FC4-6 1B		0-0 FC4-6		0-0 G5-4-3 1-2f		0-0 L7		0-0 BB 1B	0 0 0 0 0 0 0 0 0 0 0 0 0 0 1 0 0 0 0 0 1 0 0 0 0 0 0 0 1 0 0 0 0 0 3 1 0 0 0 0 0 1 0 0 0 0 0 0 0 1 1 1 0 0 0 0	
Inning Stats	R: 0 H: 2 E: 0 LOB: 2 K: 0 BB: 1 S: 4 P: 8	R: 0 H: 1 E: 0 LOB: 1 K: 0 BB: 0 S: 4 P: 4	R: 0 H: 1 E: 0 LOB: 1 K: 1 BB: 0 S: 6 P: 6	R: 0 H: 2 E: 0 LOB: 2 K: 1 BB: 1 S: 6 P: 10	R: 1 H: 2 E: 0 LOB: 1 K: 0 BB: 0 S: 5 P: 5	R: 0 H: 1 E: 0 LOB: 1 K: 0 BB: 0 S: 4 P: 4	R: 2 H: 2 E: 0 LOB: 0 K: 1 BB: 0 S: 7 P: 7	R: 0 H: 0 E: 0 LOB: 0 K: 1 BB: 0 S: 5 P: 5	R: 1 H: 2 E: 0 LOB: 2 K: 3 BB: 1 S: 11 P: 15	1B: 12 SF: 0 2B: 0 SAC: 0 3B: 0 DP: 2 HR: 1 HBP: 0	WP: 0 PA: 41 PB: 1 SB: 0 CS: 0
PITCHER John Ureca, R ERA: 2.69 Buddy Schultz, L ERA: 1.29 (1, 1) (8, 1)	IP WLS BF H R ER SO BB IBB HBP BLK WP HR S P ERA WHIP	7.0 W 32 11 3 2 3 2 0 0 1 0 1 36 44 2.57 1.857	2.0 9 2 1 1 4 1 0 0 0 0 0 16 20 4.50 1.500								

San Diego Padres @ St. Louis Cardinals
 Busch Stadium, St. Louis, MO
 Fri Aug 19 1977, 7:05 PM CDT
 Att: 21,529 - Unknown

livebaseballscorecards.com

AB	38
R	4
H	13
RBI	3
BB	3
SO	7
LOB	24



Batter	1	2	3	4	5	6	7	8	9
Lou Brock, L OBP: 0.312, SLG: 0.350 (1, 7)	4-0 1B BB	0-3 K		0-0 FC4-6 7-3 1-2f	0-0 FC4-6 1B 1-2f 3-H		0-0 BB 1B 1-2		
Rick Bosetti, R OBP: 0.400, SLG: 0.400 (6, 7)									
Garry Templeton, S OBP: 0.333, SLG: 0.434 (1, 6)	0-0 BB 1B 1-3	0-0 F8		0-0 7-3 1-2f	0-0 1B 1-2		4-0 BB 1B 1-2 2-3		
Mike Phillips, L OBP: 0.238, SLG: 0.248 (7, 6)									
Jerry Mumphy, S OBP: 0.391, SLG: 0.437 (1, 8)	0-0 BB 2B 1B 1-2 3-H	0-0 CS 1B			F8 F7		0-0 F8		
Ted Simmons, S OBP: 0.419, SLG: 0.528 (1, 2)	4-0 BB 2B BB 1-2 2-3	0-0 CS	0-0 G4-6-3 1B		0-0 HR		0-0 F9	0-0 4-3	
Dave Rader, L OBP: 0.333, SLG: 0.395 (6, PH) (7, 2)									
Keith Hernandez, L OBP: 0.385, SLG: 0.447 (1, 3)	0-3 K		0-0 G4-6-3 1B 1-2f		0-0 BB 1B	0-0 1-3		0-0 2B	
Hector Cruz, R OBP: 0.350, SLG: 0.364 (1, 9)	0-3 K		0-0 6-3		4-0 E 1B BB 1-2	0-0 6-3		0-3 K	
Ken Reitz, R OBP: 0.306, SLG: 0.435 (1, 5)	4-0 2B BB 1-2 2-3 3-H			0-0 HR 1B	0-0 E7 E 1B 1B 1-3 2-H		0-0 FC4 1B	0-3 K	
Mike Tyson, R OBP: 0.289, SLG: 0.350 (1, 4)	0-0 2B 1-H 2-H 3-H			0-0 HR	0-0 E7 1B FC4-6 1B 1-3 3-H		0-0 FC4 BB 1B 1-2f		
John Urra, R OBP: 0.360, SLG: 0.158 (1, 1)	0-0 F8			4-0 BB	0-0 FC4-6 1B 2-3 3-H		0-0 F8		
Dane Iorg, L OBP: 0.220, SLG: 0.225 (7, PH)									
Buddy Schultz, R OBP: 0.273, SLG: 0.200 (8, 1)									


AB	R	H	RBI	BB	SO	LOB
3	1	0	1	1	1	2
1	0	1	0	0	0	0
4	1	2	0	0	0	1
0	0	0	0	1	0	0
5	1	2	1	0	0	5
2	2	2	1	1	0	0
2	0	0	0	0	0	0
5	1	2	0	0	1	4
4	1	0	0	1	2	4
4	3	3	2	1	1	1
4	2	3	6	0	0	1
2	0	1	1	1	0	1
1	0	0	0	0	0	1
0	0	0	0	0	0	0

1B	2B	3B	HR	SF	SAC	DP	HBP
12	3	0	2	0	0	2	0
0	0	0	0	0	0	0	0
0	0	0	0	0	0	0	0

WP	PA
0	44
0	
0	

PITCHER	IP	WLS	BF	H	R	ER	SO	BB	IBB	HBP	BLK	WP	HR	S	P	ERA	WHIP
Dave Freisleben, R ERA: 4.89 (1, 1)	0.2	L	8	3	5	5	2	3	0	0	0	0	0	9	21	67.50	9.000
Rick Sawyer, R ERA: 5.61 (1, 1)	0.1		1	0	0	0	0	0	0	0	0	0	0	1	1	0.00	0.000
Dave Tomlin, L ERA: 3.46 (2, 1)	2.0		6	2	0	0	1	0	0	0	0	0	0	8	8	0.00	1.000
Dave Wehmeister, R ERA: 5.05 (4, 1)	4.0		24	10	7	7	0	3	0	0	0	0	2	21	33	15.75	3.250
Dan Spillner, R ERA: 3.62 (8, 1)	1.0		4	1	0	0	2	0	0	0	0	0	0	8	8	0.00	1.000

San Diego Padres @ St. Louis Cardinals
 Busch Stadium, St. Louis, MO
 Fri Aug 19 1977, 7:05 PM CDT
 Att. 21,529 - Unknown



AB	R	H	RBI	BB	SO	LOB
37	12	16	12	6	5	20

Batter	1	2	3	4	5	6	7	8	9	AB R H RBI BB SO LOB	TOP											
Gene Richards, L (1, 8) OBP: 0.362, SLG: 0.358	0-0 4-3		0-0 F7		4-0 IBB		0-0 F9		0-0 G4-6-3 1-2f	4 0 0 0 1 0 3												
Gene Tenace, R (1, 2) OBP: 0.421, SLG: 0.415	0-0 L7			4-0 BB	0-0 P6			0-0 BB 1B 1B		3 0 1 0 1 0 3												
Mike Ivie, R (1, 5) OBP: 0.338, SLG: 0.409	0-0 F7			0-0 F8	0-0 F8			0-0 L6		4 0 0 0 0 0 5												
Dave Kingman, R (1, 3) OBP: 0.275, SLG: 0.412		0-3 K		0-3 K		0-0 5-3		0-0 BB 1B		4 0 1 0 0 2 1												
George Hendrick, R (1, 9) OBP: 0.367, SLG: 0.471		0-0 4-3		0-0 L6		0-0 6-3		0-3 K		4 0 0 0 0 1 3												
Jerry Turner, L (1, 7) OBP: 0.316, SLG: 0.401		0-0 F5			4-0 1B BLK BB	0-0 F8		4-0 1-2 2-3 BB		2 1 0 0 2 0 0												
Bill Almon, R (1, 6) OBP: 0.299, SLG: 0.325			0-0 F7		0-0 BLK 1B 1-2 1B		0-0 E5 1-3	0-3 K		4 0 1 0 0 1 3												
Mike Champion, R (1, 4) OBP: 0.265, SLG: 0.278			0-0 S 1B		0-0 BLK 1-2 2-3 1B		0-0 1-3		4-0 G4-6-3 BB	3 0 2 0 1 0 1												
Randy Jones, R (1, 1) OBP: 0.212, SLG: 0.194			0-3 K		0-0 F8 1-2 2-3 3-H		0-0 5-3		0-0 F7	2 0 0 0 0 1 3												
Dave Freisleben, R (6, 1) OBP: 0.207, SLG: 0.214										0 0 0 0 0 0 0												
Merv Rettenmund, R (7, PH) OBP: 0.452, SLG: 0.466										1 0 0 0 0 0 1												
Dave Tomlin, L (7, 1) OBP: 0.332, SLG: 0.333										0 0 0 0 0 0 0												
Rick Sawyer, R (8, 1) OBP: 0.320, SLG: 0.150										0 0 0 0 0 0 0												
Pat Scanlon, L (9, PH) OBP: 0.299, SLG: 0.207										1 0 0 0 0 0 1												
Inning Stats	R: 0 E: 0 K: 0 S: 3	H: 0 LOB: 0 BB: 0 P: 3	R: 0 E: 0 K: 1 S: 5	H: 0 LOB: 0 BB: 0 P: 5	R: 0 E: 0 K: 1 S: 6	H: 1 LOB: 1 BB: 0 P: 6	R: 0 E: 0 K: 1 S: 5	H: 0 LOB: 1 BB: 1 P: 9	R: 1 E: 0 K: 0 S: 5	H: 2 LOB: 3 BB: 2 P: 13	R: 0 E: 0 K: 0 S: 3	H: 0 LOB: 0 BB: 0 P: 3	R: 0 E: 1 K: 0 S: 4	H: 0 LOB: 1 BB: 0 P: 4	R: 0 E: 0 K: 2 S: 9	H: 2 LOB: 3 BB: 1 P: 13	R: 0 E: 0 K: 0 S: 2	H: 0 LOB: 0 BB: 1 P: 6	1B: 5 2B: 0 3B: 0 HR: 0	SF: 0 SAC: 0 DP: 1 HBP: 0	WP: 0 PB: 0 SB: 1 CS: 0	PA: 37
PITCHER Eric Rasmussen, R (1, 1) ERA: 3.34	IP: 9.0 WLS: W BF: 37 H: 5 R: 1 ER: 1 SO: 5 BB: 4 IBB: 1 HBP: 0 BLK: 1 WP: 0 HR: 0 S: 42 P: 62 ERA: 1.00 WHIP: 1.000											PITCHER	IP: 9.0 WLS: W BF: 37 H: 5 R: 1 ER: 1 SO: 5 BB: 4 IBB: 1 HBP: 0 BLK: 1 WP: 0 HR: 0 S: 42 P: 62 ERA: 1.00 WHIP: 1.000									

San Diego Padres @ St. Louis Cardinals
 Busch Stadium, St. Louis, MO
 Sat Aug 20 1977, 7:05 PM CDT
 Att. 35,982 - Cloudy

livebaseballscorecards.com

AB	32
R	1
H	5
RBI	0
BB	5
SO	5
LOB	24



BOTTOM

San Diego Padres @ St. Louis Cardinals
Busch Stadium, St. Louis, MO
Sat Aug 20 1977, 7:05 PM CDT
Att: 35,982 - Cloudy

livebaseballscorecards.com

AB	34
R	7
H	10
RBI	7
BB	1
SO	1
LOB	6



WP:	0	PA:	35
PB:	0	SB:	0
CS:	0		

AB R H RBI BB SO LOB

4	0	0	0	0	0	1	
0	0	0	0	0	0	0	
4	0	1	0	0	1	0	
4	1	2	0	0	0	1	
3	1	0	0	1	0	1	
4	1	1	3	0	0	0	
4	3	3	1	0	0	0	
4	1	2	1	0	0	0	
4	0	0	0	0	0	3	
3	0	1	2	0	0	0	
1B:	7	SF:	0	WP:	0	PA:	35
2B:	1	SAC:	0	PB:	0	SB:	0
3B:	0	DP:	0	CS:	0		
HR:	2	HBP:	0				

Batter	1	2	3	4	5	6	7	8	9				
Lou Brock, L (1, 7) OBP: 0.309, SLG: 0.346 Rick Bosetti, R (9, 7) OBP: 0.400, SLG: 0.400	0-0 F8		0-0 4-3		0-0 3-1	0-0 F7							
Jerry Mumphrey, S (1, 8) OBP: 0.390, SLG: 0.434	0-3 K		0-0 FC5-4 1B			0-0 6-3	0-0 4-3						
Garry Templeton, S (1, 6) OBP: 0.335, SLG: 0.434	0-0 FC5-4 1B		0-0 FC5-4 1-2f			0-0 E6 HR 1B	0-0 5-3						
Ted Simmons, S (1, 2) OBP: 0.417, SLG: 0.524	0-0 FC5-4 1-2f			0-0 L7		4-0 HR IBB	0-0 F2						
Keith Hernandez, L (1, 3) OBP: 0.384, SLG: 0.452		0-0 3-4-1		0-0 4-3		0-0 HR 1-H 2-H	0-0 F7						
Mike Anderson, R (1, 9) OBP: 0.319, SLG: 0.413		0-0 E 1-3 1B		0-0 HR		0-0 1B 2B 1B	0-0 F2						
Ken Reitz, R (1, 5) OBP: 0.308, SLG: 0.436		0-0 1-3 1-H		0-0 6-3		0-0 1B 1-2 2B 1B	0-0 1B						
Mike Tyson, R (1, 4) OBP: 0.286, SLG: 0.345		0-0 F8			0-0 F9	0-0 F7	0-0 1-3						
Eric Rasmussen, R (1, 1) OBP: 0.188, SLG: 0.230			0-0 1-3		0-0 6-3	0-0 2B 1-H 2-H							
Inning Stats	R: 0 H: 1 E: 0 LOB: 1 K: 1 BB: 0 S: 6 P: 6	R: 1 H: 1 E: 1 LOB: 0 K: 0 BB: 0 S: 4 P: 4	R: 0 H: 1 E: 0 LOB: 1 K: 0 BB: 0 S: 4 P: 4	R: 1 H: 1 E: 0 LOB: 0 K: 0 BB: 0 S: 4 P: 4	R: 0 H: 0 E: 0 LOB: 0 K: 0 BB: 0 S: 3 P: 3	R: 5 H: 5 E: 1 LOB: 1 K: 0 BB: 1 S: 8 P: 12	R: 0 H: 0 E: 0 LOB: 0 K: 0 BB: 0 S: 3 P: 3	R: 0 H: 1 E: 0 LOB: 1 K: 0 BB: 0 S: 4 P: 4					
PITCHER	IP WLS BF H R ER SO BB IBB HBP BLK WP HR S P ERA WHIP											PITCHER	IP WLS BF H R ER SO BB IBB HBP BLK WP HR S P ERA WHIP
Randy Jones, L (1, 1) ERA: 5.55	5.1 L 25 8 7 6 1 0 0 0 0 0 0 2 26 30 10.12 1.500												
Dave Freisleben, R (6, 1) ERA: 4.86	0.2 3 1 0 0 0 0 0 0 0 0 0 3 3 0.00 1.500												
Dave Tomlin, L (7, 1) ERA: 3.42	1.0 3 0 0 0 0 0 0 0 0 0 0 3 3 0.00 0.000												
Rick Sawyer, R (8, 1) ERA: 5.56	1.0 4 1 0 0 0 0 0 0 0 0 0 4 4 0.00 1.000												

Batter	1	2	3	4	5	6	7	8	9	AB R H RBI BB SO LOB	TOP									
Bill Almon, R OBP: 0.300, SLG: 0.326 (1, 6)	0-0 S BB E 1B	0-0 FC2-6 WP S 1-2f		0-0 F7			0-0 CS 1B		0-3 K	5 1 2 0 0 1 1										
Gene Tenace, R OBP: 0.421, SLG: 0.412 (1, 3)	4-0 E S HR BB	0-0 6-3		0-0 5-3			4-0 1B SF7 BB		0-0 F9	3 2 0 0 2 0 1										
Mike Ivie, R OBP: 0.339, SLG: 0.408 Tucker Ashford, R OBP: 0.274, SLG: 0.327 (1, 5) (9, 5)	0-3 K	0-0 L8				0-0 1B 1B	0-0 1B 1B		0-0 F3	5 0 2 0 0 1 3 0 0 0 0 0 0 0										
George Hendrick, R OBP: 0.366, SLG: 0.470 (1, 8)	0-0 E6 HR 1B		0-0 1B 4-3 1B			0-0 L7	0-0 SF7			3 2 1 2 0 0 2										
Dave Winfield, R OBP: 0.351, SLG: 0.498 (1, 9)	0-0 HR 1B		0-0 4-3 1B			0-0 G6-4-3 1B	0-0 L7			4 1 3 0 0 0 1										
Dave Kingman, R OBP: 0.277, SLG: 0.424 Gene Richards, L OBP: 0.362, SLG: 0.358 (1, 7) (8, PR) (8, 7)	0-0 HR		0-0 F8			0-0 G6-4-3			0-0 2B	4 1 2 4 0 0 4 0 0 0 0 0 0 0										
Mike Champion, R OBP: 0.263, SLG: 0.276 (1, 4)	0-0 5-3		0-0 4-3			0-0 P4			0-0 6-3	4 0 0 1 0 0 2										
Dave Roberts, R OBP: 0.255, SLG: 0.317 (1, 2)	0-3 K		0-0 6-3			0-0 F8			0-0 P4	4 0 0 0 0 1 2										
Bob Owchinko, L OBP: 0.211, SLG: 0.118 (1, 1)		0-0 FC2-6 1B		0-0 6-3		0-0 P6			0-0 6-3	4 0 1 0 0 0 1										
Inning Stats	R: 5 E: 1 K: 2 S: 11	H: 3 LOB: 0 BB: 1 P: 15	R: 0 E: 0 K: 0 S: 4	H: 1 LOB: 1 BB: 0 P: 4	R: 1 E: 0 K: 0 S: 5	H: 2 LOB: 1 BB: 0 P: 5	R: 0 E: 0 K: 0 S: 3	H: 0 LOB: 0 BB: 0 P: 3	R: 0 E: 0 K: 0 S: 3	H: 0 LOB: 0 BB: 0 P: 3	R: 1 E: 0 K: 0 S: 4	H: 2 LOB: 1 BB: 1 P: 8	R: 0 E: 0 K: 0 S: 4	H: 1 LOB: 1 BB: 0 P: 4	R: 0 E: 0 K: 1 S: 5	H: 0 LOB: 0 BB: 0 P: 5	1B: 9 2B: 1 3B: 0 HR: 1	SF: 1 SAC: 0 DP: 1 HBP: 0	WP: 1 PB: 0 SB: 3 CS: 1	PA: 39
PITCHER	IP WLS BF H R ER SO BB IBB HBP BLK WP HR S P ERA WHIP																			
Tom Underwood, L ERA: 5.13 (1, 1)	2.0 L 13 5 6 5 2 1 0 0 0 1 1 16 20 22.50 3.000																			
Clay Carroll, R ERA: 2.23 (3, 1)	2.0 7 1 0 0 0 0 0 0 0 0 0 7 7 0.00 0.500																			
Rawly Eastwick, R ERA: 3.62 (5, 1)	3.0 12 4 1 1 0 1 0 0 0 0 0 11 15 3.00 1.667																			
Butch Metzger, R ERA: 3.21 (8, 1)	0.0 0 0 0 0 0 0 0 0 0 0 0 0 0 ∞ ∞																			
Al Hrabosky, L ERA: 4.24 (9, 1)	1.0 3 0 0 0 0 1 0 0 0 0 0 5 5 0.00 0.000																			

San Diego Padres @ St. Louis Cardinals
 Busch Stadium, St. Louis, MO
 Sun Aug 21 1977, 3:33 AM CDT
 Att: 30,343 - Unknown

AB	36
R	7
H	11
RBI	7
BB	2
SO	3
LOB	17



WP: 1	PA: 39
-------	--------

Batter	1	2	3	4	5	6	7	8	9	AB R H RBI BB SO LOB	TOP											
Bill Almon, R (1, 6) OBP: 0.301, SLG: 0.327	0-0 FC6-4 1B		0-0 5-3		0-0 F8			0-0 SH1-3 1B		4 0 2 0 0 0 0												
Gene Tenace, R (1, 3) OBP: 0.420, SLG: 0.419	0-0 F9			0-0 HR		0-0 F8		0-0 SH1-3 1-2		3 1 1 1 0 0 1												
Mike Ivie, R (1, 5) OBP: 0.338, SLG: 0.407	0-0 FC6-4			0-0 F2		0-0 WP 1B		0-0 F6		4 0 1 0 0 0 2												
Tucker Ashford, R (8, 5) OBP: 0.274, SLG: 0.327	1-2f FC6-4			0-0 1B 1B		4-0 1-2 BB		0-0 F7		0 0 0 0 0 0 0												
George Hendrick, R (1, 8) OBP: 0.367, SLG: 0.469	1-2f FC6-4			0-0 F5		0-0 F9		0-0 F7		3 0 1 0 1 0 2												
Dave Winfield, R (1, 9) OBP: 0.350, SLG: 0.496		0-0 F5		0-0 1-2 1B		0-0 F9		0-3 K		4 0 1 0 0 1 2												
Dave Kingman, R (1, 7) OBP: 0.277, SLG: 0.420		4-0 BB		0-0 F5		0-0 4-3		0-0 F7		3 0 0 0 1 0 4												
Gene Richards, L (9, 7) OBP: 0.362, SLG: 0.358		G4-6-3 BB		0-0 F3				0-0 F7		0 0 0 0 0 0 0												
Mike Champion, R (1, 4) OBP: 0.263, SLG: 0.275	1-2f G4-6-3	0-0 G4-6-3		0-0 F3		0-0 F8		0-0 S 1B		4 0 1 0 0 0 3												
Dave Roberts, R (1, 2) OBP: 0.254, SLG: 0.308			0-0 5-3		0-0 F7		0-0 L4	4-0 1-2 IBB		3 0 0 0 1 0 0												
Bob Shirley, R (1, 1) OBP: 0.121, SLG: 0.107			0-3 K		0-0 F9		0-0 1-3	0-0 6-3		3 0 0 0 0 1 0												
Rollie Fingers, R (8, 1)										1 0 0 0 0 0 2												
Inning Stats	R: 0 E: 0 K: 0 S: 4	H: 1 LOB: 1 BB: 0 P: 4	R: 0 E: 0 K: 0 S: 2	H: 0 LOB: 0 BB: 1 P: 6	R: 0 E: 0 K: 1 S: 5	H: 0 LOB: 0 BB: 0 P: 5	R: 1 E: 0 K: 0 S: 6	H: 3 LOB: 2 BB: 0 P: 6	R: 0 E: 0 K: 0 S: 3	H: 0 LOB: 0 BB: 0 P: 3	R: 0 E: 0 K: 0 S: 4	H: 1 LOB: 2 BB: 1 P: 8	R: 0 E: 0 K: 0 S: 3	H: 0 LOB: 0 BB: 0 P: 3	R: 0 E: 0 K: 0 S: 4	H: 1 LOB: 1 BB: 0 P: 4	R: 0 E: 0 K: 1 S: 6	H: 1 LOB: 2 BB: 1 P: 10	1B: 6 2B: 0 3B: 0 HR: 1	SF: 0 SAC: 1 DP: 1 HBP: 0	WP: 1 PB: 0 SB: 1 CS: 0	PA: 36
PITCHER	IP WLS BF H R ER SO BB IBB HBP BLK WP HR S P ERA WHIP																					
Jim Rooker, L (1, 1) ERA: 3.41	8.0 L 31 6 1 1 1 1 2 0 0 0 1 1 31 39 1.12 1.000																					
Kent Tekulve, R (9, 1) ERA: 3.27	1.0 5 1 0 0 1 0 1 0 0 0 0 0 6 10 0.00 1.000																					

San Diego Padres @ Pittsburgh Pirates
 Three Rivers Stadium, Pittsburgh, PA
 Mon Aug 22 1977, 7:05 PM EDT
 Att. 7,375 - Unknown

AB	32
R	1
H	7
RBI	1
BB	3
SO	2
LOB	16



WP: 1	PA: 36
PB: 0	
SB: 1	
CS: 0	

ERA	WHIP
-----	------

ERA	WHIP
-----	------

Batter	1	2	3	4	5	6	7	8	9	AB	R	H	RBI	BB	SO	LOB
Phil Garner, R OBP: 0.312, SLG: 0.443 (1, 4)	0-0 F9		0-0 3B			4-0 1B BB		0-0 F4		3	0	1	0	1	0	1
Fernando Gonzalez, R OBP: 0.317, SLG: 0.409 (1, 7) Bobby Tolan, L OBP: 0.235, SLG: 0.313 (8, PH) (9, 3)	0-0 FC5-4 1B		0-3 K			0-0 F9		0-3 K		3	0	1	0	0	1	2
Dave Parker, L OBP: 0.396, SLG: 0.542 (1, 9)	0-0 FC5-4 1-2f					0-0 F8		0-0 1B		4	0	1	0	0	1	1
Bill Robinson, R OBP: 0.346, SLG: 0.545 (1, 3) (9, 7)	0-3 K					0-0 CS 1B		0-3 K		4	0	2	0	0	2	3
Al Oliver, L OBP: 0.334, SLG: 0.470 (1, 8)						0-0 F8		0-0 G6-3 1B		3	0	2	0	1	0	1
Dale Berra, R (1, 5) Ed Ott, L (9, PH) OBP: 0.352, SLG: 0.409						0-0 CS		0-0 P1		3	0	0	0	0	0	2
Duffy Dyer, R OBP: 0.381, SLG: 0.328 (1, 2)						0-0 1-2		0-0 G6-3 1-2f		4	0	0	0	0	2	4
Frank Taveras, R OBP: 0.290, SLG: 0.293 (1, 6) Jim Fregosi, R OBP: 0.402, SLG: 0.494 (8, PH) Mario Mendoza, R OBP: 0.240, SLG: 0.260 (9, 6)						0-0 F9		0-3 K		2	0	0	0	0	0	0
Jim Rooker, R OBP: 0.273, SLG: 0.216 (1, 1) Ken Macha, R OBP: 0.273, SLG: 0.333 (8, PH) Kent Tekulve, R OBP: 0.200, SLG: 0.200 (9, 1)						0-3 K		0-0 F8		1	0	0	0	0	1	0
								4-0 BB		0	0	0	0	0	0	0

Inning Stats	R: 0	H: 1	E: 0	K: 1	S: 6	LOB: 1	BB: 0	P: 6	R: 0	H: 0	E: 0	K: 0	S: 2	LOB: 0	BB: 1	P: 6	R: 0	H: 1	E: 0	K: 2	S: 8	LOB: 1	BB: 0	P: 8	R: 0	H: 1	E: 0	K: 0	S: 3	LOB: 0	BB: 0	P: 3	R: 0	H: 0	E: 0	K: 1	S: 5	LOB: 0	BB: 0	P: 5	R: 0	H: 1	E: 0	K: 1	S: 6	LOB: 2	BB: 1	P: 10	R: 0	H: 1	E: 0	K: 0	S: 3	LOB: 0	BB: 0	P: 3	R: 0	H: 0	E: 0	K: 2	S: 7	LOB: 1	BB: 1	P: 11	R: 0	H: 2	E: 0	K: 2	S: 9	LOB: 2	BB: 0	P: 9
1B: 6	SF: 0	2B: 0	SAC: 0	3B: 1	DP: 1	HR: 0	HBP: 0	WP: 0	PA: 35																																																															

PITCHER	IP	WLS	BF	H	R	ER	SO	BB	IBB	HBP	BLK	WP	HR	S	P	ERA	WHIP
Bob Shirley, L ERA: 3.93 (1, 1)	7.1	W	27	5	0	0	6	3	0	0	0	0	0	36	48	0.00	1.091
Rollie Fingers, R ERA: 2.79 (8, 1)	1.2	S	7	2	0	0	3	0	0	0	0	0	0	13	13	0.00	1.200

BOTTOM

San Diego Padres @ Pittsburgh Pirates
 Three Rivers Stadium, Pittsburgh, PA

Mon Aug 22 1977, 7:05 PM EDT
 Att. 7,375 - Unknown

AB	31
R	0
H	7
RBI	0
BB	3
SO	9
LOB	17



WP	PA	ERA	WHIP
0	35		

Batter	1	2	3	4	5	6	7	8	9	AB R H RBI BB SO LOB	TOP															
Bill Almon, R (1, 6) OBP: 0.302, SLG: 0.332	0-0 2B 3B		0-0 6-3		0-0 FC5 1B	0-0 6-3			0-0 6-3	5 1 2 0 0 0 1																
Gene Tenace, R (1, 3) OBP: 0.420, SLG: 0.427 (8, 2)	0-0 5-3		0-0 F6		0-0 FC5 E 1B		0-3 K		0-0 HR	5 2 2 1 0 1 1																
Mike Ivie, R (1, 5) OBP: 0.338, SLG: 0.412	0-0 WP SF9 2B		0-0 2B		0-0 FC5 E 1B		0-0 F8		0-3 K	5 1 2 2 0 1 2																
George Hendrick, R (1, 8) OBP: 0.366, SLG: 0.468	0-0 SF9 2-H		0-0 F9		0-0 E8 1B		0-0 F8			3 0 1 2 0 0 1																
Dave Winfield, R (1, 9) OBP: 0.347, SLG: 0.492	0-0 F9			0-0 L6	0-0 5-3			0-0 F3		4 0 0 0 0 0 2																
Dave Kingman, R (1, 7) OBP: 0.277, SLG: 0.417		0-3 K		0-0 F4		4-0 SH2-3 1B BB		0-0 6-3		3 1 0 0 1 1 0																
Gene Richards, L (8, 7) OBP: 0.362, SLG: 0.358 (8, 3)				0-0 F7		0-0 SH2-3		4-0 BB		0 0 0 0 0 0 0																
Mike Champion, R (1, 4) OBP: 0.265, SLG: 0.276		0-0 1B		0-0 F8		0-0 5-3		0-0 F9		2 0 1 0 1 0 0																
Dave Roberts, R (1, 2) OBP: 0.246, SLG: 0.297		0-0 F8		0-0 F8		0-0 5-3		0-0 F9		4 0 0 0 0 1 3																
Rollie Fingers, R (8, 1)										0 0 0 0 0 0 0																
Dave Freisleben, R (1, 1) OBP: 0.226, SLG: 0.207		0-3 K				4-0 1B FC5 BB		0-0 1B		1 1 0 0 1 1 1																
Merv Rettenmund, R (6, PH) OBP: 0.436, SLG: 0.500										1 0 1 1 0 0 0																
Dan Spillner, R (6, 1) OBP: 0.333, SLG: 0.143										0 0 0 0 0 0 0																
Jerry Turner, L (8, 7) OBP: 0.315, SLG: 0.399										1 0 0 0 0 1 0																
Inning Stats	R: 2 H: 2 E: 0 LOB: 0 K: 0 BB: 0 S: 5 P: 5	R: 0 H: 1 E: 0 LOB: 1 K: 2 BB: 0 S: 8 P: 8	R: 0 H: 1 E: 0 LOB: 1 K: 2 BB: 0 S: 4 P: 4	R: 0 H: 0 E: 0 LOB: 0 K: 0 BB: 0 S: 3 P: 3	R: 2 H: 3 E: 1 LOB: 2 K: 0 BB: 1 S: 6 P: 10	R: 1 H: 1 E: 0 LOB: 1 K: 1 BB: 1 S: 6 P: 10	R: 0 H: 0 E: 0 LOB: 0 K: 1 BB: 0 S: 5 P: 5	R: 0 H: 0 E: 0 LOB: 1 K: 0 BB: 1 S: 3 P: 7	R: 1 H: 1 E: 0 LOB: 0 K: 2 BB: 0 S: 8 P: 8	1B: 5 SF: 1 2B: 2 SAC: 1 3B: 1 DP: 0 HR: 1 HBP: 0	WP: 1 PA: 39 PB: 0 SB: 0 CS: 0															
PITCHER	IP WLS BF H R ER SO BB IBB HBP BLK WP HR S P ERA WHIP											PITCHER	IP WLS BF H R ER SO BB IBB HBP BLK WP HR S P ERA WHIP													
Jerry Reuss, L (1, 1) ERA: 3.98	6.0	28	8	5	5	3	2	0	0	0	1	0	32	40	7.50	1.667										
Larry Demery, R (7, 1) ERA: 4.74	2.0	7	0	0	0	1	1	0	0	0	0	0	8	12	0.00	0.500										
Rich Gossage, R (9, 1) ERA: 1.93	1.0	W 4	1	1	1	2	0	0	0	0	0	1	8	8	9.00	1.000										

San Diego Padres @ Pittsburgh Pirates
 Three Rivers Stadium, Pittsburgh, PA
 Tue Aug 23 1977, 7:05 PM EDT
 Att. 8,105 - Unknown

AB	34
R	6
H	9
RBI	6
BB	3
SO	6
LOB	11



Batter	1	2	3	4	5	6	7	8	9	AB	R	H	RBI	BB	SO	LOB
Phil Garner, R OBP: 0.317, SLG: 0.445 (1, 4)	4-0 FC6-4 BB		0-0 1B 2B	0-0 FC6-4 1-2f		4-0 FC5-2 BB		4-0 E FC5 BB		2	1	1	1	3	0	3
Fernando Gonzalez, R OBP: 0.313, SLG: 0.404 (1, 7) (8, 5)	0-0 FC6-4 1-2f		0-0 E4 1B		0-0 F9	0-0 FC5-2 1-2 3-H		0-0 SF7 3-H		4	0	1	2	0	0	3
Dave Parker, L OBP: 0.400, SLG: 0.543 (1, 9)	0-0 G5-4-3 1B		0-0 E4 1-H		4-0 HR BB		0-0 1B	4-0 FC5 1-3 IBB		3	1	2	0	2	0	1
Bill Robinson, R OBP: 0.344, SLG: 0.549 (1, 3)	0-0 G5-4-3 1-2f		0-0 F8		0-0 HR		0-0 F5	0-0 FC5 1-2 3-H		5	1	1	2	0	0	5
Al Oliver, L OBP: 0.335, SLG: 0.476 (1, 8) (8, 7)		0-0 F9		0-0 1-3	0-0 4-3		0-0 1B		0-0 HR	5	1	2	1	0	0	0
Dale Berra, R (1, 5) Omar Moreno, L (7, PH) OBP: 0.290, SLG: 0.351 (8, 8)		0-0 6-3		4-0 FC6-4 BB BB	0-0 F7		0-0 G3			2	0	0	0	1	0	0
Duffy Dyer, R OBP: 0.386, SLG: 0.326 (1, 2)		0-0 F9		4-0 FC6-4 1-2 BB BB		4-0 FC6-4 BB		4-0 E 1B BB		1	1	0	0	3	0	0
Frank Taveras, R OBP: 0.292, SLG: 0.295 (1, 6)			0-0 SH5-3 2B 1B	0-0 FC6-4 1-2f 2-3		0-0 FC6-4 S PB FC5-2		0-0 E5 SF7 1B		4	2	2	0	0	0	3
Jerry Reuss, L (1, 1) Ed Ott, L (6, PH) OBP: 0.351, SLG: 0.407 Larry Demery, R (7, 1) OBP: 0.176, SLG: 0.294 Bobby Tolan, L (8, PH) OBP: 0.233, SLG: 0.309 Rich Gossage, R (9, 1) OBP: 0.211, SLG: 0.263			0-0 SH5-3	4-0 FC6-4 BB		0-0 6-3		0-0 6-3		0	0	0	0	1	0	0

Inning Stats	R: 0	H: 1	E: 0	K: 0	S: 3	R: 0	H: 0	E: 0	K: 0	S: 3	R: 2	H: 3	E: 1	K: 0	S: 6	R: 0	H: 0	E: 0	K: 0	S: 3	R: 2	H: 1	E: 0	K: 0	S: 4	R: 0	H: 0	E: 0	K: 0	S: 3	R: 0	H: 2	E: 0	K: 0	S: 4	R: 2	H: 1	E: 2	K: 0	S: 4	R: 1	H: 1	E: 0	K: 0	S: 1
	LOB: 1	BB: 1	P: 7	LOB: 0	BB: 0	P: 3	LOB: 3	BB: 3	P: 15	LOB: 2	BB: 2	P: 11	LOB: 1	BB: 0	P: 4	LOB: 2	BB: 3	P: 16	LOB: 0	BB: 0	P: 1	1B: 6	SF: 1	2B: 1	SAC: 1	3B: 0	DP: 1	HR: 2																	

PITCHER	IP	WLS	BF	H	R	ER	SO	BB	IBB	HBP	BLK	WP	HR	S	P	ERA	WHIP
Dave Freisleben, R (1, 1) ERA: 4.97	5.0		24	5	4	4	0	5	0	0	0	0	1	19	39	7.20	2.000
Dan Spillner, R (6, 1) ERA: 3.62	2.1		12	3	2	1	0	3	0	0	0	0	0	9	21	3.86	2.571
Rollie Fingers, R (8, 1) ERA: 2.85	0.2	L	5	1	1	1	0	1	1	0	0	0	1	3	11	13.50	3.000

BOTTOM

San Diego Padres @ Pittsburgh Pirates
 Three Rivers Stadium, Pittsburgh, PA
 Tue Aug 23 1977, 7:05 PM EDT
 Att. 8,105 - Unknown

AB	29
R	7
H	9
RBI	6
BB	10
SO	0
LOB	18



WP	PA	ERA	WHIP
1	41		
3			
0			

Batter	1	2	3	4	5	6	7	8	9	AB R H RBI BB SO LOB	TOP											
Frank Taveras, R (1, 6) OBP: 0.303, SLG: 0.308	0-0 2B		0-0 1B		0-0 1B		0-0 1B		0-0 L4	5 0 4 1 0 0 2												
Phil Garner, R (1, 4) OBP: 0.315, SLG: 0.439	0-0 F9		0-0 G4-6-3		0-0 F9		0-0 4-3			4 0 0 0 0 0 5												
Dave Parker, L (1, 9) OBP: 0.398, SLG: 0.545	0-0 6-3			0-0 1B		0-0 HR		0-0 1B		4 1 3 1 0 0 0												
Bill Robinson, R (1, 3) OBP: 0.340, SLG: 0.537		0-0 P3		0-0 F2		0-3 K		0-3 K		4 0 0 0 0 2 2												
Al Oliver, L (1, 7) OBP: 0.333, SLG: 0.469		0-3 K		0-0 1B		0-0 F6		0-0 6-3		4 0 1 0 0 1 1												
Fernando Gonzalez, R (1, 5) OBP: 0.323, SLG: 0.400		0-0 6-3		0-0 1B		0-0 F9			0-0 F8	4 0 1 0 0 0 0												
Ed Ott, L (1, 2) OBP: 0.345, SLG: 0.404			0-0 1B	0-0 FC5			0-0 3-1		0-3 K2-3	4 1 1 0 0 1 2												
Omar Moreno, L (1, 8) OBP: 0.294, SLG: 0.360			0-0 6-3		0-3 K		0-3 K		0-0 1B	4 0 1 0 0 2 1												
Bruce Kison, R (1, 1) OBP: 0.267, SLG: 0.345			0-0 1B		0-0 2B		0-0 1B		0-0 1B	3 1 3 1 0 0 0												
Rich Gossage, R (8, 1) OBP: 0.250, SLG: 0.300			2-H 1B		S 1B				1-3 1B	1 0 1 0 0 0 0												
Inning Stats	R: 0 E: 0 K: 0 S: 3	H: 1 LOB: 0 BB: 0 P: 3	R: 0 E: 0 K: 1 S: 5	H: 0 LOB: 0 BB: 0 P: 5	R: 1 E: 0 K: 0 S: 5	H: 3 LOB: 1 BB: 0 P: 5	R: 0 E: 0 K: 0 S: 5	H: 3 LOB: 2 BB: 0 P: 5	R: 1 E: 0 K: 1 S: 6	H: 2 LOB: 0 BB: 0 P: 6	R: 1 E: 0 K: 1 S: 6	H: 1 LOB: 0 BB: 0 P: 6	R: 0 E: 0 K: 1 S: 7	H: 2 LOB: 2 BB: 0 P: 7	R: 0 E: 0 K: 1 S: 5	H: 1 LOB: 0 BB: 0 P: 5	R: 0 E: 0 K: 1 S: 7	H: 2 LOB: 2 BB: 0 P: 7	1B: 11 2B: 3 3B: 0 HR: 1	SF: 0 SAC: 0 DP: 1 HBP: 0	WP: 0 PB: 1 SB: 1 CS: 3	PA: 37
PITCHER	IP WLS BF H R ER SO BB IBB HBP BLK WP HR S P ERA WHIP																					
Bob Owchinko, L (1, 1) ERA: 4.16	6.0 L 24 10 3 3 3 0 0 0 0 0 0 1 30 30 4.50 1.667																					
Dave Tomlin, L (7, 1) ERA: 3.33	2.0 8 3 0 0 2 0 0 0 0 0 0 0 12 12 0.00 1.500																					
Dan Spillner, R (9, 1) ERA: 3.59	1.0 5 2 0 0 1 0 0 0 0 0 0 0 7 7 0.00 2.000																					

Pittsburgh Pirates @ San Diego Padres
San Diego Stadium, San Diego, CA
Fri Aug 26 1977, 10:05 PM EDT
Att. 18,696 - Unknown

livebaseballscorecards.com

AB	37
R	3
H	15
RBI	3
BB	0
SO	6
LOB	13



Batter	1	2	3	4	5	6	7	8	9
Gene Richards, L (1, 7) OBP: 0.358, SLG: 0.354	0-3 K ①		0-0 4-3 ②			0-0 L6 ①		0-3 K ①	
Gene Tenace, R (1, 2) OBP: 0.417, SLG: 0.422	0-0 F8 ②		0-3 K ③			0-3 K ②		0-0 F3 ②	
Mike Ivie, R (1, 5) OBP: 0.338, SLG: 0.410	0-0 2B 1B			0-0 F7 ①		0-0 5-3 ③		0-0 4-3 ③	
George Hendrick, R (1, 8) OBP: 0.367, SLG: 0.471	0-0 1-3 2B			0-0 5-3 ②		0-0 6-3 ①		0-0 E 1B	
Dave Winfield, R (1, 9) OBP: 0.345, SLG: 0.488	0-0 6-3 ③			0-0 5-3 ③		0-0 F7 ②		0-0 E4 1-2	
Dave Kingman, R (1, 3) OBP: 0.277, SLG: 0.423		0-3 K ①			0-3 K ①	0-0 HR		0-3 K ①	
Bill Almon, R (1, 6) OBP: 0.300, SLG: 0.329		0-3 K ②			0-0 6-3 ②		0-3 K ③	0-0 F9 ②	
Mike Champion, R (1, 4) OBP: 0.264, SLG: 0.275		0-0 6-3 ③			0-0 6-3 ③			0-0 1B 1B	
Merv Rettenmund, R (8, PH) OBP: 0.440, SLG: 0.505								0-3 K ③	
Tucker Ashford, R (9, 4) OBP: 0.273, SLG: 0.325								0-0 1-2 1B	
Bob Owchinko, L (1, 1) OBP: 0.205, SLG: 0.114			0-0 5-3 ①			0-0 E6			
Pat Scanlon, L (6, PH) OBP: 0.294, SLG: 0.203									
Dave Tomlin, L (7, 1) OBP: 0.333, SLG: 0.333									
Jerry Turner, L (8, PH) OBP: 0.318, SLG: 0.402									
Dan Spillner, R (9, 1) OBP: 0.333, SLG: 0.143									

Inning Stats	R: 0	H: 2	E: 0	K: 1	S: 7	R: 0	H: 0	E: 0	K: 2	S: 7	R: 0	H: 0	E: 0	K: 1	S: 5	R: 0	H: 0	E: 0	K: 1	S: 5	R: 0	H: 0	E: 1	K: 1	S: 6	R: 1	H: 1	E: 0	K: 1	S: 6	R: 0	H: 2	E: 0	K: 1	S: 7	R: 0	H: 1	E: 1	K: 2	S: 9
	LOB: 2	BB: 0	P: 7			LOB: 0	BB: 0	P: 7			LOB: 0	BB: 0	P: 5			LOB: 1	BB: 0	P: 6			LOB: 2	BB: 0	P: 7			LOB: 2	BB: 0	P: 9			1B: 4	2B: 1	3B: 0	HR: 1	SF: 0	SAC: 0	DP: 0	HBP: 0		


PITCHER	IP	WLS	BF	H	R	ER	SO	BB	IBB	HBP	BLK	WP	HR	S	P	ERA	WHIP
Bruce Kison, R (1, 1) ERA: 4.67	7.0	W	27	5	1	1	7	0	0	0	0	0	1	41	41	1.29	0.714
Rich Gossage, R (8, 1) ERA: 1.96	2.0	S	8	1	0	0	3	0	0	0	0	0	0	14	14	0.00	0.500

BOTTOM

Pittsburgh Pirates @ San Diego Padres
San Diego Stadium, San Diego, CA

Fri Aug 26 1977, 10:05 PM EDT
Att. 18,696 - Unknown

AB	35
R	1
H	6
RBI	1
BB	0
SO	10
LOB	18



WP: 0	PA: 35
PB: 0	
SB: 0	
CS: 0	

Batter	1	2	3	4	5	6	7	8	9	AB R H RBI BB SO LOB	TOP											
Frank Taveras, R (1, 6) OBP: 0.304, SLG: 0.309	0-0 F3		0-0 BLK SH1-3 1B		0-0 G3		0-0 6-3		0-0 S 1B	5 0 2 0 0 0 2												
Phil Garner, R (1, 4) OBP: 0.316, SLG: 0.439	4-0 1B BB		0-0 SH1-3		0-0 1B		0-0 P3		0-0 5-3	3 1 1 2 1 0 1												
Dave Parker, L (1, 9) OBP: 0.397, SLG: 0.544	0-0 F5		0-0 F7		0-0 F7			0-0 2B		4 1 1 0 0 0 3												
Bill Robinson, R (1, 3) OBP: 0.344, SLG: 0.540	0-0 1B 1B		0-0 6-3		4-0 IBB			0-0 4-3 2B		3 0 2 2 1 0 1												
Al Oliver, L (1, 7) OBP: 0.332, SLG: 0.467	0-0 1B			0-0 F6	0-3 K2-3			0-0 4-3		4 0 1 0 0 1 3												
Fernando Gonzalez, R (1, 5) OBP: 0.321, SLG: 0.396	0-0 F8			0-0 6-3		0-0 CS 1B		0-3 K		4 0 1 0 0 1 3												
Ed Ott, L (1, 2) OBP: 0.340, SLG: 0.397		0-3 K		0-3 K		0-3 K		0-0 F3		4 0 0 0 0 3 2												
Omar Moreno, L (1, 8) OBP: 0.294, SLG: 0.357		0-3 K			4-0 SH PB 1B BB			0-3 K		3 1 0 0 1 3 0												
Jerry Reuss, L (1, 1) OBP: 0.254, SLG: 0.215			0-0 6-3		0-0 SH 1B G3		0-3 K		0-0 F7	3 1 0 0 0 1 0												
Inning Stats	R: 1 E: 0 K: 0 S: 5	H: 2 LOB: 2 BB: 1 P: 9	R: 0 E: 0 K: 2 S: 7	H: 0 LOB: 0 BB: 0 P: 7	R: 0 E: 0 K: 0 S: 4	H: 1 LOB: 1 BB: 0 P: 4	R: 0 E: 0 K: 1 S: 5	H: 0 LOB: 0 BB: 0 P: 5	R: 2 E: 0 K: 1 S: 7	H: 1 LOB: 2 BB: 2 P: 15	R: 0 E: 0 K: 2 S: 7	H: 1 LOB: 0 BB: 0 P: 7	R: 0 E: 0 K: 1 S: 5	H: 0 LOB: 0 BB: 0 P: 5	R: 1 E: 0 K: 1 S: 7	H: 2 LOB: 1 BB: 0 P: 7	R: 0 E: 0 K: 1 S: 6	H: 1 LOB: 1 BB: 0 P: 6	1B: 6 2B: 2 3B: 0 HR: 0	SF: 0 SAC: 2 DP: 0 HBP: 0	WP: 0 PB: 1 SB: 1 CS: 1	PA: 38
PITCHER	IP WLS BF H R ER SO BB IBB HBP BLK WP HR S P ERA WHIP																					
Randy Jones, L (1, 1) ERA: 5.54	5.0 L 23 4 3 3 4 2 1 0 1 0 0 28 40 5.40 1.200																					
Dan Spillner, R (6, 1) ERA: 3.52	2.0 6 1 0 0 3 0 0 0 0 0 0 12 12 0.00 0.500																					
Dave Tomlin, L (8, 1) ERA: 3.4	1.0 5 2 1 1 1 0 0 0 0 0 0 7 7 9.00 2.000																					
Rollie Fingers, R (9, 1) ERA: 2.83	1.0 4 1 0 0 1 0 0 0 0 0 0 6 6 0.00 1.000																					

Pittsburgh Pirates @ San Diego Padres
San Diego Stadium, San Diego, CA
Sat Aug 27 1977, 10:05 PM EDT
Att. 14,732 - Unknown

livebaseballscorecards.com

AB	33
R	4
H	8
RBI	4
BB	3
SO	9
LOB	15



Batter	1	2	3	4	5	6	7	8	9	AB R H RBI BB SO LOB
Bill Almon, R OBP: 0.301, SLG: 0.331 (1, 6)	0-0 F9		0-0 1B		0-0 4-3		0-0 1B			4 0 2 0 0 0 1
Gene Tenace, R OBP: 0.414, SLG: 0.418 (1, 2)	0-0 F3		0-3 K			0-3 K	0-0 6-3			4 0 0 0 0 2 3
Mike Ivie, R OBP: 0.337, SLG: 0.409 (1, 3)	0-3 K			0-0 6-3		0-0 FC5 1B		0-0 F3		4 0 1 0 0 1 0
George Hendrick, R OBP: 0.366, SLG: 0.467 (1, 8)		0-0 6-3		0-0 F9		0-0 F9		4-0 WP BB		3 0 0 0 1 0 1
Dave Winfield, R OBP: 0.346, SLG: 0.490 (1, 9)		0-0 6-3		0-0 2B		0-0 1B		0-3 K		4 0 2 0 0 1 1
Dave Kingman, R OBP: 0.276, SLG: 0.421 (1, 7)		0-0 FC4-6 1B		0-0 F7		0-0 FC5		0-3 K		4 0 1 0 0 1 4
Mike Champion, R OBP: 0.262, SLG: 0.273 (1, 4)		0-0 FC4-6			0-0 5-3		0-0 4-3		0-3 K	4 0 0 0 0 1 1
Tucker Ashford, R OBP: 0.267, SLG: 0.317 (1, 5)			0-0 5-3		0-0 E6		0-3 K		0-0 1-6-3	4 0 0 0 0 1 0
Randy Jones, R OBP: 0.206, SLG: 0.188 (5, PH)			0-3 K		0-0 F8		4-0 1B BB		0-0 6-3	1 0 0 0 0 0 1 0

Inning Stats	R: 0	H: 0	E: 0	K: 1	S: 5	R: 0	H: 1	E: 0	K: 0	S: 4	R: 0	H: 1	E: 0	K: 2	S: 8	R: 0	H: 1	E: 0	K: 0	S: 4	R: 0	H: 2	E: 0	K: 1	S: 7	R: 0	H: 1	E: 0	K: 1	S: 6	R: 0	H: 0	E: 0	K: 2	S: 7	R: 0	H: 0	E: 0	K: 1	S: 5	1B: 5	SF: 0	2B: 1	3B: 0	HR: 0	WP: 1	PA: 36
	LOB: 0	BB: 0	P: 5	LOB: 1	BB: 0	P: 4	LOB: 1	BB: 0	P: 8	LOB: 1	BB: 0	P: 4	LOB: 1	BB: 0	P: 4	LOB: 2	BB: 0	P: 7	LOB: 2	BB: 0	P: 4	LOB: 1	BB: 1	P: 10	LOB: 1	BB: 1	P: 11	LOB: 0	BB: 1	P: 5	LOB: 0	BB: 0	P: 5	LOB: 0	BB: 0	P: 5	SAC: 0	DP: 0	HBP: 0	PB: 0	SB: 0	CS: 0					


PITCHER	IP	WLS	BF	H	R	ER	SO	BB	IBB	HBP	BLK	WP	HR	S	P	ERA	WHIP
Jerry Reuss, L ERA: 3.79 (1, 1)	9.0	W	36	6	0	0	8	2	0	0	0	1	0	50	58	0.00	0.889

San Diego Padres

San Diego Stadium, San Diego, CA

Sat Aug 27 1977, 10:05 PM EDT
Att. 14,732 - Unknown

AB	34
R	0
H	6
RBI	0
BB	2
SO	8
LOB	12

Batter	1	2	3	4	5	6	7	8	9	AB R H RBI BB SO LOB	TOP											
Frank Taveras, R (1, 6) <small>OBP: 0.301, SLG: 0.306</small> Mario Mendoza, R (6, 6) <small>OBP: 0.234, SLG: 0.253</small>	0-0 F9	0-0 6-3		0-0 F3		0-0 4-3		0-0 5-3	0-0 4-3	4 0 0 0 0 0 0 2 0 0 0 0 0 2												
Phil Garner, R (1, 4) <small>OBP: 0.315, SLG: 0.436</small>	0-0 1B E 1B		0-0 E6 CS		0-0 E6 S 2B	0-0 5-3		0-0 L9		5 2 1 0 0 0 0												
Dave Parker, L (1, 9) <small>OBP: 0.400, SLG: 0.546</small>	0-0 E8 1-H E 1B		0-0 F6		4-0 2B 1-2 BB BB	0-0 E 1B			0-0 5-3 2B 1B	4 3 3 0 1 0 1												
Ken Macha, R (1, 3) <small>OBP: 0.296, SLG: 0.320</small>	4-0 E3 BB		0-0 1B 1-2 HR 1B		0-3 K 1-3 1-3 2-H	0-0 E6 1-3			0-0 5-3 1-2	4 1 1 0 1 1 4												
Al Oliver, L (1, 8) <small>OBP: 0.335, SLG: 0.472</small> (5, 7)	0-0 E3 1-3 2-H		0-0 1-3 HR 1B		0-0 BB 1-3 2-H 2B	0-0 4-3			0-0 6-3 2-H 2B 2B	5 2 3 2 0 0 3												
Fernando Gonzalez, R (1, 7) <small>OBP: 0.329, SLG: 0.416</small> (5, 5)			0-0 1-H 3-H HR		4-0 BB IBB		0-0 F7		0-0 6-3 2-3	4 1 2 3 1 0 1												
Dale Berra, R (1, 5) Omar Moreno, L (5, 8) <small>OBP: 0.295, SLG: 0.361</small>	0-0 4-3		0-3 K 3		0-0 F9		0-0 4-3		0-0 E 2B	3 0 0 0 0 1 5 2 1 1 1 0 0 0	AB 42 R 10 H 12 RBI 7 BB 4 SO 6 LOB 19											
Duffy Dyer, R (1, 2) <small>OBP: 0.378, SLG: 0.315</small>		0-0 6-3		0-0 F8	4-0 1-2 2-3 3-H BB		0-3 K		0-0 E4 2B	4 0 0 1 1 1 0												
Jim Rooker, R (1, 1) <small>OBP: 0.267, SLG: 0.232</small>		0-0 4-3		0-3 K	0-3 K		0-3 K		0-0 2B	5 0 1 0 0 3 3												
Inning Stats	R: 2 E: 2 K: 0 S: 6	H: 3 LOB: 2 BB: 1 P: 10	R: 0 E: 0 K: 0 S: 3	H: 0 LOB: 0 BB: 0 P: 3	R: 3 E: 1 K: 1 S: 8	H: 3 LOB: 0 BB: 0 P: 8	R: 0 E: 0 K: 1 S: 5	H: 0 LOB: 0 BB: 0 P: 5	R: 2 E: 1 K: 2 S: 9	H: 1 LOB: 3 BB: 3 P: 21	R: 0 E: 1 K: 0 S: 5	H: 1 LOB: 2 BB: 0 P: 5	R: 0 E: 0 K: 1 S: 5	H: 0 LOB: 0 BB: 0 P: 5	R: 0 E: 0 K: 1 S: 5	H: 0 LOB: 0 BB: 0 P: 5	R: 3 E: 1 K: 0 S: 8	H: 4 LOB: 2 BB: 0 P: 8	1B: 7 2B: 4 3B: 0 HR: 1	SF: 0 SAC: 0 DP: 0 HBP: 0	WP: 0 PB: 0 SB: 1 CS: 1	PA: 46
PITCHER	IP WLS BF H R ER SO BB IBB HBP BLK WP HR S P ERA WHIP																					
Bob Shirley, L (1, 1) <small>ERA: 4.08</small> Tom Griffin, R (4, 1) <small>ERA: 4.49</small> Dave Wehmeister, R (6, 1) <small>ERA: 4.9</small> Rick Sawyer, R (8, 1) <small>ERA: 5.62</small>	3.0 L 16 6 5 4 1 1 0 0 0 0 0 1 17 21 12.00 2.333																					

Pittsburgh Pirates @ San Diego Padres
 San Diego Stadium, San Diego, CA
 Sun Aug 28 1977, 6:33 AM EDT
 Att: 10,371 - Unknown

livebaseballscorecards.com

Batter	1	2	3	4	5	6	7	8	9	AB	R	H	RBI	BB	SO	LOB
Merv Rettenmund, R (1, 7) OBP: 0.429, SLG: 0.482	0-3 K		0-0 6-3		0-0 1-6-3		0-0 F7		0-0 F8	5	0	0	0	0	1	3
Bill Almon, R (1, 6) OBP: 0.301, SLG: 0.329	0-3 K		0-0 F7		0-0 1B		0-3 K		0-0 6-3	5	0	1	0	0	2	3
Mike Ivie, R (1, 5) OBP: 0.336, SLG: 0.409	0-0 F8			0-0 1B 2B	0-0 F9			0-0 F8		4	1	1	0	0	0	1
George Hendrick, R (1, 8) OBP: 0.367, SLG: 0.468		0-0 BB 1B		0-0 FC6-5 BB 1B		0-0 F4		0-0 6-3		4	0	2	1	0	0	0
Dave Winfield, R (1, 9) OBP: 0.349, SLG: 0.490		4-0 BB 1-2 BB		4-0 BB 1-2 BB		0-0 F9		0-0 E8 1B		2	0	1	0	2	0	0
Dave Kingman, R (1, 3) OBP: 0.276, SLG: 0.422		0-3 K		0-0 F9		0-0 2B		0-0 F4		4	0	1	0	0	1	5
Gary Sutherland, R (1, 4) OBP: 0.319, SLG: 0.333		0-0 L9		0-3 K		0-0 F7		0-0 5-3		4	0	0	0	0	1	5
Dave Roberts, R (1, 2) OBP: 0.244, SLG: 0.287		0-0 F9		0-0 FC6-5 2-3f		0-0 F7		4-0 BB 1B		3	0	0	0	1	0	4
Bob Shirley, R (1, 1) OBP: 0.121, SLG: 0.107			0-0 F9		0-0 F8		4-0 BB 1B		0-0 1-2 1B	0	0	0	0	0	0	0
Tucker Ashford, R (3, PH) OBP: 0.265, SLG: 0.315										1	0	0	0	0	0	0
Tom Griffin, R (4, 1) OBP: 0.146, SLG: 0.375										0	0	0	0	0	0	0
Pat Scanlon, L (5, PH) OBP: 0.290, SLG: 0.200										1	0	0	0	0	0	0
Dave Wehrmeister, R (6, 1) OBP: 0.167, SLG: 0.250										0	0	0	0	0	0	0
Gene Tenace, R (7, PH) OBP: 0.415, SLG: 0.418										0	0	0	0	1	0	0
Rick Sawyer, R (8, 1) OBP: 0.320, SLG: 0.150										0	0	0	0	0	0	0
Mike Champion, R (9, PH) OBP: 0.264, SLG: 0.274										1	0	1	0	0	0	0

BOTTOM

Pittsburgh Pirates @ San Diego Padres
 San Diego Stadium, San Diego, CA
 Sun Aug 28 1977, 6:33 AM EDT
 Att. 10,371 - Unknown

livebaseballscorecards.com

AB	34
R	1
H	7
RBI	1
BB	4
SO	5
LOB	21



Inning Stats	R: 0 H: 0 E: 0 K: 2 S: 7	H: 0 LOB: 0 BB: 0 P: 7	R: 0 H: 1 E: 0 K: 1 S: 6	H: 1 LOB: 2 BB: 1 P: 10	R: 0 H: 0 E: 0 K: 0 S: 3	H: 0 LOB: 0 BB: 0 P: 3	R: 1 H: 2 E: 0 K: 1 S: 7	H: 2 LOB: 2 BB: 1 P: 11	R: 0 H: 1 E: 0 K: 0 S: 4	H: 1 LOB: 1 BB: 0 P: 4	R: 0 H: 1 E: 0 K: 1 S: 5	H: 0 LOB: 1 BB: 1 P: 9	R: 0 H: 1 E: 1 K: 0 S: 4	H: 1 LOB: 1 BB: 0 P: 4	R: 0 H: 1 E: 0 K: 0 S: 4	H: 1 LOB: 2 BB: 1 P: 8	1B: 5 SF: 0 2B: 2 SAC: 0 3B: 0 DP: 0 HR: 0 HBP: 0	WP: 0 PA: 38 PB: 0 SB: 0 CS: 0
--------------	--------------------------	------------------------	--------------------------	-------------------------	--------------------------	------------------------	--------------------------	-------------------------	--------------------------	------------------------	--------------------------	------------------------	--------------------------	------------------------	--------------------------	------------------------	--	-----------------------------------

PITCHER	IP	WLS	BF	H	R	ER	SO	BB	IBB	HBP	BLK	WP	HR	S	P	ERA	WHIP
Jim Rooker, L (1, 1) ERA: 3.28	9.0	W	38	7	1	1	5	4	0	0	0	0	0	44	60	1.00	1.222

Batter	1	2	3	4	5	6	7	8	9	AB R H RBI BB SO LOB	TOP
Lou Brock, L (1, 7) <small>OBP: 0.301, SLG: 0.333</small> Rick Bosetti, R (7, 7) <small>OBP: 0.375, SLG: 0.375</small> Dane Iorg, L (9, PH) <small>OBP: 0.234, SLG: 0.209</small>	4-0 	0-0 		0-0 4-3 			0-0 FC1-4 		4-0 	3 1 1 0 1 0 1 0 0 0 0 0 0 0 0 0 0 0 1 0 0	
Jerry Mumphrey, S (1, 8) <small>OBP: 0.380, SLG: 0.425</small>	0-0 	0-0 			0-0 6-3 		0-0 3-1 		0-0 F8 	5 1 2 1 0 0 2	
Keith Hernandez, L (1, 3) <small>OBP: 0.387, SLG: 0.454</small>	0-0 	0-3 			4-0 		4-0 			2 0 0 0 2 1 3	
Ted Simmons, S (1, 2) <small>OBP: 0.422, SLG: 0.515</small>	0-0 	0-0 			0-0 		0-0 4-3 			4 1 1 1 0 0 4	
Ken Reitz, R (1, 5) <small>OBP: 0.304, SLG: 0.424</small>	0-0 		0-0 6-3 		0-0 		0-0 			4 0 0 0 0 0 2	
Hector Cruz, R (1, 9) <small>OBP: 0.339, SLG: 0.351</small>	0-3 		0-0 			0-0 		0-3 		4 0 0 0 0 2 2	
Mike Phillips, L (1, 6) <small>OBP: 0.237, SLG: 0.254</small>	0-0 		0-0 			0-0 		0-0 4-3 		4 0 1 1 0 0 0	
Mike Tyson, R (1, 4) <small>OBP: 0.292, SLG: 0.338</small> Garry Templeton, S (9, PH) <small>OBP: 0.329, SLG: 0.430</small>	4-0 			0-0 6-3 		0-0 			0-0 	2 0 0 0 1 0 0 1 0 0 0 0 0 0	
John Urea, R (1, 1) <small>OBP: 0.355, SLG: 0.167</small> Mike Anderson, R (8, 9) <small>OBP: 0.304, SLG: 0.378</small> Al Hrabosky, R (8, 1)	0-3 		0-0 			0-0 		0-0 		3 0 1 0 0 1 3 1 0 0 0 0 0 0 0 0 0 0 0 0 0	
Inning Stats	R: 3 H: 3 E: 1 LOB: 3 K: 2 BB: 2 S: 11 P: 19	R: 0 H: 2 E: 0 LOB: 1 K: 1 BB: 0 S: 6 P: 6	R: 0 H: 0 E: 0 LOB: 0 K: 0 BB: 0 S: 3 P: 3	R: 0 H: 0 E: 0 LOB: 0 K: 0 BB: 0 S: 3 P: 3	R: 0 H: 0 E: 0 LOB: 1 K: 0 BB: 1 S: 3 P: 7	R: 0 H: 0 E: 0 LOB: 0 K: 0 BB: 0 S: 3 P: 3	R: 0 H: 1 E: 0 LOB: 2 K: 0 BB: 1 S: 4 P: 8	R: 0 H: 0 E: 0 LOB: 0 K: 1 BB: 0 S: 5 P: 5	R: 0 H: 0 E: 0 LOB: 1 K: 0 BB: 1 S: 3 P: 7	1B: 4 SF: 0 2B: 2 SAC: 0 3B: 0 DP: 0 HR: 0 HBP: 0	WP: 0 PA: 38 PB: 0 SB: 3 CS: 1
PITCHER Dave Freisleben, R (1, 1) <small>ERA: 4.77</small> Rollie Fingers, R (9, 1) <small>ERA: 2.8</small>	IP WLS BF H R ER SO BB IBB HBP BLK WP HR S P ERA WHIP 8.0 W 34 6 3 2 4 3 1 0 0 0 0 38 54 2.25 1.125										

St. Louis Cardinals @ San Diego Padres
 San Diego Stadium, San Diego, CA
 Mon Aug 29 1977, 10:05 PM EDT
 Att: 19,656 - Unknown

livebaseballscores.com

AB	33
R	3
H	6
RBI	3
BB	5
SO	4
LOB	17



Batter	1	2	3	4	5	6	7	8	9
Gene Richards, L OBP: 0.357, SLG: 0.358 (1, 3) (9, 7)	0-0 4-3 ①		0-0 6-3 ① 1-H 3B			0-3 K ①		0-0 F9 ①	
Bill Almon, R OBP: 0.298, SLG: 0.327 (1, 6) S S S	0-3 K ②		0-0 6-3 ② 3-H			0-0 1-3 ②		0-0 F8 ②	
Mike Ivie, R OBP: 0.340, SLG: 0.420 (1, 5) (9, 3)	0-0 1B		0-0 5-3 ③			0-0 1B 1B		0-0 1-H HR	
George Hendrick, R OBP: 0.368, SLG: 0.468 (1, 8) X	0-0 4-3 ③			0-0 G4-6-3 1B		0-0 FC6-4 1B 1-2		0-3 K ③	
Dave Winfield, R OBP: 0.347, SLG: 0.487 (1, 9)		0-0 4-3 ①		0-0 G4-6-3 ① 1-2f		0-0 FC6-4 ③ 1-2f			
Jerry Turner, L OBP: 0.314, SLG: 0.396 (1, 7)		0-0 1-3 ②		0-0 G3 ③			0-0 4-3 ①		
Tucker Ashford, R OBP: 0.265, SLG: 0.315 (9, 5)									
Mike Champion, R OBP: 0.264, SLG: 0.273 (1, 4)		0-0 6-3 ③			0-0 G3 ①		4-0 CS BB		
Dave Roberts, R OBP: 0.246, SLG: 0.288 (1, 2)			0-0 3B 1B		0-0 F8 ②		0-0 F9 ② ③ 1-2		
Dave Freisleben, R OBP: 0.212, SLG: 0.194 (1, 1)			0-3 K ①		0-3 K ③			4-0 HR BB	
Gene Tenace, R OBP: 0.416, SLG: 0.418 (8, PH)									
Rollie Fingers, R (9, 1)									

Inning Stats	R: 0	H: 1	E: 0	LOB: 1	K: 1	P: 6	R: 0	H: 0	E: 0	LOB: 0	K: 0	P: 3	R: 2	H: 2	E: 0	LOB: 0	K: 1	P: 7	R: 0	H: 1	E: 0	LOB: 0	K: 0	P: 3	R: 0	H: 0	E: 0	LOB: 0	K: 1	P: 5	R: 0	H: 2	E: 0	LOB: 2	K: 1	P: 7	R: 0	H: 0	E: 0	LOB: 0	K: 0	P: 6	R: 2	H: 1	E: 0	LOB: 0	K: 1	P: 10		
	S: 6	BB: 0	S: 3	BB: 0	S: 7	BB: 0	S: 3	BB: 0	S: 5	BB: 0	S: 7	BB: 0	S: 2	BB: 1	S: 6	BB: 1	S: 6	BB: 1	S: 6	BB: 1	S: 6	BB: 1	S: 6	BB: 1	S: 6	BB: 1	S: 6	BB: 1	S: 6	BB: 1	S: 6	BB: 1	S: 6	BB: 1	S: 6	BB: 1	S: 6	BB: 1	S: 6	BB: 1	S: 6	BB: 1	S: 6	BB: 1	S: 6	BB: 1	S: 6	BB: 1	S: 6	BB: 1


PITCHER	IP	WLS	BF	H	R	ER	SO	BB	IBB	HBP	BLK	WP	HR	S	P	ERA	WHIP
John Urrea, R ERA: 2.74 (1, 1)	7.0		27	6	3	3	4	2	0	0	0	0	0	33	41	3.86	1.143
Al Hrabosky, L ERA: 4.18 (8, 1)	1.0	L	4	1	1	1	1	0	0	0	0	0	1	6	6	9.00	1.000

AB	R	H	RBI	BB	SO	LOB
4	1	1	1	0	1	1
4	0	0	1	0	1	1
4	1	3	2	0	0	0
4	0	2	0	0	1	1
3	0	0	0	0	0	3
3	0	0	0	0	0	0
0	0	0	0	0	0	0
2	0	0	0	1	0	0
3	1	1	0	0	0	1
2	0	0	0	0	2	1
0	1	0	0	1	0	0
0	0	0	0	0	0	0

WP: 0	PA: 31
PB: 0	
SB: 0	
CS: 1	

1B: 5	SF: 0
2B: 0	SAC: 0
3B: 1	DP: 1
HR: 1	HBP: 0

AB	29
R	4
H	7
RBI	4
BB	2
SO	5
LOB	8



St. Louis Cardinals @ San Diego Padres
 San Diego Stadium, San Diego, CA
 Mon Aug 29 1977, 10:05 PM EDT
 Att. 19,656 - Unknown

livebaseballscorecards.com

Batter	1	2	3	4	5	6	7	8	9	AB R H RBI BB SO LOB	TOP									
Rick Bosetti, R (1, 8) OBP: 0.429, SLG: 0.368	4-0 BLK HR BB	0-0 2-H CS 1B			0-0 4-3		0-0 FC4-6 1-2f 2-3		1-0 FC4-6 HBP	3 1 1 1 1 0 2										
Garry Templeton, S (1, 6) OBP: 0.328, SLG: 0.433	0-0 1-H HR	0-0 1-2 CS	0-0 6-3			0-0 6-3	0-3 K		0-0 FC4-6 1-2f	5 1 1 2 0 1 3										
Mike Anderson, R (1, 9) OBP: 0.305, SLG: 0.377	0-0 F3		0-3 K			0-0 1B	0-3 K			3 0 1 0 0 1 0										
Jerry Mumphy, S (7, PH) OBP: 0.379, SLG: 0.424										1 0 0 0 0 1 2										
Rawly Eastwick, R (7, 1) OBP: 0.364, SLG: 0.300										0 0 0 0 0 0 0										
Ted Simmons, S (1, 2) OBP: 0.421, SLG: 0.513	0-0 P4		0-0 P6			0-0 1-3 1B		0-0 F7		4 0 1 0 0 0 0										
Roger Freed, R (1, 3) OBP: 0.442, SLG: 0.576	0-0 1B			0-0 F9		0-3 K		0-0 F8		3 0 1 0 0 1 2										
Dane Iorg, L (7, 9) OBP: 0.229, SLG: 0.205										1 0 0 0 0 0 0										
Ken Reitz, R (1, 5) OBP: 0.304, SLG: 0.423	0-0 P4		0-3 K		0-0 F9			0-0 1B		4 0 1 0 0 1 3										
Hector Cruz, R (1, 7) OBP: 0.339, SLG: 0.354		0-0 6-3		0-0 6-3			0-0 1B 1B 2B	0-0 F8		3 1 1 0 0 0 0										
Lou Brock, L (8, PH) OBP: 0.300, SLG: 0.333										1 0 0 0 0 0 1										
Mike Tyson, R (1, 4) OBP: 0.294, SLG: 0.340		0-0 SH3-4 1B 1B		0-0 6-3		0-0 FC4-6 1B 2-3 1B		0-0 6-3		4 1 2 0 0 0 0										
Eric Rasmussen, R (1, 1) OBP: 0.185, SLG: 0.226		0-0 SH3-4		0-3 K		0-0 FC4-6 1B 1-2 3-H		0-0 F8		0 0 0 0 0 0 0										
Ken Oberkfell, L (5, PH)										1 0 0 0 0 1 0										
Buddy Schultz, R (5, 1) OBP: 0.250, SLG: 0.182										0 0 0 0 0 0 0										
Keith Hernandez, L (7, PH) OBP: 0.387, SLG: 0.454										2 0 1 1 0 0 0										
Inning Stats	R: 2 E: 0 K: 0 S: 5	H: 2 LOB: 1 BB: 1 P: 9	R: 1 E: 0 K: 0 S: 4	H: 2 LOB: 0 BB: 0 P: 4	R: 0 E: 0 K: 1 S: 5	H: 0 LOB: 0 BB: 0 P: 5	R: 0 E: 0 K: 1 S: 5	H: 0 LOB: 0 BB: 0 P: 5	R: 0 E: 0 K: 1 S: 7	H: 2 LOB: 2 BB: 0 P: 7	R: 1 E: 0 K: 2 S: 10	H: 3 LOB: 2 BB: 0 P: 10	R: 0 E: 0 K: 0 S: 4	H: 1 LOB: 1 BB: 0 P: 4	R: 0 E: 0 K: 0 S: 3	H: 0 LOB: 1 BB: 0 P: 4	1B: 8 2B: 1 3B: 0 HR: 1	SF: 0 SAC: 1 DP: 0 HBP: 1	WP: 0 PB: 0 SB: 0 CS: 1	PA: 39
PITCHER	IP WLS BF H R ER SO BB IBB HBP BLK WP HR S P ERA WHIP																			
Bob Owchinko, L (1, 1) ERA: 4.24	6.0 W 27 9 4 4 4 1 0 0 1 0 0 1 34 38 6.00 1.667																			
Dave Tomlin, L (7, 1) ERA: 3.39	0.1 1 0 0 0 0 0 0 0 0 0 0 1 1 0.00 0.000																			
Dan Spillner, R (7, 1) ERA: 3.43	2.2 S 10 1 0 0 2 0 0 1 0 0 0 0 13 14 0.00 0.375																			

St. Louis Cardinals @ San Diego Padres
San Diego Stadium, San Diego, CA
 Tue Aug 30 1977, 10:05 PM EDT
 Att. 9,432 - Unknown

AB	35
R	4
H	10
RBI	4
BB	1
SO	6
LOB	13



WP: 0	PA: 39
PB: 0	
SB: 0	
CS: 1	

PITCHER	IP	WLS	BF	H	R	ER	SO	BB	IBB	HBP	BLK	WP	HR	S	P	ERA	WHIP
Bob Owchinko, L	6.0	W	27	9	4	4	4	1	0	0	1	0	1	34	38	6.00	1.667
Dave Tomlin, L	0.1		1	0	0	0	0	0	0	0	0	0	0	1	1	0.00	0.000
Dan Spillner, R	2.2	S	10	1	0	0	2	0	0	1	0	0	0	13	14	0.00	0.375

Batter	1	2	3	4	5	6	7	8	9
Gene Richards, L OBP: 0.358, SLG: 0.361 (1, 3) (8, 7)	0-0 S E 1B	0-0 L9		0-0 SH G3 2B	0-0 F9			0-0 F8	
Bill Almon, R OBP: 0.298, SLG: 0.325 (1, 6) (8, 7)	0-0 E4 S 1B	4-0 BB		0-0 SH G3 S 2-3		0-3 K		0-0 5-3	
Mike Ivie, R OBP: 0.339, SLG: 0.417 (1, 5) (8, 3)	4-0 1B 1-2 2-3 BB	0-0 5-3		0-3 K 1-2		0-0 5-3			
George Hendrick, R OBP: 0.371, SLG: 0.473 (1, 8) (8, 7)	0-0 1B 1-2 2-H 3-H 1B		0-0 6-3 FC 2B	0-0 G3 2-3 3-H		0-0 1B			
Dave Winfield, R OBP: 0.345, SLG: 0.483 (1, 9) (8, 7)	0-0 F8		0-0 6-3 2-3	0-0 4-3		0-3 K			
Jerry Turner, L OBP: 0.317, SLG: 0.403 Tucker Ashford, R OBP: 0.265, SLG: 0.315 (1, 7) (8, 5)	0-0 7-4 1B 1-2 2-H 1B		0-0 FC 1B 3-H		0-0 4-3 1B 2B		0-3 K		
Dave Roberts, R OBP: 0.246, SLG: 0.287 (1, 2) (8, 7)	0-0 1B 1-2 2-H 1B		0-0 F3		0-0 4-3		0-3 K		
Mike Champion, R OBP: 0.266, SLG: 0.275 (1, 4) (8, 7)	0-0 7-4 2-3f 1B		0-0 1B 1-2		0-0 SH5-3 1B 3-H		0-0 6-3		
Bob Owchinko, L OBP: 0.195, SLG: 0.108 Dave Tomlin, L OBP: 0.333, SLG: 0.333 Dan Spillner, R OBP: 0.316, SLG: 0.133 (1, 1) (7, 1) (7, 1)		0-0 F7	0-0 F7		0-0 SH5-3 1B 1-2		0-0 4-3		

Inning Stats	R: 4	H: 4	E: 1	LOB: 1	K: 0	S: 7	P: 11	R: 0	H: 0	E: 0	LOB: 1	K: 0	S: 3	P: 7	R: 1	H: 2	E: 0	LOB: 2	K: 0	S: 6	P: 6	R: 1	H: 1	E: 0	LOB: 1	K: 1	S: 7	P: 7	R: 1	H: 2	E: 0	LOB: 1	K: 0	S: 5	P: 5	R: 0	H: 1	E: 0	LOB: 1	K: 2	S: 8	P: 8	R: 0	H: 0	E: 0	LOB: 0	K: 2	S: 7	P: 7	R: 0	H: 0	E: 0	LOB: 0	K: 0	S: 3	P: 3
--------------	------	------	------	--------	------	------	-------	------	------	------	--------	------	------	------	------	------	------	--------	------	------	------	------	------	------	--------	------	------	------	------	------	------	--------	------	------	------	------	------	------	--------	------	------	------	------	------	------	--------	------	------	------	------	------	------	--------	------	------	------

PITCHER	IP	WLS	BF	H	R	ER	SO	BB	IBB	HBP	BLK	WP	HR	S	P	ERA	WHIP
Eric Rasmussen, R ERA: 3.6 (1, 1)	4.0	L	23	7	6	5	1	2	0	0	0	0	0	23	31	11.25	2.250
Buddy Schultz, L ERA: 1.57 (5, 1)	2.0		9	3	1	1	2	0	0	0	0	0	0	13	13	4.50	1.500
Rawly Eastwick, R ERA: 3.44 (7, 1)	2.0		6	0	0	0	2	0	0	0	0	0	0	10	10	0.00	0.000

AB R H RBI BB SO LOB

5	2	2	0	0	0	1
3	1	0	0	1	1	1
3	1	0	0	1	1	3
4	2	3	3	0	0	1
4	0	0	0	0	1	5
4	1	2	2	0	1	0
0	0	0	0	0	0	0
4	0	1	1	0	1	2
4	0	2	1	0	0	2
2	0	0	0	0	0	2
0	0	0	0	0	0	0
1	0	0	0	0	0	0

1B: 7	SF: 0	WP: 0	PA: 38
2B: 4	SAC: 2	PB: 0	
3B: 0	DP: 1	SB: 3	
HR: 0	HBP: 0	CS: 0	

St. Louis Cardinals @ San Diego Padres
San Diego Stadium, San Diego, CA
Tue Aug 30 1977, 10:05 PM EDT
Att. 9,432 - Unknown

AB	34
R	7
H	10
RBI	7
BB	2
SO	5
LOB	17



PITCHER	IP	WLS	BF	H	R	ER	SO	BB	IBB	HBP	BLK	WP	HR	S	P	ERA	WHIP
---------	----	-----	----	---	---	----	----	----	-----	-----	-----	----	----	---	---	-----	------

Batter	1	2	3	4	5	6	7	8	9	AB R H RBI BB SO LOB	TOP											
Rick Bosetti, R (1, 7) OBP: 0.385, SLG: 0.333 (8, 9)	0-0 L4		0-0 BLK 1B		0-0 5-3		0-0 E6 3B		0-0 6-3	5 1 1 0 0 0 0												
Garry Templeton, S (1, 6) OBP: 0.329, SLG: 0.438	0-0 1B 1B		0-0 F9 1-2		0-0 L7		0-0 2-H 3B			4 0 2 1 0 0 1												
Jerry Mumphrey, S (1, 8) OBP: 0.381, SLG: 0.425	0-0 1-2 1B		0-3 K		0-0 1B		0-3 K			4 0 2 0 0 2 2												
Ted Simmons, S (1, 2) OBP: 0.420, SLG: 0.509	0-0 6-3		4-0 BB		0-0 F8 1-2		0-0 F7			3 0 0 0 1 0 2												
Keith Hernandez, L (1, 3) OBP: 0.384, SLG: 0.450		0-3 K	0-0 P6		0-0 F8		0-0 F9			4 0 0 0 0 1 3												
Mike Anderson, R (1, 9) OBP: 0.306, SLG: 0.371 Lou Brock, L (8, PH) OBP: 0.302, SLG: 0.334 (8, 7)		0-0 P6		0-3 K		4-0 BB		0-0 1B		2 0 0 0 1 1 0 1 0 1 0 0 0 0												
Ken Reitz, R (1, 5) OBP: 0.303, SLG: 0.421		0-0 1B 1B		0-0 L3		0-0 4-3		0-0 F7 1-2		4 0 1 0 0 0 3												
Mike Tyson, R (1, 4) OBP: 0.295, SLG: 0.340 Dave Rader, L (9, PH) OBP: 0.315, SLG: 0.381		0-0 1-3 1B		0-0 4-3		0-0 L6		0-0 6-3		3 0 1 0 0 0 0 1 0 0 0 0 0 0												
Tom Underwood, R (1, 1) OBP: 0.207, SLG: 0.160 Hector Cruz, R (7, PH) OBP: 0.338, SLG: 0.353 Butch Metzger, R (7, 1) Dane Iorg, L (9, PH) OBP: 0.224, SLG: 0.200		0-0 G3		0-0 F9		0-3 K		0-0 6-3		2 0 0 0 0 0 2 1 0 0 0 0 1 0 0 0 0 0 0 0 0 1 0 0 0 0 0 0												
Inning Stats	R: 0 E: 0 K: 0 S: 4	H: 2 LOB: 1 BB: 0 P: 4	R: 0 E: 0 K: 1 S: 7	H: 2 LOB: 2 BB: 0 P: 7	R: 0 E: 0 K: 1 S: 6	H: 1 LOB: 2 BB: 1 P: 10	R: 0 E: 0 K: 1 S: 5	H: 0 LOB: 0 BB: 0 P: 5	R: 0 E: 0 K: 0 S: 3	H: 0 LOB: 0 BB: 0 P: 3	R: 0 E: 0 K: 0 S: 4	H: 1 LOB: 2 BB: 1 P: 8	R: 1 E: 1 K: 2 S: 9	H: 1 LOB: 1 BB: 0 P: 9	R: 0 E: 0 K: 0 S: 4	H: 1 LOB: 1 BB: 0 P: 4	R: 0 E: 0 K: 0 S: 3	H: 0 LOB: 0 BB: 0 P: 3	1B: 7 2B: 0 3B: 1 HR: 0	SF: 0 SAC: 0 DP: 0 HBP: 0	WP: 0 PB: 0 SB: 2 CS: 0	PA: 37
PITCHER	IP WLS BF H R ER SO BB IBB HBP BLK WP HR S P ERA WHIP																					
Bob Shirley, L (1, 1) ERA: 3.91 Rollie Fingers, R (8, 1) ERA: 2.76	7.0 W 30 7 1 0 5 2 0 0 0 0 0 0 38 46 0.00 1.286																					

St. Louis Cardinals @ San Diego Padres
San Diego Stadium, San Diego, CA
Wed Aug 31 1977, 10:05 PM EDT
Att. 8,269 - Unknown

livebaseballscorecards.com

AB	35
R	1
H	8
RBI	1
BB	2
SO	5
LOB	13



Batter	1	2	3	4	5	6	7	8	9
Gene Richards, L (1, 7) OBP: 0.357, SLG: 0.365	0-0 F9		0-0 2-H 3B		0-0 4-3		0-0 1-2 CS	0-0 F5	
Bill Almon, R (1, 6) OBP: 0.298, SLG: 0.324	0-0 G4-6-3 1B		0-0 F8			0-0 F9		0-3 K	
Dave Winfield, R (1, 9) OBP: 0.346, SLG: 0.483	0-0 G4-6-3 1-2f			0-0 F8		0-0 2B 1B		0-0 FC6-4 1B	
George Hendrick, R (1, 8) OBP: 0.372, SLG: 0.475		0-0 F9		0-0 BB 1B		0-0 1-H 2B		0-0 FC6-4	
Gene Tenace, R (1, 3) OBP: 0.417, SLG: 0.417		4-0 BB G5-4-3 BB		4-0 1-2 BB		0-3 K			
Dave Roberts, R (1, 2) OBP: 0.241, SLG: 0.280		0-0 G5-4-3 1-2f		0-0 F9		0-0 5-3			
Gary Sutherland, R (1, 4) OBP: 0.313, SLG: 0.326			0-0 6-3		0-0 F9		0-0 F9		
Jerry Turner, L (7, PH) OBP: 0.316, SLG: 0.401									
Pat Scanlon, L (8, 4) OBP: 0.290, SLG: 0.200									
Tucker Ashford, R (1, 5) OBP: 0.266, SLG: 0.316			0-0 S 3B 1B		0-0 F8		0-0 6-3		
Bob Shirley, R (1, 1) OBP: 0.117, SLG: 0.103			0-0 F3		0-0 5-3		4-0 CS BB		
Merv Rettenmund, R (7, PH) OBP: 0.433, SLG: 0.482									
Rollie Fingers, R (8, 1)									

Inning Stats	R: 0	H: 1	E: 0	K: 0	S: 3	R: 0	H: 0	E: 0	K: 0	S: 2	R: 1	H: 2	E: 0	K: 0	S: 5	R: 0	H: 1	E: 0	K: 0	S: 4	R: 0	H: 0	E: 0	K: 0	S: 3	R: 1	H: 2	E: 0	K: 1	S: 7	R: 0	H: 0	E: 0	K: 0	S: 2	R: 0	H: 1	E: 0	K: 1	S: 6
	LOB: 0	BB: 0	P: 3	LOB: 0	BB: 1	LOB: 1	BB: 0	LOB: 2	BB: 1	P: 6	LOB: 0	BB: 0	LOB: 0	BB: 0	P: 3	LOB: 0	BB: 0	LOB: 1	BB: 0	P: 8	LOB: 0	BB: 0	LOB: 0	BB: 0	P: 3	LOB: 0	BB: 1	LOB: 0	BB: 1	P: 6	LOB: 0	BB: 0	LOB: 1	BB: 0	P: 6	LOB: 1	BB: 0	P: 6		

PITCHER										PITCHER																								
IP	WLS	BF	H	R	ER	SO	BB	IBB	HBP	BLK	WP	HR	S	P	ERA	WHIP	IP	WLS	BF	H	R	ER	SO	BB	IBB	HBP	BLK	WP	HR	S	P	ERA	WHIP	
Tom Underwood, L (1, 1) ERA: 5.18	6.0	L	24	6	2	2	1	2	0	0	0	0	24	32	3.00	1.333	Butch Metzger, R (7, 1) ERA: 3.34	2.0	7	1	0	0	1	1	0	0	0	0	8	12	0.00	1.000		

BOTTOM

AB R H RBI BB SO LOB

4 0 1 1 0 0 0

4 0 1 0 0 1 1

4 1 2 0 0 0 1

4 0 2 1 0 0 1

1 0 0 0 2 1 1

3 0 0 0 0 0 4

2 0 0 0 0 0 2

1 0 0 0 0 0 0

0 0 0 0 0 0 0

3 1 1 0 0 0 0

2 0 0 0 0 0 1

0 0 0 0 1 0 0

0 0 0 0 0 0 0

AB 28

R 2

H 7

RBI 2

BB 3

SO 2

LOB 11

livebaseballscorecards.com

WP: 0 PA: 32

PB: 0

SB: 1

CS: 1

WP: 0

SF: 0

SAC: 0

DP: 2

HBP: 0

1B: 5

2B: 1

3B: 1


HR: 0

St. Louis Cardinals @ San Diego Padres

San Diego Stadium, San Diego, CA

Wed Aug 31 1977, 10:05 PM EDT

Att. 8,269 - Unknown



Batter	1	2	3	4	5	6	7	8	9	AB R H RBI BB SO LOB	TOP											
Ivan De Jesus, R (1, 6) OBP: 0.324, SLG: 0.337	0-0 F7		0-0 P3		0-0 F8			0-3 K		4 0 0 0 0 1 1	Chicago Cubs @ San Diego Padres San Diego Stadium, San Diego, CA Fri Sep 02 1977, 10:05 PM EDT Att. 10,717 - Unknown - 74 F											
Jose Cardenal, R (1, 7) OBP: 0.336, SLG: 0.353 Greg Gross, L (8, PH) OBP: 0.381, SLG: 0.429 (8, 7)	0-0 6-3		0-0 4-3		0-0 G5-4-3			0-3 K		3 0 0 0 0 0 1 1 0 0 0 0 1 0												
Bill Buckner, L (1, 3) OBP: 0.332, SLG: 0.461	0-0 1-3		0-0 F8			0-0 1B		0-0 F7		4 0 1 0 0 0 0												
Jerry Morales, R (1, 8) OBP: 0.361, SLG: 0.466		0-0 E5 1B		0-0 1B		0-0 F7			0-0 G3 1B	4 0 2 0 0 0 1												
Bobby Murcer, L (1, 9) OBP: 0.370, SLG: 0.477		0-0 5-3 1B		0-0 F2		1-2 F8			0-0 G3	4 0 1 0 0 0 3												
Steve Ontiveros, S (1, 5) OBP: 0.383, SLG: 0.436		0-0 1-2 5-3 1B		3-2 FC6-4 1B		0-0 1-3			0-0 F8	4 0 2 0 0 0 2												
Manny Trillo, R (1, 4) OBP: 0.335, SLG: 0.387		0-0 5-3		0-3 K			0-0 6-3		4-0 BB	3 0 0 0 1 1 4												
George Mitterwald, R (1, 2) OBP: 0.297, SLG: 0.383 Larry Bittner, L (9, PH) OBP: 0.335, SLG: 0.400		4-0 IBB		0-0 FC6-4			0-0 6-3		0-0 F7	2 0 0 0 1 0 2 1 0 0 0 0 0 2												
Mike Krukow, R (1, 1) OBP: 0.208, SLG: 0.213 Dave Rosello, R (7, PH) OBP: 0.301, SLG: 0.301 Dave Giusti, R (7, 1)		0-0 6-3		4-0 BB			0-0 5-3			1 0 0 0 1 0 3 1 0 0 0 0 0 0 0 0 0 0 0 0 0												
Inning Stats	R: 0 E: 0 K: 0 S: 3	H: 0 LOB: 0 BB: 0 P: 3	R: 0 E: 1 K: 0 S: 5	H: 2 LOB: 3 BB: 1 P: 9	R: 0 E: 0 K: 1 S: 3	H: 0 LOB: 0 BB: 0 P: 3	R: 0 E: 0 K: 1 S: 10	H: 2 LOB: 2 BB: 0 P: 13	R: 0 E: 0 K: 0 S: 2	H: 0 LOB: 0 BB: 1 P: 6	R: 0 E: 0 K: 0 S: 7	H: 1 LOB: 1 BB: 0 P: 8	R: 0 E: 0 K: 0 S: 3	H: 0 LOB: 0 BB: 0 P: 3	R: 0 E: 0 K: 2 S: 7	H: 0 LOB: 0 BB: 0 P: 7	R: 0 E: 0 K: 0 S: 4	H: 1 LOB: 2 BB: 1 P: 8	1B: 6 2B: 0 3B: 0 HR: 0	SF: 0 SAC: 0 DP: 1 HBP: 0	WP: 0 PB: 0 SB: 0 CS: 0	PA: 35
PITCHER	IP WLS BF H R ER SO BB IBB HBP BLK WP HR S P ERA WHIP																					
Randy Jones, L (1, 1) ERA: 5.22	7.0 W 27 5 0 0 1 1 1 0 0 0 0 0 33 45 0.00 0.857																					
Rollie Fingers, R (8, 1) ERA: 2.71	2.0 S 8 1 0 0 2 1 0 0 0 0 0 0 11 15 0.00 1.000																					

livebaseballscorecards.com

AB	32
R	0
H	6
RBI	0
BB	3
SO	3
LOB	19



Batter	1	2	3	4	5	6	7	8	9
Gene Richards, L (1, 7) OBP: 0.353, SLG: 0.361	0-0 L8		0-3 K		0-0 4-3		0-0 F9	0-0 FC6-4	
Bill Almon, R (1, 6) OBP: 0.299, SLG: 0.331	0-0 6-3			0-0 G3 1B		1-2 HR	0-0 4-3		
Mike Ivie, R (1, 3) OBP: 0.336, SLG: 0.413	0-0 5-3			0-0 G3		0-0 P6		0-0 F8	
George Hendrick, R (1, 8) OBP: 0.373, SLG: 0.476		0-0 6-3		0-0 FC4-2 1B		0-0 1-3 1B		0-3 K	
Dave Winfield, R (1, 9) OBP: 0.349, SLG: 0.490		4-0 BB		0-0 FC4-2 1B		0-0 1-3		0-0 HR	
Pat Scanlon, L (1, 4) OBP: 0.301, SLG: 0.194		0-0 F9		0-0 FC4-2 FC6-4		4-0 IBB		4-0 1B BB	
Dave Roberts, R (1, 2) OBP: 0.241, SLG: 0.279		2-2 5-3		0-0 FC6-4		0-0 FC6-4		0-0 BB 1B	
Tucker Ashford, R (1, 5) OBP: 0.266, SLG: 0.310			0-0 5-3		0-0 4-3		0-0 6-3	4-2 1B BB	
Randy Jones, R (1, 1) OBP: 0.194, SLG: 0.176			0-0 5-3		0-0 L9		4-0 BB	0-0 FC6-4	
Merv Rettenmund, R (7, PH) OBP: 0.437, SLG: 0.482								1-3 2-H 3-H	
Rollie Fingers, R (8, 1) OBP: 0.056, SLG: 0.056									

Inning Stats	R: 0	H: 0	E: 0	K: 0	S: 3	R: 0	H: 0	E: 0	K: 0	S: 6	R: 0	H: 0	E: 0	K: 1	S: 5	R: 1	H: 3	E: 0	K: 0	S: 6	R: 0	H: 0	E: 0	K: 0	S: 3	R: 1	H: 2	E: 0	K: 0	S: 8	R: 0	H: 0	E: 0	K: 0	S: 3	R: 3	H: 3	E: 0	K: 1	S: 11
	LOB: 0	BB: 0	P: 3	LOB: 1	BB: 1	P: 12	LOB: 0	BB: 0	P: 5	LOB: 2	BB: 0	P: 6	LOB: 0	BB: 0	P: 3	LOB: 2	BB: 1	P: 13	LOB: 1	BB: 1	P: 7	LOB: 2	BB: 2	P: 19	LOB: 0	BB: 0	LOB: 0	BB: 0	P: 3	LOB: 1	BB: 1	P: 7	LOB: 2	BB: 2	P: 19	SF: 0	SAC: 0	DP: 0	HBP: 0	

PITCHER	IP	WLS	BF	H	R	ER	SO	BB	IBB	HBP	BLK	WP	HR	S	P	ERA	WHIP
Mike Krukow, R (1, 1) ERA: 4.63	6.0	L	25	5	2	2	1	1	1	0	0	0	1	31	42	3.00	1.000
Dave Giusti, R (7, 1) ERA: 3.05	2.0		12	3	3	3	1	3	0	0	0	0	1	14	26	13.50	3.000


BOTTOM

Chicago Cubs @ San Diego Padres
San Diego Stadium, San Diego, CA

Fri Sep 02 1977, 10:05 PM EDT
Att: 10,717 - Unknown - 74 F

AB	R	H	RBI	BB	SO	LOB
5	0	0	0	0	1	3
4	2	2	1	0	0	1
4	0	0	0	0	0	1
4	0	2	0	0	1	0
3	1	2	2	1	0	1
2	1	0	0	2	0	3
4	1	1	0	0	0	5
3	0	0	0	1	0	0
2	0	0	0	0	0	0
0	0	0	0	1	0	0
1	0	1	2	0	0	0

AB	32
R	5
H	8
RBI	5
BB	5
SO	2
LOB	14



WP: 0	PA: 37
PB: 0	
SB: 3	
CS: 0	

PITCHER	IP	WLS	BF	H	R	ER	SO	BB	IBB	HBP	BLK	WP	HR	S	P	ERA	WHIP
Mike Krukow, R (1, 1) ERA: 4.63	6.0	L	25	5	2	2	1	1	1	0	0	0	1	31	42	3.00	1.000
Dave Giusti, R (7, 1) ERA: 3.05	2.0		12	3	3	3	1	3	0	0	0	0	1	14	26	13.50	3.000

Batter	1	2	3	4	5	6	7	8	9	AB R H RBI BB SO LOB	TOP						
Ivan De Jesus, R (1, 6) OBP: 0.321, SLG: 0.333	0-0 P9		0-0 F8		2-2 F8	0-3 K		3-2 F8		5 0 0 0 0 1 4							
Larry Bittner, L (1, 7) OBP: 0.336, SLG: 0.405	0-0 P6		0-0 4-3		0-0 2B		0-0 2B		0-0 4-3	5 0 2 0 0 0 0							
Bill Buckner, L (1, 3) OBP: 0.333, SLG: 0.461	2-2 3-1			0-0 6-3	4-0 IBB		2-2 2B		0-0 L8	4 1 1 0 1 0 0							
Jerry Morales, R (1, 8) OBP: 0.357, SLG: 0.461		0-0 4-3		0-0 L8	0-0 P4		0-0 L8		0-0 P8	5 0 0 0 0 0 4							
Bobby Murcer, L (1, 9) OBP: 0.373, SLG: 0.481		0-0 F5		1-2 1B		0-0 SH3-4 2B		4-0 2B		3 0 2 0 1 0 0							
Steve Ontiveros, S (1, 5) OBP: 0.388, SLG: 0.437		4-2 BB		0-0 1B		4-0 SH3-4 BB		4-0 BB		1 0 1 0 3 0 0							
Manny Trillo, R (1, 4) OBP: 0.335, SLG: 0.386		4-0 BB		0-3 K		0-0 SH3-4		0-3 K		2 0 0 0 1 2 4							
Steve Swisher, R (1, 2) OBP: 0.232, SLG: 0.301		0-0 FC6-4			0-0 4-3			0-0 6-3		3 0 0 0 1 0 2							
Rick Reuschel, R (1, 1) OBP: 0.218, SLG: 0.263			0-3 K		0-0 2B			0-3 K		4 0 1 0 0 3 3							
Bruce Sutter, R (8, 1) OBP: 0.200, SLG: 0.111										0 0 0 0 0 0 0							
Inning Stats	R: 0 H: 0 E: 0 LOB: 0 K: 0 BB: 0 S: 6 P: 8	R: 0 H: 0 E: 0 LOB: 2 K: 0 BB: 2 S: 7 P: 15	R: 0 H: 0 E: 0 LOB: 0 K: 1 BB: 0 S: 5 P: 5	R: 0 H: 2 E: 0 LOB: 2 K: 1 BB: 0 S: 11 P: 12	R: 0 H: 2 E: 0 LOB: 3 K: 0 BB: 1 S: 8 P: 14	R: 0 H: 1 E: 0 LOB: 3 K: 2 BB: 2 S: 8 P: 16	R: 1 H: 2 E: 0 LOB: 2 K: 1 BB: 2 S: 9 P: 19	R: 0 H: 0 E: 0 LOB: 0 K: 1 BB: 0 S: 8 P: 11	R: 0 H: 0 E: 0 LOB: 0 K: 0 BB: 0 S: 3 P: 3	1B: 3 SF: 0 2B: 4 SAC: 1 3B: 0 DP: 0 HR: 0 HBP: 0	WP: 0 PA: 40 PB: 1 SB: 0 CS: 0						
PITCHER	IP WLS BF H R ER SO BB IBB HBP BLK WP HR S P ERA WHIP																
Dave Freisleben, R (1, 1) ERA: 4.49	7.0	34	7	1	0	5	4	3	0	0	0	0	0	54	89	0.00	1.571
Dan Spillner, R (8, 1) ERA: 3.36	2.0	W	6	0	0	0	1	0	0	0	0	0	0	11	14	0.00	0.000

Chicago Cubs @ San Diego Padres
San Diego Stadium, San Diego, CA
Sat Sep 03 1977, 10:05 PM EDT
Att. 10,970 - Unknown - 68 F

livebaseballscorecards.com

AB	32
R	1
H	7
RBI	0
BB	7
SO	6
LOB	17



Batter	1	2	3	4	5	6	7	8	9	AB	R	H	RBI	BB	SO	LOB
Gene Richards, L OBP: 0.350, SLG: 0.357 (1, 3) (9, 7)	0-0 4-3		2-2 1-3		0-0 6-3		0-0 6-3			4	0	0	0	0	0	0
Bill Almon, R OBP: 0.299, SLG: 0.331 (1, 6) (9, 7)	0-0 6-3		0-0 1B		0-0 5-3			0-0 E6 1B 3B		4	1	1	0	0	0	0
Mike Ivie, R OBP: 0.338, SLG: 0.414 (1, 5) (9, 3)	0-3 K		0-0 5-3		0-0 FC6-4 1B			0-0 3B 1B		4	1	2	0	0	1	1
George Hendrick, R OBP: 0.375, SLG: 0.480 (1, 8) (9, 3)		0-0 5-3		0-0 FC5-2 1B	0-0 FC6-4 1-2f			0-0 2B 3B		4	1	2	2	0	0	1
Dave Winfield, R OBP: 0.351, SLG: 0.494 (1, 9) (9, 3)		0-0 1B		0-0 FC5-2 FC2 1B		0-0 L7		0-0 2B 2B		4	1	3	1	0	0	0
Jerry Turner, L OBP: 0.319, SLG: 0.400 Tucker Ashford, R OBP: 0.266, SLG: 0.310 (1, 7) (9, 5)		0-0 1B		0-0 6-3		4-0 BB		0-0 6-3		3	0	1	0	1	0	3
Dave Roberts, R OBP: 0.241, SLG: 0.286 (1, 2) (9, 5)		0-3 K		0-0 FC5-2 BB		0-0 G6-4-3		0-0 2B		4	0	1	1	0	1	5
Pat Scanlon, L OBP: 0.299, SLG: 0.185 (1, 4) (9, 5)		0-0 P7		4-0 BB			0-0 1-3	0-0 6-3		3	0	0	0	1	0	3
Dave Freisleben, R OBP: 0.200, SLG: 0.182 Gene Tenace, R OBP: 0.417, SLG: 0.416 Dan Spillner, R OBP: 0.300, SLG: 0.125 (1, 1) (7, PH) (8, 1)			0-3 K	0-0 FC2			0-3 K	0-3 K		2	0	0	0	0	1	3

Inning Stats	R: 0	H: 0	E: 0	K: 1	S: 5	R: 0	H: 2	E: 0	K: 1	S: 7	R: 0	H: 1	E: 0	K: 1	S: 10	R: 0	H: 2	E: 0	K: 0	S: 5	R: 0	H: 1	E: 0	K: 0	S: 4	R: 0	H: 0	E: 0	K: 1	S: 5	R: 4	H: 4	E: 1	K: 1	S: 10	R: 0	H: 0	E: 0	K: 1	S: 5	R: 0	H: 0	E: 1	K: 1	S: 10	1B: 7	SF: 0	2B: 2	SAC: 0	3B: 1	DP: 1	HR: 0	HBP: 0	WP: 0	PA: 36
--------------	------	------	------	------	------	------	------	------	------	------	------	------	------	------	-------	------	------	------	------	------	------	------	------	------	------	------	------	------	------	------	------	------	------	------	-------	------	------	------	------	------	------	------	------	------	-------	-------	-------	-------	--------	-------	-------	-------	--------	-------	--------

PITCHER	IP	WLS	BF	H	R	ER	SO	BB	IBB	HBP	BLK	WP	HR	S	P	ERA	WHIP
Rick Reuschel, R ERA: 2.6 (1, 1)	7.0	L	30	7	2	2	4	2	0	0	0	0	0	40	50	2.57	1.286
Bruce Sutter, R ERA: 1.21 (8, 1)	1.0		6	3	2	1	1	0	0	0	0	0	0	8	8	9.00	3.000

BOTTOM

Chicago Cubs @ San Diego Padres
San Diego Stadium, San Diego, CA
 Sat Sep 03 1977, 10:05 PM EDT
 Att: 10,970 - Unknown - 68 F

AB	34
R	4
H	10
RBI	4
BB	2
SO	5
LOB	17



WP: 0	PA: 36
PB: 0	
SB: 0	
CS: 0	

WP	HR	S	P	ERA	WHIP
----	----	---	---	-----	------

Batter	1	2	3	4	5	6	7	8	9	AB	R	H	RBI	BB	SO	LOB
Gene Richards, L (1, 7) OBP: 0.355, SLG: 0.361	0-0 FC5-4 1B		1-2 L8 1B		0-0 L8 1B		3-3 K		4-0 G6-4-3 IBB	4	0	3	0	1	1	0
Bill Almon, R (1, 6) OBP: 0.298, SLG: 0.330	0-0 FC5-4 1B		0-0 L8		0-0 L8		0-0 L7		0-0 G6-4-3	2	0	0	0	0	0	2
Jerry Turner, L (5, PH) OBP: 0.317, SLG: 0.398	WP S 1-2f		1-2						1-2f	1	0	0	0	0	0	2
Gary Sutherland, R (6, 5) OBP: 0.306, SLG: 0.319										2	0	0	0	0	0	3
Mike Ivie, R (1, 3) OBP: 0.335, SLG: 0.410	0-3 K 1-3		0-0 5-3			0-0 L7		0-0 6-3		4	0	0	0	0	1	1
George Hendrick, R (1, 8) OBP: 0.377, SLG: 0.485	0-0 L3			0-0 CS 1B		0-0 1B 1B		0-0 2B		4	1	3	0	0	0	1
Dave Winfield, R (1, 9) OBP: 0.349, SLG: 0.490		0-0 L3		2-2 6-3		0-0 F3		0-0 5-3		4	0	0	0	0	0	3
Pat Scanlon, L (1, 4) OBP: 0.296, SLG: 0.188		0-0 F7		0-3 K		0-0 1B 1B		0-3 K		4	0	1	0	0	2	1
Dave Roberts, R (1, 2) OBP: 0.255, SLG: 0.299		0-0 S 1B				0-0 F2		0-0 1-3 3-H 1B		4	0	3	1	0	0	0
Tucker Ashford, R (1, 5) OBP: 0.271, SLG: 0.307		4-0 FC6-4 IBB				0-0 P4		0-0 F3		2	0	0	0	1	0	2
Bob Shirley, R (1, 1) OBP: 0.113, SLG: 0.100		0-0 FC6-4				0-0 E4 1B		1-2 P3		2	0	0	0	0	0	2
Gene Tenace, R (7, PH) OBP: 0.416, SLG: 0.415									0-0 SH1-4	1	0	0	0	0	0	0
Dan Spillner, R (8, 1) OBP: 0.300, SLG: 0.125									1-2 SH1-4 HBP	0	0	0	0	0	0	0
Dave Tomlin, L (8, 1) OBP: 0.333, SLG: 0.333									1-2 2-3	0	0	0	0	0	0	0
Merv Rettenmund, R (9, PH) OBP: 0.437, SLG: 0.482										0	0	0	0	0	0	0

Inning Stats	R: 0	H: 1	E: 0	LOB: 1	K: 1	S: 6	R: 0	H: 1	E: 0	LOB: 2	K: 0	S: 4	R: 0	H: 1	E: 0	LOB: 0	K: 0	S: 6	R: 0	H: 1	E: 0	LOB: 0	K: 1	S: 8	R: 0	H: 1	E: 1	LOB: 2	K: 0	S: 5	R: 1	H: 3	E: 0	LOB: 2	K: 0	S: 6	R: 0	H: 0	E: 0	LOB: 0	K: 1	S: 10	R: 0	H: 1	E: 0	LOB: 1	K: 1	S: 6	R: 0	H: 1	E: 0	LOB: 2	K: 0	S: 3	1B: 9	SF: 0	2B: 1	SAC: 1	3B: 0	DP: 1	HR: 0	HBP: 1	WP: 1	PA: 38
--------------	------	------	------	--------	------	------	------	------	------	--------	------	------	------	------	------	--------	------	------	------	------	------	--------	------	------	------	------	------	--------	------	------	------	------	------	--------	------	------	------	------	------	--------	------	-------	------	------	------	--------	------	------	------	------	------	--------	------	------	-------	-------	-------	--------	-------	-------	-------	--------	-------	--------

PITCHER	IP	WLS	BF	H	R	ER	SO	BB	IBB	HBP	BLK	WP	HR	S	P	ERA	WHIP
Ray Burris, R (1, 1) ERA: 4.76	7.1	W	31	9	1	1	3	0	0	0	0	1	0	47	58	1.23	1.227
Bruce Sutter, R (8, 1) ERA: 1.19	1.2	S	7	1	0	0	1	0	1	0	0	0	0	7	12	0.00	0.600

BOTTOM

Chicago Cubs @ San Diego Padres
San Diego Stadium, San Diego, CA
Sun Sep 04 1977, 6:33 AM EDT
Att. 15,506 - Sunny - 79 F

AB	34
R	1
H	10
RBI	1
BB	2
SO	4
LOB	17



WP: 1	PA: 38
PB: 0	
SB: 2	
CS: 1	

livebaseballscorecards.com

Batter	1	2	3	4	5	6	7	8	9	AB R H RBI BB SO LOB	TOP																													
Davey Lopes, R OBP: 0.366, SLG: 0.405 (1, 4) X	0-0 F7 ①		0-0 F2 ③			0-0 F8 ②			0-0 1-3 ①	4 0 0 0 0 0 0	Los Angeles Dodgers @ San Diego Padres San Diego Stadium, San Diego, CA Mon Sep 05 1977, 10:05 PM EDT Att. 25,343 - Unknown livebaseballscorecards.com																													
Bill Russell, R OBP: 0.302, SLG: 0.361 (1, 6) S	0-3 K ②			0-0 F8 ①		0-0 5-3 ③		0-3 K ②	4 0 0 0 0 2 0																															
Reggie Smith, S OBP: 0.434, SLG: 0.578 (1, 9) X	0-0 5-3 ③			0-3 K2-3 ②			0-0 1-3 ①	0-0 F3 ③	4 0 0 0 0 1 0																															
Ron Cey, R OBP: 0.358, SLG: 0.458 (1, 5)		4-0 BB ①		0-3 K ③			0-0 6-3 ②		2 0 0 0 1 1 0																															
Steve Garvey, R OBP: 0.325, SLG: 0.495 (1, 3)		0-3 K ①			0-0 5-3 ①		0-0 F8 ③		3 0 0 0 0 1 1																															
Dusty Baker Jr., R OBP: 0.357, SLG: 0.479 (1, 7)		0-0 F8 ②			0-0 1B ①			0-0 F3 ①	3 0 1 0 0 0 1																															
Glenn Burke, R OBP: 0.262, SLG: 0.266 (1, 8)		0-0 4-3 ③			0-0 F8 ②			0-0 F7 ②	3 0 0 0 0 0 2																															
Steve Yeager, R OBP: 0.333, SLG: 0.444 Rafael Landestoy, S (8, PR) Jerry Grote, R OBP: 0.333, SLG: 0.314 (8, 2)			0-3 K ①		0-0 1-3 ③			0-0 1B ③	3 0 1 0 0 1 1 0 0 0 0 0 0 0 0 0 0 0 0 0 0																															
Doug Rau, L OBP: 0.229, SLG: 0.175 Manny Mota, R OBP: 0.514, SLG: 0.414 (8, PH) Charlie Hough, R OBP: 0.105, SLG: 0.222 (8, 1)			0-0 L7 ②			0-0 F7 ①		0-0 6-3 ③	2 0 0 0 0 0 0 1 0 0 0 0 0 1 0 0 0 0 0 0 0																															
Inning Stats	R: 0 E: 0 K: 1 S: 5	H: 0 LOB: 0 BB: 0 P: 5	R: 0 E: 0 K: 1 S: 5	H: 0 LOB: 1 BB: 1 P: 9	R: 0 E: 0 K: 1 S: 5	H: 0 LOB: 0 BB: 0 P: 5	R: 0 E: 0 K: 2 S: 7	H: 0 LOB: 0 BB: 0 P: 7	R: 0 E: 0 K: 0 S: 4	H: 1 LOB: 1 BB: 0 P: 4		R: 0 E: 0 K: 0 S: 3	H: 0 LOB: 0 BB: 0 P: 3	R: 0 E: 0 K: 0 S: 3	H: 0 LOB: 0 BB: 0 P: 3	R: 0 E: 0 K: 0 S: 4	H: 1 LOB: 1 BB: 0 P: 4	R: 0 E: 0 K: 1 S: 5	H: 0 LOB: 0 BB: 0 P: 5	1B: 2 2B: 0 3B: 0 HR: 0	SF: 0 SAC: 0 DP: 0 HBP: 0	WP: 0 PB: 0 SB: 0 CS: 0	PA: 30																	
PITCHER Bob Owchinko, L ERA: 3.97 (1, 1)	IP 9.0	WLS W	BF 30	H 2	R 0	ER 0	SO 6	BB 1	IBB 0	HBP 0	BLK 0	WP 0	HR 0	S 41	P 45	ERA 0.00	WHIP 0.333						PITCHER	IP	WLS	BF	H	R	ER	SO	BB	IBB	HBP	BLK	WP	HR	S	P	ERA	WHIP



Batter	1	2	3	4	5	6	7	8	9
Gene Richards, L (1, 7) OBP: 0.354, SLG: 0.360	0-0 F3		0-0 1B S E 1B		0-0 4-3			0-0 3-1	
Bill Almon, R (1, 6) OBP: 0.299, SLG: 0.331	0-0 F9		0-0 F9 BB 1B		0-3 K			0-0 CS 1B	
Mike Ivie, R (1, 5) OBP: 0.334, SLG: 0.408 Tucker Ashford, R (9, 5) OBP: 0.271, SLG: 0.307	0-0 1B		0-3 K		0-0 1-3			0-0 6-3	
George Hendrick, R (1, 8) OBP: 0.377, SLG: 0.483	0-0 L4		4-0 FC5-4 BB		0-0 F8				
Dave Winfield, R (1, 9) OBP: 0.347, SLG: 0.488		0-0 F4	0-0 F9		0-0 5-3				
Gene Tenace, R (1, 3) OBP: 0.413, SLG: 0.411		0-3 K	0-0 FC5-4		0-0 6-3				
Dave Roberts, R (1, 2) OBP: 0.250, SLG: 0.293		0-0 E6 1B		0-0 F3		0-3 K			
Mike Champion, R (1, 4) OBP: 0.267, SLG: 0.275		0-0 1B		0-0 1-3		0-0 1-3			
Bob Owchinko, L (1, 1) OBP: 0.182, SLG: 0.100		0-0 F8		0-0 4-3		0-0 F7			

Inning Stats	R: 0	H: 1	E: 0	LOB: 1	K: 0	BB: 0	S: 4	P: 4
	R: 0	H: 1	E: 1	LOB: 2	K: 1	BB: 0	S: 7	P: 7
	R: 1	H: 2	E: 1	LOB: 2	K: 1	BB: 1	S: 7	P: 11
	R: 0	H: 0	E: 0	LOB: 0	K: 0	BB: 0	S: 3	P: 3
	R: 0	H: 0	E: 0	LOB: 0	K: 1	BB: 0	S: 5	P: 5
	R: 0	H: 0	E: 0	LOB: 0	K: 0	BB: 0	S: 3	P: 3
	R: 0	H: 0	E: 0	LOB: 0	K: 1	BB: 0	S: 5	P: 5
	R: 0	H: 1	E: 0	LOB: 0	K: 0	BB: 0	S: 3	P: 3

PITCHER	IP	WLS	BF	H	R	ER	SO	BB	IBB	HBP	BLK	WP	HR	S	P	ERA	WHIP
Doug Rau, L (1, 1) ERA: 3.36	7.0	L	27	4	1	0	4	1	0	0	0	0	0	34	38	0.00	0.714
Charlie Hough, R (8, 1) ERA: 3.53	1.0		3	1	0	0	0	0	0	0	0	0	0	3	3	0.00	1.000

AB R H RBI BB SO LOB

4	1	1	0	0	0	0
4	0	2	0	0	1	0
4	0	1	0	0	1	2
0	0	0	0	0	0	0
2	0	0	0	1	0	1
3	0	0	0	0	0	2
3	0	0	0	0	1	2
3	0	0	0	0	1	0
3	0	1	0	0	0	0
3	0	0	0	0	0	2

1B: 5	SF: 0	WP: 0	PA: 30
2B: 0	SAC: 0	PB: 0	
3B: 0	DP: 0	SB: 1	
HR: 0	HBP: 0	CS: 1	

Los Angeles Dodgers @ San Diego Padres
 San Diego Stadium, San Diego, CA
 Mon Sep 05 1977, 10:05 PM EDT
 Att. 25,343 - Unknown

AB	29
R	1
H	5
RBI	0
BB	1
SO	4
LOB	9



PITCHER	IP	WLS	BF	H	R	ER	SO	BB	IBB	HBP	BLK	WP	HR	S	P	ERA	WHIP
Doug Rau, L (1, 1) ERA: 3.36	7.0	L	27	4	1	0	4	1	0	0	0	0	0	34	38	0.00	0.714
Charlie Hough, R (8, 1) ERA: 3.53	1.0		3	1	0	0	0	0	0	0	0	0	0	3	3	0.00	1.000

Batter	1	2	3	4	5	6	7	8	9	10	AB R H RBI BB SO LOB	TOP															
Davey Lopes, R OBP: 0.365, SLG: 0.401 (1, 4) X	0-0 5-3		4-0 BB			0-0 4-3		0-0 6-3		0-0 L6	4 0 0 0 1 0 0	Los Angeles Dodgers @ San Diego Padres San Diego Stadium, San Diego, CA Tue Sep 06 1977, 6:33 AM EDT Att. 12,827 - Unknown livebaseballscorecards.com															
Bill Russell, R OBP: 0.305, SLG: 0.363 (1, 6) X	0-0 6-3		0-0 F9			0-0 1B		0-0 HR		0-0 BB S	5 2 3 0 0 0 2																
Reggie Smith, S OBP: 0.436, SLG: 0.584 (1, 9) X	0-0 6-3					0-0 1B		0-0 HR		4-0 E BB	4 1 2 2 1 0 0																
Ron Cey, R OBP: 0.358, SLG: 0.456 (1, 5)		0-0 CS				0-0 G5-4-3		0-0 F9		4-0 E BB	4 0 1 0 1 0 2																
Steve Garvey, R OBP: 0.322, SLG: 0.490 (1, 3)		0-0 F9				0-3 K		0-0 5-3		0-0 E5	5 0 0 0 0 1 3																
Dusty Baker Jr., R OBP: 0.356, SLG: 0.475 (1, 7)		0-0 F7				0-3 K		0-0 FC1-6		0-0 F9	5 0 1 0 0 2 3																
Glenn Burke, R OBP: 0.261, SLG: 0.266 (1, 8)						0-0 1B		0-0 FC1-6		0-3 K	4 0 1 0 0 2 1																
Steve Yeager, R OBP: 0.335, SLG: 0.443 (1, 2)						0-0 F8		4-0 FC4-6		0-3 K	3 0 1 0 1 1 1																
Rick Rhoden, R OBP: 0.239, SLG: 0.408 Mike Garman, R (8, 1)						0-0 SH1-4		0-0 FC4-6		0-0 F7	2 0 0 0 0 0 3																
Elias Sosa, R OBP: 0.333, SLG: 0.333 Vic Davalillo, L OBP: 0.429, SLG: 0.524 Charlie Hough, R OBP: 0.105, SLG: 0.222 (10, 1)						0-0 F8		1-2 1-2f			0 0 0 0 0 0 0																
Inning Stats	R: 0 E: 0 K: 0 S: 3	H: 0 LOB: 0 BB: 0 P: 3	R: 0 E: 0 K: 0 S: 3	H: 1 LOB: 0 BB: 0 P: 3	R: 0 E: 0 K: 1 S: 6	H: 1 LOB: 2 BB: 1 P: 10	R: 0 E: 0 K: 1 S: 5	H: 0 LOB: 0 BB: 0 P: 5	R: 0 E: 0 K: 1 S: 6	H: 1 LOB: 1 BB: 0 P: 6	R: 0 E: 0 K: 0 S: 4	H: 2 LOB: 1 BB: 0 P: 4	R: 0 E: 0 K: 0 S: 4	H: 1 LOB: 2 BB: 1 P: 8	R: 2 E: 0 K: 0 S: 5	H: 2 LOB: 0 BB: 0 P: 5	R: 0 E: 0 K: 3 S: 9	H: 0 LOB: 0 BB: 0 P: 9	R: 1 E: 1 K: 0 S: 5	H: 1 LOB: 3 BB: 2 P: 13	1B: 8 2B: 0 3B: 0 HR: 1	SF: 0 SAC: 1 DP: 1 HBP: 0	WP: 0 PB: 0 SB: 2 CS: 1	PA: 42			
PITCHER	IP WLS BF H R ER SO BB IBB HBP BLK WP HR S P ERA WHIP																										
Randy Jones, L ERA: 4.93 Rollie Fingers, R ERA: 2.81 Dan Spillner, R ERA: 3.4	(1, 1) 7.0	(8, 1) 2.0	(10, 1) 1.0	(1, 1) 7.0	(8, 1) 2.0	(10, 1) 1.0	(1, 1) 7.0	(8, 1) 2.0	(10, 1) 1.0	(1, 1) 7.0	(8, 1) 2.0	(10, 1) 1.0	(1, 1) 7.0	(8, 1) 2.0	(10, 1) 1.0	(1, 1) 7.0	(8, 1) 2.0	(10, 1) 1.0	(1, 1) 7.0	(8, 1) 2.0	(10, 1) 1.0	(1, 1) 7.0	(8, 1) 2.0	(10, 1) 1.0	(1, 1) 7.0	(8, 1) 2.0	(10, 1) 1.0



BOTTOM

Los Angeles Dodgers @ San Diego Padres
San Diego Stadium, San Diego, CA

Tue Sep 06 1977, 6:33 AM EDT
Att: 12,827 - Unknown

livebaseballscorecards.com

AB 35
R 2
H 10
RBI 2
BB 3
SO 2
LOB 14



WP: 0 PA: 40
PB: 0
SB: 0
CS: 0

AB R H RBI BB SO LOB

5 0 0 0 0 1 2

5 0 1 0 0 0 0

3 0 2 0 2 0 2

5 0 1 0 0 0 4

4 1 1 1 0 0 2

3 1 2 0 1 0 0

2 0 1 0 0 0 0

4 0 2 1 0 0 1

2 0 0 0 0 1 1

1 0 0 0 0 0 1

0 0 0 0 0 0 0

1 0 0 0 0 0 1

0 0 0 0 0 0 0

1B: 7 SF: 0
2B: 2 SAC: 2
3B: 0 DP: 1
HR: 1 HBP: 0

Batter	1	2	3	4	5	6	7	8	9	10
Gene Richards, L (1, 3) OBP: 0.350, SLG: 0.356	F6		FC4-6 1B		K		G3			F2
Bill Almon, R (1, 6) OBP: 0.298, SLG: 0.330	6-3					F7		F8		F9
Mike Ivie, R (1, 5) OBP: 0.339, SLG: 0.410			F5			FC6-4 BB		G6-4-3 1B		FC6-4 BB
George Hendrick, R (1, 8) OBP: 0.375, SLG: 0.480	6-3				BB 1B	FC6-4		G6-4-3		FC6-4
Dave Winfield, R (1, 9) OBP: 0.346, SLG: 0.492		5-3			F8	L4				HR
Jerry Turner, L (1, 7) OBP: 0.324, SLG: 0.406		L6			BB BB BB 1B	1B		SH5-6-4 1B		SH1-4 2B
Dave Roberts, R (1, 2) OBP: 0.253, SLG: 0.296		F8				1-3 2-H 1B		SH5-6-4		SH1-4
Mike Champion, R (1, 4) OBP: 0.269, SLG: 0.280			FC1-5 2B			6-3				4-3
Randy Jones, R (1, 1) OBP: 0.184, SLG: 0.167										
Merv Rettenmund, R (7, PH) OBP: 0.434, SLG: 0.478			FC1-5			K				6-3
Rollie Fingers, R (8, 1) OBP: 0.056, SLG: 0.056										
Gene Tenace, R (9, PH) OBP: 0.412, SLG: 0.410										
Dan Spillner, R (10, 1) OBP: 0.300, SLG: 0.125										

Inning Stats	R: 0	H: 1	E: 0	K: 0	S: 4	P: 4	R: 0	H: 0	E: 0	K: 0	S: 3	P: 3	R: 0	H: 2	E: 0	K: 0	S: 5	R: 0	H: 2	E: 0	K: 2	S: 7	P: 7	R: 0	H: 0	E: 0	K: 0	S: 3	R: 1	H: 2	E: 0	K: 0	S: 5	R: 0	H: 1	E: 0	K: 0	S: 3	R: 1	H: 2	E: 0	K: 0	S: 5	R: 0	H: 0	E: 0	K: 0	S: 3	R: 0	H: 0	E: 0	K: 0	S: 3	R: 0	H: 0	E: 0	K: 0	S: 3
--------------	------	------	------	------	------	------	------	------	------	------	------	------	------	------	------	------	------	------	------	------	------	------	------	------	------	------	------	------	------	------	------	------	------	------	------	------	------	------	------	------	------	------	------	------	------	------	------	------	------	------	------	------	------	------	------	------	------	------

PITCHER	IP	WLS	BF	H	R	ER	SO	BB	IBB	HBP	BLK	WP	HR	S	P	ERA	WHIP
Rick Rhoden, R (1, 1) ERA: 3.56	7.0		28	7	1	1	2	2	0	0	0	0	0	30	38	1.29	1.286
Mike Garman, R (8, 1) ERA: 2.21	1.0		5	3	1	1	0	0	0	0	0	0	1	5	5	9.00	3.000
Elias Sosa, R (9, 1) ERA: 2.39	1.0	W	3	0	0	0	0	0	0	0	0	0	0	3	3	0.00	0.000
Charlie Hough, R (10, 1) ERA: 3.5	1.0	S	4	0	0	0	0	1	0	0	0	0	0	3	7	0.00	1.000

San Diego Padres @ Houston Astros
Astrodome, Houston, TX
Wed Sep 07 1977, 8:05 PM EDT
Att. 5,120 - Dome

livebaseballscorecards.com

AB	36
R	9
H	12
RBI	9
BB	6
SO	9
LOB	17



WP:	0	PA:	44
PB:	0		
SB:	1		
CS:	0		

AB R H RBI BB SO LOB

5	1	1	0	0	1	5
0	0	0	0	0	0	0
0	0	0	0	0	0	0

5	0	1	1	0	1	4
---	---	---	---	---	---	---

4	2	1	0	1	0	1
---	---	---	---	---	---	---

5	1	2	1	0	2	2
---	---	---	---	---	---	---

4	2	2	1	1	0	0
---	---	---	---	---	---	---

4	2	3	4	0	1	0
---	---	---	---	---	---	---

3	1	1	1	2	0	1
---	---	---	---	---	---	---

4	0	1	1	0	2	3
---	---	---	---	---	---	---

2	0	0	0	0	2	1
0	0	0	0	1	0	0
0	0	0	0	0	0	0
0	0	0	0	0	0	0
0	0	0	0	1	0	0

1B:	5	SF:	0
2B:	4	SAC:	2
3B:	1	DP:	1
HR:	2	HBP:	0

Batter	1	2	3	4	5	6	7	8	9
Gene Richards, L (1, 3) OBP: 0.349, SLG: 0.354	0-0 5-3	0-0 FC5-4		0-0 2B		0-0 G4-3		0-3 K	
Dan Spillner, R (8, 1) OBP: 0.300, SLG: 0.125				1B					
Rollie Fingers, R (9, 1) OBP: 0.056, SLG: 0.056		1-2f				1-2f			
Mike Ivie, R (1, 5) OBP: 0.337, SLG: 0.410	0-0 1-3	0-3 K		0-0 F8		0-0 F5		0-0 4-3	
Jerry Turner, L (1, 7) OBP: 0.326, SLG: 0.404	0-0 G3		BB	0-0 2B			0-0 4-3		0-0 HR
George Hendrick, R (1, 8) OBP: 0.376, SLG: 0.487			BB	BB					1B
Dave Winfield, R (1, 9) OBP: 0.349, SLG: 0.493									
Dave Roberts, R (1, 2) OBP: 0.266, SLG: 0.336									
Mike Champion, R (1, 4) OBP: 0.272, SLG: 0.285									
Tucker Ashford, R (1, 6) OBP: 0.270, SLG: 0.306									
Dave Freisleben, R (1, 1) OBP: 0.189, SLG: 0.171									
Merv Rettenmund, R (8, PH) OBP: 0.438, SLG: 0.478									
Tom Griffin, R (6, 1) OBP: 0.146, SLG: 0.375									
Pat Scanlon, L (8, PH) OBP: 0.298, SLG: 0.188									
Gene Tenace, R (8, PH) OBP: 0.414, SLG: 0.410									

Inning Stats	R: 0	H: 0	E: 0	K: 0	S: 3	P: 3	R: 4	H: 5	E: 0	K: 2	S: 12	P: 12	R: 1	H: 2	E: 0	K: 1	S: 6	P: 14	R: 1	H: 2	E: 0	K: 2	S: 9	P: 9	R: 0	H: 0	E: 0	K: 1	S: 5	P: 9	R: 0	H: 0	E: 0	K: 0	S: 2	P: 6	R: 0	H: 0	E: 0	K: 0	S: 3	P: 3	R: 0	H: 1	E: 1	K: 1	S: 7	P: 11	R: 3	H: 2	E: 0	K: 2	S: 9	P: 13
--------------	------	------	------	------	------	------	------	------	------	------	-------	-------	------	------	------	------	------	-------	------	------	------	------	------	------	------	------	------	------	------	------	------	------	------	------	------	------	------	------	------	------	------	------	------	------	------	------	------	-------	------	------	------	------	------	-------

PITCHER	IP	WLS	BF	H	R	ER	SO	BB	IBB	HBP	BLK	WP	HR	S	P	ERA	WHIP
J.R. Richard, R (1, 1) ERA: 2.92	2.0	L	14	7	5	5	2	1	0	0	0	0	1	17	21	22.50	4.000
Dan Larson, R (3, 1) ERA: 5.69	2.0		8	2	1	1	3	1	0	0	0	0	0	13	17	4.50	1.500
Gene Pentz, R (5, 1) ERA: 4.44	2.0		7	0	0	0	1	2	0	0	0	0	0	7	15	0.00	1.000
Ken Forsch, R (7, 1) ERA: 2.89	1.1		7	1	0	0	0	1	0	0	0	0	0	6	10	0.00	1.500
Joe Sambito, L (8, 1) ERA: 2.35	0.2		2	0	0	0	1	0	0	0	0	0	0	4	4	0.00	0.000

PITCHER	IP	WLS	BF	H	R	ER	SO	BB	IBB	HBP	BLK	WP	HR	S	P	ERA	WHIP
Bo McLaughlin, R (9, 1) ERA: 4.27	1.0		6	2	3	3	2	0	1	0	0	0	1	9	13	27.00	2.000

Batter	1	2	3	4	5	6	7	8	9	AB	R	H	RBI	BB	SO	LOB
--------	---	---	---	---	---	---	---	---	---	----	---	---	-----	----	----	-----

Terry Puhl, L OBP: 0.381, SLG: 0.394 (1, 7)	4-0 S 1B 1B BB	0-0 F9		0-0 FC4-6 FC5-4 1-2f		0-0 F7			4-0 1B 1B BB	3	1	0	0	2	0	1
Enos Cabell, R OBP: 0.315, SLG: 0.452 (1, 5)	0-0 S 1-2 1B		0-0 6-3	0-0 FC5-4 1-2f			0-0 F7		0-0 FC5 1B 1-2 1B	5	1	2	0	0	0	1
Cesar Cedeno, R OBP: 0.327, SLG: 0.396 (1, 8)	0-0 G3 1-H 2-H 1B		0-0 1B S S 1B		0-0 E WP SF8 1B		0-0 F6		0-0 F7	5	2	3	2	0	0	2
Jose Cruz, L OBP: 0.367, SLG: 0.461 (1, 9)	0-0 G3 2-3		0-0 S 1-3 1B		0-0 SF8 1-H		0-0 F8		0-0 1-2 2-3 1B	4	0	2	1	0	0	1
Bob Watson, R OBP: 0.355, SLG: 0.469 (1, 3)	0-0 F5		0-3 K 1-2 3-H		4-0 BB BB			0-0 3B 1B	0-3 K	4	1	1	0	1	2	5
Joe Ferguson, R OBP: 0.376, SLG: 0.431 (1, 2)	4-0 BB		4-0 FC4-6 BB		0-3 K			0-3 K	0-0 FC5 2-3f	3	0	0	0	2	2	5
Art Howe, R OBP: 0.338, SLG: 0.412 (1, 6)	0-3 K		0-0 FC4-6 1-2f		0-3 K			0-0 H 3B		4	0	1	1	0	2	5
Art Gardner, L OBP: 0.194, SLG: 0.143 (8, PR)										0	0	0	0	0	0	0
Mike Fischlin, R (9, 6)										0	0	0	0	0	0	0
Julio Gonzalez, R OBP: 0.291, SLG: 0.326 (1, 4)		0-0 6-3		4-0 FC4-6 BB		0-0 6-3		0-3 K		2	0	0	0	1	0	0
Danny Walton, R OBP: 0.500, SLG: 0.500 (8, PH)										1	0	0	0	0	1	1
Roger Metzger, S OBP: 0.278, SLG: 0.258 (9, 4)										0	0	0	0	0	0	0
J.R. Richard, R Dan Larson, R Wilbur Howard, S Gene Pezz, S Ken Bogwell, L Ken Forsch, R Joe Sambuto, L Ed Herrmann, L Bo McLaughlin, R		0-3 K		0-0 F8		0-0 F7		0-0 6-3		1	0	0	0	0	1	0

Inning Stats	R: 2	H: 2	E: 0	LOB: 2	K: 1	BB: 2	S: 7	R: 0	H: 0	E: 0	LOB: 0	K: 1	BB: 0	S: 5	R: 1	H: 2	E: 0	LOB: 2	K: 1	BB: 1	S: 7	R: 0	H: 0	E: 0	LOB: 1	K: 0	BB: 1	S: 3	R: 1	H: 1	E: 1	LOB: 1	K: 2	BB: 1	S: 8	R: 0	H: 0	E: 0	LOB: 0	K: 0	BB: 0	S: 3	R: 1	H: 2	E: 0	LOB: 1	K: 2	BB: 0	S: 9	R: 0	H: 2	E: 0	LOB: 3	K: 1	BB: 1	S: 7	P: 11	1B: 8	2B: 0	3B: 1	HR: 0	SF: 1	SAC: 0	DP: 0	HBP: 0	WP: 1	PB: 0	SB: 5	CS: 0	PA: 42
--------------	------	------	------	--------	------	-------	------	------	------	------	--------	------	-------	------	------	------	------	--------	------	-------	------	------	------	------	--------	------	-------	------	------	------	------	--------	------	-------	------	------	------	------	--------	------	-------	------	------	------	------	--------	------	-------	------	------	------	------	--------	------	-------	------	-------	-------	-------	-------	-------	-------	--------	-------	--------	-------	-------	-------	-------	--------

PITCHER	IP	WLS	BF	H	R	ER	SO	BB	IBB	HBP	BLK	WP	HR	S	P	ERA	WHIP
Dave Freisleben, R ERA: 4.52 (1, 1)	5.0	W	25	5	4	3	5	5	0	0	0	1	0	30	50	5.40	2.000
Tom Griffin, R ERA: 4.42 (6, 1)	2.0		6	0	0	0	0	0	0	0	0	0	0	6	6	0.00	0.000
Dan Spillner, R ERA: 3.45 (8, 1)	1.0		7	3	1	1	2	1	0	0	0	0	0	10	14	9.00	4.000
Rollie Fingers, R ERA: 2.79 (9, 1)	1.0	S	4	1	0	0	1	0	0	0	0	0	0	6	6	0.00	1.000

BOTTOM

San Diego Padres @ Houston Astros
Astrodome, Houston, TX
Wed Sep 07 1977, 8:05 PM EDT
Att: 5,120 - Dome

livebaseballscorecards.com

AB	35
R	5
H	9
RBI	4
BB	6
SO	8
LOB	23



Batter	1	2	3	4	5	6	7	8	9	AB R H RBI BB SO LOB	TOP
Gene Richards, L OBP: 0.348, SLG: 0.353 (1, 7) X	0-0 WP S 1B		0-0 F7		0-0 4-3		0-0 F6			4 0 1 0 0 0 2	
Mike Ivie, R OBP: 0.337, SLG: 0.408 (1, 5) B B B	4-0 1-3 BB BB		0-3 K		0-0 SF9		0-0 5-3			2 0 0 1 1 1 0	
Dave Roberts, R OBP: 0.266, SLG: 0.329 (1, 2) X	0-0 F4		4-0 1B BB		0-0 F7		0-0 K			3 0 0 0 1 1 2	
George Hendrick, R OBP: 0.377, SLG: 0.487 (1, 8) X	0-0 F4		0-0 1-2 1B		0-0 FC6-4 1B		0-0 6-3			4 0 2 0 0 0 2	
Dave Winfield, R OBP: 0.348, SLG: 0.491 (1, 9) B B B	4-0 1-2 BB		0-0 6-3		0-0 FC6-4 CS		0-0 F8			3 0 0 0 1 0 3	
Gene Tenace, R OBP: 0.412, SLG: 0.409 (1, 3) X	0-0 F8		0-0 F5		0-0 F9		0-0 G4-6-3 1B			4 0 1 0 0 0 4	
Mike Champion, R OBP: 0.272, SLG: 0.284 (1, 4)		X	0-0 F9 1B		0-0 5-3		0-0 5-3			4 0 1 0 0 0 1	
Tucker Ashford, R OBP: 0.271, SLG: 0.306 (1, 6)		X	0-0 F9 1-2		0-0 F9		0-0 FC6-4 1B			3 0 1 0 0 0 1	
Bob Shirley, R OBP: 0.125, SLG: 0.129 (1, 1)		0-0 K			0-0 4-3 SF9 2B		0-0 FC6-4 1-2f			2 1 1 0 0 1 0	
Dave Wehrmeister, R OBP: 0.167, SLG: 0.250 (6, 1)		0-0 K								0 0 0 0 0 0 0	
Dave Tomlin, L OBP: 0.333, SLG: 0.333 (6, 1)		0-0 K								0 0 0 0 0 0 0	
Merv Rettenmund, R OBP: 0.434, SLG: 0.474 (7, PH)		0-0 K								1 0 0 0 0 0 1	
Rick Sawyer, R OBP: 0.320, SLG: 0.150 (7, 1)		0-0 K								0 0 0 0 0 0 0	
Inning Stats	R: 0 E: 0 K: 0 S: 4 H: 1 LOB: 3 BB: 2 P: 12	R: 0 E: 0 K: 1 S: 5 H: 1 LOB: 0 BB: 0 P: 5	R: 0 E: 0 K: 1 S: 6 H: 1 LOB: 2 BB: 1 P: 10	R: 0 E: 0 K: 0 S: 3 H: 0 LOB: 0 BB: 0 P: 3	R: 1 E: 0 K: 0 S: 4 H: 1 LOB: 0 BB: 0 P: 4	R: 0 E: 0 K: 0 S: 3 H: 1 LOB: 0 BB: 0 P: 3	R: 0 E: 0 K: 0 S: 4 H: 1 LOB: 1 BB: 0 P: 4	R: 0 E: 0 K: 1 S: 5 H: 0 LOB: 0 BB: 0 P: 5	R: 0 E: 0 K: 0 S: 3 H: 1 LOB: 0 BB: 0 P: 3	1B: 6 2B: 1 3B: 0 HR: 0 SF: 1 SAC: 0 DP: 1 HBP: 0	WP: 1 PB: 0 SB: 1 CS: 1 PA: 34
PITCHER Floyd Bannister, L ERA: 4.32 (1, 1)	IP 9.0 WLS W BF 34 H 7 R 1 ER 1 SO 3 BB 3 IBB 0 HBP 0 BLK 0 WP 1 HR 0 S 37 P 49 ERA 1.00 WHIP 1.111										

San Diego Padres @ Houston Astros
 Astrodome, Houston, TX
 Thu Sep 08 1977, 8:05 PM EDT
 Att. 3,697 - Dome


AB	30
R	1
H	7
RBI	1
BB	3
SO	3
LOB	16



1B: 6	SF: 1	WP: 1	PA: 34
2B: 1	SAC: 0	PB: 0	
3B: 0	DP: 1	SB: 1	
HR: 0	HBP: 0	CS: 1	

Batter	1	2	3	4	5	6	7	8	9
Terry Puhl, L OBP: 0.383, SLG: 0.402 (1, 7) (9, 9)	0-3 K		0-0 1B			0-0 1B 2B	0-0 F7		
Enos Cabell, R OBP: 0.316, SLG: 0.453 (1, 5)	0-0 5-3		0-0 1B			0-0 HBP BB 1B	0-0 5-3		
Cesar Cedeno, R OBP: 0.329, SLG: 0.400 (1, 8)	0-3 K		0-0 F6			0-0 BB HBP G1-2-3 1B	0-0 2B		
Bob Watson, R OBP: 0.356, SLG: 0.470 (1, 3)		0-0 6-3		0-0 F6		1-0 G1-2-3 BB 3B	0-0 2B		
Joe Ferguson, R OBP: 0.375, SLG: 0.428 (1, 2)		0-0 G3		0-3 K		4-0 BB G1-2-3 3B	0-0 F8		
Jose Cruz, L OBP: 0.366, SLG: 0.458 Wilbur Howard, S OBP: 0.273, SLG: 0.316 (1, 9) (8, PR) (9, 7)		0-0 F5		0-3 K		0-0 G1-2-3	4-0 BB BB BB		
Art Howe, R OBP: 0.337, SLG: 0.409 (1, 4)			0-0 4-3		0-0 6-3	4-0 3B IBB	0-0 F9		
Roger Metzger, S OBP: 0.282, SLG: 0.272 (1, 6)			0-0 1B 1B		0-0 1-3	0-0 3B	0-0 G1-6-3		
Floyd Bannister, L OBP: 0.209, SLG: 0.190 (1, 1)			0-3 K		0-3 K	0-0 1-3			

AB	R	H	RBI	BB	SO	LOB
4	1	2	0	0	1	0
4	1	2	1	0	0	0
4	1	2	1	0	1	2
3	1	1	1	0	0	0
3	1	0	1	1	1	1
3	0	0	0	1	1	3
0	0	0	0	0	0	0
3	1	0	0	1	0	1
4	1	2	3	0	0	1
3	0	0	0	0	2	2

BOTTOM	
San Diego Padres @ Houston Astros Astrodome, Houston, TX Thu Sep 08 1977, 8:05 PM EDT Att: 3,697 - Dome	
AB 31 R 7 H 9 RBI 7 BB 3 SO 6 LOB 10	
	
WP: 0 PA: 35 PB: 0 SB: 0 CS: 0	

Inning Stats										Inning Stats																																																											
R	H	E	K	S	R	H	E	K	S	R	H	E	K	S	R	H	E	K	S	R	H	E	K	S	R	H	E	K	S	R	H	E	K	S	R	H	E	K	S																														
0	0	0	2	7	0	0	0	0	3	0	0	0	2	7	5	4	0	1	6	1	2	0	0	5	0	0	0	0	6	0	0	0	0	7	0	0	0	0	11	0	0	0	0	15	0	0	0	0	6	0	0	0	0	15	0	0	0	0	6	0	0	0	0	6	0	0	0	0	6

PITCHER	IP	WLS	BF	H	R	ER	SO	BB	IBB	HBP	BLK	WP	HR	S	P	ERA	WHIP
Bob Shirley, L ERA: 3.8	(1, 1)	5.0	L	20	5	3	6	0	0	0	0	0	0	32	32	5.40	1.000
Dave Wehmeister, R ERA: 5.18	(6, 1)	0.0		3	1	0	0	1	0	1	0	0	0	1	6	∞	∞
Dave Tomlin, L ERA: 3.4	(6, 1)	1.0		4	1	3	0	0	1	0	0	0	0	3	7	27.00	1.000
Rick Sawyer, R ERA: 5.6	(7, 1)	2.0		8	2	1	0	1	0	0	0	0	0	7	11	4.50	1.500

WP	HR	S	P	ERA	WHIP
0	0	0	0	0	0

Batter	1	2	3	4	5	6	7	8	9	AB	R	H	RBI	BB	SO	LOB	TOP										
Gene Richards, L (1, 3) OBP: 0.349, SLG: 0.354	0-0 1B		0-0 4-3		0-0 F7	0-3 K		0-0 FC6-4 1B		5	0	2	0	0	1	4											
Mike Ivie, R (1, 5) OBP: 0.337, SLG: 0.410 Dave Freisleben, R (8, 1) OBP: 0.189, SLG: 0.171	0-0 F8		0-0 F8		0-0 2B 1B		0-0 1B 2B	0-0 E4 FC6-4		5	0	2	1	0	0	3											
Jerry Turner, L (1, 7) OBP: 0.323, SLG: 0.403	0-0 F7		0-0 4-3		0-0 2B		0-3 K	0-0 FC6-4		5	0	1	1	0	1	4											
George Hendrick, R (1, 8) OBP: 0.377, SLG: 0.493	0-0 6-3			0-0 6-3		0-0 HR	0-0 1-3 1B	0-0 F3		5	1	2	1	0	0	3											
Dave Winfield, R (1, 9) OBP: 0.348, SLG: 0.489		0-0 6-3		0-0 S 1B		0-0 F8	0-0 1-3		4-0 FC6-4 BB	4	1	1	0	1	0	2											
Dave Roberts, R (1, 2) OBP: 0.270, SLG: 0.331		0-0 G3 S 3B 1B		0-3 K		0-0 BB 1B	0-0 F6		0-0 F2	5	1	2	0	0	1	4											
Mike Champion, R (1, 4) OBP: 0.275, SLG: 0.295		0-0 G3		0-0 CS 1B		0-0 BB 1B		0-0 HR	0-3 K	5	1	3	2	0	1	2											
Bill Almon, R (1, 6) OBP: 0.299, SLG: 0.334		0-0 3B		0-0 CS	0-0 S 1B	0-0 F4		0-3 K	0-0 FC6-4	5	1	2	1	0	1	3											
Tom Griffin, R (1, 1) OBP: 0.140, SLG: 0.357 Rick Sawyer, R (5, 1) OBP: 0.320, SLG: 0.150 Dave Tomlin, L (5, 1) OBP: 0.333, SLG: 0.333 Dan Spillner, R (5, 1) OBP: 0.300, SLG: 0.125 Gene Tenace, R (6, PH) OBP: 0.413, SLG: 0.409 Dave Wehrmeister, R (6, 1) OBP: 0.167, SLG: 0.250 Merv Rettenmund, R (8, PH) OBP: 0.438, SLG: 0.474 Tucker Ashford, R (8, 5) OBP: 0.271, SLG: 0.306		0-3 K		0-3 K	0-3 K	4-0 BB		1-0 E FC6-4 HBP		2	0	0	0	0	2	2											
Inning Stats	R: 0 E: 0 K: 0 S: 4	H: 1 LOB: 1 BB: 0 P: 4	R: 1 E: 0 K: 1 S: 7	H: 2 LOB: 1 BB: 0 P: 7	R: 0 E: 0 K: 0 S: 3	H: 0 LOB: 0 BB: 0 P: 3	R: 1 E: 0 K: 1 S: 6	H: 2 LOB: 0 BB: 0 P: 6	R: 1 E: 0 K: 1 S: 7	H: 3 LOB: 2 BB: 0 P: 7	R: 1 E: 0 K: 1 S: 8	H: 3 LOB: 3 BB: 1 P: 12	R: 0 E: 0 K: 1 S: 7	H: 2 LOB: 2 BB: 0 P: 7	R: 2 E: 1 K: 1 S: 8	H: 2 LOB: 2 BB: 0 P: 9	R: 0 E: 0 K: 1 S: 5	H: 0 LOB: 1 BB: 1 P: 9	1B: 10 2B: 2 3B: 1 HR: 2	SF: 0 SAC: 0 DP: 0 HBP: 1	WP: 0 PB: 0 SB: 5 CS: 1	PA: 45					
PITCHER	IP	WLS	BF	H	R	ER	SO	BB	IBB	HBP	BLK	WP	HR	S	P	ERA	WHIP										
Preston Hanna, R (1, 1) ERA: 4.98	5.0	W	21	8	3	3	3	0	0	0	0	0	0	27	27	5.40	1.600										
Rick Camp, R (6, 1) ERA: 4.0	0.1		4	3	1	1	0	0	0	0	0	0	1	4	4	27.00	9.000										
Max Leon, R (6, 1) ERA: 4.2	2.0		11	3	2	1	3	1	0	1	0	0	1	15	20	4.50	2.000										
Dave Campbell, R (8, 1) ERA: 3.09	1.2	S	8	1	0	0	1	1	0	0	0	0	0	9	13	0.00	1.200										

San Diego Padres @ Atlanta Braves
Atlanta-Fulton County Stadium, Atlanta, GA

Fri Sep 09 1977, 7:05 PM EDT
Att. 1,740 - Unknown

livebaseballscorecards.com

AB	41
R	6
H	15
RBI	6
BB	2
SO	7
LOB	27



Batter	1	2	3	4	5	6	7	8	9	AB	R	H	RBI	BB	SO	LOB
Barry Bonnell, R OBP: 0.358, SLG: 0.336 (1, 5)	0-0 F9	0-0 FC6-4			0-0 HR	0-0 SF8	0-0 F5			5	2	2	1	0	0	4
Rowland Office, L OBP: 0.300, SLG: 0.331 (1, 8)	0-3 K		0-0 3-1		0-3 K	0-0 2B		0-0 G6-4-3		5	0	2	1	0	2	2
Jeff Burroughs, R OBP: 0.361, SLG: 0.527 (1, 9)	0-0 2B		0-0 2B		0-0 HR	0-0 SF8		0-0 G6-4-3		4	1	3	4	0	0	1
Willie Montanez, L OBP: 0.316, SLG: 0.446 (1, 3)	0-0 4-3		0-0 4-3		0-0 E1	0-3 K		0-0 F3		4	0	0	0	0	1	2
Tom Paciorek, R OBP: 0.265, SLG: 0.356 (7, 3)										1	0	0	0	0	0	0
Gary Matthews, R OBP: 0.352, SLG: 0.427 (1, 7)		0-0 1B		0-0 5-3	0-3 K		0-0 F8			4	1	1	0	0	1	1
Joe Nolan, L OBP: 0.385, SLG: 0.442 (1, 2)		4-0 1B		0-0 4-3	4-0 IBB		4-0 2B			1	0	0	0	1	0	0
Biff Pocaroba, S OBP: 0.388, SLG: 0.437 (5, PH)		1-2 BB								0	1	0	0	2	0	0
Rod Gilbreath, R OBP: 0.323, SLG: 0.353 (1, 4)		0-0 F3		0-0 CS	0-0 F8		0-0 2B			4	0	2	1	0	0	4
Pat Rockett, R OBP: 0.369, SLG: 0.330 (1, 6)		0-0 F7		0-0 CS	4-0 1B	4-0 1B	4-0 2B	4-0 BB		1	2	0	0	3	0	2
Preston Hanna, R OBP: 0.182, SLG: 0.100 (1, 1)		0-0 FC6-4			0-0 1B	0-0 2B	0-0 BB	0-0 BB		1	0	1	1	0	0	0
Darrel Chaney, S OBP: 0.259, SLG: 0.282 (5, PH)					0-0 HR	0-0 F3	0-0 F9			1	1	1	0	0	0	0
Rick Camp, R (6, 1)										0	0	0	0	0	0	0
Max Leon, R OBP: 0.300, SLG: 0.316 (6, 1)										2	0	0	0	0	0	3
Dave Campbell, R (8, 1)										0	0	0	0	0	0	0

Inning Stats	R: 0	H: 1	E: 0	K: 1	S: 6	H: 1	LOB: 1	BB: 0	P: 6	R: 1	H: 2	E: 0	K: 0	S: 5	H: 2	LOB: 2	BB: 1	P: 9	R: 0	H: 1	E: 0	K: 0	S: 3	H: 1	LOB: 0	BB: 0	P: 3	R: 0	H: 1	E: 0	K: 0	S: 3	R: 4	H: 3	E: 1	K: 2	S: 11	H: 2	LOB: 1	BB: 1	P: 11	R: 1	H: 1	E: 0	K: 0	S: 4	H: 1	LOB: 2	BB: 2	P: 12	R: 0	H: 1	E: 0	K: 0	S: 3	H: 1	LOB: 0	BB: 0	P: 3
--------------	------	------	------	------	------	------	--------	-------	------	------	------	------	------	------	------	--------	-------	------	------	------	------	------	------	------	--------	-------	------	------	------	------	------	------	------	------	------	------	-------	------	--------	-------	-------	------	------	------	------	------	------	--------	-------	-------	------	------	------	------	------	------	--------	-------	------

PITCHER	IP	WLS	BF	H	R	ER	SO	BB	IBB	HBP	BLK	WP	HR	S	P	ERA	WHIP
Tom Griffin, R ERA: 4.49 (1, 1)	4.0		18	6	3	3	1	2	0	0	0	0	0	18	26	6.75	2.000
Rick Sawyer, R ERA: 5.68 (5, 1)	0.0	L	1	1	0	0	0	0	0	0	0	0	0	1	1	∞	∞
Dave Tomlin, L ERA: 3.39 (5, 1)	0.1		1	0	0	0	1	0	0	0	0	0	0	3	3	0.00	0.000
Dan Spillner, R ERA: 3.51 (5, 1)	0.2		5	1	2	2	1	0	1	0	0	0	1	6	10	27.00	1.500
Dave Wehmeister, R ERA: 5.43 (6, 1)	2.0		12	3	3	3	1	3	0	0	0	0	0	11	23	13.50	3.000

BOTTOM

San Diego Padres @ Atlanta Braves
Atlanta-Fulton County Stadium, Atlanta, GA

Fri Sep 09 1977, 7:05 PM EDT
Att. 1,740 - Unknown

AB	33
R	8
H	12
RBI	8
BB	6
SO	4
LOB	19

livebaseballscorecards.com



WP: 0	PA: 41
PB: 0	
SB: 1	
CS: 1	

Batter	1	2	3	4	5	6	7	8	9	AB R H RBI BB SO LOB	TOP																								
Gene Richards, L (1, 3) OBP: 0.351, SLG: 0.359	0-0 4-3		0-0 6-3 S 1B		4-0 CS BB		0-3 K		0-0 6-3 1-H 3B	4 1 2 1 1 1 0																									
Bill Almon, R (1, 6) OBP: 0.300, SLG: 0.335	0-0 F8		0-0 6-3 1-3 1B		0-0 2B 1-2 1B		0-0 E 1B		0-0 6-3 3-H 3B	5 1 2 1 0 0 1																									
Jerry Turner, L (1, 7) OBP: 0.321, SLG: 0.403	0-0 F9		0-0 5-3		0-0 1-H 2B		0-0 3-1 1-3		0-0 F8	5 0 1 1 0 0 2																									
George Hendrick, R (1, 8) OBP: 0.376, SLG: 0.490		0-0 4-3	4-0 BB BB		0-0 F8			0-0 4-3		3 0 0 0 1 0 1																									
Dave Winfield, R (1, 9) OBP: 0.348, SLG: 0.486		4-0 BB BB 2B S 6-3 BB	0-0 F2		0-0 6-3			0-0 4-3		3 1 0 0 1 0 2																									
Dave Roberts, R (1, 2) OBP: 0.275, SLG: 0.338		0-0 1-3 6-3 1B 2B		0-0 F5		0-0 F7		4-0 FC5-4 BB		3 1 1 0 1 0 0																									
Mike Champion, R (1, 4) OBP: 0.273, SLG: 0.292		0-0 2-3 3-H 6-3		0-0 1-3		0-0 5-3		0-0 FC5-4 1-2f		4 0 0 1 0 0 2																									
Tucker Ashford, R (1, 5) OBP: 0.281, SLG: 0.328		0-0 3-H 1B		0-0 F7			0-0 HR		4-0 BB 3B BB	3 2 2 2 1 0 0																									
Bob Owchinko, L (1, 1) OBP: 0.174, SLG: 0.095		0-0 F7			0-3 K		0-3 K		0-0 F7	2 0 0 0 0 1 1																									
Rick Sawyer, R (5, 1) OBP: 0.320, SLG: 0.150										0 0 0 0 0 0 0																									
Merv Rettenmund, R (7, PH) OBP: 0.435, SLG: 0.470										1 0 0 0 0 1 0																									
Dave Tomlin, L (7, 1) OBP: 0.333, SLG: 0.333										0 0 0 0 0 0 0																									
Gene Tenace, R (9, PH) OBP: 0.413, SLG: 0.408										1 0 0 0 0 0 1																									
Inning Stats	R: 0 E: 0 K: 0 S: 3	H: 0 LOB: 0 BB: 0 P: 3	R: 2 E: 0 K: 0 S: 5	H: 2 LOB: 1 BB: 1 P: 9	R: 0 E: 0 K: 0 S: 4	H: 1 LOB: 2 BB: 1 P: 8	R: 0 E: 0 K: 0 S: 3	H: 0 LOB: 0 BB: 0 P: 3	R: 1 E: 0 K: 1 S: 6	H: 2 LOB: 1 BB: 1 P: 10	R: 0 E: 0 K: 0 S: 3	H: 0 LOB: 0 BB: 0 P: 3	R: 1 E: 1 K: 2 S: 9	H: 2 LOB: 1 BB: 0 P: 9	R: 0 E: 0 K: 0 S: 3	H: 0 LOB: 1 BB: 1 P: 7	R: 2 E: 0 K: 0 S: 4	H: 1 LOB: 0 BB: 1 P: 8	1B: 4 2B: 2 3B: 1 HR: 1	SF: 0 SAC: 0 DP: 0 HBP: 0	WP: 0 PB: 0 SB: 2 CS: 1	PA: 39													
PITCHER Dick Ruthven, R (1, 1) ERA: 3.88	IP 9.0	WLS W	BF 39	H 8	R 6	ER 6	SO 3	BB 5	IBB 0	HBP 0	BLK 0	WP 0	HR 1	S 40	P 60	ERA 6.00	WHIP 1.444	PITCHER	IP	WLS	BF	H	R	ER	SO	BB	IBB	HBP	BLK	WP	HR	S	P	ERA	WHIP

San Diego Padres @ Atlanta Braves
Atlanta-Fulton County Stadium, Atlanta, GA

Sat Sep 10 1977, 7:05 PM EDT
Att. 7,967 - Unknown

livebaseballscorecards.com

AB	34
R	6
H	8
RBI	6
BB	5
SO	3
LOB	10



Batter	1	2	3	4	5	6	7	8	9
Barry Bonnell, R OBP: 0.362, SLG: 0.336 (1, 8)	4-0 CS BB 1B	0-0 2-H 1B		0-0 F3		4-0 SH5-4 1B BB		0-0 6-3	
Rod Gilbreath, R OBP: 0.323, SLG: 0.352 (1, 4)	0-0 1B BB 1B	0-0 4-3		0-0 FC6-4		0-0 SH5-4		0-0 6-3	
Jeff Burroughs, R OBP: 0.363, SLG: 0.525 (1, 9)	4-0 1B BB 1B		0-0 E5 4-3 E 1B		0-0 F8	4-0 1B BB		0-3 K	
Willie Montanez, L OBP: 0.318, SLG: 0.453 (1, 3)	0-0 1B 1B		0-0 4-3		0-0 HR	0-3 K			
Gary Matthews, R OBP: 0.357, SLG: 0.432 (1, 7)	0-0 G6-4-3 1B		0-0 E7 1B		0-0 2B 1B	0-0 1B 1B		1-2 2-H 1B	
Junior Moore, R OBP: 0.319, SLG: 0.341 (1, 5)	0-0 G6-4-3		0-0 FC6-4 1B		0-0 1B 1B 2B	0-0 F3			
Biff Pocaroba, S OBP: 0.389, SLG: 0.436 (1, 2)		4-0 FC1-6 BB	0-0 FC6-4		0-0 G4-3-6 1B 1B		0-0 4-3		
Pat Rockett, R OBP: 0.367, SLG: 0.328 (1, 6)		0-0 FC1-6 SH3 1B	0-0 CS	0-0 1-3	0-0 G4-3-6 1B		0-0 1-3		
Dick Ruthven, R OBP: 0.317, SLG: 0.436 (1, 1)		0-0 SH3		0-0 FC6-4 1B		0-0 G4-3-6		0-3 K	

AB	R	H	RBI	BB	SO	LOB
3	1	1	1	2	0	1
4	1	1	0	0	0	2
3	2	1	0	2	1	0
4	1	2	1	0	1	3
4	2	4	4	0	0	0
4	1	2	1	0	0	4
3	0	1	0	1	0	1
4	1	1	1	0	0	1
3	0	1	0	0	1	2

BOTTOM

San Diego Padres @ Atlanta Braves
Atlanta-Fulton County Stadium, Atlanta, GA

livebaseballscorecards.com

AB	32
R	9
H	14
RBI	8
BB	5
SO	3
LOB	14



WP: 0	PA: 40
PB: 0	
SB: 0	
CS: 2	

Inning Stats	R: 2	H: 3	E: 0	K: 0	S: 4	H: 3	LOB: 0	BB: 0	P: 5	R: 0	H: 1	E: 0	K: 0	S: 4	R: 3	H: 5	E: 0	K: 0	S: 7	R: 1	H: 1	E: 0	K: 1	S: 6	R: 0	H: 0	E: 0	K: 1	S: 5	R: 0	H: 0	E: 0	K: 1	S: 5
PITCHER	IP	WLS	BF	H	R	ER	SO	BB	IBB	HBP	BLK	WP	HR	S	P	ERA	WHIP																	
Bob Owchinko, L ERA: 4.29	(1, 1)	4.1	L	24	11	8	7	0	3	0	0	0	0	1	21	33	14.54	3.231																
Rick Sawyer, R ERA: 5.68	(5, 1)	1.2		9	3	1	1	2	0	0	0	0	0	9	17	5.40	3.000																	
Dave Tomlin, L ERA: 3.31	(7, 1)	2.0		6	0	0	2	0	0	0	0	0	0	10	10	0.00	0.000																	

Sat Sep 10 1977, 7:05 PM EDT
Att. 7,967 - Unknown

Batter	1	2	3	4	5	6	7	8	9	AB R H RBI BB SO LOB	TOP											
Gene Richards, L (1, 3) OBP: 0.352, SLG: 0.367	0-0 CS 1B		0-0 G3-6 1-2f		0-0 HR		0-0 F8			4 1 2 1 0 0 2												
Bill Almon, R (1, 6) OBP: 0.300, SLG: 0.334	0-3 K 1-2			0-0 2B 1B		0-0 F9		0-0 F7		4 1 1 0 0 1 1												
Jerry Turner, L (1, 7) OBP: 0.327, SLG: 0.426	0-0 1B			0-0 1-H 2B		0-0 HR		0-0 3-1		4 1 3 2 0 0 0												
George Hendrick, R (1, 8) OBP: 0.377, SLG: 0.490	0-0 F9			0-0 E5		0-0 CS 1B		0-0 1B		4 0 2 0 0 0 2												
Dave Winfield, R (1, 9) OBP: 0.345, SLG: 0.483		0-0 F7		0-0 F3		0-0 F8 1-2		0-0 F8		4 0 0 0 0 0 4												
Dave Roberts, R (1, 2) OBP: 0.271, SLG: 0.331		0-3 K		0-0 F4		0-3 K		0-3 K	3 0 0 0 0 2 2													
Dan Spillner, R (6, 1) OBP: 0.300, SLG: 0.125									0 0 0 0 0 0 0													
Merv Rettenmund, R (9, PH) OBP: 0.432, SLG: 0.466									1 0 0 0 0 1 0													
Mike Champion, R (1, 4) OBP: 0.271, SLG: 0.289		0-0 5-3		0-0 4-3		0-3 K		0-0 5-3	4 0 0 0 0 1 2													
Tucker Ashford, R (1, 5) OBP: 0.280, SLG: 0.323			4-0 G3-6 BB		0-3 K		0-0 6-3	0-3 K	3 0 0 0 1 2 0													
Randy Jones, R (1, 1) OBP: 0.175, SLG: 0.158			0-0 F1		0-0 F8		0-0 E6		2 0 0 0 0 0 1													
Gene Tenace, R (6, 2) OBP: 0.412, SLG: 0.407									1 0 0 0 0 0 0													
Inning Stats	R: 0 E: 0 K: 1 S: 6	H: 2 LOB: 1 BB: 0 P: 6	R: 0 E: 0 K: 1 S: 5	H: 0 LOB: 0 BB: 0 P: 5	R: 0 E: 0 K: 0 S: 2	H: 0 LOB: 0 BB: 1 P: 6	R: 1 E: 1 K: 0 S: 6	H: 2 LOB: 2 BB: 0 P: 6	R: 1 E: 0 K: 1 S: 6	H: 1 LOB: 0 BB: 0 P: 6	R: 1 E: 0 K: 1 S: 6	H: 2 LOB: 0 BB: 0 P: 6	R: 0 E: 1 K: 1 S: 6	H: 0 LOB: 1 BB: 0 P: 6	R: 0 E: 0 K: 0 S: 4	H: 1 LOB: 1 BB: 0 P: 4	R: 0 E: 0 K: 2 S: 7	H: 0 LOB: 0 BB: 0 P: 7	1B: 5 2B: 2 3B: 0 HR: 2	SF: 0 SAC: 0 DP: 2 HBP: 0	WP: 0 PB: 0 SB: 0 CS: 2	PA: 35
PITCHER	IP WLS BF H R ER SO BB IBB HBP BLK WP HR S P ERA WHIP																					
Eddie Solomon, R (1, 1) ERA: 4.63	7.2 W 31 8 3 3 5 1 0 0 0 0 2 40 44 3.52 1.174																					
Dave Campbell, R (8, 1) ERA: 3.03	1.1 S 4 0 0 0 2 0 0 0 0 0 0 8 8 0.00 0.000																					

San Diego Padres @ Atlanta Braves
Atlanta-Fulton County Stadium, Atlanta, GA

Sun Sep 11 1977, 3:33 AM EDT
Att. 2,376 - Unknown

livebaseballscorecards.com

AB	34
R	3
H	8
RBI	3
BB	1
SO	7
LOB	14



Batter	1	2	3	4	5	6	7	8	9
Barry Bonnell, R OBP: 0.359, SLG: 0.333 (1, 8)	0-0 1-3		0-0 F4		0-0 3-1		0-0 5-3	0-0 1B	
Rod Gilbreath, R OBP: 0.321, SLG: 0.349 (1, 4)	0-0 5-3		0-0 6-3		4-0 1B BB		0-3 K	0-3 K	
Jeff Burroughs, R OBP: 0.364, SLG: 0.524 (1, 9)	0-0 6-3		0-0 6-3		0-0 1B		4-0 BB		
Willie Montanez, L OBP: 0.317, SLG: 0.451 (1, 3)		0-0 4-3		0-0 G5-3 1B 1B		0-0 F9	0-3 K		
Gary Matthews, R OBP: 0.360, SLG: 0.432 (1, 7)		4-0 1B E BB		0-0 F3		4-0 1B BB		0-0 1B SH1-4 S 1B	
Junior Moore, R OBP: 0.322, SLG: 0.344 (1, 5)		0-0 E3 1B 1B		0-0 1B		0-3 K		0-0 SH1-4	
Biff Pocaroba, S OBP: 0.393, SLG: 0.436 (1, 2)		0-0 2-H 1B		0-0 G5-3 2-3f		4-0 1B BB		4-0 S 1B IBB	
Pat Rockett, R OBP: 0.369, SLG: 0.332 (1, 6)		0-0 F3			0-0 F7		0-0 1-2 2-H 1B	0-0 1-2 2-3 S 1B	
Eddie Solomon, R OBP: 0.214, SLG: 0.120 (1, 1)		0-3 K			0-0 1B 3-1 1B		0-3 K	0-3 K	
Dave Campbell, R (8, 1)								1-2 2-3 3-H	

Inning Stats	R: 0	H: 0	E: 0	K: 0	S: 3	LOB: 0	BB: 0	P: 3
	R: 2	H: 2	E: 1	K: 1	S: 7	LOB: 1	BB: 1	P: 11
	R: 0	H: 0	E: 0	K: 0	S: 3	LOB: 0	BB: 0	P: 3
	R: 0	H: 2	E: 0	K: 0	S: 4	LOB: 1	BB: 0	P: 4
	R: 1	H: 2	E: 0	K: 0	S: 4	LOB: 2	BB: 1	P: 8
	R: 1	H: 1	E: 0	K: 2	S: 8	LOB: 2	BB: 2	P: 16
	R: 0	H: 0	E: 0	K: 2	S: 7	LOB: 1	BB: 1	P: 11
	R: 3	H: 3	E: 0	K: 2	S: 10	LOB: 1	BB: 1	P: 14

AB	R	H	RBI	BB	SO	LOB
5	0	1	2	0	0	1
4	0	0	0	1	2	1
3	0	1	1	1	0	0
4	0	1	0	0	1	1
2	3	1	0	2	0	1
3	1	2	0	0	1	1
2	1	1	1	2	0	2
4	1	2	1	0	0	1
3	1	1	0	0	2	3
1	0	0	0	0	1	2

BOTTOM

San Diego Padres @ Atlanta Braves
Atlanta-Fulton County Stadium, Atlanta, GA

Sun Sep 11 1977, 3:33 AM EDT
Att. 2,376 - Unknown

livebaseballscorecards.com

AB	31
R	7
H	10
RBI	5
BB	6
SO	7
LOB	13

Braves

WP: 0	PA: 38
PB: 0	
SB: 3	
CS: 0	

PITCHER	IP	WLS	BF	H	R	ER	SO	BB	IBB	HBP	BLK	WP	HR	S	P	ERA	WHIP
Randy Jones, L ERA: 4.93 (1, 1)	5.2	L	26	7	4	3	2	4	0	0	0	0	0	26	42	4.76	1.941
Dan Spillner, R ERA: 3.67 (6, 1)	2.1		12	3	3	3	5	1	1	0	0	0	0	20	28	11.57	1.714

Batter	1	2	3	4	5	6	7	8	9	10	AB R H RBI BB SO LOB	TOP																
Gene Richards, L (1, 3) OBP: 0.358, SLG: 0.377	0-0 HR		0-0 2B FC5-2 1B		0-0 2B 1B		0-0 FC4-6 BB	0-0 4-3		1-0 FC4-6 BB HBP	4 1 3 1 1 0 2	San Diego Padres @ Los Angeles Dodgers Dodger Stadium, Los Angeles, CA Mon Sep 12 1977, 7:05 PM PDT Att: 19,547 - Unknown																
Bill Almon, R (1, 6) OBP: 0.303, SLG: 0.340	0-3 K		0-0 FC5-2 1-3 2B		0-0 1-3 2B		0-0 FC4-6 1-2f		0-0 BB 1B	4-0 FC4-6 BB	5 1 3 1 1 1 1																	
Jerry Turner, L (1, 7) OBP: 0.320, SLG: 0.415	0-3 K		0-0 FC5-2 BB 2-3 3-H		0-3 K		0-3 K		0-0 F8	0-0 FC4-6 1-2f 2-3 3-H	6 0 0 1 0 3 8																	
George Hendrick, R (1, 8) OBP: 0.378, SLG: 0.487	0-0 F7		4-0 1-2 BB		0-3 K			4-0 FC6-4 BB	4-0 5-3 1B BB	0-0 P4	3 0 0 0 3 1 4																	
Dave Winfield, R (1, 9) OBP: 0.344, SLG: 0.480		0-0 G3	0-0 F9			0-0 6-3		0-0 FC6-4 2B 1-2f	0-0 5-3 1B		5 1 1 1 0 0 4																	
Dave Roberts, R (1, 2) OBP: 0.269, SLG: 0.327		0-0 CS 1B		0-0 F5		0-0 L6		0-0 F8	0-0 5-3		5 0 1 0 0 0 3																	
Mike Champion, R (1, 4) OBP: 0.272, SLG: 0.293		0-3 K		0-0 L6		0-0 1B		0-0 2B	0-0 4-3		5 1 2 0 0 1 3																	
Tucker Ashford, R (1, 5) OBP: 0.288, SLG: 0.340			0-0 1B SH3-4 2B 1B		0-3 K		0-0 P4			0-0 BB FC4-6 2B	5 2 3 2 0 1 1																	
Dave Freisleben, R (1, 1) OBP: 0.184, SLG: 0.167			0-0 SH3-4		0-3 K		0-0 4-3			0-3 K	1 0 0 0 0 1 0																	
Merv Rettenmund, R (7, PH) OBP: 0.430, SLG: 0.462											1 0 0 0 0 0 0																	
Dave Tomlin, L (7, 1) OBP: 0.333, SLG: 0.333											0 0 0 0 0 0 0																	
Gene Tenace, R (8, PH) OBP: 0.413, SLG: 0.407											0 0 0 0 0 0 0																	
Rollie Fingers, R (8, 1) OBP: 0.053, SLG: 0.053											1 0 0 0 0 1 1																	
Inning Stats	R: 1 E: 0 K: 2 S: 8	H: 1 LOB: 0 BB: 0 P: 8	R: 0 E: 0 K: 1 S: 5	H: 1 LOB: 1 BB: 0 P: 5	R: 1 E: 0 K: 0 S: 6	H: 3 LOB: 3 BB: 1 P: 10	R: 0 E: 0 K: 1 S: 5	H: 0 LOB: 0 BB: 0 P: 5	R: 0 E: 0 K: 3 S: 11	H: 2 LOB: 2 BB: 0 P: 11	R: 0 E: 0 K: 0 S: 4	H: 1 LOB: 1 BB: 0 P: 4	R: 0 E: 0 K: 1 S: 5	H: 0 LOB: 1 BB: 1 P: 9	R: 2 E: 0 K: 0 S: 5	H: 2 LOB: 2 BB: 1 P: 10	R: 1 E: 0 K: 0 S: 5	H: 2 LOB: 2 BB: 1 P: 9	R: 1 E: 0 K: 1 S: 6	H: 1 LOB: 2 BB: 1 P: 11	1B: 7 2B: 6 3B: 0 HR: 1	SF: 0 SAC: 1 DP: 1 HBP: 2	WP: 0 PB: 0 SB: 0 CS: 1	PA: 49				
PITCHER	IP WLS BF H R ER SO BB IBB HBP BLK WP HR S P ERA WHIP																											
Don Sutton, R (1, 1) ERA: 3.1	7.2		35	10	4	4	8	3	0	0	0	0	0	0	0	4.70	1.696											
Elias Sosa, R (8, 1) ERA: 2.26	0.0		1	0	0	0	0	0	0	1	0	0	0	0	1	∞	∞											
Lance Rautzhan, L (8, 1) ERA: 4.32	0.2		3	1	1	1	0	0	0	0	0	0	0	3	3	13.50	1.500											
Mike Garman, R (9, 1) ERA: 2.43	1.0		7	2	1	1	1	0	1	0	0	0	0	7	12	9.00	3.000											
Bobby Castillo, R (10, 1) ERA: 9.0	0.2	W	3	0	0	0	0	1	0	0	0	0	0	2	6	0.00	1.500											

AB	41
R	6
H	13
RBI	6
BB	5
SO	9
LOB	27



Batter	1	2	3	4	5	6	7	8	9	10	AB	R	H	RBI	BB	SO	LOB
Davey Lopes, R (1, 4) OBP: 0.369, SLG: 0.402	F8		BB 4-0			2B 1B	K			FC1-6 1B	4	1	2	0	1	1	0
Ron Washington, R (1, 6) OBP: 0.500, SLG: 0.333			0-3			F8	L9			FC1-6 HR	3	0	1	0	0	1	2
Lee Lacy, R (7, PH) OBP: 0.295, SLG: 0.417	E 1B		K								1	0	0	0	0	0	0
Bill Russell, R (8, 6) OBP: 0.304, SLG: 0.360										1-2f HR	1	1	0	0	0	0	1
Reggie Smith, S (1, 9) OBP: 0.434, SLG: 0.577	F9			G6-3 1B BB		S HR 2B		4-3 2B		K	4	1	2	1	1	1	2
Ron Cey, R (1, 5) OBP: 0.361, SLG: 0.480	K			1-2 G6-3 1B		HR BB		P4		HR	4	2	2	2	1	1	2
Steve Garvey, R (1, 3) OBP: 0.320, SLG: 0.479		K		1-2f 2-3 G6-3		HR BB		4-3			4	0	0	0	0	2	5
Rick Monday, L (1, 8) OBP: 0.337, SLG: 0.382		5-3		4-3		HR BB		F8			2	1	0	0	1	0	1
Glenn Burke, R (7, 8) OBP: 0.266, SLG: 0.271											0	0	0	0	0	0	0
Vic Davailillo, L (8, PH) OBP: 0.379, SLG: 0.448											1	0	0	0	0	0	1
Joe Simpson, L (9, 8) OBP: 0.154, SLG: 0.083											0	0	0	0	0	0	0
Dusty Baker Jr., R (1, 7) OBP: 0.356, SLG: 0.493		F9			F3	HR		K			4	1	1	4	0	1	0
Steve Yeager, R (1, 2) OBP: 0.330, SLG: 0.434			P3		5-3	K		K			3	0	0	0	0	1	0
Ed Goodson, L (9, PH) OBP: 0.184, SLG: 0.250											1	0	0	0	0	1	0
Jerry Grote, R (10, 2) OBP: 0.326, SLG: 0.301											0	0	0	0	0	0	0
Don Sutton, R (1, 1) OBP: 0.247, SLG: 0.197			K		K			G3			3	0	0	0	0	2	0
Elias Sosa, R (8, 1) OBP: 0.250, SLG: 0.250											0	0	0	0	0	0	0
Lance Rautzhan, R (8, 1) OBP: 0.250, SLG: 0.250											0	0	0	0	0	0	0
Mike Garman, R (9, 1) OBP: 0.250, SLG: 0.250											1	0	0	0	0	0	0
Bobby Castillo, R (10, 1) OBP: 0.250, SLG: 0.250											0	0	0	0	0	0	0

Inning Stats	R: 0	H: 1	E: 1	K: 1	S: 6	R: 0	H: 0	E: 0	K: 1	S: 5	R: 0	H: 0	E: 0	K: 2	S: 7	R: 0	H: 1	E: 0	K: 0	S: 3	R: 0	H: 0	E: 0	K: 1	S: 5	R: 5	H: 3	E: 0	K: 2	S: 10	R: 0	H: 0	E: 0	K: 1	S: 5	R: 0	H: 1	E: 0	K: 0	S: 4	R: 0	H: 0	E: 0	K: 2	S: 7	R: 2	H: 2	E: 0	K: 1	S: 6	1B: 4	2B: 2	3B: 0	HR: 2	SF: 0	SAC: 0	DP: 1	HBP: 0	WP: 0	PA: 40
--------------	------	------	------	------	------	------	------	------	------	------	------	------	------	------	------	------	------	------	------	------	------	------	------	------	------	------	------	------	------	-------	------	------	------	------	------	------	------	------	------	------	------	------	------	------	------	------	------	------	------	------	-------	-------	-------	-------	-------	--------	-------	--------	-------	--------

PITCHER	IP	WLS	BF	H	R	ER	SO	BB	IBB	HBP	BLK	WP	HR	S	P	ERA	WHIP
Dave Freisleben, R (1, 1) ERA: 4.63	6.0		26	5	5	5	7	4	0	0	0	0	1	36	52	7.50	1.500
Dave Tomlin, L (7, 1) ERA: 3.27	1.0		3	0	0	1	0	0	0	0	0	0	0	5	5	0.00	0.000
Rollie Fingers, R (8, 1) ERA: 2.88	2.2	L	11	3	2	2	3	0	0	0	0	0	1	17	17	6.75	1.125


BOTTOM

San Diego Padres @ Los Angeles Dodgers
 Dodger Stadium, Los Angeles, CA

Mon Sep 12 1977, 7:05 PM PDT
 Att: 19,547 - Unknown

livebaseballscorecards.com

AB	36
R	7
H	8
RBI	7
BB	4
SO	11
LOB	14



Batter	1	2	3	4	5	6	7	8	9	AB R H RBI BB SO LOB	TOP	
Gene Richards, L (1, 3) OBP: 0.359, SLG: 0.380 Dave Tomlin, L (6, 8) OBP: 0.286, SLG: 0.286	0-0 P5		0-0 1B 2B		0-0 4-3		0-0 1B 1B 1B	0-0 F7		4 1 2 1 0 0 0		
Bill Almon, R (1, 6) OBP: 0.303, SLG: 0.339	0-0 F8		0-0 1B		0-0 F8		0-3 K		0-0 F2	5 0 1 1 0 1 2		
Jerry Turner, L (1, 7) OBP: 0.322, SLG: 0.415	0-0 G3		0-3 K				0-0 1B 1B		0-0 F7	5 0 2 0 0 1 1		
George Hendrick, R (1, 8) OBP: 0.378, SLG: 0.485 Gary Sutherland, R (6, 3) OBP: 0.310, SLG: 0.323		0-0 F8		4-0 FC5-4 BB		0-0 G6-4-3	0-0 1B		0-0 6-3	2 0 0 0 1 0 1		
Dave Winfield, R (1, 9) OBP: 0.344, SLG: 0.478		0-0 5-3		0-0 FC5-4 1B		0-0 1B	0-0 F7			4 0 1 0 0 0 4		
Dave Roberts, R (1, 2) OBP: 0.268, SLG: 0.321		4-0 BB		0-0 F9		0-0 F7		0-0 F3		3 0 0 0 1 0 2		
Mike Champion, R (1, 4) OBP: 0.273, SLG: 0.294 Bob Davis, R (4, PR) OBP: 0.238, SLG: 0.237		0-0 L4		0-0 FC6-4 1B			0-0 4-3	0-3 K		2 0 1 0 0 0 1		
Tucker Ashford, R (1, 5) OBP: 0.287, SLG: 0.338			0-0 6-3		0-0 FC6-4			0-0 E6 WP 1B		2 0 0 0 0 0 0		
Bob Shirley, R (1, 1) OBP: 0.125, SLG: 0.129 Rick Sawyer, R (2, 1) OBP: 0.320, SLG: 0.150 Brian Greer, R (3, PH)			0-3 K					0-0 1B 1B		0 0 0 0 0 0 0		
Tom Griffin, R (3, 1) OBP: 0.136, SLG: 0.349 Dave Wehrmeister, R (5, 1) OBP: 0.167, SLG: 0.292 Merv Rettenmund, R (7, PH) OBP: 0.437, SLG: 0.471								0-0 1B 1B 1B	0-0 1B	0 0 0 0 0 0 0		
Inning Stats	R: 0 H: 0 E: 0 LOB: 0 K: 0 BB: 0 S: 3 P: 3	R: 0 H: 0 E: 0 LOB: 1 K: 0 BB: 1 S: 3 P: 7	R: 1 H: 2 E: 0 LOB: 1 K: 2 BB: 0 S: 9 P: 9	R: 0 H: 1 E: 0 LOB: 2 K: 0 BB: 1 S: 4 P: 8	R: 0 H: 0 E: 0 LOB: 0 K: 0 BB: 0 S: 3 P: 3	R: 0 H: 2 E: 0 LOB: 1 K: 0 BB: 0 S: 4 P: 4	R: 2 H: 5 E: 0 LOB: 3 K: 1 BB: 0 S: 10 P: 10	R: 1 H: 1 E: 1 LOB: 1 K: 1 BB: 0 S: 7 P: 7	R: 0 H: 0 E: 0 LOB: 0 K: 0 BB: 0 S: 3 P: 3	1B: 10 SF: 0 2B: 1 SAC: 0 3B: 0 DP: 1 HR: 0 HBP: 0	WP: 1 PA: 40 PB: 0 SB: 0 CS: 0	
PITCHER Dennis Lewallyn, R (1, 1) ERA: 2.45 Charlie Hough, R (8, 1) ERA: 3.39	IP WLS BF H R ER SO BB IBB HBP BLK WP HR S P ERA WHIP	7.0 W 32 10 3 3 3 2 0 0 0 0 0 0 36 44 3.86 1.714	2.0 8 1 1 0 1 0 0 0 0 1 0 0 10 10 0.00 0.500	PITCHER								IP WLS BF H R ER SO BB IBB HBP BLK WP HR S P ERA WHIP

San Diego Padres @ Los Angeles Dodgers
 Dodger Stadium, Los Angeles, CA
 Tue Sep 13 1977, 7:05 PM PDT
 Att: 19,442 - Unknown

AB	38
R	4
H	11
RBI	4
BB	2
SO	4
LOB	14



Batter	1	2	3	4	5	6	7	8	9
Davey Lopes, R (1, 4) OBP: 0.370, SLG: 0.404 Rafael Landestoy, S (5, 4) OBP: 0.500, SLG: 0.333	0-0 6-3	0-0 1B BB 1B	0-0 1-2 1B		4-0 1B BB	0-0 F8		0-0 G1-6-3	
Ron Washington, R (1, 6) OBP: 0.444, SLG: 0.375	0-0 F8	0-0 BB 1B 1B	0-0 G4-6-3		0-0 1B 1B	0-0 F8			
Reggie Smith, S (1, 9) OBP: 0.435, SLG: 0.579 Jeffrey Leonard, R (5, 9) OBP: 0.600, SLG: 1.000	0-0 F9	4-0 BB 1B BB		0-0 1B 2B	0-3 K	0-0 G3			
Ron Cey, R (1, 5) OBP: 0.364, SLG: 0.480 Lee Lacy, R (4, PR) (5, 5) OBP: 0.297, SLG: 0.418		4-0 1B BB	4-0 1B BB	4-0 1-3 1B BB	0-0 BB 1B		0-0 5-3		
Steve Garvey, R (1, 3) OBP: 0.324, SLG: 0.482 Ed Goodson, L (5, 3) OBP: 0.196, SLG: 0.260		0-0 1B	0-0 1B	0-0 1-3 1B	0-0 BB 1B		0-3 K		
Dusty Baker Jr., R (1, 7) OBP: 0.358, SLG: 0.502 Joe Simpson, L (5, 7) OBP: 0.200, SLG: 0.077		0-0 2B	0-0 HR 1B	0-0 1-2 2-3 1B	4-0 1-2 2-3 2B BB		0-3 K		
Glenn Burke, R (1, 8) OBP: 0.285, SLG: 0.297		0-0 FC 1B	0-0 5-3	0-0 2-3 1B	0-0 1-1 2-3 1B 2B				
Steve Yeager, R (1, 2) OBP: 0.332, SLG: 0.434 Johnny Oates, L (3, 2) OBP: 0.314, SLG: 0.361		4-0 FC BB	0-0 1B 1B	0-0 F8	0-0 1B		0-0 P4		
Dennis Lewallyn, R (1, 1) Charlie Hough, R (8, 1) OBP: 0.150, SLG: 0.263		0-0 FC 1B	0-3 K	0-3 K	0-0 P3		0-0 G1-6-3 1B		

Inning Stats	R: 0	H: 0	E: 0	K: 0	S: 3	P: 3	R: 10	H: 7	E: 0	K: 0	S: 9	P: 25	R: 0	H: 2	E: 0	K: 1	S: 6	R: 3	H: 3	E: 0	K: 1	S: 8	R: 5	H: 5	E: 0	K: 1	S: 9	R: 0	H: 0	E: 0	K: 2	S: 7	R: 0	H: 2	E: 0	K: 0	S: 4		
	LOB: 0	BB: 0					LOB: 0	BB: 4					LOB: 1	BB: 0				LOB: 2	BB: 1				LOB: 1	BB: 2		LOB: 0	BB: 0				LOB: 1	BB: 0				LOB: 1	BB: 0		

PITCHER	IP	WLS	BF	H	R	ER	SO	BB	IBB	HBP	BLK	WP	HR	S	P	ERA	WHIP
Bob Shirley, L (1, 1) ERA: 4.11	1.2	L	12	5	7	7	0	3	0	0	0	0	0	9	21	37.80	4.800
Rick Sawyer, R (2, 1) ERA: 5.91	0.1		4	2	3	3	0	1	0	0	0	0	1	3	7	81.00	9.000
Tom Griffin, R (3, 1) ERA: 4.62	2.0		11	5	3	3	2	1	0	0	0	0	0	14	18	13.50	3.000
Dave Wehmeister, R (5, 1) ERA: 5.93	2.0		12	5	5	5	1	2	0	0	0	0	0	12	20	22.50	3.500
Dave Tomlin, L (7, 1) ERA: 3.2	2.0		7	2	0	0	2	0	0	0	0	0	0	11	11	0.00	1.000

BOTTOM


San Diego Padres @ Los Angeles Dodgers
Dodger Stadium, Los Angeles, CA

Tue Sep 13 1977, 7:05 PM PDT
Att. 19,442 - Unknown

AB	R	H	RBI	BB	SO	LOB
3	1	2	0	0	0	0
2	1	0	0	1	0	2
5	2	2	1	0	0	2
2	2	1	0	1	0	0
2	0	0	0	0	1	2
0	2	0	1	3	0	0
2	2	1	1	0	0	0
3	3	3	3	0	0	0
2	1	1	1	0	1	0
3	1	2	5	0	0	2
1	0	0	0	1	1	0
5	2	4	4	0	0	0
0	0	0	0	1	0	0
4	0	2	1	0	0	3
4	1	0	1	0	2	5
1	0	1	0	0	0	0

AB	39
R	18
H	19
RBI	18
BB	7
SO	5
LOB	16

livebaseballscorecards.com



WP	0	PA	46
PB	0		
SB	2		
CS	0		

Batter	1	2	3	4	5	6	7	8	9	AB R H RBI BB SO LOB	TOP																
Barry Bonnell, R OBP: 0.357, SLG: 0.332 (1, 8) (8, 5)	0-3 K		0-0 G3		0-0 1B 1B		0-0 F8		0-3 K	5 0 1 0 0 2 0																	
Rod Gilbreath, R OBP: 0.324, SLG: 0.354 (1, 4) X	0-0 G1		0-0 E4		0-0 1B		0-0 FC6-4 PB 2B		0-0 1B 1B	5 1 3 1 0 0 0																	
Jeff Burroughs, R OBP: 0.368, SLG: 0.528 (1, 9) X	0-0 HR		0-3 K		0-3 K		4-0 FC6-4 BB		0-0 1B	4 1 2 1 1 2 3																	
Willie Montanez, L OBP: 0.317, SLG: 0.445 Craig Robinson, R OBP: 0.233, SLG: 0.241 Joe Nolan, L OBP: 0.380, SLG: 0.436 (1, 3) (8, 6) (9, PH)	0-0 G3			0-0 E3 HR	0-3 K		0-0 FC6-4 PB		0-3 K	4 0 0 0 0 1 4 0 0 0 0 0 0 0 1 0 0 0 0 1 2																	
Gary Matthews, R OBP: 0.363, SLG: 0.441 (1, 7) X		0-0 F7		0-0 HR	0-0 4-3		0-3 K		0-3 K	5 1 1 1 0 2 5																	
Dale Murphy, R OBP: 0.400, SLG: 0.900 (1, 2) X		0-0 F9		0-0 5-3		0-0 2B		0-0 F6		4 0 1 0 0 0 0																	
Junior Moore, R OBP: 0.324, SLG: 0.346 Rowland Office, L OBP: 0.300, SLG: 0.331 (1, 5) (8, PH) (8, 3)		0-0 1B		4-0 BB		0-0 6-3		0-0 G3 1B		2 0 1 0 1 0 1 1 0 1 0 0 0 0																	
Pat Rockett, R OBP: 0.359, SLG: 0.319 Brian Asselstine, L OBP: 0.247, SLG: 0.289 (1, 6) (8, PH) (8, 8)		0-0 F8		0-0 F7		0-0 L4		0-0 G3		3 0 0 0 0 0 3 1 0 0 0 0 0 1																	
Preston Hanna, R OBP: 0.214, SLG: 0.083 Biff Pocaroba, S OBP: 0.393, SLG: 0.443 Max Leon, R OBP: 0.300, SLG: 0.316 (1, 1) (8, PH) (8, 1)			0-3 K		4-0 1B 1B BB		0-3 K		0-0 F8	2 1 0 0 1 2 1 1 0 0 0 0 0 1 0 0 0 0 0 0 0																	
Inning Stats	R: 1 E: 0 K: 1 S: 6 H: 1 LOB: 0 BB: 0 P: 6	R: 0 E: 0 K: 0 S: 4 H: 1 LOB: 1 BB: 0 P: 4	R: 0 E: 1 K: 2 S: 8 H: 0 LOB: 1 BB: 0 P: 8	R: 1 E: 1 K: 0 S: 4 H: 1 LOB: 1 BB: 1 P: 8	R: 1 E: 0 K: 2 S: 9 H: 2 LOB: 2 BB: 1 P: 13	R: 0 E: 0 K: 1 S: 6 H: 1 LOB: 1 BB: 0 P: 6	R: 1 E: 0 K: 1 S: 6 H: 1 LOB: 1 BB: 1 P: 10	R: 0 E: 0 K: 0 S: 4 H: 1 LOB: 1 BB: 0 P: 4	R: 0 E: 0 K: 3 S: 11 H: 2 LOB: 2 BB: 0 P: 11	1B: 6 2B: 2 3B: 0 HR: 2 SF: 0 SAC: 0 DP: 0 HBP: 0	WP: 0 PB: 1 SB: 0 CS: 0 PA: 41																
PITCHER	IP WLS BF H R ER SO BB IBB HBP BLK WP HR S P ERA WHIP											PITCHER	IP WLS BF H R ER SO BB IBB HBP BLK WP HR S P ERA WHIP														
Bob Owchinko, L ERA: 4.29 (1, 1)	6.0	27	6	3	3	6	2	0	0	0	0	0	2	37	45	4.50	1.333										
Dan Spillner, R ERA: 3.63 (7, 1)	1.1	W	7	2	1	0	1	1	0	0	0	0	0	8	12	0.00	2.250										
Rollie Fingers, R ERA: 2.84 (8, 1)	1.2	S	7	2	0	0	3	0	0	0	0	0	0	13	13	0.00	1.200										

Atlanta Braves @ San Diego Padres
San Diego Stadium, San Diego, CA
Wed Sep 14 1977, 10:05 PM EDT
Att: 12,478 - Unknown

livebaseballscorecards.com

AB	38
R	4
H	10
RBI	3
BB	3
SO	10
LOB	21



Batter	1	2	3	4	5	6	7	8	9	AB	R	H	RBI	BB	SO	LOB
Gene Richards, L (1, 3) OBP: 0.362, SLG: 0.386	0-0 F6	0-0 S 1B		0-0 1B			0-0 1B 2B			4	1	3	1	0	0	0
Bill Almon, R (1, 6) OBP: 0.302, SLG: 0.337	0-0 5-3	4-0 3-H 1B BB		0-0 6-3			0-3 K			3	0	0	0	1	1	2
Jerry Turner, L (1, 7) OBP: 0.328, SLG: 0.424	0-0 1B	0-3 K				0-0 2B	0-0 2-H 1B			4	0	3	1	0	1	2
George Hendrick, R (1, 8) OBP: 0.375, SLG: 0.481	0-3 K		0-0 6-3			0-3 K	0-3 K			4	0	0	0	0	3	2
Dave Winfield, R (1, 9) OBP: 0.345, SLG: 0.484		0-0 2B 2B 1B	0-0 E4 E S 1B			0-0 5-3		0-0 HR		4	3	2	1	0	0	0
Dave Roberts, R (1, 2) OBP: 0.279, SLG: 0.337		0-0 2B 2B	0-0 L4-3 1B			0-3 K		0-0 FC1-6 1B		4	1	3	1	0	1	0
Tucker Ashford, R (1, 5) OBP: 0.286, SLG: 0.342		0-0 4-3 1B 2B	0-0 L4-3			0-0 F9		0-0 FC1-6 6-3		4	1	1	2	0	0	2
Gary Sutherland, R (1, 4) OBP: 0.298, SLG: 0.309		0-0 4-3				0-0 F9		0-0 6-3		4	0	0	0	0	0	2
Bob Owchinko, L (1, 1) OBP: 0.167, SLG: 0.091		0-3 K				0-0 1-3		0-3 K		2	0	0	0	0	1	1
Dan Spillner, R (7, 1) OBP: 0.286, SLG: 0.118										1	0	0	0	0	1	0
Rollie Fingers, R (8, 1) OBP: 0.050, SLG: 0.050										1	0	0	0	0	1	1

Inning Stats		R: 0	H: 1	E: 0	LOB: 1	K: 1	P: 6	R: 3	H: 4	E: 0	LOB: 2	K: 2	P: 15	R: 1	H: 1	E: 1	LOB: 0	K: 0	P: 4	R: 0	H: 1	E: 0	LOB: 1	K: 0	P: 4	R: 0	H: 0	E: 0	LOB: 0	K: 1	P: 5	R: 1	H: 2	E: 0	LOB: 1	K: 3	P: 11	R: 1	H: 2	E: 0	LOB: 1	K: 1	P: 7								
PITCHER	IP	WLS	BF	H	R	ER	SO	BB	IBB	HBP	BLK	WP	HR	S	P	ERA	WHIP												PITCHER	IP	WLS	BF	H	R	ER	SO	BB	IBB	HBP	BLK	WP	HR	S	P	ERA	WHIP					
Preston Hanna, R (1, 1) ERA: 5.01	7.0	L	31	10	5	4	8	1	0	0	0	0	0	46	50	5.14	1.571																																		
Max Leon, R (8, 1) ERA: 4.15	1.0		5	2	1	1	1	0	0	0	0	0	0	7	7	9.00	2.000																																		

BOTTOM

Atlanta Braves @ San Diego Padres
San Diego Stadium, San Diego, CA

Wed Sep 14 1977, 10:05 PM EDT
Att. 12,478 - Unknown

AB	35
R	6
H	12
RBI	6
BB	1
SO	9
LOB	12



WP: 0	PA: 36
PB: 0	
SB: 2	
CS: 0	

Batter	1	2	3	4	5	6	7	8	9	10	AB R H RBI BB SO LOB	TOP															
Barry Bonnell, R OBP: 0.357, SLG: 0.330 (1, 8) (8, 5)	0-0 4-3		0-0 FC4-6 FC6-4		0-0 F6			0-0 E5	0-0 SH1-4 1B	4-0 1-2 IBB	5 2 1 0 1 0 1	<p>Atlanta Braves @ San Diego Padres</p> <p>San Diego Stadium, San Diego, CA</p> <p>Thu Sep 15 1977, 10:05 PM EDT</p> <p>Att: 3,740 - Unknown</p>															
Rod Gilbreath, R OBP: 0.322, SLG: 0.351 Buzz Capra, R OBP: 0.184, SLG: 0.114 (1, 4) (9, 1)	0-0 6-3		0-0 L5		0-0 6-3			0-0 E4 1B	0-0 SH1-4	0-0 F9	4 1 0 0 0 0 2 1 0 0 0 0 0 2																
Jeff Burroughs, R OBP: 0.367, SLG: 0.524 (1, 9) BB	4-0 1B BB		0-0 FC6-4		0-0 6-3			0-0 E6 1B	0-3 K		4 1 0 1 1 1 3																
Willie Montanez, L OBP: 0.321, SLG: 0.449 (1, 3) 1-2	0-0 1B			0-0 F8		0-0 G6-4-3 1B		0-0 1-2 2-3 1B	0-0 2-H 1B		5 1 4 1 0 0 0																
Gary Matthews, R OBP: 0.361, SLG: 0.438 (1, 7) 1-2	0-0 1-3			0-0 1B 1B		0-0 G6-4-3 1-2		0-0 1B SF8	0-0 F7		5 1 1 1 0 0 6																
Dale Murphy, R OBP: 0.467, SLG: 1.200 (1, 2)		0-0 5-3		0-0 F8			0-0 HR	0-0 1-3 2-H 3-H 1B		0-0 HR	5 2 3 4 0 0 1																
Junior Moore, R OBP: 0.324, SLG: 0.346 Rowland Office, L OBP: 0.299, SLG: 0.329 (1, 5) (8, PH) (8, 8)		0-0 6-3		0-0 1-2 1B			0-0 6-3	0-3 K		0-3 K	3 0 1 0 0 0 0 2 0 0 0 0 2 2																
Pat Rockett, R OBP: 0.354, SLG: 0.315 Biff Pocoroba, S OBP: 0.303, SLG: 0.443 Cito Gaston, R OBP: 0.303, SLG: 0.432 Duane Theiss, R OBP: 0.299, SLG: 0.280 (1, 6) (8, PH) (8, PH) (8, 1) (8, 1) (9, 4)		0-0 5-3		0-0 F9			0-0 6-3	0-0 SF8		0-0 F6	3 0 0 0 0 0 2 0 0 0 0 0 0 0 0 0 0 1 0 0 0 0 0 0 0 0 0 0 0 0 0 0 0 0 0 1 0 0 0 0 0 0																
Dick Ruthven, R OBP: 0.326, SLG: 0.439 Tom Paciorek, R OBP: 0.261, SLG: 0.351 Steve Hargan, R OBP: 0.275, SLG: 0.261 (1, 1) (7, PH) (7, 1) (8, PH) (8, 6)			0-0 FC4-6 1B		0-0 6-3		0-0 4-3	0-0 F7		0-0 S 1B	2 0 1 0 0 0 0 1 0 0 0 0 0 0 0 0 0 0 0 0 0 2 0 1 0 0 0 1																
Inning Stats	R: 0 E: 0 K: 0 S: 4	H: 1 LOB: 2 BB: 1 P: 8	R: 0 E: 0 K: 0 S: 3	H: 0 LOB: 0 BB: 0 P: 3	R: 0 E: 0 K: 0 S: 4	H: 1 LOB: 1 BB: 0 P: 4	R: 0 E: 0 K: 0 S: 5	H: 2 LOB: 2 BB: 0 P: 5	R: 0 E: 0 K: 0 S: 3	H: 1 LOB: 0 BB: 0 P: 3	R: 1 E: 0 K: 0 S: 4		H: 1 LOB: 0 BB: 0 P: 4	R: 5 E: 4 K: 1 S: 11	H: 2 LOB: 1 BB: 0 P: 11	R: 1 E: 0 K: 1 S: 7	H: 2 LOB: 1 BB: 0 P: 7	R: 1 E: 0 K: 1 S: 7	H: 2 LOB: 2 BB: 1 P: 11	R: 1 E: 0 K: 1 S: 7	H: 2 LOB: 2 BB: 1 P: 11	1B: 10 2B: 0 3B: 0 HR: 2	SF: 1 SAC: 1 DP: 1 HBP: 0	WP: 0 PB: 0 SB: 1 CS: 0	PA: 47		
PITCHER	IP WLS BF H R ER SO BB IBB HBP BLK WP HR S P ERA WHIP												IP WLS BF H R ER SO BB IBB HBP BLK WP HR S P ERA WHIP														
Randy Jones, L ERA: 4.75 Dan Spillner, R ERA: 3.62 Dave Tomlin, L ERA: 3.18 Rollie Fingers, R ERA: 2.94	(1, 1) (8, 1) (8, 1) (9, 1)	7.0 0.1 0.2 2.0	L	31 3 2 11	7 1 0 4	5 0 1 2	1 0 0 2	0 0 0 0	1 0 0 0	0 0 0 0	0 0 0 0	1 0 0 1	30 5 2 14	34 5 2 18	1.29 0.00 0.00 9.00	1.143 3.000 0.000 2.000											

livebaseballscores.com

AB 43
R 8
H 12
RBI 8
BB 2
SO 3
LOB 20



Batter	1	2	3	4	5	6	7	8	9	10	AB	R	H	RBI	BB	SO	LOB
Gene Richards, L (1, 3) OBP: 0.365, SLG: 0.388	0-0 1B BLK 4-3 1B	0-0 F8		0-0 1B 2-3 1B		4-0 S E BB		0-0 1-2 1B		0-0 F3	5	2	3	0	1	0	0
Bill Almon, R (1, 6) OBP: 0.303, SLG: 0.337	0-0 1B 1-3 4-3 1B		0-0 F9	0-0 1-3 3-H 1B		0-0 4-3		0-3 K			5	1	2	1	0	1	2
Jerry Turner, L (1, 7) OBP: 0.322, SLG: 0.416 Rollie Fingers, R (9, 1) OBP: 0.050, SLG: 0.050	0-0 4-3		0-0 F2	0-0 F8			0-0 F6	0-0 F4			5	0	0	1	0	0	5
George Hendrick, R (1, 8) OBP: 0.379, SLG: 0.482	0-0 2-3 5-3 1B		4-0 FC4-6 BB		0-0 1B		4-0 BB SF9-3 BB		0-0 5-3		3	2	2	0	2	0	0
Dave Winfield, R (1, 9) OBP: 0.343, SLG: 0.481	0-0 1-2 3-H 5-3		0-0 FC4-6		0-0 F7		0-0 BB 1B		0-0 F5		5	0	1	1	0	0	3
Dave Roberts, R (1, 2) OBP: 0.283, SLG: 0.347 Gene Tenace, R (3, 2) OBP: 0.416, SLG: 0.407	0-0 2-H 2B			0-0 2B FC5-2 1B		0-3 K		4-0 BB SF9-3 BB	H 1-0		1	0	1	1	0	0	0
Tucker Ashford, R (1, 5) OBP: 0.284, SLG: 0.345	0-0 F9			0-0 FC5-2 SH1-4 2B		0-0 L4		0-0 SF9-3		0-0 F2	4	1	1	1	0	0	3
Gary Sutherland, R (1, 4) OBP: 0.287, SLG: 0.297 Mike Champion, R (9, 4) OBP: 0.273, SLG: 0.294 Mike Ivie, R (10, PH) OBP: 0.337, SLG: 0.409		0-0 F4		0-0 1B SH1-4 1B		0-0 5-3		0-3 K		0-3 K	4	1	0	0	0	1	2
Randy Jones, R (1, 1) OBP: 0.167, SLG: 0.150 Dan Spillner, R (8, 1) OBP: 0.286, SLG: 0.118 Dave Tomlin, L (8, 1) OBP: 0.286, SLG: 0.286 Merv Rettenmund, R (8, PH) OBP: 0.438, SLG: 0.467		0-3 K		0-0 SH1-4		0-0 4-3		4-0 1B BB		0-3 K	2	0	0	1	0	1	0

Inning Stats	R: 3	H: 4	E: 0	LOB: 1	K: 0	S: 7	P: 7	R: 0	H: 0	E: 0	LOB: 1	K: 0	S: 3	P: 7	R: 0	H: 1	E: 0	LOB: 1	K: 1	S: 6	P: 6	R: 1	H: 0	E: 0	LOB: 0	K: 0	S: 3	P: 7	R: 1	H: 1	E: 0	LOB: 1	K: 0	S: 3	P: 11	R: 0	H: 1	E: 0	LOB: 2	K: 2	S: 8	P: 12	R: 0	H: 0	E: 0	LOB: 1	K: 0	S: 3	P: 4	R: 0	H: 0	E: 0	LOB: 0	K: 2	S: 7	P: 7	1B: 9	SF: 1	2B: 3	SAC: 1	3B: 0	DP: 1	HR: 0	HBP: 1	WP: 0	PA: 46
--------------	------	------	------	--------	------	------	------	------	------	------	--------	------	------	------	------	------	------	--------	------	------	------	------	------	------	--------	------	------	------	------	------	------	--------	------	------	-------	------	------	------	--------	------	------	-------	------	------	------	--------	------	------	------	------	------	------	--------	------	------	------	-------	-------	-------	--------	-------	-------	-------	--------	-------	--------

PITCHER	IP	WLS	BF	H	R	ER	SO	BB	IBB	HBP	BLK	WP	HR	S	P	ERA	WHIP
Dick Ruthven, R (1, 1) ERA: 4.04	6.0		29	9	6	5	2	2	0	0	1	0	0	31	39	7.50	1.833
Steve Hargan, R (7, 1) ERA: 6.55	1.0		5	1	1	1	0	2	0	0	0	0	0	3	11	9.00	3.000
Duane Theiss, R (8, 1) ERA: 7.13	0.1		2	0	0	0	1	1	0	0	0	0	0	3	7	0.00	3.000
Don Collins, L (8, 1) ERA: 5.13	0.2		3	1	0	0	1	0	0	0	0	0	0	5	5	0.00	1.500
Buzz Capra, R (9, 1) ERA: 5.48	2.0	W	7	0	0	0	2	0	0	1	0	0	0	10	11	0.00	0.000

Atlanta Braves @ San Diego Padres
San Diego Stadium, San Diego, CA
Thu Sep 15 1977, 10:05 PM EDT
Att. 3,740 - Unknown

AB	38
R	7
H	11
RBI	6
BB	5
SO	6
LOB	16



BOTTOM

Houston Astros @ San Diego Padres
San Diego Stadium, San Diego, CA
Fri Sep 16 1977, 10:05 PM EDT
Att. 7,046 - Unknown

livebaseballscorecards.com

AB 37
R 4
H 9
RBI 4
BB 6
SO 5
LOB 22



WP: 0 PA: 46
PB: 0
SB: 1
CS: 0

AB R H RBI BB SO LOB

6 0 1 1 0 1 3

5 0 1 1 0 1 0

4 0 1 0 1 1 1

2 1 0 0 3 0 1

5 0 1 0 0 1 5

3 2 2 0 1 0 0

4 0 1 0 0 0 3

3 0 1 2 1 0 4

0 0 0 0 0 0 0
3 1 1 0 0 1 1
1 0 0 0 0 0 2
0 0 0 0 0 0 0
1 0 0 0 0 0 2

1B: 7 SF: 0
2B: 2 SAC: 1
3B: 0 DP: 1
HR: 0 HBP: 1

Batter	1	2	3	4	5	6	7	8	9	10																	
Gene Richards, L (1, 3) OBP: 0.363, SLG: 0.385	F7		2-3		F6	4-3			K	1B																	
Bill Almon, R (1, 6) OBP: 0.302, SLG: 0.338	G3		L9		FC5 1-H 2B		1-3		K																		
Jerry Turner, L (1, 7) OBP: 0.323, SLG: 0.417	5-3		S BB		6-3		K		FC5 2B																		
George Hendrick, R (1, 8) OBP: 0.381, SLG: 0.480		1-3 HBP 1B BB	F3				F5			IBB																	
Dave Winfield, R (1, 9) OBP: 0.342, SLG: 0.479		K			FC5 2-3f 1B			F7	FC5 2-3f																		
Gene Tenace, R (1, 2) OBP: 0.419, SLG: 0.409		1-3 HBP 1B			1B 1B		F4	FC6-5 CI 1B		SH1-4 E 1B BB																	
Mike Champion, R (1, 4) OBP: 0.273, SLG: 0.293		1-3			G4-6-3 1B		F5	CI FC6-5		E3 1B SH1-4																	
Tucker Ashford, R (1, 5) OBP: 0.288, SLG: 0.344					G4-6-3 1-2f 1B			FC6-5 1-2 2-3f		SH1-4 1-2 2-3																	
John D'Acquisto, R (1, 1) OBP: 0.134, SLG: 0.138								F2		F3																	
Bob Shirley, R (2, 1) OBP: 0.435, SLG: 0.463					E6 2B																						
Merv Rettenmund, R (8, PH) OBP: 0.286, SLG: 0.286																											
Dave Tomlin, L (9, 1) OBP: 0.281, SLG: 0.345																											
Dave Roberts, R (10, PH)																											
Inning Stats	R: 0 E: 0 K: 0 S: 3	H: 0 LOB: 0 BB: 0 P: 3	R: 2 E: 0 K: 2 S: 8	H: 1 LOB: 1 BB: 1 P: 13	R: 0 E: 0 K: 0 S: 3	H: 0 LOB: 1 BB: 1 P: 7	R: 0 E: 0 K: 0 S: 4	H: 3 LOB: 1 BB: 0 P: 4	R: 1 E: 1 K: 0 S: 5	H: 1 LOB: 2 BB: 1 P: 9	R: 0 E: 0 K: 1 S: 5	H: 0 LOB: 0 BB: 0 P: 5	R: 0 E: 1 K: 0 S: 5	H: 1 LOB: 2 BB: 0 P: 5	R: 0 E: 0 K: 2 S: 8	H: 1 LOB: 2 BB: 1 P: 12	R: 1 E: 1 K: 0 S: 4	H: 1 LOB: 2 BB: 1 P: 8	1B: 7 2B: 2 3B: 0 HR: 0	SF: 0 SAC: 1 DP: 1 HBP: 1							
PITCHER	IP	WLS	BF	H	R	ER	SO	BB	IBB	HBP	BLK	WP	HR	S	P	ERA	WHIP										
Joaquin Andujar, R (1, 1) ERA: 3.3	5.0		23	5	3	2	2	3	0	1	0	0	0	23	36	3.60	1.600										
Mark Lemongello, R (6, 1) ERA: 3.6	2.0		8	1	0	0	1	1	0	0	0	0	0	9	13	0.00	1.000										
Joe Niekro, R (8, 1) ERA: 2.8	2.2	L	15	3	1	0	2	1	1	0	0	0	0	17	25	0.00	1.500										

Houston Astros @ San Diego Padres
 San Diego Stadium, San Diego, CA
 Sat Sep 17 1977, 10:05 PM EDT
 Att. 8,463 - Unknown

livebaseballscorecards.com



WP: 0 PA: 44
 PB: 0
 SB: 1
 CS: 0

Batter	1	2	3	4	5	6	7	8	9	AB	R	H	RBI	BB	SO	LOB	TOP										
Terry Puhl, L (1, 7) OBP: 0.397, SLG: 0.407	0-0 S HR 1B	0-0 2-H HR 2B		0-0 FC5-4 1B		0-0 3-1		0-0 2-H 2B		5	2	4	2	0	0	0											
Enos Cabell, R (1, 5) OBP: 0.314, SLG: 0.451	0-0 F9 1-2	0-0 2-H HR		0-0 FC5-4 1-2f		0-0 F4		0-0 5-3		5	1	1	2	0	0	3											
Cesar Cedeno, R (1, 8) OBP: 0.338, SLG: 0.447	0-0 6-3	0-0 F3				0-0 1B 2B		0-0 5-3		5	1	1	0	0	0	2											
Jose Cruz, L (1, 9) OBP: 0.364, SLG: 0.470	4-0 HR BB		0-0 6-3		4-0 E 1B BB		0-0 F8		0-0 3B	3	3	1	0	2	0	0											
Bob Watson, R (1, 3) OBP: 0.360, SLG: 0.493	0-0 HR		4-0 FC5-4 BB		0-0 E8 BB 1B		0-0 F8		0-0 SF9 3B	4	1	3	5	1	0	0											
Art Gardner, L (9, PR) OBP: 0.206, SLG: 0.156	1-H 2-H HR		0-3 K		1-3 2-H 1B		4-0 F8		0-0 SF9 3B	0	1	0	0	0	0	0											
Danny Walton, R (9, 3) OBP: 0.375, SLG: 0.375			S		4-0 BB 1B		4-0 F8		0-0 SF9	2	0	0	1	2	1	1											
Ed Herrmann, L (1, 2) OBP: 0.355, SLG: 0.366	0-0 F8		0-0 K		1-2 BB BB		4-0 FC6-4 BB		0-0 SF9																		
Art Howe, R (1, 4) OBP: 0.335, SLG: 0.408		0-0 E6 FC6-4	0-0 FC5-4		0-0 L5		0-0 FC6-4		0-0 F9	5	0	0	0	0	0	6											
Roger Metzger, S (1, 6) OBP: 0.283, SLG: 0.264		0-0 FC6-4 SH1 2B		0-0 F9		4-0 G4-3 BB		0-0 SH1-4 2B 1B	4	2	1	1	1	0	2												
J.R. Richard, R (1, 1) OBP: 0.235, SLG: 0.350		0-0 SH1		0-0 F6		0-0 G4-3		0-0 SH1-4	2	0	0	0	0	0	3												
Inning Stats	R: 3 E: 0 K: 0 S: 5	H: 2 LOB: 0 BB: 1 P: 9	R: 3 E: 1 K: 0 S: 6	H: 2 LOB: 0 BB: 0 P: 6	R: 0 E: 0 K: 1 S: 5	H: 0 LOB: 1 BB: 1 P: 9	R: 0 E: 0 K: 0 S: 4	H: 1 LOB: 1 BB: 0 P: 4	R: 2 E: 1 K: 0 S: 4	H: 2 LOB: 2 BB: 3 P: 16	R: 0 E: 0 K: 0 S: 3	H: 0 LOB: 0 BB: 0 P: 3	R: 0 E: 0 K: 0 S: 3	H: 0 LOB: 1 BB: 1 P: 7	R: 1 E: 0 K: 0 S: 5	H: 2 LOB: 1 BB: 0 P: 5	R: 2 E: 0 K: 0 S: 5	H: 2 LOB: 1 BB: 0 P: 5	1B: 4 2B: 3 3B: 2 HR: 2	SF: 1 SAC: 2 DP: 1 HBP: 0	WP: 0 PA: 44						
PITCHER	IP	WLS	BF	H	R	ER	SO	BB	IBB	HBP	BLK	WP	HR	S	P	ERA	WHIP										
Dave Freisleben, R (1, 1) ERA: 4.76	2.0	L	12	4	6	3	0	1	0	0	0	0	2	11	15	13.50	2.500										
Rick Sawyer, R (3, 1) ERA: 5.86	1.0		4	0	0	0	1	1	0	0	0	0	0	5	9	0.00	1.000										
Dave Wehmeister, R (4, 1) ERA: 6.07	1.1		10	3	2	2	0	3	0	0	0	0	0	7	19	13.50	4.500										
Tom Griffin, R (5, 1) ERA: 4.56	3.2		13	2	1	1	0	1	0	0	0	0	0	12	16	2.46	0.818										
John D'Acquisto, R (9, 1) ERA: 5.77	1.0		5	2	2	2	0	0	0	0	0	0	0	5	5	18.00	2.000										

Batter	1	2	3	4	5	6	7	8	9	AB	R	H	RBI	BB	SO	LOB
Gene Richards, L (1, 3) OBP: 0.362, SLG: 0.384 (7, 7)	0-0 F5		0-3 K		0-0 5-3			0-0 FC6-4 1B		4	0	1	0	0	1	3
Bill Almon, R (1, 6) OBP: 0.302, SLG: 0.337	0-3 K		0-0 FC6-4 1B			0-0 F8		0-0 FC6-4		4	0	1	0	0	1	2
Jerry Turner, L (1, 7) OBP: 0.320, SLG: 0.413 Bob Davis, R (7, 2) OBP: 0.235, SLG: 0.234	0-0 F5		0-0 FC6-4			0-0 3-1		0-0 F9		3	0	0	0	0	0	3
George Hendrick, R (1, 8) OBP: 0.378, SLG: 0.476		0-0 G3		0-3 K		0-0 6-3			0-0 F5	4	0	0	0	0	1	0
Dave Winfield, R (1, 9) OBP: 0.340, SLG: 0.476		0-3 K		0-3 K			0-0 F5		0-0 F8	4	0	0	0	0	2	0
Gene Tenace, R (1, 2) OBP: 0.416, SLG: 0.405 (7, 3)		0-3 K		0-3 K			0-3 K		0-0 5-3	4	0	0	0	0	3	0
Mike Champion, R (1, 4) OBP: 0.273, SLG: 0.292			0-3 K		4-0 BB		0-0 6-3			2	0	0	0	1	1	0
Tucker Ashford, R (1, 5) OBP: 0.289, SLG: 0.344			0-0 1B BB 1B		0-0 F8			0-0 F8		3	0	1	0	0	0	1
Dave Freisleben, R (1, 1) OBP: 0.184, SLG: 0.167 Rick Sawyer, R (3, 1) OBP: 0.320, SLG: 0.150 Dave Roberts, R (3, PH) OBP: 0.285, SLG: 0.345 Randy Jones, R (3, PR) OBP: 0.167, SLG: 0.150 Dave Wehrmeister, R (4, 1) OBP: 0.133, SLG: 0.341 Tom Griffin, R (5, 1) OBP: 0.439, SLG: 0.463 Merv Rettenmund, R (8, PH) OBP: 0.439, SLG: 0.463 John D'Acquisto, R (9, 1)			4-0 BB BB BB		0-3 K		0-3 K		4-0 FC6-4 1B BB	0	0	0	0	0	0	0

Inning Stats	R: 0	H: 0	E: 0	LOB: 0	K: 1	BB: 0	S: 5	P: 5	R: 0	H: 0	E: 0	LOB: 0	K: 2	BB: 0	S: 7	P: 7	R: 0	H: 2	E: 0	LOB: 3	K: 2	BB: 1	S: 9	P: 13	R: 0	H: 0	E: 0	LOB: 0	K: 3	BB: 0	S: 9	P: 9	R: 0	H: 0	E: 0	LOB: 1	K: 1	BB: 1	S: 5	P: 9	R: 0	H: 0	E: 0	LOB: 0	K: 0	BB: 0	S: 3	P: 3	R: 0	H: 0	E: 0	LOB: 0	K: 1	BB: 0	S: 5	P: 5	R: 0	H: 1	E: 0	LOB: 2	K: 0	BB: 1	S: 4	P: 8	R: 0	H: 0	E: 0	LOB: 0	K: 0	BB: 0	S: 3	P: 3	1B: 3	SF: 0	2B: 0	SAC: 0	3B: 0	DP: 0	HR: 0	HBP: 0	WP: 0	PA: 33	PB: 0	SB: 0	CS: 0
PITCHER J.R. Richard, R (1, 1) ERA: 2.79	IP	WLS	BF	H	R	ER	SO	BB	IBB	HBP	BLK	WP	HR	S	P	ERA	WHIP	IP	WLS	BF	H	R	ER	SO	BB	IBB	HBP	BLK	WP	HR	S	P	ERA	WHIP	IP	WLS	BF	H	R	ER	SO	BB	IBB	HBP	BLK	WP	HR	S	P	ERA	WHIP																																		


BOTTOM

Houston Astros @ San Diego Padres
San Diego Stadium, San Diego, CA

Sat Sep 17 1977, 10:05 PM EDT
Att. 8,463 - Unknown

livebaseballscorecards.com

AB	30
R	0
H	3
RBI	0
BB	3
SO	10
LOB	12



Batter	1	2	3	4	5	6	7	8	9	AB R H RBI BB SO LOB	TOP											
Pete Rose, S (1, 5) OBP: 0.374, SLG: 0.434 Ray Knight, R (9, 5) OBP: 0.318, SLG: 0.380	0-3 K	0-0 2-H 1B			0-0 6-3		0-0 6-3			4 0 1 0 0 1 0 0 0 0 0 0 0 0												
Ken Griffey, L (1, 9) OBP: 0.390, SLG: 0.464	4-0 5-3 HR BB		0-0 F7		0-0 6-3		4-0 BB			2 1 0 0 2 0 0												
Joe Morgan, L (1, 4) OBP: 0.424, SLG: 0.491	0-0 5-3 1-2		0-0		4-0 BB BB		0-0 L3			3 0 1 0 1 0 2												
George Foster, R (1, 8) OBP: 0.380, SLG: 0.629 (8, 7)	0-0 2-H HR		0-0 P3		4-0 1-2 BB		0-0 P4			3 1 1 2 1 0 1												
Johnny Bench, R (1, 7) OBP: 0.352, SLG: 0.549 Cesar Geronimo, L (8, 8) OBP: 0.320, SLG: 0.385	0-3 K		0-3 K		0-3 K		4-0 BB BB			3 0 0 0 1 3 3 0 0 0 0 0 0 0												
Dave Concepcion, R (1, 6) OBP: 0.325, SLG: 0.367		0-3 K		0-0 F8		0-0 E6 G5-4-3		0-0 G6-4-3 1-2f		4 0 0 0 0 1 1												
Dan Driessen, L (1, 3) OBP: 0.370, SLG: 0.459		4-0 1B E BB		0-0 F9		0-3 K		0-0 F2		3 1 0 0 1 1 1												
Don Werner, R (1, 2) OBP: 0.154, SLG: 0.615		0-3 K		0-0		0-0 G5-4-3 1-2f		0-3 K		4 1 1 1 0 2 2												
Tom Seaver, R (1, 1) OBP: 0.238, SLG: 0.329		0-0 E6 1-H 1B 1B		0-3 K		0-0 5-3		0-0 F9		4 0 1 0 0 1 0												
Inning Stats	R: 2 E: 0 K: 2 S: 8	H: 1 LOB: 0 BB: 1 P: 12	R: 1 E: 1 K: 2 S: 8	H: 2 LOB: 2 BB: 1 P: 12	R: 0 E: 0 K: 1 S: 6	H: 1 LOB: 1 BB: 0 P: 6	R: 1 E: 0 K: 1 S: 6	H: 1 LOB: 0 BB: 0 P: 6	R: 0 E: 0 K: 1 S: 5	H: 0 LOB: 2 BB: 2 P: 13	R: 0 E: 1 K: 0 S: 5	H: 0 LOB: 0 BB: 0 P: 5	R: 0 E: 0 K: 0 S: 3	H: 0 LOB: 1 BB: 1 P: 7	R: 0 E: 0 K: 0 S: 2	H: 0 LOB: 0 BB: 1 P: 6	R: 0 E: 0 K: 1 S: 5	H: 0 LOB: 0 BB: 0 P: 5	1B: 2 2B: 0 3B: 1 HR: 2	SF: 0 SAC: 0 DP: 2 HBP: 0	WP: 0 PB: 0 SB: 0 CS: 0	PA: 36
PITCHER	IP WLS BF H R ER SO BB IBB HBP BLK WP HR S P ERA WHIP																					
Bob Owchinko, L (1, 1) ERA: 4.36	6.0 L 26 5 4 4 8 4 0 0 0 0 2 38 54 6.00 1.500																					
Dave Tomlin, L (7, 1) ERA: 3.04	2.0 7 0 0 0 0 2 0 0 0 0 0 5 13 0.00 1.000																					
Dan Spillner, R (9, 1) ERA: 3.59	1.0 3 0 0 0 0 1 0 0 0 0 0 5 5 0.00 0.000																					

Cincinnati Reds @ San Diego Padres
San Diego Stadium, San Diego, CA
Tue Sep 20 1977, 10:05 PM EDT
Att: 11,302 - Unknown

livebaseballscorecards.com

AB	30
R	4
H	5
RBI	3
BB	6
SO	9
LOB	10



Batter	1	2	3	4	5	6	7	8	9	AB	R	H	RBI	BB	SO	LOB
Gene Richards, L (1, 7) OBP: 0.360, SLG: 0.381	0-0 4-3		0-0 6-3			0-0 1-3			0-0 F7	4	0	0	0	0	0	0
Bill Almon, R (1, 6) OBP: 0.301, SLG: 0.338	0-0 6-3			0-0 F7			0-0 F8 2B		0-0 F8	4	0	1	0	0	0	0
Dave Roberts, R (1, 2) OBP: 0.279, SLG: 0.337	0-0 F8			0-3 K			0-0 5-3		0-0 P6	4	0	0	0	0	1	1
George Hendrick, R (1, 8) OBP: 0.378, SLG: 0.474		0-0 F9		0-0 L7			4-0 BB			2	0	0	0	1	0	0
Dave Winfield, R (1, 9) OBP: 0.340, SLG: 0.475		0-0 1B			0-0 L4		0-0 F8 2-3			3	0	1	0	0	0	2
Gene Tenace, R (1, 3) OBP: 0.414, SLG: 0.402		0-0 F3 1-2		0-3 K			0-0 F2			3	0	0	0	0	1	3
Tucker Ashford, R (1, 5) OBP: 0.285, SLG: 0.340		0-3 K			0-0 6-3			0-0 6-3		3	0	0	0	0	1	1
Mike Champion, R (1, 4) OBP: 0.272, SLG: 0.290			0-0 6-3			0-0 F3		0-0 1-3		3	0	0	0	0	0	0
Bob Owchinko, L (1, 1) OBP: 0.163, SLG: 0.089			0-3 K			0-0 P4		0-3 K		1	0	0	0	0	1	0
Merv Rettenmund, R (6, PH) OBP: 0.436, SLG: 0.459										1	0	0	0	0	0	0
Dave Tomlin, L (7, 1) OBP: 0.286, SLG: 0.286										0	0	0	0	0	0	0
Jerry Turner, L (8, PH) OBP: 0.319, SLG: 0.411										1	0	0	0	0	1	0
Dan Spillner, R (9, 1) OBP: 0.286, SLG: 0.118										0	0	0	0	0	0	0

Inning Stats	R: 0	H: 0	R: 0	H: 1	R: 0	H: 0	R: 0	H: 0	R: 0	H: 0	R: 0	H: 1	R: 0	H: 0	R: 0	H: 0	R: 0	H: 0	R: 0	H: 0	R: 0	H: 0	1B: 1	SF: 0	WP: 0	PA: 30	
E: 0	LOB: 0	E: 0	LOB: 1	E: 0	LOB: 0	E: 0	LOB: 0	E: 0	LOB: 0	E: 0	LOB: 0	E: 0	LOB: 2	E: 0	LOB: 0	E: 0	LOB: 0	E: 0	LOB: 0	E: 0	LOB: 0	E: 0	LOB: 0	2B: 1	SAC: 0	PB: 0	
K: 0	BB: 0	K: 1	BB: 0	K: 1	BB: 0	K: 1	BB: 0	K: 0	BB: 0	K: 0	BB: 0	K: 1	BB: 1	K: 1	BB: 0	K: 0	BB: 0	K: 0	BB: 0	K: 0	BB: 0	K: 0	BB: 0	3B: 0	DP: 0	SB: 1	
S: 3	P: 3	S: 6	P: 6	S: 5	P: 5	S: 5	P: 5	S: 5	P: 5	S: 3	P: 3	S: 4	P: 8	S: 5	P: 5	S: 3	P: 3	S: 3	P: 3	S: 3	P: 3	S: 3	P: 3	HR: 0	HBP: 0	CS: 0	

PITCHER	IP	WLS	BF	H	R	ER	SO	BB	IBB	HBP	BLK	WP	HR	S	P	ERA	WHIP	PITCHER	IP	WLS	BF	H	R	ER	SO	BB	IBB	HBP	BLK	WP	HR	S	P	ERA	WHIP	
Tom Seaver, R (1, 1) ERA: 2.74	9.0	W	30	2	0	0	5	1	0	0	0	0	0	39	43	0.00	0.333																			

BOTTOM

Cincinnati Reds @ San Diego Padres
San Diego Stadium, San Diego, CA
Tue Sep 20 1977, 10:05 PM EDT
Att. 11,302 - Unknown

livebaseballscorecards.com

AB	29
R	0
H	2
RBI	0
BB	1
SO	5
LOB	7



Batter	1	2	3	4	5	6	7	8	9	AB R H RBI BB SO LOB	TOP	
Pete Rose, S (1, 5) OBP: 0.371, SLG: 0.431	0-0 F8		0-0 L9			0-0 6-3		0-0 F3		4 0 0 0 0 0 0	Cincinnati Reds @ San Diego Padres San Diego Stadium, San Diego, CA Wed Sep 21 1977, 10:05 PM EDT Att: 11,669 - Unknown livebaseballscorecards.com	
Ken Griffey, L (1, 9) OBP: 0.391, SLG: 0.464	0-0 FC3-6 1B			0-0 4-3		0-0 4-3		4-0 3B BB		3 1 1 0 1 0 0		
Joe Morgan, L (1, 4) OBP: 0.424, SLG: 0.495	0-0 FC3-6 1-2f			0-0 F8		0-0 1B		0-0 1B 3B		4 1 2 1 0 0 1		
George Foster, R (1, 7) OBP: 0.378, SLG: 0.625	0-0 4-3			0-0 E6		0-0 6-3		0-0 F6		4 0 0 0 0 0 3		
Johnny Bench, R (1, 3) OBP: 0.351, SLG: 0.546 (8, 2)		0-0 6-3		0-0 1-3		0-0 5-3		0-0 1B		4 0 1 1 0 0 1		
Dave Concepcion, R (1, 6) OBP: 0.325, SLG: 0.368		0-0 6-3			0-0 F8		0-0 5-3 1B 2B	0-3 K		4 1 1 0 0 1 1		
Bill Plummer, R (1, 2) OBP: 0.244, SLG: 0.205 Dan Driessen, L (8, 3) OBP: 0.369, SLG: 0.458		0-0 5-3			0-0 F9		0-0 5-3		0-0 F8	3 0 0 0 0 0 1 1 0 0 0 0 0 0		
Cesar Geronimo, L (1, 8) OBP: 0.321, SLG: 0.386			0-0 6-3		0-0 1B		0-0 1B		0-0 F5	4 0 2 1 0 0 0		
Fred Norman, S (1, 1) OBP: 0.171, SLG: 0.127 Ed Armbrister, R (7, PH) OBP: 0.333, SLG: 0.425 Dale Murray, R (7, 1) OBP: 0.167, SLG: 0.167			0-0 1-3		0-0 F8		0-0 1-3		0-0 F9	2 0 0 0 0 0 1 1 0 0 0 0 0 1 1 0 0 0 0 0 0		
Inning Stats	R: 0 E: 0 K: 0 S: 4 H: 1 LOB: 1 BB: 0 P: 4	R: 0 E: 0 K: 0 S: 3 H: 0 LOB: 0 BB: 0 P: 3	R: 0 E: 0 K: 0 S: 3 H: 0 LOB: 0 BB: 0 P: 3	R: 0 E: 1 K: 0 S: 4 H: 0 LOB: 1 BB: 0 P: 4	R: 0 E: 0 K: 0 S: 4 H: 1 LOB: 1 BB: 0 P: 4	R: 0 E: 0 K: 0 S: 4 H: 1 LOB: 1 BB: 0 P: 4	R: 1 E: 0 K: 0 S: 5 H: 2 LOB: 1 BB: 0 P: 5	R: 2 E: 0 K: 1 S: 7 H: 2 LOB: 1 BB: 1 P: 11	R: 0 E: 0 K: 0 S: 3 H: 0 LOB: 0 BB: 0 P: 3	1B: 5 2B: 1 3B: 1 HR: 0 SF: 0 SAC: 0 DP: 0 HBP: 0		WP: 0 PB: 0 SB: 0 CS: 0 PA: 36
PITCHER Randy Jones, L (1, 1) ERA: 4.58 Rollie Fingers, R (8, 1) ERA: 3.03	IP WLS BF H R ER SO BB IBB HBP BLK WP HR S P ERA WHIP											PITCHER IP WLS BF H R ER SO BB IBB HBP BLK WP HR S P ERA WHIP



Batter	1	2	3	4	5	6	7	8	9	AB	R	H	RBI	BB	SO	LOB
Gene Richards, L (1, 7) OBP: 0.356, SLG: 0.377	0-0 G3		0-0 4-3		0-0 F9		0-0 5-3		0-0 G6-4-3	5	0	0	0	0	0	1
Bill Almon, R (1, 6) OBP: 0.304, SLG: 0.341	4-0 FC6-4 BB		0-0 2B		0-3 K		0-0 FC1-6 1B		0-0 E5	4	0	2	0	1	1	0
Dave Roberts, R (1, 2) OBP: 0.272, SLG: 0.328	0-0 F7		0-0 F5		0-0 6-3		0-0 FC1-6 BB		0-0 F8	5	0	0	0	0	0	4
George Hendrick, R (1, 8) OBP: 0.379, SLG: 0.479	0-0 FC6-4		0-0 G3		0-0 HR		4-0 BB			3	1	1	1	1	0	2
Dave Winfield, R (1, 9) OBP: 0.338, SLG: 0.472		0-3 K		0-0 P4		0-0 4-3		0-0 4-3		4	0	0	0	0	1	2
Gene Tenace, R (1, 3) OBP: 0.411, SLG: 0.398		0-3 K		0-3 K		0-0 F3		0-0 6-3		4	0	0	0	0	2	0
Mike Champion, R (1, 4) OBP: 0.275, SLG: 0.297		4-0 1B BB		0-0 E 3B		0-0 WP 1B		0-3 K		3	1	2	0	1	1	0
Tucker Ashford, R (1, 5) OBP: 0.290, SLG: 0.341		0-0 E5		0-0 E5		4-0 1B		0-0 F9		2	0	1	0	1	0	0
Mike Ivie, R (8, PH) OBP: 0.336, SLG: 0.409		1-2 1B		3-H K		1-2 IBB				1	0	0	0	0	0	0
Gary Sutherland, R (9, 5) OBP: 0.287, SLG: 0.297		0-3 K		0-3 K		0-0 5-3				0	0	0	0	0	0	0
Randy Jones, R (1, 1) OBP: 0.156, SLG: 0.140									0-0 G6-4-3 1B	3	0	0	0	0	2	5
Rollie Fingers, R (8, 1) OBP: 0.050, SLG: 0.050										0	0	0	0	0	0	0
Jerry Turner, L (9, PH) OBP: 0.321, SLG: 0.413										1	0	1	0	0	0	0

Inning Stats	R: 0	H: 0	E: 0	K: 0	S: 3	R: 0	H: 1	E: 0	K: 3	S: 10	R: 0	H: 1	E: 0	K: 0	S: 4	R: 1	H: 1	E: 1	K: 2	S: 9	R: 0	H: 0	E: 0	K: 1	S: 5	R: 1	H: 2	E: 0	K: 0	S: 5	R: 0	H: 1	E: 0	K: 0	S: 4	R: 0	H: 0	E: 0	K: 1	S: 5	R: 0	H: 1	E: 1	K: 0	S: 4	R: 0	H: 1	E: 0	K: 0	S: 4	1B: 4	SF: 0	2B: 1	3B: 1	HR: 1
	LOB: 1	BB: 1	P: 7	LOB: 2	BB: 1	P: 14	LOB: 1	BB: 0	P: 4	LOB: 1	BB: 0	P: 9	LOB: 2	BB: 1	P: 9	LOB: 2	BB: 1	P: 8	LOB: 0	BB: 0	P: 5	LOB: 0	BB: 0	P: 5	LOB: 1	BB: 0	P: 4	LOB: 1	BB: 0	P: 4	LOB: 0	BB: 0	P: 5	LOB: 0	BB: 0	P: 5	LOB: 0	BB: 0	P: 5	LOB: 0	BB: 0	P: 4	LOB: 0	BB: 0	P: 4	1B: 0	SF: 0	2B: 0	3B: 0	HR: 0					

PITCHER	IP	WLS	BF	H	R	ER	SO	BB	IBB	HBP	BLK	WP	HR	S	P	ERA	WHIP
Fred Norman, L (1, 1) ERA: 3.31	6.0		27	5	2	1	6	2	1	0	0	1	1	36	48	1.50	1.167
Dale Murray, R (7, 1) ERA: 4.75	3.0	W	12	2	0	0	1	1	0	0	0	0	0	13	17	0.00	1.000

BOTTOM

Cincinnati Reds @ San Diego Padres
San Diego Stadium, San Diego, CA

Wed Sep 21 1977, 10:05 PM EDT
Att. 11,669 - Unknown

livebaseballscorecards.com

AB	35
R	2
H	7
RBI	1
BB	4
SO	7
LOB	14



WP	PA
1	39
0	
0	
0	

Batter	1	2	3	4	5	6	7	8	9	AB R H RBI BB SO LOB	TOP											
Pete Rose, S (1, 5) OBP: 0.370, SLG: 0.428	0-0 F8		0-0 6-3		0-0 4-3	0-0 F9			4-0 BB G5-4-3 1-2	4 0 0 0 1 0 1												
Ed Armbuster, R (1, 9) OBP: 0.333, SLG: 0.421	0-0 F8		0-0 1B		0-0 6-3		0-3 K	0-3 K	0-3 K	3 0 1 0 0 0 0 1 0 0 0 0 1 0 0 0 0 0 0 0 0 1 0 0 0 0 1 2												
Champ Summers, L (7, PH) OBP: 0.225, SLG: 0.342																						
Rick Auerbach, R (9, PH) OBP: 0.191, SLG: 0.190																						
Paul Moskau, R (9, PH) OBP: 0.286, SLG: 0.344																						
Dave Concepcion, R (1, 6) OBP: 0.326, SLG: 0.374	0-0 L8		0-0 F8		0-0 HR		0-0 1B	0-0 1B	0-0 G5-4-3 1-2f	5 1 2 1 0 0 3												
George Foster, R (1, 8) OBP: 0.382, SLG: 0.629		0-0 FC1-5 1B	0-0 1B		0-0 2B		0-0 L5-3 1B			4 0 4 0 0 0 0												
Johnny Bench, R (1, 7) OBP: 0.352, SLG: 0.544		4-0 1-2 FC1-5 BB	0-0 F7		4-0 FC4-6 IBB		0-0 L5-3			2 0 0 0 2 0 4												
Ray Knight, R (1, 4) OBP: 0.308, SLG: 0.366		0-0 FC1-5 1-2 2-3f		0-0 P4	0-0 FC4-6			0-0 3-1		3 0 0 0 0 0 4 1 0 0 0 0 0 0												
Joe Morgan, L (8, PH) OBP: 0.424, SLG: 0.494																						
Dan Driessen, L (1, 3) OBP: 0.368, SLG: 0.457		0-0 4-3		0-0 4-3		0-0 1B		0-0 F8		4 0 1 0 0 0 2												
Don Werner, R (1, 2) OBP: 0.235, SLG: 0.533		4-0 IBB		4-0 BB		0-0 F8		0-0 P4		2 0 0 0 2 0 1												
Doug Capilla, L (1, 1) OBP: 0.083, SLG: 0.059		0-3 K		0-0 F7		0-3 K		4-0 BB BB		2 0 0 0 0 1 4 1 0 0 0 0 1 1 0 0 0 0 0 0 0 0 0 0 0 1 0 0												
Mike Lum, L (6, PH) OBP: 0.211, SLG: 0.290																						
Manny Sarmiento, R (6, 1)																						
Ken Griffey, L (9, PH) OBP: 0.392, SLG: 0.464																						
Inning Stats	R: 0 E: 0 K: 0 S: 3	H: 0 LOB: 0 BB: 0 P: 3	R: 0 E: 0 K: 1 S: 6	H: 1 LOB: 3 BB: 2 P: 14	R: 0 E: 0 K: 0 S: 5	H: 2 LOB: 2 BB: 0 P: 5	R: 0 E: 0 K: 0 S: 3	H: 0 LOB: 1 BB: 1 P: 7	R: 1 E: 0 K: 0 S: 5	H: 2 LOB: 2 BB: 1 P: 9	R: 0 E: 0 K: 1 S: 6	H: 1 LOB: 1 BB: 0 P: 6	R: 0 E: 0 K: 1 S: 6	H: 2 LOB: 1 BB: 0 P: 6	R: 0 E: 0 K: 0 S: 3	H: 0 LOB: 0 BB: 0 P: 3	R: 0 E: 0 K: 1 S: 4	H: 0 LOB: 1 BB: 2 P: 12	1B: 6 2B: 2 3B: 0 HR: 1	SF: 0 SAC: 0 DP: 2 HBP: 0	WP: 0 PB: 0 SB: 0 CS: 0	PA: 39
PITCHER	IP WLS BF H R ER SO BB IBB HBP BLK WP HR S P ERA WHIP																					
Bob Shirley, L (1, 1) ERA: 3.93	6.0 W 28 6 1 1 2 2 2 0 0 0 0 1 28 44 1.50 1.333																					
Dan Spillner, R (7, 1) ERA: 3.53	2.0 9 2 0 0 1 2 0 0 0 0 0 0 9 17 0.00 2.000																					
Dave Tomlin, L (9, 1) ERA: 3.03	0.1 1 0 0 0 1 0 0 0 0 0 0 0 3 3 0.00 0.000																					
Rollie Fingers, R (9, 1) ERA: 3.02	0.2 S 1 0 0 0 0 0 0 0 0 0 0 0 1 1 0.00 0.000																					

Cincinnati Reds @ San Diego Padres
San Diego Stadium, San Diego, CA
Thu Sep 22 1977, 6:33 AM EDT
Att. 6,370 - Unknown

livebaseballscorecards.com

AB	33
R	1
H	8
RBI	1
BB	6
SO	4
LOB	22



Batter	1	2	3	4	5	6	7	8	9	AB	R	H	RBI	BB	SO	LOB
Gene Richards, L (1, 7) OBP: 0.356, SLG: 0.376	0-0 G3		0-0 WP S 1B		0-0 4-3	0-0 P6				4	0	1	0	0	0	0
Bill Almon, R (1, 6) OBP: 0.305, SLG: 0.342	0-0 6-3		0-0 WP 1B		0-0 5-3 E 1B			0-0 F8		4	1	2	0	0	0	0
Mike Ivie, R (1, 3) OBP: 0.335, SLG: 0.406	4-0 WP 1B BB		0-0 1-3 1-2 2-3		0-0 5-3			0-0 F2		3	1	0	0	1	0	3
George Hendrick, R (1, 8) OBP: 0.382, SLG: 0.479	0-0 1-H 1B		4-0 BB BB BB		4-0 E 1B BB			0-0 F9		2	1	1	1	2	0	0
Dave Winfield, R (1, 9) OBP: 0.337, SLG: 0.470	0-0 F7		0-0 L5		0-0 E6 1B 1-2 3-H 1B			0-3 K		4	0	1	0	0	1	4
Gene Tenace, R (1, 2) OBP: 0.411, SLG: 0.399		0-3 K2-3		0-0 5-3		0-0 1-3 2-H 1B		0-0 1B		4	0	2	1	0	1	0
Mike Champion, R (1, 4) OBP: 0.273, SLG: 0.294		0-0 L7		0-0 5-3		0-0 1-3		0-0 F8		4	0	0	0	0	0	3
Tucker Ashford, R (1, 5) OBP: 0.289, SLG: 0.339		0-3 K		0-0 1B		0-0 P4		0-0 F8		4	0	1	0	0	1	1
Bob Shirley, R (1, 1) OBP: 0.130, SLG: 0.134			0-3 K		0-0 F8		0-0 F8			2	0	0	0	0	1	1
Merv Rettenmund, R (6, PH) OBP: 0.433, SLG: 0.455										1	0	0	0	0	0	0
Dan Spillner, R (7, 1) OBP: 0.286, SLG: 0.118										0	0	0	0	0	0	0
Dave Tomlin, L (9, 1) OBP: 0.286, SLG: 0.286										0	0	0	0	0	0	0
Rollie Fingers, R (9, 1) OBP: 0.050, SLG: 0.050										0	0	0	0	0	0	0

Inning Stats	R: 1	H: 1	E: 0	K: 0	S: 4	R: 0	H: 0	E: 0	K: 2	S: 7	R: 0	H: 2	E: 0	K: 1	S: 7	R: 0	H: 1	E: 0	K: 0	S: 4	R: 2	H: 3	E: 1	K: 0	S: 6	R: 0	H: 0	E: 0	K: 0	S: 3	R: 0	H: 1	E: 0	K: 1	S: 6	
	LOB: 1	BB: 1	P: 8	LOB: 0	BB: 0	P: 7	LOB: 3	BB: 1	P: 11	LOB: 1	BB: 0	P: 4	LOB: 2	BB: 1	P: 10	LOB: 0	BB: 0	P: 3	LOB: 1	BB: 0	P: 6	LOB: 0	BB: 0	P: 6	LOB: 1	BB: 0	P: 6	LOB: 0	BB: 0	P: 6	LOB: 0	BB: 0	P: 6	LOB: 0	BB: 0	P: 6

PITCHER	IP	WLS	BF	H	R	ER	SO	BB	IBB	HBP	BLK	WP	HR	S	P	ERA	WHIP
Doug Capilla, L (1, 1) ERA: 4.64	5.0	L	25	7	3	3	3	3	3	0	0	2	0	28	40	5.40	2.000
Manny Sarmiento, R (6, 1) ERA: 2.62	3.0		10	1	0	0	1	0	0	0	0	0	0	12	12	0.00	0.333

BOTTOM

Cincinnati Reds @ San Diego Padres
San Diego Stadium, San Diego, CA
 Thu Sep 22 1977, 6:33 AM EDT
 Att. 6,370 - Unknown

livebaseballscorecards.com

AB	32
R	3
H	8
RBI	2
BB	3
SO	4
LOB	12



WP: 2	PA: 35
PB: 0	
SB: 1	
CS: 0	

Batter	1	2	3	4	5	6	7	8	9	AB R H RBI BB SO LOB	TOP																
Derrel Thomas, S (1, 8) OBP: 0.321, SLG: 0.386	0-3 K	0-0 F6		0-0 2B		0-0 G3			0-0 SH1-4 1B	5 1 2 1 0 1 1																	
Gary Thomasson, L (1, 7) OBP: 0.356, SLG: 0.443	4-0 1B BB		0-3 K	0-3 K			0-3 K		0-0 SH1-4 1-2	3 0 0 0 1 3 1																	
Bill Madlock, R (1, 4) OBP: 0.360, SLG: 0.425	0-0 1-2 1B		0-0 L8		0-0 S 1B		0-0 4-3		0-0 4-3 2-3	5 0 2 0 0 0 1																	
Willie McCovey, L (1, 3) Skip James, L (7, PR) OBP: 0.429, SLG: 0.417	0-3 K		0-3 K		4-0 1-2 BB		0-0 2B		0-0 HBP BB BB 1B	3 0 1 0 1 2 2 1 1 1 1 0 0 0																	
Darrell Evans, L (1, 5) OBP: 0.349, SLG: 0.403	0-3 K			4-0 2B BB	0-0 F6		0-0 F6		4-0 BB HBP BB	3 1 0 0 2 1 5																	
Terry Whitfield, L (1, 9) OBP: 0.322, SLG: 0.442		0-0 6-3		0-0 SH1 2B	0-0 F3			0-0 B2-6-3 1B	1-0 BB HBP	4 1 2 1 0 0 2																	
Marc Hill, R (1, 2) OBP: 0.314, SLG: 0.358		0-0 2B 1B		0-0 5-3 2-3	0-3 K			0-0 B2-6-3 1-2f	4-0 BB	4 1 1 1 1 1 4																	
Johnnie LeMaster, R (1, 6) OBP: 0.231, SLG: 0.215		0-3 K		4-0 SH1 2B BB		0-0 K 2B		4-0 BB	0-0 5-3	3 1 1 0 2 1 4																	
Jim Barr, R (1, 1) OBP: 0.173, SLG: 0.167		0-0 2B		0-0 SH1		0-3 K		0-3 K		2 0 1 2 0 1 1																	
Gary Lavelle, S (7, 1)										0 0 0 0 0 0 0																	
Jack Clark, R (8, PH) OBP: 0.332, SLG: 0.407										1 0 0 0 0 1 1																	
Dave Heaverlo, R (8, 1)										0 0 0 0 0 0 0																	
Inning Stats	R: 0 E: 0 K: 3 S: 10	H: 1 LOB: 2 BB: 1 P: 14	R: 1 E: 0 K: 1 S: 7	H: 2 LOB: 1 BB: 0 P: 7	R: 0 E: 0 K: 2 S: 7	H: 0 LOB: 0 BB: 0 P: 7	R: 3 E: 0 K: 1 S: 7	H: 2 LOB: 1 BB: 2 P: 15	R: 0 E: 0 K: 1 S: 6	H: 1 LOB: 2 BB: 1 P: 10	R: 0 E: 0 K: 1 S: 5	H: 1 LOB: 0 BB: 0 P: 5	R: 0 E: 0 K: 1 S: 6	H: 1 LOB: 1 BB: 0 P: 6	R: 0 E: 0 K: 1 S: 5	H: 1 LOB: 1 BB: 1 P: 9	R: 2 E: 0 K: 0 S: 5	H: 2 LOB: 3 BB: 2 P: 14	1B: 6 2B: 5 3B: 0 HR: 0	SF: 0 SAC: 2 DP: 1 HBP: 1	WP: 0 PB: 0 SB: 1 CS: 0	PA: 44					
PITCHER	IP	WLS	BF	H	R	ER	SO	BB	IBB	HBP	BLK	WP	HR	S	P	ERA	WHIP										
John D'Acquisto, R (1, 1) ERA: 6.08	3.2		19	5	4	4	6	3	0	0	0	0	0	28	40	9.82	2.182										
Tom Griffin, R (4, 1) ERA: 4.49	2.1		9	2	0	0	3	1	0	0	0	0	0	14	18	0.00	1.286										
Dave Tomlin, L (7, 1) ERA: 3.0	1.0		4	1	0	0	1	0	0	0	0	0	0	6	6	0.00	1.000										
Dan Spillner, R (8, 1) ERA: 3.63	1.2	L	9	3	2	2	1	2	0	0	0	0	0	9	17	10.80	3.000										
Rick Sawyer, R (9, 1) ERA: 5.84	0.1		3	0	0	0	0	1	0	1	0	0	0	1	6	0.00	3.000										

San Francisco Giants @ San Diego Padres
San Diego Stadium, San Diego, CA

AB	34
R	6
H	11
RBI	6
BB	7
SO	11
LOB	22



Fri Sep 23 1977, 10:05 PM EDT
Att. 5,271 - Unknown

Batter	1	2	3	4	5	6	7	8	9	AB	R	H	RBI	BB	SO	LOB
Gene Richards, L (1, 7) OBP: 0.355, SLG: 0.375	0-0 5-3			0-0 F7		0-0 4-3	0-0 1-2 1B			4	0	1	0	0	0	1
Bill Almon, R (1, 6) OBP: 0.305, SLG: 0.342	0-0 5-3			0-0 1-3		0-0 2-H 1B	0-0 F3			4	0	1	1	0	0	2
Mike Ivie, R (1, 3) OBP: 0.333, SLG: 0.403	0-0 L8			0-0 F5		0-3 K		0-0 6-3		4	0	0	0	0	1	1
George Hendrick, R (1, 8) OBP: 0.381, SLG: 0.478		0-0 F7			0-3 K		0-0 2B 1B	0-0 4-3		4	1	1	0	0	1	0
Dave Winfield, R (1, 9) OBP: 0.335, SLG: 0.467		0-0 F7			0-0 6-3		0-0 F5	0-0 F8		4	0	0	0	0	0	1
Gene Tenace, R (1, 2) OBP: 0.412, SLG: 0.402		0-0 F9			0-0 FC6-4 1B		0-0 1-H 1B 2B	0-0 F9		4	1	2	1	0	0	0
Mike Champion, R (1, 4) OBP: 0.273, SLG: 0.294			0-0 F9		0-0 FC6-4 1-2f		0-0 2-H 1B 5-3 1B	0-0 1-3		4	1	1	1	0	0	1
Tucker Ashford, R (1, 5) OBP: 0.289, SLG: 0.342			0-3 K		0-3 K		0-0 F6	0-0 5-3	0-0 2B	4	0	1	0	0	1	1
John D'Acquisto, R (1, 1) Tom Griffin, R (4, 1) Merv Rettenmund, R (6, PH) Dave Tomlin, L (7, 1) Jerry Turner, R (7, PH) Dan Spillner, R (8, 1) Rick Sawyer, R (9, 1) Dave Roberts, R (9, PH)			0-3 K		0-3 K		4-0 1B BB	0-0 2-H 1B	0-0 6-3	1	0	0	0	0	1	0

BOTTOM

San Francisco Giants @ San Diego Padres
 San Diego Stadium, San Diego, CA
 Fri Sep 23 1977, 10:05 PM EDT
 Att. 5,271 - Unknown

AB	35
R	4
H	8
RBI	4
BB	1
SO	4
LOB	8



Inning Stats	R: 0	H: 0	E: 0	K: 0	S: 3	H: 0	LOB: 0	BB: 0	P: 3	R: 0	H: 0	E: 0	K: 2	S: 7	H: 0	LOB: 0	BB: 0	P: 7	R: 0	H: 0	E: 0	K: 0	S: 3	R: 0	H: 1	E: 0	K: 1	S: 6	H: 1	LOB: 1	BB: 0	P: 6	R: 1	H: 1	E: 0	K: 1	S: 6	H: 1	LOB: 1	BB: 1	P: 10	R: 3	H: 5	E: 0	K: 0	S: 8	H: 0	LOB: 2	BB: 0	P: 8	R: 0	H: 0	E: 0	K: 0	S: 3	H: 0	LOB: 0	BB: 0	P: 3	R: 0	H: 1	E: 0	K: 0	S: 4	H: 1	LOB: 1	BB: 0	P: 4	1B: 6	SF: 0	2B: 2	SAC: 0	3B: 0	DP: 0	HR: 0	HBP: 0	WP: 0	PA: 36	PB: 0	SB: 0	CS: 0
--------------	------	------	------	------	------	------	--------	-------	------	------	------	------	------	------	------	--------	-------	------	------	------	------	------	------	------	------	------	------	------	------	--------	-------	------	------	------	------	------	------	------	--------	-------	-------	------	------	------	------	------	------	--------	-------	------	------	------	------	------	------	------	--------	-------	------	------	------	------	------	------	------	--------	-------	------	-------	-------	-------	--------	-------	-------	-------	--------	-------	--------	-------	-------	-------

PITCHER	IP	WLS	BF	H	R	ER	SO	BB	IBB	HBP	BLK	WP	HR	S	P	ERA	WHIP
Jim Barr, R (1, 1) ERA: 4.74	6.2		26	5	4	4	4	1	0	0	0	0	0	33	37	5.40	0.900
Gary Lavelle, L (7, 1) ERA: 2.09	0.1		3	2	0	0	0	0	0	0	0	0	0	3	3	0.00	6.000
Dave Heaverlo, R (8, 1) ERA: 2.68	2.0	W	7	1	0	0	0	0	0	0	0	0	0	7	7	0.00	0.500

Batter	1	2	3	4	5	6	7	8	9	AB R H RBI BB SO LOB	TOP																									
Derrel Thomas, S OBP: 0.322, SLG: 0.383 (1, 8) (9, 5)	0-3 K		0-3 K		4-0 CS BB		4-0 2B BB		0-0 FC1-6 BLK 1B	3 2 0 0 2 2 1																										
Gary Thomasson, L OBP: 0.354, SLG: 0.440 Jack Clark, R OBP: 0.333, SLG: 0.410 (1, 7) (7, PH) (7, 9)	0-0 4-3		0-0 L6		0-3 K		0-0 2B		0-0 F8	3 0 0 0 0 1 1 2 0 1 2 0 0 1																										
Bill Madlock, R OBP: 0.360, SLG: 0.426 (1, 4) (6, 5)	0-0 F7		0-3 K		0-0 6-3		0-0 2B		0-0 2B 1B	4 0 1 0 0 1 0 1 0 1 1 0 0 0 0 0 0 0 0 0 0 0 0 0 0 0 0 0																										
Willie McCovey, L OBP: 0.363, SLG: 0.491 (1, 3)		4-0 BB 1B BB		0-0 2B 1B		0-3 K		0-0 G3	0-0 F8	4 0 1 0 1 1 2																										
Darrell Evans, L OBP: 0.351, SLG: 0.405 Rob Andrews, R OBP: 0.346, SLG: 0.303 (1, 5) (6, 4)		0-0 BB 1B		0-0 F8		0-0 BB 1B 1B		0-0 L8		3 0 2 0 0 0 1 1 0 0 0 0 0 0																										
Terry Whitfield, L OBP: 0.327, SLG: 0.446 (1, 9) (7, 7) (9, 8)		4-0 BB 1B BB		0-0 BB 1B		4-0 BB 1B BB		0-0 6-3		2 0 1 0 2 0 0																										
Gary Alexander, R OBP: 0.421, SLG: 0.495 (1, 2)		0-3 K		0-0 5-3		0-0 1B 2-H		4-0 E S BB		3 0 1 0 1 1 5																										
Johnnie LeMaster, R OBP: 0.225, SLG: 0.208 (1, 6)		0-0 F2		0-3 K		0-0 5-3		0-0 4-3		4 0 0 0 0 1 6																										
John Montefusco, R OBP: 0.184, SLG: 0.196 Vic Harris, S OBP: 0.327, SLG: 0.351 Charlie Williams, R OBP: 0.222, SLG: 0.222 Randy Elliott, R OBP: 0.276, SLG: 0.396 (1, 1) (7, PH) (7, 1) (9, PH) (9, 7)		0-0 FC6-4		0-3 K		0-3 K		0-0 BB 2B 1B	0-0 FC1-6 1B	2 0 0 0 0 1 3 1 1 1 0 0 0 0 0 0 0 0 0 0 0 1 0 1 0 0 0 0																										
Inning Stats	R: 0 E: 0 K: 1 S: 5	H: 0 LOB: 0 BB: 0 P: 5	R: 0 E: 0 K: 1 S: 6	H: 1 LOB: 3 BB: 2 P: 14	R: 0 E: 0 K: 2 S: 7	H: 0 LOB: 0 BB: 0 P: 7	R: 0 E: 0 K: 1 S: 7	H: 2 LOB: 2 BB: 0 P: 7	R: 0 E: 0 K: 1 S: 6	H: 2 LOB: 2 BB: 1 P: 10	R: 2 E: 0 K: 0 S: 5	H: 3 LOB: 1 BB: 1 P: 9	R: 0 E: 0 K: 0 S: 3	H: 0 LOB: 1 BB: 1 P: 7	R: 1 E: 0 K: 0 S: 5	H: 2 LOB: 1 BB: 0 P: 5	1B: 7 2B: 4 3B: 0 HR: 0	SF: 0 SAC: 0 DP: 1 HBP: 0	WP: 0 PB: 0 SB: 1 CS: 1	PA: 40																
PITCHER	IP WLS BF H R ER SO BB IBB HBP BLK WP HR S P ERA WHIP																			PITCHER	IP WLS BF H R ER SO BB IBB HBP BLK WP HR S P ERA WHIP															
Dave Freisleben, R ERA: 4.68 (1, 1)	6.1		28	6	2	2	8	5	0	0	0	0	0	39	59	2.84	1.737																			
Dave Tomlin, L ERA: 2.98 (7, 1)	0.2		3	2	0	0	0	0	0	0	0	0	0	3	3	0.00	3.000																			
Rollie Fingers, R ERA: 3.04 (8, 1)	2.0	L	9	2	1	1	0	1	0	0	1	0	0	8	12	4.50	1.500																			

San Francisco Giants @ San Diego Padres
San Diego Stadium, San Diego, CA
Sat Sep 24 1977, 10:05 PM EDT
Att. 7,777 - Unknown

AB	34
R	3
H	10
RBI	3
BB	6
SO	8
LOB	20



Batter	1	2	3	4	5	6	7	8	9	AB	R	H	RBI	BB	SO	LOB
Gene Richards, L OBP: 0.357, SLG: 0.380 (1, 3)	0-0 4-3 3B	0-0 L3		4-0 BB S BB			0-0 S 1B		0-0 6-3	4	1	2	0	1	0	3
Bill Almon, R OBP: 0.303, SLG: 0.339 (1, 6)	0-0 L8		0-0 F8	0-0 F6 1-2			0-0 F4 1-2			4	0	0	0	0	0	4
Jerry Turner, L OBP: 0.323, SLG: 0.413 (1, 7)	0-0 4-3		0-0 1B		0-0 F9		0-0 F6			4	0	1	1	0	0	1
George Hendrick, R OBP: 0.380, SLG: 0.478 (1, 8)	0-0 5-3 3-H		0-0 F3		0-0 F7			0-0 2B		4	0	1	0	0	0	1
Dave Winfield, R OBP: 0.335, SLG: 0.466 (1, 9)		0-0 BB 5-3 1B	0-0 F7		0-0 5-3			0-0 6-3		4	0	1	0	0	0	2
Gene Tenace, R OBP: 0.409, SLG: 0.399 (1, 2)		0-0 5-3		0-3 K		0-0 F8		0-0 5-3		4	0	0	0	0	1	2
Mike Champion, R OBP: 0.275, SLG: 0.294 (1, 4)		4-0 BB BB		0-0 S BB E 1B		0-0 F8		0-0 6-3		3	1	1	0	1	0	1
Tucker Ashford, R OBP: 0.288, SLG: 0.338 (1, 5)		0-3 K		4-0 S 1-2 BB		0-0 F7			0-3 K	3	0	0	0	1	2	2
Dave Freisleben, R OBP: 0.200, SLG: 0.162 (1, 1)		4-0 BB BB		0-3 K		0-0 F7			0-0 F7	1	0	0	0	1	1	1
Dave Tomlin, L OBP: 0.286, SLG: 0.286 (7, 1)										0	0	0	0	0	0	0
Merv Rettenmund, R OBP: 0.434, SLG: 0.452 (7, PH)										1	0	0	0	0	0	0
Rollie Fingers, R OBP: 0.050, SLG: 0.050 (8, 1)										0	0	0	0	0	0	0
Mike Ivie, R OBP: 0.332, SLG: 0.402 (9, PH)		1-2 2-3 BB		1-3 2-H						1	0	0	0	0	0	0

BOTTOM	
San Francisco Giants @ San Diego Padres	
San Diego Stadium, San Diego, CA	
Sat Sep 24 1977, 10:05 PM EDT	
Att. 7,777 - Unknown	
livebaseballscores.com	
AB	33
R	2
H	6
RBI	1
BB	4
SO	4
LOB	17
	

Inning Stats		R: 1	H: 1	R: 0	H: 1	R: 0	H: 1	R: 0	H: 0	R: 0	H: 0	R: 0	H: 1	R: 0	H: 0	R: 0	H: 0	R: 0	H: 0	R: 0	H: 0	1B: 4	SF: 0	WP: 0	PA: 37							
		E: 0	LOB: 0	E: 0	LOB: 3	E: 0	LOB: 1	E: 0	LOB: 2	E: 0	LOB: 0	E: 0	LOB: 1	E: 0	LOB: 0	E: 0	LOB: 0	E: 0	LOB: 0	E: 0	LOB: 0	2B: 1	SAC: 0	PB: 0								
		K: 0	BB: 0	K: 1	BB: 2	K: 0	BB: 0	K: 2	BB: 2	K: 0	BB: 0	K: 0	BB: 0	K: 1	BB: 0	K: 0	BB: 0	K: 0	BB: 0	K: 1	BB: 0	3B: 1	DP: 0	SB: 5								
		S: 4	P: 4	S: 6	P: 14	S: 4	P: 4	S: 8	P: 16	S: 3	P: 3	S: 3	P: 4	S: 5	P: 5	S: 4	P: 4	S: 4	P: 4	S: 5	P: 5	HR: 0	HBP: 0	CS: 0								
PITCHER		IP	WLS	BF	H	R	ER	SO	BB	IBB	HBP	BLK	WP	HR	S	P	ERA	WHIP														
John Montefusco, R ERA: 3.56 (1, 1)	6.0			26	4	2	1	3	4	0	0	0	0	0	28	44	1.50	1.333														
Charlie Williams, R ERA: 4.0 (7, 1)	2.0	W		8	2	0	0	0	0	0	0	0	0	0	8	8	0.00	1.000														
Randy Moffitt, R ERA: 3.61 (9, 1)	1.0	S		3	0	0	0	1	0	0	0	0	0	0	5	5	0.00	0.000														

Batter	1	2	3	4	5	6	7	8	9	AB R H RBI BB SO LOB	TOP
Derrel Thomas, S (1, 8) OBP: 0.322, SLG: 0.381	4-0 BB G4-6-3		0-0 G3-6-3 1-2f			0-0 5-3		0-0 4-3		3 0 0 0 1 0 1	San Francisco Giants @ San Diego Padres San Diego Stadium, San Diego, CA Sun Sep 25 1977, 6:33 AM EDT Att: 17,379 - Unknown livebaseballscorecards.com
Rob Andrews, R (1, 4) OBP: 0.343, SLG: 0.300	0-0 G4-6-3 1-2f			0-0 5-3		0-0 F9		0-0 6-3		4 0 0 0 0 0 1	
Jack Clark, R (1, 9) OBP: 0.332, SLG: 0.409	0-0 F8			0-0 4-3		0-0 1B			0-0 6-3	4 0 1 0 0 0 0	
Willie McCovey, L (1, 3) OBP: 0.364, SLG: 0.491		0-0 F9		0-0 E4 1B		0-0 G3			0-0 FC5-4 1B	4 0 2 0 0 0 1 0 0 0 0 0 0 0	
Jim Barr, R (9, PR) OBP: 0.173, SLG: 0.167											
Randy Elliott, R (1, 7) OBP: 0.276, SLG: 0.411		0-0 6-3		0-0 6-3			0-0 HR		0-0 FC5-4 1B 1-2f	4 1 1 1 0 0 2	
Vic Harris, S (1, 5) OBP: 0.343, SLG: 0.388		0-0 1B			0-0 HR		0-0 G3-6-3 1B		0-0 1B	4 1 4 1 0 0 0	
Gary Alexander, R (1, 2) OBP: 0.409, SLG: 0.478		0-0 4-3		0-3 K	0-0 K	0-0 G3-6-3 1-2f			0-0 F8	4 0 0 0 0 1 4	
Johnnie LeMaster, R (1, 6) OBP: 0.220, SLG: 0.203			0-3 K		0-0 5-3		0-0 F9			3 0 0 0 0 1 0 0 0 0 0 0 0 0	
John Curtis, L (7, 1) OBP: 0.286, SLG: 0.385											
Bob Knepper, L (1, 1) OBP: 0.246, SLG: 0.208			4-0 BB						0-0 6-3	0 0 0 0 0 1 0 0 0 0 0 0 0 0 0 0 1 0 0 0 0 0 0 0 0 0 0 0 0 0 0 0 1 0 0 0 0 0 0 0 0 0 0 0 0 0 0 0	
Dave Heaverlo, R (3, 1) OBP: 0.350, SLG: 0.404											
Darrell Evans, L (5, PH) OBP: 0.150, SLG: 0.158											
Lynn McGlothen, L (5, 1) OBP: 0.248, SLG: 0.321											
Tim Foli, R (7, 9) OBP: 0.248, SLG: 0.321											
Randy Moffitt, R (7, 1) OBP: 0.248, SLG: 0.321											
Inning Stats	R: 0 H: 0 E: 0 LOB: 0 K: 0 BB: 1 S: 2 P: 6	R: 0 H: 1 E: 0 LOB: 1 K: 0 BB: 0 S: 4 P: 4	R: 0 H: 0 E: 0 LOB: 0 K: 1 BB: 1 S: 4 P: 8	R: 0 H: 1 E: 1 LOB: 1 K: 0 BB: 0 S: 4 P: 4	R: 1 H: 1 E: 0 LOB: 0 K: 1 BB: 0 S: 6 P: 6	R: 0 H: 1 E: 0 LOB: 1 K: 0 BB: 0 S: 4 P: 4	R: 1 H: 2 E: 0 LOB: 0 K: 0 BB: 0 S: 4 P: 4	R: 0 H: 0 E: 0 LOB: 0 K: 0 BB: 0 S: 3 P: 3	R: 0 H: 2 E: 0 LOB: 2 K: 0 BB: 0 S: 5 P: 5	1B: 6 SF: 0 2B: 0 SAC: 0 3B: 0 DP: 3 HR: 2 HBP: 0	WP: 0 PA: 34 PB: 0 SB: 0 CS: 0
PITCHER Bob Owchinko, L (1, 1) ERA: 4.23	IP WLS BF H R ER SO BB IBB HBP BLK WP HR S P ERA WHIP										
	9.0 W 34 8 2 2 2 2 2 0 0 0 0 0 2 36 44 2.00 1.111										



Batter	1	2	3	4	5	6	7	8	9	AB R H RBI BB SO LOB
Gene Richards, L (1, 7) OBP: 0.357, SLG: 0.379	0-0 CS 1B		4-0 S 1B BB	0-0 G1		0-0 FC7-4 BB 1-2f	0-0 6-3			4 1 1 0 1 0 3
Bill Almon, R (1, 6) OBP: 0.305, SLG: 0.338	0-0 F9		4-0 1B HR BB	0-3 K		4-0 BB		4-0 BB 2B BB		2 2 0 0 3 1 1
Mike Ivie, R (1, 3) OBP: 0.331, SLG: 0.400	0-3 K 1-2		0-0 HR 1B 2-H	0-3 K		0-3 K		0-3 K		5 1 1 1 0 4 4
George Hendrick, R (1, 8) OBP: 0.383, SLG: 0.491		0-0 HR	0-0 HR 1-H 2-H		0-0 F3		0-0 BB 1B	4-0 2B BB		4 3 3 4 1 0 0
Dave Winfield, R (1, 9) OBP: 0.334, SLG: 0.462		0-0 F8	0-3 K		0-0 F9		4-0 BB 1B WP BB	0-3 K		4 1 0 0 1 2 2
Gene Tenace, R (1, 2) OBP: 0.413, SLG: 0.410		0-0 2B 2B	0-0 F5		0-0 2B		0-0 WP BB 1B	0-0 K 1-H 2-H		5 1 4 2 0 0 0
Mike Champion, R (1, 4) OBP: 0.277, SLG: 0.294		0-0 5-3	0-0 E 1B		0-3 K		4-0 WP BB			3 0 1 0 1 1 2
Tucker Ashford, R (1, 5) OBP: 0.291, SLG: 0.342		0-0 2B	0-0 E5			4-0 FC7-4 BB	0-0 F4			3 0 1 1 1 0 3
Bob Owchinko, L (1, 1) OBP: 0.151, SLG: 0.082		0-3 K	0-0 L4			0-3 K	0-3 K			4 0 0 0 0 3 6

Inning Stats	R: 0 E: 0 K: 1 S: 5	H: 1 LOB: 0 BB: 0 P: 5	R: 2 E: 0 K: 1 S: 8	H: 3 LOB: 1 BB: 0 P: 8	R: 4 E: 1 K: 1 S: 9	H: 3 LOB: 2 BB: 2 P: 17	R: 0 E: 0 K: 2 S: 7	H: 0 LOB: 0 BB: 0 P: 7	R: 0 E: 0 K: 1 S: 6	H: 1 LOB: 1 BB: 0 P: 6	R: 0 E: 0 K: 2 S: 7	H: 0 LOB: 2 BB: 2 P: 15	R: 2 E: 0 K: 1 S: 7	H: 2 LOB: 2 BB: 2 P: 15	R: 1 E: 0 K: 2 S: 7	H: 1 LOB: 2 BB: 2 P: 15
1B: 5 2B: 4 3B: 0 HR: 2	SF: 0 SAC: 0 DP: 0 HBP: 0	WP: 1 PB: 0 SB: 1 CS: 1	PA: 42													


PITCHER	IP	WLS	BF	H	R	ER	SO	BB	IBB	HBP	BLK	WP	HR	S	P	ERA	WHIP
Bob Knepper, L (1, 1) ERA: 3.26	2.0	L	13	6	6	6	2	2	0	0	0	0	2	15	23	27.00	4.000
Dave Heaverlo, R (3, 1) ERA: 2.62	2.0		8	1	0	0	3	0	0	0	0	0	0	14	14	0.00	0.500
Lynn McGlothen, R (5, 1) ERA: 5.63	2.0		13	3	2	2	3	4	0	0	0	0	0	15	31	9.00	3.500
Randy Moffitt, R (7, 1) ERA: 3.59	0.1		1	0	0	0	0	0	0	0	0	1	0	1	1	0.00	0.000
John Curtis, L (7, 1) ERA: 5.49	1.2		7	1	1	1	3	2	0	0	0	0	0	11	19	5.40	1.800

BOTTOM

San Francisco Giants @ San Diego Padres
San Diego Stadium, San Diego, CA

Sun Sep 25 1977, 6:33 AM EDT
Att. 17,379 - Unknown

AB	34
R	9
H	11
RBI	8
BB	8
SO	11
LOB	21



PITCHER	IP	WLS	BF	H	R	ER	SO	BB	IBB	HBP	BLK	WP	HR	S	P	ERA	WHIP
Bob Knepper, L (1, 1) ERA: 3.26	2.0	L	13	6	6	6	2	2	0	0	0	0	2	15	23	27.00	4.000
Dave Heaverlo, R (3, 1) ERA: 2.62	2.0		8	1	0	0	3	0	0	0	0	0	0	14	14	0.00	0.500
Lynn McGlothen, R (5, 1) ERA: 5.63	2.0		13	3	2	2	3	4	0	0	0	0	0	15	31	9.00	3.500
Randy Moffitt, R (7, 1) ERA: 3.59	0.1		1	0	0	0	0	0	0	0	0	1	0	1	1	0.00	0.000
John Curtis, L (7, 1) ERA: 5.49	1.2		7	1	1	1	3	2	0	0	0	0	0	11	19	5.40	1.800

Batter	1	2	3	4	5	6	7	8	9	AB R H RBI BB SO LOB	TOP											
Gene Richards, L (1, 7) OBP: 0.357, SLG: 0.378	0-0 F8		0-0 1-3		0-0 P6			0-0 1B		4 0 1 0 0 0 0												
Bill Almon, R (1, 6) OBP: 0.305, SLG: 0.337	0-3 K		4-0 CS BB		0-0 P4			0-0 P4		3 0 0 0 1 1 1												
Mike Ivie, R (1, 3) OBP: 0.328, SLG: 0.396	0-0 P6		0-3 K 1-2		0-0 F3			0-0 F8		4 0 0 0 0 1 2												
George Hendrick, R (1, 8) OBP: 0.382, SLG: 0.495		0-0 5-3		0-0 HR		0-0 6-3		0-0 G3		4 1 1 1 0 0 1												
Dave Winfield, R (1, 9) OBP: 0.335, SLG: 0.464		0-0 HBP BB WP 1B		0-0 2B		0-0 P4		0-0 1-3		4 2 2 0 0 0 0												
Gene Tenace, R (1, 2) OBP: 0.415, SLG: 0.415		4-0 WP HBP BB 1-2		0-0 2B 2-H		0-3 K		0-0 1B 1B		3 0 2 1 1 1 0												
Mike Champion, R (1, 4) OBP: 0.278, SLG: 0.295		1-0 WP HBP 1-2 2-3		0-0 F3		0-0 F8		0-0 1B 1-3		3 0 1 0 0 0 1												
Tucker Ashford, R (1, 5) OBP: 0.291, SLG: 0.338		4-0 G6-4-3 IBB 1-2 2-3 3-H		0-0 6-3		0-0 F9		0-0 F8		3 0 0 0 1 0 2												
Bob Shirley, R (1, 1) OBP: 0.125, SLG: 0.129		0-0 G6-4-3		0-0 F8		0-0 4-3				3 0 0 0 0 0 4												
Rollie Fingers, R (9, 1) OBP: 0.050, SLG: 0.050										0 0 0 0 0 0 0												
Inning Stats	R: 0 E: 0 K: 1 S: 5	H: 0 LOB: 0 BB: 0 P: 5	R: 1 E: 0 K: 0 S: 3	H: 1 LOB: 2 BB: 2 P: 12	R: 0 E: 0 K: 1 S: 4	H: 0 LOB: 0 BB: 1 P: 8	R: 2 E: 0 K: 0 S: 6	H: 3 LOB: 1 BB: 0 P: 6	R: 0 E: 0 K: 0 S: 3	H: 0 LOB: 0 BB: 0 P: 3	R: 0 E: 0 K: 1 S: 5	H: 0 LOB: 0 BB: 0 P: 5	R: 0 E: 0 K: 0 S: 3	H: 0 LOB: 0 BB: 0 P: 3	R: 0 E: 0 K: 0 S: 4	H: 1 LOB: 1 BB: 0 P: 4	R: 0 E: 0 K: 0 S: 4	H: 2 LOB: 1 BB: 0 P: 4	1B: 4 2B: 2 3B: 0 HR: 1	SF: 0 SAC: 0 DP: 1 HBP: 1	WP: 1 PB: 0 SB: 0 CS: 1	PA: 35
PITCHER	IP WLS BF H R ER SO BB IBB HBP BLK WP HR S P ERA WHIP																					
Fred Norman, L (1, 1) ERA: 3.39	3.0 L 15 4 3 3 2 2 1 1 0 1 1 15 28 9.00 2.000																					
Manny Sarmiento, R (4, 1) ERA: 2.35	2.0 6 0 0 0 0 0 0 0 0 0 0 6 6 0.00 0.000																					
Doug Capilla, L (6, 1) ERA: 4.56	2.0 6 0 0 0 1 0 0 0 0 0 0 8 8 0.00 0.000																					
Pedro Borbon, R (8, 1) ERA: 3.19	2.0 8 3 0 0 0 0 0 0 0 0 0 8 8 0.00 1.500																					

San Diego Padres @ Cincinnati Reds
Riverfront Stadium, Cincinnati, OH
Tue Sep 27 1977, 7:05 PM EDT
Att. 13,652 - Unknown

livebaseballscorecards.com

AB	31
R	3
H	7
RBI	2
BB	3
SO	3
LOB	11



Batter	1	2	3	4	5	6	7	8	9	AB	R	H	RBI	BB	SO	LOB
Pete Rose, S OBP: 0.374, SLG: 0.430 (1, 5)	0-0 6-3		0-0 1B		0-0 F9		0-0 6-3			4	0	1	0	0	0	2
Ken Griffey, L OBP: 0.388, SLG: 0.456 (1, 9)	0-3 K		0-3 K		0-0 F8			0-0 G3-6-3 1B		4	0	1	0	0	2	1
Joe Morgan, L OBP: 0.418, SLG: 0.482 (1, 4)	0-0 1B		0-3 K		0-0 F8			0-0 G3-6-3 1-2f		4	0	1	0	0	1	2
George Foster, R OBP: 0.382, SLG: 0.635 (1, 7)	0-0 F9			0-0 5-3		0-0 F9		0-0 F9		4	0	0	0	0	0	1
Johnny Bench, R OBP: 0.352, SLG: 0.541 (1, 2)		0-3 K		0-0 HR		0-0 1B			0-3 K	4	1	2	1	0	2	0
Dave Concepcion, R OBP: 0.325, SLG: 0.372 (1, 6)		0-0 P4		0-3 K		0-0 5-3			0-0 1B	3	0	0	0	0	1	1
Champ Summers, L OBP: 0.232, SLG: 0.347 (9, PH)										1	0	1	0	0	0	0
Dan Driessen, L OBP: 0.374, SLG: 0.461 (1, 3)		4-0 S BB		0-0 2B				0-0 FC4-6 1B		3	0	2	0	1	1	1
Cesar Geronimo, L OBP: 0.324, SLG: 0.392 (1, 8)		0-3 K		0-0 F7				0-0 FC4-6 WP 1-2f		4	0	0	0	0	2	4
Fred Norman, S OBP: 0.189, SLG: 0.125 (1, 1)			0-0 1-3		0-0 CS 1B			0-3 K		1	0	0	0	0	0	0
Manny Sarmiento, R OBP: 0.341, SLG: 0.429 (4, 1)										0	0	0	0	0	0	0
Ed Armbrister, R OBP: 0.053, SLG: 0.059 (5, PH)										1	0	1	0	0	0	0
Doug Capilla, L OBP: 0.204, SLG: 0.361 (6, 1)										0	0	0	0	0	0	0
Ray Knight, R OBP: 0.182, SLG: 0.227 (7, PH)										1	0	0	0	0	1	1
Pedro Borbon, R OBP: 0.162, SLG: 0.227 (8, 1)										0	0	0	0	0	0	0

Inning Stats	R: 0	H: 1	E: 0	K: 1	S: 6	LOB: 1	BB: 0	P: 6	R: 0	H: 0	E: 0	K: 2	S: 7	LOB: 1	BB: 1	P: 11	R: 0	H: 1	E: 0	K: 2	S: 8	LOB: 1	BB: 0	P: 8	R: 1	H: 2	E: 0	K: 1	S: 7	LOB: 1	BB: 0	P: 7	R: 0	H: 1	E: 0	K: 0	S: 3	LOB: 0	BB: 0	P: 3	R: 0	H: 1	E: 0	K: 0	S: 4	LOB: 1	BB: 0	P: 4	R: 0	H: 1	E: 0	K: 1	S: 6	LOB: 1	BB: 0	P: 6	R: 0	H: 1	E: 0	K: 3	S: 10	LOB: 1	BB: 0	P: 10	1B: 7	2B: 1	3B: 0	HR: 1	SF: 0	SAC: 0	DP: 1	HBP: 0	WP: 2	PB: 0	SB: 1	CS: 1	PA: 35
PITCHER	IP	WLS	BF	H	R	ER	SO	BB	IBB	HBP	BLK	WP	HR	S	P	ERA	WHIP																																																												
Bob Shirley, L ERA: 3.82 (1, 1)	8.0	W	31	8	1	1	7	1	0	0	0	1	1	44	48	1.12	1.125																																																												
Rollie Fingers, R ERA: 3.02 (9, 1)	1.0	S	4	1	0	0	3	0	0	0	0	0	0	10	10	0.00	1.000																																																												

BOTTOM

San Diego Padres @ Cincinnati Reds
Riverfront Stadium, Cincinnati, OH
Tue Sep 27 1977, 7:05 PM EDT
Att. 13,652 - Unknown

livebaseballscorecards.com

AB	34
R	1
H	9
RBI	1
BB	1
SO	10
LOB	13



Batter	1	2	3	4	5	6	7	8	9	AB R H RBI BB SO LOB	TOP											
Gene Richards, L (1, 3) OBP: 0.358, SLG: 0.381	0-0 CS 2B		0-3 K			0-0 S 1B		0-3 K		4 0 2 0 0 2 1	San Diego Padres @ Cincinnati Reds Riverfront Stadium, Cincinnati, OH Wed Sep 28 1977, 7:05 PM EDT Att: 13,010 - Unknown livebaseballscorecards.com											
Bill Almon, R (1, 6) OBP: 0.303, SLG: 0.334	0-3 K			0-0 F7		0-0 4-3		0-0 F8	4 0 0 0 0 1 2													
Jerry Turner, L (1, 7) OBP: 0.318, SLG: 0.407	0-0 P4			0-0 3-1			0-3 K	0-3 K	4 0 0 0 0 2 0													
George Hendrick, R (1, 8) OBP: 0.382, SLG: 0.493		0-0 G6-4-3 1B		0-0 F8			0-0 5-3	0-0 F7	4 0 1 0 0 0 0													
Dave Winfield, R (1, 9) OBP: 0.335, SLG: 0.465		0-0 G6-4-3		0-0 5-3			0-0 5-3		3 0 1 0 0 0 1													
Gene Tenace, R (1, 2) OBP: 0.414, SLG: 0.413		4-0 BB		0-3 K			0-0 P5		2 0 0 0 1 1 1													
Mike Champion, R (1, 4) OBP: 0.277, SLG: 0.293		0-0 F8		0-0 3-1			0-0 L3		3 0 0 0 0 0 1													
Tucker Ashford, R (1, 5) OBP: 0.287, SLG: 0.333			0-0 5-3			0-0 5-3		0-0 F8	3 0 0 0 0 0 0													
John D'Acquisto, R (1, 1)			0-3 K			0-0 5-3		0-0 2B	1 0 0 0 0 1 0													
Merv Rettenmund, R (6, PH) OBP: 0.431, SLG: 0.448									1 0 0 0 0 0 0													
Dave Tomlin, L (6, 1) OBP: 0.286, SLG: 0.286									0 0 0 0 0 0 0													
Pat Scanlon, L (8, PH) OBP: 0.305, SLG: 0.214									1 0 1 0 0 0 0													
Dan Spillner, R (8, 1) OBP: 0.286, SLG: 0.118									0 0 0 0 0 0 0													
Inning Stats	R: 0 E: 0 K: 1 S: 5	H: 1 LOB: 0 BB: 0 P: 5	R: 0 E: 0 K: 0 S: 3	H: 1 LOB: 1 BB: 1 P: 7	R: 0 E: 0 K: 2 S: 7	H: 0 LOB: 0 BB: 0 P: 7	R: 0 E: 0 K: 0 S: 3	H: 0 LOB: 0 BB: 0 P: 3	R: 0 E: 0 K: 1 S: 5	H: 0 LOB: 0 BB: 0 P: 5	R: 0 E: 0 K: 0 S: 4	H: 1 LOB: 1 BB: 0 P: 4	R: 0 E: 0 K: 1 S: 6	H: 1 LOB: 1 BB: 0 P: 6	R: 0 E: 0 K: 1 S: 6	H: 1 LOB: 1 BB: 0 P: 6	R: 0 E: 0 K: 1 S: 5	H: 0 LOB: 0 BB: 0 P: 5	1B: 2 2B: 3 3B: 0 HR: 0	SF: 0 SAC: 0 DP: 1 HBP: 0	WP: 0 PB: 0 SB: 1 CS: 1	PA: 31
PITCHER Paul Moskau, R (1, 1) ERA: 4.0	IP: 9.0 WLS: W BF: 31 H: 5 R: 0 ER: 0 SO: 7 BB: 1 IBB: 0 HBP: 0 BLK: 0 WP: 0 HR: 0 S: 44 P: 48 ERA: 0.00 WHIP: 0.667											PITCHER	IP: WLS: BF: H: R: ER: SO: BB: IBB: HBP: BLK: WP: HR: S: P: ERA: WHIP:									

Batter	1	2	3	4	5	6	7	8	9	AB R H RBI BB SO LOB
Pete Rose, S OBP: 0.376, SLG: 0.431 (1, 5) X	0-0 FC1-6 1B	4-0 BB BB		0-0 L8-4 2-3			0-0 BB 1B			3 1 2 0 1 0 1
Ken Griffey, L OBP: 0.389, SLG: 0.455 (1, 9) X	0-0 FC1-6 BB 1B	4-0 BB BB			0-3 K		4-0 BB 1B			2 2 0 0 2 1 1
Joe Morgan, L OBP: 0.418, SLG: 0.482 (1, 4) B	4-0 1B 1-2 HR BB	0-3 K			0-0 P4		0-0 1B 1-3 2-H			3 1 1 1 1 1 2
George Foster, R OBP: 0.384, SLG: 0.640 (1, 7) B	4-0 1B 1-2 HR BB	0-0 F8			0-0 HR		0-0 1B 1-2 3-H			3 2 2 2 1 0 2
Dan Driessen, L OBP: 0.374, SLG: 0.459 (1, 3) X	0-0 1-2 2-3 3-H HR 1B		0-0 4-3		0-3 K		0-0 F2			4 1 1 1 0 1 2
Johnny Bench, R OBP: 0.351, SLG: 0.545 (1, 2) X	0-0 1-H 2-H 3-H HR		0-0 L5		0-0 6-3		0-0 F8			4 1 1 4 0 0 2
Cesar Geronimo, L OBP: 0.322, SLG: 0.389 (1, 8) X	0-0 4-3		0-0 G3		0-0 3-1		0-3 K			4 0 0 0 0 1 0
Ray Knight, R OBP: 0.305, SLG: 0.353 (1, 6) S	0-3 K			4-0 L8-4 SH1-4 BB		0-0 5-3		0-0 G6-4-3 1B		2 0 0 0 1 1 0 1 0 1 0 0 0 0
Rick Auerbach, R OBP: 0.208, SLG: 0.209 (7, 6) S										
Paul Moskau, R OBP: 0.244, SLG: 0.289 (1, 1) S		0-3 K		0-0 SH1-4 1-2			0-0 1-3	0-0 G6-4-3 1-2f		3 0 0 0 0 1 1

Inning Stats	R: 5 E: 0 K: 1 S: 8	H: 3 LOB: 0 BB: 2 P: 16	R: 0 E: 0 K: 2 S: 7	H: 0 LOB: 2 BB: 2 P: 15	R: 0 E: 0 K: 0 S: 3	H: 0 LOB: 0 BB: 0 P: 3	R: 0 E: 0 K: 0 S: 2	H: 0 LOB: 0 BB: 1 P: 6	R: 1 E: 0 K: 2 S: 8	H: 1 LOB: 0 BB: 0 P: 8	R: 0 E: 0 K: 0 S: 3	H: 0 LOB: 0 BB: 0 P: 3	R: 2 E: 0 K: 0 S: 6	H: 3 LOB: 2 BB: 1 P: 10	R: 0 E: 0 K: 1 S: 5	H: 1 LOB: 0 BB: 0 P: 5	1B: 6 2B: 1 3B: 0 HR: 2	SF: 0 SAC: 1 DP: 2 HBP: 0	WP: 0 PB: 0 SB: 0 CS: 0	PA: 36
--------------	------------------------------	----------------------------------	------------------------------	----------------------------------	------------------------------	---------------------------------	------------------------------	---------------------------------	------------------------------	---------------------------------	------------------------------	---------------------------------	------------------------------	----------------------------------	------------------------------	---------------------------------	----------------------------------	------------------------------------	----------------------------------	--------

PITCHER	IP	WLS	BF	H	R	ER	SO	BB	IBB	HBP	BLK	WP	HR	S	P	ERA	WHIP
John D'Acquisto, R ERA: 6.54 (1, 1)	5.0	L	23	4	6	6	5	5	0	0	0	0	2	28	48	10.80	1.800
Dave Tomlin, L ERA: 3.1 (6, 1)	2.0		10	3	2	2	0	1	0	0	0	0	0	9	13	9.00	2.000
Dan Spillner, R ERA: 3.6 (8, 1)	1.0		3	1	0	0	1	0	0	0	0	0	0	5	5	0.00	1.000

BOTTOM

San Diego Padres @ Cincinnati Reds
Riverfront Stadium, Cincinnati, OH

Wed Sep 28 1977, 7:05 PM EDT
Att. 13,010 - Unknown

livebaseballscorecards.com

AB	29
R	8
H	8
RBI	8
BB	6
SO	6
LOB	11



Batter	1	2	3	4	5	6	7	8	9	AB R H RBI BB SO LOB	TOP																						
Gene Richards, L OBP: 0.359, SLG: 0.382 (1, 3) (5, 8)	0-0 F2		0-0 FC5-4 2B		0-0 F5		0-0 1B			4 1 1 0 0 0 1	San Diego Padres @ San Francisco Giants Candlestick Park, San Francisco, CA Sat Oct 01 1977, 6:33 AM EDT Att. 2,549 - Unknown livebaseballscorecards.com																						
Pat Scanlon, L OBP: 0.310, SLG: 0.280 (1, 5)	0-0 F9		0-0 HR 2B		0-0 HR		0-3 K			4 2 2 2 0 1 1																							
Jerry Turner, L OBP: 0.320, SLG: 0.418 (1, 7)	0-0 1B		0-0 HR		0-0 F3		0-3 K			4 1 2 2 0 1 0																							
George Hendrick, R OBP: 0.382, SLG: 0.493 Dave Roberts, R OBP: 0.268, SLG: 0.323 (1, 8) (5, 2)	0-0 F9 1-2		0-0 2B		0-0 F7		0-0 F7			3 0 1 0 0 0 1 1 0 0 0 0 0 0																							
Dave Winfield, R OBP: 0.332, SLG: 0.461 (1, 9)		0-0 1-3	0-0 F3		0-0 F7		4-0 BB			3 0 0 0 1 0 1																							
Gene Tenace, R OBP: 0.414, SLG: 0.411 (1, 2) (5, 3)		0-0 F5		0-0 2B		0-3 K		0-0 6-3		4 0 1 0 0 1 1																							
Mike Champion, R OBP: 0.273, SLG: 0.288 (1, 4)		0-0 F9		0-0 F9		0-0 F9			0-0 6-3	4 0 0 0 0 0 1																							
Tucker Ashford, R OBP: 0.283, SLG: 0.331 (1, 6)			0-0 F9		0-0 5-3		0-0 F3		0-0 6-3	4 0 0 0 0 0 1																							
Bob Owchinko, L OBP: 0.191, SLG: 0.092 Merv Rettenmund, R OBP: 0.432, SLG: 0.444 Tom Griffin, R OBP: 0.150, SLG: 0.333 Mike Ivey, R OBP: 0.326, SLG: 0.395 Dan Spillner, R OBP: 0.286, SLG: 0.118 Dave Tomlin, L OBP: 0.286, SLG: 0.296 Gary Sutherland, R OBP: 0.291, SLG: 0.301 (1, 1) (3, PH) (3, 1) (7, PH) (7, 1) (8, 1) (9, PH)			4-0 FC5-4 BB		0-3 K		0-3 K		0-0 F3	0 0 0 0 0 0 0 0 0 0 0 0 1 0 0 1 0 0 0 0 0 1 1 1 0 0 0 0 0 1 0 0 0 0 0 0 0 0 0 0 0 0 0 0 0 0 0 1 0 0 0 0 0 0 0																							
Inning Stats	R: 0 E: 0 K: 0 S: 4	H: 1 LOB: 1 BB: 0 P: 4	R: 0 E: 0 K: 0 S: 3	H: 0 LOB: 0 BB: 0 P: 3	R: 3 E: 0 K: 0 S: 6	H: 3 LOB: 1 BB: 1 P: 10	R: 0 E: 0 K: 1 S: 6	H: 1 LOB: 1 BB: 0 P: 6	R: 1 E: 0 K: 0 S: 4	H: 1 LOB: 0 BB: 0 P: 4		R: 0 E: 0 K: 1 S: 5	H: 0 LOB: 0 BB: 0 P: 5	R: 0 E: 0 K: 2 S: 8	H: 1 LOB: 1 BB: 0 P: 8	R: 0 E: 0 K: 1 S: 5	H: 0 LOB: 1 BB: 1 P: 9	R: 0 E: 0 K: 0 S: 3	H: 0 LOB: 0 BB: 0 P: 3	1B: 2 2B: 3 3B: 0 HR: 2	SF: 0 SAC: 0 DP: 0 HBP: 0	WP: 0 PB: 0 SB: 3 CS: 0	PA: 36										
PITCHER Ed Halicki, R ERA: 3.32 (1, 1)	IP 9.0	WLS W	BF 36	H 7	R 4	ER 4	SO 5	BB 2	IBB 0	HBP 0	BLK 0	WP 0	HR 2	S 44	P 52	ERA 4.00	WHIP 1.000																
											PITCHER	IP	WLS	BF	H	R	ER	SO	BB	IBB	HBP	BLK	WP	HR	S	P	ERA	WHIP					



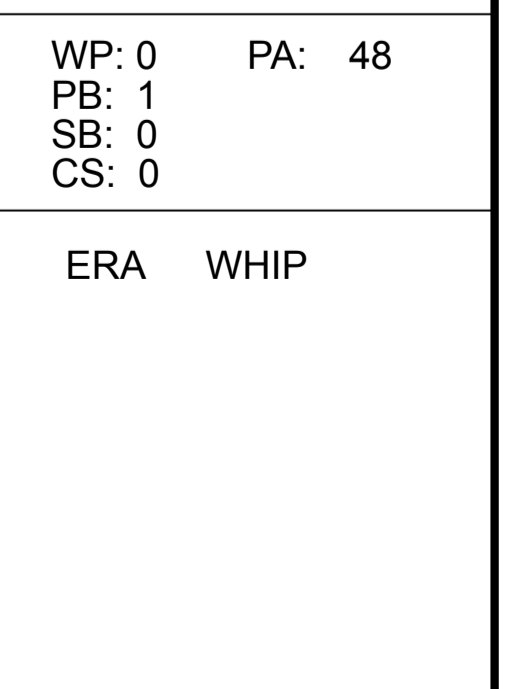
Batter	1	2	3	4	5	6	7	8	9
Derrel Thomas, S OBP: 0.329, SLG: 0.380 (1, 6)									
Rob Andrews, R OBP: 0.348, SLG: 0.306 (1, 4)									
Jack Clark, R OBP: 0.330, SLG: 0.405 (1, 9)									
Willie McCovey, L OBP: 0.368, SLG: 0.502 Skip James, L OBP: 0.353, SLG: 0.333 (1, 3) (3, 3)									
Darrell Evans, L OBP: 0.351, SLG: 0.416 (1, 5)									
Marc Hill, R OBP: 0.316, SLG: 0.366 (1, 2)									
Gary Thomasson, L OBP: 0.357, SLG: 0.451 (1, 7)									
Terry Whitfield, L OBP: 0.332, SLG: 0.438 (1, 8)									
Ed Halicki, R OBP: 0.211, SLG: 0.294 (1, 1)									

AB	R	H	RBI	BB	SO	LOB
4	3	1	1	2	0	2
4	1	1	3	2	0	2
5	1	2	1	1	0	3
2	0	0	0	0	0	1
3	0	0	0	0	1	5
3	3	2	3	1	0	0
4	2	2	3	1	0	1
4	1	2	1	1	1	2
4	1	2	1	1	0	1
4	1	1	0	0	0	3

AB	R	H	RBI	BB	SO	LOB
37	13	13	13	9	2	20

Inning Stats		R: 8	H: 7	LOB: 1	K: 0	S: 11	P: 15	R: 1	H: 1	LOB: 1	K: 0	S: 4	P: 8	R: 0	H: 1	LOB: 2	K: 0	S: 4	R: 1	H: 0	LOB: 0	K: 0	S: 3	R: 0	H: 0	LOB: 0	K: 0	S: 3	R: 1	H: 1	LOB: 2	K: 0	S: 4	R: 2	H: 2	LOB: 2	K: 2	S: 9	R: 0	H: 0	LOB: 2	K: 0	S: 4	1B: 7	2B: 3	3B: 1	HR: 2	SF: 1	SAC: 0	DP: 0	HBP: 0	WP: 0	PB: 1	SB: 0	CS: 0	PA: 48
PITCHER	IP	WLS	BF	H	R	ER	SO	BB	IBB	HBP	BLK	WP	HR	S	P	ERA	WHIP																																							
Bob Owchinko, L ERA: 4.45 (1, 1)	2.0	L	17	8	9	5	0	2	0	0	0	0	1	15	23	22.50	5.000																																							
Tom Griffin, R ERA: 4.46 (3, 1)	4.0		19	3	2	2	0	4	0	0	1	0	1	15	31	4.50	1.750																																							
Dan Spillner, R ERA: 3.73 (7, 1)	1.0		7	2	2	2	2	2	0	0	0	0	0	9	17	18.00	4.000																																							
Dave Tomlin, L ERA: 3.01 (8, 1)	1.0		5	0	0	0	0	1	0	0	0	0	0	4	8	0.00	1.000																																							

San Diego Padres @ San Francisco Giants
 Candlestick Park, San Francisco, CA
 Sat Oct 01 1977, 6:33 AM EDT
 Att. 2,549 - Unknown



Batter	1	2	3	4	5	6	7	8	9	AB R H RBI BB SO LOB	TOP	
Gene Richards, L (1, 3) OBP: 0.363, SLG: 0.390 Mike Ivie, R (7, 3) OBP: 0.326, SLG: 0.395	0-0 CS 1B	0-0 S 1B		0-0 3B			0-0 4-3 1B		0-0 F8	4 0 4 0 0 0 0 1 0 0 0 0 0 1	San Diego Padres @ San Francisco Giants Candlestick Park, San Francisco, CA Sun Oct 02 1977, 6:33 AM EDT Att. 17,320 - Unknown livebaseballscorecards.com	
Pat Scanlon, L (1, 5) OBP: 0.297, SLG: 0.266	0-3 K 1-2	0-0 F9 1-2		0-0 F6			0-0 4-3 1-2			4 0 0 0 0 1 5		
Jerry Turner, L (1, 7) OBP: 0.316, SLG: 0.412 Merv Rettenmund, R (7, 7) OBP: 0.432, SLG: 0.444	0-0 F3		0-0 3-1				0-0 4-3			4 0 0 0 0 0 0 0 0 0 0 0 0 0		
George Hendrick, R (1, 8) OBP: 0.381, SLG: 0.492		0-0 3B 1B		0-0 F7			0-0 6-3		0-0 2-3	4 1 1 0 0 0 0		
Dave Winfield, R (1, 9) OBP: 0.335, SLG: 0.467		0-0 1B 3B 1-H		E 2B		4-0 BB		0-0 5-3		3 1 2 1 1 0 0		
Gene Tenace, R (1, 2) OBP: 0.415, SLG: 0.410		4-0 S E BB		2-3 BB		0-0 4-3		0-3 K		2 1 0 0 2 1 1		
Mike Champion, R (1, 4) OBP: 0.271, SLG: 0.286		0-0 F8		0-0 6-3			0-0 F6		0-0 F9	4 0 0 0 0 0 4		
Tucker Ashford, R (1, 6) OBP: 0.278, SLG: 0.325		0-0 F8 1-2		0-0 F9		0-3 K		0-0 F9		4 0 0 0 0 1 2		
Bob Shirley, R (1, 1) OBP: 0.145, SLG: 0.149		0-0 E5 1B 2-H 3-H		0-3 K		0-3 K		0-0 1B		4 0 2 1 0 2 0		
Inning Stats	R: 0 E: 0 K: 1 S: 5 H: 1 LOB: 0 BB: 0 P: 5	R: 3 E: 1 K: 0 S: 7 H: 4 LOB: 2 BB: 1 P: 11	R: 0 E: 1 K: 0 S: 4 H: 1 LOB: 2 BB: 1 P: 8	R: 0 E: 0 K: 1 S: 6 H: 1 LOB: 1 BB: 0 P: 6	R: 0 E: 0 K: 0 S: 3 H: 0 LOB: 1 BB: 1 P: 7	R: 0 E: 0 K: 2 S: 7 H: 0 LOB: 0 BB: 0 P: 7	R: 0 E: 0 K: 0 S: 3 H: 1 LOB: 0 BB: 0 P: 3	R: 0 E: 0 K: 1 S: 5 H: 0 LOB: 0 BB: 0 P: 5	R: 0 E: 0 K: 0 S: 4 H: 1 LOB: 1 BB: 0 P: 4	1B: 6 2B: 1 3B: 2 HR: 0 SF: 0 SAC: 0 DP: 0 HBP: 0	WP: 0 PB: 0 SB: 2 CS: 1 PA: 37	
PITCHER	IP WLS BF H R ER SO BB IBB HBP BLK WP HR S P ERA WHIP											
Jim Barr, R (1, 1) ERA: 4.76	7.0 L 30 8 3 3 4 3 0 0 0 0 0 0 35 47 3.86 1.571											
Gary Lavelle, L (8, 1) ERA: 2.05	2.0 7 1 0 0 1 0 0 0 0 0 0 0 9 9 0.00 0.500											

Batter	1	2	3	4	5	6	7	8	9	AB	R	H	RBI	BB	SO	LOB
Derrel Thomas, S OBP: 0.328, SLG: 0.379 (1, 5)	0-0 5-3 ①		0-0 G5-4-3 1B		0-0 F6		0-3 K2-3 ②			4	0	1	0	0	1	0
Rob Andrews, R OBP: 0.345, SLG: 0.303 (1, 4)	0-0 6-3 ②		0-0 G5-4-3 ① ② 1-2f		0-0 5-3		0-0 F4 ③			4	0	0	0	0	0	1
Jack Clark, R OBP: 0.332, SLG: 0.407 (1, 9)	0-0 2B		0-0 E3		4-0 BB		0-3 K ①			3	0	1	0	1	1	0
Willie McCovey, L OBP: 0.367, SLG: 0.500 Randy Elliott, R OBP: 0.275, SLG: 0.407 (1, 3) (4, 7)	0-0 F9 ③		0-0 F8 ③		0-0 F7 ③		0-0 F3 ②		0-0 F3 ②	2	0	0	0	0	0	2
Terry Whitfield, L OBP: 0.329, SLG: 0.433 (1, 8)		0-0 6-3 ①		0-0 F7 ①		0-3 K ①		0-0 4-3 ③		4	0	0	0	0	1	0
Gary Thomasson, L OBP: 0.358, SLG: 0.451 (1, 7) (4, 3)		4-0 BB BB		0-0 FC5-4 1B		0-0 G3 ②		0-3 K ①		3	0	1	0	1	1	0
Johnnie LeMaster, R OBP: 0.223, SLG: 0.201 (1, 6)		4-0 BB BB		0-0 FC5-4 1B 1-2f		0-3 K ③		0-0 5-3 ②		3	0	0	0	1	1	1
Mike Sadek, R OBP: 0.297, SLG: 0.310 (1, 2)		0-0 F6 ②		0-0 1-2 1B		0-0 4-3 ①		0-0 F9 ③		4	0	1	0	0	0	2
Jim Barr, R OBP: 0.165, SLG: 0.158 Gary Alexander, R OBP: 0.406, SLG: 0.496 Gary Lavelle, S (1, 1) (7, PH) (8, 1)		0-3 K ③		0-0 F2 ③		0-0 HR				2	0	0	0	0	1	4
										1	1	1	1	0	0	0
										0	0	0	0	0	0	0

Inning Stats	R: 0	H: 1	E: 0	LOB: 1	K: 0	BB: 0	S: 4	P: 4	R: 0	H: 0	E: 0	LOB: 2	K: 1	BB: 2	S: 5	P: 13	R: 0	H: 1	E: 1	LOB: 1	K: 0	BB: 0	S: 4	P: 4	R: 0	H: 2	E: 0	LOB: 2	K: 0	BB: 0	S: 5	P: 5	R: 0	H: 0	E: 0	LOB: 0	K: 2	BB: 0	S: 7	P: 7	R: 1	H: 1	E: 0	LOB: 0	K: 1	BB: 0	S: 6	P: 6	R: 0	H: 0	E: 0	LOB: 0	K: 1	BB: 0	S: 5	P: 5	R: 0	H: 0	E: 0	LOB: 0	K: 1	BB: 0	S: 5	P: 5	1B: 3	SF: 0	2B: 1	SAC: 0	3B: 0	DP: 1	HR: 1	HBP: 0	WP: 0	PA: 35
PITCHER Bob Shirley, L ERA: 3.7 (1, 1)	IP	WLS	BF	H	R	ER	SO	BB	IBB	HBP	BLK	WP	HR	S	P	ERA	WHIP	IP	WLS	BF	H	R	ER	SO	BB	IBB	HBP	BLK	WP	HR	S	P	ERA	WHIP																																								

BOTTOM

San Diego Padres @ San Francisco Giants
Candlestick Park, San Francisco, CA

Sun Oct 02 1977, 6:33 AM EDT
Att. 17,320 - Unknown

AB	32
R	1
H	5
RBI	1
BB	3
SO	6
LOB	11

