

San Diego Padres - 1977

Batter	1	2	3	4	5	6	7	8	9	AB	R	H	RBI	BB	SO	LOB	TOP					
Gene Richards, L (1.7) OBP: 0.600, SLG: 0.333										3	0	1	0	2	0	1	San Diego Padres @ Cincinnati Reds Riverfront Stadium, Cincinnati, OH Wed Apr 06 1977, 3:33 AM EST Att: 51,937 - Unknown livebaseballscorecards.com					
Mike Champion, R (1.4) OBP: 0.600, SLG: 0.800										5	1	3	0	0	0	2						
Dave Winfield, R (1.9) OBP: 0.600, SLG: 0.800										3	1	0	0	2	0	4						
George Hendrick, R (1.8) OBP: 0.600, SLG: 0.333										3	0	1	0	2	0	3						
Gene Tenace, R (1.2) OBP: 0.200, SLG: 0.200										5	0	1	2	0	0	5						
Mike Ivie, R (1.3) OBP: 0.600, SLG: 1.400										5	1	3	1	0	0	2						
Doug Rader, R (1.5) OBP: 0.600, SLG: 1.400										4	0	0	0	0	0	4						
Bill Almon, R (1.6) OBP: 0.600, SLG: 1.400										4	0	0	0	0	1	2						
Randy Jones, R (1.1) Bobby Valentine, R (6, PH) Dave Tomlin, L (6, PH) Victor Bernal, R (7, PH) Jerry Turner, L (8, PH) Rollie Fingers, R (8, PH)										1	0	0	0	1	1	1						
Inning Stats	R: 0 E: 0 K: 0 S: 4	H: 1 LOB: 2 BB: 1 P: 8	R: 0 E: 0 K: 2 S: 8	H: 1 LOB: 1 BB: 0 P: 8	R: 2 E: 0 K: 0 S: 5	H: 2 LOB: 2 BB: 2 P: 13	R: 0 E: 0 K: 0 S: 4	H: 1 LOB: 3 BB: 2 P: 12	R: 1 E: 0 K: 0 S: 4	H: 1 LOB: 0 BB: 0 P: 4	R: 0 E: 0 K: 0 S: 5	H: 2 LOB: 3 BB: 1 P: 9	R: 0 E: 0 K: 0 S: 3	H: 1 LOB: 0 BB: 0 P: 3	R: 0 E: 0 K: 0 S: 3	H: 0 LOB: 1 BB: 1 P: 7		R: 0 E: 0 K: 0 S: 3	H: 0 LOB: 0 BB: 0 P: 3	1B: 6 2B: 2 3B: 0 HR: 1	SF: 0 SAC: 0 DP: 1 HBP: 0	WP: 0 PB: 0 SB: 1 CS: 0
PITCHER	IP WLS BF H R ER SO BB IBB HBP BLK WP HR S P ERA WHIP	5.1 W 29 7 3 3 2 6 0 0 0 0 1 27 51 5.06 2.438	0.2 3 1 0 0 0 0 0 0 0 0 0 3 3 0.00 1.500	3.0 S 10 1 0 0 0 1 0 0 0 0 0 9 13 0.00 0.667	PITCHER										IP WLS BF H R ER SO BB IBB HBP BLK WP HR S P ERA WHIP							

Batter	1	2	3	4	5	6	7	8	9	AB	R	H	RBI	BB	SO	LOB	BOTTOM			
Pete Rose, S (1.5) OBP: 0.600, SLG: 1.400										4	0	0	0	0	0	0	San Diego Padres @ Cincinnati Reds Riverfront Stadium, Cincinnati, OH Wed Apr 06 1977, 3:33 AM EST Att: 51,937 - Unknown livebaseballscorecards.com			
Ken Griffey, L (1.9) OBP: 0.750, SLG: 1.000										4	2	3	0	0	0	0				
Joe Morgan, L (1.4) OBP: 0.250, SLG: 0.500										4	0	1	0	0	0	3				
George Foster, R (1.7) OBP: 0.500, SLG: 1.500										2	0	1	2	1	0	1				
Dave Concepcion, R (1.6) OBP: 0.500, SLG: 0.750										4	1	2	0	0	1	3				
Dan Driessen, L (1.3) OBP: 0.500, SLG: 0.750										4	0	0	0	0	1	2				
Bill Plummer, R (1.2) OBP: 0.500, SLG: 0.500										4	1	2	1	0	1	0				
Cesar Geronimo, L (1.8) OBP: 0.250, SLG: 1.000										4	1	1	2	0	2	1				
Woodie Fryman, R (1.1) Pedro Borbon, R (6, PH) Ed Armbrister, R (6, PH) Rawly Eastwick, R (7, PH)										2	0	0	0	0	0	2				
Inning Stats	R: 0 E: 0 K: 0 S: 4	H: 1 LOB: 1 BB: 0 P: 4	R: 1 E: 1 K: 1 S: 7	H: 2 LOB: 1 BB: 0 P: 7	R: 1 E: 0 K: 1 S: 7	H: 2 LOB: 1 BB: 0 P: 7	R: 2 E: 0 K: 0 S: 5	H: 2 LOB: 0 BB: 0 P: 5	R: 1 E: 1 K: 0 S: 5	H: 2 LOB: 1 BB: 0 P: 5	R: 0 E: 0 K: 1 S: 5	H: 0 LOB: 0 BB: 0 P: 5	R: 0 E: 0 K: 0 S: 4	H: 1 LOB: 2 BB: 1 P: 8	R: 0 E: 0 K: 2 S: 7	H: 0 LOB: 0 BB: 0 P: 7		1B: 5 2B: 3 3B: 1 HR: 1	SF: 1 SAC: 0 DP: 0 HBP: 0	WP: 0 PB: 0 SB: 2 CS: 1
PITCHER	IP WLS BF H R ER SO BB IBB HBP BLK WP HR S P ERA WHIP	5.0 L 24 5 4 0 1 0 0 0 0 0 0 8 8 0.00 0.600	1.2 6 1 0 0 1 0 0 0 0 0 0 8 8 0.00 0.000	0.1 2 0 0 0 0 0 1 0 0 0 0 1 5 0.00 0.000	1.0 3 0 0 0 2 0 0 0 0 0 0 7 7 0.00 0.000	PITCHER										IP WLS BF H R ER SO BB IBB HBP BLK WP HR S P ERA WHIP				

Batter	1	2	3	4	5	6	7	8	9	AB	R	H	RBI	BB	SO	LOB	TOP					
Gene Richards, L (1,7) OBP: 0.333, SLG: 0.143 Butch Metzger, R (7,1) Bobby Valentine, R (9,PH)										4	0	0	0	0	1	2	San Diego Padres @ Cincinnati Reds Riverfront Stadium, Cincinnati, OH Fri Apr 08 1977, 6:05 PM EST Att: 24,588 - Unknown					
Mike Champion, R (1,4) OBP: 0.444, SLG: 0.500										3	0	0	0	1	0							
Dave Winfield, R (1,9) OBP: 0.444, SLG: 0.286										4	1	2	0	0	1							
George Hendrick, R (1,8) OBP: 0.556, SLG: 0.429										4	0	2	0	0	2							
Gene Tenace, R (1,2) OBP: 0.333, SLG: 0.778										4	1	2	2	0	2							
Mike Ivie, R (1,3) OBP: 0.444, SLG: 0.889										4	1	1	0	0	2							
Doug Rader, R (1,5) OBP: 0.375, SLG: 0.571										3	0	2	0	1	0	1						
Bill Almon, R (1,6)										4	0	0	0	0	4	5						
Brent Strom, R (1,1) Victor Bernal, R (6,1) Jerry Turner, L (7,PH) Jerry Turner, L (7,7)										1	0	0	0	0	1	0	SD					
Inning Stats	R: 0 E: 0 K: 1 S: 6	H: 1 LOB: 1 BB: 0 P: 6	R: 0 E: 0 K: 1 S: 6	H: 1 LOB: 1 BB: 0 P: 6	R: 0 E: 0 K: 1 S: 5	H: 0 LOB: 0 BB: 0 P: 5	R: 0 E: 0 K: 0 S: 4	H: 1 LOB: 1 BB: 0 P: 4	R: 0 E: 0 K: 1 S: 5	H: 0 LOB: 1 BB: 1 P: 9	R: 0 E: 0 K: 0 S: 3	H: 1 LOB: 1 BB: 1 P: 7	R: 1 E: 0 K: 1 S: 7	H: 2 LOB: 1 BB: 0 P: 7	R: 2 E: 0 K: 0 S: 5	H: 2 LOB: 0 BB: 0 P: 5		R: 0 E: 0 K: 1 S: 6	H: 1 LOB: 1 BB: 0 P: 6	1B: 5 2B: 3 3B: 0 HR: 1	SF: 0 SAC: 1 DP: 1 HBP: 0	WP: 0 PB: 0 SB: 1 CS: 0
PITCHER	IP WLS BF H R ER SO BB IBB HBP BLK WP HR S P ERA WHIP																					
Jack Billingham, R (1,1) ERA: 3.52	7.2 W 32 8 3 3 5 2 0 0 0 0 1 40 48 3.52 1.304																					
Dale Murray, R (8,1) ERA:	1.1 S 5 1 0 0 1 0 0 0 0 0 0 7 7 0.00 0.750																					

Batter	1	2	3	4	5	6	7	8	9	AB	R	H	RBI	BB	SO	LOB	BOTTOM			
Pete Rose, S (1,5) OBP: 0.250, SLG: 0.286 Doug Flynn, R (8,5)										3	3	1	0	1	0	2	San Diego Padres @ Cincinnati Reds Riverfront Stadium, Cincinnati, OH Fri Apr 08 1977, 6:05 PM EST Att: 24,588 - Unknown			
Ken Griffey, L (1,9) OBP: 0.625, SLG: 0.714										3	2	1	0	1	0	1				
Joe Morgan, L (1,4) OBP: 0.375, SLG: 1.000										2	1	1	4	1	0	0				
George Foster, R (1,7) OBP: 0.250, SLG: 0.500										4	0	0	1	0	1	2				
Dave Concepcion, R (1,6) OBP: 0.375, SLG: 0.500										4	0	1	1	0	0	1				
Dan Driessen, L (1,3)										4	0	0	0	0	0	2				
Bill Plummer, R (1,2) OBP: 0.250, SLG: 0.250										4	0	0	0	0	0	1				
Cesar Geronimo, L (1,8) OBP: 0.571, SLG: 1.333										2	0	2	0	1	0	0				
Jack Billingham, R (1,1) Dale Murray, R (8,1)										2	0	0	0	0	0	3	REDS			
Inning Stats	R: 2 E: 0 K: 0 S: 3	H: 0 LOB: 3 BB: 3 P: 15	R: 0 E: 0 K: 0 S: 4	H: 1 LOB: 1 BB: 0 P: 4	R: 0 E: 0 K: 0 S: 3	H: 0 LOB: 0 BB: 0 P: 3	R: 0 E: 0 K: 0 S: 3	H: 0 LOB: 0 BB: 0 P: 3	R: 3 E: 0 K: 1 S: 8	H: 3 LOB: 0 BB: 0 P: 8	R: 0 E: 0 K: 0 S: 4	H: 1 LOB: 2 BB: 1 P: 8	R: 1 E: 0 K: 0 S: 4	H: 1 LOB: 0 BB: 0 P: 4	R: 0 E: 0 K: 0 S: 3	H: 0 LOB: 0 BB: 0 P: 3		1B: 3 2B: 1 3B: 1 HR: 1	SF: 1 SAC: 1 DP: 0 HBP: 0	WP: 0 PB: 0 SB: 1 CS: 0
PITCHER	IP WLS BF H R ER SO BB IBB HBP BLK WP HR S P ERA WHIP																			
Brent Strom, L (1,1) ERA: 7.94	5.2 L 26 5 5 5 5 3 1 0 0 0 0 1 24 40 7.94 1.412																			
Victor Bernal, R (6,1) ERA:	0.1 1 0 0 0 0 0 0 0 0 0 0 0 1 1 0.00 0.000																			
Butch Metzger, R (7,1) ERA: 4.5	2.0 7 1 1 1 0 0 0 0 0 0 0 0 7 7 4.50 0.500																			


Batter	1	2	3	4	5	6	7	8	9	AB	R	H	RBI	BB	SO	LOB	TOP					
Larry Herndon, R OBP: 0.333, SLG: 0.778	6-3		6-3		FC6-4			1B		4	0	1	0	0	0	2	San Francisco Giants @ San Diego Padres San Diego Stadium, San Diego, CA Tue Apr 12 1977, 9:05 PM EST Att: 45,375 - Unknown livebaseballscorecards.com					
Rob Andrews, R OBP: 0.235, SLG: 0.188	1-3			6-3		4-3		1B		4	0	1	0	0	0	0						
Bill Madlock, R OBP: 0.235, SLG: 0.353	F7			5-3		E5		G5-4-3		4	0	0	0	0	2							
Jack Clark, R OBP: 0.250, SLG: 0.375				6-3		G6-4-3			HR	4	1	2	0	0	1							
Willie McCovey, L OBP: 0.313, SLG: 0.625	L3					1B		FC5-4	HR	4	2	3	2	0	1							
Randy Elliott, R	F8				F7		F8			3	0	0	0	0	3							
Gary Thomasson, L (9, PH) OBP: 0.200, SLG: 0.444									K	1	0	0	0	1	0							
Chris Speier, R OBP: 0.143, SLG: 0.143	6-3				1B		FC5-4		5-3	4	0	1	0	0	2							
Mike Sadek, R OBP: 0.333, SLG: 0.333			L7				F7		K	3	0	1	1	0	1							
Darrell Evans, L (9, PH) OBP: 0.600, SLG: 1.000					1B					1	0	0	0	0	1							
Lynn McGlothen, L			L6						F9	1	0	0	0	0	0							
Derrel Thomas, S (5, PH)										1	0	0	0	0	1							
Charlie Williams, R (5, 1)										0	0	0	0	0	0							
Tom Heintzelman, R (8, PH)										1	0	0	0	0	0							
Terry Cornutt, R (8, 1)										0	0	0	0	0	0							
Inning Stats	R: 0 E: 0 K: 0 S: 3	H: 0 LOB: 0 BB: 0 P: 3	R: 0 E: 0 K: 0 S: 4	H: 1 LOB: 1 BB: 0 P: 4	R: 0 E: 0 K: 0 S: 3	H: 0 LOB: 0 BB: 0 P: 3	R: 0 E: 0 K: 0 S: 3	H: 0 LOB: 0 BB: 0 P: 3	R: 1 E: 0 K: 1 S: 8	H: 3 LOB: 2 BB: 0 P: 8	R: 0 E: 1 K: 0 S: 3	H: 0 LOB: 0 BB: 0 P: 3	R: 0 E: 0 K: 0 S: 4	H: 1 LOB: 1 BB: 0 P: 4	R: 0 E: 0 K: 0 S: 4	H: 2 LOB: 1 BB: 0 P: 4	R: 2 E: 0 K: 2 S: 9	H: 2 LOB: 0 BB: 0 P: 9	1B: 6 2B: 2 3B: 0 HR: 1	SF: 0 SAC: 0 DP: 2 HBP: 0	WP: 0 PB: 0 SB: 0 CS: 0	PA: 35
PITCHER	IP WLS BF H R ER SO BB IBB HBP BLK WP HR S P ERA WHIP																					
Randy Jones, L ERA: 4.85	(1, 1) 8.0 W 32 9 3 3 1 0 0 0 0 0 1 34 34 3.38 1.125																					
Rollie Fingers, R ERA:	(9, 1) 1.0 S 3 0 0 0 2 0 0 0 0 0 0 7 7 0.00 0.000																					


Batter	1	2	3	4	5	6	7	8	9	AB	R	H	RBI	BB	SO	LOB	BOTTOM			
Gene Richards, L OBP: 0.375, SLG: 0.316	1B FC6-4 BB		K		6-3		G3			3	1	0	0	1	1	2	San Francisco Giants @ San Diego Padres San Diego Stadium, San Diego, CA Tue Apr 12 1977, 9:05 PM EST Att: 45,375 - Unknown livebaseballscorecards.com			
Mike Champion, R OBP: 0.375, SLG: 0.300	1B FC6-4		K		4-3			5-3		4	0	1	0	0	1	0				
Dave Winfield, R OBP: 0.435, SLG: 0.476	FC6-4 G3 1-2 3-H			F8		6-3		F2		4	0	0	1	0	1					
George Hendrick, R OBP: 0.478, SLG: 0.500	G3			F4		F8		5-3		4	0	0	0	0	1					
Gene Tenace, R OBP: 0.455, SLG: 0.684		F2		1B HR BB		F7				2	1	0	0	1	0					
Mike Ivie, R OBP: 0.455, SLG: 0.762		5-3		1B HR		F4				3	1	1	0	0	0					
Doug Rader, R OBP: 0.476, SLG: 0.706				1B		1B HR		1B BB		2	1	2	3	1	0	0				
Bill Almon, R OBP: 0.190, SLG: 0.190				1B		K		F9		3	0	0	0	0	1	2				
Randy Jones, R OBP: 0.400, SLG: 0.250										3	0	1	0	0	2	0				
Rollie Fingers, R ERA:	(9, 1)									0	0	0	0	0	0	0				
Inning Stats	R: 1 E: 1 K: 0 S: 3	H: 1 LOB: 1 BB: 1 P: 7	R: 0 E: 0 K: 0 S: 4	H: 1 LOB: 0 BB: 0 P: 4	R: 0 E: 0 K: 3 S: 9	H: 0 LOB: 0 BB: 0 P: 9	R: 3 E: 0 K: 1 S: 7	H: 2 LOB: 1 BB: 1 P: 11	R: 0 E: 0 K: 1 S: 5	H: 0 LOB: 0 BB: 0 P: 5	R: 0 E: 0 K: 0 S: 3	H: 0 LOB: 0 BB: 0 P: 3	R: 0 E: 0 K: 0 S: 4	H: 1 LOB: 2 BB: 1 P: 8	R: 0 E: 0 K: 0 S: 3	H: 0 LOB: 0 BB: 0 P: 3	1B: 4 2B: 0 3B: 0 HR: 1	SF: 0 SAC: 0 DP: 0 HBP: 0	WP: 0 PB: 0 SB: 0 CS: 0	PA: 31
PITCHER	IP WLS BF H R ER SO BB IBB HBP BLK WP HR S P ERA WHIP																			
Lynn McGlothen, R ERA: 9.0	(1, 1) 4.0 L 17 4 4 4 4 2 0 0 0 0 0 1 23 31 9.00 1.500																			
Charlie Williams, R ERA: 5.4	(5, 1) 3.0 11 1 0 0 1 1 0 0 0 0 0 12 16 0.00 0.667																			
Terry Cornutt, R ERA: 13.5	(8, 1) 1.0 3 0 0 0 0 0 0 0 0 0 0 3 3 0.00 0.000																			

Batter	1	2	3	4	5	6	7	8	9	AB	R	H	RBI	BB	SO	LOB	TOP								
Gary Thomasson, L OBP: 0.214, SLG: 0.462 (1, 8)	F5		G3		K		2B			4	0	1	0	0	1	2	San Francisco Giants @ San Diego Padres San Diego Stadium, San Diego, CA Wed Apr 13 1977, 9:05 PM EST Att: 13,230 - Unknown livebaseballscorecards.com								
Rob Andrews, R OBP: 0.238, SLG: 0.158 (1, 4)	BB			5-3		L6	4-3			3	0	0	0	1	0	1									
Bill Madlock, R OBP: 0.286, SLG: 0.524 (1, 5)	F7			HR		1B SF7	1B		5-3	4	2	2	1	0	0	1									
Darrell Evans, L OBP: 0.500, SLG: 0.750 (1, 7)	4-3			4-3		1B SF7	1B		K	4	1	1	0	0	1	1									
Willie McCovey, L OBP: 0.250, SLG: 0.526 Larry Herndon, R OBP: 0.333, SLG: 0.778 (1, 3) (8, 8)		L4		G3		SF7	1B		K	3	0	0	1	0	1	0									
Terry Whitfield, L OBP: 0.482, SLG: 0.400 (1, 9)		6-3				1B FC5-2	1B		2B 9-5	3	0	2	0	1	0	0									
Johnnie LetMaster, R OBP: 0.250, SLG: 0.182 (1, 6)		1-3				1B	1B		2B 9-5	4	0	1	1	0	0	2									
Marc Hill, R OBP: 0.571, SLG: 0.615 (1, 2)				L8		1B FC5-2	1B		1B 2-3f	4	0	3	0	0	0	0									
John Montefusco, R OBP: 0.167, SLG: 0.167 (1, 1)				K		1B FC5-2	6-3		K	4	0	0	0	0	2	3									
Inning Stats	R: 0 E: 0 K: 0 S: 3	H: 0 LOB: 1 BB: 1 P: 7	R: 0 E: 0 K: 0 S: 3	H: 0 LOB: 0 BB: 0 P: 3	R: 0 E: 0 K: 1 S: 5	H: 0 LOB: 0 BB: 1 P: 5	R: 1 E: 0 K: 0 S: 4	H: 1 LOB: 0 BB: 0 P: 4	R: 0 E: 1 K: 1 S: 7	H: 2 LOB: 2 BB: 0 P: 7	R: 2 E: 0 K: 0 S: 5	H: 3 LOB: 2 BB: 1 P: 9	R: 0 E: 0 K: 0 S: 4	H: 2 LOB: 1 BB: 0 P: 4	R: 0 E: 0 K: 2 S: 7	H: 0 LOB: 0 BB: 0 P: 7	R: 0 E: 0 K: 1 S: 6	H: 2 LOB: 1 BB: 0 P: 6	1B: 7 2B: 3 3B: 0 HR: 1	SF: 1 SAC: 0 DP: 1 HBP: 0	WP: 0 PB: 0 SB: 1 CS: 0	PA: 36			
PITCHER	IP	WLS	BF	H	R	ER	SO	BB	IBB	HBP	BLK	WP	HR	S	P	ERA	WHIP								
Rick Sawyer, R ERA: 4.5 (1, 1)	6.0	L	25	6	3	3	2	1	1	0	0	0	1	27	35	4.50	1.167								
Butch Metzger, R ERA: 3.0 (7, 1)	1.0		4	2	0	0	0	0	0	0	0	0	0	4	4	0.00	2.000								
Dave Tomlin, L ERA: (8, 1)	2.0		7	2	0	0	3	0	0	0	0	0	0	13	13	0.00	1.000								

Batter	1	2	3	4	5	6	7	8	9	AB	R	H	RBI	BB	SO	LOB	BOTTOM								
Gene Richards, L OBP: 0.321, SLG: 0.261 (1, 7)	K		F7		F4			K		4	0	0	0	0	2	3	San Francisco Giants @ San Diego Padres San Diego Stadium, San Diego, CA Wed Apr 13 1977, 9:05 PM EST Att: 13,230 - Unknown livebaseballscorecards.com								
Mike Champion, R OBP: 0.321, SLG: 0.250 (1, 4)	K		K		K			6-3		4	0	0	0	0	3	3									
Dave Winfield, R OBP: 0.370, SLG: 0.400 (1, 9)	1-3			5-3		F9		4-3		4	0	0	0	0	0	0									
George Hendrick, R OBP: 0.481, SLG: 0.478 (1, 8)		F6		BB		6-3		1B		3	0	1	0	1	0	0									
Gene Tenace, R OBP: 0.385, SLG: 0.565 (1, 2)		L5		K		F5		F7		4	0	0	0	0	1	2									
Mike Ivie, R OBP: 0.385, SLG: 0.640 (1, 3)		6-3		4-3			F8		P3	4	0	0	0	0	0	2									
Doug Rader, R OBP: 0.520, SLG: 0.737 (1, 5)			SH BB		6-3 1B			BB		2	1	1	0	2	1	1									
Bill Almon, R OBP: 0.174, SLG: 0.174 Jerry Turner, L (7, PH) Enzo Hernandez, R (8, 6)			F7		6-3			F9		2	0	0	0	0	0	2									
Rick Sawyer, R OBP: 1.000, SLG: 1.000 Butch Metzger, R (7, 1) Bobby Valentine, R (7, PH) Dave Tomlin, L (8, 1)			SH					K		1	0	1	1	0	0	0									
Inning Stats	R: 0 E: 0 K: 2 S: 7	H: 0 LOB: 0 BB: 0 P: 7	R: 0 E: 0 K: 0 S: 3	H: 0 LOB: 0 BB: 0 P: 3	R: 0 E: 1 K: 1 S: 6	H: 0 LOB: 2 BB: 1 P: 10	R: 0 E: 0 K: 1 S: 5	H: 0 LOB: 1 BB: 1 P: 9	R: 0 E: 0 K: 0 S: 3	H: 0 LOB: 0 BB: 0 P: 3	R: 0 E: 0 K: 1 S: 5	H: 0 LOB: 1 BB: 1 P: 9	R: 0 E: 0 K: 1 S: 5	H: 0 LOB: 0 BB: 0 P: 5	R: 0 E: 0 K: 1 S: 6	H: 1 LOB: 1 BB: 0 P: 6	1B: 2 2B: 1 3B: 0 HR: 0	SF: 0 SAC: 1 DP: 0 HBP: 0	WP: 0 PB: 0 SB: 0 CS: 0	PA: 34					
PITCHER	IP	WLS	BF	H	R	ER	SO	BB	IBB	HBP	BLK	WP	HR	S	P	ERA	WHIP								
John Montefusco, R ERA: 1.8 (1, 1)	9.0	W	34	3	1	1	8	3	0	0	0	0	0	47	59	1.00	0.667								

Batter	1	2	3	4	5	6	7	8	9	AB	R	H	RBI	BB	SO	LOB	TOP					
Gary Thomasson, L (1, 8) OBP: 0.263, SLG: 0.444	F8		CS 1B		G3		FC1-6 1B		F9	5	0	2	0	0	0	0	San Francisco Giants @ San Diego Padres San Diego Stadium, San Diego, CA Thu Apr 14 1977, 6:33 AM EST Att: 17,743 - Unknown					
Rob Andrews, R (1, 4) OBP: 0.308, SLG: 0.143	4-3		HR BB		BLK 1B BB		FC1-6 FC5-4 1-2		G5-4-3 BB	2	2	0	0	3	0	1						
Bill Madlock, R (1, 5) OBP: 0.308, SLG: 0.615	F9		HR		S 1B 1B		FC5-4 1B 1-2		G5-4-3 1-2	5	3	2	3	0	0	2						
Darrell Evans, L (1, 7) OBP: 0.556, SLG: 0.813										4	2	3	1	0	0	1						
Larry Herndon, R (8, 8) OBP: 0.333, SLG: 0.778										0	0	0	0	0	0	0						
Willie McCovey, L (1, 3) OBP: 0.292, SLG: 0.652										4	1	2	3	0	0	2						
Terry Whitfield, L (1, 9) OBP: 0.412, SLG: 0.429										4	0	1	1	0	0	1						
Chris Speier, R (1, 6) OBP: 0.182, SLG: 0.182										4	0	1	0	0	1	0						
Marc Hill, R (1, 2) OBP: 0.556, SLG: 0.563										3	0	1	0	1	0	0						
Jim Barr, R (1, 1)										4	0	0	0	0	1	3						
Inning Stats	R: 0 E: 0 K: 0 S: 3	H: 0 LOB: 0 BB: 0 P: 3	R: 1 E: 0 K: 0 S: 6	H: 4 LOB: 2 BB: 0 P: 6	R: 2 E: 0 K: 0 S: 4	H: 3 LOB: 0 BB: 1 P: 8	R: 0 E: 0 K: 1 S: 5	H: 0 LOB: 1 BB: 1 P: 9	R: 2 E: 0 K: 0 S: 5	H: 2 LOB: 1 BB: 0 P: 9	R: 0 E: 0 K: 0 S: 3	H: 0 LOB: 0 BB: 0 P: 3	R: 3 E: 0 K: 0 S: 6	H: 3 LOB: 0 BB: 0 P: 6	R: 0 E: 0 K: 1 S: 5	H: 0 LOB: 0 BB: 1 P: 5	R: 0 E: 0 K: 0 S: 2	H: 0 LOB: 0 BB: 1 P: 6	1B: 8 2B: 2 3B: 0 HR: 2	SF: 0 SAC: 0 DP: 2 HBP: 0	WP: 0 PB: 0 SB: 1 CS: 1	PA: 39
PITCHER	IP WLS BF H R ER SO BB IBB HBP BLK WP HR S P ERA WHIP																					
Dave Freisleben, R (1, 1) ERA: 5.79	2.1 L 12 6 3 3 0 1 0 0 0 0 0 1 11 15 11.57 3.000																					
Tom Griffin, R (3, 1) ERA: 7.71	2.1 11 3 2 2 1 2 0 0 0 1 0 0 11 19 7.71 2.143																					
Dave Tomlin, L (5, 1) ERA:	0.1 1 0 0 0 0 0 0 0 0 0 0 0 1 1 0.00 0.000																					
Victor Bernal, R (6, 1) ERA: 10.13	2.0 9 3 3 3 0 0 0 0 0 0 0 1 9 9 13.50 1.500																					
Butch Metzger, R (8, 1) ERA: 1.8	2.0 6 0 0 0 0 1 1 0 0 0 0 0 7 11 0.00 0.500																					
Batter	1	2	3	4	5	6	7	8	9	AB	R	H	RBI	BB	SO	LOB	BOTTOM					
Gene Richards, L (1, 3) OBP: 0.303, SLG: 0.286	6-3		FC6-4 1-2							5	0	1	0	0	0	1	San Francisco Giants @ San Diego Padres San Diego Stadium, San Diego, CA Thu Apr 14 1977, 6:33 AM EST Att: 17,743 - Unknown					
Mike Champion, R (1, 4) OBP: 0.303, SLG: 0.214	K									4	1	0	0	1	2	2						
Jerry Turner, L (1, 7) OBP: 0.300, SLG: 0.556	4-3									4	2	2	1	1	0	2						
Dave Winfield, R (1, 9) OBP: 0.323, SLG: 0.345										4	0	0	0	0	2	3						
George Hendrick, R (1, 8) OBP: 0.484, SLG: 0.538										3	0	1	1	0	1	2						
Gene Tenace, R (1, 2) OBP: 0.387, SLG: 0.519										4	0	1	1	0	2	3						
Mike Ivie, R (1, 5) OBP: 0.333, SLG: 0.552										4	0	0	0	0	0	2						
Bill Almon, R (1, 6) OBP: 0.154, SLG: 0.154										3	0	0	0	0	2	1						
Gary Sutherland, R (9, PH) OBP: 1.000, SLG: 1.000										1	0	1	0	0	0	0						
Dave Freisleben, R (1, 1) Tom Griffin, R (3, 1) Dave Tomlin, L (5, 1) Bobby Valentine, R (5, PH) Victor Bernal, R (6, 1) Merv Rettenmund, R (7, PH) Butch Metzger, R (8, 1) Doug Rader, R (9, PH)										0	0	0	0	0	0	0						
Inning Stats	R: 0 E: 0 K: 1 S: 5	H: 0 LOB: 0 BB: 0 P: 5	R: 0 E: 0 K: 2 S: 7	H: 0 LOB: 0 BB: 0 P: 7	R: 0 E: 1 K: 2 S: 8	H: 0 LOB: 1 BB: 0 P: 8	R: 1 E: 0 K: 2 S: 9	H: 2 LOB: 1 BB: 0 P: 9	R: 0 E: 0 K: 0 S: 3	H: 0 LOB: 0 BB: 0 P: 3	R: 1 E: 1 K: 0 S: 5	H: 1 LOB: 2 BB: 0 P: 6	R: 1 E: 0 K: 1 S: 6	H: 1 LOB: 0 BB: 0 P: 6	R: 1 E: 0 K: 1 S: 6	H: 1 LOB: 2 BB: 2 P: 14	R: 0 E: 0 K: 2 S: 9	H: 2 LOB: 2 BB: 0 P: 9	1B: 3 2B: 1 3B: 1 HR: 2	SF: 0 SAC: 0 DP: 0 HBP: 1	WP: 0 PB: 0 SB: 0 CS: 0	PA: 39
PITCHER	IP WLS BF H R ER SO BB IBB HBP BLK WP HR S P ERA WHIP																					
Jim Barr, R (1, 1) ERA: 5.4	9.0 W 39 7 4 3 11 2 0 1 0 0 2 58 67 3.00 1.000																					

Batter	1	2	3	4	5	6	7	8	9	AB	R	H	RBI	BB	SO	LOB	TOP										
Pete Rose, S OBP: 0.425, SLG: 0.455 Doug Flynn, R OBP: 1.000, SLG: 1.000	FC3-6 1B		1B HR		F7		FC3-6 1-2		1B 1-2	4	1	2	0	0	0	1	Cincinnati Reds @ San Diego Padres San Diego Stadium, San Diego, CA Sat Apr 16 1977, 9:05 PM EST Att: 41,029 - Unknown AB 36 R 4 H 12 RBI 3 BB 2 SO 2 LOB 13 										
Ken Griffey, L OBP: 0.375, SLG: 0.538	FC3-6 1B		HR		4-3		G3		1B 1-2 2-H	5	1	3	0	0	0	1											
Joe Morgan, L OBP: 0.378, SLG: 0.633	FC3-6 1-2 2-3		HR		G1				P5	4	1	1	3	0	0	2											
George Foster, R OBP: 0.270, SLG: 0.387	L6-3 1-2		6-3						4-3	4	0	0	0	0	0	2											
Johnny Bench, R OBP: 0.250, SLG: 0.346			F8		CS		FC5-4 BB		1B	2	0	1	0	2	0	0											
Dave Concepcion, R OBP: 0.371, SLG: 0.364			1B E		F7		F8		G3	4	1	1	0	0	0	3											
Bob Bailey, R OBP: 0.500, SLG: 0.333 Dan Driessen, L OBP: 0.125, SLG: 0.156			FC3-6 1B		F8		FC5-4 1-2		P6	3	0	1	0	0	0	1											
Cesar Geronimo, L OBP: 0.265, SLG: 0.438	FC3-6 1-2 2-H		K				4-3		1B 1B	4	0	1	0	0	1	1											
Woodie Fryman, R OBP: 0.143, SLG: 0.143 Dale Murray, R OBP: 0.200, SLG: 0.200 Rawly Eastwick, R	4-3		4-3		K		FC3-6 1B		F9	3	0	1	0	0	1	1											
Inning Stats	R: 0 E: 0 K: 0 S: 4	H: 2 LOB: 1 BB: 0 P: 4	R: 1 E: 1 K: 0 S: 5	H: 2 LOB: 1 BB: 0 P: 5	R: 3 E: 0 K: 0 S: 5	H: 3 LOB: 0 BB: 1 P: 9	R: 0 E: 0 K: 2 S: 7	H: 0 LOB: 0 BB: 0 P: 7	R: 0 E: 0 K: 0 S: 3	H: 0 LOB: 1 BB: 1 P: 7	R: 0 E: 0 K: 0 S: 4	H: 1 LOB: 0 BB: 0 P: 4	R: 0 E: 0 K: 0 S: 4	H: 1 LOB: 1 BB: 0 P: 4	R: 0 E: 0 K: 0 S: 5	H: 3 LOB: 2 BB: 0 P: 5		1B: 11 2B: 1 3B: 0 HR: 1	SF: 0 SAC: 0 DP: 1 HBP: 0	WP: 0 PB: 0 SB: 0 CS: 1	PA: 38						
PITCHER	IP	WLS	BF	H	R	ER	SO	BB	IBB	HBP	BLK	WP	HR	S	P	ERA	WHIP										
Randy Jones, L ERA: 5.87	2.1		14	7	4	3	0	1	0	0	0	0	1	13	17	11.57	3.429										
Tom Griffin, R ERA: 3.0	3.2		11	0	0	0	2	1	0	0	0	0	0	14	18	0.00	0.273										
Dave Tomlin, L ERA:	2.0		8	2	0	0	0	0	0	0	0	0	0	8	8	0.00	1.000										
Rollie Fingers, R ERA: 1.17	1.0	W	5	3	0	0	0	0	0	0	0	0	0	5	5	0.00	3.000										

Batter	1	2	3	4	5	6	7	8	9	AB	R	H	RBI	BB	SO	LOB	BOTTOM										
Jerry Turner, L OBP: 0.350, SLG: 0.444 Enzo Hernandez, R	4-3		K		K2-3		BB 3B		1B	5	1	2	0	0	2	2	Cincinnati Reds @ San Diego Padres San Diego Stadium, San Diego, CA Sat Apr 16 1977, 9:05 PM EST Att: 41,029 - Unknown AB 35 R 5 H 13 RBI 5 BB 6 SO 9 LOB 20 										
Bill Almon, R OBP: 0.273, SLG: 0.313 Bobby Valentine, R OBP: 0.350, SLG: 0.500 Rollie Fingers, R	F9 1B		FC4-6 BB		K		BB 3B		1-3	3	1	2	0	1	1	0											
Dave Winfield, R OBP: 0.375, SLG: 0.459	F9 1-3		FC4-6 BB		6-3		SF9 3B		2B	4	1	2	2	1	0	1											
George Hendrick, R OBP: 0.475, SLG: 0.500	BB		FC4-6 BB		1B		K		1B 2B	4	1	2	0	1	1	3											
Gene Tenace, R OBP: 0.359, SLG: 0.471	L7		G5-4-3 BB		F8		SF9		2B 1B	3	0	1	1	1	0	3											
Doug Rader, R OBP: 0.457, SLG: 0.679			G5-4-3 HR				FC6-4 BB		K	4	1	2	1	1	1	5											
Dave Roberts, R OBP: 0.167, SLG: 0.333	F9				K		FC6-4 1-2		2B	5	0	1	1	0	2	2											
Mike Champion, R OBP: 0.317, SLG: 0.235			SH3-4 BB				L9		K	3	0	1	0	1	1	1											
Randy Jones, R OBP: 0.420, SLG: 0.250 Tom Griffin, R OBP: 0.350, SLG: 0.500 Merv Rettenmund, R OBP: 0.250, SLG: 0.250 Dave Tomlin, L OBP: 0.278, SLG: 0.250 Gene Richards, L			SH3-4		6-3		F9		K	0	0	0	0	0	0	0											
Inning Stats	R: 0 E: 0 K: 0 S: 4	H: 1 LOB: 2 BB: 1 P: 8	R: 1 E: 0 K: 1 S: 6	H: 1 LOB: 1 BB: 1 P: 10	R: 0 E: 0 K: 0 S: 3	H: 1 LOB: 2 BB: 2 P: 11	R: 0 E: 0 K: 2 S: 8	H: 1 LOB: 1 BB: 0 P: 8	R: 0 E: 0 K: 1 S: 6	H: 1 LOB: 1 BB: 0 P: 6	R: 3 E: 0 K: 1 S: 7	H: 2 LOB: 1 BB: 2 P: 15	R: 0 E: 0 K: 2 S: 8	H: 1 LOB: 1 BB: 0 P: 8	R: 1 E: 0 K: 1 S: 7	H: 4 LOB: 2 BB: 0 P: 7		1B: 8 2B: 3 3B: 1 HR: 1	SF: 1 SAC: 1 DP: 1 HBP: 0	WP: 0 PB: 0 SB: 1 CS: 0	PA: 43						
PITCHER	IP	WLS	BF	H	R	ER	SO	BB	IBB	HBP	BLK	WP	HR	S	P	ERA	WHIP										
Woodie Fryman, L ERA: 5.19	6.0		29	7	3	3	5	5	0	0	0	0	0	34	54	4.50	2.000										
Dale Murray, R ERA: 6.49	2.0		9	2	1	1	3	1	0	0	0	0	0	14	18	4.50	1.500										
Rawly Eastwick, R ERA: 3.86	0.2	L	5	4	1	1	1	0	0	0	0	0	0	7	7	13.50	6.000										

Batter	1	2	3	4	5	6	7	8	9	AB	R	H	RBI	BB	SO	LOB	TOP							
Pete Rose, S OBP: 0.409, SLG: 0.444 Doug Flynn, R OBP: 1.000, SLG: 1.000										3	1	1	1	0	0	2	Cincinnati Reds @ San Diego Padres San Diego Stadium, San Diego, CA Sun Apr 17 1977, 6:33 AM EST Att: 42,142 - Unknown							
Ken Griffey, L OBP: 0.341, SLG: 0.488										4	1	0	0	0	0	3								
Joe Morgan, L OBP: 0.390, SLG: 0.618										4	1	2	0	0	1	1								
George Foster, R OBP: 0.293, SLG: 0.429										4	0	2	2	0	1	2								
Johnny Bench, R OBP: 0.281, SLG: 0.345										3	0	1	0	1	0	1								
Dave Concepcion, R OBP: 0.333, SLG: 0.324										4	0	0	0	0	1	4								
Ed Arbrister, R OBP: 0.400, SLG: 0.250 Cesar Geronimo, L OBP: 0.257, SLG: 0.424										3	0	1	0	0	1	1								
Bill Plummer, R OBP: 0.231, SLG: 0.308										4	1	1	0	0	1	1								
Pat Zachry, R OBP: 0.400, SLG: 0.400										4	0	2	0	0	0	0								
Inning Stats	R: 3 E: 2 K: 0 S: 6	H: 2 LOB: 1 BB: 1 P: 10	R: 0 E: 1 K: 1 S: 6	H: 0 LOB: 1 BB: 0 P: 6	R: 0 E: 0 K: 2 S: 8	H: 1 LOB: 1 BB: 0 P: 8	R: 0 E: 0 K: 0 S: 4	H: 2 LOB: 1 BB: 0 P: 4	R: 0 E: 0 K: 1 S: 5	H: 0 LOB: 0 BB: 0 P: 5	R: 0 E: 0 K: 1 S: 5	H: 0 LOB: 0 BB: 0 P: 5	R: 1 E: 0 K: 0 S: 4	H: 2 LOB: 0 BB: 0 P: 4	R: 0 E: 0 K: 0 S: 4	H: 2 LOB: 1 BB: 0 P: 4		R: 0 E: 0 K: 0 S: 3	H: 0 LOB: 0 BB: 0 P: 3	1B: 8 2B: 2 3B: 0 HR: 0	SF: 1 SAC: 0 DP: 3 HBP: 0	WP: 0 PB: 0 SB: 0 CS: 2	PA: 36	
PITCHER	IP WLS BF H R ER SO BB IBB HBP BLK WP HR S P ERA WHIP	8.0 L 33 10 4 1 5 1 0 0 0 0 0 0 42 46 1.12 1.375	1.0 3 0 0 0 0 0 0 0 0 0 0 0 0 3 3 0.00 0.000																					

AB	34
R	4
H	10
RBI	3
BB	1
SO	5
LOB	15



Batter	1	2	3	4	5	6	7	8	9	AB	R	H	RBI	BB	SO	LOB	BOTTOM						
Gene Richards, L OBP: 0.250, SLG: 0.229										4	0	0	0	0	0	3	Cincinnati Reds @ San Diego Padres San Diego Stadium, San Diego, CA Sun Apr 17 1977, 6:33 AM EST Att: 42,142 - Unknown						
Bill Almon, R OBP: 0.306, SLG: 0.400 Merv Rettenmund, R OBP: 0.400, SLG: 1.000										3	1	2	0	0	0	1							
Jerry Turner, L OBP: 0.333, SLG: 0.409										4	0	1	1	0	0	1							
Dave Winfield, R OBP: 0.364, SLG: 0.439										4	0	1	0	0	0	2							
George Hendrick, R OBP: 0.455, SLG: 0.474										4	0	1	0	0	1	1							
Gene Tenace, R OBP: 0.326, SLG: 0.421										4	0	0	0	0	1	3							
Doug Rader, R OBP: 0.447, SLG: 0.633										2	0	0	0	1	2	0							
Mike Champion, R OBP: 0.326, SLG: 0.250 Dave Roberts, R OBP: 0.143, SLG: 0.286										2	0	1	0	0	1	0							
Bob Shirley, R OBP: 0.286, SLG: 0.167 Bobby Valentine, R OBP: 0.143, SLG: 0.286 Dave Tomlin, L										2	0	1	0	0	1	1							
Inning Stats	R: 1 E: 0 K: 0 S: 4	H: 2 LOB: 0 BB: 0 P: 4	R: 0 E: 0 K: 2 S: 7	H: 0 LOB: 0 BB: 0 P: 7	R: 0 E: 0 K: 1 S: 5	H: 1 LOB: 0 BB: 0 P: 5	R: 0 E: 0 K: 0 S: 3	H: 1 LOB: 0 BB: 0 P: 3	R: 0 E: 0 K: 0 S: 3	H: 0 LOB: 1 BB: 1 P: 7	R: 0 E: 0 K: 0 S: 3	H: 0 LOB: 1 BB: 1 P: 7	R: 0 E: 1 K: 0 S: 5	H: 1 LOB: 2 BB: 0 P: 5	1B: 6 2B: 0 3B: 1 HR: 0	SF: 0 SAC: 0 DP: 2 HBP: 0		WP: 0 PB: 0 SB: 0 CS: 1	PA: 34				
PITCHER	IP WLS BF H R ER SO BB IBB HBP BLK WP HR S P ERA WHIP	9.0 W 33 7 1 1 6 1 0 0 0 0 0 0 44 48 1.00 0.889																					



Batter	1	2	3	4	5	6	7	8	9	AB	R	H	RBI	BB	SO	LOB	TOP			
Jerry Turner, L (1, 7) OBP: 0.303, SLG: 0.355	K2-3		SH1-3 6-3 1B		K			FC6-4		4	1	1	0	0	2	2	San Diego Padres @ Atlanta Braves Atlanta-Fulton County Stadium, Atlanta, GA Tue Apr 19 1977, 6:05 PM EST Att: 7,635 - Unknown			
Bill Almon, R (1, 6) OBP: 0.302, SLG: 0.381			SH1-3		1-3			F9		2	0	1	0	0	0	1				
Merv Rettenmund, R (8, PH) OBP: 0.333, SLG: 0.833	FC3-2 1B									1	0	0	0	0	0	1				
Enzo Hernandez, R (8, 6)										0	0	0	0	0	0	0				
Dave Winfield, R (1, 9) OBP: 0.340, SLG: 0.400	FC3-2 1B		6-3					K		4	0	0	1	0	1	2				
George Hendrick, R (1, 8) OBP: 0.442, SLG: 0.511			6-3					K		4	0	1	0	0	2	0				
Gene Tenace, R (1, 2) OBP: 0.346, SLG: 0.543	4-3							K		4	0	0	0	0	2	2				
Mike Ivie, R (1, 3) OBP: 0.324, SLG: 0.528										4	0	1	0	0	0	0				
Doug Rader, R (1, 5) OBP: 0.435, SLG: 0.649			L8					K		3	0	0	0	0	2	1				
Mike Champion, R (1, 4) OBP: 0.314, SLG: 0.273			2-3					F4		3	0	0	0	0	1	1				
Dave Freisleben, R (1, 1) OBP: 0.167, SLG: 0.167			F3							2	0	1	0	0	0	1				
Bobby Valentine, R (8, PH)										0	0	0	0	1	0	0				
Dave Tomlin, L (8, 1)								FC6-4 BB		0	0	0	0	0	0	0				
Inning Stats	R: 0 E: 1 K: 1 S: 7	H: 2 LOB: 2 BB: 0 P: 7	R: 0 E: 0 K: 0 S: 4	H: 1 LOB: 1 BB: 0 P: 4	R: 1 E: 1 K: 0 S: 4	H: 1 LOB: 0 BB: 0 P: 4	R: 0 E: 0 K: 1 S: 5	H: 0 LOB: 0 BB: 0 P: 5	R: 0 E: 0 K: 2 S: 8	H: 1 LOB: 1 BB: 0 P: 8	R: 0 E: 0 K: 2 S: 7	H: 0 LOB: 0 BB: 0 P: 7	R: 0 E: 0 K: 1 S: 5	H: 0 LOB: 1 BB: 1 P: 9	R: 0 E: 0 K: 2 S: 7	H: 0 LOB: 0 BB: 0 P: 7	1B: 5 2B: 0 3B: 0 HR: 0	SF: 0 SAC: 1 DP: 0 HBP: 0	WP: 0 PB: 0 SB: 1 CS: 0	PA: 33
PITCHER Dick Ruthven, R (1, 1) ERA: 1.09	IP: 9.0 WLS: W BF: 33 H: 5 R: 1 ER: 0 SO: 10 BB: 1 IBB: 0 HBP: 0 BLK: 0 WP: 0 HR: 0 S: 52 P: 56 ERA: 0.00 WHIP: 0.667															PITCHER				

Batter	1	2	3	4	5	6	7	8	9	AB	R	H	RBI	BB	SO	LOB	BOTTOM			
Rowland Office, L (1, 8) OBP: 0.294, SLG: 0.354	F7		HR		4-3			K		4	1	1	1	0	1	1	San Diego Padres @ Atlanta Braves Atlanta-Fulton County Stadium, Atlanta, GA Tue Apr 19 1977, 6:05 PM EST Att: 7,635 - Unknown			
Jerry Royster, R (1, 5) OBP: 0.295, SLG: 0.298	5-3		6-3		F8			5-3		4	0	0	0	0	0	1				
Willie Montanez, L (1, 3) OBP: 0.292, SLG: 0.413	F7							L7		4	0	0	0	0	0	0				
Jeff Burroughs, R (1, 9) OBP: 0.383, SLG: 0.590			WP G4-6-3 2B		HR BB			1-3		2	2	1	0	1	0	0				
Gary Matthews, R (1, 7) OBP: 0.489, SLG: 0.537			G4-6-3 BB		HR HR			1-3		2	1	1	2	1	0	0				
Biff Pocoroba, S (1, 2) OBP: 0.276, SLG: 0.240			G4-6-3		F7			K		3	0	0	0	0	1	1				
Rod Gilbreath, R (1, 4) OBP: 0.341, SLG: 0.341			F8		CS 1B			S 1B		3	0	2	0	0	0	0				
Pat Rockett, R (1, 6) OBP: 0.429, SLG: 0.405			F2		CS BB			K		2	0	0	0	1	1	1				
Dick Ruthven, R (1, 1) OBP: 0.375, SLG: 0.500			K		SH1-4 BB			F4		2	0	0	0	0	1	1				
Inning Stats	R: 0 E: 0 K: 0 S: 3	H: 0 LOB: 0 BB: 0 P: 3	R: 1 E: 0 K: 0 S: 3	H: 1 LOB: 1 BB: 1 P: 7	R: 1 E: 0 K: 1 S: 6	H: 1 LOB: 0 BB: 0 P: 6	R: 2 E: 0 K: 0 S: 4	H: 2 LOB: 0 BB: 1 P: 8	R: 0 E: 0 K: 0 S: 3	H: 0 LOB: 1 BB: 1 P: 7	R: 0 E: 0 K: 2 S: 8	H: 1 LOB: 1 BB: 0 P: 8	R: 0 E: 0 K: 1 S: 5	H: 0 LOB: 0 BB: 0 P: 5	R: 0 E: 0 K: 1 S: 5	H: 0 LOB: 0 BB: 0 P: 5		1B: 2 2B: 1 3B: 0 HR: 2	SF: 0 SAC: 1 DP: 1 HBP: 0	WP: 1 PB: 0 SB: 1 CS: 1
PITCHER Dave Freisleben, R (1, 1) ERA: 5.03	IP: 7.0 WLS: L BF: 27 H: 5 R: 4 ER: 4 SO: 3 BB: 3 IBB: 0 HBP: 0 BLK: 0 WP: 1 HR: 2 S: 30 P: 42 ERA: 5.14 WHIP: 1.143															PITCHER				
Dave Tomlin, L (8, 1) ERA:	IP: 1.0 WLS: 3 BF: 0 H: 0 R: 0 ER: 0 SO: 1 BB: 0 IBB: 0 HBP: 0 BLK: 0 WP: 0 HR: 0 S: 5 P: 5 ERA: 0.00 WHIP: 0.000															PITCHER				



Batter	1	2	3	4	5	6	7	8	9	AB	R	H	RBI	BB	SO	LOB	TOP	
Jerry Turner, L OBP: 0.270, SLG: 0.314 (1, 7)	G3		4-3		4-3			5-3		4	0	0	0	0	0	1		
Bill Almon, R OBP: 0.277, SLG: 0.348 (1, 6)	L9		F3				2-3	K		4	0	0	0	0	1	0		
Dave Winfield, R OBP: 0.351, SLG: 0.426 (1, 9)	F2						F6	1B WP 1B		4	0	2	0	0	0	0		
George Hendrick, R OBP: 0.464, SLG: 0.531 (1, 8)					6-3					4	0	3	0	0	0	1		
Gene Tenace, R OBP: 0.339, SLG: 0.510 (1, 2)			FC5-4 FC5 BB 1-2†		5-3		F3	1B 1-3 1B		3	0	0	0	1	0	3		
Mike Ivie, R OBP: 0.293, SLG: 0.475 (1, 3)			F8		4-3			BB		4	0	0	0	0	0	5		
Doug Rader, R OBP: 0.490, SLG: 0.667 (1, 5)										2	0	2	0	2	0	0		
Mike Champion, R OBP: 0.296, SLG: 0.255 (1, 4)										3	0	0	0	0	0	4		
Gene Richards, L OBP: 0.239, SLG: 0.200 (9, PH)			FC5 1-2 2-3†				F9	K 1-2 FC5-4		1	0	0	0	0	1	1		
Randy Jones, R OBP: 0.333, SLG: 0.200 (1, 1)										1	0	0	0	0	1	0		
Merv Rettenmund, R OBP: 0.286, SLG: 0.714 (7, PH)							SH3-4			1	0	0	0	0	0	1		
Rollie Fingers, R OBP: 0.293, SLG: 0.475 (7, 1)										0	0	0	0	0	0	0		
Bobby Valentine, R OBP: 0.293, SLG: 0.475 (9, PH)										1	0	0	0	0	0	1		
Inning Stats	R: 0 E: 0 K: 0 S: 3	H: 0 LOB: 0 BB: 0 P: 3	R: 0 E: 0 K: 0 S: 4	H: 1 LOB: 2 BB: 1 P: 8	R: 0 E: 0 K: 1 S: 5	H: 0 LOB: 0 BB: 0 P: 5	R: 0 E: 0 K: 0 S: 4	H: 1 LOB: 1 BB: 0 P: 4	R: 0 E: 0 K: 0 S: 4	H: 0 LOB: 1 BB: 1 P: 7	R: 0 E: 0 K: 1 S: 7	H: 2 LOB: 3 BB: 1 P: 11	R: 0 E: 0 K: 1 S: 5	H: 1 LOB: 0 BB: 0 P: 5	1B: 6 2B: 1 3B: 0 HR: 0	SF: 0 SAC: 1 DP: 1 HBP: 0	WP: 1 PA: 36	
PITCHER	IP WLS BF H R ER SO BB IBB HBP BLK WP HR S P ERA WHIP	IP WLS BF H R ER SO BB IBB HBP BLK WP HR S P ERA WHIP	IP WLS BF H R ER SO BB IBB HBP BLK WP HR S P ERA WHIP	IP WLS BF H R ER SO BB IBB HBP BLK WP HR S P ERA WHIP	IP WLS BF H R ER SO BB IBB HBP BLK WP HR S P ERA WHIP	IP WLS BF H R ER SO BB IBB HBP BLK WP HR S P ERA WHIP	IP WLS BF H R ER SO BB IBB HBP BLK WP HR S P ERA WHIP	IP WLS BF H R ER SO BB IBB HBP BLK WP HR S P ERA WHIP	IP WLS BF H R ER SO BB IBB HBP BLK WP HR S P ERA WHIP	IP WLS BF H R ER SO BB IBB HBP BLK WP HR S P ERA WHIP	IP WLS BF H R ER SO BB IBB HBP BLK WP HR S P ERA WHIP	IP WLS BF H R ER SO BB IBB HBP BLK WP HR S P ERA WHIP	IP WLS BF H R ER SO BB IBB HBP BLK WP HR S P ERA WHIP	IP WLS BF H R ER SO BB IBB HBP BLK WP HR S P ERA WHIP	IP WLS BF H R ER SO BB IBB HBP BLK WP HR S P ERA WHIP	IP WLS BF H R ER SO BB IBB HBP BLK WP HR S P ERA WHIP	IP WLS BF H R ER SO BB IBB HBP BLK WP HR S P ERA WHIP	
Andy Messersmith, R ERA: 4.3 (1, 1)	7.0	W	27	4	0	0	1	2	0	0	0	0	0	0	27	35	0.00	0.857
Rick Camp, R ERA: (8, 1)	2.0	S	9	3	0	0	2	1	0	0	0	1	0	12	16	0.00	2.000	

San Diego Padres @ Atlanta Braves
Atlanta-Fulton County Stadium, Atlanta, GA
Wed Apr 20 1977, 6:05 PM EST
Att: 8,176 - Unknown

AB	32
R	0
H	7
RBI	0
BB	3
SO	3
LOB	17



Batter	1	2	3	4	5	6	7	8	9	AB	R	H	RBI	BB	SO	LOB	BOTTOM		
Rowland Office, L OBP: 0.291, SLG: 0.365 (1, 8)	K		6-3				F6			4	0	1	0	0	1	1			
Jerry Royster, R OBP: 0.255, SLG: 0.280 (1, 5)			6-3				K			3	0	0	0	1	1	2			
Willie Montanez, L OBP: 0.269, SLG: 0.380 (1, 3)			F7					3-1		4	0	0	0	0	0	3			
Jeff Burroughs, R OBP: 0.373, SLG: 0.628 (1, 9)										4	1	1	1	0	1	1			
Brian Asselstine, L OBP: 0.293, SLG: 0.475 (9, 9)										0	0	0	0	0	0	0			
Gary Matthews, R OBP: 0.490, SLG: 0.556 (1, 7)										4	1	2	0	0	0	0			
Vic Correll, R OBP: 0.444, SLG: 0.688 (1, 2)										3	0	1	0	0	0	2			
Rod Gilbreath, R OBP: 0.340, SLG: 0.341 (1, 4)										3	0	1	1	0	0	2			
Pat Rockett, R OBP: 0.400, SLG: 0.375 (1, 6)										3	0	0	0	0	0	3			
Andy Messersmith, R OBP: 0.273, SLG: 0.300 (1, 1)										3	0	1	0	0	0	0			
Rick Camp, R ERA: 1.5 (8, 1)										0	0	0	0	0	0	0			
Inning Stats	R: 0 E: 0 K: 1 S: 5	H: 0 LOB: 1 BB: 1 P: 9	R: 0 E: 1 K: 0 S: 4	H: 1 LOB: 1 BB: 0 P: 4	R: 0 E: 1 K: 0 S: 4	H: 1 LOB: 1 BB: 0 P: 4	R: 1 E: 0 K: 0 S: 5	H: 2 LOB: 1 BB: 0 P: 5	R: 0 E: 0 K: 0 S: 4	H: 1 LOB: 1 BB: 0 P: 4	R: 1 E: 0 K: 0 S: 5	H: 2 LOB: 1 BB: 0 P: 5	R: 0 E: 0 K: 1 S: 5	H: 0 LOB: 0 BB: 0 P: 5	R: 0 E: 0 K: 1 S: 5	H: 0 LOB: 0 BB: 0 P: 5	1B: 2 2B: 4 3B: 0 HR: 1	SF: 0 SAC: 0 DP: 0 HBP: 0	WP: 0 PA: 32
PITCHER	IP WLS BF H R ER SO BB IBB HBP BLK WP HR S P ERA WHIP	IP WLS BF H R ER SO BB IBB HBP BLK WP HR S P ERA WHIP	IP WLS BF H R ER SO BB IBB HBP BLK WP HR S P ERA WHIP	IP WLS BF H R ER SO BB IBB HBP BLK WP HR S P ERA WHIP	IP WLS BF H R ER SO BB IBB HBP BLK WP HR S P ERA WHIP	IP WLS BF H R ER SO BB IBB HBP BLK WP HR S P ERA WHIP	IP WLS BF H R ER SO BB IBB HBP BLK WP HR S P ERA WHIP	IP WLS BF H R ER SO BB IBB HBP BLK WP HR S P ERA WHIP	IP WLS BF H R ER SO BB IBB HBP BLK WP HR S P ERA WHIP	IP WLS BF H R ER SO BB IBB HBP BLK WP HR S P ERA WHIP	IP WLS BF H R ER SO BB IBB HBP BLK WP HR S P ERA WHIP	IP WLS BF H R ER SO BB IBB HBP BLK WP HR S P ERA WHIP	IP WLS BF H R ER SO BB IBB HBP BLK WP HR S P ERA WHIP	IP WLS BF H R ER SO BB IBB HBP BLK WP HR S P ERA WHIP	IP WLS BF H R ER SO BB IBB HBP BLK WP HR S P ERA WHIP	IP WLS BF H R ER SO BB IBB HBP BLK WP HR S P ERA WHIP	IP WLS BF H R ER SO BB IBB HBP BLK WP HR S P ERA WHIP		
Randy Jones, L ERA: 5.06 (1, 1)	6.0	L	26	7	2	2	1	1	0	0	0	0	0	27	31	3.00	1.333		
Rollie Fingers, R ERA: 1.5 (7, 1)	2.0		6	0	0	0	2	0	0	0	0	0	0	10	10	0.00	0.000		

San Diego Padres @ Atlanta Braves
Atlanta-Fulton County Stadium, Atlanta, GA
Wed Apr 20 1977, 6:05 PM EST
Att: 8,176 - Unknown

AB	31
R	2
H	7
RBI	2
BB	1
SO	3
LOB	14



Batter	1	2	3	4	5	6	7	8	9	AB	R	H	RBI	BB	SO	LOB	TOP					
Jerry Turner, L (1, 7) OBP: 0.286, SLG: 0.400										5	1	2	2	0	2	1	San Diego Padres @ Houston Astros Astrodome, Houston, TX Fri Apr 22 1977, 7:05 PM EST Att: 6,106 - Dome					
Bill Almon, R (1, 6) OBP: 0.288, SLG: 0.353										5	0	2	0	0	1	0						
Dave Winfield, R (1, 9) OBP: 0.361, SLG: 0.421										3	2	1	0	1	0	1						
George Hendrick, R (1, 8) OBP: 0.483, SLG: 0.529										2	0	1	1	2	0	2						
Gene Tenace, R (1, 2) OBP: 0.350, SLG: 0.490										2	0	0	0	2	0	3						
Mike Ivie, R (1, 3) OBP: 0.267, SLG: 0.432										4	0	0	0	0	0	5						
Doug Rader, R (1, 5) OBP: 0.444, SLG: 0.605										4	0	0	0	0	2	3						
Mike Champion, R (1, 4) OBP: 0.310, SLG: 0.245										2	0	0	0	2	1	1						
Bob Shirley, R (1, 1) OBP: 0.200, SLG: 0.111										3	1	0	0	0	2	1						
Rollie Fingers, R (9, 1)										0	0	0	0	0	0	0						
Inning Stats	R: 0 E: 0 K: 2 S: 7	H: 0 LOB: 0 BB: 0 P: 7	R: 0 E: 0 K: 0 S: 2	H: 0 LOB: 0 BB: 1 P: 6	R: 0 E: 0 K: 1 S: 5	H: 0 LOB: 1 BB: 1 P: 9	R: 1 E: 0 K: 1 S: 7	H: 2 LOB: 2 BB: 1 P: 11	R: 0 E: 0 K: 2 S: 7	H: 1 LOB: 0 BB: 0 P: 7	R: 1 E: 0 K: 0 S: 4	H: 1 LOB: 1 BB: 1 P: 8	R: 2 E: 0 K: 0 S: 5	H: 2 LOB: 2 BB: 2 P: 13	R: 0 E: 0 K: 0 S: 3	H: 0 LOB: 1 BB: 1 P: 7	R: 0 E: 0 K: 2 S: 7	H: 0 LOB: 0 BB: 0 P: 7	1B: 5 2B: 0 3B: 0 HR: 1	SF: 0 SAC: 1 DP: 1 HBP: 0	WP: 1 PB: 0 SB: 1 CS: 1	PA: 39
PITCHER J.R. Richard, R (1, 1) ERA: 2.32	IP: 9.0 WLS: L BF: 38 H: 6 R: 4 ER: 4 SO: 8 BB: 7 IBB: 0 HBP: 0 BLK: 1 WP: 1 HR: 1 S: 47 P: 75 ERA: 4.00 WHIP: 1.444															PITCHER	IP: 9.0 WLS: L BF: 38 H: 6 R: 4 ER: 4 SO: 8 BB: 7 IBB: 0 HBP: 0 BLK: 1 WP: 1 HR: 1 S: 47 P: 75 ERA: 4.00 WHIP: 1.444					

AB 30
R 4
H 6
RBI 3
BB 7
SO 8
LOB 17



Batter	1	2	3	4	5	6	7	8	9	AB	R	H	RBI	BB	SO	LOB	BOTTOM			
Julio Gonzalez, R (1, 4) OBP: 0.259, SLG: 0.259										4	0	1	0	0	0	0	San Diego Padres @ Houston Astros Astrodome, Houston, TX Fri Apr 22 1977, 7:05 PM EST Att: 6,106 - Dome			
Enos Cabell, R (1, 5) OBP: 0.296, SLG: 0.365										4	1	1	1	0	0	1				
Cesar Cedeno, R (1, 8) OBP: 0.190, SLG: 0.211										4	0	0	0	0	1	1				
Bob Watson, R (1, 3) OBP: 0.380, SLG: 0.333										3	0	0	0	0	0	1				
Joe Ferguson, R (1, 2) OBP: 0.395, SLG: 0.526										3	0	0	0	0	1	0				
Jose Cruz, L (1, 9) OBP: 0.280, SLG: 0.326										3	0	0	0	0	1	0				
Leon Roberts, R (1, 7) OBP: 0.216, SLG: 0.229										3	0	0	0	0	1	0				
Roger Metzger, S (1, 6) OBP: 0.333, SLG: 0.200										2	0	0	0	0	1	0				
Art Howe, R (9, PH) OBP: 0.333, SLG: 0.200										1	0	0	0	0	0	0				
J.R. Richard, R (1, 1) Cliff Johnson, R (9, PH)										2	0	0	0	0	1	0				
Inning Stats	R: 0 E: 1 K: 0 S: 4	H: 1 LOB: 1 BB: 0 P: 4	R: 0 E: 0 K: 0 S: 3	H: 0 LOB: 0 BB: 0 P: 3	R: 0 E: 0 K: 1 S: 5	H: 0 LOB: 0 BB: 0 P: 5	R: 0 E: 0 K: 0 S: 3	H: 0 LOB: 0 BB: 0 P: 3	R: 0 E: 0 K: 1 S: 5	H: 0 LOB: 0 BB: 0 P: 5	R: 0 E: 0 K: 1 S: 5	H: 0 LOB: 0 BB: 0 P: 5	R: 0 E: 0 K: 2 S: 7	H: 0 LOB: 0 BB: 0 P: 7	R: 2 E: 0 K: 1 S: 7	H: 2 LOB: 0 BB: 0 P: 7	1B: 1 2B: 0 3B: 0 HR: 2	SF: 0 SAC: 0 DP: 0 HBP: 0	WP: 0 PB: 0 SB: 0 CS: 0	PA: 30
PITCHER Bob Shirley, L (1, 1) ERA: 1.07	IP: 0.1 WLS: S BF: 1 H: 0 R: 0 ER: 0 SO: 1 BB: 0 IBB: 0 HBP: 0 BLK: 0 WP: 0 HR: 0 S: 3 P: 3 ERA: 0.00 WHIP: 0.000															PITCHER	IP: 0.1 WLS: S BF: 1 H: 0 R: 0 ER: 0 SO: 1 BB: 0 IBB: 0 HBP: 0 BLK: 0 WP: 0 HR: 0 S: 3 P: 3 ERA: 0.00 WHIP: 0.000			

AB 30
R 2
H 3
RBI 2
BB 0
SO 6
LOB 3



Batter	1	2	3	4	5	6	7	8	9	AB	R	H	RBI	BB	SO	LOB	TOP					
Jerry Turner, L (1.7) OBP: 0.298, SLG: 0.386										4	0	1	0	1	1	1	San Diego Padres @ Houston Astros Astrodome, Houston, TX Sat Apr 23 1977, 4:33 AM EST Dome					
Bill Almon, R (1.6) OBP: 0.263, SLG: 0.321										5	0	0	0	0	4							
Dave Winfield, R (1.9) OBP: 0.364, SLG: 0.410										4	2	1	0	1	2							
George Hendrick, R (1.8) OBP: 0.477, SLG: 0.509										4	2	1	0	1	1							
Gene Tenace, R (1.2) OBP: 0.354, SLG: 0.509										4	1	1	2	1	0							
Mike Ivie, R (1.3) OBP: 0.300, SLG: 0.469										5	2	3	3	0	0							
Doug Rader, R (1.5) OBP: 0.466, SLG: 0.630										3	0	2	1	1	1							
Mike Champion, R (1.4) OBP: 0.306, SLG: 0.245										4	0	1	1	0	1							
Tom Griffin, R (1.1)										2	0	0	0	0	2							
Dave Tomlin, L (6.1)										1	0	0	0	0	1							
Inning Stats	R: 0 E: 0 K: 2 S: 8	H: 1 LOB: 1 BB: 0 P: 8	R: 0 E: 0 K: 1 S: 5	H: 0 LOB: 0 BB: 0 P: 5	R: 0 E: 0 K: 1 S: 5	H: 0 LOB: 0 BB: 0 P: 5	R: 0 E: 0 K: 0 S: 3	H: 0 LOB: 0 BB: 0 P: 3	R: 1 E: 0 K: 0 S: 6	H: 3 LOB: 3 BB: 1 P: 10	R: 4 E: 0 K: 1 S: 10	H: 5 LOB: 1 BB: 0 P: 10	R: 2 E: 0 K: 2 S: 8	H: 1 LOB: 3 BB: 4 P: 24	R: 0 E: 0 K: 2 S: 7	H: 0 LOB: 0 BB: 0 P: 7	R: 0 E: 0 K: 0 S: 3	H: 0 LOB: 0 BB: 0 P: 3	1B: 7 2B: 2 3B: 1 HR: 0	SF: 0 SAC: 1 DP: 0 HBP: 0	WP: 0 PB: 0 SB: 3 CS: 0	PA: 42
PITCHER	IP WLS BF H R ER SO BB IBB HBP BLK WP HR S P ERA WHIP																					
Joaquin Andujar, R (1.1) ERA: 5.48	5.0 L 24 8 5 5 4 0 0 0 0 0 0 0 0 31 35 9.00 1.600																					
Dan Larson, R (6.1) ERA: 2.45	1.1 9 2 2 2 1 3 0 0 0 0 0 0 0 8 20 13.50 3.750																					
Gene Pentz, R (7.1) ERA: 3.38	0.2 3 0 0 0 2 1 0 0 0 0 0 0 0 6 10 0.00 1.500																					
Joe Sambito, L (8.1) ERA: 3.6	2.0 6 0 0 0 2 0 0 0 0 0 0 0 0 10 10 0.00 0.000																					

Batter	1	2	3	4	5	6	7	8	9	AB	R	H	RBI	BB	SO	LOB	BOTTOM					
Cesar Cedeno, R (1.8) OBP: 0.192, SLG: 0.208										5	0	1	0	0	2	2	San Diego Padres @ Houston Astros Astrodome, Houston, TX Sat Apr 23 1977, 4:33 AM EST Dome					
Enos Cabell, R (1.5) OBP: 0.288, SLG: 0.339										4	0	0	0	1	0	1						
Jose Cruz, L (1.9) OBP: 0.296, SLG: 0.360										4	1	2	0	0	2							
Bob Watson, R (1.3) OBP: 0.370, SLG: 0.311										3	1	0	0	1	0	3						
Willie Crawford, L (1.7) OBP: 0.476, SLG: 0.375										4	0	1	0	0	0	2						
Joe Ferguson, R (1.2) OBP: 0.383, SLG: 0.488										3	0	0	0	1	0	1						
Julio Gonzalez, R (1.4) OBP: 0.323, SLG: 0.333										3	0	2	2	1	0	0						
Roger Metzger, S (1.6) OBP: 0.205, SLG: 0.216										2	0	0	0	0	2							
Cliff Johnson, R (6. PH) OBP: 0.138, SLG: 0.769										1	0	0	0	0	1	2						
Rob Sperring, R (7.6) OBP: 0.190, SLG: 0.190										1	0	0	0	0	0	0						
Joaquin Andujar, S (1.1) ERA: 0.333										1	0	0	0	0	1	0						
Dan Larson, R (6.1) ERA: 2.45										0	0	0	0	0	0	0						
Gene Pentz, R (7.1) ERA: 3.38										0	0	0	0	0	0	0						
Leon Roberts, R (7. PH) ERA: 3.38										0	0	0	0	0	0	0						
Joe Sambito, L (8.1) ERA: 3.6										0	0	0	0	0	0	0						
Art Howe, R (9. PH) ERA: 3.6										1	0	1	0	0	0	0						
Inning Stats	R: 0 E: 0 K: 0 S: 4	H: 1 LOB: 1 BB: 0 P: 4	R: 0 E: 0 K: 0 S: 4	H: 1 LOB: 1 BB: 0 P: 4	R: 0 E: 0 K: 2 S: 7	H: 0 LOB: 0 BB: 0 P: 7	R: 0 E: 0 K: 0 S: 4	H: 1 LOB: 1 BB: 0 P: 4	R: 0 E: 0 K: 0 S: 3	H: 0 LOB: 1 BB: 1 P: 7	R: 2 E: 0 K: 1 S: 7	H: 2 LOB: 2 BB: 2 P: 15	R: 0 E: 0 K: 0 S: 4	H: 1 LOB: 2 BB: 1 P: 8	R: 0 E: 0 K: 0 S: 3	H: 0 LOB: 0 BB: 0 P: 3	R: 0 E: 0 K: 1 S: 6	H: 1 LOB: 1 BB: 0 P: 6	1B: 4 2B: 3 3B: 0 HR: 0	SF: 0 SAC: 1 DP: 0 HBP: 0	WP: 0 PB: 0 SB: 0 CS: 0	PA: 38
PITCHER	IP WLS BF H R ER SO BB IBB HBP BLK WP HR S P ERA WHIP																					
Tom Griffin, R (1.1) ERA: 3.09	5.2 W 25 5 2 2 2 3 0 0 0 0 0 0 0 26 38 3.18 1.412																					
Dave Tomlin, L (6.1) ERA: 3.6	3.1 S 13 2 0 0 2 1 0 0 0 0 0 0 0 16 20 0.00 0.900																					



Batter	1	2	3	4	5	6	7	8	9	AB	R	H	RBI	BB	SO	LOB	TOP		
Merv Rettenmund, R OBP: 0.462, SLG: 0.556	K																		
Bill Almon, R OBP: 0.256, SLG: 0.300	5-3																		
Dave Winfield, R OBP: 0.366, SLG: 0.406	F6																		
George Hendrick, R OBP: 0.457, SLG: 0.483	K																		
Gene Tenace, R OBP: 0.357, SLG: 0.483	K																		
Mike Ivie, R OBP: 0.327, SLG: 0.462	F9																		
Dave Roberts, R OBP: 0.250, SLG: 0.417	K																		
Mike Champion, R OBP: 0.313, SLG: 0.259	K																		
Butch Metzger, R Brent Strom, R Bobby Valentine, R Dave Freisleben, R Jerry Turner, L Victor Bernal, R Gene Richards, R Rolie Fingers, R	K																		
Inning Stats	R: 0 E: 0 K: 1 S: 5	H: 0 LOB: 0 BB: 0 P: 5	R: 0 E: 0 K: 2 S: 7	H: 0 LOB: 0 BB: 0 P: 7	R: 0 E: 0 K: 3 S: 9	H: 0 LOB: 0 BB: 0 P: 9	R: 5 E: 1 K: 0 S: 7	H: 3 LOB: 3 BB: 0 P: 20	R: 3 E: 0 K: 1 S: 8	H: 2 LOB: 1 BB: 2 P: 15	R: 0 E: 0 K: 1 S: 5	H: 0 LOB: 0 BB: 0 P: 5	R: 0 E: 0 K: 1 S: 6	H: 1 LOB: 2 BB: 1 P: 10	R: 0 E: 0 K: 0 S: 3	H: 0 LOB: 1 BB: 1 P: 7	1B: 7 2B: 1 3B: 0 HR: 0	SF: 1 SAC: 1 DP: 0 HBP: 1	WP: 1 PA: 47 PB: 0 SB: 0 CS: 0
PITCHER	IP WLS BF H R ER SO BB IBB HBP BLK WP HR S P ERA WHIP																		
Floyd Bannister, L ERA: 7.2	3.2	18	3	5	2	6	2	0	1	0	0	0	0	0	27	36	4.91	1.364	
Joe Niekro, R ERA: 8.75	1.1	9	2	3	3	1	3	0	0	0	0	0	0	0	8	20	20.25	3.750	
Dan Larson, R ERA: 3.38	0.2	L	7	2	3	1	1	1	0	0	0	1	0	7	15	13.50	4.500		
Gene Pentz, R ERA: 1.8	2.1	9	1	0	0	2	1	0	0	0	0	0	0	12	16	0.00	0.857		
Joe Sambilo, L ERA: 3.27	1.0	4	0	0	0	0	1	0	0	0	0	0	0	3	7	0.00	1.000		
Batter	1	2	3	4	5	6	7	8	9	AB	R	H	RBI	BB	SO	LOB	BOTTOM		
Cesar Cedeno, R OBP: 0.233, SLG: 0.222																			
Enos Cabell, R OBP: 0.297, SLG: 0.377																			
Jose Cruz, L OBP: 0.305, SLG: 0.364																			
Willie Crawford, L OBP: 0.423, SLG: 0.350																			
Bob Watson, R OBP: 0.345, SLG: 0.286																			
Julio Gonzalez, R OBP: 0.343, SLG: 0.382																			
Ed Herrmann, L OBP: 0.300, SLG: 0.222																			
Roger Metzger, S OBP: 0.256, SLG: 0.300																			
Floyd Bannister, L Joe Niekro, R Art Gardner, L Dan Larson, R Gene Pentz, R Ken Boswell, L Joe Sambilo, L																			
Inning Stats	R: 0 E: 0 K: 0 S: 2	H: 0 LOB: 0 BB: 1 P: 6	R: 0 E: 0 K: 0 S: 3	H: 0 LOB: 0 BB: 0 P: 3	R: 6 E: 1 K: 1 S: 12	H: 6 LOB: 3 BB: 2 P: 20	R: 2 E: 0 K: 0 S: 5	H: 2 LOB: 0 BB: 0 P: 5	R: 0 E: 0 K: 0 S: 3	H: 0 LOB: 0 BB: 0 P: 3	R: 0 E: 0 K: 2 S: 7	H: 0 LOB: 0 BB: 0 P: 7	R: 0 E: 0 K: 0 S: 3	H: 0 LOB: 0 BB: 0 P: 3	R: 0 E: 0 K: 0 S: 4	H: 1 LOB: 1 BB: 0 P: 4	1B: 7 2B: 3 3B: 1 HR: 0	SF: 1 SAC: 1 DP: 1 HBP: 0	WP: 0 PA: 40 PB: 1 SB: 1 CS: 1
PITCHER	IP WLS BF H R ER SO BB IBB HBP BLK WP HR S P ERA WHIP																		
Butch Metzger, R ERA: 6.75	2.1	12	4	5	4	0	1	0	0	0	0	0	0	6	14	13.50	6.000		
Brent Strom, L ERA: 10.8	0.2	6	2	1	1	1	2	0	0	0	0	0	0	5	5	9.00	2.000		
Dave Freisleben, R ERA: 5.23	1.0	5	2	2	1	0	0	0	0	0	0	0	0	5	5	9.00	2.000		
Victor Bernal, R ERA: 4.05	4.0	W	13	2	0	0	0	0	0	0	0	0	0	17	17	0.00	0.500		
Rolie Fingers, R ERA: 1.35	1.0	S	4	1	0	0	0	0	0	0	0	0	0	4	4	0.00	1.000		

San Diego Padres @ Houston Astros
Astrodome, Houston, TX
Sat Apr 23 1977, 7:05 PM EST
Att: 26,224 - Dome

AB 35
R 11
H 8
RBI 10
BB 9
SO 10
LOB 17



San Diego Padres @ Houston Astros
Astrodome, Houston, TX
Sat Apr 23 1977, 7:05 PM EST
Att: 26,224 - Dome

AB 35
R 8
H 11
RBI 8
BB 3
SO 3
LOB 10

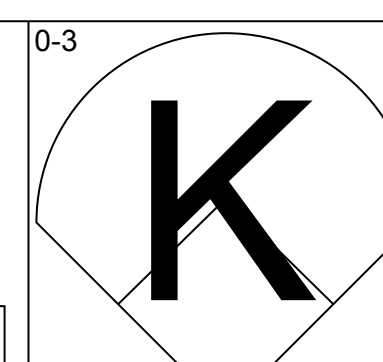
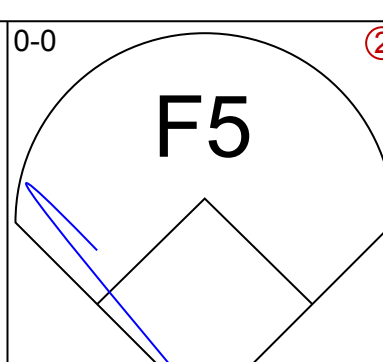
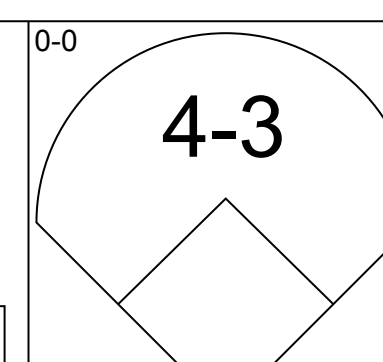
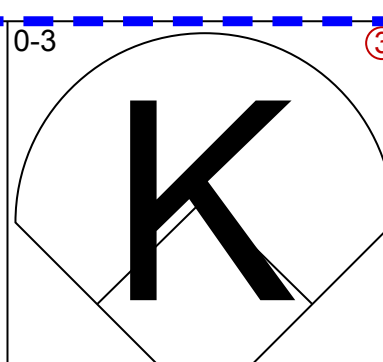
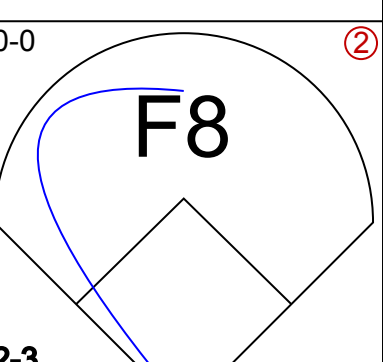
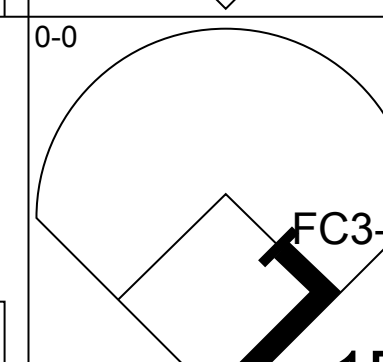
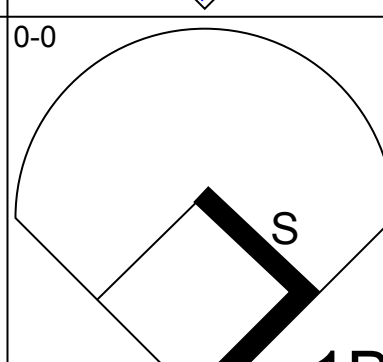
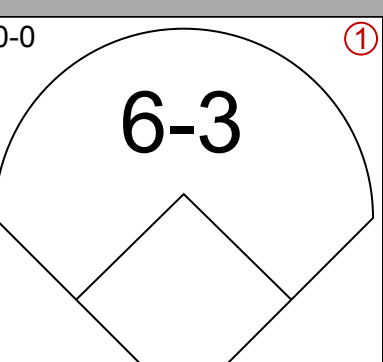
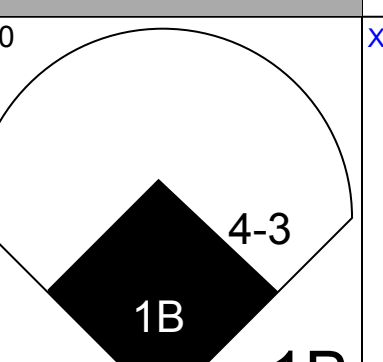
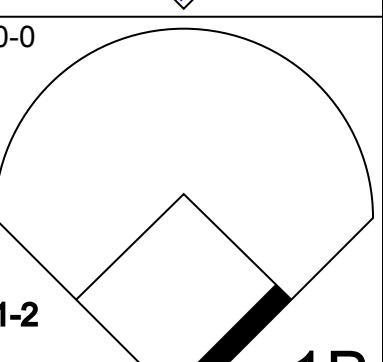
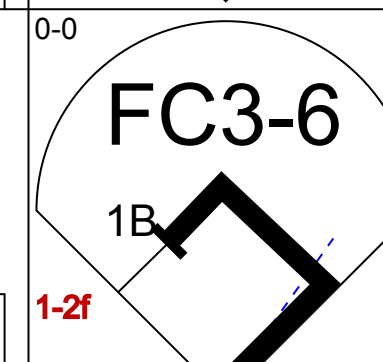
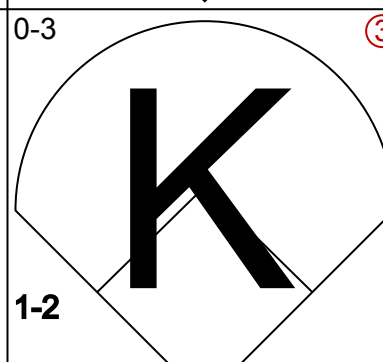
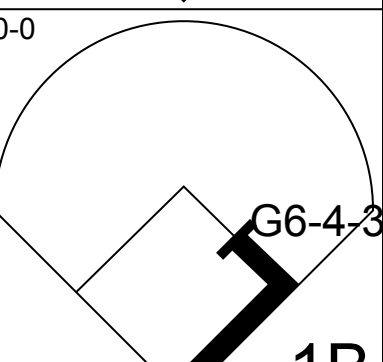
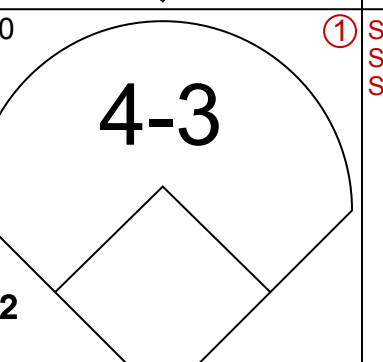
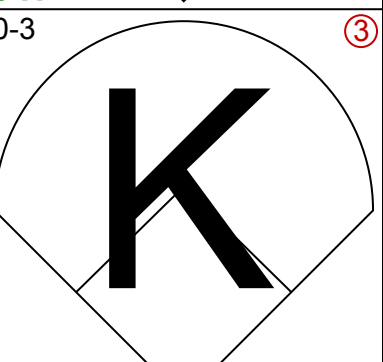
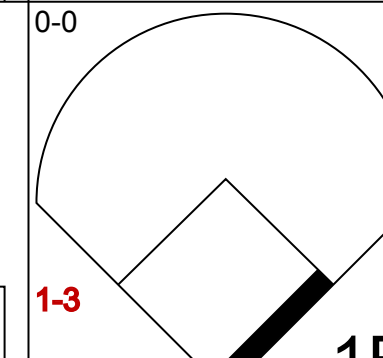
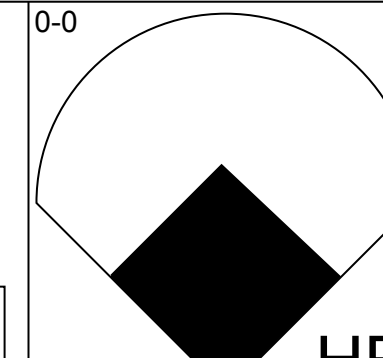
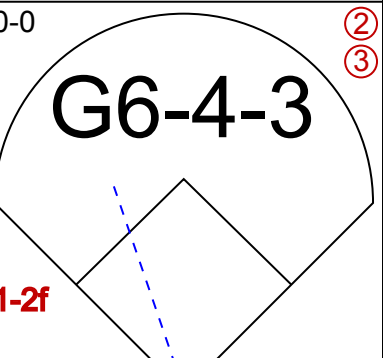
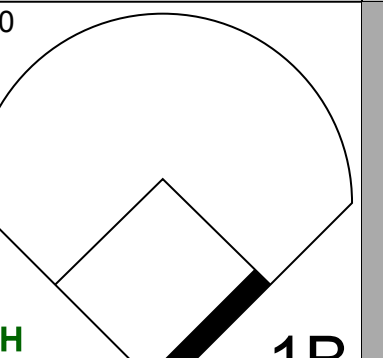
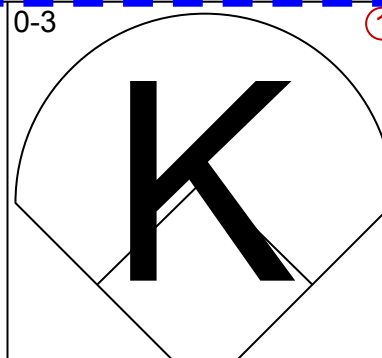
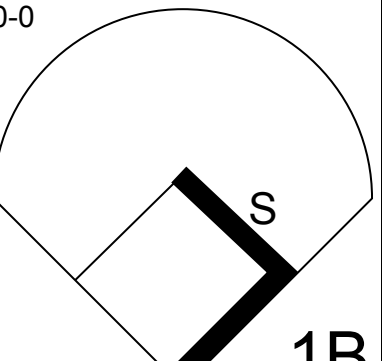
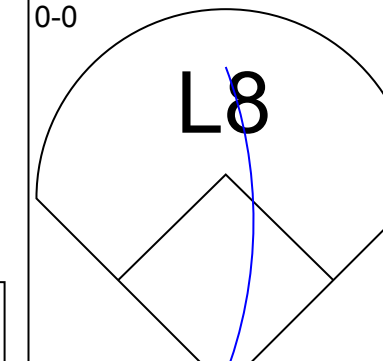
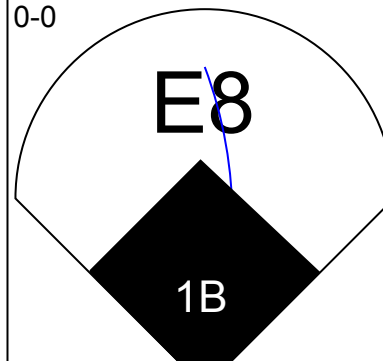
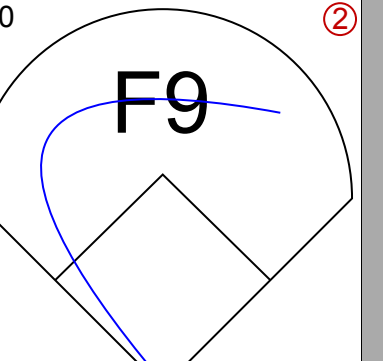
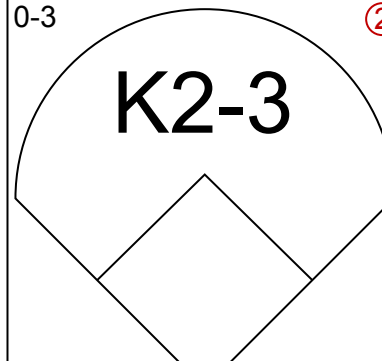

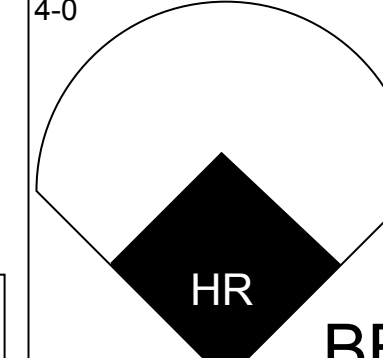
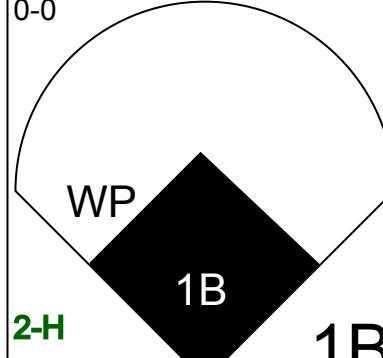
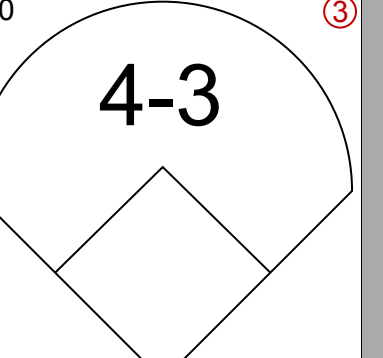
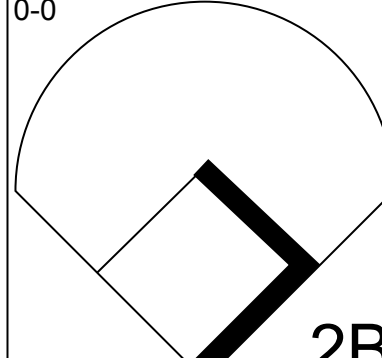

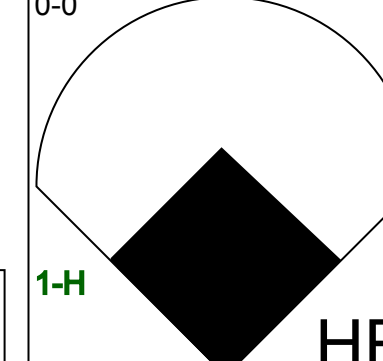
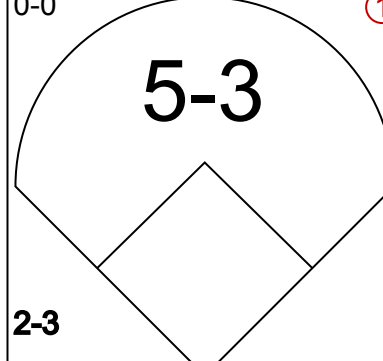
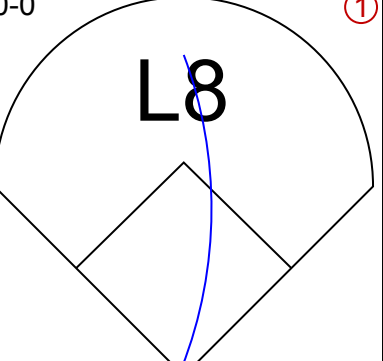
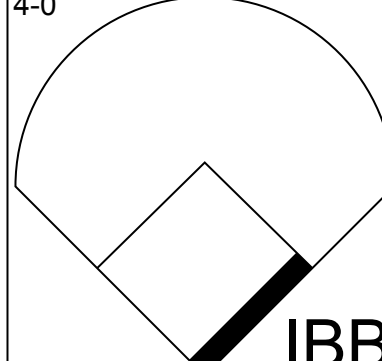

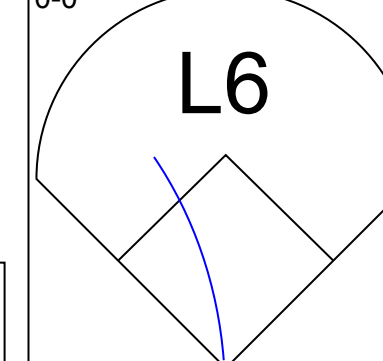
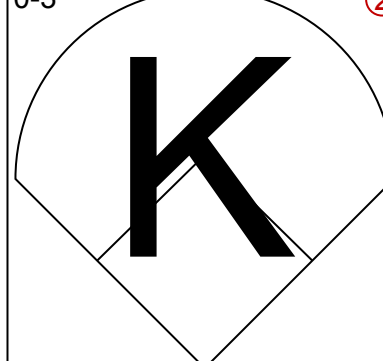
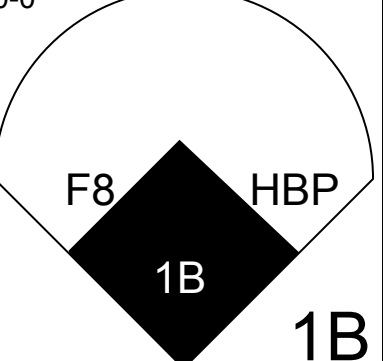
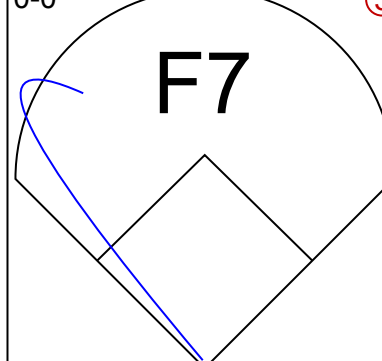
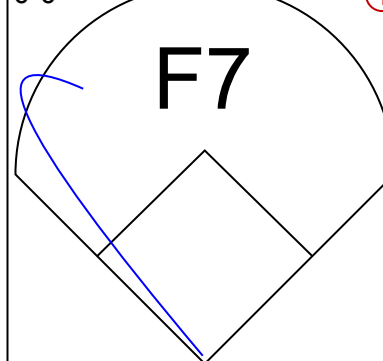
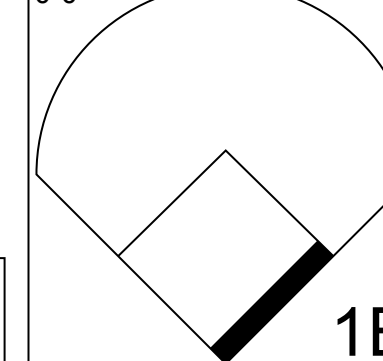
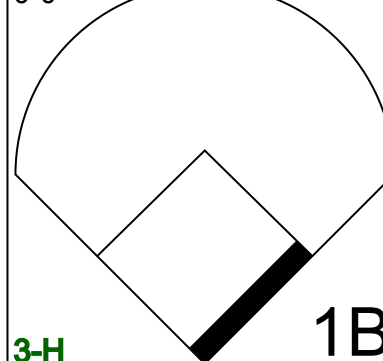
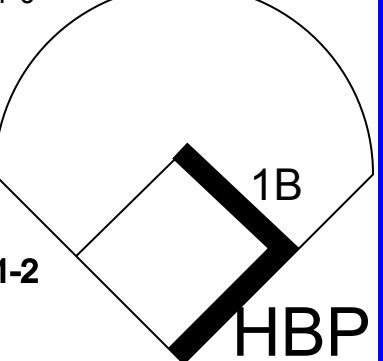



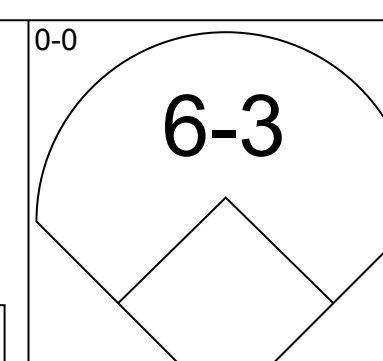
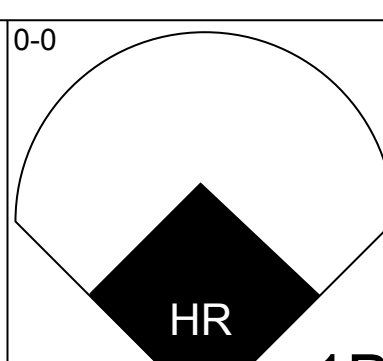
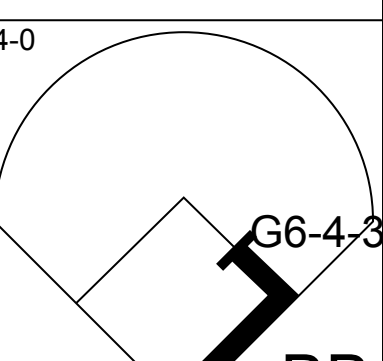
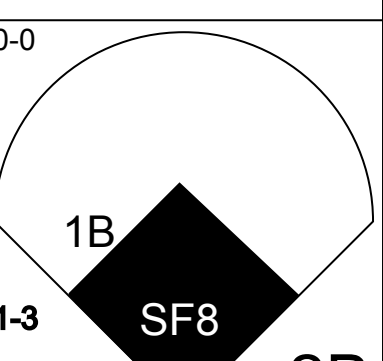
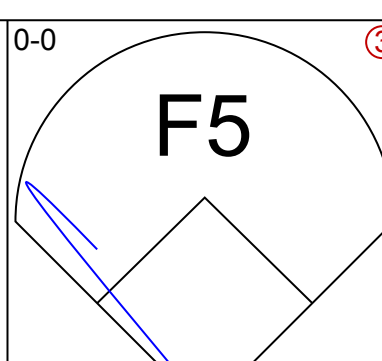
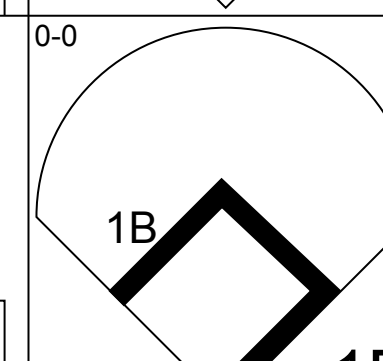
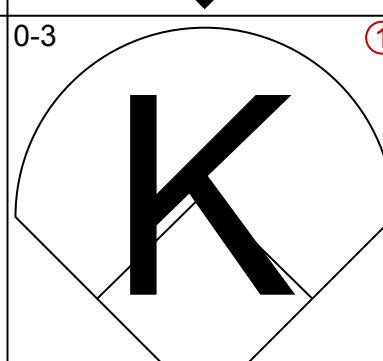
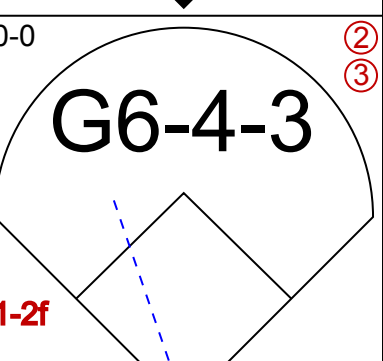
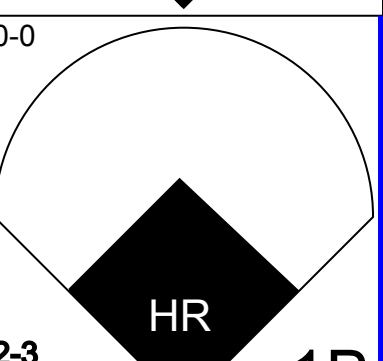
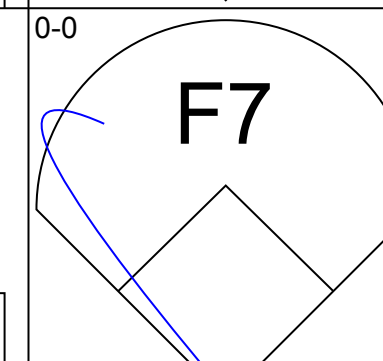
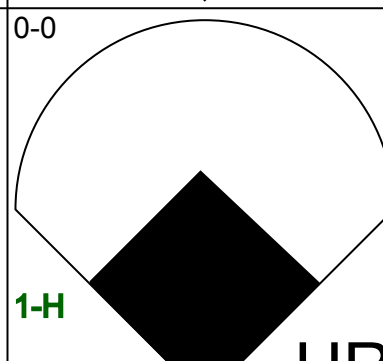
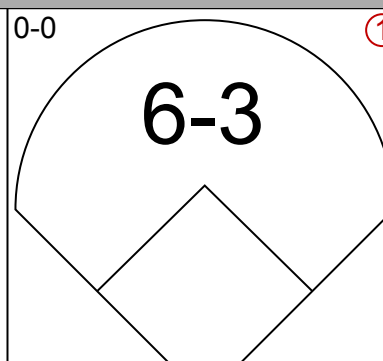
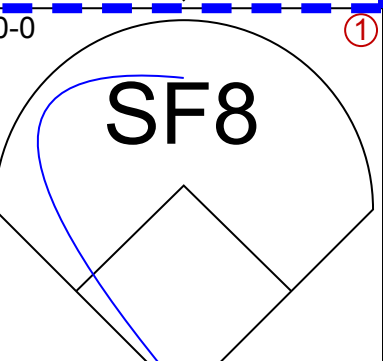
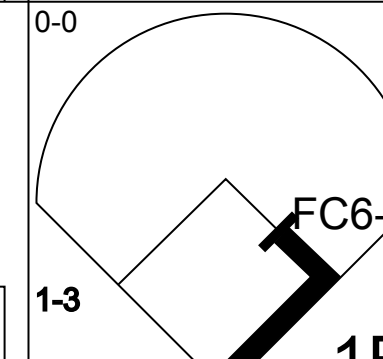
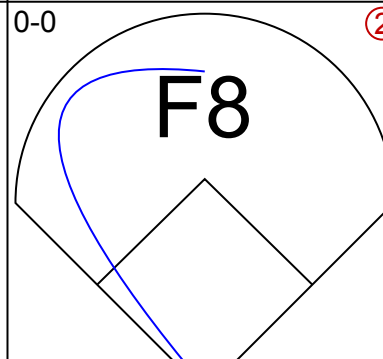
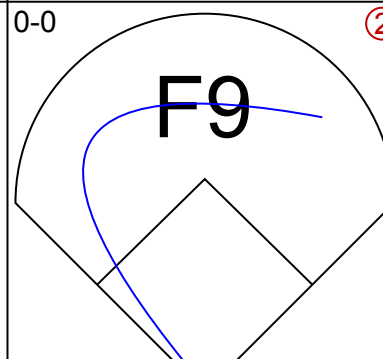
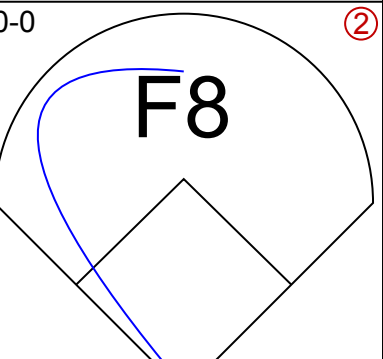
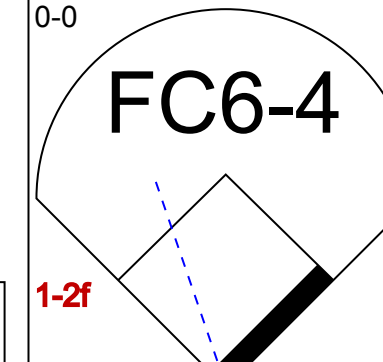
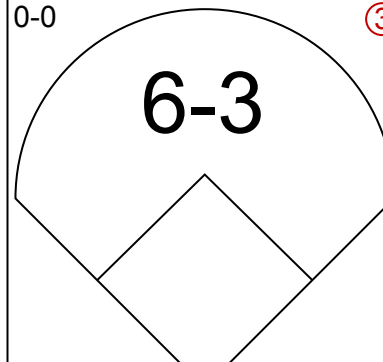
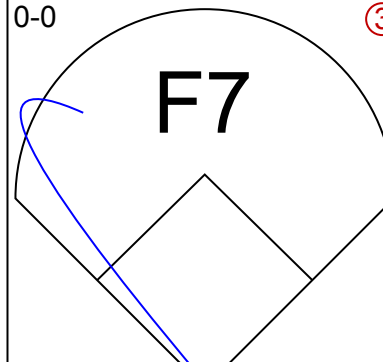
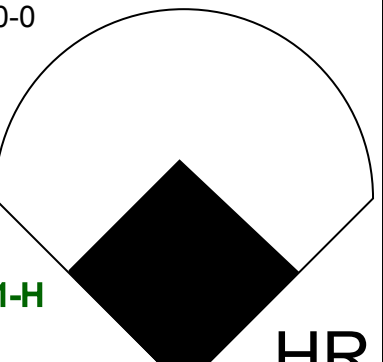
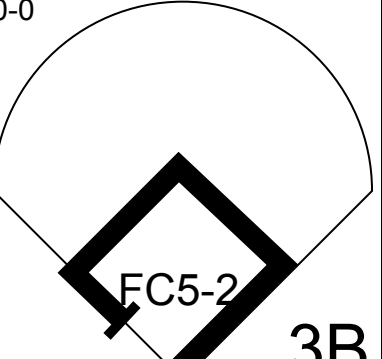
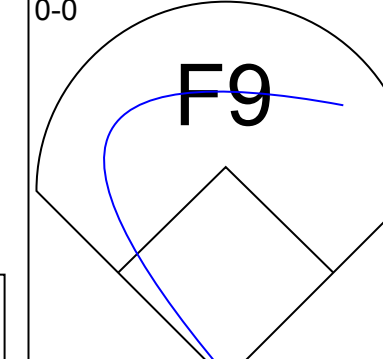
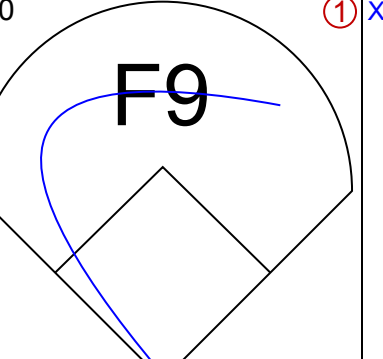
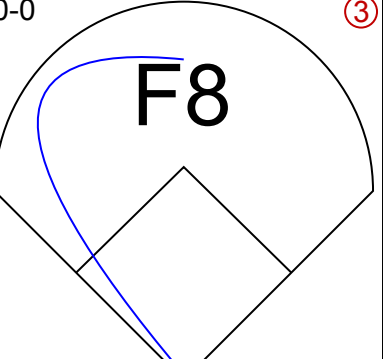
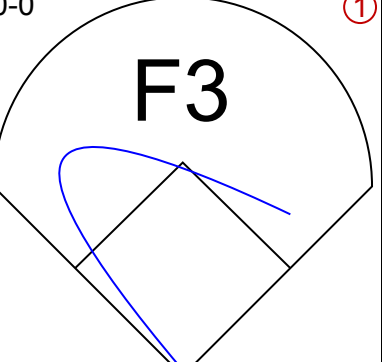
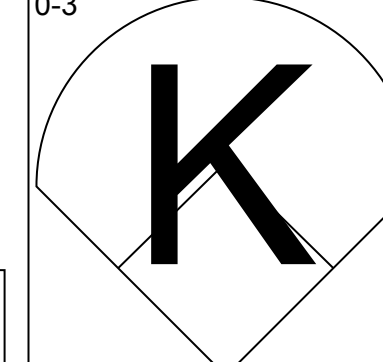
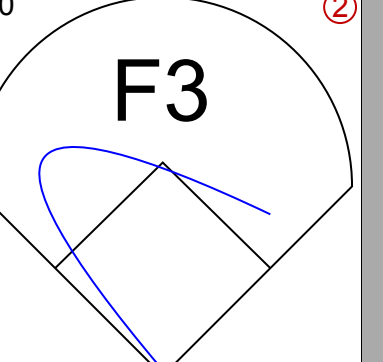
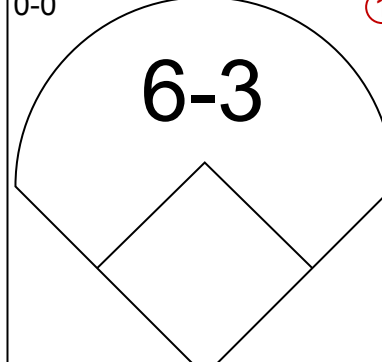
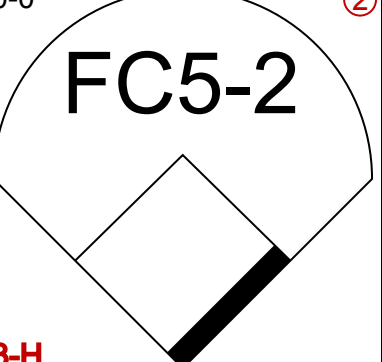
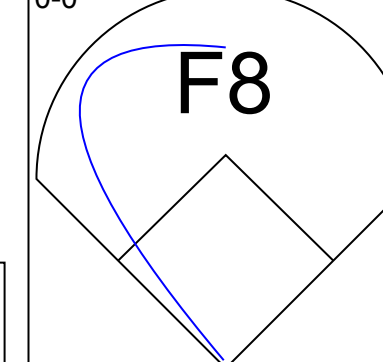
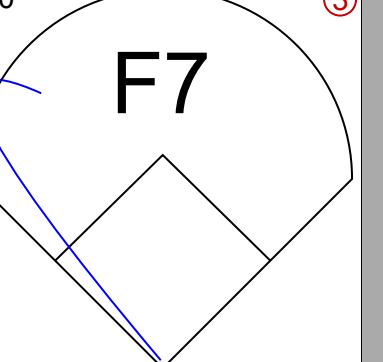
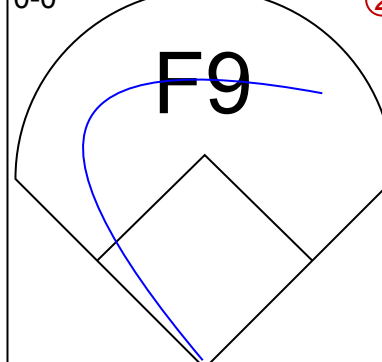
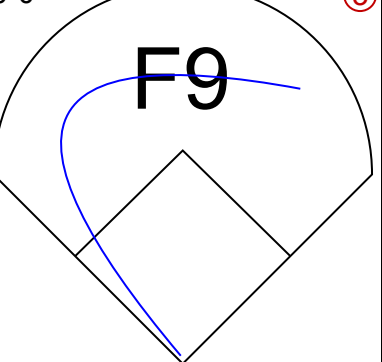
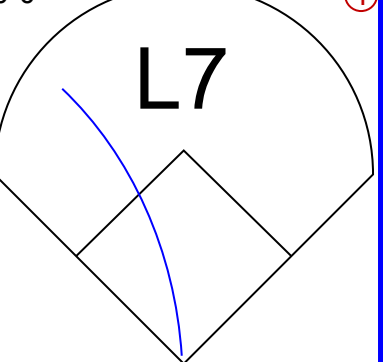
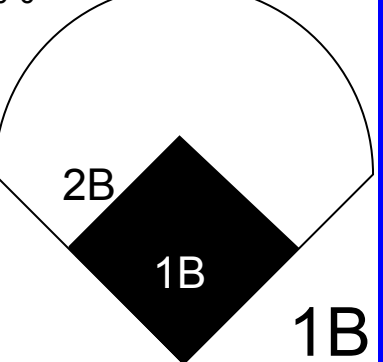
Batter	1	2	3	4	5	6	7	8	9	AB	R	H	RBI	BB	SO	LOB	TOP								
Davey Lopes, R OBP: 0.417, SLG: 0.475 (1, 4)										5	1	3	1	0	0	0	Los Angeles Dodgers @ San Diego Padres San Diego Stadium, San Diego, CA Mon Apr 25 1977, 10:05 PM EDT Att: 27,910 - Unknown livebaseballscorecards.com								
Bill Russell, R OBP: 0.253, SLG: 0.333 (1, 6)										5	0	0	0	0	0	4									
Reggie Smith, S OBP: 0.486, SLG: 0.679 (7, PR)										4	0	1	0	0	1	2									
John Hale, L OBP: 0.250, SLG: 0.143 (7, 9)										1	0	0	0	0	0	0									
Ron Cey, R OBP: 0.542, SLG: 0.930 (1, 5)										3	2	2	3	1	1	1									
Steve Garvey, R OBP: 0.309, SLG: 0.538 (1, 3)										4	1	1	1	0	0	2									
Rick Monday, L OBP: 0.418, SLG: 0.453 (1, 8)										3	0	0	0	1	1	0									
Dusty Baker Jr., R OBP: 0.386, SLG: 0.480 (1, 7)										3	2	1	0	1	0	1									
Steve Yeager, R OBP: 0.509, SLG: 0.614 (1, 2)										3	1	1	1	1	2	1									
Rick Rhoden, R OBP: 0.222, SLG: 0.333 (1, 1)										3	0	1	1	0	0	1									
Inning Stats	R: 2 E: 0 K: 0 S: 5	H: 2 LOB: 0 BB: 0 P: 5	R: 1 E: 0 K: 1 S: 7	H: 2 LOB: 2 BB: 1 P: 11	R: 1 E: 0 K: 1 S: 6	H: 1 LOB: 0 BB: 0 P: 6	R: 0 E: 0 K: 1 S: 5	H: 0 LOB: 0 BB: 0 P: 5	R: 0 E: 0 K: 1 S: 6	H: 1 LOB: 2 BB: 1 P: 10	R: 2 E: 0 K: 0 S: 5	H: 2 LOB: 2 BB: 0 P: 5	R: 0 E: 0 K: 1 S: 5	H: 1 LOB: 1 BB: 0 P: 5	R: 1 E: 0 K: 0 S: 3	H: 1 LOB: 1 BB: 2 P: 11	R: 0 E: 0 K: 0 S: 3	H: 0 LOB: 0 BB: 0 P: 3	1B: 4 2B: 3 3B: 0 HR: 3	SF: 0 SAC: 1 DP: 0 HBP: 0	WP: 0 PB: 0 SB: 1 CS: 2	PA: 39			
PITCHER	IP	WLS	BF	H	R	ER	SO	BB	IBB	HBP	BLK	WP	HR	S	P	ERA	WHIP								
Randy Jones, L ERA: 5.86 (1, 1)	6.1	L	30	9	6	6	4	1	1	0	0	0	2	36	44	8.53	1.579								
Dave Freisleben, R ERA: 4.84 (7, 1)	0.2		1	0	0	0	1	0	0	0	0	0	0	3	3	0.00	0.000								
Victor Bernal, R ERA: 4.15 (8, 1)	2.0		8	1	1	1	0	2	0	0	0	0	1	6	14	4.50	1.500								

Batter	1	2	3	4	5	6	7	8	9	AB	R	H	RBI	BB	SO	LOB	BOTTOM								
Jerry Turner, L OBP: 0.254, SLG: 0.345 (1, 7)										5	0	0	0	0	1	1	Los Angeles Dodgers @ San Diego Padres San Diego Stadium, San Diego, CA Mon Apr 25 1977, 10:05 PM EDT Att: 27,910 - Unknown livebaseballscorecards.com								
Bill Almon, R OBP: 0.292, SLG: 0.319 (1, 6)										4	1	2	0	0	1	0									
Dave Winfield, R OBP: 0.395, SLG: 0.458 (1, 9)										3	1	2	2	1	0	1									
George Hendrick, R OBP: 0.418, SLG: 0.435 (1, 8)										4	0	1	0	0	0	2									
Gene Tenace, R OBP: 0.380, SLG: 0.492 (1, 2)										2	0	1	0	2	1	0									
Mike Ivie, R OBP: 0.328, SLG: 0.433 (1, 3)										4	0	0	0	0	0	6									
Doug Rader, R OBP: 0.433, SLG: 0.574 (1, 5)										4	0	0	0	0	2	1									
Mike Champion, R OBP: 0.315, SLG: 0.281 (9, PH)										3	0	0	0	0	2	1									
Randy Jones, R OBP: 0.375, SLG: 0.167 (7, 1)										1	0	0	0	1	1	0									
Dave Freisleben, R OBP: 0.167, SLG: 0.167 (7, PH)										0	0	0	0	0	0	0									
Bobby Valentine, R OBP: 0.231, SLG: 0.091 (8, 1)										1	0	0	0	0	1	0									
Victor Bernal, R OBP: 0.400, SLG: 0.455 (9, PH)										0	0	0	0	0	0	0									
Inning Stats	R: 0 E: 0 K: 0 S: 4	H: 1 LOB: 1 BB: 0 P: 4	R: 0 E: 0 K: 0 S: 3	H: 0 LOB: 1 BB: 1 P: 7	R: 2 E: 0 K: 0 S: 4	H: 2 LOB: 0 BB: 1 P: 8	R: 0 E: 0 K: 2 S: 7	H: 0 LOB: 0 BB: 0 P: 7	R: 0 E: 0 K: 2 S: 7	H: 0 LOB: 0 BB: 0 P: 7	R: 0 E: 0 K: 0 S: 5	H: 2 LOB: 2 BB: 0 P: 5	R: 0 E: 0 K: 3 S: 9	H: 0 LOB: 0 BB: 0 P: 9	R: 1 E: 0 K: 1 S: 6	H: 1 LOB: 3 BB: 2 P: 14	R: 1 E: 0 K: 1 S: 6	H: 1 LOB: 0 BB: 0 P: 6	1B: 5 2B: 0 3B: 0 HR: 2	SF: 0 SAC: 0 DP: 1 HBP: 0	WP: 0 PB: 0 SB: 0 CS: 0	PA: 37			
PITCHER	IP	WLS	BF	H	R	ER	SO	BB	IBB	HBP	BLK	WP	HR	S	P	ERA	WHIP								
Rick Rhoden, R ERA: 5.4 (1, 1)	9.0	W	37	7	3	3	9	4	0	0	0	0	2	51	67	3.00	1.222								

Batter	1	2	3	4	5	6	7	8	9	AB	R	H	RBI	BB	SO	LOB	TOP								
Davey Lopes, R OBP: 0.403, SLG: 0.455 (1,4)	6-3		F8		E7 S 1B		F7		L7	5	1	1	0	0	0	1	Los Angeles Dodgers @ San Diego Padres San Diego Stadium, San Diego, CA Tue Apr 26 1977, 10:05 PM EDT Att: 24,481 - Unknown livebaseballscorecards.com								
Bill Russell, R OBP: 0.288, SLG: 0.355 (1,6)	1B		1B		S 1B		K		1B	4	0	3	1	1	1	0									
Lee Lacy, R OBP: 0.364, SLG: 0.727 (1,9) John Hale, L OBP: 0.222, SLG: 0.125 (8,9)	F9		L7		F3 1-2				6-3	4	0	0	0	0	0	3									
Ron Cey, R OBP: 0.566, SLG: 0.932 (1,5)	1B				SF9 1B				BB	2	1	2	0	2	0	0									
Steve Garvey, R OBP: 0.292, SLG: 0.515 (1,3)	K				SF9 1-H		F8		F9	3	0	0	1	0	1	5									
Rick Monday, L OBP: 0.394, SLG: 0.421 (1,8)			F9		K				K	4	0	0	0	0	3	1									
Dusty Baker Jr., R OBP: 0.377, SLG: 0.463 (1,7)			K		6-3				6-3	4	1	1	0	0	1	0									
Steve Yeager, R OBP: 0.508, SLG: 0.688 (1,2)			K						F8	4	1	2	2	0	1	0									
Don Sutton, R OBP: 0.231, SLG: 0.091 (1,1) Charlie Hough, R OBP: 0.290, SLG: 0.571 (9,1)			4-3		F9				F9	4	0	0	0	0	1	1									
Inning Stats	R: 0 E: 0 K: 1 S: 7	H: 2 LOB: 2 BB: 0 P: 7	R: 0 E: 0 K: 2 S: 7	H: 0 LOB: 0 BB: 0 P: 7	R: 0 E: 0 K: 0 S: 4	H: 1 LOB: 1 BB: 0 P: 4	R: 1 E: 1 K: 1 S: 6	H: 1 LOB: 0 BB: 0 P: 6	R: 2 E: 1 K: 0 S: 6	H: 3 LOB: 2 BB: 1 P: 10	R: 0 E: 0 K: 1 S: 5	H: 0 LOB: 0 BB: 0 P: 5	R: 0 E: 0 K: 1 S: 5	H: 0 LOB: 0 BB: 0 P: 5	R: 0 E: 0 K: 1 S: 5	H: 0 LOB: 1 BB: 1 P: 9	R: 1 E: 0 K: 1 S: 7	H: 2 LOB: 2 BB: 1 P: 11	1B: 7 2B: 1 3B: 0 HR: 1	SF: 1 SAC: 0 DP: 0 HBP: 0	WP: 0 PB: 0 SB: 2 CS: 0	PA: 39			
PITCHER	IP	WLS	BF	H	R	ER	SO	BB	IBB	HBP	BLK	WP	HR	S	P	ERA	WHIP								
Bob Shirley, L ERA: 1.08 (1,1)	8.0	L	33	7	3	1	7	1	1	0	0	0	1	45	53	1.12	1.000								
Dave Tomlin, L ERA: 0.71 (9,1)	1.0	S	6	2	1	1	1	0	1	0	0	0	0	7	11	9.00	2.000								

Batter	1	2	3	4	5	6	7	8	9	AB	R	H	RBI	BB	SO	LOB	BOTTOM								
Gene Richards, L OBP: 0.216, SLG: 0.178 (1,3)	K	G3			K			K		4	0	0	0	0	3	5	Los Angeles Dodgers @ San Diego Padres San Diego Stadium, San Diego, CA Tue Apr 26 1977, 10:05 PM EDT Att: 24,481 - Unknown livebaseballscorecards.com								
Bill Almon, R OBP: 0.293, SLG: 0.319 (1,6) Bobby Valentine, R OBP: 0.214, SLG: 0.083 (8, PH) Dave Tomlin, L OBP: 0.214, SLG: 0.083 (9,1)	4-3				4-3			F8		3	0	1	0	0	0	1									
Jerry Turner, L OBP: 0.238, SLG: 0.322 (1,7)	F5				K			F9		4	0	0	0	0	1	2									
Dave Winfield, R OBP: 0.400, SLG: 0.453 (1,9)					F7			F9		3	1	1	0	1	0	0									
Gene Tenace, R OBP: 0.373, SLG: 0.471 (1,2)					F8			5-3		3	0	0	0	1	0	1									
George Hendrick, R OBP: 0.398, SLG: 0.411 (1,8)					K			K		4	0	0	0	0	2	3									
Doug Rader, R OBP: 0.423, SLG: 0.544 (1,5)					F7			K		3	0	0	0	1	1	2									
Gary Sutherland, R OBP: 0.714, SLG: 1.167 (1,4)								K		2	0	1	0	1	1	0									
Bob Shirley, R OBP: 0.250, SLG: 0.100 (1,1) Merv Rettenmund, R OBP: 0.438, SLG: 0.455 (8, PH) Enzo Hernandez, R OBP: 0.250, SLG: 0.571 (9,1)					FC2-8 1B			K		1	0	0	1	1	0	1									
Inning Stats	R: 1 E: 0 K: 0 S: 3	H: 0 LOB: 3 BB: 4 P: 19	R: 0 E: 0 K: 0 S: 5	H: 0 LOB: 0 BB: 0 P: 5	R: 0 E: 0 K: 1 S: 5	H: 0 LOB: 0 BB: 0 P: 5	R: 0 E: 0 K: 1 S: 6	H: 0 LOB: 0 BB: 0 P: 6	R: 0 E: 0 K: 3 S: 9	H: 0 LOB: 0 BB: 0 P: 9	R: 0 E: 0 K: 1 S: 5	H: 0 LOB: 1 BB: 1 P: 9	R: 0 E: 0 K: 0 S: 3	H: 1 LOB: 1 BB: 1 P: 7	1B: 3 2B: 0 3B: 0 HR: 0	SF: 0 SAC: 0 DP: 1 HBP: 0	WP: 0 PB: 0 SB: 1 CS: 1	PA: 34							
PITCHER	IP	WLS	BF	H	R	ER	SO	BB	IBB	HBP	BLK	WP	HR	S	P	ERA	WHIP								
Don Sutton, R ERA: 1.09 (1,1)	8.0	W	32	3	1	1	8	6	0	0	0	0	0	42	66	1.12	1.125								
Charlie Hough, R ERA: 1.52 (9,1)	1.0	S	2	0	0	0	0	0	0	0	0	0	0	2	2	0.00	0.000								

Batter	1	2	3	4	5	6	7	8	9	AB	R	H	RBI	BB	SO	LOB	TOP									
Davey Lopes, R OBP: 0.378, SLG: 0.423 (1, 4)										5	0	0	0	0	2	4	Los Angeles Dodgers @ San Diego Padres San Diego Stadium, San Diego, CA Wed Apr 27 1977, 10:05 PM EDT Att: 18,132 - Unknown livebaseballscorecards.com									
Bill Russell, R OBP: 0.318, SLG: 0.383 (1, 6)										5	1	4	1	0	0	0										
John Hale, L OBP: 0.214, SLG: 0.154 (1, 9)										5	0	1	0	0	2	5										
Ron Cey, R OBP: 0.568, SLG: 0.953 (1, 5)										5	1	3	2	0	1	1										
Steve Garvey, R OBP: 0.286, SLG: 0.493 (1, 3)										5	1	1	0	0	1	1										
Rick Monday, L OBP: 0.408, SLG: 0.443 (1, 8)										4	2	2	1	1	0	2										
Dusty Baker Jr., R OBP: 0.379, SLG: 0.500 (1, 7)										4	1	1	2	1	0	2										
Steve Yeager, R OBP: 0.485, SLG: 0.642 (1, 2)										5	1	1	0	0	1	4										
Doug Rau, L OBP: 0.250, SLG: 0.182 Charlie Hough, R OBP: 0.290, SLG: 0.571 (1, 1) (8, 1)										3	0	2	1	0	0	0										
Inning Stats	R: 0 E: 0 K: 1 S: 6	H: 2 LOB: 2 BB: 0 P: 6	R: 0 E: 0 K: 0 S: 4	H: 1 LOB: 1 BB: 0 P: 4	R: 0 E: 0 K: 1 S: 6	H: 1 LOB: 1 BB: 0 P: 6	R: 3 E: 0 K: 0 S: 6	H: 3 LOB: 1 BB: 1 P: 10	R: 0 E: 0 K: 0 S: 3	H: 1 LOB: 0 BB: 0 P: 3	R: 2 E: 1 K: 2 S: 10	H: 2 LOB: 1 BB: 0 P: 10	R: 1 E: 0 K: 0 S: 5	H: 2 LOB: 1 BB: 0 P: 5	R: 1 E: 0 K: 1 S: 7	H: 2 LOB: 2 BB: 0 P: 8		R: 0 E: 0 K: 2 S: 8	H: 1 LOB: 2 BB: 1 P: 12	1B: 12 2B: 1 3B: 0 HR: 2	SF: 0 SAC: 0 DP: 1 HBP: 1	WP: 1 PB: 0 SB: 2 CS: 0	PA: 44			
PITCHER	IP	WLS	BF	H	R	ER	SO	BB	IBB	HBP	BLK	WP	HR	S	P	ERA	WHIP									
Tom Griffin, R ERA: 3.63 Butch Metzger, R ERA: 6.57 Victor Bernal, R ERA: 3.72	(1, 1)	5.2	L	27	10	5	3	3	1	0	0	0	1	2	32	36	4.76	1.941								


Batter	1	2	3	4	5	6	7	8	9	AB	R	H	RBI	BB	SO	LOB	BOTTOM								
Merv Rettenmund, R OBP: 0.476, SLG: 0.533 (1, 7)										4	2	2	0	1	0	1	Los Angeles Dodgers @ San Diego Padres San Diego Stadium, San Diego, CA Wed Apr 27 1977, 10:05 PM EDT Att: 18,132 - Unknown livebaseballscorecards.com								
Bill Almon, R OBP: 0.304, SLG: 0.329 Enzo Hernandez, R (8, FR) (9, 6)										4	0	2	1	0	1	2									
Dave Winfield, R OBP: 0.393, SLG: 0.487 (1, 9)										3	1	1	3	0	0	1									
Gene Tenace, R OBP: 0.368, SLG: 0.458 (1, 3)										4	0	1	0	0	0	1									
George Hendrick, R OBP: 0.391, SLG: 0.442 (1, 8)										4	1	1	2	0	0	2									
Doug Rader, R OBP: 0.413, SLG: 0.557 (1, 5)										4	0	1	0	0	0	1									
Dave Roberts, R OBP: 0.318, SLG: 0.313 Gene Richards, L (9, PH) (9, PH)										3	0	0	0	0	1	1									
Mike Champion, R OBP: 0.303, SLG: 0.269 Gary Sutherland, R OBP: 0.625, SLG: 1.000 (9, PH) (9, PH)										3	0	0	0	0	0	1									
Tom Griffin, R Butch Metzger, R Bobby Valentine, R Victor Bernal, R Jerry Turner, L	(1, 1) (6, 1) (8, PH) (9, 1) (9, PH)									2	0	0	0	0	0	1									
Inning Stats	R: 0 E: 0 K: 0 S: 5	H: 2 LOB: 2 BB: 0 P: 5	R: 0 E: 0 K: 0 S: 4	H: 1 LOB: 0 BB: 0 P: 4	R: 2 E: 0 K: 1 S: 7	H: 2 LOB: 0 BB: 0 P: 7	R: 0 E: 0 K: 1 S: 5	H: 0 LOB: 0 BB: 0 P: 5	R: 0 E: 0 K: 0 S: 2	H: 0 LOB: 0 BB: 1 P: 6	R: 0 E: 0 K: 0 S: 3	H: 0 LOB: 0 BB: 0 P: 3	R: 0 E: 0 K: 0 S: 3	H: 0 LOB: 0 BB: 0 P: 3	R: 4 E: 0 K: 0 S: 7	H: 4 LOB: 1 BB: 0 P: 7	R: 0 E: 0 K: 0 S: 3	H: 0 LOB: 1 BB: 1 P: 7	1B: 5 2B: 1 3B: 1 HR: 2	SF: 1 SAC: 0 DP: 1 HBP: 0	WP: 0 PB: 0 SB: 0 CS: 0	PA: 37			
PITCHER	IP	WLS	BF	H	R	ER	SO	BB	IBB	HBP	BLK	WP	HR	S	P	ERA	WHIP								
Doug Rau, L Charlie Hough, R	(1, 1) (8, 1)	7.0 2.0	W S	29 8	8 1	5 1	5 1	0 0	1 1	0 0	0 0	0 0	1 1	7 7	11	6.43	1.286								

Batter	1	2	3	4	5	6	7	8	9	AB	R	H	RBI	BB	SO	LOB	TOP			
Davey Lopes, R OBP: 0.391, SLG: 0.427 (1, 4)	F9 1B		6-3 1B	S 1B		4-0 BB			1-3 1B	4	1	2	0	1	0	0	Los Angeles Dodgers @ San Diego Padres San Diego Stadium, San Diego, CA Thu Apr 28 1977, 10:05 PM EDT Att: 12,036 - Unknown livebaseballscorecards.com			
Bill Russell, R OBP: 0.311, SLG: 0.372 (1, 6)	FC3-6 1B		6-3	F7		5-3			5-3	5	0	1	0	0	0	5				
Reggie Smith, S OBP: 0.474, SLG: 0.650 John Hale, L OBP: 0.214, SLG: 0.154 (1, 9) (7, 9)	FC3-6 FC6-4 1-2		6-3 2B	BB 1B		6-3			F9	4	1	1	2	0	0	1				
Ron Cey, R OBP: 0.553, SLG: 0.910 (1, 5)	FC6-4 1-2		2B BB			K			F9	3	1	0	0	1	1	1				
Steve Garvey, R OBP: 0.296, SLG: 0.545 (1, 3)		6-3	HR 2B			HR			6-3	4	2	2	3	0	0	0				
Rick Monday, L OBP: 0.400, SLG: 0.477 (1, 8)	F8		HR			K			K	4	1	1	2	0	2	0				
Dusty Baker Jr., R OBP: 0.357, SLG: 0.468 (1, 7)	5-3		6-3			F6			5-3	4	0	0	0	0	0	0				
Johnny Oates, L OBP: 0.273, SLG: 0.200 (1, 2)			6-3 1B	4-3		F5			G3	4	1	1	0	0	0	0				
Burt Hooton, R OBP: 0.125, SLG: 0.125 Stan Wall, L (8, 1) Ed Goodson, L (9, PH) Mike Garman, R (9, 1)	F2		F8			BB 1B			4-3	3	0	1	0	0	0	1				
Inning Stats	R: 0 E: 0 K: 0 S: 4	H: 1 LOB: 1 BB: 0 P: 4	R: 0 E: 0 K: 0 S: 3	H: 0 LOB: 0 BB: 0 P: 3	R: 6 E: 0 K: 0 S: 8	H: 5 LOB: 0 BB: 1 P: 12	R: 0 E: 0 K: 0 S: 4	H: 1 LOB: 0 BB: 0 P: 4	R: 1 E: 0 K: 2 S: 8	H: 1 LOB: 0 BB: 1 P: 8	R: 0 E: 0 K: 0 S: 3	H: 0 LOB: 0 BB: 0 P: 3	R: 0 E: 0 K: 1 S: 5	H: 0 LOB: 0 BB: 0 P: 5	R: 0 E: 0 K: 0 S: 3	H: 0 LOB: 0 BB: 0 P: 3		1B: 6 2B: 1 3B: 0 HR: 2	SF: 0 SAC: 0 DP: 0 HBP: 0	WP: 0 PB: 0 SB: 1 CS: 0
PITCHER	IP WLS BF H R ER SO BB IBB HBP BLK WP HR S P ERA WHIP	IP WLS BF H R ER SO BB IBB HBP BLK WP HR S P ERA WHIP	IP WLS BF H R ER SO BB IBB HBP BLK WP HR S P ERA WHIP	IP WLS BF H R ER SO BB IBB HBP BLK WP HR S P ERA WHIP	IP WLS BF H R ER SO BB IBB HBP BLK WP HR S P ERA WHIP	IP WLS BF H R ER SO BB IBB HBP BLK WP HR S P ERA WHIP	IP WLS BF H R ER SO BB IBB HBP BLK WP HR S P ERA WHIP	IP WLS BF H R ER SO BB IBB HBP BLK WP HR S P ERA WHIP	IP WLS BF H R ER SO BB IBB HBP BLK WP HR S P ERA WHIP	IP WLS BF H R ER SO BB IBB HBP BLK WP HR S P ERA WHIP	IP WLS BF H R ER SO BB IBB HBP BLK WP HR S P ERA WHIP	IP WLS BF H R ER SO BB IBB HBP BLK WP HR S P ERA WHIP	IP WLS BF H R ER SO BB IBB HBP BLK WP HR S P ERA WHIP	IP WLS BF H R ER SO BB IBB HBP BLK WP HR S P ERA WHIP	IP WLS BF H R ER SO BB IBB HBP BLK WP HR S P ERA WHIP	IP WLS BF H R ER SO BB IBB HBP BLK WP HR S P ERA WHIP	IP WLS BF H R ER SO BB IBB HBP BLK WP HR S P ERA WHIP			
Dave Freisleben, R ERA: 6.39 Butch Metzger, R ERA: 5.87 Dave Tomlin, L ERA: 0.61 Victor Bernal, R ERA: 3.38 (1, 1) (4, 1) (7, 1) (9, 1)	3.0 L 16 6 6 6 0 1 0 0 0 0 1 15 19 18.00 2.333	3.0 13 3 1 1 2 1 0 0 0 0 0 1 16 20 3.00 1.333	2.0 6 0 0 0 1 0 0 0 0 0 0 0 8 8 0.00 0.000	1.0 3 0 0 0 0 0 0 0 0 0 0 0 3 3 0.00 0.000																



Batter	1	2	3	4	5	6	7	8	9	AB	R	H	RBI	BB	SO	LOB	BOTTOM			
Merv Rettenmund, R OBP: 0.500, SLG: 0.611 (1, 7)	SH2-3 HR BB	1-H 3B		BLK BB		L5			6-3	3	1	1	1	2	0	0	Los Angeles Dodgers @ San Diego Padres San Diego Stadium, San Diego, CA Thu Apr 28 1977, 10:05 PM EDT Att: 12,036 - Unknown livebaseballscorecards.com			
Enzo Hernandez, R OBP: 0.226, SLG: 0.191 (1, 6) (9, PH)	SH2-3 1-2	4-3		F7		F2			FC5-4 1B	3	0	0	0	0	0	1				
Dave Winfield, R OBP: 0.383, SLG: 0.470 (1, 9)	5-3	F3				6-3			FC5-4 1B	5	0	1	0	0	0	2				
Gene Tenace, R OBP: 0.370, SLG: 0.447 (1, 3)	HR BB			K		5-3			1B	4	1	1	0	1	1	1				
George Hendrick, R OBP: 0.413, SLG: 0.488 (1, 8)	1-H 2-H HR			BB		BB			E8 2B 1B	3	2	2	3	2	0	2				
Doug Rader, R OBP: 0.392, SLG: 0.523 (1, 5)	E5 1B			F9		F9			L7	4	0	0	0	0	0	4				
Dave Roberts, R OBP: 0.200, SLG: 0.300 (1, 2)				F7		K			K	4	0	1	0	0	2	4				
Mike Champion, R OBP: 0.291, SLG: 0.257 Gary Sutherland, R OBP: 0.687, SLG: 1.125 (1, 4) (8, PH) (9, 4)	4-3			K		5-3			2B	3	0	0	0	0	1	2				
Dave Freisleben, R OBP: 0.226, SLG: 0.286 Butch Metzger, R OBP: 0.256, SLG: 0.143 Bobby Valentine, R OBP: 0.256, SLG: 0.143 Dave Tomlin, L OBP: 0.256, SLG: 0.143 Jerry Turner, L OBP: 0.256, SLG: 0.143 Mike Love, R OBP: 0.256, SLG: 0.143 Victor Bernal, R OBP: 0.256, SLG: 0.143 (1, 1) (4, 1) (6, PH) (7, 1) (8, PH) (8, PH) (9, 1)		3B 1B		K		F7			F7	1	1	1	0	0	0	0				
Inning Stats	R: 3 E: 1 K: 0 S: 6	H: 2 LOB: 2 BB: 2 P: 14	R: 1 E: 0 K: 0 S: 4	H: 2 LOB: 0 BB: 0 P: 4	R: 0 E: 0 K: 1 S: 5	H: 0 LOB: 1 BB: 1 P: 9	R: 0 E: 0 K: 2 S: 7	H: 0 LOB: 1 BB: 1 P: 11	R: 0 E: 0 K: 1 S: 6	H: 1 LOB: 2 BB: 1 P: 10	R: 0 E: 0 K: 0 S: 3	H: 0 LOB: 0 BB: 0 P: 3	R: 0 E: 0 K: 1 S: 7	H: 2 LOB: 1 BB: 0 P: 7	R: 0 E: 0 K: 0 S: 5	H: 2 LOB: 2 BB: 0 P: 5		1B: 6 2B: 1 3B: 1 HR: 1	SF: 0 SAC: 1 DP: 0 HBP: 0	WP: 0 PB: 0 SB: 0 CS: 0
PITCHER	IP WLS BF H R ER SO BB IBB HBP BLK WP HR S P ERA WHIP	IP WLS BF H R ER SO BB IBB HBP BLK WP HR S P ERA WHIP	IP WLS BF H R ER SO BB IBB HBP BLK WP HR S P ERA WHIP	IP WLS BF H R ER SO BB IBB HBP BLK WP HR S P ERA WHIP	IP WLS BF H R ER SO BB IBB HBP BLK WP HR S P ERA WHIP	IP WLS BF H R ER SO BB IBB HBP BLK WP HR S P ERA WHIP	IP WLS BF H R ER SO BB IBB HBP BLK WP HR S P ERA WHIP	IP WLS BF H R ER SO BB IBB HBP BLK WP HR S P ERA WHIP	IP WLS BF H R ER SO BB IBB HBP BLK WP HR S P ERA WHIP	IP WLS BF H R ER SO BB IBB HBP BLK WP HR S P ERA WHIP	IP WLS BF H R ER SO BB IBB HBP BLK WP HR S P ERA WHIP	IP WLS BF H R ER SO BB IBB HBP BLK WP HR S P ERA WHIP	IP WLS BF H R ER SO BB IBB HBP BLK WP HR S P ERA WHIP	IP WLS BF H R ER SO BB IBB HBP BLK WP HR S P ERA WHIP	IP WLS BF H R ER SO BB IBB HBP BLK WP HR S P ERA WHIP	IP WLS BF H R ER SO BB IBB HBP BLK WP HR S P ERA WHIP				
Burt Hooton, R ERA: 3.71 Stan Wall, L ERA: 7.34 Mike Garman, R ERA: 4.5 (1, 1) (8, 1) (9, 1)	7.2 W 35 7 5 5 0 5 0 0 0 0 1 40 60 5.87 1.565	0.1 1 0 0 0 0 0 0 0 0 0 0 0 1 1 0.00 0.000	1.0 S 5 2 0 0 0 0 0 0 0 0 0 5 5 0.00 2.000																	



Batter	1	2	3	4	5	6	7	8	9	AB	R	H	RBI	BB	SO	LOB	TOP			
Lee Mazzilli, S OBP: 0.333, SLG: 0.242	1-3		4-3				SH3-4			4	0	2	1	0	0	0	New York Mets @ San Diego Padres San Diego Stadium, San Diego, CA Sat Apr 30 1977, 10:05 PM EDT Att: 22,428 - Unknown			
Felix Milten, R OBP: 0.286, SLG: 0.288	K			E6			4-3		6-3	5	0	1	1	0	1	2				
Mike Vail, R John Milner, L Lenny Randle, S	K			G6-4-3	1-3		F2			2	0	0	0	0	1	1				
Dave Kingman, R OBP: 0.333, SLG: 0.588		5-3		5-3			F8			4	0	1	0	0	0	0				
Joe Torre, R Bruce Boisclair, L						F8	1-3		SH1-3	3	0	1	0	0	0	0				
John Stearns, R OBP: 0.286, SLG: 0.385		5-3							F9	4	2	2	0	0	0	2				
Roy Staiger, R OBP: 0.259, SLG: 0.314		1-6-3							F8	4	1	2	1	0	0	2				
Bud Harrelson, S OBP: 0.245, SLG: 0.140			L9							4	1	1	1	0	1	1				
Tom Seaver, R OBP: 0.188, SLG: 0.133			K		L9				F8	4	0	1	0	0	1	2				
																				
Inning Stats	R: 0 E: 0 K: 2 S: 7	H: 0 LOB: 0 BB: 0 P: 7	R: 0 E: 0 K: 0 S: 4	H: 1 LOB: 1 BB: 0 P: 4	R: 0 E: 0 K: 1 S: 5	H: 0 LOB: 0 BB: 0 P: 5	R: 0 E: 1 K: 0 S: 3	H: 0 LOB: 0 BB: 0 P: 3	R: 3 E: 0 K: 0 S: 8	H: 5 LOB: 2 BB: 0 P: 8	R: 1 E: 0 K: 0 S: 5	H: 2 LOB: 1 BB: 0 P: 5	R: 0 E: 0 K: 0 S: 4	H: 1 LOB: 1 BB: 0 P: 4	R: 0 E: 0 K: 1 S: 6	H: 1 LOB: 1 BB: 0 P: 6	1B: 10 2B: 1 3B: 0 HR: 0	SF: 0 SAC: 2 DP: 1 HBP: 0	WP: 1 PB: 0 SB: 1 CS: 0	PA: 38
PITCHER	IP WLS BF H R ER SO BB IBB HBP BLK WP HR S P ERA WHIP	IP WLS BF H R ER SO BB IBB HBP BLK WP HR S P ERA WHIP																		
Randy Jones, L ERA: 5.88	(1, 1) 6.0 L 26 8 4 4 3 0 0 0 0 0 1 0 32 32 6.00 1.333																			
Dave Tomlin, L ERA: 0.54	(7, 1) 2.0 8 2 0 0 0 0 0 0 0 0 0 0 8 8 0.00 1.000																			
Rollie Fingers, R ERA: 2.3	(9, 1) 1.0 4 1 0 0 0 1 0 0 0 0 0 0 6 6 0.00 1.000																			

Batter	1	2	3	4	5	6	7	8	9	AB	R	H	RBI	BB	SO	LOB	BOTTOM					
Gene Richards, L OBP: 0.246, SLG: 0.200	E S BB		F9					F7		3	0	1	0	1	0	1	New York Mets @ San Diego Padres San Diego Stadium, San Diego, CA Sat Apr 30 1977, 10:05 PM EDT Att: 22,428 - Unknown					
Bill Almon, R OBP: 0.289, SLG: 0.313	K			F8			K		K	4	0	0	0	0	3	3						
Jerry Turner, L OBP: 0.246, SLG: 0.313	K			G3			G3			4	1	1	0	0	1	2						
Dave Winfield, R OBP: 0.363, SLG: 0.473	K			4-3			F8		5-3	4	0	0	0	0	1	2						
Gene Tenace, R OBP: 0.370, SLG: 0.464		5-3					F9		K	4	0	2	0	0	1	1						
George Hendrick, R OBP: 0.400, SLG: 0.477		6-3					F9			4	0	1	1	0	0	2						
Mike Ivie, R OBP: 0.301, SLG: 0.391							F9		5-3	4	0	0	0	0	0	3						
Gary Sutherland, R OBP: 0.462, SLG: 0.750				5-3			F9		5-3	3	0	0	0	0	0	1						
Randy Jones, R Bobby Valentine, R Dave Tomlin, L Merv Rettenmund, R Rollie Fingers, R				K						1	0	0	0	0	1	0						
										1	0	0	0	0	1	0						
										0	0	0	0	0	0	0						
										1	0	1	0	0	0	0						
										0	0	0	0	0	0	0						
										0	0	0	0	0	0	0						
										0	0	0	0	0	0	0						
										0	0	0	0	0	0	0						
										0	0	0	0	0	0	0						
Inning Stats	R: 0 E: 1 K: 3 S: 9	H: 0 LOB: 1 BB: 1 P: 13	R: 0 E: 0 K: 0 S: 3	H: 0 LOB: 0 BB: 0 P: 3	R: 0 E: 0 K: 1 S: 5	H: 0 LOB: 0 BB: 0 P: 5	R: 0 E: 0 K: 0 S: 3	H: 0 LOB: 0 BB: 0 P: 3	R: 0 E: 0 K: 0 S: 4	H: 1 LOB: 1 BB: 0 P: 4	R: 0 E: 0 K: 2 S: 8	H: 1 LOB: 1 BB: 0 P: 8	R: 0 E: 0 K: 0 S: 4	H: 1 LOB: 1 BB: 0 P: 4	R: 0 E: 0 K: 1 S: 6	H: 1 LOB: 1 BB: 0 P: 6	R: 1 E: 0 K: 1 S: 7	H: 2 LOB: 1 BB: 0 P: 7	1B: 3 2B: 3 3B: 0 HR: 0	SF: 0 SAC: 0 DP: 0 HBP: 0	WP: 0 PB: 0 SB: 1 CS: 0	PA: 34
PITCHER	IP WLS BF H R ER SO BB IBB HBP BLK WP HR S P ERA WHIP	IP WLS BF H R ER SO BB IBB HBP BLK WP HR S P ERA WHIP																				
Tom Seaver, R ERA: 1.52	(1, 1) 9.0 W 34 6 1 1 8 1 0 0 0 0 0 0 49 53 1.00 0.778																					



Batter	1	2	3	4	5	6	7	8	9	10	AB	R	H	RBI	BB	SO	LOB	TOP								
Garry Maddox, R OBP: 0.292, SLG: 0.447 (1, 8)	6-3		L9			F9			F9			5	0	2	0	1	0	2								
Richie Hebner, L OBP: 0.333, SLG: 0.435 (1, 3)	L4		2B		4-3	FC3-2		L8	F9		6	1	1	0	0	0	5									
Mike Schmidt, R OBP: 0.333, SLG: 0.426 (1, 5)	F9		2B		5-3	F7		FC6-4			5	0	2	1	1	0	3									
Greg Luzinski, R OBP: 0.354, SLG: 0.630 (8, PR)																										
Ollie Brown, R OBP: 0.167, SLG: 0.167 (8, 9)	K		F9					FC6-4			4	2	1	1	1	1	2									
Jay Johnstone, L OBP: 0.354, SLG: 0.373 (7, PH)					L7						4	1	1	0	0	0										
Jerry Martin, R OBP: 0.261, SLG: 0.200 (7, 9)	1B				1B						3	1	2	0	0	0										
Tim McCarver, L OBP: 0.524, SLG: 0.842 (7, 2)	F9				1B						3	0	1	0	0	0										
Bob Boone, R OBP: 0.351, SLG: 0.367 (7, 2)					3B						4	2	3	0	0	0										
Ted Sizemore, R OBP: 0.390, SLG: 0.415 (1, 4)					E6						2	0	1	1	0	1										
Larry Bowa, S OBP: 0.349, SLG: 0.407 (1, 6)	P6				P6						3	0	1	2	0	0										
Steve Carlton, L OBP: 0.333, SLG: 0.357 (6, 1)											5	1	3	1	1	0										
Ron Reed, R (6, 1)											0	0	0	0	0	0										
Tom Hutton, L OBP: 0.250, SLG: 0.250 (7, PH)					4-3						1	0	1	1	0	0										
Tom Underwood, R (7, 1)					4-3						0	0	0	1	0	0										
Gene Garber, R (9, 1)											0	0	0	0	0	0										
Inning Stats	R: 0 E: 0 K: 0 S: 3	H: 0 LOB: 0 BB: 0 P: 3	R: 0 E: 0 K: 1 S: 7	H: 2 LOB: 2 BB: 0 P: 7	R: 1 E: 0 K: 0 S: 5	H: 2 LOB: 1 BB: 0 P: 5	R: 0 E: 1 K: 0 S: 5	H: 1 LOB: 2 BB: 0 P: 5	R: 0 E: 0 K: 0 S: 3	H: 1 LOB: 0 BB: 0 P: 3	R: 3 E: 0 K: 0 S: 8	H: 5 LOB: 3 BB: 1 P: 12	R: 2 E: 0 K: 0 S: 5	H: 2 LOB: 2 BB: 2 P: 13	R: 0 E: 0 K: 1 S: 6	H: 1 LOB: 3 BB: 1 P: 10	R: 1 E: 0 K: 0 S: 5	H: 2 LOB: 1 BB: 0 P: 5	R: 1 E: 0 K: 0 S: 5	H: 3 LOB: 1 BB: 0 P: 5	1B: 13 2B: 4 3B: 1 HR: 1	SF: 2 SAC: 2 DP: 1 HBP: 0	WP: 0 PB: 0 SB: 0 CS: 0	PA: 52		
PITCHER	IP WLS BF H R ER SO BB IBB HBP BLK WP HR S P ERA WHIP	5.0 0.1 1.0 0.2 2.0	24 3 6 4 10	9 2 1 1 3	4 0 2 0 1	4 0 2 0 1	1 0 0 0 0	0 0 1 1 0	0 0 0 0 0	0 0 0 0 0	0 0 0 0 0	26 3 12 7 15	26 3 18.00 1.500 4.50	26 3 2.00 1.500 4.50	26 3 18.00 1.500 4.50	3 1 1 0	0 1 1 0	0 0 0 0	0 0 0 0	0 0 0 0	0 0 0 0	0 0 0 0	9.00 3.000	3.000	WP: 0 PB: 0 SB: 0 CS: 0	PA: 52

Philadelphia Phillies @ San Diego Padres
San Diego Stadium, San Diego, CA
Tue May 03 1977, 10:05 PM EDT
Att: 7,942 - Unknown


AB 44
R 8
H 19
RBI 8
BB 4
SO 2
LOB 28



Batter	1	2	3	4	5	6	7	8	9	10	AB	R	H	RBI	BB	SO	LOB	BOTTOM							
Gene Richards, L OBP: 0.268, SLG: 0.234 (1, 8)	4-3		P6			6-3					5	0	0	0	0	1	2								
Bill Almon, R OBP: 0.296, SLG: 0.309 (1, 6)	K				F8						4	1	1	0	1	2	0								
Merv Rettenmund, R OBP: 0.459, SLG: 0.517 (1, 7)	1-4-3				F2						4	1	1	0	0	1	0								
Dave Winfield, R OBP: 0.357, SLG: 0.452 (1, 9)					F9						5	1	2	1	0	0	1								
Gene Tenace, R OBP: 0.363, SLG: 0.419 (10, 2)											4	1	0	0	1	2	4								
Doug Rader, R OBP: 0.416, SLG: 0.562 (1, 5)											3	2	2	3	0	0	1								
Mike Champion, R OBP: 0.301, SLG: 0.286 (1, 4)											4	1	3	0	0	0	1								
Bob Davis, R OBP: 0.292, SLG: 0.333 (7, PH)											1	0	0	1	0	0	0								
Mike Ybarra, R OBP: 0.295, SLG: 0.379 (8, 2)											1	0	0	0	0	0	0								
Dave Roberts, R OBP: 0.295, SLG: 0.393 (8, PH)											0	0	0	0	0	0	0								
Bobby Valentine, R OBP: 0.273, SLG: 0.200 (8, PR)											1	0	1	1	0	0	0								
Jerry Turner, R OBP: 0.307, SLG: 0.346 (8, PR)											0	0	0	0	0	0	0								
Victor Bernal, R OBP: 0.307, SLG: 0.346 (10, 1)											0	0	0	0	0	0	0								
Rick Sawyer, R OBP: 0.375, SLG: 0.375 (6, 1)											2	0	0	0	0	0	1								
Dan Spillner, R OBP: 0.375, SLG: 0.375 (6, 1)											0	0	0	0	0	0	0								
Brent Strom, R OBP: 0.375, SLG: 0.375 (6, 1)											0	0	0	0	0	0	0								
Butch Metzger, R OBP: 0.375, SLG: 0.375 (7, 1)											0	0	0	0	0	0	0								
George Hendrick, R OBP: 0.396, SLG: 0.468 (8, PH)											1	0	1	0	0	0	0								
Dave Tomlin, L OBP: 0.309, SLG: 0.295 (10, 3)											1	0	1	1	0	0	0								
Inning Stats	R: 0 E: 0 K: 1 S: 5	H: 0 LOB: 0 BB: 0 P: 5	R: 0 E: 0 K: 0 S: 4	H: 1 LOB: 1 BB: 0 P: 4	R: 0 E: 0 K: 1 S: 5	H: 0 LOB: 0 BB: 0 P: 5	R: 0 E: 0 K: 0 S: 3	H: 0 LOB: 0 BB: 0 P: 3	R: 1 E: 0 K: 0 S: 4	H: 1 LOB: 1 BB: 1 P: 8	R: 4 E: 0 K: 1 S: 9	H: 5 LOB: 0 BB: 0 P: 9	R: 0 E: 0 K: 0 S: 3	H: 1 LOB: 0 BB: 0 P: 3	R: 0 E: 0 K: 2 S: 7	H: 0 LOB: 0 BB: 0 P: 7	R: 2 E: 0 K: 2 S: 10	H: 4 LOB: 1 BB: 0 P: 10	R: 0 E: 0 K: 0 S: 3	H: 0 LOB: 1 BB: 1 P: 7	1B: 10 2B: 1 3B: 0 HR: 1	SF: 1 SAC: 2 DP: 1 HBP: 0	WP: 0 PB: 0 SB: 0 CS: 1	PA: 42	
PITCHER	IP WLS BF H R ER SO BB IBB HBP BLK WP HR S P ERA WHIP	5.2 0.1 2.1 1.2	25 0 9 7	5 0 3 2	3 0 2 0	0 0 0 0	0 0 0 0	0 0 0 0	0 0 0 0	0 0 0 0	0 0 0 0	34 0 15 15	7.94 0.000 7.71 1.286	34 0 15 15	7.94 0.000 7.71 1.286	0 1 15 12	30 0 15 12	0 0 0 0	0 0 0 0	0 0 0 0	0 0 0 0	9.00 3.000	3.000	WP: 0 PB: 0 SB: 0 CS: 1	PA: 42

Philadelphia Phillies @ San Diego Padres
San Diego Stadium, San Diego, CA
Tue May 03 1977, 10:05 PM EDT
Att: 7,942 - Unknown

AB 36
R 7
H 12
RBI 7
BB 2
SO 7
LOB 10



Batter	1	2	3	4	5	6	7	8	9	AB	R	H	RBI	BB	SO	LOB	TOP
Garry Maddox, R OBP: 0.290, SLG: 0.438 (1, 8)										4	0	1	1	0	0	0	Philadelphia Phillies @ San Diego Padres San Diego Stadium, San Diego, CA Wed May 04 1977, 10:05 PM EDT Att: 10,021 - Unknown livebaseballscorecards.com
Jerry Martin, R OBP: 0.259, SLG: 0.250 (1, 9)										4	0	1	0	0	0	1	
Mike Schmidt, R OBP: 0.341, SLG: 0.423 (1, 5)										3	0	1	0	1	0	1	
Greg Luzinski, R OBP: 0.341, SLG: 0.605 (1, 7)										3	0	0	0	0	0	1	
Davey Johnson, R OBP: 0.316, SLG: 0.500 (1, 3)										3	0	0	0	0	1	0	
Bob Boone, R OBP: 0.333, SLG: 0.346 (1, 2)										3	0	0	0	0	0	0	
Ted Sizemore, R OBP: 0.387, SLG: 0.411 (1, 4)										3	1	1	0	0	0	0	
Larry Bowa, S OBP: 0.333, SLG: 0.386 (1, 6)										3	0	0	0	0	0	1	
Jim Kaat, L OBP: 0.143, SLG: 0.143 (9, PH)										2	0	0	0	0	0	1	
Inning Stats	R: 0 E: 0 K: 0 S: 2	H: 0 LOB: 0 BB: 1 P: 6	R: 0 E: 0 K: 1 S: 5	H: 0 LOB: 0 BB: 0 P: 5	R: 1 E: 0 K: 0 S: 5	H: 2 LOB: 1 BB: 0 P: 5	R: 0 E: 0 K: 0 S: 3	H: 0 LOB: 0 BB: 0 P: 3	R: 0 E: 0 K: 0 S: 3	H: 1 LOB: 0 BB: 0 P: 3	R: 0 E: 0 K: 0 S: 3	H: 0 LOB: 0 BB: 0 P: 3	R: 0 E: 0 K: 0 S: 4	H: 1 LOB: 1 BB: 0 P: 4	1B: 3 2B: 1 3B: 0 HR: 0	SF: 0 SAC: 0 DP: 1 HBP: 0	
PITCHER Randy Jones, L ERA: 4.85 (1, 1)	IP: 9.0 WLS: W BF: 30 H: 4 R: 1 ER: 1 SO: 1 BB: 1 IBB: 0 HBP: 0 BLK: 0 WP: 0 HR: 0 S: 31 P: 35 ERA: 1.00 WHIP: 0.556																

Batter	1	2	3	4	5	6	7	8	9	AB	R	H	RBI	BB	SO	LOB	BOTTOM
Gene Richards, L OBP: 0.276, SLG: 0.290 (1, 8)										5	1	2	3	0	0	2	Philadelphia Phillies @ San Diego Padres San Diego Stadium, San Diego, CA Wed May 04 1977, 10:05 PM EDT Att: 10,021 - Unknown livebaseballscorecards.com
Bill Almon, R OBP: 0.284, SLG: 0.296 (1, 6)										4	0	0	0	0	0	2	
Merv Rettenmund, R OBP: 0.488, SLG: 0.531 (1, 7)										3	1	2	0	1	0	0	
Dave Winfield, R OBP: 0.361, SLG: 0.463 (1, 9)										4	0	2	0	0	1	1	
Gene Tenace, R OBP: 0.350, SLG: 0.402 (1, 3)										4	0	0	0	0	0	5	
Doug Rader, R OBP: 0.409, SLG: 0.539 (1, 5)										3	0	0	0	1	1	0	
Mike Champion, R OBP: 0.309, SLG: 0.299 (1, 4)										3	1	1	1	1	0	2	
Bob Davis, R OBP: 0.125, SLG: 0.143 (1, 2)										4	0	0	0	0	1	4	
Randy Jones, R OBP: 0.385, SLG: 0.364 (1, 1)										4	1	2	0	0	1	2	
Inning Stats	R: 0 E: 0 K: 0 S: 4	H: 1 LOB: 2 BB: 1 P: 8	R: 1 E: 1 K: 1 S: 8	H: 2 LOB: 2 BB: 0 P: 8	R: 1 E: 0 K: 0 S: 5	H: 2 LOB: 2 BB: 1 P: 9	R: 0 E: 0 K: 0 S: 3	H: 0 LOB: 0 BB: 0 P: 3	R: 0 E: 0 K: 0 S: 3	H: 3 LOB: 1 BB: 0 P: 8	R: 2 E: 0 K: 1 S: 8	H: 3 LOB: 1 BB: 0 P: 8	R: 0 E: 0 K: 2 S: 8	H: 1 LOB: 2 BB: 1 P: 12	1B: 5 2B: 3 3B: 0 HR: 1	SF: 0 SAC: 0 DP: 0 HBP: 0	
PITCHER Jim Kaat, L ERA: 9.0 Ron Reed, R ERA: 4.5 (7, 1)	IP: 6.1 WLS: L BF: 30 H: 8 R: 4 ER: 3 SO: 3 BB: 1 IBB: 0 HBP: 0 BLK: 0 WP: 0 HR: 1 S: 30 P: 38 ERA: 4.26 WHIP: 1.421																

Batter	1	2	3	4	5	6	7	8	9	AB	R	H	RBI	BB	SO	LOB	TOP				
Garry Maddox, R OBP: 0.276, SLG: 0.415	F9		K		5-3		F7		6-3	5	0	0	0	0	1	0	Philadelphia Phillies @ San Diego Padres San Diego Stadium, San Diego, CA Thu May 05 1977, 10:05 PM EDT Att: 7,810 - Unknown livebaseballscorecards.com				
Larry Bowa, S OBP: 0.338, SLG: 0.377	F9			1B	F8		1-3		HR	4	2	1	0	1	0	0					
Mike Schmidt, R OBP: 0.344, SLG: 0.461	F9			1B	K		F9		HR	5	1	2	2	0	1	0					
Greg Luzinski, R OBP: 0.345, SLG: 0.593	F9			1B			F8		F8	5	2	2	1	0	0	0					
Richie Hebner, L OBP: 0.393, SLG: 0.520 Tom Hutton, L OBP: 0.250, SLG: 0.250	4-3			1B			1B			2	2	1	0	2	0	0					
Bob Boone, R OBP: 0.344, SLG: 0.345				1B	FC5-2		K			3	1	1	1	1	1	3					
Jerry Martin, R OBP: 0.269, SLG: 0.269 Jay Johnstone, L OBP: 0.349, SLG: 0.383	L7									2	0	1	1	0	0	1					
Ollie Brown, R OBP: 0.250, SLG: 0.250										1	0	1	1	0	0	0					
Ted Sizemore, R OBP: 0.379, SLG: 0.397										2	0	0	1	1	0	1					
Randy Lerch, L OBP: 0.308, SLG: 0.333 Gene Garber, R OBP: 0.349, SLG: 0.349	6-3				4-3		G4-3		4-3	3	0	0	0	0	0	4					
Inning Stats	R: 0 E: 0 K: 0 S: 3	H: 0 LOB: 1 BB: 0 P: 3	R: 0 E: 0 K: 0 S: 3	H: 0 LOB: 1 BB: 1 P: 7	R: 0 E: 0 K: 1 S: 5	H: 0 LOB: 0 BB: 0 P: 5	R: 4 E: 1 K: 0 S: 6	H: 3 LOB: 1 BB: 2 P: 14	R: 0 E: 0 K: 1 S: 5	H: 0 LOB: 0 BB: 0 P: 5	R: 1 E: 0 K: 0 S: 4	H: 3 LOB: 2 BB: 2 P: 12	R: 0 E: 0 K: 0 S: 3	H: 0 LOB: 0 BB: 0 P: 3	R: 1 E: 0 K: 1 S: 7	H: 2 LOB: 1 BB: 0 P: 7	R: 2 E: 0 K: 0 S: 5	H: 2 LOB: 0 BB: 0 P: 5	1B: 8 2B: 0 3B: 1 HR: 1	SF: 1 SAC: 0 DP: 1 HBP: 0	WP: 0 PA: 40 PB: 0 CS: 0
PITCHER	IP WLS BF H R ER SO BB IBB HBP BLK WP HR S P ERA WHIP																				
Bob Shirley, L ERA: 2.5	3.1 L 16 3 4 3 1 3 0 0 0 0 0 0 15 23 8.10 1.800																				
Dan Spillner, R ERA: 4.5	4.1 1.2 8 2 1 1 1 1 1 0 0 0 0 9 13 5.40 1.800																				
Butch Metzger, R ERA: 4.91	6.1 0.1 2 1 0 0 0 0 1 0 0 0 0 1 5 0.00 3.000																				
Dave Tomlin, L ERA: 1.27	6.1 2.2 9 2 1 1 1 0 0 0 0 0 0 11 11 3.38 0.750																				
Rollie Fingers, R ERA: 3.49	9.1 1.0 5 2 2 2 0 0 0 0 0 0 0 1 5 5 18.00 2.000																				

Batter	1	2	3	4	5	6	7	8	9	AB	R	H	RBI	BB	SO	LOB	BOTTOM				
Gene Richards, L OBP: 0.296, SLG: 0.292	1-3		S	FC6-4		WP		G3		3	1	1	1	2	0	0	Philadelphia Phillies @ San Diego Padres San Diego Stadium, San Diego, CA Thu May 05 1977, 10:05 PM EDT Att: 7,810 - Unknown livebaseballscorecards.com				
Bill Almon, R OBP: 0.280, SLG: 0.284	K		F8	FC6-4		6-3			3-1	4	1	0	1	1	1	5					
Merv Rettenmund, R OBP: 0.478, SLG: 0.486	FC5-4		1B	F8					3-1	3	0	0	0	2	1	3					
Dave Winfield, R OBP: 0.363, SLG: 0.487	FC5-4		1B			F9			5-3	5	1	2	3	0	0	1					
Mike Ivie, R OBP: 0.289, SLG: 0.367	6-3		1B			6-3			5-3	5	0	1	0	0	0	0					
Gene Tenace, R OBP: 0.347, SLG: 0.396	K		P4			L9			6-3	4	0	1	0	0	1	3					
Doug Rader, R OBP: 0.392, SLG: 0.513	F9			K		K			K	4	0	0	0	0	3	1					
Mike Champion, R OBP: 0.317, SLG: 0.322			1B	FC6-4		F8			K	3	2	1	0	1	1	0					
Bob Shirley, R OBP: 0.274, SLG: 0.283 Dan Spillner, R ERA: 4.5 Butch Metzger, R ERA: 4.91 Dave Tomlin, L OBP: 0.308, SLG: 0.333 Jerry Turner, R OBP: 0.302, SLG: 0.343 Rollie Fingers, R ERA: 3.49	K		K	FC6-4		WP		4-3		1	0	0	0	0	1	1					
Inning Stats	R: 0 E: 0 K: 1 S: 5	H: 0 LOB: 0 BB: 1 P: 9	R: 0 E: 0 K: 1 S: 5	H: 0 LOB: 0 BB: 0 P: 5	R: 2 E: 0 K: 1 S: 9	H: 4 LOB: 3 BB: 1 P: 13	R: 1 E: 0 K: 1 S: 5	H: 0 LOB: 2 BB: 3 P: 17	R: 0 E: 0 K: 0 S: 3	H: 0 LOB: 0 BB: 0 P: 3	R: 0 E: 0 K: 1 S: 6	H: 1 LOB: 2 BB: 1 P: 10	R: 1 E: 0 K: 2 S: 9	H: 2 LOB: 1 BB: 0 P: 9	R: 0 E: 0 K: 1 S: 5	H: 0 LOB: 0 BB: 0 P: 5		R: 1 E: 0 K: 0 S: 3	H: 0 LOB: 0 BB: 1 P: 7	1B: 5 2B: 0 3B: 1 HR: 1	SF: 0 SAC: 0 DP: 0 HBP: 0
PITCHER	IP WLS BF H R ER SO BB IBB HBP BLK WP HR S P ERA WHIP																				
Randy Lerch, L ERA: 2.7	6.0 W 29 5 3 3 5 6 0 0 0 0 1 1 17 21 6.00 1.833																				
Gene Garber, R ERA: 4.11	3.0 S 12 2 2 2 3 1 0 0 0 0 1 1 17 21 6.00 1.000																				



Batter	1	2	3	4	5	6	7	8	9	AB	R	H	RBI	BB	SO	LOB	TOP					
Dave Cash, R OBP: 0.333, SLG: 0.356 (1, 4)	4-0 2B SF8 BB		0-0 4-3		0-0 F7		0-0 2B E 1B	0-0 4-3		4	2	1	0	1	0	1	Montreal Expos @ San Diego Padres San Diego Stadium, San Diego, CA Fri May 06 1977, 10:05 PM EDT Att: 9,992 - Unknown					
Chris Spier, R OBP: 0.333, SLG: 0.372 (1, 6)	0-3 K		4-0 G4-3 BB		0-0 1B		0-0 E 1-3 2B	0-0 F9		4	0	2	0	1	1	1						
Ellis Valentine, R OBP: 0.355, SLG: 0.592 (1, 9)	0-0 1-3 2B		0-0 G4-3 1-2		0-0 1B		0-0 E6 2-3 3-H	0-0 G6-4-3 1B		5	0	3	0	0	0	2						
Tony Perez, R OBP: 0.315, SLG: 0.457 (1, 3)	0-0 SF8			0-0 1-6-3	0-3 K		0-0 4-3		0-0 G6-4-3 1B	4	0	0	1	0	1	5						
Warren Cromartie, L OBP: 0.321, SLG: 0.475 (1, 7)	0-0 F8			0-0 2B		0-0 4-3		0-0 1B 2B		4	1	2	0	0	0	1						
Gary Carter, R OBP: 0.390, SLG: 0.676 (1, 2)		0-0 F7		0-0 F7		0-0 F6		0-0 F5		4	0	0	0	0	0	2						
Del Unser, L OBP: 0.310, SLG: 0.481 (1, 8)		0-0 1B		4-0 BB		0-0 F5		0-0 E 2-H 1B		3	1	2	1	1	0	0						
Larry Parrish, R OBP: 0.259, SLG: 0.238 (1, 5)	0-3 K		0-3 K				0-0 F9	0-0 E6 1-H 1B		4	0	1	0	0	2	3						
Jackie Brown, R Wayne Garrett, L Jeff Terpko, R Mike Jorgensen, L Joe Kerrigan, R Jose Morales, R Bill Atkinson, R (1, 1) (5, PH) (5, 1) (7, PH) (7, 1) (8, PH) (8, 1) (8, 1)	0-0 F9				0-0 F9		0-0 F7	0-3 K		1	0	0	0	0	0	1						
Inning Stats	R: 1 E: 0 K: 1 S: 6	H: 1 LOB: 1 BB: 1 P: 10	R: 0 E: 0 K: 1 S: 6	H: 1 LOB: 1 BB: 0 P: 6	R: 0 E: 0 K: 1 S: 2	H: 0 LOB: 0 BB: 1 P: 6	R: 0 E: 0 K: 1 S: 6	H: 1 LOB: 2 BB: 1 P: 10	R: 0 E: 0 K: 1 S: 7	H: 2 LOB: 2 BB: 0 P: 7	R: 0 E: 0 K: 0 S: 3	H: 0 LOB: 0 BB: 0 P: 3	R: 1 E: 1 K: 0 S: 6	H: 2 LOB: 2 BB: 0 P: 6	R: 2 E: 1 K: 1 S: 8	H: 3 LOB: 1 BB: 0 P: 8		R: 0 E: 0 K: 0 S: 3	H: 1 LOB: 0 BB: 0 P: 3	1B: 7 2B: 4 3B: 0 HR: 0	SF: 1 SAC: 0 DP: 2 HBP: 0	WP: 0 PA: 40 PB: 0 SB: 0 CS: 0
PITCHER	IP WLS BF H R ER SO BB IBB HBP BLK WP HR S P ERA WHIP	7.1 W 34 9 4 2 4 3 0 0 0 0 0 0 39 51 2.46 1.636	1.2 S 6 2 0 0 1 0 0 0 0 0 0 8 8 0.00 1.200																			

AB	36
R	4
H	11
RBI	2
BB	3
SO	5
LOB	17



Batter	1	2	3	4	5	6	7	8	9	AB	R	H	RBI	BB	SO	LOB	BOTTOM				
Gene Richards, L OBP: 0.326, SLG: 0.316 (1, 8)	0-0 F8		0-0 S 1B		0-0 SH2-3 1B		0-0 SH1-4 1B	4-0 IBB		4	1	3	0	1	0	0	Montreal Expos @ San Diego Padres San Diego Stadium, San Diego, CA Fri May 06 1977, 10:05 PM EDT Att: 9,992 - Unknown				
Bill Almon, R OBP: 0.273, SLG: 0.276 (1, 6)	0-0 5-3		0-0 1-3 1-2		0-0 SH2-3 1-2		0-0 SH1-4 1-2	0-3 K		3	0	0	0	0	1	4					
Jerry Turner, L Merv Rettenmund, R OBP: 0.275, SLG: 0.405 OBP: 0.478, SLG: 0.486 (1, 7) (8, 7)	0-0 HR			0-0 BB 2B	0-0 F7		0-0 F8			4	2	2	1	0	0	2					
Dave Winfield, R OBP: 0.359, SLG: 0.479 (1, 9)	0-0 6-3			0-0 5-3	0-0 E 2-H 1B		0-0 4-3			4	0	1	1	0	0	2					
Mike Ivie, R OBP: 0.299, SLG: 0.366 (1, 5)		0-0 F9		4-0 BB 2B BB	0-0 F9			0-0 1B 1B		3	2	1	0	1	0	1					
Gene Tenace, R OBP: 0.380, SLG: 0.398 (1, 3)		0-0 5-3		4-0 2B BB		4-0 4-3 WP BB		0-0 SH1-4 1B 1B		2	1	1	0	2	0	0					
Mike Champion, R OBP: 0.324, SLG: 0.340 (1, 4)		0-0 6-3		0-0 1-H 2-H 3-H	0-0 2B		0-0 4-3	0-0 SH1-4 1B		4	0	2	4	0	0	1					
Bob Davis, R George Hendrick, R Dave Roberts, R OBP: 0.091, SLG: 0.100 OBP: 0.393, SLG: 0.463 OBP: 0.240, SLG: 0.333 (1, 2) (8, PH) (9, 2)			0-0 F9	0-0 F3		0-0 5-3		0-3 K		3	0	0	0	0	0	2					
Tom Griffin, R Rollie Fingers, R (1, 1) (8, 1)			0-3 K	0-3 K		0-3 K		0-0 SH1-4		3	0	0	0	0	3	2					
Inning Stats	R: 1 E: 0 K: 0 S: 4	H: 1 LOB: 0 BB: 0 P: 4	R: 0 E: 0 K: 0 S: 3	H: 0 LOB: 0 BB: 0 P: 3	R: 0 E: 0 K: 1 S: 6	H: 1 LOB: 1 BB: 0 P: 6	R: 3 E: 0 K: 1 S: 7	H: 2 LOB: 1 BB: 2 P: 15	R: 1 E: 1 K: 0 S: 5	H: 2 LOB: 1 BB: 0 P: 5	R: 0 E: 0 K: 1 S: 5	H: 0 LOB: 1 BB: 1 P: 9	R: 0 E: 0 K: 0 S: 4	H: 1 LOB: 1 BB: 0 P: 4	R: 1 E: 0 K: 2 S: 10	H: 3 LOB: 3 BB: 1 P: 14		1B: 7 2B: 2 3B: 0 HR: 1	SF: 0 SAC: 3 DP: 0 HBP: 0	WP: 1 PA: 38 PB: 0 SB: 1 CS: 0	
PITCHER	IP WLS BF H R ER SO BB IBB HBP BLK WP HR S P ERA WHIP	4.0 L 18 4 4 4 2 1 0 0 0 1 0 10 14 4.50 1.500	2.0 9 2 1 1 1 1 0 0 0 0 1 0 10 14 4.50 1.500	1.0 4 1 0 0 0 0 0 0 0 0 0 0 4 4 0.00 1.000	1.0 7 3 1 1 2 0 0 0 0 0 0 0 10 14 9.00 3.000																

AB	31
R	6
H	10
RBI	6
BB	4
SO	5
LOB	16




Batter	1	2	3	4	5	6	7	8	9	AB	R	H	RBI	BB	SO	LOB	TOP			
Gene Richards, L (1, 8) OBP: 0.340, SLG: 0.330	1-3		1B		E 2B		F8			4	2	2	0	0	0	0	San Diego Padres @ New York Mets Shea Stadium, Flushing, NY Wed May 11, 1977, 7:05 PM EDT Att: 7,518 - Unknown livebaseballscores.com			
Bill Almon, R (1, 6) OBP: 0.268, SLG: 0.288	F9		1B		K		K			4	0	1	2	0	2	1				
George Hendrick, R (1, 7) OBP: 0.385, SLG: 0.457	6-3		F3		1B					4	1	2	1	0	0	1				
Dave Winfield, R (1, 9) OBP: 0.366, SLG: 0.515		3-1	F8		1B					4	0	1	1	0	1	2				
Gene Tenace, R (1, 3) OBP: 0.367, SLG: 0.435		S BB			F6		F6		G5-4-3	3	0	0	0	1	0	2				
Doug Rader, R (1, 5) OBP: 0.406, SLG: 0.506		K			1B		G3		SH1-4	4	0	2	0	0	1	1				
Mike Champion, R (1, 4) OBP: 0.325, SLG: 0.333	F9				K				SH1-4	2	0	0	0	1	1	2				
Bob Davis, R (1, 2) OBP: 0.143, SLG: 0.158			F8		L4		G4-6-3		F8	4	0	0	0	0	0	3				
Randy Jones, R (1, 1) OBP: 0.375, SLG: 0.357					4-3				F7	3	1	1	0	0	0	0				
Rollie Fingers, R (8, 1)							6-3			1	0	0	0	0	0	1				
Dave Tomlin, L (9, 1) OBP: 0.500, SLG: 0.500			1B							0	0	0	0	0	0	0				
Inning Stats	R: 0 E: 0 K: 0 S: 3	H: 0 LOB: 0 BB: 0 P: 3	R: 0 E: 0 K: 1 S: 5	H: 0 LOB: 1 BB: 1 P: 9	R: 2 E: 0 K: 0 S: 6	H: 3 LOB: 1 BB: 0 P: 6	R: 0 E: 0 K: 1 S: 6	H: 1 LOB: 1 BB: 0 P: 6	R: 2 E: 1 K: 1 S: 8	H: 3 LOB: 1 BB: 0 P: 8	R: 0 E: 0 K: 0 S: 2	H: 0 LOB: 0 BB: 0 P: 6	R: 0 E: 0 K: 1 S: 5	H: 0 LOB: 0 BB: 0 P: 5	R: 0 E: 0 K: 0 S: 4	H: 1 LOB: 1 BB: 0 P: 4	1B: 7 2B: 2 3B: 0 HR: 0	SF: 0 SAC: 1 DP: 2 HBP: 0	WP: 0 PB: 0 SB: 1 CS: 0	PA: 36
PITCHER	IP WLS BF H R ER SO BB IBB HBP BLK WP HR S P ERA WHIP																			
Craig Swan, R (1, 1) ERA: 5.81	7.0 L 29 7 4 4 4 2 0 0 0 0 0 0 35 43 5.14 1.286																			
Skip Lockwood, R (8, 1) ERA: 5.23	2.0 7 2 0 0 1 0 0 0 0 0 0 0 9 9 0.00 1.000																			

Batter	1	2	3	4	5	6	7	8	9	AB	R	H	RBI	BB	SO	LOB	BOTTOM			
Lee Mazzilli, S (1, 8) OBP: 0.364, SLG: 0.307	G6-4-3		F9		1-3		G3		K	5	0	1	0	0	1	2	San Diego Padres @ New York Mets Shea Stadium, Flushing, NY Wed May 11, 1977, 7:05 PM EDT Att: 7,518 - Unknown livebaseballscores.com			
Felix Milan, R (1, 4) OBP: 0.247, SLG: 0.247	G6-4-3		6-3		F8				2-3	5	0	1	0	0	0	1				
John Milner, L (1, 7) OBP: 0.290, SLG: 0.464					L9		L4		F8	5	1	2	0	0	0	2				
Dave Kingman, R (1, 9) OBP: 0.321, SLG: 0.510					1B		1B		HR	4	2	3	2	0	1	1				
Joe Torre, R (1, 3) OBP: 0.195, SLG: 0.308			F3		E4		K		6-3	4	0	0	0	0	1	2				
John Stearns, R (1, 2) OBP: 0.333, SLG: 0.427			1-3		1B		K			4	0	2	1	0	1	1				
Jerry Grote, R (1, 5) OBP: 0.310, SLG: 0.456										3	0	1	0	0	1	2				
Mike Phillips, L (8, PH) OBP: 0.191, SLG: 0.261			FC6-4		K				F7	1	0	0	0	0	0	1				
Bud Harrelson, S (1, 6) OBP: 0.214, SLG: 0.113										3	0	0	0	0	0	3				
Bruce Boisclair, L (9, PH) OBP: 0.346, SLG: 0.417			FC6-4		L5				F7	1	0	0	0	0	0	0				
Craig Swan, R (1, 1) ERA: 4.65					L9					2	0	0	0	0	0	0				
Ed Kranepool, L (7, PH) OBP: 1.000, SLG: 1.000									1B	1	0	1	0	0	0	0				
Skip Lockwood, R (8, PH) OBP: 0.200, SLG: 0.200										0	0	0	0	0	0	0				
Ron Hodges, L (9, PH) OBP: 0.231, SLG: 0.167									1B	1	0	1	0	0	0	0				
Leo Foster, R (9, PR) OBP: 0.231, SLG: 0.167										0	0	0	0	0	0	0				
Inning Stats	R: 0 E: 0 K: 1 S: 6	H: 2 LOB: 1 BB: 0 P: 6	R: 0 E: 0 K: 0 S: 4	H: 1 LOB: 0 BB: 0 P: 4	R: 0 E: 0 K: 0 S: 3	H: 0 LOB: 0 BB: 0 P: 3	R: 1 E: 1 K: 1 S: 8	H: 2 LOB: 2 BB: 0 P: 8	R: 0 E: 0 K: 2 S: 8	H: 1 LOB: 1 BB: 0 P: 8	R: 0 E: 0 K: 0 S: 4	H: 1 LOB: 1 BB: 0 P: 4	R: 0 E: 0 K: 0 S: 6	H: 3 LOB: 1 BB: 0 P: 6	R: 0 E: 0 K: 1 S: 7	H: 2 LOB: 2 BB: 0 P: 7	1B: 10 2B: 0 3B: 1 HR: 1	SF: 0 SAC: 0 DP: 1 HBP: 0	WP: 0 PB: 0 SB: 0 CS: 0	PA: 39
PITCHER	IP WLS BF H R ER SO BB IBB HBP BLK WP HR S P ERA WHIP																			
Randy Jones, L (1, 1) ERA: 3.24	1.0 5 2 0 0 1 0 0 0 0 0 0 0 7 7 0.00 2.000																			
Dave Tomlin, L (9, 1) ERA: 1.19	0.1 S 1 0 0 0 0 0 0 0 0 0 0 0 1 1 0.00 0.000																			


San Diego Padres @ New York Mets
 Shea Stadium, Flushing, NY
 Wed May 11, 1977, 7:05 PM EDT
 Att: 7,518 - Unknown

AB 33
 R 4
 H 9
 RBI 4
 BB 2
 SO 5
 LOB 13



San Diego Padres @ New York Mets
 Shea Stadium, Flushing, NY
 Wed May 11, 1977, 7:05 PM EDT
 Att: 7,518 - Unknown

AB 39
 R 3
 H 12
 RBI 3
 BB 0
 SO 5
 LOB 15



Batter	1	2	3	4	5	6	7	8	9	AB	R	H	RBI	BB	SO	LOB	TOP						
Gene Richards, L (1.8) OBP: 0.343, SLG: 0.344	0-0 2B BB 1B	0-0 5-3			0-3 K		0-3 K		0-0 BLK 2B	5	1	2	0	0	2	0							
Bill Almon, R (1.6) OBP: 0.266, SLG: 0.293	0-0 BB 1-3 2B		0-3 K		0-0 4-3			0-0 5-3	0-0 6-3	5	0	1	0	0	1	1							
George Hendrick, R (1.7) OBP: 0.377, SLG: 0.445	0-3 K		0-3 K			0-0 FC5-4 1B		0-0 4-3	0-3 K	5	0	1	0	0	3	3							
Dave Winfield, R (1.9) OBP: 0.377, SLG: 0.534	4-0 BB IBB		0-0 1B			0-0 FC5-4 F8 1-2		0-0 1B 3B		3	1	2	0	1	0	1							
Gene Tenace, R (1.3) OBP: 0.371, SLG: 0.427	4-0 1-2 2-3 3-H BB		0-3 K			0-0 F8 1-2		4-0 1B 1B IBB		2	1	0	1	2	1	2							
Doug Rader, R (1.5) OBP: 0.400, SLG: 0.495	0-0 F3			0-0 L7		0-0 F8		0-0 1B 1B E 1-2 2-H 1B		4	1	1	1	0	0	4							
Mike Champion, R (1.4) OBP: 0.322, SLG: 0.330	0-3 K			0-0 4-3			0-3 K	0-0 E 1-2 2-H 1B		4	0	1	1	0	2	3							
Bob Davis, R (1.2) OBP: 0.160, SLG: 0.174		0-3 K		0-0 5-3			0-0 5-3	0-0 E4 1-3 2-H 1B		4	0	1	0	0	1	0							
Tom Griffin, R (1.1) OBP: 0.071, SLG: 0.286		0-0 6-3			0-3 K			0-0 2-5	0-0 6-3	3	1	1	1	0	1	0							
Rollie Fingers, R (8.1)								HR 3-H		1	0	0	0	0	0	0							
Inning Stats	R: 1 E: 0 K: 2 S: 9	H: 2 LOB: 3 BB: 2 P: 17	R: 0 E: 0 K: 5 S: 5	H: 0 LOB: 0 BB: 0 P: 5	R: 0 E: 0 K: 3 S: 10	H: 1 LOB: 1 BB: 0 P: 10	R: 0 E: 0 K: 0 S: 3	H: 0 LOB: 0 BB: 0 P: 3	R: 0 E: 0 K: 2 S: 7	H: 1 LOB: 1 BB: 0 P: 4	R: 1 E: 0 K: 2 S: 8	H: 1 LOB: 0 BB: 0 P: 8	R: 3 E: 1 K: 0 S: 6	H: 4 LOB: 2 BB: 1 P: 10	R: 0 E: 0 K: 1 S: 6	H: 1 LOB: 1 BB: 0 P: 6	1B: 6 2B: 2 3B: 1 HR: 1	SF: 0 SAC: 0 DP: 0 HBP: 0	WP: 0 PB: 0 SB: 0 CS: 0	PA: 39			
PITCHER	IP WLS BF H R ER SO BB IBB HBP BLK WP HR S P ERA WHIP	IP WLS BF H R ER SO BB IBB HBP BLK WP HR S P ERA WHIP																					
Jerry Koosman, L (1.1) ERA: 2.35	7.0 L 28 5 2 2 10	1.0 8 4 3 2 0	1.0 4 1 0 0 1	0 0 0 0 0 1	0 0 0 0 0 1	0 0 0 0 0 0	0 0 0 0 0 0	0 0 0 0 0 0	0 0 0 0 0 0	0 0 0 0 0 0	0 0 0 0 0 0	0 0 0 0 0 0	0 0 0 0 0 0	0 0 0 0 0 0	0 0 0 0 0 0	0 0 0 0 0 0	0 0 0 0 0 0	0 0 0 0 0 0	0 0 0 0 0 0	0 0 0 0 0 0	2.57 0.857	18.00 4.000	0.00 1.000
Bob Myrick, L (8.1) ERA: 3.5	1.0 8 4 3 2 0	1.0 4 1 0 0 1	0 0 0 0 0 1	0 0 0 0 0 1	0 0 0 0 0 0	0 0 0 0 0 0	0 0 0 0 0 0	0 0 0 0 0 0	0 0 0 0 0 0	0 0 0 0 0 0	0 0 0 0 0 0	0 0 0 0 0 0	0 0 0 0 0 0	0 0 0 0 0 0	0 0 0 0 0 0	0 0 0 0 0 0	0 0 0 0 0 0	0 0 0 0 0 0	0 0 0 0 0 0	0 0 0 0 0 0	0 0 0 0 0 0	18.00 4.000	0.00 1.000
Bob Apodaca, R (9.1) ERA: 3.18	1.0 4 1 0 0 1	0 0 0 0 0 1	0 0 0 0 0 1	0 0 0 0 0 0	0 0 0 0 0 0	0 0 0 0 0 0	0 0 0 0 0 0	0 0 0 0 0 0	0 0 0 0 0 0	0 0 0 0 0 0	0 0 0 0 0 0	0 0 0 0 0 0	0 0 0 0 0 0	0 0 0 0 0 0	0 0 0 0 0 0	0 0 0 0 0 0	0 0 0 0 0 0	0 0 0 0 0 0	0 0 0 0 0 0	0 0 0 0 0 0	0 0 0 0 0 0	0.00 1.000	0.00 1.000

San Diego Padres @ New York Mets
Shea Stadium, Flushing, NY
Thu May 12 1977, 7:05 PM EDT
Att: 6,071 - Unknown

AB 36
R 5
H 10
RBI 4
BB 3
SO 11
LOB 14



Batter	1	2	3	4	5	6	7	8	9	AB	R	H	RBI	BB	SO	LOB	BOTTOM						
Lee Mazzilli, S (1.8) OBP: 0.352, SLG: 0.295	0-0 F9		0-0 F6		0-3 K		0-0 F8		4-0 1-2 BB	4	0	0	0	0	1	1							
Bob Myrick, R (8.1)										0	0	0	0	0	0	0							
Ron Hodges, L (9.2) OBP: 0.273, SLG: 0.200										0	0	0	0	1	0	0							
Felix Milan, R (1.4) OBP: 0.245, SLG: 0.245	0-0 6-3		0-0 L8			0-0 F7		0-0 HR 1B	0-0 F7	5	1	1	0	0	0	2							
John Milner, L (1.7) OBP: 0.318, SLG: 0.525	4-0 BB		0-0 3-1			0-0 G3 BB 1B		0-0 HR 1B		3	1	2	2	1	0	0							
Dave Kingman, R (1.3) OBP: 0.318, SLG: 0.495	0-3 K			0-0 F7		4-0 G3 BB		0-0 F7		3	0	0	0	1	1	1							
Ed Kranepool, L (1.9) OBP: 0.320, SLG: 0.465		4-0 1B BB				0-0 G3		0-0 F8		3	0	1	0	1	0	2							
John Stearns, R (1.2) OBP: 0.319, SLG: 0.407		0-0 L7		0-0 F8		0-0 F7		0-0 F9		4	0	0	0	0	0	4							
Bob Apodaca, R (9.1)										0	0	0	0	0	0	0							
Mike Phillips, L (1.5) OBP: 0.216, SLG: 0.265		0-0 F8		0-0 F7			1-0 4-3 HBP		0-0 FC1-6 1B	3	0	1	0	0	0	2							
Bud Harrelson, S (1.6) OBP: 0.222, SLG: 0.125		0-0 1B			0-0 5-3				0-3 FC1-6 1B	2	0	1	0	0	0	0							
Bruce Boischlair, L (7, PH) OBP: 0.333, SLG: 0.400		1-3 1B							0-3 K	2	0	0	0	0	1	2							
Jerry Koosman, R (1.1) OBP: 0.105, SLG: 0.111		0-3 K			0-3 K				0-0 FC1-6 BB	2	0	0	0	0	2	2							
Lenny Randle, S (7, PH) OBP: 0.320, SLG: 0.375									1-2	2	0	0	0	0	0	2							
Inning Stats	R: 0 E: 0 K: 1 S: 5	H: 0 LOB: 1 BB: 1 P: 9	R: 0 E: 0 K: 1 S: 6	H: 1 LOB: 2 BB: 1 P: 10	R: 0 E: 0 K: 0 S: 3	H: 0 LOB: 0 BB: 0 P: 3	R: 0 E: 0 K: 0 S: 4	H: 1 LOB: 1 BB: 0 P: 4	R: 0 E: 0 K: 0 S: 3	H: 0 LOB: 1 BB: 0 P: 8	R: 0 E: 0 K: 0 S: 5	H: 2 LOB: 2 BB: 0 P: 5	R: 2 E: 0 K: 0 S: 5	H: 2 LOB: 0 BB: 0 P: 5	R: 0 E: 0 K: 1 S: 6	H: 1 LOB: 2 BB: 1 P: 10	1B: 4 2B: 1 3B: 0 HR: 1	SF: 0 SAC: 0 DP: 0 HBP: 1	WP: 0 PB: 0 SB: 0 CS: 0	PA: 38			
PITCHER	IP WLS BF H R ER SO BB IBB HBP BLK WP HR S P ERA WHIP	IP WLS BF H R ER SO BB IBB HBP BLK WP HR S P ERA WHIP																					
Tom Griffin, R (1.1) ERA: 3.03	7.0 W 30 5 2 2 4	2.0 S 8 1 0 0 1	1 0 0 0 0 0	1 0 0 0 0 0	0 0 0 0 0 0	0 0 0 0 0 0	0 0 0 0 0 0	0 0 0 0 0 0	0 0 0 0 0 0	0 0 0 0 0 0	0 0 0 0 0 0	0 0 0 0 0 0	0 0 0 0 0 0	0 0 0 0 0 0	0 0 0 0 0 0	0 0 0 0 0 0	0 0 0 0 0 0	0 0 0 0 0 0	0 0 0 0 0 0	0 0 0 0 0 0	0 0 0 0 0 0	2.57 1.143	0.00 1.000
Rollie Fingers, R (8.1) ERA: 3.0	2.0 S 8 1 0 0 1	1 0 0 0 0 1	1 0 0 0 0 0	1 0 0 0 0 0	0 0 0 0 0 0	0 0 0 0 0 0	0 0 0 0 0 0	0 0 0 0 0 0	0 0 0 0 0 0	0 0 0 0 0 0	0 0 0 0 0 0	0 0 0 0 0 0	0 0 0 0 0 0	0 0 0 0 0 0	0 0 0 0 0 0	0 0 0 0 0 0	0 0 0 0 0 0	0 0 0 0 0 0	0 0 0 0 0 0	0 0 0 0 0 0	0.00 1.000	0.00 1.000	

San Diego Padres @ New York Mets
Shea Stadium, Flushing, NY
Thu May 12 1977, 7:05 PM EDT
Att: 6,071 - Unknown

AB 33
R 2
H 6
RBI 2
BB 4
SO 5
LOB 18



Batter	1	2	3	4	5	6	7	8	9	AB	R	H	RBI	BB	SO	LOB	TOP				
Gene Richards, L (1, 7) OBP: 0.348, SLG: 0.356	0-0 3B 3B	1-0 HBP		0-3 K		0-0 G4-6-3		0-0 4-3		4	1	1	0	0	1	2					
Bill Almon, R (1, 6) OBP: 0.265, SLG: 0.295	0-0 3B	0-0 F8		0-0 L8			0-0 G3		0-0 4-3	4	1	1	1	0	0	2					
Gary Sutherland, R (9, PH) OBP: 0.524, SLG: 0.750	0-0 3B									1	0	0	0	0	0	0					
George Hendrick, R (1, 8) OBP: 0.386, SLG: 0.454	0-0 FC5-4 1B		0-0 2B 5-3 1B		0-0 4-3 2B		0-0 FC6-4 1B		4-0 WP HR BB	4	2	4	1	1	0	0					
Dave Winfield, R (1, 9) OBP: 0.378, SLG: 0.559	0-0 F8		0-0 5-3 2B		0-0 4-3		0-0 FC6-4 BB		0-0 HR	5	1	2	2	0	0	3					
Gene Tenace, R (1, 3) OBP: 0.366, SLG: 0.403	0-0 FC5-4		0-0 2-3		0-3 K		4-0 BB		4-0 BB	3	0	0	0	2	1	4					
Doug Rader, R (1, 5) OBP: 0.240, SLG: 0.495	0-0 F8		4-0 5-3 BB		4-0 BB		0-0 F8		4-0 BB	2	0	0	0	3	0	3					
Mike Champion, R (1, 4) OBP: 0.323, SLG: 0.333		0-0 F9	0-0 5-3		0-0 4-3			0-0 6-3	0-3 K	5	0	0	1	0	1	6					
Bob Davis, R (1, 2) OBP: 0.156, SLG: 0.200		0-0 F9	0-3 K			0-3 K			0-0 F9	3	0	0	0	0	2	2					
Dave Roberts, R (8, PH) OBP: 0.250, SLG: 0.346										1	0	1	0	0	0	0					
Jerry Turner, L (9, PH) OBP: 0.279, SLG: 0.385										1	0	0	0	0	0	2					
Brent Strom, R (1, 1) OBP: 0.333, SLG: 0.333		0-0 HBP 1B		0-0 6-3		4-0 BB		0-0 F8		2	0	1	0	0	0	0					
Dan Spillner, R (5, 1) OBP: 0.279, SLG: 0.472										0	0	0	0	0	0	0					
Merv Rettenmund, R (6, PH) OBP: 0.250, SLG: 0.346										0	0	0	0	0	0	0					
Butch Metzger, R (6, 1) OBP: 0.250, SLG: 0.346										0	0	0	0	0	0	0					
Bobby Valentine, R (8, PH) OBP: 0.320, SLG: 0.152										1	0	0	0	0	0	1					
Victor Bernal, R (8, 1) OBP: 0.320, SLG: 0.152										0	0	0	0	0	0	0					
Inning Stats	R: 2 E: 0 K: 0 S: 6	H: 3 LOB: 1 BB: 0 P: 6	R: 0 E: 0 K: 0 S: 4	H: 1 LOB: 2 BB: 0 P: 5	R: 1 E: 0 K: 1 S: 7	H: 2 LOB: 2 BB: 1 P: 11	R: 0 E: 0 K: 1 S: 5	H: 0 LOB: 0 BB: 0 P: 5	R: 0 E: 0 K: 1 S: 6	H: 1 LOB: 2 BB: 1 P: 10	R: 0 E: 0 K: 1 S: 4	H: 0 LOB: 2 BB: 1 P: 8	R: 0 E: 0 K: 0 S: 4	H: 1 LOB: 1 BB: 0 P: 4	R: 2 E: 0 K: 1 S: 6	H: 1 LOB: 2 BB: 3 P: 18	1B: 5 2B: 2 3B: 2 HR: 1	SF: 0 SAC: 0 DP: 1 HBP: 1	WP: 1 PB: 0 CS: 0	PA: 44	
PITCHER	IP WLS BF H R ER SO BB IBB HBP BLK WP HR S P ERA WHIP	IP WLS BF H R ER SO BB IBB HBP BLK WP HR S P ERA WHIP	IP WLS BF H R ER SO BB IBB HBP BLK WP HR S P ERA WHIP	IP WLS BF H R ER SO BB IBB HBP BLK WP HR S P ERA WHIP	IP WLS BF H R ER SO BB IBB HBP BLK WP HR S P ERA WHIP	IP WLS BF H R ER SO BB IBB HBP BLK WP HR S P ERA WHIP	IP WLS BF H R ER SO BB IBB HBP BLK WP HR S P ERA WHIP	IP WLS BF H R ER SO BB IBB HBP BLK WP HR S P ERA WHIP	IP WLS BF H R ER SO BB IBB HBP BLK WP HR S P ERA WHIP	IP WLS BF H R ER SO BB IBB HBP BLK WP HR S P ERA WHIP	IP WLS BF H R ER SO BB IBB HBP BLK WP HR S P ERA WHIP	IP WLS BF H R ER SO BB IBB HBP BLK WP HR S P ERA WHIP	IP WLS BF H R ER SO BB IBB HBP BLK WP HR S P ERA WHIP	IP WLS BF H R ER SO BB IBB HBP BLK WP HR S P ERA WHIP	IP WLS BF H R ER SO BB IBB HBP BLK WP HR S P ERA WHIP	IP WLS BF H R ER SO BB IBB HBP BLK WP HR S P ERA WHIP	IP WLS BF H R ER SO BB IBB HBP BLK WP HR S P ERA WHIP	IP WLS BF H R ER SO BB IBB HBP BLK WP HR S P ERA WHIP	IP WLS BF H R ER SO BB IBB HBP BLK WP HR S P ERA WHIP	IP WLS BF H R ER SO BB IBB HBP BLK WP HR S P ERA WHIP	IP WLS BF H R ER SO BB IBB HBP BLK WP HR S P ERA WHIP
Jim Kaat, L (1, 1) ERA: 8.4	2.0	13	6	3	3	0	0	0	0	0	0	12	13	13.50	3.000						
Warren Brusstar, R (3, 1) ERA: 1.5	1.0	4	0	0	0	1	0	0	0	0	0	5	9	0.00	1.000						
Tom Underwood, L (4, 1) ERA: 6.27	5.1	W	25	4	2	3	6	0	0	0	1	1	25	49	3.38	1.875					
Gene Garber, R (9, 1) ERA: 3.32	0.2	S	2	0	0	1	0	0	0	0	0	4	4	0.00	0.000						

San Diego Padres @ Philadelphia Phillies
Veterans Stadium, Philadelphia, PA
Sat May 14 1977, 7:05 PM EDT
Att: 26,609 - Unknown


AB 36
R 5
H 10
RBI 5
BB 7
SO 5
LOB 25



Batter	1	2	3	4	5	6	7	8	9	AB	R	H	RBI	BB	SO	LOB	BOTTOM				
Garry Maddox, R (1, 8) OBP: 0.298, SLG: 0.432	0-0 L9		0-0 HR		0-3 K	0-0 1-3 1B		0-0 1B		5	1	3	3	0	1	0					
Larry Bowa, S (1, 6) OBP: 0.301, SLG: 0.344	0-0 F8		0-0 F8		0-0 G3	0-0 1-3		0-0 1B		5	0	1	0	0	0	1					
Mike Schmidt, R (1, 5) OBP: 0.355, SLG: 0.505	0-0 F3		0-0 F9		0-0 1B 2B	4-0 BB		0-0 F8		4	1	1	0	1	0	2					
Greg Luzinski, R (1, 7) OBP: 0.325, SLG: 0.556		0-3 K		0-3 K	0-0 HR 1B	0-0 F9				4	1	1	1	0	2	2					
Davey Johnson, R (1, 3) OBP: 0.360, SLG: 0.750		0-0 4-3		0-0 HR	0-0 HR		0-0 F8			4	2	2	3	0	0	0					
Tom Hutton, L (8, 3) OBP: 0.200, SLG: 0.200				0-0 HR	0-0 HR					0	0	0	0	0	0	0					
Jerry Martin, R (1, 9) OBP: 0.317, SLG: 0.333			0-0 1B		0-0 5-3 2B		0-3 K			4	0	2	0	0	1	0					
Bob Boone, R (1, 2) OBP: 0.348, SLG: 0.354		0-0 F8		0-0 HR 1B	0-0 5-3		0-0 6-3			4	1	1	0	0	0	2					
Ted Sizemore, R (1, 4) OBP: 0.393, SLG: 0.429			4-0 HR BB	0-0 HR	4-0 SH3-4 1B BB		0-0 F4			2	3	1	2	2	0	0					
Jim Kaat, L (1, 1) ERA: 11.15	4.0	L	18	5	5	3	1	0	0	0	0	0	0	0	0	0					
Warren Brusstar, R (3, 1) ERA: 4.32	1.0	7	4	3	3	1	0	0	0	0	0	0	0	0	0	0					
Bobby Tolan, L (3, PH) OBP: 0.200, SLG: 0.143	2.0	9	1	1	1	1	2	0	0	0	0	0	9	17	4.50	1.500					
Tom Underwood, R (4, 1) ERA: 4.57	1.0	5	2	0	0	0	0	0	0	0	0	5	5	0.00	2.000						
Gene Garber, R (9, 1) ERA: 3.66																					
Inning Stats	R: 0 E: 0 K: 0 S: 3	H: 0 LOB: 0 BB: 0 P: 3	R: 0 E: 0 K: 1 S: 6	H: 1 LOB: 1 BB: 0 P: 6	R: 2 E: 0 K: 1 S: 6	H: 1 LOB: 0 BB: 1 P: 10	R: 3 E: 0 K: 1 S: 8	H: 3 LOB: 0 BB: 0 P: 8	R: 3 E: 0 K: 1 S: 9	H: 4 LOB: 1 BB: 0 P: 9	R: 1 E: 0 K: 0 S: 4	H: 1 LOB: 2 BB: 2 P: 12	R: 0 E: 0 K: 1 S: 5	H: 0 LOB: 0 BB: 0 P: 5	R: 0 E: 0 K: 0 S: 5	H: 2 LOB: 2 BB: 0 P: 5	1B: 6 2B: 2 3B: 0 HR: 4	SF: 0 SAC: 1 DP: 0 HBP: 0	WP: 0 PB: 0 CS: 0	PA: 39	
PITCHER	IP WLS BF H R ER SO BB IBB HBP BLK WP HR S P ERA WHIP	IP WLS BF H R ER SO BB IBB HBP BLK WP HR S P ERA WHIP	IP WLS BF H R ER SO BB IBB HBP BLK WP HR S P ERA WHIP	IP WLS BF H R ER SO BB IBB HBP BLK WP HR S P ERA WHIP	IP WLS BF H R ER SO BB IBB HBP BLK WP HR S P ERA WHIP	IP WLS BF H R ER SO BB IBB HBP BLK WP HR S P ERA WHIP	IP WLS BF H R ER SO BB IBB HBP BLK WP HR S P ERA WHIP	IP WLS BF H R ER SO BB IBB HBP BLK WP HR S P ERA WHIP	IP WLS BF H R ER SO BB IBB HBP BLK WP HR S P ERA WHIP	IP WLS BF H R ER SO BB IBB HBP BLK WP HR S P ERA WHIP	IP WLS BF H R ER SO BB IBB HBP BLK WP HR S P ERA WHIP	IP WLS BF H R ER SO BB IBB HBP BLK WP HR S P ERA WHIP	IP WLS BF H R ER SO BB IBB HBP BLK WP HR S P ERA WHIP	IP WLS BF H R ER SO BB IBB HBP BLK WP HR S P ERA WHIP	IP WLS BF H R ER SO BB IBB HBP BLK WP HR S P ERA WHIP	IP WLS BF H R ER SO BB IBB HBP BLK WP HR S P ERA WHIP	IP WLS BF H R ER SO BB IBB HBP BLK WP HR S P ERA WHIP	IP WLS BF H R ER SO BB IBB HBP BLK WP HR S P ERA WHIP	IP WLS BF H R ER SO BB IBB HBP BLK WP HR S P ERA WHIP	IP WLS BF H R ER SO BB IBB HBP BLK WP HR S P ERA WHIP	IP WLS BF H R ER SO BB IBB HBP BLK WP HR S P ERA WHIP
Brent Strom, L (1, 1) ERA: 11.15	4.0	L	18	5	5	3	1	0	0	0	0	0	0	0	0	0					
Dan Spillner, R (5, 1) ERA: 4.32	1.0	7	4	3	3	1	0	0	0	0	0	0	9	9	27.00	4.000					
Butch Metzger, R (6, 1) ERA: 4.57	2.0	9	1	1	1	1	2	0	0	0	0	0	9	17	4.50	1.500					
Victor Bernal, R (8, 1) ERA: 3.66	1.0	5	2	0	0	0	0	0	0	0	0	5	5	0.00	2.000						

San Diego Padres @ Philadelphia Phillies
Veterans Stadium, Philadelphia, PA
Sat May 14 1977, 7:05 PM EDT
Att: 26,609 - Unknown

AB 35
R 9
H 12
RBI 9
BB 3
SO 5
LOB 8



Batter	1	2	3	4	5	6	7	8	9	AB	R	H	RBI	BB	SO	LOB	TOP					
Gene Richards, L (1,7) OBP: 0.345, SLG: 0.346	0-3 K		4-0 FC5 S BB		0-0 4-3		0-0 4-3			3	0	0	0	1	1	0	San Diego Padres @ Philadelphia Phillies Veterans Stadium, Philadelphia, PA Sun May 15 1977, 3:33 AM EDT Att: 46,141 - Unknown					
Bill Almon, R (1,6) OBP: 0.264, SLG: 0.299	0-3 K		4-0 S FC5 BB		0-0		0-0 FC6-4 1B	0-0 2B 2B		2	0	1	0	1	1	0						
Bobby Valentine, R (8,PH) OBP: 0.280, SLG: 0.261	0-3 K		1-2 S FC5 BB		0-0		0-0 FC6-4	0-3 K		1	1	1	0	0	0	0						
George Hendrick, R (1,8) OBP: 0.375, SLG: 0.439	0-0 F7		0-0 FC5 BB		0-0 FC6-4		0-0 1-2	0-3 K		4	0	0	0	0	1	4						
Dave Winfield, R (1,9) OBP: 0.381, SLG: 0.562		0-0 4-3	4-0 1-2 2-3 BB		0-0		0-3 K	0-0 2H 2B		3	0	1	1	1	1	0						
Gene Tenace, R (1,3) OBP: 0.357, SLG: 0.391		0-0 F5	0-3 K		0-0		0-3 K	0-0 F7		4	0	0	0	0	2	4						
Doug Rader, R (1,5) OBP: 0.423, SLG: 0.490		4-0 BB		0-0 5-3		0-0 1B		0-3 K		3	0	1	0	1	1	1						
Mike Champion, R (1,4) OBP: 0.313, SLG: 0.322		0-0 5-3		0-0 6-3		0-0 F8		0-3 K		4	0	0	0	0	1	2						
Bob Davis, R (1,2) OBP: 0.176, SLG: 0.313			0-0 HR		0-0 6-3		0-0 6-3	4-0 G5-4-3 BB		2	1	1	1	0	0	0						
Dave Roberts, R (7,PH) OBP: 0.250, SLG: 0.333				0-0 6-3				0-0 G5-4-3 BB		1	0	0	0	0	0	0						
Gary Sutherland, R (9,PH) OBP: 0.545, SLG: 0.750								0-0 G5-4-3 BB		0	0	0	0	1	0	0						
Randy Jones, R (1,1) OBP: 0.333, SLG: 0.313			0-3 K		0-3 K		0-3 K	0-0 G5-4-3		2	0	0	0	0	2	0						
Merv Rettenmund, R (7,PH) OBP: 0.469, SLG: 0.459								0-0 G5-4-3		1	0	0	0	0	1	0						
Rollie Fingers, R (7,1) OBP: 0.301, SLG: 0.356								0-0 G5-4-3		0	0	0	0	0	0	0						
Mike Ivie, R (9,PH) OBP: 0.301, SLG: 0.356								0-0 G5-4-3		1	0	0	0	0	0	1						
Inning Stats	R: 0 E: 0 K: 2 S: 7	H: 0 LOB: 0 BB: 0 P: 7	R: 0 E: 0 K: 0 S: 3	H: 0 LOB: 1 BB: 1 P: 7	R: 1 E: 0 K: 2 S: 8	H: 1 LOB: 3 BB: 3 P: 20	R: 0 E: 0 K: 0 S: 3	H: 0 LOB: 0 BB: 0 P: 3	R: 0 E: 0 K: 1 S: 6	H: 1 LOB: 1 BB: 0 P: 6	R: 0 E: 0 K: 2 S: 8	H: 1 LOB: 0 BB: 0 P: 8	R: 0 E: 0 K: 1 S: 5	H: 0 LOB: 0 BB: 0 P: 5	R: 1 E: 0 K: 2 S: 9	H: 2 LOB: 1 BB: 0 P: 9	R: 0 E: 0 K: 1 S: 4	H: 0 LOB: 0 BB: 1 P: 8	1B: 2 2B: 2 3B: 0 HR: 1	SF: 0 SAC: 0 DP: 1 HBP: 0	WP: 0 PB: 0 SB: 2 CS: 0	PA: 36
PITCHER Steve Carlton, L (1,1) ERA: 2.83	IP: 9.0 WLS: W BF: 36 H: 5 R: 2 ER: 2 SO: 11 BB: 5 IBB: 0 HBP: 0 BLK: 0 WP: 0 HR: 1 S: 53 P: 73 ERA: 2.00 WHIP: 1.111															PITCHER						

Batter	1	2	3	4	5	6	7	8	9	AB	R	H	RBI	BB	SO	LOB	BOTTOM			
Garry Maddox, R (1,8) OBP: 0.301, SLG: 0.431	0-0 CS BLK 1B		0-0 L5	0-0 6-3		0-0 E 1B		0-3 K		5	0	2	0	0	1	2	San Diego Padres @ Philadelphia Phillies Veterans Stadium, Philadelphia, PA Sun May 15 1977, 3:33 AM EDT Att: 46,141 - Unknown			
Larry Bowa, S (1,6) OBP: 0.296, SLG: 0.337	0-3 K		0-3 K	0-0 FC4 1B		0-0 E6 G6-4-3		0-3 K		5	0	1	1	0	3	3				
Mike Schmidt, R (1,5) OBP: 0.360, SLG: 0.495	4-0 FC6-4 BB		4-0 S 2B BB	4-0 FC4		0-0 G6-4-3		0-0 K		2	1	0	0	2	0	3				
Greg Luzinski, R (1,7) OBP: 0.331, SLG: 0.571	0-0 FC6-4		0-0 1H 2B 2B		0-0 4-3 2B		0-3 K		4	1	2	1	0	1	1					
Davey Johnson, R (1,3) OBP: 0.345, SLG: 0.714		0-3 K	0-0 1B 2B		0-0 4-3		0-0 F9		4	1	1	1	0	1	1					
Tom Hutton, L (8,3) OBP: 0.200, SLG: 0.200			0-0 2H 1B 2B		4-0 2-3 BB		0-0 HR		0	0	0	0	0	0	0	0				
Jerry Martin, R (1,9) OBP: 0.356, SLG: 0.436		0-0 5-3	0-0 2H 1B		4-0 BB		0-0 HR		3	1	2	2	1	0	0					
Tim McCarver, L (1,2) OBP: 0.375, SLG: 0.600		0-0 2B	0-0 F8		0-0 P6		0-0 G3		4	0	1	0	0	0	3					
Ted Sizemore, R (1,4) OBP: 0.398, SLG: 0.425		4-0 IBB		0-0 6-3 SH1-4 1B 1B		0-0 1-3		0-0 L7		3	1	1	0	1	0	2				
Steve Carlton, L (1,1) OBP: 0.381, SLG: 0.474	0-0 F7		0-0 SH1-4		0-3 K		0-0 2B		3	0	1	0	0	1	2					
Inning Stats	R: 0 E: 0 K: 1 S: 5	H: 1 LOB: 1 BB: 1 P: 9	R: 0 E: 0 K: 1 S: 6	H: 1 LOB: 2 BB: 1 P: 10	R: 3 E: 0 K: 1 S: 8	H: 3 LOB: 1 BB: 1 P: 12	R: 1 E: 0 K: 0 S: 5	H: 2 LOB: 1 BB: 0 P: 5	R: 0 E: 1 K: 1 S: 6	H: 1 LOB: 1 BB: 0 P: 6	R: 1 E: 0 K: 1 S: 6	H: 1 LOB: 0 BB: 0 P: 6	R: 0 E: 0 K: 2 S: 8	H: 1 LOB: 1 BB: 0 P: 8	R: 0 E: 0 K: 2 S: 8	H: 1 LOB: 1 BB: 0 P: 8	1B: 5 2B: 5 3B: 0 HR: 1	SF: 0 SAC: 1 DP: 1 HBP: 0	WP: 0 PB: 0 SB: 1 CS: 1	PA: 38
PITCHER Randy Jones, L (1,1) ERA: 4.79	IP: 6.0 WLS: L BF: 30 H: 9 R: 4 ER: 4 SO: 4 BB: 3 IBB: 1 HBP: 0 BLK: 1 WP: 0 HR: 0 S: 34 P: 50 ERA: 6.00 WHIP: 2.000															PITCHER Rollie Fingers, R (7,1) ERA: 3.1				



Batter	1	2	3	4	5	6	7	8	9	AB	R	H	RBI	BB	SO	LOB	TOP						
Gene Richards, L (1,8) OBP: 0.348, SLG: 0.354					4-3					4	2	2	0	1	0	0	San Diego Padres @ Chicago Cubs Wrigley Field, Chicago, IL Tue May 17 1977, 3:33 AM CDT Att: 9,838 - Overcast - 86 F						
Mike Champion, R (1,4) OBP: 0.305, SLG: 0.313					3-1					5	0	0	0	0	0	4							
Jerry Turner, L (1,7) OBP: 0.315, SLG: 0.395					4-2					2	1	1	1	3	0	0							
Dave Winfield, R (1,9) OBP: 0.379, SLG: 0.558					K					4	0	1	0	0	2	4							
Merv Rettenmund, R (7,9) OBP: 0.450, SLG: 0.459					K					0	0	0	0	0	0	0							
Gene Tenace, R (1,3) OBP: 0.345, SLG: 0.382					K					3	0	0	0	0	2	3							
Mike Ivie, R (7,PH) OBP: 0.305, SLG: 0.371					K					1	0	1	2	0	0	0							
Doug Radler, R (1,5) OBP: 0.435, SLG: 0.495					F8					3	1	1	0	0	0	2							
Gary Sutherland, R (7,PH) OBP: 0.500, SLG: 0.682					F8					1	0	0	0	0	0	1							
Bill Almon, R (1,6) OBP: 0.287, SLG: 0.295					1-3					3	0	1	0	0	0	0							
Dave Tomlin, L (6,1) OBP: 0.500, SLG: 0.500					1-3					0	0	0	0	0	0	0							
Rick Sawyer, R (6,1) OBP: 0.385, SLG: 0.273					1-3					1	0	0	0	0	1	0							
Bob Davis, R (1,2) OBP: 0.211, SLG: 0.314					1-3					3	1	1	0	0	0	0							
Tom Griffin, R (1,1) OBP: 0.087, SLG: 0.287					6-3					1	0	0	1	0	0	1							
Dan Spillner, R (3,1) OBP: 0.233, SLG: 0.333					6-3					0	0	0	0	0	0	0							
Luis Melendez, R (4,PH) OBP: 0.233, SLG: 0.333					6-3					0	0	0	0	0	0	0							
Victor Bernal, R (4,1) OBP: 0.233, SLG: 0.333					6-3					0	0	0	0	0	0	0							
Butch Metzger, R (4,1) OBP: 0.233, SLG: 0.333					6-3					0	0	0	0	0	0	0							
Brent Strom, R (5,1) OBP: 0.233, SLG: 0.333					6-3					0	0	0	0	0	0	0							
Bobby Valentine, R (6,6) OBP: 0.233, SLG: 0.333					6-3					2	1	1	2	0	0	0							
Inning Stats	R: 1 E: 0 K: 2 S: 12	H: 2 LOB: 1 BB: 0 P: 14	R: 1 E: 0 K: 0 S: 8	H: 2 LOB: 2 BB: 1 P: 13	R: 0 E: 0 K: 1 S: 9	H: 1 LOB: 1 BB: 1 P: 14	R: 0 E: 0 K: 0 S: 3	H: 0 LOB: 0 BB: 0 P: 3	R: 0 E: 0 K: 1 S: 8	H: 0 LOB: 1 BB: 1 P: 12	R: 0 E: 0 K: 0 S: 3	H: 0 LOB: 0 BB: 0 P: 3	R: 4 E: 0 K: 0 S: 10	H: 4 LOB: 1 BB: 1 P: 17	R: 0 E: 0 K: 1 S: 6	H: 0 LOB: 0 BB: 0 P: 9	R: 0 E: 0 K: 0 S: 3	H: 0 LOB: 0 BB: 0 P: 3	1B: 6 2B: 2 3B: 0 HR: 1	SF: 0 SAC: 1 DP: 1 HBP: 0	WP: 0 PA: 39 PB: 0 SB: 1 CS: 0		
PITCHER	IP WLS BF H R ER SO BB IBB HBP BLK WP HR S P ERA WHIP	IP WLS BF H R ER SO BB IBB HBP BLK WP HR S P ERA WHIP	IP WLS BF H R ER SO BB IBB HBP BLK WP HR S P ERA WHIP	IP WLS BF H R ER SO BB IBB HBP BLK WP HR S P ERA WHIP	IP WLS BF H R ER SO BB IBB HBP BLK WP HR S P ERA WHIP	IP WLS BF H R ER SO BB IBB HBP BLK WP HR S P ERA WHIP	IP WLS BF H R ER SO BB IBB HBP BLK WP HR S P ERA WHIP	IP WLS BF H R ER SO BB IBB HBP BLK WP HR S P ERA WHIP	IP WLS BF H R ER SO BB IBB HBP BLK WP HR S P ERA WHIP	IP WLS BF H R ER SO BB IBB HBP BLK WP HR S P ERA WHIP	IP WLS BF H R ER SO BB IBB HBP BLK WP HR S P ERA WHIP	IP WLS BF H R ER SO BB IBB HBP BLK WP HR S P ERA WHIP	IP WLS BF H R ER SO BB IBB HBP BLK WP HR S P ERA WHIP	IP WLS BF H R ER SO BB IBB HBP BLK WP HR S P ERA WHIP	IP WLS BF H R ER SO BB IBB HBP BLK WP HR S P ERA WHIP	IP WLS BF H R ER SO BB IBB HBP BLK WP HR S P ERA WHIP	IP WLS BF H R ER SO BB IBB HBP BLK WP HR S P ERA WHIP	IP WLS BF H R ER SO BB IBB HBP BLK WP HR S P ERA WHIP	IP WLS BF H R ER SO BB IBB HBP BLK WP HR S P ERA WHIP	IP WLS BF H R ER SO BB IBB HBP BLK WP HR S P ERA WHIP	IP WLS BF H R ER SO BB IBB HBP BLK WP HR S P ERA WHIP	IP WLS BF H R ER SO BB IBB HBP BLK WP HR S P ERA WHIP	
Bill Bonham, R (1,1) ERA: 3.29	6.0 W 25 5 2 2 4 3 0 0 0 0 0 43 59 3.00 1.333																						
Ramon Hernandez, L (7,1) ERA: 8.22	3.0 S 14 4 4 4 1 1 0 0 0 0 1 19 29 12.00 1.667																						

Batter	1	2	3	4	5	6	7	8	9	AB	R	H	RBI	BB	SO	LOB	BOTTOM					
Ivan De Jesus, R (1,6) OBP: 0.372, SLG: 0.424										4	1	2	3	0	0	2	San Diego Padres @ Chicago Cubs Wrigley Field, Chicago, IL Tue May 17 1977, 3:33 AM CDT Att: 9,838 - Overcast - 86 F					
Dave Rosello, R (6,PH) OBP: 0.333, SLG: 0.625										3	2	2	2	0	0	2						
Gene Clines, R (1,7) OBP: 0.586, SLG: 0.818										5	3	2	2	1	0	2						
Larry Bittner, L (1,3) OBP: 0.348, SLG: 0.432										7	3	3	3	0	0	3						
Bobby Murcer, L (1,9) OBP: 0.394, SLG: 0.517										4	2	3	3	1	0	1						
Greg Gross, L (6,PR) OBP: 0.340, SLG: 0.341										1	1	0	0	0	0	0						
Jerry Morales, R (1,8) OBP: 0.347, SLG: 0.423										4	3	3	1	0	0	2						
Joe Wallis, S (6,PH) OBP: 0.231, SLG: 0.320										1	1	1	0	1	0	0						
Manny Trillo, R (1,4) OBP: 0.412, SLG: 0.561										3	0	1	0	1	0	2						
Mick Kelleher, R (5,FR) OBP: 0.176, SLG: 0.176										2	1	2	2	0	0	0						
Steve Ontiveros, S (1,5) OBP: 0.438, SLG: 0.443										6	3	3	4	0	0	5						
George Mitterwald, R (1,2) OBP: 0.348, SLG: 0.450										5	3	2	2	1	0	4						
Bill Bonham, R (1,1) ERA: 4.35	2.2 L 19 7 7 7 0 2 0 0 0 0 0 3 3 23.62 3.375																					
Dan Spillner, R (3,1) ERA: 5.0	0.1 3 1 1 1 0 0 0 0 0 0 1 3 3 27.00 3.000																					
Victor Bernal, R (4,1) ERA: 5.31	0.1 4 3 3 3 0 0 0 0 0 0 0 8 10 81.00 9.000																					
Butch Metzger, R (4,1) ERA: 5.56	0.2 7 4 3 3 0 1 0 0 0 0 3 9 13 40.50 7.500																					
Brent Strom, L (5,1) ERA: 12.42	1.1 8 3 5 4 0 1 0 0 0 0 0 7 11 27.00 3.000																					
Inning Stats	R: 0 E: 1 K: 0 S: 15	H: 1 LOB: 2 BB: 1 P: 24	R: 0 E: 1 K: 0 S: 5	H: 1 LOB: 2 BB: 0 P: 5	R: 8 E: 1 K: 0 S: 20	H: 6 LOB: 1 BB: 1 P: 33	R: 3 E: 0 K: 0 S: 11	H: 4 LOB: 1 BB: 0 P: 13	R: 3 E: 0 K: 0 S: 8	H: 3 LOB: 1 BB: 1 P: 12	R: 8 E: 2 K: 0 S: 11	H: 6 LOB: 2 BB: 2 P: 19	R: 0 E: 0 K: 0 S: 5	H: 2 LOB: 2 BB: 0 P: 5	R: 1 E: 0 K: 0 S: 4	H: 1 LOB: 0 BB: 0 P: 4	1B: 13 2B: 4 3B: 0 HR: 7	SF: 0 SAC: 1 DP: 1 HBP: 1	WP: 1 PA: 57 PB: 0 SB: 0 CS: 0			
PITCHER	IP WLS BF H R ER SO BB IBB HBP BLK WP HR S P ERA WHIP	IP WLS BF H R ER SO BB IBB HBP BLK WP HR S P ERA WHIP	IP WLS BF H R ER SO BB IBB HBP BLK WP HR S P ERA WHIP	IP WLS BF H R ER SO BB IBB HBP BLK WP HR S P ERA WHIP	IP WLS BF H R ER SO BB IBB HBP BLK WP HR S P ERA WHIP	IP WLS BF H R ER SO BB IBB HBP BLK WP HR S P ERA WHIP	IP WLS BF H R ER SO BB IBB HBP BLK WP HR S P ERA WHIP	IP WLS BF H R ER SO BB IBB HBP BLK WP HR S P ERA WHIP	IP WLS BF H R ER SO BB IBB HBP BLK WP HR S P ERA WHIP	IP WLS BF H R ER SO BB IBB HBP BLK WP HR S P ERA WHIP	IP WLS BF H R ER SO BB IBB HBP BLK WP HR S P ERA WHIP	IP WLS BF H R ER SO BB IBB HBP BLK WP HR S P ERA WHIP	IP WLS BF H R ER SO BB IBB HBP BLK WP HR S P ERA WHIP	IP WLS BF H R ER SO BB IBB HBP BLK WP HR S P ERA WHIP	IP WLS BF H R ER SO BB IBB HBP BLK WP HR S P ERA WHIP	IP WLS BF H R ER SO BB IBB HBP BLK WP HR S P ERA WHIP	IP WLS BF H R ER SO BB IBB HBP BLK WP HR S P ERA WHIP	IP WLS BF H R ER SO BB IBB HBP BLK WP HR S P ERA WHIP	IP WLS BF H R ER SO BB IBB HBP BLK WP HR S P ERA WHIP	IP WLS BF H R ER SO BB IBB HBP BLK WP HR S P ERA WHIP	IP WLS BF H R ER SO BB IBB HBP BLK WP HR S P ERA WHIP	IP WLS BF H R ER SO BB IBB HBP BLK WP HR S P ERA WHIP
Tom Griffin, R (1,1) ERA: 4.35	2.2 L 19 7 7 7 0 2 0 0 0 0 0 3 3 23.62 3.375																					
Dan Spillner, R (3,1) ERA: 5.0	0.1 3 1 1 1 0 0 0 0 0 0 1 3 3 27.00 3.000																					
Victor Bernal, R (4,1) ERA: 5.31	0.1 4 3 3 3 0 0 0 0 0 0 0 8 10 81.00 9.000																					
Butch Metzger, R (4,1) ERA: 5.56	0.2 7 4 3 3 0 1 0 0 0 0 3 9 13 40.50 7.500																					
Brent Strom, L (5,1) ERA: 12.42	1.1 8 3 5 4 0 1 0 0 0 0 0 7 11 27.00 3.000																					

San Diego Padres @ Chicago Cubs
 Wrigley Field, Chicago, IL
 Tue May 17 1977, 3:33 AM CDT
 Att: 9,838 - Overcast - 86 F

AB 34
 R 6
 H 9
 RBI 6
 BB 4
 SO 5
 LOB 15



San Diego Padres @ Chicago Cubs
 Wrigley Field, Chicago, IL
 Tue May 17 1977, 3:33 AM CDT
 Att: 9,838 - Overcast - 86 F

AB 50
 R 23
 H 24
 RBI 22
 BB 5
 SO 0
 LOB 30



Batter	1	2	3	4	5	6	7	8	9	AB	R	H	RBI	BB	SO	LOB	TOP																					
Gene Richards, L (1, 8) OBP: 0.391, SLG: 0.345	F7		F7		E6					3	0	0	0	2	0	0	San Diego Padres @ Montreal Expos Olympic Stadium, Montreal, QB Thu May 19 1977, 7:05 PM EDT Att: 14,861 - Unknown																					
Bill Almon, R (1, 6) OBP: 0.265, SLG: 0.287	K		HR		6-3					4	1	0	0	1	3	5																						
Jerry Turner, L (1, 7) OBP: 0.320, SLG: 0.424					FC3-2					4	1	1	2	1	0	1																						
Dave Winfield, R (1, 9) OBP: 0.374, SLG: 0.547	CS		1-3		FC5-4					5	1	1	0	0	0	1																						
Mike Ivie, R (1, 3) OBP: 0.320, SLG: 0.370			4-3							3	1	1	0	2	1	0																						
Doug Rader, R (1, 5) OBP: 0.437, SLG: 0.491	K									3	1	1	0	1	1	3																						
Mike Champion, R (1, 4) OBP: 0.306, SLG: 0.313					K					3	0	1	0	0	1	2																						
Bob Davis, R (1, 2) OBP: 0.238, SLG: 0.316					K					3	0	1	2	0	1	2																						
Randy Jones, R (1, 1) OBP: 0.300, SLG: 0.278	2-3				1-3					2	0	0	0	0	0	3																						
Rollie Fingers, R (6, 1)										1	0	0	0	0	1	1																						
Inning Stats	R: 0 E: 0 K: 1 S: 4	H: 0 LOB: 0 BB: 1 P: 8	R: 1 E: 1 K: 1 S: 6	H: 1 LOB: 2 BB: 1 P: 11	R: 2 E: 0 K: 0 S: 4	H: 1 LOB: 0 BB: 1 P: 8	R: 0 E: 0 K: 2 S: 7	H: 0 LOB: 1 BB: 1 P: 11	R: 0 E: 0 K: 0 S: 4	H: 0 LOB: 1 BB: 0 P: 4	R: 2 E: 0 K: 1 S: 7	H: 2 LOB: 2 BB: 2 P: 15	R: 0 E: 0 K: 0 S: 4	H: 1 LOB: 0 BB: 0 P: 4	R: 0 E: 0 K: 2 S: 8	H: 1 LOB: 2 BB: 1 P: 12	R: 0 E: 0 K: 1 S: 5	H: 0 LOB: 0 BB: 0 P: 5	1B: 5 2B: 0 3B: 0 HR: 1	SF: 0 SAC: 2 DP: 0 HBP: 1	WP: 0 PB: 0 SB: 0 CS: 1	PA: 42																
PITCHER	IP	WLS	BF	H	R	ER	SO	BB	IBB	HBP	BLK	WP	HR	S	P	ERA	WHIP	PITCHER				IP	WLS	BF	H	R	ER	SO	BB	IBB	HBP	BLK	WP	HR	S	P	ERA	WHIP
Don Stanhouse, R (1, 1) ERA: 4.09	7.0	L	33	5	5	4	5	5	1	1	0	0	1	36	61	5.14	1.429																					
Bill Atkinson, R (8, 1) ERA: 2.4	2.0		8	1	0	0	3	0	1	0	0	0	0	13	17	0.00	0.500																					


AB	31
R	5
H	6
RBI	4
BB	7
SO	8
LOB	18




Batter	1	2	3	4	5	6	7	8	9	AB	R	H	RBI	BB	SO	LOB	BOTTOM																					
Dave Cash, R (1, 4) OBP: 0.331, SLG: 0.356	6-3		4-3		6-3					4	0	0	0	0	0	0	San Diego Padres @ Montreal Expos Olympic Stadium, Montreal, QB Thu May 19 1977, 7:05 PM EDT Att: 14,861 - Unknown																					
Chris Speier, R (1, 6) OBP: 0.245, SLG: 0.283	6-3		F8		1-4-3					4	1	1	0	0	0	0																						
Andre Dawson, R (1, 8) OBP: 0.302, SLG: 0.342					1-4-3					3	0	2	0	1	0	1																						
Tony Perez, R (1, 3) OBP: 0.326, SLG: 0.440	FC6-4		FC6-4							4	0	1	1	0	0	3																						
Ellis Valentine, R (1, 9) OBP: 0.393, SLG: 0.549					L7					4	1	1	0	0	0	1																						
Gary Carter, R (1, 2) OBP: 0.373, SLG: 0.557					E6					4	0	1	0	0	1	0																						
Warren Cromartie, L (1, 7) OBP: 0.310, SLG: 0.418					FC6-4					4	0	1	0	0	1	3																						
Larry Parrish, R (1, 5) OBP: 0.280, SLG: 0.308										4	0	1	1	0	2	2																						
Don Stanhouse, R (1, 1) OBP: 0.348, SLG: 0.318										2	0	0	0	0	0	3																						
Mike Jorgensen, L (7, PH) OBP: 0.333, SLG: 0.278										1	0	0	0	0	0	0																						
Bill Atkinson, L (8, 1) OBP: 1.000, SLG: 1.000										0	0	0	0	0	0	0																						
Jose Morales, R (8, PH) OBP: 0.077, SLG: 0.077										1	0	0	0	0	0	1																						
Inning Stats	R: 0 E: 0 K: 0 S: 4	H: 1 LOB: 1 BB: 0 P: 4	R: 1 E: 1 K: 1 S: 7	H: 2 LOB: 0 BB: 0 P: 7	R: 0 E: 0 K: 0 S: 3	H: 0 LOB: 1 BB: 1 P: 7	R: 0 E: 1 K: 0 S: 5	H: 1 LOB: 2 BB: 0 P: 5	R: 1 E: 0 K: 0 S: 5	H: 2 LOB: 1 BB: 0 P: 5	R: 0 E: 0 K: 1 S: 5	H: 0 LOB: 0 BB: 0 P: 5	R: 0 E: 0 K: 0 S: 3	H: 0 LOB: 0 BB: 0 P: 3	R: 0 E: 0 K: 0 S: 3	H: 1 LOB: 0 BB: 0 P: 3	R: 0 E: 0 K: 2 S: 8	H: 1 LOB: 1 BB: 0 P: 8	1B: 7 2B: 1 3B: 0 HR: 0	SF: 0 SAC: 0 DP: 1 HBP: 0	WP: 0 PB: 0 SB: 1 CS: 0	PA: 36																
PITCHER	IP	WLS	BF	H	R	ER	SO	BB	IBB	HBP	BLK	WP	HR	S	P	ERA	WHIP	PITCHER				IP	WLS	BF	H	R	ER	SO	BB	IBB	HBP	BLK	WP	HR	S	P	ERA	WHIP
Randy Jones, L (1, 1) ERA: 4.7	5.0	W	23	6	2	2	1	1	0	0	0	0	0	24	28	3.60	1.400																					
Rollie Fingers, R (6, 1) ERA: 2.65	4.0	S	13	2	0	0	3	0	0	0	0	0	0	19	19	0.00	0.500																					

AB	35
R	2
H	8
RBI	2
BB	1
SO	4
LOB	14



Batter	1	2	3	4	5	6	7	8	9	AB	R	H	RBI	BB	SO	LOB	TOP					
Gene Richards, L (1,8) OBP: 0.340, SLG: 0.326	B3-1		F8			5-3		4-3		4	0	0	0	0	0	0	San Diego Padres @ Montreal Expos Olympic Stadium, Montreal, QB Sun May 22 1977, 3:33 AM EDT Att: 17,045 - Unknown livebaseballscores.com AB 32 R 1 H 6 RBI 1 BB 1 SO 11 LOB 12 					
Bill Almon, R (1,6) OBP: 0.276, SLG: 0.299 Bobby Valentine, R (8,PH) OBP: 0.361, SLG: 0.387	K			6-3		K		BB 1B		3	0	0	0	0	2	0						
Jerry Turner, L (1,7) OBP: 0.333, SLG: 0.438	G3				1B			6-3 SF8 2B	1-2 BB	3	1	2	0	1	0	0						
Dave Winfield, R (1,9) OBP: 0.378, SLG: 0.560		E6		F7				6-3	L9	4	0	0	0	0	0	4						
Gene Tenace, R (1,3) OBP: 0.343, SLG: 0.386	K			K				SF8		3	0	0	1	0	3	2						
Mike Ivie, R (1,5) OBP: 0.319, SLG: 0.400	K					G6-3 1B		3-H 1B	1B	4	0	2	0	0	1	1						
Mike Champion, R (1,4) OBP: 0.297, SLG: 0.303	1-3					K		1-3 1B		4	0	1	0	0	2	2						
Bob Davis, R (1,2) OBP: 0.212, SLG: 0.271 Doug Rader, R (7,PH) OBP: 0.430, SLG: 0.488			6-3			G6-3 1-2		K		2	0	0	0	0	0	1						
John D'Acquisto, R (1,1) OBP: 0.500, SLG: 0.708 Dan Spillner, R (8,1)			K					K	5-3	2	0	0	0	0	0	0						
										1	0	0	0	0	0	0						
Inning Stats	R: 0 E: 0 K: 1 S: 5	H: 0 LOB: 0 BB: 0 P: 5	R: 0 E: 1 K: 2 S: 8	H: 0 LOB: 1 BB: 0 P: 8	R: 0 E: 0 K: 1 S: 5	H: 0 LOB: 0 BB: 0 P: 5	R: 0 E: 0 K: 1 S: 6	H: 1 LOB: 1 BB: 0 P: 6	R: 0 E: 0 K: 1 S: 5	H: 1 LOB: 0 BB: 0 P: 5	R: 0 E: 0 K: 2 S: 7	H: 0 LOB: 0 BB: 0 P: 7	R: 1 E: 0 K: 1 S: 8	H: 3 LOB: 2 BB: 0 P: 8	R: 0 E: 0 K: 0 S: 4	H: 1 LOB: 2 BB: 1 P: 8	R: 0 E: 0 K: 2 S: 7	H: 0 LOB: 0 BB: 0 P: 7	1B: 5 2B: 1 3B: 0 HR: 0	SF: 1 SAC: 0 DP: 1 HBP: 0	WP: 0 PB: 0 SB: 0 CS: 0	PA: 34
PITCHER Steve Rogers, R (1,1) ERA: 2.28	IP: 9.0 WLS: W BF: 34 H: 6 R: 1 ER: 1 SO: 11 BB: 1 IBB: 0 HBP: 0 BLK: 0 WP: 0 HR: 0 S: 55 P: 59 ERA: 1.00 WHIP: 0.778															PITCHER	IP: WLS: BF: H: R: ER: SO: BB: IBB: HBP: BLK: WP: HR: S: P: ERA: WHIP:					

Batter	1	2	3	4	5	6	7	8	9	AB	R	H	RBI	BB	SO	LOB	BOTTOM			
Dave Cash, R (1,4) OBP: 0.333, SLG: 0.374	WP BB 3-1 1B	4-3								4	1	1	0	0	1	1	San Diego Padres @ Montreal Expos Olympic Stadium, Montreal, QB Sun May 22 1977, 3:33 AM EDT Att: 17,045 - Unknown livebaseballscores.com AB 27 R 3 H 4 RBI 1 BB 5 SO 4 LOB 14 			
Warren Cromartie, L (1,7) OBP: 0.331, SLG: 0.416	3-1 WP BB		FC3-6 1B					4-3		3	1	1	0	1	0	1				
Wayne Garrett, L (1,5) OBP: 0.308, SLG: 0.538	3-1		FC3-6 1B					F8		4	0	2	1	0	0	1				
Tony Perez, R (1,3) OBP: 0.318, SLG: 0.421	WP BB BB		FC3-6 G1-6-3 1-2 2-3					F9	F9	3	0	0	0	1	0	3				
Ellis Valentine, R (1,9) OBP: 0.386, SLG: 0.574	WP BB		G1-6-3 1-2					F9	4-3	3	0	0	0	1	0	3				
Del Unser, L (1,8) OBP: 0.400, SLG: 0.538	K			4-3				F5		3	0	0	0	0	1	3				
Pete Mackanin, R (1,6) OBP: 0.333, SLG: 0.450	3-1			4-3				E S WP BB		2	1	0	0	1	0	2				
Barry Foote, R (1,2) OBP: 0.333, SLG: 0.480		1-3			F9			K		3	0	0	0	0	1	0				
Steve Rogers, R (1,1) OBP: 0.179, SLG: 0.148		K						F3		2	0	0	0	1	1	0				
										1	0	0	0	0	0	0				
Inning Stats	R: 2 E: 0 K: 1 S: 6	H: 1 LOB: 2 BB: 3 P: 18	R: 0 E: 0 K: 1 S: 5	H: 0 LOB: 0 BB: 0 P: 5	R: 0 E: 0 K: 0 S: 4	H: 2 LOB: 1 BB: 0 P: 4	R: 0 E: 0 K: 0 S: 3	H: 0 LOB: 0 BB: 0 P: 3	R: 0 E: 0 K: 0 S: 4	H: 1 LOB: 1 BB: 0 P: 4	R: 1 E: 0 K: 2 S: 7	H: 0 LOB: 2 BB: 2 P: 15	R: 0 E: 0 K: 0 S: 3	H: 0 LOB: 0 BB: 0 P: 3	R: 0 E: 0 K: 0 S: 3	H: 0 LOB: 0 BB: 0 P: 3	1B: 4 2B: 0 3B: 0 HR: 0	SF: 0 SAC: 0 DP: 1 HBP: 0	WP: 3 PB: 0 SB: 1 CS: 0	PA: 32
PITCHER John D'Acquisto, R (1,1) ERA: 3.52 Dan Spillner, R (8,1) ERA: 3.29	IP: 7.0 WLS: L BF: 29 H: 4 R: 3 ER: 2 SO: 4 BB: 5 IBB: 0 HBP: 0 BLK: 0 WP: 3 HR: 0 S: 32 P: 52 ERA: 2.57 WHIP: 1.286															PITCHER	IP: WLS: BF: H: R: ER: SO: BB: IBB: HBP: BLK: WP: HR: S: P: ERA: WHIP:			

Batter	1	2	3	4	5	6	7	8	9	AB	R	H	RBI	BB	SO	LOB	TOP										
Cesar Cedeno, R OBP: 0.313, SLG: 0.269 (1, 8)	L7		F4			1-3		L4		4	0	0	0	0	0	1											
Julio Gonzalez, R OBP: 0.304, SLG: 0.349 (1, 6)	L1		5-3			L5		F8		4	0	0	0	0	0	0											
Jose Cruz, L OBP: 0.316, SLG: 0.383 (1, 9)	K			G6-4-3 1B				K		4	0	2	0	0	2	0											
Joe Ferguson, R OBP: 0.402, SLG: 0.507 (1, 2)		F3		G6-4-3 1-2		CS	F4			4	1	1	1	0	0	1											
Bob Watson, R OBP: 0.346, SLG: 0.427 (1, 3)		2B					4-3		HR	4	1	2	0	0	0	0											
Cliff Johnson, R OBP: 0.408, SLG: 0.625 (1, 7)		2B		1B			F8			3	0	1	1	0	0	1											
Enos Cabell, R OBP: 0.295, SLG: 0.399 (1, 5)		2H 2B		5-3						3	0	0	0	0	0	1											
Art Howe, R OBP: 0.337, SLG: 0.430 (8, PH)		1-3				1-3		F8		3	0	0	0	0	0	1											
Ken Boswell, L OBP: 0.405, SLG: 0.355 (8, 4)						6-3		E5		2	0	0	0	0	0	1											
Mark Lemongello, R OBP: 0.333, SLG: 0.342 (8, PH)										1	0	0	0	0	0	0											
Willie Crawford, L OBP: 0.333, SLG: 0.342 (8, 1)				F4		F8		K2-3		2	0	0	0	0	0	0											
Gene Pentz, R OBP: 0.333, SLG: 0.342 (8, 1)										1	0	0	0	0	1	1											
Gene Pentz, R OBP: 0.333, SLG: 0.342 (8, 1)										0	0	0	0	0	0	0											
Inning Stats	R: 0 E: 0 K: 1 S: 5	H: 0 LOB: 0 BB: 0 P: 5	R: 1 E: 0 K: 0 S: 5	H: 2 LOB: 1 BB: 0 P: 5	R: 0 E: 0 K: 0 S: 3	H: 0 LOB: 0 BB: 0 P: 3	R: 0 E: 0 K: 0 S: 4	H: 2 LOB: 1 BB: 0 P: 4	R: 0 E: 0 K: 0 S: 3	H: 0 LOB: 0 BB: 0 P: 3	R: 0 E: 0 K: 0 S: 3	H: 0 LOB: 0 BB: 0 P: 3	R: 0 E: 1 K: 1 S: 6	H: 0 LOB: 1 BB: 0 P: 6	R: 1 E: 0 K: 1 S: 6	H: 1 LOB: 0 BB: 0 P: 6	1B: 3 2B: 2 3B: 0 HR: 1	SF: 0 SAC: 0 DP: 1 HBP: 0	WP: 0 PB: 0 SB: 0 CS: 1	PA: 33							
PITCHER	IP	WLS	BF	H	R	ER	SO	BB	IBB	HBP	BLK	WP	HR	S	P	ERA	WHIP										
Randy Jones, L ERA: 4.41 (1, 1)	6.0		21	5	1	1	1	0	0	0	0	0	0	23	23	1.50	0.833										
Dan Spillner, R ERA: 4.03 (7, 1)	2.2	W	10	1	1	1	2	0	0	0	0	0	1	14	14	3.38	0.375										
Rollie Fingers, R ERA: 2.36 (9, 1)	0.1	S	1	0	0	0	0	0	0	0	0	0	0	1	1	0.00	0.000										

Houston Astros @ San Diego Padres
San Diego Stadium, San Diego, CA
Sun May 29 1977, 6:33 AM EDT
Att: 14,058 - Unknown

AB	32
R	2
H	6
RBI	2
BB	0
SO	3
LOB	6



Batter	1	2	3	4	5	6	7	8	9	AB	R	H	RBI	BB	SO	LOB	BOTTOM										
Gene Richards, L OBP: 0.330, SLG: 0.316 (1, 7)	4-3		K			6-3		FC4-6 1B		4	0	1	0	0	1	0											
Mike Champion, R OBP: 0.276, SLG: 0.300 (1, 4)	K				F9	1-3		FC4-6 1-2		4	0	0	0	0	1	1											
George Hendrick, R OBP: 0.383, SLG: 0.461 (1, 8)	5-3							FC2-6 1B		3	0	2	0	0	0	0											
Dave Winfield, R OBP: 0.373, SLG: 0.556 (1, 9)					F2			FC2-6 1B		3	2	1	1	0	0	2											
Mike Ivie, R OBP: 0.315, SLG: 0.424 (1, 3)		F4			F7			F9		3	0	0	0	0	0	2											
Gene Tenace, R OBP: 0.389, SLG: 0.382 (1, 2)						F4				3	1	1	0	0	1	0											
Doug Rader, R OBP: 0.416, SLG: 0.476 (9, 5)		K						1B		0	0	0	0	0	0	0											
Bobby Valentine, R OBP: 0.286, SLG: 0.263 (1, 5)								1B		3	0	1	2	0	0	0											
Bob Davis, R OBP: 0.204, SLG: 0.260 (9, 2)		F8				F7				0	0	0	0	0	0	0											
Bill Almon, R OBP: 0.270, SLG: 0.294 (1, 6)						6-3				3	0	0	0	0	1	0											
Randy Jones, R OBP: 0.286, SLG: 0.263 (1, 1)										1	0	0	0	0	1	0											
Merv Rettenmund, R OBP: 0.459, SLG: 0.545 (6, PH)										1	0	0	0	0	0	0											
Dan Spillner, R OBP: 0.416, SLG: 0.476 (7, 1)										1	0	0	0	0	1	0											
Rollie Fingers, R OBP: 0.333, SLG: 0.342 (9, 1)										0	0	0	0	0	0	0											
Inning Stats	R: 0 E: 0 K: 1 S: 5	H: 0 LOB: 0 BB: 0 P: 5	R: 1 E: 0 K: 1 S: 6	H: 1 LOB: 0 BB: 0 P: 6	R: 0 E: 0 K: 2 S: 7	H: 0 LOB: 0 BB: 0 P: 7	R: 0 E: 0 K: 0 S: 4	H: 1 LOB: 1 BB: 0 P: 4	R: 0 E: 0 K: 0 S: 3	H: 0 LOB: 0 BB: 0 P: 3	R: 0 E: 0 K: 0 S: 3	H: 0 LOB: 0 BB: 0 P: 3	R: 2 E: 0 K: 0 S: 5	H: 3 LOB: 1 BB: 0 P: 5	R: 0 E: 0 K: 2 S: 8	H: 1 LOB: 1 BB: 0 P: 8	1B: 5 2B: 0 3B: 0 HR: 1	SF: 0 SAC: 0 DP: 0 HBP: 0	WP: 0 PB: 0 SB: 0 CS: 0	PA: 29							
PITCHER	IP	WLS	BF	H	R	ER	SO	BB	IBB	HBP	BLK	WP	HR	S	P	ERA	WHIP										
Mark Lemongello, R ERA: 3.8 (1, 1)	7.0	L	25	5	3	3	4	0	0	0	0	0	0	33	33	3.86	0.714										
Gene Pentz, R ERA: 1.93 (8, 1)	1.0		4	1	0	0	2	0	0	0	0	0	0	8	8	0.00	1.000										

Houston Astros @ San Diego Padres
San Diego Stadium, San Diego, CA
Sun May 29 1977, 6:33 AM EDT
Att: 14,058 - Unknown

AB	29
R	3
H	6
RBI	3
BB	0
SO	6
LOB	5



Batter	1	2	3	4	5	6	7	8	9	AB	R	H	RBI	BB	SO	LOB	TOP								
Gene Richards, L (1, 7) Dan Spillner, R (7, 1) Dave Tomlin, L (7, 1) Merv Sennertrud, S (8, PH) Dave Wehmeister, R (8, 1) Rolie Fingers, R (9, 1)	0-0 4-3		0-0 4-3			0-0 B3	4-0 1B 2B IBB	0-0 L6-4 1B		3	1	0	0	1	0	1		San Diego Padres @ San Francisco Giants Candlestick Park, San Francisco, CA Mon May 30 1977, 6:33 AM EDT Unknown							
Bill Almon, R (1, 6) OBP: 0.273, SLG: 0.297	0-3 K			0-3 K		0-0 6-3	0-0 2B 1B	0-0 1B		5	1	2	1	0	2	0									
Mike Ivie, R (1, 3) OBP: 0.318, SLG: 0.438	0-0 F8			0-0 F3			0-0 2B 1B	0-0 L6-4		5	1	2	2	0	0	2									
Dave Winfield, R (1, 9) OBP: 0.369, SLG: 0.557		0-0 6-3		0-0 1B 3B			0-0 K		0-0 6-3	5	1	1	0	0	1	2									
George Hendrick, R (1, 8) OBP: 0.392, SLG: 0.484 Gary Sutherland, R (9, PH) Luis Melendez, R (9, PR)	0-0 F9		0-0 F9		0-0 3B 1B		4-0 2B BB	0-0 HR	0-0 G5-3 BB 1B	3	2	2	2	1	0	0									
Gene Tenace, R (1, 2) OBP: 0.385, SLG: 0.373 Bob Davis, R (9, 2) OBP: 0.204, SLG: 0.260	0-0 F8				0-0 F2		0-3 K	0-0 F4	4-0 1B BB	4	0	0	0	1	1	2									
Doug Rader, R (1, 5) OBP: 0.415, SLG: 0.477			4-0 CS BB		0-0 F7		0-0 2B 2B	0-0 E1 1B E	0-0 G5-3	4	2	1	2	1	0	2									
Mike Champion, R (1, 4) OBP: 0.283, SLG: 0.301			0-3 K		0-0 5-3		4-0 2B IBB	0-0 E 1B 1B		3	2	1	0	1	1	1									
Bob Owchinko, L (1, 1) Bobby Valentine, R (6, PH) Rick Sawyer, R (6, PH) Jerry Turner, L (7, PH)			4-0 BB		0-0 F3		0-0 F3	0-0 E8		0	0	0	0	1	0	0									
Inning Stats	R: 0 E: 0 K: 1 S: 5	H: 0 LOB: 0 BB: 0 P: 5	R: 0 E: 0 K: 0 S: 3	H: 0 LOB: 0 BB: 0 P: 3	R: 0 E: 0 K: 1 S: 4	H: 0 LOB: 1 BB: 2 P: 12	R: 1 E: 0 K: 1 S: 6	H: 2 LOB: 1 BB: 0 P: 6	R: 0 E: 0 K: 0 S: 3	H: 0 LOB: 0 BB: 0 P: 3	R: 0 E: 0 K: 0 S: 3	H: 0 LOB: 0 BB: 0 P: 3	R: 7 E: 0 K: 2 S: 12	H: 5 LOB: 1 BB: 3 P: 24	R: 4 E: 2 K: 0 S: 8	H: 4 LOB: 1 BB: 0 P: 8	R: 0 E: 0 K: 0 S: 3		H: 1 LOB: 1 BB: 1 P: 7	1B: 6 2B: 6 3B: 1 HR: 1	SF: 0 SAC: 0 DP: 3 HBP: 0	WP: 0 PB: 0 SB: 0 CS: 1	PA: 43		
PITCHER	IP	WLS	BF	H	R	ER	SO	BB	IBB	HBP	BLK	WP	HR	S	P	ERA	WHIP								
Lynn McGlothen, R (1, 1) ERA: 5.8	6.2	L	29	6	8	7	4	3	2	0	0	0	0	32	52	9.45	1.350								
Randy Moffitt, R (7, 1) ERA: 1.5	0.1		2	1	0	0	1	0	0	0	0	0	0	4	4	0.00	3.000								
Terry Cornutt, R (8, 1) ERA: 3.52	2.0		12	5	4	1	0	1	0	0	0	0	1	11	15	4.50	3.000								

Batter	1	2	3	4	5	6	7	8	9	AB	R	H	RBI	BB	SO	LOB	BOTTOM								
Rob Andrews, R (1, 4) OBP: 0.325, SLG: 0.253	0-0 F8		0-0 6-3		0-0 F9		4-0 PB FC5-2 BB		0-0 L5	4	0	0	1	1	0	3	San Diego Padres @ San Francisco Giants Candlestick Park, San Francisco, CA Mon May 30 1977, 6:33 AM EDT Unknown								
Tim Foli, R (1, 6) OBP: 0.235, SLG: 0.358	0-0 F4			0-3 K	0-0 L7		0-0 FC5-2 PB		0-0 F8	5	0	0	0	0	1	6									
Bill Madlock, R (1, 5) OBP: 0.350, SLG: 0.414	0-0 F9			0-0 5-3		0-0 1-3	0-0 L8		0-0 HR 1B	5	1	1	0	0	0	2									
Jack Clark, R (1, 9) OBP: 0.286, SLG: 0.330		0-0 L5		0-0 2B		0-0 F5		0-0 F5	0-0 HR HR	5	1	2	4	0	0	0									
Larry Herndon, R (1, 8) OBP: 0.264, SLG: 0.337	0-0 F8			4-0 IBB		0-0 5-3		0-0 F8	0-0 2B 1B	4	0	1	0	1	0	0									
Randy Elliott, R (1, 7) OBP: 0.217, SLG: 0.349 Derrel Thomas, S (7, PH) OBP: 0.278, SLG: 0.259	0-3 K			0-0 4-3			0-3 K	0-0 1B	0-0 2B	2	0	0	0	0	1	2									
Darrell Evans, L (1, 3) OBP: 0.365, SLG: 0.423 Marc Hill, R (8, 2) OBP: 0.259, SLG: 0.295					0-0 HR		0-0 HR		0-0 F9	3	3	3	2	0	0	0									
Ken Rudolph, R (1, 2) OBP: 0.300, SLG: 0.222 Vic Harris, S (7, PH) Terry Cornutt, R (8, 1) Terry Whitfield, L (9, PH) OBP: 0.362, SLG: 0.511					0-0 6-3		4-0 BB BB 1B		0-0 5-3	2	0	0	0	0	0	3									
Lynn McGlothen, L (1, 1) OBP: 0.067, SLG: 0.067 Randy Moffitt, R (7, 1) Gary Thomasson, L (7, PH) OBP: 0.344, SLG: 0.404	0-0 F5				0-0 SH3-4 1B		4-0 BB BB BB 1B		4-0 F9	1	0	0	0	0	0	0									
Inning Stats	R: 0 E: 0 K: 0 S: 3	H: 0 LOB: 0 BB: 0 P: 3	R: 0 E: 0 K: 1 S: 5	H: 0 LOB: 0 BB: 0 P: 5	R: 1 E: 0 K: 0 S: 4	H: 1 LOB: 0 BB: 0 P: 4	R: 0 E: 0 K: 1 S: 6	H: 1 LOB: 2 BB: 1 P: 10	R: 1 E: 0 K: 0 S: 5	H: 2 LOB: 1 BB: 0 P: 5	R: 0 E: 0 K: 0 S: 3	H: 0 LOB: 0 BB: 0 P: 3	R: 2 E: 0 K: 1 S: 6	H: 1 LOB: 2 BB: 3 P: 18	R: 0 E: 0 K: 0 S: 4	H: 1 LOB: 1 BB: 0 P: 4		R: 4 E: 0 K: 0 S: 8	H: 5 LOB: 2 BB: 1 P: 12	1B: 6 2B: 2 3B: 0 HR: 3	SF: 0 SAC: 1 DP: 0 HBP: 0	WP: 0 PB: 1 SB: 0 CS: 0	PA: 43		
PITCHER	IP	WLS	BF	H	R	ER	SO	BB	IBB	HBP	BLK	WP	HR	S	P	ERA	WHIP								
Bob Owchinko, L (1, 1) ERA: 5.65	5.0		20	4	2	2	2	0	1	0	0	0	0	23	27	3.60	0.800								
Rick Sawyer, R (6, 1) ERA: 5.22	1.0	W	3	0	0	0	0	0	0	0	0	0	0	3	3	0.00	0.000								
Dan Spillner, R (7, 1) ERA: 4.37	0.1		5	1	2	1	1	3	0	0	0	0	0	4	16	27.00	12.000								
Dave Tomlin, L (7, 1) ERA: 3.0	0.2		2	0	0	0	0	0	0	0	0	0	0	2	2	0.00	0.000								
Dave Wehmeister, R (8, 1) ERA: 5.63	1.2		12	6	4	4	0	1	0	0	0	0	1	11	15	21.60	4.200								
PITCHER	IP	WLS	BF	H	R	ER	SO	BB	IBB	HBP	BLK	WP	HR	S	P	ERA	WHIP								
Rolie Fingers, R (9, 1) ERA: 2.35	0.1	S	1	0	0	0	0	0	0	0	0	0	0	1	1	0.00	0.000								



Batter	1	2	3	4	5	6	7	8	9	AB	R	H	RBI	BB	SO	LOB	TOP																	
Gene Richards, L OBP: 0.323, SLG: 0.311	K		6-3	E3		G6-3		SH1-4	3-1	6	1	1	0	0	1	3	San Diego Padres @ San Francisco Giants Candlestick Park, San Francisco, CA Mon May 30 1977, 6:38 AM EDT Att: 25,807 - Unknown																	
Bill Almon, R OBP: 0.273, SLG: 0.296	5-3		2B	K		E5		SH1-4		4	2	1	0	0	1	3																		
Mike Ivie, R OBP: 0.340, SLG: 0.479			1B							5	2	5	4	0	0	0																		
Dave Winfield, R OBP: 0.370, SLG: 0.553	F9		4-3			4-3		WP		5	2	2	0	0	0	3																		
George Hendrick, R OBP: 0.398, SLG: 0.503		G3								4	1	2	2	1	0	1																		
Doug Rader, R OBP: 0.410, SLG: 0.465			F8			K		L4	E4	4	0	0	1	0	1	4																		
Mike Champion, R OBP: 0.281, SLG: 0.298			F9			5-3		4-3		5	0	1	1	0	0	4																		
Bob Davis, R OBP: 0.228, SLG: 0.269						L3				2	1	1	0	1	0	1																		
Jerry Turner, L OBP: 0.336, SLG: 0.431										1	0	1	0	0	0	0																		
Gene Tenace, R OBP: 0.383, SLG: 0.370										1	0	0	0	0	1	0																		
John D'Acquisto, R Dan Spillner, R Dave Roberts, R Dave Heaverlo, R Merv Rettenmund, R New Spillner, R Gary Schmitt, R Dave Winmeister, R Bob Overman, L Bobby Valentine, R Rolie Fingers, R										1	0	0	0	0	0	1	2																	
Inning Stats	R: 0 E: 0 K: 1 S: 6	H: 1 LOB: 1 BB: 0 P: 6	R: 0 E: 0 K: 1 S: 5	H: 0 LOB: 2 BB: 1 P: 10	R: 2 E: 0 K: 0 S: 6	H: 3 LOB: 1 BB: 0 P: 6	R: 1 E: 1 K: 1 S: 8	H: 3 LOB: 2 BB: 0 P: 8	R: 1 E: 1 K: 0 S: 5	H: 1 LOB: 1 BB: 0 P: 7	R: 1 E: 0 K: 0 S: 5	H: 2 LOB: 1 BB: 0 P: 5	R: 1 E: 0 K: 0 S: 5	H: 3 LOB: 1 BB: 0 P: 5	R: 3 E: 1 K: 0 S: 6	H: 3 LOB: 1 BB: 1 P: 10	R: 0 E: 0 K: 1 S: 5	H: 0 LOB: 0 BB: 0 P: 5	1B: 11 2B: 6 3B: 0 HR: 1	SF: 0 SAC: 1 DP: 3 HBP: 1	WP: 1 PB: 0 SB: 0 CS: 0	PA: 46												
PITCHER	IP WLS BF H R ER SO BB IBB HBP BLK WP HR S P ERA WHIP																																	
Bob Knepper, L ERA: 6.0	(1, 1)	3.0	15	4	2	2	2	1	0	1	0	0	0	0	17	22	6.00	1.667																
Dave Heaverlo, R ERA: 1.74	(4, 1)	3.1	18	7	4	1	2	0	0	0	0	0	1	22	22	2.70	2.100																	
Charlie Williams, R ERA: 3.45	(7, 1)	1.0	5	3	1	1	0	0	0	0	0	0	0	5	5	9.00	3.000																	
Randy Moffitt, R ERA: 1.82	(8, 1)	0.2	L	5	2	2	1	0	0	1	0	0	4	8	13.50	3.000																		
John Curtis, L ERA: 2.97	(9, 1)	1.0	3	0	0	0	1	0	0	0	0	0	5	5	0.00	0.000																		
Batter	1	2	3	4	5	6	7	8	9	AB	R	H	RBI	BB	SO	LOB	BOTTOM																	
Rob Andrews, R OBP: 0.336, SLG: 0.262	BB					L6		6-3		4	1	2	1	1	0	1	San Diego Padres @ San Francisco Giants Candlestick Park, San Francisco, CA Mon May 30 1977, 6:38 AM EDT Att: 25,807 - Unknown																	
Derrel Thomas, S OBP: 0.295, SLG: 0.268	1B		CS					G3		3	1	2	1	2	0	0																		
Gary Thomasson, L OBP: 0.346, SLG: 0.430										5	1	2	2	0	3	6																		
Terry Whitfield, L OBP: 0.357, SLG: 0.500										4	1	1	0	0	1	3																		
Randy Elliott, R OBP: 0.215, SLG: 0.341	F5					4-3				1	0	0	0	0	1	1																		
Jack Clark, R OBP: 0.298, SLG: 0.342										5	1	3	1	0	0	0																		
Larry Hemdon, R OBP: 0.261, SLG: 0.322										4	1	0	0	1	3	4																		
Tim Foli, R OBP: 0.228, SLG: 0.348										5	1	0	0	0	0	2																		
Marc Hill, R OBP: 0.263, SLG: 0.299										2	0	1	1	0	0	2																		
Mike Sadek, R OBP: 0.215, SLG: 0.205										2	0	0	0	0	0	0																		
Bob Knepper, L Darrell Evans, L Dave Heaverlo, R Charlie Williams, R Randy Moffitt, R Bill Madlock, R John Curtis, L										0	0	0	0	0	0	0	0																	
Inning Stats	R: 1 E: 0 K: 2 S: 9	H: 2 LOB: 2 BB: 1 P: 13	R: 0 E: 0 K: 1 S: 6	H: 1 LOB: 3 BB: 2 P: 14	R: 4 E: 2 K: 0 S: 6	H: 3 LOB: 0 BB: 1 P: 10	R: 0 E: 0 K: 2 S: 9	H: 2 LOB: 2 BB: 0 P: 9	R: 0 E: 0 K: 0 S: 5	H: 0 LOB: 0 BB: 0 P: 3	R: 2 E: 0 K: 0 S: 5	H: 2 LOB: 0 BB: 0 P: 5	R: 0 E: 0 K: 1 S: 5	H: 0 LOB: 1 BB: 0 P: 7	R: 0 E: 0 K: 1 S: 5	H: 0 LOB: 0 BB: 0 P: 5	1B: 10 2B: 1 3B: 0 HR: 1	SF: 0 SAC: 1 DP: 1 HBP: 0	WP: 0 PB: 1 SB: 1 CS: 1	PA: 44														
PITCHER	IP WLS BF H R ER SO BB IBB HBP BLK WP HR S P ERA WHIP																																	
John D'Acquisto, R ERA: 4.74	(1, 1)	2.0	17	5	5	2	3	4	0	0	0	0	0	19	35	9.00	4.500																	
Dan Spillner, R ERA: 4.18	(3, 1)	1.0	2	1	0	0	0	0	0	0	0	0	2	2	0.00	1.000																		
Dave Tomlin, L ERA: 2.83	(4, 1)	2.0	8	2	0	0	2	0	0	0	0	0	12	12	0.00	1.000																		
Rick Sawyer, R ERA: 5.43	(6, 1)	1.0	5	2	2	2	0	0	0	0	0	0	1	5	18.00	2.000																		
Dave Winmeister, R ERA: 5.58	(7, 1)	1.2	W	7	2	1	1	1	0	0	0	0	0	9	9	5.40	1.200																	
PITCHER	IP WLS BF H R ER SO BB IBB HBP BLK WP HR S P ERA WHIP																																	
Bob Ovchinko, L ERA: 5.52	(8, 1)	0.1	0	0	0	0	1	0	0	0	0	0	0	0	0	0	0.00	0.000																
Rolie Fingers, R ERA: 2.3	(9, 1)	1.0	S	3	0	0	0	1	0	0	0	0	5	5	0.00	0.000																		



Batter	1	2	3	4	5	6	7	8	9	AB	R	H	RBI	BB	SO	LOB	TOP					
Gene Richards, L (1, 8) OBP: 0.320, SLG: 0.309	0-0 4-3		0-3 K			0-0 F6		0-0 1B		4	0	1	0	0	1	0	San Diego Padres @ San Francisco Giants Candlestick Park, San Francisco, CA Wed Jun 01 1977, 6:33 AM EDT Att: 2,890 - Unknown livebaseballscorecards.com					
Bill Almon, R (1, 6) OBP: 0.272, SLG: 0.294	0-0 1B		0-0 5-3			0-0 E6 BB		0-0 F9		4	0	1	0	0	0	0						
Jerry Turner, L (1, 7) OBP: 0.331, SLG: 0.415	0-0 F7			0-0 6-3		4-0 1-2 BB		0-0 4-3		3	0	0	0	1	0	1						
Dave Winfield, R (1, 9) OBP: 0.366, SLG: 0.542	0-3 K			0-0 F7		0-3 K			0-0 1B	4	0	1	0	0	2	3						
Gene Tenace, R (1, 3)		0-0 6-3		0-3 K		0-3 K			0-3 K	4	0	0	0	0	3	3						
Doug Rader, R (1, 5) Luis Melendez, R (7, PR)	0-0 F9				0-0 F5				0-3 K	3	0	1	0	0	0	0						
Dave Roberts, R (7, 2)									0-3 K	1	0	0	0	0	1	1						
Mike Champion, R (1, 4) George Hendrick, R (9, PH)	0-0 2B				0-0 1B				0-3 K	3	0	2	0	0	1	1						
Bob Davis, R (1, 2) Gary Sutherland, R (7, PH)	0-3 K				0-0 F8				0-3 K	1	0	0	0	0	1	1						
Bob Shirley, R (1, 1) Mike Ivie, R (7, PH) Dan Spillner, R (7, 1)			0-3 K		0-0 5-3				0-0 F7	2	0	0	0	0	1	1						
Inning Stats	R: 0 E: 0 K: 1 S: 6	H: 1 LOB: 1 BB: 0 P: 6	R: 0 E: 0 K: 1 S: 6	H: 1 LOB: 1 BB: 0 P: 6	R: 0 E: 0 K: 2 S: 7	H: 0 LOB: 0 BB: 0 P: 7	R: 0 E: 0 K: 1 S: 5	H: 0 LOB: 0 BB: 0 P: 5	R: 0 E: 0 K: 0 S: 4	H: 1 LOB: 1 BB: 0 P: 4	R: 0 E: 0 K: 2 S: 8	H: 0 LOB: 2 BB: 1 P: 12	R: 0 E: 0 K: 1 S: 6	H: 1 LOB: 1 BB: 0 P: 6	R: 0 E: 0 K: 0 S: 3	H: 1 LOB: 0 BB: 0 P: 3	R: 0 E: 0 K: 3 S: 10	H: 1 LOB: 1 BB: 0 P: 10	1B: 4 2B: 2 3B: 0 HR: 0	SF: 0 SAC: 0 DP: 0 HBP: 0	WP: 0 PB: 0 SB: 0 CS: 0	PA: 34
PITCHER Ed Halicki, R (1, 1) ERA: 3.26	IP: 9.0 WLS: W BF: 34 H: 6 R: 0 ER: 0 SO: 11 BB: 1 IBB: 0 HBP: 0 BLK: 0 WP: 0 HR: 0 S: 55 P: 59 ERA: 0.00 WHIP: 0.778											PITCHER	IP: 0 WLS: 0 BF: 0 H: 0 R: 0 ER: 0 SO: 0 BB: 0 IBB: 0 HBP: 0 BLK: 0 WP: 0 HR: 0 S: 0 P: 0 ERA: 0.00 WHIP: 0.00									

Batter	1	2	3	4	5	6	7	8	9	AB	R	H	RBI	BB	SO	LOB	BOTTOM			
Rob Andrews, R (1, 4) OBP: 0.354, SLG: 0.297	0-0 1B		0-0 E5			0-0 FC5-4 1B 1B		0-0 1B 2B		4	2	3	0	0	0	0	San Diego Padres @ San Francisco Giants Candlestick Park, San Francisco, CA Wed Jun 01 1977, 6:33 AM EDT Att: 2,890 - Unknown livebaseballscorecards.com			
Derrel Thomas, S (1, 7)	0-0 G4-6-3 1-2		0-0 F3			0-0 FC5-4 1B		0-0 G4-6-3 2H 1B		4	0	2	1	0	0	2				
Bill Madlock, R (1, 5) OBP: 0.349, SLG: 0.421	0-0 6-3			0-0 F5		0-0 FC5-4 E 1B 1-2 2-3		0-0 G4-6-3 1-2		4	0	0	0	0	0	3				
Jack Clark, R (1, 9) OBP: 0.297, SLG: 0.339		0-0 F8		0-0 5-3		0-0 E9 1-3 3H 1B		0-0 4-3		3	0	1	1	0	0	0				
Willie McCovey, L (1, 3) OBP: 0.397, SLG: 0.473		4-0 BB		0-0 4-1		0-0 4-3				2	0	0	0	1	0	2				
Tim Foli, R (1, 6) OBP: 0.230, SLG: 0.348		0-0 F5			0-0 F8			0-0 CS 1B		3	0	1	0	0	0	1				
Larry Hemdon, R (1, 8) OBP: 0.253, SLG: 0.309		0-0 F9			0-0 K 1B			0-0 5-3 1-2		3	0	1	0	0	0	2				
Marc Hill, R (1, 2) OBP: 0.267, SLG: 0.301			0-0 4-3		0-3 K 1-2			0-0 4-3		3	0	0	0	0	1	1				
Ed Halicki, R (1, 1) OBP: 0.182, SLG: 0.190			0-0 F9			0-3 K		0-0 4-3		3	0	0	0	0	1	0				
Inning Stats	R: 0 E: 0 K: 0 S: 3	H: 1 LOB: 0 BB: 0 P: 3	R: 0 E: 0 K: 0 S: 3	H: 0 LOB: 1 BB: 1 P: 7	R: 0 E: 1 K: 0 S: 4	H: 0 LOB: 1 BB: 0 P: 4	R: 0 E: 0 K: 0 S: 3	H: 0 LOB: 0 BB: 0 P: 3	R: 0 E: 0 K: 1 S: 5	H: 1 LOB: 0 BB: 0 P: 5	R: 1 E: 1 K: 1 S: 8	H: 3 LOB: 2 BB: 0 P: 8	R: 0 E: 0 K: 0 S: 3	H: 1 LOB: 0 BB: 0 P: 3	R: 1 E: 0 K: 0 S: 4	H: 2 LOB: 0 BB: 0 P: 4		1B: 7 2B: 1 3B: 0 HR: 0	SF: 0 SAC: 0 DP: 2 HBP: 0	WP: 0 PB: 0 SB: 0 CS: 1
PITCHER Bob Shirley, L (1, 1) Dan Spillner, R (7, 1)	IP: 6.0 WLS: L BF: 23 H: 5 R: 1 ER: 1 SO: 2 BB: 1 IBB: 0 HBP: 0 BLK: 0 WP: 0 HR: 0 S: 26 P: 30 ERA: 1.50 WHIP: 1.000											PITCHER	IP: 0 WLS: 0 BF: 0 H: 0 R: 0 ER: 0 SO: 0 BB: 0 IBB: 0 HBP: 0 BLK: 0 WP: 0 HR: 0 S: 0 P: 0 ERA: 0.00 WHIP: 0.00							



Batter	1	2	3	4	5	6	7	8	9	10	11	AB	R	H	RBI	BB	SO	LOB	TOP			
Gene Richards, L OBP: 0.322, SLG: 0.311 (1, 7)	SH1-3 1B		4-3			FC1-2 1B		1-3		FC6 1-2		5	0	2	0	0	0	2				
Bill Almon, R OBP: 0.269, SLG: 0.291 Bobby Valentine, R OBP: 0.304, SLG: 0.317 (8, PH) (8, 6)	SH1-3 1-2		5-3			FC1-2		F9		F8		2	0	0	0	0	0	1				
Mike Ivie, R OBP: 0.337, SLG: 0.464 (1, 3)	F8					F7		F9				5	0	0	0	0	0	3				
Dave Winfield, R OBP: 0.366, SLG: 0.557 (1, 9)	5-3					F9				F3		5	1	2	1	0	0	1				
George Hendrick, R OBP: 0.382, SLG: 0.479 (1, 8)			5-3			P2					HR	5	0	1	0	0	2	1				
Doug Rader, R OBP: 0.267, SLG: 0.452 (1, 5)												5	0	0	0	0	0	2				
Gene Tenace, R OBP: 0.378, SLG: 0.357 Rollie Fingers, R (9, 1)			5-3			5-3				F5		2	0	0	0	2	0	1				
Mike Champion, R OBP: 0.284, SLG: 0.306 Jerry Turner, L OBP: 0.328, SLG: 0.411 Gary Sutherland, R OBP: 0.459, SLG: 0.588 (7, PH) (7, 4)	FC6-4 BB		FC6-4			F9		FC6 1-2				2	0	0	0	0	0	1				
Randy Jones, R OBP: 0.251, SLG: 0.238 Rick Sawyer, R OBP: 0.350, SLG: 0.188 Merv Rettenmund, R OBP: 0.474, SLG: 0.559 Dan Spillner, R (8, PH) (8, 1)												2	0	0	0	0	1	0				
Dave Roberts, R OBP: 0.275, SLG: 0.297 (9, 2)								1-3 1B		FC6 HBP		0	0	0	0	0	0	0				
Inning Stats	R: 0 E: 0 K: 0 S: 4	H: 1 LOB: 1 BB: 0 P: 4	R: 0 E: 0 K: 0 S: 3	H: 0 LOB: 1 BB: 1 P: 7	R: 0 E: 0 K: 1 S: 5	H: 0 LOB: 0 BB: 0 P: 5	R: 0 E: 0 K: 0 S: 3	H: 0 LOB: 0 BB: 0 P: 3	R: 0 E: 0 K: 0 S: 3	H: 1 LOB: 1 BB: 0 P: 4	R: 0 E: 0 K: 1 S: 6	H: 1 LOB: 2 BB: 1 P: 10	R: 0 E: 0 K: 0 S: 4	H: 1 LOB: 1 BB: 0 P: 4	R: 0 E: 1 K: 1 S: 5	H: 0 LOB: 0 BB: 0 P: 6	R: 1 E: 0 K: 1 S: 6	H: 1 LOB: 0 BB: 0 P: 6	1B: 4 2B: 1 3B: 0 HR: 1	SF: 0 SAC: 1 DP: 0 HBP: 1	WP: 0 PB: 0 SB: 1 CS: 0	PA: 42
PITCHER	IP 9.0	WLS 2.0	BF 8	H 1	R 1	ER 1	SO 2	BB 0	IBB 0	HBP 1	BLK 0	WP 0	HR 1	S 11	P 12	ERA 4.50	WHIP 0.500					
Don Sutton, R ERA: 2.91 Charlie Hough, R ERA: 2.2 (1, 1) (10, 1)																						
PITCHER	IP 9.0	WLS 2.0	BF 8	H 1	R 1	ER 1	SO 2	BB 0	IBB 0	HBP 1	BLK 0	WP 0	HR 1	S 11	P 12	ERA 4.50	WHIP 0.500					
Don Sutton, R ERA: 2.91 Charlie Hough, R ERA: 2.2 (1, 1) (10, 1)																						
Batter	1	2	3	4	5	6	7	8	9	10	11	AB	R	H	RBI	BB	SO	LOB	BOTTOM			
Davey Lopes, R OBP: 0.379, SLG: 0.411 (1, 4)	4-3		5-3			5-3		6-3		SH3-4 BB		4	0	0	0	1	0	0				
Bill Russell, R OBP: 0.276, SLG: 0.296 (1, 6)	1-3					F9		K		SH3-4 1-2		4	0	0	0	0	1	0				
Reggie Smith, S OBP: 0.434, SLG: 0.627 (1, 9)	E4 1B					F9		L7				4	0	1	0	1	0	0				
Ron Cey, R OBP: 0.445, SLG: 0.609 Ted Martinez, R OBP: 0.344, SLG: 0.469 (9, PR) (10, 5)	F7					6-3						2	0	0	0	2	0	1				
Lee Lacy, R OBP: 0.333, SLG: 0.509 (10, PH) (11, 5)								IBB SH1-3 BB		BB SH1-3 BB		1	0	0	0	0	0	2				
Steve Garvey, R OBP: 0.338, SLG: 0.481 (1, 3)			6-3			4-3		SH1-3 1-2		SH1-3 1-2		3	0	0	0	0	1	2				
Dusty Baker Jr., R OBP: 0.381, SLG: 0.534 (1, 7)												5	0	1	0	0	0	3				
Glenn Burke, R (1, 8)												2	0	0	0	1	0	1				
Manny Mota, R OBP: 0.500, SLG: 0.400 Johnny Oates, L OBP: 0.341, SLG: 0.297 (9, PH) (10, 2)	1-3					FC6-4 1-2		IBB IBB		BB BB		0	0	0	0	1	0	0				
Steve Yeager, R OBP: 0.386, SLG: 0.461 Booey Powell, L OBP: 0.412, SLG: 0.286 John Hale, L OBP: 0.357, SLG: 0.351 Charlie Hough, R OBP: 0.154, SLG: 0.333 Ed Goodson, L OBP: 0.105, SLG: 0.056 (9, PH) (10, 1) (11, PH)			6-3									1	0	0	0	2	0	0				
Don Sutton, R OBP: 0.222, SLG: 0.167 Rick Monday, L OBP: 0.363, SLG: 0.443 (1, 1) (9, PH) (10, 8)												3	0	0	0	0	0	5				
Inning Stats	R: 0 E: 1 K: 0 S: 4	H: 1 LOB: 1 BB: 0 P: 4	R: 0 E: 0 K: 0 S: 3	H: 0 LOB: 0 BB: 0 P: 3	R: 0 E: 0 K: 0 S: 3	H: 0 LOB: 0 BB: 0 P: 3	R: 0 E: 0 K: 0 S: 3	H: 0 LOB: 0 BB: 0 P: 3	R: 0 E: 0 K: 0 S: 3	H: 0 LOB: 3 BB: 3 P: 15	R: 0 E: 0 K: 1 S: 5	H: 0 LOB: 0 BB: 0 P: 5	R: 0 E: 0 K: 1 S: 5	H: 0 LOB: 3 BB: 3 P: 17	R: 0 E: 0 K: 1 S: 5	H: 0 LOB: 2 BB: 2 P: 13	R: 0 E: 0 K: 0 S: 3	H: 0 LOB: 0 BB: 0 P: 3	1B: 2 2B: 0 3B: 0 HR: 0	SF: 0 SAC: 3 DP: 0 HBP: 0	WP: 0 PB: 0 SB: 1 CS: 0	PA: 44
PITCHER	IP 6.0	WLS 1.0	BF 5	H 2	R 0	ER 0	SO 0	BB 1	IBB 1	HBP 0	BLK 0	WP 0	HR 0	S 20	P 28	ERA 0.00	WHIP 0.500					
Randy Jones, L ERA: 4.05 Rick Sawyer, R ERA: 5.34 Dan Spillner, R ERA: 3.95 Rollie Fingers, R ERA: 2.75 (1, 1) (7, 1) (8, 1) (9, 1)																						
PITCHER	IP 6.0	WLS 1.0	BF 5	H 2	R 0	ER 0	SO 0	BB 1	IBB 1	HBP 0	BLK 0	WP 0	HR 0	S 20	P 28	ERA 0.00	WHIP 0.500					
Randy Jones, L ERA: 4.05 Rick Sawyer, R ERA: 5.34 Dan Spillner, R ERA: 3.95 Rollie Fingers, R ERA: 2.75 (1, 1) (7, 1) (8, 1) (9, 1)																						

San Diego Padres @ Los Angeles Dodgers
Dodger Stadium, Los Angeles, CA
Fri Jun 03 1977, 7:05 PM PDT
Att: 43,691 - Unknown

livebaseballscorecards.com




AB 38
R 1
H 6
RBI 1
BB 2
SO 4
LOB 16


San Diego Padres @ Los Angeles Dodgers
Dodger Stadium, Los Angeles, CA
Fri Jun 03 1977, 7:05 PM PDT
Att: 43,691 - Unknown

livebaseballscorecards.com



AB 32
R 0
H 2
RBI 0
BB 9
SO 3
LOB 17

Batter	1	2	3	4	5	6	7	8	9	AB	R	H	RBI	BB	SO	LOB	TOP								
Gene Richards, L (1, 7) OBP: 0.329, SLG: 0.315	4-0 S 4-3 BB	0-3 K			0-0 G6-4-3 1B		0-0 E8 1-3 1B		0-0 F7	4	1	2	0	1	1	3	<p>San Diego Padres @ Los Angeles Dodgers Dodger Stadium, Los Angeles, CA Sat Jun 04 1977, 7:05 PM PDT Att: 37,014 - Unknown</p> <p>livebaseballscores.com</p> <p>AB 33 R 4 H 9 RBI 4 BB 5 SO 5 LOB 17</p> 								
Bill Almon, R (1, 6) OBP: 0.265, SLG: 0.286	0-0 4-3		0-0 2-3		0-0 G6-4-3 1-2		0-0 L4		0-0 FC6-4 1B	3	0	0	0	0	0	2									
Bobby Valentine, R (7, PH) OBP: 0.313, SLG: 0.326	1-3								1-2 3-H 0-0 1B	2	0	1	1	0	0	2									
Mike Ivie, R (1, 3) OBP: 0.333, SLG: 0.455	0-0 4-3		0-0 3-1						0-0 FC6-4 1-2	5	0	1	1	0	0	2									
Dave Winfield, R (1, 9) OBP: 0.364, SLG: 0.549	4-0 S BB		0-3 K				0-0 F9 1B		0-0 6-3	3	0	0	0	1	1	1									
George Hendrick, R (1, 8) OBP: 0.379, SLG: 0.474	0-0 6-3				0-0 CS 1B		0-0 F9		0-0 P6	4	0	1	0	0	0	2									
Doug Radler, R (1, 5) OBP: 0.394, SLG: 0.444		0-0 F9		4-0 WP BB			0-0 F8		0-0 L5	3	0	0	0	1	0	1									
Gene Tenace, R (1, 2) OBP: 0.385, SLG: 0.386		0-0 HR		0-3 K			4-0 G6-3 BB		0-0 1B	3	2	2	1	1	1	1									
Mike Champion, R (1, 4) OBP: 0.286, SLG: 0.308		0-0		0-3 K			0-0 G6-3 1-2		0-0 E5 1B	2	0	1	0	0	1	1									
Jerry Turner, L (7, PH) OBP: 0.325, SLG: 0.407		SH2-4							1B	1	0	0	0	0	0	0									
Paul Siebert, L (7, 1)		1B							1B	0	0	0	0	0	0	0									
Rick Sawyer, R (8, 1) OBP: 0.350, SLG: 0.188		1B							1B	0	0	0	0	0	0	0									
Dave Roberts, R (9, PH) OBP: 0.268, SLG: 0.289		1B							1B	1	1	0	0	0	0	1									
Bob Ovwchinko, L (1, 1) OBP: 0.438, SLG: 0.550		SH2-4					0-3 K		0-0	0	0	0	0	0	0	0									
Dave Wehrmeister, R (2, 1) OBP: 0.344, SLG: 0.469		1-2							1-3 2-H 1B	1	0	1	1	1	0	0									
Merv Rettenmund, R (5, PH) OBP: 0.407, SLG: 0.500		1-2							1B	1	0	1	1	1	0	0									
Dan Spillner, R (5, 1) OBP: 0.407, SLG: 0.500		1-2							1B	1	0	1	1	1	0	0									
Gary Sutherland, R (7, PH) OBP: 0.407, SLG: 0.500		1-2							1B	1	0	1	1	1	0	0									
Inning Stats	R: 1 E: 0 K: 0 S: 3	H: 0 LOB: 1 BB: 2 P: 11	R: 1 E: 0 K: 1 S: 7	H: 2 LOB: 1 BB: 0 P: 7	R: 0 E: 0 K: 1 S: 5	H: 0 LOB: 0 BB: 0 P: 5	R: 0 E: 0 K: 2 S: 7	H: 1 LOB: 1 BB: 1 P: 11	R: 0 E: 0 K: 1 S: 5	H: 1 LOB: 0 BB: 0 P: 5	R: 0 E: 0 K: 0 S: 4	H: 1 LOB: 2 BB: 2 P: 4	R: 0 E: 1 K: 0 S: 3	H: 1 LOB: 2 BB: 2 P: 11	R: 0 E: 0 K: 0 S: 3	H: 0 LOB: 0 BB: 0 P: 3	R: 2 E: 1 K: 0 S: 7	H: 3 LOB: 2 BB: 0 P: 7	1B: 7 2B: 1 3B: 0 HR: 1	SF: 0 SAC: 1 DP: 2 HBP: 0	WP: 1 PB: 0 SB: 2 CS: 1	PA: 39			
PITCHER	IP WLS BF H R ER SO BB IBB HBP BLK WP HR S P ERA WHIP	IP WLS BF H R ER SO BB IBB HBP BLK WP HR S P ERA WHIP	IP WLS BF H R ER SO BB IBB HBP BLK WP HR S P ERA WHIP	IP WLS BF H R ER SO BB IBB HBP BLK WP HR S P ERA WHIP	IP WLS BF H R ER SO BB IBB HBP BLK WP HR S P ERA WHIP	IP WLS BF H R ER SO BB IBB HBP BLK WP HR S P ERA WHIP	IP WLS BF H R ER SO BB IBB HBP BLK WP HR S P ERA WHIP	IP WLS BF H R ER SO BB IBB HBP BLK WP HR S P ERA WHIP	IP WLS BF H R ER SO BB IBB HBP BLK WP HR S P ERA WHIP	IP WLS BF H R ER SO BB IBB HBP BLK WP HR S P ERA WHIP	IP WLS BF H R ER SO BB IBB HBP BLK WP HR S P ERA WHIP	IP WLS BF H R ER SO BB IBB HBP BLK WP HR S P ERA WHIP	IP WLS BF H R ER SO BB IBB HBP BLK WP HR S P ERA WHIP	IP WLS BF H R ER SO BB IBB HBP BLK WP HR S P ERA WHIP	IP WLS BF H R ER SO BB IBB HBP BLK WP HR S P ERA WHIP	IP WLS BF H R ER SO BB IBB HBP BLK WP HR S P ERA WHIP	IP WLS BF H R ER SO BB IBB HBP BLK WP HR S P ERA WHIP	IP WLS BF H R ER SO BB IBB HBP BLK WP HR S P ERA WHIP	IP WLS BF H R ER SO BB IBB HBP BLK WP HR S P ERA WHIP	IP WLS BF H R ER SO BB IBB HBP BLK WP HR S P ERA WHIP	IP WLS BF H R ER SO BB IBB HBP BLK WP HR S P ERA WHIP	IP WLS BF H R ER SO BB IBB HBP BLK WP HR S P ERA WHIP	IP WLS BF H R ER SO BB IBB HBP BLK WP HR S P ERA WHIP	IP WLS BF H R ER SO BB IBB HBP BLK WP HR S P ERA WHIP	IP WLS BF H R ER SO BB IBB HBP BLK WP HR S P ERA WHIP
Rick Rhoden, R (1, 1) ERA: 4.33	6.2	W	28	6	2	2	5	5	0	0	0	0	0	0	0	0	1	1	33	53	2.70	1.650			
Mike Garman, R (7, 1) ERA: 2.45	2.1	S	11	3	2	1	0	0	0	0	0	0	0	0	0	0	0	0	11	11	3.86	1.286			

Batter	1	2	3	4	5	6	7	8	9	AB	R	H	RBI	BB	SO	LOB	BOTTOM									
Davey Lopes, R (1, 4) OBP: 0.394, SLG: 0.410	0-3 K	0-0 FC6-4 1B		4-0 S BB		0-0 G3		4-0 E HBP BB		3	1	1	0	2	1	0	<p>San Diego Padres @ Los Angeles Dodgers Dodger Stadium, Los Angeles, CA Sat Jun 04 1977, 7:05 PM PDT Att: 37,014 - Unknown</p> <p>livebaseballscores.com</p> <p>AB 36 R 9 H 12 RBI 9 BB 6 SO 4 LOB 14</p> 									
Bill Russell, R (1, 6) OBP: 0.274, SLG: 0.290	0-0 5-3	0-0 FC6-4 1-2		4-0 1-2 BB		0-0 4-3		0-0 E5 HBP BB 1B		4	1	0	0	1	0	3										
Reggie Smith, S (1, 9) OBP: 0.641	0-0		0-0 3-1		0-0 L9			4-0 HBP BB		4	3	2	1	1	0	2										
John Hale, L (9, 9) OBP: 0.357, SLG: 0.351	HR 1B							1-2 BB		0	0	0	0	0	0	0										
Ron Cey, R (1, 5) OBP: 0.448, SLG: 0.621	0-0		0-0 6-3		4-0 G5-4-3 BB		0-0 F8	1-0 1B HBP		3	1	1	3	1	0	0										
Ted Martinez, R (8, PR) OBP: 0.344, SLG: 0.469	1-H HR							1-2 2-3 3-H HBP		0	1	0	0	0	0	0										
Steve Garvey, R (1, 3) OBP: 0.344, SLG: 0.493	0-0		0-0		0-0 G5-4-3 1-2		0-0 F8	WP 1B		5	1	3	2	0	0	1										
Rick Monday, L (1, 8) OBP: 0.363, SLG: 0.443	0-0		0-0		4-0 1-2 BB		0-0	1-2 2-H 3-H 1B		0	0	0	0	0	0	0										
Glenn Burke, R (1, PH) OBP: 0.625, SLG: 0.500	F8		BLK S 1B					1-2 2-H 1B		4	0	3	2	1	0	1										
Dusty Baker Jr., R (1, 7) OBP: 0.376, SLG: 0.525		0-0 1B 1B	0-3 K		0-3 K			0-0 F9	0-0 4-3	5	0	1	0	0	2	5										
Steve Yeager, R (1, 2) OBP: 0.363, SLG: 0.476		0-0 F9		0-3 K				0-0 F2		4	1	1	1	0	1	1										
Rick Rhoden, R (1, 1) OBP: 0.185, SLG: 0.222		0-0 L9		0-0 4-3				0-0 F8		3	0	0	0	0	0	1										
Mike Garman, R (7, 1) ERA: 2.45										1	0	0	0	0	0	0										
Inning Stats	R: 2 E: 0 K: 1 S: 8	H: 3 LOB: 1 BB: 0 P: 8	R: 0 E: 0 K: 0 S: 5	H: 2 LOB: 0 BB: 0 P: 5	R: 1 E: 0 K: 1 S: 7	H: 2 LOB: 1 BB: 0 P: 7	R: 0 E: 0 K: 1 S: 5	H: 0 LOB: 2 BB: 2 P: 13	R: 0 E: 0 K: 1 S: 4	H: 0 LOB: 1 BB: 2 P: 12	R: 1 E: 0 K: 0 S: 4	H: 1 LOB: 0 BB: 0 P: 4	R: 1 E: 0 K: 0 S: 5	H: 2 LOB: 1 BB: 0 P: 5	R: 4 E: 1 K: 0 S: 6	H: 2 LOB: 3 BB: 2 P: 15		1B: 8 2B: 0 3B: 1 HR: 3	SF: 0 SAC: 0 DP: 1 HBP: 1	WP: 1 PB: 0 SB: 2 CS: 0	PA: 43					
PITCHER	IP WLS BF H R ER SO BB IBB HBP BLK WP HR S P ERA WHIP	IP WLS BF H R ER SO BB IBB HBP BLK WP HR S P ERA WHIP	IP WLS BF H R ER SO BB IBB HBP BLK WP HR S P ERA WHIP	IP WLS BF H R ER SO BB IBB HBP BLK WP HR S P ERA WHIP	IP WLS BF H R ER SO BB IBB HBP BLK WP HR S P ERA WHIP	IP WLS BF H R ER SO BB IBB HBP BLK WP HR S P ERA WHIP	IP WLS BF H R ER SO BB IBB HBP BLK WP HR S P ERA WHIP	IP WLS BF H R ER SO BB IBB HBP BLK WP HR S P ERA WHIP	IP WLS BF H R ER SO BB IBB HBP BLK WP HR S P ERA WHIP	IP WLS BF H R ER SO BB IBB HBP BLK WP HR S P ERA WHIP	IP WLS BF H R ER SO BB IBB HBP BLK WP HR S P ERA WHIP	IP WLS BF H R ER SO BB IBB HBP BLK WP HR S P ERA WHIP	IP WLS BF H R ER SO BB IBB HBP BLK WP HR S P ERA WHIP	IP WLS BF H R ER SO BB IBB HBP BLK WP HR S P ERA WHIP	IP WLS BF H R ER SO BB IBB HBP BLK WP HR S P ERA WHIP	IP WLS BF H R ER SO BB IBB HBP BLK WP HR S P ERA WHIP		IP WLS BF H R ER SO BB IBB HBP BLK WP HR S P ERA WHIP	IP WLS BF H R ER SO BB IBB HBP BLK WP HR S P ERA WHIP	IP WLS BF H R ER SO BB IBB HBP BLK WP HR S P ERA WHIP	IP WLS BF H R ER SO BB IBB HBP BLK WP HR S P ERA WHIP	IP WLS BF H R ER SO BB IBB HBP BLK WP HR S P ERA WHIP	IP WLS BF H R ER SO BB IBB HBP BLK WP HR S P ERA WHIP	IP WLS BF H R ER SO BB IBB HBP BLK WP HR S P ERA WHIP	IP WLS BF H R ER SO BB IBB HBP BLK WP HR S P ERA WHIP	IP WLS BF H R ER SO BB IBB HBP BLK WP HR S P ERA WHIP
Bob Ovwchinko, L (1, 1) ERA: 6.06	1.2	L	11	2	1	1	2	2	0	0	0	0	0	0	0	0		0	0	13	21	3.86	1.714			
Dave Wehrmeister, R (2, 1) ERA: 5.25	2.1			2	1	1	2	2	0	0	0	0	0	0	0	0	0	0	1	8	16	4.50	1.500			
Dan Spillner, R (5, 1) ERA: 3.95	2.0			1	1	1	1	2	0	0	0	0	0	0	0	0	0	1	8	16	10.80	2.400				
Paul Siebert, L (7, 1) ERA: 5.4	1.2			4	2	0	0	2	0	0	0	0	0	0	0	0	0	1	8	16	10.80	2.400				
Rick Sawyer, R (8, 1) ERA: 5.46	0.1			2	1	0	0	0	0	0	1	0	3	4	0	0	0	0	3	4	0.00	6.000				

Batter	1	2	3	4	5	6	7	8	9	10	AB	R	H	RBI	BB	SO	LOB	TOP					
Gene Richards, L OBP: 0.335, SLG: 0.324 (1, 7)	F8 4-3 1B		6-3		HR		FC6-4 BB		7-3		4	1	2	0	1	0	1	San Diego Padres @ St. Louis Cardinals Busch Stadium, St. Louis, MO Mon Jun 06 1977, 7:05 PM CDT Att. 10,429 - Unknown					
Bill Almon, R OBP: 0.262, SLG: 0.279 (1, 6)	4-3		E5 1B		F9		FC6-4 FC6-4		K		5	0	0	0	0	1	4						
Mike Ivie, R OBP: 0.354, SLG: 0.506 (1, 3)	F8		G1-4-3 1B		HR		FC6-4				5	2	3	2	0	0	3						
Dave Winfield, R OBP: 0.362, SLG: 0.532 (1, 9)	5-3		G1-4-3 1B		F3		F9				5	0	0	0	0	0	4						
George Hendrick, R OBP: 0.330, SLG: 0.461 (1, 8)							G3		F5		3	0	1	0	2	0	0						
Gene Tenace, R OBP: 0.389, SLG: 0.395 Rollie Fingers, R (8, 1)							5-3		FC6-4 IBB		4	0	1	0	0	0	2						
Jerry Turner, L OBP: 0.328, SLG: 0.404 Dave Tomlin, L OBP: 0.333, SLG: 0.333 (10, 1)									2B		1	0	0	0	0	0	2						
Bobby Valentine, R OBP: 0.321, SLG: 0.327 (1, 5)											3	0	1	1	2	0	1						
Mike Champion, R OBP: 0.283, SLG: 0.304 Gary Sutherland, R OBP: 0.463, SLG: 0.568 (8, PH)											1	0	0	0	0	0	2						
Bob Shirley, R OBP: 0.148, SLG: 0.080 Bob Davis, R OBP: 0.230, SLG: 0.268 Merv Rettenmund, R OBP: 0.459, SLG: 0.530 Dave Roberts, R OBP: 0.268, SLG: 0.289 (9, 2)											3	0	0	0	0	1	3						
Inning Stats	R: 0 E: 0 K: 0 S: 4	H: 1 LOB: 1 BB: 0 P: 4	R: 0 E: 0 K: 1 S: 6	H: 1 LOB: 2 BB: 1 P: 10	R: 0 E: 1 K: 0 S: 4	H: 1 LOB: 1 BB: 0 P: 4	R: 0 E: 0 K: 0 S: 3	H: 0 LOB: 1 BB: 1 P: 7	R: 2 E: 0 K: 0 S: 5	H: 2 LOB: 0 BB: 0 P: 5	R: 0 E: 0 K: 0 S: 3	H: 0 LOB: 0 BB: 0 P: 3	R: 0 E: 0 K: 0 S: 4	H: 1 LOB: 2 BB: 1 P: 8	R: 0 E: 0 K: 1 S: 5	H: 1 LOB: 0 BB: 0 P: 5	R: 1 E: 0 K: 0 S: 4	H: 2 LOB: 2 BB: 1 P: 8	1B: 5 2B: 5 3B: 0 HR: 1	SF: 0 SAC: 2 DP: 2 HBP: 0	WP: 0 PA: 43		
PITCHER	IP WLS BF H R ER SO ERA WHIP	IP WLS BF H R ER SO ERA WHIP	IP WLS BF H R ER SO ERA WHIP	IP WLS BF H R ER SO ERA WHIP	IP WLS BF H R ER SO ERA WHIP	IP WLS BF H R ER SO ERA WHIP	IP WLS BF H R ER SO ERA WHIP	IP WLS BF H R ER SO ERA WHIP	IP WLS BF H R ER SO ERA WHIP	IP WLS BF H R ER SO ERA WHIP	IP WLS BF H R ER SO ERA WHIP	IP WLS BF H R ER SO ERA WHIP	IP WLS BF H R ER SO ERA WHIP	IP WLS BF H R ER SO ERA WHIP	IP WLS BF H R ER SO ERA WHIP	IP WLS BF H R ER SO ERA WHIP	IP WLS BF H R ER SO ERA WHIP	IP WLS BF H R ER SO ERA WHIP	IP WLS BF H R ER SO ERA WHIP	IP WLS BF H R ER SO ERA WHIP	IP WLS BF H R ER SO ERA WHIP	IP WLS BF H R ER SO ERA WHIP	
John Denny, R ERA: 3.22	6.1	2	2	1	3	0	0	0	0	0	2.84	1.421											
Butch Metzger, R ERA: 4.66	0.0	0	0	0	0	0	0	0	0	0	∞	∞											
Al Hrabosky, L ERA: 4.25	2.0	8	2	0	0	1	0	1	0	0	0.00	1.000											
Clay Carroll, R ERA: 2.55	1.0	W	5	2	1	0	0	1	0	0	9.00	2.000											

Batter	1	2	3	4	5	6	7	8	9	10	AB	R	H	RBI	BB	SO	LOB	BOTTOM					
Lou Brock, L OBP: 0.349, SLG: 0.447 (1, 7)	CS BB		6-3		F7		4-3				4	1	1	0	1	0	2	San Diego Padres @ St. Louis Cardinals Busch Stadium, St. Louis, MO Mon Jun 06 1977, 7:05 PM CDT Att. 10,429 - Unknown					
Garry Templeton, S OBP: 0.320, SLG: 0.413 (1, 6)	L3				K						5	2	3	1	0	1	2						
Tony Scott, S OBP: 0.417, SLG: 0.479 (1, 8)	5-3		F9								3	0	0	0	0	0	1						
Ted Simmons, S OBP: 0.406, SLG: 0.512 (1, 2)			K		F9		2-3				4	0	1	1	1	1	0						
Keith Hernandez, L OBP: 0.426, SLG: 0.512 (1, 3)			FC5-4-4 BB 1B		G3		WP 2B				4	0	3	1	1	0	0						
Ken Reitz, R OBP: 0.310, SLG: 0.477 (1, 5)			CS4-4 1B BB		G3		6-3				3	0	0	0	1	0	3						
Mike Anderson, R OBP: 0.281, SLG: 0.533 (1, 9)			FC5-4-6 1B				6-3				4	1	1	0	0	0	2						
Mike Tyson, R OBP: 0.279, SLG: 0.227 (1, 4)			1-2 2-3f				5-3				4	0	2	1	0	1	0						
John Denny, R OBP: 0.445, SLG: 0.511 Butch Metzger, R (7, PH)					F9						1	0	0	0	0	0	0						
Roger Freed, R ERA: 2.84 Joel Youngblood, R OBP: 0.333, SLG: 0.333 Al Hrabosky, R (8, PH)											1	0	1	0	0	0	0						
Jerry Mumphrey, S OBP: 0.239, SLG: 0.338 Clay Carroll, R (10, PH)											1	0	0	0	0	0	1						
Inning Stats	R: 0 E: 0 K: 0 S: 2	H: 0 LOB: 0 BB: 1 P: 6	R: 0 E: 0 K: 1 S: 6	H: 2 LOB: 2 BB: 1 P: 10	R: 0 E: 0 K: 0 S: 4	H: 1 LOB: 1 BB: 0 P: 4	R: 0 E: 0 K: 0 S: 3	H: 0 LOB: 0 BB: 0 P: 3	R: 1 E: 0 K: 1 S: 7	H: 2 LOB: 1 BB: 0 P: 7	R: 0 E: 0 K: 0 S: 4	H: 1 LOB: 1 BB: 0 P: 4	R: 1 E: 0 K: 0 S: 4	H: 2 LOB: 1 BB: 1 P: 8	R: 0 E: 0 K: 2 S: 7	H: 0 LOB: 0 BB: 0 P: 7	R: 2 E: 0 K: 0 S: 4	H: 3 LOB: 2 BB: 1 P: 8	1B: 7 2B: 3 3B: 2 HR: 0	SF: 0 SAC: 3 DP: 1 HBP: 0	WP: 1 PA: 41		
PITCHER	IP WLS BF H R ER SO ERA WHIP	IP WLS BF H R ER SO ERA WHIP	IP WLS BF H R ER SO ERA WHIP	IP WLS BF H R ER SO ERA WHIP	IP WLS BF H R ER SO ERA WHIP	IP WLS BF H R ER SO ERA WHIP	IP WLS BF H R ER SO ERA WHIP	IP WLS BF H R ER SO ERA WHIP	IP WLS BF H R ER SO ERA WHIP	IP WLS BF H R ER SO ERA WHIP	IP WLS BF H R ER SO ERA WHIP	IP WLS BF H R ER SO ERA WHIP	IP WLS BF H R ER SO ERA WHIP	IP WLS BF H R ER SO ERA WHIP	IP WLS BF H R ER SO ERA WHIP	IP WLS BF H R ER SO ERA WHIP	IP WLS BF H R ER SO ERA WHIP	IP WLS BF H R ER SO ERA WHIP	IP WLS BF H R ER SO ERA WHIP	IP WLS BF H R ER SO ERA WHIP	IP WLS BF H R ER SO ERA WHIP	IP WLS BF H R ER SO ERA WHIP	
Bob Shirley, L ERA: 3.48	7.0	1	1	2	2	0	0	1	0	30	1.286												
Rollie Fingers, R ERA: 2.24	2.0	8	2	1	2	0	1	0	0	11	4.50	1.000											
Dave Tomlin, L ERA: 3.13	0.1	L	5	3	2	2	0	0	1	0	54.00	9.000											



Batter	1	2	3	4	5	6	7	8	9	AB	R	H	RBI	BB	SO	LOB	TOP				
Gene Richards, L OBP: 0.336, SLG: 0.337	0-0 2B 3B	0-0 4-3			0-0 E S 1B	0-0 G3			0-0 3-1	5	2	2	0	0	0	0					
Bill Almon, R OBP: 0.265, SLG: 0.286	0-0 HR 2B		0-3 K		0-0 E4 1B 1B	0-0 F9			0-0 1B E 1B	5	3	2	1	0	1	1					
Mike Ivie, R OBP: 0.355, SLG: 0.503	0-0 5-3		0-0 1-3		0-0 E 1B SF8 1B				0-0 P4	5	2	2	1	0	0	1					
Dave Winfield, R OBP: 0.363, SLG: 0.542	0-0 2H HR		0-0 6-3		0-0 SF8 2B 1B				0-0 5-3	5	2	2	3	0	0	0					
George Hendrick, R OBP: 0.380, SLG: 0.457	0-0 1B			0-0 5-3					0-0 4-3	4	0	1	0	1	0	1					
Bobby Valentine, R OBP: 0.300, SLG: 0.308	0-0 P3			0-0 5-3					0-0 5-3	3	0	0	1	0	0	1					
Mike Champion, R OBP: 0.287, SLG: 0.313	0-0 4-3			0-0 1B					0-0 4-3	4	0	2	1	0	0	1					
Bob Davis, R OBP: 0.215, SLG: 0.250		0-0 F2		0-3 K					0-0 1-3	4	0	0	0	0	1	3					
John D'Acquisto, R Paul Siebert, L Tom Griffin, R Bob Owchinko, L Dave Tomlin, L Rollie Fingers, R		0-3 K		0-0 6-3		0-3 K2-3			0-3 K	0	0	0	0	0	0	0					
Inning Stats	R: 3 E: 0 K: 0 S: 7	H: 4 LOB: 1 BB: 0 P: 7	R: 0 E: 0 K: 1 S: 5	H: 0 LOB: 0 BB: 0 P: 5	R: 0 E: 0 K: 1 S: 5	H: 0 LOB: 0 BB: 0 P: 5	R: 0 E: 0 K: 1 S: 6	H: 1 LOB: 1 BB: 0 P: 6	R: 4 E: 2 K: 0 S: 8	H: 4 LOB: 2 BB: 1 P: 12	R: 0 E: 0 K: 0 S: 3	H: 0 LOB: 0 BB: 0 P: 3	R: 0 E: 0 K: 0 S: 3	H: 0 LOB: 0 BB: 0 P: 3	R: 2 E: 1 K: 1 S: 8	H: 2 LOB: 1 BB: 0 P: 8	1B: 7 2B: 2 3B: 1 HR: 1	SF: 1 SAC: 0 DP: 0 HBP: 0	WP: 0 PA: 41 PB: 0 SB: 1 CS: 0		
PITCHER	IP WLS BF H R ER SO BB IBB HBP BLK WP HR S P ERA WHIP	IP WLS BF H R ER SO BB IBB HBP BLK WP HR S P ERA WHIP																			
Larry Dierker, R ERA: 3.79	(1, 1) 0.0 L 2 2 2 3 0 0 0 0 0 0 0 2 21 21 ∞ ∞	(1, 1) 4.0 15 3 1 1 3 0 0 0 0 0 0 1 21 21 2.25 0.750	(5, 1) 0.2 8 4 4 1 3 0 1 0 0 0 0 0 7 11 13.50 6.000	(5, 1) 2.1 7 0 0 0 1 0 0 0 0 0 0 9 9 0.00 0.000	(8, 1) 0.0 0 0 0 0 0 0 0 0 0 0 0 0 0 0 ∞ ∞																

San Diego Padres @ St. Louis Cardinals
 Busch Stadium, St. Louis, MO
 Tue Jun 07 1977, 7:05 PM CDT
 Att: 14,238 - Unknown

AB	39
R	9
H	11
RBI	7
BB	1
SO	5
LOB	8



Batter	1	2	3	4	5	6	7	8	9	AB	R	H	RBI	BB	SO	LOB	BOTTOM				
Lou Brock, L OBP: 0.356, SLG: 0.454	4-0 1B BLK BB	0-3 K		0-0 2B		0-0 1B 2B 1B		0-0 G3		4	2	2	0	1	1	1					
Gary Templeton, S OBP: 0.322, SLG: 0.413	0-0 BB SF8 1B	0-0 F9		0-0 F8		0-0 2B E 1B		0-3 K		5	2	2	0	0	1	2					
Tony Scott, S OBP: 0.424, SLG: 0.488	4-0 FC5-4 BB 1-2 BB	0-0 1B			0-0 5-3	0-0 E7 1-2 2H 2B		0-3 K		4	0	2	1	1	1	0					
Ted Simmons, S OBP: 0.406, SLG: 0.506	4-0 FC5-4 BB 1-2 2-3 3-H BB	0-0 F8			0-0 1-3 1B	0-3 K			0-0 F7	4	0	1	1	1	1	3					
Keith Hernandez, L OBP: 0.421, SLG: 0.506	0-0 SF8		0-0 G3		0-0 1-3			0-0 1B 1B	0-0 L6	4	1	1	1	0	0	1					
Ken Reitz, R OBP: 0.319, SLG: 0.480	0-0 FC5-4 BB		0-0 CS		4-0 BB			4-0 F8 1B 1B		3	0	2	0	1	0	2					
Don Kessinger, S OBP: 0.333, SLG: 0.271	1-2 2-3 BB		0-0 1B		0-0 BB			1-2 1B 1B		0	0	0	0	1	0	0					
Jerry Mumphrey, S OBP: 0.413, SLG: 0.527	4-0 FC6-4 BB		0-0 F8		0-0 F9			1-2 2H 1B	0-3 K	4	0	1	1	1	1	4					
Mike Tyson, R OBP: 0.271, SLG: 0.220	0-0 FC6-4		0-0 CS		0-0 1-3			0-0 2-3 F8		4	0	0	0	0	1	5					
Larry Dierker, R Buddy Schultz, R Joel Youngblood, R John Urrissa, R Clay Carroll, R Mike Anderson, R Butch Metzger, R		0-0 1B		0-0 F8		0-0 F3		1-2 FC5-4		0	0	0	0	0	0	0					
Inning Stats	R: 2 E: 0 K: 0 S: 4	H: 1 LOB: 3 BB: 4 P: 20	R: 0 E: 0 K: 1 S: 7	H: 2 LOB: 2 BB: 0 P: 7	R: 0 E: 0 K: 0 S: 3	H: 1 LOB: 0 BB: 0 P: 3	R: 0 E: 0 K: 0 S: 4	H: 1 LOB: 1 BB: 0 P: 4	R: 0 E: 1 K: 2 S: 10	H: 3 LOB: 1 BB: 0 P: 10	R: 1 E: 0 K: 0 S: 5	H: 3 LOB: 1 BB: 0 P: 5	R: 0 E: 0 K: 2 S: 7	H: 0 LOB: 0 BB: 0 P: 7	R: 0 E: 0 K: 1 S: 5	H: 0 LOB: 1 BB: 1 P: 9	1B: 10 2B: 2 3B: 0 HR: 0	SF: 1 SAC: 0 DP: 0 HBP: 0	WP: 0 PA: 44 PB: 0 SB: 0 CS: 1		
PITCHER	IP WLS BF H R ER SO BB IBB HBP BLK WP HR S P ERA WHIP	IP WLS BF H R ER SO BB IBB HBP BLK WP HR S P ERA WHIP																			
John D'Acquisto, R ERA: 5.68	(1, 1) 0.0 4 1 2 2 0 3 0 0 0 0 0 0 3 7 0.00 1.000	(1, 1) 1.0 4 0 0 0 0 1 0 0 0 0 0 0 3 7 0.00 1.000	(2, 1) 4.2 W 22 8 2 1 2 1 0 0 0 0 0 25 29 1.93 1.929	(6, 1) 0.1 4 3 1 1 1 0 0 0 0 0 0 6 6 27.00 9.000	(7, 1) 3.0 S 9 0 0 0 3 1 0 0 0 0 0 14 18 0.00 0.333																

San Diego Padres @ St. Louis Cardinals
 Busch Stadium, St. Louis, MO
 Tue Jun 07 1977, 7:05 PM CDT
 Att: 14,238 - Unknown

AB	36
R	5
H	12
RBI	4
BB	6
SO	6
LOB	19



Batter	1	2	3	4	5	6	7	8	9	AB	R	H	RBI	BB	SO	LOB	TOP			
Gene Richards, L (1, 7) OBP: 0.344, SLG: 0.345	G3			G5-4-3 1B		S 1B			1B	4	0	3	0	0	0	0	San Diego Padres @ St. Louis Cardinals Busch Stadium, St. Louis, MO Wed Jun 08 1977, 7:05 PM CDT Att: 8,611 - Unknown			
Bill Almon, R (1, 6) OBP: 0.262, SLG: 0.282 Pat Scanlon, L (9, PH)	5-3			G5-4-3 1-2		F8			F8	3	0	0	0	0	0	2				
Mike Ivie, R (1, 3) OBP: 0.358, SLG: 0.503	1B			F2			0-3 K		FC6-4 1B	4	0	2	0	0	1	0				
Dave Winfield, R (1, 9) OBP: 0.361, SLG: 0.538		5-3			5-3 1B				FC6-4	4	0	1	0	0	0	2				
George Hendrick, R (1, 8) OBP: 0.375, SLG: 0.449		P3			5-3				F9	3	0	0	0	0	0	1				
Gene Tenace, R (1, 2) OBP: 0.384, SLG: 0.389		L7			5-3				4-3	3	0	0	0	0	0	1				
Bobby Valentine, R (1, 5) OBP: 0.286, SLG: 0.291				K	5-3				L7	3	0	0	0	0	1	1				
Mike Champion, R (1, 4) OBP: 0.288, SLG: 0.313				5-3					1-3	3	0	1	0	0	0	0				
Randy Jones, R (1, 1) OBP: 0.250, SLG: 0.227 Jerry Turner, L (6, PH) Dave Wehmeister, R (6, 1) Gary Sutherland, R (9, PH) OBP: 0.452, SLG: 0.553				P6					G1-6-3 1B	1	0	0	0	0	0	0				
									F9	1	0	0	0	0	0	0				
Inning Stats	R: 0 E: 0 K: 0 S: 3	H: 1 LOB: 1 BB: 0 P: 3	R: 0 E: 0 K: 0 S: 3	H: 0 LOB: 0 BB: 0 P: 3	R: 0 E: 0 K: 1 S: 5	H: 0 LOB: 0 BB: 0 P: 5	R: 0 E: 0 K: 0 S: 3	H: 1 LOB: 0 BB: 0 P: 3	R: 0 E: 0 K: 0 S: 4	H: 1 LOB: 1 BB: 0 P: 4	R: 0 E: 0 K: 1 S: 5	H: 2 LOB: 1 BB: 0 P: 4	R: 0 E: 0 K: 0 S: 3	H: 0 LOB: 0 BB: 0 P: 3	R: 0 E: 0 K: 0 S: 5	H: 2 LOB: 2 BB: 0 P: 5	1B: 7 2B: 0 3B: 0 HR: 0	SF: 0 SAC: 0 DP: 2 HBP: 0	WP: 0 PB: 0 SB: 1 CS: 0	PA: 31
PITCHER Eric Rasmussen, R (1, 1) ERA: 3.52	IP: 9.0 WLS: W BF: 31 H: 7 R: 0 ER: 0 SO: 2 BB: 0 IBB: 0 HBP: 0 BLK: 0 WP: 0 HR: 0 S: 35 P: 35 ERA: 0.00 WHIP: 0.778															PITCHER				

Batter	1	2	3	4	5	6	7	8	9	AB	R	H	RBI	BB	SO	LOB	BOTTOM			
Lou Brock, L (1, 7) OBP: 0.348, SLG: 0.443	6-3		1-3	K					3-1	4	0	0	0	0	1	2	San Diego Padres @ St. Louis Cardinals Busch Stadium, St. Louis, MO Wed Jun 08 1977, 7:05 PM CDT Att: 8,611 - Unknown			
Gary Templeton, S (1, 6) OBP: 0.321, SLG: 0.410	6-3		CS 1B						P6	4	0	1	0	0	0	0				
Tony Scott, S (1, 8) OBP: 0.419, SLG: 0.476	FC6-4 BB		1-3						G3	3	0	0	0	1	0	1				
Mike Anderson, R (1, 9) OBP: 0.243, SLG: 0.457	FC6-4 1-2			F7					F8	4	0	0	0	0	0	1				
Ted Simmons, S (1, 2) OBP: 0.410, SLG: 0.508		6-3		E7 3B					CS 1B	3	1	2	0	0	0	0				
Keith Hernandez, L (1, 3) OBP: 0.425, SLG: 0.520		2B		3B					K	3	2	2	1	0	1	1				
Ken Reitz, R (1, 5) OBP: 0.324, SLG: 0.497		FC6-2 1B		3B					F7	3	0	2	2	0	0	0				
Mike Tyson, R (1, 4) OBP: 0.272, SLG: 0.216		FC6-2		BB					P6	2	0	0	0	1	0	1				
Eric Rasmussen, R (1, 1) ERA: 4.14		F9		K					F7	3	0	0	0	0	1	3				
Inning Stats	R: 0 E: 0 K: 0 S: 3	H: 0 LOB: 1 BB: 1 P: 7	R: 1 E: 0 K: 0 S: 5	H: 2 LOB: 1 BB: 0 P: 5	R: 0 E: 0 K: 2 S: 10	H: 1 LOB: 2 BB: 1 P: 14	R: 0 E: 0 K: 0 S: 3	H: 0 LOB: 0 BB: 0 P: 3	R: 0 E: 0 K: 1 S: 5	H: 1 LOB: 0 BB: 0 P: 5	R: 0 E: 0 K: 0 S: 3	H: 0 LOB: 0 BB: 0 P: 3	R: 0 E: 0 K: 0 S: 3	H: 0 LOB: 0 BB: 0 P: 3	R: 0 E: 0 K: 0 S: 3	H: 0 LOB: 0 BB: 0 P: 3	1B: 4 2B: 2 3B: 2 HR: 0	SF: 0 SAC: 0 DP: 1 HBP: 0	WP: 0 PB: 0 SB: 0 CS: 2	PA: 31
PITCHER Randy Jones, L (1, 1) ERA: 4.14 Dave Wehmeister, R (6, 1) ERA: 4.2	IP: 5.0 WLS: L BF: 22 H: 6 R: 3 ER: 3 SO: 2 BB: 3 IBB: 0 HBP: 0 BLK: 0 WP: 0 HR: 0 S: 24 P: 32 ERA: 5.40 WHIP: 1.600															PITCHER				



Batter	1	2	3	4	5	6	7	8	9	AB	R	H	RBI	BB	SO	LOB	TOP			
Merv Rettenmund, R OBP: 0.478, SLG: 0.574										2	1	1	1	3	1	0	San Diego Padres @ Pittsburgh Pirates Three Rivers Stadium, Pittsburgh, PA Sat Jun 11 1977, 3:33 AM EDT Att: 11,262 - Unknown			
Bill Almon, R OBP: 0.258, SLG: 0.278										5	0	1	0	0	1	4				
Mike Ivie, R OBP: 0.350, SLG: 0.486										5	0	1	0	0	1	2				
Dave Winfield, R OBP: 0.359, SLG: 0.546										4	2	1	1	1	2	1				
George Hendrick, R OBP: 0.377, SLG: 0.446										5	0	2	0	0	1	0				
Gene Tenace, R OBP: 0.390, SLG: 0.426										3	1	1	1	1	0	2				
Dave Tomlin, L OBP: 0.333, SLG: 0.333										0	0	0	0	0	0	0				
Rollie Fingers, R										0	0	0	0	0	0	0				
Bobby Valentine, R OBP: 0.265, SLG: 0.267										4	0	0	0	0	1	3				
Mike Champion, R OBP: 0.294, SLG: 0.318										4	0	2	1	0	1	0				
Bob Shirley, R OBP: 0.133, SLG: 0.071										3	0	0	0	0	2	1				
Bob Davis, R OBP: 0.227, SLG: 0.262										1	0	1	0	0	0	0				
Inning Stats	R: 1 E: 0 K: 1 S: 8	H: 3 LOB: 2 BB: 0 P: 8	R: 0 E: 0 K: 1 S: 6	H: 1 LOB: 2 BB: 1 P: 10	R: 2 E: 0 K: 0 S: 5	H: 3 LOB: 2 BB: 1 P: 9	R: 0 E: 0 K: 2 S: 7	H: 0 LOB: 0 BB: 0 P: 7	R: 1 E: 0 K: 0 S: 4	H: 1 LOB: 1 BB: 1 P: 8	R: 0 E: 0 K: 0 S: 4	H: 0 LOB: 0 BB: 0 P: 7	R: 0 E: 0 K: 3 S: 10	H: 1 LOB: 2 BB: 1 P: 14	R: 0 E: 0 K: 1 S: 5	H: 0 LOB: 0 BB: 0 P: 5	1B: 8 2B: 0 3B: 0 HR: 2	SF: 0 SAC: 0 DP: 0 HBP: 0	WP: 0 PB: 0 SB: 0 CS: 0	PA: 41
PITCHER	IP WLS BF H R ER SO BB IBB HBP BLK WP HR S P ERA WHIP																			
John Candelaria, L ERA: 2.0	(1, 1) 6.0 L 30 9 4 4 4 4 4 0 0 0 0 0 2 34 50 6.00 2.167																			
Kent Tekulve, R ERA: 2.72	(7, 1) 3.0 11 1 0 0 6 1 0 0 0 0 0 0 0 22 26 0.00 0.667																			

Batter	1	2	3	4	5	6	7	8	9	AB	R	H	RBI	BB	SO	LOB	BOTTOM					
Frank Taveras, R OBP: 0.338, SLG: 0.316										4	0	3	0	1	0	1	San Diego Padres @ Pittsburgh Pirates Three Rivers Stadium, Pittsburgh, PA Sat Jun 11 1977, 3:33 AM EDT Att: 11,262 - Unknown					
Phil Garner, R OBP: 0.274, SLG: 0.365										5	0	0	1	0	0	4						
Dave Parker, L OBP: 0.403, SLG: 0.563										5	0	2	0	0	1	3						
Al Oliver, L OBP: 0.335, SLG: 0.479										4	0	0	0	0	3	4						
Bill Robinson, R OBP: 0.325, SLG: 0.491										4	0	2	0	0	0	0						
Willie Stargell, L OBP: 0.379, SLG: 0.613										1	0	0	0	0	1	2						
Rennie Stennett, R OBP: 0.371, SLG: 0.400										3	0	1	0	1	0	1						
Fernando Gonzalez, R OBP: 0.267, SLG: 0.429										4	0	1	0	0	0	4						
Duffy Dyer, R OBP: 0.442, SLG: 0.387										2	0	0	0	2	0	3						
John Candelaria, L OBP: 0.222, SLG: 0.160										2	0	0	0	0	0	4						
Tommy Helms, R OBP: 0.335, SLG: 0.400										1	0	0	0	0	1	2						
Kent Tekulve, R OBP: 0.400, SLG: 0.400										0	0	0	0	0	0	0						
Mario Mendoza, R OBP: 0.182, SLG: 0.273										1	1	1	0	0	0	0						
Inning Stats	R: 0 E: 1 K: 2 S: 8	H: 1 LOB: 1 BB: 0 P: 8	R: 0 E: 0 K: 0 S: 4	H: 1 LOB: 2 BB: 1 P: 8	R: 0 E: 0 K: 1 S: 6	H: 1 LOB: 1 BB: 0 P: 6	R: 0 E: 0 K: 0 S: 4	H: 1 LOB: 2 BB: 1 P: 8	R: 0 E: 0 K: 0 S: 4	H: 1 LOB: 1 BB: 0 P: 4	R: 0 E: 0 K: 1 S: 6	H: 1 LOB: 1 BB: 1 P: 10	R: 0 E: 0 K: 1 S: 5	H: 1 LOB: 1 BB: 1 P: 9	R: 0 E: 0 K: 0 S: 4	H: 1 LOB: 1 BB: 0 P: 4	R: 1 E: 0 K: 1 S: 7	H: 2 LOB: 2 BB: 0 P: 8	1B: 7 2B: 3 3B: 0 HR: 0	SF: 0 SAC: 0 DP: 1 HBP: 1	WP: 0 PB: 1 SB: 3 CS: 0	PA: 41
PITCHER	IP WLS BF H R ER SO BB IBB HBP BLK WP HR S P ERA WHIP																					
Bob Shirley, L ERA: 3.22	(1, 1) 6.0 W 27 9 4 1 1 1 1 2 1 0 0 0 0 0 32 44 0.00 1.333																					
Dave Tomlin, L ERA: 3.35	(7, 1) 2.2 13 4 1 1 1 1 1 0 1 0 0 0 0 13 18 3.38 1.875																					
Rollie Fingers, R ERA: 2.56	(9, 1) 0.1 S 1 0 0 0 0 1 0 0 0 0 0 0 0 0 3 3 0.00 0.000																					

Batter	1	2	3	4	5	6	7	8	9	AB	R	H	RBI	BB	SO	LOB	TOP		
Merv Rettenmund, R OBP: 0.453, SLG: 0.534 (1, 7)	F8		5-3		6-3		K		F8	5	0	0	0	0	1	1	San Diego Padres @ Pittsburgh Pirates Three Rivers Stadium, Pittsburgh, PA Sun Jun 12 1977, 3:33 AM EDT Unknown		
Bill Almon, R OBP: 0.265, SLG: 0.286 (1, 6)	CS BB		5-3		1B		FC5 2B		6-3	4	0	2	0	1	0	1			
Mike Ivie, R OBP: 0.353, SLG: 0.487 (1, 3)	K				1B		FC5			4	1	2	0	0	1	2			
Dave Winfield, R OBP: 0.361, SLG: 0.548 (1, 9)		BB BB			F5				F3	3	0	1	0	1	0	2			
George Hendrick, R OBP: 0.370, SLG: 0.437 (1, 8)	L9				2B		5-3		K	4	0	0	1	0	1	2			
Gene Tenace, R OBP: 0.396, SLG: 0.423 (1, 2) (6, 5)	BB				BB		4-3			1	0	0	0	3	0	0			
Bobby Valentine, R OBP: 0.254, SLG: 0.254 John D'Acquisto, R OBP: 0.422, SLG: 0.512 Dan Spillner, R OBP: 0.289, SLG: 0.313 (1, 5) (6, 1) (8, PH) (8, 1)	F8				K		E5		4-3	3	0	0	0	0	1	4			
Mike Champion, R OBP: 0.289, SLG: 0.313 (1, 4)	K				F9		L7		L6	4	0	0	0	0	1	5			
Randy Jones, R OBP: 0.240, SLG: 0.217 Dave Roberts, R OBP: 0.292, SLG: 0.282 Dave Wehrmeister, R OBP: 0.235, SLG: 0.270 (1, 1) (5, PH) (5, 1) (6, 2)					K		F3		E7	1	0	0	0	0	1	0			
							5-3		1B	1	0	0	0	0	0	0			
										2	0	1	0	0	0	0			
Inning Stats	R: 0 E: 0 K: 1 S: 4	H: 0 LOB: 0 BB: 1 P: 8	R: 0 E: 0 K: 1 S: 5	H: 0 LOB: 2 BB: 2 P: 13	R: 0 E: 0 K: 1 S: 5	H: 0 LOB: 0 BB: 0 P: 5	R: 1 E: 0 K: 1 S: 7	H: 2 LOB: 2 BB: 1 P: 11	R: 0 E: 0 K: 0 S: 5	H: 0 LOB: 1 BB: 0 P: 4	R: 0 E: 1 K: 1 S: 6	H: 1 LOB: 1 BB: 0 P: 6	R: 0 E: 0 K: 1 S: 5	H: 0 LOB: 1 BB: 1 P: 9	R: 0 E: 1 K: 0 S: 4	H: 1 LOB: 1 BB: 0 P: 4	1B: 4 2B: 2 3B: 0 HR: 0	SF: 0 SAC: 0 DP: 0 HBP: 0	WP: 0 PA: 38 CS: 1
PITCHER Jerry Reuss, L ERA: 4.13 (1, 1)	IP: 9.0 WLS: W BF: 38 H: 6 R: 1 ER: 1 SO: 6 BB: 5 IBB: 0 HBP: 0 BLK: 0 WP: 0 HR: 0 S: 45 P: 65 ERA: 1.00 WHIP: 1.222																		

Batter	1	2	3	4	5	6	7	8	9	AB	R	H	RBI	BB	SO	LOB	BOTTOM		
Frank Taveras, R OBP: 0.336, SLG: 0.314 (1, 6)	L4				K		4-3-5			4	0	1	0	0	1	3	San Diego Padres @ Pittsburgh Pirates Three Rivers Stadium, Pittsburgh, PA Sun Jun 12 1977, 3:33 AM EDT Unknown		
Rennie Stennett, R OBP: 0.378, SLG: 0.409 Mario Mendoza, R OBP: 0.182, SLG: 0.273 (1, 4) (8, 5)	CS 1B		F8		1B		WP HR		S BB	3	1	2	0	1	0	1			
Dave Parker, L OBP: 0.396, SLG: 0.553 (1, 9)	F8				K		F5		K	4	0	0	0	0	2	3			
Bill Robinson, R OBP: 0.331, SLG: 0.513 (1, 7)	CS				2B SF9 BB		2H HR		K	3	2	1	2	1	2	1			
Willie Stargell, L OBP: 0.375, SLG: 0.609 (1, 3)					SF9 1B 2B		G3		K	4	1	1	0	0	2	1			
Phil Garner, R OBP: 0.278, SLG: 0.364 (1, 5) (8, 4)					S 1B IBB		3-1		F5	3	1	1	0	1	0	0			
Duffy Dyer, R OBP: 0.437, SLG: 0.385 (1, 2)	6-3				SF9		SH5-4 4-3-5 1B		5-3	3	0	1	1	0	0	1			
Omar Moreno, L OBP: 0.279, SLG: 0.303 (1, 8)					3-1		S 1B		5-3	3	1	1	2	1	0	0			
Jerry Reuss, L OBP: 0.296, SLG: 0.308 (1, 1)	6-3				1B E		SH5-4 1B			2	0	1	1	0	0	0			
					1B		1-2 2-3												
Inning Stats	R: 0 E: 0 K: 0 S: 3	H: 1 LOB: 0 BB: 0 P: 3	R: 0 E: 0 K: 2 S: 8	H: 1 LOB: 1 BB: 0 P: 8	R: 0 E: 0 K: 0 S: 4	H: 1 LOB: 1 BB: 0 P: 4	R: 4 E: 1 K: 2 S: 10	H: 3 LOB: 1 BB: 2 P: 18	R: 2 E: 0 K: 0 S: 5	H: 2 LOB: 0 BB: 0 P: 5	R: 0 E: 0 K: 3 S: 9	H: 0 LOB: 1 BB: 1 P: 13	R: 0 E: 0 K: 0 S: 3	H: 0 LOB: 0 BB: 0 P: 3	R: 0 E: 0 K: 0 S: 3	H: 0 LOB: 0 BB: 0 P: 3	1B: 6 2B: 3 3B: 0 HR: 1	SF: 1 SAC: 1 DP: 1 HBP: 0	WP: 1 PA: 36 CS: 1
PITCHER Randy Jones, L ERA: 4.37 Dave Wehrmeister, R ERA: 5.06 John D'Acquisto, R ERA: 5.14 Dan Spillner, R ERA: 3.94 (1, 1) (5, 1) (6, 1) (8, 1)	IP: 4.0 WLS: L BF: 19 H: 6 R: 4 ER: 4 SO: 4 BB: 4 IBB: 1 HBP: 0 BLK: 0 WP: 0 HR: 1 S: 25 P: 33 ERA: 9.00 WHIP: 1.750																		

Batter	1	2	3	4	5	6	7	8	9	AB	R	H	RBI	BB	SO	LOB	TOP								
Gene Richards, L (1,7) OBP: 0.345, SLG: 0.351	6-3	K					4-3		F9	5	0	1	1	0	1	2	San Diego Padres @ Pittsburgh Pirates Three Rivers Stadium, Pittsburgh, PA Sun Jun 12 1977, 3:38 AM EDT Att: 21,640 - Unknown AB 35 R 4 H 8 RBI 4 BB 3 SO 8 LOB 14								
Bill Almon, R (1,6) OBP: 0.281, SLG: 0.281	5-3		6-3				6-3		K	4	0	0	0	0	1	1									
George Hendrick, R (9,PH) OBP: 0.368, SLG: 0.434				K						1	0	0	0	0	1	1									
Gene Tenace, R (1,3) OBP: 0.400, SLG: 0.425									1-3	4	0	2	0	1	1	1									
Dave Winfield, R (1,9) OBP: 0.356, SLG: 0.539	K		FC6-4							4	1	0	0	0	2	3									
Jerry Turner, L (1,8) OBP: 0.338, SLG: 0.414										3	1	2	1	1	0	0									
Pat Scanlon, L (1,5) OBP: 0.250, SLG: 0.286										4	1	1	1	0	0	3									
Mike Champion, R (1,4) OBP: 0.285, SLG: 0.308										3	0	0	0	0	0	1									
Bob Davis, R (1,2) OBP: 0.225, SLG: 0.258										3	0	0	0	0	1	1									
Merv Rettenmund, R (8,PH) OBP: 0.448, SLG: 0.527	5-3									1	0	0	0	0	0	1									
Dave Roberts, R (8,2) OBP: 0.282, SLG: 0.282										0	0	0	0	0	0	0									
Bob Owchinko, L (1,1) OBP: 0.250, SLG: 0.143										1	0	1	1	0	0	0									
Rick Sawyer, R (3,1) OBP: 0.364, SLG: 0.176										1	1	0	0	1	1	0									
Paul Siebert, L (8,1) OBP: 0.435, SLG: 0.524										0	0	0	0	0	0	0									
Dan Spillner, R (8,1) OBP: 0.435, SLG: 0.524										0	0	0	0	0	0	0									
Gary Sutherland, R (9,PH) OBP: 0.435, SLG: 0.524										1	0	1	0	0	0	0									
Inning Stats	R: 0 E: 0 K: 1 S: 6	H: 1 LOB: 1 BB: 0 P: 6	R: 2 E: 0 K: 1 S: 8	H: 3 LOB: 1 BB: 0 P: 8	R: 1 E: 0 K: 0 S: 5	H: 2 LOB: 1 BB: 0 P: 5	R: 1 E: 1 K: 2 S: 8	H: 1 LOB: 0 BB: 1 P: 12	R: 0 E: 0 K: 1 S: 6	H: 0 LOB: 1 BB: 0 P: 6	R: 0 E: 0 K: 1 S: 5	H: 0 LOB: 0 BB: 0 P: 5	R: 0 E: 0 K: 1 S: 5	H: 0 LOB: 1 BB: 1 P: 9	R: 0 E: 0 K: 0 S: 3	H: 0 LOB: 1 BB: 1 P: 7	R: 0 E: 1 K: 1 S: 6	H: 1 LOB: 1 BB: 0 P: 6	1B: 6 2B: 2 3B: 0 HR: 0	SF: 0 SAC: 1 DP: 0 HBP: 0	WP: 0 PB: 0 SB: 2 CS: 0	PA: 39			
PITCHER	IP	WLS	BF	H	R	ER	SO	BB	IBB	HBP	BLK	WP	HR	S	P	ERA	WHIP								
Bruce Kison, R (1,1) ERA: 4.48	6.0	W	27	7	4	3	6	1	0	0	0	0	0	38	42	4.50	1.333								
Kent Tekulve, R (7,1) ERA: 2.69	0.2		3	0	0	0	0	1	0	0	0	0	0	2	6	0.00	1.500								
Rich Gossage, R (7,1) ERA: 1.24	2.1	S	9	1	0	0	2	1	0	0	0	0	0	12	16	0.00	0.857								

Batter	1	2	3	4	5	6	7	8	9	AB	R	H	RBI	BB	SO	LOB	BOTTOM								
Frank Taveras, R (1,6) OBP: 0.333, SLG: 0.311	K									5	1	1	0	0	1	4	San Diego Padres @ Pittsburgh Pirates Three Rivers Stadium, Pittsburgh, PA Sun Jun 12 1977, 3:38 AM EDT Att: 21,640 - Unknown AB 31 R 7 H 11 RBI 6 BB 5 SO 6 LOB 19								
Bobby Tolan, L (1,3) OBP: 0.304, SLG: 0.200										3	1	1	0	2	1	3									
Dave Parker, L (1,9) OBP: 0.402, SLG: 0.575										4	3	3	2	0	0	1									
Bill Robinson, R (1,7) OBP: 0.321, SLG: 0.496										4	0	0	0	0	2	5									
Fernando Gonzalez, R (1,5) OBP: 0.294, SLG: 0.433										2	1	1	2	1	1	0									
Phil Garner, R (1,4) OBP: 0.282, SLG: 0.369										3	1	1	0	1	0	2									
Duffy Dyer, R (1,2) OBP: 0.438, SLG: 0.384										3	0	1	0	1	0	1									
Omar Moreno, L (1,8) OBP: 0.284, SLG: 0.314										4	0	2	2	0	1	1									
Bruce Kison, R (1,1) OBP: 0.269, SLG: 0.400										1	0	0	0	0	0	0									
Al Oliver, L (6,PH) OBP: 0.338, SLG: 0.481										1	0	1	0	0	0	0									
Kent Tekulve, R (7,1) OBP: 0.400, SLG: 0.400										0	0	0	0	0	0	0									
Rich Gossage, R (7,1) OBP: 0.286, SLG: 0.429										1	0	0	0	0	0	2									
Inning Stats	R: 1 E: 0 K: 1 S: 7	H: 2 LOB: 2 BB: 1 P: 11	R: 0 E: 0 K: 1 S: 5	H: 0 LOB: 0 BB: 0 P: 5	R: 3 E: 0 K: 0 S: 6	H: 3 LOB: 1 BB: 1 P: 10	R: 0 E: 0 K: 1 S: 6	H: 1 LOB: 0 BB: 0 P: 6	R: 1 E: 0 K: 2 S: 8	H: 1 LOB: 0 BB: 0 P: 8	R: 0 E: 0 K: 0 S: 4	H: 2 LOB: 1 BB: 0 P: 4	R: 0 E: 0 K: 1 S: 4	H: 0 LOB: 0 BB: 1 P: 8	R: 2 E: 0 K: 0 S: 5	H: 2 LOB: 2 BB: 2 P: 13	R: 0 E: 0 K: 0 S: 5	H: 0 LOB: 0 BB: 2 P: 13	1B: 7 2B: 3 3B: 0 HR: 1	SF: 1 SAC: 1 DP: 0 HBP: 0	WP: 1 PB: 0 SB: 1 CS: 2	PA: 39			
PITCHER	IP	WLS	BF	H	R	ER	SO	BB	IBB	HBP	BLK	WP	HR	S	P	ERA	WHIP								
Bob Owchinko, L (1,1) ERA: 6.26	2.0		12	5	4	4	2	3	0	0	0	1	1	26	38	5.40	1.600								
Rick Sawyer, R (3,1) ERA: 5.37	5.0	L	21	5	3	3	4	3	0	0	0	0	0	1	5	∞	∞								
Paul Siebert, L (8,1) ERA: 2.45	0.0		2	1	0	0	0	0	1	0	0	0	0	1	5	∞	∞								
Dan Spillner, R (8,1) ERA: 3.82	1.0		3	0	0	0	0	0	0	0	0	0	0	3	3	0.00	0.000								

Batter	1	2	3	4	5	6	7	8	9	10	11	12	AB	R	H	RBI	BB	SO	LOB			
Ivan De Jesus, R OBP: 0.331, SLG: 0.359 (1, 6)	F7		L7			F3	K			FC1-6		FC2-6	6	0	1	0	0	1	4			
Larry Bittner, L OBP: 0.335, SLG: 0.377 (6, 3)	6-3			F5		FC5-4 1B	G3			K		FC2-6 1B	6	1	1	0	0	1	3			
Bill Buckner, L OBP: 0.351, SLG: 0.389 (8, PH) Mike Webster, R OBP: 0.229, SLG: 0.300 Paul Reuschel, R OBP: 0.250, SLG: 0.324 Greg Gross, L OBP: 0.250, SLG: 0.324 Bruce Sutter, R OBP: 0.250, SLG: 0.324 Gene Clines, R OBP: 0.250, SLG: 0.324 (10, PH) (10, 7)	L7			4-3		FC5-4 1B			L9			1B	3	0	0	1	0	0	2			
Bobby Murcer, L OBP: 0.368, SLG: 0.454 (1, 9)		G3		F5		2B		K				P6	5	1	1	1	1	1	0			
Jerry Morales, R OBP: 0.382, SLG: 0.466 (1, 8) (9, 7) (10, 8)					6-3	2B		K				1B	4	1	1	2	2	1	3			
Manny Trillo, R OBP: 0.422, SLG: 0.526 (1, 4)		P8			P9	FC6-4 1B				5-3		FC6-4 1B	5	0	2	1	1	0	1			
Steve Ontveros, S OBP: 0.421, SLG: 0.400 (1, 5)		L8			L8	FC6-4 1B				4-3		FC6-4 1B	5	0	1	0	0	0	3			
George Mitterwald, R OBP: 0.332, SLG: 0.391 (1, 2)				K		FC5-4 1B	L8			L8		FC6-4 1B	4	1	0	1	1	1	2			
Bill Bonham, R OBP: 0.312, SLG: 0.214 (8, PH) John Cantamano, R OBP: 0.312, SLG: 0.280 (8, 7) Joe Wallis, S OBP: 0.312, SLG: 0.280 (8, 8) Willie Hernandez, L OBP: 0.312, SLG: 0.280 (10, PH) Bobby Darwin, R OBP: 0.312, SLG: 0.280 (10, PH) Jim Todd, R OBP: 0.312, SLG: 0.280 (10, 7)				L9		FC5-4 1B				FC1-6 1B		K	1	0	0	0	0	0	0			
Inning Stats	R: 0 E: 0 K: 3 S: 3	H: 0 LOB: 0 BB: 3	R: 0 E: 0 K: 6 S: 6	H: 0 LOB: 1 BB: 10	R: 0 E: 0 K: 1 S: 5	H: 0 LOB: 0 BB: 5	R: 0 E: 0 K: 0 S: 3	H: 0 LOB: 0 BB: 3	R: 0 E: 0 K: 0 S: 3	H: 0 LOB: 0 BB: 3	R: 0 E: 0 K: 0 S: 7	H: 0 LOB: 0 BB: 7	R: 0 E: 0 K: 0 S: 3	H: 1 LOB: 1 BB: 8	R: 1 E: 0 K: 1 S: 10	H: 2 LOB: 2 BB: 16	R: 1 E: 0 K: 0 S: 5	H: 3 LOB: 2 BB: 9	1B: 8 2B: 2 3B: 0 HR: 0	SF: 0 SAC: 0 DP: 0 HBP: 0	WP: 0 PB: 0 SB: 0 CS: 0	PA: 51
PITCHER	IP WLS BF H R ER SO BB IBB HBP BLK WP HR S P ERA WHIP	IP WLS BF H R ER SO BB IBB HBP BLK WP HR S P ERA WHIP	IP WLS BF H R ER SO BB IBB HBP BLK WP HR S P ERA WHIP	IP WLS BF H R ER SO BB IBB HBP BLK WP HR S P ERA WHIP	IP WLS BF H R ER SO BB IBB HBP BLK WP HR S P ERA WHIP	IP WLS BF H R ER SO BB IBB HBP BLK WP HR S P ERA WHIP	IP WLS BF H R ER SO BB IBB HBP BLK WP HR S P ERA WHIP	IP WLS BF H R ER SO BB IBB HBP BLK WP HR S P ERA WHIP	IP WLS BF H R ER SO BB IBB HBP BLK WP HR S P ERA WHIP	IP WLS BF H R ER SO BB IBB HBP BLK WP HR S P ERA WHIP	IP WLS BF H R ER SO BB IBB HBP BLK WP HR S P ERA WHIP	IP WLS BF H R ER SO BB IBB HBP BLK WP HR S P ERA WHIP	IP WLS BF H R ER SO BB IBB HBP BLK WP HR S P ERA WHIP	IP WLS BF H R ER SO BB IBB HBP BLK WP HR S P ERA WHIP	IP WLS BF H R ER SO BB IBB HBP BLK WP HR S P ERA WHIP	IP WLS BF H R ER SO BB IBB HBP BLK WP HR S P ERA WHIP	IP WLS BF H R ER SO BB IBB HBP BLK WP HR S P ERA WHIP	IP WLS BF H R ER SO BB IBB HBP BLK WP HR S P ERA WHIP	IP WLS BF H R ER SO BB IBB HBP BLK WP HR S P ERA WHIP	IP WLS BF H R ER SO BB IBB HBP BLK WP HR S P ERA WHIP	IP WLS BF H R ER SO BB IBB HBP BLK WP HR S P ERA WHIP	IP WLS BF H R ER SO BB IBB HBP BLK WP HR S P ERA WHIP
Tom Griffin, R ERA: 5.2 (1, 1)	5.2	23	4	4	1	1	1	0	0	0	0	0	0	0	10	18	0.00	0.750				
Dave Tomlin, L ERA: 3.24 (6, 1)	1.1	6	0	0	0	1	1	1	0	0	0	0	0	0	10	18	0.00	0.750				
Rollie Fingers, R ERA: 2.64 (8, 1)	5.0	22	6	2	2	5	1	1	0	0	0	0	0	0	33	43	3.60	1.400				

Chicago Cubs @ San Diego Padres
San Diego Stadium, San Diego, CA
Tue Jun 14 1977, 10:05 PM EDT
Att: 15,801 - Unknown - 70 F


AB 45
R 6
H 10
RBI 6
BB 6
SO 7
LOB 21



Batter	1	2	3	4	5	6	7	8	9	10	11	12	AB	R	H	RBI	BB	SO	LOB			
Gene Richards, L OBP: 0.344, SLG: 0.344 (1, 7)	K		FC6-4 1B				4-3			6-3		3-1	4	1	0	0	2	1	0			
Bill Almon, R OBP: 0.264, SLG: 0.283 (1, 6)	6-3		FC6-4 1B										5	0	2	0	0	2	1			
Mike Ivie, R OBP: 0.359, SLG: 0.500 (1, 3)	5-3		FC6-4 1B										5	2	3	1	0	0	1			
Dave Winfield, R OBP: 0.356, SLG: 0.535 (1, 9)		HR					P8						4	1	1	0	1	1	3			
George Hendrick, R OBP: 0.369, SLG: 0.448 (1, 8)		HR		F8			6-3			5-3			5	1	2	3	0	0	4			
Gene Tenace, R OBP: 0.398, SLG: 0.416 (11, 2)	6-3				5-3		E8						4	0	0	0	1	1	0			
Mike Champion, R OBP: 0.280, SLG: 0.303 (1, 4)	5-3						1-3						4	0	0	0	0	0	1			
Bobby Valentine, R OBP: 0.250, SLG: 0.250 (11, PH) (12, 5)							1-3			L9		G5-4-3	1	0	0	0	0	0	2			
Bob Davis, R OBP: 0.219, SLG: 0.250 (1, 2)	4-3												2	0	0	0	0	0	0			
Pat Scanlon, L OBP: 0.222, SLG: 0.250 (7, PH) Rollie Fingers, R OBP: 0.454, SLG: 0.527 (12, PH)				4-3									1	0	0	0	0	1	0			
Merv Rettenmund, R OBP: 0.454, SLG: 0.527 (12, PH)													0	0	0	0	1	0	0			
Tom Griffin, R ERA: 5.2 (1, 1)	5.0	20	3	3	3	3	0	1	31	46	5.40	1.200										
Paul Reuschel, R ERA: 1.25 (8, 1)	2.0	8	1	1	0	1	0	0	13	15	0.00	0.500										
Bruce Sutter, R ERA: 0.78 (8, 1)	2.0	7	1	0	0	4	0	0	21	22	0.00	0.500										
Willie Hernandez, L ERA: 1.77 (10, 1)	1.0	3	1	0	0	1	0	0	5	5	0.00	1.000										
Jim Todd, R ERA: 10.24 (11, 1)	0.1	4	2	1	1	0	1	0	6	12	27.00	9.000										
PITCHER	IP WLS BF H R ER SO BB IBB HBP BLK WP HR S P ERA WHIP	IP WLS BF H R ER SO BB IBB HBP BLK WP HR S P ERA WHIP	IP WLS BF H R ER SO BB IBB HBP BLK WP HR S P ERA WHIP	IP WLS BF H R ER SO BB IBB HBP BLK WP HR S P ERA WHIP	IP WLS BF H R ER SO BB IBB HBP BLK WP HR S P ERA WHIP	IP WLS BF H R ER SO BB IBB HBP BLK WP HR S P ERA WHIP	IP WLS BF H R ER SO BB IBB HBP BLK WP HR S P ERA WHIP	IP WLS BF H R ER SO BB IBB HBP BLK WP HR S P ERA WHIP	IP WLS BF H R ER SO BB IBB HBP BLK WP HR S P ERA WHIP	IP WLS BF H R ER SO BB IBB HBP BLK WP HR S P ERA WHIP	IP WLS BF H R ER SO BB IBB HBP BLK WP HR S P ERA WHIP	IP WLS BF H R ER SO BB IBB HBP BLK WP HR S P ERA WHIP	IP WLS BF H R ER SO BB IBB HBP BLK WP HR S P ERA WHIP	IP WLS BF H R ER SO BB IBB HBP BLK WP HR S P ERA WHIP	IP WLS BF H R ER SO BB IBB HBP BLK WP HR S P ERA WHIP	IP WLS BF H R ER SO BB IBB HBP BLK WP HR S P ERA WHIP	IP WLS BF H R ER SO BB IBB HBP BLK WP HR S P ERA WHIP	IP WLS BF H R ER SO BB IBB HBP BLK WP HR S P ERA WHIP	IP WLS BF H R ER SO BB IBB HBP BLK WP HR S P ERA WHIP	IP WLS BF H R ER SO BB IBB HBP BLK WP HR S P ERA WHIP	IP WLS BF H R ER SO BB IBB HBP BLK WP HR S P ERA WHIP	IP WLS BF H R ER SO BB IBB HBP BLK WP HR S P ERA WHIP
Donnie Moore, R ERA: 3.0 (11, 1)	1.2	5	4	0	0	0	0	0	0	0	0	0	1	0	0	0	0	0	0			

Chicago Cubs @ San Diego Padres
San Diego Stadium, San Diego, CA
Tue Jun 14 1977, 10:05 PM EDT
Att: 15,801 - Unknown - 70 F

AB 41
R 5
H 8
RBI 4
BB 5
SO 9
LOB 13



Batter	1	2	3	4	5	6	7	8	9	AB	R	H	RBI	BB	SO	LOB	TOP										
Lou Brock, L OBP: 0.332, SLG: 0.407 (1, 7)	F7	4-3		FC4			4-3		5-3	5	0	0	0	0	0	5	St. Louis Cardinals @ San Diego Padres San Diego Stadium, San Diego, CA Fri Jun 17 1977, 10:05 PM EDT Att: 19,518 - Unknown										
Gary Templeton, S OBP: 0.332, SLG: 0.433 (1, 6)	6-3	4-3			G3	S		CS	1-3	5	0	2	0	0	0	1											
Hector Cruz, R OBP: 0.393, SLG: 0.434 (1, 9)	2B	1B		CS	BB			1B		3	1	2	0	1	1												
Ted Simmons, S OBP: 0.414, SLG: 0.532 (1, 2)	1B			P4		G3				4	0	2	1	0	0	2											
Keith Hernandez, L OBP: 0.409, SLG: 0.493 (1, 3)	4-3			K		P6				4	0	0	0	0	2	4											
Ken Reitz, R OBP: 0.333, SLG: 0.511 (1, 5)				CS					6-3	4	1	2	0	0	0	0											
Don Kessinger, S OBP: 0.323, SLG: 0.268 (8, 4)		BB		6-3		FC1-5	BB			0	0	0	0	0	0	0											
Jerry Mumphrey, S OBP: 0.433, SLG: 0.537 (1, 8)	2B	1B			E	FC2-5	FC1-5		4-3	1	1	0	0	3	0	0											
Mike Tyson, R OBP: 0.308, SLG: 0.288 (8, PH)						FC1-5	FC2-5			2	0	1	2	1	0	2											
Mike Phillips, L OBP: 0.292, SLG: 0.287 (8, 5)	FC2-5	2B		FC4		FC1-5	FC2-5		K	1	0	0	0	0	1	0											
John Denny, R OBP: 0.129, SLG: 0.100 (1, 1)						FC2-5				3	0	0	0	0	1	5											
Tony Scott, S OBP: 0.415, SLG: 0.496 (9, PH)	FC2-5	4-3		K		FC2-5			K	1	0	0	0	0	1	0											
Inning Stats	R: 1 E: 0 K: 0 S: 5	H: 2 LOB: 1 BB: 0 P: 5	R: 2 E: 0 K: 0 S: 5	H: 2 LOB: 1 BB: 1 P: 9	R: 0 E: 0 K: 1 S: 4	H: 0 LOB: 0 BB: 1 P: 8	R: 0 E: 1 K: 1 S: 5	H: 0 LOB: 2 BB: 2 P: 13	R: 0 E: 0 K: 0 S: 6	H: 1 LOB: 1 BB: 1 P: 6	R: 0 E: 0 K: 1 S: 6	H: 3 LOB: 1 BB: 0 P: 6	R: 0 E: 0 K: 1 S: 5	H: 0 LOB: 0 BB: 0 P: 5	R: 0 E: 0 K: 1 S: 5	H: 0 LOB: 0 BB: 0 P: 5	1B: 7 2B: 2 3B: 0 HR: 0	SF: 0 SAC: 0 DP: 0 HBP: 0	WP: 0 PB: 0 SB: 1 CS: 2	PA: 39							
PITCHER	IP	WLS	BF	H	R	ER	SO	BB	IBB	HBP	BLK	WP	HR	S	P	ERA	WHIP										
Randy Jones, L ERA: 4.95 (1, 1)	2.0		11	4	3	3	0	1	0	0	0	0	0	10	14	13.50	2.500										
John D'Acquisto, R ERA: 4.7 (3, 1)	2.0	W	8	0	0	0	2	3	0	0	0	0	0	9	21	0.00	1.500										
Dave Wehrmeister, R ERA: 4.5 (5, 1)	2.0		9	2	0	0	1	1	0	0	0	0	0	10	14	0.00	1.500										
Rollie Fingers, R ERA: 2.53 (7, 1)	3.0	S	10	3	0	0	3	0	0	0	0	0	0	16	16	0.00	1.000										

Batter	1	2	3	4	5	6	7	8	9	AB	R	H	RBI	BB	SO	LOB	BOTTOM										
Gene Richards, L OBP: 0.343, SLG: 0.344 (1, 7)	6-3		P6				G3			4	0	1	0	0	0	0	St. Louis Cardinals @ San Diego Padres San Diego Stadium, San Diego, CA Fri Jun 17 1977, 10:05 PM EDT Att: 19,518 - Unknown										
Gene Tenace, R OBP: 0.403, SLG: 0.430 (1, 5)	L7		L7							3	0	0	0	1	1	1											
Gary Sutherland, R OBP: 0.408, SLG: 0.489 (8, 5)				K			FC6-4			0	0	0	0	0	0	0											
Mike Ivie, R OBP: 0.347, SLG: 0.480 (1, 3)	1B		6-3			K	F8			3	0	0	0	1	1	1											
Dave Winfield, R OBP: 0.355, SLG: 0.524 (1, 9)				P3		5-3	FC6-4			4	0	1	0	0	0	1											
George Hendrick, R OBP: 0.360, SLG: 0.449 (1, 8)	P6			E		4-3			1-3	4	1	1	0	0	0	2											
Bill Almon, R OBP: 0.267, SLG: 0.283 (1, 6)	4-3			E8			SH3-4		F5	3	0	1	0	1	0	0											
Mike Champion, R OBP: 0.278, SLG: 0.300 (1, 4)				FC4-6			SH3-4		4-3	3	1	1	1	0	0	1											
Bob Davis, R OBP: 0.222, SLG: 0.230 (1, 2)				K			K			2	1	0	0	1	2	2											
Randy Jones, R OBP: 0.240, SLG: 0.217 (1, 1)										0	0	0	0	0	0	0											
Dave Kingman, R OBP: 0.262, SLG: 0.290 (2, PH)										1	0	0	0	0	0	0											
John D'Acquisto, R OBP: 0.366, SLG: 0.433 (3, 1)										0	0	0	0	0	0	0											
Jerry Turner, L OBP: 0.306, SLG: 0.433 (4, PH)										1	1	1	3	0	0	0											
Dave Wehrmeister, R OBP: 0.192, SLG: 0.200 (5, PH)										0	0	0	0	0	0	0											
Pat Scanlon, L OBP: 0.192, SLG: 0.200 (6, PH)										1	0	0	0	0	0	1											
Rollie Fingers, R ERA: 2.53 (7, 1)										0	0	0	0	0	0	0											
Inning Stats	R: 0 E: 0 K: 0 S: 4	H: 1 LOB: 2 BB: 1 P: 8	R: 0 E: 0 K: 1 S: 6	H: 1 LOB: 1 BB: 0 P: 6	R: 0 E: 0 K: 0 S: 3	H: 0 LOB: 0 BB: 0 P: 3	R: 4 E: 1 K: 1 S: 9	H: 4 LOB: 1 BB: 1 P: 13	R: 0 E: 0 K: 1 S: 5	H: 0 LOB: 0 BB: 0 P: 5	R: 0 E: 0 K: 1 S: 5	H: 0 LOB: 1 BB: 1 P: 9	R: 0 E: 0 K: 0 S: 3	H: 0 LOB: 1 BB: 1 P: 7	R: 0 E: 0 K: 0 S: 3	H: 0 LOB: 0 BB: 0 P: 3	1B: 4 2B: 1 3B: 0 HR: 1	SF: 0 SAC: 1 DP: 0 HBP: 0	WP: 0 PB: 0 SB: 0 CS: 0	PA: 34							
PITCHER	IP	WLS	BF	H	R	ER	SO	BB	IBB	HBP	BLK	WP	HR	S	P	ERA	WHIP										
John Denny, R ERA: 3.73 (1, 1)	8.0	L	34	6	4	4	4	4	0	0	0	0	1	38	54	4.50	1.250										

AB 33
R 3
H 9
RBI 3
BB 5
SO 6
LOB 20



AB 29
R 4
H 6
RBI 4
BB 4
SO 4
LOB 10



Batter	1	2	3	4	5	6	7	8	9	AB	R	H	RBI	BB	SO	LOB	TOP
Lou Brock, L OBP: 0.330, SLG: 0.409 Rawly Eastwick, R OBP: 0.167, SLG: 0.167	0-0 4-3		0-0 F6		0-0 6-3		0-0 2B			4	0	1	1	0	0	0	
Gary Templeton, S OBP: 0.335, SLG: 0.434	0-0 6-3		0-0 1B		0-0 1B		0-0 5-3			4	0	2	0	0	0	1	
Tony Scott, S OBP: 0.411, SLG: 0.489	0-0 1B		0-0 4-3		0-0 F8			0-0 6-3		4	0	1	0	0	0	2	
Ted Simmons, S OBP: 0.411, SLG: 0.524	0-0 4-3		0-0 F8		4-0 BB			0-0 6-3		3	0	0	0	1	0	2	
Keith Hernandez, L OBP: 0.402, SLG: 0.484		0-0 4-3		0-0 G3		0-0 F7		0-0 G3		4	0	0	0	0	0	1	
Ken Reitz, R OBP: 0.336, SLG: 0.515		0-0 FC4-6 WP 1B		0-0 2B		0-0 G5-4-3			0-0 5-3	4	0	2	0	0	0	1	
Jerry Mumphrey, S OBP: 0.429, SLG: 0.525		4-0 FC4-6 1-2 BB		0-3 K			0-0 L8		0-0 6-3	3	0	0	0	1	1	1	
Mike Phillips, L OBP: 0.245, SLG: 0.281 Mike Tyson, R OBP: 0.306, SLG: 0.287		0-0 FC4-6 1-2 2-3		0-0 F7			4-0 BB 2B		0-0 4-3	2	1	0	0	1	0	3	
Eric Rasmussen, R OBP: 0.194, SLG: 0.233 Clay Carroll, R OBP: 0.396, SLG: 0.434		0-0 F8			0-0 F3		4-0 1-2 2B BB			2	0	0	0	0	0	2	
Inning Stats	R: 0 E: 0 K: 0 S: 4	H: 1 LOB: 1 BB: 0 P: 4	R: 0 E: 0 K: 0 S: 4	H: 1 LOB: 2 BB: 1 P: 8	R: 0 E: 0 K: 1 S: 6	H: 1 LOB: 1 BB: 0 P: 6	R: 0 E: 0 K: 0 S: 2	H: 0 LOB: 0 BB: 1 P: 6	R: 1 E: 0 K: 0 S: 3	H: 1 LOB: 1 BB: 2 P: 11	R: 0 E: 0 K: 0 S: 3	H: 0 LOB: 0 BB: 0 P: 3	R: 0 E: 0 K: 0 S: 3	H: 0 LOB: 0 BB: 0 P: 3	1B: 4 2B: 2 3B: 0 HR: 0	SF: 0 SAC: 0 DP: 1 HBP: 0	WP: 1 PA: 35 PB: 0 SB: 1 CS: 0
PITCHER	IP WLS BF H R ER SO BB IBB HBP BLK WP HR S P ERA WHIP	IP WLS BF H R ER SO BB IBB HBP BLK WP HR S P ERA WHIP	IP WLS BF H R ER SO BB IBB HBP BLK WP HR S P ERA WHIP	IP WLS BF H R ER SO BB IBB HBP BLK WP HR S P ERA WHIP	IP WLS BF H R ER SO BB IBB HBP BLK WP HR S P ERA WHIP	IP WLS BF H R ER SO BB IBB HBP BLK WP HR S P ERA WHIP	IP WLS BF H R ER SO BB IBB HBP BLK WP HR S P ERA WHIP	IP WLS BF H R ER SO BB IBB HBP BLK WP HR S P ERA WHIP	IP WLS BF H R ER SO BB IBB HBP BLK WP HR S P ERA WHIP	IP WLS BF H R ER SO BB IBB HBP BLK WP HR S P ERA WHIP	IP WLS BF H R ER SO BB IBB HBP BLK WP HR S P ERA WHIP	IP WLS BF H R ER SO BB IBB HBP BLK WP HR S P ERA WHIP	IP WLS BF H R ER SO BB IBB HBP BLK WP HR S P ERA WHIP	IP WLS BF H R ER SO BB IBB HBP BLK WP HR S P ERA WHIP	IP WLS BF H R ER SO BB IBB HBP BLK WP HR S P ERA WHIP	IP WLS BF H R ER SO BB IBB HBP BLK WP HR S P ERA WHIP	IP WLS BF H R ER SO BB IBB HBP BLK WP HR S P ERA WHIP

St. Louis Cardinals @ San Diego Padres
San Diego Stadium, San Diego, CA
Sat Jun 18 1977, 10:05 PM EDT
Att: 35,702 - Unknown

AB 31
R 1
H 6
RBI 1
BB 4
SO 1
LOB 13



Batter	1	2	3	4	5	6	7	8	9	AB	R	H	RBI	BB	SO	LOB	BOTTOM		
Gene Richards, L OBP: 0.347, SLG: 0.362	0-3 K		0-0 BB S 1B	0-0 1-H HR		0-0 B1		0-0 1B		5	1	3	2	0	1	0			
Gene Tenace, R OBP: 0.399, SLG: 0.422 Gary Sutherland, R OBP: 0.408, SLG: 0.489	0-0 5-3		4-0 BB 1-2 BB	0-3 K		0-0 F8		0-0 F5		4	0	0	0	1	1	1			
Mike Ivie, R OBP: 0.354, SLG: 0.481	4-0 BB BB		4-0 1-2 2-3 BB		0-0 HR 1B		0-0 F9			2	1	1	0	2	0	0			
Dave Winfield, R OBP: 0.357, SLG: 0.522	4-0 1-2 BB		0-0 F3		0-0 F8		0-0 1B 1B			3	0	1	0	1	0	4			
George Hendrick, R OBP: 0.363, SLG: 0.463	0-3 K		0-0 F8		0-0 1-H HR		0-0 1-2 1B			4	1	2	2	0	1	5			
Bill Almon, R OBP: 0.267, SLG: 0.287		0-0 SH1-3 2B	0-3 K		0-0 6-3		0-0 P4			4	0	1	0	0	1	5			
Mike Champion, R OBP: 0.279, SLG: 0.300		0-0 SH1-3 2-3		0-0 L9		0-0 5-3		0-0 5-3		3	0	1	0	0	0	2			
Bob Davis, R OBP: 0.224, SLG: 0.231		0-3 K		0-0 HR 1B		0-0 5-3		0-0 F9		4	1	1	0	0	1	2			
Tom Griffin, R OBP: 0.067, SLG: 0.207 Dave Tomlin, L OBP: 0.400, SLG: 0.400		0-3 K		0-3 K		0-3 K		0-3 K		3	0	0	0	0	3	2			
Inning Stats	R: 0 E: 0 K: 2 S: 7	H: 0 LOB: 2 BB: 2 P: 15	R: 0 E: 0 K: 2 S: 8	H: 1 LOB: 3 BB: 0 P: 8	R: 0 E: 0 K: 1 S: 6	H: 1 LOB: 2 BB: 2 P: 14	R: 2 E: 0 K: 2 S: 9	H: 2 LOB: 0 BB: 0 P: 9	R: 2 E: 0 K: 0 S: 6	H: 3 LOB: 1 BB: 0 P: 6	R: 0 E: 0 K: 1 S: 5	H: 0 LOB: 0 BB: 0 P: 5	R: 0 E: 0 K: 0 S: 5	H: 2 LOB: 2 BB: 0 P: 5	R: 0 E: 0 K: 1 S: 6	H: 1 LOB: 1 BB: 0 P: 6	1B: 7 2B: 1 3B: 0 HR: 2	SF: 0 SAC: 1 DP: 0 HBP: 0	WP: 0 PA: 38 PB: 0 SB: 1 CS: 0
PITCHER	IP WLS BF H R ER SO BB IBB HBP BLK WP HR S P ERA WHIP	IP WLS BF H R ER SO BB IBB HBP BLK WP HR S P ERA WHIP	IP WLS BF H R ER SO BB IBB HBP BLK WP HR S P ERA WHIP	IP WLS BF H R ER SO BB IBB HBP BLK WP HR S P ERA WHIP	IP WLS BF H R ER SO BB IBB HBP BLK WP HR S P ERA WHIP	IP WLS BF H R ER SO BB IBB HBP BLK WP HR S P ERA WHIP	IP WLS BF H R ER SO BB IBB HBP BLK WP HR S P ERA WHIP	IP WLS BF H R ER SO BB IBB HBP BLK WP HR S P ERA WHIP	IP WLS BF H R ER SO BB IBB HBP BLK WP HR S P ERA WHIP	IP WLS BF H R ER SO BB IBB HBP BLK WP HR S P ERA WHIP	IP WLS BF H R ER SO BB IBB HBP BLK WP HR S P ERA WHIP	IP WLS BF H R ER SO BB IBB HBP BLK WP HR S P ERA WHIP	IP WLS BF H R ER SO BB IBB HBP BLK WP HR S P ERA WHIP	IP WLS BF H R ER SO BB IBB HBP BLK WP HR S P ERA WHIP	IP WLS BF H R ER SO BB IBB HBP BLK WP HR S P ERA WHIP	IP WLS BF H R ER SO BB IBB HBP BLK WP HR S P ERA WHIP	IP WLS BF H R ER SO BB IBB HBP BLK WP HR S P ERA WHIP		

St. Louis Cardinals @ San Diego Padres
San Diego Stadium, San Diego, CA
Sat Jun 18 1977, 10:05 PM EDT
Att: 35,702 - Unknown

AB 33
R 4
H 10
RBI 4
BB 4
SO 9
LOB 21



Batter	1	2	3	4	5	6	7	8	9	AB	R	H	RBI	BB	SO	LOB	TOP								
Tony Scott, S OBP: 0.407, SLG: 0.479 Al Hrabosky, R (8, 1)										3	0	0	0	1	1	4	St. Louis Cardinals @ San Diego Padres San Diego Stadium, San Diego, CA Sun Jun 19 1977, 6:33 AM EDT Att: 17,682 - Sunny								
Gary Templeton, S OBP: 0.337, SLG: 0.435 (1, 6)										4	0	2	1	0	0	3									
Hector Cruz, R OBP: 0.387, SLG: 0.423 (1, 7)										4	0	0	0	0	0	2									
Ted Simmons, S OBP: 0.408, SLG: 0.519 (1, 2)										4	1	1	0	0	1	1									
Roger Freed, R OBP: 0.519, SLG: 0.619 (1, 3)										3	0	1	0	1	1	0									
Ken Reitz, R OBP: 0.331, SLG: 0.506 (1, 5)										4	0	0	0	0	0	3									
Mike Anderson, R OBP: 0.245, SLG: 0.367 Lou Brock, L OBP: 0.333, SLG: 0.412 (9, PH)										2	0	0	0	1	0	0									
Mike Tyson, R OBP: 0.307, SLG: 0.283 Keith Hernandez, L OBP: 0.401, SLG: 0.481 (9, PH)										2	1	0	0	1	1	1									
Bob Forsch, R OBP: 0.273, SLG: 0.290 Don Kessinger, S OBP: 0.319, SLG: 0.265 Butch Metzger, R (5, PH) Jerry Mumphrey, S OBP: 0.323, SLG: 0.525 (8, PH)										1	0	0	0	0	0	1									
Inning Stats	R: 0 E: 0 K: 2 S: 8	H: 1 LOB: 1 BB: 0 P: 8	R: 0 E: 0 K: 1 S: 5	H: 0 LOB: 0 BB: 0 P: 5	R: 1 E: 1 K: 0 S: 4	H: 1 LOB: 1 BB: 1 P: 8	R: 0 E: 0 K: 0 S: 3	H: 0 LOB: 0 BB: 0 P: 3	R: 0 E: 0 K: 1 S: 5	H: 0 LOB: 0 BB: 0 P: 5	R: 0 E: 0 K: 0 S: 2	H: 0 LOB: 0 BB: 1 P: 6	R: 0 E: 0 K: 0 S: 3	H: 1 LOB: 0 BB: 0 P: 3	R: 0 E: 0 K: 1 S: 5	H: 0 LOB: 2 BB: 2 P: 13		R: 1 E: 0 K: 1 S: 7	H: 2 LOB: 2 BB: 1 P: 11	1B: 5 2B: 0 3B: 0 HR: 0	SF: 0 SAC: 0 DP: 3 HBP: 0	WP: 0 PB: 0 SB: 1 CS: 1	PA: 35		
PITCHER	IP WLS BF H R ER SO BB IBB HBP BLK WP HR S P ERA WHIP	8.1 W 32 4 2 2 5 5 0 0 0 0 0 0 37 57 2.16 1.080	0.2 3 1 0 0 1 0 0 0 0 0 0 0 0 5 5 0.00 1.500																						

Batter	1	2	3	4	5	6	7	8	9	AB	R	H	RBI	BB	SO	LOB	BOTTOM							
Gene Richards, L OBP: 0.346, SLG: 0.361 (1, 7)										4	1	1	0	0	0	1	St. Louis Cardinals @ San Diego Padres San Diego Stadium, San Diego, CA Sun Jun 19 1977, 6:33 AM EDT Att: 17,682 - Sunny							
Gene Tenace, R OBP: 0.401, SLG: 0.418 Gary Sutherland, R OBP: 0.408, SLG: 0.489 (8, 5)										2	1	0	0	2	0	0								
Mike Ivie, R OBP: 0.352, SLG: 0.476 (1, 3)										4	0	1	1	0	1	2								
Dave Winfield, R OBP: 0.362, SLG: 0.534 (1, 9)										3	2	2	2	1	0	0								
George Hendrick, R OBP: 0.361, SLG: 0.457 (1, 8)										3	0	0	0	1	2	3								
Bill Almon, R OBP: 0.267, SLG: 0.283 (1, 6)										3	1	0	0	1	1	2								
Mike Champion, R OBP: 0.282, SLG: 0.312 (1, 4)										4	1	2	2	0	0	0								
Bob Davis, R OBP: 0.225, SLG: 0.232 (1, 2)										4	0	1	1	0	1	2								
Bob Owchinko, L OBP: 0.231, SLG: 0.091 Dan Spillner, R (9, 1)										2	0	0	0	1	0	1								
Inning Stats	R: 5 E: 0 K: 1 S: 9	H: 5 LOB: 1 BB: 2 P: 17	R: 0 E: 0 K: 1 S: 5	H: 0 LOB: 0 BB: 0 P: 5	R: 1 E: 0 K: 1 S: 6	H: 1 LOB: 0 BB: 0 P: 6	R: 0 E: 0 K: 0 S: 3	H: 0 LOB: 2 BB: 2 P: 11	R: 0 E: 0 K: 0 S: 2	H: 0 LOB: 0 BB: 1 P: 6	R: 0 E: 0 K: 0 S: 3	H: 0 LOB: 0 BB: 0 P: 3	R: 0 E: 0 K: 2 S: 8	H: 1 LOB: 2 BB: 1 P: 12	R: 0 E: 0 K: 2 S: 8	H: 1 LOB: 1 BB: 1 P: 12		1B: 5 2B: 1 3B: 1 HR: 1	SF: 0 SAC: 0 DP: 1 HBP: 0	WP: 0 PB: 0 SB: 2 CS: 2	PA: 35			
PITCHER	IP WLS BF H R ER SO BB IBB HBP BLK WP HR S P ERA WHIP	4.0 L 21 6 6 6 3 4 0 0 0 0 0 0 8 12 0.00 0.333	3.0 9 0 0 0 0 1 0 0 0 0 0 0 0 8 12 0.00 0.333	1.0 5 1 0 0 2 1 0 0 0 0 0 0 0 8 12 0.00 2.000																				

AB 30
R 2
H 5
RBI 2
BB 5
SO 6
LOB 17





AB 29
R 6
H 7
RBI 6
BB 6
SO 5
LOB 11



Batter	1	2	3	4	5	6	7	8	9	AB	R	H	RBI	BB	SO	LOB	TOP									
Rennie Stennett, R OBP: 0.372, SLG: 0.403										5	0	1	0	0	0	2	Pittsburgh Pirates @ San Diego Padres San Diego Stadium, San Diego, CA Mon Jun 20 1977, 10:05 PM EDT Att: 26,030 - Unknown									
Phil Garner, R OBP: 0.283, SLG: 0.371										4	1	2	1	0	0	1										
Dave Parker, L OBP: 0.405, SLG: 0.579										4	0	0	0	0	2	1										
Bill Robinson, R OBP: 0.325, SLG: 0.516 Omar Moreno, L OBP: 0.287, SLG: 0.314										4	0	1	0	0	0	1										
Al Oliver, L OBP: 0.319, SLG: 0.437										4	0	1	0	0	0	0										
Willie Stargell, L OBP: 0.371, SLG: 0.567										4	1	1	0	0	1	1										
Duffy Dyer, R Ed Ott, L										2	1	0	0	0	1	0										
Frank Taveras, R OBP: 0.307, SLG: 0.294										4	0	2	0	0	0	2										
Odell Jones, R OBP: 0.250, SLG: 0.250 Jim Fregosi, R OBP: 0.300, SLG: 0.343 Kent Tekulve, R OBP: 0.400, SLG: 0.400 Rich Gossage, R OBP: 0.375, SLG: 0.500										2	1	0	0	0	1	1										
Inning Stats	R: 0 E: 0 K: 0 S: 4	H: 2 LOB: 1 BB: 0 P: 4	R: 0 E: 0 K: 0 S: 3	H: 0 LOB: 0 BB: 0 P: 3	R: 0 E: 0 K: 1 S: 5	H: 0 LOB: 0 BB: 0 P: 5	R: 0 E: 0 K: 0 S: 3	H: 0 LOB: 0 BB: 0 P: 3	R: 3 E: 2 K: 0 S: 6	H: 1 LOB: 1 BB: 1 P: 10	R: 0 E: 0 K: 1 S: 5	H: 0 LOB: 0 BB: 0 P: 5	R: 0 E: 0 K: 0 S: 4	H: 1 LOB: 1 BB: 0 P: 4	R: 1 E: 0 K: 1 S: 6	H: 2 LOB: 1 BB: 0 P: 6		R: 1 E: 0 K: 1 S: 7	H: 3 LOB: 2 BB: 1 P: 11	1B: 6 2B: 2 3B: 0 HR: 1	SF: 0 SAC: 0 DP: 0 HBP: 0	WP: 0 PB: 0 SB: 0 CS: 2	PA: 38			
PITCHER	IP	WLS	BF	H	R	ER	SO	BB	IBB	HBP	BLK	WP	HR	S	P	ERA	WHIP									
Bob Shirley, L ERA: 3.05	8.1	L	34	7	5	2	4	2	0	0	0	0	0	1	40	48	2.16	1.080								
Rollie Fingers, R ERA: 2.5	0.2		3	2	0	0	0	0	0	0	0	0	0	3	3	0.00	3.000									

Batter	1	2	3	4	5	6	7	8	9	AB	R	H	RBI	BB	SO	LOB	BOTTOM								
Gene Richards, L OBP: 0.345, SLG: 0.359										4	1	1	0	0	0	0	Pittsburgh Pirates @ San Diego Padres San Diego Stadium, San Diego, CA Mon Jun 20 1977, 10:05 PM EDT Att: 26,030 - Unknown								
Gene Tenace, R OBP: 0.399, SLG: 0.415										4	0	1	2	0	1	0									
Dave Kingman, R OBP: 0.258, SLG: 0.361										4	0	0	0	0	1	2									
Dave Winfield, R OBP: 0.361, SLG: 0.530										4	0	1	0	0	0	1									
George Hendrick, R OBP: 0.359, SLG: 0.453										4	1	1	0	0	0	1									
Bill Almon, R OBP: 0.275, SLG: 0.289 Mike Ivie, R OBP: 0.351, SLG: 0.474										2	0	2	0	1	0	0									
Mike Champion, R OBP: 0.283, SLG: 0.312 Jerry Turner, L OBP: 0.333, SLG: 0.430										3	0	1	0	0	0	2									
Bob Davis, R OBP: 0.228, SLG: 0.226										2	1	0	1	0	0	2									
Bob Shirley, R OBP: 0.114, SLG: 0.061 Rollie Fingers, R										3	0	0	0	0	2	3									
Inning Stats	R: 0 E: 1 K: 1 S: 6	H: 0 LOB: 1 BB: 0 P: 6	R: 1 E: 0 K: 0 S: 4	H: 2 LOB: 1 BB: 1 P: 8	R: 0 E: 0 K: 0 S: 3	H: 0 LOB: 0 BB: 0 P: 3	R: 0 E: 0 K: 0 S: 4	H: 2 LOB: 1 BB: 0 P: 4	R: 2 E: 0 K: 1 S: 6	H: 2 LOB: 0 BB: 0 P: 7	R: 0 E: 0 K: 0 S: 4	H: 1 LOB: 1 BB: 0 P: 4	R: 0 E: 0 K: 1 S: 5	H: 0 LOB: 0 BB: 0 P: 5	R: 0 E: 0 K: 1 S: 5	H: 0 LOB: 0 BB: 0 P: 5		R: 0 E: 0 K: 2 S: 7	H: 0 LOB: 0 BB: 0 P: 7	1B: 7 2B: 2 3B: 0 HR: 0	SF: 0 SAC: 0 DP: 3 HBP: 1	WP: 0 PB: 0 SB: 1 CS: 0	PA: 34		
PITCHER	IP	WLS	BF	H	R	ER	SO	BB	IBB	HBP	BLK	WP	HR	S	P	ERA	WHIP								
Odell Jones, R ERA: 5.56	6.0		25	7	3	3	2	1	0	1	2	0	0	27	32	4.50	1.333								
Kent Tekulve, R ERA: 2.3	1.0	W	3	0	0	0	1	0	0	0	0	0	0	5	5	0.00	0.000								
Rich Gossage, R ERA: 1.39	2.0	S	6	0	0	0	3	0	0	0	0	0	0	12	12	0.00	0.000								

Batter	1	2	3	4	5	6	7	8	9	AB	R	H	RBI	BB	SO	LOB	TOP								
Rennie Stennett, R OBP: 0.373, SLG: 0.400	F8		E1 BB			BLK 1B	1-3	FC6-2 2B		4	1	1	0	1	0	3	Pittsburgh Pirates @ San Diego Padres San Diego Stadium, San Diego, CA Tue Jun 21 1977, 10:05 PM EDT Att: 14,265 - Unknown								
Phil Garner, R OBP: 0.290, SLG: 0.378	1B BB		E1			1B	P4	2B		4	2	2	3	1	0	1									
Dave Parker, L OBP: 0.405, SLG: 0.574	1B					F8	F8	IBB		4	0	1	0	1	1	1									
Bill Robinson, R OBP: 0.325, SLG: 0.516 Omar Moreno, L OBP: 0.294, SLG: 0.310	SF9-2-6-3					1B 4-3 1B		F7		2	1	1	1	0	1	0									
Al Oliver, L OBP: 0.322, SLG: 0.438		F7				1B		G3		4	1	2	1	0	0	0									
Bobby Tolan, L OBP: 0.250, SLG: 0.160						1B		E 1B		1	0	0	0	0	0	0									
Willie Stargell, L OBP: 0.385, SLG: 0.592		6-3				HR		E 1B		3	2	2	1	2	0	0									
Ed Ott, L OBP: 0.391, SLG: 0.408		6-3				L6		E9 1B FC6-2 1B		4	0	1	2	1	0	2									
Frank Taveras, R OBP: 0.313, SLG: 0.294			4-3			CS 1B		FC6-2 2B IBB		3	1	1	0	2	0	2									
John Candelaria, L OBP: 0.206, SLG: 0.156			K			5-3		FC6-2 2B 1B		5	1	1	1	0	3	6									
Inning Stats	R: 1 E: 0 K: 0 S: 3	H: 1 LOB: 0 BB: 1 P: 7	R: 0 E: 0 K: 0 S: 3	H: 0 LOB: 0 BB: 0 P: 3	R: 0 E: 1 K: 1 S: 5	H: 0 LOB: 2 BB: 1 P: 9	R: 0 E: 0 K: 0 S: 7	H: 0 LOB: 0 BB: 0 P: 7	R: 1 E: 0 K: 0 S: 4	H: 2 LOB: 0 BB: 0 P: 4	R: 3 E: 0 K: 1 S: 9	H: 4 LOB: 3 BB: 2 P: 17	R: 0 E: 0 K: 0 S: 3	H: 0 LOB: 0 BB: 0 P: 3	R: 4 E: 1 K: 0 S: 7	H: 4 LOB: 3 BB: 3 P: 19		R: 0 E: 0 K: 1 S: 6	H: 1 LOB: 2 BB: 1 P: 10	1B: 10 2B: 2 3B: 0 HR: 1	SF: 1 SAC: 0 DP: 1 HBP: 0	WP: 0 PB: 0 SB: 1 CS: 1	PA: 45		
PITCHER	IP	WLS	BF	H	R	ER	SO	BB	IBB	HBP	BLK	WP	HR	S	P	ERA	WHIP								
John D'Acquisto, R ERA: 4.9	(1, 1)	5.0	18	3	2	2	3	2	0	0	0	0	1	22	30	3.60	1.000								
Dave Tomlin, L ERA: 4.1	(6, 1)	1.0	L	9	4	3	3	1	0	2	0	1	0	9	17	27.00	4.000								
Rick Sawyer, R ERA: 5.65	(7, 1)	2.0		13	4	4	4	0	1	2	0	0	0	10	22	18.00	2.500								
Dave Wehrmeister, R ERA: 4.26	(9, 1)	1.0		5	1	0	0	1	1	0	0	0	0	6	10	0.00	2.000								

Batter	1	2	3	4	5	6	7	8	9	AB	R	H	RBI	BB	SO	LOB	BOTTOM								
Bill Almon, R OBP: 0.274, SLG: 0.292	2B	F4			6-3			F9		4	0	1	0	0	0	1	Pittsburgh Pirates @ San Diego Padres San Diego Stadium, San Diego, CA Tue Jun 21 1977, 10:05 PM EDT Att: 14,265 - Unknown								
Gene Tenace, R OBP: 0.393, SLG: 0.407	K		K			P5		F7		4	0	0	0	0	2	1									
Mike Ivie, R OBP: 0.345, SLG: 0.465	F3		F5			F9		5-3		4	0	0	0	0	0	1									
Dave Winfield, R OBP: 0.360, SLG: 0.526	F9		1-3			L8		1B		4	0	1	0	0	0	1									
Dave Kingman, R OBP: 0.257, SLG: 0.373		HR			F8		5-3	F2		4	1	1	1	0	0	1									
George Hendrick, R OBP: 0.359, SLG: 0.456		4-3 1B 2B			6-3		4-3			3	1	1	0	0	0	0									
Mike Champion, R OBP: 0.280, SLG: 0.308		4-3			F9		F9			3	0	0	0	0	0	1									
Bob Davis, R OBP: 0.232, SLG: 0.230		SH1-4 1B			K		5-3			3	0	1	1	0	1	0									
John D'Acquisto, R Merv Rettenmund, R Dave Tomlin, L Rick Sawyer, R Gary Sutherland, R Dave Wehrmeister, R	(1, 1) (5, PH) (6, 1) (7, 1) (8, PH) (9, 1)	SH1-4 3-H 1-2			6-3		P6			0 1 0 0 0 0 0 0 0															
Inning Stats	R: 0 E: 0 K: 1 S: 6	H: 1 LOB: 1 BB: 0 P: 6	R: 2 E: 0 K: 0 S: 6	H: 3 LOB: 1 BB: 0 P: 6	R: 0 E: 0 K: 1 S: 5	H: 0 LOB: 0 BB: 0 P: 5	R: 0 E: 0 K: 0 S: 3	H: 0 LOB: 0 BB: 0 P: 3	R: 0 E: 0 K: 0 S: 3	H: 0 LOB: 0 BB: 0 P: 3	R: 0 E: 0 K: 0 S: 3	H: 0 LOB: 0 BB: 0 P: 3	R: 0 E: 0 K: 0 S: 4	H: 1 LOB: 1 BB: 0 P: 4	1B: 2 2B: 2 3B: 0 HR: 1	SF: 0 SAC: 1 DP: 0 HBP: 0		WP: 0 PB: 0 SB: 0 CS: 0	PA: 32						
PITCHER	IP	WLS	BF	H	R	ER	SO	BB	IBB	HBP	BLK	WP	HR	S	P	ERA	WHIP								
John Candelaria, L ERA: 2.06	(1, 1)	9.0	W	32	5	2	2	3	0	0	0	0	1	38	38	2.00	0.556								

Batter	1	2	3	4	5	6	7	8	9	10	AB	R	H	RBI	BB	SO	LOB	TOP												
Gene Richards, L OBP: 0.339, SLG: 0.358	4-0 HR BB	0-0 4-3		0-0 FC4-6 1-2			0-0 4-3		0-0 F8	0-0 1-3	5	1	0	1	1	0	6	San Diego Padres @ Atlanta Braves Atlanta-Fulton County Stadium, Atlanta, GA Fri Jun 24 1977, 7:05 PM EDT Att: 8,210 - Unknown												
Jerry Turner, L OBP: 0.329, SLG: 0.416 Rolie Fingers, R Dave Wehrmeister, R	0-3 K	4-0 SF8 BB		0-0 G3			0-0 5-3		0-0 F9		3	0	0	0	1	1	2													
Mike Ivie, R OBP: 0.332, SLG: 0.448	0-0 F8	0-0 SF8				0-0 F9		0-0 F8		0-3 K	4	0	0	1	0	1	1													
Dave Winfield, R OBP: 0.362, SLG: 0.534	0-0 HR	0-3 K				0-0 F8		0-0 1B 1B		0-0 F3	5	2	2	2	0	1	1													
Dave Kingman, R OBP: 0.256, SLG: 0.373 Gary Sutherland, R OBP: 0.404, SLG: 0.468	0-0 2B		0-0 F7			0-0 F8		0-3 K		4-0 1B BB	4	0	1	0	0	1	1													
Gene Tenace, R OBP: 0.392, SLG: 0.401 Bob Davis, R OBP: 0.240, SLG: 0.239	0-0 6-3		0-3 K			4-0 E 9-2 BB		0-0 6-3		0-0 1B BB 1B	3	0	0	0	1	1	2													
Bill Almon, R OBP: 0.281, SLG: 0.306		0-0 SH 1B E	0-0 6-3			0-0 L1		0-0 CS		0-0 BB 1B	5	1	3	2	0	0	1													
Mike Champion, R OBP: 0.279, SLG: 0.307		0-0 E 4-3 1B		0-0 6-3		0-0 9-2		0-0 CS	0-0 4-3	0-0 BB 1B	5	1	2	0	0	0	2													
Bob Ovwchinko, L OBP: 0.286, SLG: 0.167 Dan Spillner, R		0-0 SH	0-0 FC4-6 1B		0-0 4-3				4-0 BB BB BB BB	4-0 BB BB	1	1	1	0	0	0	0													
Rick Sawyer, R OBP: 0.364, SLG: 0.176 George Hendrick, R OBP: 0.362, SLG: 0.453	1-3 2-H SF8									1-2 2-3 3-H BB	0	0	0	1	2	0	0													
Inning Stats	R: 2 E: 0 K: 1 S: 7	H: 2 LOB: 1 BB: 1 P: 11	R: 3 E: 1 K: 1 S: 8	H: 2 LOB: 1 BB: 0 P: 12	R: 0 E: 0 K: 1 S: 5	H: 0 LOB: 0 BB: 0 P: 5	R: 0 E: 0 K: 0 S: 4	H: 1 LOB: 1 BB: 0 P: 4	R: 0 E: 0 K: 0 S: 3	H: 0 LOB: 0 BB: 0 P: 7	R: 0 E: 0 K: 0 S: 3	H: 0 LOB: 0 BB: 0 P: 6	R: 1 E: 0 K: 1 S: 6	H: 2 LOB: 0 BB: 0 P: 6	R: 0 E: 0 K: 0 S: 3	H: 0 LOB: 1 BB: 1 P: 7	R: 2 E: 0 K: 1 S: 8	H: 3 LOB: 3 BB: 2 P: 16	1B: 8 2B: 2 3B: 0 HR: 1	SF: 1 SAC: 1 DP: 1 HBP: 0	WP: 0 PB: 0 SB: 3 CS: 1	PA: 47								
PITCHER	IP 1.0	WLS 9	H 4	R 5	ER 4	SO 1	BB 1	IBB 0	HBP 0	BLK 0	WP 0	HR 1	S 10	P 14	ERA 36.00	WHIP 5.000														
Steve Hagan, R ERA: 7.0	2.0	7	0	0	0	2	1	0	0	0	0	0	10	14	0.00	0.500														
Buzz Capra, R ERA: 6.47	1.0	4	1	0	0	0	0	0	0	0	0	0	4	4	0.00	1.000														
Frank LaCorte, R ERA: 11.13	2.0	7	0	0	0	0	1	0	0	0	0	0	6	10	0.00	0.500														
Steve Kline, R ERA: 4.38	2.0	7	2	1	1	1	0	0	0	0	0	0	9	9	4.50	1.000														
Dave Campbell, R ERA: 3.76																														
PITCHER	IP 2.0	WLS 12	H 3	R 2	ER 2	SO 1	BB 3	IBB 0	HBP 0	BLK 0	WP 0	HR 0	S 11	P 23	ERA 9.00	WHIP 3.000														
Rick Camp, R ERA: 3.44	2.0	12	3	2	2	1	3	0	0	0	0	0	11	23	9.00	3.000														
Batter	1	2	3	4	5	6	7	8	9	10	AB	R	H	RBI	BB	SO	LOB	BOTTOM												
Barry Bonnell, R OBP: 0.382, SLG: 0.369	0-0 G3		0-0 BB 1B	0-3 K		0-0 FC5-4 FC6-4 1-2 3-H			4-0 2B BB	0-0 6-3	5	1	1	1	1	1	3	San Diego Padres @ Atlanta Braves Atlanta-Fulton County Stadium, Atlanta, GA Fri Jun 24 1977, 7:05 PM EDT Att: 8,210 - Unknown												
Gary Matthews, R OBP: 0.338, SLG: 0.412	0-0 6-3		4-0 BB BB BB BB	0-0 4-3		0-0 FC6-4 1-2		0-0 2B 1B	0-0 2B 1B	5	2	2	0	1	0	1														
Willie Montanez, L OBP: 0.342, SLG: 0.497 Jerry Royster, R OBP: 0.294, SLG: 0.272 Tom Paclerek, R OBP: 0.275, SLG: 0.374	0-0 P3		0-0 G3		0-0 F4		0-3 K		0-0 1B 2B	0-3 K	5	0	1	2	0	1	3													
Jeff Burroughs, R OBP: 0.363, SLG: 0.529		0-0 5-3		0-0 HR	4-0 1B BB	0-0 F8		0-0 F9	4-0 2B IBB	4	1	1	1	2	0	1														
Junior Moore, R OBP: 0.335, SLG: 0.372		0-0 6-3		0-0 P3	0-0 BB	0-0 E5		0-0 1B	0-0 IBB	6	0	3	2	0	0	0														
Biff Pocoroba, S OBP: 0.374, SLG: 0.494	0-3 K		0-0 1B BB SF8 1B		0-0 F5		0-0 G3		0-0 1B	0-0 2B	5	1	2	0	0	1	3													
Rod Gilbreath, R OBP: 0.317, SLG: 0.290			0-0 FC4-6 1B	4-0 1B BB		0-0 F9		0-0 F6	0-0 G4-3	4	0	1	0	1	0	2														
Darrel Chaney, S OBP: 0.302, SLG: 0.361			0-0 FC4-6 FC1-6 1-2	0-0 1B BB		4-0 WP FC5-4 BB		0-0 F8		0-0 HR 1B	4	2	2	0	1	0	1													
Steve Hagan, R ERA: 4.95 Buzz Capra, R ERA: 3.91 Frank LaCorte, R ERA: 11.13 Steve Kline, R ERA: 4.38 Joe Nathan, L ERA: 5.0 Dave Campbell, R ERA: 3.76 Rick Camp, R ERA: 3.44			0-0 FC1-6 BB 1B	0-0 SF8		0-0 FC5-4 1B		0-0 6-3		0-0 HR	0	0	0	0	0	0	0													
Inning Stats	R: 0 E: 0 K: 0 S: 3	H: 0 LOB: 0 BB: 0 P: 3	R: 0 E: 0 K: 1 S: 5	H: 0 LOB: 3 BB: 1 P: 9	R: 2 E: 0 K: 1 S: 8	H: 3 LOB: 2 BB: 1 P: 12	R: 0 E: 0 K: 0 S: 4	H: 1 LOB: 1 BB: 1 P: 8	R: 0 E: 1 K: 1 S: 6	H: 0 LOB: 1 BB: 0 P: 6	R: 0 E: 0 K: 0 S: 3	H: 0 LOB: 0 BB: 0 P: 3	R: 3 E: 0 K: 0 S: 6	H: 4 LOB: 1 BB: 1 P: 10	R: 3 E: 0 K: 1 S: 8	H: 4 LOB: 2 BB: 1 P: 12	1B: 11 2B: 2 3B: 0 HR: 2		SF: 1 SAC: 0 DP: 1 HBP: 0	WP: 2 PB: 0 SB: 1 CS: 0	PA: 50									
PITCHER	IP 3.1	WLS 16	H 4	R 2	ER 2	SO 1	BB 2	IBB 0	HBP 0	BLK 0	WP 0	HR 1	S 16	P 24	ERA 5.40	WHIP 1.800														
Bob Ovwchinko, L ERA: 4.95	2.0	11	3	1	1	1	2	0	0	0	1	0	11	19	4.50	2.500														
Dan Spillner, R ERA: 3.91	0.2	2	0	0	0	0	0	0	0	0	0	0	2	2	0.00	0.000														
Rick Sawyer, R ERA: 5.0	3.0	16	6	5	5	1	1	0	0	0	0	1	17	21	15.00	2.333														
Rolie Fingers, R ERA: 2.95	0.2	L	5	2	1	1	1	0	1	0	0	0	6	10	13.50	3.000														
PITCHER	IP 2.0	WLS 12	H 3	R 2	ER 2	SO 1	BB 3	IBB 0	HBP 0	BLK 0	WP 0	HR 0	S 11	P 23	ERA 9.00	WHIP 3.000														
Rick Camp, R ERA: 3.44	2.0	12	3	2	2	1	3	0	0	0	0	0	11	23	9.00	3.000														

AB	38
R	8
H	10
RBI	7
BB	6
SO	5
LOB	18

AB	43
R	9
H	15
RBI	9
BB	6
SO	4
LOB	16



Batter	1	2	3	4	5	6	7	8	9	AB	R	H	RBI	BB	SO	LOB	TOP			
Gene Richards, L (1.7) OBP: 0.340, SLG: 0.353	4-0 BB		0-0 F3		0-0 G3		0-0 4-3		4-0 HR BB	3	1	0	0	2	0	1				
Bill Almon, R (1.6) OBP: 0.283, SLG: 0.305	0-0 5-3		0-0 FC6-4 1B		0-0	0-0 F8		4-0 BB 2B BB	4	1	1	0	1	0	2					
Mike Ivie, R (1.3) OBP: 0.333, SLG: 0.442	4-0 BB		0-0 F8		0-0	0-0 F7		4-0 BB 2B 1B 1-2	3	1	0	0	2	1	2					
Dave Winfield, R (1.9) OBP: 0.369, SLG: 0.552	0-0 1B		0-0 FC6-4		0-0	0-0 1B		0-0 1B 1-3 2H 2B	5	1	4	3	0	0	1					
Dave Kingman, R (1.5) OBP: 0.255, SLG: 0.370	0-3 K			0-3 K		0-0 5-3		0-0 F2	5	0	1	0	0	2	5					
George Hendrick, R (1.8) OBP: 0.359, SLG: 0.460		0-0 6-3		0-0 F5			0-0 HR	0-3 K	5	1	1	1	0	1	3					
Gene Tenace, R (1.2) OBP: 0.397, SLG: 0.402		0-0 5-3 1B		0-0 5-3			4-0 BB	4-0 1B BB	2	0	1	0	2	0	0					
Mike Champion, R (1.4) John D'Acquisto, R (5.1) Merv Rettenmund, R (7.7) Rick Sawyer, R (7.1) Jerry Turner, R (8.7) Dave Tomlin, R (8.1)	0-0 5-3		0-0 1-2		0-0 6-3		0-3 K	0-0 1-2 2-3 3-H 1B	2	0	0	0	0	0	1					
Bob Shirley, R (1.1) Dave Wehrmeister, R (2.1) Dan Spillner, R (3.1) Pat Scanlon, L (5.4)	0-0 F9			0-0 6-3		0-0 6-3		0-3 K	0-0 F5	1	0	0	0	0	1					
Inning Stats	R: 0 E: 0 K: 1 S: 5	H: 1 LOB: 2 BB: 2 P: 13	R: 0 E: 0 K: 0 S: 4	H: 1 LOB: 1 BB: 0 P: 4	R: 0 E: 0 K: 0 S: 4	H: 1 LOB: 1 BB: 0 P: 4	R: 0 E: 0 K: 1 S: 5	H: 0 LOB: 0 BB: 0 P: 5	R: 0 E: 0 K: 0 S: 3	H: 1 LOB: 1 BB: 0 P: 4	R: 1 E: 0 K: 2 S: 8	H: 1 LOB: 1 BB: 1 P: 12	R: 2 E: 0 K: 1 S: 7	H: 2 LOB: 3 BB: 3 P: 19	R: 2 E: 0 K: 1 S: 7	H: 2 LOB: 1 BB: 1 P: 11	1B: 6 2B: 1 3B: 0 HR: 2	SF: 0 SAC: 0 DP: 0 HBP: 0	WP: 0 PB: 0 CS: 0	PA: 42
PITCHER	IP WLS BF H R ER SO BB IBB HBP BLK WP HR S P ERA WHIP																			
Andy Messersmith, R (1.1) ERA: 4.02	7.0 W 28 5 1 1 4 3 0 0 0 0 1 33 45 1.29 1.143																			
Rick Camp, R (8.1) ERA: 3.74	0.2 6 1 2 2 1 3 0 0 0 0 0 0 5 17 27.00 6.000																			
Dave Campbell, R (8.1) ERA: 4.25	1.1 8 3 2 2 1 1 0 0 0 0 0 1 9 13 13.50 3.000																			

San Diego Padres @ Atlanta Braves
Atlanta-Fulton County Stadium, Atlanta, GA
Sat Jun 25 1977, 7:05 PM EDT
Att: 10,958 - Unknown

AB	35
R	5
H	9
RBI	5
BB	7
SO	6
LOB	21



Batter	1	2	3	4	5	6	7	8	9	AB	R	H	RBI	BB	SO	LOB	BOTTOM			
Barry Bonnell, R (1.8) OBP: 0.382, SLG: 0.366	0-0 1-3	0-0 F8	4-0 E BB		0-0 4-3		0-0	1-1 2-H FC3-2 1B	4	0	1	2	1	0	0					
Gary Matthews, R (1.7) OBP: 0.343, SLG: 0.428	0-0 HR	0-0 1-3	0-0 E6 1-2 2-3			4-0 1B BB	0-0 WP FC3-2 1B	1-3 1B	4	1	2	1	1	0	2					
Willie Montanez, L (1.3) OBP: 0.338, SLG: 0.505	0-0 6-3	0-0 HR	0-0 F5			0-0 F7	0-0 FC3-2 WP	1-2 3-H	5	1	1	1	0	0	6					
Jeff Burroughs, R (1.9) OBP: 0.363, SLG: 0.523	4-0 HR BB	4-0 BB BB	0-0 F9			0-0 F8	0-3 K	1-2 2-3	3	1	0	0	2	1	6					
Junior Moore, R (1.5) Jerry Royster, R (7.5)	0-0 HR 1B	0-0 1-4-3		0-0 6-3		0-0	0-0 F7		4	1	2	0	0	0	1					
Vic Correll, R (1.2) OBP: 0.326, SLG: 0.465	0-0 HR		0-0 F6	0-0 F5		0-3 K		4-0 FC6-5 1B BB	4	1	1	3	1	1	2					
Rod Gilbreath, R (1.4) OBP: 0.325, SLG: 0.295	0-0 BB 1B		4-0 BB 2B BB		0-0 F9		0-0 6-3	1-2 FC6-5 1B	4	1	2	0	1	0	0					
Darrel Chaney, S (1.6) OBP: 0.315, SLG: 0.360	4-0 BB		4-0 2B BB		0-0 F7		0-0 WP BB 1B	1-2 2-3 FC6-5	3	2	1	0	2	0	2					
Andy Messersmith, R (1.1) Joe Nolan, L (7.7) Rick Camp, R (8.1) Dave Campbell, R (8.1)	0-0 F4		0-0 E 2B		0-3 K		4-0 WP 1B BB	0-3 K	3	0	1	2	0	1	2					
Inning Stats	R: 4 E: 0 K: 0 S: 7	H: 4 LOB: 2 BB: 2 P: 15	R: 1 E: 0 K: 0 S: 4	H: 1 LOB: 1 BB: 1 P: 8	R: 2 E: 1 K: 0 S: 5	H: 1 LOB: 3 BB: 3 P: 17	R: 0 E: 0 K: 0 S: 3	H: 0 LOB: 0 BB: 0 P: 3	R: 0 E: 0 K: 1 S: 5	H: 0 LOB: 0 BB: 0 P: 5	R: 0 E: 0 K: 1 S: 6	H: 1 LOB: 2 BB: 1 P: 10	R: 2 E: 0 K: 1 S: 8	H: 3 LOB: 2 BB: 1 P: 12	R: 0 E: 0 K: 1 S: 6	H: 1 LOB: 2 BB: 1 P: 10	1B: 7 2B: 1 3B: 0 HR: 3	SF: 0 SAC: 0 DP: 0 HBP: 0	WP: 2 PB: 0 CS: 0	PA: 45
PITCHER	IP WLS BF H R ER SO BB IBB HBP BLK WP HR S P ERA WHIP																			
Bob Shirley, L (1.1) ERA: 3.47	1.2 L 13 5 5 5 0 3 0 0 0 0 0 3 10 22 27.00 4.800																			
Dave Wehrmeister, R (2.1) ERA: 5.31	0.2 7 1 2 2 0 3 0 0 0 0 0 0 4 16 27.00 6.000																			
Dan Spillner, R (3.1) ERA: 3.38	1.2 5 0 0 0 0 0 0 0 0 0 0 0 5 5 0.00 0.000																			
John D'Acquisto, R (5.1) ERA: 4.2	2.0 8 1 0 0 2 1 0 0 0 0 0 0 11 15 0.00 1.000																			
Rick Sawyer, R (7.1) ERA: 5.77	1.0 7 3 2 2 1 1 0 0 0 0 2 0 8 12 18.00 4.000																			

San Diego Padres @ Atlanta Braves
Atlanta-Fulton County Stadium, Atlanta, GA
Sat Jun 25 1977, 7:05 PM EDT
Att: 10,958 - Unknown

AB	36
R	9
H	11
RBI	9
BB	9
SO	4
LOB	23



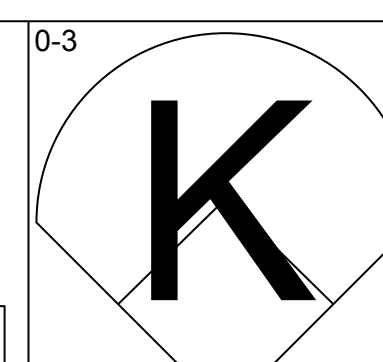
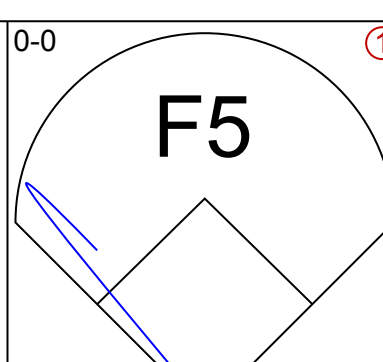
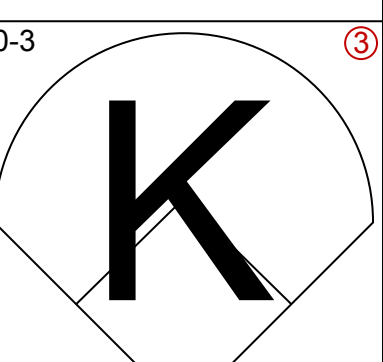
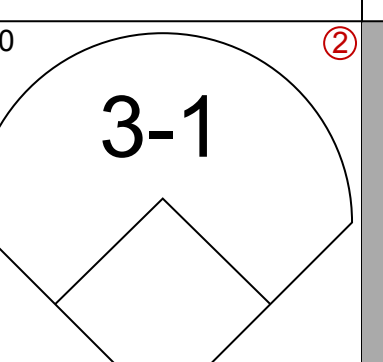
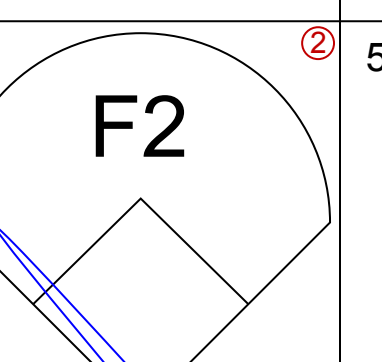
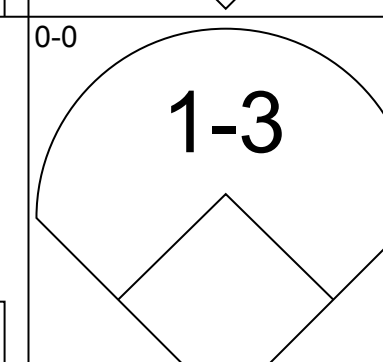
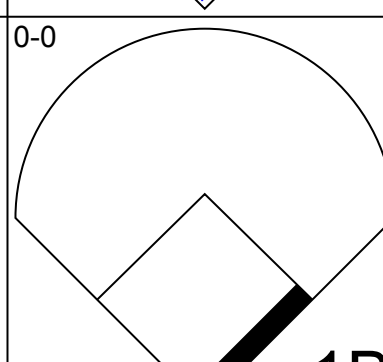
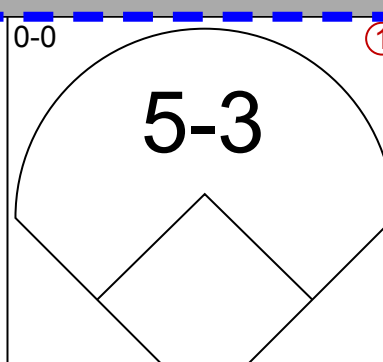
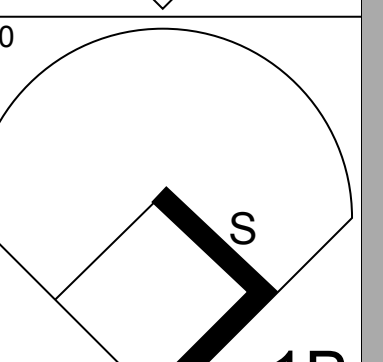

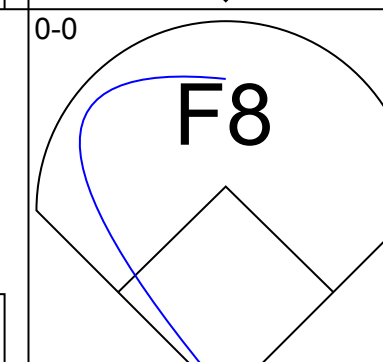
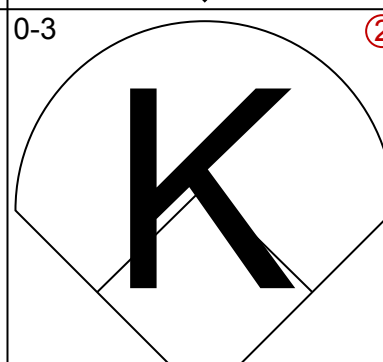
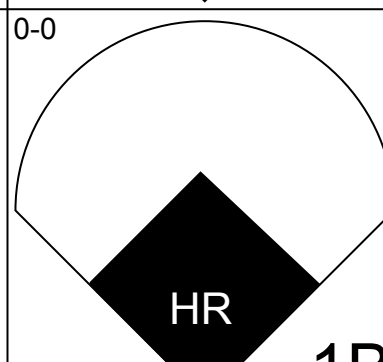
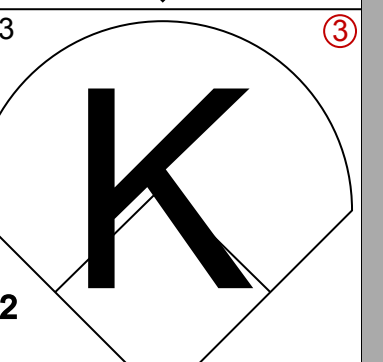
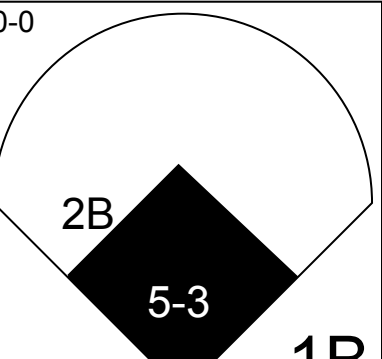
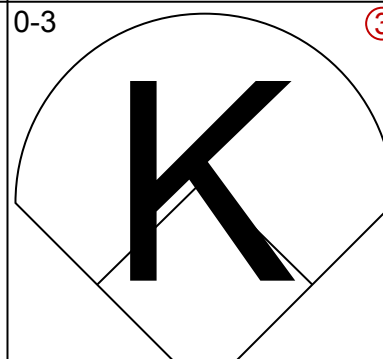
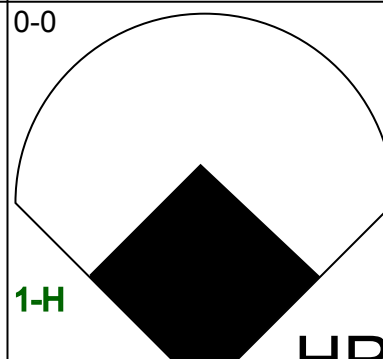
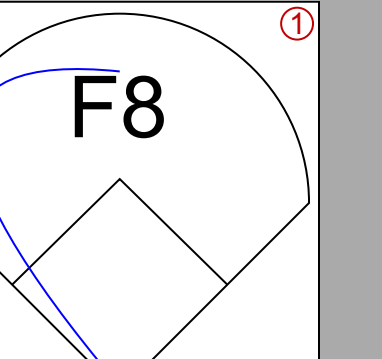
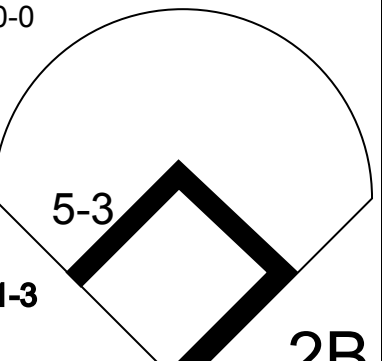
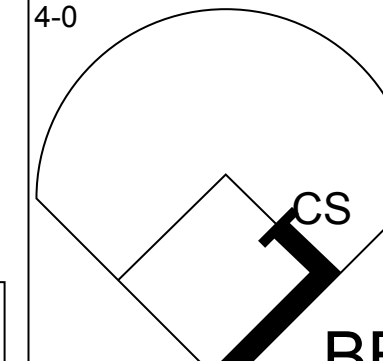
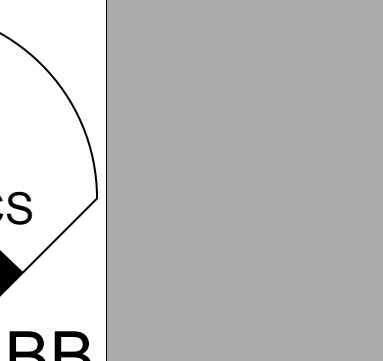
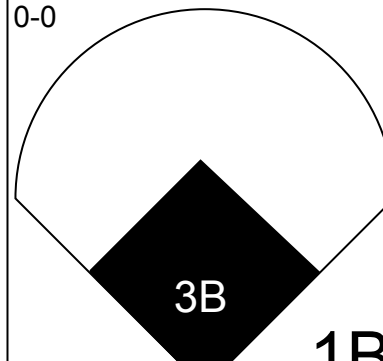

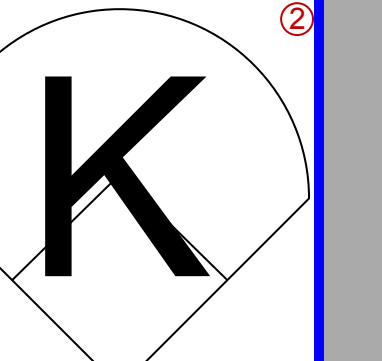

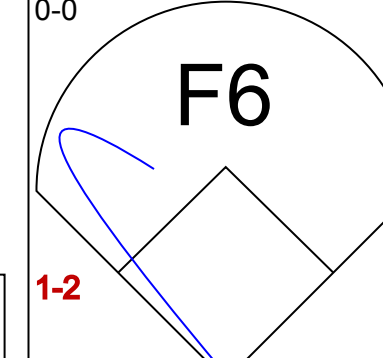
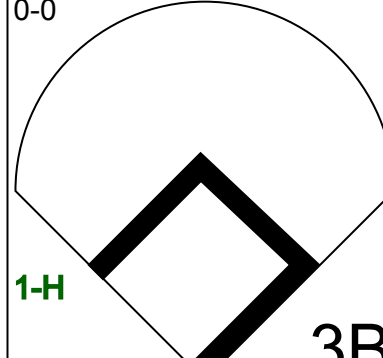
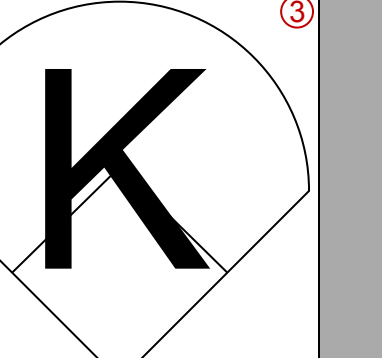
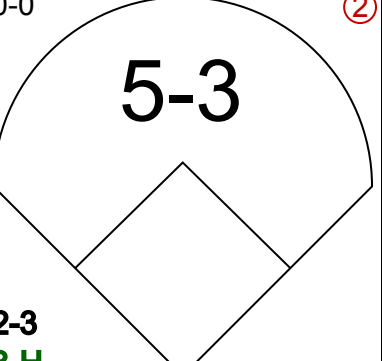
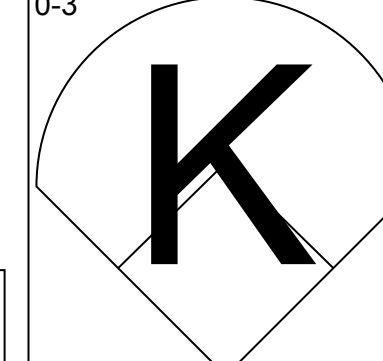
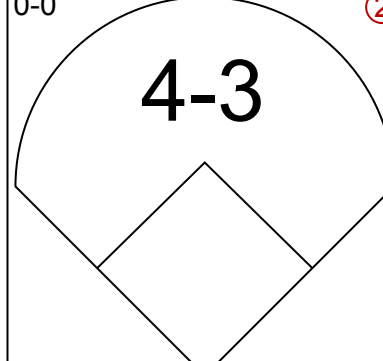
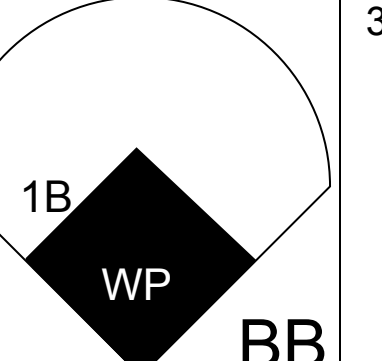
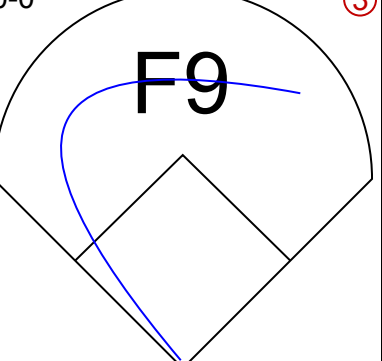
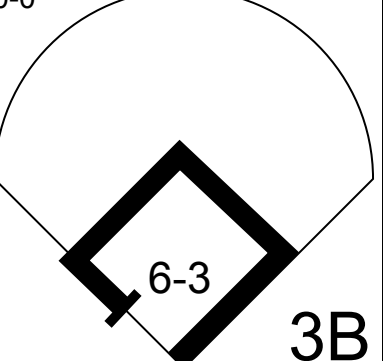
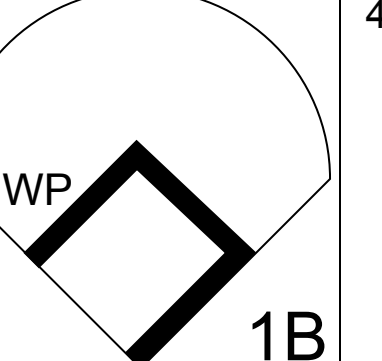

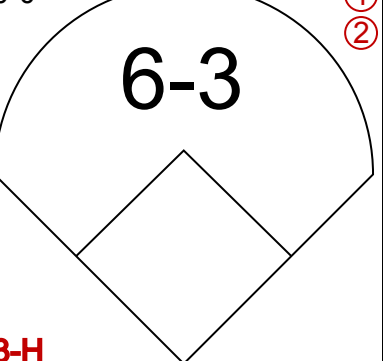
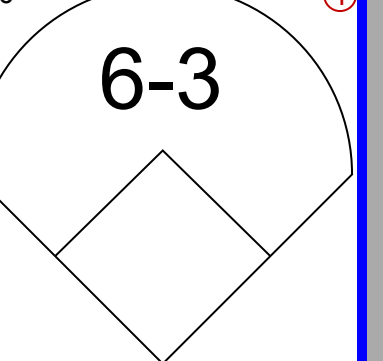
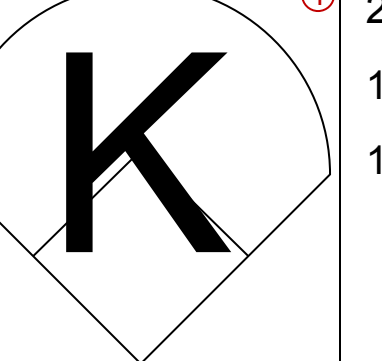
Batter	1	2	3	4	5	6	7	8	9	AB	R	H	RBI	BB	SO	LOB	TOP										
Bill Almon, R OBP: 0.281, SLG: 0.303 (1, 6)										5	0	1	0	0	1	6	San Diego Padres @ Atlanta Braves Atlanta-Fulton County Stadium, Atlanta, GA Sun Jun 26 1977, 3:33 AM EDT Att: 13,484 - Unknown										
Pat Scanlon, L OBP: 0.200, SLG: 0.167 (1, 4)										4	0	1	1	1	0	4											
Mike Ivie, R OBP: 0.327, SLG: 0.433 (1, 3)										5	0	0	0	0	2	5											
Dave Winfield, R OBP: 0.367, SLG: 0.548 (1, 9)										4	1	1	0	0	1	2											
Dave Kingman, R OBP: 0.255, SLG: 0.368 (1, 7)										4	1	1	0	0	1	0											
George Hendrick, R OBP: 0.381, SLG: 0.458 (1, 8)										3	1	1	1	1	1	0											
Gene Tenace, R OBP: 0.393, SLG: 0.397 (7, 1)										3	0	0	0	0	3	1											
Gene Richards, L OBP: 0.343, SLG: 0.356 (9, PH)										1	1	1	1	0	0	0											
Dave Roberts, R OBP: 0.271, SLG: 0.295 (9, PH)										2	0	1	0	1	1	0											
Dave Freisleben, R OBP: 0.226, SLG: 0.250 (5, 1)										1	0	0	0	0	0	1											
Inning Stats	R: 0 E: 0 K: 1 S: 5	H: 1 LOB: 0 BB: 0 P: 5	R: 0 E: 0 K: 3 S: 9	H: 0 LOB: 1 BB: 1 P: 13	R: 0 E: 0 K: 1 S: 6	H: 1 LOB: 1 BB: 0 P: 6	R: 0 E: 0 K: 1 S: 5	H: 0 LOB: 0 BB: 0 P: 5	R: 0 E: 0 K: 3 S: 9	H: 0 LOB: 0 BB: 0 P: 9	R: 0 E: 0 K: 1 S: 6	H: 1 LOB: 2 BB: 1 P: 10	R: 0 E: 0 K: 1 S: 5	H: 0 LOB: 0 BB: 0 P: 5	R: 0 E: 0 K: 0 S: 4	H: 1 LOB: 2 BB: 1 P: 8	R: 5 E: 0 K: 0 S: 7	H: 5 LOB: 1 BB: 2 P: 15	1B: 7 2B: 2 3B: 0 HR: 0	SF: 0 SAC: 0 DP: 2 HBP: 0	WP: 0 PB: 0 SB: 0 CS: 0	PA: 39					
PITCHER	IP	WLS	BF	H	R	ER	SO	BB	IBB	HBP	BLK	WP	HR	S	P	ERA	WHIP										
Phil Niekro, R ERA: 4.53 (1, 1)	8.0	W	34	8	4	4	11	3	0	0	0	0	0	53	65	4.50	1.375										
Steve Kline, R ERA: 5.11 (9, 1)	0.0		2	0	0	0	0	2	0	0	0	0	0	0	8	∞	∞										
Max Leon, R ERA: 4.42 (9, 1)	1.0	S	3	1	1	1	0	0	0	0	0	0	0	3	3	9.00	1.000										

AB	34
R	5
H	9
RBI	4
BB	5
SO	11
LOB	19



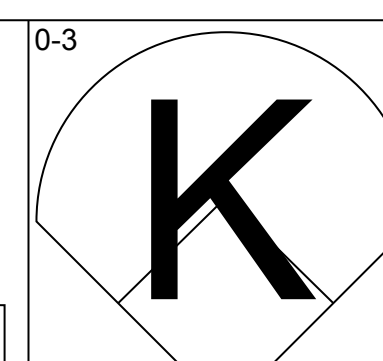
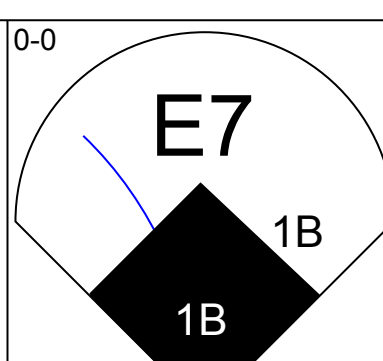
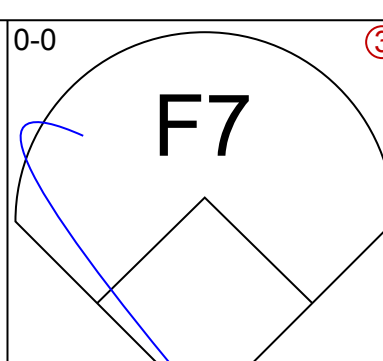
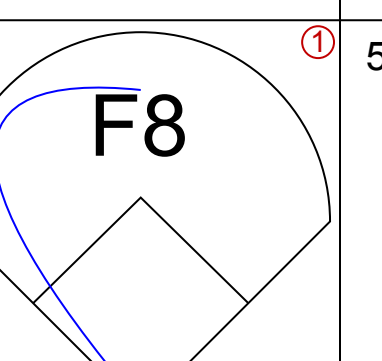
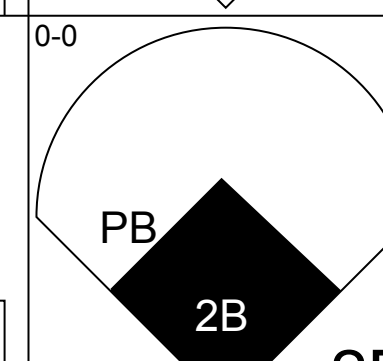
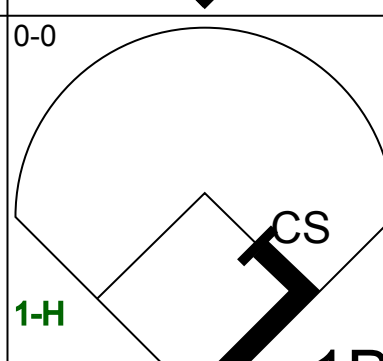
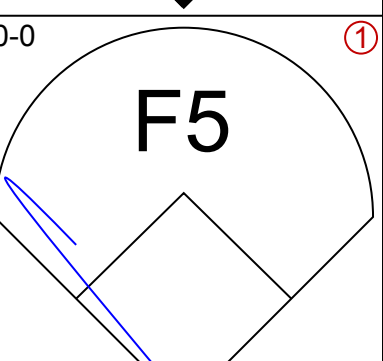
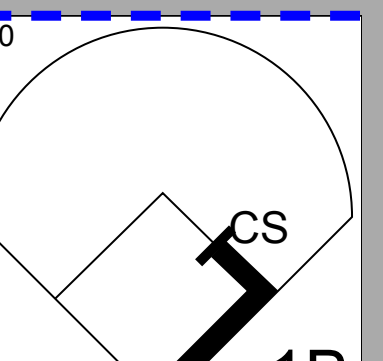
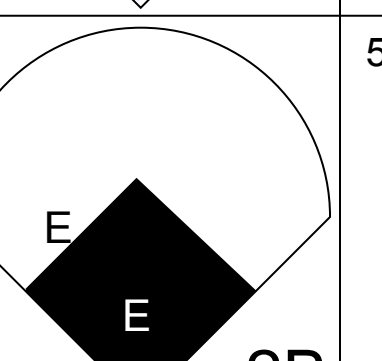
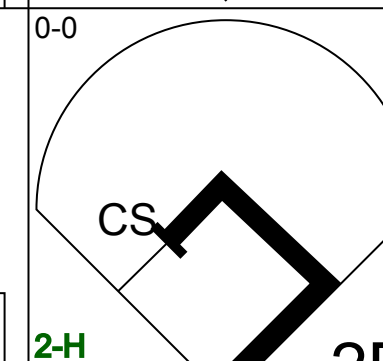
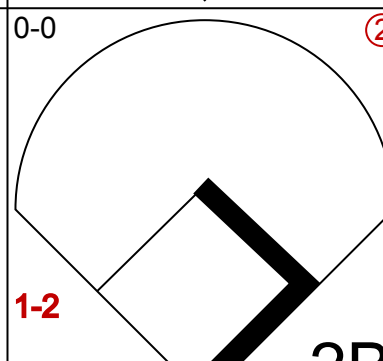
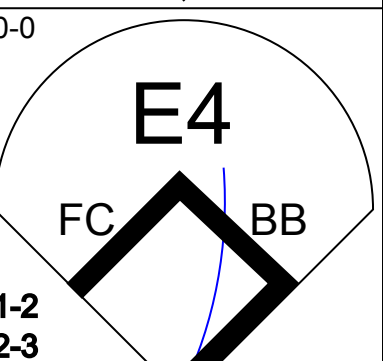
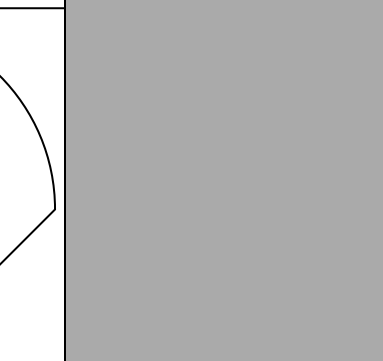
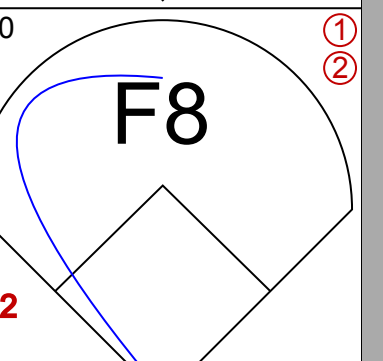
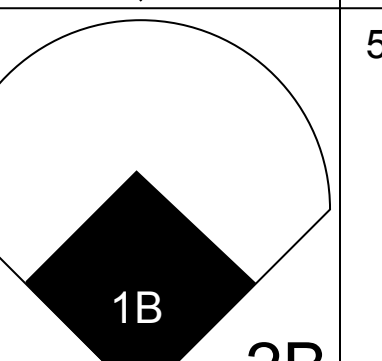
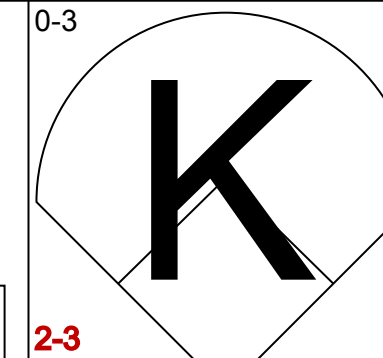
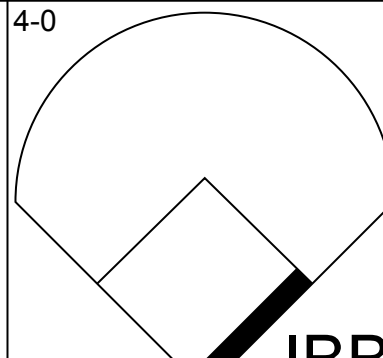
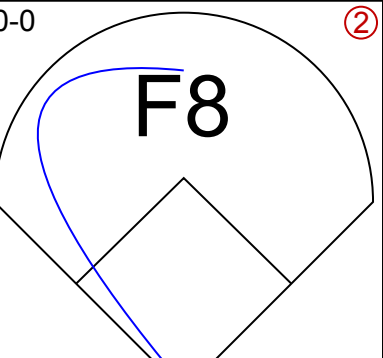
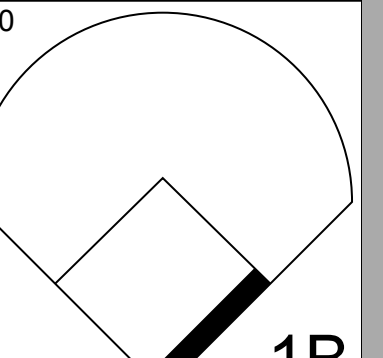
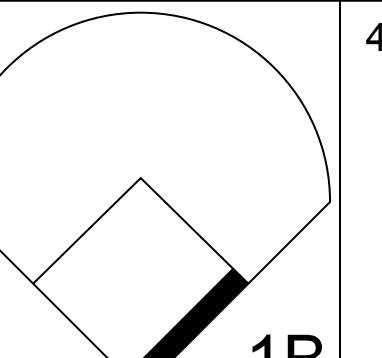
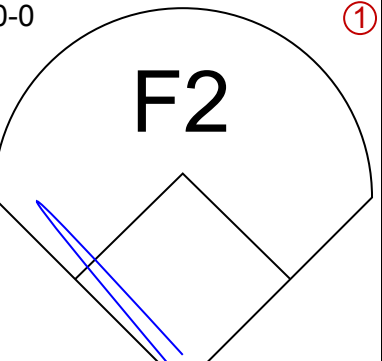
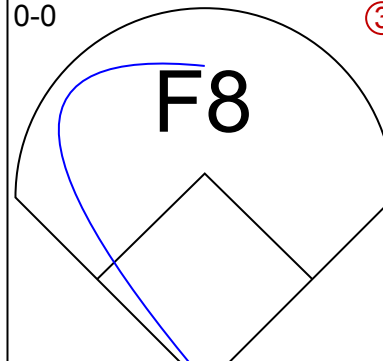
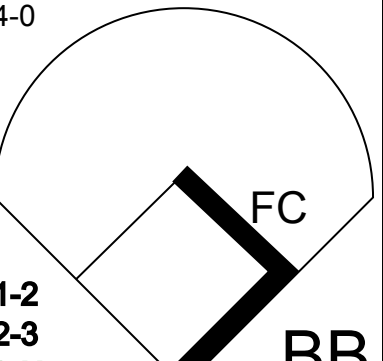

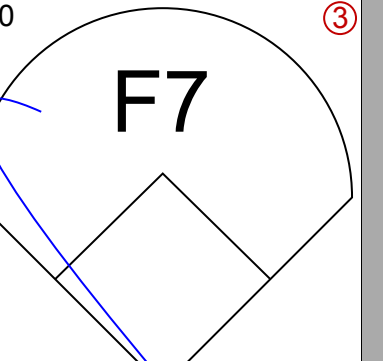

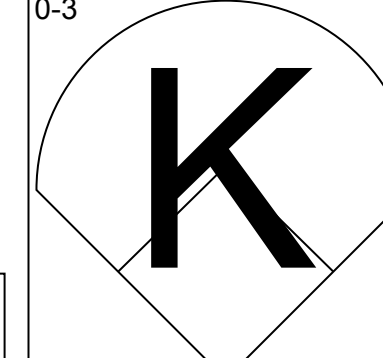
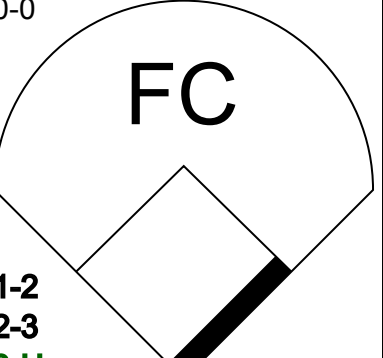
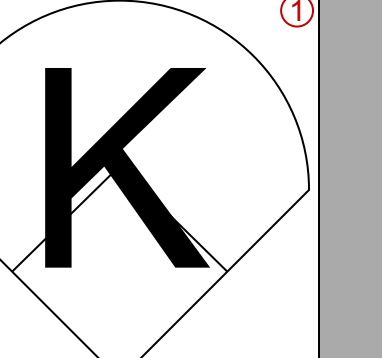
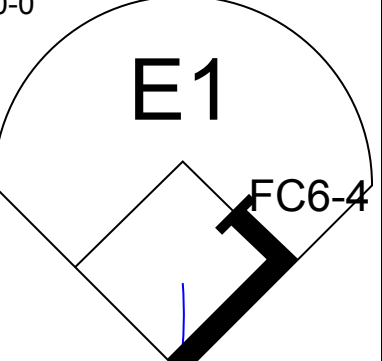

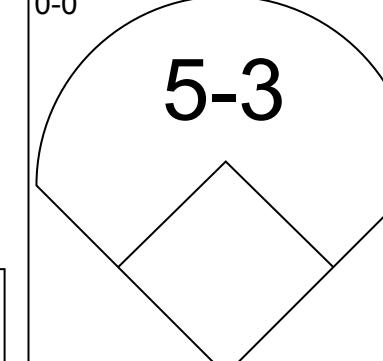
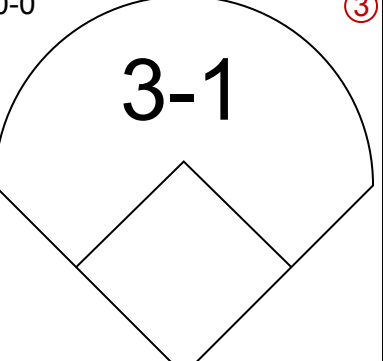
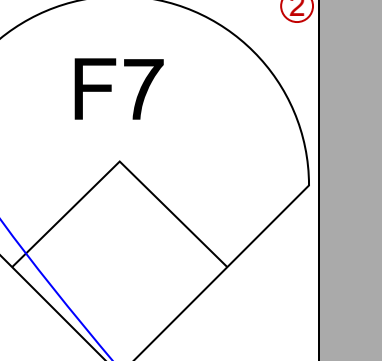
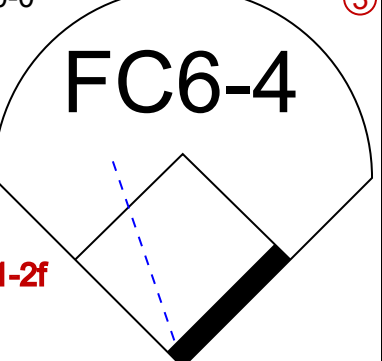
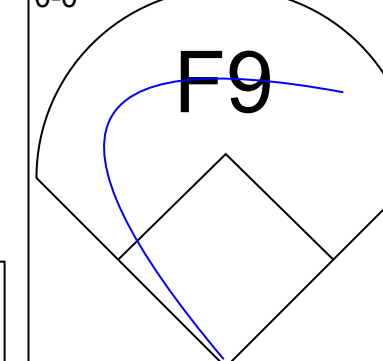
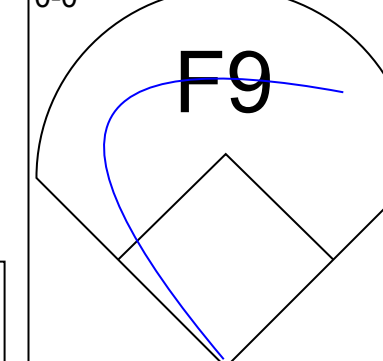
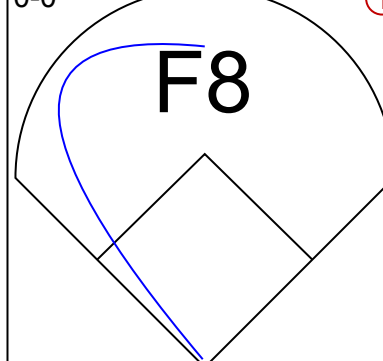

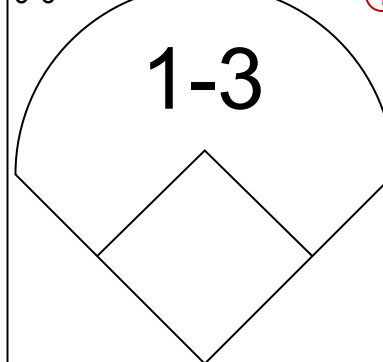
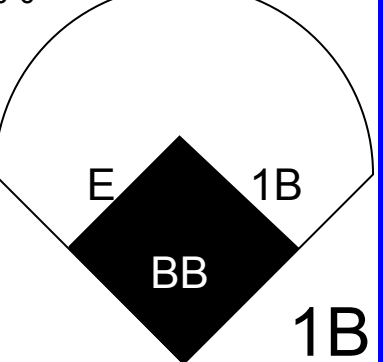
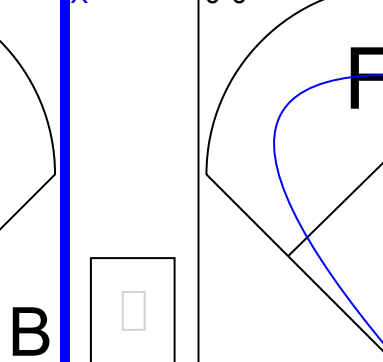
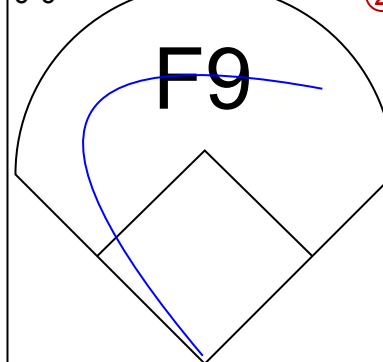
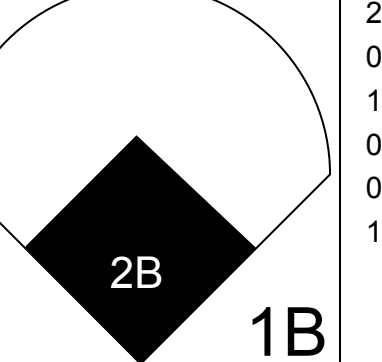
Batter	1	2	3	4	5	6	7	8	9	AB	R	H	RBI	BB	SO	LOB	BOTTOM										
Gary Matthews, R OBP: 0.344, SLG: 0.425 (1, 7)										4	0	1	0	1	0	0	San Diego Padres @ Atlanta Braves Atlanta-Fulton County Stadium, Atlanta, GA Sun Jun 26 1977, 3:33 AM EDT Att: 13,484 - Unknown										
Junior Moore, R OBP: 0.337, SLG: 0.369 (1, 5)										3	1	0	0	1	0	1											
Barry Bonnell, R OBP: 0.385, SLG: 0.370 (8, 9)										1	0	1	0	0	0	0											
Willie Montanez, L OBP: 0.345, SLG: 0.521 (1, 3)										4	2	2	2	1	0	0											
Jeff Burroughs, R OBP: 0.368, SLG: 0.538 (7, PR)										4	2	3	1	0	0	1											
Jerry Royster, R OBP: 0.292, SLG: 0.270 (8, 5)										1	1	0	0	0	0	2											
Rowland Office, L OBP: 0.295, SLG: 0.338 (1, 8)										5	0	0	0	0	0	5											
Biff Pocoroba, S OBP: 0.383, SLG: 0.494 (1, 2)										2	0	1	0	2	0	0											
Rod Gilbreath, R OBP: 0.328, SLG: 0.302 (1, 4)										3	1	1	1	1	0	3											
Darrel Chaney, S OBP: 0.330, SLG: 0.398 (1, 6)										3	1	2	2	1	0	1											
Phil Niekro, R OBP: 0.200, SLG: 0.188 (9, 1)										3	0	0	1	0	1	4											
Steve Kline, R OBP: 0.375, SLG: 0.400 (9, 1)										0	0	0	0	0	0	0											
Inning Stats	R: 0 E: 0 K: 0 S: 3	H: 0 LOB: 0 BB: 0 P: 3	R: 1 E: 1 K: 1 S: 7	H: 2 LOB: 1 BB: 1 P: 11	R: 2 E: 0 K: 0 S: 5	H: 3 LOB: 2 BB: 2 P: 13	R: 1 E: 0 K: 0 S: 4	H: 1 LOB: 0 BB: 0 P: 4	R: 1 E: 0 K: 0 S: 4	H: 1 LOB: 1 BB: 1 P: 4	R: 1 E: 0 K: 0 S: 4	H: 1 LOB: 1 BB: 1 P: 8	R: 2 E: 1 K: 0 S: 5	H: 2 LOB: 2 BB: 2 P: 13	R: 0 E: 0 K: 0 S: 4	H: 1 LOB: 2 BB: 1 P: 8	1B: 7 2B: 1 3B: 0 HR: 3	SF: 1 SAC: 0 DP: 0 HBP: 0	WP: 0 PB: 0 SB: 1 CS: 0	PA: 41							
PITCHER	IP	WLS	BF	H	R	ER	SO	BB	IBB	HBP	BLK	WP	HR	S	P	ERA	WHIP										
Dave Freisleben, R ERA: 7.04 (1, 1)	4.1	L	22	7	5	5	1	1	2	0	0	0	0	2	2	0.00	0.000										
Rick Sawyer, R ERA: 5.72 (5, 1)	0.2		2	0	0	0	0	0	0	0	0	0	0	2	2	0.00	0.000										
Dave Tomlin, L ERA: 4.11 (6, 1)	1.0		5	1	1	1	0	1	0	0	0	0	0	4	8	9.00	2.000										
John D'Acquisto, R ERA: 4.45 (7, 1)	0.1		5	1	2	1	0	2	0	0	0	0	0	3	11	27.00	9.000										
Dan Spillner, R ERA: 3.25 (7, 1)	1.2		7	2	0	0	0	1	0	0	0	0	0	6	10	0.00	1.800										



Batter	1	2	3	4	5	6	7	8	9	AB	R	H	RBI	BB	SO	LOB	TOP								
Gene Richards, L (1, 7) OBP: 0.337, SLG: 0.349										5	0	0	0	0	2	1	San Diego Padres @ Houston Astros Astrodome, Houston, TX Mon Jun 27 1977, 8:05 PM EDT Att: 7,458 - Dome								
Bill Almon, R (1, 6) OBP: 0.283, SLG: 0.305										5	0	2	0	0	0	1									
George Hendrick, R (1, 8) OBP: 0.359, SLG: 0.455										4	1	1	0	0	2	2									
Dave Winfield, R (1, 9) OBP: 0.369, SLG: 0.557										4	2	2	2	0	1	1									
Dave Kingman, R (1, 3) OBP: 0.263, SLG: 0.376 Pat Scanlon, L (8, 5) OBP: 0.200, SLG: 0.167										3	1	2	0	1	1	0									
Gene Tenace, R (1, 5) OBP: 0.391, SLG: 0.403										4	0	1	1	0	2	3									
Dave Roberts, R (1, 2) OBP: 0.289, SLG: 0.277										3	1	0	1	1	1	2									
Mike Champion, R (1, 4) OBP: 0.280, SLG: 0.315										4	0	2	0	0	1	2									
Tom Griffin, R (1, 1) OBP: 0.091, SLG: 0.313 Merv Rettenmund, R (7, PH) OBP: 0.451, SLG: 0.532 Rollie Fingers, R (7, 1)										2	1	1	1	0	0	1									
Inning Stats	R: 0 E: 0 K: 1 S: 5	H: 0 LOB: 0 BB: 0 P: 5	R: 1 E: 0 K: 1 S: 7	H: 2 LOB: 1 BB: 0 P: 7	R: 1 E: 0 K: 2 S: 9	H: 2 LOB: 1 BB: 0 P: 9	R: 0 E: 0 K: 1 S: 4	H: 0 LOB: 0 BB: 1 P: 8	R: 0 E: 0 K: 1 S: 5	H: 1 LOB: 0 BB: 0 P: 5	R: 3 E: 0 K: 1 S: 9	H: 4 LOB: 1 BB: 0 P: 9	R: 0 E: 0 K: 1 S: 6	H: 1 LOB: 1 BB: 0 P: 6	R: 0 E: 0 K: 2 S: 7	H: 0 LOB: 0 BB: 0 P: 7		R: 1 E: 0 K: 1 S: 6	H: 1 LOB: 1 BB: 1 P: 10	1B: 6 2B: 1 3B: 2 HR: 2	SF: 0 SAC: 0 DP: 0 HBP: 0	WP: 2 PB: 0 SB: 1 CS: 1	PA: 38		
PITCHER	IP	WLS	BF	H	R	ER	SO	BB	IBB	HBP	BLK	WP	HR	S	P	ERA	WHIP	PITCHER							
Floyd Bannister, L (1, 1) ERA: 4.59	5.0		19	5	2	2	6	1	0	0	0	0	1	30	34	3.60	1.200								
Gene Pentz, R (6, 1) ERA: 4.55	1.0		7	4	3	3	1	0	0	0	0	0	1	9	9	27.00	4.000								
Bo McLaughlin, R (7, 1) ERA: 4.3	2.0		9	2	1	1	3	1	0	0	0	0	0	14	18	4.50	1.500								
Joe Niekro, R (9, 1) ERA: 2.58	1.0	W	3	0	0	0	1	0	0	0	0	1	0	5	5	0.00	0.000								

AB	36
R	6
H	11
RBI	5
BB	2
SO	11
LOB	14




Batter	1	2	3	4	5	6	7	8	9	AB	R	H	RBI	BB	SO	LOB	BOTTOM								
Julio Gonzalez, R (1, 4) OBP: 0.278, SLG: 0.325										5	2	1	0	0	1	1	San Diego Padres @ Houston Astros Astrodome, Houston, TX Mon Jun 27 1977, 8:05 PM EDT Att: 7,458 - Dome								
Enos Cabell, R (1, 5) OBP: 0.318, SLG: 0.433										5	2	4	2	0	0	2									
Cesar Cedeno, R (1, 8) OBP: 0.298, SLG: 0.283										5	1	3	1	0	0	3									
Bob Watson, R (1, 3) OBP: 0.348, SLG: 0.477										4	0	2	1	1	1	4									
Jose Cruz, L (1, 9) OBP: 0.331, SLG: 0.411										3	0	0	1	1	0	3									
Jim Fuller, R (1, 7) OBP: 0.167, SLG: 0.357										4	0	0	1	0	3	2									
Ed Herrmann, L (1, 2) OBP: 0.259, SLG: 0.241										4	0	0	0	0	0	3									
Roger Metzger, S (1, 6) OBP: 0.211, SLG: 0.241										4	0	0	0	0	1	1									
Floyd Bannister, L (1, 1) OBP: 0.296, SLG: 0.289 Gene Pentz, R (6, 1) OBP: 0.296, SLG: 0.163 Art Gardner, L (7, 1) OBP: 0.222, SLG: 0.232 Bo McLaughlin, R (7, 1) OBP: 0.222, SLG: 0.232 Joe Niekro, R (9, 1) OBP: 0.340, SLG: 0.302 Ken Boswell, L (9, 4)										2	1	1	0	0	0	0									
Inning Stats	R: 1 E: 0 K: 2 S: 8	H: 2 LOB: 0 BB: 0 P: 8	R: 0 E: 1 K: 1 S: 6	H: 0 LOB: 0 BB: 0 P: 6	R: 1 E: 1 K: 0 S: 5	H: 2 LOB: 2 BB: 1 P: 9	R: 0 E: 0 K: 1 S: 5	H: 0 LOB: 0 BB: 0 P: 5	R: 2 E: 1 K: 0 S: 7	H: 2 LOB: 3 BB: 1 P: 11	R: 0 E: 0 K: 0 S: 3	H: 0 LOB: 1 BB: 0 P: 3	R: 0 E: 0 K: 2 S: 4	H: 2 LOB: 1 BB: 0 P: 4	R: 0 E: 0 K: 2 S: 7	H: 0 LOB: 0 BB: 0 P: 7		R: 3 E: 1 K: 0 S: 5	H: 4 LOB: 1 BB: 0 P: 5	1B: 7 2B: 5 3B: 0 HR: 0	SF: 0 SAC: 0 DP: 0 HBP: 0	WP: 0 PB: 1 SB: 0 CS: 3	PA: 40		
PITCHER	IP	WLS	BF	H	R	ER	SO	BB	IBB	HBP	BLK	WP	HR	S	P	ERA	WHIP	PITCHER							
Tom Griffin, R (1, 1) ERA: 4.58	6.0		28	6	4	1	4	1	1	0	0	0	0	34	42	1.50	1.167								
Rollie Fingers, R (7, 1) ERA: 3.21	2.1	L	12	6	3	3	2	0	0	0	0	0	0	16	16	11.57	2.571								



Batter	1	2	3	4	5	6	7	8	9	AB	R	H	RBI	BB	SO	LOB	TOP					
Gene Richards, L (1, 7) OBP: 0.336, SLG: 0.345										3	0	0	0	1	0	1	San Diego Padres @ Houston Astros Astrodome, Houston, TX Tue Jun 28 1977, 8:05 PM EDT Att: 8,196 - Dome					
Bill Almon, R (1, 6) OBP: 0.280, SLG: 0.301										4	0	0	0	0	2	1						
George Hendrick, R (1, 8) OBP: 0.365, SLG: 0.457										3	0	2	0	1	1	1						
Dave Winfield, R (1, 9) OBP: 0.364, SLG: 0.550										4	1	0	0	0	1	4						
Dave Kingman, R (1, 3) OBP: 0.259, SLG: 0.369										4	0	0	0	0	2	2						
Gene Tenace, R (1, 5) OBP: 0.396, SLG: 0.414										3	0	2	1	1	0	0						
Dave Roberts, R (1, 2) OBP: 0.268, SLG: 0.294										4	0	1	0	0	0	3						
Mike Champion, R (1, 4) OBP: 0.278, SLG: 0.312										2	0	0	0	0	0	3						
Pat Scanlon, L (7, PH) OBP: 0.182, SLG: 0.150										2	0	0	0	0	1	1						
Bob Ovwchinko, L (1, 1) OBP: 0.250, SLG: 0.143										2	0	0	0	0	0	2						
Rick Sawyer, R (6, 1) OBP: 0.364, SLG: 0.176										0	0	0	0	0	0	0						
Jerry Turner, L (7, PH) OBP: 0.342, SLG: 0.421										0	0	0	0	1	0	0						
Dan Spillner, R (7, 1) OBP: 0.342, SLG: 0.421										0	0	0	0	0	0	0						
Inning Stats	R: 0 E: 0 K: 2 S: 7	H: 0 LOB: 1 BB: 1 P: 11	R: 0 E: 1 K: 0 S: 4	H: 0 LOB: 2 BB: 1 P: 8	R: 0 E: 0 K: 1 S: 6	H: 1 LOB: 1 BB: 0 P: 6	R: 0 E: 0 K: 0 S: 4	H: 1 LOB: 1 BB: 0 P: 4	R: 0 E: 0 K: 1 S: 5	H: 0 LOB: 0 BB: 0 P: 5	R: 1 E: 0 K: 1 S: 7	H: 2 LOB: 1 BB: 0 P: 7	R: 0 E: 0 K: 1 S: 4	H: 0 LOB: 0 BB: 1 P: 8	R: 0 E: 0 K: 1 S: 5	H: 0 LOB: 1 BB: 1 P: 9	R: 0 E: 0 K: 0 S: 3	H: 1 LOB: 0 BB: 0 P: 3	1B: 3 2B: 1 3B: 1 HR: 0	SF: 0 SAC: 0 DP: 2 HBP: 0	WP: 0 PB: 0 SB: 1 CS: 0	PA: 35
PITCHER Joaquin Andujar, R (1, 1) ERA: 3.21	IP: 9.0 WLS: W BF: 35 H: 5 R: 1 ER: 1 SO: 7 BB: 4 IBB: 0 HBP: 0 BLK: 0 WP: 0 HR: 0 S: 45 P: 61 ERA: 1.00 WHIP: 1.000															PITCHER	IP: 9.0 WLS: W BF: 35 H: 5 R: 1 ER: 1 SO: 7 BB: 4 IBB: 0 HBP: 0 BLK: 0 WP: 0 HR: 0 S: 45 P: 61 ERA: 1.00 WHIP: 1.000					

Batter	1	2	3	4	5	6	7	8	9	AB	R	H	RBI	BB	SO	LOB	BOTTOM			
Julio Gonzalez, R (1, 4) OBP: 0.284, SLG: 0.325										3	1	1	0	2	1	1	San Diego Padres @ Houston Astros Astrodome, Houston, TX Tue Jun 28 1977, 8:05 PM EDT Att: 8,196 - Dome			
Enos Cabell, R (1, 5) OBP: 0.321, SLG: 0.444										4	2	2	2	0	0	2				
Cesar Cedeno, R (1, 8) OBP: 0.309, SLG: 0.294										2	1	2	0	1	0	0				
Bob Watson, R (1, 3) OBP: 0.351, SLG: 0.479										3	0	1	2	1	0	3				
Jose Cruz, L (1, 9) OBP: 0.327, SLG: 0.407										3	0	0	1	0	0	3				
Jim Fuller, R (1, 7) OBP: 0.196, SLG: 0.341										2	0	0	0	2	1	3				
Ed Herrmann, L (1, 2) OBP: 0.242, SLG: 0.224										4	0	0	0	0	0	6				
Roger Metzger, S (1, 6) OBP: 0.197, SLG: 0.224										4	0	0	0	0	0	0				
Joaquin Andujar, S (1, 1) OBP: 0.263, SLG: 0.297										4	1	1	0	0	0	0				
Inning Stats	R: 2 E: 0 K: 0 S: 5	H: 2 LOB: 2 BB: 2 P: 13	R: 0 E: 0 K: 0 S: 3	H: 0 LOB: 1 BB: 1 P: 7	R: 0 E: 0 K: 1 S: 5	H: 0 LOB: 2 BB: 2 P: 13	R: 0 E: 0 K: 0 S: 4	H: 1 LOB: 1 BB: 0 P: 4	R: 1 E: 0 K: 0 S: 5	H: 2 LOB: 1 BB: 0 P: 5	R: 2 E: 0 K: 1 S: 7	H: 2 LOB: 1 BB: 0 P: 8	R: 0 E: 0 K: 0 S: 2	H: 0 LOB: 0 BB: 1 P: 6	R: 0 E: 0 K: 0 S: 3	H: 0 LOB: 0 BB: 0 P: 3		1B: 4 2B: 2 3B: 0 HR: 1	SF: 1 SAC: 0 DP: 0 HBP: 1	WP: 0 PB: 0 SB: 0 CS: 1
PITCHER Bob Ovwchinko, L (1, 1) ERA: 5.32	IP: 5.2 WLS: L BF: 29 H: 7 R: 5 ER: 5 SO: 2 BB: 4 IBB: 1 HBP: 0 BLK: 0 WP: 0 HR: 1 S: 28 P: 48 ERA: 7.94 WHIP: 1.941															PITCHER	IP: 5.2 WLS: L BF: 29 H: 7 R: 5 ER: 5 SO: 2 BB: 4 IBB: 1 HBP: 0 BLK: 0 WP: 0 HR: 1 S: 28 P: 48 ERA: 7.94 WHIP: 1.941			
Rick Sawyer, R (6, 1) ERA: 5.69	0.1	2	0	0	0	0	0	0	0	0	0	1	2	0.00	0.000					
Dan Spillner, R (7, 1) ERA: 3.11	2.0	6	0	0	0	0	1	0	0	0	0	5	9	0.00	0.500					

AB 31
R 1
H 5
RBI 1
BB 4
SO 7
LOB 18

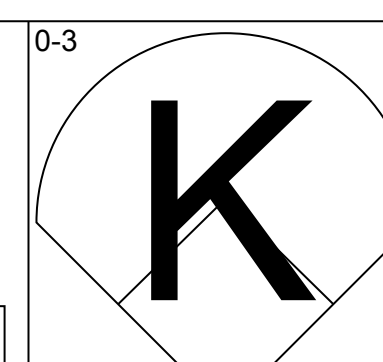
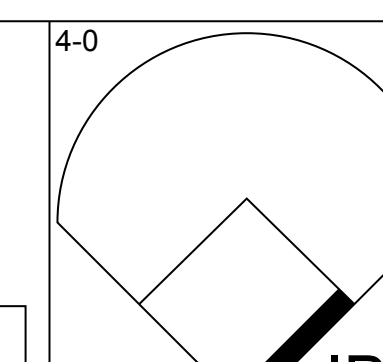
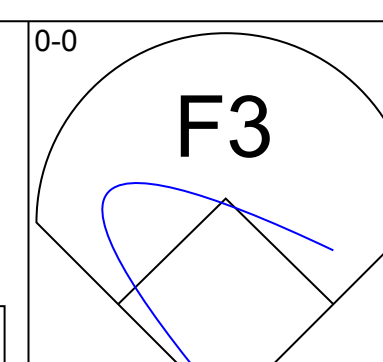
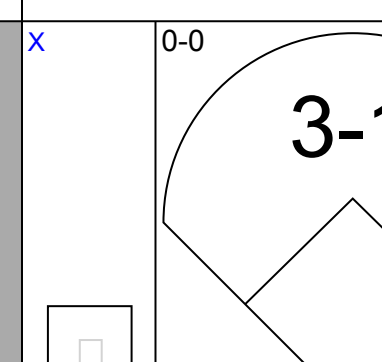
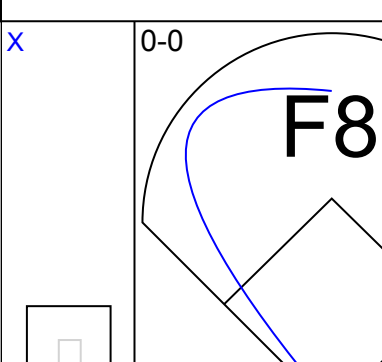
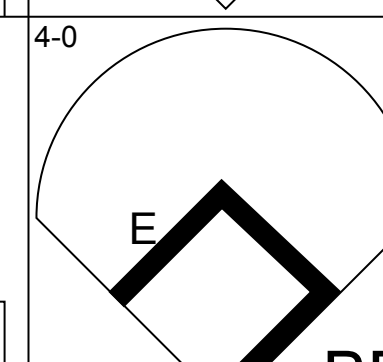
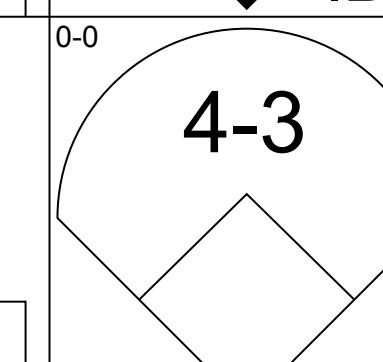
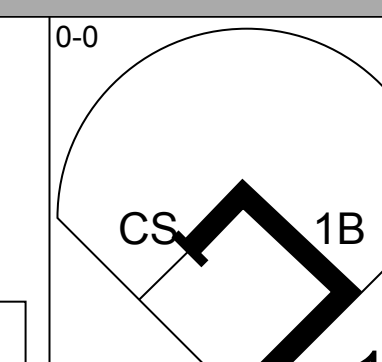
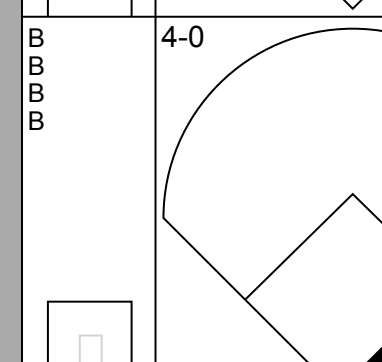
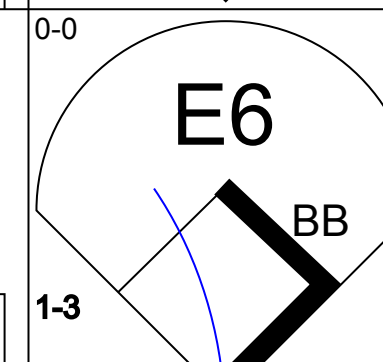
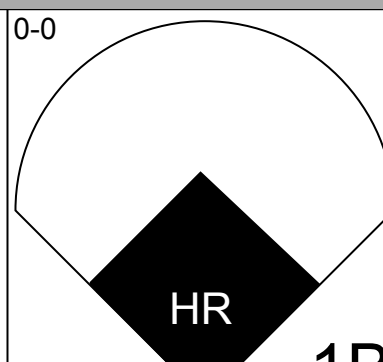
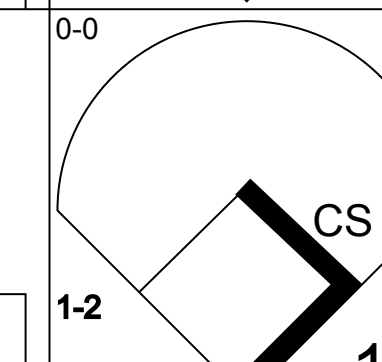
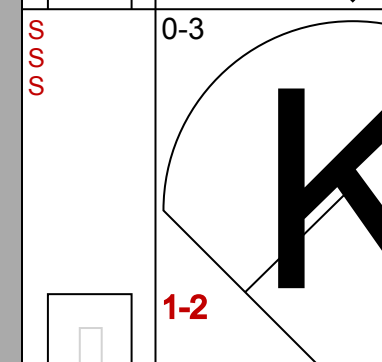
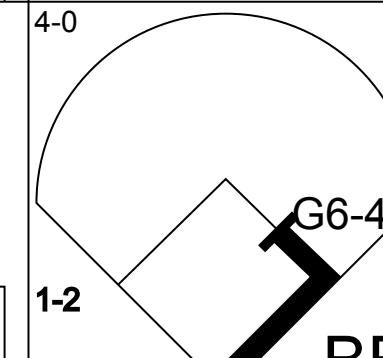
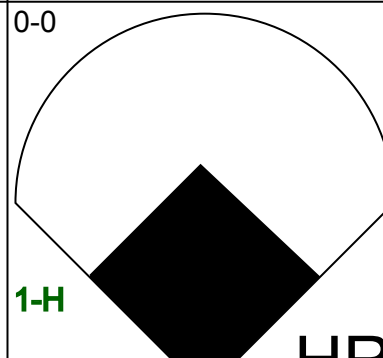
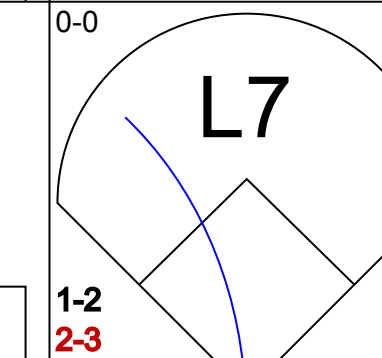
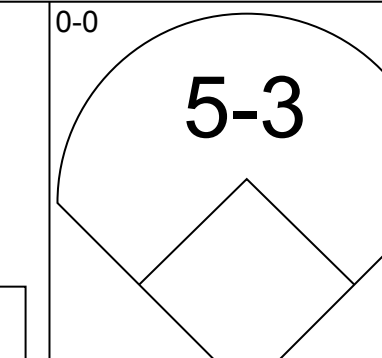
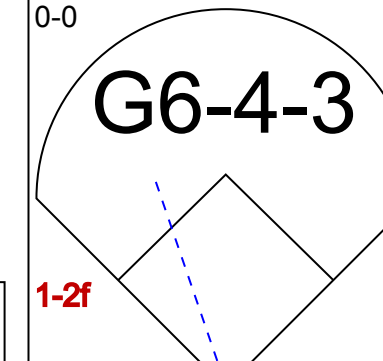
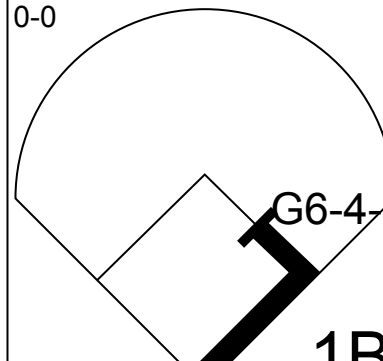
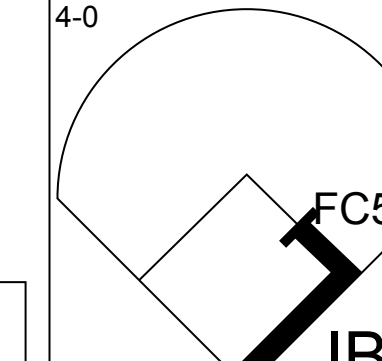
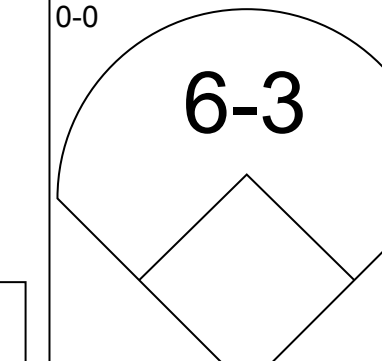
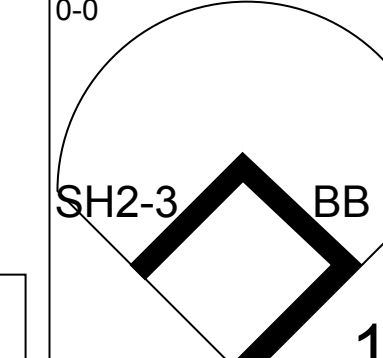
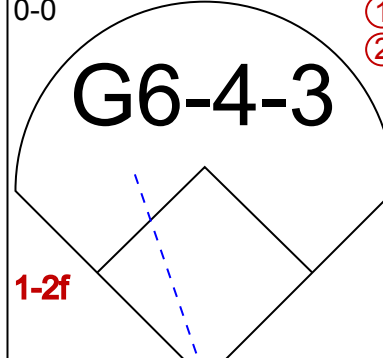
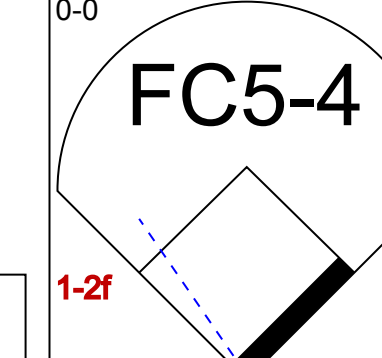
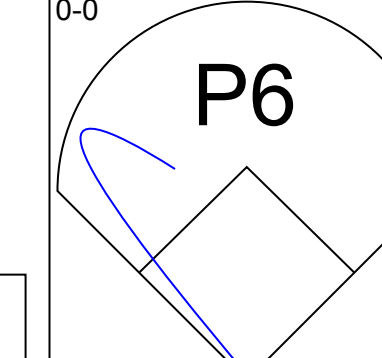
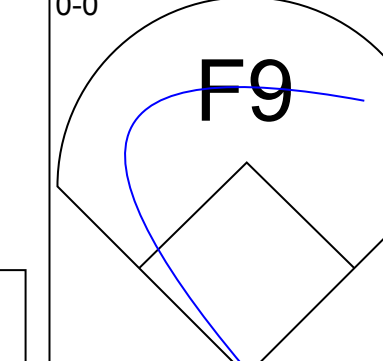
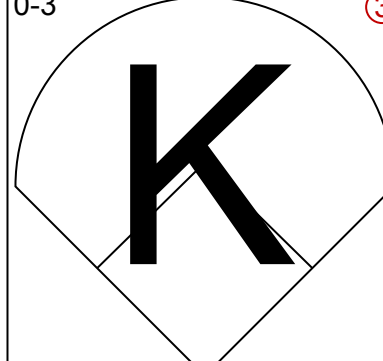
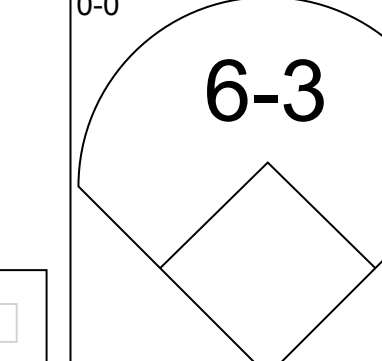
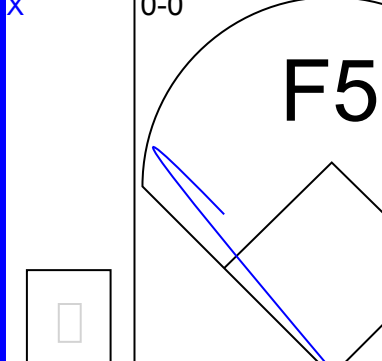
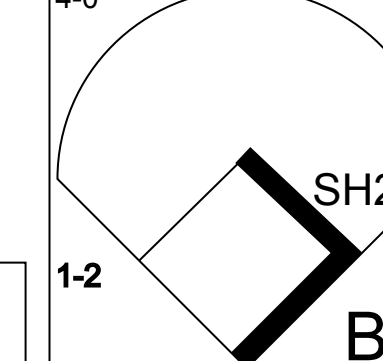
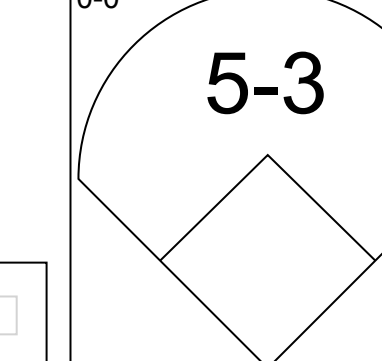
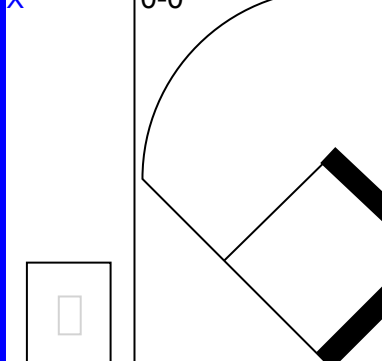
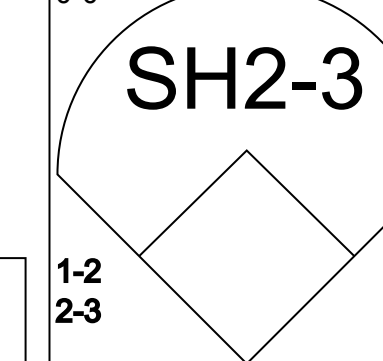
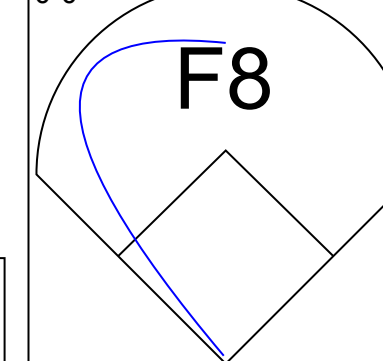
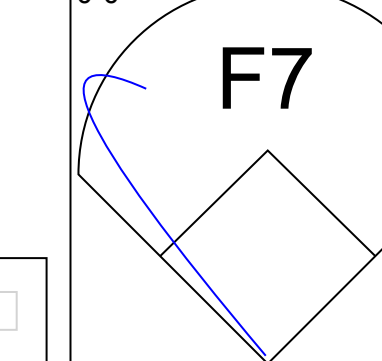
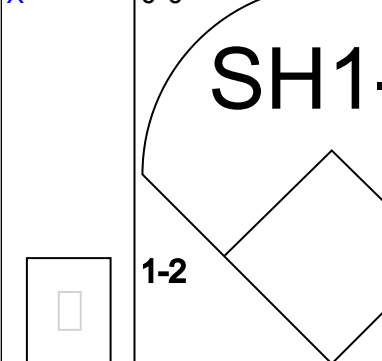
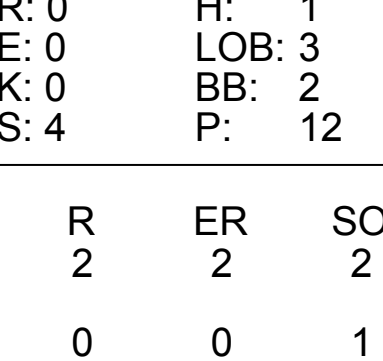
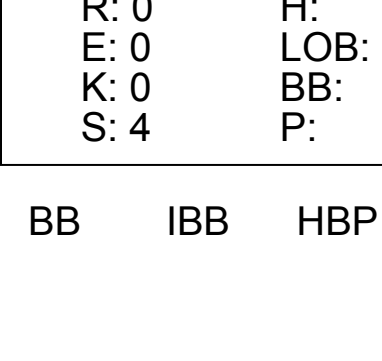


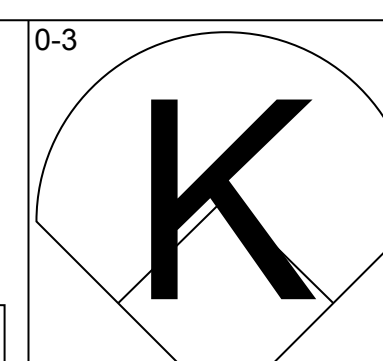
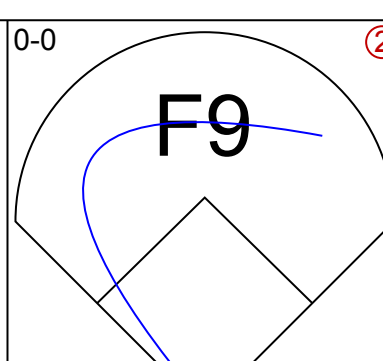
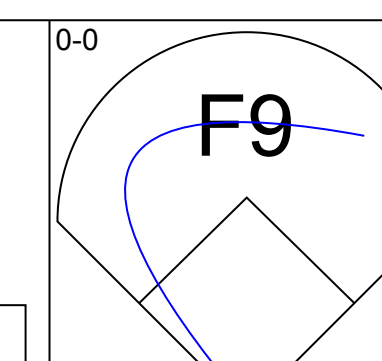
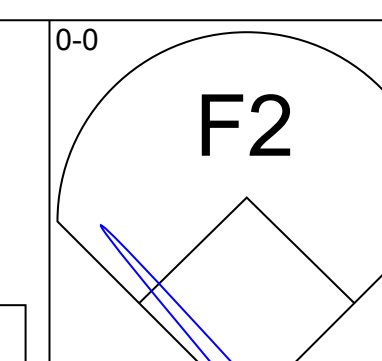
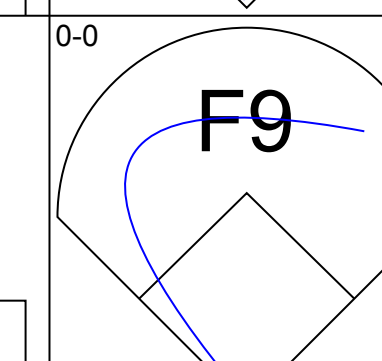
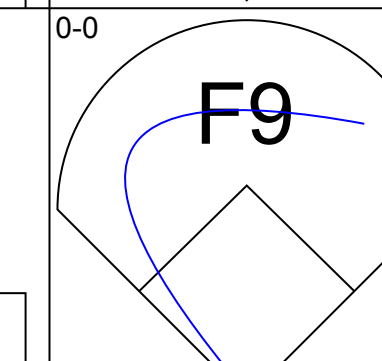


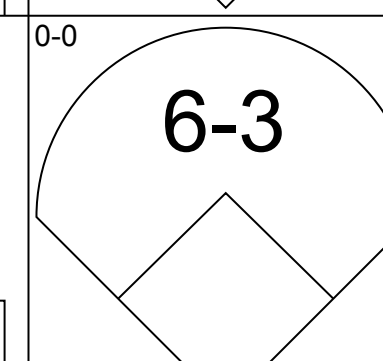
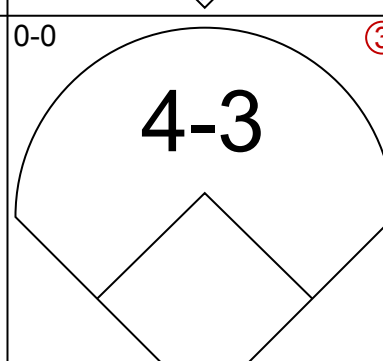
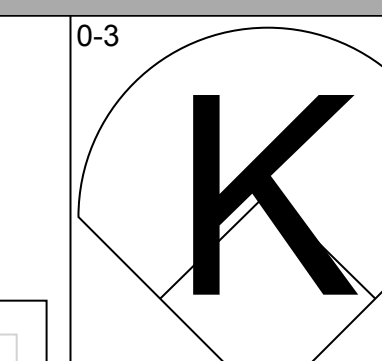
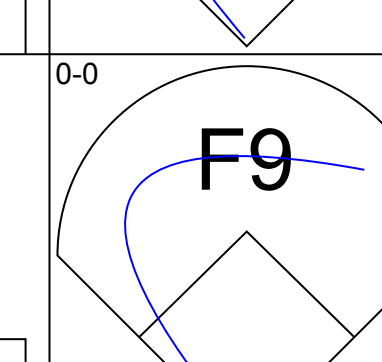
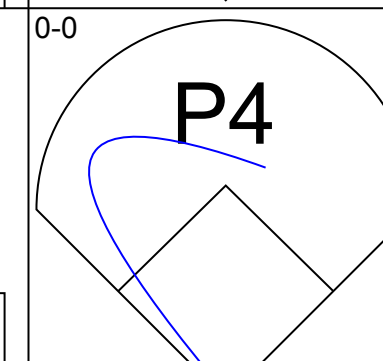
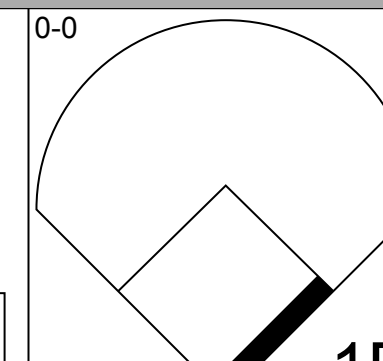
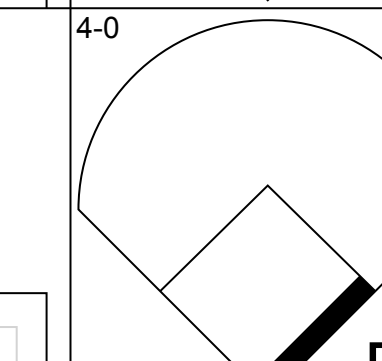
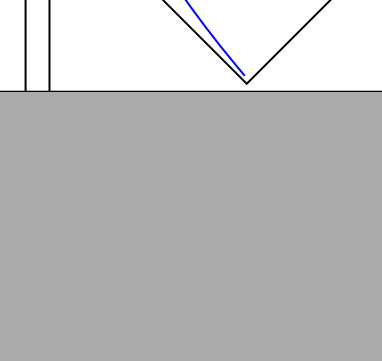
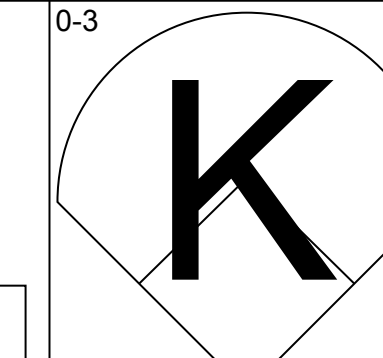
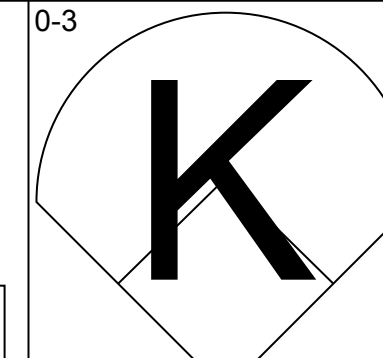
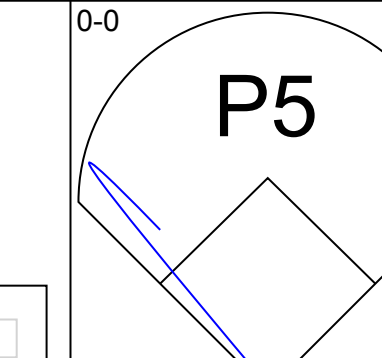
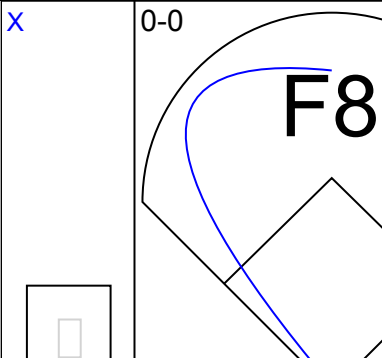
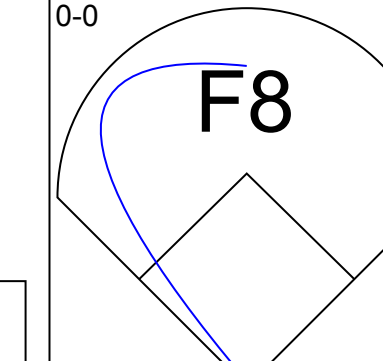
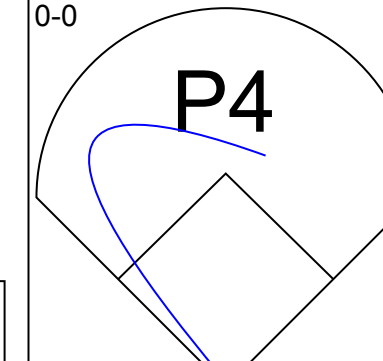
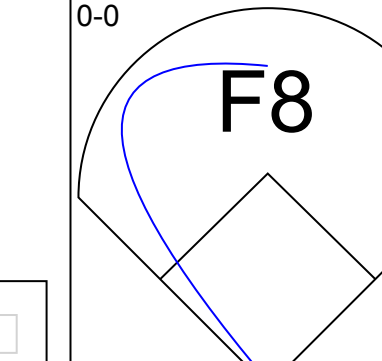
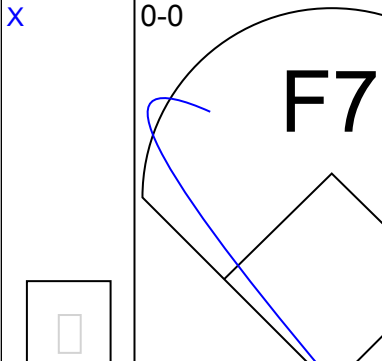
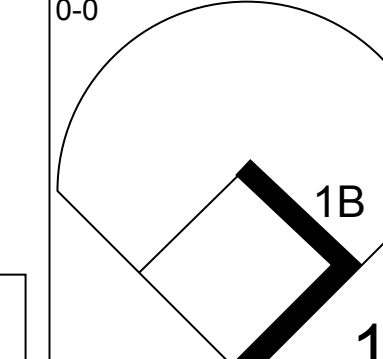
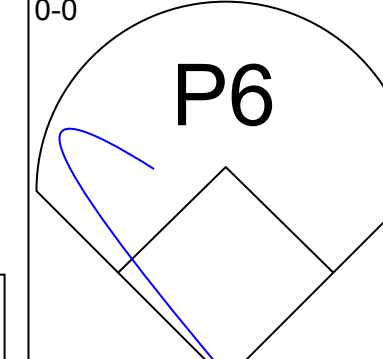
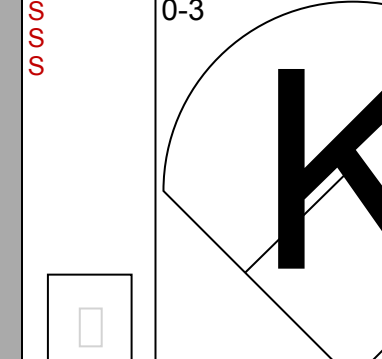
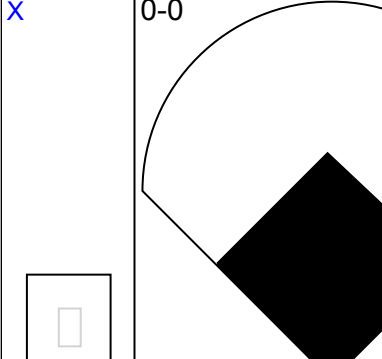
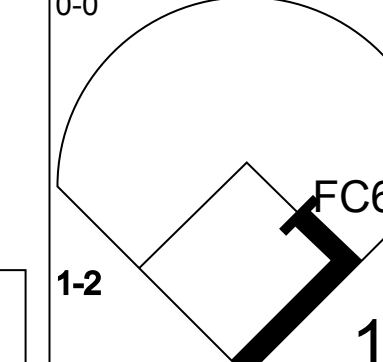
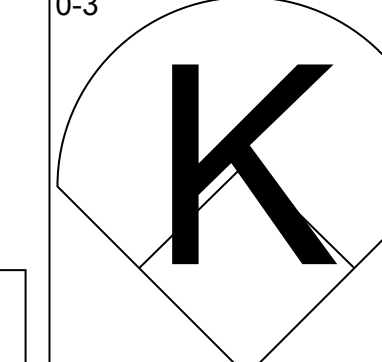
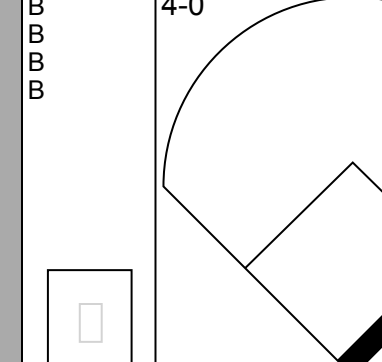
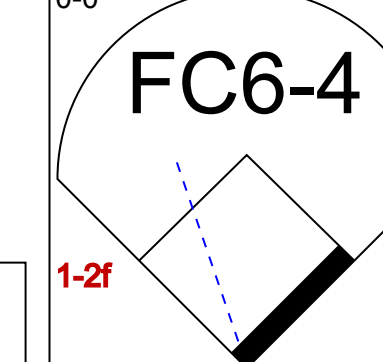
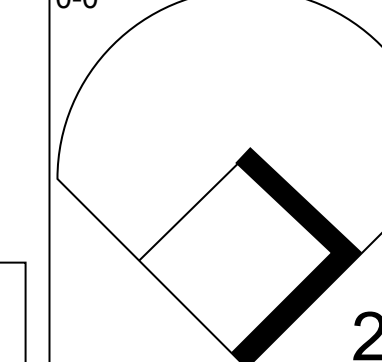

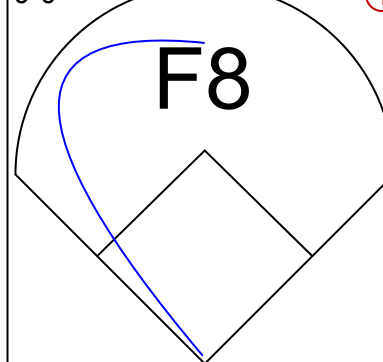
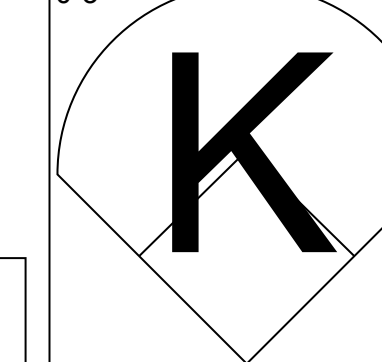
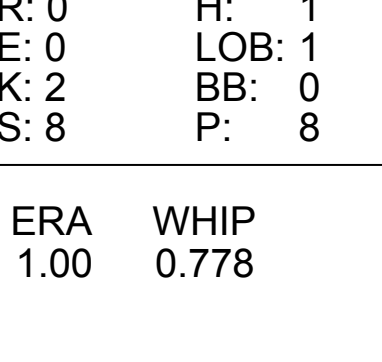
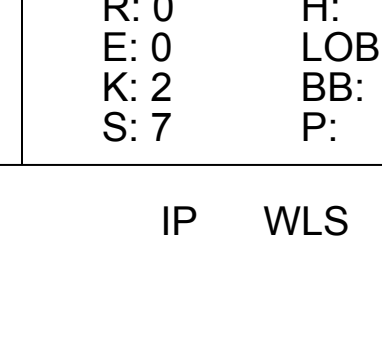
AB 29
R 5
H 7
RBI 5
BB 6
SO 2
LOB 18



Batter	1	2	3	4	5	6	7	8	9	AB	R	H	RBI	BB	SO	LOB	TOP					
Gene Richards, L OBP: 0.340, SLG: 0.345 (1, 7)	6-3		E 1B S BB			WP 1B S BB		1-3		3	1	1	0	2	0	1	San Diego Padres @ Houston Astros Astrodome, Houston, TX Wed Jun 29 1977, 8:05 PM EDT Att: 8,367 - Dome					
Bill Almon, R OBP: 0.275, SLG: 0.296 (1, 6)	6-3		F2			K		6-3		5	0	0	0	0	2	6						
Mike Ivie, R OBP: 0.336, SLG: 0.438 Gary Sutherland, R OBP: 0.426, SLG: 0.479 (1, 3) (8, 5)	1B		1B			F4		1B		4	1	3	3	1	0	1						
Dave Winfield, R OBP: 0.363, SLG: 0.546 Dan Spillner, R (6, 1)	1B		1B			3-H		1B		4	0	1	0	0	0	3						
George Hendrick, R OBP: 0.373, SLG: 0.466 (1, 8)	1B		1B			1-4-3		F9		4	0	1	0	0	0	2						
Gene Tenace, R OBP: 0.399, SLG: 0.411 (8, 3)										4	1	3	1	1	0	0						
Dave Roberts, R OBP: 0.279, SLG: 0.339 (1, 2)										2	1	0	0	3	0	1						
Mike Champion, R OBP: 0.273, SLG: 0.307 (1, 4)										5	1	2	2	0	0	3						
John D'Acquisto, R Rick Sawyer, R Pat Scanlon, R Dave Wehrmeister, R Merv Rettenmund, R Dave Freisleben, R Jerry Turner, R (1, 1) (1, 1) (3, PH) (3, PH) (5, PH) (5, PH) (5, PH) (8, 9)										0	0	0	0	0	0	0						
Inning Stats	R: 1 E: 0 K: 0 S: 5	H: 3 LOB: 2 BB: 0 P: 5	R: 0 E: 0 K: 1 S: 5	H: 0 LOB: 0 BB: 0 P: 5	R: 1 E: 1 K: 0 S: 4	H: 1 LOB: 1 BB: 1 P: 8	R: 0 E: 0 K: 0 S: 4	H: 1 LOB: 1 BB: 0 P: 4	R: 0 E: 0 K: 1 S: 6	H: 1 LOB: 1 BB: 0 P: 6	R: 5 E: 2 K: 1 S: 9	H: 3 LOB: 2 BB: 3 P: 21	R: 0 E: 0 K: 0 S: 3	H: 1 LOB: 1 BB: 1 P: 7	R: 0 E: 0 K: 0 S: 4	H: 1 LOB: 2 BB: 1 P: 8		R: 0 E: 0 K: 0 S: 3	H: 1 LOB: 1 BB: 1 P: 7	1B: 8 2B: 3 3B: 1 HR: 0	SF: 0 SAC: 0 DP: 2 HBP: 0	WP: 1 PB: 1 SB: 3 CS: 0
PITCHER	IP WLS BF H R ER SO BB IBB HBP BLK WP HR S P ERA WHIP																					
Dan Larson, R ERA: 6.68 (1, 1)	5.1 L 27 8 7 5 2 3 0 0 0 0 1 0 28 40 8.44 2.062																					
Gene Pentz, R ERA: 4.45 (6, 1)	0.2 4 1 0 0 1 1 0 0 0 0 0 0 5 9 0.00 3.000																					
Bo McLaughlin, R ERA: 4.13 (7, 1)	2.0 9 2 0 0 0 1 1 0 0 0 0 0 7 15 0.00 1.500																					
Joe Sambito, L ERA: 2.09 (9, 1)	1.0 4 1 0 0 0 1 0 0 0 0 0 0 3 7 0.00 2.000																					

Batter	1	2	3	4	5	6	7	8	9	AB	R	H	RBI	BB	SO	LOB	BOTTOM					
Julio Gonzalez, R OBP: 0.282, SLG: 0.320 Joe Sambito, L OBP: 0.200, SLG: 0.200 (1, 4) (9, 1)	E 1B FC5-4 BB	K2-3		4-3		4-3		1-3		4	1	0	0	1	1	1	San Diego Padres @ Houston Astros Astrodome, Houston, TX Wed Jun 29 1977, 8:05 PM EDT Att: 8,367 - Dome					
Enos Cabell, R OBP: 0.319, SLG: 0.440 (1, 5)	E8 FC5-4 1B		F8		5-3		E5 1B		F7	5	1	1	0	0	0							
Cesar Cedeno, R OBP: 0.314, SLG: 0.297 (1, 8)	FC5-4 BB 1-2 3-H		1B E HBP		1B		1B 1-2		F6	4	2	2	1	0	0	1						
Bob Watson, R OBP: 0.348, SLG: 0.472 (1, 3)	BB 1-2		F3		F8		F8		5-3	4	0	0	0	1	0	4						
Jose Cruz, L OBP: 0.336, SLG: 0.411 (1, 9)	G4-3 BB 1-2 2-3		E S 1B		1B		1-3 2-H		1B	2	0	2	1	2	0	0						
Joe Ferguson, R OBP: 0.387, SLG: 0.446 (1, 2)	G4-3 1-2		1-3 3-H		1B		K		K	3	0	1	1	1	1	5						
Jim Fuller, R OBP: 0.180, SLG: 0.313 (1, 7)			5-3		K		K		K	4	0	0	0	0	3	6						
Roger Metzger, S OBP: 0.185, SLG: 0.210 (1, 6)	K				F6		6-3		4-3	4	0	0	0	0	1	0						
Dan Larson, R Gene Pentz, R Art Gardner, L Bo McLaughlin, R Ken Boswell, L (1, 1) (5, PH) (5, PH) (7, 1) (8, PH) (9, 4)										2	0	1	0	0	1	0						
Inning Stats	R: 1 E: 1 K: 0 S: 3	H: 1 LOB: 3 BB: 3 P: 15	R: 0 E: 0 K: 2 S: 8	H: 1 LOB: 1 BB: 0 P: 8	R: 1 E: 0 K: 1 S: 6	H: 1 LOB: 2 BB: 1 P: 11	R: 0 E: 0 K: 1 S: 5	H: 0 LOB: 0 BB: 0 P: 5	R: 1 E: 0 K: 1 S: 7	H: 2 LOB: 2 BB: 1 P: 11	R: 0 E: 0 K: 0 S: 3	H: 0 LOB: 0 BB: 0 P: 3	R: 1 E: 1 K: 2 S: 10	H: 2 LOB: 2 BB: 0 P: 10	R: 0 E: 0 K: 0 S: 3	H: 0 LOB: 0 BB: 0 P: 3		R: 0 E: 0 K: 0 S: 3	H: 0 LOB: 0 BB: 0 P: 3	1B: 7 2B: 0 3B: 0 HR: 0	SF: 0 SAC: 0 DP: 1 HBP: 1	WP: 0 PB: 0 SB: 1 CS: 0
PITCHER	IP WLS BF H R ER SO BB IBB HBP BLK WP HR S P ERA WHIP																					
John D'Acquisto, R ERA: 4.7 (1, 1)	0.1 5 1 1 0 0 3 0 0 0 0 0 0 2 14 27.00 12.000																					
Rick Sawyer, R ERA: 5.57 (1, 1)	1.2 5 1 0 0 2 0 0 0 0 0 0 0 9 9 0.00 0.600																					
Dave Wehrmeister, R ERA: 4.84 (3, 1)	2.0 9 1 1 0 2 1 0 1 0 0 0 0 11 16 0.00 1.000																					
Dave Freisleben, R ERA: 7.11 (5, 1)	1.0 W 6 2 1 1 1 0 1 0 0 0 0 0 7 11 9.00 2.000																					
Dan Spillner, R ERA: 2.85 (6, 1)	4.0 S 15 2 1 0 2 0 0 0 0 0 0 0 19 19 0.00 0.500																					

Batter	1	2	3	4	5	6	7	8	9	AB	R	H	RBI	BB	SO	LOB	TOP		
Pete Rose, S OBP: 0.384, SLG: 0.438 (1, 5)	 0-3	 4-0		 0-0			 0-0		 0-0	4	0	0	0	1	1	1	Cincinnati Reds @ San Diego Padres San Diego Stadium, San Diego, CA Fri Jul 01 1977, 10:05 PM EDT Att: 19,884 - Unknown		
Ken Griffey, L OBP: 0.391, SLG: 0.490 (1, 9)	 4-0	 0-0			 0-0		 4-0			2	0	1	0	2	0	3			
Dave Concepcion, R OBP: 0.328, SLG: 0.377 (1, 6)	 0-0			 0-0		 0-0		 0-3		4	1	2	0	0	1	2			
George Foster, R OBP: 0.383, SLG: 0.606 (8, 7)	 4-0			 0-0		 0-0		 0-0		3	1	1	2	1	0	2			
Johnny Bench, R OBP: 0.335, SLG: 0.582 (1, 2)	 0-0			 0-0		 4-0		 0-0		3	0	1	0	1	0	3			
Bob Bailey, R OBP: 0.347, SLG: 0.409 (1, 3)		 0-0		 0-0		 0-0		 0-0		4	0	1	0	0	0	3			
Ray Knight, R OBP: 0.414, SLG: 0.500 (9, PH)		 0-0		 0-3			 0-0		 0-0	3	0	0	0	0	1	1			
Joe Morgan, L OBP: 0.439, SLG: 0.494 (9, 4)		 4-0					 0-0		 0-0	2	0	0	0	1	0	0			
Ed Arbrister, R OBP: 0.447, SLG: 0.581 (8, 8)		 0-0		 0-0			 0-0		 0-0	2	0	0	0	0	0	0			
Fred Norman, S OBP: 0.105, SLG: 0.105 (1, 1)		 0-0							 1-2	2	0	0	0	0	0	0			
Inning Stats	R: 0 E: 1 K: 1 S: 5	H: 0 LOB: 2 BB: 2 P: 13	R: 0 E: 0 K: 0 S: 4	H: 1 LOB: 3 BB: 2 P: 12	R: 2 E: 0 K: 1 S: 7	H: 3 LOB: 0 BB: 0 P: 7	R: 0 E: 0 K: 0 S: 3	H: 0 LOB: 0 BB: 0 P: 3	R: 0 E: 0 K: 0 S: 4	H: 2 LOB: 2 BB: 1 P: 8	R: 0 E: 0 K: 0 S: 3	H: 0 LOB: 1 BB: 1 P: 8	R: 0 E: 0 K: 0 S: 4	H: 0 LOB: 0 BB: 0 P: 3	R: 0 E: 0 K: 0 S: 3	H: 1 LOB: 1 BB: 0 P: 4	1B: 6 2B: 1 3B: 0 HR: 1	SF: 0 SAC: 2 DP: 3 HBP: 0	WP: 0 PA: 37 PB: 0 SB: 0 CS: 3
PITCHER	IP	WLS	BF	H	R	ER	SO	BB	IBB	HBP	BLK	WP	HR	S	P	ERA	WHIP		
Bob Shirley, L ERA: 3.48 (1, 1)	5.0	L	24	6	2	2	2	3	2	0	0	0	1	23	43	3.60	1.800		
Rick Sawyer, R ERA: 5.35 (6, 1)	3.0		9	0	0	0	1	1	0	0	0	0	0	10	14	0.00	0.333		
Rollie Fingers, R ERA: 3.17 (9, 1)	1.0		4	1	0	0	0	0	0	0	0	0	0	4	4	0.00	1.000		

Batter	1	2	3	4	5	6	7	8	9	AB	R	H	RBI	BB	SO	LOB	BOTTOM				
Gene Richards, L OBP: 0.338, SLG: 0.342 (1, 7)	 0-3		 0-0		 0-0			 0-0		2	0	0	0	0	1	0	Cincinnati Reds @ San Diego Padres San Diego Stadium, San Diego, CA Fri Jul 01 1977, 10:05 PM EDT Att: 19,884 - Unknown				
Merv Rettenmund, R OBP: 0.442, SLG: 0.519 (5, PH)								 0-0		1	0	0	0	0	0	1					
Rick Sawyer, R OBP: 0.364, SLG: 0.176 (6, 1)								 0-0		0	0	0	0	0	0	0					
Dave Roberts, R OBP: 0.274, SLG: 0.333 (8, PH)								 0-0		1	0	0	0	0	0	0					
Rollie Fingers, R (9, 1)								 0-0		0	0	0	0	0	0	0					
Gary Sutherland, R OBP: 0.397, SLG: 0.442 (1, 4)	 0-0		 0-0			 0-3		 0-0		4	0	0	0	0	1	0					
Mike Ivie, R OBP: 0.338, SLG: 0.437 (1, 3)	 0-0				 0-0		 4-0		 0-0	3	0	1	0	1	0	0					
Dave Winfield, R OBP: 0.359, SLG: 0.539 (1, 9)		 0-3		 0-3		 0-0		 0-0		4	0	0	0	0	2	2					
George Hendrick, R OBP: 0.367, SLG: 0.459 (1, 8)		 0-0		 0-0		 0-0		 0-0		4	0	0	0	0	0	2					
Gene Tenace, R OBP: 0.401, SLG: 0.424 (1, 2)		 0-0		 0-0			 0-3		 0-0	4	1	2	1	0	1	1					
Tucker Ashford, R OBP: 0.500, SLG: 0.333 (1, 5)		 0-0				 0-3		 4-0		3	0	1	0	1	1	0					
Bill Almon, R OBP: 0.276, SLG: 0.299 (1, 6)		 0-0					 0-0		 0-0	3	0	1	0	0	0	3					
Bob Shirley, R OBP: 0.108, SLG: 0.057 (1, 1)			 0-0				 0-3			1	0	0	0	0	0	0					
Dave Kingman, R OBP: 0.257, SLG: 0.366 (5, PH)							 0-3		 0-3	2	0	0	0	0	2	2					
Inning Stats	R: 0 E: 0 K: 1 S: 5	H: 0 LOB: 0 BB: 0 P: 5	R: 0 E: 0 K: 1 S: 7	H: 2 LOB: 2 BB: 0 P: 7	R: 0 E: 0 K: 0 S: 3	H: 0 LOB: 0 BB: 0 P: 3	R: 0 E: 0 K: 1 S: 6	H: 1 LOB: 1 BB: 0 P: 6	R: 0 E: 0 K: 2 S: 8	H: 1 LOB: 1 BB: 0 P: 8	R: 0 E: 0 K: 1 S: 5	H: 0 LOB: 1 BB: 1 P: 9	R: 0 E: 0 K: 2 S: 7	H: 0 LOB: 1 BB: 1 P: 11	R: 0 E: 0 K: 0 S: 3	H: 0 LOB: 0 BB: 0 P: 3	R: 1 E: 0 K: 0 S: 4	H: 1 LOB: 0 BB: 0 P: 4	1B: 3 2B: 1 3B: 0 HR: 1	SF: 0 SAC: 0 DP: 0 HBP: 0	WP: 0 PA: 34 PB: 0 SB: 0 CS: 0
PITCHER	IP	WLS	BF	H	R	ER	SO	BB	IBB	HBP	BLK	WP	HR	S	P	ERA	WHIP				
Fred Norman, L ERA: 3.07 (1, 1)	9.0	W	34	5	1	1	8	2	0	0	0	0	1	48	56	1.00	0.778				

Batter	1	2	3	4	5	6	7	8	9	AB	R	H	RBI	BB	SO	LOB	TOP										
Ed Armbrister, R OBP: 0.452, SLG: 0.588 Ken Griffey, L OBP: 0.393, SLG: 0.495										3	1	1	0	1	0	3	<p>Cincinnati Reds @ San Diego Padres</p> <p>San Diego Stadium, San Diego, CA</p> <p>Sat Jul 02 1977, 10:05 PM EDT</p> <p>Att: 21,981 - Unknown</p>										
Dave Concepcion, R OBP: 0.332, SLG: 0.389										5	1	3	2	0	0	0											
Joe Morgan, L OBP: 0.439, SLG: 0.496										5	1	2	0	0	1	3											
George Foster, R OBP: 0.383, SLG: 0.601										4	1	1	0	1	2	2											
Bob Bailey, R OBP: 0.358, SLG: 0.404 Dan Driessen, L OBP: 0.387, SLG: 0.488										3	0	1	0	1	1	3											
Ray Knight, R OBP: 0.412, SLG: 0.567										4	1	1	3	1	0	2											
Bill Plummer, R OBP: 0.275, SLG: 0.194										4	0	0	0	0	1	4											
Cesar Geronimo, L OBP: 0.357, SLG: 0.424										4	0	1	0	0	2	1											
Paul Moskau, R OBP: 0.400, SLG: 1.000 Dale Murray, R										2	0	1	0	0	0	0											
Pete Rose, S OBP: 0.383, SLG: 0.437 Pedro Borbon, R OBP: 0.400, SLG: 0.500										0	0	0	0	0	0	0											
Inning Stats	R: 2 E: 1 K: 0 S: 5	H: 3 LOB: 2 BB: 2 P: 13	R: 0 E: 0 K: 0 S: 2	H: 0 LOB: 0 BB: 1 P: 6	R: 0 E: 0 K: 0 S: 4	H: 1 LOB: 1 BB: 0 P: 4	R: 0 E: 1 K: 2 S: 9	H: 1 LOB: 2 BB: 0 P: 9	R: 0 E: 0 K: 1 S: 6	H: 0 LOB: 1 BB: 0 P: 6	R: 3 E: 0 K: 1 S: 8	H: 3 LOB: 1 BB: 0 P: 8	R: 1 E: 0 K: 1 S: 7	H: 3 LOB: 1 BB: 0 P: 7	R: 0 E: 0 K: 2 S: 7	H: 0 LOB: 0 BB: 0 P: 7	1B: 6 2B: 6 3B: 0 HR: 1	SF: 0 SAC: 1 DP: 1 HBP: 0	WP: 1 PB: 0 SB: 0 CS: 1	PA: 43							
PITCHER	IP	WLS	BF	H	R	ER	SO	BB	IBB	HBP	BLK	WP	HR	S	P	ERA	WHIP										
Bob Owchinko, L ERA: 5.47	7.0	L	34	9	5	5	5	2	2	0	0	1	1	40	56	6.43	1.571										
Dan Spillner, R ERA: 3.0	0.2		4	3	1	1	0	0	0	0	0	0	0	4	4	13.50	4.500										
Dave Tomlin, L ERA: 4.09	0.1		1	0	0	0	1	0	0	0	0	0	0	3	3	0.00	0.000										
Rollie Fingers, R ERA: 3.13	1.0		3	0	0	0	2	0	0	0	0	0	0	7	7	0.00	0.000										
Batter	1	2	3	4	5	6	7	8	9	AB	R	H	RBI	BB	SO	LOB	BOTTOM										
George Hendrick, R OBP: 0.365, SLG: 0.454										5	0	1	0	0	2	4	<p>Cincinnati Reds @ San Diego Padres</p> <p>San Diego Stadium, San Diego, CA</p> <p>Sat Jul 02 1977, 10:05 PM EDT</p> <p>Att: 21,981 - Unknown</p>										
Tucker Ashford, R OBP: 0.444, SLG: 0.500 Rollie Fingers, R										5	2	2	1	0	0	2											
Mike Ivie, R OBP: 0.340, SLG: 0.436										5	0	2	1	0	1	1											
Dave Winfield, R OBP: 0.357, SLG: 0.533										4	0	0	0	1	1	4											
Dave Kingman, R OBP: 0.256, SLG: 0.364											4	0	1	1	0	0											
Gene Tenace, R OBP: 0.402, SLG: 0.421											2	0	0	0	2	0											
Gary Sutherland, R OBP: 0.393, SLG: 0.436 Jerry Turner, L OBP: 0.349, SLG: 0.442 Dan Spillner, R										3	0	1	0	0	0	0											
Dave Tomlin, L OBP: 0.400, SLG: 0.400 Pat Scanlon, L OBP: 0.174, SLG: 0.143										0	0	0	0	0	0	0											
Bill Almon, R OBP: 0.278, SLG: 0.302										4	1	2	0	0	1	2											
Bob Owchinko, L OBP: 0.278, SLG: 0.133 Mike Champion, R OBP: 0.273, SLG: 0.307 Gene Richards, L OBP: 0.340, SLG: 0.345 Dave Roberts, R OBP: 0.274, SLG: 0.333										1	0	0	0	1	1	2											
Inning Stats	R: 0 E: 1 K: 1 S: 6	H: 0 LOB: 0 BB: 0 P: 6	R: 0 E: 0 K: 0 S: 3	H: 0 LOB: 0 BB: 0 P: 3	R: 2 E: 0 K: 0 S: 6	H: 3 LOB: 1 BB: 0 P: 6	R: 0 E: 0 K: 1 S: 6	H: 1 LOB: 2 BB: 1 P: 10	R: 0 E: 0 K: 0 S: 4	H: 1 LOB: 2 BB: 1 P: 8	R: 1 E: 0 K: 0 S: 5	H: 2 LOB: 2 BB: 1 P: 9	R: 0 E: 0 K: 2 S: 8	H: 1 LOB: 1 BB: 0 P: 8	R: 0 E: 0 K: 1 S: 5	H: 0 LOB: 0 BB: 0 P: 5	1B: 9 2B: 1 3B: 0 HR: 0	SF: 1 SAC: 1 DP: 0 HBP: 0	WP: 0 PB: 0 SB: 1 CS: 0	PA: 41							
PITCHER	IP	WLS	BF	H	R	ER	SO	BB	IBB	HBP	BLK	WP	HR	S	P	ERA	WHIP										
Paul Moskau, R ERA: 10.45	3.1		15	3	2	2	1	1	0	0	0	0	0	16	20	5.40	1.200										
Dale Murray, R ERA: 3.89	3.2	W	19	6	1	1	2	2	1	0	0	0	0	20	32	2.46	2.182										
Pedro Borbon, R ERA: 2.7	2.0	S	7	1	0	0	3	0	0	0	0	0	0	13	13	0.00	0.500										

Batter	1	2	3	4	5	6	7	8	9	AB	R	H	RBI	BB	SO	LOB	TOP					
Pete Rose, S OBP: 0.386, SLG: 0.438 (1, 5)										4	1	2	0	1	0	0	Cincinnati Reds @ San Diego Padres San Diego Stadium, San Diego, CA Sun Jul 03 1977, 6:33 AM EDT Att: 21,265 - Unknown					
Ken Griffey, L OBP: 0.393, SLG: 0.503 (1, 9)										5	2	2	1	0	0	2						
Joe Morgan, L OBP: 0.386, SLG: 0.492 Ray Knight, R OBP: 0.400, SLG: 0.548 (7, 4)										4	0	1	2	0	1	0						
Dan Driessen, L OBP: 0.387, SLG: 0.498 (1, 3)										5	1	2	2	0	0	2						
George Foster, R OBP: 0.393, SLG: 0.611 (1, 7)										5	2	2	1	0	1	1						
Cesar Geronimo, L OBP: 0.359, SLG: 0.425 (1, 8)										4	0	2	0	0	2	1						
Dave Concepcion, R OBP: 0.334, SLG: 0.388 (1, 6)										3	0	1	0	1	1	2						
Bill Plummer, R OBP: 0.277, SLG: 0.214 Johnny Bench, R OBP: 0.333, SLG: 0.550 (8, PH)										3	0	1	1	0	2	1						
Jack Billingham, R OBP: 0.196, SLG: 0.217 Joe Henderson, L (6, PH)										1	0	0	0	0	0	0						
Mike Lum, L OBP: 0.147, SLG: 0.156 Doug Capilla, L (8, 1)										0	0	0	0	0	0	0						
Inning Stats	R: 3 E: 0 K: 1 S: 8	H: 3 LOB: 1 BB: 1 P: 12	R: 1 E: 0 K: 1 S: 8	H: 3 LOB: 2 BB: 0 P: 8	R: 1 E: 0 K: 1 S: 7	H: 2 LOB: 1 BB: 0 P: 7	R: 0 E: 0 K: 0 S: 3	H: 0 LOB: 0 BB: 0 P: 3	R: 0 E: 0 K: 2 S: 7	H: 1 LOB: 0 BB: 0 P: 7	R: 0 E: 0 K: 1 S: 6	H: 2 LOB: 0 BB: 0 P: 6	R: 0 E: 0 K: 1 S: 5	H: 0 LOB: 0 BB: 0 P: 5	R: 0 E: 0 K: 0 S: 4	H: 1 LOB: 2 BB: 1 P: 8	R: 2 E: 0 K: 1 S: 7	H: 2 LOB: 0 BB: 0 P: 7	1B: 8 2B: 3 3B: 1 HR: 2	SF: 0 SAC: 1 DP: 0 HBP: 0	WP: 0 PB: 0 SB: 1 CS: 1	PA: 41
PITCHER	IP WLS BF H R ER SO BB IBB HBP BLK WP HR S P ERA WHIP	IP WLS BF H R ER SO BB IBB HBP BLK WP HR S P ERA WHIP																				
Dave Freisleben, R ERA: 7.91 (1, 1)	1.1 10 5 4 4 2 1 0 0 0 0 0 1 13 17 27.00 4.500																					
Dave Tomlin, L ERA: 4.13 (2, 1)	1.2 8 3 1 1 1 0 0 0 0 0 0 0 10 10 5.40 1.800																					
Dave Wehrmeister, R ERA: 4.63 (4, 1)	1.0 3 0 0 0 0 0 0 0 0 0 0 0 3 3 0.00 0.000																					
Dan Spillner, R ERA: 2.82 (5, 1)	3.1 W 13 4 0 0 4 1 0 0 0 0 0 0 20 24 0.00 1.500																					
Rollie Fingers, R ERA: 3.28 (8, 1)	1.2 S 7 2 2 2 1 0 0 0 0 0 0 1 9 9 10.80 1.200																					

Batter	1	2	3	4	5	6	7	8	9	AB	R	H	RBI	BB	SO	LOB	BOTTOM			
George Hendrick, R OBP: 0.358, SLG: 0.445 (1, 8)										5	0	0	0	0	0	5	Cincinnati Reds @ San Diego Padres San Diego Stadium, San Diego, CA Sun Jul 03 1977, 6:33 AM EDT Att: 21,265 - Unknown			
Tucker Ashford, R OBP: 0.357, SLG: 0.385 (1, 5)										5	1	1	0	0	1	4				
Mike Ivie, R OBP: 0.341, SLG: 0.433 (1, 3)										4	3	1	0	0	1	2				
Dave Winfield, R OBP: 0.357, SLG: 0.531 (1, 9)										3	0	1	2	1	0	0				
Dave Kingman, R OBP: 0.267, SLG: 0.382 (1, 7)										2	1	2	5	1	0	0				
Gene Tenace, R OBP: 0.400, SLG: 0.418 (1, 2)										2	0	0	1	1	2	3				
Gary Sutherland, R OBP: 0.397, SLG: 0.439 Jerry Turner, L OBP: 0.347, SLG: 0.438 Mike Champion, R OBP: 0.272, SLG: 0.305 (6, PH)										2	0	1	0	0	0	1				
Bill Almon, R OBP: 0.278, SLG: 0.301 (1, 6)										4	1	1	0	0	0	3				
Dave Freisleben, R OBP: 0.358, SLG: 0.450 (1, 1)										0	0	0	0	0	0	0				
Dave Tomlin, L OBP: 0.400, SLG: 0.400 (2, 1)										0	0	0	0	0	0	0				
Gene Richards, L OBP: 0.340, SLG: 0.340 Dave Wehrmeister, R OBP: 0.400, SLG: 0.400 Merv Rettenmund, R OBP: 0.448, SLG: 0.524 Dan Spillner, R OBP: 0.272, SLG: 0.305 Rollie Fingers, R ERA: 3.28 (8, 1)										0	0	0	0	0	0	0				
Inning Stats	R: 0 E: 0 K: 1 S: 5	H: 0 LOB: 0 BB: 0 P: 5	R: 0 E: 0 K: 1 S: 5	H: 0 LOB: 1 BB: 0 P: 6	R: 3 E: 1 K: 1 S: 8	H: 2 LOB: 2 BB: 2 P: 16	R: 0 E: 0 K: 1 S: 7	H: 2 LOB: 2 BB: 0 P: 7	R: 1 E: 0 K: 0 S: 5	H: 2 LOB: 2 BB: 1 P: 9	R: 4 E: 0 K: 0 S: 5	H: 2 LOB: 1 BB: 2 P: 14	R: 0 E: 0 K: 1 S: 5	H: 0 LOB: 0 BB: 0 P: 5	R: 0 E: 0 K: 0 S: 3	H: 0 LOB: 0 BB: 0 P: 3	1B: 7 2B: 0 3B: 0 HR: 1	SF: 2 SAC: 0 DP: 0 HBP: 2	WP: 0 PB: 0 SB: 0 CS: 0	PA: 40
PITCHER	IP WLS BF H R ER SO BB IBB HBP BLK WP HR S P ERA WHIP	IP WLS BF H R ER SO BB IBB HBP BLK WP HR S P ERA WHIP																		
Jack Billingham, R ERA: 4.89 (1, 1)	5.2 L 32 8 8 5 4 1 0 0 0 0 0 0 6 10 0.00 0.750																			
Joe Henderson, R ERA: 11.57 (6, 1)	1.1 5 0 0 0 0 1 1 0 0 0 0 0 0 3 3 0.00 0.000																			
Doug Capilla, L ERA: 5.4 (8, 1)	1.0 3 0 0 0 0 0 0 0 0 0 0 0 0 3 3 0.00 0.000																			

Batter	1	2	3	4	5	6	7	8	9	10	11	12	AB	R	H	RBI	BB	SO	LOB	TOP			
Julio Gonzalez, R OBP: 0.300, SLG: 0.336 (1.4)													4	1	2	0	2	1	1				
Enos Cabell, R OBP: 0.322, SLG: 0.438 (1.5)													5	1	2	1	1	0	3				
Cesar Cedeno, R OBP: 0.314, SLG: 0.294 Wilbur Howard, S OBP: 0.230, SLG: 0.250 (1.8) (6.8)													2	0	0	1	1	1	3				
Jose Cruz, L OBP: 0.337, SLG: 0.419 (1.9)													5	0	0	0	1	2	2				
Joe Ferguson, R OBP: 0.387, SLG: 0.450 (1.2)													3	1	0	1	2	3	2				
Craig Casack, R OBP: 0.085, SLG: 0.050 (1.3)													6	0	0	0	0	1	3				
Jim Fuller, R OBP: 0.225, SLG: 0.333 (1.7)													6	1	1	1	0	3	0				
Roger Metzger, S OBP: 0.262, SLG: 0.333 (1.6)													2	2	1	0	2	0	1				
Dan Larson, R OBP: 0.500, SLG: 0.444 Bo McLaughlin, R (8.1)													3	1	2	1	1	0	1				
Rob Sperring, R OBP: 0.219, SLG: 0.176 Joe Niekro, R OBP: 0.200, SLG: 0.200 (10. PH) (10.1)													0	0	0	0	0	0	0				
Inning Stats	R: 0 E: 0 K: 3 S: 10	H: 1 LOB: 2 BB: 1 P: 14	R: 1 E: 0 K: 2 S: 7	H: 0 LOB: 3 BB: 4 P: 23	R: 1 E: 0 K: 2 S: 8	H: 1 LOB: 1 BB: 1 P: 12	R: 3 E: 0 K: 0 S: 6	H: 3 LOB: 1 BB: 1 P: 10	R: 0 E: 0 K: 1 S: 4	H: 0 LOB: 0 BB: 1 P: 6	R: 1 E: 0 K: 1 S: 8	H: 3 LOB: 2 BB: 0 P: 8	R: 0 E: 0 K: 1 S: 5	H: 0 LOB: 0 BB: 0 P: 5	R: 1 E: 1 K: 0 S: 4	H: 1 LOB: 0 BB: 0 P: 4	R: 0 E: 0 K: 0 S: 3	H: 0 LOB: 0 BB: 0 P: 3	R: 0 E: 0 K: 1 S: 5	H: 0 LOB: 0 BB: 0 P: 6	1B: 7 2B: 2 3B: 1 HR: 0	SF: 2 SAC: 1 DP: 4 HBP: 0	WP: 0 PA: 52 PB: 1 SB: 2 CS: 0
PITCHER	IP	WLS	BF	H	R	ER	SO	BB	IBB	HBP	BLK	WP	HR	S	P	ERA	WHIP						
John D'Acquisto, R ERA: 3.35 Dave Freisleben, R ERA: 7.5 Dave Wehrmeister, R ERA: 4.33 Dan Spillner, R ERA: 2.88 Dave Tomlin, L ERA: 4.04 (1.1) (4.1) (5.1) (7.1) (8.1)	2.0	3.0	4	0	0	0	0	1	0	0	0	0	0	3	7	0.00	1.000						
PITCHER	IP	WLS	BF	H	R	ER	SO	BB	IBB	HBP	BLK	WP	HR	S	P	ERA	WHIP						
Rollie Fingers, R ERA: 3.18 (10.1)	2.2	7	7	0	0	0	1	0	0	0	0	0	0	9	9	0.00	0.000						

Houston Astros @ San Diego Padres
San Diego Stadium, San Diego, CA
Tue Jul 05 1977, 10:05 PM EDT
Att. 7,019 - Unknown

AB	39
R	7
H	9
RBI	6
BB	10
SO	11
LOB	18



Batter	1	2	3	4	5	6	7	8	9	10	11	12	AB	R	H	RBI	BB	SO	LOB	BOTTOM			
George Hendrick, R OBP: 0.359, SLG: 0.443 (1.8)													5	0	1	1	1	1	1				
Tucker Ashford, R OBP: 0.308, SLG: 0.458 (1.5)													7	1	2	2	0	2	4				
Mike Ivie, R OBP: 0.349, SLG: 0.443 (1.3)													4	2	1	0	2	0	1				
Dave Winfield, R OBP: 0.358, SLG: 0.536 (1.9)													6	3	3	2	0	0	1				
Dave Kingman, R OBP: 0.270, SLG: 0.387 (1.7)													5	0	2	2	1	1	1				
Gene Tenace, R OBP: 0.408, SLG: 0.411 Rollie Fingers, R (10.1)													3	0	0	0	2	1	3				
Bill Almon, R OBP: 0.287, SLG: 0.308 (1.6)													5	0	2	1	1	2	3				
Mike Champion, R OBP: 0.224, SLG: 0.307 Gene Schott, S OBP: 0.344, SLG: 0.342 Dan Spillner, R (7.1) Jerry Turner, L OBP: 0.316, SLG: 0.430 Dave Tomlin, L OBP: 0.200, SLG: 0.400 Bo McLaughlin, R OBP: 0.240, SLG: 0.378 Mary Sutherland, R OBP: 0.240, SLG: 0.344 Dave Roberts, R OBP: 0.288, SLG: 0.333 (1.4) (6. PH) (7.1) (8. PH) (9.1) (10.2) (10. PH) (11.2)													2	0	1	0	0	0	0				
John D'Acquisto, R OBP: 0.290, SLG: 0.250 Pat Scanlon, L OBP: 0.200, SLG: 0.190 Dave Wehrmeister, R OBP: 0.500, SLG: 0.500 Gary Sutherland, R OBP: 0.382, SLG: 0.410 (1.1) (4.1) (4. PH) (5.1) (7.4)													0	0	0	0	0	0	0				
Inning Stats	R: 2 E: 0 K: 0 S: 4	H: 1 LOB: 0 BB: 1 P: 8	R: 0 E: 0 K: 1 S: 7	H: 2 LOB: 3 BB: 0 P: 8	R: 0 E: 0 K: 0 S: 5	H: 1 LOB: 1 BB: 0 P: 4	R: 0 E: 0 K: 1 S: 5	H: 0 LOB: 1 BB: 1 P: 9	R: 0 E: 0 K: 1 S: 5	H: 0 LOB: 0 BB: 0 P: 6	R: 1 E: 1 K: 0 S: 5	H: 2 LOB: 1 BB: 1 P: 9	R: 3 E: 0 K: 2 S: 10	H: 3 LOB: 2 BB: 2 P: 18	R: 1 E: 0 K: 1 S: 7	H: 2 LOB: 1 BB: 0 P: 7	R: 0 E: 1 K: 0 S: 6	H: 0 LOB: 1 BB: 0 P: 6	R: 1 E: 0 K: 0 S: 2	H: 1 LOB: 2 BB: 2 P: 10	1B: 8 2B: 3 3B: 0 HR: 2	SF: 0 SAC: 3 DP: 2 HBP: 1	WP: 0 PA: 56 PB: 0 SB: 0 CS: 0
PITCHER	IP	WLS	BF	H	R	ER	SO	BB	IBB	HBP	BLK	WP	HR	S	P	ERA	WHIP						
Dan Larson, R ERA: 6.13 Bo McLaughlin, R ERA: 4.44 Joe Niekro, R ERA: 2.68 (1.1) (8.1) (10.1)	7.1	1.2	11	4	3	3	2	1	1	0	0	0	0	1	13	21	16.20	3.000					
PITCHER	IP	WLS	BF	H	R	ER	SO	BB	IBB	HBP	BLK	WP	HR	S	P	ERA	WHIP						
Rollie Fingers, R (10.1)	2.1	L	13	3	2	2	2	1	1	0	0	0	0	15	23	7.71	1.714						

Houston Astros @ San Diego Padres
San Diego Stadium, San Diego, CA
Tue Jul 05 1977, 10:05 PM EDT
Att. 7,019 - Unknown

AB	43
R	8
H	13
RBI	8
BB	9
SO	7
LOB	19



Batter	1	2	3	4	5	6	7	8	9	AB	R	H	RBI	BB	SO	LOB	TOP				
George Hendrick, R (1, 8) OBP: 0.357, SLG: 0.436	F9		BB			K		1B		3	0	1	0	1	1	0	San Diego Padres @ San Francisco Giants Candlestick Park, San Francisco, CA Thu Jul 07 1977, 10:05 PM EDT Att: 3,181 - Unknown livebaseballscorecards.com				
Tucker Ashford, R (1, 5) OBP: 0.250, SLG: 0.353	K		4-3			F4		1-3		4	0	0	0	0	1	3					
Mike Ivie, R (1, 3) OBP: 0.344, SLG: 0.430	6-3					F8				3	0	0	0	1	0	0					
Dave Winfield, R (1, 9) OBP: 0.354, SLG: 0.526		F3				F9		4-3		4	0	0	0	0	0	1					
Dave Kingman, R (1, 7) OBP: 0.268, SLG: 0.382		K				K		F6		4	0	0	0	0	2	1					
Gene Tenace, R (1, 2) OBP: 0.413, SLG: 0.419		5-3								2	1	1	0	1	0	0					
Bill Almon, R (1, 6) OBP: 0.287, SLG: 0.307			5-3					1-3		3	0	1	0	0	0	1					
Mike Champion, R (1, 4) OBP: 0.276, SLG: 0.309										3	0	2	0	0	0	1					
Bob Owchinko, L (1, 1) OBP: 0.263, SLG: 0.125										1	0	0	0	0	0	0					
Merv Rettenmund, R (8, PH) OBP: 0.454, SLG: 0.541			SH1-4							1	0	0	0	0	0	1					
Rick Sawyer, R (8, 1) OBP: 0.348, SLG: 0.167			SH1-4			F7		G6-4-3		0	0	0	0	0	0	0					
Inning Stats	R: 0 E: 0 K: 1 S: 5	H: 0 LOB: 0 BB: 0 P: 5	R: 0 E: 0 K: 1 S: 5	H: 0 LOB: 0 BB: 0 P: 5	R: 0 E: 0 K: 0 S: 4	H: 1 LOB: 2 BB: 1 P: 8	R: 0 E: 0 K: 1 S: 5	H: 0 LOB: 0 BB: 0 P: 5	R: 1 E: 0 K: 0 S: 4	H: 2 LOB: 0 BB: 0 P: 4	R: 0 E: 0 K: 1 S: 5	H: 0 LOB: 1 BB: 1 P: 7	R: 0 E: 0 K: 0 S: 4	H: 2 LOB: 1 BB: 0 P: 4	R: 0 E: 0 K: 0 S: 2	H: 0 LOB: 0 BB: 1 P: 6	1B: 4 2B: 2 3B: 0 HR: 0	SF: 0 SAC: 1 DP: 3 HBP: 0	WP: 0 PB: 0 SB: 0 CS: 0	PA: 32	
PITCHER	IP	WLS	BF	H	R	ER	SO	BB	IBB	HBP	BLK	WP	HR	S	P	ERA	WHIP				
Bob Knepper, L (1, 1) ERA: 3.81	8.0	W	29	5	1	1	4	2	0	0	0	0	0	35	43	1.12	0.875				
Randy Moffitt, R (9, 1) ERA: 3.42	1.0		3	0	0	0	0	1	0	0	0	0	0	2	6	0.00	1.000				

Batter	1	2	3	4	5	6	7	8	9	AB	R	H	RBI	BB	SO	LOB	BOTTOM				
Bill Madlock, R (1, 5) OBP: 0.351, SLG: 0.441	WP		SH1-3					FC6		3	2	1	0	2	0	1	San Diego Padres @ San Francisco Giants Candlestick Park, San Francisco, CA Thu Jul 07 1977, 10:05 PM EDT Att: 3,181 - Unknown livebaseballscorecards.com				
Derrel Thomas, S (1, 8) OBP: 0.323, SLG: 0.310			SH1-3				SH1-3			2	0	2	1	0	0	0					
Darrell Evans, L (1, 7) OBP: 0.372, SLG: 0.439	K						4-3			4	0	1	1	0	2	3					
Jack Clark, R (1, 9) OBP: 0.301, SLG: 0.399	F7		K2-3				F8			3	0	0	0	1	1	3					
Willie McCovey, L (1, 3) OBP: 0.386, SLG: 0.484	6-3							F8		3	1	0	0	1	1	3					
Randy Moffitt, R (9, 1) ERA: 3.42										0	0	0	0	0	0	0					
Vic Harris, S (1, 4) OBP: 0.357, SLG: 0.476		4-3					F2			4	1	2	0	0	0	0					
Marc Hill, R (1, 2) OBP: 0.299, SLG: 0.368		6-3					F9			3	0	0	1	0	0	1					
Johnnie LeMaster, R (1, 6) OBP: 0.143, SLG: 0.191							E4			3	1	0	0	1	0	1					
Bob Knepper, L (1, 1) ERA: 5.28										3	0	0	0	0	1	2					
Gary Thomasson, L (8, PH) OBP: 0.355, SLG: 0.480			K				F9			1	0	1	2	0	0	0					
Inning Stats	R: 1 E: 0 K: 1 S: 6	H: 1 LOB: 1 BB: 1 P: 10	R: 0 E: 0 K: 0 S: 3	H: 0 LOB: 0 BB: 0 P: 3	R: 1 E: 0 K: 2 S: 9	H: 2 LOB: 1 BB: 0 P: 9	R: 1 E: 0 K: 0 S: 4	H: 1 LOB: 1 BB: 1 P: 8	R: 0 E: 1 K: 0 S: 4	H: 0 LOB: 1 BB: 0 P: 4	R: 0 E: 0 K: 0 S: 3	H: 0 LOB: 1 BB: 1 P: 7	R: 2 E: 0 K: 0 S: 5	H: 2 LOB: 1 BB: 1 P: 9	R: 0 E: 0 K: 0 S: 2	H: 0 LOB: 0 BB: 1 P: 6	1B: 3 2B: 3 3B: 1 HR: 0	SF: 1 SAC: 2 DP: 0 HBP: 0	WP: 1 PB: 0 SB: 2 CS: 0	PA: 37	
PITCHER	IP	WLS	BF	H	R	ER	SO	BB	IBB	HBP	BLK	WP	HR	S	P	ERA	WHIP				
Bob Owchinko, L (1, 1) ERA: 5.28	7.0	L	31	5	3	3	5	4	0	0	0	0	0	37	53	3.86	1.286				
Rick Sawyer, R (8, 1) ERA: 5.67	1.0		6	2	2	2	0	1	0	0	0	0	0	5	9	18.00	3.000				



Batter	1	2	3	4	5	6	7	8	9	AB	R	H	RBI	BB	SO	LOB	TOP					
George Hendrick, R (1, 8) OBP: 0.356, SLG: 0.431										3	0	0	0	1	0	1						
Tucker Ashford, R (1, 5) OBP: 0.225, SLG: 0.316										4	0	0	0	0	0	1						
Mike Ivie, R (1, 3) OBP: 0.346, SLG: 0.431										4	1	2	0	0	0	0						
Dave Winfield, R (1, 9) OBP: 0.350, SLG: 0.520										4	0	0	0	0	0	2						
Dave Kingman, R (1, 7) OBP: 0.268, SLG: 0.391											4	1	1	2	0	0	1					
Gene Tenace, R (1, 2) OBP: 0.414, SLG: 0.415										2	1	0	0	2	2	1						
Bill Almon, R (1, 6) Merv Rettenmund, R (9, PH) OBP: 0.287, SLG: 0.307 OBP: 0.450, SLG: 0.535											3	0	1	0	0	1	1					
Mike Champion, R (1, 4) Gene Richards, L (7, PH) Gary Sutherland, R (7, 4) OBP: 0.274, SLG: 0.306 OBP: 0.346, SLG: 0.345 OBP: 0.366, SLG: 0.391											2	0	0	0	0	1	0					
Tom Griffin, R (1, 1) Jerry Turner, L (7, PH) Dan Spillner, R (7, 1) OBP: 0.114, SLG: 0.324 OBP: 0.346, SLG: 0.438 OBP: 0.346, SLG: 0.391											2	0	1	0	0	0	0					
											1	0	0	0	0	1	1					
											0	0	0	0	0	0	0					
Inning Stats	R: 0 E: 0 K: 0 S: 2	H: 0 LOB: 0 BB: 1 P: 6	R: 0 E: 1 K: 2 S: 8	H: 0 LOB: 1 BB: 0 P: 8	R: 0 E: 0 K: 1 S: 5	H: 0 LOB: 0 BB: 0 P: 5	R: 2 E: 0 K: 1 S: 7	H: 2 LOB: 0 BB: 0 P: 7	R: 0 E: 0 K: 0 S: 4	H: 1 LOB: 1 BB: 0 P: 4	R: 0 E: 0 K: 0 S: 3	H: 0 LOB: 0 BB: 0 P: 3	R: 1 E: 0 K: 1 S: 6	H: 1 LOB: 1 BB: 1 P: 10	R: 0 E: 0 K: 0 S: 4	H: 1 LOB: 1 BB: 0 P: 4	R: 0 E: 0 K: 1 S: 5	H: 0 LOB: 1 BB: 1 P: 9	1B: 4 2B: 0 3B: 0 HR: 1	SF: 1 SAC: 0 DP: 1 HBP: 0	WP: 0 PB: 0 SB: 0 CS: 0	PA: 35
PITCHER Burt Hooton, R (1, 1) ERA: 2.73	IP: 9.0 WLS: W BF: 35 H: 5 R: 3 ER: 3 SO: 6 BB: 3 IBB: 0 HBP: 0 BLK: 0 WP: 0 HR: 1 S: 44 P: 56 ERA: 3.00 WHIP: 0.889															PITCHER	IP: 9.0 WLS: W BF: 35 H: 5 R: 3 ER: 3 SO: 6 BB: 3 IBB: 0 HBP: 0 BLK: 0 WP: 0 HR: 1 S: 44 P: 56 ERA: 3.00 WHIP: 0.889					

San Diego Padres @ Los Angeles Dodgers
Dodger Stadium, Los Angeles, CA
Fri Jul 08 1977, 7:05 PM PDT
Att: 52,851 - Unknown

AB	31
R	3
H	5
RBI	3
BB	3
SO	6
LOB	10



Batter	1	2	3	4	5	6	7	8	9	AB	R	H	RBI	BB	SO	LOB	BOTTOM			
Ted Martinez, R (1, 4) OBP: 0.306, SLG: 0.408										4	0	1	0	0	1	2				
Bill Russell, R (1, 6) OBP: 0.317, SLG: 0.386										4	0	2	1	0	0	0				
Steve Garvey, R (1, 3) OBP: 0.343, SLG: 0.558										4	0	0	0	0	2	3				
Ron Cey, R (1, 5) OBP: 0.413, SLG: 0.530										3	0	0	0	1	1	1				
Rick Monday, L (1, 8) OBP: 0.364, SLG: 0.434										3	2	2	0	1	1	3				
Dusty Baker Jr., R (1, 7) OBP: 0.364, SLG: 0.532										4	1	2	3	0	1	1				
John Hale, L (1, 9) OBP: 0.356, SLG: 0.301										3	0	0	0	1	2	0				
Steve Yeager, R (1, 2) OBP: 0.377, SLG: 0.516										3	2	2	1	0	0	0				
Burt Hooton, R (1, 1) OBP: 0.189, SLG: 0.216										2	0	0	0	0	0	2				
Inning Stats	R: 0 E: 0 K: 1 S: 5	H: 0 LOB: 0 BB: 0 P: 5	R: 3 E: 0 K: 1 S: 8	H: 3 LOB: 0 BB: 0 P: 8	R: 0 E: 0 K: 0 S: 4	H: 2 LOB: 1 BB: 0 P: 4	R: 0 E: 0 K: 1 S: 4	H: 0 LOB: 2 BB: 2 P: 13	R: 0 E: 0 K: 1 S: 5	H: 0 LOB: 0 BB: 0 P: 5	R: 1 E: 1 K: 2 S: 8	H: 2 LOB: 0 BB: 0 P: 8	R: 1 E: 0 K: 2 S: 10	H: 2 LOB: 3 BB: 1 P: 14	R: 0 E: 0 K: 0 S: 3	H: 0 LOB: 0 BB: 0 P: 3	1B: 6 2B: 1 3B: 0 HR: 2	SF: 0 SAC: 1 DP: 0 HBP: 1	WP: 0 PB: 0 SB: 0 CS: 2	PA: 35
PITCHER Tom Griffin, R (1, 1) ERA: 5.02 Dan Spillner, R (7, 1) ERA: 2.96	IP: 6.0 WLS: L BF: 25 H: 7 R: 4 ER: 4 SO: 6 BB: 2 IBB: 0 HBP: 1 BLK: 1 WP: 0 HR: 2 S: 34 P: 43 ERA: 4.50 WHIP: 1.500															PITCHER	IP: 6.0 WLS: L BF: 25 H: 7 R: 4 ER: 4 SO: 6 BB: 2 IBB: 0 HBP: 1 BLK: 1 WP: 0 HR: 2 S: 34 P: 43 ERA: 4.50 WHIP: 1.500			

San Diego Padres @ Los Angeles Dodgers
Dodger Stadium, Los Angeles, CA
Fri Jul 08 1977, 7:05 PM PDT
Att: 52,851 - Unknown

AB	30
R	5
H	9
RBI	5
BB	3
SO	8
LOB	12



Batter	1	2	3	4	5	6	7	8	9	10	AB	R	H	RBI	BB	SO	LOB	TOP	
Gene Richards, L OBP: 0.342, SLG: 0.341 George Hendrick, R OBP: 0.358, SLG: 0.431	(1, 8) X 0-0 F7		(0, 3) K		(0, 3) K			(0, 0) G3		(4, 0) BB	4	0	0	0	2	0	0		
Bill Almon, R OBP: 0.292, SLG: 0.313	(1, 6) X 0-0 PB S 1B		(0, 3) K		(4, 0) BB			(0, 0) 4-3		(0, 0) 2B	4	0	2	1	1	1	0		
Jerry Turner, L OBP: 0.352, SLG: 0.436 Merv Rettenmund, R OBP: 0.455, SLG: 0.535	(1, 7) B (8, 7) S 4-0 1-3 BB		(0, 3) K		(0, 0) 1-3			(0, 0) 1-3		(4, 0) BB	3	0	1	0	1	1	1		
Dave Winfield, R OBP: 0.348, SLG: 0.524	(1, 9) S 0-3 K				(0, 0) HR			(0, 0) 4-3		(0, 0) F7	5	1	1	1	0	1	6		
Dave Kingman, R OBP: 0.254, SLG: 0.385	(1, 3) X 0-0 6-3				(0, 0) P6			(0, 3) K			4	0	0	0	0	1	3		
Gene Tenace, R OBP: 0.409, SLG: 0.409		(0, 3) K		(0, 3) K				(0, 3) K		(0, 0) F8	4	0	0	0	0	3	0		
Tucker Ashford, R OBP: 0.227, SLG: 0.333	(1, 5) X 0-0 WP 2B				(0, 0) F8			(0, 0) P3		(0, 0) L1	4	0	1	0	0	0	0		
Mike Champion, R OBP: 0.275, SLG: 0.307 Mike Ivie, R OBP: 0.345, SLG: 0.429 Rollie Fingers, R (10, 1)	(1, 4) S (10, PH) S (10, 1) X 0-3 K				(0, 3) K			(0, 0) K		(0, 0) 6-3	3	0	1	0	0	2	1		
Dave Freisleben, R OBP: 0.182, SLG: 0.182 Gary Sutherland, R OBP: 0.361, SLG: 0.385 (10, 4)	(1, 1) X 0-0 6-3				(0, 3) K			(0, 0) 1B		(0, 3) K	3	0	0	0	0	1	2		
Inning Stats	R: 0 E: 0 K: 1 S: 6	H: 1 LOB: 2 BB: 1 P: 10	R: 0 E: 0 K: 2 S: 8	H: 1 LOB: 1 BB: 0 P: 8	R: 0 E: 0 K: 3 S: 9	H: 0 LOB: 0 BB: 0 P: 9	R: 1 E: 0 K: 1 S: 6	H: 1 LOB: 0 BB: 0 P: 6	R: 0 E: 0 K: 3 S: 9	H: 0 LOB: 0 BB: 0 P: 9	R: 0 E: 0 K: 1 S: 5	H: 1 LOB: 1 BB: 0 P: 6	R: 0 E: 0 K: 0 S: 3	H: 0 LOB: 0 BB: 0 P: 3	R: 1 E: 0 K: 1 S: 6	H: 1 LOB: 2 BB: 2 P: 14	1B: 3 2B: 2 3B: 0 HR: 1	SF: 0 SAC: 0 DP: 0 HBP: 0	WP: 1 PA: 40
PITCHER	IP 9.0	WLS L	BF 5	H 1	R 1	ER 1	SO 12	BB 2	IBB 0	HBP 0	BLK 0	WP 1	HR 1	S 56	P 64	ERA 1.00	WHIP 0.778		
Don Sutton, R ERA: 2.47	(1, 1)	0.2	5	1	1	1	1	2	0	0	0	0	0	5	13	13.50	4.500		
Charlie Hough, R ERA: 3.33	(10, 1)	0.1	1	0	0	0	0	0	0	0	0	0	0	1	1	0.00	0.000		
Elias Sosa, R ERA: 3.33	(10, 1)																		

San Diego Padres @ Los Angeles Dodgers
Dodger Stadium, Los Angeles, CA
Sat Jul 09 1977, 7:05 PM PDT
Att: 39,102 - Unknown


AB 36
R 2
H 6
RBI 2
BB 4
SO 13
LOB 13



Batter	1	2	3	4	5	6	7	8	9	10	AB	R	H	RBI	BB	SO	LOB	BOTTOM			
Ted Martinez, R OBP: 0.289, SLG: 0.387	(1, 4) S 0-3 K			(0, 3) K		(0, 0) 6-3			(0, 0) 6-3		4	0	0	0	2	0					
Bill Russell, R OBP: 0.313, SLG: 0.382	(1, 6) X 0-0 6-3			(0, 0) P8				(0, 0) F9		(0, 0) 5-3	4	0	0	0	0	0					
Steve Garvey, R OBP: 0.342, SLG: 0.554	(1, 3) X 0-0 4-3			(4, 0) BB				(0, 0) 6-3		(0, 3) K	3	0	0	0	1	1	0				
Ron Cey, R OBP: 0.409, SLG: 0.523	(1, 5) X 0-0 F7			(0, 0) F8				(0, 0) F9		(0, 0) F8	4	0	0	0	0	1					
Rick Monday, L OBP: 0.359, SLG: 0.428	(1, 8) S 0-3 K			(0, 0) 4-3				(0, 3) K		(0, 3) K	4	0	0	0	0	3	0				
Dusty Baker Jr., R OBP: 0.361, SLG: 0.527	(1, 7) S 0-3 K			(0, 3) K				(0, 0) 4-3			3	0	0	0	0	2	0				
John Hale, L OBP: 0.356, SLG: 0.342	(1, 9) X 0-0 P4			(0, 0) P6				(0, 0) HR			3	1	1	1	0	0	0				
Johnny Oates, L OBP: 0.381, SLG: 0.403	(1, 2) X 0-0 G3-6-4 1B			(0, 0) G3				(0, 0) 4-3			3	0	1	0	0	0	0				
Don Sutton, R OBP: 0.238, SLG: 0.231 Reggie Smith, S OBP: 0.458, SLG: 0.576 Charlie Hough, R OBP: 0.105, SLG: 0.222 Elias Sosa, R (10, 1)	(1, 1) X (9, PH) S (10, 1) X (10, 1) S 0-0 G3-6-4			(0, 0) F3				(0, 0) F9			2	0	0	0	0	0	1				
Inning Stats	R: 0 E: 0 K: 1 S: 5	H: 0 LOB: 0 BB: 0 P: 5	R: 0 E: 0 K: 2 S: 7	H: 0 LOB: 0 BB: 0 P: 7	R: 0 E: 0 K: 0 S: 3	H: 1 LOB: 1 BB: 0 P: 3	R: 0 E: 0 K: 1 S: 5	H: 0 LOB: 1 BB: 1 P: 9	R: 0 E: 0 K: 1 S: 5	H: 0 LOB: 0 BB: 0 P: 5	R: 0 E: 0 K: 0 S: 3	H: 0 LOB: 0 BB: 0 P: 3	R: 1 E: 0 K: 1 S: 6	H: 1 LOB: 0 BB: 0 P: 6	R: 0 E: 0 K: 0 S: 3	H: 0 LOB: 0 BB: 0 P: 3	R: 0 E: 0 K: 2 S: 7	H: 0 LOB: 0 BB: 0 P: 7	1B: 1 2B: 0 3B: 0 HR: 1	SF: 0 SAC: 0 DP: 1 HBP: 0	WP: 0 PA: 32
PITCHER	IP 9.0	WLS W	BF 29	H 2	R 1	ER 1	SO 6	BB 1	IBB 0	HBP 0	BLK 0	WP 0	HR 1	S 40	P 44	ERA 1.00	WHIP 0.333				
Dave Freisleben, R ERA: 6.2	(1, 1)	1.0	3	0	0	0	2	0	0	0	0	0	0	7	7	0.00	0.000				
Rollie Fingers, R ERA: 3.07	(10, 1)																				

San Diego Padres @ Los Angeles Dodgers
Dodger Stadium, Los Angeles, CA
Sat Jul 09 1977, 7:05 PM PDT
Att: 39,102 - Unknown

AB 31
R 1
H 2
RBI 1
BB 1
SO 8
LOB 2



Batter	1	2	3	4	5	6	7	8	9	AB	R	H	RBI	BB	SO	LOB	TOP											
Gene Richards, L (1, 8) OBP: 0.340, SLG: 0.338 Bob Davis, R (8, 2) OBP: 0.237, SLG: 0.236										4	0	1	0	0	1	3	San Diego Padres @ Los Angeles Dodgers Dodger Stadium, Los Angeles, CA Sun Jul 10 1977, 3:38 AM PDT Att: 51,575 - Unknown livebaseballscorecards.com											
Bill Almon, R (1, 6) OBP: 0.294, SLG: 0.315										4	1	1	0	0	0	3												
Mike Ivie, R (1, 3) OBP: 0.344, SLG: 0.426										4	1	1	0	0	2	1												
Dave Winfield, R (1, 9) OBP: 0.348, SLG: 0.536										4	2	2	4	0	1	0												
Jerry Turner, L (1, 7) OBP: 0.347, SLG: 0.434										4	0	0	0	0	1	0												
Tucker Ashford, R (1, 5) OBP: 0.285, SLG: 0.333 Dan Spillner, R (7, 1)										3	0	1	0	0	1	0												
Rick Sawyer, R (8, 1) OBP: 0.333, SLG: 0.158 Merv Rettenmund, R (8, PH) OBP: 0.455, SLG: 0.545 Gary Sutherland, R (9, 5) OBP: 0.356, SLG: 0.379										0	0	0	0	0	0	0												
Dave Roberts, R (1, 2) OBP: 0.362, SLG: 0.438 George Hendrick, R (8, PH) OBP: 0.362, SLG: 0.438										2	0	0	0	0	1	0												
Mike Champion, R (1, 4) OBP: 0.273, SLG: 0.304										4	0	0	0	0	3	2												
John D'Acquisto, R (1, 1) Dave Tomlin, L (7, 1) OBP: 0.333, SLG: 0.333 Dave Kingman, R (7, 3) OBP: 0.268, SLG: 0.382 Rollie Fingers, R (9, 1)										1	0	0	0	1	0	0												
Inning Stats	R: 0 E: 0 K: 0 S: 3	H: 1 LOB: 0 BB: 0 P: 3	R: 0 E: 0 K: 2 S: 7	H: 0 LOB: 0 BB: 0 P: 7	R: 0 E: 0 K: 1 S: 5	H: 0 LOB: 1 BB: 1 P: 9	R: 0 E: 0 K: 1 S: 5	H: 0 LOB: 0 BB: 0 P: 5	R: 0 E: 0 K: 2 S: 7	H: 0 LOB: 0 BB: 0 P: 7	R: 2 E: 0 K: 1 S: 7	H: 3 LOB: 0 BB: 0 P: 7	R: 0 E: 0 K: 0 S: 4	H: 1 LOB: 2 BB: 1 P: 8	R: 3 E: 0 K: 2 S: 11	H: 4 LOB: 2 BB: 1 P: 15		1B: 6 2B: 1 3B: 0 HR: 2	SF: 0 SAC: 0 DP: 1 HBP: 0	WP: 0 PB: 0 SB: 0 CS: 0	PA: 38							
PITCHER	IP	WLS	BF	H	R	ER	SO	BB	IBB	HBP	BLK	WP	HR	S	P	ERA		WHIP										
Rick Rhoden, R (1, 1) ERA: 3.97	8.1	L	33	8	5	5	9	2	0	0	0	0	2	49	57	5.40		1.200										
Charlie Hough, R (9, 1) ERA: 3.4	0.2		4	1	0	0	2	0	1	0	0	0	0	7	11	0.00		1.500										

Batter	1	2	3	4	5	6	7	8	9	AB	R	H	RBI	BB	SO	LOB	BOTTOM											
Ted Martinez, R (1, 4) OBP: 0.289, SLG: 0.390										3	1	1	0	0	1	0	San Diego Padres @ Los Angeles Dodgers Dodger Stadium, Los Angeles, CA Sun Jul 10 1977, 3:38 AM PDT Att: 51,575 - Unknown livebaseballscorecards.com											
Bill Russell, R (1, 6) OBP: 0.316, SLG: 0.382										3	0	1	2	1	0	2												
Steve Garvey, R (1, 3) OBP: 0.339, SLG: 0.544										3	0	0	0	1	1	2												
Ron Cey, R (1, 5) OBP: 0.408, SLG: 0.518										3	0	1	1	1	0	0												
Rick Monday, L (1, 8) OBP: 0.359, SLG: 0.422 Glenn Burke, R (8, PR) OBP: 0.239, SLG: 0.227										3	0	0	1	1	2	1												
Dusty Baker Jr., R (1, 7) OBP: 0.358, SLG: 0.528										4	0	0	0	0	0	4												
John Hale, L (1, 9) OBP: 0.344, SLG: 0.329										4	0	0	0	0	2	1												
Steve Yeager, R (1, 2) OBP: 0.381, SLG: 0.515 Boog Powell, L (9, PH) OBP: 0.412, SLG: 0.259										2	1	1	0	1	1	0												
Rick Rhoden, R (1, 1) OBP: 0.227, SLG: 0.341 Charlie Hough, R (9, 1) OBP: 0.105, SLG: 0.222 Reggie Smith, S (9, PH) OBP: 0.436, SLG: 0.571										1	0	0	0	0	1	0												
Inning Stats	R: 0 E: 0 K: 0 S: 3	H: 0 LOB: 0 BB: 0 P: 3	R: 0 E: 0 K: 1 S: 5	H: 0 LOB: 0 BB: 0 P: 5	R: 2 E: 0 K: 3 S: 12	H: 3 LOB: 1 BB: 0 P: 12	R: 0 E: 0 K: 1 S: 5	H: 0 LOB: 0 BB: 0 P: 5	R: 0 E: 0 K: 1 S: 4	H: 0 LOB: 0 BB: 1 P: 8	R: 0 E: 0 K: 1 S: 4	H: 1 LOB: 1 BB: 0 P: 4	R: 2 E: 0 K: 0 S: 5	H: 2 LOB: 3 BB: 3 P: 17	R: 0 E: 0 K: 2 S: 7	H: 0 LOB: 0 BB: 0 P: 7		1B: 5 2B: 1 3B: 0 HR: 0	SF: 0 SAC: 1 DP: 2 HBP: 0	WP: 0 PB: 0 SB: 0 CS: 0	PA: 36							
PITCHER	IP	WLS	BF	H	R	ER	SO	BB	IBB	HBP	BLK	WP	HR	S	P	ERA		WHIP										
John D'Acquisto, R (1, 1) ERA: 4.99	6.0		22	4	2	2	7	2	0	0	0	0	0	1	1	3.00		1.000										
Dave Tomlin, L (7, 1) ERA: 3.97	0.1		1	0	0	0	0	0	0	0	0	0	0	1	1	0.00		0.000										
Dan Spillner, R (7, 1) ERA: 3.16	1.1		9	2	2	2	0	3	0	0	0	0	0	6	18	13.50		3.750										
Rick Sawyer, R (8, 1) ERA: 5.7	0.1	W	1	0	0	0	0	0	0	0	0	0	0	1	1	0.00		0.000										
Rollie Fingers, R (9, 1) ERA: 2.97	1.0	S	3	0	0	0	2	0	0	0	0	0	0	7	7	0.00		0.000										

Batter	1	2	3	4	5	6	7	8	9	AB	R	H	RBI	BB	SO	LOB	TOP								
Bill Madlock, R (1.5) OBP: 0.364, SLG: 0.447	0-0 BB 1B		0-0 FC5-4 1B		0-0 PB 1B	0-0 F8			0-0 G6-4-3	5	1	3	0	0	0	2									
Derrel Thomas, S (1.8) OBP: 0.305, SLG: 0.289	0-3 K		0-0 FC5-4 2B		0-3 K		0-0 G3			4	1	0	0	0	2	3									
Darrell Evans, L (1.7) OBP: 0.367, SLG: 0.425	4-0 1B 1-2 BB		0-0 1-H 2B		0-0 F7		0-0 4-3			3	0	1	1	1	0	1									
Jack Clark, R (1.9) OBP: 0.317, SLG: 0.406	0-0 1-3 2-H 1B		0-0 6-3		0-0 1B 1B		0-3 K			4	1	2	1	0	1	1									
Willie McCovey, L (1.3) OBP: 0.384, SLG: 0.475	0-3 K		0-3 K		0-0 1B 1-2 1B			0-0 F7		4	0	1	0	0	2	3									
Marc Hill, R (1.2) OBP: 0.316, SLG: 0.368		0-3 K		0-0 6-3		0-0 1B		0-3 K		4	0	1	1	0	2	0									
Rob Andrews, R (1.4) OBP: 0.356, SLG: 0.300		0-0 1B		0-0 1-3 1B		0-0 FC6-4 1B		0-0 F9		4	0	3	0	0	0	0									
Johnnie LeMaster, R (1.6) OBP: 0.233, SLG: 0.290		0-3 K		0-0 1-3		0-0 FC6-4 1-2		0-3 K		4	0	0	0	0	2	3									
Jim Barr, R (1.1) OBP: 0.200, SLG: 0.167		0-0 F8		0-0 5-3		0-0 F7		4-0 BB		2	0	0	0	0	0	2									
Dave Heaverlo, R (5.1)										0	0	0	0	0	0	0									
Terry Whitfield, L (6. PH) OBP: 0.343, SLG: 0.456										1	0	0	0	0	0	1									
John Curtis, L (6.1) OBP: 0.308, SLG: 0.417										0	0	0	0	0	0	0									
Gary Thomasson, L (9. PH) OBP: 0.350, SLG: 0.471										0	0	0	0	1	0	0									
Inning Stats	R: 0 E: 0 K: 2 S: 8	H: 2 LOB: 2 BB: 1 P: 12	R: 0 E: 0 K: 2 S: 8	H: 1 LOB: 1 BB: 0 P: 8	R: 1 E: 0 K: 1 S: 7	H: 2 LOB: 1 BB: 0 P: 7	R: 0 E: 0 K: 0 S: 4	H: 1 LOB: 1 BB: 0 P: 4	R: 2 E: 0 K: 1 S: 8	H: 4 LOB: 2 BB: 0 P: 8	R: 0 E: 0 K: 0 S: 4	H: 1 LOB: 1 BB: 0 P: 4	R: 0 E: 0 K: 1 S: 5	H: 0 LOB: 0 BB: 0 P: 5	R: 0 E: 0 K: 1 S: 5	H: 0 LOB: 0 BB: 0 P: 5	R: 0 E: 0 K: 1 S: 4	H: 0 LOB: 0 BB: 1 P: 8	1B: 10 2B: 1 3B: 0 HR: 0	SF: 0 SAC: 0 DP: 1 HBP: 0	WP: 0 PB: 1 SB: 0 CS: 0	PA: 37			
PITCHER	IP WLS BF H R ER SO BB IBB HBP BLK WP HR S P ERA WHIP	5.0 W 24 10 3 3 6 1 0 0 0 0 0 35 39 5.40 2.200	4.0 S 13 1 0 0 3 1 0 0 0 0 0 18 22 0.00 0.500																						

San Francisco Giants @ San Diego Padres
San Diego Stadium, San Diego, CA
Tue Jul 12, 1977, 10:05 PM EDT
Att: 10,708 - Unknown

AB 35
R 3
H 11
RBI 3
BB 2
SO 9
LOB 16

GIANTS

Batter	1	2	3	4	5	6	7	8	9	AB	R	H	RBI	BB	SO	LOB	BOTTOM								
Gene Richards, L (1.8) OBP: 0.342, SLG: 0.340	4-0 1B BB	0-0 SF7		0-0 G3	0-0 1-2 2-H 1B			0-0 4-3		3	1	1	2	1	0	1									
Bill Almon, R (1.6) OBP: 0.294, SLG: 0.313	0-0 1B 1-2 SF8 1B	0-0 1-2 1B		0-0 F9	0-0 1-3			0-0 F8		5	1	2	0	0	0	3									
Mike Ivie, R (1.3) OBP: 0.344, SLG: 0.434	0-0 F3	0-0 F7			0-0 6-3	0-0 F8				4	0	0	0	0	0	4									
Dave Winfield, R (1.9) OBP: 0.353, SLG: 0.535	0-0 WP 1-3 2-H 1B		0-0 F8 1B		0-0 HR 1B	0-0 4-3				4	1	3	1	0	0	0									
Jerry Turner, L (1.7) OBP: 0.343, SLG: 0.450	0-0 SF8		0-3 K		0-0 HR	0-0 F9				3	1	1	3	0	1	1									
Dave Roberts, R (1.2) OBP: 0.286, SLG: 0.328	0-0 6-3		0-0 F8		0-0 1B 1B		0-0 6-3			4	1	1	0	0	0	2									
Tucker Ashford, R (1.5) OBP: 0.237, SLG: 0.304		0-0 6-3	0-0 F9		0-0 F6		0-3 K			4	0	0	0	0	1	2									
Mike Champion, R (1.4) OBP: 0.277, SLG: 0.308		0-0 E 1B SF7 1B		0-0 G3 SH1-4 1B	0-0 1B 1B		0-3 K			4	2	3	0	0	1	0									
Bob Ovwchinko, L (1.1) OBP: 0.300, SLG: 0.176		0-0 E6 1B		0-0 SH1-4	0-0 1B			0-3 K		1	0	1	0	0	0	0									
Dave Kingman, R (5. PH) OBP: 0.267, SLG: 0.379		0-0 1-3 1B		0-0 1-2 1B						1	0	1	1	0	0	0									
Dan Spillner, R (6.1) ERA: 2.97										1	0	0	0	0	1	0									
Inning Stats	R: 2 E: 0 K: 0 S: 5	H: 2 LOB: 1 BB: 1 P: 9	R: 1 E: 1 K: 0 S: 6	H: 3 LOB: 2 BB: 0 P: 6	R: 0 E: 0 K: 1 S: 6	H: 1 LOB: 1 BB: 0 P: 6	R: 0 E: 0 K: 0 S: 4	H: 1 LOB: 1 BB: 0 P: 4	R: 4 E: 0 K: 0 S: 9	H: 6 LOB: 2 BB: 0 P: 9	R: 0 E: 0 K: 0 S: 3	H: 0 LOB: 0 BB: 0 P: 3	R: 0 E: 0 K: 2 S: 7	H: 0 LOB: 0 BB: 0 P: 7	R: 0 E: 0 K: 1 S: 5	H: 0 LOB: 0 BB: 0 P: 5	R: 0 E: 0 K: 1 S: 5	H: 0 LOB: 0 BB: 0 P: 5	1B: 12 2B: 0 3B: 0 HR: 1	SF: 2 SAC: 1 DP: 0 HBP: 0	WP: 1 PB: 0 SB: 0 CS: 0	PA: 38			
PITCHER	IP WLS BF H R ER SO BB IBB HBP BLK WP HR S P ERA WHIP	4.2 L 27 12 7 7 1 0 0 0 0 0 2 2 0.00 3.000	3.0 9 0 0 0 3 0 0 0 0 0 0 15 15 0.00 0.000																						

San Francisco Giants @ San Diego Padres
San Diego Stadium, San Diego, CA
Tue Jul 12, 1977, 10:05 PM EDT
Att: 10,708 - Unknown


AB 34
R 7
H 13
RBI 7
BB 1
SO 4
LOB 13

SD


Batter	1	2	3	4	5	6	7	8	9	AB	R	H	RBI	BB	SO	LOB	TOP								
Davey Lopes, R OBP: 0.397, SLG: 0.404	L9		5-3		E4			K		4	0	1	0	0	1	0	Los Angeles Dodgers @ San Diego Padres San Diego Stadium, San Diego, CA Fri Jul 15 1977, 10:05 PM EDT Att: 31,726 - Unknown livebaseballscores.com								
Bill Russell, R OBP: 0.314, SLG: 0.379	F7		F8		1-4-3			5-3		4	0	0	0	0	0	1									
Reggie Smith, S OBP: 0.437, SLG: 0.588	F8			G3				F9		3	0	0	0	1	0	0									
Ron Cey, R OBP: 0.397, SLG: 0.497				K				F8		3	1	0	0	1	1	1									
Steve Garvey, R OBP: 0.334, SLG: 0.528				6-3				FC6-4		4	0	2	0	0	0	0									
Dusty Baker Jr., R OBP: 0.348, SLG: 0.505				G6-3				K		3	0	0	0	1	1	2									
John Hale, L OBP: 0.357, SLG: 0.385				E6				FC9-6		4	0	2	0	0	0	1									
Steve Yeager, R OBP: 0.375, SLG: 0.502				6-3				F8		3	1	0	0	0	0	2									
Boog Powell, L OBP: 0.417, SLG: 0.276				6-3				F7		1	0	0	0	0	0	1									
Rick Rhoden, R OBP: 0.234, SLG: 0.362				5-3				F5		3	1	1	1	0	0	0									
Elias Sosa, R OBP: 0.333, SLG: 0.333										0	0	0	0	0	0	0									
Inning Stats	R: 0 E: 0 K: 0 S: 3	H: 0 LOB: 0 BB: 0 P: 3	R: 1 E: 1 K: 0 S: 4	H: 2 LOB: 1 BB: 1 P: 8	R: 0 E: 0 K: 0 S: 3	H: 0 LOB: 0 BB: 0 P: 3	R: 0 E: 0 K: 1 S: 5	H: 0 LOB: 0 BB: 0 P: 5	R: 2 E: 1 K: 0 S: 5	H: 2 LOB: 1 BB: 1 P: 9	R: 0 E: 0 K: 0 S: 4	H: 1 LOB: 1 BB: 0 P: 4	R: 0 E: 0 K: 0 S: 3	H: 0 LOB: 0 BB: 0 P: 3	R: 0 E: 0 K: 1 S: 5	H: 0 LOB: 1 BB: 1 P: 9	R: 0 E: 0 K: 1 S: 6	H: 1 LOB: 1 BB: 0 P: 6	1B: 5 2B: 1 3B: 0 HR: 0	SF: 0 SAC: 0 DP: 1 HBP: 0	WP: 0 PB: 1 SB: 1 CS: 0	PA: 35			
PITCHER	IP	WLS	BF	H	R	ER	SO	BB	IBB	HBP	BLK	WP	HR	S	P	ERA	WHIP								
Dave Freisleben, R ERA: 5.82	6.0		24	5	3	2	1	2	0	0	0	0	0	24	32	3.00	1.167								
Dan Spillner, R ERA: 2.95	2.2	W	10	1	0	0	2	1	0	0	0	0	0	13	17	0.00	0.750								
Rollie Fingers, R ERA: 2.99	0.1	S	1	0	0	0	0	0	0	0	0	0	0	1	1	0.00	0.000								

Batter	1	2	3	4	5	6	7	8	9	AB	R	H	RBI	BB	SO	LOB	BOTTOM								
Gene Richards, L OBP: 0.333, SLG: 0.330	G3		K		4-3			F8		5	0	0	0	0	1	3	Los Angeles Dodgers @ San Diego Padres San Diego Stadium, San Diego, CA Fri Jul 15 1977, 10:05 PM EDT Att: 31,726 - Unknown livebaseballscores.com								
Bill Almon, R OBP: 0.296, SLG: 0.312			1B					F8		3	1	2	0	1	0	0									
Mike Ivie, R OBP: 0.345, SLG: 0.435	P4				K			6-3		4	0	1	0	0	1	2									
Dave Winfield, R OBP: 0.351, SLG: 0.529	1-3				4-3			P3		4	0	0	1	0	0	3									
Jerry Turner, L OBP: 0.350, SLG: 0.449			P5					G3		3	2	2	0	1	0	0									
Dave Roberts, R OBP: 0.286, SLG: 0.352			K		FC5-4			G3		3	0	0	0	0	1	3									
Mike Champion, R OBP: 0.281, SLG: 0.311					5-3			E9		4	2	3	2	0	0	0									
Tucker Ashford, R OBP: 0.227, SLG: 0.302					1-3			F7		4	0	1	1	0	0	2									
Dave Freisleben, R OBP: 0.154, SLG: 0.154					2-3					2	0	0	0	0	1	1									
Dave Kingman, R OBP: 0.269, SLG: 0.377					K					0	0	0	0	1	0	0									
Dan Spillner, R OBP: 0.286, SLG: 0.091										1	0	1	1	0	0	0									
Rollie Fingers, R ERA: 2.99										0	0	0	0	0	0	0									
Inning Stats	R: 0 E: 0 K: 0 S: 3	H: 0 LOB: 1 BB: 1 P: 7	R: 1 E: 0 K: 1 S: 7	H: 2 LOB: 1 BB: 0 P: 7	R: 1 E: 0 K: 1 S: 7	H: 2 LOB: 2 BB: 1 P: 11	R: 0 E: 0 K: 1 S: 5	H: 0 LOB: 0 BB: 0 P: 5	R: 0 E: 0 K: 0 S: 6	H: 1 LOB: 1 BB: 0 P: 6	R: 1 E: 0 K: 0 S: 5	H: 2 LOB: 2 BB: 1 P: 9	R: 0 E: 0 K: 0 S: 3	H: 0 LOB: 0 BB: 0 P: 3	R: 2 E: 1 K: 0 S: 6	H: 3 LOB: 1 BB: 0 P: 6	1B: 9 2B: 1 3B: 0 HR: 0	SF: 0 SAC: 1 DP: 0 HBP: 0	WP: 0 PB: 0 SB: 0 CS: 0	PA: 37					
PITCHER	IP	WLS	BF	H	R	ER	SO	BB	IBB	HBP	BLK	WP	HR	S	P	ERA	WHIP								
Rick Rhoden, R ERA: 4.02	7.2	L	36	10	5	4	4	3	0	0	0	0	0	41	53	4.70	1.696								
Elias Sosa, R ERA: 2.87	0.1		1	0	0	0	0	0	0	0	0	0	0	1	1	0.00	0.000								

AB 32
R 3
H 6
RBI 1
BB 3
SO 3
LOB 8



AB 33
R 5
H 10
RBI 5
BB 3
SO 4
LOB 14



Batter	1	2	3	4	5	6	7	8	9	AB	R	H	RBI	BB	SO	LOB	TOP										
Ted Martinez, R OBP: 0.294, SLG: 0.370 (1, 4)	G3			4-3			6-3		P3	4	0	0	0	0	0	0											
Bill Russell, R OBP: 0.311, SLG: 0.375 (1, 6)	L6			F7			F7		6-3	4	0	0	0	0	0	0											
Reggie Smith, S OBP: 0.432, SLG: 0.580 (1, 9)	F9			F8			6-3		G3	4	0	0	0	0	0	0											
Ron Cey, R OBP: 0.394, SLG: 0.492 (1, 5)		1-3			F7				5-3	3	0	0	0	0	0	0											
Steve Garvey, R OBP: 0.334, SLG: 0.527 (1, 3)		6-3			L8				FC5-4 1B	3	0	1	0	0	0	0											
Dusty Baker Jr., R OBP: 0.345, SLG: 0.500 (1, 7)		4-3			6-3				FC5-4 1B 1-2 1B	3	1	0	0	0	0	1											
Glenn Burke, R OBP: 0.259, SLG: 0.235 (1, 8)				K			6-3		1B 1-3 1B	3	0	1	0	0	1	0											
Steve Yeager, R OBP: 0.375, SLG: 0.500 (1, 2)				F7			6-3		1-2 3-H 1B	3	0	1	1	0	0	0											
Tommy John, R OBP: 0.200, SLG: 0.200 (1, 1)				F8			5-3		K	3	0	0	0	0	1	2											
Inning Stats	R: 0 E: 0 K: 0 S: 3	H: 0 LOB: 0 BB: 0 P: 3	R: 0 E: 0 K: 0 S: 3	H: 0 LOB: 0 BB: 0 P: 3	R: 0 E: 0 K: 1 S: 5	H: 0 LOB: 0 BB: 0 P: 5	R: 0 E: 0 K: 0 S: 3	H: 0 LOB: 0 BB: 0 P: 3	R: 0 E: 0 K: 0 S: 3	H: 0 LOB: 0 BB: 0 P: 3	R: 0 E: 0 K: 0 S: 3	H: 0 LOB: 0 BB: 0 P: 3	R: 0 E: 0 K: 0 S: 3	H: 3 LOB: 3 BB: 0 P: 8	R: 0 E: 0 K: 0 S: 3	H: 0 LOB: 0 BB: 0 P: 3	1B: 3 2B: 0 3B: 0 HR: 0	SF: 0 SAC: 0 DP: 0 HBP: 0	WP: 0 PB: 0 SB: 0 CS: 0	PA: 30							
PITCHER	IP	WLS	BF	H	R	ER	SO	BB	IBB	HBP	BLK	WP	HR	S	P	ERA	WHIP										
Bob Owchinko, L ERA: 4.83 (1, 1)	8.0	L	27	3	1	1	2	0	0	0	0	0	0	31	31	1.12	0.375										
Rollie Fingers, R ERA: 2.95 (9, 1)	1.0		3	0	0	0	0	0	0	0	0	0	0	3	3	0.00	0.000										

Los Angeles Dodgers @ San Diego Padres
San Diego Stadium, San Diego, CA
Sat Jul 16 1977, 10:05 PM EDT
Att: 37,684 - Unknown

livebaseballscorecards.com

AB 30
R 1
H 3
RBI 1
BB 0
SO 2
LOB 3



Batter	1	2	3	4	5	6	7	8	9	AB	R	H	RBI	BB	SO	LOB	BOTTOM										
Mike Champion, R OBP: 0.281, SLG: 0.308 (1, 4)	G3 SH1-3 BB		F8		4-3			FC6-4 1B 1-2		3	0	0	0	1	0	2											
Bill Almon, R OBP: 0.296, SLG: 0.313 (1, 6)	SH1-3 1-2			6-3		4-3		1B 1-2		3	0	1	0	0	0	0											
Mike Ivie, R OBP: 0.340, SLG: 0.430 (1, 3)	G3 2-3			5-3		F9		1-3		4	0	0	0	0	0	3											
Dave Winfield, R OBP: 0.350, SLG: 0.529 (1, 9)	4-3			2B		6-3			1-3	4	0	1	0	0	0	1											
Dave Kingman, R OBP: 0.268, SLG: 0.373 (1, 7)		6-3		BB BB BB	4-0		F8		6-3	3	0	0	0	1	0	0											
George Hendrick, R OBP: 0.355, SLG: 0.428 (1, 8)		5-3			6-3		4-3		G3	4	0	0	0	0	0	2											
Dave Roberts, R OBP: 0.275, SLG: 0.338 (1, 2)		1-3			6-3		1-3			3	0	0	0	0	0	0											
Tucker Ashford, R OBP: 0.261, SLG: 0.323 (1, 5)								4-0 BB BB BB	FC6-4 BB	2	0	2	0	1	0	0											
Bob Owchinko, L OBP: 0.286, SLG: 0.167 (1, 1)								SH5-4 1B		1	0	0	0	0	1	1											
Gene Richards, L OBP: 0.332, SLG: 0.329 (8, PH)								K		1	0	0	0	0	1	1											
Rollie Fingers, R (9, 1)								1-2 K		0	0	0	0	0	0	0											
Inning Stats	R: 0 E: 0 K: 0 S: 3	H: 0 LOB: 1 BB: 1 P: 7	R: 0 E: 0 K: 0 S: 3	H: 0 LOB: 0 BB: 0 P: 3	R: 0 E: 0 K: 1 S: 5	H: 1 LOB: 0 BB: 0 P: 5	R: 0 E: 0 K: 0 S: 4	H: 1 LOB: 2 BB: 1 P: 8	R: 0 E: 0 K: 0 S: 4	H: 1 LOB: 1 BB: 0 P: 4	R: 0 E: 0 K: 0 S: 3	H: 0 LOB: 0 BB: 0 P: 3	R: 0 E: 0 K: 0 S: 3	H: 0 LOB: 0 BB: 0 P: 3	R: 0 E: 0 K: 1 S: 6	H: 1 LOB: 2 BB: 1 P: 10	R: 0 E: 0 K: 0 S: 3	H: 0 LOB: 0 BB: 0 P: 3	1B: 3 2B: 1 3B: 0 HR: 0	SF: 0 SAC: 2 DP: 0 HBP: 0	WP: 0 PB: 0 SB: 0 CS: 1	PA: 33					
PITCHER	IP	WLS	BF	H	R	ER	SO	BB	IBB	HBP	BLK	WP	HR	S	P	ERA	WHIP										
Tommy John, L ERA: 3.19 (1, 1)	9.0	W	33	4	0	0	2	3	0	0	0	0	0	34	46	0.00	0.778										

Los Angeles Dodgers @ San Diego Padres
San Diego Stadium, San Diego, CA
Sat Jul 16 1977, 10:05 PM EDT
Att: 37,684 - Unknown

livebaseballscorecards.com

AB 28
R 0
H 4
RBI 0
BB 3
SO 2
LOB 10



Batter	1	2	3	4	5	6	7	8	9	AB	R	H	RBI	BB	SO	LOB	TOP			
Ted Martinez, R (1,4) OBP: 0.318, SLG: 0.400	0-0 1B		0-3 K		0-0 1B SF9	0-0 2B		0-0 1B 1-2 2-3		5	1	4	0	0	1	0	Los Angeles Dodgers @ San Diego Padres San Diego Stadium, San Diego, CA Sun Jul 17 1977, 6:33 AM EDT Att: 28,477 - Unknown			
Bill Russell, R (1,6) OBP: 0.310, SLG: 0.373	0-0 G1-4-6-3		0-0 F9		0-0 1B HR	0-0 5-3		0-0 L4-6		5	1	1	0	0	0	5				
Reggie Smith, S (1,9) John Hale, L (7, PR) OBP: 0.354, SLG: 0.381	0-0 2B		4-0 BB		0-0 1B SF9		4-0 1B 1B G5-2-3 BB	0-0 F9		1	0	1	1	2	0	0				
Ron Cey, R (1,5) OBP: 0.397, SLG: 0.502	4-0 BB		0-0 G1		0-0 HR		0-0 1B G5-2-3 1-2		0-3 K	4	1	2	2	1	1	1				
Steve Garvey, R (1,3) OBP: 0.333, SLG: 0.522	0-0 F3			0-0 F3	0-0 F3		0-0 1B G5-2-3 1-2 2-3		0-0 6-3	5	0	1	0	0	0	2				
Dusty Baker Jr., R (1,7) OBP: 0.348, SLG: 0.508		0-0 HR		0-3 K	4-0 BB		0-0 G5-2-3		4-0 BB	3	1	1	1	2	1	3				
Glenn Burke, R (1,8) OBP: 0.254, SLG: 0.232		0-3 K		0-0 1B BB	0-0 F9		0-0 G3		0-0 1-3	5	0	1	0	0	1	5				
Steve Yeager, R (1,2) OBP: 0.376, SLG: 0.496		0-0 L7		4-0 BB	0-0 F8		4-0 1B SH BB			2	0	0	0	2	0	0				
Doug Rau, L (1,1) Ed Goodson, L (6, PH) Burt Hooton, R (6,1) OBP: 0.180, SLG: 0.149 OBP: 0.242, SLG: 0.344 OBP: 0.200, SLG: 0.205		0-3 K		0-0 4-3	0-3 K		0-0 SH L4-6 1B 1-2			2	0	0	0	0	1	2				
Inning Stats	R: 0 E: 0 K: 0 S: 4	H: 2 LOB: 2 BB: 1 P: 8	R: 1 E: 0 K: 2 S: 8	H: 1 LOB: 0 BB: 0 P: 8	R: 0 E: 0 K: 1 S: 5	H: 0 LOB: 1 BB: 1 P: 9	R: 0 E: 0 K: 1 S: 6	H: 1 LOB: 2 BB: 1 P: 10	R: 3 E: 0 K: 0 S: 6	H: 3 LOB: 1 BB: 0 P: 6	R: 0 E: 0 K: 0 S: 4	H: 2 LOB: 3 BB: 1 P: 8	R: 0 E: 1 K: 0 S: 4	H: 1 LOB: 2 BB: 1 P: 8	R: 0 E: 0 K: 1 S: 5	H: 0 LOB: 1 BB: 1 P: 9		1B: 7 2B: 3 3B: 0 HR: 2	SF: 1 SAC: 1 DP: 3 HBP: 0	WP: 0 PB: 0 SB: 0 CS: 0
PITCHER	IP WLS BF H R ER SO BB IBB HBP BLK WP HR S P ERA WHIP	IP WLS BF H R ER SO BB IBB HBP BLK WP HR S P ERA WHIP																		
Bob Shirley, L (1,1) ERA: 3.69	4.2 L 24 7 4 4 4 4 0 0 0 0 2 28 44 7.71 2.357																			
Rick Sawyer, R (5,1) ERA: 5.74	0.1 1 0 0 0 0 0 0 0 0 0 0 0 1 1 0.00 0.000																			
Dan Spillner, R (6,1) ERA: 2.78	2.0 3 0 0 0 1 1 0 0 0 0 0 0 10 14 0.00 2.000																			
Tom Griffin, R (8,1) ERA: 4.93	2.0 9 1 0 0 1 2 0 0 0 0 0 0 9 17 0.00 1.500																			

Batter	1	2	3	4	5	6	7	8	9	AB	R	H	RBI	BB	SO	LOB	BOTTOM					
Mike Champion, R (1,4) OBP: 0.281, SLG: 0.309	0-0 3-1				0-0 F8		0-0 4-3		0-0 SH2-4 1B	3	0	1	0	0	0	0	Los Angeles Dodgers @ San Diego Padres San Diego Stadium, San Diego, CA Sun Jul 17 1977, 6:33 AM EDT Att: 28,477 - Unknown					
Gene Richards, L (7, PH) OBP: 0.331, SLG: 0.328		2-H 1B								1	0	0	0	0	0	1						
Tom Griffin, R (8,1) OBP: 0.135, SLG: 0.361										0	0	0	0	0	0	0						
Pat Scanlon, L (9, PH) OBP: 0.231, SLG: 0.174										1	0	1	0	0	0	0						
Bill Almon, R (1,6) OBP: 0.298, SLG: 0.317	0-0 2B		0-0 5-3		0-0 1B FC6-4		0-0 5-3		0-0 SH2-4 1-2	4	0	2	0	0	0	1						
Mike Ivie, R (1,3) OBP: 0.341, SLG: 0.425	0-0 5-3		0-0 6-3		0-0 1B FC6-4 1-2		4-0 BB		4-0 BB	3	0	0	0	2	0	2						
Dave Winfield, R (1,9) OBP: 0.351, SLG: 0.527	0-0 6-3		0-0 E6 1B		0-0 1B		0-0 4-3		0-0 F3	5	0	2	0	0	0	5						
Dave Kingman, R (1,7) OBP: 0.264, SLG: 0.367		0-3 K	0-0 F7		0-3 K		0-3 K		0-3 K	5	0	0	0	0	4	5						
George Hendrick, R (1,8) OBP: 0.357, SLG: 0.432		0-0 HR 1B		0-0 2B		0-0 5-3		0-3 K		4	1	2	0	0	1	0						
Gene Tenace, R (1,2) OBP: 0.410, SLG: 0.412		0-0 HR		0-3 K		0-0 L7		4-0 2B BB		3	2	1	2	1	1	1						
Tucker Ashford, R (1,5) OBP: 0.274, SLG: 0.348		0-0 SH1-4 1B 1B		0-0 P4		0-0 F7		0-0 2B		4	0	2	1	0	0	1						
Bob Shirley, R (1,1) OBP: 0.140, SLG: 0.098		0-0 SH1-4		0-0 6-3				0-0 4-3		1	0	0	0	0	0	1						
Rick Sawyer, R (5,1) OBP: 0.333, SLG: 0.158										0	0	0	0	0	0	0						
Dan Spillner, R (6,1) OBP: 0.286, SLG: 0.091										0	0	0	0	0	0	0						
Merv Rettenmund, R (7, PH) OBP: 0.461, SLG: 0.549										1	0	1	0	0	0	0						
Gary Sutherland, R (8,4) OBP: 0.347, SLG: 0.368		1-2								1	0	0	0	0	0	1						
Inning Stats	R: 0 E: 0 K: 0 S: 4	H: 1 LOB: 1 BB: 0 P: 4	R: 2 E: 0 K: 1 S: 8	H: 4 LOB: 2 BB: 0 P: 8	R: 0 E: 0 K: 0 S: 4	H: 1 LOB: 1 BB: 0 P: 4	R: 0 E: 0 K: 1 S: 6	H: 1 LOB: 1 BB: 0 P: 6	R: 0 E: 0 K: 0 S: 7	H: 2 LOB: 2 BB: 0 P: 7	R: 0 E: 0 K: 0 S: 3	H: 0 LOB: 0 BB: 0 P: 3	R: 0 E: 0 K: 0 S: 4	H: 1 LOB: 2 BB: 1 P: 8	R: 1 E: 0 K: 2 S: 8	H: 1 LOB: 1 BB: 1 P: 12	R: 0 E: 0 K: 1 S: 6	H: 1 LOB: 2 BB: 1 P: 10	1B: 8 2B: 3 3B: 0 HR: 1	SF: 0 SAC: 2 DP: 0 HBP: 0	WP: 0 PB: 0 SB: 0 CS: 0	PA: 41
PITCHER	IP WLS BF H R ER SO BB IBB HBP BLK WP HR S P ERA WHIP	IP WLS BF H R ER SO BB IBB HBP BLK WP HR S P ERA WHIP																				
Doug Rau, L (1,1) ERA: 3.86	5.0 W 23 9 2 2 3 0 0 0 0 0 0 29 29 3.60 1.800																					
Burt Hooton, R (6,1) ERA: 2.65	4.0 S 18 3 1 1 3 3 0 0 0 0 0 0 21 33 2.25 1.500																					



Batter	1	2	3	4	5	6	7	8	9	10	AB	R	H	RBI	BB	SO	LOB	TOP									
Lenny Randle, S OBP: 0.391, SLG: 0.419	0-0 FC6-4 1B		0-0 1B		0-3 K		0-0 F2		0-0 4-3		5	0	2	0	0	1	1										
Felix Millan, R OBP: 0.249, SLG: 0.273	0-0 FC6-4 G5-4-3 1-2f		0-0 L9		0-0 FC6-4 1-2f		0-0 2B		0-0 6-3		5	1	1	0	0	0	3										
Steve Henderson, R OBP: 0.340, SLG: 0.505	0-0 G5-4-3 1-2f		0-0 L7			0-0 2B 1B	0-0 2B		0-3 K		5	1	2	1	0	1	2										
John Milner, L OBP: 0.361, SLG: 0.463		0-0 1B		4-0 CS		0-0 FC3-6 1-3	4-0 1B		0-0 E 1B		2	0	2	0	2	0	0										
Bob Apodaca, R OBP: 1.000, SLG: 1.000				4-0 BB		0-0 FC3-6 1-3	0-0 IBB		0-0 1B		0	0	0	0	0	0	0										
Ron Hodges, L OBP: 0.325, SLG: 0.333				4-0 BB		0-0 FC3-6 1-3	0-0 5-3		0-0 F8		4	0	1	1	1	0	4										
Bud Harrelson, S OBP: 0.256, SLG: 0.228				1-2 BB		0-0 F8			0-0 E 1B		5	0	1	0	0	1	4										
Bobby Valentine, R OBP: 0.234, SLG: 0.236				1-2 BB		0-0 FC6-4 1-2f			0-3 K		4	0	0	0	1	1	5										
John Stearns, R OBP: 0.395, SLG: 0.481						0-0 F8			0-0 E 1B		4	0	0	0	1	1	5										
Mike Vail, R OBP: 0.344, SLG: 0.479						0-0 F8			0-0 E 1B		5	0	1	0	0	1	4										
Lee Mazzilli, S OBP: 0.306, SLG: 0.281						0-0 FC6-4 1-2f			0-3 K		4	0	0	0	1	1	5										
Doug Flynn, R OBP: 0.198, SLG: 0.235						0-0 F8			0-0 E 1B		4	0	2	0	0	0	2										
Ed Kranepool, L OBP: 0.333, SLG: 0.488						0-0 F6			0-0 E 1B		0	0	0	0	1	0	0										
Pat Zachry, R OBP: 0.143, SLG: 0.118						0-0 F7			0-3 IBB		2	0	1	0	0	1	0										
Bruce Boisclair, L OBP: 0.330, SLG: 0.387						0-0 F6			0-3 K		3	0	0	0	0	2	4										
Skip Lockwood, R OBP: 0.162, SLG: 0.182						0-0 F7			0-3 K		0	0	0	0	0	0	0										
Inning Stats	R: 0 E: 0 K: 0 S: 3	H: 1 LOB: 0 BB: 0 P: 3	R: 0 E: 0 K: 0 S: 4	H: 2 LOB: 2 BB: 1 P: 8	R: 0 E: 0 K: 1 S: 6	H: 1 LOB: 1 BB: 0 P: 6	R: 0 E: 0 K: 0 S: 2	H: 0 LOB: 1 BB: 2 P: 10	R: 0 E: 0 K: 1 S: 6	H: 1 LOB: 1 BB: 0 P: 6	R: 1 E: 0 K: 1 S: 8	H: 3 LOB: 2 BB: 0 P: 8	R: 1 E: 0 K: 1 S: 7	H: 2 LOB: 2 BB: 1 P: 11	R: 0 E: 0 K: 0 S: 4	H: 1 LOB: 1 BB: 0 P: 4	R: 0 E: 0 K: 1 S: 5	H: 0 LOB: 0 BB: 0 P: 5	R: 0 E: 1 K: 2 S: 9	H: 2 LOB: 3 BB: 1 P: 13	1B: 9 2B: 4 3B: 0 HR: 0	SF: 0 SAC: 0 DP: 1 HBP: 0	WP: 0 PB: 0 SB: 0 CS: 1	PA: 45			
PITCHER	IP 7.0	WLS 2.1	BF 32	H 10	R 2	ER 2	SO 4	BB 3	IBB 1	HBP 0	BLK 0	WP 0	HR 0	S 36	P 52	ERA 2.57	WHIP 1.857										
Dave Freisleben, R ERA: 5.43	(1, 1)																										
Dan Spillner, R ERA: 2.89	(8, 1)																										
Dave Tomlin, L ERA: 3.86	(10, 1)																										
Rollie Fingers, R ERA: 2.95	(10, 1)	W	2	0	0	0	1	0	1	0	0	0	0	3	7	0.00	0.000										

New York Mets @ San Diego Padres
San Diego Stadium, San Diego, CA
Thu Jul 21 1977, 10:05 PM EDT
Att: 9,757 - Unknown

AB	40
R	2
H	13
RBI	2
BB	5
SO	7
LOB	25



Batter	1	2	3	4	5	6	7	8	9	10	AB	R	H	RBI	BB	SO	LOB	BOTTOM								
Gene Richards, L OBP: 0.335, SLG: 0.328	0-0 SF9 1B		0-0 F6-3		4-0 FC5-4 1-2 2-3 BB		4-0 IBB		0-0 P5		3	1	1	0	2	0	0									
Bill Almon, R OBP: 0.299, SLG: 0.319	0-3 K		0-0 1B		0-0 FC5-4 1-2f 2-3 3-H		0-0 F9		0-0 1B 1B		5	1	2	1	0	1	5									
Mike Ivie, R OBP: 0.339, SLG: 0.423	0-0 SF9		0-0 F6		0-0 F7		0-0 L1		0-0 1B IBB 1B		4	0	1	1	0	0	3									
Dave Winfield, R OBP: 0.349, SLG: 0.522	0-0 5-3			0-0 2-3		0-0 F9		0-0 1-3	4-0 1B IBB 1B		4	0	0	0	1	0	0									
George Hendrick, R OBP: 0.361, SLG: 0.433		4-0 CS BB BB		0-0 F6-3		0-0 F6-3		0-0 1B	0-0 1B IBB		4	0	2	1	1	0	0									
Gene Tenace, R OBP: 0.408, SLG: 0.408		4-0 1-2 BB		0-0 F6-3		0-3 K		0-0 F8	0-0 1B IBB		3	0	0	0	1	1	1									
Mike Champion, R OBP: 0.282, SLG: 0.309		0-3 K			0-1 CI BB FC5-4		0-0 SH1-4 1B		0-0 F6-3		3	1	1	0	0	1	2									
Tucker Ashford, R OBP: 0.276, SLG: 0.338		0-3 K			4-0 FC5-4 1-2 BB		0-0 SH1-4		0-0 F6-3		2	0	0	0	1	1	2									
Dave Freisleben, R OBP: 0.133, SLG: 0.133			0-0 F9		0-3 K		0-0 F8		0-3 K		2	0	0	0	0	1	2									
Dave Kingman, R OBP: 0.263, SLG: 0.366											1	0	0	0	0	1	0									
Dan Spillner, R OBP: 0.267, SLG: 0.083											1	0	0	0	0	1	0									
Dave Tomlin, L OBP: 0.333, SLG: 0.333											0	0	0	0	0	0	0									
Rollie Fingers, R ERA: 2.95											0	0	0	0	0	0	0									
Inning Stats	R: 1 E: 0 K: 1 S: 6	H: 1 LOB: 0 BB: 0 P: 6	R: 0 E: 0 K: 2 S: 6	H: 0 LOB: 2 BB: 2 P: 14	R: 0 E: 0 K: 0 S: 4	H: 1 LOB: 1 BB: 0 P: 4	R: 0 E: 0 K: 0 S: 3	H: 0 LOB: 0 BB: 0 P: 3	R: 1 E: 1 K: 1 S: 6	H: 0 LOB: 2 BB: 2 P: 14	R: 0 E: 0 K: 1 S: 5	H: 0 LOB: 0 BB: 0 P: 5	R: 0 E: 0 K: 0 S: 4	H: 1 LOB: 2 BB: 1 P: 8	R: 0 E: 0 K: 0 S: 4	H: 1 LOB: 1 BB: 0 P: 4	R: 0 E: 0 K: 1 S: 5	H: 0 LOB: 0 BB: 0 P: 5	R: 1 E: 0 K: 0 S: 4	H: 3 LOB: 3 BB: 1 P: 8	1B: 7 2B: 1 3B: 0 HR: 0	SF: 1 SAC: 1 DP: 1 HBP: 0	WP: 0 PB: 0 SB: 1 CS: 1	PA: 41		
PITCHER	IP 6.0	WLS 3.0	BF 24	H 2	R 0	ER 0	SO 5	BB 4	IBB 0	HBP 0	BLK 0	WP 0	HR 0	S 30	P 46	ERA 0.00	WHIP 1.000									
Pat Zachry, R ERA: 4.43	(1, 1)																									
Bob Apodaca, R ERA: 2.74	(7, 1)																									
Skip Lockwood, R ERA: 3.67	(10, 1)	L	5	3	1	1	0	0	1	0	0	0	0	4	8	27.00	9.000									

New York Mets @ San Diego Padres
San Diego Stadium, San Diego, CA
Thu Jul 21 1977, 10:05 PM EDT
Att: 9,757 - Unknown

AB	32
R	3
H	7
RBI	3
BB	6
SO	6
LOB	16



Batter	1	2	3	4	5	6	7	8	9	AB	R	H	RBI	BB	SO	LOB	TOP				
Lenny Randle, S OBP: 0.391, SLG: 0.419	L3		1B BLK				F8		6-3	5	1	2	0	0	0	0					
Felix Milan, R OBP: 0.248, SLG: 0.272	5-3		F8	1-3			6-3		FC6-4 1B	5	0	1	0	0	0	2					
Steve Henderson, R OBP: 0.333, SLG: 0.490	F3		BB 1B				L8		FC6-4 1-2	5	1	1	0	0	0	1					
John Milner, L OBP: 0.363, SLG: 0.464		FC3-6 BB E	1-2 1B				F8		G3	4	1	2	1	0	0	0					
John Stearns, R OBP: 0.387, SLG: 0.479	K		1-2 3-H 1B				FC5-4 1B		E7 4-3 1B	3	1	1	0	1	1	1					
Mike Vail, R OBP: 0.342, SLG: 0.471		FC3-6 BB	F5				FC5-4 1-2		4-3	3	0	0	0	1	0	5					
Lee Mazzilli, S OBP: 0.308, SLG: 0.284		FC3-6 E 1-2 2-3 1B	1-2 2-H 3-H 1B				1-3		FC5-4 3-H 1B	4	1	2	2	0	0	2					
Doug Flynn, R OBP: 0.200, SLG: 0.235				K			F6-3		FC5-4 1-2	4	0	1	1	0	1	1					
Jon Matlack, L OBP: 0.152, SLG: 0.073					L6		K		K	4	0	0	0	0	3	1					
Inning Stats	R: 0 E: 0 K: 0 S: 3	H: 0 LOB: 0 BB: 0 P: 3	R: 2 E: 1 K: 2 S: 9	H: 2 LOB: 1 BB: 1 P: 13	R: 2 E: 0 K: 0 S: 6	H: 4 LOB: 1 BB: 1 P: 10	R: 0 E: 0 K: 1 S: 6	H: 1 LOB: 1 BB: 0 P: 6	R: 0 E: 0 K: 0 S: 4	H: 0 LOB: 0 BB: 0 P: 5	R: 0 E: 0 K: 0 S: 3	H: 0 LOB: 0 BB: 0 P: 3	R: 1 E: 0 K: 0 S: 5	H: 1 LOB: 1 BB: 0 P: 5	R: 0 E: 0 K: 1 S: 6	H: 1 LOB: 1 BB: 0 P: 6	1B: 10 2B: 0 3B: 0 HR: 0	SF: 0 SAC: 0 DP: 0 HBP: 0	WP: 0 PB: 0 SB: 0 CS: 0	PA: 39	
PITCHER	IP	WLS	BF	H	R	ER	SO	BB	IBB	HBP	BLK	WP	HR	S	P	ERA	WHIP				
Tom Griffin, R ERA: 5.04	3.0	L	16	6	4	3	2	2	0	0	1	0	0	18	26	9.00	2.667				
Rick Sawyer, R ERA: 5.61	2.0		8	2	0	0	1	0	0	0	0	0	0	10	10	0.00	1.000				
Dave Wehrmeister, R ERA: 4.7	2.0		6	0	0	0	1	0	0	0	0	0	0	8	8	0.00	0.000				
Dave Tomlin, L ERA: 3.73	2.0		9	2	1	0	1	0	0	0	0	0	0	11	11	0.00	1.000				

New York Mets @ San Diego Padres
San Diego Stadium, San Diego, CA
Fri Jul 22 1977, 10:05 PM EDT
Att: 23,935 - Unknown

AB	37
R	5
H	10
RBI	4
BB	2
SO	5
LOB	13



Batter	1	2	3	4	5	6	7	8	9	AB	R	H	RBI	BB	SO	LOB	BOTTOM					
Mike Champion, R OBP: 0.281, SLG: 0.308	K		P4			FC5 1B	F6-3			4	0	1	0	0	1	3						
Bill Almon, R OBP: 0.299, SLG: 0.318	K		K			FC5 1B		F8		4	0	1	0	0	2	1						
Mike Ivie, R OBP: 0.338, SLG: 0.421		FC6-4 1B			5-3		F9		P5	4	0	1	0	0	0	2						
Dave Winfield, R OBP: 0.348, SLG: 0.521					5-3		FC5		5-3	1	0	0	0	0	0	1						
Merv Rettenmund, R OBP: 0.449, SLG: 0.532		FC6-4 1-2			5-3		FC5 1-2 2-3		5-3	3	0	0	0	0	0	2						
Dave Kingman, R OBP: 0.263, SLG: 0.364		5-3					P5			4	0	1	0	0	1	2						
George Hendrick, R OBP: 0.359, SLG: 0.431					5-3			F8		4	0	1	0	0	0	1						
Gene Tenace, R OBP: 0.409, SLG: 0.405					F6-4-3				F9	2	0	0	0	2	1	1						
Tucker Ashford, R OBP: 0.266, SLG: 0.324			K						K	3	0	0	0	0	2	2						
Tom Griffin, R OBP: 0.158, SLG: 0.405										1	0	1	0	0	0	0						
Rick Sawyer, R OBP: 0.333, SLG: 0.158										0	0	0	0	0	0	0						
Dave Roberts, R OBP: 0.272, SLG: 0.333										1	0	0	0	0	0	1						
Dave Wehrmeister, R OBP: 0.395, SLG: 0.371										0	0	0	0	0	0	0						
Gary Sutherland, R OBP: 0.195, SLG: 0.371										1	0	1	0	0	0	0						
Dave Tomlin, L OBP: 0.333, SLG: 0.333										0	0	0	0	0	0	0						
Inning Stats	R: 0 E: 0 K: 2 S: 8	H: 1 LOB: 1 BB: 0 P: 8	R: 0 E: 0 K: 0 S: 3	H: 1 LOB: 0 BB: 0 P: 3	R: 0 E: 0 K: 2 S: 8	H: 1 LOB: 1 BB: 0 P: 8	R: 0 E: 0 K: 0 S: 4	H: 1 LOB: 1 BB: 0 P: 4	R: 0 E: 0 K: 1 S: 4	H: 0 LOB: 0 BB: 1 P: 8	R: 0 E: 0 K: 0 S: 5	H: 2 LOB: 2 BB: 0 P: 5	R: 0 E: 0 K: 0 S: 4	H: 1 LOB: 2 BB: 1 P: 8	R: 0 E: 0 K: 0 S: 3	H: 0 LOB: 0 BB: 0 P: 3	R: 0 E: 0 K: 2 S: 7	H: 0 LOB: 0 BB: 0 P: 7	1B: 6 2B: 1 3B: 0 HR: 0	SF: 0 SAC: 0 DP: 2 HBP: 0	WP: 0 PB: 0 SB: 0 CS: 0	PA: 34
PITCHER	IP	WLS	BF	H	R	ER	SO	BB	IBB	HBP	BLK	WP	HR	S	P	ERA	WHIP					
Jon Matlack, L ERA: 4.0	9.0	W	34	7	0	0	7	2	0	0	0	0	0	46	54	0.00	1.000					

New York Mets @ San Diego Padres
San Diego Stadium, San Diego, CA
Fri Jul 22 1977, 10:05 PM EDT
Att: 23,935 - Unknown

AB	32
R	0
H	7
RBI	0
BB	2
SO	7
LOB	16



Batter	1	2	3	4	5	6	7	8	9	AB	R	H	RBI	BB	SO	LOB	TOP		
Jerry Martin, R OBP: 0.335, SLG: 0.453 Bake McBride, L OBP: 0.332, SLG: 0.455 (7, PH)	F7	5-3		G6-4-3			1B	1-3		3	0	0	0	0	0	2	Philadelphia Phillies @ San Diego Padres San Diego Stadium, San Diego, CA Sun Jul 24 1977, 6:33 AM EDT Att: 12,695 - Unknown		
Larry Bowa, S OBP: 0.374, SLG: 0.374	2B		F9		6-3		SF8			4	1	2	1	0	0	0			
Mike Schmidt, R OBP: 0.405, SLG: 0.635	K		BB	BB	K		1B	F3		4	2	1	0	1	2	2			
Greg Luzinski, R OBP: 0.385, SLG: 0.616				BB	6-3		E		K	5	0	3	3	0	1	0			
Davey Johnson, R OBP: 0.387, SLG: 0.598 Richie Hebner, L OBP: 0.405, SLG: 0.510 (7, PH)	F6			BB			F8	E9	F7	2	0	0	0	1	0	1			
Gary Maddox, R OBP: 0.314, SLG: 0.421				BB	SF8		F8	FC5-4	4-3	2	1	0	1	2	0	0			
Bob Boone, R OBP: 0.348, SLG: 0.441				BB	F3			P3		4	0	1	0	0	0	6			
Ted Sizemore, R OBP: 0.325, SLG: 0.343							2-6			3	1	2	1	1	0	3			
Jim Kaat, L OBP: 0.167, SLG: 0.138 Ollie Brown, R OBP: 0.274, SLG: 0.400 Tim McCarver, L OBP: 0.391, SLG: 0.457 Warren Brusstar, R OBP: 0.091, SLG: 0.182								4-3	4-3	1	0	0	0	1	1	1			
Ron Reed, R OBP: 0.091, SLG: 0.182										0	0	0	0	0	0	0			
Inning Stats	R: 1 E: 0 K: 1 S: 7	H: 2 LOB: 1 BB: 0 P: 7	R: 1 E: 0 K: 0 S: 3	H: 1 LOB: 1 BB: 2 P: 11	R: 1 E: 0 K: 0 S: 4	H: 1 LOB: 2 BB: 2 P: 12	R: 0 E: 0 K: 1 S: 5	H: 1 LOB: 0 BB: 0 P: 5	R: 0 E: 0 K: 0 S: 3	H: 1 LOB: 1 BB: 0 P: 3	R: 4 E: 1 K: 0 S: 7	H: 4 LOB: 3 BB: 3 P: 19	R: 0 E: 0 K: 0 S: 4	H: 1 LOB: 1 BB: 0 P: 4	R: 0 E: 0 K: 1 S: 5	H: 0 LOB: 0 BB: 0 P: 5	1B: 9 2B: 2 3B: 0 HR: 0	SF: 2 SAC: 0 DP: 1 HBP: 0	WP: 0 PA: 42 PB: 1 SB: 1 CS: 1
PITCHER	IP WLS BF H R ER SO BB IBB HBP BLK WP HR S P ERA WHIP																		
Bob Owchinko, L ERA: 4.92	6.0 L 27 6 4 3 3 5 0 0 0 0 0 0 0 0 0 4 4.50 1.833																		
Rick Sawyer, R ERA: 5.54	0.0 1 0 0 0 0 1 0 0 0 0 0 0 0 0 1 1 ∞ ∞																		
Dave Tomlin, L ERA: 3.8	0.0 1 0 0 0 0 0 0 0 0 0 0 0 0 0 1 1 ∞ ∞																		
Dan Spillner, R ERA: 2.83	2.0 11 4 3 3 0 0 1 0 0 0 0 0 10 14 13.50 2.000																		
Tom Griffin, R ERA: 5.0	1.0 3 0 0 0 1 0 0 0 0 0 0 0 0 5 5 0.00 0.000																		

Batter	1	2	3	4	5	6	7	8	9	AB	R	H	RBI	BB	SO	LOB	BOTTOM		
Bill Almon, R OBP: 0.297, SLG: 0.314	F8			F9			1-3		G4-6-3	5	1	1	1	0	0	1	Philadelphia Phillies @ San Diego Padres San Diego Stadium, San Diego, CA Sun Jul 24 1977, 6:33 AM EDT Att: 12,695 - Unknown		
Gene Tenace, R OBP: 0.408, SLG: 0.400	F9						6-3			4	0	1	1	0	0	0			
Dave Kingman, R OBP: 0.269, SLG: 0.391	HR						P5			4	1	2	1	0	0	1			
Dave Winfield, R OBP: 0.349, SLG: 0.525	1B			F4			4-3			4	1	2	0	0	0	1			
Mike Ivie, R OBP: 0.339, SLG: 0.418	FC5-4			F8			2-3		4-3	4	0	1	1	0	0	1			
George Hendrick, R OBP: 0.357, SLG: 0.426	FC5-4			FC5-4			FC1-6		L9	4	0	2	0	0	0	1			
Mike Champion, R OBP: 0.275, SLG: 0.301 Tom Griffin, R OBP: 0.158, SLG: 0.405							FC1-6		L8	4	0	0	0	0	0	2			
Tucker Ashford, R OBP: 0.271, SLG: 0.308 Gene Richards, L OBP: 0.333, SLG: 0.326									K	2	1	0	0	0	1	0			
Bob Owchinko, L OBP: 0.261, SLG: 0.150 Rick Sawyer, R OBP: 0.333, SLG: 0.158 Dave Tomlin, L OBP: 0.333, SLG: 0.333 Dan Spillner, R OBP: 0.267, SLG: 0.083 Pat Scanlon, L OBP: 0.259, SLG: 0.208										0	0	0	0	0	0	0			
Inning Stats	R: 2 E: 0 K: 0 S: 6	H: 3 LOB: 1 BB: 0 P: 6	R: 2 E: 0 K: 0 S: 5	H: 2 LOB: 1 BB: 1 P: 9	R: 0 E: 0 K: 0 S: 4	H: 1 LOB: 0 BB: 0 P: 4	R: 0 E: 0 K: 1 S: 5	H: 0 LOB: 0 BB: 0 P: 5	R: 0 E: 0 K: 0 S: 4	H: 1 LOB: 1 BB: 0 P: 4	R: 0 E: 0 K: 0 S: 4	H: 1 LOB: 1 BB: 0 P: 4	R: 0 E: 0 K: 0 S: 3	H: 0 LOB: 0 BB: 0 P: 3	R: 0 E: 0 K: 1 S: 5	H: 1 LOB: 0 BB: 0 P: 5		1B: 6 2B: 3 3B: 0 HR: 1	SF: 0 SAC: 1 DP: 1 HBP: 0
PITCHER	IP WLS BF H R ER SO BB IBB HBP BLK WP HR S P ERA WHIP																		
Jim Kaat, L ERA: 5.56	6.0 W 27 8 4 4 1 1 0 0 0 0 0 0 0 1 28 32 6.00 1.500																		
Warren Brusstar, R ERA: 2.69	1.0 4 1 0 0 0 0 0 0 0 0 0 0 4 4 0.00 1.000																		
Ron Reed, R ERA: 2.9	2.0 S 6 1 0 0 1 0 0 0 0 0 0 0 8 8 0.00 0.500																		

Batter	1	2	3	4	5	6	7	8	9	10	11	12	AB	R	H	RBI	BB	SO	LOB	TOP
Jerry Martin, R Tom Hutton, L OBP: 0.333, SLG: 0.448 (9, PH) OBP: 0.326, SLG: 0.326 (9, 3)			6-3		FC5-4			G4-6-3 1B	1B		K		4 0 1 0 0 1 1 2 0 1 2 0 1 1							
Larry Bowa, S OBP: 0.326, SLG: 0.367 (1, 6)	F3		6-3			K		G4-6-3 1B	6-3		F9		6 0 0 0 0 1 4							
Mike Schmidt, R OBP: 0.404, SLG: 0.637 (9, 4)			K			F8				HR	K		5 1 1 1 1 1 3 0							
Greg Luzinski, R OBP: 0.387, SLG: 0.611 (1, 7)					5-3	F9				1B	K		3 1 0 0 3 1 0							
Davey Johnson, R OBP: 0.395, SLG: 0.592 Richie Hebner, L OBP: 0.408, SLG: 0.512 (9, PH) (9, 5)	F9				FC5-4 BB					1B	F6		1 0 0 0 2 0 2 3 2 2 0 0 0 1							
Gary Maddox, R OBP: 0.319, SLG: 0.430 (1, 8)					FC5-4 PO								6 2 4 1 0 0 2							
Bob Boone, R OBP: 0.345, SLG: 0.436 Bake McBride, L OBP: 0.332, SLG: 0.451 (9, PH) (9, 9)	F3			PO	F8						F5		3 0 0 0 0 0 2 2 0 0 0 1 1 5							
Ted Sizemore, R OBP: 0.325, SLG: 0.343 Ron Reed, R OBP: 0.091, SLG: 0.182 Jay Johnstone, L OBP: 0.354, SLG: 0.479 Tug McGraw, R OBP: 0.333, SLG: 0.333 (9, PH) (9, 1)	F3												3 0 1 1 0 0 0 2 0 0 0 0 0 0 0 0 1 0 0 1 0 0 2 2 0 1 1 0 1 0							
Randy Lerch, L OBP: 0.179, SLG: 0.162 Terry Harmon, R OBP: 0.244, SLG: 0.270 (8, PH) (8, 4)	K												2 0 0 0 0 1 2 1 0 0 0 0 0 0							
Tim McCarver, L OBP: 0.398, SLG: 0.458 (9, PH) (9, 2)													2 0 1 0 1 0 2							
Inning Stats	R: 0 E: 0 K: 1 S: 5	H: 0 LOB: 2 BB: 2 P: 13	R: 0 E: 0 K: 1 S: 6	H: 1 LOB: 1 BB: 0 P: 6	R: 0 E: 0 K: 1 S: 5	H: 0 LOB: 0 BB: 1 P: 6	R: 0 E: 0 K: 0 S: 4	H: 0 LOB: 1 BB: 1 P: 7	R: 0 E: 0 K: 0 S: 3	H: 1 LOB: 0 BB: 0 P: 3	R: 4 E: 0 K: 1 S: 9	H: 4 LOB: 2 BB: 2 P: 17	R: 0 E: 0 K: 2 S: 8	H: 1 LOB: 1 BB: 1 P: 8	R: 2 E: 0 K: 2 S: 10	H: 3 LOB: 2 BB: 1 P: 14	1B: 10 2B: 0 3B: 1 HR: 1	SF: 0 SAC: 0 DP: 1 HBP: 0	WP: 1 PB: 0 SB: 1 CS: 0	PA: 55
PITCHER	IP WLS BF H R ER SO BB IBB HBP BLK WP HR S P ERA WHIP	IP WLS BF H R ER SO BB IBB HBP BLK WP HR S P ERA WHIP	IP WLS BF H R ER SO BB IBB HBP BLK WP HR S P ERA WHIP	IP WLS BF H R ER SO BB IBB HBP BLK WP HR S P ERA WHIP	IP WLS BF H R ER SO BB IBB HBP BLK WP HR S P ERA WHIP	IP WLS BF H R ER SO BB IBB HBP BLK WP HR S P ERA WHIP	IP WLS BF H R ER SO BB IBB HBP BLK WP HR S P ERA WHIP	IP WLS BF H R ER SO BB IBB HBP BLK WP HR S P ERA WHIP	IP WLS BF H R ER SO BB IBB HBP BLK WP HR S P ERA WHIP	IP WLS BF H R ER SO BB IBB HBP BLK WP HR S P ERA WHIP	IP WLS BF H R ER SO BB IBB HBP BLK WP HR S P ERA WHIP	IP WLS BF H R ER SO BB IBB HBP BLK WP HR S P ERA WHIP	IP WLS BF H R ER SO BB IBB HBP BLK WP HR S P ERA WHIP	IP WLS BF H R ER SO BB IBB HBP BLK WP HR S P ERA WHIP	IP WLS BF H R ER SO BB IBB HBP BLK WP HR S P ERA WHIP	IP WLS BF H R ER SO BB IBB HBP BLK WP HR S P ERA WHIP	IP WLS BF H R ER SO BB IBB HBP BLK WP HR S P ERA WHIP	IP WLS BF H R ER SO BB IBB HBP BLK WP HR S P ERA WHIP	IP WLS BF H R ER SO BB IBB HBP BLK WP HR S P ERA WHIP	

Philadelphia Phillies @ San Diego Padres
San Diego Stadium, San Diego, CA
Mon Jul 25 1977, 10:05 PM EDT
Att. 10,999 - Unknown

AB 46
R 6
H 12
RBI 6
BB 8
SO 10
LOB 26

Batter	1	2	3	4	5	6	7	8	9	10	11	12	AB	R	H	RBI	BB	SO	LOB	BOTTOM				
Bill Almon, R OBP: 0.300, SLG: 0.322 (1, 6)	SF7 3B												6 2 3 0 0 0 0											
Gene Tenace, R OBP: 0.410, SLG: 0.396 (1, 2)	PB 2B BB		5-3		FC4-6 BB								3 1 0 0 3 1 1											
Dave Kingman, R OBP: 0.272, SLG: 0.390 Gene Richards, L OBP: 0.333, SLG: 0.326 (7, PR) (8, 7)	2B BB		1-3		K								3 1 1 1 1 1 2 0 0 0 0 0 0 0											
Merv Rettenmund, R OBP: 0.436, SLG: 0.515 (9, PH) (10, 7)	2B BB				FC4-6 1B								2 0 0 0 0 0 2											
Dave Winfield, R OBP: 0.344, SLG: 0.519 (1, 9)	SF7		4-3		FC4-6								5 0 0 1 0 1 3											
Mike Ivie, R OBP: 0.337, SLG: 0.417 (1, 3)	2B												5 0 1 2 0 0 0											
George Hendrick, R OBP: 0.360, SLG: 0.429 (1, 8)	6-3												5 0 3 0 0 0 1											
Mike Champion, R OBP: 0.274, SLG: 0.299 (1, 4)	L1												5 0 1 0 0 0 3											
Tucker Ashford, R OBP: 0.256, SLG: 0.289 (1, 5)													5 0 0 0 0 0 3											
Bob Shirley, R OBP: 0.150, SLG: 0.091 Rollie Fingers, R OBP: 0.351, SLG: 0.371 Dan Spillner, R OBP: 0.287, SLG: 0.083 Dave Tomlin, L OBP: 0.333, SLG: 0.333 (11, PH) (12, 1) (12, 1)	F4				L3								3 0 0 0 0 2 0 1 0 0 0 0 0 0 1 0											
Inning Stats	R: 3 E: 0 K: 0 S: 5	H: 2 LOB: 1 BB: 2 P: 13	R: 0 E: 0 K: 1 S: 5	H: 0 LOB: 0 BB: 0 P: 5	R: 0 E: 0 K: 0 S: 4	H: 2 LOB: 1 BB: 1 P: 4	R: 0 E: 0 K: 2 S: 6	H: 1 LOB: 2 BB: 1 P: 12	R: 0 E: 0 K: 0 S: 4	H: 1 LOB: 1 BB: 0 P: 4	R: 1 E: 0 K: 0 S: 5	H: 2 LOB: 1 BB: 0 P: 5	R: 0 E: 0 K: 0 S: 3	H: 0 LOB: 2 BB: 1 P: 6	R: 0 E: 0 K: 1 S: 6	H: 1 LOB: 1 BB: 0 P: 6	R: 0 E: 0 K: 0 S: 3	H: 0 LOB: 0 BB: 0 P: 3	R: 0 E: 0 K: 1 S: 5	H: 0 LOB: 0 BB: 0 P: 5	1B: 7 2B: 2 3B: 1 HR: 0	SF: 1 SAC: 0 DP: 1 HBP: 0	WP: 0 PB: 1 SB: 2 CS: 0	PA: 49
PITCHER	IP WLS BF H R ER SO BB IBB HBP BLK WP HR S P ERA WHIP	IP WLS BF H R ER SO BB IBB HBP BLK WP HR S P ERA WHIP	IP WLS BF H R ER SO BB IBB HBP BLK WP HR S P ERA WHIP	IP WLS BF H R ER SO BB IBB HBP BLK WP HR S P ERA WHIP	IP WLS BF H R ER SO BB IBB HBP BLK WP HR S P ERA WHIP	IP WLS BF H R ER SO BB IBB HBP BLK WP HR S P ERA WHIP	IP WLS BF H R ER SO BB IBB HBP BLK WP HR S P ERA WHIP	IP WLS BF H R ER SO BB IBB HBP BLK WP HR S P ERA WHIP	IP WLS BF H R ER SO BB IBB HBP BLK WP HR S P ERA WHIP	IP WLS BF H R ER SO BB IBB HBP BLK WP HR S P ERA WHIP	IP WLS BF H R ER SO BB IBB HBP BLK WP HR S P ERA WHIP	IP WLS BF H R ER SO BB IBB HBP BLK WP HR S P ERA WHIP	IP WLS BF H R ER SO BB IBB HBP BLK WP HR S P ERA WHIP	IP WLS BF H R ER SO BB IBB HBP BLK WP HR S P ERA WHIP	IP WLS BF H R ER SO BB IBB HBP BLK WP HR S P ERA WHIP	IP WLS BF H R ER SO BB IBB HBP BLK WP HR S P ERA WHIP	IP WLS BF H R ER SO BB IBB HBP BLK WP HR S P ERA WHIP	IP WLS BF H R ER SO BB IBB HBP BLK WP HR S P ERA WHIP	IP WLS BF H R ER SO BB IBB HBP BLK WP HR S P ERA WHIP					

Philadelphia Phillies @ San Diego Padres
San Diego Stadium, San Diego, CA
Mon Jul 25 1977, 10:05 PM EDT
Att. 10,999 - Unknown

AB 44
R 4
H 9
RBI 4
BB 4
SO 5
LOB 15

Batter	1	2	3	4	5	6	7	8	9	AB	R	H	RBI	BB	SO	LOB	TOP			
Dave Cash, R OBP: 0.336, SLG: 0.350	6-3		HR	6-3			F8			4	1	1	0	0	0	0	Montreal Expos @ San Diego Padres San Diego Stadium, San Diego, CA Tue Jul 26 1977, 10:05 PM EDT Unknown livebaseballscores.com			
Chris Speier, R OBP: 0.328, SLG: 0.337	F8		HR		6-3		4-3			4	1	1	2	0	0	0				
Ellis Valentine, R OBP: 0.353, SLG: 0.535	BB		2B		K			CS		3	1	2	0	1	1	0				
Tony Perez, R OBP: 0.337, SLG: 0.426	1-2		2B		F9			6-3		3	0	1	1	1	0	1				
Warren Cromartie, L OBP: 0.332, SLG: 0.427	K		K		G3			F7		4	0	0	0	0	2	3				
Gary Carter, R OBP: 0.336, SLG: 0.475		L8	6-3						G6-4-3	3	0	1	0	1	0	1				
Andre Dawson, R OBP: 0.327, SLG: 0.493			K						G6-4-3	4	0	1	0	0	2	3				
Wayne Garrett, L OBP: 0.375, SLG: 0.372		F6			L9					4	0	1	0	0	0	2				
Jackie Brown, R OBP: 0.122, SLG: 0.100										3	0	0	0	0	2	1				
Del Unser, L OBP: 0.353, SLG: 0.488		G3							F9	1	0	0	0	0	0	1				
Joe Kerrigan, R OBP: 0.353, SLG: 0.488										0	0	0	0	0	0	0				
Inning Stats	R: 0 E: 0 K: 1 S: 6	H: 1 LOB: 2 BB: 1 P: 10	R: 0 E: 0 K: 0 S: 4	H: 1 LOB: 0 BB: 0 P: 4	R: 3 E: 0 K: 2 S: 10	H: 3 LOB: 1 BB: 1 P: 14	R: 0 E: 0 K: 1 S: 5	H: 0 LOB: 0 BB: 0 P: 5	R: 0 E: 0 K: 1 S: 6	H: 1 LOB: 1 BB: 0 P: 6	R: 0 E: 0 K: 1 S: 5	H: 0 LOB: 0 BB: 0 P: 5	R: 0 E: 0 K: 0 S: 3	H: 1 LOB: 0 BB: 0 P: 3	R: 0 E: 0 K: 0 S: 3	H: 1 LOB: 0 BB: 0 P: 7	1B: 6 2B: 1 3B: 0 HR: 1	SF: 0 SAC: 0 DP: 1 HBP: 0	WP: 0 PB: 0 SB: 0 CS: 1	PA: 36
PITCHER Dave Freisleben, R ERA: 5.1	IP: 9.0 WLS: W BF: 36 H: 8 R: 3 ER: 3 SO: 7 BB: 3 IBB: 0 HBP: 0 BLK: 0 WP: 0 HR: 1 S: 47 P: 59 ERA: 3.00 WHIP: 1.222															PITCHER				

Batter	1	2	3	4	5	6	7	8	9	AB	R	H	RBI	BB	SO	LOB	BOTTOM			
Gene Richards, L OBP: 0.332, SLG: 0.325	F7	SH1-4			L5		4-3			4	0	1	1	0	0	0	Montreal Expos @ San Diego Padres San Diego Stadium, San Diego, CA Tue Jul 26 1977, 10:05 PM EDT Unknown livebaseballscores.com			
Bill Almon, R OBP: 0.300, SLG: 0.321	6-3	F9			F8		CS			4	0	1	0	0	0	1				
Mike Ivie, R OBP: 0.339, SLG: 0.418	1B	F8			FC5-4		CS	L6		4	1	2	0	0	0	1				
Dave Winfield, R OBP: 0.345, SLG: 0.517	S				F9	FC5-4			L6	3	1	1	0	1	0	1				
George Hendrick, R OBP: 0.362, SLG: 0.428	1B	1B			F5					3	1	1	0	1	1	0				
Pat Scanlon, L OBP: 0.298, SLG: 0.214										4	0	1	2	0	1	2				
Tucker Ashford, R OBP: 0.256, SLG: 0.289	FC5				4-3					0	0	0	0	0	0	0				
Dave Roberts, R OBP: 0.282, SLG: 0.342										3	0	2	1	0	0	0				
Dave Kingman, R OBP: 0.271, SLG: 0.389					5-3					1	0	0	0	0	0	2				
Bob Davis, R OBP: 0.237, SLG: 0.236										0	0	0	0	0	0	0				
Mike Champion, R OBP: 0.271, SLG: 0.296										3	0	0	0	0	0	3				
Gene Tenace, R OBP: 0.411, SLG: 0.396					3-1					0	0	0	0	1	0	0				
Jerry Turner, L OBP: 0.348, SLG: 0.446										0	1	0	0	0	0	0				
Dave Freisleben, R OBP: 0.167, SLG: 0.167										3	0	1	0	0	0	0				
Merv Rettenmund, R OBP: 0.438, SLG: 0.515					6-3					0	0	0	0	0	0	0				
Inning Stats	R: 3 E: 0 K: 0 S: 7	H: 4 LOB: 2 BB: 1 P: 11	R: 0 E: 0 K: 0 S: 4	H: 1 LOB: 0 BB: 0 P: 4	R: 0 E: 0 K: 0 S: 3	H: 0 LOB: 0 BB: 0 P: 3	R: 0 E: 0 K: 0 S: 3	H: 0 LOB: 0 BB: 0 P: 3	R: 0 E: 0 K: 1 S: 6	H: 1 LOB: 1 BB: 0 P: 6	R: 0 E: 0 K: 0 S: 3	H: 1 LOB: 0 BB: 0 P: 3	R: 0 E: 0 K: 1 S: 6	H: 1 LOB: 2 BB: 1 P: 10	R: 1 E: 0 K: 0 S: 2	H: 1 LOB: 1 BB: 1 P: 6	1B: 10 2B: 0 3B: 0 HR: 0	SF: 0 SAC: 2 DP: 0 HBP: 0	WP: 0 PB: 0 SB: 2 CS: 1	PA: 38
PITCHER Jackie Brown, R ERA: 3.4	IP: 8.0 WLS: L BF: 34 H: 9 R: 3 ER: 3 SO: 2 BB: 2 IBB: 0 HBP: 0 BLK: 0 WP: 0 HR: 0 S: 36 P: 44 ERA: 3.38 WHIP: 1.375															PITCHER				
Joe Kerrigan, R ERA: 2.48	0.1 L 3 1 1 1 0 1 0 0 0 0 0 0 2 6 27.00 6.000															PITCHER				

Batter	1	2	3	4	5	6	7	8	9	10	11	12	13	14	15	AB	R	H	RBI	BB	SO	LOB	TOP					
Dave Cash, R OBP: 0.335, SLG: 0.346 Gary Carter, R OBP: 0.336, SLG: 0.475	5-3			4-3		5-3		F4			FC3-6 BB		FC3-6 CS		BB 1B IBB	5	1	0	0	2	0	1						
Chris Speier, R OBP: 0.330, SLG: 0.342	G1-6-3 1B			2B		F6			G3 1B		FC3-6 1B		L5		K	7	0	3	0	0	1	5						
Del Unser, L OBP: 0.331, SLG: 0.474	G1-6-3			K		BB			G3 1-2		F7				6-3	5	0	0	1	2	1	4						
Ellis Valentine, R OBP: 0.354, SLG: 0.532		5-3		BB		K			5-3		FC6-4 1B				5-3	6	0	2	2	1	1	2						
Warren Cromartie, L OBP: 0.326, SLG: 0.421	F7			L6				1-3			FC6-4 1-2				4-3	5	0	0	0	1	0	4						
Wayne Garrett, L OBP: 0.372, SLG: 0.368 Larry Parrish, R OBP: 0.311, SLG: 0.383	3-1				2B 1B			K			K					4	1	1	0	0	2	2						
Andre Dawson, R OBP: 0.324, SLG: 0.490			L8		CS 1H 2B			F9			6-3				G3	6	0	1	1	0	0	1						
Tim Lincecum, R OBP: 0.388, SLG: 0.711 Jose Morales, R OBP: 0.213, SLG: 0.255			K		K			6-3			E5				F7	2	0	0	0	0	2	1						
Pepe Frias, R OBP: 0.184, SLG: 0.226					2-3			F7			1-4					0	1	0	0	0	0	0						
Santo Alcaraz, R OBP: 0.347, SLG: 0.182 San Diego, R OBP: 0.347, SLG: 0.182 Bill Atkinson, R OBP: 0.347, SLG: 0.182 Pete Stastny, R OBP: 0.347, SLG: 0.182 Don Stanhouse, R OBP: 0.347, SLG: 0.182 Tony Kemp, R OBP: 0.347, SLG: 0.182 Joe Kerman, R OBP: 0.347, SLG: 0.182			L8		K			F7			1-4				FC3-6 1B	2	0	0	0	0	1	0						
Inning Stats	R: 0 E: 0 K: 0 S: 3	H: 1 LOB: 0 BB: 0 P: 3	R: 0 E: 0 K: 0 S: 3	H: 0 LOB: 0 BB: 0 P: 3	R: 0 E: 0 K: 1 S: 5	H: 0 LOB: 0 BB: 0 P: 5	R: 0 E: 0 K: 1 S: 5	H: 0 LOB: 0 BB: 0 P: 5	R: 0 E: 0 K: 1 S: 5	H: 0 LOB: 0 BB: 0 P: 5	R: 0 E: 0 K: 1 S: 5	H: 0 LOB: 0 BB: 0 P: 5	R: 0 E: 0 K: 0 S: 3	H: 1 LOB: 2 BB: 0 P: 8	R: 0 E: 0 K: 0 S: 3	H: 0 LOB: 0 BB: 0 P: 3	R: 0 E: 0 K: 0 S: 3	H: 0 LOB: 0 BB: 0 P: 3	R: 0 E: 0 K: 0 S: 3	H: 1 LOB: 0 BB: 0 P: 3	R: 0 E: 0 K: 0 S: 3	H: 0 LOB: 0 BB: 0 P: 3	R: 4 E: 0 K: 1 S: 7	H: 3 LOB: 2 BB: 3 P: 19	1B: 7 2B: 5 3B: 0 HR: 0	SF: 0 SAC: 0 DP: 3 HBP: 0	WP: 0 PB: 0 SB: 0 CS: 2	PA: 58
PITCHER	IP: 9.0 WLS: 5 BF: 33 H: 5 R: 1 ER: 1 SO: 7 BB: 2 IBB: 1 HBP: 0 BLK: 0 WP: 0 HR: 0 S: 44 P: 56 ERA: 1.00 WHIP: 0.776																IP: 9.0 WLS: 5 BF: 33 H: 5 R: 1 ER: 1 SO: 7 BB: 2 IBB: 1 HBP: 0 BLK: 0 WP: 0 HR: 0 S: 44 P: 56 ERA: 1.00 WHIP: 0.776											

Batter	1	2	3	4	5	6	7	8	9	10	11	12	13	14	15	AB	R	H	RBI	BB	SO	LOB	BOTTOM					
Gene Richards, L OBP: 0.344, SLG: 0.340	6-3 S 1B			FC6-4 2B		FC6-4 1B		E S 1B			F7				G5-3-1 1B	7	1	6	0	1	0	0						
Bill Almon, R OBP: 0.296, SLG: 0.317	F9			K		FC6-4 1B		F9			K				G5-3-1	8	0	1	0	0	3	8						
George Hendrick, R OBP: 0.300, SLG: 0.422	6-3			FC6-5-4 PB S		FC6-4 S		S BB			G3 SH2-3 BB				5-3	5	0	0	0	2	1	4						
Dave Kingman, R OBP: 0.272, SLG: 0.388	S 1B			F7		K		K			SH2-3				5-3	6	0	2	1	0	3	5						
Mike Ivie, R OBP: 0.338, SLG: 0.416 Jerry Turner, L OBP: 0.346, SLG: 0.446 Dave Roberts, R OBP: 0.273, SLG: 0.329	K			F7		5-3		CS 1B			G3				F9	4	0	1	0	0	1	1						
Gene Tenace, R OBP: 0.417, SLG: 0.399		5-3 4-3 BB		FC6-4 BB		S BB		F6			6-3				IBB IBB	3	1	1	0	4	0	2						
Mike Champion, R OBP: 0.289, SLG: 0.291		4-3		FC6-4		F9		E6			5-3				F9	6	0	0	0	1	0	5						
Turk Abudag, R OBP: 0.310, SLG: 0.284 Dave Wehrmeister, R OBP: 0.345, SLG: 0.587 Dave Wehrmeister, R OBP: 0.345, SLG: 0.587 Pat Scanlon, L OBP: 0.287, SLG: 0.287 Dan Spillner, R OBP: 0.315, SLG: 0.583 Ben Davis, R OBP: 0.285, SLG: 0.233		5-3		F8		6-3		F9			6-3 WP 1B				FC1-4-6	5	0	1	0	0	0	4						
Dave Wehrmeister, R OBP: 0.200, SLG: 0.320 Merv Rettenmund, R OBP: 0.434, SLG: 0.510 Tom Griffin, R OBP: 0.168, SLG: 0.405 Gary Sulistrenski, R OBP: 0.350, SLG: 0.370				K		K2-3		K			6-3				F8	3	0	0	0	0	3	1						
Inning Stats	R: 1 E: 0 K: 1 S: 7	H: 2 LOB: 1 BB: 0 P: 7	R: 0 E: 0 K: 1 S: 5	H: 0 LOB: 1 BB: 1 P: 9	R: 0 E: 0 K: 1 S: 6	H: 1 LOB: 1 BB: 0 P: 6	R: 0 E: 0 K: 1 S: 6	H: 0 LOB: 1 BB: 0 P: 7	R: 0 E: 0 K: 2 S: 8	H: 1 LOB: 2 BB: 1 P: 12	R: 0 E: 1 K: 0 S: 4	H: 1 LOB: 1 BB: 0 P: 4	R: 0 E: 0 K: 0 S: 3	H: 0 LOB: 1 BB: 1 P: 7	R: 0 E: 0 K: 1 S: 6	H: 1 LOB: 2 BB: 1 P: 10	R: 0 E: 0 K: 0 S: 4	H: 1 LOB: 3 BB: 2 P: 12	R: 0 E: 0 K: 0 S: 3	H: 1 LOB: 0 BB: 0 P: 3	R: 0 E: 0 K: 0 S: 9	H: 0 LOB: 0 BB: 0 P: 9	R: 1 E: 0 K: 1 S: 8	H: 3 LOB: 2 BB: 0 P: 8	1B: 11 2B: 2 3B: 0 HR: 0	SF: 0 SAC: 1 DP: 1 HBP: 0	WP: 1 PB: 1 SB: 0 CS: 1	PA: 65
PITCHER	IP: 7.0 WLS: 4 BF: 31 H: 6 R: 1 ER: 1 SO: 7 BB: 4 IBB: 0 HBP: 0 BLK: 0 WP: 0 HR: 0 S: 41 P: 57 ERA: 1.29 WHIP: 1.429																IP: 7.0 WLS: 4 BF: 31 H: 6 R: 1 ER: 1 SO: 7 BB: 4 IBB: 0 HBP: 0 BLK: 0 WP: 0 HR: 0 S: 41 P: 57 ERA: 1.29 WHIP: 1.429											

Montreal Expos @ San Diego Padres
 San Diego Stadium, San Diego, CA
 Tue Jul 26 1977, 10:05 PM EDT
 Att: 13,176 - Unknown
 livebaseballscorecards.com



Montreal Expos @ San Diego Padres
 San Diego Stadium, San Diego, CA
 Tue Jul 26 1977, 10:05 PM EDT
 Att: 13,176 - Unknown
 livebaseballscorecards.com




AB 51
 R 5
 H 10
 RBI 5
 BB 7
 SO 8
 LOB 21

AB 56
 R 2
 H 13
 RBI 2
 SO 8
 LOB 37

Batter	1	2	3	4	5	6	7	8	9	AB	R	H	RBI	BB	SO	LOB	TOP										
Dave Cash, R OBP: 0.333, SLG: 0.342	F9		F7		L6		5-3		6-3 BB	4	0	0	0	1	0	3											
Chris Speier, R OBP: 0.331, SLG: 0.344	6-3					F8		6-3	6-3	4	0	1	0	1	0	1											
Ellis Valentine, R OBP: 0.350, SLG: 0.523	5-3			F8		F8	F4		6-3	5	0	0	0	0	0	4											
Tony Perez, R OBP: 0.345, SLG: 0.430		CS 1B		5-3		F9		HR 1B		4	1	2	0	1	0	1											
Gary Carter, R OBP: 0.341, SLG: 0.476		G4-6-3 1B						BB E 1B	K	4	1	2	0	1	1	3											
Warren Cromartie, L OBP: 0.355, SLG: 0.415		G4-6-3 1B		F9		F4		F8		4	0	0	0	0	0	5											
Andre Dawson, R OBP: 0.329, SLG: 0.503			5-3			WP 1B		BB E 1B	HR	4	2	3	2	0	0	0											
Larry Parrish, R OBP: 0.319, SLG: 0.392					F9			BB E BB		3	1	2	0	1	0	1											
Wayne Twitchell, R ERA: 4.78								E5		2	0	0	0	0	2	2											
Fred Holdsworth, R ERA: 6.0										0	0	0	0	0	0	0											
Jose Morales, R ERA: 7.0										1	0	0	1	0	0	0											
Bill Atkinson, R ERA: 7.0										0	0	0	0	0	0	0											
Joe Kerrigan, R ERA: 7.1										1	0	0	0	0	1	1											
Don Stanhouse, R ERA: 8.1										0	0	0	0	0	0	0											
Inning Stats	R: 0 E: 0 K: 0 S: 3	H: 0 LOB: 0 BB: 0 P: 3	R: 0 E: 0 K: 0 S: 3	H: 2 LOB: 0 BB: 0 P: 3	R: 0 E: 0 K: 1 S: 6	H: 1 LOB: 1 BB: 0 P: 6	R: 0 E: 0 K: 0 S: 4	H: 1 LOB: 2 BB: 1 P: 8	R: 0 E: 0 K: 1 S: 6	H: 1 LOB: 1 BB: 0 P: 6	R: 0 E: 0 K: 0 S: 3	H: 0 LOB: 0 BB: 0 P: 3	R: 3 E: 1 K: 0 S: 6	H: 2 LOB: 2 BB: 2 P: 14	R: 2 E: 0 K: 2 S: 10	H: 3 LOB: 1 BB: 0 P: 10	R: 0 E: 0 K: 0 S: 3	H: 0 LOB: 2 BB: 2 P: 11	1B: 8 2B: 1 3B: 0 HR: 1	SF: 0 SAC: 0 DP: 1 HBP: 0	WP: 1 PA: 41						
PITCHER	IP	WLS	BF	H	R	ER	SO	BB	IBB	HBP	BLK	WP	HR	S	P	ERA	WHIP										
Bob Owchinko, L ERA: 4.78	8.0	L	37	10	5	3	4	3	1	0	0	1	1	41	57	3.38	1.625										
Dan Spillner, R ERA: 3.33	1.0		4	0	0	0	0	0	1	0	0	0	0	3	7	0.00	0.000										

Montreal Expos @ San Diego Padres
San Diego Stadium, San Diego, CA
Thu Jul 28 1977, 6:33 AM EDT
Att: 7,010 - Unknown

AB 36
R 5
H 10
RBI 3
BB 5
SO 4
LOB 21



Batter	1	2	3	4	5	6	7	8	9	AB	R	H	RBI	BB	SO	LOB	BOTTOM										
Gene Richards, L OBP: 0.345, SLG: 0.334	6-3		CS BB			1B 2B BB		G5-4-3 BB		1	1	0	0	3	0	0											
Bill Almon, R OBP: 0.298, SLG: 0.318	F9		CS	F9		2B 1B		G5-4-3		4	1	1	1	0	0	1											
George Hendrick, R OBP: 0.364, SLG: 0.445	CI			4-3		1B 2B		G3		3	1	1	2	0	0	0											
Mike Ivie, R OBP: 0.341, SLG: 0.421	K			K		1B 1B		F8		4	0	1	0	0	2	1											
Jerry Turner, L OBP: 0.344, SLG: 0.436		F3		L3		CS 1B		K		4	0	1	1	0	1	0											
Gene Tenace, R OBP: 0.413, SLG: 0.393		6-3		1-3		6-3		F8		4	0	0	0	0	0	2											
Mike Champion, R OBP: 0.265, SLG: 0.287			K		F6					3	0	0	0	0	1	0											
Tucker Ashford, R OBP: 0.265, SLG: 0.326			F7			SH5-4 1B		6-3		3	1	1	0	0	0	0											
Bob Owchinko, L ERA: 4.58										2	0	0	0	0	0	0											
Fred Holdsworth, R ERA: 6.0										0	0	0	0	0	0	0											
Joe Kerrigan, R ERA: 2.54										0	0	0	0	0	0	0											
Don Stanhouse, R ERA: 4.31										0	0	0	0	0	0	0											
Inning Stats	R: 0 E: 1 K: 1 S: 6	H: 0 LOB: 1 BB: 0 P: 6	R: 0 E: 0 K: 1 S: 5	H: 0 LOB: 0 BB: 0 P: 5	R: 0 E: 0 K: 0 S: 2	H: 0 LOB: 0 BB: 1 P: 6	R: 0 E: 0 K: 1 S: 5	H: 0 LOB: 0 BB: 0 P: 5	R: 0 E: 0 K: 0 S: 3	H: 0 LOB: 0 BB: 0 P: 3	R: 4 E: 0 K: 0 S: 7	H: 5 LOB: 1 BB: 1 P: 11	R: 0 E: 0 K: 0 S: 3	H: 0 LOB: 0 BB: 0 P: 3	R: 0 E: 0 K: 0 S: 2	H: 0 LOB: 0 BB: 1 P: 6	R: 0 E: 0 K: 1 S: 5	H: 0 LOB: 0 BB: 0 P: 5	1B: 4 2B: 1 3B: 0 HR: 0	SF: 0 SAC: 1 DP: 1 HBP: 0	WP: 0 PA: 34						
PITCHER	IP	WLS	BF	H	R	ER	SO	BB	IBB	HBP	BLK	WP	HR	S	P	ERA	WHIP										
Wayne Twitchell, R ERA: 4.58	5.1		23	5	4	4	3	2	0	0	0	0	0	1	1	0.00	0.000										
Joe Kerrigan, R ERA: 2.54	1.0	W	4	0	0	0	0	1	0	0	0	0	0	3	7	0.00	1.000										
Don Stanhouse, R ERA: 4.31	2.0	S	5	0	0	0	1	0	0	0	0	0	0	7	7	0.00	0.000										

Montreal Expos @ San Diego Padres
San Diego Stadium, San Diego, CA
Thu Jul 28 1977, 6:33 AM EDT
Att: 7,010 - Unknown

AB 28
R 4
H 5
RBI 4
BB 3
SO 4
LOB 4



Batter	1	2	3	4	5	6	7	8	9	AB	R	H	RBI	BB	SO	LOB	TOP			
Gene Richards, L (1, 7) OBP: 0.341, SLG: 0.330				4-3		F8			K	4	0	0	0	0	2	0	<p>San Diego Padres @ New York Mets Shea Stadium, Flushing, NY Fri Jul 29 1977, 7:05 PM EDT Att: 13,431 - Unknown</p> <p>AB 29 R 1 H 3 RBI 1 BB 2 SO 13 LOB 5</p>			
Bill Almon, R (1, 6) OBP: 0.297, SLG: 0.316				1B BB		F9			K	3	1	0	0	1	2	0				
Dave Kingman, R (1, 3) OBP: 0.271, SLG: 0.388				P9		5-3			WP 2B	4	0	1	0	0	1	1				
Dave Winfield, R (1, 9) OBP: 0.347, SLG: 0.516		K		1B 1B					K	3	0	1	1	1	2	1				
George Hendrick, R (1, 8) OBP: 0.364, SLG: 0.444		F6-3		1B 1B					K	3	0	1	0	0	1	1				
Gary Sutherland, R (1, 4) OBP: 0.337, SLG: 0.355		5-3		FC4-6					K	3	0	0	0	0	0	2				
Mike Champion, R (7, 4) OBP: 0.265, SLG: 0.287		5-3		FC4-6					F9	0	0	0	0	0	0	0				
Dave Roberts, R (1, 2) OBP: 0.287, SLG: 0.321			5-3						K	2	0	0	0	0	1	0				
Gene Tenace, R (8, PH) OBP: 0.412, SLG: 0.391									K	1	0	0	0	0	1	0				
Tucker Ashford, R (1, 5) OBP: 0.257, SLG: 0.316			F8			F9			F8	3	0	0	0	0	0	0				
Bob Shirley, R (1, 1) OBP: 0.125, SLG: 0.087									K	2	0	0	0	0	2	0				
Dan Spillner, R (7, 1) OBP: 0.287, SLG: 0.083									K	0	0	0	0	0	0	0				
Pat Scanlon, L (8, PH) OBP: 0.229, SLG: 0.188									K	1	0	0	0	1	0	0				
Dave Tomlin, L (8, 1) OBP: 0.333, SLG: 0.333									K	0	0	0	0	0	0	0				
Rick Sawyer, R (8, 1) OBP: 0.320, SLG: 0.150									K	0	0	0	0	0	0	0				
Inning Stats	R: 0 E: 0 K: 3 S: 9	H: 0 LOB: 0 BB: 0 P: 9	R: 0 E: 0 K: 1 S: 5	H: 0 LOB: 0 BB: 0 P: 5	R: 0 E: 0 K: 1 S: 5	H: 0 LOB: 0 BB: 0 P: 5	R: 1 E: 0 K: 0 S: 5	H: 2 LOB: 2 BB: 1 P: 9	R: 0 E: 0 K: 2 S: 7	H: 0 LOB: 0 BB: 0 P: 7	R: 0 E: 0 K: 0 S: 3	H: 0 LOB: 0 BB: 1 P: 8	R: 0 E: 0 K: 2 S: 7	H: 0 LOB: 0 BB: 0 P: 7	R: 0 E: 0 K: 3 S: 10	H: 1 LOB: 1 BB: 0 P: 10	1B: 2 2B: 1 3B: 0 HR: 0	SF: 0 SAC: 0 DP: 0 HBP: 0	WP: 1 PB: 0 SB: 1 CS: 0	PA: 31
PITCHER	IP WLS BF H R ER SO BB IBB HBP BLK WP HR S P ERA WHIP																			
Jerry Koosman, L (1, 1) ERA: 3.1	7.0 W 24 2 1 1 8 2 0 0 0 0 0 0 38 46 1.29 0.571																			
Bob Apodaca, R (8, 1) ERA: 2.51	1.0 3 0 0 0 2 0 0 0 0 0 0 0 7 7 0.00 0.000																			
Skip Lockwood, R (9, 1) ERA: 3.47	1.0 S 4 1 0 0 3 0 0 0 0 0 1 0 10 10 0.00 1.000																			

Batter	1	2	3	4	5	6	7	8	9	AB	R	H	RBI	BB	SO	LOB	BOTTOM			
Lenny Randle, S (1, 5) OBP: 0.390, SLG: 0.411			4-3		WP S BB		1B BB	G6-3		3	1	0	0	2	1	3	<p>San Diego Padres @ New York Mets Shea Stadium, Flushing, NY Fri Jul 29 1977, 7:05 PM EDT Att: 13,431 - Unknown</p> <p>AB 33 R 4 H 10 RBI 4 BB 4 SO 5 LOB 14</p>			
Felix Milan, R (1, 4) OBP: 0.268, SLG: 0.311					5-3		1B			3	0	2	2	1	0	1				
Steve Henderson, R (1, 7) OBP: 0.362, SLG: 0.520	F7		5-3			6-3	FC6-4 1B			4	0	1	1	0	0	2				
John Stearns, R (1, 2) OBP: 0.390, SLG: 0.470				5-3		5-3	FC6-4			4	0	0	0	0	1	3				
John Milner, L (1, 3) OBP: 0.358, SLG: 0.444		F8		F9		L1		1-3		4	0	0	0	0	0	0				
Mike Veit, R (1, 9) OBP: 0.345, SLG: 0.470							K	2B 1B		4	1	3	0	0	1	0				
Lee Mazzilli, S (1, 8) OBP: 0.324, SLG: 0.300		F8		FC6-4			K	1B 1B		4	1	2	0	0	0	2				
Doug Flynn, R (1, 6) OBP: 0.225, SLG: 0.254		FC6			F5-3			1B 1B	1B	3	1	1	0	1	0	1				
Jerry Koosman, R (1, 1) OBP: 0.130, SLG: 0.089										2	0	0	0	0	2	0				
Joe Youngblood, R (7, PH) OBP: 0.308, SLG: 0.275										1	0	0	0	0	0	2				
Bob Apodaca, R (8, 1) OBP: 0.268, SLG: 0.311										0	0	0	0	0	0	0				
Bobby Valentine, R (8, PH) OBP: 0.290, SLG: 0.258										0	0	0	0	0	0	0				
Bobby Valentine, R (8, PH) OBP: 0.290, SLG: 0.258										0	0	0	0	0	0	0				
Ed Kranec, L (8, PH) OBP: 0.305, SLG: 0.493										1	0	1	1	0	0	0				
Bud Harrison, S (8, PH) OBP: 0.206, SLG: 0.228										0	0	0	0	0	0	0				
Skip Lockwood, R (9, 1) ERA: 3.47										0	0	0	0	0	0	0				
Inning Stats	R: 0 E: 0 K: 2 S: 7	H: 0 LOB: 1 BB: 1 P: 11	R: 0 E: 0 K: 0 S: 4	H: 1 LOB: 1 BB: 0 P: 4	R: 0 E: 0 K: 1 S: 6	H: 1 LOB: 1 BB: 0 P: 6	R: 0 E: 0 K: 0 S: 4	H: 1 LOB: 1 BB: 0 P: 4	R: 0 E: 0 K: 1 S: 5	H: 0 LOB: 1 BB: 1 P: 9	R: 0 E: 0 K: 0 S: 3	H: 0 LOB: 0 BB: 0 P: 3	R: 3 E: 1 K: 1 S: 9	H: 4 LOB: 2 BB: 1 P: 13	R: 0 E: 0 K: 0 S: 5	H: 3 LOB: 3 BB: 1 P: 9	1B: 9 2B: 1 3B: 0 HR: 0	SF: 0 SAC: 0 DP: 1 HBP: 0	WP: 1 PB: 0 SB: 1 CS: 0	PA: 37
PITCHER	IP WLS BF H R ER SO BB IBB HBP BLK WP HR S P ERA WHIP																			
Bob Shirley, L (1, 1) ERA: 3.62	6.2 L 29 6 3 3 5 3 0 0 0 0 0 0 36 48 4.05 1.350																			
Dan Spillner, R (7, 1) ERA: 3.32	0.1 2 1 0 0 0 0 0 0 0 0 0 0 2 2 0.00 3.000																			
Dave Tomlin, L (8, 1) ERA: 3.76	0.1 4 2 1 1 0 0 0 1 0 0 0 0 3 7 27.00 6.000																			
Rick Sawyer, R (8, 1) ERA: 5.71	0.2 2 1 0 0 0 0 0 0 0 0 0 0 2 2 0.00 1.500																			

Batter	1	2	3	4	5	6	7	8	9	AB	R	H	RBI	BB	SO	LOB	TOP					
Gene Richards, L (1.7) OBP: 0.347, SLG: 0.341										4	1	3	0	1	0	1						
Bill Almon, R (1.6) OBP: 0.301, SLG: 0.318										4	2	2	1	1	1	3						
Dave Kingman, R (1.3) Mike Ivie, R (6.3) OBP: 0.341, SLG: 0.421										4	0	0	0	0	2	4						
Dave Winfield, R (1.9) Jerry Turner, L (8.7) OBP: 0.352, SLG: 0.517 OBP: 0.344, SLG: 0.436										3	2	2	0	2	0	0						
George Hendrick, R (1.8) OBP: 0.367, SLG: 0.461										5	2	3	5	0	0	3						
Pat Scanlon, L (1.4) Merv Rettenmund, R (5. PH) Mike Champion, R (5.4) OBP: 0.216, SLG: 0.176 OBP: 0.439, SLG: 0.525 OBP: 0.264, SLG: 0.285										2	0	0	0	0	1	2						
Dave Roberts, R (1.2) OBP: 0.284, SLG: 0.360										5	0	3	2	0	0	1						
Tucker Ashford, R (1.5) OBP: 0.264, SLG: 0.314										4	0	1	0	1	0	1						
Dave Freisleben, R (1.1) Tom Griffin, R (6.1) Rollie Fingers, R (7.1) OBP: 0.190, SLG: 0.238 OBP: 0.154, SLG: 0.395										3	0	1	0	0	0	3						
Inning Stats	R: 3 E: 0 K: 0 S: 7	H: 4 LOB: 1 BB: 0 P: 7	R: 0 E: 0 K: 2 S: 9	H: 2 LOB: 2 BB: 0 P: 9	R: 1 E: 0 K: 1 S: 7	H: 2 LOB: 2 BB: 1 P: 11	R: 0 E: 0 K: 0 S: 2	H: 0 LOB: 2 BB: 3 P: 14	R: 1 E: 0 K: 0 S: 5	H: 3 LOB: 1 BB: 0 P: 5	R: 3 E: 0 K: 0 S: 6	H: 3 LOB: 1 BB: 1 P: 10	R: 0 E: 0 K: 0 S: 3	H: 1 LOB: 0 BB: 0 P: 3	R: 0 E: 0 K: 1 S: 5	H: 1 LOB: 0 BB: 0 P: 5	R: 0 E: 0 K: 0 S: 3	H: 0 LOB: 0 BB: 0 P: 3	1B: 8 2B: 6 3B: 1 HR: 1	SF: 0 SAC: 1 DP: 2 HBP: 0	WP: 1 PB: 0 SB: 1 CS: 0	PA: 44
PITCHER	IP WLS BF H R ER SO BB IBB HBP BLK WP HR S P ERA WHIP	IP WLS BF H R ER SO BB IBB HBP BLK WP HR S P ERA WHIP																				
Nino Espinosa, R (1.1) ERA: 3.88	3.0	L	18	8	4	4	3	0	1	0	0	0	0	0	23	27	12.00	2.667				
Bob Myrick, L (4.1) ERA: 2.61	2.0		10	3	1	1	0	2	1	0	0	1	0	7	19	4.50	2.500					
Rick Baldwin, R (6.1) ERA: 4.94	2.0		10	4	3	3	0	0	1	0	0	0	1	9	13	13.50	2.000					
Bob Apodaca, R (8.1) ERA: 2.52	2.0		6	1	0	0	1	0	0	0	0	0	0	8	8	0.00	0.500					

San Diego Padres @ New York Mets
Shea Stadium, Flushing, NY
Sat Jul 30 1977, 3:33 AM EDT
Att: 20,407 - Unknown

AB 38
R 8
H 16
RBI 8
BB 5
SO 4
LOB 18



Batter	1	2	3	4	5	6	7	8	9	AB	R	H	RBI	BB	SO	LOB	BOTTOM					
Lenny Randle, S (1.5) OBP: 0.388, SLG: 0.414										5	0	1	2	0	0	0						
Felix Milan, R (1.4) OBP: 0.266, SLG: 0.310										4	1	1	0	0	0	1						
Steve Henderson, R (1.7) OBP: 0.366, SLG: 0.520										4	1	2	0	0	0	0						
John Milner, L (1.3) OBP: 0.364, SLG: 0.445										2	2	1	1	2	0	1						
Mike Vail, R (1.9) OBP: 0.343, SLG: 0.470										4	0	1	2	0	2	3						
John Stearns, R (1.2) OBP: 0.391, SLG: 0.472										3	1	1	1	1	0	1						
Lee Mazzilli, S (1.8) OBP: 0.321, SLG: 0.297										4	0	0	0	0	0	2						
Doug Flynn, R (1.6) OBP: 0.218, SLG: 0.246										4	0	0	0	0	0	1						
Nino Espinosa, R (1.1) Ron Hodges, L (3. PH) Bob Myrick, R (4.1) Bobby Valentine, R (5. PH) Rick Baldwin, L (6.1) Bruce Boisclair, L (7. PH) Bob Apodaca, R (8.1) Ed Kranepool, L (9. PH) OBP: 0.147, SLG: 0.125 OBP: 0.323, SLG: 0.341 OBP: 0.266, SLG: 0.310 OBP: 0.230, SLG: 0.234 OBP: 0.335, SLG: 0.354 OBP: 0.200, SLG: 0.500 OBP: 0.236, SLG: 0.488										0	0	0	0	0	0	0						
Inning Stats	R: 0 E: 0 K: 0 S: 3	H: 0 LOB: 0 BB: 0 P: 3	R: 0 E: 0 K: 0 S: 3	H: 1 LOB: 0 BB: 0 P: 3	R: 0 E: 0 K: 0 S: 3	H: 0 LOB: 0 BB: 0 P: 3	R: 2 E: 2 K: 0 S: 5	H: 3 LOB: 1 BB: 1 P: 9	R: 0 E: 0 K: 0 S: 3	H: 0 LOB: 0 BB: 0 P: 3	R: 1 E: 1 K: 1 S: 7	H: 1 LOB: 1 BB: 0 P: 7	R: 2 E: 0 K: 0 S: 5	H: 2 LOB: 1 BB: 1 P: 9	R: 1 E: 0 K: 1 S: 6	H: 1 LOB: 1 BB: 1 P: 10	R: 0 E: 0 K: 0 S: 3	H: 0 LOB: 0 BB: 0 P: 3	1B: 5 2B: 2 3B: 1 HR: 0	SF: 0 SAC: 0 DP: 1 HBP: 0	WP: 1 PB: 0 SB: 0 CS: 0	PA: 37
PITCHER	IP WLS BF H R ER SO BB IBB HBP BLK WP HR S P ERA WHIP	IP WLS BF H R ER SO BB IBB HBP BLK WP HR S P ERA WHIP																				
Dave Freisleben, R (1.1) ERA: 4.98	5.1	W	21	5	3	2	0	1	0	0	0	1	0	8	12	13.50	2.250					
Tom Griffin, R (6.1) ERA: 4.88	1.1		7	2	2	2	1	1	0	0	0	1	0	8	12	13.50	2.250					
Rollie Fingers, R (7.1) ERA: 3.0	2.1	S	9	1	1	1	1	1	0	0	0	0	0	10	14	3.86	0.857					

San Diego Padres @ New York Mets
Shea Stadium, Flushing, NY
Sat Jul 30 1977, 3:33 AM EDT
Att: 20,407 - Unknown

AB 34
R 6
H 8
RBI 6
BB 3
SO 2
LOB 9



Batter	1	2	3	4	5	6	7	8	9	AB	R	H	RBI	BB	SO	LOB	TOP								
Gene Richards, L OBP: 0.337, SLG: 0.345 (1, 3)	F7		CS 1B		K	1B		1B		5	0	3	2	0	1	0	San Diego Padres @ New York Mets Shea Stadium, Flushing, NY Sun Jul 31 1977, 3:33 AM EDT Att: 13,386 - Unknown								
Bill Almon, R OBP: 0.300, SLG: 0.316 (1, 6)	P4		L7		F8	1B		F9		5	0	1	1	0	0	3									
Jerry Turner, L OBP: 0.337, SLG: 0.426 Dan Spillner, R OBP: 0.267, SLG: 0.083 Dave Kingman, R OBP: 0.270, SLG: 0.385 Rick Sawyer, R OBP: 0.320, SLG: 0.150 (1, 7)	K		5-3							4	0	0	0	0	1	2									
Dave Winfield, R OBP: 0.352, SLG: 0.518 (1, 9)		1B 1B 2B		E 1B				F6-3	K	5	1	2	0	0	1	2									
George Hendrick, R OBP: 0.373, SLG: 0.467 (1, 8)		1B 1B		E8 1B						4	1	3	0	1	0	0									
Pat Scanlon, L OBP: 0.238, SLG: 0.205 (1, 4)		1B		K						5	1	2	2	0	1	3									
Gene Tenace, R OBP: 0.412, SLG: 0.389 (1, 2)	P3			F4						4	2	1	0	1	0	4									
Tucker Ashford, R OBP: 0.263, SLG: 0.321 (1, 5)	G5-4-3			F7						4	1	1	2	0	0	5									
Dave Wehrmeister, R OBP: 0.333, SLG: 0.500 Randy Jones, R OBP: 0.231, SLG: 0.208 Mike Ivie, R OBP: 0.345, SLG: 0.423 (1, 1)				1B 2B						1	1	1	0	0	0	0									
					4-3					1	0	0	0	0	0	0									
Inning Stats	R: 0 E: 0 K: 1 S: 5	H: 0 LOB: 0 BB: 0 P: 5	R: 1 E: 0 K: 0 S: 5	H: 3 LOB: 1 BB: 0 P: 5	R: 1 E: 0 K: 0 S: 4	H: 2 LOB: 0 BB: 0 P: 4	R: 0 E: 1 K: 1 S: 7	H: 2 LOB: 2 BB: 0 P: 7	R: 0 E: 0 K: 1 S: 5	H: 0 LOB: 0 BB: 0 P: 5	R: 5 E: 0 K: 0 S: 9	H: 6 LOB: 2 BB: 1 P: 13	R: 0 E: 0 K: 1 S: 4	H: 0 LOB: 0 BB: 1 P: 8	R: 2 E: 0 K: 0 S: 6	H: 3 LOB: 2 BB: 1 P: 10	R: 0 E: 0 K: 0 S: 3	H: 0 LOB: 0 BB: 0 P: 3	1B: 12 2B: 4 3B: 0 HR: 0	SF: 0 SAC: 0 DP: 2 HBP: 0	WP: 0 PB: 0 SB: 0 CS: 1	PA: 43			
PITCHER	IP	WLS	BF	H	R	ER	SO	BB	IBB	HBP	BLK	WP	HR	S	P	ERA	WHIP								
Craig Swan, R ERA: 3.91 (1, 1)	5.2	W	26	10	6	6	3	1	0	0	0	0	0	31	35	9.53	1.941								
Rick Baldwin, R ERA: 5.12 (6, 1)	0.2		6	3	1	1	1	1	0	0	0	0	0	7	11	13.50	6.000								
Bob Apodaca, R ERA: 2.8 (7, 1)	1.0	S	5	2	2	2	0	1	0	0	0	0	0	4	8	18.00	3.000								
Skip Lockwood, R ERA: 3.38 (8, 1)	1.2		6	1	0	0	0	0	0	0	0	0	0	6	6	0.00	0.600								

AB 40
R 9
H 16
RBI 9
BB 3
SO 4
LOB 19



Batter	1	2	3	4	5	6	7	8	9	AB	R	H	RBI	BB	SO	LOB	BOTTOM								
Lenny Randle, S OBP: 0.388, SLG: 0.414 (1, 5)	4-3		E 1B	E 1B	F9					5	2	2	1	0	0	1	San Diego Padres @ New York Mets Shea Stadium, Flushing, NY Sun Jul 31 1977, 3:33 AM EDT Att: 13,386 - Unknown								
Felix Milten, R OBP: 0.274, SLG: 0.310 (1, 4)	HR BB		F8	E5 1B				F9		3	2	1	1	2	0	3									
Steve Henderson, R OBP: 0.374, SLG: 0.542 (1, 7)	HR		E PB 1B	1B				L6		4	3	2	3	1	0	1									
John Milner, L OBP: 0.368, SLG: 0.446 (1, 3)	FC1-6 BB		E1 PB E 1B	1B				P6		4	1	2	2	1	0	2									
Mike Vail, R OBP: 0.335, SLG: 0.458 (1, 9)	FC1-6 CS		L6	K				F8		5	0	0	0	0	1	6									
John Stearns, R OBP: 0.395, SLG: 0.476 (1, 2)	CS		E1 1B	1B				5-3		4	0	3	1	0	0	0									
Lee Mazzilli, S OBP: 0.323, SLG: 0.297 (1, 8)		E BB	L6	F7				1B 1B		3	1	1	0	1	0	3									
Doug Flynn, R OBP: 0.226, SLG: 0.254 (1, 6)		F6		SH1-4 1B				F8		4	1	2	0	0	0	1									
Craig Swan, R OBP: 0.125, SLG: 0.125 Rick Baldwin, L OBP: 0.333, SLG: 0.333 Skip Lockwood, R OBP: 0.167, SLG: 0.167 (1, 1)		4-3		SH1-4 1B				G3		2	0	0	0	0	0	1									
								K		1	0	0	0	0	1	2									
Inning Stats	R: 2 E: 0 K: 0 S: 3	H: 1 LOB: 0 BB: 2 P: 11	R: 0 E: 1 K: 0 S: 3	H: 1 LOB: 1 BB: 1 P: 7	R: 3 E: 3 K: 0 S: 7	H: 3 LOB: 1 BB: 0 P: 7	R: 4 E: 2 K: 1 S: 10	H: 4 LOB: 2 BB: 1 P: 14	R: 0 E: 0 K: 0 S: 3	H: 0 LOB: 0 BB: 0 P: 3	R: 0 E: 0 K: 0 S: 3	H: 0 LOB: 1 BB: 1 P: 7	R: 1 E: 0 K: 1 S: 8	H: 3 LOB: 2 BB: 0 P: 8	R: 0 E: 0 K: 0 S: 3	H: 1 LOB: 0 BB: 0 P: 3	1B: 12 2B: 0 3B: 0 HR: 1	SF: 0 SAC: 1 DP: 1 HBP: 0	WP: 0 PB: 1 SB: 0 CS: 1	PA: 42					
PITCHER	IP	WLS	BF	H	R	ER	SO	BB	IBB	HBP	BLK	WP	HR	S	P	ERA	WHIP								
Dave Wehrmeister, R ERA: 3.89 (1, 1)	2.1	L	13	4	5	2	0	3	0	0	0	0	0	10	22	7.71	3.000								
Randy Jones, L ERA: 4.66 (3, 1)	2.2		15	5	4	2	1	0	1	0	0	0	0	16	20	6.75	1.875								
Dan Spillner, R ERA: 3.35 (6, 1)	2.0		10	3	1	1	1	1	0	0	0	0	0	11	15	4.50	2.000								
Rick Sawyer, R ERA: 5.65 (8, 1)	1.0		3	1	0	0	0	0	0	0	0	0	0	3	3	0.00	1.000								

AB 35
R 10
H 13
RBI 8
BB 5
SO 2
LOB 20



Batter	1	2	3	4	5	6	7	8	9	AB	R	H	RBI	BB	SO	LOB	TOP		
Bill Almon, R OBP: 0.302, SLG: 0.323 (1, 6)	F9		HR		6-3		SH1-6-4		G6-4-3	4	1	2	0	0	0	0	San Diego Padres @ Philadelphia Phillies Veterans Stadium, Philadelphia, PA Tue Aug 02 1977, 7:05 PM EDT Att: 30,204 - Unknown		
Gene Tenace, R OBP: 0.414, SLG: 0.399 (1, 2)	1B		F4		2B		2B		G6-4-3	5	0	3	1	0	0	2			
Dave Kingman, R OBP: 0.270, SLG: 0.393 (1, 7)	P4		HR		K		L5			4	1	1	2	0	1	3			
Mery Rettenmund, R OBP: 0.439, SLG: 0.525 (7, 7)										0	0	0	0	0	0	0			
Dave Winfield, R OBP: 0.351, SLG: 0.514 (1, 9)	K		6-3		FC4-6		K			3	0	0	0	1	2	2			
Mike Ivie, R OBP: 0.347, SLG: 0.425 (1, 3)					FC4-6					3	1	1	0	1	0	2			
George Hendrick, R OBP: 0.369, SLG: 0.462 (1, 8)	F3				L7		F9		FC6-4	4	0	0	0	0	0	2			
Tucker Ashford, R OBP: 0.280, SLG: 0.330 (1, 5)	FC4-6				FC1-6		F8		BB	3	0	2	0	1	0	0			
Mike Champion, R OBP: 0.261, SLG: 0.282 (1, 4)	FC4-6				FC1-6		K		1-3	4	0	0	1	0	1	3			
Bob Owchinko, L OBP: 0.250, SLG: 0.125 (1, 1)										2	1	0	0	1	1	1			
Rollie Fingers, R (8, 1)			K		2-3					0	0	0	0	0	0	0			
Gary Sutherland, R OBP: 0.333, SLG: 0.351 (8, 4)							SH1-6-4		K	1	0	0	0	0	1	0			
Inning Stats	R: 0 E: 0 K: 1 S: 6	H: 1 LOB: 1 BB: 0 P: 6	R: 0 E: 0 K: 0 S: 4	H: 1 LOB: 1 BB: 0 P: 4	R: 2 E: 0 K: 1 S: 7	H: 2 LOB: 0 BB: 0 P: 7	R: 1 E: 0 K: 0 S: 5	H: 2 LOB: 1 BB: 0 P: 5	R: 0 E: 0 K: 1 S: 6	H: 0 LOB: 0 BB: 0 P: 5	R: 1 E: 0 K: 1 S: 6	H: 1 LOB: 1 BB: 1 P: 10	R: 0 E: 0 K: 0 S: 2	H: 0 LOB: 1 BB: 2 P: 10	R: 0 E: 0 K: 1 S: 5	H: 1 LOB: 0 BB: 0 P: 5	1B: 4 2B: 3 3B: 1 HR: 1	SF: 0 SAC: 1 DP: 1 HBP: 0	WP: 0 PA: 38 PB: 0 CS: 1
PITCHER	IP WLS BF H R ER SO BB IBB HBP BLK WP HR S P ERA WHIP																		
Jim Kaat, L (1, 1)	5.0 L 23 7 3 3 3 1 0 0 0 0 1 28 32 5.40 1.600																		
Warren Brusstar, R (6, 1)	3.0 12 1 1 1 2 3 0 0 0 0 0 13 25 3.00 1.333																		
Ron Reed, R (9, 1)	1.0 3 1 0 0 1 0 0 0 0 0 0 5 5 0.00 1.000																		

Batter	1	2	3	4	5	6	7	8	9	AB	R	H	RBI	BB	SO	LOB	BOTTOM				
Jerry Martin, R OBP: 0.333, SLG: 0.451 (1, 9)	6-3			1B	SF8		FC4-6			3	1	2	0	1	0	0	San Diego Padres @ Philadelphia Phillies Veterans Stadium, Philadelphia, PA Tue Aug 02 1977, 7:05 PM EDT Att: 30,204 - Unknown				
Larry Bowa, S (1, 6)	CS			2B	F9		FC4-6		F7	4	0	1	0	0	0	6					
Mike Schmidt, R OBP: 0.390, SLG: 0.609 (1, 5)	K			FC6-4			G6-4-3		SF7	2	0	1	1	1	1	1					
Greg Luzinski, R OBP: 0.388, SLG: 0.637 (1, 7)				SF8			G6-4-3		K	3	0	0	1	0	1	2					
Davey Johnson, R OBP: 0.374, SLG: 0.547 (1, 3)				FC6-4			F9		P6	3	0	0	0	0	0	1					
Tim McCarver, L (9, PH)										1	0	0	0	0	0	0					
Gary Maddox, R OBP: 0.305, SLG: 0.416 (1, 8)	L6						F9		F8	4	0	0	0	0	0	0					
Bob Boone, R OBP: 0.341, SLG: 0.431 (1, 2)				5-3			L4		5-3	4	0	1	0	0	0	0					
Ted Sizemore, R OBP: 0.322, SLG: 0.336 (1, 4)				P3			F7			3	0	1	0	0	0	0					
Jim Kaat, L (1, 1)				K						1	0	0	0	0	1	0					
Ollie Brown, R (5, PH)										1	0	0	0	0	1	2					
Warren Brusstar, R (6, 1)										0	0	0	0	0	0	0					
Terry Harmon, R (8, PH)										0	1	0	0	1	0	0					
Ron Reed, R (9, 1)										0	0	0	0	0	0	0					
Inning Stats	R: 0 E: 0 K: 1 S: 5	H: 1 LOB: 1 BB: 0 P: 5	R: 0 E: 0 K: 0 S: 3	H: 0 LOB: 0 BB: 0 P: 3	R: 0 E: 0 K: 1 S: 5	H: 0 LOB: 0 BB: 0 P: 5	R: 1 E: 0 K: 0 S: 5	H: 2 LOB: 1 BB: 0 P: 5	R: 0 E: 0 K: 1 S: 7	H: 2 LOB: 3 BB: 1 P: 11	R: 0 E: 0 K: 0 S: 2	H: 0 LOB: 0 BB: 1 P: 6	R: 0 E: 0 K: 0 S: 3	H: 0 LOB: 0 BB: 0 P: 3	R: 1 E: 0 K: 1 S: 6	H: 1 LOB: 1 BB: 1 P: 10	R: 0 E: 0 K: 0 S: 3	H: 0 LOB: 0 BB: 0 P: 3	1B: 4 2B: 3 3B: 0 HR: 0	SF: 2 SAC: 0 DP: 2 HBP: 0	WP: 0 PA: 34 PB: 0 CS: 1
PITCHER	IP WLS BF H R ER SO BB IBB HBP BLK WP HR S P ERA WHIP																				
Bob Owchinko, L (1, 1)	7.0 W 28 6 2 2 3 3 0 0 0 0 0 0 8 8 2.57 1.286																				
Rollie Fingers, R (8, 1)	2.0 S 6 0 0 0 1 0 0 0 0 0 0 0 8 8 0.00 0.000																				

Batter	1	2	3	4	5	6	7	8	9	AB	R	H	RBI	BB	SO	LOB	TOP			
Bill Almon, R OBP: 0.301, SLG: 0.327 (1, 6)	5-3		K			P4	3B			4	0	1	1	0	1	1	San Diego Padres @ Philadelphia Phillies Veterans Stadium, Philadelphia, PA Wed Aug 03 1977, 7:05 PM EDT Att: 27,053 - Unknown livebaseballscorecards.com			
Gene Tenace, R OBP: 0.413, SLG: 0.395 (1, 2)	K		K			1B BB	K			3	0	0	0	1	3	2				
Dave Kingman, R OBP: 0.267, SLG: 0.388 (1, 7)	F2			F7		K		K		4	0	0	0	0	2	1				
Dave Winfield, R OBP: 0.355, SLG: 0.515 (1, 9)		FC5-4 1B		1B		1B	BB	6-3		3	0	2	0	1	0	0				
George Hendrick, R OBP: 0.368, SLG: 0.460 (1, 8)	F7			F5		1B	BB	5-3		4	0	1	0	0	0	2				
Mike Ivie, R OBP: 0.343, SLG: 0.420 (1, 3)	K			F8		K			F7	4	0	0	0	0	2	5				
Tucker Ashford, R OBP: 0.279, SLG: 0.336 (1, 5)		FC5-4 1-2			F9		K		2B	4	0	1	0	0	1	1				
Mike Champion, R OBP: 0.256, SLG: 0.279 (1, 4)			K		5-3		K		5-3	4	0	0	0	0	2	1				
Bob Shirley, R OBP: 0.140, SLG: 0.125 (1, 1)									F9	2	0	1	0	0	1	0				
Rick Sawyer, R OBP: 0.320, SLG: 0.150 (5, 1)					K					0	0	0	0	0	0	0				
Merv Rettenmund, R OBP: 0.444, SLG: 0.525 (7, PH)										0	1	0	0	1	0	0				
Randy Jones, R OBP: 0.231, SLG: 0.208 (7, 1)										0	0	0	0	0	0	0				
Gary Sutherland, R OBP: 0.325, SLG: 0.346 (9, PH)				2B			3B BB			1	0	0	0	0	0	1				
Inning Stats	R: 0 E: 0 K: 1 S: 5	H: 0 LOB: 0 BB: 0 P: 5	R: 0 E: 0 K: 1 S: 6	H: 1 LOB: 1 BB: 0 P: 6	R: 0 E: 0 K: 3 S: 10	H: 1 LOB: 1 BB: 0 P: 10	R: 0 E: 0 K: 0 S: 4	H: 1 LOB: 0 BB: 0 P: 4	R: 0 E: 0 K: 1 S: 5	H: 0 LOB: 0 BB: 0 P: 5	R: 0 E: 0 K: 1 S: 5	H: 1 LOB: 0 BB: 0 P: 4	R: 0 E: 0 K: 0 S: 4	H: 1 LOB: 1 BB: 0 P: 4	R: 0 E: 0 K: 0 S: 4	H: 0 LOB: 0 BB: 0 P: 5	1B: 3 2B: 2 3B: 1 HR: 0	SF: 0 SAC: 0 DP: 0 HBP: 0	WP: 0 PB: 0 SB: 0 CS: 0	PA: 36
PITCHER Steve Carlton, L ERA: 2.92 (1, 1)	IP: 9.0 WLS: W BF: 36 H: 6 R: 1 ER: 1 SO: 12 BB: 3 IBB: 0 HBP: 0 BLK: 0 WP: 0 HR: 0 S: 57 P: 69 ERA: 1.00 WHIP: 1.000															PITCHER Steve Carlton, L ERA: 2.92 (1, 1)	IP: 9.0 WLS: W BF: 36 H: 6 R: 1 ER: 1 SO: 12 BB: 3 IBB: 0 HBP: 0 BLK: 0 WP: 0 HR: 0 S: 57 P: 69 ERA: 1.00 WHIP: 1.000			

Batter	1	2	3	4	5	6	7	8	9	AB	R	H	RBI	BB	SO	LOB	BOTTOM			
Jerry Martin, R OBP: 0.341, SLG: 0.452 (1, 9)	FC4-6 BB	1B 1B		E6 G5-4-3	F7		FC6-4 1B			4	0	2	3	1	0	2	San Diego Padres @ Philadelphia Phillies Veterans Stadium, Philadelphia, PA Wed Aug 03 1977, 7:05 PM EDT Att: 27,053 - Unknown livebaseballscorecards.com			
Larry Bowa, S OBP: 0.325, SLG: 0.361 (1, 6)	FC4-6 1-2	1B 1B		G5-4-3 1-2		F8	FC6-4 1B			5	0	1	0	0	0	4				
Mike Schmidt, R OBP: 0.385, SLG: 0.600 (1, 5)	F8	F8		F2		K		5-3		5	0	0	0	0	1	4				
Greg Luzinski, R OBP: 0.386, SLG: 0.630 (1, 7)	P4		2B 4-3 BB		F9	F8		K		4	1	0	0	1	1	1				
Davey Johnson, R OBP: 0.386, SLG: 0.560 (1, 3)		1B 1B BB		4-3 FC5-4 2B		F9		6-3		3	2	2	0	1	0	0				
Tom Hutton, L OBP: 0.315, SLG: 0.319 (7, PR) (8, 3)		1B 1B BB		4-3 FC5-4 2B		F9	G6-4-3 1B			1	0	0	0	0	0	0				
Gary Maddox, R OBP: 0.307, SLG: 0.419 (1, 8)		1B 1B		4-3		1B 2B	G6-4-3 1B			4	2	2	1	0	0	2				
Tim McCarver, L OBP: 0.405, SLG: 0.453 (1, 2)		P6		FC5-4 HBP		1B 1B BB	1B 1B			2	2	1	0	1	0	2				
Ted Sizemore, R OBP: 0.324, SLG: 0.336 (1, 4)		F8		FC5-4 1-2		1B 1B IBB	1B 1B			3	1	1	1	1	0	3				
Steve Carlton, L OBP: 0.246, SLG: 0.273 (1, 1)		1B 1B		F5		1B 1B	1B 1B			4	0	3	3	0	0	1				
Inning Stats	R: 0 E: 0 K: 0 S: 3	H: 0 LOB: 1 BB: 1 P: 7	R: 2 E: 0 K: 0 S: 7	H: 4 LOB: 3 BB: 1 P: 11	R: 2 E: 0 K: 0 S: 4	H: 1 LOB: 1 BB: 1 P: 9	R: 0 E: 1 K: 0 S: 3	H: 0 LOB: 0 BB: 0 P: 3	R: 2 E: 0 K: 0 S: 5	H: 2 LOB: 2 BB: 2 P: 13	R: 0 E: 0 K: 1 S: 5	H: 0 LOB: 0 BB: 0 P: 5	R: 2 E: 0 K: 0 S: 7	H: 5 LOB: 2 BB: 0 P: 7	R: 0 E: 0 K: 1 S: 5	H: 0 LOB: 0 BB: 0 P: 5	1B: 10 2B: 2 3B: 0 HR: 0	SF: 0 SAC: 0 DP: 2 HBP: 1	WP: 0 PB: 0 SB: 0 CS: 0	PA: 41
PITCHER Bob Shirley, L ERA: 3.88 (1, 1)	IP: 4.2 WLS: L BF: 27 H: 7 R: 6 ER: 6 SO: 6 BB: 4 IBB: 1 HBP: 1 BLK: 0 WP: 0 HR: 0 S: 21 P: 42 ERA: 11.57 WHIP: 2.357															PITCHER Bob Shirley, L ERA: 3.88 (1, 1)	IP: 4.2 WLS: L BF: 27 H: 7 R: 6 ER: 6 SO: 6 BB: 4 IBB: 1 HBP: 1 BLK: 0 WP: 0 HR: 0 S: 21 P: 42 ERA: 11.57 WHIP: 2.357			
Rick Sawyer, R ERA: 5.57 (5, 1)	IP: 1.1 WLS: L BF: 4 H: 0 R: 0 ER: 0 SO: 1 BB: 0 IBB: 0 HBP: 0 BLK: 0 WP: 0 HR: 0 S: 6 P: 6 ERA: 0.00 WHIP: 0.000															Rick Sawyer, R ERA: 5.57 (5, 1)	IP: 1.1 WLS: L BF: 4 H: 0 R: 0 ER: 0 SO: 1 BB: 0 IBB: 0 HBP: 0 BLK: 0 WP: 0 HR: 0 S: 6 P: 6 ERA: 0.00 WHIP: 0.000			
Randy Jones, L ERA: 4.75 (7, 1)	IP: 2.0 WLS: L BF: 10 H: 5 R: 2 ER: 2 SO: 1 BB: 0 IBB: 0 HBP: 0 BLK: 0 WP: 0 HR: 0 S: 12 P: 12 ERA: 9.00 WHIP: 2.500															Randy Jones, L ERA: 4.75 (7, 1)	IP: 2.0 WLS: L BF: 10 H: 5 R: 2 ER: 2 SO: 1 BB: 0 IBB: 0 HBP: 0 BLK: 0 WP: 0 HR: 0 S: 12 P: 12 ERA: 9.00 WHIP: 2.500			

Batter	1	2	3	4	5	6	7	8	9	10	AB	R	H	RBI	BB	SO	LOB								
Gene Richards, L OBP: 0.350, SLG: 0.347 (1, 8)	K					F7		K			4	0	1	1	0	2	1								
Bill Almon, R OBP: 0.298, SLG: 0.324 (1, 6)	6-3		4-6-5			K			F3		4	0	0	0	0	1	2								
Jerry Turner, L OBP: 0.352, SLG: 0.419 Mike Ivie, R OBP: 0.342, SLG: 0.419 (9, PH) (9, 3)	3-1			G3		F5			G3		3	0	0	0	0	0	0								
Dave Winfield, R OBP: 0.352, SLG: 0.511 (1, 9)		1-6-3		4-3			F7		K		4	0	0	0	0	1	0								
Dave Kingman, R OBP: 0.266, SLG: 0.386 (9, 7)		K		6-3			K			FC5-4 1B	4	0	1	0	0	2	0								
Gene Tenace, R OBP: 0.414, SLG: 0.395 (1, 2)	6-3					FC4-6 1B			F3		3	0	1	0	1	0	1								
Pat Scanlon, L OBP: 0.250, SLG: 0.200 Merv Rettenmund, R OBP: 0.440, SLG: 0.520 Mike Champion, R OBP: 0.258, SLG: 0.279 Gary Sutherland, R OBP: 0.326, SLG: 0.342 (10, PH) (10, 4)						K			CS BB	FC5-4 1B	1	0	0	0	1	1	1								
Tucker Ashford, R OBP: 0.278, SLG: 0.333 (1, 5)						K				FC1-5 BB	1	0	0	0	0	0	0								
Dave Freisleben, R OBP: 0.208, SLG: 0.217 Dan Spillner, R OBP: 0.267, SLG: 0.083 (10, 1)						K				FC1-5 2B 1B	4	1	1	0	0	1	2								
Dave Freisleben, R OBP: 0.208, SLG: 0.217 Dan Spillner, R OBP: 0.267, SLG: 0.083 (10, 1)						FC4-6 BB				FC1-5 2B 4-6-5 1B	2	0	0	0	1	0	3								
Inning Stats	R: 0 E: 0 K: 1 S: 5	H: 0 LOB: 0 BB: 0 P: 5	R: 0 E: 0 K: 1 S: 5	H: 0 LOB: 0 BB: 0 P: 5	R: 1 E: 0 K: 0 S: 4	H: 2 LOB: 1 BB: 1 P: 8	R: 0 E: 0 K: 0 S: 3	H: 0 LOB: 0 BB: 0 P: 3	R: 0 E: 0 K: 2 S: 8	H: 1 LOB: 1 BB: 0 P: 8	R: 0 E: 0 K: 1 S: 5	H: 0 LOB: 0 BB: 1 P: 5	R: 0 E: 0 K: 1 S: 4	H: 0 LOB: 0 BB: 1 P: 8	R: 0 E: 0 K: 2 S: 7	H: 0 LOB: 1 BB: 1 P: 11	R: 0 E: 0 K: 1 S: 5	H: 0 LOB: 0 BB: 0 P: 5	R: 0 E: 0 K: 0 S: 4	H: 1 LOB: 1 BB: 0 P: 4	1B: 3 2B: 2 3B: 0 HR: 0	SF: 0 SAC: 0 DP: 1 HBP: 0	WP: 0 PB: 0 SB: 0 CS: 1	PA: 36	
PITCHER	IP	WLS	BF	H	R	ER	SO	BB	IBB	HBP	BLK	WP	HR	S	P	ERA	WHIP								
Larry Christenson, R ERA: 5.26 (1, 1)	7.0		24	3	1	1	6	2	0	0	0	0	0	34	42	1.29	0.714								
Tug McGraw, L ERA: 2.45 (8, 1)	3.0	W	11	1	0	0	3	1	0	0	0	0	0	16	20	0.00	0.667								

TOP

San Diego Padres @ Philadelphia Phillies
Veterans Stadium, Philadelphia, PA

Thu Aug 04 1977, 3:33 AM EDT
Att: 34,868 - Unknown

AB	R	H	RBI	BB	SO	LOB
4	0	1	1	0	2	1
4	0	0	0	0	1	2
3	0	0	0	0	0	0
1	0	0	0	0	0	0
4	0	0	0	0	1	0
4	0	1	0	0	2	0
3	0	1	0	1	0	1
1	0	0	0	1	1	1
1	0	0	0	0	1	0
1	0	0	0	0	0	1
4	1	1	0	0	1	2
2	0	0	0	1	0	3
0	0	0	0	0	0	0

livebaseballscorecards.com

AB	R	H	RBI	BB	SO	LOB
32	1	4	1	3	9	11



Batter	1	2	3	4	5	6	7	8	9	10	AB	R	H	RBI	BB	SO	LOB								
Bake McBride, L OBP: 0.333, SLG: 0.459 (1, 9)	HBP FC3-2 1B	F8			4-3			6-3			5	0	2	1	0	0	1								
Larry Bowa, S OBP: 0.325, SLG: 0.360 (1, 6)	FC3-2 HBP WP 1B	FC6-4			4-3			F5			4	1	1	0	0	0	1								
Mike Schmidt, R OBP: 0.363, SLG: 0.595 (1, 5)	WP FC3-2 HBP				5-3			F3			3	0	0	0	0	0	0								
Greg Luzinski, R OBP: 0.362, SLG: 0.623 (1, 7)	FC3-2 WP							F9			4	0	0	0	0	0	3								
Richie Hebner, L OBP: 0.400, SLG: 0.516 (1, 3)	FC5-4 IBB				1B			G3			3	0	1	0	1	0	0								
Garry Maddox, R OBP: 0.307, SLG: 0.420 (1, 8)	K				5-3			5-3			4	0	1	0	0	1	4								
Bob Boone, R OBP: 0.336, SLG: 0.425 (1, 2)	FC5-4							F3			4	0	0	0	0	0	4								
Ted Sizemore, R OBP: 0.326, SLG: 0.338 Jerry Martin, R OBP: 0.341, SLG: 0.452 (10, PR) (1, 4)					5-3			4-3			4	0	2	0	0	0	0								
Larry Christenson, R OBP: 0.200, SLG: 0.214 Tim McCarver, L OBP: 0.402, SLG: 0.449 Tug McGraw, R OBP: 0.333, SLG: 0.333 Tom Hutton, L OBP: 0.315, SLG: 0.319 (10, PH) (1, 1)								L6			1	0	0	0	1	0	1								
Inning Stats	R: 1 E: 0 K: 1 S: 7	H: 2 LOB: 3 BB: 1 P: 12	R: 0 E: 0 K: 0 S: 3	H: 0 LOB: 1 BB: 1 P: 7	R: 0 E: 0 K: 0 S: 4	H: 1 LOB: 1 BB: 0 P: 4	R: 0 E: 0 K: 0 S: 3	H: 1 LOB: 0 BB: 0 P: 3	R: 0 E: 0 K: 0 S: 3	H: 0 LOB: 0 BB: 0 P: 3	R: 0 E: 0 K: 0 S: 3	H: 0 LOB: 0 BB: 0 P: 3	R: 0 E: 0 K: 0 S: 4	H: 1 LOB: 1 BB: 0 P: 4	R: 1 E: 0 K: 0 S: 3	H: 2 LOB: 1 BB: 0 P: 3	1B: 6 2B: 1 3B: 0 HR: 0	SF: 0 SAC: 1 DP: 0 HBP: 1	WP: 1 PB: 0 SB: 0 CS: 1	PA: 37					
PITCHER	IP	WLS	BF	H	R	ER	SO	BB	IBB	HBP	BLK	WP	HR	S	P	ERA	WHIP								
Dave Freisleben, R ERA: 4.54 (1, 1)	9.0		34	5	1	1	1	1	1	1	0	1	0	33	42	1.00	0.667								
Dan Spillner, R ERA: 3.44 (10, 1)	0.1	L	3	2	1	1	0	0	0	0	0	0	0	3	3	27.00	6.000								

BOTTOM

San Diego Padres @ Philadelphia Phillies
Veterans Stadium, Philadelphia, PA

Thu Aug 04 1977, 3:33 AM EDT
Att: 34,868 - Unknown

AB	R	H	RBI	BB	SO	LOB
5	0	2	1	0	0	1
4	1	1	0	0	0	1
3	0	0	0	0	0	0
4	0	0	0	0	0	3
3	0	1	0	1	0	0
4	0	1	0	0	1	4
4	0	0	0	0	0	4
4	0	2	0	0	0	0
0	1	0	0	0	0	0
1	0	0	0	1	0	1
1	0	0	0	0	0	0
0	0	0	0	0	0	0
0	0	0	0	0	0	0

livebaseballscorecards.com

AB	R	H	RBI	BB	SO	LOB
33	2	7	1	2	1	14



Batter	1	2	3	4	5	6	7	8	9	AB	R	H	RBI	BB	SO	LOB	TOP					
Bill Almon, R OBP: 0.300, SLG: 0.323 (1,6)	L6					G1-6-3			F9	5	1	2	0	0	0	1	San Diego Padres @ Chicago Cubs Wrigley Field, Chicago, IL Sat Aug 06 1977, 3:33 AM CDT Att: 21,146 - Cloudy - 72 F					
Mike Ivie, R OBP: 0.344, SLG: 0.418 (1,3)	4-3	1-3			L7		4-3		BB	4	0	0	0	1	0	2						
Dave Kingman, R OBP: 0.273, SLG: 0.408 (1,7)	E				F9		5-3		K	5	0	2	1	0	1	1						
Dave Winfield, R OBP: 0.349, SLG: 0.510 (1,9)	E4				FC5-4		K		K	3	0	0	0	1	2	2						
George Hendrick, R OBP: 0.367, SLG: 0.463 (1,8)	5-3				FC5-4		K		F7	4	0	0	0	0	1	4						
Gene Tenace, R OBP: 0.414, SLG: 0.393 (1,2)		E5			K				K	3	2	0	0	1	2	1						
Tucker Ashford, R OBP: 0.296, SLG: 0.355 (1,5)					6-3					3	2	2	0	1	0	0						
Mike Champion, R OBP: 0.259, SLG: 0.280 (6, PH)					5-3					2	0	1	2	0	0	0						
Gene Richards, L OBP: 0.351, SLG: 0.346 (6, PH)					5-3					1	0	0	0	0	0	1						
Pat Scanlon, L OBP: 0.292, SLG: 0.233 (6, 4)					5-3					1	0	0	0	0	1	1						
Randy Jones, R OBP: 0.214, SLG: 0.192 (1, 1)					5-3					2	0	0	0	0	0	1						
Tom Griffin, R OBP: 0.154, SLG: 0.395 (4, 1)					5-3					0	0	0	0	0	0	0						
Jerry Turner, L OBP: 0.330, SLG: 0.416 (6, PH)					5-3					1	0	0	1	0	0	1						
Rick Sawyer, R OBP: 0.320, SLG: 0.150 (6, 1)					5-3					0	0	0	0	0	0	0						
Merv Rettenmund, R OBP: 0.437, SLG: 0.515 (9, PH)					5-3					1	0	0	0	0	1	0						
Inning Stats	R: 0 E: 1 K: 0 S: 5	H: 1 LOB: 2 BB: 0 P: 5	R: 2 E: 1 K: 0 S: 6	H: 3 LOB: 1 BB: 0 P: 6	R: 0 E: 0 K: 1 S: 5	H: 0 LOB: 1 BB: 1 P: 9	R: 0 E: 0 K: 0 S: 3	H: 0 LOB: 0 BB: 0 P: 3	R: 1 E: 0 K: 2 S: 9	H: 2 LOB: 1 BB: 0 P: 9	R: 2 E: 1 K: 0 S: 3	H: 0 LOB: 0 BB: 2 P: 11	R: 0 E: 0 K: 1 S: 5	H: 0 LOB: 1 BB: 0 P: 5	R: 0 E: 0 K: 2 S: 8	H: 1 LOB: 1 BB: 0 P: 8	R: 0 E: 0 K: 2 S: 7	H: 0 LOB: 1 BB: 1 P: 11	1B: 4 2B: 3 3B: 0 HR: 0	SF: 0 SAC: 0 DP: 1 HBP: 0	WP: 0 PB: 0 SB: 0 CS: 1	PA: 39
PITCHER	IP WLS BF H R ER SO BB IBB HBP BLK WP HR S P ERA WHIP																					
Bill Bonham, R ERA: 4.13 (1, 1)	5.0 W 24 6 4 3 3 2 0 0 0 0 0 0 28 36 5.40 1.600																					
Paul Reuschel, R ERA: 3.91 (6, 1)	4.0 S 15 1 1 0 5 2 0 0 0 0 0 0 23 31 0.00 0.750																					

Batter	1	2	3	4	5	6	7	8	9	AB	R	H	RBI	BB	SO	LOB	BOTTOM				
Ivan De Jesus, R OBP: 0.304, SLG: 0.318 (1,6)	2-3									2	1	1	0	1	0	0	San Diego Padres @ Chicago Cubs Wrigley Field, Chicago, IL Sat Aug 06 1977, 3:33 AM CDT Att: 21,146 - Cloudy - 72 F				
Mick Kelleher, R OBP: 0.273, SLG: 0.307 (7,6)										1	0	0	0	0	1	0					
Larry Bittner, L OBP: 0.343, SLG: 0.419 (1,7)	6-3									3	1	0	1	1	0	4					
Bill Buckner, L OBP: 0.315, SLG: 0.442 (1,3)										4	2	2	2	0	0	3					
Jerry Morales, R OBP: 0.386, SLG: 0.501 (1,8)										5	1	3	4	0	0	0					
Bobby Murcer, L OBP: 0.364, SLG: 0.458 (1,9)	G3									5	1	2	2	0	1	2					
Steve Ontiveros, S OBP: 0.401, SLG: 0.438 (1,5)										4	1	2	0	1	0	0					
Manny Trillo, R OBP: 0.338, SLG: 0.400 (1,4)										4	1	1	0	0	1	3					
George Mitterwald, R OBP: 0.317, SLG: 0.413 (1,2)										4	1	1	1	0	2	1					
Bill Bonham, R OBP: 0.231, SLG: 0.255 (1, 1)										1	1	1	0	1	0	0					
Paul Reuschel, R ERA: 5.49 (6, 1)										1	0	0	0	0	0	0					
Inning Stats	R: 1 E: 0 K: 0 S: 5	H: 2 LOB: 1 BB: 0 P: 5	R: 0 E: 0 K: 1 S: 5	H: 0 LOB: 0 BB: 0 P: 5	R: 2 E: 0 K: 0 S: 5	H: 2 LOB: 1 BB: 1 P: 9	R: 6 E: 0 K: 0 S: 10	H: 7 LOB: 2 BB: 1 P: 14	R: 0 E: 0 K: 1 S: 6	H: 1 LOB: 2 BB: 0 P: 7	R: 1 E: 0 K: 0 S: 6	H: 1 LOB: 1 BB: 1 P: 10	R: 0 E: 0 K: 1 S: 5	H: 0 LOB: 1 BB: 1 P: 9	R: 0 E: 0 K: 1 S: 5	H: 0 LOB: 0 BB: 0 P: 5		1B: 8 2B: 4 3B: 0 HR: 1	SF: 2 SAC: 1 DP: 0 HBP: 1	WP: 0 PB: 0 SB: 1 CS: 0	PA: 42
PITCHER	IP WLS BF H R ER SO BB IBB HBP BLK WP HR S P ERA WHIP																				
Randy Jones, L ERA: 5.34 (1, 1)	3.2 L 21 8 8 8 1 1 0 0 0 0 0 0 10 11 6.75 3.000																				
Tom Griffin, R ERA: 4.5 (4, 1)	1.1 9 4 1 1 1 0 0 0 1 0 0 0 10 11 6.75 3.000																				
Rick Sawyer, R ERA: 5.49 (6, 1)	3.0 12 1 1 1 3 2 0 0 0 0 0 0 1 16 24 3.00 1.000																				

Batter	1	2	3	4	5	6	7	8	9	AB	R	H	RBI	BB	SO	LOB	TOP				
Bill Almon, R OBP: 0.303, SLG: 0.326 (1, 6)										5	0	3	2	0	0	0	San Diego Padres @ Chicago Cubs Wrigley Field, Chicago, IL Sun Aug 07 1977, 3:33 AM CDT Overcast - 77 F				
Mike Ivie, R OBP: 0.344, SLG: 0.416 (1, 3)										4	1	1	0	1	1	2					
Dave Kingman, R OBP: 0.274, SLG: 0.417 Gene Richards, L OBP: 0.351, SLG: 0.346 (6, PR) (8, 7)										5	1	2	2	0	1	5					
Dave Winfield, R OBP: 0.346, SLG: 0.505 (1, 9)										5	0	0	0	0	1	2					
George Hendrick, R OBP: 0.367, SLG: 0.462 (1, 8)										5	2	2	0	0	0	0					
Gene Tenace, R OBP: 0.416, SLG: 0.408 (1, 2)										5	2	3	2	0	1	0					
Tucker Ashford, R OBP: 0.293, SLG: 0.349 (1, 5)										5	0	1	1	0	1	2					
Mike Champion, R OBP: 0.266, SLG: 0.285 (1, 4)										4	2	3	1	1	0	1					
Bob Owchinko, L OBP: 0.233, SLG: 0.115 Dave Tomlin, L OBP: 0.333, SLG: 0.333 Dan Spillner, R OBP: 0.313, SLG: 0.083 (1, 1) (7, 1) (7, 1)										2	0	0	0	0	1	3					
Inning Stats	R: 0 E: 1 K: 0 S: 4	H: 0 LOB: 1 BB: 0 P: 4	R: 0 E: 0 K: 0 S: 6	H: 0 LOB: 0 BB: 0 P: 8	R: 1 E: 0 K: 0 S: 5	H: 3 LOB: 1 BB: 0 P: 5	R: 2 E: 0 K: 2 S: 10	H: 3 LOB: 1 BB: 0 P: 10	R: 2 E: 0 K: 1 S: 9	H: 2 LOB: 0 BB: 0 P: 5	R: 1 E: 0 K: 1 S: 7	H: 2 LOB: 2 BB: 1 P: 11	R: 0 E: 0 K: 1 S: 6	H: 1 LOB: 1 BB: 0 P: 6	R: 0 E: 0 K: 1 S: 6	H: 1 LOB: 1 BB: 0 P: 6		1B: 12 2B: 1 3B: 0 HR: 2	SF: 0 SAC: 2 DP: 1 HBP: 0	WP: 1 PB: 0 SB: 0 CS: 0	PA: 44
PITCHER	IP WLS BF H R ER SO BB IBB HBP BLK WP HR S P ERA WHIP	IP WLS BF H R ER SO BB IBB HBP BLK WP HR S P ERA WHIP	IP WLS BF H R ER SO BB IBB HBP BLK WP HR S P ERA WHIP	IP WLS BF H R ER SO BB IBB HBP BLK WP HR S P ERA WHIP	IP WLS BF H R ER SO BB IBB HBP BLK WP HR S P ERA WHIP	IP WLS BF H R ER SO BB IBB HBP BLK WP HR S P ERA WHIP	IP WLS BF H R ER SO BB IBB HBP BLK WP HR S P ERA WHIP	IP WLS BF H R ER SO BB IBB HBP BLK WP HR S P ERA WHIP	IP WLS BF H R ER SO BB IBB HBP BLK WP HR S P ERA WHIP	IP WLS BF H R ER SO BB IBB HBP BLK WP HR S P ERA WHIP	IP WLS BF H R ER SO BB IBB HBP BLK WP HR S P ERA WHIP	IP WLS BF H R ER SO BB IBB HBP BLK WP HR S P ERA WHIP	IP WLS BF H R ER SO BB IBB HBP BLK WP HR S P ERA WHIP	IP WLS BF H R ER SO BB IBB HBP BLK WP HR S P ERA WHIP	IP WLS BF H R ER SO BB IBB HBP BLK WP HR S P ERA WHIP	IP WLS BF H R ER SO BB IBB HBP BLK WP HR S P ERA WHIP	IP WLS BF H R ER SO BB IBB HBP BLK WP HR S P ERA WHIP	IP WLS BF H R ER SO BB IBB HBP BLK WP HR S P ERA WHIP	IP WLS BF H R ER SO BB IBB HBP BLK WP HR S P ERA WHIP	IP WLS BF H R ER SO BB IBB HBP BLK WP HR S P ERA WHIP	IP WLS BF H R ER SO BB IBB HBP BLK WP HR S P ERA WHIP

Batter	1	2	3	4	5	6	7	8	9	AB	R	H	RBI	BB	SO	LOB	BOTTOM					
Ivan De Jesus, R OBP: 0.307, SLG: 0.328 (1, 6)										5	2	3	1	0	2	0	San Diego Padres @ Chicago Cubs Wrigley Field, Chicago, IL Sun Aug 07 1977, 3:33 AM CDT Overcast - 77 F					
Gene Clines, R OBP: 0.388, SLG: 0.443 (1, 7)										5	0	1	1	0	1	2						
Bill Buckner, L OBP: 0.321, SLG: 0.460 (1, 3)										5	1	3	1	0	0	1						
Jerry Morales, R OBP: 0.386, SLG: 0.499 (1, 8)										4	1	1	0	1	1	3						
Bobby Murcer, L OBP: 0.365, SLG: 0.465 (1, 9)										3	1	1	3	1	0	2						
Steve Ontiveros, S OBP: 0.400, SLG: 0.434 (1, 5)										3	0	0	0	1	0	3						
George Mitterwald, R OBP: 0.312, SLG: 0.407 (1, 2)										4	0	0	0	0	3	1						
Mick Kelleher, R OBP: 0.263, SLG: 0.295 Greg Gross, L OBP: 0.351, SLG: 0.366 Manny Trillo, R OBP: 0.338, SLG: 0.400 (1, 4) (8, PH) (9, 4)										3	0	0	0	0	1	0						
Mike Krukow, R OBP: 0.176, SLG: 0.205 Pete Broberg, R OBP: 0.275, SLG: 0.275 Dave Rosello, R OBP: 0.275, SLG: 0.275 Dave Giusti, R OBP: 0.275, SLG: 0.275 Larry Bittner, L OBP: 0.275, SLG: 0.275 Willie Hernandez, L OBP: 0.275, SLG: 0.275 (1, 1) (6, 1) (6, PH) (7, 1) (8, PH) (9, 1)										2	1	1	0	0	0	0						
Inning Stats	R: 3 E: 0 K: 2 S: 12	H: 2 LOB: 1 BB: 2 P: 21	R: 0 E: 0 K: 1 S: 5	H: 0 LOB: 0 BB: 0 P: 5	R: 0 E: 0 K: 0 S: 4	H: 1 LOB: 2 BB: 1 P: 8	R: 1 E: 0 K: 0 S: 5	H: 2 LOB: 1 BB: 0 P: 5	R: 0 E: 0 K: 1 S: 7	H: 1 LOB: 1 BB: 0 P: 8	R: 0 E: 0 K: 2 S: 9	H: 0 LOB: 0 BB: 0 P: 12	R: 1 E: 0 K: 0 S: 5	H: 3 LOB: 1 BB: 0 P: 5	R: 0 E: 0 K: 1 S: 12	H: 1 LOB: 0 BB: 0 P: 15		R: 1 E: 0 K: 1 S: 9	H: 1 LOB: 0 BB: 0 P: 10	1B: 6 2B: 3 3B: 0 HR: 2	SF: 0 SAC: 0 DP: 1 HBP: 0	WP: 0 PB: 1 SB: 0 CS: 0
PITCHER	IP WLS BF H R ER SO BB IBB HBP BLK WP HR S P ERA WHIP	IP WLS BF H R ER SO BB IBB HBP BLK WP HR S P ERA WHIP	IP WLS BF H R ER SO BB IBB HBP BLK WP HR S P ERA WHIP	IP WLS BF H R ER SO BB IBB HBP BLK WP HR S P ERA WHIP	IP WLS BF H R ER SO BB IBB HBP BLK WP HR S P ERA WHIP	IP WLS BF H R ER SO BB IBB HBP BLK WP HR S P ERA WHIP	IP WLS BF H R ER SO BB IBB HBP BLK WP HR S P ERA WHIP	IP WLS BF H R ER SO BB IBB HBP BLK WP HR S P ERA WHIP	IP WLS BF H R ER SO BB IBB HBP BLK WP HR S P ERA WHIP	IP WLS BF H R ER SO BB IBB HBP BLK WP HR S P ERA WHIP	IP WLS BF H R ER SO BB IBB HBP BLK WP HR S P ERA WHIP	IP WLS BF H R ER SO BB IBB HBP BLK WP HR S P ERA WHIP	IP WLS BF H R ER SO BB IBB HBP BLK WP HR S P ERA WHIP	IP WLS BF H R ER SO BB IBB HBP BLK WP HR S P ERA WHIP	IP WLS BF H R ER SO BB IBB HBP BLK WP HR S P ERA WHIP	IP WLS BF H R ER SO BB IBB HBP BLK WP HR S P ERA WHIP	IP WLS BF H R ER SO BB IBB HBP BLK WP HR S P ERA WHIP	IP WLS BF H R ER SO BB IBB HBP BLK WP HR S P ERA WHIP	IP WLS BF H R ER SO BB IBB HBP BLK WP HR S P ERA WHIP	IP WLS BF H R ER SO BB IBB HBP BLK WP HR S P ERA WHIP	IP WLS BF H R ER SO BB IBB HBP BLK WP HR S P ERA WHIP	



Batter	1	2	3	4	5	6	7	8	9	AB	R	H	RBI	BB	SO	LOB	TOP										
Gene Richards, L (1, 8) OBP: 0.352, SLG: 0.355	4-0 CS BB		1-3		5-3			HR		3	1	1	1	1	0	1	San Diego Padres @ Chicago Cubs Wrigley Field, Chicago, IL Sun Aug 07 1977, 3:38 AM CDT Att: 30,099 - Overcast - 77 F										
Bill Almon, R (1, 6) Tom Griffin, R Merv Rettenmund, R Dave Tomlin, L Gary Sutherland, R Rick Sawyer, R	0-0 P4 1-2		F9			0-3 K		HR 1B		2	0	0	0	0	0	1											
Jerry Turner, L (1, 7) OBP: 0.328, SLG: 0.429	2-2 4-3			4-3		F8		HR		4	1	1	2	0	0	0											
Dave Kingman, R (1, 3) OBP: 0.276, SLG: 0.417		1-0 FC6-4 HBP		F8		K		6-3		0	0	0	0	0	0	0											
Mike Ivie, R (2, 3) OBP: 0.342, SLG: 0.413										3	0	0	0	0	1	0											
George Hendrick, R (1, 9) OBP: 0.366, SLG: 0.459		0-0 FC6-4 1-2		F5			2-2 4-3	BB 4-0		3	0	0	0	1	0	1											
Tucker Ashford, R (1, 5) OBP: 0.292, SLG: 0.346		0-0 FC6-4 1-2			0-0 FC3-6 1B		F8	L7		4	0	1	0	0	0	2											
Mike Champion, R (1, 4) OBP: 0.289, SLG: 0.287		0-0 1B			0-0 FC3-6 1B				0-0 L8	4	1	2	0	0	0	1											
Dave Roberts, R (1, 2) OBP: 0.270, SLG: 0.340		0-0 F9			0-0 F9		0-0 F4		0-3 K	4	0	0	0	0	1	4											
Bob Shirley, R (1, 1) OBP: 0.140, SLG: 0.125			0-3 K						0-3 K	0	0	0	0	0	0	0											
Pat Scanlon, L (3, PH) OBP: 0.288, SLG: 0.234					0-0 2H 1B				0-0 K	4	0	1	1	0	2	0											
Inning Stats	R: 0 E: 0 K: 0 S: 6	H: 0 LOB: 0 BB: 1 P: 12	R: 0 E: 0 K: 0 S: 4	H: 1 LOB: 2 BB: 0 P: 5	R: 0 E: 0 K: 1 S: 5	H: 0 LOB: 0 BB: 0 P: 5	R: 0 E: 0 K: 0 S: 3	H: 0 LOB: 0 BB: 0 P: 3	R: 1 E: 1 K: 0 S: 5	H: 2 LOB: 1 BB: 0 P: 5	R: 0 E: 0 K: 0 S: 7	H: 0 LOB: 0 BB: 0 P: 7	R: 0 E: 0 K: 0 S: 7	H: 1 LOB: 1 BB: 0 P: 9	R: 3 E: 0 K: 0 S: 6	H: 3 LOB: 1 BB: 0 P: 10	R: 0 E: 0 K: 2 S: 7	H: 0 LOB: 0 BB: 0 P: 7	1B: 5 2B: 0 3B: 0 HR: 2	SF: 0 SAC: 0 DP: 0 HBP: 1	WP: 0 PB: 0 SB: 0 CS: 1	PA: 36					
PITCHER	IP	WLS	BF	H	R	ER	SO	BB	IBB	HBP	BLK	WP	HR	S	P	ERA	WHIP										
Steve Renko, R (1, 1) ERA: 4.67	7.1	W	30	7	4	3	3	1	0	1	0	0	2	41	50	3.68	1.091										
Dave Giusti, R (8, 1) ERA: 2.95	1.2		6	0	0	0	2	1	0	0	0	0	0	9	13	0.00	0.600										

Batter	1	2	3	4	5	6	7	8	9	AB	R	H	RBI	BB	SO	LOB	BOTTOM										
Ivan De Jesus, R (1, 6) OBP: 0.308, SLG: 0.326	4-2 HBP HR BB	0-0 L7		0-0 L8		4-0 BB		L8		3	1	0	0	2	0	3	San Diego Padres @ Chicago Cubs Wrigley Field, Chicago, IL Sun Aug 07 1977, 3:38 AM CDT Att: 30,099 - Overcast - 77 F										
Larry Bittner, L (1, 7) OBP: 0.348, SLG: 0.420	1-0 HR HBP	3-2 1B 1B		0-0 1B		0-0 F8		4-0 1B BB		3	2	2	0	1	0	2											
Jose Cardenal, R (1, 8) OBP: 0.349, SLG: 0.378	0-0	0-0		0-0		0-0 PO		0-0 L7		2	1	2	4	0	0	0											
Greg Gross, L (3, 8) OBP: 0.355, SLG: 0.371										1	0	1	0	0	0	0											
Jerry Morales, R (6, PH) OBP: 0.387, SLG: 0.504	1-H 2-H HR	1-3 3-H 1B		1-3 1B		2-3 G4-6-3 1B		0-0 L7		2	1	1	0	0	0	1											
Bill Buckner, L (1, 3) OBP: 0.320, SLG: 0.456	0-3 K			0-0 G4-6-3 1B				0-0 1B		4	0	1	1	0	2	4											
Gene Clines, R (7, PR) OBP: 0.392, SLG: 0.447					0-0 K			0-0 1B		1	1	1	0	0	0	0											
Bobby Murcer, L (1, 9) OBP: 0.368, SLG: 0.464	0-3 K		4-0 S BB		4-2 K G3 BB		0-3 K	0-0 1B		3	0	1	1	2	2	1											
Steve Ontiveros, S (1, 5) OBP: 0.398, SLG: 0.435	3-3 K		0-0 P7		0-0 G3		0-0 E	0-0 L5		4	0	1	1	0	1	2											
Dave Rosello, R (7, PR) OBP: 0.306, SLG: 0.269			1-2		1-2		1-H E 2B			1	1	0	0	0	0	1											
Steve Swisher, R (1, 2) OBP: 0.248, SLG: 0.333		0-0 HR		0-3 K		0-3 K		5-3		4	1	1	1	0	2	4											
Mick Kelleher, R (1, 4) OBP: 0.263, SLG: 0.295		0-0 1B 1B		4-0 IBB		0-0 5-3		0-0 E6 BB		0	0	0	0	0	0	0											
Manny Trillo, R (2, 4) OBP: 0.339, SLG: 0.399										3	1	1	0	1	0	1											
Steve Renko, R (1, 1) OBP: 0.250, SLG: 0.100		0-0 F9		0-3 K		0-0 PC BB 1B		4-0 BB		3	0	1	0	1	1	3											
Dave Giusti, R (8, 1)										0	0	0	0	0	0	0											
Inning Stats	R: 3 E: 0 K: 3 S: 14	H: 1 LOB: 0 BB: 1 P: 22	R: 2 E: 0 K: 1 S: 14	H: 4 LOB: 2 BB: 0 P: 19	R: 0 E: 0 K: 2 S: 7	H: 0 LOB: 2 BB: 2 P: 15	R: 0 E: 0 K: 0 S: 4	H: 2 LOB: 1 BB: 0 P: 4	R: 0 E: 0 K: 1 S: 8	H: 0 LOB: 0 BB: 1 P: 12	R: 0 E: 0 K: 0 S: 3	H: 1 LOB: 1 BB: 1 P: 7	R: 3 E: 1 K: 1 S: 9	H: 3 LOB: 2 BB: 1 P: 13	R: 1 E: 0 K: 0 S: 4	H: 2 LOB: 1 BB: 1 P: 8	1B: 9 2B: 1 3B: 1 HR: 2	SF: 0 SAC: 0 DP: 1 HBP: 1	WP: 0 PB: 0 SB: 1 CS: 0	PA: 43							
PITCHER	IP	WLS	BF	H	R	ER	SO	BB	IBB	HBP	BLK	WP	HR	S	P	ERA	WHIP										
Bob Shirley, L (1, 1) ERA: 4.15	2.0	L	13	5	5	5	4	1	0	0	0	0	2	28	41	22.50	3.000										
Tom Griffin, R (3, 1) ERA: 4.78	3.0		12	2	0	0	3	2	1	0	0	0	0	19	31	0.00	1.333										
Dave Tomlin, L (6, 1) ERA: 3.75	2.0		12	4	3	2	1	2	0	0	0	0	0	12	20	9.00	3.000										
Rick Sawyer, R (8, 1) ERA: 5.53	1.0		5	2	1	1	0	1	0	0	0	0	0	4	8	9.00	3.000										



Batter	1	2	3	4	5	6	7	8	9	AB	R	H	RBI	BB	SO	LOB	TOP																				
Gene Richards, L OBP: 0.353, SLG: 0.354 (1, 9)										4	0	1	0	1	2	1																					
Bill Almon, R OBP: 0.301, SLG: 0.324 (1, 6)										4	0	1	0	0	1	2																					
Jerry Turner, L OBP: 0.327, SLG: 0.422 (1, 7)										3	0	0	0	1	1	3																					
Bob Shirley, R OBP: 0.140, SLG: 0.125 (7, 1)										0	0	0	0	0	0	0																					
Dan Spillner, R OBP: 0.313, SLG: 0.083 (8, 1)										0	0	0	0	0	0	0																					
Pat Scanlon, L OBP: 0.293, SLG: 0.229 (9, PH)										1	0	0	0	0	1	0																					
Mike Ivie, R OBP: 0.341, SLG: 0.411 (1, 3)										4	0	1	1	0	0	3																					
George Hendrick, R OBP: 0.368, SLG: 0.466 (1, 8)										3	1	1	1	1	1	0																					
Gene Tenace, R OBP: 0.415, SLG: 0.404 (1, 2)										3	1	0	0	1	1	3																					
Mike Champion, R OBP: 0.269, SLG: 0.287 (1, 4)										4	1	1	0	0	0	0																					
Tucker Ashford, R OBP: 0.297, SLG: 0.365 (1, 5)										4	1	2	1	0	0	0																					
Dave Wehrmeister, R OBP: 0.222, SLG: 0.333 (1, 1)										2	2	2	0	0	1	1																					
Dave Winfield, R OBP: 0.346, SLG: 0.505 (7, 9)										2	1	1	2	0	0	0																					
Inning Stats	R: 0 E: 0 K: 1 S: 6	H: 1 LOB: 1 BB: 0 P: 6	R: 0 E: 0 K: 1 S: 5	H: 0 LOB: 0 BB: 0 P: 5	R: 0 E: 0 K: 2 S: 8	H: 1 LOB: 1 BB: 0 P: 8	R: 0 E: 0 K: 0 S: 3	H: 0 LOB: 0 BB: 0 P: 3	R: 0 E: 0 K: 0 S: 3	H: 0 LOB: 0 BB: 0 P: 3	R: 0 E: 1 K: 0 S: 4	H: 1 LOB: 2 BB: 1 P: 8	R: 5 E: 0 K: 2 S: 12	H: 5 LOB: 3 BB: 3 P: 24	R: 0 E: 0 K: 0 S: 3	H: 0 LOB: 0 BB: 0 P: 3	R: 0 E: 0 K: 2 S: 7	H: 0 LOB: 0 BB: 0 P: 7	1B: 5 2B: 2 3B: 0 HR: 1	SF: 0 SAC: 1 DP: 0 HBP: 0	WP: 0 PB: 0 SB: 0 CS: 0	PA: 39															
PITCHER	IP WLS BF H R ER SO BB IBB HBP BLK WP HR S P ERA WHIP																																				
Stan Bahnsen, R ERA: 5.38 (1, 1)	6.0		26	6	4	4	4	2	0	0	0	0	0	1	32	40	6.00	1.333																			
Don Stanhouse, R ERA: 4.19 (7, 1)	2.0	W	10	2	1	1	2	1	1	0	0	0	0	0	12	20	4.50	1.500																			
Joe Kerrigan, R ERA: 3.01 (9, 1)	1.0	S	3	0	0	0	2	0	0	0	0	0	0	0	7	7	0.00	0.000																			

San Diego Padres @ Montreal Expos
Olympic Stadium, Montreal, QB
Mon Aug 08 1977, 7:05 PM EDT
Att: 22,613 - Unknown

AB 34
R 5
H 8
RBI 5
BB 4
SO 8
LOB 13



Batter	1	2	3	4	5	6	7	8	9	AB	R	H	RBI	BB	SO	LOB	BOTTOM																				
Dave Cash, R OBP: 0.343, SLG: 0.357 (1, 4)										3	0	2	0	2	0	0																					
Warren Cromartie, L OBP: 0.327, SLG: 0.412 (1, 7)										4	1	1	1	1	0	4																					
Ellis Valentine, R OBP: 0.349, SLG: 0.523 (1, 9)										4	1	1	2	1	0	1																					
Tony Perez, R OBP: 0.356, SLG: 0.433 (1, 3)										3	1	0	0	2	0	4																					
Andre Dawson, R OBP: 0.329, SLG: 0.483 (1, 8)										4	0	0	0	0	1	2																					
Gary Carter, R OBP: 0.340, SLG: 0.477 (1, 2)										2	0	0	0	2	0	0																					
Wayne Garrett, L OBP: 0.276, SLG: 0.353 (1, 5)										2	1	1	0	1	0	2																					
Larry Parrish, R OBP: 0.316, SLG: 0.391 (6, PH)										1	0	0	0	0	0	0																					
Chris Speier, R OBP: 0.317, SLG: 0.331 (1, 6)										2	2	0	1	1	1	1																					
Stan Bahnsen, R OBP: 0.156, SLG: 0.167 (1, 1)										3	0	1	2	0	1	2																					
Don Stanhouse, R OBP: 0.231, SLG: 0.289 (7, 1)										0	0	0	0	0	0	0																					
Jose Morales, R OBP: 0.236, SLG: 0.320 (6, PH)										1	0	0	0	0	0	1																					
Joe Kerrigan, R (9, 1)										0	0	0	0	0	0	0																					
Inning Stats	R: 0 E: 0 K: 0 S: 4	H: 1 LOB: 1 BB: 0 P: 4	R: 2 E: 1 K: 0 S: 6	H: 2 LOB: 2 BB: 1 P: 10	R: 0 E: 0 K: 0 S: 3	H: 0 LOB: 2 BB: 2 P: 11	R: 0 E: 0 K: 1 S: 5	H: 0 LOB: 0 BB: 0 P: 5	R: 3 E: 0 K: 2 S: 8	H: 1 LOB: 2 BB: 4 P: 24	R: 0 E: 0 K: 0 S: 3	H: 1 LOB: 0 BB: 0 P: 3	R: 0 E: 0 K: 0 S: 3	H: 0 LOB: 0 BB: 0 P: 3	R: 1 E: 0 K: 0 S: 4	H: 1 LOB: 3 BB: 3 P: 16	R: 0 E: 0 K: 0 S: 4	H: 0 LOB: 0 BB: 0 P: 7	1B: 3 2B: 2 3B: 0 HR: 1	SF: 1 SAC: 0 DP: 1 HBP: 0	WP: 1 PB: 0 SB: 0 CS: 0	PA: 40															
PITCHER	IP WLS BF H R ER SO BB IBB HBP BLK WP HR S P ERA WHIP																																				
Dave Wehrmeister, R ERA: 4.5 (1, 1)	6.0		30	5	5	3	3	7	0	0	0	0	0	1	29	57	4.50	2.000																			
Bob Shirley, L ERA: 4.16 (7, 1)	1.2	L	8	1	1	1	0	1	1	0	0	0	0	0	6	14	5.40	1.200																			
Dan Spillner, R ERA: 3.34 (8, 1)	0.1		2	0	0	0	0	1	0	0	0	0	0	0	1	5	0.00	3.000																			


San Diego Padres @ Montreal Expos
Olympic Stadium, Montreal, QB
Mon Aug 08 1977, 7:05 PM EDT
Att: 22,613 - Unknown

AB 29
R 6
H 6
RBI 6
BB 10
SO 3
LOB 17



Batter	1	2	3	4	5	6	7	8	9	AB	R	H	RBI	BB	SO	LOB	TOP					
Gene Richards, L OBP: 0.358, SLG: 0.358 (1, 8)										4	2	3	0	1	0	0	San Diego Padres @ Montreal Expos Olympic Stadium, Montreal, QB Tue Aug 09 1977, 3:33 AM EDT Att: 23,907 - Unknown					
Bill Almon, R OBP: 0.301, SLG: 0.322 (1, 6)										3	2	0	0	1	0	1						
Mike Ivie, R OBP: 0.344, SLG: 0.410 (1, 3)										3	0	1	1	2	1	1						
Dave Winfield, R OBP: 0.351, SLG: 0.506 (1, 9)										3	1	2	2	2	0	2						
Jerry Turner, L OBP: 0.319, SLG: 0.413 Merv Rettenmund, R OBP: 0.433, SLG: 0.510 (1, 7) (9, 7)										4	0	0	1	0	1	5						
Gene Tenace, R OBP: 0.415, SLG: 0.422 (1, 2)										5	2	2	3	0	2	2						
Mike Champion, R OBP: 0.268, SLG: 0.284 (1, 4)										4	0	0	0	0	1	0						
Tucker Ashford, R OBP: 0.289, SLG: 0.355 (1, 5)										4	0	0	0	0	0	1						
Dave Freisleben, R OBP: 0.214, SLG: 0.222 Rollie Fingers, R (8, 1)										4	1	1	0	0	0	0						
Inning Stats	R: 0 E: 0 K: 0 S: 4	H: 2 LOB: 1 BB: 0 P: 4	R: 0 E: 0 K: 0 S: 3	H: 0 LOB: 1 BB: 0 P: 4	R: 2 E: 1 K: 1 S: 7	H: 1 LOB: 2 BB: 2 P: 15	R: 0 E: 0 K: 1 S: 5	H: 0 LOB: 0 BB: 0 P: 5	R: 0 E: 0 K: 0 S: 3	H: 0 LOB: 2 BB: 2 P: 11	R: 4 E: 0 K: 1 S: 9	H: 4 LOB: 2 BB: 2 P: 17	R: 0 E: 0 K: 1 S: 5	H: 0 LOB: 0 BB: 0 P: 5	R: 0 E: 0 K: 0 S: 3	H: 0 LOB: 0 BB: 0 P: 3	R: 2 E: 0 K: 1 S: 7	H: 2 LOB: 2 BB: 0 P: 7	1B: 7 2B: 0 3B: 0 HR: 2	SF: 1 SAC: 1 DP: 1 HBP: 1	WP: 0 PB: 0 SB: 1 CS: 0	PA: 43
PITCHER	IP WLS BF H R ER SO BB IBB HBP BLK WP HR S P ERA WHIP																					
Wayne Twitchell, R ERA: 5.08 (1, 1)	5.2 L 29 6 6 4 2 5 0 1 0 0 0 1 27 48 6.35 1.941																					
Fred Holdsworth, R ERA: 4.95 (6, 1)	0.0 2 1 0 0 0 1 0 0 0 0 0 0 1 5 ∞ ∞																					
Will McEnaney, L ERA: 4.09 (6, 1)	1.1 4 0 0 0 2 0 0 0 0 0 0 0 8 8 0.00 0.000																					
Bill Atkinson, R ERA: 3.6 (8, 1)	2.0 8 2 2 2 1 0 0 0 0 0 0 1 10 9.00 1.000																					

Batter	1	2	3	4	5	6	7	8	9	AB	R	H	RBI	BB	SO	LOB	BOTTOM					
Dave Cash, R OBP: 0.343, SLG: 0.355 (1, 4)										3	0	0	0	2	0	2	San Diego Padres @ Montreal Expos Olympic Stadium, Montreal, QB Tue Aug 09 1977, 3:33 AM EDT Att: 23,907 - Unknown					
Warren Cromaris, L OBP: 0.353, SLG: 0.407 (1, 7)										5	0	0	0	0	1	3						
Ellis Valentine, R OBP: 0.352, SLG: 0.524 (1, 9)										5	0	3	0	0	0	2						
Tony Perez, R OBP: 0.354, SLG: 0.428 (1, 3)										4	0	0	0	1	1	4						
Andre Dawson, R OBP: 0.331, SLG: 0.482 (1, 8)										3	0	1	0	0	1	1						
Gary Carter, R OBP: 0.342, SLG: 0.494 (1, 2)										4	2	2	2	0	0	3						
Wayne Garrett, L OBP: 0.379, SLG: 0.358 (1, 5)										3	0	1	0	1	0	0						
Chris Speier, R OBP: 0.316, SLG: 0.338 (1, 6)										4	1	1	1	0	0	2						
Wayne Twitchell, R OBP: 0.228, SLG: 0.279 Fred Holdsworth, R Will McEnaney, L Pepé Frías, R Bill Atkinson, R Del Unser, L (1, 1) (6, 1) (6, 1) (7, PH) (8, 1) (9, PH)										2	0	1	0	0	0	0						
Inning Stats	R: 0 E: 0 K: 1 S: 5	H: 0 LOB: 0 BB: 1 P: 9	R: 2 E: 0 K: 0 S: 5	H: 3 LOB: 0 BB: 0 P: 5	R: 0 E: 0 K: 0 S: 4	H: 1 LOB: 3 BB: 1 P: 9	R: 0 E: 0 K: 0 S: 3	H: 1 LOB: 1 BB: 1 P: 7	R: 0 E: 0 K: 0 S: 4	H: 0 LOB: 1 BB: 0 P: 4	R: 0 E: 0 K: 0 S: 3	H: 0 LOB: 0 BB: 0 P: 3	R: 0 E: 0 K: 1 S: 5	H: 0 LOB: 1 BB: 1 P: 9	R: 1 E: 0 K: 1 S: 7	H: 2 LOB: 1 BB: 0 P: 7	R: 0 E: 0 K: 1 S: 6	H: 1 LOB: 2 BB: 1 P: 10	1B: 5 2B: 1 3B: 0 HR: 3	SF: 0 SAC: 0 DP: 0 HBP: 1	WP: 0 PB: 0 SB: 4 CS: 2	PA: 40
PITCHER	IP WLS BF H R ER SO BB IBB HBP BLK WP HR S P ERA WHIP																					
Dave Freisleben, R ERA: 4.45 (1, 1)	7.2 W 34 8 3 3 3 4 0 1 0 0 0 3 35 52 3.52 1.565																					
Rollie Fingers, R ERA: 2.85 (8, 1)	1.1 S 6 1 0 0 1 1 0 0 0 0 0 0 7 11 0.00 1.500																					



Batter	1	2	3	4	5	6	7	8	9	AB	R	H	RBI	BB	SO	LOB	TOP					
Rowland Office, L OBP: 0.304, SLG: 0.322	1-3		E4		6-3		F7		F8	5	0	0	1	0	0	2	<p>Atlanta Braves @ San Diego Padres</p> <p>San Diego Stadium, San Diego, CA</p> <p>Wed Aug 10 1977, 10:05 PM EDT</p> <p>Unknown</p>					
Barry Bonnell, R OBP: 0.385, SLG: 0.357	1-3		G3			4-3 HR	E	2B	2B SF8	5	2	3	1	0	0	2						
Willie Montanez, L OBP: 0.344, SLG: 0.490	4-3		1-3			4-3	E5		SF8	5	1	1	0	0	0	4						
Jeff Burroughs, R OBP: 0.371, SLG: 0.524		5-3	6-3			HR	G4-6-3		SF8	3	1	1	3	1	0	2						
Gary Matthews, R OBP: 0.358, SLG: 0.437	5-3				F7	6-3	G4-6-3		1B	4	0	0	0	1	0	3						
Biff Pocoreba, S OBP: 0.318, SLG: 0.431						1B	1B			4	0	3	1	1	0	0						
Jerry Royster, R OBP: 0.280, SLG: 0.268						1B	1B		FC6-4	0	0	0	0	0	0	0						
Rod Gilbreath, R OBP: 0.354, SLG: 0.409	1-3				G5-4-3		1B		FC6-4	3	0	1	0	1	0	2						
Joe Nolan, L OBP: 0.354, SLG: 0.409					1-2		1B			1	0	0	0	0	0	2						
Pat Rockett, R OBP: 0.316, SLG: 0.280			1B			F9			G6-3	3	1	1	0	1	0	1						
Phil Niekro, R OBP: 0.159, SLG: 0.150										3	0	1	0	0	0	3						
Dave Campbell, R OBP: 0.269, SLG: 0.333						5-3	1-3			0	0	0	0	0	0	0						
Brian Asselstine, L OBP: 0.269, SLG: 0.333									1B	1	1	1	0	0	0	0						
Inning Stats	R: 0 E: 0 K: 0 S: 3	H: 0 LOB: 0 BB: 0 P: 3	R: 0 E: 0 K: 0 S: 4	H: 1 LOB: 1 BB: 0 P: 4	R: 1 E: 1 K: 0 S: 5	H: 1 LOB: 2 BB: 1 P: 9	R: 0 E: 0 K: 0 S: 2	H: 0 LOB: 0 BB: 1 P: 6	R: 0 E: 0 K: 0 S: 3	H: 0 LOB: 0 BB: 0 P: 3	R: 2 E: 0 K: 0 S: 8	H: 5 LOB: 3 BB: 0 P: 8	R: 0 E: 1 K: 0 S: 4	H: 1 LOB: 2 BB: 1 P: 8	R: 0 E: 0 K: 0 S: 2	H: 0 LOB: 0 BB: 1 P: 6	R: 3 E: 0 K: 0 S: 7	H: 4 LOB: 2 BB: 1 P: 11	1B: 8 2B: 3 3B: 0 HR: 1	SF: 1 SAC: 0 DP: 3 HBP: 0	WP: 0 PB: 0 SB: 0 CS: 0	PA: 43
PITCHER	IP WLS BF H R ER SO BB IBB HBP BLK WP HR S P ERA WHIP																					
Randy Jones, L ERA: 5.31	(1, 1)	5.2 W 25 6 3 3 0 2 0 0 0 0 1 23 31 4.76 1.412																				
Dan Spillner, R ERA: 3.52	(6, 1)	3.0 16 5 3 3 0 2 1 0 0 0 0 13 25 9.00 2.333																				
Rollie Fingers, R ERA: 2.84	(9, 1)	0.1 S 2 1 0 0 0 0 0 0 0 0 0 2 2 0.00 3.000																				

Batter	1	2	3	4	5	6	7	8	9	AB	R	H	RBI	BB	SO	LOB	BOTTOM			
Gene Richards, L OBP: 0.359, SLG: 0.359	SH2-3	K		F7			1B	F8		5	2	2	0	0	1	2	<p>Atlanta Braves @ San Diego Padres</p> <p>San Diego Stadium, San Diego, CA</p> <p>Wed Aug 10 1977, 10:05 PM EDT</p> <p>Unknown</p>			
Bill Almon, R OBP: 0.301, SLG: 0.322	SH2-3	F7			PB	S	1B	SH1-4	F4	3	1	1	0	0	0	1				
Mike Ivie, R OBP: 0.348, SLG: 0.414	2B				K2-3		2B	5-3		4	2	3	1	0	1	1				
Dave Winfield, R OBP: 0.354, SLG: 0.512	1B		K			G6-4-3	1B	5-3	E	4	2	3	2	0	1	1				
George Hendrick, R OBP: 0.364, SLG: 0.461	K		K		G6-4-3		5-3			4	0	0	1	0	2	5				
Mike Champion, R OBP: 0.270, SLG: 0.286	FC5		5-3				F2	E7		4	1	2	3	0	0	1				
Tucker Ashford, R OBP: 0.295, SLG: 0.361					1-3		4-3			3	0	1	1	1	0	0				
Dave Roberts, R OBP: 0.260, SLG: 0.327	FC5				F8		E4		F9	4	0	0	0	0	0	2				
Randy Jones, R OBP: 0.233, SLG: 0.214										2	0	1	0	0	1	0				
Dan Spillner, R OBP: 0.333, SLG: 0.143			K				K			2	0	1	0	0	1	1				
Rollie Fingers, R ERA: 4.22										0	0	0	0	0	0	0				
Inning Stats	R: 3 E: 0 K: 1 S: 9	H: 4 LOB: 2 BB: 1 P: 13	R: 0 E: 0 K: 2 S: 7	H: 0 LOB: 0 BB: 0 P: 7	R: 0 E: 0 K: 2 S: 8	H: 1 LOB: 1 BB: 0 P: 8	R: 0 E: 0 K: 0 S: 4	H: 1 LOB: 1 BB: 0 P: 4	R: 1 E: 0 K: 1 S: 6	H: 2 LOB: 0 BB: 0 P: 6	R: 0 E: 1 K: 1 S: 6	H: 0 LOB: 1 BB: 0 P: 6	R: 4 E: 1 K: 0 S: 7	H: 5 LOB: 1 BB: 0 P: 7	R: 0 E: 0 K: 0 S: 4	H: 1 LOB: 1 BB: 0 P: 4	1B: 11 2B: 3 3B: 0 HR: 0	SF: 0 SAC: 2 DP: 1 HBP: 0	WP: 1 PB: 2 SB: 1 CS: 0	PA: 38
PITCHER	IP WLS BF H R ER SO BB IBB HBP BLK WP HR S P ERA WHIP																			
Phil Niekro, R ERA: 4.23	(1, 1)	6.2 L 33 12 8 7 7 1 0 0 0 0 1 46 50 9.45 1.950																		
Dave Campbell, R ERA: 4.22	(7, 1)	1.1 5 2 0 0 0 0 0 0 0 0 0 5 5 0.00 1.500																		

Batter	1	2	3	4	5	6	7	8	9	AB	R	H	RBI	BB	SO	LOB	TOP								
Terry Puhl, L OBP: 0.330, SLG: 0.323 Wilbur Howard, S OBP: 0.252, SLG: 0.294	F7		1B		6-3		K		K	3	0	1	0	0	0	1	Houston Astros @ San Diego Padres San Diego Stadium, San Diego, CA Fri Aug 12, 1977, 10:05 PM EDT Att: 13,697 - Unknown								
Enos Cabell, R OBP: 0.304, SLG: 0.423	6-3		1-3			1-3		L1		4	0	0	0	0	0	1									
Cesar Cedeno, R OBP: 0.334, SLG: 0.399	1B			F9		HR		K		4	1	2	1	0	1	0									
Bob Watson, R OBP: 0.354, SLG: 0.474	F9			2B	1B	F9		K		4	1	1	0	0	1	1									
Jose Cruz, L OBP: 0.358, SLG: 0.467		6-3		1-H	2B		CS	1B	L5	4	0	2	1	0	0	0									
Joe Ferguson, R OBP: 0.383, SLG: 0.427	F8			K		CS			2B	4	1	1	0	0	2	0									
Art Howe, R OBP: 0.342, SLG: 0.427	6-3				F8				1B	3	1	1	1	1	0	0									
Roger Metzger, S OBP: 0.265, SLG: 0.253 Ed Herrmann, L OBP: 0.316, SLG: 0.326 Julio Gonzalez, R OBP: 0.293, SLG: 0.329			4-3			SH2-4	1B		2B	2	0	1	0	1	0	0									
Tom Dixon, R Bo McLaughlin, R Ken Boswell, L Gene Pentz, R Art Gardner, R Ken Forsch, R	F8				SH2-4				K	1	0	0	0	0	0	0									
					1-2					0	0	0	0	0	0	0									
Inning Stats	R: 0 E: 0 K: 0 S: 4	H: 1 LOB: 1 BB: 0 P: 4	R: 0 E: 0 K: 0 S: 3	H: 0 LOB: 0 BB: 0 P: 3	R: 0 E: 0 K: 0 S: 4	H: 1 LOB: 1 BB: 0 P: 4	R: 1 E: 0 K: 1 S: 6	H: 2 LOB: 0 BB: 0 P: 6	R: 0 E: 0 K: 0 S: 4	H: 1 LOB: 1 BB: 0 P: 4	R: 1 E: 0 K: 0 S: 4	H: 2 LOB: 0 BB: 0 P: 4	R: 0 E: 0 K: 3 S: 9	H: 0 LOB: 2 BB: 2 P: 17	R: 0 E: 0 K: 2 S: 7	H: 0 LOB: 0 BB: 0 P: 7	R: 2 E: 0 K: 2 S: 10	H: 3 LOB: 1 BB: 0 P: 10	1B: 6 2B: 3 3B: 0 HR: 1	SF: 0 SAC: 1 DP: 0 HBP: 0	WP: 0 PB: 0 SB: 0 CS: 1	PA: 38			
PITCHER	IP	WLS	BF	H	R	ER	SO	BB	IBB	HBP	BLK	WP	HR	S	P	ERA	WHIP								
Dave Wehrmeister, R ERA: 4.32 Bob Shirley, L ERA: 4.11 Rollie Fingers, R ERA: 2.91	6.1		26	7	2	2	2	2	0	0	0	0	1	28	36	2.84	1.421								
	2.0		7	1	1	1	4	0	0	0	0	0	0	15	15	4.50	0.500								
	0.2	W	4	2	1	1	2	0	0	0	0	0	0	8	8	13.50	3.000								

AB	34
R	4
H	10
RBI	4
BB	2
SO	8
LOB	9



Batter	1	2	3	4	5	6	7	8	9	AB	R	H	RBI	BB	SO	LOB	BOTTOM								
Gene Richards, L OBP: 0.359, SLG: 0.361	G3		6-3	1B	4-3			F8		5	1	1	1	0	0	2	Houston Astros @ San Diego Padres San Diego Stadium, San Diego, CA Fri Aug 12, 1977, 10:05 PM EDT Att: 13,697 - Unknown								
Bill Almon, R OBP: 0.299, SLG: 0.317	WP		1B	1B	1B	6-3		4-3		4	1	2	0	1	0	0									
Jerry Turner, L OBP: 0.317, SLG: 0.419	F5		1B	1B	1B	F5		K		5	0	2	0	0	1	1									
Dave Winfield, R OBP: 0.358, SLG: 0.513	BB		F9	1B	1B	4-3		1B	FC	3	1	1	1	2	0	2									
George Hendrick, R OBP: 0.369, SLG: 0.463	F9		1-3	1B	SH		F8	FC	1B	5	1	3	1	0	0	2									
Gene Tenace, R OBP: 0.420, SLG: 0.416		FC9-6	F8	SH	SH	G3		FC	BB	2	0	1	0	2	0	2									
Mike Champion, R OBP: 0.265, SLG: 0.281 Dave Kingman, R OBP: 0.274, SLG: 0.413		K		1-3	SH	G3		FC		3	0	0	0	0	1	2									
Tucker Ashford, R OBP: 0.291, SLG: 0.349		FC9-6		SH1-4	6-3			6-3		4	1	1	0	0	0	4									
Dave Wehrmeister, R OBP: 0.182, SLG: 0.273 Bob Shirley, R OBP: 0.377, SLG: 0.122 Rollie Fingers, R ERA: 2.71		K		SH1-4	FC6-2			5-3		2	0	0	0	0	1	3									
										1	0	0	0	0	0	0									
Inning Stats	R: 0 E: 0 K: 0 S: 3	H: 0 LOB: 2 BB: 2 P: 11	R: 0 E: 1 K: 2 S: 7	H: 0 LOB: 1 BB: 0 P: 8	R: 1 E: 0 K: 0 S: 6	H: 3 LOB: 2 BB: 0 P: 6	R: 2 E: 0 K: 0 S: 7	H: 5 LOB: 3 BB: 0 P: 7	R: 1 E: 1 K: 0 S: 6	H: 2 LOB: 2 BB: 0 P: 6	R: 0 E: 0 K: 0 S: 3	H: 0 LOB: 0 BB: 1 P: 3	R: 0 E: 0 K: 0 S: 3	H: 0 LOB: 0 BB: 0 P: 3	R: 1 E: 0 K: 1 S: 5	H: 1 LOB: 3 BB: 2 P: 13	1B: 11 2B: 0 3B: 0 HR: 0	SF: 0 SAC: 2 DP: 0 HBP: 1	WP: 1 PB: 0 SB: 0 CS: 0	PA: 43					
PITCHER	IP	WLS	BF	H	R	ER	SO	BB	IBB	HBP	BLK	WP	HR	S	P	ERA	WHIP								
Tom Dixon, R ERA: 3.0 Bo McLaughlin, R ERA: 4.3 Gene Pentz, R ERA: 4.94 Ken Forsch, R ERA: 2.71	4.0		25	10	4	3	2	2	0	0	0	0	0	6	6	0.00	0.000								
	2.0		6	0	0	0	0	0	0	0	0	0	0	6	10	0.00	0.500								
	0.1	L	5	1	1	1	1	2	0	0	0	0	0	5	13	27.00	9.000								

AB	35
R	5
H	11
RBI	4
BB	5
SO	3
LOB	20



Batter	1	2	3	4	5	6	7	8	9	AB	R	H	RBI	BB	SO	LOB	TOP										
Gene Richards, L (1, 7) OBP: 0.359, SLG: 0.362	0-0 3-1		0-0 5-3			0-0 1-2 1B		0-0 G4-3 1B	4 0 2 0 0 0 0																		
Bill Almon, R (1, 6) OBP: 0.294, SLG: 0.313 Jerry Turner, L (9, PH) OBP: 0.316, SLG: 0.417	0-3 K		0-0 F7			0-0 F8		0-0 G4-3 1-2	3 0 0 0 0 1 2 1 0 0 0 0 0 1																		
Mike Ivie, R (1, 3) OBP: 0.343, SLG: 0.409	0-0 F9		0-0 P6			0-0 P6		0-0 2B	4 0 1 0 0 0 2																		
Dave Winfield, R (1, 9) OBP: 0.356, SLG: 0.510		0-0 F7		0-0 P4			0-3 K	0-0 6-3	4 0 0 0 0 1 1																		
George Hendrick, R (1, 8) OBP: 0.370, SLG: 0.478		0-0 F8			0-0 4-3		0-0 F9		3 0 0 0 0 0 0																		
Gene Tenace, R (1, 2) OBP: 0.415, SLG: 0.411		0-0 1B		0-0 5-3		0-0 5-3			3 0 1 0 0 0 0																		
Mike Champion, R (1, 4) OBP: 0.261, SLG: 0.276	0-3 K		0-3 K		0-3 K		0-0 F9		3 0 0 0 0 2 1																		
Tucker Ashford, R (1, 5) OBP: 0.281, SLG: 0.335			0-0 6-3			0-0 F9		0-3 K	3 0 0 0 0 1 0																		
Randy Jones, R (1, 1) OBP: 0.226, SLG: 0.207 Pat Scanlon, L (6, PH) OBP: 0.304, SLG: 0.224 Dave Tomlin, L (6, 1) OBP: 0.333, SLG: 0.333 Merv Rettenmund, R (8, PH) OBP: 0.438, SLG: 0.505 Dan Spillner, R (8, 1) OBP: 0.333, SLG: 0.143			0-3 K		0-0 6-3		4-0 1B BB	0-0 1-3	1 0 0 0 0 1 0 0 0 0 0 0 1 0 0 0 0 0 0 0 0 1 0 0 0 0 0 0 0 0 0 0 0 0 0																		
Inning Stats	R: 0 E: 0 K: 1 S: 5	H: 0 LOB: 0 BB: 0 P: 5	R: 0 E: 0 K: 1 S: 6	H: 1 LOB: 1 BB: 0 P: 6	R: 0 E: 0 K: 1 S: 5	H: 0 LOB: 0 BB: 0 P: 5	R: 0 E: 0 K: 0 S: 3	H: 0 LOB: 0 BB: 0 P: 3	R: 0 E: 0 K: 1 S: 5	H: 0 LOB: 0 BB: 0 P: 5	R: 0 E: 0 K: 0 S: 4	H: 1 LOB: 2 BB: 1 P: 8	R: 0 E: 0 K: 1 S: 5	H: 0 LOB: 0 BB: 0 P: 5	R: 0 E: 0 K: 1 S: 5	H: 0 LOB: 0 BB: 0 P: 5	R: 0 E: 0 K: 0 S: 4	H: 2 LOB: 1 BB: 0 P: 4	1B: 3 2B: 1 3B: 0 HR: 0	SF: 0 SAC: 0 DP: 1 HBP: 0	WP: 0 PA: 31 PB: 0 SB: 0 CS: 0						
PITCHER	IP	WLS	BF	H	R	ER	SO	BB	IBB	HBP	BLK	WP	HR	S	P	ERA	WHIP	PITCHER									
Jack Billingham, R (1, 1) ERA: 5.27	7.0	W	24	2	0	0	5	1	0	0	0	0	0	33	37	0.00	0.429										
Pedro Borbon, R (8, 1) ERA: 2.65	2.0	S	7	2	0	0	1	0	0	0	0	0	0	9	9	0.00	1.000										

San Diego Padres @ Cincinnati Reds
Riverfront Stadium, Cincinnati, OH
Mon Aug 15 1977, 7:05 PM EDT
Att: 29,729 - Unknown

AB 30
R 0
H 4
RBI 0
BB 1
SO 6
LOB 7



Batter	1	2	3	4	5	6	7	8	9	AB	R	H	RBI	BB	SO	LOB	BOTTOM										
Pete Rose, S (1, 5) OBP: 0.375, SLG: 0.436	0-0 6-3		0-0 1B		0-0 6-3		0-0 2B		4 0 2 0 0 0 0																		
Joe Morgan, L (1, 4) OBP: 0.428, SLG: 0.495	0-0 F9		0-0 FC6-4 1B		4-0 S BB		4-0 BB		2 0 1 0 2 0 0																		
Ken Griffey, L (1, 9) OBP: 0.377, SLG: 0.461	0-0 1-3		0-3 K		0-0 F8		0-0 P6		4 0 0 0 0 1 5																		
George Foster, R (1, 7) OBP: 0.376, SLG: 0.633		0-0 3B 1B	0-0 FC6-4 1-2		0-0 F7			0-0 IBB WP 1B	4 1 2 0 0 0 3																		
Johnny Bench, R (1, 2) OBP: 0.347, SLG: 0.579		0-0 1-H SF9 3B		0-0 HR		0-0 P6		0-0 F8 1-2	4 2 2 2 0 0 1																		
Dave Concepcion, R (1, 6) OBP: 0.325, SLG: 0.369		0-0 SF9		0-0 5-3		0-0 5-3		0-0 F8	3 0 0 1 0 0 1																		
Dan Driessen, L (1, 3) OBP: 0.374, SLG: 0.469		0-3 K		0-0 G3 1B		0-0 F9		4-0 IBB IBB	3 0 1 0 1 1 0																		
Cesar Geronimo, L (1, 8) OBP: 0.323, SLG: 0.389		0-0 1-3		0-0 G3		0-3 K		4-0 1-2 3 IBB	3 0 0 0 1 1 1																		
Jack Billingham, R (1, 1) OBP: 0.185, SLG: 0.189 Ray Knight, R (7, PH) OBP: 0.344, SLG: 0.456 Pedro Borbon, R (8, 1) OBP: 0.200, SLG: 0.250			0-0 4-3		0-0 6-3		0-0 F9	0-0 P3	2 0 0 0 0 0 1 1 0 0 0 0 0 0 1 0 0 0 0 0 3																		
Inning Stats	R: 0 E: 0 K: 0 S: 3	H: 0 LOB: 0 BB: 0 P: 3	R: 2 E: 0 K: 1 S: 7	H: 2 LOB: 0 BB: 0 P: 7	R: 0 E: 0 K: 1 S: 7	H: 2 LOB: 1 BB: 0 P: 7	R: 1 E: 0 K: 0 S: 5	H: 2 LOB: 1 BB: 0 P: 5	R: 0 E: 0 K: 0 S: 3	H: 0 LOB: 0 BB: 1 P: 7	R: 0 E: 0 K: 0 S: 3	H: 0 LOB: 0 BB: 0 P: 3	R: 0 E: 0 K: 1 S: 6	H: 1 LOB: 2 BB: 1 P: 10	R: 0 E: 0 K: 0 S: 4	H: 1 LOB: 3 BB: 2 P: 12	1B: 5 2B: 1 3B: 1 HR: 1	SF: 1 SAC: 0 DP: 0 HBP: 0	WP: 1 PA: 36 PB: 0 SB: 1 CS: 0								
PITCHER	IP	WLS	BF	H	R	ER	SO	BB	IBB	HBP	BLK	WP	HR	S	P	ERA	WHIP	PITCHER									
Randy Jones, L (1, 1) ERA: 5.31	5.0	L	22	6	3	3	2	1	0	0	0	0	0	25	29	5.40	1.400										
Dave Tomlin, L (6, 1) ERA: 3.58	2.0		8	1	0	0	1	1	0	0	0	0	0	9	13	0.00	1.000										
Dan Spillner, R (8, 1) ERA: 3.45	1.0		6	1	0	0	0	0	2	0	0	1	0	4	12	0.00	1.000										

San Diego Padres @ Cincinnati Reds
Riverfront Stadium, Cincinnati, OH
Mon Aug 15 1977, 7:05 PM EDT
Att: 29,729 - Unknown

AB 31
R 3
H 8
RBI 3
BB 4
SO 3
LOB 15



Batter	1	2	3	4	5	6	7	8	9	AB	R	H	RBI	BB	SO	LOB	TOP			
Gene Richards, L (1, 7) OBP: 0.358, SLG: 0.361										4	0	1	0	0	0	0	San Diego Padres @ Cincinnati Reds Riverfront Stadium, Cincinnati, OH Tue Aug 16 1977, 7:05 PM EDT Att: 30,610 - Unknown AB 31 R 1 H 5 RBI 1 BB 0 SO 4 LOB 5 			
Bill Almon, R (1, 6) OBP: 0.292, SLG: 0.310										4	0	0	0	0	0	1				
Mike Ivie, R (1, 3) OBP: 0.340, SLG: 0.405										4	0	0	0	0	1	1				
Dave Winfield, R (1, 9) OBP: 0.354, SLG: 0.505										4	0	0	0	0	0	0				
George Hendrick, R (1, 8) OBP: 0.370, SLG: 0.476										3	1	1	0	0	0	0				
Gene Tenace, R (1, 2) OBP: 0.415, SLG: 0.413										3	0	1	0	0	1	1				
Mike Champion, R (1, 4) OBP: 0.262, SLG: 0.277										3	0	1	1	0	0	1				
Tucker Ashford, R (1, 5) OBP: 0.277, SLG: 0.331 (8, PH)										2	0	0	0	0	0	1				
Pat Scanlon, L (8, PH) OBP: 0.236, SLG: 0.220 (8, 5)										1	0	0	0	0	0	0				
Bob Ovwchinko, L (1, 1) OBP: 0.206, SLG: 0.100										2	0	0	0	0	2	0				
Dan Spillner, R (6, 1) OBP: 0.333, SLG: 0.143										0	0	0	0	0	0	0				
Dave Kingman, R (8, PH) OBP: 0.276, SLG: 0.415										1	0	1	0	0	0	0				
Rick Sawyer, R (8, 1) OBP: 0.320, SLG: 0.150										0	0	0	0	0	0	0				
Dave Tomlin, L (8, 1) OBP: 0.333, SLG: 0.333										0	0	0	0	0	0	0				
Inning Stats	R: 0 E: 0 K: 1 S: 5	H: 0 LOB: 0 BB: 0 P: 5	R: 1 E: 0 K: 0 S: 5	H: 2 LOB: 1 BB: 0 P: 5	R: 0 E: 0 K: 1 S: 6	H: 1 LOB: 1 BB: 0 P: 6	R: 0 E: 0 K: 0 S: 4	H: 1 LOB: 1 BB: 0 P: 4	R: 0 E: 0 K: 1 S: 5	H: 0 LOB: 0 BB: 0 P: 5	R: 0 E: 0 K: 0 S: 3	H: 0 LOB: 0 BB: 0 P: 3	R: 0 E: 0 K: 1 S: 5	H: 1 LOB: 0 BB: 0 P: 3	R: 0 E: 0 K: 0 S: 3	H: 0 LOB: 0 BB: 0 P: 3		1B: 4 2B: 1 3B: 0 HR: 0	SF: 0 SAC: 0 DP: 0 HBP: 0	WP: 0 PB: 0 SB: 2 CS: 0
PITCHER Tom Seaver, R (1, 1) ERA: 3.03	IP: 9.0 WLS: W BF: 31 H: 5 R: 1 ER: 0 SO: 4 BB: 0 IBB: 0 HBP: 0 BLK: 0 WP: 0 HR: 0 S: 39 P: 39 ERA: 0.00 WHIP: 0.556															PITCHER				

Batter	1	2	3	4	5	6	7	8	9	AB	R	H	RBI	BB	SO	LOB	BOTTOM				
Pete Rose, S (1, 5) OBP: 0.374, SLG: 0.441										4	1	1	2	0	0	1	San Diego Padres @ Cincinnati Reds Riverfront Stadium, Cincinnati, OH Tue Aug 16 1977, 7:05 PM EDT Att: 30,610 - Unknown AB 29 R 5 H 8 RBI 4 BB 5 SO 8 LOB 12 				
Joe Morgan, L (1, 4) OBP: 0.431, SLG: 0.497										2	1	1	0	2	0	0					
Ken Griffey, L (1, 9) OBP: 0.378, SLG: 0.464										3	1	1	1	1	1	1					
George Foster, R (1, 8) OBP: 0.373, SLG: 0.627 (8, 7)										4	0	0	0	0	2	4					
Johnny Bench, R (1, 2) OBP: 0.346, SLG: 0.575										4	0	1	0	0	3	0					
Dave Concepcion, R (1, 6) OBP: 0.328, SLG: 0.371										3	0	2	0	1	0	0					
Dan Driessen, L (1, 3) OBP: 0.372, SLG: 0.474										4	1	1	1	0	1	4					
Ed Arbrister, R (1, 7) OBP: 0.357, SLG: 0.467										1	0	0	0	1	0	0					
Cesar Geronimo, L (7, PH) OBP: 0.321, SLG: 0.387 (8, 8)										2	0	0	0	0	0	2					
Tom Seaver, R (1, 1) OBP: 0.237, SLG: 0.255										2	1	1	0	0	1	0					
Inning Stats	R: 0 E: 0 K: 2 S: 7	H: 0 LOB: 1 BB: 1 P: 11	R: 0 E: 0 K: 2 S: 7	H: 1 LOB: 0 BB: 0 P: 7	R: 0 E: 0 K: 1 S: 5	H: 0 LOB: 3 BB: 3 P: 17	R: 0 E: 0 K: 1 S: 5	H: 1 LOB: 0 BB: 0 P: 5	R: 0 E: 0 K: 1 S: 5	H: 0 LOB: 0 BB: 0 P: 5	R: 2 E: 0 K: 0 S: 7	H: 2 LOB: 0 BB: 0 P: 7	R: 3 E: 0 K: 0 S: 6	H: 3 LOB: 0 BB: 0 P: 6	R: 0 E: 0 K: 0 S: 4	H: 1 LOB: 2 BB: 1 P: 8		1B: 4 2B: 1 3B: 1 HR: 2	SF: 0 SAC: 1 DP: 1 HBP: 0	WP: 3 PB: 0 SB: 1 CS: 1	PA: 35
PITCHER Bob Ovwchinko, L (1, 1) ERA: 4.47	IP: 5.0 WLS: L BF: 21 H: 4 R: 2 ER: 2 SO: 7 BB: 4 IBB: 2 HBP: 2 BLK: 0 WP: 1 HR: 0 S: 31 P: 47 ERA: 3.60 WHIP: 1.600															PITCHER					
Dan Spillner, R (6, 1) ERA: 3.66	2.0 9 3 3 3 1 0 0 0 0 0 1 2 11 11 13.50 1.500																				
Rick Sawyer, R (8, 1) ERA: 5.63	0.1 3 1 0 0 0 1 0 0 0 0 1 0 2 6 0.00 6.000																				
Dave Tomlin, L (8, 1) ERA: 3.55	0.2 2 0 0 0 0 0 0 0 0 0 0 0 2 2 0.00 0.000																				

Batter	1	2	3	4	5	6	7	8	9	AB	R	H	RBI	BB	SO	LOB	TOP						
Gene Richards, L OBP: 0.361, SLG: 0.362 (1, 3)										4	1	2	0	1	0	1	San Diego Padres @ Cincinnati Reds Riverfront Stadium, Cincinnati, OH Wed Aug 17 1977, 7:05 PM EDT Att: 29,795 - Unknown						
Gene Tenace, R OBP: 0.419, SLG: 0.414 (1, 2)										2	0	1	2	2	1	1							
Mike Ivie, R OBP: 0.338, SLG: 0.403 (1, 5)										5	0	1	0	0	0	6							
Dave Winfield, R OBP: 0.350, SLG: 0.500 (1, 9)										5	0	0	0	0	0	5							
George Hendrick, R OBP: 0.370, SLG: 0.477 (1, 8)										4	1	1	0	1	0	2							
Jerry Turner, L OBP: 0.319, SLG: 0.413 (1, 7)										2	2	0	0	2	0	1							
Tucker Ashford, R OBP: 0.276, SLG: 0.329 (6, 5)										1	0	0	0	0	2								
Pat Scanlon, L OBP: 0.306, SLG: 0.222 (1, 4)										4	2	1	0	1	0	2	AB 37 R 7 H 9 RBI 7 BB 7 SO 4 LOB 28						
Bill Almon, R OBP: 0.295, SLG: 0.321 (1, 6)										5	1	3	5	0	0	3							
Bob Shirley, R OBP: 0.127, SLG: 0.113 (1, 1)										4	0	0	0	0	2	5							
Rollie Fingers, R (7, 1)										1	0	0	0	0	1	0							
Inning Stats	R: 0 E: 0 K: 1 S: 6	H: 1 LOB: 1 BB: 0 P: 6	R: 0 E: 2 K: 1 S: 6	H: 0 LOB: 2 BB: 1 P: 10	R: 0 E: 0 K: 0 S: 4	H: 1 LOB: 2 BB: 0 P: 5	R: 4 E: 0 K: 1 S: 9	H: 4 LOB: 1 BB: 1 P: 13	R: 3 E: 2 K: 0 S: 5	H: 2 LOB: 2 BB: 3 P: 17	R: 0 E: 0 K: 0 S: 3	H: 0 LOB: 0 BB: 0 P: 3	R: 0 E: 0 K: 0 S: 4	H: 1 LOB: 1 BB: 0 P: 4	R: 0 E: 0 K: 0 S: 3	H: 0 LOB: 2 BB: 2 P: 11		R: 0 E: 0 K: 1 S: 5	H: 0 LOB: 0 BB: 0 P: 5	1B: 6 2B: 4 3B: 0 HR: 1	SF: 0 SAC: 0 DP: 2 HBP: 1	WP: 0 PB: 0 SB: 2 CS: 0	PA: 45
PITCHER	IP WLS BF H R ER SO BB IBB HBP BLK WP HR S P ERA WHIP																						
Mario Soto, R ERA: 4.31 (1, 1)	4.0 L 26 8 7 6 3 2 1 1 0 0 0 1 28 41 13.50 2.500																						
Dale Murray, R ERA: 4.9 (5, 1)	2.0 7 0 0 0 0 1 1 0 0 0 0 0 5 13 0.00 0.500																						
Manny Sarmiento, R ERA: 3.52 (7, 1)	2.0 9 1 0 0 0 1 1 0 0 0 0 0 7 15 0.00 1.000																						
Pedro Borbon, R ERA: 2.66 (9, 1)	1.0 3 0 0 0 0 1 0 0 0 0 0 0 0 5 0.00 0.000																						

Batter	1	2	3	4	5	6	7	8	9	AB	R	H	RBI	BB	SO	LOB	BOTTOM					
Pete Rose, S OBP: 0.375, SLG: 0.440 (1, 5)										5	2	2	0	0	0	1	San Diego Padres @ Cincinnati Reds Riverfront Stadium, Cincinnati, OH Wed Aug 17 1977, 7:05 PM EDT Att: 29,795 - Unknown					
Joe Morgan, L OBP: 0.431, SLG: 0.494 (1, 4)										3	1	0	0	2	1	2						
Ken Griffey, L OBP: 0.380, SLG: 0.463 (1, 9)										3	0	1	0	2	2	4						
George Foster, R OBP: 0.372, SLG: 0.629 (1, 8)										5	1	1	3	0	1	4						
Johnny Bench, R OBP: 0.342, SLG: 0.569 (1, 2)										4	0	0	0	0	0	3						
Dave Concepcion, R OBP: 0.330, SLG: 0.371 (1, 6)										3	0	1	0	1	0	0						
Dan Driessen, L OBP: 0.167, SLG: 0.472 (1, 3)										2	0	0	0	0	1	1		AB 35 R 4 H 7 RBI 3 BB 5 SO 7 LOB 18				
Manny Sarmiento, R (7, 1)										0	0	0	0	0	0	0						
Champ Summers, L OBP: 0.264, SLG: 0.449 (8, PH)										1	0	0	0	0	0	0						
Pedro Borbon, R OBP: 0.200, SLG: 0.250 (9, 1)										0	0	0	0	0	0	0						
Ed Arbrister, R OBP: 0.342, SLG: 0.444 (1, 7)										3	0	0	0	0	1	1						
Cesar Geronimo, L OBP: 0.182, SLG: 0.386 (8, PH)										1	0	0	0	0	0	0						
Mario Soto, R OBP: 0.167, SLG: 0.100 (1, 1)										1	0	1	0	0	0	0						
Bob Bailey, R OBP: 0.370, SLG: 0.403 (5, 3)										3	0	1	0	0	0	1						
Dale Murray, R OBP: 0.182, SLG: 0.182 (5, 1)										0	0	0	0	0	0	0						
Ray Knight, R OBP: 0.339, SLG: 0.448 (6, PH)										1	0	0	0	0	1	1						
Inning Stats	R: 0 E: 0 K: 0 S: 3	H: 0 LOB: 0 BB: 0 P: 7	R: 0 E: 0 K: 0 S: 3	H: 0 LOB: 0 BB: 0 P: 3	R: 0 E: 0 K: 1 S: 7	H: 2 LOB: 2 BB: 0 P: 7	R: 0 E: 0 K: 1 S: 5	H: 0 LOB: 1 BB: 1 P: 9	R: 1 E: 1 K: 0 S: 5	H: 1 LOB: 3 BB: 2 P: 13	R: 0 E: 0 K: 2 S: 8	H: 1 LOB: 0 BB: 0 P: 8	R: 3 E: 0 K: 1 S: 7	H: 2 LOB: 0 BB: 1 P: 11	R: 0 E: 0 K: 0 S: 3	H: 0 LOB: 0 BB: 0 P: 3	R: 0 E: 0 K: 2 S: 8	H: 1 LOB: 1 BB: 0 P: 8	1B: 6 2B: 0 3B: 0 HR: 1	SF: 0 SAC: 0 DP: 0 HBP: 0	WP: 0 PB: 0 SB: 0 CS: 0	PA: 40
PITCHER	IP WLS BF H R ER SO BB IBB HBP BLK WP HR S P ERA WHIP																					
Bob Shirley, L ERA: 4.12 (1, 1)	6.1 W 31 6 4 3 5 5 0 0 0 0 0 0 13 36 4.26 1.737																					
Rollie Fingers, R ERA: 2.63 (7, 1)	2.2 S 9 1 0 0 2 0 0 0 0 0 0 0 0 13 0.00 0.375																					



Batter	1	2	3	4	5	6	7	8	9	AB	R	H	RBI	BB	SO	LOB	TOP				
Gene Richards, L OBP: 0.363, SLG: 0.362 (1, 3)										3	1	1	0	2	0	0	San Diego Padres @ St. Louis Cardinals Busch Stadium, St. Louis, MO Fri Aug 19 1977, 7:05 PM CDT Att: 21,529 - Unknown				
Gene Tenace, R OBP: 0.421, SLG: 0.416 Dave Roberts, R OBP: 0.264, SLG: 0.330 (1, 2)										3	0	2	0	0	0	1					
Mike Ivie, R OBP: 0.341, SLG: 0.413 (1, 5)										5	1	3	2	0	1	3					
Dave Winfield, R OBP: 0.348, SLG: 0.496 Gary Sutherland, R OBP: 0.337, SLG: 0.354 (1, 9)										4	0	0	0	0	1	6					
George Hendrick, R OBP: 0.370, SLG: 0.476 Mike Champion, R OBP: 0.261, SLG: 0.275 (1, 8)										3	0	1	0	0	0	4					
Jerry Turner, L OBP: 0.313, SLG: 0.405 (1, 7)										4	0	0	0	0	1	1					
Pat Scanlon, L OBP: 0.303, SLG: 0.211 (1, 4)										3	0	0	0	1	1	0					
Bill Almon, R OBP: 0.299, SLG: 0.326 Tucker Ashford, R OBP: 0.274, SLG: 0.327 (1, 6)										3	0	3	0	0	0	0					
Dave Freisleben, R Rick Sawyer, R Merv Senftenmuth, Jr. Dave Tomlin, L Dave Kingman, R Dave Wehrmeister, R Dan Spillner, R Bob Davis, R (1, 1)										0	0	0	0	0	0	0					
Inning Stats	R: 0 E: 0 K: 0 S: 4	H: 2 LOB: 2 BB: 1 P: 8	R: 0 E: 0 K: 0 S: 4	H: 1 LOB: 1 BB: 0 P: 4	R: 0 E: 0 K: 1 S: 6	H: 1 LOB: 1 BB: 0 P: 6	R: 0 E: 0 K: 1 S: 6	H: 2 LOB: 2 BB: 1 P: 10	R: 1 E: 0 K: 0 S: 5	H: 2 LOB: 1 BB: 0 P: 5	R: 2 E: 0 K: 1 S: 7	H: 2 LOB: 0 BB: 0 P: 7	R: 0 E: 0 K: 1 S: 5	H: 0 LOB: 0 BB: 0 P: 5	R: 1 E: 0 K: 3 S: 11	H: 2 LOB: 2 BB: 1 P: 15		1B: 12 2B: 0 3B: 0 HR: 1	SF: 0 SAC: 0 DP: 2 HBP: 0	WP: 0 PB: 1 SB: 0 CS: 0	PA: 41
PITCHER	IP WLS BF H R ER SO BB IBB HBP BLK WP HR S P ERA WHIP	7.0 W 32 11 3 2 3 2 0 0 0 1 0 1 36 44 2.57 1.857	2.0 9 2 1 1 4 1 0 0 0 0 0 0 16 20 4.50 1.500																		

AB	38
R	4
H	13
RBI	3
BB	3
SO	7
LOB	24



Batter	1	2	3	4	5	6	7	8	9	AB	R	H	RBI	BB	SO	LOB	BOTTOM						
Lou Brock, L OBP: 0.312, SLG: 0.350 Rick Bosetti, R OBP: 0.400, SLG: 0.400 (1, 7)										3	1	0	1	1	1	2	San Diego Padres @ St. Louis Cardinals Busch Stadium, St. Louis, MO Fri Aug 19 1977, 7:05 PM CDT Att: 21,529 - Unknown						
Gary Templeton, S OBP: 0.333, SLG: 0.434 Mike Phillips, L OBP: 0.238, SLG: 0.248 (1, 6)										4	1	2	0	0	0	1							
Jerry Mumphrey, S OBP: 0.391, SLG: 0.437 (1, 8)										5	1	2	1	0	0	5							
Ted Simmons, S OBP: 0.419, SLG: 0.528 Dave Rader, L OBP: 0.333, SLG: 0.395 (1, 2)										2	2	2	1	1	0	0							
Keith Hernandez, L OBP: 0.385, SLG: 0.447 (1, 3)										5	1	2	0	0	1	4							
Hector Cruz, R OBP: 0.350, SLG: 0.364 (1, 9)										4	1	0	0	1	2	4							
Ken Reitz, R OBP: 0.306, SLG: 0.435 (1, 5)										4	3	3	2	1	1	1							
Mike Tyson, R OBP: 0.289, SLG: 0.350 (1, 4)										4	2	3	6	0	0	1							
John Urrea, R OBP: 0.360, SLG: 0.158 Dane Iorg, L OBP: 0.220, SLG: 0.225 Buddy Schultz, R OBP: 0.273, SLG: 0.200 (1, 1)										2	0	1	1	1	0	1							
Inning Stats	R: 5 E: 0 K: 2 S: 10	H: 3 LOB: 1 BB: 3 P: 22	R: 0 E: 0 K: 1 S: 5	H: 1 LOB: 0 BB: 0 P: 5	R: 0 E: 0 K: 0 S: 3	H: 1 LOB: 0 BB: 0 P: 3	R: 2 E: 0 K: 0 S: 4	H: 2 LOB: 0 BB: 1 P: 8	R: 5 E: 2 K: 0 S: 9	H: 6 LOB: 2 BB: 1 P: 13	R: 0 E: 0 K: 0 S: 3	H: 0 LOB: 0 BB: 0 P: 3	R: 0 E: 0 K: 0 S: 5	H: 2 LOB: 3 BB: 1 P: 9	R: 0 E: 0 K: 2 S: 8	H: 1 LOB: 1 BB: 0 P: 8		1B: 12 2B: 3 3B: 0 HR: 2	SF: 0 SAC: 0 DP: 2 HBP: 0	WP: 0 PB: 0 SB: 0 CS: 1	PA: 44		
PITCHER	IP WLS BF H R ER SO BB IBB HBP BLK WP HR S P ERA WHIP	0.2 L 8 3 5 5 2 3 0 0 0 0 0 0 0 1 1 0.00 0.000	2.0 6 2 0 0 1 0 0 0 0 0 0 0 8 8 0.00 1.000	4.0 24 7 7 7 3 0 0 0 0 0 2 21 33 15.75 3.250	1.0 4 1 0 0 2 0 0 0 0 0 0 0 8 8 0.00 1.000																		

AB	37
R	12
H	16
RBI	12
BB	6
SO	5
LOB	20



Batter	1	2	3	4	5	6	7	8	9	AB	R	H	RBI	BB	SO	LOB	TOP					
Gene Richards, L OBP: 0.362, SLG: 0.358 (1, 8)	0-0 4-3		0-0 F7		4-0 IBB		0-0 F9		0-0 G4-6-3	4	0	0	0	1	0	3	San Diego Padres @ St. Louis Cardinals Busch Stadium, St. Louis, MO Sat Aug 20 1977, 7:05 PM CDT Att: 35,982 - Cloudy					
Gene Tenace, R OBP: 0.421, SLG: 0.415 (1, 2)	0-0 L7			4-0 BB	0-0 P6			0-0 BB 1B		3	0	1	0	1	0	3						
Mike Ivie, R OBP: 0.338, SLG: 0.409 (1, 5)	0-0 F7			0-0 F8	0-0 F8			0-0 L6		4	0	0	0	0	0	5						
Dave Kingman, R OBP: 0.275, SLG: 0.412 (1, 3)		0-3 K		0-3 K		0-0 5-3		0-0 BB 1B		4	0	1	0	0	2	1						
George Hendrick, R OBP: 0.367, SLG: 0.471 (1, 9)	0-0 4-3		0-0 L6		0-0 6-3			0-3 K		4	0	0	0	0	1	3						
Jerry Turner, L OBP: 0.316, SLG: 0.401 (1, 7)	0-0 F5				4-0 1B BLK BB		0-0 F8	4-0 1-2 2-3 BB		2	1	0	0	2	0	0						
Bill Almon, R OBP: 0.299, SLG: 0.325 (1, 6)			0-0 F7		0-0 BLK 1-2 1B		0-0 E5 1-3	0-3 K		4	0	1	0	0	1	3						
Mike Champion, R OBP: 0.265, SLG: 0.278 (1, 4)			0-0 S 1B		0-0 BLK 1-2 2-3 1B		0-0 1-3	4-0 G4-6-3 BB		3	0	2	0	1	0	1						
Randy Jones, R OBP: 0.212, SLG: 0.294 Dave Freisleben, R OBP: 0.207, SLG: 0.214 Merv Senftenburg, R OBP: 0.432, SLG: 0.495 Dave Tomlin, L OBP: 0.333, SLG: 0.333 Rick Sawyer, R OBP: 0.329, SLG: 0.150 Pat Scanlon, L OBP: 0.296, SLG: 0.207 (1, 1) (6, 1) (7, PH) (7, 1) (8, 1) (8, PH)		0-3 K		0-0 F8		0-0 5-3		0-0 F7		2	0	0	0	0	0	1		3				
Inning Stats	R: 0 E: 0 K: 0 S: 3	H: 0 LOB: 0 BB: 0 P: 3	R: 0 E: 0 K: 1 S: 5	H: 0 LOB: 0 BB: 0 P: 5	R: 0 E: 0 K: 1 S: 6	H: 1 LOB: 1 BB: 0 P: 6	R: 0 E: 0 K: 1 S: 5	H: 0 LOB: 1 BB: 1 P: 9	R: 1 E: 0 K: 0 S: 5	H: 2 LOB: 3 BB: 2 P: 13	R: 0 E: 0 K: 0 S: 3	H: 0 LOB: 0 BB: 0 P: 3	R: 0 E: 1 K: 0 S: 4	H: 0 LOB: 1 BB: 0 P: 4	R: 0 E: 0 K: 2 S: 9	H: 2 LOB: 3 BB: 1 P: 13		R: 0 E: 0 K: 0 S: 2	H: 0 LOB: 0 BB: 1 P: 6	1B: 5 2B: 0 3B: 0 HR: 0	SF: 0 SAC: 0 DP: 1 HBP: 0	WP: 0 PB: 0 SB: 1 CS: 0
PITCHER Eric Rasmussen, R ERA: 3.34 (1, 1)	IP: 9.0 WLS: W BF: 37 H: 5 R: 1 ER: 1 SO: 5 BB: 4 IBB: 1 HBP: 0 BLK: 1 WP: 0 HR: 0 S: 42 P: 62 ERA: 1.00 WHIP: 1.000																					



AB	32
R	1
H	5
RBI	0
BB	5
SO	5
LOB	24



Batter	1	2	3	4	5	6	7	8	9	AB	R	H	RBI	BB	SO	LOB	BOTTOM			
Lou Brock, L OBP: 0.309, SLG: 0.346 Rick Bosetti, R OBP: 0.400, SLG: 0.400 (1, 7) (9, 7)	0-0 F8		0-0 4-3		0-0 3-1		0-0 F7			4	0	0	0	0	0	1	San Diego Padres @ St. Louis Cardinals Busch Stadium, St. Louis, MO Sat Aug 20 1977, 7:05 PM CDT Att: 35,982 - Cloudy			
Jerry Mumphrey, S OBP: 0.390, SLG: 0.434 (1, 8)	0-3 K		0-0 FC5-4 1B		0-0 6-3		0-0 4-3			4	0	1	0	0	1	0				
Garry Templeton, S OBP: 0.335, SLG: 0.434 (1, 6)	0-0 FC5-4 1B		0-0 FC5-4 1-2		0-0 E6 HR 1B		0-0 5-3			4	1	2	0	0	0	1				
Ted Simmons, S OBP: 0.417, SLG: 0.524 (1, 2)	0-0 FC5-4 1-2			0-0 L7		4-0 HR IBB		0-0 F2		3	1	0	0	1	0	1				
Keith Hernandez, L OBP: 0.384, SLG: 0.452 (1, 3)		0-0 3-4-1		0-0 4-3		0-0 1-H 2-H HR		0-0 F7		4	1	1	3	0	0	0				
Mike Anderson, R OBP: 0.318, SLG: 0.413 (1, 9)	0-0 E 1-3 1B			0-0 HR		0-0 1B 2B 1B		0-0 F2		4	3	3	1	0	0	0				
Ken Reitz, R OBP: 0.308, SLG: 0.436 (1, 5)	0-0 1-3 1-H		0-0 1-3		0-0 6-3		0-0 1-2 2B 1B		0-0 1B	4	1	2	1	0	0	0				
Mike Tyson, R OBP: 0.286, SLG: 0.345 (1, 4)	0-0 F8				0-0 F9		0-0 F7		0-0 1-3	4	0	0	0	0	0	3				
Eric Rasmussen, R OBP: 0.188, SLG: 0.230 (1, 1)			0-0 1-3		0-0 6-3		0-0 1-H 2-H 2B			3	0	1	2	0	0	0				
Inning Stats	R: 0 E: 0 K: 1 S: 6	H: 1 LOB: 1 BB: 0 P: 6	R: 1 E: 1 K: 0 S: 4	H: 1 LOB: 0 BB: 0 P: 4	R: 0 E: 0 K: 0 S: 4	H: 1 LOB: 1 BB: 0 P: 4	R: 1 E: 0 K: 0 S: 4	H: 1 LOB: 0 BB: 0 P: 4	R: 0 E: 0 K: 0 S: 3	H: 0 LOB: 0 BB: 0 P: 3	R: 5 E: 1 K: 0 S: 8	H: 5 LOB: 1 BB: 1 P: 12	R: 0 E: 0 K: 0 S: 3	H: 0 LOB: 0 BB: 0 P: 3	R: 0 E: 0 K: 0 S: 4	H: 1 LOB: 1 BB: 0 P: 4		1B: 7 2B: 1 3B: 0 HR: 2	SF: 0 SAC: 0 DP: 0 HBP: 0	WP: 0 PB: 0 SB: 0 CS: 0
PITCHER Randy Jones, L ERA: 5.55 Dave Freisleben, R ERA: 4.96 Dave Tomlin, L ERA: 3.42 Rick Sawyer, R ERA: 5.56 (1, 1) (6, 1) (7, 1) (8, 1)	IP: 5.1 WLS: L BF: 25 H: 8 R: 7 ER: 6 SO: 1 BB: 0 IBB: 0 HBP: 0 BLK: 0 WP: 0 HR: 2 S: 26 P: 30 ERA: 10.12 WHIP: 1.500																			

AB	34
R	7
H	10
RBI	7
BB	1
SO	1
LOB	6



Batter	1	2	3	4	5	6	7	8	9	AB	R	H	RBI	BB	SO	LOB	TOP													
Bill Almon, R OBP: 0.300, SLG: 0.326 (1, 6)	0-0 S BB E 1B	0-0 FC2-6 WP S 1-2		0-0 F7			0-0 CS 1B		0-3 K	5	1	2	0	0	1	1	San Diego Padres @ St. Louis Cardinals Busch Stadium, St. Louis, MO Sun Aug 21 1977, 3:33 AM CDT Att: 30,343 - Unknown													
Gene Tenace, R OBP: 0.421, SLG: 0.412 (1, 3)	4-0 F S HR 1-2 BB	0-0 6-3		0-0 5-3			4-0 1B SF7 1-2 BB		0-0 F9	3	2	0	0	2	0	1														
Mike Ivie, R OBP: 0.339, SLG: 0.408 Tucker Ashford, R OBP: 0.274, SLG: 0.327 (9, 5)	0-3 K 1-2 2-3	0-0 L8					0-0 1B 1B		0-0 F3	5	0	2	0	0	1	3														
George Hendrick, R OBP: 0.366, SLG: 0.470 (1, 8)	0-0 E6 HR 1B 2-3 3-H			0-0 1B 4-3 1B			0-0 L7 1B		0-0 SF7 1B	3	2	1	2	0	0	2														
Dave Winfield, R OBP: 0.351, SLG: 0.498 (1, 9)	0-0 HR 1B			0-0 4-3 1B			0-0 G6-4-3 1B		0-0 L7	4	1	3	0	0	0	1														
Dave Kingman, R OBP: 0.277, SLG: 0.424 Gene Richards, L OBP: 0.362, SLG: 0.358 (8, 7)	0-0 HR			0-0 F8			0-0 G6-4-3 1B		0-0 2B	4	1	2	4	0	0	4														
Mike Champion, R OBP: 0.283, SLG: 0.276 (1, 4)	0-0 5-3			0-0 4-3			0-0 P4		0-0 6-3	4	0	0	1	0	0	2														
Dave Roberts, R OBP: 0.255, SLG: 0.317 (1, 2)	0-3 K			0-0 6-3			0-0 F8		0-0 P4	4	0	0	0	0	1	2														
Bob Ovwchinko, L OBP: 0.211, SLG: 0.118 (1, 1)				0-0 6-3			0-0 P6		0-0 6-3	4	0	1	0	0	0	1														
Inning Stats	R: 5 E: 1 K: 2 S: 11	H: 3 LOB: 0 BB: 1 P: 15	R: 0 E: 0 K: 0 S: 4	H: 1 LOB: 1 BB: 0 P: 4	R: 1 E: 0 K: 0 S: 5	H: 2 LOB: 1 BB: 0 P: 5	R: 0 E: 0 K: 0 S: 3	H: 0 LOB: 0 BB: 0 P: 3	R: 0 E: 0 K: 0 S: 4	H: 2 LOB: 1 BB: 1 P: 8	R: 0 E: 0 K: 0 S: 4	H: 1 LOB: 1 BB: 0 P: 4	R: 0 E: 0 K: 1 S: 5	H: 0 LOB: 0 BB: 0 P: 5	1B: 9 2B: 1 3B: 0 HR: 1	SF: 1 SAC: 0 DP: 1 HBP: 0		WP: 1 PA: 39 PB: 0 SB: 3 CS: 1												
PITCHER	IP WLS BF H R ER SO BB IBB HBP BLK WP HR S P ERA WHIP																													
Tom Underwood, L ERA: 5.13 (1, 1)	2.0 L	13 5	6 6	5 5	2 2	1 1	0 0	0 0	0 0	0 0	1 1	16 20	7 7	22.50 3.000																
Clay Carroll, R ERA: 2.23 (3, 1)	2.0 7	1 1	0 0	0 0	0 0	0 0	0 0	0 0	0 0	0 0	0 0	7 7	0 0	0.00 0.500																
Rawly Eastwick, R ERA: 3.62 (5, 1)	3.0 12	4 1	1 1	1 0	0 0	1 1	0 0	0 0	0 0	0 0	0 0	11 15	3.00 1.667																	
Butch Metzger, R ERA: 3.21 (8, 1)	0.0 0	0 0	0 0	0 0	0 0	0 0	0 0	0 0	0 0	0 0	0 0	0 0	∞ ∞																	
Al Hrabosky, L ERA: 4.24 (9, 1)	1.0 3	0 0	0 0	0 0	1 1	0 0	0 0	0 0	0 0	0 0	5 5	0.00 0.000																		
Lou Brock, L OBP: 0.305, SLG: 0.341 (1, 7)	0-0 F8			0-0 FC6-4 1B S 1-2			0-0 F7		0-3 K			0-0 1-3				5	0	0	0	0	1	1								
Rick Bosetti, R OBP: 0.400, SLG: 0.400 (1, 8)	0-3 K			0-0 1-3 1B			0-0 6-3		0-0 1B			0-0 5-3				5	0	2	0	0	1	0								
Garry Templeton, S OBP: 0.334, SLG: 0.433 (1, 6)	0-0 1B			0-0 L9			0-0 5-3		0-0 F9							4	0	1	0	0	0	3								
Ted Simmons, S OBP: 0.416, SLG: 0.521 Dave Rader, L OBP: 0.333, SLG: 0.395 (9, 2)	0-0 L6			0-0 6-3			0-0 6-3		0-0 1B 1B			0-0 1B 1B				4	0	1	0	0	0	3								
Keith Hernandez, L OBP: 0.385, SLG: 0.450 Al Hrabosky, R (9, 1)				4-0 BB			0-3 K		4-0 FC3-6 1B BB			0-0 F8				2	0	0	0	2	1	1								
Mike Anderson, R OBP: 0.317, SLG: 0.407 (1, 9)	0-3 K			0-0 K			0-0 F3		0-0 FC3-6 1B			0-0 F7				4	0	1	0	0	1	2								
Ken Reitz, R OBP: 0.309, SLG: 0.437 (1, 5)	0-0 4-3			0-0 1B 1B			0-0 FC3-6		0-0 1B 1B			0-0 1B 1B				4	0	2	0	0	0	3								
Mike Tyson, R OBP: 0.286, SLG: 0.344 (1, 4)	0-0 F3			0-0 1B			0-0 F8		0-0 P5			0-0 1B				4	0	1	0	0	0	5								
Tom Underwood, R OBP: 0.222, SLG: 0.174 Clay Carroll, R OBP: 0.091, SLG: 0.091 Hector Cruz, R OBP: 0.346, SLG: 0.356 Rawly Eastwick, R OBP: 0.336, SLG: 0.423 Jerry Mumphrey, S OBP: 0.302, SLG: 0.423 Butch Metzger, R OBP: 0.425, SLG: 0.534 (9, 3)				0-0 E6 FC6-4			0-0 F9		0-0 6-3			0-0 5-3				0	0	0	0	0	0	0								
Inning Stats	R: 0 E: 0 K: 1 S: 6	H: 1 LOB: 1 BB: 0 P: 6	R: 0 E: 0 K: 1 S: 5	H: 0 LOB: 1 BB: 1 P: 9	R: 0 E: 1 K: 0 S: 5	H: 1 LOB: 2 BB: 0 P: 5	R: 0 E: 0 K: 1 S: 7	H: 2 LOB: 2 BB: 0 P: 7	R: 0 E: 0 K: 0 S: 3	H: 0 LOB: 0 BB: 0 P: 3	R: 0 E: 0 K: 0 S: 4	H: 1 LOB: 2 BB: 1 P: 8	R: 0 E: 0 K: 1 S: 6	H: 1 LOB: 1 BB: 0 P: 6	R: 0 E: 0 K: 0 S: 5	H: 2 LOB: 2 BB: 0 P: 5	R: 0 E: 0 K: 0 S: 3	H: 0 LOB: 0 BB: 0 P: 3	1B: 8 2B: 0 3B: 0 HR: 0	SF: 0 SAC: 0 DP: 0 HBP: 0	WP: 0 PA: 38 PB: 0 SB: 1 CS: 0									
PITCHER	IP WLS BF H R ER SO BB IBB HBP BLK WP HR S P ERA WHIP																													
Bob Ovwchinko, L ERA: 4.14 (1, 1)	9.0 W	38 8	0 0	0 0	4 4	2 2	0 0	0 0	0 0	0 0	0 0	44 52	0.00 1.111																	
AB											36																			
R											7																			
H											11																			
RBI											7																			
BB											2																			
SO											3																			
LOB											17																			
																														
																														

Batter	1	2	3	4	5	6	7	8	9	AB	R	H	RBI	BB	SO	LOB	TOP										
Bill Almon, R OBP: 0.301, SLG: 0.327 (1, 6)										4	0	2	0	0	0	0	San Diego Padres @ Pittsburgh Pirates Three Rivers Stadium, Pittsburgh, PA Mon Aug 22 1977, 7:05 PM EDT Att: 7,375 - Unknown										
Gene Tenace, R OBP: 0.420, SLG: 0.419 (1, 3)										3	1	1	1	0	0	1											
Mike Ivie, R OBP: 0.338, SLG: 0.407 Tucker Ashford, R OBP: 0.274, SLG: 0.327 (8, 5)										4	0	1	0	0	0	2											
George Hendrick, R OBP: 0.367, SLG: 0.469 (1, 8)										3	0	1	0	1	0	2											
Dave Winfield, R OBP: 0.350, SLG: 0.496 (1, 9)										4	0	1	0	0	1	2											
Dave Kingman, R OBP: 0.277, SLG: 0.420 Gene Richards, L OBP: 0.362, SLG: 0.358 (9, 7)										3	0	0	0	1	0	4											
Mike Champion, R OBP: 0.263, SLG: 0.275 (1, 4)										4	0	1	0	0	0	3											
Dave Roberts, R OBP: 0.254, SLG: 0.308 (1, 2)										3	0	0	0	1	0	0											
Bob Shirley, R OBP: 0.121, SLG: 0.107 Rollie Fingers, R (8, 1)										3	0	0	0	0	1	0											
Inning Stats	R: 0 E: 0 K: 0 S: 4	H: 1 LOB: 1 BB: 0 P: 4	R: 0 E: 0 K: 0 S: 2	H: 0 LOB: 0 BB: 1 P: 6	R: 0 E: 0 K: 1 S: 5	H: 0 LOB: 0 BB: 0 P: 5	R: 1 E: 0 K: 0 S: 6	H: 3 LOB: 2 BB: 0 P: 6	R: 0 E: 0 K: 0 S: 3	H: 0 LOB: 0 BB: 0 P: 3	R: 0 E: 0 K: 0 S: 4	H: 0 LOB: 0 BB: 0 P: 3	R: 0 E: 0 K: 0 S: 4	H: 1 LOB: 1 BB: 0 P: 4	R: 0 E: 0 K: 1 S: 6	H: 1 LOB: 2 BB: 1 P: 10	1B: 6 2B: 0 3B: 0 HR: 1	SF: 0 SAC: 1 DP: 1 HBP: 0	WP: 1 PB: 0 SB: 0 CS: 1	PA: 36							
PITCHER	IP	WLS	BF	H	R	ER	SO	BB	IBB	HBP	BLK	WP	HR	S	P	ERA	WHIP										
Jim Rooker, L ERA: 3.41 Kent Tekulve, R ERA: 3.27 (1, 1) (9, 1)	8.0	L	31	6	1	1	1	2	0	0	0	1	1	31	39	1.12	1.000										

AB	32
R	1
H	7
RBI	1
BB	3
SO	2
LOB	16



Batter	1	2	3	4	5	6	7	8	9	AB	R	H	RBI	BB	SO	LOB	BOTTOM										
Phil Garner, R OBP: 0.312, SLG: 0.443 (1, 4)										3	0	1	0	1	0	1	San Diego Padres @ Pittsburgh Pirates Three Rivers Stadium, Pittsburgh, PA Mon Aug 22 1977, 7:05 PM EDT Att: 7,375 - Unknown										
Fernando Gonzalez, R OBP: 0.377, SLG: 0.409 Bobby Tolan, L OBP: 0.235, SLG: 0.313 (8, PH) (9, 3)										3	0	1	0	0	1	2											
Dave Parker, L OBP: 0.396, SLG: 0.542 (1, 9)										4	0	1	0	0	1	1											
Bill Robinson, R OBP: 0.346, SLG: 0.545 (1, 3) (9, 7)										4	0	2	0	0	2	3											
Al Oliver, L OBP: 0.334, SLG: 0.470 (1, 8)										3	0	2	0	1	0	1											
Dale Berra, R Ed Ott, L OBP: 0.352, SLG: 0.409 (1, 5) (9, PH)										3	0	0	0	0	0	2											
Duffy Dyer, R OBP: 0.381, SLG: 0.328 (1, 2)										4	0	0	0	0	2	4											
Frank Taveras, R OBP: 0.290, SLG: 0.293 Jim Fregoso, R OBP: 0.402, SLG: 0.494 Mario Mendoza, R OBP: 0.240, SLG: 0.260 (1, 6) (8, PH) (9, 6)										2	0	0	0	0	0	0											
Jim Rooker, R OBP: 0.273, SLG: 0.216 Ken Macha, R OBP: 0.273, SLG: 0.333 Kent Tekulve, R OBP: 0.200, SLG: 0.200 (1, 1) (8, PH) (9, 1)										2	0	0	0	0	1	0											
Inning Stats	R: 0 E: 0 K: 1 S: 6	H: 1 LOB: 1 BB: 0 P: 6	R: 0 E: 0 K: 0 S: 2	H: 0 LOB: 0 BB: 1 P: 6	R: 0 E: 0 K: 2 S: 8	H: 1 LOB: 1 BB: 0 P: 8	R: 0 E: 0 K: 0 S: 3	H: 1 LOB: 0 BB: 0 P: 3	R: 0 E: 0 K: 1 S: 5	H: 0 LOB: 0 BB: 0 P: 5	R: 0 E: 0 K: 1 S: 6	H: 1 LOB: 2 BB: 1 P: 10	R: 0 E: 0 K: 0 S: 3	H: 1 LOB: 1 BB: 0 P: 3	R: 0 E: 0 K: 2 S: 7	H: 0 LOB: 1 BB: 1 P: 11	R: 0 E: 0 K: 2 S: 9	H: 2 LOB: 2 BB: 0 P: 9	1B: 6 2B: 0 3B: 1 HR: 0	SF: 0 SAC: 0 DP: 1 HBP: 0	WP: 0 PB: 0 SB: 0 CS: 2	PA: 35					
PITCHER	IP	WLS	BF	H	R	ER	SO	BB	IBB	HBP	BLK	WP	HR	S	P	ERA	WHIP										
Bob Shirley, L ERA: 3.93 Rollie Fingers, R ERA: 2.79 (1, 1) (8, 1)	7.1	W	27	5	0	0	6	3	0	0	0	0	0	36	48	0.00	1.091										

AB	31
R	0
H	7
RBI	0
BB	3
SO	9
LOB	17



Batter	1	2	3	4	5	6	7	8	9	AB	R	H	RBI	BB	SO	LOB	TOP							
Bill Almon, R OBP: 0.302, SLG: 0.332 (1, 6)										5	1	2	0	0	0	1	San Diego Padres @ Pittsburgh Pirates Three Rivers Stadium, Pittsburgh, PA Tue Aug 23 1977, 7:05 PM EDT Att: 8,105 - Unknown							
Gene Tenace, R OBP: 0.420, SLG: 0.427 (1, 3) (8, 2)										5	2	2	1	0	1	1								
Mike Ivie, R OBP: 0.338, SLG: 0.412 (1, 5)										5	1	2	2	0	1	2								
George Hendrick, R OBP: 0.366, SLG: 0.468 (1, 8)										3	0	1	2	0	0	1								
Dave Winfield, R OBP: 0.347, SLG: 0.492 (1, 9)										4	0	0	0	0	0	2								
Dave Kingman, R OBP: 0.277, SLG: 0.417 Gene Richards, L OBP: 0.362, SLG: 0.358 (8, 7) (8, 3)										3	1	0	0	1	1	0								
Mike Champion, R OBP: 0.265, SLG: 0.276 (1, 4)										2	0	1	0	1	0	0								
Dave Roberts, R OBP: 0.246, SLG: 0.297 Rollie Fingers, R (8, 1)										4	0	0	0	0	1	3								
Dave Freisleben, R OBP: 0.226, SLG: 0.207 Merv Rettenmund, R OBP: 0.436, SLG: 0.500 Dan Spillner, R OBP: 0.333, SLG: 0.143 Jerry Turner, L OBP: 0.315, SLG: 0.399 (1, 1) (6, PH) (6, 1) (8, 7)										1	1	0	0	1	1	1								
Inning Stats	R: 2 E: 0 K: 0 S: 5	H: 2 LOB: 0 BB: 0 P: 5	R: 0 E: 0 K: 2 S: 8	H: 1 LOB: 1 BB: 0 P: 8	R: 0 E: 0 K: 0 S: 4	H: 1 LOB: 1 BB: 0 P: 4	R: 0 E: 0 K: 0 S: 3	H: 0 LOB: 0 BB: 0 P: 3	R: 2 E: 1 K: 0 S: 6	H: 3 LOB: 2 BB: 1 P: 10	R: 1 E: 0 K: 1 S: 6	H: 1 LOB: 1 BB: 1 P: 10	R: 0 E: 0 K: 1 S: 5	H: 0 LOB: 0 BB: 0 P: 5	R: 0 E: 0 K: 0 S: 3	H: 0 LOB: 1 BB: 1 P: 7		R: 1 E: 0 K: 2 S: 8	H: 1 LOB: 0 BB: 0 P: 8	1B: 5 2B: 2 HR: 1	SF: 1 SAC: 1 DP: 0 HBP: 0	WP: 1 PB: 0 SB: 0 CS: 0	PA: 39	
PITCHER	IP WLS BF H R ER SO BB IBB HBP BLK WP HR S P ERA WHIP	IP WLS BF H R ER SO BB IBB HBP BLK WP HR S P ERA WHIP	IP WLS BF H R ER SO BB IBB HBP BLK WP HR S P ERA WHIP	IP WLS BF H R ER SO BB IBB HBP BLK WP HR S P ERA WHIP	IP WLS BF H R ER SO BB IBB HBP BLK WP HR S P ERA WHIP	IP WLS BF H R ER SO BB IBB HBP BLK WP HR S P ERA WHIP	IP WLS BF H R ER SO BB IBB HBP BLK WP HR S P ERA WHIP	IP WLS BF H R ER SO BB IBB HBP BLK WP HR S P ERA WHIP	IP WLS BF H R ER SO BB IBB HBP BLK WP HR S P ERA WHIP	IP WLS BF H R ER SO BB IBB HBP BLK WP HR S P ERA WHIP	IP WLS BF H R ER SO BB IBB HBP BLK WP HR S P ERA WHIP	IP WLS BF H R ER SO BB IBB HBP BLK WP HR S P ERA WHIP	IP WLS BF H R ER SO BB IBB HBP BLK WP HR S P ERA WHIP	IP WLS BF H R ER SO BB IBB HBP BLK WP HR S P ERA WHIP	IP WLS BF H R ER SO BB IBB HBP BLK WP HR S P ERA WHIP	IP WLS BF H R ER SO BB IBB HBP BLK WP HR S P ERA WHIP	IP WLS BF H R ER SO BB IBB HBP BLK WP HR S P ERA WHIP	IP WLS BF H R ER SO BB IBB HBP BLK WP HR S P ERA WHIP	IP WLS BF H R ER SO BB IBB HBP BLK WP HR S P ERA WHIP	IP WLS BF H R ER SO BB IBB HBP BLK WP HR S P ERA WHIP	IP WLS BF H R ER SO BB IBB HBP BLK WP HR S P ERA WHIP	IP WLS BF H R ER SO BB IBB HBP BLK WP HR S P ERA WHIP	IP WLS BF H R ER SO BB IBB HBP BLK WP HR S P ERA WHIP	IP WLS BF H R ER SO BB IBB HBP BLK WP HR S P ERA WHIP

AB 34
R 6
H 9
RBI 6
BB 3
SO 6
LOB 11



Batter	1	2	3	4	5	6	7	8	9	AB	R	H	RBI	BB	SO	LOB	BOTTOM							
Phil Garner, R OBP: 0.317, SLG: 0.445 (1, 4)										2	1	1	1	3	0	3	San Diego Padres @ Pittsburgh Pirates Three Rivers Stadium, Pittsburgh, PA Tue Aug 23 1977, 7:05 PM EDT Att: 8,105 - Unknown							
Fernando Gonzalez, R OBP: 0.313, SLG: 0.404 (1, 7) (8, 5)										4	0	1	2	0	0	3								
Dave Parker, L OBP: 0.400, SLG: 0.543 (1, 9)										3	1	2	0	2	0	1								
Bill Robinson, R OBP: 0.344, SLG: 0.549 (1, 3)										5	1	1	2	0	0	5								
Al Oliver, L OBP: 0.335, SLG: 0.476 (1, 8) (8, 7)										5	1	2	1	0	0	0								
Dale Berra, R Omar Moreno, L OBP: 0.290, SLG: 0.351 (1, 5) (7, PH) (8, 8)										2	0	0	0	1	0	0								
Duffy Dyer, R OBP: 0.386, SLG: 0.326 (1, 2)										1	1	0	0	3	0	0								
Frank Taveras, R OBP: 0.292, SLG: 0.295 (1, 6)										4	2	2	0	0	0	3								
Jerry Reuss, L OBP: 0.265, SLG: 0.226 Ed Ott, L OBP: 0.351, SLG: 0.407 Larry Demery, R OBP: 0.176, SLG: 0.294 Bobby Tolan, L OBP: 0.233, SLG: 0.309 Rich Gossage, R OBP: 0.311, SLG: 0.263 (1, 1) (6, PH) (7, 1) (8, PH) (9, 1)										0	0	0	0	1	0	0								
Inning Stats	R: 0 E: 0 K: 0 S: 3	H: 1 LOB: 1 BB: 1 P: 7	R: 0 E: 0 K: 0 S: 3	H: 0 LOB: 0 BB: 0 P: 3	R: 2 E: 1 K: 0 S: 6	H: 3 LOB: 1 BB: 0 P: 6	R: 0 E: 0 K: 0 S: 3	H: 0 LOB: 3 BB: 3 P: 15	R: 2 E: 0 K: 0 S: 4	H: 1 LOB: 0 BB: 1 P: 8	R: 0 E: 0 K: 0 S: 3	H: 0 LOB: 2 BB: 2 P: 11	R: 0 E: 0 K: 0 S: 4	H: 2 LOB: 1 BB: 0 P: 4	R: 2 E: 2 K: 0 S: 4	H: 1 LOB: 3 BB: 3 P: 16		R: 1 E: 0 K: 0 S: 1	H: 1 LOB: 0 BB: 0 P: 1	1B: 6 2B: 1 3B: 0 HR: 2	SF: 1 SAC: 1 DP: 1 HBP: 0	WP: 0 PB: 1 SB: 3 CS: 0	PA: 41	
PITCHER	IP WLS BF H R ER SO BB IBB HBP BLK WP HR S P ERA WHIP	IP WLS BF H R ER SO BB IBB HBP BLK WP HR S P ERA WHIP	IP WLS BF H R ER SO BB IBB HBP BLK WP HR S P ERA WHIP	IP WLS BF H R ER SO BB IBB HBP BLK WP HR S P ERA WHIP	IP WLS BF H R ER SO BB IBB HBP BLK WP HR S P ERA WHIP	IP WLS BF H R ER SO BB IBB HBP BLK WP HR S P ERA WHIP	IP WLS BF H R ER SO BB IBB HBP BLK WP HR S P ERA WHIP	IP WLS BF H R ER SO BB IBB HBP BLK WP HR S P ERA WHIP	IP WLS BF H R ER SO BB IBB HBP BLK WP HR S P ERA WHIP	IP WLS BF H R ER SO BB IBB HBP BLK WP HR S P ERA WHIP	IP WLS BF H R ER SO BB IBB HBP BLK WP HR S P ERA WHIP	IP WLS BF H R ER SO BB IBB HBP BLK WP HR S P ERA WHIP	IP WLS BF H R ER SO BB IBB HBP BLK WP HR S P ERA WHIP	IP WLS BF H R ER SO BB IBB HBP BLK WP HR S P ERA WHIP	IP WLS BF H R ER SO BB IBB HBP BLK WP HR S P ERA WHIP	IP WLS BF H R ER SO BB IBB HBP BLK WP HR S P ERA WHIP	IP WLS BF H R ER SO BB IBB HBP BLK WP HR S P ERA WHIP	IP WLS BF H R ER SO BB IBB HBP BLK WP HR S P ERA WHIP	IP WLS BF H R ER SO BB IBB HBP BLK WP HR S P ERA WHIP	IP WLS BF H R ER SO BB IBB HBP BLK WP HR S P ERA WHIP	IP WLS BF H R ER SO BB IBB HBP BLK WP HR S P ERA WHIP	IP WLS BF H R ER SO BB IBB HBP BLK WP HR S P ERA WHIP	IP WLS BF H R ER SO BB IBB HBP BLK WP HR S P ERA WHIP	IP WLS BF H R ER SO BB IBB HBP BLK WP HR S P ERA WHIP

AB 29
R 7
H 9
RBI 6
BB 10
SO 0
LOB 18



Batter	1	2	3	4	5	6	7	8	9	AB	R	H	RBI	BB	SO	LOB	TOP								
Frank Taveras, R (1, 6) OBP: 0.303, SLG: 0.308										5	0	4	1	0	0	2									
Phil Garner, R (1, 4) OBP: 0.315, SLG: 0.439										4	0	0	0	0	0	5									
Dave Parker, L (1, 9) OBP: 0.398, SLG: 0.545										4	1	3	1	0	0	0									
Bill Robinson, R (1, 3) OBP: 0.340, SLG: 0.537										4	0	0	0	0	2	2									
Al Oliver, L (1, 7) OBP: 0.333, SLG: 0.469										4	0	1	0	0	1	1									
Fernando Gonzalez, R (1, 5) OBP: 0.321, SLG: 0.400										4	0	1	0	0	0	0									
Ed Ott, L (1, 2) OBP: 0.345, SLG: 0.404										4	1	1	0	0	1	2									
Omar Moreno, L (1, 8) OBP: 0.294, SLG: 0.360										4	0	1	0	0	2	1									
Bruce Kison, R (1, 1) OBP: 0.267, SLG: 0.345										3	1	3	1	0	0	0									
Rich Gossage, R (8, 1) OBP: 0.250, SLG: 0.300										1	0	1	0	0	0	0									
Inning Stats	R: 0 E: 0 K: 0 S: 3	H: 1 LOB: 0 BB: 0 P: 3	R: 0 E: 0 K: 1 S: 5	H: 0 LOB: 0 BB: 0 P: 5	R: 1 E: 0 K: 0 S: 5	H: 3 LOB: 1 BB: 0 P: 5	R: 0 E: 0 K: 0 S: 5	H: 3 LOB: 2 BB: 0 P: 5	R: 1 E: 0 K: 1 S: 6	H: 2 LOB: 0 BB: 0 P: 6	R: 1 E: 0 K: 1 S: 6	H: 1 LOB: 0 BB: 0 P: 6	R: 0 E: 0 K: 1 S: 7	H: 2 LOB: 2 BB: 0 P: 7	R: 0 E: 0 K: 1 S: 5	H: 1 LOB: 0 BB: 0 P: 5	R: 0 E: 0 K: 1 S: 7	H: 2 LOB: 2 BB: 0 P: 7	1B: 11 2B: 3 HR: 1	SF: 0 SAC: 0 DP: 1 HBP: 0	WP: 0 PB: 1 SB: 1 CS: 3	PA: 37			
PITCHER	IP	WLS	BF	H	R	ER	SO	BB	IBB	HBP	BLK	WP	HR	S	P	ERA	WHIP								
Bob Owchinko, L (1, 1) ERA: 4.16	6.0	L	24	10	3	3	3	0	0	0	0	0	1	30	30	4.50	1.667								
Dave Tomlin, L (7, 1) ERA: 3.33	2.0		8	3	0	0	2	0	0	0	0	0	0	12	12	0.00	1.500								
Dan Spillner, R (9, 1) ERA: 3.59	1.0		5	2	0	0	1	0	0	0	0	0	0	7	7	0.00	2.000								

Pittsburgh Pirates @ San Diego Padres
San Diego Stadium, San Diego, CA
Fri Aug 26 1977, 10:05 PM EDT
Att: 18,696 - Unknown

AB 37
R 3
H 15
RBI 3
BB 0
SO 6
LOB 13



Batter	1	2	3	4	5	6	7	8	9	AB	R	H	RBI	BB	SO	LOB	BOTTOM								
Gene Richards, L (1, 7) OBP: 0.358, SLG: 0.354										4	0	0	0	0	2	3									
Gene Tenace, R (1, 2) OBP: 0.417, SLG: 0.422										4	0	0	0	0	2	3									
Mike Ivie, R (1, 5) OBP: 0.338, SLG: 0.410										4	0	1	0	0	0	3									
George Hendrick, R (1, 8) OBP: 0.367, SLG: 0.471										4	0	2	0	0	0	0									
Dave Winfield, R (1, 9) OBP: 0.345, SLG: 0.488										4	0	0	0	0	0	3									
Dave Kingman, R (1, 3) OBP: 0.277, SLG: 0.423										4	1	1	1	0	3	2									
Bill Almon, R (1, 6) OBP: 0.300, SLG: 0.329										4	0	0	0	0	2	2									
Mike Champion, R (1, 4) OBP: 0.264, SLG: 0.275										2	0	0	0	0	0	0									
Merv Rettenmund, R (8, PH) OBP: 0.440, SLG: 0.505										1	0	1	0	0	0	0									
Tucker Ashford, R (9, 4) OBP: 0.273, SLG: 0.325										1	0	0	0	0	1	2									
Bob Owchinko, L (1, 1) OBP: 0.205, SLG: 0.114										1	0	0	0	0	0	0									
Pat Scanlon, L (6, PH) OBP: 0.294, SLG: 0.203										1	0	0	0	0	0	0									
Dave Tomlin, L (7, 1) OBP: 0.333, SLG: 0.333										0	0	0	0	0	0	0									
Jerry Turner, L (8, PH) OBP: 0.318, SLG: 0.402										1	0	1	0	0	0	0									
Dan Spillner, R (9, 1) OBP: 0.333, SLG: 0.143										0	0	0	0	0	0	0									
Inning Stats	R: 0 E: 0 K: 1 S: 7	H: 2 LOB: 2 BB: 0 P: 7	R: 0 E: 0 K: 2 S: 7	H: 0 LOB: 0 BB: 0 P: 7	R: 0 E: 0 K: 1 S: 5	H: 0 LOB: 0 BB: 0 P: 5	R: 0 E: 0 K: 0 S: 3	H: 0 LOB: 0 BB: 0 P: 3	R: 0 E: 0 K: 1 S: 5	H: 0 LOB: 0 BB: 0 P: 5	R: 1 E: 1 K: 1 S: 6	H: 0 LOB: 1 BB: 0 P: 6	R: 1 E: 0 K: 1 S: 6	H: 1 LOB: 0 BB: 0 P: 6	R: 0 E: 0 K: 1 S: 7	H: 2 LOB: 2 BB: 0 P: 7	R: 0 E: 1 K: 2 S: 9	H: 1 LOB: 2 BB: 0 P: 9	1B: 4 2B: 1 HR: 1	SF: 0 SAC: 0 DP: 0 HBP: 0	WP: 0 PB: 0 SB: 0 CS: 0	PA: 35			
PITCHER	IP	WLS	BF	H	R	ER	SO	BB	IBB	HBP	BLK	WP	HR	S	P	ERA	WHIP								
Bruce Kison, R (1, 1) ERA: 4.67	7.0	W	27	5	1	1	7	0	0	0	0	0	0	41	41	1.29	0.714								
Rich Gossage, R (8, 1) ERA: 1.96	2.0	S	8	1	0	0	3	0	0	0	0	0	0	14	14	0.00	0.500								

Pittsburgh Pirates @ San Diego Padres
San Diego Stadium, San Diego, CA
Fri Aug 26 1977, 10:05 PM EDT
Att: 18,696 - Unknown

AB 35
R 1
H 6
RBI 1
BB 0
SO 10
LOB 18



Batter	1	2	3	4	5	6	7	8	9	AB	R	H	RBI	BB	SO	LOB	TOP					
Frank Taveras, R OBP: 0.304, SLG: 0.309 (1, 6)	F3		BLK SH1-3 1B		G3		6-3		S 1B	5	0	2	0	0	0	2	Pittsburgh Pirates @ San Diego Padres San Diego Stadium, San Diego, CA Sat Aug 27 1977, 10:05 PM EDT Att: 14,732 - Unknown					
Phil Garner, R OBP: 0.316, SLG: 0.439 (1, 4)	1B BB		SH1-3		1-2 1B		P3		5-3	3	1	1	2	1	0	1						
Dave Parker, L OBP: 0.397, SLG: 0.544 (1, 9)	F5		F7		F7				2B	4	1	1	0	0	0	3						
Bill Robinson, R OBP: 0.344, SLG: 0.540 (1, 3)	1B		6-3		IBB				4-3 2B	3	0	2	2	1	0	1						
Al Oliver, L OBP: 0.332, SLG: 0.467 (1, 7)	1-2 1B				F6		K2-3		4-3	4	0	1	0	0	1	3						
Fernando Gonzalez, R OBP: 0.321, SLG: 0.396 (1, 5)	F8		6-3						K	4	0	1	0	0	1	3						
Ed Ott, L OBP: 0.340, SLG: 0.397 (1, 2)			K						F3	4	0	0	0	0	3	2						
Omar Moreno, L OBP: 0.294, SLG: 0.357 (1, 8)			K						K	3	1	0	0	1	3	0						
Jerry Reuss, L OBP: 0.254, SLG: 0.215 (1, 1)	6-3				SH 1B G3				F7	3	1	0	0	0	1	0						
Inning Stats	R: 1 E: 0 K: 0 S: 5	H: 2 LOB: 2 BB: 1 P: 9	R: 0 E: 0 K: 2 S: 7	H: 0 LOB: 0 BB: 0 P: 7	R: 0 E: 0 K: 0 S: 4	H: 1 LOB: 1 BB: 0 P: 4	R: 0 E: 0 K: 1 S: 5	H: 0 LOB: 0 BB: 0 P: 5	R: 2 E: 0 K: 1 S: 7	H: 1 LOB: 2 BB: 2 P: 15	R: 0 E: 0 K: 2 S: 7	H: 1 LOB: 0 BB: 0 P: 7	R: 0 E: 0 K: 1 S: 5	H: 0 LOB: 0 BB: 0 P: 5	R: 1 E: 0 K: 1 S: 7	H: 2 LOB: 1 BB: 0 P: 7	R: 0 E: 0 K: 1 S: 6	H: 1 LOB: 1 BB: 0 P: 6	1B: 6 2B: 2 HR: 0	SF: 0 SAC: 2 DP: 0 HBP: 0	WP: 0 PB: 1 CS: 1	PA: 38
PITCHER	IP WLS BF H R ER SO BB IBB HBP BLK WP HR S P ERA WHIP																					
Randy Jones, L ERA: 5.54 (1, 1)	5.0 L 23 4 3 3 4 2 1 0 0 0 0 0 0 28 40 5.40 1.200																					
Dan Spillner, R ERA: 3.52 (6, 1)	2.0 6 1 0 0 3 0 0 0 0 0 0 0 12 12 0.00 0.500																					
Dave Tomlin, L ERA: 3.4 (8, 1)	1.0 5 2 1 1 1 0 0 0 0 0 0 0 7 7 9.00 2.000																					
Rollie Fingers, R ERA: 2.83 (9, 1)	1.0 4 1 0 0 1 0 0 0 0 0 0 0 6 6 0.00 1.000																					

Batter	1	2	3	4	5	6	7	8	9	AB	R	H	RBI	BB	SO	LOB	BOTTOM					
Bill Almon, R OBP: 0.301, SLG: 0.331 (1, 6)	F9				4-3					4	0	2	0	0	0	1	Pittsburgh Pirates @ San Diego Padres San Diego Stadium, San Diego, CA Sat Aug 27 1977, 10:05 PM EDT Att: 14,732 - Unknown					
Gene Tenace, R OBP: 0.414, SLG: 0.418 (1, 2)	F3		K						6-3	4	0	0	0	0	2	3						
Mike Ivie, R OBP: 0.337, SLG: 0.409 (1, 3)	K				6-3				F3	4	0	1	0	0	1	0						
George Hendrick, R OBP: 0.366, SLG: 0.467 (1, 8)			6-3		F9				F9	3	0	0	0	1	0	1						
Dave Winfield, R OBP: 0.346, SLG: 0.490 (1, 9)			6-3						K	4	0	2	0	0	1	1						
Dave Kingman, R OBP: 0.276, SLG: 0.421 (1, 7)			FC4-6 1B		F7				FC5	4	0	1	0	0	1	4						
Mike Champion, R OBP: 0.262, SLG: 0.273 (1, 4)	FC4-6				5-3				4-3	4	0	0	0	0	1	1						
Tucker Ashford, R OBP: 0.267, SLG: 0.317 (1, 5)			5-3		E6				1-6-3	4	0	0	0	0	1	0						
Randy Jones, R OBP: 0.206, SLG: 0.188 (5, PH)										1	0	0	0	0	1	0						
Dave Roberts, R OBP: 0.244, SLG: 0.295 (6, 1)										0	0	0	0	0	0	0						
Dan Spillner, R OBP: 0.333, SLG: 0.493 (8, 1)										0	0	0	0	0	0	0						
Merv Rettenmund, R OBP: 0.333, SLG: 0.502 (7, PH)										0	0	0	0	1	0	0						
Dave Tomlin, L OBP: 0.332, SLG: 0.332 (8, 1)										0	0	0	0	0	0	0						
Rollie Fingers, R OBP: 0.332, SLG: 0.332 (9, 1)										0	0	0	0	0	0	0						
Gary Sutherland, R OBP: 0.333, SLG: 0.346 (9, PH)										1	0	0	0	0	0	0						
Inning Stats	R: 0 E: 0 K: 1 S: 5	H: 0 LOB: 0 BB: 0 P: 5	R: 0 E: 0 K: 0 S: 4	H: 1 LOB: 1 BB: 0 P: 4	R: 0 E: 0 K: 2 S: 8	H: 1 LOB: 1 BB: 0 P: 8	R: 0 E: 0 K: 0 S: 4	H: 1 LOB: 1 BB: 0 P: 4	R: 0 E: 0 K: 0 S: 4	H: 0 LOB: 1 BB: 0 P: 4	R: 0 E: 0 K: 1 S: 7	H: 2 LOB: 2 BB: 0 P: 7	R: 0 E: 0 K: 1 S: 6	H: 1 LOB: 2 BB: 1 P: 10	R: 0 E: 0 K: 2 S: 7	H: 0 LOB: 1 BB: 1 P: 11	R: 0 E: 0 K: 1 S: 5	H: 0 LOB: 0 BB: 0 P: 5	1B: 5 2B: 1 HR: 0	SF: 0 SAC: 0 DP: 0 HBP: 0	WP: 1 PB: 0 SB: 0 CS: 0	PA: 36
PITCHER	IP WLS BF H R ER SO BB IBB HBP BLK WP HR S P ERA WHIP																					
Jerry Reuss, L ERA: 3.79 (1, 1)	9.0 W 36 6 0 0 8 2 0 0 0 1 0 0 50 58 0.00 0.889																					

Batter	1	2	3	4	5	6	7	8	9	AB	R	H	RBI	BB	SO	LOB	TOP								
Frank Taveras, R OBP: 0.301, SLG: 0.306 Mario Mendoza, R OBP: 0.234, SLG: 0.253	F9	6-3		F3		4-3		5-3	4-3	4	0	0	0	0	0	0									
Phil Garner, R OBP: 0.315, SLG: 0.436	1B E		E6	CS	E6	5-3		L9		5	2	1	0	0	0	0									
Dave Parker, L OBP: 0.400, SLG: 0.546	E8 E		F6		2B BB			5-3 2B		4	3	3	0	1	0	1									
Ken Macha, R OBP: 0.296, SLG: 0.320	E3 BB		1B HR		K			5-3		4	1	1	0	1	1	4									
Al Oliver, L OBP: 0.335, SLG: 0.472	E3		HR		BB			6-3 2B		5	2	3	2	0	0	3									
Fernando Gonzalez, R OBP: 0.329, SLG: 0.418			HR		BB			6-3		4	1	2	3	1	0	1									
Dale Berra, R Omar Moreno, L OBP: 0.295, SLG: 0.361	4-3		K		F9			E		3	0	0	0	0	1	5									
Duffy Dyer, R OBP: 0.378, SLG: 0.315		6-3		F8		K		E4		4	0	0	1	1	1	0									
Jim Rooker, R OBP: 0.267, SLG: 0.232	4-3		K		K			2B		5	0	1	0	0	3	3									
Inning Stats	R: 2 E: 2 K: 0 S: 6	H: 3 LOB: 2 BB: 1 P: 10	R: 0 E: 0 K: 0 S: 3	H: 0 LOB: 0 BB: 0 P: 3	R: 3 E: 1 K: 1 S: 8	H: 3 LOB: 0 BB: 0 P: 8	R: 0 E: 0 K: 1 S: 5	H: 0 LOB: 0 BB: 0 P: 5	R: 2 E: 1 K: 2 S: 9	H: 1 LOB: 3 BB: 3 P: 21	R: 0 E: 1 K: 0 S: 5	H: 0 LOB: 2 BB: 0 P: 5	R: 0 E: 0 K: 1 S: 5	H: 0 LOB: 0 BB: 0 P: 5	R: 0 E: 0 K: 1 S: 5	H: 0 LOB: 0 BB: 0 P: 5	R: 3 E: 1 K: 0 S: 8	H: 4 LOB: 2 BB: 0 P: 8	1B: 7 2B: 4 3B: 0 HR: 1	SF: 0 SAC: 0 DP: 0 HBP: 0	WP: 0 PB: 0 SB: 1 CS: 1	PA: 46			
PITCHER	IP	WLS	BF	H	R	ER	SO	BB	IBB	HBP	BLK	WP	HR	S	P	ERA	WHIP								
Bob Shirley, L ERA: 4.08	3.0	L	16	6	5	4	1	1	0	0	0	0	1	17	21	12.00	2.333								
Tom Griffin, R ERA: 4.49	2.0		11	1	2	0	3	2	1	0	0	0	0	14	26	0.00	1.500								
Dave Wehrmeister, R ERA: 4.5	2.0		8	1	0	0	1	0	0	0	0	0	0	10	10	0.00	0.500								
Rick Sawyer, R ERA: 5.62	2.0		11	4	3	2	1	0	0	0	0	0	0	13	13	9.00	2.000								

Pittsburgh Pirates @ San Diego Padres
San Diego Stadium, San Diego, CA
Sun Aug 28 1977, 6:33 AM EDT
Att: 10,371 - Unknown

AB 42
R 10
H 12
RBI 7
BB 4
SO 6
LOB 19



Batter	1	2	3	4	5	6	7	8	9	AB	R	H	RBI	BB	SO	LOB	BOTTOM								
Merv Rettenmund, R OBP: 0.429, SLG: 0.482	K		6-3		1-6-3		F7		F8	5	0	0	0	0	1	3									
Bill Almon, R OBP: 0.301, SLG: 0.329	K		F7				K		6-3	5	0	1	0	0	2	3									
Mike Ivie, R OBP: 0.336, SLG: 0.409	F8			1B	F9				F8	4	1	1	0	0	0	1									
George Hendrick, R OBP: 0.367, SLG: 0.468				FC6-5 2H			F4		6-3	4	0	2	1	0	0	0									
Dave Winfield, R OBP: 0.349, SLG: 0.490							F9		E8	2	0	1	0	2	0	0									
Dave Kingman, R OBP: 0.276, SLG: 0.422							F9		F4	4	0	1	0	0	1	5									
Gary Sutherland, R OBP: 0.319, SLG: 0.333							K		F7	4	0	0	0	0	1	5									
Dave Roberts, R OBP: 0.244, SLG: 0.287				FC6-5			F7			3	0	0	0	1	0	4									
Bob Shirley, R Tucker Ashford, R Tom Griffin, L Pat Scanlon, R Dave Wehrmeister, R Gene Tenace, R Rick Sawyer, R Mike Champion, R	F9						F8			0	0	0	0	0	0	0									
Inning Stats	R: 0 E: 0 K: 2 S: 7	H: 0 LOB: 0 BB: 0 P: 7	R: 0 E: 0 K: 1 S: 6	H: 1 LOB: 2 BB: 1 P: 10	R: 0 E: 0 K: 0 S: 3	H: 0 LOB: 0 BB: 0 P: 3	R: 1 E: 0 K: 1 S: 7	H: 2 LOB: 2 BB: 1 P: 11	R: 0 E: 0 K: 0 S: 4	H: 1 LOB: 1 BB: 0 P: 4	R: 0 E: 0 K: 0 S: 4	H: 0 LOB: 1 BB: 1 P: 9	R: 0 E: 1 K: 0 S: 4	H: 1 LOB: 1 BB: 0 P: 4	R: 0 E: 0 K: 0 S: 4	H: 1 LOB: 2 BB: 1 P: 8	1B: 5 2B: 2 3B: 0 HR: 0	SF: 0 SAC: 0 DP: 0 HBP: 0	WP: 0 PB: 0 SB: 0 CS: 0	PA: 38					
PITCHER	IP	WLS	BF	H	R	ER	SO	BB	IBB	HBP	BLK	WP	HR	S	P	ERA	WHIP								
Jim Rooker, L ERA: 3.28	9.0	W	38	7	1	1	5	4	0	0	0	0	0	44	60	1.00	1.222								

Pittsburgh Pirates @ San Diego Padres
San Diego Stadium, San Diego, CA
Sun Aug 28 1977, 6:33 AM EDT
Att: 10,371 - Unknown


AB 34
R 1
H 7
RBI 1
BB 4
SO 5
LOB 21



Batter	1	2	3	4	5	6	7	8	9	AB	R	H	RBI	BB	SO	LOB	TOP																			
Lou Brock, L OBP: 0.301, SLG: 0.333 Rick Bosetti, R OBP: 0.375, SLG: 0.375 Dane Iorg, L OBP: 0.234, SLG: 0.209	4-0 E 1B BB	0-0 1B 2B		0-0 4-3			0-0 FC1-4 3-1 1-2		4-0 BB	3	1	1	0	1	0	1																				
Jerry Mumfrey, S OBP: 0.380, SLG: 0.425	0-0 1B 1B	0-0 CS 1B		6-3			0-0 3-1		0-0 F8	5	1	2	1	0	0	2																				
Keith Hernandez, L OBP: 0.387, SLG: 0.454	0-0 F7	0-3 K			4-0 BB		4-0 BB			2	0	0	0	2	1	3																				
Ted Simmons, S OBP: 0.422, SLG: 0.515	0-0 2B 1B	0-0 P4			0-0 F8		0-0 4-3			4	1	1	1	0	0	4																				
Ken Reitz, R OBP: 0.304, SLG: 0.424	0-0 2B 1-2		0-0 6-3				0-0 F9		0-0 6-3	4	0	0	0	0	0	2																				
Hector Cruz, R OBP: 0.339, SLG: 0.351	0-3 K		0-0 P3			0-0 L5		0-3 K		4	0	0	0	0	2	2																				
Mike Phillips, L OBP: 0.237, SLG: 0.254	0-0 1-3 2H 2B		0-0 F7			0-0 G3		0-0 4-3		4	0	1	1	0	0	0																				
Mike Tyson, R OBP: 0.292, SLG: 0.338 Gary Templeton, S OBP: 0.329, SLG: 0.430	4-0 IBB		0-0 6-3			0-0 6-3			0-0 6-3	2	0	0	0	1	0	0																				
John Urea, R OBP: 0.355, SLG: 0.167 Mike Anderson, R OBP: 0.304, SLG: 0.378 Al Hrabosky, R	0-3 K		0-0 6-3				0-0 FC1-4 1B		0-0 F9	3	0	1	0	0	1	3																				
Inning Stats	R: 3 E: 1 K: 2 S: 11	H: 3 LOB: 3 BB: 2 P: 19	R: 0 E: 0 K: 1 S: 6	H: 2 LOB: 1 BB: 0 P: 6	R: 0 E: 0 K: 0 S: 3	H: 0 LOB: 0 BB: 0 P: 3	R: 0 E: 0 K: 0 S: 3	H: 0 LOB: 1 BB: 0 P: 3	R: 0 E: 0 K: 0 S: 3	H: 0 LOB: 2 BB: 1 P: 8	R: 0 E: 0 K: 1 S: 5	H: 0 LOB: 0 BB: 0 P: 5	R: 0 E: 0 K: 0 S: 3	H: 0 LOB: 1 BB: 1 P: 7	1B: 4 2B: 2 3B: 0 HR: 0	SF: 0 SAC: 0 DP: 0 HBP: 0	WP: 0 PA: 38 PB: 0 SB: 3 CS: 1																			
PITCHER	IP	WLS	BF	H	R	ER	SO	BB	IBB	HBP	BLK	WP	HR	S	P	ERA	WHIP	PITCHER	IP	WLS	BF	H	R	ER	SO	BB	IBB	HBP	BLK	WP	HR	S	P	ERA	WHIP	
Dave Freisleben, R ERA: 4.77 Rollie Fingers, R ERA: 2.6	(1, 1) (9, 1)	8.0 W	34 34	6 6	3 3	2 2	4 4	3 3	1 1	0 0	0 0	0 0	0 0	38 38	54 54	2.25 0.00	1.125 1.000																			

St. Louis Cardinals @ San Diego Padres
San Diego Stadium, San Diego, CA
Mon Aug 29 1977, 10:05 PM EDT
Att: 19,656 - Unknown


AB 33
R 3
H 6
RBI 3
BB 5
SO 4
LOB 17



Batter	1	2	3	4	5	6	7	8	9	AB	R	H	RBI	BB	SO	LOB	BOTTOM																		
Gene Richards, L OBP: 0.357, SLG: 0.358	0-0 4-3		0-0 6-3 3B			0-3 K		0-0 F9		4	1	1	1	0	1	1																			
Bill Almon, R OBP: 0.298, SLG: 0.327	0-3 K		0-0 6-3			0-0 1-3		0-0 F8		4	0	0	1	0	1	1																			
Mike Ivie, R OBP: 0.340, SLG: 0.420	0-0 1B		0-0 5-3			0-0 1B 1B		0-0 1H HR		4	1	3	2	0	0	0																			
George Hendrick, R OBP: 0.368, SLG: 0.468	0-0 4-3			0-0 G4-6-3 1B		0-0 FC6-4 1B		0-3 K		4	0	2	0	0	1	1																			
Dave Winfield, R OBP: 0.347, SLG: 0.487		0-0 4-3		0-0 G4-6-3 1-2		0-0 FC6-4 1-2				3	0	0	0	0	0	3																			
Jerry Turner, L OBP: 0.314, SLG: 0.396 Tucker Ashford, R OBP: 0.265, SLG: 0.315		0-0 1-3		0-0 G3			0-0 4-3			3	0	0	0	0	0	0																			
Mike Champion, R OBP: 0.284, SLG: 0.273		0-0 6-3			0-0 G3		4-0 CS BB			2	0	0	0	1	0	0																			
Dave Roberts, R OBP: 0.246, SLG: 0.288			0-0 3B 1B				0-0 F8		0-0 F9	3	1	1	0	0	0	1																			
Dave Freisleben, R OBP: 0.212, SLG: 0.194 Gene Tenace, R OBP: 0.416, SLG: 0.418 Rollie Fingers, R			0-3 K				0-3 K		4-0 HR BB	2	0	0	0	0	2	1																			
Inning Stats	R: 0 E: 0 K: 1 S: 6	H: 1 LOB: 1 BB: 0 P: 6	R: 0 E: 0 K: 0 S: 3	H: 0 LOB: 0 BB: 0 P: 3	R: 2 E: 0 K: 1 S: 7	H: 2 LOB: 0 BB: 0 P: 7	R: 0 E: 0 K: 0 S: 3	H: 1 LOB: 0 BB: 0 P: 3	R: 0 E: 0 K: 1 S: 5	H: 0 LOB: 2 BB: 0 P: 7	R: 0 E: 0 K: 0 S: 2	H: 0 LOB: 0 BB: 1 P: 6	R: 2 E: 0 K: 1 S: 6	H: 1 LOB: 1 BB: 1 P: 10	1B: 5 2B: 0 3B: 1 HR: 1	SF: 0 SAC: 0 DP: 1 HBP: 0	WP: 0 PA: 31 PB: 0 SB: 0 CS: 1																		
PITCHER	IP	WLS	BF	H	R	ER	SO	BB	IBB	HBP	BLK	WP	HR	S	P	ERA	WHIP	PITCHER	IP	WLS	BF	H	R	ER	SO	BB	IBB	HBP	BLK	WP	HR	S	P	ERA	WHIP
John Urea, R ERA: 2.74 Al Hrabosky, L ERA: 4.15	(1, 1) (8, 1)	7.0 L	27 4	6 1	3 1	3 1	4 1	2 0	0 0	0 0	0 0	0 0	1 6	33 6	41 6	3.86 9.00	1.143 1.000																		

St. Louis Cardinals @ San Diego Padres
San Diego Stadium, San Diego, CA
Mon Aug 29 1977, 10:05 PM EDT
Att: 19,656 - Unknown

AB 29
R 4
H 7
RBI 4
BB 2
SO 5
LOB 8



Batter	1	2	3	4	5	6	7	8	9	AB	R	H	RBI	BB	SO	LOB	TOP		
Rick Rosetti, R OBP: 0.429, SLG: 0.368 (1, 8)	4-0 BLK HR BB	0-0 CS 2H 1B			4-3		FC4-6 1-2 2-3		1-0 FC4-6 HBP	3	1	1	1	1	0	2			
Gary Tompkins, S OBP: 0.328, SLG: 0.433 (1, 6)	0-0 HR	0-0 CS	0-0 6-3		6-3		K		0-0 FC4-6	5	1	1	2	0	1	3			
Mike Anderson, R OBP: 0.305, SLG: 0.377 Jerry Mumphy, S OBP: 0.376, SLG: 0.424 Rawly Eastwick, R OBP: 0.364, SLG: 0.300 (1, 9)	0-0 F3		0-3 K		1B 1B		K			3	0	1	0	0	1	0			
Ted Simmons, S OBP: 0.421, SLG: 0.513 (1, 2)	0-0 P4		0-0 P6		1B				0-0 F7	4	0	1	0	0	0	0			
Roger Freed, R OBP: 0.442, SLG: 0.576 Dane Iorg, L OBP: 0.229, SLG: 0.205 (1, 3)	0-0 1B				F9		K		0-0 F8	3	0	1	0	0	1	2			
Ken Reitz, R OBP: 0.304, SLG: 0.423 (1, 5)	0-0 P4				K		F9		0-0 1B	4	0	1	0	0	1	3			
Hector Cruz, R OBP: 0.354 Lou Brock, L OBP: 0.300, SLG: 0.333 (8, 7)		0-0 6-3			6-3		1B 1B		0-0 F8	3	1	1	0	0	0	0			
Mike Tyson, R OBP: 0.294, SLG: 0.340 (1, 4)		0-0 SH3-4 1B 1B			6-3		FC4-6 1B 2-3		0-0 6-3	4	1	2	0	0	0	0			
Eric Rasmussen, R OBP: 0.185, SLG: 0.226 Ken Oberkfell, L (5, PH)		0-0 SH3-4			K		FC4-6 1B 1-2 3H		0-0 F8	0	0	0	0	0	0	0			
Buddy Schultz, R OBP: 0.250, SLG: 0.182 Keith Hernandez, L OBP: 0.387, SLG: 0.454 (7, 3)		1-2								2	0	1	1	0	0	0			
Inning Stats	R: 2 E: 0 K: 0 S: 5	H: 2 LOB: 1 BB: 1 P: 9	R: 1 E: 0 K: 0 S: 4	H: 2 LOB: 0 BB: 0 P: 4	R: 0 E: 0 K: 1 S: 5	H: 0 LOB: 0 BB: 0 P: 5	R: 0 E: 0 K: 1 S: 5	H: 0 LOB: 0 BB: 0 P: 5	R: 0 E: 0 K: 1 S: 7	H: 2 LOB: 2 BB: 0 P: 7	R: 1 E: 0 K: 2 S: 10	H: 3 LOB: 2 BB: 0 P: 10	R: 0 E: 0 K: 0 S: 4	H: 1 LOB: 1 BB: 0 P: 4	R: 0 E: 0 K: 0 S: 3	H: 0 LOB: 1 BB: 0 P: 4	1B: 8 2B: 1 3B: 0 HR: 1	SF: 0 SAC: 1 DP: 0 HBP: 1	WP: 0 PA: 39 PB: 0 SB: 0 CS: 1
PITCHER	IP WLS BF H R ER SO BB IBB HBP BLK WP HR S P ERA WHIP	IP WLS BF H R ER SO BB IBB HBP BLK WP HR S P ERA WHIP	IP WLS BF H R ER SO BB IBB HBP BLK WP HR S P ERA WHIP	IP WLS BF H R ER SO BB IBB HBP BLK WP HR S P ERA WHIP	IP WLS BF H R ER SO BB IBB HBP BLK WP HR S P ERA WHIP	IP WLS BF H R ER SO BB IBB HBP BLK WP HR S P ERA WHIP	IP WLS BF H R ER SO BB IBB HBP BLK WP HR S P ERA WHIP	IP WLS BF H R ER SO BB IBB HBP BLK WP HR S P ERA WHIP	IP WLS BF H R ER SO BB IBB HBP BLK WP HR S P ERA WHIP	IP WLS BF H R ER SO BB IBB HBP BLK WP HR S P ERA WHIP	IP WLS BF H R ER SO BB IBB HBP BLK WP HR S P ERA WHIP	IP WLS BF H R ER SO BB IBB HBP BLK WP HR S P ERA WHIP	IP WLS BF H R ER SO BB IBB HBP BLK WP HR S P ERA WHIP	IP WLS BF H R ER SO BB IBB HBP BLK WP HR S P ERA WHIP	IP WLS BF H R ER SO BB IBB HBP BLK WP HR S P ERA WHIP	IP WLS BF H R ER SO BB IBB HBP BLK WP HR S P ERA WHIP	IP WLS BF H R ER SO BB IBB HBP BLK WP HR S P ERA WHIP		

St. Louis Cardinals @ San Diego Padres
San Diego Stadium, San Diego, CA
Tue Aug 30 1977, 10:05 PM EDT
Att: 9,432 - Unknown

AB 35
R 4
H 10
RBI 4
BB 1
SO 6
LOB 13



Batter	1	2	3	4	5	6	7	8	9	AB	R	H	RBI	BB	SO	LOB	BOTTOM		
Gene Richards, L OBP: 0.358, SLG: 0.361 (1, 3)	0-0 S E 1B	0-0 L9		0-0 SH G3 2B	0-0 F9			0-0 F8		5	2	2	0	0	0	1			
Bill Almon, R OBP: 0.298, SLG: 0.325 (1, 6)	0-0 E4 1B	4-0 BB		0-0 SH G3 S 2-3		0-3 K		0-0 5-3		3	1	0	0	1	1	1			
Mike Ivie, R OBP: 0.339, SLG: 0.417 (1, 5)	4-0 1B 1-2 2-3	0-0 5-3		0-3 K 1-2		0-0 5-3				3	1	0	0	1	1	3			
George Hendrick, R OBP: 0.371, SLG: 0.473 (1, 8)	0-0 1B 1B		0-0 6-3 FC 2B	0-0 G3		0-0 1B				4	2	3	3	0	0	1			
Dave Winfield, R OBP: 0.345, SLG: 0.483 (1, 9)	0-0 F8		0-0 6-3	0-0 4-3		0-3 K				4	0	0	0	0	1	5			
Jerry Turner, L OBP: 0.317, SLG: 0.403 Tucker Ashford, R OBP: 0.265, SLG: 0.315 (1, 7)	0-0 7-4 1B 1-2 2H		0-0 FC 1B		0-0 4-3 1B 2B		0-3 K			4	1	2	2	0	1	0			
Dave Roberts, R OBP: 0.246, SLG: 0.287 (1, 2)	0-0 1B		0-0 F3		0-0 4-3		0-3 K			4	0	1	1	0	1	2			
Mike Champion, R OBP: 0.266, SLG: 0.275 (1, 4)	0-0 7-4		0-0 1B		0-0 SH5-3 1B		0-0 6-3			4	0	2	1	0	0	2			
Bob Ovwchinko, L OBP: 0.195, SLG: 0.108 Dave Tomlin, L OBP: 0.333, SLG: 0.333 Dan Spillner, R OBP: 0.316, SLG: 0.133 (1, 1)		0-0 F7	0-0 F7		0-0 SH5-3 1B		0-0 4-3			2	0	0	0	0	0	2			
Inning Stats	R: 4 E: 1 K: 0 S: 7	H: 4 LOB: 1 BB: 1 P: 11	R: 0 E: 0 K: 0 S: 3	H: 0 LOB: 1 BB: 1 P: 7	R: 1 E: 0 K: 0 S: 6	H: 2 LOB: 2 BB: 0 P: 6	R: 1 E: 0 K: 1 S: 7	H: 1 LOB: 1 BB: 0 P: 7	R: 1 E: 0 K: 0 S: 5	H: 2 LOB: 1 BB: 0 P: 5	R: 0 E: 0 K: 2 S: 8	H: 1 LOB: 1 BB: 0 P: 8	R: 0 E: 0 K: 0 S: 7	H: 0 LOB: 0 BB: 0 P: 7	R: 0 E: 0 K: 0 S: 3	H: 0 LOB: 0 BB: 0 P: 3	1B: 7 2B: 4 3B: 0 HR: 0	SF: 0 SAC: 2 DP: 1 HBP: 0	WP: 0 PA: 38 PB: 0 SB: 3 CS: 0
PITCHER	IP WLS BF H R ER SO BB IBB HBP BLK WP HR S P ERA WHIP	IP WLS BF H R ER SO BB IBB HBP BLK WP HR S P ERA WHIP	IP WLS BF H R ER SO BB IBB HBP BLK WP HR S P ERA WHIP	IP WLS BF H R ER SO BB IBB HBP BLK WP HR S P ERA WHIP	IP WLS BF H R ER SO BB IBB HBP BLK WP HR S P ERA WHIP	IP WLS BF H R ER SO BB IBB HBP BLK WP HR S P ERA WHIP	IP WLS BF H R ER SO BB IBB HBP BLK WP HR S P ERA WHIP	IP WLS BF H R ER SO BB IBB HBP BLK WP HR S P ERA WHIP	IP WLS BF H R ER SO BB IBB HBP BLK WP HR S P ERA WHIP	IP WLS BF H R ER SO BB IBB HBP BLK WP HR S P ERA WHIP	IP WLS BF H R ER SO BB IBB HBP BLK WP HR S P ERA WHIP	IP WLS BF H R ER SO BB IBB HBP BLK WP HR S P ERA WHIP	IP WLS BF H R ER SO BB IBB HBP BLK WP HR S P ERA WHIP	IP WLS BF H R ER SO BB IBB HBP BLK WP HR S P ERA WHIP	IP WLS BF H R ER SO BB IBB HBP BLK WP HR S P ERA WHIP	IP WLS BF H R ER SO BB IBB HBP BLK WP HR S P ERA WHIP	IP WLS BF H R ER SO BB IBB HBP BLK WP HR S P ERA WHIP		

St. Louis Cardinals @ San Diego Padres
San Diego Stadium, San Diego, CA
Tue Aug 30 1977, 10:05 PM EDT
Att: 9,432 - Unknown

AB 34
R 7
H 10
RBI 7
BB 2
SO 5
LOB 17



Batter	1	2	3	4	5	6	7	8	9	AB	R	H	RBI	BB	SO	LOB	TOP							
Rick Bosetti, R OBP: 0.385, SLG: 0.333 (1, 7)	L4		BLK 1B		5-3		E6 3B		6-3	5	1	1	0	0	0	0								
Gary Templeton, S OBP: 0.329, SLG: 0.438 (1, 6)	1B		F9		L7		2H 3B			4	0	2	1	0	0	1								
Jerry Mumphy, S OBP: 0.381, SLG: 0.425 (1, 8)	1-2 1B		K				S 1B		K	4	0	2	0	0	2	2								
Ted Simmons, S OBP: 0.420, SLG: 0.509 (1, 2)	6-3								F8	3	0	0	0	1	0	2								
Keith Hernandez, L OBP: 0.384, SLG: 0.450 (1, 3)		K	P6						F8	4	0	0	0	0	1	3								
Mike Anderson, R OBP: 0.306, SLG: 0.371 (8, PH)		P6			K					2	0	0	0	1	1	0								
Lou Brock, L OBP: 0.302, SLG: 0.334 (8, 7)						BB			S 1B	1	0	1	0	0	0	0								
Ken Reitz, R OBP: 0.303, SLG: 0.421 (1, 5)		1B			L3					4	0	1	0	0	0	3								
Mike Tyson, R OBP: 0.295, SLG: 0.340 (9, PH)					4-3				L6	3	0	1	0	0	0	0								
Dave Rader, L OBP: 0.315, SLG: 0.381 (9, PH)		1-3 1B								1	0	0	0	0	0	0								
Tom Underwood, R OBP: 0.207, SLG: 0.160 (7, PH)			G3							2	0	0	0	0	0	2								
Hector Cruz, R OBP: 0.338, SLG: 0.353 (7, 1)									K	1	0	0	0	0	1	0								
Butch Metzger, R OBP: 0.224, SLG: 0.200 (9, PH)										1	0	0	0	0	0	0								
Dane Iorg, L OBP: 0.224, SLG: 0.200 (9, PH)										1	0	0	0	0	0	0								
Inning Stats	R: 0 E: 0 K: 0 S: 4	H: 2 LOB: 1 BB: 0 P: 4	R: 0 E: 0 K: 1 S: 7	H: 2 LOB: 2 BB: 0 P: 7	R: 0 E: 0 K: 1 S: 6	H: 1 LOB: 2 BB: 1 P: 10	R: 0 E: 0 K: 1 S: 5	H: 0 LOB: 0 BB: 0 P: 5	R: 0 E: 0 K: 0 S: 3	H: 0 LOB: 0 BB: 0 P: 3	R: 0 E: 0 K: 0 S: 4	H: 1 LOB: 2 BB: 1 P: 8	R: 1 E: 1 K: 2 S: 9	H: 1 LOB: 1 BB: 0 P: 9	R: 0 E: 0 K: 0 S: 4	H: 1 LOB: 1 BB: 0 P: 4	R: 0 E: 0 K: 0 S: 3	H: 0 LOB: 0 BB: 0 P: 3	1B: 7 2B: 0 3B: 1 HR: 0	SF: 0 SAC: 0 DP: 0 HBP: 0	WP: 0 PB: 0 SB: 2 CS: 0	PA: 37		
PITCHER	IP	WLS	BF	H	R	ER	SO	BB	IBB	HBP	BLK	WP	HR	S	P	ERA	WHIP					ERA	WHIP	
Bob Shirley, L ERA: 3.91	(1, 1)	7.0	W	30	7	1	0	5	2	0	0	1	0	0	38	46	0.00	1.286						
Rollie Fingers, R ERA: 2.76	(8, 1)	2.0	S	7	1	0	0	0	0	0	0	0	0	7	7	0.00	0.500							

St. Louis Cardinals @ San Diego Padres
San Diego Stadium, San Diego, CA
Wed Aug 31 1977, 10:05 PM EDT
Att: 8,269 - Unknown

AB 35
R 1
H 8
RBI 1
BB 2
SO 5
LOB 13



Batter	1	2	3	4	5	6	7	8	9	AB	R	H	RBI	BB	SO	LOB	BOTTOM						
Gene Richards, L OBP: 0.357, SLG: 0.365 (1, 7)	F9		2H 3B		4-3		CS		F5	4	0	1	1	0	0	0							
Bill Almon, R OBP: 0.298, SLG: 0.324 (1, 6)	G4-6-3 1B		F8						K	4	0	1	0	0	1	1							
Dave Winfield, R OBP: 0.346, SLG: 0.483 (1, 9)	G4-6-3 1-2				F8				FC6-4 1B	4	1	2	0	0	0	1							
George Hendrick, R OBP: 0.372, SLG: 0.475 (1, 8)		F9							FC6-4 1B	4	0	2	1	0	0	1							
Gene Tenace, R OBP: 0.417, SLG: 0.417 (1, 3)		G5-4-3 BB								1	0	0	0	2	1	1							
Dave Roberts, R OBP: 0.241, SLG: 0.280 (1, 2)		G5-4-3 1-2			F9					3	0	0	0	0	0	4							
Gary Sutherland, R OBP: 0.313, SLG: 0.326 (7, PH)			6-3		F9					2	0	0	0	0	0	2							
Jerry Turner, L OBP: 0.316, SLG: 0.401 (8, 4)										1	0	0	0	0	0	0							
Pat Scanlon, L OBP: 0.290, SLG: 0.200 (8, 4)										0	0	0	0	0	0	0							
Tucker Ashford, R OBP: 0.266, SLG: 0.316 (1, 5)										3	1	1	0	0	0	0							
Bob Shirley, R OBP: 0.117, SLG: 0.103 (7, PH)										2	0	0	0	0	0	1							
Merv Rettenmund, R OBP: 0.433, SLG: 0.482 (8, 1)										0	0	0	0	0	1	0							
Rollie Fingers, R ERA: 3.34										0	0	0	0	0	0	0							
Inning Stats	R: 0 E: 0 K: 0 S: 3	H: 1 LOB: 0 BB: 0 P: 3	R: 0 E: 0 K: 0 S: 2	H: 0 LOB: 0 BB: 1 P: 6	R: 1 E: 0 K: 0 S: 5	H: 2 LOB: 1 BB: 0 P: 5	R: 0 E: 0 K: 0 S: 4	H: 1 LOB: 2 BB: 1 P: 8	R: 0 E: 0 K: 0 S: 3	H: 0 LOB: 0 BB: 0 P: 3	R: 1 E: 0 K: 1 S: 7	H: 2 LOB: 1 BB: 0 P: 7	R: 0 E: 0 K: 0 S: 2	H: 0 LOB: 0 BB: 1 P: 6	R: 0 E: 0 K: 1 S: 6	H: 1 LOB: 1 BB: 0 P: 6	R: 0 E: 0 K: 0 S: 3	H: 1 LOB: 1 BB: 0 P: 6	1B: 5 2B: 1 3B: 1 HR: 0	SF: 0 SAC: 0 DP: 2 HBP: 0	WP: 0 PB: 0 SB: 1 CS: 1	PA: 32	
PITCHER	IP	WLS	BF	H	R	ER	SO	BB	IBB	HBP	BLK	WP	HR	S	P	ERA	WHIP					ERA	WHIP
Tom Underwood, L ERA: 5.18	(1, 1)	6.0	L	24	6	2	2	1	2	0	0	0	0	24	32	3.00	1.333						
Butch Metzger, R ERA: 3.34	(7, 1)	2.0		7	1	0	0	1	1	0	0	0	0	8	12	0.00	1.000						

St. Louis Cardinals @ San Diego Padres
San Diego Stadium, San Diego, CA
Wed Aug 31 1977, 10:05 PM EDT
Att: 8,269 - Unknown

AB 28
R 2
H 7
RBI 2
BB 3
SO 2
LOB 11



Batter	1	2	3	4	5	6	7	8	9	AB	R	H	RBI	BB	SO	LOB	TOP				
Ivan De Jesus, R OBP: 0.324, SLG: 0.337 (1, 6)	F7		P3		F8			K		4	0	0	0	0	1	1	Chicago Cubs @ San Diego Padres San Diego Stadium, San Diego, CA Fri Sep 02 1977, 10:05 PM EDT Att: 10,717 - Unknown - 74 F				
Jose Cardenal, R OBP: 0.336, SLG: 0.353 Greg Gross, L OBP: 0.381, SLG: 0.429 (8, PH) (8, 7)	6-3		4-3		G5-4-3			K		3	0	0	0	0	0	1					
Bill Buckner, L OBP: 0.332, SLG: 0.461 (1, 3)	1-3		F8					F7		4	0	1	0	0	0	0					
Jerry Morales, R OBP: 0.361, SLG: 0.466 (1, 8)		E5			F7					4	0	2	0	0	0	1					
Bobby Murcer, L OBP: 0.370, SLG: 0.477 (1, 9)				F2				G3		4	0	1	0	0	0	3					
Steve Ontiveros, S OBP: 0.383, SLG: 0.436 (1, 5)										4	0	2	0	0	0	2					
Manny Trillo, R OBP: 0.335, SLG: 0.387 (1, 4)										3	0	0	0	1	1	4					
George Mitterwald, R OBP: 0.297, SLG: 0.383 Larry Blitner, L OBP: 0.335, SLG: 0.400 (9, PH)										2	0	0	0	1	0	2					
Mike Krukow, R OBP: 0.208, SLG: 0.213 Dave Rosello, R OBP: 0.301, SLG: 0.301 Dave Giusti, R (7, 1)										1	0	0	0	1	0	3					
										1	0	0	0	0	0	0					
										0	0	0	0	0	0	0					
Inning Stats	R: 0 E: 0 K: 0 S: 3	H: 0 LOB: 0 BB: 0 P: 3	H: 2 LOB: 3 BB: 1 P: 9	R: 0 E: 0 K: 0 S: 3	H: 0 LOB: 0 BB: 0 P: 3	R: 0 E: 0 K: 1 S: 10	H: 2 LOB: 2 BB: 0 P: 13	R: 0 E: 0 K: 0 S: 2	H: 0 LOB: 0 BB: 1 P: 6	R: 0 E: 0 K: 0 S: 7	H: 1 LOB: 1 BB: 0 P: 8	R: 0 E: 0 K: 0 S: 3	H: 0 LOB: 0 BB: 0 P: 3	R: 0 E: 0 K: 2 S: 7	H: 0 LOB: 0 BB: 0 P: 7	R: 0 E: 0 K: 0 S: 4	H: 1 LOB: 2 BB: 1 P: 8	1B: 6 2B: 0 3B: 0 HR: 0	SF: 0 SAC: 0 DP: 1 HBP: 0	WP: 0 PB: 0 SB: 0 CS: 0	PA: 35
PITCHER	IP	WLS	BF	H	R	ER	SO	BB	IBB	HBP	BLK	WP	HR	S	P	ERA	WHIP				
Randy Jones, L ERA: 5.22 Rollie Fingers, R ERA: 2.71	(1, 1)	7.0	W	27	5	0	1	1	1	0	0	0	0	33	45	0.00	0.857				
	(8, 1)	2.0	S	8	1	0	2	1	0	0	0	0	0	11	15	0.00	1.000				

AB	32
R	0
H	6
RBI	0
BB	3
SO	3
LOB	19



Batter	1	2	3	4	5	6	7	8	9	AB	R	H	RBI	BB	SO	LOB	BOTTOM				
Gene Richards, L OBP: 0.353, SLG: 0.361 (1, 7)	L8		K		4-3			F9	FC6-4	5	0	0	0	0	1	3	Chicago Cubs @ San Diego Padres San Diego Stadium, San Diego, CA Fri Sep 02 1977, 10:05 PM EDT Att: 10,717 - Unknown - 74 F				
Bill Almon, R OBP: 0.299, SLG: 0.331 (1, 6)	6-3									4	2	2	1	0	0	1					
Mike Ivie, R OBP: 0.336, SLG: 0.413 (1, 3)	5-3									4	0	0	0	0	0	1					
George Hendrick, R OBP: 0.373, SLG: 0.476 (1, 8)										4	0	2	0	0	1	0					
Dave Winfield, R OBP: 0.349, SLG: 0.490 (1, 9)										3	1	2	2	1	0	1					
Pat Scanlon, L OBP: 0.301, SLG: 0.194 (1, 4)										2	1	0	0	2	0	3					
Dave Roberts, R OBP: 0.241, SLG: 0.279 (1, 2)										4	1	1	0	0	0	5					
Tucker Ashford, R OBP: 0.266, SLG: 0.310 (1, 5)										3	0	0	0	1	0	0					
Randy Jones, R OBP: 0.194, SLG: 0.176 Merv Rettenmund, R OBP: 0.437, SLG: 0.482 Rollie Fingers, R OBP: 0.056, SLG: 0.056 (8, 1)										2	0	0	0	0	0	0					
										0	0	0	0	1	0	0					
										1	0	1	2	0	0	0					
Inning Stats	R: 0 E: 0 K: 0 S: 3	H: 0 LOB: 1 BB: 1 P: 12	R: 0 E: 0 K: 1 S: 5	H: 0 LOB: 0 BB: 0 P: 5	R: 1 E: 0 K: 0 S: 6	H: 3 LOB: 2 BB: 0 P: 6	R: 0 E: 0 K: 0 S: 3	H: 0 LOB: 0 BB: 0 P: 3	R: 1 E: 0 K: 0 S: 8	H: 2 LOB: 2 BB: 1 P: 13	R: 0 E: 0 K: 0 S: 3	H: 0 LOB: 1 BB: 1 P: 7	R: 3 E: 0 K: 1 S: 11	H: 3 LOB: 2 BB: 2 P: 19	1B: 6 2B: 0 3B: 0 HR: 2	SF: 0 SAC: 0 DP: 0 HBP: 0	WP: 0 PB: 0 SB: 3 CS: 0	PA: 37			
PITCHER	IP	WLS	BF	H	R	ER	SO	BB	IBB	HBP	BLK	WP	HR	S	P	ERA	WHIP				
Mike Krukow, R ERA: 4.63 Dave Giusti, R ERA: 3.05	(1, 1)	6.0	L	25	5	2	2	1	1	0	0	0	1	31	42	3.00	1.000				
	(7, 1)	2.0		12	3	3	3	1	3	0	0	0	0	14	26	13.50	3.000				



Batter	1	2	3	4	5	6	7	8	9	AB	R	H	RBI	BB	SO	LOB	TOP					
Ivan De Jesus, R OBP: 0.321, SLG: 0.333	P9		F8		F8	K		F8		5	0	0	0	0	1	4	Chicago Cubs @ San Diego Padres San Diego Stadium, San Diego, CA Sat Sep 03 1977, 10:05 PM EDT Att: 10,970 - Unknown - 68 F livebaseballscores.com					
Larry Bittner, L OBP: 0.336, SLG: 0.405	P6		4-3		2B		2B		4-3	5	0	2	0	0	0	0						
Bill Buckner, L OBP: 0.333, SLG: 0.461	3-1			6-3	IBB		2B		L8	4	1	1	0	1	0	0						
Jerry Morales, R OBP: 0.357, SLG: 0.461		4-3		L8	P4		L8		P8	5	0	0	0	0	0	4						
Bobby Murcer, L OBP: 0.373, SLG: 0.481	F5			1B		SH3-4	PB			3	0	2	0	1	0	0						
Steve Ontiveros, S OBP: 0.386, SLG: 0.437		BB		1B		SH3-4	PB			1	0	1	0	3	0	0						
Manny Trillo, R OBP: 0.335, SLG: 0.386		BB		K		SH3-4	K			2	0	0	0	1	2	4						
Steve Swisher, R OBP: 0.232, SLG: 0.301	FC6-4				4-3			6-3		3	0	0	0	1	0	2						
Rick Reuschel, R OBP: 0.218, SLG: 0.263				K						4	0	1	0	0	3	3						
Bruce Sutter, R OBP: 0.200, SLG: 0.111					2B		K			0	0	0	0	0	0	0						
Inning Stats	R: 0 E: 0 K: 0 S: 6	H: 0 LOB: 0 BB: 0 P: 8	R: 0 E: 0 K: 0 S: 7	H: 0 LOB: 2 BB: 2 P: 15	R: 0 E: 0 K: 1 S: 5	H: 0 LOB: 0 BB: 0 P: 5	R: 0 E: 0 K: 1 S: 11	H: 2 LOB: 2 BB: 0 P: 12	R: 0 E: 0 K: 0 S: 8	H: 2 LOB: 3 BB: 1 P: 14	R: 0 E: 0 K: 2 S: 8	H: 1 LOB: 3 BB: 2 P: 16	R: 1 E: 0 K: 1 S: 9	H: 2 LOB: 2 BB: 2 P: 19	R: 0 E: 0 K: 1 S: 8	H: 0 LOB: 0 BB: 0 P: 11	R: 0 E: 0 K: 0 S: 3	H: 0 LOB: 0 BB: 0 P: 3	1B: 3 2B: 4 3B: 0 HR: 0	SF: 0 SAC: 1 DP: 0 HBP: 0	WP: 0 PB: 1 SB: 0 CS: 0	PA: 40
PITCHER	IP	WLS	BF	H	R	ER	SO	BB	IBB	HBP	BLK	WP	HR	S	P	ERA	WHIP					
Dave Freisleben, R ERA: 4.49	7.0		34	7	1	0	5	4	3	0	0	0	0	54	89	0.00	1.571					
Dan Spillner, R ERA: 3.36	2.0	W	6	0	0	0	1	0	0	0	0	0	0	11	14	0.00	0.000					

Batter	1	2	3	4	5	6	7	8	9	AB	R	H	RBI	BB	SO	LOB	BOTTOM					
Gene Richards, L OBP: 0.350, SLG: 0.357	4-3		1-3		6-3		6-3			4	0	0	0	0	0	0	Chicago Cubs @ San Diego Padres San Diego Stadium, San Diego, CA Sat Sep 03 1977, 10:05 PM EDT Att: 10,970 - Unknown - 68 F livebaseballscores.com					
Bill Almon, R OBP: 0.299, SLG: 0.331	6-3		1B		5-3			E6		4	1	1	0	0	0	0						
Mike Ivie, R OBP: 0.338, SLG: 0.414	K		5-3		FC6-4			3B		4	1	2	0	0	1	1						
George Hendrick, R OBP: 0.375, SLG: 0.480		5-3		6-3	FC5-2		FC6-4	2B		4	1	2	2	0	0	1						
Dave Winfield, R OBP: 0.351, SLG: 0.494		1B		FC5-2	FC2		L7	2B		4	1	3	1	0	0	0						
Jerry Turner, L OBP: 0.319, SLG: 0.400										3	0	1	0	1	0	3						
Tucker Ashford, R OBP: 0.266, SLG: 0.310				6-3			G6-4-3	2B		0	0	0	0	0	0	0						
Dave Roberts, R OBP: 0.241, SLG: 0.286				K	FC5-2		G6-4-3	2B		4	0	1	1	0	1	5						
Pat Scanlon, L OBP: 0.299, SLG: 0.185		P7								3	0	0	0	1	0	3						
Dave Freisleben, R OBP: 0.200, SLG: 0.182										2	0	0	0	0	1	3						
Gene Tenace, R OBP: 0.417, SLG: 0.416				K	FC2					1	0	0	0	0	1	0						
Dan Spillner, R OBP: 0.300, SLG: 0.125										1	0	0	0	0	1	1						
Inning Stats	R: 0 E: 0 K: 1 S: 5	H: 2 LOB: 2 BB: 0 P: 5	R: 0 E: 0 K: 1 S: 7	H: 2 LOB: 1 BB: 0 P: 7	R: 0 E: 0 K: 1 S: 10	H: 1 LOB: 1 BB: 0 P: 12	R: 0 E: 0 K: 0 S: 5	H: 2 LOB: 3 BB: 1 P: 9	R: 0 E: 0 K: 0 S: 4	H: 1 LOB: 1 BB: 0 P: 4	R: 0 E: 0 K: 0 S: 2	H: 0 LOB: 0 BB: 1 P: 6	R: 0 E: 0 K: 1 S: 5	H: 0 LOB: 0 BB: 0 P: 5	R: 4 E: 1 K: 1 S: 10	H: 4 LOB: 1 BB: 0 P: 10	R: 0 E: 0 K: 0 S: 0	H: 0 LOB: 0 BB: 0 P: 0	1B: 7 2B: 2 3B: 1 HR: 0	SF: 0 SAC: 0 DP: 1 HBP: 0	WP: 0 PB: 0 SB: 0 CS: 0	PA: 36
PITCHER	IP	WLS	BF	H	R	ER	SO	BB	IBB	HBP	BLK	WP	HR	S	P	ERA	WHIP					
Rick Reuschel, R ERA: 2.6	7.0	L	30	7	2	2	4	2	0	0	0	0	0	40	50	2.57	1.286					
Bruce Sutter, R ERA: 1.21	1.0		6	3	2	1	1	0	0	0	0	0	0	8	8	9.00	3.000					

Batter	1	2	3	4	5	6	7	8	9	AB	R	H	RBI	BB	SO	LOB	TOP					
Davey Lopes, R OBP: 0.366, SLG: 0.405 (1,4)										4	0	0	0	0	0	0						
Bill Russell, R OBP: 0.302, SLG: 0.361 (1,6)										4	0	0	0	0	2	0						
Reggie Smith, S OBP: 0.434, SLG: 0.578 (1,9)										4	0	0	0	0	1	0						
Ron Cey, R OBP: 0.358, SLG: 0.458 (1,5)										2	0	0	0	1	1	0						
Steve Garvey, R OBP: 0.325, SLG: 0.495 (1,3)										3	0	0	0	0	1	1						
Dusty Baker Jr., R OBP: 0.357, SLG: 0.479 (1,7)										3	0	1	0	0	0	1						
Glenn Burke, R OBP: 0.262, SLG: 0.266 (1,8)										3	0	0	0	0	0	2						
Steve Yeager, R OBP: 0.333, SLG: 0.444 (8, PR)										3	0	1	0	0	1	1						
Rafael Landestoy, S OBP: 0.314, SLG: 0.314 (8, 2)										0	0	0	0	0	0	0						
Jerry Grote, R OBP: 0.333, SLG: 0.314 (8, 2)										0	0	0	0	0	0	0						
Doug Rau, L OBP: 0.229, SLG: 0.175 (1, 1)										2	0	0	0	0	0	0						
Manny Mota, R OBP: 0.514, SLG: 0.414 (8, PH)										1	0	0	0	0	0	1						
Charlie Hough, R OBP: 0.105, SLG: 0.222 (8, 1)										0	0	0	0	0	0	0						
Inning Stats	R: 0 E: 0 K: 1 S: 5	H: 0 LOB: 0 BB: 0 P: 5	R: 0 E: 0 K: 1 S: 5	H: 0 LOB: 1 BB: 1 P: 9	R: 0 E: 0 K: 1 S: 5	H: 0 LOB: 0 BB: 0 P: 5	R: 0 E: 0 K: 2 S: 7	H: 0 LOB: 0 BB: 0 P: 7	R: 0 E: 0 K: 0 S: 4	H: 1 LOB: 1 BB: 0 P: 4	R: 0 E: 0 K: 0 S: 3	H: 0 LOB: 0 BB: 0 P: 3	R: 0 E: 0 K: 0 S: 3	H: 0 LOB: 0 BB: 0 P: 3	R: 0 E: 0 K: 0 S: 4	H: 1 LOB: 1 BB: 0 P: 4	R: 0 E: 0 K: 1 S: 5	H: 0 LOB: 0 BB: 0 P: 5	1B: 2 2B: 0 3B: 0 HR: 0	SF: 0 SAC: 0 DP: 0 HBP: 0	WP: 0 PB: 0 SB: 0 CS: 0	PA: 30
PITCHER Bob Owchinko, L ERA: 3.97 (1, 1)	IP: 9.0 WLS: W BF: 30 H: 2 R: 0 ER: 0 SO: 6 BB: 1 IBB: 0 HBP: 0 BLK: 0 WP: 0 HR: 0 S: 41 P: 45 ERA: 0.00 WHIP: 0.333															PITCHER IP: 9.0 WLS: W BF: 30 H: 2 R: 0 ER: 0 SO: 6 BB: 1 IBB: 0 HBP: 0 BLK: 0 WP: 0 HR: 0 S: 41 P: 45 ERA: 0.00 WHIP: 0.333						

Los Angeles Dodgers @ San Diego Padres
San Diego Stadium, San Diego, CA
Mon Sep 05 1977, 10:05 PM EDT
Att: 25,343 - Unknown

AB	29
R	0
H	2
RBI	0
BB	1
SO	6
LOB	6



Batter	1	2	3	4	5	6	7	8	9	AB	R	H	RBI	BB	SO	LOB	BOTTOM					
Gene Richards, L OBP: 0.354, SLG: 0.360 (1,7)										4	1	1	0	0	0	0						
Bill Almon, R OBP: 0.299, SLG: 0.331 (1,6)										4	0	2	0	0	1	0						
Mike Ivie, R OBP: 0.334, SLG: 0.408 (1,5)										4	0	1	0	0	1	2						
Tucker Ashford, R OBP: 0.271, SLG: 0.307 (9,5)										0	0	0	0	0	0	0						
George Hendrick, R OBP: 0.377, SLG: 0.483 (1,8)										2	0	0	0	1	0	1						
Dave Winfield, R OBP: 0.347, SLG: 0.488 (1,9)										3	0	0	0	0	0	2						
Gene Tenace, R OBP: 0.413, SLG: 0.411 (1,3)										3	0	0	0	0	1	2						
Dave Roberts, R OBP: 0.250, SLG: 0.293 (1,2)										3	0	0	0	0	1	0						
Mike Champion, R OBP: 0.267, SLG: 0.275 (1,4)										3	0	1	0	0	0	0						
Bob Owchinko, L OBP: 0.182, SLG: 0.100 (1, 1)										3	0	0	0	0	0	2						
Inning Stats	R: 0 E: 0 K: 0 S: 4	H: 1 LOB: 1 BB: 0 P: 4	R: 0 E: 1 K: 1 S: 7	H: 1 LOB: 2 BB: 0 P: 7	R: 1 E: 1 K: 1 S: 7	H: 2 LOB: 2 BB: 1 P: 11	R: 0 E: 0 K: 0 S: 3	H: 0 LOB: 0 BB: 0 P: 3	R: 0 E: 0 K: 1 S: 5	H: 0 LOB: 0 BB: 0 P: 5	R: 0 E: 0 K: 0 S: 3	H: 0 LOB: 0 BB: 0 P: 3	R: 0 E: 0 K: 0 S: 3	H: 0 LOB: 0 BB: 0 P: 5	R: 0 E: 0 K: 0 S: 3	H: 1 LOB: 1 BB: 0 P: 3	R: 0 E: 0 K: 1 S: 5	H: 0 LOB: 0 BB: 0 P: 5	1B: 5 2B: 0 3B: 0 HR: 0	SF: 0 SAC: 0 DP: 0 HBP: 0	WP: 0 PB: 0 SB: 1 CS: 1	PA: 30
PITCHER Doug Rau, L ERA: 3.36 (1, 1)	IP: 7.0 WLS: L BF: 27 H: 4 R: 1 ER: 0 SO: 4 BB: 1 IBB: 0 HBP: 0 BLK: 0 WP: 0 HR: 0 S: 34 P: 38 ERA: 0.00 WHIP: 0.714															PITCHER Charlie Hough, R ERA: 3.53 (8, 1)						

Los Angeles Dodgers @ San Diego Padres
San Diego Stadium, San Diego, CA
Mon Sep 05 1977, 10:05 PM EDT
Att: 25,343 - Unknown

AB	29
R	1
H	5
RBI	0
BB	1
SO	4
LOB	9



Batter	1	2	3	4	5	6	7	8	9	AB	R	H	RBI	BB	SO	LOB	TOP				
Gene Richards, L OBP: 0.349, SLG: 0.354 Dan Spillner, R OBP: 0.300, SLG: 0.125 Rollie Fingers, R OBP: 0.056, SLG: 0.056	5-3	FC5-4		2B		G4-3		K		5	1	1	0	0	1	5					
Mike Ivie, R OBP: 0.337, SLG: 0.410	1-3	K		F8		F5		4-3		5	0	1	1	0	1	4					
Jerry Turner, L OBP: 0.326, SLG: 0.404	G3		2B	1B		F8		4-3		4	2	1	0	1	0	1					
George Hendrick, R OBP: 0.376, SLG: 0.487		HR	SH1-3	BB		K		F7		5	1	2	1	0	2	2					
Dave Winfield, R OBP: 0.349, SLG: 0.493	2B	2B	BB	SH1-3		6-3		1-3		4	2	2	1	1	0	0					
Dave Roberts, R OBP: 0.286, SLG: 0.336	3B	2B	SH1-3	1B		K		SH1-4		4	2	3	4	0	1	0					
Mike Champion, R OBP: 0.272, SLG: 0.285	1B	3B	2-3	BB		BB		E4		3	1	1	1	2	0	1					
Tucker Ashford, R OBP: 0.270, SLG: 0.306	1B	FC5-4	K			5-3		SH1-4		4	0	1	1	0	2	3					
Dave Freisleben, R Merv Rettenmund, S Tom Griffin, L Pat Scanlon, R Gene Tenace, R	K	K		K		G4-3		BB		2	0	0	0	0	2	1					
Inning Stats	R: 0 E: 0 K: 0 S: 3	H: 0 LOB: 0 BB: 0 P: 3	R: 4 E: 0 K: 2 S: 12	H: 5 LOB: 1 BB: 0 P: 12	R: 1 E: 0 K: 1 S: 6	H: 2 LOB: 2 BB: 2 P: 14	R: 1 E: 0 K: 2 S: 9	H: 2 LOB: 1 BB: 0 P: 9	R: 0 E: 0 K: 1 S: 5	H: 0 LOB: 1 BB: 1 P: 9	R: 0 E: 0 K: 0 S: 3	H: 0 LOB: 0 BB: 0 P: 3	R: 0 E: 1 K: 1 S: 7	H: 1 LOB: 3 BB: 1 P: 11	R: 3 E: 0 K: 2 S: 9	H: 2 LOB: 0 BB: 1 P: 13	1B: 5 2B: 4 3B: 1 HR: 2	SF: 0 SAC: 2 DP: 1 HBP: 0	WP: 0 PB: 0 SB: 1 CS: 0	PA: 44	
PITCHER	IP	WLS	BF	H	R	ER	SO	BB	IBB	HBP	BLK	WP	HR	S	P	ERA	WHIP				
J.R. Richard, R ERA: 2.92	2.0	L	14	7	5	5	2	1	0	0	0	0	1	17	21	22.50	4.000				
Dan Larson, R ERA: 5.69	2.0		8	2	1	1	3	1	0	0	0	0	0	13	17	4.50	1.500				
Gene Pentz, R ERA: 4.44	2.0		7	0	0	0	1	2	0	0	0	0	0	7	15	0.00	1.000				
Ken Forsch, R ERA: 2.89	1.1		7	1	0	0	0	1	0	0	0	0	0	6	10	0.00	1.500				
Joe Sambilo, L ERA: 2.35	0.2		2	0	0	0	1	0	0	0	0	0	0	4	4	0.00	0.000				

San Diego Padres @ Houston Astros
Astrodome, Houston, TX
Wed Sep.07 1977, 8:05 PM EDT
Att: 5,120 - Dome

AB 36
R 9
H 12
RBI 9
BB 6
SO 9
LOB 17



Batter	1	2	3	4	5	6	7	8	9	AB	R	H	RBI	BB	SO	LOB	BOTTOM				
Terry Puhl, L OBP: 0.381, SLG: 0.394	S	F9		FC4-6		F7		1B		3	1	0	0	2	0	1					
Enos Cabell, R OBP: 0.315, SLG: 0.452	S		6-3	FC5-4		F7		FC5		5	1	2	0	0	0	1					
Cesar Cedeno, R OBP: 0.327, SLG: 0.396	G3		1B	S		F6		F7		5	2	3	2	0	0	2					
Jose Cruz, L OBP: 0.367, SLG: 0.461	G3		S	S		F8				4	0	2	1	0	0	1					
Bob Watson, R OBP: 0.355, SLG: 0.469	F5		K	1-2		BB		3B		4	1	1	0	1	2	5					
Joe Ferguson, R OBP: 0.376, SLG: 0.431	BB		FC4-6	BB		K		K		3	0	0	0	2	2	5					
Art Howe, R OBP: 0.338, SLG: 0.412 Art Gardner, L OBP: 0.194, SLG: 0.143 Mike Fischlin, R OBP: 0.078, SLG: 0.078	K		FC4-6	1-2		K		1-3		4	0	1	1	0	2	5					
Julio Gonzalez, R OBP: 0.291, SLG: 0.326 Danny Watson, R OBP: 0.500, SLG: 0.500 Roger Metzger, S OBP: 0.278, SLG: 0.258		6-3		FC4-6		6-3		K		2	0	0	0	1	0	0					
J.R. Richard, R Dan Larson, R Walter Johnson, S Gene Pentz, R Ken Forsch, R Joe Sambilo, L Ed Herrington, L Bo McLaughlin, R	K		F8			F7		6-3		1	0	0	0	0	1	0					
Inning Stats	R: 2 E: 0 K: 1 S: 7	H: 2 LOB: 2 BB: 2 P: 15	R: 0 E: 0 K: 1 S: 5	H: 0 LOB: 0 BB: 0 P: 5	R: 1 E: 0 K: 1 S: 7	H: 2 LOB: 2 BB: 1 P: 11	R: 0 E: 0 K: 0 S: 3	H: 0 LOB: 1 BB: 1 P: 7	R: 1 E: 0 K: 2 S: 8	H: 1 LOB: 1 BB: 1 P: 12	R: 0 E: 0 K: 0 S: 3	H: 0 LOB: 0 BB: 0 P: 3	R: 0 E: 0 K: 2 S: 9	H: 2 LOB: 1 BB: 0 P: 9	R: 0 E: 0 K: 1 S: 7	H: 2 LOB: 3 BB: 1 P: 11	1B: 8 2B: 0 3B: 1 HR: 0	SF: 1 SAC: 0 DP: 0 HBP: 0	WP: 1 PB: 0 SB: 5 CS: 0	PA: 42	
PITCHER	IP	WLS	BF	H	R	ER	SO	BB	IBB	HBP	BLK	WP	HR	S	P	ERA	WHIP				
Dave Freisleben, R ERA: 4.52	5.0	W	25	5	4	3	5	5	0	0	0	0	0	30	50	5.40	2.000				
Tom Griffin, R ERA: 4.42	2.0		6	0	0	0	0	0	0	0	0	0	0	6	6	0.00	0.000				
Dan Spillner, R ERA: 3.45	1.0		7	3	1	1	2	1	0	0	0	0	0	10	14	9.00	4.000				
Rollie Fingers, R ERA: 2.79	1.0	S	4	1	0	0	1	0	0	0	0	0	0	6	6	0.00	1.000				

San Diego Padres @ Houston Astros
Astrodome, Houston, TX
Wed Sep.07 1977, 8:05 PM EDT
Att: 5,120 - Dome

AB 35
R 5
H 9
RBI 4
BB 6
SO 8
LOB 23



Batter	1	2	3	4	5	6	7	8	9	AB	R	H	RBI	BB	SO	LOB	TOP					
Gene Richards, L (1, 3) OBP: 0.348, SLG: 0.354			4-3		F7	K		FC6-4		5	0	2	0	0	1	4	San Diego Padres @ Atlanta Braves Atlanta-Fulton County Stadium, Atlanta, GA Fri Sep 09 1977, 7:05 PM EDT Att: 1,740 - Unknown					
Mike Ivie, R (1, 5) OBP: 0.337, SLG: 0.410	F8		F8					E4		5	0	2	1	0	0	3						
Dave Freisleben, R (8, 1) OBP: 0.189, SLG: 0.171					2B	1B	1B	FC6-4		0	0	0	0	0	0	0						
Jerry Turner, L (1, 7) OBP: 0.323, SLG: 0.403	F7		4-3					FC6-4		5	0	1	1	0	1	4						
George Hendrick, R (1, 8) OBP: 0.377, SLG: 0.493	6-3			6-3		HR	1-3	F3		5	1	2	1	0	0	3						
Dave Winfield, R (1, 9) OBP: 0.348, SLG: 0.489		6-3		S		F8	1-3		FC6-4	4	1	1	0	1	0	2						
Dave Roberts, R (1, 2) OBP: 0.270, SLG: 0.331				K			F6		F2	5	1	2	0	0	1	4						
Mike Champion, R (1, 4) OBP: 0.275, SLG: 0.295		G3							K	5	1	3	2	0	1	2						
Bill Almon, R (1, 6) OBP: 0.299, SLG: 0.334				CS			F4		FC6-4	5	1	2	1	0	1	3						
Tom Griffin, R (1, 1) OBP: 0.142, SLG: 0.357										2	0	0	0	0	2	2						
Rick Sawyer, R (5, 1) OBP: 0.320, SLG: 0.150										0	0	0	0	0	0	0						
Dave Tomlin, L (5, 1) OBP: 0.333, SLG: 0.333										0	0	0	0	0	0	0						
Dan Spillner, R (5, 1) OBP: 0.325, SLG: 0.125										0	0	0	0	0	0	0						
Gene Tenace, R (5, PH) OBP: 0.107, SLG: 0.029										0	0	0	0	1	0	0						
Dave Wehrmeister, R (5, 1) OBP: 0.107, SLG: 0.029										0	0	0	0	0	0	0						
Merv Rettenmund, R (5, PH) OBP: 0.048, SLG: 0.048										0	1	0	0	0	0	0						
Tucker Ashford, R (5, 5) OBP: 0.271, SLG: 0.236										0	0	0	0	0	0	0						
Inning Stats	R: 0 E: 0 K: 0 S: 4	H: 1 LOB: 1 BB: 0 P: 4	R: 1 E: 0 K: 1 S: 7	H: 2 LOB: 1 BB: 0 P: 7	R: 0 E: 0 K: 0 S: 3	H: 0 LOB: 0 BB: 0 P: 3	R: 1 E: 0 K: 1 S: 6	H: 2 LOB: 0 BB: 0 P: 6	R: 1 E: 0 K: 1 S: 7	H: 3 LOB: 2 BB: 0 P: 7	R: 1 E: 0 K: 1 S: 8	H: 3 LOB: 1 BB: 1 P: 12	R: 0 E: 0 K: 1 S: 7	H: 2 LOB: 2 BB: 0 P: 7	R: 2 E: 1 K: 1 S: 8	H: 2 LOB: 2 BB: 0 P: 9	R: 0 E: 0 K: 1 S: 5	H: 0 LOB: 1 BB: 1 P: 9	1B: 10 2B: 2 3B: 1 HR: 2	SF: 0 SAC: 0 DP: 0 HBP: 1	WP: 0 PB: 0 SB: 5 CS: 1	PA: 45
PITCHER	IP WLS BF H R ER SO BB IBB HBP BLK WP HR S P ERA WHIP																					
Preston Hanna, R (1, 1) ERA: 4.98	5.0 W 21 8 3 3 3 0 0 0 0 0 0 0 27 27 5.40 1.600																					
Rick Camp, R (6, 1) ERA: 4.0	0.1 4 3 1 1 0 0 0 0 0 0 0 0 1 4 4 27.00 9.000																					
Max Leon, R (6, 1) ERA: 4.2	2.0 11 3 2 1 3 1 0 0 1 0 0 0 1 15 20 4.50 2.000																					
Dave Campbell, R (8, 1) ERA: 3.09	1.2 S 8 1 0 0 1 1 0 0 0 0 0 0 9 13 0.00 1.200																					

AB	41
R	6
H	15
RBI	6
BB	2
SO	7
LOB	27



Batter	1	2	3	4	5	6	7	8	9	AB	R	H	RBI	BB	SO	LOB	BOTTOM			
Barry Bonnell, R (1, 5) OBP: 0.358, SLG: 0.336	F9	FC6-4			HR	2B	F5			5	2	2	1	0	0	4	San Diego Padres @ Atlanta Braves Atlanta-Fulton County Stadium, Atlanta, GA Fri Sep 09 1977, 7:05 PM EDT Att: 1,740 - Unknown			
Rowland Office, L (1, 8) OBP: 0.300, SLG: 0.331	K		3-1		K			G6-4-3		5	0	2	1	0	2	2				
Jeff Burroughs, R (1, 9) OBP: 0.361, SLG: 0.527						SF8		G6-4-3		4	1	3	4	0	0	1				
Willie Montanez, L (1, 3) OBP: 0.316, SLG: 0.446						HR				4	0	0	0	0	1	2				
Tom Paciorek, R (7, 3) OBP: 0.265, SLG: 0.356	4-3		4-3		E1	K		F3		1	0	0	0	0	0	0				
Gary Matthews, R (1, 7) OBP: 0.352, SLG: 0.427				5-3	K			F8		4	1	1	0	0	1	1				
Joe Nolan, L (1, 2) OBP: 0.385, SLG: 0.442										1	0	0	0	1	0	0				
Biff Pocoroba, S (5, PH) OBP: 0.388, SLG: 0.437				4-3				2B		0	1	0	0	2	0	0				
Rod Gilbreath, R (1, 4) OBP: 0.323, SLG: 0.353										4	0	2	1	0	0	4				
Pat Rockett, R (1, 6) OBP: 0.369, SLG: 0.330										1	2	0	0	3	0	2				
Preston Hanna, R (1, 1) OBP: 0.182, SLG: 0.100										1	0	1	1	0	0	0				
Darrel Chaney, S (5, PH) OBP: 0.259, SLG: 0.282										1	1	1	0	0	0	0				
Rick Camp, R (6, 1) ERA: 4.49										0	0	0	0	0	0	0				
Max Leon, R (6, 1) OBP: 0.300, SLG: 0.316										2	0	0	0	0	0	3				
Dave Campbell, R (8, 1) ERA: 5.43										0	0	0	0	0	0	0				
Inning Stats	R: 0 E: 0 K: 1 S: 6	H: 1 LOB: 1 BB: 0 P: 6	R: 1 E: 0 K: 0 S: 5	H: 2 LOB: 2 BB: 1 P: 9	R: 0 E: 0 K: 0 S: 3	H: 1 LOB: 0 BB: 0 P: 3	R: 0 E: 0 K: 0 S: 3	H: 1 LOB: 0 BB: 0 P: 3	R: 4 E: 1 K: 2 S: 11	H: 3 LOB: 2 BB: 2 P: 19	R: 2 E: 0 K: 1 S: 7	H: 2 LOB: 1 BB: 1 P: 11	R: 1 E: 0 K: 0 S: 4	H: 1 LOB: 2 BB: 2 P: 12	R: 0 E: 0 K: 0 S: 3	H: 1 LOB: 0 BB: 0 P: 3	1B: 7 2B: 4 3B: 0 HR: 1	SF: 1 SAC: 0 DP: 1 HBP: 0	WP: 0 PB: 0 SB: 1 CS: 1	PA: 41
PITCHER	IP WLS BF H R ER SO BB IBB HBP BLK WP HR S P ERA WHIP																			
Tom Griffin, R (1, 1) ERA: 4.49	4.0 18 6 3 3 1 2 0 0 0 0 0 0 1 1 - - -																			
Rick Sawyer, R (5, 1) ERA: 5.68	0.0 L 1 1 0 0 0 0 0 0 0 0 0 0 0 1 1 - - -																			
Dave Tomlin, L (5, 1) ERA: 3.36	0.1 1 0 0 0 1 0 0 0 0 0 0 0 0 3 3 0.00 0.000																			
Dan Spillner, R (5, 1) ERA: 3.51	0.2 5 1 2 2 1 0 1 0 0 0 0 0 1 6 10 27.00 1.500																			
Dave Wehrmeister, R (6, 1) ERA: 5.43	2.0 12 3 3 3 1 3 0 0 0 0 0 0 0 11 23 13.50 3.000																			



Batter	1	2	3	4	5	6	7	8	9	AB	R	H	RBI	BB	SO	LOB	TOP					
Gene Richards, L (1, 3)	0-0 4-3		0-0 6-3 S		0-0 CS		0-3 K		0-0 1-H 6-3	4	1	2	1	1	1	0	San Diego Padres @ Atlanta Braves Atlanta-Fulton County Stadium, Atlanta, GA Sat Sep 10 1977, 7:05 PM EDT Att: 7,967 - Unknown					
Bill Almon, R (1, 6)	0-0 F8		0-0 6-3		0-0 2B		0-0 1B		0-0 6-3	5	1	2	1	0	0	1						
Jerry Turner, L (1, 7)	0-0 F9		0-0 5-3		0-0 2B		0-0 3-1		0-0 F8	5	0	1	1	0	0	2						
George Hendrick, R (1, 8)		0-0 4-3	4-0 BB		0-0 F8				0-0 4-3	3	0	0	0	1	0	1						
Dave Winfield, R (1, 9)		4-0 2B S 6-3 BB	0-0 F2		0-0 6-3				0-0 4-3	3	1	0	0	1	0	2						
Dave Roberts, R (1, 2)		0-0 6-3 1B		0-0 F5		0-0 F7		4-0 FC5-4 BB		3	1	1	0	1	0	0						
Mike Champion, R (1, 4)		0-0 6-3		0-0 1-3		0-0 5-3		0-0 FC5-4 1-2		4	0	0	1	0	0	2						
Tucker Ashford, R (1, 5)		0-0 3-H 1B		0-0 F7			0-0 HR		4-0 3B BB	3	2	2	2	1	0	0						
Bob Owchinko, L (1, 1)		0-0 F7			0-3 K		0-3 K		0-0 F7	2	0	0	0	0	1	1						
Rick Sawyer, R (5, 1)										0	0	0	0	0	0	0						
Mery Rettenmund, R (7, PH)										1	0	0	0	0	1	0						
Dave Tomlin, L (7, 1)										0	0	0	0	0	0	0						
Gene Tenace, R (9, PH)										1	0	0	0	0	0	1						
Inning Stats	R: 0 E: 0 K: 0 S: 3	H: 0 LOB: 0 BB: 0 P: 3	R: 2 E: 0 K: 0 S: 5	H: 2 LOB: 1 BB: 1 P: 9	R: 0 E: 0 K: 0 S: 4	H: 1 LOB: 2 BB: 1 P: 8	R: 0 E: 0 K: 0 S: 3	H: 0 LOB: 0 BB: 0 P: 3	R: 1 E: 0 K: 1 S: 6	H: 2 LOB: 1 BB: 1 P: 10	R: 0 E: 0 K: 0 S: 3	H: 0 LOB: 0 BB: 0 P: 3	R: 1 E: 1 K: 2 S: 9	H: 2 LOB: 1 BB: 0 P: 9	R: 0 E: 0 K: 0 S: 3	H: 0 LOB: 1 BB: 1 P: 7	R: 2 E: 0 K: 0 S: 4	H: 1 LOB: 0 BB: 1 P: 8	1B: 4 2B: 2 3B: 1 HR: 1	SF: 0 SAC: 0 DP: 0 HBP: 0	WP: 0 PB: 0 SB: 2 CS: 1	PA: 39
PITCHER Dick Ruthven, R (1, 1) ERA: 3.88	IP: 9.0 WLS: W BF: 39 H: 8 R: 6 ER: 6 SO: 3 BB: 5 IBB: 0 HBP: 0 BLK: 0 WP: 0 HR: 1 S: 40 P: 60 ERA: 6.00 WHIP: 1.444											PITCHER	IP: 9.0 WLS: W BF: 39 H: 8 R: 6 ER: 6 SO: 3 BB: 5 IBB: 0 HBP: 0 BLK: 0 WP: 0 HR: 1 S: 40 P: 60 ERA: 6.00 WHIP: 1.444									

AB 34
R 6
H 8
RBI 6
BB 5
SO 3
LOB 10



Batter	1	2	3	4	5	6	7	8	9	AB	R	H	RBI	BB	SO	LOB	BOTTOM			
Barry Bonnell, R (1, 8)	4-0 CS BB	0-0 2-H 1B		0-0 F3		4-0 SH5-4 1B BB		0-0 6-3		3	1	1	1	2	0	1	San Diego Padres @ Atlanta Braves Atlanta-Fulton County Stadium, Atlanta, GA Sat Sep 10 1977, 7:05 PM EDT Att: 7,967 - Unknown			
Rod Gilbreath, R (1, 4)	0-0 1B BB 1-2	0-0 4-3		0-0 FC6-4 1-2		0-0 SH5-4		0-0 6-3		4	1	1	0	0	0	2				
Jeff Burroughs, R (1, 9)	4-0 1B BB 1-2		0-0 E5 4-3 E		0-0 F8		4-0 1B BB		0-3 K	3	2	1	0	2	1	0				
Willie Montanez, L (1, 3)	0-0 1B 1-2 2-3		0-0 4-3		0-0 HR		0-3 K			4	1	2	1	0	1	3				
Gary Matthews, R (1, 7)	0-0 G6-4-3 1B 1-2 2-H 3-H		0-0 E7		0-0 2B 1B		0-0 1B 1-2 2-H			4	2	4	4	0	0	0				
Junior Moore, R (1, 5)	0-0 G6-4-3 1-2		0-0 FC6-4 1B		0-0 1B 2B		0-0 F3			4	1	2	1	0	0	4				
Biff Pocoroba, S (1, 2)		4-0 FC1-6 BB	0-0 FC6-4 1-2		0-0 G4-3-6 1B 2-3		0-0 4-3			3	0	1	0	1	0	1				
Pat Rockett, R (1, 6)		0-0 FC1-6 SH3 1B 1-2	0-0 CS		0-0 1-3		0-0 1-3			4	1	1	1	0	0	1				
Dick Ruthven, R (1, 1)		0-0 SH3		0-0 FC6-4 1B		0-0 G4-3-6 1B 1-2 2-3		0-3 K		3	0	1	0	0	1	2				
Inning Stats	R: 2 E: 0 K: 0 S: 4	H: 3 LOB: 1 BB: 2 P: 12	R: 1 E: 0 K: 0 S: 4	H: 1 LOB: 0 BB: 1 P: 8	R: 2 E: 2 K: 0 S: 5	H: 3 LOB: 0 BB: 0 P: 5	R: 0 E: 0 K: 0 S: 4	H: 1 LOB: 1 BB: 0 P: 4	R: 3 E: 0 K: 0 S: 7	H: 5 LOB: 1 BB: 0 P: 7	R: 1 E: 0 K: 1 S: 6	H: 1 LOB: 2 BB: 2 P: 14	R: 0 E: 0 K: 1 S: 5	H: 0 LOB: 0 BB: 0 P: 5	R: 0 E: 0 K: 1 S: 5	H: 0 LOB: 0 BB: 0 P: 5		1B: 12 2B: 1 3B: 0 HR: 1	SF: 0 SAC: 2 DP: 2 HBP: 0	WP: 0 PB: 0 SB: 0 CS: 2
PITCHER Bob Owchinko, L (1, 1) ERA: 4.29	IP: 4.1 WLS: L BF: 24 H: 11 R: 8 ER: 7 SO: 7 BB: 3 IBB: 0 HBP: 0 BLK: 0 WP: 0 HR: 1 S: 21 P: 33 ERA: 14.54 WHIP: 3.231											PITCHER	IP: 4.1 WLS: L BF: 24 H: 11 R: 8 ER: 7 SO: 7 BB: 3 IBB: 0 HBP: 0 BLK: 0 WP: 0 HR: 1 S: 21 P: 33 ERA: 14.54 WHIP: 3.231							
Rick Sawyer, R (5, 1)	1.2 9 3 1 1 1 2 0 0 0 0 0 9 17 5.40 3.000											PITCHER	IP: 1.2 WLS: L BF: 9 H: 3 R: 1 ER: 1 SO: 1 BB: 2 IBB: 0 HBP: 0 BLK: 0 WP: 0 HR: 0 S: 9 P: 17 ERA: 5.40 WHIP: 3.000							
Dave Tomlin, L (7, 1)	2.0 6 0 0 0 0 0 0 0 0 0 0 10 10 0.00 0.000											PITCHER	IP: 2.0 WLS: L BF: 6 H: 0 R: 0 ER: 0 SO: 2 BB: 0 IBB: 0 HBP: 0 BLK: 0 WP: 0 HR: 0 S: 10 P: 10 ERA: 0.00 WHIP: 0.000							

AB 32
R 9
H 14
RBI 8
BB 5
SO 3
LOB 14



Batter	1	2	3	4	5	6	7	8	9	AB	R	H	RBI	BB	SO	LOB	TOP	
Gene Richards, L (1, 3) OBP: 0.352, SLG: 0.367										4	1	2	1	0	0	2	San Diego Padres @ Atlanta Braves Atlanta-Fulton County Stadium, Atlanta, GA Sun Sep 11 1977, 3:33 AM EDT Att: 2,376 - Unknown livebaseballscores.com	
Bill Almon, R (1, 6) OBP: 0.300, SLG: 0.334										4	1	1	0	0	1	1		
Jerry Turner, L (1, 7) OBP: 0.327, SLG: 0.426										4	1	3	2	0	0	0		
George Hendrick, R (1, 8) OBP: 0.377, SLG: 0.490										4	0	2	0	0	0	2		
Dave Winfield, R (1, 9) OBP: 0.345, SLG: 0.483										4	0	0	0	0	0	4		
Dave Roberts, R (1, 2) OBP: 0.271, SLG: 0.331										3	0	0	0	0	2	2		
Dan Spillner, R (6, 1) OBP: 0.300, SLG: 0.125										0	0	0	0	0	0	0		
Merv Rettenmund, R (8, PH) OBP: 0.432, SLG: 0.466										1	0	0	0	0	1	0		
Mike Champion, R (1, 4) OBP: 0.271, SLG: 0.289										4	0	0	0	0	1	2		
Tucker Ashford, R (1, 5) OBP: 0.280, SLG: 0.323										3	0	0	0	1	2	0		
Randy Jones, R (1, 1) OBP: 0.175, SLG: 0.158										2	0	0	0	0	0	1		
Gene Tenace, R (6, 2) OBP: 0.412, SLG: 0.407										1	0	0	0	0	0	0		
Inning Stats	R: 0 E: 0 K: 1 S: 6	H: 2 LOB: 1 BB: 0 P: 6	R: 0 E: 0 K: 1 S: 5	H: 0 LOB: 0 BB: 0 P: 5	R: 0 E: 0 K: 0 S: 2	H: 0 LOB: 0 BB: 1 P: 6	R: 1 E: 1 K: 0 S: 6	H: 2 LOB: 2 BB: 0 P: 6	R: 1 E: 0 K: 1 S: 6	H: 1 LOB: 0 BB: 0 P: 6	R: 0 E: 0 K: 1 S: 4	H: 0 LOB: 1 BB: 0 P: 4	R: 0 E: 0 K: 2 S: 7	H: 0 LOB: 0 BB: 0 P: 7	1B: 5 2B: 2 3B: 0 HR: 2	SF: 0 SAC: 0 DP: 2 HBP: 0	WP: 0 PB: 0 SB: 0 CS: 2	PA: 35
PITCHER	IP WLS BF H R ER SO BB IBB HBP BLK WP HR S P ERA WHIP																	
Eddie Solomon, R (1, 1) ERA: 4.63	7.2 W 31 8 3 3 5 1 0 0 0 0 2 40 44 3.52 1.174																	
Dave Campbell, R (8, 1) ERA: 3.03	1.1 S 4 0 0 0 2 0 0 0 0 0 0 0 8 8 0.00 0.000																	

Batter	1	2	3	4	5	6	7	8	9	AB	R	H	RBI	BB	SO	LOB	BOTTOM			
Barry Bonnell, R (1, 8) OBP: 0.359, SLG: 0.333										5	0	1	2	0	0	1	San Diego Padres @ Atlanta Braves Atlanta-Fulton County Stadium, Atlanta, GA Sun Sep 11 1977, 3:33 AM EDT Att: 2,376 - Unknown livebaseballscores.com			
Rod Gilbreath, R (1, 4) OBP: 0.321, SLG: 0.349										4	0	0	0	1	2	1				
Jeff Burroughs, R (1, 9) OBP: 0.364, SLG: 0.524										3	0	1	1	1	0	0				
Willie Montanez, L (1, 3) OBP: 0.317, SLG: 0.451										4	0	1	0	0	1	1				
Gary Matthews, R (1, 7) OBP: 0.360, SLG: 0.432										2	3	1	0	2	0	1				
Junior Moore, R (1, 5) OBP: 0.322, SLG: 0.344										3	1	2	0	0	1	1				
Biff Pocoroba, S (1, 2) OBP: 0.393, SLG: 0.436										2	1	1	1	2	0	2				
Pat Rockett, R (1, 6) OBP: 0.369, SLG: 0.332										4	1	2	1	0	0	1				
Eddie Solomon, R (1, 1) OBP: 0.214, SLG: 0.120										3	1	1	0	0	2	3				
Dave Campbell, R (8, 1) ERA: 3.67										1	0	0	0	0	1	2				
Inning Stats	R: 0 E: 0 K: 0 S: 3	H: 0 LOB: 0 BB: 0 P: 3	R: 2 E: 1 K: 1 S: 7	H: 2 LOB: 1 BB: 1 P: 11	R: 0 E: 0 K: 0 S: 3	H: 0 LOB: 0 BB: 0 P: 3	R: 0 E: 0 K: 0 S: 4	H: 2 LOB: 1 BB: 0 P: 4	R: 1 E: 0 K: 0 S: 4	H: 2 LOB: 1 BB: 1 P: 8	R: 1 E: 0 K: 2 S: 8	H: 1 LOB: 2 BB: 2 P: 16	R: 0 E: 0 K: 2 S: 7	H: 0 LOB: 1 BB: 1 P: 11	R: 3 E: 0 K: 2 S: 10	H: 3 LOB: 1 BB: 1 P: 14	1B: 10 2B: 0 3B: 0 HR: 0	SF: 0 SAC: 1 DP: 1 HBP: 0	WP: 0 PB: 0 SB: 3 CS: 0	PA: 38
PITCHER	IP WLS BF H R ER SO BB IBB HBP BLK WP HR S P ERA WHIP																			
Randy Jones, L (1, 1) ERA: 4.93	5.2 L 26 7 4 3 2 4 0 0 0 0 0 26 42 4.76 1.941																			
Dan Spillner, R (6, 1) ERA: 3.67	2.1 12 3 3 3 5 1 1 0 0 0 0 20 28 11.57 1.714																			



Batter	1	2	3	4	5	6	7	8	9	10	AB	R	H	RBI	BB	SO	LOB	TOP				
Gene Richards, L OBP: 0.358, SLG: 0.377	HR		2B FC5-2 1B		2B 1B		FC4-6 BB	4-3		FC4-6 BB HBP	4	1	3	1	1	0	2	San Diego Padres @ Los Angeles Dodgers Dodger Stadium, Los Angeles, CA Mon Sep 12 1977, 7:05 PM PDT Att: 19,547 - Unknown				
Bill Almon, R OBP: 0.303, SLG: 0.340	K		FC5-2 2B		2B		FC4-6 1-2f		BB 1B	FC4-6 BB	5	1	3	1	1	1	1					
Jerry Turner, L OBP: 0.320, SLG: 0.415	K		FC5-2 BB		K		K		F8	FC4-6	6	0	0	1	0	3	8					
George Hendrick, R OBP: 0.378, SLG: 0.487	F7		BB		K		FC6-4 BB		5-3 1B BB	P4	3	0	0	0	3	1	4					
Dave Winfield, R OBP: 0.344, SLG: 0.480		G3	F9			6-3	FC6-4 2B		5-3 1B		5	1	1	1	0	0	4					
Dave Roberts, R OBP: 0.269, SLG: 0.327		CS 1B			F5		F8		5-3		5	0	1	0	0	0	3					
Mike Champion, R OBP: 0.272, SLG: 0.293	K				L6				4-3		5	1	2	0	0	1	3					
Tucker Ashford, R OBP: 0.288, SLG: 0.340			1B SH3-4 2B		K		P4			BB FC4-6 2B	5	2	3	2	0	1	1					
Dave Freisleben, R OBP: 0.184, SLG: 0.167			SH3-4								1	0	0	0	0	1	0					
Merv Rettenmund, R OBP: 0.450, SLG: 0.462					K		4-3			K	1	0	0	0	0	0	0					
Dave Tomlin, L OBP: 0.333, SLG: 0.333											0	0	0	0	0	0	0					
Gene Tenace, R OBP: 0.413, SLG: 0.407											0	0	0	0	0	0	0					
Rollie Fingers, R OBP: 0.053, SLG: 0.053											1	0	0	0	0	1	1					
Inning Stats	R: 1 E: 0 K: 2 S: 8	H: 1 LOB: 0 BB: 0 P: 8	R: 0 E: 0 K: 1 S: 5	H: 1 LOB: 1 BB: 0 P: 5	R: 1 E: 0 K: 0 S: 6	H: 3 LOB: 3 BB: 1 P: 10	R: 0 E: 0 K: 3 S: 5	H: 0 LOB: 0 BB: 0 P: 5	R: 0 E: 0 K: 1 S: 5	H: 2 LOB: 2 BB: 0 P: 11	R: 0 E: 0 K: 3 S: 11	H: 1 LOB: 1 BB: 0 P: 4	R: 0 E: 0 K: 1 S: 5	H: 0 LOB: 1 BB: 1 P: 9	R: 2 E: 0 K: 0 S: 5	H: 2 LOB: 2 BB: 1 P: 10	R: 1 E: 0 K: 1 S: 6	H: 1 LOB: 2 BB: 1 P: 11	1B: 7 2B: 6 3B: 0 HR: 1	SF: 0 SAC: 1 DP: 1 HBP: 2	WP: 0 PB: 0 SB: 0 CS: 1	PA: 49
PITCHER	IP	WLS	BF	H	R	ER	SO	BB	IBB	HBP	BLK	WP	HR	S	P	ERA	WHIP					
Don Sutton, R ERA: 3.1	7.2		35	10	4	4	8	3	0	0	0	0	0	1	60	4.70	1.696					
Elias Sosa, R ERA: 2.26	0.0		1	0	0	0	0	0	0	1	0	0	0	0	1	∞	∞					
Lance Rautzhan, L ERA: 4.32	0.2		3	1	1	1	0	0	0	0	0	0	0	3	3	13.50	1.500					
Mike Garman, R ERA: 2.43	1.0		7	2	1	1	1	1	0	1	0	0	0	7	12	9.00	3.000					
Bobby Castillo, R ERA: 9.0	0.2	W	3	0	0	0	0	1	0	0	0	0	0	2	6	0.00	1.500					

Batter	1	2	3	4	5	6	7	8	9	10	AB	R	H	RBI	BB	SO	LOB	BOTTOM						
Davey Lopes, R OBP: 0.369, SLG: 0.402	F8		BB			2B 1B	K			FC1-6 1B	4	1	2	0	1	1	0	San Diego Padres @ Los Angeles Dodgers Dodger Stadium, Los Angeles, CA Mon Sep 12 1977, 7:05 PM PDT Att: 19,547 - Unknown						
Ron Washington, R OBP: 0.500, SLG: 0.333							F8			FC1-6 1B	3	0	1	0	0	1	2							
Lee Lacy, R OBP: 0.295, SLG: 0.417			K				L9			FC1-6 HR	1	0	0	0	0	0	0							
Bill Russell, R OBP: 0.304, SLG: 0.360	E 1B									HR	1	1	0	0	0	0	1							
Reggie Smith, S OBP: 0.434, SLG: 0.577	F9					G6-3 1B BB				K	4	1	2	1	1	1	2							
Ron Cey, R OBP: 0.361, SLG: 0.480	K					G6-3 1B BB				HR	4	2	2	2	1	1	2							
Steve Garvey, R OBP: 0.320, SLG: 0.479		K				G6-3				K	4	0	0	0	0	2	5							
Rick Monday, L OBP: 0.337, SLG: 0.382											2	1	0	0	1	0	1							
Glenn Burke, R OBP: 0.266, SLG: 0.271		5-3									0	0	0	0	0	0	0							
Vic Davalillo, L OBP: 0.378, SLG: 0.448											1	0	0	0	0	0	1							
Joe Simpson, L OBP: 0.154, SLG: 0.083											0	0	0	0	0	0	0							
Dusty Baker Jr., R OBP: 0.356, SLG: 0.493	F9						F3			K	4	1	1	4	0	1	0							
Steve Yeager, R OBP: 0.330, SLG: 0.434							HR																	
Ed Goodson, L OBP: 0.194, SLG: 0.250			P3				5-3			K	3	0	0	0	0	1	0							
Jerry Grote, R OBP: 0.328, SLG: 0.301										K	0	0	0	0	0	0	0							
Don Sutton, R OBP: 0.247, SLG: 0.197										G3	3	0	0	0	0	2	0							
Elias Sosa, R OBP: 0.250, SLG: 0.250			K								0	0	0	0	0	0	0							
Lance Rautzhan, R OBP: 0.154, SLG: 0.083											1	0	0	0	0	0	0							
Mike Garman, R OBP: 0.356, SLG: 0.493										F7	0	0	0	0	0	0	0							
Bobby Castillo, R ERA: 2.88											0	0	0	0	0	0	0							
Inning Stats	R: 0 E: 1 K: 1 S: 6	H: 1 LOB: 1 BB: 0 P: 6	R: 0 E: 0 K: 1 S: 5	H: 0 LOB: 0 BB: 0 P: 5	R: 0 E: 0 K: 2 S: 7	H: 0 LOB: 1 BB: 1 P: 11	R: 0 E: 0 K: 0 S: 3	H: 1 LOB: 1 BB: 1 P: 7	R: 0 E: 0 K: 1 S: 5	H: 0 LOB: 0 BB: 0 P: 5	R: 5 E: 0 K: 2 S: 10	H: 3 LOB: 0 BB: 2 P: 18	R: 0 E: 0 K: 1 S: 5	H: 0 LOB: 0 BB: 0 P: 5	R: 0 E: 0 K: 0 S: 4	H: 1 LOB: 1 BB: 0 P: 4	R: 0 E: 0 K: 2 S: 7	H: 2 LOB: 0 BB: 0 P: 7	R: 2 E: 0 K: 1 S: 6	H: 2 LOB: 0 BB: 0 P: 6	1B: 4 2B: 2 3B: 0 HR: 2	SF: 0 SAC: 0 DP: 0 HBP: 0	WP: 0 PB: 0 SB: 2 CS: 0	PA: 40
PITCHER	IP	WLS	BF	H	R	ER	SO	BB	IBB	HBP	BLK	WP	HR	S	P	ERA	WHIP							
Dave Freisleben, R ERA: 4.63	6.0		26	5	5	5	7	4	0	0	0	0	0	1	36	7.50	1.500							
Dave Tomlin, L ERA: 3.27	1.0		3	0	0	0	1	0	0	0	0	0	0	5	5	0.00	0.000							
Rollie Fingers, R ERA: 2.88	2.2	L	11	3	2	2	3	0	0	0	0	0	1	17	17	6.75	1.125							

AB	41
R	6
H	13
RBI	6
BB	5
SO	9
LOB	27



AB	36
R	7
H	8
RBI	7
BB	4
SO	11
LOB	14



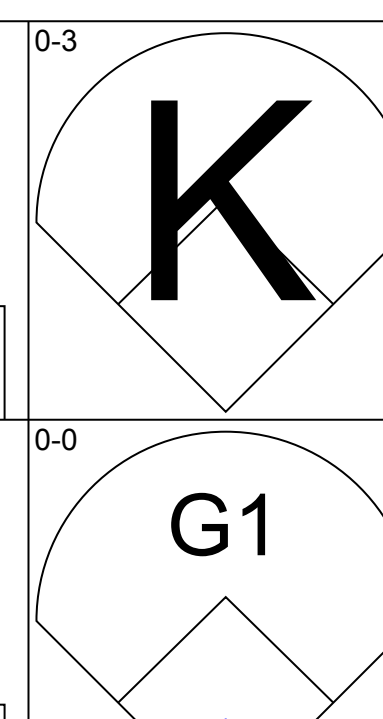
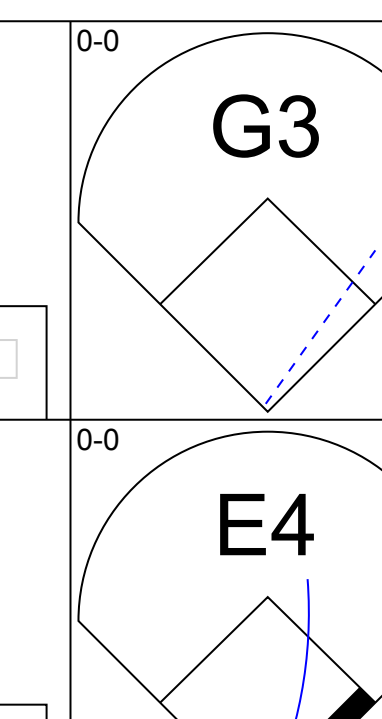
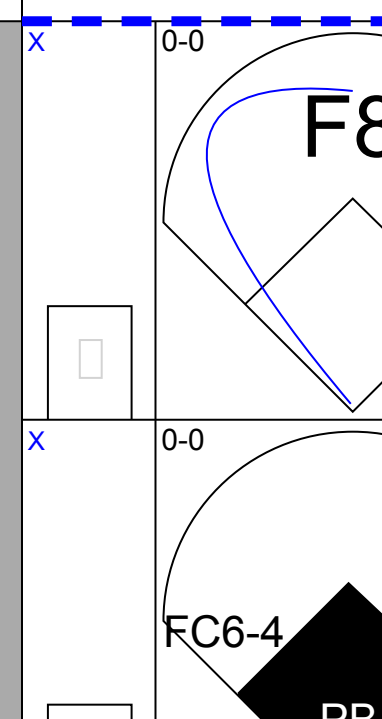
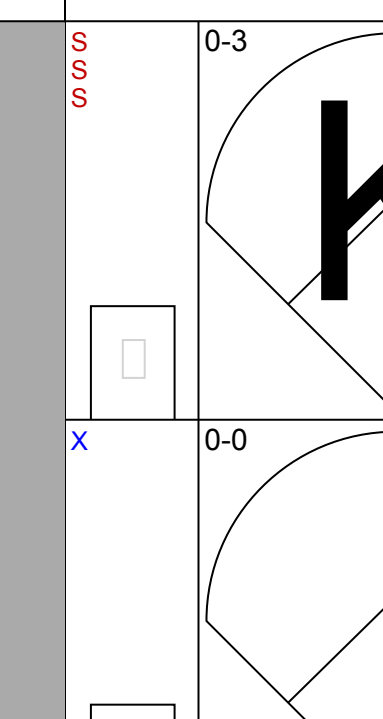
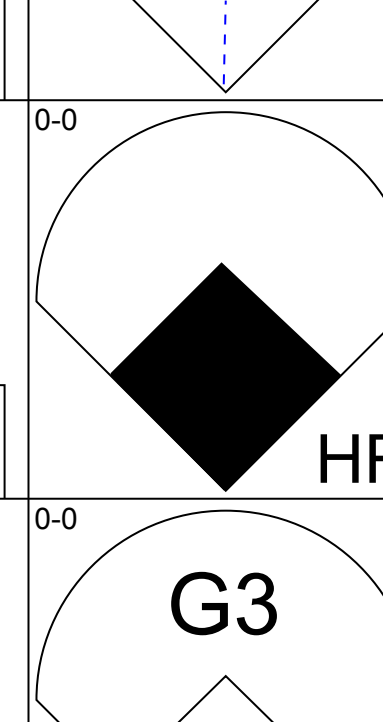
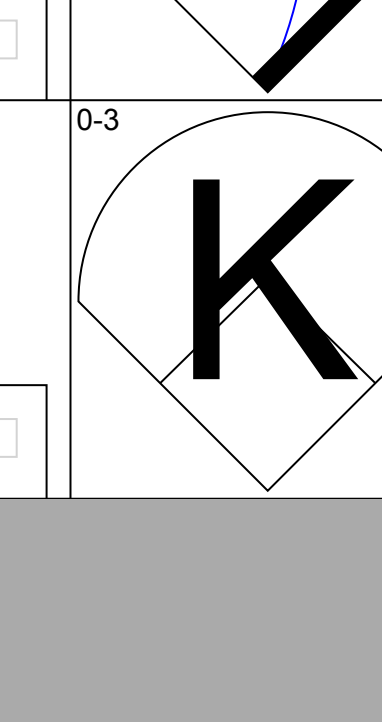
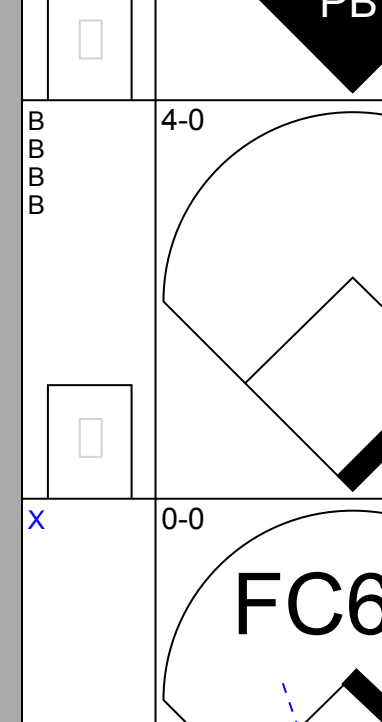
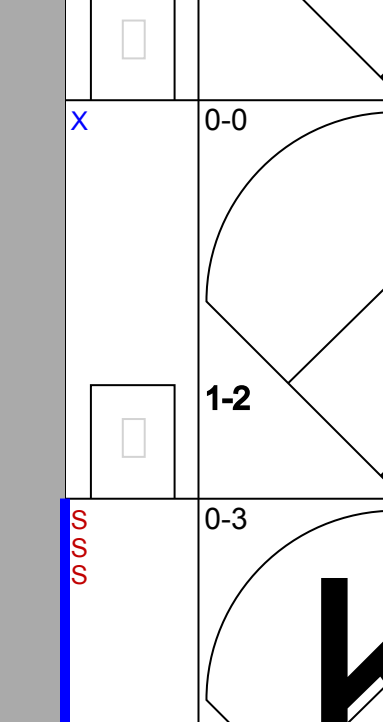


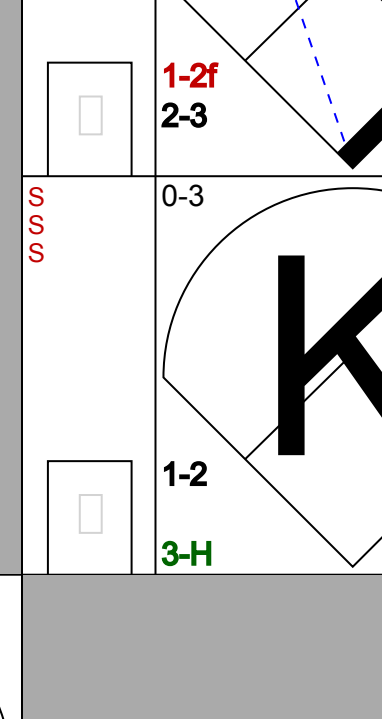
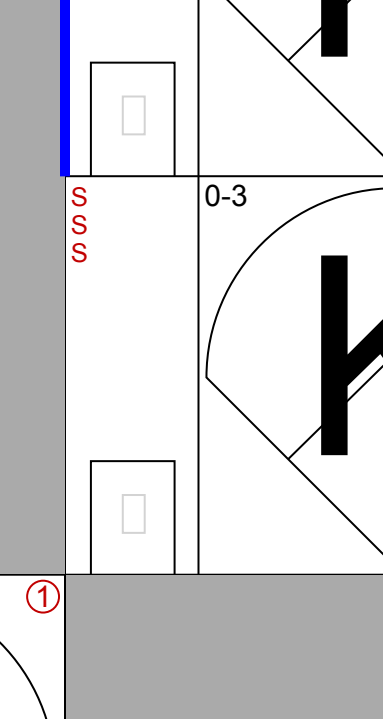

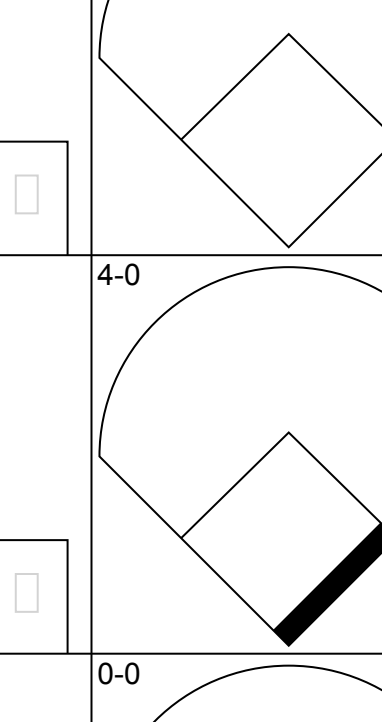

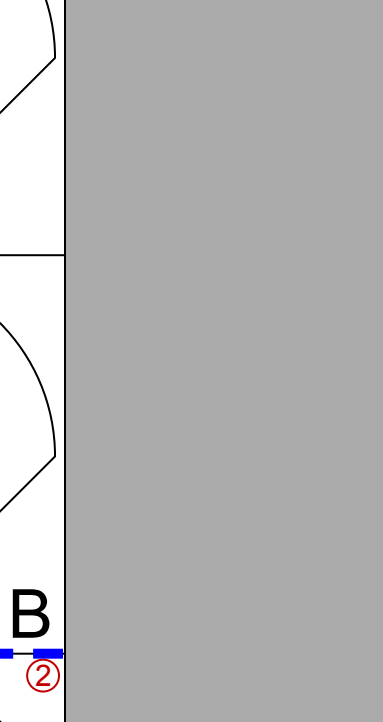
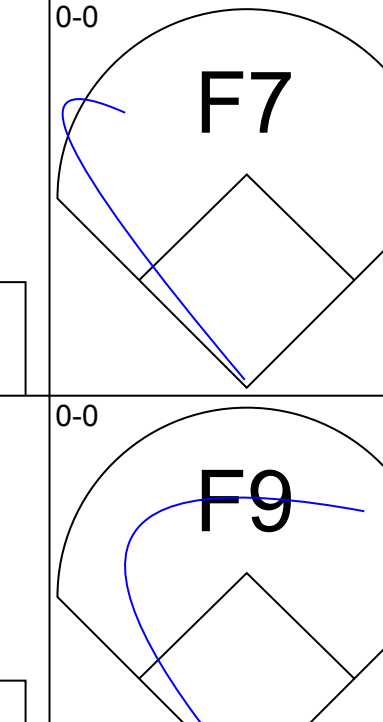
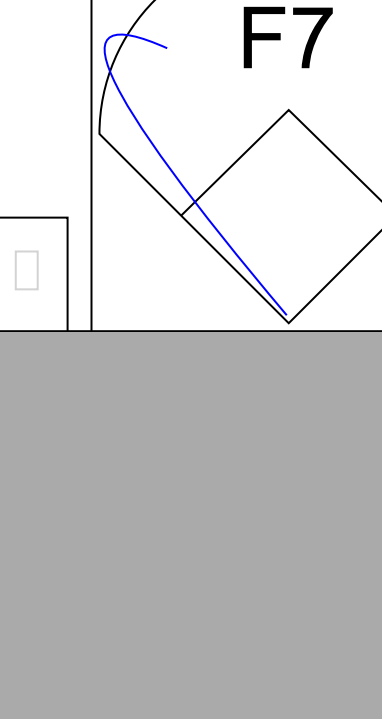
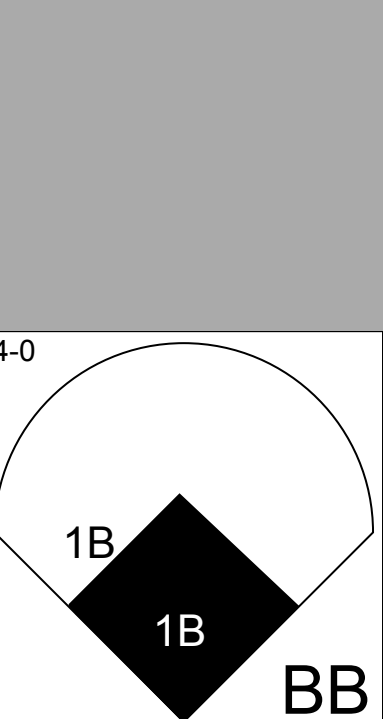
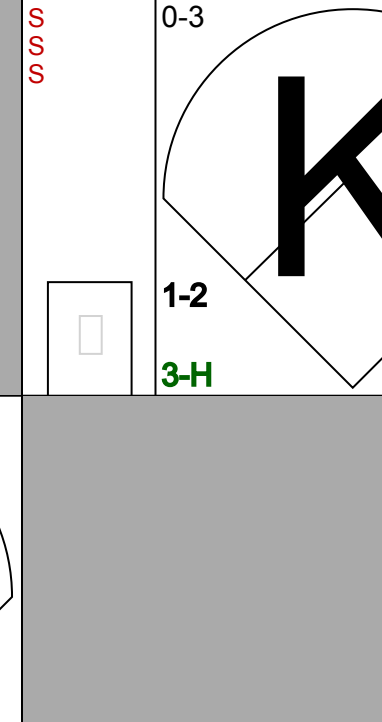
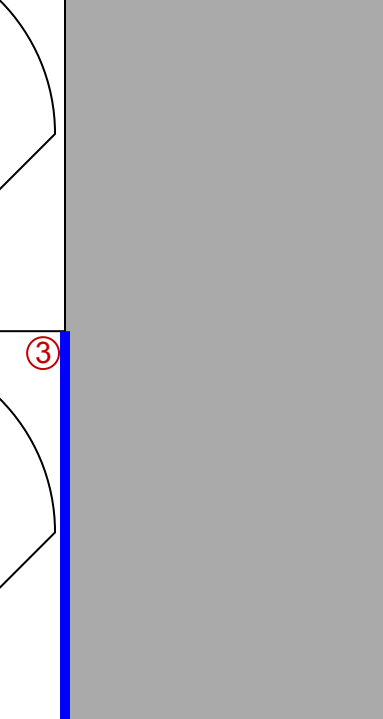

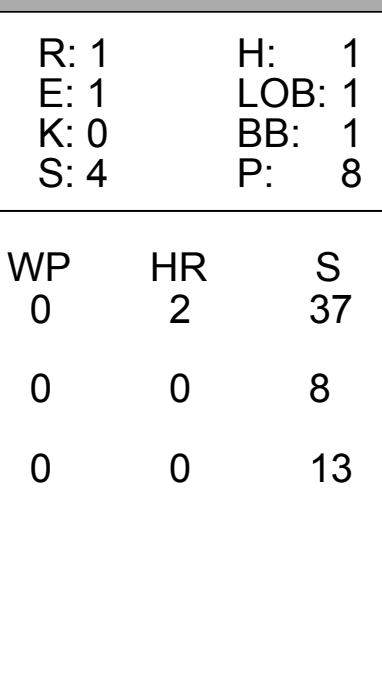

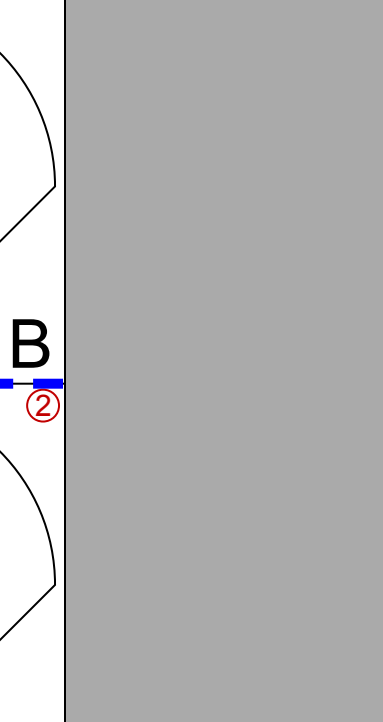


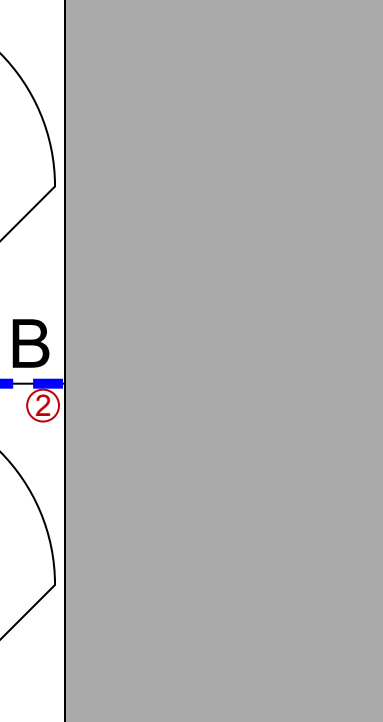
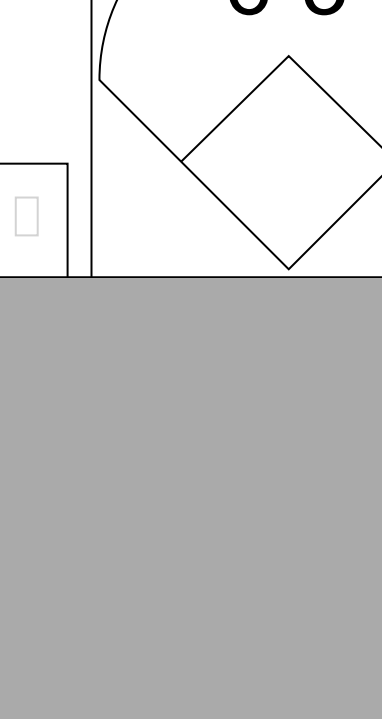

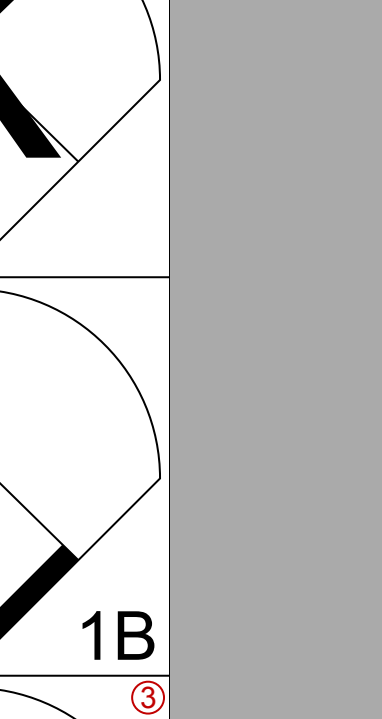
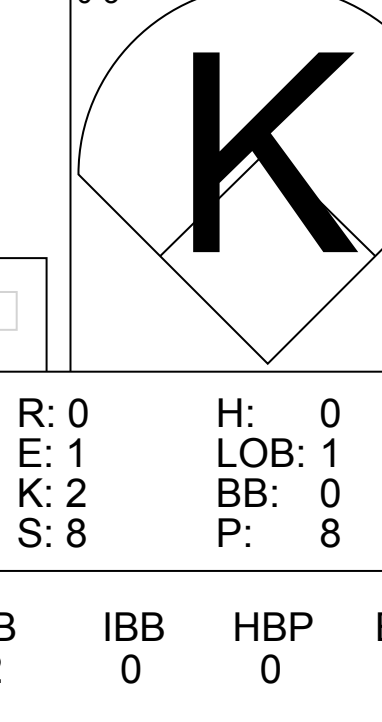
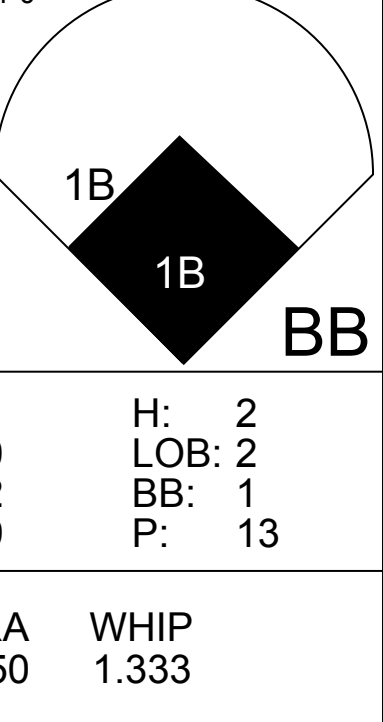
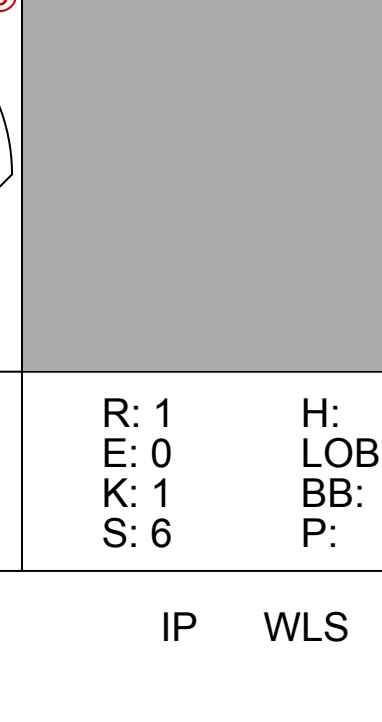
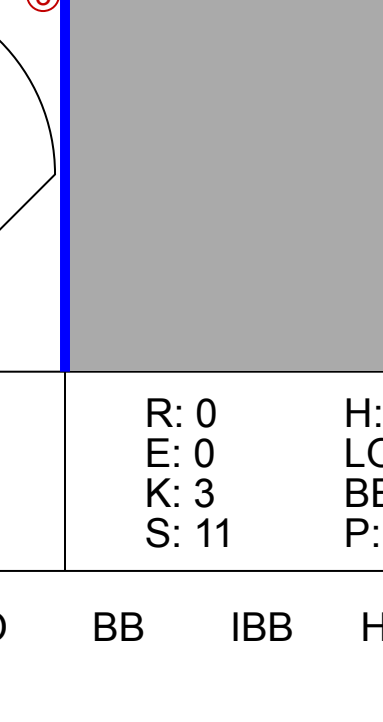
Batter	1	2	3	4	5	6	7	8	9	AB	R	H	RBI	BB	SO	LOB	TOP																			
Gene Richards, L (1,3) OBP: 0.359, SLG: 0.380 (6,8)	0-0 P5		0-0		0-0		0-0	F7		4	1	2	1	0	0	0	San Diego Padres @ Los Angeles Dodgers Dodger Stadium, Los Angeles, CA Tue Sep 13 1977, 7:05 PM PDT Att: 19,442 - Unknown																			
Dave Tomlin, L (7,1) OBP: 0.286, SLG: 0.286			1B	2B		4-3	1B	1B		1	0	0	0	0	0	1																				
Bill Almon, R (1,6) OBP: 0.303, SLG: 0.339	0-0 F8		0-0		0-0		1-2 2-H	1B		5	0	1	1	0	1	2																				
Jerry Turner, L (1,7) OBP: 0.322, SLG: 0.415	0-0 G3		0-3		0-0		1B	1B		5	0	2	0	0	1	1																				
George Hendrick, R (1,8) OBP: 0.378, SLG: 0.485 Gary Sutherland, R (6,3) OBP: 0.310, SLG: 0.323		0-0 F8		4-0		0-0	G6-4-3	1B		2	0	0	0	1	0	1																				
Dave Winfield, R (1,9) OBP: 0.344, SLG: 0.478	0-0 5-3		0-0		0-0	FC5-4	1B	1B		4	0	1	0	0	0	4																				
Dave Roberts, R (1,2) OBP: 0.288, SLG: 0.321 (4,5)	4-0		0-0		0-0	F9	1B	F7		3	0	0	0	1	0	2																				
Mike Champion, R (1,4) OBP: 0.294, SLG: 0.294 Bob Davis, R (4, PR) OBP: 0.238, SLG: 0.237 (4,2)	0-0 L4		0-0		0-0	FC6-4	1B	4-3		2	0	1	0	0	0	1																				
Tucker Ashford, R (1,5) OBP: 0.287, SLG: 0.338 (4,4)			0-0		0-0	FC6-4	1B	E6		4	2	1	0	0	0	2																				
Bob Shirley, R (1,1) OBP: 0.125, SLG: 0.129 Rick Sawyer, R (2,1) OBP: 0.320, SLG: 0.150 Brian Green, R (3, PR) OBP: 0.345, SLG: 0.349 Tom Griffin, R (3,1) OBP: 0.345, SLG: 0.349 Dave Wehrmeister, R (5,1) OBP: 0.147, SLG: 0.152 Merv Rettenmund, R (7, PR) OBP: 0.407, SLG: 0.471 (7,8)			0-3		0-0	K		F7		0	0	0	0	0	0	0																				
Inning Stats	R: 0 E: 0 K: 0 S: 3	H: 0 LOB: 0 BB: 0 P: 3	R: 0 E: 0 K: 0 S: 3	H: 0 LOB: 1 BB: 1 P: 7	R: 1 E: 0 K: 2 S: 9	H: 2 LOB: 1 BB: 0 P: 9	R: 0 E: 0 K: 0 S: 4	H: 1 LOB: 2 BB: 1 P: 8	R: 0 E: 0 K: 0 S: 3	H: 0 LOB: 0 BB: 0 P: 3	R: 0 E: 0 K: 0 S: 4	H: 2 LOB: 0 BB: 0 P: 4	R: 2 E: 0 K: 1 S: 10	H: 5 LOB: 3 BB: 0 P: 10	R: 1 E: 1 K: 1 S: 7	H: 1 LOB: 1 BB: 0 P: 7	R: 0 E: 0 K: 0 S: 3	H: 0 LOB: 0 BB: 0 P: 3	1B: 10 2B: 1 3B: 0 HR: 0	SF: 0 SAC: 0 DP: 1 HBP: 0	WP: 1 PB: 0 SB: 0 CS: 0	PA: 40														
PITCHER	IP	WLS	BF	H	R	ER	SO	BB	IBB	HBP	BLK	WP	HR	S	P	ERA	WHIP	PITCHER		IP	WLS	BF	H	R	ER	SO	BB	IBB	HBP	BLK	WP	HR	S	P	ERA	WHIP
Dennis Lewallyn, R (1,1) ERA: 2.45	7.0	W	32	10	3	3	3	2	0	0	0	0	0	36	44	3.86	1.714																			
Charlie Hough, R (8,1) ERA: 3.39	2.0		8	1	1	0	1	0	0	0	0	1	0	10	10	0.00	0.500																			

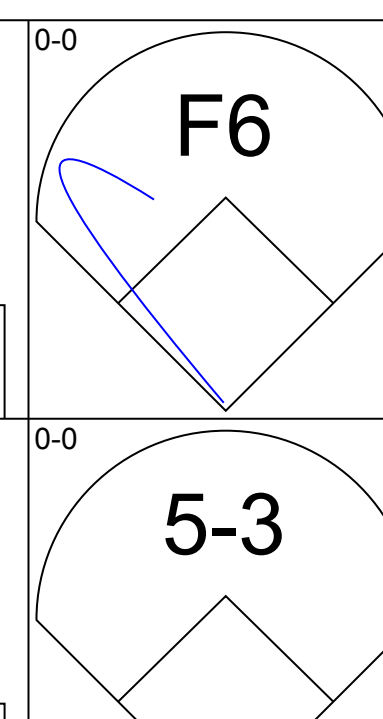
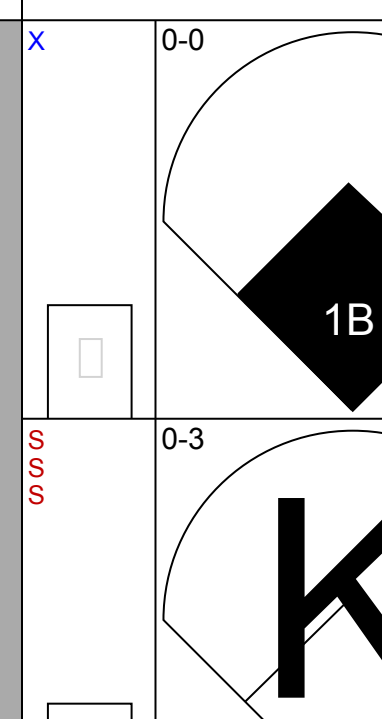
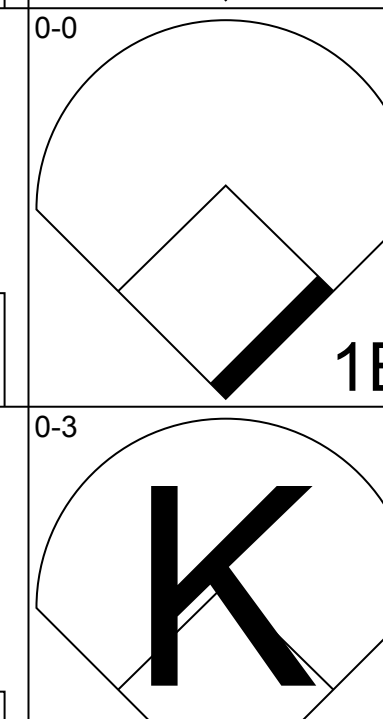
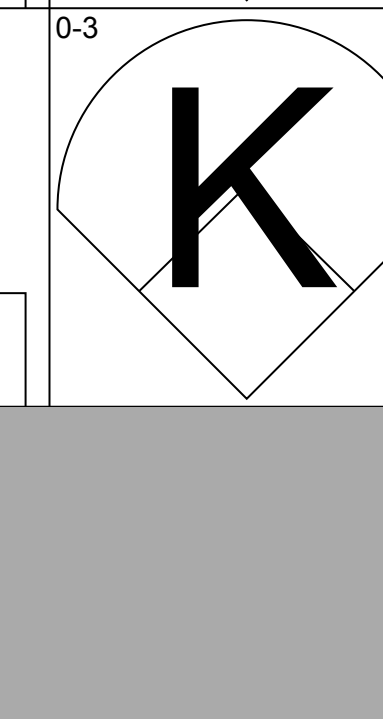

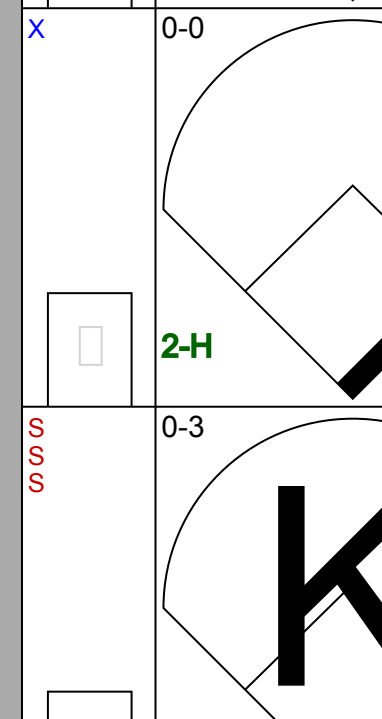

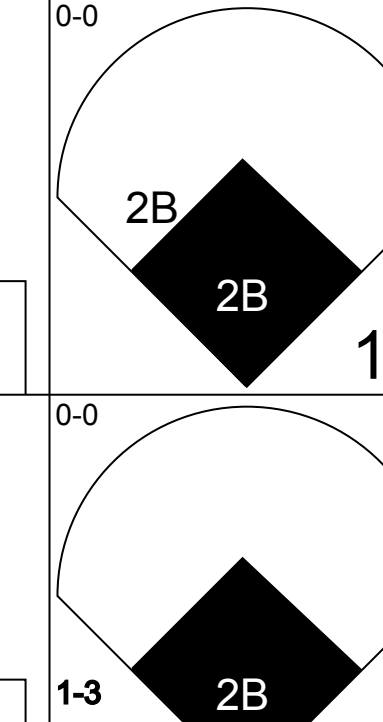
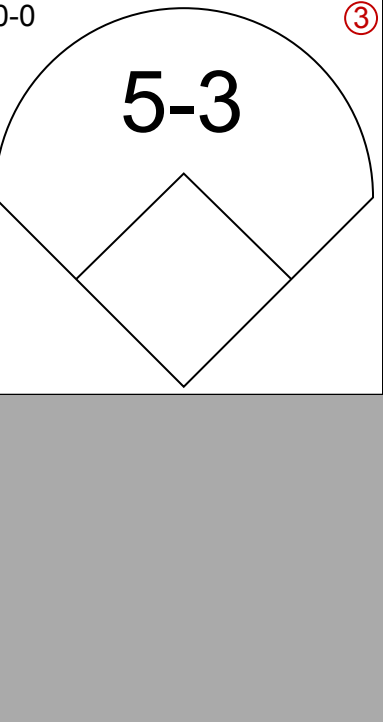


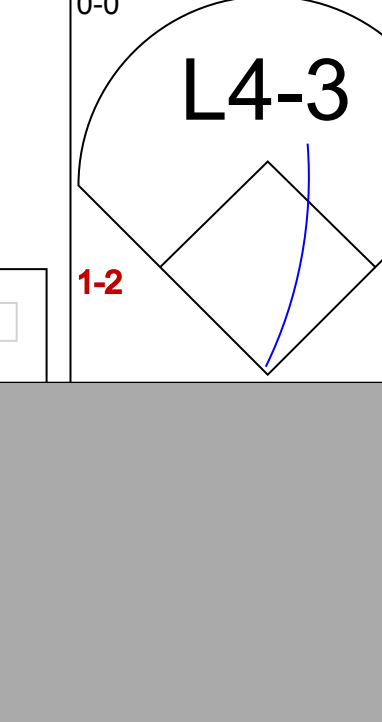


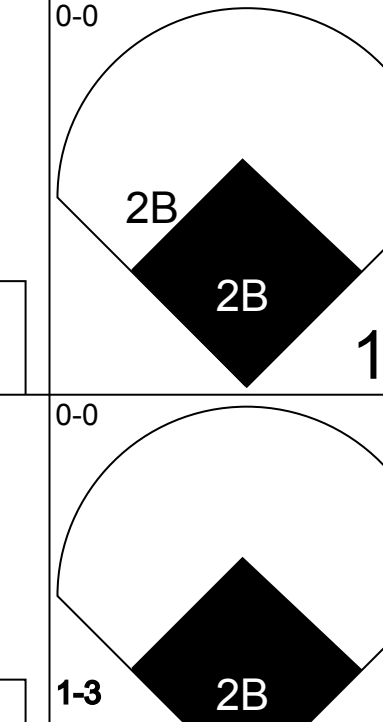
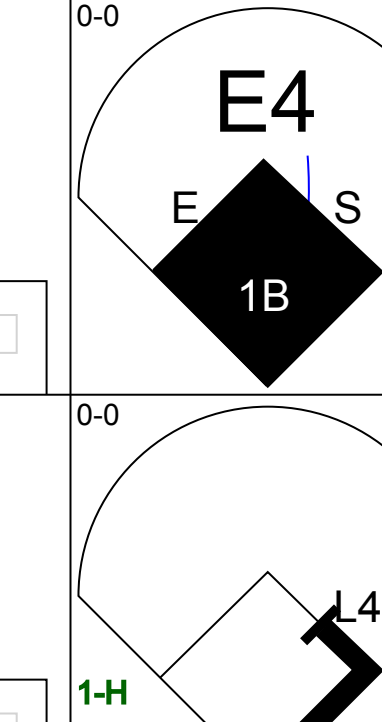
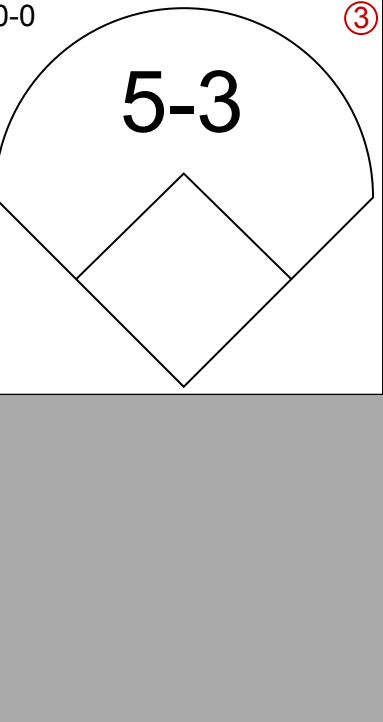
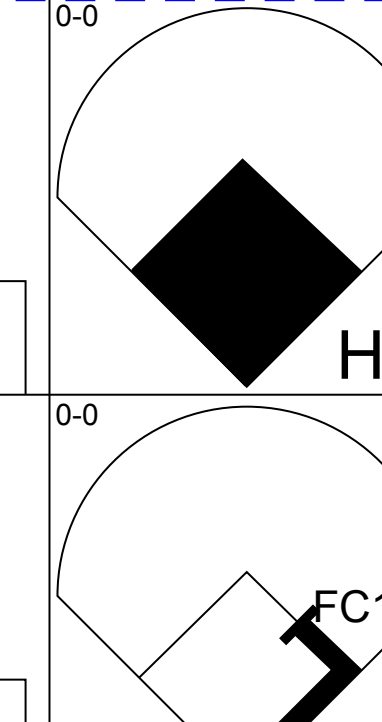
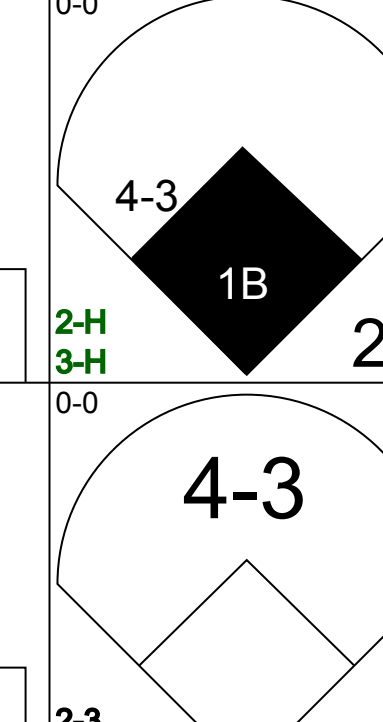
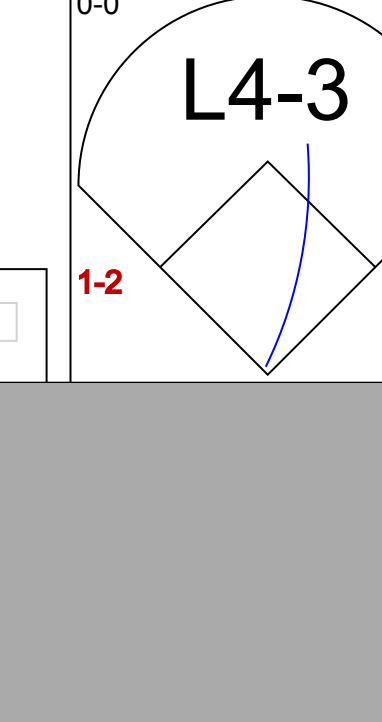
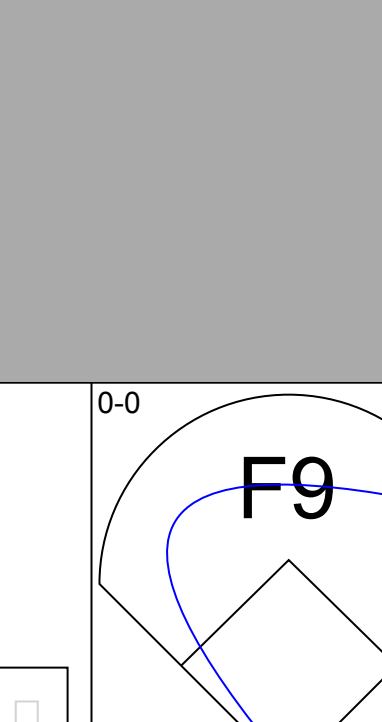

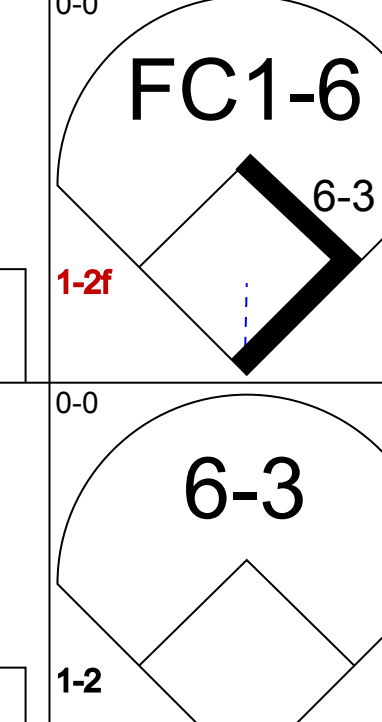
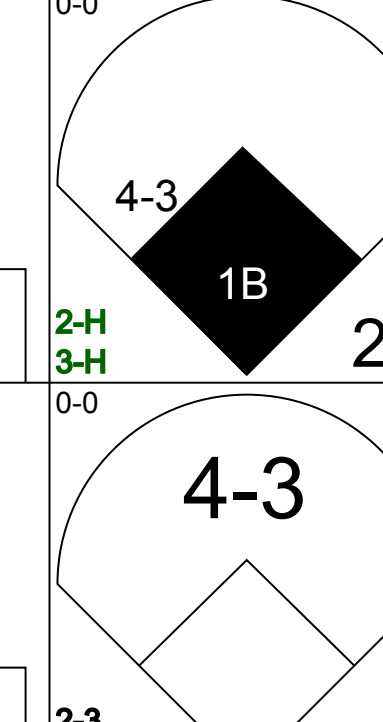
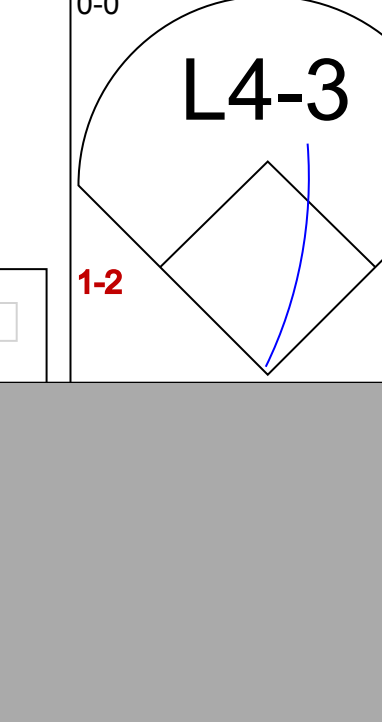

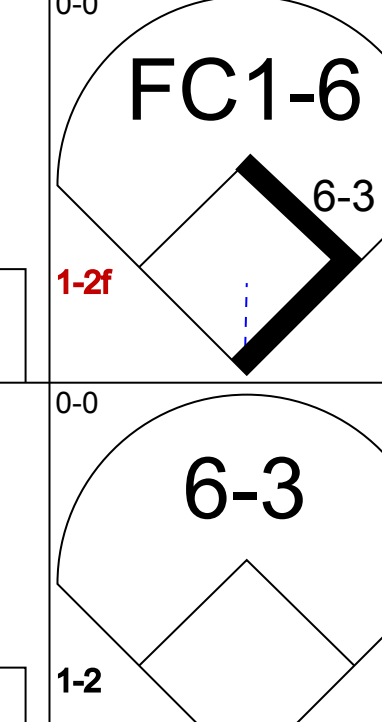
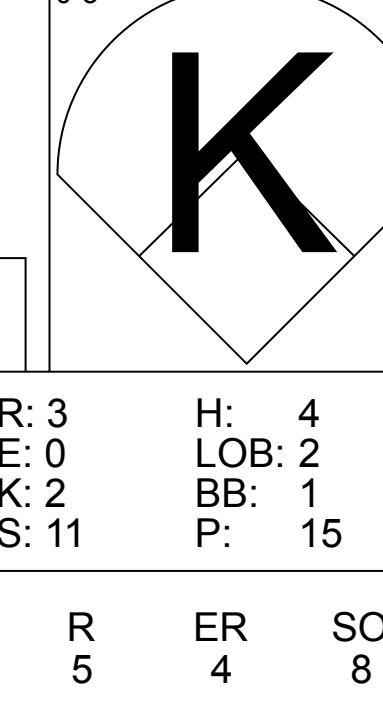
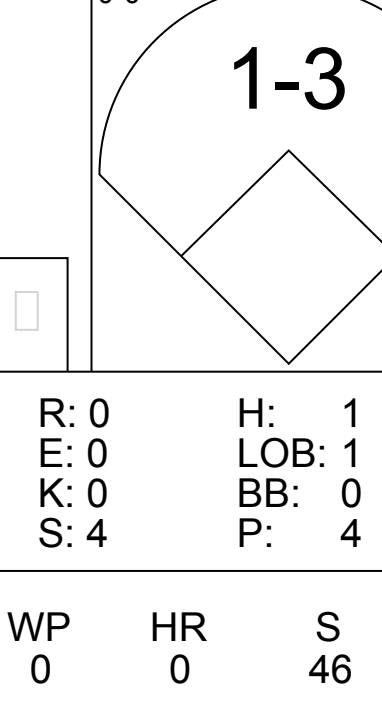
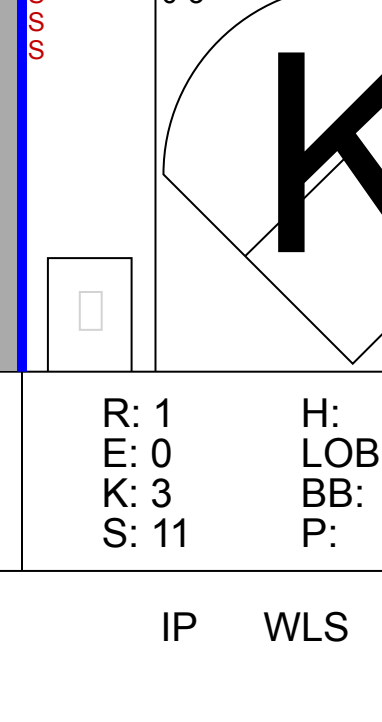
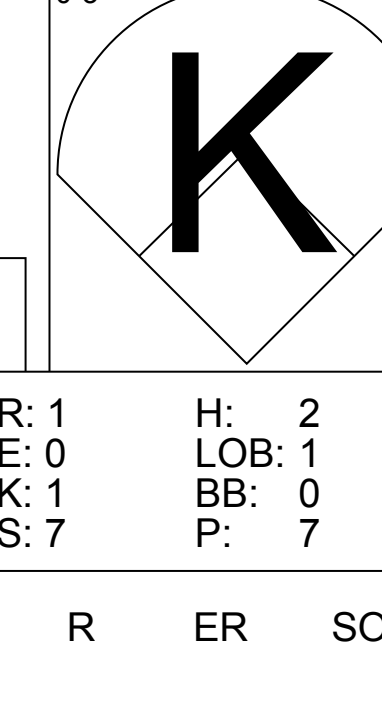
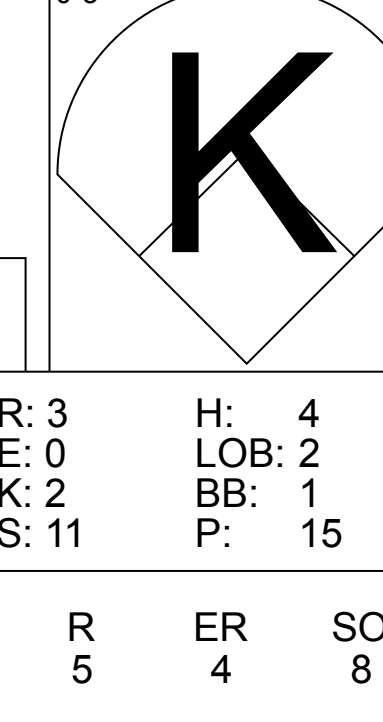
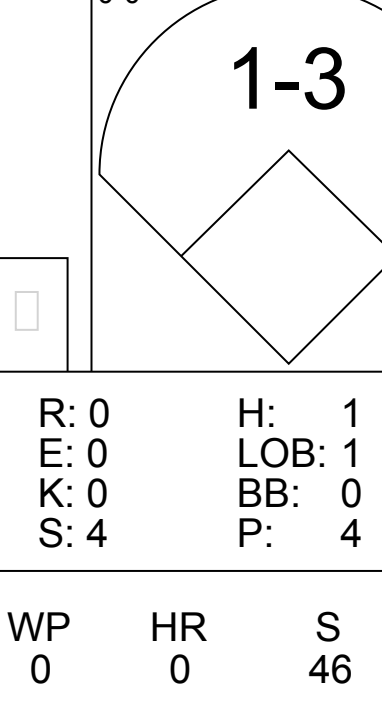
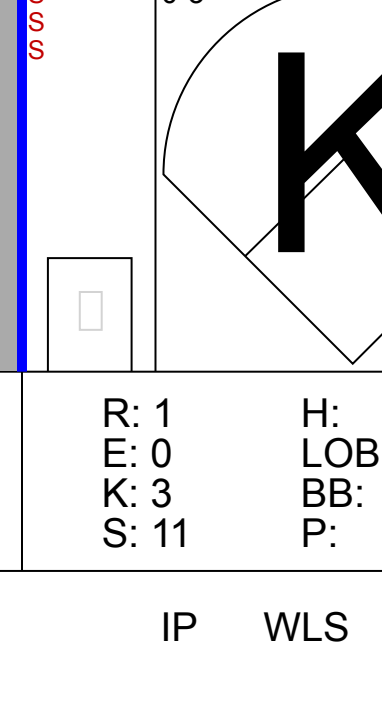
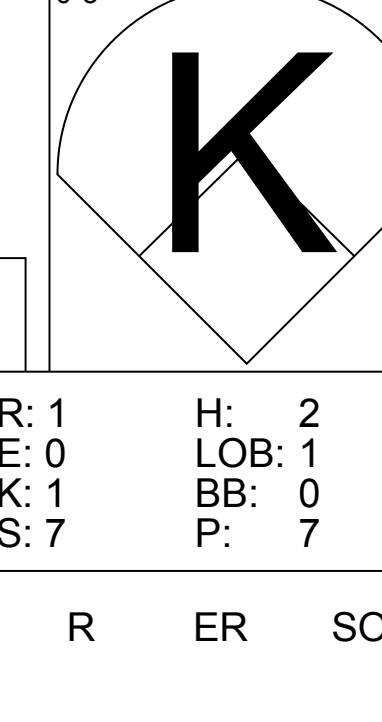
AB	38
R	4
H	11
RBI	4
BB	2
SO	4
LOB	14



Batter	1	2	3	4	5	6	7	8	9	AB	R	H	RBI	BB	SO	LOB	BOTTOM																			
Davey Lopes, R (1,4) OBP: 0.370, SLG: 0.404 Rafael Landestoy, S (5,4) OBP: 0.500, SLG: 0.333	0-0 6-3	0-0	0-0		4-0		0-0	G1-6-3		3	1	2	0	0	0	0	San Diego Padres @ Los Angeles Dodgers Dodger Stadium, Los Angeles, CA Tue Sep 13 1977, 7:05 PM PDT Att: 19,442 - Unknown																			
Ron Washington, R (1,6) OBP: 0.444, SLG: 0.375	0-0 F8	0-0	0-0		0-0		0-0	F8		5	2	2	1	0	0	2																				
Reggie Smith, S (1,9) OBP: 0.435, SLG: 0.579 Jeffrey Leonard, R (5,9) OBP: 0.600, SLG: 1.000	0-0 F9	4-0			0-0		0-3	G3		2	2	1	0	1	0	0																				
Ron Cey, R (1,5) OBP: 0.364, SLG: 0.480 Lee Lacy, R (4, PR) OBP: 0.297, SLG: 0.418 (5,5)		0-0			4-0		0-0	5-3		0	2	0	1	3	0	0																				
Steve Garvey, R (1,3) OBP: 0.324, SLG: 0.482 Ed Goodson, L (5,3) OBP: 0.196, SLG: 0.260		0-0			0-0		0-0	K		3	3	3	3	0	0	0																				
Dusty Baker Jr., R (1,7) OBP: 0.358, SLG: 0.502 Joe Simpson, L (5,7) OBP: 0.200, SLG: 0.077		0-0			0-0		0-0	K		3	1	2	5	0	0	2																				
Glenn Burke, R (1,8) OBP: 0.285, SLG: 0.297		0-0			0-0		0-0	1B		5	2	4	4	0	0	0																				
Steve Yeager, R (1,2) OBP: 0.332, SLG: 0.434 Johnny Oates, L (3,2) OBP: 0.314, SLG: 0.361		4-0			0-0		0-0	P4		0	0	0	0	1	0	0																				
Dennis Lewallyn, R (1,1) Charlie Hough, R (8,1) OBP: 0.190, SLG: 0.263		0-0			0-0		0-3	G1-6-3		4	1	0	1	0	2	5																				
Inning Stats	R: 0 E: 0 K: 0 S: 3	H: 0 LOB: 0 BB: 0 P: 3	R: 10 E: 0 K: 0 S: 9	H: 7 LOB: 0 BB: 4 P: 25	R: 0 E: 0 K: 1 S: 6	H: 2 LOB: 1 BB: 0 P: 6	R: 3 E: 0 K: 1 S: 8	H: 3 LOB: 2 BB: 1 P: 12	R: 5 E: 0 K: 1 S: 9	H: 5 LOB: 1 BB: 2 P: 17	R: 0 E: 0 K: 0 S: 3	H: 0 LOB: 0 BB: 0 P: 3	R: 0 E: 0 K: 2 S: 7	H: 0 LOB: 0 BB: 0 P: 7	R: 0 E: 0 K: 0 S: 4	H: 2 LOB: 1 BB: 0 P: 4		R: 0 E: 0 K: 0 S: 3	H: 0 LOB: 0 BB: 0 P: 3	1B: 15 2B: 3 3B: 0 HR: 1	SF: 0 SAC: 1 DP: 2 HBP: 0	WP: 0 PB: 0 SB: 2 CS: 0	PA: 46													
PITCHER	IP	WLS	BF	H	R	ER	SO	BB	IBB	HBP	BLK	WP	HR	S	P	ERA	WHIP	PITCHER		IP	WLS	BF	H	R	ER	SO	BB	IBB	HBP	BLK	WP	HR	S	P	ERA	WHIP
Bob Shirley, L (1,1) ERA: 4.15	1.2	L	12	5	7	7	0	3	0	0	0	0	1	3	7	81.00	9.000																			
Rick Sawyer, R (2,1) ERA: 5.91	0.1		4	2	3	3	0	1	0	0	0	0	0	1	3	7																				
Tom Griffin, R (3,1) ERA: 4.62	2.0		11	5	3	3	2	1	0	0	0	0	0	14	18	13.50	3.000																			
Dave Wehrmeister, R (5,1) ERA: 5.93	2.0		12	5	5	5	1	2	0	0	0	0	0	12	20	22.50	3.500																			
Dave Tomlin, L (7,1) ERA: 3.2	2.0		7	2	0	0	2	0	0	0	0	0	0	11	11	0.00	1.000																			




Batter	1	2	3	4	5	6	7	8	9	AB	R	H	RBI	BB	SO	LOB	TOP								
Barry Bonnell, R OBP: 0.397, SLG: 0.332 (1, 8)										5	0	1	0	0	2	0	<p>Atlanta Braves @ San Diego Padres San Diego Stadium, San Diego, CA Wed Sep 14 1977, 10:05 PM EDT Att: 12,478 - Unknown</p>								
Rod Gilbreath, R OBP: 0.324, SLG: 0.354 (1, 4)										5	1	3	1	0	0	0									
Jeff Burroughs, R OBP: 0.368, SLG: 0.528 (1, 9)										4	1	2	1	1	2	3									
Willie Montanez, L OBP: 0.324, SLG: 0.445 Craig Robinson, R OBP: 0.233, SLG: 0.241 Joe Nolan, L OBP: 0.380, SLG: 0.436 (1, 3)										4	0	0	0	0	1	4									
Gary Matthews, R OBP: 0.363, SLG: 0.441 (1, 7)										5	1	1	1	0	2	5									
Dale Murphy, R OBP: 0.400, SLG: 0.900 (1, 2)										4	0	1	0	0	0	0									
Junior Moore, R OBP: 0.346 Rowland Office, L OBP: 0.300, SLG: 0.331 (1, 5)										2	0	1	0	1	0	1									
Pat Rockett, R OBP: 0.359, SLG: 0.319 Brian Assefline, L OBP: 0.247, SLG: 0.289 (1, 6)										3	0	0	0	0	0	3									
Preston Hanna, R OBP: 0.214, SLG: 0.083 Biff Pocaroba, S OBP: 0.393, SLG: 0.443 Max Leon, R OBP: 0.300, SLG: 0.316 (1, 1)										1	0	0	0	0	0	1									
Inning Stats	R: 1 E: 0 K: 1 S: 6	H: 1 LOB: 0 BB: 0 P: 6	R: 0 E: 0 K: 0 S: 4	H: 1 LOB: 1 BB: 0 P: 4	R: 0 E: 1 K: 2 S: 8	H: 0 LOB: 1 BB: 0 P: 8	R: 1 E: 1 K: 0 S: 4	H: 1 LOB: 1 BB: 1 P: 8	R: 1 E: 0 K: 2 S: 9	H: 2 LOB: 2 BB: 1 P: 13	R: 0 E: 0 K: 1 S: 6	H: 1 LOB: 1 BB: 0 P: 6	R: 1 E: 0 K: 1 S: 6	H: 1 LOB: 1 BB: 1 P: 10	R: 0 E: 0 K: 0 S: 4	H: 1 LOB: 1 BB: 0 P: 4		R: 0 E: 0 K: 3 S: 11	H: 2 LOB: 2 BB: 0 P: 11	1B: 6 2B: 2 3B: 0 HR: 2	SF: 0 SAC: 0 DP: 0 HBP: 0	WP: 0 PB: 1 SB: 0 CS: 0	PA: 41		
PITCHER	IP	WLS	BF	H	R	ER	SO	BB	IBB	HBP	BLK	WP	HR	S	P	ERA	WHIP								
Bob Owchinko, L ERA: 4.29 Dan Spillner, R ERA: 3.63 Rollie Fingers, R ERA: 2.84	(1, 1)	6.0	27	6	3	3	6	2	0	0	0	0	2	37	45	4.50	1.333								
(7, 1)	1.1	W	7	2	1	0	1	1	0	0	0	0	0	8	12	0.00	2.250								
(8, 1)	1.2	S	7	2	0	0	3	0	0	0	0	0	0	13	13	0.00	1.200								

Batter	1	2	3	4	5	6	7	8	9	AB	R	H	RBI	BB	SO	LOB	BOTTOM								
Gene Richards, L OBP: 0.362, SLG: 0.386 (1, 3)										4	1	3	1	0	0	0	<p>Atlanta Braves @ San Diego Padres San Diego Stadium, San Diego, CA Wed Sep 14 1977, 10:05 PM EDT Att: 12,478 - Unknown</p>								
Bill Almon, R OBP: 0.302, SLG: 0.337 (1, 6)										3	0	0	0	1	1	2									
Jerry Turner, L OBP: 0.328, SLG: 0.424 (1, 7)										4	0	3	1	0	1	2									
George Hendrick, R OBP: 0.375, SLG: 0.481 (1, 8)										4	0	0	0	0	3	2									
Dave Winfield, R OBP: 0.345, SLG: 0.484 (1, 9)										4	3	2	1	0	0	0									
Dave Roberts, R OBP: 0.279, SLG: 0.337 (1, 2)										4	1	3	1	0	1	0									
Tucker Ashford, R OBP: 0.286, SLG: 0.342 (1, 5)										4	1	1	2	0	0	2									
Gary Sutherland, R OBP: 0.298, SLG: 0.309 (1, 4)										4	0	0	0	0	0	2									
Bob Owchinko, L OBP: 0.167, SLG: 0.091 Dan Spillner, R OBP: 0.296, SLG: 0.118 Rollie Fingers, R OBP: 0.050, SLG: 0.050 (1, 1)										2	0	0	0	0	1	1									
Inning Stats	R: 0 E: 0 K: 1 S: 6	H: 1 LOB: 1 BB: 0 P: 6	R: 3 E: 0 K: 2 S: 11	H: 4 LOB: 2 BB: 1 P: 15	R: 1 E: 1 K: 0 S: 4	H: 1 LOB: 0 BB: 0 P: 4	R: 0 E: 0 K: 0 S: 4	H: 1 LOB: 1 BB: 0 P: 4	R: 0 E: 0 K: 1 S: 5	H: 0 LOB: 0 BB: 0 P: 5	R: 1 E: 0 K: 3 S: 11	H: 2 LOB: 1 BB: 0 P: 11	R: 1 E: 0 K: 1 S: 7	H: 2 LOB: 1 BB: 0 P: 7	1B: 7 2B: 5 3B: 0 HR: 1	SF: 0 SAC: 0 DP: 1 HBP: 0		WP: 0 PB: 0 SB: 2 CS: 0	PA: 36						
PITCHER	IP	WLS	BF	H	R	ER	SO	BB	IBB	HBP	BLK	WP	HR	S	P	ERA	WHIP								
Preston Hanna, R ERA: 5.01 Max Leon, R ERA: 4.15	(1, 1)	7.0	L	31	10	5	4	8	1	0	0	0	1	7	7	9.00	2.000								
(8, 1)	1.0		5	2	1	1	1	0	0	0	0	0	0	7	7	9.00	2.000								

Batter	1	2	3	4	5	6	7	8	9	AB	R	H	RBI	BB	SO	LOB	TOP				
Terry Puhl, L OBP: 0.397, SLG: 0.407 (1, 7)	0-0 S HR 1B	0-0 2H HR 2B		0-0 FC5-4 1B		0-0 3-1		0-0 2H 2B		5	2	4	2	0	0	0					
Enos Cabell, R OBP: 0.314, SLG: 0.451 (1, 5)	0-0 F9 1-2	0-0 2H HR		0-0 FC5-4 1-2		0-0 F4		0-0 5-3		5	1	1	2	0	0	3					
Cesar Cedeno, R OBP: 0.338, SLG: 0.447 (1, 8)	0-0 6-3	0-0 F3				0-0 1B 2B		0-0 5-3		5	1	1	0	0	0	2					
Jose Cruz, L OBP: 0.364, SLG: 0.470 (1, 9)	4-0 HR BB		0-0 6-3		4-0 E 1B BB BB		0-0 F8		0-0 3B 3B	3	3	1	0	2	0	0					
Bob Watson, R OBP: 0.360, SLG: 0.493 (1, 3)	0-0		4-0		0-0 E8 BB BB 1B		0-0 F8		0-0 3B 3B	4	1	3	5	1	0	0					
Art Gardner, L OBP: 0.206, SLG: 0.156 (9, PR)										0	1	0	0	0	0	0					
Danny Walton, R OBP: 0.375, SLG: 0.375 (9, 3)	1-1 2H HR		0-0 FC5-4 BB		1-3 2H 1B				3H SF9 3B	0	0	0	0	0	0	0					
Ed Herrmann, L OBP: 0.355, SLG: 0.366 (1, 2)	0-0 F8		0-0 K		4-0 1-2 BB BB		4-0 FC6-4 BB		0-0 SF9	2	0	0	1	2	1	1					
Art Howe, R OBP: 0.335, SLG: 0.408 (1, 4)		0-0 E6 FC6-4	0-0 FC5-4 1-2		0-0 L5		0-0 FC6-4 1-2		0-0 F9	5	0	0	0	0	0	6					
Roger Metzger, S OBP: 0.283, SLG: 0.264 (1, 6)		0-0 FC6-4 SH1 2B		0-0 F9	4-0 E 1 LOB: 2 G4-3 BB				0-0 SH1-4 2B 1B	4	2	1	1	1	0	2					
J.R. Richard, R OBP: 0.235, SLG: 0.350 (1, 1)		0-0 SH1		0-0 F6	0-0 G4-3				0-0 SH1-4	2	0	0	0	0	0	3					
Inning Stats	R: 3 E: 0 K: 0 S: 5	H: 2 LOB: 0 BB: 1 P: 9	R: 3 E: 1 K: 0 S: 6	H: 2 LOB: 0 BB: 0 P: 6	R: 0 E: 0 K: 1 S: 5	H: 0 LOB: 1 BB: 1 P: 9	R: 0 E: 0 K: 0 S: 4	H: 1 LOB: 1 BB: 0 P: 4	R: 2 E: 1 K: 0 S: 4	H: 2 LOB: 2 BB: 3 P: 16	R: 0 E: 0 K: 0 S: 3	H: 0 LOB: 1 BB: 1 P: 7	R: 0 E: 0 K: 0 S: 5	H: 2 LOB: 1 BB: 0 P: 5	R: 2 E: 0 K: 0 S: 5	H: 2 LOB: 1 BB: 0 P: 5	1B: 4 2B: 3 3B: 2 HR: 2	SF: 1 SAC: 2 DP: 1 HBP: 0	WP: 0 PA: 44 PB: 0 SB: 1 CS: 0		
PITCHER	IP WLS BF H R ER SO BB IBB HBP BLK WP HR S P ERA WHIP	IP WLS BF H R ER SO BB IBB HBP BLK WP HR S P ERA WHIP	IP WLS BF H R ER SO BB IBB HBP BLK WP HR S P ERA WHIP	IP WLS BF H R ER SO BB IBB HBP BLK WP HR S P ERA WHIP	IP WLS BF H R ER SO BB IBB HBP BLK WP HR S P ERA WHIP	IP WLS BF H R ER SO BB IBB HBP BLK WP HR S P ERA WHIP	IP WLS BF H R ER SO BB IBB HBP BLK WP HR S P ERA WHIP	IP WLS BF H R ER SO BB IBB HBP BLK WP HR S P ERA WHIP	IP WLS BF H R ER SO BB IBB HBP BLK WP HR S P ERA WHIP	IP WLS BF H R ER SO BB IBB HBP BLK WP HR S P ERA WHIP	IP WLS BF H R ER SO BB IBB HBP BLK WP HR S P ERA WHIP	IP WLS BF H R ER SO BB IBB HBP BLK WP HR S P ERA WHIP	IP WLS BF H R ER SO BB IBB HBP BLK WP HR S P ERA WHIP	IP WLS BF H R ER SO BB IBB HBP BLK WP HR S P ERA WHIP	IP WLS BF H R ER SO BB IBB HBP BLK WP HR S P ERA WHIP	IP WLS BF H R ER SO BB IBB HBP BLK WP HR S P ERA WHIP	IP WLS BF H R ER SO BB IBB HBP BLK WP HR S P ERA WHIP	IP WLS BF H R ER SO BB IBB HBP BLK WP HR S P ERA WHIP	IP WLS BF H R ER SO BB IBB HBP BLK WP HR S P ERA WHIP		
Dave Freisleben, R ERA: 4.78 (1, 1)	2.0 L	12 4	6 0	3 0	0 0	0 1	0 1	0 0	0 0	0 0	2 0	11 5	15 15	13.50 2.500							
Rick Sawyer, R ERA: 5.96 (3, 1)	1.0	4	0	0	0	1	0	0	0	0	0	5	9	0.00	1.000						
Dave Wehmeister, R ERA: 6.07 (4, 1)	1.1	10	3	2	2	0	3	0	0	0	0	7	19	13.50	4.500						
Tom Griffin, R ERA: 4.56 (5, 1)	3.2	13	2	1	1	0	1	0	0	0	0	12	16	2.46	0.818						
John D'Acquisto, R ERA: 5.77 (9, 1)	1.0	5	2	2	2	0	0	0	0	0	0	5	5	18.00	2.000						
Batter	1	2	3	4	5	6	7	8	9	AB	R	H	RBI	BB	SO	LOB	BOTTOM				
Gene Richards, L OBP: 0.362, SLG: 0.384 (1, 3) (7, 7)	0-0 F5		0-3 K		0-0 5-3			0-0 FC6-4 1B		4	0	1	0	0	1	3					
Bill Almon, R OBP: 0.302, SLG: 0.337 (1, 6)	0-3 K		0-0 FC6-4 1B		0-0 F8		0-0 FC6-4		0-0 F9	4	0	1	0	0	1	2					
Jerry Turner, L OBP: 0.320, SLG: 0.413 (1, 7)	0-0 F5		0-0 FC6-4		0-0 3-1		0-0 F9			3	0	0	0	0	0	3					
Bob Davis, R OBP: 0.235, SLG: 0.234 (7, 2)			0-0 FC6-4 1-2							1	0	0	0	0	0	2					
George Hendrick, R OBP: 0.378, SLG: 0.476 (1, 8)		0-0 G3		0-3 K		0-0 6-3		0-0 F5		4	0	0	0	0	1	0					
Dave Winfield, R OBP: 0.340, SLG: 0.476 (1, 9)		0-3 K		0-3 K		0-0 F5		0-0 F8		4	0	0	0	0	2	0					
Gene Tenace, R OBP: 0.416, SLG: 0.405 (1, 2) (7, 3)		0-3 K		0-3 K		0-0 K		0-0 5-3		4	0	0	0	0	3	0					
Mike Champion, R OBP: 0.273, SLG: 0.292 (1, 4)			0-3 K		4-0 BB		0-0 6-3			2	0	0	0	1	1	0					
Tucker Ashford, R OBP: 0.289, SLG: 0.344 (1, 5)			0-0 1B BB 1B		0-0 F8		0-0 F8		0-0 F8	3	0	1	0	0	0	1					
Dave Freisleben, R OBP: 0.184, SLG: 0.167 (3, 1)			4-0		0-3					0	0	0	0	0	0	0					
Rick Sawyer, R OBP: 0.320, SLG: 0.150 (3, PR)										0	0	0	0	0	0	0					
Dave Roberts, R OBP: 0.286, SLG: 0.345 (3, PR)										0	0	0	0	0	0	0					
Randy Jones, R OBP: 0.197, SLG: 0.195 (4, 1)										0	0	0	0	0	0	0					
Dave Wehmeister, R OBP: 0.192, SLG: 0.250 (4, 1)										0	0	0	0	0	0	0					
Tom Griffin, R OBP: 0.133, SLG: 0.341 (5, 1)										1	0	0	0	0	1	1					
Merv Rettenmund, R OBP: 0.406, SLG: 0.420 (6, PR)										0	0	0	0	1	0	0					
John D'Acquisto, R OBP: 0.235, SLG: 0.350 (9, 1)										0	0	0	0	0	0	0					
Inning Stats	R: 0 E: 0 K: 1 S: 5	H: 0 LOB: 0 BB: 0 P: 5	R: 0 E: 0 K: 2 S: 7	H: 0 LOB: 0 BB: 0 P: 7	R: 0 E: 0 K: 2 S: 9	H: 2 LOB: 3 BB: 1 P: 13	R: 0 E: 0 K: 3 S: 9	H: 0 LOB: 0 BB: 0 P: 9	R: 0 E: 0 K: 1 S: 5	H: 0 LOB: 1 BB: 1 P: 9	R: 0 E: 0 K: 0 S: 3	H: 0 LOB: 0 BB: 0 P: 3	R: 0 E: 0 K: 1 S: 5	H: 0 LOB: 0 BB: 0 P: 5	R: 0 E: 0 K: 0 S: 4	H: 1 LOB: 2 BB: 1 P: 8	R: 0 E: 0 K: 0 S: 3	H: 0 LOB: 0 BB: 0 P: 3	1B: 3 2B: 0 3B: 0 HR: 0	SF: 0 SAC: 0 DP: 0 HBP: 0	WP: 0 PA: 33 PB: 0 SB: 0 CS: 0
PITCHER	IP WLS BF H R ER SO BB IBB HBP BLK WP HR S P ERA WHIP	IP WLS BF H R ER SO BB IBB HBP BLK WP HR S P ERA WHIP	IP WLS BF H R ER SO BB IBB HBP BLK WP HR S P ERA WHIP	IP WLS BF H R ER SO BB IBB HBP BLK WP HR S P ERA WHIP	IP WLS BF H R ER SO BB IBB HBP BLK WP HR S P ERA WHIP	IP WLS BF H R ER SO BB IBB HBP BLK WP HR S P ERA WHIP	IP WLS BF H R ER SO BB IBB HBP BLK WP HR S P ERA WHIP	IP WLS BF H R ER SO BB IBB HBP BLK WP HR S P ERA WHIP	IP WLS BF H R ER SO BB IBB HBP BLK WP HR S P ERA WHIP	IP WLS BF H R ER SO BB IBB HBP BLK WP HR S P ERA WHIP	IP WLS BF H R ER SO BB IBB HBP BLK WP HR S P ERA WHIP	IP WLS BF H R ER SO BB IBB HBP BLK WP HR S P ERA WHIP	IP WLS BF H R ER SO BB IBB HBP BLK WP HR S P ERA WHIP	IP WLS BF H R ER SO BB IBB HBP BLK WP HR S P ERA WHIP	IP WLS BF H R ER SO BB IBB HBP BLK WP HR S P ERA WHIP	IP WLS BF H R ER SO BB IBB HBP BLK WP HR S P ERA WHIP	IP WLS BF H R ER SO BB IBB HBP BLK WP HR S P ERA WHIP	IP WLS BF H R ER SO BB IBB HBP BLK WP HR S P ERA WHIP	IP WLS BF H R ER SO BB IBB HBP BLK WP HR S P ERA WHIP		
J.R. Richard, R ERA: 2.79 (1, 1)	9.0 W	33 3	0 0	0 0	10 10	3 3	0 0	0 0	0 0	0 0	0 0	50 62	62 0.00	0.00 0.667							


Houston Astros @ San Diego Padres
San Diego Stadium, San Diego, CA
Sat Sep 17 1977, 10:05 PM EDT
Att: 8,463 - Unknown

AB 35
R 11
H 11
RBI 11
BB 6
SO 1
LOB 17



Houston Astros @ San Diego Padres
San Diego Stadium, San Diego, CA
Sat Sep 17 1977, 10:05 PM EDT
Att: 8,463 - Unknown

AB 30
R 0
H 3
RBI 0
BB 3
SO 10
LOB 12



Batter	1	2	3	4	5	6	7	8	9	AB	R	H	RBI	BB	SO	LOB	TOP				
Pete Rose, S OBP: 0.374, SLG: 0.434 Ray Knight, R OBP: 0.318, SLG: 0.380	0-3 K	0-0 1B			0-0 6-3		0-0 6-3			4	0	1	0	0	1	0	Cincinnati Reds @ San Diego Padres San Diego Stadium, San Diego, CA Tue Sep 20 1977, 10:05 PM EDT Att: 11,302 - Unknown livebaseballscorecards.com				
Ken Griffey, L OBP: 0.390, SLG: 0.464	4-0 HR	5-3 BB	0-0 F7		0-0 6-3		4-0 BB		2	1	0	0	2	0	0						
Joe Morgan, L OBP: 0.424, SLG: 0.491	0-0 5-3	1-2	0-0 3B		4-0 BB		0-0 L3		3	0	1	0	1	0	2						
George Foster, R OBP: 0.380, SLG: 0.629	0-0 HR	2H	0-0 P3		4-0 BB		0-0 P4		3	1	1	2	1	0	1						
Johnny Bench, R OBP: 0.352, SLG: 0.549 Cesar Geronimo, L OBP: 0.320, SLG: 0.385	0-3 K		0-3 K		0-3 K		4-0 BB	0-0 G6-4-3 BB	3	0	0	0	1	3	3						
Dave Concepcion, R OBP: 0.325, SLG: 0.367		0-3 K		0-0 F8		0-0 E6		0-0 G6-4-3	4	0	0	0	0	1	1						
Dan Driessen, L OBP: 0.370, SLG: 0.459	4-0 1B BB		0-0 F9		0-3 K		0-0 F2		3	1	0	0	1	1	1						
Don Werner, R OBP: 0.154, SLG: 0.615	0-3 K		0-0 HR		0-0 G5-4-3		0-3 K		4	1	1	1	0	2	2						
Tom Seaver, R OBP: 0.238, SLG: 0.329	0-0 E6 1B 1B		0-3 K		0-0 5-3		0-0 F9		4	0	1	0	0	1	0						
Inning Stats	R: 2 E: 0 K: 2 S: 8	H: 1 LOB: 0 BB: 1 P: 12	R: 1 E: 1 K: 2 S: 8	H: 2 LOB: 2 BB: 1 P: 12	R: 0 E: 0 K: 1 S: 6	H: 1 LOB: 1 BB: 0 P: 6	R: 1 E: 0 K: 1 S: 6	H: 1 LOB: 0 BB: 0 P: 6	R: 0 E: 0 K: 1 S: 5	H: 0 LOB: 2 BB: 2 P: 13	R: 0 E: 1 K: 0 S: 3	H: 0 LOB: 1 BB: 1 P: 7	R: 0 E: 0 K: 0 S: 2	H: 0 LOB: 0 BB: 1 P: 6	R: 0 E: 0 K: 1 S: 5	H: 0 LOB: 0 BB: 0 P: 5	1B: 2 2B: 0 3B: 1 HR: 2	SF: 0 SAC: 0 DP: 2 HBP: 0	WP: 0 PB: 0 SB: 0 CS: 0	PA: 36	
PITCHER	IP	WLS	BF	H	R	ER	SO	BB	IBB	HBP	BLK	WP	HR	S	P	ERA	WHIP				
Bob Ovwchinko, L ERA: 4.36	(1, 1)	6.0	L 26	5	4	4	8	4	0	0	0	0	2	38	54	6.00	1.500				
Dave Tomlin, L ERA: 3.04	(7, 1)	2.0	7	0	0	0	0	2	0	0	0	0	0	5	13	0.00	1.000				
Dan Spillner, R ERA: 3.59	(9, 1)	1.0	3	0	0	0	1	0	0	0	0	0	0	5	5	0.00	0.000				

Batter	1	2	3	4	5	6	7	8	9	AB	R	H	RBI	BB	SO	LOB	BOTTOM				
Gene Richards, L OBP: 0.360, SLG: 0.381	0-0 4-3		0-0 6-3			0-0 1-3			0-0 F7	4	0	0	0	0	0	0	Cincinnati Reds @ San Diego Padres San Diego Stadium, San Diego, CA Tue Sep 20 1977, 10:05 PM EDT Att: 11,302 - Unknown livebaseballscorecards.com				
Bill Almon, R OBP: 0.301, SLG: 0.338	0-0 6-3		0-0 F7		0-0 F8		0-0 2B		0-0 F8	4	0	1	0	0	0						
Dave Roberts, R OBP: 0.279, SLG: 0.337	0-0 F8		0-3 K		0-0 5-3		0-0 P6		0-0 P6	4	0	0	0	0	1						
George Hendrick, R OBP: 0.378, SLG: 0.474		0-0 F9		0-0 L7		4-0 BB			2	0	0	0	1	0	0						
Dave Winfield, R OBP: 0.340, SLG: 0.475		0-0 S 1B		0-0 L4		0-0 F8		0-0 2-3	3	0	1	0	0	0	2						
Gene Tenace, R OBP: 0.414, SLG: 0.402		0-0 F3		0-3 K		0-0 F2			3	0	0	0	0	1	3						
Tucker Ashford, R OBP: 0.285, SLG: 0.340		0-3 K		0-0 6-3		0-0 6-3			3	0	0	0	0	1	1						
Mike Champion, R OBP: 0.272, SLG: 0.290			0-0 6-3		0-0 F3		0-0 1-3		3	0	0	0	0	0	0						
Bob Ovwchinko, L OBP: 0.163, SLG: 0.089 Merv Rettenmund, R (6, PH) OBP: 0.436, SLG: 0.459 Dave Tomlin, L OBP: 0.286, SLG: 0.286 Jerry Turner, L (8, PH) OBP: 0.319, SLG: 0.411 Dan Spillner, R OBP: 0.286, SLG: 0.118		0-3 K		0-0 P4		0-3 K			1	0	0	0	0	1	0						
Inning Stats	R: 0 E: 0 K: 0 S: 3	H: 0 LOB: 0 BB: 0 P: 3	R: 0 E: 0 K: 1 S: 6	H: 1 LOB: 1 BB: 0 P: 6	R: 0 E: 0 K: 1 S: 5	H: 0 LOB: 0 BB: 0 P: 5	R: 0 E: 0 K: 1 S: 5	H: 0 LOB: 0 BB: 0 P: 5	R: 0 E: 0 K: 0 S: 3	H: 0 LOB: 0 BB: 0 P: 3	R: 0 E: 0 K: 0 S: 4	H: 1 LOB: 2 BB: 1 P: 8	R: 0 E: 0 K: 1 S: 5	H: 0 LOB: 0 BB: 0 P: 5	R: 0 E: 0 K: 0 S: 3	H: 0 LOB: 0 BB: 0 P: 3	1B: 1 2B: 1 3B: 0 HR: 0	SF: 0 SAC: 0 DP: 0 HBP: 0	WP: 0 PB: 0 SB: 1 CS: 0	PA: 30	
PITCHER	IP	WLS	BF	H	R	ER	SO	BB	IBB	HBP	BLK	WP	HR	S	P	ERA	WHIP				
Tom Seaver, R ERA: 2.74	(1, 1)	9.0	W 30	2	0	0	5	1	0	0	0	0	0	39	43	0.00	0.333				

Batter	1	2	3	4	5	6	7	8	9	AB	R	H	RBI	BB	SO	LOB	TOP	
Pete Rose, S OBP: 0.371, SLG: 0.431 (1, 5)	F8		L9			6-3		F3		4	0	0	0	0	0	0	Cincinnati Reds @ San Diego Padres San Diego Stadium, San Diego, CA Wed Sep 21 1977, 10:05 PM EDT Att: 11,669 - Unknown livebaseballscorecards.com	
Ken Griffey, L OBP: 0.391, SLG: 0.464 (1, 9)	FC3-6 1B			4-3		4-3		3B BB		3	1	1	0	1	0	0		
Joe Morgan, L OBP: 0.424, SLG: 0.495 (1, 4)	FC3-6 1-2			F8				1B 3B		4	1	2	1	0	0	1		
George Foster, R OBP: 0.378, SLG: 0.625 (1, 7)	4-3			E6		6-3		F6		4	0	0	0	0	0	3		
Johnny Bench, R OBP: 0.351, SLG: 0.546 (1, 3) (8, 2)		6-3		1-3			5-3	1B		4	0	1	1	0	0	1		
Dave Concepcion, R OBP: 0.325, SLG: 0.368 (1, 6)		6-3			F8		5-3 1B 2B	K		4	1	1	0	0	1	1		
Bill Plummer, R OBP: 0.205, SLG: 0.205 (1, 2) Dan Driessen, L OBP: 0.369, SLG: 0.458 (8, 3)		5-3			F9		5-3	F8		3	0	0	0	0	0	1		
Cesar Geronimo, L OBP: 0.321, SLG: 0.386 (1, 8)			6-3				2-3	F5		4	0	2	1	0	0	0		
Fred Norman, S OBP: 0.171, SLG: 0.127 (1, 1) Ed Ambrister, R OBP: 0.333, SLG: 0.425 (7, PH) Dale Murray, R OBP: 0.167, SLG: 0.167 (7, 1)			1-3		F8		3-H 1-3	F9		2	0	0	0	0	0	1		
Inning Stats	R: 0 E: 0 K: 0 S: 4	H: 1 LOB: 1 BB: 0 P: 4	R: 0 E: 0 K: 0 S: 3	H: 0 LOB: 0 BB: 0 P: 3	R: 0 E: 1 K: 0 S: 4	H: 0 LOB: 1 BB: 0 P: 4	R: 0 E: 0 K: 0 S: 4	H: 1 LOB: 1 BB: 0 P: 4	R: 1 E: 0 K: 0 S: 5	H: 2 LOB: 1 BB: 0 P: 5	R: 2 E: 0 K: 1 S: 7	H: 2 LOB: 1 BB: 1 P: 11	R: 0 E: 0 K: 0 S: 3	H: 0 LOB: 0 BB: 0 P: 3	1B: 5 2B: 1 3B: 1 HR: 0	SF: 0 SAC: 0 DP: 0 HBP: 0		WP: 0 PA: 36 PB: 0 SB: 0 CS: 0
PITCHER	IP WLS BF H R ER SO BB IBB HBP BLK WP HR S P ERA WHIP																	
Randy Jones, L ERA: 4.58 (1, 1)	7.0	27	5	1	1	0	0	0	0	0	0	0	0	0	27	27	1.29	0.714
Rollie Fingers, R ERA: 3.03 (8, 1)	2.0	L 9	2	2	2	1	1	0	0	0	0	0	0	10	14	9.00	1.500	

Batter	1	2	3	4	5	6	7	8	9	AB	R	H	RBI	BB	SO	LOB	BOTTOM		
Gene Richards, L OBP: 0.356, SLG: 0.377 (1, 7)	G3		4-3				5-3		G6-4-3	5	0	0	0	0	0	1	Cincinnati Reds @ San Diego Padres San Diego Stadium, San Diego, CA Wed Sep 21 1977, 10:05 PM EDT Att: 11,669 - Unknown livebaseballscorecards.com		
Bill Almon, R OBP: 0.304, SLG: 0.341 (1, 6)	FC6-4 BB				K		FC1-6 1B		E5	4	0	2	0	1	1	0			
Dave Roberts, R OBP: 0.272, SLG: 0.328 (1, 2)	F7		F5		6-3		FC1-6 BB		F8	5	0	0	0	0	0	4			
George Hendrick, R OBP: 0.379, SLG: 0.479 (1, 8)	FC6-4 1-2		G3			HR	1-2 BB			3	1	1	1	1	0	2			
Dave Winfield, R OBP: 0.338, SLG: 0.472 (1, 9)		K		P4		4-3	4-3			4	0	0	0	0	1	2			
Gene Tenace, R OBP: 0.411, SLG: 0.398 (1, 3)		K		K		F3		6-3		4	0	0	0	0	2	0			
Mike Champion, R OBP: 0.275, SLG: 0.297 (1, 4)		1B BB		E 3B		WP 1B		K		3	1	2	0	1	1	0			
Tucker Ashford, R OBP: 0.290, SLG: 0.341 (1, 5) Mike Ivie, R OBP: 0.336, SLG: 0.409 (8, PH) Gary Sutherland, R OBP: 0.287, SLG: 0.297 (9, 5)				E5		1-2 IBB		F9		2	0	1	0	1	0	0			
Randy Jones, R OBP: 0.156, SLG: 0.140 (1, 1) Rollie Fingers, R OBP: 0.050, SLG: 0.050 (8, 1) Jerry Turner, L OBP: 0.321, SLG: 0.413 (9, PH)				K		5-3		G6-4-3 1B		3	0	0	0	0	2	5			
Inning Stats	R: 0 E: 0 K: 0 S: 3	H: 0 LOB: 1 BB: 1 P: 7	R: 0 E: 0 K: 3 S: 10	H: 1 LOB: 2 BB: 1 P: 14	R: 0 E: 0 K: 0 S: 4	H: 1 LOB: 1 BB: 0 P: 4	R: 1 E: 1 K: 2 S: 9	H: 1 LOB: 1 BB: 0 P: 9	R: 0 E: 0 K: 1 S: 5	H: 0 LOB: 0 BB: 0 P: 5	R: 1 E: 0 K: 0 S: 5	H: 2 LOB: 2 BB: 1 P: 9	R: 0 E: 0 K: 1 S: 5	H: 0 LOB: 0 BB: 0 P: 5	R: 0 E: 1 K: 0 S: 4	H: 1 LOB: 1 BB: 0 P: 4		1B: 4 2B: 1 3B: 1 HR: 1	SF: 0 SAC: 0 DP: 1 HBP: 0
PITCHER	IP WLS BF H R ER SO BB IBB HBP BLK WP HR S P ERA WHIP																		
Fred Norman, L ERA: 3.31 (1, 1)	6.0	27	5	2	1	0	6	2	0	0	0	0	0	0	36	48	1.50	1.167	
Dale Murray, R ERA: 4.75 (7, 1)	3.0	W 12	2	0	0	1	1	0	0	0	0	0	0	13	17	0.00	1.000		

Batter	1	2	3	4	5	6	7	8	9	AB	R	H	RBI	BB	SO	LOB	TOP								
Pete Rose, S OBP: 0.370, SLG: 0.428 (1, 5)										4	0	0	0	1	0	1									
Ed Ambrister, R OBP: 0.333, SLG: 0.421 (1, 9)										3	0	1	0	0	0	0									
Champ Summers, L OBP: 0.225, SLG: 0.342 (7, PH)										1	0	0	0	0	1	0									
Rick Auerbach, R OBP: 0.191, SLG: 0.190 (9, PH)										0	0	0	0	0	0	0									
Paul Moskau, R OBP: 0.286, SLG: 0.344 (9, PH)										1	0	0	0	0	1	2									
Dave Concepcion, R OBP: 0.326, SLG: 0.374 (1, 6)										5	1	2	1	0	0	3									
George Foster, R OBP: 0.382, SLG: 0.629 (1, 8)										4	0	4	0	0	0	0									
Johnny Bench, R OBP: 0.352, SLG: 0.544 (1, 7)										2	0	0	0	2	0	4									
Ray Knight, R OBP: 0.308, SLG: 0.366 (1, 4)										3	0	0	0	0	0	4									
Joe Morgan, L OBP: 0.424, SLG: 0.494 (8, PH)										1	0	0	0	0	0	0									
Dan Driessen, L OBP: 0.368, SLG: 0.457 (1, 3)										4	0	1	0	0	0	2									
Don Werner, R OBP: 0.235, SLG: 0.533 (1, 2)										2	0	0	0	2	0	1									
Doug Capilla, L OBP: 0.083, SLG: 0.059 (1, 1)										2	0	0	0	0	1	4									
Mike Lum, L OBP: 0.211, SLG: 0.290 (6, PH)										1	0	0	0	0	1	1									
Manny Sarmiento, R (6, 1)										0	0	0	0	0	0	0									
Ken Griffey, L OBP: 0.392, SLG: 0.464 (9, PH)										0	0	0	0	1	0	0									
Inning Stats	R: 0 E: 0 K: 0 S: 3	H: 0 LOB: 0 BB: 0 P: 3	R: 0 E: 0 K: 1 S: 6	H: 1 LOB: 3 BB: 2 P: 14	R: 0 E: 0 K: 0 S: 5	H: 2 LOB: 2 BB: 0 P: 5	R: 0 E: 0 K: 0 S: 3	H: 0 LOB: 1 BB: 1 P: 7	R: 1 E: 0 K: 0 S: 5	H: 2 LOB: 2 BB: 1 P: 9	R: 0 E: 0 K: 1 S: 6	H: 1 LOB: 1 BB: 0 P: 6	R: 0 E: 0 K: 1 S: 6	H: 2 LOB: 1 BB: 0 P: 6	R: 0 E: 0 K: 0 S: 3	H: 0 LOB: 0 BB: 2 P: 3	R: 0 E: 0 K: 1 S: 4	H: 0 LOB: 1 BB: 2 P: 12	1B: 6 2B: 2 3B: 0 HR: 1	SF: 0 SAC: 0 DP: 2 HBP: 0	WP: 0 PB: 0 SB: 0 CS: 0	PA: 39			
PITCHER	IP	WLS	BF	H	R	ER	SO	BB	IBB	HBP	BLK	WP	HR	S	P	ERA	WHIP								
Bob Shirley, L ERA: 3.93 (1, 1)	6.0	W	28	6	1	1	2	2	2	0	0	0	1	28	44	1.50	1.333								
Dan Spillner, R ERA: 3.53 (7, 1)	2.0		9	2	0	0	1	2	0	0	0	0	0	9	17	0.00	2.000								
Dave Tomlin, L ERA: 3.03 (9, 1)	0.1		1	0	0	0	1	0	0	0	0	0	0	3	3	0.00	0.000								
Rollie Fingers, R ERA: 3.02 (9, 1)	0.2	S	1	0	0	0	0	0	0	0	0	0	0	1	1	0.00	0.000								

Cincinnati Reds @ San Diego Padres
San Diego Stadium, San Diego, CA
Thu Sep 22 1977, 6:33 AM EDT
Att: 6,370 - Unknown

AB 33
R 1
H 8
RBI 1
BB 6
SO 4
LOB 22



Batter	1	2	3	4	5	6	7	8	9	AB	R	H	RBI	BB	SO	LOB	BOTTOM								
Gene Richards, L OBP: 0.356, SLG: 0.376 (1, 7)										4	0	1	0	0	0	0									
Bill Almon, R OBP: 0.305, SLG: 0.342 (1, 6)										4	1	2	0	0	0	0									
Mike Ivie, R OBP: 0.335, SLG: 0.406 (1, 3)										3	1	0	0	1	0	3									
George Hendrick, R OBP: 0.382, SLG: 0.479 (1, 8)										2	1	1	1	2	0	0									
Dave Winfield, R OBP: 0.337, SLG: 0.470 (1, 9)										4	0	1	0	0	1	4									
Gene Tenace, R OBP: 0.411, SLG: 0.399 (1, 2)										4	0	2	1	0	1	0									
Mike Champion, R OBP: 0.273, SLG: 0.294 (1, 4)										4	0	0	0	0	0	3									
Tucker Ashford, R OBP: 0.289, SLG: 0.339 (1, 5)										4	0	1	0	0	1	1									
Bob Shirley, R OBP: 0.130, SLG: 0.134 (1, 1)										2	0	0	0	0	1	1									
Merv Rettenmund, R OBP: 0.433, SLG: 0.455 (6, PH)										1	0	0	0	0	0	0									
Dan Spillner, R OBP: 0.286, SLG: 0.118 (7, 1)										0	0	0	0	0	0	0									
Dave Tomlin, L OBP: 0.286, SLG: 0.286 (9, 1)										0	0	0	0	0	0	0									
Rollie Fingers, R OBP: 0.050, SLG: 0.050 (9, 1)										0	0	0	0	0	0	0									
Inning Stats	R: 1 E: 0 K: 0 S: 4	H: 1 LOB: 1 BB: 1 P: 8	R: 0 E: 0 K: 2 S: 7	H: 0 LOB: 0 BB: 0 P: 7	R: 0 E: 0 K: 1 S: 7	H: 2 LOB: 3 BB: 1 P: 11	R: 0 E: 0 K: 0 S: 4	H: 1 LOB: 1 BB: 0 P: 4	R: 2 E: 1 K: 0 S: 6	H: 3 LOB: 2 BB: 1 P: 10	R: 0 E: 0 K: 0 S: 3	H: 0 LOB: 0 BB: 0 P: 3	R: 0 E: 0 K: 0 S: 3	H: 0 LOB: 0 BB: 0 P: 3	R: 0 E: 0 K: 1 S: 6	H: 1 LOB: 1 BB: 0 P: 6	1B: 8 2B: 0 3B: 0 HR: 0	SF: 0 SAC: 0 DP: 0 HBP: 0	WP: 2 PB: 0 SB: 1 CS: 0	PA: 35					
PITCHER	IP	WLS	BF	H	R	ER	SO	BB	IBB	HBP	BLK	WP	HR	S	P	ERA	WHIP								
Doug Capilla, L ERA: 4.64 (1, 1)	5.0	L	25	7	3	3	3	3	0	0	0	0	0	28	40	5.40	2.000								
Manny Sarmiento, R ERA: 2.62 (6, 1)	3.0		10	1	0	0	1	0	0	0	0	0	0	12	12	0.00	0.333								

Cincinnati Reds @ San Diego Padres
San Diego Stadium, San Diego, CA
Thu Sep 22 1977, 6:33 AM EDT
Att: 6,370 - Unknown

AB 32
R 3
H 8
RBI 2
BB 3
SO 4
LOB 12



Batter	1	2	3	4	5	6	7	8	9	AB	R	H	RBI	BB	SO	LOB	TOP										
Derrel Thomas, S OBP: 0.321, SLG: 0.386 (1, 8)	0-3 K	0-0 F6		0-0 2B		0-0 G3			0-0 SH1-4 1B	5	1	2	1	0	1	1	San Francisco Giants @ San Diego Padres San Diego Stadium, San Diego, CA Fri Sep 23 1977, 10:05 PM EDT Att: 5,271 - Unknown livebaseballscorecards.com										
Gary Thomasson, L OBP: 0.356, SLG: 0.443 (1, 7)	4-0 1B BB		0-3 K	0-3 K			0-3 K		0-0 SH1-4	3	0	0	0	1	3	1											
Bill Madlock, R OBP: 0.360, SLG: 0.425 (1, 4)	0-0 1-2 1B		0-0 L8		0-0 S		0-0 4-3		0-0 4-3	5	0	2	0	0	0	1											
Willie McCovey, L OBP: 0.362, SLG: 0.493 Skip James, L OBP: 0.429, SLG: 0.417 (7, PR) (7, 3)	0-3 K		0-3 K		4-0 1-2 BB		0-0 2B		0-0 HBP BB BB 1B	3	0	1	0	1	2	2											
Darrell Evans, L OBP: 0.349, SLG: 0.403 (1, 5)	0-3 K			4-0 2B BB	0-0 F6		0-0 F6		4-0 BB HBP BB	3	1	0	0	2	1	5											
Terry Whitfield, L OBP: 0.322, SLG: 0.442 (1, 9)		0-0 6-3		0-0 5-3 SH1 2B	0-0 F3			0-0 B2-6-3 1B	1-6 1-2 2-3 HBP	4	1	2	1	0	0	2											
Marc Hill, R OBP: 0.314, SLG: 0.358 (1, 2)		0-0 2B 1B		0-0 5-3	0-3 K			0-0 B2-6-3	4-0 1-2 2-3 3-H BB	4	1	1	1	1	1	4											
Johnnie LeMaster, R OBP: 0.231, SLG: 0.215 (1, 6)	0-3 K		4-0 SH1 2B BB		0-0 K 2B			4-0 BB	0-0 5-3	3	1	1	0	2	1	4											
Jim Barr, R OBP: 0.173, SLG: 0.167 Gary Lavelle, S (7, 1)	0-0 1-2 2B		0-0 SH1		0-3 K			0-3 K		2	0	1	2	0	1	1											
Jack Clark, R OBP: 0.332, SLG: 0.407 Dave Heaverlo, R (8, 1)	1-H 2B		1-2 3-H		2-3					0	0	0	0	0	0	0											
Inning Stats	R: 0 E: 0 K: 3 S: 10	H: 1 LOB: 2 BB: 1 P: 14	R: 1 E: 0 K: 1 S: 7	H: 2 LOB: 1 BB: 0 P: 7	R: 0 E: 0 K: 2 S: 7	H: 0 LOB: 0 BB: 0 P: 7	R: 3 E: 0 K: 1 S: 7	H: 2 LOB: 1 BB: 2 P: 15	R: 0 E: 0 K: 1 S: 6	H: 1 LOB: 2 BB: 1 P: 10	R: 0 E: 0 K: 1 S: 6	H: 1 LOB: 1 BB: 0 P: 6	R: 0 E: 0 K: 1 S: 5	H: 1 LOB: 1 BB: 1 P: 9	R: 2 E: 0 K: 0 S: 5	H: 2 LOB: 3 BB: 2 P: 14	1B: 6 2B: 5 3B: 0 HR: 0	SF: 0 SAC: 2 DP: 1 HBP: 1	WP: 0 PB: 0 SB: 1 CS: 0	PA: 44							
PITCHER	IP	WLS	BF	H	R	ER	SO	BB	IBB	HBP	BLK	WP	HR	S	P	ERA	WHIP										
John D'Acquisto, R ERA: 6.08 (1, 1)	3.2		19	5	4	4	6	3	0	0	0	0	0	28	40	9.82	2.182										
Tom Griffin, R ERA: 4.49 (4, 1)	2.1		9	2	0	0	3	1	0	0	0	0	0	14	18	0.00	1.286										
Dave Tomlin, L ERA: 3.0 (7, 1)	1.0		4	1	0	0	1	0	0	0	0	0	0	6	6	0.00	1.000										
Dan Spillner, R ERA: 3.63 (8, 1)	1.2	L	9	3	2	2	1	2	0	0	0	0	0	9	17	10.80	3.000										
Rick Sawyer, R ERA: 5.64 (9, 1)	0.1		3	0	0	0	0	1	0	1	0	0	0	1	6	0.00	3.000										

Batter	1	2	3	4	5	6	7	8	9	AB	R	H	RBI	BB	SO	LOB	BOTTOM										
Gene Richards, L OBP: 0.355, SLG: 0.375 (1, 7)	0-0 5-3			0-0 F7		0-0 4-3	0-0 1-2 1B			4	0	1	0	0	0	1	San Francisco Giants @ San Diego Padres San Diego Stadium, San Diego, CA Fri Sep 23 1977, 10:05 PM EDT Att: 5,271 - Unknown livebaseballscorecards.com										
Bill Almon, R OBP: 0.305, SLG: 0.342 (1, 6)	0-0 5-3			0-0 1-3		0-0 2-H 1B	0-0 F3			4	0	1	1	0	0	2											
Mike Ivie, R OBP: 0.333, SLG: 0.403 (1, 3)	0-0 L8			0-0 F5		0-3 K		0-0 6-3		4	0	0	0	0	1	1											
George Hendrick, R OBP: 0.381, SLG: 0.478 (1, 8)		0-0 F7			0-3 K		0-0 2B 1B	0-0 4-3		4	1	1	0	0	1	0											
Dave Winfield, R OBP: 0.335, SLG: 0.467 (1, 9)		0-0 F7			0-0 6-3		0-0 F5	0-0 F8		4	0	0	0	0	0	1											
Gene Tenace, R OBP: 0.412, SLG: 0.402 (1, 2)		0-0 F9			0-0 FC6-4 1B		0-0 1B 2B		0-0 F9	4	1	2	1	0	0	0											
Mike Champion, R OBP: 0.273, SLG: 0.294 (1, 4)			0-0 F9		0-0 FC6-4		0-0 1B 1B		0-0 1-3	4	1	1	1	0	0	1											
Tucker Ashford, R OBP: 0.289, SLG: 0.342 (1, 5)			0-3 K			0-0 F6	0-0 5-3 1B		0-0 2B	4	0	1	0	0	1	1											
John D'Acquisto, R ERA: 6.08 (1, 1)			0-3 K			4-0 1B BB	0-0 2-H 1B		0-0 6-3	1	0	0	0	0	1	0											
Tom Griffin, R ERA: 4.49 (4, 1)										0	0	0	0	0	0	0											
Merv Senftenburg, S ERA: 2.09 (6, PR)										0	1	0	0	0	0	0											
Dave Tomlin, L ERA: 3.0 (7, 1)										0	0	0	0	0	0	0											
Dave Heaverlo, R ERA: 5.64 (9, 1)										0	0	0	0	0	0	0											
Dan Spillner, R ERA: 3.63 (8, 1)										0	0	0	0	0	0	0											
Rick Sawyer, R ERA: 5.64 (9, 1)										0	0	0	0	0	0	0											
Dave Roberts, R ERA: 5.64 (9, PR)										0	0	0	0	0	0	0											
Inning Stats	R: 0 E: 0 K: 0 S: 3	H: 0 LOB: 0 BB: 0 P: 3	R: 0 E: 0 K: 0 S: 3	H: 0 LOB: 0 BB: 0 P: 3	R: 0 E: 0 K: 2 S: 7	H: 0 LOB: 0 BB: 0 P: 7	R: 0 E: 0 K: 0 S: 3	H: 0 LOB: 0 BB: 0 P: 3	R: 0 E: 0 K: 1 S: 6	H: 1 LOB: 1 BB: 0 P: 6	R: 1 E: 0 K: 1 S: 6	H: 1 LOB: 1 BB: 1 P: 10	R: 3 E: 0 K: 0 S: 8	H: 5 LOB: 2 BB: 0 P: 8	R: 0 E: 0 K: 0 S: 3	H: 0 LOB: 0 BB: 0 P: 3	R: 0 E: 0 K: 0 S: 4	H: 1 LOB: 1 BB: 0 P: 4	1B: 6 2B: 2 3B: 0 HR: 0	SF: 0 SAC: 0 DP: 0 HBP: 0	WP: 0 PB: 0 SB: 0 CS: 0	PA: 36					
PITCHER	IP	WLS	BF	H	R	ER	SO	BB	IBB	HBP	BLK	WP	HR	S	P	ERA	WHIP										
Jim Barr, R ERA: 4.74 (1, 1)	6.2		26	5	4	4	4	1	0	0	0	0	0	33	37	5.40	0.900										
Gary Lavelle, L ERA: 2.09 (7, 1)	0.1		3	2	0	0	0	0	0	0	0	0	0	3	3	0.00	6.000										
Dave Heaverlo, R ERA: 5.64 (9, 1)	2.0	W	7	1	0	0	0	0	0	0	0	0	0	7	7	0.00	0.500										

Batter	1	2	3	4	5	6	7	8	9	AB	R	H	RBI	BB	SO	LOB	TOP					
Derrel Thomas, S OBP: 0.322, SLG: 0.383 (1, 8)										3	2	0	0	2	2	1	San Francisco Giants @ San Diego Padres San Diego Stadium, San Diego, CA Sat Sep 24 1977, 10:05 PM EDT Att: 7,777 - Unknown					
Gary Thomasson, L OBP: 0.354, SLG: 0.440 Jack Clark, R OBP: 0.333, SLG: 0.410 (7, PH)										3	0	0	0	0	1	1						
Bill Madlock, R OBP: 0.360, SLG: 0.426 (6, 5)										4	0	1	0	0	1	0						
Marc Hill, R OBP: 0.316, SLG: 0.360 (9, PH)										1	0	1	1	0	0	0						
Greg Minton, S OBP: 0.500, SLG: 0.333 Randy Moffitt, R (9, 1)										0	0	0	0	0	0	0						
Willie McCovey, L OBP: 0.363, SLG: 0.491 (1, 3)										4	0	1	0	1	1	2						
Darrell Evans, L OBP: 0.351, SLG: 0.405 Rob Andrews, R OBP: 0.346, SLG: 0.303 (6, 4)										3	0	2	0	0	0	1						
Terry Whitfield, L OBP: 0.327, SLG: 0.446 (7, 7)										2	0	1	0	2	0	0						
Gary Alexander, R OBP: 0.421, SLG: 0.495 (1, 2)										3	0	1	0	1	1	5						
Johnnie LeMaster, R OBP: 0.225, SLG: 0.208 (1, 6)										4	0	0	0	0	1	6						
John Montefusco, R OBP: 0.184, SLG: 0.196 Vic Harris, S OBP: 0.327, SLG: 0.351 Charlie Williams, R OBP: 0.222, SLG: 0.222 Randy Elliott, R OBP: 0.276, SLG: 0.396 (9, 7)										2	0	0	0	0	1	3						
Inning Stats	R: 0 E: 0 K: 1 S: 5	H: 0 LOB: 0 BB: 0 P: 5	R: 0 E: 0 K: 1 S: 6	H: 1 LOB: 3 BB: 2 P: 14	R: 0 E: 0 K: 2 S: 7	H: 0 LOB: 0 BB: 0 P: 7	R: 0 E: 0 K: 1 S: 7	H: 2 LOB: 2 BB: 0 P: 7	R: 0 E: 0 K: 2 S: 6	H: 0 LOB: 1 BB: 1 P: 10	R: 0 E: 0 K: 1 S: 6	H: 2 LOB: 2 BB: 1 P: 10	R: 2 E: 0 K: 0 S: 5	H: 3 LOB: 1 BB: 1 P: 9	R: 0 E: 0 K: 0 S: 3	H: 0 LOB: 1 BB: 1 P: 7	R: 1 E: 0 K: 0 S: 5	H: 2 LOB: 1 BB: 0 P: 5	1B: 7 2B: 4 3B: 0 HR: 0	SF: 0 SAC: 0 DP: 1 HBP: 0	WP: 0 PB: 0 CS: 1	PA: 40
PITCHER	IP	WLS	BF	H	R	ER	SO	BB	IBB	HBP	BLK	WP	HR	S	P	ERA	WHIP					
Dave Freisleben, R ERA: 4.68	6.1		28	6	2	2	8	5	0	0	0	0	0	39	59	2.84	1.737					
Dave Tomlin, L ERA: 2.99	0.2	3	2	0	0	0	0	0	0	0	0	0	0	3	3	0.00	3.000					
Rollie Fingers, R ERA: 3.04	2.0	L	9	2	1	1	0	1	0	0	1	0	0	8	12	4.50	1.500					

AB	34
R	3
H	10
RBI	3
BB	6
SO	8
LOB	20



Batter	1	2	3	4	5	6	7	8	9	AB	R	H	RBI	BB	SO	LOB	BOTTOM					
Gene Richards, L OBP: 0.357, SLG: 0.380 (1, 3)										4	1	2	0	1	0	3	San Francisco Giants @ San Diego Padres San Diego Stadium, San Diego, CA Sat Sep 24 1977, 10:05 PM EDT Att: 7,777 - Unknown					
Bill Almon, R OBP: 0.303, SLG: 0.339 (1, 6)										4	0	0	0	0	0	4						
Jerry Turner, L OBP: 0.323, SLG: 0.413 (1, 7)										4	0	1	1	0	0	1						
George Hendrick, R OBP: 0.380, SLG: 0.478 (1, 8)										4	0	1	0	0	0	1						
Dave Winfield, R OBP: 0.335, SLG: 0.466 (1, 9)										4	0	1	0	0	0	2						
Gene Tenace, R OBP: 0.409, SLG: 0.399 (1, 2)										4	0	0	0	0	1	2						
Mike Champion, R OBP: 0.275, SLG: 0.294 (1, 4)										3	1	1	0	1	0	1						
Tucker Ashford, R OBP: 0.288, SLG: 0.338 (1, 5)										3	0	0	0	1	2	2						
Dave Freisleben, R OBP: 0.200, SLG: 0.162 Dave Tomlin, L OBP: 0.286, SLG: 0.286 Merv Rettenmund, R OBP: 0.434, SLG: 0.452 Rollie Fingers, R OBP: 0.050, SLG: 0.050 Mike Ivie, R OBP: 0.332, SLG: 0.402 (9, PH)										1	0	0	0	1	1	1						
Inning Stats	R: 1 E: 0 K: 0 S: 4	H: 1 LOB: 0 BB: 0 P: 4	R: 0 E: 0 K: 1 S: 6	H: 1 LOB: 3 BB: 2 P: 14	R: 0 E: 0 K: 0 S: 4	H: 1 LOB: 1 BB: 0 P: 4	R: 1 E: 0 K: 2 S: 8	H: 1 LOB: 2 BB: 2 P: 16	R: 0 E: 0 K: 0 S: 3	H: 0 LOB: 0 BB: 0 P: 3	R: 0 E: 0 K: 0 S: 4	H: 0 LOB: 0 BB: 0 P: 3	R: 0 E: 0 K: 0 S: 4	H: 1 LOB: 1 BB: 0 P: 4	R: 0 E: 0 K: 0 S: 4	H: 1 LOB: 1 BB: 0 P: 4		R: 0 E: 0 K: 1 S: 5	H: 0 LOB: 0 BB: 0 P: 5	1B: 4 2B: 1 3B: 1 HR: 0	SF: 0 SAC: 0 DP: 0 HBP: 0	WP: 0 PB: 0 CS: 0
PITCHER	IP	WLS	BF	H	R	ER	SO	BB	IBB	HBP	BLK	WP	HR	S	P	ERA	WHIP					
John Montefusco, R ERA: 3.56	6.0		26	4	2	1	3	4	0	0	0	0	0	28	44	1.50	1.333					
Charlie Williams, R ERA: 4.0	2.0	W	8	2	0	0	0	0	0	0	0	0	0	8	8	0.00	1.000					
Randy Moffitt, R ERA: 3.61	1.0	S	3	0	0	0	1	0	0	0	0	0	0	5	5	0.00	0.000					


AB	33
R	2
H	6
RBI	1
BB	4
SO	4
LOB	17




Batter	1	2	3	4	5	6	7	8	9	AB	R	H	RBI	BB	SO	LOB	TOP					
Derrel Thomas, S (1, 8) OBP: 0.322, SLG: 0.381	4-0 BB		0-0 G3-6-3			0-0 5-3		0-0 4-3		3	0	0	0	1	0	1	San Francisco Giants @ San Diego Padres San Diego Stadium, San Diego, CA Sun Sep 25 1977, 6:33 AM EDT Att: 17,379 - Unknown					
Rob Andrews, R (1, 4) OBP: 0.343, SLG: 0.300	0-0 G4-6-3			0-0 5-3		0-0 F9		0-0 6-3		4	0	0	0	0	0	1						
Jack Clark, R (1, 9) OBP: 0.332, SLG: 0.409	0-0 F8			0-0 4-3		0-0 1B			0-0 6-3	4	0	1	0	0	0	0						
Willie McCovey, L (1, 3) OBP: 0.364, SLG: 0.491 Jim Barr, R (9, PR) OBP: 0.173, SLG: 0.167		0-0 F9		0-0 E4		0-0 G3			0-0 FC5-4	4	0	2	0	0	0	1						
Randy Elliott, R (1, 7) OBP: 0.276, SLG: 0.411		0-0 6-3		0-0 6-3			0-0 HR		0-0 FC5-4	4	1	1	1	0	0	2						
Vic Harris, S (1, 5) OBP: 0.343, SLG: 0.388					0-0 HR		0-0 G3-6-3		0-0 1-2	4	1	4	1	0	0	0						
Gary Alexander, R (1, 2) OBP: 0.409, SLG: 0.478		0-0 1B			0-3 K		0-0 G3-6-3		0-0 F8	4	0	0	0	0	1	4						
Johnnie LeMaster, R (1, 6) OBP: 0.220, SLG: 0.203 John Curtis, L (7, 1) OBP: 0.286, SLG: 0.385			0-3 K		0-0 5-3		0-0 F9			3	0	0	0	0	1	0						
Bob Knepper, L (1, 1) OBP: 0.246, SLG: 0.209 Dave Heaverlo, R (3, 1) OBP: 0.250, SLG: 0.204 Lynn McGlothen, L (5, 1) OBP: 0.250, SLG: 0.174 Tim Foli, R (7, 6) OBP: 0.289, SLG: 0.323 Randy Moffitt, R (7, 1)			4-0 BB		0-0 6-3			0-0 6-3		0	0	0	0	1	0	0						
Inning Stats	R: 0 E: 0 K: 0 S: 2	H: 0 LOB: 0 BB: 1 P: 6	R: 0 E: 0 K: 0 S: 4	H: 1 LOB: 1 BB: 0 P: 4	R: 0 E: 0 K: 1 S: 4	H: 0 LOB: 0 BB: 1 P: 8	R: 0 E: 1 K: 0 S: 4	H: 1 LOB: 1 BB: 0 P: 4	R: 1 E: 0 K: 1 S: 6	H: 1 LOB: 0 BB: 0 P: 6	R: 0 E: 0 K: 0 S: 4	H: 1 LOB: 1 BB: 0 P: 4	R: 1 E: 0 K: 0 S: 4	H: 2 LOB: 0 BB: 0 P: 4	R: 0 E: 0 K: 0 S: 3	H: 0 LOB: 0 BB: 0 P: 3		R: 0 E: 0 K: 0 S: 5	H: 2 LOB: 2 BB: 0 P: 5	1B: 6 2B: 0 3B: 0 HR: 2	SF: 0 SAC: 0 DP: 3 HBP: 0	WP: 0 PB: 0 SB: 0 CS: 0
PITCHER Bob Owchinko, L (1, 1) ERA: 4.23	IP: 9.0 WLS: W BF: 34 H: 8 R: 2 ER: 2 SO: 2 BB: 2 IBB: 0 HBP: 0 BLK: 0 WP: 0 HR: 2 S: 36 P: 44 ERA: 2.00 WHIP: 1.111															PITCHER						

Batter	1	2	3	4	5	6	7	8	9	AB	R	H	RBI	BB	SO	LOB	BOTTOM					
Gene Richards, L (1, 7) OBP: 0.357, SLG: 0.379	0-0 CS		4-0 S	0-0 G1		0-0 FC7-4	0-0 6-3			4	1	1	0	1	0	3	San Francisco Giants @ San Diego Padres San Diego Stadium, San Diego, CA Sun Sep 25 1977, 6:33 AM EDT Att: 17,379 - Unknown					
Bill Almon, R (1, 6) OBP: 0.305, SLG: 0.338	0-0 F9		4-0 1B	0-3 K		4-0 1-2		4-0 BB		2	2	0	0	3	1	1						
Mike Ivie, R (1, 3) OBP: 0.331, SLG: 0.400	0-3 K		0-0 HR	0-3 K		0-3 K		0-3 K		5	1	1	1	0	4	4						
George Hendrick, R (1, 8) OBP: 0.383, SLG: 0.491		0-0 HR	0-0 HR		0-0 F3		0-0 BB	4-0 2B		4	3	3	4	1	0	0						
Dave Winfield, R (1, 9) OBP: 0.334, SLG: 0.462		0-0 F8	0-3 K		0-0 F9		4-0 BB	0-3 K		4	1	0	0	1	2	2						
Gene Tenace, R (1, 2) OBP: 0.413, SLG: 0.410		0-0 2B	0-0 F5		0-0 2B		0-0 WP	0-0 2B		5	1	4	2	0	0	0						
Mike Champion, R (1, 4) OBP: 0.277, SLG: 0.294		0-0 5-3	0-0 E		0-3 K		4-0 WP	1-2 2-3		3	0	1	0	1	1	2						
Tucker Ashford, R (1, 5) OBP: 0.291, SLG: 0.342		0-0 2B	0-0 E5		4-0 FC7-4		0-0 F4			3	0	1	1	1	0	3						
Bob Owchinko, L (1, 1) OBP: 0.151, SLG: 0.082		0-3 K	0-0 L4		0-3 K		0-3 K			4	0	0	0	0	3	6						
Inning Stats	R: 0 E: 0 K: 1 S: 5	H: 1 LOB: 0 BB: 0 P: 5	R: 2 E: 0 K: 1 S: 8	H: 3 LOB: 1 BB: 0 P: 8	R: 4 E: 1 K: 1 S: 9	H: 3 LOB: 2 BB: 2 P: 17	R: 0 E: 0 K: 2 S: 7	H: 0 LOB: 0 BB: 0 P: 7	R: 0 E: 0 K: 1 S: 6	H: 1 LOB: 1 BB: 0 P: 6	R: 0 E: 0 K: 2 S: 7	H: 0 LOB: 2 BB: 2 P: 15	R: 2 E: 0 K: 1 S: 7	H: 2 LOB: 2 BB: 2 P: 15	R: 1 E: 0 K: 2 S: 7	H: 1 LOB: 2 BB: 2 P: 15		R: 1 E: 0 K: 2 S: 7	H: 1 LOB: 2 BB: 2 P: 15	1B: 5 2B: 4 3B: 0 HR: 2	SF: 0 SAC: 0 DP: 0 HBP: 0	WP: 1 PB: 0 SB: 1 CS: 1
PITCHER Bob Knepper, L (1, 1) ERA: 3.26 Dave Heaverlo, R (3, 1) ERA: 2.02 Lynn McGlothen, R (5, 1) ERA: 5.63 Randy Moffitt, R (7, 1) ERA: 3.59 John Curtis, L (7, 1) ERA: 5.49	IP: 2.0 WLS: L BF: 13 H: 6 R: 6 ER: 6 SO: 2 BB: 2 IBB: 0 HBP: 0 BLK: 0 WP: 0 HR: 2 S: 15 P: 23 ERA: 27.00 WHIP: 4.000															PITCHER						

AB 32
R 2
H 8
RBI 2
BB 2
SO 2
LOB 9



AB 34
R 9
H 11
RBI 8
BB 8
SO 11
LOB 21



Batter	1	2	3	4	5	6	7	8	9	AB	R	H	RBI	BB	SO	LOB	TOP					
Gene Richards, L (1, 3) OBP: 0.358, SLG: 0.381										4	0	2	0	0	2	1	San Diego Padres @ Cincinnati Reds Riverfront Stadium, Cincinnati, OH Wed Sep 28 1977, 7:05 PM EDT Att: 13,010 - Unknown					
Bill Almon, R (1, 6) OBP: 0.303, SLG: 0.334										4	0	0	0	0	1	2						
Jerry Turner, L (1, 7) OBP: 0.318, SLG: 0.407											4	0	0	0	0	2						
George Hendrick, R (1, 8) OBP: 0.382, SLG: 0.493											4	0	1	0	0	0						
Dave Winfield, R (1, 9) OBP: 0.335, SLG: 0.465											3	0	1	0	0	0						
Gene Tenace, R (1, 2) OBP: 0.414, SLG: 0.413											2	0	0	0	1	1						
Mike Champion, R (1, 4) OBP: 0.277, SLG: 0.293											3	0	0	0	0	1						
Tucker Ashford, R (1, 5) OBP: 0.287, SLG: 0.333											3	0	0	0	0	0						
John D'Acquisto, R (1, 1) Merv Rettenmund, R (6, PH) Dave Tomlin, L (6, PH) Pat Scanlon, L (8, PH) Dan Spillner, R (8, 1)											1	0	0	0	0	1						
Inning Stats	R: 0 E: 0 K: 1 S: 5	H: 1 LOB: 0 BB: 0 P: 5	R: 0 E: 0 K: 0 S: 3	H: 1 LOB: 1 BB: 1 P: 7	R: 0 E: 0 K: 2 S: 7	H: 0 LOB: 0 BB: 0 P: 7	R: 0 E: 0 K: 0 S: 3	H: 0 LOB: 0 BB: 0 P: 3	R: 0 E: 0 K: 1 S: 5	H: 1 LOB: 0 BB: 0 P: 5	R: 0 E: 0 K: 0 S: 4	H: 1 LOB: 1 BB: 0 P: 4	R: 0 E: 0 K: 1 S: 6	H: 1 LOB: 1 BB: 0 P: 6	R: 0 E: 0 K: 1 S: 6	H: 1 LOB: 0 BB: 0 P: 6		R: 0 E: 0 K: 1 S: 5	H: 0 LOB: 0 BB: 0 P: 5	1B: 2 2B: 3 3B: 0 HR: 0	SF: 0 SAC: 0 DP: 1 HBP: 0	WP: 0 PB: 0 SB: 1 CS: 1
PITCHER Paul Moskau, R (1, 1) ERA: 4.0	IP: 9.0 WLS: W BF: 31 H: 5 R: 0 ER: 0 SO: 7 BB: 1 IBB: 0 HBP: 0 BLK: 0 WP: 0 HR: 0 S: 44 P: 48 ERA: 0.00 WHIP: 0.667															PITCHER						

Batter	1	2	3	4	5	6	7	8	9	AB	R	H	RBI	BB	SO	LOB	BOTTOM			
Pete Rose, S (1, 5) OBP: 0.376, SLG: 0.431										3	1	2	0	1	0	1	San Diego Padres @ Cincinnati Reds Riverfront Stadium, Cincinnati, OH Wed Sep 28 1977, 7:05 PM EDT Att: 13,010 - Unknown			
Ken Griffey, L (1, 9) OBP: 0.389, SLG: 0.455										2	2	0	0	2	1	1				
Joe Morgan, L (1, 4) OBP: 0.418, SLG: 0.482										3	1	1	1	1	1	2				
George Foster, R (1, 7) OBP: 0.384, SLG: 0.640										3	2	2	2	1	0	2				
Dan Driessen, L (1, 3) OBP: 0.374, SLG: 0.459											4	1	1	1	0	1				
Johnny Bench, R (1, 2) OBP: 0.351, SLG: 0.545											4	1	1	4	0	0				
Cesar Geronimo, L (1, 8) OBP: 0.322, SLG: 0.389											4	0	0	0	0	1				
Ray Knight, R (1, 6) OBP: 0.305, SLG: 0.353											2	0	0	0	1	1				
Rick Auerbach, R (7, 6) OBP: 0.209, SLG: 0.209											1	0	1	0	0	0				
Paul Moskau, R (1, 1) OBP: 0.244, SLG: 0.289											3	0	0	0	1	1				
Inning Stats	R: 5 E: 0 K: 1 S: 8	H: 3 LOB: 0 BB: 2 P: 16	R: 0 E: 0 K: 2 S: 7	H: 0 LOB: 2 BB: 2 P: 15	R: 0 E: 0 K: 0 S: 3	H: 0 LOB: 0 BB: 0 P: 3	R: 0 E: 0 K: 0 S: 2	H: 0 LOB: 1 BB: 1 P: 6	R: 1 E: 0 K: 2 S: 8	H: 1 LOB: 0 BB: 0 P: 8	R: 0 E: 0 K: 0 S: 3	H: 0 LOB: 0 BB: 0 P: 3	R: 2 E: 0 K: 0 S: 6	H: 3 LOB: 2 BB: 1 P: 10	R: 0 E: 0 K: 1 S: 5	H: 1 LOB: 0 BB: 0 P: 5	1B: 6 2B: 1 3B: 0 HR: 2	SF: 0 SAC: 1 DP: 2 HBP: 0	WP: 0 PB: 0 SB: 0 CS: 0	PA: 36
PITCHER John D'Acquisto, R (1, 1) ERA: 6.54 Dave Tomlin, L (6, 1) ERA: 3.1 Dan Spillner, R (8, 1) ERA: 3.6	IP: 5.0 WLS: L BF: 23 H: 4 R: 6 ER: 6 SO: 5 BB: 5 IBB: 0 HBP: 0 BLK: 0 WP: 0 HR: 2 S: 28 P: 48 ERA: 10.80 WHIP: 1.800															PITCHER				

Batter	1	2	3	4	5	6	7	8	9	AB	R	H	RBI	BB	SO	LOB	TOP			
Gene Richards, L (1, 7) OBP: 0.360, SLG: 0.383										5	0	3	0	0	1	1	San Diego Padres @ San Francisco Giants Candlestick Park, San Francisco, CA Fri Sep 30 1977, 10:05 PM EDT Att: 1,864 - Unknown livebaseballscorecards.com			
Bill Almon, R (1, 6) OBP: 0.303, SLG: 0.336										3	0	1	1	0	1	2				
Gary Sutherland, R (6, 5) OBP: 0.294, SLG: 0.304										1	1	1	0	0	0	0				
Pat Scanlon, L (9, PH) OBP: 0.301, SLG: 0.211										1	0	0	0	0	1	0				
Mike Ivie, R (1, 3) OBP: 0.327, SLG: 0.396										5	1	1	1	0	1	3				
George Hendrick, R (1, 8) OBP: 0.382, SLG: 0.493										3	1	1	0	1	0	1				
Dave Winfield, R (1, 9) OBP: 0.333, SLG: 0.463										3	0	0	1	0	0	3				
Gene Tenace, R (1, 2) OBP: 0.415, SLG: 0.411										2	1	0	0	2	0	3				
Mike Champion, R (1, 4) OBP: 0.275, SLG: 0.291										4	0	0	0	0	0	2				
Tucker Ashford, R (1, 5) OBP: 0.287, SLG: 0.336										4	0	1	0	0	0	1				
Dave Freisleben, R (1, 1) Tom Griffin, R (3, 1) Merv Rettenmund, R (4, PH) Dave Tomlin, L (4, 1) Dave Roberts, R (6, PH) Dan Spillner, R (8, 1) Jerry Turner, R (8, PH) Rollie Fingers, R (8, 1)										0	1	0	0	1	0	0				
Inning Stats	R: 0 E: 1 K: 1 S: 7	H: 1 LOB: 3 BB: 1 P: 11	R: 1 E: 0 K: 0 S: 5	H: 2 LOB: 2 BB: 1 P: 9	R: 1 E: 1 K: 0 S: 4	H: 1 LOB: 1 BB: 1 P: 8	R: 0 E: 0 K: 1 S: 5	H: 1 LOB: 0 BB: 0 P: 5	R: 0 E: 0 K: 1 S: 6	H: 1 LOB: 1 BB: 1 P: 10	R: 2 E: 0 K: 0 S: 5	H: 2 LOB: 0 BB: 0 P: 5	R: 0 E: 0 K: 0 S: 3	H: 0 LOB: 0 BB: 0 P: 3	R: 0 E: 0 K: 1 S: 5	H: 0 LOB: 0 BB: 0 P: 5	1B: 5 2B: 3 3B: 0 HR: 0	SF: 1 SAC: 0 DP: 1 HBP: 0	WP: 3 PB: 0 SB: 0 CS: 1	PA: 39
PITCHER	IP WLS BF H R ER SO BB IBB HBP BLK WP HR S P ERA WHIP	6.0 W 30 8 5 4 4 4 0 0 0 0 2 0 34 50 6.00 2.000	3.0 S 9 0 0 0 1 0 0 0 0 0 0 0 0 11 11 0.00 0.000																	

Batter	1	2	3	4	5	6	7	8	9	AB	R	H	RBI	BB	SO	LOB	BOTTOM						
Derrel Thomas, S (1, 8) OBP: 0.327, SLG: 0.382										3	1	1	1	2	0	2	San Diego Padres @ San Francisco Giants Candlestick Park, San Francisco, CA Fri Sep 30 1977, 10:05 PM EDT Att: 1,864 - Unknown livebaseballscorecards.com						
Rob Andrews, R (1, 4) OBP: 0.346, SLG: 0.304										5	1	1	0	0	1	2							
Gary Thomasson, L (1, 7) OBP: 0.355, SLG: 0.446										4	1	2	3	0	1	3							
Willie McCovey, L (1, 3) OBP: 0.369, SLG: 0.504										4	0	1	1	0	2	2							
Skip James, L (8, 3) OBP: 0.425, SLG: 0.417										0	0	0	0	0	0	0							
Darrell Evans, L (1, 5) OBP: 0.349, SLG: 0.408										4	2	1	1	0	0	2							
Terry Whitfield, L (1, 9) OBP: 0.328, SLG: 0.437										3	1	2	0	1	0	0							
Vic Harris, S (1, 6) OBP: 0.332, SLG: 0.370										0	0	0	1	1	0	0							
Jack Clark, R (4, 9) OBP: 0.328, SLG: 0.402										2	0	0	0	0	0	2							
Gary Alexander, R (1, 2) OBP: 0.401, SLG: 0.466										4	0	0	0	0	3	4							
Bob Knepper, L (1, 1) OBP: 0.250, SLG: 0.200										2	1	0	0	1	1	1							
Dave Heaverlo, R (7, 1)										1	0	0	0	0	0	0							
Inning Stats	R: 0 E: 1 K: 0 S: 3	H: 0 LOB: 1 BB: 1 P: 7	R: 6 E: 2 K: 1 S: 11	H: 5 LOB: 1 BB: 1 P: 15	R: 0 E: 1 K: 1 S: 6	H: 0 LOB: 2 BB: 1 P: 10	R: 0 E: 0 K: 2 S: 8	H: 1 LOB: 1 BB: 0 P: 8	R: 0 E: 0 K: 0 S: 3	H: 1 LOB: 0 BB: 0 P: 3	R: 0 E: 0 K: 2 S: 7	H: 0 LOB: 1 BB: 1 P: 11	R: 1 E: 0 K: 2 S: 8	H: 1 LOB: 1 BB: 1 P: 12	R: 0 E: 0 K: 0 S: 3	H: 0 LOB: 0 BB: 0 P: 3	1B: 6 2B: 1 3B: 0 HR: 1	SF: 1 SAC: 0 DP: 2 HBP: 0	WP: 0 PB: 0 SB: 2 CS: 0	PA: 38			
PITCHER	IP WLS BF H R ER SO BB IBB HBP BLK WP HR S P ERA WHIP	2.0 L 14 5 0 0 1 1 0 0 0 0 0 0 6 22 0.00 3.500	1.0 5 0 0 0 1 1 0 0 0 0 0 0 6 10 0.00 1.000	2.0 7 2 0 0 2 0 0 0 0 0 0 0 11 11 0.00 1.000	2.0 9 1 1 1 4 2 0 0 0 0 0 1 15 23 4.50 1.500	1.0 3 0 0 0 0 0 0 0 0 0 0 0 3 3 0.00 0.000																	

Batter	1	2	3	4	5	6	7	8	9	AB	R	H	RBI	BB	SO	LOB	TOP					
Gene Richards, L (1,3) OBP: 0.359, SLG: 0.382	F2		FC5-4 S 2B		F5		S 1B			4	1	1	0	0	0	1	San Diego Padres @ San Francisco Giants Candlestick Park, San Francisco, CA Sat Oct 01 1977, 6:33 AM EDT Att: 2,549 - Unknown					
Pat Scanlon, L (1,5) OBP: 0.310, SLG: 0.280	F9		HR 2B		HR		K 1-2			4	2	2	2	0	1	1						
Jerry Turner, L (1,7) OBP: 0.320, SLG: 0.418	S 1B		HR		F3		K			4	1	2	2	0	1	0						
George Hendrick, R (1,8) OBP: 0.382, SLG: 0.493	F9		HR		F7		F7			3	0	1	0	0	0	1						
Dave Roberts, R (5,2) OBP: 0.298, SLG: 0.323	1-2		2B		F7		F7			1	0	0	0	0	0	0						
Dave Winfield, R (1,9) OBP: 0.332, SLG: 0.461		1-3	F3		F7		BB			3	0	0	0	1	0	1						
Gene Tenace, R (1,2) OBP: 0.414, SLG: 0.411	F5				K		6-3			4	0	1	0	0	1	1						
Mike Champion, R (1,4) OBP: 0.273, SLG: 0.288	F9		F9		F9		6-3			4	0	0	0	0	0	1						
Tucker Ashford, R (1,6) OBP: 0.283, SLG: 0.331			F9		5-3		F3			4	0	0	0	0	0	1						
Bob Ovechinko, L (1,1) Merv Rettenmund, R (3,PH) Tom Griffin, R (3,1) Mike Lue, L (7,PH) Dan Spillner, R (7,1) Dave Tomlin, L (8,1) Gary Sutherland, R (9,PH)			FC5-4 BB		K		K		F3	0	0	0	0	0	0	0						
Inning Stats	R: 0 E: 0 K: 0 S: 4	H: 1 LOB: 1 BB: 0 P: 4	R: 0 E: 0 K: 0 S: 3	H: 0 LOB: 0 BB: 0 P: 3	R: 3 E: 0 K: 0 S: 6	H: 3 LOB: 1 BB: 1 P: 10	R: 0 E: 0 K: 1 S: 6	H: 1 LOB: 1 BB: 0 P: 6	R: 1 E: 0 K: 0 S: 4	H: 0 LOB: 0 BB: 0 P: 4	R: 0 E: 0 K: 2 S: 5	H: 0 LOB: 0 BB: 0 P: 5	R: 0 E: 0 K: 1 S: 8	H: 1 LOB: 1 BB: 0 P: 8	R: 0 E: 0 K: 1 S: 5	H: 0 LOB: 1 BB: 1 P: 9	R: 0 E: 0 K: 0 S: 3	H: 0 LOB: 0 BB: 0 P: 3	1B: 2 2B: 3 3B: 0 HR: 2	SF: 0 SAC: 0 DP: 0 HBP: 0	WP: 0 PB: 0 SB: 3 CS: 0	PA: 36
PITCHER Ed Halicki, R (1,1) ERA: 3.32	IP: 9.0 WLS: W BF: 36 H: 7 R: 4 ER: 4 SO: 5 BB: 2 IBB: 0 HBP: 0 BLK: 0 WP: 0 HR: 2 S: 44 P: 52 ERA: 4.00 WHIP: 1.000															PITCHER						

Batter	1	2	3	4	5	6	7	8	9	AB	R	H	RBI	BB	SO	LOB	BOTTOM			
Derrel Thomas, S (1,6) OBP: 0.329, SLG: 0.380	BB 2B		F5		F7		1B BB SF7 BB	F6		4	3	1	1	2	0	2	San Diego Padres @ San Francisco Giants Candlestick Park, San Francisco, CA Sat Oct 01 1977, 6:33 AM EDT Att: 2,549 - Unknown			
Rob Andrews, R (1,4) OBP: 0.348, SLG: 0.306	F8		F7		F3		1B BB	BB		4	1	1	3	2	0	2				
Jack Clark, R (1,9) OBP: 0.330, SLG: 0.405	F8		BB		5-3		1B BB	F6		5	1	2	1	1	0	3				
Willie McCovey, L (1,3) OBP: 0.368, SLG: 0.502	F8		F5		F2		K			2	0	0	0	0	0	1				
Skip James, L (3,3) OBP: 0.353, SLG: 0.333	2-3		F7		F2		K			3	0	0	0	0	1	5				
Darrell Evans, L (1,5) OBP: 0.351, SLG: 0.416	HR 1B		F8		BLK 1B BB		SF7			3	3	2	3	1	0	0				
Marc Hill, R (1,2) OBP: 0.316, SLG: 0.366	HR 1B		3B BB		F8		F6			4	2	2	3	1	0	1				
Gary Thomasson, L (1,7) OBP: 0.357, SLG: 0.451	1B 1B		4-3		1B BB		K			4	1	2	1	1	1	2				
Terry Whitfield, L (1,8) OBP: 0.332, SLG: 0.438	1B CI 2B 1B		F7		BB		3-1			4	1	2	1	1	0	1				
Ed Halicki, R (1,1) OBP: 0.211, SLG: 0.294	CI 1B 2B		PB 2B		F2		6-3			4	1	1	0	0	0	3				
Inning Stats	R: 8 E: 1 K: 0 S: 11	H: 7 LOB: 1 BB: 1 P: 15	R: 1 E: 0 K: 0 S: 4	H: 1 LOB: 1 BB: 1 P: 8	R: 0 E: 0 K: 0 S: 4	H: 1 LOB: 2 BB: 1 P: 8	R: 1 E: 0 K: 0 S: 4	H: 1 LOB: 1 BB: 1 P: 8	R: 0 E: 0 K: 0 S: 3	H: 0 LOB: 0 BB: 0 P: 3	R: 1 E: 0 K: 0 S: 4	H: 1 LOB: 2 BB: 2 P: 12	R: 2 E: 0 K: 2 S: 9	H: 2 LOB: 2 BB: 2 P: 17	R: 0 E: 1 K: 0 S: 4	H: 0 LOB: 2 BB: 1 P: 8	1B: 7 2B: 3 3B: 1 HR: 2	SF: 1 SAC: 0 DP: 0 HBP: 0	WP: 0 PB: 1 SB: 0 CS: 0	PA: 48
PITCHER Bob Ovechinko, L (1,1) ERA: 4.45 Tom Griffin, R (3,1) ERA: 4.49 Dan Spillner, R (7,1) ERA: 3.73 Dave Tomlin, L (8,1) ERA: 3.01	IP: 2.0 WLS: L BF: 17 H: 8 R: 9 ER: 5 SO: 0 BB: 2 IBB: 0 HBP: 0 BLK: 0 WP: 0 HR: 1 S: 15 P: 23 ERA: 22.50 WHIP: 5.000															PITCHER				



Batter	1	2	3	4	5	6	7	8	9	AB	R	H	RBI	BB	SO	LOB	TOP										
Gene Richards, L (1,3) OBP: 0.363, SLG: 0.390 Mike Ivie, R (7,3) OBP: 0.326, SLG: 0.395	0-0 CS 1B	0-0 S 1B		0-0 3B			0-0 4-3 1B		0-0 F8	4	0	4	0	0	0	0											
Pat Scanlon, L (1,5) OBP: 0.297, SLG: 0.266	0-3 K	0-0 F9		0-0 F6			0-0 4-3			4	0	0	0	0	1	5											
Jerry Turner, L (1,7) OBP: 0.316, SLG: 0.412 Mery Rettenmund, R (7,7) OBP: 0.432, SLG: 0.444	0-0 F3			0-0 3-1			0-0 F7			4	0	0	0	0	0	0											
George Hendrick, R (1,8) OBP: 0.381, SLG: 0.492		0-0 3B 1B		0-0 F7			0-0 6-3		0-0 2-3	4	1	1	0	0	0	0											
Dave Winfield, R (1,9) OBP: 0.335, SLG: 0.467		0-0 1B 3B		0-0 E 2B			4-0 BB		0-0 5-3	3	1	2	1	1	0	0											
Gene Tenace, R (1,2) OBP: 0.415, SLG: 0.410		4-0 S E BB		4-0 2-3 BB			0-0 4-3		0-3 K	2	1	0	0	2	1	1											
Mike Champion, R (1,4) OBP: 0.271, SLG: 0.286		0-0 F8		0-0 6-3			0-0 F6		0-0 F9	4	0	0	0	0	0	4											
Tucker Ashford, R (1,6) OBP: 0.278, SLG: 0.325		0-0 F8		0-0 F9			0-3 K		0-0 F9	4	0	0	0	0	1	2											
Bob Shirley, R (1,1) OBP: 0.145, SLG: 0.149		0-0 E5 1B		0-3 K			0-3 K		0-0 1B	4	0	2	1	0	2	0											
Inning Stats	R: 0 E: 0 K: 1 S: 5	H: 1 LOB: 0 BB: 0 P: 5	R: 3 E: 1 K: 0 S: 7	H: 4 LOB: 2 BB: 1 P: 11	R: 0 E: 1 K: 0 S: 4	H: 1 LOB: 2 BB: 1 P: 8	R: 0 E: 0 K: 1 S: 6	H: 1 LOB: 1 BB: 0 P: 6	R: 0 E: 0 K: 2 S: 7	H: 0 LOB: 0 BB: 0 P: 7	R: 0 E: 0 K: 0 S: 3	H: 1 LOB: 0 BB: 0 P: 3	R: 0 E: 0 K: 1 S: 5	H: 0 LOB: 0 BB: 0 P: 5	R: 0 E: 0 K: 0 S: 4	H: 1 LOB: 1 BB: 0 P: 4	1B: 6 2B: 1 3B: 2 HR: 0	SF: 0 SAC: 0 DP: 0 HBP: 0	WP: 0 PB: 0 SB: 2 CS: 1	PA: 37							
PITCHER	IP	WLS	BF	H	R	ER	SO	BB	IBB	HBP	BLK	WP	HR	S	P	ERA	WHIP										
Jim Barr, R (1,1) ERA: 4.76 Gary Lavelle, L (8,1) ERA: 2.05	7.0	L	30	8	3	3	4	3	0	0	0	0	0	35	47	3.86	1.571										

San Diego Padres @ San Francisco Giants
Candlestick Park, San Francisco, CA
Sun Oct 02 1977, 6:33 AM EDT
Att: 17,320 - Unknown

AB 34
R 3
H 9
RBI 2
BB 3
SO 5
LOB 13



Batter	1	2	3	4	5	6	7	8	9	AB	R	H	RBI	BB	SO	LOB	BOTTOM										
Derrel Thomas, S (1,5) OBP: 0.328, SLG: 0.379	0-0 5-3			0-0 G5-4-3 1B			0-0 F6		0-3 K2-3	4	0	1	0	0	1	0											
Rob Andrews, R (1,4) OBP: 0.345, SLG: 0.303	0-0 6-3			0-0 G5-4-3 1-2			0-0 5-3		0-0 F4	4	0	0	0	0	0	1											
Jack Clark, R (1,9) OBP: 0.332, SLG: 0.407	0-0 2B			0-0 E3			4-0 BB		0-3 K	3	0	1	0	1	1	0											
Willie McCovey, L (1,3) OBP: 0.367, SLG: 0.500 Randy Elliott, R (4,7) OBP: 0.275, SLG: 0.407	0-0 F9			0-0 F8			0-0 F7		0-0 F3	2	0	0	0	0	0	2											
Terry Whitfield, L (1,8) OBP: 0.329, SLG: 0.433		0-0 6-3		0-0 F7			0-3 K		0-0 4-3	4	0	0	0	0	1	0											
Gary Thomasson, L (1,7) OBP: 0.358, SLG: 0.451		4-0 BB BB		0-0 FC5-4 1B			0-0 G3		0-3 K	3	0	1	0	1	1	0											
Johnnie LetMaster, R (1,6) OBP: 0.223, SLG: 0.261		4-0 1-2 BB		0-0 FC5-4 1-2 1B			0-3 K		0-0 5-3	3	0	0	0	1	1	1											
Mike Sadek, R (1,2) OBP: 0.297, SLG: 0.310		0-0 F6		0-0 1-2 1B			0-0 4-3		0-0 F9	4	0	1	0	0	0	2											
Jim Barr, R (1,1) OBP: 0.165, SLG: 0.158 Gary Alexander, R (7,PH) OBP: 0.406, SLG: 0.496 Gary Lavelle, S (8,1)		0-3 K		0-0 F2			0-0 HR			2	0	0	0	0	1	4											
Inning Stats	R: 0 E: 0 K: 0 S: 4	H: 1 LOB: 1 BB: 0 P: 4	R: 0 E: 0 K: 1 S: 5	H: 0 LOB: 2 BB: 2 P: 13	R: 0 E: 1 K: 0 S: 4	H: 1 LOB: 1 BB: 0 P: 4	R: 0 E: 0 K: 0 S: 5	H: 2 LOB: 2 BB: 0 P: 5	R: 0 E: 0 K: 0 S: 3	H: 0 LOB: 1 BB: 1 P: 7	R: 0 E: 0 K: 2 S: 7	H: 0 LOB: 0 BB: 0 P: 7	R: 1 E: 0 K: 1 S: 6	H: 1 LOB: 0 BB: 0 P: 6	R: 0 E: 0 K: 1 S: 5	H: 0 LOB: 0 BB: 0 P: 5	R: 0 E: 0 K: 1 S: 5	H: 0 LOB: 0 BB: 0 P: 5	1B: 3 2B: 1 3B: 0 HR: 1	SF: 0 SAC: 0 DP: 1 HBP: 0	WP: 0 PB: 0 SB: 0 CS: 0	PA: 35					
PITCHER	IP	WLS	BF	H	R	ER	SO	BB	IBB	HBP	BLK	WP	HR	S	P	ERA	WHIP										
Bob Shirley, L (1,1) ERA: 3.7	9.0	W	35	5	1	1	6	3	0	0	0	0	1	44	56	1.00	0.889										

San Diego Padres @ San Francisco Giants
Candlestick Park, San Francisco, CA
Sun Oct 02 1977, 6:33 AM EDT
Att: 17,320 - Unknown

AB 32
R 1
H 5
RBI 1
BB 3
SO 6
LOB 11

