

San Diego Padres - 1978

Batter	1	2	3	4	5	6	7	8	9	AB	R	H	RBI	BB	SO	LOB	TOP																					
Gene Richards, L (1, 3) OBP: 0.200, SLG: 0.200	0-0 F7		0-0 4-3		0-0 F7		0-0 1B SF9 1B	0-0 G6-4-3		5	1	1	0	0	0	3																						
Derrel Thomas, S (1, 4) OBP: 0.600, SLG: 0.500	0-0 F7		0-0 1B		4-0 BB		0-0 1-3 CS 1B		0-0 F5	4	0	2	0	1	0	0																						
Oscar Gamble, L (1, 7)	0-0 F7		0-3 K		0-0 F5		0-0 SF9		0-0 5-3	4	0	0	1	0	1	2																						
Dave Winfield, R (1, 9) OBP: 0.600, SLG: 1.400		0-0 FC5-4 1B 1B		0-0 1B 2B	0-0 F3		0-0 CS 1-2	0-0 HR	0-3 K	5	1	3	1	0	1	1																						
George Hendrick, R (1, 8) OBP: 0.500, SLG: 0.500		0-0 FC5-4 1-2 1B		0-0 F5		0-0 1-3		0-0 FC2-5 BB 1B		4	0	2	0	0	0	1																						
Gene Tenace, R (1, 2) OBP: 0.500, SLG: 0.667		0-3 K		0-0 5-3		0-0 2B		4-0 BB FC2-5 BB 1-2		3	1	1	0	1	1	3																						
Bill Almon, R (1, 5) OBP: 0.250, SLG: 0.250 (8, 6)		0-0 FC5-4 FC6-4 1-2f 2-3		0-0 BB 1B		0-3 K		0-0 FC2-5 BB BB 1-2 2-3f		4	0	1	0	0	1	5																						
Ozzie Smith, S (1, 6) Jerry Turner, L (6, PH) Chuck Baker, R (6, 6) Don Reynolds, R (8, PH) Rollie Fingers, R (8, 1)		0-0 FC6-4		4-0 BB 1B		0-3 K		4-0 BB BB 1-2 2-3		1	0	0	0	1	0	2																						
Gaylord Perry, R (1, 1) Bob Davis, R (7, PH) Mickey Lolich, S (7, 1) Mike Champion, R (8, PH) (8, 5)		0-0 F4		0-0 FC4 BB		0-0 K		4-0 BB BB 1-2 2-3 3-H		1	0	0	0	0	0	0																						
Inning Stats	R: 0 E: 0 K: 0 S: 3 H: 0 LOB: 0 BB: 0 P: 3	R: 0 E: 0 K: 1 S: 7 H: 2 LOB: 2 BB: 0 P: 7	R: 0 E: 0 K: 1 S: 6 H: 1 LOB: 1 BB: 0 P: 6	R: 0 E: 0 K: 0 S: 5 H: 2 LOB: 3 BB: 1 P: 9	R: 0 E: 0 K: 0 S: 3 H: 0 LOB: 1 BB: 1 P: 7	R: 0 E: 0 K: 2 S: 8 H: 1 LOB: 1 BB: 0 P: 8	R: 1 E: 0 K: 0 S: 4 H: 2 LOB: 0 BB: 0 P: 4	R: 2 E: 0 K: 0 S: 4 H: 2 LOB: 2 BB: 3 P: 16	R: 0 E: 0 K: 1 S: 5 H: 0 LOB: 0 BB: 0 P: 5	1B: 7 2B: 2 3B: 0 HR: 1 SF: 1 SAC: 0 DP: 1 HBP: 0	WP: 0 PB: 0 SB: 0 CS: 1 PA: 41																											
PITCHER	IP	WLS	BF	H	R	ER	SO	BB	IBB	HBP	BLK	WP	HR	S	P	ERA	WHIP	PITCHER		IP	WLS	BF	H	R	ER	SO	BB	IBB	HBP	BLK	WP	HR	S	P	ERA	WHIP		
John Montefusco, R (1, 1) ERA:	5.1		24	6	0	0	2	2	0	0	0	0	0	26	34	0.00	1.500																					
Randy Moffitt, R (6, 1) ERA: 9.0	1.0		5	2	1	1	2	0	0	0	0	0	0	9	9	9.00	2.000																					
Gary Lavelle, L (7, 1) ERA: 6.75	2.2	L	11	2	2	2	1	3	0	0	0	0	1	10	22	6.75	1.875																					

San Diego Padres @ San Francisco Giants
Candlestick Park, San Francisco, CA
Fri Apr 07 1978, 6:33 AM EST
Att. 36,131 - Unknown

AB	34
R	3
H	10
RBI	3
BB	5
SO	5
LOB	21



Batter	1	2	3	4	5	6	7	8	9	AB R H RBI BB SO LOB
Larry Herndon, R (1, 8) OBP: 0.250, SLG: 0.500	0-0 6-3		0-0 1B 2B		0-0 F8			0-3 K		4 1 1 0 0 1 0
Rob Andrews, R (1, 4) OBP: 0.750, SLG: 1.000	0-0 6-3 2B		0-0 2-H 1B 1B			0-3 K		0-0 FC2-6 1B		4 1 3 1 0 1 0
Darrell Evans, L (1, 5) OBP: 0.250, SLG: 0.250	0-0 6-3		0-0 1-H 1B			0-0 F8		0-0 FC2-6 FC6-4 1-2f		4 0 1 1 0 0 2
Willie McCovey, L (1, 3) Gary Lavelle, S (7, 1) Mike Ivie, R (9, PH)	0-0 4-3		0-0 F8			0-0 6-3		0-0 F2		3 0 0 0 0 0 2 0 0 0 0 0 0 0 1 0 0 0 0 0 1
Jack Clark, R (1, 9)		0-3 K		0-3 K		0-0 F8		0-0 FC6-4 1-2f		4 0 0 0 0 2 1
Terry Whitfield, L (1, 7)		0-0 F8		0-3 K		0-3 K				3 0 0 0 0 2 0
Marc Hill, R (1, 2)		0-3 K		0-0 F7		0-0 6-3				3 0 0 0 0 1 0
Johnnie LeMaster, R (1, 6)			0-0 F9		0-3 K		0-0 2-3			3 0 0 0 0 1 0
John Montefusco, R (1, 1) Randy Moffitt, R (6, 1) Skip James, L (7, 3)			0-3 K		0-3 K		0-0 F7			2 0 0 0 0 2 0 0 0 0 0 0 0 0 1 0 0 0 0 0 0

Inning Stats	R: 0 E: 0 K: 4	H: 1 LOB: 1 BB: 0 P: 4	R: 0 E: 0 K: 2 S: 7	H: 0 LOB: 0 BB: 0 P: 7	R: 2 E: 0 K: 1 S: 8	H: 3 LOB: 1 BB: 0 P: 8	R: 0 E: 0 K: 2 S: 7	H: 0 LOB: 0 BB: 0 P: 7	R: 0 E: 0 K: 2 S: 7	H: 0 LOB: 0 BB: 0 P: 7	R: 0 E: 0 K: 1 S: 5	H: 0 LOB: 0 BB: 0 P: 5	R: 0 E: 0 K: 1 S: 5	H: 0 LOB: 0 BB: 0 P: 5	R: 0 E: 0 K: 1 S: 5	H: 0 LOB: 0 BB: 0 P: 5	R: 0 E: 0 K: 0 S: 4	H: 1 LOB: 1 BB: 0 P: 4	1B: 3 2B: 2 3B: 0 HR: 0	SF: 0 SAC: 0 DP: 0 HBP: 0	WP: 0 PB: 0 SB: 1 CS: 0	PA: 32
--------------	----------------------	---------------------------------	------------------------------	---------------------------------	------------------------------	---------------------------------	------------------------------	---------------------------------	------------------------------	---------------------------------	------------------------------	---------------------------------	------------------------------	---------------------------------	------------------------------	---------------------------------	------------------------------	---------------------------------	----------------------------------	------------------------------------	----------------------------------	--------

PITCHER	IP	WLS	BF	H	R	ER	SO	BB	IBB	HBP	BLK	WP	HR	S	P	ERA	WHIP
Gaylord Perry, R (1, 1) ERA: 3.0	6.0		22	4	2	2	8	0	0	0	0	0	0	38	38	3.00	0.667
Mickey Lolich, L (7, 1) ERA:	1.0	W	3	0	0	0	1	0	0	0	0	0	0	5	5	0.00	0.000
Rollie Fingers, R (8, 1) ERA:	2.0	S	7	1	0	0	1	0	0	0	0	0	0	9	9	0.00	0.500

BOTTOM

San Diego Padres @ San Francisco Giants
Candlestick Park, San Francisco, CA

livebaseballscorecards.com

AB	32
R	2
H	5
RBI	2
BB	0
SO	10
LOB	6



Fri Apr 07 1978, 6:33 AM EST
Att. 36,131 - Unknown

Batter	1	2	3	4	5	6	7	8	9	AB R H RBI BB SO LOB	TOP											
Gene Richards, L (1, 3) OBP: 0.222, SLG: 0.222	0-0 4-3		0-0 4-3			0-0 G6-3 1B		0-0 F8		4 0 1 0 0 0 2	San Diego Padres @ San Francisco Giants Candlestick Park, San Francisco, CA Sat Apr 08 1978, 6:33 AM EST Att: 10,726 - Unknown livebaseballscorecards.com											
Derrel Thomas, S (1, 4) OBP: 0.444, SLG: 0.375	0-0 S 1B			0-0 F8		0-0 G6-3 1-2f		0-0 4-3		4 0 1 0 0 0 3												
Oscar Gamble, L (1, 7) OBP: 0.111, SLG: 0.125	0-0 F7 1-2			0-0 6-3		0-0 F3			0-0 G4-6-3 1B	4 0 1 0 0 0 1												
Dave Winfield, R (1, 9) OBP: 0.444, SLG: 0.889	0-0 F6			0-0 1B			0-0 4-3		0-0 G4-6-3 1-2f	4 0 1 0 0 0 2												
George Hendrick, R (1, 8) OBP: 0.250, SLG: 0.250		0-0 F3		0-0 6-3			0-3 K		0-0 F9	4 0 0 0 0 1 1												
Gene Tenace, R (1, 2) OBP: 0.286, SLG: 0.333		0-0 F8			0-0 6-3		0-0 5-3			3 0 0 0 0 0 0												
Bill Almon, R (1, 5) OBP: 0.286, SLG: 0.429		0-0 F9			0-0 F7			0-0 2B		3 0 1 0 0 0 0												
Ozzie Smith, S (1, 6) OBP: 0.600, SLG: 0.500			0-0 6-3		0-0 1B			0-0 1B		3 0 2 0 0 0 0												
Bob Shirley, R (1, 1) Chuck Baker, R (3, PH) Dave Wehrmeister, R (3, 1) Rick Sweet, S (5, PH) Dan Spillner, R (5, 1) Jerry Turner, L (8, PH) John D'Acquisto, R (8, 1)			0-0 1-3		0-0 4-3			0-0 F7		0 0 0 0 0 0 0 1 0 0 0 0 0 0 0 0 0 0 0 0 0 1 0 0 0 0 0 1 0 0 0 0 0 0 0 1 0 0 0 0 0 2 0 0 0 0 0 0 0												
Inning Stats	R: 0 E: 0 K: 0 S: 4	H: 1 LOB: 1 BB: 0 P: 4	R: 0 E: 0 K: 0 S: 3	H: 0 LOB: 0 BB: 0 P: 3	R: 0 E: 0 K: 0 S: 3	H: 0 LOB: 0 BB: 0 P: 3	R: 0 E: 0 K: 0 S: 4	H: 1 LOB: 1 BB: 0 P: 4	R: 0 E: 0 K: 0 S: 3	H: 1 LOB: 0 BB: 0 P: 3		R: 0 E: 0 K: 1 S: 5	H: 0 LOB: 0 BB: 0 P: 5	R: 0 E: 0 K: 0 S: 5	H: 2 LOB: 2 BB: 0 P: 5	R: 0 E: 0 K: 0 S: 3	H: 1 LOB: 0 BB: 0 P: 3	1B: 6 2B: 1 3B: 0 HR: 0	SF: 0 SAC: 0 DP: 2 HBP: 0	WP: 0 PB: 0 SB: 1 CS: 0	PA: 32	
PITCHER Jim Barr, R (1, 1) ERA:	IP 9.0	WLS W	BF 32	H 7	R 0	ER 0	SO 1	BB 0	IBB 0	HBP 0	BLK 0	WP 0	HR 0	S 34	P 34	ERA 0.00	WHIP 0.778					PITCHER IP WLS BF H R ER SO BB IBB HBP BLK WP HR S P ERA WHIP



Batter	1	2	3	4	5	6	7	8	9
Larry Herndon, R (1, 8) OBP: 0.444, SLG: 0.429	4-0 BB BB	4-0 1-2 2-3 3B BB		0-3 K		0-0 6-3		0-0 CS BB 1B	
Rob Andrews, R (1, 4) OBP: 0.667, SLG: 1.000	4-0 BB BB	0-0 1-H 2-H 3-H 1B 3B		0-0 F7		0-0 6-3		4-0 1-2 BB	
Jack Clark, R (1, 9) OBP: 0.222, SLG: 0.333	0-3 K	0-0 3-H 1B		0-0 2B			0-0 F8	0-3 K	
Willie McCovey, L (1, 3) Skip James, L (7, PR) (8, 3)	0-3 K	0-0 6-3		4-0 FC5-4 IBB			4-0 BB SF7 BB	0-0 CS	
Marc Hill, R (1, 2) OBP: 0.286, SLG: 0.429	0-0 F9		0-0 2B	0-0 FC5-4			0-0 BB 1B		
Darrell Evans, L (1, 5) OBP: 0.500, SLG: 0.571		0-0 FC4 1B	0-0 G3 2B		0-0 F8		4-0 1-2 2-3 BB		
Terry Whitfield, L (1, 7)		0-0 FC4 FC6-4 1-2f	0-0 G3 2-3		0-0 F6		0-0 SF7		
Johnnie LeMaster, R (1, 6)		0-0 FC6-4 BB 1B 3B 1-2f	0-0 F3		0-3 K		0-3 K		
Jim Barr, R (1, 1) OBP: 0.250, SLG: 0.250		0-0 BB 3B 1B 1-2	0-0 F8			0-0 4-3		0-0 F3	

AB	R	H	RBI	BB	SO	LOB
3	1	1	0	2	1	0
3	1	1	3	2	0	0
5	0	2	1	0	2	4
2	0	0	0	2	1	3
0	1	0	0	0	0	0
4	1	2	0	0	0	4
3	0	2	1	1	0	0
3	0	0	1	0	0	2
4	1	0	0	0	2	4
4	1	1	0	0	0	1

BOTTOM

San Diego Padres @ San Francisco Giants
 Candlestick Park, San Francisco, CA

AB	31
R	6
H	9
RBI	6
BB	7
SO	6
LOB	18



WP: 0	PA: 40
PB: 0	
SB: 0	
CS: 1	

PITCHER	IP	WLS	BF	H	R	ER	SO	BB	IBB	HBP	BLK	WP	HR	S	P	ERA	WHIP
Bob Shirley, L (1, 1) ERA: 18.0	2.0	L	13	4	4	4	2	3	0	0	0	0	0	14	26	18.00	3.500
Dave Wehrmeister, R (3, 1) ERA: 4.5	2.0		10	3	1	1	1	0	1	0	0	0	0	11	15	4.50	1.500
Dan Spillner, R (5, 1) ERA: 3.0	3.0		12	1	1	1	2	2	0	0	0	0	0	14	22	3.00	1.000
John D'Acquisto, R (8, 1) ERA:	1.0		4	1	0	0	1	1	0	0	0	0	0	5	9	0.00	2.000

Sat Apr 08 1978, 6:33 AM EST
 Att. 10,726 - Unknown

livebaseballscores.com

Batter	1	2	3	4	5	6	7	8	9	AB R H RBI BB SO LOB	TOP																									
Gene Richards, L OBP: 0.214, SLG: 0.286 (1, 3)	0-0 SH5-3 1B 2B		0-3 K	0-0 F7			0-3 K		0-3 K	5 1 1 0 0 3 2	San Diego Padres @ San Francisco Giants Candlestick Park, San Francisco, CA Sun Apr 09 1978, 6:33 AM EST Att: 33,722 - Unknown																									
Derrel Thomas, S OBP: 0.538, SLG: 0.545 (1, 4) (7, 7) (8, 4)	0-0 SH5-3 2-3		0-0 WP 3B 1B		0-0 P6	4-0 1B BB		0-0 2B	3 1 2 0 1 0 0																											
Oscar Gamble, L OBP: 0.308, SLG: 0.273 Rollie Fingers, R Rick Sweet, S (1, 7) (7, 1) (9, PH)	0-0 FC6-4 1B 3-H		4-0 3B BB		0-0 F3	0-0 1B		0-0 F5	3 1 2 1 1 0 0 0 0 0 0 0 0 0 1 0 0 0 0 0 1																											
Dave Winfield, R OBP: 0.385, SLG: 0.846 (1, 9)	0-0 F9		0-0 E 3B 1-H 2-H 3-H		0-3 K		0-0 6-3		4 1 1 3 0 1 1																											
George Hendrick, R OBP: 0.250, SLG: 0.250 (1, 8)	0-0 FC6-4 1-2f		0-0 FC6 3-H		0-0 5-3		0-0 FC6-4 1B BB		4 0 1 0 0 0 1																											
Gene Tenace, R OBP: 0.455, SLG: 0.375 (1, 2)		0-0 FC6-4 1B	0-0 F3		4-0 1B BB		4-0 FC6-4 BB 1-2		2 0 1 0 2 0 0																											
Bill Almon, R OBP: 0.273, SLG: 0.364 (1, 5) (8, 6)		0-0 FC6-4 CS 1-2f		0-0 F8		0-0 G6-4-3 1B		0-0 FC6-4 1-2f 2-3	4 0 1 0 0 0 3																											
Ozzie Smith, S OBP: 0.500, SLG: 0.429 Don Reynolds, R (1, 6) (8, PH) (8, 7)		0-3 K 1-2		0-0 SH3-4 1B		0-0 G6-4-3 1-2f		0-0 F9	3 0 1 0 0 1 3 1 0 0 0 0 0 2																											
Randy Jones, R OBP: 1.000, SLG: 1.000 Mickey Lolich, S Jerry Turner, L Mike Champion, R (1, 1) (5, 1) (7, PH) (7, 4) (8, 5)			0-0 WP 3B 1B		0-0 SH3-4		0-0 3-1		0-0 4-3	1 1 1 0 0 0 0 0 0 0 0 0 0 0 1 0 0 0 0 0 0 1 0 0 0 0 0 0																										
Inning Stats	R: 1 E: 0 K: 0 S: 5	H: 2 LOB: 1 BB: 0 P: 5	R: 0 E: 0 K: 1 S: 5	H: 1 LOB: 0 BB: 0 P: 5	R: 4 E: 1 K: 1 S: 8	H: 3 LOB: 0 BB: 1 P: 12	R: 0 E: 0 K: 0 S: 4	H: 1 LOB: 1 BB: 0 P: 4	R: 0 E: 0 K: 1 S: 5	H: 0 LOB: 0 BB: 0 P: 5		R: 0 E: 0 K: 0 S: 3	H: 1 LOB: 1 BB: 1 P: 7	R: 0 E: 0 K: 1 S: 5	H: 1 LOB: 2 BB: 1 P: 9	R: 0 E: 0 K: 0 S: 4	H: 1 LOB: 2 BB: 1 P: 8	R: 0 E: 0 K: 1 S: 6	H: 1 LOB: 1 BB: 0 P: 6	1B: 8 2B: 2 3B: 1 HR: 0	SF: 0 SAC: 2 DP: 1 HBP: 0	WP: 1 PB: 0 SB: 0 CS: 1	PA: 39													
PITCHER	IP WLS BF H R ER SO BB IBB HBP BLK WP HR S P ERA WHIP																				PITCHER	IP WLS BF H R ER SO BB IBB HBP BLK WP HR S P ERA WHIP														
Lynn McGlothen, R ERA: 9.82 (1, 1)	3.2	18	7	5	4	2	1	0	0	0	0	1	0	21	25	9.82	2.182																			
John Curtis, L ERA: (4, 1)	0.1	1	0	0	0	0	0	0	0	0	0	0	0	1	1	0.00	0.000																			
Charlie Williams, R ERA: (5, 1)	2.2	10	1	0	0	2	2	0	0	0	0	0	0	12	20	0.00	1.125																			
Gary Lavelle, L ERA: 4.5 (7, 1)	1.1	W	6	2	0	0	1	0	0	0	0	0	0	5	9	0.00	2.250																			
Randy Moffitt, R ERA: 4.5 (9, 1)	1.0	S	4	1	0	0	1	0	0	0	0	0	0	6	6	0.00	1.000																			

AB	33
R	5
H	11
RBI	4
BB	4
SO	5
LOB	13



Batter	1	2	3	4	5	6	7	8	9
Larry Herndon, R OBP: 0.429, SLG: 0.500 (1, 8)	0-0 6-3	0-0 4-3		0-0 2B		0-0 5-3		0-0 1B	
Rob Andrews, R OBP: 0.571, SLG: 0.700 (1, 4)	0-0 F4		4-0 1B	0-0 6-3			0-0 F9	4-0 1B	
Jack Clark, R OBP: 0.357, SLG: 0.385 (1, 9)	0-0 1B		4-0 1B		0-0 1B		0-0 F6	0-0 5-3	
Willie McCovey, L OBP: 0.364, SLG: 0.500 (1, 3)	0-0 E5		4-0 1B		0-0 HR		0-0 4-3		
Marc Hill, R OBP: 0.455, SLG: 0.500 (1, 2)	4-0 1B		0-0 1B		0-0 1B		0-0 F8		
Darrell Evans, L OBP: 0.500, SLG: 0.500 (1, 5)	4-0 BB		0-0 1B		0-3 K		0-0 1B		
Terry Whitfield, L OBP: 0.091, SLG: 0.100 (1, 7)	0-0 FC6		0-0 6-3		0-0 F2		0-0 1B		
Johnnie LeMaster, R Vic Harris, S (8, PH) (9, 6)		0-0 6-3		0-0 F8		0-0 5-3		4-0 1B	
Lynn McGlothen, L John Curtis, L Tom Heintzelman, R Charlie Williams, R Gary Lavelle, S Mike Ivie, R Randy Moffitt, R (5, 1) (4, 1) (4, PH) (5, 1) (7, 1) (8, PH) (9, 1)		0-0 1-3		0-0 6-3		0-0 F9		0-0 SF7	

AB	R	H	RBI	BB	SO	LOB
5	0	2	1	0	0	0
3	1	0	0	2	0	1
4	3	2	0	1	0	3
3	1	1	2	1	0	1
3	0	2	1	1	0	0
3	1	1	1	1	1	3
4	1	1	0	0	0	4
3	0	0	0	0	0	0
0	0	0	0	1	0	0
1	0	0	0	0	0	0
0	0	0	0	0	0	0
1	0	0	0	0	0	0
0	0	0	0	0	0	0
0	0	0	1	0	0	0
0	0	0	0	0	0	0

AB	R	H	RBI	BB	SO	LOB
31	7	9	6	7	1	12


Inning Stats	R	H	E	K	S	LOB	BB	P
1	1	1	1	3	5	3	0	13
2	0	0	0	0	3	0	0	3
3	2	1	0	0	3	1	0	15
4	0	1	0	0	4	0	0	4
5	2	3	0	1	7	0	0	7
6	0	0	0	0	3	0	0	3
7	0	0	0	0	3	0	0	3
8	2	3	0	0	6	3	2	14
9								

PITCHER	IP	WLS	BF	H	R	ER	SO	BB	IBB	HBP	BLK	WP	HR	S	P	ERA	WHIP
Randy Jones, L ERA: 9.0 (1, 1)	4.0		23	6	5	4	0	5	0	0	0	0	1	18	38	9.00	2.750
Mickey Lolich, L ERA: (5, 1)	2.0		5	0	0	0	1	0	0	0	0	0	0	7	7	0.00	0.000
Rollie Fingers, R ERA: 4.5 (7, 1)	2.0	L	11	3	2	2	0	1	1	0	0	0	0	9	17	9.00	2.000

San Diego Padres @ San Francisco Giants
 Candlestick Park, San Francisco, CA
 Sun Apr 09 1978, 6:33 AM EST
 Att. 33,722 - Unknown

livebaseballscorecards.com

WP: 0 PA: 39
 PB: 0
 SB: 0
 CS: 1



Batter	1	2	3	4	5	6	7	8	9	AB R H RBI BB SO LOB	TOP																									
Gene Richards, L OBP: 0.316, SLG: 0.368 (1, 3) (9, 7)	0-0 BB 1B BB	0-0 S 1B		0-3 K		0-0 2-H 3-H 1B		0-0 3-1		5 1 3 2 0 1 0																										
Derrel Thomas, S OBP: 0.444, SLG: 0.400 (1, 4) BB BB	4-0 1-2 BB 1B	0-0 3-1		0-3 K		0-0 F8		0-0 3-1		4 1 0 0 1 1 2																										
Oscar Gamble, L OBP: 0.333, SLG: 0.214 Bob Davis, R (1, 7) (9, 2) BB BB	4-0 1-2 2-3 E 1B 4-3 BB		4-0 HR BB		0-0 F5		0-0 4-3		0-0 F5	3 2 0 0 2 0 0 0 0 0 0 0 0 0																										
Dave Winfield, R OBP: 0.389, SLG: 0.889 (1, 9) X	0-0 E8 4-3 1-3 2-H 3-H 1B		0-0 HR		0-0 6-3		0-0 4-3		0-0 4-3	5 1 2 4 0 0 0																										
George Hendrick, R OBP: 0.250, SLG: 0.313 (1, 8) X	0-0 4-3 2-3 3-H		0-0 F8		0-0 F3		0-0 WP 2B			4 0 1 1 0 0 1																										
Gene Tenace, R OBP: 0.467, SLG: 0.300 (1, 2) (9, 3) X	0-0 F6		4-0 BB		0-0 5-3		4-0 2-3 IBB			2 0 0 0 2 0 1																										
Bill Almon, R OBP: 0.286, SLG: 0.308 Jerry Turner, L (7, PH) Mike Champion, R (7, 5) X	0-0 4-3		0-0 F3		4-0 SH3-4 E 1B BB		0-3 K			2 1 0 0 1 0 2 1 0 0 0 0 1 2 0 0 0 0 0 0 0																										
Ozzie Smith, S OBP: 0.333, SLG: 0.273 (1, 6) X		0-0 6-3	0-0 F8		0-0 E9 SH3-4 1B		0-0 6-3			4 1 0 0 0 0 2																										
Dave Freisleben, R Dave Wehrmeister, R Bob Shirley, R (1, 1) (5, 1) (7, 1)		0-3 K		0-3 K		0-0 SH3-4 1-2 2-3		0-0 G3		2 0 0 0 0 2 0 0 0 0 0 0 0 0 1 0 0 0 0 0 0																										
Inning Stats	R: 3 E: 1 K: 0 S: 5	H: 2 LOB: 1 BB: 2 P: 13	R: 0 E: 0 K: 1 S: 6	H: 1 LOB: 1 BB: 0 P: 6	R: 2 E: 0 K: 0 S: 4	H: 1 LOB: 1 BB: 2 P: 12	R: 0 E: 0 K: 3 S: 9	H: 0 LOB: 0 BB: 0 P: 9	R: 0 E: 0 K: 0 S: 3	H: 0 LOB: 0 BB: 0 P: 3	R: 0 E: 0 K: 1 S: 6	H: 1 LOB: 2 BB: 1 P: 10	R: 0 E: 0 K: 0 S: 3	H: 0 LOB: 0 BB: 0 P: 3	R: 0 E: 0 K: 0 S: 3	H: 0 LOB: 0 BB: 0 P: 3	1B: 4 2B: 1 3B: 0 HR: 1	SF: 0 SAC: 1 DP: 0 HBP: 0	WP: 1 PB: 0 SB: 1 CS: 0	PA: 40																
PITCHER	IP WLS BF H R ER SO BB IBB HBP BLK WP HR S P ERA WHIP																																			
Preston Hanna, R ERA: 15.43 (1, 1)	2.1		15	4	5	4	1	4	0	0	0	0	1	13	29	15.43	3.429																			
Mickey Mahler, L ERA: (3, 1)	3.2		14	1	2	0	3	1	0	0	0	0	0	19	23	0.00	0.545																			
Eddie Solomon, R ERA: 2.25 (7, 1)	1.0		5	1	0	0	1	0	1	0	0	1	0	6	10	0.00	1.000																			
Adrian Devine, R ERA: 2.25 (8, 1)	2.0	W	6	0	0	0	0	0	0	0	0	0	0	6	6	0.00	0.000																			

San Diego Padres @ Atlanta Braves
Atlanta-Fulton County Stadium, Atlanta, GA

Mon Apr 10 1978, 6:05 PM EST
Att. 2,056 - Unknown

livebaseballscorecards.com

AB	33
R	7
H	6
RBI	7
BB	6
SO	5
LOB	10



BOTTOM

San Diego Padres @ Atlanta Braves
Atlanta-Fulton County Stadium, Atlanta, GA

Mon Apr 10 1978, 6:05 PM EST
Att. 2,056 - Unknown

livebaseballscorecards.com

AB 38
R 8
H 13
RBI 8
BB 6
SO 4
LOB 22



WP: 1 PA: 44
PB: 0
SB: 0
CS: 0

AB R H RBI BB SO LOB

3 2 0 0 2 0 2

5 0 0 0 0 0 3

4 3 4 4 1 0 0

4 0 1 0 1 0 2

5 0 3 2 0 0 0

4 0 0 0 1 3 4

5 1 3 0 0 0 4

3 1 1 0 0 0 2

0 0 0 0 0 0 0

2 0 0 0 0 1 2

1 0 0 0 0 0 1

0 0 0 0 0 0 0

0 0 0 0 0 0 0

1 0 0 0 0 0 2

0 0 0 0 0 0 0

1B: 10 SF: 0
2B: 0 SAC: 0
3B: 0 DP: 2
HR: 3 HBP: 0

1B: 10 SF: 0

2B: 0 SAC: 0

3B: 0 DP: 2

HR: 3 HBP: 0

WP: 1 PA: 44
PB: 0
SB: 0
CS: 0

Table with 10 columns (Batter, 1-9) and 11 rows. Each row contains a batter's name and statistics (OBP, SLG), an 'X' indicator, and a diamond diagram showing the game situation (e.g., 6-3, 4-3, 3-1) and the batter's performance (e.g., HR, BB, K, WP). The diamond diagrams include labels for bases (1B), balls (BB), strikes (S), and outs (O). Some diagrams also show pitch counts and other game details like '1-2f' or '2-H'.

Inning Stats table with 11 columns (R, H, E, K, S) and 11 rows (Inning 1-11). Each row shows the number of runs, hits, errors, strikeouts, and sacrifices for each team in a specific inning.

Pitcher stats table with 11 columns (Pitcher, IP, WLS, BF, H, R, ER, SO, BB, IBB, HBP, BLK, WP, HR, S, P, ERA, WHIP) and 3 rows (Dave Freisleben, Dave Wehmeister, Bob Shirley).

Batter	1	2	3	4	5	6	7	8	9	AB R H RBI BB SO LOB	TOP																												
Gene Richards, L OBP: 0.348, SLG: 0.333 (1, 3)	0-0 4-3		H 1-0 CS HBP			0-3 K		4-0 PB 1B BB		2 1 0 0 1 1 0																													
Derrel Thomas, S OBP: 0.450, SLG: 0.375 Mike Champion, R (4, 4) Don Reynolds, R OBP: 0.667, SLG: 0.500 Rollie Fingers, R (8, 1)	4-0 FC4-6 BB		0-0 CS 1-2	0-0 F6		0-3 K2-3		0-0 1B 1B 1-H 2-H		1 0 0 0 1 0 0 1 0 0 0 0 1 0 1 0 1 2 0 0 0 0 0 0 0 0 0 0																													
Oscar Gamble, L OBP: 0.318, SLG: 0.222 (1, 7)	0-0 FC4-6 WP 1-2f			0-3 K		0-3 K	0-3 K	0-0 1B 1-3		4 0 1 0 0 2 1																													
Dave Winfield, R OBP: 0.409, SLG: 0.818 (1, 9)	0-3 K 1-2			0-0 S 1B		0-0 K	0-0 1B		0-0 E3 2B	4 1 2 0 0 1 1																													
George Hendrick, R OBP: 0.250, SLG: 0.350 (1, 8)		0-0 F5		0-3 K 1-2		0-3 K	0-3 K		0-0 6-3 FC5-2 2B	4 0 1 1 0 2 2																													
Gene Tenace, R OBP: 0.474, SLG: 0.250 (1, 2) (8, 5)		4-0 CS BB			4-0 G6-4-3 BB		0-0 F8		0-0 6-3 2-3	2 0 0 0 2 0 2																													
Bill Almon, R OBP: 0.222, SLG: 0.235 (1, 5) (8, 6)		0-0 F4 1-2			0-0 G6-4-3 1-2f			0-0 1-3	0-0 FC5-2	4 0 0 0 0 0 3																													
Ozzie Smith, S OBP: 0.286, SLG: 0.231 Rick Sweet, S (8, 2) (8, 2)			0-0 F8		0-0 F8			0-3 K	0-0 4-3	2 0 0 0 0 0 0 2 0 0 0 0 1 1																													
Bob Owchinko, L (1, 1) Jerry Turner, L OBP: 0.200, SLG: 0.400 Chuck Baker, R (8, 4)			0-0 F7			0-3 K		0-0 PB 1B 2B		2 0 0 0 0 1 0 1 1 1 0 0 0 0 0 0 0 0 0 0 0																													
Inning Stats	R: 0 E: 0 K: 1 S: 5	H: 0 LOB: 1 BB: 1 P: 9	R: 0 E: 0 K: 0 S: 2	H: 0 LOB: 0 BB: 1 P: 6	R: 0 E: 0 K: 0 S: 2	H: 0 LOB: 0 BB: 0 P: 3	R: 0 E: 0 K: 2 S: 8	H: 1 LOB: 1 BB: 0 P: 8	R: 0 E: 0 K: 0 S: 2	H: 0 LOB: 0 BB: 1 P: 6	R: 0 E: 0 K: 3 S: 9	H: 0 LOB: 0 BB: 0 P: 9	R: 0 E: 0 K: 2 S: 8	H: 1 LOB: 1 BB: 0 P: 8	R: 2 E: 0 K: 1 S: 7	H: 3 LOB: 2 BB: 1 P: 11	R: 1 E: 1 K: 0 S: 5	H: 1 LOB: 1 BB: 0 P: 5	1B: 4 2B: 2 3B: 0 HR: 0	SF: 0 SAC: 0 DP: 1 HBP: 1	WP: 1 PB: 1 SB: 1 CS: 2	PA: 36																	
PITCHER Phil Niekro, R ERA: 5.14 (1, 1)	IP 9.0	WLS L	BF 35	H 6	R 3	ER 2	SO 9	BB 4	IBB 0	HBP 1	BLK 0	WP 1	HR 0	S 48	P 65	ERA 2.00	WHIP 1.111																						
																			PITCHER	IP	WLS	BF	H	R	ER	SO	BB	IBB	HBP	BLK	WP	HR	S	P	ERA	WHIP			

San Diego Padres @ Atlanta Braves
Atlanta-Fulton County Stadium, Atlanta, GA

Tue Apr 11 1978, 6:05 PM EST
Att. 2,616 - Unknown

livebaseballscorecards.com

AB 30
R 3
H 6
RBI 3
BB 4
SO 9
LOB 10



Batter	1	2	3	4	5	6	7	8	9	AB	R	H	RBI	BB	SO	LOB
Jerry Royster, R OBP: 0.545, SLG: 0.563 (1, 4)	4-0 CS BB		0-0 G6-4-3 1B	0-3 K			0-0 F8			3	0	1	0	1	1	2
Barry Bonnell, R OBP: 0.286, SLG: 0.286 (1, 8) (8, 9)	0-0 F8 1-2		0-0 F6		0-0 FC5-4 1B		0-0 5-3			4	0	1	0	0	0	2
Gary Matthews, R OBP: 0.476, SLG: 0.889 (1, 9) Rowland Office, L OBP: 0.125, SLG: 0.313 (8, 8)	4-0 BB BB		0-0 G6-4-3 1-2f		0-0 FC5-4 1-2f		0-3 K			3	0	0	0	1	1	2
Jeff Burroughs, R OBP: 0.476, SLG: 0.412 (1, 7)	4-0 1-2 BB			4-0 PB BB	0-3 K		0-3 K			2	1	0	0	2	2	1
Cito Gaston, R (1, 3) Bob Beall, S (8, 3)	0-0 F9			0-0 F7	0-0 5-3		0-0 4-3			3	0	0	0	0	0	4
Dale Murphy, R OBP: 0.286, SLG: 0.333 (1, 2)		0-0 BB 1B 1B		0-0 F8		4-0 F8 1-3 BB		0-3 K		3	0	1	0	1	1	1
Rod Gilbreath, R (1, 5)		0-0 G5-4-3 BB 1-2 1B		0-0 PB 1-2 1B 1B		0-0 1-3		0-0 F3		4	1	2	0	0	0	1
Pat Rockett, R (1, 6) Biff Pocoroba, S (9, PH) OBP: 0.444, SLG: 0.357		4-0 BB BB BB 1-2 2-3 BB		0-3 K 1-3 2-H 1B		0-0 F8 2-3		0-0 3-1		2	0	0	0	1	1	2
Phil Niekro, R (1, 1) Joe Nolan, L (9, PH) OBP: 0.200, SLG: 0.200		0-0 G5-4-3 1-2f 2-3f		0-0 1-3 3-H 1B		0-0 4-3		0-0 F1		3	0	1	1	0	0	4

Inning Stats	R: 0	H: 0	E: 0	K: 0	S: 2	R: 0	H: 2	E: 0	K: 0	S: 3	R: 0	H: 1	E: 0	K: 0	S: 3	R: 2	H: 2	E: 1	K: 2	S: 10	R: 0	H: 1	E: 1	K: 1	S: 6	R: 0	H: 0	E: 0	K: 0	S: 3	R: 0	H: 0	E: 0	K: 2	S: 7	R: 0	H: 0	E: 0	K: 0	S: 3	R: 0	H: 0	E: 0	K: 0	S: 3	1B: 6	2B: 0	3B: 1	HR: 0	SF: 0	SAC: 0	DP: 1	HBP: 0	WP: 0	PB: 1	SB: 0	CS: 1	PA: 36
--------------	------	------	------	------	------	------	------	------	------	------	------	------	------	------	------	------	------	------	------	-------	------	------	------	------	------	------	------	------	------	------	------	------	------	------	------	------	------	------	------	------	------	------	------	------	------	-------	-------	-------	-------	-------	--------	-------	--------	-------	-------	-------	-------	--------

PITCHER	IP	WLS	BF	H	R	ER	SO	BB	IBB	HBP	BLK	WP	HR	S	P	ERA	WHIP
Bob Owchinko, L (1, 1) ERA: 3.0	7.0		30	6	2	0	4	6	0	0	0	0	0	32	56	0.00	1.714
Rollie Fingers, R (8, 1) ERA: 3.0	2.0	W	6	0	0	0	2	0	0	0	0	0	0	10	10	0.00	0.000

BOTTOM

San Diego Padres @ Atlanta Braves
Atlanta-Fulton County Stadium, Atlanta, GA

Tue Apr 11 1978, 6:05 PM EST
Att. 2,616 - Unknown

AB	30
R	2
H	6
RBI	1
BB	6
SO	6
LOB	19



WP: 0	PA: 36
PB: 1	ERA
SB: 0	WHIP
CS: 1	

PITCHER	IP	WLS	BF	H	R	ER	SO	BB	IBB	HBP	BLK	WP	HR	S	P	ERA	WHIP
---------	----	-----	----	---	---	----	----	----	-----	-----	-----	----	----	---	---	-----	------

Batter	1	2	3	4	5	6	7	8	9	AB R H RBI BB SO LOB	TOP																	
Larry Herndon, R (1, 8) OBP: 0.323, SLG: 0.393	0-0 6-3		0-0 4-3			0-0 1B 3B		0-3 K		4 1 1 0 0 1 0																		
Rob Andrews, R (1, 4) OBP: 0.379, SLG: 0.440 Tom Heintzelman, R (1, 4) OBP: 0.400, SLG: 1.000	0-0 5-3			0-0 G4-6-3 1B		0-3 K		0-0 F8		1 0 0 0 0 0 0 3 0 1 0 0 1 1																		
Darrell Evans, L (1, 5) OBP: 0.276, SLG: 0.370	0-0 L6			0-0 G4-6-3 1-2f		0-0 1B 1B		0-0 F7		4 0 1 1 0 0 1																		
Willie McCovey, L (1, 3) OBP: 0.292, SLG: 0.381 Skip James, L (9, PR) (9, 3)		0-0 G3		0-0 G3		0-0 1B 1B		0-0 E3 2B		4 0 1 0 0 0 0 0 1 0 0 0 0 0																		
Jack Clark, R (1, 9) OBP: 0.375, SLG: 0.517		0-0 F9 2B			4-0 BB BB	0-3 K BB		0-0 SF8 2B		3 1 2 1 1 1 2																		
Terry Whitfield, L (1, 7) OBP: 0.280, SLG: 0.652		0-0 F9 2-3			0-3 SS	0-3 K		0-0 SF8 3-H		3 0 1 1 0 1 2																		
Johnnie LeMaster, R (1, 6) OBP: 0.125, SLG: 0.087 Randy Moffitt, R (8, 1) OBP: 1.000, SLG: 1.000		0-0 5-3			0-0 SS	0-0 5-3 1-2		0-0 1B 1B		3 0 0 0 0 0 3 1 0 1 0 0 0 0																		
Mike Sadek, R (1, 2) OBP: 0.250, SLG: 0.250			0-0 5-3		0-0 SS	0-0 6-3		0-0 6-3-5 2-3f		4 0 1 0 0 0 2																		
Jim Barr, R (1, 1) OBP: 0.167, SLG: 0.167 John Curtis, L (7, 1) Vic Harris, S (8, PH) (8, 6)			0-3 K			0-0 5-3		0-0 6-3	0-0 F9	2 0 0 0 0 1 0 0 0 0 0 0 0 0 2 0 0 0 0 0 2																		
Inning Stats	R: 0 E: 0 K: 0 S: 3	H: 0 LOB: 0 BB: 0 P: 3	R: 0 E: 0 K: 0 S: 4	H: 1 LOB: 1 BB: 0 P: 4	R: 0 E: 0 K: 1 S: 5	H: 0 LOB: 0 BB: 0 P: 5	R: 0 E: 0 K: 0 S: 3	H: 1 LOB: 0 BB: 0 P: 3	R: 0 E: 0 K: 1 S: 5	H: 0 LOB: 1 BB: 1 P: 9	R: 1 E: 0 K: 2 S: 10	H: 3 LOB: 2 BB: 0 P: 10	R: 0 E: 1 K: 0 S: 3	H: 1 LOB: 0 BB: 0 P: 3	R: 0 E: 0 K: 1 S: 5	H: 0 LOB: 0 BB: 0 P: 5	R: 2 E: 1 K: 0 S: 7	H: 3 LOB: 2 BB: 0 P: 7	1B: 6 2B: 3 3B: 1 HR: 0	SF: 1 SAC: 0 DP: 2 HBP: 0	WP: 0 PB: 0 SB: 0 CS: 0	PA: 36						
PITCHER	IP WLS BF H R ER SO BB IBB HBP BLK WP HR S P ERA WHIP																											
Randy Jones, L (1, 1) ERA: 4.66	5.2		22	5	1	1	3	1	0	0	0	0	0	0	27	31	1.59	1.059										
Dave Freisleben, R (6, 1) ERA: 4.76	1.1		4	1	0	0	1	0	0	0	0	0	0	0	6	6	0.00	0.750										
Rollie Fingers, R (8, 1) ERA: 2.25	2.0	L	10	3	2	0	1	0	0	0	0	0	0	0	12	12	0.00	1.500										

San Francisco Giants @ San Diego Padres
San Diego Stadium, San Diego, CA

AB	34
R	3
H	9
RBI	3
BB	1
SO	5
LOB	13



Fri Apr 14 1978, 9:05 PM EST
Att: 45,901 - Unknown

BOTTOM

San Francisco Giants @ San Diego Padres
San Diego Stadium, San Diego, CA

livebaseballscorecards.com

AB 33
R 2
H 9
RBI 2
BB 2
SO 0
LOB 11



WP: 0 PA: 36
PB: 0
SB: 1
CS: 0

Fri Apr 14 1978, 9:05 PM EST
Att. 45,901 - Unknown

AB R H RBI BB SO LOB

4 0 0 0 0 0 1

4 0 2 0 0 0 0

4 0 1 0 0 0 2

4 0 0 0 0 0 3

3 1 1 1 1 0 0

1 1 0 0 1 0 0

2 0 1 1 0 0 1

1 0 0 0 0 0 0

2 0 0 0 0 0 3
0 0 0 0 0 0 0
1 0 1 0 0 0 0
0 0 0 0 0 0 0
1 0 0 0 0 0 0

1B: 8 SF: 0
2B: 0 SAC: 1
3B: 0 DP: 2
HR: 1 HBP: 0

Batter	1	2	3	4	5	6	7	8	9
Gene Richards, L (1, 3) OBP: 0.296, SLG: 0.280	0-0 F6		0-0 4-3		0-0 4-3		0-0 G6-4-3		
Derrel Thomas, S (1, 4) OBP: 0.458, SLG: 0.400	0-0 1B		0-0 1-3		0-0 1B		0-0 F9		
Oscar Gamble, L (1, 7) OBP: 0.308, SLG: 0.227	0-0 F7		0-0 1B		0-0 F4			0-0 4-3	
Dave Winfield, R (1, 9) OBP: 0.346, SLG: 0.692	0-0 F5		0-0 1-3		0-0 4-3			0-0 F8	
George Hendrick, R (1, 8) OBP: 0.292, SLG: 0.478		0-0 6-3		0-0 F3		0-0 HR		4-0 FC6-4 BB	
Gene Tenace, R (1, 2) OBP: 0.476, SLG: 0.231		0-0 5-3		4-0 1B SH1-3 BB		0-0 F7		0-0 FC6-4	
Bob Davis, R (5, 2)									
Bill Almon, R (1, 5) OBP: 0.318, SLG: 0.333		0-0 1B		0-0 SH1-3 S 1B		0-0 G6-3 1B			0-0 5-3
Ozzie Smith, S (1, 6) OBP: 0.313, SLG: 0.267		0-0 1B		0-0 SH1-3		0-0 G6-3			0-0 F5
Don Reynolds, R (9, PH) OBP: 0.500, SLG: 0.333		1-3 1B		1-3 3-H		1-2f			
Randy Jones, R (1, 1) OBP: 0.333, SLG: 0.333		0-0 L1		0-0 5-3			0-0 G6-4-3 1B		0-0 F8
Dave Freisleben, R (6, 1)									
Mike Champion, R (7, PH) OBP: 0.500, SLG: 0.333									
Rollie Fingers, R (8, 1)									
Jerry Turner, L (9, PH) OBP: 0.167, SLG: 0.333									

Inning Stats	R: 0	H: 1	E: 0	K: 0	S: 4	H: 2	LOB: 1	BB: 0	P: 4	R: 0	H: 1	E: 0	K: 0	S: 4	R: 0	H: 1	E: 0	K: 0	S: 4	R: 1	H: 2	E: 0	K: 0	S: 4	R: 0	H: 1	E: 0	K: 0	S: 3	R: 0	H: 0	E: 0	K: 0	S: 3	R: 0	H: 0	E: 0	K: 0	S: 3	1B: 8	SF: 0	2B: 0	SAC: 1	3B: 0	DP: 2	HR: 1	HBP: 0	WP: 0	PA: 36
--------------	------	------	------	------	------	------	--------	-------	------	------	------	------	------	------	------	------	------	------	------	------	------	------	------	------	------	------	------	------	------	------	------	------	------	------	------	------	------	------	------	-------	-------	-------	--------	-------	-------	-------	--------	-------	--------

PITCHER	IP	WLS	BF	H	R	ER	SO	BB	IBB	HBP	BLK	WP	HR	S	P	ERA	WHIP
Jim Barr, R (1, 1) ERA: 1.2	6.0		27	9	2	2	0	1	0	0	0	0	1	26	30	3.00	1.667
John Curtis, L (7, 1) ERA: 7.94	1.0		2	0	0	0	0	0	0	0	0	0	0	2	2	0.00	0.000
Randy Moffitt, R (8, 1) ERA: 3.6	2.0	W	7	0	0	0	0	1	0	0	0	0	0	6	10	0.00	0.500

Batter	1	2	3	4	5	6	7	8	9	AB R H RBI BB SO LOB	TOP										
Larry Herndon, R (1, 8) OBP: 0.314, SLG: 0.375	0-0 1B HR 1B	0-0 F9			0-0 5-3		0-0 SH1-3	0-0 F8		4 1 1 0 0 0 1	San Francisco Giants @ San Diego Padres San Diego Stadium, San Diego, CA Sun Apr 16 1978, 6:33 AM EST Att. 20,992 - Unknown										
Darrell Evans, L (1, 5) OBP: 0.294, SLG: 0.333	0-3 K	0-0 F9			4-0 BB		4-0 BB	0-3 K		3 0 0 0 2 2 3											
Bill Madlock, R (1, 4) OBP: 0.500, SLG: 0.500 Tom Heintzelman, R (7, 4) OBP: 0.333, SLG: 0.833	0-0 1B HR 1B			0-0 FC4-6 1B	0-0 F7		0-3 K		0-0 F4	4 1 2 0 0 1 3 1 0 0 0 0 0 0											
Willie McCovey, L (1, 3) OBP: 0.296, SLG: 0.500 Skip James, L (5, 3)	0-0 1B HR			0-0 FC4-6	0-0 4-3		0-0 6-3		0-0 E8 1B	3 1 1 3 0 0 2 2 1 0 0 0 0 2											
Jack Clark, R (1, 9) OBP: 0.351, SLG: 0.471	0-0 L4			0-0 F8		0-0 F9		0-0 5-3	0-0 1B	5 0 1 1 0 0 1											
Marc Hill, R (1, 2) OBP: 0.310, SLG: 0.357	0-0 1B			0-0 F9		0-0 L4		0-0 1B 1B	0-0 F4	5 1 2 0 0 0 2											
Terry Whitfield, L (1, 7) OBP: 0.300, SLG: 0.679	0-0 1-3			0-0 L6		0-0 3B		0-0 1B 2B 1B	0-3 K	5 1 2 0 0 1 2											
Johnnie LeMaster, R (1, 6) OBP: 0.179, SLG: 0.222		0-0 SF8 3B		0-0 1-3		0-0 F8		0-0 2B 1B		4 2 2 1 0 0 1											
Bob Knepper, L (1, 1) Mike Ivie, R (8, PH) OBP: 0.571, SLG: 1.333 Rob Andrews, R (8, PR) OBP: 0.379, SLG: 0.440 Randy Moffitt, R (8, 1) OBP: 1.000, SLG: 1.000 Gary Lavelle, S (9, 1)		0-0 SF8		0-0 1-3		4-0 SH1-3 BB		0-0 F8 2B		1 0 0 1 1 0 0 1 0 1 2 0											
Inning Stats	R: 3 E: 0 K: 1 S: 9	H: 4 LOB: 1 BB: 0 P: 9	R: 1 E: 0 K: 0 S: 4	H: 1 LOB: 0 BB: 0 P: 4	R: 0 E: 1 K: 0 S: 4	H: 1 LOB: 1 BB: 0 P: 4	R: 0 E: 0 K: 0 S: 3	H: 0 LOB: 0 BB: 0 P: 3	R: 0 E: 0 K: 0 S: 3	H: 0 LOB: 1 BB: 1 P: 7		R: 0 E: 0 K: 1 S: 5	H: 1 LOB: 1 BB: 0 P: 4	R: 0 E: 0 K: 1 S: 5	H: 0 LOB: 2 BB: 2 P: 13	R: 3 E: 0 K: 1 S: 9	H: 4 LOB: 2 BB: 0 P: 9	R: 1 E: 1 K: 1 S: 7	H: 1 LOB: 1 BB: 0 P: 7	1B: 8 2B: 1 3B: 2 HR: 1	SF: 1 SAC: 1 DP: 0 HBP: 0
PITCHER	IP WLS BF H R ER SO BB IBB HBP BLK WP HR S P ERA WHIP	IP WLS BF H R ER SO BB IBB HBP BLK WP HR S P ERA WHIP	IP WLS BF H R ER SO BB IBB HBP BLK WP HR S P ERA WHIP	IP WLS BF H R ER SO BB IBB HBP BLK WP HR S P ERA WHIP	IP WLS BF H R ER SO BB IBB HBP BLK WP HR S P ERA WHIP	IP WLS BF H R ER SO BB IBB HBP BLK WP HR S P ERA WHIP	IP WLS BF H R ER SO BB IBB HBP BLK WP HR S P ERA WHIP	IP WLS BF H R ER SO BB IBB HBP BLK WP HR S P ERA WHIP	IP WLS BF H R ER SO BB IBB HBP BLK WP HR S P ERA WHIP	IP WLS BF H R ER SO BB IBB HBP BLK WP HR S P ERA WHIP	IP WLS BF H R ER SO BB IBB HBP BLK WP HR S P ERA WHIP	IP WLS BF H R ER SO BB IBB HBP BLK WP HR S P ERA WHIP	IP WLS BF H R ER SO BB IBB HBP BLK WP HR S P ERA WHIP	IP WLS BF H R ER SO BB IBB HBP BLK WP HR S P ERA WHIP	IP WLS BF H R ER SO BB IBB HBP BLK WP HR S P ERA WHIP	IP WLS BF H R ER SO BB IBB HBP BLK WP HR S P ERA WHIP	IP WLS BF H R ER SO BB IBB HBP BLK WP HR S P ERA WHIP	IP WLS BF H R ER SO BB IBB HBP BLK WP HR S P ERA WHIP	IP WLS BF H R ER SO BB IBB HBP BLK WP HR S P ERA WHIP	IP WLS BF H R ER SO BB IBB HBP BLK WP HR S P ERA WHIP	

AB	38
R	8
H	12
RBI	8
BB	3
SO	4
LOB	17



BOTTOM

San Francisco Giants @ San Diego Padres

San Diego Stadium, San Diego, CA

Sun Apr 16 1978, 6:33 AM EST
Att. 20,992 - Unknown

livebaseballscorecards.com

AB	32
R	4
H	8
RBI	4
BB	6
SO	3
LOB	17



WP	0	PA	40
PB	0		
SB	0		
CS	0		

AB R H RBI BB SO LOB

3	0	0	1	1	0	1
3	0	1	0	1	0	1
5	0	0	0	0	2	4
5	0	0	0	0	0	3
3	1	2	0	1	0	0
4	0	1	0	0	0	3
2	1	2	1	2	0	0
3	1	0	0	0	0	4
1	0	0	0	0	1	1
1	0	0	0	0	0	0
0	0	0	0	0	1	0
0	0	0	0	0	0	0
0	0	0	0	0	0	0
0	0	0	0	0	0	0
0	0	0	0	0	0	0
0	0	0	0	0	0	0
0	0	0	0	0	0	0
0	0	0	0	0	0	0
0	0	0	0	0	0	0
1	1	1	2	0	0	0

Batter	1	2	3	4	5	6	7	8	9				
Gene Richards, L OBP: 0.281, SLG: 0.250 (1, 3)	0-0 F7 1		0-0 1-3 2		0-0 F7 3		0-0 SF9 2		4-0 BB BB BB BB				
Derrel Thomas, S OBP: 0.483, SLG: 0.435 (1, 4)	0-0 5-3 2		0-0 2B			1-0 FC4-6 HBP	0-0 F9 3		4-0 BB BB BB BB 1-2 BB				
Oscar Gamble, L OBP: 0.258, SLG: 0.185 (1, 7)	0-3 K 3		0-0 F6 3			0-0 FC4-6 BB 1-2f		0-0 F9 1 SS	0-3 K 2				
Dave Winfield, R OBP: 0.290, SLG: 0.581 (1, 9)		0-0 F9 1		0-0 F9 1		0-0 F6 2		0-0 F5 2 X	0-0 F9 3				
George Hendrick, R OBP: 0.357, SLG: 0.500 (1, 8)		0-0 1B 1B 1B		0-0 F7 2		4-0 BB 1-2 BB		0-0 1B 3					
Bob Davis, R OBP: 0.143, SLG: 0.143 (1, 2)		0-0 1B 1-2 1B		0-0 6-3 3		0-0 F4 3		0-0 F9 3					
Bill Almon, R OBP: 0.423, SLG: 0.391 (1, 5)		0-0 G1-6-3 1-2 2-H 1B			4-0 BB BB BB BB G3-6 BB		0-0 FC6-4 1B		4-0 HR BB				
Ozzie Smith, S OBP: 0.263, SLG: 0.222 Rick Sweet, S (9, PH)		0-0 G1-6-3 1-2f		0-0 G3-6 1 2		0-0 FC6-4 1B 1-2f SF9		0-3 K SS 3	0-3 K 1				
Bob Owchinko, L Mike Champion, R Mickey Lolich, S Dan Reynolds, R Dan Spillane, R Dave Freisleben, R Bob Shirley, R John D'Acquisto, R Jerry Turner, L			0-0 6-3 1		4-0 BB BB BB BB		0-0 SF9 1B 1-3		0-0 1-H HR				
Inning Stats	R: 0 H: 0 E: 0 LOB: 0 K: 1 BB: 0 S: 5 P: 5	R: 1 H: 3 E: 0 LOB: 1 K: 0 BB: 0 S: 5 P: 5	R: 0 H: 1 E: 0 LOB: 1 K: 0 BB: 0 S: 4 P: 4	R: 0 H: 0 E: 0 LOB: 0 K: 0 BB: 0 S: 3 P: 3	R: 0 H: 0 E: 0 LOB: 1 K: 0 BB: 2 S: 2 P: 10	R: 0 H: 0 E: 0 LOB: 2 K: 0 BB: 1 S: 3 P: 8	R: 1 H: 2 E: 0 LOB: 1 K: 0 BB: 0 S: 5 P: 5	R: 0 H: 1 E: 0 LOB: 1 K: 0 BB: 0 S: 4 P: 4	R: 2 H: 1 E: 0 LOB: 2 K: 2 BB: 3 S: 8 P: 20	1B: 6 SF: 1 2B: 1 SAC: 0 3B: 0 DP: 2 HR: 1 HBP: 1	WP: 0 PA: 40 PB: 0 SB: 0 CS: 0		
PITCHER	IP WLS BF H R ER SO BB IBB HBP BLK WP HR S P ERA WHIP											PITCHER	IP WLS BF H R ER SO BB IBB HBP BLK WP HR S P ERA WHIP
Bob Knepper, L ERA: 2.77 (1, 1)	7.0 W 29 H 6 R 2 ER 2 SO 1 BB 3 IBB 0 HBP 1 BLK 0 WP 0 HR 0 S 27 P 40 ERA 2.57 WHIP 1.286												
Randy Moffitt, R ERA: 5.68 (8, 1)	1.1 9 2 2 2 1 3 0 0 0 0 1 8 20 13.50 3.750												
Gary Lavelle, L ERA: 4.15 (9, 1)	0.2 S 2 0 0 0 0 1 0 0 0 0 0 0 4 4 0.00 0.000												

Batter	1	2	3	4	5	6	7	8	9	AB R H RBI BB SO LOB	TOP							
Terry Puhl, L (1, 7) OBP: 0.340, SLG: 0.348	0-0 E3 F9 BB	4-0 1B CS BB		0-3 K		0-0 F9		0-0 1B	0-0 4-3	5 0 1 0 1 1 3								
Enos Cabell, R (1, 5) OBP: 0.314, SLG: 0.420	4-0 1-2 BB	0-0 1-3 2-H 1B		0-0 1-3			0-0 6-3	0-0 F4		4 0 1 1 1 0 3								
Cesar Cedeno, R (1, 8) OBP: 0.400, SLG: 0.467	0-3 K	0-0 CS	0-0 6-3		0-0 F6		0-0 6-3	0-0 1-3 2-H 1B		5 0 1 1 0 1 2								
Bob Watson, R (1, 3) Dave Bergman, L (8, PR)	0-0 F9		0-0 BB 1B		0-0 1B		0-0 BB 1B	4-0 IBB		4 0 3 0 1 0 2 0 0 0 0 0 0 0								
Jose Cruz, L (1, 9) OBP: 0.383, SLG: 0.395	0-0 F4		0-0 F9		0-0 F7		4-0 1-2 BB	0-0 G3		4 0 0 0 1 0 7								
Joe Ferguson, R (1, 2) OBP: 0.340, SLG: 0.513		0-0 E7 1B SH 1B	4-0 1-2 BB		0-3 K		0-0 F9		0-0 2B 2B	4 2 2 0 1 1 3								
Art Howe, R (1, 4) OBP: 0.348, SLG: 0.628		0-0 CS SH 1B	0-0 F8			0-0 6-3		0-0 4-1 1B 2B	0-0 5-3	5 1 2 0 0 0 3								
Roger Metzger, S (1, 6) OBP: 0.324, SLG: 0.273		0-3 K		0-0 5-3		0-0 SH1 1B		0-0 4-1	0-0 2-3 2-H 2B	5 0 2 1 0 1 3								
Joe Niekro, R (1, 1) OBP: 0.333, SLG: 0.333		0-0 SH CS 1B		0-0 1B		0-0 SH1		0-0 1B 1B	0-0 F7	3 2 2 2 0 0 1								
Inning Stats	R: 0 E: 1 K: 1 S: 6	H: 0 LOB: 2 BB: 1 P: 10	R: 2 E: 1 K: 1 S: 7	H: 3 LOB: 1 BB: 1 P: 11	R: 0 E: 0 K: 0 S: 4	H: 1 LOB: 2 BB: 1 P: 8	R: 0 E: 0 K: 1 S: 6	H: 1 LOB: 1 BB: 0 P: 6	R: 0 E: 0 K: 0 S: 4	H: 1 LOB: 2 BB: 1 P: 8	R: 2 E: 0 K: 0 S: 7	H: 4 LOB: 3 BB: 1 P: 11	R: 1 E: 0 K: 0 S: 5	H: 2 LOB: 1 BB: 0 P: 5	1B: 11 2B: 3 3B: 0 HR: 0	SF: 0 SAC: 2 DP: 0 HBP: 0	WP: 0 PB: 0 SB: 0 CS: 3	PA: 47
PITCHER	IP WLS BF H R ER SO BB IBB HBP BLK WP HR S P ERA WHIP																	
Bob Shirley, L (1, 1) ERA: 4.76	7.0 L 33 8 2 0 4 4 0 0 0 0 0 0 37 53 0.00 1.714																	
Rollie Fingers, R (8, 1) ERA: 4.15	0.2 7 4 2 2 0 0 0 1 0 0 0 0 6 10 27.00 6.000																	
Mickey Lolich, L (8, 1) ERA: 1.42	1.1 6 2 1 1 0 0 0 0 0 0 0 0 6 6 6.75 1.500																	

Houston Astros @ San Diego Padres
San Diego Stadium, San Diego, CA
Tue Apr 18 1978, 9:05 PM EST
Att: 10,840 - Unknown

livebaseballscorecards.com

AB 39
R 5
H 14
RBI 5
BB 5
SO 4
LOB 27



Batter	1	2	3	4	5	6	7	8	9	AB	R	H	RBI	BB	SO	LOB
Gene Richards, L (1, 3) OBP: 0.278, SLG: 0.226	0-0 F8		4-0 2B 1B BB		0-0 3-1			0-3 K		3	1	0	0	1	1	1
Derrel Thomas, S (1, 4) OBP: 0.455, SLG: 0.444	0-0 5-3		0-0 1B 2B		0-0 F7			0-0 F9		4	0	1	0	0	0	1
Dave Winfield, R (1, 9) OBP: 0.314, SLG: 0.588	0-0 F7		4-0 1B BB					0-0 F9		3	0	1	0	1	0	0
Oscar Gamble, L (1, 7) OBP: 0.257, SLG: 0.194		0-0 6-3	0-0 1B					0-3 K		4	0	1	1	0	1	1
George Hendrick, R (1, 8) OBP: 0.344, SLG: 0.448		4-0 BB			0-3 K			0-0 F7		3	0	0	0	1	1	1
Rick Sweet, S (1, 2)		0-0 F9			0-0 3-1			0-0 F3		4	0	0	0	0	0	2
Bill Almon, R (1, 5) OBP: 0.379, SLG: 0.346		0-0			0-0 5-3					3	0	0	0	0	0	1
Ozzie Smith, S (1, 6) OBP: 0.273, SLG: 0.238			0-0 L5					0-0 F5		3	0	1	0	0	0	0
Bob Shirley, R (1, 1)			0-3 K					0-3 K		2	0	0	0	0	1	1
Jerry Turner, L (7, PH) OBP: 0.250, SLG: 0.750					0-0 2-3					1	0	0	0	0	1	0
Rollie Fingers, R (8, 1)										0	0	0	0	0	0	0
Mickey Lolich, S (8, 1)					1-2					0	0	0	0	0	0	0

Inning Stats	R: 0	H: 0	E: 0	K: 0	S: 3	R: 0	H: 0	E: 0	K: 0	S: 3	R: 1	H: 2	E: 0	K: 1	S: 6	R: 0	H: 0	E: 0	K: 1	S: 5	R: 0	H: 1	E: 0	K: 0	S: 4	R: 0	H: 1	E: 0	K: 1	S: 6	R: 0	H: 0	E: 0	K: 1	S: 5	R: 0	H: 0	E: 0	K: 1	S: 5	R: 0	H: 0	E: 0	K: 0	S: 3	1B: 2	2B: 2	3B: 0	HR: 0	SF: 0	SAC: 0	DP: 0	HBP: 0	WP: 0	PB: 0	SB: 0	CS: 0
--------------	------	------	------	------	------	------	------	------	------	------	------	------	------	------	------	------	------	------	------	------	------	------	------	------	------	------	------	------	------	------	------	------	------	------	------	------	------	------	------	------	------	------	------	------	------	-------	-------	-------	-------	-------	--------	-------	--------	-------	-------	-------	-------

PITCHER	IP	WLS	BF	H	R	ER	SO	BB	IBB	HBP	BLK	WP	HR	S	P	ERA	WHIP	PITCHER	IP	WLS	BF	H	R	ER	SO	BB	IBB	HBP	BLK	WP	HR	S	P	ERA	WHIP																	
Joe Niekro, R (1, 1) ERA: 6.0	9.0	W	33	4	1	1	5	3	0	0	0	0	0	40	52	1.00	0.778																																			


BOTTOM

Houston Astros @ San Diego Padres
San Diego Stadium, San Diego, CA

Tue Apr 18 1978, 9:05 PM EST
Att. 10,840 - Unknown

livebaseballscorecards.com

AB	30
R	1
H	4
RBI	1
BB	3
SO	5
LOB	8



Batter	1	2	3	4	5	6	7	8	9	AB R H RBI BB SO LOB	TOP											
Terry Puhl, L (1, 7) OBP: 0.328, SLG: 0.333	0-0 F4	0-0 1-3			0-0 1B		0-3 K		0-0 F8	5 0 1 0 0 1 2	Houston Astros @ San Diego Padres San Diego Stadium, San Diego, CA Wed Apr 19 1978, 9:05 PM EST Att. 12,129 - Unknown livebaseballscorecards.com											
Enos Cabell, R (1, 5) OBP: 0.304, SLG: 0.400	0-0 5-3	0-0 F9			0-0 1B		0-0 5-3		0-3 K	5 0 1 0 0 1 2												
Cesar Cedeno, R (1, 8) OBP: 0.407, SLG: 0.490	0-0 E 2B				0-0 9-5 PB 1B				0-0 F8	4 0 2 0 0 0 2												
Jose Cruz, L (1, 9) OBP: 0.373, SLG: 0.370	4-0 BB 2-3 BB				0-0 9-5 1-3f				0-0 F8	3 0 0 0 1 0 3												
Bob Watson, R (1, 3) OBP: 0.346, SLG: 0.364	4-0 1-2 BB				0-0 4-3				0-0 5-3	3 0 1 0 1 0 2												
Art Howe, R (1, 4) OBP: 0.360, SLG: 0.630	0-0 1-3				0-0 G3 SF7 2B				0-0 5-3	3 1 1 0 1 0 3												
Ed Herrmann, L (1, 2) OBP: 0.200, SLG: 0.200					0-0 G3 2-3				0-0 F7	4 0 0 0 0 0 3												
Roger Metzger, S (1, 6) OBP: 0.317, SLG: 0.333					0-0 SF7 1B 3B				0-0 4-3	3 1 1 1 0 0 0												
Joaquin Andujar, S (1, 1) OBP: 0.200, SLG: 0.200					0-0 3-H 4-3				0-0 5-3	3 0 1 1 0 1 0												
Jesus Alou, R (9, PH) OBP: 0.750, SLG: 0.750									0-0 K	1 0 1 0 0 0 0												
Jimmy Sexton, R (9, PR)										0 0 0 0 0 0 0												
Joe Sambito, L (9, 1)										0 0 0 0 0 0 0												
Inning Stats	R: 0 E: 1 K: 0 S: 4	H: 1 LOB: 3 BB: 2 P: 12	R: 1 E: 0 K: 0 S: 5	H: 2 LOB: 1 BB: 0 P: 5	R: 0 E: 0 K: 0 S: 3	H: 1 LOB: 0 BB: 0 P: 3	R: 1 E: 0 K: 0 S: 4	H: 1 LOB: 0 BB: 0 P: 4	R: 0 E: 0 K: 0 S: 5	H: 2 LOB: 2 BB: 0 P: 5	R: 0 E: 0 K: 2 S: 7	H: 0 LOB: 0 BB: 0 P: 3	R: 0 E: 0 K: 2 S: 7	H: 0 LOB: 0 BB: 0 P: 7	R: 0 E: 0 K: 0 S: 4	H: 1 LOB: 2 BB: 1 P: 8	R: 0 E: 0 K: 1 S: 6	H: 1 LOB: 1 BB: 0 P: 6	1B: 5 2B: 4 3B: 1 HR: 0	SF: 1 SAC: 0 DP: 1 HBP: 0	WP: 0 PB: 1 SB: 1 CS: 0	PA: 38
PITCHER	IP WLS BF H R ER SO BB IBB HBP BLK WP HR S P ERA WHIP																					
Dave Freisleben, R (1, 1) ERA: 4.09	5.0 L 23 7 2 2 0 2 2 0 0 0 0 0 0 21 29 3.60 1.800																					
Dan Spillner, R (6, 1) ERA: 6.75	2.0 6 0 0 0 2 0 0 0 0 0 0 0 10 10 0.00 0.000																					
Mickey Lolich, L (8, 1) ERA: 1.08	2.0 9 2 0 0 1 0 1 0 0 0 0 0 10 14 0.00 1.000																					



Batter	1	2	3	4	5	6	7	8	9	AB R H RBI BB SO LOB	TOP	
Jerry Royster, R (1, 4) OBP: 0.452, SLG: 0.412	0-0 G4-3 1B		0-0 F3			0-0 F7			0-0 E6 SH1-3	4 0 1 0 0 0 2		
Barry Bonnell, R (1, 8) OBP: 0.214, SLG: 0.238	0-0 G4-3 1-2f			0-0 4-3			0-0 6-3		0-0 SH1-3 1-2 2-3	3 0 0 0 0 0 1		
Cito Gaston, R (1, 9) OBP: 0.063, SLG: 0.063 Brian Asselstine, L (9, PH) OBP: 0.400, SLG: 0.429	0-3 K			0-0 6-3			0-0 1-3		0-0 2-3	3 0 0 0 0 1 0 1 0 0 0 0 0 2		
Jeff Burroughs, R (1, 7) OBP: 0.356, SLG: 0.308		0-0 5-3		0-0 6-3			0-0 L4		0-0 F9	4 0 0 0 0 0 2		
Biff Pocoroba, S (1, 2) OBP: 0.412, SLG: 0.379		0-0 6-3			0-0 E1 L1-3			0-0 1-3 1B		3 0 1 0 0 0 0		
Dale Murphy, R (1, 3) OBP: 0.190, SLG: 0.237		0-3 K			0-0 L1-3 1-2			0-0 1-3 1-2		3 0 0 0 0 1 2		
Rod Gilbreath, R (1, 5) OBP: 0.222, SLG: 0.222			0-0 5-3		0-0 F8			0-0 F9		3 0 0 0 0 0 1		
Pat Rockett, R (1, 6) OBP: 0.171, SLG: 0.125			0-0 SH1-3 1B			0-0 6-3		0-0 F7		3 0 1 0 0 0 1		
Phil Niekro, R (1, 1) OBP: 0.143, SLG: 0.143 Bob Beall, S (9, PH)			0-0 SH1-3 1-2			0-0 F7			4-0 SH1-3 E BB	1 0 0 0 0 0 0 0 0 0 0 1 0 0		
Inning Stats	R: 0 H: 1 E: 0 LOB: 0 K: 1 BB: 0 S: 5 P: 5	R: 0 H: 0 E: 0 LOB: 0 K: 1 BB: 0 S: 5 P: 5	R: 0 H: 1 E: 0 LOB: 1 K: 0 BB: 0 S: 4 P: 4	R: 0 H: 0 E: 0 LOB: 0 K: 0 BB: 0 S: 3 P: 3	R: 0 H: 0 E: 1 LOB: 0 K: 0 BB: 0 S: 3 P: 3	R: 0 H: 0 E: 0 LOB: 0 K: 0 BB: 0 S: 3 P: 3	R: 0 H: 0 E: 0 LOB: 0 K: 0 BB: 0 S: 3 P: 3	R: 0 H: 1 E: 0 LOB: 1 K: 0 BB: 0 S: 4 P: 4	R: 0 H: 0 E: 1 LOB: 2 K: 0 BB: 1 S: 4 P: 8	1B: 3 SF: 0 2B: 1 SAC: 2 3B: 0 DP: 2 HR: 0 HBP: 0	WP: 0 PA: 31 PB: 0 SB: 0 CS: 0	
PITCHER Randy Jones, L (1, 1) ERA: 2.5 Rollie Fingers, R (9, 1) ERA: 3.86	IP WLS BF H R ER SO BB IBB HBP BLK WP HR S P ERA WHIP											PITCHER IP WLS BF H R ER SO BB IBB HBP BLK WP HR S P ERA WHIP

Atlanta Braves @ San Diego Padres
San Diego Stadium, San Diego, CA

Thu Apr 20 1978, 6:33 AM EST
Att. 10,256 - Unknown

livebaseballscorecards.com

AB	28
R	0
H	3
RBI	0
BB	1
SO	2
LOB	11



Batter	1	2	3	4	5	6	7	8	9	AB	R	H	RBI	BB	SO	LOB
Gene Richards, L (1, 3) OBP: 0.256, SLG: 0.211	0-0 F6			0-3 K		0-3 K2-3				3	0	0	0	0	2	0
Derrel Thomas, S (1, 4) (8, 7) OBP: 0.425, SLG: 0.412	0-0 F8			0-3 K		0-0 F8				3	0	0	0	0	1	0
George Hendrick, R (1, 8) OBP: 0.282, SLG: 0.361	0-3 K			0-0 F7		0-0 F7				3	0	0	0	0	1	0
Dave Winfield, R (1, 9) OBP: 0.333, SLG: 0.625		0-0 F4			4-0 1B BB		0-3 K			2	1	0	0	1	1	0
Oscar Gamble, L (1, 7) Mike Champion, R (8, 4) OBP: 0.282, SLG: 0.206 OBP: 0.500, SLG: 0.250		0-0 5-3			0-0 1B 1B		0-0 F6			3	1	1	0	0	0	0
Bill Almon, R (1, 5) OBP: 0.306, SLG: 0.273		0-3 K			0-0 F7		0-0 F8			3	0	0	0	0	1	2
Ozzie Smith, S (1, 6) OBP: 0.250, SLG: 0.222			0-0 5-3		0-0 4-3			0-0 F4		3	0	0	0	0	0	2
Bob Davis, R (1, 2) OBP: 0.182, SLG: 0.182			0-0 F8		0-0 1B			0-0 4-3		3	0	1	2	0	0	0
Randy Jones, R (1, 1) Rollie Fingers, R (9, 1) OBP: 0.167, SLG: 0.167			0-0 4-3		0-3 K			0-0 6-3		3	0	0	0	0	1	1
										0	0	0	0	0	0	0
Inning Stats	R: 0 E: 0 K: 1 S: 5	H: 0 LOB: 0 BB: 0 P: 5	R: 0 E: 0 K: 1 S: 5	H: 0 LOB: 0 BB: 0 P: 5	R: 0 E: 0 K: 0 S: 3	H: 0 LOB: 0 BB: 0 P: 3	R: 0 E: 0 K: 2 S: 7	H: 0 LOB: 0 BB: 0 P: 7	R: 2 E: 0 K: 1 S: 7	H: 2 LOB: 1 BB: 1 P: 11	R: 0 E: 0 K: 1 S: 5	H: 0 LOB: 0 BB: 0 P: 5	R: 0 E: 0 K: 1 S: 5	H: 0 LOB: 0 BB: 0 P: 5	R: 0 E: 0 K: 0 S: 3	H: 0 LOB: 0 BB: 0 P: 3
PITCHER Phil Niekro, R (1, 1) ERA: 4.5	IP: 8.0 WLS: L BF: 27 H: 2 R: 2 ER: 2 SO: 7 BB: 1 IBB: 0 HBP: 0 BLK: 0 WP: 0 HR: 0 S: 40 P: 44 ERA: 2.25 WHIP: 0.375															

BOTTOM

Atlanta Braves @ San Diego Padres
San Diego Stadium, San Diego, CA

Thu Apr 20 1978, 6:33 AM EST
Att. 10,256 - Unknown


AB	26
R	2
H	2
RBI	2
BB	1
SO	7
LOB	5



WP: 0	PA: 27
PB: 0	
SB: 0	
CS: 0	

WP	HR	S	P	ERA	WHIP
----	----	---	---	-----	------

livebaseballscores.com

Batter	1	2	3	4	5	6	7	8	9	AB R H RBI BB SO LOB	TOP	
Jerry Royster, R (1, 4) OBP: 0.444, SLG: 0.405	0-0 SH SF8 1B		0-0 SH1-4		0-0 F8		0-0 E5			3 1 1 0 0 0 1		
Rowland Office, L (1, 8) OBP: 0.161, SLG: 0.290	0-0 SH CS		0-0 4-3		0-0 4-3		0-0 4-3			3 0 0 0 0 0 3		
Brian Asselstine, L (1, 9) OBP: 0.316, SLG: 0.353	0-0 SF8		0-3 K		0-0 F8		0-3 K			3 0 0 1 0 2 1		
Jeff Burroughs, R (1, 7) OBP: 0.388, SLG: 0.333	4-0 BB			0-0 1B	0-3 K		0-0 FC3-6 1B			3 0 2 0 1 1 0		
Biff Pocoroba, S (1, 2) OBP: 0.368, SLG: 0.333	0-3 K			0-0 F4	0-0 F9		0-0 FC3-6 WP			4 0 0 0 0 1 2		
Dale Murphy, R (1, 3) OBP: 0.217, SLG: 0.262		0-0 F9		0-0 WP 1B		0-0 E FC3-6 1B		0-0 1-3		4 2 2 0 0 0 1		
Darrel Chaney, S (1, 6) OBP: 0.667, SLG: 1.167 (7, 5)		0-0 4-3		0-0 1B		0-0 E4 FC3-6		0-0 G6-4-3 1B		4 0 2 1 0 0 1	AB 32 R 3 H 8 RBI 3 BB 1 SO 5 LOB 15	
Rod Gilbreath, R (1, 5) OBP: 0.200, SLG: 0.200 (7, PH)		0-0 F4		0-3 K		0-0 F6		0-0 F2		2 0 0 0 0 0 1 1 1 0 0 0 0 0 2 1 0 0 0 0 0 1		
Pat Rockett, R (7, 6) OBP: 0.167, SLG: 0.121						0-0 FC3-6 E BLK		0-0 G6-4-3		2 0 1 0 0 0 0 0 0 0 0 0 0 0 0 0 1 0 0 0 1 0 0 1 0 0 0 0 0 0 0 0 0 0 0 0 0 0 0 0 1 0 0 0 0 0 0 1		
Jamie Easterly, L (1, 1) OBP: 0.500, SLG: 0.500 Rick Camp, R (6, 1) Bob Beall, S (7, PH) Adrian Devine, R (7, 1) Dave Campbell, R (8, 1) Cito Gaston, R (9, PH) OBP: 0.059, SLG: 0.059			0-0 SH1-4 1B		0-0 4-3					1B: 8 SF: 1 2B: 0 SAC: 2 3B: 0 DP: 1 HR: 0 HBP: 0	WP: 2 PA: 36 PB: 0 SB: 1 CS: 1	
Inning Stats	R: 1 H: 1 E: 1 LOB: 1 K: 1 BB: 1 S: 6 P: 10	R: 0 H: 0 E: 0 LOB: 0 K: 0 BB: 0 S: 3 P: 3	R: 0 H: 1 E: 0 LOB: 1 K: 1 BB: 0 S: 6 P: 6	R: 1 H: 3 E: 0 LOB: 1 K: 1 BB: 0 S: 7 P: 7	R: 0 H: 0 E: 0 LOB: 0 K: 0 BB: 0 S: 3 P: 3	R: 0 H: 0 E: 0 LOB: 0 K: 1 BB: 0 S: 5 P: 5	R: 1 H: 1 E: 2 LOB: 2 K: 0 BB: 0 S: 6 P: 6	R: 0 H: 1 E: 0 LOB: 1 K: 1 BB: 0 S: 6 P: 6	R: 0 H: 1 E: 0 LOB: 0 K: 0 BB: 0 S: 3 P: 3	1B: 8 SF: 1 2B: 0 SAC: 2 3B: 0 DP: 1 HR: 0 HBP: 0	WP: 2 PA: 36 PB: 0 SB: 1 CS: 1	
PITCHER Gaylord Perry, R (1, 1) ERA: 2.4	IP WLS BF H R ER SO BB IBB HBP BLK WP HR S P ERA WHIP	9.0 W 36 8 3 2 5 1 0 0 1 2 0 45 49 2.00 1.000										

Atlanta Braves @ San Diego Padres
San Diego Stadium, San Diego, CA
Fri Apr 21 1978, 9:05 PM EST
Att: 37,113 - Unknown

livebaseballscorecards.com



Batter	1	2	3	4	5	6	7	8	9
Bill Almon, R OBP: 0.366, SLG: 0.368 (1, 5)	0-0 1B SH1-3 PB 1B	0-3 K		0-0 S 1B		0-0 2-H 2B		0-0 2-H 1B 1B	
Derrel Thomas, S OBP: 0.409, SLG: 0.395 (1, 7)	0-0 SH1-3 1-2		0-0 F6	0-0 F9		0-0 F8		0-0 2-H 1B 1B	
Gene Tenace, R OBP: 0.444, SLG: 0.368 (1, 3)	0-0 PB 2-3 1B		0-0 1-3		0-3 K		0-0 1B 3B	0-0 F3	
Dave Winfield, R OBP: 0.362, SLG: 0.614 (1, 9)	0-3 K 1-2 3-H		4-0 1B BB		0-0 1-3		0-0 3-H 1B	0-0 2-H 1B 1B	
George Hendrick, R OBP: 0.295, SLG: 0.366 (1, 8)	0-0 F8		0-0 1-3 1B		0-0 6-3		0-0 4-3	0-0 1-2 1B	
Bob Davis, R OBP: 0.125, SLG: 0.125 (1, 2)		0-0 5-3	0-0 6-3		0-0 6-3		0-0 F2	0-3 K	
Ozzie Smith, S OBP: 0.250, SLG: 0.226 (1, 6)		0-0 4-3		0-3 K		0-0 4-3		0-0 SH3-4 2B 1B	
Chuck Baker, R OBP: 0.750, SLG: 0.750 (1, 4)		0-0 1B 1B		0-0 1B SH1-4 E 1B		0-0 2B 1B		0-0 SH3-4 1-2	
Gaylord Perry, R OBP: 0.600, SLG: 1.000 (1, 1)		0-0 1-2 1B		0-0 SH1-4 1-2		0-0 1-H 2B 2B		0-0 2-H 1B 2B	

Inning Stats	R: 1	H: 2	E: 0	K: 1	S: 7	R: 0	H: 2	E: 0	K: 1	S: 7	R: 0	H: 1	E: 0	K: 0	S: 4	R: 1	H: 2	E: 0	K: 1	S: 7	R: 0	H: 0	E: 0	K: 1	S: 5	R: 2	H: 3	E: 0	K: 0	S: 6	R: 1	H: 2	E: 0	K: 0	S: 4	R: 4	H: 6	E: 0	K: 1	S: 11
	LOB: 1	BB: 0				LOB: 2	BB: 0				LOB: 1	BB: 1				LOB: 0	BB: 0				LOB: 0	BB: 0				LOB: 1	BB: 0			LOB: 0	BB: 0			LOB: 2	BB: 0					

AB	R	H	RBI	BB	SO	LOB
5	2	4	2	0	1	2
4	1	1	1	0	0	2
5	1	2	0	0	1	1
4	0	2	2	1	1	1
5	0	2	0	0	0	1
5	0	0	0	0	1	4
4	1	1	0	0	1	0
3	2	3	0	0	0	0
3	2	3	2	0	0	0

BOTTOM

Atlanta Braves @ San Diego Padres
San Diego Stadium, San Diego, CA

Fri Apr 21 1978, 9:05 PM EST
Att. 37,113 - Unknown

livebaseballscorecards.com

AB	38
R	9
H	18
RBI	7
BB	1
SO	5
LOB	11



PITCHER	IP	WLS	BF	H	R	ER	SO	BB	IBB	HBP	BLK	WP	HR	S	P	ERA	WHIP
Jamie Easterly, L ERA: 3.0 (1, 1)	5.2	L	27	9	4	2	4	1	0	0	0	0	0	34	38	3.18	1.765
Rick Camp, R ERA: 4.32 (6, 1)	0.1		2	1	0	0	0	0	0	0	0	0	0	2	2	0.00	3.000
Adrian Devine, R ERA: 10.38 (7, 1)	1.1		9	6	5	5	0	0	0	0	0	0	0	9	9	33.75	4.500
Dave Campbell, R ERA: 6.23 (8, 1)	0.2		4	2	0	0	1	0	0	0	0	0	0	6	6	0.00	3.000

WP	PA	ERA	WHIP
0	42		

Batter	1	2	3	4	5	6	7	8	9	AB R H RBI BB SO LOB	TOP																										
Jerry Royster, R OBP: 0.449, SLG: 0.385 (1, 4)	4-0 BB S		0-0 F9		0-0 SH1-3		4-0 1B BB BB		0-0 6-3	2 0 0 0 2 0 0																											
Barry Bonnell, R OBP: 0.213, SLG: 0.217 (1, 8) (8, 5)	0-0 F2 1-2		0-0 F7		0-0 FC6-5		4-0 1B BB BB		0-0 5-3	4 0 0 0 1 0 2																											
Cito Gaston, R OBP: 0.100, SLG: 0.053 Brian Asselstine, L OBP: 0.350, SLG: 0.389 (1, 9) (7, PH) (7, 9)	4-0 BB		0-0 5-3		0-0 F8		0-0 G4-6-3 1B 1-2 2-3			2 0 0 0 1 0 1 1 0 1 0 0 0 0																											
Jeff Burroughs, R OBP: 0.377, SLG: 0.311 (1, 7)	0-0 F8			4-0 FC6-4 BB		0-0 F9		0-0 G4-6-3 1-2f		3 0 0 0 1 0 5																											
Dale Murphy, R OBP: 0.240, SLG: 0.267 (1, 2) (8, 3)	0-3 K			0-0 FC6-4 1B 1-2f		0-0 1B 1B		4-0 BB		3 0 1 0 1 1 3																											
Tom Paciorek, R Rowland Office, L OBP: 0.156, SLG: 0.281 (1, 3) (8, PH) (8, 8)		0-0 1-3		0-0 F9		0-0 F8		0-0 F7		3 0 0 0 0 0 2 1 0 0 0 0 0 1																											
Rod Gilbreath, R OBP: 0.304, SLG: 0.304 Joe Nolan, L (1, 5) (8, PH) (8, 2)		0-0 FC4-6 1B		0-0 FC5-4 1B 1-2		0-0 FC6-4 1B 1-2		0-0 F9		3 0 3 0 0 0 0 1 0 0 0 0 0 1																											
Pat Rockett, R OBP: 0.154, SLG: 0.111 Biff Pocaroba, S OBP: 0.359, SLG: 0.324 Adrian Devine, R (1, 6) (8, PH) (8, 1)		0-0 F7		0-0 FC5-4 1-2f		0-0 FC6-4 1-2f		0-0 4-3		3 0 0 0 0 0 5 1 0 0 0 0 0 1 0 0 0 0 0 0 0																											
Tommy Boggs, R OBP: 0.167, SLG: 0.167 Bob Beall, S Eddie Solomon, R Darrel Chaney, S OBP: 0.571, SLG: 1.000 (1, 1) (7, PH) (7, 1) (8, 6)		0-0 FC4-6 1-2f		0-0 FC6-5 SH1-3 1B		0-3 K		0-0 G3		2 0 1 0 0 0 1 1 0 0 0 0 1 0 0 0 0 0 0 0 0 1 0 0 0 0 0 0																											
Inning Stats	R: 0 E: 0 K: 1 S: 5	H: 0 LOB: 2 BB: 2 P: 13	R: 0 E: 0 K: 0 S: 4	H: 1 LOB: 1 BB: 0 P: 4	R: 0 E: 0 K: 0 S: 3	H: 0 LOB: 0 BB: 0 P: 3	R: 0 E: 0 K: 0 S: 4	H: 1 LOB: 2 BB: 1 P: 8	R: 0 E: 0 K: 0 S: 4	H: 1 LOB: 1 BB: 0 P: 4	R: 0 E: 0 K: 0 S: 5	H: 2 LOB: 2 BB: 0 P: 5	R: 0 E: 0 K: 1 S: 5	H: 1 LOB: 2 BB: 2 P: 13	R: 0 E: 0 K: 0 S: 3	H: 0 LOB: 1 BB: 1 P: 7	R: 0 E: 0 K: 0 S: 3	H: 0 LOB: 0 BB: 0 P: 3	1B: 6 2B: 0 3B: 0 HR: 0	SF: 0 SAC: 1 DP: 1 HBP: 0	WP: 0 PB: 0 SB: 1 CS: 0	PA: 38															
PITCHER	IP WLS BF H R ER SO BB IBB HBP BLK WP HR S P ERA WHIP																																				
Bob Owchinko, L ERA: 1.96 Rollie Fingers, R ERA: 3.0	(1, 1) (7, 1)	6.1 S	29 9	5 1	0 0	0 0	2 0	5 1	0 0	0 0	0 0	0 0	0 8	28 12	48 12	0.00 0.00	1.579 0.750																				

Atlanta Braves @ San Diego Padres
San Diego Stadium, San Diego, CA

livebaseballscorecards.com

AB	31
R	0
H	6
RBI	0
BB	6
SO	2
LOB	22

WP: 0	PA: 38
PB: 0	
SB: 1	
CS: 0	



Sat Apr 22 1978, 9:05 PM EST
Att: 49,744 - Unknown

Batter	1	2	3	4	5	6	7	8	9	AB	R	H	RBI	BB	SO	LOB
Gene Richards, L OBP: 0.277, SLG: 0.220 (1, 3)	0-0 5-3 1B 1B		0-0 4-3		0-0 G3	4-0 IBB				3	0	1	0	1	0	0
Derrel Thomas, S OBP: 0.396, SLG: 0.381 (1, 8) (8, 7)	0-0 5-3 1B 1-2 1B		0-3 K		0-0 F5	0-0 G3				4	0	1	0	0	1	2
Oscar Gamble, L OBP: 0.302, SLG: 0.263 George Hendrick, R OBP: 0.295, SLG: 0.366 (1, 7) (8, 8)	0-0 F8 1B		0-0 1B 1B		0-0 1B 2B			0-0 G3		4	1	2	0	0	0	2
Dave Winfield, R OBP: 0.373, SLG: 0.604 (1, 9)	0-0 5-3 1-2 2-3 1B		0-0 1B		0-0 1B			0-0 5-3		4	0	2	1	0	0	2
Rick Sweet, S (1, 2)	4-0 BB		0-0 4-3		0-0 F9			0-0 5-3		3	0	0	0	1	0	3
Bill Almon, R OBP: 0.378, SLG: 0.405 (1, 5)	0-0 6-3			0-0 SH1 1B		0-0 SH5-3 SH 2B		0-0 6-3		4	1	2	0	0	0	3
Chuck Baker, R OBP: 0.667, SLG: 0.667 (1, 4)		0-0 5-3		0-0 SH1 1-2		0-0 SH5-3 2-3		0-0 SH5-4 1B		2	0	1	0	0	0	0
Ozzie Smith, S OBP: 0.235, SLG: 0.212 (1, 6)		0-0 6-3		0-0 F7		0-0 SH 3-H		0-0 SH5-4 1-2		2	0	0	1	0	0	1
Bob Owchinko, L Rollie Fingers, R (1, 1) (7, 1)		0-0 6-3		0-3 K		0-0 L1		0-3 K		3	0	0	0	0	1	2
										1	0	0	0	0	1	1

Inning Stats	R: 0	H: 2	E: 0	LOB: 3	K: 0	BB: 1	S: 5	P: 9	R: 0	H: 0	E: 0	LOB: 0	K: 0	BB: 0	S: 3	P: 3	R: 0	H: 2	E: 0	LOB: 2	K: 1	BB: 0	S: 7	P: 7	R: 0	H: 1	E: 0	LOB: 1	K: 1	BB: 0	S: 6	P: 6	R: 1	H: 2	E: 0	LOB: 1	K: 0	BB: 0	S: 5	P: 5	R: 1	H: 1	E: 1	LOB: 2	K: 0	BB: 1	S: 5	P: 9	R: 0	H: 0	E: 0	LOB: 0	K: 0	BB: 0	S: 3	P: 3	R: 0	H: 1	E: 0	LOB: 1	K: 1	BB: 0	S: 6	P: 6
--------------	------	------	------	--------	------	-------	------	------	------	------	------	--------	------	-------	------	------	------	------	------	--------	------	-------	------	------	------	------	------	--------	------	-------	------	------	------	------	------	--------	------	-------	------	------	------	------	------	--------	------	-------	------	------	------	------	------	--------	------	-------	------	------	------	------	------	--------	------	-------	------	------

PITCHER	IP	WLS	BF	H	R	ER	SO	BB	IBB	HBP	BLK	WP	HR	S	P	ERA	WHIP
Tommy Boggs, R ERA: 4.58 (1, 1)	6.0	L	29	8	2	2	2	1	1	0	0	0	0	31	39	3.00	1.500
Eddie Solomon, R ERA: 2.25 (7, 1)	1.0		3	0	0	0	0	0	0	0	0	0	0	3	3	0.00	0.000
Adrian Devine, R ERA: 9.31 (8, 1)	1.0		4	1	0	0	1	0	0	0	0	0	0	6	6	0.00	1.000

BOTTOM

Atlanta Braves @ San Diego Padres
San Diego Stadium, San Diego, CA

Sat Apr 22 1978, 9:05 PM EST
Att. 49,744 - Unknown

livebaseballscorecards.com

AB	30
R	2
H	9
RBI	2
BB	2
SO	3
LOB	16



WP: 0	PA: 36
PB: 0	SB: 0
CS: 0	

Batter	1	2	3	4	5	6	7	8	9	10	11	12	AB R H RBI BB SO LOB	TOP	
Jerry Royster, R OBP: 0.444, SLG: 0.372 (1, 4)	4-0 BB BB		x 0-0 S 1B			x 0-0 S 6-3		x 0-0 S F7		x 0-0 S 4-3		x 0-0 S SH3-4	4 0 1 0 1 0 1	Atlanta Braves @ San Diego Padres San Diego Stadium, San Diego, CA Sun Apr 23 1978, 6:33 AM EST Att. 19,502 - Unknown livebaseballscorecards.com	
Barry Bonnell, R OBP: 0.226, SLG: 0.235 (1, 8) (8, 9)	0-3 K		x 0-0 S F6			x 0-3 S K		x 0-0 S HR 2B		x 0-0 S F8		x 4-0 S 1B BB	5 1 1 1 1 2 2		
Jeff Burroughs, R OBP: 0.424, SLG: 0.440 (1, 7)	4-0 FC5-4 BB		x 0-0 S F8			x 0-0 S 2B		x 0-0 S HR 2H		x 0-0 S 1B		x 0-0 S 1B	5 1 4 3 1 0 1		
Cito Gaston, R OBP: 0.125, SLG: 0.087 Rowland Office, L OBP: 0.176, SLG: 0.294 (1, 9) (8, PR) (8, 8)	0-0 FC5-4			x 0-0 S 1-3		x 0-0 S 4-3		x 0-0 S 1B		x 0-0 S 1B		x 0-0 S F8 3-H	4 0 1 0 0 0 3 2 0 1 0 0 0 2		
Dale Murphy, R OBP: 0.218, SLG: 0.240 Eddie Solomon, R (1, 3) (10, 1)	0-3 K			x 0-0 S F4			x 0-3 S K	x 0-0 S L4		x 0-0 S 4-3		x 0-0 S F6	5 0 0 0 0 2 5 1 0 0 0 0 0 2		
Biff Pocoroba, S OBP: 0.318, SLG: 0.282 (1, 2)		x 0-0 S F7		x 0-0 S 5-3			x 0-0 S F8		x 0-0 S F5		x 0-0 S F2		5 0 0 0 0 0 0		
Rod Gilbreath, R OBP: 0.286, SLG: 0.259 (1, 5)		x 0-0 S F8			x 0-0 S F7		x 0-0 S 6-3		x 4-0 S 4-3 BLK BB		x 0-3 S K		4 0 0 0 1 1 0		
Pat Rockett, R OBP: 0.103 Darrel Chaney, S OBP: 0.444, SLG: 0.778 (1, 6) (9, PH) (9, 6)		x 0-0 S F5			x 0-0 S F4			x 0-0 S F4	x 0-0 S 4-3		x 0-0 S F6		3 0 0 0 0 0 0 2 0 0 0 0 0 1		
Dick Ruthven, R OBP: 0.143, SLG: 0.143 Tom Paciorek, R OBP: 0.250, SLG: 0.250 Rick Camp, R Adrian Devine, R Brian Asselstine, L OBP: 0.333, SLG: 0.368 Mickey Mahler, S Bob Beall, S OBP: 0.188, SLG: 0.071 (1, 1) (8, PH) (8, 1) (8, 1) (9, PH) (9, 1) (10, 3)			x 0-3 S K			x 0-3 S K		x 0-0 S 2B 1B	x 0-0 S 3-1			x 0-0 S PB SH3-4 1B 1B	2 0 0 0 0 2 0 1 1 1 0 0 0 0 0 0 0 0 0 0 0 0 0 0 0 0 0 0 1 0 0 0 0 0 1 0 0 0 0 0 0 0 1 1 1 0 0 0 0		
Inning Stats	R: 0 E: 0 K: 2 S: 7 H: 0 LOB: 2 BB: 2 P: 15	R: 0 E: 0 K: 0 S: 3 H: 0 LOB: 0 BB: 0 P: 3	R: 0 E: 0 K: 1 S: 6 H: 1 LOB: 1 BB: 0 P: 6	R: 0 E: 0 K: 0 S: 3 H: 0 LOB: 0 BB: 0 P: 3	R: 0 E: 0 K: 1 S: 5 H: 0 LOB: 0 BB: 0 P: 5	R: 0 E: 0 K: 1 S: 6 H: 1 LOB: 1 BB: 0 P: 6	R: 0 E: 0 K: 1 S: 5 H: 0 LOB: 0 BB: 0 P: 5	R: 3 E: 0 K: 0 S: 7 H: 4 LOB: 1 BB: 0 P: 7	R: 0 E: 0 K: 0 S: 3 H: 0 LOB: 1 BB: 1 P: 7	R: 0 E: 0 K: 0 S: 5 H: 0 LOB: 2 BB: 0 P: 5	R: 0 E: 0 K: 1 S: 5 H: 0 LOB: 0 BB: 0 P: 9	R: 1 E: 0 K: 0 S: 5 H: 2 LOB: 2 BB: 1 P: 9	1B: 7 2B: 2 3B: 0 HR: 1 SF: 0 SAC: 1 DP: 0 HBP: 0		WP: 0 PB: 1 SB: 1 CS: 0 PA: 50
PITCHER	IP WLS BF H R ER SO BB IBB HBP BLK WP HR S P ERA WHIP														
Bob Shirley, L ERA: 4.26 (1, 1)	7.2														
Mark Lee, R ERA: (8, 1)	1.1														
Dan Spillner, R ERA: 4.91 (10, 1)	2.0														
Dave Wehmeister, R ERA: 6.44 (12, 1)	1.0														

Batter	1	2	3	4	5	6	7	8	9	10	11	12	AB	R	H	RBI	BB	SO	LOB
Gene Richards, L OBP: 0.278, SLG: 0.196 (1, 3)	0-0 E3		0-0 F9		4-0 E BB		0-0 4-3		0-3 K		4-0 FC3-6 IBB	0-0 E6	5	1	0	0	2	1	2
Derrel Thomas, S OBP: 0.370, SLG: 0.354 (1, 4) (8, 7) (12, 4)	0-0 F9		0-0 G3		0-0 E9 1-H 3-H 1B		0-0 4-3		0-3 K2-3		0-0 FC3-6 1-2f 2-3		6	0	1	1	0	1	3
Oscar Gamble, L OBP: 0.298, SLG: 0.244 Chuck Baker, R OBP: 0.500, SLG: 0.500 Dave Wehrmeister, R (12, 1)	0-3 K			0-0 G3	4-0 G4-6-3 BB		0-3 K			0-3 K			3	0	0	0	1	2	1
Dave Winfield, R OBP: 0.351, SLG: 0.556 (1, 9)	0-0 L1-6			0-0 1B 1B	4-0 G4-6-3 1-2f			0-0 F7		0-0 L4		0-0 1-3	6	0	1	0	0	0	3
George Hendrick, R OBP: 0.320, SLG: 0.356 (1, 8)		4-0 FC6-4 BB		0-3 K		0-0 6-3		0-0 FC1-4 1B		4-0 BB BB		0-0 E6 1B WP	4	1	1	0	2	1	1
Rick Sweet, S OBP: 0.318, SLG: 0.167 (1, 2)		0-3 K		0-0 1B	1-3 1B	0-0 1B FC4 1B		0-0 FC1-4 1B		4-0 BB BB		0-0 F8	5	1	3	0	1	1	2
Bill Almon, R OBP: 0.373, SLG: 0.396 (1, 5)		0-0 FC6-4 1-2f		0-3 K		0-0 FC4 1B		0-0 FC1-4		0-3 K		0-0 WP 1B E 1B	6	1	2	0	0	2	7
Ozzie Smith, S OBP: 0.250, SLG: 0.256 (1, 6)		0-0 F8			0-0 SH1-4 E 2B	0-0 FC4		0-0 F7			0-0 4-3	0-0 E WP 1B	6	1	2	1	0	0	4
Bob Shirley, R Mark Lee, R Gene Tenace, R Dan Spillner, R Jerry Turner, L OBP: 0.286, SLG: 0.615 (1, 1) (8, 1) (9, PH) (10, 1) (11, PH) (12, 7)			0-0 L3		0-0 SH1-4 2-3	0-0 5-3			0-3 K		0-0 FC3-6 2B	4-0 E IBB	2	0	0	0	0	0	1

Inning Stats	R: 0	H: 0	E: 1	LOB: 1	K: 1	S: 6	R: 0	H: 0	E: 0	LOB: 1	K: 1	S: 5	R: 0	H: 0	E: 0	LOB: 0	K: 0	S: 3	R: 0	H: 2	E: 0	LOB: 2	K: 2	S: 9	R: 2	H: 2	E: 1	LOB: 1	K: 0	S: 4	R: 1	H: 2	E: 0	LOB: 1	K: 0	S: 5	R: 0	H: 0	E: 0	LOB: 0	K: 1	S: 5	R: 0	H: 2	E: 0	LOB: 2	K: 0	S: 5	R: 0	H: 0	E: 0	LOB: 0	K: 3	S: 9	R: 0	H: 0	E: 0	LOB: 2	K: 2	S: 7	R: 0	H: 0	E: 0	LOB: 2	K: 1	S: 6	R: 2	H: 2	E: 2	LOB: 3	K: 0	S: 6	1B: 9	2B: 2	3B: 0	HR: 0	SF: 0	SAC: 1	DP: 1	HBP: 0	WP: 1	PA: 55
--------------	------	------	------	--------	------	------	------	------	------	--------	------	------	------	------	------	--------	------	------	------	------	------	--------	------	------	------	------	------	--------	------	------	------	------	------	--------	------	------	------	------	------	--------	------	------	------	------	------	--------	------	------	------	------	------	--------	------	------	------	------	------	--------	------	------	------	------	------	--------	------	------	------	------	------	--------	------	------	-------	-------	-------	-------	-------	--------	-------	--------	-------	--------

PITCHER	IP	WLS	BF	H	R	ER	SO	BB	IBB	HBP	BLK	WP	HR	S	P	ERA	WHIP
Dick Ruthven, R ERA: 3.24	(1, 1)	7.0	30	6	3	2	5	3	0	0	0	0	0	37	49	2.57	1.286
Rick Camp, R ERA: 4.15	(8, 1)	0.1	3	2	0	0	0	0	0	0	0	0	0	3	3	0.00	6.000
Adrian Devine, R ERA: 8.71	(8, 1)	0.2	2	0	0	0	0	0	0	0	0	0	0	2	2	0.00	0.000
Mickey Mahler, L ERA:	(9, 1)	1.2	7	0	0	0	4	2	0	0	0	0	0	13	21	0.00	1.200
Eddie Solomon, R ERA: 1.8	(10, 1)	2.0	L 13	3	2	0	2	0	2	0	0	1	0	15	23	0.00	1.500

BOTTOM

Atlanta Braves @ San Diego Padres
San Diego Stadium, San Diego, CA

Sun Apr 23 1978, 6:33 AM EST
Att: 19,502 - Unknown

livebaseballscorecards.com

AB	47
R	5
H	11
RBI	2
BB	7
SO	11
LOB	26



Batter	1	2	3	4	5	6	7	8	9	10	AB R H RBI BB SO LOB	TOP										
Gene Richards, L (1, 8) OBP: 0.305, SLG: 0.204	4-0 BLK 1B BB		0-0 F8		4-0 BB		0-0 6-3		0-0 S 1B		3 1 1 0 2 0 0	San Diego Padres @ Houston Astros Astrodome, Houston, TX Mon Apr 24 1978, 7:05 PM EST Att: 7,300 - Dome										
Derrel Thomas, S (1, 4) OBP: 0.356, SLG: 0.327	0-0 F8 1-2		0-0 F9		0-0 G3		4-0 L6-3 BB		0-3 K 1-2		4 0 0 0 1 1 4											
Jerry Turner, L (1, 7) OBP: 0.263, SLG: 0.556	0-0 4-3 2-3		0-3 K			0-0 1B 2B		0-0 L6-3 1-2	0-0 G1		5 1 1 0 0 1 3											
Oscar Gamble, L (1, 9) OBP: 0.320, SLG: 0.273 Dan Spillner, R (6, 1) Mike Champion, R (8, PH) OBP: 0.625, SLG: 0.400	0-0 FC4-6 1B 3-H			0-0 G3		0-0 1B 1B 2-H		4-0 FC4-6 BB		0-0 G6-4-3 1B	3 1 2 2 0 0 0 0 0 0 0 0 0 0 1 0 1 0 1 0 0											
Gene Tenace, R (1, 3) OBP: 0.394, SLG: 0.292	0-0 FC4-6 1-2f			4-0 G4-6-3 BB		0-0 F8		0-0 F2		0-0 G6-4-3 1-2f	4 0 0 0 1 0 4											
Rick Sweet, S (1, 2) OBP: 0.308, SLG: 0.182 Bob Davis, R (8, PR) OBP: 0.176, SLG: 0.176		0-3 K		0-0 G4-6-3 1-2f		0-0 5-3 1B 1-3		0-0 FC4-6 FC6-5 1B 1-2f		0-0 1B	4 0 1 0 0 1 2 1 0 1 0 0 0 0											
Bill Almon, R (1, 5) OBP: 0.411, SLG: 0.434		0-0 FC4-6 1B			0-0 SH3-4 1B		0-0 5-3 1B 1-2 3-H		0-0 1B		5 0 4 1 0 1 1											
Ozzie Smith, S (1, 6) OBP: 0.233, SLG: 0.238 George Hendrick, R (8, PH) OBP: 0.314, SLG: 0.348 Rollie Fingers, R (8, 1)		0-0 F6			0-0 F7		0-0 5-3 1-2 2-3		0-0 FC6-5 2-3f		3 0 0 0 0 0 4 1 0 0 0 0 0 2 0 0 0 0 0 0 0											
Dave Freisleben, R (1, 1) Dave Winfield, R (6, PH) OBP: 0.339, SLG: 0.536		0-0 FC4-6 1-2f			0-0 SH3-4 1-2		0-0 F8		0-0 F9		1 0 0 0 0 0 1 2 0 0 0 0 0 2											
Inning Stats	R: 1 E: 0 K: 0 S: 4	H: 1 LOB: 1 BB: 1 P: 8	R: 0 E: 0 K: 1 S: 6	H: 1 LOB: 1 BB: 0 P: 6	R: 0 E: 0 K: 1 S: 5	H: 0 LOB: 0 BB: 0 P: 5	R: 0 E: 0 K: 0 S: 2	H: 0 LOB: 0 BB: 1 P: 6	R: 0 E: 0 K: 0 S: 4	H: 4 LOB: 2 BB: 1 P: 7	R: 0 E: 0 K: 0 S: 2		H: 0 LOB: 0 BB: 1 P: 6	R: 0 E: 0 K: 0 S: 4	H: 1 LOB: 2 BB: 1 P: 8	R: 0 E: 0 K: 1 S: 6	H: 1 LOB: 1 BB: 0 P: 6	R: 0 E: 0 K: 1 S: 6	H: 2 LOB: 1 BB: 0 P: 6	1B: 10 2B: 2 3B: 0 HR: 0	SF: 0 SAC: 1 DP: 3 HBP: 0	WP: 0 PB: 0 SB: 1 CS: 0
PITCHER	IP WLS BF H R ER SO BB IBB HBP BLK WP HR S P ERA WHIP																					
Joaquin Andujar, R (1, 1) ERA: 3.51	8.0	35	8	3	3	2	5	0	0	0	0	0	0	0	34	54	3.38	1.625				
Joe Sambito, L (9, 1) ERA: 1.8	2.0	8	3	0	0	2	0	0	0	0	0	0	0	12	12	0.00	1.500					

AB	37
R	3
H	11
RBI	3
BB	5
SO	4
LOB	23



livebaseballscorecards.com

San Diego Padres @ Houston Astros
Astrodome, Houston, TX

Tue Apr 25 1978, 7:05 PM EST
Att. 7,459 - Dome

livebaseballscorecards.com



AB	33
R	3
H	6
RBI	3
BB	2
SO	1
LOB	11

WP: 0	PA: 35
PB: 0	
SB: 0	
CS: 0	

AB	R	H	RBI	BB	SO	LOB
4	0	0	0	0	0	2
4	0	0	0	0	0	0
3	1	0	0	1	1	0
4	2	2	1	0	0	1
4	0	0	1	0	0	2
3	0	0	0	1	0	2
3	0	1	0	0	0	1
1	0	1	1	0	0	0
3	0	1	0	0	0	1
1	0	0	0	0	0	1
2	0	1	0	0	0	0
1	0	0	0	0	0	1
0	0	0	0	0	0	0

Batter	1	2	3	4	5	6	7	8	9
Gene Richards, L (1, 3) OBP: 0.286, SLG: 0.189	0-0 4-3		0-0 F7		0-0 4-3			0-0 4-3	
Derrel Thomas, S (1, 4) OBP: 0.333, SLG: 0.304	0-0 F9			0-0 4-3		0-0 F6		0-0 F7	
George Hendrick, R (1, 8) OBP: 0.309, SLG: 0.327	0-3 K			4-0 E 6-3 BB		0-0 4-3		0-0 F7	
Dave Winfield, R (1, 9) OBP: 0.349, SLG: 0.600		0-0 F8		0-0 E5 6-3 1-3		0-0 HR		0-0 2B	
Oscar Gamble, L (1, 7) OBP: 0.296, SLG: 0.250		0-0 F6		0-0 6-3		0-0 F2		0-0 F9	
Bill Almon, R (1, 5) OBP: 0.400, SLG: 0.411		0-0 5-3		0-0 F9			4-0 G6-4-3 BB	0-0 5-3	
Bob Davis, R (1, 2) OBP: 0.200, SLG: 0.200			0-0 F9		0-0 8-3 1B		0-0 G6-4-3 1-2f	0-0 2B	
Gene Tenace, R (9, PH) OBP: 0.412, SLG: 0.360								0-0 2B	
Ozzie Smith, S (1, 6) OBP: 0.239, SLG: 0.244			0-0 F5		0-0 8-3		0-0 1B	0-0 F7	
Rick Sweet, S (9, PH) OBP: 0.296, SLG: 0.174					0-0 1-2f				
Randy Jones, R (1, 1) OBP: 0.250, SLG: 0.250			0-0 1B		0-0 E1		0-0 6-3		
Jerry Turner, L (7, PH) OBP: 0.250, SLG: 0.526									
Mark Lee, R (7, 1)									

Inning Stats	R: 0	H: 0	E: 0	K: 1	S: 5	P: 5	R: 0	H: 0	E: 0	K: 0	S: 3	P: 3	R: 0	H: 1	E: 0	K: 0	S: 4	P: 4	R: 1	H: 0	E: 1	K: 0	S: 4	P: 8	R: 0	H: 1	E: 1	K: 0	S: 4	P: 4	R: 1	H: 1	E: 0	K: 0	S: 4	P: 4	R: 0	H: 1	E: 0	K: 0	S: 3	P: 7	R: 0	H: 0	E: 0	K: 0	S: 3	P: 3	R: 1	H: 2	E: 0	K: 0	S: 5	P: 5
	1B: 3	SF: 0	2B: 3	SAC: 0	3B: 0	DP: 2	HR: 1	HBP: 0	WP: 0	PA: 35																																												

PITCHER	IP	WLS	BF	H	R	ER	SO	BB	IBB	HBP	BLK	WP	HR	S	P	ERA	WHIP
Mark Lemongello, R (1, 1) ERA: 4.03	9.0	W	35	6	3	2	1	2	0	0	0	0	1	35	43	2.00	0.889

Batter	1	2	3	4	5	6	7	8	9	AB R H RBI BB SO LOB	TOP
Bill Almon, R (1, 5) <small>OBP: 0.375, SLG: 0.383</small>	0-3 		0-3 		0-0 			0-0 		4 0 0 0 0 2 1	San Diego Padres @ Houston Astros Astrodome, Houston, TX Wed Apr 26 1978, 7:05 PM EST Att. 8,769 - Dome
Ozzie Smith, S (1, 6) <small>OBP: 0.280, SLG: 0.286</small>	0-0 		0-0 		0-0 		0-0 		4 0 3 1 0 0 0		
Jerry Turner, L (1, 7) <small>OBP: 0.208, SLG: 0.435</small> Mike Champion, R (8, 4) <small>OBP: 0.625, SLG: 0.400</small>	0-3 		0-0 		0-0 	0-0 	0-0 		4 0 0 0 0 1 2 0 0 0 0 0 0 0		
Dave Winfield, R (1, 8) <small>OBP: 0.328, SLG: 0.563</small>	0-3 			0-0 		0-0 		0-3 	4 0 0 0 0 2 1		
Oscar Gamble, L (1, 9) <small>OBP: 0.293, SLG: 0.235</small> George Hendrick, R (9, 8) <small>OBP: 0.309, SLG: 0.327</small>		0-3 		1-0 		0-0 		0-3 	3 0 0 0 0 2 0 0 0 0 0 0 0 0		
Gene Tenace, R (1, 3) <small>OBP: 0.421, SLG: 0.357</small>		0-3 		0-0 			0-3 	1-0 	3 1 1 0 0 2 0		
Rick Sweet, S (1, 2) <small>OBP: 0.300, SLG: 0.192</small> Derrel Thomas, S (7, PR) <small>OBP: 0.344, SLG: 0.316</small>			0-0 		0-3 		0-0 	0-0 	3 0 1 0 0 1 2 1 0 1 1 0 0 0		
Chuck Baker, R (1, 4) <small>OBP: 0.455, SLG: 0.400</small> Bob Davis, R (7, 2) <small>OBP: 0.238, SLG: 0.200</small>			4-0 	0-0 		0-0 	0-0 	4-0 	2 1 0 0 1 0 3 0 0 0 0 1 0 0		
Gaylord Perry, R (1, 1) <small>OBP: 0.375, SLG: 0.625</small> Rollie Fingers, R (9, 1)			0-0 		0-3 		0-0 	0-0 	3 0 0 0 0 1 3 0 0 0 0 0 0 0		
Inning Stats	R: 0 H: 1 E: 0 LOB: 1 K: 3 BB: 0 S: 10 P: 10	R: 0 H: 0 E: 0 LOB: 0 K: 2 BB: 0 S: 7 P: 7	R: 1 H: 1 E: 0 LOB: 1 K: 1 BB: 1 S: 6 P: 10	R: 0 H: 1 E: 0 LOB: 2 K: 1 BB: 0 S: 6 P: 7	R: 0 H: 1 E: 0 LOB: 0 K: 1 BB: 0 S: 5 P: 5	R: 0 H: 0 E: 0 LOB: 0 K: 0 BB: 0 S: 3 P: 3	R: 0 H: 1 E: 0 LOB: 1 K: 1 BB: 0 S: 6 P: 6	R: 0 H: 0 E: 0 LOB: 0 K: 2 BB: 0 S: 8 P: 13	R: 1 H: 1 E: 0 LOB: 2 K: 2 BB: 1 S: 8 P: 13	1B: 6 SF: 0 2B: 0 SAC: 1 3B: 0 DP: 0 HR: 0 HBP: 2	
PITCHER J.R. Richard, R (1, 1) <small>ERA: 4.15</small>	IP WLS BF H R ER SO BB IBB HBP BLK WP HR S P ERA WHIP 9.0 L 36 6 2 2 11 1 1 2 0 0 0 54 64 2.00 0.778										

livebaseballscorecards.com

AB	31
R	2
H	6
RBI	2
BB	2
SO	11
LOB	12



Batter	1	2	3	4	5	6	7	8	9	AB R H RBI BB SO LOB	TOP									
Gene Richards, L (1, 3) OBP: 0.313, SLG: 0.228	0-0 1B 1B 1B		0-0 SH1-3 S 1B		0-0 SH1-3		0-0 F7		0-0 CS 1B	4 0 3 0 0 0 1	San Diego Padres @ Philadelphia Phillies Veterans Stadium, Philadelphia, PA Fri Apr 28 1978, 6:05 PM EST Att. 26,872 - Unknown livebaseballscorecards.com									
Ozzie Smith, S (1, 6) OBP: 0.302, SLG: 0.308	0-0 1B 1-2 1B		0-0 SH1-3		0-3 K		0-0 HBP 1B		0-0 CS 1-2	3 0 2 0 0 1 1										
Jerry Turner, L (1, 7) OBP: 0.214, SLG: 0.385	0-0 F8		0-0 F5		0-3 K		1-0 G6-4-3 HBP			3 0 0 0 0 1 4										
Dave Winfield, R (1, 9) OBP: 0.338, SLG: 0.603	0-0 1-3 2-H 1B		0-0 G3			0-0 HR		0-0 G6-4-3 1-2f		4 1 2 1 0 0 4										
George Hendrick, R (1, 8) OBP: 0.305, SLG: 0.377	0-0 P4			0-0 5-3		0-0 HR		0-0 L5		4 1 1 1 0 0 2										
Gene Tenace, R (1, 2) OBP: 0.381, SLG: 0.313		0-0 1-3		0-3 K		0-0 5-3		0-0 5-3		4 0 0 0 0 1 0										
Bill Almon, R (1, 5) OBP: 0.382, SLG: 0.397		4-0 BB		0-0 2B		0-3 K		0-0 5-3		3 0 1 0 1 1 0										
Chuck Baker, R (1, 4) OBP: 0.357, SLG: 0.308		0-3 K		0-3 K		0-3 K			0-0 P4	3 0 0 0 0 3 2										
Derrel Thomas, S (9, PH) OBP: 0.338, SLG: 0.310										1 0 0 0 0 0 0										
Bob Owchinko, L (1, 1) OBP: 0.125, SLG: 0.250		0-3 K				0-0 SH1-3 2B			0-0 4-3	2 0 1 0 0 1 1										
Oscar Gamble, L (7, PH) OBP: 0.305, SLG: 0.250										1 0 1 0 0 0 0										
Mark Lee, R (7, 1)										0 0 0 0 0 0 0										
Rick Sweet, S (9, PH) OBP: 0.290, SLG: 0.185										1 0 0 0 0 0 0										
Inning Stats	R: 0 E: 0 K: 0 S: 5	H: 3 LOB: 2 BB: 0 P: 5	R: 0 E: 0 K: 2 S: 7	H: 0 LOB: 1 BB: 1 P: 11	R: 0 E: 0 K: 0 S: 4	H: 1 LOB: 1 BB: 0 P: 4	R: 0 E: 0 K: 2 S: 8	H: 1 LOB: 1 BB: 0 P: 8	R: 0 E: 0 K: 2 S: 8	H: 2 LOB: 0 BB: 0 P: 9	R: 0 E: 0 K: 0 S: 4	H: 2 LOB: 2 BB: 0 P: 5	R: 0 E: 0 K: 0 S: 3	H: 0 LOB: 0 BB: 0 P: 3	R: 0 E: 0 K: 0 S: 3	H: 1 LOB: 0 BB: 0 P: 3	1B: 7 2B: 2 3B: 0 HR: 2	SF: 0 SAC: 2 DP: 1 HBP: 1	WP: 0 PB: 0 SB: 1 CS: 1	PA: 38
PITCHER	IP WLS BF H R ER SO BB IBB HBP BLK WP HR S P ERA WHIP																			
Larry Christenson, R (1, 1) ERA: 2.3	6.0 W 26 8 2 2 8 1 0 0 0 0 2 41 45 3.00 1.500																			
Ron Reed, R (7, 1) ERA: 1.93	3.0 S 11 3 0 0 0 0 0 0 1 0 0 0 10 11 0.00 1.000																			



Batter	1	2	3	4	5	6	7	8	9
Jerry Martin, R OBP: 0.333, SLG: 0.474 (1, 9)	0-0 F7			0-0 G6-4-3 1B		0-0 HR		0-0 FC4-6 CS	
Larry Bowa, S OBP: 0.300, SLG: 0.303 (1, 6)	0-0 F8			0-0 G6-4-3 1-2f		0-0 L5		0-0 CS	
Mike Schmidt, R OBP: 0.414, SLG: 0.651 (1, 5)	0-0 F8			0-3 K		0-0 6-3			
Greg Luzinski, R OBP: 0.424, SLG: 0.566 (1, 7)		0-0 F7			0-3 K		0-0 1-3		
Richie Hebner, L OBP: 0.413, SLG: 0.405 (1, 3)		4-0 L4-3 BB			0-3 K		0-0 WP 1B		
Garry Maddox, R OBP: 0.375, SLG: 0.357 (1, 8)		0-0 L4-3 1-2			0-0 5-3		0-0 6-3 1-2		
Bob Boone, R OBP: 0.435, SLG: 0.559 (1, 2)			4-0 G5-4-3 BB			0-0 P4	0-0 4-3		
Ted Sizemore, R OBP: 0.211, SLG: 0.216 (1, 4)			0-0 F8			0-0 1B HR		0-0 4-3	
Davey Johnson, R OBP: 0.172, SLG: 0.080 (3, 4)									
Bud Harrelson, S OBP: 0.333, SLG: 0.333 (8, 4)									
Larry Christenson, R OBP: 0.500, SLG: 0.750 (1, 1)			0-0 G5-4-3			0-0 HR		0-0 E6 FC4-6	
Barry Foote, R OBP: 0.500, SLG: 0.500 (6, PH)									
Ron Reed, R OBP: 0.500, SLG: 0.500 (7, 1)									

AB	R	H	RBI	BB	SO	LOB
4	1	2	3	0	0	1
3	0	0	0	0	0	1
3	0	0	0	0	1	0
3	0	0	0	0	1	0
2	0	1	0	1	1	0
3	0	0	0	0	0	2
2	0	0	0	1	0	1
0	0	0	0	0	0	0
2	1	1	0	0	0	1
1	0	0	0	0	0	0
1	0	0	0	0	0	1
1	1	1	0	0	0	0
1	0	0	0	0	0	0

BOTTOM

San Diego Padres @ Philadelphia Phillies
Veterans Stadium, Philadelphia, PA

livebaseballscorecards.com

AB	26
R	3
H	5
RBI	3
BB	2
SO	3
LOB	7



Inning Stats		R	H	E	K	S	R		H	E	K	S	R		H	E	K	S	R		H	E	K	S	R		H	E	K	S	R		H	E	K	S	R		H	E	K	S	R		H	E	K	S			
R: 0 H: 0 E: 0 K: 0 S: 3		0	0	0	0	3	R: 0 H: 0 E: 0 K: 0 S: 2		0	0	0	1	6	R: 0 H: 0 E: 0 K: 0 S: 2		0	0	0	1	6	R: 0 H: 0 E: 0 K: 1 S: 5		1	0	0	5	R: 0 H: 0 E: 0 K: 2 S: 7		0	0	0	0	7	R: 3 H: 3 E: 0 K: 0 S: 6		3	0	0	6	R: 0 H: 1 E: 0 K: 0 S: 4		0	1	0	4	R: 0 H: 0 E: 1 K: 0 S: 3		0	0	0	3
PITCHER		IP	WLS	BF	H	R	ER	SO	BB	IBB	HBP	BLK	WP	HR	S	P	ERA	WHIP	PITCHER		IP	WLS	BF	H	R	ER	SO	BB	IBB	HBP	BLK	WP	HR	S	P	ERA	WHIP														
Bob Owchinko, L ERA: 2.59 (1, 1)		6.0	L	21	4	3	3	3	2	0	0	0	0	0	1	25	33	4.50	1.000	Mark Lee, R ERA: (7, 1)		2.0		7	1	0	0	0	0	0	0	0	0	0	0	0.00	0.500														

WP	PA
1	29

Fri Apr 28 1978, 6:05 PM EST
Att. 26,872 - Unknown

Batter	1	2	3	4	5	6	7	8	9	AB R H RBI BB SO LOB	TOP																
Gene Richards, L OBP: 0.333, SLG: 0.233 (1, 3) X	0-0 1-3 1B		0-0 FC3-6 BB 1-2f 2-3			4-0 1B FC4-6 BB	4-0 BB 1B		0-0 F7	3 1 1 0 2 0 3																	
Ozzie Smith, S OBP: 0.328, SLG: 0.321 (1, 6) X	0-0 1-3 1-2f		4-0 BB			0-0 FC4-6 1B	0-0 BB 1B		0-0 3-1	4 0 2 0 1 0 2																	
Oscar Gamble, L OBP: 0.297, SLG: 0.232 (1, 7) X	0-0 3-1		0-0 4-3			0-0 FC4-6 1B 1-2f 3-H	4-0 BB		0-0 F7	4 0 0 2 1 0 5																	
Dave Winfield, R OBP: 0.320, SLG: 0.569 (1, 9)		0-0 5-3		0-0 P6		0-0 F8	0-0 5-3			4 0 0 0 0 0 4																	
George Hendrick, R OBP: 0.317, SLG: 0.386 (1, 8)		0-0 5-3		0-0 5-3		0-0 FC6-4 1B		0-0 G4-6-3 1B		4 0 2 0 0 0 0																	
Derrel Thomas, S OBP: 0.333, SLG: 0.295 (1, 4)		4-0 PO BB		0-0 F8		0-0 FC6-4 1-2f		0-0 E4 G4-6-3		3 0 0 0 1 0 3																	
Bill Almon, R OBP: 0.375, SLG: 0.388 (1, 5)	0-0 PO 1-2		0-0 FC2-5 BB 1B		0-0 F7		0-0 F8	0-0 G4-6-3 1-2f 2-3		4 0 1 0 0 0 2																	
Rick Sweet, S OBP: 0.286, SLG: 0.167 (1, 2)			4-0 FC3-6 FC2-5 BB		0-0 F8		0-0 G3	0-3 K		3 0 0 0 1 1 1																	
Dave Freisleben, R (1, 1)			0-0 FC2-5 FC3-6		0-0 6-3		4-0 1B BB BB		0-0 3-1 1B	2 0 0 0 0 0 2																	
Dan Spillner, R (5, 1)										0 0 0 0 0 0 0																	
Mike Champion, R OBP: 0.667, SLG: 0.400 (7, PH)										0 1 0 0 1 0 0																	
Dave Wehrmeister, R (7, 1)										0 0 0 0 0 0 0																	
Jerry Turner, L OBP: 0.241, SLG: 0.407 (9, PH)										1 0 1 0 0 0 0																	
Inning Stats	R: 0 E: 0 K: 0 S: 3	H: 1 LOB: 0 BB: 0 P: 3	R: 0 E: 0 K: 0 S: 2	H: 0 LOB: 0 BB: 1 P: 6	R: 0 E: 0 K: 0 S: 4	H: 1 LOB: 3 BB: 2 P: 12	R: 0 E: 0 K: 0 S: 3	H: 0 LOB: 0 BB: 0 P: 3	R: 0 E: 0 K: 0 S: 3	H: 0 LOB: 0 BB: 0 P: 3	R: 1 E: 0 K: 0 S: 5	H: 2 LOB: 2 BB: 1 P: 9	R: 1 E: 0 K: 0 S: 4	H: 1 LOB: 3 BB: 3 P: 16	R: 0 E: 1 K: 1 S: 6	H: 1 LOB: 1 BB: 0 P: 6	R: 0 E: 0 K: 0 S: 4	H: 1 LOB: 1 BB: 0 P: 4	1B: 7 2B: 1 3B: 0 HR: 0	SF: 0 SAC: 0 DP: 2 HBP: 0	WP: 0 PB: 0 SB: 0 CS: 0	PA: 40					
PITCHER	IP	WLS	BF	H	R	ER	SO	BB	IBB	HBP	BLK	WP	HR	S	P	ERA	WHIP										
Jim Lonborg, R ERA: 4.26 (1, 1)	6.2	W	29	5	2	2	0	6	0	0	0	0	0	23	47	2.70	1.650										
Gene Garber, R ERA: 2.25 (7, 1)	2.1		10	2	0	0	1	1	0	0	0	0	0	11	15	0.00	1.286										

San Diego Padres @ Philadelphia Phillies
Veterans Stadium, Philadelphia, PA
Sat Apr 29 1978, 6:05 PM EST
Att. 28,390 - Unknown

AB	32
R	2
H	7
RBI	2
BB	7
SO	1
LOB	22



Batter	1	2	3	4	5	6	7	8	9	AB	R	H	RBI	BB	SO	LOB
Bake McBride, L OBP: 0.276, SLG: 0.250 (1, 9)	0-0 L4	0-0 1B		0-0 F7	0-0 1B			0-0 G3		5	0	2	2	0	0	0
Larry Bowa, S OBP: 0.320, SLG: 0.352 (1, 6)	0-0 1B	0-0 FC6-4 1B		0-0 CS 1B	0-0 F8			0-0 F8		5	1	3	0	0	0	2
Mike Schmidt, R OBP: 0.400, SLG: 0.612 (1, 5)	4-0 G3 1B BB	0-0 FC6-4		0-0 CS	0-0 F9	0-3 K		0-0 6-3		4	1	0	0	1	1	2
Greg Luzinski, R OBP: 0.414, SLG: 0.544 Jerry Martin, R OBP: 0.333, SLG: 0.474 (1, 7) (9, 7)	0-0 G3			0-0 F9	0-0 1B 2B 1B	0-0 F7				4	1	1	0	0	0	2
Richie Hebner, L OBP: 0.420, SLG: 0.400 (1, 3)	4-0 1B 1B IBB			0-0 S 1B	0-0 F8	0-0 P4				3	1	1	0	1	0	1
Garry Maddox, R OBP: 0.397, SLG: 0.373 (1, 8)	0-0 1B 1B			0-0 F8	0-0 2B BB 1B			4-0 BB		3	1	2	2	1	0	1
Bob Boone, R OBP: 0.460, SLG: 0.595 (1, 2)	0-0 1B			4-0 FC5-4 IBB	0-0 BB 1B 2B			0-0 F5		3	1	2	2	1	0	1
Jim Morrison, R (1, 4)		0-3 K		0-0 FC5-4	4-0 BB 1B IBB			0-0 F7		3	1	0	0	1	1	3
Jim Lonborg, R OBP: 0.273, SLG: 0.300 Gene Garber, R (7, 1)		0-3 K		0-3 K	4-0 1B BB			0-0 F4		2	0	0	1	1	2	0

Inning Stats	R: 3	H: 3	LOB: 2	K: 0	S: 5	P: 13	R: 0	H: 2	LOB: 2	K: 2	S: 9	R: 0	H: 1	LOB: 2	K: 0	S: 8	R: 0	H: 1	LOB: 0	K: 1	S: 5	R: 4	H: 4	LOB: 2	K: 0	S: 7	R: 0	H: 0	LOB: 0	K: 1	S: 5	R: 0	H: 0	LOB: 1	K: 0	S: 3	R: 0	H: 0	LOB: 0	K: 0	S: 3
--------------	------	------	--------	------	------	-------	------	------	--------	------	------	------	------	--------	------	------	------	------	--------	------	------	------	------	--------	------	------	------	------	--------	------	------	------	------	--------	------	------	------	------	--------	------	------

PITCHER	IP	WLS	BF	H	R	ER	SO	BB	IBB	HBP	BLK	WP	HR	S	P	ERA	WHIP	
Dave Freisleben, R ERA: 6.53 (1, 1)	4.2	L	26	10	7	7	3	1	3	0	0	0	0	0	28	44	13.50	2.357
Dan Spillner, R ERA: 3.38 (5, 1)	1.1		6	1	0	0	1	1	0	0	0	0	0	7	11	0.00	1.500	
Dave Wehmeister, R ERA: 6.14 (7, 1)	2.0		7	0	0	0	0	1	0	0	0	0	0	6	10	0.00	0.500	

BOTTOM

San Diego Padres @ Philadelphia Phillies
Veterans Stadium, Philadelphia, PA

Sat Apr 29 1978, 6:05 PM EST
Att. 28,390 - Unknown

livebaseballscorecards.com

AB	33
R	7
H	11
RBI	7
BB	6
SO	4
LOB	13



WP: 0	PA: 40
PB: 0	
SB: 1	
CS: 1	

Batter	1	2	3	4	5	6	7	8	9	AB R H RBI BB SO LOB	TOP		
Gene Richards, L (1, 3) OBP: 0.351, SLG: 0.250	4-0 S 1B 1B BB	0-0 2-H 1B		0-0 6-3		0-0 F7		0-0 1B		4 1 2 1 1 0 0			
Ozzie Smith, S (1, 6) OBP: 0.317, SLG: 0.311	0-0 S 1B 1B	0-0 P3		0-0 F8			0-0 F6	0-0 F8		5 0 1 0 0 0 2			
Gene Tenace, R (1, 2) OBP: 0.404, SLG: 0.343	0-0 F5	0-0 F9			0-0 HR 2B		4-0 1B 1B BB		4-0 FC6-4 BB	3 1 1 0 2 0 3			
Dave Winfield, R (1, 9) OBP: 0.325, SLG: 0.558	0-0 S 1-2 3-H 1B		0-0 F8		0-0 F9		0-0 1B 1-2 1B		0-0 FC6-4 1-2f 1B	5 0 2 1 0 0 2			
George Hendrick, R (1, 8) OBP: 0.309, SLG: 0.361	0-0 F9		4-0 BB 1B		0-0 6-3		0-3 K		0-3 K	4 0 0 0 1 2 6			
Oscar Gamble, L (1, 7) OBP: 0.348, SLG: 0.333	4-0 FC5-4 BB		0-0 1-2 1B		0-0 HR 2-H		0-0 1-2 2-3 1B		0-0 1-2 1B	4 1 4 2 1 0 0			
Derrel Thomas, S (1, 4) OBP: 0.311, SLG: 0.273	0-0 FC5-4 1-2f		0-0 F8		0-0 6-3		0-0 G3		0-0 F7	5 0 0 0 0 0 10			
Bill Almon, R (1, 5) OBP: 0.368, SLG: 0.380		0-0 SH1-4 1B	0-0 F7		0-3 K		0-0 L6		0-0 1	4 1 1 0 0 1 2			
Randy Jones, R (1, 1) OBP: 0.222, SLG: 0.222		0-0 SH1-4		0-3 K		0-3 K		0-3 K		1 0 0 0 0 0 1 0 0 0 0 0 0 0 0 0 1 0 0 0 0 0 1 0 0 0 0 0 0 0 0 0 1 0 0 0 0 0 1 0 0 0 0 0 0 0 0 0			
Bob Shirley, R (5, 1)													
Mike Champion, R (6, PH)													
Mark Lee, R (6, 1)													
Bob Davis, R (8, PH)													
John D'Acquisto, R (8, 1)													
Inning Stats	R: 1 H: 2 E: 0 LOB: 3 K: 0 BB: 2 S: 5 P: 13	R: 1 H: 2 E: 0 LOB: 1 K: 0 BB: 0 S: 5 P: 5	R: 0 H: 1 E: 0 LOB: 2 K: 0 BB: 1 S: 4 P: 8	R: 0 H: 0 E: 0 LOB: 0 K: 1 BB: 0 S: 5 P: 5	R: 2 H: 2 E: 0 LOB: 0 K: 0 BB: 0 S: 5 P: 5	R: 0 H: 0 E: 0 LOB: 0 K: 2 BB: 0 S: 7 P: 7	R: 0 H: 2 E: 0 LOB: 3 K: 1 BB: 1 S: 7 P: 11	R: 0 H: 1 E: 0 LOB: 1 K: 1 BB: 0 S: 6 P: 6	R: 0 H: 1 E: 0 LOB: 2 K: 1 BB: 1 S: 6 P: 10	1B: 9 SF: 0 2B: 1 SAC: 1 3B: 0 DP: 0 HR: 1 HBP: 0	WP: 0 PA: 43 PB: 0 SB: 3 CS: 0		
PITCHER	IP WLS BF H R ER SO BB IBB HBP BLK WP HR S P ERA WHIP											PITCHER	IP WLS BF H R ER SO BB IBB HBP BLK WP HR S P ERA WHIP
Randy Lerch, L (1, 1) ERA: 3.41	5.0 W 25 7 4 4 1 3 0 0 0 0 0 1 24 36 7.20 2.000												
Ron Reed, R (6, 1) ERA: 1.59	2.0 9 2 0 0 3 1 0 0 0 0 0 0 14 18 0.00 1.500												
Tug McGraw, L (8, 1) ERA: 1.0	1.0 4 1 0 0 1 0 0 0 0 0 0 0 6 6 0.00 1.000												
Warren Brusstar, R (9, 1) ERA: 4.26	1.0 5 1 0 0 1 1 0 0 0 0 0 0 6 10 0.00 2.000												

San Diego Padres @ Philadelphia Phillies
Veterans Stadium, Philadelphia, PA
Sun Apr 30 1978, 3:33 AM EDT
Att: 31,101 - Unknown

AB	37
R	4
H	11
RBI	4
BB	5
SO	6
LOB	25



Batter	1	2	3	4	5	6	7	8	9	AB	R	H	RBI	BB	SO	LOB
Bake McBride, L (1, 9) OBP: 0.317, SLG: 0.286	4-0 1B FC6-4 BB	0-0 1-2 1B		0-0 E3	0-0 1B		0-0 1B		0-0 2-H 3-H 1B	4	1	3	2	1	0	0
Larry Bowa, S (1, 6) OBP: 0.313, SLG: 0.342	0-0 1-3 FC6-4 1B	0-0 1-3		0-0 L1	0-0 L8		0-0 G3			5	0	1	0	0	0	5
Mike Schmidt, R (1, 5) OBP: 0.388, SLG: 0.583	0-0 FC6-4 CS 1-2f 3-H		0-0 E3 1B SF9		0-0 SH2-3 BB SF8 1B		0-0 6-3		0-3 K	5	2	1	1	0	1	1
Greg Luzinski, R (1, 7) OBP: 0.419, SLG: 0.533	0-0 L7 1-2		0-0 1-3 1B		4-0 BB SH2-3 HR BB		0-3 K		0-3 K	3	1	1	0	1	1	1
Jerry Martin, R (8, 7) OBP: 0.318, SLG: 0.450										1	0	0	0	0	1	0
Richie Hebner, L (1, 3) OBP: 0.407, SLG: 0.372		4-0 2B 6-3 BB		0-0 P4		0-0 SH2-3 1-2 2-3		0-0 P6		0-0 F5	3	1	0	0	1	0
Garry Maddox, R (1, 8) OBP: 0.403, SLG: 0.393		0-0 6-3 1B 2B		0-0 SF9 3-H		4-0 HR IBB		0-0 F8		2	2	1	1	1	0	0
Bob Boone, R (1, 2) OBP: 0.444, SLG: 0.564		0-0 6-3 2B		0-0 6-3		0-0 SF8 3-H		4-0 4-3 1B BB		2	1	0	2	1	0	2
Barry Foote, R (9, 2) OBP: 0.500, SLG: 0.500										0	0	0	0	0	0	0
Jim Morrison, R (1, 4) OBP: 0.500, SLG: 0.333		0-0 1B 1B 3-H		0-0 5-3		4-0 HR BB 1-2 2-3		0-0 4-3 1B 1B		3	2	2	1	1	0	0
Randy Lerch, L (1, 1) OBP: 0.417, SLG: 0.700		0-0 F8		0-0 6-3		0-0 HR 1-H 2-H 3-H		0-0 4-3		2	0	0	0	0	0	1
Davey Johnson, R (5, PH) OBP: 0.200, SLG: 0.231										1	1	1	4	0	0	0
Ron Reed, R (6, 1)										0	0	0	0	0	0	0
Jay Johnstone, L (7, PH)										1	0	0	0	0	0	2
Tug McGraw, R (8, 1)										0	0	0	0	0	0	0
Warren Brusstar, R (9, 1)										0	0	0	0	0	0	0

Inning Stats	R: 1	H: 1	E: 0	K: 0	S: 3	LOB: 0	BB: 1	P: 7	R: 2	H: 3	E: 0	K: 0	S: 6	LOB: 2	BB: 1	P: 10	R: 1	H: 1	E: 1	K: 0	S: 5	LOB: 1	BB: 0	P: 5	R: 0	H: 0	E: 1	K: 0	S: 4	LOB: 1	BB: 0	P: 4	R: 5	H: 3	E: 0	K: 0	S: 6	LOB: 1	BB: 3	P: 18	R: 0	H: 0	E: 0	K: 1	S: 5	LOB: 0	BB: 0	P: 5	R: 2	H: 2	E: 0	K: 0	S: 5	LOB: 1	BB: 1	P: 9	R: 0	H: 0	E: 0	K: 2	S: 7	LOB: 0	BB: 0	P: 7
--------------	------	------	------	------	------	--------	-------	------	------	------	------	------	------	--------	-------	-------	------	------	------	------	------	--------	-------	------	------	------	------	------	------	--------	-------	------	------	------	------	------	------	--------	-------	-------	------	------	------	------	------	--------	-------	------	------	------	------	------	------	--------	-------	------	------	------	------	------	------	--------	-------	------

PITCHER	IP	WLS	BF	H	R	ER	SO	BB	IBB	HBP	BLK	WP	HR	S	P	ERA	WHIP
Randy Jones, L (1, 1) ERA: 4.5	4.0	L	22	6	6	5	0	3	0	0	0	0	0	19	31	11.25	2.250
Bob Shirley, L (5, 1) ERA: 5.4	1.0		7	2	3	3	0	1	1	0	0	0	1	5	13	27.00	3.000
Mark Lee, R (6, 1) ERA: 2.45	2.0		9	2	2	2	1	1	0	0	0	0	0	10	14	9.00	1.500
John D'Acquisto, R (8, 1) ERA:	1.0		3	0	0	0	2	0	0	0	0	0	0	7	7	0.00	0.000

BOTTOM

San Diego Padres @ Philadelphia Phillies

Veterans Stadium, Philadelphia, PA

Sun Apr 30 1978, 3:33 AM EDT
Att. 31,101 - Unknown

AB	32
R	11
H	10
RBI	11
BB	6
SO	3
LOB	14



San Diego Padres @ Pittsburgh Pirates
 Three Rivers Stadium, Pittsburgh, PA
 Mon May 01 1978, 7:05 PM EDT
 Att. 2,786 - Unknown

AB	29
R	4
H	4
RBI	4
BB	5
SO	6
LOB	11



WP:	0	PA:	36
PB:	0		
SB:	0		
CS:	0		

AB R H RBI BB SO LOB

4	1	1	0	0	2	0
3	0	1	1	1	1	0
2	1	0	0	2	0	2
0	0	0	0	0	0	0
2	1	1	2	0	0	0
0	0	0	0	0	0	0
4	0	0	0	0	0	3
2	1	0	0	2	0	3
4	0	1	1	0	0	2
3	0	0	0	0	1	0
1	0	0	0	0	1	0
0	0	0	0	0	0	0
0	0	0	0	0	0	0
1	0	0	0	0	1	0

Batter	1	2	3	4	5	6	7	8	9
Ozzie Smith, S (1, 6) OBP: 0.313, SLG: 0.323	0-0 6-3		0-3 K		0-0 1B 2B		0-3 K		
Bill Almon, R (1, 5) OBP: 0.375, SLG: 0.378	4-0 L6-3 BB			0-3 K	0-0 2-H 1B		0-0 5-3		
Oscar Gamble, L (1, 7) OBP: 0.356, SLG: 0.323 Gene Richards, L (8, PR) OBP: 0.351, SLG: 0.250	0-0 L6-3 1-2			4-0 HR BB	0-0 F8			4-0 SH1-3 BB	
Dave Winfield, R (1, 9) OBP: 0.337, SLG: 0.595 Derrel Thomas, S (6, 9) OBP: 0.311, SLG: 0.273		0-0 L1		0-0 1-H HR		1-0 9-3 HBP		0-0 SH1-3 1-2	
George Hendrick, R (1, 8) OBP: 0.292, SLG: 0.338		0-0 F6		0-0 E5 5-3		0-0 9-3 1-2f		0-0 P4	
Gene Tenace, R (1, 3) OBP: 0.412, SLG: 0.324		4-0 BB		0-0 5-3 1-2		4-0 3B BB		0-0 6-3	
Mike Champion, R (1, 4) OBP: 0.500, SLG: 0.500		0-0 F9		0-0 F8		0-0 1-H 3B		0-0 L4	
Bob Davis, R (1, 2) OBP: 0.200, SLG: 0.167 Rick Sweet, S (9, PH) OBP: 0.278, SLG: 0.161			0-0 5-3		0-0 F8		0-0 6-3		0-3 K
Gaylord Perry, R (1, 1) OBP: 0.273, SLG: 0.455 Rollie Fingers, R (7, 1) Mark Lee, R (8, 1) Jerry Turner, L (9, PH) OBP: 0.233, SLG: 0.393			0-0 4-3		0-0 5-3		0-3 K		0-3 K

Inning Stats	R: 0	H: 0	E: 0	K: 0	S: 2	P: 6	R: 0	H: 0	E: 0	K: 0	S: 3	P: 7	R: 0	H: 0	E: 0	K: 1	S: 5	R: 2	H: 1	E: 1	K: 1	S: 7	P: 11	R: 1	H: 2	E: 0	K: 0	S: 5	P: 5	R: 1	H: 1	E: 0	K: 0	S: 3	P: 8	R: 0	H: 0	E: 0	K: 2	S: 7	P: 7	R: 0	H: 0	E: 0	K: 0	S: 3	P: 7	R: 0	H: 0	E: 0	K: 2	S: 7	P: 7
--------------	------	------	------	------	------	------	------	------	------	------	------	------	------	------	------	------	------	------	------	------	------	------	-------	------	------	------	------	------	------	------	------	------	------	------	------	------	------	------	------	------	------	------	------	------	------	------	------	------	------	------	------	------	------

PITCHER	IP	WLS	BF	H	R	ER	SO	BB	IBB	HBP	BLK	WP	HR	S	P	ERA	WHIP
Jim Rooker, L (1, 1) ERA: 6.23	5.0		21	3	3	3	2	3	0	0	0	0	1	22	34	5.40	1.200
Jerry Reuss, L (6, 1) ERA: 6.28	2.0		8	1	1	1	2	1	0	1	0	0	0	10	15	4.50	1.000
Jim Bibby, R (8, 1) ERA: 2.7	2.0	W	7	0	0	0	2	1	0	0	0	0	0	10	14	0.00	0.500

PITCHER	IP	WLS	BF	H	R	ER	SO	BB	IBB	HBP	BLK	WP	HR	S	P	ERA	WHIP
---------	----	-----	----	---	---	----	----	----	-----	-----	-----	----	----	---	---	-----	------

Batter	1	2	3	4	5	6	7	8	9
Frank Taveras, R (1, 6) <small>OBP: 0.203, SLG: 0.250</small> Willie Stargell, L (7, PH) <small>OBP: 0.389, SLG: 0.381</small> Mario Mendoza, R (7, PR) <small>OBP: 0.250, SLG: 0.455</small> (8, 6)	0-0 6-3 		0-3 K 		0-0 1-3 		0-0 1B E 1B 	0-0 FC6-4 	
Omar Moreno, L (1, 8) <small>OBP: 0.416, SLG: 0.333</small>	0-3 K 		4-0 4-3 BB 			0-0 4-3 	0-0 1-3 3-H 1B 	0-0 CS 	
Dave Parker, L (1, 9) <small>OBP: 0.393, SLG: 0.597</small>	0-0 6-3 		0-0 4-3 			4-0 BB 	0-0 E6 		
Bill Robinson, R (1, 7) <small>OBP: 0.359, SLG: 0.485</small>		0-0 6-3 	0-3 K 			0-0 F4 	0-3 K 		
John Milner, L (1, 3) <small>OBP: 0.280, SLG: 0.150</small>		0-0 F9 		0-0 G3 		0-0 F7 		0-0 F9 	
Rennie Stennett, R (1, 4) <small>OBP: 0.288, SLG: 0.391</small>		0-0 1B 2B 		0-0 F9 			0-0 F9 	0-0 BB 1B 	
Ed Ott, L (1, 2) <small>OBP: 0.317, SLG: 0.351</small>		0-0 BB 1B 		0-0 F8 			0-0 BB 1B 	4-0 1B 1B 	
Phil Garner, R (1, 5) <small>OBP: 0.264, SLG: 0.302</small>		4-0 1-2 BB 			0-0 4-3 		4-0 1B BB 	0-0 1B S FC6-4 1B 	
Jim Rooker, R (1, 1) Steve Brye, R (5, PH) <small>OBP: 0.450, SLG: 0.400</small> Jerry Reuss, L (6, 1) Manny Sanguillen, R (7, PH) <small>OBP: 0.214, SLG: 0.385</small> Jim Bibby, R (8, 1) <small>OBP: 1.000, SLG: 1.000</small>		0-0 F9 			0-3 K 		0-0 P6 	0-0 FC6-4 1B 	

AB	R	H	RBI	BB	SO	LOB
3	0	0	0	0	1	0
1	0	1	1	0	0	0
1	1	0	1	0	0	1
3	0	1	1	1	1	0
3	0	0	0	1	0	2
4	0	0	0	0	2	4
4	0	0	0	0	0	1
4	2	2	0	0	0	0
3	2	2	1	1	0	0
2	2	1	1	2	0	0
1	0	0	0	0	0	2
1	0	0	0	0	1	0
0	0	0	0	0	0	0
1	0	0	0	0	0	2
1	0	1	1	0	0	0

AB	R	H	RBI	BB	SO	LOB
32	7	8	6	5	5	12

Inning Stats	R: 0	H: 0	E: 0	K: 1	S: 5	H: 0	LOB: 0	BB: 0	P: 5	R: 1	H: 2	E: 0	K: 0	S: 5	H: 0	LOB: 2	BB: 1	P: 9	R: 0	H: 0	E: 0	K: 2	S: 7	H: 0	LOB: 1	BB: 1	P: 11	R: 0	H: 0	E: 0	K: 0	S: 3	R: 0	H: 0	E: 0	K: 1	S: 5	H: 0	LOB: 0	BB: 0	P: 5	R: 0	H: 0	E: 0	K: 0	S: 3	R: 3	H: 3	E: 1	K: 1	S: 9	H: 3	LOB: 2	BB: 1	P: 13	R: 3	H: 3	E: 0	K: 0	S: 5	H: 3	LOB: 0	BB: 1	P: 9
PITCHER	IP	WLS	BF	H	R	ER	SO	BB	IBB	HBP	BLK	WP	HR	S	P	ERA	WHIP																																															
Gaylord Perry, R (1, 1) <small>ERA: 2.37</small>	6.2		28	4	4	3	4	4	0	0	0	0	0	32	48	4.05	1.200																																															
Rollie Fingers, R (7, 1) <small>ERA: 4.6</small>	0.2	L	7	3	3	3	1	1	0	0	0	0	0	8	12	40.50	6.000																																															
Mark Lee, R (8, 1) <small>ERA: 2.25</small>	0.2		2	1	0	0	0	0	0	0	0	0	0	2	2	0.00	1.500																																															

WP	PA	ERA	WHIP
0	38		

San Diego Padres @ Pittsburgh Pirates
 Three Rivers Stadium, Pittsburgh, PA
 Mon May 01 1978, 7:05 PM EDT
 Att. 2,786 - Unknown

livebaseballscorecards.com



Batter	1	2	3	4	5	6	7	8	9	AB R H RBI BB SO LOB	TOP																												
Gene Richards, L (1, 7) OBP: 0.354, SLG: 0.265	0-0 1-3	4-0 1-2 2-3 BB		0-0 2B			0-0 3-1		0-0 E6	4 0 1 0 1 0 0																													
Ozzie Smith, S (1, 6) OBP: 0.319, SLG: 0.329	0-0 1B	0-0 F7		0-0 4-3			0-0 1B		0-0 F8	5 0 2 0 0 0 5																													
Gene Tenace, R (1, 3) OBP: 0.418, SLG: 0.325	4-0 FC6-4 BB		0-0 1B		0-3 K		0-0 F2		0-0 F8	3 0 1 0 1 1 1																													
George Hendrick, R (1, 9) OBP: 0.276, SLG: 0.319	0-0 FC6-4		0-3 K		0-0 G3		0-0 F8			4 0 0 0 0 1 3																													
Bill Almon, R (1, 5) Tucker Ashford, R (8, 5) OBP: 0.369, SLG: 0.372		0-0 F7		0-0 1B		0-3 K		0-3 K		4 0 1 0 0 2 0 0 0 0 0 0 0 0																													
Derrel Thomas, S (1, 8) OBP: 0.321, SLG: 0.300		0-0 1B 2B		0-0 F3		0-0 E G6-4-3 1B		0-0 3-1		4 2 2 0 0 0 2																													
Mike Champion, R (1, 4) OBP: 0.444, SLG: 0.429		0-0 BB E 1B		0-0 1-6-3		0-0 E4 G6-4-3		0-3 K		4 0 1 1 0 1 3																													
Bob Davis, R (1, 2) OBP: 0.172, SLG: 0.143		0-0 E5 BB		0-0 5-3		0-0 G6-4-3		0-3 K		4 0 0 0 0 1 2																													
Bob Owchinko, L (1, 1) OBP: 0.083, SLG: 0.167		0-3 K		0-3 K		0-0 F7		0-3 K		4 0 0 0 0 3 2																													
Inning Stats	R: 0 E: 0 K: 0 S: 3	H: 1 LOB: 1 BB: 1 P: 7	R: 1 E: 1 K: 1 S: 8	H: 2 LOB: 3 BB: 1 P: 12	R: 0 E: 0 K: 1 S: 7	H: 2 LOB: 2 BB: 0 P: 7	R: 0 E: 0 K: 1 S: 6	H: 1 LOB: 1 BB: 0 P: 6	R: 0 E: 0 K: 2 S: 7	H: 0 LOB: 0 BB: 0 P: 7	R: 1 E: 1 K: 0 S: 4	H: 1 LOB: 0 BB: 0 P: 4	R: 0 E: 0 K: 0 S: 4	H: 1 LOB: 1 BB: 0 P: 4	R: 0 E: 0 K: 2 S: 7	H: 0 LOB: 0 BB: 0 P: 7	R: 0 E: 1 K: 2 S: 8	H: 0 LOB: 1 BB: 0 P: 8	1B: 6 2B: 2 3B: 0 HR: 0	SF: 0 SAC: 0 DP: 1 HBP: 0	WP: 0 PB: 0 SB: 1 CS: 1	PA: 38																	
PITCHER John Candelaria, L (1, 1) ERA: 4.43 Kent Tekulve, R (8, 1) ERA: 0.61	IP 7.0	WLS L	BF 31	H 8	R 2	ER 1	SO 5	BB 2	IBB 0	HBP 0	BLK 0	WP 0	HR 0	S 39	P 47	ERA 1.29	WHIP 1.429						PITCHER IP 2.0	WLS L	BF 7	H 0	R 0	ER 0	SO 4	BB 0	IBB 0	HBP 0	BLK 0	WP 0	HR 0	S 15	P 15	ERA 0.00	WHIP 0.000

San Diego Padres @ Pittsburgh Pirates
 Three Rivers Stadium, Pittsburgh, PA
 Tue May 02 1978, 7:05 PM EDT
 Att. 3,228 - Unknown

livebaseballscorecards.com

AB	36
R	2
H	8
RBI	1
BB	2
SO	9
LOB	18



Batter	1	2	3	4	5	6	7	8	9	AB	R	H	RBI	BB	SO	LOB
Frank Taveras, R (1, 6) OBP: 0.218, SLG: 0.263	0-0 4-3		0-0 5-3		0-0 S 1B		0-0 BLK S 1B			4	0	2	0	0	0	0
Omar Moreno, L (1, 8) OBP: 0.407, SLG: 0.318	4-0 S 1B BB		0-0 6-3		0-3 S 1-2 K		0-0 4-3			3	1	0	0	1	1	2
Dave Parker, L (1, 9) OBP: 0.398, SLG: 0.593	0-0 1-H 1B		0-0 1B		0-0 3-1			0-0 6-3		4	0	2	1	0	0	1
Bill Robinson, R (1, 5) OBP: 0.341, SLG: 0.458	0-0 F8		0-3 S K		0-0 6-3			0-0 6-3		4	0	0	0	0	1	2
Manny Sanguillen, R (1, 3) OBP: 0.278, SLG: 0.529	0-0 6-3			0-0 6-3		0-0 1B		0-0 3B		4	0	2	0	0	0	1
Phil Garner, R (1, 4) OBP: 0.263, SLG: 0.299		0-0 CS 1B 1B		0-0 F8		0-0 F9		0-0 F8		4	0	1	0	0	0	2
Steve Brye, R (1, 7) OBP: 0.458, SLG: 0.421		0-0 S1-5-3 CS 1-2 1B		0-0 1B		0-0 F8			0-0 F8	4	0	2	0	0	0	1
Duffy Dyer, R (1, 2) OBP: 0.353, SLG: 0.500		4-0 BB BB BB G1-5-3 1-2 2-3 BB		0-0 F7			0-0 F7		0-0 P6	3	0	0	0	1	0	1
John Candelaria, L (1, 1) OBP: 0.231, SLG: 0.091		0-0 G1-5-3			0-0 4-3				0-0 F7	2	0	0	0	0	0	2
Rennie Stennett, R (7, PH) OBP: 0.284, SLG: 0.385										1	0	0	0	0	0	0
Kent Tekulve, R (8, 1)										0	0	0	0	0	0	0
Jim Fregosi, R (9, PH) OBP: 0.412, SLG: 0.167										1	0	0	0	0	0	0

BOTTOM

San Diego Padres @ Pittsburgh Pirates
Three Rivers Stadium, Pittsburgh, PA

Tue May 02 1978, 7:05 PM EDT
 Att. 3,228 - Unknown

livebaseballscorecards.com

AB	34
R	1
H	9
RBI	1
BB	2
SO	2
LOB	12



Inning Stats																
R	H	E	K	S	R	H	E	K	S	R	H	E	K	S	R	H
1	1	0	0	4	0	0	0	0	3	0	0	0	0	6	0	0
LOB	1	0	0	8	LOB	1	0	0	7	LOB	1	0	0	6	LOB	1
BB	1	0	0	0	BB	1	0	0	0	BB	0	0	0	0	BB	0
P	8	S	3	P	7	S	6	P	4	S	6	P	6	S	4	P
ER	0	ER	0	ER	0	ER	0	ER	0	ER	0	ER	0	ER	0	ER
SO	2	SO	2	SO	0	SO	0	SO	0	SO	0	SO	0	SO	0	SO
BB	2	BB	0	BB	0	BB	0	BB	0	BB	0	BB	0	BB	0	BB
IBB	0	IBB	0	IBB	0	IBB	0	IBB	0	IBB	0	IBB	0	IBB	0	IBB
HBP	0	HBP	0	HBP	0	HBP	0	HBP	0	HBP	0	HBP	0	HBP	0	HBP
BLK	1	BLK	1	BLK	0	BLK	0	BLK	0	BLK	0	BLK	0	BLK	0	BLK
WP	0	WP	0	WP	0	WP	0	WP	0	WP	0	WP	0	WP	0	WP
HR	0	HR	0	HR	0	HR	0	HR	0	HR	0	HR	0	HR	0	HR
S	38	S	38	S	4	S	6	S	4	S	6	S	4	S	4	S
P	46	P	46	P	4	P	6	P	4	P	4	P	4	P	4	P
ERA	1.00	ERA	1.00	ERA	1.00	ERA	1.00	ERA	1.00	ERA	1.00	ERA	1.00	ERA	1.00	ERA
WHIP	1.222	WHIP	1.222	WHIP	1.222	WHIP	1.222	WHIP	1.222	WHIP	1.222	WHIP	1.222	WHIP	1.222	WHIP

WP : 0	PA : 36
PB : 0	
SB : 3	
CS : 2	

Batter	1	2	3	4	5	6	7	8	9	AB R H RBI BB SO LOB	TOP																										
Gene Richards, L (1, 7) OBP: 0.345, SLG: 0.250	0-0 F7	0-0 F5			0-0 G3		4-0 E BB	0-0 E6		4 1 0 0 1 0 4																											
Ozzie Smith, S (1, 6) OBP: 0.316, SLG: 0.324	0-0 4-3 1B		0-0 5-3		0-0 6-3		0-0 SH 1-3 FC	0-0 4-3		4 1 1 0 0 0 2																											
Oscar Gamble, L (1, 9) OBP: 0.359, SLG: 0.373	0-0 4-3		0-0 6-3			0-0 HR	0-0 1-3		0-0 G5-4-3 1B	5 1 2 1 0 0 2																											
George Hendrick, R (9, 9) OBP: 0.276, SLG: 0.319	1-2						2-3			0 0 0 0 0 0 0																											
Dave Winfield, R (1, 8) OBP: 0.330, SLG: 0.566		4-0 2B SF8 BB	0-0 L7		0-0 4-3	0-0 4-3	0-0 FC CS HBP		0-0 G5-4-3 1B	4 1 0 1 1 0 1																											
Gene Tenace, R (1, 3) OBP: 0.417, SLG: 0.341				0-0 F9		0-0 L7	1-0 CS HBP		0-3 K	4 0 1 0 0 1 0																											
Rick Sweet, S (1, 2) OBP: 0.275, SLG: 0.152		0-0 SF8		0-0 F8		4-0 2B BB	0-0 L4			2 1 0 1 1 0 2																											
Bill Almon, R (1, 5) OBP: 0.375, SLG: 0.390		0-3 K		0-0 1B		0-0 HR 2B	0-0 1-3			4 1 2 1 0 1 1																											
Mike Champion, R (1, 4) OBP: 0.450, SLG: 0.400		4-0 BB BB		0-0 4-3		0-0 HR	0-0 FC2-4 1B			1 0 0 0 1 0 1																											
Jerry Turner, L (6, PH) OBP: 0.258, SLG: 0.517										1 1 1 2 0 0 0																											
Chuck Baker, R (6, 4) OBP: 0.400, SLG: 0.357										1 0 1 0 0 0 0																											
Bob Shirley, R (1, 1)		4-0 BB BB		0-0 4-3		0-3 K	0-0 FC2-4 E			0 0 0 0 1 0 0																											
Dan Spillner, R (3, 1)										0 0 0 0 0 0 0																											
Derrel Thomas, S (5, PH) OBP: 0.316, SLG: 0.296										1 0 0 0 0 0 0																											
John D'Acquisto, R (5, 1)		1-2 2-3 BB								2 0 0 0 0 1 1																											
Rollie Fingers, R (8, 1)										0 0 0 0 0 0 0																											
Inning Stats	R: 0 E: 0 K: 0 S: 3	H: 1 LOB: 0 BB: 0 P: 3	R: 1 E: 0 K: 1 S: 6	H: 1 LOB: 3 BB: 3 P: 18	R: 0 E: 0 K: 0 S: 3	H: 0 LOB: 0 BB: 0 P: 3	R: 0 E: 0 K: 0 S: 4	H: 1 LOB: 1 BB: 0 P: 4	R: 0 E: 0 K: 0 S: 3	H: 0 LOB: 0 BB: 0 P: 3	R: 4 E: 0 K: 1 S: 8	H: 3 LOB: 0 BB: 1 P: 12	R: 2 E: 1 K: 0 S: 4	H: 0 LOB: 1 BB: 1 P: 9	R: 0 E: 1 K: 0 S: 5	H: 1 LOB: 2 BB: 0 P: 5	R: 0 E: 0 K: 1 S: 5	H: 1 LOB: 0 BB: 0 P: 5	1B: 4 2B: 2 3B: 0 HR: 2	SF: 1 SAC: 1 DP: 1 HBP: 1	WP: 0 PB: 0 SB: 1 CS: 2	PA: 41															
PITCHER	IP WLS BF H R ER SO BB IBB HBP BLK WP HR S P ERA WHIP																																				
Don Robinson, R (1, 1) ERA: 2.84	5.2		25	5	4	4	1	4	0	0	0	0	1	23	39	6.35	1.588																				
Jim Bibby, R (6, 1) ERA: 4.22	0.2	L	5	1	3	2	1	1	0	0	0	0	1	6	10	27.00	3.000																				
Kent Tekulve, R (7, 1) ERA: 0.55	1.2		8	1	0	0	0	0	0	1	0	0	0	7	8	0.00	0.600																				
Bruce Kison, R (9, 1) ERA: 3.0	1.0		3	1	0	0	1	0	0	0	0	0	0	5	5	0.00	1.000																				

San Diego Padres @ Pittsburgh Pirates
 Three Rivers Stadium, Pittsburgh, PA
 Wed May 03 1978, 7:05 PM EDT
 Att. 5,052 - Unknown

AB	33
R	7
H	8
RBI	6
BB	5
SO	3
LOB	14



WP: 0	PA: 41
-------	--------

PITCHER	IP	WLS	BF	H	R	ER	SO	BB	IBB	HBP	BLK	WP	HR	S	P	ERA	WHIP
Don Robinson, R	5.2		25	5	4	4	1	4	0	0	0	0	1	23	39	6.35	1.588
Jim Bibby, R	0.2	L	5	1	3	2	1	1	0	0	0	0	1	6	10	27.00	3.000
Kent Tekulve, R	1.2		8	1	0	0	0	0	0	1	0	0	0	7	8	0.00	0.600
Bruce Kison, R	1.0		3	1	0	0	1	0	0	0	0	0	0	5	5	0.00	1.000

Batter	1	2	3	4	5	6	7	8	9
Frank Taveras, R (1, 6) John Milner, L (8, PH) Mario Mendoza, R (9, 6)	0-0 E S 1B		0-0 FC1-6 E HR 1-2f	0-3 K		0-0 5-3		4-0 BB	
Omar Moreno, L (1, 8)	0-0 F5 1-3		0-0 E4 HR 1-3	0-0 1B		4-0 BB		0-0 L6	
Dave Parker, L (1, 9)	0-0 G6-4-3 1B 3-H		0-0 HR 2-H 3-H	0-0 F8		0-3 K		0-3 K	
Bill Robinson, R (1, 7)	0-0 G6-4-3 1-2f		0-3 K		0-0 F5		0-3 K		0-0 1-3
Rennie Stennett, R (1, 4)		0-0 4-3 1B 2B	0-0 1B		0-3 K		4-0 FC6-4 BB		0-0 6-3
Manny Sanguillen, R (1, 3)		0-0 4-3 2-3	0-0 FC6-4 1B		0-0 1B		0-0 P4		0-0 6-3
Phil Garner, R (1, 5)		0-0 CS 1B 3-H	0-0 FC6-4 1-2f		0-3 K		0-0 FC6-4 1-2f		
Duffy Dyer, R (1, 2) Ed Ott, L (8, PH) Bruce Kison, R (9, 1)	0-0 6-3 1-2			0-3 K		4-0 FC1-6 BB		4-0 BB BB	
Don Robinson, R (1, 1) Jim Bibby, R (6, 1) Kent Tekulve, R (7, 1) Willie Stargell, L (8, PH)			0-0 FC1-6 1B	0-0 1B		0-0 FC1-6 5-3 1-2f		0-3 K	

AB	R	H	RBI	BB	SO	LOB
4	2	1	0	0	1	3
0	0	0	0	1	0	0
0	0	0	0	0	0	0
4	1	1	0	1	0	4
5	1	2	4	0	2	6
5	0	0	0	0	2	1
4	1	2	0	1	1	0
5	0	2	0	0	0	2
4	0	1	1	0	1	4
2	0	0	0	1	1	1
0	0	0	0	1	0	0
0	0	0	0	0	0	0
2	0	2	0	0	0	0
1	0	0	0	0	0	1
0	0	0	0	0	0	0
1	0	0	0	0	1	1

BOTTOM

San Diego Padres @ Pittsburgh Pirates
Three Rivers Stadium, Pittsburgh, PA
 Wed May 03 1978, 7:05 PM EDT
 Att. 5,052 - Unknown

livebaseballscorecards.com

AB	37
R	5
H	11
RBI	5
BB	5
SO	9
LOB	23



Inning Stats	R: 1	H: 2	E: 0	LOB: 0	K: 0	BB: 0	S: 4	P: 4	R: 1	H: 2	E: 0	LOB: 0	K: 0	BB: 0	S: 4	P: 4	R: 3	H: 4	E: 1	LOB: 2	K: 1	BB: 0	S: 10	P: 10	R: 0	H: 2	E: 0	LOB: 2	K: 2	BB: 0	S: 9	P: 9	R: 0	H: 1	E: 0	LOB: 1	K: 2	BB: 0	S: 8	P: 8	R: 0	H: 0	E: 0	LOB: 2	K: 1	BB: 2	S: 5	P: 13	R: 0	H: 0	E: 0	LOB: 1	K: 1	BB: 1	S: 5	P: 9	R: 0	H: 0	E: 0	LOB: 2	K: 2	BB: 2	S: 7	P: 15	R: 0	H: 0	E: 0	LOB: 0	K: 0	BB: 0	S: 3	P: 3	1B: 9	SF: 0	2B: 1	SAC: 0	3B: 0	DP: 1	HR: 1	HBP: 0	WP: 0	PA: 42	PB: 0	SB: 1	CS: 1
--------------	------	------	------	--------	------	-------	------	------	------	------	------	--------	------	-------	------	------	------	------	------	--------	------	-------	-------	-------	------	------	------	--------	------	-------	------	------	------	------	------	--------	------	-------	------	------	------	------	------	--------	------	-------	------	-------	------	------	------	--------	------	-------	------	------	------	------	------	--------	------	-------	------	-------	------	------	------	--------	------	-------	------	------	-------	-------	-------	--------	-------	-------	-------	--------	-------	--------	-------	-------	-------

PITCHER	IP	WLS	BF	H	R	ER	SO	BB	IBB	HBP	BLK	WP	HR	S	P	ERA	WHIP
Bob Shirley, L (1, 1) ERA: 6.45	2.1		12	6	5	4	0	0	0	0	0	0	1	12	12	15.43	2.571
Dan Spillner, R (3, 1) ERA: 2.92	1.2		9	4	0	0	3	0	0	0	0	0	0	15	15	0.00	2.400
John D'Acquisto, R (5, 1) ERA:	3.1	W	16	1	0	0	5	5	0	0	0	0	0	21	41	0.00	1.800
Rollie Fingers, R (8, 1) ERA: 4.15	1.2	S	5	0	0	0	1	0	0	0	0	0	0	7	7	0.00	0.000

Batter	1	2	3	4	5	6	7	8	9	AB R H RBI BB SO LOB	TOP	
Gene Richards, L (1, 7) OBP: 0.341, SLG: 0.276	0-0 G3		0-0 3B		0-0 F8			0-0 4-3		4 1 1 0 0 0 0		
Ozzie Smith, S (1, 6) OBP: 0.338, SLG: 0.397	0-0 1B		0-0 5-3		0-0 3B			0-0 FC4-2		4 0 3 0 0 0 1		
Oscar Gamble, L (1, 9) OBP: 0.354, SLG: 0.394	0-3 K		0-0 3B		0-0 F7			0-0 FC4-2		4 0 1 1 0 1 3		
Derrel Thomas, S (8, PR) OBP: 0.316, SLG: 0.296	1-2 K		3-H 0-0 1-3					3-H 0-0 L1		0 0 0 0 0 0 0		
Dave Winfield, R (1, 8) OBP: 0.315, SLG: 0.540	0-3 K		0-0 1-3							4 0 0 0 0 1 3		
Gene Tenace, R (1, 3) OBP: 0.391, SLG: 0.313		0-3 K	0-3 K							4 0 0 0 0 3 1		
Rick Sweet, S (1, 2) OBP: 0.295, SLG: 0.189		0-0 G3		0-0 CS 1B						4 0 2 0 0 1 0		
Bill Almon, R (1, 5) OBP: 0.370, SLG: 0.384		0-0 S 1B		0-0 F8		0-0 CS	0-0 F3			4 1 1 0 0 1 1		
Mike Champion, R (1, 4) OBP: 0.435, SLG: 0.389		0-0 1-H 1B		0-0 6-3			0-0 F8			3 0 1 1 0 0 0		
Randy Jones, R (1, 1) OBP: 0.167, SLG: 0.167		0-3 K		0-3 K			0-3 K			3 0 0 0 0 3 1		
Rollie Fingers, R (9, 1)										0 0 0 0 0 0 0		
Inning Stats	R: 0 H: 1 E: 0 LOB: 1 K: 2 BB: 0 S: 8 P: 8	R: 1 H: 2 E: 0 LOB: 1 K: 2 BB: 0 S: 9 P: 9	R: 1 H: 2 E: 0 LOB: 1 K: 1 BB: 0 S: 7 P: 7	R: 0 H: 1 E: 0 LOB: 0 K: 0 BB: 0 S: 3 P: 3	R: 0 H: 1 E: 0 LOB: 1 K: 1 BB: 0 S: 6 P: 6	R: 0 H: 1 E: 0 LOB: 0 K: 0 BB: 0 S: 3 P: 3	R: 0 H: 0 E: 0 LOB: 0 K: 1 BB: 0 S: 5 P: 5	R: 0 H: 1 E: 0 LOB: 1 K: 3 BB: 0 S: 9 P: 9	R: 0 H: 0 E: 0 LOB: 0 K: 3 BB: 0 S: 9 P: 9	1B: 5 SF: 0 2B: 0 SAC: 0 3B: 4 DP: 0 HR: 0 HBP: 0	WP: 0 PA: 35 PB: 0 SB: 2 CS: 2	
PITCHER	IP WLS BF H R ER SO BB IBB HBP BLK WP HR S P ERA WHIP											
John Urea, R (1, 1) ERA: 3.41	7.1 L 29 9 2 2 7 0 0 0 0 0 0 0 43 43 2.46 1.227											
Dave Hamilton, L (8, 1) ERA: 7.2	0.1 1 0 0 0 0 0 0 0 0 0 0 0 1 1 0.00 0.000											
Pete Vuckovich, R (8, 1) ERA: 2.89	1.1 4 0 0 0 3 0 0 0 0 0 0 0 10 10 0.00 0.000											

San Diego Padres @ St. Louis Cardinals
 Busch Stadium, St. Louis, MO
 Fri May 05 1978, 7:05 PM CDT
 Att. 7,831 - Unknown

livebaseballscorecards.com

AB	34
R	2
H	9
RBI	2
BB	0
SO	10
LOB	10



Batter	1	2	3	4	5	6	7	8	9	AB R H RBI BB SO LOB	TOP											
Gene Richards, L (1, 7) OBP: 0.326, SLG: 0.263	0-3 K		0-0 6-3			0-0 4-3		0-0 1-6-3		4 0 0 0 0 1 1												
Ozzie Smith, S (1, 6) OBP: 0.321, SLG: 0.378	0-0 G3			0-0 6-3		0-0 1-3			0-0 1-3	4 0 0 0 0 0 1												
Oscar Gamble, L (1, 9) OBP: 0.337, SLG: 0.373	0-0 3-1			0-0 P6			0-0 6-3		0-0 F8	4 0 0 0 0 0 0												
Dave Winfield, R (1, 8) OBP: 0.313, SLG: 0.538		0-0 F8 CS 2B		0-0 6-3			0-0 1-6-3		0-3 K	4 0 1 0 0 1 0												
Gene Tenace, R (1, 3) OBP: 0.373, SLG: 0.294		0-0 F8 2-3			0-3 K		0-0 E5			3 0 0 0 0 1 1												
Rick Sweet, S (1, 2) OBP: 0.298, SLG: 0.179		0-3 K			0-0 G3		4-0 BB			2 0 0 0 1 1 1												
Bill Almon, R (1, 5) OBP: 0.368, SLG: 0.375		4-0 CS BB			0-3 K		0-3 K			2 0 0 0 1 2 2												
Derrel Thomas, S (1, 4) OBP: 0.321, SLG: 0.301		0-0 CS	0-0 F7			0-0 4-3 1B		0-0 3-1		2 0 1 0 0 0 0												
Mike Champion, R (7, 4) OBP: 0.417, SLG: 0.368		1-2 3-H								1 0 0 0 0 0 0												
Gaylord Perry, R (1, 1) OBP: 0.231, SLG: 0.385			0-0 1-3			0-0 F3		0-0 4-3		2 0 0 0 0 0 1												
Jerry Turner, L (8, PH) OBP: 0.250, SLG: 0.500										1 0 0 0 0 0 0												
Mark Lee, R (8, 1)										0 0 0 0 0 0 0												
Inning Stats	R: 0 E: 0 K: 1 S: 5	H: 0 LOB: 0 BB: 0 P: 5	R: 0 E: 0 K: 1 S: 5	H: 1 LOB: 1 BB: 1 P: 9	R: 0 E: 0 K: 0 S: 3	H: 0 LOB: 0 BB: 0 P: 3	R: 0 E: 0 K: 0 S: 3	H: 0 LOB: 0 BB: 0 P: 3	R: 0 E: 0 K: 2 S: 7	H: 0 LOB: 0 BB: 0 P: 7	R: 0 E: 0 K: 0 S: 4	H: 1 LOB: 1 BB: 0 P: 4	R: 0 E: 1 K: 1 S: 6	H: 0 LOB: 2 BB: 1 P: 10	R: 0 E: 0 K: 0 S: 3	H: 0 LOB: 0 BB: 0 P: 3	R: 0 E: 0 K: 1 S: 5	H: 0 LOB: 0 BB: 0 P: 5	1B: 1 2B: 1 3B: 0 HR: 0	SF: 0 SAC: 0 DP: 0 HBP: 0	WP: 0 PB: 0 SB: 1 CS: 2	PA: 32
PITCHER John Denny, R (1, 1) ERA: 2.01	IP: 9.0 WLS: W BF: 31 H: 2 R: 0 ER: 0 SO: 6 BB: 2 IBB: 0 HBP: 0 BLK: 0 WP: 0 HR: 0 S: 41 P: 49 ERA: 0.00 WHIP: 0.444																					

San Diego Padres @ St. Louis Cardinals
 Busch Stadium, St. Louis, MO
 Sat May 06 1978, 7:05 PM CDT
 Att: 13,534 - Unknown

AB	29
R	0
H	2
RBI	0
BB	2
SO	6
LOB	7



WP: 0	PA: 32
-------	--------


Batter	1	2	3	4	5	6	7	8	9
Lou Brock, L OBP: 0.364, SLG: 0.319 (1, 7)	0-0 3-1		0-3 K		0-0 FC3-6		4-0 1B IBB		
Garry Templeton, S OBP: 0.217, SLG: 0.265 (1, 6)	0-0 5-3		0-0 2B 1B		0-0 1-3		0-0 1-2 2-H 1B		
Keith Hernandez, L OBP: 0.432, SLG: 0.516 (1, 3)	0-0 BB 1B		0-0 1-3 2B		0-0 F8		0-0 G3		
Ted Simmons, S OBP: 0.368, SLG: 0.444 (1, 2)	4-0 1-2 BB		4-0 G6-4-3 IBB		0-0 F7		0-0 5-3		
Jerry Morales, R OBP: 0.300, SLG: 0.340 (1, 8)	0-3 K		0-0 G6-4-3		0-0 P1		0-0 P6		
Ken Reitz, R OBP: 0.330, SLG: 0.407 (1, 5)		0-0 G4-6-3 1B		0-0 6-3		0-3 K		0-0 L6	
Jerry Mumphrey, S OBP: 0.217, SLG: 0.185 (1, 9)		0-0 G4-6-3		0-0 G3			0-0 4-3		
Mike Tyson, R OBP: 0.320, SLG: 0.366 (1, 4)		0-0 E4		0-0 F3			0-0 SH2-4 1B		
John Denny, R OBP: 0.333, SLG: 0.412 (1, 1)		0-0 P4			0-0 FC3-6 1B		0-0 SH2-4		

AB	R	H	RBI	BB	SO	LOB
3	0	0	0	1	1	1
4	0	2	1	0	0	1
4	0	2	0	0	0	3
2	0	0	0	2	0	0
4	0	0	0	0	1	5
4	0	1	0	0	1	0
3	0	0	0	0	0	1
3	1	1	0	0	0	0
2	0	1	0	0	0	1

BOTTOM

San Diego Padres @ St. Louis Cardinals
 Busch Stadium, St. Louis, MO
 Sat May 06 1978, 7:05 PM CDT
 Att. 13,534 - Unknown

AB	29
R	1
H	7
RBI	1
BB	3
SO	3
LOB	12



Inning Stats	R: 0	H: 1	E: 0	LOB: 2	K: 1	P: 10	R: 0	H: 1	E: 1	LOB: 1	K: 0	P: 4	R: 0	H: 2	E: 0	LOB: 2	K: 1	P: 10	R: 0	H: 0	E: 0	LOB: 0	K: 0	P: 3	R: 0	H: 1	E: 0	LOB: 1	K: 0	P: 4	R: 0	H: 0	E: 0	LOB: 0	K: 1	P: 5	R: 1	H: 2	E: 0	LOB: 2	K: 0	P: 9	R: 0	H: 0	E: 0	LOB: 0	K: 0	P: 3
PITCHER	IP	WLS	BF	H	R	ER	SO	BB	IBB	HBP	BLK	WP	HR	S	P	ERA	WHIP																															
Gaylord Perry, R ERA: 2.17 (1, 1)	7.0	L	30	7	1	1	3	1	2	0	0	0	0	33	45	1.29	1.143																															
Mark Lee, R ERA: 2.0 (8, 1)	1.0		3	0	0	0	0	0	0	0	0	0	0	3	3	0.00	0.000																															

WP: 0	PA: 33
PB: 0	CS: 0
SB: 0	
CS: 0	

Batter	1	2	3	4	5	6	7	8	9	AB R H RBI BB SO LOB	TOP											
Gene Richards, L (1, 3) OBP: 0.340, SLG: 0.329	0-0 HR	0-0 1B		0-0 F9		0-0 4-3			0-0 1-3 2B	5 1 3 1 0 0 1												
Ozzie Smith, S (1, 6) OBP: 0.315, SLG: 0.368	0-0 2B 1B	0-0 1-3		0-0 1-3			0-0 4-3		0-0 1-3	5 1 1 1 0 0 2												
Oscar Gamble, L (1, 9) OBP: 0.341, SLG: 0.388	0-0 F8 PB 2B		0-0 4-3		0-0 E 1B		0-0 G3		0-0 P5	5 1 2 1 0 0 1												
Dave Winfield, R (1, 8) OBP: 0.310, SLG: 0.526	0-0 F8 2-3		0-0 1B 1B		0-3 K		0-0 F7			4 0 1 0 0 1 2												
Jerry Turner, L (1, 7) OBP: 0.250, SLG: 0.471	0-0 F8 3-H		0-0 1-3 1B		0-0 L6 1-2			0-0 F8		4 0 1 0 0 0 1												
Bill Almon, R (1, 5) OBP: 0.364, SLG: 0.363	0-0 FC4-6 BB		0-3 K		0-0 5-3			0-0 6-3		3 0 0 0 1 1 3												
Rick Sweet, S (1, 2) OBP: 0.314, SLG: 0.171	0-0 FC4-6 1-2		4-0 IBB		4-0 BB			0-0 G3		2 0 0 0 2 0 1												
Mike Champion, R (1, 4) OBP: 0.370, SLG: 0.318 Derrel Thomas, S (9, PH) OBP: 0.317, SLG: 0.297			0-0 F8		0-3 K			0-3 K		3 0 0 0 0 2 4 1 0 0 0 0 1 0												
Bob Owchinko, L (1, 1) OBP: 0.071, SLG: 0.143 Dave Freisteben, R (4, 1) Mark Lee, R (5, 1) George Hendrick, R (6, PH) Dan Spillner, R (6, 1) John D'Acquisto, R (8, 1) Gene Tenace, R (9, PH) OBP: 0.382, SLG: 0.294			0-0 3-1		0-3 K			4-0 2B 1-3 BB		2 0 0 0 0 0 1 0 1 0 0 1 0 0 0												
Inning Stats	R: 3 E: 0 K: 0 S: 6	H: 3 LOB: 1 BB: 1 P: 10	R: 0 E: 0 K: 0 S: 4	H: 1 LOB: 1 BB: 0 P: 4	R: 0 E: 0 K: 2 S: 9	H: 2 LOB: 3 BB: 1 P: 13	R: 0 E: 0 K: 1 S: 5	H: 0 LOB: 0 BB: 0 P: 5	R: 0 E: 1 K: 1 S: 6	H: 1 LOB: 1 BB: 0 P: 6	R: 0 E: 0 K: 2 S: 7	H: 0 LOB: 1 BB: 1 P: 11	R: 0 E: 0 K: 0 S: 3	H: 0 LOB: 0 BB: 0 P: 3	R: 0 E: 0 K: 0 S: 3	H: 0 LOB: 0 BB: 0 P: 3	R: 1 E: 0 K: 1 S: 6	H: 1 LOB: 1 BB: 1 P: 10	1B: 5 2B: 2 3B: 0 HR: 1	SF: 0 SAC: 0 DP: 0 HBP: 0	WP: 0 PB: 1 SB: 1 CS: 0	PA: 39
PITCHER Bob Forsch, R (1, 1) ERA: 3.06	IP: 9.0 WLS: W BF: 39 H: 8 R: 4 ER: 4 SO: 7 BB: 3 IBB: 1 HBP: 0 BLK: 0 WP: 0 HR: 1 S: 49 P: 65 ERA: 4.00 WHIP: 1.222																					

San Diego Padres @ St. Louis Cardinals
 Busch Stadium, St. Louis, MO
 Sun May 07 1978, 3:33 AM CDT
 Att: 19,629 - Unknown

livebaseballscorecards.com

AB	34
R	4
H	8
RBI	3
BB	4
SO	6
LOB	15



Batter	1	2	3	4	5	6	7	8	9	AB	R	H	RBI	BB	SO	LOB
Garry Templeton, S OBP: 0.233, SLG: 0.288 (1, 6)	0-0 F8 4-3 1B		0-0 4-3	0-3 K	0-0 1B			0-0 BLK 1B 2B		5	1	3	2	0	1	2
Mike Tyson, R OBP: 0.300, SLG: 0.342 (1, 4)	0-0 4-3 1-2		0-0 5-3	0-0 F9	0-0 F7			0-3 K 2-3		5	0	0	0	0	1	6
Keith Hernandez, L OBP: 0.431, SLG: 0.540 (1, 3)	0-0 F8 2-3		0-0 HR		0-0 F2	0-0 5-3		0-0 FC4-6 1B 3-H		5	1	2	2	0	0	1
Ted Simmons, S OBP: 0.378, SLG: 0.468 (1, 2)	4-0 BB BB		0-0 2B		0-0 1B 2B	0-0 F9		0-0 FC4-6 1-2f		4	1	2	0	1	0	1
Jerry Morales, R OBP: 0.313, SLG: 0.347 (1, 8)	4-0 1-2 BB		0-0 F8		0-0 1B E 1B	0-0 2B 1B		0-3 K		4	2	2	0	1	1	2
Ken Reitz, R OBP: 0.346, SLG: 0.432 (1, 5)	0-0 1-3			0-0 F9 2B 1B	0-0 E FC1-2 1B	0-0 1-H 2B				4	1	3	2	0	0	3
Tony Scott, S OBP: 0.341, SLG: 0.324 (1, 7)		0-0 G6-4-3 1B		0-0 2B 1B	0-0 FC1-2 E 1B 1B		0-3 K			4	1	3	0	0	1	0
Jerry Mumphrey, S OBP: 0.203, SLG: 0.172 (1, 9)		0-0 G6-4-3 1-2f		0-0 F9 2-3	0-0 E2 FC1-2 1B		0-0 F7			4	1	0	0	0	0	5
Bob Forsch, R OBP: 0.227, SLG: 0.318 (1, 1)		0-3 K		0-0 2B	0-0 FC1-2 1B		0-0 F9			4	0	1	1	0	1	3


Inning Stats	R: 0	H: 1	E: 0	LOB: 3	K: 0	BB: 2	S: 4	R: 0	H: 1	E: 0	LOB: 0	K: 1	BB: 0	S: 5	R: 1	H: 2	E: 0	LOB: 1	K: 0	BB: 0	S: 5	R: 1	H: 3	E: 1	LOB: 2	K: 0	BB: 0	S: 9	R: 4	H: 0	E: 0	LOB: 0	K: 1	BB: 0	S: 5	R: 1	H: 2	E: 0	LOB: 1	K: 2	BB: 0	S: 9
--------------	------	------	------	--------	------	-------	------	------	------	------	--------	------	-------	------	------	------	------	--------	------	-------	------	------	------	------	--------	------	-------	------	------	------	------	--------	------	-------	------	------	------	------	--------	------	-------	------

PITCHER	IP	WLS	BF	H	R	ER	SO	BB	IBB	HBP	BLK	WP	HR	S	P	ERA	WHIP
Bob Owchinko, L ERA: 2.45 (1, 1)	3.1		18	7	2	2	1	2	0	0	0	0	1	18	26	5.40	2.700
Dave Freisleben, R ERA: 6.65 (4, 1)	1.0	L	7	4	4	1	1	0	0	0	0	0	0	9	9	9.00	4.000
Mark Lee, R ERA: 1.86 (5, 1)	0.2		4	1	0	0	0	0	0	0	0	0	0	4	4	0.00	1.500
Dan Spillner, R ERA: 3.14 (6, 1)	2.0		7	2	1	1	1	0	0	0	0	0	0	9	9	4.50	1.000
John D'Acquisto, R ERA: 1.23 (8, 1)	1.0		5	2	1	1	2	0	0	0	1	0	0	9	9	9.00	2.000

BOTTOM

San Diego Padres @ St. Louis Cardinals
 Busch Stadium, St. Louis, MO
 Sun May 07 1978, 3:33 AM CDT
 Att. 19,629 - Unknown

AB	39
R	8
H	16
RBI	7
BB	2
SO	5
LOB	23



WP	PA	ERA	WHIP
0	41		

Batter	1	2	3	4	5	6	7	8	9	AB R H RBI BB SO LOB	TOP										
Ivan De Jesus, R (1, 6) OBP: 0.336, SLG: 0.312	0-0 F8			0-0 6-3		0-0 G3		0-0 SH1-3	0-0 L7	4 0 0 0 0 0 2											
Steve Ontiveros, S (1, 5) OBP: 0.227, SLG: 0.179	0-0 P8			4-0 BB		0-0 L5		0-0 3B 1B	0-3 K	4 1 1 1 1 1 2											
Bill Buckner, L (1, 3) OBP: 0.387, SLG: 0.475	0-0 4-3			0-0 P4		0-0 L9		4-0 3B IBB		3 1 0 0 1 0 1											
Dave Kingman, R (1, 7) Joe Wallis, S (7, 8) OBP: 0.250, SLG: 0.359 OBP: 0.370, SLG: 0.462		0-3 K		0-3 K		0-0 5-3		0-0 1-H 2-H SF8 3B		3 0 0 0 0 2 1 1 1 1 2 0 0 0											
Manny Trillo, R (1, 4) OBP: 0.355, SLG: 0.346		0-0 1B		0-3 K		0-0 2B 1B		0-0 SF8		3 1 2 1 0 1 0											
Bobby Murcer, L (1, 9) OBP: 0.351, SLG: 0.398		0-3 K 1-2		0-0 HR 1B		0-0 1-H SF8 2B		0-3 K		4 2 2 1 0 2 1											
Hector Cruz, R (1, 8) Greg Gross, L (7, PH) OBP: 0.264, SLG: 0.392 OBP: 0.360, SLG: 0.478		0-3 K		0-0 P3		0-0 SF8		4-0 1B BB		2 0 0 0 0 1 1 0 0 0 1 1 0 0											
Larry Cox, R (1, 2) Donnie Moore, L (9, 1) Willie Hernandez, L (9, 1) OBP: 0.258, SLG: 0.310 OBP: 1.000, SLG: 1.000		0-0 6-3		0-0 HR		0-0 F8		0-3 K		3 1 1 2 0 0 0 0 0 0 0 0 0 0 0 0 0 0 0 0 0											
Woodie Fryman, R (1, 1) Bruce Sutter, R (7, 1) Dave Rader, L (7, 2) Rudy Meoli, L (9, PH) OBP: 0.091, SLG: 0.182		0-0 B1-3		0-0 2B		0-0 E5 1B SH1-3		0-0 1B		2 0 1 0 0 0 0 0 0 0 0 0 0 0 2 1 1 0 0 0 0 1 0 0 0 0 1 1											
Inning Stats	R: 0 E: 0 K: 0 S: 3	H: 0 LOB: 0 BB: 0 P: 3	R: 0 E: 0 K: 2 S: 7	H: 1 LOB: 0 BB: 0 P: 7	R: 0 E: 0 K: 1 S: 5	H: 0 LOB: 0 BB: 0 P: 5	R: 0 E: 0 K: 1 S: 5	H: 0 LOB: 1 BB: 1 P: 9	R: 2 E: 0 K: 1 S: 7	H: 3 LOB: 1 BB: 0 P: 7	R: 0 E: 0 K: 0 S: 3	H: 0 LOB: 0 BB: 0 P: 3	R: 2 E: 0 K: 0 S: 5	H: 2 LOB: 0 BB: 0 P: 5	R: 4 E: 1 K: 1 S: 8	H: 2 LOB: 0 BB: 1 P: 12	R: 0 E: 0 K: 2 S: 8	H: 1 LOB: 2 BB: 1 P: 12	1B: 5 2B: 2 3B: 1 HR: 1	SF: 2 SAC: 1 DP: 0 HBP: 0	WP: 0 PA: 38 PB: 0 SB: 0 CS: 0
PITCHER	IP WLS BF H R ER SO BB IBB HBP BLK WP HR S P ERA WHIP																				
Bob Shirley, L (1, 1) ERA: 6.28	6.1 L 24 6 4 4 5 1 0 0 0 0 0 1 33 37 5.68 1.105																				
Mark Lee, R (7, 1) ERA: 1.74	0.2 2 0 0 0 0 0 0 0 0 0 0 0 2 2 0.00 0.000																				
Dan Spillner, R (8, 1) ERA: 4.3	0.1 5 2 4 2 0 0 0 1 0 0 0 0 4 8 54.00 6.000																				
Dave Freisleben, R (8, 1) ERA: 6.17	1.2 7 1 0 0 3 1 0 0 0 0 0 0 12 16 0.00 1.200																				

Chicago Cubs @ San Diego Padres
San Diego Stadium, San Diego, CA
Tue May 09 1978, 10:05 PM EDT
Att. 15,643 - Unknown - 69 F

livebaseballscorecards.com

AB 32
R 8
H 9
RBI 8
BB 3
SO 8
LOB 9



BOTTOM

Chicago Cubs @ San Diego Padres
San Diego Stadium, San Diego, CA
Tue May 09 1978, 10:05 PM EDT
Att. 15,643 - Unknown - 69 F

livebaseballscorecards.com

AB 33
R 5
H 10
RBI 5
BB 4
SO 1
LOB 18



WP: 0 PA: 39
PB: 0
SB: 0
CS: 2

AB R H RBI BB SO LOB

4 0 1 1 1 0 1

5 0 1 1 0 0 4

5 0 1 0 0 0 4

3 0 2 0 1 0 1

3 0 0 0 1 0 3

3 1 0 0 0 0 1

3 2 2 3 1 0 1

4 2 3 0 0 0 0

1 0 0 0 0 0 2
0 0 0 0 0 0 0
1 0 0 0 0 0 0
0 0 0 0 0 0 0
0 0 0 0 0 0 0
1 0 0 0 0 1 1

1B: 7 SF: 0
2B: 1 SAC: 2
3B: 0 DP: 1
HR: 2 HBP: 0

Batter	1	2	3	4	5	6	7	8	9
Gene Richards, L (1, 3) OBP: 0.343, SLG: 0.326	0-0 6-3 ①		4-0 BB 1-2 2-3		0-0 CS 1B 2-H		0-0 L8 ③		0-0 4-3 ②
Ozzie Smith, S (1, 6) OBP: 0.309, SLG: 0.359	3-2 6-3 ②		0-0 F7 ②		0-0 1-3 ② ③			0-0 4-3 ①	0-0 2-3 1B
Oscar Gamble, L (1, 7) OBP: 0.333, SLG: 0.376	0-0 F2 ③		0-0 F8 ③			0-0 G6-4-3 1B		0-0 L7 ②	0-0 3-H 1B ③
Dave Winfield, R (1, 8) OBP: 0.327, SLG: 0.531		4-0 CS BB		0-0 SH5-3 1B		0-0 G6-4-3 ① ② 1-2f		1-2 FC5-4 1B	
George Hendrick, R (1, 9) OBP: 0.272, SLG: 0.301		0-0 P3 ① ② 1-2		0-0 L9 ①		4-2 FC6-4 BB		0-0 FC5-4 ③ 1-2f	
Derrel Thomas, S (1, 4) OBP: 0.306, SLG: 0.286		0-0 F7 ③		0-0 SH5-3 ② 1-2		0-0 FC6-4 ③ 1-2f			1-2 E1 HR
Gene Tenace, R (1, 2) OBP: 0.403, SLG: 0.426			4-0 FC1-5 1B BB		0-0 F7 ③				3-2 HR 1-H
Bill Almon, R (1, 5) OBP: 0.379, SLG: 0.389			0-0 BB FC1-5 1B 1-2			0-0 SH1-4 1B ①		0-0 6-3 ①	0-0 4-3 1B 2B
Bob Shirley, R (1, 1) Mark Lee, R (7, 1) Rick Sweet, S (7, PH) Dan Spillner, R (8, 1) Dave Freisleben, R (8, 1) Jerry Turner, L (9, PH) OBP: 0.243, SLG: 0.457			0-0 FC1-5 BB 1-2 2-3f			0-0 SH1-4 ① 1-2		0-0 3-1 ②	0-3 K ①

Inning Stats	R: 0	H: 0	E: 0	K: 0	S: 11	LOB: 0	BB: 0	P: 14	R: 0	H: 0	E: 0	K: 0	S: 2	LOB: 0	BB: 1	P: 6	R: 0	H: 1	E: 0	K: 0	S: 4	LOB: 3	BB: 2	P: 12	R: 0	H: 1	E: 0	K: 0	S: 4	LOB: 1	BB: 0	P: 4	R: 1	H: 2	E: 0	K: 0	S: 4	LOB: 0	BB: 0	P: 4	R: 0	H: 1	E: 0	K: 0	S: 6	LOB: 1	BB: 1	P: 10	R: 1	H: 1	E: 0	K: 0	S: 4	LOB: 0	BB: 0	P: 4	R: 0	H: 1	E: 0	K: 0	S: 7	LOB: 1	BB: 0	P: 8	R: 3	H: 3	E: 1	K: 1	S: 18	LOB: 1	BB: 0	P: 22	1B: 7	SF: 0	2B: 1	SAC: 2	3B: 0	DP: 1	HR: 2	HBP: 0	WP: 0	PA: 39
--------------	------	------	------	------	-------	--------	-------	-------	------	------	------	------	------	--------	-------	------	------	------	------	------	------	--------	-------	-------	------	------	------	------	------	--------	-------	------	------	------	------	------	------	--------	-------	------	------	------	------	------	------	--------	-------	-------	------	------	------	------	------	--------	-------	------	------	------	------	------	------	--------	-------	------	------	------	------	------	-------	--------	-------	-------	-------	-------	-------	--------	-------	-------	-------	--------	-------	--------

PITCHER	IP	WLS	BF	H	R	ER	SO	BB	IBB	HBP	BLK	WP	HR	S	P	ERA	WHIP
Woodie Fryman, L (1, 1) ERA: 4.78	6.0	W	25	6	2	2	0	4	0	0	0	0	0	32	51	3.00	1.667
Bruce Sutter, R (7, 1) ERA: 1.37	2.0		7	1	0	0	0	0	0	0	0	0	0	10	11	0.00	0.500
Donnie Moore, R (9, 1) ERA: 5.94	0.0		3	2	3	1	0	0	0	0	0	0	1	12	16	∞	∞
Willie Hernandez, L (9, 1) ERA: 2.51	1.0		4	1	0	0	1	0	0	0	0	0	0	6	6	0.00	1.000

Batter	1	2	3	4	5	6	7	8	9	AB R H RBI BB SO LOB	TOP						
Ivan De Jesus, R (1, 6) OBP: 0.325, SLG: 0.301	0-0 6-3		0-0 FC6-4 BLK 1-2f			0-0 E3 FC5-4		0-0 G6-4-3 1-2f		4 0 0 0 0 0 2							
Steve Ontiveros, S (1, 5) OBP: 0.228, SLG: 0.183 Rudy Meoli, L (9, PR)	0-0 5-3		0-0 5-3 1-2			0-0 FC5-4 1-2f			0-0 S 1B	4 0 1 0 0 0 2 0 0 0 0 0 0 0							
Bill Buckner, L (1, 3) OBP: 0.364, SLG: 0.444	0-0 4-3			0-0 P3		0-0 4-3			0-0 1-3 1-2	4 0 0 0 0 0 2							
Dave Kingman, R (1, 7) OBP: 0.261, SLG: 0.378		0-0 1-3 2B		0-0 P6			1-2 FC6-4 1B		0-3 K	4 0 2 0 0 1 2							
Manny Trillo, R (1, 4) OBP: 0.340, SLG: 0.329		1-2 5-3		0-0 6-3			0-0 FC6-4 1B BLK 1-2f		0-0 P9	4 0 0 0 0 0 4							
Bobby Murcer, L (1, 9) OBP: 0.351, SLG: 0.396		1-2 1-3 2-3			2-2 4-3		0-0 G6-4-3 1B			3 0 1 0 0 0 1							
Hector Cruz, R (1, 8) OBP: 0.250, SLG: 0.370		0-0 6-3			0-0 5-3		0-0 G6-4-3 1-2f			3 0 0 0 0 0 3							
Larry Cox, R (1, 2) OBP: 0.265, SLG: 0.313			0-0 FC6-4 1B		0-0 F8			0-0 5-3		3 0 1 0 0 0 0							
Dennis Lamp, R (1, 1) OBP: 0.167, SLG: 0.167 Gene Clines, R (8, PH) OBP: 0.294, SLG: 0.261 Dave Roberts, L (8, 1)			0-3 K		0-0 6-3			0-0 G6-4-3 1B		2 0 0 0 0 1 1 1 0 1 0 0 0 0 0 0 0 0 0 0 0							
Inning Stats	R: 0 E: 0 K: 0 S: 3 H: 0 LOB: 0 BB: 0 P: 3	R: 0 E: 0 K: 0 S: 10 H: 1 LOB: 1 BB: 0 P: 12	R: 0 E: 0 K: 1 S: 6 H: 1 LOB: 1 BB: 0 P: 6	R: 0 E: 0 K: 0 S: 3 H: 0 LOB: 0 BB: 0 P: 3	R: 0 E: 0 K: 0 S: 6 H: 0 LOB: 0 BB: 0 P: 8	R: 0 E: 1 K: 0 S: 4 H: 0 LOB: 1 BB: 0 P: 4	R: 0 E: 0 K: 0 S: 8 H: 2 LOB: 1 BB: 0 P: 9	R: 0 E: 0 K: 0 S: 3 H: 1 LOB: 0 BB: 0 P: 3	R: 0 E: 0 K: 1 S: 6 H: 1 LOB: 2 BB: 0 P: 6	1B: 5 2B: 1 3B: 0 HR: 0 SF: 0 SAC: 0 DP: 2 HBP: 0	WP: 0 PB: 0 SB: 1 CS: 0 PA: 32						
PITCHER Randy Jones, L (1, 1) ERA: 3.0	IP: 9.0 WLS: W BF: 32 H: 6 R: 0 ER: 0 SO: 2 BB: 0 IBB: 0 HBP: 0 BLK: 2 WP: 0 HR: 0 S: 49 P: 54 ERA: 0.00 WHIP: 0.667																
PITCHER	IP	WLS	BF	H	R	ER	SO	BB	IBB	HBP	BLK	WP	HR	S	P	ERA	WHIP

Chicago Cubs @ San Diego Padres
San Diego Stadium, San Diego, CA

Wed May 10 1978, 10:05 PM EDT
Att. 17,082 - Unknown - 65 F

livebaseballscorecards.com

AB	32
R	0
H	6
RBI	0
BB	0
SO	2
LOB	17



Batter	1	2	3	4	5	6	7	8	9	AB R H RBI BB SO LOB	BOTTOM
Gene Richards, L (1, 3) OBP: 0.339, SLG: 0.323	2-2 5-3		0-0 6-3 BLK 1B		0-0 G3		0-3 K			4 0 1 0 0 1 1	Chicago Cubs @ San Diego Padres San Diego Stadium, San Diego, CA Wed May 10 1978, 10:05 PM EDT Att: 17,082 - Unknown - 65 F livebaseballscorecards.com
Ozzie Smith, S (1, 6) OBP: 0.296, SLG: 0.344	0-0 4-3		0-0 6-3 1-3		0-0 B2-3			0-0 1-3	4 0 0 0 0 0 1		
Oscar Gamble, L (1, 7) OBP: 0.320, SLG: 0.360	0-0 4-3		0-0 L8		0-0 F8			0-3 K BB 1B	4 0 0 0 0 1 1		
Bob Davis, R (9, 2) OBP: 0.172, SLG: 0.143									0 0 0 0 0 0 0		
Dave Winfield, R (1, 9) OBP: 0.324, SLG: 0.520		0-0 6-3		3-2 6-3		0-3 K		0-0 1-2 BB 1B	4 0 1 0 0 1 0		
George Hendrick, R (1, 8) OBP: 0.282, SLG: 0.342		0-0 6-3		0-0 HR		0-0 P3		4-2 1-2 2-3 BB	3 1 1 1 1 0 0		
Gene Tenace, R (1, 2) OBP: 0.395, SLG: 0.404		4-2 1B BB		0-3 K		0-0 5-3		0-3 K	3 0 0 0 1 2 3		
Derrel Thomas, S (1, 4) OBP: 0.315, SLG: 0.296		0-0 1-2 1B		0-0 1B S			0-0 G3	0-0 P6	4 0 2 0 0 0 3		
Bill Almon, R (1, 5) OBP: 0.377, SLG: 0.381		0-0 4-3		4-0 1-2 IBB			0-0 6-3		2 0 0 0 1 0 2		
Randy Jones, R (1, 1) OBP: 0.200, SLG: 0.200			0-0 5-3		0-3 K				3 0 1 0 0 1 2		
Inning Stats	R: 0 H: 0 E: 0 LOB: 0 K: 0 BB: 0 S: 7 P: 9	R: 0 H: 1 E: 0 LOB: 2 K: 0 BB: 1 S: 9 P: 13	R: 0 H: 1 E: 0 LOB: 1 K: 0 BB: 0 S: 4 P: 4	R: 1 H: 2 E: 0 LOB: 2 K: 2 BB: 1 S: 14 P: 21	R: 0 H: 0 E: 0 LOB: 0 K: 0 BB: 0 S: 3 P: 3	R: 0 H: 0 E: 0 LOB: 0 K: 1 BB: 0 S: 5 P: 5	R: 0 H: 1 E: 0 LOB: 1 K: 1 BB: 0 S: 6 P: 6	R: 0 H: 1 E: 0 LOB: 3 K: 2 BB: 1 S: 13 P: 17	1B: 5 SF: 0 2B: 0 SAC: 0 3B: 0 DP: 0 HR: 1 HBP: 0	WP: 0 PA: 34 PB: 1 SB: 1 CS: 0	
PITCHER Dennis Lamp, R ERA: 4.32	IP WLS BF H R ER SO 7.0 L 28 5 1 1 4	IP WLS BF H R ER SO 1.0 6 1 0 0 2	IP WLS BF H R ER SO 1.0 1 0 0 0	IP WLS BF H R ER SO 1.0 1 0 0 0	IP WLS BF H R ER SO 0.0 1 0 0 0	IP WLS BF H R ER SO 0.0 1 0 0 0	IP WLS BF H R ER SO 0.0 1 0 0 0	IP WLS BF H R ER SO 0.0 1 0 0 0	IP WLS BF H R ER SO 0.0 1 0 0 0	ERA WHIP 0.00 2.000	PITCHER IP WLS BF H R ER SO WP HR S P ERA WHIP

Chicago Cubs @ San Diego Padres

San Diego Stadium, San Diego, CA

Wed May 10 1978, 10:05 PM EDT

Att: 17,082 - Unknown - 65 F

livebaseballscorecards.com

AB	31
R	1
H	6
RBI	1
BB	3
SO	6
LOB	13



Batter	1	2	3	4	5	6	7	8	9	AB R H RBI BB SO LOB	TOP						
Ivan De Jesus, R (1, 6) OBP: 0.320, SLG: 0.291	0-0 L8		4-2 6-3 BLK 1B BB		0-0 F7			0-2 1-3	3-2 FC3-2	4 1 0 0 1 0 4							
Greg Gross, L (1, 7) OBP: 0.345, SLG: 0.451	0-0 BB BLK G1-2-3 1B		0-0 6-3		0-0 L7			0-0 G3	0-0 F7	5 0 1 0 0 0 4							
Bill Buckner, L (1, 3) OBP: 0.386, SLG: 0.455	4-0 BB 1-2 BB		0-0 CS 1B		0-0 4-3			0-0 4-3		3 0 2 1 1 0 0							
Bobby Murcer, L (1, 9) OBP: 0.356, SLG: 0.394	4-2 1-2 2-3 BB		0-0 CS 1-2		0-0 4-3			2-2 FC4-6 1B	0-0 BB BB 1B	3 2 1 0 1 0 1							
Manny Trillo, R (1, 4) OBP: 0.337, SLG: 0.326	0-0 G1-2-3 3-Hf		0-0 6-3		0-0 6-3			0-0 1-H 1B	0-3 K	4 0 1 1 0 1 4							
Steve Ontiveros, S (1, 5) OBP: 0.229, SLG: 0.176		0-0 L6		0-0 L8				0-0 L9	4-0 BB BB 1B BB	3 1 0 0 1 0 1							
Joe Wallis, S (1, 8) OBP: 0.387, SLG: 0.448		0-0 4-1			0-0 SH1-3 1B			0-3 K	4-0 1B BB FC3-2 BB	3 0 1 0 1 1 0							
Larry Cox, R (1, 2) OBP: 0.243, SLG: 0.286		0-3 K			0-0 L8			0-0 F7	4-0 FC3-2 1B BB	3 0 0 0 0 0 1 1							
Larry Bittner, L (9, PH) OBP: 0.367, SLG: 0.476									1-2 2-3 3-H BB	0 0 0 1 1 0 0							
Dave Rader, L (9, 2) OBP: 0.310, SLG: 0.292									1-2 2-3 3-H 1B	0 0 0 0 0 0 0							
Rick Reuschel, R (1, 1)			3-3 K		0-0 SH1-3			0-3 K	0-0 FC3-2	2 0 0 0 0 0 2 0							
Bruce Sutter, R (7, 1)										0 0 0 0 0 0 0 0							
Willie Hernandez, L (8, 1)										0 0 0 0 0 0 0 0							
Rudy Meoli, L (9, PH) OBP: 0.222, SLG: 0.125										1 0 1 1 0 0 0 0							
Donnie Moore, L (9, 1) OBP: 1.000, SLG: 1.000										0 0 0 0 0 0 0 0							
Inning Stats	R: 0 H: 1 E: 0 LOB: 2 K: 0 BB: 2 S: 6 P: 14	R: 0 H: 0 E: 0 LOB: 0 K: 1 BB: 0 S: 5 P: 5	R: 1 H: 1 E: 0 LOB: 0 K: 1 BB: 1 S: 10 P: 17	R: 0 H: 0 E: 0 LOB: 0 K: 0 BB: 0 S: 3 P: 3	R: 0 H: 1 E: 0 LOB: 1 K: 0 BB: 0 S: 4 P: 4	R: 1 H: 2 E: 0 LOB: 1 K: 0 BB: 0 S: 8 P: 10	R: 0 H: 0 E: 0 LOB: 0 K: 2 BB: 0 S: 7 P: 7	R: 0 H: 0 E: 0 LOB: 0 K: 0 BB: 0 S: 6 P: 6	R: 2 H: 2 E: 0 LOB: 3 K: 1 BB: 3 S: 13 P: 28	1B: 7 SF: 0 2B: 0 SAC: 1 3B: 0 DP: 1 HR: 0 HBP: 0	WP: 0 PA: 39 PB: 0 SB: 2 CS: 1						
PITCHER	IP WLS BF H R ER SO BB IBB HBP BLK WP HR S P ERA WHIP																
Gaylord Perry, R (1, 1) ERA: 2.23	7.0		27	5	2	2	4	3	0	0	2	0	0	43	60	2.57	1.143
Rollie Fingers, R (8, 1) ERA: 3.72	1.0		3	0	0	0	0	0	0	0	0	0	0	6	6	0.00	0.000
Mark Lee, R (9, 1) ERA: 3.38	0.1	L	3	1	2	2	1	1	0	0	0	0	0	4	8	54.00	6.000
Dave Freisleben, R (9, 1) ERA: 6.17	0.0		1	0	0	0	0	1	0	0	0	0	0	4	∞	∞	∞
Dan Spillner, R (9, 1) ERA: 4.11	0.2		4	1	0	0	0	1	0	0	0	0	0	9	16	0.00	3.000

Chicago Cubs @ San Diego Padres
San Diego Stadium, San Diego, CA

Thu May 11 1978, 6:33 AM EDT
Att. 14,756 - Unknown - 82 F

livebaseballscorecards.com

AB	31
R	4
H	7
RBI	4
BB	6
SO	5
LOB	15



Batter	1	2	3	4	5	6	7	8	9	AB	R	H	RBI	BB	SO	LOB
Gene Richards, L OBP: 0.351, SLG: 0.351 (1, 3) (9, 7)	0-0 1-3		0-0 SF8 3B		0-0 1B		4-2 BLK BB	0-3 K		4	1	2	0	1	1	3
Ozzie Smith, S OBP: 0.301, SLG: 0.360 (1, 6)	0-0 2B		0-0 SF8 3-H		0-0 4-3		2-2 L3 1-2		0-0 1B	4	0	2	1	0	0	2
Oscar Gamble, L OBP: 0.317, SLG: 0.348 Mark Lee, R Dave Freisleben, R Dan Spillner, R Chuck Baker, R OBP: 0.375, SLG: 0.333 (1, 7) (9, 1) (9, 1) (9, 1) (9, PH)	0-0 P6		0-0 F8		0-0 P8		4-2 1B HBP	0-3 K		3	1	0	0	0	0	1
Dave Winfield, R OBP: 0.319, SLG: 0.505 (1, 9)	0-0 P6		0-0 5-3		0-0 6-3		1-2 2B FC1-2 1B	0-0 P4		5	0	1	0	0	0	2
George Hendrick, R OBP: 0.278, SLG: 0.333 (1, 8)		0-3 K		2-3 K		0-0 BB 1B		1-3 K	0-0 F7	5	0	1	0	0	3	3
Gene Tenace, R OBP: 0.400, SLG: 0.417 (1, 2) (9, 3)		0-0 5-3		0-0 6-3		4-0 FC6-4 BB		0-0 FC1-2 BB 2B		3	1	1	1	1	0	0
Derrel Thomas, S OBP: 0.323, SLG: 0.289 (1, 4)		4-0 1B BB		0-0 6-3		0-0 FC6-4 1-2f		4-0 BB FC1-2 IBB		2	0	0	0	2	0	2
Bill Almon, R OBP: 0.373, SLG: 0.376 (1, 5)		0-0 1-2 1B		0-0 6-3		0-0 6-3		0-0 4-3 FC1-2 BB		4	0	1	0	0	0	3
Gaylord Perry, R OBP: 0.200, SLG: 0.333 Jerry Turner, L OBP: 0.237, SLG: 0.444 Rollie Fingers, R Rick Sweet, S OBP: 0.321, SLG: 0.167 (1, 1) (7, PH) (8, 1) (8, PH) (9, 2)		0-3 K		0-0 F9		0-0 4-3		0-0 4-3 BB		2	0	0	0	0	1	2

Inning Stats	R: 0	H: 1	E: 0	LOB: 1	K: 0	BB: 0	S: 4	R: 0	H: 1	E: 0	LOB: 2	K: 2	BB: 1	S: 8	R: 1	H: 1	E: 0	LOB: 0	K: 0	BB: 0	S: 4	R: 0	H: 0	E: 0	LOB: 0	K: 1	BB: 0	S: 6	R: 0	H: 1	E: 0	LOB: 1	K: 0	BB: 0	S: 4	R: 0	H: 0	E: 0	LOB: 2	K: 0	BB: 1	S: 10	R: 2	H: 2	E: 0	LOB: 3	K: 2	BB: 2	S: 16	R: 0	H: 1	E: 0	LOB: 1	K: 1	BB: 0	S: 6	1B: 5	SF: 1	2B: 2	SAC: 0	3B: 1	DP: 0	HR: 0	HBP: 1	WP: 0	PA: 41
--------------	------	------	------	--------	------	-------	------	------	------	------	--------	------	-------	------	------	------	------	--------	------	-------	------	------	------	------	--------	------	-------	------	------	------	------	--------	------	-------	------	------	------	------	--------	------	-------	-------	------	------	------	--------	------	-------	-------	------	------	------	--------	------	-------	------	-------	-------	-------	--------	-------	-------	-------	--------	-------	--------


PITCHER	IP	WLS	BF	H	R	ER	SO	BB	IBB	HBP	BLK	WP	HR	S	P	ERA	WHIP
Rick Reuschel, R ERA: 1.92 (1, 1)	6.2		28	5	1	1	3	3	0	0	0	0	0	35	49	1.35	1.200
Bruce Sutter, R ERA: 2.18 (7, 1)	1.0		8	2	2	2	1	1	1	1	1	0	0	18	34	18.00	3.000
Willie Hernandez, L ERA: 2.45 (8, 1)	0.1	W	1	0	0	0	1	0	0	0	0	0	0	3	3	0.00	0.000
Donnie Moore, R ERA: 5.6 (9, 1)	1.0	S	4	1	0	0	1	0	0	0	0	0	0	6	6	0.00	1.000

BOTTOM

Chicago Cubs @ San Diego Padres
San Diego Stadium, San Diego, CA

Thu May 11 1978, 6:33 AM EDT
Att: 14,756 - Unknown - 82 F

AB	34
R	3
H	8
RBI	3
BB	5
SO	6
LOB	19



PITCHER	IP	WLS	BF	H	R	ER	SO	BB	IBB	HBP	BLK	WP	HR	S	P	ERA	WHIP
---------	----	-----	----	---	---	----	----	----	-----	-----	-----	----	----	---	---	-----	------

Batter	1	2	3	4	5	6	7	8	9	AB R H RBI BB SO LOB	TOP																	
Frank Taveras, R (1, 6) <small>OBP: 0.286, SLG: 0.339</small> Willie Stargell, L (9, PH) <small>OBP: 0.338, SLG: 0.318</small>	0-0 2B 1B		0-0 P4		0-0 2B 1B		0-0 2-3 1B		0-3 K	4 1 3 1 0 0 0 1 0 0 0 0 1 1																		
Omar Moreno, L (1, 8) <small>OBP: 0.402, SLG: 0.316</small>	0-0 G3 2B		0-0 F7		0-0 1-3 2B		0-0 1-2			4 1 2 1 0 0 2																		
Dave Parker, L (1, 9) <small>OBP: 0.352, SLG: 0.535</small>	0-0 G3		0-0 F7		0-3 K					4 0 0 0 0 1 3																		
Rennie Stennett, R (1, 4) <small>OBP: 0.309, SLG: 0.387</small>	0-0 1B 2B			0-0 4-3		0-0 4-3		0-0 F9		4 1 1 1 0 0 0																		
Manny Sanguillen, R (1, 3) <small>OBP: 0.327, SLG: 0.481</small> John Milner, L (6, PH) <small>OBP: 0.314, SLG: 0.222</small> (6, 3)	0-0 CS 1B			0-3 K		0-0 4-3		0-0 2B		2 0 1 1 0 1 0 2 0 1 0 0 0 0																		
Steve Brye, R (1, 7) <small>OBP: 0.371, SLG: 0.333</small>	0-0 6-3			0-0 6-3		0-0 F7		0-0 L4		4 0 0 0 0 0 2																		
Phil Garner, R (1, 5) <small>OBP: 0.278, SLG: 0.337</small>		0-0 G4-3 1B			0-0 G3 1B 2B		0-3 K		0-0 G3	4 1 2 0 0 1 0																		
Duffy Dyer, R (1, 2) <small>OBP: 0.343, SLG: 0.452</small>		0-0 F8			0-0 G3		0-0 1B 4-3 1B		0-0 2B	4 0 2 0 0 0 2																		
Jim Rooker, R (1, 1) <small>OBP: 0.083, SLG: 0.083</small> Kent Tekulve, R (6, 1) <small>OBP: 0.083, SLG: 0.083</small> Grant Jackson, S (8, 1) Ed Ott, L (9, PH) <small>OBP: 0.299, SLG: 0.357</small>		0-0 G4-3			0-0 6-3		0-0 4-3		0-3 K	2 0 0 0 0 0 2 1 0 0 0 0 0 1 0 0 0 0 0 0 0 1 0 0 0 0 1 1																		
Inning Stats	R: 3 H: 4 E: 0 LOB: 0 K: 0 BB: 0 S: 6 P: 6	R: 0 H: 1 E: 0 LOB: 0 K: 0 BB: 0 S: 3 P: 3	R: 0 H: 0 E: 0 LOB: 0 K: 0 BB: 0 S: 3 P: 3	R: 0 H: 0 E: 0 LOB: 0 K: 1 BB: 0 S: 5 P: 5	R: 1 H: 3 E: 0 LOB: 2 K: 1 BB: 0 S: 8 P: 8	R: 0 H: 0 E: 0 LOB: 0 K: 0 BB: 0 S: 3 P: 3	R: 0 H: 2 E: 0 LOB: 2 K: 1 BB: 0 S: 7 P: 7	R: 0 H: 1 E: 0 LOB: 1 K: 0 BB: 0 S: 4 P: 4	R: 0 H: 1 E: 0 LOB: 1 K: 2 BB: 0 S: 8 P: 8	1B: 6 SF: 0 2B: 6 SAC: 0 3B: 0 DP: 1 HR: 0 HBP: 0	WP: 0 PA: 37 PB: 0 SB: 1 CS: 1																	
PITCHER	IP WLS BF H R ER SO BB IBB HBP BLK WP HR S P ERA WHIP											PITCHER	IP WLS BF H R ER SO BB IBB HBP BLK WP HR S P ERA WHIP															
Bob Owchinko, L (1, 1) <small>ERA: 3.02</small> John D'Acquisto, R (6, 1) <small>ERA: 1.08</small> Mark Lee, R (7, 1) <small>ERA: 2.84</small> Rollie Fingers, R (9, 1) <small>ERA: 3.54</small>	5.0		21	8	4	4	2	0	0	0	0	0	0	25	25	7.20	1.600											
	1.0		3	0	0	0	0	0	0	0	0	0	0	3	3	0.00	0.000											
	2.0	W	9	3	0	0	1	0	0	0	0	0	0	11	11	0.00	1.500											
	1.0	S	4	1	0	0	2	0	0	0	0	0	0	8	8	0.00	1.000											

Pittsburgh Pirates @ San Diego Padres
 San Diego Stadium, San Diego, CA
 Fri May 12 1978, 10:05 PM EDT
 Att. 20,240 - Unknown

AB	37
R	4
H	12
RBI	4
BB	0
SO	5
LOB	14



WP: 0	PA: 37
PB: 0	
SB: 1	
CS: 1	

ERA	WHIP

Batter	1	2	3	4	5	6	7	8	9
Gene Richards, L (1, 7) OBP: 0.370, SLG: 0.386 (9, 3)	4-0 S 6-3 BB		0-0 CS 1B		0-0 SF7 3B		0-0 B3	0-0 CS 1B	
Ozzie Smith, S (1, 6) OBP: 0.299, SLG: 0.359	0-0 4-3 1-3		0-0 1-2 1B		0-0 SF7		0-0 1-3	0-0 CS 1B	
Bill Almon, R (1, 5) OBP: 0.377, SLG: 0.390	0-0 6-3 3-H		0-3 K 2-3		0-0 1B		0-0 1B 2B		
Dave Winfield, R (1, 9) OBP: 0.325, SLG: 0.500	4-0 BB		0-0 F9		0-0 F7		0-0 1B		
Derrel Thomas, S (1, 4) OBP: 0.309, SLG: 0.276 (9, 7)	0-0 5-3			0-0 1-3		0-0 F9	0-0 L4		
George Hendrick, R (1, 8) OBP: 0.287, SLG: 0.333		0-0 5-3		0-0 F9		4-0 S BB		0-0 SH3-4 1B 1B	
Gene Tenace, R (1, 3) OBP: 0.398, SLG: 0.403 Chuck Baker, R (8, PH) OBP: 0.412, SLG: 0.375 (9, 4)		0-3 K		0-0 F7		4-0 BB		0-0 SH3-4 1B 1B	
Bob Davis, R (1, 2) OBP: 0.219, SLG: 0.226		0-0 1B			0-0 3B 2B	0-0 F9		0-0 SH3-4	
Bob Owchinko, L (1, 1) OBP: 0.007, SLG: 0.133 Tucker Ashford, R (5, PH) John D'Acquisto, R (6, PH) Don Reynolds, R (6, PH) Jerry Turner, L (6, PH) Mark Lee, R (7, 1) Oscar Gamble, L (8, PH) Rollie Fingers, R (9, 1)		0-3 K			0-0 F7	0-0 F9		4-0 1B IBB	

AB	R	H	RBI	BB	SO	LOB
4	2	3	3	1	0	0
3	0	1	1	0	0	1
4	1	2	1	0	1	2
3	0	1	1	1	0	2
4	0	0	0	0	0	2
3	1	1	0	1	0	0
2	0	0	0	1	1	0
1	1	1	0	0	0	0
3	1	2	0	0	0	2
1	0	0	0	0	1	1
1	0	0	0	0	0	1
0	0	0	0	0	0	0
0	0	0	0	0	0	0
1	0	0	0	0	0	2
0	0	0	0	0	0	0
0	0	0	0	1	0	0
0	0	0	0	0	0	0


BOTTOM

Pittsburgh Pirates @ San Diego Padres
San Diego Stadium, San Diego, CA

Fri May 12 1978, 10:05 PM EDT
Att. 20,240 - Unknown

livebaseballscorecards.com

AB	30
R	6
H	11
RBI	6
BB	5
SO	3
LOB	13



Inning Stats	R: 1	H: 0	E: 0	K: 0	S: 3	H: 0	LOB: 1	BB: 2	P: 11	R: 0	H: 1	E: 0	K: 2	S: 8	H: 2	LOB: 1	BB: 0	P: 8	R: 0	H: 2	E: 0	K: 1	S: 6	H: 0	LOB: 0	BB: 0	P: 3	R: 2	H: 3	E: 0	K: 0	S: 6	H: 0	LOB: 2	BB: 2	P: 11	R: 1	H: 2	E: 0	K: 0	S: 5	H: 3	LOB: 0	BB: 1	P: 8
PITCHER	IP	WLS	BF	H	R	ER	SO	BB	IBB	HBP	BLK	WP	HR	S	P	ERA	WHIP																												
Jim Rooker, L (1, 1) ERA: 4.97	5.2		26	6	3	3	3	4	0	0	0	0	0	28	44	4.76	1.765																												
Kent Tekulve, R (6, 1) ERA: 1.86	1.2	L	9	4	3	3	0	0	0	0	0	0	0	9	9	16.20	2.400																												
Grant Jackson, L (8, 1) ERA: 5.0	0.2		2	1	0	0	0	0	1	0	0	0	0	1	5	0.00	1.500																												

WP	PA	ERA	WHIP
0	38		
0			
2			
2			

Batter	1	2	3	4	5	6	7	8	9	AB R H RBI BB SO LOB	TOP																		
Frank Taveras, R (1, 6) <small>OBP: 0.302, SLG: 0.363</small> Willie Stargell, L (9, PH) <small>OBP: 0.333, SLG: 0.313</small>	0-0 CS 1B		0-0 E 1B	0-0 2B			0-0 4-3 ①		0-0 F5 ③	4 1 3 0 0 0 0 1 0 0 0 0 0 0	Pittsburgh Pirates @ San Diego Padres San Diego Stadium, San Diego, CA Sat May 13 1978, 10:05 PM EDT Att. 32,648 - Unknown																		
Omar Moreno, L (1, 8) <small>OBP: 0.397, SLG: 0.313</small>	0-3 1-2 ① ②		0-0 E3 4-3 1-H 2B	0-0 F7 ③			0-0 5-3-5 S 1B			4 1 1 0 0 1 2																			
Dave Parker, L (1, 9) <small>OBP: 0.349, SLG: 0.525</small>	0-3 K ③		0-0 4-3 ①				0-0 5-3-5 ② ③ 1-3f			4 1 1 0 0 1 2																			
Bill Robinson, R (1, 7) <small>OBP: 0.333, SLG: 0.422</small> John Milner, L (6, 3) <small>OBP: 0.306, SLG: 0.214</small>		4-0 SH1 1B SF7 BB	0-0 1B 2B 3-H			0-3 K 1-3 ①		0-0 F9 ①		2 2 1 1 1 1 1 1 0 0 0 0 0 0																			
Rennie Stennett, R (1, 4) <small>OBP: 0.327, SLG: 0.402</small>		0-0 SH1 1B 1-2	0-0 1B 1B 2-H			0-0 G4-6-3 1B 3-H		0-0 6-3 ②		4 0 3 2 0 0 0																			
Manny Sanguillen, R (1, 3) <small>OBP: 0.333, SLG: 0.463</small> Steve Brye, R (6, 7) <small>OBP: 0.389, SLG: 0.355</small>		0-0 SH1 1-2 2-3	0-0 G1-4-3 1B 1-2			0-0 G4-6-3 1B 1-2f ② ③		0-0 1B		2 0 1 0 0 0 1 1 0 1 0 0 0 0																			
Phil Garner, R (1, 5) <small>OBP: 0.277, SLG: 0.337</small>		0-0 SF7 3-H	0-0 G1-4-3 1B 1-2f ② ③			0-0 G6-4-3 1B		0-0 F8 ③		3 0 1 1 0 0 3																			
Duffy Dyer, R (1, 2) <small>OBP: 0.333, SLG: 0.412</small>		4-0 IBB		0-0 F9 ①		0-0 G6-4-3 1B 1-2f ① ②		0-0 F9 ①		3 0 0 0 1 0 1																			
Jerry Reuss, L (1, 1) Bruce Kison, R (7, 1) Ed Ott, L (9, PH) <small>OBP: 0.295, SLG: 0.352</small>		0-0 1-3 ③		0-3 K ②		0-0 4-3 ③		0-0 4-3 ②		3 0 0 0 0 1 2 0 0 0 0 0 0 0 1 0 0 0 0 0 0																			
Inning Stats	R: 0 E: 0 K: 2 S: 7	H: 1 LOB: 0 BB: 0 P: 7	R: 1 E: 0 K: 0 S: 4	H: 1 LOB: 2 BB: 2 P: 12	R: 3 E: 1 K: 0 S: 7	H: 4 LOB: 1 BB: 0 P: 7	R: 0 E: 0 K: 1 S: 6	H: 1 LOB: 1 BB: 0 P: 6	R: 1 E: 0 K: 1 S: 6	H: 2 LOB: 0 BB: 0 P: 6		R: 0 E: 0 K: 0 S: 3	H: 1 LOB: 0 BB: 0 P: 3	R: 0 E: 0 K: 0 S: 3	H: 1 LOB: 0 BB: 0 P: 3	R: 0 E: 0 K: 0 S: 4	H: 1 LOB: 1 BB: 0 P: 4	R: 0 E: 0 K: 0 S: 3	H: 0 LOB: 0 BB: 0 P: 3	1B: 10 2B: 3 3B: 0 HR: 0	SF: 1 SAC: 1 DP: 4 HBP: 0	WP: 0 PB: 0 SB: 2 CS: 1	PA: 37						
PITCHER	IP WLS BF H R ER SO BB IBB HBP BLK WP HR S P ERA WHIP																												
Bob Shirley, L (1, 1) <small>ERA: 6.68</small> Dan Spillner, R (3, 1) <small>ERA: 3.6</small> Rollie Fingers, R (8, 1) <small>ERA: 3.22</small>	2.1		14	5	4	3	2	1	1	0	0	0	0	0	16	24	11.57	2.571											
	4.2	W	16	6	1	1	2	0	0	0	0	0	0	0	20	20	1.93	1.286											
	2.0	S	7	1	0	0	0	0	0	0	0	0	0	7	7	0.00	0.500												

livebaseballscorecards.com

AB	33
R	5
H	12
RBI	4
BB	2
SO	4
LOB	12



Batter	1	2	3	4	5	6	7	8	9
Gene Richards, L OBP: 0.366, SLG: 0.381 (1, 3) (8, 7)	0-0 4-3		0-0 FC4-6 E	0-3 K			0-0 3B 1B		
Ozzie Smith, S OBP: 0.297, SLG: 0.374 (1, 6)	0-0 1-3		0-3 K		0-0 6-3		0-0 1B 3B		
Bill Almon, R OBP: 0.373, SLG: 0.385 (1, 5)	0-0 4-3		0-0 E5 1B		0-0 6-3		0-0 5-3		
Dave Winfield, R OBP: 0.331, SLG: 0.500 (1, 9)		0-0 4-3	0-0 1B 1B		0-3 K2-3		0-0 1B		
Don Reynolds, R OBP: 0.600, SLG: 0.556 Rollie Fingers, R (8, 1)		0-0 F9 1B	0-0 1B		0-0 6-3		0-3 K		
Derrel Thomas, S OBP: 0.317, SLG: 0.286 (1, 4)		0-0 1B	0-0 P3		0-0 G5-4-3 1B		0-0 G3		
George Hendrick, R OBP: 0.286, SLG: 0.330 (1, 8)		0-0 F9		0-0 5-3		0-0 G5-4-3		0-0 FC5-6 1B	
Bob Davis, R OBP: 0.250, SLG: 0.257 (1, 2)		0-0 F7		0-0 SH1-3 1B		0-0 1B HBP 3B 1B	0-0 FC5-6 CS		
Bob Shirley, R Dan Spillner, R Gene Tenace, R OBP: 0.400, SLG: 0.397 (8, 3)			4-0 FC4-6 BB	0-0 SH1-3		1-0 1B HBP 3B	0-0 P6		

AB	R	H	RBI	BB	SO	LOB
4	2	1	0	0	1	2
4	1	1	3	0	1	1
4	1	1	0	0	0	1
4	0	2	2	0	1	0
4	0	2	0	0	1	1
0	0	0	0	0	0	0
4	0	2	0	0	0	3
4	0	1	0	0	0	3
4	1	2	0	0	0	3
0	0	0	0	0	0	0
0	0	0	0	1	0	0
1	1	0	0	0	0	1

BOTTOM

Pittsburgh Pirates @ San Diego Padres
San Diego Stadium, San Diego, CA

Sat May 13 1978, 10:05 PM EDT
Att. 32,648 - Unknown

livebaseballscorecards.com

AB	33
R	6
H	12
RBI	5
BB	1
SO	4
LOB	15



Inning Stats		R: 0	H: 0	E: 0	K: 0	S: 3	R: 0	H: 2	E: 0	K: 0	S: 5	R: 0	H: 3	E: 1	K: 1	S: 8	R: 0	H: 1	E: 0	K: 1	S: 6	R: 0	H: 0	E: 0	K: 1	S: 5	R: 0	H: 1	E: 0	K: 0	S: 3	R: 4	H: 4	E: 0	K: 1	S: 9	R: 0	H: 1	E: 0	K: 0	S: 3
PITCHER	Jerry Reuss, L ERA: 5.55	IP: 6.0	WLS: 0	BF: 28	H: 9	R: 5	ER: 5	SO: 3	BB: 1	IBB: 0	HBP: 1	BLK: 0	WP: 0	HR: 0	S: 32	P: 37	ERA: 7.50	WHIP: 1.667																							
PITCHER	Bruce Kison, R ERA: 3.15	IP: 2.0	WLS: L	BF: 8	H: 3	R: 1	ER: 1	SO: 1	BB: 0	IBB: 0	HBP: 0	BLK: 0	WP: 0	HR: 0	S: 10	P: 10	ERA: 4.50	WHIP: 1.500																							

WP	PA	ERA	WHIP
0	36		

Batter	1	2	3	4	5	6	7	8	9	AB R H RBI BB SO LOB	TOP		
Frank Taveras, R (1, 6) OBP: 0.300, SLG: 0.353	0-0 L1		0-0 F3			4-0 FC6-5 BB		0-0 6-3		3 1 0 0 1 0 1	Pittsburgh Pirates @ San Diego Padres San Diego Stadium, San Diego, CA Sun May 14 1978, 6:33 AM EDT Att. 18,572 - Unknown		
Omar Moreno, L (1, 8) OBP: 0.384, SLG: 0.301	0-0 E4 F9		0-0 F8			0-0 E3 FC6-5 1-3		0-0 4-3		4 0 0 0 0 0 2			
Dave Parker, L (1, 9) OBP: 0.338, SLG: 0.508	0-0 F9 2-3					0-0 FC6-5 4-3 1B		0-0 F8		4 0 0 1 0 0 2			
Rennie Stennett, R (1, 4) OBP: 0.333, SLG: 0.406	0-0 F9					0-0 L6-4 1B 1B			0-0 G3	4 0 2 0 0 0 1			
Willie Stargell, L (1, 3) OBP: 0.329, SLG: 0.310						0-0 4-3 1B			0-0 F7	4 0 1 0 0 0 2			
Steve Brye, R (1, 7) OBP: 0.375, SLG: 0.343						0-0 F7			0-0 1B	4 0 1 0 0 1 4			
Phil Garner, R (1, 5) OBP: 0.267, SLG: 0.324						0-0 4-3			0-0 F5	4 0 0 0 0 0 1			
Ed Ott, L (1, 2) OBP: 0.296, SLG: 0.351						0-0 K			0-0 P1	3 0 1 0 0 1 0			
Don Robinson, R (1, 1) OBP: 0.222, SLG: 0.278						0-0 K			0-0 6-3	3 0 0 0 0 1 1			
Inning Stats	R: 0 E: 1 K: 0 S: 4 H: 0 LOB: 1 BB: 0 P: 4	R: 0 E: 0 K: 1 S: 5 H: 0 LOB: 0 BB: 0 P: 5	R: 0 E: 0 K: 1 S: 6 H: 1 LOB: 1 BB: 0 P: 6	R: 0 E: 0 K: 0 S: 4 H: 2 LOB: 1 BB: 0 P: 4	R: 0 E: 0 K: 1 S: 5 H: 0 LOB: 0 BB: 0 P: 5	R: 1 E: 1 K: 0 S: 5 H: 1 LOB: 2 BB: 1 P: 9	R: 0 E: 0 K: 0 S: 3 H: 0 LOB: 0 BB: 0 P: 3	R: 0 E: 0 K: 0 S: 3 H: 0 LOB: 0 BB: 0 P: 3	R: 0 E: 0 K: 0 S: 4 H: 1 LOB: 1 BB: 0 P: 4	1B: 5 2B: 1 3B: 0 HR: 0 SF: 0 SAC: 0 DP: 1 HBP: 0	WP: 0 PB: 0 SB: 0 CS: 0 PA: 34		
PITCHER	IP WLS BF H R ER SO BB IBB HBP BLK WP HR S P ERA WHIP											PITCHER	IP WLS BF H R ER SO BB IBB HBP BLK WP HR S P ERA WHIP
Randy Jones, L (1, 1) ERA: 2.55	8.0 L 30 4 1 0 3 1 0 0 0 0 0 0 35 39 0.00 0.625												
Mark Lee, R (9, 1) ERA: 2.63	1.0 4 1 0 0 0 0 0 0 0 0 0 0 4 4 0.00 1.000												

AB	33
R	1
H	5
RBI	1
BB	1
SO	3
LOB	14



Batter	1	2	3	4	5	6	7	8	9	AB	R	H	RBI	BB	SO	LOB
Gene Richards, L (1, 3) OBP: 0.370, SLG: 0.385	0-0 1B E 1B		0-0 6-3			0-0 SH1-4 1B		0-0 F5		4	0	2	0	0	0	0
Ozzie Smith, S (1, 6) OBP: 0.298, SLG: 0.373	0-0 1-3 1B		0-0 F9			0-0 SH1-4 1-2			0-0 6-3	3	0	1	0	0	0	0
Bill Almon, R (1, 5) OBP: 0.361, SLG: 0.372	0-3 K		0-3 K			0-0 F9			0-0 4-3	4	0	0	0	0	2	3
Dave Winfield, R (1, 9) OBP: 0.320, SLG: 0.483	0-3 K			0-0 P5		0-3 K			0-3 K	4	0	0	0	0	3	3
Oscar Gamble, L (1, 7) OBP: 0.315, SLG: 0.337	0-3 K			0-0 F8			0-0 F2			3	0	0	0	0	1	2
Derrel Thomas, S (1, 4) OBP: 0.308, SLG: 0.277		0-0 6-3		0-0 F9			0-0 4-3			3	0	0	0	0	0	0
George Hendrick, R (1, 8) OBP: 0.277, SLG: 0.319		0-0 F8			0-0 F9		0-0 F7			3	0	0	0	0	0	0
Rick Sweet, S (1, 2) OBP: 0.321, SLG: 0.178		0-0 1B			0-0 4-3			0-0 4-3		3	0	1	0	0	0	0
Randy Jones, R (1, 1) OBP: 0.176, SLG: 0.176 Jerry Turner, L (8, PH) OBP: 0.225, SLG: 0.421 Mark Lee, R (9, 1)		0-3 K			0-0 F8			0-0 F9		2	0	0	0	0	1	1
										1	0	0	0	0	0	0
										0	0	0	0	0	0	0

Inning Stats	R: 0 E: 1 K: 3 S: 11	H: 2 LOB: 2 BB: 0 P: 11	R: 0 E: 0 K: 1 S: 6	H: 1 LOB: 1 BB: 0 P: 6	R: 0 E: 0 K: 1 S: 5	H: 0 LOB: 0 BB: 0 P: 5	R: 0 E: 0 K: 0 S: 3	H: 0 LOB: 0 BB: 0 P: 3	R: 0 E: 0 K: 1 S: 6	H: 1 LOB: 1 BB: 0 P: 6	R: 0 E: 0 K: 0 S: 3	H: 0 LOB: 0 BB: 0 P: 3	R: 0 E: 0 K: 0 S: 3	H: 0 LOB: 0 BB: 0 P: 3	R: 0 E: 0 K: 1 S: 5	H: 0 LOB: 0 BB: 0 P: 5	1B: 4 2B: 0 3B: 0 HR: 0	SF: 0 SAC: 1 DP: 0 HBP: 0
PITCHER Don Robinson, R (1, 1) ERA: 2.38	IP: 9.0 WLS: W BF: 31 H: 4 R: 0 ER: 0 SO: 7 BB: 0 IBB: 0 HBP: 0 BLK: 0 WP: 0 HR: 0 S: 45 P: 45 ERA: 0.00 WHIP: 0.444															PITCHER	IP: 0 WLS: 0 BF: 0 H: 0 R: 0 ER: 0 SO: 0 BB: 0 IBB: 0 HBP: 0 BLK: 0 WP: 0 HR: 0 S: 0 P: 0 ERA: 0 WHIP: 0	


BOTTOM

Pittsburgh Pirates @ San Diego Padres
San Diego Stadium, San Diego, CA

Sun May 14 1978, 6:33 AM EDT
Att. 18,572 - Unknown

livebaseballscorecards.com

AB	30
R	0
H	4
RBI	0
BB	0
SO	7
LOB	9



WP: 0 PA: 31
PB: 0
SB: 0
CS: 0

Batter	1	2	3	4	5	6	7	8	9	10	11	12	13	14	AB	R	H	RBI	BB	SO	LOB	TOP								
Lou Brock, L OBP: 0.340, SLG: 0.316 (1, 7)	0-0 4-3 1B		0-0 L7			0-0 1B G4-6-3 2B		0-0 FC6-4 1B		0-0 G1-6-3			0-0 1-4-3 1B		6	2	3	0	0	0	2									
Garry Templeton, S OBP: 0.242, SLG: 0.298 (1, 6)	0-0 L7			0-0 F8		0-0 E3 G4-6-3 1B		0-0 F8		0-3 K			0-0 1-4-3		6	0	0	0	0	1	4									
Keith Hernandez, L OBP: 0.413, SLG: 0.489 (1, 3)	0-0 4-3			0-0 1B BB 1B		0-0 G4-6-3 1B		4-0 1B BB				0-0 F2		0-0 F8		5	1	2	0	1	0	2								
Ted Simmons, S OBP: 0.404, SLG: 0.496 (1, 2)	0-3 K			4-0 1B BB		0-0 G4-6-3		0-0 E9 1B				0-0 F8		0-0 4-3		5	0	1	1	1	1	3								
Dane Iorg, L OBP: 0.316, SLG: 0.235 (8, 1) Roger Freed, R OBP: 0.259, SLG: 0.360 (8, 1) Buddy Schultz, R OBP: 0.286, SLG: 0.375 (14, 1) Pete Vuckovich, R OBP: 0.286, SLG: 0.375 (14, 1)	0-0 6-3			0-0 1B 1-3 2-3		0-0 5-3		0-3 K				0-3 K		0-0 G3		3	0	1	0	0	0	1								
Jerry Morales, R OBP: 0.291, SLG: 0.341 (1, 8)	0-0 F8			0-0 F5				0-0 5-3				0-3 K		0-0 FC5-4 1B		6	0	1	0	0	1	2								
Ken Reitz, R OBP: 0.305, SLG: 0.394 (1, 5)	0-0 5-3			0-0 6-3				0-0 L6				0-0 F9		0-0 FC5-4		6	0	0	0	0	0	1								
Mike Tyson, R OBP: 0.310, SLG: 0.349 (1, 4)			0-0 4-3			0-0 F8		0-0 P5				0-0 F9				5	0	0	0	0	1	0								
Bob Forsch, R OBP: 0.192, SLG: 0.269 (1, 1) Jerry Mumphrey, S OBP: 0.237, SLG: 0.203 (6, 9)			0-0 4-3			0-0 1-3		0-0 FC6-4 1B				0-0 G1-6-3 1B		0-0 4-3		2	0	0	0	0	0	0								
																3	0	2	0	0	0	0								
Inning Stats	R: 0 E: 0 K: 1 S: 6	H: 1 LOB: 1 BB: 0 P: 6	R: 0 E: 0 K: 0 S: 3	H: 0 LOB: 0 BB: 0 P: 3	R: 0 E: 0 K: 0 S: 4	H: 2 LOB: 2 BB: 1 P: 8	R: 0 E: 0 K: 0 S: 3	H: 0 LOB: 0 BB: 0 P: 3	R: 1 E: 1 K: 0 S: 5	H: 2 LOB: 1 BB: 0 P: 5	R: 0 E: 0 K: 0 S: 3	H: 0 LOB: 0 BB: 0 P: 3	R: 2 E: 1 K: 1 S: 7	H: 2 LOB: 1 BB: 1 P: 11	R: 0 E: 0 K: 1 S: 5	H: 0 LOB: 0 BB: 0 P: 5	R: 0 E: 0 K: 1 S: 5	H: 0 LOB: 0 BB: 0 P: 5	R: 0 E: 0 K: 1 S: 5	H: 0 LOB: 0 BB: 0 P: 5	R: 0 E: 0 K: 1 S: 5	H: 0 LOB: 0 BB: 0 P: 5	R: 0 E: 0 K: 1 S: 4	H: 1 LOB: 1 BB: 0 P: 4	R: 0 E: 0 K: 0 S: 4	H: 1 LOB: 1 BB: 0 P: 4	1B: 9 2B: 1 3B: 0 HR: 0	SF: 0 SAC: 0 DP: 2 HBP: 0	WP: 0 PB: 0 SB: 1 CS: 0	PA: 52
PITCHER	IP WLS BF H R ER SO BB IBB HBP BLK WP HR S P ERA WHIP	IP WLS BF H R ER SO BB IBB HBP BLK WP HR S P ERA WHIP																												
Gaylord Perry, R ERA: 1.89 (1, 1)	10.0 38 8 3 1 4 2 0 0 0 0 0 0 44 52 0.90 1.000	3.0 10 1 0 0 2 0 0 0 0 0 0 0 14 14 0.00 0.333																												
Rolie Fingers, R ERA: 2.84 (11, 1)	1.0 4 1 0 0 0 0 0 0 0 0 0 0 4 4 0.00 1.000																													
Mark Lee, R ERA: 2.45 (14, 1)																														

St. Louis Cardinals @ San Diego Padres
San Diego Stadium, San Diego, CA
Mon May 15 1978, 10:05 PM EDT
Att. 17,199 - Unknown

AB	50
R	3
H	10
RBI	1
BB	2
SO	6
LOB	16



Batter	1	2	3	4	5	6	7	8	9	AB	R	H	RBI	BB	SO	LOB	TOP								
Lou Brock, L (1, 7) OBP: 0.330, SLG: 0.306 Roger Freed, R (7, PH) OBP: 0.286, SLG: 0.615 Mark Littell, L (7, 1) Mike Phillips, L (8, PH) OBP: 0.384, SLG: 0.476	0-3 K		0-0 4-3		0-3 K		0-0 2B	0-0 F8		3	0	0	0	0	2	0									
Garry Templeton, S (1, 6) OBP: 0.241, SLG: 0.295	0-0 1B		0-0 F7		0-0 5-3		0-3 K		0-0 6-3	5	0	1	0	0	1	1									
Keith Hernandez, L (1, 3) OBP: 0.413, SLG: 0.478	4-0 1-2 BB		0-0 F7		0-0 G3			4-0 HR BB	0-3 K	3	1	0	0	2	1	0									
Ted Simmons, S (1, 2) OBP: 0.411, SLG: 0.532	0-0 P6			0-0 4-3 SF9 2B		0-0 PB 1B		0-0 HR	0-3 K	5	2	3	2	0	1	2									
Jerry Morales, R (1, 9) OBP: 0.289, SLG: 0.338	0-0 F9			0-0 4-3		0-0 6-3		0-0 BB 1B		4	0	1	0	0	0	4									
Ken Reitz, R (1, 5) OBP: 0.297, SLG: 0.385		0-0 F7		0-0 SF9			0-0 F7	0-0 F9		3	0	0	1	0	0	1									
Jerry Mumphy, S (1, 8) OBP: 0.250, SLG: 0.208		0-0 F8		0-0 F8			4-0 BB 2B BB	0-0 BB 1B		3	1	1	0	1	0	0									
Mike Tyson, R (1, 4) OBP: 0.319, SLG: 0.358 Dane Iorg, L (8, PH) OBP: 0.350, SLG: 0.235		0-0 1B			0-0 G6-4-3 1B		0-0 P6	4-0 BB 2B BB	0-0 BB	3	0	2	0	0	0	1									
John Urrea, R (1, 1) OBP: 0.091, SLG: 0.091 Tony Scott, S (7, PH) OBP: 0.284, SLG: 0.250 Dave Hamilton, L (8, 1)		0-0 1-3			0-0 G6-4-3		4-0 BB 2B BB	0-3 K		0	0	0	0	0	0	2									
Inning Stats	R: 0 E: 0 K: 1 S: 6	H: 1 LOB: 2 BB: 1 P: 10	R: 0 E: 0 K: 0 S: 4	H: 1 LOB: 1 BB: 0 P: 4	R: 0 E: 0 K: 0 S: 3	H: 0 LOB: 0 BB: 0 P: 3	R: 1 E: 0 K: 0 S: 4	H: 1 LOB: 0 BB: 0 P: 4	R: 0 E: 0 K: 1 S: 5	H: 1 LOB: 0 BB: 0 P: 5	R: 0 E: 0 K: 0 S: 4	H: 1 LOB: 1 BB: 0 P: 4	R: 2 E: 0 K: 1 S: 6	H: 1 LOB: 1 BB: 2 P: 14	R: 2 E: 0 K: 1 S: 8	H: 3 LOB: 3 BB: 2 P: 16	R: 0 E: 0 K: 2 S: 7	H: 0 LOB: 0 BB: 0 P: 7	1B: 6 2B: 2 3B: 0 HR: 1	SF: 1 SAC: 0 DP: 1 HBP: 0	WP: 0 PB: 1 SB: 0 CS: 0	PA: 40			
PITCHER	IP	WLS	BF	H	R	ER	SO	BB	IBB	HBP	BLK	WP	HR	S	P	ERA	WHIP								
Bob Owchinko, L (1, 1) ERA: 3.33	7.0	W	30	6	4	4	3	4	0	0	0	0	0	32	48	5.14	1.429								
Dan Spillner, R (8, 1) ERA: 3.98	0.1		4	3	1	1	0	0	0	0	0	0	1	4	4	27.00	9.000								
John D'Acquisto, R (8, 1) ERA: 0.9	1.2	S	6	0	0	0	3	1	0	0	0	0	0	11	15	0.00	0.600								

St. Louis Cardinals @ San Diego Padres
San Diego Stadium, San Diego, CA
Tue May 16 1978, 10:05 PM EDT
Att. 14,434 - Unknown

AB	34
R	5
H	9
RBI	5
BB	5
SO	6
LOB	17



Batter	1	2	3	4	5	6	7	8	9	AB	R	H	RBI	BB	SO	LOB
Derrel Thomas, S OBP: 0.296, SLG: 0.260 (1, 4) (8, 8)	0-0 SH1-3 E 1B	0-0 4-3		0-0 F2		0-0 F8		4-0 CS BB		4	1	1	0	1	0	3
Ozzie Smith, S OBP: 0.290, SLG: 0.347 (1, 6)	0-0 SH1-3 1-2	0-0 4-3		0-0 F9			4-0 5-3 BB BB	0-0 5-3 1-2		3	1	0	0	1	0	3
Gene Richards, L OBP: 0.358, SLG: 0.364 (1, 8) (8, 7)	4-0 E 1B BB		0-3 K		0-0 F8		0-0 BB 5-3 1-2 1B			3	1	1	0	1	1	0
Dave Winfield, R OBP: 0.319, SLG: 0.472 (1, 9)	0-3 K		0-0 P5		0-0 6-3		0-0 5-3 1-2 2-3			4	0	0	0	0	1	4
Oscar Gamble, L OBP: 0.304, SLG: 0.317 Chuck Baker, R OBP: 0.412, SLG: 0.375 (1, 7) (8, 4)	0-0 E4 1B 3B 1-3 2-H		0-3 K		0-0 F8		4-0 BB IBB			3	1	0	0	1	1	1
Bill Almon, R OBP: 0.371, SLG: 0.377 (1, 5)	0-0 1-3 3-H S 3B 1B			4-0 E BB		0-0 1B 1B	0-3 K			3	2	2	1	1	1	3
Gene Tenace, R OBP: 0.432, SLG: 0.478 (1, 3)	0-0 1-H 3-H 3B			4-0 BLK 1B 1-H BB		0-0 1B SH2-4 1B	4-0 1-2 2-3 3-H BB			2	1	2	3	2	0	0
Rick Sweet, S OBP: 0.348, SLG: 0.278 (1, 2)	0-0 4-3			0-0 BLK 1-2 1B		0-0 SH2-4 1-3 1B	0-0 6-3			4	0	2	0	0	0	4
Bob Owchinko, L OBP: 0.059, SLG: 0.118 Dan Spillner, R John D'Acquisto, R (1, 1) (8, 1) (8, 1)		0-0 1-3		0-0 6-3 1-2 2-3		0-0 SH2-4 1-2 3-H		0-3 K		2	0	0	1	0	0	2
										0	0	0	0	0	0	0
										1	0	0	0	0	1	0


Inning Stats	R: 4	H: 3	LOB: 1	K: 1	S: 9	P: 13	R: 0	H: 0	LOB: 0	K: 0	S: 3	R: 0	H: 0	LOB: 0	K: 2	S: 7	R: 0	H: 1	LOB: 2	K: 0	S: 4	R: 0	H: 0	LOB: 0	K: 0	S: 3	R: 1	H: 3	LOB: 1	K: 0	S: 5	R: 1	H: 1	LOB: 3	K: 1	S: 6	R: 0	H: 0	LOB: 0	K: 1	S: 4
John Urrea, R ERA: 4.24 (1, 1)	6.0	WLS	BF	H	R	ER	SO	BB	IBB	HBP	BLK	WP	HR	S	P	ERA	WHIP																								
Mark Littell, R ERA: 3.23 (7, 1)	1.0		7	1	1	1	1	2	1	0	0	0	0	6	18	9.00	3.000																								
Dave Hamilton, L ERA: 8.31 (8, 1)	1.0		3	0	0	0	1	1	0	0	0	0	0	4	8	0.00	1.000																								

BOTTOM

St. Louis Cardinals @ San Diego Padres
San Diego Stadium, San Diego, CA

Tue May 16 1978, 10:05 PM EDT
Att. 14,434 - Unknown

AB	29
R	7
H	8
RBI	5
BB	7
SO	5
LOB	20



WP	PA	ERA	WHIP
0	38		
0			
1			

Batter	1	2	3	4	5	6	7	8	9	AB R H RBI BB SO LOB	TOP		
Garry Templeton, S (1, 6) OBP: 0.241, SLG: 0.294	0-3 K		0-0 FC4-8 1B		0-3 K			0-0 F9		4 0 1 0 0 2 0			
Tony Scott, S (1, 7) OBP: 0.269, SLG: 0.236	0-0 4-3		0-0 FC4-6 1-2f		0-0 5-3			0-0 F5		4 0 0 0 0 0 1			
Keith Hernandez, L (1, 3) OBP: 0.409, SLG: 0.472	0-0 4-3		0-0 F8			0-0 1B		0-0 3-1		4 0 1 0 0 0 1			
Ted Simmons, S (1, 2) OBP: 0.413, SLG: 0.535		4-0 E SF8 BB		0-0 G3 2B		0-0 F8		0-0 F8		3 1 1 0 1 0 1			
Jerry Morales, R (1, 9) OBP: 0.262, SLG: 0.329		0-0 F8		0-0 G3 2-3		0-0 P3		0-0 L7		4 0 0 0 0 0 3			
Ken Reitz, R (1, 5) OBP: 0.289, SLG: 0.374		0-0 E6 1-3		0-3 K		0-0 P3		0-0 5-3		4 0 0 0 0 1 3			
Jerry Mumphy, S (1, 8) OBP: 0.253, SLG: 0.216		0-0 SF8 3-H		0-0 5-3			0-0 G6-4-3 1B			2 0 1 1 0 0 1			
Mike Tyson, R (1, 4) OBP: 0.319, SLG: 0.384		0-0 5-3 3-H			0-0 HR		0-0 L7			3 1 1 1 0 0 2			
Eric Rasmussen, R (1, 1) OBP: 0.118, SLG: 0.118			0-0 4-3		0-0 4-3		0-0 G6-4-3 1-2f			2 0 0 0 0 0 0			
Roger Freed, R (7, PH) OBP: 0.276, SLG: 0.593										1 0 0 0 0 0 1			
Pete Vuckovich, R (7, 1)										0 0 0 0 0 0 0			
Inning Stats	R: 0 H: 0 E: 0 LOB: 0 K: 1 BB: 0 S: 5 P: 5	R: 1 H: 0 E: 1 LOB: 1 K: 0 BB: 1 S: 4 P: 8	R: 0 H: 1 E: 0 LOB: 1 K: 0 BB: 0 S: 4 P: 4	R: 0 H: 1 E: 0 LOB: 1 K: 1 BB: 0 S: 6 P: 6	R: 1 H: 1 E: 0 LOB: 0 K: 1 BB: 0 S: 6 P: 6	R: 0 H: 1 E: 0 LOB: 1 K: 0 BB: 0 S: 4 P: 4	R: 0 H: 1 E: 0 LOB: 0 K: 0 BB: 0 S: 3 P: 3	R: 0 H: 0 E: 0 LOB: 0 K: 0 BB: 0 S: 3 P: 3	R: 0 H: 0 E: 0 LOB: 0 K: 0 BB: 0 S: 3 P: 3	1B: 3 SF: 1 2B: 1 SAC: 0 3B: 0 DP: 1 HR: 1 HBP: 0	WP: 0 PA: 33 PB: 0 SB: 0 CS: 0		
PITCHER	IP WLS BF H R ER SO BB IBB HBP BLK WP HR S P ERA WHIP											PITCHER	IP WLS BF H R ER SO BB IBB HBP BLK WP HR S P ERA WHIP
Bob Shirley, L (1, 1) ERA: 5.79	6.1 W 26 5 2 1 3 1 0 0 0 0 0 1 31 35 1.42 0.947												
Rollie Fingers, R (7, 1) ERA: 2.57	2.2 S 7 0 0 0 0 0 0 0 0 0 0 0 7 7 0.00 0.000												

St. Louis Cardinals @ San Diego Padres
San Diego Stadium, San Diego, CA
Wed May 17 1978, 6:33 AM EDT
Att: 13,732 - Unknown

livebaseballscorecards.com

AB	31
R	2
H	5
RBI	2
BB	1
SO	3
LOB	13



Batter	1	2	3	4	5	6	7	8	9
Gene Richards, L OBP: 0.366, SLG: 0.369 (1, 8) S S (7, 7)	0-3 K ①		0-0 SH3 2B 1B 2-H 3-H	4-0 BB		0-0 L7		0-0 SH1-4 1B 1-2 3-H	
Ozzie Smith, S OBP: 0.283, SLG: 0.339 (1, 6) X	0-0 F2		0-0 SH3 1-2	0-0 P5		0-0 5-3		0-0 SH1-4 1-2 2-3	
Bill Almon, R OBP: 0.380, SLG: 0.394 (1, 5) X	0-0 F9		0-0 2B 2-H		0-0 S 1B		0-0 BB 1B	0-0 F8	
Dave Winfield, R OBP: 0.314, SLG: 0.458 (1, 9)		0-0 E6 CS	0-0 P6		4-0 FC6-4 BB		0-0 P3	0-0 5-3	
Oscar Gamble, L OBP: 0.314, SLG: 0.314 (1, 7)		4-0 CS BB 1-2	4-0 FC6-4 IBB		0-0 P5		0-0 P6		
Derrel Thomas, S OBP: 0.283, SLG: 0.257 (7, 8)									
Gene Tenace, R OBP: 0.424, SLG: 0.458 (1, 3)		0-3 K 1-2	0-0 FC6-4 1-2f		0-0 P6		4-0 BB 1-2		
Rick Sweet, S OBP: 0.357, SLG: 0.293 (1, 2)			0-0 1B E 1B	0-0 6-3 1B		0-0 FC6-4 1-2f		0-0 G3	
Chuck Baker, R OBP: 0.476, SLG: 0.500 (1, 4)			0-0 E 1B 1B	0-0 6-3		0-0 SH3-4 1B		0-0 1B 2B	
Bob Shirley, R (1, 1)			0-0 E1 1B 1-3 2-H	0-0 P4		0-0 SH3-4		0-0 SH1-4 1B 2-3	
Rollie Fingers, R OBP: 0.500, SLG: 0.500 (7, 1)									

Inning Stats	R: 0	H: 0	E: 0	K: 1	S: 5	LOB: 0	BB: 0	P: 5
	R: 0	H: 0	E: 1	K: 1	S: 4	LOB: 0	BB: 1	P: 8
	R: 4	H: 4	E: 1	K: 0	S: 8	LOB: 2	BB: 1	P: 12
	R: 0	H: 1	E: 0	K: 0	S: 4	LOB: 2	BB: 1	P: 8
	R: 0	H: 1	E: 0	K: 0	S: 4	LOB: 2	BB: 1	P: 8
	R: 0	H: 1	E: 0	K: 0	S: 4	LOB: 1	BB: 0	P: 4
	R: 0	H: 1	E: 0	K: 0	S: 4	LOB: 2	BB: 1	P: 8
	R: 1	H: 3	E: 0	K: 0	S: 6	LOB: 2	BB: 0	P: 6

AB	R	H	RBI	BB	SO	LOB
4	1	2	3	1	1	1
3	0	0	0	0	0	3
5	0	3	1	0	0	2
4	0	0	0	1	0	4
1	0	0	0	2	0	2
1	0	0	0	0	0	1
3	0	0	0	1	1	5
4	1	2	0	0	0	4
4	2	3	0	0	0	1
2	1	0	0	0	0	2
1	0	1	0	0	0	0

PITCHER	IP	WLS	BF	H	R	ER	SO	BB	IBB	HBP	BLK	WP	HR	S	P	ERA	WHIP
Eric Rasmussen, R ERA: 4.39 (1, 1)	6.0	L	29	7	4	3	2	3	1	0	0	0	0	29	45	4.50	1.667
Pete Vuckovich, R ERA: 2.81 (7, 1)	2.0		11	4	1	1	0	1	0	0	0	0	0	10	14	4.50	2.500


BOTTOM

St. Louis Cardinals @ San Diego Padres
San Diego Stadium, San Diego, CA

Wed May 17 1978, 6:33 AM EDT
Att. 13,732 - Unknown

livebaseballscorecards.com

AB	32
R	5
H	11
RBI	4
BB	5
SO	2
LOB	25



WP: 0	PA: 40
PB: 0	
SB: 1	
CS: 2	

Batter	1	2	3	4	5	6	7	8	9	AB R H RBI BB SO LOB	TOP																	
Gene Richards, L OBP: 0.377, SLG: 0.412 (1, 8) (5, 7)	0-0 1-3	0-0 1B PB 1-2 1B		0-0 4-3		0-0 CS 1B		0-3 K		5 0 2 0 0 1 1																		
Ozzie Smith, S OBP: 0.294, SLG: 0.341 (1, 6)	0-0 1-4-3	0-0 1-3 2-H 1B		0-0 F5		0-0 P4 1-2			4-0 BB BB BB	4 0 1 1 1 0 1																		
Bill Almon, R OBP: 0.366, SLG: 0.373 (1, 5)	0-0 P4	0-0 P4			0-0 6-3		0-0 F9		4-0 BB BB 1-2 BB	4 0 0 0 1 0 2																		
Don Reynolds, R OBP: 0.400, SLG: 0.357 Chuck Baker, R OBP: 0.417, SLG: 0.435 Oscar Gamble, L OBP: 0.320, SLG: 0.308 (1, 7) (5, 4) (9, PH)		0-0 F3	0-0 2-3		0-0 6-3		0-0 6-3		0-3 K	3 0 0 0 0 0 0 1 0 0 0 0 0 0 1 0 0 0 0 1 2																		
George Hendrick, R OBP: 0.301, SLG: 0.333 (1, 9)		4-0 1B 2B BB	0-0 1B 1B		0-0 E5 WP 1B 1B		0-0 4-3		0-0 F7	4 2 2 0 1 0 2																		
Gene Tenace, R OBP: 0.426, SLG: 0.450 (1, 3)		0-0 2B 1-2 FC6-4 1B	0-0 P6		0-0 1B 2-H 1B			0-0 E4 1B	4-0 1-2 2-3 BB	4 2 2 1 1 0 1																		
Derrel Thomas, S OBP: 0.311, SLG: 0.288 (1, 4) (5, 8)		0-0 E 2B	0-0 1B 1B		0-0 1B 1-2 1B			0-0 SH1-4 1B	0-3 K	5 1 4 2 0 1 3																		
Rick Sweet, S OBP: 0.368, SLG: 0.302 (1, 2)		4-0 FC6-4 IBB	0-0 1-2 2-H 1B		0-0 4-3			0-0 SH1-4		2 0 1 0 1 0 2																		
Gaylord Perry, R OBP: 0.150, SLG: 0.250 Mark Lee, R Rollie Fingers, R OBP: 0.333, SLG: 0.333 Dan Spillner, R (1, 1) (6, 1) (7, 1) (8, 1)		0-0 FC6-4 PB 1B 1B		0-3 K		0-0 F8		0-0 5-3		3 1 0 1 0 1 1 0 0 0 0 0 0 0 1 0 0 0 0 0 1 0 0 0 0 0 0 0																		
Inning Stats	R: 0 E: 0 K: 0 S: 3 H: 0 LOB: 0 BB: 0 P: 3	R: 4 E: 1 K: 0 S: 7 H: 4 LOB: 2 BB: 2 P: 15	R: 0 E: 0 K: 0 S: 5 H: 3 LOB: 2 BB: 0 P: 5	R: 0 E: 0 K: 1 S: 5 H: 0 LOB: 0 BB: 0 P: 5	R: 1 E: 1 K: 0 S: 6 H: 3 LOB: 2 BB: 0 P: 6	R: 0 E: 0 K: 0 S: 3 H: 1 LOB: 0 BB: 0 P: 3	R: 0 E: 0 K: 0 S: 3 H: 0 LOB: 0 BB: 0 P: 3	R: 1 E: 1 K: 1 S: 7 H: 1 LOB: 1 BB: 0 P: 7	R: 0 E: 0 K: 2 S: 7 H: 0 LOB: 3 BB: 3 P: 19	1B: 11 2B: 1 3B: 0 HR: 0 SF: 0 SAC: 1 DP: 0 HBP: 0	WP: 1 PB: 1 SB: 0 CS: 1 PA: 43																	
PITCHER	IP WLS BF H R ER SO BB IBB HBP BLK WP HR S P ERA WHIP												PITCHER	IP WLS BF H R ER SO BB IBB HBP BLK WP HR S P ERA WHIP														
Tom Hume, R ERA: 6.49 (1, 1)	5.0		26	10	5	4	1	1	1	0	0	1	0	26	34	7.20	2.200											
Pedro Borbon, R ERA: 6.65 (6, 1)	1.0		3	1	0	0	0	0	0	0	0	0	0	3	3	0.00	1.000											
Dave Tomlin, L ERA: 5.27 (7, 1)	2.0	W	8	1	1	0	1	0	0	0	0	0	0	10	10	0.00	0.500											
Doug Bair, R ERA: 0.35 (9, 1)	1.0		6	0	0	0	2	3	0	0	0	0	0	7	19	0.00	3.000											

San Diego Padres @ Cincinnati Reds
Riverfront Stadium, Cincinnati, OH
Sat May 20 1978, 3:33 AM EDT
Att: 35,429 - Unknown

livebaseballscorecards.com

AB	37
R	6
H	12
RBI	5
BB	5
SO	4
LOB	16



Batter	1	2	3	4	5	6	7	8	9	AB	R	H	RBI	BB	SO	LOB
Pete Rose, S OBP: 0.354, SLG: 0.460 Don Werner, R OBP: 0.333, SLG: 0.250	0-0 4-3		0-0 2B		0-0 FC6-4 1B		4-0 1B 1B 1B BB	4-0 3B BB		3	3	2	0	2	0	0
Ken Griffey, L OBP: 0.372, SLG: 0.460	0-0 E5 1B		0-0 5-3		0-0 FC6-4 1-2 2-3		0-0 1B 1B 1B 8-2	0-0 F7		5	1	2	0	0	0	6
Joe Morgan, L OBP: 0.395, SLG: 0.516	4-0 E2 BB		0-0 F9		0-0 SF8		0-0 1B 1B 1-2 2-3	4-0 3B BB		2	1	1	2	2	0	1
George Foster, R OBP: 0.393, SLG: 0.538	0-0 1-2 1B		4-0 2B BB		0-0 L7		0-0 P4	0-0 1B 3B 1-H 2-H 3-H		4	1	2	3	1	0	4
Dan Driessen, L OBP: 0.413, SLG: 0.558	0-0 P5		0-0 1-H 2-H 2B		0-0 F9		0-0 1B 1B 1-2 2-3 3-H	0-0 1B 1B 3-H		5	1	3	3	0	0	1
Johnny Bench, R OBP: 0.314, SLG: 0.440 Doug Bair, R (9, 1)		0-3 K		0-0 F9		0-0 1B 1B G5-2-3	0-0 8-2	4-0 1B 1B 1-2		4	0	1	0	1	1	3
Dave Concepcion, R OBP: 0.369, SLG: 0.426		0-0 F3		0-3 K2-3		0-0 S 1B		BB 3B		5	1	3	1	0	1	0
Dave Collins, S OBP: 0.387, SLG: 0.250 Ray Knight, R OBP: 0.333, SLG: 0.143		0-0 1B		0-3 K		4-0 BB		4-0 BB S 3B BB		2	1	1	0	2	1	0
Tom Hume, R Mike Lum, L OBP: 0.200, SLG: 0.167 Pedro Borbon, R OBP: 0.333, SLG: 0.333 Cesar Geronimo, L OBP: 0.394, SLG: 0.405 Dave Tomlin, L Ken Henderson, S OBP: 0.333, SLG: 0.435		0-0 5-3		0-0 FC6-4 SF8 1B		0-0 G5-2-3		0-0 F8		1	0	0	0	0	0	1

Inning Stats	R: 1	H: 2	E: 2	K: 0	S: 4	H: 2	LOB: 1	BB: 1	P: 8	R: 0	H: 1	E: 0	K: 1	S: 6	H: 2	LOB: 2	BB: 1	P: 6	R: 1	H: 2	E: 0	K: 0	S: 4	H: 2	LOB: 1	BB: 0	P: 5	R: 0	H: 0	E: 0	K: 2	S: 7	R: 1	H: 2	E: 0	K: 0	S: 5	R: 0	H: 2	LOB: 2	BB: 1	P: 8	R: 1	H: 3	E: 0	K: 0	S: 5	R: 6	H: 4	E: 0	K: 0	S: 6	H: 4	LOB: 2	BB: 4	P: 22
--------------	------	------	------	------	------	------	--------	-------	------	------	------	------	------	------	------	--------	-------	------	------	------	------	------	------	------	--------	-------	------	------	------	------	------	------	------	------	------	------	------	------	------	--------	-------	------	------	------	------	------	------	------	------	------	------	------	------	--------	-------	-------

PITCHER	IP	WLS	BF	H	R	ER	SO	BB	IBB	HBP	BLK	WP	HR	S	P	ERA	WHIP
Gaylord Perry, R ERA: 2.26	(1, 1)	5.1	25	9	3	3	3	2	0	0	0	0	0	29	37	5.06	2.062
Mark Lee, R ERA: 2.93	(6, 1)	0.2	5	2	1	1	0	2	0	0	0	0	0	3	11	13.50	6.000
Rollie Fingers, R ERA: 4.06	(7, 1)	1.2	L 10	3	5	5	0	3	0	0	0	0	0	7	19	27.00	3.600
Dan Spillner, R ERA: 4.35	(8, 1)	0.1	3	2	1	1	0	1	0	0	0	0	0	2	6	27.00	9.000

BOTTOM

San Diego Padres @ Cincinnati Reds
Riverfront Stadium, Cincinnati, OH

Sat May 20 1978, 3:33 AM EDT
Att. 35,429 - Unknown

AB	34
R	10
H	16
RBI	9
BB	8
SO	3
LOB	21



WP	PA	ERA	WHIP
0	43		

Batter	1	2	3	4	5	6	7	8	9	AB R H RBI BB SO LOB	TOP									
Gene Richards, L OBP: 0.389, SLG: 0.422 (1, 8) (6, 7)	0-0 5-3	0-0 E6		4-0 IBB		4-0 2B IBB	0-0 2B		0-0 FC5 SH3 1B	4 1 2 0 2 0 1										
Ozzie Smith, S OBP: 0.284, SLG: 0.328 (1, 6)	0-0 1-3	0-0 F7		0-0 4-3		0-0 6-3	0-0 4-3		0-0 SH3	5 0 0 2 0 0 8										
Oscar Gamble, L OBP: 0.320, SLG: 0.308 George Hendrick, R OBP: 0.307, SLG: 0.350 Chuck Baker, R OBP: 0.385, SLG: 0.400 (1, 7) (6, PH) (6, PR) (6, 4)	0-0 1B		0-3 K		0-0 F7	0-0 1B 2B		0-0 6-3	0-0 FC5	3 0 1 0 0 1 0 1 0 1 2 0 0 0 2 1 0 0 0 0 1										
Dave Winfield, R OBP: 0.322, SLG: 0.460 (1, 9)	0-0 F9		0-0 6-3		0-0 1B	0-0 1B		0-0 HBP 1B		5 0 3 1 0 0 1										
Gene Tenace, R OBP: 0.442, SLG: 0.451 (1, 3)		0-0 P3	4-0 BB		4-0 BB	0-0 1B		1-0 HBP 1B		2 0 1 0 2 0 0										
Derrel Thomas, S OBP: 0.307, SLG: 0.284 (1, 4) (6, 8)		0-0 2B SH1-3 1B	0-0 4-3		0-0 G6-4-3 BB	0-0 FC4-6 1B		0-0 HBP		5 1 1 0 0 0 7										
Bill Almon, R OBP: 0.360, SLG: 0.374 (1, 5)		0-0 SH1-3 E 2B		0-0 L5		0-0 E5 B3-4 E 6-3	0-0 5-3		0-0 P3	5 2 1 0 0 0 2										
Rick Sweet, S OBP: 0.370, SLG: 0.288 (1, 2)		4-0 E SH1-3 IBB		4-0 SH3-4 BB		0-0 E3 6-3 2B B3-4	0-0 G3		0-0 P4	3 1 0 0 2 0 1										
Bob Shirley, R OBP: 0.250, SLG: 0.182 (1, 1)		0-0 SH1-3		0-0 SH3-4		0-0 B3-4	0-0 2B 1B		0-0 1B SH3 1B	3 1 2 1 0 0 2										
Inning Stats	R: 0 E: 0 K: 0 S: 4	H: 1 LOB: 1 BB: 0 P: 4	R: 2 E: 1 K: 0 S: 6	H: 2 LOB: 2 BB: 1 P: 10	R: 0 E: 0 K: 1 S: 5	H: 0 LOB: 1 BB: 1 P: 9	R: 0 E: 0 K: 0 S: 3	H: 1 LOB: 1 BB: 1 P: 7	R: 4 E: 2 K: 0 S: 8	H: 3 LOB: 2 BB: 1 P: 12	R: 0 E: 0 K: 0 S: 5	H: 2 LOB: 2 BB: 0 P: 5	R: 0 E: 0 K: 0 S: 4	H: 1 LOB: 2 BB: 0 P: 5	R: 1 E: 0 K: 0 S: 5	H: 2 LOB: 1 BB: 0 P: 5	1B: 9 2B: 3 3B: 0 HR: 0	SF: 0 SAC: 3 DP: 1 HBP: 1	WP: 0 PB: 0 SB: 2 CS: 0	PA: 48
PITCHER Manny Sarmiento, R ERA: 1.27 Dave Tomlin, L ERA: 4.6 Pedro Borbon, R ERA: 6.46	IP WLS BF H R ER SO BB IBB HBP BLK WP HR S P ERA WHIP	5.0 L 24 4 2 1 1 3 2 0 0 0 0 21 41 1.80 1.400	2.0 14 5 4 0 0 0 0 1 0 0 0 0 13 17 0.00 2.500	2.0 10 3 1 1 0 0 0 0 1 0 0 0 9 10 4.50 1.500	PITCHER IP WLS BF H R ER SO BB IBB HBP BLK WP HR S P ERA WHIP															

San Diego Padres @ Cincinnati Reds
Riverfront Stadium, Cincinnati, OH
Sun May 21 1978, 3:33 AM EDT
Unknown

AB	38
R	7
H	12
RBI	6
BB	6
SO	1
LOB	23



WP: 0	PA: 48
PB: 0	
SB: 2	
CS: 0	

ERA	WHIP

livebaseballscorecards.com

Batter	1	2	3	4	5	6	7	8	9	AB	R	H	RBI	BB	SO	LOB
Pete Rose, S (1, 5) OBP: 0.350, SLG: 0.452	0-0 6-3		0-3 K		0-0 1B		0-0 F8		0-0 4-3	5	0	1	0	0	1	1
Ken Griffey, L (1, 9) OBP: 0.367, SLG: 0.448	0-0 6-3		0-0 3-1		0-0 F5		4-0 1B BB		0-0 F8	4	0	0	0	1	0	2
Joe Morgan, L (1, 4) OBP: 0.388, SLG: 0.504 Junior Kennedy, R (7, 4) OBP: 0.385, SLG: 0.286	0-0 4-3		0-0 F9		0-0 4-3		0-0 1B			3	0	0	0	0	0	2
George Foster, R (1, 7) OBP: 0.390, SLG: 0.550		0-0 4-3		0-3 K		0-0 HR		0-0 P5		4	1	1	1	0	1	2
Johnny Bench, R (1, 3) OBP: 0.306, SLG: 0.428		0-0 6-3		0-0 P4		0-0 F8		0-3 K		4	0	0	0	0	1	0
Dave Concepcion, R (1, 6) OBP: 0.373, SLG: 0.436		0-0 1B BB		0-0 2B		0-0 F8		0-0 1-3		4	0	2	0	0	0	0
Don Werner, R (1, 2) OBP: 0.321, SLG: 0.217		4-0 1B		0-0 1-3		0-3 K		0-0 E5		3	0	0	0	1	1	1
Dave Collins, S (1, 8) OBP: 0.371, SLG: 0.250		0-0 FC6-4		0-0 6-3		0-0 1-3		0-0 L5		4	0	1	0	0	0	1
Manny Sarmiento, R (1, 1) Rick Auerbach, R (5, PH) Dave Tomlin, L (6, 1) Ray Knight, R (7, PH) Pedro Borbon, R (8, 1) Ken Henderson, S (9, PH) OBP: 0.333, SLG: 0.467 OBP: 0.400, SLG: 0.250 OBP: 0.333, SLG: 0.333 OBP: 0.321, SLG: 0.417		0-0 FC6-4		4-0 1B BB		0-0 1B BB		0-0 P3		1	0	0	0	0	0	3

Inning Stats	R: 0	H: 0	E: 0	K: 0	S: 3	R: 0	H: 2	E: 0	K: 0	S: 5	R: 0	H: 0	E: 0	K: 1	S: 5	R: 0	H: 1	E: 0	K: 1	S: 6	R: 0	H: 1	E: 0	K: 0	S: 4	R: 1	H: 1	E: 0	K: 1	S: 6	R: 1	H: 2	E: 0	K: 0	S: 5	R: 0	H: 0	E: 1	K: 1	S: 6	R: 0	H: 0	E: 0	K: 0	S: 3	1B: 5	SF: 0	2B: 1	3B: 0	HR: 1	WP: 0	PA: 38
	LOB: 0	BB: 0	P: 3	ER: 2	SO: 4	LOB: 0	BB: 1	P: 9	LOB: 1	BB: 0	LOB: 2	BB: 1	P: 8	LOB: 0	BB: 0	LOB: 2	BB: 1	P: 6	LOB: 2	BB: 1	P: 9	LOB: 1	BB: 0	P: 6	LOB: 1	BB: 0	LOB: 0	BB: 0	P: 3	LOB: 0	BB: 0	P: 3	LOB: 0	BB: 0	P: 6	LOB: 0	BB: 0	P: 6	LOB: 1	BB: 0	P: 3	SAC: 0	DP: 0	HBP: 0	CS: 0							


PITCHER	IP	WLS	BF	H	R	ER	SO	BB	IBB	HBP	BLK	WP	HR	S	P	ERA	WHIP	PITCHER	IP	WLS	BF	H	R	ER	SO	BB	IBB	HBP	BLK	WP	HR	S	P	ERA	WHIP													
Bob Shirley, L (1, 1) ERA: 5.05	9.0	W	38	7	2	2	4	3	0	0	0	0	1	43	55	2.00	1.111																															

BOTTOM

San Diego Padres @ Cincinnati Reds
Riverfront Stadium, Cincinnati, OH
Sun May 21 1978, 3:33 AM EDT
Unknown

livebaseballscorecards.com

AB	35
R	2
H	7
RBI	2
BB	3
SO	4
LOB	12



San Diego Padres @ Cincinnati Reds
Riverfront Stadium, Cincinnati, OH

Sun May 21 1978, 3:38 AM EDT
Att: 38,295 - Unknown

AB	32
R	0
H	7
RBI	0
BB	2
SO	8
LOB	12



AB	R	H	RBI	BB	SO	LOB
4	0	0	0	0	0	1
4	0	0	0	0	0	1
2	0	0	0	1	0	0
1	0	1	0	0	0	0
4	0	2	0	0	2	2
4	0	0	0	0	2	2
4	0	1	0	0	1	1
3	0	1	0	0	0	2
0	0	0	0	0	0	0
1	0	0	0	0	0	0
2	0	1	0	0	1	1
0	0	0	0	1	0	0
2	0	0	0	0	2	2
1	0	1	0	0	0	0

Batter	1	2	3	4	5	6	7	8	9
Gene Richards, L OBP: 0.379, SLG: 0.410	0-0 6-3		0-0 1-3			0-0 4-3		0-0 1-5-3	
Ozzie Smith, S OBP: 0.276, SLG: 0.319	0-0 F7		0-0 F7			0-0 5-3		0-0 F8	
Oscar Gamble, L OBP: 0.320, SLG: 0.303	0-0 F7			0-0 G3		4-0 BB		0-0 1B	
George Hendrick, R OBP: 0.313, SLG: 0.356									
Dave Winfield, R OBP: 0.327, SLG: 0.461		0-0 6-3 S 1B		0-0 G5-4-3 1B				0-3 K	
Gene Tenace, R OBP: 0.427, SLG: 0.430		0-3 K 1-2		0-0 G5-4-3 1-2f			0-0 P6	0-3 K	
Derrel Thomas, S OBP: 0.305, SLG: 0.283		0-0 6-3 2-3			0-0 4-3 1B		0-0 6-3	0-3 K	
Tucker Ashford, R OBP: 0.167, SLG: 0.333					0-0 4-3		0-0 1B 2B	0-0 P4	
Mark Lee, R									
Don Reynolds, R OBP: 0.375, SLG: 0.333		0-0 1-3			1-2				
Rick Sweet, S OBP: 0.373, SLG: 0.309			0-0 K 2B		0-3 K		4-0 1B BB		
Jerry Turner, L OBP: 0.279, SLG: 0.450									
John D'Acquisto, R			0-3 K		0-3 K		0-0 1-2 2-H 1B		
Bill Almon, R OBP: 0.364, SLG: 0.379									

Inning	1	2	3	4	5	6	7	8	9
R	0	0	0	0	0	0	0	0	0
H	0	1	1	1	1	0	2	1	0
E	0	0	0	0	0	0	0	0	0
K	0	1	0	0	2	1	0	1	2
S	3	6	6	3	8	5	4	6	7
LOB	0	1	1	0	1	1	2	0	0
BB	0	0	0	0	0	1	1	0	0
P	3	6	6	3	8	9	8	6	7

PITCHER	IP	WLS	BF	H	R	ER	SO	BB	IBB	HBP	BLK	WP	HR	S	P	ERA	WHIP
Tom Seaver, R ERA: 4.34	7.0	W	27	6	0	0	5	2	0	0	0	0	0	35	43	0.00	1.143
Dave Tomlin, L ERA: 4.41	0.2		2	0	0	0	0	0	0	0	0	0	0	2	2	0.00	0.000
Doug Bair, R ERA: 0.33	1.1	S	5	1	0	0	3	0	0	0	0	0	0	11	11	0.00	0.750

WP: 0	PA: 34
PB: 0	
SB: 1	
CS: 0	

Batter	1	2	3	4	5	6	7	8	9	AB R H RBI BB SO LOB
Pete Rose, S OBP: 0.353, SLG: 0.450 (1, 5) BBB	4-0 BB 4-3		0-3 K				0-0 WP 1B 1-2 1B		0-0 B5-3	3 0 1 0 1 1 0
Ken Griffey, L OBP: 0.376, SLG: 0.473 (1, 9) X	0-0 L8		0-0 2B			0-0 WP 1-2 2-3 1B		0-0 3B		4 0 3 0 0 0 1
Dan Driessen, L OBP: 0.402, SLG: 0.542 (1, 3) X	0-0 4-3 1-2		0-0 F8			0-0 P8 1-2 2-3 3-H		0-0 4-3		4 0 0 0 0 0 5
George Foster, R OBP: 0.387, SLG: 0.540 (1, 7) X	0-0 L7			0-3 K		0-0 F9		4-0 1-3 S BB		3 0 0 0 1 1 3
Johnny Bench, R OBP: 0.299, SLG: 0.416 (1, 2) SS		0-3 K		0-3 K		0-0 P5		0-0 1-3		4 0 0 0 0 2 1
Mike Lum, L OBP: 0.261, SLG: 0.200 (1, 8) Cesar Geronimo, L OBP: 0.362, SLG: 0.402 (7, 8)		0-0 P6		0-0 1B		4-0 FC6-4 BB		0-0 4-3		2 0 1 0 1 0 0 1 0 0 0 0 0 0
Junior Kennedy, R OBP: 0.379, SLG: 0.292 (1, 4) X		0-0 1B		0-3 K		0-0 FC6-4 1-2f				3 0 1 0 0 1 2
Rick Auerbach, R OBP: 0.333, SLG: 0.412 (1, 6) X		0-0 G3			1-0 1B WP HBP		0-0 P6			2 1 0 0 0 0 2
Tom Seaver, R OBP: 0.263, SLG: 0.133 (1, 1) Dave Collins, S OBP: 0.361, SLG: 0.241 (7, PH) Dave Tomlin, L (8, 1) Doug Bair, R (8, 1)			0-3 K			0-0 B3		0-0 F7		2 0 0 0 0 1 1 1 0

Inning Stats	R: 0 E: 0 K: 0 S: 3	H: 0 LOB: 1 BB: 1 P: 7	R: 0 E: 0 K: 1 S: 6	H: 1 LOB: 1 BB: 0 P: 6	R: 0 E: 0 K: 2 S: 8	H: 1 LOB: 1 BB: 0 P: 8	R: 0 E: 0 K: 3 S: 10	H: 1 LOB: 1 BB: 0 P: 10	R: 1 E: 0 K: 0 S: 5	H: 2 LOB: 2 BB: 0 P: 6	R: 0 E: 0 K: 0 S: 3	H: 0 LOB: 1 BB: 1 P: 7	R: 0 E: 0 K: 0 S: 4	H: 1 LOB: 1 BB: 0 P: 4	R: 0 E: 0 K: 0 S: 2	H: 0 LOB: 0 BB: 1 P: 6	1B: 4 2B: 1 3B: 1 HR: 0	SF: 0 SAC: 0 DP: 0 HBP: 1	WP: 1 PB: 0 SB: 1 CS: 0	PA: 33
PITCHER	IP	WLS	BF	H	R	ER	SO	BB	IBB	HBP	BLK	WP	HR	S	P	ERA	WHIP			
John D'Acquisto, R ERA: 1.13 (1, 1)	6.0	L	26	5	1	1	6	2	0	1	0	1	0	35	44	1.50	1.167			
Mark Lee, R ERA: 2.6 (7, 1)	2.0		7	1	0	0	0	1	0	0	0	0	0	6	10	0.00	1.000			

BOTTOM

San Diego Padres @ Cincinnati Reds
Riverfront Stadium, Cincinnati, OH

Sun May 21 1978, 3:38 AM EDT
Att. 38,295 - Unknown

AB	29
R	1
H	6
RBI	0
BB	3
SO	6
LOB	15

livebaseballscores.com

Batter	1	2	3	4	5	6	7	8	9	AB	R	H	RBI	BB	SO	LOB
Gene Richards, L (1, 7) OBP: 0.370, SLG: 0.399	0-0 F3		0-0 F5		0-0 1-3			0-3 K		4	0	0	0	0	1	1
Ozzie Smith, S (1, 6) OBP: 0.275, SLG: 0.317 Chuck Baker, R (9, 6) OBP: 0.385, SLG: 0.400	0-3 K		0-0 6-3		0-0 1B			0-3 K		4	0	1	0	0	2	0
George Hendrick, R (1, 8) OBP: 0.311, SLG: 0.352	0-3 K		0-0 1B		0-0 G6-3			0-0 5-3		4	0	1	0	0	1	2
Dave Winfield, R (1, 9) OBP: 0.331, SLG: 0.462		0-0 1B	0-0 F9		0-0 F9			0-0 1B		4	1	2	0	0	0	1
Gene Tenace, R (1, 3) OBP: 0.413, SLG: 0.411		0-3 K		0-0 F7				0-0 5-4-3		4	0	0	0	0	1	2
Derrel Thomas, S (1, 4) OBP: 0.311, SLG: 0.290		0-0 1B	0-0 CS		0-0 F9			0-3 K		4	0	2	1	0	1	1
Bill Almon, R (1, 5) OBP: 0.361, SLG: 0.375		0-0 FC6-2-5-6-5		0-0 1B				0-0 L6		4	0	1	0	0	0	2
Rick Sweet, S (1, 2) OBP: 0.372, SLG: 0.300		4-0 BB		0-3 K				0-0 L6		2	0	0	0	1	1	2
Bob Owchinko, L (1, 1) OBP: 0.100, SLG: 0.150 Mark Lee, R (8, 1) Dan Spillner, R (8, 1)		0-0 6-3			0-0 1B			0-3 K		3	0	1	0	0	1	2

Inning Stats	R: 0	H: 0	E: 0	K: 2	S: 7	R: 1	H: 2	E: 1	K: 1	S: 7	R: 0	H: 1	E: 0	K: 0	S: 4	R: 0	H: 2	E: 0	K: 1	S: 6	R: 0	H: 2	E: 0	K: 0	S: 4	R: 0	H: 0	E: 0	K: 1	S: 3	R: 0	H: 0	E: 0	K: 2	S: 7	R: 0	H: 1	E: 0	K: 1	S: 6	R: 0	H: 0	E: 0	K: 1	S: 5	R: 0	H: 0	E: 0	K: 2	S: 7	R: 0	H: 1	E: 0	K: 1	S: 6	1B: 8	2B: 1	3B: 0	HR: 0	SF: 0	SAC: 0	DP: 2	HBP: 0	WP: 0	PB: 0	SB: 1	CS: 1	PA: 34
--------------	------	------	------	------	------	------	------	------	------	------	------	------	------	------	------	------	------	------	------	------	------	------	------	------	------	------	------	------	------	------	------	------	------	------	------	------	------	------	------	------	------	------	------	------	------	------	------	------	------	------	------	------	------	------	------	-------	-------	-------	-------	-------	--------	-------	--------	-------	-------	-------	-------	--------

PITCHER	IP	WLS	BF	H	R	ER	SO	BB	IBB	HBP	BLK	WP	HR	S	P	ERA	WHIP
Don Sutton, R (1, 1) ERA: 5.09	7.0	W	27	7	1	1	5	1	0	0	0	0	0	36	40	1.29	1.143
Charlie Hough, R (8, 1) ERA: 3.86	2.0		7	1	0	0	3	0	0	0	0	0	0	13	13	0.00	0.500

BOTTOM

Los Angeles Dodgers @ San Diego Padres
San Diego Stadium, San Diego, CA

Mon May 22 1978, 6:33 AM EDT
Att. 21,957 - Unknown

AB	33
R	1
H	8
RBI	1
BB	1
SO	8
LOB	13



Batter	1	2	3	4	5	6	7	8	9	AB R H RBI BB SO LOB	TOP			
Bill North, S (1, 8) <small>OBP: 0.357, SLG: 0.294</small>	0-0 F9		0-0 5-3		0-0 1-3			0-0 1-4-3		4 0 0 0 0 0 1	Los Angeles Dodgers @ San Diego Padres San Diego Stadium, San Diego, CA Tue May 23 1978, 10:05 PM EDT Att: 27,512 - Unknown livebaseballscorecards.com			
Bill Russell, R (1, 6) <small>OBP: 0.301, SLG: 0.345</small>	0-0 5-3			0-0 6-3		0-0 6-3		0-0 F7		4 0 0 0 0 0 0				
Reggie Smith, S (1, 9) Ted Martinez, R (9, PR) <small>OBP: 0.409, SLG: 0.570</small> <small>OBP: 0.273, SLG: 0.200</small>	0-0 F8			0-0 2B 1B 1B		0-0 P4		0-0 PB 1B	4 1 2 0 0 0 0 0 0 0 0 0 0 0					
Ron Cey, R (1, 5) <small>OBP: 0.376, SLG: 0.404</small>		0-0 F9 1B 2B		0-0 F7		0-0 6-3		0-0 F9 1-2	4 1 1 0 0 0 2					
Steve Garvey, R (1, 3) <small>OBP: 0.299, SLG: 0.412</small>		0-0 F9 2-3		0-0 1-3 1B 2B		0-0 L6-4 2B		0-0 F8	4 0 2 0 0 0 3					
Dusty Baker Jr., R (1, 7) <small>OBP: 0.392, SLG: 0.434</small>		0-0 FC6-4 1B 3-H		0-0 2-H 3-H 1B		0-0 F9		0-3 K	4 0 2 2 0 1 3					
Lee Lacy, R (1, 4) <small>OBP: 0.418, SLG: 0.708</small>		0-0 FC6-4 CS 1-2		0-0 3B		4-0 IBB			2 0 1 0 1 0 1					
Steve Yeager, R (1, 2) <small>OBP: 0.328, SLG: 0.264</small>		0-0 CS 1-2	0-0 6-3		0-0 6-3		0-0 L6-4 2-3		3 0 0 0 0 0 3					
Tommy John, R (1, 1) <small>OBP: 0.227, SLG: 0.238</small>		0-3 K		0-0 6-3		0-0 6-3		0-0 P3	3 0 0 0 0 1 1					
Inning Stats	R: 0 H: 0 E: 0 LOB: 0 K: 0 BB: 0 S: 3 P: 3	R: 1 H: 2 E: 0 LOB: 0 K: 0 BB: 0 S: 4 P: 4	R: 0 H: 0 E: 0 LOB: 0 K: 1 BB: 0 S: 5 P: 5	R: 1 H: 3 E: 0 LOB: 2 K: 0 BB: 0 S: 5 P: 5	R: 0 H: 1 E: 0 LOB: 1 K: 0 BB: 0 S: 4 P: 4	R: 0 H: 0 E: 0 LOB: 0 K: 0 BB: 0 S: 3 P: 3	R: 0 H: 1 E: 0 LOB: 1 K: 0 BB: 1 S: 3 P: 7	R: 0 H: 0 E: 0 LOB: 0 K: 1 BB: 0 S: 6 P: 3	R: 0 H: 1 E: 0 LOB: 2 K: 1 BB: 0 S: 6 P: 6	1B: 4 SF: 0 2B: 4 SAC: 0 3B: 1 DP: 1 HR: 0 HBP: 0	WP: 0 PA: 34 PB: 1 SB: 0 CS: 1			
PITCHER	Randy Jones, L (1, 1) <small>ERA: 2.59</small>	Rollie Fingers, R (8, 1) <small>ERA: 3.82</small>											PITCHER	IP WLS BF H R ER SO BB IBB HBP BLK WP HR S P ERA WHIP
	7.0 0 26 7 2 2 1 0 1 0 0 0 0 0 27 31 2.57 1.000	2.0 1 7 1 0 0 1 0 0 0 0 0 0 0 9 9 0.00 0.500												



Batter	1	2	3	4	5	6	7	8	9
Gene Richards, L (1, 7) OBP: 0.361, SLG: 0.388	0-0 4-3		0-0 G3		0-0 1-3		0-3 K		
Bill Almon, R (1, 5) OBP: 0.358, SLG: 0.372	0-0 6-3		0-0 E 1B		0-0 5-3		0-0 6-3		
George Hendrick, R (1, 8) OBP: 0.317, SLG: 0.360	4-0 WP BB		0-0 E3 1-2		0-0 E9 2B		0-0 1-3		
Dave Winfield, R (1, 9) OBP: 0.329, SLG: 0.456	0-0 4-3 1-2		0-3 K		0-0 6-3		0-0 G3 BB 1B		
Gene Tenace, R (1, 3) OBP: 0.408, SLG: 0.398		0-0 E6 SH2-4 E	0-0 L8		0-0 6-3		4-0 BB BB BB 1-2 G3 1B BB		
Rick Sweet, S (1, 2) OBP: 0.360, SLG: 0.288		0-0 SH2-4 1-2		0-0 E4 FC6-4		0-0 4-3	0-0 G3 1-2 2-3		
Tucker Ashford, R (1, 4) OBP: 0.200, SLG: 0.300		0-0 5-3		0-0 FC6-4 4-3 1B 1-2f		0-3 K	0-0 2-H 3-H 1B		
Chuck Baker, R (1, 6) OBP: 0.367, SLG: 0.379		0-0 E6 2-H		0-0 1-2 1B		0-0 1-3	0-0 1-3		
Randy Jones, R (1, 1) OBP: 0.143, SLG: 0.143		0-3 K		0-0 4-3 2-3		0-0 S 1B			
Don Reynolds, R (7, PH) OBP: 0.412, SLG: 0.375									
Rollie Fingers, R (8, 1) OBP: 0.333, SLG: 0.333									


AB	R	H	RBI	BB	SO	LOB
4	0	0	0	0	1	1
4	0	1	0	0	0	1
3	0	1	0	1	0	1
4	1	1	0	0	1	4
3	2	0	0	1	0	2
3	0	0	0	0	0	2
4	0	1	2	0	1	2
4	0	1	0	0	0	1
2	0	0	0	0	1	3
1	0	1	0	0	0	0
0	0	0	0	0	0	0

BOTTOM

Los Angeles Dodgers @ San Diego Padres
San Diego Stadium, San Diego, CA

Tue May 23 1978, 10:05 PM EDT
Att. 27,512 - Unknown

AB	32
R	3
H	6
RBI	2
BB	2
SO	4
LOB	17



Inning Stats	R	H	E	K	S	P	R	H	E	K	S	P	R	H	E	K	S	P	R	H	E	K	S	P	R	H	E	K	S	P	R	H	E	K	S	P		
	0	0	0	0	3	7	1	0	2	1	7	4	0	0	1	0	4	2.25	1.000	2	1	0	7	4	0	0	0	0	0	0	0	0	0	0	0	0	0	
	0	0	0	0	3	7	1	0	2	1	7	4	0	0	1	0	4	2.25	1.000	2	1	0	7	4	0	0	0	0	0	0	0	0	0	0	0	0	0	0

PITCHER	IP	WLS	BF	H	R	ER	SO	BB	IBB	HBP	BLK	WP	HR	S	P	ERA	WHIP
Tommy John, L (1, 1) ERA: 2.51	8.0	L	35	6	3	2	4	2	0	0	0	1	0	41	49	2.25	1.000

WP	PA	ERA	WHIP
1	35		
0			
1			
0			

Batter	1	2	3	4	5	6	7	8	9	AB R H RBI BB SO LOB	TOP											
Bill North, S OBP: 0.360, SLG: 0.306 (1, 8) X	0-0 F7		0-0 1B 2B		0-0 FC6-4 1-2f	0-3 K			4-0 6-3 1B BB	4 1 1 0 1 1 4	Los Angeles Dodgers @ San Diego Padres San Diego Stadium, San Diego, CA Wed May 24 1978, 10:05 PM EDT Att: 27,100 - Unknown livebaseballscorecards.com											
Ted Martinez, R OBP: 0.313, SLG: 0.267 (1, 6) X	0-0 F8		0-0 2B 1B 2-H		0-3 K		0-3 K	0-0 6-3 1B 1-2	5 1 2 1 0 2 1													
Reggie Smith, S OBP: 0.403, SLG: 0.565 (1, 9) S S S	0-3 K		0-0 2B 1-H		0-3 K		0-0 F3	0-0 P5	5 0 1 1 0 2 3													
Ron Cey, R OBP: 0.376, SLG: 0.400 (1, 5)		0-3 K	0-0 F9			0-0 1B 1B	4-0 BB BB	0-0 6-3 1-2 2-3	4 1 1 0 1 1 3													
Steve Garvey, R OBP: 0.302, SLG: 0.412 (1, 3)		0-0 E1 PB 1B	0-3 K		0-0 1B 1B 1B 1-2		0-0 F9	0-0 F9	5 0 2 0 0 1 4													
Dusty Baker Jr., R OBP: 0.388, SLG: 0.429 (1, 7)		0-3 K 2-3		0-0 F9		0-0 1B 1B 1-2 2-H		0-0 F9	4 0 1 1 0 1 1													
Lee Lacy, R OBP: 0.441, SLG: 0.745 (1, 4)		4-0 BB BB BB		0-3 K		0-0 1B 1B 1-2 2-3		0-0 3B	3 0 2 0 1 1 0													
Steve Yeager, R OBP: 0.323, SLG: 0.259 Jerry Grote, R OBP: 0.448, SLG: 0.417 (1, 2) (5, 2)	0-0 F3		0-0 5-3		0-0 5-3	0-0 F8		0-3 K	2 0 0 0 0 0 2 2 0 0 0 0 1 4													
Rick Rhoden, R OBP: 0.250, SLG: 0.222 Johnny Oates, L OBP: 0.385, SLG: 0.333 Bobby Castillo, R OBP: 0.385, SLG: 0.333 Lance Rautzhan, R OBP: 0.430, SLG: 0.697 Rick Monday, L OBP: 0.500, SLG: 0.667 Charlie Hough, R OBP: 0.500, SLG: 0.667 (1, 1) (5, PH) (5, 1) (5, 1) (6, PH) (6, 1)			0-0 5-3		0-0 FC6-4 1B	0-3 K		0-3 K	1 0 0 0 0 0 0 1 0 1 0 0 0 0 0 0 0 0 0 0 0 0 0 0 0 0 0 0 1 0 0 0 0 1 3 1 0 0 0 0 1 1													
Inning Stats	R: 0 E: 0 K: 1 S: 5	H: 0 LOB: 0 BB: 0 P: 5	R: 0 E: 1 K: 2 S: 8	H: 1 LOB: 2 BB: 1 P: 12	R: 2 E: 0 K: 1 S: 8	H: 3 LOB: 1 BB: 0 P: 8	R: 0 E: 0 K: 1 S: 5	H: 0 LOB: 0 BB: 0 P: 5	R: 0 E: 0 K: 2 S: 8	H: 1 LOB: 1 BB: 0 P: 8	R: 1 E: 0 K: 2 S: 11	H: 4 LOB: 3 BB: 0 P: 11	R: 0 E: 0 K: 1 S: 5	H: 0 LOB: 1 BB: 1 P: 9	R: 0 E: 0 K: 2 S: 8	H: 1 LOB: 1 BB: 0 P: 8	R: 0 E: 0 K: 0 S: 4	H: 1 LOB: 2 BB: 1 P: 8	1B: 8 2B: 2 3B: 1 HR: 0	SF: 0 SAC: 0 DP: 0 HBP: 0	WP: 0 PB: 1 SB: 0 CS: 0	PA: 41
PITCHER	IP WLS BF H R ER SO BB IBB HBP BLK WP HR S P ERA WHIP	IP WLS BF H R ER SO BB IBB HBP BLK WP HR S P ERA WHIP											IP WLS BF H R ER SO BB IBB HBP BLK WP HR S P ERA WHIP									
Gaylord Perry, R ERA: 2.51 (1, 1)	5.0 W 25 9 3 3 7 1 0 0 0 0 0 38 42 5.40 2.000	John D'Acquisto, R ERA: 0.9 (6, 1)	4.0 S 16 2 0 0 5 2 0 0 0 0 0 24 32 0.00 1.000																			



Batter	1	2	3	4	5	6	7	8	9	AB	R	H	RBI	BB	SO	LOB
Gene Richards, L OBP: 0.368, SLG: 0.395 (1, 8) (7, 7)	0-0 BB 1B	0-0 FC6-4 1B		0-0 G3	0-0 1-2 2-3 3-H 1B		0-0 F8			5	1	3	1	0	0	0
Bill Almon, R OBP: 0.354, SLG: 0.362 (1, 5) BB BB BB	4-0 1B SF7 BB	0-0 FC6-4 1-2f		0-0 F9	0-0 6-3		0-3 K			4	1	0	0	1	1	4
Oscar Gamble, L OBP: 0.333, SLG: 0.339 Derrel Thomas, S OBP: 0.309, SLG: 0.288 (1, 7) (6, PR) (7, 8)	0-0 1-3 2-H 1B		0-0 HR		0-0 E1 BB 1B 1B	4-0 S 1B BB	0-0 F9			3	2	2	2	1	0	0
Dave Winfield, R OBP: 0.325, SLG: 0.451 (1, 9) S S S	0-0 SF7 3-H		0-0 1-3		0-3 K	0-0 1-2 1B 1B		0-3 K		4	1	1	1	0	2	1
Gene Tenace, R OBP: 0.408, SLG: 0.398 (1, 3) S S S	0-0 F3		0-3 K		0-0 1-2 1B 1B	0-0 G3 1B 1B		0-3 K		5	1	2	0	0	2	1
Rick Sweet, S OBP: 0.372, SLG: 0.289 (1, 2) S S S	0-3 K		0-0 1B 1B		4-0 BB 1B BB	0-3 K		4-0 BB		3	1	1	0	2	2	4
Tucker Ashford, R OBP: 0.333, SLG: 0.600 (1, 4)		0-0 HR	0-0 1-2 1B		0-0 F4	0-0 G3 1B 1B		0-0 6-3		5	1	3	3	0	0	4
Chuck Baker, R OBP: 0.353, SLG: 0.364 (1, 6)		0-0 F8	0-0 4-3		0-0 1-2 2-H 3-H 1B	0-0 G3				4	0	1	2	0	0	4
Gaylord Perry, R OBP: 0.174, SLG: 0.227 John D'Acquisto, R (1, 1) (6, 1)		0-3 K		0-0 6-3	4-0 1-2 2-3 BB	0-3 K				2	0	0	0	1	1	0
										1	0	0	0	0	1	3

Inning Stats	R: 2	H: 2	E: 0	LOB: 1	K: 1	S: 7	R: 1	H: 2	E: 0	LOB: 1	K: 1	S: 7	R: 1	H: 3	E: 0	LOB: 2	K: 1	S: 8	R: 0	H: 0	E: 0	LOB: 0	K: 0	S: 3	R: 3	H: 3	E: 1	LOB: 3	K: 1	S: 9	R: 2	H: 3	E: 0	LOB: 3	K: 2	S: 10	R: 0	H: 0	E: 0	LOB: 0	K: 1	S: 5	R: 0	H: 0	E: 0	LOB: 1	K: 2	S: 7	R: 0	H: 0	E: 0	LOB: 0	K: 2	S: 7	1B: 11	SF: 1	2B: 0	SAC: 0	3B: 0	DP: 0	HR: 2	HBP: 0	WP: 0	PA: 43
--------------	------	------	------	--------	------	------	------	------	------	--------	------	------	------	------	------	--------	------	------	------	------	------	--------	------	------	------	------	------	--------	------	------	------	------	------	--------	------	-------	------	------	------	--------	------	------	------	------	------	--------	------	------	------	------	------	--------	------	------	--------	-------	-------	--------	-------	-------	-------	--------	-------	--------


PITCHER	IP	WLS	BF	H	R	ER	SO	BB	IBB	HBP	BLK	WP	HR	S	P	ERA	WHIP
Rick Rhoden, R ERA: 4.29 (1, 1)	4.0	L	20	7	4	4	3	1	0	0	0	0	2	25	29	9.00	2.000
Bobby Castillo, R ERA: 3.48 (5, 1)	0.2		7	2	3	0	1	2	0	0	0	0	0	7	15	0.00	6.000
Lance Rautzhan, L ERA: (5, 1)	0.1		2	1	0	0	0	0	0	0	0	0	0	2	2	0.00	3.000
Charlie Hough, R ERA: 4.13 (6, 1)	3.0		14	3	2	2	5	2	0	0	0	0	0	22	30	6.00	1.667

Los Angeles Dodgers @ San Diego Padres
San Diego Stadium, San Diego, CA

Wed May 24 1978, 10:05 PM EDT
Att. 27,100 - Unknown

AB	37
R	9
H	13
RBI	9
BB	5
SO	9
LOB	21



Batter	1	2	3	4	5	6	7	8	9	AB R H RBI BB SO LOB	TOP	
Pete Rose, S (1, 5) OBP: 0.376, SLG: 0.467 Ray Knight, R (8, 5) OBP: 0.357, SLG: 0.500	0-0 SH5-3 4-3 2B		0-3 K		4-0 IBB			0-0 2B		3 1 2 0 1 1 0 0 0 0 0 0 0 0		
Ken Griffey, L (1, 9) OBP: 0.370, SLG: 0.475	0-0 SH5-3 2-3		0-3 K		0-0 CS 3-H	0-3 K		0-3 K		3 0 0 0 0 3 0		
Joe Morgan, L (1, 4) OBP: 0.374, SLG: 0.476	0-0 4-3		0-0 4-3			0-3 K			0-0 G3	4 0 0 1 0 1 0		
George Foster, R (1, 7) OBP: 0.380, SLG: 0.508	0-0 1B			0-0 5-3		4-0 BB			0-0 P3	3 0 1 0 1 0 0		
Johnny Bench, R (1, 2) OBP: 0.301, SLG: 0.444 (5, 3)	0-3 K		0-3 K		0-3 K	0-3 K			0-0 HR	4 1 1 1 0 3 2		
Dave Concepcion, R (1, 6) OBP: 0.373, SLG: 0.455		0-0 SH1-3 4-3 2B		0-0 F8			0-0 5-3		0-3 K	4 1 1 0 0 1 0		
Dan Driessen, L (1, 3) OBP: 0.421, SLG: 0.546 Dave Collins, S (5, PR) OBP: 0.364, SLG: 0.229 Don Werner, R (5, 2) OBP: 0.261, SLG: 0.185		0-0 4-3 2-3		1-0 SH1-3 CS HBP			0-0 F7			1 0 0 0 0 0 1 0 0 0 0 0 0 0 1 0 0 0 0 0 0	AB 27 R 3 H 5 RBI 3 BB 2 SO 9 LOB 5	
Cesar Geronimo, L (1, 8) OBP: 0.373, SLG: 0.426		0-0 SH1-3		0-0 SH1-3 1-2			0-0 F7			1 0 0 1 0 0 0		
Tom Seaver, R (1, 1) OBP: 0.227, SLG: 0.111 Doug Bair, R (8, 1)		0-0 F8		0-0 4-3 2-3				0-0 5-3		3 0 0 0 0 0 2 0 0 0 0 0 0 0		
Inning Stats	R: 1 H: 2 E: 0 LOB: 1 K: 1 BB: 0 S: 7 P: 7	R: 1 H: 1 E: 0 LOB: 0 K: 0 BB: 0 S: 4 P: 4	R: 0 H: 0 E: 0 LOB: 0 K: 2 BB: 0 S: 7 P: 7	R: 0 H: 0 E: 0 LOB: 0 K: 1 BB: 0 S: 5 P: 5	R: 0 H: 0 E: 0 LOB: 1 K: 0 BB: 1 S: 2 P: 7	R: 0 H: 0 E: 0 LOB: 1 K: 3 BB: 1 S: 9 P: 13	R: 0 H: 0 E: 0 LOB: 0 K: 0 BB: 0 S: 3 P: 3	R: 0 H: 1 E: 0 LOB: 0 K: 1 BB: 0 S: 5 P: 5	R: 1 H: 1 E: 0 LOB: 0 K: 1 BB: 0 S: 6 P: 6	1B: 1 SF: 0 2B: 3 SAC: 3 3B: 0 DP: 0 HR: 1 HBP: 1	WP: 0 PA: 34 PB: 0 SB: 0 CS: 1	
PITCHER Bob Shirley, L (1, 1) ERA: 4.64 Rollie Fingers, R (9, 1) ERA: 3.97	IP WLS BF H R ER SO BB IBB HBP BLK WP HR S P ERA WHIP											PITCHER IP WLS BF H R ER SO BB IBB HBP BLK WP HR S P ERA WHIP

Cincinnati Reds @ San Diego Padres
San Diego Stadium, San Diego, CA
Fri May 26 1978, 10:05 PM EDT
Att. 34,227 - Unknown

livebaseballscorecards.com


Batter	1	2	3	4	5	6	7	8	9	AB	R	H	RBI	BB	SO	LOB						
Gene Richards, L <small>OBP: 0.360, SLG: 0.385</small> (1, 8) (9, 7)	0-0 G3		0-0 3-1			0-0 F6		0-0 FC4-6 1B		4	1	0	0	0	0	1						
Bill Almon, R <small>OBP: 0.363, SLG: 0.374</small> (1, 5) BB	4-0 BB		0-0 F8			0-0 2B		0-0 1B 1-2		3	0	2	0	1	0	0						
Oscar Gamble, L <small>OBP: 0.331, SLG: 0.336</small> Ozzie Smith, S <small>OBP: 0.275, SLG: 0.317</small> (1, 7) (8, PR) (9, 6)	0-0 F7			0-3 K		0-3 K		0-0 1B 1-3 2-H		4	0	1	1	0	2	2						
Dave Winfield, R <small>OBP: 0.317, SLG: 0.439</small> (1, 9)	0-0 F8			0-0 6-3			0-0 6-3	0-3 K		4	0	0	0	0	1	3						
Gene Tenace, R <small>OBP: 0.403, SLG: 0.386</small> (1, 3)		0-3 K		0-3 K			0-0 F8		4-0 BB	3	0	0	0	1	2	0						
Rick Sweet, S <small>OBP: 0.378, SLG: 0.300</small> (1, 2)		0-0 F8			0-0 FC1-6 1B		0-0 FC6-4 1B		0-0 P4	4	0	2	0	0	0	1						
Tucker Ashford, R <small>OBP: 0.316, SLG: 0.500</small> (1, 4)		4-0 BB			0-0 FC1-6 G6-4-3 1-2f		0-0 FC6-4 1-2f		0-0 F8	3	0	0	0	1	0	3						
Chuck Baker, R <small>OBP: 0.333, SLG: 0.343</small> Derrel Thomas, S <small>OBP: 0.312, SLG: 0.291</small> (1, 6) (8, PH) (9, 8)		0-3 K			0-0 G6-4-3 1-2f			0-0 FC4-6 1B	0-3 K	2	0	0	0	0	1	2						
Bob Shirley, R <small>OBP: 0.214, SLG: 0.154</small> Jerry Turner, L <small>OBP: 0.273, SLG: 0.439</small> Rollie Fingers, R <small>OBP: 0.333, SLG: 0.333</small> (1, 1) (8, PH) (9, 1)			0-3 K				0-0 F9	0-0 F9		2	0	0	0	0	1	0						
Inning Stats	R: 0 E: 0 K: 0 S: 3 H: 0 LOB: 1 BB: 1 P: 7	R: 0 E: 0 K: 2 S: 7 H: 0 LOB: 1 BB: 1 P: 11	R: 0 E: 0 K: 1 S: 5 H: 0 LOB: 0 BB: 0 P: 5	R: 0 E: 0 K: 2 S: 7 H: 0 LOB: 0 BB: 0 P: 7	R: 0 E: 0 K: 0 S: 3 H: 1 LOB: 0 BB: 0 P: 3	R: 0 E: 0 K: 1 S: 6 H: 1 LOB: 1 BB: 0 P: 6	R: 0 E: 0 K: 0 S: 4 H: 1 LOB: 1 BB: 0 P: 4	R: 1 E: 0 K: 1 S: 8 H: 3 LOB: 2 BB: 0 P: 8	R: 0 E: 0 K: 1 S: 5 H: 0 LOB: 1 BB: 1 P: 9	1B: 5 2B: 1 3B: 0 HR: 0	SF: 0 SAC: 0 DP: 1 HBP: 0	WP: 0 PB: 0 SB: 0 CS: 0	PA: 35									
PITCHER Tom Seaver, R <small>ERA: 3.97</small> Doug Bair, R <small>ERA: 0.61</small>	IP: 7.2 WLS: W BF: 30 H: 6 R: 1 ER: 1 SO: 6	IP: 1.1 WLS: S BF: 5 H: 0 R: 0 ER: 0 SO: 2	IP: 1.0 WLS: 0 BF: 0 H: 0 R: 0 ER: 0 SO: 0	IP: 1.0 WLS: 0 BF: 0 H: 0 R: 0 ER: 0 SO: 0	IP: 1.0 WLS: 0 BF: 0 H: 0 R: 0 ER: 0 SO: 0	IP: 1.0 WLS: 0 BF: 0 H: 0 R: 0 ER: 0 SO: 0	IP: 1.0 WLS: 0 BF: 0 H: 0 R: 0 ER: 0 SO: 0	IP: 1.0 WLS: 0 BF: 0 H: 0 R: 0 ER: 0 SO: 0	IP: 1.0 WLS: 0 BF: 0 H: 0 R: 0 ER: 0 SO: 0	IP: 1.1 WLS: S BF: 5 H: 0 R: 0 ER: 0 SO: 2	IP: 0.0 WLS: 0 BF: 0 H: 0 R: 0 ER: 0 SO: 0	IP: 0.0 WLS: 0 BF: 0 H: 0 R: 0 ER: 0 SO: 0	IP: 0.0 WLS: 0 BF: 0 H: 0 R: 0 ER: 0 SO: 0	IP: 0.0 WLS: 0 BF: 0 H: 0 R: 0 ER: 0 SO: 0	IP: 0.0 WLS: 0 BF: 0 H: 0 R: 0 ER: 0 SO: 0	IP: 0.0 WLS: 0 BF: 0 H: 0 R: 0 ER: 0 SO: 0	IP: 0.0 WLS: 0 BF: 0 H: 0 R: 0 ER: 0 SO: 0	IP: 0.0 WLS: 0 BF: 0 H: 0 R: 0 ER: 0 SO: 0	IP: 0.0 WLS: 0 BF: 0 H: 0 R: 0 ER: 0 SO: 0	IP: 0.0 WLS: 0 BF: 0 H: 0 R: 0 ER: 0 SO: 0	IP: 0.0 WLS: 0 BF: 0 H: 0 R: 0 ER: 0 SO: 0	IP: 0.0 WLS: 0 BF: 0 H: 0 R: 0 ER: 0 SO: 0

BOTTOM

Cincinnati Reds @ San Diego Padres
San Diego Stadium, San Diego, CA

AB	32
R	1
H	6
RBI	1
BB	3
SO	8
LOB	14

livebaseballscores.com
Fri May 26 1978, 10:05 PM EDT
Att. 34,227 - Unknown

Batter	1	2	3	4	5	6	7	8	9	AB R H RBI BB SO LOB	TOP	
Pete Rose, S (1, 5) OBP: 0.371, SLG: 0.465 Manny Sarmiento, R (9, 1)	0-0 5-3		0-0 F9			0-0 P4	0-0 G6-4-3		0-0 WP 1B 2B	5 1 1 1 0 0 1 0 0 0 0 0 0 0		
Ken Griffey, L (1, 9) OBP: 0.386, SLG: 0.486	0-0 1B			0-0 BB 1B		0-0 1B 1B		4-0 1B SF8 BB	0-0 1B	4 3 4 1 1 0 0		
Joe Morgan, L (1, 4) OBP: 0.375, SLG: 0.469	0-0 P6			4-0 BB 1B BB		0-0 1B 1B		0-0 F7 BB	0-0 P6	4 0 1 0 1 0 3		
George Foster, R (1, 7) OBP: 0.387, SLG: 0.511	0-0 2-3			0-0 BB 1B G4-3		4-0 1B IBB		0-0 1B 1B		3 0 2 1 1 0 1		
Johnny Bench, R (1, 3) OBP: 0.294, SLG: 0.436		0-3 K		0-0 P6		0-0 F2		0-0 SF8		3 0 0 1 0 1 5		
Dave Concepcion, R (1, 6) OBP: 0.370, SLG: 0.450		0-0 5-3		0-0 G4-3		0-0 1B		0-3 K		4 0 1 1 0 1 3		
Don Werner, R (1, 2) OBP: 0.257, SLG: 0.167 Dave Collins, S (9, PH) OBP: 0.356, SLG: 0.222 Ray Knight, R (9, 5) OBP: 0.357, SLG: 0.500		0-3 K		0-0 F3		0-3 K		0-3 K		3 0 0 0 0 2 3 1 0 0 0 0 1 0 0 0 0 0 0 0 0	AB 33 R 5 H 9 RBI 5 BB 5 SO 9 LOB 17	
Cesar Geronimo, L (1, 8) OBP: 0.370, SLG: 0.415		0-3 K		0-3 K		4-0 FC1-6 BB		0-3 K		3 0 0 0 1 3 0		
Bill Bonham, R (1, 1) OBP: 0.130, SLG: 0.095 Dave Tomlin, L (8, 1) Mike Lum, L (9, PH) OBP: 0.345, SLG: 0.400		0-0 P8		0-3 K		0-0 FC1-6 G6-4-3		4-0 2B BB		3 0 0 0 0 1 1 0 0 0 0 0 0 0 0 1 0 0 1 0 0		
Inning Stats	R: 0 E: 0 K: 0 S: 4 H: 1 LOB: 1 BB: 0 P: 4	R: 0 E: 0 K: 2 S: 7 H: 0 LOB: 0 BB: 0 P: 7	R: 0 E: 0 K: 1 S: 5 H: 0 LOB: 0 BB: 0 P: 5	R: 1 E: 0 K: 0 S: 4 H: 2 LOB: 1 BB: 1 P: 8	R: 0 E: 0 K: 2 S: 7 H: 0 LOB: 0 BB: 0 P: 7	R: 1 E: 0 K: 1 S: 8 H: 3 LOB: 3 BB: 1 P: 12	R: 0 E: 0 K: 0 S: 2 H: 0 LOB: 0 BB: 1 P: 6	R: 1 E: 0 K: 1 S: 6 H: 1 LOB: 1 BB: 1 P: 10	R: 2 E: 0 K: 2 S: 9 H: 2 LOB: 1 BB: 1 P: 13	1B: 8 2B: 1 3B: 0 HR: 0 SF: 1 SAC: 0 DP: 2 HBP: 0	WP: 1 PB: 0 SB: 0 CS: 0 PA: 39	
PITCHER	IP WLS BF H R ER SO BB IBB HBP BLK WP HR S P ERA WHIP											
Bob Owchinko, L (1, 1) ERA: 3.73	6.0 L 25 6 2 2 6 1 1 0 0 0 0 35 43 3.00 1.167											
John D'Acquisto, R (7, 1) ERA: 1.23	2.0 8 1 1 1 1 2 0 0 0 0 0 8 16 4.50 1.500											
Mark Lee, R (9, 1) ERA: 4.34	1.0 6 2 2 2 2 1 0 0 0 1 0 9 13 18.00 3.000											

Cincinnati Reds @ San Diego Padres
San Diego Stadium, San Diego, CA
Sat May 27 1978, 10:05 PM EDT
Att: 43,484 - Unknown

livebaseballscorecards.com

Batter	1	2	3	4	5	6	7	8	9	AB	R	H	RBI	BB	SO	LOB
Gene Richards, L OBP: 0.357, SLG: 0.377 (1, 8) (5, 7)	0-3 K		0-0 F9			0-0 FC6-4 1B		1-0 2B HBP		3	0	0	0	0	1	1
Ozzie Smith, S OBP: 0.276, SLG: 0.317 Dave Winfield, R OBP: 0.315, SLG: 0.437 (1, 6) (8, PH) (9, 8)	0-0 4-3		0-0 F8			0-0 1B		0-0 F2		3	0	1	0	0	0	0
Jerry Turner, L OBP: 0.292, SLG: 0.467 (1, 9)	0-0 1B				0-0 P4		0-3 K		0-0 2B	4	0	2	1	0	1	1
Oscar Gamble, L OBP: 0.326, SLG: 0.331 Derrel Thomas, S OBP: 0.314, SLG: 0.295 (1, 7) (5, 8) (9, 4)	0-0 P5				0-3 K		0-0 FC4-6 1B		0-0 4-3	2	0	0	0	0	1	1
Gene Tenace, R OBP: 0.406, SLG: 0.419 (1, 3)					0-3 K		0-0 FC4-6 FC6-4 1-2f		0-0 HR	4	1	2	1	0	1	1
Rick Sweet, S OBP: 0.363, SLG: 0.286 (1, 2)			0-0 F8		0-0 1-3		0-0 F9		0-3 K	4	0	0	0	0	1	2
Bill Almon, R OBP: 0.355, SLG: 0.365 (1, 5) (9, 6)			0-0 FC5-4 1-2f		0-0 G3		0-0 FC6-4 1-2f		0-0 F8	4	0	0	0	0	0	2
Tucker Ashford, R OBP: 0.261, SLG: 0.409 (1, 4) (9, 5)			0-3 K 1-2		0-3 K				0-0 F8	4	0	0	0	0	2	1
Bob Owchinko, L OBP: 0.095, SLG: 0.143 Mike Champion, R OBP: 0.393, SLG: 0.348 John D'Acquisto, R Don Reynolds, R OBP: 0.444, SLG: 0.375 Mark Lee, R (1, 1) (6, PH) (7, 1) (8, PH) (9, 1)			0-0 6-3				0-0 FC6-4 1B		4-0 2B HBP BB	1	0	0	0	0	0	0

Inning Stats	R: 0	H: 1	E: 0	K: 1	S: 6	LOB: 1	BB: 0	P: 6	R: 0	H: 1	E: 0	K: 1	S: 6	LOB: 1	BB: 0	P: 6	R: 0	H: 0	E: 0	K: 0	S: 3	LOB: 0	BB: 0	P: 3	R: 0	H: 0	E: 0	K: 2	S: 7	LOB: 0	BB: 0	P: 7	R: 0	H: 0	E: 0	K: 1	S: 5	LOB: 0	BB: 0	P: 5	R: 0	H: 2	E: 0	K: 1	S: 6	LOB: 1	BB: 0	P: 6	R: 0	H: 1	E: 0	K: 0	S: 4	LOB: 1	BB: 0	P: 4	R: 1	H: 1	E: 0	K: 0	S: 4	LOB: 2	BB: 1	P: 9	R: 1	H: 1	E: 0	K: 1	S: 6	LOB: 0	BB: 0	P: 6	1B: 5	SF: 0	2B: 1	SAC: 0	3B: 0	DP: 0	HR: 1	HBP: 1	WP: 0	PA: 35
--------------	------	------	------	------	------	--------	-------	------	------	------	------	------	------	--------	-------	------	------	------	------	------	------	--------	-------	------	------	------	------	------	------	--------	-------	------	------	------	------	------	------	--------	-------	------	------	------	------	------	------	--------	-------	------	------	------	------	------	------	--------	-------	------	------	------	------	------	------	--------	-------	------	------	------	------	------	------	--------	-------	------	-------	-------	-------	--------	-------	-------	-------	--------	-------	--------

PITCHER	IP	WLS	BF	H	R	ER	SO	BB	IBB	HBP	BLK	WP	HR	S	P	ERA	WHIP
Bill Bonham, R ERA: 2.39 (1, 1)	7.1	W	27	5	1	1	6	1	0	0	0	0	0	38	42	1.23	0.818
Dave Tomlin, L ERA: 4.24 (8, 1)	0.2		4	1	0	0	0	0	0	1	0	0	0	3	4	0.00	1.500
Manny Sarmiento, R ERA: 1.54 (9, 1)	1.0		4	1	1	1	1	0	0	0	0	0	1	6	6	9.00	1.000

BOTTOM

Cincinnati Reds @ San Diego Padres
San Diego Stadium, San Diego, CA
 Sat May 27 1978, 10:05 PM EDT
 Att. 43,484 - Unknown

livebaseballscorecards.com

AB	33
R	2
H	7
RBI	2
BB	1
SO	7
LOB	13



Batter	1	2	3	4	5	6	7	8	9	AB R H RBI BB SO LOB	TOP											
Pete Rose, S (1, 3) OBP: 0.364, SLG: 0.455	0-0 5-3		0-0 F9			0-0 FC4		0-0 F8		4 0 0 0 0 0 3												
Ken Griffey, L (1, 9) OBP: 0.383, SLG: 0.481	0-0 1B			0-0 1-3		0-0 F8		0-0 F8		4 0 1 0 0 0 1												
Joe Morgan, L (1, 4) Junior Kennedy, R (3, 4) OBP: 0.373, SLG: 0.466 OBP: 0.333, SLG: 0.258	0-0 4-3			0-3 K		0-0 FC6-4		0-0 2B		1 0 0 0 0 0 0 3 1 1 0 0 1 1												
George Foster, R (1, 7) OBP: 0.389, SLG: 0.516		0-0 5-3		0-0 FC5-4		0-0 F8		0-0 2B		4 0 2 1 0 0 0												
Dave Concepcion, R (1, 6) OBP: 0.362, SLG: 0.439		0-0 6-3		0-0 FC5-4		0-0 4-3		0-3 K		4 0 0 0 0 1 2												
Ray Knight, R (1, 5) Mike Lum, L (9, PH) OBP: 0.294, SLG: 0.400 OBP: 0.333, SLG: 0.385		0-0 L9			0-0 4-3		0-0 5-3	0-0 P5		3 0 0 0 0 0 0 1 0 0 0 0 0 1												
Don Werner, R (1, 2) OBP: 0.263, SLG: 0.182			0-0 G3		0-0 4-3		0-0 6-3			3 0 1 0 0 0 0												
Cesar Geronimo, L (1, 8) OBP: 0.362, SLG: 0.405			0-0 4-3		0-0 F7		0-0 3-1			3 0 0 0 0 0 1												
Fred Norman, S (1, 1) Dave Collins, S (6, PH) Pedro Borbon, R (6, 1) Rick Auerbach, R (8, PH) Dave Tomlin, L (8, 1) OBP: 0.222, SLG: 0.222 OBP: 0.370, SLG: 0.243 OBP: 0.333, SLG: 0.333 OBP: 0.348, SLG: 0.389			0-0 G3		0-0 FC4		4-0 BB			1 0 0 0 0 0 1 1 0 1 0 0 0 0 0 0 0 0 0 0 0 0 0 0 0 1 0 0 0 0 0 0 0 0 0												
Inning Stats	R: 0 E: 0 K: 0 S: 3	H: 1 LOB: 0 BB: 0 P: 3	R: 0 E: 0 K: 0 S: 3	H: 0 LOB: 0 BB: 0 P: 3	R: 0 E: 0 K: 0 S: 4	H: 1 LOB: 1 BB: 0 P: 4	R: 0 E: 0 K: 1 S: 6	H: 1 LOB: 1 BB: 0 P: 6	R: 0 E: 0 K: 0 S: 3	H: 0 LOB: 0 BB: 0 P: 3	R: 0 E: 0 K: 0 S: 4	H: 1 LOB: 1 BB: 0 P: 4	R: 0 E: 0 K: 0 S: 3	H: 0 LOB: 0 BB: 0 P: 3	R: 0 E: 0 K: 0 S: 3	H: 0 LOB: 1 BB: 1 P: 7	R: 1 E: 0 K: 1 S: 7	H: 2 LOB: 1 BB: 0 P: 7	1B: 5 2B: 1 3B: 0 HR: 0	SF: 0 SAC: 0 DP: 0 HBP: 0	WP: 0 PB: 0 SB: 0 CS: 0	PA: 33
PITCHER	IP WLS BF H R ER SO BB IBB HBP BLK WP HR S P ERA WHIP																					
Randy Jones, L (1, 1) ERA: 2.42	8.1 W 31 6 1 1 1 1 1 0 0 0 0 0 0 32 36 1.08 0.840																					
Rollie Fingers, R (9, 1) ERA: 3.89	0.2 S 2 0 0 0 1 0 0 0 0 0 0 0 0 4 4 0.00 0.000																					

Cincinnati Reds @ San Diego Padres
San Diego Stadium, San Diego, CA
 Sun May 28 1978, 6:33 AM EDT
 Att: 34,029 - Unknown

livebaseballscorecards.com

AB	32
R	1
H	6
RBI	1
BB	1
SO	2
LOB	10



Batter	1	2	3	4	5	6	7	8	9	AB R H RBI BB SO LOB	TOP										
Ozzie Smith, S OBP: 0.267, SLG: 0.312 (1, 6) X	0-0 6-3		0-3 K		0-0 5-3		0-0 G3		0-0 4-3	5 0 0 0 0 1 1	San Diego Padres @ Los Angeles Dodgers Dodger Stadium, Los Angeles, CA Mon May 29 1978, 3:33 AM PDT Att: 51,781 - Unknown livebaseballscorecards.com										
Derrel Thomas, S OBP: 0.311, SLG: 0.292 (1, 8) X	0-0 CS 1B		0-0 6-3			0-3 K		0-0 P4	0-0 F9	5 0 1 0 0 1 0											
Don Reynolds, R OBP: 0.478, SLG: 0.368 (1, 7) X	0-0 FC4 1B			0-3 K		4-0 BB		4-0 BB 2B	0-0 E5 FC6-4	3 1 1 0 2 1 0											
Dave Winfield, R OBP: 0.316, SLG: 0.430 (1, 9) X	0-0 FC4 1-2f			0-0 HR 2B		0-0 F6		4-0 2B E BB	0-0 FC6-4 1-2f	4 2 1 0 1 0 3											
Gene Tenace, R OBP: 0.411, SLG: 0.455 (1, 3) (7, 2) X		0-0 G6-4-3 1B 1B		0-0 HR		0-3 K		0-0 E4 2B 2B		4 2 3 3 0 1 1											
Bill Almon, R OBP: 0.358, SLG: 0.373 (1, 5) X		0-0 G6-4-3 1-2 1B		0-3 K			0-0 4-3 1B 2B	0-0 4-3		4 1 2 0 0 1 1											
Tucker Ashford, R OBP: 0.267, SLG: 0.393 (1, 4) X		0-0 G6-4-3 1-2f 2-3		0-3 K			0-0 4-3	0-0 2B		4 0 1 1 0 1 3											
Bob Davis, R OBP: 0.220, SLG: 0.225 (1, 2) Gene Richards, L OBP: 0.359, SLG: 0.375 (7, PH) (7, 3) X		0-0 5-3			0-3 K		0-3 K	4-0 BB		2 0 0 0 0 1 1 1 0 0 0 1 1 1											
Gaylord Perry, R OBP: 0.160, SLG: 0.208 (1, 1) Jerry Turner, L OBP: 0.306, SLG: 0.478 (7, PH) Mark Lee, R (7, 1) Dan Spillner, R (7, 1) Oscar Gamble, L OBP: 0.328, SLG: 0.341 (8, PH) Dave Freisleben, R (8, 1) X			0-3 K2-3		0-3 K		0-0 3-H 1B	0-0 F7		2 0 0 0 0 2 0 1 0 1 1 0 0 0 0 0 0 0 0 0 0 0 0 0 0 0 0 0 1 0 0 0 0 0 2 0 0 0 0 0 0 0											
Inning Stats	R: 0 E: 0 K: 0 S: 4	H: 2 LOB: 1 BB: 0 P: 4	R: 0 E: 0 K: 0 S: 4	H: 2 LOB: 1 BB: 0 P: 4	R: 0 E: 0 K: 2 S: 7	H: 0 LOB: 0 BB: 0 P: 7	R: 2 E: 0 K: 3 S: 11	H: 2 LOB: 0 BB: 0 P: 11	R: 0 E: 0 K: 2 S: 7	H: 0 LOB: 0 BB: 0 P: 7		R: 1 E: 0 K: 1 S: 7	H: 2 LOB: 1 BB: 0 P: 7	R: 3 E: 1 K: 0 S: 5	H: 2 LOB: 2 BB: 3 P: 17	R: 0 E: 1 K: 0 S: 4	H: 0 LOB: 1 BB: 0 P: 4	1B: 5 2B: 4 3B: 0 HR: 1	SF: 0 SAC: 0 DP: 1 HBP: 0	WP: 0 PA: 40 PB: 0 SB: 0 CS: 1	
PITCHER	IP WLS BF H R ER SO BB IBB HBP BLK WP HR S P ERA WHIP	IP WLS BF H R ER SO BB IBB HBP BLK WP HR S P ERA WHIP	IP WLS BF H R ER SO BB IBB HBP BLK WP HR S P ERA WHIP	IP WLS BF H R ER SO BB IBB HBP BLK WP HR S P ERA WHIP	IP WLS BF H R ER SO BB IBB HBP BLK WP HR S P ERA WHIP	IP WLS BF H R ER SO BB IBB HBP BLK WP HR S P ERA WHIP	IP WLS BF H R ER SO BB IBB HBP BLK WP HR S P ERA WHIP	IP WLS BF H R ER SO BB IBB HBP BLK WP HR S P ERA WHIP	IP WLS BF H R ER SO BB IBB HBP BLK WP HR S P ERA WHIP	IP WLS BF H R ER SO BB IBB HBP BLK WP HR S P ERA WHIP	IP WLS BF H R ER SO BB IBB HBP BLK WP HR S P ERA WHIP	IP WLS BF H R ER SO BB IBB HBP BLK WP HR S P ERA WHIP	IP WLS BF H R ER SO BB IBB HBP BLK WP HR S P ERA WHIP	IP WLS BF H R ER SO BB IBB HBP BLK WP HR S P ERA WHIP	IP WLS BF H R ER SO BB IBB HBP BLK WP HR S P ERA WHIP	IP WLS BF H R ER SO BB IBB HBP BLK WP HR S P ERA WHIP	IP WLS BF H R ER SO BB IBB HBP BLK WP HR S P ERA WHIP	IP WLS BF H R ER SO BB IBB HBP BLK WP HR S P ERA WHIP	IP WLS BF H R ER SO BB IBB HBP BLK WP HR S P ERA WHIP		
Tommy John, L ERA: 2.85 (1, 1)	7.1 W 31 8 5 5 10 3 0 0 0 0 1 48 60 6.14 1.500																				
Terry Forster, L ERA: 1.46 (8, 1)	1.2 9 2 1 1 0 1 0 0 0 0 0 0 8 12 5.40 1.800																				



Batter	1	2	3	4	5	6	7	8	9
Bill North, S OBP: 0.375, SLG: 0.313 (1, 8)	0-0 6-3			0-0 WP 1B 1B	4-0 1B BB		4-0 2B BB	4-0 1-2 BB	
Bill Russell, R OBP: 0.300, SLG: 0.342 (1, 6)	0-0 L5			0-0 WP BB 1B	0-0 1-3 1B		0-0 1-H 2-H 1B 2B	0-3 K	
Reggie Smith, S OBP: 0.414, SLG: 0.571 (1, 9)	0-3 K			4-0 F9 WP 1B BB		0-0 4-3	0-0 FC6-4 1B		
Ron Cey, R OBP: 0.390, SLG: 0.436 (1, 5)		0-0 G5-4-3 1B		0-0 6-3		0-0 3B 1B	0-3 K		
Steve Garvey, R OBP: 0.298, SLG: 0.414 (1, 3)		0-0 G5-4-3		0-0 F9		0-0 3B	0-0 FC6-4		
Dusty Baker Jr., R OBP: 0.374, SLG: 0.412 (1, 7)		0-3 K		0-0 1B		0-0 5-3		0-0 E5 FC6-4	
Lee Lacy, R OBP: 0.373, SLG: 0.657 (1, 4)			0-3 K		0-0 HR			0-0 FC6-4 1B	
Ted Martinez, R OBP: 0.313, SLG: 0.267 (9, 4)								0-3 K	
Steve Yeager, R OBP: 0.313, SLG: 0.246 (1, 2)								0-3 K	
Tommy John, R OBP: 0.208, SLG: 0.217 (1, 1)								0-0 SH1-6-4 BB	
Terry Forster, L OBP: 0.400, SLG: 0.400 (8, 1)								0-0 1B	

Inning Stats	R: 0	H: 0	E: 0	K: 1	S: 5	R: 0	H: 1	E: 0	K: 1	S: 5	R: 0	H: 0	E: 0	K: 1	S: 5	R: 3	H: 3	E: 0	K: 0	S: 5	R: 1	H: 2	E: 0	K: 0	S: 4	R: 1	H: 2	E: 0	K: 0	S: 5	R: 3	H: 2	E: 0	K: 1	S: 7	R: 1	H: 1	E: 1	K: 2	S: 9	R: 0	H: 0	E: 0	K: 1	S: 5	
	0	0	0	1	5	0	1	0	1	5	0	0	0	1	5	3	3	0	0	5	5	1	2	0	0	4	1	2	0	0	5	3	2	0	1	15	1	1	2	2	9	0	0	0	0	0

PITCHER															PITCHER																																						
IP	WLS	BF	H	R	ER	SO	BB	IBB	HBP	BLK	WP	HR	S	P	ERA	WHIP	IP	WLS	BF	H	R	ER	SO	BB	IBB	HBP	BLK	WP	HR	S	P	ERA	WHIP																				
Gaylord Perry, R ERA: 2.93 (1, 1)	6.0	L	25	8	5	5	3	2	0	0	0	1	29	37	7.50	1.667																																					
Mark Lee, R ERA: 5.68 (7, 1)	0.1		4	1	3	3	0	2	0	0	0	0	2	10	81.00	9.000																																					
Dan Spillner, R ERA: 3.97 (7, 1)	0.2		3	1	0	0	1	0	0	0	0	0	5	5	0.00	1.500																																					
Dave Freisleben, R ERA: 5.92 (8, 1)	1.0		6	1	1	0	2	1	0	0	0	0	9	13	0.00	2.000																																					

BOTTOM

San Diego Padres @ Los Angeles Dodgers
 Dodger Stadium, Los Angeles, CA

Mon May 29 1978, 3:33 AM PDT
 Att. 51,781 - Unknown

AB	R	H	RBI	BB	SO	LOB
22	2	10	3	0	0	0
5	2	3	2	0	1	2
3	1	1	1	1	1	0
4	1	2	1	0	1	2
4	0	1	1	0	0	3
4	0	1	1	0	1	1
4	2	1	1	0	1	2
0	0	0	0	0	0	0
3	1	0	0	1	1	1
2	0	0	0	0	0	0
1	0	1	1	0	0	0

AB	32
R	9
H	11
RBI	8
BB	5
SO	6
LOB	11

WP: 1 PA: 38
 PB: 0
 SB: 1
 CS: 0



Batter	1	2	3	4	5	6	7	8	9	AB R H RBI BB SO LOB
--------	---	---	---	---	---	---	---	---	---	----------------------

Derrel Thomas, S <small>(1, 8) X</small> <small>OBP: 0.303, SLG: 0.284</small>	0-0 		0-0 			0-0 		0-0 		4 0 0 0 0 0 0	
Ozzie Smith, S <small>(1, 6) X</small> <small>OBP: 0.267, SLG: 0.310</small>	0-0 		0-0 			0-0 		0-3 		4 0 1 0 0 1 0	
Oscar Gamble, L <small>(1, 7) B B B</small>	4-0 		0-0 			0-0 		0-0 		3 1 1 0 1 0 0	
Dave Winfield, R <small>(1, 9) X</small> <small>OBP: 0.315, SLG: 0.426</small>	0-0 			0-0 			0-0 		0-0 		4 1 1 0 0 0 2
Gene Tenace, R <small>(1, 3) X</small> <small>OBP: 0.413, SLG: 0.447</small>	0-0 			0-0 			4-0 		1-0 		2 0 0 0 1 0 2
Rick Sweet, S <small>(1, 2)</small> <small>OBP: 0.358, SLG: 0.284</small>		0-0 		0-0 			0-0 		0-0 		4 0 1 2 0 0 1
Bill Almon, R <small>(1, 5)</small> <small>OBP: 0.350, SLG: 0.365</small>		0-0 			0-0 		0-3 		0-3 		4 0 0 0 0 2 3
Tucker Ashford, R <small>(1, 4)</small> <small>OBP: 0.265, SLG: 0.355</small>		4-0 			0-0 			0-0 	0-0 		3 0 0 0 1 0 2
Eric Rasmussen, R <small>(1, 1)</small> <small>OBP: 0.105, SLG: 0.105</small> Dave Freisleben, R <small>(2, 1)</small> <small>OBP: 0.379, SLG: 0.333</small> Mike Champion, R <small>(5, PH)</small> Mark Lee, R <small>(5, 1)</small> Jerry Turner, L <small>(8, PH)</small> Dan Spillner, R <small>(8, 1)</small>		0-0 			0-3 			0-3 		1 0 0 0 0 0 1 0 0 0 0 0 0 0 1 0 0 0 0 1 0 0 0 0 0 0 0 0 1 0 0 0 0 1 0 0 0 0 0 0 0 0	

TOP

San Diego Padres @ Los Angeles Dodgers
 Dodger Stadium, Los Angeles, CA

Tue May 30 1978, 7:05 PM PDT
 Att: 31,636 - Unknown

AB	31
R	2
H	4
RBI	2
BB	3
SO	5
LOB	11



Inning Stats	R: 0	H: 1	E: 0	K: 0	S: 4	P: 8	R: 0	H: 0	E: 0	K: 0	S: 3	P: 7	R: 0	H: 0	E: 0	K: 0	S: 3	P: 3	R: 0	H: 0	E: 0	K: 1	S: 5	P: 5	R: 0	H: 0	E: 0	K: 0	S: 3	P: 3	R: 0	H: 0	E: 0	K: 1	S: 5	P: 9	R: 0	H: 0	E: 0	K: 1	S: 5	P: 5	R: 2	H: 3	E: 0	K: 2	S: 10	P: 11	1B: 4	SF: 0	2B: 0	SAC: 0	3B: 0	DP: 0	HR: 0	HBP: 1	WP: 1	PA: 35
--------------	------	------	------	------	------	------	------	------	------	------	------	------	------	------	------	------	------	------	------	------	------	------	------	------	------	------	------	------	------	------	------	------	------	------	------	------	------	------	------	------	------	------	------	------	------	------	-------	-------	-------	-------	-------	--------	-------	-------	-------	--------	-------	--------

PITCHER	IP	WLS	BF	H	R	ER	SO	BB	IBB	HBP	BLK	WP	HR	S	P	ERA	WHIP
Rick Rhoden, R <small>(1, 1)</small> <small>ERA: 3.97</small>	9.0	W	35	4	2	2	5	3	0	1	0	1	0	41	54	2.00	0.778

PITCHER	IP	WLS	BF	H	R	ER	SO	BB	IBB	HBP	BLK	WP	HR	S	P	ERA	WHIP
---------	----	-----	----	---	---	----	----	----	-----	-----	-----	----	----	---	---	-----	------

Batter	1	2	3	4	5	6	7	8	9
Bill North, S (1, 8) <small>OBP: 0.385, SLG: 0.322</small>	0-0 1B FC6-4 1B	0-0 1B 1B	0-0 2-1 2-H	0-0 F8		4-0 BLK 1B BB		0-0 F8	
Bill Russell, R (1, 6) <small>OBP: 0.304, SLG: 0.345</small> Ted Martinez, R (7, 6) <small>OBP: 0.294, SLG: 0.250</small>	0-0 1-3 FC6-4 1B	0-0 1-3 1B 2B 1B		0-0 6-3		0-0 F9 1-2		0-0 5-3	
Vic Davalillo, L (1, 9) <small>OBP: 0.344, SLG: 0.333</small>	0-0 1-2f 3-H FC6-4 HR	0-0 1-3 3-H 2B 1B		0-0 L9		0-0 2-H E 1B		0-0 L7	
Ron Cey, R (1, 5) <small>OBP: 0.387, SLG: 0.438</small> Jerry Grote, R (6, PR) <small>OBP: 0.424, SLG: 0.385</small>	0-3 K	0-0 1-H 2B			0-0 1-3	0-0 1-2 E6			
Steve Garvey, R (1, 3) <small>OBP: 0.297, SLG: 0.426</small>	0-0 1-H HR	0-0 4-3			0-0 5-3	0-0 F8			
Dusty Baker Jr., R (1, 7) <small>OBP: 0.377, SLG: 0.421</small>	0-0 P6		0-0 FC6-4 SF7 1B 1B		0-0 2B 2B	0-0 F8			
Lee Lacy, R (1, 4) <small>OBP: 0.392, SLG: 0.718</small>		0-0 HR	0-0 1-2 FC6-4 1B		0-0 2-H 2B		0-3 K		
Steve Yeager, R (1, 2) <small>OBP: 0.319, SLG: 0.241</small>		4-0 L3 BB	0-0 1-2f 2-3 FC6-4 WP SF7 2-1		4-0 BB		0-0 5-3		
Rick Rhoden, R (1, 1) <small>OBP: 0.208, SLG: 0.190</small>		0-0 L3	0-0 1-2 SF7		0-0 F5		0-3 K		

Inning Stats	R: 3	H: 3	E: 0	K: 1	S: 8	LOB: 0	BB: 0	P: 8
	R: 4	H: 5	E: 0	K: 0	S: 7	LOB: 1	BB: 1	P: 11
	R: 1	H: 2	E: 0	K: 0	S: 4	LOB: 1	BB: 0	P: 4
	R: 0	H: 0	E: 0	K: 0	S: 3	LOB: 0	BB: 0	P: 3
	R: 1	H: 2	E: 0	K: 0	S: 5	LOB: 2	BB: 1	P: 9
	R: 1	H: 1	E: 1	K: 0	S: 5	LOB: 2	BB: 1	P: 9
	R: 0	H: 0	E: 0	K: 2	S: 7	LOB: 0	BB: 0	P: 7
	R: 0	H: 0	E: 0	K: 0	S: 3	LOB: 0	BB: 0	P: 3

AB	R	H	RBI	BB	SO	LOB
4	3	2	0	1	0	0
4	1	2	0	0	0	1
1	0	0	0	0	0	0
5	2	2	3	0	0	1
4	0	1	2	0	1	2
0	0	0	0	0	0	0
4	1	1	2	0	0	3
4	2	2	0	0	0	2
4	1	3	2	0	1	0
2	0	0	0	2	0	2
3	0	0	1	0	1	3
1B: 8	SF: 1	WP: 1	PA: 39			
2B: 4	SAC: 0	PB: 0				
3B: 0	DP: 1	SB: 0				
HR: 2	HBP: 0	CS: 0				

BOTTOM

San Diego Padres @ Los Angeles Dodgers
Dodger Stadium, Los Angeles, CA
 Tue May 30 1978, 7:05 PM PDT
 Att. 31,636 - Unknown

AB	35
R	10
H	13
RBI	10
BB	3
SO	3
LOB	14




PITCHER	IP	WLS	BF	H	R	ER	SO	BB	IBB	HBP	BLK	WP	HR	S	P	ERA	WHIP
Eric Rasmussen, R (1, 1) <small>ERA: 5.08</small>	1.2	L	12	7	7	7	1	1	0	0	0	0	2	13	17	37.80	4.800
Dave Freisleben, R (2, 1) <small>ERA: 5.74</small>	2.1		10	3	1	1	0	0	0	0	0	1	0	9	9	3.86	1.286
Mark Lee, R (5, 1) <small>ERA: 5.73</small>	3.0		15	3	2	2	2	2	0	0	1	0	0	17	25	6.00	1.667
Dan Spillner, R (8, 1) <small>ERA: 3.8</small>	1.0		3	0	0	0	0	0	0	0	0	0	0	3	3	0.00	0.000

Batter	1	2	3	4	5	6	7	8	9	AB R H RBI BB SO LOB	TOP														
Gene Richards, L OBP: 0.362, SLG: 0.378 (1, 8) (8, 7)	0-3 K		0-0 2-H 1B		0-0 FC5-4 1B			0-0 F8		4 0 2 1 0 1 0	San Diego Padres @ Los Angeles Dodgers Dodger Stadium, Los Angeles, CA Wed May 31 1978, 7:05 PM PDT Att: 28,050 - Unknown														
Ozzie Smith, S OBP: 0.266, SLG: 0.309 (1, 6)	0-0 F7		0-0 1-3		0-0 FC5-4			0-0 1B		4 0 1 0 0 0 2															
Oscar Gamble, L OBP: 0.331, SLG: 0.338 Chuck Baker, R OBP: 0.333, SLG: 0.343 (1, 7) (8, 4)	0-0 L3			0-0 G3 BB 1B		0-0 L3		0-0 P6		4 1 1 0 0 0 1 0 0 0 0 0 0 0															
Dave Winfield, R OBP: 0.314, SLG: 0.422 (1, 9)		0-0 F3		0-3 K		0-0 CS 1B		0-3 K		4 0 1 0 0 2 1															
Gene Tenace, R OBP: 0.409, SLG: 0.436 (1, 3)		0-0 F4		4-0 G3 1-2 1B BB		0-0 L5		0-3 K		3 1 0 0 1 1 1															
Bill Almon, R OBP: 0.342, SLG: 0.356 (1, 5)		0-0 6-3		0-0 G3 1-2 2-3		0-0 P3		0-0 P3		4 0 0 0 0 0 2															
Derrel Thomas, S OBP: 0.310, SLG: 0.292 (1, 4) (8, 8)			0-0 SH2-4 1B		0-0 SH2-4 1B		0-0 F7			3 1 2 2 0 0 0															
Rick Sweet, S OBP: 0.349, SLG: 0.275 (1, 2)			0-0 F9		0-0 4-3		0-0 L3			3 0 0 0 0 0 1															
Bob Shirley, R OBP: 0.188, SLG: 0.133 Rollie Fingers, R OBP: 0.333, SLG: 0.333 (1, 1) (8, 1)			0-0 SH2-4		0-0 F7		0-0 F3			2 0 0 0 0 0 0 0 0 0 0 0 0 0															
Inning Stats	R: 0 E: 0 K: 1 S: 5	H: 0 LOB: 0 BB: 0 P: 5	R: 0 E: 0 K: 0 S: 3	H: 0 LOB: 0 BB: 0 P: 3	R: 1 E: 0 K: 0 S: 5	H: 2 LOB: 1 BB: 0 P: 5	R: 2 E: 0 K: 1 S: 6	H: 2 LOB: 1 BB: 1 P: 10	R: 0 E: 0 K: 0 S: 4	H: 1 LOB: 1 BB: 0 P: 4		R: 0 E: 0 K: 0 S: 3	H: 1 LOB: 0 BB: 0 P: 3	R: 0 E: 0 K: 0 S: 3	H: 0 LOB: 0 BB: 0 P: 3	R: 0 E: 0 K: 0 S: 4	H: 1 LOB: 1 BB: 0 P: 4	R: 0 E: 0 K: 2 S: 7	H: 0 LOB: 0 BB: 0 P: 7	1B: 7 2B: 0 3B: 0 HR: 0	SF: 0 SAC: 1 DP: 0 HBP: 0	WP: 0 PB: 0 SB: 0 CS: 1	PA: 33		
PITCHER Doug Rau, L ERA: 3.58 Charlie Hough, R ERA: 3.81	IP 7.0 2.0	WLS L	BF 26 7	H 6 1	R 3 0	ER 3 0	SO 2 2	BB 1 0	IBB 0 0	HBP 0 0	BLK 0 0	WP 0 0	HR 0 0	S 29 11	P 33 11	ERA 3.86 0.00	WHIP 1.000 0.500								

livebaseballscorecards.com

AB	31
R	3
H	7
RBI	3
BB	1
SO	4
LOB	8



Batter	1	2	3	4	5	6	7	8	9	AB R H RBI BB SO LOB	TOP																
Gene Richards, L OBP: 0.352, SLG: 0.367 (1, 8) (7, 7)	0-3 K	0-0 F4-3			0-0 F7		0-0 F7	0-0 6-3		5 0 0 0 0 1 4																	
Ozzie Smith, S OBP: 0.270, SLG: 0.317 (1, 6)	0-0 F9		0-0 3-1		0-0 E 1-3 HR 2B		0-0 BB S 1B		0-0 6-3	5 1 2 0 0 0 0																	
Oscar Gamble, L OBP: 0.329, SLG: 0.336 Chuck Baker, R OBP: 0.333, SLG: 0.343 Jerry Turner, L OBP: 0.294, SLG: 0.458 Mike Champion, R OBP: 0.379, SLG: 0.333 (1, 7) (7, 4) (9, PH) (9, 4)	0-0 1B		0-0 F6		0-0 F4 HR		0-0 F9		0-3 K	4 1 1 1 0 0 2 0 0 0 0 0 0 0 1 0 0 0 0 1 0 0 0 0 0 0 0 0																	
Dave Winfield, R OBP: 0.316, SLG: 0.435 (1, 9)	0-0 1-3		0-0 1-3		0-0 1-H 3-H HR		4-0 BB IBB		0-0 5-3	4 1 1 3 1 0 1																	
Gene Tenace, R OBP: 0.418, SLG: 0.432 (1, 3)		4-0 BB BB BB BB CS BB		4-0 BB BB BB BB 1-3 F4-6-3 BB	0-0 P8		4-0 1-2 2-3 BB			1 0 0 0 3 0 0																	
Rick Sweet, S OBP: 0.345, SLG: 0.266 (1, 2)		4-0 BB BB BB BB 1-2 1B BB		0-0 F4-6-3	0-0 G3		0-0 F8			3 1 0 0 1 0 4																	
Bill Almon, R OBP: 0.340, SLG: 0.354 (1, 5)		0-0 SH1-4 1-2 1B 1B		0-0 1-3		0-3 K		0-0 E5 E S		4 0 1 0 0 1 1	AB 34 R 5 H 7 RBI 5 BB 5 SO 4 LOB 15																
Derrel Thomas, S OBP: 0.308, SLG: 0.291 (1, 4) (7, 8)		0-0 SH1-4 1-2 2-H 1B		0-0 1-3		0-0 1-3		0-0 P9		4 0 1 1 0 0 2																	
Randy Jones, R OBP: 0.148, SLG: 0.148 Rollie Fingers, R OBP: 0.333, SLG: 0.333 (1, 1) (8, 1)		0-0 SH1-4 1-2 2-3 1B			0-0 2B E 1B		0-0 5-3		0-3 K	3 1 1 0 0 1 1 0 0 0 0 0 0 0																	
Inning Stats	R: 0 E: 0 K: 1 S: 6	H: 1 LOB: 1 BB: 0 P: 6	R: 1 E: 0 K: 0 S: 4	H: 2 LOB: 2 BB: 2 P: 12	R: 0 E: 0 K: 0 S: 3	H: 0 LOB: 0 BB: 0 P: 3	R: 0 E: 0 K: 0 S: 3	H: 0 LOB: 1 BB: 1 P: 7	R: 4 E: 1 K: 0 S: 7	H: 3 LOB: 0 BB: 0 P: 7	R: 0 E: 0 K: 1 S: 5	H: 0 LOB: 0 BB: 0 P: 5	R: 0 E: 0 K: 0 S: 4	H: 1 LOB: 3 BB: 2 P: 12	R: 0 E: 1 K: 1 S: 6	H: 0 LOB: 1 BB: 0 P: 6	R: 0 E: 0 K: 1 S: 5	H: 0 LOB: 0 BB: 0 P: 5	1B: 5 2B: 1 3B: 0 HR: 1	SF: 0 SAC: 1 DP: 0 HBP: 0	WP: 0 PB: 0 SB: 2 CS: 1	PA: 40					
PITCHER	IP	WLS	BF	H	R	ER	SO	BB	IBB	HBP	BLK	WP	HR	S	P	ERA	WHIP										
Nino Espinosa, R ERA: 3.5 (1, 1)	7.0	L	33	7	5	4	2	4	1	0	0	0	1	32	52	5.14	1.571										
Dale Murray, R ERA: 4.74 (8, 1)	2.0		7	0	0	0	2	0	0	0	0	0	0	11	11	0.00	0.000										

San Diego Padres @ New York Mets
Shea Stadium, Flushing, NY
Fri Jun 02 1978, 7:05 PM EDT
Att. 9,943 - Unknown

livebaseballscorecards.com

Batter	1	2	3	4	5	6	7	8	9	AB R H RBI BB SO LOB
Lenny Randle, S (1, 5) OBP: 0.380, SLG: 0.331 Tom Grieve, R (4, 9) OBP: 0.333, SLG: 0.375	0-0 6-3		0-0 2-3		0-0 1B 2B		0-0 2-3		0-0 1-2 2-3 G4-3 1B	2 0 0 0 0 0 3 1 2 0 0 1
Elliott Maddox, R (1, 9) OBP: 0.364, SLG: 0.341	0-0 6-3		0-0 6-3		0-0 2-H 1B FC6-4			0-0 1B FC6-4	0-0 1-2f G4-3	5 0 2 1 0 0 3
Steve Henderson, R (1, 7) OBP: 0.327, SLG: 0.394	0-0 2B		0-0 5-3		0-0 1-2f FC6-4			0-0 1-2f HR FC6-4		4 1 1 0 0 0 2
Willie Montanez, L (1, 3) OBP: 0.320, SLG: 0.417	0-0 F8			0-0 4-3		0-0 BB G4-6-3 BB		0-3 K		3 0 0 0 1 1 2
John Stearns, R (1, 2) OBP: 0.358, SLG: 0.374		0-0 F9 1B 2B		0-0 F9		0-0 1-2f G4-6-3		0-0 1-H HR		4 2 2 2 0 0 1
Lee Mazzilli, S (1, 8) OBP: 0.368, SLG: 0.438		0-0 F9		0-0 S 1B		0-0 F9		0-0 4-3		4 0 1 0 0 0 1
Tim Foli, R (1, 6) OBP: 0.237, SLG: 0.257		0-0 3-H 1B FC1-4		0-0 1-2 6-3			0-0 1B		0-0 P8	4 0 2 1 0 0 1
Doug Flynn, R (1, 4) OBP: 0.270, SLG: 0.269 Bruce Boisclair, L (9, PH) OBP: 0.316, SLG: 0.365		0-0 1-2f FC1-4			0-0 F4-3		0-0 F9		0-0 1B 1B 1B	3 0 0 0 0 0 2 1 0 1 0 0 0 0
Nino Espinosa, R (1, 1) OBP: 0.214, SLG: 0.286 Joel Youngblood, R (7, PH) OBP: 0.308, SLG: 0.390 Dale Murray, R (8, 1) Ed Kranepool, L (9, PH) OBP: 0.262, SLG: 0.270		0-3 K			0-3 K		0-3 K		0-0 1-2 1B	2 0 0 0 0 2 1 1 0 0 0 0 1 1 0 0 0 0 0 0 0 1 0 1 0 0 0 0

BOTTOM													
San Diego Padres @ New York Mets Shea Stadium, Flushing, NY Fri Jun 02 1978, 7:05 PM EDT Att. 9,943 - Unknown													
AB	37	R	4	H	12	RBI	4	BB	1	SO	4	LOB	15
WP: 0	PA: 38	PB: 0	SB: 1	CS: 0	1B: 8	SF: 0	2B: 3	SAC: 0	3B: 0	DP: 2	HR: 1	HBP: 0	

Inning Stats																																																																						
R: 0	H: 1	E: 0	LOB: 1	K: 0	BB: 0	S: 4	R: 1	H: 2	E: 0	LOB: 1	K: 1	BB: 0	S: 7	R: 0	H: 0	E: 0	LOB: 0	K: 0	BB: 0	S: 3	R: 0	H: 1	E: 0	LOB: 1	K: 1	BB: 0	S: 7	R: 1	H: 2	E: 0	LOB: 1	K: 1	BB: 0	S: 7	R: 0	H: 0	E: 0	LOB: 0	K: 0	BB: 1	S: 2	R: 0	H: 1	E: 0	LOB: 1	K: 1	BB: 0	S: 6	R: 2	H: 2	E: 0	LOB: 0	K: 1	BB: 0	S: 7	R: 0	H: 3	E: 0	LOB: 2	K: 0	BB: 0	S: 5	1B: 8	SF: 0	2B: 3	SAC: 0	3B: 0	DP: 2	HR: 1	HBP: 0

PITCHER																																			
Randy Jones, L (1, 1) ERA: 2.63	IP: 7.2	WLS: W	BF: 32	H: 9	R: 4	ER: 4	SO: 4	BB: 1	IBB: 0	HBP: 0	BLK: 0	WP: 0	HR: 1	S: 39	P: 43	ERA: 4.70	WHIP: 1.304	Rollie Fingers, R (8, 1) ERA: 3.58	IP: 1.1	WLS: S	BF: 6	H: 3	R: 0	ER: 0	SO: 0	BB: 0	IBB: 0	HBP: 0	BLK: 0	WP: 0	HR: 0	S: 6	P: 6	ERA: 0.00	WHIP: 2.250



Batter	1	2	3	4	5	6	7	8	9	AB R H RBI BB SO LOB	TOP											
Gene Richards, L (1, 8) OBP: 0.354, SLG: 0.385	0-0 SH1-3 2B	0-0 2-6	0-0 F4-3		0-0 E5 3B		0-3 K		0-0 6-3	5 1 2 0 0 1 2												
Ozzie Smith, S (1, 6) OBP: 0.266, SLG: 0.312	0-0 SH1-3 2-3		0-3 K		0-0 F6		0-0 F4			3 0 0 0 0 1 2												
Oscar Gamble, L (1, 7) OBP: 0.327, SLG: 0.333	0-3 K		0-3 K			0-0 FC1-5 1B		0-0 F2		4 0 1 0 0 2 1												
Dave Winfield, R (1, 9) OBP: 0.325, SLG: 0.439	4-0 BB			0-0 E S 1B		0-3 K		0-0 S 1B		3 0 2 0 1 1 1												
Gene Tenace, R (1, 3) OBP: 0.420, SLG: 0.430	0-3 K			0-3 K 1-3		0-0 FC1-5 1B		4-0 BB		3 0 1 0 1 2 3												
Derrel Thomas, S (1, 4) OBP: 0.309, SLG: 0.287		4-0 FC5-4 BB		0-3 K		0-0 FC1-5 1B		0-0 F4		2 0 0 0 1 1 3												
Tucker Ashford, R (6, 4) OBP: 0.257, SLG: 0.344				0-3 K		1-2 2-3f				1 0 0 0 0 0 2												
Bill Almon, R (1, 5) OBP: 0.338, SLG: 0.352		0-0 FC5-4 1B		0-3 K		0-0 1B		0-3 K		4 1 1 0 0 2 4												
Rick Sweet, S (1, 2) OBP: 0.353, SLG: 0.271		0-0 1B		0-0 F9		0-0 F9		4-0 SH1-4 BB		2 0 1 0 1 0 0												
Dave Roberts, R (7, PR) (7, 2)		1-3 1B							0-0 6-3	1 0 0 0 0 0 0												
Bob Owchinko, L (1, 1) OBP: 0.130, SLG: 0.174		0-0 1B		0-3 K		0-3 K		0-0 SH1-4		2 0 1 1 0 1 0												
John D'Acquisto, R (7, 1)									0-3 K	0 0 0 0 0 0 0												
Jerry Turner, L (9, PH) OBP: 0.288, SLG: 0.449		2-6 1B								1 0 0 0 0 1 0												
Inning Stats	R: 0 E: 0 K: 2 S: 8	H: 1 LOB: 2 BB: 1 P: 12	R: 1 E: 0 K: 0 S: 3	H: 2 LOB: 1 BB: 1 P: 7	R: 0 E: 0 K: 2 S: 7	H: 0 LOB: 0 BB: 0 P: 7	R: 0 E: 0 K: 3 S: 10	H: 1 LOB: 1 BB: 0 P: 10	R: 1 E: 1 K: 1 S: 6	H: 1 LOB: 0 BB: 0 P: 6	R: 0 E: 0 K: 1 S: 7	H: 3 LOB: 2 BB: 0 P: 7	R: 0 E: 0 K: 1 S: 5	H: 0 LOB: 2 BB: 1 P: 9	R: 0 E: 0 K: 1 S: 6	H: 1 LOB: 2 BB: 1 P: 10	R: 0 E: 0 K: 1 S: 5	H: 0 LOB: 0 BB: 0 P: 5	1B: 7 2B: 1 3B: 1 HR: 0	SF: 0 SAC: 2 DP: 0 HBP: 0	WP: 0 PB: 0 SB: 2 CS: 0	PA: 37
PITCHER	IP WLS BF H R ER SO BB IBB HBP BLK WP HR S P ERA WHIP																					
Pat Zachry, R (1, 1) ERA: 3.34	7.0 W 30 8 2 1 10 3 0 0 0 0 0 0 46 58 1.29 1.571																					
Skip Lockwood, R (8, 1) ERA: 3.2	2.0 S 8 1 0 0 2 1 0 0 0 0 0 0 11 15 0.00 1.000																					

San Diego Padres @ New York Mets
Shea Stadium, Flushing, NY
Sat Jun 03 1978, 7:05 PM EDT
Att. 7,452 - Unknown

livebaseballscorecards.com

AB	31
R	2
H	9
RBI	1
BB	4
SO	12
LOB	18



Batter	1	2	3	4	5	6	7	8	9	AB R H RBI BB SO LOB
Lee Mazzilli, S OBP: 0.371, SLG: 0.444 (1, 8)	0-0 5-3		0-0 F3		0-0 WP S 1B		0-0 BLK 1-3 2B			4 0 2 0 0 0 0
Elliott Maddox, R OBP: 0.368, SLG: 0.333 (1, 5)	0-3 K		0-0 F7		4-0 WP 1-2 BB		4-0 2-3 3-H 0-3 BB			2 0 0 0 2 1 0
Steve Henderson, R OBP: 0.326, SLG: 0.396 (1, 7)	0-3 K			0-0 1B 2B	0-0 F6		0-0 K			4 1 1 0 0 2 4
Willie Montanez, L OBP: 0.323, SLG: 0.415 (1, 3)		0-0 1B FC9-6 1B		0-0 F7		0-0 4-3		4-0 BB		3 1 1 0 1 0 1
Tom Grieve, R OBP: 0.359, SLG: 0.400 (1, 9)		0-0 FC9-6 1-3 1B		0-0 6-3 1B		0-0 F9		0-0 F6		3 0 2 1 0 0 0
Joel Youngblood, R OBP: 0.303, SLG: 0.383 (8, 9)				2-H						1 0 0 0 0 0 1
John Stearns, R OBP: 0.350, SLG: 0.364 (1, 2)		0-0 F5		0-0 6-3		0-0 L8		0-3 K		4 0 0 0 0 1 4
Tim Foli, R OBP: 0.229, SLG: 0.248 (1, 6)		0-0 FC9-6 1-2f 3-H		0-0 F7			0-0 P3	0-0 F9		4 0 0 1 0 0 3
Doug Flynn, R OBP: 0.266, SLG: 0.265 (1, 4)		0-0 F9			0-0 F9		0-0 F5-3			3 0 0 0 0 0 1
Pat Zachry, R OBP: 0.200, SLG: 0.091 (1, 1)			0-0 P9		0-0 6-3		0-0 2B BLK 1B			3 1 1 0 0 0 0
Skip Lockwood, R (8, 1)										0 0 0 0 0 0 0


Inning Stats	R: 0	H: 0	E: 0	K: 2	S: 7	LOB: 0	BB: 0	P: 7
	R: 1	H: 2	E: 0	K: 0	S: 5	LOB: 1	BB: 0	P: 5
	R: 0	H: 0	E: 0	K: 0	S: 3	LOB: 0	BB: 0	P: 3
	R: 1	H: 2	E: 0	K: 0	S: 5	LOB: 1	BB: 0	P: 5
	R: 0	H: 1	E: 0	K: 0	S: 4	LOB: 2	BB: 1	P: 8
	R: 0	H: 0	E: 0	K: 0	S: 3	LOB: 0	BB: 0	P: 3
	R: 1	H: 2	E: 0	K: 1	S: 7	LOB: 2	BB: 1	P: 11
	R: 0	H: 0	E: 0	K: 1	S: 5	LOB: 1	BB: 1	P: 9
	R: 0	H: 0	E: 0	K: 0	S: 7	LOB: 0	BB: 0	P: 9
	R: 3	H: 1	E: 0	K: 1	S: 1	LOB: 0	BB: 0	P: 0
	R: 0	H: 0	E: 0	K: 0	S: 1	LOB: 0	BB: 0	P: 0

BOTTOM

San Diego Padres @ New York Mets
 Shea Stadium, Flushing, NY
 Sat Jun 03 1978, 7:05 PM EDT
 Att. 7,452 - Unknown

AB	31
R	3
H	7
RBI	2
BB	3
SO	4
LOB	14

WP: 1 PA: 34
 PB: 0
 SB: 1
 CS: 0



livebaseballscores.com

Batter	1	2	3	4	5	6	7	8	9	AB R H RBI BB SO LOB	TOP																						
Gene Richards, L OBP: 0.360, SLG: 0.388 (1, 8) (7, 7)	0-3 K		0-0 F6-4-3 1-2			0-0 FC1-6 1B	0-0 CS 1B		4-0 1B IBB	4 0 2 0 1 1 1																							
Ozzie Smith, S OBP: 0.269, SLG: 0.310 (1, 6) (7, 7)	0-3 K		4-0 FC6-4 BB			0-0 FC1-6 WP 1-3 1B 1-2f	0-0 6-3 1-2		0-0 1B 1-2 2-H	4 1 1 0 1 1 2																							
Don Reynolds, R OBP: 0.444, SLG: 0.318 Chuck Baker, R OBP: 0.333, SLG: 0.343 (1, 7) (7, 4)	4-0 BB		0-0 FC6-4 1-2f			0-0 1-3 1-2	0-0 F3			3 0 0 0 1 0 2 0 0 0 0 0 0 0																							
Dave Winfield, R OBP: 0.328, SLG: 0.443 (1, 9) (7, 7)	0-0 F7				0-0 2B	4-0 WP 1B BB		0-0 F7		3 1 1 0 1 0 1																							
Gene Tenace, R OBP: 0.422, SLG: 0.452 (1, 3) (7, 8)					0-3 K	4-0 1B 2B IBB 1-2 2-3		0-3 K		3 2 1 1 1 2 0																							
Derrel Thomas, S OBP: 0.307, SLG: 0.286 (1, 4) (7, 8)			0-0 F9		0-0 F6			0-0 F7		4 1 1 2 0 0 0																							
Bill Almon, R OBP: 0.337, SLG: 0.355 (1, 5) (7, 7)			0-3 K			0-3 K			0-0 F4-3	4 0 1 2 0 2 0																							
Dave Roberts, R OBP: 0.400, SLG: 0.250 (1, 2) (7, 7)			0-0 5-3			0-3 K			0-0 SH1-4 1B 1B	3 0 1 0 1 1 0																							
Gaylord Perry, R OBP: 0.179, SLG: 0.222 Bob Shirley, R OBP: 0.188, SLG: 0.133 Rollie Fingers, R OBP: 0.333, SLG: 0.333 (1, 1) (8, 1) (8, 1)			0-0 F6-4-3 1B			0-0 6-3			0-0 SH1-4 1-2	3 0 1 0 0 0 2 0 0 0 0 0 0 0 0 0 0 0 0 0 0																							
Inning Stats	R: 0 E: 0 K: 2 S: 7	H: 0 LOB: 1 BB: 1 P: 11	R: 1 E: 0 K: 1 S: 6	H: 1 LOB: 0 BB: 0 P: 6	R: 0 E: 0 K: 0 S: 3	H: 1 LOB: 1 BB: 1 P: 7	R: 0 E: 0 K: 1 S: 5	H: 1 LOB: 0 BB: 0 P: 5	R: 0 E: 0 K: 2 S: 7	H: 0 LOB: 0 BB: 0 P: 7	R: 4 E: 0 K: 0 S: 6	H: 3 LOB: 2 BB: 3 P: 18	R: 0 E: 0 K: 0 S: 3	H: 1 LOB: 0 BB: 0 P: 3	R: 0 E: 0 K: 1 S: 5	H: 0 LOB: 0 BB: 0 P: 5	R: 0 E: 0 K: 0 S: 4	H: 2 LOB: 2 BB: 1 P: 8	1B: 6 2B: 2 3B: 0 HR: 1	SF: 0 SAC: 1 DP: 1 HBP: 0	WP: 1 PB: 0 SB: 0 CS: 1	PA: 38											
PITCHER Jerry Koosman, L ERA: 3.95 Dale Murray, R ERA: 4.53 (1, 1) (8, 1)	IP 7.0	WLS L	BF 30	H 7	R 5	ER 5	SO 6	BB 3	IBB 2	HBP 0	BLK 0	WP 1	HR 1	S 37	P 57	ERA 6.43	WHIP 1.429																
											PITCHER	IP	WLS	BF	H	R	ER	SO	BB	IBB	HBP	BLK	WP	HR	S	P	ERA	WHIP					

San Diego Padres @ New York Mets
Shea Stadium, Flushing, NY
Sun Jun 04 1978, 3:33 AM EDT
Att. 12,887 - Unknown

livebaseballscorecards.com

AB	31
R	5
H	9
RBI	5
BB	6
SO	7
LOB	8



Batter	1	2	3	4	5	6	7	8	9	AB	R	H	RBI	BB	SO	LOB
Lee Mazzilli, S OBP: 0.369, SLG: 0.441 (1, 8)	0-0 6-3		0-0 4-3		0-0 F8			0-0 BB 1B		4	0	1	0	0	0	0
Elliott Maddox, R OBP: 0.381, SLG: 0.354 (1, 5)	0-0 FC3-6 1B		0-3 K			0-0 F8 2B		4-0 BB 1-2 BB		3	1	2	0	1	1	0
Steve Henderson, R OBP: 0.320, SLG: 0.388 (1, 7)	0-0 FC3-6 2B		0-0 1-3			0-0 5-3		0-3 K		4	1	0	0	0	1	4
Willie Montanez, L OBP: 0.326, SLG: 0.419 (1, 3)	0-0 1-H 2B			4-0 BB FC1-6 BB		0-0 F8		0-0 L5		3	0	1	1	1	0	3
Tom Grieve, R OBP: 0.349, SLG: 0.410 (1, 9)	0-0 5-3			0-0 F9		0-0 2B		0-0 P3		4	0	1	1	0	0	4
John Stearns, R OBP: 0.343, SLG: 0.355 (1, 2)		0-0 F2		0-0 FC1-6		0-0 L6		0-3 K		4	0	0	0	0	1	2
Tim Foli, R OBP: 0.221, SLG: 0.239 (1, 6)		0-0 F2		0-0 F8			0-0 F8		0-0 6-3	4	0	0	0	0	0	1
Doug Flynn, R OBP: 0.267, SLG: 0.266 (1, 4)		0-0 1B			0-3 K		0-0 F6-3		0-0 4-3	3	0	1	0	0	1	0
Ron Hodges, L OBP: 0.326, SLG: 0.306 (9, PH)										1	0	0	0	0	0	0
Jerry Koosman, R OBP: 0.077, SLG: 0.154 (1, 1)		0-3 K			0-3 K					2	0	0	0	0	2	1
Bruce Boisclair, L OBP: 0.313, SLG: 0.361 (7, PH)										1	0	0	0	0	0	0
Dale Murray, R (8, 1)										0	0	0	0	0	0	0

Inning Stats	R: 1	H: 2	E: 0	K: 0	S: 5	R: 0	H: 1	E: 0	K: 1	S: 6	R: 0	H: 0	E: 0	K: 1	S: 5	R: 0	H: 0	E: 0	K: 0	S: 3	R: 0	H: 2	E: 0	K: 0	S: 5	R: 0	H: 0	E: 0	K: 0	S: 3	R: 0	H: 1	E: 0	K: 1	S: 6	R: 0	H: 0	E: 0	K: 1	S: 5	1B: 3	2B: 3	3B: 0	HR: 0	SF: 0	SAC: 0	DP: 0	HBP: 0	WP: 0	PB: 0	SB: 0	CS: 0	PA: 35
--------------	------	------	------	------	------	------	------	------	------	------	------	------	------	------	------	------	------	------	------	------	------	------	------	------	------	------	------	------	------	------	------	------	------	------	------	------	------	------	------	------	-------	-------	-------	-------	-------	--------	-------	--------	-------	-------	-------	-------	--------

PITCHER	IP	WLS	BF	H	R	ER	SO	BB	IBB	HBP	BLK	WP	HR	S	P	ERA	WHIP
Gaylord Perry, R ERA: 2.88 (1, 1)	7.1	W	30	6	2	2	5	2	0	0	0	0	0	38	46	2.46	1.091
Bob Shirley, L ERA: 4.21 (8, 1)	0.1		1	0	0	0	0	0	0	0	0	0	0	1	1	0.00	0.000
Rollie Fingers, R ERA: 3.46 (8, 1)	1.1	S	4	0	0	0	1	0	0	0	0	0	0	6	6	0.00	0.000

BOTTOM

San Diego Padres @ New York Mets
Shea Stadium, Flushing, NY
Sun Jun 04 1978, 3:33 AM EDT
Att. 12,887 - Unknown

livebaseballscorecards.com

AB	33
R	2
H	6
RBI	2
BB	2
SO	6
LOB	15



Batter	1	2	3	4	5	6	7	8	9	AB R H RBI BB SO LOB	TOP		
Gene Richards, L (1, 8) OBP: 0.356, SLG: 0.379 (7, 7)	0-3 K	0-0 3-1			0-0 E3 BLK 3-1		0-0 F7		4-0 G4-6-3 1B BB	4 1 0 0 1 1 2			
Ozzie Smith, S (1, 6) OBP: 0.273, SLG: 0.309	0-0 5-3 1B		0-0 F3		0-0 3-1		0-0 1-3		4-0 G4-6-3 1B BB	4 0 1 0 1 0 1			
Don Reynolds, R (1, 7) OBP: 0.419, SLG: 0.308 John D'Acquisto, R (7, 1)	0-0 5-3		0-3 K		0-0 G3		0-0 1B		0-0 G4-6-3 1B BB	4 0 1 0 0 1 2 0 0 0 0 0 0 0 0 0 0 0 0 0 0 1 0 0 0 0 0 2			
Chuck Baker, R (9, PH) OBP: 0.333, SLG: 0.343 Jerry Turner, L (9, PH) OBP: 0.283, SLG: 0.440	1-2				0-0 F4		0-0 F7		0-0 1B	5 0 1 1 0 1 3			
Dave Winfield, R (1, 9) OBP: 0.325, SLG: 0.436	0-3 K		0-0 6-3		0-0 F4		0-0 F7		0-0 1B	5 0 1 1 0 1 3			
Gene Tenace, R (1, 3) OBP: 0.421, SLG: 0.453		0-0 1B 2B		0-0 F4		4-0 2B BB		0-0 F2	0-3 K	4 2 1 0 1 1 1			
Derrel Thomas, S (1, 4) OBP: 0.312, SLG: 0.291 (7, 8)		0-0 1B 1B		0-0 5-3		0-0 F3		0-0 1B		4 0 2 1 0 0 1			
Bill Almon, R (1, 5) OBP: 0.340, SLG: 0.363		0-0 1B 1B		0-0 2B		0-3 K		0-0 F7		4 0 2 0 0 1 2			
Dave Roberts, R (1, 2) OBP: 0.667, SLG: 0.667		0-0 1B		4-0 FC6-4 IBB		0-0 2B		4-0 BB		2 0 2 1 2 0 0			
Eric Rasmussen, R (1, 1) OBP: 0.091, SLG: 0.091 Tucker Ashford, R (7, 4) OBP: 0.250, SLG: 0.333		0-3 K		0-0 FC6-4		0-3 K		0-0 F8		3 0 0 0 0 2 5 1 0 0 0 0 0 2			
Inning Stats	R: 0 H: 1 E: 0 LOB: 1 K: 2 BB: 0 S: 8 P: 8	R: 1 H: 4 E: 0 LOB: 2 K: 1 BB: 0 S: 8 P: 8	R: 0 H: 0 E: 0 LOB: 0 K: 1 BB: 0 S: 5 P: 5	R: 0 H: 1 E: 0 LOB: 2 K: 0 BB: 1 S: 4 P: 8	R: 0 H: 0 E: 1 LOB: 1 K: 0 BB: 0 S: 4 P: 4	R: 1 H: 1 E: 0 LOB: 1 K: 2 BB: 1 S: 8 P: 12	R: 0 H: 1 E: 0 LOB: 1 K: 0 BB: 0 S: 4 P: 4	R: 0 H: 1 E: 0 LOB: 2 K: 0 BB: 1 S: 4 P: 8	R: 1 H: 1 E: 0 LOB: 1 K: 1 BB: 2 S: 5 P: 13	1B: 7 SF: 0 2B: 3 SAC: 0 3B: 0 DP: 1 HR: 0 HBP: 0	WP: 0 PA: 41 PB: 0 SB: 2 CS: 0		
PITCHER	IP WLS BF H R ER SO BB IBB HBP BLK WP HR S P ERA WHIP											PITCHER	IP WLS BF H R ER SO BB IBB HBP BLK WP HR S P ERA WHIP
Rudy May, L (1, 1) ERA: 3.36	8.0 W 38 9 3 3 6 4 1 0 1 0 0 45 65 3.38 1.625												
Mike Garman, R (9, 1) ERA: 4.7	1.0 S 3 1 0 0 1 0 0 0 0 0 0 5 5 0.00 1.000												

San Diego Padres @ Montreal Expos
Olympic Stadium, Montreal, QB
Mon Jun 05 1978, 7:05 PM EDT
Att. 12,909 - Unknown

livebaseballscorecards.com

AB	36
R	3
H	10
RBI	3
BB	5
SO	7
LOB	21



Batter	1	2	3	4	5	6	7	8	9
Dave Cash, R (1, 4) OBP: 0.332, SLG: 0.369 Del Unser, L (9, 3) OBP: 0.324, SLG: 0.267	0-0 6-3		0-0 6-3		0-0 4-3		0-0 2-H 1B		
Chris Speier, R (1, 6) OBP: 0.359, SLG: 0.389	0-0 5-3 1B		0-3 K		0-0 5-3		0-0 F9		
Warren Cromartie, L (1, 7) OBP: 0.332, SLG: 0.398	0-0 5-3 1-2		0-0 1B		0-0 F6			0-0 S 6-3 2B 1B	
Tony Perez, R (1, 3) OBP: 0.318, SLG: 0.379 Pepe Frias, R (9, 4) OBP: 0.600, SLG: 1.400	0-0 G3		0-3 K		0-0 F8			0-0 6-3 1-2	
Ellis Valentine, R (1, 9) OBP: 0.312, SLG: 0.449		0-0 HR 1B		0-0 F9		0-0 1-3		0-0 4-3 2-H 2B	
Gary Carter, R (1, 2) OBP: 0.341, SLG: 0.378		0-0 F3		0-0 S 1B		0-0 1B		0-0 4-3 2-3	
Andre Dawson, R (1, 8) OBP: 0.323, SLG: 0.437		0-0 1-H HR		0-0 L5 1-2		1-0 S 1B HBP		0-0 6-3	
Larry Parrish, R (1, 5) OBP: 0.299, SLG: 0.441		0-0 F7		4-0 IBB		0-3 K 1-2			
Rudy May, L (1, 1) OBP: 0.258, SLG: 0.276 Mike Garman, R (9, 1)		0-0 4-3		0-0 G3		0-3 K			

Inning Stats		R: 0	H: 1	E: 0	LOB: 1	K: 0	BB: 0	S: 4	R: 2	H: 2	E: 0	LOB: 0	K: 0	BB: 0	S: 5	R: 0	H: 1	E: 0	LOB: 1	K: 2	BB: 0	S: 8	R: 0	H: 0	E: 0	LOB: 0	K: 0	BB: 0	S: 3	R: 0	H: 1	E: 0	LOB: 1	K: 0	BB: 0	S: 3	R: 1	H: 1	E: 0	LOB: 1	K: 2	BB: 0	S: 8	R: 1	H: 2	E: 0	LOB: 1	K: 0	BB: 0	S: 5
Eric Rasmussen, R (1, 1) ERA: 4.98	IP: 6.2	WLS: L	BF: 28	H: 7	R: 3	ER: 3	SO: 4	BB: 0	IBB: 1	HBP: 1	BLK: 0	WP: 0	HR: 1	S: 34	P: 39	ERA: 4.05	WHIP: 1.050																																	
John D'Acquisto, R (7, 1) ERA: 1.46	IP: 1.1	WLS: L	BF: 6	H: 2	R: 1	ER: 1	SO: 0	BB: 0	IBB: 0	HBP: 0	BLK: 0	WP: 0	HR: 0	S: 6	P: 6	ERA: 6.75	WHIP: 1.500																																	

BOTTOM

San Diego Padres @ Montreal Expos
Olympic Stadium, Montreal, QB
Mon Jun 05 1978, 7:05 PM EDT
Att. 12,909 - Unknown

AB	R	H	RBI	BB	SO	LOB
4	0	1	1	0	0	0
0	0	0	0	0	0	0
4	0	1	0	0	1	1
4	1	2	0	0	0	1
4	0	0	0	0	1	3
0	0	0	0	0	0	0
4	1	2	1	0	0	0
4	0	2	0	0	0	2
3	2	1	2	0	0	2
2	0	0	0	1	1	1
3	0	0	0	0	1	3
0	0	0	0	0	0	0

AB	32
R	4
H	9
RBI	4
BB	1
SO	4
LOB	13

livebaseballscorecards.com



WP	HR	S	P	ERA	WHIP
0	0	0	34	4.05	1.050
0	0	0	6	6.75	1.500

Batter	1	2	3	4	5	6	7	8	9	AB R H RBI BB SO LOB	TOP	
Ozzie Smith, S OBP: 0.272, SLG: 0.308 (1, 6) X	0-0 F7		X 0-0 SH1-3		X 0-0 CS 1B		X 0-0 FC4-6		0-3 K	4 0 1 0 0 1 2	San Diego Padres @ Montreal Expos Olympic Stadium, Montreal, QB Tue Jun 06 1978, Postponed Att: 13,702 - Unknown	
Gene Richards, L OBP: 0.354, SLG: 0.373 (1, 8) B B B	4-0 S BB		X 0-0 FC6-5		X 0-0 CS	X 0-0 F8	X 0-0 F6			3 0 0 0 1 0 3		
Jerry Turner, L OBP: 0.298, SLG: 0.423 (1, 7) B B B	4-0 1-2 BB		X 0-0 L7			B B B 4-0 BB BB		X 0-0 6-3		2 0 0 0 2 0 1		
Oscar Gamble, L OBP: 0.325, SLG: 0.331 (1, 9) X	0-0 F5			X 0-0 1B		X 0-0 F7		X 0-0 3-1		4 0 1 0 0 0 3		
Gene Tenace, R OBP: 0.429, SLG: 0.462 (1, 3) X	0-0 F8			X 0-0 4-3 2B		B B B 4-0 1-2 BB		B B B 4-0 1B BB		2 0 1 0 2 0 2		
Derrel Thomas, S OBP: 0.306, SLG: 0.286 (1, 4)		X 0-0 F7		X 0-0 4-3		S S S 0-3 K		X 0-0 1B		3 0 0 0 0 1 3		
John D'Acquisto, R (6, 1)										0 0 0 0 0 0 0		
Dave Winfield, R OBP: 0.328, SLG: 0.439 (8, PH)										1 0 1 0 0 0 0		
Dave Freisleben, R (8, 1)										0 0 0 0 0 0 0		
Mark Lee, R (8, 1)										0 0 0 0 0 0 0		
Bill Almon, R OBP: 0.338, SLG: 0.358 (1, 5) X		X 0-0 6-3		S S S 0-3 K		B B B 4-0 FC4-6 BB		S S S 0-3 K		3 0 0 0 1 2 3		
Dave Roberts, R OBP: 0.462, SLG: 0.400 (1, 2) S S S		0-3 K			X 0-0 F4		X 0-0 FC FC4-6		X 0-0 F9	4 0 0 0 0 1 1		
Bob Shirley, R OBP: 0.222, SLG: 0.125 (1, 1) B B B			4-0 FC6-5 SH1-3 BB		X 0-0 L3		X 0-0 F7		X 0-0 F8	1 0 0 0 1 0 0		
Fernando Gonzalez, R OBP: 0.208, SLG: 0.217 (6, 4)										2 0 0 0 0 0 2		
Inning Stats	R: 0 H: 0 E: 0 LOB: 2 K: 0 BB: 2 S: 3 P: 11	R: 0 H: 0 E: 0 LOB: 0 K: 1 BB: 0 S: 5 P: 5	R: 0 H: 0 E: 0 LOB: 1 K: 0 BB: 1 S: 3 P: 7	R: 0 H: 2 E: 0 LOB: 1 K: 1 BB: 0 S: 6 P: 6	R: 0 H: 1 E: 0 LOB: 0 K: 0 BB: 0 S: 3 P: 3	R: 0 H: 0 E: 0 LOB: 2 K: 1 BB: 2 S: 5 P: 13	R: 0 H: 0 E: 0 LOB: 2 K: 0 BB: 1 S: 4 P: 8	R: 0 H: 1 E: 0 LOB: 2 K: 1 BB: 1 S: 6 P: 10	R: 0 H: 0 E: 0 LOB: 0 K: 1 BB: 0 S: 5 P: 5	1B: 3 SF: 0 2B: 1 SAC: 1 3B: 0 DP: 0 HR: 0 HBP: 0	WP: 0 PA: 38 PB: 0 SB: 1 CS: 1	
PITCHER Wayne Twitchell, R ERA: 5.26 (1, 1)	IP WLS BF H R ER SO BB IBB HBP BLK WP HR S P ERA WHIP	6.0 W 24 3 0 0 3 5 0 0 0 0 0 0 25 45 0.00 1.333										
Bill Atkinson, R ERA: 2.63 (7, 1)	IP WLS BF H R ER SO BB IBB HBP BLK WP HR S P ERA WHIP	3.0 S 13 1 0 0 2 2 0 0 0 0 0 0 15 23 0.00 1.000										

AB	29
R	0
H	4
RBI	0
BB	7
SO	5
LOB	20



Batter	1	2	3	4	5	6	7	8	9
Dave Cash, R (1, 4) <small>OBP: 0.335, SLG: 0.372</small> Pepe Frias, R (8, 4) <small>OBP: 0.600, SLG: 1.400</small>	0-0 	0-0 		0-3 			0-0 		
Chris Speier, R (1, 6) <small>OBP: 0.357, SLG: 0.381</small>	4-0 	0-0 		0-0 			0-0 		
Warren Cromartie, L (1, 7) <small>OBP: 0.330, SLG: 0.395</small>	0-0 	0-3 		0-0 			0-0 		
Tony Perez, R (1, 3) <small>OBP: 0.316, SLG: 0.393</small> Del Unser, L (9, 3) <small>OBP: 0.324, SLG: 0.267</small>	0-0 		0-0 	0-3 			0-0 		
Ellis Valentine, R (1, 9) <small>OBP: 0.316, SLG: 0.451</small>	0-0 		0-0 	0-0 			0-0 		
Gary Carter, R (1, 2) <small>OBP: 0.340, SLG: 0.377</small> Bob Reece, R (9, 2) <small>OBP: 0.143, SLG: 0.286</small>	0-0 		0-3 	0-0 			0-0 		
Andre Dawson, R (1, 8) <small>OBP: 0.321, SLG: 0.430</small>	0-3 		0-0 	0-0 			0-0 		
Larry Parrish, R (1, 5) <small>OBP: 0.293, SLG: 0.431</small>		0-0 		0-0 			0-0 		
Wayne Twitchell, R (1, 1) <small>OBP: 0.200, SLG: 0.077</small> Wayne Garrett, L (6, PH) <small>OBP: 0.263, SLG: 0.222</small> Bill Atkinson, L (7, 1) <small>OBP: 0.500, SLG: 0.500</small>		4-0 		0-0 			0-0 		

Inning Stats	R: 2	H: 1	E: 2	K: 1	S: 8	LOB: 2	BB: 1	P: 12
	R: 0	H: 1	E: 0	K: 1	S: 6	LOB: 2	BB: 1	P: 10
	R: 0	H: 1	E: 0	K: 1	S: 6	LOB: 1	BB: 0	P: 6
	R: 0	H: 1	E: 0	K: 1	S: 6	LOB: 1	BB: 0	P: 6
	R: 0	H: 1	E: 0	K: 1	S: 5	LOB: 0	BB: 0	P: 5
	R: 1	H: 0	E: 0	K: 1	S: 5	LOB: 0	BB: 1	P: 9
	R: 0	H: 0	E: 0	K: 0	S: 3	LOB: 0	BB: 0	P: 3
	R: 1	H: 3	E: 0	K: 0	S: 6	LOB: 2	BB: 0	P: 6

PITCHER	IP	WLS	BF	H	R	ER	SO	BB	IBB	HBP	BLK	WP	HR	S	P	ERA	WHIP
Bob Shirley, L (1, 1) <small>ERA: 4.01</small>	5.1	L	24	5	2	1	5	2	0	0	0	0	0	32	40	1.69	1.312
John D'Acquisto, R (6, 1) <small>ERA: 1.37</small>	1.2		6	0	1	0	1	1	0	0	0	0	0	7	11	0.00	0.600
Dave Freisleben, R (8, 1) <small>ERA: 6.08</small>	0.0		3	3	1	1	0	0	0	0	0	0	1	3	3	∞	∞
Mark Lee, R (8, 1) <small>ERA: 5.48</small>	1.0		3	0	0	0	0	0	0	0	0	0	0	3	3	0.00	0.000

AB R H RBI BB SO LOB

4	1	2	0	0	1	1
0	0	0	0	0	0	0
3	0	0	0	1	0	3
4	1	1	0	0	1	4
4	1	1	2	0	1	2
0	0	0	0	0	0	0
4	0	2	0	0	0	3
3	0	1	1	0	1	1
0	0	0	0	0	0	0
3	1	0	0	1	1	5
4	0	0	0	0	1	2
1	0	1	0	1	0	0
1	0	0	0	0	0	0
1	0	0	0	0	0	2

1B: 7	SF: 1	WP: 0	PA: 36
2B: 0	SAC: 0	PB: 0	
3B: 0	DP: 1	SB: 2	
HR: 1	HBP: 0	CS: 0	

PITCHER	IP	WLS	BF	H	R	ER	SO	BB	IBB	HBP	BLK	WP	HR	S	P	ERA	WHIP
---------	----	-----	----	---	---	----	----	----	-----	-----	-----	----	----	---	---	-----	------

San Diego Padres @ Montreal Expos
 Olympic Stadium, Montreal, QB
 Tue Jun 06 1978, Postponed
 Att. 13,702 - Unknown

livebaseballscores.com

AB	32
R	4
H	8
RBI	3
BB	3
SO	6
LOB	23



Batter	1	2	3	4	5	6	7	8	9	AB R H RBI BB SO LOB	TOP
Derrel Thomas, S (1, 8) X OBP: 0.303, SLG: 0.279	0-0 F9 ① X	0-0 6-3 ③			4-0 BB		X 0-0 6-3 ①		X 0-0 5-3 ③	4 0 0 0 1 0 1	
Fernando Gonzalez, R (1, 4) X OBP: 0.214, SLG: 0.222	0-0 BB 3B 1B		X 0-0 6-3 ①		X 0-0 F9 ③		X 0-0 F8 ②			4 1 1 0 0 0 1	
Don Reynolds, R (1, 7) B B B OBP: 0.400, SLG: 0.276	4-0 1-2 3B BB		X 0-0 L9 ②		X 0-0 F4 ① X		X 0-0 F9 ③			3 1 0 0 1 0 0	
Dave Winfield, R (1, 9) S S S OBP: 0.322, SLG: 0.430	0-3 K ②		X 0-0 F7 ③		X 0-0 5-3 ②		X 0-0 5-3 ①			4 0 0 0 0 1 2	
Gene Tenace, R (1, 3) X OBP: 0.436, SLG: 0.477	0-0 1-H 2-H 3B			B B B B 4-0 CS BB		B B B B 4-0 1B BB		X 0-0 F5 ②		2 1 1 2 2 0 0	
Tucker Ashford, R (1, 5) S S S OBP: 0.275, SLG: 0.351	0-3 K ③		X 0-0 F8 ① ②		X 0-0 1-2 E 1B 1B		X 0-0 1B			4 0 2 0 0 1 2	
Rollie Fingers, R (8, 1) OBP: 0.333, SLG: 0.333										0 0 0 0 0 0 0	
Dave Roberts, R (1, 2) OBP: 0.500, SLG: 0.462		X 0-0 1B		X 0-0 F7 ③		X 0-0 1-2 2-H 1B		S S S S 0-3 K ③		3 0 2 1 0 0 0	
Gene Richards, L (6, PR) OBP: 0.354, SLG: 0.373										0 0 0 0 0 0 0	
Rick Sweet, S (6, 2) OBP: 0.350, SLG: 0.268										1 0 0 0 0 1 1	
Chuck Baker, R (1, 6) OBP: 0.308, SLG: 0.316		X 0-0 L7 ①		X 0-0 F9 ① X		X 0-0 E5 ①		X 0-0 F8 ①		3 0 0 0 0 0 3	
Dan Spillner, R (6, 1) OBP: 0.271, SLG: 0.306										0 0 0 0 0 0 0	
Ozzie Smith, S (8, 6) OBP: 0.271, SLG: 0.306										1 0 0 0 0 0 0	
Randy Jones, R (1, 1) OBP: 0.138, SLG: 0.138		S S S S 0-3 K ②		S S S S 0-3 K ② X		X 0-0 G3 ③		S S S S 0-3 K ②		2 0 0 0 0 2 1	
Mark Lee, R (5, 1) OBP: 0.335, SLG: 0.354										0 0 0 0 0 0 0	
Bill Almon, R (6, PH) (8, 5) OBP: 0.335, SLG: 0.354										2 0 0 0 0 1 3	
Inning Stats	R: 2 H: 2 E: 0 LOB: 1 K: 2 BB: 1 S: 9 P: 13	R: 0 H: 1 E: 0 LOB: 1 K: 1 BB: 0 P: 6	R: 0 H: 0 E: 0 LOB: 0 K: 0 BB: 0 P: 3	R: 0 H: 0 E: 0 LOB: 0 K: 0 BB: 1 P: 6	R: 0 H: 0 E: 0 LOB: 1 K: 1 BB: 1 P: 9	R: 1 H: 2 E: 1 LOB: 3 K: 0 BB: 1 P: 10	R: 0 H: 0 E: 0 LOB: 0 K: 0 BB: 0 P: 3	R: 0 H: 1 E: 0 LOB: 1 K: 1 BB: 0 P: 6	R: 0 H: 0 E: 0 LOB: 0 K: 1 BB: 0 P: 5	1B: 5 SF: 0 2B: 0 SAC: 0 3B: 1 DP: 0 HR: 0 HBP: 0	WP: 0 PA: 37 PB: 0 SB: 0 CS: 1
PITCHER Ross Grimsley, L (1, 1) ERA: 2.57	IP WLS BF H R ER SO BB IBB HBP BLK WP HR S P ERA WHIP										

San Diego Padres @ Montreal Expos
Olympic Stadium, Montreal, QB
Wed Jun 07 1978, 7:05 PM EDT
Att: 11,786 - Unknown

livebaseballscorecards.com

AB	33
R	3
H	6
RBI	3
BB	4
SO	6
LOB	14



Batter	1	2	3	4	5	6	7	8	9
Dave Cash, R (1, 4) OBP: 0.328, SLG: 0.363 Pepe Frias, R (9, 4) OBP: 0.600, SLG: 1.400	0-0 6-3		0-0 5-3	0-0 1-3		0-3 K		0-0 F7	
Chris Speier, R (1, 6) OBP: 0.364, SLG: 0.380	4-0 FC6-4 BB		0-0 E7 2-3 1B		4-0 2B BB	0-0 6-3		0-0 F3	
Warren Cromartie, L (1, 7) OBP: 0.327, SLG: 0.390	0-0 F8		0-0 F8		0-0 2B 1B	0-0 F9		0-0 F8	
Tony Perez, R (1, 3) OBP: 0.320, SLG: 0.401 Del Unser, L (8, 3) OBP: 0.324, SLG: 0.267	0-0 FC6-4 1-2f			0-0 1B 1B 1-4-3	0-0 2B 2B 1-H 2-H		0-0 L4		
Ellis Valentine, R (1, 9) OBP: 0.315, SLG: 0.443		0-0 E6 CS E		0-0 1-4-3 1-2	0-3 K		4-0 1B HR BB		
Gary Carter, R (1, 2) OBP: 0.338, SLG: 0.380		0-0 E3 G6-4-3 1-2		0-0 5-3	0-0 2B		0-0 F5		
Andre Dawson, R (1, 8) OBP: 0.324, SLG: 0.431		0-0 G6-4-3 1-2f 2-3		0-0 2B 1B 2-H	0-0 F3		0-0 HR 1B		
Larry Parrish, R (1, 5) OBP: 0.308, SLG: 0.462			0-0 E SH1-4 1B	0-0 1B 2B 2-H	4-0 IBB		0-0 HR 1-H 2-H		
Ross Grimsley, L (1, 1) OBP: 0.189, SLG: 0.121			0-0 SH1-4 1-2	0-0 1B 2-3	0-0 F8		0-0 F7		

Inning Stats	R: 0 E: 0 K: 0 S: 3	H: 0 LOB: 1 BB: 1 P: 7	R: 0 E: 2 K: 0 S: 3	H: 0 LOB: 0 BB: 0 P: 3	R: 0 E: 1 K: 0 S: 5	H: 2 LOB: 2 BB: 0 P: 5	R: 2 E: 0 K: 0 S: 7	H: 4 LOB: 2 BB: 0 P: 7	R: 3 E: 0 K: 1 S: 8	H: 3 LOB: 2 BB: 2 P: 16	R: 0 E: 0 K: 1 S: 5	H: 0 LOB: 0 BB: 0 P: 5	R: 3 E: 0 K: 0 S: 5	H: 2 LOB: 0 BB: 1 P: 9	R: 0 E: 0 K: 0 S: 3	H: 0 LOB: 0 BB: 0 P: 3
1B: 7 2B: 3 3B: 0 HR: 1	SF: 0 SAC: 1 DP: 1 HBP: 0	WP: 0 PB: 0 SB: 0 CS: 1	PA: 39													

PITCHER	IP	WLS	BF	H	R	ER	SO	BB	IBB	HBP	BLK	WP	HR	S	P	ERA	WHIP
Randy Jones, L (1, 1) ERA: 3.02	4.1	L	24	9	5	5	1	2	0	0	0	0	0	24	32	10.38	2.538
Mark Lee, R (5, 1) ERA: 5.32	0.2		3	0	0	0	0	0	1	0	0	0	0	2	6	0.00	0.000
Dan Spillner, R (6, 1) ERA: 4.56	2.0		9	2	3	3	1	1	0	0	0	0	1	10	14	13.50	1.500
Rollie Fingers, R (8, 1) ERA: 3.38	1.0		3	0	0	0	0	0	0	0	0	0	0	3	3	0.00	0.000


BOTTOM

San Diego Padres @ Montreal Expos
Olympic Stadium, Montreal, QB
Wed Jun 07 1978, 7:05 PM EDT
Att. 11,786 - Unknown

livebaseballscores.com

AB	34
R	8
H	11
RBI	8
BB	4
SO	2
LOB	17



Batter	1	2	3	4	5	6	7	8	9	AB R H RBI BB SO LOB	TOP														
Gene Richards, L (1, 8) OBP: 0.352, SLG: 0.370	0-0 1-3		0-0 F8			0-0 1B			1-2 L7	4 0 1 0 0 0 0	<p>San Diego Padres @ Chicago Cubs Wrigley Field, Chicago, IL Fri Jun 09 1978, 3:33 AM CDT Att. 15,770 - Unknown - 75 F</p> <p>livebaseballscorecards.com</p> <table border="1"> <tr><td>AB</td><td>28</td></tr> <tr><td>R</td><td>0</td></tr> <tr><td>H</td><td>1</td></tr> <tr><td>RBI</td><td>0</td></tr> <tr><td>BB</td><td>2</td></tr> <tr><td>SO</td><td>2</td></tr> <tr><td>LOB</td><td>4</td></tr> </table> 	AB	28	R	0	H	1	RBI	0	BB	2	SO	2	LOB	4
AB	28																								
R	0																								
H	1																								
RBI	0																								
BB	2																								
SO	2																								
LOB	4																								
Ozzie Smith, S (1, 6) OBP: 0.265, SLG: 0.299	0-0 4-3			0-0 4-3		0-0 L6			0-0 L7	4 0 0 0 0 0 1															
Oscar Gamble, L (1, 7) OBP: 0.317, SLG: 0.322	0-0 4-3			0-0 P5					0-0 3-1	4 0 0 0 0 0 0															
Dave Winfield, R (1, 9) OBP: 0.318, SLG: 0.423		0-0 4-3		0-0 P4					2-2 L9	3 0 0 0 0 0 0															
Gene Tenace, R (1, 3) OBP: 0.440, SLG: 0.474		4-2 FC6-4 BB			0-0 6-3				4-2 BB	1 0 0 0 2 0 0															
Tucker Ashford, R (1, 4) OBP: 0.256, SLG: 0.325		0-0 FC6-4 1-2f			0-0 L9				2-2 F8	3 0 0 0 0 0 2															
Dave Roberts, R (1, 2) OBP: 0.421, SLG: 0.375		2-2 F7			0-0 5-3				1-2 P3	3 0 0 0 0 0 1															
Bill Almon, R (1, 5) OBP: 0.330, SLG: 0.348			0-0 5-3			0-0 F7			0-3 K	3 0 0 0 0 1 0															
Bob Ovwchinko, L (1, 1) OBP: 0.130, SLG: 0.174			0-3 K			0-0 3-1			0-0 4-3	0 0 0 0 0 0 0 1 0 0 0 0 0 1 0 0 0 0 0 0 0 0 0 1 0 1 0 0 0 0 0 0 0															
Fernando Gonzalez, R (3, PH) OBP: 0.207, SLG: 0.214																									
Eric Rasmussen, R (3, 1) OBP: 0.091, SLG: 0.091																									
Rick Sweet, S (6, PH) OBP: 0.342, SLG: 0.285																									
Mark Lee, R (6, 1)																									
John D'Acquisto, R (7, 1)																									
Derrel Thomas, S (7, 4) OBP: 0.302, SLG: 0.277																									
Inning Stats	R: 0 E: 0 K: 0 S: 3	H: 0 LOB: 0 BB: 0 P: 3	R: 0 E: 1 K: 0 S: 9	H: 0 LOB: 1 BB: 1 P: 15	R: 0 E: 0 K: 1 S: 5	H: 0 LOB: 0 BB: 0 P: 5	R: 0 E: 0 K: 0 S: 3	H: 0 LOB: 0 BB: 0 P: 3	R: 0 E: 0 K: 0 S: 3	H: 1 LOB: 1 BB: 0 P: 4	R: 0 E: 0 K: 0 S: 12	H: 0 LOB: 1 BB: 1 P: 20	R: 0 E: 0 K: 1 S: 8	H: 0 LOB: 0 BB: 0 P: 9	R: 0 E: 0 K: 0 S: 6	H: 0 LOB: 0 BB: 0 P: 7	1B: 1 2B: 0 3B: 0 HR: 0	SF: 0 SAC: 0 DP: 0 HBP: 0	WP: 0 PB: 0 SB: 0 CS: 0	PA: 30					
PITCHER Dennis Lamp, R (1, 1) ERA: 3.36	IP: 9.0 WLS: W BF: 30 H: 1 R: 0 ER: 0 SO: 2 BB: 2 IBB: 0 HBP: 0 BLK: 0 WP: 0 HR: 0 S: 53 P: 69 ERA: 0.00 WHIP: 0.333																								

Batter	1	2	3	4	5	6	7	8	9
Ivan De Jesus, R OBP: 0.351, SLG: 0.368 (1, 6)	0-0 F8	0-0 L6			4-0 CS BB	0-0 F9		0-0 3B	
Gene Clines, R OBP: 0.347, SLG: 0.363 Joe Wallis, S OBP: 0.345, SLG: 0.400 (7, PR) (8, 8)	0-0 4-3 HR 2B	0-0 1-3 3-H 2B			0-0 1-2 L8		1-0 1B HBP	3-3 C 3B	
Larry Bittner, L OBP: 0.343, SLG: 0.395 (1, 3)	0-0 4-3 2-3	3-2 L7			0-0 4-3		3-2 1-3 BB 1B		
Dave Kingman, R OBP: 0.322, SLG: 0.532 (1, 7)	0-0 HR		0-0 5-3			0-0 BB 1B 5-3 1B	0-0 P4		
Manny Trillo, R OBP: 0.359, SLG: 0.399 (1, 4)	1-3 K		4-0 1-3 L6-3 BB			0-0 5-3 1-2	1-3 K		
Steve Ontiveros, S OBP: 0.274, SLG: 0.234 (1, 5)		4-2 FC4-6 1B BB	0-0 L6-3			0-0 F5	4-2 1-2 BB		
Hector Cruz, R OBP: 0.257, SLG: 0.366 Greg Gross, L OBP: 0.373, SLG: 0.462 (6, PH) (7, 8) (8, 9)		0-0 E6 FC4-6		0-0 6-3		4-0 1B BB IBB	0-0 L7		
Dave Rader, L OBP: 0.308, SLG: 0.366 (1, 2)		0-0 FC4-6 1B 2B		0-0 F9		4-0 1-2 2-3 BB	0-3 K		
Dennis Lamp, R OBP: 0.200, SLG: 0.200 (1, 1)		0-0 2B 1B		0-0 4-3		0-0 1-2 2-3 3-H 1B	0-3 K		


Inning Stats	R: 2 E: 0 K: 1 S: 10	H: 2 LOB: 0 BB: 11	R: 2 E: 1 K: 0 S: 17	H: 2 LOB: 2 BB: 1 P: 24	R: 0 E: 0 K: 0 S: 2	H: 0 LOB: 0 BB: 1 P: 6	R: 0 E: 0 K: 0 S: 3	H: 0 LOB: 0 BB: 0 P: 3	R: 0 E: 0 K: 0 S: 2	H: 0 LOB: 0 BB: 1 P: 6	R: 1 E: 0 K: 0 S: 5	H: 2 LOB: 3 BB: 2 P: 13	R: 0 E: 0 K: 1 S: 13	H: 1 LOB: 3 BB: 1 P: 22	R: 0 E: 0 K: 3 S: 14	H: 1 LOB: 1 BB: 0 P: 17
1B: 4 2B: 3 3B: 1 HR: 1	SF: 0 SAC: 0 DP: 1 HBP: 1	WP: 0 PB: 0 SB: 0 CS: 1	PA: 38													

PITCHER	IP	WLS	BF	H	R	ER	SO	BB	IBB	HBP	BLK	WP	HR	S	P	ERA	WHIP
Bob Owchinko, L ERA: 4.04 (1, 1)	2.0	L	12	4	4	3	1	1	0	0	0	0	1	27	35	13.50	2.500
Eric Rasmussen, R ERA: 4.77 (3, 1)	3.0		9	0	0	0	0	2	0	0	0	0	0	7	15	0.00	0.667
Mark Lee, R ERA: 5.47 (6, 1)	1.0		9	3	1	1	0	1	1	1	0	0	0	9	21	9.00	4.000
John D'Acquisto, R ERA: 1.27 (7, 1)	2.0		8	1	0	0	4	1	0	0	0	0	0	23	31	0.00	1.000

BOTTOM

San Diego Padres @ Chicago Cubs
Wrigley Field, Chicago, IL
Fri Jun 09 1978, 3:33 AM CDT
Att: 15,770 - Unknown - 75 F

AB	31
R	5
H	8
RBI	5
BB	6
SO	5
LOB	23



livebaseballscorecards.com

Batter	1	2	3	4	5	6	7	8	9	AB R H RBI BB SO LOB	TOP																									
Gene Richards, L OBP: 0.362, SLG: 0.389 (1, 8) (6, 7)	0-0 FC4-6 1B	4-0 S BB		0-0 3B		0-0 SH1-4 HR 1B		0-0 5-3	0-0 CS	4 1 3 1 1 0 1																										
Ozzie Smith, S OBP: 0.265, SLG: 0.295 (1, 6)	2-2 FC4-6 HR 1-2f	0-0 F2		0-0 P4		0-0 SH1-4		4-0 FC5-4 BB		3 1 0 0 1 0 4																										
Gene Tenace, R OBP: 0.433, SLG: 0.460 (1, 3)	4-0 HR BB	1-2 F8			0-0 P6	0-0 6-3		0-0 FC5-4 1B		4 2 0 0 1 0 5																										
Dave Winfield, R OBP: 0.329, SLG: 0.460 (1, 9)	0-0 HR		0-0 F8		0-0 1B 1B	0-0 HR		4-0 1B IBB		4 2 3 6 1 0 0																										
Oscar Gamble, L OBP: 0.322, SLG: 0.347 Rollie Fingers, R OBP: 0.500, SLG: 0.500 (1, 7) (6, 1)	0-0 1-3		0-0 HR		2-2 1B	0-0 3-1		0-0 1-3 2-H 1B		4 1 2 1 0 0 0 1 0 1 1 0 0 0																										
Tucker Ashford, R OBP: 0.250, SLG: 0.333 (1, 4)	0-0 2B		0-0 3-1		0-3 K		0-0 F9	0-0 F9		5 0 1 0 0 1 4																										
Dave Roberts, R OBP: 0.333, SLG: 0.286 (1, 2)	0-0 F9		0-0 P4		0-3 K		0-0 P4		0-0 G1	5 0 0 0 0 1 3																										
Bill Almon, R OBP: 0.336, SLG: 0.360 (1, 5)		0-0 SH1-3 2B		0-0 F7		1-2 1B 1B	2-2 CS 1B		0-0 5-3	5 1 3 0 0 0 0																										
Gaylord Perry, R OBP: 0.172, SLG: 0.214 Fernando Gonzalez, R OBP: 0.233, SLG: 0.241 Derrel Thomas, S OBP: 0.309, SLG: 0.286 (1, 1) (6, PH) (6, 8)		0-0 SH1-3		0-0 5-3		0-0 SH1-4 HR 1B	0-0 CS	0-0 5-3 E 1B	0-0 CS 1B	1 0 0 0 0 0 0 1 1 1 0 0 0 0 2 1 2 0 0 0 0																										
Inning Stats	R: 3 E: 0 K: 0 S: 10	H: 3 LOB: 1 BB: 1 P: 16	R: 0 E: 0 K: 0 S: 7	H: 1 LOB: 2 BB: 1 P: 12	R: 1 E: 0 K: 0 S: 4	H: 1 LOB: 0 BB: 0 P: 4	R: 0 E: 0 K: 0 S: 4	H: 1 LOB: 1 BB: 0 P: 4	R: 0 E: 0 K: 2 S: 12	H: 2 LOB: 2 BB: 0 P: 14	R: 4 E: 0 K: 0 S: 10	H: 4 LOB: 0 BB: 0 P: 11	R: 0 E: 0 K: 0 S: 6	H: 1 LOB: 0 BB: 0 P: 8	R: 2 E: 1 K: 0 S: 5	H: 2 LOB: 2 BB: 2 P: 13	R: 0 E: 0 K: 0 S: 3	H: 1 LOB: 0 BB: 0 P: 3	1B: 10 2B: 2 3B: 1 HR: 3	SF: 0 SAC: 2 DP: 0 HBP: 0	WP: 0 PB: 0 SB: 2 CS: 2	PA: 47														
PITCHER	IP WLS BF H R ER SO BB IBB HBP BLK WP HR S P ERA WHIP																																			
Dave Roberts, L ERA: 2.74 (1, 1)	4.1		23	8	4	4	0	2	0	0	0	0	2	31	44	8.31	2.308																			
Donnie Moore, R ERA: 4.54 (5, 1)	1.2	L	9	4	4	4	2	0	0	0	0	0	1	16	17	21.60	2.400																			
Willie Hernandez, L ERA: 3.21 (7, 1)	1.2		9	3	2	2	0	1	1	0	0	0	0	10	20	10.80	2.400																			
Paul Reuschel, R ERA: 5.95 (8, 1)	1.1		4	1	0	0	0	0	0	0	0	0	0	4	4	0.00	0.750																			

San Diego Padres @ Chicago Cubs
Wrigley Field, Chicago, IL
Sat Jun 10 1978, 3:33 AM CDT
Att. 31,807 - Unknown - 82 F

livebaseballscorecards.com

AB	39
R	10
H	16
RBI	9
BB	4
SO	2
LOB	17



BOTTOM

San Diego Padres @ Chicago Cubs

Wrigley Field, Chicago, IL

Sat Jun 10 1978, 3:33 AM CDT
Att: 31,807 - Unknown - 82 F

livebaseballscorecards.com

AB	36
R	8
H	10
RBI	8
BB	2
SO	6
LOB	8



WP: 0	PA: 38
PB: 0	
SB: 0	
CS: 0	

AB	R	H	RBI	BB	SO	LOB
3	1	0	0	1	1	0
1	0	1	1	0	0	0

4	2	2	1	1	0	1
---	---	---	---	---	---	---

4	2	2	3	0	0	1
---	---	---	---	---	---	---

4	1	1	2	0	2	0
---	---	---	---	---	---	---

4	1	1	0	0	0	0
---	---	---	---	---	---	---

4	0	0	0	0	0	2
---	---	---	---	---	---	---

4	0	2	1	0	0	1
---	---	---	---	---	---	---

3	0	0	0	0	1	1
1	1	1	0	0	0	0

1	0	0	0	0	0	0
1	0	0	0	0	1	0
1	0	0	0	0	1	1
0	0	0	0	0	0	0
0	0	0	0	0	0	0
1	0	0	0	0	0	1

1B:	4	SF:	0
2B:	4	SAC:	0
3B:	0	DP:	1
HR:	2	HBP:	0

Batter	1	2	3	4	5	6	7	8	9
Rudy Meoli, L (1, 4) OBP: 0.250, SLG: 0.077 Bill Buckner, L (9, PH) OBP: 0.354, SLG: 0.407	0-0 6-3 K		0-3 K		4-0 2B BB		0-0 1-3		0-0 1-H 2B
Greg Gross, L (1, 9) OBP: 0.382, SLG: 0.481	4-0 G4-6-3 BB			0-0 HR 2B	0-0 1-H 1B 2B		0-0 F7		0-0 F8
Larry Bittner, L (1, 3) OBP: 0.350, SLG: 0.433	0-0 G4-6-3 1-2f			0-0 2-H HR	0-0 2-H HR 1B		0-0 F7		
Dave Kingman, R (1, 7) OBP: 0.321, SLG: 0.543		0-0 5-3		0-3 K	0-0 1-H HR			0-3 K	
Steve Ontiveros, S (1, 5) OBP: 0.273, SLG: 0.234		0-0 FC4-6 1B		0-0 E7 G3 1B	3-2 F8			0-0 3-1	
Dave Rader, L (1, 2) OBP: 0.300, SLG: 0.355		0-0 FC4-6 1-2f		0-0 G3 2-3		0-0 L7		0-0 1-3	
Joe Wallis, S (1, 8) OBP: 0.356, SLG: 0.426		0-0 P7		0-0 3-H 1B		0-0 2B		0-0 F8	
Mick Kelleher, R (1, 6) OBP: 0.318, SLG: 0.211 Manny Trillo, R (9, PH) OBP: 0.362, SLG: 0.402			0-0 L9		0-3 K	1-2 P6		0-0 2B 1B	
Dave Roberts, L (1, 1) OBP: 0.429, SLG: 0.538 Donnie Moore, L (5, 1) OBP: 0.400, SLG: 0.400 Gene Collins, R (6, PH) OBP: 0.343, SLG: 0.359 Willie Hernandez, L (7, 1) OBP: 0.343, SLG: 0.359 Paul Reuschel, R (8, 1) OBP: 0.327, SLG: 0.374 Bobby Murcer, L (9, PH) OBP: 0.327, SLG: 0.374			0-0 L3		0-3 K	0-3 K		0-0 F8	

Inning Stats	R: 0	H: 0	E: 0	K: 0	S: 2	R: 0	H: 1	E: 0	K: 0	S: 4	R: 0	H: 0	E: 0	K: 1	S: 5	R: 3	H: 3	E: 1	K: 1	S: 8	R: 4	H: 3	E: 0	K: 2	S: 13	R: 0	H: 1	E: 0	K: 1	S: 10	R: 0	H: 0	E: 0	K: 0	S: 3	R: 0	H: 0	E: 0	K: 1	S: 5	R: 1	H: 2	E: 0	K: 0	S: 5
	0	0	0	0	6	0	1	0	0	4	0	0	0	0	5	3	3	1	1	8	4	3	0	1	20	0	1	0	0	11	0	0	0	0	3	0	0	0	0	5	1	2	0	0	5

PITCHER	IP	WLS	BF	H	R	ER	SO	BB	IBB	HBP	BLK	WP	HR	S	P	ERA	WHIP
Gaylord Perry, R (1, 1) ERA: 3.36	5.0	W	23	7	7	6	4	2	0	0	0	0	0	32	43	10.80	1.800
Rollie Fingers, R (6, 1) ERA: 3.27	4.0	S	15	3	1	1	2	0	0	0	0	0	0	23	24	2.25	0.750

WP:	PA:	ERA	WHIP
0	38		

Batter	1	2	3	4	5	6	7	8	9	AB R H RBI BB SO LOB	TOP									
Gene Richards, L (1, 8) OBP: 0.358, SLG: 0.384	0-0 F7		0-0 1B		0-0 1-3	0-0 L3		0-0 4-3		5 0 1 0 0 0 3										
Ozzie Smith, S (1, 6) OBP: 0.273, SLG: 0.303	0-0 BLK 1B		0-0 G6-4-3 1B		0-0 1B 1B		0-0 6-3		0-0 4-3	5 1 3 0 0 0 0										
Gene Tenace, R (1, 3) OBP: 0.427, SLG: 0.451	0-3 K		0-0 L8		0-0 1B 1-3		0-0 5-3		0-3 K	5 0 1 0 0 2 3										
Dave Winfield, R (1, 9) OBP: 0.330, SLG: 0.459	0-0 F8		0-0 G6-4-3		0-0 1-3 3-H 1B		0-0 2B 1B		0-0 L7	5 1 2 1 0 0 3										
Oscar Gamble, L (1, 7) OBP: 0.326, SLG: 0.370		0-3 K		0-0 SF8 3B		0-0 6-3		0-0 1-H 2B		4 1 2 1 0 1 2										
Derrel Thomas, S (1, 4) OBP: 0.308, SLG: 0.304		0-0 HR		0-0 SF8		0-0 L8		0-0 1-3		3 1 1 2 0 0 1										
Mark Lee, R (8, 1)				3-H						0 0 0 0 0 0 0										
Rick Sweet, S (1, 2) OBP: 0.344, SLG: 0.265		0-0 F8		0-0 G6-4-3 1B		0-0 3-1		0-3 K		4 0 1 0 0 1 0										
Bill Almon, R (1, 5) OBP: 0.339, SLG: 0.362		0-0 1B		0-0 G6-4-3		0-0 BB 1B		0-3 K		4 0 2 0 0 1 1										
Bob Shirley, R (1, 1) OBP: 0.238, SLG: 0.111		0-3 K		0-3 K		4-0 BB		0-0 2B		2 0 0 0 1 2 1										
John D'Acquisto, R (6, 1)										0 0 0 0 0 0 0										
Eric Rasmussen, R (6, 1) OBP: 0.091, SLG: 0.091										0 0 0 0 0 0 0										
Tucker Ashford, R (8, PH) OBP: 0.265, SLG: 0.370										1 0 1 0 0 0 0										
Inning Stats	R: 0 E: 0 K: 1 S: 6	H: 1 LOB: 1 BB: 0 P: 6	R: 1 E: 0 K: 2 S: 9	H: 2 LOB: 1 BB: 0 P: 9	R: 0 E: 0 K: 0 S: 4	H: 2 LOB: 0 BB: 0 P: 4	R: 1 E: 0 K: 1 S: 8	H: 3 LOB: 2 BB: 0 P: 8	R: 0 E: 0 K: 0 S: 4	H: 1 LOB: 2 BB: 1 P: 8	R: 1 E: 0 K: 0 S: 5	H: 2 LOB: 1 BB: 0 P: 5	R: 0 E: 0 K: 2 S: 8	H: 1 LOB: 1 BB: 0 P: 8	R: 0 E: 0 K: 1 S: 5	H: 0 LOB: 0 BB: 0 P: 5	1B: 10 2B: 2 3B: 1 HR: 1	SF: 1 SAC: 0 DP: 2 HBP: 0	WP: 0 PA: 40 PB: 0 SB: 0 CS: 0	
PITCHER	IP WLS BF H R ER SO BB IBB HBP BLK WP HR S P ERA WHIP																			
Ray Burris, R (1, 1) ERA: 4.8	6.0 W 28 11 3 3 4 1 0 0 1 0 1 35 39 4.50 2.000																			
Donnie Moore, R (7, 1) ERA: 4.7	0.2 4 2 1 1 0 0 0 0 0 0 0 4 4 13.50 3.000																			
Bruce Sutter, R (7, 1) ERA: 1.45	2.1 S 8 1 0 0 3 0 0 0 0 0 0 14 14 0.00 0.429																			

San Diego Padres @ Chicago Cubs
 Wrigley Field, Chicago, IL
 Sun Jun 11 1978, 3:33 AM CDT
 Att. 36,751 - Unknown - 86 F

livebaseballscorecards.com

AB	38
R	4
H	14
RBI	4
BB	1
SO	7
LOB	14



Batter	1	2	3	4	5	6	7	8	9	AB	R	H	RBI	BB	SO	LOB
Ivan De Jesus, R OBP: 0.354, SLG: 0.364 (1, 6)	4-2 E BB 1B	0-0 SH5-3 1-2 2-3		2-2 G6-4-3 1-2f		4-0 BB BB SF8 BB	0-0 FC6-4 1-2f			2	2	0	0	2	0	3
Gene Clines, R OBP: 0.343, SLG: 0.358 (1, 9)	0-0 E7 FC5-4 1-H	0-0 L6-3			0-0 L9	4-0 BB BB		0-0 6-3		3	1	1	0	0	0	2
Greg Gross, L OBP: 0.384, SLG: 0.477 (6, PH) (7, 9)						1-2 2-3 3-H				1	0	0	1	1	0	0
Larry Bittner, L OBP: 0.352, SLG: 0.426 (1, 3)	0-0 G3	0-3 K			0-0 FC6-4 1B	4-0 1-2 2-3 3-H		0-0 6-3		4	0	1	1	1	1	3
Dave Kingman, R OBP: 0.317, SLG: 0.533 (1, 7)	4-0 FC5-4 IBB		0-0 G3		1-3 K	0-0 SF8		0-3 K		3	0	0	1	1	2	1
Manny Trillo, R OBP: 0.355, SLG: 0.394 (1, 4)	0-2 FC5-4 1B 1-2f 3-H		0-0 4-3		0-0 FC6-4 1-2f	0-0 L9				4	0	0	1	0	0	4
Steve Ontiveros, S OBP: 0.283, SLG: 0.263 (1, 5)	0-0 1-2 1B		0-0 F9			0-0 2B 2B	0-0 1B 3B			4	2	3	0	0	0	0
Hector Cruz, R OBP: 0.273, SLG: 0.392 (1, 8)	0-0 6-3			0-0 E8 1B 1B		0-2 1B BB 2B 2-H	0-0 FC5-4 1B 3-H			3	1	2	1	0	0	2
Joe Wallis, S OBP: 0.367, SLG: 0.436 (7, 8)										1	0	1	1	0	0	0
Larry Cox, R OBP: 0.295, SLG: 0.321 (1, 2)		0-0 SH5-3 BB 1B		0-0 G6-4-3 1B		0-0 BB BB 1B	0-0 FC5-4 FC6-4 1-2f			4	1	3	0	0	0	1
Ray Burris, R OBP: 0.200, SLG: 0.250 (1, 1)		4-0 SH5-3		0-3 K		0-0 P4	0-3 K			1	0	0	0	1	1	2
Bobby Murcer, L OBP: 0.325, SLG: 0.372 (6, PH)		1-2 BB								1	0	0	0	0	0	2
Donnie Moore, L OBP: 0.400, SLG: 0.400 (7, 1)										0	0	0	0	0	0	0
Bruce Sutter, R (7, 1)										1	0	0	0	0	1	1


Inning Stats	R: 2	H: 2	E: 1	K: 0	S: 11	H: 2	LOB: 2	BB: 2	P: 19	R: 0	H: 1	E: 0	K: 1	S: 6	R: 0	H: 0	E: 0	K: 0	S: 3	R: 0	H: 2	E: 1	K: 1	S: 10	R: 0	H: 1	E: 0	K: 1	S: 8	R: 4	H: 3	E: 0	K: 0	S: 9	R: 1	H: 2	E: 0	K: 1	S: 7	R: 0	H: 0	E: 0	K: 1	S: 6					

PITCHER	IP	WLS	BF	H	R	ER	SO	BB	IBB	HBP	BLK	WP	HR	S	P	ERA	WHIP
Bob Shirley, L ERA: 4.46 (1, 1)	5.1	L	28	9	6	6	3	3	1	0	0	0	0	45	64	10.12	2.250
John D'Acquisto, R ERA: 1.27 (6, 1)	0.0		2	0	0	0	0	2	0	0	0	0	0	0	8	∞	∞
Eric Rasmussen, R ERA: 4.79 (6, 1)	1.2		7	2	1	1	1	0	0	0	0	0	0	9	9	5.40	1.200
Mark Lee, R ERA: 5.26 (8, 1)	1.0		3	0	0	0	1	0	0	0	0	0	0	6	6	0.00	0.000

BOTTOM

San Diego Padres @ Chicago Cubs
Wrigley Field, Chicago, IL
Sun Jun 11 1978, 3:33 AM CDT
Att: 36,751 - Unknown - 86 F

AB	32
R	7
H	11
RBI	6
BB	6
SO	5
LOB	21



WP: 0	PA: 40
PB: 0	
SB: 0	
CS: 0	

Batter 1 2 3 4 5 6 7 8 9 AB R H RBI BB SO LOB TOP

Lenny Randle, S (1, 5) OBP: 0.380, SLG: 0.359

Elliott Maddox, R (1, 9) OBP: 0.411, SLG: 0.368

Lee Mazzilli, S (1, 8) OBP: 0.361, SLG: 0.437

Steve Henderson, R (1, 7) OBP: 0.337, SLG: 0.394

Willie Montanez, L (1, 3) OBP: 0.332, SLG: 0.451

John Stearns, R (1, 2) OBP: 0.356, SLG: 0.376

Tim Foli, R (1, 6) OBP: 0.225, SLG: 0.248

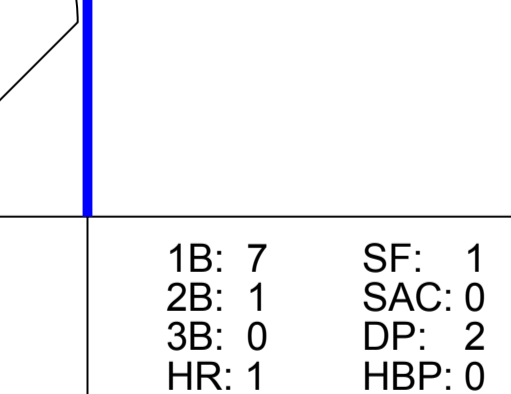
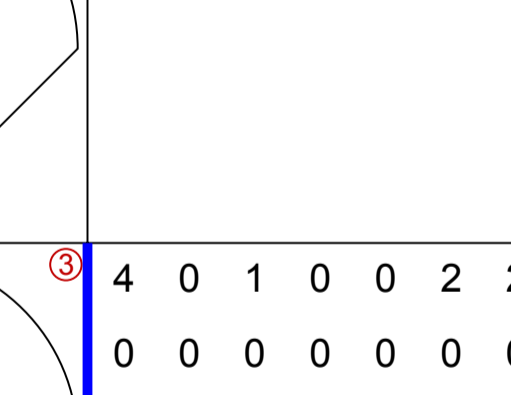
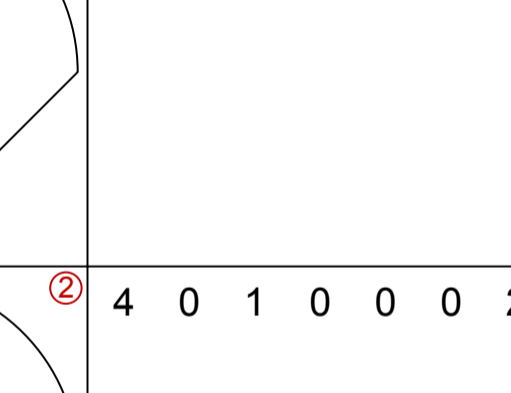
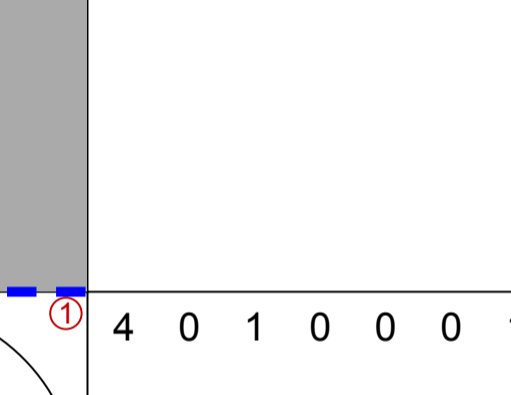
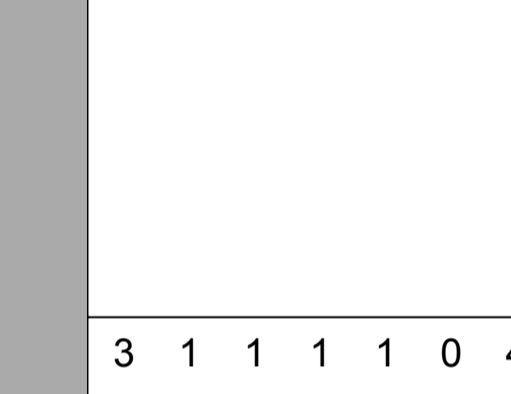
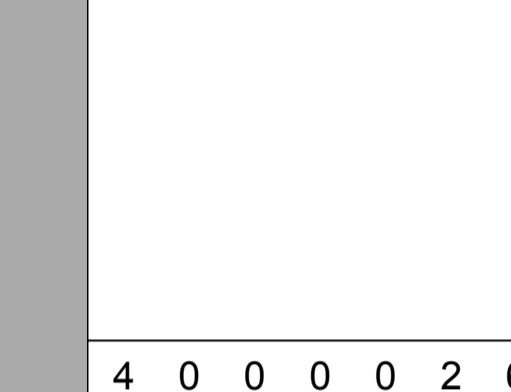



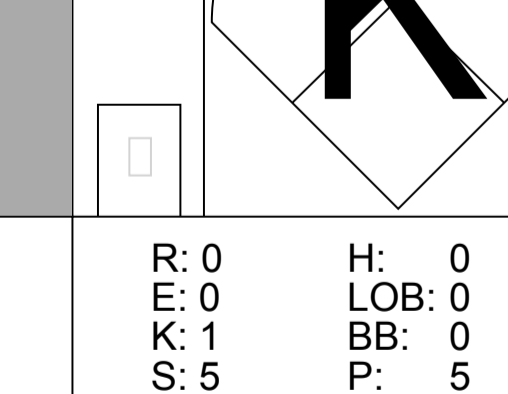
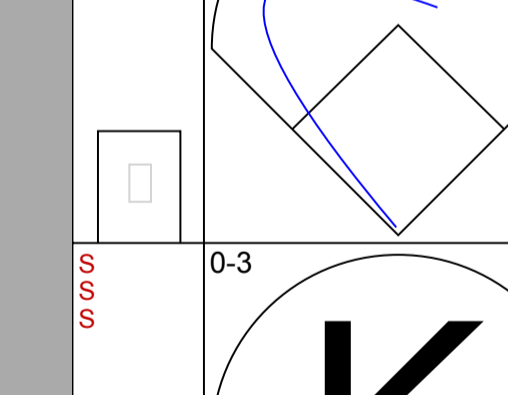
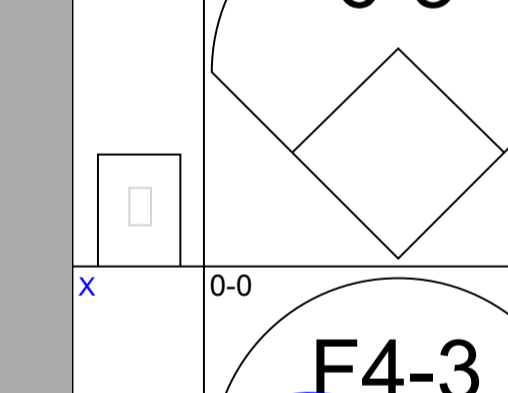
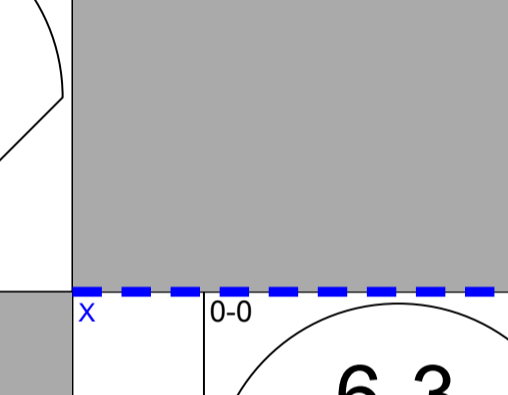



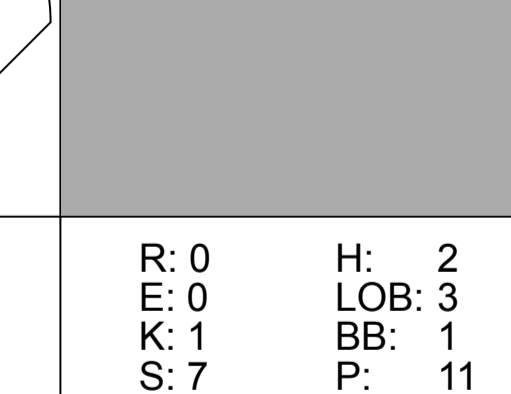


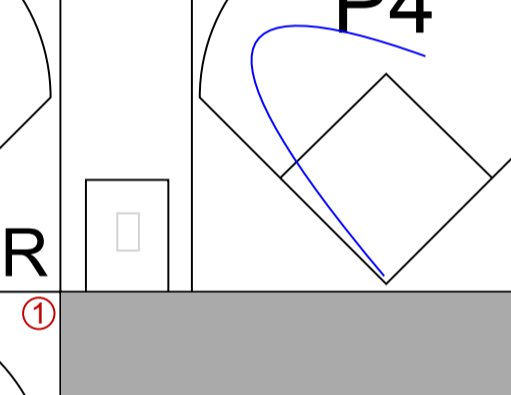
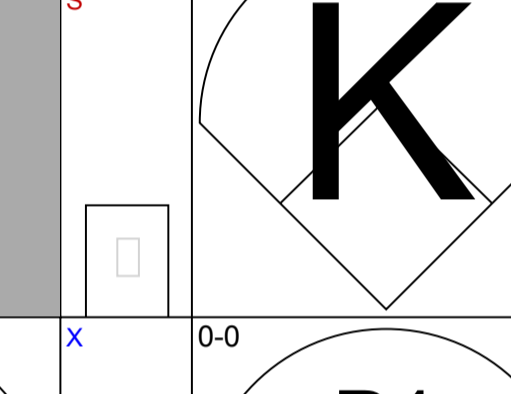
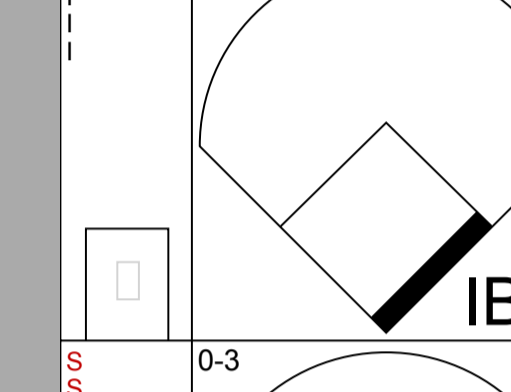
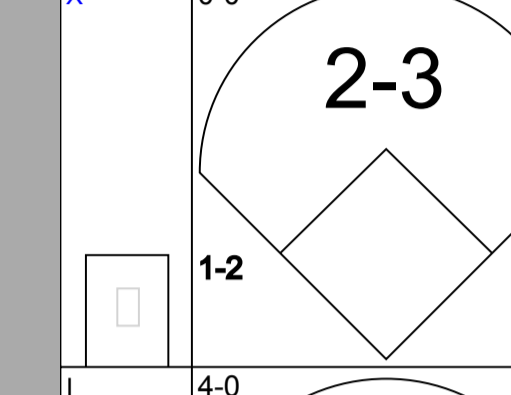
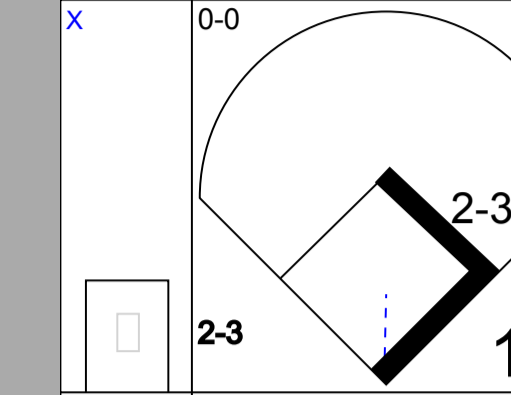
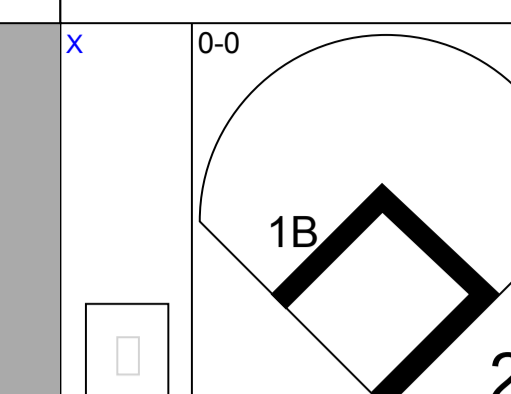
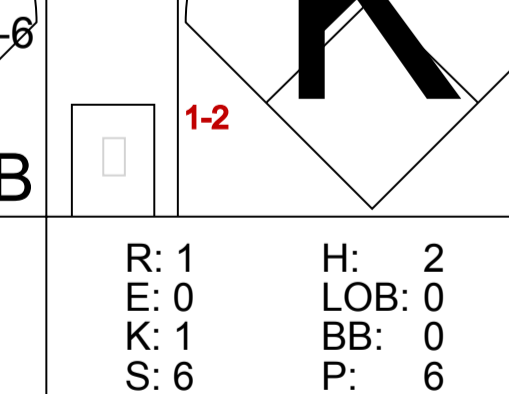
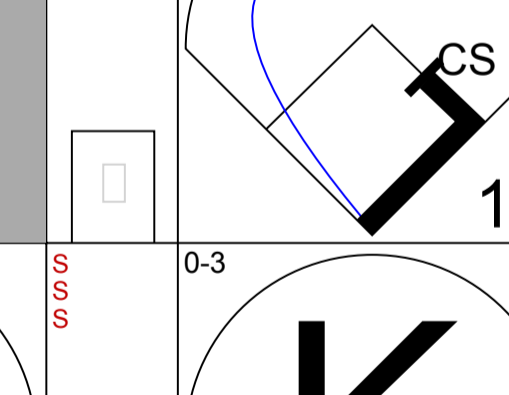
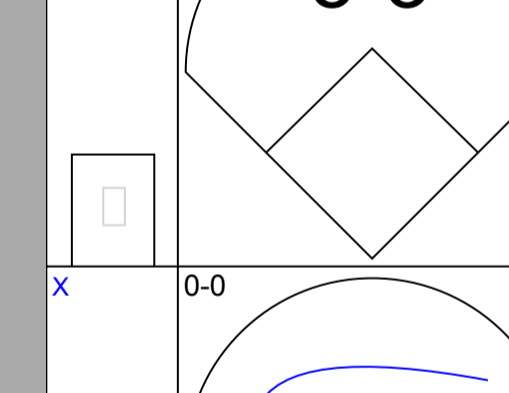
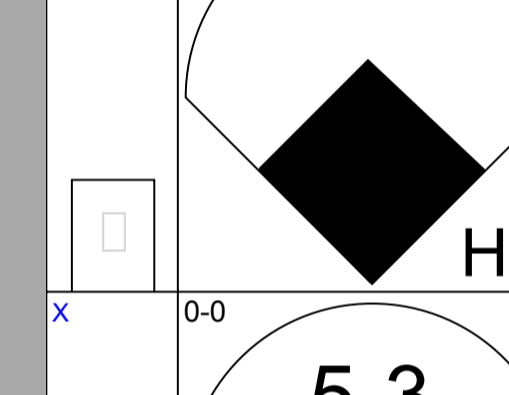
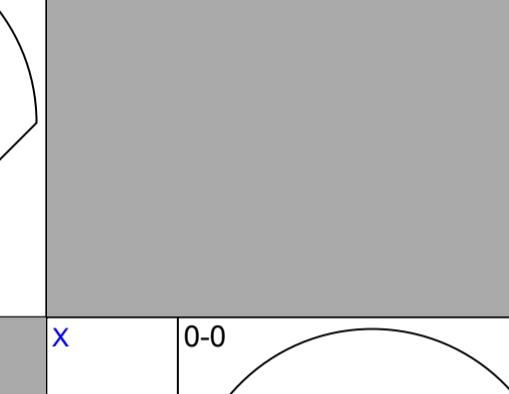
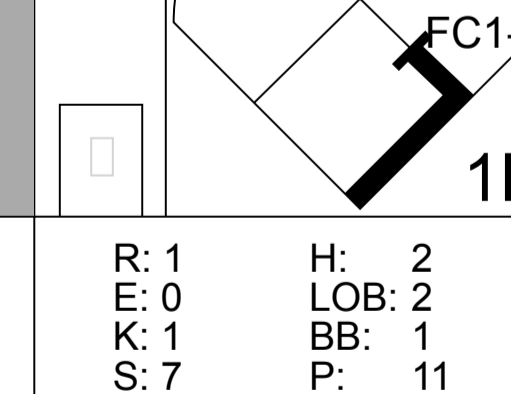
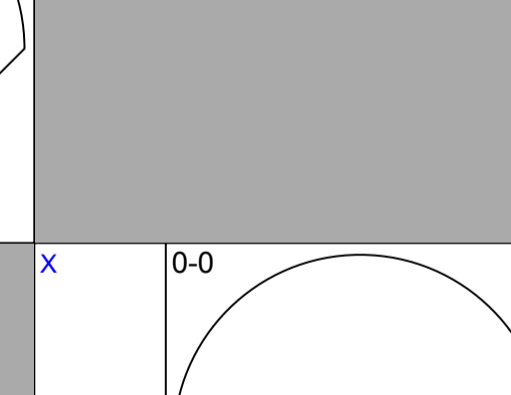
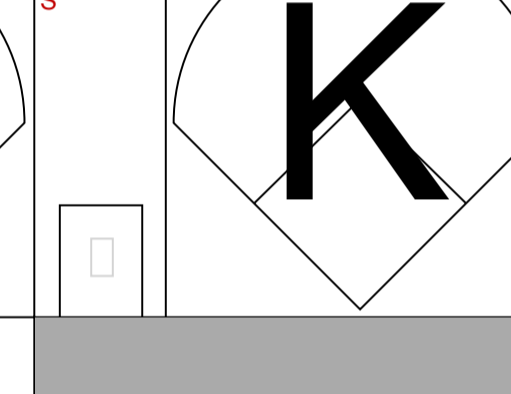
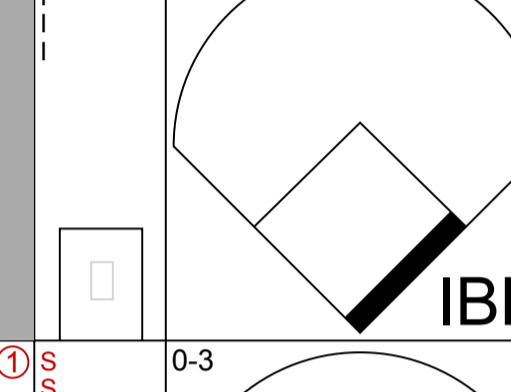
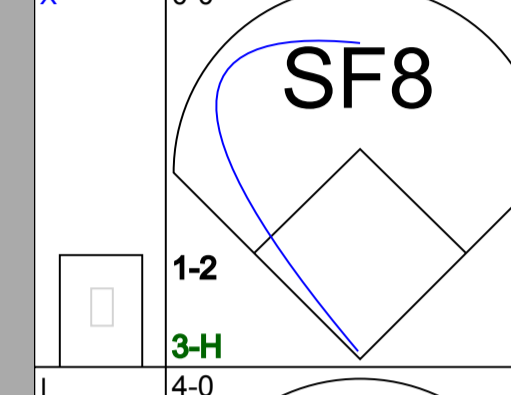
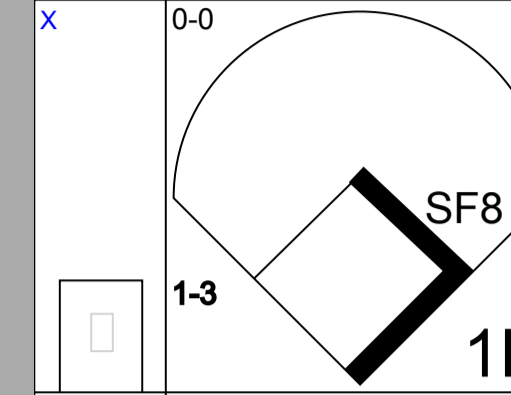
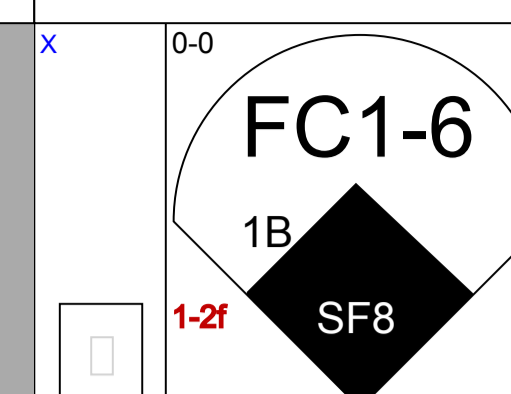
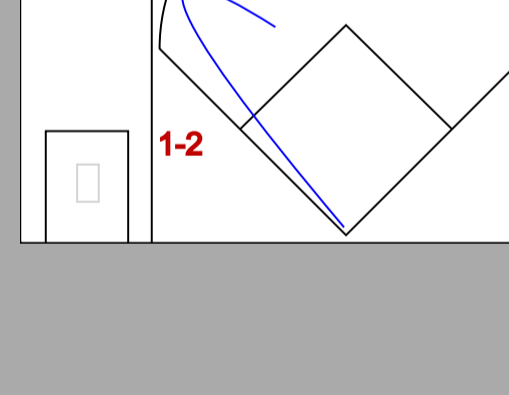
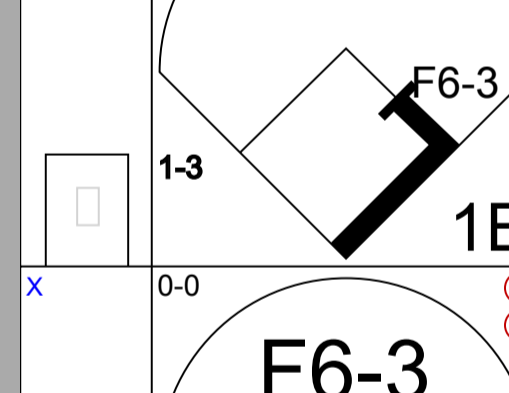
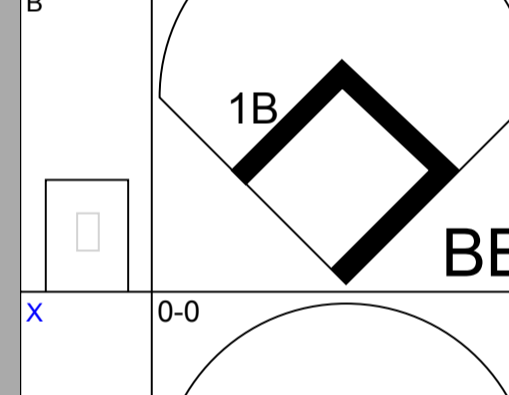
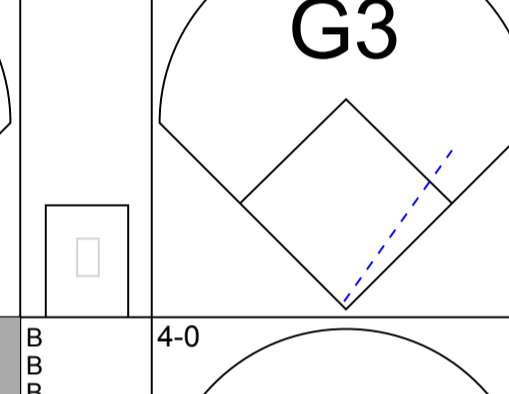
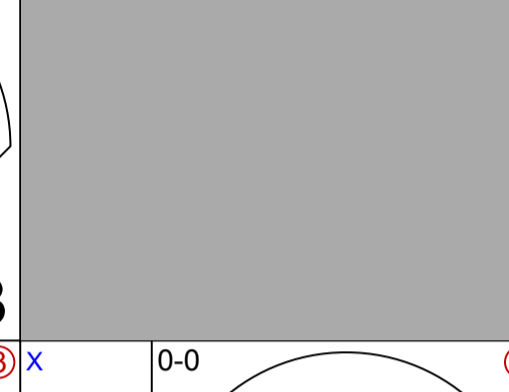
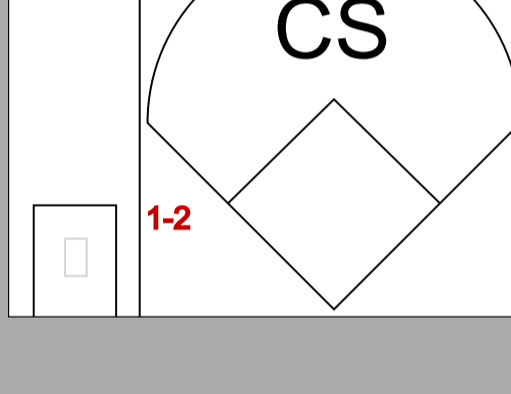
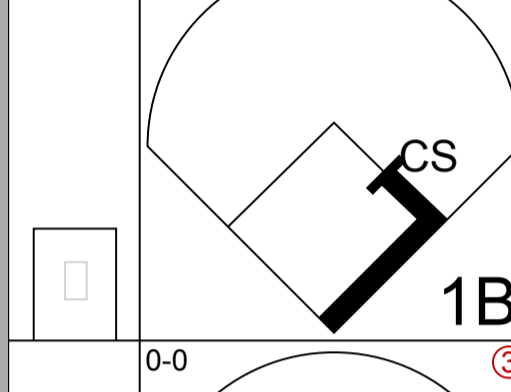
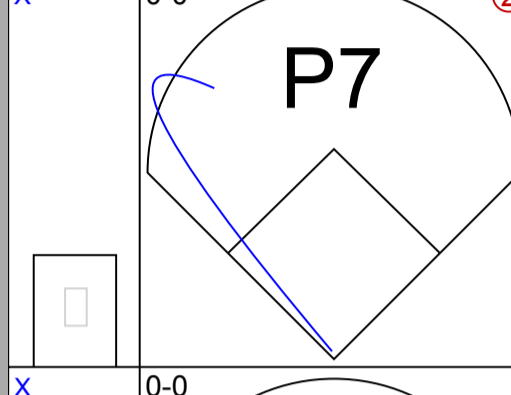
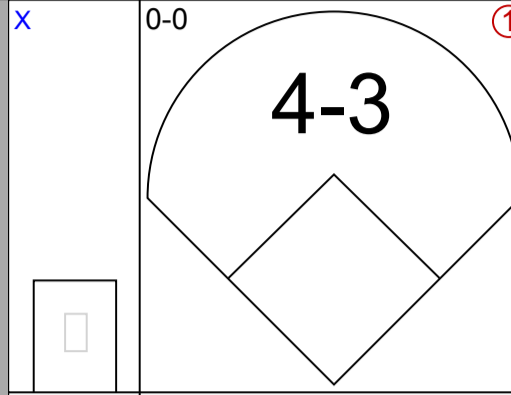
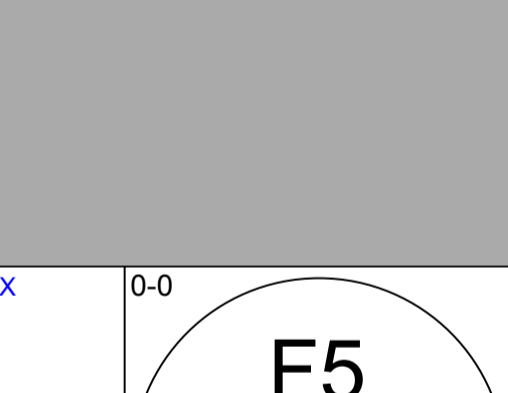
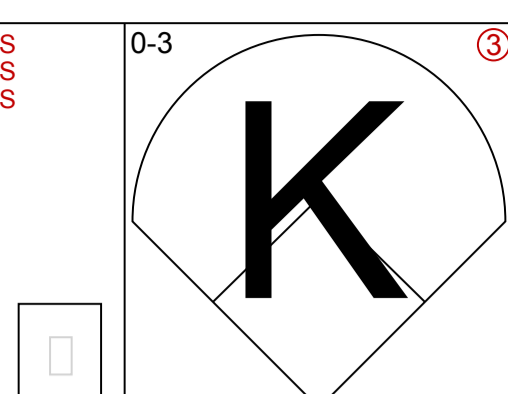
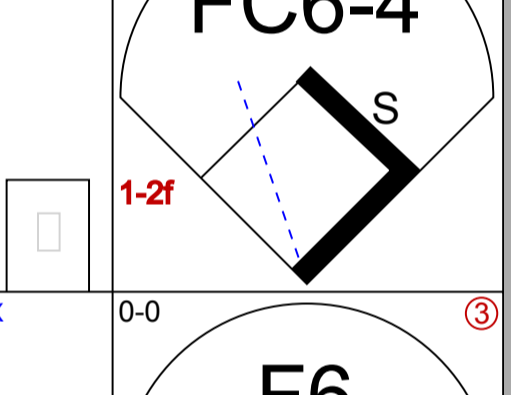
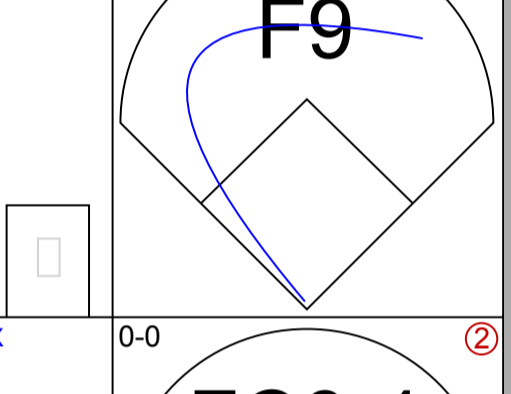
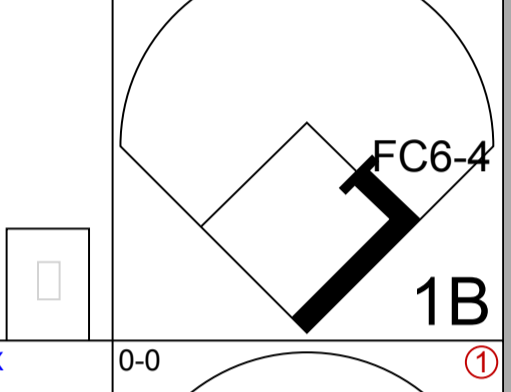

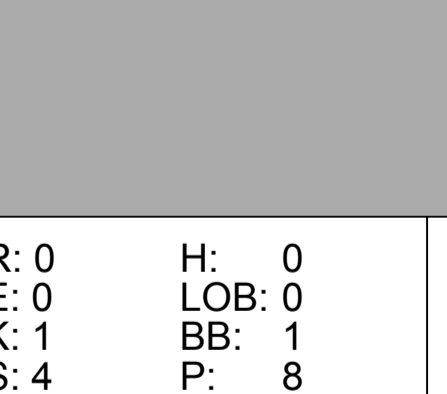
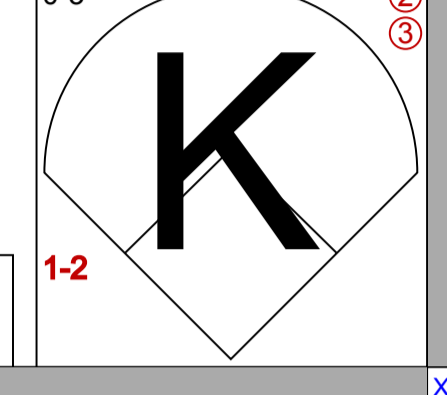
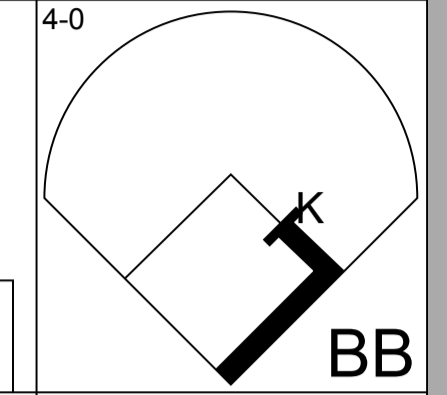
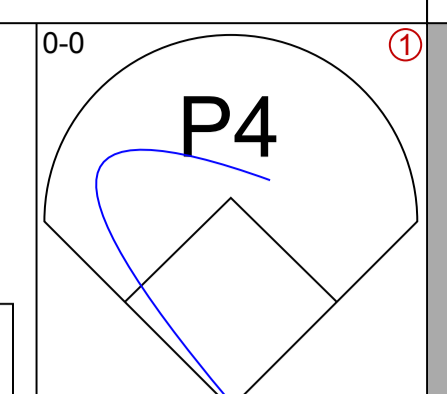
Doug Flynn, R (1, 4) OBP: 0.258, SLG: 0.260

Pat Zachry, R (1, 1) OBP: 0.188, SLG: 0.103 Dale Murray, R (9, 1)

Inning Stats R: 0 H: 0 E: 0 K: 1 S: 4 H: 0 LOB: 0 BB: 1 P: 8 R: 0 H: 1 E: 0 K: 0 S: 4 H: 1 LOB: 1 BB: 0 P: 4 R: 0 H: 0 E: 1 K: 1 S: 5 H: 0 LOB: 0 BB: 0 P: 5 R: 0 H: 1 E: 0 K: 0 S: 3 H: 1 LOB: 0 BB: 0 P: 3 R: 0 H: 1 E: 0 K: 0 S: 3 H: 1 LOB: 1 BB: 1 P: 7 R: 1 H: 2 E: 0 K: 1 S: 7 H: 2 LOB: 2 BB: 1 P: 11 R: 1 H: 2 E: 0 K: 1 S: 6 H: 2 LOB: 0 BB: 0 P: 6 R: 0 H: 2 E: 0 K: 1 S: 7 H: 2 LOB: 3 BB: 1 P: 11 R: 0 H: 0 E: 0 K: 1 S: 5 H: 0 LOB: 0 BB: 0 P: 5

PITCHER Randy Jones, L (1, 1) ERA: 2.96 Mark Lee, R (9, 1) ERA: 5.06

PITCHER IP WLS BF H R ER SO BB IBB HBP BLK WP HR S P ERA WHIP



AB R H RBI BB SO LOB

4 1 1 0 0 1 1

3 0 2 0 1 0 0

3 0 0 1 0 1 3

2 0 2 0 2 0 0

4 0 0 0 0 2 6

3 1 1 1 1 0 4

4 0 1 0 0 0 1

4 0 1 0 0 0 2

4 0 1 0 0 2 2

0 0 0 0 0 0 0

New York Mets @ San Diego Padres San Diego Stadium, San Diego, CA Mon Jun 12 1978, 10:05 PM EDT Att. 19,431 - Unknown

AB 31 R 2 H 9 RBI 2 BB 4 SO 6 LOB 19



WP: 0 PA: 37 PB: 0 SB: 1 CS: 2

ERA 2.25 WHIP 1.375

ERA 0.00 WHIP 0.000

Batter	1	2	3	4	5	6	7	8	9	AB	R	H	RBI	BB	SO	LOB
Gene Richards, L (1, 7) OBP: 0.357, SLG: 0.381	0-0 6-3		0-0 1B		0-0 F7			0-0 F4-3		4	0	1	0	0	0	0
Ozzie Smith, S (1, 6) OBP: 0.278, SLG: 0.303	0-0 5-3		4-0 BB			0-3 K			0-0 FC2-6 1B	3	0	1	0	1	1	0
Gene Tenace, R (1, 3) OBP: 0.421, SLG: 0.441 Chuck Baker, R (9, PH) OBP: 0.300, SLG: 0.308 Derrel Thomas, S (9, PR) OBP: 0.308, SLG: 0.304	0-0 5-3		0-3 K			0-3 K			0-0 FC2-6 2B	3	0	0	0	0	2	2
Dave Winfield, R (1, 8) OBP: 0.333, SLG: 0.478		0-0 HR		0-0 F7		0-0 1-3			0-0 1B 2B	4	2	2	2	0	0	0
Oscar Gamble, L (1, 9) OBP: 0.324, SLG: 0.363		0-0 F9		0-0 F8			0-0 G3		4-0 1B IBB	3	0	0	0	1	0	0
Fernando Gonzalez, R (1, 4) OBP: 0.265, SLG: 0.273		0-0 F9		0-0 1B			0-0 F9		0-0 1B	4	0	2	1	0	0	0
Rick Sweet, S (1, 2) OBP: 0.336, SLG: 0.257		0-0 F7		0-0 F4-1			0-0 F9		1-2 2-H	3	0	0	0	0	0	1
Bill Almon, R (1, 5) OBP: 0.335, SLG: 0.357			0-0 6-3		0-0 F9			0-0 F9		3	0	0	0	0	0	0
Randy Jones, R (1, 1) OBP: 0.129, SLG: 0.129 Jerry Turner, L (8, PH) OBP: 0.293, SLG: 0.415 Mark Lee, R (9, 1)			0-0 F8		0-3 K			0-0 G3		2	0	0	0	0	1	0

Inning Stats	R: 0	H: 0	E: 0	K: 0	S: 3	R: 1	H: 1	E: 0	K: 0	S: 4	R: 0	H: 1	E: 0	K: 1	S: 6	R: 0	H: 1	E: 0	K: 0	S: 4	R: 0	H: 0	E: 0	K: 2	S: 7	R: 0	H: 0	E: 0	K: 0	S: 3	R: 0	H: 0	E: 0	K: 0	S: 3	R: 2	H: 3	E: 0	K: 0	S: 4	1B: 4	SF: 0	2B: 1	SAC: 0	3B: 0	DP: 0	HR: 1	HBP: 0	WP: 0	PA: 33										
PITCHER	IP	WLS	BF	H	R	ER	SO	BB	IBB	HBP	BLK	WP	HR	S	P	ERA	WHIP													PITCHER	IP	WLS	BF	H	R	ER	SO	BB	IBB	HBP	BLK	WP	HR	S	P	ERA	WHIP													
Pat Zachry, R (1, 1) ERA: 3.19	8.1	L	31	5	3	3	4	1	0	0	0	0	1	38	42	3.24	0.720													Dale Murray, R (9, 1) ERA: 4.09	0.0		2	1	0	0	0	0	1	0	0	0	0	0	1	5	∞	∞												


BOTTOM

New York Mets @ San Diego Padres
San Diego Stadium, San Diego, CA

Mon Jun 12 1978, 10:05 PM EDT
 Att. 19,431 - Unknown

livebaseballscorecards.com

AB	31
R	3
H	6
RBI	3
BB	2
SO	4
LOB	4



Batter	1	2	3	4	5	6	7	8	9	AB R H RBI BB SO LOB
--------	---	---	---	---	---	---	---	---	---	----------------------

Lenny Randle, S (1, 5) OBP: 0.381, SLG: 0.360	0-0 6-3		0-0 F6		0-0 G6-4-3			0-0 F9 SH5-3 1B	0-0 1B	5 0 2 2 0 0 1
Elliott Maddox, R (1, 9) OBP: 0.414, SLG: 0.368	0-0 1B 1B		0-0 L6			4-0 1-3 1B BB		0-0 SH5-3	0-0 P8	3 1 1 0 1 0 2
Steve Henderson, R (1, 7) OBP: 0.335, SLG: 0.387	0-3 K		4-0 BB			0-3 K		0-0 F9	0-0 6-3	4 0 0 0 1 2 5
Willie Montanez, L (1, 3) OBP: 0.335, SLG: 0.450	0-0 1-2 1B		0-0 4-3			0-0 1-3		4-0 S IBB		3 0 1 0 1 0 2
John Stearns, R (1, 2) OBP: 0.354, SLG: 0.369	0-0 6-3			0-0 6-3		4-0 1B 1B BB		0-0 P9		3 0 0 0 1 0 4
Lee Mazzilli, S (1, 8) OBP: 0.367, SLG: 0.442		0-0 F6-3 1B 1B		0-0 F2		0-0 1B			0-0 E 1B 1B	4 1 3 1 0 0 0
Tim Foli, R (1, 6) OBP: 0.233, SLG: 0.255		0-0 1-2 F6-3 1B		0-0 6-3			0-3 K		0-0 E7 1-3 1B 1B	4 0 2 0 0 1 0 0 1 0 0 0 0 0
Joel Youngblood, R (9, PR) OBP: 0.303, SLG: 0.414										
Doug Flynn, R (1, 4) OBP: 0.254, SLG: 0.257		0-0 F6-3				0-0 F4-3		0-0 F4-3	0-0 L1	3 0 0 0 0 0 2 1 0 0 0 0 0 2 0 0 0 0 0 0 0
Ron Hodges, L (9, PH) OBP: 0.317, SLG: 0.314		1-2 2-3								
Paul Siebert, L (9, 1)										
Craig Swan, R (1, 1) OBP: 0.259, SLG: 0.231		0-0 P9				0-0 G6-4-3 1B		0-0 L1	4-0 1B IBB	2 0 1 0 0 0 1 0 0 0 0 0 0 0 1 0 0 0 0 0 0 0 0 0 0 0 0 0 0 0 0 0 1 0 0 0 0 0 0 0 0 0
Dale Murray, R (6, 1)										
Bruce Boisclair, L (7, PH) OBP: 0.296, SLG: 0.340										
Skip Lockwood, R (7, 1)										
Ed Kranepool, L (9, PH) OBP: 0.289, SLG: 0.263										
Bobby Valentine, R (9, PR) OBP: 0.344, SLG: 0.337										

TOP

New York Mets @ San Diego Padres
San Diego Stadium, San Diego, CA
Tue Jun 13 1978, 10:05 PM EDT
Att. 12,927 - Unknown

livebaseballscorecards.com

AB	33
R	3
H	10
RBI	3
BB	5
SO	3
LOB	19



Inning Stats	R: 0	H: 2	E: 0	K: 1	S: 7	P: 7	R: 0	H: 2	E: 0	K: 0	S: 4	P: 4	R: 0	H: 0	E: 0	K: 0	S: 3	P: 3	R: 0	H: 1	E: 0	K: 0	S: 3	P: 3	R: 1	H: 1	E: 0	K: 1	S: 5	P: 13	R: 0	H: 0	E: 0	K: 1	S: 5	P: 5	R: 0	H: 1	E: 0	K: 0	S: 4	P: 8	R: 2	H: 3	E: 1	K: 0	S: 6	P: 10	1B: 10	SF: 0	2B: 0	SAC: 1	3B: 0	DP: 2	HR: 0	HBP: 0	WP: 0	PA: 39
--------------	------	------	------	------	------	------	------	------	------	------	------	------	------	------	------	------	------	------	------	------	------	------	------	------	------	------	------	------	------	-------	------	------	------	------	------	------	------	------	------	------	------	------	------	------	------	------	------	-------	--------	-------	-------	--------	-------	-------	-------	--------	-------	--------

PITCHER	IP	WLS	BF	H	R	ER	SO	BB	IBB	HBP	BLK	WP	HR	S	P	ERA	WHIP
Bob Owchinko, L (1, 1) ERA: 3.84	6.0		24	6	1	1	2	3	0	0	0	0	0	25	37	1.50	1.500
Rollie Fingers, R (7, 1) ERA: 3.45	3.0	L	15	4	2	2	1	0	2	0	0	0	0	15	23	6.00	1.333

PITCHER	IP	WLS	BF	H	R	ER	SO	BB	IBB	HBP	BLK	WP	HR	S	P	ERA	WHIP
---------	----	-----	----	---	---	----	----	----	-----	-----	-----	----	----	---	---	-----	------

Batter	1	2	3	4	5	6	7	8	9	AB R H RBI BB SO LOB	TOP											
Dave Cash, R (1, 4) OBP: 0.323, SLG: 0.350	0-0 F8		4-0 CS BB		0-0 1B		0-0 L3 1B			3 0 2 0 1 0 0												
Chris Speier, R (1, 6) OBP: 0.375, SLG: 0.375	0-0 F4		0-0 F9 1-2		0-0 1-3		0-0 L3 1-2			4 0 0 0 0 0 4												
Warren Cromartie, L (1, 7) OBP: 0.326, SLG: 0.370	0-0 1B		0-3 K			0-0 1-3		0-0 4-3		4 0 1 0 0 1 0												
Tony Perez, R (1, 3) OBP: 0.320, SLG: 0.403	0-0 5-3			0-0 F3		0-3 K		0-3 K		4 0 0 0 0 2 1												
Ellis Valentine, R (1, 9) OBP: 0.314, SLG: 0.437		0-0 FC4-6 1B		0-0 4-3		0-0 2B		0-0 6-3		4 0 2 0 0 0 0												
Gary Carter, R (1, 2) OBP: 0.320, SLG: 0.348		0-0 F6		0-0 F5		0-0 G3		0-0 1-3		4 0 0 0 0 0 2												
Del Unser, L (1, 8) OBP: 0.329, SLG: 0.329		0-0 FC4-6 1-2f			0-0 1B 2B		0-0 HR		0-0 5-3	4 2 2 1 0 0 1												
Larry Parrish, R (1, 5) OBP: 0.325, SLG: 0.477		4-0 1-2 IBB			0-0 F9		0-3 K		0-3 K	3 0 0 0 1 2 1												
Wayne Twitchell, R (1, 1) OBP: 0.222, SLG: 0.125		0-3 K			0-0 1B		4-0 1B BB			2 0 1 1 0 1 2												
Wayne Garrett, L (7, PH) OBP: 0.267, SLG: 0.214										0 0 0 0 1 0 0												
Bill Atkinson, L (7, 1) OBP: 0.500, SLG: 0.500										0 0 0 0 0 0 0												
Darold Knowles, L (8, 1) OBP: 0.500, SLG: 0.500										0 0 0 0 0 0 0												
Inning Stats	R: 0 E: 0 K: 0 S: 4	H: 1 LOB: 1 BB: 0 P: 4	R: 0 E: 0 K: 1 S: 6	H: 1 LOB: 2 BB: 1 P: 10	R: 0 E: 0 K: 1 S: 4	H: 0 LOB: 0 BB: 1 P: 8	R: 0 E: 0 K: 0 S: 3	H: 0 LOB: 0 BB: 0 P: 3	R: 1 E: 0 K: 0 S: 5	H: 3 LOB: 1 BB: 0 P: 5	R: 0 E: 0 K: 1 S: 6	H: 1 LOB: 1 BB: 0 P: 6	R: 1 E: 0 K: 1 S: 6	H: 2 LOB: 1 BB: 1 P: 10	R: 0 E: 0 K: 1 S: 5	H: 0 LOB: 0 BB: 0 P: 5	R: 0 E: 0 K: 1 S: 5	H: 0 LOB: 0 BB: 0 P: 5	1B: 5 2B: 3 3B: 0 HR: 1	SF: 0 SAC: 0 DP: 1 HBP: 0	WP: 0 PB: 0 SB: 1 CS: 1	PA: 35
PITCHER	IP WLS BF H R ER SO BB IBB HBP BLK WP HR S P ERA WHIP											PITCHER	IP WLS BF H R ER SO BB IBB HBP BLK WP HR S P ERA WHIP									
Eric Rasmussen, R (1, 1) ERA: 4.63	6.1 W 28 8 2 2 4 2 1 0 0 0 1 33 45 2.84 1.579											John D'Acquisto, R (7, 1) ERA: 1.16	2.2 S 7 0 0 0 2 0 0 0 0 0 0 11 11 0.00 0.000									

Montreal Expos @ San Diego Padres
 San Diego Stadium, San Diego, CA
 Wed Jun 14 1978, 10:05 PM EDT
 Unknown

livebaseballscorecards.com

AB	32
R	2
H	8
RBI	2
BB	3
SO	6
LOB	11



Batter	1	2	3	4	5	6	7	8	9	AB R H RBI BB SO LOB	BOTTOM		
Gene Richards, L (1, 7) OBP: 0.358, SLG: 0.401	0-3 K		0-0 1B 1B 2B		0-0 G6-4-3 3B		0-3 K	0-0 2B 1-H 2-H		5 2 3 1 0 2 0	Montreal Expos @ San Diego Padres San Diego Stadium, San Diego, CA Wed Jun 14 1978, 10:05 PM EDT Unknown		
Ozzie Smith, S (1, 6) OBP: 0.292, SLG: 0.311	4-0 HBP BB		0-0 S 1B 1B		4-0 G6-4-3 BB		0-0 G3	0-0 4-3		3 1 1 0 2 0 1			
Gene Tenace, R (1, 3) OBP: 0.419, SLG: 0.438	0-0 F9		0-0 FC6-4 1B		0-0 G6-4-3 1-2f 3-H		0-0 1B 1B			4 0 2 2 0 0 2			
Dave Winfield, R (1, 8) OBP: 0.339, SLG: 0.491 (8, 9)	1-0 1-2 HBP		0-0 FC6-4 1-2f		0-0 HR		0-0 1B			3 1 2 1 0 0 1			
Oscar Gamble, L (1, 9) OBP: 0.316, SLG: 0.352 Tucker Ashford, R (8, 4) OBP: 0.280, SLG: 0.383	0-0 F8		0-0 F9		0-0 F7		0-0 F8			4 0 0 0 0 0 5 0 0 0 0 0 0 0			
Derrel Thomas, S (1, 4) OBP: 0.307, SLG: 0.299 (8, 8)		0-0 1-3		0-0 F7		0-0 G3		4-0 SH1-4 1B BB		3 1 0 0 1 0 0			
Rick Sweet, S (1, 2) OBP: 0.348, SLG: 0.270		0-0 4-3		0-0 1B		0-0 L9		0-0 SH1-4 1-2		3 0 1 0 0 0 0			
Bill Almon, R (1, 5) OBP: 0.336, SLG: 0.356		0-0 4-3		0-0 F9		0-0 1B		4-0 1B 2B IBB		3 1 1 0 1 0 1			
Eric Rasmussen, R (1, 1) OBP: 0.080, SLG: 0.080 John D'Acquisto, R (7, 1) OBP: 0.143, SLG: 0.143			0-0 1-3	0-3 K		0-0 F9		0-0 2B 1B 1-2 2-H		3 0 0 0 0 1 2 1 0 1 1 0 0 0			
Inning Stats	R: 0 H: 0 E: 0 LOB: 2 K: 1 BB: 1 S: 5 P: 10	R: 0 H: 0 E: 0 LOB: 0 K: 0 BB: 0 S: 3 P: 3	R: 2 H: 3 E: 0 LOB: 1 K: 0 BB: 0 S: 6 P: 6	R: 0 H: 1 E: 0 LOB: 1 K: 1 BB: 0 S: 6 P: 6	R: 2 H: 2 E: 0 LOB: 0 K: 0 BB: 1 S: 4 P: 8	R: 0 H: 1 E: 0 LOB: 1 K: 0 BB: 0 S: 4 P: 4	R: 0 H: 2 E: 0 LOB: 2 K: 1 BB: 0 S: 7 P: 7	R: 2 H: 2 E: 0 LOB: 1 K: 0 BB: 2 S: 4 P: 12		1B: 7 SF: 0 2B: 2 SAC: 1 3B: 1 DP: 1 HR: 1 HBP: 1		WP: 0 PA: 38 PB: 0 SB: 1 CS: 0	
PITCHER	IP WLS BF H R ER SO BB IBB HBP BLK WP HR S P ERA WHIP											PITCHER	IP WLS BF H R ER SO BB IBB HBP BLK WP HR S P ERA WHIP
Wayne Twitchell, R (1, 1) ERA: 5.18	6.0 L 27 7 4 4 2 2 0 0 0 0 0 1 28 37 6.00 1.500												
Bill Atkinson, R (7, 1) ERA: 3.66	1.1 9 3 2 2 1 1 1 0 0 0 0 9 17 13.50 3.000												
Darold Knowles, L (8, 1) ERA: 1.78	0.2 2 1 0 0 0 0 0 0 0 0 0 0 2 2 0.00 1.500												

livebaseballscorecards.com

AB	32
R	6
H	11
RBI	5
BB	4
SO	3
LOB	12



Batter	1	2	3	4	5	6	7	8	9	AB R H RBI BB SO LOB	TOP											
Dave Cash, R (1, 4) OBP: 0.322, SLG: 0.348	0-0 G4-6-3 1B			0-0 F7			0-0 6-3		0-0 F8	4 0 1 0 0 0 1												
Stan Papi, R (1, 6) OBP: 0.344, SLG: 0.393	0-0 F9			0-0 F7			0-0 2B		0-0 5-3	4 0 1 0 0 0 2												
Warren Cromartie, L (1, 7) OBP: 0.322, SLG: 0.365	0-0 G4-6-3 1-2f			0-0 F9			0-0 1-3			3 0 0 0 0 0 2												
Tony Perez, R (1, 3) OBP: 0.316, SLG: 0.397			0-0 L9			0-0 F8			0-3 K	3 0 0 0 0 1 1												
Ellis Valentine, R (1, 9) OBP: 0.319, SLG: 0.440			0-3 K			0-0 L4-3 1B		0-0 1B		3 0 2 0 0 1 0												
Del Unser, L (1, 8) OBP: 0.317, SLG: 0.315			0-3 K			0-0 L4-3 1-2		0-0 F9		3 0 0 0 0 1 1												
Wayne Garrett, L (1, 5) OBP: 0.250, SLG: 0.200				0-0 G3			0-3 K		0-0 4-3	3 0 0 0 0 1 0												
Ed Herrmann, L (1, 2) OBP: 0.156, SLG: 0.119 Sam Mejias, R (9, PR) OBP: 0.294, SLG: 0.250				0-0 L8			0-0 4-3		0-0 E9	3 0 0 0 0 0 0 0 0 0 0 0 0 0												
Woodie Fryman, R (1, 1) OBP: 0.053, SLG: 0.111 Andre Dawson, R (9, PH) OBP: 0.325, SLG: 0.430				0-0 F8			0-0 6-3		0-3 K	2 0 0 0 0 0 0 1 0 0 0 0 1 1												
Inning Stats	R: 0 E: 0 K: 0 S: 3	H: 1 LOB: 0 BB: 0 P: 3	R: 0 E: 0 K: 2 S: 7	H: 0 LOB: 0 BB: 0 P: 7	R: 0 E: 0 K: 0 S: 3	H: 0 LOB: 0 BB: 0 P: 3	R: 0 E: 0 K: 0 S: 3	H: 1 LOB: 0 BB: 0 P: 3	R: 0 E: 0 K: 1 S: 5	H: 0 LOB: 0 BB: 0 P: 5	R: 0 E: 0 K: 1 S: 6	H: 1 LOB: 1 BB: 0 P: 6	R: 0 E: 0 K: 0 S: 3	H: 1 LOB: 0 BB: 0 P: 3	R: 0 E: 1 K: 1 S: 6	H: 0 LOB: 1 BB: 0 P: 6	1B: 3 2B: 2 3B: 0 HR: 0	SF: 0 SAC: 0 DP: 2 HBP: 0	WP: 0 PB: 0 SB: 0 CS: 0	PA: 29		
PITCHER Gaylord Perry, R (1, 1) ERA: 3.03	IP: 9.0 WLS: W BF: 29 H: 4 R: 0 ER: 0 SO: 5 BB: 0 IBB: 0 HBP: 0 BLK: 0 WP: 0 HR: 0 S: 39 P: 39 ERA: 0.00 WHIP: 0.444																					

Montreal Expos @ San Diego Padres
 San Diego Stadium, San Diego, CA
 Wed Jun 14 1978, 10:05 PM EDT
 Att. 18,765 - Unknown

livebaseballscorecards.com

AB 29
R 0
H 4
RBI 0
BB 0
SO 5
LOB 8



Batter	1	2	3	4	5	6	7	8	9	AB	R	H	RBI	BB	SO	LOB
Gene Richards, L (1, 7) OBP: 0.352, SLG: 0.394	0-0 F7		0-0 F8		0-0 4-3			0-3 K		4	0	0	0	0	1	0
Ozzie Smith, S (1, 6) OBP: 0.296, SLG: 0.311	0-0 S 1B			4-0 BB 1B BB	0-0 5-3			0-0 1-3		3	1	1	0	1	0	0
Gene Tenace, R (1, 3) OBP: 0.420, SLG: 0.432	0-0 F3			4-0 FC5-6 1B BB		0-3 K		4-0 BB		2	0	0	0	2	1	1
Dave Winfield, R (1, 9) OBP: 0.342, SLG: 0.491	0-0 L5			0-0 S FC5-6 1B		0-0 1B		0-0 5-3		4	0	2	1	0	0	2
Fernando Gonzalez, R (1, 4) OBP: 0.220, SLG: 0.225		0-0 L9		0-0 FC5-6 S		0-0 F9				3	0	0	0	0	0	3
Derrel Thomas, S (1, 8) OBP: 0.302, SLG: 0.294		0-3 K		0-3 K		0-3 K				3	0	0	0	0	3	3
Tucker Ashford, R (1, 5) OBP: 0.283, SLG: 0.367		0-3 K		4-0 BB			0-0 F8			2	0	0	0	1	1	0
Dave Roberts, R (1, 2) OBP: 0.296, SLG: 0.250			0-0 F7	0-0 5-3			0-0 P3			3	0	0	0	0	0	3
Gaylord Perry, R (1, 1) OBP: 0.156, SLG: 0.194			0-0 6-3		0-3 K		0-3 K			3	0	0	0	0	2	0

Inning Stats	R: 0	H: 1	E: 0	K: 0	S: 4	LOB: 1	BB: 0	P: 4									
	R: 0	H: 0	E: 0	K: 2	S: 7 <td>LOB: 0</td> <td>BB: 0</td> <td>P: 7 </td>	LOB: 0	BB: 0	P: 7									
	R: 0	H: 0	E: 0	K: 0	S: 3 <td>LOB: 0</td> <td>BB: 0</td> <td>P: 3 </td>	LOB: 0	BB: 0	P: 3									
	R: 1	H: 1	E: 0	K: 1	S: 6 <td>LOB: 3</td> <td>BB: 3</td> <td>P: 18 </td>	LOB: 3	BB: 3	P: 18									
	R: 0	H: 0	E: 0	K: 1	S: 5 <td>LOB: 0</td> <td>BB: 0</td> <td>P: 5 </td>	LOB: 0	BB: 0	P: 5									
	R: 0	H: 1	E: 0	K: 2	S: 8 <td>LOB: 1</td> <td>BB: 0</td> <td>P: 8 </td>	LOB: 1	BB: 0	P: 8									
	R: 0	H: 0	E: 0	K: 1	S: 5 <td>LOB: 0</td> <td>BB: 0</td> <td>P: 5 </td>	LOB: 0	BB: 0	P: 5									
	R: 0	H: 0	E: 0	K: 1	S: 5 <td>LOB: 1</td> <td>BB: 1</td> <td>P: 9 </td>	LOB: 1	BB: 1	P: 9									
PITCHER	IP	WLS	BF	H	R	ER	SO	BB	IBB	HBP	BLK	WP	HR	S	P	ERA	WHIP
Woody Fryman, L (1, 1) ERA: 4.66	8.0	L	31	3	1	1	8	4	0	0	0	0	0	43	59	1.12	0.875


BOTTOM

Montreal Expos @ San Diego Padres
San Diego Stadium, San Diego, CA

Wed Jun 14 1978, 10:05 PM EDT
Att. 18,765 - Unknown

livebaseballscorecards.com

AB	27
R	1
H	3
RBI	1
BB	4
SO	8
LOB	12



WP: 0	PA: 31
PB: 0	
SB: 3	
CS: 0	

Batter	1	2	3	4	5	6	7	8	9	AB R H RBI BB SO LOB	TOP
Dave Cash, R OBP: 0.325, SLG: 0.351 (1, 4) X	0-0 G5-4-3 1B		0-0 G1-6-3 1-2f			0-0 5-3	0-0 1B 1B			4 0 2 0 0 0 1	
Chris Speier, R OBP: 0.377, SLG: 0.383 (1, 6) X	0-0 G5-4-3 1-2f			0-0 4-3		0-0 2B 2B	0-0 1-3 1B			4 1 2 0 0 0 1	
Warren Cromartie, L OBP: 0.317, SLG: 0.358 (1, 7) X	0-0 4-3			0-0 L9		0-0 F5	0-0 4-3			4 0 0 0 0 0 3	
Tony Perez, R OBP: 0.315, SLG: 0.399 (1, 3)		0-0 F3		0-0 P6		0-0 2B 2B		0-0 P3		4 1 1 1 0 0 0	
Del Unser, L OBP: 0.317, SLG: 0.315 (8, 3)										0 0 0 0 0 0 0	
Ellis Valentine, R OBP: 0.322, SLG: 0.459 (1, 9) X		0-0 HR			0-3 K	0-0 2B 2B		0-0 P3		4 1 2 2 0 1 0	
Gary Carter, R OBP: 0.323, SLG: 0.347 (1, 2) X		0-0 F8			0-0 G3 1B	4-0 IBB		0-0 F7		3 0 1 0 1 0 0	
Stan Papi, R OBP: 0.323, SLG: 0.367 (1, 5) X		0-3 K			0-0 G3 1-2	0-0 F7				4 0 0 0 0 1 3	
Sam Mejias, R OBP: 0.286, SLG: 0.211 (1, 8) X			0-0 F8		4-0 FC6-4 IBB		0-0 4-3		0-0 6-3	3 0 0 0 1 0 0	
Ross Grimsley, L OBP: 0.195, SLG: 0.135 (1, 1) X			0-0 G1-6-3 1B		0-0 FC6-4 1-2f		0-0 1-3		0-3 K	4 0 1 0 0 1 2	
Inning Stats	R: 0 H: 1 E: 0 LOB: 0 K: 0 BB: 0 S: 3 P: 3	R: 1 H: 1 E: 0 LOB: 0 K: 1 BB: 0 S: 6 P: 6	R: 0 H: 1 E: 0 LOB: 0 K: 0 BB: 0 S: 3 P: 3	R: 0 H: 0 E: 0 LOB: 0 K: 0 BB: 0 S: 3 P: 3	R: 0 H: 1 E: 0 LOB: 2 K: 1 BB: 1 S: 6 P: 10	R: 2 H: 3 E: 0 LOB: 2 K: 0 BB: 1 S: 6 P: 10	R: 0 H: 2 E: 0 LOB: 2 K: 0 BB: 0 S: 5 P: 5	R: 0 H: 0 E: 0 LOB: 0 K: 0 BB: 0 S: 3 P: 3	R: 0 H: 0 E: 0 LOB: 0 K: 1 BB: 0 S: 5 P: 5	1B: 5 SF: 0 2B: 3 SAC: 0 3B: 0 DP: 2 HR: 1 HBP: 0	WP: 0 PA: 36 PB: 0 SB: 0 CS: 0
PITCHER	IP WLS BF H R ER SO BB IBB HBP BLK WP HR S P ERA WHIP										
Bob Shirley, L ERA: 4.41 (1, 1)	7.0 L 30 9 3 3 2 0 2 0 0 0 0 1 32 40 3.86 1.286										
Mark Lee, R ERA: 4.71 (8, 1)	2.0 6 0 0 0 1 0 0 0 0 0 0 0 8 8 0.00 0.000										

Montreal Expos @ San Diego Padres
San Diego Stadium, San Diego, CA
Thu Jun 15 1978, 6:33 AM EDT
Att. 9,253 - Unknown

livebaseballscorecards.com

AB	34
R	3
H	9
RBI	3
BB	2
SO	3
LOB	10



Batter	1	2	3	4	5	6	7	8	9	AB	R	H	RBI	BB	SO	LOB
Ozzie Smith, S OBP: 0.291, SLG: 0.305 Mark Lee, R (1, 6) (8, 1)	0-0 L9		0-0 P3		0-0 1-6-3		0-0 4-3			4	0	0	0	0	0	1
Derrel Thomas, S OBP: 0.306, SLG: 0.294 (1, 8) (9, 3)	0-0 6-3		4-0 BB BB		0-0 2-H 1B		0-0 6-3			3	0	1	0	1	0	0
Gene Tenace, R OBP: 0.422, SLG: 0.430 Gene Richards, L OBP: 0.352, SLG: 0.394 (1, 3) (8, PR) (9, 8)	0-0 L7		4-0 BB			0-0 SH2-4 1B		0-0 1B		3	0	1	0	1	0	0
Dave Winfield, R OBP: 0.340, SLG: 0.487 (1, 9)		0-0 F7	0-3 K2-3			0-0 SH2-4 1B		0-0 F5		4	0	1	0	0	1	3
Fernando Gonzalez, R OBP: 0.250, SLG: 0.256 (1, 4)		0-0 FC5-4 1B		0-0 G5-4-3 1B		0-0 SH2-4 1-2 2-3		0-0 F5		3	0	2	0	0	0	1
Don Reynolds, R OBP: 0.359, SLG: 0.242 (1, 7)		0-0 FC5-4 1-2f		0-3 K		0-0 F8		0-0 L4		4	0	0	0	0	1	5
Tucker Ashford, R OBP: 0.281, SLG: 0.346 (1, 5)		0-0 4-3		0-0 G5-4-3 1-2f		4-0 BB			0-3 K	3	0	0	0	1	1	2
Dave Roberts, R OBP: 0.323, SLG: 0.321 (1, 2)			0-0 E 2B		0-0 1-6-3 1B		0-0 P3		0-0 L8	4	1	2	0	0	0	3
Bob Shirley, R OBP: 0.217, SLG: 0.100 Bill Almon, R OBP: 0.333, SLG: 0.353 (1, 1) (7, PH) (8, 6)			0-0 E1 2-H		0-3 K		0-0 L5		0-0 F9	2	0	0	0	0	1	1
										2	0	0	0	0	0	0


Inning Stats	R: 0 E: 0 K: 0 S: 3	H: 0 LOB: 0 BB: 0 P: 3	R: 0 E: 0 K: 0 S: 4	H: 1 LOB: 1 BB: 0 P: 4	R: 1 E: 1 K: 1 S: 6	H: 1 LOB: 2 BB: 2 P: 14	R: 0 E: 0 K: 1 S: 5	H: 1 LOB: 0 BB: 0 P: 5	R: 0 E: 0 K: 1 S: 6	H: 2 LOB: 2 BB: 0 P: 6	R: 0 E: 1 K: 0 S: 5	H: 1 LOB: 3 BB: 1 P: 9	R: 0 E: 0 K: 0 S: 3	H: 0 LOB: 0 BB: 0 P: 3	R: 0 E: 0 K: 0 S: 4	H: 1 LOB: 1 BB: 0 P: 4	R: 0 E: 0 K: 1 S: 5	H: 0 LOB: 0 BB: 0 P: 5	1B: 6 2B: 1 3B: 0 HR: 0	SF: 0 SAC: 1 DP: 1 HBP: 0	WP: 0 PB: 0 SB: 0 CS: 0	PA: 36												
PITCHER Ross Grimsley, L ERA: 2.73 (1, 1)	IP 9.0	WLS W	BF 36	H 7	R 1	ER 0	SO 4	BB 3	IBB 0	HBP 0	BLK 0	WP 0	HR 0	S 41	P 53	ERA 0.00	WHIP 1.111																	
																	PITCHER	IP	WLS	BF	H	R	ER	SO	BB	IBB	HBP	BLK	WP	HR	S	P	ERA	WHIP

BOTTOM

Montreal Expos @ San Diego Padres
San Diego Stadium, San Diego, CA

Thu Jun 15 1978, 6:33 AM EDT
Att. 9,253 - Unknown

AB	32
R	1
H	7
RBI	0
BB	3
SO	4
LOB	16



livebaseballscorecards.com

Batter	1	2	3	4	5	6	7	8	9	AB R H RBI BB SO LOB	TOP													
Bake McBride, L (1, 9) OBP: 0.346, SLG: 0.366	0-3 K		0-0 FC3-6		0-0 FC5-4 E 1B	0-0 3-1		0-0 P4		5 1 1 0 0 1 1														
Larry Bowa, S (1, 6) OBP: 0.340, SLG: 0.374	0-0 6-3		0-0 5-3		0-0 FC5-4 1B		0-0 5-3		0-0 HR	5 1 2 1 0 0 1														
Mike Schmidt, R (1, 5) OBP: 0.365, SLG: 0.456	0-3 K			0-0 WP FC4-6 1B	0-0 FC5-4 E 1-2f 2-3		4-0 2B 1B BB		0-0 L7	4 3 1 0 1 1 2														
Greg Luzinski, R (1, 7) OBP: 0.360, SLG: 0.520 Jerry Martin, R (9, 7) OBP: 0.380, SLG: 0.478		0-0 5-3		0-0 E5 FC4-6 1-2 WP	4-0 E 1-2 IBB		0-0 1B 2B		0-0 F8	4 0 1 0 1 0 1 0 0 0 0 0 0 0														
Richie Hebner, L (1, 3) OBP: 0.358, SLG: 0.431 Jose Cardenal, R (5, PH) OBP: 0.385, SLG: 0.521		0-0 G3		0-0 F9	0-0 E5		0-0 1B		0-0 5-3	2 0 0 0 0 0 2 3 0 1 1 0 0 1														
Garry Maddox, R (1, 8) OBP: 0.370, SLG: 0.411		0-0 2B		4-0 FC4-6 IBB	4-0 IBB		4-0 IBB			1 0 1 0 3 0 0														
Tim McCarver, L (1, 2) OBP: 0.385, SLG: 0.352	0-3 K		0-0 FC4-6		0-0 4-1		0-0 F9			4 0 0 1 0 1 8														
Davey Johnson, R (1, 4) OBP: 0.222, SLG: 0.268 Bud Harrelson, S (8, 4) OBP: 0.319, SLG: 0.244			0-0 F3	0-3 K		0-0 4-3		0-0 4-3		4 0 0 0 0 1 2 0 0 0 0 0 0 0														
Steve Carlton, L (1, 1) OBP: 0.316, SLG: 0.351			0-0 FC3-6 1B		0-0 G3	0-0 G3		0-0 F9		4 0 1 0 0 0 0														
Inning Stats	R: 0 E: 0 K: 2 S: 7	H: 0 LOB: 0 BB: 0 P: 7	R: 0 E: 0 K: 1 S: 6	H: 1 LOB: 1 BB: 0 P: 6	R: 0 E: 0 K: 0 S: 4	H: 1 LOB: 1 BB: 0 P: 4	R: 1 E: 1 K: 1 S: 7	H: 1 LOB: 2 BB: 1 P: 11	R: 2 E: 1 K: 0 S: 6	H: 2 LOB: 3 BB: 2 P: 14	R: 0 E: 0 K: 0 S: 3	H: 0 LOB: 0 BB: 0 P: 3	R: 1 E: 0 K: 0 S: 4	H: 2 LOB: 2 BB: 2 P: 12	R: 0 E: 0 K: 0 S: 3	H: 0 LOB: 0 BB: 0 P: 3	R: 1 E: 0 K: 0 S: 4	H: 1 LOB: 0 BB: 0 P: 4	1B: 5 2B: 2 3B: 0 HR: 1	SF: 0 SAC: 0 DP: 0 HBP: 0	WP: 2 PB: 0 SB: 0 CS: 0	PA: 41		
PITCHER	IP	WLS	BF	H	R	ER	SO	BB	IBB	HBP	BLK	WP	HR	S	P	ERA	WHIP							
Randy Jones, L (1, 1) ERA: 2.81	8.0	L	37	7	4	1	4	1	4	0	0	2	0	40	60	1.12	1.000							
Dennis Kinney, L (9, 1) ERA: 4.54	1.0		4	1	1	1	0	0	0	0	0	0	1	4	4	9.00	1.000							

Philadelphia Phillies @ San Diego Padres
San Diego Stadium, San Diego, CA
Fri Jun 16 1978, 10:05 PM EDT
Att: 21,124 - Unknown

AB	36
R	5
H	8
RBI	3
BB	5
SO	4
LOB	18



livebaseballscorecards.com

Batter	1	2	3	4	5	6	7	8	9	AB	R	H	RBI	BB	SO	LOB
Ozzie Smith, S OBP: 0.290, SLG: 0.309 (1, 6)	0-0 P4		0-0 K			0-3 K		0-0 4-3		4	0	1	0	0	1	0
Derrel Thomas, S OBP: 0.300, SLG: 0.288 (1, 8)	0-0 F8		0-3 K			0-0 L8			0-0 6-3	4	0	0	0	0	1	1
Gene Tenace, R OBP: 0.423, SLG: 0.425 (1, 3)	4-0 1B BB		0-3 K			0-3 K			4-0 FC6-4 BB	2	0	0	0	2	2	1
Dave Winfield, R OBP: 0.339, SLG: 0.482 (1, 9)	0-0 1-2 1B			0-0 F7			0-0 4-3		0-0 FC6-4 FC3-6	4	0	1	0	0	0	1
Oscar Gamble, L OBP: 0.309, SLG: 0.343 (1, 7)	0-0 P6			0-0 4-3			0-0 F8		0-0 FC3-6	4	0	0	0	0	0	3
Fernando Gonzalez, R OBP: 0.277, SLG: 0.283 (1, 4)		0-0 L5-3 1B		0-0 6-3			0-0 1B			3	0	2	0	0	0	0
Dave Roberts, R OBP: 0.294, SLG: 0.290 (1, 2)		0-3 K			0-3 K2-3		0-0 F9			3	0	0	0	0	2	2
Bill Almon, R OBP: 0.333, SLG: 0.353 (1, 5)		0-0 L5-3			0-0 K 1B			0-0 P4		3	0	1	0	0	0	1
Randy Jones, R OBP: 0.121, SLG: 0.121 (1, 1)			0-0 F8		0-3 K			0-3 K		2	0	0	0	0	1	1
Don Reynolds, R OBP: 0.350, SLG: 0.235 (8, PH)					1-2					1	0	0	0	0	1	0
Dennis Kinney, L (9, 1)										0	0	0	0	0	0	0

Inning Stats	R: 0 E: 0 K: 0 S: 4	H: 1 LOB: 2 BB: 1 P: 8	R: 0 E: 0 K: 1 S: 5	H: 1 LOB: 0 BB: 0 P: 5	R: 0 E: 0 K: 2 S: 8	H: 1 LOB: 1 BB: 0 P: 8	R: 0 E: 0 K: 0 S: 3	H: 0 LOB: 0 BB: 0 P: 3	R: 0 E: 0 K: 2 S: 7	H: 1 LOB: 0 BB: 0 P: 7	R: 0 E: 0 K: 0 S: 7	H: 0 LOB: 0 BB: 0 P: 7	R: 0 E: 0 K: 0 S: 4	H: 1 LOB: 1 BB: 0 P: 4	R: 0 E: 0 K: 1 S: 5	H: 0 LOB: 0 BB: 0 P: 5	R: 0 E: 0 K: 0 S: 3	H: 0 LOB: 1 BB: 1 P: 7	1B: 4 2B: 2 3B: 0 HR: 0	SF: 0 SAC: 0 DP: 1 HBP: 0	WP: 0 PB: 0 SB: 0 CS: 0	PA: 32												
PITCHER Steve Carlton, L ERA: 2.58 (1, 1)	IP 9.0	WLS W	BF 32	H 5	R 0	ER 0	SO 8	BB 2	IBB 0	HBP 0	BLK 0	WP 0	HR 0	S 46	P 54	ERA 0.00	WHIP 0.778																	
																	PITCHER	IP	WLS	BF	H	R	ER	SO	BB	IBB	HBP	BLK	WP	HR	S	P	ERA	WHIP


BOTTOM

Philadelphia Phillies @ San Diego Padres
San Diego Stadium, San Diego, CA

Fri Jun 16 1978, 10:05 PM EDT
Att. 21,124 - Unknown

livebaseballscorecards.com

AB	30
R	0
H	5
RBI	0
BB	2
SO	8
LOB	10



Batter	1	2	3	4	5	6	7	8	9	AB R H RBI BB SO LOB	TOP									
Jerry Martin, R (1, 9) OBP: 0.357, SLG: 0.446	0-3 K	0-0 F9			0-0 F6		0-3 K		0-3 K	5 0 0 0 0 3 4										
Larry Bowa, S (1, 6) OBP: 0.339, SLG: 0.372	0-0 F2		0-0 FC6-4 1B		0-0 F8		0-0 F9			4 0 1 0 0 0 0										
Mike Schmidt, R (1, 5) OBP: 0.363, SLG: 0.457	0-0 E 2B		0-0 FC6-4 G6-4-3 1-2f		0-0 F8			0-0 F8		4 0 1 0 0 0 1										
Greg Luzinski, R (1, 7) OBP: 0.358, SLG: 0.515	0-0 E5 2-3		0-0 G6-4-3 1-2f		0-0 2B 1B			0-3 K		4 0 1 0 0 1 2										
Jose Cardenal, R (1, 3) OBP: 0.375, SLG: 0.519	0-0 5-3			0-0 5-3		0-0 FC5 1-3 2B		0-0 F8		4 0 1 0 0 0 2										
Garry Maddox, R (1, 8) OBP: 0.368, SLG: 0.408		0-0 6-3		0-0 F8		0-0 5-3			0-0 1B 1B	4 0 1 0 0 0 2										
Bob Boone, R (1, 2) OBP: 0.337, SLG: 0.433		0-0 1-6-3		0-0 E7		4-0 BB			0-0 F8	3 0 0 0 1 0 1										
Davey Johnson, R (1, 4) OBP: 0.227, SLG: 0.259		4-0 2B BB		0-0 6-3		0-0 FC5 2-3f			0-3 K	2 0 0 0 1 0 4										
Ron Reed, R (6, 1)										0 0 0 0 0 0 0										
Randy Lerch, L (8, 1) OBP: 0.280, SLG: 0.364										0 0 0 0 0 0 0										
Barry Foote, R (9, PH) OBP: 0.167, SLG: 0.167										1 0 0 0 0 1 1										
Jim Lonborg, R (1, 1) OBP: 0.308, SLG: 0.304		0-0 2B			0-0 P4			0-0 F8		2 0 1 0 0 0 0										
Rawly Eastwick, R (5, 1)										0 0 0 0 0 0 0										
Jim Morrison, R (6, 4) OBP: 0.248, SLG: 0.284		1-3 2B							0-0 1B	2 0 1 0 0 0 0										
Inning Stats	R: 0 E: 1 K: 1 S: 7	H: 1 LOB: 2 BB: 0 P: 7	R: 0 E: 0 K: 0 S: 4	H: 1 LOB: 2 BB: 1 P: 8	R: 0 E: 0 K: 0 S: 3	H: 1 LOB: 0 BB: 0 P: 3	R: 0 E: 1 K: 0 S: 4	H: 0 LOB: 1 BB: 0 P: 4	R: 0 E: 0 K: 0 S: 3	H: 0 LOB: 0 BB: 0 P: 3	R: 0 E: 0 K: 1 S: 5	H: 2 LOB: 3 BB: 1 P: 9	R: 0 E: 0 K: 1 S: 5	H: 0 LOB: 0 BB: 0 P: 5	R: 0 E: 0 K: 2 S: 9	H: 2 LOB: 2 BB: 0 P: 9	1B: 4 2B: 3 3B: 0 HR: 0	SF: 0 SAC: 0 DP: 1 HBP: 0	WP: 0 PB: 0 SB: 0 CS: 0	PA: 37
PITCHER Bob Owchinko, L (1, 1) ERA: 3.44	IP: 9.0 WLS: W BF: 37 H: 7 R: 0 ER: 0 SO: 5 BB: 2 IBB: 0 HBP: 0 BLK: 0 WP: 0 HR: 0 S: 45 P: 53 ERA: 0.00 WHIP: 1.000																			

Philadelphia Phillies @ San Diego Padres
San Diego Stadium, San Diego, CA
Sat Jun 17 1978, 10:05 PM EDT
Att: 27,319 - Unknown

AB	35
R	0
H	7
RBI	0
BB	2
SO	5
LOB	17



Batter	1	2	3	4	5	6	7	8	9
Gene Richards, L (1, 7) OBP: 0.353, SLG: 0.391	0-0 1B 2B 1B	0-3 K			0-0 FC6-5 2B	4-0 1B E BB		0-0 4-3	
Ozzie Smith, S (1, 6) OBP: 0.297, SLG: 0.312	0-0 2B 1B		0-0 F9		4-0 2B BB	0-0 FC6-4 1B		0-3 K	
Gene Tenace, R (1, 3) OBP: 0.425, SLG: 0.429 Tucker Ashford, R (7, 5) OBP: 0.276, SLG: 0.340	0-0 F9		4-0 G6-4-3 BB		0-0 2B	0-0 FC6-4 2B		0-3 K	
Dave Winfield, R (1, 8) OBP: 0.341, SLG: 0.491	0-0 2B		0-0 G6-4-3		0-0 F9	0-0 2B			
Oscar Gamble, L (1, 9) OBP: 0.313, SLG: 0.349 Dave Roberts, R (7, 3) OBP: 0.294, SLG: 0.290	0-0 F7			0-0 2B	4-0 9-5 2B	0-0 FC4-6 IBB		0-0 6-3	
Fernando Gonzalez, R (1, 4) OBP: 0.255, SLG: 0.260	0-0 3-1			0-0 9-5 2B	0-0 FC4-6		0-0 6-3		
Derrel Thomas, S (1, 5) OBP: 0.314, SLG: 0.314		0-0 1B		0-0 1B		0-0 1B 3B	0-0 G5-4-3 1B		
Rick Sweet, S (1, 2) OBP: 0.338, SLG: 0.261		0-0 L8		0-0 L7		0-0 P6	0-0 G5-4-3		
Bob Owchinko, L (1, 1) OBP: 0.207, SLG: 0.241		0-3 K			0-0 FC6-5 1B	0-0 1B BB FC6-4 1B		0-0 WP 1B	

Inning Stats	R: 2 E: 0 K: 0 S: 6	H: 3 LOB: 1 BB: 0 P: 6	R: 0 E: 0 K: 2 S: 8	H: 1 LOB: 1 BB: 0 P: 8	R: 0 E: 0 K: 0 S: 2	H: 0 LOB: 0 BB: 1 P: 6	R: 0 E: 0 K: 0 S: 4	H: 2 LOB: 1 BB: 0 P: 4	R: 1 E: 0 K: 0 S: 5	H: 2 LOB: 3 BB: 2 P: 13	R: 4 E: 1 K: 0 S: 7	H: 4 LOB: 1 BB: 1 P: 11	R: 0 E: 0 K: 0 S: 3	H: 1 LOB: 0 BB: 0 P: 3	R: 0 E: 0 K: 2 S: 8	H: 1 LOB: 1 BB: 0 P: 8
--------------	------------------------------	---------------------------------	------------------------------	---------------------------------	------------------------------	---------------------------------	------------------------------	---------------------------------	------------------------------	----------------------------------	------------------------------	----------------------------------	------------------------------	---------------------------------	------------------------------	---------------------------------

PITCHER	IP	WLS	BF	H	R	ER	SO	BB	IBB	HBP	BLK	WP	HR	S	P	ERA	WHIP
Jim Lonborg, R (1, 1) ERA: 4.07	4.1	L	21	8	3	3	2	2	0	0	0	1	0	23	31	6.23	2.308
Rawly Eastwick, R (5, 1) ERA: 4.56	1.0		8	3	4	4	0	1	1	0	0	0	0	6	14	36.00	4.000
Ron Reed, R (6, 1) ERA: 2.56	1.2		6	2	0	0	0	0	0	0	0	0	0	6	6	0.00	1.200
Randy Lerch, L (8, 1) ERA: 4.74	1.0		4	1	0	0	2	0	0	0	0	1	0	8	8	0.00	1.000

BOTTOM

Philadelphia Phillies @ San Diego Padres
San Diego Stadium, San Diego, CA

Sat Jun 17 1978, 10:05 PM EDT
Att. 27,319 - Unknown

AB	R	H	RBI	BB	SO	LOB
4	3	1	0	1	1	3
4	1	2	0	1	1	1
3	1	1	2	1	0	3
1	0	0	0	0	1	1
4	0	2	3	0	0	3
3	0	1	0	1	0	2
0	0	0	0	0	0	0
4	0	0	0	0	0	5
4	1	4	0	0	0	0
4	0	0	0	0	0	4
4	1	3	1	0	1	1

AB	35
R	7
H	14
RBI	6
BB	4
SO	4
LOB	23

livebaseballscorecards.com

WP	2	PA	39
PB	0		
SB	1		
CS	0		

Batter	1	2	3	4	5	6	7	8	9	AB R H RBI BB SO LOB	TOP									
Bake McBride, L (1, 9) OBP: 0.344, SLG: 0.364	0-0 F9 1B		0-0 1B		0-0 FC4-6 1-2f			0-0 F8		4 0 1 0 0 0 2										
Larry Bowa, S (1, 6) OBP: 0.337, SLG: 0.370	0-0 F8 1B		0-0 F9			0-0 4-3		0-0 F8		4 0 1 0 0 0 1										
Mike Schmidt, R (1, 5) OBP: 0.361, SLG: 0.458	0-0 F8 1-2			0-3 K		0-0 2B		0-0 L4		4 0 1 0 0 1 1										
Greg Luzinski, R (1, 7) OBP: 0.352, SLG: 0.505	0-0 4-3			0-3 K		0-3 K			0-0 6-3	4 0 0 0 0 2 2										
Richie Hebner, L (1, 3) OBP: 0.356, SLG: 0.427		0-0 L4		0-0 F9		0-0 L3			0-0 1B 1B	4 1 1 0 0 0 1										
Garry Maddox, R (1, 8) OBP: 0.366, SLG: 0.405		0-0 6-3			0-0 6-3		0-0 F8		0-0 1B 1-2 1B	4 0 1 0 0 0 0										
Bob Boone, R (1, 2) OBP: 0.346, SLG: 0.438		0-0 5-3			4-0 FC3-6 1B BB		0-0 1B		0-0 1-3 2-H 1B	3 0 2 1 1 0 0										
Davey Johnson, R (1, 4) OBP: 0.229, SLG: 0.258			0-3 K		0-0 FC3-6 1-2 1B		0-0 F9		0-3 K	4 0 1 0 0 2 3										
Dick Ruthven, R (1, 1) OBP: 0.080, SLG: 0.080			0-3 K		0-0 FC3-6 1-2f 2-3		0-0 F8		0-0 F5	1 0 0 0 0 1 0										
Tim McCarver, L (5, PH) OBP: 0.379, SLG: 0.345										1 0 0 0 0 0 2										
Tug McGraw, R (5, 1)										1 0 0 0 0 0 0										
Jerry Martin, R (7, PH) OBP: 0.353, SLG: 0.440										1 0 0 0 0 0 1										
Warren Brusstar, R (7, 1) OBP: 1.000, SLG: 2.000										0 0 0 0 0 0 0										
Jose Cardenal, R (9, PH) OBP: 0.368, SLG: 0.509										1 0 0 0 0 0 2										
Inning Stats	R: 0 E: 0 K: 0 S: 4	H: 1 LOB: 1 BB: 0 P: 4	R: 0 E: 0 K: 0 S: 3	H: 0 LOB: 0 BB: 0 P: 3	R: 0 E: 0 K: 2 S: 8	H: 1 LOB: 1 BB: 0 P: 8	R: 0 E: 0 K: 2 S: 7	H: 0 LOB: 0 BB: 0 P: 7	R: 0 E: 0 K: 1 S: 6	H: 1 LOB: 1 BB: 0 P: 6	R: 0 E: 0 K: 0 S: 4	H: 1 LOB: 1 BB: 0 P: 4	R: 0 E: 0 K: 0 S: 3	H: 0 LOB: 0 BB: 0 P: 3	R: 1 E: 0 K: 1 S: 8	H: 3 LOB: 2 BB: 0 P: 8	1B: 7 2B: 1 3B: 0 HR: 0	SF: 0 SAC: 0 DP: 0 HBP: 0	WP: 0 PB: 0 SB: 0 CS: 0	PA: 36
PITCHER	IP WLS BF H R ER SO BB IBB HBP BLK WP HR S P ERA WHIP																			
Gaylord Perry, R (1, 1) ERA: 2.87	8.1 W 34 8 1 1 5 1 0 0 0 0 0 0 43 47 1.08 1.080																			
Rollie Fingers, R (9, 1) ERA: 3.4	0.2 S 2 0 0 0 1 0 0 0 0 0 0 0 4 4 0.00 0.000																			

Philadelphia Phillies @ San Diego Padres
San Diego Stadium, San Diego, CA
Sun Jun 18 1978, 6:33 AM EDT
Att. 21,195 - Unknown

livebaseballscorecards.com

AB	35
R	1
H	8
RBI	1
BB	1
SO	6
LOB	15



Batter	1	2	3	4	5	6	7	8	9
Gene Richards, L OBP: 0.352, SLG: 0.393 (1, 7)	0-0 SH 2B	0-0 F8			0-0 G1			0-3 K	
Ozzie Smith, S OBP: 0.297, SLG: 0.313 (1, 6)	0-0 SH SF9 2-H		0-0 F8			0-0 6-3		0-0 E8 1B 2-H	
Derrel Thomas, S OBP: 0.308, SLG: 0.309 (1, 3) (8, 8)	0-0 SF9 3-H		0-0 P3			0-0 F8		0-0 F9	
Dave Winfield, R OBP: 0.337, SLG: 0.485 (1, 8) (8, 9)	0-3 K		0-0 F8			0-0 4-3			
Oscar Gamble, L OBP: 0.308, SLG: 0.343 Dave Roberts, R OBP: 0.294, SLG: 0.290 (1, 9) (8, 3)	0-0 F7			0-0 F7			0-0 5-3		
Fernando Gonzalez, R OBP: 0.259, SLG: 0.264 (1, 4)		0-0 2B 1B		0-3 K		0-0 L8			
Bill Almon, R OBP: 0.333, SLG: 0.357 (1, 5)		0-0 6-3 1-H CS 2B		0-0 4-3		0-3 K			
Rick Sweet, S OBP: 0.338, SLG: 0.263 (1, 2)		0-0 6-3 2-3			0-0 4-3			0-0 S E 1B	
Gaylord Perry, R OBP: 0.171, SLG: 0.182 Rollie Fingers, R OBP: 0.500, SLG: 0.500 (1, 1) (9, 1)		4-0 BB 3-H BB			0-0 F8			0-3 K 1-2	

Inning Stats	R: 2	H: 1	E: 1	K: 1	S: 7	LOB: 0	BB: 0	P: 7
	R: 1	H: 2	E: 0	K: 0	S: 4	LOB: 1	BB: 1	P: 8
	R: 0	H: 0	E: 0	K: 0	S: 3	LOB: 0	BB: 0	P: 3
	R: 0	H: 0	E: 0	K: 1	S: 5	LOB: 0	BB: 0	P: 5
	R: 0	H: 0	E: 0	K: 0	S: 3	LOB: 0	BB: 0	P: 3
	R: 0	H: 0	E: 0	K: 1	S: 5	LOB: 0	BB: 0	P: 5
	R: 1	H: 2	E: 1	K: 2	S: 9	LOB: 1	BB: 0	P: 9


PITCHER	IP	WLS	BF	H	R	ER	SO	BB	IBB	HBP	BLK	WP	HR	S	P	ERA	WHIP
Dick Ruthven, R ERA: 4.13 (1, 1)	4.0	L	16	3	3	2	2	1	0	0	0	0	0	19	23	4.50	1.000
Tug McGraw, L ERA: 2.16 (5, 1)	2.0		6	0	0	0	0	0	0	0	0	0	0	6	6	0.00	0.000
Warren Brusstar, R ERA: 2.2 (7, 1)	2.0		8	2	1	1	3	0	0	0	0	0	0	14	14	4.50	1.000

BOTTOM

Philadelphia Phillies @ San Diego Padres
San Diego Stadium, San Diego, CA

Sun Jun 18 1978, 6:33 AM EDT
Att. 21,195 - Unknown

AB	27
R	4
H	5
RBI	3
BB	1
SO	5
LOB	5



PITCHER	IP	WLS	BF	H	R	ER	SO	BB	IBB	HBP	BLK	WP	HR	S	P	ERA	WHIP

AB	R	H	RBI	BB	SO	LOB
4	1	1	0	0	1	2
3	1	1	1	0	0	0
3	0	0	1	0	0	1
3	0	0	0	0	1	0
3	0	0	0	0	0	0
0	0	0	0	0	0	0
3	1	1	0	0	1	0
3	0	1	1	0	1	0
3	1	1	0	0	0	1
2	0	0	0	1	1	1
0	0	0	0	0	0	0

WP	PA
0	30

Batter	1	2	3	4	5	6	7	8	9	10	AB	R	H	RBI	BB	SO	LOB	TOP				
Jerry Royster, R OBP: 0.355, SLG: 0.346 (1, 4)	0-0 4-3	0-0 SH5-3		0-0 4-3			0-0 F9			0-0 5-3	4	0	0	1	0	0	0					
Barry Bonnell, R OBP: 0.275, SLG: 0.282 (1, 8) (10, 7)	0-0 L5	0-0 3-H			0-0 5-3		4-0 BB			0-0 4-3	4	0	1	0	1	0	0					
Gary Matthews, R OBP: 0.374, SLG: 0.560 (1, 9)	0-0 E6 2B	0-0 F7			0-0 F8		0-0 F3			0-0 1B 3B	5	2	1	0	0	0	3					
Jeff Burroughs, R OBP: 0.454, SLG: 0.524 Rod Gilbreath, R OBP: 0.289, SLG: 0.329 Gene Garber, R (10, 1)	0-0 1-H 2B		0-0 E5 SH2-3		0-0 FC6-4 1B		0-0 4-3			4-0 1B 1B IBB	4	0	2	1	1	0	0					
Dale Murphy, R OBP: 0.279, SLG: 0.295 (1, 3)	0-0 6-3		0-0 SH2-3		0-0 FC6-4 1-2f		0-0 6-3			0-0 1B 1B	4	0	1	1	0	0	2					
Bob Horner, R OBP: 0.250, SLG: 0.467 (1, 5)		0-0 E6 SH5-3 1B 1B		0-0 6-3		0-0 6-3		0-0 6-3		0-0 1B 1B	5	1	1	1	0	0	1					
Biff Pocoroba, S OBP: 0.342, SLG: 0.361 (1, 2)		0-0 1B SH5-3 SH5-3 1B		0-0 F3		0-0 6-3			0-0 1-3	4-0 1-2 FC6 IBB	4	1	1	0	1	0	1					
Darrel Chaney, S OBP: 0.326, SLG: 0.322 (1, 6)		0-0 SH5-3		0-0 4-3		0-0 1-3			0-0 6-3	0-0 FC6 1-2f	4	0	0	0	0	0	3					
Phil Niekro, R OBP: 0.250, SLG: 0.298 Rowland Office, L OBP: 0.282, SLG: 0.315 (1, 1) (10, 8)		0-0 1B SH5-3 1B		0-3 K		0-0 1-3			0-0 1-3		4	0	1	1	0	1	0					
Inning Stats	R: 1 E: 1 K: 0 S: 5	H: 1 LOB: 1 BB: 0 P: 5	R: 2 E: 1 K: 0 S: 7	H: 3 LOB: 2 BB: 0 P: 7	R: 0 E: 1 K: 0 S: 4	H: 0 LOB: 1 BB: 0 P: 4	R: 0 E: 0 K: 1 S: 5	H: 0 LOB: 0 BB: 0 P: 5	R: 0 E: 0 K: 0 S: 4	H: 1 LOB: 1 BB: 0 P: 4	R: 0 E: 0 K: 0 S: 3	H: 0 LOB: 0 BB: 0 P: 3	R: 0 E: 0 K: 0 S: 3	H: 0 LOB: 0 BB: 0 P: 3	R: 0 E: 0 K: 0 S: 3	H: 0 LOB: 0 BB: 0 P: 3	R: 2 E: 0 K: 0 S: 6	H: 3 LOB: 3 BB: 2 P: 14	1B: 6 2B: 1 3B: 1 HR: 0	SF: 0 SAC: 3 DP: 0 HBP: 0	WP: 0 PB: 0 SB: 0 CS: 0	PA: 44
PITCHER Randy Jones, L ERA: 2.72 (1, 1)	IP 10.0	WLS L	BF 44	H 8	R 5	ER 2	SO 1	BB 1	IBB 2	HBP 0	BLK 0	WP 0	HR 0	S 43	P 55	ERA 1.80	WHIP 0.900					

Atlanta Braves @ San Diego Padres
San Diego Stadium, San Diego, CA

Tue Jun 20 1978, 10:05 PM EDT
Att. 13,059 - Unknown

livebaseballscorecards.com

AB	38
R	5
H	8
RBI	5
BB	3
SO	1
LOB	10



Batter	1	2	3	4	5	6	7	8	9	10	AB	R	H	RBI	BB	SO	LOB	
Gene Richards, L (1, 7) OBP: 0.357, SLG: 0.404	4-0 FC6-4 BB		x 0-0 F2		x 0-0 4-3 3B		x 0-0 P6		x 0-0 S 1B		4	1	2	0	1	0	1	
Ozzie Smith, S (1, 6) OBP: 0.291, SLG: 0.306	x 0-0 FC6-4 F8 1-2f 1B		0-3 K		x 0-0 F8		x 0-0 P4		x 0-0 2-3		5	0	0	0	0	1	4	
Derrel Thomas, S (1, 3) OBP: 0.315, SLG: 0.316	x 0-0 1-2 1B		x 0-0 G3		x 0-0 4-3		x 0-0 F7 1B 1B		x 0-0 E 1B		5	1	3	1	0	0	1	
Dave Winfield, R (1, 8) OBP: 0.335, SLG: 0.479	x 0-0 F8 2-3			x 0-0 BB 2B 1B		x 0-0 5-3		x 0-0 F7 1-2		x 0-0 P4		5	1	1	0	0	4	
Oscar Gamble, L (1, 9) OBP: 0.305, SLG: 0.335	x 0-0 F8			x 4-0 BB BB BB BB 1-2 L5 BB		x 0-0 G3		x 0-0 F8		x 0-0 E3		4	0	0	0	1	4	
Fernando Gonzalez, R (1, 4) OBP: 0.254, SLG: 0.259		0-3 K		x 0-0 F9		x 0-3 K		x 0-0 E S 2-H 1B		x 0-0 F3		5	0	1	1	0	2	4
Rick Sweet, S (1, 2) OBP: 0.343, SLG: 0.273		x 0-0 1-3		x 0-0 1-3 2-H 2B		x 4-0 PB BB		x 0-0 F8		x 0-3 K		3	0	1	1	1	0	1
Jerry Turner, L (10, PH) OBP: 0.263, SLG: 0.400												1	0	0	0	0	1	2
Bill Almon, R (1, 5) OBP: 0.332, SLG: 0.352		x 0-0 F9		x 4-0 BB		x 0-3 K						3	0	0	0	1	1	1
Randy Jones, R (1, 1) OBP: 0.135, SLG: 0.135			x 0-0 1B	x 0-0 L5 3-H		x 0-3 K						4	0	1	0	0	1	3

Inning Stats	R: 0	H: 1	R: 0	H: 0	R: 0	H: 1	R: 1	H: 2	R: 0	H: 1	R: 0	H: 0	R: 1	H: 2	R: 0	H: 1	R: 0	H: 1	R: 0	H: 1	1B: 7	SF: 0	WP: 0	PA: 43
	E: 0	LOB: 2	E: 0	LOB: 0	E: 0	LOB: 1	E: 0	LOB: 2	E: 0	LOB: 0	E: 0	LOB: 1	E: 0	LOB: 1	E: 0	LOB: 1	E: 1	LOB: 2	E: 1	LOB: 2	2B: 2 <td>SAC: 0</td> <td>PB: 1</td> <td></td>	SAC: 0	PB: 1	
	K: 0	BB: 1	K: 1	BB: 0	K: 1	BB: 0	K: 0	BB: 2	K: 2	BB: 1	K: 1	BB: 0	K: 0	BB: 0	K: 0	BB: 0	K: 1	BB: 0	K: 1	BB: 0	3B: 1 <td>DP: 1 <td>SB: 2</td> <td></td> </td>	DP: 1 <td>SB: 2</td> <td></td>	SB: 2	
	S: 4	P: 8	S: 5	P: 5	S: 6	P: 6	S: 4	P: 12	S: 4	P: 4	S: 5	P: 5	S: 5	P: 5	S: 4	P: 4	S: 7	P: 7	S: 7	P: 7	HR: 0 <td>HBP: 0 <td>CS: 0</td> <td></td> </td>	HBP: 0 <td>CS: 0</td> <td></td>	CS: 0	

PITCHER	IP	WLS	BF	H	R	ER	SO	BB	IBB	HBP	BLK	WP	HR	S	P	ERA	WHIP
Phil Niekro, R (1, 1) ERA: 3.14	9.0	W	38	8	3	3	5	4	0	0	0	0	0	44	60	3.00	1.333
Gene Garber, R (10, 1) ERA: 1.36	1.0	S	5	1	0	0	1	0	0	0	0	0	0	7	7	0.00	1.000


BOTTOM

Atlanta Braves @ San Diego Padres
San Diego Stadium, San Diego, CA

Tue Jun 20 1978, 10:05 PM EDT
Att: 13,059 - Unknown

livebaseballscorecards.com

AB	39
R	3
H	9
RBI	3
BB	4
SO	6
LOB	25



Batter	1	2	3	4	5	6	7	8	9	AB R H RBI BB SO LOB	TOP									
Jerry Royster, R (1, 4) OBP: 0.364, SLG: 0.366	0-0 3B		0-0 2-3		4-0 1B BB		0-0 1B 2B		0-0 6-3 1B	4 2 3 0 1 0 0										
Barry Bonnell, R (1, 8) OBP: 0.272, SLG: 0.274	0-3 K		0-0 F3		4-0 BB 1B BB		0-0 F8		0-0 6-3 1-2	4 0 0 0 1 1 3										
Gary Matthews, R (1, 9) OBP: 0.382, SLG: 0.562	0-3 K			0-0 1B 1B FC1-2	0-0 BB 1B		0-0 2-H 1B		0-0 F3	5 0 3 2 0 1 2										
Jeff Burroughs, R (1, 7) OBP: 0.459, SLG: 0.524	4-0 BB			0-0 FC1-2 1B	4-0 BB		0-3 K			2 0 1 0 2 1 1										
Dale Murphy, R (1, 3) OBP: 0.283, SLG: 0.299	0-3 K			0-0 FC1-2 1B	0-0 G3			0-0 1B		4 0 2 0 0 1 5										
Bob Horner, R (1, 5) OBP: 0.200, SLG: 0.368		0-0 F7		0-0 FC1-2 1-2 2-3 3-H		0-3 K		0-0 F1		4 0 0 0 0 1 4										
Gene Garber, R (8, 1)										0 0 0 0 0 0 0										
Biff Pocoroba, S (1, 2) OBP: 0.335, SLG: 0.353		0-0 F7		0-0 G4-3 1-2		0-3 K		0-0 F9		4 0 0 0 0 1 4										
Darrel Chaney, S (1, 6) OBP: 0.317, SLG: 0.312		0-0 6-3			0-0 4-3	0-0 F4		0-0 4-3		4 0 0 0 0 0 1										
Adrian Devine, R (1, 1)			0-0 F4		0-0 6-3		0-0 F7		0-0 F9	3 0 0 0 0 0 0										
Rod Gilbreath, R (8, 5) OBP: 0.288, SLG: 0.327										1 0 0 0 0 0 0										
Inning Stats	R: 0 E: 0 K: 3 S: 10	H: 1 LOB: 2 BB: 1 P: 14	R: 0 E: 0 K: 0 S: 3	H: 0 LOB: 0 BB: 0 P: 3	R: 0 E: 0 K: 0 S: 5	H: 3 LOB: 2 BB: 0 P: 5	R: 1 E: 0 K: 0 S: 4	H: 1 LOB: 3 BB: 3 P: 16	R: 0 E: 0 K: 2 S: 7	H: 0 LOB: 0 BB: 0 P: 7	R: 1 E: 0 K: 1 S: 7	H: 2 LOB: 1 BB: 0 P: 7	R: 0 E: 0 K: 0 S: 4	H: 1 LOB: 1 BB: 0 P: 4	R: 0 E: 0 K: 0 S: 4	H: 1 LOB: 1 BB: 0 P: 4	1B: 7 2B: 1 3B: 1 HR: 0	SF: 0 SAC: 0 DP: 1 HBP: 0	WP: 0 PB: 0 SB: 1 CS: 0	PA: 39
PITCHER	IP WLS BF H R ER SO BB IBB HBP BLK WP HR S P ERA WHIP																			
Bob Shirley, L (1, 1) ERA: 4.27	6.2 L 30 7 2 2 5 4 0 0 0 0 0 0 36 52 2.70 1.650																			
John D'Acquisto, R (7, 1) ERA: 1.15	0.1 1 0 0 0 1 0 0 0 0 0 0 0 3 3 0.00 0.000																			
Mark Lee, R (8, 1) ERA: 4.4	2.0 8 2 0 0 0 0 0 0 0 0 0 0 8 8 0.00 1.000																			

Atlanta Braves @ San Diego Padres
San Diego Stadium, San Diego, CA
Wed Jun 21 1978, 10:05 PM EDT
Att. 12,016 - Unknown

livebaseballscorecards.com

AB	35
R	2
H	9
RBI	2
BB	4
SO	6
LOB	20



Batter	1	2	3	4	5	6	7	8	9	AB	R	H	RBI	BB	SO	LOB						
Gene Richards, L (1, 7) OBP: 0.359, SLG: 0.405	0-0 6-3		0-0 CS 1B		0-0 2-3 1B			0-3 K		4	0	2	0	0	1	0						
Ozzie Smith, S (1, 6) OBP: 0.294, SLG: 0.309	0-0 S 1B		0-0 4-3		0-0 F3			0-0 1B		4	0	2	0	0	0	3						
Derrel Thomas, S (1, 3) OBP: 0.313, SLG: 0.312	0-0 F8 1-2			4-0 6-3 WP BB		0-0 4-3		0-0 F8		3	0	0	0	1	0	2						
Dave Winfield, R (1, 8) OBP: 0.330, SLG: 0.471	0-0 5-3			0-0 6-3		0-3 K		0-0 F6		4	0	0	0	0	1	3						
Oscar Gamble, L (1, 9) OBP: 0.309, SLG: 0.344		0-3 K		0-0 G3		0-0 2B			0-0 G5-4-3 1B	4	0	2	0	0	1	1						
Fernando Gonzalez, R (1, 4) OBP: 0.238, SLG: 0.242		0-0 F4		0-0 F9		0-3 K2-3			0-0 G5-4-3 1-2f	4	0	0	0	0	1	3						
Rick Sweet, S (1, 2) OBP: 0.340, SLG: 0.272		0-0 1B			0-0 4-1		0-0 4-3		0-0 F9	4	0	1	0	0	0	0						
Bill Almon, R (1, 5) OBP: 0.332, SLG: 0.352		0-0 4-3			0-0 1B SH1-4 1B		0-0 4-3			3	0	1	0	0	0	1						
Bob Shirley, R (1, 1) OBP: 0.208, SLG: 0.095			0-3 K		0-0 SH1-4		0-3 K			1	0	0	0	0	1	0						
John D'Acquisto, R (7, 1) OBP: 0.143, SLG: 0.143					1-2					0	0	0	0	0	0	0						
Tucker Ashford, R (7, PH) OBP: 0.271, SLG: 0.333										1	0	0	0	0	1	0						
Mark Lee, R (8, 1)										0	0	0	0	0	0	0						
Inning Stats	R: 0 E: 0 K: 0 S: 4	H: 1 LOB: 1 BB: 0 P: 4	R: 0 E: 0 K: 1 S: 6	H: 1 LOB: 1 BB: 0 P: 6	R: 0 E: 0 K: 1 S: 5	H: 1 LOB: 0 BB: 0 P: 5	R: 0 E: 0 K: 0 S: 3	H: 0 LOB: 1 BB: 1 P: 7	R: 0 E: 0 K: 0 S: 5	H: 2 LOB: 2 BB: 0 P: 5	R: 0 E: 0 K: 2 S: 8	H: 1 LOB: 1 BB: 0 P: 8	R: 0 E: 0 K: 1 S: 5	H: 0 LOB: 0 BB: 0 P: 5	R: 0 E: 0 K: 1 S: 6	H: 1 LOB: 1 BB: 0 P: 6	R: 0 E: 0 K: 0 S: 3	H: 1 LOB: 0 BB: 0 P: 3	1B: 7 2B: 1 3B: 0 HR: 0	SF: 0 SAC: 1 DP: 1 HBP: 0	WP: 1 PB: 0 SB: 1 CS: 1	PA: 34
PITCHER	IP WLS BF H R ER SO BB IBB HBP BLK WP HR S P ERA WHIP	IP WLS BF H R ER SO BB IBB HBP BLK WP HR S P ERA WHIP	IP WLS BF H R ER SO BB IBB HBP BLK WP HR S P ERA WHIP	IP WLS BF H R ER SO BB IBB HBP BLK WP HR S P ERA WHIP	IP WLS BF H R ER SO BB IBB HBP BLK WP HR S P ERA WHIP	IP WLS BF H R ER SO BB IBB HBP BLK WP HR S P ERA WHIP	IP WLS BF H R ER SO BB IBB HBP BLK WP HR S P ERA WHIP	IP WLS BF H R ER SO BB IBB HBP BLK WP HR S P ERA WHIP	IP WLS BF H R ER SO BB IBB HBP BLK WP HR S P ERA WHIP	IP WLS BF H R ER SO BB IBB HBP BLK WP HR S P ERA WHIP	IP WLS BF H R ER SO BB IBB HBP BLK WP HR S P ERA WHIP	IP WLS BF H R ER SO BB IBB HBP BLK WP HR S P ERA WHIP	IP WLS BF H R ER SO BB IBB HBP BLK WP HR S P ERA WHIP	IP WLS BF H R ER SO BB IBB HBP BLK WP HR S P ERA WHIP	IP WLS BF H R ER SO BB IBB HBP BLK WP HR S P ERA WHIP	IP WLS BF H R ER SO BB IBB HBP BLK WP HR S P ERA WHIP						
Adrian Devine, R (1, 1) ERA: 5.36	7.0 W	27 27	6 6	0 0	0 0	5 5	1 1	0 0	0 0	0 0	0 0	0 0	0 0	0 0	0 0	0 0						
Gene Garber, R (8, 1) ERA: 1.3	2.0 S	7 7	2 2	0 0	0 0	1 1	0 0	0 0	0 0	0 0	0 0	0 0	0 0	0 0	0 0	0 0						

BOTTOM

Atlanta Braves @ San Diego Padres
San Diego Stadium, San Diego, CA
 Wed Jun 21 1978, 10:05 PM EDT
 Att. 12,016 - Unknown

AB	32
R	0
H	8
RBI	0
BB	1
SO	6
LOB	13



WP	1	PA	34
ERA		WHIP	

Batter	1	2	3	4	5	6	7	8	9	AB R H RBI BB SO LOB	TOP
Jerry Royster, R (1, 4) OBP: 0.362, SLG: 0.362	0-0 4-3		0-0 6-3			0-0 F9		4-0 BB		3 0 0 0 1 0 1	Atlanta Braves @ San Diego Padres San Diego Stadium, San Diego, CA Thu Jun 22 1978, 6:33 AM EDT Att. 8,854 - Unknown livebaseballscorecards.com
Barry Bonnell, R (1, 8) OBP: 0.267, SLG: 0.268 Rowland Office, L (8, PH) OBP: 0.280, SLG: 0.313	0-0 1-3		0-0 4-3			0-0 6-3		0-0 F6		3 0 0 0 0 0 1 1 0 0 0 0 0 2	
Gary Matthews, R (1, 9) OBP: 0.378, SLG: 0.552	0-0 1B				0-0 F8			0-0 F9		4 0 1 0 0 0 1	
Jeff Burroughs, R (1, 7) OBP: 0.456, SLG: 0.517	0-0 F8		0-0 6-3		0-0 F8		0-3 K	4-0 5-3 BB		3 0 0 0 1 1 1	
Dale Murphy, R (1, 3) OBP: 0.278, SLG: 0.293		0-0 4-3		0-0 6-3		0-0 F8		0-0 5-3		4 0 0 0 0 0 1	
Bob Horner, R (1, 5) OBP: 0.208, SLG: 0.348		0-3 K			0-0 G5-4-3 1B		0-0 F8	0-0 F8		4 0 1 0 0 1 1	
Biff Pocoroba, S (1, 2) OBP: 0.340, SLG: 0.364		0-0 1B			0-0 G5-4-3 1-2f			0-0 4-3 2B		3 0 2 0 0 0 1	
Darrel Chaney, S (1, 6) OBP: 0.310, SLG: 0.305		0-0 F4			0-0 F8			0-0 5-3		3 0 0 0 0 0 2	
Mickey Mahler, S (1, 1) OBP: 0.067, SLG: 0.067 Rick Camp, R (3, 1) OBP: 0.349, SLG: 0.296 Bob Beall, S (6, PH) OBP: 1.000, SLG: 2.000 Craig Skok, R (6, 1) OBP: 0.215, SLG: 0.190 Cito Gaston, R (8, PH) OBP: 0.215, SLG: 0.190 Dave Campbell, R (8, 1)			0-0 5-3			0-0 2B		0-0 4-3 2-3		1 0 0 0 0 0 0 0 0 0 0 0 0 0 1 0 1 0 0 0 0 0 0 0 0 0 0 0 1 0 0 0 0 0 1 0 0 0 0 0 0 0	
Inning Stats	R: 0 H: 1 E: 0 LOB: 1 K: 0 BB: 0 S: 4 P: 4	R: 0 H: 1 E: 0 LOB: 1 K: 1 BB: 0 S: 6 P: 6	R: 0 H: 0 E: 0 LOB: 0 K: 0 BB: 0 S: 3 P: 3	R: 0 H: 0 E: 0 LOB: 0 K: 0 BB: 0 S: 3 P: 3	R: 0 H: 1 E: 0 LOB: 0 K: 0 BB: 0 S: 3 P: 3	R: 0 H: 1 E: 0 LOB: 1 K: 0 BB: 0 S: 4 P: 4	R: 0 H: 0 E: 0 LOB: 0 K: 1 BB: 0 S: 5 P: 5	R: 0 H: 1 E: 0 LOB: 2 K: 0 BB: 1 S: 4 P: 8	R: 0 H: 0 E: 0 LOB: 1 K: 0 BB: 1 S: 3 P: 7	1B: 3 SF: 0 2B: 2 SAC: 0 3B: 0 DP: 1 HR: 0 HBP: 0	WP: 0 PA: 33 PB: 0 SB: 0 CS: 0
PITCHER Bob Owchinko, L (1, 1) ERA: 3.16 Rollie Fingers, R (8, 1) ERA: 3.31	IP WLS BF H R ER SO BB IBB HBP BLK WP HR S P ERA WHIP	7.2 W 28 5 0 0 2 1 0 0 0 0 0 0 31 35 0.00 0.783	1.1 S 5 0 0 0 0 1 0 0 0 0 0 0 4 8 0.00 0.750	PITCHER IP WLS BF H R ER SO BB IBB HBP BLK WP HR S P ERA WHIP							

Atlanta Braves @ San Diego Padres
San Diego Stadium, San Diego, CA
 Thu Jun 22 1978, 6:33 AM EDT
 Att. 8,854 - Unknown

AB	31
R	0
H	5
RBI	0
BB	2
SO	2
LOB	12



Batter	1	2	3	4	5	6	7	8	9	AB	R	H	RBI	BB	SO	LOB	BOTTOM		
Gene Richards, L OBP: 0.365, SLG: 0.411 (1, 8) (7, 7)	0-0 1-4-3 ①		0-0 1B 2-3 1B		0-0 SH1-3 1B		0-0 S 1B			4	1	3	0	0	0	0	Atlanta Braves @ San Diego Padres San Diego Stadium, San Diego, CA Thu Jun 22 1978, 6:33 AM EDT Att. 8,854 - Unknown livebaseballscorecards.com		
Ozzie Smith, S OBP: 0.295, SLG: 0.309 (1, 6) (7, 7)	0-0 5-3 ②		0-0 S 1-3 1B 3-H		0-0 SH1-3 2-3		0-0 6-3 1-2			3	0	1	1	0	0	1			
Derrel Thomas, S OBP: 0.317, SLG: 0.312 (1, 3) (7, 8)	0-3 K ③		4-0 L4-3 1-2 IBB		0-0 CS 1B 3-H		0-0 6-3 ③			3	0	1	1	1	1	1			
Don Reynolds, R OBP: 0.326, SLG: 0.216 Gene Tenace, R OBP: 0.423, SLG: 0.427 (1, 7) (7, 3)		0-0 F7 ①	0-0 L4-3 ② 1-2		0-0 F7 ② 1-2		0-0 F8 ①			3	0	0	0	0	0	4			
Fernando Gonzalez, R OBP: 0.239, SLG: 0.242 (1, 4)		0-0 F9 ②		0-3 K ①		0-0 F8 ①		0-0 1B		4	0	1	0	0	1	0			
Oscar Gamble, L OBP: 0.319, SLG: 0.366 Dave Winfield, R OBP: 0.328, SLG: 0.469 (1, 9) (6, PR) (7, 9)		0-0 2B		0-0 2B		0-0 G5-3 BLK 1B		0-0 F9 ②		3	0	3	0	0	0	0			
Bill Almon, R OBP: 0.327, SLG: 0.346 (1, 5)		0-3 K ③		0-0 F9 ②		0-0 E3 1-2		0-0 F8 ③		4	0	0	0	0	1	4			
Rick Sweet, S OBP: 0.347, SLG: 0.270 (1, 2)			4-0 1B SH5-4 1B BB		4-0 IBB		0-0 G5-3 ② ③ 2-3f			1	1	0	0	2	0	2			
Bob Owchinko, L OBP: 0.194, SLG: 0.226 Rollie Fingers, R OBP: 0.500, SLG: 0.500 (1, 1) (8, 1)			0-0 SH5-4 1-2		0-0 6-3 ③		0-0 6-3 ①			2	0	0	0	0	0	2			
										0	0	0	0	0	0	0			
Inning Stats	R: 0 E: 0 K: 1 S: 5	H: 0 LOB: 0 BB: 0 P: 5	R: 0 E: 0 K: 1 S: 6	H: 1 LOB: 1 BB: 0 P: 6	R: 1 E: 0 K: 0 S: 4	H: 2 LOB: 2 BB: 2 P: 12	R: 0 E: 0 K: 1 S: 6	H: 1 LOB: 2 BB: 1 P: 10	R: 1 E: 1 K: 0 S: 4	H: 2 LOB: 0 BB: 0 P: 4	R: 0 E: 1 K: 0 S: 4	H: 1 LOB: 1 BB: 0 P: 4	R: 0 E: 0 K: 0 S: 4	H: 1 LOB: 1 BB: 0 P: 4	R: 0 E: 0 K: 0 S: 4	H: 1 LOB: 1 BB: 0 P: 4			
PITCHER	IP	WLS	BF	H	R	ER	SO	BB	IBB	HBP	BLK	WP	HR	S	P	ERA	WHIP		
Mickey Mahler, L ERA: 2.42 (1, 1)	2.1	L	12	3	1	1	2	1	1	0	0	0	0	14	22	3.86	1.714		
Rick Camp, R ERA: 4.61 (3, 1)	2.2		10	3	1	0	1	0	1	0	0	0	0	11	15	0.00	1.125		
Craig Skok, L ERA: 0.68 (6, 1)	2.0		8	2	0	0	0	0	0	0	1	0	0	8	8	0.00	1.000		
Dave Campbell, R ERA: 4.18 (8, 1)	1.0		4	1	0	0	0	0	0	0	0	0	0	4	4	0.00	1.000		
																		WP: 0	PA: 34
																		PB: 0	
																		SB: 2	
																		CS: 1	

Batter	1	2	3	4	5	6	7	8	9	AB R H RBI BB SO LOB	TOP																												
Terry Puhl, L (1, 8) OBP: 0.363, SLG: 0.412	0-0 6-3			0-0 4-3			0-0 L6		0-0 1B	4 0 1 0 0 0 0	Houston Astros @ San Diego Padres San Diego Stadium, San Diego, CA Fri Jun 23 1978, 10:05 PM EDT Att. 12,055 - Unknown livebaseballscorecards.com																												
Denny Walling, L (1, 7) OBP: 0.299, SLG: 0.316	0-0 F8			0-0 5-3			0-0 F9		0-3 K	4 0 0 0 0 1 1																													
Enos Cabell, R (1, 5) OBP: 0.316, SLG: 0.372	0-0 6-3			0-0 6-3			0-0 BB 1B		0-3 K	4 0 1 0 0 1 1																													
Jose Cruz, L (1, 9) OBP: 0.340, SLG: 0.393		0-0 G3			0-0 E6 G1-4-3		4-0 BB BB BB 1-2 BB			2 0 0 0 1 0 0																													
Bob Watson, R (1, 3) OBP: 0.350, SLG: 0.457		0-0 G4-6-3 1B			0-0 G1-4-3 1-2f		0-0 F8			3 0 1 0 0 0 3																													
Art Howe, R (1, 4) OBP: 0.339, SLG: 0.443		0-0 G4-6-3 1-2f			0-3 K		0-0 F8			3 0 0 0 0 1 1																													
Reggie Baldwin, R (1, 2) OBP: 0.229, SLG: 0.375			0-0 F9			0-0 L4-6 SH5-3 1B		0-0 F8		3 0 1 0 0 0 0																													
Mike Fischlin, R (1, 6) OBP: 0.235, SLG: 0.133 Wilbur Howard, S (8, PH) OBP: 0.269, SLG: 0.340 Jimmy Sexton, R (8, 6) OBP: 0.222, SLG: 0.164			0-0 G3			0-0 SH5-3 1-2		0-0 F2		1 0 0 0 0 0 0 1 0 0 0 0 0 0 0 0 0 0 0 0 0																													
Tom Dixon, R (1, 1) OBP: 0.133, SLG: 0.071 Dave Bergman, L (9, PH) OBP: 0.262, SLG: 0.118			0-0 F9			0-0 L4-6 2-3		0-3 K		2 0 0 0 0 0 1 1 0 0 0 0 1 0																													
Inning Stats	R: 0 E: 0 K: 0 S: 3	H: 0 LOB: 0 BB: 0 P: 3	R: 0 E: 0 K: 0 S: 3	H: 1 LOB: 0 BB: 0 P: 3	R: 0 E: 0 K: 0 S: 3	H: 0 LOB: 0 BB: 0 P: 3	R: 0 E: 1 K: 1 S: 5	H: 0 LOB: 0 BB: 0 P: 5	R: 0 E: 0 K: 0 S: 3	H: 1 LOB: 0 BB: 0 P: 3	R: 0 E: 0 K: 0 S: 4	H: 1 LOB: 2 BB: 1 P: 8	R: 0 E: 0 K: 0 S: 3	H: 0 LOB: 0 BB: 0 P: 3	R: 0 E: 0 K: 3 S: 10	H: 1 LOB: 1 BB: 0 P: 10	1B: 4 2B: 1 3B: 0 HR: 0	SF: 0 SAC: 1 DP: 3 HBP: 0	WP: 0 PB: 0 SB: 0 CS: 0	PA: 30																			
PITCHER Gaylord Perry, R (1, 1) ERA: 2.63	IP 9.0	WLS W	BF 30	H 4	R 0	ER 0	SO 4	BB 1	IBB 0	HBP 0	BLK 0	WP 0	HR 0	S 37	P 41	ERA 0.00	WHIP 0.556					PITCHER	IP 9.0	WLS W	BF 30	H 4	R 0	ER 0	SO 4	BB 1	IBB 0	HBP 0	BLK 0	WP 0	HR 0	S 37	P 41	ERA 0.00	WHIP 0.556



Batter	1	2	3	4	5	6	7	8	9	AB	R	H	RBI	BB	SO	LOB
Gene Richards, L OBP: 0.370, SLG: 0.414 (1, 7)	0-0 F6		4-0 CS BB		0-0 2B 1B		0-0 2-H 1B			3	0	2	1	1	0	0
Ozzie Smith, S OBP: 0.298, SLG: 0.314 (1, 6)	4-0 E S BB		0-0 F9 1-2		0-0 1-3 2B		0-0 F9			3	0	1	1	1	0	2
Derrel Thomas, S OBP: 0.311, SLG: 0.306 (1, 3) (7, 8)	0-0 F7 1-3			0-0 L6		0-0 6-3		0-0 F6		4	0	0	0	0	0	3
Dave Winfield, R OBP: 0.331, SLG: 0.474 (1, 8) (7, 9)	0-0 F7			0-0 1-6-3		0-0 E 3-2 1B		0-0 1B 1B 2B		4	1	2	0	0	0	1
Oscar Gamble, L OBP: 0.324, SLG: 0.370 Dave Roberts, R OBP: 0.314, SLG: 0.313 (1, 9) (7, 3)		0-0 FC1-4 1B		0-0 1B		0-0 G3 1-3		0-0 1B 1B		3	0	2	0	0	0	1
Fernando Gonzalez, R OBP: 0.225, SLG: 0.229 (1, 4)		0-0 FC1-4 1-2f S		0-0 F7		0-0 3-2 3-Hf		0-0 F9		1	0	1	0	0	0	0
Bill Almon, R OBP: 0.325, SLG: 0.345 (1, 5)		0-0 F8 1-2			0-0 G3		0-0 E8 1B	0-0 1-2 3-H 1B		4	1	1	1	0	0	1
Rick Sweet, S OBP: 0.344, SLG: 0.269 (1, 2)		0-0 F4			0-0 1B SH1-4 2B 1B		0-0 L3	0-0 F3		4	1	1	0	0	0	4
Gaylord Perry, R OBP: 0.162, SLG: 0.171 (1, 1)			0-0 F7		0-0 SH1-4 1-2		0-0 5-3			2	0	0	0	0	0	1

Inning Stats	R: 0	H: 0	E: 0	K: 0	S: 3	R: 0	H: 1	E: 0	K: 0	S: 4	R: 0	H: 0	E: 0	K: 0	S: 2	R: 0	H: 1	E: 0	K: 0	S: 4	R: 1	H: 3	E: 0	K: 0	S: 6	R: 0	H: 1	E: 1	K: 0	S: 3	R: 1	H: 1	E: 1	K: 0	S: 5	R: 1	H: 3	E: 0	K: 0	S: 6
	LOB: 1	BB: 1	P: 7	LOB: 1	BB: 0	P: 4	LOB: 0	BB: 1	P: 6	LOB: 1	BB: 0	P: 4	LOB: 2	BB: 0	P: 6	LOB: 0	BB: 0	P: 3	LOB: 1	BB: 1	P: 5	LOB: 2	BB: 0	P: 6	LOB: 0	BB: 0	P: 3	LOB: 1	BB: 1	P: 6	LOB: 2	BB: 0	P: 6	SF: 0	SAC: 1	DP: 1	HBP: 0	WP: 0	PA: 35	

PITCHER	IP	WLS	BF	H	R	ER	SO	BB	IBB	HBP	BLK	WP	HR	S	P	ERA	WHIP	IP	WLS	BF	H	R	ER	SO	BB	IBB	HBP	BLK	WP	HR	S	P	ERA	WHIP					
Tom Dixon, R ERA: 2.26 (1, 1)	8.0	L	35	10	3	2	0	2	0	0	0	0	0	33	41	2.25	1.500																						


BOTTOM

Houston Astros @ San Diego Padres
San Diego Stadium, San Diego, CA

Fri Jun 23 1978, 10:05 PM EDT
Att. 12,055 - Unknown

livebaseballscorecards.com

AB	32
R	3
H	10
RBI	3
BB	2
SO	0
LOB	18



Batter	1	2	3	4	5	6	7	8	9	10	AB R H RBI BB SO LOB	TOP												
Terry Puhl, L (1, 8) OBP: 0.370, SLG: 0.416	0-0 F9		0-0 1B 1B	0-0 F8		0-0 CS 1B		4-0 BB		0-0 E 1B	5 1 3 0 1 0 0	Houston Astros @ San Diego Padres San Diego Stadium, San Diego, CA Sat Jun 24 1978, 10:05 PM EDT Att. 15,759 - Unknown												
Jose Cruz, L (1, 9) OBP: 0.336, SLG: 0.388	0-0 4-3		0-0 1B 1B	0-0 F2		0-0 E1		0-0 F8		0-0 F9	6 1 1 0 0 0 4													
Enos Cabell, R (1, 5) OBP: 0.319, SLG: 0.378	0-0 2B		0-0 1B E 1B	0-0 6-3		0-0 4-3			0-0 1B 2B 1B	0-0 5-3	6 2 3 1 0 0 2													
Bob Watson, R (1, 3) OBP: 0.348, SLG: 0.453 Dave Bergman, L (8, 3) OBP: 0.295, SLG: 0.143	0-0 6-3		0-0 E 1B		0-0 4-3		0-3 K		0-0 2B 1B	4-0 IBB	4 1 1 1 0 1 1 1 0 1 0 1 0 0													
Jesus Alou, R (1, 7) OBP: 0.353, SLG: 0.438 Jimmy Sexton, R (9, 6) OBP: 0.219, SLG: 0.162		0-0 G6-4-3 1B	0-0 5-3		0-0 5-3		0-0 4-3		0-0 F5	0-0 F8	5 0 1 0 0 0 3 1 0 0 0 0 0 2													
Art Howe, R (1, 4) OBP: 0.340, SLG: 0.447		0-0 G6-4-3	0-0 E6 1B		0-0 E8 1B		0-3 K		0-0 2B		5 0 2 1 0 1 1													
Joe Ferguson, R (1, 2) OBP: 0.376, SLG: 0.416		4-0 FC6-4 BB	4-0 1B IBB		4-0 IBB			4-0 SH5-4 BB	4-0 IBB		0 0 0 0 5 0 0													
Mike Fischlin, R (1, 6) OBP: 0.238, SLG: 0.158 Denny Walling, L (9, PH) OBP: 0.295, SLG: 0.313		0-0 FC6-4	0-0 FC6 1B		0-0 1-3		0-3 K	0-0 K	0-0 F5		4 0 1 0 0 1 4 1 0 0 0 0 0 3													
Floyd Bannister, L (1, 1) OBP: 0.176, SLG: 0.125 Joe Sambito, L (8, 1) Wilbur Howard, S (9, PH) OBP: 0.264, SLG: 0.333 Ken Forsch, R (9, 1) OBP: 0.143, SLG: 0.143			0-0 6-3			0-0 F7		0-0 SH5-4	0-0 1-3		3 0 0 0 0 0 3 0 0 0 0 0 0 0 1 0 0 0 0 0 3 0 0 0 0 0 0 0													
Inning Stats	R: 0 E: 0 K: 0 S: 4	H: 1 LOB: 1 BB: 0 P: 4	R: 0 E: 0 K: 0 S: 3	H: 1 LOB: 1 BB: 1 P: 7	R: 4 E: 2 K: 0 S: 9	H: 5 LOB: 3 BB: 1 P: 13	R: 0 E: 0 K: 0 S: 3	H: 0 LOB: 0 BB: 0 P: 3	R: 0 E: 1 K: 0 S: 4	H: 1 LOB: 2 BB: 1 P: 8	R: 0 E: 0 K: 2 S: 7		H: 0 LOB: 0 BB: 0 P: 7	R: 0 E: 0 K: 1 S: 5	H: 0 LOB: 2 BB: 2 P: 13	R: 1 E: 0 K: 0 S: 6	H: 3 LOB: 3 BB: 1 P: 10	R: 0 E: 1 K: 0 S: 4	H: 1 LOB: 2 BB: 1 P: 8	1B: 11 2B: 2 3B: 0 HR: 0	SF: 0 SAC: 1 DP: 1 HBP: 0	WP: 0 PB: 0 SB: 0 CS: 1	PA: 50	
PITCHER	IP WLS BF H R ER SO BB IBB HBP BLK WP HR S P ERA WHIP																							
Randy Jones, L (1, 1) ERA: 2.74	6.0																							
John D'Acquisto, R (7, 1) ERA: 1.09	1.2		7	0	0	0	3	2	0	0	0	0	0	0	0	0	0	0	0	0	0	0	0	0
Dennis Kinney, L (8, 1) ERA: 4.5	0.1		1	0	0	0	0	0	0	0	0	0	0	0	0	0	0	0	0	0	0	0	0	0
Rollie Fingers, R (9, 1) ERA: 3.35	2.0	W	12	4	1	1	0	0	2	0	0	0	0	0	10	18	4.50	2.000						

livebaseballscores.com

AB 42
R 5
H 13
RBI 3
BB 7
SO 3
LOB 26



Houston Astros @ San Diego Padres
 San Diego Stadium, San Diego, CA
 Sat Jun 24 1978, 10:05 PM EDT
 Att: 15,759 - Unknown

livebaseballscorecards.com

AB	32
R	6
H	11
RBI	6
BB	8
SO	6
LOB	22



WP	0	PA	46
PB	0		
SB	2		
CS	1		

AB	R	H	RBI	BB	SO	LOB
3	1	1	1	2	1	2

4	0	1	0	1	1	4
---	---	---	---	---	---	---

4	0	2	0	0	1	1
---	---	---	---	---	---	---

3	1	1	2	1	1	2
---	---	---	---	---	---	---

4	2	2	0	0	1	3
1	0	0	0	0	0	1

3	0	0	0	0	0	1
---	---	---	---	---	---	---

1	0	1	0	0	0	0
---	---	---	---	---	---	---

3	2	2	1	2	0	0
---	---	---	---	---	---	---


1	0	0	0	1	0	1
---	---	---	---	---	---	---

0	0	0	0	1	0	0
1	0	0	0	0	0	2

2	0	0	0	0	0	4
1	0	0	0	0	1	1
0	0	0	0	0	0	0
0	0	0	0	0	0	0
1	0	1	2	0	0	0

1B	8	SF	1
2B	0	SAC	3
3B	2	DP	3
HR	1	HBP	1

Batter	1	2	3	4	5	6	7	8	9	10	AB	R	H	RBI	BB	SO	LOB								
Gene Richards, L (1, 7) OBP: 0.375, SLG: 0.413	4-0 1B S SF7 BB	4-0 1-2 2-3 3-H BB			0-0 SH5-4 S 1B		0-3 K	0-0 G1-6-3			3	1	1	1	2	1	2								
Ozzie Smith, S (1, 6) OBP: 0.300, SLG: 0.313	0-3 K	0-0 4-3			4-0 SH5-4 1-2 BB		0-0 F8		0-0 FC1-6 1B		4	0	1	0	1	1	4								
Fernando Gonzalez, R (1, 4) OBP: 0.240, SLG: 0.243	0-0 CS 2-3 1B		0-3 K		0-0 SH5-4 1-2 2-3		0-0 1B		0-0 FC1-6 1-2f		4	0	2	0	0	1	1								
Dave Winfield, R (1, 8) OBP: 0.332, SLG: 0.484	0-0 SF7 3-H		0-0 HR		4-0 G4-6-3 IBB		0-3 K		0-0 F7		3	1	1	2	1	1	2								
Oscar Gamble, L (1, 9) OBP: 0.327, SLG: 0.383	0-0 CS		0-3 K		0-0 G4-6-3			0-0 SH3-4 3B 1B		0-0 F8		4	2	2	0	0	1	3							
Rick Sweet, S (9, 2) OBP: 0.342, SLG: 0.267	1-2 BB 3B		0-0 K		0-0 G4-6-3					0-0 F8		1	0	0	0	0	1								
Derrel Thomas, S (1, 3) OBP: 0.307, SLG: 0.301		0-0 5-3	0-0 6-3			0-0 5-3		0-0 SH3-4		0-0 FC1-5 1B 1B		3	0	0	0	0	1								
Jerry Turner, L (10, 9) OBP: 0.295, SLG: 0.411										0-0 FC1-5 1B 1B		1	0	1	0	0	0								
Bill Almon, R (1, 5) OBP: 0.335, SLG: 0.357		4-0 BB HBP IBB		4-0 G5-6-4 BB		0-0 F8		0-0 SH 3B		0-0 FC1-5 1B 1B		3	2	2	1	2	0	0							
Dave Roberts, R (1, 2) OBP: 0.342, SLG: 0.303		1-0 BB HBP		0-0 F6		4-0 BB		4-0 SH IBB		0-0 FC1-5 1B		1	0	0	0	1	0	1							
Don Reynolds, R (8, PH) OBP: 0.341, SLG: 0.216					0-0 F6					0-0 FC1-5 1B		0	0	0	0	1	0	0							
Rollie Fingers, R (9, 1) OBP: 0.400, SLG: 0.400		1-2 HBP		0-0 F6		4-0 BB		4-0 SH IBB		0-0 FC1-5 1B		1	0	0	0	0	0	2							
Randy Jones, R (1, 1) OBP: 0.128, SLG: 0.128					0-0 F3		0-3 K		0-0 SH G1-6-3		2	0	0	0	0	0	4								
Gene Tenace, R (6, PH) OBP: 0.421, SLG: 0.424					0-0 F3					0-0 SH 1B		1	0	0	0	1	1								
John D'Acquisto, R (7, 1) OBP: 0.143, SLG: 0.143					0-0 F3					0-0 SH 1B		0	0	0	0	0	0								
Dennis Kinney, L (8, 1) OBP: 0.143, SLG: 0.143					0-0 F3					0-0 SH 1B		0	0	0	0	0	0								
Tucker Ashford, R (8, PH) OBP: 0.283, SLG: 0.345					0-0 F3					0-0 SH 1B		1	0	1	2	0	0								
Inning Stats	R: 1 E: 0 K: 1 S: 5	H: 1 LOB: 0 BB: 1 P: 9	R: 1 E: 0 K: 0 S: 4	H: 1 LOB: 3 BB: 2 P: 13	R: 1 E: 0 K: 2 S: 8	H: 1 LOB: 0 BB: 0 P: 8	R: 0 E: 0 K: 0 S: 2	H: 0 LOB: 0 BB: 1 P: 6	R: 0 E: 0 K: 0 S: 3	H: 1 LOB: 2 BB: 2 P: 11	R: 0 E: 0 K: 1 S: 5	H: 0 LOB: 1 BB: 1 P: 9	R: 0 E: 0 K: 2 S: 8	H: 1 LOB: 1 BB: 0 P: 8	R: 2 E: 0 K: 0 S: 5	H: 2 LOB: 1 BB: 1 P: 9	R: 0 E: 0 K: 0 S: 4	H: 1 LOB: 1 BB: 0 P: 4	R: 1 E: 0 K: 0 S: 4	H: 3 LOB: 2 BB: 0 P: 4	1B: 8 2B: 0 3B: 2 HR: 1	SF: 1 SAC: 3 DP: 3 HBP: 1	WP: 0 PB: 0 SB: 2 CS: 1	PA: 46	
PITCHER	IP	WLS	BF	H	R	ER	SO	BB	IBB	HBP	BLK	WP	HR	S	P	ERA	WHIP								
Floyd Bannister, L (1, 1) ERA: 3.0	7.1		35	7	5	5	6	5	3	1	0	0	1	38	71	6.14	1.636								
Joe Sambito, L (8, 1) ERA: 3.27	0.2		2	0	0	0	0	0	0	0	0	0	0	2	2	0.00	0.000								
Ken Forsch, R (9, 1) ERA: 3.22	1.1	L	8	4	1	1	0	0	0	0	0	0	0	8	8	6.75	3.000								

Batter	1	2	3	4	5	6	7	8	9	AB R H RBI BB SO LOB	TOP
Terry Puhl, L (1, 8) OBP: 0.368, SLG: 0.413	0-3 K		0-3 K			0-3 K			0-0 FC6-4 1B	4 0 1 0 0 3 0	Houston Astros @ San Diego Padres San Diego Stadium, San Diego, CA Sun Jun 25 1978, 6:33 AM EDT Unknown livebaseballscorecards.com AB 29 R 1 H 4 RBI 1 BB 2 SO 8 LOB 9 
Jesus Alou, R (1, 7) OBP: 0.327, SLG: 0.404	0-0 6-3			0-0 4-3		0-3 K		0-0 F7	4 0 0 0 0 1 1		
Enos Cabell, R (1, 5) OBP: 0.318, SLG: 0.380	0-3 K			0-0 1B 2B		0-0 F4		0-0 FC6-4 FC5-4 1-2f	4 1 1 0 0 1 1		
Bob Watson, R (1, 3) OBP: 0.351, SLG: 0.454		0-0 G5-3 BB 1B		0-0 1B 2-H		0-0 F7		0-0 FC5-4 1-2f	4 0 2 1 0 0 1		
Art Howe, R (1, 4) OBP: 0.340, SLG: 0.443		4-0 BB BB BB 1-2 G5-3 BB		0-0 L5		0-0 6-3			2 0 0 0 1 0 1		
Joe Ferguson, R (1, 2) OBP: 0.369, SLG: 0.407		0-0 G5-3 1-2 2-3f		0-3 K		0-0 F3			3 0 0 0 0 1 3		
Jose Cruz, L (1, 9) OBP: 0.332, SLG: 0.383		0-0 L1			0-0 5-3			0-0 F9	3 0 0 0 0 0 1		
Mike Fischlin, R (1, 6) OBP: 0.217, SLG: 0.143 Julio Gonzalez, R (8, PH) OBP: 0.333, SLG: 0.303 (8, 6)			0-3 K		0-0 F9			4-0 BB BB G5-4-3	2 0 0 0 0 1 0 0 0 0 0 1 0 0		
J.R. Richard, R (1, 1) OBP: 0.140, SLG: 0.140 Reggie Baldwin, R (8, PH) OBP: 0.224, SLG: 0.367 Rick Williams, R (8, 1)			0-3 K		0-0 5-3			0-0 G5-4-3 1-2f	2 0 0 0 0 1 0 1 0 0 0 0 0 1 0 0 0 0 0 0 0		
Inning Stats	R: 0 E: 0 K: 2 S: 7 H: 0 LOB: 0 BB: 0 P: 7	R: 0 E: 0 K: 0 S: 3 H: 1 LOB: 1 BB: 1 P: 7	R: 0 E: 0 K: 3 S: 9 H: 0 LOB: 0 BB: 0 P: 9	R: 1 E: 0 K: 1 S: 7 H: 2 LOB: 1 BB: 0 P: 7	R: 0 E: 0 K: 0 S: 3 H: 0 LOB: 0 BB: 0 P: 3	R: 0 E: 0 K: 2 S: 7 H: 0 LOB: 0 BB: 0 P: 7	R: 0 E: 0 K: 0 S: 3 H: 0 LOB: 0 BB: 0 P: 3	R: 0 E: 0 K: 0 S: 2 H: 0 LOB: 0 BB: 1 P: 6	R: 0 E: 0 K: 0 S: 4 H: 1 LOB: 1 BB: 0 P: 4	1B: 3 2B: 1 3B: 0 HR: 0 SF: 0 SAC: 0 DP: 2 HBP: 0	WP: 0 PB: 0 SB: 0 CS: 0 PA: 31
PITCHER Bob Shirley, L (1, 1) ERA: 3.97	IP 9.0 WLS W BF 31 H 4 R 1 ER 1 SO 8 BB 2 IBB 0 HBP 0 BLK 0 WP 0 HR 0 S 45 P 53 ERA 1.00 WHIP 0.667	PITCHER IP WLS BF H R ER SO BB IBB HBP BLK WP HR S P ERA WHIP									

Batter	1	2	3	4	5	6	7	8	9	AB R H RBI BB SO LOB
Gene Richards, L (1, 7) OBP: 0.373, SLG: 0.411	0-0 6-3			0-0 1B S 1B	0-0 L3		0-0 4-3			4 1 1 0 0 0 1
Ozzie Smith, S (1, 6) OBP: 0.303, SLG: 0.313	0-0 F6			4-0 1B 1-2 1B BB	0-0 4-3			0-0 S 1B 1B		3 2 1 0 1 0 0
Fernando Gonzalez, R (1, 4) OBP: 0.241, SLG: 0.244	0-0 6-3			0-0 1B 1-2 2-3 1B	0-3 K			0-0 G2 1-2		4 1 1 0 0 1 1
Dave Winfield, R (1, 8) OBP: 0.335, SLG: 0.484		0-0 F6		0-0 1-2 2-H 3-H 2B 1B		0-0 2-3		0-0 FC4-6 2-H 1B		4 1 2 3 0 0 0
Oscar Gamble, L (1, 9) OBP: 0.326, SLG: 0.386		0-3 K		0-0 1-H 2-H 1B 2B		0-3 K		0-0 FC4-6 1-2f		4 1 1 2 0 2 1
Tucker Ashford, R (1, 3) OBP: 0.281, SLG: 0.339		0-3 K		0-0 3-H G3 1B		0-3 K		0-0 F9		4 0 1 1 0 2 1
Bill Almon, R (1, 5) OBP: 0.331, SLG: 0.352			0-0 L5	0-3 K			0-0 6-3			3 0 0 0 0 1 1
Rick Sweet, S (1, 2) OBP: 0.335, SLG: 0.261			0-0 6-3	0-0 G3 1-2			0-0 3-1			3 0 0 0 0 0 1
Bob Shirley, R (1, 1) OBP: 0.222, SLG: 0.125			0-3 K	0-3 K			0-0 1B			3 0 1 0 0 2 1

Inning Stats	R: 0 E: 0 K: 0 S: 3	H: 0 LOB: 0 BB: 0 P: 3	R: 0 E: 0 K: 2 S: 7	H: 0 LOB: 0 BB: 0 P: 7	R: 0 E: 0 K: 1 S: 5	H: 0 LOB: 0 BB: 0 P: 5	R: 5 E: 0 K: 2 S: 12	H: 5 LOB: 1 BB: 1 P: 16	R: 0 E: 0 K: 1 S: 5	H: 0 LOB: 0 BB: 0 P: 5	R: 0 E: 0 K: 2 S: 7	H: 0 LOB: 0 BB: 0 P: 7	R: 0 E: 0 K: 0 S: 4	H: 1 LOB: 1 BB: 0 P: 4	R: 1 E: 0 K: 0 S: 5	H: 2 LOB: 1 BB: 0 P: 5	1B: 7 2B: 1 3B: 0 HR: 0	SF: 0 SAC: 0 DP: 0 HBP: 0
--------------	------------------------------	---------------------------------	------------------------------	---------------------------------	------------------------------	---------------------------------	-------------------------------	----------------------------------	------------------------------	---------------------------------	------------------------------	---------------------------------	------------------------------	---------------------------------	------------------------------	---------------------------------	----------------------------------	------------------------------------

PITCHER	IP	WLS	BF	H	R	ER	SO	BB	IBB	HBP	BLK	WP	HR	S	P	ERA	WHIP
J.R. Richard, R (1, 1) ERA: 3.7	7.0	L	28	6	5	5	8	1	0	0	0	0	0	43	47	6.43	1.000
Rick Williams, R (8, 1) ERA: 4.5	1.0		5	2	1	1	0	0	0	0	0	0	0	5	5	9.00	2.000


BOTTOM

Houston Astros @ San Diego Padres
San Diego Stadium, San Diego, CA

Sun Jun 25 1978, 6:33 AM EDT
Unknown

livebaseballscorecards.com

AB	32
R	6
H	8
RBI	6
BB	1
SO	8
LOB	7



WP	PA	ERA	WHIP
0	33		

Batter	1	2	3	4	5	6	7	8	9	AB R H RBI BB SO LOB	TOP														
Terry Puhl, L (1, 8) OBP: 0.368, SLG: 0.413	0-3 K		0-0 G5-4-3		0-0 F9		0-0 1B		0-0 2B 1B	5 1 2 0 0 1 1	Houston Astros @ San Diego Padres San Diego Stadium, San Diego, CA Sun Jun 25 1978, 6:38 AM EDT Att. 20,342 - Unknown livebaseballscorecards.com														
Denny Walling, L (1, 7) OBP: 0.301, SLG: 0.329	0-0 G3			0-0 F9		0-0 F8	0-0 1B	0-0 1B 2B	5 0 2 1 0 0 0																
Enos Cabell, R (1, 5) OBP: 0.320, SLG: 0.380	0-0 6-3			0-0 BLK 1B		0-0 S 1B	0-3 K	0-0 F9	5 1 2 0 0 1 4																
Jose Cruz, L (1, 9) OBP: 0.333, SLG: 0.383		0-0 4-3		0-0 S 1B		0-0 F8		0-0 K G4-6-3 1B	5 0 2 2 0 1 1																
Dave Bergman, L (1, 3) OBP: 0.306, SLG: 0.132		0-0 1-3		0-0 F7		4-0 BB	0-0 E 1B BB	0-0 G4-6-3	3 0 0 0 2 0 3																
Art Howe, R (1, 4) OBP: 0.347, SLG: 0.450		0-0		4-0		0-0 F8		0-0 E 1B	3 1 2 0 1 0 2																
Jimmy Sexton, R (8, PR) OBP: 0.219, SLG: 0.162		0-0 1B 2B		0-0 IBB		0-0 F8		1-2 1B	0 0 0 0 0 0 0																
Julio Gonzalez, R (1, 6) OBP: 0.350, SLG: 0.324		0-0 CS 1B		0-0 F7		0-0 1B 1B	0-3 K		4 1 2 1 0 1 4																
Reggie Baldwin, R (1, 2) OBP: 0.235, SLG: 0.373		0-0 CS	0-0		0-0 6-3		0-0 F6	0-0 E4	2 0 1 0 0 0 0																
Joe Ferguson, R (6, 2) OBP: 0.365, SLG: 0.401		0-0 1-2	0-0 G5-4-3 1B		0-0 6-3		0-3 K	0-0 1-2 2-3	2 0 0 0 0 0 3																
Bo McLaughlin, R (1, 1) Ken Forsch, R (6, 1) Bob Watson, R (7, PH) Joe Sambito, L (7, 1) Jesus Alou, R (8, PH) Rick Williams, R (8, 1)			0-0 P2		0-3 K		0-3 K	0-0 4-3	2 0 0 0 0 1 1 0 0 0 0 0 0 0 1 0 0 0 0 1 1 0 0 0 0 0 0 0 1 0 0 0 0 0 3 0 0 0 0 0 0 0																
Inning Stats	R: 0 E: 0 K: 1 S: 5	H: 0 LOB: 0 BB: 0 P: 5	R: 1 E: 0 K: 0 S: 4	H: 2 LOB: 0 BB: 0 P: 4	R: 0 E: 0 K: 0 S: 3	H: 1 LOB: 0 BB: 0 P: 3	R: 1 E: 0 K: 0 S: 5	H: 2 LOB: 2 BB: 1 P: 9	R: 0 E: 0 K: 1 S: 5	H: 0 LOB: 0 BB: 0 P: 5	R: 0 E: 0 K: 2 S: 10	H: 1 LOB: 2 BB: 1 P: 8	R: 1 E: 0 K: 2 S: 10	H: 3 LOB: 2 BB: 0 P: 10	R: 0 E: 1 K: 2 S: 9	H: 1 LOB: 3 BB: 1 P: 13	R: 1 E: 0 K: 0 S: 5	H: 3 LOB: 1 BB: 0 P: 5	1B: 11 2B: 2 3B: 0 HR: 0	SF: 0 SAC: 0 DP: 2 HBP: 0	WP: 0 PB: 0 SB: 2 CS: 1	PA: 42			
PITCHER	IP WLS BF H R ER SO BB IBB HBP BLK WP HR S P ERA WHIP	IP WLS BF H R ER SO BB IBB HBP BLK WP HR S P ERA WHIP	IP WLS BF H R ER SO BB IBB HBP BLK WP HR S P ERA WHIP	IP WLS BF H R ER SO BB IBB HBP BLK WP HR S P ERA WHIP	IP WLS BF H R ER SO BB IBB HBP BLK WP HR S P ERA WHIP	IP WLS BF H R ER SO BB IBB HBP BLK WP HR S P ERA WHIP	IP WLS BF H R ER SO BB IBB HBP BLK WP HR S P ERA WHIP	IP WLS BF H R ER SO BB IBB HBP BLK WP HR S P ERA WHIP	IP WLS BF H R ER SO BB IBB HBP BLK WP HR S P ERA WHIP	IP WLS BF H R ER SO BB IBB HBP BLK WP HR S P ERA WHIP	IP WLS BF H R ER SO BB IBB HBP BLK WP HR S P ERA WHIP	IP WLS BF H R ER SO BB IBB HBP BLK WP HR S P ERA WHIP	IP WLS BF H R ER SO BB IBB HBP BLK WP HR S P ERA WHIP	IP WLS BF H R ER SO BB IBB HBP BLK WP HR S P ERA WHIP	IP WLS BF H R ER SO BB IBB HBP BLK WP HR S P ERA WHIP	IP WLS BF H R ER SO BB IBB HBP BLK WP HR S P ERA WHIP	IP WLS BF H R ER SO BB IBB HBP BLK WP HR S P ERA WHIP	IP WLS BF H R ER SO BB IBB HBP BLK WP HR S P ERA WHIP	IP WLS BF H R ER SO BB IBB HBP BLK WP HR S P ERA WHIP	IP WLS BF H R ER SO BB IBB HBP BLK WP HR S P ERA WHIP	IP WLS BF H R ER SO BB IBB HBP BLK WP HR S P ERA WHIP	IP WLS BF H R ER SO BB IBB HBP BLK WP HR S P ERA WHIP	IP WLS BF H R ER SO BB IBB HBP BLK WP HR S P ERA WHIP	IP WLS BF H R ER SO BB IBB HBP BLK WP HR S P ERA WHIP	IP WLS BF H R ER SO BB IBB HBP BLK WP HR S P ERA WHIP



Batter	1	2	3	4	5	6	7	8	9
Gene Richards, L OBP: 0.373, SLG: 0.408 (1, 7) (8, 8)	0-0 F7		0-0 1B FC1-5 G3 1B	0-0 3-1		4-0 BB FC4-3-4 1-2 BB		0-3 K	
Ozzie Smith, S OBP: 0.301, SLG: 0.311 (1, 6)	0-0 4-3		0-0 FC1-5 G3 1B 1-2 2-3f		0-0 E S 1B 1B	0-0 FC4-3-4 1-2f 2-3		0-0 1-3	
Fernando Gonzalez, R OBP: 0.250, SLG: 0.265 (1, 4)	0-0 F8		0-0 G3 1-2 2-3 1B		0-0 F9 1-3	0-0 F9		0-0 1B 2B	
Dave Winfield, R OBP: 0.336, SLG: 0.481 (1, 8) (8, 9)		0-0 E S SF8 1B	0-0 G3 1-2 2-3 3-H		0-3 K		0-0 E6 E 1B E	4-0 E 1B 1B IBB	
Oscar Gamble, L OBP: 0.335, SLG: 0.389 Don Reynolds, R OBP: 0.348, SLG: 0.231 (7, PH) (8, 7)		4-0 BB	4-0 FC5-4 IBB		0-0 S 1B 3-H		0-0 F8	0-0 E9 1B 1-3 2-H 1B	
Tucker Ashford, R OBP: 0.275, SLG: 0.333 (1, 3)		0-0 SF8 3-H	0-0 FC5-4 1-2f		0-0 5-3 1-2		0-3 K	0-0 1-2 3-H 1B	
Bill Almon, R OBP: 0.332, SLG: 0.353 (1, 5)		0-0 F8		0-0 6-3		0-0 WP SH5-4 1B 1B	0-0 E7 E 1-3 1B	0-3 K	
Dave Roberts, R OBP: 0.341, SLG: 0.286 (1, 2)		0-0 F7		0-0 L4		0-0 SH5-4 1-2	4-0 IBB 2-3 3-H		
Eric Rasmussen, R OBP: 0.148, SLG: 0.148 John D'Acquisto, R OBP: 0.222, SLG: 0.222 (6, 1)			0-0 FC1-5 1B 1B	0-0 1B		0-0 FC4-3-4 BB 2-H 1B	0-3 K		

Inning Stats	R: 0	H: 0	E: 0	K: 0	S: 3	LOB: 0	BB: 0	P: 3
	R: 1	H: 1	E: 0	K: 0	S: 4	LOB: 1	BB: 1	P: 8
	R: 1	H: 3	E: 0	K: 0	S: 6	LOB: 3	BB: 1	P: 10
	R: 0	H: 1	E: 0	K: 0	S: 4	LOB: 1	BB: 0	P: 4
	R: 1	H: 2	E: 0	K: 1	S: 7	LOB: 1	BB: 0	P: 7
	R: 1	H: 2	E: 0	K: 0	S: 5	LOB: 2	BB: 1	P: 9
	R: 1	H: 1	E: 3	K: 2	S: 9	LOB: 2	BB: 1	P: 13
	R: 2	H: 3	E: 1	K: 2	S: 10	LOB: 2	BB: 1	P: 14

PITCHER										PITCHER																									
IP	WLS	BF	H	R	ER	SO	BB	IBB	HBP	BLK	WP	HR	S	P	ERA	WHIP	IP	WLS	BF	H	R	ER	SO	BB	IBB	HBP	BLK	WP	HR	S	P	ERA	WHIP		
Bo McLaughlin, R ERA: 5.14 (1, 1)	5.1	L	28	9	4	3	1	2	1	0	1	0	27	39	5.06	2.062																			
Ken Forsch, R ERA: 3.18 (6, 1)	0.2		2	0	0	0	0	0	0	0	0	0	2	2	0.00	0.000																			
Joe Sambito, L ERA: 3.2 (7, 1)	1.0		6	1	1	0	2	0	1	0	0	0	9	13	0.00	1.000																			
Rick Williams, R ERA: 6.0 (8, 1)	1.0		7	3	2	2	2	0	1	0	0	0	10	14	18.00	3.000																			


BOTTOM

Houston Astros @ San Diego Padres
San Diego Stadium, San Diego, CA

Sun Jun 25 1978, 6:38 AM EDT
Att. 20,342 - Unknown

AB	36
R	7
H	13
RBI	6
BB	5
SO	5
LOB	23

livebaseballscorecards.com



4	1	1	0	1	1	1
5	1	1	0	0	0	4
5	1	2	0	0	0	3
4	3	1	1	1	1	3
1	0	1	1	2	0	0
2	0	1	1	0	0	1
4	0	1	2	0	1	5
5	1	2	0	0	1	3
2	0	0	0	1	0	1
2	0	2	0	0	0	0
2	0	1	1	0	1	2

1B: 12	SF: 1	WP: 1	PA: 43
2B: 1	SAC: 1	PB: 0	
3B: 0	DP: 0	SB: 3	
HR: 0	HBP: 0	CS: 0	

Batter	1	2	3	4	5	6	7	8	9	10	AB R H RBI BB SO LOB	TOP												
Bill Madlock, R (1, 4) OBP: 0.402, SLG: 0.490	0-0 CS 1B		0-0 F6			0-0 SH1-4		0-0 5-3			3 0 1 0 0 0 0	San Francisco Giants @ San Diego Padres San Diego Stadium, San Diego, CA Mon Jun 26 1978, 10:05 PM EDT Att. 28,186 - Unknown livebaseballscorecards.com												
Darrell Evans, L (1, 5) OBP: 0.377, SLG: 0.398	0-0 F8 1-2			0-0 F8		0-0 SF7			0-0 F9		3 0 0 1 0 0 1													
Jack Clark, R (1, 9) OBP: 0.372, SLG: 0.520	0-0 1B			0-0 9-3 1B		4-0 IBB			0-0 5-3		3 0 2 0 1 0 0													
Willie McCovey, L (1, 3) OBP: 0.308, SLG: 0.387	0-0 F8			0-0 9-3 1-2f		0-0 F8			0-0 1-3		4 0 0 0 0 0 4													
Hector Cruz, R (1, 7) OBP: 0.298, SLG: 0.411		0-0 6-3			0-0 6-3		0-0 6-3			0-0 F5	4 0 0 0 0 0 0													
Larry Herndon, R (1, 8) OBP: 0.352, SLG: 0.372		0-0 1-3			0-0 4-3		0-0 G1-6-3 1B			0-3 K	4 0 1 0 0 1 0													
Roger Metzger, S (1, 6) OBP: 0.282, SLG: 0.280		0-0 6-3			0-0 F9		0-0 G1-6-3 1-2f			0-0 4-3	4 0 0 0 0 0 1													
Marc Hill, R (1, 2) OBP: 0.284, SLG: 0.275			4-0 BB BB BB			0-0 SH1-4 SH SF7 1B		0-0 F6			2 1 1 0 1 0 0													
Bob Knepper, L (1, 1) OBP: 0.136, SLG: 0.128			0-0 G3-6-3			0-0 SH		0-0 F6			1 0 0 0 0 0 1													
Mike Ivie, R (8, PH) OBP: 0.376, SLG: 0.492						1-2 E SH1-4					1 0 0 0 0 0 0													
Gary Lavelle, S (8, 1) OBP: 0.143, SLG: 0.143											0 0 0 0 0 0 0													
Inning Stats	R: 0 E: 0 K: 0 S: 4	H: 2 LOB: 1 BB: 0 P: 4	R: 0 E: 0 K: 0 S: 3	H: 0 LOB: 0 BB: 0 P: 3	R: 0 E: 0 K: 0 S: 2	H: 0 LOB: 0 BB: 1 P: 6	R: 0 E: 0 K: 0 S: 3	H: 1 LOB: 0 BB: 0 P: 3	R: 0 E: 0 K: 0 S: 3	H: 1 LOB: 0 BB: 0 P: 3	R: 0 E: 0 K: 0 S: 3	H: 0 LOB: 0 BB: 0 P: 3	R: 0 E: 0 K: 1 S: 5	H: 0 LOB: 0 BB: 0 P: 5	R: 0 E: 0 K: 1 S: 5	H: 0 LOB: 0 BB: 0 P: 5	1B: 5 2B: 1 3B: 0 HR: 0	SF: 1 SAC: 2 DP: 3 HBP: 0	WP: 0 PB: 0 SB: 0 CS: 1	PA: 34				
PITCHER	IP WLS BF H R ER SO BB IBB HBP BLK WP HR S P ERA WHIP	IP WLS BF H R ER SO BB IBB HBP BLK WP HR S P ERA WHIP	IP WLS BF H R ER SO BB IBB HBP BLK WP HR S P ERA WHIP	IP WLS BF H R ER SO BB IBB HBP BLK WP HR S P ERA WHIP	IP WLS BF H R ER SO BB IBB HBP BLK WP HR S P ERA WHIP	IP WLS BF H R ER SO BB IBB HBP BLK WP HR S P ERA WHIP	IP WLS BF H R ER SO BB IBB HBP BLK WP HR S P ERA WHIP	IP WLS BF H R ER SO BB IBB HBP BLK WP HR S P ERA WHIP	IP WLS BF H R ER SO BB IBB HBP BLK WP HR S P ERA WHIP	IP WLS BF H R ER SO BB IBB HBP BLK WP HR S P ERA WHIP	IP WLS BF H R ER SO BB IBB HBP BLK WP HR S P ERA WHIP	IP WLS BF H R ER SO BB IBB HBP BLK WP HR S P ERA WHIP	IP WLS BF H R ER SO BB IBB HBP BLK WP HR S P ERA WHIP	IP WLS BF H R ER SO BB IBB HBP BLK WP HR S P ERA WHIP	IP WLS BF H R ER SO BB IBB HBP BLK WP HR S P ERA WHIP	IP WLS BF H R ER SO BB IBB HBP BLK WP HR S P ERA WHIP	IP WLS BF H R ER SO BB IBB HBP BLK WP HR S P ERA WHIP	IP WLS BF H R ER SO BB IBB HBP BLK WP HR S P ERA WHIP	IP WLS BF H R ER SO BB IBB HBP BLK WP HR S P ERA WHIP	IP WLS BF H R ER SO BB IBB HBP BLK WP HR S P ERA WHIP	IP WLS BF H R ER SO BB IBB HBP BLK WP HR S P ERA WHIP	IP WLS BF H R ER SO BB IBB HBP BLK WP HR S P ERA WHIP		
Bob Owchinko, L (1, 1) ERA: 2.97	9.0																							
Rollie Fingers, R (10, 1) ERA: 3.29	1.0	W	3	0	0	0	1	0	0	0	0	0	0	0	0	0	0	0	0	0	0	0	0	0



Batter	1	2	3	4	5	6	7	8	9	10	AB R H RBI BB SO LOB
Gene Richards, L (1, 7) OBP: 0.377, SLG: 0.416	0-0 SH1-3 1B		0-3 K		0-0 F8		0-0 E6 B1-5 2B			0-0 HBP SH1-4 BB 1B	5 1 3 0 0 1 0
Ozzie Smith, S (1, 6) OBP: 0.298, SLG: 0.307	0-0 SH1-3 1-2		0-0 5-3		0-0 5-3		0-0 B1-5 3-H			0-0 SH1-4 1-2	3 0 0 0 0 0 1
Fernando Gonzalez, R (1, 4) OBP: 0.247, SLG: 0.281	0-0 L6			0-0 2B 1B		0-0 F9		0-0 F8		0-0 5-3	5 0 1 0 0 0 2
Dave Winfield, R (1, 8) OBP: 0.344, SLG: 0.494	4-0 IBB			0-0 F2 1B		0-0 HR		0-0 CS 1B		4-0 BB HBP IBB	3 1 2 1 2 0 1
Oscar Gamble, L (1, 9) OBP: 0.336, SLG: 0.391	0-0 4-3			0-0 1-3 2B		0-3 K		0-0 F7		1-0 BB 1-2 2-3 HBP	4 0 1 0 0 1 3
Tucker Ashford, R (1, 3) OBP: 0.284, SLG: 0.343		0-0 L5		0-0 F5		0-0 WP 2B		0-0 CS 1-2	0-0 4-3	4-0 BB 1-2 2-3 3-H	4 0 1 1 1 0 2
Bill Almon, R (1, 5) OBP: 0.335, SLG: 0.351		0-0 5-3		4-0 IBB		4-0 IBB 2-3			0-0 F9		2 0 0 0 2 0 0
Rick Sweet, S (1, 2) OBP: 0.329, SLG: 0.255		0-0 F8		0-0 4-3		0-0 F5			4-0 BB		3 0 0 0 0 0 5
Gene Tenace, R (9, PH) OBP: 0.423, SLG: 0.424											0 0 0 0 1 0 0
Bob Owchinko, L (1, 1) OBP: 0.176, SLG: 0.206			0-0 L6		0-3 K		0-0 6-3				3 0 0 0 0 1 0
Don Reynolds, R (9, PH) OBP: 0.340, SLG: 0.225											1 0 0 0 0 1 1
Rollie Fingers, R (10, 1) OBP: 0.400, SLG: 0.400											0 0 0 0 0 0 0

Inning Stats	R: 0 E: 0 K: 0 S: 4	H: 1 LOB: 2 BB: 1 P: 8	R: 0 E: 0 K: 0 S: 3	H: 0 LOB: 0 BB: 0 P: 3	R: 0 E: 0 K: 1 S: 5	H: 0 LOB: 0 BB: 0 P: 5	R: 0 E: 0 K: 0 S: 5	H: 2 LOB: 3 BB: 1 P: 9	R: 0 E: 0 K: 1 S: 5	H: 0 LOB: 0 BB: 0 P: 5	R: 1 E: 0 K: 1 S: 7	H: 2 LOB: 2 BB: 1 P: 11	R: 0 E: 1 K: 0 S: 3	H: 1 LOB: 0 BB: 0 P: 3	R: 0 E: 0 K: 0 S: 3	H: 1 LOB: 0 BB: 0 P: 3	R: 0 E: 0 K: 1 S: 5	H: 0 LOB: 1 BB: 1 P: 9	R: 1 E: 0 K: 0 S: 3	H: 1 LOB: 3 BB: 2 P: 12	1B: 4 2B: 4 3B: 0 HR: 1	SF: 0 SAC: 2 DP: 1 HBP: 1	WP: 1 PB: 0 SB: 0 CS: 1	PA: 43
--------------	------------------------------	---------------------------------	------------------------------	---------------------------------	------------------------------	---------------------------------	------------------------------	---------------------------------	------------------------------	---------------------------------	------------------------------	----------------------------------	------------------------------	---------------------------------	------------------------------	---------------------------------	------------------------------	---------------------------------	------------------------------	----------------------------------	----------------------------------	------------------------------------	----------------------------------	--------

PITCHER	IP	WLS	BF	H	R	ER	SO	BB	IBB	HBP	BLK	WP	HR	S	P	ERA	WHIP
Bob Knepper, L (1, 1) ERA: 2.54	7.0		29	6	1	1	3	0	3	0	0	1	1	32	44	1.29	0.857
Gary Lavelle, L (8, 1) ERA: 3.65	2.2	L	13	2	1	1	1	2	1	1	0	0	0	11	24	3.38	1.500


BOTTOM

San Francisco Giants @ San Diego Padres
 San Diego Stadium, San Diego, CA

Mon Jun 26 1978, 10:05 PM EDT
 Att: 28,186 - Unknown

livebaseballscorecards.com

AB	33
R	2
H	8
RBI	2
BB	6
SO	4
LOB	15



Batter	1	2	3	4	5	6	7	8	9	AB R H RBI BB SO LOB	TOP	
Jim Dwyer, L (1, 9) <small>OBP: 0.343, SLG: 0.373</small> Hector Cruz, R (7, PH) <small>OBP: 0.302, SLG: 0.407</small> (7, 7)	0-0 1B 1B		4-0 1B 2B BB	0-0 SF7	0-0 F7		4-0 1-2 2-3 HR BB		0-0 6-3	2 1 1 1 1 0 2 1 1 0 0 1 0 0		
Terry Whitfield, L (1, 7) <small>OBP: 0.343, SLG: 0.429</small> Jack Clark, R (7, PH) <small>OBP: 0.372, SLG: 0.531</small> (7, 9)	0-0 1-2 G4-6-3 1B		0-0 1-2 2B 1B	0-0 1-2 2B 1B		0-0 CS 1B	1-1 2-2 3-3 HR		0-0 5-3	4 0 4 0 0 0 0 2 1 1 4 0 0 0		
Darrell Evans, L (1, 5) <small>OBP: 0.376, SLG: 0.404</small>	0-0 F9		0-0 1-3 2-H 2B	0-0 1-3 2-H 2B		0-3 1-2 K	0-0 4-3		0-0 F9	6 0 2 2 0 1 3		
Willie McCovey, L (1, 3) <small>OBP: 0.315, SLG: 0.402</small> Mike Sadek, R (8, 2) <small>OBP: 0.333, SLG: 0.329</small>	0-0 1-2f G4-6-3		4-0 FC6-4 IBB	4-0 IBB		0-0 F7		0-0 HR		3 1 1 1 2 0 2 0 0 0 0 0 0 0		
Vic Harris, S (1, 4) <small>OBP: 0.118, SLG: 0.127</small>		0-0 L4	0-0 F9	0-0 F2			0-0 4-3	0-0 2B		5 0 1 0 0 0 6		
Larry Herndon, R (1, 8) <small>OBP: 0.349, SLG: 0.369</small>		0-0 L6	0-0 FC6-4 1-2f		0-0 6-3		0-0 1B 1B	0-0 F8		5 1 1 0 0 0 4		
Roger Metzger, S (1, 6) <small>OBP: 0.292, SLG: 0.292</small>		0-0 2B		0-0 E3 1B SF7	0-0 F7		0-0 FC1-5 1-2 1B	4-0 BB		4 1 2 0 1 0 0		
Marc Hill, R (1, 2) <small>OBP: 0.292, SLG: 0.284</small> (8, 3)	0-0 6-3			0-0 2-3 1B 2B 1B	0-0 BB 1B		0-0 BB FC1-5 1-2 2-H HR 1B	0-0 F2		5 2 3 1 0 0 3		
Vida Blue, S (1, 1) <small>OBP: 0.264, SLG: 0.222</small>			0-0 1-3	0-3 K	4-0 1-2 BB		0-0 FC1-5 1-2 2-3f HR BB	0-3 K		4 1 0 0 1 2 6		
Inning Stats	R: 0 E: 0 K: 0 S: 4 H: 2 LOB: 1 P: 4	R: 0 E: 0 K: 0 S: 4 H: 1 LOB: 1 P: 4	R: 1 E: 0 K: 0 S: 5 H: 2 LOB: 3 P: 13	R: 2 E: 1 K: 1 S: 9 H: 3 LOB: 3 P: 13	R: 0 E: 0 K: 0 S: 4 H: 1 LOB: 2 P: 8	R: 0 E: 0 K: 1 S: 5 H: 1 LOB: 0 P: 5	R: 5 E: 0 K: 0 S: 7 H: 4 LOB: 0 P: 11	R: 1 E: 0 K: 1 S: 7 H: 2 LOB: 2 P: 11	R: 0 E: 0 K: 0 S: 3 H: 0 LOB: 0 P: 3	1B: 10 2B: 4 3B: 0 HR: 2 SF: 1 SAC: 0 DP: 1 HBP: 0	WP: 0 PB: 0 SB: 0 CS: 1 PA: 48	
PITCHER	IP WLS BF H R ER SO BB IBB HBP BLK WP HR S P ERA WHIP											
Gaylord Perry, R (1, 1) <small>ERA: 2.8</small>	6.1 L 35 13 6 4 2 2 2 0 0 0 0 0 35 51 5.68 2.368											
Dennis Kinney, L (7, 1) <small>ERA: 5.05</small>	1.0 8 3 3 3 0 2 0 0 0 0 0 2 6 14 27.00 5.000											
Mark Wiley, R (8, 1) <small>ERA:</small>	1.2 5 0 0 0 0 1 0 0 0 0 0 0 7 7 0.00 0.000											

San Francisco Giants @ San Diego Padres
 San Diego Stadium, San Diego, CA
 Tue Jun 27 1978, 10:05 PM EDT
 Att. 34,472 - Unknown

AB	41
R	9
H	16
RBI	9
BB	6
SO	3
LOB	26



Batter	1	2	3	4	5	6	7	8	9	AB R H RBI BB SO LOB
Gene Richards, L (1, 7) OBP: 0.377, SLG: 0.412	0-0 F8		0-0 F7			0-0 1-3		0-0 4-3		4 0 0 0 0 0 1
Ozzie Smith, S (1, 6) OBP: 0.300, SLG: 0.307	0-0 6-3		0-3 K			0-0 2B SF8 1B		0-0 6-3		4 1 1 0 0 1 1
Derrel Thomas, S (1, 5) OBP: 0.309, SLG: 0.309	0-0 L6				0-0 F8	0-0 SF8 E 2B		0-0 1B		4 1 2 0 0 0 0
Dave Winfield, R (1, 8) OBP: 0.338, SLG: 0.485		0-0 5-3			0-0 F3	0-0 SF8		0-0 F8		3 0 0 1 0 0 1
Oscar Gamble, L (1, 9) OBP: 0.335, SLG: 0.388					0-0 F7	0-0 E6 FC6			0-0 4-3	4 0 1 0 0 0 0
Fernando Gonzalez, R (1, 4) OBP: 0.237, SLG: 0.250						0-0 FC3-6 1B			0-0 4-3	4 0 1 0 0 0 2
Gene Tenace, R (1, 3) OBP: 0.414, SLG: 0.412						0-0 L6			0-0 F9	4 0 0 0 0 0 2
Rick Sweet, S (1, 2) OBP: 0.323, SLG: 0.250						0-0 FC3-6 1-2f			0-0 F8	3 0 0 0 0 0 1
Randy Jones, R (1, 1) OBP: 0.146, SLG: 0.146 Bill Almon, R (7, PH) OBP: 0.329, SLG: 0.344 Mark Lee, R (8, 1)						0-3 K			0-0 F8	2 0 1 0 0 1 1 1 0 0 0 0 0 0 0 0 0 0 0 0 0

Inning Stats	R: 0 E: 0 K: 0 S: 3	H: 0 LOB: 0 BB: 0 P: 3	R: 0 E: 0 K: 0 S: 4	H: 1 LOB: 1 BB: 0 P: 4	R: 0 E: 0 K: 1 S: 6	H: 1 LOB: 1 BB: 0 P: 6	R: 0 E: 0 K: 0 S: 3	H: 0 LOB: 0 BB: 0 P: 3	R: 0 E: 0 K: 1 S: 6	H: 1 LOB: 1 BB: 0 P: 6	R: 2 E: 1 K: 0 S: 6	H: 2 LOB: 1 BB: 0 P: 6	R: 0 E: 0 K: 0 S: 3	H: 0 LOB: 0 BB: 0 P: 3	R: 0 E: 0 K: 0 S: 4	H: 1 LOB: 1 BB: 0 P: 4	R: 0 E: 0 K: 0 S: 3	H: 0 LOB: 0 BB: 0 P: 3	1B: 5 2B: 1 3B: 0 HR: 0	SF: 1 SAC: 0 DP: 0 HBP: 0	WP: 0 PB: 0 SB: 0 CS: 0	PA: 34
--------------	------------------------------	---------------------------------	------------------------------	---------------------------------	------------------------------	---------------------------------	------------------------------	---------------------------------	------------------------------	---------------------------------	------------------------------	---------------------------------	------------------------------	---------------------------------	------------------------------	---------------------------------	------------------------------	---------------------------------	----------------------------------	------------------------------------	----------------------------------	--------

PITCHER	IP	WLS	BF	H	R	ER	SO	BB	IBB	HBP	BLK	WP	HR	S	P	ERA	WHIP
Jim Barr, R (1, 1) ERA: 2.34	7.2	W	30	6	2	1	2	0	0	0	0	0	0	34	34	1.17	0.783
Randy Moffitt, R (8, 1) ERA: 3.4	1.1	S	4	0	0	0	0	0	0	0	0	0	0	4	4	0.00	0.000

BOTTOM

San Francisco Giants @ San Diego Padres
San Diego Stadium, San Diego, CA
Wed Jun 28 1978, 10:05 PM EDT
Unknown

livebaseballscores.com

AB	33
R	2
H	6
RBI	1
BB	0
SO	2
LOB	9



Batter	1	2	3	4	5	6	7	8	9	AB	R	H	RBI	BB	SO	LOB
Gene Richards, L OBP: 0.375, SLG: 0.410 (1, 7)	0-0 FC6-4 1B	0-0 F8			0-0 4-3	0-0 4-3				4	0	1	0	0	0	2
Derrel Thomas, S OBP: 0.304, SLG: 0.303 (1, 5) (8, 8)	0-0 F7	0-0 4-3			0-0 1-3		0-0 F8			4	0	0	0	0	0	1
Fernando Gonzalez, R OBP: 0.228, SLG: 0.240 (1, 4)	0-0 FC6-4 WP HR 1-2f		0-0 6-3		0-0 L5		0-0 F8			4	1	0	0	0	0	1
Dave Winfield, R OBP: 0.340, SLG: 0.495 (1, 8) (8, 9)	0-0 HR 1-H		0-0 F3		0-0 4-3		4-0 1B BB			3	1	1	2	1	0	0
Oscar Gamble, L OBP: 0.346, SLG: 0.405 Ozzie Smith, S OBP: 0.300, SLG: 0.307 (1, 9) (8, 6)	0-0 BB 1B 1B		0-0 2B		0-0 2B 1B		0-0 1B 1-3 1B			4	1	4	0	0	0	0
Gene Tenace, R OBP: 0.416, SLG: 0.420 (1, 3)	0-0 BB 1-2 1B		0-0 5-3		0-0 1B 2B		0-0 F7			4	1	2	0	0	0	1
Bill Almon, R OBP: 0.331, SLG: 0.341 (1, 6) (8, 5)	4-0 BB 1-2 2-3 BB		0-0 F3		4-0 1B IBB		0-0 F9			2	0	0	0	2	0	0
Dave Roberts, R OBP: 0.348, SLG: 0.263 Jerry Turner, L OBP: 0.306, SLG: 0.421 Rick Sweet, S OBP: 0.321, SLG: 0.248 (1, 2) (6, PH) (7, 2)	0-0 F3		0-0 F5		0-0 1B		0-0 G1			2	0	0	0	0	0	3
Eric Rasmussen, R OBP: 0.138, SLG: 0.138 John D'Acquisto, R OBP: 0.200, SLG: 0.200 (1, 1) (6, 1)		0-0 F4		0-0 5-3		0-0 F9				1	0	1	2	0	0	0

Inning Stats	R: 2	H: 4	E: 0	LOB: 3	K: 0	BB: 1	S: 7	P: 11	R: 0	H: 0	E: 0	LOB: 0	K: 0	BB: 0	S: 3	P: 3	R: 0	H: 1	E: 0	LOB: 1	K: 0	BB: 0	S: 4	P: 4	R: 0	H: 0	E: 0	LOB: 0	K: 0	BB: 0	S: 3	P: 3	R: 0	H: 3	E: 0	LOB: 2	K: 0	BB: 1	S: 6	P: 10	R: 0	H: 1	E: 0	LOB: 2	K: 0	BB: 1	S: 3	P: 7	R: 0	H: 0	E: 0	LOB: 0	K: 0	BB: 0	S: 3	P: 3
--------------	------	------	------	--------	------	-------	------	-------	------	------	------	--------	------	-------	------	------	------	------	------	--------	------	-------	------	------	------	------	------	--------	------	-------	------	------	------	------	------	--------	------	-------	------	-------	------	------	------	--------	------	-------	------	------	------	------	------	--------	------	-------	------	------


PITCHER	IP	WLS	BF	H	R	ER	SO	BB	IBB	HBP	BLK	WP	HR	S	P	ERA	WHIP
Charlie Williams, R ERA: 5.14 (1, 1)	5.1	L	25	7	4	4	0	1	1	0	0	1	1	23	31	6.75	1.500
Randy Moffitt, R ERA: 3.35 (6, 1)	0.2		3	1	0	0	0	0	0	0	0	0	0	3	3	0.00	1.500
John Curtis, L ERA: 2.53 (7, 1)	2.0		7	1	0	0	0	1	0	0	0	0	0	6	10	0.00	1.000

BOTTOM

San Francisco Giants @ San Diego Padres
San Diego Stadium, San Diego, CA

Wed Jun 28 1978, 10:05 PM EDT
Att. 29,827 - Unknown

AB	32
R	4
H	9
RBI	4
BB	3
SO	0
LOB	10



WP	PA	ERA	WHIP
1	35		

Batter	1	2	3	4	5	6	7	8	9	AB R H RBI BB SO LOB	TOP	
Gene Richards, L (1, 7) OBP: 0.376, SLG: 0.410	0-0 SH1-4 1B 1B		0-0 3-1	0-0 E S 1B		0-0 E4 2B		0-3 K		5 1 2 0 0 1 0		
Ozzie Smith, S (1, 6) OBP: 0.312, SLG: 0.321	0-0 SH1-4 1B 1B		0-0 2B 1B	4-0 1-3 BB		0-0 S 1B 2B		0-0 S 1B		4 3 4 0 1 0 0		
Fernando Gonzalez, R (1, 4) OBP: 0.248, SLG: 0.262	0-0 SH1-4 1-2 2-3		0-0 1B 2B	0-0 3-1		0-0 2-H 1B		4-0 FC5-4 BB		3 1 2 2 1 0 2		
Dave Winfield, R (1, 8) OBP: 0.341, SLG: 0.493	0-0 4-1 1B 2-H 3-H		0-0 G3 BB 1B		0-0 F4	0-0 F8		0-0 FC5-4		5 0 2 3 0 0 3		
Oscar Gamble, L (1, 9) OBP: 0.351, SLG: 0.401 Bill Almon, R (9, 5) OBP: 0.331, SLG: 0.341	0-0 4-1 1-2		4-0 G3 BB		4-0 1B BB		4-0 BB		0-0 4-3	2 0 0 0 3 0 1 0 0 0 0 0 0 0		
Derrel Thomas, S (1, 5) OBP: 0.306, SLG: 0.305	0-3 K		0-0 G3		0-0 1-2 1B		0-0 F9		0-0 1B	5 0 2 0 0 1 4		
Gene Tenace, R (1, 3) OBP: 0.407, SLG: 0.408		0-3 K	0-3 K		0-0 F3		0-3 K		0-0 F2	5 0 0 0 0 3 6		
Rick Sweet, S (1, 2) OBP: 0.312, SLG: 0.240		0-0 F6		0-0 G3		0-0 F7		0-0 4-1		5 0 0 0 0 0 4		
Bob Shirley, R (1, 1) OBP: 0.194, SLG: 0.107 Rollie Fingers, R (9, 1) OBP: 0.400, SLG: 0.400		0-0 1-3		0-3 K		0-0 F8		0-3 K		4 0 0 0 0 2 0 0 0 0 0 0 0 0		
Inning Stats	R: 2 H: 3 E: 0 LOB: 1 K: 1 BB: 0 S: 8 P: 8	R: 0 H: 0 E: 0 LOB: 0 K: 1 BB: 0 S: 5 P: 5	R: 2 H: 3 E: 0 LOB: 2 K: 1 BB: 1 S: 8 P: 12	R: 0 H: 1 E: 0 LOB: 2 K: 1 BB: 1 S: 6 P: 10	R: 0 H: 1 E: 0 LOB: 2 K: 0 BB: 1 S: 4 P: 8	R: 1 H: 2 E: 1 LOB: 1 K: 0 BB: 0 S: 5 P: 5	R: 0 H: 0 E: 0 LOB: 1 K: 1 BB: 1 S: 5 P: 9	R: 0 H: 1 E: 0 LOB: 2 K: 0 BB: 1 S: 8 P: 12	R: 0 H: 1 E: 0 LOB: 1 K: 0 BB: 0 S: 4 P: 4	1B: 10 SF: 0 2B: 2 SAC: 1 3B: 0 DP: 0 HR: 0 HBP: 0	WP: 0 PA: 44 PB: 0 SB: 3 CS: 0	
PITCHER J.R. Richard, R (1, 1) ERA: 3.86 Ken Forsch, R (8, 1) ERA: 3.04	IP WLS BF H R ER SO BB IBB HBP BLK WP HR S P ERA WHIP	7.0 L 35 10 5 5 5 4 0 0 0 0 0 0 41 57 6.43 2.000	2.0 9 2 0 0 2 1 0 0 0 0 0 0 12 16 0.00 1.500	PITCHER IP WLS BF H R ER SO BB IBB HBP BLK WP HR S P ERA WHIP								

San Diego Padres @ Houston Astros
Astrodome, Houston, TX
Fri Jun 30 1978, 8:05 PM EDT
Att. 9,194 - Unknown

livebaseballscorecards.com

AB	38
R	5
H	12
RBI	5
BB	5
SO	7
LOB	20



Batter	1	2	3	4	5	6	7	8	9	AB	R	H	RBI	BB	SO	LOB
Terry Puhl, L OBP: 0.368, SLG: 0.414 (1, 8)	0-0 4-3		0-0 4-3		0-0 F6			0-0 F3		4	0	0	0	0	0	0
Wilbur Howard, S OBP: 0.298, SLG: 0.327 (1, 9)	1-0 CS HBP		4-0 FC5-4 BB			0-0 F4		4-0 S 1B BB		1	1	0	0	2	0	0
Enos Cabell, R OBP: 0.314, SLG: 0.372 (1, 5)	0-0 5-3 1-2		0-0 FC5-4 1-2f			0-0 F8		0-3 K 1-2		4	0	0	0	0	1	3
Bob Watson, R OBP: 0.361, SLG: 0.470 (1, 3)		4-0 G5-4-3 1B 2B BB		0-0 F3		0-0 F8		0-0 FC5-4 1B		3	1	1	1	1	0	0
Art Howe, R OBP: 0.341, SLG: 0.445 (1, 4)		0-0 G5-4-3 1-2 1B		0-0 6-3				0-0 FC5-4 1-2f		4	0	2	0	0	0	1
Jesus Alou, R OBP: 0.354, SLG: 0.410 (1, 7)		0-0 G5-4-3 1-2f 2-3		0-0 WP 1B			4-0 BB		0-0 G4-6-3 1B	3	0	2	0	1	0	2
Luis Pujols, R OBP: 0.375, SLG: 0.333 (1, 2)		0-0 3-H 2B		0-3 K 1-2			0-0 F7		0-3 K	4	0	1	1	0	2	4
Mike Fischlin, R OBP: 0.222, SLG: 0.182 (1, 6)		0-0 5-3			0-0 F8			0-0 F3		3	0	0	0	0	0	3
Denny Walling, L OBP: 0.318, SLG: 0.337 (9, PH)									0-0 G4-6-3 1-2f	1	0	0	0	0	0	1
J.R. Richard, R OBP: 0.133, SLG: 0.133 (1, 1)			0-0 5-3							2	0	0	0	0	0	0
Reggie Baldwin, R OBP: 0.231, SLG: 0.365 (7, PH)										1	0	0	0	0	0	2
Ken Forsch, R OBP: 0.143, SLG: 0.143 (8, 1)								0-0 F6		0	0	0	0	0	0	0

BOTTOM

San Diego Padres @ Houston Astros
Astrodome, Houston, TX
Fri Jun 30 1978, 8:05 PM EDT
Att. 9,194 - Unknown

AB	30
R	2
H	6
RBI	2
BB	4
SO	3
LOB	16

livebaseballscorecards.com



Inning Stats																1B	2B	3B	HR	SF	SAC	DP	HBP	WP	HR	S	P	ERA	WHIP																																											
R: 0	H: 0	R: 1	H: 2	R: 0	H: 0	R: 0	H: 1	R: 0	H: 0	R: 0	H: 0	R: 1	H: 1	R: 0	H: 1	1B: 4	SF: 0	WP: 1	PA: 35	E: 0	LOB: 0	E: 0	LOB: 1	E: 0	LOB: 0	E: 0	LOB: 0	E: 0	LOB: 0	E: 0	LOB: 0	2B: 2	SAC: 0	PB: 0	PA: 35	K: 0	BB: 0	K: 0	BB: 1	K: 1	BB: 0	K: 0	BB: 1	K: 1	BB: 0	K: 1	BB: 1	K: 1	BB: 0	3B: 0	DP: 2	SB: 1	CS: 1	S: 2	P: 3	S: 4	P: 8	S: 3	P: 7	S: 6	P: 6	S: 3	P: 3	S: 4	P: 8	S: 6	P: 10	S: 5	P: 5	HR: 0	HBP: 1	CS: 1

PITCHER																IP	WLS	BF	H	R	ER	SO	BB	IBB	HBP	BLK	WP	HR	S	P	ERA	WHIP
Bob Shirley, L ERA: 3.83 (1, 1)	8.0	W	33	6	2	2	2	4	0	1	0	1	0	32	49	2.25	1.250															
Rollie Fingers, R ERA: 3.23 (9, 1)	1.0	S	2	0	0	0	1	0	0	0	0	0	0	4	4	0.00	0.000															

Batter	1	2	3	4	5	6	7	8	9	AB R H RBI BB SO LOB	TOP									
Gene Richards, L (1, 7) OBP: 0.374, SLG: 0.409 Dennis Kinney, L (8, 1)	0-0 F9		0-0 SF9			0-0 G3		0-0 FC1-2 1B 1-2 1B		3 0 1 1 0 0 0 0 0 0 0 0 0 0	San Diego Padres @ Houston Astros Astrodome, Houston, TX Sat Jul 01 1978, 8:05 PM EDT Dome									
Ozzie Smith, S (1, 6) OBP: 0.309, SLG: 0.317 Jerry Turner, L (7, 8)	0-0 F9		0-0 5-3			0-0 F2		0-0 FC1-2 1B 1-2 2-3		3 0 0 0 0 0 0 1 0 1 0 0 0 0										
Fernando Gonzalez, R (1, 4) OBP: 0.239, SLG: 0.252	0-0 F7				0-0 F9		0-0 F5	0-0 FC1-2 1-2 2-3 3-H		4 0 0 0 0 0 3										
Dave Winfield, R (1, 8) OBP: 0.341, SLG: 0.491 Chuck Baker, R (7, 6)		0-0 6-3			0-0 F7		0-0 1B	0-3 K		3 0 1 0 0 0 0 1 0 0 0 0 1 3										
Oscar Gamble, L (1, 9) OBP: 0.354, SLG: 0.417		0-0 1B			0-0 HR		0-3 K		0-0 F9	4 1 2 1 0 1 1										
Derrel Thomas, S (1, 3) OBP: 0.301, SLG: 0.300		0-0 F8			0-0 3-1		0-0 F6		0-0 6-3	4 0 0 0 0 0 2										
Bill Almon, R (1, 5) OBP: 0.326, SLG: 0.336		0-0 F8					0-3 K		0-0 F6	4 0 0 0 0 1 2										
Rick Sweet, S (1, 2) OBP: 0.318, SLG: 0.255			0-0 SH1-4 SF9 2B			0-0 3-1		0-0 1B FC1-2 1B		3 1 2 0 0 0 0										
Bob Owchinko, L (1, 1) OBP: 0.171, SLG: 0.200 Mark Lee, R (5, 1) Don Reynolds, R (8, PH) OBP: 0.327, SLG: 0.214			0-0 SH1-4			0-3 K		0-0 F8		1 0 0 0 0 1 0 0 0 0 0 0 0 0 1 0 0 0 0 0 1										
Inning Stats	R: 0 E: 0 K: 0 S: 3	H: 0 LOB: 0 BB: 0 P: 3	R: 0 E: 0 K: 0 S: 4	H: 1 LOB: 1 BB: 0 P: 4	R: 1 E: 0 K: 0 S: 4	H: 1 LOB: 0 BB: 0 P: 4	R: 1 E: 0 K: 0 S: 4	H: 1 LOB: 0 BB: 0 P: 4	R: 0 E: 0 K: 1 S: 5	H: 0 LOB: 0 BB: 0 P: 5		R: 0 E: 0 K: 2 S: 8	H: 0 LOB: 1 BB: 0 P: 8	R: 0 E: 0 K: 1 S: 8	H: 3 LOB: 3 BB: 0 P: 8	R: 0 E: 0 K: 0 S: 3	H: 0 LOB: 0 BB: 0 P: 3	1B: 5 2B: 1 3B: 0 HR: 1	SF: 1 SAC: 1 DP: 0 HBP: 0	WP: 0 PB: 0 SB: 0 CS: 0
PITCHER Mark Lemongello, R (1, 1) ERA: 3.55	IP 9.0 WLS W BF 34 H 7 R 2 ER 2 SO 4 BB 0 IBB 0 HBP 0 BLK 0 WP 0 HR 1 S 42 P 42 ERA 2.00 WHIP 0.778											PITCHER	IP WLS BF H R ER SO BB IBB HBP BLK WP HR S P ERA WHIP							

livebaseballscorecards.com

AB	32
R	2
H	7
RBI	2
BB	0
SO	4
LOB	12



BOTTOM

San Diego Padres @ Houston Astros
Astrodome, Houston, TX
Sat Jul 01 1978, 8:05 PM EDT
Dome

livebaseballscorecards.com

AB	33
R	9
H	11
RBI	8
BB	5
SO	3
LOB	17



WP:	0	PA:	40
PB:	1	SB:	1
CS:	0		

AB R H RBI BB SO LOB

4 2 2 1 0 2 0

4 2 3 3 1 0 0

5 1 2 1 0 0 3

1 0 0 1 2 0 0
1 0 0 0 0 0 1

4 0 0 0 0 1 5

3 1 1 0 1 0 0
0 0 0 0 0 0 0

4 1 0 0 0 0 7

4 1 1 1 0 0 1

1B:	8	SF:	2
2B:	2	SAC:	0
3B:	1	DP:	1
HR:	0	HBP:	0

Batter	1	2	3	4	5	6	7	8	9
Terry Puhl, L OBP: 0.369, SLG: 0.423 (1, 8)	0-3 K			0-0 F9 1B SF8 1B	0-0 SF9	0-0 1B 3B		0-3 K	
Wilbur Howard, S OBP: 0.339, SLG: 0.375 (1, 9) (8, 7)	0-0 4-3			0-0 S 1B	0-0 PB 2B 2B	0-0 E 1B		4-0 BB	
Enos Cabell, R OBP: 0.316, SLG: 0.375 (1, 5)	0-0 F9			0-0 F9 1B	0-0 4-3 1B 2B	0-0 E6 1B		0-0 F7	
Bob Watson, R OBP: 0.363, SLG: 0.468 Dave Bergman, L OBP: 0.314, SLG: 0.150 (1, 3) (6, PR) (7, 3)		0-0 6-3		0-0 SF8 1B	4-0 1B 4-3 IBB	4-0 F6 IBB		0-0 F9	
Art Howe, R OBP: 0.336, SLG: 0.438 (1, 4)		0-0 F8		0-3 K	0-0 4-3	0-0 F6			
Jesus Alou, R OBP: 0.362, SLG: 0.406 Denny Walling, L OBP: 0.318, SLG: 0.337 (1, 7) (8, 9)		0-0 3-1					0-0 F3		
Luis Pujols, R OBP: 0.500, SLG: 0.444 (1, 2)			4-0 G6-4-3 BB				0-0 E5 FC6-4		
Mike Fischlin, R OBP: 0.200, SLG: 0.162 (1, 6)			0-0 G6-4-3				0-0 F8		
Mark Lemongello, R OBP: 0.194, SLG: 0.176 (1, 1)			0-0 1-3				0-0 FC6-4		

Inning Stats	R: 0	H: 0	E: 0	K: 1	S: 5	LOB: 0	BB: 0	P: 5
	0	0	0	0	3	0	0	3
	0	0	0	0	3	0	0	6
	1	2	0	1	7	1	0	7
	6	6	1	10	18	3	2	18
	2	3	1	9	9	2	1	9
	0	0	0	5	9	0	1	9

PITCHER	IP	WLS	BF	H	R	ER	SO	BB	IBB	HBP	BLK	WP	HR	S	P	ERA	WHIP
Bob Owchinko, L ERA: 3.19 (1, 1)	4.1	L	20	6	6	5	2	1	0	0	0	0	0	23	27	10.38	1.615
Mark Lee, R ERA: 4.33 (5, 1)	2.2		16	5	3	1	0	0	3	0	0	0	0	13	25	3.38	1.875
Dennis Kinney, L ERA: 4.93 (8, 1)	1.0		4	0	0	0	1	1	0	0	0	0	0	5	9	0.00	1.000

Batter	1	2	3	4	5	6	7	8	9	AB R H RBI BB SO LOB	TOP		
Gene Richards, L (1, 7) OBP: 0.377, SLG: 0.412	1-0 G6-4-3 HBP	0-0 FC4-6 1B		0-0 5-3		0-0 3B 2B		0-0 1B	0-0 F9	5 2 2 1 0 0 3			
Ozzie Smith, S (1, 6) OBP: 0.311, SLG: 0.324	0-0 F9	4-0 1B BB		0-0 4-3		0-0 3B		0-0 4-3		4 0 1 1 1 0 2			
Fernando Gonzalez, R (1, 4) OBP: 0.237, SLG: 0.250	0-0 G6-4-3	0-0 BB 1B		0-0 1-3		0-0 F3			0-0 4-3	5 0 1 1 0 0 2			
Dave Winfield, R (1, 8) (7, 9) OBP: 0.348, SLG: 0.495		0-0 1B BB			0-0 1B 1B	0-3 K			0-0 E7 2B 1B	4 2 3 0 1 1 1			
Jerry Turner, L (1, 9) Derrel Thomas, S (7, 8) OBP: 0.313, SLG: 0.419 OBP: 0.304, SLG: 0.300		0-0 K 1B			0-0 1B		0-0 F8		4-0 2B 1B IBB	4 1 1 0 0 1 4 0 1 0 0 1 0 0			
Gene Tenace, R (1, 3) OBP: 0.407, SLG: 0.408		0-0 1B 1B	0-0		0-3 K		0-0 5-3		0-3 K	5 1 2 1 0 2 4			
Tucker Ashford, R (1, 5) OBP: 0.280, SLG: 0.347		0-0 1B 1B	0-0 F3		0-0 F6		0-0 5-3		0-0 1B 2B	5 2 2 2 0 0 3			
Dave Roberts, R (1, 2) OBP: 0.353, SLG: 0.262		0-0 FC4-6 1B	0-0 F7		0-0 F7			0-0 5-3	4-0 1B IBB	4 0 1 1 1 0 3			
Mark Wiley, R (1, 1) Don Reynolds, R (6, PH) John D'Acquisto, R (6, 1) OBP: 0.250, SLG: 0.250		0-3 K	0-0 4-3			0-0 4-3		0-0 F8	0-0 1B	2 0 0 0 0 1 3 1 0 0 0 0 0 0 2 0 1 2 0 0 0			
Inning Stats	R: 0 E: 0 K: 0 S: 2 H: 0 LOB: 0 BB: 0 P: 3	R: 5 E: 0 K: 2 S: 13 H: 5 LOB: 3 BB: 2 P: 21	R: 0 E: 0 K: 0 S: 4 H: 1 LOB: 1 BB: 0 P: 4	R: 0 E: 0 K: 0 S: 3 H: 0 LOB: 0 BB: 0 P: 3	R: 0 E: 0 K: 1 S: 7 H: 2 LOB: 2 BB: 0 P: 7	R: 1 E: 0 K: 1 S: 7 H: 2 LOB: 1 BB: 0 P: 7	R: 0 E: 0 K: 0 S: 3 H: 0 LOB: 0 BB: 0 P: 3	R: 0 E: 0 K: 0 S: 4 H: 1 LOB: 1 BB: 0 P: 4	R: 3 E: 1 K: 1 S: 8 H: 3 LOB: 2 BB: 2 P: 16	1B: 11 2B: 2 3B: 1 HR: 0 SF: 0 SAC: 0 DP: 1 HBP: 1	WP: 0 PB: 1 SB: 3 CS: 0 PA: 46		
PITCHER	IP WLS BF H R ER SO BB HBP BLK WP HR S P ERA WHIP											PITCHER	IP WLS BF H R ER SO BB HBP BLK WP HR S P ERA WHIP
Joe Niekro, R (1, 1) ERA: 6.11	1.2 L 11 4 5 2 2 1 0 0 0 0 13 18 10.80 3.000												
Rick Williams, R (2, 1) ERA: 4.38	3.1 15 4 0 0 1 1 1 0 0 0 0 16 20 0.00 1.500												
Bo McLaughlin, R (6, 1) ERA: 5.0	2.0 8 2 1 1 1 1 0 0 0 0 0 10 10 4.50 1.000												
Ken Forsch, R (8, 1) ERA: 3.47	2.0 12 4 3 3 1 1 0 2 0 0 0 12 20 13.50 2.000												

San Diego Padres @ Houston Astros
Astrodome, Houston, TX
Sat Jul 01 1978, 8:05 PM EDT
Att. 22,076 - Dome

livebaseballscorecards.com

AB	41
R	9
H	14
RBI	9
BB	4
SO	5
LOB	25



Batter	1	2	3	4	5	6	7	8	9	AB	R	H	RBI	BB	SO	LOB
Terry Puhl, L (1, 8) OBP: 0.364, SLG: 0.417	0-0 1-3		0-0 F9		0-0 G3		0-0 F7			4	0	0	0	0	0	1
Dave Bergman, L (1, 7) OBP: 0.291, SLG: 0.136	0-0 6-3		0-0 F8		0-0 4-3			0-0 4-3		4	0	0	0	0	0	0
Enos Cabell, R (1, 5) OBP: 0.318, SLG: 0.387	0-0 F6		0-0 2B		0-0 6-3			0-0 4-3 3B		4	1	2	0	0	0	0
Bob Watson, R (1, 3) OBP: 0.361, SLG: 0.469		0-0 G3 6-3 2B	0-0 5-3		0-3 K			0-0 4-3		4	1	1	1	0	1	1
Denny Walling, L (1, 9) OBP: 0.325, SLG: 0.343		0-0 G3 2-3		0-0 1B		0-0 1B		0-0 4-3 3-H		4	0	2	0	0	0	1
Julio Gonzalez, R (1, 4) OBP: 0.283, SLG: 0.260		0-0 6-3 3-H		0-0 F8		0-0 F9		0-0 F8		4	0	0	1	0	0	2
Jimmy Sexton, R (1, 6) OBP: 0.224, SLG: 0.169		0-0 E 1B		0-0 F9		0-3 K2-3		0-0 FC3-6 1B		3	1	1	0	0	1	1
Art Howe, R (9, PH) OBP: 0.338, SLG: 0.440		0-0 E 1B		0-0 F9		0-3 K2-3		0-0 FC3-6 1B		1	0	1	0	0	0	0
Luis Pujols, R (1, 2) OBP: 0.400, SLG: 0.333		0-0 E5 1-H		0-0 4-3		0-0 F3		0-0 FC3-6 1-2f		3	0	0	0	0	0	1
Wilbur Howard, S (9, PH) OBP: 0.333, SLG: 0.368		0-0 E5 1-H		0-0 4-3		0-0 F3		0-0 FC3-6 1-2f		1	0	0	0	0	0	1
Joe Niekro, R (1, 1) OBP: 0.263, SLG: 0.263		0-0 G3		0-0 G3		0-0 G3		0-0 G3		0	0	0	0	0	0	0
Rick Williams, R (2, 1)		0-0 G3		0-0 G3		0-0 G3		0-0 G3		1	0	0	0	0	0	1
Jesus Alou, R (5, PH) OBP: 0.357, SLG: 0.400		0-0 G3		0-0 G3		0-0 G3		0-0 G3		1	0	0	0	0	0	0
Bo McLaughlin, R (6, 1)		0-0 G3		0-0 G3		0-0 G3		0-0 G3		0	0	0	0	0	0	0
Reggie Baldwin, R (7, PH) OBP: 0.240, SLG: 0.365		0-0 G3		0-0 G3		0-0 G3		0-0 G3		0	0	0	0	0	1	0
Ken Forsch, R (8, 1) OBP: 0.143, SLG: 0.143		0-0 G3		0-0 G3		0-0 G3		0-0 G3		0	0	0	0	0	0	0
Jose Cruz, L (9, PH) OBP: 0.332, SLG: 0.381		0-0 G3		0-0 G3		0-0 G3		0-0 G3		1	0	0	0	0	0	1

BOTTOM

San Diego Padres @ Houston Astros
Astrodome, Houston, TX
Sat Jul 01 1978, 8:05 PM EDT
Att. 22,076 - Dome

livebaseballscores.com

AB	35
R	3
H	7
RBI	2
BB	1
SO	2
LOB	10



Inning Stats	R: 0	H: 0	E: 0	K: 0	S: 3	LOB: 0	BB: 0	P: 3	R: 2	H: 2	E: 1	K: 0	S: 6	LOB: 1	BB: 0	P: 6	R: 0	H: 1	E: 0	K: 0	S: 4	LOB: 1	BB: 0	P: 4	R: 0	H: 1	E: 0	K: 0	S: 4	LOB: 0	BB: 0	P: 3	R: 0	H: 1	E: 0	K: 1	S: 6	LOB: 1	BB: 0	P: 6	R: 0	H: 0	E: 0	K: 0	S: 5	LOB: 1	BB: 1	P: 9	R: 1	H: 1	E: 0	K: 0	S: 4	LOB: 0	BB: 0	P: 4	R: 0	H: 1	E: 0	K: 0	S: 4	LOB: 1	BB: 0	P: 4	1B: 4	2B: 2	3B: 1	HR: 0	SF: 0	SAC: 0	DP: 0	HBP: 0	WP: 0	PB: 0	SB: 1	CS: 0	PA: 36
--------------	------	------	------	------	------	--------	-------	------	------	------	------	------	------	--------	-------	------	------	------	------	------	------	--------	-------	------	------	------	------	------	------	--------	-------	------	------	------	------	------	------	--------	-------	------	------	------	------	------	------	--------	-------	------	------	------	------	------	------	--------	-------	------	------	------	------	------	------	--------	-------	------	-------	-------	-------	-------	-------	--------	-------	--------	-------	-------	-------	-------	--------

PITCHER	IP	WLS	BF	H	R	ER	SO	BB	IBB	HBP	BLK	WP	HR	S	P	ERA	WHIP
Mark Wiley, R (1, 1) ERA: 1.35	5.0	W	20	4	2	1	0	0	0	0	0	0	0	20	20	1.80	0.800
John D'Acquisto, R (6, 1) ERA: 1.43	4.0	S	16	3	1	1	2	1	0	0	0	0	0	19	23	2.25	1.000

Batter	1	2	3	4	5	6	7	8	9	AB R H RBI BB SO LOB	TOP							
Gene Richards, L (1, 7) OBP: 0.377, SLG: 0.408	0-0 1-3		0-0 G3		0-3 K			4-0 BB	4-0 BB	3 0 0 1 2 1 1	San Diego Padres @ Houston Astros Astrodome, Houston, TX Sun Jul 02 1978, 4:33 AM EDT Att. 14,737 - Dome							
Ozzie Smith, S (1, 6) OBP: 0.305, SLG: 0.318	0-0 F8		0-0 4-3			0-0 5-3		0-3 K	0-0 4-3	5 0 0 0 0 1 5								
Fernando Gonzalez, R (1, 4) OBP: 0.246, SLG: 0.261	0-0 6-3			0-0 F8 SF8 2B		0-0 5-3		4-0 BB		3 1 1 0 1 0 0								
Dave Winfield, R (1, 8) OBP: 0.344, SLG: 0.490 (8, 9)		0-0 F9		0-0 F8		0-3 K		0-0 SF7		3 0 0 1 0 1 1								
Oscar Gamble, L (1, 9) OBP: 0.348, SLG: 0.411		0-0 F7		0-0 SF8			0-0 G3	0-0 F5		3 0 0 1 0 0 2								
Dave Roberts, R (8, 2) OBP: 0.353, SLG: 0.262										0 0 0 0 0 0 0								
Tucker Ashford, R (1, 5) OBP: 0.291, SLG: 0.392		0-0 F4		0-0 HR			0-3 K		0-0 6-3 1B	4 2 2 1 0 1 0								
Gene Tenace, R (1, 3) OBP: 0.408, SLG: 0.410			0-0 SH5-4 1B	0-0 F7			0-0 6-3		0-0 SH2-4 1B	4 1 2 0 0 0 0								
Rick Sweet, S (1, 2) OBP: 0.320, SLG: 0.258			0-0 G3 SH5-4 1B		0-3 K			0-0 HR	0-0 6-3	2 0 1 0 0 1 0								
Jerry Turner, L (8, PH) OBP: 0.324, SLG: 0.476										1 1 1 1 0 0 0								
Derrel Thomas, S (8, 8) OBP: 0.303, SLG: 0.299										1 0 0 0 0 0 2								
Gaylord Perry, R (1, 1) OBP: 0.200, SLG: 0.211			0-0 SH5-4		0-3 K			0-0 BB SF7 1B	0-0 SH2-4	2 1 1 0 0 1 0								
Bob Shirley, R (8, 1) OBP: 0.194, SLG: 0.107										0 0 0 0 0 0 0								
Rollie Fingers, R (8, 1) OBP: 0.400, SLG: 0.400			1-2 2-3						2-3 3-H	0 0 0 1 0 0 0								
Inning Stats	R: 0 H: 0 E: 0 K: 0 S: 3	H: 0 LOB: 0 BB: 0 P: 3	R: 0 H: 0 E: 0 K: 0 S: 3	H: 0 LOB: 0 BB: 0 P: 3	R: 1 H: 2 E: 0 K: 0 S: 5	H: 2 LOB: 1 BB: 0 P: 5	R: 2 H: 2 E: 0 K: 0 S: 5	H: 2 LOB: 0 BB: 0 P: 5	R: 0 H: 0 E: 0 K: 1 S: 5	H: 0 LOB: 0 BB: 0 P: 5	R: 0 H: 0 E: 0 K: 1 S: 5	H: 0 LOB: 0 BB: 0 P: 5	R: 2 H: 2 E: 0 K: 1 S: 7	H: 2 LOB: 2 BB: 2 P: 15	R: 1 H: 2 E: 0 K: 0 S: 5	H: 2 LOB: 2 BB: 1 P: 9	1B: 5 SF: 2 2B: 1 SAC: 2 3B: 0 DP: 0 HR: 2 HBP: 0	WP: 0 PA: 38 PB: 0 SB: 0 CS: 0
PITCHER	IP WLS BF H R ER SO BB IBB HBP BLK WP HR S P ERA WHIP																	
Tom Dixon, R (1, 1) ERA: 2.38	7.0 L 28 6 5 5 5 1 0 0 0 0 2 37 41 6.43 1.000																	
Joe Sambito, L (8, 1) ERA: 3.12	2.0 10 2 1 1 1 2 0 0 0 0 0 10 18 4.50 2.000																	



Batter	1	2	3	4	5	6	7	8	9	AB	R	H	RBI	BB	SO	LOB
Terry Puhl, L OBP: 0.359, SLG: 0.411 (1, 8)	0-0 E8 1B		0-0 1-3		0-0 F8		0-0 F9			4	0	0	0	0	0	0
Denny Walling, L OBP: 0.322, SLG: 0.340 (1, 7)	0-0 E 1B		0-3 K			0-0 4-3		0-0 G3		4	1	1	0	0	1	0
Enos Cabell, R OBP: 0.320, SLG: 0.388 (1, 5)	0-0 E5 2-H		0-0 6-3			0-0 S 1B		0-0 S 1B		4	1	2	0	0	0	0
Jose Cruz, L OBP: 0.334, SLG: 0.378 (1, 9)	4-0 S BB			0-0 1-3		4-0 F8 1B BB		0-3 K		2	0	0	0	2	1	1
Bob Watson, R OBP: 0.370, SLG: 0.479 (1, 3)	4-0 G6-4-3 1-2 2-3 IBB			0-0 2B		0-0 FC6-4 1B		0-0 S 1B		3	0	3	1	1	0	0
Art Howe, R OBP: 0.333, SLG: 0.433 (1, 4)	0-0 G6-4-3 1-2f			0-0 F8		0-0 F8		0-3 K		4	0	0	0	0	1	8
Luis Pujols, R OBP: 0.316, SLG: 0.250 (1, 2)		0-0 5-3			0-0 F9		0-0 FC6-4 1-2f		0-3 K	4	0	0	0	0	1	3
Mike Fischlin, R OBP: 0.190, SLG: 0.154 (1, 6)			0-0 F6				0-0 1-3		0-0 G3	2	0	0	0	0	1	0
Jesus Alou, R OBP: 0.352, SLG: 0.394 (7, PH)										1	0	0	0	0	0	0
Jimmy Sexton, R OBP: 0.224, SLG: 0.169 (8, 6)										0	0	0	0	0	0	0
Wilbur Howard, S OBP: 0.328, SLG: 0.362 (9, PH)										1	0	0	0	0	0	0
Tom Dixon, R OBP: 0.190, SLG: 0.150 (1, 1)		0-3 K					0-3 K		0-3 K	3	0	0	0	0	2	0
Joe Sambito, L OBP: 0.286, SLG: 0.133 (8, 1)										0	0	0	0	0	0	0
Dave Bergman, L OBP: 0.286, SLG: 0.133 (9, PH)										1	0	0	0	0	1	0

BOTTOM

San Diego Padres @ Houston Astros
Astrodome, Houston, TX
Sun Jul 02 1978, 4:33 AM EDT
Att. 14,737 - Dome

livebaseballscores.com

AB	33
R	2
H	6
RBI	1
BB	3
SO	8
LOB	12



Inning Stats	R	H	E	K	S	H	LOB	BB	P	R	H	E	K	S	H	LOB	BB	P	1B	2B	3B	HR	SF	SAC	DP	HBP	WP	PA	ERA	WHIP
	1	1	2	0	4	0	2	2	12	0	0	0	1	5	0	0	5	4	5	1	0	0	0	0	0	0	0	36	1.23	0.955

PITCHER	IP	WLS	BF	H	R	ER	SO	BB	IBB	HBP	BLK	WP	HR	S	P	ERA	WHIP
Gaylord Perry, R ERA: 2.71 (1, 1)	7.1	W	30	5	2	1	4	2	1	0	0	0	0	35	47	1.23	0.955
Bob Shirley, L ERA: 3.82 (8, 1)	0.1		1	0	0	0	1	0	0	0	0	0	0	3	3	0.00	0.000
Rollie Fingers, R ERA: 3.15 (8, 1)	1.1	S	5	1	0	0	3	0	0	0	0	0	0	11	11	0.00	0.750

Batter	1	2	3	4	5	6	7	8	9	AB R H RBI BB SO LOB	TOP	
Gene Richards, L OBP: 0.377, SLG: 0.413 (1, 7) BB	4-0 CS BB		x 0-0 F6			x 0-0 1B 2-H 3B	x 0-0 6-3		x 0-0 F9	4 1 1 1 1 0 0	San Diego Padres @ San Francisco Giants Candlestick Park, San Francisco, CA Mon Jul 03 1978, 10:05 PM EDT Att: 22,447 - Unknown livebaseballscorecards.com	
Ozzie Smith, S OBP: 0.307, SLG: 0.319 (1, 6) x	0-0 1B 6-3 1-2 1B		x 0-0 4-3			x 0-0 SH4-3 1B	x 0-0 F8		x 0-3 K	5 1 2 1 0 1 0		
Fernando Gonzalez, R OBP: 0.238, SLG: 0.252 (1, 4) x	0-0 6-3 1-2			x 0-0 F9		x 0-0 SH4-3 1-2	x 0-0 4-3		x 0-0 F7	4 0 0 0 0 0 1		
Dave Winfield, R OBP: 0.346, SLG: 0.490 (1, 8) x	0-0 2-3 1B			x 0-0 F6		x 0-0 F8		x 0-0 4-3 S 1B		4 0 2 0 0 0 1		
Oscar Gamble, L OBP: 0.346, SLG: 0.405 (1, 9) x	0-0 F8			x 0-0 F5		x 4-0 1B E IBB		x 0-0 4-3 1-3		3 1 0 0 1 0 3		
Derrel Thomas, S OBP: 0.302, SLG: 0.297 (1, 3) Rick Sweet, S OBP: 0.322, SLG: 0.261 (2, 2) Tucker Ashford, R OBP: 0.287, SLG: 0.388 (8, PH) (8, 5)		x 0-0 F8			x 0-0 3-1	x 0-0 E 1-2 2-H 1B		x 0-3 K		1 0 0 0 0 0 0 2 0 1 1 0 0 0 1 0 0 0 0 1 1		
Gene Tenace, R OBP: 0.406, SLG: 0.403 (1, 2) (2, 3)		x 0-3 K			x 0-0 F3	x 0-0 E5 1-3 2-H		x 4-0 IBB BB		3 0 0 0 1 1 1		
Bill Almon, R OBP: 0.326, SLG: 0.333 (1, 5) Jerry Turner, L OBP: 0.333, SLG: 0.476 (8, PH) Rollie Fingers, R OBP: 0.400, SLG: 0.400 (8, 1)		x 0-0 1-3			x 0-0 F4	x 4-0 IBB		x 4-0 IBB		2 0 0 0 1 0 0 0 0 0 0 1 0 0 0 0 0 0 0 0 0		
Randy Jones, R OBP: 0.159, SLG: 0.182 (1, 1) Dave Roberts, R OBP: 0.346, SLG: 0.256 (8, PH) (8, 2)			x 0-0 F7			x 0-0 K 2B		x 0-3 K		3 1 1 0 0 1 3 1 0 0 0 0 1 3		
Inning Stats	R: 0 E: 0 K: 0 S: 4 H: 2 LOB: 2 BB: 1 P: 8	R: 0 E: 0 K: 1 S: 5 H: 0 LOB: 0 BB: 0 P: 5	R: 0 E: 0 K: 0 S: 3 H: 0 LOB: 0 BB: 0 P: 3	R: 0 E: 0 K: 0 S: 3 H: 0 LOB: 0 BB: 0 P: 3	R: 0 E: 0 K: 0 S: 3 H: 0 LOB: 0 BB: 0 P: 3	R: 4 E: 1 K: 1 S: 10 H: 4 LOB: 3 BB: 2 P: 18	R: 0 E: 0 K: 0 S: 3 H: 0 LOB: 0 BB: 0 P: 3	R: 0 E: 0 K: 2 S: 8 H: 1 LOB: 3 BB: 2 P: 16	R: 0 E: 0 K: 1 S: 5 H: 0 LOB: 0 BB: 0 P: 5	1B: 5 2B: 1 3B: 1 HR: 0 SF: 0 SAC: 1 DP: 0 HBP: 0		WP: 0 PB: 0 SB: 1 CS: 1 PA: 39
PITCHER	IP WLS BF H R ER SO BB IBB HBP BLK WP HR S P ERA WHIP											
Jim Barr, R ERA: 2.48 (1, 1)	7.0 L 30 6 4 3 2 1 2 0 0 0 0 0 31 43 3.86 1.000											
Gary Lavelle, L ERA: 3.97 (8, 1)	0.2 3 1 0 0 1 0 0 0 0 0 0 0 5 5 0.00 1.500											
Randy Moffitt, R ERA: 4.14 (8, 1)	1.1 6 0 0 0 2 1 1 0 0 0 0 0 8 16 0.00 0.750											

Batter	1	2	3	4	5	6	7	8	9	AB	R	H	RBI	BB	SO	LOB
Bill Madlock, R OBP: 0.394, SLG: 0.491 (1, 4)	0-0 5-3		0-3 K		0-3 K		0-0 G6-4-3			4	0	0	0	0	2	2
Darrell Evans, L OBP: 0.366, SLG: 0.385 (1, 5)	0-0 FC5-4 1B		0-0 4-3		0-0 F6			0-0 F7		4	0	1	0	0	0	1
Jack Clark, R OBP: 0.368, SLG: 0.574 (1, 9)	0-0 FC5-4 1-2f			0-0 HR		0-0 FC5-4 CI 1B		4-0 G1-6-3 BB		3	1	2	1	1	0	1
Willie McCovey, L OBP: 0.312, SLG: 0.427 (1, 3)	0-0 F5			0-0 F6		0-1 CI FC5-4 1-2		0-0 G1-6-3 1-2f		3	0	0	0	0	0	2
Mike Ivie, R OBP: 0.358, SLG: 0.500 (1, 7)		0-0 5-3		0-0 1B 3B		0-0 FC5-4 1-2 2-3		0-0 F8		4	2	1	0	0	0	2
Larry Herndon, R OBP: 0.358, SLG: 0.389 (1, 8)		0-0 G6-4-3 1B		0-0 6-3		0-0 1-H 3B		0-3 K		4	0	2	1	0	1	1
Johnnie LeMaster, R OBP: 0.281, SLG: 0.321 (1, 6)		0-0 G6-4-3 1-2f		0-0 FC5-4 1B		0-0 6-3		0-0 4-3		3	0	1	1	0	0	2
Terry Whitfield, L OBP: 0.346, SLG: 0.426 (9, PH)				3-H 1B						1	0	0	0	0	0	0
Marc Hill, R OBP: 0.302, SLG: 0.281 (1, 2)			0-0 SH4-3 1B		0-0 FC5-4 1-2f		0-0 5-3			3	0	1	0	0	0	1
Jim Barr, R OBP: 0.182, SLG: 0.182 (1, 1)			0-0 SH4-3			0-0 6-3		4-0 G6-4-3 BB		1	0	0	0	0	0	0
Hector Cruz, R OBP: 0.300, SLG: 0.383 (7, PH)										0	0	0	0	1	0	0
Gary Lavelle, S OBP: 0.143, SLG: 0.143 (8, 1)										0	0	0	0	0	0	0
Randy Moffitt, R OBP: 0.286, SLG: 0.167 (8, 1)										0	0	0	0	0	0	0

Inning Stats	R: 0	H: 1	E: 0	LOB: 1	K: 0	BB: 0	S: 4	P: 4	R: 0	H: 1	E: 0	LOB: 0	K: 0	BB: 0	S: 3	P: 3	R: 0	H: 1	E: 0	LOB: 1	K: 1	BB: 0	S: 6	P: 6	R: 2	H: 3	E: 0	LOB: 1	K: 0	BB: 0	S: 6	P: 6	R: 0	H: 0	E: 0	LOB: 0	K: 1	BB: 0	S: 5	P: 5	R: 1	H: 2	E: 1	LOB: 1	K: 0	BB: 0	S: 5	P: 5	R: 0	H: 0	E: 0	LOB: 0	K: 0	BB: 1	S: 2	P: 6	R: 0	H: 0	E: 0	LOB: 0	K: 0	BB: 1	S: 2	P: 6	R: 0	H: 0	E: 0	LOB: 0	K: 1	BB: 0	S: 5	P: 5	1B: 5	SF: 0	2B: 0	SAC: 1	3B: 2	DP: 4	HR: 1	HBP: 0	WP: 0	PA: 34
--------------	------	------	------	--------	------	-------	------	------	------	------	------	--------	------	-------	------	------	------	------	------	--------	------	-------	------	------	------	------	------	--------	------	-------	------	------	------	------	------	--------	------	-------	------	------	------	------	------	--------	------	-------	------	------	------	------	------	--------	------	-------	------	------	------	------	------	--------	------	-------	------	------	------	------	------	--------	------	-------	------	------	-------	-------	-------	--------	-------	-------	-------	--------	-------	--------

PITCHER	IP	WLS	BF	H	R	ER	SO	BB	IBB	HBP	BLK	WP	HR	S	P	ERA	WHIP
Randy Jones, L ERA: 2.86 (1, 1)	7.0	W	28	8	3	2	2	1	0	0	0	0	1	31	35	2.57	1.286
Rollie Fingers, R ERA: 3.04 (8, 1)	2.0	S	6	0	0	0	1	1	0	0	0	0	0	7	11	0.00	0.500

BOTTOM

San Diego Padres @ San Francisco Giants
Candlestick Park, San Francisco, CA

Mon Jul 03 1978, 10:05 PM EDT
Att. 22,447 - Unknown

AB	30
R	3
H	8
RBI	3
BB	2
SO	3
LOB	12



Batter	1	2	3	4	5	6	7	8	9	AB R H RBI BB SO LOB	TOP											
Gene Richards, L (1, 7) OBP: 0.381, SLG: 0.412	4-0 SH HR BB	0-0 G3		0-0 PB S 1B		4-0 CS BB		0-0 F9		3 1 1 0 2 0 1	San Diego Padres @ San Francisco Giants Candlestick Park, San Francisco, CA Tue Jul 04 1978, 10:05 PM EDT Att: 26,219 - Unknown livebaseballscorecards.com											
Ozzie Smith, S (1, 6) OBP: 0.309, SLG: 0.319	0-0 SH BB HR	0-0 1-3		4-0 PB BB		0-0 CS	0-0 1B S FC6-2 1B	0-0 G3		3 1 1 0 1 0 1												
Fernando Gonzalez, R (1, 4) OBP: 0.244, SLG: 0.252	4-0 HR BB	0-0 5-3		0-0 G3			0-0 FC6-2 1B IBB	0-0 F9		4 1 1 0 1 0 2												
Dave Winfield, R (1, 8) OBP: 0.350, SLG: 0.500	0-0 HR		0-0 4-3 1B		0-0 F8		4-0 FC6-2 IBB	0-0 F9		4 1 2 4 1 0 0												
Oscar Gamble, L (1, 9) OBP: 0.344, SLG: 0.405	0-0 2B		0-0 4-3 1-2		0-0 5-3		0-0 L1	0-0 E3 2B		5 2 1 0 0 0 4												
Gene Tenace, R (1, 3) OBP: 0.405, SLG: 0.399	0-0 F2		0-3 K		4-0 S BB		0-0 FC6-2	0-0 1B 2B		2 0 0 0 1 1 2												
Jerry Turner, L (7, PH) OBP: 0.329, SLG: 0.469							1-2 2-3 3-Hr		1 0 0 0 0 0 3													
Dave Roberts, R (7, 3) OBP: 0.358, SLG: 0.295									1 1 1 1 0 0 0													
Rick Sweet, S (1, 2) OBP: 0.324, SLG: 0.272	0-0 2B		0-0 L4		0-0 6-3 1-2		0-0 4-3	0-0 2B 1B		5 0 2 2 0 0 5												
Bill Almon, R (1, 5) OBP: 0.321, SLG: 0.327	0-0 5-3			0-0 5-3		0-0 1-3		0-0 F7	0-3 K	5 0 0 0 0 1 2												
Eric Rasmussen, R (1, 1) OBP: 0.125, SLG: 0.125	0-0 F9		0-3 K		0-0 3-1			4-0 BB		3 0 0 0 0 1 1												
John D'Acquisto, R (6, 1) OBP: 0.308, SLG: 0.250										0 0 0 0 1 0 0												
Inning Stats	R: 5 E: 1 K: 0 S: 7	H: 3 LOB: 1 BB: 2 P: 15	R: 0 E: 0 K: 0 S: 3	H: 0 LOB: 0 BB: 0 P: 3	R: 0 E: 0 K: 1 S: 6	H: 1 LOB: 1 BB: 0 P: 6	R: 0 E: 0 K: 1 S: 6	H: 1 LOB: 2 BB: 1 P: 10	R: 0 E: 0 K: 0 S: 3	H: 0 LOB: 1 BB: 1 P: 7	R: 0 E: 0 K: 0 S: 2	H: 0 LOB: 0 BB: 1 P: 6	R: 0 E: 0 K: 0 S: 5	H: 2 LOB: 3 BB: 1 P: 9	R: 0 E: 0 K: 0 S: 3	H: 0 LOB: 1 BB: 1 P: 7	R: 2 E: 1 K: 1 S: 8	H: 2 LOB: 1 BB: 0 P: 8	1B: 5 2B: 3 3B: 0 HR: 1	SF: 0 SAC: 1 DP: 0 HBP: 0	WP: 0 PB: 1 SB: 3 CS: 1	PA: 45
PITCHER	IP WLS BF H R ER SO BB IBB HBP BLK WP HR S P ERA WHIP																					
John Montefusco, R (1, 1) ERA: 3.71	5.0 L 25 5 5 4 2 4 0 0 0 0 0 1 25 41 7.20 1.800																					
Charlie Williams, R (6, 1) ERA: 4.88	1.0 6 2 0 0 0 1 1 0 0 0 0 0 4 12 0.00 3.000																					
John Curtis, L (7, 1) ERA: 2.92	0.1 1 0 0 0 0 0 0 0 0 0 0 0 1 1 0.00 0.000																					
Randy Moffitt, R (7, 1) ERA: 3.99	1.2 6 0 0 0 0 1 0 0 0 0 0 0 5 9 0.00 0.600																					
Gary Lavelle, L (9, 1) ERA: 3.88	1.0 6 2 2 0 1 0 0 0 0 0 0 0 8 8 0.00 2.000																					

AB	36
R	7
H	9
RBI	7
BB	7
SO	3
LOB	21



Batter	1	2	3	4	5	6	7	8	9	AB R H RBI BB SO LOB
Bill Madlock, R (1, 4) OBP: 0.394, SLG: 0.493	0-0 E6 2B S SF8		0-0 F6		0-0 SF9 1-3 2B		0-0 B3		0-0 2B 1B	5 2 2 0 0 0 0
Darrell Evans, L (1, 5) OBP: 0.370, SLG: 0.396	0-0 SF8 1-3 4-3 2B		0-0 F9		0-0 SF9 2-3 3-H 0-3		4-0 BB		0-0 1-H 1B 2B	3 2 2 2 1 0 0
Jack Clark, R (1, 9) OBP: 0.365, SLG: 0.570	0-0 SF8 2-3 3-H		0-0 1B		0-0 K 0-3		0-0 F7		0-3 K	4 0 1 1 0 2 3
Willie McCovey, L (1, 3) OBP: 0.314, SLG: 0.431	0-0 4-3		0-0 6-3		0-0 1B 2B		0-0 6-3		0-0 2-H 1B	5 0 2 2 0 0 1 0 0 0 0 0 0 0
Jim Barr, R (9, PR) OBP: 0.182, SLG: 0.182	0-0 3-H									
Mike Ivie, R (1, 7) OBP: 0.359, SLG: 0.497	0-0 1B		0-0 L6 G3 1B		0-0 1-3		0-0 F8		0-3 K	5 0 2 0 0 1 2
Terry Whitfield, L (1, 8) OBP: 0.348, SLG: 0.425	0-0 5-3		0-0 G3 1-2		0-0 2-3 1B		4-0 BB BB			3 0 1 0 1 0 2
Roger Metzger, S (1, 6) OBP: 0.306, SLG: 0.305		0-0 4-3		0-0 L6 2-3		0-3 K		4-0 BB BB		2 0 0 0 0 0 1 1 0 0 0 0 1 2 0 0 0 0 0 0 0 0 0 0 0 1 0 0
Hector Cruz, R (6, PH) OBP: 0.298, SLG: 0.380										
Johnnie LeMaster, R (7, 6) OBP: 0.261, SLG: 0.321										
Vic Harris, S (8, PH) OBP: 0.223, SLG: 0.253										
Mike Sadek, R (1, 2) OBP: 0.306, SLG: 0.300		0-0 F8			0-0 2B SF9 1B		0-0 P6		0-3 K	3 1 1 0 0 0 2 0 0 0 0 0 0 0 1 0 0 0 0 1 2 0 0 0 0 0 0 0
Randy Moffitt, R (7, 1) OBP: 0.286, SLG: 0.167										
Larry Herndon, R (8, PH) OBP: 0.356, SLG: 0.388										
Gary Lavelle, S (9, 1) OBP: 0.143, SLG: 0.143										
John Montefusco, R (1, 1) OBP: 0.170, SLG: 0.095		0-3 K			0-0 F8		0-0 F8		0-0 F8	1 0 0 0 0 1 0 1 0 0 0 0 0 1 0 0 0 0 0 0 0 2 0 0 0 0 0 0 0 0 0 0 0 0 0
Jim Dwyer, L (5, PH) OBP: 0.345, SLG: 0.359										
Charlie Williams, R (6, 1)										
Marc Hill, R (7, 2) OBP: 0.300, SLG: 0.278										
John Curtis, L (7, 1)										

BOTTOM

San Diego Padres @ San Francisco Giants
Candlestick Park, San Francisco, CA

livebaseballscorecards.com

AB	36
R	5
H	11
RBI	5
BB	3
SO	6
LOB	16



WP: 0	PA: 41
PB: 0	
SB: 1	
CS: 0	

PITCHER	IP	WLS	BF	H	R	ER	SO	BB	IBB	HBP	BLK	WP	HR	S	P	ERA	WHIP
Eric Rasmussen, R (1, 1) ERA: 4.22	5.1	W	24	8	3	ER	1	2	0	0	0	0	0	28	28	1.69	1.500
John D'Acquisto, R (6, 1) ERA: 1.7	3.2	S	17	3	2	ER	2	4	3	0	0	0	0	22	34	4.91	1.636

Tue Jul 04 1978, 10:05 PM EDT
Att. 26,219 - Unknown

Batter	1	2	3	4	5	6	7	8	9	10	AB	R	H	RBI	BB	SO	LOB	TOP							
Gene Richards, L (1, 7) OBP: 0.377, SLG: 0.407	0-0 6-3		0-0 P6	0-0 F7			0-0 4-3	0-0 1B		0-0 F7	6	0	1	1	0	0	1	San Diego Padres @ San Francisco Giants Candlestick Park, San Francisco, CA Wed Jul 05 1978, 6:33 AM EDT Att: 8,394 - Unknown livebaseballscorecards.com							
Ozzie Smith, S (1, 6) OBP: 0.307, SLG: 0.316	0-0 P6		0-0 1B 1B 1B		0-0 1-3		0-3 K	0-3 K		0-0 6-3	6	0	1	0	0	2	3								
Fernando Gonzalez, R (1, 4) OBP: 0.250, SLG: 0.258	0-0 5-3		0-0 1B 1B		0-0 6-3		0-0 F9		0-0 FC6-4 1B		5	0	2	0	0	0	0								
Dave Winfield, R (1, 8) OBP: 0.348, SLG: 0.495		0-0 F7	0-3 K		0-0 F8			0-0 HR 1B	0-0 FC6-4 BB 1B		5	2	1	0	0	1	3								
Oscar Gamble, L (1, 9) OBP: 0.356, SLG: 0.429		0-0 BB 1B 1B	0-0 1B 1B			0-0 FC6-4 1B		0-0 HR 1B	4-0 1B BB		4	1	4	2	1	0	0								
Tucker Ashford, R (1, 5) OBP: 0.293, SLG: 0.388 (8, 3)		0-0 BB 1B	0-3 K			0-0 FC6-4 FC4-6 HBP 1-2f		0-0 P6	0-0 FC6-4 1B		5	0	2	1	0	1	4								
Gene Tenace, R (1, 3) OBP: 0.405, SLG: 0.393 (8, 2)		4-0 1-2 2-3 BB		0-0 F7		1-0 FC4-6 HBP		0-3 K	0-0 F6		3	0	0	0	1	1	2								
Rick Sweet, S (1, 2) Dave Roberts, R (8, PH) Bill Almon, R (8, PR) (8, 5) OBP: 0.324, SLG: 0.269 OBP: 0.352, SLG: 0.289 OBP: 0.320, SLG: 0.326		0-0 F7		4-0 BB		0-0 FC4-6 1-2f 2-3		0-0 E1 1B 1B	0-0 FC6-4 1-2f		2	0	0	0	1	0	5								
Bob Shirley, R (1, 1) Jerry Turner, L (6, PH) Mark Lee, R (6, 1) Don Reynolds, R (8, PH) Rollie Fingers, R (8, 1) OBP: 0.182, SLG: 0.100 OBP: 0.324, SLG: 0.462 OBP: 0.333, SLG: 0.227 OBP: 0.333, SLG: 0.333		0-0 6-3		0-3 K		0-3 K		0-0 1B 1B		0-3 K	2	0	0	0	0	1	4								
Inning Stats	R: 0 E: 0 K: 0 S: 3	H: 0 LOB: 0 BB: 0 P: 3	R: 0 E: 0 K: 0 S: 5	H: 2 LOB: 3 BB: 1 P: 9	R: 0 E: 0 K: 2 S: 10	H: 3 LOB: 3 BB: 0 P: 10	R: 0 E: 0 K: 1 S: 5	H: 0 LOB: 1 BB: 1 P: 9	R: 0 E: 0 K: 0 S: 3	H: 0 LOB: 0 BB: 0 P: 3	R: 0 E: 0 K: 1 S: 6	H: 1 LOB: 2 BB: 0 P: 7	R: 0 E: 0 K: 1 S: 5	H: 0 LOB: 0 BB: 0 P: 5	R: 3 E: 1 K: 2 S: 12	H: 4 LOB: 3 BB: 0 P: 12	R: 1 E: 0 K: 0 S: 5		H: 2 LOB: 2 BB: 1 P: 9	R: 0 E: 0 K: 1 S: 5	H: 0 LOB: 0 BB: 0 P: 5	1B: 11 2B: 0 3B: 0 HR: 1	SF: 0 SAC: 0 DP: 0 HBP: 1	WP: 0 PB: 0 SB: 0 CS: 0	PA: 47
PITCHER	IP	WLS	BF	H	R	ER	SO	BB	IBB	HBP	BLK	WP	HR	S	P	ERA	WHIP								
Ed Halicki, R (1, 1) ERA: 2.92	7.2		34	8	2	2	6	2	0	1	0	0	1	43	52	2.35	1.304								
Gary Lavelle, L (8, 1) ERA: 3.86	0.1		4	2	1	0	1	0	0	0	0	0	0	6	6	0.00	6.000								
Charlie Williams, R (9, 1) ERA: 5.04	1.0		6	2	1	1	0	1	0	0	0	0	0	5	9	9.00	3.000								
John Curtis, L (10, 1) ERA: 2.81	1.0	W	3	0	0	0	1	0	0	0	0	0	0	5	5	0.00	0.000								


AB	43
R	4
H	12
RBI	4
BB	3
SO	8
LOB	26



Batter	1	2	3	4	5	6	7	8	9	10	AB R H RBI BB SO LOB
Bill Madlock, R (1, 4) OBP: 0.390, SLG: 0.486	0-0 6-3		0-0 1B 1B	0-0 F9			0-0 6-3		0-0 F8		5 1 1 0 0 0 0
Larry Herndon, R (1, 8) OBP: 0.357, SLG: 0.388	0-3 K		0-0 BB 1-2 1B 1B			0-0 1B 1B	0-0 G3		0-3 K	5 1 2 0 0 2 0	
Jack Clark, R (1, 9) OBP: 0.366, SLG: 0.570	0-0 F7		0-0 1-2 2-H 1B 1B			0-0 F7	0-0 F6		0-0 E8 SF9 2B	5 2 2 1 0 0 1	
Mike Ivie, R (1, 3) OBP: 0.366, SLG: 0.493		0-0 F6	4-0 E 1-2 2-3 1B BB			0-0 FC5-4 1-3 1B		0-0 6-3	4-0 IBB IBB	3 0 1 0 2 0 0	
Hector Cruz, R (1, 5) OBP: 0.301, SLG: 0.376		0-0 F4	0-0 E7 1-3 2-H 3-H 1B			0-0 FC5-4 1-2f		0-3 K	4-0 IBB	4 0 1 2 1 1 2	
Marc Hill, R (1, 2) OBP: 0.303, SLG: 0.279 Jim Dwyer, L (10, PH) OBP: 0.342, SLG: 0.359		0-0 1B	4-0 IBB			0-0 1-3		0-3 K	0-0 SF9 3-H	3 0 1 0 1 1 2 0 0 0 1 0 0 0	
Terry Whitfield, L (1, 7) OBP: 0.347, SLG: 0.422		0-0 F9	0-3 K			0-0 CS 1B			0-0 F7		4 0 1 0 0 1 4
Johnnie LeMaster, R (1, 6) OBP: 0.277, SLG: 0.316 Darrell Evans, L (9, PH) OBP: 0.369, SLG: 0.394 Roger Metzger, S (10, 6) OBP: 0.306, SLG: 0.305			0-0 1-3	0-0 P6		0-0 4-3			0-0 3-1		3 0 0 0 0 0 1 1 0 0 0 0 0 0 0 0 0 0 0 0 0
Ed Halicki, R (1, 1) OBP: 0.120, SLG: 0.083 Gary Lavelle, S (8, 1) OBP: 0.143, SLG: 0.143 Charlie Williams, R (9, 1) Willie McCovey, L (9, PH) OBP: 0.317, SLG: 0.447 John Curtis, L (10, 1)		0-3 K	0-0 6-3			0-3 K			0-0 HR		3 0 0 0 0 2 0 0 0 0 0 0 0 0 0 0 0 0 0 0 0 1 1 1 1 0 0 0 0 0 0 0 0 0 0

BOTTOM																	
San Diego Padres @ San Francisco Giants Candlestick Park, San Francisco, CA Wed Jul 05 1978, 6:33 AM EDT Att. 8,394 - Unknown																	
<table border="0"> <tr><td>AB</td><td>37</td></tr> <tr><td>R</td><td>5</td></tr> <tr><td>H</td><td>10</td></tr> <tr><td>RBI</td><td>5</td></tr> <tr><td>BB</td><td>4</td></tr> <tr><td>SO</td><td>7</td></tr> <tr><td>LOB</td><td>10</td></tr> </table>	AB	37	R	5	H	10	RBI	5	BB	4	SO	7	LOB	10			
AB	37																
R	5																
H	10																
RBI	5																
BB	4																
SO	7																
LOB	10																
<table border="0"> <tr><td>WP:</td><td>0</td><td>PA:</td><td>42</td></tr> <tr><td>PB:</td><td>0</td><td></td><td></td></tr> <tr><td>SB:</td><td>0</td><td></td><td></td></tr> <tr><td>CS:</td><td>1</td><td></td><td></td></tr> </table>	WP:	0	PA:	42	PB:	0			SB:	0			CS:	1			
WP:	0	PA:	42														
PB:	0																
SB:	0																
CS:	1																

Inning Stats	R: 0	H: 0	E: 0	K: 1	S: 5	R: 0	H: 1	E: 0	K: 0	S: 4	R: 3	H: 4	E: 1	K: 2	S: 11	R: 0	H: 0	E: 0	K: 0	S: 3	R: 0	H: 2	E: 0	K: 0	S: 5	R: 0	H: 1	E: 0	K: 1	S: 5	R: 0	H: 0	E: 0	K: 0	S: 3	R: 0	H: 0	E: 0	K: 2	S: 7	R: 1	H: 1	E: 0	K: 0	S: 4	R: 1	H: 1	E: 1	K: 1	S: 5	1B: 8	SF: 1	2B: 1	3B: 0	HR: 1	WP: 0	PA: 42
PITCHER	IP	WLS	BF	H	R	ER	SO	BB	IBB	HBP	BLK	WP	HR	S	P	ERA	WHIP																																								
Bob Shirley, L (1, 1) ERA: 3.89	5.0		24	7	3	3	3	1	1	0	0	0	0	28	36	5.40	1.600																																								
Mark Lee, R (6, 1) ERA: 4.1	2.0		6	1	0	0	1	0	0	0	0	0	0	8	8	0.00	0.500																																								
Rollie Fingers, R (8, 1) ERA: 3.2	2.2	L	12	2	2	2	3	0	2	0	0	0	1	16	24	6.75	0.750																																								



Batter	1	2	3	4	5	6	7	8	9	AB R H RBI BB SO LOB	TOP
Gene Richards, L OBP: 0.374, SLG: 0.403 (1, 7) (8, 3)	0-0 6-3 1B	0-0 1-2 3-H 1B		0-3 K		0-3 K			0-0 4-3	5 0 1 1 0 2 2	San Diego Padres @ San Francisco Giants Candlestick Park, San Francisco, CA Thu Jul 06 1978, 10:05 PM EDT Att. 12,797 - Unknown livebaseballscorecards.com
Ozzie Smith, S OBP: 0.308, SLG: 0.315 (1, 6)	0-0 1B	0-0 1-3			0-0 6-3	0-0 F7			4-0 BB	4 0 1 0 1 0 4	
Fernando Gonzalez, R OBP: 0.248, SLG: 0.256 (1, 4)	0-3 K			0-0 F8 BB SF8 1B		0-0 F9		0-0 4-3	0-0 F8	5 1 1 0 0 1 2	
Dave Winfield, R OBP: 0.351, SLG: 0.493 (1, 8)		4-0 BB 2B BB		4-0 SF8 1B BB		0-0 1B 1B		0-0 5-3	0-3 K	3 1 1 0 2 1 1	
Oscar Gamble, L OBP: 0.358, SLG: 0.427 (1, 9)		4-0 2B 1B BB		0-0 F8 2-3		0-0 1B		0-0 E6 1B		3 1 1 0 1 0 2	
Tucker Ashford, R OBP: 0.302, SLG: 0.409 (1, 5)		0-0 1B 1B 2B		0-0 SF8 1-2 3-H		0-0 6-3		0-0 1B		3 1 2 2 0 0 2	
Gene Tenace, R OBP: 0.402, SLG: 0.390 (1, 3) (8, 2)		0-0 6-3		0-3 K		0-0 SH5-3 SH 1B		0-0 F8		4 0 1 0 0 1 3	
Dave Roberts, R OBP: 0.339, SLG: 0.277 (1, 2) Jerry Turner, L OBP: 0.319, SLG: 0.455 (8, 7) (8, 7)		0-0 5-3		0-3 K		0-0 SH SH5-3		0-0 6-3		2 0 0 0 0 1 2 1 0 0 0 0 0 0	
Bob Ovwchinko, L OBP: 0.194, SLG: 0.222 (1, 1) Mark Lee, R OBP: 0.293, SLG: 0.300 (6, PH) Chuck Baker, R OBP: 0.159, SLG: 0.182 (7, 1) Randy Jones, R OBP: 0.308, SLG: 0.250 (8, PH) Don Reynolds, R OBP: 0.327, SLG: 0.222 (8, 1) Mark Wiley, R OBP: 0.327, SLG: 0.222 (8, 1) Dennis Kinney, L (8, 1)		0-0 2-3 3-H 1B		0-3 K		0-0 SH5-3		0-3 K		1 0 1 1 0 0 0 1 0 0 0 0 1 0 1 0 0 0 0 1 0 0 0 0 0 0 0 0 0 0 0 0 0 0 0	
Inning Stats	R: 0 H: 1 E: 0 LOB: 1 K: 1 BB: 0 S: 5 P: 5	R: 3 H: 3 E: 0 LOB: 2 K: 0 BB: 2 S: 6 P: 14	R: 1 H: 1 E: 0 LOB: 1 K: 1 BB: 1 S: 6 P: 10	R: 0 H: 0 E: 0 LOB: 0 K: 3 BB: 0 S: 9 P: 9	R: 0 H: 2 E: 0 LOB: 2 K: 0 BB: 0 S: 5 P: 5	R: 0 H: 1 E: 0 LOB: 2 K: 1 BB: 0 S: 7 P: 7	R: 0 H: 1 E: 1 LOB: 2 K: 0 BB: 0 S: 4 P: 4	R: 0 H: 0 E: 0 LOB: 0 K: 1 BB: 0 S: 5 P: 5	R: 0 H: 0 E: 0 LOB: 1 K: 1 BB: 1 S: 5 P: 9	1B: 8 SF: 1 2B: 1 SAC: 2 3B: 0 DP: 0 HR: 0 HBP: 0	
PITCHER Bob Knepper, L ERA: 2.57 (1, 1) Randy Moffitt, R ERA: 3.83 (8, 1)	IP WLS BF H R ER SO BB IBB HBP BLK WP HR S P ERA WHIP	7.0 W 33 9 4 4 6 3 0 0 0 0 0 0 42 54 5.14 1.714	2.0 S 7 0 0 0 2 1 0 0 0 0 0 0 10 14 0.00 0.500	PITCHER IP WLS BF H R ER SO BB IBB HBP BLK WP HR S P ERA WHIP							

AB	33
R	4
H	9
RBI	4
BB	4
SO	8
LOB	18



Batter	1	2	3	4	5	6	7	8	9	AB	R	H	RBI	BB	SO	LOB
Bill Madlock, R (1, 4) <small>OBP: 0.388, SLG: 0.491</small> Randy Moffitt, R (8, 1) <small>OBP: 0.286, SLG: 0.167</small>	0-0 P6	0-0 1-3			0-0 F8		0-0 FC3-2 3B			4	0	1	3	0	0	2
Larry Herndon, R (1, 8) <small>OBP: 0.356, SLG: 0.384</small>	0-0 4-3		4-0 5-3 BB		0-3 K		0-0 FC3-2			3	0	0	0	1	1	2
Jack Clark, R (1, 9) <small>OBP: 0.364, SLG: 0.566</small>	0-0 CS 1B		0-0 5-3		0-3 K		0-0 F2			4	0	1	0	0	1	2
Mike Ivie, R (1, 3) <small>OBP: 0.370, SLG: 0.497</small>	0-0 CS 1-2	4-0 BB 1B BB	0-0 6-3		0-0 F9		0-0 4-3 2B			3	1	1	0	1	0	1
Hector Cruz, R (1, 5) <small>OBP: 0.300, SLG: 0.367</small>		4-0 BB 1B BB	0-3 K		0-3 K		0-0 4-3 2-3			3	1	0	0	1	2	2
Marc Hill, R (1, 2) <small>OBP: 0.304, SLG: 0.276</small> Mike Sadek, R (7, PR) (8, 2) <small>OBP: 0.313, SLG: 0.300</small>		0-0 P6		0-0 1-3			4-0 SH5-4 BB 3B BB	4-0 BB		2	0	0	0	1	0	2
Terry Whitfield, L (1, 7) <small>OBP: 0.349, SLG: 0.421</small>		0-0 SH1-3 1B 1-3 2-H 1B		0-0 6-3			4-0 SH5-4 BB 3B BB	0-0 F7		3	1	1	1	1	0	2
Johnnie LeMaster, R (1, 6) <small>OBP: 0.278, SLG: 0.316</small>		0-0 SH1-3 1-2 3-H 1B		0-0 1-3			0-0 SH5-4 1-2 2-3	0-3 K		3	0	1	1	0	1	2
Bob Knepper, L (1, 1) <small>OBP: 0.140, SLG: 0.114</small> Willie McCovey, L (7, PH) <small>OBP: 0.320, SLG: 0.447</small> Rob Andrews, R (7, PR) (8, 4) <small>OBP: 0.321, SLG: 0.316</small>		0-0 SH1-3 1-2 2-3		0-0 4-3			4-0 BB 3B BB			1	0	0	0	0	0	0

Inning Stats	R: 0	H: 1	E: 0	K: 0	S: 3	R: 2	H: 2	E: 0	K: 0	S: 5	R: 0	H: 0	E: 0	K: 1	S: 5	R: 0	H: 0	E: 0	K: 0	S: 3	R: 0	H: 0	E: 0	K: 2	S: 7	R: 3	H: 1	E: 0	K: 0	S: 4	R: 0	H: 1	E: 0	K: 1	S: 6	
	LOB: 0	BB: 0	P: 3			LOB: 2	BB: 2				LOB: 0	BB: 0	P: 3			LOB: 0	BB: 0	P: 7			LOB: 1	BB: 1		LOB: 0	BB: 0	LOB: 1	BB: 3		LOB: 2	BB: 1		LOB: 0	BB: 1		LOB: 0	BB: 0

PITCHER															PITCHER																							
Bob Owchinko, L (1, 1) <small>ERA: 3.31</small>	IP: 1.1	WLS: 0	BF: 7	H: 2	R: 2	ER: 2	SO: 0	BB: 2	IBB: 0	HBP: 0	BLK: 0	WP: 0	HR: 0	S: 5	P: 13	ERA: 13.50	WHIP: 3.000	Dennis Kinney, L (8, 1) <small>ERA: 4.85</small>	IP: 0.2	WLS: 0	BF: 2	H: 0	R: 0	ER: 0	SO: 1	BB: 0	IBB: 0	HBP: 0	BLK: 0	WP: 0	HR: 0	S: 4	P: 4	ERA: 0.00	WHIP: 0.000			
Mark Lee, R (2, 1) <small>ERA: 3.73</small>	3.2		13	1	0	0	2	1	0	0	0	0	0	16	20	0.00	0.545																					
Randy Jones, L (6, 1) <small>ERA: 3.03</small>	1.1	L	8	1	3	3	2	3	0	0	0	0	0	9	21	20.25	3.000																					
John D'Acquisto, R (7, 1) <small>ERA: 1.68</small>	0.2		2	0	0	0	0	0	0	0	0	0	0	2	2	0.00	0.000																					
Mark Wiley, R (8, 1) <small>ERA: 1.29</small>	0.1		3	1	0	0	0	1	0	0	0	0	0	2	6	0.00	6.000																					

BOTTOM

San Diego Padres @ San Francisco Giants
 Candlestick Park, San Francisco, CA

Thu Jul 06 1978, 10:05 PM EDT
 Att. 12,797 - Unknown

AB	26
R	5
H	5
RBI	5
BB	7
SO	5
LOB	15



WP	HR	S	P	ERA	WHIP
0	0	4	4	0.00	0.000

Batter	1	2	3	4	5	6	7	8	9	AB R H RBI BB SO LOB	TOP		
Gene Richards, L (1, 7) OBP: 0.376, SLG: 0.406 Rick Sweet, S (8, 2) OBP: 0.324, SLG: 0.269	0-3 K			0-0 2B	0-0 4-3			4-0 FC6-4 1B BB		3 2 1 0 1 1 0 0 0 0 0 0 0 0			
Ozzie Smith, S (1, 6) OBP: 0.308, SLG: 0.319 Jerry Turner, L (6, 8) OBP: 0.329, SLG: 0.463	0-0 6-3			0-0 2B		0-0 6-3		0-0 FC6-4 1B		3 1 1 1 0 0 0 1 0 1 0 0 0 0			
Fernando Gonzalez, R (1, 4) OBP: 0.243, SLG: 0.250	0-0 F8			0-0 F8		0-0 6-3		0-0 FC6-4 1B		3 0 0 0 0 0 1			
Dave Winfield, R (1, 8) OBP: 0.354, SLG: 0.497 Chuck Baker, R (6, 6) OBP: 0.286, SLG: 0.293		4-0 5-3 BB		0-0 2B		0-0 5-3		0-0 F6		2 0 1 1 1 0 0 1 0 0 0 0 0 2			
Oscar Gamble, L (1, 9) OBP: 0.358, SLG: 0.426 Don Reynolds, R (7, PR) OBP: 0.340, SLG: 0.239		0-0 5-3		0-3 K			0-0 BB 1B	0-0 FC6-4 1B		3 0 1 0 0 1 2 1 0 1 1 0 0 0			
Tucker Ashford, R (1, 5) OBP: 0.310, SLG: 0.400		0-3 K		4-0 BB			4-0 1-2 BB	0-0 FC6-4		2 0 0 0 2 1 2			
Gene Tenace, R (1, 3) OBP: 0.399, SLG: 0.386 Broderick Perkins, L (7, PH) OBP: 0.500, SLG: 0.500			0-0 5-3	0-3 K			0-0 F8		0-0 G6-4-3 1B	2 0 0 0 0 1 2 2 0 1 0 0 0 2	AB 32 R 3 H 7 RBI 3 BB 4 SO 6 LOB 18		
Dave Roberts, R (1, 2) OBP: 0.317, SLG: 0.255			0-3 K		0-0 F8		0-0 F8		0-0 G6-4-3	4 0 0 0 0 1 3			
Gaylord Perry, R (1, 1) OBP: 0.190, SLG: 0.200 Mark Wiley, R (5, 1) Dennis Kinney, L (6, 1) Bill Almon, R (6, 5) OBP: 0.318, SLG: 0.324			0-0 F8		0-3 K		0-0 K		0-0 4-3	2 0 0 0 0 1 0 0 0 0 0 0 0 0 1 0 0 0 0 0 2 2 0 0 0 0 0 2			
Inning Stats	R: 0 H: 0 E: 0 LOB: 0 K: 1 BB: 0 S: 5 P: 5	R: 0 H: 0 E: 0 LOB: 0 K: 1 BB: 1 S: 4 P: 8	R: 0 H: 0 E: 0 LOB: 0 K: 1 BB: 0 S: 5 P: 5	R: 2 H: 3 E: 0 LOB: 2 K: 2 BB: 1 S: 10 P: 14	R: 0 H: 0 E: 0 LOB: 0 K: 1 BB: 0 S: 5 P: 5	R: 0 H: 0 E: 0 LOB: 0 K: 0 BB: 0 S: 3 P: 3	R: 0 H: 1 E: 0 LOB: 2 K: 0 BB: 1 S: 4 P: 8	R: 1 H: 2 E: 0 LOB: 2 K: 0 BB: 1 S: 5 P: 9	R: 0 H: 1 E: 0 LOB: 0 K: 0 BB: 0 S: 3 P: 3	1B: 4 SF: 0 2B: 4 SAC: 0 3B: 0 DP: 2 HR: 0 HBP: 0	WP: 0 PA: 36 PB: 0 SB: 0 CS: 0		
PITCHER	IP WLS BF H R ER SO BB IBB HBP BLK WP HR S P ERA WHIP											PITCHER	IP WLS BF H R ER SO BB IBB HBP BLK WP HR S P ERA WHIP
Mickey Mahler, L (1, 1) ERA: 2.82 Dave Campbell, R (8, 1) ERA: 4.57	7.0 W 27 4 2 2 6 3 0 0 0 0 0 0 36 48 2.57 1.000												

San Diego Padres @ Atlanta Braves
Atlanta-Fulton County Stadium, Atlanta, GA

Fri Jul 07 1978, 7:05 PM EDT
Att. 9,605 - Unknown

livebaseballscorecards.com



Batter	1	2	3	4	5	6	7	8	9	AB	R	H	RBI	BB	SO	LOB
Jerry Royster, R OBP: 0.362, SLG: 0.353 Rod Gilbreath, R OBP: 0.308, SLG: 0.344	0-3 K		4-0 HR BB	4-0 1B BB	0-0 1B BB	0-0 1B BB				3	1	1	1	2	1	1
Rowland Office, L OBP: 0.307, SLG: 0.407	0-0 3-1		0-0 HR 1-H 2-H	0-0 1B 1B	0-0 1B 1B	0-0 1B 1B				5	2	3	4	0	0	2
Gary Matthews, R OBP: 0.398, SLG: 0.531 Cito Gaston, R OBP: 0.222, SLG: 0.216	0-0 F3		0-0 CS 2B	0-0 1B 1B	0-0 1B 1B					4	0	3	1	1	0	0
Jeff Burroughs, R OBP: 0.462, SLG: 0.532 Barry Bonnell, R OBP: 0.279, SLG: 0.269		0-3 K	0-0 1B 2B	0-0 F4	0-0 F9					5	1	1	0	0	1	5
Joe Nolan, L OBP: 0.328, SLG: 0.340		4-0 6-3 BB	4-0 1B IBB		0-3 K	0-0 HR 1B				3	1	1	0	2	1	1
Bob Horner, R OBP: 0.295, SLG: 0.425		0-0 6-3	0-0 1-3 2-H 1B		0-0 1B 1B	0-0 1-H HR				5	2	3	3	0	0	1
Dale Murphy, R OBP: 0.291, SLG: 0.349		0-3 K	0-3 K		0-0 2B 1B	0-0 5-3				5	1	1	0	0	2	3
Darrel Chaney, S OBP: 0.303, SLG: 0.310			0-0 G3	0-0 4-3	0-0 1B 1B 2B	0-0 E 5-3 1B				5	1	2	1	0	0	0
Mickey Mahler, S OBP: 0.125, SLG: 0.087 Dave Campbell, R			4-0 HR BB BB	0-0 F4	0-0 1B 1B	0-0 5-3				3	2	1	1	1	0	1

Inning Stats	R: 0	H: 0	E: 0	K: 1	S: 5	LOB: 0	BB: 0	P: 5	R: 0	H: 0	E: 0	K: 2	S: 7	LOB: 1	BB: 1	P: 11	R: 4	H: 4	E: 0	K: 1	S: 8	LOB: 2	BB: 3	P: 20	R: 0	H: 2	E: 0	K: 0	S: 5	LOB: 3	BB: 1	P: 9	R: 5	H: 7	E: 0	K: 1	S: 11	LOB: 1	BB: 0	P: 11	R: 2	H: 3	E: 1	K: 0	S: 7	LOB: 2	BB: 0	P: 7	R: 0	H: 0	E: 0	K: 0	S: 2	LOB: 1	BB: 1	P: 6	R: 0	H: 0	E: 0	K: 0	S: 3	LOB: 0	BB: 0	P: 3
--------------	------	------	------	------	------	--------	-------	------	------	------	------	------	------	--------	-------	-------	------	------	------	------	------	--------	-------	-------	------	------	------	------	------	--------	-------	------	------	------	------	------	-------	--------	-------	-------	------	------	------	------	------	--------	-------	------	------	------	------	------	------	--------	-------	------	------	------	------	------	------	--------	-------	------

PITCHER	IP	WLS	BF	H	R	ER	SO	BB	IBB	HBP	BLK	WP	HR	S	P	ERA	WHIP
Gaylord Perry, R ERA: 3.11	(1, 1)	4.1	L	26	9	7	5	4	1	0	0	0	1	31	51	14.54	3.000
Mark Wiley, R ERA: 5.87	(5, 1)	0.2		7	6	4	0	0	0	0	0	0	1	7	7	54.00	9.000
Dennis Kinney, L ERA: 4.53	(6, 1)	3.0		11	1	0	0	1	0	0	0	0	0	10	14	0.00	0.667

BOTTOM

San Diego Padres @ Atlanta Braves
Atlanta-Fulton County Stadium, Atlanta, GA

Fri Jul 07 1978, 7:05 PM EDT
Att. 9,605 - Unknown

AB 38
R 11
H 16
RBI 11
BB 6
SO 5
LOB 14

WP: 0 PA: 44
PB: 0
SB: 0
CS: 1



1B	2B	3B	HR	SF	SAC	DP	HBP	WP	HR	S	P	ERA	WHIP
11	4	0	2	0	1	0	0	0	1	0	0		

Batter	1	2	3	4	5	6	7	8	9	AB R H RBI BB SO LOB	TOP																										
Gene Richards, L (1, 7) OBP: 0.376, SLG: 0.406	0-0 1-3 1B		0-0 4-3 2-3		0-0 E 1B	0-0 F8			0-0 4-3	5 1 2 0 0 0 1																											
Ozzie Smith, S (1, 6) OBP: 0.310, SLG: 0.320	0-0 1-3 1-2		0-0 3-H 1B		0-0 1-2 E 1B		0-0 F8		0-0 F7	5 1 2 1 0 0 1																											
Broderick Perkins, L (1, 3) OBP: 0.286, SLG: 0.286	0-0 F6		0-0 FC6-4 1-2 1B		0-0 1-2 2-H E 1B		0-0 G3		0-0 4-3	5 1 1 0 0 0 1																											
Dave Winfield, R (1, 8) OBP: 0.353, SLG: 0.494		0-0 F4	0-0 FC6-4 1-2f		0-0 1-2 2-H 1B		0-0 6-3			4 0 1 1 0 0 2																											
Oscar Gamble, L (1, 9) OBP: 0.364, SLG: 0.432		0-0 WP 1B		0-0 F8	0-0 1-3 2-H L6-3 1B			0-0 FC5-4 1B		4 0 3 1 0 0 0																											
Fernando Gonzalez, R (1, 4) OBP: 0.243, SLG: 0.250		0-0 F9 1-2		0-0 1B 1B	0-0 1-2 L6-3			0-0 F3		4 0 1 0 0 0 4																											
Rick Sweet, S (1, 2) OBP: 0.324, SLG: 0.270		0-0 G3		0-0 1B 1B	0-3 K			0-0 FC5-4 1B		3 0 1 0 0 0 1 2																											
Jerry Turner, L (8, PH) OBP: 0.338, SLG: 0.471										1 0 1 0 0 0 0																											
Dave Roberts, R (8, 2) OBP: 0.317, SLG: 0.255										0 0 0 0 0 0 0																											
Bill Almon, R (1, 5) OBP: 0.318, SLG: 0.324			0-0 4-3 S 1B		0-0 F8			0-0 F7		3 1 1 0 0 0 2																											
Tucker Ashford, R (8, PH) OBP: 0.307, SLG: 0.396								0-0 FC5-4 1-2f 2-3		1 0 0 0 0 0 2																											
Randy Jones, R (1, 1) OBP: 0.174, SLG: 0.196			0-0 F4		0-0 1-2 2-H 1B	0-3 K		0-0 F7		2 0 1 0 0 0 1																											
John D'Acquisto, R (5, 1) OBP: 0.286, SLG: 0.231										1 0 0 0 0 0 1 0																											
Mark Lee, R (6, 1)										0 0 0 0 0 0 0																											
Don Reynolds, R (8, PH) OBP: 0.333, SLG: 0.234										1 0 0 0 0 0 2																											
Bob Owchinko, L (8, 1) OBP: 0.194, SLG: 0.222										0 0 0 0 0 0 0																											
Inning Stats	R: 0 E: 0 K: 0 S: 3	H: 1 LOB: 0 BB: 0 P: 3	R: 0 E: 0 K: 0 S: 4	H: 1 LOB: 1 BB: 0 P: 4	R: 1 E: 0 K: 0 S: 6	H: 3 LOB: 2 BB: 0 P: 6	R: 0 E: 0 K: 0 S: 5	H: 3 LOB: 2 BB: 0 P: 5	R: 3 E: 1 K: 1 S: 9	H: 4 LOB: 1 BB: 0 P: 9	R: 0 E: 0 K: 1 S: 5	H: 0 LOB: 0 BB: 0 P: 5	R: 0 E: 0 K: 0 S: 3	H: 0 LOB: 0 BB: 0 P: 3	R: 0 E: 0 K: 0 S: 5	H: 2 LOB: 2 BB: 0 P: 5	R: 0 E: 0 K: 0 S: 3	H: 0 LOB: 0 BB: 0 P: 3	1B: 14 2B: 1 3B: 0 HR: 0	SF: 0 SAC: 0 DP: 1 HBP: 0	WP: 1 PB: 0 SB: 1 CS: 0	PA: 39															
PITCHER	IP WLS BF H R ER SO BB IBB HBP BLK WP HR S P ERA WHIP																																				
Rick Camp, R (1, 1) ERA: 3.64	4.0		22	11	4	3	0	0	0	0	0	1	0	22	22	6.75	2.750																				
Craig Skok, L (5, 1) ERA: 1.82	2.0	W	6	1	0	0	2	0	0	0	0	0	0	10	10	0.00	0.500																				
Gene Garber, R (7, 1) ERA: 1.41	3.0	S	11	2	0	0	0	0	0	0	0	0	0	11	11	0.00	0.667																				

San Diego Padres @ Atlanta Braves
Atlanta-Fulton County Stadium, Atlanta, GA

Sat Jul 08 1978, 7:05 PM EDT
Unknown

livebaseballscorecards.com

AB 39
R 4
H 14
RBI 3
BB 0
SO 2
LOB 18



Batter	1	2	3	4	5	6	7	8	9
Jerry Royster, R OBP: 0.363, SLG: 0.359 (1, 4)	0-0 F3		0-0 6-3		0-0 2B	0-0 SF8		4-0 IBB	
Barry Bonnell, R OBP: 0.279, SLG: 0.280 (1, 8) Rowland Office, L OBP: 0.304, SLG: 0.402 (6, PH) (7, 8)	0-0 5-3		0-0 SF8		0-0 1-3	0-3 K		0-0 G3	
Gary Matthews, R OBP: 0.396, SLG: 0.533 (1, 9)	0-0 F9		0-0 SF8		0-0 HR	0-3 K2-3			
Jeff Burroughs, R OBP: 0.456, SLG: 0.524 (1, 7)		0-0 5-3	0-0 5-3		0-3 K		0-0 5-3		
Bob Horner, R OBP: 0.315, SLG: 0.500 (1, 5)		0-0 2B		0-0 5-3	0-0 2B	0-0 HR		0-0 F7	
Dale Murphy, R OBP: 0.291, SLG: 0.351 (1, 3)		0-0 2B		0-3 K	0-3 K		0-0 F9		
Biff Pocoroba, S OBP: 0.343, SLG: 0.356 (1, 2)		0-0 F8		0-0 5-3		4-0 BB		0-0 SH2-4	
Pat Rockett, R OBP: 0.212, SLG: 0.155 (1, 6) Darrel Chaney, S OBP: 0.301, SLG: 0.308 (6, PH) (7, 6)		4-0 IBB		4-0 IBB		0-0 FC1		0-0 SH2-4	
Rick Camp, R (1, 1) Craig Skok, R OBP: 0.333, SLG: 0.667 (5, 1) Bob Beall, S OBP: 0.318, SLG: 0.263 (6, PH) Gene Garber, R (7, 1)		0-3 K		0-0 6-3		4-0 BB		0-0 F9	

Inning Stats	R: 0	H: 0	E: 0	K: 0	S: 3	P: 3	R: 1	H: 2	E: 0	K: 1	S: 7	R: 1	H: 1	E: 0	K: 0	S: 4	R: 0	H: 1	E: 0	K: 1	S: 6	R: 3	H: 3	E: 0	K: 2	S: 10	R: 1	H: 0	E: 0	K: 0	S: 8	R: 0	H: 0	E: 0	K: 0	S: 3	R: 0	H: 1	E: 0	K: 0	S: 4				
	0	0	0	0	3	3	1	2	0	1	7	1	1	0	0	4	0	3	3	0	1	6	0	0	0	2	8	0	0	0	0	3	0	0	0	0	0	0	1	2	4	0	0	0	0

PITCHER	IP	WLS	BF	H	R	ER	SO	BB	IBB	HBP	BLK	WP	HR	S	P	ERA	WHIP
Randy Jones, L (1, 1) ERA: 3.2	4.1		21	6	4	4	2	0	2	0	0	0	0	23	31	8.31	1.385
John D'Acquisto, R (5, 1) ERA: 2.02	0.2	L	6	1	2	2	2	2	0	0	0	0	1	8	16	27.00	4.500
Mark Lee, R (6, 1) ERA: 3.56	2.0		6	0	0	0	2	0	0	0	0	0	0	10	10	0.00	0.000
Bob Owchinko, L (8, 1) ERA: 3.28	1.0		5	1	0	0	0	0	1	0	0	0	0	4	8	0.00	1.000

BOTTOM

San Diego Padres @ Atlanta Braves
Atlanta-Fulton County Stadium, Atlanta, GA

Sat Jul 08 1978, 7:05 PM EDT
Unknown

AB	R	H	RBI	BB	SO	LOB
3	1	1	1	1	0	0
3	1	1	0	0	0	1
2	0	0	0	0	1	4
3	1	1	2	0	1	2
4	0	0	0	0	1	1
4	2	3	2	0	0	0
4	0	1	1	0	2	1
3	1	1	0	1	0	2
0	0	0	0	2	0	0
1	0	0	0	0	0	1
2	0	0	0	0	1	4
0	0	0	0	0	0	0
0	0	0	0	1	0	0
1	0	0	0	0	0	1

AB	30
R	6
H	8
RBI	6
BB	5
SO	6
LOB	17

WP	PA
0	38
PB	0
SB	0
CS	0

livebaseballscorecards.com



Batter	1	2	3	4	5	6	7	8	9	AB R H RBI BB SO LOB	TOP	
Gene Richards, L (1, 8) OBP: 0.377, SLG: 0.407 Jerry Turner, L (6, 9) OBP: 0.333, SLG: 0.464	0-0 BB 1B S	0-0 5-3		0-0 3-1 2-3		0-0 1-3 2-H 1B		0-0 6-3		4 1 2 1 0 0 1 1 0 0 0 0 0 2		
Ozzie Smith, S (1, 6) OBP: 0.309, SLG: 0.317 Chuck Baker, R (6, 6) OBP: 0.302, SLG: 0.293	4-0 1-2 BB 1B	0-0 6-3		0-0 F7		0-0 4-3		4-0 BB G4-6-3 BB		3 1 0 0 1 0 3 0 0 0 0 1 0 0		
Broderick Perkins, L (1, 3) OBP: 0.167, SLG: 0.167	0-3 K		0-0 1-3		0-0 4-3		0-0 F8		0-0 G4-6-3 1-2f	5 0 0 0 0 1 3		
Dave Winfield, R (1, 9) OBP: 0.354, SLG: 0.500	4-0 1-2 2-3 1B BB		0-0 HR		0-0 F3		0-0 F3		0-0 F8	4 2 1 1 1 0 0		
Don Reynolds, R (1, 7) OBP: 0.328, SLG: 0.235	0-0 1-3 2-H 3-H 1B 1B		0-0 F8		0-0 6-3		0-3 K			4 1 1 2 0 1 0		
Tucker Ashford, R (1, 4) OBP: 0.305, SLG: 0.389	0-0 1-2 3-H 6-3		0-0 F8			0-3 K		0-0 SH5-3 1B 1B		4 0 1 1 0 1 1		
Gene Tenace, R (1, 2) OBP: 0.404, SLG: 0.405	0-0 2-H 1B			0-0 HR		1-0 1B 1B HBP		0-0 F7		3 2 2 2 0 0 1		
Bill Almon, R (1, 5) OBP: 0.320, SLG: 0.324	0-3 K			4-0 3-1 SH3-4 BB		0-0 F8		0-0 SH5-3 1-2 1B		3 0 1 0 1 1 2		
Eric Rasmussen, R (1, 1) OBP: 0.147, SLG: 0.147			0-0 3-1		0-0 SH3-4 1-2		0-0 1B 1-2 1B		0-0 SH5-3 1-2 2-3	2 0 1 0 0 0 0		
Inning Stats	R: 4 H: 3 E: 0 LOB: 1 K: 2 BB: 2 S: 10 P: 18	R: 0 H: 0 E: 0 LOB: 0 K: 0 BB: 0 S: 3 P: 3	R: 1 H: 1 E: 0 LOB: 0 K: 0 BB: 0 S: 4 P: 4	R: 1 H: 1 E: 0 LOB: 1 K: 0 BB: 1 S: 4 P: 8	R: 0 H: 0 E: 0 LOB: 0 K: 0 BB: 0 S: 3 P: 3	R: 1 H: 2 E: 0 LOB: 2 K: 1 BB: 0 S: 7 P: 8	R: 0 H: 0 E: 0 LOB: 0 K: 1 BB: 0 S: 5 P: 5	R: 0 H: 2 E: 0 LOB: 2 K: 0 BB: 0 S: 5 P: 5	R: 0 H: 0 E: 0 LOB: 0 K: 0 BB: 1 S: 2 P: 6	1B: 7 SF: 0 2B: 0 SAC: 2 3B: 0 DP: 1 HR: 2 HBP: 1	WP: 0 PA: 40 PB: 0 SB: 1 CS: 0	
PITCHER Jamie Easterly, L (1, 1) ERA: 6.8 Eddie Solomon, R (4, 1) ERA: 4.47	IP WLS BF H R ER SO BB IBB HBP BLK WP HR S P ERA WHIP											PITCHER IP WLS BF H R ER SO BB IBB HBP BLK WP HR S P ERA WHIP

San Diego Padres @ Atlanta Braves
Atlanta-Fulton County Stadium, Atlanta, GA

Sat Jul 08 1978, 7:05 PM EDT
Att. 18,794 - Unknown

livebaseballscorecards.com



Batter	1	2	3	4	5	6	7	8	9	AB R H RBI BB SO LOB
Jerry Royster, R OBP: 0.361, SLG: 0.356 (1, 4)	0-0 6-3		4-0 G1-6-3 BB			0-0 L4-3 1-2			0-0 F3	3 0 0 0 1 0 1
Rowland Office, L OBP: 0.298, SLG: 0.393 (1, 8)	0-0 F7		0-0 G1-6-3 1-2f			0-0 6-3			0-0 F8	4 0 0 0 0 0 2
Gary Matthews, R OBP: 0.393, SLG: 0.525 (1, 9)	4-0 BB			0-0 F9				0-0 6-3	0-3 K	3 0 0 0 1 1 0
Jeff Burroughs, R OBP: 0.452, SLG: 0.518 (1, 7)	0-3 K			0-0 F6				0-0 1-3		3 0 0 0 0 1 1
Bob Horner, R OBP: 0.316, SLG: 0.488 (1, 5)		0-0 1-3		0-0 F6				4-0 BB		2 0 0 0 1 0 0
Joe Nolan, L OBP: 0.311, SLG: 0.321 (1, 2)		0-0 F6			0-0 F7			0-0 6-3		3 0 0 0 0 0 1
Dale Murphy, R OBP: 0.291, SLG: 0.351 (1, 3)		0-0 F9			0-0 6-3					3 0 1 0 0 0 0
Darrel Chaney, S OBP: 0.302, SLG: 0.314 (1, 6)			0-0 F9 2B		0-0 F4			0-3 K		3 0 1 0 0 1 1
Jamie Easterly, L OBP: 0.250, SLG: 0.333 (1, 1)			0-0 F9			0-0 L4-3 1B				1 0 0 0 0 0 1
Eddie Solomon, R OBP: 0.286, SLG: 0.286 (4, 1)								0-0 G4-6-3 1-2f		2 0 1 0 0 0 1

Inning Stats	R: 0 E: 0 K: 1 S: 5	H: 0 LOB: 1 BB: 1 P: 9	R: 0 E: 0 K: 0 S: 3	H: 0 LOB: 0 BB: 0 P: 3	R: 0 E: 0 K: 0 S: 3	H: 1 LOB: 1 BB: 1 P: 7	R: 0 E: 0 K: 0 S: 3	H: 0 LOB: 0 BB: 0 P: 3	R: 0 E: 0 K: 0 S: 3	H: 1 LOB: 0 BB: 0 P: 3	R: 0 E: 0 K: 0 S: 3	H: 0 LOB: 1 BB: 1 P: 7	R: 0 E: 0 K: 1 S: 5	H: 1 LOB: 0 BB: 0 P: 5	R: 0 E: 0 K: 1 S: 5	H: 0 LOB: 0 BB: 0 P: 5	1B: 2 2B: 2 3B: 0 HR: 0	SF: 0 SAC: 0 DP: 3 HBP: 0	WP: 0 PB: 0 SB: 0 CS: 0	PA: 30
PITCHER Eric Rasmussen, R ERA: 3.86 (1, 1)	IP 9.0 WLS W BF 30 H 3 R 0 ER 0 SO 3 BB 3 IBB 0 HBP 0 BLK 0 WP 0 HR 0 S 33 P 45 ERA 0.00 WHIP 0.667																			

BOTTOM

San Diego Padres @ Atlanta Braves
Atlanta-Fulton County Stadium, Atlanta, GA

Sat Jul 08 1978, 7:05 PM EDT
Att. 18,794 - Unknown

AB	27
R	0
H	3
RBI	0
BB	3
SO	3
LOB	8



Batter	1	2	3	4	5	6	7	8	9	AB R H RBI BB SO LOB	TOP											
Gene Richards, L (1, 7) OBP: 0.378, SLG: 0.405	4-0 SH5-3 S 2B BB	0-0 1-3 S 1B		0-0 F8		0-0 F8			0-0 1-3-1	4 1 1 0 1 0 0												
Ozzie Smith, S (1, 6) OBP: 0.311, SLG: 0.315	0-0 SH5-3 1-3	0-0 F6 1-2			4-0 1B E BB		4-0 S BB		0-0 3-1	2 1 0 0 2 0 2												
Broderick Perkins, L (1, 3) OBP: 0.235, SLG: 0.353	0-0 4-3 2B		0-0 2B		0-0 F9		0-3 K		0-3 K	5 0 2 1 0 2 2												
Dave Winfield, R (1, 8) OBP: 0.350, SLG: 0.494	0-0 4-3 2-3		0-0 F5		0-0 F8		0-3 K			4 0 0 0 0 1 4												
Oscar Gamble, L (1, 9) OBP: 0.369, SLG: 0.432	4-0 FC5-4 BB		H 1-0 HBP		0-0 E7 1B		0-0 6-3			2 0 1 0 1 0 1												
Gene Tenace, R (1, 2) OBP: 0.402, SLG: 0.399	0-0 FC5-4 1-2f		0-0 F3		4-0 IBB			0-3 K		3 0 0 0 1 1 4												
Fernando Gonzalez, R (1, 4) OBP: 0.243, SLG: 0.250		0-0 F8	0-0 6-3		0-0 6-3			0-0 FC5-4 1B		4 0 1 0 0 0 4												
Bill Almon, R (1, 5) OBP: 0.316, SLG: 0.319		0-3 K		0-0 F9		0-0 6-3		0-0 FC5-4 1-2f		4 0 0 0 0 1 1												
Bob Shirley, R (1, 1) OBP: 0.200, SLG: 0.125		0-0 1B		0-0 F8		0-3 K2-3		0-3 K		2 0 1 0 0 0 0												
Don Reynolds, R (6, PH) OBP: 0.322, SLG: 0.231										1 0 0 0 0 1 0												
John D'Acquisto, R (6, 1) OBP: 0.286, SLG: 0.231										0 0 0 0 0 0 0												
Jerry Turner, L (8, PH) OBP: 0.329, SLG: 0.457										1 0 0 0 0 1 1												
Rollie Fingers, R (8, 1) OBP: 0.333, SLG: 0.333										0 0 0 0 0 0 0												
Inning Stats	R: 1 E: 0 K: 0 S: 4	H: 1 LOB: 2 BB: 2 P: 12	R: 0 E: 0 K: 1 S: 7	H: 2 LOB: 2 BB: 0 P: 7	R: 0 E: 0 K: 0 S: 4	H: 1 LOB: 2 BB: 0 P: 5	R: 0 E: 0 K: 0 S: 3	H: 0 LOB: 0 BB: 0 P: 3	R: 1 E: 1 K: 0 S: 4	H: 1 LOB: 2 BB: 2 P: 12	R: 0 E: 0 K: 1 S: 5	H: 0 LOB: 0 BB: 0 P: 5	R: 0 E: 0 K: 2 S: 7	H: 0 LOB: 1 BB: 1 P: 11	R: 0 E: 0 K: 2 S: 8	H: 1 LOB: 1 BB: 0 P: 8	R: 0 E: 0 K: 1 S: 5	H: 0 LOB: 0 BB: 0 P: 5	1B: 4 2B: 2 3B: 0 HR: 0	SF: 0 SAC: 1 DP: 0 HBP: 1	WP: 0 PB: 0 SB: 3 CS: 0	PA: 39
PITCHER	IP WLS BF H R ER SO BB IBB HBP BLK WP HR S P ERA WHIP																					
Preston Hanna, R (1, 1) ERA: 4.45	5.0 W 25 5 2 1 1 3 1 1 0 0 0 0 22 39 1.80 1.600																					
Phil Niekro, R (6, 1) ERA: 3.13	3.0 11 1 0 0 5 1 0 0 0 0 0 0 20 24 0.00 0.667																					
Gene Garber, R (9, 1) ERA: 1.39	1.0 S 3 0 0 0 1 0 0 0 0 0 0 0 5 5 0.00 0.000																					

San Diego Padres @ Atlanta Braves
Atlanta-Fulton County Stadium, Atlanta, GA

Sun Jul 09 1978, 3:33 AM EDT
Att. 8,621 - Unknown

livebaseballscorecards.com

AB	32
R	2
H	6
RBI	1
BB	5
SO	7
LOB	19



Batter	1	2	3	4	5	6	7	8	9
Jerry Royster, R OBP: 0.363, SLG: 0.358 (1, 4)	0-0 2B 1-4-3 1B		0-0 F9		0-0 G2-6-3 1B		0-3 K		
Barry Bonnell, R OBP: 0.284, SLG: 0.286 (1, 8) (9, 9)	0-0 1-4-3 1-3 1B 2B		0-0 4-3		0-0 G2-6-3 1-2f		4-0 CS BB		
Gary Matthews, R OBP: 0.399, SLG: 0.525 (1, 9) (9, 7)	0-0 1-4-3 2-3 3-H		4-0 FC6-4 BB		0-0 HR 1B		0-0 CS 1-2	4-0 FC6-4 BB	
Jeff Burroughs, R OBP: 0.453, SLG: 0.529 (1, 7) Rowland Office, L OBP: 0.298, SLG: 0.393 (8, PR) (9, 8)	0-0 FC4-6 1B 3-H		0-0 FC6-4 1-2f		0-0 HR 1B 1-H		0-0 FC6-4 1B 1-2f		
Bob Horner, R OBP: 0.323, SLG: 0.500 (1, 5)	0-0 FC4-6 FC5-4 1-2f			0-0 2B	0-0 5-3		0-0 1B 1-2 1B		
Dale Murphy, R OBP: 0.291, SLG: 0.350 (1, 3)	0-0 FC5-4 1-2f			0-3 K		0-3 K	0-0 1B 1-2 2-H		
Biff Pocoroba, S OBP: 0.337, SLG: 0.349 (1, 2)		0-0 6-3		0-0 F7		0-3 K	0-0 F9		
Darrel Chaney, S OBP: 0.301, SLG: 0.309 (1, 6)		0-0 F9		4-0 IBB		0-3 K	0-3 K		
Preston Hanna, R OBP: 0.200, SLG: 0.324 (1, 1) Phil Niekro, R OBP: 0.262, SLG: 0.288 (6, 1) Gene Garber, R (9, 1)		0-0 6-3		0-0 F7			0-3 K		

Inning Stats	R: 2 E: 0 K: 0 S: 6	H: 3 LOB: 1 BB: 0 P: 6	R: 0 E: 0 K: 0 S: 3	H: 0 LOB: 0 BB: 0 P: 3	R: 0 E: 0 K: 0 S: 3	H: 0 LOB: 1 BB: 1 P: 7	R: 0 E: 0 K: 1 S: 6	H: 1 LOB: 2 BB: 1 P: 10	R: 2 E: 0 K: 0 S: 5	H: 3 LOB: 0 BB: 0 P: 5	R: 0 E: 0 K: 3 S: 9	H: 0 LOB: 0 BB: 0 P: 9	R: 0 E: 0 K: 2 S: 6	H: 0 LOB: 0 BB: 1 P: 10	R: 1 E: 0 K: 1 S: 7	H: 2 LOB: 2 BB: 1 P: 11
--------------	------------------------------	---------------------------------	------------------------------	---------------------------------	------------------------------	---------------------------------	------------------------------	----------------------------------	------------------------------	---------------------------------	------------------------------	---------------------------------	------------------------------	----------------------------------	------------------------------	----------------------------------

PITCHER															PITCHER																		
IP	WLS	BF	H	R	ER	SO	BB	IBB	HBP	BLK	WP	HR	S	P	ERA	WHIP	IP	WLS	BF	H	R	ER	SO	BB	IBB	HBP	BLK	WP	HR	S	P	ERA	WHIP
Bob Shirley, L ERA: 4.04 (1, 1)	5.0	L	23	7	4	4	1	1	0	0	0	1	23	31	7.20	1.600																	
John D'Acquisto, R ERA: 1.94 (6, 1)	2.0		6	0	0	5	1	0	0	0	0	0	15	19	0.00	0.500																	
Rollie Fingers, R ERA: 3.3 (8, 1)	1.0		6	2	1	1	1	0	0	0	0	0	7	11	9.00	3.000																	

BOTTOM

San Diego Padres @ Atlanta Braves
Atlanta-Fulton County Stadium, Atlanta, GA

Sun Jul 09 1978, 3:33 AM EDT
Att. 8,621 - Unknown

AB	R	H	RBI	BB	SO	LOB
4	1	2	0	0	1	0
3	1	1	0	1	0	1
2	1	1	1	2	0	1
4	1	2	3	0	0	2
0	1	0	0	0	0	0
4	0	2	0	0	0	1
4	0	1	1	0	2	2
4	0	0	0	0	1	3
3	0	0	0	1	2	2
2	0	0	0	0	0	2
1	0	0	0	0	1	0
0	0	0	0	0	0	0

livebaseballscorecards.com

AB	31
R	5
H	9
RBI	5
BB	4
SO	7
LOB	14



WP: 0	PA: 36
PB: 0	
SB: 0	
CS: 1	

Batter	1	2	3	4	5	6	7	8	9	AB R H RBI BB SO LOB	TOP											
Gene Richards, L (1, 7) OBP: 0.381, SLG: 0.406	0-0 3-1		0-0 CS 1B			0-0 WP SH1-3 1B	0-3 K		4-0 BB	4 1 2 0 1 1 0												
Ozzie Smith, S (1, 6) OBP: 0.308, SLG: 0.311	0-0 4-3		0-0 CS 1-2	0-0 4-3		0-0 SH1-3 1-2	0-0 6-3		2-2 P6	4 0 0 0 0 0 1												
Broderick Perkins, L (1, 3) OBP: 0.333, SLG: 0.571	0-0 F5			0-0 HR		0-0 E 1B		3-2 BB 1B		4 2 3 2 0 0 0												
Dave Winfield, R (1, 8) OBP: 0.351, SLG: 0.497		0-0 F8 2B		0-0 6-3		0-0 E SF8 1B		2-2 L7		4 1 2 0 0 0 1												
Oscar Gamble, L (1, 9) OBP: 0.371, SLG: 0.431		0-0 F8 2-3		0-0 G3		1-2 E6 SF8 1B		4-0 BB		3 0 1 1 1 0 1												
Gene Tenace, R (1, 2) OBP: 0.400, SLG: 0.393		3-2 P4			0-0 6-3			0-0 P7		3 0 0 0 1 0 3												
Fernando Gonzalez, R (1, 4) OBP: 0.237, SLG: 0.245		0-0 5-3			0-0 6-3	1-2 SF8		0-0 P9		3 0 0 1 0 0 3												
Bill Almon, R (1, 5) OBP: 0.312, SLG: 0.315			0-0 5-3		0-0 5-3	0-3 K		1-3 K		4 0 0 0 0 2 2												
Gaylord Perry, R (1, 1) OBP: 0.196, SLG: 0.205			0-0 4-3			0-0 WP 1B		0-3 K		4 1 1 0 0 1 0												
Bob Shirley, R (9, 1) OBP: 0.200, SLG: 0.125										0 0 0 0 0 0 0												
John D'Acquisto, R (9, 1) OBP: 0.286, SLG: 0.231										0 0 0 0 0 0 0												
Inning Stats	R: 0 E: 0 K: 0 S: 3	H: 0 LOB: 0 BB: 0 P: 3	R: 0 E: 0 K: 0 S: 7	H: 1 LOB: 1 BB: 0 P: 10	R: 0 E: 0 K: 0 S: 3	H: 1 LOB: 0 BB: 0 P: 3	R: 1 E: 0 K: 0 S: 4	H: 1 LOB: 0 BB: 0 P: 4	R: 0 E: 0 K: 0 S: 3	H: 0 LOB: 0 BB: 0 P: 3	R: 4 E: 1 K: 1 S: 17	H: 5 LOB: 2 BB: 1 P: 23	R: 0 E: 0 K: 1 S: 5	H: 0 LOB: 0 BB: 0 P: 5	R: 0 E: 0 K: 0 S: 11	H: 1 LOB: 2 BB: 1 P: 20	R: 0 E: 0 K: 2 S: 11	H: 0 LOB: 1 BB: 1 P: 18	1B: 7 2B: 1 3B: 0 HR: 1	SF: 1 SAC: 1 DP: 0 HBP: 0	WP: 1 PB: 0 SB: 0 CS: 1	PA: 39
PITCHER	IP WLS BF H R ER SO BB IBB HBP BLK WP HR S P ERA WHIP																					
Rick Reuschel, R (1, 1) ERA: 2.46	5.1 L 21 6 4 4 0 0 0 0 0 0 1 1 24 27 6.75 1.125																					
Donnie Moore, R (6, 1) ERA: 4.18	0.2 5 2 1 1 1 0 1 0 0 0 0 0 13 19 13.50 3.000																					
Willie Hernandez, L (7, 1) ERA: 3.67	1.1 6 1 0 0 1 1 0 0 0 0 0 0 14 23 0.00 1.500																					
Lynn McGlothen, R (8, 1) ERA: 4.15	1.2 6 0 0 0 2 1 0 0 0 0 0 0 13 20 0.00 0.600																					

San Diego Padres @ Chicago Cubs
Wrigley Field, Chicago, IL
Thu Jul 13 1978, 3:33 AM CDT
Att. 21,594 - Unknown - 76 F

livebaseballscorecards.com

AB 33
R 5
H 9
RBI 4
BB 3
SO 4
LOB 11



BOTTOM

San Diego Padres @ Chicago Cubs
 Wrigley Field, Chicago, IL
 Thu Jul 13 1978, 3:33 AM CDT
 Att: 21,594 - Unknown - 76 F

AB	33
R	2
H	6
RBI	2
BB	0
SO	5
LOB	8



WP: 0	PA: 33
PB: 0	
SB: 0	
CS: 0	

AB R H RBI BB SO LOB

4	1	1	0	0	0	1
4	1	1	0	0	1	0
4	0	1	1	0	0	0
4	0	1	1	0	1	0
3	0	0	0	0	0	0
1	0	0	0	0	1	2
4	0	1	0	0	0	2
3	0	0	0	0	0	1
3	0	1	0	0	1	1
1	0	0	0	0	1	0
0	0	0	0	0	0	0
1	0	0	0	0	0	1
0	0	0	0	0	0	0
0	0	0	0	0	0	0
1	0	0	0	0	0	0

1B: 6	SF: 0
2B: 0	SAC: 0
3B: 0	DP: 0
HR: 0	HBP: 0

IP	WLS	BF	H	R	ER	SO	BB	IBB	HBP	BLK	WP	HR	S	P	ERA	WHIP
8.1	W	30	5	2	2	4	0	0	0	0	0	0	52	60	2.16	0.600
0.0		1	1	0	0	0	0	0	0	0	0	0	1	1	∞	∞
0.2	S	2	0	0	0	1	0	0	0	0	0	0	4	4	0.00	0.000

Batter	1	2	3	4	5	6	7	8	9
Ivan De Jesus, R (1, 6) OBP: 0.356, SLG: 0.377	F7			P7		FC6-4			1B 1B
Larry Bittner, L (1, 7) OBP: 0.321, SLG: 0.358	G3			F9			K		1B 1B
Bill Buckner, L (1, 3) OBP: 0.320, SLG: 0.369	4-3			6-3			L5		1B 1B
Bobby Murcer, L (1, 9) OBP: 0.349, SLG: 0.390		F7			K		6-3		FC6 1B
Steve Ontiveros, S (1, 5) OBP: 0.312, SLG: 0.327 Mike Vail, R (9, PH) OBP: 0.275, SLG: 0.433		6-3			G3			F8	K
Manny Trillo, R (1, 4) OBP: 0.328, SLG: 0.364		6-3			6-3			4-3 1B	FC6
Greg Gross, L (1, 8) OBP: 0.313, SLG: 0.357			1-3			1-3		4-3	
Dave Rader, L (1, 2) OBP: 0.275, SLG: 0.330				P6		FC6-4 1B		K	
Rick Reuschel, R (1, 1) OBP: 0.083, SLG: 0.029 Donnie Moore, L (6, 1) OBP: 0.286, SLG: 0.286 Gene Collins, R (6, PH) OBP: 0.349, SLG: 0.355 Willie Hernandez, L (7, 1) Lynn McGlothen, L (8, 1) OBP: 0.125, SLG: 0.250 Rodney Scott, S (9, PH) OBP: 0.392, SLG: 0.370				K		L8			4-3

Inning Stats	R: 0 E: 0 K: 0 S: 3	H: 0 LOB: 0 BB: 0 P: 3	R: 0 E: 0 K: 0 S: 3	H: 0 LOB: 0 BB: 0 P: 3	R: 0 E: 0 K: 1 S: 10	H: 0 LOB: 0 BB: 0 P: 15	R: 0 E: 0 K: 0 S: 3	H: 0 LOB: 0 BB: 0 P: 3	R: 0 E: 0 K: 1 S: 5	H: 0 LOB: 0 BB: 0 P: 5	R: 0 E: 0 K: 0 S: 8	H: 1 LOB: 1 BB: 0 P: 10	R: 0 E: 0 K: 1 S: 6	H: 0 LOB: 0 BB: 0 P: 7	R: 0 E: 0 K: 1 S: 6	H: 1 LOB: 1 BB: 0 P: 6	R: 2 E: 0 K: 1 S: 13	H: 4 LOB: 2 BB: 0 P: 13	1B: 6 2B: 0 3B: 0 HR: 0	SF: 0 SAC: 0 DP: 0 HBP: 0	WP: 0 PB: 0 SB: 0 CS: 0	PA: 33
---------------------	------------------------------	---------------------------------	------------------------------	---------------------------------	-------------------------------	----------------------------------	------------------------------	---------------------------------	------------------------------	---------------------------------	------------------------------	----------------------------------	------------------------------	---------------------------------	------------------------------	---------------------------------	-------------------------------	----------------------------------	----------------------------------	------------------------------------	----------------------------------	--------

PITCHER	IP	WLS	BF	H	R	ER	SO	BB	IBB	HBP	BLK	WP	HR	S	P	ERA	WHIP
Gaylord Perry, R (1, 1) ERA: 3.05	8.1	W	30	5	2	2	4	0	0	0	0	0	0	52	60	2.16	0.600
Bob Shirley, L (9, 1) ERA: 4.04	0.0		1	1	0	0	0	0	0	0	0	0	0	1	1	∞	∞
John D'Acquisto, R (9, 1) ERA: 1.92	0.2	S	2	0	0	0	1	0	0	0	0	0	0	4	4	0.00	0.000

WP: 0	PA: 33
PB: 0	
SB: 0	
CS: 0	

Batter	1	2	3	4	5	6	7	8	9	AB R H RBI BB SO LOB	TOP											
Gene Richards, L (1, 7) OBP: 0.378, SLG: 0.403	0-0 4-3	0-0 P4		0-0 L8			0-0 2B 1B	0-0 4-3		5 1 1 0 0 0 2	San Diego Padres @ Chicago Cubs Wrigley Field, Chicago, IL Fri Jul 14 1978, 3:33 AM CDT Att. 17,818 - Unknown - 73 F											
Ozzie Smith, S (1, 6) OBP: 0.306, SLG: 0.312	0-0 2B	0-0 F8			0-0 6-3		0-0 P4		0-0 F8	5 1 1 0 0 0 2												
Broderick Perkins, L (1, 3) OBP: 0.346, SLG: 0.615	0-0 HR 2B		0-0 G3		0-3 K		0-0 1-H 2B		0-0 4-3	5 1 2 2 0 1 0												
Dave Winfield, R (1, 8) OBP: 0.346, SLG: 0.489	1-3 K		0-0 P4		0-0 L7		0-0 F7		0-0 5-3	5 0 0 0 0 1 2												
Oscar Gamble, L (1, 9) OBP: 0.376, SLG: 0.429	4-0 HR BB		0-0 L9			4-0 HR BB				1 2 0 0 3 0 0												
Jerry Turner, L (8, 9) OBP: 0.329, SLG: 0.457										0 0 0 0 0 0 0												
Fernando Gonzalez, R (1, 4) OBP: 0.244, SLG: 0.291	0-0 1-H 2-H HR			0-0 F3		0-0 1-H HR		0-3 K		4 2 2 5 0 1 2												
Gene Tenace, R (1, 2) OBP: 0.398, SLG: 0.405	0-0 5-3			0-0 F7		0-0 P6				4 1 1 1 0 0 0												
Bill Almon, R (1, 5) OBP: 0.317, SLG: 0.331		0-0 SH3-4 1B		0-0 1B 2B		0-0 B1-6 3B		0-0 HR		4 1 3 0 0 0 0												
Eric Rasmussen, R (1, 1) OBP: 0.167, SLG: 0.167		0-0 SH3-4		0-0 1B		0-0 B1-6		0-0 L9		2 0 1 1 0 0 1												
Mickey Lolich, S (7, 1)				0-0 1B				0-0 L6		0 0 0 0 0 0 0												
Rollie Fingers, R (7, 1) OBP: 0.286, SLG: 0.286		1-2		2-H						1 0 0 0 0 0 0												
Inning Stats	R: 4 E: 0 K: 1 S: 9	H: 3 LOB: 0 BB: 1 P: 14	R: 0 E: 0 K: 0 S: 4	H: 1 LOB: 1 BB: 0 P: 4	R: 0 E: 0 K: 0 S: 3	H: 0 LOB: 0 BB: 0 P: 3	R: 1 E: 0 K: 0 S: 5	H: 2 LOB: 1 BB: 0 P: 5	R: 0 E: 0 K: 1 S: 5	H: 0 LOB: 0 BB: 0 P: 5	R: 2 E: 0 K: 0 S: 4	H: 2 LOB: 0 BB: 1 P: 8	R: 1 E: 0 K: 1 S: 7	H: 2 LOB: 2 BB: 1 P: 11	R: 1 E: 0 K: 0 S: 4	H: 1 LOB: 0 BB: 0 P: 4	R: 0 E: 0 K: 0 S: 3	H: 0 LOB: 0 BB: 0 P: 3	1B: 3 2B: 5 3B: 1 HR: 3	SF: 0 SAC: 1 DP: 1 HBP: 0	WP: 0 PB: 0 SB: 0 CS: 0	PA: 40
PITCHER	IP WLS BF H R ER SO BB IBB HBP BLK WP HR S P ERA WHIP																					
Dave Roberts, L (1, 1) ERA: 4.62	5.0 L 24 7 7 7 2 2 0 0 0 0 2 27 36 12.60 1.800																					
Lynn McGlothen, R (6, 1) ERA: 4.17	2.0 9 3 1 1 1 1 0 0 0 0 0 10 14 4.50 2.000																					
Ken Holtzman, L (8, 1) ERA: 6.2	2.0 7 1 1 1 0 0 0 0 0 0 0 7 7 4.50 0.500																					

livebaseballscorecards.com

AB	36
R	9
H	11
RBI	9
BB	3
SO	3
LOB	9



Batter	1	2	3	4	5	6	7	8	9	AB	R	H	RBI	BB	SO	LOB
Rodney Scott, S OBP: 0.429, SLG: 0.400 (1, 8) (8, 6)	0-0 4-3 S 4-3 1B		0-0 S BB 1B	4-0 1-2 2-3 BB			0-0 HR 1B	0-0 L5		4	2	3	0	1	0	0
Larry Bittner, L OBP: 0.322, SLG: 0.370 (1, 7) (8, 6)	0-0 4-3 1-3		4-0 1-2 BB	0-0 3-1			0-0 1-H HR		0-0 G3	4	1	1	2	1	0	4
Bill Buckner, L OBP: 0.317, SLG: 0.370 (1, 3) (8, 8)	0-0 4-3 3-H		0-0 L7		0-0 F9		0-0 4-3 1B 2B		0-0 6-3	5	1	1	1	0	0	2
Bobby Murcer, L OBP: 0.347, SLG: 0.385 (1, 9) (8, 8)	0-0 F5		0-0 L8		0-0 P4		0-0 4-3 2-3		4-0 BB	4	0	0	0	1	0	3
Manny Trillo, R OBP: 0.326, SLG: 0.361 (1, 4) (8, 8)		0-0 F9	0-3 K		0-0 F9		0-0 2B 1B 3-H		0-0 F9	5	0	1	1	0	1	3
Steve Ontiveros, S OBP: 0.315, SLG: 0.333 (1, 5) (8, 1)		0-0 F7		0-0 BB BB 1B		0-0 L8	0-0 1-3 2B			4	0	2	0	0	0	0
Ivan De Jesus, R OBP: 0.357, SLG: 0.380 Ken Holtzman, R OBP: 0.250, SLG: 0.250 (1, 6) (8, 1)		0-0 2B		4-0 BB 1-2 BB BB		0-0 6-3	0-0 6-3			3	0	1	0	1	0	2
Dave Rader, L OBP: 0.270, SLG: 0.323 (1, 2) (8, 9)		0-0 5-3		0-0 F8		0-0 6-3		0-0 5-3		4	0	0	0	0	0	3
Dave Roberts, L OBP: 0.364, SLG: 0.581 Lynn McGlothen, L OBP: 0.125, SLG: 0.250 Gene Clines, R OBP: 0.345, SLG: 0.351 (1, 1) (6, 1) (7, PH) (8, 9)			0-0 HR	2-2 F3			0-0 L9	0-0 L6-3		2	1	1	1	0	0	2

Inning Stats	R: 1	H: 1	R: 0	H: 1	R: 1	H: 2	R: 0	H: 1	R: 0	H: 0	R: 3	H: 5	R: 0	H: 0	R: 0	H: 0	R: 0	H: 0	R: 0	H: 0	1B: 5	SF: 0	WP: 0	PA: 41
	E: 0	LOB: 0	E: 0	LOB: 1	E: 0	LOB: 2	E: 0	LOB: 3	E: 0	LOB: 0	E: 0	LOB: 2	E: 0	LOB: 0	E: 0	LOB: 1	E: 0	LOB: 1	E: 0	LOB: 0	2B: 3 <td>SAC: 0 <td>PB: 0 <td></td> </td></td>	SAC: 0 <td>PB: 0 <td></td> </td>	PB: 0 <td></td>	
	K: 0	BB: 0	K: 0	BB: 0	K: 1	BB: 1	K: 0	BB: 2	K: 0	BB: 0	K: 0	BB: 0	K: 0	BB: 0	K: 0	BB: 1	K: 0	BB: 1	K: 0	BB: 0	3B: 0	DP: 0 <td>SB: 2</td> <td></td>	SB: 2	
	S: 4	P: 4	S: 4	P: 4	S: 7	P: 11	S: 7	P: 17	S: 3	P: 3	S: 8	P: 8	S: 3	P: 3	S: 3	P: 7	S: 3	P: 7	S: 3	P: 3	HR: 2	HBP: 0 <td>CS: 0</td> <td></td>	CS: 0	

PITCHER	IP	WLS	BF	H	R	ER	SO	BB	IBB	HBP	BLK	WP	HR	S	P	ERA	WHIP
Eric Rasmussen, R ERA: 3.96 (1, 1)	6.1	W	29	7	4	4	1	3	0	0	0	0	2	31	45	5.68	1.579
Mickey Lolich, L ERA: 2.08 (7, 1)	0.1		4	3	1	1	0	0	0	0	0	0	0	4	4	27.00	9.000
Rollie Fingers, R ERA: 3.18 (7, 1)	2.1	S	8	0	0	0	0	1	0	0	0	0	0	7	11	0.00	0.429


BOTTOM

San Diego Padres @ Chicago Cubs
Wrigley Field, Chicago, IL
Fri Jul 14 1978, 3:33 AM CDT
Att: 17,818 - Unknown - 73 F

livebaseballscorecards.com

AB	37
R	5
H	10
RBI	5
BB	4
SO	1
LOB	19



Batter	1	2	3	4	5	6	7	8	9	AB R H RBI BB SO LOB	TOP	
Ozzie Smith, S OBP: 0.308, SLG: 0.315 (1, 6) X	0-0 E6 CS		0-0 G4-6-3 1B			0-0 1-3		0-0 2-H 1B		4 0 2 1 0 0 0		
Broderick Perkins, L OBP: 0.300, SLG: 0.533 (1, 3) X	0-0 F8 1-2		0-0 G4-6-3 1-2f			0-0 4-3		0-3 K		4 0 0 0 0 1 4		
Jerry Turner, L OBP: 0.325, SLG: 0.459 (1, 7) X	0-0 4-3			2-2 L7		0-0 G3			1-2 3-1 2B	4 0 1 0 0 0 0		
Dave Winfield, R OBP: 0.343, SLG: 0.483 (1, 8)		0-0 4-3		0-0 G3			0-0 5-3		0-0 6-3	4 0 0 0 0 0 1		
Oscar Gamble, L OBP: 0.371, SLG: 0.422 (1, 9)		0-0 E6 FC4-6		0-0 G3			0-0 5-3		0-0 3-1 2-3	4 0 0 0 0 0 1		
Fernando Gonzalez, R OBP: 0.238, SLG: 0.284 (1, 4)		0-0 FC4-6 1-2f			1-3 K		0-3 K		0-0 P6	4 0 0 0 0 2 2		
Gene Tenace, R OBP: 0.404, SLG: 0.410 (1, 2)		0-0 1-2 1B			4-0 5-3 BB			0-0 SH5-4 1B		2 1 2 0 1 0 0	AB 31 R 1 H 5 RBI 1 BB 1 SO 4 LOB 11	
Bill Almon, R OBP: 0.315, SLG: 0.329 (1, 5)			1-2 5-3		0-0 5-3			0-0 SH5-4		2 0 0 0 0 0 1		
Randy Jones, R OBP: 0.167, SLG: 0.188 (1, 1) Gene Richards, L OBP: 0.377, SLG: 0.402 (8, PH) John D'Acquisto, R OBP: 0.286, SLG: 0.231 (8, 1)			0-0 E9 1B		0-0 6-3			0-3 K		2 0 0 0 0 0 1 1 0 0 0 0 1 1 0 0 0 0 0 0 0		
Inning Stats	R: 0 H: 0 E: 1 LOB: 0 K: 0 BB: 0 S: 3 P: 3	R: 0 H: 1 E: 1 LOB: 2 K: 0 BB: 0 S: 4 P: 4	R: 0 H: 1 E: 1 LOB: 1 K: 0 BB: 0 S: 8 P: 9	R: 0 H: 0 E: 0 LOB: 0 K: 0 BB: 0 S: 6 P: 8	R: 0 H: 0 E: 0 LOB: 1 K: 1 BB: 1 S: 6 P: 11	R: 0 H: 0 E: 0 LOB: 0 K: 0 BB: 0 S: 3 P: 3	R: 0 H: 0 E: 0 LOB: 0 K: 1 BB: 0 S: 5 P: 5	R: 1 H: 2 E: 0 LOB: 1 K: 2 BB: 0 S: 9 P: 9	R: 0 H: 1 E: 0 LOB: 1 K: 0 BB: 0 S: 8 P: 9	1B: 4 SF: 0 2B: 1 SAC: 1 3B: 0 DP: 1 HR: 0 HBP: 0	WP: 0 PA: 33 PB: 0 SB: 0 CS: 1	
PITCHER Dennis Lamp, R ERA: 3.68 (1, 1) Bruce Sutter, R ERA: 1.71 (8, 1)	IP WLS BF H R ER SO BB IBB HBP BLK WP HR S P ERA WHIP	7.1 26 3 1 1 2 1 0 0 0 0 0 0 37 45 1.23 0.545	1.2 7 2 0 0 2 0 0 0 0 0 0 0 15 16 0.00 1.200	PITCHER IP WLS BF H R ER SO BB IBB HBP BLK WP HR S P ERA WHIP								

San Diego Padres @ Chicago Cubs
Wrigley Field, Chicago, IL
Sat Jul 15 1978, 3:33 AM CDT
Att. 25,511 - Sunny - 78 F

livebaseballscorecards.com

Batter	1	2	3	4	5	6	7	8	9
Rodney Scott, S (1, 8) Larry Bittner, L (8, PH) OBP: 0.400, SLG: 0.370 OBP: 0.322, SLG: 0.370 (9, 7)	0-0 B2-3		0-0 5-3			0-0 6-3		0-3 K	
Gene Clines, R (1, 7) Greg Gross, L (8, PH) OBP: 0.339, SLG: 0.344 OBP: 0.317, SLG: 0.360 (9, 8)	1-2 L3-1			0-0 L9			0-0 L9	0-0 1B	
Bill Buckner, L (1, 3) OBP: 0.321, SLG: 0.379	0-0 1B			0-0 F8			0-0 E 2B	0-3 K	
Bobby Murcer, L (1, 9) OBP: 0.347, SLG: 0.385	0-0 L3			0-0 G3			1-2 E8 1B		
Manny Trillo, R (1, 4) OBP: 0.326, SLG: 0.361		0-0 6-3			0-0 G5-4-3 1B		0-0 5-3		
Steve Ontiveros, S (1, 5) OBP: 0.312, SLG: 0.329		0-0 4-3			0-0 G5-4-3 1-2f		0-0 3-1		
Ivan De Jesus, R (1, 6) OBP: 0.357, SLG: 0.380		1-2 1-3			0-0 5-3			0-0 SH3-4 1B 1B	
Dave Rader, L (1, 2) OBP: 0.271, SLG: 0.323			0-0 4-3			0-0 P5		0-0 SH3-4 1B 1B	
Dennis Lamp, R (1, 1) Bruce Sutter, R (8, 1) OBP: 0.222, SLG: 0.250			0-0 4-3			0-0 6-3		0-0 SH3-4	

Inning Stats	R: 0 E: 0 K: 0 S: 7	H: 1 LOB: 1 BB: 0 P: 8	R: 0 E: 0 K: 0 S: 6	H: 0 LOB: 0 BB: 0 P: 7	R: 0 E: 0 K: 0 S: 3	H: 0 LOB: 0 BB: 0 P: 3	R: 0 E: 0 K: 0 S: 3	H: 1 LOB: 0 BB: 0 P: 3	R: 0 E: 0 K: 0 S: 3	H: 0 LOB: 0 BB: 0 P: 3	R: 1 E: 1 K: 0 S: 8	H: 2 LOB: 1 BB: 0 P: 9	R: 2 E: 0 K: 2 S: 11	H: 3 LOB: 1 BB: 0 P: 11
1B: 6 2B: 1 3B: 0 HR: 0	SF: 0 SAC: 1 DP: 1 HBP: 0	WP: 0 PA: 30												

PITCHER	IP	WLS	BF	H	R	ER	SO	BB	IBB	HBP	BLK	WP	HR	S	P	ERA	WHIP
Randy Jones, L (1, 1) ERA: 3.1	7.0		24	4	1	1	0	0	0	0	0	0	0	33	36	1.29	0.571
John D'Acquisto, R (8, 1) ERA: 2.22	1.0	L	6	3	2	2	2	0	0	0	0	0	0	11	11	18.00	3.000

BOTTOM

AB	R	H	RBI	BB	SO	LOB
3	0	0	0	0	0	0
1	0	0	0	0	1	2
3	0	0	0	0	0	0
1	0	1	2	0	0	0
4	1	2	0	0	1	1
3	0	1	1	0	0	1
3	0	1	0	0	0	1
3	0	0	0	0	0	2
3	1	1	0	0	0	0
3	1	1	0	0	0	0
2	0	0	0	0	0	0
0	0	0	0	0	0	0

AB	29
R	3
H	7
RBI	3
BB	0
SO	2
LOB	7



San Diego Padres @ Chicago Cubs
 Wrigley Field, Chicago, IL
 Sat Jul 15 1978, 3:33 AM CDT
 Att. 25,511 - Sunny - 78 F

livebaseballscorecards.com


Batter	1	2	3	4	5	6	7	8	9	10	AB R H RBI BB SO LOB	TOP												
Ozzie Smith, S OBP: 0.308, SLG: 0.314 (1, 6) X	0-0 E 6-3 1B		0-0 P5			0-0 F8		0-0 4-3			4 1 1 0 0 0 0	San Diego Padres @ Pittsburgh Pirates Three Rivers Stadium, Pittsburgh, PA Sun Jul 16 1978, 3:33 AM EDT Unknown livebaseballscorecards.com												
Broderick Perkins, L OBP: 0.265, SLG: 0.471 (1, 3) S	0-3 K 1-3			0-0 F7		0-0 4-3		0-0 4-3			4 0 0 0 0 1 1													
Jerry Turner, L OBP: 0.310, SLG: 0.436 (1, 7) X (10, 9)	0-0 6-3 3-H			0-3 K		0-0 4-3			0-0 4-3		4 0 0 1 0 1 0													
Dave Winfield, R OBP: 0.344, SLG: 0.487 (1, 8) S	0-3 K			0-0 1B S E 1B			0-0 SH1-4 2B		0-0 F7		4 1 2 0 0 1 0													
Oscar Gamble, L OBP: 0.373, SLG: 0.421 Rollie Fingers, R OBP: 0.286, SLG: 0.286 (1, 9) (10, 1)		0-3 K		0-0 1-3 E8 1B			B B B B SH1-4 BB		0-3 K		3 0 1 0 1 2 0 0 0 0 0 0 0 0													
Fernando Gonzalez, R OBP: 0.235, SLG: 0.280 Chuck Baker, R OBP: 0.295, SLG: 0.286 (1, 4) (7, 4)		0-0 B1-3		0-0 E8 1-H 3-H			0-0 SH1-4 1-2 2-3		0-0 P6		2 0 0 0 0 0 1 1 0 0 0 0 0 0													
Rick Sweet, S OBP: 0.325, SLG: 0.267 Gene Tenace, R OBP: 0.403, SLG: 0.408 (1, 2) (10, PH) (10, 2)		0-0 F8			0-0 F3			4-0 G4-6-3 IBB		0-3 K			2 0 0 0 1 0 0 1 0 0 0 0 1 0											
Tucker Ashford, R OBP: 0.299, SLG: 0.381 Gene Richards, L OBP: 0.376, SLG: 0.401 Bill Almon, R OBP: 0.318, SLG: 0.334 (1, 5) (7, PH) (7, 5)			0-0 F9		0-0 F8			0-0 G4-6-3 1-2f		0-0 2B			2 0 0 0 0 0 0 1 0 0 0 0 0 3 1 0 1 0 0 0 0											
Bob Owchinko, L OBP: 0.179, SLG: 0.205 Don Reynolds, R OBP: 0.317, SLG: 0.226 (1, 1) (10, PH) (10, 7)			0-3 K		0-0 1-3				0-0 1-3		3 0 0 0 0 1 0 1 0 0 0 0 0 1													
Inning Stats	R: 1 E: 1 K: 2 S: 8	H: 1 LOB: 0 BB: 0 P: 8	R: 0 E: 0 K: 1 S: 5	H: 0 LOB: 0 BB: 0 P: 5	R: 0 E: 0 K: 1 S: 5	H: 0 LOB: 0 BB: 0 P: 5	R: 1 E: 1 K: 1 S: 7	H: 2 LOB: 2 BB: 0 P: 7	R: 0 E: 0 K: 0 S: 3	H: 0 LOB: 0 BB: 0 P: 3	R: 0 E: 0 K: 0 S: 3		H: 1 LOB: 2 BB: 2 P: 11	R: 0 E: 0 K: 0 S: 3	H: 0 LOB: 0 BB: 0 P: 3	R: 0 E: 0 K: 1 S: 5	H: 0 LOB: 0 BB: 0 P: 5	R: 0 E: 0 K: 1 S: 6	H: 1 LOB: 1 BB: 0 P: 6	1B: 3 2B: 2 3B: 0 HR: 0	SF: 0 SAC: 1 DP: 1 HBP: 0	WP: 0 PB: 0 SB: 1 CS: 0	PA: 36	
PITCHER	IP WLS BF H R ER SO BB IBB HBP BLK WP HR S P ERA WHIP																							
Jim Bibby, R ERA: 3.17 (1, 1)	7.0																							
Dave Hamilton, L ERA: 4.61 (8, 1)	2.2																							
Ed Whitson, R ERA: 2.08 (10, 1)	0.1	W	1	0	0	0	0	0	0	0	0	0	0	0	0	0	0	0	0	0	0	0	0	0

San Diego Padres @ Pittsburgh Pirates
 Three Rivers Stadium, Pittsburgh, PA
 Sun Jul 16 1978, 3:33 AM EDT
 Unknown

AB	33
R	2
H	5
RBI	1
BB	2
SO	7
LOB	6




Batter	1	2	3	4	5	6	7	8	9	10	AB R H RBI BB SO LOB
Frank Taveras, R (1, 6) OBP: 0.312, SLG: 0.351	0-0 6-3		0-0 F6		0-0 CS 2B			0-0 SH1-4 FC5-2-5 1B		0-0 SH5-4	4 0 2 0 0 0 0
Omar Moreno, L (1, 8) OBP: 0.321, SLG: 0.281	0-0 F8		0-3 K		0-0 CS	0-3 K		0-0 SH1-4		4-0 1B IBB	3 0 0 0 0 2 0 0 0 0 0 1 0 0
Dave Parker, L (10, PH) OBP: 0.379, SLG: 0.535											
John Milner, L (1, 7) OBP: 0.400, SLG: 0.442	0-0 6-3			0-0 1B 1B		0-0 F8		0-0 2-3		0-0 1B	5 0 2 1 0 0 1
Bill Robinson, R (1, 9) OBP: 0.300, SLG: 0.399		0-0 HR 2B		0-0 1-2 1B		0-0 F8		0-0 FC5-2-5			4 1 2 0 0 0 1
Willie Stargell, L (1, 3) OBP: 0.383, SLG: 0.562		0-0 2-H HR		0-3 K			0-0 SH1-3 2B		0-3 K		4 1 2 2 0 2 2
Rennie Stennett, R (1, 4) OBP: 0.285, SLG: 0.331		0-0 F9		0-3 K			0-0 SH1-3		0-0 L4		3 0 0 0 0 1 2 0 0 0 0 0 0 0
Ed Whitson, R (10, 1) OBP: 0.200, SLG: 0.200											
Phil Garner, R (1, 5) OBP: 0.322, SLG: 0.342		4-0 CS S BB		0-0 F4			4-0 FC4-6 IBB		0-0 5-3		2 0 0 0 2 0 2
Duffy Dyer, R (1, 2) OBP: 0.342, SLG: 0.327		0-0 6-3			0-0 4-3		0-3 K			0-0 SH5-4 1B 2B	3 0 0 0 0 1 3 1 1 1 0 0 0 0
Ed Ott, L (10, PH) OBP: 0.298, SLG: 0.376											
Jim Bibby, R (1, 1) OBP: 0.190, SLG: 0.105			0-0 6-3		0-3 K		0-0 FC4-6			4-0 1B SH5-4 IBB	2 0 0 0 0 1 0 1 0 0 0 0 0 2 0 0 0 0 0 0 0 0 0 0 0 1 0 0
Manny Sanguillen, R (7, PH) OBP: 0.312, SLG: 0.362											
Dave Hamilton, L (8, 1) OBP: 0.396, SLG: 0.375											

BOTTOM	
San Diego Padres @ Pittsburgh Pirates Three Rivers Stadium, Pittsburgh, PA	
Sun Jul 16 1978, 3:33 AM EDT Unknown	
livebaseballscorecards.com	
AB	32
R	3
H	9
RBI	3
BB	4
SO	7
LOB	13
	
WP: 0 PA: 40	
PB: 0	
SB: 1	
CS: 2	

Inning Stats	R: 0	H: 0	E: 0	K: 0	S: 3	P: 3	R: 2	H: 2	E: 0	K: 0	S: 4	P: 8	R: 0	H: 0	E: 0	K: 1	S: 5	R: 0	H: 2	E: 0	K: 2	S: 9	P: 9	R: 0	H: 1	E: 0	K: 1	S: 5	P: 5	R: 0	H: 0	E: 0	K: 1	S: 5	P: 5	R: 0	H: 1	E: 0	K: 1	S: 6	P: 10	R: 0	H: 1	E: 1	K: 0	S: 4	P: 4	R: 0	H: 0	E: 0	K: 0	S: 5	P: 5	R: 1	H: 2	E: 0	K: 0	S: 3	P: 11	1B: 4	2B: 4	3B: 0	HR: 1	SF: 0	SAC: 3	DP: 0	HBP: 0	WP: 0	PA: 40
PITCHER	IP	WLS	BF	H	R	ER	SO	BB	IBB	HBP	BLK	WP	HR	S	P	ERA	WHIP																																																				
Bob Owchinko, L (1, 1) ERA: 3.19	9.0		34	7	2	2	7	1	1	0	0	0	1	46	54	2.00	0.889																																																				
Rollie Fingers, R (10, 1) ERA: 3.3	0.1	L	5	2	1	1	0	0	2	0	0	0	0	3	11	27.00	6.000																																																				

Batter	1	2	3	4	5	6	7	8	9
Frank Taveras, R OBP: 0.316, SLG: 0.360 (1, 6)	0-0 S BLK 4-3 1B		0-0 S HR 1B		0-0 6-3 3B	0-0 6-3	0-0 F7		
Omar Moreno, L OBP: 0.325, SLG: 0.279 (1, 8)	4-0 CS 1-3 BB		0-3 K 1-2		0-0 6-3		4-0 3B BB	4-0 6-3 S BB	
Dave Parker, L OBP: 0.377, SLG: 0.537 (1, 9)	0-0 4-3 1-2 3-H		0-0 F8		0-0 3-1		0-0 2B 3B 1-H	0-3 K 1-2	
Bill Robinson, R OBP: 0.301, SLG: 0.409 (1, 7)	0-0 6-3		0-0 HR		4-0 BB		0-0 P4	0-0 6-3 2-3	
Manny Sanguillen, R OBP: 0.304, SLG: 0.352 Willie Stargell, L OBP: 0.384, SLG: 0.559 (7, PH) (8, 3)		0-0 4-3	0-0 F8		0-0 F8		4-0 2B E IBB	0-3 K	
Phil Garner, R OBP: 0.324, SLG: 0.346 (1, 4)		4-0 BB BB		0-0 F7		0-0 SH1 1B 2B	0-0 F8		
Ed Ott, L OBP: 0.299, SLG: 0.380 (1, 2)		0-0 F3		0-0 L3		0-0 SH1 2-3	0-0 E 2B 1-3 3-H		
Ken Macha, R OBP: 0.370, SLG: 0.302 Mario Mendoza, R OBP: 0.356, SLG: 0.375 (8, 5)		4-0 1-2 BB		0-0 1B		0-0 4-3	0-0 E7 1B 1B 2-H 3-H		
Jerry Reuss, L Ed Whitson, R Rennie Stennett, R Jim Rooker, R Grant Jackson, S Kent Tekulve, R (1, 1) (4, 1) (6, PH) (6, PR) (7, 1) (9, 1)		0-3 K		0-0 F8		0-0 1B 3-H	0-0 1B 2-H		

AB	R	H	RBI	BB	SO	LOB
5	3	3	0	0	0	2
2	1	0	1	3	1	1
5	1	1	2	0	1	3
4	1	1	2	1	0	2
3	0	0	0	0	0	1
1	1	0	0	1	1	1
3	1	1	0	1	0	2
3	1	1	1	0	0	1
3	1	2	2	1	0	1
0	0	0	0	0	0	0
1	0	0	0	0	1	2
1	0	0	0	0	0	1
1	0	1	1	0	0	0
0	0	0	0	0	0	0
1	0	1	1	0	0	0
0	0	0	0	0	0	0

BOTTOM	
San Diego Padres @ Pittsburgh Pirates Three Rivers Stadium, Pittsburgh, PA Sun Jul 16 1978, 3:38 AM EDT Att. 16,303 - Unknown	
AB	33
R	10
H	11
RBI	10
BB	7
SO	4
LOB	17
	
WP: 0	PA: 41
PB: 0	
SB: 3	
CS: 1	

Inning Stats		R: 1	H: 1	E: 0	K: 0	S: 3	R: 0	H: 0	E: 0	K: 1	S: 5	R: 0	H: 2	E: 0	K: 1	S: 7	R: 0	H: 1	E: 0	K: 0	S: 4	R: 1	H: 1	E: 0	K: 0	S: 4	R: 0	H: 2	E: 1	K: 0	S: 5	R: 5	H: 4	E: 1	K: 0	S: 7	R: 0	H: 0	E: 0	K: 2	S: 7
PITCHER	IP	WLS	BF	H	R	ER	SO	BB	IBB	HBP	BLK	WP	HR	S	P	ERA	WHIP																								
Bob Shirley, L ERA: 4.29	6.0		29	7	6	6	2	5	0	0	1	0	1	28	48	9.00	2.000																								
Dennis Kinney, L ERA: 4.73	0.0	L	1	1	0	0	0	0	0	0	0	0	0	1	1	∞	∞																								
Mark Lee, R ERA: 3.89	1.0		7	3	4	3	0	0	1	0	0	0	0	6	10	27.00	3.000																								
John D'Acquisto, R ERA: 2.18	1.0		4	0	0	0	2	1	0	0	0	0	0	7	11	0.00	1.000																								

WP	HR	S	P	ERA	WHIP
0	0	0	0	0	0
0	0	0	0	0	0
0	0	0	0	0	0
0	0	0	0	0	0
0	0	0	0	0	0

Batter	1	2	3	4	5	6	7	8	9	10	AB	R	H	RBI	BB	SO	LOB	TOP						
Gene Richards, L (1, 7) X OBP: 0.384, SLG: 0.407	0-0 4-3 1B		0-0 L7		4-0 BB FC5-4	0-0 1-3 2B			4-0 2B	4-0 1B	3	3	2	0	3	0	0							
Ozzie Smith, S (1, 6) X OBP: 0.312, SLG: 0.319	0-0 4-3		0-0 F8		0-0 FC5-4 FC4-6	0-0 F8			0-0 1-H 1B	0-0 1-3 2-H 1B	6	2	3	2	0	0	3							
Broderick Perkins, L (1, 3) X OBP: 0.341, SLG: 0.487	0-0 3-H 1B		0-0		4-0 1-2 2-3 BB		0-0 6-3		0-0 2-H 1B	4-0	4	1	3	2	2	0	0							
Dave Winfield, R (1, 8) S OBP: 0.345, SLG: 0.484	0-3 1-2 K		0-0 1-3		0-0 FC5-4 FC4-6		0-0 6-3		0-0 1-3 1B	0-0 F7	6	0	1	1	0	1	7							
Jerry Turner, L (1, 9) B OBP: 0.303, SLG: 0.415	4-0 BB		0-0 F8		0-0 1-2f 2-3 3-H FC4-6		0-0 1-3		0-0 1-2 3-H P6		4	0	0	1	1	0	2							
Fernando Gonzalez, R (1, 4) X OBP: 0.228, SLG: 0.277	0-0 F7		0-0 4-3		0-0 4-3			0-0 F9	0-0 P4		5	0	0	0	0	0	4							
Gene Tenace, R (1, 2) Oscar Gamble, L (10, PR) Dave Roberts, R (10, 2)	0-3 K		1-0 E WP HBP		0-3 K		0-0 F8		0-0 E5 SH1-4		4	0	0	0	0	2	0							
Bill Almon, R (1, 5) Mark Lee, R (8, 1) Chuck Baker, R (10, PH) Rollie Fingers, R (10, 1)	0-0 5-3		0-0 E5		4-0 1-3 BB		0-0 F9		0-0 SH1-4		3	0	0	0	1	0	1							
Gaylord Perry, R (1, 1) Rick Sweet, S (6, PH) Mickey Lolich, S (6, 1) Tucker Ashford, R (8, 5)	0-0 L7		0-0 F9		0-0 FC3-6 2B		0-0 FC3-6		0-0 5-3	0-0 6-3	2	0	0	0	0	0	2							
Inning Stats	R: 1 E: 0 K: 1 S: 7	H: 2 LOB: 2 BB: 1 P: 11	R: 0 E: 0 K: 1 S: 5	H: 0 LOB: 0 BB: 0 P: 5	R: 0 E: 0 K: 0 S: 4	H: 1 LOB: 1 BB: 0 P: 4	R: 0 E: 1 K: 0 S: 4	H: 0 LOB: 2 BB: 0 P: 5	R: 2 E: 0 K: 0 S: 4	H: 1 LOB: 1 BB: 2 P: 12	R: 0 E: 0 K: 1 S: 6	H: 0 LOB: 0 BB: 0 P: 3	R: 0 E: 0 K: 0 S: 3	H: 0 LOB: 0 BB: 0 P: 3	R: 3 E: 1 K: 0 S: 6	H: 3 LOB: 1 BB: 1 P: 10	R: 1 E: 1 K: 0 S: 5	H: 1 LOB: 3 BB: 2 P: 13	1B: 6 2B: 3 3B: 0 HR: 0	SF: 0 SAC: 1 DP: 0 HBP: 1	WP: 2 PB: 0 SB: 1 CS: 0	PA: 49		
PITCHER Bruce Kison, R (1, 1) Dave Hamilton, L (7, 1) Kent Tekulve, R (9, 1)	IP 6.0 2.1 1.2	WLS W	BF 29 10 10	H 5 2 2	R 3 3 1	ER 3 2 0	SO 3 0 0	BB 4 1 2	IBB 0 0 0	HBP 1 0 0	BLK 0 0 0	WP 1 0 1	HR 0 0 0	S 30 9 8	P 47 13 16	ERA 4.50 7.71 0.00	WHIP 1.500 1.286 1.200							

San Diego Padres @ Pittsburgh Pirates
Three Rivers Stadium, Pittsburgh, PA
Mon Jul 17 1978, 7:05 PM EDT
Att: 7,045 - Unknown

AB	40
R	7
H	9
RBI	6
BB	7
SO	3
LOB	22



livebaseballscorecards.com

Batter	1	2	3	4	5	6	7	8	9	10	AB	R	H	RBI	BB	SO	LOB	BOTTOM							
Frank Taveras, R OBP: 0.317, SLG: 0.361 (1, 6) X	0-0 3B 1B	0-0 P4		0-0 P9		0-0 FC4-2 1B			0-0 2-3 2-3		5	1	2	0	0	0	0	San Diego Padres @ Pittsburgh Pirates Three Rivers Stadium, Pittsburgh, PA Mon Jul 17 1978, 7:05 PM EDT Att. 7,045 - Unknown							
Omar Moreno, L OBP: 0.326, SLG: 0.281 (1, 8) X	0-0 F7	0-0 G3 1B		0-0 2B 1B		0-0 FC4-2 FC6			0-0 6-3		5	1	2	0	0	0	3								
Dave Parker, L OBP: 0.377, SLG: 0.545 (1, 9) X	0-0 3B 3B	0-0 G3		0-0 2B		0-0 FC6			0-0 6-3		5	1	2	2	0	0	3								
Bill Robinson, R OBP: 0.300, SLG: 0.402 (1, 7) B	4-0 3B BB	0-0 L8		0-3 K				0-0 1-3		4	2	0	0	1	1	2									
Willie Stargell, L OBP: 0.385, SLG: 0.565 (1, 3) X	0-0 1B 3B		0-3 K		0-3 K			0-0 4-3		5	1	2	2	0	2	0									
Ken Macha, R OBP: 0.370, SLG: 0.302 (10, PR)	1-3 3B									0-0 F7 1B 1B	0	1	0	0	0	0	0								
Rennie Stennett, R OBP: 0.289, SLG: 0.335 (1, 4) X	0-0 BB 1B		0-0 5-3		0-0 F9			0-0 F8		5	0	2	2	0	0	0									
Ed Ott, L OBP: 0.292, SLG: 0.371 (1, 2) S	0-3 K		0-0 3-1		0-0 4-3			0-0 P6		5	0	0	0	0	1	3									
Phil Garner, R OBP: 0.330, SLG: 0.360 (1, 5) B	4-0 BB			0-0 HR		0-0 1B FC4-2 1B			0-0 F9		2	1	2	1	1	0	0								
Mario Mendoza, R OBP: 0.348, SLG: 0.366 (6, PR) B									0-0 1B		1	0	0	0	0	0	0								
Manny Sanguillen, R OBP: 0.310, SLG: 0.358 (10, PH)	1-2 BB								0-0 2-3 3-H		1	0	1	1	0	0	0								
Bruce Kison, R OBP: 0.288, SLG: 0.312 (1, 1) X	0-0 1-3			0-0 G3		0-0 F7			0-0 6-3		2	0	0	0	0	0	2								
Steve Brye, R OBP: 0.288, SLG: 0.312 (6, PH)											1	0	0	0	0	0	1								
Dave Hamilton, L OBP: 0.182, SLG: 0.182 (7, 1)											1	0	0	0	0	0	0								
Kent Tekulve, R OBP: 0.182, SLG: 0.182 (9, 1)											0	0	0	0	0	0	0								
Inning Stats	R: 4 E: 0 K: 1 S: 9	H: 4 LOB: 2 BB: 2 P: 17	R: 0 E: 0 K: 0 S: 4	H: 1 LOB: 1 BB: 0 P: 4	R: 0 E: 0 K: 1 S: 5	H: 0 LOB: 0 BB: 0 P: 5	R: 2 E: 0 K: 1 S: 8	H: 3 LOB: 1 BB: 0 P: 8	R: 0 E: 0 K: 1 S: 5	H: 0 LOB: 0 BB: 0 P: 5	R: 0 E: 1 K: 0 S: 5	H: 2 LOB: 2 BB: 0 P: 5	R: 0 E: 0 K: 0 S: 3	H: 0 LOB: 0 BB: 0 P: 3	R: 0 E: 0 K: 0 S: 3	H: 0 LOB: 0 BB: 0 P: 3	R: 0 E: 0 K: 0 S: 3	H: 0 LOB: 0 BB: 0 P: 3	R: 2 E: 1 K: 0 S: 5	H: 3 LOB: 2 BB: 0 P: 5	1B: 9 2B: 1 3B: 2 HR: 1	SF: 0 SAC: 0 DP: 0 HBP: 0	WP: 0 PB: 0 SB: 1 CS: 0	PA: 44	
PITCHER	IP	WLS	BF	H	R	ER	SO	BB	IBB	HBP	BLK	WP	HR	S	P	ERA	WHIP								
Gaylord Perry, R ERA: 3.33 (1, 1)	5.0		25	8	6	6	4	2	0	0	0	0	1	31	39	10.80	2.000								
Mickey Lolich, L ERA: 1.64 (6, 1)	2.1		9	2	0	0	0	0	0	0	0	0	0	9	9	0.00	0.857								
Mark Lee, R ERA: 3.74 (8, 1)	1.2		5	0	0	0	0	0	0	0	0	0	0	5	5	0.00	0.000								
Rollie Fingers, R ERA: 3.43 (10, 1)	0.1	L	5	3	2	1	0	0	0	0	0	0	0	5	5	27.00	9.000								

AB	42
R	8
H	13
RBI	8
BB	2
SO	4
LOB	14



Batter	1	2	3	4	5	6	7	8	9	AB R H RBI BB SO LOB	TOP											
Gene Richards, L (1, 7) OBP: 0.385, SLG: 0.414	0-0 SH1-3 2B		0-0 6-3		0-0 1B 2B		0-0 F8			4 1 2 0 0 0 0	San Diego Padres @ St. Louis Cardinals Busch Stadium, St. Louis, MO Tue Jul 18 1978, 7:05 PM CDT Att. 13,271 - Unknown livebaseballscorecards.com											
Ozzie Smith, S (1, 6) OBP: 0.312, SLG: 0.320	0-0 SH1-3 2-3		0-0 F7		0-0 2-H 1B		0-0 L4			3 0 1 1 0 0 0												
Broderick Perkins, L (1, 3) OBP: 0.333, SLG: 0.465	0-3 K		0-0 1B		0-0 G3		0-0 F8			4 0 1 0 0 1 2												
Dave Winfield, R (1, 8) OBP: 0.341, SLG: 0.479	0-3 K		0-0 P4			0-3 K		0-0 6-3		4 0 0 0 0 2 2												
Oscar Gamble, L (1, 9) OBP: 0.375, SLG: 0.420		4-0 BB 1B BB		0-3 K		0-0 1B WP 1B		0-0 4-3		3 1 1 0 1 1 0												
Gene Tenace, R (1, 2) OBP: 0.407, SLG: 0.439		0-3 K		0-0 L6 2B		0-0 1B 1B		0-3 K		4 1 2 0 0 2 1												
Fernando Gonzalez, R (1, 4) OBP: 0.234, SLG: 0.282		0-0 1-2 1B		0-0 L6 2-3		0-0 1B 1B		0-3 K		4 0 2 1 0 1 1												
Bill Almon, R (1, 5) OBP: 0.312, SLG: 0.326		0-0 F9			0-0 5-3		0-0 1-2 2-H B1-4 1B		0-3 K	4 0 1 1 0 1 2												
Eric Rasmussen, R (1, 1) OBP: 0.150, SLG: 0.150		0-3 K		0-3 K		0-0 B1-4		0-0 4-3		4 0 0 0 0 2 4												
Inning Stats	R: 0 E: 0 K: 2 S: 8	H: 1 LOB: 1 BB: 0 P: 8	R: 0 E: 0 K: 2 S: 8	H: 1 LOB: 2 BB: 1 P: 12	R: 0 E: 0 K: 0 S: 4	H: 1 LOB: 1 BB: 0 P: 4	R: 0 E: 0 K: 1 S: 5	H: 1 LOB: 0 BB: 0 P: 5	R: 1 E: 0 K: 1 S: 7	H: 2 LOB: 1 BB: 0 P: 7	R: 2 E: 0 K: 1 S: 8	H: 4 LOB: 1 BB: 0 P: 8	R: 0 E: 0 K: 0 S: 3	H: 0 LOB: 0 BB: 0 P: 3	R: 0 E: 0 K: 1 S: 5	H: 0 LOB: 0 BB: 0 P: 5	R: 0 E: 0 K: 2 S: 7	H: 0 LOB: 0 BB: 0 P: 7	1B: 7 2B: 5 3B: 0 HR: 0	SF: 0 SAC: 1 DP: 2 HBP: 0	WP: 1 PB: 0 SB: 0 CS: 0	PA: 36
PITCHER	IP WLS BF H R ER SO BB IBB HBP BLK WP HR S P ERA WHIP												PITCHER	IP WLS BF H R ER SO BB IBB HBP BLK WP HR S P ERA WHIP								
Pete Vuckovich, R (1, 1) ERA: 2.38	7.0 L 30 10 3 3 7 1 0 0 0 1 0 43 47 3.86 1.571																					
Mark Littell, R (8, 1) ERA: 2.28	2.0 6 0 0 0 3 0 0 0 0 0 0 12 12 0.00 0.000																					

Batter	1	2	3	4	5	6	7	8	9	AB	R	H	RBI	BB	SO	LOB
Garry Templeton, S (1, 6) OBP: 0.270, SLG: 0.329	0-0 4-3 SUS	0-3 K2-3			0-0 4-3			0-0 4-3		4	0	0	0	0	1	1
Jerry Mumphrey, S (1, 7) OBP: 0.302, SLG: 0.309	0-0 S 1B		0-0 G3		0-0 1-3			0-0 L7		4	0	1	0	0	0	0
George Hendrick, R (1, 8) OBP: 0.314, SLG: 0.417	0-0 F9 1-2		0-0 P6		0-0 F3			0-0 5-3		4	0	0	0	0	0	1
Ted Simmons, S (1, 2) OBP: 0.390, SLG: 0.542	4-0 BB		0-0 3-1			0-0 6-3			0-0 L3	3	0	0	0	1	0	0
Keith Hernandez, L (1, 3) OBP: 0.356, SLG: 0.430	0-0 L9			0-0 F9		0-0 1-3			0-0 HR	4	1	1	1	0	0	2
Jerry Morales, R (1, 9) OBP: 0.289, SLG: 0.343		0-0 6-3		4-0 BB 1B		0-0 4-3			0-0 L3	3	0	0	0	1	0	0
Ken Reitz, R (1, 5) OBP: 0.277, SLG: 0.345		0-0 1B 2B		0-0 1-2 1B			0-3 K		0-0 F8	4	1	2	0	0	1	0
Mike Tyson, R (1, 4) OBP: 0.278, SLG: 0.313		0-0 P3		0-0 P3			0-3 K			2	0	0	0	0	0	3
Lou Brock, L (7, PH) OBP: 0.254, SLG: 0.225										1	0	0	0	0	1	0
Mike Phillips, L (8, 4) OBP: 0.309, SLG: 0.300										0	0	0	0	0	0	0
Pete Vuckovich, R (1, 1) OBP: 0.107, SLG: 0.107		0-0 2-H 1B		0-0 P6			0-0 3-1			2	0	1	1	0	0	2
Tony Scott, S (7, PH) OBP: 0.295, SLG: 0.286										1	0	0	0	0	0	0
Mark Littell, L (8, 1)										0	0	0	0	0	0	0

Inning Stats	R: 0	H: 1	E: 0	K: 0	S: 4	R: 1	H: 2	E: 0	K: 1	S: 7	R: 0	H: 0	E: 0	K: 0	S: 3	R: 0	H: 1	E: 0	K: 0	S: 4	R: 0	H: 0	E: 0	K: 0	S: 3	R: 0	H: 0	E: 0	K: 0	S: 3	R: 0	H: 0	E: 0	K: 2	S: 7	R: 0	H: 0	E: 0	K: 0	S: 3	R: 1	H: 1	E: 0	K: 0	S: 4	1B: 3	SF: 0	2B: 1	SAC: 0	3B: 0	DP: 0	HR: 1	HBP: 0	WP: 0	PA: 34
PITCHER Eric Rasmussen, R (1, 1) ERA: 3.81	IP	WLS	BF	H	R	ER	SO	BB	IBB	HBP	BLK	WP	HR	S	P	ERA	WHIP													PITCHER	IP	WLS	BF	H	R	ER	SO	BB	IBB	HBP	BLK	WP	HR	S	P	ERA	WHIP								

BOTTOM

San Diego Padres @ St. Louis Cardinals
 Busch Stadium, St. Louis, MO
 Tue Jul 18 1978, 7:05 PM CDT
 Att. 13,271 - Unknown

livebaseballscorecards.com

AB	32
R	2
H	5
RBI	2
BB	2
SO	3
LOB	9



Batter	1	2	3	4	5	6	7	8	9	AB R H RBI BB SO LOB	TOP											
Gene Richards, L (1, 7) OBP: 0.385, SLG: 0.415	4-0 F8 S 2B BB	0-0 6-3		0-0 2B			0-0 6-3		0-0 6-3	4 1 1 1 1 0 0												
Ozzie Smith, S (1, 6) OBP: 0.312, SLG: 0.319	0-0 F8 1-3	0-0 3-1		0-0 P6			0-0 E S 1B			4 0 1 0 0 0 2												
Broderick Perkins, L (1, 3) OBP: 0.327, SLG: 0.468	0-0 3B 2B		0-0 F8		0-3 K		0-0 E4 1-3			4 1 1 1 0 1 1												
Dave Winfield, R (1, 8) OBP: 0.340, SLG: 0.482	0-0 SF7 3B		0-0 4-3		0-0 6-3		0-3 K			4 1 1 1 0 1 2												
Oscar Gamble, L (1, 9) OBP: 0.370, SLG: 0.415	0-0 SF7		0-0 P6		0-0 4-3		0-3 K			3 0 0 1 0 1 0												
Gene Tenace, R (1, 2) OBP: 0.407, SLG: 0.435	4-0 BB BB		0-0 P6		0-0 F9		0-3 K			2 0 0 0 1 0 0												
Bob Shirley, R (7, 1) OBP: 0.205, SLG: 0.139										1 0 0 0 0 1 0												
Fernando Gonzalez, R (1, 4) OBP: 0.240, SLG: 0.289	4-0 1-2 BB		0-0 1B 2B		0-0 6-3		0-0 4-3			3 1 1 0 1 0 0												
Bill Almon, R (1, 5) OBP: 0.311, SLG: 0.325	0-3 K		0-0 SH1-3 2B 1B		0-0 F9				0-0 6-3	4 1 1 1 0 1 2												
Randy Jones, R (1, 1) OBP: 0.163, SLG: 0.184		0-3 K		0-0 SH1-3			0-0 F8		0-0 F2	1 0 0 0 0 1 0												
Rick Sweet, S (7, PH) OBP: 0.320, SLG: 0.262				1-2						2 0 0 0 0 0 0												
Inning Stats	R: 3 E: 0 K: 1 S: 7	H: 2 LOB: 2 BB: 3 P: 19	R: 0 E: 0 K: 1 S: 5	H: 0 LOB: 0 BB: 0 P: 5	R: 0 E: 0 K: 0 S: 3	H: 0 LOB: 0 BB: 0 P: 3	R: 2 E: 0 K: 0 S: 6	H: 3 LOB: 1 BB: 0 P: 6	R: 0 E: 0 K: 1 S: 5	H: 0 LOB: 0 BB: 0 P: 5	R: 0 E: 0 K: 0 S: 3	H: 0 LOB: 0 BB: 0 P: 3	R: 0 E: 0 K: 1 S: 7	H: 1 LOB: 2 BB: 0 P: 7	R: 0 E: 0 K: 2 S: 7	H: 0 LOB: 0 BB: 0 P: 7	R: 0 E: 0 K: 0 S: 3	H: 0 LOB: 0 BB: 0 P: 3	1B: 2 2B: 3 3B: 1 HR: 0	SF: 1 SAC: 1 DP: 0 HBP: 0	WP: 0 PB: 0 SB: 2 CS: 0	PA: 37
PITCHER	IP WLS BF H R ER SO BB IBB HBP BLK WP HR S P ERA WHIP																					
Roy Thomas, R (1, 1) ERA: 5.4	4.0 L 20 5 5 5 2 3 0 0 0 0 0 0 21 33 11.25 2.000																					
Aurelio Lopez, R (5, 1) ERA: 2.16	3.0 11 1 0 0 2 0 0 0 0 0 0 0 15 15 0.00 0.333																					
Buddy Schultz, L (8, 1) ERA: 3.6	2.0 6 0 0 0 2 0 0 0 0 0 0 0 10 10 0.00 0.000																					

San Diego Padres @ St. Louis Cardinals
 Busch Stadium, St. Louis, MO
 Wed Jul 19 1978, 7:05 PM CDT
 Att: 11,053 - Unknown

AB	32
R	5
H	6
RBI	5
BB	3
SO	6
LOB	7



BOTTOM

San Diego Padres @ St. Louis Cardinals
Busch Stadium, St. Louis, MO
Wed Jul 19 1978, 7:05 PM CDT
Att. 11,053 - Unknown

livebaseballscores.com

AB 34
R 3
H 9
RBI 3
BB 1
SO 4
LOB 16



WP: 1 PA: 37
PB: 0
SB: 0
CS: 0

AB R H RBI BB SO LOB

5 1 2 1 0 0 4

4 0 1 1 0 1 2
0 0 0 0 0 0 0

4 0 0 0 0 0 2

4 0 0 0 0 1 1

4 0 1 0 0 0 0

4 1 2 0 0 0 1

3 0 1 0 0 0 1
0 0 0 0 0 0 0

3 1 1 0 1 1 3

1 0 1 1 0 0 0
0 0 0 0 0 0 0
2 0 0 0 0 1 2

1B: 8 SF: 0
2B: 1 SAC: 1
3B: 0 DP: 1
HR: 0 HBP: 1

WP: 1 PA: 37
PB: 0
SB: 0
CS: 0

Batter	1	2	3	4	5	6	7	8	9
Garry Templeton, S (1, 6) OBP: 0.272, SLG: 0.332	0-0 E5 1B	0-0 F9			0-0 2B		0-0 6-3		0-0 FC6-4
Jerry Mumphrey, S (1, 7) OBP: 0.301, SLG: 0.308 Buddy Schultz, R (8, 1) OBP: 0.333, SLG: 0.600	0-0 G5-4-3 1B		0-0 F8		0-3 K		0-0 L9		
Keith Hernandez, L (1, 3) OBP: 0.353, SLG: 0.425	0-0 F8		0-0 F9		0-0 3-1			0-0 4-3	
Ted Simmons, S (1, 2) OBP: 0.386, SLG: 0.536	0-0 G5-4-3 1-2f		0-0 5-3-2			0-0 6-3		0-3 K	
George Hendrick, R (1, 8) OBP: 0.313, SLG: 0.414		0-0 5-3		0-0 5-3		0-0 6-3		0-0 1B	
Jerry Morales, R (1, 9) OBP: 0.291, SLG: 0.344		0-0 1B 1B		0-0 4-3		0-0 1B		0-0 FC6-4 1-	
Ken Reitz, R (1, 5) OBP: 0.279, SLG: 0.345 Mike Phillips, L (9, PR) OBP: 0.309, SLG: 0.300		0-0 1B 1B		0-0 L6		0-0 F9		1-0 FC6-4 HBP	
Mike Tyson, R (1, 4) OBP: 0.281, SLG: 0.313		0-0 L8		0-0 SH1-4 2B 1B		4-0 WP BB		0-3 K	
Roy Thomas, R (1, 1) OBP: 0.333, SLG: 0.333 Aurelio Lopez, R (5, 1) Tony Scott, S (7, PH) OBP: 0.289, SLG: 0.280		0-0 1B		0-0 SH1-4		0-3 K		0-0 L7	

Inning Stats	R: 1	H: 2	E: 1	LOB: 0	K: 0	BB: 0	S: 4	R: 1	H: 3	E: 0	LOB: 2	K: 0	BB: 0	S: 6	R: 0	H: 0	E: 0	LOB: 0	K: 0	BB: 0	S: 3	R: 0	H: 0	E: 0	LOB: 0	K: 0	BB: 0	S: 3	R: 1	H: 2	E: 0	LOB: 1	K: 1	BB: 0	S: 7	R: 0	H: 1	E: 0	LOB: 1	K: 0	BB: 0	S: 4	R: 0	H: 0	E: 0	LOB: 1	K: 1	BB: 1	S: 5	R: 0	H: 1	E: 0	LOB: 1	K: 1	BB: 0	S: 6	R: 0	H: 0	E: 0	LOB: 1	K: 1	BB: 0	S: 5	R: 0	H: 1	E: 0	LOB: 1	K: 1	BB: 0	S: 6	R: 0	H: 0	E: 0	LOB: 1	K: 1	BB: 0	S: 5
--------------	------	------	------	--------	------	-------	------	------	------	------	--------	------	-------	------	------	------	------	--------	------	-------	------	------	------	------	--------	------	-------	------	------	------	------	--------	------	-------	------	------	------	------	--------	------	-------	------	------	------	------	--------	------	-------	------	------	------	------	--------	------	-------	------	------	------	------	--------	------	-------	------	------	------	------	--------	------	-------	------	------	------	------	--------	------	-------	------

PITCHER	IP	WLS	BF	H	R	ER	SO	BB	IBB	HBP	BLK	WP	HR	S	P	ERA	WHIP
Randy Jones, L (1, 1) ERA: 3.1	6.0	W	25	8	3	2	1	0	0	0	0	0	0	27	27	3.00	1.333
Bob Shirley, L (7, 1) ERA: 4.18	3.0	S	12	1	0	0	3	1	0	1	0	1	0	16	21	0.00	0.667

PITCHER	IP	WLS	BF	H	R	ER	SO	BB	IBB	HBP	BLK	WP	HR	S	P	ERA	WHIP
---------	----	-----	----	---	---	----	----	----	-----	-----	-----	----	----	---	---	-----	------

Batter	1	2	3	4	5	6	7	8	9	AB R H RBI BB SO LOB	TOP														
Gene Richards, L (1, 7) OBP: 0.384, SLG: 0.413	0-3 K		0-0 4-3			0-0 1-2 BB 1B	0-0 FC6-4-3-5			4 0 1 1 0 1 2	<p>San Diego Padres @ St. Louis Cardinals</p> <p>Busch Stadium, St. Louis, MO</p> <p>Thu Jul 20 1978, 3:33 AM CDT</p> <p>Att. 8,510 - Unknown</p>														
Ozzie Smith, S (1, 6) OBP: 0.308, SLG: 0.315	0-0 F9			0-0 3-1		0-0 F9		0-3 K		4 0 0 0 0 1 2															
Broderick Perkins, L (1, 3) OBP: 0.358, SLG: 0.480	0-0 1B			0-0 F9		4-0 1-2 2-3 BB		0-0 1B		3 0 2 0 1 0 0															
Dave Winfield, R (1, 8) OBP: 0.337, SLG: 0.476	0-3 K			0-0 L8		0-0 FC6-4 1-2f		0-3 K		4 0 0 0 0 2 5															
Jerry Turner, L (1, 9) OBP: 0.290, SLG: 0.395		0-0 F8			0-0 F8		0-0 G1	0-3 K		4 0 0 0 0 1 1															
Gene Tenace, R (1, 2) OBP: 0.405, SLG: 0.430		0-3 K			0-0 F7		4-0 1B 2B BB	0-3 K		3 1 0 0 1 2 0															
Fernando Gonzalez, R (1, 4) OBP: 0.246, SLG: 0.299		0-0 5-3			0-0 F3		0-0 1-3 FC6-4-3-5 1B	0-0 2B		4 1 2 0 0 0 0															
Tucker Ashford, R (1, 5) OBP: 0.298, SLG: 0.379			0-0 P5			0-0 4-3	0-0 FC6-4-3-5 1-3 3-H 2B	0-3 K		4 0 1 1 0 1 1															
Bob Ovwchinko, L (1, 1) OBP: 0.175, SLG: 0.200			0-3 K			0-0 BB 1B	4-0 FC6-4-3-5 1B	0-3 K		1 0 0 0 0 1 0															
Oscar Gamble, L (6, PH) OBP: 0.372, SLG: 0.418										1 0 1 0 0 0 0															
Bill Almon, R (6, PR) OBP: 0.311, SLG: 0.325										0 0 0 0 0 0 0															
John D'Acquisto, R (6, 1) OBP: 0.286, SLG: 0.231										0 0 0 0 0 0 0															
Rick Sweet, S (7, PH) OBP: 0.329, SLG: 0.262										0 0 0 0 0 0 0															
Don Reynolds, R (7, PH) OBP: 0.364, SLG: 0.281										0 0 0 0 1 0 0															
Rollie Fingers, R (7, 1) OBP: 0.286, SLG: 0.286										0 0 0 0 0 0 0															
Dave Roberts, R (9, PH) OBP: 0.323, SLG: 0.288										1 0 0 0 0 1 1															
Inning Stats	R: 0 E: 0 K: 2 S: 8	H: 1 LOB: 1 BB: 0 P: 8	R: 0 E: 0 K: 1 S: 5	H: 0 LOB: 0 BB: 0 P: 5	R: 0 E: 0 K: 1 S: 5	H: 0 LOB: 0 BB: 0 P: 5	R: 0 E: 0 K: 0 S: 3	H: 0 LOB: 0 BB: 0 P: 3	R: 0 E: 0 K: 0 S: 3	H: 0 LOB: 0 BB: 0 P: 3	R: 0 E: 0 K: 0 S: 5	H: 2 LOB: 3 BB: 1 P: 9	R: 2 E: 0 K: 0 S: 4	H: 2 LOB: 1 BB: 2 P: 12	R: 0 E: 0 K: 3 S: 10	H: 1 LOB: 1 BB: 0 P: 10	R: 0 E: 0 K: 3 S: 10	H: 1 LOB: 1 BB: 0 P: 10	1B: 5 2B: 3 3B: 0 HR: 0	SF: 0 SAC: 0 DP: 1 HBP: 0	WP: 0 PB: 0 SB: 0 CS: 0	PA: 36			
PITCHER	IP WLS BF H R ER SO BB IBB HBP BLK WP HR S P ERA WHIP																								
Bob Forsch, R (1, 1) ERA: 3.1	6.1		26	5	2	2	4	2	0	0	0	0	0	32	40	2.84	1.105								
Buddy Schultz, L (7, 1) ERA: 3.56	0.2	W	2	0	0	0	0	0	1	0	0	0	0	1	5	0.00	0.000								
Mark Littell, R (8, 1) ERA: 2.22	2.0	S	8	2	0	0	6	0	0	0	0	0	0	20	20	0.00	1.000								

livebaseballscorecards.com

AB	33
R	2
H	7
RBI	2
BB	3
SO	10
LOB	12



Batter	1	2	3	4	5	6	7	8	9	AB	R	H	RBI	BB	SO	LOB	TOP					
Ivan De Jesus, R (1, 6) OBP: 0.363, SLG: 0.377	0-3 K		0-0 1-3	0-3 K		0-0 5-3		0-0 F8		5	0	0	0	0	2	3						
Jerry White, S (1, 8) OBP: 0.383, SLG: 0.325	4-0 CS BB		0-0 G6-4-3 1B		0-0 1B SF9		0-0 2B 1B		0-0 F7	4	2	3	0	1	0	0						
Bill Buckner, L (1, 3) OBP: 0.315, SLG: 0.380	0-0 1-3		0-0 G6-4-3		0-0 1B		0-0 F9 1-H 1B 2B		0-0 F2	5	1	2	1	0	0	2						
Bobby Murcer, L (1, 9) OBP: 0.355, SLG: 0.381		0-0 F7		0-0 P3		3-2 SF9		0-0 F9		0-0 P5	4	0	0	1	0	0	1					
Larry Bittner, L (1, 7) OBP: 0.325, SLG: 0.372		0-0 L9		0-0 6-3		0-3 K		0-0 P6		4	0	0	0	0	1	2						
Greg Gross, L (9, 7) OBP: 0.303, SLG: 0.346										0	0	0	0	0	0	0						
Manny Trillo, R (1, 4) OBP: 0.329, SLG: 0.356		4-0 BB BB BB		0-0 E 1B		4-3		0-0 1B		3	1	2	1	1	0	1						
Steve Ontiveros, S (1, 5) OBP: 0.319, SLG: 0.335		4-0 BB BB BB		0-0 E8 1B		4-0 G1-6-3 BB		0-3 K		2	1	0	0	2	1	1						
Dave Rader, L (1, 2) OBP: 0.283, SLG: 0.310		4-0 BB BB BB		4-0 1B IBB		0-0 G1-6-3		0-0 F8		2	0	0	0	2	0	1						
Rick Reuschel, R (1, 1) OBP: 0.119, SLG: 0.100		0-0 FC6-4		0-0 1B		0-0 2B		0-0 F8		3	0	2	1	0	0	3						
Lynn McGlothen, L (7, 1) OBP: 0.100, SLG: 0.200		0-0 FC6-4		0-0 1B				0-0 F8		1	0	0	0	0	0	0						
Ken Holtzman, R (8, 1) OBP: 0.250, SLG: 0.250										0	0	0	0	0	0	0						
Donnie Moore, L (8, 1) OBP: 0.250, SLG: 0.250										0	0	0	0	0	0	0						
Bruce Sutter, R (9, 1) OBP: 0.231, SLG: 0.091										0	0	0	0	0	0	0						
Inning Stats	R: 0 E: 0 K: 1 S: 4	H: 0 LOB: 0 BB: 1 P: 8	R: 0 E: 0 K: 0 S: 3	H: 0 LOB: 3 BB: 3 P: 15	R: 0 E: 0 K: 0 S: 3	H: 1 LOB: 0 BB: 0 P: 3	R: 2 E: 1 K: 1 S: 8	H: 2 LOB: 2 BB: 1 P: 12	R: 1 E: 0 K: 1 S: 11	H: 2 LOB: 1 BB: 0 P: 14	R: 0 E: 0 K: 0 S: 3	H: 1 LOB: 1 BB: 1 P: 7	R: 2 E: 0 K: 1 S: 8	H: 3 LOB: 1 BB: 0 P: 8	R: 0 E: 0 K: 0 S: 3	H: 0 LOB: 0 BB: 0 P: 3	R: 0 E: 0 K: 0 S: 3	H: 0 LOB: 0 BB: 0 P: 3	1B: 6 2B: 3 3B: 0 HR: 0	SF: 1 SAC: 0 DP: 2 HBP: 0	WP: 0 PB: 0 SB: 0 CS: 1	PA: 40
PITCHER	IP	WLS	BF	H	R	ER	SO	BB	IBB	HBP	BLK	WP	HR	S	P	ERA	WHIP					
Gaylord Perry, R (1, 1) ERA: 3.25	6.0		28	6	3	1	3	5	1	0	0	0	0	32	59	1.50	1.833					
Bob Shirley, L (7, 1) ERA: 4.26	2.0	L	9	3	2	2	1	0	0	0	0	0	0	11	11	9.00	1.500					
Mickey Lolich, L (9, 1) ERA: 1.5	1.0		3	0	0	0	0	0	0	0	0	0	0	3	3	0.00	0.000					

Chicago Cubs @ San Diego Padres
San Diego Stadium, San Diego, CA

Fri Jul 21 1978, 10:05 PM EDT
Att. 22,982 - Unknown - 72 F

livebaseballscorecards.com

AB	33
R	5
H	9
RBI	4
BB	6
SO	4
LOB	14



BOTTOM

Chicago Cubs @ San Diego Padres
San Diego Stadium, San Diego, CA
Fri Jul 21 1978, 10:05 PM EDT
Att: 22,982 - Unknown - 72 F

livebaseballscorecards.com

AB 37
R 4
H 8
RBI 3
BB 8
SO 6
LOB 26



WP: 1 PA: 46
PB: 0
SB: 0
CS: 0

AB R H RBI BB SO LOB

4 1 0 0 2 1 2

4 0 2 1 1 0 0

5 0 0 0 0 0 7

4 1 2 0 1 2 1

3 1 1 0 2 0 2
0 0 0 0 0 0 0

4 1 1 0 1 0 5

4 0 0 0 1 2 5

4 0 1 1 0 1 2
0 0 0 0 0 0 0

1B: 6 SF: 1
2B: 1 SAC: 0
3B: 1 DP: 0
HR: 0 HBP: 0

Batter	1	2	3	4	5	6	7	8	9
Gene Richards, L (1, 7) OBP: 0.383, SLG: 0.409	0-0 4-3 1B		0-0 1-3 1B		2-2 L8 1B	4-0 1B BB 1-2		4-0 F9 1B WP BB	0-3 K
Ozzie Smith, S (1, 6) OBP: 0.312, SLG: 0.317	0-0 3-1 1B		0-0 F8 1B		4-0 1-2 BB 1B	0-0 1-2 2-3 3-H 1B		0-0 BB WP 1B	
Broderick Perkins, L (1, 3) OBP: 0.328, SLG: 0.436	0-0 E1 1B			0-0 E5 1B	0-0 L8 1B	0-0 F8 1B		0-0 F9 2-3	
Dave Winfield, R (1, 9) OBP: 0.340, SLG: 0.479	0-0 1-2 1B			0-3 K		0-0 BB SF7 2B	0-3 K	4-0 1-2 BB 1B	
Jerry Turner, L (1, 8) OBP: 0.306, SLG: 0.393	0-0 1-3			0-0 FC6-4 1B		4-0 BB 1B	0-0 6-3	4-0 1-2 2-3 BB	
Mickey Lolich, S (9, 1)									
Gene Tenace, R (1, 2) OBP: 0.405, SLG: 0.435		0-0 6-3 1B		0-0 F7 1B		4-0 1B BB 1B	3-2 3B	3-2 F7 1B	
Fernando Gonzalez, R (1, 4) OBP: 0.245, SLG: 0.293		0-3 K		1-2 FC6-4 1-2f		0-3 K	4-0 FC4-6 BB		0-0 B1-3
Tucker Ashford, R (1, 5) OBP: 0.294, SLG: 0.374		0-3 K			0-0 E5 FC3-6	0-0 SF7 3-H	0-0 FC4-6 1-2f		0-0 1B
Bill Almon, R (9, PR) OBP: 0.311, SLG: 0.325									
Gaylord Perry, R (1, 1) OBP: 0.180, SLG: 0.188			0-0 F8 1B		0-0 FC3-6 1-2f	0-0 1B BB 1-3 2-H 1B		0-0 P4	0-0 F7
Oscar Gamble, L (6, PH) OBP: 0.374, SLG: 0.420									
Randy Jones, R (6, PR) OBP: 0.163, SLG: 0.184									
Bob Shirley, R (7, 1) OBP: 0.205, SLG: 0.139									
Don Reynolds, R (8, PH) OBP: 0.363, SLG: 0.271									

Inning Stats	R: 0	H: 1	E: 1	K: 0	S: 5	LOB: 2	BB: 0	P: 5	R: 0	H: 0	E: 0	K: 2	S: 7	LOB: 0	BB: 0	P: 7	R: 0	H: 0	E: 0	K: 0	S: 3	LOB: 0	BB: 0	P: 3	R: 0	H: 1	E: 1	K: 1	S: 10	LOB: 2	BB: 1	P: 13	R: 3	H: 3	E: 0	K: 1	S: 8	LOB: 3	BB: 3	P: 20	R: 0	H: 1	E: 0	K: 1	S: 10	LOB: 2	BB: 1	P: 17	R: 1	H: 1	E: 0	K: 0	S: 8	LOB: 3	BB: 3	P: 23	R: 0	H: 1	E: 0	K: 1	S: 6	LOB: 1	BB: 0	P: 6	1B: 6	SF: 1	2B: 1	SAC: 0	3B: 1	DP: 0	HR: 0	HBP: 0	WP: 1	PA: 46
--------------	------	------	------	------	------	--------	-------	------	------	------	------	------	------	--------	-------	------	------	------	------	------	------	--------	-------	------	------	------	------	------	-------	--------	-------	-------	------	------	------	------	------	--------	-------	-------	------	------	------	------	-------	--------	-------	-------	------	------	------	------	------	--------	-------	-------	------	------	------	------	------	--------	-------	------	-------	-------	-------	--------	-------	-------	-------	--------	-------	--------

PITCHER	IP	WLS	BF	H	R	ER	SO	BB	IBB	HBP	BLK	WP	HR	S	P	ERA	WHIP
Rick Reuschel, R (1, 1) ERA: 2.65	6.0		30	5	3	3	4	4	0	0	0	0	0	40	59	4.50	1.500
Lynn McGlothen, R (7, 1) ERA: 4.6	1.1		8	2	1	1	1	2	0	0	0	0	0	12	23	6.75	3.000
Ken Holtzman, L (8, 1) ERA: 5.8	0.1		3	0	0	0	0	1	1	0	0	1	0	1	9	0.00	3.000
Donnie Moore, R (8, 1) ERA: 4.01	0.2		3	1	0	0	0	0	0	0	0	0	0	7	10	0.00	1.500
Bruce Sutter, R (9, 1) ERA: 1.65	0.2	S	2	0	0	0	1	0	0	0	0	0	0	4	4	0.00	0.000

Batter	1	2	3	4	5	6	7	8	9	AB R H RBI BB SO LOB	TOP						
Ivan De Jesus, R (1, 6) OBP: 0.359, SLG: 0.373	3-2 5-3		2-3 K			0-0 6-3		0-3 K		4 0 0 0 0 2 1							
Jerry White, S (1, 8) OBP: 0.353, SLG: 0.295	3-2 F8			0-0 F9		0-0 3-1		0-3 K		4 0 0 0 0 1 0							
Bill Buckner, L (1, 3) OBP: 0.314, SLG: 0.378	0-0 4-3			0-0 6-3			0-0 1B WP SF7 1B	0-0 F7		4 1 1 0 0 0 0							
Bobby Murcer, L (1, 9) OBP: 0.359, SLG: 0.391		0-0 4-3 3B		0-0 1B			0-0 G5-4-3 1B	0-0 6-3		4 1 3 0 0 0 0							
Larry Bittner, L (1, 7) OBP: 0.321, SLG: 0.369		0-0 4-3		0-0 3-1			0-0 SF7			2 0 0 2 0 0 1							
Manny Trillo, R (1, 4) OBP: 0.327, SLG: 0.353		3-H 0-0 5-3			0-0 3-1		3-H 0-0 G5-4-3			3 0 0 0 0 0 1							
Steve Ontiveros, S (1, 5) OBP: 0.319, SLG: 0.332		1-3 K			0-0 4-3			4-0 WP SH1-4 BB		2 0 0 0 1 1 0							
Dave Rader, L (1, 2) OBP: 0.280, SLG: 0.307			0-0 F8		0-0 F8			0-0 SH1-4		2 0 0 0 0 0 0							
Dave Roberts, L (1, 1) OBP: 0.368, SLG: 0.556			0-0 4-3			0-0 4-3		1-3 K		2 0 0 0 0 0 0							
Greg Gross, L (8, PH) OBP: 0.302, SLG: 0.344								2-3		1 0 0 0 0 1 1							
Ray Burris, R (8, 1) OBP: 0.146, SLG: 0.200										0 0 0 0 0 0 0							
Bruce Sutter, R (9, 1) OBP: 0.231, SLG: 0.091										0 0 0 0 0 0 0							
Inning Stats	R: 0 H: 0 E: 0 LOB: 0 K: 0 BB: 0 S: 15 P: 21	R: 1 H: 1 E: 0 LOB: 0 K: 1 BB: 0 S: 7 P: 8	R: 0 H: 0 E: 0 LOB: 0 K: 1 BB: 0 S: 6 P: 8	R: 0 H: 1 E: 0 LOB: 1 K: 0 BB: 0 S: 4 P: 4	R: 0 H: 0 E: 0 LOB: 0 K: 0 BB: 0 S: 3 P: 3	R: 0 H: 0 E: 0 LOB: 0 K: 0 BB: 0 S: 3 P: 3	R: 1 H: 2 E: 0 LOB: 0 K: 0 BB: 0 S: 4 P: 4	R: 0 H: 0 E: 0 LOB: 1 K: 2 BB: 1 S: 9 P: 14	R: 0 H: 0 E: 0 LOB: 0 K: 1 BB: 0 S: 7 P: 7	1B: 3 SF: 1 2B: 0 SAC: 1 3B: 1 DP: 1 HR: 0 HBP: 0	WP: 2 PA: 31 PB: 0 SB: 0 CS: 0						
PITCHER	IP WLS BF H R ER SO BB IBB HBP BLK WP HR S P ERA WHIP																
Eric Rasmussen, R (1, 1) ERA: 3.75	7.0	24	4	2	2	2	0	0	0	0	1	0	42	51	2.57	0.571	
John D'Acquisto, R (8, 1) ERA: 2.06	2.0	W	7	0	0	0	3	1	0	0	0	1	0	16	21	0.00	0.500

Chicago Cubs @ San Diego Padres
San Diego Stadium, San Diego, CA

Sat Jul 22 1978, 10:05 PM EDT
Att. 22,258 - Unknown - 73 F

livebaseballscorecards.com

AB	28
R	2
H	4
RBI	2
BB	1
SO	5
LOB	4



Batter	1	2	3	4	5	6	7	8	9	AB	R	H	RBI	BB	SO	LOB	BOTTOM							
Gene Richards, L OBP: 0.384, SLG: 0.410 (1, 8) S S	0-3 K		0-0 L8			0-0 G3 SH1-4 1B	0-0 1-2 1B			4	0	2	0	0	1	1	<div style="text-align: center;"> Chicago Cubs @ San Diego Padres San Diego Stadium, San Diego, CA Sat Jul 22 1978, 10:05 PM EDT Att: 22,258 - Unknown - 73 F </div>							
Ozzie Smith, S OBP: 0.310, SLG: 0.314 John D'Acquisto, R OBP: 0.286, SLG: 0.231 (1, 6) X (8, 1)	0-0 L8		0-0 P8			0-0 SH1-4 1-2	0-0 F9			3	0	0	0	0	0	3								
Broderick Perkins, L OBP: 0.306, SLG: 0.407 (1, 3) X	0-0 1-3				0-0 4-3	0-0 G3 2-3		0-0 F8		4	0	0	0	0	0	1								
Dave Winfield, R OBP: 0.342, SLG: 0.477 (1, 9) B B B B		4-0 CS BB		0-0 P5		4-0 FC6-4 IBB		0-3 K		2	0	0	0	2	1	0								
Don Reynolds, R OBP: 0.347, SLG: 0.270 (1, 7) S S	0-3 K				0-0	0-0		0-0 1-3		4	0	1	0	0	1	3								
Gene Tenace, R OBP: 0.409, SLG: 0.442 (1, 2) B B B B		4-0 WP BB		3-2 F7				0-0 1B SF9 2B		3	2	2	0	1	0	1								
Fernando Gonzalez, R OBP: 0.241, SLG: 0.288 (1, 4) X	0-0 6-3				0-0 5-3			0-0 F3		3	1	0	0	0	0	2								
Bill Almon, R OBP: 0.314, SLG: 0.327 (1, 5) X (8, 6)			0-0 SH1-4 1B		0-0 F7			0-0 1B 2-3 1B		4	0	2	0	0	0	2								
Eric Rasmussen, R OBP: 0.146, SLG: 0.146 Tucker Ashford, R OBP: 0.292, SLG: 0.374 (7, PH) X (8, 5)			0-0 SH1-4		0-0 L4			0-0 SF9 3-H		1	0	0	0	0	0	0								
Jerry Turner, L OBP: 0.313, SLG: 0.433 (9, PH) X			1-2						0-0 1-H 3-H HR	1	1	1	3	0	0	0								
Inning Stats	R: 0 E: 0 K: 1 S: 5	H: 0 LOB: 0 BB: 0 P: 5	R: 0 E: 0 K: 1 S: 4	H: 0 LOB: 1 BB: 2 P: 12	R: 0 E: 0 K: 0 S: 4	H: 1 LOB: 1 BB: 0 P: 4	R: 0 E: 0 K: 0 S: 8	H: 1 LOB: 1 BB: 0 P: 11	R: 0 E: 0 K: 0 S: 3	H: 0 LOB: 0 BB: 0 P: 3	R: 0 E: 0 K: 0 S: 4	H: 1 LOB: 2 BB: 1 P: 8	R: 1 E: 0 K: 0 S: 6	H: 3 LOB: 2 BB: 0 P: 6	R: 0 E: 0 K: 1 S: 5	H: 0 LOB: 0 BB: 0 P: 5	R: 3 E: 0 K: 0 S: 4	H: 2 LOB: 0 BB: 0 P: 4	1B: 6 2B: 2 3B: 0 HR: 1	SF: 1 SAC: 3 DP: 1 HBP: 0	WP: 1 PB: 0 SB: 0 CS: 1	PA: 36		
PITCHER Dave Roberts, L ERA: 4.38 Ray Burris, R ERA: 5.4 Bruce Sutter, R ERA: 1.79	IP 7.0	WLS L	BF 29	H 6	R 1	ER 1	SO 2	BB 2	IBB 1	HBP 0	BLK 0	WP 1	HR 0	S 34	P 49	ERA 1.29	WHIP 1.143							
	(8, 1)	1.1	6	1	2	2	1	0	0	0	0	0	0	8	8	13.50	0.750							
	(9, 1)	0.0	1	1	1	1	0	0	0	0	0	0	1	1	∞	∞								

Chicago Cubs @ San Diego Padres
San Diego Stadium, San Diego, CA
Sat Jul 22 1978, 10:05 PM EDT
Att: 22,258 - Unknown - 73 F

AB	29
R	4
H	8
RBI	4
BB	3
SO	3
LOB	13



WP	1	PA	36
PB	0		
SB	0		
CS	1		

PITCHER	IP	WLS	BF	H	R	ER	SO	BB	IBB	HBP	BLK	WP	HR	S	P	ERA	WHIP
---------	----	-----	----	---	---	----	----	----	-----	-----	-----	----	----	---	---	-----	------

Batter	1	2	3	4	5	6	7	8	9	AB R H RBI BB SO LOB	TOP	
Ivan De Jesus, R (1, 6) OBP: 0.357, SLG: 0.370	0-0 G4-3 1B		0-0 5-3		1-2 F3		0-0 6-3		0-0 1-3	5 0 1 0 0 0 0		
Jerry White, S (1, 8) OBP: 0.345, SLG: 0.292	0-0 G4-3 1-2f		0-0 P6		0-0 1B		0-0 6-3			4 0 1 0 0 0 1		
Bill Buckner, L (1, 3) OBP: 0.321, SLG: 0.385	0-0 L8		0-0 1B		0-0 CS 1B		0-0 BLK 1B			4 0 3 0 0 0 0		
Bobby Murcer, L (1, 9) OBP: 0.358, SLG: 0.388		4-0 1B 1B BB	0-0 F9		0-0 F8 1-2		0-2 P4 1-2			3 1 0 0 1 0 3		
Manny Trillo, R (1, 4) OBP: 0.329, SLG: 0.354		0-0 BB 1B SF7 1B		0-0 4-3		0-0 1B 1B		0-0 F8		4 2 2 0 0 0 1		
Gene Clines, R (1, 7) OBP: 0.342, SLG: 0.343		1-2 CS BB 1B		0-0 L7		0-0 E 1B		4-0 BB		3 1 2 0 0 0 0 0 0 0 0 1 0 0		
Greg Gross, L (8, PH) OBP: 0.305, SLG: 0.344 (8, 7)		1-2 2-3 CS BB 1B		4-0 FC6-4 BB		0-0 E6 1B		0-0 4-3		1 0 1 2 2 0 0 1 0 0 0 0 0 2 0 0 0 0 0 0 0		
Rodney Scott, S (1, 5) OBP: 0.424, SLG: 0.372		4-0 1-2 2-3 3-H BB		0-0 FC6-4 BB		0-0 4-3		0-0 P8		0 0 0 0 0 0 0 3 0 0 1 0 0 2		
Steve Ontiveros, S (8, PH) OBP: 0.318, SLG: 0.331		0-0 SF7		0-0 FC6-4 1-2f		0-0 4-3		0-0 4-3				
Mick Kelleher, R (8, 5) OBP: 0.375, SLG: 0.302		0-0 3-H BB		0-0 5-3 2-3		0-3 K		0-0 F3		4 0 0 0 0 1 2		
Larry Cox, R (1, 2) OBP: 0.333, SLG: 0.375		0-0 SF7		0-0 5-3		0-0 K		0-0 F3				
Dave Rader, L (1, 2) OBP: 0.276, SLG: 0.303		0-0 3-H BB		0-0 5-3		0-0 K		0-0 F3				
Dennis Lamp, R (1, 1) OBP: 0.214, SLG: 0.238		0-0 5-3		0-0 5-3		0-0 K		0-0 F3				
Inning Stats	R: 0 H: 1 E: 0 LOB: 0 K: 0 BB: 0 S: 3 P: 3	R: 2 H: 2 E: 0 LOB: 1 K: 0 BB: 2 S: 9 P: 18	R: 0 H: 1 E: 0 LOB: 1 K: 0 BB: 1 S: 4 P: 4	R: 0 H: 0 E: 0 LOB: 1 K: 0 BB: 1 S: 3 P: 7	R: 0 H: 1 E: 0 LOB: 1 K: 1 BB: 0 S: 8 P: 9	R: 2 H: 4 E: 1 LOB: 1 K: 0 BB: 0 S: 6 P: 6	R: 0 H: 0 E: 0 LOB: 0 K: 0 BB: 0 S: 3 P: 3	R: 0 H: 1 E: 0 LOB: 2 K: 0 BB: 1 S: 10 P: 14	R: 0 H: 0 E: 0 LOB: 0 K: 0 BB: 0 S: 3 P: 3	1B: 10 SF: 1 2B: 0 SAC: 0 3B: 0 DP: 1 HR: 0 HBP: 0	WP: 0 PA: 37 PB: 0 SB: 0 CS: 2	
PITCHER	IP WLS BF H R ER SO BB IBB HBP BLK WP HR S P ERA WHIP											
Randy Jones, L (1, 1) ERA: 3.15	6.0 L 26 9 4 3 1 3 0 0 0 0 0 0 33 47 4.50 2.000											
Mark Lee, R (7, 1) ERA: 3.66	1.0 3 0 0 0 0 0 0 0 0 0 0 0 3 3 0.00 0.000											
Mickey Lolich, L (8, 1) ERA: 1.46	0.1 2 1 0 0 0 0 0 0 0 1 0 0 8 8 0.00 3.000											
Rollie Fingers, R (8, 1) ERA: 3.51	1.2 6 0 0 0 0 0 1 0 0 0 0 0 5 9 0.00 0.600											

Chicago Cubs @ San Diego Padres
San Diego Stadium, San Diego, CA

Sun Jul 23 1978, 6:33 AM EDT
Att. 21,505 - Unknown - 84 F

livebaseballscorecards.com

AB	32
R	4
H	10
RBI	3
BB	4
SO	1
LOB	11



Batter	1	2	3	4	5	6	7	8	9	AB	R	H	RBI	BB	SO	LOB
Gene Richards, L (1, 7) OBP: 0.382, SLG: 0.409	0-0 6-3		0-0 FC1-6		0-0 6-3		2-2 5-3		1-2 6-3	5	0	1	0	0	0	1
Ozzie Smith, S (1, 6) OBP: 0.312, SLG: 0.317	1-2 S 1B		0-0 G4-3-6		0-0 6-3		0-0 6-3		0-0 S 1B	4	1	2	1	0	0	2
Broderick Perkins, L (1, 3) OBP: 0.289, SLG: 0.381	0-0 1-3			0-0 F9		0-0 G3		0-0 L7		4	0	0	0	0	0	3
Rollie Fingers, R (8, 1) OBP: 0.286, SLG: 0.286	1-2									0	0	0	0	0	0	0
Dave Winfield, R (1, 9) OBP: 0.341, SLG: 0.474	0-0 2-H 1B			0-0 F8		0-0 4-3		0-3 1-2 K		4	0	1	1	0	1	1
Jerry Turner, L (1, 8) OBP: 0.320, SLG: 0.430	0-0 4-3			0-0 E 1B		4-0 FC5-4 1B BB		0-0 1-6-3		3	1	1	0	1	0	1
Gene Tenace, R (1, 2) OBP: 0.407, SLG: 0.439		0-0 P3		0-0 E5		0-0 1-2 FC5-4 1B		0-0 F7		4	0	1	0	0	0	1
Tucker Ashford, R (1, 4) OBP: 0.282, SLG: 0.360		0-0 6-3		0-0 1-3		0-0 1B FC5-4		0-0 6-3		4	0	0	0	0	0	4
Bill Almon, R (1, 5) OBP: 0.313, SLG: 0.326		0-0 4-3			2-3 K	0-0 1-3 3-H 1B		0-0 P5		4	0	1	1	0	1	0
Randy Jones, R (1, 1) OBP: 0.196, SLG: 0.216			0-0 FC1-6 1B		0-0 2B 6-3 1B	0-0 L7		0-0 5-3		2	1	2	0	0	0	0
Derrel Thomas, S (6, PH) OBP: 0.300, SLG: 0.296										1	0	0	0	0	0	2
Mark Lee, R (7, 1)										0	0	0	0	0	0	0
Mickey Lolich, S (8, 1)										0	0	0	0	0	0	0
Fernando Gonzalez, R (8, 4) OBP: 0.240, SLG: 0.286										1	0	0	0	0	0	0

Inning Stats	R: 1	H: 2	R: 0	H: 0	R: 0	H: 1	R: 1	H: 2	R: 1	H: 2	R: 0	H: 1	R: 0	H: 0	R: 0	H: 0	R: 0	H: 0	R: 0	H: 0	1B: 8	SF: 0	WP: 0	PA: 37	
E: 0	LOB: 1	E: 0	LOB: 0	E: 0	LOB: 0	E: 1	LOB: 2	E: 0	LOB: 2	E: 0	LOB: 2	E: 0	LOB: 0	E: 0	LOB: 0	E: 0	LOB: 0	E: 0	LOB: 0	E: 0	LOB: 0	2B: 1	SAC: 0	PB: 0	
K: 0	BB: 0	K: 0	BB: 0	K: 0	BB: 0	K: 0	BB: 0	K: 1	BB: 1	K: 1	BB: 0	K: 1	BB: 0	K: 0	BB: 0	K: 0	BB: 0	K: 0	BB: 0	K: 0	BB: 0	3B: 0	DP: 1	SB: 2	
S: 8	P: 9	S: 3	P: 3	S: 3	P: 3	S: 5	P: 5	S: 9	P: 11	S: 9	P: 9	S: 9	P: 11	S: 3	P: 3	S: 6	P: 7	S: 6	P: 7	S: 6	P: 7	HR: 0	HBP: 0	CS: 0	

PITCHER	IP	WLS	BF	H	R	ER	SO	BB	IBB	HBP	BLK	WP	HR	S	P	ERA	WHIP
Dennis Lamp, R (1, 1) ERA: 3.82	9.0	W	37	9	3	3	2	1	0	0	0	0	0	51	61	3.00	1.111

BOTTOM

Chicago Cubs @ San Diego Padres
San Diego Stadium, San Diego, CA
 Sun Jul 23 1978, 6:33 AM EDT
 Att: 21,505 - Unknown - 84 F

livebaseballscorecards.com

AB	36
R	3
H	9
RBI	3
BB	1
SO	2
LOB	15



Batter	1	2	3	4	5	6	7	8	9	AB R H RBI BB SO LOB	TOP	
Frank Taveras, R (1, 6) OBP: 0.312, SLG: 0.350	1-0 FC4-6 HBP		0-3 K			0-0 4-6-3 1B		0-0 SH2-4 1-2 2-3		2 0 1 0 0 1 0		
Omar Moreno, L (1, 8) OBP: 0.323, SLG: 0.283	0-0 FC4-6 1-2f 2B		0-0 F5			0-0 B2		0-0 G3		4 1 0 0 0 0 4		
Dave Parker, L (1, 9) OBP: 0.361, SLG: 0.534	0-0 4-3 1-2					0-0 4-6-3 1-2		0-3 K		4 0 0 0 0 2 4		
Bill Robinson, R (1, 5) OBP: 0.302, SLG: 0.404 (7, 7)	0-0 2-H 2B					0-0 5-3		0-3 K		4 0 1 1 0 1 1		
Willie Stargell, L (1, 3) OBP: 0.382, SLG: 0.553 Manny Sanguillen, R (2, 3) OBP: 0.320, SLG: 0.358	0-0 4-3					0-0 6-3		0-0 F6		1 0 0 0 0 0 1 3 0 0 0 0 0 0		
John Milner, L (1, 7) OBP: 0.383, SLG: 0.427 Mario Mendoza, R (7, 5) OBP: 0.320, SLG: 0.333						0-0 F9		0-3 K		3 0 0 0 0 1 0 1 0 0 0 0 1 0		
Phil Garner, R (1, 4) OBP: 0.327, SLG: 0.354						0-0 1B		0-0 P4		3 0 1 0 0 0 0		
Duffy Dyer, R (1, 2) OBP: 0.338, SLG: 0.319						0-0 F7		0-0 SH2-4 1B 1B		3 0 1 0 0 0 1		
Jim Rooker, R (1, 1) OBP: 0.194, SLG: 0.314 Kent Tekulve, R (9, 1) OBP: 0.182, SLG: 0.182						0-0 B2-3		0-0 SH2-4 1-2 1B		3 0 1 0 0 0 1 0 0 0 0 0 0 0		
Inning Stats	R: 1 H: 1 E: 0 LOB: 1 K: 0 BB: 0 S: 4 P: 5	R: 0 H: 0 E: 0 LOB: 0 K: 0 BB: 0 S: 3 P: 3	R: 0 H: 0 E: 0 LOB: 0 K: 1 BB: 0 S: 5 P: 5	R: 0 H: 0 E: 0 LOB: 0 K: 1 BB: 0 S: 5 P: 5	R: 0 H: 1 E: 0 LOB: 1 K: 0 BB: 0 S: 4 P: 4	R: 0 H: 1 E: 0 LOB: 1 K: 1 BB: 0 S: 6 P: 6	R: 0 H: 0 E: 0 LOB: 0 K: 1 BB: 0 S: 5 P: 5	R: 0 H: 2 E: 0 LOB: 2 K: 1 BB: 0 S: 7 P: 7	R: 0 H: 0 E: 0 LOB: 0 K: 1 BB: 0 S: 5 P: 5	1B: 4 SF: 0 2B: 1 SAC: 1 3B: 0 DP: 0 HR: 0 HBP: 1	WP: 0 PA: 33 PB: 0 SB: 0 CS: 0	
PITCHER Bob Owchinko, L (1, 1) ERA: 2.98	IP WLS BF H R ER SO BB IBB HBP BLK WP HR S P ERA WHIP	9.0 W 33 5 1 1 6 0 0 1 0 0 0 0 44 45 1.00 0.556										
PITCHER	IP WLS BF H R ER SO BB IBB HBP BLK WP HR S P ERA WHIP											

Pittsburgh Pirates @ San Diego Padres
San Diego Stadium, San Diego, CA
Tue Jul 25 1978, 10:05 PM EDT
Att. 17,522 - Unknown

livebaseballscorecards.com

AB 31
R 1
H 5
RBI 1
BB 0
SO 6
LOB 12



Batter	1	2	3	4	5	6	7	8	9	AB R H RBI BB SO LOB
Gene Richards, L (1, 7) OBP: 0.386, SLG: 0.413	0-0 B1-6 S 1B		0-0 4-3			0-0 CS 1B			0-0 SH1-4 1B	4 1 3 0 0 0 0
Ozzie Smith, S (1, 6) OBP: 0.309, SLG: 0.314	0-0 B1-6 1-3f		0-0 4-3			0-0 F7 1-2			0-0 SH1-4 1-2	3 0 0 0 0 0 2
Broderick Perkins, L (1, 3) OBP: 0.275, SLG: 0.364	0-0 1-3			0-3 K			0-0 4-3		4-0 1B IBB	3 0 0 0 0 1 0
Tucker Ashford, R (9, PH) OBP: 0.282, SLG: 0.360										0 0 0 0 0 0 0
Oscar Gamble, L (9, PH) OBP: 0.376, SLG: 0.420										0 0 0 0 0 1 0 0
Dave Roberts, R (9, PR) OBP: 0.323, SLG: 0.268										0 0 0 0 0 0 0
Dave Winfield, R (1, 9) OBP: 0.342, SLG: 0.482		0-0 F8		0-0 6-3			0-0 HR		0-0 1B	4 1 2 2 0 0 0
Gene Tenace, R (1, 2) OBP: 0.406, SLG: 0.435		4-0 1B BB		0-0 F7			0-0 F9		0-0 1B	2 0 0 0 1 0 0
Derrel Thomas, S (1, 8) OBP: 0.297, SLG: 0.292		0-0 F8		0-0 F8		0-0 5-3		0-0 F8		3 0 0 0 0 0 1
Fernando Gonzalez, R (1, 4) OBP: 0.241, SLG: 0.287		0-0 1-2 1B		0-0 6-3		0-0 6-3		0-0 F8		3 0 1 0 0 0 0
Bill Almon, R (1, 5) OBP: 0.313, SLG: 0.326		0-0 5-3		0-3 K				0-0 CS 1B		3 0 1 0 0 1 2
Bob Owchinko, L (1, 1) OBP: 0.163, SLG: 0.186			0-0 4-3		0-3 K			0-3 K 1-2		3 0 0 0 0 2 1

Inning Stats	R: 0 E: 0 K: 0 S: 3	H: 1 LOB: 0 BB: 0 P: 3	R: 0 E: 0 K: 0 S: 4	H: 1 LOB: 2 BB: 1 P: 8	R: 0 E: 0 K: 0 S: 3	H: 0 LOB: 0 BB: 0 P: 3	R: 0 E: 0 K: 1 S: 5	H: 0 LOB: 0 BB: 0 P: 5	R: 0 E: 0 K: 1 S: 5	H: 0 LOB: 0 BB: 0 P: 5	R: 0 E: 0 K: 1 S: 5	H: 1 LOB: 0 BB: 0 P: 5	R: 1 E: 0 K: 0 S: 4	H: 1 LOB: 0 BB: 0 P: 4	R: 0 E: 0 K: 1 S: 5	H: 1 LOB: 0 BB: 0 P: 5	R: 1 E: 0 K: 0 S: 3	H: 2 LOB: 2 BB: 1 P: 7	1B: 6 2B: 1 3B: 0 HR: 1	SF: 0 SAC: 1 DP: 1 HBP: 0	WP: 0 PB: 0 SB: 1 CS: 2	PA: 31	
PITCHER	IP	WLS	BF	H	R	ER	SO	BB	IBB	HBP	BLK	WP	HR	S	P	ERA	WHIP						
Jim Rooker, L (1, 1) ERA: 4.65	8.1	L	29	6	2	2	4	1	0	0	0	0	1	36	40	2.16	0.840						
Kent Tekulve, R (9, 1) ERA: 2.11	0.0		2	1	0	0	0	0	1	0	0	0	0	1	5	∞	∞						

BOTTOM

Pittsburgh Pirates @ San Diego Padres
 San Diego Stadium, San Diego, CA
 Tue Jul 25 1978, 10:05 PM EDT
 Att. 17,522 - Unknown

livebaseballscorecards.com

AB	28
R	2
H	7
RBI	2
BB	2
SO	4
LOB	6



Batter	1	2	3	4	5	6	7	8	9	AB R H RBI BB SO LOB	TOP									
Frank Taveras, R (1, 6) OBP: 0.315, SLG: 0.358	0-0 G3 1B		0-0 F7			0-0 F8 2B	0-0 L5		0-0 2B 1-H 2-H	5 1 3 2 0 0 0										
Omar Moreno, L (1, 8) OBP: 0.322, SLG: 0.280	0-0 F9			0-0 G3		0-0 F8 2-3		4-0 BB	0-0 6-3	4 0 0 0 1 0 3										
Dave Parker, L (1, 9) OBP: 0.357, SLG: 0.528	0-0 G3 1-2			0-0 4-3		0-0 P6		0-3 K		4 0 0 0 0 1 3										
Bill Robinson, R (1, 7) OBP: 0.301, SLG: 0.406	0-0 6-3			0-0 F9		0-0 2B 3-H		0-0 F8		4 0 1 1 0 0 2										
John Milner, L (1, 3) OBP: 0.380, SLG: 0.422		0-0 L1-3 1B			0-0 F7	0-3 K		0-0 F8		4 0 1 0 0 1 2										
Rennie Stennett, R (1, 4) OBP: 0.281, SLG: 0.324		0-0 L1-3 1-2			0-0 1B		0-0 F9		0-0 F9	4 0 1 0 0 0 1										
Ed Ott, L (1, 2) OBP: 0.290, SLG: 0.357		0-0 F7			0-0 1B 1-3		4-0 HR BB		4-0 BB 2B BB	2 2 1 0 2 0 0										
Phil Garner, R (1, 5) OBP: 0.332, SLG: 0.366			0-0 G6-3 1B		0-0 F3		0-0 HR		4-0 2B BB	3 2 2 2 1 0 2										
Bruce Kison, R (1, 1) OBP: 0.100, SLG: 0.100			0-0 G6-3		0-0 F8		0-3 K		0-0 F7	1 0 0 0 0 0 1										
Manny Sanguillen, R (5, PH) OBP: 0.317, SLG: 0.355										1 0 0 0 0 0 2										
Jerry Reuss, L (5, 1)										0 0 0 0 0 0 0										
Ken Macha, R (7, PH) OBP: 0.250, SLG: 0.250										1 0 0 0 0 0 1										
Grant Jackson, S (7, 1) OBP: 0.250, SLG: 0.250										0 0 0 0 0 0 0										
Willie Stargell, L (8, PH) OBP: 0.382, SLG: 0.553										0 0 0 0 0 0 0										
Steve Brye, R (9, PH) OBP: 0.283, SLG: 0.305										1 0 0 0 0 0 2										
Inning Stats	R: 0 E: 0 K: 0 S: 4	H: 1 LOB: 1 BB: 0 P: 4	R: 0 E: 0 K: 0 S: 3	H: 1 LOB: 0 BB: 0 P: 3	R: 0 E: 0 K: 0 S: 3	H: 0 LOB: 0 BB: 0 P: 3	R: 0 E: 0 K: 0 S: 5	H: 2 LOB: 2 BB: 0 P: 5	R: 1 E: 0 K: 1 S: 7	H: 2 LOB: 1 BB: 0 P: 7	R: 2 E: 0 K: 1 S: 6	H: 1 LOB: 0 BB: 1 P: 10	R: 0 E: 0 K: 1 S: 5	H: 0 LOB: 1 BB: 1 P: 9	R: 2 E: 0 K: 0 S: 4	H: 1 LOB: 1 BB: 2 P: 12	1B: 5 2B: 4 3B: 0 HR: 1	SF: 0 SAC: 0 DP: 2 HBP: 0	WP: 0 PB: 0 SB: 0 CS: 0	PA: 38
PITCHER	IP WLS BF H R ER SO BB IBB HBP BLK WP HR S P ERA WHIP																			
Gaylord Perry, R (1, 1) ERA: 3.28	7.0 W 28 8 3 3 2 1 0 0 0 0 0 1 31 35 3.86 1.286																			
Bob Shirley, L (8, 1) ERA: 4.23	1.0 4 0 0 0 1 1 0 0 0 0 0 0 5 9 0.00 1.000																			
John D'Acquisto, R (9, 1) ERA: 2.37	0.1 3 0 2 2 0 2 0 0 0 0 0 0 1 9 54.00 6.000																			
Mickey Lolich, L (9, 1) ERA: 1.42	0.1 2 1 0 0 0 0 0 0 0 0 0 0 2 2 0.00 3.000																			
Rollie Fingers, R (9, 1) ERA: 3.49	0.1 S 1 0 0 0 0 0 0 0 0 0 0 0 1 1 0.00 0.000																			

Pittsburgh Pirates @ San Diego Padres
San Diego Stadium, San Diego, CA
Wed Jul 26 1978, 10:05 PM EDT
Att: 16,556 - Unknown

livebaseballscorecards.com

AB	34
R	5
H	9
RBI	5
BB	4
SO	3
LOB	18



Pittsburgh Pirates @ San Diego Padres
San Diego Stadium, San Diego, CA

Thu Jul 27 1978, 6:33 AM EDT
Att. 14,076 - Unknown

AB	33
R	3
H	9
RBI	3
BB	2
SO	5
LOB	14



Batter	1	2	3	4	5	6	7	8	9	AB R H RBI BB SO LOB
Frank Taveras, R (1, 6) OBP: 0.315, SLG: 0.357	0-0 4-3		0-0 BB 1B		0-0 1-2 B5-3			0-0 1-3 FC6-5		4 0 1 0 0 0 2
Omar Moreno, L (1, 8) OBP: 0.321, SLG: 0.277	0-0 1-3		4-0 1-2 BB		0-0 1-3			0-0 F8		3 0 0 0 1 0 2
Dave Parker, L (1, 9) OBP: 0.353, SLG: 0.521	0-0 P6		0-0 F9		0-3 K			0-3 K		4 0 0 0 0 2 2
Bill Robinson, R (1, 7) (7, 5) OBP: 0.304, SLG: 0.418		0-0 5-3		0-0 HR		0-0 5-3		0-0 1B 1B		4 1 2 1 0 0 0
Willie Stargell, L (1, 3) OBP: 0.380, SLG: 0.546		0-3 K		4-0 BB		0-0 F5		0-0 F3		3 0 0 0 1 1 1
Rennie Stennett, R (1, 4) OBP: 0.284, SLG: 0.326		0-0 G4-6-3		0-0 G4-6-3		0-0 B1-3 1B		0-0 1B		4 0 2 0 0 0 2
Ed Ott, L (1, 2) OBP: 0.289, SLG: 0.368		0-0 HR		0-3 K		0-0 B1-3 1B		0-0 F8		4 1 1 1 0 1 3
Phil Garner, R (1, 5) OBP: 0.332, SLG: 0.375			0-0 HR		0-0 6-3		0-0 F7		0-0 F6	3 1 1 1 0 0 0
Kent Tekulve, R (7, 1) OBP: 0.182, SLG: 0.182										0 0 0 0 0 0 0
John Milner, L (9, PH) OBP: 0.378, SLG: 0.420										1 0 0 0 0 0 2
Jim Bibby, R (1, 1) OBP: 0.208, SLG: 0.136			0-3 K		0-0 B5-3 1B			0-0 FC6-5 WP 1B		0 0 0 0 0 0 0
Ed Whitson, R (1, 1) OBP: 0.222, SLG: 0.222										2 0 1 0 0 1 0
Grant Jackson, S (7, 1) OBP: 0.250, SLG: 0.250										0 0 0 0 0 0 0
Steve Brye, R (7, 7) OBP: 0.290, SLG: 0.313										1 0 1 0 0 0 0

Inning Stats	R: 0	H: 0	E: 0	K: 0	S: 3	P: 3	R: 0	H: 0	E: 0	K: 1	S: 5	P: 5	R: 2	H: 3	E: 0	K: 1	S: 7	P: 11	R: 1	H: 1	E: 0	K: 1	S: 5	P: 9	R: 0	H: 1	E: 0	K: 0	S: 4	P: 4	R: 0	H: 0	E: 0	K: 1	S: 5	P: 5	R: 0	H: 1	E: 0	K: 0	S: 3	P: 3	R: 0	H: 1	E: 0	K: 1	S: 6	P: 6	R: 0	H: 2	E: 0	K: 0	S: 5	P: 5	1B: 6	SF: 0	2B: 0	SAC: 0	3B: 0	DP: 2	HR: 3	HBP: 0	WP: 1	PA: 35
--------------	------	------	------	------	------	------	------	------	------	------	------	------	------	------	------	------	------	-------	------	------	------	------	------	------	------	------	------	------	------	------	------	------	------	------	------	------	------	------	------	------	------	------	------	------	------	------	------	------	------	------	------	------	------	------	-------	-------	-------	--------	-------	-------	-------	--------	-------	--------

PITCHER	IP	WLS	BF	H	R	ER	SO	BB	IBB	HBP	BLK	WP	HR	S	P	ERA	WHIP
Eric Rasmussen, R (1, 1) ERA: 3.87	3.0		14	4	3	3	2	2	0	0	0	0	3	16	24	9.00	2.000
Mark Lee, R (4, 1) ERA: 3.51	2.0		6	1	0	0	1	0	0	0	0	0	0	8	8	0.00	0.500
Bob Shirley, L (6, 1) ERA: 4.16	2.0	W	6	1	0	0	1	0	0	0	0	0	0	8	8	0.00	0.500
Rollie Fingers, R (8, 1) ERA: 3.39	2.0	S	9	3	0	0	1	0	0	0	0	1	0	11	11	0.00	1.500

PITCHER	IP	WLS	BF	H	R	ER	SO	BB	IBB	HBP	BLK	WP	HR	S	P	ERA	WHIP
---------	----	-----	----	---	---	----	----	----	-----	-----	-----	----	----	---	---	-----	------

Batter	1	2	3	4	5	6	7	8	9	AB	R	H	RBI	BB	SO	LOB
Gene Richards, L (1, 7) OBP: 0.384, SLG: 0.418	0-0 6-3 1B 1B		0-3 K		0-0 4-3		0-0 SF7			3	1	1	1	0	1	0
Ozzie Smith, S (1, 6) OBP: 0.315, SLG: 0.318	0-0 6-3 1B 1B		0-0 S 1B		0-0 B5-3		0-0 2-H 1B			4	1	3	1	0	0	0
Gene Tenace, R (1, 3) OBP: 0.400, SLG: 0.427	0-0 6-3 1-2 2-3		0-0 F8 1-2		0-0 P3		0-3 K			4	0	0	0	0	1	4
Dave Winfield, R (1, 8) OBP: 0.345, SLG: 0.479	0-0 S 1B 2-H 3-H		0-0 5-3		0-0 5-3		4-0 1B SF9 BB			3	2	1	2	1	0	1
Oscar Gamble, L (1, 9) OBP: 0.389, SLG: 0.429	0-0 CS 1B 1-H				4-0 1B BB		0-0 SF9 1B 1-3			3	0	3	1	1	0	0
Derrel Thomas, S (8, PR) OBP: 0.296, SLG: 0.291	0-0 CS 1B 1-H				4-0 1B BB		0-0 SF9 1B 1-3			0	0	0	0	0	0	0
Fernando Gonzalez, R (1, 4) OBP: 0.246, SLG: 0.292	0-3 K 1-2		0-0 L9-6 1B 1-3		0-0 F8		0-0 SF9 1-2 3-H			3	0	1	1	0	1	2
Rick Sweet, S (1, 2) OBP: 0.318, SLG: 0.259		0-0 4-3		0-0 L9-6 1-2		0-0 L4		4-0 G6-3 IBB		3	0	0	0	1	0	2
Bill Almon, R (1, 5) OBP: 0.312, SLG: 0.323		0-0 6-3		0-0 F9		4-0 1B SF7 BB		0-0 G6-3 1-2f		3	1	0	0	1	0	3
Eric Rasmussen, R (1, 1) OBP: 0.143, SLG: 0.143		0-0 1-3				0-0 6-3		0-0 SF7 1B 1B		1	0	0	0	0	0	0
Mark Lee, R (4, 1)										0	0	0	0	0	0	0
Broderick Perkins, L (5, PH) OBP: 0.257, SLG: 0.338										0	0	0	0	0	0	0
Bob Shirley, R (6, 1) OBP: 0.205, SLG: 0.139										0	0	0	0	0	0	0
Jerry Turner, L (7, PH) OBP: 0.327, SLG: 0.436										1	1	1	0	0	0	0
Rolie Fingers, R (8, 1) OBP: 0.286, SLG: 0.286										0	0	0	0	0	0	0

Inning Stats	R: 3	H: 4	E: 0	LOB: 1	K: 1	BB: 0	S: 8	P: 8	R: 0	H: 0	E: 0	LOB: 0	K: 0	BB: 0	S: 3	P: 3	R: 0	H: 1	E: 0	LOB: 1	K: 1	BB: 0	S: 6	P: 6	R: 0	H: 2	E: 0	LOB: 1	K: 0	BB: 0	S: 4	P: 4	R: 0	H: 0	E: 0	LOB: 0	K: 0	BB: 0	S: 3	P: 3	R: 0	H: 0	E: 0	LOB: 1	K: 0	BB: 1	S: 3	P: 7	R: 2	H: 2	E: 0	LOB: 1	K: 1	BB: 1	S: 7	P: 11	R: 1	H: 1	E: 0	LOB: 2	K: 0	BB: 2	S: 3	P: 11
--------------	------	------	------	--------	------	-------	------	------	------	------	------	--------	------	-------	------	------	------	------	------	--------	------	-------	------	------	------	------	------	--------	------	-------	------	------	------	------	------	--------	------	-------	------	------	------	------	------	--------	------	-------	------	------	------	------	------	--------	------	-------	------	-------	------	------	------	--------	------	-------	------	-------

PITCHER	IP	WLS	BF	H	R	ER	SO	BB	IBB	HBP	BLK	WP	HR	S	P	ERA	WHIP
Jim Bibby, R (1, 1) ERA: 3.13	0.1		5	4	3	3	0	0	0	0	0	0	0	5	5	81.00	12.000
Ed Whitson, R (1, 1) ERA: 2.16	6.0	L	21	3	1	1	2	2	0	0	0	0	0	23	31	1.50	0.833
Grant Jackson, L (7, 1) ERA: 2.77	0.1		3	2	1	1	0	0	0	0	0	0	0	3	3	27.00	6.000
Kent Tekulve, R (7, 1) ERA: 2.08	1.1		6	1	1	0	1	1	1	0	0	0	0	6	14	0.00	1.500


BOTTOM

Pittsburgh Pirates @ San Diego Padres
San Diego Stadium, San Diego, CA

Thu Jul 27 1978, 6:33 AM EDT
Att. 14,076 - Unknown

livebaseballscorecards.com

AB	29
R	6
H	10
RBI	6
BB	4
SO	3
LOB	12



WP	PA	3B	DP	HBP	CS
0	35	0	3	0	1

Batter	1	2	3	4	5	6	7	8	9	AB R H RBI BB SO LOB	TOP																					
Garry Templeton, S (1, 6) OBP: 0.290, SLG: 0.351	0-0 G3		0-0 1B		0-0 F9			0-0 P4		4 0 1 0 0 0 1																						
Jerry Mumphrey, S (1, 7) OBP: 0.297, SLG: 0.295	4-0 G4-6-3 BB		0-0 F8		0-3 K			0-0 F8 1B 1B		3 1 1 0 1 1 1																						
Keith Hernandez, L (1, 3) OBP: 0.343, SLG: 0.407	0-0 G4-6-3 1-2f		0-0 F7		0-0 F8			0-0 F7		4 0 0 0 0 0 2																						
Ted Simmons, S (1, 2) OBP: 0.383, SLG: 0.532		0-0 G3		4-0 1B E BB		0-0 4-3		0-0 1B 1-2 1B		3 1 1 0 1 0 0																						
George Hendrick, R (1, 8) OBP: 0.317, SLG: 0.420		0-0 3B		0-0 E9 1-H 1-3 1B		0-0 P3		0-0 F8 2-3		0 1 0 0 0 0 0																						
Jerry Morales, R (1, 9) OBP: 0.290, SLG: 0.336		0-0 1B		0-0 2-3-4-2 3-Hf		0-0 6-3		0-0 1B 1-2 3-H 1B		3 0 1 1 0 0 1																						
Mark Littell, L (7, 1)										0 0 0 0 0 0 0																						
Roger Freed, R (9, PH) OBP: 0.333, SLG: 0.480										1 0 1 1 0 0 0																						
Ken Reitz, R (1, 5) OBP: 0.271, SLG: 0.339		0-3 K 1-2		0-3 K		0-0 P4		0-0 F9		4 0 0 0 0 2 3																						
Mike Tyson, R (1, 4) OBP: 0.278, SLG: 0.311			0-0 5-3		0-0 1B			0-0 6-3		3 0 1 0 0 0 0																						
Pete Vuckovich, R (1, 1) OBP: 0.094, SLG: 0.094			0-0 4-3		0-3 K			0-0 5-3		2 0 0 0 0 1 1																						
Buddy Schultz, R (7, 1) OBP: 0.333, SLG: 0.600										0 0 0 0 0 0 0																						
Tony Scott, S (7, 9) OBP: 0.281, SLG: 0.261										1 0 0 0 0 0 0																						
Inning Stats	R: 0 E: 0 K: 0 S: 2	H: 0 LOB: 0 BB: 1 P: 6	R: 1 E: 0 K: 1 S: 6	H: 2 LOB: 0 BB: 0 P: 6	R: 0 E: 0 K: 0 S: 4	H: 1 LOB: 1 BB: 0 P: 4	R: 1 E: 1 K: 0 S: 3	H: 1 LOB: 0 BB: 1 P: 7	R: 0 E: 0 K: 2 S: 8	H: 1 LOB: 1 BB: 0 P: 8	R: 0 E: 0 K: 1 S: 5	H: 0 LOB: 0 BB: 0 P: 5	R: 0 E: 0 K: 0 S: 3	H: 0 LOB: 0 BB: 0 P: 3	R: 0 E: 0 K: 0 S: 3	H: 0 LOB: 0 BB: 0 P: 3	R: 1 E: 0 K: 0 S: 6	H: 3 LOB: 2 BB: 0 P: 6	1B: 7 2B: 1 3B: 1 HR: 0	SF: 0 SAC: 0 DP: 2 HBP: 0	WP: 0 PB: 0 SB: 0 CS: 1	PA: 34										
PITCHER Bob Owchinko, L (1, 1) ERA: 2.92	IP 9.0	WLS W	BF 34	H 8	R 3	ER 2	SO 4	BB 2	IBB 0	HBP 0	BLK 0	WP 0	HR 0	S 40	P 48	ERA 2.00	WHIP 1.111															
											PITCHER	IP	WLS	BF	H	R	ER	SO	BB	IBB	HBP	BLK	WP	HR	S	P	ERA	WHIP				

St. Louis Cardinals @ San Diego Padres
San Diego Stadium, San Diego, CA

Sat Jul 29 1978, 10:05 PM EDT
Att. 18,696 - Unknown

AB	28
R	3
H	6
RBI	2
BB	2
SO	4
LOB	9



Batter	1	2	3	4	5	6	7	8	9	AB R H RBI BB SO LOB	TOP											
Lou Brock, L (1, 7) OBP: 0.247, SLG: 0.224	0-0 4-3		0-0 F8		0-0 2B		0-0 G3			4 0 1 1 0 0 0	St. Louis Cardinals @ San Diego Padres San Diego Stadium, San Diego, CA Sun Jul 30 1978, 6:33 AM EDT Att. 16,478 - Unknown livebaseballscorecards.com											
Garry Templeton, S (1, 6) OBP: 0.289, SLG: 0.350	0-0 4-3		0-0 G3			0-0 6-3	0-0 CS 1B			4 0 1 0 0 0 0												
Jerry Mumphrey, S (1, 9) OBP: 0.296, SLG: 0.294	0-0 1B			0-0 F7		0-0 F8	0-0 CS 1-2	0-0 F9		4 0 1 0 0 0 0												
Ted Simmons, S (1, 2) OBP: 0.381, SLG: 0.528	0-0 1-3			0-0 5-3		0-0 1B 2B 1B		0-0 P6		4 1 1 0 0 0 1												
Keith Hernandez, L (1, 3) OBP: 0.344, SLG: 0.408		0-0 CS 1B		0-0 5-3		0-0 2B 1-2 1B		0-3 K		4 0 2 0 0 1 0												
Tony Scott, S (1, 8) OBP: 0.280, SLG: 0.268		0-3 K 1-2			0-0 E4 F8 BB 2B	0-0 2B 1-3 2-H		0-0 F7		4 1 1 1 0 1 1												
Wayne Garrett, L (1, 5) OBP: 0.284, SLG: 0.225		0-0 1B			4-0 2B BB	4-0 IBB		0-0 L6		2 0 1 0 2 0 0												
Ken Oberkfell, L (1, 4) OBP: 0.267, SLG: 0.286		0-0 G3			0-0 F8 2-3	0-0 1-3		0-0 P5		4 0 0 0 0 0 6												
Bob Forsch, R (1, 1) OBP: 0.210, SLG: 0.355			0-0 F5				0-3 K			3 0 0 0 0 1 2												
Buddy Schultz, R (7, 1) OBP: 0.333, SLG: 0.600										0 0 0 0 0 0 0												
Inning Stats	R: 0 E: 0 K: 0 S: 4	H: 1 LOB: 1 BB: 0 P: 4	R: 0 E: 0 K: 1 S: 6	H: 2 LOB: 1 BB: 0 P: 6	R: 0 E: 0 K: 0 S: 3	H: 0 LOB: 0 BB: 0 P: 3	R: 0 E: 0 K: 0 S: 3	H: 0 LOB: 0 BB: 0 P: 3	R: 1 E: 1 K: 0 S: 4	H: 1 LOB: 2 BB: 1 P: 8	R: 1 E: 0 K: 0 S: 6	H: 3 LOB: 3 BB: 1 P: 10	R: 0 E: 0 K: 1 S: 5	H: 1 LOB: 0 BB: 0 P: 5	R: 0 E: 0 K: 1 S: 5	H: 0 LOB: 0 BB: 0 P: 5	R: 0 E: 0 K: 0 S: 3	H: 0 LOB: 0 BB: 0 P: 3	1B: 6 2B: 2 3B: 0 HR: 0	SF: 0 SAC: 0 DP: 0 HBP: 0	WP: 0 PB: 0 SB: 0 CS: 2	PA: 36
PITCHER	IP WLS BF H R ER SO BB IBB HBP BLK WP HR S P ERA WHIP																					
Gaylord Perry, R (1, 1) ERA: 3.19	7.0 W 29 8 2 1 2 1 1 0 0 0 0 0 0 31 39 1.29 1.286																					
Rollie Fingers, R (8, 1) ERA: 3.3	2.0 S 6 0 0 0 1 0 0 0 0 0 0 0 0 8 8 0.00 0.000																					



Batter	1	2	3	4	5	6	7	8	9	AB R H RBI BB SO LOB	TOP		
Davey Lopes, R (1, 4) OBP: 0.377, SLG: 0.460	0-0 HR		0-0 1B S 1B		0-0 4-3			0-0 4-3 1B 2B		4 3 3 1 0 0 0	Los Angeles Dodgers @ San Diego Padres San Diego Stadium, San Diego, CA Mon Jul 31 1978, 10:05 PM EDT Att: 28,592 - Unknown livebaseballscorecards.com		
Bill North, S (1, 8) OBP: 0.395, SLG: 0.311	0-0 P6		0-0 1-3 1-2		0-0 4-3			0-0 4-3 2-3		4 0 0 0 0 0 2			
Reggie Smith, S (1, 9) OBP: 0.395, SLG: 0.584	4-0 BB BB BB BB		0-0 1B S 2-3 1B		0-0 F7			0-0 F9		3 0 1 0 1 0 1			
Ron Cey, R (1, 5) OBP: 0.368, SLG: 0.422	0-0 G6-4-3 1-2f		0-0 1-3 3-H 1B		0-0 5-3			4-0 1B BB		3 0 1 1 1 0 1			
Steve Garvey, R (1, 3) OBP: 0.336, SLG: 0.461		0-0 6-3	0-0 F2		0-0 F8			0-0 1-2 3-H 1B		4 0 1 1 0 0 2			
Dusty Baker Jr., R (1, 7) OBP: 0.332, SLG: 0.388		0-0 F8		0-0 6-3			0-0 4-3	0-3 K		4 0 0 0 0 1 2			
Joe Ferguson, R (1, 2) OBP: 0.354, SLG: 0.377		0-0 S 1B		0-3 K			0-0 F7	0-0 6-3		4 0 1 0 0 1 0			
Bill Russell, R (1, 6) OBP: 0.296, SLG: 0.344		0-0 4-3		0-0 4-3			4-0 BB BB BB	0-0 F6		1 0 0 0 0 0 1			
Ted Martinez, R (3, 6) OBP: 0.324, SLG: 0.290										1 0 0 0 1 0 0			
Vic Davalillo, L (9, PH) OBP: 0.317, SLG: 0.333		1-2								1 0 0 0 0 0 0			
Rick Rhoden, R (1, 1) OBP: 0.174, SLG: 0.143			0-0 5-3		0-0 F7			0-3 K		2 0 0 0 0 0 0			
Lance Rautzhan, R (5, 1)										0 0 0 0 0 0 0			
Rick Monday, L (7, PH) OBP: 0.344, SLG: 0.493										1 0 0 0 0 0 1			
Charlie Hough, R (7, 1) OBP: 0.364, SLG: 0.455										0 0 0 0 0 0 0			
Lee Lacy, R (9, PH) OBP: 0.370, SLG: 0.552										1 0 0 0 0 1 0			
Inning Stats	R: 1 H: 1 E: 0 LOB: 0 K: 0 BB: 1 S: 3 P: 7	R: 0 H: 1 E: 0 LOB: 1 K: 0 BB: 0 S: 4 P: 4	R: 1 H: 3 E: 0 LOB: 2 K: 0 BB: 0 S: 6 P: 6	R: 0 H: 0 E: 0 LOB: 0 K: 1 BB: 0 S: 5 P: 5	R: 0 H: 0 E: 0 LOB: 0 K: 0 BB: 0 S: 3 P: 3	R: 0 H: 0 E: 0 LOB: 0 K: 0 BB: 0 S: 3 P: 3	R: 0 H: 0 E: 0 LOB: 1 K: 0 BB: 1 S: 3 P: 7	R: 1 H: 2 E: 0 LOB: 2 K: 1 BB: 1 S: 7 P: 11	R: 0 H: 0 E: 0 LOB: 0 K: 1 BB: 0 S: 5 P: 5	1B: 5 SF: 0 2B: 1 SAC: 0 3B: 0 DP: 1 HR: 1 HBP: 0	WP: 0 PA: 36 PB: 0 SB: 3 CS: 0		
PITCHER	IP WLS BF H R ER SO BB IBB HBP BLK WP HR S P ERA WHIP											PITCHER	IP WLS BF H R ER SO BB IBB HBP BLK WP HR S P ERA WHIP
Eric Rasmussen, R (1, 1) ERA: 3.85	7.2 W 31 6 3 3 1 3 0 0 0 0 0 1 30 42 3.52 1.174												
Rollie Fingers, R (8, 1) ERA: 3.24	1.1 S 5 1 0 0 2 0 0 0 0 0 0 0 9 9 0.00 0.750												



Batter	1	2	3	4	5	6	7	8	9	AB R H RBI BB SO LOB	TOP
Davey Lopes, R OBP: 0.376, SLG: 0.458 (1, 4) X	0-0 CS 1B		0-0 FC5-4 1-2f			0-0 6-3			0-0 6-3	4 0 1 0 0 0 1	Los Angeles Dodgers @ San Diego Padres San Diego Stadium, San Diego, CA Tue Aug 01 1978, 10:05 PM EDT Att: 40,846 - Unknown livebaseballscorecards.com
Bill North, S OBP: 0.393, SLG: 0.307 (1, 8) X	0-0 B1			0-0 6-3		0-0 L5		4-0 FC6-4 BB	3 0 0 0 1 0 1		
Reggie Smith, S OBP: 0.393, SLG: 0.583 (1, 9) S S S	0-3 K 1-2			0-0 S 2B			0-3 K	0-0 FC6-4 1B 1-2f	4 0 1 0 0 2 2		
Ron Cey, R OBP: 0.369, SLG: 0.422 (1, 5) X		0-0 5-3		0-0 L1 2-3		0-0 CS 1B		0-0 FC6-4 1B 1-2	4 0 2 0 0 0 1		
Steve Garvey, R OBP: 0.333, SLG: 0.456 (1, 3) X		0-0 5-3		0-0 F8		0-0 5-3 1-2		0-0 FC6-4 1-2f	4 0 0 0 0 0 4		
Dusty Baker Jr., R OBP: 0.333, SLG: 0.388 (1, 7) X		0-0 F9			0-0 G5-4-3 1B		0-0 5-3		3 0 1 0 0 0 0		
Steve Yeager, R OBP: 0.301, SLG: 0.257 (1, 2) X			0-0 F9		0-0 G5-4-3 1-2f		0-0 6-3		3 0 0 0 0 0 1		
Ted Martinez, R OBP: 0.324, SLG: 0.294 (1, 6) X			0-0 4-3		0-3 K2-3		0-0 FC5-4 1B		3 0 1 0 0 1 0		
Burt Hooton, R OBP: 0.273, SLG: 0.158 (1, 1) X			0-0 FC5-4 1B			0-0 F6		0-0 FC5-4 1-2f	3 0 1 0 0 0 1		
Terry Forster, L OBP: 0.333, SLG: 0.333 (9, 1) X									0 0 0 0 0 0 0		
Inning Stats	R: 0 H: 1 E: 0 LOB: 1 K: 1 BB: 0 S: 5 P: 5	R: 0 H: 0 E: 0 LOB: 0 K: 0 BB: 0 S: 3 P: 3	R: 0 H: 1 E: 0 LOB: 1 K: 0 BB: 0 S: 4 P: 4	R: 0 H: 1 E: 0 LOB: 1 K: 0 BB: 0 S: 4 P: 4	R: 0 H: 1 E: 0 LOB: 0 K: 1 BB: 0 S: 5 P: 5	R: 0 H: 0 E: 0 LOB: 0 K: 0 BB: 0 S: 3 P: 3	R: 0 H: 1 E: 0 LOB: 0 K: 1 BB: 0 S: 5 P: 5	R: 0 H: 1 E: 0 LOB: 1 K: 0 BB: 0 S: 4 P: 4	R: 0 H: 1 E: 0 LOB: 2 K: 0 BB: 1 S: 4 P: 8	1B: 6 SF: 0 2B: 2 SAC: 0 3B: 0 DP: 2 HR: 0 HBP: 0	WP: 0 PA: 32 PB: 0 SB: 1 CS: 2
PITCHER Randy Jones, L (1, 1) ERA: 2.98	IP WLS BF H R ER SO BB IBB HBP BLK WP HR S P ERA WHIP										
	9.0 W 32 7 0 0 3 1 0 0 0 0 0 0 37 41 0.00 0.889										

AB	31
R	0
H	7
RBI	0
BB	1
SO	3
LOB	11



Batter	1	2	3	4	5	6	7	8	9	AB	R	H	RBI	BB	SO	LOB
Gene Richards, L (1, 7) OBP: 0.384, SLG: 0.422	0-0 P6		0-0 F9			0-0 4-3		0-0 G3		4	0	0	0	0	0	1
Ozzie Smith, S (1, 6) OBP: 0.318, SLG: 0.320	0-0 4-3		0-0 F8			0-0 5-3 1B		0-0 G3		4	0	1	0	0	0	1
Broderick Perkins, L (1, 3) OBP: 0.231, SLG: 0.318 Jerry Turner, L (9, PH) OBP: 0.333, SLG: 0.442 Bill Almon, R (9, PR) OBP: 0.308, SLG: 0.316	0-0 F7			0-0 4-3		0-0 5-3 1-3			0-0 1B 1B	3	0	0	0	0	0	1
Dave Winfield, R (1, 8) OBP: 0.348, SLG: 0.484		0-0 6-3		0-0 6-3		0-0 F7			0-0 1B 1B	4	0	1	0	0	0	1
Oscar Gamble, L (1, 9) OBP: 0.386, SLG: 0.434		0-0 F5		0-0 4-3			0-0 F2		4-0 1B 1B	3	0	0	0	1	0	0
Gene Tenace, R (1, 2) OBP: 0.409, SLG: 0.457		0-0 2B			0-3 K		0-0 F8		0-0 F5	4	0	1	0	0	1	3
Derrel Thomas, S (1, 5) OBP: 0.305, SLG: 0.296		0-0 4-3			0-3 K		4-0 BB		0-0 1B	3	0	1	1	1	1	1
Fernando Gonzalez, R (1, 4) OBP: 0.255, SLG: 0.292			0-0 F3		0-0 1B		0-0 F8			3	0	1	0	0	0	1
Randy Jones, R (1, 1) OBP: 0.190, SLG: 0.207			0-0 E5		0-0 L7		0-3 K			3	0	0	0	0	1	1

Inning Stats		R: 0	H: 0	E: 0	K: 0	S: 3	R: 0	H: 1	E: 0	K: 0	S: 4	R: 0	H: 0	E: 1	K: 0	S: 4	R: 0	H: 0	E: 0	K: 0	S: 3	R: 0	H: 1	E: 0	K: 2	S: 8	R: 0	H: 1	E: 0	K: 0	S: 4	R: 0	H: 0	E: 0	K: 0	S: 3	R: 0	H: 0	E: 0	K: 1	S: 5	R: 1	H: 3	E: 0	K: 0	S: 4	1B: 5	SF: 0	2B: 1	SAC: 0	3B: 0	DP: 0	HR: 0	WP: 0	PA: 34
Burt Hooton, R (1, 1) ERA: 3.12	IP	WLS	BF	H	R	ER	SO	BB	IBB	HBP	BLK	WP	HR	S	P	ERA	WHIP																																						
Terry Forster, L (9, 1) ERA: 2.14	0.0	L	33	5	1	1	3	1	1	0	0	0	0	37	45	1.08	0.720																																						

Los Angeles Dodgers @ San Diego Padres
San Diego Stadium, San Diego, CA

Tue Aug 01 1978, 10:05 PM EDT
Att. 40,846 - Unknown

AB	32
R	1
H	6
RBI	1
BB	2
SO	3
LOB	10



Batter	1	2	3	4	5	6	7	8	9	AB R H RBI BB SO LOB	TOP		
Davey Lopes, R (1, 4) OBP: 0.375, SLG: 0.454	0-0 F7		0-0 5-3			4-0 1B BB		0-0 4-3		3 0 0 1 1 0 1	Los Angeles Dodgers @ San Diego Padres San Diego Stadium, San Diego, CA Wed Aug 02 1978, 10:05 PM EDT Att: 46,751 - Unknown livebaseballscorecards.com		
Bill North, S (1, 8) OBP: 0.395, SLG: 0.310	0-0 F8			0-0 1B S		0-0 1-2 1B G6-4-3		0-0 1-3		4 0 2 0 0 0 1			
Reggie Smith, S (1, 9) OBP: 0.389, SLG: 0.575	0-0 F8			0-0 1-2 F9		0-3 K		0-3 K		4 0 0 0 0 2 4			
Ron Cey, R (1, 5) OBP: 0.366, SLG: 0.418		0-0 5-3		0-0 F6		0-0 G6-4-3 1-2f			0-3 K	4 0 0 0 0 1 3			
Steve Garvey, R (1, 3) OBP: 0.332, SLG: 0.454		0-0 FC6-4 1B		0-0 6-3			0-0 F7		0-3 K	4 0 1 0 0 1 1			
Dusty Baker Jr., R (1, 7) OBP: 0.334, SLG: 0.388		0-0 FC6-4 1-2f			4-0 FC6-4 BB		0-0 1-3		0-0 1B	3 0 1 0 1 0 1			
Steve Yeager, R (1, 2) OBP: 0.300, SLG: 0.255		0-3 K			0-3 K		0-0 6-3		0-0 F2	1 0 0 0 0 1 1 3 0 0 0 0 1 2			
Joe Ferguson, R (2, 2) OBP: 0.351, SLG: 0.372													
Ted Martinez, R (1, 6) OBP: 0.308, SLG: 0.278			0-0 5-3		0-0 FC6-4 1-2f			0-0 2B 4-3 1B		2 0 0 0 0 0 1 1 1 1 0 0 0 0 0 0 0 0 0 0 0			
Manny Mota, R (8, PH) OBP: 0.364, SLG: 0.381													
Charlie Hough, R (8, 1) OBP: 0.364, SLG: 0.455													
Tommy John, R (1, 1) OBP: 0.143, SLG: 0.149			0-3 K		0-0 F9			0-0 4-3 2B 1-3		2 0 0 0 0 1 1 1 0 1 0 0 0 0			
Lee Lacy, R (8, PH) OBP: 0.374, SLG: 0.563													
Inning Stats	R: 0 E: 0 K: 0 S: 3 H: 0 LOB: 0 BB: 0 P: 3	R: 0 E: 0 K: 1 S: 6 H: 1 LOB: 1 BB: 0 P: 6	R: 0 E: 0 K: 1 S: 5 H: 0 LOB: 0 BB: 0 P: 5	R: 0 E: 0 K: 0 S: 4 H: 1 LOB: 1 BB: 0 P: 4	R: 0 E: 0 K: 1 S: 5 H: 0 LOB: 1 BB: 1 P: 9	R: 0 E: 0 K: 1 S: 5 H: 1 LOB: 1 BB: 1 P: 9	R: 0 E: 0 K: 0 S: 3 H: 0 LOB: 0 BB: 0 P: 3	R: 1 E: 0 K: 1 S: 7 H: 2 LOB: 1 BB: 0 P: 7	R: 0 E: 0 K: 2 S: 8 H: 1 LOB: 1 BB: 0 P: 8	1B: 5 2B: 1 3B: 0 HR: 0 SF: 0 SAC: 0 DP: 1 HBP: 0	WP: 0 PB: 0 SB: 1 CS: 0 PA: 34		
PITCHER	IP WLS BF H R ER SO BB IBB HBP BLK WP HR S P ERA WHIP											PITCHER	IP WLS BF H R ER SO BB IBB HBP BLK WP HR S P ERA WHIP
Bob Owchinko, L (1, 1) ERA: 2.85	7.0 W 27 5 1 1 4 2 0 0 0 0 0 0 33 41 1.29 1.000												
Rollie Fingers, R (8, 1) ERA: 3.15	2.0 S 7 1 0 0 3 0 0 0 0 0 0 0 13 13 0.00 0.500												



Batter	1	2	3	4	5	6	7	8	9	AB	R	H	RBI	BB	SO	LOB
Gene Richards, L OBP: 0.381, SLG: 0.417 (1, 7)	0-0 L1		0-3 K		0-3 K		0-0 G3			4	0	0	0	0	2	2
Ozzie Smith, S OBP: 0.318, SLG: 0.319 (1, 6)	0-0 1B		0-3 K		0-0 1-3		0-0 P6			4	1	1	0	0	1	2
Derrel Thomas, S OBP: 0.304, SLG: 0.295 (1, 5) (7, 8)	0-0 1B		0-0 E6			0-0 6-3		0-0 F9		4	1	1	0	0	0	0
Dave Winfield, R OBP: 0.349, SLG: 0.482 (1, 8) (7, 9)	0-0 CS		0-0 4-3			0-3 K		4-0 BB		3	0	1	0	1	1	1
Oscar Gamble, L OBP: 0.386, SLG: 0.433 Broderick Perkins, L OBP: 0.228, SLG: 0.315 (1, 9) (6, PR) (7, 3)	0-0 P6			0-3 K		0-0 1B		0-0 F9		3	0	1	0	0	1	3
Gene Tenace, R OBP: 0.413, SLG: 0.458 (1, 2)	0-0 1B			1-0 FC6-4 HBP		0-0 F7		4-0 BB		2	0	1	2	1	0	1
Tucker Ashford, R OBP: 0.301, SLG: 0.353 (1, 3) (7, 5)	0-0 CS	0-3 K		0-0 FC6-4			0-0 G3	4-0 BB		3	0	1	0	1	1	1
Fernando Gonzalez, R OBP: 0.254, SLG: 0.291 (1, 4)		0-0 B2-3		0-0 6-3			0-0 G3	0-0 F3		4	0	1	0	0	0	4
Bob Owchinko, L OBP: 0.180, SLG: 0.204 Rollie Fingers, R OBP: 0.286, SLG: 0.286 (1, 1) (8, 1)		0-0 5-3			0-0 6-3		0-3 K			3	0	0	0	0	1	2
										0	0	0	0	0	0	0

Inning Stats	R: 2	H: 4	E: 0	LOB: 1	K: 0	BB: 0	S: 6	P: 6	R: 0	H: 0	E: 0	LOB: 0	K: 1	BB: 0	S: 5	P: 5	R: 0	H: 0	E: 1	LOB: 1	K: 2	BB: 0	S: 8	P: 8	R: 0	H: 0	E: 0	LOB: 1	K: 1	BB: 0	S: 5	P: 5	R: 0	H: 1	E: 0	LOB: 1	K: 1	BB: 0	S: 6	P: 6	R: 0	H: 2	E: 0	LOB: 2	K: 1	BB: 0	S: 7	P: 7	R: 0	H: 0	E: 0	LOB: 3	K: 0	BB: 3	S: 3	P: 15
PITCHER	IP	WLS	BF	H	R	ER	SO	BB	IBB	HBP	BLK	WP	HR	S	P	ERA	WHIP																																							
Tommy John, L ERA: 3.37 Charlie Hough, R ERA: 2.47	(1, 1) (8, 1)	7.0 1.0	L	29	7	2	7	0	0	1	0	0	0	42	43	2.57	1.000																																							

BOTTOM

Los Angeles Dodgers @ San Diego Padres
San Diego Stadium, San Diego, CA

Wed Aug 02 1978, 10:05 PM EDT
Att. 46,751 - Unknown

AB	31
R	2
H	7
RBI	2
BB	3
SO	7
LOB	17



WP: 0	PA: 36
PB: 0	
SB: 0	
CS: 1	

BOTTOM

San Diego Padres @ Cincinnati Reds
Riverfront Stadium, Cincinnati, OH

livebaseballscorecards.com

AB 31
R 2
H 7
RBI 2
BB 6
SO 8
LOB 17



WP: 0 PA: 39
PB: 0
SB: 2
CS: 0

Fri Aug 04 1978, 7:05 PM EDT
Att. 44,829 - Unknown

Batter	1	2	3	4	5	6	7	8	9	AB	R	H	RBI	BB	SO	LOB
Pete Rose, S (1, 5)	0-0 4-3		0-0 F7		0-0 B2-3		0-0 SF8		0-0 6-3	4	0	0	1	0	0	0
Ken Griffey, L (1, 9)	0-0 G4-6-3 1B		0-0 L6		0-0 F8		0-0 F5		0-0 6-3	5	0	1	0	0	0	1
Dan Driessen, L (1, 3)	0-0 G4-6-3 1-2f			0-0 4-3		0-0 S 1B	0-0 F9		0-3 K	5	0	1	0	0	1	2
George Foster, R (1, 7)		0-3 K		0-0 BB SF9 2B		0-3 K 1-2		4-0 BB 1B BB		3	1	1	0	1	2	1
Johnny Bench, R (1, 2)		0-0 BB 1B		4-0 BB BB		0-0 F8		0-0 F8		3	0	1	0	1	0	2
Vic Correll, R (9, 2)										0	0	0	0	0	0	0
Cesar Geronimo, L (1, 8)		0-0 F8		4-0 BB 1-2 2-3		4-0 BB		0-3 K		2	0	0	0	2	1	2
Junior Kennedy, R (1, 4)		4-0 FC6-4 BB		0-0 SF9 3-H		0-3 K		0-0 BB 1B		0	0	0	0	1	0	0
Mike Lum, L (4, PH)										0	0	0	1	0	0	0
Ray Knight, R (5, 4)		1-2 FC6-4 BB		0-3 K				1-2 BB 1B		2	0	1	0	0	1	2
Rick Auerbach, R (1, 6)		0-0 FC6-4 1-2f						0-0 1B SF8 2B		3	1	1	0	0	1	4
Joe Morgan, L (8, PH)								1-2 BB		0	0	0	0	1	0	0
Paul Moskau, R (1, 1)			0-0 F9		0-3 K			0-3 K		2	0	0	0	0	1	0
Dave Collins, S (7, PH)										1	0	1	0	0	0	0
Doug Bair, R (8, 1)										0	0	0	0	0	0	0
Ken Henderson, S (8, PH)										1	0	0	0	0	1	3
Manny Sarmiento, R (9, 1)										0	0	0	0	0	0	0

Inning Stats	R: 0	H: 1	E: 0	LOB: 0	K: 0	P: 3	R: 0	H: 1	E: 0	LOB: 2	K: 1	P: 10	R: 0	H: 0	E: 0	LOB: 0	K: 0	P: 3	R: 1	H: 1	E: 0	LOB: 2	K: 1	P: 14	R: 0	H: 0	E: 0	LOB: 0	K: 1	P: 5	R: 0	H: 1	E: 0	LOB: 2	K: 2	P: 12	R: 1	H: 2	E: 0	LOB: 1	K: 0	P: 5	R: 0	H: 1	E: 0	LOB: 3	K: 2	P: 16	R: 0	H: 0	E: 0	LOB: 0	K: 1	P: 5
--------------	------	------	------	--------	------	------	------	------	------	--------	------	-------	------	------	------	--------	------	------	------	------	------	--------	------	-------	------	------	------	--------	------	------	------	------	------	--------	------	-------	------	------	------	--------	------	------	------	------	------	--------	------	-------	------	------	------	--------	------	------

PITCHER	IP	WLS	BF	H	R	ER	SO	BB	IBB	HBP	BLK	WP	HR	S	P	ERA	WHIP
Gaylord Perry, R (1, 1)	6.0		26	5	2	2	5	4	0	0	0	0	0	32	48	3.00	1.500
Bob Shirley, L (7, 1)	1.0	W	4	1	0	0	0	0	0	0	0	0	0	4	4	0.00	1.000
John D'Acquisto, R (8, 1)	0.2		5	1	0	0	1	2	0	0	0	0	0	5	13	0.00	4.500
Rollie Fingers, R (8, 1)	1.1	S	4	0	0	0	2	0	0	0	0	0	0	8	8	0.00	0.000

PITCHER	IP	WLS	BF	H	R	ER	SO	BB	IBB	HBP	BLK	WP	HR	S	P	ERA	WHIP
---------	----	-----	----	---	---	----	----	----	-----	-----	-----	----	----	---	---	-----	------

Batter	1	2	3	4	5	6	7	8	9	AB R H RBI BB SO LOB	TOP	
Gene Richards, L (1, 7) OBP: 0.380, SLG: 0.414	0-0 4-3		0-0 FC6-5-4 CS			0-0 G4-6-3			0-0 1B	4 0 1 1 0 0 2		
Ozzie Smith, S (1, 6) OBP: 0.319, SLG: 0.317 Bill Almon, R (7, 6) OBP: 0.307, SLG: 0.315	0-0 6-3		0-0 CS	4-0 CS BB			0-0 6-3		0-0 L4	2 0 0 0 1 0 0 1 0 0 0 0 0 1		
Derrel Thomas, S (1, 5) OBP: 0.299, SLG: 0.287	0-0 G1			0-0 F9			0-0 G3			3 0 0 0 0 0 1		
Dave Winfield, R (1, 8) OBP: 0.345, SLG: 0.475 Jerry Turner, L (5, 8) OBP: 0.330, SLG: 0.438 (8, 9)		0-3 K		0-0 F9			0-0 3-1			2 0 0 0 0 1 0 1 0 0 0 0 0 0		
Oscar Gamble, L (1, 9) OBP: 0.384, SLG: 0.425 Dave Roberts, R (8, 8) OBP: 0.323, SLG: 0.268		0-0 L8			0-0 4-3			0-0 4-3		3 0 0 0 0 0 0 0 0 0 0 0 0 0		
Gene Tenace, R (1, 3) OBP: 0.416, SLG: 0.455		0-0 4-3			4-0 G6-3 BB			0-0 P6		2 0 0 0 1 0 0		
Rick Sweet, S (1, 2) OBP: 0.317, SLG: 0.258			0-0 SH1-4 1B		0-0 G6-3			0-0 G3		3 1 1 0 0 0 1		
Fernando Gonzalez, R (1, 4) OBP: 0.260, SLG: 0.300			0-0 FC6-5-4 SH1-4 1B			0-0 FC5-4 1B			0-0 F9	3 0 2 0 0 0 0		
Eric Rasmussen, R (1, 1) OBP: 0.136, SLG: 0.136 Mickey Lolich, S (5, 1) Chuck Baker, R (6, PH) OBP: 0.289, SLG: 0.279 Mark Lee, R (6, 1) Don Reynolds, R (9, PH) OBP: 0.338, SLG: 0.262			0-0 SH1-4		0-0 FC5-4 G4-6-3				0-0 4-3	0 0 0 0 0 0 0 0 0 0 0 0 0 0 1 0 0 0 0 0 1 0 0 0 0 0 0 0 1 0 0 0 0 0 0		
Inning Stats	R: 0 H: 0 E: 0 LOB: 0 K: 0 BB: 0 S: 3 P: 3	R: 0 H: 0 E: 0 LOB: 0 K: 1 BB: 0 S: 5 P: 5	R: 1 H: 2 E: 0 LOB: 0 K: 0 BB: 0 S: 4 P: 4	R: 0 H: 0 E: 0 LOB: 0 K: 0 BB: 1 S: 2 P: 6	R: 0 H: 0 E: 0 LOB: 0 K: 0 BB: 1 S: 2 P: 6	R: 0 H: 1 E: 0 LOB: 0 K: 0 BB: 0 S: 3 P: 3	R: 0 H: 0 E: 0 LOB: 0 K: 0 BB: 0 S: 3 P: 3	R: 0 H: 0 E: 0 LOB: 0 K: 0 BB: 0 S: 3 P: 3	R: 0 H: 1 E: 0 LOB: 1 K: 0 BB: 0 S: 4 P: 4	1B: 4 SF: 0 2B: 0 SAC: 1 3B: 0 DP: 2 HR: 0 HBP: 0	WP: 0 PA: 30 PB: 0 SB: 0 CS: 2	
PITCHER Michael LaCoss, R (1, 1) ERA: 4.35	IP WLS BF H R ER SO BB IBB HBP BLK WP HR S P ERA WHIP											PITCHER IP WLS BF H R ER SO BB IBB HBP BLK WP HR S P ERA WHIP

San Diego Padres @ Cincinnati Reds
Riverfront Stadium, Cincinnati, OH
Sat Aug 05 1978, 7:05 PM EDT
Att: 40,202 - Unknown

livebaseballscorecards.com

AB 26
R 1
H 4
RBI 1
BB 2
SO 1
LOB 6



Batter	1	2	3	4	5	6	7	8	9
Pete Rose, S OBP: 0.371, SLG: 0.437 (1, 5) X	0-0 SH1-3 FC3-2 2B		0-0 CS 1B		4-0 3B IBB	0-0 F7		4-0 BB	
Junior Kennedy, R OBP: 0.333, SLG: 0.236 (1, 4) X	0-0 SH1-3 2-3		4-0 BB 1-2 BB		0-0 3B 1-H 2-H 3B	0-0 5-3		0-0 4-3	
Ken Griffey, L OBP: 0.339, SLG: 0.392 (1, 9) X	0-0 FC3-2 3-H		4-0 BB 1-2		0-0 1B 3B 3-H		0-0 WP BLK SF9 1B		
George Foster, R OBP: 0.366, SLG: 0.544 (1, 7) S S S	0-3 K		0-0 F8		0-0 2B 1B 3-H		0-3 K 1-3		
Dan Driessen, L OBP: 0.369, SLG: 0.457 (1, 3) X		0-0 HR		0-0 G3		0-3 K 3-H		0-0 SF9	
Cesar Geronimo, L OBP: 0.332, SLG: 0.368 (1, 8) S S S		0-3 K		0-0 1-3		0-0 2B 1-H		0-0 1-3	
Vic Correll, R OBP: 0.226, SLG: 0.275 (1, 2) S S S		0-3 K		0-0 F8		0-0 F7		0-0 5-3	
Rick Auerbach, R OBP: 0.341, SLG: 0.432 (1, 6) S S S		0-3 K				0-3 K SH3-4 1B		0-0 SH1 1B	
Michael LaCoss, R OBP: 0.182, SLG: 0.273 (1, 1) S S S			0-3 K			0-0 3B 2B		0-0 SH3-4 SH1 1-2	

Inning Stats	R: 0	H: 1	E: 0	K: 1	S: 6	LOB: 1	BB: 0	P: 6
	R: 1	H: 1	E: 0	K: 3	S: 10	LOB: 0	BB: 0	P: 10
	R: 0	H: 1	E: 0	K: 1	S: 5	LOB: 2	BB: 2	P: 13
	R: 0	H: 0	E: 0	K: 0	S: 3	LOB: 0	BB: 0	P: 3
	R: 5	H: 5	E: 0	K: 2	S: 12	LOB: 1	BB: 1	P: 16
	R: 0	H: 1	E: 0	K: 0	S: 4	LOB: 1	BB: 0	P: 4
	R: 1	H: 1	E: 0	K: 1	S: 6	LOB: 0	BB: 0	P: 6
	R: 0	H: 1	E: 0	K: 0	S: 4	LOB: 2	BB: 1	P: 8

PITCHER	IP	WLS	BF	H	R	ER	SO	BB	IBB	HBP	BLK	WP	HR	S	P	ERA	WHIP
Eric Rasmussen, R ERA: 4.11 (1, 1)	4.1	L	22	7	6	6	6	2	1	0	0	0	1	31	43	12.46	2.077
Mickey Lolich, L ERA: 1.35 (5, 1)	0.2		3	1	0	0	1	0	0	0	0	0	0	5	5	0.00	1.500
Mark Lee, R ERA: 3.48 (6, 1)	3.0		13	3	1	1	1	1	0	0	1	1	0	14	18	3.00	1.333

AB R H RBI BB SO LOB

3	1	2	0	2	0	1
3	1	1	2	1	0	3
3	2	2	1	1	0	1
4	1	1	1	0	2	4
3	1	1	2	0	1	1
4	0	1	1	0	1	0
4	0	0	0	0	1	1
4	0	2	0	0	2	0
2	1	1	0	0	1	0

WP	HR	S	P	ERA	WHIP
1	0	8	38		

San Diego Padres @ Cincinnati Reds
Riverfront Stadium, Cincinnati, OH
Sat Aug 05 1978, 7:05 PM EDT
Att. 40,202 - Unknown

livebaseballscorecards.com

AB	30
R	7
H	11
RBI	7
BB	4
SO	8
LOB	11



Batter	1	2	3	4	5	6	7	8	9	AB R H RBI BB SO LOB	TOP																										
Gene Richards, L (1, 7) OBP: 0.377, SLG: 0.411	0-3 K		0-0 SF8		0-0 FC3-6 FC4-6			0-3 K		3 0 0 1 0 2 2																											
Ozzie Smith, S (1, 6) OBP: 0.318, SLG: 0.318	0-0 F9		0-0 6-3		0-0 FC4-6			0-0 3-1 2B		4 0 1 0 0 0 2																											
Derrel Thomas, S (1, 8) OBP: 0.295, SLG: 0.282	0-0 P6			0-0 3-1		0-3 K		0-0 3-1		4 0 0 0 0 1 1																											
Oscar Gamble, L (1, 9) OBP: 0.382, SLG: 0.423		0-0 6-3		0-0 1B		0-0 1-3		0-3 K		4 0 1 0 0 1 1																											
Gene Tenace, R (1, 3) OBP: 0.414, SLG: 0.450		4-0 1B BB		0-0 P5		0-3 K		0-0 F9		3 0 0 0 1 1 1																											
Rick Sweet, S (1, 2) OBP: 0.316, SLG: 0.258		0-0 1-3 1B		0-0 4-3		0-3 K		0-0 F7		4 0 1 0 0 1 1																											
Fernando Gonzalez, R (1, 4) OBP: 0.268, SLG: 0.308		0-0 9-3			0-0 FC3-5 1B		0-0 1B		0-0 1B	4 0 3 0 0 0 2																											
Bill Almon, R (1, 5) OBP: 0.310, SLG: 0.319 Jerry Turner, L (9, PH) OBP: 0.327, SLG: 0.433			0-0 SH1-4 SF8 2B		4-0 FC3-6 FC3-5 1-2 BB		0-3 K		0-0 F8	2 1 1 0 1 1 1 1 0 0 0 0 0 1																											
Randy Jones, R (1, 1) OBP: 0.183, SLG: 0.200			0-0 SH1-4		0-0 FC3-5 FC3-6 1-2 2-3f		0-3 K			2 0 0 0 0 1 3																											
Inning Stats	R: 0 E: 0 K: 1 S: 5	H: 0 LOB: 0 BB: 0 P: 5	R: 0 E: 0 K: 0 S: 3	H: 1 LOB: 1 BB: 1 P: 7	R: 1 E: 0 K: 0 S: 4	H: 1 LOB: 0 BB: 0 P: 4	R: 0 E: 0 K: 0 S: 4	H: 1 LOB: 1 BB: 0 P: 4	R: 0 E: 0 K: 2 S: 7	H: 0 LOB: 0 BB: 0 P: 7	R: 0 E: 0 K: 3 S: 10	H: 1 LOB: 1 BB: 0 P: 10	R: 0 E: 0 K: 2 S: 8	H: 1 LOB: 1 BB: 0 P: 8	R: 0 E: 0 K: 0 S: 4	H: 1 LOB: 1 BB: 0 P: 4	1B: 5 2B: 3 3B: 0 HR: 0	SF: 1 SAC: 1 DP: 1 HBP: 0	WP: 0 PB: 0 SB: 0 CS: 0	PA: 35																	
PITCHER	IP WLS BF H R ER SO BB IBB HBP BLK WP HR S P ERA WHIP																																				
Bill Bonham, R (1, 1) ERA: 3.12	5.0		20	4	1	1	1	2	0	0	0	0	0	0	20	28	1.80	1.200																			
Fred Norman, L (6, 1) ERA: 3.56	2.0	W	7	1	0	0	5	0	0	0	0	0	0	0	17	17	0.00	0.500																			
Doug Bair, R (8, 1) ERA: 1.43	2.0	S	8	2	0	0	2	0	0	0	0	0	0	0	12	12	0.00	1.000																			

San Diego Padres @ Cincinnati Reds
Riverfront Stadium, Cincinnati, OH
Sun Aug 06 1978, 3:33 AM EDT
Att: 39,263 - Unknown

livebaseballscorecards.com

AB	31
R	1
H	7
RBI	1
BB	2
SO	8
LOB	15



Batter	1	2	3	4	5	6	7	8	9
Pete Rose, S OBP: 0.370, SLG: 0.438 (1, 5)	0-0 4-3		0-0 6-3		0-0 6-3		0-0 1B 2B		
Junior Kennedy, R OBP: 0.346, SLG: 0.255 (1, 4)	0-0 G3 1B		0-0 FC6-4 1B		0-0 F8		0-0 2-H 1B		
Ken Griffey, L OBP: 0.336, SLG: 0.389 (1, 9)	0-0 G3 1-2		0-0 FC6-4 2B 1-2f		0-0 G3		0-0 P6		
George Foster, R OBP: 0.369, SLG: 0.549 (1, 7)	0-0 6-3		0-0 1-3 2B		0-0 G6-4-3 1B		0-0 G5-4-3 1B		
Ken Henderson, S OBP: 0.300, SLG: 0.361 (1, 8)		0-0 6-3	0-0 G2		0-0 G6-4-3 1-2f		0-0 G5-4-3 1-2f		
Cesar Geronimo, L OBP: 0.332, SLG: 0.368 (9, 8)									
Dan Driessen, L OBP: 0.368, SLG: 0.455 (1, 3)		0-0 4-3		0-0 CS 1B		0-0 6-3	0-0 3-1		
Vic Correll, R OBP: 0.268, SLG: 0.302 (1, 2)		4-0 2B BB		0-0 G6-4-3 1-2 1B		0-0 E 1B			
Rick Auerbach, R OBP: 0.348, SLG: 0.462 (1, 6)		0-0 1-3 2B		0-0 G6-4-3 1-2f		0-0 E6 SF8 1-H			
Dave Concepcion, R OBP: 0.355, SLG: 0.430 (7, PH) (8, 6)									
Bill Bonham, R OBP: 0.250, SLG: 0.194 (1, 1)		0-0 3-1			0-0 L4		0-0 SF8 3-H		
Dave Collins, S OBP: 0.318, SLG: 0.250 (5, PH)									
Fred Norman, S OBP: 0.186, SLG: 0.167 (6, 1)									
Johnny Bench, R OBP: 0.332, SLG: 0.484 (7, PH)									
Doug Bair, R OBP: 0.100, SLG: 0.100 (8, 1)									

Inning Stats	R: 0	H: 1	E: 0	LOB: 1	K: 0	BB: 0	S: 4	P: 4
	R: 0	H: 1	E: 0	LOB: 2	K: 0	BB: 1	S: 4	P: 8
	R: 0	H: 2	E: 0	LOB: 2	K: 0	BB: 0	S: 5	P: 5
	R: 0	H: 2	E: 0	LOB: 0	K: 0	BB: 0	S: 3	P: 3
	R: 0	H: 0	E: 0	LOB: 0	K: 0	BB: 0	S: 3	P: 3
	R: 0	H: 1	E: 0	LOB: 0	K: 0	BB: 0	S: 3	P: 3
	R: 3	H: 3	E: 1	LOB: 1	K: 0	BB: 0	S: 7	P: 7
	R: 0	H: 1	E: 0	LOB: 0	K: 0	BB: 0	S: 3	P: 3

PITCHER	IP	WLS	BF	H	R	ER	SO	BB	IBB	HBP	BLK	WP	HR	S	P	ERA	WHIP
Randy Jones, L ERA: 2.85 (1, 1)	8.0	L	33	11	3	0	0	1	0	0	0	0	0	32	36	0.00	1.500

BOTTOM

AB	R	H	RBI	BB	SO	LOB
4	1	1	0	0	0	0
4	0	3	1	0	0	0
4	0	0	0	0	0	3
4	0	3	0	0	0	1
4	0	0	0	0	0	4
0	0	0	0	0	0	0
4	0	1	0	0	0	0
2	1	2	0	1	0	0
2	0	1	0	0	0	1
1	1	0	0	0	0	0
1	0	0	0	0	0	2
1	0	0	0	0	0	0
0	0	0	0	0	0	0
0	0	0	1	0	0	0
0	0	0	0	0	0	0

AB	31
R	3
H	11
RBI	2
BB	1
SO	0
LOB	11



WP	PA
0	33

San Diego Padres @ Cincinnati Reds
Riverfront Stadium, Cincinnati, OH
Sun Aug 06 1978, 3:33 AM EDT
Att. 39,263 - Unknown

livebaseballscorecards.com

Batter	1	2	3	4	5	6	7	8	9	AB R H RBI BB SO LOB	TOP							
Ozzie Smith, S OBP: 0.315, SLG: 0.315 (1, 6) X	0-0 F8		0-0 6-3			0-0 4-3		0-0 6-3		4 0 0 0 0 0 1	San Diego Padres @ Los Angeles Dodgers Dodger Stadium, Los Angeles, CA Mon Aug 07 1978, 7:05 PM PDT Att: 37,161 - Unknown livebaseballscorecards.com							
Derrel Thomas, S OBP: 0.291, SLG: 0.278 (1, 8) X	0-0 5-3		0-0 P4			0-0 6-3		0-0 F8		4 0 0 0 0 0 1								
Don Reynolds, R OBP: 0.333, SLG: 0.261 (1, 7) X	0-0 5-3		0-0 F9			0-0 6-3			0-0 E8 1B	4 1 1 0 0 0 0								
Gene Tenace, R OBP: 0.415, SLG: 0.448 (1, 2) X		4-0 F8 1B BB		0-0 1-3			0-0 FC4-6 1B		0-0 5-3	3 0 1 0 1 0 1								
Oscar Gamble, L OBP: 0.384, SLG: 0.424 (1, 9) X		0-0 F8 1-2 1B		0-0 4-3		0-0 FC4-6 1-2f		0-0 1B 2-3 1B		4 0 2 0 0 0 1								
Tucker Ashford, R OBP: 0.292, SLG: 0.342 (1, 3) X		0-0 F8 1-2 2-3		0-0 6-3		0-0 F9		0-3 K		4 0 0 0 0 1 5								
Fernando Gonzalez, R OBP: 0.265, SLG: 0.304 (1, 4) X		0-0 5-3			0-0 1-3		0-0 1-3		0-0 1B 1-2 3-H	3 0 0 0 0 0 3 1 0 1 1 0 0 0								
Jerry Turner, L OBP: 0.333, SLG: 0.439 (9, PH) X																		
Bill Almon, R OBP: 0.312, SLG: 0.319 (1, 5) X		4-0 IBB			0-0 6-3			0-0 WP 1B	0-3 K	3 0 1 0 1 1 2								
Bob Owchinko, L OBP: 0.173, SLG: 0.196 (1, 1) X		0-0 1-3			0-0 6-3			0-3 K 1-2		2 0 0 0 0 0 3 1 0 0 0 0 1 1 0 0 0 0 0 0 0								
Dave Roberts, R OBP: 0.318, SLG: 0.263 (8, PH) X																		
John D'Acquisto, R OBP: 0.286, SLG: 0.231 (8, 1) X																		
Inning Stats	R: 0 E: 0 K: 0 S: 3	H: 0 LOB: 0 BB: 0 P: 3	R: 0 E: 0 K: 0 S: 4	H: 1 LOB: 3 BB: 2 P: 12	R: 0 E: 0 K: 0 S: 3	H: 0 LOB: 0 BB: 0 P: 3	R: 0 E: 0 K: 0 S: 3	H: 0 LOB: 0 BB: 0 P: 3	R: 0 E: 0 K: 0 S: 4	H: 1 LOB: 1 BB: 0 P: 4	R: 0 E: 0 K: 1 S: 6	H: 1 LOB: 1 BB: 0 P: 6	R: 1 E: 1 K: 2 S: 10	H: 3 LOB: 2 BB: 0 P: 10	1B: 6 2B: 0 3B: 0 HR: 0	SF: 0 SAC: 0 DP: 0 HBP: 0	WP: 1 PB: 0 SB: 0 CS: 0	PA: 35
PITCHER Tommy John, L ERA: 3.24 (1, 1)	IP: 9.0 WLS: W BF: 35 H: 6 R: 1 ER: 1 SO: 3	BB: 1 IBB: 1 HBP: 0 BLK: 0 WP: 1 HR: 0 S: 39 P: 47 ERA: 1.00 WHIP: 0.778											PITCHER	IP: 0.0 WLS: 0 BF: 0 H: 0 R: 0 ER: 0 SO: 0	BB: 0 IBB: 0 HBP: 0 BLK: 0 WP: 0 HR: 0 S: 0 P: 0 ERA: 0.00 WHIP: 0.00			



Batter	1	2	3	4	5	6	7	8	9	AB	R	H	RBI	BB	SO	LOB
Davey Lopes, R OBP: 0.370, SLG: 0.442 (1, 4)	0-0 F3		0-0 F9		4-0 FC1-6 BB		0-0 2-3 1B			3	0	1	0	1	0	0
Bill Russell, R OBP: 0.296, SLG: 0.344 (1, 6)	0-0 L7		0-0 F8		0-0 FC1-6 1-2f		0-0 F9			4	0	0	0	0	0	3
Reggie Smith, S OBP: 0.362, SLG: 0.568 (1, 8) (8, 9)	4-0 BLK BB		0-0 F8		0-0 F2			0-3 K		3	0	0	0	1	1	1
Ron Cey, R OBP: 0.367, SLG: 0.421 (1, 5)	4-0 FC5-4 1-2 BB			0-0 F2		0-0 L6		0-3 K		3	0	0	0	1	1	0
Steve Garvey, R OBP: 0.327, SLG: 0.453 (1, 3)	0-0 FC5-4 1-2f			0-0 P4		0-0 4-3		0-0 WP 2B		4	0	1	0	0	0	2
Dusty Baker Jr., R OBP: 0.329, SLG: 0.374 (1, 7)		4-0 P3-1 BB		0-0 HR 1B		0-0 5-3		4-0 2-3 BB		2	1	1	0	2	0	0
Lee Lacy, R OBP: 0.384, SLG: 0.605 (1, 9)		0-0 P3-1		0-0 HR			0-0 5-3	0-3 K		3	1	1	2	0	0	1
Rick Monday, L OBP: 0.340, SLG: 0.481 (8, 8)		0-0 1-2f HR		0-0 HR				0-3 K		1	0	0	0	0	1	2
Joe Ferguson, R OBP: 0.344, SLG: 0.373 (1, 2)		0-0 HR		0-3 K			0-0 1B SH3 1B			3	1	2	1	0	1	0
Tommy John, R OBP: 0.137, SLG: 0.143 (1, 1)		0-0 F9			0-0 F8		0-0 SH3 1-2			2	0	0	0	0	0	0

Inning Stats	R: 0	H: 0	E: 0	K: 0	S: 3	R: 1	H: 1	E: 0	K: 0	S: 3	R: 0	H: 0	E: 0	K: 0	S: 3	R: 2	H: 2	E: 0	K: 1	S: 7	R: 0	H: 0	E: 0	K: 0	S: 3	R: 0	H: 0	E: 0	K: 0	S: 3	R: 0	H: 1	E: 0	K: 3	S: 10
	LOB: 2	BB: 2	P: 11	LOB: 0	BB: 1	LOB: 0	BB: 0	LOB: 0	BB: 0	P: 3	LOB: 1	BB: 1	LOB: 2	BB: 0	P: 5	LOB: 2	BB: 1	LOB: 0	BB: 0	P: 7	LOB: 1	BB: 1	LOB: 0	BB: 0	P: 3	LOB: 2	BB: 1	LOB: 2	BB: 1	LOB: 1	BB: 1	LOB: 2	BB: 1	P: 14	

PITCHER	IP	WLS	BF	H	R	ER	SO	BB	IBB	HBP	BLK	WP	HR	S	P	ERA	WHIP
Bob Owchinko, L ERA: 2.89 (1, 1)	7.0	L	29	5	3	3	1	4	0	0	1	0	2	27	43	3.86	1.286
John D'Acquisto, R ERA: 2.3 (8, 1)	1.0		5	1	0	0	3	1	0	0	0	1	0	10	14	0.00	2.000

BOTTOM

San Diego Padres @ Los Angeles Dodgers
Dodger Stadium, Los Angeles, CA

Mon Aug 07 1978, 7:05 PM PDT
Att. 37,161 - Unknown

AB	28
R	3
H	6
RBI	3
BB	5
SO	4
LOB	9

livebaseballscorecards.com



WP	HR	S	P	ERA	WHIP
1	0	3	34		

Batter	1	2	3	4	5	6	7	8	9	AB R H RBI BB SO LOB	TOP											
Gene Richards, L (1, 7) OBP: 0.373, SLG: 0.407	0-3 K		0-3 K		0-0 F9		0-0 P6			4 0 0 0 0 2 0	San Diego Padres @ Los Angeles Dodgers Dodger Stadium, Los Angeles, CA Tue Aug 08 1978, 7:05 PM PDT Att: 43,515 - Unknown livebaseballscorecards.com											
Ozzie Smith, S (1, 6) OBP: 0.312, SLG: 0.312	0-0 1-3		0-0 P4		0-0 5-3			0-3 K		4 0 0 0 0 1 0												
Jerry Turner, L (1, 8) OBP: 0.339, SLG: 0.441	0-0 E6		0-0 1-3		0-0 1B			0-0 1B		4 0 2 0 0 0 0												
Oscar Gamble, L (1, 9) OBP: 0.382, SLG: 0.420	4-0 1-2 BB			0-0 E7 2B	0-0 6-3			0-0 F7		3 1 0 0 1 0 2												
Gene Tenace, R (1, 3) OBP: 0.410, SLG: 0.442 Rollie Fingers, R (8, 1) OBP: 0.286, SLG: 0.286	0-3 K			0-0 6-3		0-0 5-3		0-3 K		4 0 0 0 0 2 4 0 0 0 0 0 0 0												
Derrel Thomas, S (1, 5) OBP: 0.290, SLG: 0.278		0-0 4-3		0-0 F7		0-0 F8			0-0 FC4-6 1B	4 0 1 0 0 0 1												
Rick Sweet, S (1, 2) OBP: 0.319, SLG: 0.274 Bill Almon, R (9, PR) OBP: 0.312, SLG: 0.319			0-0 2B		0-0 1B 2B		0-0 F9		0-0 FC4-6 1-2f	4 1 2 1 0 0 1 0 0 0 0 0 0 0												
Fernando Gonzalez, R (1, 4) OBP: 0.266, SLG: 0.304 Dave Winfield, R (9, PH) OBP: 0.344, SLG: 0.474			0-0 F9		0-0 FC6-4 1B		0-0 F8		0-0 F8	3 0 1 1 0 0 1 1 0 0 0 0 0 1												
Gaylord Perry, R (1, 1) OBP: 0.153, SLG: 0.158 Don Reynolds, R (7, PH) OBP: 0.329, SLG: 0.257 Bob Shirley, R (7, 1) OBP: 0.205, SLG: 0.139 Tucker Ashford, R (8, 3) OBP: 0.290, SLG: 0.339			0-0 6-3		0-0 FC6-4 1-2f		0-0 P3		0-0 2-3	2 0 0 0 0 0 2 1 0 0 0 0 0 0 0 0 0 0 0 0 0 1 0 0 0 0 0 1												
Inning Stats	R: 0 E: 1 K: 2 S: 8	H: 0 LOB: 2 BB: 1 P: 12	R: 0 E: 0 K: 0 S: 4	H: 1 LOB: 1 BB: 0 P: 4	R: 0 E: 0 K: 1 S: 5	H: 0 LOB: 0 BB: 0 P: 5	R: 2 E: 1 K: 0 S: 6	H: 2 LOB: 1 BB: 0 P: 6	R: 0 E: 0 K: 0 S: 4	H: 1 LOB: 1 BB: 0 P: 4		R: 0 E: 0 K: 0 S: 3	H: 0 LOB: 0 BB: 0 P: 3	R: 0 E: 0 K: 0 S: 3	H: 0 LOB: 0 BB: 0 P: 3	R: 0 E: 0 K: 2 S: 8	H: 1 LOB: 1 BB: 0 P: 8	R: 0 E: 0 K: 0 S: 4	H: 1 LOB: 1 BB: 0 P: 4	1B: 4 2B: 2 3B: 0 HR: 0	SF: 0 SAC: 0 DP: 0 HBP: 0	WP: 0 PB: 0 SB: 1 CS: 0
PITCHER Don Sutton, R (1, 1) ERA: 3.45	IP: 9.0 WLS: W BF: 36 H: 6 R: 2 ER: 0 SO: 5 BB: 1 IBB: 0 HBP: 0 BLK: 0 WP: 0 HR: 0 S: 45 P: 49 ERA: 0.00 WHIP: 0.778											PITCHER	IP: 9.0 WLS: W BF: 36 H: 6 R: 2 ER: 0 SO: 5 BB: 1 IBB: 0 HBP: 0 BLK: 0 WP: 0 HR: 0 S: 45 P: 49 ERA: 0.00 WHIP: 0.778									



Batter	1	2	3	4	5	6	7	8	9
Davey Lopes, R OBP: 0.369, SLG: 0.440 (1, 4)	0-0 5-3		0-0 F7		0-0 FC6-4 1B			0-3 K	
Bill Russell, R OBP: 0.299, SLG: 0.350 (1, 6)	0-0 CS 1B			0-0 FC6-4 2B	0-0 FC6-4 1-2f			0-0 1B 1B	
Reggie Smith, S OBP: 0.378, SLG: 0.561 (1, 9)	0-3 K 1-2			0-0 P4		0-0 P5		0-3 K	
Ron Cey, R OBP: 0.366, SLG: 0.420 (1, 5)		0-0 F7		0-0 FC6-4 WP HR 2-3		0-0 F9		0-0 1-3 1B	
Steve Garvey, R OBP: 0.329, SLG: 0.467 (1, 3)		0-0 HR		0-0 HR 1-H		0-0 5-3		0-0 F6	
Lee Lacy, R OBP: 0.377, SLG: 0.594 (1, 7)		0-3 K		0-0 E5 E3		0-0 4-3			
Dusty Baker Jr., R OBP: 0.329, SLG: 0.374 (8, 7)									
Rick Monday, L OBP: 0.336, SLG: 0.475 (1, 8)		0-0 4-3		0-0 E3 1-H			0-3 K		
Joe Ferguson, R OBP: 0.344, SLG: 0.372 (1, 2)			0-0 L7		0-0 F9		0-0 1B		
Don Sutton, R OBP: 0.167, SLG: 0.118 (1, 1)			0-0 P3		0-0 1-3		0-0 B5-3		

Inning Stats	R: 0 E: 0 K: 1 S: 5	H: 1 LOB: 0 BB: 0 P: 5	R: 1 E: 0 K: 1 S: 6	H: 1 LOB: 0 BB: 0 P: 6	R: 0 E: 0 K: 0 S: 3	H: 0 LOB: 0 BB: 0 P: 3	R: 2 E: 2 K: 0 S: 6	H: 2 LOB: 2 BB: 0 P: 6	R: 0 E: 0 K: 0 S: 4	H: 1 LOB: 1 BB: 0 P: 4	R: 0 E: 0 K: 0 S: 3	H: 0 LOB: 0 BB: 0 P: 3	R: 0 E: 0 K: 1 S: 6	H: 1 LOB: 1 BB: 0 P: 6	R: 0 E: 0 K: 2 S: 9	H: 2 LOB: 2 BB: 0 P: 9
1B: 5 2B: 1 3B: 0 HR: 2	SF: 0 SAC: 0 DP: 0 HBP: 0	WP: 1 PB: 0 SB: 0 CS: 1	PA: 32													

PITCHER	IP	WLS	BF	H	R	ER	SO	BB	IBB	HBP	BLK	WP	HR	S	P	ERA	WHIP
Gaylord Perry, R ERA: 3.23 (1, 1)	6.0	L	23	5	3	3	2	0	0	0	0	1	2	27	27	4.50	0.833
Bob Shirley, L ERA: 4.07 (7, 1)	1.2		8	3	0	0	3	0	0	0	0	0	0	14	14	0.00	1.800
Rollie Fingers, R ERA: 3.08 (8, 1)	0.1		1	0	0	0	0	0	0	0	0	0	0	1	1	0.00	0.000

BOTTOM

San Diego Padres @ Los Angeles Dodgers
Dodger Stadium, Los Angeles, CA
 Tue Aug 08 1978, 7:05 PM PDT
 Att. 43,515 - Unknown

livebaseballscorecards.com

AB	32
R	3
H	8
RBI	3
BB	0
SO	5
LOB	9



Batter	1	2	3	4	5	6	7	8	9	AB R H RBI BB SO LOB	TOP											
Gene Richards, L (1, 7) OBP: 0.377, SLG: 0.407	0-0 1-3		0-0 6-3 1B		H 1-0 HBP			B B B B 4-0 E BB		2 0 1 0 1 0 0	San Diego Padres @ Los Angeles Dodgers Dodger Stadium, Los Angeles, CA Wed Aug 09 1978, 7:05 PM PDT Att: 41,597 - Unknown livebaseballscorecards.com											
Ozzie Smith, S (1, 6) OBP: 0.312, SLG: 0.312	0-0 1B		0-0 6-3		0-0 4-3			0-0 E5 G6-4-3		4 0 1 0 0 0 4												
Jim Beswick, S (1, 9) OBP: 0.312, SLG: 0.312	0-0 G1-4-6-3 1-2f		0-0 5-3		0-3 K			0-0 G6-4-3 1-2f		4 0 0 0 0 1 5												
Dave Winfield, R (1, 8) OBP: 0.343, SLG: 0.474		0-0 2B		S S S 0-3 K		0-0 6-3		0-0 G1		4 0 1 0 0 1 0												
Gene Tenace, R (1, 2) OBP: 0.411, SLG: 0.441		0-0 P4		B B B B 4-0 5-3 BB		0-3 K		0-0 FC6-4 1B		3 0 1 0 1 1 1												
Derrel Thomas, S (1, 3) OBP: 0.286, SLG: 0.274		S S S 0-3 K		X 0-0 5-3 1-2		0-0 6-3		0-0 F7		4 0 0 0 0 1 3												
Bill Almon, R (1, 5) OBP: 0.309, SLG: 0.316		S S S 0-3 K		X 0-0 6-3		0-3 K		0-0 FC6-4 1-2f		4 0 0 0 0 2 3												
Fernando Gonzalez, R (1, 4) OBP: 0.262, SLG: 0.300			X 0-0 F7		S S S 0-3 K		0-0 6-3		0-0 F9			3 0 0 0 0 1 0										
Eric Rasmussen, R (1, 1) OBP: 0.152, SLG: 0.152 Tucker Ashford, R (8, PH) OBP: 0.288, SLG: 0.336 Mark Lee, R (8, 1)			X 0-0 6-3 1B		X 0-0 6-3					2 0 1 0 0 0 0 1 0 0 0 0 0 0 0 0 0 0 0 0 0												
Inning Stats	R: 0 E: 0 K: 0 S: 3	H: 1 LOB: 0 BB: 0 P: 3	R: 0 E: 0 K: 2 S: 8	H: 1 LOB: 1 BB: 0 P: 8	R: 0 E: 0 K: 0 S: 5	H: 2 LOB: 2 BB: 0 P: 5	R: 0 E: 0 K: 1 S: 5	H: 0 LOB: 1 BB: 1 P: 9	R: 0 E: 0 K: 1 S: 5	H: 0 LOB: 1 BB: 0 P: 6	R: 0 E: 0 K: 2 S: 7	H: 0 LOB: 0 BB: 0 P: 7	R: 0 E: 0 K: 1 S: 5	H: 0 LOB: 0 BB: 0 P: 5	R: 0 E: 1 K: 0 S: 3	H: 0 LOB: 1 BB: 1 P: 7	R: 0 E: 0 K: 0 S: 4	H: 1 LOB: 1 BB: 0 P: 4	1B: 4 2B: 1 3B: 0 HR: 0	SF: 0 SAC: 0 DP: 2 HBP: 1	WP: 0 PB: 0 SB: 0 CS: 0	PA: 34
PITCHER Doug Rau, L (1, 1) ERA: 3.53	IP 9.0 WLS W BF 34 H 5 R 0 ER 0 SO 7 BB 2 IBB 0 HBP 1 BLK 0 WP 0 HR 0 S 45 P 54 ERA 0.00 WHIP 0.778											PITCHER	IP WLS BF H R ER SO BB IBB HBP BLK WP HR S P ERA WHIP									



Batter	1	2	3	4	5	6	7	8	9
Davey Lopes, R OBP: 0.366, SLG: 0.436 (1, 4)	0-0 F7		0-0 5-3	0-0 6-3			0-0 F7		
Bill Russell, R OBP: 0.299, SLG: 0.349 (1, 6)	0-3 K		0-0 6-3		0-0 5-3		0-0 1B		
Lee Lacy, R OBP: 0.374, SLG: 0.591 (1, 9)	0-0 2B		0-0 6-3		0-0 P4		0-0 F9		
Reggie Smith, S OBP: 0.378, SLG: 0.561 (8, 9)									
Ron Cey, R OBP: 0.367, SLG: 0.419 (1, 5)	0-3 K			0-0 2B 1B 1B	4-0 BB			0-0 5-3	
Steve Garvey, R OBP: 0.326, SLG: 0.463 (1, 3)		0-0 B1		0-0 F7	0-0 2-3			0-0 P6	
Dusty Baker Jr., R OBP: 0.333, SLG: 0.388 (1, 7)		0-0 HR		0-0 1B 2B		0-0 5-3		0-0 S 1B	
Rick Monday, L OBP: 0.338, SLG: 0.473 (1, 8)		0-0 1B		4-0 1B IBB		0-0 F9		0-3 K 1-2	
Johnny Oates, L OBP: 0.396, SLG: 0.367 (1, 2)		0-0 P4		0-0 1B		0-0 G3			
Doug Rau, L OBP: 0.167, SLG: 0.188 (1, 1)		0-0 4-3		0-0 F7			0-0 4-3		

Inning Stats	R: 0	H: 1	E: 0	LOB: 1	K: 2	P: 8	R: 1	H: 2	E: 0	LOB: 1	K: 0	P: 5	R: 0	H: 0	E: 0	LOB: 0	K: 0	P: 3	R: 2	H: 3	E: 0	LOB: 2	K: 0	P: 10	R: 0	H: 0	E: 0	LOB: 1	K: 0	P: 7	R: 0	H: 0	E: 0	LOB: 0	K: 0	P: 3	R: 0	H: 1	E: 0	LOB: 1	K: 1	P: 6	R: 0	H: 1	E: 0	LOB: 1	K: 1	P: 6
Eric Rasmussen, R ERA: 4.1 (1, 1)	IP	WLS	BF	H	R	ER	SO	BB	IBB	HBP	BLK	WP	HR	S	P	ERA	WHIP																															
Mark Lee, R ERA: 3.42 (8, 1)	1.0	4	1	0	0	1	0	0	0	0	0	0	0	6	6	0.00	1.000																															

BOTTOM

San Diego Padres @ Los Angeles Dodgers
Dodger Stadium, Los Angeles, CA

Wed Aug 09 1978, 7:05 PM PDT
Att. 41,597 - Unknown

AB	R	H	RBI	BB	SO	LOB
4	0	0	0	0	0	2
4	0	1	0	0	1	0
4	0	1	0	0	0	1
0	0	0	0	0	0	0
3	1	1	0	1	1	1
4	0	0	0	0	0	2
4	2	3	1	0	0	0
3	0	1	0	1	1	1
3	0	1	2	0	0	1
3	0	0	0	0	0	3

AB	32
R	3
H	8
RBI	3
BB	2
SO	3
LOB	11



1B: 5	SF: 0	WP: 0	PA: 34
2B: 2	SAC: 0	PB: 0	
3B: 0	DP: 0	SB: 1	
HR: 1	HBP: 0	CS: 0	

PITCHER	IP	WLS	BF	H	R	ER	SO	BB	IBB	HBP	BLK	WP	HR	S	P	ERA	WHIP
Eric Rasmussen, R ERA: 4.1 (1, 1)	7.0	L	30	7	3	3	2	1	1	0	0	0	1	32	40	3.86	1.143
Mark Lee, R ERA: 3.42 (8, 1)	1.0		4	1	0	0	1	0	0	0	0	0	0	6	6	0.00	1.000

Batter	1	2	3	4	5	6	7	8	9	AB R H RBI BB SO LOB	TOP	
Pete Rose, S (1, 5) X OBP: 0.367, SLG: 0.429 Ray Knight, R (8, 5) OBP: 0.224, SLG: 0.291	0-0 ① 6-3		0-0 ② 6-3		0-0 G3 WP 1B		0-0 G4-6-3 1B			4 0 2 0 0 0 1 0 0 0 0 0 0 0	Cincinnati Reds @ San Diego Padres San Diego Stadium, San Diego, CA Thu Aug 10 1978, 10:05 PM EDT Att: 27,882 - Unknown livebaseballscorecards.com	
Junior Kennedy, R (1, 4) X OBP: 0.354, SLG: 0.250	0-0 ② F8		0-0 3B 1B		0-3 ① K		0-0 ② ③ G4-6-3 1-2f			4 1 1 1 0 1 3		
Ken Griffey, L (1, 9) X OBP: 0.341, SLG: 0.408 Cesar Geronimo, L (8, 8) OBP: 0.332, SLG: 0.361	0-0 ③ 4-3		0-0 1-H 3B		0-0 ② G3			0-0 1B		4 0 2 1 0 0 1 0 0 0 0 0 0 0		
George Foster, R (1, 7) OBP: 0.369, SLG: 0.547 Mike Lum, L (8, 7) OBP: 0.380, SLG: 0.489		0-0 G4-6-3 2B	0-0 ③ P4		0-0 ③ F8			0-0 ① B5		4 0 1 0 0 0 3 0 0 0 0 0 0 0		
Dave Concepcion, R (1, 6) OBP: 0.355, SLG: 0.425 Rick Auerbach, R (8, 6) OBP: 0.348, SLG: 0.462		4-0 BB G4-6-3 BB		0-0 E6 6-3 G3		0-0 ① 6-3		0-3 ② K		3 1 0 0 1 1 1 0 0 0 0 0 0 0		
Ken Henderson, S (1, 8) X OBP: 0.277, SLG: 0.333 (8, 9)		0-0 ① ② G4-6-3 1-2f 2-3		0-0 ① 6-3		0-3 ② K		0-0 ③ F3		4 0 0 0 0 1 4		
Dan Driessen, L (1, 3) X OBP: 0.363, SLG: 0.449		0-0 ③ 4-3		0-0 ② G3		0-0 ③ F7			0-3 ① K	4 0 0 1 0 1 1		
Vic Correll, R (1, 2) OBP: 0.296, SLG: 0.353			0-0 SH2-3 1B 1B		0-0 2B		0-0 1B 2B		0-0 ② 1-3	4 1 3 0 0 0 0		
Michael LaCoss, R (1, 1) OBP: 0.167, SLG: 0.250 Manny Sarmiento, R (6, 1) Dave Collins, S (7, PH) OBP: 0.318, SLG: 0.244 Dave Tomlin, L (7, 1) OBP: 0.250, SLG: 0.250 Tom Hume, R (7, 1) Johnny Bench, R (8, PH) OBP: 0.332, SLG: 0.494			0-0 ① SH2-3 1-2		0-3 ③ K		0-0 ① F7		0-0 ③ F8	1 0 0 0 0 0 1 1 0 0 0 0 0 0 0 0 1 0 0 0 0 0 0 1 0 0 0 0 0 0 0 0 0 0 0 0 0 0 0 0 1 0 0 0 0 0 0 0		
Inning Stats	R: 0 H: 0 E: 0 LOB: 0 K: 0 BB: 0 S: 3 P: 3	R: 0 H: 1 E: 0 LOB: 1 K: 0 BB: 1 S: 3 P: 7	R: 2 H: 3 E: 0 LOB: 1 K: 0 BB: 0 S: 6 P: 6	R: 1 H: 1 E: 1 LOB: 1 K: 1 BB: 0 S: 7 P: 7	R: 0 H: 1 E: 0 LOB: 1 K: 1 BB: 0 S: 6 P: 6	R: 0 H: 0 E: 0 LOB: 0 K: 1 BB: 0 S: 5 P: 5	R: 0 H: 2 E: 0 LOB: 1 K: 0 BB: 0 S: 4 P: 4	R: 0 H: 1 E: 0 LOB: 1 K: 1 BB: 0 S: 6 P: 6	R: 0 H: 0 E: 0 LOB: 0 K: 1 BB: 0 S: 5 P: 5	1B: 5 SF: 0 2B: 3 SAC: 1 3B: 1 DP: 2 HR: 0 HBP: 0		WP: 1 PA: 36 PB: 0 SB: 0 CS: 0
PITCHER Randy Jones, L (1, 1) ERA: 2.86 Bob Shirley, L (7, 1) ERA: 3.98	IP WLS BF H R ER SO BB IBB HBP BLK WP HR S P ERA WHIP	6.0 W 25 6 3 2 3 1 0 0 0 1 0 30 34 3.00 1.167	3.0 S 11 3 0 0 2 0 0 0 0 0 0 0 15 15 0.00 1.000	PITCHER IP WLS BF H R ER SO BB IBB HBP BLK WP HR S P ERA WHIP								



BOTTOM

Cincinnati Reds @ San Diego Padres
San Diego Stadium, San Diego, CA
Thu Aug 10 1978, 10:05 PM EDT
Att. 27,882 - Unknown

livebaseballscorecards.com

AB 40
R 15
H 16
RBI 13
BB 12
SO 3
LOB 26



WP: 0 PA: 54
PB: 0
SB: 2
CS: 1

AB R H RBI BB SO LOB
6 2 3 0 0 0 2
0 0 0 0 0 0 0

0 1 0 0 2 0 0
4 1 1 1 0 0 3

3 2 1 0 2 0 3

3 1 1 0 2 0 1
1 1 0 0 0 0 0

3 3 1 1 1 0 2
1 1 0 1 1 1 0

5 1 3 5 0 1 2
1 2 1 1 0 0 0

5 0 2 1 1 0 5

2 0 1 2 3 0 2
1 0 0 0 0 0 1

3 0 1 1 0 0 3
2 0 1 0 0 1 2

1B: 10 SF: 0
2B: 4 SAC: 1
3B: 0 DP: 0
HR: 2 HBP: 0

Batter	1	2	3	4	5	6	7	8	9
Gene Richards, L (1, 7) OBP: 0.378, SLG: 0.411 Don Reynolds, R (7, PR) OBP: 0.329, SLG: 0.257 (8, 7)	0-0 SH1-4 E BB 1B	0-0 F7		0-0 4-3	0-0 4-3		1B 2B		
Ozzie Smith, S (1, 6) OBP: 0.315, SLG: 0.312 Bill Almon, R (4, 6) OBP: 0.308, SLG: 0.315	4-0 SH1-4 E BB 1-2	4-0 CS BB		0-0 5-3		0-0 F9	1B BB 1B L4		
Derrel Thomas, S (1, 5) OBP: 0.291, SLG: 0.274 (7, 8)	0-0 SH1-4 1-2 2-3	0-0 CS 1-2	0-0 4-3	4-0 S BB		0-0 FC4-6 HR 1B	BB 1B BB FC4-6		
Dave Winfield, R (1, 8) OBP: 0.346, SLG: 0.473 (7, 9) Jim Beswick, S (7, PR) (8, 9)	4-0 E IBB		0-0 6-3	0-0 F9 1-2		4-0 FC4-6 BB 1-2	0-0 2B 1B 1-2 2-3	0-0 F8	
Oscar Gamble, L (1, 9) OBP: 0.383, SLG: 0.419 Bob Shirley, R (7, 1) OBP: 0.220, SLG: 0.135	0-0 E4 E 1-H 2-H 3-H		4-0 1B 1B BB		0-0 E4 1B 1B	0-0 FC4-6 HR 1-2 2-3	4-0 2B 2B BB 1-2 2-3 3-H	0-3 K	
Gene Tenace, R (1, 3) OBP: 0.414, SLG: 0.457 Dave Roberts, R (7, PR) OBP: 0.328, SLG: 0.328 (8, 3)	0-0 P5		0-0 1B 1-2 1B		0-3 K	0-0 HR 1-H 3-H	0-0 2B 2B 1-3 2-H 3-H	0-0 HR	
Rick Sweet, S (1, 2) OBP: 0.324, SLG: 0.283	0-0 E3 2-3		0-0 1B 1-3 2-H 1B		0-0 F8	0-0 2B	0-0 P4 1B BB 2B	4-0 BB	
Fernando Gonzalez, R (1, 4) OBP: 0.273, SLG: 0.306 Chuck Baker, R (7, PR) OBP: 0.283, SLG: 0.273 (8, 4)	0-0 4-3		4-0 1B IBB		4-0 1B IBB	4-0 IBB	0-0 1B 2B 2-H 3-H	0-0 5-3	
Randy Jones, R (1, 1) OBP: 0.190, SLG: 0.206 Tucker Ashford, R (6, PH) OBP: 0.291, SLG: 0.339 (7, 5)		0-0 F9	0-0 6-3		0-0 1B 1-2 2-H 1B	0-3 K	0-0 1B		

Inning Stats	R: 3 E: 2 K: 0 S: 6	H: 1 LOB: 2 BB: 2 P: 14	R: 0 E: 0 K: 0 S: 2	H: 0 LOB: 0 BB: 1 P: 6	R: 1 E: 0 K: 0 S: 5	H: 2 LOB: 3 BB: 2 P: 13	R: 0 E: 0 K: 0 S: 3	H: 0 LOB: 1 BB: 1 P: 7	R: 1 E: 1 K: 1 S: 7	H: 2 LOB: 2 BB: 1 P: 11	R: 3 E: 0 K: 1 S: 8	H: 3 LOB: 2 BB: 2 P: 16	R: 6 E: 0 K: 0 S: 10	H: 7 LOB: 3 BB: 2 P: 18	R: 1 E: 0 K: 1 S: 6	H: 1 LOB: 1 BB: 1 P: 10
--------------	------------------------------	----------------------------------	------------------------------	---------------------------------	------------------------------	----------------------------------	------------------------------	---------------------------------	------------------------------	----------------------------------	------------------------------	----------------------------------	-------------------------------	----------------------------------	------------------------------	----------------------------------

PITCHER	IP	WLS	BF	H	R	ER	SO	BB	IBB	HBP	BLK	WP	HR	S	P	ERA	WHIP
Michael LaCoss, R (1, 1) ERA: 4.91	5.2	L	34	8	8	5	1	5	3	0	0	0	1	28	60	7.94	2.294
Manny Sarmiento, R (6, 1) ERA: 3.36	0.1		2	0	0	0	1	0	1	0	0	0	0	3	7	0.00	0.000
Dave Tomlin, L (7, 1) ERA: 5.44	0.1		10	7	6	6	0	2	0	0	0	0	0	8	16	162.00	27.000
Tom Hume, R (7, 1) ERA: 5.13	1.2		7	1	1	1	1	1	0	0	0	0	1	8	12	5.40	1.200

Batter	1	2	3	4	5	6	7	8	9	AB R H RBI BB SO LOB	TOP											
Pete Rose, S (1, 5) OBP: 0.366, SLG: 0.429	0-0 6-3		0-0 2B			0-3 K		0-0 F7		4 0 1 0 0 1 0												
Ken Griffey, L (1, 9) OBP: 0.340, SLG: 0.405	0-0 L4		0-0 F7			4-0 BB			0-0 G3	3 0 0 0 1 0 1												
Dave Concepcion, R (1, 6) OBP: 0.354, SLG: 0.422	0-0 6-3			0-0 G3		0-0 F7			4-0 2B BB	3 1 0 0 1 0 1												
George Foster, R (1, 7) OBP: 0.368, SLG: 0.547		0-0 F9		0-3 K		0-3 K			0-0 BB 1B 2B	4 1 1 1 0 2 1												
Johnny Bench, R (1, 3) OBP: 0.334, SLG: 0.492		0-0 6-3		0-0 1B		0-3 K			4-0 1B BB IBB	3 0 1 0 1 1 0												
Ken Henderson, S (1, 8) OBP: 0.293, SLG: 0.336		4-0 BB		0-0 F9		0-0 G6-4-3 1B			4-0 1B BB	2 0 1 0 2 0 1												
Cesar Geronimo, L (9, PR) OBP: 0.332, SLG: 0.361									1-2 2-3 BB	0 0 0 0 0 0 0												
Vic Correll, R (1, 2) OBP: 0.284, SLG: 0.338		0-0 F8			0-0 F9		0-0 G6-4-3		0-3 K	3 0 0 0 0 0 2												
Dan Driessen, L (9, PH) OBP: 0.362, SLG: 0.448									1-2 2-3 BB	1 0 0 0 0 1 3												
Junior Kennedy, R (1, 4) OBP: 0.349, SLG: 0.246			0-0 5-3		0-0 5-3				0-0 CS 1B	2 0 0 0 0 0 0												
Dave Collins, S (8, PH) OBP: 0.326, SLG: 0.253									1-2 2-3 3-H 1B	1 0 1 0 0 0 0												
Doug Bair, R (8, 1) OBP: 0.182, SLG: 0.182									0-3 K	1 0 1 1 0 0 0												
Bill Bonham, R (1, 1) OBP: 0.237, SLG: 0.182			0-3 K		0-0 F9				0-0 F9	2 0 0 0 0 1 0												
Joe Morgan, L (8, PH) OBP: 0.383, SLG: 0.423									0-3 K	2 0 0 0 0 1 4												
Inning Stats	R: 0 E: 0 K: 0 S: 3	H: 0 LOB: 0 BB: 0 P: 3	R: 0 E: 0 K: 0 S: 3	H: 0 LOB: 1 BB: 1 P: 7	R: 0 E: 0 K: 1 S: 6	H: 1 LOB: 1 BB: 0 P: 6	R: 0 E: 0 K: 1 S: 6	H: 1 LOB: 1 BB: 0 P: 6	R: 0 E: 0 K: 0 S: 3	H: 0 LOB: 0 BB: 0 P: 3	R: 0 E: 0 K: 2 S: 7	H: 0 LOB: 1 BB: 1 P: 11	R: 0 E: 0 K: 1 S: 5	H: 1 LOB: 0 BB: 0 P: 5	R: 0 E: 0 K: 0 S: 3	H: 1 LOB: 0 BB: 0 P: 3	R: 2 E: 0 K: 2 S: 9	H: 2 LOB: 3 BB: 3 P: 21	1B: 4 2B: 2 3B: 0 HR: 0	SF: 0 SAC: 0 DP: 1 HBP: 0	WP: 0 PB: 0 SB: 0 CS: 1	PA: 36
PITCHER	IP WLS BF H R ER SO BB IBB HBP BLK WP HR S P ERA WHIP																					
Bob Owchinko, L (1, 1) ERA: 2.85	8.1 L 33 5 2 2 5 4 1 0 0 0 0 0 38 58 2.16 1.080																					
Rollie Fingers, R (9, 1) ERA: 3.05	0.2 3 1 0 0 2 0 0 0 0 0 0 0 7 7 0.00 1.500																					

Cincinnati Reds @ San Diego Padres
San Diego Stadium, San Diego, CA
Fri Aug 11 1978, 10:05 PM EDT
Att: 33,635 - Unknown

livebaseballscorecards.com

AB	31
R	2
H	6
RBI	2
BB	5
SO	7
LOB	13



Batter	1	2	3	4	5	6	7	8	9	AB	R	H	RBI	BB	SO	LOB
Gene Richards, L (1, 7) OBP: 0.377, SLG: 0.408	0-3 K		0-0 6-3			0-0 G3		4-0 1B BB		3	0	0	0	1	1	1
Bill Almon, R (1, 6) OBP: 0.313, SLG: 0.320	0-0 WP 1-3 1B		0-0 6-3			0-0 S 1B		0-0 1-2 1B		4	0	3	0	0	0	1
Derrel Thomas, S (1, 5) OBP: 0.291, SLG: 0.271 Tucker Ashford, R (9, 5) OBP: 0.291, SLG: 0.339	0-0 1-3 1-2				0-0 G3	4-0 FC4-6 BB		0-3 K		3	0	0	0	1	1	3
Dave Winfield, R (1, 8) OBP: 0.343, SLG: 0.469	0-0 4-3 2-3				0-0 4-3	0-0 F8		0-3 K		0	0	0	0	0	0	0
Oscar Gamble, L (1, 9) OBP: 0.382, SLG: 0.417		0-0 4-3			0-0 1B	0-0 FC4-6 1-2		0-0 G3		4	0	1	0	0	0	2
Gene Tenace, R (1, 3) OBP: 0.411, SLG: 0.453 Dave Roberts, R (8, 3) OBP: 0.328, SLG: 0.328 Broderick Perkins, L (9, PH) OBP: 0.237, SLG: 0.330		0-0 6-3			0-0 F2		0-3 K		0-0 G1	3	0	0	0	0	1	1
Rick Sweet, S (1, 2) OBP: 0.327, SLG: 0.284		0-0 3-1				4-0 P4 BB		0-0 4-3		3	0	1	0	1	0	0
Fernando Gonzalez, R (1, 4) OBP: 0.274, SLG: 0.307 Jerry Turner, L (9, PH) OBP: 0.345, SLG: 0.447			0-0 SH2-3 1B			0-0 P4 1-2		0-0 L6		3	0	1	0	0	0	1
Bob Owchinko, L (1, 1) OBP: 0.167, SLG: 0.189 Rollie Fingers, R (9, 1) OBP: 0.286, SLG: 0.286 Jim Beswick, S (9, PH)			0-0 SH2-3 1-2			0-3 K		0-3 K		2	0	0	0	0	2	0

Inning Stats	R: 0	H: 1	E: 0	K: 1	S: 6	R: 0	H: 0	E: 0	K: 0	S: 3	R: 0	H: 1	E: 0	K: 0	S: 4	R: 0	H: 1	E: 0	K: 0	S: 4	R: 0	H: 0	E: 0	K: 1	S: 4	R: 0	H: 1	E: 0	K: 3	S: 10	R: 0	H: 2	E: 0	K: 0	S: 5			
	LOB: 1	BB: 0	P: 6			LOB: 0	BB: 0	P: 3			LOB: 1	BB: 0	P: 4			LOB: 2	BB: 1	P: 8			LOB: 0	BB: 1	P: 8			LOB: 0	BB: 0	P: 5			LOB: 2	BB: 1	P: 14			LOB: 2	BB: 0	P: 5

PITCHER	IP	WLS	BF	H	R	ER	SO	BB	IBB	HBP	BLK	WP	HR	S	P	ERA	WHIP
Bill Bonham, R (1, 1) ERA: 2.92	7.0		26	4	0	0	3	2	0	0	0	1	0	30	38	0.00	0.857
Doug Bair, R (8, 1) ERA: 1.38	2.0	W	10	3	0	0	3	1	0	0	0	0	0	15	19	0.00	2.000

BOTTOM

Cincinnati Reds @ San Diego Padres
San Diego Stadium, San Diego, CA

Fri Aug 11 1978, 10:05 PM EDT
Att. 33,635 - Unknown

AB	32
R	0
H	7
RBI	0
BB	3
SO	6
LOB	16



WP	PA	ERA	WHIP
1	36		

Batter	1	2	3	4	5	6	7	8	9	AB R H RBI BB SO LOB	TOP											
Pete Rose, S (1, 5) OBP: 0.366, SLG: 0.430	0-0 F7 SF7 2B		0-0 1-4-3			0-0 E3 1B		0-0 B1-3		4 2 1 0 0 0 0	Cincinnati Reds @ San Diego Padres San Diego Stadium, San Diego, CA Sat Aug 12 1978, 10:05 PM EDT Att: 38,543 - Unknown livebaseballscorecards.com											
Ken Griffey, L (1, 9) OBP: 0.341, SLG: 0.406	0-0 F7 2-3		0-0 F2			0-0 1-3 1B		0-0 BB 1B		4 0 2 0 0 0 1												
Joe Morgan, L (1, 4) OBP: 0.381, SLG: 0.420	0-0 SF7		0-0 F8			0-0 F8		4-0 BB 1-2		2 0 0 1 1 0 2												
George Foster, R (1, 7) OBP: 0.367, SLG: 0.544	0-3 K			4-0 BB BB		0-0 SF9-3-4 1-2 3-H		0-0 F7		2 0 0 1 1 1 2												
Dan Driessen, L (1, 3) OBP: 0.361, SLG: 0.446		0-0 4-3 1B		0-0 G3-6 1-2f			0-0 4-3	0-3 K		4 0 1 0 0 1 1												
Johnny Bench, R (1, 2) OBP: 0.333, SLG: 0.489		0-0 4-3		0-0 F8			0-3 K	0-0 BB 1B		4 0 1 0 0 1 1												
Dave Collins, S (9, PR) OBP: 0.326, SLG: 0.253		1-2								0 0 0 0 0 0 0												
Dave Concepcion, R (1, 6) OBP: 0.355, SLG: 0.421		0-3 K			4-0 BB BB		0-0 BB 1B	0-3 K		3 0 1 0 1 2 2												
Cesar Geronimo, L (1, 8) OBP: 0.331, SLG: 0.357		4-0 BB			0-0 F7 1-2		0-0 4-3	0-3 K		3 0 0 0 1 1 3												
Tom Seaver, R (1, 1) OBP: 0.250, SLG: 0.163		0-0 L4			0-3 K			0-0 P4		2 0 0 0 0 1 2												
Mike Lum, L (8, PH) OBP: 0.376, SLG: 0.484										1 0 0 0 0 0 0												
Tom Hume, R (8, 1)										0 0 0 0 0 0 0												
Inning Stats	R: 1 E: 0 K: 1 S: 6	H: 1 LOB: 0 BB: 0 P: 6	R: 0 E: 0 K: 1 S: 6	H: 1 LOB: 2 BB: 1 P: 10	R: 0 E: 0 K: 0 S: 3	H: 0 LOB: 0 BB: 0 P: 3	R: 0 E: 0 K: 0 S: 2	H: 0 LOB: 0 BB: 1 P: 6	R: 0 E: 0 K: 1 S: 4	H: 0 LOB: 0 BB: 1 P: 8	R: 1 E: 1 K: 0 S: 4	H: 1 LOB: 0 BB: 0 P: 4	R: 0 E: 0 K: 1 S: 6	H: 1 LOB: 1 BB: 0 P: 6	R: 0 E: 0 K: 0 S: 4	H: 1 LOB: 2 BB: 1 P: 8	R: 0 E: 0 K: 3 S: 10	H: 1 LOB: 1 BB: 0 P: 10	1B: 5 2B: 2 3B: 0 HR: 0	SF: 2 SAC: 0 DP: 2 HBP: 0	WP: 0 PB: 0 SB: 0 CS: 1	PA: 35
PITCHER	IP WLS BF H R ER SO BB IBB HBP BLK WP HR S P ERA WHIP																					
Gaylord Perry, R (1, 1) ERA: 3.14	7.2 W 29 5 2 1 4 3 0 0 0 0 0 0 34 46 1.17 1.043																					
Bob Shirley, L (8, 1) ERA: 3.98	0.0 1 0 0 0 0 1 0 0 0 0 0 0 4 ∞ ∞																					
Rollie Fingers, R (8, 1) ERA: 3.0	1.1 S 5 1 0 0 3 0 0 0 0 0 0 0 11 11 0.00 0.750																					



Batter	1	2	3	4	5	6	7	8	9
Gene Richards, L OBP: 0.378, SLG: 0.411 (1, 7)	0-0 SH 1B 2B		0-0 4-3		0-0 FC1-5 1B		0-0 4-3		
Ozzie Smith, S OBP: 0.315, SLG: 0.314 (1, 6)	0-0 SH 1B 2-3 SF8		0-0 F9 2B		0-0 FC1-5 1-3 1B		0-0 E3 PB SF8		
Oscar Gamble, L OBP: 0.378, SLG: 0.413 Dave Roberts, R OBP: 0.328, SLG: 0.328 (1, 9) (8, 3)	0-3 K		0-0 F9 2-3		0-0 5-3 1-2		0-0 SF8 2-H		
Dave Winfield, R OBP: 0.344, SLG: 0.469 (1, 8) (8, 9)	0-0 1-3 3-H 1B		0-0 P7		0-0 2-H 1B		0-0 6-3		
Fernando Gonzalez, R OBP: 0.273, SLG: 0.307 (1, 4)	0-0 SF8 3-H		0-3 K		0-0 F7		0-0 FC5-4 1B 1B		
Rick Sweet, S OBP: 0.326, SLG: 0.283 (1, 2)	0-0 4-3		0-0 F7		0-0 SH3-4 CS 1B 1B		0-0 F8		
Derrel Thomas, S OBP: 0.297, SLG: 0.276 (1, 3) (8, 8)		0-0 P3	4-0 E BB		0-0 SH3-4 1B 1B		0-0 FC5-4 1B 1B		
Bill Almon, R OBP: 0.313, SLG: 0.318 (1, 5)		0-0 5-3	4-0 1-3 IBB		0-0 SH3-4 1-2 2-3		0-0 FC5-4 S 1-2f 2-3		
Gaylord Perry, R OBP: 0.145, SLG: 0.150 Bob Shirley, R OBP: 0.220, SLG: 0.135 Rollie Fingers, R OBP: 0.250, SLG: 0.250 (1, 1) (8, 1) (8, 1)		0-0 F8	0-0 F8		0-3 K 3-H		0-0 P4		

Inning Stats	R: 2 E: 1 K: 1 S: 8	H: 2 LOB: 1 BB: 0 P: 8	R: 0 E: 0 K: 0 S: 3	H: 0 LOB: 0 BB: 0 P: 3	R: 0 E: 0 K: 0 S: 4	H: 1 LOB: 1 BB: 0 P: 4	R: 0 E: 1 K: 1 S: 5	H: 0 LOB: 2 BB: 2 P: 13	R: 1 E: 0 K: 0 S: 5	H: 2 LOB: 1 BB: 0 P: 5	R: 0 E: 0 K: 1 S: 6	H: 2 LOB: 1 BB: 0 P: 6	R: 1 E: 1 K: 0 S: 4	H: 0 LOB: 0 BB: 0 P: 4	R: 0 E: 0 K: 0 S: 5	H: 2 LOB: 2 BB: 0 P: 5
--------------	------------------------------	---------------------------------	------------------------------	---------------------------------	------------------------------	---------------------------------	------------------------------	----------------------------------	------------------------------	---------------------------------	------------------------------	---------------------------------	------------------------------	---------------------------------	------------------------------	---------------------------------

PITCHER	IP	WLS	BF	H	R	ER	SO	BB	IBB	HBP	BLK	WP	HR	S	P	ERA	WHIP
Tom Seaver, R ERA: 3.05 (1, 1)	7.0	L	31	7	4	2	3	1	1	0	0	0	0	35	43	2.57	1.143
Tom Hume, R ERA: 5.09 (8, 1)	1.0		5	2	0	0	0	0	0	0	0	0	0	5	5	0.00	2.000

AB R H RBI BB SO LOB

4 1 2 0 0 0 0

3 3 1 0 0 0 1

3 0 0 1 0 1 4

0 0 0 0 0 0 0

4 0 2 2 0 0 1

3 0 1 1 0 1 1

4 0 1 0 0 0 2

3 0 2 0 1 0 0

2 0 0 0 1 0 2

3 0 0 0 0 1 4

0 0 0 0 0 0 0

1 0 0 0 0 0 2

1B: 7 SF: 2

2B: 2 SAC: 2

3B: 0 DP: 0

HR: 0 HBP: 0

WP: 0 PA: 36

PB: 1

SB: 2

CS: 1

ERA WHIP

AB 30

R 4

H 9

RBI 4

BB 2

SO 3

LOB 17

Cincinnati Reds @ San Diego Padres

San Diego Stadium, San Diego, CA

Sat Aug 12 1978, 10:05 PM EDT

Att. 38,543 - Unknown



livebaseballscorecards.com

Batter	1	2	3	4	5	6	7	8	9	AB R H RBI BB SO LOB	TOP											
Pete Rose, S (1, 5) OBP: 0.365, SLG: 0.431	0-0 G3 FC3-2-5 2B		0-0 F7		0-0 L6		0-0 F8			4 0 1 0 0 0 1												
Ken Griffey, L (1, 9) OBP: 0.341, SLG: 0.405	0-0 G3 2-3		0-0 1B		0-0 B2-3		0-0 F7			4 0 1 0 0 0 2												
Joe Morgan, L (1, 4) OBP: 0.377, SLG: 0.414	0-0 FC3-2-5 1B		0-0 F7		0-0 F8		0-0 F9			4 1 0 0 0 0 2												
George Foster, R (1, 7) OBP: 0.366, SLG: 0.542	0-0 1B 2-H		0-3 K		0-3 K		0-0 6-3			4 0 1 1 0 2 1												
Dan Driessen, L (1, 3) OBP: 0.362, SLG: 0.446	0-0 FC5-4 1B		0-0 4-3		0-0 BB 1B		0-0 L8			4 0 2 0 0 0 0												
Dave Concepcion, R (1, 6) OBP: 0.356, SLG: 0.420	0-0 FC5-4 1-2		0-0 4-3 1B		4-0 BB 1-2 BB		0-0 6-3			3 1 1 0 1 0 2												
Cesar Geronimo, L (1, 8) OBP: 0.327, SLG: 0.352		0-0 F7		0-0 4-3		0-0 5-3		0-0 F5		3 0 0 0 0 0 3												
Johnny Bench, R (9, PH) OBP: 0.332, SLG: 0.487			1-2							1 0 0 0 0 0 0												
Vic Correll, R (1, 2) OBP: 0.282, SLG: 0.333		0-0 1-3		0-0 1-2		0-0 F9		0-3 K		4 0 1 1 0 1 0												
Fred Norman, S (1, 1) OBP: 0.178, SLG: 0.159		0-0 3-1		2-H 1B		0-0 4-3		0-0 2B		2 0 0 0 0 0 0												
Mike Lum, L (7, PH) OBP: 0.382, SLG: 0.500										1 0 1 0 0 0 0												
Dave Collins, S (7, PR) OBP: 0.326, SLG: 0.253										0 0 0 0 0 0 0												
Manny Sarmiento, R (7, 1)										0 0 0 0 0 0 0												
Inning Stats	R: 1 E: 0 K: 0 S: 6	H: 3 LOB: 2 BB: 0 P: 6	R: 0 E: 0 K: 0 S: 3	H: 0 LOB: 0 BB: 0 P: 3	R: 0 E: 0 K: 1 S: 6	H: 1 LOB: 1 BB: 0 P: 6	R: 1 E: 0 K: 0 S: 4	H: 2 LOB: 1 BB: 0 P: 4	R: 0 E: 0 K: 0 S: 3	H: 0 LOB: 0 BB: 0 P: 3	R: 0 E: 0 K: 1 S: 6	H: 1 LOB: 2 BB: 1 P: 10	R: 0 E: 0 K: 0 S: 4	H: 1 LOB: 1 BB: 0 P: 4	R: 0 E: 0 K: 0 S: 3	H: 0 LOB: 0 BB: 0 P: 3	R: 0 E: 0 K: 1 S: 5	H: 0 LOB: 0 BB: 0 P: 5	1B: 6 2B: 2 3B: 0 HR: 0	SF: 0 SAC: 0 DP: 0 HBP: 0	WP: 0 PB: 0 SB: 0 CS: 0	PA: 35
PITCHER	IP WLS BF H R ER SO BB IBB HBP BLK WP HR S P ERA WHIP																					
Eric Rasmussen, R (1, 1) ERA: 4.05	6.1 W 27 8 2 2 2 1 0 0 0 0 0 0 30 34 2.84 1.421																					
Bob Shirley, L (7, 1) ERA: 3.9	2.2 S 8 0 0 0 1 0 0 0 0 0 0 0 10 10 0.00 0.000																					

Cincinnati Reds @ San Diego Padres
San Diego Stadium, San Diego, CA
Sun Aug 13 1978, 6:33 AM EDT
Att: 34,267 - Unknown

livebaseballscorecards.com

AB	34
R	2
H	8
RBI	2
BB	1
SO	3
LOB	11



Batter	1	2	3	4	5	6	7	8	9
Gene Richards, L OBP: 0.377, SLG: 0.408 (1, 7)	4-0 S E BB	0-0 G3		0-0 F7			0-0 5-3		
Ozzie Smith, S OBP: 0.312, SLG: 0.311 (1, 6)	0-0 6-3 1-2	0-0 6-3			0-0 F7		0-0 6-3		
Oscar Gamble, L OBP: 0.382, SLG: 0.418 Tucker Ashford, R OBP: 0.291, SLG: 0.339 (1, 9) (9, 3)	0-0 E2 1B 2-H		4-0 2B FC6-2 BB		0-0 F8 2B		0-0 F8		
Dave Winfield, R OBP: 0.345, SLG: 0.472 (1, 8) (9, 9)	0-0 E 1B 3-H		0-0 1-3 2B		0-0 F8 2-3		0-3 K		
Fernando Gonzalez, R OBP: 0.269, SLG: 0.302 (1, 4)	0-3 K		0-0 P4		0-0 5-3		0-0 F8		
Derrel Thomas, S OBP: 0.297, SLG: 0.280 (1, 3) (9, 8)	0-0 E6 2B 1-H		0-0 FC6-2 3-H		0-0 F8		0-0 F8		
Bill Almon, R OBP: 0.313, SLG: 0.316 (1, 5)	4-0 BB		0-3 K		0-0 6-3		0-3 K		
Dave Roberts, R OBP: 0.314, SLG: 0.311 Bob Shirley, R OBP: 0.220, SLG: 0.135 (1, 2) (7, 1)	0-0 5-3		0-0 5-3		0-0 5-3		0-3 K		
Eric Rasmussen, R OBP: 0.146, SLG: 0.146 Rick Sweet, S OBP: 0.325, SLG: 0.281 (1, 1) (7, 2)		0-0 P4		0-0 F7			0-0 3-1		

Inning Stats		R: 3	H: 3	E: 2	K: 1	S: 8	LOB: 2	BB: 2	P: 16	R: 0	H: 0	E: 0	K: 0	S: 3	LOB: 0	BB: 0	P: 3	R: 0	H: 1	E: 0	K: 1	S: 6	LOB: 2	BB: 1	P: 10	R: 0	H: 0	E: 0	K: 0	S: 3	LOB: 0	BB: 0	P: 3	R: 0	H: 0	E: 0	K: 1	S: 5	LOB: 0	BB: 0	P: 5	R: 0	H: 0	E: 0	K: 0	S: 3	LOB: 0	BB: 0	P: 3	R: 0	H: 0	E: 0	K: 1	S: 5	LOB: 0	BB: 0	P: 5
PITCHER	Fred Norman, L ERA: 3.6 (1, 1)	6.0	WLS: 1	BF: 26	H: 5	R: 3	ER: 3	SO: 3	BB: 3	IBB: 0	HBP: 0	BLK: 0	WP: 0	HR: 0	S: 29	P: 41	ERA: 4.50	WHIP: 1.333	PITCHER	Manny Sarmiento, R ERA: 3.3 (7, 1)	2.0	WLS: 0	BF: 6	H: 0	R: 0	ER: 0	SO: 1	BB: 0	IBB: 0	HBP: 0	BLK: 0	WP: 0	HR: 0	S: 8	P: 8	ERA: 0.00	WHIP: 0.000																				

BOTTOM

Cincinnati Reds @ San Diego Padres
San Diego Stadium, San Diego, CA
Sun Aug 13 1978, 6:33 AM EDT
Att. 34,267 - Unknown

AB	29
R	3
H	5
RBI	3
BB	3
SO	4
LOB	12



1B: 2	SF: 0	WP: 0	PA: 32
2B: 3	SAC: 0	PB: 0	
3B: 0	DP: 0	SB: 1	
HR: 0	HBP: 0	CS: 0	

Batter	1	2	3	4	5	6	7	8	9	AB R H RBI BB SO LOB	TOP											
Gene Richards, L (1, 7) OBP: 0.376, SLG: 0.407	0-0 F9		0-0 F9			0-0 SF7 1B		0-0 F8		4 1 1 0 0 0 0												
Ozzie Smith, S (1, 6) OBP: 0.309, SLG: 0.308	0-0 F7			0-0 F8		0-0 F6 1-3		0-0 1-3		4 0 0 0 0 0 1												
Broderick Perkins, L (1, 3) OBP: 0.238, SLG: 0.340	0-0 G3			0-0 2B		0-0 SF7 3-H		0-0 F6		3 0 1 1 0 0 0												
Dave Winfield, R (1, 8) OBP: 0.345, SLG: 0.470		0-0 F6-3		0-0 5-3		0-0 E5			0-0 FC6-4 1B	4 0 1 0 0 0 1												
Oscar Gamble, L (1, 9) OBP: 0.383, SLG: 0.417		0-0 FC3-6 1B		4-0 IBB		0-0 4-3 1-2			0-0 FC6-4 BB 1-2f	3 0 1 0 1 0 2												
Fernando Gonzalez, R (1, 4) OBP: 0.268, SLG: 0.296 Jerry Turner, L (9, PH) OBP: 0.351, SLG: 0.447		0-0 FC3-6 1-2f		0-0 F3			0-0 F6-3		4-0 BB 1-2	3 0 0 0 0 0 3 0 0 0 0 1 0 0												
Rick Sweet, S (1, 2) OBP: 0.319, SLG: 0.276		0-0 L8			0-0 P4		0-0 G3		0-0 F9	4 0 0 0 0 0 3												
Bill Almon, R (1, 5) OBP: 0.313, SLG: 0.316 Don Reynolds, R (9, PH) OBP: 0.325, SLG: 0.254			0-3 K		0-0 4-3		0-0 1B		0-0 F9	3 0 1 0 0 1 0 1 0 0 0 0 0 2												
Randy Jones, R (1, 1) OBP: 0.182, SLG: 0.197			0-3 K		0-0 F7		0-0 F9			3 0 0 0 0 1 1												
Inning Stats	R: 0 E: 0 K: 0 S: 3	H: 0 LOB: 0 BB: 0 P: 3	R: 0 E: 0 K: 0 S: 4	H: 1 LOB: 1 BB: 0 P: 4	R: 0 E: 0 K: 2 S: 7	H: 0 LOB: 0 BB: 0 P: 7	R: 0 E: 0 K: 0 S: 4	H: 1 LOB: 2 BB: 1 P: 8	R: 0 E: 0 K: 0 S: 3	H: 0 LOB: 0 BB: 0 P: 3	R: 1 E: 1 K: 0 S: 5	H: 1 LOB: 1 BB: 0 P: 5	R: 0 E: 0 K: 0 S: 4	H: 1 LOB: 1 BB: 0 P: 4	R: 0 E: 0 K: 0 S: 3	H: 0 LOB: 0 BB: 0 P: 3	R: 0 E: 0 K: 0 S: 4	H: 1 LOB: 2 BB: 1 P: 8	1B: 4 2B: 1 3B: 0 HR: 0	SF: 1 SAC: 0 DP: 0 HBP: 0	WP: 0 PB: 0 SB: 2 CS: 0	PA: 35
PITCHER	IP WLS BF H R ER SO BB IBB HBP BLK WP HR S P ERA WHIP																					
Craig Swan, R (1, 1) ERA: 2.37	8.1 W 33 5 1 0 2 1 1 0 0 0 0 0 35 43 0.00 0.720																					
Skip Lockwood, R (9, 1) ERA: 3.28	0.2 S 2 0 0 0 0 0 0 0 0 0 0 0 2 2 0.00 0.000																					

San Diego Padres @ New York Mets
 Shea Stadium, Flushing, NY
 Tue Aug 15 1978, 7:05 PM EDT
 Att. 9,956 - Unknown

livebaseballscorecards.com

AB	32
R	1
H	5
RBI	1
BB	2
SO	2
LOB	13



Batter	1	2	3	4	5	6	7	8	9	AB	R	H	RBI	BB	SO	LOB
Elliott Maddox, R OBP: 0.381, SLG: 0.341 (1, 5) (9, 9)	0-0 6-3 ①		0-0 F9 ③		0-0 FC1-6-5 ②			4-0 SH1-4 2B BB		3	1	0	1	1	0	1
Bobby Valentine, R OBP: 0.344, SLG: 0.322 Tim Foli, R OBP: 0.283, SLG: 0.320 (1, 4) (9, 6)	0-0 5-3 ②			0-0 6-3 ①	0-0 E4 1-3			0-0 SH1-4 1-2		3	0	0	0	0	0	1
Steve Henderson, R OBP: 0.341, SLG: 0.417 Lenny Randle, S OBP: 0.335, SLG: 0.323 (1, 7) (9, 5)	0-0 1B			0-0 6-3 ②	0-0 L3 ③			0-0 1B 2B 2-H		4	1	2	1	0	0	2
Willie Montanez, L OBP: 0.327, SLG: 0.415 (1, 3) (9, 3)	0-0 F8 ③			0-0 1B 1B		0-0 F9 ①		0-0 F6 ②		4	0	1	0	0	0	2
John Stearns, R OBP: 0.377, SLG: 0.437 (1, 2) (9, 2)		0-0 G1-4-3 1B		0-0 1-2 1B		0-0 F7 ②		4-0 1B IBB		3	0	2	0	1	0	0
Lee Mazzilli, S OBP: 0.353, SLG: 0.422 (1, 8) (9, 8)		0-0 G1-4-3 1-2f		0-0 L7 ③		0-0 5-3 ③		0-0 1-2 2-H 1B		4	0	1	1	0	0	3
Joel Youngblood, R OBP: 0.295, SLG: 0.476 (1, 9) (9, 7)		0-0 5-3 ③			0-0 SH5-4 FC1-6-5 1B 1B		0-0 4-3 ①	0-0 F8 ③		4	1	1	0	0	0	2
Doug Flynn, R OBP: 0.275, SLG: 0.273 (1, 6) (9, 4)			0-0 F4-3 ①		0-0 FC1-6-5 SH5-4 1B		0-0 F4-3 ②			3	0	1	0	0	0	0
Craig Swan, R OBP: 0.196, SLG: 0.163 Skip Lockwood, R OBP: 0.200, SLG: 0.600 (1, 1) (9, 1)			0-0 F8 ②		0-0 SH5-4 1-2 2-3		0-0 6-3 ③			2	0	0	0	0	0	0


Inning Stats	R: 0	H: 1	E: 0	LOB: 1	K: 0	BB: 0	S: 4	P: 4	R: 0	H: 1	E: 0	LOB: 0	K: 0	BB: 0	S: 3	P: 3	R: 0	H: 0	E: 0	LOB: 0	K: 0	BB: 0	S: 3	P: 3	R: 0	H: 2	E: 0	LOB: 2	K: 0	BB: 0	S: 5	P: 5	R: 1	H: 2	E: 1	LOB: 2	K: 0	BB: 0	S: 6	P: 6	R: 0	H: 0	E: 0	LOB: 0	K: 0	BB: 0	S: 3	P: 3	R: 0	H: 0	E: 0	LOB: 0	K: 0	BB: 0	S: 3	P: 3	R: 2	H: 2	E: 0	LOB: 2	K: 0	BB: 2	S: 5	P: 13
--------------	------	------	------	--------	------	-------	------	------	------	------	------	--------	------	-------	------	------	------	------	------	--------	------	-------	------	------	------	------	------	--------	------	-------	------	------	------	------	------	--------	------	-------	------	------	------	------	------	--------	------	-------	------	------	------	------	------	--------	------	-------	------	------	------	------	------	--------	------	-------	------	-------

PITCHER	IP	WLS	BF	H	R	ER	SO	BB	IBB	HBP	BLK	WP	HR	S	P	ERA	WHIP
Randy Jones, L ERA: 2.88 (1, 1)	8.0	L	34	8	3	3	0	1	1	0	0	0	0	32	40	3.38	1.125

BOTTOM

San Diego Padres @ New York Mets
Shea Stadium, Flushing, NY
Tue Aug 15 1978, 7:05 PM EDT
Att. 9,956 - Unknown

AB	30
R	3
H	8
RBI	3
BB	2
SO	0
LOB	11



1B:	7	SF:	0	WP:	0	PA:	34
2B:	1	SAC:	2	PB:	0		
3B:	0	DP:	1	SB:	0		
HR:	0	HBP:	0	CS:	0		

livebaseballscores.com

Batter	1	2	3	4	5	6	7	8	9	AB R H RBI BB SO LOB	TOP	
Gene Richards, L (1, 7) OBP: 0.375, SLG: 0.406	0-3 K		0-3 K		0-0 F7 1B			0-0 G3-6 1-2f		4 0 1 0 0 2 2		
Ozzie Smith, S (1, 6) OBP: 0.311, SLG: 0.310	0-0 FC3-6 1B		0-0 FC4-6 1B		0-0 F7 1-2			0-0 6-3		4 0 2 0 0 0 2		
Oscar Gamble, L (1, 9) Broderick Perkins, L (9, 3) OBP: 0.379, SLG: 0.412 OBP: 0.238, SLG: 0.340	0-0 FC3-6 1B 1-2f		0-0 FC4-6 BB 1-2f 2-3		0-0 F4			0-0 F4		4 0 0 0 0 0 3 0 0 0 0 0 0 0		
Dave Winfield, R (1, 8) OBP: 0.348, SLG: 0.473 (9, 9)	0-0 1-2 1B		4-0 1-2 BB		0-3 K			0-0 HR 2B		3 1 2 0 1 1 0		
Fernando Gonzalez, R (1, 4) Jerry Turner, L (9, PH) Chuck Baker, R (9, 4) OBP: 0.283, SLG: 0.295 OBP: 0.348, SLG: 0.442 OBP: 0.283, SLG: 0.273	0-3 K		0-0 F4-3		0-0 F4			0-0 F9		3 0 0 0 0 1 5 1 0 0 0 0 0 1 0 0 0 0 0 0 0		
Derrel Thomas, S (1, 3) OBP: 0.297, SLG: 0.290 (9, 8)		0-0 F7		0-3 K			0-0 6-3	0-0 HR		4 1 1 2 0 1 0		
Bill Almon, R (1, 5) OBP: 0.313, SLG: 0.316		0-0 6-3		0-0 6-3			0-0 F8	0-0 S 1B		4 0 1 0 0 0 0		
Rick Sweet, S (1, 2) Gene Tenace, R (7, PH) Dave Roberts, R (7, 2) OBP: 0.316, SLG: 0.273 OBP: 0.409, SLG: 0.451 OBP: 0.310, SLG: 0.306		0-0 G3		0-0 1-3			0-3 K	0-3 K 1-2		2 0 0 0 0 0 0 1 0 0 0 0 1 0 1 0 0 0 0 1 1		
Bob Owchinko, L (1, 1) Mark Lee, R (6, 1) Tucker Ashford, R (8, PH) Jim Beswick, S (8, PR) John D'Acquisto, R (8, 1) OBP: 0.179, SLG: 0.200 OBP: 0.296, SLG: 0.344 OBP: 0.286, SLG: 0.231			0-0 FC4-6 1B		0-3 K			0-0 G3-6 1B		2 0 1 0 0 1 0 0 0 0 0 0 0 0 1 0 1 0 0 0 0 0 0 0 0 0 0 0 0 0 0 0 0 0 0		
Inning Stats	R: 0 H: 2 E: 0 LOB: 2 K: 2 BB: 0 S: 9 P: 9	R: 0 H: 0 E: 0 LOB: 0 K: 0 BB: 0 S: 3 P: 3	R: 0 H: 2 E: 0 LOB: 3 K: 1 BB: 1 S: 7 P: 11	R: 0 H: 0 E: 0 LOB: 0 K: 1 BB: 0 S: 5 P: 5	R: 0 H: 1 E: 0 LOB: 0 K: 1 BB: 0 S: 5 P: 5	R: 0 H: 0 E: 0 LOB: 0 K: 1 BB: 0 S: 5 P: 5	R: 0 H: 0 E: 0 LOB: 0 K: 1 BB: 0 S: 5 P: 5	R: 0 H: 1 E: 0 LOB: 1 K: 0 BB: 0 S: 3 P: 3	R: 2 H: 3 E: 0 LOB: 1 K: 1 BB: 0 S: 8 P: 8	1B: 7 SF: 0 2B: 1 SAC: 0 3B: 0 DP: 1 HR: 1 HBP: 0	WP: 0 PA: 35 PB: 0 SB: 1 CS: 0	
PITCHER Jerry Koosman, L (1, 1) ERA: 3.87 Skip Lockwood, R (9, 1) ERA: 3.36	IP WLS BF H R ER SO BB IBB HBP BLK WP HR S P ERA WHIP	8.1 31 7 1 1 7 1 0 0 0 0 0 0 44 48 1.08 0.960	0.2 L 4 2 1 1 1 0 0 0 0 0 0 1 6 6 13.50 3.000	PITCHER IP WLS BF H R ER SO BB IBB HBP BLK WP HR S P ERA WHIP								

San Diego Padres @ New York Mets
Shea Stadium, Flushing, NY
Wed Aug 16 1978, 3:33 AM EDT
Att: 10,263 - Unknown

livebaseballscorecards.com

AB	34
R	2
H	9
RBI	2
BB	1
SO	8
LOB	14



Batter	1	2	3	4	5	6	7	8	9	AB	R	H	RBI	BB	SO	LOB
Elliott Maddox, R (1, 5) OBP: 0.382, SLG: 0.343	0-0 1-3			0-0 4-3 1B		0-0 1B			0-0 F9	4	1	2	0	0	0	0
Tim Foli, R (1, 6) OBP: 0.284, SLG: 0.320 Ed Kranepool, L (9, PH) OBP: 0.282, SLG: 0.309	0-0 5-3			0-0 4-3		0-0 G4-6-3 1B			0-0 4-3	3	0	1	0	0	0	1
John Stearns, R (1, 2) OBP: 0.376, SLG: 0.433	0-0 F8			4-0 BB 1B IBB		0-0 G4-6-3			0-0 L7	3	0	0	0	1	0	2
Willie Montanez, L (1, 3) OBP: 0.327, SLG: 0.415		0-0 F7		0-0 PO BB 1B		0-0 G3			0-0 F9	3	0	1	1	0	0	0
Tom Grieve, R (1, 7) OBP: 0.275, SLG: 0.321 Bruce Boischlair, L (8, 7) OBP: 0.306, SLG: 0.337		0-3 K		4-0 1-2 2-3 BB		0-0 F9			0-0 L8	2	0	0	0	1	1	0
Lee Mazzilli, S (1, 8) OBP: 0.351, SLG: 0.419		0-3 K		0-0 PO		0-0 F9			0-0 L8	3	0	0	0	0	1	0
Joel Youngblood, R (1, 9) OBP: 0.290, SLG: 0.467			0-0 4-3		0-3 K				0-0 P3	3	0	0	0	0	1	0
Doug Flynn, R (1, 4) OBP: 0.274, SLG: 0.271			0-0 F6		0-3 K				0-3 K	3	0	0	0	0	2	0
Jerry Koosman, R (1, 1) OBP: 0.103, SLG: 0.155 Skip Lockwood, R (9, 1) OBP: 0.200, SLG: 0.600			0-3 K		0-3 K				0-3 K	3	0	0	0	0	3	0

Inning Stats	R: 0	H: 0	E: 0	LOB: 0	K: 0	S: 3	P: 3	R: 0	H: 0	E: 0	LOB: 0	K: 2	S: 7	R: 0	H: 0	E: 0	LOB: 0	K: 1	S: 5	R: 1	H: 2	E: 0	LOB: 1	K: 0	S: 3	R: 0	H: 0	E: 0	LOB: 0	K: 2	S: 7	R: 0	H: 2	E: 0	LOB: 1	K: 1	S: 6	R: 0	H: 0	E: 0	LOB: 0	K: 0	S: 3	R: 0	H: 0	E: 0	LOB: 0	K: 2	S: 7	R: 0	H: 0	E: 0	LOB: 0	K: 0	S: 3	R: 0	H: 0	E: 0	LOB: 0	K: 0	S: 3	1B: 4	2B: 0	3B: 0	HR: 0	SF: 0	SAC: 0	DP: 1	HBP: 0	WP: 0	PB: 0	SB: 0	CS: 0	PA: 31
--------------	------	------	------	--------	------	------	------	------	------	------	--------	------	------	------	------	------	--------	------	------	------	------	------	--------	------	------	------	------	------	--------	------	------	------	------	------	--------	------	------	------	------	------	--------	------	------	------	------	------	--------	------	------	------	------	------	--------	------	------	------	------	------	--------	------	------	-------	-------	-------	-------	-------	--------	-------	--------	-------	-------	-------	-------	--------

PITCHER	IP	WLS	BF	H	R	ER	SO	BB	IBB	HBP	BLK	WP	HR	S	P	ERA	WHIP
Bob Owchinko, L (1, 1) ERA: 2.82	5.1		20	4	1	1	6	1	1	0	0	0	0	30	38	1.69	0.938
Mark Lee, R (6, 1) ERA: 3.31	1.2		4	0	0	0	0	0	0	0	0	0	0	4	4	0.00	0.000
John D'Acquisto, R (8, 1) ERA: 2.23	2.0	W	6	0	0	0	2	0	0	0	0	0	0	10	10	0.00	0.000

BOTTOM

San Diego Padres @ New York Mets
Shea Stadium, Flushing, NY
Wed Aug 16 1978, 3:33 AM EDT
Att. 10,263 - Unknown

livebaseballscorecards.com

AB	28
R	1
H	4
RBI	1
BB	2
SO	8
LOB	3



Batter	1	2	3	4	5	6	7	8	9	AB	R	H	RBI	BB	SO	LOB	TOP
Gene Richards, L (1, 7) OBP: 0.374, SLG: 0.403 Jerry Turner, L (6, 7) OBP: 0.345, SLG: 0.438 (8, 8)	4-0 F9 BB SF7 BB		0-0 F4-3	0-0 F4-3		0-0 1-3		0-0 F8		3	1	0	0	1	0	1	
Ozzie Smith, S (1, 6) OBP: 0.317, SLG: 0.319 Chuck Baker, R (6, PR) OBP: 0.277, SLG: 0.267 (6, 6)	4-0 1-2 BB		0-0 2B 1B	0-0 2B 2B		0-0 1B 2B		0-0 1-3		3	2	3	1	1	0	0	
Broderick Perkins, L (1, 3) OBP: 0.255, SLG: 0.363	0-0 F9 2-3		0-0 F8	0-0 F 2B		0-0 2B 1B		0-0 1B		5	0	3	2	0	0	3	
Dave Winfield, R (1, 8) OBP: 0.349, SLG: 0.483 Don Reynolds, R (8, 7) OBP: 0.325, SLG: 0.254	0-0 SF7 3-H		0-0 2B 1-H	0-0 F 2B		0-0 HR		0-0 F8		5	2	2	3	0	1	4	
Oscar Gamble, L (1, 9) OBP: 0.379, SLG: 0.415 Jim Beswick, S (6, 9)	0-3 K		0-0 HR 2B			0-0 F4-3		0-0 F8		3	1	1	1	0	1	1	
Tucker Ashford, R (1, 4) OBP: 0.293, SLG: 0.362		0-3 K	0-0 HR 2-H			0-0 6-3		0-3 K		5	1	1	2	0	3	0	
Derrel Thomas, S (1, 5) OBP: 0.302, SLG: 0.289 Mickey Loidch, S (7, 1)		4-0 BB	4-0 BB			0-3 K		4-0 1B BB		1	0	0	0	3	1	0	
Rick Sweet, S (1, 2) OBP: 0.319, SLG: 0.278		0-0 F9	0-0 F5			0-0 1-3 SH1-4 2B 1B		0-0 FC4 1B		4	1	2	0	0	0	2	
Gaylord Perry, R (1, 1) OBP: 0.141, SLG: 0.145 Bill Almon, R (7, PH) OBP: 0.312, SLG: 0.315 (7, 5)		0-0 F8		0-0 F8		0-0 SH1-4 1-2		0-0 FC4 1-2f		2	0	0	0	0	0	1	
Inning Stats	R: 1 H: 0 E: 0 LOB: 1 K: 1 BB: 2 S: 5 P: 13	R: 0 H: 0 E: 0 LOB: 1 K: 1 BB: 1 S: 5 P: 9	R: 4 H: 4 E: 0 LOB: 1 K: 0 BB: 1 S: 7 P: 11	R: 1 H: 2 E: 0 LOB: 0 K: 0 BB: 0 S: 4 P: 4	R: 1 H: 1 E: 0 LOB: 0 K: 1 BB: 0 S: 6 P: 6	R: 2 H: 3 E: 0 LOB: 2 K: 1 BB: 0 S: 8 P: 8	R: 0 H: 1 E: 0 LOB: 2 K: 1 BB: 1 S: 6 P: 10	R: 0 H: 1 E: 0 LOB: 1 K: 0 BB: 0 S: 4 P: 4	R: 0 H: 0 E: 0 LOB: 0 K: 2 BB: 0 S: 7 P: 7	1B: 5 SF: 1 2B: 5 SAC: 1 3B: 0 DP: 0 HR: 2 HBP: 0	WP: 0 PA: 44 PB: 0 SB: 0 CS: 0						
PITCHER	IP WLS BF H R ER SO BB IBB HBP BLK WP HR S P ERA WHIP																
Juan Berenguer, R (1, 1) ERA: 15.0	3.0 L 17 4 5 5 2 4 0 0 0 0 0 1 17 33 15.00 2.667																
Dwight Bernard, R (4, 1) ERA: 3.91	2.2 13 5 4 4 1 0 0 0 0 0 0 1 14 14 13.50 1.875																
Dale Murray, R (6, 1) ERA: 4.21	1.1 7 2 0 0 2 1 0 0 0 0 0 0 10 14 0.00 2.250																
Kevin Kobel, L (8, 1) ERA: 2.3	2.0 7 1 0 0 2 0 0 0 0 0 0 0 11 11 0.00 0.500																

San Diego Padres @ New York Mets

Shea Stadium, Flushing, NY

Thu Aug 17 1978, 7:05 PM EDT

Att. 9,003 - Unknown

livebaseballscorecards.com

AB	37
R	9
H	12
RBI	9
BB	5
SO	7
LOB	14



BOTTOM

San Diego Padres @ New York Mets
Shea Stadium, Flushing, NY
Thu Aug 17 1978, 7:05 PM EDT
Att. 9,003 - Unknown

livebaseballscores.com

AB 30
R 2
H 5
RBI 2
BB 2
SO 0
LOB 10



WP: 0 PA: 33
PB: 0
SB: 1
CS: 0

AB R H RBI BB SO LOB

3 1 2 0 1 0 0

3 0 1 1 0 0 1

1 0 0 0 0 0 1

4 0 0 0 0 0 2

4 0 1 0 0 0 1

3 0 0 0 0 0 2

1 0 0 0 0 0 0

3 1 1 0 1 0 0

2 0 0 1 0 0 1

2 0 0 0 0 0 0

0 0 0 0 0 0 0

1 0 0 0 0 0 1

0 0 0 0 0 0 0

0 0 0 0 0 0 0

1 0 0 0 0 0 0

0 0 0 0 0 0 0

2 0 0 0 0 0 1

1B: 4 SF: 1
2B: 0 SAC: 0
3B: 1 DP: 1
HR: 0 HBP: 0

Batter	1	2	3	4	5	6	7	8	9
Lenny Randle, S OBP: 0.339, SLG: 0.326 (1, 5)	0-0 B1			0-0 FC3-6 1B		0-0 E S 1B		4-0 G4-6-3 BB	
Tim Foli, R OBP: 0.284, SLG: 0.320 Ron Hodges, L OBP: 0.326, SLG: 0.309 (1, 6) (7, 2)	0-0 6-3			0-0 FC3-6 B1-3 1-2f		0-0 1B G3 1B 1-H		0-0 G4-6-3 1-2f	
Lee Mazzilli, S OBP: 0.348, SLG: 0.415 (1, 8)	0-0 L3			0-0 B1-3 1-2		0-0 G3 1-2		0-0 F9	
Willie Montanez, L OBP: 0.327, SLG: 0.413 (1, 3)		0-0 6-3		0-0 1-3		0-0 2-3 1B			0-0 F4
John Stearns, R OBP: 0.373, SLG: 0.429 Sergio Ferrer, S OBP: 0.143, SLG: 0.143 (1, 2) (7, 6)		0-0 5-3			0-0 4-3	0-0 F5			0-0 5-3
Joel Youngblood, R OBP: 0.294, SLG: 0.476 (1, 7)		0-0 L4			0-0 SF7 3B		4-0 FC6-4 BB		0-0 6-3
Elliott Maddox, R OBP: 0.379, SLG: 0.340 (1, 9)			0-0 F7		0-0 SF7		0-0 F9		
Doug Flynn, R OBP: 0.272, SLG: 0.270 Dale Murray, R (6, 1)			0-0 F9		0-0 F7 3-H		0-0 B3		
Bruce Boisclair, L OBP: 0.305, SLG: 0.335 Kevin Kobel, R OBP: 0.214, SLG: 0.154 (7, PH) (8, 1)			0-0 F8			0-0 6-3	0-0 FC6-4 1-2f		
Juan Berenguer, R (1, 1)									
Tom Grieve, R OBP: 0.272, SLG: 0.318 Dwight Bernard, R (4, 1)									
Bobby Valentine, R OBP: 0.338, SLG: 0.316 (6, 4)									

Inning Stats	R: 0	H: 0	E: 0	LOB: 0	K: 0	S: 3	P: 3	R: 0	H: 0	E: 0	LOB: 0	K: 0	S: 3	P: 3	R: 0	H: 1	E: 0	LOB: 1	K: 0	S: 4	P: 4	R: 1	H: 1	E: 0	LOB: 0	K: 0	S: 4	P: 4	R: 1	H: 3	E: 0	LOB: 2	K: 0	S: 6	P: 6	R: 0	H: 0	E: 0	LOB: 1	K: 0	S: 3	P: 7	R: 0	H: 0	E: 0	LOB: 0	K: 0	S: 2	P: 6	R: 0	H: 0	E: 0	LOB: 0	K: 0	S: 3	P: 3	1B: 4	SF: 1	2B: 0	SAC: 0	3B: 1	DP: 1	HR: 0	HBP: 0	WP: 0	PA: 33
--------------	------	------	------	--------	------	------	------	------	------	------	--------	------	------	------	------	------	------	--------	------	------	------	------	------	------	--------	------	------	------	------	------	------	--------	------	------	------	------	------	------	--------	------	------	------	------	------	------	--------	------	------	------	------	------	------	--------	------	------	------	-------	-------	-------	--------	-------	-------	-------	--------	-------	--------

PITCHER	IP	WLS	BF	H	R	ER	SO	BB	IBB	HBP	BLK	WP	HR	S	P	ERA	WHIP
Gaylord Perry, R ERA: 3.14 (1, 1)	6.0	W	23	5	2	2	0	0	0	0	0	0	0	23	23	3.00	0.833
Mickey Lolich, L ERA: 1.1 (7, 1)	3.0	S	10	0	0	0	0	2	0	0	0	0	0	8	16	0.00	0.667

PITCHER	IP	WLS	BF	H	R	ER	SO	BB	IBB	HBP	BLK	WP	HR	S	P	ERA	WHIP
---------	----	-----	----	---	---	----	----	----	-----	-----	-----	----	----	---	---	-----	------

San Diego Padres @ Montreal Expos
 Olympic Stadium, Montreal, QB
 Fri Aug 18 1978, 7:05 PM EDT
 Att: 17,042 - Unknown

livebaseballscorecards.com

AB	32
R	3
H	7
RBI	3
BB	3
SO	2
LOB	9



WP: 0	PA: 37
PB: 0	
SB: 0	
CS: 0	

AB	R	H	RBI	BB	SO	LOB
4	0	0	0	1	1	0
2	1	0	1	2	0	0
3	0	2	0	0	0	0
0	0	0	1	0	0	0
4	0	1	1	0	0	3
4	0	0	0	0	0	3
0	0	0	0	0	0	0
3	0	1	0	0	1	1
1	0	0	0	0	0	0
4	1	1	0	0	0	1
3	0	1	0	0	0	0
2	0	0	0	0	0	1
1	1	1	0	0	0	0
1	0	0	0	0	0	0

Batter	1	2	3	4	5	6	7	8	9										
Gene Richards, L (1, 7) OBP: 0.372, SLG: 0.399	0-0 F9		0-3 K		0-0 F7		4-0 SF8 BB		0-0 3-1										
Ozzie Smith, S (1, 6) OBP: 0.318, SLG: 0.318	0-0 F4		0-0 5-3			4-0 1B FC5-4 BB	4-0 1-2 BB												
Broderick Perkins, L (1, 3) OBP: 0.266, SLG: 0.371 Gene Tenace, R (7, PH) OBP: 0.408, SLG: 0.451	0-0 1B		0-0 4-3			0-0 1-3 1B	0-0 SF8												
Dave Winfield, R (1, 8) OBP: 0.348, SLG: 0.481	0-0 1-2 1B			0-0 F9		0-0 FC5-4	0-0 F2												
Oscar Gamble, L (1, 9) OBP: 0.375, SLG: 0.410 Bill Almon, R (8, 5) OBP: 0.312, SLG: 0.315	0-0 1-3			0-0 F7		0-0 FC3-6		0-0 F8											
Tucker Ashford, R (1, 4) OBP: 0.283, SLG: 0.361 Fernando Gonzalez, R (7, 4) OBP: 0.262, SLG: 0.294		0-0 B1-3		0-0 1B		0-3 K		0-0 B2											
Derrel Thomas, S (1, 5) OBP: 0.302, SLG: 0.288		0-0 F9		0-0 F8			0-0 1B SH1-4 BB 1B	0-0 4-3											
Rick Sweet, S (1, 2) OBP: 0.320, SLG: 0.278		0-0 1B			0-0 F8		0-0 SH1-4		0-0 F3										
Eric Rasmussen, R (1, 1) OBP: 0.140, SLG: 0.140 Jerry Turner, L (7, PH) OBP: 0.350, SLG: 0.443 Mark Lee, R (7, 1)		0-0 F8			0-0 F7		0-0 BB BB SF8 1B		0-0 1-3										
Inning Stats	R: 0 H: 2 E: 0 LOB: 2 K: 0 BB: 0 S: 5 P: 5	R: 0 H: 1 E: 0 LOB: 1 K: 0 BB: 0 S: 4 P: 4	R: 0 H: 0 E: 0 LOB: 0 K: 1 BB: 0 S: 5 P: 5	R: 0 H: 1 E: 0 LOB: 1 K: 0 BB: 0 S: 4 P: 4	R: 0 H: 0 E: 0 LOB: 0 K: 0 BB: 0 S: 3 P: 3	R: 1 H: 1 E: 0 LOB: 1 K: 1 BB: 1 S: 6 P: 10	R: 2 H: 2 E: 0 LOB: 2 K: 0 BB: 2 S: 5 P: 13	R: 0 H: 0 E: 0 LOB: 0 K: 0 BB: 0 S: 3 P: 3	R: 0 H: 0 E: 0 LOB: 0 K: 0 BB: 0 S: 3 P: 3										
PITCHER	IP WLS BF H R ER SO BB IBB HBP BLK WP HR S P ERA WHIP																		
Steve Rogers, R (1, 1) ERA: 2.41	6.1 L 29 7 3 3 2 3 0 0 0 0 0 0 30 42 4.26 1.579																		
Darold Knowles, L (7, 1) ERA: 2.47	0.1 1 0 0 0 0 0 0 0 0 0 0 0 1 1 0.00 0.000																		
Stan Bahnsen, R (7, 1) ERA: 3.97	2.1 7 0 0 0 0 0 0 0 0 0 0 0 7 7 0.00 0.000																		

Batter	1	2	3	4	5	6	7	8	9	AB	R	H	RBI	BB	SO	LOB
Dave Cash, R OBP: 0.300, SLG: 0.321 (1, 4)	0-0 4-3		4-0 1B BB	0-0 5-3			0-0 1-3			3	0	0	0	1	0	2
Andre Dawson, R OBP: 0.306, SLG: 0.439 (1, 8)	0-0 F7		0-3 K		0-0 E6 6-3 5-3		0-0 4-3			4	1	0	0	0	1	2
Ellis Valentine, R OBP: 0.334, SLG: 0.490 Sam Mejias, R OBP: 0.219, SLG: 0.167 (1, 9) (8, 9)	0-3 K		0-0 K	1-3 2-H 1B	0-0 6-3		0-0 F8			4	0	1	1	0	1	1
Tony Perez, R OBP: 0.335, SLG: 0.440 (1, 3)		0-0 L9	4-0 BB		0-0 5-3			0-0 5-3		3	0	0	1	1	0	0
Warren Cromartie, L OBP: 0.339, SLG: 0.416 (1, 7)		0-0 FC6-4 1B	0-0 F9		0-0 1-3			0-0 3-1		4	0	1	0	0	0	3
Larry Parrish, R OBP: 0.312, SLG: 0.445 (1, 5)		0-0 FC6-4		0-3 K		0-0 F8		0-0 6-3		4	0	0	0	0	1	1
Gary Carter, R OBP: 0.330, SLG: 0.406 (1, 2)		0-0 F2		0-0 E S 1B		4-0 1B CS BB			0-0 F9	3	0	1	0	1	0	1
Chris Speier, R OBP: 0.337, SLG: 0.340 (1, 6)			0-0 SH3-4 1B	4-0 1-3 BB		0-0 CS 1B			0-0 F8	3	1	2	0	1	0	0
Steve Rogers, R OBP: 0.143, SLG: 0.118 Darold Knowles, L OBP: 0.200, SLG: 0.200 Stan Bahnsen, R OBP: 0.125, SLG: 0.125 Del Unser, L OBP: 0.302, SLG: 0.292 (1, 1) (7, 1) (7, 1) (9, PH)			0-0 SH3-4	0-0 F8		0-0 F4 3-H			0-0 4-3	2	0	0	0	0	0	4

Inning Stats	R: 0	H: 0	E: 0	K: 1	S: 5	R: 0	H: 1	E: 0	K: 0	S: 4	R: 1	H: 2	E: 0	K: 1	S: 7	R: 0	H: 1	E: 0	K: 1	S: 6	R: 1	H: 0	E: 1	K: 0	S: 4	R: 0	H: 1	E: 0	K: 0	S: 3	R: 0	H: 0	E: 0	K: 0	S: 3	R: 0	H: 0	E: 0	K: 0	S: 3	R: 0	H: 0	E: 0	K: 0	S: 3	R: 0	H: 0	E: 0	K: 0	S: 3
--------------	------	------	------	------	------	------	------	------	------	------	------	------	------	------	------	------	------	------	------	------	------	------	------	------	------	------	------	------	------	------	------	------	------	------	------	------	------	------	------	------	------	------	------	------	------	------	------	------	------	------

PITCHER	IP	WLS	BF	H	R	ER	SO	BB	IBB	HBP	BLK	WP	HR	S	P	ERA	WHIP
Eric Rasmussen, R ERA: 3.95 (1, 1)	6.0	W	27	5	2	1	3	4	0	0	0	0	0	29	45	1.50	1.500
Mark Lee, R ERA: 3.14 (7, 1)	3.0	S	9	0	0	0	0	0	0	0	0	0	0	9	9	0.00	0.000

BOTTOM

San Diego Padres @ Montreal Expos
Olympic Stadium, Montreal, QB

Fri Aug 18 1978, 7:05 PM EDT
Att. 17,042 - Unknown

livebaseballscorecards.com

AB	31
R	2
H	5
RBI	2
BB	4
SO	3
LOB	14



WP	HR	S	P	ERA	WHIP
0	0	0	0	0	0
0	0	0	0	0	0
0	0	0	0	0	0
1	0	0	0	0	0

Batter	1	2	3	4	5	6	7	8	9	AB R H RBI BB SO LOB	TOP											
Ozzie Smith, S (1, 6) OBP: 0.321, SLG: 0.324	0-0 CS 1B		4-0 BB FC4-6		0-0 1B 3B	0-0 F6			0-0 F6	4 1 2 1 1 0 2												
Derrel Thomas, S (1, 8) OBP: 0.300, SLG: 0.287	0-0 L8 1-2		0-0 FC4-6		0-0 BB 1B		0-0 6-3		0-3 K	5 0 1 1 0 1 3												
Don Reynolds, R (1, 7) OBP: 0.333, SLG: 0.247	0-3 K			4-0 BB G6-4-3	4-0 BB 1-2		0-0 F4			2 0 0 0 2 1 0												
Rollie Fingers, R (8, 1) OBP: 0.250, SLG: 0.250										0 0 0 0 0 0 0												
Dave Winfield, R (1, 9) OBP: 0.345, SLG: 0.476		0-0 5-3		0-0 G6-4-3	0-0 F9		0-0 5-3			4 0 0 0 0 0 3												
Gene Tenace, R (1, 2) OBP: 0.412, SLG: 0.450		0-0 F9		4-0 BB		4-0 FC6-4 1B BB		4-0 FC6-5 SH3-4 BB		1 1 0 0 3 0 0												
Tucker Ashford, R (1, 3) OBP: 0.288, SLG: 0.353	0-3 K			0-0 F8		0-0 F7		0-0 SH3-4		3 0 0 0 0 1 2												
Broderick Perkins, L (7, 3) OBP: 0.266, SLG: 0.371								1-2		0 0 0 0 0 0 0												
Fernando Gonzalez, R (1, 4) OBP: 0.262, SLG: 0.283			0-0 F8		0-0 E5 G3 3B	0-0 FC6-4 1B		0-0 FC6-5 1B		4 1 1 0 0 0 1												
Bill Almon, R (1, 5) OBP: 0.314, SLG: 0.317			0-0 SH1-4 1B		0-0 G3	0-0 FC6-4 1B		0-0 1B		4 0 2 0 0 0 3												
Randy Jones, R (1, 1) OBP: 0.191, SLG: 0.206			0-0 SH1-4		0-0 F9	0-0 1B			0-3 K	2 0 1 1 0 0 1												
Gene Richards, L (8, 7) OBP: 0.372, SLG: 0.398			1-2			1-2 3-H				1 0 0 0 0 1 0												
Inning Stats	R: 0 E: 0 K: 1 S: 5	H: 1 LOB: 0 BB: 0 P: 5	R: 0 E: 0 K: 1 S: 5	H: 0 LOB: 0 BB: 0 P: 5	R: 0 E: 0 K: 0 S: 4	H: 1 LOB: 2 BB: 1 P: 8	R: 0 E: 0 K: 0 S: 2	H: 0 LOB: 1 BB: 2 P: 10	R: 2 E: 1 K: 0 S: 6	H: 2 LOB: 2 BB: 1 P: 10	R: 1 E: 0 K: 0 S: 5	H: 2 LOB: 2 BB: 1 P: 9	R: 0 E: 0 K: 0 S: 3	H: 0 LOB: 0 BB: 0 P: 3	R: 0 E: 0 K: 0 S: 3	H: 1 LOB: 2 BB: 1 P: 7	R: 0 E: 0 K: 2 S: 7	H: 0 LOB: 0 BB: 0 P: 7	1B: 6 2B: 0 3B: 1 HR: 0	SF: 0 SAC: 2 DP: 1 HBP: 0	WP: 0 PB: 0 SB: 1 CS: 1	PA: 38
PITCHER	IP WLS BF H R ER SO BB IBB HBP BLK WP HR S P ERA WHIP												PITCHER	IP WLS BF H R ER SO BB IBB HBP BLK WP HR S P ERA WHIP								
Dan Schatzeder, L (1, 1) ERA: 2.08	7.0 L 31 6 3 1 2 5 0 0 0 0 0 0 30 50 1.29 1.571																					
Scott Sanderson, R (8, 1) ERA: 1.88	2.0 7 1 0 0 2 1 0 0 0 0 0 0 10 14 0.00 1.000																					

San Diego Padres @ Montreal Expos
Olympic Stadium, Montreal, QB
Sat Aug 19 1978, 7:05 PM EDT
Att: 21,676 - Unknown

AB	30
R	3
H	7
RBI	3
BB	6
SO	4
LOB	15



WP: 0	PA: 38
PB: 0	
SB: 1	
CS: 1	

livebaseballscorecards.com

Batter	1	2	3	4	5	6	7	8	9	AB	R	H	RBI	BB	SO	LOB
Dave Cash, R OBP: 0.297, SLG: 0.318 (1, 4)	0-0 6-3	0-0 E6			0-0 5-3			0-0 F6		4	0	0	0	0	0	0
Andre Dawson, R OBP: 0.306, SLG: 0.437 (1, 8)	0-0 CS 1B	0-0 L3			0-0 F8			0-0 F8		4	0	1	0	0	0	1
Ellis Valentine, R OBP: 0.335, SLG: 0.489 Sam Mejias, R OBP: 0.212, SLG: 0.161 Del Unser, L OBP: 0.300, SLG: 0.290 (1, 9) (4, 9) (8, PH) (9, 9)	4-0 S BB		0-0 L8		0-0 6-3			0-0 F7		1	0	0	0	1	0	0
Tony Perez, R OBP: 0.336, SLG: 0.439 (1, 3)	4-0 1-2 BB		0-0 FC5-4 1B		0-0 F9			0-0 4-3		3	0	1	0	1	0	0
Warren Cromartie, L OBP: 0.338, SLG: 0.415 (1, 7)	0-0 G3		0-0 F2		0-3 K			0-0 1B		4	0	1	0	0	1	3
Gary Carter, R OBP: 0.327, SLG: 0.402 (1, 2)		0-0 F8	0-0 FC5-4		0-0 L7			0-0 F9		4	0	0	0	0	0	2
Larry Parrish, R OBP: 0.314, SLG: 0.450 (1, 5)		0-0 E 3B		0-0 G6-3 1B			0-0 5-3		0-0 4-3	4	1	2	0	0	0	1
Chris Speier, R OBP: 0.337, SLG: 0.339 (1, 6)		4-0 E BB		0-0 G6-3			0-0 F8			2	1	0	0	1	0	1
Dan Schatzeder, L OBP: 0.276, SLG: 0.321 Stan Papi, R OBP: 0.330, SLG: 0.347 Scott Sanderson, R OBP: 0.333, SLG: 0.333 (1, 1) (7, PH) (8, 1)		0-0 L4		0-0 F4			0-0 6-3			2	0	0	0	0	0	1

BOTTOM

San Diego Padres @ Montreal Expos
Olympic Stadium, Montreal, QB
Sat Aug 19 1978, 7:05 PM EDT
Att. 21,676 - Unknown

AB	31
R	2
H	5
RBI	0
BB	3
SO	1
LOB	9



Inning Stats		R: 0	H: 1	R: 2	H: 1	R: 0	H: 1	R: 0	H: 0	R: 0	H: 0	R: 0	H: 0	R: 0	H: 1	1B: 4	SF: 0	WP: 0	PA: 34
		E: 0	LOB: 2	E: 2	LOB: 1	E: 0	LOB: 0	E: 0	LOB: 0	E: 0	LOB: 0	E: 0	LOB: 0	E: 0	LOB: 1	2B: 0	SAC: 0	PB: 0	
		K: 0	BB: 2	K: 0	BB: 1	K: 0	BB: 0	K: 1	BB: 0	K: 0	BB: 0	K: 0	BB: 0	K: 0	BB: 0	3B: 1	DP: 1	SB: 1	
		S: 3	P: 11	S: 5	P: 9	S: 4	P: 4	S: 3	P: 3	S: 3	P: 3	S: 5	P: 5	S: 3	P: 3	HR: 0	HBP: 0	CS: 1	
PITCHER		IP	WLS	BF	H	R	ER	SO	BB	IBB	HBP	BLK	WP	HR	S	P	ERA	WHIP	
Randy Jones, L ERA: 2.78 (1, 1)		7.0	W	27	4	2	0	1	3	0	0	0	0	0	26	38	0.00	1.000	
Rollie Fingers, R ERA: 2.93 (8, 1)		2.0	S	7	1	0	0	0	0	0	0	0	0	0	7	7	0.00	0.500	

Batter	1	2	3	4	5	6	7	8	9	AB R H RBI BB SO LOB	TOP																
Ozzie Smith, S OBP: 0.318, SLG: 0.321 (1, 6) X	0-0 F7	0-0 G4-6-3 1-2f			0-3 K		0-0 F5		0-0 4-3	5 0 0 0 0 1 4																	
Derrel Thomas, S OBP: 0.304, SLG: 0.289 (1, 8) X	0-0 1-3		0-0 6-3		0-0 1B		4-0 1-2 BB		0-0 1B	4 1 2 1 1 0 0																	
Don Reynolds, R OBP: 0.345, SLG: 0.253 (1, 7) B B B	4-0 BB 1B 2B BB		0-0 F9		0-0 1B		0-0 G3		0-3 K	2 1 1 1 1 0 0 1 0 0 0 0 0 2 1 0 0 0 0 1 1 0 0 0 0 0 0 0																	
Jerry Turner, L OBP: 0.347, SLG: 0.439 (7, PH)																											
Mark Lee, R (7, 1)																											
Rollie Fingers, R OBP: 0.250, SLG: 0.250 (9, 1)																											
Dave Winfield, R OBP: 0.346, SLG: 0.481 (1, 9) X	0-0 1-2 2B 1B		0-3 K		0-3 K			0-0 SF8 3B		4 2 2 0 0 2 1																	
Gene Tenace, R OBP: 0.410, SLG: 0.445 (1, 2) B B B	4-0 1-2 2-3 2B BB			0-0 5-3		0-0 F8		0-0 6-3		3 0 0 0 1 0 1																	
Broderick Perkins, L OBP: 0.265, SLG: 0.380 (1, 3) X	0-0 1-3 2-H 3-H 2B		0-0 5-3		0-3 K		0-0 SF8		0-0 3-H	3 0 1 3 0 1 0																	
Fernando Gonzalez, R OBP: 0.262, SLG: 0.286 (1, 4) X	0-0 6-3		0-0 F7		0-0 G3		0-0 G3		0-0 2B	4 0 1 0 0 0 2																	
Bill Almon, R OBP: 0.313, SLG: 0.316 (1, 5)		0-0 6-3			0-0 1B SH 1B		0-0 4-3		0-0 F9	4 1 1 0 0 0 1																	
Bob Owchinko, L OBP: 0.193, SLG: 0.214 (1, 1)																											
Oscar Gamble, L OBP: 0.376, SLG: 0.410 (7, PH)																											
Gene Richards, L OBP: 0.371, SLG: 0.397 (7, PR) (7, 7)		0-0 G4-6-3 1B			0-0 SH 1B		1-0 BB HBP		0-0 4-3	1 0 1 0 0 0 0 0 0 0 0 0 0 0 1 0 0 0 0 0 0																	
Inning Stats	R: 2 H: 2 E: 0 LOB: 2 K: 0 BB: 2 S: 5 P: 13	R: 0 H: 1 E: 0 LOB: 0 K: 0 BB: 0 S: 3 P: 3	R: 0 H: 0 E: 0 LOB: 0 K: 1 BB: 0 S: 5 P: 5	R: 0 H: 0 E: 0 LOB: 0 K: 0 BB: 0 S: 3 P: 3	R: 2 H: 3 E: 0 LOB: 1 K: 2 BB: 0 S: 10 P: 10	R: 0 H: 0 E: 0 LOB: 0 K: 1 BB: 0 S: 5 P: 5	R: 0 H: 0 E: 0 LOB: 2 K: 0 BB: 1 S: 3 P: 8	R: 1 H: 2 E: 0 LOB: 1 K: 0 BB: 0 S: 5 P: 5	R: 0 H: 1 E: 0 LOB: 1 K: 1 BB: 0 S: 6 P: 6	1B: 6 SF: 1 2B: 2 SAC: 1 3B: 1 DP: 1 HR: 0 HBP: 1	WP: 0 PA: 39 PB: 0 SB: 0 CS: 0																
PITCHER	IP WLS BF H R ER SO BB IBB HBP BLK WP HR S P ERA WHIP											PITCHER	IP WLS BF H R ER SO BB IBB HBP BLK WP HR S P ERA WHIP														
Woodie Fryman, L ERA: 3.55 (1, 1)	4.2		21	6	4	4	2	2	0	0	0	0	0	23	31	7.71	1.714										
Wayne Twitchell, R ERA: 5.65 (5, 1)	0.1		1	0	0	0	1	0	0	0	0	0	0	3	3	0.00	0.000										
Hal Dues, R ERA: 2.1 (6, 1)	4.0	L	17	3	1	1	2	1	0	1	0	0	0	19	24	2.25	1.000										

San Diego Padres @ Montreal Expos
Olympic Stadium, Montreal, QB
Sun Aug 20 1978, 3:33 AM EDT
Att: 20,094 - Unknown

livebaseballscorecards.com

AB	33
R	5
H	9
RBI	5
BB	3
SO	5
LOB	12



Batter	1	2	3	4	5	6	7	8	9	AB	R	H	RBI	BB	SO	LOB
Dave Cash, R OBP: 0.297, SLG: 0.318 (1, 4)	F8		F9			G6-4-3 1-2 3-H 1B		6-3		4	0	1	1	0	0	0
Sam Mejias, R OBP: 0.194, SLG: 0.147 Del Unser, L OBP: 0.298, SLG: 0.288 (8, PH) (9, 9)	K			4-3	G6-4-3 1-2f			F8		3	0	0	0	0	1	2
Andre Dawson, R OBP: 0.305, SLG: 0.442 (1, 8)	6-3			HR				6-3		4	1	1	1	0	0	0
Tony Perez, R OBP: 0.335, SLG: 0.444 (1, 3)		F8		K				HR		4	1	1	1	0	1	0
Warren Cromartie, L OBP: 0.339, SLG: 0.415 (1, 7)				G3				4-3		4	0	2	0	0	0	0
Gary Carter, R OBP: 0.326, SLG: 0.400 (1, 2)								1-3 1B		4	1	1	0	0	0	2
Larry Parrish, R OBP: 0.311, SLG: 0.446 (1, 5)		FC6-4 1-2f						1-3 1B		4	1	1	0	0	0	2
Chris Speier, R OBP: 0.337, SLG: 0.341 (1, 6)								F3		4	0	0	0	0	1	3
Woodie Fryman, R OBP: 0.067, SLG: 0.114 Wayne Twitchell, R OBP: 0.167, SLG: 0.091 Ellis Valentine, R OBP: 0.336, SLG: 0.490 Dan Schatzeder, L OBP: 0.276, SLG: 0.321 Hal Dues, R OBP: 0.207, SLG: 0.207 (6, 1)								6-3		3	1	1	0	0	1	0
								K		1	0	0	0	0	0	0
								1-6-3		1	0	0	0	0	0	0
										1	0	1	1	0	0	0
										0	0	0	0	0	0	0
										1	0	0	0	0	0	0

Inning Stats	R: 0	H: 0	E: 0	K: 1	S: 5	R: 0	H: 1	E: 0	K: 0	S: 4	R: 0	H: 0	E: 0	K: 0	S: 3	R: 1	H: 1	E: 0	K: 1	S: 6	R: 2	H: 4	E: 0	K: 1	S: 8	R: 1	H: 1	E: 0	K: 0	S: 4	R: 0	H: 0	E: 0	K: 1	S: 5	R: 0	H: 0	E: 0	K: 0	S: 3	R: 0	H: 1	E: 0	K: 0	S: 4	R: 0	H: 1	E: 0	K: 0	S: 4	1B: 5	SF: 0	2B: 1	SAC: 0	3B: 0	DP: 1	HR: 2	HBP: 0	WP: 0	PA: 34
--------------	------	------	------	------	------	------	------	------	------	------	------	------	------	------	------	------	------	------	------	------	------	------	------	------	------	------	------	------	------	------	------	------	------	------	------	------	------	------	------	------	------	------	------	------	------	------	------	------	------	------	-------	-------	-------	--------	-------	-------	-------	--------	-------	--------

PITCHER	IP	WLS	BF	H	R	ER	SO	BB	IBB	HBP	BLK	WP	HR	S	P	ERA	WHIP
Bob Owchinko, L ERA: 2.93 (1, 1)	6.0		24	7	4	4	3	0	0	0	0	0	2	30	30	6.00	1.167
Mark Lee, R ERA: 3.0 (7, 1)	2.2	W	9	1	0	0	1	0	0	0	0	0	0	11	11	0.00	0.375
Rollie Fingers, R ERA: 2.91 (9, 1)	0.1	S	1	0	0	0	0	0	0	0	0	0	0	1	1	0.00	0.000

BOTTOM

San Diego Padres @ Montreal Expos
Olympic Stadium, Montreal, QB
Sun Aug 20 1978, 3:33 AM EDT
Att. 20,094 - Unknown

livebaseballscorecards.com

AB	34
R	4
H	8
RBI	4
BB	0
SO	4
LOB	7



Batter	1	2	3	4	5	6	7	8	9	AB R H RBI BB SO LOB	TOP																
Ozzie Smith, S OBP: 0.319, SLG: 0.320 (1, 6)	0-0 2B SF8 1B	0-0 F8		0-0 F8			0-0 6-3	4-0 BB		4 1 1 1 1 0 1																	
Derrel Thomas, S OBP: 0.309, SLG: 0.305 (1, 8)	0-0 SF8 1-3 1B 2B		0-0 HR		0-0 4-3		4-0 BB	0-0 F8		4 2 2 1 1 0 3																	
Oscar Gamble, L OBP: 0.379, SLG: 0.412 Gene Richards, L OBP: 0.371, SLG: 0.397 (1, 7) (9, PR) (9, 7)	0-0 1-3		0-0 1B 1B		0-0 G6-3 1B		0-0 F9		0-0 HR 1B	5 0 3 0 0 0 3 0 1 0 0 0 0 0																	
Dave Winfield, R OBP: 0.345, SLG: 0.477 (1, 9)	4-0 1B IBB		0-0 F8		0-0 G6-3			0-0 F8	0-0 F7	4 0 0 0 1 0 3																	
Gene Tenace, R OBP: 0.408, SLG: 0.452 (1, 3) (8, 2)	0-0 SF8		0-0 F2			0-0 F8		0-0 F7	0-0 HR	4 1 1 3 0 0 1																	
Fernando Gonzalez, R OBP: 0.271, SLG: 0.306 (1, 4)	0-0 CS 1-2 3-H 1B		0-0 1B			0-0 1B		0-0 2B 1B	0-0 5-3	5 1 4 1 0 0 1																	
Bill Almon, R OBP: 0.311, SLG: 0.314 Jerry Turner, L OBP: 0.353, SLG: 0.454 Tucker Ashford, R OBP: 0.292, SLG: 0.353 (1, 5) (8, PH) (8, 5)	0-0 CS	0-3 K	0-3 K			0-0 F9		0-0 BB 1-H 2B	4-0 BB	3 0 0 0 0 2 3 1 1 1 1 0 0 0 0 0 0 0 1 0 0	AB 37 R 7 H 13 RBI 7 BB 6 SO 5 LOB 18																
Dave Roberts, R OBP: 0.311, SLG: 0.308 Broderick Perkins, L OBP: 0.270, SLG: 0.376 (1, 2) (8, PH) (8, 3)		0-0 1B		0-0 L7		0-0 F8		4-0 BB IBB	0-3 K	3 0 1 0 0 0 1 1 0 0 0 1 1 1																	
Gaylord Perry, R OBP: 0.134, SLG: 0.138 Don Reynolds, R OBP: 0.352, SLG: 0.253 Bob Shirley, R OBP: 0.220, SLG: 0.135 (1, 1) (8, PH) (8, 1)		0-3 K		0-3 K			0-0 6-3	4-0 BB BB		3 0 0 0 0 2 1 0 0 0 0 1 0 0 0 0 0 0 0 0 0																	
Inning Stats	R: 2 E: 0 K: 0 S: 5	H: 3 LOB: 1 BB: 1 P: 9	R: 0 E: 0 K: 2 S: 8	H: 1 LOB: 1 BB: 0 P: 8	R: 1 E: 0 K: 1 S: 8	H: 3 LOB: 2 BB: 0 P: 8	R: 0 E: 0 K: 1 S: 5	H: 0 LOB: 0 BB: 0 P: 5	R: 0 E: 0 K: 0 S: 3	H: 1 LOB: 0 BB: 0 P: 3	R: 0 E: 0 K: 0 S: 4	H: 1 LOB: 1 BB: 0 P: 4	R: 0 E: 0 K: 0 S: 3	H: 0 LOB: 1 BB: 1 P: 7	R: 2 E: 0 K: 0 S: 5	H: 2 LOB: 3 BB: 3 P: 17	R: 2 E: 0 K: 1 S: 7	H: 2 LOB: 1 BB: 1 P: 11	1B: 9 2B: 2 3B: 0 HR: 2	SF: 1 SAC: 0 DP: 1 HBP: 0	WP: 0 PB: 0 SB: 0 CS: 1	PA: 45					
PITCHER	IP WLS BF H R ER SO BB IBB HBP BLK WP HR S P ERA WHIP																										
Randy Lerch, L ERA: 4.2 (1, 1)	3.0		16	7	3	3	3	0	1	0	0	0	1	21	25	9.00	2.333										
Rawly Eastwick, R ERA: 3.09 (4, 1)	4.0		14	2	0	0	1	1	0	0	0	0	0	15	19	0.00	0.750										
Warren Brusstar, R ERA: 2.03 (8, 1)	0.2	L	7	2	2	2	0	2	1	0	0	0	0	4	16	27.00	6.000										
Tug McGraw, L ERA: 3.03 (8, 1)	1.1		7	2	2	2	1	1	0	0	0	0	1	8	12	13.50	2.250										

San Diego Padres @ Philadelphia Phillies
Veterans Stadium, Philadelphia, PA
Mon Aug 21 1978, 7:05 PM EDT
Att: 27,124 - Unknown

AB	37
R	7
H	13
RBI	7
BB	6
SO	5
LOB	18



Batter	1	2	3	4	5	6	7	8	9	AB	R	H	RBI	BB	SO	LOB	BOTTOM
Mike Schmidt, R (1, 5) OBP: 0.354, SLG: 0.425	0-0 6-3		0-0 FC6 1-2 3-H 1B		0-0 2-3			0-0 F9		4	0	1	1	0	0	0	
Larry Bowa, S (1, 6) OBP: 0.323, SLG: 0.386	0-0 6-3		0-0 FC6 1-2f 2-3		0-0 1-4-3			0-0 L6		4	0	0	0	0	0	2	
Bake McBride, L (1, 9) OBP: 0.309, SLG: 0.344 Jerry Martin, R (8, PH) OBP: 0.346, SLG: 0.463 (9, 9)	0-0 F8		0-0 G3		0-3 K			0-3 K		3	0	0	0	0	1	2	
Greg Luzinski, R (1, 7) OBP: 0.393, SLG: 0.528		0-0 CS 1B		0-0 E 1B 1B				0-0 F4		4	1	3	0	0	0	0	
Richie Hebner, L (1, 3) OBP: 0.378, SLG: 0.489		0-0 P1		0-0 E4 1B E				0-0 G3		4	1	0	0	0	1	3	
Garry Maddox, R (1, 8) OBP: 0.321, SLG: 0.393		0-0 F9		0-3 K				0-3 K		4	0	0	0	0	2	4	
Bob Boone, R (1, 2) OBP: 0.346, SLG: 0.448		0-0 CS 1-2	0-0 F8 1B 1B	0-0 E8 1B 1B 1-H 2-H				0-0 1-3		3	1	2	1	0	0	0	
Ted Sizemore, R (1, 4) OBP: 0.276, SLG: 0.266			0-0 FC6 1-2 1B 1B	0-3 K				0-0 5-3		3	0	1	0	0	1	1	
Randy Lerch, L (1, 1) OBP: 0.217, SLG: 0.244 Tim McCarver, L (3, PH) OBP: 0.350, SLG: 0.319 Rawly Eastwick, R (4, 1) Orlando Gonzalez, L (7, PH) OBP: 0.176, SLG: 0.125 Warren Brusstar, R OBP: 0.333, SLG: 0.667 Tug McGraw, R (8, 1)			0-0 F8 2-3	0-3 K				0-0 6-3		0	0	0	0	0	0	0	

Inning Stats	R: 0	H: 0	E: 0	K: 0	S: 3	LOB: 0	BB: 0	P: 3	R: 0	H: 1	E: 0	K: 0	S: 3	LOB: 0	BB: 0	P: 3	R: 1	H: 3	E: 0	K: 0	S: 6	LOB: 2	BB: 0	P: 6	R: 2	H: 2	E: 2	K: 3	S: 12	LOB: 1	BB: 0	P: 12	R: 0	H: 0	E: 0	K: 1	S: 5	LOB: 0	BB: 0	P: 5	R: 0	H: 0	E: 0	K: 1	S: 5	LOB: 0	BB: 0	P: 5	R: 0	H: 0	E: 0	K: 0	S: 3	LOB: 0	BB: 0	P: 3	R: 0	H: 0	E: 0	K: 1	S: 5	LOB: 0	BB: 0	P: 5	R: 0	H: 1	E: 0	K: 1	S: 5	LOB: 0	BB: 0	P: 5	1B: 7	2B: 0	3B: 0	HR: 0	SF: 0	SAC: 0	DP: 1	HBP: 0	WP: 0	PB: 0	SB: 0	CS: 1	PA: 34	ERA	WHIP
PITCHER Gaylord Perry, R (1, 1) ERA: 3.07 Bob Shirley, L (8, 1) ERA: 3.85	IP	WLS	BF	H	R	ER	SO	BB	IBB	HBP	BLK	WP	HR	S	P	ERA	WHIP																																																																						
	7.0	W	27	6	3	1	5	0	0	0	0	0	0	37	37	1.29	0.857																																																																						
	2.0	S	6	1	0	0	2	0	0	0	0	0	0	10	10	0.00	0.500																																																																						

San Diego Padres @ Philadelphia Phillies
Veterans Stadium, Philadelphia, PA
Mon Aug 21 1978, 7:05 PM EDT
Att. 27,124 - Unknown

AB 33
R 3
H 7
RBI 2
BB 0
SO 7
LOB 15



Batter	1	2	3	4	5	6	7	8	9	AB R H RBI BB SO LOB	TOP											
Gene Richards, L (1, 7) OBP: 0.370, SLG: 0.396	0-3 K		0-0 L7		0-0 4-3 1B			0-0 B1-3		4 0 1 0 0 1 1												
Ozzie Smith, S (1, 6) OBP: 0.318, SLG: 0.319	0-0 P6		0-0 L9		0-0 4-3 1-2			0-0 1B 1B		4 1 1 0 0 0 2												
Derrel Thomas, S (1, 5) OBP: 0.305, SLG: 0.301	0-3 K			0-3 K	0-3 K			0-3 K		4 0 0 0 0 4 2												
Dave Winfield, R (1, 8) OBP: 0.348, SLG: 0.480		4-0 BB		0-0 2B		0-0 F8		0-0 1B 1B		3 1 2 0 1 0 0												
Oscar Gamble, L (1, 9) OBP: 0.379, SLG: 0.412		0-0 F9		0-0 2B		0-0 P6		0-0 1B		3 1 1 0 0 0 1												
John D'Acquisto, R (6, 1) OBP: 0.286, SLG: 0.231				4-3 1B				1-2 2-H 1B		0 0 0 0 0 0 0												
Don Reynolds, R (8, PH) OBP: 0.360, SLG: 0.263										1 0 1 1 0 0 0												
Bill Almon, R (8, PR) OBP: 0.311, SLG: 0.314										0 0 0 0 0 0 0												
Mickey Lolich, S (8, 1)										0 0 0 0 0 0 0												
Gene Tenace, R (1, 2) OBP: 0.406, SLG: 0.453		0-0 L7		0-0 4-3 2B		0-0 F8		0-0 F3		4 0 1 1 0 0 3												
Broderick Perkins, L (1, 3) OBP: 0.269, SLG: 0.372		0-3 K		0-0 4-3			0-0 G4-6-3 1B		0-0 F8	4 0 1 1 0 1 2	AB 34 R 3 H 9 RBI 3 BB 1 SO 8 LOB 13											
Fernando Gonzalez, R (1, 4) OBP: 0.271, SLG: 0.305			0-0 SH1-4 1B	0-0 F3			0-0 G4-6-3		0-3 K	4 0 1 0 0 1 2												
Eric Rasmussen, R (1, 1) OBP: 0.140, SLG: 0.140			0-0 SH1-4		0-0 P5		0-3 K		0-0 3-1	0 0 0 0 0 0 0												
Mark Lee, R (3, 1)										0 0 0 0 0 0 0												
Jim Beswick, S (5, PH)										1 0 0 0 0 0 0												
Bob Shirley, R (5, 1) OBP: 0.220, SLG: 0.135										0 0 0 0 0 0 0												
Jerry Turner, L (6, 9) OBP: 0.347, SLG: 0.445			1-2							2 0 0 0 0 1 0												
Inning Stats	R: 0 E: 0 K: 2 S: 7	H: 0 LOB: 0 BB: 0 P: 7	R: 0 E: 0 K: 1 S: 5	H: 0 LOB: 1 BB: 1 P: 9	R: 0 E: 0 K: 0 S: 4	H: 1 LOB: 1 BB: 0 P: 4	R: 2 E: 0 K: 1 S: 8	H: 3 LOB: 1 BB: 0 P: 8	R: 0 E: 0 K: 1 S: 6	H: 1 LOB: 1 BB: 0 P: 6	R: 0 E: 0 K: 0 S: 3	H: 0 LOB: 0 BB: 0 P: 3	R: 0 E: 0 K: 1 S: 5	H: 1 LOB: 0 BB: 0 P: 5	R: 1 E: 0 K: 1 S: 8	H: 3 LOB: 2 BB: 0 P: 8	R: 0 E: 0 K: 1 S: 5	H: 0 LOB: 0 BB: 0 P: 5	1B: 7 2B: 2 3B: 0 HR: 0	SF: 0 SAC: 1 DP: 1 HBP: 0	WP: 0 PB: 0 SB: 0 CS: 0	PA: 36
PITCHER	IP WLS BF H R ER SO BB IBB HBP BLK WP HR S P ERA WHIP																					
Larry Christenson, R (1, 1) ERA: 3.55	7.2 W 32 9 3 3 7 1 0 0 0 0 0 0 45 49 3.52 1.304																					
Ron Reed, R (8, 1) ERA: 2.18	1.1 S 4 0 0 0 1 0 0 0 0 0 0 0 6 6 0.00 0.000																					

San Diego Padres @ Philadelphia Phillies
Veterans Stadium, Philadelphia, PA
Tue Aug 22 1978, 7:05 PM EDT
Att: 36,339 - Unknown

livebaseballscorecards.com



Batter	1	2	3	4	5	6	7	8	9	AB	R	H	RBI	BB	SO	LOB	BOTTOM
--------	---	---	---	---	---	---	---	---	---	----	---	---	-----	----	----	-----	--------

Mike Schmidt, R <small>(1, 5)</small> <small>OBP: 0.357, SLG: 0.431</small>	4-0 		0-0 		0-0 	0-0 		0-0 		4	1	2	2	1	0	0	San Diego Padres @ Philadelphia Phillies Veterans Stadium, Philadelphia, PA Tue Aug 22 1978, 7:05 PM EDT Att. 36,339 - Unknown
Larry Bowa, S <small>(1, 6)</small> <small>OBP: 0.324, SLG: 0.385</small>	0-0 		0-0 		0-0 	4-0 		0-0 		3	1	1	0	1	0	0	
Bake McBride, L <small>(1, 9)</small> <small>OBP: 0.313, SLG: 0.349</small>	0-0 		0-0 		0-0 	0-3 				4	1	3	2	0	1	3	
Greg Luzinski, R <small>(1, 7)</small> <small>OBP: 0.394, SLG: 0.530</small>	0-0 		0-0 		0-0 		0-0 			4	0	2	1	0	0	2	
Richie Hebner, L <small>(1, 3)</small> <small>OBP: 0.377, SLG: 0.485</small>	0-0 		0-0 		0-3 		0-0 			3	0	0	0	1	1	2	
Garry Maddox, R <small>(1, 8)</small> <small>OBP: 0.324, SLG: 0.396</small>		0-0 	0-0 		0-0 		0-0 			4	0	3	0	0	0	2	
Bob Boone, R <small>(1, 2)</small> <small>OBP: 0.345, SLG: 0.445</small>		0-0 		0-0 		0-0 		0-3 		4	1	1	0	0	1	3	
Ted Sizemore, R <small>(1, 4)</small> <small>OBP: 0.276, SLG: 0.265</small>		0-0 		0-0 		0-0 		0-3 		4	1	1	0	0	1	4	
Ron Reed, R <small>(8, 1)</small>		0-0 		0-0 		1-3 		0-0 		0	0	0	0	0	0	0	
Larry Christenson, R <small>(1, 1)</small> <small>OBP: 0.145, SLG: 0.157</small>		0-0 		0-0 		4-0 		0-0 		2	0	0	0	1	0	1	
Bud Harrelson, S <small>(8, 4)</small> <small>OBP: 0.315, SLG: 0.200</small>		0-0 		0-0 		1-2 				1	0	0	0	0	0	0	

Inning Stats	R: 1	H: 1	E: 1	K: 0	S: 4	H: 1	LOB: 1	BB: 1	P: 8	R: 0	H: 2	E: 0	K: 0	S: 4	R: 0	H: 2	E: 0	K: 2	S: 9	R: 0	H: 0	E: 0	K: 0	S: 3	R: 0	H: 0	E: 0	K: 0	S: 3	1B: 10	2B: 3	3B: 0	HR: 0	SF: 0	SAC: 1	DP: 2	HBP: 0	WP: 0	PB: 0	SB: 2	CS: 0	PA: 38
--------------	------	------	------	------	------	------	--------	-------	------	------	------	------	------	------	------	------	------	------	------	------	------	------	------	------	------	------	------	------	------	--------	-------	-------	-------	-------	--------	-------	--------	-------	-------	-------	-------	--------

PITCHER	IP	WLS	BF	H	R	ER	SO	BB	IBB	HBP	BLK	WP	HR	S	P	ERA	WHIP
Eric Rasmussen, R <small>(1, 1)</small> <small>ERA: 4.06</small>	2.1	L	13	7	3	3	0	1	1	0	1	0	0	12	16	11.57	3.429
Mark Lee, R <small>(3, 1)</small> <small>ERA: 2.92</small>	1.2		5	0	0	0	0	0	1	0	0	0	0	4	8	0.00	0.000
Bob Shirley, L <small>(5, 1)</small> <small>ERA: 3.93</small>	1.2		9	3	2	2	1	1	0	0	0	0	0	10	14	10.80	2.400
John D'Acquisto, R <small>(6, 1)</small> <small>ERA: 2.18</small>	1.1		8	3	0	0	3	1	0	0	0	0	0	13	17	0.00	3.000
Mickey Lolich, L <small>(8, 1)</small> <small>ERA: 1.04</small>	1.0		3	0	0	0	0	0	0	0	0	0	0	3	3	0.00	0.000

livebaseballscorecards.com

AB	33
R	5
H	13
RBI	5
BB	4
SO	4
LOB	17



Batter	1	2	3	4	5	6	7	8	9	AB R H RBI BB SO LOB	TOP		
Gene Richards, L (1, 7) OBP: 0.372, SLG: 0.405 Tucker Ashford, R (8, 5) OBP: 0.292, SLG: 0.353	0-0 SH5-3 4-3 1B	0-0 1B		0-0 1-3 2B		0-3 K		0-0 6-3		5 1 3 0 0 1 0 0 0 0 0 0 0 0			
Ozzie Smith, S (1, 6) OBP: 0.321, SLG: 0.322	0-0 4-3 1-2 1B	0-0 F9		0-0 F9		0-0 BB 1B		0-0 S 3B 1B		5 1 3 0 0 0 3			
Derrel Thomas, S (1, 5) OBP: 0.305, SLG: 0.307	0-0 SH5-3 1-2 2-3 1B		0-0 4-3		0-0 F8	0-0 F8		0-0 1-H 3B		4 0 1 1 0 0 1			
Dave Winfield, R (1, 8) OBP: 0.352, SLG: 0.479	4-0 4-3 IBB		0-0 5-3		4-0 CS BB	4-0 1-2 BB		4-0 IBB		1 0 0 0 4 0 0			
Oscar Gamble, L (1, 9) OBP: 0.378, SLG: 0.408 Mickey Lolich, S (6, 1) Mark Lee, R (6, 1) Rollie Fingers, R (7, 1) OBP: 0.222, SLG: 0.222	0-0 4-3 1-2 2-3 3-H IBB		0-0 G3		4-0 1-2 BB	0-0 F9		0-0 B2-3		3 0 0 1 1 0 4 0 0 0 0 0 0 0 0 0 0 0 0 0 0 1 0 0 0 0 0 2			
Gene Tenace, R (1, 2) OBP: 0.403, SLG: 0.447	4-0 IBB			0-0 F8	0-3 K		0-0 6-3		0-0 F4	4 0 0 0 1 1 1			
Broderick Perkins, L (1, 3) OBP: 0.274, SLG: 0.373	0-0 4-3			0-0 5-3 1B 1B		0-0 BB HR 1B		0-0 4-3		5 2 2 0 0 1 3			
Fernando Gonzalez, R (1, 4) OBP: 0.273, SLG: 0.301		0-0 4-3		0-0 5-3 1-2		4-0 1-2 HR BB		0-0 F2		3 1 0 0 2 0 1			
Randy Jones, R (1, 1) OBP: 0.200, SLG: 0.214 Jerry Turner, L (6, PH) OBP: 0.347, SLG: 0.469		0-0 6-3		0-0 2B 2-H 1B		0-0 1-H 2-H HR		0-0 F7		2 0 1 1 0 0 0 3 1 1 1 3 0 1 1			
Inning Stats	R: 1 H: 2 E: 0 LOB: 3 K: 0 BB: 2 S: 5 P: 13	R: 0 H: 1 E: 0 LOB: 1 K: 0 BB: 0 S: 4 P: 4	R: 0 H: 0 E: 0 LOB: 0 K: 0 BB: 0 S: 3 P: 3	R: 1 H: 3 E: 0 LOB: 2 K: 0 BB: 0 S: 6 P: 6	R: 0 H: 0 E: 0 LOB: 1 K: 1 BB: 2 S: 4 P: 12	R: 3 H: 3 E: 0 LOB: 2 K: 1 BB: 2 S: 8 P: 16	R: 0 H: 0 E: 0 LOB: 0 K: 0 BB: 0 S: 3 P: 3	R: 1 H: 2 E: 0 LOB: 2 K: 0 BB: 1 S: 5 P: 9	R: 0 H: 0 E: 0 LOB: 1 K: 2 BB: 1 S: 7 P: 11	1B: 7 SF: 0 2B: 1 SAC: 1 3B: 2 DP: 0 HR: 1 HBP: 0	WP: 0 PA: 45 PB: 0 SB: 1 CS: 1		
PITCHER	IP WLS BF H R ER SO BB IBB HBP BLK WP HR S P ERA WHIP											PITCHER	IP WLS BF H R ER SO BB IBB HBP BLK WP HR S P ERA WHIP
Jim Kaat, L (1, 1) ERA: 4.82	3.2 19 6 2 2 0 0 2 0 0 0 0 0 17 25 4.91 1.636											Randy Lerch, L (9, 1) ERA: 4.16	1.0 4 0 0 0 2 1 0 0 0 0 0 7 11 0.00 1.000
Warren Brusstar, R (4, 1) ERA: 1.99	1.1 5 0 0 0 1 2 0 0 0 0 0 0 5 13 0.00 1.500												
Rawly Eastwick, R (6, 1) ERA: 3.51	0.2 7 3 3 3 1 2 0 0 0 0 0 1 7 15 40.50 7.500												
Tug McGraw, L (6, 1) ERA: 3.01	0.1 1 0 0 0 0 0 0 0 0 0 0 0 1 1 0.00 0.000												
Ron Reed, R (7, 1) ERA: 2.23	2.0 L 9 2 1 1 0 0 1 0 0 0 0 0 8 12 4.50 1.000												

San Diego Padres @ Philadelphia Phillies
Veterans Stadium, Philadelphia, PA
Wed Aug 23 1978, 3:33 AM EDT
Att: 31,032 - Unknown

livebaseballscorecards.com

AB	36
R	6
H	11
RBI	6
BB	8
SO	4
LOB	16



Batter	1	2	3	4	5	6	7	8	9	AB	R	H	RBI	BB	SO	LOB
Mike Schmidt, R (1, 5) OBP: 0.358, SLG: 0.433	0-0 F9		0-0 5-3		0-0 1B 2B		0-0 FC3-2 BB 1B	0-0 F5		5	2	2	2	0	0	2
Larry Bowa, S (1, 6) OBP: 0.325, SLG: 0.384	0-0 6-3			0-0 6-3	0-0 1B 1B		4-0 BB FC3-2 BB	0-0 4-3		4	0	1	1	1	0	2
Bake McBride, L (1, 9) OBP: 0.317, SLG: 0.353	0-0 1B			0-0 1B 1B	0-0 L5-3 1B		0-0 FC3-2 BB		0-0 P6	5	0	3	0	0	0	3
Greg Luzinski, R (1, 7) OBP: 0.394, SLG: 0.528	0-0 3-1			0-0 L4-3 1B	0-0 L5-3		4-0 FC3-2 BB	0-0 F6		4	0	1	1	1	0	3
Richie Hebner, L (1, 3) OBP: 0.374, SLG: 0.481		0-3 K		0-0 L4-3		0-0 P5	0-0 FC3-2	0-0	0-0	5	0	1	0	0	1	5
Garry Maddox, R (1, 8) OBP: 0.323, SLG: 0.394		0-0 5-3			0-0 1-3	0-0 PO 1B 1B	0-3 K	0-3 K	0-3 K	5	0	1	0	0	2	4
Bob Boone, R (1, 2) OBP: 0.350, SLG: 0.450		0-0 F9			0-0 1B 2B	0-0 1-2 1B		4-0 FC1-5 E BB		3	1	2	0	1	0	0
Jim Morrison, R (8, PR) OBP: 0.234, SLG: 0.267										0	0	0	0	0	0	0
Barry Foote, R (9, 2) OBP: 0.196, SLG: 0.178										0	0	0	0	0	0	0
Ted Sizemore, R (1, 4) OBP: 0.280, SLG: 0.271			0-0 G1-6-3 1B		0-0 2B 1B	0-0 P5		0-0 E5 FC1-5		3	1	2	0	0	0	2
Ron Reed, R (7, 1)										0	0	0	0	0	0	0
Orlando Gonzalez, L (8, PH) OBP: 0.167, SLG: 0.118										1	0	0	0	0	0	1
Randy Lerch, L (9, 1) OBP: 0.217, SLG: 0.244										0	0	0	0	0	0	0
Jim Kaat, L (1, 1) OBP: 0.138, SLG: 0.182			0-0 G1-6-3		0-0 2B 1B	0-0 PO		0-0 FC1-5		1	0	0	0	0	0	1
Warren Bruslar, R (4, 1) OBP: 0.333, SLG: 0.667										0	0	0	0	0	0	0
Jose Cardenal, R (5, PH) OBP: 0.328, SLG: 0.406										0	1	1	1	1	0	0
Rawly Eastwick, R (6, 1)										0	0	0	0	0	0	0
Tug McGraw, R (6, 1)										0	0	0	0	0	0	0
Tim McCarver, L (6, PH) OBP: 0.350, SLG: 0.319										0	0	0	0	0	0	0
Bud Harrelson, S (7, 4) OBP: 0.319, SLG: 0.208										2	0	1	0	0	0	2

Inning Stats	R: 0	H: 1	E: 0	LOB: 1	K: 0	BB: 0	S: 4	P: 4	R: 0	H: 0	E: 0	LOB: 0	K: 1	BB: 0	S: 5	P: 5	R: 0	H: 1	E: 0	LOB: 0	K: 0	BB: 0	S: 3	P: 3	R: 0	H: 2	E: 0	LOB: 1	K: 0	BB: 0	S: 4	P: 4	R: 4	H: 6	E: 0	LOB: 1	K: 0	BB: 0	S: 8	P: 8	R: 0	H: 2	E: 0	LOB: 1	K: 0	BB: 0	S: 4	P: 4	R: 1	H: 2	E: 0	LOB: 3	K: 1	BB: 2	S: 7	P: 15	R: 0	H: 0	E: 1	LOB: 2	K: 0	BB: 1	S: 4	P: 8	R: 0	H: 1	E: 0	LOB: 1	K: 1	BB: 0	S: 6	P: 6	1B: 13	SF: 0	2B: 4	SAC: 0	3B: 0	DP: 3	HR: 0	HBP: 0	WP: 0	PA: 43
--------------	------	------	------	--------	------	-------	------	------	------	------	------	--------	------	-------	------	------	------	------	------	--------	------	-------	------	------	------	------	------	--------	------	-------	------	------	------	------	------	--------	------	-------	------	------	------	------	------	--------	------	-------	------	------	------	------	------	--------	------	-------	------	-------	------	------	------	--------	------	-------	------	------	------	------	------	--------	------	-------	------	------	--------	-------	-------	--------	-------	-------	-------	--------	-------	--------

PITCHER	IP	WLS	BF	H	R	ER	SO	BB	IBB	HBP	BLK	WP	HR	S	P	ERA	WHIP
Randy Jones, L (1, 1) ERA: 2.89	5.0		22	10	4	4	1	0	0	0	0	0	0	24	24	7.20	2.000
Mickey Lolich, L (6, 1) ERA: 1.02	0.1		3	2	0	0	0	0	0	0	0	0	0	3	3	0.00	6.000
Mark Lee, R (6, 1) ERA: 3.03	0.2		3	2	1	1	0	0	0	0	0	0	0	3	3	13.50	3.000
Rollie Fingers, R (7, 1) ERA: 2.81	3.0	W	14	1	0	0	2	3	0	0	0	0	0	15	27	0.00	1.333

BOTTOM

San Diego Padres @ Philadelphia Phillies
Veterans Stadium, Philadelphia, PA

Wed Aug 23 1978, 3:33 AM EDT
Att. 31,032 - Unknown

AB	39
R	5
H	15
RBI	5
BB	3
SO	3
LOB	25

Batter	1	2	3	4	5	6	7	8	9	AB R H RBI BB SO LOB	TOP											
Elliott Maddox, R (1, 8) OBP: 0.386, SLG: 0.355	0-0 SH3-1 1B		0-0 F8	4-0 BB		4-0 G4-6-3 BB			0-0 L7	3 1 1 0 2 0 0												
Tim Foli, R (1, 6) OBP: 0.280, SLG: 0.317	0-0 SH3-1 1-2		0-0 1B FC 2B 1B	0-0 F9		0-0 G4-6-3 1-2f			0-3 K	4 1 1 0 0 1 2												
Steve Henderson, R (1, 7) OBP: 0.343, SLG: 0.418	0-0 2-H 1B		0-0 FC 1B 2B		0-0 G3				0-3 K	4 1 1 1 0 1 1												
Willie Montanez, L (1, 3) OBP: 0.322, SLG: 0.404	0-0 F7		0-0 2B SF9 1B		0-0 2B				0-0 4-3	4 2 2 0 0 0 0												
John Stearns, R (1, 2) OBP: 0.381, SLG: 0.441		0-0 6-3	0-0 SF9 2B		4-0 2B SF7 IBB				0-0 L9	3 1 1 2 1 0 0												
Joel Youngblood, R (1, 9) OBP: 0.297, SLG: 0.476		0-3 K	0-0 SF9 2B		0-0 SF7 2B				0-0 6-3	3 0 1 2 0 1 0												
Bobby Valentine, R (1, 5) OBP: 0.359, SLG: 0.323		4-0 BB BB	0-0 F4		0-0 SF7				0-3 K	2 0 0 1 1 1 1												
Doug Flynn, R (1, 4) OBP: 0.276, SLG: 0.269		4-0 1-2 BB		0-0 F4-3		0-0 F6			0-0 F3	3 0 0 0 1 0 1												
Mike Bruhert, R (1, 1) OBP: 0.071, SLG: 0.071		0-3 K		0-3 K					0-3 K	3 0 0 0 0 3 2												
Kevin Kobel, R (8, 1) OBP: 0.200, SLG: 0.143										1 0 0 0 0 1 0												
Inning Stats	R: 1 E: 0 K: 0 S: 4	H: 2 LOB: 0 BB: 0 P: 4	R: 0 E: 0 K: 2 S: 7	H: 0 LOB: 2 BB: 2 P: 15	R: 3 E: 0 K: 0 S: 7	H: 3 LOB: 1 BB: 0 P: 7	R: 0 E: 0 K: 1 S: 5	H: 0 LOB: 1 BB: 1 P: 9	R: 2 E: 0 K: 0 S: 5	H: 2 LOB: 1 BB: 1 P: 9	R: 0 E: 0 K: 1 S: 4	H: 0 LOB: 0 BB: 1 P: 8	R: 0 E: 0 K: 1 S: 5	H: 0 LOB: 0 BB: 0 P: 5	R: 0 E: 0 K: 1 S: 5	H: 0 LOB: 0 BB: 0 P: 5	R: 0 E: 0 K: 2 S: 7	H: 0 LOB: 0 BB: 0 P: 7	1B: 4 2B: 3 3B: 0 HR: 0	SF: 2 SAC: 1 DP: 1 HBP: 0	WP: 0 PB: 0 SB: 0 CS: 0	PA: 38
PITCHER	IP WLS BF H R ER SO BB IBB HBP BLK WP HR S P ERA WHIP																					
Bob Owchinko, L (1, 1) ERA: 3.16	4.1 L 24 7 6 6 3 3 1 0 0 0 0 0 26 42 12.46 2.308																					
John D'Acquisto, R (5, 1) ERA: 2.06	3.2 11 0 0 0 3 1 0 0 0 0 0 0 16 20 0.00 0.273																					
Bob Shirley, L (9, 1) ERA: 3.9	1.0 3 0 0 0 2 0 0 0 0 0 0 0 7 7 0.00 0.000																					

New York Mets @ San Diego Padres
San Diego Stadium, San Diego, CA
 Thu Aug 24 1978, 10:05 PM EDT
 Att: 17,613 - Unknown

livebaseballscorecards.com

AB	30
R	6
H	7
RBI	6
BB	5
SO	8
LOB	7



Batter	1	2	3	4	5	6	7	8	9	AB	R	H	RBI	BB	SO	LOB
Ozzie Smith, S OBP: 0.319, SLG: 0.320 (1, 6)	0-0 6-3			0-0 6-3		0-3 K		0-3 K		4	0	0	0	0	2	1
Derrel Thomas, S OBP: 0.307, SLG: 0.307 (1, 5)	0-0 F4-3			0-0 F8		4-0 BB		0-0 1B E 1B		3	1	1	0	1	0	0
Jerry Turner, L OBP: 0.344, SLG: 0.462 (1, 7) (9, 9)	0-0 F4-3			0-0 F8		0-0 F4		0-0 FC6-4 1B		4	0	1	0	0	0	1
Dave Winfield, R OBP: 0.350, SLG: 0.475 (1, 8)		0-0 6-3			0-0 F4-3		0-0 5-3	0-0 FC6-4		4	0	0	1	0	0	1
Oscar Gamble, L OBP: 0.376, SLG: 0.406 Bob Shirley, R OBP: 0.220, SLG: 0.135 (1, 9) (9, 1)		0-3 K			0-3 K		0-0 1B 1B	0-0 F9		4	0	1	0	0	2	1
Gene Tenace, R OBP: 0.402, SLG: 0.454 (1, 3)		0-3 K			0-0 HR		0-3 K		0-0 F8	4	1	1	1	0	2	1
Fernando Gonzalez, R OBP: 0.276, SLG: 0.304 (1, 4)			0-0 F9		0-0 1B		0-0 1B		0-0 L9	4	0	2	0	0	0	0
Rick Sweet, S OBP: 0.316, SLG: 0.274 Don Reynolds, R OBP: 0.356, SLG: 0.260 (1, 2) (9, PH)			0-0 5-3		0-0 F9		0-0 F5		0-0 F8	3	0	0	0	0	0	3
Bob Owchinko, L OBP: 0.190, SLG: 0.211 John D'Acquisto, R OBP: 0.267, SLG: 0.214 Gene Richards, L OBP: 0.373, SLG: 0.405 (1, 1) (5, 1) (8, PH) (9, 7)			0-0 6-3			0-0 6-3		4-0 1B FC6-4 BB		1	0	0	0	0	0	0

Inning Stats	R: 0	H: 0	E: 0	K: 0	S: 3	LOB: 0	BB: 0	P: 3	R: 0	H: 0	E: 0	K: 2	S: 7	LOB: 0	BB: 0	P: 7	R: 0	H: 0	E: 0	K: 0	S: 3	LOB: 0	BB: 0	P: 3	R: 1	H: 2	E: 0	K: 1	S: 7	LOB: 1	BB: 0	P: 7	R: 0	H: 0	E: 0	K: 1	S: 5	LOB: 1	BB: 1	P: 9	R: 0	H: 2	E: 0	K: 1	S: 7	LOB: 2	BB: 0	P: 7	R: 2	H: 2	E: 1	K: 1	S: 7	LOB: 1	BB: 1	P: 11	R: 0	H: 0	E: 0	K: 0	S: 3	LOB: 0	BB: 0	P: 3	1B: 5	SF: 0	2B: 0	SAC: 0	3B: 0	DP: 0	HR: 1	HBP: 0	WP: 0	PA: 35
--------------	------	------	------	------	------	--------	-------	------	------	------	------	------	------	--------	-------	------	------	------	------	------	------	--------	-------	------	------	------	------	------	------	--------	-------	------	------	------	------	------	------	--------	-------	------	------	------	------	------	------	--------	-------	------	------	------	------	------	------	--------	-------	-------	------	------	------	------	------	--------	-------	------	-------	-------	-------	--------	-------	-------	-------	--------	-------	--------


PITCHER	IP	WLS	BF	H	R	ER	SO	BB	IBB	HBP	BLK	WP	HR	S	P	ERA	WHIP
Mike Bruhert, R ERA: 4.85 (1, 1)	7.1	W	29	5	3	2	6	2	0	0	0	0	0	39	47	2.46	0.955
Kevin Kobel, L ERA: 2.4 (8, 1)	1.2		6	1	0	0	0	0	0	0	0	0	0	6	6	0.00	0.600

BOTTOM

New York Mets @ San Diego Padres
San Diego Stadium, San Diego, CA

Thu Aug 24 1978, 10:05 PM EDT
Att. 17,613 - Unknown

AB	33
R	3
H	6
RBI	2
BB	2
SO	6
LOB	8



livebaseballscorecards.com


Batter	1	2	3	4	5	6	7	8	9	AB R H RBI BB SO LOB	TOP	
Elliott Maddox, R OBP: 0.385, SLG: 0.354 (1, 9) (8, 8)	0-0 6-3	0-0 5-3			0-0 B1-3			0-0 FC5 SH2-4 1B		4 0 1 0 0 0 1		
Bobby Valentine, R OBP: 0.358, SLG: 0.323 Tim Foli, R OBP: 0.280, SLG: 0.317 (1, 4) (8, 6)	0-0 6-3		0-0 S 1B		0-0 F9			0-0 SH2-4 1-2		3 0 1 0 0 0 0 0 0 0 0 0 0 0		
Lee Mazzilli, S OBP: 0.347, SLG: 0.409 Joel Youngblood, R OBP: 0.297, SLG: 0.476 (1, 8) (8, 9)	0-0 2B		0-3 S S 1-2 K		4-0 L3 S BB			0-0 6-3		3 0 1 0 1 1 2 0 0 0 0 0 0 0		
Willie Montanez, L OBP: 0.322, SLG: 0.402 (1, 3)	0-3 K		0-0 F8		0-0 L3 1-3			4-0 IBB		3 0 0 0 1 1 3		
John Stearns, R OBP: 0.380, SLG: 0.437 (1, 2)		0-0 B1-3	0-0 L7		1-0 HBP			0-0 FC5 2-3f		3 0 0 0 0 0 3		
Steve Henderson, R OBP: 0.342, SLG: 0.420 (1, 7)		0-0 1B 3B		0-0 6-3		0-0 F5		0-3 K		4 1 1 0 0 1 1		
Lenny Randle, S OBP: 0.341, SLG: 0.325 (1, 5)		0-0 2B 6-3 1B		0-0 F5		0-0 F4-3 1B		0-0 F5		4 1 2 1 0 0 0		
Doug Flynn, R OBP: 0.276, SLG: 0.271 (1, 6) (8, 4)		0-0 3-H 6-3 2B		0-0 F5-3		0-0 F4-3 1-2		0-0 F6-3		4 0 1 0 0 0 1		
Craig Swan, R OBP: 0.190, SLG: 0.161 (1, 1)		0-0 6-3 2-3 3-H		0-3 K		0-3 K				3 0 0 1 0 2 1		
Inning Stats	R: 0 H: 1 E: 0 LOB: 1 K: 1 BB: 0 S: 6 P: 6	R: 2 H: 3 E: 0 LOB: 1 K: 0 BB: 0 S: 6 P: 6	R: 0 H: 1 E: 0 LOB: 1 K: 1 BB: 0 S: 6 P: 6	R: 0 H: 0 E: 0 LOB: 0 K: 0 BB: 0 S: 3 P: 3	R: 0 H: 0 E: 0 LOB: 0 K: 1 BB: 0 S: 5 P: 5	R: 0 H: 0 E: 0 LOB: 1 K: 0 BB: 1 S: 2 P: 7	R: 0 H: 1 E: 0 LOB: 0 K: 1 BB: 0 S: 5 P: 5	R: 0 H: 1 E: 0 LOB: 2 K: 0 BB: 1 S: 4 P: 8	R: 0 H: 0 E: 0 LOB: 0 K: 1 BB: 0 S: 5 P: 5	1B: 4 SF: 0 2B: 3 SAC: 1 3B: 1 DP: 1 HR: 0 HBP: 1	WP: 0 PA: 35 PB: 0 SB: 2 CS: 0	
PITCHER	IP WLS BF H R ER SO BB IBB HBP BLK WP HR S P ERA WHIP											
Gaylord Perry, R ERA: 3.05 Mark Lee, R ERA: 2.94 (1, 1) (8, 1)	7.0 L 27 6 2 2 4 1 0 1 0 0 0 0 33 38 2.57 1.000											

New York Mets @ San Diego Padres
San Diego Stadium, San Diego, CA
Fri Aug 25 1978, 10:05 PM EDT
Att. 19,459 - Unknown

livebaseballscorecards.com

AB	31
R	2
H	7
RBI	2
BB	2
SO	5
LOB	12



Batter	1	2	3	4	5	6	7	8	9	AB R H RBI BB SO LOB	TOP											
Elliott Maddox, R OBP: 0.384, SLG: 0.352 (1, 8) (8, 5)	0-0 F9		0-0 FC6-4 1B			0-0 L8		0-3 K		4 0 1 0 0 1 0												
Tim Foli, R OBP: 0.281, SLG: 0.317 Lee Mazzilli, S OBP: 0.348, SLG: 0.409 (1, 6) (8, PH) (8, 8)	0-0 FC5-4 1B		0-0 F9			0-0 6-3		1-0 G4-3 HBP		3 0 1 0 0 0 2 0 0 0 0 0 0 0												
Steve Henderson, R OBP: 0.342, SLG: 0.419 (1, 7)	0-0 FC5-4 1-2f		0-0 FC6-4 1-2f			0-0 1B		0-0 G4-3 1-2f		4 0 1 0 0 0 4												
Willie Montanez, L OBP: 0.319, SLG: 0.398 (1, 3)	0-0 F2 1-2			0-3 K		0-0 L3		0-0 F6		4 0 0 0 0 1 2												
John Stearns, R OBP: 0.376, SLG: 0.433 (1, 2)		0-0 F8		0-0 F7		0-0 L7		0-0 5-3		4 0 0 0 0 0 0												
Joel Youngblood, R OBP: 0.296, SLG: 0.469 (1, 9)		0-0 F8		0-0 5-3		4-0 2B BB		0-3 K		3 1 0 0 1 1 0												
Bobby Valentine, R OBP: 0.364, SLG: 0.338 Sergio Ferrer, S OBP: 0.250, SLG: 0.143 (1, 5) (7, PR) (8, 6)		0-0 L4			0-0 1B		0-0 2B 1-H			3 0 2 1 0 0 0 0 0 0 0 0 0 0	AB 30 R 1 H 6 RBI 1 BB 1 SO 3 LOB 10											
Doug Flynn, R OBP: 0.276, SLG: 0.271 (1, 4)			0-0 SH1-4 1B		0-0 F7		0-0 F1-3			3 0 1 0 0 0 1												
Jerry Koosman, R OBP: 0.098, SLG: 0.148 Tom Grieve, R OBP: 0.266, SLG: 0.310 Kevin Kobel, R OBP: 0.200, SLG: 0.143 (1, 1) (7, PH) (7, 1)			0-0 SH1-4 1-2		0-0 6-3		0-0 F8			1 0 0 0 0 0 0 1 0 0 0 0 0 1 0 0 0 0 0 0 0												
Inning Stats	R: 0 E: 0 K: 0 S: 4	H: 1 LOB: 1 BB: 0 P: 4	R: 0 E: 0 K: 0 S: 3	H: 0 LOB: 0 BB: 0 P: 3	R: 0 E: 0 K: 1 S: 5	H: 2 LOB: 2 BB: 0 P: 5	R: 0 E: 0 K: 1 S: 5	H: 0 LOB: 0 BB: 0 P: 5	R: 0 E: 0 K: 0 S: 3	H: 1 LOB: 0 BB: 0 P: 3	R: 0 E: 0 K: 0 S: 4	H: 1 LOB: 1 BB: 0 P: 4	R: 1 E: 0 K: 0 S: 4	H: 1 LOB: 1 BB: 1 P: 8	R: 0 E: 0 K: 1 S: 4	H: 0 LOB: 0 BB: 0 P: 5	R: 0 E: 0 K: 1 S: 5	H: 0 LOB: 0 BB: 0 P: 5	1B: 5 2B: 1 3B: 0 HR: 0	SF: 0 SAC: 1 DP: 1 HBP: 1	WP: 0 PB: 0 SB: 1 CS: 0	PA: 33
PITCHER	IP WLS BF H R ER SO BB IBB HBP BLK WP HR S P ERA WHIP																					
Mickey Lolich, L ERA: 0.79 (1, 1)	5.0 W 18 4 0 0 1 0 0 0 0 0 0 0 20 20 0.00 0.800																					
Bob Shirley, L ERA: 3.91 (6, 1)	2.0 9 2 1 1 0 1 0 0 0 0 0 0 8 12 4.50 1.500																					
Rollie Fingers, R ERA: 2.74 (8, 1)	2.0 S 6 0 0 0 2 0 0 1 0 0 0 0 9 10 0.00 0.000																					

New York Mets @ San Diego Padres
San Diego Stadium, San Diego, CA
 Sat Aug 26 1978, 10:05 PM EDT
 Att: 16,458 - Unknown

livebaseballscorecards.com

Batter	1	2	3	4	5	6	7	8	9	AB	R	H	RBI	BB	SO	LOB	BOTTOM	
Derrel Thomas, S OBP: 0.306, SLG: 0.302 (1, 8)	0-3 K ①		0-0 F9 ①		0-0 F8 ③		4-0 BB			3	0	0	0	1	1	0	New York Mets @ San Diego Padres San Diego Stadium, San Diego, CA Sat Aug 26 1978, 10:05 PM EDT Att. 16,458 - Unknown livebaseballscorecards.com	
Ozzie Smith, S OBP: 0.316, SLG: 0.315 (1, 6)	0-0 6-3 ②		0-0 5-3 ②			0-0 F7 ①	0-0 F ③	0-0 5-3 ①		5	0	0	0	0	0	2		
Jerry Turner, L OBP: 0.338, SLG: 0.444 (1, 7)	1-0 HR HBP		0-3 K ③			0-0 F8 ②		0-0 F9 ②		3	1	0	0	0	1	0		
Dave Winfield, R OBP: 0.352, SLG: 0.487 (1, 9)	0-0 HR 1-H			4-0 S BB		0-0 E6 E		0-0 5-3 ③		3	1	1	2	1	0	0		
Gene Tenace, R OBP: 0.402, SLG: 0.449 (1, 3)	4-0 BB			0-3 K 1-2		0-0 E5				2	0	0	0	1	1	2		
Tucker Ashford, R OBP: 0.287, SLG: 0.345 Rollie Fingers, R OBP: 0.222, SLG: 0.222 (1, 5) (8, 1)	0-3 K ③			0-0 L9 ②		0-3 K ③				3	0	0	0	0	2	4		
Dave Roberts, R OBP: 0.299, SLG: 0.294 (1, 2)		0-0 F9 ①		0-3 K ③			0-0 F8 ①			3	0	0	0	0	1	1		
Bill Almon, R OBP: 0.310, SLG: 0.313 (1, 4) (8, 5)		0-0 F4-3 ②			0-0 F4-3 ①		0-0 CS 1B			3	0	1	0	0	0	0		
Mickey Lolich, S OBP: 0.271, SLG: 0.261 Chuck Baker, R OBP: 0.220, SLG: 0.135 Bob Shirley, R OBP: 0.276, SLG: 0.304 (1, 1) (5, PH) (6, 1) (7, PH) (8, 4)		0-3 K ③			0-3 K ②		0-0 F9 ②			1	0	0	0	0	1	0		
Inning Stats	R: 2 E: 0 K: 2 S: 8	H: 1 LOB: 1 BB: 1 P: 13	R: 0 E: 0 K: 1 S: 5	H: 0 LOB: 0 BB: 0 P: 5	R: 0 E: 0 K: 1 S: 5	H: 0 LOB: 1 BB: 1 P: 11	R: 0 E: 0 K: 1 S: 5	H: 0 LOB: 2 BB: 0 P: 7	R: 0 E: 0 K: 0 S: 3	H: 1 LOB: 1 BB: 1 P: 7	R: 0 E: 0 K: 0 S: 3	H: 0 LOB: 0 BB: 0 P: 3	1B: 1 2B: 0 3B: 0 HR: 1	SF: 0 SAC: 0 DP: 0 HBP: 1	WP: 0 PB: 0 SB: 3 CS: 1	PA: 32		ERA WHIP
PITCHER Jerry Koosman, L ERA: 3.65 Kevin Kobel, L ERA: 2.33	IP WLS BF L	H R ER SO	BB IBB HBP BLK	WP HR S P	ERA WHIP	PITCHER IP WLS BF H R ER SO BB IBB HBP BLK WP HR S P ERA WHIP												

Batter	1	2	3	4	5	6	7	8	9	AB R H RBI BB SO LOB	TOP																					
Lee Mazzilli, S (1, 8) OBP: 0.345, SLG: 0.405	0-0 4-3		0-0 F9		0-0 4-3			0-0 F6		4 0 0 0 0 0 2																						
Tim Foli, R (1, 6) OBP: 0.281, SLG: 0.314	4-0 FC1-6 BB		0-0 F9		0-3 K			0-0 G3		3 0 0 0 1 1 2																						
Steve Henderson, R (1, 7) OBP: 0.339, SLG: 0.415	0-0 FC1-6 E 1-2f		0-0 1-3				0-0 4-3	0-0 6-3		4 0 0 0 0 0 2																						
Willie Montanez, L (1, 3) OBP: 0.321, SLG: 0.398	4-0 1-3 BB			0-0 L4		0-0 L3		0-0 S 1B		3 0 1 0 1 0 0																						
John Stearns, R (1, 2) OBP: 0.375, SLG: 0.431	0-0 5-3			0-0 1B		0-3 K		0-0 F8 1-2		4 0 1 0 0 1 3																						
Bruce Boisclair, L (1, 9) OBP: 0.300, SLG: 0.324		0-0 F8		0-0 F7			0-0 1B 1B	0-0 4-3		4 0 1 0 0 0 2																						
Lenny Randle, S (1, 5) OBP: 0.338, SLG: 0.322		0-0 1-3		0-3 K			0-0 F8	0-0 G3		4 0 0 0 0 1 3																						
Doug Flynn, R (1, 4) OBP: 0.278, SLG: 0.274		0-0 F6-3			0-0 4-3 SH2-4 1B		0-0 1-2 G5-4-3 1B			3 0 2 0 0 0 0																						
Nino Espinosa, R (1, 1) OBP: 0.236, SLG: 0.278			0-0 1B		0-0 SH2-4		0-0 G5-4-3			1 0 1 0 0 0 0																						
Ed Kranepool, L (7, PH) OBP: 0.272, SLG: 0.296										1 0 0 0 0 0 2																						
Dale Murray, R (7, 1)										0 0 0 0 0 0 0																						
Dwight Bernard, R (7, 1) OBP: 0.500, SLG: 0.333										0 0 0 0 0 0 0																						
Inning Stats	R: 0 E: 0 K: 0 S: 3	H: 0 LOB: 2 BB: 2 P: 11	R: 0 E: 0 K: 0 S: 3	H: 0 LOB: 0 BB: 0 P: 3	R: 0 E: 0 K: 0 S: 4	H: 1 LOB: 1 BB: 0 P: 4	R: 0 E: 0 K: 1 S: 6	H: 1 LOB: 1 BB: 0 P: 6	R: 0 E: 0 K: 1 S: 5	H: 0 LOB: 0 BB: 0 P: 5	R: 0 E: 0 K: 0 S: 4	H: 2 LOB: 1 BB: 0 P: 4	R: 0 E: 0 K: 0 S: 3	H: 0 LOB: 0 BB: 0 P: 3	R: 0 E: 0 K: 0 S: 4	H: 1 LOB: 1 BB: 0 P: 4	1B: 6 2B: 0 3B: 0 HR: 0	SF: 0 SAC: 1 DP: 1 HBP: 0	WP: 0 PB: 0 SB: 1 CS: 0	PA: 34												
PITCHER Eric Rasmussen, R (1, 1) ERA: 3.85	IP 9.0	WLS W	BF 34	H 6	R 0	ER 0	SO 3	BB 2	IBB 0	HBP 0	BLK 0	WP 0	HR 0	S 38	P 46	ERA 0.00	WHIP 0.889															
											PITCHER	IP	WLS	BF	H	R	ER	SO	BB	IBB	HBP	BLK	WP	HR	S	P	ERA	WHIP				

New York Mets @ San Diego Padres
San Diego Stadium, San Diego, CA
Sun Aug 27 1978, 6:33 AM EDT
Att. 16,503 - Unknown

livebaseballscorecards.com

AB	31
R	0
H	6
RBI	0
BB	2
SO	3
LOB	16



Batter	1	2	3	4	5	6	7	8	9	AB	R	H	RBI	BB	SO	LOB
Gene Richards, L (1, 7) OBP: 0.375, SLG: 0.408 Dave Roberts, R (8, 2) OBP: 0.299, SLG: 0.294	0-0 3B 2B		0-0 BB SH3-4 1B		0-0 F7		4-0 L3 BB			3	1	2	0	1	0	0
Derrel Thomas, S (1, 5) OBP: 0.303, SLG: 0.299 (8, 8)	0-0 F7		0-0 SH3-4 1-2		0-0 F4-3		0-0 L3 1-2			3	0	0	0	0	0	4
Jerry Turner, L (1, 8) OBP: 0.336, SLG: 0.453 (8, 7)	0-0 F1-4-3 3B		0-0 F8		0-0 G3		0-0 6-3			4	1	1	1	0	0	3
Dave Winfield, R (1, 9) OBP: 0.355, SLG: 0.487	4-0 F1-4-3 BB		4-0 BB BB		0-0 F6-4-3 1B		0-0 G3			2	0	1	0	2	0	0
Gene Tenace, R (1, 2) OBP: 0.401, SLG: 0.444 (8, 3)	0-0 F1-4-3 1-2 3-H		4-0 BB 1-2 2-3		0-0 F6-4-3 1-2		0-0 F9			3	0	0	1	1	0	2
Broderick Perkins, L (1, 3) OBP: 0.260, SLG: 0.352 Ozzie Smith, S (8, 6) OBP: 0.315, SLG: 0.314	0-0 F7		0-0 F8		0-0 F8		0-0 6-3			3	0	0	0	0	0	4
Fernando Gonzalez, R (1, 4) OBP: 0.277, SLG: 0.301		0-0 F8		0-0 F4		4-0 1B SH BB				2	1	0	0	1	0	0
Bill Almon, R (1, 6) OBP: 0.311, SLG: 0.313 (8, 5)		0-0 F7		0-0 5-3		0-0 BB SH 1B				3	0	1	0	0	0	0
Eric Rasmussen, R (1, 1) OBP: 0.135, SLG: 0.135		0-0 6-3		0-0 F4-3		0-0 SH BB				2	0	0	0	0	0	0

Inning Stats	R: 2	H: 2	E: 0	LOB: 1	K: 0	BB: 1	S: 5	P: 9	R: 0	H: 0	E: 0	LOB: 0	K: 0	BB: 0	S: 3	R: 0	H: 1	E: 0	LOB: 3	K: 0	BB: 2	S: 4	P: 12	R: 0	H: 0	E: 0	LOB: 0	K: 0	BB: 0	S: 3	R: 0	H: 1	E: 1	LOB: 0	K: 0	BB: 0	S: 3	P: 3	R: 1	H: 1	E: 1	LOB: 2	K: 0	BB: 2	S: 4	P: 12	R: 0	H: 0	E: 0	LOB: 0	K: 0	BB: 0	S: 3	P: 3
--------------	------	------	------	--------	------	-------	------	------	------	------	------	--------	------	-------	------	------	------	------	--------	------	-------	------	-------	------	------	------	--------	------	-------	------	------	------	------	--------	------	-------	------	------	------	------	------	--------	------	-------	------	-------	------	------	------	--------	------	-------	------	------


PITCHER	IP	WLS	BF	H	R	ER	SO	BB	IBB	HBP	BLK	WP	HR	S	P	ERA	WHIP
Nino Espinosa, R (1, 1) ERA: 4.72	6.0	L	24	4	2	2	0	3	0	0	0	0	0	21	33	3.00	1.167
Dale Murray, R (7, 1) ERA: 4.04	0.0		4	1	1	0	0	2	0	0	0	0	0	2	10	∞	∞
Dwight Bernard, R (7, 1) ERA: 3.03	2.0		5	0	0	0	0	0	0	0	0	0	0	5	5	0.00	0.000

BOTTOM

New York Mets @ San Diego Padres
San Diego Stadium, San Diego, CA

Sun Aug 27 1978, 6:33 AM EDT
Att. 16,503 - Unknown

AB	26
R	3
H	5
RBI	2
BB	5
SO	0
LOB	13



WP	HR	S	P	ERA	WHIP
0	0	0	0	0	0

Batter	1	2	3	4	5	6	7	8	9	AB R H RBI BB SO LOB	TOP											
Bake McBride, L (1, 9) OBP: 0.325, SLG: 0.382	0-0 F9		0-0 1B 1B	0-0 FC5-4 S		0-3 K			0-0 G3	5 0 1 0 0 1 3												
Larry Bowa, S (1, 6) OBP: 0.325, SLG: 0.386	0-0 1-3		0-0 1B 1B	0-0 F8			0-0 5-3		0-3 K	5 1 1 0 0 1 1												
Mike Schmidt, R (1, 5) OBP: 0.358, SLG: 0.429	0-0 F8		0-0 1B SF8 1B		0-3 K		0-0 F9		1-0 BB 1B HBP	4 2 1 0 0 1 0												
Greg Luzinski, R (1, 7) OBP: 0.397, SLG: 0.522 Jim Morrison, R (9, PR) OBP: 0.234, SLG: 0.267 Richie Hebner, L (9, 3) OBP: 0.368, SLG: 0.474		0-0 5-3	0-0 1B		0-0 6-3		0-0 F8		0-0 1B BB 1B	5 0 2 1 0 0 0 0 1 0 0 0 0 0 0 0 0 0 0 0 0												
Jose Cardenal, R (1, 3) OBP: 0.323, SLG: 0.393		0-0 6-3	4-0 IBB		0-0 F8			0-0 5-3	4-0 1B BB	3 1 0 0 2 0 0												
Bob Boone, R (1, 2) OBP: 0.355, SLG: 0.462		0-0 E5 2B	0-0 SF8			0-0 P4		0-0 2B	0-0 1B 1B	4 1 2 2 0 0 0												
Jerry Martin, R (1, 8) OBP: 0.348, SLG: 0.466		0-0 2B	0-0 6-3			0-3 K		4-0 IBB	0-0 1B	4 0 2 3 1 1 2												
Ted Sizemore, R (1, 4) OBP: 0.288, SLG: 0.272		4-0 BB		0-0 FC5-4 1B		0-0 1B 1B		0-0 F9		3 0 2 0 1 0 2												
Jim Kaat, L (1, 1) OBP: 0.167, SLG: 0.171 Ron Reed, R (9, 1)		0-0 F7		0-3 K		0-0 1B		0-0 4-3		4 0 1 0 0 1 5 0 0 0 0 0 0 0												
Inning Stats	R: 0 E: 0 K: 0 S: 3	H: 0 LOB: 0 BB: 0 P: 3	R: 1 E: 1 K: 0 S: 5	H: 1 LOB: 2 BB: 1 P: 9	R: 2 E: 0 K: 0 S: 6	H: 4 LOB: 2 BB: 1 P: 10	R: 0 E: 0 K: 1 S: 6	H: 1 LOB: 1 BB: 0 P: 6	R: 0 E: 0 K: 1 S: 5	H: 0 LOB: 0 BB: 0 P: 5	R: 0 E: 0 K: 2 S: 9	H: 2 LOB: 2 BB: 0 P: 9	R: 0 E: 0 K: 0 S: 3	H: 0 LOB: 0 BB: 0 P: 3	R: 0 E: 0 K: 0 S: 4	H: 1 LOB: 2 BB: 1 P: 8	R: 3 E: 0 K: 1 S: 7	H: 3 LOB: 2 BB: 1 P: 12	1B: 10 2B: 2 3B: 0 HR: 0	SF: 1 SAC: 0 DP: 0 HBP: 1	WP: 0 PB: 0 SB: 1 CS: 0	PA: 43
PITCHER	IP WLS BF H R ER SO BB IBB HBP BLK WP HR S P ERA WHIP																					
Randy Jones, L (1, 1) ERA: 2.86 Mark Lee, R (9, 1) ERA: 3.31	8.0 L 36 9 3 2 4 1 2 0 0 0 0 0 41 53 2.25 1.250																					
	1.0 7 3 3 3 1 1 0 1 0 0 0 0 7 12 27.00 4.000																					

Philadelphia Phillies @ San Diego Padres
San Diego Stadium, San Diego, CA
Mon Aug 28 1978, 10:05 PM EDT
Att: 33,768 - Unknown

AB	37
R	6
H	12
RBI	6
BB	4
SO	5
LOB	13



Batter	1	2	3	4	5	6	7	8	9	AB R H RBI BB SO LOB
Gene Richards, L (1, 7) OBP: 0.375, SLG: 0.407	0-0 F9		0-0 5-3 1B			0-0 F8			0-0 P1	4 0 1 0 0 0 0
Ozzie Smith, S (1, 6) OBP: 0.316, SLG: 0.314	0-0 L3 1B		0-0 5-3 1-2			0-0 L8			4-0 BB BB	3 0 1 0 1 0 1
Jerry Turner, L (1, 8) OBP: 0.333, SLG: 0.443	0-0 L3 1-2		0-3 K			0-3 K			4-0 BB 1-2	3 0 0 0 1 2 2
Dave Winfield, R (1, 9) OBP: 0.354, SLG: 0.485		0-0 F9		0-0 G5-4-3 1B		0-0 4-3			0-0 L8	4 0 1 0 0 0 2
Gene Tenace, R (1, 2) OBP: 0.397, SLG: 0.439		0-0 F3		0-0 G5-4-3 1-2f		0-0 P5			0-0 L5	4 0 0 0 0 0 3
Fernando Gonzalez, R (1, 4) OBP: 0.277, SLG: 0.302		0-0 S 1B		0-0 4-3		0-0 5-3				3 0 1 0 0 0 0
Dave Roberts, R (1, 3) OBP: 0.291, SLG: 0.286 Derrel Thomas, S (8, PH) OBP: 0.302, SLG: 0.298		0-3 K			0-0 F9				0-0 L9	2 0 0 0 0 1 1 1 0 0 0 0 0 0
Bill Almon, R (1, 5) OBP: 0.311, SLG: 0.316			0-0 PB SF9 2B		0-0 F9				0-0 P4	3 1 1 0 0 0 0
Randy Jones, R (1, 1) OBP: 0.194, SLG: 0.211 Don Reynolds, R (8, PH) OBP: 0.352, SLG: 0.256 Mark Lee, R (9, 1)			0-0 SF9 2-H		0-3 K				0-0 5-3	1 0 0 1 0 1 0 1 0 0 0 0 0 0 0 0 0 0 0 0 0

Inning Stats	R: 0 E: 0 K: 0 S: 3	H: 1 LOB: 0 BB: 0 P: 3	R: 0 E: 0 K: 1 S: 6	H: 1 LOB: 1 BB: 0 P: 6	R: 1 E: 0 K: 1 S: 7	H: 2 LOB: 1 BB: 0 P: 7	R: 0 E: 0 K: 0 S: 3	H: 1 LOB: 0 BB: 0 P: 3	R: 0 E: 0 K: 1 S: 5	H: 0 LOB: 0 BB: 0 P: 5	R: 0 E: 0 K: 0 S: 3	H: 0 LOB: 0 BB: 0 P: 3	R: 0 E: 0 K: 0 S: 3	H: 0 LOB: 0 BB: 0 P: 3	R: 0 E: 0 K: 0 S: 3	H: 0 LOB: 2 BB: 2 P: 11	1B: 4 2B: 2 3B: 0 HR: 0	SF: 1 SAC: 0 DP: 2 HBP: 0	WP: 0 PB: 1 SB: 1 CS: 0	PA: 32
PITCHER	IP	WLS	BF	H	R	ER	SO	BB	IBB	HBP	BLK	WP	HR	S	P	ERA	WHIP			
Jim Kaat, L (1, 1) ERA: 4.55	8.1	W	30	5	1	1	4	2	0	0	0	0	0	36	44	1.08	0.840			
Ron Reed, R (9, 1) ERA: 2.45	0.2		2	0	0	0	0	0	0	0	0	0	0	2	2	0.00	0.000			

BOTTOM

Philadelphia Phillies @ San Diego Padres
San Diego Stadium, San Diego, CA
 Mon Aug 28 1978, 10:05 PM EDT
 Att. 33,768 - Unknown

livebaseballscorecards.com

AB	29
R	1
H	5
RBI	1
BB	2
SO	4
LOB	9



Batter	1	2	3	4	5	6	7	8	9	AB R H RBI BB SO LOB	TOP								
Jerry Martin, R OBP: 0.349, SLG: 0.489 (1, 9) X	0-0 HR	0-0 SF8		0-0 L5	0-0 3B			0-0 5-3		4 1 2 4 0 0 0									
Ted Sizemore, R OBP: 0.290, SLG: 0.279 (1, 4) X	0-0 6-3	0-0 FC5-4		0-0 2B	0-0 5-3			0-0 1B		5 1 2 0 0 0 2									
Mike Schmidt, R OBP: 0.361, SLG: 0.431 Jim Morrison, R OBP: 0.234, SLG: 0.267 (1, 5) B B B B (8, PR) (8, 5)	4-0 FC6-4 BB		0-0 F8 1B 2B	0-3 K			0-0 F7	4-0 1B BB		3 1 1 0 2 1 1 0 0 0 0 0 0 0									
Greg Luzinski, R OBP: 0.399, SLG: 0.527 Orlando Gonzalez, L OBP: 0.167, SLG: 0.118 (1, 7) X (8, PR) (8, 7)	0-0 E4 FC6-4 1-2		0-0 F8		0-0 SH1-4 1B 2B		0-0 4-3 2B	0-0 1B		5 1 3 1 0 0 2 0 0 0 0 0 0 0									
Jose Cardenal, R OBP: 0.327, SLG: 0.392 Richie Hebner, L OBP: 0.367, SLG: 0.473 (1, 3) X (7, 3)	0-0 FC6-4 1-2f 2-3		0-0 1B S 1B		4-0 SH1-4 1B BB		0-0 4-3	0-3 K		3 2 1 0 1 0 3 1 0 0 0 0 1 2									
Bob Boone, R OBP: 0.351, SLG: 0.456 (1, 2) X	0-0 F9		0-0 P4		0-0 SH1-4 1-2 2-3		0-0 P5	0-0 F7		4 0 0 0 0 0 7									
Garry Maddox, R OBP: 0.320, SLG: 0.388 (1, 8)		0-3 K	0-0 S 1B		0-0 3B 1B		0-0 F8	0-0 F9		5 1 2 3 0 1 0									
Bud Harrelson, S OBP: 0.343, SLG: 0.244 (1, 6)		0-0 1B SF8 1B	0-0 L6		4-0 3B BB		0-0 F7	0-0 F8		4 2 1 0 1 0 1									
Dick Ruthven, R OBP: 0.210, SLG: 0.262 (1, 1)		0-0 FC5-4 1B		0-3 K	0-0 B2		0-3 K	0-0 6-3		5 0 1 0 0 2 2									
Inning Stats	R: 1 E: 1 K: 0 S: 5	H: 1 LOB: 2 BB: 1 P: 9	R: 1 E: 0 K: 1 S: 7	H: 2 LOB: 1 BB: 0 P: 7	R: 2 E: 0 K: 0 S: 6	H: 3 LOB: 1 BB: 0 P: 6	R: 0 E: 0 K: 2 S: 8	H: 1 LOB: 1 BB: 0 P: 8	R: 4 E: 0 K: 0 S: 6	H: 3 LOB: 1 BB: 2 P: 14	R: 0 E: 0 K: 1 S: 5	H: 0 LOB: 0 BB: 0 P: 5	R: 1 E: 0 K: 1 S: 7	H: 2 LOB: 2 BB: 1 P: 11	R: 0 E: 0 K: 0 S: 3	H: 0 LOB: 0 BB: 0 P: 3	1B: 7 2B: 4 3B: 1 HR: 1	SF: 1 SAC: 1 DP: 0 HBP: 0	WP: 0 PA: 45 PB: 0 SB: 2 CS: 0
PITCHER	IP WLS BF H R ER SO BB IBB HBP BLK WP HR S P ERA WHIP																		
Bob Owchinko, L ERA: 3.3 (1, 1)	3.0 L 17 6 4 4 1 1 0 0 0 0 0 1 18 22 12.00 2.333																		
John D'Acquisto, R ERA: 2.54 (4, 1)	1.2 11 4 4 4 2 2 0 0 0 0 0 0 13 21 21.60 3.600																		
Mark Lee, R ERA: 3.19 (5, 1)	2.1 8 1 0 0 1 0 0 0 0 0 0 0 10 10 0.00 0.429																		
Bob Shirley, L ERA: 3.92 (8, 1)	2.0 9 2 1 1 1 1 0 0 0 0 0 0 10 14 4.50 1.500																		

Philadelphia Phillies @ San Diego Padres
San Diego Stadium, San Diego, CA
Tue Aug 29 1978, 10:05 PM EDT
Att. 13,568 - Unknown

AB	39
R	9
H	13
RBI	8
BB	4
SO	5
LOB	20



WP: 0	PA: 45
PB: 0	
SB: 2	
CS: 0	

ERA	WHIP
-----	------

Batter	1	2	3	4	5	6	7	8	9	AB	R	H	RBI	BB	SO	LOB
Gene Richards, L (1, 7) OBP: 0.375, SLG: 0.409	0-0 2B		0-0 F8			0-0 4-3 1B		0-0 5-3		4	1	2	0	0	0	2
Ozzie Smith, S (1, 6) OBP: 0.316, SLG: 0.312	4-0 2B 1B BB		0-3 K			0-0 4-3 1-2		0-3 K		3	1	0	0	1	2	3
Jerry Turner, L (1, 8) OBP: 0.331, SLG: 0.444	0-0 1B 1-3 2-H G6-3 2B		0-0 1-3			0-3 K		0-0 L3		4	1	1	1	0	1	3
Dave Winfield, R (1, 3) OBP: 0.355, SLG: 0.485	0-0 G6-3 2-3 3-H 1B		0-0 F7			0-0 6-3		0-0 1B 3B 1B		4	1	2	1	0	0	1
Oscar Gamble, L (1, 9) OBP: 0.371, SLG: 0.398	0-0 G6-3 1-2r 3-H		0-0 F2			0-0 L7		0-0 F7		4	0	0	0	0	0	2
Gene Tenace, R (1, 2) OBP: 0.397, SLG: 0.436	0-0 F4		4-0 CS BB			0-0 6-3		0-3 K		2	0	0	0	1	0	0
Bob Shirley, R (8, 1) OBP: 0.220, SLG: 0.135										0	0	0	0	0	0	0
Jim Beswick, S (9, PH)										1	0	0	0	0	1	1
Derrel Thomas, S (1, 5) OBP: 0.301, SLG: 0.296		0-0 6-3		0-0 CS		0-0 F8		0-0 1-3		2	0	0	0	0	0	0
Bill Almon, R (6, 5) OBP: 0.311, SLG: 0.316				1-2						0	0	0	0	0	0	0
Tucker Ashford, R (6, 5) OBP: 0.289, SLG: 0.348										2	1	1	0	0	0	0
Fernando Gonzalez, R (1, 4) OBP: 0.280, SLG: 0.311		0-0 5-3				0-0 F9		0-0 2B 1B		4	0	2	2	0	0	0
Bob Owchinko, L (1, 1) OBP: 0.186, SLG: 0.207								0-0 1B 3B		1	0	0	0	0	1	0
John D'Acquisto, R (4, 1) OBP: 0.267, SLG: 0.214		0-3 K				0-0 6-3		0-0 1-3 2B		0	0	0	0	0	0	0
Mark Lee, R (5, 1)										1	0	0	0	0	0	0
Rick Sweet, S (8, 2) OBP: 0.317, SLG: 0.281								0-0 P6		2	0	1	0	0	0	1

Inning Stats	R: 3	H: 3	LOB: 0	K: 0	S: 5	P: 9	R: 0	H: 0	LOB: 0	K: 1	S: 5	P: 5	R: 0	H: 0	LOB: 0	K: 1	S: 5	P: 5	R: 0	H: 0	LOB: 0	K: 0	S: 2	P: 6	R: 0	H: 0	LOB: 0	K: 0	S: 3	P: 3	R: 0	H: 1	LOB: 1	K: 1	S: 6	P: 6	R: 0	H: 0	LOB: 0	K: 0	S: 3	P: 3	R: 0	H: 2	LOB: 2	K: 1	S: 7	P: 7	R: 2	H: 3	LOB: 1	K: 1	S: 8	P: 8	1B: 5	2B: 3	3B: 1	SF: 0	SAC: 0	DP: 1	HBP: 0	WP: 0	PA: 37
--------------	------	------	--------	------	------	------	------	------	--------	------	------	------	------	------	--------	------	------	------	------	------	--------	------	------	------	------	------	--------	------	------	------	------	------	--------	------	------	------	------	------	--------	------	------	------	------	------	--------	------	------	------	------	------	--------	------	------	------	-------	-------	-------	-------	--------	-------	--------	-------	--------


PITCHER	IP	WLS	BF	H	R	ER	SO	BB	IBB	HBP	BLK	WP	HR	S	P	ERA	WHIP
Dick Ruthven, R (1, 1) ERA: 3.47	9.0	W	36	9	5	5	5	2	0	0	0	0	0	44	52	5.00	1.222

BOTTOM

Philadelphia Phillies @ San Diego Padres
San Diego Stadium, San Diego, CA

Tue Aug 29 1978, 10:05 PM EDT
Att. 13,568 - Unknown

AB	34
R	5
H	9
RBI	4
BB	2
SO	5
LOB	13



Batter	1	2	3	4	5	6	7	8	9	AB R H RBI BB SO LOB	TOP
Bake McBride, L (1, 9) <small>OBP: 0.327, SLG: 0.384</small> Jerry Martin, R (6, PH) <small>OBP: 0.346, SLG: 0.484</small> (6, 9)	0-0 1B	0-0 L8		0-0 1B		0-0 F3		0-3 K		3 1 2 0 0 0 0 2 0 0 0 0 1 2	
Larry Bowa, S (1, 6) <small>OBP: 0.325, SLG: 0.385</small>	4-0 1B BB		0-0 1B		0-3 K		0-0 F8	0-0 B4		4 1 1 0 1 1 0	
Mike Schmidt, R (1, 5) <small>OBP: 0.359, SLG: 0.426</small>	4-0 1B BB		0-0 L9		0-0 F8		0-0 P4	0-3 K		4 0 0 0 1 1 1	
Greg Luzinski, R (1, 7) <small>OBP: 0.399, SLG: 0.528</small>	0-0 G4-6-3		0-0 1B		0-0 6-3		0-0 1B 2B		0-0 6-3	5 1 2 0 0 0 2	
Richie Hebner, L (1, 3) <small>OBP: 0.372, SLG: 0.478</small>	0-0 1B		0-0 G3-6-3		0-0 1B 2B		0-0 1B		0-0 2B 1B	5 3 4 1 0 0 2	
Bob Boone, R (1, 2) <small>OBP: 0.355, SLG: 0.457</small>	0-0 1B			0-0 F8		0-0 1B		4-0 1B BB	0-0 5-3	4 0 2 0 1 0 1	
Garry Maddox, R (1, 8) <small>OBP: 0.321, SLG: 0.391</small>	0-0 FC6-4			0-0 E4		0-0 G6-4-3		0-0 1B	0-0 2B	5 0 2 3 0 0 4	
Ted Sizemore, R (1, 4) <small>OBP: 0.296, SLG: 0.286</small>		0-0 F3		0-0 1B		0-0 2B		0-0 1B	4-0 IBB	4 0 2 1 1 0 1	
Randy Lerch, L (1, 1) <small>OBP: 0.235, SLG: 0.261</small> Tim McCarver, L (6, PH) <small>OBP: 0.362, SLG: 0.316</small> Rawly Eastwick, R (6, 1) Jose Cardenal, R (7, PH) <small>OBP: 0.325, SLG: 0.390</small> Warren Brusstar, R (7, 1) <small>OBP: 0.200, SLG: 0.400</small>		0-0 4-3		0-0 1B		4-0 BB		0-0 F9	0-0 3-1	2 0 1 0 0 0 0 0 0 0 0 1 0 0 0 0 0 0 0 0 0 1 0 0 0 0 0 3 1 0 0 0 0 0 2	
Inning Stats	R: 2 H: 3 E: 0 LOB: 2 K: 0 BB: 2 S: 5 P: 13	R: 0 H: 0 E: 0 LOB: 0 K: 0 BB: 0 S: 3 P: 3	R: 0 H: 2 E: 0 LOB: 1 K: 0 BB: 0 S: 4 P: 4	R: 0 H: 2 E: 1 LOB: 2 K: 0 BB: 0 S: 5 P: 5	R: 0 H: 0 E: 0 LOB: 0 K: 1 BB: 0 S: 5 P: 5	R: 1 H: 3 E: 0 LOB: 2 K: 0 BB: 1 S: 5 P: 9	R: 2 H: 4 E: 0 LOB: 3 K: 0 BB: 1 S: 7 P: 11	R: 0 H: 0 E: 0 LOB: 0 K: 2 BB: 0 S: 7 P: 7	R: 1 H: 2 E: 0 LOB: 2 K: 0 BB: 1 S: 5 P: 9	1B: 13 SF: 0 2B: 3 SAC: 0 3B: 0 DP: 3 HR: 0 HBP: 0	WP: 0 PA: 45 PB: 2 SB: 0 CS: 0
PITCHER Gaylord Perry, R (1, 1) <small>ERA: 3.1</small> Bob Shirley, L (6, 1) <small>ERA: 4.02</small> Rollie Fingers, R (7, 1) <small>ERA: 2.77</small>	IP WLS BF H R ER SO BB IBB HBP BLK WP HR S P ERA WHIP 5.2 0 27 10 3 3 1 3 0 0 0 0 0 26 38 4.76 2.294 1.0 0 5 2 2 2 0 0 0 0 0 0 0 5 5 18.00 2.000 2.1 L 13 4 1 1 2 1 1 0 0 0 0 0 15 23 3.86 2.143	PITCHER IP WLS BF H R ER SO BB IBB HBP BLK WP HR S P ERA WHIP									

Philadelphia Phillies @ San Diego Padres
 San Diego Stadium, San Diego, CA
 Wed Aug 30 1978, 10:05 PM EDT
 Att: 15,941 - Unknown

AB	40
R	6
H	16
RBI	5
BB	5
SO	3
LOB	18



BOTTOM

Philadelphia Phillies @ San Diego Padres
San Diego Stadium, San Diego, CA

Wed Aug 30 1978, 10:05 PM EDT
Att. 15,941 - Unknown

livebaseballscorecards.com

AB 33
R 5
H 8
RBI 5
BB 5
SO 5
LOB 17



WP: 0 PA: 40
PB: 0
SB: 2
CS: 1

AB R H RBI BB SO LOB

4	1	1	0	1	1	2
5	0	1	2	0	0	3
4	1	2	0	1	0	2
4	0	1	2	0	1	1
2	0	0	0	2	0	1
4	0	0	0	0	1	4
3	1	1	0	0	0	3
0	0	0	0	0	0	0
1	0	0	0	0	1	0
3	1	2	1	0	0	0
1	0	0	0	0	0	0
1	0	0	0	0	1	1
1	1	0	0	1	0	0
1B: 4	SF: 0	2B: 1	SAC: 1	3B: 3	DP: 0	HR: 0

Batter	1	2	3	4	5	6	7	8	9
Gene Richards, L (1, 7) OBP: 0.376, SLG: 0.408	0-0 S 3B 1B	0-3 K		4-0 FC5-4 BB		0-0 F6 1-2			0-0 G3
Ozzie Smith, S (1, 6) OBP: 0.315, SLG: 0.315	0-0 F7 1-2	0-0 6-3		0-0 FC5-4 1-2f 3-H		0-0 3B 2-H			0-0 6-3
Jerry Turner, L (1, 8) OBP: 0.340, SLG: 0.446	4-0 3B BB		0-0 FC6-4 1B	0-0 F8		0-0 F7			0-0 CS 1B
Dave Winfield, R (1, 9) OBP: 0.355, SLG: 0.488 (9, 3)	0-0 3B 1-H 2-H		0-0 FC6-4 FC5-4 1-2f		0-0 5-3		0-3 K		0-0 CS 1-2
Gene Tenace, R (1, 3) OBP: 0.398, SLG: 0.434 (9, 2)	4-0 BB		0-0 F8		4-0 G3 BB		0-0 F9		
Fernando Gonzalez, R (1, 4) OBP: 0.277, SLG: 0.307	0-3 K		0-0 FC5-4 1-2f		0-0 G3 1-2		0-0 5-3		
Tucker Ashford, R (1, 5) OBP: 0.290, SLG: 0.354 Bob Shirley, R (6, 1) OBP: 0.220, SLG: 0.135 Rollie Fingers, R (7, 1) OBP: 0.200, SLG: 0.200	0-0 2-3			0-0 3B 2B	0-0 6-3			0-3 K	
Dave Roberts, R (1, 2) OBP: 0.305, SLG: 0.329 Oscar Gamble, L (8, PH) OBP: 0.370, SLG: 0.397 (9, 9)		0-0 SH3-4 1B		0-0 FC5-4 3B 2-H		0-0 F8		0-0 F7	
Gaylord Perry, R (1, 1) OBP: 0.143, SLG: 0.147 Derrel Thomas, S (6, 5) OBP: 0.302, SLG: 0.295		0-0 SH3-4 1-2		0-3 K		4-0 3B S BB		0-0 4-3	

Inning Stats	R: 2	H: 2	E: 0	K: 1	S: 7	H: 2	LOB: 2	BB: 2	P: 15	R: 0	H: 1	E: 0	K: 1	S: 6	R: 0	H: 1	E: 0	K: 0	S: 4	R: 2	H: 2	E: 0	K: 1	S: 7	R: 0	H: 0	E: 0	K: 0	S: 3	R: 1	H: 1	E: 0	K: 0	S: 4	R: 0	H: 0	E: 0	K: 1	S: 5	R: 0	H: 0	E: 0	K: 1	S: 5	R: 0	H: 0	E: 0	K: 1	S: 5	R: 0	H: 1	E: 0	K: 0	S: 3
--------------	------	------	------	------	------	------	--------	-------	-------	------	------	------	------	------	------	------	------	------	------	------	------	------	------	------	------	------	------	------	------	------	------	------	------	------	------	------	------	------	------	------	------	------	------	------	------	------	------	------	------	------	------	------	------	------

PITCHER	IP	WLS	BF	H	R	ER	SO	BB	IBB	HBP	BLK	WP	HR	S	P	ERA	WHIP
Randy Lerch, L (1, 1) ERA: 4.07	5.0		25	6	4	4	3	4	0	0	0	0	0	27	43	7.20	2.000
Rawly Eastwick, R (6, 1) ERA: 3.6	1.0		5	1	1	1	0	1	0	0	0	0	0	4	8	9.00	2.000
Warren Brusstar, R (7, 1) ERA: 2.15	3.0	W	9	1	0	0	2	0	0	0	0	0	0	13	13	0.00	0.333

Batter	1	2	3	4	5	6	7	8	9	AB R H RBI BB SO LOB	TOP	
Dave Cash, R OBP: 0.295, SLG: 0.311 (1, 4) X	0-0 L9 ①		0-0 G3 ②		0-0 1B		0-0 BB 1B		0-0 5-3 ①	5 0 2 0 0 0 0	Montreal Expos @ San Diego Padres San Diego Stadium, San Diego, CA Thu Aug 31 1978, 10:05 PM EDT Att: 11,810 - Unknown livebaseballscorecards.com	
Tom Hutton, L OBP: 0.325, SLG: 0.319 (1, 3) X	0-0 G3 ②		0-0 F7 ③		0-0 4-3 ③		0-0 F3 ①		0-0 F8 ②	5 0 0 0 0 0 2		
Andre Dawson, R OBP: 0.301, SLG: 0.443 (1, 8) X	0-0 4-3 ③			0-0 6-3 ①		0-0 1B 1B 2B		0-0 L9 ②	0-3 K ③	5 1 1 0 0 1 1		
Ellis Valentine, R OBP: 0.327, SLG: 0.475 (1, 9)		0-0 5-3 ①		0-0 F9 1B 1B		0-0 1B 1B 1B	4-0 BB			3 0 2 0 1 0 0		
Warren Cromartie, L OBP: 0.337, SLG: 0.410 (1, 7)		0-3 K ②		0-0 1B 1B		0-0 1B 1B	0-0 4-3 ③			4 0 2 0 0 1 2		
Gary Carter, R OBP: 0.334, SLG: 0.414 (1, 2)		0-0 BB 1B		0-0 F9 ②		0-0 1B 1B		0-0 F8 ①		4 0 2 1 0 0 2		
Larry Parrish, R OBP: 0.310, SLG: 0.438 (1, 5)		4-0 BB 1B		0-3 K ③		1-3 2-H 3-H 0-0 1B ②		0-0 F8 ②		3 0 0 0 1 1 4		
Chris Speier, R OBP: 0.338, SLG: 0.336 (1, 6)		0-0 F9 ③			0-0 4-3 ①	4-0 FC6 IBB		0-0 FC5-6 1B		3 0 1 0 1 0 2		
Woodie Fryman, R OBP: 0.060, SLG: 0.102 (1, 1)			0-0 F8 ①		0-3 K ②	0-0 FC6 ③		0-0 FC5-6 ③		3 0 0 0 0 1 3		
Gerry Pirtle, R (7, 1)										0 0 0 0 0 0 0		
Del Unser, L (8, PH)										1 0 0 0 0 0 1		
Darold Knowles, L (8, 1)										0 0 0 0 0 0 0		
Inning Stats	R: 0 H: 0 E: 0 LOB: 0 K: 0 BB: 0 S: 3 P: 3	R: 0 H: 1 E: 0 LOB: 2 K: 1 BB: 1 S: 6 P: 10	R: 0 H: 0 E: 0 LOB: 0 K: 0 BB: 0 S: 3 P: 3	R: 0 H: 2 E: 0 LOB: 2 K: 1 BB: 0 S: 7 P: 7	R: 0 H: 1 E: 0 LOB: 1 K: 1 BB: 0 S: 6 P: 6	R: 1 H: 4 E: 0 LOB: 3 K: 0 BB: 1 S: 6 P: 10	R: 0 H: 1 E: 0 LOB: 2 K: 0 BB: 1 S: 4 P: 8	R: 0 H: 1 E: 0 LOB: 1 K: 0 BB: 0 S: 4 P: 4	R: 0 H: 0 E: 0 LOB: 0 K: 1 BB: 0 S: 5 P: 5	1B: 9 SF: 0 2B: 1 SAC: 0 3B: 0 DP: 0 HR: 0 HBP: 0	WP: 0 PA: 39 PB: 0 SB: 0 CS: 0	
PITCHER Eric Rasmussen, R (1, 1) ERA: 3.79 Mark Lee, R (6, 1) ERA: 3.03	IP WLS BF H R ER SO BB IBB HBP BLK WP HR S P ERA WHIP	5.1 W 24 8 1 1 3 1 0 0 0 0 0 0 29 33 1.69 1.688	3.2 S 15 2 0 0 1 1 1 0 0 0 0 0 15 23 0.00 0.818								IP WLS BF H R ER SO BB IBB HBP BLK WP HR S P ERA WHIP	

AB	36
R	1
H	10
RBI	1
BB	3
SO	4
LOB	17



Batter	1	2	3	4	5	6	7	8	9	10	11	12	AB R H RBI BB SO LOB	TOP															
Dave Cash, R OBP: 0.292, SLG: 0.308 (1, 4)	0-0 6-3		0-0 4-3		0-0 5-3			0-0 F7		0-0 E1		0-0 F7	6 0 0 0 0 0 1																
Andre Dawson, R OBP: 0.302, SLG: 0.443 (1, 8)	0-0 6-3			0-0 FC4-6 1B	0-0 F3			0-0 G6-3 1B		0-3 K			5 0 2 0 0 1 1																
Ellis Valentine, R OBP: 0.324, SLG: 0.470 Mike Garman, R (11, 1)	0-0 5-3			0-0 FC4-6 2B 1-2f 4-3		0-0 6-3		0-0 G6-3 1-2f		0-0 6-3			5 1 0 0 0 0 3 0 0 0 0 0 0 0																
Tony Perez, R OBP: 0.333, SLG: 0.443 (1, 3)		0-0 6-3		0-0 4-3 E 1-3 2B		0-0 FC6-4 1B			0-0 6-3		0-0 L8		5 1 2 0 0 0 0																
Warren Cromartie, L OBP: 0.338, SLG: 0.409 (1, 7)		0-0 1B		0-0 4-3		0-0 F7			0-0 FC6-4 1B		0-0 F7		5 0 2 1 0 0 2																
Gary Carter, R OBP: 0.331, SLG: 0.410 (1, 2)	0-3 K			0-0 E6 FC5 3-H		0-0 FC6-4 1-2f			0-0 FC6-4 1B 1-2f		0-0 5-3		5 0 0 0 0 1 3																
Larry Parrish, R OBP: 0.313, SLG: 0.441 (1, 5)	0-0 4-3			4-0 BB 1-2		0-0 4-3			0-0 1B			0-0 SH3-4 1B 2B	4 1 2 0 1 0 1	AB 44 R 3 H 9 RBI 2 BB 1 SO 5 LOB 15															
Chris Speier, R OBP: 0.337, SLG: 0.335 Stan Papi, R OBP: 0.319, SLG: 0.336 (3, 6)			0-0 6-3	0-0 FC5 2-3f		0-0 6-3		0-0 F3		0-0 F3		0-0 SH3-4 2-3	1 0 0 0 0 0 0 3 0 0 0 0 0 4																
Ross Grimsley, L OBP: 0.175, SLG: 0.158 Sam Mejias, R OBP: 0.238, SLG: 0.225 (11, 9)			0-3 K		0-3 K		0-3 K			0-0 4-3		0-0 F7 3-H 1B	4 0 0 0 0 3 0 1 0 1 1 0 0 0																
Inning Stats	R: 0 E: 0 K: 0 S: 3	H: 0 LOB: 0 BB: 0 P: 3	R: 0 E: 0 K: 1 S: 6	H: 1 LOB: 1 BB: 0 P: 6	R: 0 E: 0 K: 1 S: 5	H: 0 LOB: 0 BB: 0 P: 5	R: 2 E: 1 K: 0 S: 6	H: 2 LOB: 2 BB: 1 P: 10	R: 0 E: 0 K: 1 S: 5	H: 0 LOB: 0 BB: 0 P: 5	R: 0 E: 0 K: 0 S: 5	H: 0 LOB: 0 BB: 0 P: 5	R: 0 E: 1 K: 1 S: 6	H: 0 LOB: 1 BB: 0 P: 6	R: 0 E: 0 K: 0 S: 3	H: 0 LOB: 1 BB: 0 P: 3	R: 0 E: 0 K: 0 S: 5	H: 0 LOB: 2 BB: 0 P: 5	R: 0 E: 1 K: 1 S: 6	H: 0 LOB: 1 BB: 0 P: 6	R: 0 E: 0 K: 0 S: 3	H: 0 LOB: 0 BB: 0 P: 3	R: 0 E: 0 K: 0 S: 4	H: 2 LOB: 0 BB: 0 P: 4	H: 2 LOB: 0 BB: 0 P: 4	1B: 7 2B: 2 3B: 0 HR: 0	SF: 0 SAC: 1 DP: 1 HBP: 0	WP: 0 PB: 0 SB: 1 CS: 0	PA: 46
PITCHER Randy Jones, L ERA: 2.79 (1, 1)	IP 12.0 WLS L BF 46 H 9 R 3 ER 2 SO 5 BB 1 IBB 0 HBP 0 BLK 0 WP 0 HR 0 S 55 P 59 ERA 1.50 WHIP 0.833													PITCHER IP WLS BF H R ER SO BB IBB HBP BLK WP HR S P ERA WHIP															

Montreal Expos @ San Diego Padres
San Diego Stadium, San Diego, CA
Fri Sep 01 1978, 10:05 PM EDT
Att. 14,346 - Unknown

livebaseballscorecards.com



Batter	1	2	3	4	5	6	7	8	9	10	11	12	AB	R	H	RBI	BB	SO	LOB
Gene Richards, L OBP: 0.376, SLG: 0.408 (1, 7)	0-0 F4		0-0 CS 1B			0-0 SH1-4 2B 1B		0-0 L9		0-0 4-3			5	1	2	0	0	0	1
Ozzie Smith, S OBP: 0.319, SLG: 0.315 (1, 6)	0-0 4-3		0-0 CS 1-2	4-0 1B S BB		0-0 SH1-4 1-2		4-0 CS BB			0-0 F7		2	0	0	0	2	0	0
Gene Tenace, R OBP: 0.399, SLG: 0.432 (1, 3)	0-0 4-3			0-0 FC6-4 1B		4-0 2B BB		0-3 K 1-2			0-0 F8		4	0	1	0	1	1	1
Dave Winfield, R OBP: 0.356, SLG: 0.491 (1, 8) (11, 9)		0-0 G3 SF8 2B		0-0 F5		0-0 2B 1-3 2-H		0-0 F9			0-3 K		5	1	2	1	0	1	2
Oscar Gamble, L OBP: 0.367, SLG: 0.393 Tucker Ashford, R OBP: 0.291, SLG: 0.354 (1, 9) (11, 5)		0-0 G3 2-3		0-0 F5		0-0 6-3		0-3 K				0-0 6-3	4	0	0	0	0	1	5
Fernando Gonzalez, R OBP: 0.272, SLG: 0.302 Bill Almon, R OBP: 0.311, SLG: 0.316 (1, 4) (12, PR)		0-0 SF8 3-H		0-0 FC6-4 1-2		0-0 1-3		0-0 F8				0-0 BB 1B	4	0	1	1	0	0	4
Derrel Thomas, S OBP: 0.305, SLG: 0.293 (1, 5) (11, 8)		0-0 5-3			0-0 5-3		0-0 F8			4-0 BB		4-0 G3-6-1 BB	3	0	0	0	2	0	0
Dave Roberts, R OBP: 0.303, SLG: 0.325 Jerry Turner, L OBP: 0.344, SLG: 0.455 (1, 2) (12, PH)			0-0 5-3		0-0 F4		0-0 F3			0-3 K		0-0 G3-6-1 1-2	4	0	0	0	0	1	1
Randy Jones, R OBP: 0.184, SLG: 0.200 (1, 1)			0-0 L9		0-0 5-3		0-0 6-3			0-3 K			4	0	0	0	0	1	1

Inning Stats	R: 0	H: 0	E: 0	K: 3	S: 3	R: 1	H: 1	E: 0	K: 4	S: 4	R: 0	H: 1	E: 0	K: 3	S: 3	R: 0	H: 0	E: 0	K: 3	S: 3	R: 1	H: 2	E: 0	K: 5	S: 5	R: 0	H: 0	E: 0	K: 4	S: 4	R: 0	H: 0	E: 0	K: 5	S: 5	R: 0	H: 0	E: 0	K: 7	S: 7	R: 0	H: 0	E: 0	K: 5	S: 5	R: 0	H: 1	E: 0	K: 3	S: 3	1B: 4	2B: 3	3B: 0	HR: 0	SF: 1	SAC: 1	DP: 2	HBP: 0	WP: 0	PA: 45												
	0	0	0	3	3	1	1	0	4	4	0	1	0	3	3	0	0	0	3	3	1	2	0	5	5	0	2	0	1	1	0	0	0	4	4	0	0	0	1	1	0	1	0	7	7	0	1	0	5	5	0	0	0	5	5	0	1	0	5	5	4	3	0	0	1	1	1	0	2	0	0	45

PITCHER	IP	WLS	BF	H	R	ER	SO	BB	IBB	HBP	BLK	WP	HR	S	P	ERA	WHIP
Ross Grimsley, L ERA: 3.11 (1, 1)	10.0		37	5	2	2	4	4	0	0	0	0	0	41	57	1.80	0.900
Mike Garman, R ERA: 4.86 (11, 1)	2.0	W	7	1	0	0	1	1	0	0	0	0	0	8	12	0.00	1.000

Montreal Expos @ San Diego Padres
San Diego Stadium, San Diego, CA
 Fri Sep 01 1978, 10:05 PM EDT
 Att: 14,346 - Unknown

livebaseballscorecards.com

AB	37
R	2
H	6
RBI	2
BB	5
SO	5
LOB	17



Batter	1	2	3	4	5	6	7	8	9	AB R H RBI BB SO LOB	TOP																		
Dave Cash, R OBP: 0.291, SLG: 0.307 (1, 4) X	0-0 6-3 ①		0-0 2B 1B	0-0 5-3 ③			0-0 4-3 ③			4 1 1 0 0 0 1																			
Sam Mejias, R OBP: 0.239, SLG: 0.227 (1, 9) X	0-0 4-3 ②		0-0 2B 1-2 G4-6-3 1B			0-0 F2 ①		0-0 6-3 ①		4 1 1 0 0 0 0																			
Andre Dawson, R OBP: 0.302, SLG: 0.443 (1, 8) X	0-0 1-3 ③		0-0 G4-6-3 1-3 2-H 2B			0-0 L7 ②		0-0 F4 ②		4 0 1 1 0 0 0																			
Tony Perez, R OBP: 0.330, SLG: 0.439 Mike Garman, R (8, 1)		0-0 F8 ① X	0-0 E5 G4-6-3			0-3 K ③		0-3 K ③		4 0 0 0 0 2 2 0 0 0 0 0 0 0																			
Warren Cromartie, L OBP: 0.337, SLG: 0.408 (1, 7)		0-0 WP E 2B 1B	0-0 G4-6-3 ① ②			0-0 1-3 ①			0-0 3-1 ①	4 1 1 0 0 0 2																			
Gary Carter, R OBP: 0.330, SLG: 0.408 (1, 2)		0-0 L6 1-2	0-3 K ③			0-0 G4-3 1B			0-3 K ②	4 0 1 0 0 2 2																			
Larry Parrish, R OBP: 0.312, SLG: 0.442 (1, 5)		0-0 2-H 2B		0-0 5-3 ①		0-0 G4-3 ② ③			0-0 6-3 ③	4 0 1 1 0 0 1																			
Stan Papi, R OBP: 0.328, SLG: 0.349 (1, 6)		4-0 IBB		0-0 2B			0-0 F3 ①			2 0 1 0 1 0 0																			
Scott Sanderson, R OBP: 0.286, SLG: 0.286 Stan Bahnsen, R OBP: 0.111, SLG: 0.111 Darold Knowles, L OBP: 0.200, SLG: 0.200 Tom Hutton, L OBP: 0.325, SLG: 0.319 (1, 1) (7, 1) (7, 1) (8, 3)		0-0 1-3 ③		0-3 K ②			0-0 F8 ②			3 0 0 0 0 1 3 0																			
Inning Stats	R: 0 E: 0 K: 0 S: 3	H: 0 LOB: 0 BB: 0 P: 3	R: 1 E: 1 K: 0 S: 5	H: 2 LOB: 2 BB: 1 P: 9	R: 2 E: 1 K: 1 S: 8	H: 3 LOB: 1 BB: 0 P: 8	R: 0 E: 0 K: 1 S: 6	H: 1 LOB: 1 BB: 0 P: 6	R: 0 E: 0 K: 1 S: 5	H: 0 LOB: 0 BB: 0 P: 5	R: 0 E: 0 K: 0 S: 3	H: 1 LOB: 0 BB: 0 P: 3	R: 0 E: 0 K: 0 S: 3	H: 0 LOB: 0 BB: 0 P: 3	R: 0 E: 0 K: 1 S: 5	H: 0 LOB: 0 BB: 0 P: 5	R: 0 E: 0 K: 1 S: 5	H: 0 LOB: 0 BB: 0 P: 5	1B: 4 2B: 3 3B: 0 HR: 0	SF: 0 SAC: 0 DP: 2 HBP: 0	WP: 1 PB: 0 SB: 0 CS: 0	PA: 34							
PITCHER Mickey Lolich, L ERA: 1.63 John D'Acquisto, R ERA: 2.47 Rollie Fingers, R ERA: 2.71 (1, 1) (6, 1) (8, 1)	IP 5.0 2.0 2.0	WLS L 	BF 22 6 6	H 6 1 0	R 3 0 0	ER 3 0 0	SO 3 0 2	BB 0 0 0	IBB 1 0 0	HBP 0 0 0	BLK 0 0 0	WP 1 0 0	HR 0 6 0	S 27 6 10	P 31 6 10	ERA 5.40 0.00 0.00	WHIP 1.200 0.500 0.000	PITCHER IP WLS BF H R ER SO BB IBB HBP BLK WP HR S P ERA WHIP											

Montreal Expos @ San Diego Padres
San Diego Stadium, San Diego, CA
 Sat Sep 02 1978, 10:05 PM EDT
 Att: 18,142 - Unknown

livebaseballscorecards.com

AB	33
R	3
H	7
RBI	2
BB	1
SO	5
LOB	11

Batter	1	2	3	4	5	6	7	8	9	AB	R	H	RBI	BB	SO	LOB
Gene Richards, L (1, 7) OBP: 0.377, SLG: 0.409	0-3 K		0-0 1B			0-0 G3	0-0 1B			4	0	2	1	0	1	0
Ozzie Smith, S (1, 6) OBP: 0.323, SLG: 0.317 Rollie Fingers, R (8, 1) OBP: 0.200, SLG: 0.200	0-0 6-3		0-0 1B			0-0 2B	4-0 1B			3	0	2	0	1	0	0
Jerry Turner, L (1, 8) OBP: 0.335, SLG: 0.442	0-0 1-6-3		0-0 F6			0-0 F4	0-3 K			4	0	0	0	0	1	5
Dave Winfield, R (1, 9) OBP: 0.357, SLG: 0.495		0-0 1B		0-3 K		0-0 2B		0-0 6-3		4	1	2	0	0	1	0
Gene Tenace, R (1, 2) OBP: 0.395, SLG: 0.427		0-0 F7		0-3 K		0-3 K		0-0 F6		4	0	0	0	0	2	3
Broderick Perkins, L (1, 3) OBP: 0.259, SLG: 0.349		0-0 1B		0-3 K		0-0 F8		0-0 3-1		4	0	1	1	0	1	0
Derrel Thomas, S (1, 5) OBP: 0.302, SLG: 0.289		0-3 K		0-3 K		0-0 F8		0-0 G3		4	0	0	0	0	2	1
Mike Champion, R (1, 4) OBP: 0.394, SLG: 0.357		0-0 1B		0-3 K		0-0 1B		0-3 K		4	1	2	0	0	2	0
Mickey Lolich, S (1, 1) Jim Beswick, S (5, PH) John D'Acquisto, R (6, 1) Fernando Gonzalez, R (7, PH) Bill Almon, R (7, PR) OBP: 0.310, SLG: 0.315 (8, 8)			0-3 K		0-0 F6		0-0 1B		0-0 6-3	1	0	0	0	0	1	0

Inning Stats	R: 0	H: 0	E: 0	K: 1	S: 5	LOB: 0	BB: 0	P: 5	R: 1	H: 3	E: 0	K: 1	S: 7	LOB: 2	BB: 0	P: 7	R: 0	H: 2	E: 0	K: 1	S: 6	LOB: 1	BB: 0	P: 6	R: 0	H: 0	E: 0	K: 3	S: 9	LOB: 0	BB: 0	P: 9	R: 0	H: 2	E: 0	K: 1	S: 7	LOB: 2	BB: 0	P: 7	R: 1	H: 3	E: 0	K: 1	S: 8	LOB: 3	BB: 1	P: 12	R: 0	H: 0	E: 0	K: 0	S: 3	LOB: 0	BB: 0	P: 3	R: 0	H: 0	E: 0	K: 1	S: 5	LOB: 0	BB: 0	P: 5	1B: 8	SF: 0	2B: 2	SAC: 0	3B: 0	DP: 0	HR: 0	HBP: 0	WP: 0	PA: 36
--------------	------	------	------	------	------	--------	-------	------	------	------	------	------	------	--------	-------	------	------	------	------	------	------	--------	-------	------	------	------	------	------	------	--------	-------	------	------	------	------	------	------	--------	-------	------	------	------	------	------	------	--------	-------	-------	------	------	------	------	------	--------	-------	------	------	------	------	------	------	--------	-------	------	-------	-------	-------	--------	-------	-------	-------	--------	-------	--------

PITCHER	IP	WLS	BF	H	R	ER	SO	BB	IBB	HBP	BLK	WP	HR	S	P	ERA	WHIP
Scott Sanderson, R (1, 1) ERA: 3.12	6.2	W	27	9	2	2	9	0	0	0	0	0	0	45	45	2.70	1.350
Stan Bahnsen, R (7, 1) ERA: 4.33	0.0		2	1	0	0	0	1	0	0	0	0	0	1	5	∞	∞
Darold Knowles, L (7, 1) ERA: 2.48	0.1		1	0	0	0	1	0	0	0	0	0	0	3	3	0.00	0.000
Mike Garman, R (8, 1) ERA: 4.71	2.0	S	6	0	0	0	1	0	0	0	0	0	0	8	8	0.00	0.000

BOTTOM

Montreal Expos @ San Diego Padres
San Diego Stadium, San Diego, CA
Sat Sep 02 1978, 10:05 PM EDT
Att. 18,142 - Unknown

livebaseballscorecards.com

AB	35
R	2
H	10
RBI	2
BB	1
SO	11
LOB	9



Batter	1	2	3	4	5	6	7	8	9	AB R H RBI BB SO LOB	TOP			
Gene Richards, L (1, 7) OBP: 0.375, SLG: 0.405 Mark Lee, R (7, 1) John D'Acquisto, R (8, 1) OBP: 0.313, SLG: 0.214	0-0 F7		0-3 K	0-3 K		0-0 4-3	4-0 SF7 BB		4-0 2B BB	4 0 0 0 1 2 1 0 0 0 0 0 0 0 0 0 0 0 1 0 0				
Ozzie Smith, S (1, 6) OBP: 0.323, SLG: 0.326	0-0 6-3 2B		0-0 HR		0-3 K	0-0 5-3	0-0 SF7		0-0 P5	5 1 2 2 0 1 2				
Barry Evans, R (1, 5) OBP: 0.500, SLG: 0.667	0-0 6-3 2-3		0-0 WP 1B		0-3 K	0-0 1B	0-0 4-3		0-0 1-3 2-H 2B	6 1 3 1 0 1 4				
Dave Winfield, R (1, 9) OBP: 0.359, SLG: 0.494	0-0 5-3		0-0 1-H 1B		0-0 E S 2B 1B	0-0 F4		0-0 4-3	4-0 IBB	5 1 2 1 1 0 2				
Gene Tenace, R (1, 3) OBP: 0.396, SLG: 0.425		4-0 BB BB	0-0 F6		4-0 E 2B BB		0-0 SH1-3 1B 1B	0-3 K	0-3 K	4 2 1 0 2 2 4				
Mike Champion, R (1, 4) OBP: 0.378, SLG: 0.406		0-0 P3	0-0 F8		0-0 E6 2B		0-0 SH 1B SH1-3			4 1 1 0 0 0 4				
Jim Wilhelm, R (1, 8) OBP: 0.250, SLG: 0.500		0-0 F8		0-0 F4		0-0 1-3 2-H 3-H 2B	0-0 SH1-3	0-0 6-3		4 0 1 2 0 0 2				
Dave Roberts, R (1, 2) OBP: 0.333, SLG: 0.333 Jim Beswick, S (7, PR)		4-0 BB BB	0-0 E5		0-0 E5		4-0 BB 1B SF7 IBB		0-0 F8	1 0 1 0 3 0 0 0 1 0 0 0 0 0 1 0 0 0 0 0 0				
Rick Sweet, S (7, 2) OBP: 0.315, SLG: 0.279		1-2 BB	0-3 K		0-3 K		0-0 SF7 BB 1B		0-0 2B	3 0 0 0 0 3 6 1 0 1 2 0 0 0 1 1 1 0 0 0 0				
Gaylord Perry, R (1, 1) OBP: 0.137, SLG: 0.141 Fernando Gonzalez, R (7, PH) OBP: 0.276, SLG: 0.307 Derrel Thomas, S (7, PR) OBP: 0.304, SLG: 0.294 (7, 7)		0-3 K		0-3 K		0-3 K								
Inning Stats	R: 0 E: 0 K: 0 S: 4 H: 1 LOB: 1 BB: 0 P: 4	R: 0 E: 0 K: 1 S: 5 H: 0 LOB: 2 BB: 2 P: 13	R: 2 E: 0 K: 1 S: 8 H: 3 LOB: 1 BB: 0 P: 8	R: 0 E: 1 K: 2 S: 8 H: 1 LOB: 1 BB: 0 P: 8	R: 2 E: 1 K: 3 S: 12 H: 2 LOB: 3 BB: 2 P: 20	R: 0 E: 0 K: 0 S: 4 H: 1 LOB: 1 BB: 0 P: 4	R: 3 E: 1 K: 0 S: 6 H: 2 LOB: 3 BB: 2 P: 14	R: 0 E: 0 K: 1 S: 6 H: 1 LOB: 1 BB: 0 P: 6	R: 1 E: 0 K: 1 S: 7 H: 2 LOB: 3 BB: 2 P: 15	1B: 7 2B: 4 3B: 1 HR: 1 SF: 1 SAC: 2 DP: 0 HBP: 0	WP: 1 PB: 0 SB: 1 CS: 0 PA: 50			
PITCHER	IP WLS BF H R ER SO BB IBB HBP BLK WP HR S P ERA WHIP												PITCHER	IP WLS BF H R ER SO BB IBB HBP BLK WP HR S P ERA WHIP
Larry McWilliams, L (1, 1) ERA: 3.36	6.1 L 36 10 7 3 7 3 2 0 0 1 1 45 65 4.26 2.053													
Jamie Easterly, L (7, 1) ERA: 5.78	0.2 3 0 0 0 0 1 0 0 0 0 0 2 6 0.00 1.500													
Dave Campbell, R (8, 1) ERA: 4.87	2.0 11 3 1 1 2 1 1 0 0 0 0 13 21 4.50 2.000													

San Diego Padres @ Atlanta Braves
Atlanta-Fulton County Stadium, Atlanta, GA

Mon Sep 04 1978, 7:05 PM EDT
Att. 3,079 - Unknown

livebaseballscorecards.com

AB 39
R 8
H 13
RBI 8
BB 8
SO 9
LOB 25



Batter	1	2	3	4	5	6	7	8	9	AB	R	H	RBI	BB	SO	LOB
Jerry Royster, R (1, 6) OBP: 0.343, SLG: 0.352 Dave Campbell, R (8, 1) Rod Gilbreath, R (9, PH) OBP: 0.297, SLG: 0.324	0-0 G4-6-3 1B		0-0 FC5 G3		0-0 6-3		0-0 G4-6-3 1-2f 2-3 3-H		0-3 K	4	0	1	0	0	0	3
Rowland Office, L (1, 8) OBP: 0.293, SLG: 0.355	0-0 G4-6-3 1-2f		0-0 G3 1-2		0-0 6-3		0-3 K		0-3 K	5	0	0	0	0	2	3
Gary Matthews, R (1, 9) OBP: 0.366, SLG: 0.459	0-0 F7		0-0 6-3		0-0 F4			0-0 6-3		4	0	0	0	0	0	1
Jeff Burroughs, R (1, 7) OBP: 0.448, SLG: 0.548		0-0 6-3		0-3 K		0-0 F9		4-0 1B 1B BB		3	0	0	0	1	1	0
Bob Horner, R (1, 5) OBP: 0.305, SLG: 0.506		0-3 K		0-0 2B E 1B		0-0 F7		0-0 1B 1B		4	1	2	0	0	1	0
Joe Nolan, L (1, 2) OBP: 0.335, SLG: 0.370		4-0 HR BB		0-0 F7		0-0 F7		0-0 1B 1-2 2-3		3	1	1	0	1	0	1
Dale Murphy, R (1, 3) OBP: 0.290, SLG: 0.413		0-0 1-H HR		0-0 E2 1-H 2B		0-0 E5 BB BB G4-6-3		0-3 K		4	2	2	2	0	1	3
Glenn Hubbard, R (1, 4) OBP: 0.384, SLG: 0.329		0-0 F6		4-0 BB		4-0 G4-6-3 1-2 BB BB		0-3 K		2	0	0	0	2	1	3
Larry McWilliams, L (1, 1) OBP: 0.091, SLG: 0.182 Jamie Easterly, L (7, 1) OBP: 0.260, SLG: 0.263 Bob Beall, S (7, PH) OBP: 0.383, SLG: 0.314 Darrel Chaney, S (8, 6) OBP: 0.293, SLG: 0.304			0-0 FC5 3B		0-3 K		4-0 1-2 2-3 BB G4-6-3		0-0 F9	2	0	1	0	0	1	2

BOTTOM															
San Diego Padres @ Atlanta Braves Atlanta-Fulton County Stadium, Atlanta, GA Mon Sep 04 1978, 7:05 PM EDT Att. 3,079 - Unknown															
AB	33	R	4	H	7	RBI	2	BB	5	SO	8	LOB	16		
WP	0	PA	38												
PB	0	SB	0												
CS	0														
															

Inning Stats																		
R: 0	H: 1	R: 2	H: 1	R: 0	H: 1	R: 1	H: 2	R: 0	H: 0	R: 0	H: 0	R: 1	H: 0	R: 0	H: 2	R: 0	H: 0	
E: 0	LOB: 0	E: 0	LOB: 0	E: 0	LOB: 1	E: 1	LOB: 2	E: 0	LOB: 0	E: 1	LOB: 1	E: 1	LOB: 1	E: 0	LOB: 3	E: 0	LOB: 0	
K: 0	BB: 0	K: 1	BB: 1	K: 0	BB: 0	K: 2	BB: 1	K: 0	BB: 0	K: 1	BB: 2	K: 1	BB: 2	K: 2	BB: 1	K: 2	BB: 0	
S: 3	P: 3	S: 6	P: 10	S: 4	P: 4	S: 9	P: 13	S: 3	P: 3	S: 5	P: 13	S: 5	P: 13	S: 9	P: 13	S: 7	P: 7	
<table border="0" style="width: 100%;"> <tr> <td style="width: 50%; vertical-align: top;"> PITCHER Gaylord Perry, R (1, 1) ERA: 3.1 Mark Lee, R (7, 1) ERA: 2.97 John D'Acquisto, R (8, 1) ERA: 2.41 </td> <td style="width: 50%; vertical-align: top;"> PITCHER IP WLS BF H R ER SO BB IBB HBP BLK WP HR S P ERA WHIP 6.0 W 24 5 3 2 3 2 0 0 0 0 1 28 36 3.00 1.167 1.1 9 2 1 0 1 3 0 0 0 0 0 8 20 0.00 3.750 1.2 S 5 0 0 0 4 0 0 0 0 0 0 13 13 0.00 0.000 </td> </tr> </table>																	PITCHER Gaylord Perry, R (1, 1) ERA: 3.1 Mark Lee, R (7, 1) ERA: 2.97 John D'Acquisto, R (8, 1) ERA: 2.41	PITCHER IP WLS BF H R ER SO BB IBB HBP BLK WP HR S P ERA WHIP 6.0 W 24 5 3 2 3 2 0 0 0 0 1 28 36 3.00 1.167 1.1 9 2 1 0 1 3 0 0 0 0 0 8 20 0.00 3.750 1.2 S 5 0 0 0 4 0 0 0 0 0 0 13 13 0.00 0.000
PITCHER Gaylord Perry, R (1, 1) ERA: 3.1 Mark Lee, R (7, 1) ERA: 2.97 John D'Acquisto, R (8, 1) ERA: 2.41	PITCHER IP WLS BF H R ER SO BB IBB HBP BLK WP HR S P ERA WHIP 6.0 W 24 5 3 2 3 2 0 0 0 0 1 28 36 3.00 1.167 1.1 9 2 1 0 1 3 0 0 0 0 0 8 20 0.00 3.750 1.2 S 5 0 0 0 4 0 0 0 0 0 0 13 13 0.00 0.000																	

WP	HR	S	P	ERA	WHIP
0	1	2	3	0.00	0.000

Batter	1	2	3	4	5	6	7	8	9	AB R H RBI BB SO LOB	TOP							
Ozzie Smith, S OBP: 0.322, SLG: 0.325 (1, 6) X	0-0 F8		0-0 5-3 S 4-3 1B		0-0 6-3			0-0 1-3		4 1 1 0 0 0 0								
Barry Evans, R OBP: 0.300, SLG: 0.400 (1, 5) S S S	0-3 K		0-0 5-3 1-3			0-0 5-3		0-0 5-3		4 0 0 0 0 1 1								
Broderick Perkins, L OBP: 0.252, SLG: 0.338 (1, 3) X	0-0 F8		0-0 4-3			0-0 F9			0-0 F5	4 0 0 1 0 0 0								
Dave Winfield, R OBP: 0.358, SLG: 0.491 (1, 9)		4-0 2B BB	0-0 5-3			0-3 K			0-0 5-3	3 0 0 0 1 1 0								
Jerry Turner, L OBP: 0.339, SLG: 0.450 (1, 7)		0-0 1-3 2B		0-0 F4			0-0 S 1B		0-0 F8	4 0 2 0 0 0 0								
Fernando Gonzalez, R OBP: 0.274, SLG: 0.304 (1, 4) S S S		0-3 K		0-0 6-3		0-3 K				3 0 0 0 0 2 3								
Jim Beswick, S (1, 8)		4-0 BB		0-3 K		0-3 K				2 0 0 0 1 2 1								
Rick Sweet, S OBP: 0.311, SLG: 0.275 (1, 2)		0-0 F9			0-0 1-6-3		0-0 1-3			3 0 0 0 0 0 4								
Bob Shirley, R OBP: 0.220, SLG: 0.135 (7, 1)										0 0 0 0 0 0 0								
Steve Mura, R (8, 1)										0 0 0 0 0 0 0								
Eric Rasmussen, R OBP: 0.125, SLG: 0.125 (1, 1)					0-0 6-3				0-0 F8	2 0 0 0 0 0 3								
Dave Roberts, R OBP: 0.330, SLG: 0.329 (7, 2)										1 0 0 0 0 0 0								
Inning Stats	R: 0 E: 0 K: 1 S: 5	H: 0 LOB: 0 BB: 0 P: 5	R: 0 E: 0 K: 1 S: 6	H: 1 LOB: 3 BB: 2 P: 14	R: 1 E: 0 K: 0 S: 4	H: 1 LOB: 0 BB: 0 P: 4	R: 0 E: 0 K: 1 S: 5	H: 0 LOB: 0 BB: 0 P: 5	R: 0 E: 0 K: 2 S: 8	H: 1 LOB: 1 BB: 0 P: 8	R: 0 E: 0 K: 0 S: 3	H: 0 LOB: 0 BB: 0 P: 3	R: 0 E: 0 K: 0 S: 3	H: 0 LOB: 0 BB: 0 P: 3	1B: 2 2B: 1 3B: 0 HR: 0	SF: 0 SAC: 0 DP: 0 HBP: 0	WP: 0 PB: 0 SB: 2 CS: 0	PA: 32
PITCHER Phil Niekro, R ERA: 3.04 (1, 1)	IP: 9.0 WLS: W BF: 32 H: 3 R: 1 ER: 1 SO: 6 BB: 2 IBB: 0 HBP: 0 BLK: 0 WP: 0 HR: 0 S: 42 P: 50 ERA: 1.00 WHIP: 0.556																	

San Diego Padres @ Atlanta Braves
Atlanta-Fulton County Stadium, Atlanta, GA

Tue Sep 05 1978, 7:05 PM EDT
Att. 1,192 - Unknown

livebaseballscorecards.com

AB	30
R	1
H	3
RBI	1
BB	2
SO	6
LOB	12



Batter	1	2	3	4	5	6	7	8	9	AB R H RBI BB SO LOB
--------	---	---	---	---	---	---	---	---	---	----------------------

Glenn Hubbard, R <small>OBP: 0.367, SLG: 0.313</small> (1, 4) X 0-0 6-3 ①			X 0-0 4-3 ②		X 0-0 F4 ③		X 0-0 F5 ②			4 0 0 0 0 0 0
Rowland Office, L <small>OBP: 0.297, SLG: 0.360</small> (1, 8) X 0-0 4-3 ②			X 0-0 1B			X 0-0 FC4-6 1B	X 0-0 1B			4 0 3 0 0 0 0
Gary Matthews, R <small>OBP: 0.365, SLG: 0.455</small> (1, 9) B B B B 4-0 HR BB			X 0-0 F9 ③			X 0-0 FC4-6 1B HR 1-2f	X 0-0 F4 ③			3 2 0 0 1 0 3
Jeff Burroughs, R <small>OBP: 0.451, SLG: 0.557</small> Barry Bonnell, R <small>OBP: 0.279, SLG: 0.291</small> (1, 7) X 0-0 HR 1-H (9, 7)				X 0-0 G4-6-3 1B		X 0-0 HR 1B 1-3		X 0-0 F9 ①		4 2 3 2 0 0 0 0 0 0 0 0 0 0
Joe Nolan, L <small>OBP: 0.333, SLG: 0.363</small> (1, 2) X 0-0 F3 ③				X 0-0 G4-6-3 1-2f		X 0-0 F6 ②		B B B B 4-0 BB 1B BB		3 1 0 0 1 0 3
Dale Murphy, R <small>OBP: 0.292, SLG: 0.419</small> (1, 3) 0-0 K ①		0-3 K ①		X 0-0 HR		4-0 HR 1B 1-2		0-3 K ②		3 2 1 1 1 2 1
Rod Gilbreath, R <small>OBP: 0.303, SLG: 0.338</small> (1, 5) X 0-0 CS 1B		X 0-0 1B		X 0-0 F5 ③		X 0-0 HR 1B 1-H 2-H 3-H		B B B B 4-0 BB 1B 1-2		3 1 2 4 1 0 0
Darrel Chaney, S <small>OBP: 0.293, SLG: 0.303</small> (1, 6) X 0-0 F9 ② ③ 1-2		X 0-0 F9 ② ③			X 0-0 F8 ①	X 0-0 F9 ③		X 0-0 FC5-4 1B 1-3 2-H		4 0 1 1 0 0 1
Phil Niekro, R <small>OBP: 0.226, SLG: 0.228</small> (1, 1) S 0-3 K ①			S 0-3 K ①		X 0-0 4-3 ②		X 0-0 4-3 ①	X 0-0 FC5-4 1B 1-2f		4 0 0 0 0 1 2

Inning Stats	R: 2	H: 1	E: 0	LOB: 0	K: 0	P: 8	R: 0	H: 1	E: 0	LOB: 0	K: 1	P: 5	R: 0	H: 1	E: 0	LOB: 1	K: 1	P: 6	R: 1	H: 2	E: 0	LOB: 0	K: 0	P: 4	R: 0	H: 0	E: 0	LOB: 0	K: 0	P: 3	R: 4	H: 3	E: 0	LOB: 0	K: 0	P: 10	R: 0	H: 1	E: 0	LOB: 1	K: 0	P: 4	R: 1	H: 1	E: 0	LOB: 2	K: 1	P: 14
--------------	------	------	------	--------	------	------	------	------	------	--------	------	------	------	------	------	--------	------	------	------	------	------	--------	------	------	------	------	------	--------	------	------	------	------	------	--------	------	-------	------	------	------	--------	------	------	------	------	------	--------	------	-------

PITCHER														PITCHER																																		
IP	WLS	BF	H	R	ER	SO	BB	IBB	HBP	BLK	WP	HR	S	P	ERA	WHIP	IP	WLS	BF	H	R	ER	SO	BB	IBB	HBP	BLK	WP	HR	S	P	ERA	WHIP															
Eric Rasmussen, R	(1, 1)	6.0	L	26	8	7	7	2	1	1	0	0	0	0	0	10.50	1.500																															
Bob Shirley, L	(7, 1)	1.0		4	1	0	0	0	0	0	0	0	0	0	0.00	1.000																																
Steve Mura, R	(8, 1)	1.0		6	1	1	1	1	2	0	0	0	0	0	9.00	3.000																																

BOTTOM


San Diego Padres @ Atlanta Braves
 Atlanta-Fulton County Stadium, Atlanta, GA
 Tue Sep 05 1978, 7:05 PM EDT
 Att. 1,192 - Unknown

livebaseballscorecards.com

AB	32
R	8
H	10
RBI	8
BB	4
SO	3
LOB	10



1B: 7	SF: 0	WP: 0	PA: 36
2B: 0	SAC: 0	PB: 0	
3B: 0	DP: 1	SB: 0	
HR: 3	HBP: 0	CS: 1	

Batter	1	2	3	4	5	6	7	8	9	AB R H RBI BB SO LOB	TOP																				
Bill Almon, R (1, 6) <small>OBP: 0.310, SLG: 0.315</small> Oscar Gamble, L (8, PH) <small>OBP: 0.368, SLG: 0.394</small> Ozzie Smith, S (8, PR) <small>OBP: 0.322, SLG: 0.325</small>	0-0 6-3		0-0 F8		0-0 S 1B			0-0 1B 1B	0-0 G3	3 0 1 0 0 0 1 1 0 1 0 0 0 0 1 1 0 0 0 0 1																					
Barry Evans, R (1, 5) <small>OBP: 0.357, SLG: 0.429</small>	0-0 5-3			0-0 HR 1B	0-3 K			0-0 3-1 1B		4 2 2 0 0 1 1																					
Jerry Turner, L (1, 7) <small>OBP: 0.349, SLG: 0.477</small>	0-0 1-3			0-0 HR			0-0 CS 1B	0-0 3-1 1B		4 1 3 3 0 0 0																					
Dave Winfield, R (1, 9) <small>OBP: 0.357, SLG: 0.493</small>		0-0 5-3		0-0 SF7 3B			0-0 F9	0-0 3-1		4 1 1 0 0 0 3																					
Gene Tenace, R (1, 3) <small>OBP: 0.395, SLG: 0.422</small>		0-3 K		0-3 K			0-0 F3	4-0 IBB		3 0 0 0 1 2 1																					
Jim Wilhelm, R (1, 8) Fernando Gonzalez, R (8, PH) Rollie Fingers, R (8, 1) <small>OBP: 0.200, SLG: 0.200</small>		0-0 F6		0-0 SF7				0-0 6-4-3-2		2 0 1 1 0 0 0 1 0 0 1 0 0 2 0 0 0 0 0 0 0																					
Dave Roberts, R (1, 2) Broderick Perkins, L (2, 3) <small>OBP: 0.252, SLG: 0.343</small>			0-0 2B	0-0 3-1			0-0 F2		0-3 K	0 0 0 0 0 0 0 4 0 1 0 0 1 1	AB 34 R 5 H 10 RBI 5 BB 1 SO 5 LOB 14																				
Mike Champion, R (1, 4) <small>OBP: 0.341, SLG: 0.361</small>			0-0 F8		0-0 4-3		0-0 F9		0-0 F9	4 0 0 0 0 0 2																					
Randy Jones, R (1, 1) <small>OBP: 0.179, SLG: 0.195</small> Gene Richards, L (7, PH) <small>OBP: 0.375, SLG: 0.405</small> Mark Lee, R (7, 1) Derrel Thomas, S (8, 8) <small>OBP: 0.305, SLG: 0.294</small>			0-0 F4		0-3 K		0-0 4-3		1-0 HBP	2 0 0 0 0 1 1 1 0 0 0 0 0 1 0 0 0 0 0 0 0 0 0 0 0 0 0 0																					
Inning Stats	R: 0 E: 0 K: 0 S: 3	H: 0 LOB: 0 BB: 0 P: 3	R: 0 E: 0 K: 1 S: 5	H: 0 LOB: 0 BB: 0 P: 5	R: 0 E: 0 K: 0 S: 4	H: 1 LOB: 1 BB: 0 P: 4	R: 3 E: 0 K: 1 S: 8	H: 3 LOB: 0 BB: 0 P: 8	R: 0 E: 0 K: 2 S: 8	H: 1 LOB: 1 BB: 0 P: 8	R: 0 E: 0 K: 0 S: 3	H: 1 LOB: 0 BB: 0 P: 3	R: 0 E: 0 K: 0 S: 4	H: 1 LOB: 1 BB: 0 P: 4	R: 2 E: 0 K: 0 S: 5	H: 3 LOB: 2 BB: 1 P: 9	R: 0 E: 0 K: 1 S: 5	H: 0 LOB: 1 BB: 0 P: 6	1B: 7 2B: 2 3B: 1 HR: 1	SF: 1 SAC: 0 DP: 1 HBP: 1	WP: 0 PB: 0 SB: 2 CS: 1	PA: 37									
PITCHER	IP WLS BF H R ER SO BB IBB HBP BLK WP HR S P ERA WHIP																														
Mickey Mahler, L (1, 1) <small>ERA: 4.58</small> Rick Camp, R (7, 1) <small>ERA: 3.57</small> Gene Garber, R (8, 1) <small>ERA: 2.49</small>	6.0		23	6	3	3	4	0	0	0	0	0	1	31	31	4.50	1.000														
	1.0		4	1	0	0	0	0	0	0	0	0	0	4	4	0.00	1.000														
	2.0	L	10	3	2	2	1	0	1	1	0	0	0	10	15	9.00	1.500														

San Diego Padres @ Atlanta Braves
Atlanta-Fulton County Stadium, Atlanta, GA
Wed Sep 06 1978, 7:05 PM EDT
Att. 1,519 - Unknown

livebaseballscorecards.com

Batter	1	2	3	4	5	6	7	8	9	AB	R	H	RBI	BB	SO	LOB
Glenn Hubbard, R OBP: 0.368, SLG: 0.318 (1, 4)	F8		2-3 1B			F7		F7		5	1	2	0	0	0	3
Barry Bonnell, R OBP: 0.278, SLG: 0.291 Rowland Office, L OBP: 0.297, SLG: 0.359 (8, PH) (9, 8)	6-3		2-3			G3		FC4-6		4	1	1	0	0	0	3
Gary Matthews, R OBP: 0.365, SLG: 0.455 (1, 9)	E6		G1-6-3 1B			FC6-5		FC6-4		1	0	0	0	0	0	1
Jeff Burroughs, R OBP: 0.450, SLG: 0.556 (1, 7)	1B		G1-6-3			E		FC6-4		5	1	2	1	0	0	3
Dale Murphy, R OBP: 0.293, SLG: 0.418 (1, 3)	1B					1B		FC6-4		5	0	2	1	0	0	2
Rod Gilbreath, R OBP: 0.299, SLG: 0.333 Gene Garber, R OBP: 0.154, SLG: 0.083 Bob Beall, S OBP: 0.381, SLG: 0.313 (9, PH)	FC6-4					1B		1B		4	0	1	1	1	0	2
Bruce Benedict, R OBP: 0.227, SLG: 0.190 Joe Nolan, L OBP: 0.337, SLG: 0.363 (7, PH) (8, 2)										4	0	0	0	0	0	7
Darrel Chaney, S OBP: 0.292, SLG: 0.302 (1, 6)										0	0	0	0	0	0	0
Mickey Mahler, S OBP: 0.135, SLG: 0.111 Cito Gaston, R OBP: 0.244, SLG: 0.263 Rick Camp, R OBP: 0.308, SLG: 0.507 (8, 5)										1	0	0	0	0	0	0
										0	0	0	0	0	0	0
										0	0	0	0	0	0	0
										1	0	1	0	0	0	0
										0	0	0	0	0	0	0
										1	0	1	0	0	0	0

Inning Stats	R: 1	H: 2	E: 1	K: 0	S: 6	LOB: 2	BB: 0	P: 6	R: 0	H: 1	E: 0	K: 0	S: 3	LOB: 0	BB: 0	P: 3	R: 1	H: 2	E: 0	K: 0	S: 4	LOB: 0	BB: 0	P: 4	R: 0	H: 1	E: 0	K: 1	S: 6	LOB: 1	BB: 0	P: 6	R: 1	H: 3	E: 1	K: 0	S: 7	LOB: 3	BB: 0	P: 7	R: 0	H: 1	E: 1	K: 0	S: 5	LOB: 2	BB: 0	P: 5	R: 0	H: 1	E: 0	K: 0	S: 4	LOB: 3	BB: 2	P: 12	R: 0	H: 1	E: 0	K: 0	S: 4	LOB: 1	BB: 0	P: 4	R: 0	H: 0	E: 0	K: 0	S: 3	LOB: 0	BB: 0	P: 3
PITCHER	IP	WLS	BF	H	R	ER	SO	BB	IBB	HBP	BLK	WP	HR	S	P	ERA	WHIP																																																							
Randy Jones, L ERA: 2.8 (1, 1)	6.0		29	10	3	2	1	0	0	0	0	0	0	31	31	3.00	1.667																																																							
Mark Lee, R ERA: 2.93 (7, 1)	1.0	W	6	1	0	0	0	0	2	0	0	0	0	4	12	0.00	1.000																																																							
Rollie Fingers, R ERA: 2.65 (8, 1)	2.0	S	7	1	0	0	0	0	0	0	0	0	0	7	7	0.00	0.500																																																							

BOTTOM

San Diego Padres @ Atlanta Braves
Atlanta-Fulton County Stadium, Atlanta, GA

livebaseballscores.com

AB 40
R 3
H 12
RBI 3
BB 2
SO 1
LOB 26



WP: 0 PA: 42
PB: 0
SB: 0
CS: 0

Wed Sep 06 1978, 7:05 PM EDT
Att. 1,519 - Unknown

Batter	1	2	3	4	5	6	7	8	9	AB R H RBI BB SO LOB	TOP	
Gene Richards, L (1, 7) OBP: 0.375, SLG: 0.404 Juan Eichelberger, R (5, 1) Oscar Gamble, L (6, PH) Mickey Lolich, S (6, 1) Mike Champion, R (9, PH) OBP: 0.333, SLG: 0.351	0-0 F7		0-0 L5-3		0-0 G4-6-3 1B	4-0 BB			0-0 6-3	3 0 1 0 0 0 1 0 0 0 0 0 0 0 0 0 0 0 1 0 0 0 0 0 0 0 0 0 1 0 0 0 0 0 0	San Diego Padres @ Cincinnati Reds Riverfront Stadium, Cincinnati, OH Thu Sep 07 1978, 7:05 PM EDT Att: 20,611 - Unknown	
Ozzie Smith, S (1, 6) OBP: 0.321, SLG: 0.323	0-0 6-3		0-0 S 1B		0-0 G4-6-3 1-2f 3-H	0-0 F7			0-0 L6	5 0 1 0 0 0 3		
Barry Evans, R (1, 5) OBP: 0.421, SLG: 0.444	0-0 FC6-4 1B		4-0 FC6-4 1-2 BB		0-0 1B 1B			0-3 K	4 0 2 0 1 1 0			
Dave Winfield, R (1, 9) OBP: 0.358, SLG: 0.492	0-0 FC6-4 1-2f		0-0 FC6-4 1-2f		0-0 1-2 1B			4-0 BB	3 0 1 0 1 0 3			
Jerry Turner, L (1, 8) OBP: 0.341, SLG: 0.465		0-0 P6		0-0 G3	0-3 K			0-0 L4	4 0 0 0 0 1 3			
Fernando Gonzalez, R (1, 4) OBP: 0.273, SLG: 0.305		0-0 F7		0-0 F9		0-0 4-3 2B 2B		0-0 F8	4 1 1 0 0 0 1			
Broderick Perkins, L (1, 3) OBP: 0.252, SLG: 0.340		0-0 1B		0-0 E8		0-0 F8		0-3 K	4 0 1 0 0 1 1			
Rick Sweet, S (1, 2) OBP: 0.307, SLG: 0.271 Dave Roberts, R (7, 2) OBP: 0.326, SLG: 0.325		0-0 4-3		0-0 F9		0-0 4-3		0-3 K	3 0 0 0 0 0 3 1 0 0 0 0 1 0			
Bob Owchinko, L (1, 1) OBP: 0.200, SLG: 0.220 Mark Lee, R (3, 1) Don Reynolds, R (5, PH) OBP: 0.362, SLG: 0.275 (5, 7)			0-0 L5-3 1B		4-0 1B G4-6-3 BB	0-0 3-H 2B		0-0 4-3	1 0 1 0 0 0 0 0 0 0 0 0 0 0 2 1 1 1 1 0 0			
Inning Stats	R: 0 H: 1 E: 0 LOB: 1 K: 0 BB: 0 S: 4 P: 4	R: 0 H: 1 E: 0 LOB: 1 K: 0 BB: 0 S: 4 P: 4	R: 0 H: 2 E: 0 LOB: 2 K: 0 BB: 1 S: 4 P: 8	R: 0 H: 0 E: 1 LOB: 1 K: 0 BB: 0 S: 4 P: 4	R: 1 H: 3 E: 0 LOB: 2 K: 1 BB: 1 S: 7 P: 11	R: 1 H: 2 E: 0 LOB: 2 K: 0 BB: 1 S: 5 P: 9	R: 0 H: 0 E: 0 LOB: 1 K: 1 BB: 1 S: 5 P: 9	R: 0 H: 0 E: 0 LOB: 0 K: 2 BB: 0 S: 7 P: 7	R: 0 H: 0 E: 0 LOB: 0 K: 0 BB: 0 S: 3 P: 3	1B: 7 SF: 0 2B: 3 SAC: 0 3B: 0 DP: 2 HR: 0 HBP: 0		WP: 0 PA: 39 PB: 0 SB: 1 CS: 0
PITCHER Paul Moskau, R (1, 1) ERA: 4.1 Fred Norman, L (6, 1) ERA: 3.68	IP WLS BF H R ER SO BB IBB HBP BLK WP HR S P ERA WHIP	5.2 W 27 9 2 2 1 2 0 0 0 0 0 0 27 35 3.18 1.941	3.1 S 12 0 0 0 3 2 0 0 0 0 0 0 16 24 0.00 0.600	PITCHER IP WLS BF H R ER SO BB IBB HBP BLK WP HR S P ERA WHIP								ERA WHIP

livebaseballscorecards.com

AB	35
R	2
H	9
RBI	1
BB	4
SO	4
LOB	15



Batter	1	2	3	4	5	6	7	8	9
Pete Rose, S OBP: 0.360, SLG: 0.424 (1, 5)	4-0 CS BB		4-0 1-2 HR BB	0-0 2-H IHR		4-0 PB BB			
Dave Concepcion, R OBP: 0.348, SLG: 0.401 (1, 6)	0-3 1-2 K		0-0 F9	0-0 G3		0-3 1-2 2-3 K			
Ken Griffey, L OBP: 0.339, SLG: 0.418 (1, 9)	0-3 K		0-0 1-H 2-H HR		0-0 F7		0-0 4-3		
George Foster, R OBP: 0.360, SLG: 0.534 (1, 7)		4-0 E 5-3 BB	0-0 5-3		4-0 BB		0-0 6-3		
Johnny Bench, R OBP: 0.328, SLG: 0.482 (1, 2)		0-0 5-3	0-0 HR		0-0 F2		4-0 WP BB		
Arturo DeFreitas, R Dan Driessen, L OBP: 0.353, SLG: 0.422 (1, 3) (8, 3)		0-0 F6	0-0 F8		0-3 K		0-3 K2-3		
Junior Kennedy, R OBP: 0.357, SLG: 0.256 (1, 4)		0-0 E2 2-3 1B		0-0 F9		0-0 PB SH5-4 1B		0-0 6-3	
Cesar Geronimo, L OBP: 0.330, SLG: 0.337 (1, 8)		0-3 K		0-0 SH2-4 IHR 1B		0-0 F2		0-3 K	
Paul Moskau, R Fred Norman, S OBP: 0.256, SLG: 0.308 OBP: 0.176, SLG: 0.143 (1, 1) (6, 1)			0-0 HR BB 1B	0-0 SH2-4		0-0 SH5-4		0-0 F8	

Inning Stats	R: 0 E: 0 K: 2 S: 6	H: 0 LOB: 0 BB: 1 P: 10	R: 0 E: 1 K: 1 S: 6	H: 1 LOB: 2 BB: 1 P: 10	R: 4 E: 0 K: 0 S: 6	H: 3 LOB: 0 BB: 1 P: 10	R: 2 E: 0 K: 0 S: 5	H: 2 LOB: 0 BB: 0 P: 5	R: 0 E: 0 K: 1 S: 5	H: 0 LOB: 1 BB: 1 P: 9	R: 0 E: 0 K: 1 S: 6	H: 1 LOB: 2 BB: 1 P: 10	R: 0 E: 0 K: 1 S: 5	H: 0 LOB: 1 BB: 1 P: 9	R: 0 E: 0 K: 1 S: 5	H: 0 LOB: 0 BB: 0 P: 5
--------------	------------------------------	----------------------------------	------------------------------	----------------------------------	------------------------------	----------------------------------	------------------------------	---------------------------------	------------------------------	---------------------------------	------------------------------	----------------------------------	------------------------------	---------------------------------	------------------------------	---------------------------------

PITCHER															PITCHER																				
IP	WLS	BF	H	R	ER	SO	BB	IBB	HBP	BLK	WP	HR	S	P	ERA	WHIP	IP	WLS	BF	H	R	ER	SO	BB	IBB	HBP	BLK	WP	HR	S	P	ERA	WHIP		
Bob Owchinko, L (1, 1)	2.2	L	14	4	4	4	3	3	0	0	0	0	2	17	29	13.50	2.625																		
Mark Lee, R (3, 1)	1.1		6	2	2	2	0	0	0	0	0	0	6	6	13.50	1.500																			
Juan Eichelberger, R (5, 1)	1.0		4	0	0	0	1	1	0	0	0	0	5	9	0.00	1.000																			
Mickey Lolich, L (6, 1)	3.0		12	1	0	0	3	2	0	0	0	1	0	16	24	0.00	1.000																		

BOTTOM

AB	R	H	RBI	BB	SO	LOB
1	2	1	2	3	0	0
4	0	0	0	0	2	5
4	1	1	3	0	1	0
2	0	0	0	2	0	0
3	1	1	1	1	0	2
4	0	0	0	0	2	3
0	0	0	0	0	0	0
4	0	2	0	0	0	0
4	1	1	0	0	2	3
1	1	1	0	0	0	0
1	0	0	0	0	0	0

AB	28
R	6
H	7
RBI	6
BB	6
SO	7
LOB	13



WP: 1	PA: 36
PB: 1	
SB: 0	
CS: 1	

San Diego Padres @ Cincinnati Reds
Riverfront Stadium, Cincinnati, OH
Thu Sep 07 1978, 7:05 PM EDT
Att. 20,611 - Unknown

livebaseballscorecards.com

Batter	1	2	3	4	5	6	7	8	9	AB R H RBI BB SO LOB	TOP		
Ozzie Smith, S OBP: 0.321, SLG: 0.324 (1, 6) X	0-0 1B BB SF8 1B		0-0 6-3		0-0 6-3		0-0 1-2 3-H 0-0 1B		0-0 P6	5 1 2 1 0 0 2			
Derrel Thomas, S OBP: 0.304, SLG: 0.296 (1, 8) X	0-0 L7		0-0 1B 2B		0-0 3-1		0-0 F9		0-0 FC6	5 0 1 0 0 0 5			
Barry Evans, R OBP: 0.435, SLG: 0.429 (1, 5) B B B	4-0 SF8 1B 1-2 BB		0-0 G6-4-3 1B		0-0 6-3		0-0 4-3			3 0 1 0 1 0 2			
Dave Winfield, R OBP: 0.357, SLG: 0.490 (1, 9) X	0-0 SF8 1-2 2-3 1B		0-0 G6-4-3 1-2f		0-3 K		0-3 K			4 0 1 0 0 2 2			
Jerry Turner, L OBP: 0.345, SLG: 0.488 (1, 7) X	0-0 SF8 1-2 2-3 3-H			0-0 HR		0-0 1B		0-0 F8		3 1 2 2 0 0 0			
Broderick Perkins, L OBP: 0.245, SLG: 0.331 (1, 3) X	0-0 6-3			0-0 F7		0-0 4-3		0-0 6-3		4 0 0 0 0 0 3			
Gene Tenace, R OBP: 0.394, SLG: 0.418 (1, 2) X		0-0 L6		0-0 F7			4-0 FC5-4 1B BB		0-0 L5	3 1 0 0 1 0 0			
Mike Champion, R OBP: 0.326, SLG: 0.341 (1, 4)			0-0 1-6-3		0-3 K		0-0 E3 FC5-4		0-0 E 1B	4 0 1 0 0 1 1 0 0 0 0 0 0 0 0 0 0 0 0 0 0			
Bill Almon, R OBP: 0.310, SLG: 0.315 (9, PR)													
Fernando Gonzalez, R OBP: 0.273, SLG: 0.305 (9, 4)													
Gaylord Perry, R OBP: 0.133, SLG: 0.137 (1, 1)			0-3 K		0-0 1-3		0-0 FC5-4 1B		0-0 E4 FC6	2 0 0 0 0 1 0 1 0 0 0 0 0 2 0 0 0 0 0 0 0 1 0 0 0 0 0 1			
Gene Richards, L OBP: 0.374, SLG: 0.403 (7, PH)													
Bob Shirley, R OBP: 0.220, SLG: 0.135 (7, 1)													
Rollie Fingers, R OBP: 0.182, SLG: 0.182 (8, 1)													
Inning Stats	R: 1 H: 2 E: 0 LOB: 2 K: 0 BB: 1 S: 5 P: 9	R: 0 H: 0 E: 0 LOB: 0 K: 1 BB: 0 S: 5 P: 5	R: 0 H: 2 E: 0 LOB: 1 K: 0 BB: 0 S: 4 P: 4	R: 1 H: 1 E: 0 LOB: 0 K: 1 BB: 0 S: 6 P: 6	R: 0 H: 0 E: 0 LOB: 0 K: 0 BB: 0 S: 3 P: 3	R: 0 H: 1 E: 0 LOB: 1 K: 1 BB: 0 S: 6 P: 6	R: 1 H: 1 E: 1 LOB: 2 K: 0 BB: 1 S: 5 P: 9	R: 0 H: 0 E: 0 LOB: 0 K: 1 BB: 0 S: 5 P: 5	R: 0 H: 1 E: 1 LOB: 2 K: 0 BB: 0 S: 5 P: 5	1B: 6 SF: 1 2B: 1 SAC: 0 3B: 0 DP: 1 HR: 1 HBP: 0	WP: 0 PA: 38 PB: 0 SB: 0 CS: 0		
PITCHER	IP WLS BF H R ER SO BB IBB HBP BLK WP HR S P ERA WHIP											PITCHER	IP WLS BF H R ER SO BB IBB HBP BLK WP HR S P ERA WHIP
Michael LaCoss, R ERA: 4.75 (1, 1)	6.1 L 28 7 3 2 3 2 0 0 0 0 0 1 32 40 2.84 1.421												
Tom Hume, R ERA: 4.68 (7, 1)	0.2 2 0 0 0 0 0 0 0 0 0 0 0 2 2 0.00 0.000												
Doug Bair, R ERA: 1.94 (8, 1)	2.0 8 1 0 0 0 1 0 0 0 0 0 0 10 10 0.00 0.500												

San Diego Padres @ Cincinnati Reds
Riverfront Stadium, Cincinnati, OH
Fri Sep 08 1978, 7:05 PM EDT
Att. 27,205 - Unknown

livebaseballscorecards.com

AB	35
R	3
H	8
RBI	3
BB	2
SO	4
LOB	18



Batter	1	2	3	4	5	6	7	8	9	AB	R	H	RBI	BB	SO	LOB
Pete Rose, S (1, 5) OBP: 0.360, SLG: 0.422	0-0 F8		0-0 6-3			0-0 FC3-6 1B	0-0 4-3			4	0	1	0	0	0	1
Joe Morgan, L (1, 4) OBP: 0.362, SLG: 0.395	0-0 F8		0-0 4-3			0-0 FC3-6 1B		0-0 F3		4	1	0	0	0	0	1
Dan Driessen, L (1, 3) OBP: 0.352, SLG: 0.421	0-3 K		0-0 F2			0-0 CS 1B		0-3 K		4	0	1	1	0	2	0
George Foster, R (1, 7) OBP: 0.357, SLG: 0.530		0-3 K		0-0 P6		0-3 FC 1B		0-3 K		4	0	0	0	0	2	1
Johnny Bench, R (1, 2) OBP: 0.332, SLG: 0.483		4-0 1B FC4-6 BB		0-0 G3-6-1 1B		0-0 1-2 1B		0-0 F9		3	1	2	0	1	0	0
Champ Summers, L (1, 9) OBP: 0.500, SLG: 0.500 Dave Collins, S (9, PR) OBP: 0.311, SLG: 0.231		0-0 FC4-6 1B		0-0 G3-6-1		0-0 F7		0-0 2B 1B		4	0	2	0	0	0	3
Dave Concepcion, R (1, 6) OBP: 0.347, SLG: 0.400		0-0 FC4-6 1B		0-3 K		0-0 SH1-4 1B		0-0 F8		4	0	1	1	0	1	2
Cesar Geronimo, L (1, 8) OBP: 0.331, SLG: 0.338 Ken Griffey, L (9, PH) OBP: 0.340, SLG: 0.421		0-0 S 1B		0-0 L7		0-0 SH1-4		0-0 2B		2	0	1	0	0	0	0
Michael LaCoss, R (1, 1) OBP: 0.091, SLG: 0.136 Tom Hume, R (7, 1) OBP: 0.075, SLG: 0.051 Arturo DeFreitas, R (7, PH) Doug Bair, R (8, 1) OBP: 0.182, SLG: 0.182 Mike Lum, L (9, PH) OBP: 0.382, SLG: 0.496		0-3 K		0-3 K		0-3 K		0-3 F9		2	0	0	0	0	2	2

Inning Stats	R: 0	H: 0	E: 0	K: 1	S: 5	LOB: 0	BB: 0	P: 5	R: 1	H: 2	E: 0	K: 2	S: 9	LOB: 2	BB: 1	P: 13	R: 0	H: 0	E: 0	K: 0	S: 3	LOB: 0	BB: 0	P: 3	R: 0	H: 1	E: 0	K: 0	S: 3	LOB: 0	BB: 0	P: 3	R: 0	H: 0	E: 0	K: 2	S: 7	LOB: 0	BB: 0	P: 7	R: 1	H: 3	E: 0	K: 1	S: 8	LOB: 2	BB: 0	P: 8	R: 0	H: 1	E: 0	K: 1	S: 6	LOB: 1	BB: 0	P: 6	R: 0	H: 0	E: 0	K: 2	S: 7	LOB: 0	BB: 0	P: 7	R: 0	H: 2	E: 0	K: 0	S: 5	LOB: 3	BB: 0	P: 5	1B: 8	SF: 0	2B: 1	SAC: 1	3B: 0	DP: 1	HR: 0	HBP: 0	WP: 0	PA: 36
--------------	------	------	------	------	------	--------	-------	------	------	------	------	------	------	--------	-------	-------	------	------	------	------	------	--------	-------	------	------	------	------	------	------	--------	-------	------	------	------	------	------	------	--------	-------	------	------	------	------	------	------	--------	-------	------	------	------	------	------	------	--------	-------	------	------	------	------	------	------	--------	-------	------	------	------	------	------	------	--------	-------	------	-------	-------	-------	--------	-------	-------	-------	--------	-------	--------

PITCHER	IP	WLS	BF	H	R	ER	SO	BB	IBB	HBP	BLK	WP	HR	S	P	ERA	WHIP
Gaylord Perry, R (1, 1) ERA: 3.1	6.0	W	24	6	2	2	6	1	0	0	0	0	0	35	39	3.00	1.167
Bob Shirley, L (7, 1) ERA: 3.94	1.2		6	1	0	0	2	0	0	0	0	0	0	10	10	0.00	0.600
Rollie Fingers, R (8, 1) ERA: 2.61	1.1	S	6	2	0	0	1	0	0	0	0	0	0	8	8	0.00	1.500

BOTTOM

San Diego Padres @ Cincinnati Reds
Riverfront Stadium, Cincinnati, OH
Fri Sep 08 1978, 7:05 PM EDT
Att. 27,205 - Unknown

livebaseballscorecards.com

AB	34
R	2
H	9
RBI	2
BB	1
SO	8
LOB	14



Batter	1	2	3	4	5	6	7	8	9	AB R H RBI BB SO LOB	TOP
Gene Richards, L (1, 7) OBP: 0.375, SLG: 0.406	0-0 G3		0-0 G4-6-3			0-0 6-3 1B		0-0 1B SF8 2B		4 2 2 0 0 0 1	San Diego Padres @ Houston Astros Astrodome, Houston, TX Sat Sep 09 1978, 8:05 PM EDT Att. 8,240 - Dome
Ozzie Smith, S (1, 6) OBP: 0.323, SLG: 0.325	0-0 4-3		0-0 F8			0-0 1-2 1B 1B		0-0 2-3 3-H 1B		4 0 2 1 0 0 0	
Barry Evans, R (1, 5) OBP: 0.370, SLG: 0.375	0-0 F8			0-0 5-3		0-0 6-3		0-0 SF8		3 0 0 1 0 0 2	
Dave Winfield, R (1, 9) OBP: 0.358, SLG: 0.492 (6, 8)		0-0 2B 2B		0-0 4-3		0-0 2-H 3-H 1B		0-3 K		4 1 2 1 0 1 1	
Jerry Turner, L (1, 8) OBP: 0.339, SLG: 0.479 John D'Acquisto, R (6, 1) OBP: 0.313, SLG: 0.214 Oscar Gamble, L (8, PH) OBP: 0.369, SLG: 0.393 Mickey Lolich, S (8, 1)		0-0 F7		0-0 F7		0-0 4-3		0-3 K		3 0 0 0 0 0 2 0 0 0 0 0 0 0 1 0 0 0 0 0 1 0 0 0 0 0 0 0	
Gene Tenace, R (1, 2) OBP: 0.393, SLG: 0.415		0-0 5-3			4-0 FC4-6 BB		0-0 5-3		0-0 5-3	3 0 0 0 1 0 1	
Broderick Perkins, L (1, 3) OBP: 0.245, SLG: 0.336		0-0 2-H 2B			0-0 FC4-6		0-0 F7		0-3 K2-3	4 0 1 1 0 1 1	
Fernando Gonzalez, R (1, 4) OBP: 0.270, SLG: 0.303 Chuck Baker, R (8, 4) OBP: 0.265, SLG: 0.255		0-0 4-3			0-0 F9		0-0 F8		0-0 6-3	3 0 0 0 0 0 2 1 0 0 0 0 0 0	
Steve Mura, R (1, 1) Mark Lee, R (3, 1) Jim Beswick, S (5, PH) Juan Eichelberger, R (5, 1) Don Reynolds, R (6, 9) OBP: 0.368, SLG: 0.284			0-0 E3		0-0 F7			0-0 2B 1B		1 0 0 0 0 0 0 0 0 0 0 0 0 0 1 0 0 0 0 0 1 0 0 0 0 0 0 0 1 1 1 0 0 0 0	
Inning Stats	R: 0 H: 0 E: 0 LOB: 0 K: 0 BB: 0 S: 3 P: 3	R: 1 H: 2 E: 0 LOB: 1 K: 0 BB: 0 S: 5 P: 5	R: 0 H: 0 E: 1 LOB: 0 K: 0 BB: 0 S: 3 P: 3	R: 0 H: 0 E: 0 LOB: 0 K: 0 BB: 0 S: 3 P: 3	R: 0 H: 0 E: 0 LOB: 1 K: 0 BB: 1 S: 3 P: 7	R: 1 H: 3 E: 0 LOB: 1 K: 0 BB: 0 S: 5 P: 5	R: 0 H: 0 E: 0 LOB: 0 K: 0 BB: 0 S: 3 P: 3	R: 2 H: 3 E: 0 LOB: 1 K: 2 BB: 0 S: 10 P: 10	R: 0 H: 0 E: 0 LOB: 0 K: 1 BB: 0 S: 5 P: 5	1B: 5 SF: 1 2B: 3 SAC: 0 3B: 0 DP: 1 HR: 0 HBP: 0	
PITCHER Joe Niekro, R (1, 1) ERA: 4.33	IP WLS BF H R ER SO BB IBB HBP BLK WP HR S P ERA WHIP										
	9.0 W 35 8 4 4 3 1 0 0 0 0 0 0 40 44 4.00 1.000										

livebaseballscorecards.com

AB	33
R	4
H	8
RBI	4
BB	1
SO	3
LOB	12



Batter	1	2	3	4	5	6	7	8	9	AB	R	H	RBI	BB	SO	LOB
Rafael Landestoy, S OBP: 0.322, SLG: 0.326 (1, 6)	4-0 1B SF7 BB	0-0 F7		0-0 FC4-2 1B		0-0 3-1 BLK FC 1B	0-0 5-3			4	2	2	0	1	0	1
Julio Gonzalez, R OBP: 0.270, SLG: 0.277 (1, 4)	0-0 FC5-4 1-3 S WP 1B		0-0 F6	0-0 FC4-2 1-3 1B		0-0 3-1 1-3	0-0 2B 1B			5	2	3	0	0	0	1
Terry Puhl, L OBP: 0.349, SLG: 0.381 (1, 8)	0-0 SF7 1-2 3-H		0-0 E 1B	0-0 FC4-2 2-3 3-H		0-0 FC 1B S 1B	0-0 1-H 2B			4	2	2	3	0	0	2
Jose Cruz, L OBP: 0.369, SLG: 0.459 (1, 9)	0-0 FC5-4 1B		0-0 S 2B 1B	0-0 4-3		0-0 S 1B 1B	0-0 F8			5	2	3	1	0	0	3
Enos Cabell, R OBP: 0.321, SLG: 0.393 Dave Bergman, L OBP: 0.370, SLG: 0.274 (1, 5) (7, 3)	0-0 FC5-4 1-2r 2-3		0-0 1-H 1B 2B		0-0 6-3	0-0 1-H 3-H 1B		4-0 4-3 1B BB		4	1	2	3	0	0	2
Bob Watson, R OBP: 0.363, SLG: 0.472 Jimmy Sexton, R OBP: 0.257, SLG: 0.258 (1, 3) (7, 5)	0-3 K 3-H		0-0 2-H 1B		0-0 F3	0-0 F2		0-0 1-2 4-3 1B		4	0	1	1	0	1	2
Denny Walling, L OBP: 0.343, SLG: 0.349 (1, 7)		0-0 FC6-4-5 E 1B	0-0 F4		4-0 3B BB	4-0 IBB		0-0 1-2 2-3 4-3		3	1	1	0	2	0	3
Luis Pujols, R OBP: 0.189, SLG: 0.206 (1, 2)		0-0 FC6-4-5 1-3	0-0 1-3		0-0 1-H 3B	0-3 K		4-0 G5-4-3 IBB		4	0	1	1	1	1	4
Joe Niekro, R OBP: 0.158, SLG: 0.193 (1, 1)		0-0 F7		0-0 5-3	0-0 5-3		0-0 6-3	0-0 1-2r G5-4-3		5	0	0	0	0	0	5

Inning Stats	R: 2	H: 2	E: 0	K: 1	S: 7	LOB: 1	BB: 1	P: 11	R: 0	H: 1	E: 1	K: 0	S: 4	LOB: 1	BB: 0	P: 4	R: 3	H: 4	E: 1	K: 0	S: 7	LOB: 1	BB: 0	P: 7	R: 0	H: 2	E: 1	K: 0	S: 5	LOB: 2	BB: 0	P: 5	R: 1	H: 1	E: 0	K: 0	S: 4	LOB: 1	BB: 1	P: 8	R: 3	H: 3	E: 0	K: 1	S: 9	LOB: 2	BB: 1	P: 13	R: 1	H: 2	E: 0	K: 0	S: 5	LOB: 1	BB: 0	P: 5	R: 0	H: 1	E: 0	K: 0	S: 3	LOB: 2	BB: 2	P: 11
--------------	------	------	------	------	------	--------	-------	-------	------	------	------	------	------	--------	-------	------	------	------	------	------	------	--------	-------	------	------	------	------	------	------	--------	-------	------	------	------	------	------	------	--------	-------	------	------	------	------	------	------	--------	-------	-------	------	------	------	------	------	--------	-------	------	------	------	------	------	------	--------	-------	-------

PITCHER	IP	WLS	BF	H	R	ER	SO	BB	IBB	HBP	BLK	WP	HR	S	P	ERA	WHIP
Steve Mura, R ERA: 16.2 (1, 1)	2.1	L	14	6	5	5	1	1	0	0	0	1	0	15	19	19.29	3.000
Mark Lee, R ERA: 3.05 (3, 1)	1.2		8	3	0	0	0	0	0	0	0	0	0	8	8	0.00	1.800
Juan Eichelberger, R ERA: 15.43 (5, 1)	1.1		9	3	4	4	0	1	0	0	1	0	0	8	12	27.00	3.000
John D'Acquisto, R ERA: 2.48 (6, 1)	1.2		9	3	1	1	1	0	1	0	0	0	0	10	14	5.40	1.800
Mickey Lolich, L ERA: 1.42 (8, 1)	1.0		5	1	0	0	0	1	1	0	0	0	0	3	11	0.00	2.000

BOTTOM

San Diego Padres @ Houston Astros
Astrodome, Houston, TX

Sat Sep 09 1978, 8:05 PM EDT
Att: 8,240 - Dome

AB	39
R	10
H	16
RBI	9
BB	5
SO	2
LOB	23

livebaseballscores.com



1B: 13	SF: 1	WP: 1	PA: 45
2B: 2	SAC: 0	PB: 0	
3B: 1	DP: 1	SB: 4	
HR: 0	HBP: 0	CS: 0	

Batter	1	2	3	4	5	6	7	8	9	AB R H RBI BB SO LOB	TOP	
Gene Richards, L (1, 7) OBP: 0.376, SLG: 0.407	0-0 1B 1B		0-0 CS 1B		0-0 F6		0-3 K			4 1 2 0 0 1 1		
Ozzie Smith, S (1, 6) OBP: 0.324, SLG: 0.327	0-0 1B 1B		0-0 G3		0-0 1B			0-0 4-3		4 1 2 0 0 0 1		
Broderick Perkins, L (1, 3) OBP: 0.252, SLG: 0.340 Bill Almon, R (8, PR) OBP: 0.310, SLG: 0.315 Gene Tenace, R (8, 3) OBP: 0.393, SLG: 0.415	0-0 1B 1-2 1B		0-0 4-3		0-0 4-3			0-0 FC 1B		4 0 2 1 0 0 2 0 0 0 0 0 0 0 0 0 0 0 0 0 0		
Dave Winfield, R (1, 9) OBP: 0.359, SLG: 0.491	0-0 1-3 2-H 1B			4-0 BB		0-0 6-3		0-3 K		3 0 1 1 1 1 1		
Jerry Turner, L (1, 8) OBP: 0.337, SLG: 0.470	0-3 K			0-0 F9		4-0 BB		0-0 FC		3 0 0 0 1 1 3		
Derrel Thomas, S (1, 5) OBP: 0.303, SLG: 0.294 Barry Evans, R (5, 5) OBP: 0.345, SLG: 0.346	0-0 4-3			0-0 F5		0-3 K			0-3 K	2 0 0 0 0 0 2 2 0 0 0 0 2 1		
Dave Roberts, R (1, 2) OBP: 0.316, SLG: 0.314 Don Reynolds, R (9, PH) OBP: 0.365, SLG: 0.280		0-3 K		0-3 K		0-0 F7			0-3 K	3 0 0 0 0 2 2 1 0 0 0 0 1 0	AB 33 R 2 H 8 RBI 2 BB 2 SO 11 LOB 13	
Chuck Baker, R (1, 4) OBP: 0.250, SLG: 0.240 Oscar Gamble, L (9, PH) OBP: 0.368, SLG: 0.392		0-3 K			0-3 K		0-0 4-3		0-3 K	3 0 0 0 0 2 0 1 0 0 0 0 1 0		
Eric Rasmussen, R (1, 1) OBP: 0.136, SLG: 0.136 Bob Shirley, R (7, 1) OBP: 0.220, SLG: 0.135		0-0 5-3			0-0 1B 1B		0-0 F7			3 0 1 0 0 0 0 0 0 0 0 0 0 0		
Inning Stats	R: 2 H: 4 E: 0 LOB: 1 K: 1 BB: 0 S: 8 P: 8	R: 0 H: 0 E: 0 LOB: 0 K: 2 BB: 0 S: 7 P: 7	R: 0 H: 1 E: 0 LOB: 0 K: 0 BB: 0 S: 3 P: 3	R: 0 H: 0 E: 0 LOB: 1 K: 1 BB: 1 S: 5 P: 9	R: 0 H: 2 E: 0 LOB: 2 K: 1 BB: 0 S: 7 P: 7	R: 0 H: 0 E: 0 LOB: 1 K: 1 BB: 1 S: 5 P: 9	R: 0 H: 0 E: 0 LOB: 0 K: 1 BB: 0 S: 5 P: 5	R: 0 H: 1 E: 0 LOB: 1 K: 1 BB: 0 S: 6 P: 6	R: 0 H: 0 E: 0 LOB: 0 K: 3 BB: 0 S: 9 P: 9	1B: 8 SF: 0 2B: 0 SAC: 0 3B: 0 DP: 0 HR: 0 HBP: 0	WP: 0 PA: 35 PB: 0 SB: 1 CS: 1	
PITCHER J.R. Richard, R (1, 1) ERA: 3.17	IP WLS BF H R ER SO BB IBB HBP BLK WP HR S P ERA WHIP	9.0 W 35 8 2 2 11 2 0 0 0 0 0 0 55 63 2.00 1.111										

San Diego Padres @ Houston Astros
Astrodome, Houston, TX
Sun Sep 10 1978, 4:33 AM EDT
Att. 5,720 - Unknown

livebaseballscorecards.com



Batter	1	2	3	4	5	6	7	8	9	AB R H RBI BB SO LOB	TOP											
Jerry Royster, R OBP: 0.342, SLG: 0.348 (1, 6)	0-0 FC6 1B	0-0 F9		0-0 L6		0-0 F9		0-0 1B 1B		5 1 2 0 0 0 2												
Glenn Hubbard, R OBP: 0.381, SLG: 0.330 (1, 4)	0-0 FC6 2B 1-2f		0-0 BB 1B SF8 1B	0-0 F4		0-0 2-3		0-0 1B 1B		5 2 2 1 0 0 1												
Gary Matthews, R OBP: 0.367, SLG: 0.465 (1, 9)	0-0 1-3 2B		0-0 SF8 BB SF9 1B	0-0 HR		0-0 1B		0-0 1B 1B		5 3 5 1 0 0 0												
Jeff Burroughs, R OBP: 0.447, SLG: 0.558 Rowland Office, L OBP: 0.298, SLG: 0.360 (1, 7) (8, PR) (8, 8)	0-0 5-3		4-0 BB BB BB SF9 1B BB	0-0 6-3		0-3 K		0-0 E8 1B		4 1 1 1 1 1 3 0 0 0 0 0 0 0												
Bob Homer, R OBP: 0.316, SLG: 0.540 (1, 5)	0-0 5-3		0-0 SF8		0-0 F4		0-3 K	0-0 F7		4 0 0 1 0 1 3												
Dale Murphy, R OBP: 0.293, SLG: 0.416 (1, 3)		0-0 6-3	0-0 SF9		0-0 E5 4-3		0-0 E8 G6-4-3	0-3 K		4 0 0 1 0 1 0												
Barry Bonnell, R OBP: 0.273, SLG: 0.284 (1, 8) (8, 7)		0-0 1B 1B	0-0 2-H 1B		0-0 4-3		0-0 G6-4-3 1-2f	0-3 K		5 0 2 1 0 1 2												
Bruce Benedict, R OBP: 0.313, SLG: 0.214 (1, 2)		0-0 1-2 1B	4-0 IBB		4-0 IBB		0-3 K	0-0 F3		3 0 1 0 2 1 0												
Larry McWilliams, L OBP: 0.077, SLG: 0.154 Gene Garber, R OBP: 0.143, SLG: 0.077 (1, 1) (9, 1)		0-3 K	0-3 K		0-3 K		0-3 K			4 0 0 0 0 4 6 0 0 0 0 0 0 0												
Inning Stats	R: 0 E: 0 K: 0 S: 5	H: 2 LOB: 2 BB: 0 P: 5	R: 0 E: 0 K: 1 S: 7	H: 2 LOB: 2 BB: 0 P: 7	R: 3 E: 0 K: 1 S: 8	H: 3 LOB: 2 BB: 2 P: 16	R: 1 E: 0 K: 0 S: 4	H: 1 LOB: 0 BB: 0 P: 4	R: 0 E: 1 K: 1 S: 6	H: 0 LOB: 2 BB: 1 P: 10	R: 0 E: 0 K: 1 S: 6	H: 1 LOB: 1 BB: 0 P: 6	R: 0 E: 1 K: 1 S: 5	H: 0 LOB: 0 BB: 0 P: 5	R: 3 E: 1 K: 2 S: 11	H: 4 LOB: 1 BB: 0 P: 11	R: 0 E: 0 K: 2 S: 7	H: 0 LOB: 0 BB: 0 P: 7	1B: 11 2B: 1 3B: 0 HR: 1	SF: 2 SAC: 0 DP: 1 HBP: 0	WP: 0 PB: 0 SB: 1 CS: 0	PA: 44
PITCHER	IP WLS BF H R ER SO BB IBB HBP BLK WP HR S P ERA WHIP																					
Randy Jones, L ERA: 2.88 (1, 1)	6.0 L 31 9 4 4 4 1 2 0 0 0 0 1 36 48 6.00 1.667																					
Mark Lee, R ERA: 3.01 (7, 1)	1.0 3 0 0 0 1 0 0 0 0 0 0 0 5 5 0.00 0.000																					
Bob Shirley, L ERA: 4.0 (8, 1)	0.2 6 4 3 2 2 0 0 0 0 0 0 0 10 10 27.00 6.000																					
John D'Acquisto, R ERA: 2.43 (8, 1)	1.1 4 0 0 0 2 0 0 0 0 0 0 0 8 8 0.00 0.000																					

Atlanta Braves @ San Diego Padres
San Diego Stadium, San Diego, CA
Mon Sep 11 1978, 10:05 PM EDT
Att. 9,727 - Unknown

livebaseballscorecards.com

AB	39
R	7
H	13
RBI	6
BB	3
SO	9
LOB	17



BOTTOM

Atlanta Braves @ San Diego Padres
San Diego Stadium, San Diego, CA

livebaseballscorecards.com

AB	33
R	2
H	4
RBI	2
BB	4
SO	5
LOB	15



WP: 0	PA: 37
PB: 0	
SB: 0	
CS: 0	

Mon Sep 11 1978, 10:05 PM EDT
 Att: 9,727 - Unknown

AB R H RBI BB SO LOB

5	0	0	0	0	0	0	6
3	0	0	0	1	0	0	
4	0	0	0	0	1	2	
4	0	0	0	0	1	0	
3	1	0	0	1	0	0	
3	1	1	0	1	0	0	
4	0	1	0	0	1	3	
4	0	1	1	0	1	2	
1	0	0	0	0	1	0	
1	0	1	0	0	0	0	
0	0	0	0	0	0	0	
0	0	0	0	0	0	0	
0	0	0	0	0	0	0	
0	0	0	0	0	0	0	
0	0	0	0	0	0	0	
0	0	0	0	0	0	0	
1	0	0	1	0	0	2	

1B:	3	SF:	0
2B:	1	SAC:	0
3B:	0	DP:	0
HR:	0	HBP:	0

WP: 0 PA: 37
 PB: 0
 SB: 0
 CS: 0

Batter	1	2	3	4	5	6	7	8	9
Ozzie Smith, S OBP: 0.321, SLG: 0.324 (1, 6) X	0-0 F8 ①			0-0 6-3 ①		0-0 L9 ② X	0-0 FC6-4 ③		0-0 4-3 ③
Barry Evans, R OBP: 0.333, SLG: 0.310 (1, 5) X	0-0 5-3 ②			0-0 F9 ②		4-0 FC6-4 BB 1-2		0-0 6-3 ①	
Don Reynolds, R OBP: 0.350, SLG: 0.267 (1, 7) X	0-0 6-3 ③			0-3 K ③		0-0 FC6-4 ③		0-0 6-3 ②	
Dave Winfield, R OBP: 0.357, SLG: 0.488 (1, 9)		0-3 K ①			0-0 F3 ①		0-0 F9 ① X	0-0 F3 ③	
Jerry Turner, L OBP: 0.335, SLG: 0.462 (1, 8)		0-0 1-3 ②			0-0 4-3 ②		0-0 P1 ②		4-0 E BB FC3-6 BB
Gene Tenace, R OBP: 0.394, SLG: 0.417 (1, 2)		0-0 F6 ③			0-0 2B		0-0 E5 1B		4-0 FC3-6 E BB 1-2
Broderick Perkins, L OBP: 0.252, SLG: 0.338 (1, 3)			0-3 K ①		0-0 6-3 ③		0-0 BB 1B 1-2		0-0 F9 ①
Chuck Baker, R OBP: 0.250, SLG: 0.241 (1, 4)			0-3 K ②			0-0 5-3 ① X	0-0 BB 1B 1-2 2-H		0-0 E6 FC3-6 1-2 2-3
Randy Jones, R Tucker Ashford, R Mark Lee, R Fernando Gonzalez, R Bill Anderson, R Bob Shirley, R John D'Acquisto, R Mike Champion, R Gene Richards, R			0-3 K ③			0-0 BB 1B 1-2 2-3	4-0 FC6-4 BB 1-2 2-3		0-0 FC3-6 1-2 2-3 3-H

Inning Stats	R: 0	H: 0	E: 0	LOB: 0	K: 0	BB: 0	S: 3	P: 3	R: 0	H: 0	E: 0	LOB: 0	K: 1	BB: 0	S: 5	P: 5	R: 0	H: 0	E: 0	LOB: 0	K: 3	BB: 0	S: 9	P: 9	R: 0	H: 0	E: 0	LOB: 1	K: 0	BB: 0	S: 4	P: 4	R: 0	H: 1	E: 0	LOB: 2	K: 0	BB: 1	S: 4	P: 8	R: 1	H: 2	E: 1	LOB: 3	K: 0	BB: 1	S: 6	P: 10	R: 0	H: 0	E: 0	LOB: 0	K: 0	BB: 0	S: 3	P: 3	R: 1	H: 0	E: 1	LOB: 2	K: 0	BB: 2	S: 4	P: 12	1B: 3	SF: 0	2B: 1	SAC: 0	3B: 0	DP: 0	HR: 0	HBP: 0	WP: 0	PA: 37
--------------	------	------	------	--------	------	-------	------	------	------	------	------	--------	------	-------	------	------	------	------	------	--------	------	-------	------	------	------	------	------	--------	------	-------	------	------	------	------	------	--------	------	-------	------	------	------	------	------	--------	------	-------	------	-------	------	------	------	--------	------	-------	------	------	------	------	------	--------	------	-------	------	-------	-------	-------	-------	--------	-------	-------	-------	--------	-------	--------

PITCHER	IP	WLS	BF	H	R	ER	SO	BB	IBB	HBP	BLK	WP	HR	S	P	ERA	WHIP
Larry McWilliams, L ERA: 2.99 (1, 1)	8.1	W	35	4	2	0	5	4	0	0	0	0	0	41	57	0.00	0.960
Gene Garber, R ERA: 2.39 (9, 1)	0.2		2	0	0	0	0	0	0	0	0	0	0	2	2	0.00	0.000

Batter	1	2	3	4	5	6	7	8	9	AB R H RBI BB SO LOB	TOP											
Jerry Royster, R (1, 6) OBP: 0.342, SLG: 0.347	0-0 F9 1B		0-0 F9		0-0 1-3		0-0 F8			4 0 1 0 0 0 1												
Rowland Office, L (1, 8) OBP: 0.300, SLG: 0.362	0-0 FC5-4 1B		0-0 6-3			0-0 E 1B	0-0 6-3			4 1 2 0 0 0 1												
Gary Matthews, R (1, 9) OBP: 0.364, SLG: 0.461	0-0 F9 2-3			0-0 6-3		0-3 K		0-3 K		4 0 0 0 0 2 3												
Jeff Burroughs, R (1, 7) OBP: 0.443, SLG: 0.553	0-3 K			0-0 F9		0-0 E6 1-H		0-0 6-3		4 0 0 0 0 1 2												
Bob Homer, R (1, 5) OBP: 0.317, SLG: 0.538 Bob Beall, S (6, PH) OBP: 0.382, SLG: 0.311 Rod Gilbreath, R (6, 5) OBP: 0.298, SLG: 0.331	0-0 FC5-4 1-2f			1-0 1B HBP		0-3 K		0-0 5-3		1 0 0 0 0 0 2 1 0 0 0 0 1 1 1 0 0 0 0 0 0												
Joe Nolan, L (1, 2) OBP: 0.351, SLG: 0.392		0-0 F6		0-0 1-2 1B		4-0 BB		0-0 F9		3 0 1 0 1 0 0												
Dale Murphy, R (1, 3) OBP: 0.291, SLG: 0.413		0-0 5-3		0-3 K		0-0 F8		0-0 F7		4 0 0 0 0 1 4												
Glenn Hubbard, R (1, 4) OBP: 0.367, SLG: 0.316		0-0 5-3			0-0 F9		0-0 F2		0-0 6-3	4 0 0 0 0 0 0												
Mickey Mahler, S (1, 1) OBP: 0.128, SLG: 0.105 Darrel Chaney, S (7, PH) OBP: 0.296, SLG: 0.308 Dave Campbell, R (7, 1)			0-0 G3		0-0 3-1		0-0 2B			2 0 0 0 0 0 0 1 0 1 0 0 0 0 0 0 0 0 0 0 0												
Inning Stats	R: 0 E: 0 K: 1 S: 7	H: 2 LOB: 2 BB: 0 P: 7	R: 0 E: 0 K: 0 S: 3	H: 0 LOB: 0 BB: 0 P: 3	R: 0 E: 0 K: 0 S: 3	H: 0 LOB: 0 BB: 0 P: 3	R: 0 E: 0 K: 1 S: 6	H: 1 LOB: 2 BB: 0 P: 7	R: 0 E: 0 K: 0 S: 3	H: 0 LOB: 0 BB: 0 P: 3	R: 1 E: 1 K: 2 S: 9	H: 1 LOB: 2 BB: 1 P: 13	R: 0 E: 0 K: 0 S: 4	H: 1 LOB: 1 BB: 0 P: 4	R: 0 E: 0 K: 1 S: 5	H: 0 LOB: 0 BB: 0 P: 5	R: 0 E: 0 K: 0 S: 3	H: 0 LOB: 0 BB: 0 P: 3	1B: 4 2B: 1 3B: 0 HR: 0	SF: 0 SAC: 0 DP: 0 HBP: 1	WP: 0 PB: 0 SB: 0 CS: 0	PA: 35
PITCHER Gaylord Perry, R (1, 1) ERA: 2.97	IP: 9.0 WLS: W BF: 35 H: 5 R: 1 ER: 0 SO: 5 BB: 1 IBB: 0 HBP: 1 BLK: 0 WP: 0 HR: 0 S: 43 P: 48 ERA: 0.00 WHIP: 0.667											PITCHER	IP: 0 WLS: 0 BF: 0 H: 0 R: 0 ER: 0 SO: 0 BB: 0 IBB: 0 HBP: 0 BLK: 0 WP: 0 HR: 0 S: 0 P: 0 ERA: 0.00 WHIP: 0.000									

Atlanta Braves @ San Diego Padres
San Diego Stadium, San Diego, CA
Tue Sep 12 1978, 10:05 PM EDT
Att: 11,222 - Unknown

livebaseballscorecards.com

AB	33
R	1
H	5
RBI	0
BB	1
SO	5
LOB	14



Batter	1	2	3	4	5	6	7	8	9
Ozzie Smith, S OBP: 0.320, SLG: 0.323 (1, 6)	0-3 K		0-3 K		0-0 1B E	0-0 F3			
Barry Evans, R OBP: 0.324, SLG: 0.303 (1, 5)	0-0 L7		0-0 6-3		0-0 1B FC4-6		0-0 F8		
Jerry Turner, L OBP: 0.333, SLG: 0.454 (1, 7)	0-0 4-3			0-0 1-3	0-0 1B FC4-6		4-0 1B BB		
Derrel Thomas, S OBP: 0.303, SLG: 0.294 (8, 7)					1-2 2-H				
Dave Winfield, R OBP: 0.361, SLG: 0.496 (1, 9)		0-0 HR		0-0 1B HBP BB	4-0 1B		0-0 1B 1-3		
Gene Tenace, R OBP: 0.392, SLG: 0.413 (1, 3)		0-0 F8		4-0 1B HBP BB	0-3 K		0-0 F8		
Jim Wilhelm, R OBP: 0.364, SLG: 0.556 (1, 8)		0-0 F8		1-0 1B HBP		0-0 WP 2B	0-0 4-3		
Dave Roberts, R OBP: 0.324, SLG: 0.333 (1, 2)		0-0 1B		0-3 K		0-0 2B 2-H		0-3 K	
Chuck Baker, R OBP: 0.237, SLG: 0.228 (1, 4)		0-3 K		0-3 K		0-3 K		0-0 F8	
Oscar Gamble, L OBP: 0.367, SLG: 0.391 (8, PH)									
Fernando Gonzalez, R OBP: 0.272, SLG: 0.303 (9, 4)									
Gaylord Perry, R OBP: 0.127, SLG: 0.130 (1, 1)			0-3 K		0-3 K	0-3 K		0-0 6-3	

AB	R	H	RBI	BB	SO	LOB
4	1	1	0	0	2	1
4	0	1	0	0	0	0
3	0	0	0	1	0	1
0	0	0	0	0	0	0
3	1	3	1	1	0	0
3	0	0	0	1	1	4
3	1	1	0	0	0	2
4	0	2	1	0	2	3
3	0	0	0	0	3	5
1	0	0	0	0	0	0
0	0	0	0	0	0	0
4	0	0	0	0	3	1

BOTTOM

Atlanta Braves @ San Diego Padres
San Diego Stadium, San Diego, CA

Tue Sep 12 1978, 10:05 PM EDT
Att. 11,222 - Unknown

livebaseballscorecards.com

AB	32
R	3
H	8
RBI	2
BB	3
SO	11
LOB	17



Inning Stats	R	H	E	K	S	P	IP	WLS	BF	H	R	ER	SO	BB	IBB	HBP	BLK	WP	HR	S	P	ERA	WHIP
	0	0	0	1	5		6.0	L	28	7	3	2	10	1	1	1	0	1	1	45	54	3.00	1.333
	1	2	0	1	7		2.0		8	1	0	0	1	1	0	0	0	0	0	9	13	0.00	1.000

WP	HR	S	P	ERA	WHIP
1	1	3	1	3.00	1.333
0	0	0	0	0.00	1.000

Batter	1	2	3	4	5	6	7	8	9	AB R H RBI BB SO LOB	TOP											
Pete Rose, S (1, 5) OBP: 0.356, SLG: 0.418	0-0 4-3			0-0 6-3		0-0 4-3		0-0 F7		4 0 0 0 0 0 1												
Joe Morgan, L (1, 4) OBP: 0.359, SLG: 0.398	0-0 F7			0-0 FC6-4 1B		0-0 2-H HR		0-0 FC6-4 1B		4 1 3 2 0 0 0												
Dave Concepcion, R (1, 6) OBP: 0.348, SLG: 0.403	0-0 5-3			0-3 K		0-0 F8 1B		0-0 FC6-4 1B		4 0 1 0 0 1 2												
George Foster, R (1, 7) OBP: 0.357, SLG: 0.529		0-0 6-3		0-0 FC6-4 1-2f		0-0 F8 1-2		0-0 1B		4 0 1 0 0 0 2												
Johnny Bench, R (1, 2) OBP: 0.336, SLG: 0.484		0-0 1-3			0-0 6-3	4-0 IBB		0-3 K		3 0 0 0 1 1 2												
Ken Henderson, S (1, 9) OBP: 0.297, SLG: 0.341		0-3 K			0-0 P4	0-0 1-3		0-0 3-1		4 0 0 0 0 1 2												
Arturo DeFreitas, R (1, 3) OBP: 0.100, SLG: 0.200			0-0 E5 G5-4-3		0-0 2B		0-3 K	0-0 F8	3 0 1 0 0 1 0													
Dan Driessen, L (9, PH) OBP: 0.352, SLG: 0.414									1 0 0 0 0 0 0													
Cesar Geronimo, L (1, 8) OBP: 0.329, SLG: 0.334			0-0 G5-4-3		0-0 F8		0-3 K	0-0 F5	3 0 0 0 0 1 2													
Mike Lum, L (9, PH) OBP: 0.379, SLG: 0.492									1 0 0 0 0 0 0													
Michael LaCoss, R (1, 1) OBP: 0.087, SLG: 0.130			0-3 K			0-0 4-3 HR 1B		0-0 6-3	1 0 0 0 0 1 0													
Rick Auerbach, R (6, PH) OBP: 0.429, SLG: 0.592									1 1 1 0 0 0 0													
Manny Sarmiento, R (6, 1)									0 0 0 0 0 0 0													
Pedro Borbon, R (6, 1) OBP: 0.182, SLG: 0.182									0 0 0 0 0 0 0													
Harry Spilman, L (7, PH)									1 0 0 0 0 0 0													
Tom Hume, R (7, 1) OBP: 0.075, SLG: 0.051									0 0 0 0 0 0 0													
Inning Stats	R: 0 E: 0 K: 0 S: 3	H: 0 LOB: 0 BB: 0 P: 3	R: 0 E: 0 K: 1 S: 5	H: 0 LOB: 0 BB: 0 P: 5	R: 0 E: 1 K: 1 S: 5	H: 0 LOB: 0 BB: 0 P: 5	R: 0 E: 0 K: 1 S: 6	H: 1 LOB: 1 BB: 0 P: 6	R: 0 E: 0 K: 0 S: 4	H: 1 LOB: 1 BB: 0 P: 4	R: 2 E: 0 K: 0 S: 6	H: 3 LOB: 2 BB: 1 P: 10	R: 0 E: 0 K: 2 S: 7	H: 0 LOB: 0 BB: 0 P: 7	R: 0 E: 0 K: 1 S: 7	H: 2 LOB: 2 BB: 0 P: 7	R: 0 E: 0 K: 0 S: 3	H: 0 LOB: 0 BB: 0 P: 3	1B: 5 2B: 1 3B: 0 HR: 1	SF: 0 SAC: 0 DP: 1 HBP: 0	WP: 0 PB: 0 SB: 0 CS: 0	PA: 35
PITCHER	IP WLS BF H R ER SO BB IBB HBP BLK WP HR S P ERA WHIP																					
Bob Owchinko, L (1, 1) ERA: 3.43	6.0 W 24 5 2 2 3 0 1 0 0 0 1 29 33 3.00 0.833																					
Rollie Fingers, R (7, 1) ERA: 2.53	3.0 S 11 2 0 0 3 0 0 0 0 0 0 0 17 17 0.00 0.667																					

Cincinnati Reds @ San Diego Padres
San Diego Stadium, San Diego, CA
Wed Sep 13 1978, 10:05 PM EDT
Att: 12,899 - Unknown

livebaseballscorecards.com

AB	34
R	2
H	7
RBI	2
BB	1
SO	6
LOB	11



Batter	1	2	3	4	5	6	7	8	9
Ozzie Smith, S OBP: 0.320, SLG: 0.321 (1, 6)	0-0 5-3		0-0 4-3		4-0 BB	0-0 F9			
Barry Evans, R OBP: 0.317, SLG: 0.297 (1, 5)	0-0 1B		0-3 K		0-0 1-2 F8	0-0 F7			
Jerry Turner, L OBP: 0.337, SLG: 0.452 (1, 7) Jim Wilhelm, R OBP: 0.364, SLG: 0.556 (8, 8)	0-0 F7			0-0 1B 1B		4-0 1B 2B BB	0-0 F2		
Dave Winfield, R OBP: 0.364, SLG: 0.498 (1, 8) (8, 9)	0-3 K			0-0 1-2 1B G4-6-3		0-0 1-2 2B 1B	0-0 1B		
Oscar Gamble, L OBP: 0.366, SLG: 0.390 (1, 9) Derrel Thomas, S OBP: 0.303, SLG: 0.294 (8, 7)		0-0 2-3		0-0 1-3 2-H 1B G4-6-3		0-3 K	0-0 F8		
Broderick Perkins, L OBP: 0.257, SLG: 0.348 (1, 3) Gene Tenace, R OBP: 0.392, SLG: 0.413 (9, 3)		0-0 G5-3 1B		0-0 1-2f 3-H G4-6-3		0-0 1-H 2-H 3B 2B	0-0 4-3		
Fernando Gonzalez, R OBP: 0.278, SLG: 0.310 (1, 4)		4-0 1-2 BB		0-0 F7		0-0 2-H 1B 3B	4-0 CS BB		
Dave Roberts, R OBP: 0.321, SLG: 0.323 (1, 2)		0-0 G5-3 2-3f			0-0 F3	4-0 1B BB	0-3 K		
Bob Owchinko, L OBP: 0.194, SLG: 0.213 (1, 1) Gene Richards, L OBP: 0.376, SLG: 0.407 (6, PH) Rollie Fingers, R OBP: 0.167, SLG: 0.167 (7, 1)			0-3 K		0-0 4-3	0-0 1-2 3-H 1B	0-0 4-3		


AB	R	H	RBI	BB	SO	LOB
3	0	0	0	1	0	2
4	0	1	0	0	1	3
3	2	1	0	1	0	1
0	0	0	0	0	0	0
4	2	3	0	0	1	1
4	0	1	1	0	1	3
0	0	0	0	0	0	0
4	1	2	2	0	0	2
0	0	0	0	0	0	0
2	1	1	1	2	0	0
3	0	0	0	1	1	3
2	0	0	0	0	1	0
1	0	1	1	0	0	0
1	0	0	0	0	0	0

AB	R	H	RBI	BB	SO	LOB
31	6	10	5	5	5	15

Inning Stats	R	H	E	K	S	P	BB	IBB	HBP	BLK	WP	HR	S	P	ERA	WHIP
	0	1	0	1	6											
	0	1	0	1	6											
	0	0	0	2	7											
	2	3	0	0	5											
	0	0	0	0	3											
	0	0	0	1	7											
	0	0	0	0	3											
	4	4	0	1	4											
	0	1	0	0	4											
	0	0	0	0	4											

Cincinnati Reds @ San Diego Padres
San Diego Stadium, San Diego, CA
Wed Sep 13 1978, 10:05 PM EDT
Att. 12,899 - Unknown

WP: 0 PA: 36
PB: 0
SB: 2
CS: 1



PITCHER	IP	WLS	BF	H	R	ER	SO	BB	IBB	HBP	BLK	WP	HR	S	P	ERA	WHIP
Michael LaCoss, R ERA: 4.68 (1, 1)	5.0		20	5	2	2	3	2	0	0	0	0	0	24	32	3.60	1.400
Manny Sarmiento, R ERA: 4.09 (6, 1)	0.1	L	7	4	4	4	1	2	0	0	0	0	0	7	15	108.00	18.000
Pedro Borbon, R ERA: 4.66 (6, 1)	0.2		2	0	0	0	0	0	0	0	0	0	0	2	2	0.00	0.000
Tom Hume, R ERA: 4.62 (7, 1)	2.0		7	1	0	0	1	1	0	0	0	0	0	8	12	0.00	1.000

Batter	1	2	3	4	5	6	7	8	9	AB R H RBI BB SO LOB	TOP
Pete Rose, S (1, 5) OBP: 0.357, SLG: 0.419	0-0 L3 1B		0-0 6-3		0-0 6-3			0-0 G4-6-3 1B		4 0 2 0 0 0 1	Cincinnati Reds @ San Diego Padres San Diego Stadium, San Diego, CA Thu Sep 14 1978, 10:05 PM EDT Att: 10,223 - Unknown
Joe Morgan, L (1, 4) OBP: 0.360, SLG: 0.397 Junior Kennedy, R (8, 4) OBP: 0.357, SLG: 0.256	0-0 L3 1-2		4-0 FC5-4 BB		0-0 FC6-4 1B		0-0 G4-6-3 1-2f	0-0 G4-6-3 1-2f	3 0 1 0 1 0 2 0 0 0 0 0 0 0		
Dave Concepcion, R (1, 6) OBP: 0.347, SLG: 0.400	4-0 WP 1B BB		0-0 FC5-4 1-2f		0-0 FC6-4 2B 1-2f		0-0 F3	0-0 F3	3 1 0 0 1 0 2		
George Foster, R (1, 7) OBP: 0.356, SLG: 0.527	0-0 1-H 1B		0-0 F8		0-0 F8		0-0 F8	0-3 K	4 0 1 1 0 1 1		
Johnny Bench, R (1, 2) OBP: 0.335, SLG: 0.484	0-3 K		0-3 K		0-0 2B		0-0 2B	0-0 F8	4 0 1 0 0 2 1		
Ken Henderson, S (1, 8) OBP: 0.296, SLG: 0.333		0-0 5-3		0-0 F8		0-3 K		4-0 WP BB	3 0 0 0 1 1 2		
Dan Driessen, L (1, 3) OBP: 0.351, SLG: 0.413		0-0 F9		0-0 SH1-4 1B		0-0 F7		0-0 F7 1-2	4 0 1 0 0 0 1		
Champ Summers, L (1, 9) OBP: 0.467, SLG: 0.714		0-0 G3		0-0 F8		0-3 K		0-0 F7	3 0 0 0 0 1 1		
Bill Bonham, R (1, 1) OBP: 0.271, SLG: 0.256 Pedro Borbon, R (6, 1) OBP: 0.182, SLG: 0.182 Mike Lum, L (7, PH) OBP: 0.377, SLG: 0.489 Manny Sarmiento, R (7, 1)		0-3 K		0-0 SH1-4 1-2		0-3 K		0-3 K	1 0 0 0 0 1 0 0 0 0 0 0 0 0 1 0 0 0 0 1 0 0 0 0 0 0 0 0		
Inning Stats	R: 1 H: 2 E: 0 LOB: 1 K: 1 BB: 1 S: 6 P: 10	R: 0 H: 0 E: 0 LOB: 0 K: 0 BB: 0 S: 3 P: 3	R: 0 H: 0 E: 0 LOB: 1 K: 1 BB: 1 S: 5 P: 9	R: 0 H: 0 E: 0 LOB: 0 K: 1 BB: 0 S: 5 P: 5	R: 0 H: 1 E: 0 LOB: 1 K: 0 BB: 0 S: 4 P: 4	R: 0 H: 2 E: 0 LOB: 2 K: 1 BB: 0 S: 7 P: 7	R: 0 H: 0 E: 0 LOB: 0 K: 2 BB: 0 S: 7 P: 7	R: 0 H: 1 E: 0 LOB: 0 K: 0 BB: 0 S: 3 P: 3	R: 0 H: 0 E: 0 LOB: 1 K: 1 BB: 1 S: 5 P: 9	1B: 5 SF: 0 2B: 2 SAC: 1 3B: 0 DP: 2 HR: 0 HBP: 0	WP: 2 PA: 34 PB: 0 SB: 0 CS: 0
PITCHER Bob Shirley, L (1, 1) ERA: 3.91 John D'Acquisto, R (6, 1) ERA: 2.33	IP WLS BF H R ER SO BB IBB HBP BLK WP HR S P ERA WHIP	5.2 W 23 5 1 1 3 2 0 0 0 1 0 27 35 1.59 1.235	3.1 S 11 1 0 0 4 1 0 0 0 1 0 18 22 0.00 0.600	PITCHER IP WLS BF H R ER SO BB IBB HBP BLK WP HR S P ERA WHIP							

livebaseballscorecards.com

AB 30
R 1
H 6
RBI 1
BB 3
SO 7
LOB 11



Batter	1	2	3	4	5	6	7	8	9	AB	R	H	RBI	BB	SO	LOB
Gene Richards, L (1, 7) OBP: 0.377, SLG: 0.407	0-0 1B E 1B		0-3 K		4-0 BB		0-0 4-3			3	1	1	0	1	1	0
Ozzie Smith, S (1, 6) OBP: 0.321, SLG: 0.323	0-0 S 1-3 1B		0-0 CS 1B		0-3 K		0-0 F7			4	0	2	0	0	1	1
Barry Evans, R (1, 5) OBP: 0.302, SLG: 0.282 Tucker Ashford, R (6, PH) OBP: 0.292, SLG: 0.353 (7, 5)	0-3 K 1-3 3-H		0-0 CS 1-2	0-0 F8		0-0 4-3	0-0 1-3			2	0	0	0	0	1	1
Dave Winfield, R (1, 8) OBP: 0.367, SLG: 0.500 (7, 9)	0-0 6-3			0-0 BB G3-1 1B		0-0 WP 1B 1B		0-0 FC4-6 HR 1B		4	3	3	0	0	0	1
Oscar Gamble, L (1, 9) OBP: 0.368, SLG: 0.389 Jim Wilhelm, R (6, PR) OBP: 0.417, SLG: 0.600 (7, 8)	0-0 4-3			4-0 G3-1 1-2 BB		4-0 1B 1B BB		0-0 FC4-6 1B		1	0	0	0	2	0	1
Broderick Perkins, L (1, 3) OBP: 0.257, SLG: 0.345		0-0 F8		0-0 G3-1 1-3 2-H		0-0 1B 1B		0-0 P6		4	1	1	2	0	0	3
Fernando Gonzalez, R (1, 4) OBP: 0.278, SLG: 0.309		0-0 F2		0-0 L1		0-0 1B CS 1B		0-0 FC4-6 HR		4	1	1	0	0	0	3
Dave Roberts, R (1, 2) OBP: 0.315, SLG: 0.316 Jerry Turner, L (6, PH) OBP: 0.340, SLG: 0.455 Gene Tenace, R (7, 2) OBP: 0.394, SLG: 0.423		0-0 F9			0-3 K	0-0 CS 1B		0-0 HR		2	0	0	0	0	1	0
Bob Shirley, R (1, 1) OBP: 0.209, SLG: 0.128 John D'Acquisto, R (6, 1) OBP: 0.278, SLG: 0.188			0-0 1-3		0-3 K	0-0 6-3		0-0 6-3		1	0	0	0	0	1	0

Inning Stats	R: 1	H: 2	E: 0	K: 1	S: 7	LOB: 1	BB: 0	P: 7	R: 0	H: 0	E: 0	K: 0	S: 3	LOB: 0	BB: 0	P: 3	R: 0	H: 1	E: 0	K: 1	S: 5	LOB: 0	BB: 0	P: 5	R: 1	H: 1	E: 0	K: 0	S: 4	LOB: 1	BB: 1	P: 8	R: 0	H: 0	E: 0	K: 3	S: 9	LOB: 1	BB: 1	P: 13	R: 3	H: 4	E: 0	K: 0	S: 6	LOB: 2	BB: 1	P: 10	R: 0	H: 0	E: 0	K: 0	S: 3	LOB: 0	BB: 0	P: 3	R: 3	H: 3	E: 0	K: 0	S: 6	LOB: 0	BB: 0	P: 6
1B: 10	SF: 0	2B: 0	SAC: 0	3B: 0	DP: 0	HR: 1	HBP: 0	WP: 1	PA: 37																																																							

PITCHER	IP	WLS	BF	H	R	ER	SO	BB	IBB	HBP	BLK	WP	HR	S	P	ERA	WHIP
Bill Bonham, R (1, 1) ERA: 3.53	5.1	L	26	8	5	4	5	3	0	0	0	1	0	33	45	6.75	2.062
Pedro Borbon, R (6, 1) ERA: 4.63	0.2		1	0	0	0	0	0	0	0	0	0	0	1	1	0.00	0.000
Manny Sarmiento, R (7, 1) ERA: 4.24	2.0		9	3	3	3	0	0	0	0	0	0	1	9	9	13.50	1.500

BOTTOM


Cincinnati Reds @ San Diego Padres
San Diego Stadium, San Diego, CA

Thu Sep 14 1978, 10:05 PM EDT
Att. 10,223 - Unknown

livebaseballscorecards.com

AB	33
R	8
H	11
RBI	7
BB	3
SO	5
LOB	13



Batter	1	2	3	4	5	6	7	8	9	AB R H RBI BB SO LOB	TOP														
Rafael Landestoy, S OBP: 0.301, SLG: 0.304 (1, 6) X	0-0 G3 S 1B	0-0 L9			0-0 6-3	0-0 F9			0-0 6-3	5 0 1 0 0 0 2	<p>Houston Astros @ San Diego Padres San Diego Stadium, San Diego, CA</p> <p>Fri Sep 15 1978, 10:05 PM EDT Att. 6,866 - Unknown</p> <p>livebaseballscorecards.com</p> <table border="1"> <tr><td>AB</td><td>37</td></tr> <tr><td>R</td><td>8</td></tr> <tr><td>H</td><td>10</td></tr> <tr><td>RBI</td><td>8</td></tr> <tr><td>BB</td><td>2</td></tr> <tr><td>SO</td><td>3</td></tr> <tr><td>LOB</td><td>13</td></tr> </table> 	AB	37	R	8	H	10	RBI	8	BB	2	SO	3	LOB	13
AB	37																								
R	8																								
H	10																								
RBI	8																								
BB	2																								
SO	3																								
LOB	13																								
Keith Drumright, L OBP: 0.205, SLG: 0.139 (1, 4) X	0-0 6-3 1-2	0-0 4-3			0-0 4-3			0-0 6-3	4-0 G4-6-3 BB	4 0 0 0 1 0 3															
Terry Puhl, L OBP: 0.348, SLG: 0.381 (1, 8) X	0-0 G3 2-3				0-0 B1-3	0-0 1B 2B		0-0 F3	0-0 G4-6-3 1-2f	5 1 1 0 0 0 2															
Jose Cruz, L OBP: 0.367, SLG: 0.453 (1, 9) X	0-0 6-3				0-0 1-3	0-0 1B 1B		0-0 F7		4 1 1 1 0 0 1															
Enos Cabell, R OBP: 0.326, SLG: 0.405 Jimmy Sexton, R OBP: 0.257, SLG: 0.258 (1, 5) (8, 5) X		0-0 E 1B 2B	0-3 K		0-0 1B 1-2 HR 1B			0-3 K		4 2 2 0 0 2 0 0 0 0 0 0 0 0															
Jim Obradovich, L OBP: 0.333, SLG: 0.333 (1, 3) X		0-0 F4			0-0 3-1	0-0 1-3 2-H HR 1B		0-0 4-3 2B 1B		4 2 2 1 0 0 1															
Denny Walling, L OBP: 0.338, SLG: 0.367 (1, 7) X		4-0 BB BB BB E 1B BB			0-0 4-3	0-0 1-H 3-H HR		0-0 4-3 1-2		3 2 1 3 1 0 1															
Bruce Bochy, R OBP: 0.313, SLG: 0.392 (1, 2) X		0-0 E6 1B 1-2 2-3			0-0 F6	0-0 F4		0-0 2-H 2B		4 0 1 1 0 0 2															
J.R. Richard, R OBP: 0.181, SLG: 0.172 (1, 1) X		0-0 1-3 2-H 3-H 1B			0-3 K	0-0 1-3		0-0 6-3		4 0 1 2 0 1 1															
Inning Stats	R: 0 E: 0 K: 0 S: 4 H: 1 LOB: 1 BB: 0 P: 4	R: 2 E: 1 K: 0 S: 6 H: 2 LOB: 2 BB: 1 P: 10	R: 0 E: 0 K: 1 S: 5 H: 0 LOB: 0 BB: 0 P: 5	R: 0 E: 0 K: 0 S: 3 H: 0 LOB: 0 BB: 0 P: 3	R: 0 E: 0 K: 1 S: 5 H: 0 LOB: 0 BB: 0 P: 5	R: 5 E: 0 K: 0 S: 8 H: 5 LOB: 0 BB: 0 P: 8	R: 0 E: 0 K: 0 S: 3 H: 0 LOB: 0 BB: 0 P: 3	R: 1 E: 0 K: 1 S: 7 H: 2 LOB: 1 BB: 0 P: 7	R: 0 E: 0 K: 0 S: 2 H: 0 LOB: 0 BB: 1 P: 6	1B: 6 2B: 3 3B: 0 HR: 1 SF: 0 SAC: 0 DP: 1 HBP: 0	WP: 0 PB: 0 SB: 1 CS: 0 PA: 39														
PITCHER	IP WLS BF H R ER SO BB IBB HBP BLK WP HR S P ERA WHIP												PITCHER	IP WLS BF H R ER SO BB IBB HBP BLK WP HR S P ERA WHIP											
Eric Rasmussen, R ERA: 4.09 (1, 1)	5.0 L 24 7 6 5 2 1 0 0 0 0 0 0 27 31 9.00 1.600																								
Mark Lee, R ERA: 3.05 (6, 1)	2.0 7 1 1 1 0 0 0 0 0 0 0 1 7 7 4.50 0.500																								
Mickey Lolich, L ERA: 1.65 (8, 1)	1.0 5 2 1 1 1 0 0 0 0 0 0 0 7 7 9.00 2.000																								
Steve Mura, R ERA: 12.46 (9, 1)	1.0 3 0 0 0 0 1 0 0 0 0 0 0 2 6 0.00 1.000																								

Batter	1	2	3	4	5	6	7	8	9	AB R H RBI BB SO LOB	TOP
Rafael Landestoy, S (1, 6) OBP: 0.300, SLG: 0.302	0-0 6-3		0-3 K			0-0 F6		0-0 1B		4 0 1 0 0 1 0	Houston Astros @ San Diego Padres San Diego Stadium, San Diego, CA Sat Sep 16 1978, 10:05 PM EDT Att: 10,171 - Unknown livebaseballscorecards.com
Joe Cannon, L (1, 7) OBP: 0.167, SLG: 0.167	0-0 E4 CS		0-0 1-3			0-0 SH1-3 1B		0-0 F7		4 0 1 0 0 0 1	
Terry Puhl, L (1, 8) OBP: 0.346, SLG: 0.379	0-0 6-3 1-2				0-0 G3		0-0 SH1-3 1-2		0-0 4-3	3 0 0 0 0 0 1	
Denny Walling, L (1, 9) OBP: 0.337, SLG: 0.369		0-0 3B 2B			0-0 4-3		0-0 3-1		0-0 F8	4 1 1 0 0 0 1	
Enos Cabell, R (1, 5) OBP: 0.326, SLG: 0.406		0-0 F4			0-0 2B		0-0 6-3		0-0 6-3	4 0 1 0 0 0 1	
Jim Obradovich, L (1, 3) OBP: 0.333, SLG: 0.556		0-0 3B 2-H			0-0 F6		0-0 F9			3 0 1 1 0 0 1	
Keith Drumright, L (1, 4) OBP: 0.190, SLG: 0.128		0-3 K			0-0 F9		0-0 F7			3 0 0 0 0 1 1	
Bruce Bochy, R (1, 2) OBP: 0.306, SLG: 0.382		0-3 K			0-0 F8		0-0 4-3			3 0 0 0 0 1 1	
Vern Ruhle, R (1, 1) OBP: 0.188, SLG: 0.071		0-3 K			0-3 K		0-0 F7			2 0 0 0 0 2 0	
Dave Bergman, L (8, PH) OBP: 0.369, SLG: 0.273										1 0 0 0 0 0 0	
Joe Sambito, L (8, 1) OBP: 0.286, SLG: 0.167										0 0 0 0 0 0 0	
Joaquin Andujar, S (9, 1) OBP: 0.167, SLG: 0.174										0 0 0 0 0 0 0	
Inning Stats	R: 0 E: 1 K: 0 S: 3 H: 0 LOB: 0 BB: 0 P: 3	R: 1 E: 0 K: 2 S: 9 H: 2 LOB: 1 BB: 0 P: 9	R: 0 E: 0 K: 2 S: 7 H: 0 LOB: 0 BB: 0 P: 7	R: 0 E: 0 K: 0 S: 4 H: 1 LOB: 1 BB: 0 P: 4	R: 0 E: 0 K: 1 S: 5 H: 0 LOB: 0 BB: 0 P: 5	R: 0 E: 0 K: 0 S: 4 H: 1 LOB: 1 BB: 0 P: 4	R: 0 E: 0 K: 0 S: 3 H: 0 LOB: 0 BB: 0 P: 3	R: 0 E: 0 K: 0 S: 4 H: 1 LOB: 1 BB: 0 P: 4	R: 0 E: 0 K: 0 S: 3 H: 0 LOB: 0 BB: 0 P: 3	1B: 2 2B: 2 3B: 1 HR: 0 SF: 0 SAC: 1 DP: 0 HBP: 0	WP: 0 PB: 0 SB: 0 CS: 1 PA: 32
PITCHER Gaylord Perry, R (1, 1) ERA: 2.9	IP: 9.0 WLS: W BF: 32 H: 5 R: 1 ER: 1 SO: 5 BB: 0 IBB: 0 HBP: 0 BLK: 0 WP: 0 HR: 0 S: 42 P: 42 ERA: 1.00 WHIP: 0.556										



Batter	1	2	3	4	5	6	7	8	9	AB	R	H	RBI	BB	SO	LOB
Gene Richards, L (1, 7) OBP: 0.376, SLG: 0.403	4-0 G3 S BB		0-0 4-3			0-0 G3		0-0 F8		3	0	0	0	1	0	1
Ozzie Smith, S (1, 6) OBP: 0.320, SLG: 0.321	0-0 G3 1-3					0-0 F8		0-0 3-1		4	0	0	0	0	0	2
Broderick Perkins, L (1, 3) OBP: 0.263, SLG: 0.343 Derrel Thomas, S (9, PR) OBP: 0.303, SLG: 0.294	0-0 G3					0-0 6-3		4-0 6-3 1B BB		3	1	1	0	1	0	1
Dave Winfield, R (1, 8) OBP: 0.363, SLG: 0.494	0-0 6-3					0-0 L3		0-0 6-3 1-2		3	0	0	0	1	0	2
Jerry Turner, L (1, 9) OBP: 0.346, SLG: 0.454						0-0 F5		0-0 E S 1B		4	0	3	1	0	0	0
Gene Tenace, R (1, 2) OBP: 0.391, SLG: 0.417						0-3 K 1-3		0-0 5-3		4	0	0	0	0	2	5
Barry Evans, R (1, 5) OBP: 0.283, SLG: 0.262 Oscar Gamble, L (9, PH) OBP: 0.369, SLG: 0.390						0-0 6-3		0-0 F8		3	0	0	0	0	0	2
Mike Champion, R (1, 4) OBP: 0.327, SLG: 0.341 Bill Almon, R (8, PR) OBP: 0.310, SLG: 0.314 Fernando Gonzalez, R (9, 4) OBP: 0.277, SLG: 0.307						0-3 K		0-0 F9		3	0	1	0	0	1	1
Gaylord Perry, R (1, 1) OBP: 0.122, SLG: 0.125						0-0 6-3		0-0 F4		0	0	0	0	0	0	1

Inning Stats	R: 0	H: 0	E: 0	LOB: 1	K: 0	BB: 1	S: 3	P: 7	R: 0	H: 0	E: 0	LOB: 0	K: 0	BB: 0	S: 3	P: 3	R: 0	H: 0	E: 0	LOB: 0	K: 1	BB: 0	S: 5	P: 5	R: 0	H: 0	E: 0	LOB: 0	K: 0	BB: 0	S: 3	P: 3	R: 0	H: 1	E: 0	LOB: 1	K: 1	BB: 0	S: 6	P: 6	R: 1	H: 1	E: 0	LOB: 1	K: 0	BB: 1	S: 4	P: 8	R: 0	H: 1	E: 0	LOB: 1	K: 0	BB: 0	S: 4	P: 4	R: 1	H: 2	E: 0	LOB: 2	K: 1	BB: 1	S: 6	P: 10	1B: 5	SF: 1	2B: 0	SAC: 0	3B: 0	DP: 0	HR: 0	HBP: 0	WP: 0	PA: 34
--------------	------	------	------	--------	------	-------	------	------	------	------	------	--------	------	-------	------	------	------	------	------	--------	------	-------	------	------	------	------	------	--------	------	-------	------	------	------	------	------	--------	------	-------	------	------	------	------	------	--------	------	-------	------	------	------	------	------	--------	------	-------	------	------	------	------	------	--------	------	-------	------	-------	-------	-------	-------	--------	-------	-------	-------	--------	-------	--------

PITCHER	IP	WLS	BF	H	R	ER	SO	BB	IBB	HBP	BLK	WP	HR	S	P	ERA	WHIP
Vern Rühle, R (1, 1) ERA: 2.6	7.0		25	2	1	1	2	2	0	0	0	0	0	27	35	1.29	0.571
Joe Sambito, L (8, 1) ERA: 3.2	1.0	L	7	3	1	1	0	1	0	0	0	0	0	6	10	9.00	4.000
Joaquin Andujar, R (9, 1) ERA: 3.28	0.2		2	0	0	0	1	0	0	0	0	0	0	4	4	0.00	0.000

BOTTOM

Houston Astros @ San Diego Padres
San Diego Stadium, San Diego, CA
 Sat Sep 16 1978, 10:05 PM EDT
 Att. 10,171 - Unknown

livebaseballscorecards.com

AB	30
R	2
H	5
RBI	2
BB	3
SO	3
LOB	15



Batter	1	2	3	4	5	6	7	8	9	AB R H RBI BB SO LOB	TOP
Rafael Landestoy, S OBP: 0.293, SLG: 0.295 (1, 6)	F9		6-3		G6-4-3			F7		4 0 0 0 0 0 1	Houston Astros @ San Diego Padres San Diego Stadium, San Diego, CA Sun Sep 17 1978, 6:33 AM EDT Att: 10,004 - Unknown
Jimmy Sexton, R OBP: 0.264, SLG: 0.273 (1, 4)	E7 FC1-2-5 2B		1B			F9		F8		4 0 2 0 0 0 0	
Jeffrey Leonard, R OBP: 0.200, SLG: 0.200 (1, 9)	FC1-2-5		5-3			F4		1B		4 0 1 0 0 0 2	
Bob Watson, R OBP: 0.363, SLG: 0.471 (1, 3)	6-3					5-3		1B		4 0 1 0 0 0 1	
Enos Cabell, R OBP: 0.327, SLG: 0.408 (1, 5)								FC5-4 1B		4 1 2 0 0 1 2	
Jesus Alou, R OBP: 0.360, SLG: 0.441 (1, 7)								F7		4 0 1 1 0 0 1	
Terry Puhl, L OBP: 0.346, SLG: 0.377 (1, 8)										3 0 0 0 1 0 2	
Luis Pujols, R OBP: 0.182, SLG: 0.197 (1, 2)										3 0 0 0 0 1 2	
Wilbur Howard, S OBP: 0.283, SLG: 0.315 (9, PH)										1 0 0 0 0 0 0	
Mark Lemongello, R OBP: 0.221, SLG: 0.188 (1, 1)										2 0 1 0 0 1 0	
Reggie Baldwin, R OBP: 0.258, SLG: 0.344 (7, PH)										1 0 0 0 0 0 1	
Frank Riccelli, L (7, 1)										0 0 0 0 0 0 0	
Inning Stats	R: 0 H: 1 E: 1 LOB: 1 K: 0 BB: 0 S: 4 P: 4	R: 0 H: 0 E: 0 LOB: 1 K: 1 BB: 1 S: 5 P: 9	R: 0 H: 1 E: 0 LOB: 1 K: 1 BB: 0 S: 6 P: 6	R: 0 H: 1 E: 0 LOB: 1 K: 0 BB: 0 S: 4 P: 4	R: 0 H: 1 E: 0 LOB: 0 K: 1 BB: 0 S: 5 P: 5	R: 0 H: 0 E: 0 LOB: 0 K: 0 BB: 0 S: 3 P: 3	R: 1 H: 2 E: 0 LOB: 1 K: 0 BB: 0 S: 5 P: 5	R: 0 H: 2 E: 0 LOB: 2 K: 0 BB: 0 S: 5 P: 5	R: 0 H: 0 E: 0 LOB: 0 K: 0 BB: 0 S: 3 P: 3	1B: 5 SF: 0 2B: 3 SAC: 0 3B: 0 DP: 1 HR: 0 HBP: 0	WP: 0 PA: 35 PB: 0 SB: 1 CS: 0
PITCHER	IP WLS BF H R ER SO BB IBB HBP BLK WP HR S P ERA WHIP										
Randy Jones, L ERA: 2.83 (1, 1)	7.0 W 27 6 1 1 3 1 0 0 0 0 0 0 32 36 1.29 1.000										
Rollie Fingers, R ERA: 2.48 (8, 1)	2.0 S 8 2 0 0 0 0 0 0 0 0 0 0 8 8 0.00 1.000										

livebaseballscorecards.com

AB	34
R	1
H	8
RBI	1
BB	1
SO	3
LOB	12



Batter	1	2	3	4	5	6	7	8	9
Gene Richards, L (1, 7) OBP: 0.375, SLG: 0.402 Rollie Fingers, R (8, 1) OBP: 0.167, SLG: 0.167	0-0 F9		0-0 SF8 1B		0-0 F6	0-0 F8			
Ozzie Smith, S (1, 6) OBP: 0.318, SLG: 0.319	0-0 F7		0-0 E3 1-3 E		0-0 5-3		0-3 K		
Broderick Perkins, L (1, 3) OBP: 0.268, SLG: 0.354	0-0 E 1B		0-0 SF8 1-2 3-H		0-0 2B		0-0 4-3		
Dave Winfield, R (1, 8) OBP: 0.363, SLG: 0.492 (8, 9)	0-0 E5 1-2		0-0 E4 2-H 1B		0-0 G3		0-0 6-3		
Jerry Turner, L (1, 9) OBP: 0.344, SLG: 0.450 (8, 7) Jim Wilhelm, R (9, 7) OBP: 0.417, SLG: 0.600	0-3 K		0-0 L9		0-0 5-3 1B		0-0 F6		
Gene Tenace, R (1, 2) OBP: 0.388, SLG: 0.413		0-0 F9		0-0 F8		0-0 5-3 1-2	0-0 F8		
Barry Evans, R (1, 5) OBP: 0.320, SLG: 0.304		0-0 4-3		0-0 6-4-3 1B		0-0 1B 2-H 1B	0-0 1B		
Mike Champion, R (1, 4) OBP: 0.302, SLG: 0.313		0-0 4-3		0-0 6-4-3 1-2		0-3 K	0-0 5-3		
Randy Jones, R (1, 1) OBP: 0.183, SLG: 0.198 Derrel Thomas, S (8, 8) OBP: 0.303, SLG: 0.294			0-0 6-3	0-3 K		0-0 1-2 1B			

Inning Stats	R: 0	H: 1	E: 1	LOB: 2	K: 1	P: 7	R: 0	H: 0	E: 0	LOB: 0	K: 0	P: 3	R: 2	H: 2	E: 2	LOB: 1	K: 0	P: 6	R: 0	H: 1	E: 0	LOB: 1	K: 1	P: 6	R: 0	H: 1	E: 0	LOB: 1	K: 0	P: 4	R: 1	H: 3	E: 0	LOB: 2	K: 1	P: 8	R: 0	H: 0	E: 0	LOB: 0	K: 1	P: 5	R: 0	H: 1	E: 0	LOB: 1	K: 0	P: 4
	0	1	1	2	1	7	0	0	0	0	0	3	2	2	2	1	0	6	0	0	0	1	0	6	0	0	0	0	0	0	0	0	3	2	0	2	1	8	0	0	0	0	1	0	4			


PITCHER	IP	WLS	BF	H	R	ER	SO	BB	IBB	HBP	BLK	WP	HR	S	P	ERA	WHIP
Mark Lemongello, R (1, 1) ERA: 4.01	6.0	L	28	8	3	1	3	0	0	0	0	0	0	34	34	1.50	1.333
Frank Riccelli, L (7, 1) ERA:	2.0		7	1	0	0	1	0	0	0	0	0	0	9	9	0.00	0.500

BOTTOM

Houston Astros @ San Diego Padres
San Diego Stadium, San Diego, CA

Sun Sep 17 1978, 6:33 AM EDT
Att. 10,004 - Unknown

AB	34
R	3
H	9
RBI	2
BB	0
SO	4
LOB	13



1B:	8	SF:	1	WP:	0	PA:	35
2B:	1	SAC:	0	PB:	0		
3B:	0	DP:	0	SB:	1		
HR:	0	HBP:	0	CS:	0		

Batter	1	2	3	4	5	6	7	8	9	AB R H RBI BB SO LOB	TOP											
Bill Madlock, R (1, 4) OBP: 0.382, SLG: 0.492	0-0 L7		0-0 F7		0-0 BB 1B		0-0 L5			4 0 1 0 0 0 1	San Francisco Giants @ San Diego Padres San Diego Stadium, San Diego, CA Tue Sep 19 1978, 10:05 PM EDT Att: 10,969 - Unknown livebaseballscorecards.com											
Darrell Evans, L (1, 5) OBP: 0.365, SLG: 0.410	0-0 1B 1B		0-0 G3		4-0 BB 1B		0-3 K			3 0 1 0 1 1 0												
Jack Clark, R (1, 9) OBP: 0.358, SLG: 0.536	0-0 F9			4-0 BB 2B	0-0 F9		0-0 4-3			3 1 0 0 1 0 4												
Mike Ivie, R (1, 3) OBP: 0.360, SLG: 0.470	0-0 FC5-4 1B			0-0 1-H 2B	0-0 F8		0-0 3-1			4 0 2 1 0 0 0												
Hector Cruz, R (1, 7) OBP: 0.305, SLG: 0.376	0-0 FC5-4			0-0 G4-6-3 1B	0-0 F8		0-3 K			4 0 1 0 0 1 2												
Larry Herndon, R (1, 8) OBP: 0.312, SLG: 0.338		0-0 F8		0-0 G4-6-3	0-0 4-3		0-0 F9			3 0 0 0 0 0 1												
Jim Dwyer, L (9, PH) OBP: 0.324, SLG: 0.361				1-2f						1 0 0 0 0 0 0												
Johnnie LeMaster, R (1, 6) OBP: 0.289, SLG: 0.342		0-0 F7			0-0 5-3		0-0 2B			3 0 1 0 0 0 0												
Terry Whitfield, L (9, PH) OBP: 0.345, SLG: 0.413								0-0 1B		1 0 1 0 0 0 0												
Mike Sadek, R (1, 2) OBP: 0.303, SLG: 0.321		0-0 1-6-3			0-0 5-3		0-0 F8			3 0 0 0 0 0 1												
John Tamargo, S (9, PH) OBP: 0.359, SLG: 0.329								0-0 F6		1 0 0 0 0 0 1												
Ed Halicki, R (1, 1) OBP: 0.161, SLG: 0.148			0-3 K			0-0 BB 1B 1B		0-0 5-3		2 0 1 0 0 1 0												
Tom Heintzelman, R (7, PH) OBP: 0.233, SLG: 0.448										1 0 0 0 0 0 1												
Jim Barr, R (7, 1) OBP: 0.104, SLG: 0.104										0 0 0 0 0 0 0												
Inning Stats	R: 0 E: 0 K: 0 S: 5	H: 2 LOB: 2 BB: 0 P: 5	R: 0 E: 0 K: 0 S: 3	H: 0 LOB: 0 BB: 0 P: 3	R: 0 E: 0 K: 1 S: 5	H: 0 LOB: 0 BB: 0 P: 5	R: 1 E: 0 K: 0 S: 3	H: 2 LOB: 0 BB: 1 P: 7	R: 0 E: 0 K: 0 S: 5	H: 2 LOB: 3 BB: 1 P: 9	R: 0 E: 0 K: 0 S: 3	H: 0 LOB: 0 BB: 0 P: 3	R: 0 E: 0 K: 0 S: 4	H: 1 LOB: 1 BB: 0 P: 4	R: 0 E: 0 K: 1 S: 5	H: 0 LOB: 0 BB: 0 P: 5	R: 0 E: 0 K: 1 S: 6	H: 1 LOB: 1 BB: 0 P: 6	1B: 6 2B: 2 3B: 0 HR: 0	SF: 0 SAC: 0 DP: 1 HBP: 0	WP: 0 PB: 0 SB: 0 CS: 0	PA: 35
PITCHER	IP WLS BF H R ER SO BB IBB HBP BLK WP HR S P ERA WHIP																					
Bob Owchinko, L (1, 1) ERA: 3.36	7.0 W 28 7 1 1 1 2 2 0 0 0 0 0 0 28 36 1.29 1.286																					
Rollie Fingers, R (8, 1) ERA: 2.43	2.0 S 7 1 0 0 2 0 0 0 0 0 0 0 0 11 11 0.00 0.500																					



Batter	1	2	3	4	5	6	7	8	9	AB	R	H	RBI	BB	SO	LOB
Ozzie Smith, S (1, 6) OBP: 0.317, SLG: 0.320	0-0 4-3			0-0 1B HR 2B	0-0 F7		0-0 6-3			4	1	1	0	0	0	0
Barry Evans, R (1, 5) OBP: 0.315, SLG: 0.300	0-0 B5-3			0-0 HR 1B	0-0 F6		0-3 K			4	1	1	0	0	1	0
Jerry Turner, L (1, 7) Derrel Thomas, S (9, 8) OBP: 0.347, SLG: 0.466 OBP: 0.303, SLG: 0.294	0-0 L3			0-0 1-H 3-H HR		0-0 1B 1B		0-0 6-3		4	2	2	3	0	0	0
Dave Winfield, R (1, 8) OBP: 0.362, SLG: 0.490		0-0 F8		0-0 6-3		0-0 1B 1B		0-0 4-3		4	0	1	0	0	0	0
Oscar Gamble, L (1, 9) Jim Wilhelm, R (9, 7) OBP: 0.366, SLG: 0.386 OBP: 0.417, SLG: 0.600		0-0 F8		0-0 F9		0-0 F7		0-0 4-3		4	0	0	0	0	0	2
Broderick Perkins, L (1, 3) OBP: 0.269, SLG: 0.354		0-0 4-3		0-0 1B 1B		0-0 F7				3	0	1	0	0	0	2
Gene Tenace, R (1, 2) OBP: 0.389, SLG: 0.415			0-3 K	0-0 1-2 1B		0-0 1-2 2-H 1B				3	0	2	1	0	1	0
Fernando Gonzalez, R (1, 4) OBP: 0.275, SLG: 0.304			0-0 6-3	0-0 F8		0-0 1-3				3	0	0	0	0	0	4
Bob Owchinko, L (1, 1) Gene Richards, L (7, PH) Rollie Fingers, R (8, 1) OBP: 0.188, SLG: 0.206 OBP: 0.375, SLG: 0.401 OBP: 0.167, SLG: 0.167			0-3 K		0-0 B5-3		0-3 K			2	0	0	0	0	1	0

Inning Stats	R: 0	H: 0	E: 0	LOB: 0	K: 0	BB: 0	S: 3	P: 3	R: 0	H: 0	E: 0	LOB: 0	K: 2	BB: 0	S: 7	P: 7	R: 3	H: 5	E: 0	LOB: 2	K: 0	BB: 0	S: 8	P: 8	R: 0	H: 0	E: 0	LOB: 0	K: 0	BB: 0	S: 3	P: 3	R: 1	H: 3	E: 0	LOB: 2	K: 0	BB: 0	S: 6	P: 6	R: 0	H: 0	E: 0	LOB: 0	K: 2	BB: 0	S: 7	P: 7	R: 0	H: 0	E: 0	LOB: 0	K: 0	BB: 0	S: 3	P: 3
--------------	------	------	------	--------	------	-------	------	------	------	------	------	--------	------	-------	------	------	------	------	------	--------	------	-------	------	------	------	------	------	--------	------	-------	------	------	------	------	------	--------	------	-------	------	------	------	------	------	--------	------	-------	------	------	------	------	------	--------	------	-------	------	------


PITCHER	IP	WLS	BF	H	R	ER	SO	BB	IBB	HBP	BLK	WP	HR	S	P	ERA	WHIP
Ed Halicki, R (1, 1) ERA: 2.98	6.0	L	26	8	4	4	2	0	0	0	0	0	1	30	30	6.00	1.333
Jim Barr, R (7, 1) ERA: 3.45	2.0		6	0	0	0	2	0	0	0	0	0	0	10	10	0.00	0.000

BOTTOM

San Francisco Giants @ San Diego Padres
San Diego Stadium, San Diego, CA

Tue Sep 19 1978, 10:05 PM EDT
Att. 10,969 - Unknown

AB	32
R	4
H	8
RBI	4
BB	0
SO	4
LOB	8



WP	PA	ERA	WHIP
0	32		

Batter	1	2	3	4	5	6	7	8	9	AB R H RBI BB SO LOB	TOP										
Bill Madlock, R (1, 4) OBP: 0.383, SLG: 0.491	0-0 2B SF7 1B		0-0 F9	4-0 IBB		0-3 K		0-0 SH5-3 1B	0-0 F9	5 1 2 0 1 1 4	San Francisco Giants @ San Diego Padres San Diego Stadium, San Diego, CA Wed Sep 20 1978, 10:05 PM EDT Att: 13,123 - Unknown										
Terry Whitfield, L (1, 7) OBP: 0.344, SLG: 0.414	0-0 F9 1-3 1B 2B		0-0 G3	0-3 K			0-0 1-3	0-0 SH5-3 1-2 1B		4 1 1 0 0 1 2											
Jack Clark, R (1, 9) OBP: 0.358, SLG: 0.536	0-0 SF7 3-H		0-0 2B 1B		0-0 S 1B		0-0 6-3	0-0 F7		4 1 2 1 0 0 1											
Darrell Evans, L (1, 5) OBP: 0.365, SLG: 0.410	0-0 F9 2-3		0-0 1-H 2B		0-0 L4 1-2		4-0 1B 1B BB	0-0 F2		4 1 1 1 1 0 3											
Mike Ivie, R (1, 3) OBP: 0.364, SLG: 0.470	0-0 BLK 1B 3-H		0-0 F4		4-0 G6-4-3 IBB		0-0 1B 1-2 1B 1B	0-3 K		4 1 2 1 1 1 1											
Jim Dwyer, L (1, 8) OBP: 0.325, SLG: 0.359	0-0 F6			4-0 SH2-3 3B BB	0-0 G6-4-3		0-0 BB 1B 1B	0-0 E5 6-3		1 1 0 0 1 0 1 3 0 1 1 0 0 2 0 0 0 0 0 0 0											
Hector Cruz, R (5, PH) OBP: 0.305, SLG: 0.376																					
Larry Herndon, R (9, PR) OBP: 0.312, SLG: 0.338	0-0 1-2					1-2 1-2f															
Roger Metzger, S (1, 6) OBP: 0.284, SLG: 0.269		0-3 K		0-0 SH2-3		0-0 6-3	0-0 BB 1B	0-0 6-3		4 0 1 1 0 1 1											
Marc Hill, R (1, 2) OBP: 0.325, SLG: 0.303		0-0 G3		0-0 2-H 3B		0-0 1B	0-0 BB BB BB BB	4-0 BB 1B		3 0 2 1 2 0 0											
Vida Blue, S (1, 1) OBP: 0.244, SLG: 0.135		0-3 K		0-0 F8		0-3 K	0-3 K	4-0 BB		4 0 0 0 0 3 5											
Randy Moffitt, R (8, 1) OBP: 0.250, SLG: 0.143										0 0 0 0 0 0 0											
Skip James, L (9, PH) OBP: 0.240, SLG: 0.143										0 0 0 0 1 0 0											
Gary Lavelle, S (9, 1) OBP: 0.067, SLG: 0.067								1-2 BB		0 0 0 0 0 0 0											
Inning Stats	R: 2 E: 0 K: 0 S: 6	H: 3 LOB: 1 BB: 0 P: 6	R: 0 E: 0 K: 2 S: 7	H: 0 LOB: 0 BB: 0 P: 7	R: 1 E: 0 K: 0 S: 5	H: 2 LOB: 1 BB: 2 P: 5	R: 1 E: 0 K: 1 S: 6	H: 1 LOB: 2 BB: 2 P: 14	R: 0 E: 0 K: 0 S: 3	H: 1 LOB: 1 BB: 1 P: 7	R: 0 E: 0 K: 2 S: 8	H: 1 LOB: 1 BB: 0 P: 8	R: 2 E: 0 K: 1 S: 8	H: 3 LOB: 3 BB: 2 P: 16	R: 0 E: 0 K: 0 S: 4	H: 1 LOB: 1 BB: 0 P: 4	R: 0 E: 1 K: 1 S: 6	H: 0 LOB: 3 BB: 2 P: 14	1B: 9 2B: 2 3B: 1 HR: 0	SF: 1 SAC: 2 DP: 1 HBP: 0	WP: 0 PA: 46 PB: 0 SB: 1 CS: 0
PITCHER	IP WLS BF H R ER SO BB IBB HBP BLK WP HR S P ERA WHIP																				
Eric Rasmussen, R (1, 1) ERA: 4.21	3.1 L 17 6 4 4 2 1 0 0 0 1 0 0 20 24 10.80 2.100																				
Bob Shirley, L (4, 1) ERA: 3.87	1.2 7 1 0 0 1 0 2 0 0 0 0 7 15 0.00 0.600																				
Mark Lee, R (6, 1) ERA: 3.21	1.2 10 4 2 2 2 1 0 0 0 0 0 13 17 10.80 3.000																				
Steve Mura, R (7, 1) ERA: 11.57	0.1 2 0 0 0 1 1 0 0 0 0 0 3 7 0.00 3.000																				
John D'Acquisto, R (8, 1) ERA: 2.27	2.0 10 1 0 0 1 1 1 0 0 0 0 10 18 0.00 1.000																				

AB	36
R	6
H	12
RBI	6
BB	7
SO	7
LOB	20



Batter	1	2	3	4	5	6	7	8	9	AB	R	H	RBI	BB	SO	LOB
Ozzie Smith, S OBP: 0.314, SLG: 0.317 (1, 6)	F9			F8	F9		F7		6-3	5	0	0	0	0	0	4
Barry Evans, R OBP: 0.328, SLG: 0.315 John D'Acquisto, R OBP: 0.278, SLG: 0.188 Gene Richards, L OBP: 0.374, SLG: 0.400 (1, 5) (8, 1) (9, PH)	F9			FC6-4 1B 1B	6-3				K	4	1	2	0	0	0	2
Jerry Turner, L OBP: 0.346, SLG: 0.462 (1, 7)	G3			FC6-4 1-2 1B			F6			4	0	1	0	0	0	3
Dave Winfield, R OBP: 0.361, SLG: 0.488 (1, 9)		F4		FC6-4 1B 1-2f 2-3				1B PB FC6-4 1B		4	1	1	0	0	0	2
Gene Tenace, R OBP: 0.390, SLG: 0.416 (1, 2)		K		1B 1-2 3-H 1B				FC6-4 1-3 1B		4	0	2	1	0	1	0
Fernando Gonzalez, R OBP: 0.278, SLG: 0.306 (1, 4)		F3		1-2 2-H 1B			1B 4-3 1B	F5		4	1	2	0	0	0	2
Broderick Perkins, L OBP: 0.268, SLG: 0.352 (1, 3)			L5					FC6-4		4	0	1	1	0	1	1
Jim Wilhelm, R OBP: 0.375, SLG: 0.500 (1, 8)			K					K		4	0	1	1	0	2	2
Eric Rasmussen, R OBP: 0.145, SLG: 0.145 Bob Shirley, R OBP: 0.209, SLG: 0.128 Tucker Ashford, R OBP: 0.296, SLG: 0.358 Mark Lee, R OBP: 0.296, SLG: 0.358 Steve Mura, R OBP: 0.356, SLG: 0.267 Don Reynolds, R OBP: 0.356, SLG: 0.267 Bill Almon, R OBP: 0.309, SLG: 0.314 (1, 1) (4, 1) (5, PH) (6, 1) (7, 1) (7, PH) (8, 5)			K					F8		1	0	0	0	0	1	0

BOTTOM

San Francisco Giants @ San Diego Padres
San Diego Stadium, San Diego, CA
Wed Sep 20 1978, 10:05 PM EDT
Att. 13,123 - Unknown

livebaseballscorecards.com

AB	37
R	3
H	11
RBI	3
BB	1
SO	6
LOB	16



Inning Stats	R: 0	H: 0	E: 0	K: 0	S: 3	R: 0	H: 0	E: 0	K: 1	S: 5	R: 0	H: 0	E: 0	K: 2	S: 7	R: 1	H: 4	E: 0	K: 0	S: 6	R: 0	H: 2	E: 0	K: 1	S: 7	R: 0	H: 0	E: 0	K: 0	S: 3	R: 1	H: 3	E: 0	K: 0	S: 6	R: 1	H: 2	E: 0	K: 1	S: 7	R: 0	H: 0	E: 0	K: 1	S: 5	R: 0	H: 0	E: 0	K: 1	S: 5	1B: 11	SF: 0	2B: 0	SAC: 0	3B: 0	DP: 0	HR: 0	HBP: 0	WP: 0	PA: 38
--------------	------	------	------	------	------	------	------	------	------	------	------	------	------	------	------	------	------	------	------	------	------	------	------	------	------	------	------	------	------	------	------	------	------	------	------	------	------	------	------	------	------	------	------	------	------	------	------	------	------	------	--------	-------	-------	--------	-------	-------	-------	--------	-------	--------

PITCHER	IP	WLS	BF	H	R	ER	SO	BB	IBB	HBP	BLK	WP	HR	S	P	ERA	WHIP
Vida Blue, L ERA: 2.81 (1, 1)	7.0	W	32	11	3	2	4	1	0	0	0	0	0	39	43	2.57	1.714
Randy Moffitt, R ERA: 3.24 (8, 1)	1.0		3	0	0	0	1	0	0	0	0	0	0	5	5	0.00	0.000
Gary Lavelle, L ERA: 3.28 (9, 1)	1.0	S	3	0	0	0	1	0	0	0	0	0	0	5	5	0.00	0.000

Batter	1	2	3	4	5	6	7	8	9	AB R H RBI BB SO LOB	TOP											
Bill Madlock, R (1, 4) OBP: 0.382, SLG: 0.488	0-0 FC3-6 1B		0-0 5-3		0-3 K			0-0 F6		4 0 1 0 0 1 0												
Terry Whitfield, L (1, 7) OBP: 0.343, SLG: 0.413	0-0 FC3-6 2B 1-2f		0-0 4-3			0-0 3-1			0-0 2B G3 1B	4 1 1 0 0 0 1												
Jack Clark, R (1, 9) OBP: 0.361, SLG: 0.541	0-0 1-3 2B		0-0 CS 1B			0-3 K			0-0 G3 1-3 2B	4 0 3 0 0 1 0												
Darrell Evans, L (1, 5) OBP: 0.363, SLG: 0.407	0-0 F8		0-0 CS 1-2	0-0 F9		0-0 1-3			0-0 G3 2-3 3-H	4 0 0 1 0 0 3												
Jim Dwyer, L (1, 3) OBP: 0.324, SLG: 0.355	4-0 FC6-4 BB			0-0 G3			0-3 K		0-3 K	3 0 0 0 1 2 1												
Larry Herndon, R (1, 8) OBP: 0.312, SLG: 0.337	0-0 FC6-4 1-2f			0-0 S 1B			0-0 F7		0-0 4-3	4 0 1 0 0 0 4												
John Tamargo, S (1, 2) OBP: 0.349, SLG: 0.318		0-3 K		0-0 3-1 1-2			0-0 F7			3 0 0 0 0 1 1												
Gary Lavelle, S (7, 1) OBP: 0.067, SLG: 0.067										0 0 0 0 0 0 0												
Ed Plank, R (8, 1)										0 0 0 0 0 0 0												
Roger Metzger, S (1, 6) OBP: 0.281, SLG: 0.266		0-0 L4			0-0 F3			0-0 3-1		3 0 0 0 0 0 0												
John Montefusco, R (1, 1) OBP: 0.133, SLG: 0.072			0-3 K		0-0 F9			0-3 K		2 0 0 0 0 1 0												
Marc Hill, R (7, 2) OBP: 0.324, SLG: 0.302										1 0 0 0 0 1 0												
Inning Stats	R: 0 E: 1 K: 0 S: 5	H: 2 LOB: 3 BB: 1 P: 9	R: 0 E: 0 K: 2 S: 7	H: 0 LOB: 0 BB: 0 P: 7	R: 0 E: 0 K: 0 S: 3	H: 1 LOB: 0 BB: 0 P: 3	R: 0 E: 0 K: 0 S: 4	H: 1 LOB: 1 BB: 0 P: 4	R: 0 E: 0 K: 1 S: 5	H: 0 LOB: 0 BB: 0 P: 5	R: 0 E: 0 K: 1 S: 5	H: 0 LOB: 0 BB: 0 P: 5	R: 0 E: 0 K: 1 S: 5	H: 0 LOB: 0 BB: 0 P: 5	R: 0 E: 0 K: 1 S: 5	H: 0 LOB: 0 BB: 0 P: 5	R: 1 E: 0 K: 1 S: 7	H: 2 LOB: 1 BB: 0 P: 7	1B: 4 2B: 2 3B: 0 HR: 0	SF: 0 SAC: 0 DP: 0 HBP: 0	WP: 0 PB: 0 SB: 1 CS: 1	PA: 34
PITCHER	IP WLS BF H R ER SO BB IBB HBP BLK WP HR S P ERA WHIP																					
Gaylord Perry, R (1, 1) ERA: 2.81	7.0 W 25 4 0 0 5 1 0 0 0 0 0 0 34 38 0.00 0.714																					
Rollie Fingers, R (8, 1) ERA: 2.47	2.0 8 2 1 1 2 0 0 0 0 0 0 0 12 12 4.50 1.000																					

San Francisco Giants @ San Diego Padres
San Diego Stadium, San Diego, CA
Thu Sep 21 1978, 10:05 PM EDT
Att. 13,329 - Unknown

AB	32
R	1
H	6
RBI	1
BB	1
SO	7
LOB	10



Batter	1	2	3	4	5	6	7	8	9
Gene Richards, L (1, 7) Mike Champion, R (8, 4) OBP: 0.378, SLG: 0.405 OBP: 0.296, SLG: 0.306	0-0 E8 L4-6 1B		0-0 1B 2-3		0-0 4-3 E 1B		0-0 1-3 1B 2-H 1B	0-0 5-3 1-2	
Ozzie Smith, S (1, 6) OBP: 0.315, SLG: 0.318	0-0 L4-6 2-3		0-0 1B 1-2 3-H		0-0 4-3 1-3		0-0 1-3 1B 1-2	0-0 F7	
Broderick Perkins, L (1, 3) OBP: 0.263, SLG: 0.344	0-0 F7		0-0 F7		0-0 F8		0-0 1-3 1-2 2-3		
Dave Winfield, R (1, 8) OBP: 0.362, SLG: 0.487 (8, 9)		0-0 F8		0-0 F8		0-0 G6-3 1B	4-0 1B 1B IBB		
Jerry Turner, L (1, 9) OBP: 0.348, SLG: 0.463 Rollie Fingers, R (8, 1) OBP: 0.167, SLG: 0.167		0-0 F3		0-0 S 1B 1B		0-0 G6-3 1-2f	0-0 1B 1-3 2-H 3-H 1B		
Gene Tenace, R (1, 2) OBP: 0.393, SLG: 0.416		0-3 K		4-0 1B 1-2 BB		4-0 BB BB BB	0-0 1-2 3-H 1B		
Barry Evans, R (1, 5) OBP: 0.323, SLG: 0.310			0-0 F3	0-0 1-2 2-H 1B	0-0 1B	0-0 L5	0-0 F8 3-H		
Fernando Gonzalez, R (1, 4) OBP: 0.281, SLG: 0.309 Bill Almon, R (7, PR) OBP: 0.309, SLG: 0.314 Derrel Thomas, S (8, 8) OBP: 0.302, SLG: 0.293			0-0 1B SH3-4 1B	0-3 K	0-0 K		0-0 SH3-4 1B	0-0 F8	
Gaylord Perry, R (1, 1) OBP: 0.120, SLG: 0.123 Jim Wilhelm, R (8, 7) OBP: 0.412, SLG: 0.533			0-0 SH3-4		0-0 4-3		0-0 SH3-4	0-0 S 1B	

Inning Stats	R: 0 E: 1 K: 0 S: 3	H: 1 LOB: 0 BB: 0 P: 3	R: 0 E: 0 K: 1 S: 5	H: 0 LOB: 0 BB: 0 P: 5	R: 1 E: 0 K: 0 S: 6	H: 3 LOB: 2 BB: 0 P: 6	R: 0 E: 0 K: 1 S: 6	H: 2 LOB: 2 BB: 1 P: 10	R: 0 E: 1 K: 0 S: 4	H: 1 LOB: 1 BB: 0 P: 4	R: 0 E: 0 K: 0 S: 3	H: 1 LOB: 1 BB: 1 P: 7	R: 4 E: 0 K: 0 S: 8	H: 5 LOB: 2 BB: 1 P: 12	R: 0 E: 0 K: 0 S: 4	H: 1 LOB: 1 BB: 0 P: 4
1B: 14 2B: 1 3B: 0 HR: 0	SF: 0 SAC: 2 DP: 2 HBP: 0	WP: 0 PA: 38 PB: 0 SB: 2 CS: 0														

PITCHER	IP	WLS	BF	H	R	ER	SO	BB	IBB	HBP	BLK	WP	HR	S	P	ERA	WHIP
John Montefusco, R (1, 1) ERA: 3.83	6.1	L	27	9	3	3	2	2	0	0	0	0	0	29	37	4.26	1.737
Gary Lavelle, L (7, 1) ERA: 3.55	0.2		7	4	2	2	0	0	1	0	0	0	0	6	10	27.00	6.000
Ed Plank, R (8, 1) ERA: 5.79	1.0		4	1	0	0	0	0	0	0	0	0	0	4	4	0.00	1.000

BOTTOM

San Francisco Giants @ San Diego Padres
San Diego Stadium, San Diego, CA
Thu Sep 21 1978, 10:05 PM EDT
Att. 13,329 - Unknown

livebaseballscorecards.com

AB	33
R	5
H	14
RBI	5
BB	3
SO	2
LOB	15



WP	PA	ERA	WHIP
0	38		

Batter	1	2	3	4	5	6	7	8	9	AB R H RBI BB SO LOB	TOP											
Gene Richards, L (1, 7) OBP: 0.381, SLG: 0.408 Jim Beswick, S (5, 8)	0-3 K	0-0 FC6-4 1B		0-0 1B	0-0 E9 1B	0-3 K			0-3 K	4 1 3 2 0 1 0 2 0 0 0 0 2 1	San Diego Padres @ Los Angeles Dodgers Dodger Stadium, Los Angeles, CA Fri Sep 22 1978, 7:05 PM PDT Att: 38,743 - Unknown livebaseballscorecards.com											
Ozzie Smith, S (1, 6) OBP: 0.318, SLG: 0.320 Chuck Baker, R (6, 6)	0-0 F9	0-0 FC6-4 CS		0-0 1B	0-0 FC6-4 1B	0-0 WP 1B			0-0 F7	5 0 3 2 0 0 2 1 0 0 0 0 0 0												
Barry Evans, R (1, 5) OBP: 0.324, SLG: 0.313	0-0 E7 1B	0-0 CS	0-0 E1 1B	0-0 F9	0-0 FC6-4 HBP 1B	0-0 F7			0-0 F2	6 2 2 0 0 0 4												
Dave Winfield, R (1, 8) OBP: 0.366, SLG: 0.496	0-0 1B 1B		0-0 FC6 1B		0-0 HR 1B				0-3 K	5 2 4 3 0 1 0												
Jerry Turner, L (1, 9) OBP: 0.354, SLG: 0.463	0-0 1B 1B		0-3 K		0-0 1B 1B				0-3 K	4 2 2 0 0 2 1												
Gene Tenace, R (1, 2) OBP: 0.393, SLG: 0.416	0-0 E8 1B		0-0 F3		0-0 E 1B				0-3 K	5 1 2 1 0 1 4												
Broderick Perkins, L (1, 3) OBP: 0.263, SLG: 0.342 Tony Castillo, R (7, 2)	0-3 K		0-0 FC6		0-0 E8 FC6-4 1B	0-3 K			0-0 L4	4 0 1 1 0 2 2 1 0 0 0 0 0 0												
Fernando Gonzalez, R (1, 4) OBP: 0.281, SLG: 0.309 Mike Champion, R (6, 4)		0-0 F3		0-0 F9	0-0 FC6-4 BB 1B	0-0 WP 2B 1B			0-0 L4-3 1B	4 2 1 0 0 0 2 1 0 1 0 0 0 0												
Randy Jones, R (1, 1) OBP: 0.200, SLG: 0.195 Tucker Ashford, R (6, PH) OBP: 0.300, SLG: 0.368 Bob Shirley, R (6, 1) OBP: 0.205, SLG: 0.125		4-0 FC6-4 1B BB		0-0 L6	4-0 E BB	0-0 1B 2B			0-0 L4-3	1 1 0 0 2 0 0 1 1 1 1 0 0 0 1 0 0 0 0 0 1												
Inning Stats	R: 3 E: 2 K: 2 S: 11	H: 4 LOB: 1 BB: 0 P: 11	R: 0 E: 0 K: 0 S: 3	H: 1 LOB: 1 BB: 1 P: 7	R: 1 E: 1 K: 1 S: 7	H: 2 LOB: 1 BB: 0 P: 7	R: 0 E: 0 K: 0 S: 5	H: 2 LOB: 2 BB: 0 P: 5	R: 6 E: 2 K: 0 S: 10	H: 7 LOB: 3 BB: 1 P: 15		R: 2 E: 0 K: 2 S: 10	H: 3 LOB: 1 BB: 0 P: 10	R: 0 E: 0 K: 3 S: 9	H: 0 LOB: 0 BB: 0 P: 9	R: 0 E: 0 K: 0 S: 3	H: 1 LOB: 0 BB: 0 P: 3	R: 0 E: 0 K: 1 S: 5	H: 0 LOB: 0 BB: 0 P: 5	1B: 18 2B: 2 3B: 0 HR: 1	SF: 0 SAC: 0 DP: 1 HBP: 1	WP: 2 PB: 0 SB: 0 CS: 1
PITCHER	IP WLS BF H R ER SO BB IBB HBP BLK WP HR S P ERA WHIP																					
Doug Rau, L (1, 1) ERA: 3.34	4.0 L 23 11 6 4 3 1 0 0 0 0 1 28 32 9.00 3.000																					
Lance Rautzhan, L (5, 1) ERA: 2.18	0.1 6 4 4 4 0 1 0 0 0 0 0 5 9 108.00 15.000																					
Rick Sutcliffe, R (5, 1) ERA:	0.2 4 1 0 0 0 0 0 0 1 0 0 3 4 0.00 1.500																					
Gerry Hannahs, L (6, 1) ERA: 9.0	2.0 9 3 2 2 5 0 0 0 0 2 0 19 19 9.00 1.500																					
Dave Stewart, R (8, 1) ERA:	2.0 6 1 0 0 1 0 0 0 0 0 0 8 8 0.00 0.500																					

Batter	1	2	3	4	5	6	7	8	9	AB	R	H	RBI	BB	SO	LOB
Davey Lopes, R (1, 4) Lee Lacy, R (7, 4) OBP: 0.354, SLG: 0.427 OBP: 0.346, SLG: 0.535	0-0 6-3	0-0 6-3			0-0 1B		0-0 F7		0-0 5-3	3	0	1	1	0	0	1
Bill North, S (1, 8) OBP: 0.370, SLG: 0.273	0-0 1B		0-0 F2		0-0 E4		0-0 1B			4	0	2	0	0	0	2
Reggie Smith, S (1, 9) OBP: 0.379, SLG: 0.561	4-0 1B		0-0 6-3		0-0 SF8		0-0 F3			2	0	0	1	1	0	1
Steve Garvey, R (1, 3) OBP: 0.345, SLG: 0.485	0-0 F8		0-0 F9		0-0 G6-4-3			0-0 1B		4	0	1	0	0	0	4
Ron Cey, R (1, 5) Jerry Grote, R (7, 5) OBP: 0.380, SLG: 0.460 OBP: 0.378, SLG: 0.375	0-0 F7			0-0 5-3		0-0 1B		0-0 F8		3	0	1	0	0	0	2
Dusty Baker Jr., R (1, 7) Rudy Law, L (8, 7) OBP: 0.332, SLG: 0.378		0-0 1B		0-0 L8		0-0 FC5-4		0-0 FC6		3	1	1	0	0	0	1
Joe Ferguson, R (1, 2) Brad Gulden, L (7, 2) OBP: 0.355, SLG: 0.393		0-0 4-3		0-0 F7		0-0 F8		0-0 6-3		3	0	0	0	0	0	2
Bill Russell, R (1, 6) Ted Martinez, R (7, 6) OBP: 0.315, SLG: 0.353 OBP: 0.279, SLG: 0.250		0-0 SH1-3		0-0 1B		0-0 F7		0-0 1-3		3	1	2	1	0	0	1
Doug Rau, L (1, 1) Lance Rautzhan, R (5, 1) Rick Sutcliffe, L (5, 1) Pedro Guerrero, R (5, PH) Gerry Hannahs, L (6, 1) Manny Mota, R (7, PH) Dave Stewart, R (8, 1) Steve Yeager, R (9, PH) OBP: 0.164, SLG: 0.167 OBP: 1.000, SLG: 1.000 OBP: 0.344, SLG: 0.333 OBP: 0.296, SLG: 0.262		0-0 SH1-3		0-0 1B		0-0 SF8		0-0 F9		0	0	0	0	0	0	0

BOTTOM

San Diego Padres @ Los Angeles Dodgers
Dodger Stadium, Los Angeles, CA
 Fri Sep 22 1978, 7:05 PM PDT
 Att. 38,743 - Unknown

livebaseballscorecards.com

AB	34
R	3
H	9
RBI	3
BB	1
SO	1
LOB	17



Inning Stats	R: 0	H: 1	E: 0	K: 0	S: 4	R: 1	H: 2	E: 0	K: 0	S: 5	R: 0	H: 0	E: 0	K: 0	S: 3	R: 0	H: 0	E: 0	K: 0	S: 3	R: 2	H: 3	E: 1	K: 0	S: 6	R: 0	H: 1	E: 0	K: 0	S: 4	R: 0	H: 1	E: 0	K: 0	S: 4	R: 0	H: 1	E: 1	K: 0	S: 5	R: 0	H: 0	E: 0	K: 1	S: 5	1B: 8	SF: 1	2B: 1	3B: 0	HR: 0	SAC: 1	DP: 1	HBP: 0	WP: 0	PA: 37
--------------	------	------	------	------	------	------	------	------	------	------	------	------	------	------	------	------	------	------	------	------	------	------	------	------	------	------	------	------	------	------	------	------	------	------	------	------	------	------	------	------	------	------	------	------	------	-------	-------	-------	-------	-------	--------	-------	--------	-------	--------

PITCHER	IP	WLS	BF	H	R	ER	SO	BB	IBB	HBP	BLK	WP	HR	S	P	ERA	WHIP
Randy Jones, L (1, 1) ERA: 2.88	5.0	W	22	6	3	3	0	1	0	0	0	0	0	21	25	5.40	1.400
Bob Shirley, L (6, 1) ERA: 3.78	4.0	S	15	3	0	0	1	0	0	0	0	0	0	17	17	0.00	0.750

Batter	1	2	3	4	5	6	7	8	9	AB R H RBI BB SO LOB	TOP		
Gene Richards, L (1, 7) OBP: 0.382, SLG: 0.414	0-0 F9		0-0 HR			0-0 4-3		0-0 1B		4 1 2 2 0 0 0	San Diego Padres @ Los Angeles Dodgers Dodger Stadium, Los Angeles, CA Sat Sep 23 1978, 3:33 AM PDT Att: 31,653 - Unknown livebaseballscorecards.com		
Ozzie Smith, S (1, 6) OBP: 0.319, SLG: 0.322	0-0 1B		0-0 6-3			0-0 1B		0-3 K		4 0 2 0 0 1 1			
Broderick Perkins, L (1, 3) OBP: 0.257, SLG: 0.335	0-0 G1-4-6-3				0-0 4-3		0-0 F8		0-0 5-3	4 0 0 0 0 0 2			
Dave Winfield, R (1, 8) (7, 9) OBP: 0.366, SLG: 0.501		0-0 4-3		0-0 HR		0-0 4-3		0-0 1B		4 1 2 1 0 0 0			
Jerry Turner, L (1, 9) Mark Lee, R (7, 1) Rollie Fingers, R (7, 1) Tucker Ashford, R (9, PH) OBP: 0.167, SLG: 0.167 OBP: 0.298, SLG: 0.366		0-0 F9		0-0 E6 CS		0-0 F7		0-0 G5-4-3		3 0 1 0 0 0 0 0 0 0 0 0 0 0 0 0 0 0 0 0 0 1 0 0 0 0 0 1			
Gene Tenace, R (1, 2) OBP: 0.393, SLG: 0.414		0-0 F3		0-3 K		4-0 BB				2 0 0 0 1 1 1			
Barry Evans, R (1, 5) OBP: 0.310, SLG: 0.299			0-0 F9		0-0 F8		0-0 FC6-4			3 0 0 0 0 0 1			
Fernando Gonzalez, R (1, 4) OBP: 0.278, SLG: 0.306			0-3 K		0-0 F3		0-0 G3			3 0 0 0 0 1 0			
John D'Acquisto, R (1, 1) Derrel Thomas, S (7, 8) OBP: 0.300, SLG: 0.278 OBP: 0.301, SLG: 0.293			0-0 HR		0-3 K		0-0 F8			2 1 1 0 0 1 0 1 0 0 0 0 0 0			
Inning Stats	R: 0 H: 1 E: 0 LOB: 0 K: 0 BB: 0 S: 3 P: 3	R: 0 H: 0 E: 0 LOB: 0 K: 0 BB: 0 S: 3 P: 3	R: 2 H: 2 E: 0 LOB: 0 K: 1 BB: 0 S: 7 P: 7	R: 1 H: 2 E: 1 LOB: 0 K: 1 BB: 0 S: 6 P: 6	R: 0 H: 0 E: 0 LOB: 0 K: 1 BB: 0 S: 5 P: 5	R: 0 H: 1 E: 0 LOB: 0 K: 0 BB: 0 S: 3 P: 3	R: 0 H: 0 E: 0 LOB: 1 K: 0 BB: 1 S: 3 P: 7	R: 0 H: 1 E: 0 LOB: 1 K: 1 BB: 0 S: 6 P: 6	R: 0 H: 1 E: 0 LOB: 0 K: 0 BB: 0 S: 3 P: 3	1B: 5 SF: 0 2B: 1 SAC: 0 3B: 0 DP: 2 HR: 2 HBP: 0		WP: 0 PA: 32 PB: 0 SB: 0 CS: 1	
PITCHER	IP WLS BF H R ER SO BB IBB HBP BLK WP HR S P ERA WHIP											PITCHER	IP WLS BF H R ER SO BB IBB HBP BLK WP HR S P ERA WHIP
Burt Hooton, R (1, 1) ERA: 2.68	7.0 W 25 6 3 3 3 1 0 0 0 0 0 2 30 34 3.86 1.000												
Terry Forster, L (8, 1) ERA: 1.96	2.0 S 7 2 0 0 1 0 0 0 0 0 0 0 9 9 0.00 1.000												

Batter	1	2	3	4	5	6	7	8	9
Davey Lopes, R OBP: 0.357, SLG: 0.427 (1, 4) BBB	4-0 S BB		4-0 1-2 BB		0-0 2-H 1B		0-0 5-3		
Bill Russell, R OBP: 0.315, SLG: 0.353 (1, 6) SSS	0-3 1-3 K		0-0 F8		0-0 F8		0-0 1B 1B		
Reggie Smith, S OBP: 0.378, SLG: 0.559 (1, 9) Terry Forster, L OBP: 0.500, SLG: 0.625 (8, 1) X	0-0 P3		0-0 G3		0-0 P6		0-0 BB 1B 1B		
Steve Garvey, R OBP: 0.346, SLG: 0.485 (1, 3) SSS	0-3 K			0-0 F7		0-0 G5-4-3 1B	0-0 1-2 2-H 1B		
Ron Cey, R OBP: 0.379, SLG: 0.457 (1, 5) SSS		0-0 F8		0-3 K		0-0 G5-4-3 1-2 2-3 BB	4-0 1-2 2-3 BB		
Dusty Baker Jr., R OBP: 0.331, SLG: 0.379 (1, 7) SSS		0-3 K		0-0 P4			1B 2B F7		
Rick Monday, L OBP: 0.346, SLG: 0.462 (1, 8) (8, 9) SSS		0-3 K			0-3 K		0-0 CS 1B	0-0 F8	
Joe Ferguson, R OBP: 0.359, SLG: 0.396 (1, 2) Rudy Law, L (7, PR) Bill North, S OBP: 0.369, SLG: 0.272 (8, 8) SSS			0-0 BB 1B		4-0 SH3-4 1B BB		0-0 1-2 HR 1B	0-0 F8	
Burt Hooton, R OBP: 0.236, SLG: 0.169 (1, 1) Lee Lacy, R OBP: 0.349, SLG: 0.550 (7, PH) Steve Yeager, R OBP: 0.295, SLG: 0.260 (8, 2) SSS			0-3 K		0-0 SH3-4		0-0 1-H HR	0-0 F9	

Inning Stats	R: 0 E: 0 K: 2 S: 7	H: 0 LOB: 1 BB: 1 P: 11	R: 0 E: 0 K: 2 S: 7	H: 0 LOB: 0 BB: 0 P: 7	R: 0 E: 0 K: 1 S: 6	H: 1 LOB: 2 BB: 1 P: 10	R: 0 E: 0 K: 1 S: 5	H: 0 LOB: 0 BB: 0 P: 5	R: 1 E: 0 K: 1 S: 6	H: 1 LOB: 1 BB: 1 P: 10	R: 0 E: 0 K: 0 S: 3	H: 1 LOB: 0 BB: 0 P: 3	R: 4 E: 0 K: 0 S: 9	H: 7 LOB: 3 BB: 1 P: 13	R: 0 E: 0 K: 0 S: 3	H: 0 LOB: 0 BB: 0 P: 3
1B: 8 2B: 1 3B: 0 HR: 1	SF: 0 SAC: 1 DP: 1 HBP: 0	WP: 0 PA: 36														

PITCHER	IP	WLS	BF	H	R	ER	SO	BB	IBB	HBP	BLK	WP	HR	S	P	ERA	WHIP
John D'Acquisto, R ERA: 2.21 (1, 1)	6.0		23	3	1	1	7	3	0	0	0	0	0	34	46	1.50	1.000
Mark Lee, R ERA: 3.42 (7, 1)	0.1		3	3	2	2	0	0	0	0	0	0	0	3	3	54.00	9.000
Rollie Fingers, R ERA: 2.6 (7, 1)	1.2	L	10	4	2	2	0	1	0	0	0	0	1	9	13	10.80	3.000


BOTTOM

San Diego Padres @ Los Angeles Dodgers
Dodger Stadium, Los Angeles, CA

Sat Sep 23 1978, 3:33 AM PDT
Att. 31,653 - Unknown


livebaseballscorecards.com

AB	31
R	5
H	10
RBI	5
BB	4
SO	7
LOB	14



Batter	1	2	3	4	5	6	7	8	9	AB R H RBI BB SO LOB	TOP											
Gene Richards, L (1, 7) OBP: 0.382, SLG: 0.415	0-0 F9		0-0 1B		0-0 F8			0-0 G4-6-3 1B		4 0 2 0 0 0 0	San Diego Padres @ Los Angeles Dodgers Dodger Stadium, Los Angeles, CA Sun Sep 24 1978, 3:33 AM PDT Att: 50,018 - Unknown livebaseballscorecards.com											
Ozzie Smith, S (1, 6) OBP: 0.318, SLG: 0.320	0-0 F8		0-0 F9			4-0 BB		0-0 G4-6-3 1-2f		3 0 0 0 1 0 3												
Broderick Perkins, L (1, 3) OBP: 0.252, SLG: 0.328	0-3 K			0-3 K		0-0 F8		0-0 P5		4 0 0 0 0 2 1												
Dave Winfield, R (1, 8) OBP: 0.367, SLG: 0.501		0-0 F8 1B		0-0 1B 1B		0-0 P3		0-3 K		4 0 2 0 0 1 1												
Jerry Turner, L (1, 9) OBP: 0.348, SLG: 0.453		0-0 F8 1-2		0-0 F5		0-0 F9		0-0 P5		4 0 0 0 0 0 3												
Barry Evans, R (1, 5) OBP: 0.307, SLG: 0.296		0-3 K		0-0 FC6-4 1B			0-0 E4 G6-4-3 HBP		0-0 F7	4 0 1 0 0 1 0												
Gene Tenace, R (1, 2) OBP: 0.392, SLG: 0.412			0-0 F3	0-0 FC6-4 1-2f			1-0 G6-4-3 HBP			2 0 0 0 0 0 2												
Mike Champion, R (1, 4) OBP: 0.293, SLG: 0.302			0-3 K		0-3 K		0-0 G6-4-3 1-2f 2-3			3 0 0 0 0 2 2												
Bob Owchinko, L (1, 1) OBP: 0.200, SLG: 0.206 Mark Lee, R (4, 1) Jim Beswick, S (5, PH) Mickey Lolich, S (5, 1) Oscar Gamble, L (7, PH) Bob Shirley, R (7, 1) OBP: 0.365, SLG: 0.385 OBP: 0.205, SLG: 0.125			4-0 1B BB		0-0 P4		0-0 F7			0 0 0 0 0 1 0 0 0 0 0 0 0 0 0 0 1 0 0 0 0 0 0 0 0 0 0 0 0 0 0 0 1 0 0 0 0 0 0 1 0 0 0 0 0 0 0 0												
Inning Stats	R: 0 E: 0 K: 1 S: 5	H: 0 LOB: 0 BB: 0 P: 5	R: 0 E: 0 K: 1 S: 5	H: 1 LOB: 0 BB: 0 P: 5	R: 0 E: 0 K: 1 S: 6	H: 1 LOB: 2 BB: 1 P: 10	R: 0 E: 0 K: 1 S: 7	H: 2 LOB: 2 BB: 0 P: 7	R: 0 E: 0 K: 1 S: 5	H: 0 LOB: 0 BB: 0 P: 5	R: 0 E: 0 K: 0 S: 3	H: 0 LOB: 1 BB: 1 P: 7	R: 0 E: 1 K: 0 S: 3	H: 0 LOB: 1 BB: 0 P: 4	R: 0 E: 0 K: 0 S: 3	H: 1 LOB: 0 BB: 0 P: 3	R: 0 E: 0 K: 1 S: 5	H: 0 LOB: 0 BB: 0 P: 5	1B: 5 2B: 0 3B: 0 HR: 0	SF: 0 SAC: 0 DP: 2 HBP: 1	WP: 0 PB: 0 SB: 0 CS: 0	PA: 33
PITCHER Bob Welch, R (1, 1) ERA: 2.08	IP: 9.0 WLS: W BF: 33 H: 5 R: 0 ER: 0 SO: 6 BB: 2 IBB: 0 HBP: 1 BLK: 0 WP: 0 HR: 0 S: 42 P: 51 ERA: 0.00 WHIP: 0.778											PITCHER	IP: WLS: BF: H: R: ER: SO: BB: IBB: HBP: BLK: WP: HR: S: P: ERA: WHIP:									



Batter	1	2	3	4	5	6	7	8	9	AB R H RBI BB SO LOB	BOTTOM																
Davey Lopes, R OBP: 0.357, SLG: 0.426 (1, 4) X	0-0 5-3		0-0 L4-3 1B	4-0 1B E IBB	0-0 F8			0-0 6-3		4 1 1 0 1 0 1	San Diego Padres @ Los Angeles Dodgers Dodger Stadium, Los Angeles, CA Sun Sep 24 1978, 3:33 AM PDT Att. 50,018 - Unknown livebaseballscorecards.com AB 31 R 4 H 10 RBI 4 BB 5 SO 4 LOB 14 																
Bill North, S OBP: 0.368, SLG: 0.272 (1, 8) X	0-0 6-3		0-0 L4-3 1-2	0-0 E 1B 1-3 2-H				0-0 5-3		4 1 1 1 0 0 1																	
Reggie Smith, S OBP: 0.383, SLG: 0.562 (1, 9) B B B	4-0 2B BB		0-0 1B 2B	4-0 E IBB HBP				1-0 CS HBP		1 1 1 0 2 0 0																	
Steve Garvey, R OBP: 0.348, SLG: 0.489 (1, 3) X	0-0 1-3 2B		0-0 1B 1B 2-H	0-0 E3 1B 1-3 2-H 3-H				0-0 F7 1-2		4 0 3 3 0 0 1																	
Ron Cey, R OBP: 0.380, SLG: 0.457 (1, 5) S S S	0-3 K		0-0 1B 1-2	4-0 IBB				0-0 F3		3 0 1 0 1 1 2																	
Dusty Baker Jr., R OBP: 0.329, SLG: 0.376 (1, 7) X		0-0 F8	0-0 P4	0-0 1-3				0-0 F3		4 0 0 0 0 0 5																	
Joe Ferguson, R OBP: 0.361, SLG: 0.399 (1, 2) S S S		0-3 K		0-0 1B 2B BB	4-0 G4-3 BB BB BB			0-0 6-3		3 1 1 0 1 1 0																	
Bill Russell, R OBP: 0.314, SLG: 0.354 (1, 6) X		0-0 2B		0-0 F8 1-2f	0-0 G4-3			0-0 F6		4 0 1 0 0 0 2																	
Bob Welch, R OBP: 0.172, SLG: 0.207 (1, 1) S S S		0-3 K		0-0 5-3 1B	0-0 1B			0-3 K		4 0 1 0 0 2 2																	
Inning Stats	R: 0 E: 0 K: 1 S: 6	H: 1 LOB: 2 BB: 1 P: 10	R: 0 E: 0 K: 2 S: 8	H: 1 LOB: 1 BB: 0 P: 8	R: 1 E: 0 K: 0 S: 6	H: 4 LOB: 2 BB: 0 P: 6	R: 3 E: 1 K: 0 S: 6	H: 3 LOB: 3 BB: 3 P: 18	R: 0 E: 0 K: 0 S: 3	H: 1 LOB: 1 BB: 1 P: 7	R: 0 E: 0 K: 0 S: 2	H: 0 LOB: 0 BB: 0 P: 3	R: 0 E: 0 K: 0 S: 3	H: 0 LOB: 0 BB: 0 P: 3	R: 0 E: 0 K: 1 S: 5	H: 0 LOB: 0 BB: 0 P: 5	1B: 6 2B: 5 3B: 0 HR: 0	SF: 0 SAC: 0 DP: 2 HBP: 1	WP: 0 PB: 0 SB: 0 CS: 1	PA: 37							
PITCHER	IP WLS BF	H R ER SO	BB IBB HBP BLK	WP HR S P	ERA WHIP	PITCHER														IP WLS BF	H R ER SO	BB IBB HBP BLK	WP HR S P	ERA WHIP			
Bob Owchinko, L ERA: 3.48 (1, 1)	3.2 L	8 4 4 3	1 1 0 0	0 0 0 0	0 0 2 10	9.82 2.455															3.2 L	8 4 4 3	1 1 0 0	0 0 0 0	0 0 0 0	0 0 2 10	9.82 2.455
Mark Lee, R ERA: 3.4 (4, 1)	0.1	1 0 0 0	0 2 0 0	0 0 0 0	0 0 2 10	0.00 3.000															0.1	1 0 0 0	0 2 0 0	0 0 0 0	0 0 2 10	0.00 3.000	
Mickey Lolich, L ERA: 1.56 (5, 1)	2.0	1 0 0 0	0 1 0 0	0 0 0 0	0 0 5 10	0.00 1.000															2.0	1 0 0 0	0 1 0 0	0 0 0 0	0 0 5 10	0.00 1.000	
Bob Shirley, L ERA: 3.73 (7, 1)	2.0	0 0 0 1	0 0 0 1	0 0 0 0	0 0 8 8	0.00 0.000															2.0	0 0 0 1	0 0 0 0	0 0 0 0	0 0 8 8	0.00 0.000	

Batter	1	2	3	4	5	6	7	8	9	AB R H RBI BB SO LOB	TOP											
Gene Richards, L (1, 7) OBP: 0.386, SLG: 0.425 Derrel Thomas, S (9, 8) OBP: 0.301, SLG: 0.293	0-0 6-3 3B		0-0 1-3 3B	4-0 IBB			0-0 FC1-5 1B		0-0 G4-6-3 1-2f	4 2 3 0 1 0 1 0 0 0 0 0 0 0	San Diego Padres @ San Francisco Giants Candlestick Park, San Francisco, CA Tue Sep 26 1978, 10:05 PM EDT Att. 6,227 - Unknown livebaseballscorecards.com											
Ozzie Smith, S (1, 6) OBP: 0.317, SLG: 0.319	0-0 6-3		0-0 1-3	0-0 F9			0-0 FC1-5 1B		0-0 E5 HR	5 1 1 2 0 0 2												
Broderick Perkins, L (1, 3) OBP: 0.256, SLG: 0.350	0-0 4-3		0-0 4-3 2B				0-0 FC1-5 1B		0-0 HR	5 1 2 2 0 1 2												
Dave Winfield, R (1, 8) OBP: 0.368, SLG: 0.499	0-0 1B		0-0 4-3 2-3				4-0 F8		0-0 F5	4 0 1 0 1 0 1												
Jerry Turner, L (1, 9) OBP: 0.350, SLG: 0.449	4-0 BB 1-2 BB		4-0 IBB				0-0 E3 FC6-4			2 0 0 0 2 0 3												
Barry Evans, R (1, 5) OBP: 0.291, SLG: 0.280	0-0 FC4-6 1-2f		0-0 6-3				0-0 FC6-4 1-2f		0-0 1-3	4 0 0 0 0 0 5												
Gene Tenace, R (1, 2) OBP: 0.391, SLG: 0.409		0-0 F4		4-0 S BB			0-0 F6		0-3 K	3 0 0 0 1 1 0												
Bill Almon, R (1, 4) OBP: 0.306, SLG: 0.310 Bob Shirley, R (8, 1) OBP: 0.205, SLG: 0.125 Rollie Fingers, R (8, 1) OBP: 0.167, SLG: 0.167		0-0 F4		0-0 L4 1-2			0-3 K		0-0 4-3	4 0 0 0 0 1 1 0 0 0 0 0 0 0 0 0 0 0 0 0 0												
Gaylord Perry, R (1, 1) OBP: 0.116, SLG: 0.119 Fernando Gonzalez, R (8, 4) OBP: 0.280, SLG: 0.306		0-3 K		0-3 K			0-3 K		4-0 G4-6-3 BB	3 0 0 0 0 3 1 0 0 0 0 1 0 0												
Inning Stats	R: 1 E: 0 K: 0 S: 5	H: 2 LOB: 2 BB: 1 P: 9	R: 0 E: 0 K: 1 S: 5	H: 0 LOB: 0 BB: 0 P: 5	R: 1 E: 0 K: 0 S: 5	H: 2 LOB: 2 BB: 1 P: 9	R: 0 E: 0 K: 1 S: 5	H: 0 LOB: 2 BB: 2 P: 13	R: 0 E: 1 K: 1 S: 6	H: 0 LOB: 1 BB: 0 P: 6		R: 0 E: 0 K: 2 S: 7	H: 0 LOB: 0 BB: 0 P: 7	R: 0 E: 0 K: 0 S: 4	H: 2 LOB: 2 BB: 1 P: 8	R: 0 E: 0 K: 1 S: 5	H: 0 LOB: 0 BB: 0 P: 5	R: 2 E: 1 K: 0 S: 4	H: 1 LOB: 0 BB: 1 P: 8	1B: 3 2B: 1 3B: 2 HR: 1	SF: 0 SAC: 0 DP: 2 HBP: 0	WP: 0 PB: 0 SB: 4 CS: 0
PITCHER	IP WLS BF H R ER SO BB IBB HBP BLK WP HR S P ERA WHIP																					
John Montefusco, R (1, 1) ERA: 3.81	6.0 L 27 4 2 2 5 2 2 0 0 0 0 0 33 49 3.00 1.000																					
Gary Lavelle, L (7, 1) ERA: 3.34	2.0 8 2 0 0 1 0 1 0 0 0 0 0 9 13 0.00 1.000																					
Randy Moffitt, R (9, 1) ERA: 3.31	1.0 5 1 2 0 0 1 0 0 0 0 0 1 4 8 0.00 2.000																					



Batter	1	2	3	4	5	6	7	8	9	AB	R	H	RBI	BB	SO	LOB
Terry Whitfield, L (1, 7) OBP: 0.341, SLG: 0.408	0-0 L8		0-0 F8			0-0 F8		0-0 E8		4	0	1	1	0	0	1
Jim Dwyer, L (1, 3) OBP: 0.324, SLG: 0.351 Tom Heintzelman, R (8, PH) OBP: 0.281, SLG: 0.467 Vic Harris, S (8, PR) OBP: 0.230, SLG: 0.220 Randy Moffitt, R (9, 1) OBP: 0.250, SLG: 0.143	0-0 S 1B		0-3 K			0-0 F7		4-0 BB 1B		3	0	1	0	0	1	1
Jack Clark, R (1, 9) OBP: 0.362, SLG: 0.547	0-0 F9				0-0 F8		0-0 6-3	0-0 F2		4	0	0	0	0	0	3
Darrell Evans, L (1, 5) OBP: 0.362, SLG: 0.410	0-0 L7				0-0 3-1		4-0 BB FC4-6 BB		0-0 F8	3	0	0	0	1	0	1
Hector Cruz, R (1, 8) OBP: 0.291, SLG: 0.370		0-3 K			0-0 F5		0-3 K		0-3 K	4	0	0	0	0	3	1
John Tamargo, S (1, 2) OBP: 0.354, SLG: 0.330		0-0 F4			0-0 G3		0-0 FC4-6		0-0 1B	4	0	1	0	0	0	1
Roger Metzger, S (1, 6) OBP: 0.287, SLG: 0.282		0-0 L7			0-0 G3				0-0 2B PB 1B	4	0	1	0	0	0	1
Rob Andrews, R (1, 4) OBP: 0.304, SLG: 0.293					0-0 1B		0-3 K		0-0 6-3	3	0	1	0	0	1	1
John Montefusco, R (1, 1) OBP: 0.132, SLG: 0.071 Bill Madlock, R (6, PH) OBP: 0.384, SLG: 0.491 Gary Lavelle, S (7, 1) OBP: 0.067, SLG: 0.067 Mike Ivie, R (8, PH) OBP: 0.365, SLG: 0.474			0-3 K						0-0 1-3	1	0	0	0	0	1	1
									0-0 E 2B	1	0	0	0	0	0	0
										1	0	0	0	0	0	0
										1	1	1	0	0	0	0

Inning Stats	R: 0	H: 1	E: 0	LOB: 1	K: 0	BB: 0	S: 4	R: 0	H: 0	E: 0	LOB: 0	K: 1	BB: 0	S: 5	R: 0	H: 1	E: 0	LOB: 1	K: 2	BB: 0	S: 8	R: 0	H: 0	E: 0	LOB: 0	K: 0	BB: 0	S: 3	R: 0	H: 0	E: 0	LOB: 0	K: 1	BB: 0	S: 5	R: 0	H: 0	E: 0	LOB: 0	K: 0	BB: 0	S: 3	R: 0	H: 0	E: 0	LOB: 1	K: 1	BB: 1	S: 5	R: 1	H: 3	E: 1	LOB: 2	K: 0	BB: 1	S: 5	R: 0	H: 1	E: 0	LOB: 1	K: 1	BB: 0	S: 6	1B: 5	SF: 0	3B: 0	HR: 0	2B: 1	SAC: 0	DP: 0	HBP: 0	WP: 0	PA: 34
--------------	------	------	------	--------	------	-------	------	------	------	------	--------	------	-------	------	------	------	------	--------	------	-------	------	------	------	------	--------	------	-------	------	------	------	------	--------	------	-------	------	------	------	------	--------	------	-------	------	------	------	------	--------	------	-------	------	------	------	------	--------	------	-------	------	------	------	------	--------	------	-------	------	-------	-------	-------	-------	-------	--------	-------	--------	-------	--------

PITCHER	IP	WLS	BF	H	R	ER	SO	BB	IBB	HBP	BLK	WP	HR	S	P	ERA	WHIP
Gaylord Perry, R (1, 1) ERA: 2.76	7.2	W	28	5	1	1	5	1	0	0	0	0	0	37	41	1.17	0.783
Bob Shirley, L (8, 1) ERA: 3.73	0.0		1	0	0	0	0	1	0	0	0	0	0	4	4	∞	∞
Rollie Fingers, R (8, 1) ERA: 2.57	1.1	S	5	1	0	0	1	0	0	0	0	0	0	7	7	0.00	0.750

BOTTOM

San Diego Padres @ San Francisco Giants
Candlestick Park, San Francisco, CA

Tue Sep 26 1978, 10:05 PM EDT
Att. 6,227 - Unknown

AB	32
R	1
H	6
RBI	1
BB	2
SO	6
LOB	11



PITCHER	IP	WLS	BF	H	R	ER	SO	BB	IBB	HBP	BLK	WP	HR	S	P	ERA	WHIP
---------	----	-----	----	---	---	----	----	----	-----	-----	-----	----	----	---	---	-----	------

Batter	1	2	3	4	5	6	7	8	9	AB R H RBI BB SO LOB	TOP											
Gene Richards, L (1, 7) OBP: 0.387, SLG: 0.427	0-0 4-3			0-3 K		0-0 FC1-6-5 2B		0-0 1-2 1B		4 0 2 0 0 1 0	San Diego Padres @ San Francisco Giants Candlestick Park, San Francisco, CA Wed Sep 27 1978, 6:33 AM EDT Att. 4,708 - Unknown livebaseballscorecards.com											
Ozzie Smith, S (1, 6) OBP: 0.315, SLG: 0.317	0-0 F9			0-0 5-3		0-0 FC1-6-5 CS		0-0 4-3		4 0 0 0 0 0 3												
Barry Evans, R (1, 5) OBP: 0.289, SLG: 0.278	0-0 6-3			0-0 1B		0-0 CS	0-0 F3		0-0 F8	4 0 1 0 0 0 0												
Dave Winfield, R (1, 9) OBP: 0.366, SLG: 0.497 Jim Beswick, S (5, 9)		0-3 K		0-3 K			0-0 4-3		0-3 K	2 0 0 0 0 2 1 2 0 0 0 0 1 0												
Jim Wilhelm, R (1, 8) OBP: 0.381, SLG: 0.474		0-0 4-3			0-0 F9		0-0 1B		0-0 5-3	4 0 1 0 0 0 0												
Broderick Perkins, L (1, 3) OBP: 0.257, SLG: 0.350		0-3 K			0-0 S G3 1B		0-3 K			3 0 1 0 0 2 1												
Tony Castillo, R (1, 2) Tucker Ashford, R (8, PH) Mark Lee, R (8, 1)			0-0 F4		0-0 G3		0-0 6-3			2 0 0 0 0 0 1 1 0 0 0 0 0 0 0 0 0 0 0 0 0												
Bill Almon, R (1, 4) OBP: 0.304, SLG: 0.308			0-0 1-3		0-3 K		0-0 L4			3 0 0 0 0 1 1												
Eric Rasmussen, R (1, 1) OBP: 0.141, SLG: 0.141 Gene Tenace, R (8, PH) OBP: 0.393, SLG: 0.409			0-3 K			0-0 B1-3		4-0 1B BB		2 0 0 0 0 1 0 0 0 0 0 1 0 0												
Inning Stats	R: 0 E: 0 K: 0 S: 3	H: 0 LOB: 0 BB: 0 P: 3	R: 0 E: 0 K: 2 S: 7	H: 0 LOB: 0 BB: 0 P: 7	R: 0 E: 0 K: 1 S: 5	H: 0 LOB: 0 BB: 0 P: 5	R: 0 E: 0 K: 2 S: 8	H: 1 LOB: 1 BB: 0 P: 8	R: 0 E: 0 K: 1 S: 6	H: 1 LOB: 1 BB: 0 P: 6		R: 0 E: 0 K: 1 S: 6	H: 1 LOB: 1 BB: 0 P: 6	R: 0 E: 0 K: 1 S: 6	H: 1 LOB: 1 BB: 0 P: 6	R: 0 E: 0 K: 0 S: 4	H: 1 LOB: 2 BB: 1 P: 8	R: 0 E: 0 K: 1 S: 5	H: 0 LOB: 0 BB: 0 P: 5	1B: 4 2B: 1 3B: 0 HR: 0	SF: 0 SAC: 0 DP: 0 HBP: 0	WP: 0 PB: 0 SB: 1 CS: 1
PITCHER Bob Knepper, L (1, 1) ERA: 2.63	IP 9.0	WLS W	BF 32	H 5	R 0	ER 0	SO 8	BB 1	IBB 0	HBP 0	BLK 0	WP 0	HR 0	S 47	P 51	ERA 0.00	WHIP 0.667					

AB	31
R	0
H	5
RBI	0
BB	1
SO	8
LOB	7



Batter	1	2	3	4	5	6	7	8	9
Bill Madlock, R (1, 4) OBP: 0.383, SLG: 0.489	0-0 FC3-6 1B		0-0 F8		0-0 4-3			0-0 6-3	
Terry Whitfield, L (1, 7) OBP: 0.338, SLG: 0.405	0-0 FC3-6 1-2f L5-3		0-3 K			0-0 4-3		0-0 F6	
Jack Clark, R (1, 9) OBP: 0.361, SLG: 0.545	0-0 L5-3 1-2			0-0 F3		4-0 CS BB			
Darrell Evans, L (1, 5) OBP: 0.362, SLG: 0.409		0-0 1B 5-3 1-3 1B		0-0 F5		0-0 L8			
Mike Ivie, R (1, 3) OBP: 0.365, SLG: 0.471		0-0 5-3 1-2		4-0 BB		0-0 CS 1-2	0-0 F4		
Larry Herndon, R (1, 8) OBP: 0.311, SLG: 0.335		0-0 1-3 2-3 1B		0-3 K			0-0 5-3		
Roger Metzger, S (1, 6) OBP: 0.287, SLG: 0.282		0-0 1-3 1-2 3-H			0-0 SH1-4 1B		0-0 4-3		
Marc Hill, R (1, 2) OBP: 0.325, SLG: 0.308		0-3 K			0-0 F9			0-0 6-3 SH1-4 1B	
Bob Knepper, L (1, 1) OBP: 0.126, SLG: 0.089			0-3 K			0-0 SH1-4 1-2		0-0 SH1-4	

Inning Stats	R: 0 E: 0 K: 0 S: 3	H: 1 LOB: 0 BB: 0 P: 3	R: 1 E: 0 K: 1 S: 7	H: 2 LOB: 1 BB: 0 P: 7	R: 0 E: 0 K: 2 S: 7	H: 0 LOB: 0 BB: 0 P: 7	R: 0 E: 0 K: 1 S: 5	H: 0 LOB: 1 BB: 1 P: 9	R: 0 E: 0 K: 0 S: 4	H: 1 LOB: 1 BB: 0 P: 4	R: 0 E: 0 K: 0 S: 2	H: 0 LOB: 0 BB: 1 P: 6	R: 0 E: 0 K: 0 S: 3	H: 0 LOB: 0 BB: 0 P: 3	R: 0 E: 0 K: 0 S: 4	H: 1 LOB: 1 BB: 0 P: 4
--------------	------------------------------	---------------------------------	------------------------------	---------------------------------	------------------------------	---------------------------------	------------------------------	---------------------------------	------------------------------	---------------------------------	------------------------------	---------------------------------	------------------------------	---------------------------------	------------------------------	---------------------------------

PITCHER	IP	WLS	BF	H	R	ER	SO	BB	IBB	HBP	BLK	WP	HR	S	P	ERA	WHIP
Eric Rasmussen, R (1, 1) ERA: 4.11	7.0	L	25	4	1	1	4	2	0	0	0	0	0	31	39	1.29	0.857
Mark Lee, R (8, 1) ERA: 3.36	1.0		4	1	0	0	0	0	0	0	0	0	0	4	4	0.00	1.000

AB R H RBI BB SO LOB

4	0	1	0	0	0	2
4	0	0	0	0	1	2
2	0	0	0	1	0	1
3	1	1	0	0	0	1
2	0	0	0	1	0	1
3	0	1	0	0	1	1
3	0	1	1	0	0	1
3	0	1	0	0	1	2
1	0	0	0	0	1	0

1B: 5	SF: 0	WP: 0	PA: 30
2B: 1	SAC: 2	PB: 0	
3B: 0	DP: 1	SB: 0	
HR: 0	HBP: 0	CS: 1	

San Diego Padres @ San Francisco Giants
 Candlestick Park, San Francisco, CA
 Wed Sep 27 1978, 6:33 AM EDT
 Att. 4,708 - Unknown

livebaseballscorecards.com

AB	25
R	1
H	5
RBI	1
BB	2
SO	4
LOB	11



Batter	1	2	3	4	5	6	7	8	9	AB R H RBI BB SO LOB	TOP									
Davey Lopes, R (1, 4) OBP: 0.354, SLG: 0.419	0-0 F3	0-0 F7			0-3 K		0-0 F9		0-0 5-3	5 0 0 0 0 1 1										
Bill North, S (1, 8) OBP: 0.368, SLG: 0.270	4-0 BB BB BB		0-0 6-3		0-0 E S 1B		0-0 1-3			3 0 1 0 1 0 0										
Dusty Baker Jr., R (1, 7) OBP: 0.323, SLG: 0.368	4-0 1-2 BB BB		0-0 F4		0-0 F8 1-3			0-0 F4		3 0 0 0 1 0 1										
Steve Garvey, R (1, 3) OBP: 0.353, SLG: 0.495	4-0 1-2 2-3 BB		0-0		0-0 3-1			0-3 K		3 0 1 0 1 1 1										
Ron Cey, R (1, 5) OBP: 0.380, SLG: 0.452	0-0 F6		0-0 6-3		0-0 F6			0-0 PB 2B		4 0 1 0 0 0 4										
Rick Monday, L (1, 9) OBP: 0.350, SLG: 0.472	0-0 F8			4-0 BB BB BB BB	0-0 G4-3 BB		0-0 F8	4-0 2-3 BB		2 0 0 0 2 0 3										
Joe Ferguson, R (1, 2) OBP: 0.356, SLG: 0.391		0-0 6-3		0-0 G4-3	0-0 F7		0-0 F7	0-3 K		4 0 0 0 0 1 3										
Steve Yeager, R (8, 2) OBP: 0.296, SLG: 0.270				1-2						0 0 0 0 0 0 0										
Bill Russell, R (1, 6) OBP: 0.318, SLG: 0.361					0-0 SH2-4 1B		0-0 HR		0-0 4-3	4 1 3 1 0 0 0										
Burt Hooton, R (1, 1) OBP: 0.230, SLG: 0.164					0-0 SH2-4 1B		0-3 K		0-0 6-3	2 0 0 0 0 1 1										
Vic Davalillo, L (9, PH) OBP: 0.325, SLG: 0.382					0-0 F8					1 0 0 0 0 0 0										
Inning Stats	R: 0 E: 0 K: 0 S: 3	H: 0 LOB: 3 BB: 3 P: 15	R: 0 E: 0 K: 0 S: 4	H: 1 LOB: 1 BB: 0 P: 4	R: 0 E: 0 K: 0 S: 4	H: 1 LOB: 1 BB: 1 P: 7	R: 0 E: 0 K: 1 S: 6	H: 1 LOB: 1 BB: 0 P: 6	R: 0 E: 0 K: 0 S: 3	H: 0 LOB: 0 BB: 0 P: 3	R: 1 E: 0 K: 1 S: 6	H: 1 LOB: 0 BB: 0 P: 6	R: 0 E: 0 K: 2 S: 8	H: 1 LOB: 2 BB: 1 P: 12	R: 0 E: 0 K: 0 S: 3	H: 0 LOB: 0 BB: 0 P: 3	1B: 3 2B: 2 3B: 0 HR: 1	SF: 0 SAC: 1 DP: 1 HBP: 0	WP: 0 PB: 1 SB: 1 CS: 0	PA: 37
PITCHER	IP WLS BF H R ER SO BB IBB HBP BLK WP HR S P ERA WHIP																			
John D'Acquisto, R (1, 1) ERA: 2.13	7.2 W 33 6 1 1 3 5 0 0 0 0 1 34 54 1.17 1.435																			
Rollie Fingers, R (8, 1) ERA: 2.54	1.1 S 4 0 0 0 1 0 0 0 0 0 0 6 6 0.00 0.000																			

Los Angeles Dodgers @ San Diego Padres
San Diego Stadium, San Diego, CA
Fri Sep 29 1978, 10:05 PM EDT
Att: 26,002 - Unknown

livebaseballscorecards.com

AB 31
R 1
H 6
RBI 1
BB 5
SO 4
LOB 14



Batter	1	2	3	4	5	6	7	8	9	AB	R	H	RBI	BB	SO	LOB
Gene Richards, L (1, 7) OBP: 0.386, SLG: 0.426 Derrel Thomas, S (9, 8) OBP: 0.301, SLG: 0.293	0-0 F2 ①		0-0 G3 S 1B 2-3		0-0 F8 ②		0-0 G3 ②			4	1	1	0	0	0	0
Ozzie Smith, S (1, 6) OBP: 0.313, SLG: 0.314	0-0 B1-3 ②		0-0 G3 ②		0-0 1-3 ③		0-0 6-3 ③			4	0	0	1	0	0	1
Broderick Perkins, L (1, 3) OBP: 0.257, SLG: 0.348	0-0 F8 ③		0-0 3-H 1B			0-0 G3 ①		0-0 F9 ①		4	0	1	1	0	0	0
Dave Winfield, R (1, 8) OBP: 0.366, SLG: 0.497 (9, 9)		0-0 F9 ①	0-0 1-3 ③			0-0 1B 2B		0-0 6-3 ②		4	1	1	0	0	0	1
Jerry Turner, L (1, 9) OBP: 0.353, SLG: 0.447 (9, 7)		0-3 K ②		0-0 S 1B		4-0 1B IBB		0-0 1-3 ③		3	0	1	0	1	1	0
Barry Evans, R (1, 5) OBP: 0.291, SLG: 0.305		0-0 3B		0-0 1-3 ①		0-0 F8 ②				3	0	1	0	0	0	3
Tony Castillo, R (1, 2) OBP: 0.167, SLG: 0.167 Gene Tenace, R (9, 2) OBP: 0.393, SLG: 0.409		0-3 K ③		0-3 1-2		0-0 1B		0-0 1-3 2-H		3	0	1	1	0	2	2
Bill Almon, R (1, 4) OBP: 0.304, SLG: 0.308			0-0 1B S G3 1B		0-0 F9 ③		0-3 K ③			0	0	0	0	0	0	0
John D'Acquisto, R (1, 1) OBP: 0.261, SLG: 0.238 Rollie Fingers, R (8, 1) OBP: 0.167, SLG: 0.167			0-0 B1 ①		0-0 6-3 ①		0-0 1-3 ①			3	0	0	0	0	0	1

Inning Stats	R: 0	H: 0	E: 0	K: 0	S: 3	R: 0	H: 1	E: 0	K: 2	S: 8	R: 2	H: 3	E: 0	K: 0	S: 6	R: 0	H: 1	E: 0	K: 1	S: 6	R: 0	H: 0	E: 0	K: 0	S: 3	R: 1	H: 2	E: 0	K: 1	S: 7	R: 0	H: 0	E: 0	K: 0	S: 3	R: 0	H: 0	E: 0	K: 0	S: 3
	LOB: 0	BB: 0	P: 3	LOB: 1	BB: 0	LOB: 1	BB: 0	LOB: 1	BB: 0	P: 8	LOB: 1	BB: 0	LOB: 0	BB: 0	P: 6	LOB: 2	BB: 1	LOB: 0	BB: 0	P: 11	LOB: 0	BB: 0	LOB: 0	BB: 0	P: 3	LOB: 0	BB: 0	LOB: 0	BB: 0	P: 3	LOB: 0	BB: 0	LOB: 0	BB: 0	P: 3	LOB: 0	BB: 0	LOB: 0	BB: 0	P: 3

PITCHER	IP	WLS	BF	H	R	ER	SO	BB	IBB	HBP	BLK	WP	HR	S	P	ERA	WHIP
Burt Hooton, R (1, 1) ERA: 2.71	8.0	L	32	7	3	3	4	0	1	0	0	0	0	39	43	3.38	0.875

BOTTOM

Los Angeles Dodgers @ San Diego Padres
 San Diego Stadium, San Diego, CA
 Fri Sep 29 1978, 10:05 PM EDT
 Att. 26,002 - Unknown

AB	31
R	3
H	7
RBI	3
BB	1
SO	4
LOB	11



WP	PA
0	32

Batter	1	2	3	4	5	6	7	8	9	AB R H RBI BB SO LOB	TOP		
Davey Lopes, R (1, 4) OBP: 0.355, SLG: 0.419 Ted Martinez, R (3, 4) OBP: 0.321, SLG: 0.333	0-3 K		0-0 3B 1B		0-0 4-3		0-0 F2		0-3 K	2 1 1 0 0 1 0 3 0 0 0 0 1 1	Los Angeles Dodgers @ San Diego Padres San Diego Stadium, San Diego, CA Sat Sep 30 1978, 10:05 PM EDT Att: 38,539 - Unknown livebaseballscorecards.com		
Bill Russell, R (1, 6) OBP: 0.320, SLG: 0.365	0-0 CS 1B		0-0 F9		0-0 5-3		0-0 3B 2B	0-0 FC6-4 1B	5 1 3 0 0 0 1				
Dusty Baker Jr., R (1, 7) OBP: 0.325, SLG: 0.376 Bill North, S (7, 8) OBP: 0.367, SLG: 0.270 Rudy Law, L (9, PH) OBP: 0.300, SLG: 0.300	0-0 1-2 HR 2B		0-0 1B 3B		0-0 1-3		0-0 6-3	0-0 FC6-4 1-2f	3 2 2 1 0 0 0 1 0 0 0 0 0 1 1 0 0 0 0 0 1				
Steve Garvey, R (1, 3) OBP: 0.354, SLG: 0.500 Pedro Guerrero, R (3, 3) OBP: 0.600, SLG: 1.000	0-0 2-H HR		0-3 K		0-0 F9		0-0 1B 3B		2 1 1 2 0 1 1 2 1 1 1 0 0 0				
Ron Cey, R (1, 5) OBP: 0.380, SLG: 0.451 Joe Simpson, L (6, 8) OBP: 0.667, SLG: 0.667	0-0 5-3		0-0 1B		0-0 5-3		0-0 FC 1B		3 0 1 1 0 0 0 1 0 1 1 0 0 0				
Rick Monday, L (1, 8) OBP: 0.349, SLG: 0.471 Bob Welch, R (6, 1) OBP: 0.172, SLG: 0.207 Terry Forster, L (9, 1) OBP: 0.500, SLG: 0.625		0-0 G6-4-3 1B	0-0 6-3		0-0 K		0-0 FC 1-H E		3 0 1 0 0 1 1 1 1 0 0 0 0 1 0 0 0 0 0 0 0				
Lee Lacy, R (1, 9) OBP: 0.337, SLG: 0.527		0-0 1-2f G6-4-3		0-0 F9		0-0 6-3	0-0 E6 1B		4 0 1 1 0 0 1				
Steve Yeager, R (1, 2) OBP: 0.300, SLG: 0.276 Brad Gulden, L (7, 2)		0-0 1B		0-3 K		0-0 6-3 1B	0-3 K		3 0 2 0 0 1 0 1 0 0 0 0 1 1				
Tommy John, R (1, 1) OBP: 0.159, SLG: 0.152 Jerry Grote, R (6, 5) OBP: 0.367, SLG: 0.353 Myron White, L (8, 9)		0-0 F8		0-3 K		0-0 6-3 1-2		0-0 6-3	2 0 0 0 0 1 1 1 0 0 0 0 0 1 1 0 0 0 0 0 0				
Inning Stats	R: 2 H: 3 E: 0 LOB: 0 K: 1 BB: 0 S: 7 P: 7	R: 0 H: 2 E: 0 LOB: 1 K: 0 BB: 0 S: 4 P: 4	R: 2 H: 3 E: 0 LOB: 1 K: 1 BB: 0 S: 8 P: 8	R: 0 H: 0 E: 0 LOB: 0 K: 2 BB: 0 S: 7 P: 7	R: 0 H: 0 E: 0 LOB: 0 K: 0 BB: 0 S: 3 P: 3	R: 0 H: 0 E: 0 LOB: 0 K: 1 BB: 0 S: 5 P: 5	R: 0 H: 1 E: 0 LOB: 1 K: 0 BB: 0 S: 4 P: 4	R: 3 H: 4 E: 2 LOB: 1 K: 1 BB: 0 S: 9 P: 9	R: 0 H: 1 E: 0 LOB: 1 K: 1 BB: 0 S: 6 P: 6	1B: 9 SF: 0 2B: 2 SAC: 1 3B: 2 DP: 1 HR: 1 HBP: 0		WP: 0 PA: 39 PB: 0 SB: 0 CS: 1	
PITCHER	IP WLS BF H R ER SO BB IBB HBP BLK WP HR S P ERA WHIP											PITCHER	IP WLS BF H R ER SO BB IBB HBP BLK WP HR S P ERA WHIP
Steve Mura, R (1, 1) ERA: 11.74	3.0 L 15 8 4 4 2 0 0 0 0 0 0 1 19 19 12.00 2.667											Juan Eichelberger, R (9, 1) ERA: 10.8	1.0 4 1 0 0 1 0 0 0 0 0 0 6 6 0.00 1.000
Mark Lee, R (4, 1) ERA: 3.28	2.0 6 0 0 0 2 0 0 0 0 0 0 0 10 10 0.00 0.000												
Bob Shirley, L (6, 1) ERA: 3.69	2.0 7 1 0 0 1 0 0 0 0 0 0 0 9 9 0.00 0.500												
Bob Owchinko, L (8, 1) ERA: 3.56	0.1 4 3 3 2 0 0 0 0 0 0 0 0 4 4 54.00 9.000												
Eric Rasmussen, R (8, 1) ERA: 4.09	0.2 3 1 0 0 1 0 0 0 0 0 0 0 5 5 0.00 1.500												



Batter	1	2	3	4	5	6	7	8	9	AB	R	H	RBI	BB	SO	LOB
Gene Richards, L (1, 7) OBP: 0.383, SLG: 0.422	0-3 K		0-3 K		0-3 K		0-0 L8-4		0-0 G3	5	0	0	0	0	3	7
Ozzie Smith, S (1, 6) OBP: 0.313, SLG: 0.314	0-3 K		0-0 1-2 1B		0-0 1-3		0-0 FC4			4	0	1	0	0	1	3
Jerry Turner, L (1, 9) OBP: 0.347, SLG: 0.439	0-0 4-3		0-0 G3			0-0 F3		0-0 F2		4	0	0	0	0	0	2
Dave Winfield, R (1, 8) OBP: 0.365, SLG: 0.495		0-0 6-3		0-0 G3		4-0 FC5-4 BB		0-0 F3		3	0	0	0	1	0	0
Gene Tenace, R (1, 3) (7, 2) OBP: 0.391, SLG: 0.410		0-0 2B		0-0 F8		0-0 FC5-4 1B		0-0 5-3		4	0	1	0	0	0	1
Barry Evans, R (1, 5) OBP: 0.289, SLG: 0.302		0-0 1-3		0-0 6-3		0-0 1-3 1B			0-0 6-3	4	0	1	0	0	0	1
Tony Castillo, R (1, 2) OBP: 0.125, SLG: 0.125		0-0 5-3			0-0 F7		0-0 1-3		0-0 F5	2	0	0	0	0	0	1
Broderick Perkins, L (6, PH) (7, 3) OBP: 0.255, SLG: 0.344										2	0	0	0	0	0	2
Bill Almon, R (1, 4) OBP: 0.308, SLG: 0.311			0-0 6-3		0-0 2B 1B		4-0 L8-4 1B BB		0-0 1B 1B	3	0	2	0	1	0	0
Steve Mura, R Don Reynolds, R Mark Lee, R Tucker Anderson, R Bob Shirley, R Bob Shirley, S Jim Bewick, S Bob Owchinski, L Eric Rasmussen, R Juan Gonzalez, R Fernando Gonzalez, R			0-0 1B 1B		0-0 1-3 2B		0-0 1-2 1B		0-0 1-3 1B	0	0	0	0	0	0	0

Los Angeles Dodgers @ San Diego Padres
San Diego Stadium, San Diego, CA

AB	35
R	0
H	9
RBI	0
BB	2
SO	4
LOB	17



WP: 0	PA: 37
PB: 0	
SB: 0	
CS: 0	

Sat Sep 30 1978, 10:05 PM EDT
Att. 38,539 - Unknown

Inning Stats	R: 0	H: 0	E: 0	K: 2	S: 7	H: 0	LOB: 0	BB: 0	P: 7	R: 0	H: 1	E: 0	K: 1	S: 7	R: 0	H: 2	E: 0	K: 1	S: 7	R: 0	H: 0	E: 0	K: 0	S: 3	R: 0	H: 2	E: 0	K: 0	S: 4	R: 0	H: 1	E: 0	K: 0	S: 4	R: 0	H: 1	E: 0	K: 0	S: 3	R: 0	H: 0	E: 0	K: 0	S: 3	R: 0	H: 2	E: 0	K: 0	S: 5	1B: 7	2B: 3	3B: 0	HR: 0	SF: 0	SAC: 0	DP: 1	HBP: 0	WP: 0	PA: 37	ERA	WHIP
PITCHER	IP	WLS	BF	H	R	ER	SO	BB	IBB	HBP	BLK	WP	HR	S	P	ERA	WHIP																																												
Tommy John, L (1, 1) ERA: 3.3	5.0		20	5	0	0	4	0	0	0	0	0	0	28	28	0.00	1.000																																												
Bob Welch, R (6, 1) ERA: 2.02	3.0		12	2	0	0	0	2	0	0	0	0	0	10	18	0.00	1.333																																												
Terry Forster, L (9, 1) ERA: 1.93	1.0		5	2	0	0	0	0	0	0	0	0	0	5	5	0.00	2.000																																												

Batter	1	2	3	4	5	6	7	8	9	10	11	AB R H RBI BB SO LOB	TOP
Davey Lopes, R OBP: 0.355, SLG: 0.421 Jerry Grote, R OBP: 0.354, SLG: 0.343	(1, 4) 0-3 K		X 0-0 1B 2B		X 0-0 SF9			X 0-0 G3		X 0-0 5-3		2 1 1 0 0 1 0 2 0 0 1 0 0 0	Los Angeles Dodgers @ San Diego Padres San Diego Stadium, San Diego, CA Sun Oct 01 1978, 6:33 AM EDT Att. 37,185 - Unknown
Dusty Baker Jr., R OBP: 0.325, SLG: 0.375 Joe Simpson, L OBP: 0.400, SLG: 0.400	(1, 7) X 0-0 F7		X 0-0 2-H 1B		X 0-0 5-3			X 0-3 K		X 0-3 K		3 0 1 1 0 0 1 2 0 0 0 0 2 0	
Steve Garvey, R OBP: 0.353, SLG: 0.499 Pedro Guerrero, R OBP: 0.625, SLG: 0.875 Vic Davallilo, L OBP: 0.333, SLG: 0.390	(1, 3) 0-3 K		X 0-0 5-3		X 0-0 FC4-6 1B			X 0-0 E4 1B		X 0-0 SH2-4 1B		1 0 0 0 0 1 0 3 0 2 0 0 0 1 1 1 1 0 0 0 0	
Ron Cey, R OBP: 0.380, SLG: 0.452 Myron White, L OBP: 0.500, SLG: 0.500	(1, 5) X 0-0 S 1B		X 0-0 CS 1B		X 0-3 K			X 0-0 2-H 1B		X 0-0 SH2-4		1 0 1 0 0 0 0 3 0 2 1 0 1 1	
Rick Monday, L OBP: 0.348, SLG: 0.468 Rudy Law, L OBP: 0.308, SLG: 0.250	(1, 8) 0-3 K		X 0-3 K		X 0-0 FC4-6 S			X 0-0 5-3 BB		X 0-3 K		2 0 0 0 0 2 2 2 0 0 0 1 1 2	
Lee Lacy, R OBP: 0.335, SLG: 0.518	(1, 9) X 0-0 F3		X 0-0 E1 CS		X 0-0 G3			X 0-0 5-3		X 4-0 IBB		4 0 0 0 1 0 3	
Steve Yeager, R OBP: 0.301, SLG: 0.276 Brad Gulden, L	(1, 2) 0-3 K		X 0-0 CS		X 0-0 SH5-4 1B SF9 1B			X 0-0 F3		X 0-3 F4		3 1 1 0 0 1 1 2 0 0 0 0 1 3	
Ted Martinez, R OBP: 0.317, SLG: 0.327	(1, 6) 0-3 K		X 0-3 SF9 SH5-4 1B		X 0-0 5-3			X 0-0 F8		X 0-0 F9		4 0 1 0 0 1 1	
Don Sutton, R OBP: 0.132, SLG: 0.083 Johnny Oates, L OBP: 0.350, SLG: 0.320 Lance Rautzhan, R OBP: 0.361, SLG: 0.333 Rick Sutcliffe, L OBP: 0.361, SLG: 0.333 Manny Mota, R OBP: 0.361, SLG: 0.333 Bobby Castillo, R	(1, 1) 0-3 K		X 0-3 SH5-4 1B		X 0-0 F3			X 0-0 F3		X 0-0 F9		1 0 0 0 0 1 0 1 0 1 0 0 0 0 0 0 0 0 0 0 0 0 0	
Inning Stats	R: 0 H: 0 E: 0 LOB: 0 K: 2 BB: 0 S: 7 P: 7	R: 0 H: 1 E: 0 LOB: 1 K: 2 BB: 0 S: 8 P: 8	R: 1 H: 2 E: 0 LOB: 1 K: 2 BB: 0 S: 9 P: 9	R: 0 H: 1 E: 1 LOB: 0 K: 1 BB: 0 S: 5 P: 5	R: 1 H: 2 E: 0 LOB: 1 K: 0 BB: 0 S: 5 P: 5	R: 0 H: 1 E: 0 LOB: 1 K: 1 BB: 0 S: 6 P: 6	R: 0 H: 0 E: 0 LOB: 0 K: 0 BB: 0 S: 3 P: 3	R: 1 H: 2 E: 1 LOB: 2 K: 1 BB: 0 S: 6 P: 6	R: 0 H: 0 E: 0 LOB: 1 K: 0 BB: 1 S: 3 P: 7	R: 0 H: 0 E: 0 LOB: 0 K: 2 BB: 0 S: 5 P: 5	R: 0 H: 1 E: 0 LOB: 2 K: 2 BB: 1 S: 8 P: 12	1B: 9 SF: 1 2B: 2 SAC: 2 3B: 0 DP: 1 HR: 0 HBP: 0	
PITCHER	IP WLS BF H R ER SO BB IBB HBP BLK WP HR S P ERA WHIP												
Gaylord Perry, R ERA: 2.73	(1, 1) 10.0 38 9 3 2 10 1 0 0 0 0 0 0 57 61 1.80 1.000												
Rollie Fingers, R ERA: 2.52	(11, 1) 1.0 5 1 0 0 2 0 1 0 0 0 0 0 8 12 0.00 1.000												

Batter	1	2	3	4	5	6	7	8	9	10	11	AB	R	H	RBI	BB	SO	LOB	BOTTOM								
Gene Richards, L (1, 7) OBP: 0.381, SLG: 0.420	F7		SH5-3 1B	F7			6-3			K		5	1	1	0	0	1	2	Los Angeles Dodgers @ San Diego Padres San Diego Stadium, San Diego, CA Sun Oct 01 1978, 6:33 AM EDT Att. 37,185 - Unknown								
Ozzie Smith, S (1, 6) OBP: 0.311, SLG: 0.312	1-3		SH5-3				F7		6-3	3-1		4	0	0	0	0	0	0									
Broderick Perkins, L (1, 3) OBP: 0.253, SLG: 0.341 Rollie Fingers, R (11, 1) OBP: 0.167, SLG: 0.167	F5		1B				F6		F8	4-3		5	0	1	1	0	0	0									
Dave Winfield, R (1, 8) OBP: 0.367, SLG: 0.499		1B					6-3		5-3		SH5-4 1B	5	2	3	0	0	0	0									
Jerry Turner, L (1, 9) OBP: 0.348, SLG: 0.436		E		F5			F9		F9		1B	4	1	1	0	1	0	1									
Gene Tenace, R (1, 2) OBP: 0.392, SLG: 0.409 Derrel Thomas, S (9, PR) OBP: 0.301, SLG: 0.293 Tony Castillo, R (10, 2) OBP: 0.125, SLG: 0.125		K					6-3			BB	SH5-4 1B	3	0	1	0	0	1	2									
Barry Evans, R (1, 5) OBP: 0.295, SLG: 0.300		E6					G3			E4	1B	4	0	1	1	1	0	2									
Bill Almon, R (1, 4) OBP: 0.308, SLG: 0.309 Oscar Gamble, L (11, PH) OBP: 0.366, SLG: 0.387		FC5-4					5-3				1B	3	0	0	1	1	0	3									
Gaylord Perry, R (1, 1) OBP: 0.112, SLG: 0.115 Tucker Ashford, R (11, 3) OBP: 0.301, SLG: 0.374							1-3			G1-2-3		1	0	1	1	0	0	0									
												3	0	0	0	0	0	4									
												0	0	0	0	0	0	0									
Inning Stats	R: 0 E: 0 K: 0 S: 3	H: 0 LOB: 0 BB: 0 P: 3	R: 2 E: 1 K: 1 S: 8	H: 2 LOB: 1 BB: 0 P: 8	R: 1 E: 0 K: 0 S: 5	H: 3 LOB: 1 BB: 0 P: 5	R: 0 E: 0 K: 0 S: 4	H: 1 LOB: 2 BB: 0 P: 5	R: 0 E: 0 K: 0 S: 3	H: 0 LOB: 0 BB: 0 P: 3	R: 0 E: 0 K: 0 S: 3	H: 0 LOB: 0 BB: 0 P: 3	R: 0 E: 0 K: 0 S: 3	H: 0 LOB: 0 BB: 0 P: 3	R: 0 E: 1 K: 0 S: 4	H: 1 LOB: 2 BB: 1 P: 8	R: 0 E: 0 K: 1 S: 5	H: 0 LOB: 0 BB: 0 P: 5	R: 1 E: 0 K: 0 S: 3	H: 2 LOB: 3 BB: 2 P: 11	1B: 7 2B: 2 3B: 0 HR: 0	SF: 0 SAC: 3 DP: 1 HBP: 1	WP: 1 PA: 44				
PITCHER	IP	WLS	BF	H	R	ER	SO	BB	IBB	HBP	BLK	WP	HR	S	P	ERA	WHIP										
Don Sutton, R (1, 1) ERA: 3.55	6.0		25	6	3	2	1	0	0	1	0	1	0	26	27	3.00	1.000										
Lance Rautzhan, L (7, 1) ERA: 2.93	2.0		6	0	0	0	0	0	0	0	0	0	0	6	6	0.00	0.000										
Rick Sutcliffe, R (9, 1) ERA:	1.0		5	1	0	0	0	1	0	0	0	0	0	4	8	0.00	2.000										
Bobby Castillo, R (10, 1) ERA: 3.97	1.1	L	8	2	1	1	1	0	2	0	0	0	0	8	16	6.75	1.500										

AB	37
R	4
H	9
RBI	4
BB	3
SO	2
LOB	14

