

San Diego Padres - 1978

Batter	1	2	3	4	5	6	7	8	9	AB	R	H	RBI	BB	SO	LOB	TOP																			
Gene Richards, L (1,3) OBP: 0.200, SLG: 0.200	F7		4-3		F7		SF9 1B	G6-4-3		5	1	1	0	0	0	3																				
Derrel Thomas, S (1,4) OBP: 0.500, SLG: 0.500	F7						CS 1B		F5	4	0	2	0	1	0	0																				
Oscar Gamble, L (1,7)	F7		K		F5		SF9		5-3	4	0	0	1	0	1	2																				
Dave Winfield, R (1,9) OBP: 0.600, SLG: 1.400		FC5-4 1B		1B	F3		CS		K	5	1	3	1	0	1	1																				
George Hendrick, R (1,8) OBP: 0.500, SLG: 0.500		FC5-4 1B		F5		1-3		FC2-5 BB 1B		4	0	2	0	0	0	1																				
Gene Tenace, R (1,2) OBP: 0.500, SLG: 0.667		K		5-3				BB FC2-5 BB		3	1	1	0	1	1	3																				
Bill Almon, R (1,5) OBP: 0.250, SLG: 0.250		FC5-4 FC6-4						BB FC2-5 BB		4	0	1	0	0	1	5																				
Ozzie Smith, S (1,6)		FC6-4						BB FC2-5 BB		1	0	0	0	1	0	2																				
Jerry Turner, L (6,PH)										1	0	0	0	0	1	1																				
Chuck Baker, R (6,6)										0	0	0	0	0	0	0																				
Don Reynolds, R (8,PH)										0	0	0	0	1	0	0																				
Rollie Fingers, R (8,1)										0	0	0	0	0	0	0																				
Gaylord Perry, R (1,1)										2	0	0	0	0	0	3																				
Bob Davis, R (7,PH)										1	0	0	0	0	0	0																				
Mickey Lolich, S (7,1)										0	0	0	0	0	0	0																				
Mike Champion, R (8,5)										0	0	0	1	1	0	0																				
Inning Stats	R: 0 E: 0 K: 0 S: 3	H: 0 LOB: 0 BB: 0 P: 3	R: 0 E: 0 K: 1 S: 7	H: 2 LOB: 2 BB: 0 P: 7	R: 0 E: 0 K: 1 S: 6	H: 1 LOB: 1 BB: 0 P: 6	R: 0 E: 0 K: 0 S: 5	H: 2 LOB: 3 BB: 1 P: 9	R: 0 E: 0 K: 2 S: 8	H: 1 LOB: 1 BB: 0 P: 8	R: 1 E: 0 K: 0 S: 4	H: 2 LOB: 0 BB: 0 P: 4	R: 2 E: 0 K: 0 S: 4	H: 2 LOB: 2 BB: 3 P: 16	R: 0 E: 0 K: 1 S: 5	H: 0 LOB: 0 BB: 0 P: 5	1B: 7 2B: 2 3B: 0 HR: 1	SF: 1 SAC: 0 DP: 1 HBP: 0	WP: 0 PA: 41 PB: 0 SB: 0 CS: 1																	
PITCHER	IP	WLS	BF	H	R	ER	SO	BB	IBB	HBP	BLK	WP	HR	S	P	ERA	WHIP	PITCHER		IP	WLS	BF	H	R	ER	SO	BB	IBB	HBP	BLK	WP	HR	S	P	ERA	WHIP
John Montefusco, R (1,1) ERA: 0.00	5.1		24	6	0	0	2	2	0	0	0	0	0	26	34	0.00	1.500																			
Randy Moffitt, R (6,1) ERA: 9.0	1.0		5	2	1	1	2	0	0	0	0	0	0	9	9	9.00	2.000																			
Gary Lavelle, L (7,1) ERA: 6.75	2.2	L	11	2	2	2	1	3	0	0	0	0	1	10	22	6.75	1.875																			

San Diego Padres @ San Francisco Giants
Candlestick Park, San Francisco, CA
Fri Apr 07 1978, 6:33 AM EST
Att: 36,131 - Unknown

AB	34
R	3
H	10
RBI	3
BB	5
SO	5
LOB	21





Batter	1	2	3	4	5	6	7	8	9	AB	R	H	RBI	BB	SO	LOB	BOTTOM																			
Larry Herndon, R (1,8) OBP: 0.250, SLG: 0.500	6-3		1B 2B		F8			K		4	1	1	0	0	1	0																				
Rob Andrews, R (1,4) OBP: 0.750, SLG: 1.000	6-3 2B		2H 1B				K		FC2-6 1B	4	1	3	1	0	1	0																				
Darrell Evans, L (1,5) OBP: 0.250, SLG: 0.250	6-3		1H 1B		F8				FC2-6 FC6-4	4	0	1	1	1	0	2																				
Willie McCovey, L (1,3)					F8				F2	3	0	0	0	0	0	2																				
Gary Lavelle, S (7,1)	4-3									0	0	0	0	0	0	0																				
Mike Ivie, R (9,PH)										1	0	0	0	0	0	1																				
Jack Clark, R (1,9)		K			K			F8	FC6-4	4	0	0	0	0	2	1																				
Terry Whitfield, L (1,7)		F8			K			K		3	0	0	0	0	2	0																				
Marc Hill, R (1,2)		K			F7			6-3		3	0	0	0	0	1	0																				
Johnnie LeMaster, R (1,6)					F9				2-3	3	0	0	0	0	1	0																				
John Montefusco, R (1,1)										2	0	0	0	0	2	0																				
Randy Moffitt, R (6,1)					K					0	0	0	0	0	0	0																				
Skip James, L (7,3)					K				F7	1	0	0	0	0	0	0																				
Inning Stats	R: 0 E: 0 K: 0 S: 4	H: 1 LOB: 1 BB: 0 P: 4	R: 0 E: 0 K: 2 S: 7	H: 0 LOB: 0 BB: 0 P: 7	R: 2 E: 0 K: 1 S: 8	H: 3 LOB: 1 BB: 0 P: 8	R: 0 E: 0 K: 2 S: 7	H: 0 LOB: 0 BB: 0 P: 7	R: 0 E: 0 K: 2 S: 5	H: 0 LOB: 0 BB: 0 P: 5	R: 0 E: 0 K: 1 S: 5	H: 0 LOB: 0 BB: 0 P: 5	R: 0 E: 0 K: 1 S: 5	H: 0 LOB: 0 BB: 0 P: 5	R: 0 E: 0 K: 0 S: 4	H: 1 LOB: 1 BB: 0 P: 4	1B: 3 2B: 2 3B: 0 HR: 0	SF: 0 SAC: 0 DP: 0 HBP: 0	WP: 0 PA: 32 PB: 0 SB: 1 CS: 0																	
PITCHER	IP	WLS	BF	H	R	ER	SO	BB	IBB	HBP	BLK	WP	HR	S	P	ERA	WHIP	PITCHER		IP	WLS	BF	H	R	ER	SO	BB	IBB	HBP	BLK	WP	HR	S	P	ERA	WHIP
Gaylord Perry, R (1,1) ERA: 3.0	6.0		22	4	2	2	8	4	2	2	8	0	0	0	0	38	3.00	0.667																		
Mickey Lolich, L (7,1) ERA: 0.00	1.0	W	3	0	0	0	1	0	0	0	0	0	0	5	5	0.00	0.000																			
Rollie Fingers, R (8,1) ERA: 0.00	2.0	S	7	1	0	0	1	0	0	0	0	0	0	9	9	0.00	0.500																			

San Diego Padres @ San Francisco Giants
Candlestick Park, San Francisco, CA
Fri Apr 07 1978, 6:33 AM EST
Att: 36,131 - Unknown

AB	32
R	2
H	5
RBI	2
BB	0
SO	10
LOB	6



Batter	1	2	3	4	5	6	7	8	9	AB	R	H	RBI	BB	SO	LOB	TOP
Gene Richards, L OBP: 0.222, SLG: 0.222 (1, 3)	0-0 4-3		0-0 4-3			0-0 G6-3 1B		0-0 F8		4	0	1	0	0	0	2	San Diego Padres @ San Francisco Giants Candlestick Park, San Francisco, CA Sat Apr 08 1978, 6:33 AM EST Att: 10,726 - Unknown AB 32 R 0 H 7 RBI 0 BB 0 SO 1 LOB 12 
Derrel Thomas, S OBP: 0.444, SLG: 0.375 (1, 4)	0-0 S 1B			0-0 F8		0-0 G6-3 1-2		0-0 4-3		4	0	1	0	0	0	3	
Oscar Gamble, L OBP: 0.111, SLG: 0.125 (1, 7)	0-0 F7 1-2			0-0 6-3		0-0 F3			0-0 G4-6-3 1B	4	0	1	0	0	0	1	
Dave Winfield, R OBP: 0.444, SLG: 0.889 (1, 9)	0-0 F6			0-0 1B			0-0 4-3		0-0 G4-6-3 1-2	4	0	1	0	0	0	2	
George Hendrick, R OBP: 0.250, SLG: 0.250 (1, 8)		0-0 F3		0-0 6-3			0-3 K		0-0 F9	4	0	0	0	0	0	1	
Gene Tenace, R OBP: 0.286, SLG: 0.333 (1, 2)		0-0 F8			0-0 6-3		0-0 5-3			3	0	0	0	0	0	0	
Bill Almon, R OBP: 0.286, SLG: 0.429 (1, 5)		0-0 F9			0-0 F7			0-0 2B		3	0	1	0	0	0	0	
Ozzie Smith, S OBP: 0.600, SLG: 0.500 (1, 6)			0-0 6-3		0-0 1B			0-0 1B		3	0	2	0	0	0	0	
Bob Shirley, R Chuck Baker, R Dave Wehrmeister, R Rick Sweet, S Dan Spillner, R Jerry Turner, L John D'Acquisto, R (1, 1) (3, PR) (3, 1) (5, PR) (5, 1) (8, PR) (8, 1)			0-0 1-3		0-0 4-3			0-0 F7		0	0	0	0	0	0	0	
Inning Stats	R: 0 E: 0 K: 0 S: 4	H: 1 LOB: 1 BB: 0 P: 4	R: 0 E: 0 K: 0 S: 3	H: 0 LOB: 0 BB: 0 P: 3	R: 0 E: 0 K: 0 S: 3	H: 1 LOB: 1 BB: 0 P: 4	R: 0 E: 0 K: 0 S: 4	H: 1 LOB: 1 BB: 0 P: 4	R: 0 E: 0 K: 1 S: 5	H: 0 LOB: 0 BB: 0 P: 5	R: 0 E: 0 K: 0 S: 5	H: 2 LOB: 2 BB: 0 P: 5	R: 0 E: 0 K: 0 S: 3	H: 1 LOB: 0 BB: 0 P: 3	1B: 6 2B: 1 3B: 0 HR: 0	SF: 0 SAC: 0 DP: 2 HBP: 0	WP: 0 PA: 32 PB: 0 SB: 1 CS: 0
PITCHER Jim Barr, R ERA:	IP: 9.0 WLS: W BF: 32 H: 7 R: 0 ER: 0 SO: 1 BB: 0 IBB: 0 HBP: 0 BLK: 0 WP: 0 HR: 0 S: 34 P: 34 ERA: 0.00 WHIP: 0.778																

Batter	1	2	3	4	5	6	7	8	9	AB	R	H	RBI	BB	SO	LOB	BOTTOM		
Larry Herndon, R OBP: 0.444, SLG: 0.429 (1, 8)	4-0 BB BB	4-0 3B BB		0-3 K		0-0 6-3		0-0 CS BB 1B		3	1	1	0	2	1	0	San Diego Padres @ San Francisco Giants Candlestick Park, San Francisco, CA Sat Apr 08 1978, 6:33 AM EST Att: 10,726 - Unknown AB 31 R 6 H 9 RBI 6 BB 7 SO 6 LOB 18 		
Rob Andrews, R OBP: 0.697, SLG: 1.000 (1, 4)	4-0 BB 1-2	0-0 1B 3B		0-0 F7		0-0 6-3		4-0 BB		3	1	1	3	2	0	0			
Jack Clark, R OBP: 0.222, SLG: 0.333 (1, 9)	0-3 K	0-0 1B		0-0 2B		0-0 F8		0-3 K		5	0	2	1	0	2	4			
Willie McCovey, L Skip James, L (1, 3) (7, PR) (8, 3)	0-3 K	0-0 6-3		4-0 FC5-4 IBB		0-0 BB SF7 BB		0-0 CS		2	0	0	0	2	1	3			
Marc Hill, R OBP: 0.286, SLG: 0.429 (1, 2)	0-0 F9		0-0 2B	0-0 FC5-4 1-2		0-0 BB 1B				4	1	2	0	0	0	4			
Darrell Evans, L OBP: 0.500, SLG: 0.571 (1, 5)		0-0 FC4 1B	0-0 G3 2H	0-0 2B		0-0 F8		4-0 BB		3	0	2	1	1	0	0			
Terry Whitfield, L (1, 7)		0-0 FC4 1-2	0-0 G3	0-0 FC6-4		0-0 F6		0-0 SF7		3	0	0	1	0	0	2			
Johnnie LeMaster, R (1, 6)		0-0 FC6-4 BB 1B 3B	0-0 F3		0-3 K		0-3 K			4	1	0	0	0	2	4			
Jim Barr, R OBP: 0.250, SLG: 0.250 (1, 1)		0-0 BB 1B 3B	0-0 F8		0-0 4-3		0-0 F3			4	1	1	0	0	0	1			
Inning Stats	R: 0 E: 0 K: 2 S: 7	H: 0 LOB: 2 BB: 2 P: 15	R: 4 E: 0 K: 0 S: 7	H: 4 LOB: 1 BB: 1 P: 11	R: 1 E: 0 K: 0 S: 5	H: 2 LOB: 1 BB: 0 P: 5	R: 0 E: 0 K: 1 S: 6	H: 1 LOB: 2 BB: 1 P: 10	R: 0 E: 0 K: 0 S: 3	H: 0 LOB: 0 BB: 0 P: 3	R: 1 E: 0 K: 1 S: 6	H: 1 LOB: 2 BB: 2 P: 14	R: 0 E: 0 K: 1 S: 5	H: 1 LOB: 1 BB: 1 P: 9	1B: 5 2B: 3 3B: 1 HR: 0	SF: 1 SAC: 0 DP: 0 HBP: 0	WP: 0 PA: 40 PB: 0 SB: 0 CS: 1		
PITCHER Bob Shirley, L Dave Wehrmeister, R Dan Spillner, R John D'Acquisto, R ERA: ERA: ERA: ERA:	IP: 2.0 WLS: L BF: 13 H: 4 R: 4 ER: 4 SO: 2 BB: 3 IBB: 0 HBP: 0 BLK: 0 WP: 0 HR: 0 S: 14 P: 26 ERA: 18.00 WHIP: 3.500	IP: 2.0 WLS: L BF: 10 H: 3 R: 1 ER: 1 SO: 1 BB: 0 IBB: 1 HBP: 0 BLK: 0 WP: 0 HR: 0 S: 11 P: 15 ERA: 4.50 WHIP: 1.500	IP: 3.0 WLS: L BF: 12 H: 1 R: 1 ER: 1 SO: 2 BB: 2 IBB: 0 HBP: 0 BLK: 0 WP: 0 HR: 0 S: 14 P: 22 ERA: 3.00 WHIP: 1.000	IP: 1.0 WLS: L BF: 4 H: 1 R: 0 ER: 0 SO: 1 BB: 1 IBB: 0 HBP: 0 BLK: 0 WP: 0 HR: 0 S: 5 P: 9 ERA: 0.00 WHIP: 2.000															

Batter	1	2	3	4	5	6	7	8	9	AB	R	H	RBI	BB	SO	LOB	TOP			
Gene Richards, L OBP: 0.316, SLG: 0.368 (1, 3)	BB 1B BB	S 1B		K				3-1		5	1	3	2	0	1	0	San Diego Padres @ Atlanta Braves Atlanta-Fulton County Stadium, Atlanta, GA Mon Apr 10 1978, 6:05 PM EST Att: 2,056 - Unknown			
Derrel Thomas, S OBP: 0.444, SLG: 0.400 (1, 4)	BB 1B BB	3-1		K		F8		3-1		4	1	0	0	1	1	2				
Oscar Gamble, L OBP: 0.286, SLG: 0.214 Bob Davis, R (9, 2)	E 1B 1-2 2-3 BB			HR		F5		F5		3	2	0	0	2	0	0				
Dave Winfield, R OBP: 0.389, SLG: 0.889 (1, 9)	E8 4-3 1B			HR		6-3		4-3		5	1	2	4	0	0	0				
George Hendrick, R OBP: 0.250, SLG: 0.313 (1, 8)	4-3			F8		F3		WP 2B		4	0	1	1	0	0	1				
Gene Tenace, R OBP: 0.487, SLG: 0.300 (1, 2)	F6			BB		5-3		2-3 IBB		2	0	0	0	2	0	1				
Bill Almon, R OBP: 0.286, SLG: 0.308 Jerry Turner, L (7, PH) Mike Champion, R (7, 5)	4-3			F3		SH3-4 E 1B BB		K		2	1	0	0	1	0	2				
Ozzie Smith, S OBP: 0.333, SLG: 0.273 (1, 6)				F8		E9 1-2 1B SH3-4		6-3		4	1	0	0	0	0	2				
Dave Freisleben, R Dave Wehrmeister, R Bob Shirley, R (5, 1) (7, 1)				K		SH3-4 1-2 2-3		G3		2	0	0	0	0	0	0				
				K						1	0	0	0	0	0	0				
Inning Stats	R: 3 E: 1 K: 0 S: 5	H: 2 LOB: 1 BB: 2 P: 13	R: 0 E: 0 K: 1 S: 6	H: 1 LOB: 1 BB: 0 P: 6	R: 2 E: 0 K: 0 S: 4	H: 1 LOB: 1 BB: 2 P: 12	R: 0 E: 0 K: 3 S: 9	H: 0 LOB: 0 BB: 0 P: 9	R: 0 E: 0 K: 0 S: 3	H: 0 LOB: 0 BB: 0 P: 3	R: 2 E: 1 K: 0 S: 5	H: 1 LOB: 1 BB: 1 P: 9	R: 0 E: 0 K: 1 S: 6	H: 1 LOB: 2 BB: 1 P: 10	R: 0 E: 0 K: 0 S: 3	H: 0 LOB: 0 BB: 0 P: 3	1B: 4 2B: 1 3B: 0 HR: 1	SF: 0 SAC: 1 DP: 0 HBP: 0	WP: 1 PB: 0 SB: 1 CS: 0	PA: 40
PITCHER	IP WLS BF H R ER SO BB IBB HBP BLK WP HR S P ERA WHIP																			
Preston Hanna, R ERA: 15.43 (1, 1)	2.1 15 4 5 4 1 4 0 0 0 0 0 1 13 29 15.43 3.429																			
Mickey Mahler, L ERA: (3, 1)	3.2 14 1 2 0 3 1 0 0 0 0 0 0 19 23 0.00 0.545																			
Eddie Solomon, R ERA: 2.25 (7, 1)	1.0 5 1 0 0 1 0 1 0 0 0 1 0 6 10 0.00 1.000																			
Adrian Devine, R ERA: 2.25 (8, 1)	2.0 W 6 0 0 0 0 0 0 0 0 0 0 0 6 6 0.00 0.000																			

Batter	1	2	3	4	5	6	7	8	9	AB	R	H	RBI	BB	SO	LOB	BOTTOM					
Jerry Royster, R OBP: 0.596, SLG: 0.615 (1, 4)	6-3			1B 1B 1B BB	G6-4-3			F8		3	2	0	0	2	0	2	San Diego Padres @ Atlanta Braves Atlanta-Fulton County Stadium, Atlanta, GA Mon Apr 10 1978, 6:05 PM EST Att: 2,056 - Unknown					
Rowland Office, L OBP: 0.125, SLG: 0.313 (1, 8)	4-3			F7			3-1	F9		5	0	0	0	0	0	3						
Gary Matthews, R OBP: 0.529, SLG: 1.067 (1, 9)				1B 1-2 1B			HR	1-2 2-H 2-H HR		4	3	4	4	1	0	0						
Jeff Burroughs, R OBP: 0.471, SLG: 0.467 (1, 7)	F4			WP 1B 1-2 2-3 1B			1B BB	F2		4	0	1	0	1	0	2						
Biff Pocoroba, S OBP: 0.471, SLG: 0.385 (1, 2)				G6-4-3 BB 1B				G3		5	0	3	2	0	0	0						
Dale Murphy, R OBP: 0.235, SLG: 0.333 (1, 3)				1-2 2-H 2-H BB			1-2 1B	F8		4	0	0	0	1	3	4						
Barry Bonnell, R OBP: 0.294, SLG: 0.294 (1, 5)				G6-4-3 1-2 2-3			FC1-5 E 1B	F9		5	1	3	0	0	0	4						
Pat Rockett, R OBP: 0.154, SLG: 0.154 Joe Nolan, L (7, PH) Darrel Chaney, S OBP: 1.000, SLG: 2.500 (8, 6)				F6			E4 FC1-5			3	1	1	0	0	0	2						
Preston Hanna, R Mickey Mahler, S Bob Beall, S Eddie Solomon, R Brian Asselstine, L Cito Gaston, R Adrian Devine, R (1, 1) (3, 1) (6, PH) (7, 1) (7, PH) (8, 1)				K			FC1-5 G6-4-3			0	0	0	0	0	0	0						
				K			1-2 2-3	F9		2	0	0	0	0	1	2						
				K			1-2 2-3	FC6-4		1	1	1	2	0	0	0						
Inning Stats	R: 0 E: 0 K: 0 S: 4	H: 1 LOB: 1 BB: 0 P: 4	R: 0 E: 0 K: 0 S: 3	H: 1 LOB: 1 BB: 1 P: 7	R: 2 E: 0 K: 2 S: 10	H: 3 LOB: 2 BB: 1 P: 14	R: 0 E: 1 K: 0 S: 4	H: 1 LOB: 1 BB: 0 P: 4	R: 1 E: 0 K: 0 S: 5	H: 2 LOB: 2 BB: 1 P: 9	R: 3 E: 0 K: 0 S: 5	H: 2 LOB: 0 BB: 1 P: 9	R: 0 E: 0 K: 1 S: 6	H: 1 LOB: 2 BB: 1 P: 10	R: 0 E: 0 K: 0 S: 3	H: 0 LOB: 1 BB: 1 P: 7	R: 2 E: 0 K: 1 S: 6	H: 2 LOB: 0 BB: 0 P: 6	1B: 10 2B: 0 3B: 0 HR: 3	SF: 0 SAC: 0 DP: 2 HBP: 0	WP: 1 PB: 0 SB: 0 CS: 0	PA: 44
PITCHER	IP WLS BF H R ER SO BB IBB HBP BLK WP HR S P ERA WHIP																					
Dave Freisleben, R ERA: 6.23 (1, 1)	4.1 23 8 3 3 2 3 0 0 0 0 0 1 24 36 6.23 2.538																					
Dave Wehrmeister, R ERA: 8.31 (5, 1)	2.1 12 3 3 3 1 2 0 0 0 0 0 1 12 20 11.57 2.143																					
Bob Shirley, L ERA: 13.5 (7, 1)	2.0 L 9 2 2 2 1 1 0 0 0 0 0 1 10 14 9.00 1.500																					

Batter	1	2	3	4	5	6	7	8	9	AB	R	H	RBI	BB	SO	LOB	TOP			
Gene Richards, L (1, 3) OBP: 0.348, SLG: 0.333	4-3		CS HBP			K		PB 1B BB		2	1	0	0	1	1	0	San Diego Padres @ Atlanta Braves Atlanta-Fulton County Stadium, Atlanta, GA Tue Apr 11 1978, 6:05 PM EST Att: 2,616 - Unknown			
Derrel Thomas, S (1, 4) Mike Champion, R (4, 4) Don Reynolds, R (8, PH) Rolie Fingers, R (8, 1)	4-0		CS	F6		K2-3		1B 1B 1-H 2-H		1	0	0	0	1	0	0				
Oscar Gamble, L (1, 7) OBP: 0.318, SLG: 0.222	FC4-6			K			K	1B		4	0	1	0	0	2	1				
Dave Winfield, R (1, 9) OBP: 0.409, SLG: 0.818	K			S 1B			1B		E3 2B	4	1	2	0	0	1	1				
George Hendrick, R (1, 8) OBP: 0.250, SLG: 0.350		F5		K			K		6-3 1-H FC5-2 2B	4	0	1	1	0	2	2				
Gene Tenace, R (1, 2) OBP: 0.474, SLG: 0.250		CS BB		G6-4-3 BB			F8		6-3	2	0	0	0	2	0	2				
Bill Almon, R (1, 5) OBP: 0.222, SLG: 0.235		F4		G6-4-3				1-3	FC5-2	4	0	0	0	0	0	3				
Ozzie Smith, S (1, 6) Rick Sweet, S (8, PH)			F8		F8			K	4-3	2	0	0	0	0	0	0				
Bob Owchinko, L (1, 1) Jerry Turner, L (8, PH) Chuck Baker, R (8, 4)			F7			K		PB 1B 2B		2	0	0	0	0	1	0				
Inning Stats	R: 0 E: 0 K: 1 S: 5	H: 0 LOB: 1 BB: 1 P: 9	R: 0 E: 0 K: 0 S: 2	H: 0 LOB: 0 BB: 1 P: 6	R: 0 E: 0 K: 0 S: 2	H: 1 LOB: 1 BB: 0 P: 8	R: 0 E: 0 K: 2 S: 8	H: 0 LOB: 0 BB: 1 P: 6	R: 0 E: 0 K: 3 S: 9	H: 0 LOB: 0 BB: 0 P: 9	R: 0 E: 0 K: 2 S: 8	H: 1 LOB: 1 BB: 0 P: 8	R: 2 E: 0 K: 1 S: 7	H: 3 LOB: 2 BB: 1 P: 11	R: 1 E: 1 K: 0 S: 5	H: 1 LOB: 1 BB: 0 P: 5		1B: 4 2B: 2 3B: 0 HR: 0	SF: 0 SAC: 0 DP: 1 HBP: 1	WP: 1 PB: 1 CS: 2
PITCHER Phil Niekro, R (1, 1) ERA: 5.14	IP: 9.0 WLS: L BF: 35	H: 6 R: 3 ER: 2 SO: 9	BB: 4 IBB: 0 HBP: 1 BLK: 0	WP: 1 HR: 0 S: 48 P: 65	ERA: 2.00 WHIP: 1.111	PITCHER										ERA: 5.14	WHIP: 1.111			

AB 30
R 3
H 6
RBI 3
BB 4
SO 9
LOB 10



Batter	1	2	3	4	5	6	7	8	9	AB	R	H	RBI	BB	SO	LOB	BOTTOM			
Jerry Royster, R (1, 4) OBP: 0.545, SLG: 0.563	CS BB		G6-4-3 1B	K			F8			3	0	1	0	1	1	2	San Diego Padres @ Atlanta Braves Atlanta-Fulton County Stadium, Atlanta, GA Tue Apr 11 1978, 6:05 PM EST Att: 2,616 - Unknown			
Barry Bonnell, R (1, 8) OBP: 0.286, SLG: 0.286	F8		F6		FC5-4 1B		5-3			4	0	1	0	0	0	2				
Gary Matthews, R (1, 9) Rowland Office, L (8, 8) OBP: 0.125, SLG: 0.313			G6-4-3		FC5-4		K			3	0	0	0	1	1	2				
Jeff Burroughs, R (1, 7) OBP: 0.476, SLG: 0.412				PB 1B BB	K			K		2	1	0	0	2	2	1				
Cito Gaston, R (1, 3) Bob Beall, S (8, 3)	F9			F7	5-3			4-3		3	0	0	0	0	0	4				
Dale Murphy, R (1, 2) OBP: 0.286, SLG: 0.333		BB 1B 1B		F8		F8 1-3 BB		K		3	0	1	0	1	1	1				
Rod Gilbreath, R (1, 5) OBP: 0.400, SLG: 0.400		G5-4-3 BB 1B		PB 1B 1B		1-3		F3		4	1	2	0	0	0	1				
Pat Rockett, R (1, 6) Biff Pocorebs, S (9, PH) OBP: 0.188, SLG: 0.133 OBP: 0.444, SLG: 0.357		G5-4-3 BB		K 1B		F8		3-1		2	0	0	0	1	1	2				
Phil Niekro, R (1, 1) Joe Nolan, L (9, PH)		G5-4-3		1-3 2-H 3-H 1B		4-3		F1		3	0	1	1	0	0	4				
Inning Stats	R: 0 E: 0 K: 0 S: 2	H: 2 LOB: 1 BB: 3 P: 14	R: 0 E: 0 K: 0 S: 3	H: 2 LOB: 1 BB: 1 P: 7	R: 0 E: 0 K: 2 S: 10	H: 1 LOB: 2 BB: 1 P: 14	R: 0 E: 0 K: 1 S: 6	H: 1 LOB: 1 BB: 0 P: 6	R: 0 E: 0 K: 0 S: 3	H: 0 LOB: 1 BB: 1 P: 7	R: 0 E: 0 K: 1 S: 5	H: 0 LOB: 0 BB: 0 P: 5	R: 0 E: 0 K: 2 S: 7	H: 0 LOB: 0 BB: 0 P: 7	R: 0 E: 0 K: 0 S: 3	H: 0 LOB: 0 BB: 0 P: 3		1B: 6 2B: 0 3B: 1 HR: 0	SF: 0 SAC: 0 DP: 1 HBP: 0	WP: 0 PB: 1 SB: 0 CS: 1
PITCHER Bob Owchinko, L (1, 1) ERA: 3.0	IP: 7.0 WLS: W BF: 6	H: 6 R: 2 ER: 0 SO: 4	BB: 6 IBB: 0 HBP: 0 BLK: 0	WP: 0 HR: 0 S: 10 P: 56	ERA: 0.00 WHIP: 1.714	PITCHER										ERA: 3.0	WHIP: 1.714			

AB 30
R 2
H 6
RBI 1
BB 6
SO 6
LOB 19



Batter	1	2	3	4	5	6	7	8	9	AB	R	H	RBI	BB	SO	LOB	TOP								
Larry Herndon, R OBP: 0.323, SLG: 0.393	0-0 6-3		0-0 4-3			0-0 1B 3B		0-3 K		4	1	1	0	0	1	0	San Francisco Giants @ San Diego Padres San Diego Stadium, San Diego, CA Fri Apr 14 1978, 9:05 PM EST Att: 45,901 - Unknown livebaseballscorecards.com								
Rob Andrews, R OBP: 0.379, SLG: 0.440 Tom Heintzelman, R OBP: 0.400, SLG: 1.000	0-0 5-3			0-0 G4-6-3 1B		0-3 K		0-0 F8		1	0	0	0	0	0	0									
Darrell Evans, L OBP: 0.276, SLG: 0.370	0-0 L6			0-0 G4-6-3 1-2		0-0 1B		0-0 F7		4	0	1	1	0	0	1									
Willie McCovey, L OBP: 0.292, SLG: 0.381 Skip James, L (9, PR) (9, 3)		0-0 G3		0-0 G3		0-0 1B		0-0 E3 2B		4	0	1	0	0	0	0									
Jack Clark, R OBP: 0.375, SLG: 0.517		0-0 F9 2B			4-0 5-3 BB	0-3 K		0-0 SF8 2B		3	1	2	1	1	1	2									
Terry Whitfield, L OBP: 0.280, SLG: 0.652		0-0 F9 2-3			0-3 K		0-0 6-3-5 E 1B	0-0 SF8		3	0	1	1	0	1	2									
Johnnie LetMaster, R OBP: 0.133, SLG: 0.087 Randy Moffitt, R OBP: 1.000, SLG: 1.000		0-0 5-3			0-0 5-3 1-2	0-0 5-3		0-0 1B 1B		3	0	0	0	0	0	3									
Mike Sadek, R OBP: 0.250, SLG: 0.250			0-0 5-3		0-0 6-3	0-0 6-3-5		0-0 1B		4	0	1	0	0	0	2									
Jim Barr, R OBP: 0.167, SLG: 0.167 John Curtis, L (7, 1) Vic Harris, S (8, PH) (8, 6)			0-3 K			0-0 5-3		0-0 6-3	0-0 F9	2	0	0	0	0	1	0									
Inning Stats	R: 0 E: 0 K: 0 S: 3	H: 0 LOB: 0 BB: 0 P: 3	R: 0 E: 0 K: 0 S: 4	H: 1 LOB: 1 BB: 0 P: 4	R: 0 E: 0 K: 1 S: 5	H: 0 LOB: 0 BB: 0 P: 5	R: 0 E: 0 K: 0 S: 3	H: 1 LOB: 0 BB: 1 P: 3	R: 0 E: 0 K: 1 S: 5	H: 0 LOB: 1 BB: 1 P: 9	R: 1 E: 0 K: 2 S: 10	H: 3 LOB: 2 BB: 0 P: 10	R: 0 E: 1 K: 0 S: 3	H: 1 LOB: 0 BB: 0 P: 3	R: 0 E: 0 K: 1 S: 5	H: 0 LOB: 0 BB: 0 P: 5		R: 2 E: 1 K: 0 S: 7	H: 3 LOB: 2 BB: 0 P: 7	1B: 6 2B: 3 3B: 1 HR: 0	SF: 1 SAC: 0 DP: 2 HBP: 0	WP: 0 PB: 0 SB: 0 CS: 0	PA: 36		
PITCHER	IP	WLS	BF	H	R	ER	SO	BB	IBB	HBP	BLK	WP	HR	S	P	ERA	WHIP								
Randy Jones, L ERA: 4.66	(1, 1)	5.2	22	5	1	1	3	1	0	0	0	0	0	27	31	1.59	1.059								
Dave Freisleben, R ERA: 4.75	(6, 1)	1.1	4	1	0	0	1	0	0	0	0	0	0	6	6	0.00	0.750								
Rollie Fingers, R ERA: 2.25	(8, 1)	2.0	L	10	3	2	0	1	0	0	0	0	0	12	12	0.00	1.500								

Batter	1	2	3	4	5	6	7	8	9	AB	R	H	RBI	BB	SO	LOB	BOTTOM								
Gene Richards, L OBP: 0.296, SLG: 0.280	0-0 F6		0-0 4-3		0-0 4-3		0-0 G6-4-3 1-2			4	0	0	0	0	0	1	San Francisco Giants @ San Diego Padres San Diego Stadium, San Diego, CA Fri Apr 14 1978, 9:05 PM EST Att: 45,901 - Unknown livebaseballscorecards.com								
Derrel Thomas, S OBP: 0.458, SLG: 0.400	0-0 1B		0-0 1-3		0-0 1B		0-0 F9			4	0	2	0	0	0	0									
Oscar Gamble, L OBP: 0.308, SLG: 0.227	0-0 F7		0-0 1B		0-0 F4		0-0 4-3			4	0	1	0	0	0	2									
Dave Winfield, R OBP: 0.346, SLG: 0.692	0-0 F5		0-0 1-3		0-0 4-3		0-0 F8			4	0	0	0	0	0	3									
George Hendrick, R OBP: 0.292, SLG: 0.478		0-0 6-3		0-0 F3		0-0 HR		4-0 FC6-4 BB		3	1	1	1	1	0	0									
Gene Tenace, R OBP: 0.476, SLG: 0.231 Bob Davis, R (5, 2)		0-0 5-3		4-0 1B SH1-3 BB		0-0 F7		0-0 FC6-4		1	1	0	0	1	0	0									
Bill Almon, R OBP: 0.318, SLG: 0.333		0-0 1B 1B		0-0 SH1-3 1-3 1B		0-0 G6-3 1B		0-0 5-3		4	0	3	0	0	0	0									
Ozzie Smith, S OBP: 0.313, SLG: 0.267 Don Reynolds, R OBP: 0.500, SLG: 0.333 (9, PH)		0-0 1B		0-0 SH1-3 1-3 1B		0-0 G6-3 1-2		0-0 F5		2	0	1	1	0	0	1									
Randy Jones, R OBP: 0.333, SLG: 0.333 Dave Freisleben, R (6, 1)		0-0 L1		0-0 5-3			0-0 G6-4-3 1B		0-0 F8	2	0	0	0	0	0	3									
Mike Champion, R OBP: 0.500, SLG: 0.333 Rollie Fingers, R (8, 1) Jerry Turner, L OBP: 0.167, SLG: 0.333 (9, PH)										1	0	1	0	0	0	0									
Inning Stats	R: 0 E: 0 K: 0 S: 4	H: 1 LOB: 1 BB: 0 P: 4	R: 0 E: 0 K: 0 S: 5	H: 2 LOB: 2 BB: 0 P: 5	R: 0 E: 0 K: 0 S: 4	H: 1 LOB: 1 BB: 0 P: 4	R: 1 E: 0 K: 0 S: 4	H: 1 LOB: 1 BB: 1 P: 8	R: 0 E: 0 K: 0 S: 3	H: 1 LOB: 0 BB: 0 P: 3	R: 1 E: 0 K: 0 S: 4	H: 2 LOB: 0 BB: 0 P: 4	R: 0 E: 0 K: 0 S: 3	H: 1 LOB: 1 BB: 1 P: 7	R: 0 E: 0 K: 0 S: 3	H: 0 LOB: 0 BB: 0 P: 3	R: 0 E: 0 K: 0 S: 3	H: 0 LOB: 0 BB: 0 P: 3	1B: 8 2B: 0 3B: 0 HR: 1	SF: 0 SAC: 1 DP: 2 HBP: 0	WP: 0 PB: 0 SB: 1 CS: 0	PA: 36			
PITCHER	IP	WLS	BF	H	R	ER	SO	BB	IBB	HBP	BLK	WP	HR	S	P	ERA	WHIP								
Jim Barr, R ERA: 1.2	(1, 1)	6.0	27	9	2	2	0	1	0	0	0	0	0	26	30	3.00	1.667								
John Curtis, L ERA: 7.94	(7, 1)	1.0	2	0	0	0	0	0	0	0	0	0	0	2	2	0.00	0.000								
Randy Moffitt, R ERA: 3.6	(8, 1)	2.0	W	7	0	0	0	1	0	0	0	0	0	6	10	0.00	0.500								

Batter	1	2	3	4	5	6	7	8	9	AB	R	H	RBI	BB	SO	LOB	TOP		
Terry Puhl, L OBP: 0.340, SLG: 0.348 (1, 7)										5	0	1	0	1	1	3	Houston Astros @ San Diego Padres San Diego Stadium, San Diego, CA Tue Apr 18 1978, 9:05 PM EST Att: 10,840 - Unknown		
Enos Cabell, R OBP: 0.314, SLG: 0.420 (1, 5)										4	0	1	1	1	0	3			
Cesar Cedeno, R OBP: 0.400, SLG: 0.467 (1, 8)										5	0	1	1	0	1	2			
Bob Watson, R OBP: 0.333, SLG: 0.341 Dave Bergman, L (8, PR) (8, 3)										4	0	3	0	1	0	2			
Jose Cruz, L OBP: 0.383, SLG: 0.395 (1, 9)										4	0	0	0	1	0	7			
Joe Ferguson, R OBP: 0.340, SLG: 0.513 (1, 2)										4	2	2	0	1	1	3			
Art Howe, R OBP: 0.348, SLG: 0.628 (1, 4)										5	1	2	0	0	0	3			
Roger Metzger, S OBP: 0.324, SLG: 0.273 (1, 6)										5	0	2	1	0	1	3			
Joe Niekro, R OBP: 0.333, SLG: 0.333 (1, 1)										3	2	2	2	0	0	1			
Inning Stats	R: 0 E: 1 K: 1 S: 6	H: 0 LOB: 2 BB: 1 P: 10	R: 2 E: 1 K: 1 S: 7	H: 3 LOB: 1 BB: 1 P: 11	R: 0 E: 0 K: 0 S: 4	H: 1 LOB: 2 BB: 1 P: 8	R: 0 E: 0 K: 1 S: 6	H: 1 LOB: 1 BB: 0 P: 6	R: 0 E: 0 K: 0 S: 4	H: 1 LOB: 1 BB: 0 P: 4	R: 0 E: 0 K: 0 S: 4	H: 1 LOB: 2 BB: 1 P: 8	R: 2 E: 0 K: 0 S: 7	H: 4 LOB: 3 BB: 1 P: 11	R: 1 E: 0 K: 0 S: 5	H: 2 LOB: 1 BB: 0 P: 5		1B: 11 2B: 3 3B: 0 HR: 0	SF: 0 SAC: 2 DP: 0 HBP: 0
PITCHER	IP WLS BF H R ER SO BB IBB HBP BLK WP HR S P ERA WHIP	7.0 L 33 8 2 0 4 4 0 0 0 0 0 37 53 0.00 1.714	0.2 7 4 2 2 0 0 1 0 0 0 0 6 10 27.00 6.000	1.1 6 2 1 1 0 0 0 0 0 0 0 6 6 6.75 1.500											PITCHER	IP WLS BF H R ER SO BB IBB HBP BLK WP HR S P ERA WHIP			

Batter	1	2	3	4	5	6	7	8	9	AB	R	H	RBI	BB	SO	LOB	BOTTOM		
Gene Richards, L OBP: 0.278, SLG: 0.226 (1, 3)										3	1	0	0	1	1	1	Houston Astros @ San Diego Padres San Diego Stadium, San Diego, CA Tue Apr 18 1978, 9:05 PM EST Att: 10,840 - Unknown		
Derrel Thomas, S OBP: 0.455, SLG: 0.444 (1, 4)										4	0	1	0	0	0	1			
Dave Winfield, R OBP: 0.314, SLG: 0.588 (1, 9)										3	0	1	0	1	0	0			
Oscar Gamble, L OBP: 0.257, SLG: 0.194 (1, 7)										4	0	1	1	0	1	1			
George Hendrick, R OBP: 0.344, SLG: 0.448 (1, 8)										3	0	0	0	1	1	1			
Rick Sweet, S (1, 2)										4	0	0	0	0	0	2			
Bill Almon, R OBP: 0.379, SLG: 0.346 (1, 5)										3	0	0	0	0	0	1			
Ozzie Smith, S OBP: 0.273, SLG: 0.238 (1, 6)										3	0	1	0	0	0	0			
Bob Shirley, R (1, 1)										2	0	0	0	0	1	1			
Jerry Turner, L OBP: 0.250, SLG: 0.750 (7, PH) Rollie Fingers, R (8, 1) Mickey Lolich, S (8, 1)										1	0	0	0	0	1	0			
Inning Stats	R: 0 E: 0 K: 0 S: 3	H: 0 LOB: 0 BB: 0 P: 3	R: 0 E: 0 K: 0 S: 3	H: 0 LOB: 1 BB: 1 P: 7	R: 1 E: 0 K: 1 S: 6	H: 2 LOB: 2 BB: 2 P: 14	R: 0 E: 0 K: 1 S: 5	H: 0 LOB: 0 BB: 0 P: 5	R: 0 E: 0 K: 1 S: 6	H: 1 LOB: 1 BB: 0 P: 6	R: 0 E: 0 K: 1 S: 5	H: 0 LOB: 0 BB: 0 P: 5	R: 0 E: 0 K: 1 S: 5	H: 0 LOB: 0 BB: 0 P: 5	R: 0 E: 0 K: 0 S: 3	H: 0 LOB: 0 BB: 0 P: 3	1B: 2 2B: 2 3B: 0 HR: 0	SF: 0 SAC: 0 DP: 0 HBP: 0	WP: 0 PA: 33 PB: 0 SB: 0 CS: 0
PITCHER	IP WLS BF H R ER SO BB IBB HBP BLK WP HR S P ERA WHIP	9.0 W 33 4 1 1 5 3 0 0 0 0 0 40 52 1.00 0.778											PITCHER	IP WLS BF H R ER SO BB IBB HBP BLK WP HR S P ERA WHIP					

Batter	1	2	3	4	5	6	7	8	9	AB	R	H	RBI	BB	SO	LOB	TOP										
Terry Puhl, L OBP: 0.328, SLG: 0.333 (1, 7)	F4	1-3							F8	5	0	1	0	0	1	2											
Enos Cabell, R OBP: 0.394, SLG: 0.400 (1, 5)	5-3	F9							K	5	0	1	0	0	1	2											
Cesar Cedeno, R OBP: 0.407, SLG: 0.490 (1, 8)	E								F8	4	0	2	0	0	0	2											
Jose Cruz, L OBP: 0.373, SLG: 0.370 (1, 9)	BB								F6	3	0	0	0	1	0	3											
Bob Watson, R OBP: 0.346, SLG: 0.364 (1, 3)	BB									3	0	1	0	1	0	2											
Art Howe, R OBP: 0.360, SLG: 0.630 (1, 4)	1-3									3	1	1	0	1	0	3											
Ed Herrmann, L OBP: 0.200, SLG: 0.200 (1, 2)										4	0	0	0	0	0	3											
Roger Metzger, S OBP: 0.317, SLG: 0.333 (1, 6)										3	1	1	1	0	0	0											
Joaquin Andujar, S OBP: 0.200, SLG: 0.200 (9, PH)										3	0	1	1	0	1	0											
Jesus Alou, R OBP: 0.750, SLG: 0.750 (9, PR)										1	0	1	0	0	0	0											
Jimmy Sexton, R (9, PR)										0	0	0	0	0	0	0											
Joe Sambito, L (9, 1)										0	0	0	0	0	0	0											
Inning Stats	R: 0 E: 1 K: 0 S: 4	H: 1 LOB: 3 BB: 2 P: 12	R: 1 E: 0 K: 0 S: 5	H: 2 LOB: 1 BB: 0 P: 5	R: 0 E: 0 K: 0 S: 3	H: 1 LOB: 0 BB: 0 P: 3	R: 1 E: 0 K: 0 S: 4	H: 1 LOB: 0 BB: 0 P: 4	R: 0 E: 0 K: 0 S: 3	H: 0 LOB: 0 BB: 0 P: 3	R: 0 E: 0 K: 2 S: 7	H: 0 LOB: 0 BB: 0 P: 7	R: 0 E: 0 K: 0 S: 4	H: 1 LOB: 2 BB: 1 P: 8	R: 0 E: 0 K: 1 S: 6	H: 1 LOB: 1 BB: 0 P: 6	1B: 5 2B: 4 3B: 1 HR: 0	SF: 1 SAC: 0 DP: 1 HBP: 0	WP: 0 PA: 38 PB: 1 SB: 1 CS: 0								
PITCHER	IP	WLS	BF	H	R	ER	SO	BB	IBB	HBP	BLK	WP	HR	S	P	ERA	WHIP										
Dave Freisleben, R ERA: 4.09 (1, 1)	5.0	L	23	7	2	2	0	2	0	0	0	0	0	21	29	3.60	1.800										
Dan Spillner, R ERA: 5.75 (6, 1)	2.0		6	0	0	0	2	0	0	0	0	0	0	10	10	0.00	0.000										
Mickey Lolich, L ERA: 1.08 (8, 1)	2.0		9	2	0	0	1	0	1	0	0	0	0	10	14	0.00	1.000										

Houston Astros @ San Diego Padres
San Diego Stadium, San Diego, CA
Wed Apr 19 1978, 9:05 PM EST
Att: 12,129 - Unknown

AB	34
R	2
H	9
RBI	2
BB	3
SO	3
LOB	17



Batter	1	2	3	4	5	6	7	8	9	AB	R	H	RBI	BB	SO	LOB	BOTTOM										
Gene Richards, L OBP: 0.275, SLG: 0.229 (1, 3)	4-3									4	0	1	0	0	0	2											
Derrel Thomas, S OBP: 0.459, SLG: 0.452 (1, 4)	F9									4	0	2	0	0	0	1											
Jerry Turner, L OBP: 0.167, SLG: 0.500 (1, 7)	4-3									4	0	0	0	0	0	3											
Dave Winfield, R OBP: 0.333, SLG: 0.658 (1, 9)	K									4	1	2	1	0	2	2											
George Hendrick, R OBP: 0.306, SLG: 0.394 (1, 8)										4	0	0	0	0	0	3											
Rick Sweet, S (1, 2)										1	0	0	0	1	0	0											
Mike Champion, R OBP: 0.500, SLG: 0.250 (9, PH)										1	0	0	0	0	0	0											
Bill Almon, R OBP: 0.333, SLG: 0.300 (1, 5)										4	0	0	0	0	1	4											
Ozzie Smith, S OBP: 0.280, SLG: 0.250 (9, PH)										3	0	1	0	0	1	0											
Don Reynolds, R OBP: 0.687, SLG: 0.680 (9, PH)										1	0	1	0	0	0	0											
Dave Freisleben, R (1, 1)										1	0	0	0	0	0	0											
Oscar Gamble, L OBP: 0.278, SLG: 0.194 (5, PH)										0	0	0	0	0	1	0											
Dan Spillner, R (5, 1)										0	0	0	0	0	0	0											
Gene Tenace, R OBP: 0.343, SLG: 0.214 (7, PH)										1	0	0	0	0	1	0											
Mickey Lolich, S (8, 1)										0	0	0	0	0	0	0											
Bob Davis, R OBP: 0.125, SLG: 0.125 (9, PH)										1	0	0	0	0	1	1											
Inning Stats	R: 0 E: 0 K: 1 S: 6	H: 1 LOB: 1 BB: 0 P: 6	R: 0 E: 0 K: 1 S: 4	H: 0 LOB: 0 BB: 1 P: 8	R: 0 E: 0 K: 0 S: 3	H: 0 LOB: 0 BB: 0 P: 3	R: 0 E: 0 K: 1 S: 6	H: 1 LOB: 1 BB: 0 P: 6	R: 0 E: 0 K: 0 S: 4	H: 1 LOB: 2 BB: 1 P: 8	R: 0 E: 0 K: 0 S: 5	H: 2 LOB: 3 BB: 0 P: 6	R: 0 E: 0 K: 2 S: 7	H: 0 LOB: 0 BB: 0 P: 7	R: 1 E: 0 K: 0 S: 4	H: 1 LOB: 0 BB: 0 P: 4	R: 0 E: 0 K: 1 S: 6	H: 1 LOB: 1 BB: 0 P: 6	1B: 6 2B: 0 3B: 0 HR: 1	SF: 0 SAC: 0 DP: 0 HBP: 1	WP: 0 PA: 36 PB: 1 SB: 2 CS: 1						
PITCHER	IP	WLS	BF	H	R	ER	SO	BB	IBB	HBP	BLK	WP	HR	S	P	ERA	WHIP										
Joaquin Andujar, R ERA: 3.57 (1, 1)	8.0	W	32	6	1	1	5	2	0	1	0	0	0	39	48	1.12	1.000										
Joe Sambito, L ERA: 2.45 (9, 1)	1.0	S	4	1	0	0	1	0	0	0	0	0	0	6	6	0.00	1.000										

Houston Astros @ San Diego Padres
San Diego Stadium, San Diego, CA
Wed Apr 19 1978, 9:05 PM EST
Att: 12,129 - Unknown

AB	33
R	1
H	7
RBI	1
BB	2
SO	6
LOB	16



Batter	1	2	3	4	5	6	7	8	9	AB	R	H	RBI	BB	SO	LOB	TOP			
Jerry Royster, R OBP: 0.452, SLG: 0.412 (1, 4)										4	0	1	0	0	0	2	<p>Atlanta Braves @ San Diego Padres San Diego Stadium, San Diego, CA Thu Apr 20 1978, 6:33 AM EST Att: 10,256 - Unknown</p> <p>livebaseballscores.com</p> <p>AB 28 R 0 H 3 RBI 0 BB 1 SO 2 LOB 11</p>			
Barry Bonnell, R OBP: 0.214, SLG: 0.238 (1, 8)										3	0	0	0	0	0	1				
Cito Gaston, R OBP: 0.063, SLG: 0.063 Brian Assestine, L OBP: 0.400, SLG: 0.429 (1, 9) (9, PH)										3 1	0 0	0 0	0 0	0 0	1 2	0 2				
Jeff Burroughs, R OBP: 0.356, SLG: 0.308 (1, 7)										4	0	0	0	0	0	2				
Biff Pocoroba, S OBP: 0.412, SLG: 0.379 (1, 2)										3	0	1	0	0	0	0				
Dale Murphy, R OBP: 0.190, SLG: 0.237 (1, 3)										3	0	0	0	0	1	2				
Rod Gilbreath, R OBP: 0.222, SLG: 0.222 (1, 5)										3	0	0	0	0	0	1				
Pat Rockett, R OBP: 0.171, SLG: 0.125 (1, 6)										3	0	1	0	0	0	1				
Phil Niekro, R OBP: 0.143, SLG: 0.143 Bob Beall, S (9, PH)										1 0	0 0	0 0	0 0	0 0	0 1	0 0				
Inning Stats	R: 0 E: 0 K: 1 S: 5	H: 1 LOB: 0 BB: 0 P: 5	R: 0 E: 0 K: 1 S: 5	H: 0 LOB: 0 BB: 0 P: 5	R: 0 E: 0 K: 0 S: 4	H: 1 LOB: 1 BB: 0 P: 4	R: 0 E: 0 K: 0 S: 3	H: 0 LOB: 0 BB: 0 P: 3	R: 0 E: 1 K: 0 S: 3	H: 0 LOB: 0 BB: 0 P: 3	R: 0 E: 0 K: 0 S: 3	H: 0 LOB: 0 BB: 0 P: 3	R: 0 E: 0 K: 0 S: 4	H: 1 LOB: 1 BB: 0 P: 4	R: 0 E: 1 K: 0 S: 4	H: 0 LOB: 2 BB: 1 P: 8	1B: 3 2B: 1 3B: 0 HR: 0	SF: 0 SAC: 2 DP: 2 HBP: 0	WP: 0 PB: 0 SB: 0 CS: 0	PA: 31
PITCHER	IP WLS BF H R ER SO BB IBB HBP BLK WP HR S P ERA WHIP																			
Randy Jones, L ERA: 2.5 Rollie Fingers, R ERA: 3.66	(1, 1) 8.1 W 29 3 0 0 2 1 0 0 0 0 0 0 0 0 0.00 0.480																			
(9, 1) 0.2 S 2 0 0 0 0 0 0 0 0 0 0 0 2 2 0.00 0.000																				

Batter	1	2	3	4	5	6	7	8	9	AB	R	H	RBI	BB	SO	LOB	BOTTOM			
Gene Richards, L OBP: 0.256, SLG: 0.211 (1, 3)										3	0	0	0	0	2	0	<p>Atlanta Braves @ San Diego Padres San Diego Stadium, San Diego, CA Thu Apr 20 1978, 6:33 AM EST Att: 10,256 - Unknown</p> <p>livebaseballscores.com</p> <p>AB 26 R 2 H 2 RBI 2 BB 1 SO 7 LOB 5</p>			
Derrel Thomas, S OBP: 0.425, SLG: 0.412 (1, 4) (8, 7)										3	0	0	0	0	1	0				
George Hendrick, R OBP: 0.282, SLG: 0.361 (1, 8)										3	0	0	0	0	1	0				
Dave Winfield, R OBP: 0.333, SLG: 0.625 (1, 9)										2	1	0	0	1	1	0				
Oscar Gamble, L OBP: 0.282, SLG: 0.206 Mike Champion, R OBP: 0.500, SLG: 0.250 (1, 7) (8, 4)										3 0	1 0	1 0	0 0	0 0	0 0	0 0				
Bill Almon, R OBP: 0.306, SLG: 0.273 (1, 5)										3	0	0	0	0	1	2				
Ozzie Smith, S OBP: 0.250, SLG: 0.222 (1, 6)										3	0	0	0	0	2	0				
Bob Davis, R OBP: 0.182, SLG: 0.182 (1, 2)										3	0	1	2	0	0	0				
Randy Jones, R OBP: 0.167, SLG: 0.167 Rollie Fingers, R (9, 1)										3 0	0 0	0 0	0 0	0 0	1 1	0 0				
Inning Stats	R: 0 E: 0 K: 1 S: 5	H: 0 LOB: 0 BB: 0 P: 5	R: 0 E: 0 K: 1 S: 5	H: 0 LOB: 0 BB: 0 P: 5	R: 0 E: 0 K: 0 S: 3	H: 0 LOB: 0 BB: 0 P: 3	R: 0 E: 0 K: 2 S: 7	H: 0 LOB: 0 BB: 0 P: 7	R: 2 E: 0 K: 1 S: 7	H: 2 LOB: 1 BB: 1 P: 11	R: 0 E: 0 K: 1 S: 5	H: 0 LOB: 0 BB: 0 P: 5	R: 0 E: 0 K: 1 S: 5	H: 0 LOB: 0 BB: 0 P: 5	R: 0 E: 0 K: 0 S: 3	H: 0 LOB: 0 BB: 0 P: 3	1B: 2 2B: 0 3B: 0 HR: 0	SF: 0 SAC: 0 DP: 0 HBP: 0	WP: 0 PB: 0 SB: 0 CS: 0	PA: 27
PITCHER	IP WLS BF H R ER SO BB IBB HBP BLK WP HR S P ERA WHIP																			
Phil Niekro, R ERA: 4.5	(1, 1) 8.0 L 27 2 2 2 7 1 0 0 0 0 0 0 0 0 2.25 0.375																			

Batter	1	2	3	4	5	6	7	8	9	AB	R	H	RBI	BB	SO	LOB	TOP					
Jerry Royster, R (1,4) OBP: 0.444, SLG: 0.405			SH1-4 (1-2)		F8 (1-3)		E5 (1-3)			3	1	1	0	0	0	1	Atlanta Braves @ San Diego Padres San Diego Stadium, San Diego, CA Fri Apr 21 1978, 9:05 PM EST Att: 37,113 - Unknown					
Rowland Office, L (1,8) OBP: 0.161, SLG: 0.290	SH (1-3)		4-3 (1-3)		4-3 (1-3)		4-3 (1-3)			3	0	0	0	0	0	3						
Brian Aselstine, L (1,9) OBP: 0.316, SLG: 0.353	SF8 (1-2)		K (1-3)			F8 (1-3)		K (1-2)		3	0	0	1	0	2	1						
Jeff Burroughs, R (1,7) OBP: 0.388, SLG: 0.333	BB (1-2)			1B (1-2)		K (1-2)		FC3-6 (1-2)		3	0	2	0	1	1	0						
Biff Pocoroba, S (1,2) OBP: 0.368, SLG: 0.333	K (1-2)			F4 (1-2)		F9 (1-2)		FC3-6 (1-2)		4	0	0	0	0	1	2						
Dale Murphy, R (1,3) OBP: 0.217, SLG: 0.262		F9 (1-2)		WP 1B (1-2)				E FC3-6 (1-2)		4	2	2	0	0	0	1						
Darrel Chaney, S (1,6) (7,5)		4-3 (1-2)		1B (1-2)				E4 FC3-6 (1-3)		4	0	2	1	0	0	1						
Rod Gilbreath, R (1,5) Joe Nolan, L (7,PH) Pat Rockett, R (7,6)	F4 (1-3)			K (1-3)			F6 (1-2)		F2 (1-2)	2	0	0	0	0	1	1						
Jamie Easterly, L (1,1) Rick Camp, R (6,1) Bob Beall, S (7,PH) Adrian Devine, R (7,1) Dave Campbell, R (8,1) Cito Gaston, R (9,PH)			SH1-4 (1-2)		4-3 (1-2)		FC3-6 (1-2)		G6-4-3 (1-2)	2	0	1	0	0	0	0						
Inning Stats	R: 1 E: 1 K: 1 S: 6	H: 1 LOB: 1 BB: 1 P: 10	R: 0 E: 0 K: 0 S: 3	H: 0 LOB: 0 BB: 0 P: 3	R: 0 E: 0 K: 1 S: 6	H: 1 LOB: 1 BB: 0 P: 6	R: 1 E: 0 K: 1 S: 7	H: 3 LOB: 1 BB: 0 P: 7	R: 0 E: 0 K: 0 S: 3	H: 0 LOB: 0 BB: 0 P: 3	R: 0 E: 0 K: 0 S: 5	H: 0 LOB: 0 BB: 0 P: 5	R: 1 E: 2 K: 0 S: 6	H: 1 LOB: 2 BB: 0 P: 6	R: 0 E: 0 K: 1 S: 6	H: 1 LOB: 1 BB: 0 P: 6		R: 0 E: 0 K: 0 S: 3	H: 1 LOB: 0 BB: 0 P: 3	1B: 8 2B: 0 3B: 0 HR: 0	SF: 1 SAC: 2 DP: 1 HBP: 0	WP: 2 PB: 0 SB: 1 CS: 1
PITCHER Gaylord Perry, R (1,1) ERA: 2.4	IP: 9.0 WLS: W BF: 36 H: 8 R: 3 ER: 2 SO: 5 BB: 1 IBB: 0 HBP: 0 BLK: 1 WP: 2 HR: 0 S: 45 P: 49 ERA: 2.00 WHIP: 1.000															PITCHER						

Batter	1	2	3	4	5	6	7	8	9	AB	R	H	RBI	BB	SO	LOB	BOTTOM			
Bill Almon, R (1,5) OBP: 0.366, SLG: 0.368	1B SH1-3 (1-2)		K (1-2)		S 1B (1-2)			1B (1-2)		5	2	4	2	0	1	2	Atlanta Braves @ San Diego Padres San Diego Stadium, San Diego, CA Fri Apr 21 1978, 9:05 PM EST Att: 37,113 - Unknown			
Derrel Thomas, S (1,7) OBP: 0.409, SLG: 0.395	SH1-3 (1-2)			F6 (1-2)	F9 (1-2)		F8 (1-2)		1B (1-2)	4	1	1	1	0	0	2				
Gene Tenace, R (1,3) OBP: 0.444, SLG: 0.368	PB 1B (1-2)			1-3 (1-2)			K (1-2)		F3 (1-2)	5	1	2	0	0	1	1				
Dave Winfield, R (1,9) OBP: 0.362, SLG: 0.614	K (1-2)			1B BB (1-2)			1-3 (1-2)		1B (1-2)	4	0	2	2	1	1	1				
George Hendrick, R (1,8) OBP: 0.295, SLG: 0.366	F8 (1-2)			1B (1-2)			6-3 (1-2)		4-3 (1-2)	5	0	2	0	0	0	1				
Bob Davis, R (1,2) OBP: 0.125, SLG: 0.125		5-3 (1-2)		6-3 (1-2)			6-3 (1-2)		F2 (1-2)	5	0	0	0	0	1	4				
Ozzie Smith, S (1,6) OBP: 0.250, SLG: 0.226		4-3 (1-2)			K (1-2)		4-3 (1-2)		SH3-4 (1-2)	4	1	1	0	0	1	0				
Chuck Baker, R (1,4) OBP: 0.750, SLG: 0.750	1B (1-2)			1B SH1-4 (1-2)			2B (1-2)		SH3-4 (1-2)	3	2	3	0	0	0	0				
Gaylord Perry, R (1,1) OBP: 0.600, SLG: 1.000	1B (1-2)			SH1-4 (1-2)			2B (1-2)		1B (1-2)	3	2	3	2	0	0	0				
Inning Stats	R: 1 E: 0 K: 1 S: 7	H: 2 LOB: 1 BB: 0 P: 7	R: 0 E: 0 K: 1 S: 7	H: 2 LOB: 2 BB: 0 P: 7	R: 0 E: 0 K: 0 S: 4	H: 1 LOB: 2 BB: 1 P: 8	R: 1 E: 0 K: 1 S: 7	H: 2 LOB: 1 BB: 0 P: 7	R: 0 E: 0 K: 0 S: 5	H: 0 LOB: 0 BB: 0 P: 5	R: 2 E: 0 K: 0 S: 6	H: 3 LOB: 1 BB: 0 P: 6	R: 1 E: 0 K: 0 S: 4	H: 2 LOB: 0 BB: 0 P: 4	R: 4 E: 0 K: 1 S: 11	H: 6 LOB: 2 BB: 0 P: 11		1B: 14 2B: 3 3B: 1 HR: 0	SF: 0 SAC: 3 DP: 0 HBP: 0	WP: 0 PB: 1 SB: 1 CS: 0
PITCHER Jamie Easterly, L (1,1) ERA: 3.0 Rick Camp, R (6,1) ERA: 4.32 Adrian Devine, R (7,1) ERA: 10.38 Dave Campbell, R (8,1) ERA: 6.23	IP: 5.2 WLS: L BF: 27 H: 9 R: 4 ER: 2 SO: 4 BB: 1 IBB: 0 HBP: 0 BLK: 0 WP: 0 HR: 0 S: 34 P: 38 ERA: 3.18 WHIP: 1.765															PITCHER				

Batter	1	2	3	4	5	6	7	8	9	AB	R	H	RBI	BB	SO	LOB	TOP			
Jerry Royster, R OBP: 0.449, SLG: 0.385 (1, 4)										2	0	0	0	2	0	0	Atlanta Braves @ San Diego Padres San Diego Stadium, San Diego, CA Sat Apr 22 1978, 9:05 PM EST Att: 49,744 - Unknown			
Barry Bonnell, R OBP: 0.215, SLG: 0.217 (1, 8) (8, 5)										4	0	0	0	1	0	2				
Cito Gaston, R OBP: 0.100, SLG: 0.053 Brian Assestine, L OBP: 0.350, SLG: 0.389 (1, 9) (7, PH) (7, 9)										2	0	0	0	1	0	1				
Jeff Burroughs, R OBP: 0.377, SLG: 0.311 (1, 7)										3	0	0	0	1	0	5				
Dale Murphy, R OBP: 0.240, SLG: 0.267 (1, 2) (8, 3)										3	0	1	0	1	1	3				
Tom Paciorek, R Rowland Office, L OBP: 0.156, SLG: 0.281 (1, 3) (8, PH) (8, 8)										3	0	0	0	0	0	2				
Rod Gilbreath, R Joe Nolan, L OBP: 0.304, SLG: 0.304 (8, PH) (8, 2)										3	0	3	0	0	0	0				
Pat Rockett, R Biff Pocoroba, S Adrian Devine, R OBP: 0.154, SLG: 0.111 OBP: 0.359, SLG: 0.324 (1, 6) (8, PH) (8, 1)										3	0	0	0	0	0	5				
Tommy Boggs, R Bob Beall, S Eddie Solomon, R Darrel Chaney, S OBP: 0.167, SLG: 0.167 (7, PH) (7, 1) (8, 6) (8, 6)										2	0	1	0	0	0	1				
Inning Stats	R: 0 E: 0 K: 1 S: 5	H: 0 LOB: 2 BB: 2 P: 13	R: 0 E: 0 K: 0 S: 4	H: 1 LOB: 1 BB: 0 P: 4	R: 0 E: 0 K: 0 S: 3	H: 0 LOB: 0 BB: 0 P: 3	R: 0 E: 0 K: 0 S: 4	H: 1 LOB: 2 BB: 1 P: 8	R: 0 E: 0 K: 0 S: 5	H: 2 LOB: 2 BB: 0 P: 5	R: 0 E: 0 K: 0 S: 5	H: 1 LOB: 2 BB: 2 P: 13	R: 0 E: 0 K: 0 S: 3	H: 0 LOB: 1 BB: 1 P: 7	R: 0 E: 0 K: 0 S: 3	H: 0 LOB: 0 BB: 0 P: 3		1B: 6 2B: 0 3B: 0 HR: 0	SF: 0 SAC: 1 DP: 1 HBP: 0	WP: 0 PB: 0 SB: 1 CS: 0
PITCHER	IP WLS BF H R ER SO BB IBB HBP BLK WP HR S P ERA WHIP	6.1 W 29 5 0 0 2 5 0 0 0 0 0 28 48 0.00 1.579	2.2 S 9 1 0 0 0 1 0 0 0 0 0 8 12 0.00 0.750	PITCHER										IP WLS BF H R ER SO BB IBB HBP BLK WP HR S P ERA WHIP						

Batter	1	2	3	4	5	6	7	8	9	AB	R	H	RBI	BB	SO	LOB	BOTTOM			
Gene Richards, L OBP: 0.277, SLG: 0.220 (1, 3)										3	0	1	0	1	0	0	Atlanta Braves @ San Diego Padres San Diego Stadium, San Diego, CA Sat Apr 22 1978, 9:05 PM EST Att: 49,744 - Unknown			
Derrel Thomas, S OBP: 0.396, SLG: 0.381 (1, 8) (8, 7)										4	0	1	0	0	1	2				
Oscar Gamble, L George Hendrick, R OBP: 0.302, SLG: 0.263 OBP: 0.295, SLG: 0.366 (1, 7) (8, 8)										4	1	2	0	0	0	2				
Dave Winfield, R OBP: 0.373, SLG: 0.604 (1, 9)										4	0	2	1	0	0	2				
Rick Sweet, S (1, 2)										3	0	0	0	1	0	3				
Bill Almon, R OBP: 0.376, SLG: 0.405 (1, 5)										4	1	2	0	0	0	3				
Chuck Baker, R OBP: 0.667, SLG: 0.667 (1, 4)										2	0	1	0	0	0	0				
Ozzie Smith, S OBP: 0.235, SLG: 0.212 (1, 6)										2	0	0	1	0	0	1				
Bob Ovwinko, L Rollie Fingers, R (1, 1) (7, 1)										3	0	0	0	0	1	2				
Inning Stats	R: 0 E: 0 K: 0 S: 5	H: 2 LOB: 3 BB: 1 P: 9	R: 0 E: 0 K: 0 S: 3	H: 0 LOB: 0 BB: 0 P: 3	R: 0 E: 0 K: 1 S: 7	H: 2 LOB: 2 BB: 0 P: 7	R: 0 E: 0 K: 1 S: 6	H: 1 LOB: 1 BB: 0 P: 6	R: 1 E: 0 K: 0 S: 5	H: 2 LOB: 1 BB: 0 P: 5	R: 1 E: 1 K: 0 S: 5	H: 1 LOB: 2 BB: 1 P: 9	R: 0 E: 0 K: 0 S: 3	H: 0 LOB: 0 BB: 0 P: 3	R: 0 E: 0 K: 1 S: 6	H: 1 LOB: 1 BB: 0 P: 6		1B: 7 2B: 2 3B: 0 HR: 0	SF: 0 SAC: 4 DP: 0 HBP: 0	WP: 0 PB: 0 SB: 0 CS: 0
PITCHER	IP WLS BF H R ER SO BB IBB HBP BLK WP HR S P ERA WHIP	6.0 L 29 8 2 2 2 1 1 0 0 0 0 31 39 3.00 1.500	1.0 3 0 0 0 0 0 0 0 0 0 0 0 3 3 0.00 0.000	1.0 4 1 0 0 1 0 0 0 0 0 0 0 6 6 0.00 1.000	PITCHER										IP WLS BF H R ER SO BB IBB HBP BLK WP HR S P ERA WHIP					

Batter	1	2	3	4	5	6	7	8	9	10	11	12	AB	R	H	RBI	BB	SO	LOB	TOP		
Jerry Royster, R OBP: 0.444, SLG: 0.372 (1.4)	4-0 BB BB		X 0-0 S 1B			X 0-0 6-3		X 0-0 F7		X 0-0 4-3		X 0-0 SH3-4	4	0	1	0	1	0	1			
Barry Bonnell, R OBP: 0.226, SLG: 0.235 (8.9)	0-3 K		X 0-0 F6			X 0-0 K		X 0-0 1-H HR 2B		X 0-0 F8		X 4-0 1B BB	5	1	1	1	1	2	2			
Jeff Burroughs, R OBP: 0.424, SLG: 0.440 (1.7)	4-0 FC5-4 BB		X 0-0 F8			X 0-0 2B		X 0-0 2-H HR		X 0-0 1B 1B		X 0-0 1-3 3-H 1B	5	1	4	3	1	0	1			
Cito Gaston, R OBP: 0.125, SLG: 0.087 (8. PR)	0-0 FC5-4		X 0-0 1-3			X 0-0 4-3		X 0-0 1B		X 0-0 1-3 1B		X 0-0 F8	4	0	1	0	0	0	3			
Dale Murphy, R OBP: 0.218, SLG: 0.240 (10.1)	0-3 K		X 0-0 F4			X 0-0 K		X 0-0 L4		X 0-0 4-3		X 0-0 F6	5	0	0	0	0	2	5			
Biff Pocoroba, S OBP: 0.319, SLG: 0.282 (1.2)		X 0-0 F7			X 0-0 5-3		X 0-0 F8		X 0-0 F5		X 0-0 F2		5	0	0	0	0	0	0			
Rod Gilbreath, R OBP: 0.286, SLG: 0.259 (1.5)		X 0-0 F8			X 0-0 F7		X 0-0 6-3		X 4-0 4-3 BLK BB		X 0-3 K		4	0	0	0	1	1	0			
Pat Rockett, R OBP: 0.143, SLG: 0.103 (9. PH)	0-0 F5		X 0-0 F4			X 0-0 F4		X 0-0 F4		X 0-0 4-3		X 0-0 F6	3	0	0	0	0	0	0			
Darrel Chaney, S OBP: 0.444, SLG: 0.778 (9.0)			X 0-0 K			X 0-0 K		X 0-0 2B 1B		X 0-0 3-1		X 0-0 PB SH3-4 1B 1B	2	0	0	0	0	2	0			
Dick Ruthven, R OBP: 0.143, SLG: 0.143 (8. PR)																						
Adrian Devine, R OBP: 0.133, SLG: 0.248 (8. PR)																						
Brian Asselstine, L OBP: 0.133, SLG: 0.248 (8. PR)																						
Mickey Mahler, S OBP: 0.133, SLG: 0.248 (8. PR)																						
Bob Ball, S OBP: 0.133, SLG: 0.248 (8. PR)																						
Inning Stats	R: 0 E: 0 K: 2 S: 7	H: 0 LOB: 2 BB: 2 P: 15	R: 0 E: 0 K: 0 S: 3	H: 0 LOB: 0 BB: 0 P: 3	R: 0 E: 0 K: 1 S: 6	H: 1 LOB: 1 BB: 0 P: 6	R: 0 E: 0 K: 0 S: 3	H: 0 LOB: 0 BB: 0 P: 3	R: 0 E: 0 K: 1 S: 5	H: 0 LOB: 0 BB: 0 P: 5	R: 3 E: 0 K: 0 S: 7	H: 4 LOB: 1 BB: 0 P: 7	R: 0 E: 0 K: 0 S: 5	H: 2 LOB: 2 BB: 0 P: 5	R: 0 E: 0 K: 1 S: 6	H: 0 LOB: 2 BB: 1 P: 9	R: 1 E: 0 K: 0 S: 5	H: 2 LOB: 2 BB: 1 P: 9	1B: 7 2B: 2 3B: 0 HR: 1	SF: 0 SAC: 1 DP: 0 HBP: 0	WP: 0 PB: 1 SB: 1 CS: 0	PA: 50
PITCHER	IP WLS BF H R ER SO BB IBB HBP BLK WP HR S P ERA WHIP	IP WLS BF H R ER SO BB IBB HBP BLK WP HR S P ERA WHIP	IP WLS BF H R ER SO BB IBB HBP BLK WP HR S P ERA WHIP	IP WLS BF H R ER SO BB IBB HBP BLK WP HR S P ERA WHIP	IP WLS BF H R ER SO BB IBB HBP BLK WP HR S P ERA WHIP	IP WLS BF H R ER SO BB IBB HBP BLK WP HR S P ERA WHIP	IP WLS BF H R ER SO BB IBB HBP BLK WP HR S P ERA WHIP	IP WLS BF H R ER SO BB IBB HBP BLK WP HR S P ERA WHIP	IP WLS BF H R ER SO BB IBB HBP BLK WP HR S P ERA WHIP	IP WLS BF H R ER SO BB IBB HBP BLK WP HR S P ERA WHIP	IP WLS BF H R ER SO BB IBB HBP BLK WP HR S P ERA WHIP	IP WLS BF H R ER SO BB IBB HBP BLK WP HR S P ERA WHIP	IP WLS BF H R ER SO BB IBB HBP BLK WP HR S P ERA WHIP	IP WLS BF H R ER SO BB IBB HBP BLK WP HR S P ERA WHIP	IP WLS BF H R ER SO BB IBB HBP BLK WP HR S P ERA WHIP	IP WLS BF H R ER SO BB IBB HBP BLK WP HR S P ERA WHIP	IP WLS BF H R ER SO BB IBB HBP BLK WP HR S P ERA WHIP	IP WLS BF H R ER SO BB IBB HBP BLK WP HR S P ERA WHIP	IP WLS BF H R ER SO BB IBB HBP BLK WP HR S P ERA WHIP	IP WLS BF H R ER SO BB IBB HBP BLK WP HR S P ERA WHIP		
Bob Shirley, L ERA: 4.25 (8.1)	7.2 31 6	3 3 6	2 0 0	0 0 0	1 0 0	1 0 0	1 0 0	0 0 0	0 0 0	0 0 0	0 0 0	0 0 0	0 0 0	0 0 0	0 0 0	0 0 0	0 0 0	0 0 0	0 0 0	0 0 0	0 0 0	
Mark Lee, R ERA: 4.91 (10.1)	1.1 5 0	0 0 0	0 0 0	0 0 0	0 0 0	0 0 0	0 0 0	0 0 0	0 0 0	0 0 0	0 0 0	0 0 0	0 0 0	0 0 0	0 0 0	0 0 0	0 0 0	0 0 0	0 0 0	0 0 0	0 0 0	
Dan Spillner, R ERA: 4.91 (12.1)	2.0 8 2	0 0 0	1 0 0	0 0 0	0 0 0	0 0 0	0 0 0	0 0 0	0 0 0	0 0 0	0 0 0	0 0 0	0 0 0	0 0 0	0 0 0	0 0 0	0 0 0	0 0 0	0 0 0	0 0 0	0 0 0	
Dave Wehrmeister, R ERA: 4.44 (12.1)	1.0 W 6	2 1 1	0 0 0	0 0 0	0 0 0	0 0 0	0 0 0	0 0 0	0 0 0	0 0 0	0 0 0	0 0 0	0 0 0	0 0 0	0 0 0	0 0 0	0 0 0	0 0 0	0 0 0	0 0 0	0 0 0	

Atlanta Braves @ San Diego Padres
San Diego Stadium, San Diego, CA
Sun Apr 23 1978, 6:33 AM EST
Alt. 19,502 - Unknown

AB 45
R 4
H 10
RBI 4
BB 4
SO 7
LOB 18



Batter	1	2	3	4	5	6	7	8	9	10	11	12	AB	R	H	RBI	BB	SO	LOB	BOTTOM				
Gene Richards, L OBP: 0.278, SLG: 0.196 (1.3)	0-0 E3 S		X 0-0 F9		4-0 S BB		X 0-0 4-3		X 0-3 K		X 4-0 FC3-6 IBB	X 0-0 E6	5	1	0	0	2	1	2					
Darrel Thomas, S OBP: 0.370, SLG: 0.354 (8.7) (12.4)	0-0 F9		X 0-0 G3		0-0 E9 1B		X 0-0 4-3		X 0-3 K2-3		X 0-0 FC3-6	X 1-2 2-3 3-H	6	0	1	1	0	1	3					
Oscar Gamble, L OBP: 0.298, SLG: 0.244 (8.4)	0-3 K		X 0-0 G3		4-0 G4-6-3 BB		X 0-0 K		X 0-3 K		X 0-3 K	X 0-0 K	3	0	0	0	1	2	1					
Chuck Baker, R OBP: 0.500, SLG: 0.500 (12.1)			X 0-0 G3		4-0 G4-6-3 BB		X 0-0 K		X 0-3 K		X 0-3 K	X 0-0 K	2	0	0	0	0	2	2					
Dave Wehrmeister, R OBP: 0.351, SLG: 0.556 (1.9)	0-0 L1-6		X 0-0 1B 1B		0-0 G4-6-3 1-2f		X 0-0 F7		X 0-0 L4		X 0-0 1-3	X 0-0 1-3	6	0	1	0	0	0	3					
George Hendrick, R OBP: 0.320, SLG: 0.356 (1.8)		4-0 FC6-4 BB		X 0-3 K		X 0-0 6-3		X 0-0 FC1-4 1B		X 4-0 BB BB		X 0-0 E6 1B WP	4	1	1	0	2	1	1					
Rick Sweet, S OBP: 0.318, SLG: 0.167 (1.2)	0-3 K		X 0-0 K		X 1-3 1B		X 0-0 1B FC4 1B		X 0-0 1B FC1-4 1B		X 4-0 BB BB	X 0-0 F8	5	1	3	0	1	1	2					
Bill Almon, R OBP: 0.373, SLG: 0.396 (1.5)	0-0 FC6-4		X 0-0 K		X 0-3 K		X 0-0 1B FC4 1B		X 0-0 1-3 1B		X 0-3 K	X 0-0 WP E 1B	6	1	2	0	0	2	7					
Ozzie Smith, S OBP: 0.250, SLG: 0.256 (1.8)	0-0 F8		X 0-0 F8		X 0-0 SH1-4 E 2B		X 0-0 FC4 S 1B		X 0-0 F7		X 0-0 4-3	X 0-0 E WP 1B	6	1	2	1	0	0	4					
Bob Shirley, R ERA: 3.24 (8.1)	7.0 30 6	3 3 2	2 0 0	0 0 0	0 0 0	0 0 0	0 0 0	0 0 0	0 0 0	0 0 0	0 0 0	0 0 0	0 0 0	0 0 0	0 0 0	0 0 0	0 0 0	0 0 0	0 0 0	0 0 0				
Rick Camp, R ERA: 4.15 (8.1)	0.1 3 2	0 0 0	0 0 0	0 0 0	0 0 0	0 0 0	0 0 0	0 0 0	0 0 0	0 0 0	0 0 0	0 0 0	0 0 0	0 0 0	0 0 0	0 0 0	0 0 0	0 0 0	0 0 0	0 0 0				
Adrian Devine, R ERA: 3.71 (8.1)	0.2 2 0	0 0 0	0 0 0	0 0 0	0 0 0	0 0 0	0 0 0	0 0 0	0 0 0	0 0 0	0 0 0	0 0 0	0 0 0	0 0 0	0 0 0	0 0 0	0 0 0	0 0 0	0 0 0	0 0 0				
Mickey Mahler, L ERA: 4.91 (10.1)	1.2 7 0	0 0 0	0 0 0	4 0 0	2 0 0	0 0 0	0 0 0	0 0 0	0 0 0	0 0 0	0 0 0	0 0 0	0 0 0	0 0 0	0 0 0	0 0 0	0 0 0	0 0 0	0 0 0	0 0 0				
Eddie Solomon, R ERA: 1.8 (10.1)	2.0 L 13	3 2 0	2 0 2	0 0 0	0 2 0	0 0 0	1 0 15	23 0.00 1.500					2	0	0	0	0	0	1					
Inning Stats	R: 0 E: 1 K: 1 S: 6	H: 0 LOB: 1 BB: 0 P: 9	R: 0 E: 0 K: 1 S: 5	H: 0 LOB: 1 BB: 1 P: 9	R: 0 E: 0 K: 0 S: 3	H: 0 LOB: 0 BB: 0 P: 3	R: 0 E: 0 K: 2 S: 9	H: 2 LOB: 2 BB: 0 P: 9	R: 2 E: 1 K: 0 S: 4	H: 2 LOB: 1 BB: 2 P: 12	R: 1 E: 0 K: 0 S: 5	H: 2 LOB: 1 BB: 0 P: 5	R: 0 E: 0 K: 3 S: 9	H: 0 LOB: 0 BB: 0 P: 9	R: 0 E: 0 K: 2 S: 7	H: 0 LOB: 2 BB: 2 P: 15	R: 0 E: 0 K: 1 S: 6	H: 1 LOB: 2 BB: 1 P: 10	R: 2 E: 2 K: 0 S: 6	H: 2 LOB: 3 BB: 1 P: 10	1B: 9 2B: 2 3B: 0 HR: 0	SF: 0 SAC: 1 DP: 1 HBP: 0	WP: 1 PB: 0 SB: 3 CS: 0	PA: 55
PITCHER	IP WLS BF H R ER SO BB IBB HBP BLK WP HR S P ERA WHIP	IP WLS BF H R ER SO BB IBB HBP BLK WP HR S P ERA WHIP	IP WLS BF H R ER SO BB IBB HBP BLK WP HR S P ERA WHIP	IP WLS BF H R ER SO BB IBB HBP BLK WP HR S P ERA WHIP	IP WLS BF H R ER SO BB IBB HBP BLK WP HR S P ERA WHIP	IP WLS BF H R ER SO BB IBB HBP BLK WP HR S P ERA WHIP	IP WLS BF H R ER SO BB IBB HBP BLK WP HR S P ERA WHIP	IP WLS BF H R ER SO BB IBB HBP BLK WP HR S P ERA WHIP	IP WLS BF H R ER SO BB IBB HBP BLK WP HR S P ERA WHIP	IP WLS BF H R ER SO BB IBB HBP BLK WP HR S P ERA WHIP	IP WLS BF H R ER SO BB IBB HBP BLK WP HR S P ERA WHIP	IP WLS BF H R ER SO BB IBB HBP BLK WP HR S P ERA WHIP	IP WLS BF H R ER SO BB IBB HBP BLK WP HR S P ERA WHIP	IP WLS BF H R ER SO BB IBB HBP BLK WP HR S P ERA WHIP	IP WLS BF H R ER SO BB IBB HBP BLK WP HR S P ERA WHIP	IP WLS BF H R ER SO BB IBB HBP BLK WP HR S P ERA WHIP	IP WLS BF H R ER SO BB IBB HBP BLK WP HR S P ERA WHIP	IP WLS BF H R ER SO BB IBB HBP BLK WP HR S P ERA WHIP	IP WLS BF H R ER SO BB IBB HBP BLK WP HR S P ERA WHIP	IP WLS BF H R ER SO BB IBB HBP BLK WP HR S P ERA WHIP				

Atlanta Braves @ San Diego Padres
San Diego Stadium, San Diego, CA
Sun Apr 23 1978, 6:33 AM EST
Alt. 19,502 - Unknown

AB 47
R 5
H 11
RBI 2
BB 7
SO 11
LOB 26



Batter	1	2	3	4	5	6	7	8	9	AB	R	H	RBI	BB	SO	LOB	TOP			
Gene Richards, L (1, 3) OBP: 0.286, SLG: 0.189	4-3		F7		4-3			4-3		4	0	0	0	0	0	2	San Diego Padres @ Houston Astros Astrodome, Houston, TX Tue Apr 25 1978, 7:05 PM EST Att: 7,459 - Dome			
Derrel Thomas, S (1, 4) OBP: 0.333, SLG: 0.304	F9			4-3		F6		F7		4	0	0	0	0	0	0				
George Hendrick, R (1, 8) OBP: 0.309, SLG: 0.327	K			E 6-3 BB		4-3		F7		3	1	0	0	1	1	0				
Dave Winfield, R (1, 9) OBP: 0.349, SLG: 0.600		F8		E5 6-3 1-3		HR		2B		4	2	2	1	0	0	1				
Oscar Gamble, L (1, 7) OBP: 0.296, SLG: 0.250	F6			6-3		F2		F9		4	0	0	1	0	0	2				
Bill Almon, R (1, 5) OBP: 0.400, SLG: 0.411	5-3			2-3 3-H 0-0				5-3		3	0	0	0	1	0	2				
Bob Davis, R (1, 2) OBP: 0.200, SLG: 0.200			F9							3	0	1	0	0	0	1				
Gene Tenace, R (9, PH) OBP: 0.412, SLG: 0.360				8-3 1B		G6-4-3 1-2		2B		1	0	1	1	0	0	0				
Ozzie Smith, S (1, 6) OBP: 0.239, SLG: 0.244			F5		8-3			F7		3	0	1	0	0	0	1				
Rick Sweet, S (9, PH) OBP: 0.236, SLG: 0.174				1-2				1B		1	0	0	0	0	0	1				
Randy Jones, R (1, 1) OBP: 0.250, SLG: 0.250										2	0	1	0	0	0	0				
Jerry Turner, L (7, PH) OBP: 0.250, SLG: 0.526					E1					1	0	0	0	0	0	1				
Mark Lee, R (7, 1)				1B				6-3		0	0	0	0	0	0	0				
Inning Stats	R: 0 E: 0 K: 1 S: 5	H: 0 LOB: 0 BB: 0 P: 5	R: 0 E: 0 K: 0 S: 3	H: 0 LOB: 0 BB: 0 P: 3	R: 0 E: 0 K: 0 S: 4	H: 1 LOB: 1 BB: 0 P: 4	R: 1 E: 1 K: 0 S: 4	H: 0 LOB: 1 BB: 1 P: 8	R: 0 E: 1 K: 0 S: 4	H: 1 LOB: 1 BB: 0 P: 4	R: 0 E: 0 K: 0 S: 3	H: 1 LOB: 1 BB: 1 P: 7	R: 0 E: 0 K: 0 S: 3	H: 0 LOB: 0 BB: 0 P: 3	R: 1 E: 0 K: 0 S: 5	H: 2 LOB: 1 BB: 0 P: 5	1B: 3 2B: 3 3B: 0 HR: 1	SF: 0 SAC: 0 DP: 2 HBP: 0	WP: 0 PB: 0 SB: 0 CS: 0	PA: 35
PITCHER Mark Lemongello, R (1, 1) ERA: 4.03	IP: 9.0 WLS: W BF: 35 H: 6 R: 3 ER: 2 SO: 1 BB: 2 IBB: 0 HBP: 0 BLK: 0 WP: 0 HR: 1 S: 35 P: 43 ERA: 2.00 WHIP: 0.889																			

Batter	1	2	3	4	5	6	7	8	9	AB	R	H	RBI	BB	SO	LOB	BOTTOM			
Terry Puhl, L (1, 7) OBP: 0.313, SLG: 0.333	F6		6-3 1B		K			BLK 1B		4	0	2	0	0	1	1	San Diego Padres @ Houston Astros Astrodome, Houston, TX Tue Apr 25 1978, 7:05 PM EST Att: 7,459 - Dome			
Enos Cabell, R (1, 5) OBP: 0.296, SLG: 0.375	1-3		6-3 1-2				2-H 1B	K		4	0	1	2	0	1	2				
Cesar Cedeño, R (1, 8) OBP: 0.342, SLG: 0.388	5-3		6-3 3-H 0-0		1-3			4-1		4	0	0	0	0	0	2				
Bob Watson, R (1, 3) OBP: 0.368, SLG: 0.492					F8					3	0	1	0	1	0	0				
Dave Bergman, L (8, PR) (9, 3)			FC4-6 BB			F4		G6-4-3 1B		0	0	0	0	0	0	0				
Jose Cruz, L (1, 9) OBP: 0.382, SLG: 0.353			FC4-6 1B 1-2		G3			G6-4-3 1B		4	1	1	0	0	0	2				
Art Howe, R (1, 4) OBP: 0.380, SLG: 0.554					F8					3	0	2	1	0	0	0				
Joe Ferguson, R (1, 2) OBP: 0.303, SLG: 0.500					G6-4-3 1-2			G6-4-3 1B		3	1	1	1	0	0	3				
Roger Metzger, S (1, 6) OBP: 0.306, SLG: 0.309										2	2	1	0	1	0	0				
Mark Lemongello, R (1, 1) OBP: 0.286, SLG: 0.333			1B SH1-4 6-3 BB		1B SH3-4 1B			6-3		1	0	0	0	0	0	0				
			SH1-4 1-2		SH3-4 1B			5-3		1	0	0	0	0	0	0				
Inning Stats	R: 0 E: 0 K: 0 S: 3	H: 0 LOB: 0 BB: 0 P: 3	R: 0 E: 0 K: 0 S: 3	H: 1 LOB: 1 BB: 1 P: 7	R: 1 E: 0 K: 0 S: 4	H: 1 LOB: 1 BB: 1 P: 8	R: 0 E: 0 K: 0 S: 3	H: 0 LOB: 0 BB: 0 P: 3	R: 2 E: 0 K: 1 S: 8	H: 3 LOB: 1 BB: 0 P: 8	R: 1 E: 0 K: 0 S: 4	H: 2 LOB: 0 BB: 0 P: 4	R: 0 E: 0 K: 1 S: 6	H: 1 LOB: 1 BB: 0 P: 6	R: 0 E: 0 K: 0 S: 3	H: 1 LOB: 1 BB: 0 P: 3	1B: 8 2B: 0 3B: 0 HR: 1	SF: 0 SAC: 2 DP: 3 HBP: 0	WP: 0 PB: 0 SB: 1 CS: 0	PA: 32
PITCHER Randy Jones, L (1, 1) ERA: 3.38	IP: 6.0 WLS: L BF: 25 H: 7 R: 4 ER: 4 SO: 1 BB: 2 IBB: 0 HBP: 0 BLK: 0 WP: 0 HR: 1 S: 25 P: 33 ERA: 6.00 WHIP: 1.500																			
PITCHER Mark Lee, R (7, 1) ERA:	IP: 2.0 WLS: 7 BF: 2 H: 2 R: 0 ER: 0 SO: 1 BB: 0 IBB: 0 HBP: 0 BLK: 1 WP: 0 HR: 0 S: 9 P: 9 ERA: 0.00 WHIP: 1.000																			



Batter	1	2	3	4	5	6	7	8	9	AB	R	H	RBI	BB	SO	LOB	TOP							
Bill Almon, R OBP: 0.375, SLG: 0.383 (1, 5)										4	0	0	0	0	2	1	San Diego Padres @ Houston Astros Astrodome, Houston, TX Wed Apr 26 1978, 7:05 PM EST Att: 8,769 - Dome							
Ozzie Smith, S OBP: 0.280, SLG: 0.286 (1, 6)										4	0	3	1	0	0	0								
Jerry Turner, L OBP: 0.208, SLG: 0.435 Mike Champion, R OBP: 0.625, SLG: 0.400 (1, 7) (8, 4)										4	0	0	0	0	1	2								
Dave Winfield, R OBP: 0.328, SLG: 0.563 (1, 8) (8, 9)										4	0	0	0	0	2	1								
Oscar Gamble, L OBP: 0.293, SLG: 0.235 (1, 9) (8, 7)										3	0	0	0	0	2	0								
George Hendrick, R OBP: 0.309, SLG: 0.327 (9, 8)										0	0	0	0	0	0	0								
Gene Tenace, R OBP: 0.421, SLG: 0.357 (1, 3)										3	1	1	0	0	2	0								
Rick Sweet, S OBP: 0.300, SLG: 0.192 Derrel Thomas, S OBP: 0.344, SLG: 0.316 (7, PR) (7, 4) (8, 8) (9, 7)										3	0	1	0	0	1	2								
Chuck Baker, R OBP: 0.455, SLG: 0.400 Bob Davis, R OBP: 0.236, SLG: 0.200 (1, 4) (7, 2)										2	1	0	0	1	0	3								
Gaylord Perry, R OBP: 0.375, SLG: 0.625 Rollie Fingers, R (9, 1)										3	0	0	0	0	1	3								
Inning Stats	R: 0 E: 0 K: 3 S: 10	H: 1 LOB: 1 BB: 0 P: 10	R: 0 E: 0 K: 2 S: 7	H: 0 LOB: 0 BB: 7 P: 7	R: 1 E: 0 K: 1 S: 6	H: 1 LOB: 1 BB: 1 P: 10	R: 0 E: 0 K: 1 S: 6	H: 1 LOB: 2 BB: 0 P: 7	R: 0 E: 0 K: 1 S: 5	H: 0 LOB: 0 BB: 0 P: 5	R: 0 E: 0 K: 0 S: 3	H: 1 LOB: 1 BB: 0 P: 6	R: 0 E: 0 K: 1 S: 6	H: 0 LOB: 0 BB: 0 P: 3	R: 0 E: 0 K: 0 S: 3	H: 1 LOB: 1 BB: 0 P: 6	R: 0 E: 0 K: 0 S: 3	H: 0 LOB: 0 BB: 0 P: 3	R: 1 E: 0 K: 2 S: 8	H: 1 LOB: 2 BB: 1 P: 13	1B: 6 2B: 0 3B: 0 HR: 0	SF: 0 SAC: 1 DP: 0 HBP: 2	WP: 0 PB: 0 SB: 3 CS: 1	PA: 37
PITCHER J.R. Richard, R ERA: 4.15 (1, 1)	IP: 9.0 WLS: L BF: 36	H: 6 R: 2 ER: 2 SO: 11	BB: 1 IBB: 1 HBP: 2 BLK: 0	WP: 0 HR: 0 S: 54 P: 64	ERA: 2.00 WHIP: 0.778	PITCHER																		

Batter	1	2	3	4	5	6	7	8	9	AB	R	H	RBI	BB	SO	LOB	BOTTOM			
Terry Puhl, L OBP: 0.333, SLG: 0.354 (1, 7)										4	0	3	0	0	0	0	San Diego Padres @ Houston Astros Astrodome, Houston, TX Wed Apr 26 1978, 7:05 PM EST Att: 8,769 - Dome			
Enos Cabell, R OBP: 0.282, SLG: 0.357 (1, 5)										4	0	0	0	0	3					
Cesar Cedeno, R OBP: 0.329, SLG: 0.371 (1, 8)										3	0	0	0	0	1	2				
Jose Cruz, L OBP: 0.375, SLG: 0.347 (1, 9)										4	0	1	0	0	1	4				
Bob Watson, R OBP: 0.375, SLG: 0.500 (1, 3)										3	1	1	0	1	1	3				
Art Howe, R OBP: 0.373, SLG: 0.551 (1, 4)										4	0	1	0	0	0	2				
Joe Ferguson, R OBP: 0.300, SLG: 0.483 Jimmy Sexton, R (9, PR)										4	0	1	1	0	1	2				
Roger Metzger, S OBP: 0.292, SLG: 0.293 Wilbur Howard, S OBP: 0.353, SLG: 0.313 (9, PH)										3	0	0	0	0	0	2				
J.R. Richard, R OBP: 0.091, SLG: 0.091 (1, 1)										3	0	0	0	0	0	1				
Inning Stats	R: 0 E: 0 K: 1 S: 6	H: 1 LOB: 1 BB: 0 P: 6	R: 0 E: 0 K: 0 S: 3	H: 0 LOB: 1 BB: 1 P: 7	R: 0 E: 0 K: 0 S: 3	H: 0 LOB: 0 BB: 0 P: 3	R: 0 E: 0 K: 1 S: 5	H: 0 LOB: 0 BB: 0 P: 5	R: 0 E: 1 K: 0 S: 5	H: 1 LOB: 2 BB: 0 P: 5	R: 0 E: 0 K: 0 S: 3	H: 0 LOB: 0 BB: 0 P: 3	R: 0 E: 0 K: 1 S: 6	H: 1 LOB: 1 BB: 0 P: 6	R: 0 E: 0 K: 0 S: 6	H: 3 LOB: 2 BB: 0 P: 5		1B: 5 2B: 2 3B: 0 HR: 0	SF: 0 SAC: 1 DP: 1 HBP: 0	WP: 0 PB: 0 SB: 3 CS: 0
PITCHER Gaylord Perry, R ERA: 1.9 Rollie Fingers, R ERA: 3.0 (9, 1)	IP: 8.2 WLS: W BF: 34	H: 7 R: 1 ER: 1 SO: 4	BB: 1 IBB: 0 HBP: 0 BLK: 0	WP: 0 HR: 0 S: 41 P: 45	ERA: 1.04 WHIP: 0.923	PITCHER														

Batter	1	2	3	4	5	6	7	8	9	AB	R	H	RBI	BB	SO	LOB	TOP			
Gene Richards, L OBP: 0.333, SLG: 0.233	0-0 1-3 1B		0-0 FC3-6 BB			4-0 1B FC4-6 BB	4-0 BB 1B		0-0 F7	3	1	1	0	2	0	3	San Diego Padres @ Philadelphia Phillies Veterans Stadium, Philadelphia, PA Sat Apr 29 1978, 6:05 PM EST Att: 28,390 - Unknown			
Ozzie Smith, S OBP: 0.326, SLG: 0.321	0-0 1-3		4-0 1-2 2-3 BB			0-0 FC4-6 1B	0-0 BB 1B		0-0 3-1	4	0	2	0	1	0	2				
Oscar Gamble, L OBP: 0.297, SLG: 0.232	0-0 3-1		0-0 4-3			0-0 FC4-6 1B	4-0 1-2 2-3 BB		0-0 F7	4	0	0	2	1	0	5				
Dave Winfield, R OBP: 0.320, SLG: 0.569		0-0 5-3		0-0 P6		0-0 F8	0-0 5-3			4	0	0	0	0	0	4				
George Hendrick, R OBP: 0.317, SLG: 0.386		0-0 5-3		0-0 5-3		0-0 FC6-4 1B		0-0 G4-6-3 E 1B		4	0	2	0	0	0	0				
Derrel Thomas, S OBP: 0.333, SLG: 0.295		4-0 PO BB		0-0 F8		0-0 FC6-4		0-0 E4 G4-6-3		3	0	0	0	1	0	3				
Bill Almon, R OBP: 0.375, SLG: 0.388	0-0 PO		0-0 FC2-5 BB 1B		0-0 F7		0-0 F8	0-0 G4-6-3	0-0 1-2 2-3	4	0	1	0	0	0	2				
Rick Sweet, S OBP: 0.286, SLG: 0.167			4-0 FC3-6 FC2-5 BB		0-0 F8		0-0 G3	0-3 K		3	0	0	0	1	1	1				
Dave Freisleben, R Dan Spillner, R Mike Champion, R Dave Wehrmeister, R Jerry Turner, L			0-0 FC2-5 FC3-6		0-0 6-3		4-0 1B BB BB		0-0 3-1 1B	2	0	0	0	0	0	2				
Inning Stats	R: 0 E: 0 K: 0 S: 3	H: 1 LOB: 0 BB: 0 P: 3	R: 0 E: 0 K: 0 S: 2	H: 0 LOB: 0 BB: 1 P: 6	R: 0 E: 0 K: 0 S: 4	H: 1 LOB: 3 BB: 2 P: 12	R: 0 E: 0 K: 0 S: 3	H: 0 LOB: 0 BB: 0 P: 3	R: 0 E: 0 K: 0 S: 5	H: 0 LOB: 2 BB: 0 P: 9	R: 1 E: 0 K: 0 S: 4	H: 1 LOB: 3 BB: 3 P: 16	R: 0 E: 1 K: 1 S: 6	H: 1 LOB: 1 BB: 0 P: 6	R: 0 E: 0 K: 0 S: 4	H: 1 LOB: 1 BB: 0 P: 4		1B: 7 2B: 1 3B: 0 HR: 0	SF: 0 SAC: 0 DP: 2 HBP: 0	WP: 0 PA: 40 PB: 0 SB: 0 CS: 0
PITCHER	IP WLS BF H R ER SO BB IBB HBP BLK WP HR S P ERA WHIP	6.2 W 29 5 2 2 0 6 0 0 0 0 0 23 47 2.70 1.650	2.1 L 10 2 0 0 1 1 0 0 0 0 0 11 15 0.00 1.286																	

AB	32
R	2
H	7
RBI	2
BB	7
SO	1
LOB	22



Batter	1	2	3	4	5	6	7	8	9	AB	R	H	RBI	BB	SO	LOB	BOTTOM			
Bake McBride, L OBP: 0.276, SLG: 0.250	0-0 L4			0-0 F7	0-0 1-2 2-3 1B			0-0 G3		5	0	2	2	0	0	0	San Diego Padres @ Philadelphia Phillies Veterans Stadium, Philadelphia, PA Sat Apr 29 1978, 6:05 PM EST Att: 28,390 - Unknown			
Larry Bowa, S OBP: 0.320, SLG: 0.352	0-0 1B			0-0 CS 1B	0-0 F8		0-0 F8		5	1	3	0	0	0	2					
Mike Schmidt, R OBP: 0.400, SLG: 0.612	4-0 1B BB		0-0 FC6-4	0-0 CS	0-0 F9	0-3 K		0-0 6-3		4	1	0	0	1	2					
Greg Luzinski, R Jery Martin, R	0-0 G3		0-0 F9		0-0 1B 2B 1B	0-0 F7		0-0 F7		4	1	1	0	0	2					
Richie Hebner, L OBP: 0.420, SLG: 0.400	4-0 1B 1B IBB		0-0 S 1B		0-0 F8	0-0 P4				3	1	1	0	1	0					
Gary Maddox, R OBP: 0.397, SLG: 0.373	0-0 1B		0-0 F8		0-0 2B BB 1B		4-0 BB			3	1	2	2	1	0					
Bob Boone, R OBP: 0.460, SLG: 0.595	0-0 1-3 2-H 3-H 1B		4-0 FC5-4 IBB		0-0 BB 1B 2B		0-0 F5			3	1	2	2	1	0					
Jim Morrison, R		0-3 K	0-0 FC5-4		4-0 BB 1B IBB		0-0 F7			3	1	0	0	1	3					
Jim Lonborg, R Gene Garber, R		0-3 K		0-3 K		4-0 1-2 2-3 3-H BB		0-0 F4		2	0	0	1	1	2					
Inning Stats	R: 3 E: 0 K: 0 S: 5	H: 3 LOB: 2 BB: 2 P: 13	R: 0 E: 0 K: 2 S: 9	H: 2 LOB: 2 BB: 0 P: 9	R: 0 E: 0 K: 1 S: 4	H: 1 LOB: 0 BB: 1 P: 8	R: 0 E: 0 K: 1 S: 5	H: 1 LOB: 0 BB: 0 P: 5	R: 4 E: 0 K: 0 S: 7	H: 4 LOB: 2 BB: 2 P: 15	R: 0 E: 0 K: 1 S: 5	H: 0 LOB: 0 BB: 1 P: 5	R: 0 E: 0 K: 0 S: 3	H: 0 LOB: 0 BB: 0 P: 3	R: 0 E: 0 K: 0 S: 3	H: 0 LOB: 0 BB: 0 P: 3		1B: 9 2B: 1 3B: 1 HR: 0	SF: 0 SAC: 0 DP: 0 HBP: 0	WP: 0 PA: 40 PB: 0 SB: 1 CS: 1
PITCHER	IP WLS BF H R ER SO BB IBB HBP BLK WP HR S P ERA WHIP	4.2 L 26 10 7 7 3 1 0 0 0 0 0 7 11 0.00 1.500	2.0 L 7 0 0 0 0 1 0 0 0 0 0 6 10 0.00 0.500																	

AB	33
R	7
H	11
RBI	7
BB	6
SO	4
LOB	13




Batter	1	2	3	4	5	6	7	8	9	AB	R	H	RBI	BB	SO	LOB	TOP					
Gene Richards, L OBP: 0.351, SLG: 0.250 (1, 3)										4	1	2	1	1	0	0	San Diego Padres @ Philadelphia Phillies Veterans Stadium, Philadelphia, PA Sun Apr 30 1978, 3:33 AM EDT Att: 31,101 - Unknown					
Ozzie Smith, S OBP: 0.317, SLG: 0.311 (1, 6)										5	0	1	0	0	0	2						
Gene Tenace, R OBP: 0.404, SLG: 0.343 (1, 2)										3	1	1	0	2	0	3						
Dave Winfield, R OBP: 0.325, SLG: 0.558 (1, 9)										5	0	2	1	0	0	2						
George Hendrick, R OBP: 0.309, SLG: 0.361 (1, 8)										4	0	0	0	1	2	6						
Oscar Gamble, L OBP: 0.348, SLG: 0.333 (1, 7)										4	1	4	2	1	0	0						
Derrel Thomas, S OBP: 0.311, SLG: 0.273 (1, 4)										5	0	0	0	0	0	10						
Bill Almon, R OBP: 0.368, SLG: 0.380 (1, 5)										4	1	1	0	0	1	2						
Randy Jones, R OBP: 0.222, SLG: 0.222 (5, 1)										1	0	0	0	0	1	0						
Bob Shirley, R OBP: 0.222, SLG: 0.222 (5, 1)										0	0	0	0	0	0	0						
Mike Champion, R OBP: 0.222, SLG: 0.222 (5, 1)										1	0	0	0	0	1	0						
Mark Lee, R OBP: 0.222, SLG: 0.222 (5, 1)										0	0	0	0	0	0	0						
Bob Davis, R OBP: 0.222, SLG: 0.222 (5, 1)										1	0	0	0	0	1	0						
John D'Acquisto, R OBP: 0.222, SLG: 0.222 (5, 1)										0	0	0	0	0	0	0						
Inning Stats	R: 1 E: 0 K: 0 S: 5	H: 2 LOB: 3 BB: 2 P: 13	R: 1 E: 0 K: 0 S: 5	H: 2 LOB: 1 BB: 0 P: 5	R: 0 E: 0 K: 0 S: 4	H: 1 LOB: 2 BB: 1 P: 8	R: 0 E: 0 K: 1 S: 5	H: 0 LOB: 0 BB: 0 P: 5	R: 2 E: 0 K: 0 S: 5	H: 2 LOB: 3 BB: 0 P: 5	R: 0 E: 0 K: 2 S: 7	H: 0 LOB: 0 BB: 0 P: 7	R: 0 E: 0 K: 1 S: 7	H: 2 LOB: 3 BB: 1 P: 11	R: 0 E: 0 K: 1 S: 6	H: 1 LOB: 1 BB: 0 P: 6	R: 0 E: 0 K: 1 S: 6	H: 1 LOB: 2 BB: 1 P: 10	1B: 9 2B: 1 3B: 0 HR: 1	SF: 0 SAC: 1 DP: 0 HBP: 0	WP: 0 PB: 0 SB: 3 CS: 0	PA: 43
PITCHER	IP WLS BF H R ER SO BB IBB HBP BLK WP HR S P ERA WHIP																					
Randy Lerch, L ERA: 3.41 (1, 1)	5.0 W 25 7 4 4 1 3 0 0 0 0 1 24 36 7.20 2.000																					
Ron Reed, R ERA: 1.59 (6, 1)	2.0 9 2 0 0 3 1 0 0 0 0 0 0 14 18 0.00 1.500																					
Tug McGraw, L ERA: 1.0 (8, 1)	1.0 4 1 0 0 1 0 0 0 0 0 0 0 6 6 0.00 1.000																					
Warren Brusstar, R ERA: 4.26 (9, 1)	1.0 5 1 0 0 1 1 0 0 0 0 0 0 6 10 0.00 2.000																					
Batter	1	2	3	4	5	6	7	8	9	AB	R	H	RBI	BB	SO	LOB	BOTTOM					
Bake McBride, L OBP: 0.317, SLG: 0.286 (1, 9)										4	1	3	2	1	0	0	San Diego Padres @ Philadelphia Phillies Veterans Stadium, Philadelphia, PA Sun Apr 30 1978, 3:33 AM EDT Att: 31,101 - Unknown					
Larry Bowa, S OBP: 0.313, SLG: 0.342 (1, 6)										5	0	1	0	0	5							
Mike Schmidt, R OBP: 0.388, SLG: 0.583 (1, 5)										5	2	1	1	0	1	1						
Greg Luzinski, R OBP: 0.419, SLG: 0.533 (1, 7)										3	1	1	0	1	1	1						
Jerry Martin, R OBP: 0.316, SLG: 0.450 (8, 7)										1	0	0	0	0	1	0						
Richie Hebner, L OBP: 0.407, SLG: 0.372 (1, 3)										3	1	0	0	1	0	2						
Garry Maddox, R OBP: 0.403, SLG: 0.393 (1, 8)										2	2	1	1	1	0	0						
Bob Boone, R OBP: 0.444, SLG: 0.564 (1, 2)										2	1	0	2	1	0	2						
Barry Foote, R OBP: 0.500, SLG: 0.500 (9, 2)										0	0	0	0	0	0	0						
Jim Morrison, R OBP: 0.500, SLG: 0.333 (1, 4)										3	2	2	1	1	0	0						
Randy Lerch, L OBP: 0.417, SLG: 0.700 (5, PH)										2	0	0	0	0	0	1						
Davey Johnson, R OBP: 0.209, SLG: 0.231 (5, PH)										1	1	1	4	0	0	0						
Ron Reed, R OBP: 0.209, SLG: 0.231 (5, PH)										0	0	0	0	0	0	0						
Jay Johnstone, L (7, PH)										1	0	0	0	0	2	0						
Tug McGraw, R (8, 1)										0	0	0	0	0	0	0						
Warren Brusstar, R (9, 1)										0	0	0	0	0	0	0						
Inning Stats	R: 1 E: 0 K: 0 S: 3	H: 1 LOB: 0 BB: 1 P: 7	R: 2 E: 0 K: 0 S: 6	H: 3 LOB: 2 BB: 1 P: 10	R: 1 E: 1 K: 0 S: 5	H: 1 LOB: 1 BB: 0 P: 5	R: 0 E: 1 K: 0 S: 4	H: 0 LOB: 1 BB: 0 P: 4	R: 5 E: 0 K: 0 S: 6	H: 3 LOB: 1 BB: 3 P: 18	R: 0 E: 0 K: 1 S: 5	H: 0 LOB: 0 BB: 0 P: 5	R: 2 E: 0 K: 0 S: 5	H: 2 LOB: 1 BB: 1 P: 9	R: 0 E: 0 K: 2 S: 7	H: 0 LOB: 0 BB: 0 P: 7	1B: 8 2B: 1 3B: 0 HR: 1	SF: 2 SAC: 1 DP: 0 HBP: 0	WP: 0 PB: 0 SB: 0 CS: 1	PA: 41		
PITCHER	IP WLS BF H R ER SO BB IBB HBP BLK WP HR S P ERA WHIP																					
Randy Jones, L ERA: 4.5 (1, 1)	4.0 L 22 6 6 5 0 3 0 0 0 0 0 19 31 11.25 3.000																					
Bob Shirley, L ERA: 5.4 (5, 1)	1.0 7 2 3 3 0 1 1 0 0 0 0 1 5 27.00 3.000																					
Mark Lee, R ERA: 2.45 (6, 1)	2.0 9 2 2 2 1 1 0 0 0 0 0 0 10 14 9.00 1.500																					
John D'Acquisto, R ERA: (8, 1)	1.0 3 0 0 0 2 0 0 0 0 0 0 0 7 7 0.00 0.000																					


Batter	1	2	3	4	5	6	7	8	9	AB	R	H	RBI	BB	SO	LOB	TOP											
Ozzie Smith, S OBP: 0.313, SLG: 0.323 (1, 6)	0-0 6-3		0-3 K		0-0 1B 2B		0-3 K			4	1	1	0	0	2	0	San Diego Padres @ Pittsburgh Pirates Three Rivers Stadium, Pittsburgh, PA Mon May 01 1978, 7:05 PM EDT Att: 2,786 - Unknown											
Bill Almon, R OBP: 0.375, SLG: 0.378 (1, 5)	4-0 L6-3 BB			0-3 K	0-0 2H 1B		0-0 5-3			3	0	1	1	1	1	0												
Oscar Gamble, L OBP: 0.356, SLG: 0.323 Gene Richards, L OBP: 0.351, SLG: 0.250 (6, PR) (8, 7)	0-0 L6-3 1-2			4-0 HR BB	0-0 F8			4-0 SH1-3 BB		2	1	0	0	2	0	2												
Dave Winfield, R OBP: 0.337, SLG: 0.595 Derrel Thomas, S OBP: 0.311, SLG: 0.273 (6, 9)		0-0 L1		0-0 HR		1-0 9-3 HBP		0-0 SH1-3		2	1	1	2	0	0	0												
George Hendrick, R OBP: 0.292, SLG: 0.338 (1, 8)		0-0 F6		0-0 E5 5-3		0-0 9-3 1-2H		0-0 P4		4	0	0	0	0	0	3												
Gene Tenace, R OBP: 0.412, SLG: 0.324 (1, 3)		4-0 BB		0-0 5-3 1-2		4-0 3B BB		0-0 6-3		2	1	0	0	2	0	3												
Mike Champion, R OBP: 0.500, SLG: 0.500 (1, 4)		0-0 F9		0-0 F8		0-0 1H 3B			0-0 L4	4	0	1	1	0	0	2												
Bob Davis, R OBP: 0.200, SLG: 0.167 Rick Sweet, S OBP: 0.276, SLG: 0.161 (9, PH)			0-0 5-3		0-0 F8		0-0 6-3		0-3 K	3	0	0	0	0	0	1												
Gaylord Perry, R OBP: 0.273, SLG: 0.455 Rollie Fingers, R (7, 1) Mark Lee, R (8, 1) Jerry Turner, L OBP: 0.233, SLG: 0.393 (9, PH)			0-0 4-3		0-0 5-3		0-3 K		0-3 K	3	0	0	0	0	1	0												
Inning Stats	R: 0 E: 0 K: 0 S: 2	H: 0 LOB: 0 BB: 1 P: 6	R: 0 E: 0 K: 0 S: 3	H: 0 LOB: 1 BB: 1 P: 7	R: 0 E: 0 K: 1 S: 5	H: 0 LOB: 0 BB: 0 P: 5	R: 2 E: 1 K: 1 S: 7	H: 1 LOB: 1 BB: 1 P: 11	R: 1 E: 0 K: 0 S: 5	H: 2 LOB: 1 BB: 0 P: 5	R: 1 E: 0 K: 0 S: 3	H: 1 LOB: 0 BB: 0 P: 7	R: 0 E: 0 K: 0 S: 3	H: 0 LOB: 2 BB: 1 P: 7	R: 0 E: 0 K: 2 S: 7	H: 0 LOB: 0 BB: 0 P: 7		R: 0 E: 0 K: 0 S: 7	H: 0 LOB: 0 BB: 0 P: 7	1B: 1 2B: 3 3B: 1 HR: 1	SF: 0 SAC: 1 DP: 2 HBP: 1	WP: 0 PB: 0 SB: 0 CS: 0	PA: 36					
PITCHER	IP	WLS	BF	H	R	ER	SO	BB	IBB	HBP	BLK	WP	HR	S	P	ERA		WHIP										
Jim Rooker, L ERA: 6.23 (1, 1)	5.0		21	3	3	3	2	3	0	0	0	0	1	22	34	5.40		1.200										
Jerry Reuss, L ERA: 6.23 (6, 1)	2.0	L	8	1	1	1	2	1	0	1	0	0	0	10	15	4.50		1.000										
Jim Bibby, R ERA: 2.7 (8, 1)	2.0	W	7	0	0	0	2	1	0	0	0	0	0	10	14	0.00	0.500											



Batter	1	2	3	4	5	6	7	8	9	AB	R	H	RBI	BB	SO	LOB	BOTTOM											
Frank Taveras, R OBP: 0.203, SLG: 0.250 Willie Stargell, L OBP: 0.389, SLG: 0.381 Mario Mendoza, R OBP: 0.250, SLG: 0.455 (7, PH) (7, PR) (8, 6)	0-0 6-3		0-3 K		0-0 1-3		0-0 1B E 1-3 2H 1B	0-0 FC6-4 CS		3	0	0	0	0	1	0	San Diego Padres @ Pittsburgh Pirates Three Rivers Stadium, Pittsburgh, PA Mon May 01 1978, 7:05 PM EDT Att: 2,786 - Unknown											
Omar Moreno, L OBP: 0.416, SLG: 0.333 (1, 8)	0-3 K		4-0 4-3 BB		0-0 4-3		0-0 E 1B	0-0 CS		3	0	1	1	1	1	0												
Dave Parker, L OBP: 0.393, SLG: 0.597 (1, 9)	0-0 6-3		0-0 4-3		0-0 4-3		4-0 E6 1-2 3H			3	0	0	0	1	0	2												
Bill Robinson, R OBP: 0.359, SLG: 0.485 (1, 7)		0-0 6-3	0-3 K		0-0 F4		0-0 K			4	0	0	0	0	2	4												
John Milner, L OBP: 0.280, SLG: 0.150 (1, 3)		0-0 F9		0-0 G3		0-0 F7		0-0 F9		4	0	0	0	0	0	1												
Rennie Stennett, R OBP: 0.288, SLG: 0.391 (1, 4)		0-0 1B 2B		0-0 F9		0-0 F9		0-0 BB 1B		4	2	2	0	0	0	0												
Ed Ott, L OBP: 0.317, SLG: 0.351 (1, 2)		0-0 BB 2H 1B		0-0 F8		0-0 BB 1B		4-0 1B BB 1B		3	2	2	1	1	0	0												
Phil Garner, R OBP: 0.264, SLG: 0.302 (1, 5)		4-0 1-2 BB		0-0 4-3		4-0 1B BB		0-0 1B S FC6-4 1B		2	2	1	1	2	0	0												
Jim Rooker, R (1, 1) Steve Brye, R OBP: 0.450, SLG: 0.400 (6, PH) Jerry Reuss, L (6, 1) Manny Sanguillen, R OBP: 0.214, SLG: 0.385 Jim Bibby, R OBP: 1.000, SLG: 1.000 (8, 1)		0-0 F9		0-0 K		0-0 K		0-0 P6 1-3 2H 1B		1	0	0	0	0	0	2												
Inning Stats	R: 0 E: 0 K: 1 S: 5	H: 0 LOB: 0 BB: 0 P: 5	R: 1 E: 0 K: 0 S: 5	H: 2 LOB: 2 BB: 1 P: 9	R: 0 E: 0 K: 2 S: 7	H: 0 LOB: 0 BB: 1 P: 11	R: 0 E: 0 K: 0 S: 3	H: 0 LOB: 0 BB: 0 P: 3	R: 0 E: 0 K: 0 S: 3	H: 0 LOB: 1 BB: 1 P: 7	R: 3 E: 1 K: 1 S: 9	H: 3 LOB: 2 BB: 1 P: 13	R: 0 E: 0 K: 0 S: 5	H: 3 LOB: 0 BB: 1 P: 9	R: 3 E: 0 K: 0 S: 5	H: 3 LOB: 0 BB: 1 P: 9		1B: 7 2B: 1 3B: 0 HR: 0	SF: 0 SAC: 0 DP: 0 HBP: 0	WP: 0 PB: 0 SB: 1 CS: 1	PA: 38							
PITCHER	IP	WLS	BF	H	R	ER	SO	BB	IBB	HBP	BLK	WP	HR	S	P	ERA		WHIP										
Gaylord Perry, R ERA: 2.37 (7, 1)	0.2	L	7	3	3	3	1	1	0	0	0	0	0	8	12	40.50		6.000										
Rollie Fingers, R ERA: 4.6 (8, 1)	0.2		2	1	0	0	0	0	0	0	0	0	0	2	2	0.00		1.500										



Batter	1	2	3	4	5	6	7	8	9	AB	R	H	RBI	BB	SO	LOB	TOP										
Gene Richards, L OBP: 0.354, SLG: 0.265 (1, 7)	0-0 1-3	4-0 BB		0-0 2B			0-0 3-1		0-0 E6	4	0	1	0	1	0	0	San Diego Padres @ Pittsburgh Pirates Three Rivers Stadium, Pittsburgh, PA Tue May 02 1978, 7:05 PM EDT Att: 3,228 - Unknown livebaseballscorecards.com										
Ozzie Smith, S OBP: 0.319, SLG: 0.329 (1, 6)	0-0 CS	0-0 F7		0-0 4-3			0-0 S		0-0 F8	5	0	2	0	0	0	5											
Gene Tenace, R OBP: 0.418, SLG: 0.325 (1, 3)	4-0 FC6-4 BB		0-0 1B		0-3 K		0-0 F2			3	0	1	0	1	1	1											
George Hendrick, R OBP: 0.276, SLG: 0.319 (1, 9)	0-0 FC6-4		0-3 K		0-0 G3		0-0 F8			4	0	0	0	0	1	3											
Bill Almon, R OBP: 0.369, SLG: 0.372 Tucker Ashford, R (8, 5)		0-0 F7	0-0 1B		0-3 K			0-3 K		4	0	1	0	0	2	0											
Derrel Thomas, S OBP: 0.321, SLG: 0.300 (1, 8)		0-0 1B	0-0 F3		0-0 1B		0-0 3-1			4	2	2	0	0	0	2											
Mike Champion, R OBP: 0.444, SLG: 0.429 (1, 4)		0-0 BB	0-0 1-6-3		0-0 E4		0-3 K			4	0	1	1	0	1	3											
Bob Davis, R OBP: 0.172, SLG: 0.143 (1, 2)		0-0 E5		0-0 5-3		0-0 G6-4-3		0-3 K		4	0	0	0	0	1	2											
Bob Ovwchinko, L OBP: 0.083, SLG: 0.167 (1, 1)		0-3 K		0-3 K		0-0 F7		0-3 K		4	0	0	0	0	3	2											
Inning Stats	R: 0 E: 0 K: 0 S: 3	H: 1 LOB: 1 BB: 1 P: 7	R: 1 E: 1 K: 1 S: 8	H: 2 LOB: 3 BB: 1 P: 12	R: 0 E: 0 K: 1 S: 7	H: 2 LOB: 2 BB: 0 P: 6	R: 0 E: 0 K: 1 S: 6	H: 1 LOB: 1 BB: 0 P: 6	R: 0 E: 0 K: 2 S: 7	H: 0 LOB: 0 BB: 0 P: 7	R: 1 E: 1 K: 0 S: 4	H: 1 LOB: 0 BB: 0 P: 4	R: 0 E: 0 K: 0 S: 4	H: 1 LOB: 1 BB: 0 P: 4	R: 0 E: 0 K: 2 S: 7	H: 0 LOB: 0 BB: 0 P: 7		R: 0 E: 1 K: 2 S: 8	H: 0 LOB: 1 BB: 0 P: 8	1B: 6 2B: 2 3B: 0 HR: 0	SF: 0 SAC: 0 DP: 1 HBP: 0	WP: 0 PB: 0 SB: 1 CS: 1	PA: 38				
PITCHER	IP	WLS	BF	H	R	ER	SO	BB	IBB	HBP	BLK	WP	HR	S	P	ERA	WHIP										
John Candelaria, L ERA: 4.43 Kent Tekulve, R ERA: 0.61	(1, 1) (8, 1)	7.0 L	31 31	8 0	2 0	1 0	5 4	2 0	0 0	0 0	0 0	0 0	0 0	39 15	47 15	1.29 0.00	1.429 0.000										

Batter	1	2	3	4	5	6	7	8	9	AB	R	H	RBI	BB	SO	LOB	BOTTOM										
Frank Taveras, R OBP: 0.218, SLG: 0.263 (1, 6)	0-0 4-3		0-0 5-3		0-0 S		0-0 BLK			4	0	2	0	0	0	0	San Diego Padres @ Pittsburgh Pirates Three Rivers Stadium, Pittsburgh, PA Tue May 02 1978, 7:05 PM EDT Att: 3,228 - Unknown livebaseballscorecards.com										
Omar Moreno, L OBP: 0.407, SLG: 0.318 (1, 8)	4-0 S		0-0 6-3		0-3 K		0-0 4-3			3	1	0	0	1	1	2											
Dave Parker, L OBP: 0.398, SLG: 0.593 (1, 9)	0-0 1-H		0-0 1B		0-0 3-1			0-0 6-3		4	0	2	1	0	0	1											
Bill Robinson, R OBP: 0.341, SLG: 0.458 (1, 5)	0-0 F8		0-3 K		0-0 6-3		0-0 6-3		0-0 6-3	4	0	0	0	0	1	2											
Manny Sanguillen, R OBP: 0.278, SLG: 0.529 (1, 3)	0-0 6-3			0-0 6-3		0-0 1B		0-0 3B		4	0	2	0	0	0	1											
Phil Garner, R OBP: 0.263, SLG: 0.299 (1, 4)		0-0 CS	0-0 1B		0-0 F8		0-0 F9		0-0 F8	4	0	1	0	0	0	2											
Steve Brye, R OBP: 0.458, SLG: 0.421 (1, 7)		0-0 G1-5-3	0-0 1B		0-0 1B		0-0 F8		0-0 F8	4	0	2	0	0	0	1											
Duffy Dyer, R OBP: 0.353, SLG: 0.500 (1, 2)		4-0 G1-5-3	0-0 BB		0-0 F7		0-0 F7		0-0 P6	3	0	0	0	1	0	1											
John Candelaria, L OBP: 0.231, SLG: 0.091 Rennie Stennett, R OBP: 0.284, SLG: 0.385 Kent Tekulve, R OBP: 0.412, SLG: 0.167 (8, PH)	(1, 1) (7, PH) (8, PH)		0-0 G1-5-3		0-0 4-3		0-0 4-3		0-0 F7	2	0	0	0	0	0	2											
Inning Stats	R: 1 E: 0 K: 0 S: 4	H: 1 LOB: 1 BB: 1 P: 8	R: 0 E: 0 K: 0 S: 3	H: 2 LOB: 1 BB: 1 P: 7	R: 0 E: 0 K: 1 S: 6	H: 1 LOB: 1 BB: 0 P: 6	R: 0 E: 0 K: 0 S: 4	H: 1 LOB: 1 BB: 0 P: 4	R: 0 E: 0 K: 1 S: 6	H: 1 LOB: 1 BB: 0 P: 6	R: 0 E: 0 K: 0 S: 4	H: 1 LOB: 1 BB: 0 P: 4	R: 0 E: 0 K: 0 S: 4	H: 1 LOB: 1 BB: 0 P: 4	R: 0 E: 0 K: 0 S: 3	H: 0 LOB: 0 BB: 0 P: 3		1B: 8 2B: 0 3B: 1 HR: 0	SF: 0 SAC: 0 DP: 1 HBP: 0	WP: 0 PB: 0 SB: 3 CS: 2	PA: 36						
PITCHER	IP	WLS	BF	H	R	ER	SO	BB	IBB	HBP	BLK	WP	HR	S	P	ERA	WHIP										
Bob Ovwchinko, L ERA: 2.16	(1, 1)	9.0 W	36 36	9 1	1 1	1 1	2 2	2 0	0 0	0 0	0 0	0 0	0 0	38 38	46 46	1.00 1.222											

Batter	1	2	3	4	5	6	7	8	9	AB	R	H	RBI	BB	SO	LOB	TOP										
Gene Richards, L (1.7) OBP: 0.345, SLG: 0.250	F7	F5			G3		E6			4	1	0	0	1	0	4	San Diego Padres @ Pittsburgh Pirates Three Rivers Stadium, Pittsburgh, PA Wed May 03 1978, 7:05 PM EDT Att: 5,052 - Unknown										
Ozzie Smith, S (1.6) OBP: 0.316, SLG: 0.324	4-3 1B		5-3		6-3		SH FC	4-3		4	1	1	0	0	0	2											
Oscar Gamble, L (1.9) George Hendrick, R (9.9) OBP: 0.359, SLG: 0.373 OBP: 0.276, SLG: 0.319	4-3 1-2		6-3			HR	1-3		G5-4-3 1B	5	1	2	1	0	0	2											
Dave Winfield, R (1.8) OBP: 0.330, SLG: 0.566		2B SF8 BB	L7			4-3	FC		G5-4-3 1B	4	1	0	1	1	0	1											
Gene Tenace, R (1.3) OBP: 0.417, SLG: 0.341		BB 1-3 2B		F9		L7	CS HBP		K	4	0	1	0	0	1	0											
Rick Sweet, S (1.2) OBP: 0.275, SLG: 0.152	SF8			F8		2B BB	L4			2	1	0	1	1	0	2											
Bill Almon, R (1.5) OBP: 0.375, SLG: 0.390						HR 2B		1-3		4	1	2	1	0	1	1											
Mike Champion, R (1.4) Jery Turner, L (6. PH) Chuck Baker, R (6.4) OBP: 0.450, SLG: 0.400 OBP: 0.256, SLG: 0.517 OBP: 0.400, SLG: 0.357				4-3		HR 2B			FC2-4 1B	1	0	0	0	1	0	1											
Bob Shirley, R (1.1) Dan Spillner, R (3.1) Derrel Thomas, S (5. PH) John D'Acquisto, R (5.1) Rollie Fingers, R (8.1)					4-3		K	FC2-4 E		1	1	1	2	0	0	0											
Inning Stats	R: 0 E: 0 K: 0 S: 3	H: 1 LOB: 0 BB: 0 P: 3	R: 1 E: 0 K: 1 S: 6	H: 1 LOB: 3 BB: 3 P: 18	R: 0 E: 0 K: 0 S: 3	H: 0 LOB: 0 BB: 0 P: 3	R: 0 E: 0 K: 0 S: 4	H: 1 LOB: 1 BB: 0 P: 4	R: 0 E: 0 K: 0 S: 3	H: 0 LOB: 0 BB: 0 P: 3	R: 4 E: 0 K: 1 S: 8	H: 3 LOB: 0 BB: 1 P: 12	R: 2 E: 1 K: 0 S: 4	H: 0 LOB: 1 BB: 1 P: 9	R: 0 E: 1 K: 0 S: 5	H: 1 LOB: 2 BB: 0 P: 5		R: 0 E: 0 K: 1 S: 5	H: 1 LOB: 0 BB: 0 P: 5	1B: 4 2B: 2 3B: 0 HR: 2	SF: 1 SAC: 1 DP: 1 HBP: 1	WP: 0 PB: 0 SB: 1 CS: 2	PA: 41				
PITCHER	IP	WLS	BF	H	R	ER	SO	BB	IBB	HBP	BLK	WP	HR	S	P	ERA	WHIP										
Don Robinson, R (1.1) ERA: 2.84	5.2		25	5	4	4	1	4	0	0	0	0	1	23	39	6.35	1.588										
Jim Bibby, R (6.1) ERA: 4.22	0.2	L	5	1	3	2	1	1	0	0	0	0	1	6	10	27.00	3.000										
Kent Tekulve, R (7.1) ERA: 0.55	1.2		8	1	0	0	0	0	0	1	0	0	0	7	8	0.00	0.600										
Bruce Kison, R (9.1) ERA: 3.0	1.0		3	1	0	0	1	0	0	0	0	0	0	5	5	0.00	1.000										


Batter	1	2	3	4	5	6	7	8	9	AB	R	H	RBI	BB	SO	LOB	BOTTOM										
Frank Taveras, R (1.6) John Milner, L (8. PH) Mario Mendoza, R (9.6) OBP: 0.220, SLG: 0.263 OBP: 0.308, SLG: 0.150 OBP: 0.250, SLG: 0.455	E S 1B		FC1-6 E HR	K		5-3		BB		4	2	1	0	0	1	3	San Diego Padres @ Pittsburgh Pirates Three Rivers Stadium, Pittsburgh, PA Wed May 03 1978, 7:05 PM EDT Att: 5,052 - Unknown										
Omar Moreno, L (1.8) OBP: 0.407, SLG: 0.314	F5		E4 HR				BB	L6		4	1	1	0	1	0	4											
Dave Parker, L (1.9) OBP: 0.398, SLG: 0.616	G6-4-3 1B		HR	F8		K		K		5	1	2	4	0	2	6											
Bill Robinson, R (1.7) OBP: 0.322, SLG: 0.429	G6-4-3 1-2		K		F5		K		1-3	5	0	0	0	0	2	1											
Rennie Stennett, R (1.4) OBP: 0.306, SLG: 0.406		4-3 1B 2B		1B		K	FC6-4 BB		6-3	4	1	2	0	1	1	0											
Manny Sanguillen, R (1.3) OBP: 0.304, SLG: 0.500	4-3						P4		6-3	5	0	2	0	0	0	2											
Phil Garner, R (1.5) OBP: 0.263, SLG: 0.296			FC6-4			K	FC6-4			4	0	1	1	0	1	4											
Duffy Dyer, R (1.2) Ed Ott, L (8. PH) Bruce Kison, R (9.1) OBP: 0.350, SLG: 0.438 OBP: 0.328, SLG: 0.351	6-3			K			FC1-6 BB	BB		2	0	0	0	1	1	1											
Don Robinson, R (1.1) Jim Bibby, R (6.1) Kent Tekulve, R (7.1) Willie Stargell, L (8. PH) OBP: 0.231, SLG: 0.231 OBP: 0.750, SLG: 0.500								BB		2	0	2	0	0	0	0											
			FC1-6 1B				FC1-6 5-3	K		2	0	0	0	0	0	1											
Inning Stats	R: 1 E: 0 K: 0 S: 4	H: 2 LOB: 0 BB: 0 P: 4	R: 3 E: 1 K: 1 S: 10	H: 4 LOB: 2 BB: 0 P: 10	R: 0 E: 0 K: 2 S: 9	H: 2 LOB: 2 BB: 0 P: 9	R: 0 E: 0 K: 1 S: 5	H: 0 LOB: 2 BB: 2 P: 13	R: 0 E: 0 K: 1 S: 5	H: 0 LOB: 1 BB: 1 P: 9	R: 0 E: 0 K: 2 S: 7	H: 0 LOB: 2 BB: 2 P: 15	R: 0 E: 0 K: 0 S: 3	H: 0 LOB: 0 BB: 0 P: 3	1B: 9 2B: 1 3B: 0 HR: 1	SF: 0 SAC: 0 DP: 1 HBP: 0	WP: 0 PB: 0 SB: 1 CS: 1	PA: 42									
PITCHER	IP	WLS	BF	H	R	ER	SO	BB	IBB	HBP	BLK	WP	HR	S	P	ERA	WHIP										
Bob Shirley, L (1.1) ERA: 6.45	2.1		12	6	5	4	0	0	0	0	0	0	0	15	15	0.00	2.400										
Dan Spillner, R (3.1) ERA: 2.92	1.2		9	4	0	0	3	0	0	0	0	0	0	15	15	0.00	1.800										
John D'Acquisto, R (5.1) ERA:	3.1	W	16	1	0	0	5	5	0	0	0	0	0	21	41	0.00	1.800										
Rollie Fingers, R (8.1) ERA: 4.15	1.2	S	5	0	0	0	1	0	0	0	0	0	0	7	7	0.00	0.000										

AB 33
R 7
H 8
RBI 6
BB 5
SO 3
LOB 14



AB 37
R 5
H 11
RBI 5
BB 5
SO 9
LOB 23



Batter	1	2	3	4	5	6	7	8	9	AB	R	H	RBI	BB	SO	LOB	TOP			
Gene Richards, L (1, 7) OBP: 0.341, SLG: 0.276	G3		3B		F8			4-3		4	1	1	0	0	0	0	San Diego Padres @ St. Louis Cardinals Busch Stadium, St. Louis, MO Fri May 05 1978, 7:05 PM CDT Att: 7,831 - Unknown			
Ozzie Smith, S (1, 6) OBP: 0.338, SLG: 0.397	1B		5-3		3B			FC4-2 3B		4	0	3	0	0	0	1				
Oscar Gamble, L (1, 9) Derrel Thomas, S (8, PR) OBP: 0.354, SLG: 0.394 OBP: 0.316, SLG: 0.296	1-2 K		3B		F7			FC4-2		4	0	1	1	0	1	3				
Dave Winfield, R (1, 8) OBP: 0.315, SLG: 0.540	K		3-H 3B		1-3			L1		4	0	0	0	0	1	3				
Gene Tenace, R (1, 3) OBP: 0.391, SLG: 0.313		K	K							4	0	0	0	0	3	1				
Rick Sweet, S (1, 2) OBP: 0.295, SLG: 0.189	G3				CS 1B			K		4	0	2	0	0	1	0				
Bill Almon, R (1, 5) OBP: 0.370, SLG: 0.384					F8 1-2		CS	F3		4	1	1	0	0	1	1				
Mike Champion, R (1, 4) OBP: 0.435, SLG: 0.389					6-3			F8		3	0	1	1	0	0	0				
Randy Jones, R (1, 1) Rollie Fingers, R (9, 1) OBP: 0.167, SLG: 0.167	K				K			K		3	0	0	0	0	3	1				
										0	0	0	0	0	0	0				
Inning Stats	R: 0 E: 0 K: 2 S: 8	H: 1 LOB: 1 BB: 0 P: 8	R: 1 E: 0 K: 2 S: 9	H: 2 LOB: 1 BB: 0 P: 9	R: 1 E: 0 K: 1 S: 7	H: 2 LOB: 1 BB: 0 P: 7	R: 0 E: 0 K: 0 S: 3	H: 1 LOB: 0 BB: 0 P: 3	R: 0 E: 0 K: 1 S: 6	H: 1 LOB: 1 BB: 0 P: 6	R: 0 E: 0 K: 0 S: 3	H: 0 LOB: 0 BB: 0 P: 5	R: 0 E: 0 K: 1 S: 4	H: 1 LOB: 1 BB: 0 P: 4	R: 0 E: 0 K: 3 S: 9	H: 0 LOB: 0 BB: 0 P: 9	1B: 5 2B: 0 3B: 4 HR: 0	SF: 0 SAC: 0 DP: 0 HBP: 0	WP: 0 PB: 0 SB: 2 CS: 2	PA: 35
PITCHER	IP WLS BF H R ER SO BB IBB HBP BLK WP HR S P ERA WHIP																			
John Ureia, R (1, 1) ERA: 3.41	7.1 L 29 9 2 2 7 0 0 0 0 0 0 43 43 2.46 1.227																			
Dave Hamilton, L (8, 1) ERA: 7.2	0.1 1 0 0 0 0 0 0 0 0 0 0 1 1 0.00 0.000																			
Pete Vuckovich, R (8, 1) ERA: 2.89	1.1 4 0 0 0 3 0 0 0 0 0 0 10 10 0.00 0.000																			

Batter	1	2	3	4	5	6	7	8	9	AB	R	H	RBI	BB	SO	LOB	BOTTOM					
Lou Brock, L (1, 7) OBP: 0.370, SLG: 0.333	1-3		E4		E4			K		4	0	0	0	0	1	2	San Diego Padres @ St. Louis Cardinals Busch Stadium, St. Louis, MO Fri May 05 1978, 7:05 PM CDT Att: 7,831 - Unknown					
Garry Templeton, S (1, 6) OBP: 0.207, SLG: 0.257	1-3		K		1-3			1B		4	0	1	0	0	1	3						
Keith Hernandez, L (1, 3) OBP: 0.430, SLG: 0.505	4-3				G5-4-3 BB			2-3		3	0	1	0	1	0	1						
Ted Simmons, S (1, 2) OBP: 0.363, SLG: 0.455					G5-4-3 1B			F7		4	1	2	0	0	0	2						
Jerry Morales, R (1, 8) OBP: 0.311, SLG: 0.355					F9			4-3 2B		3	0	0	0	1	1	2						
Roger Freed, R (1, 9) OBP: 0.281, SLG: 0.591					G6-4-3 BB			4-3		4	0	0	1	0	1	2						
Ken Reitz, R (1, 5) OBP: 0.333, SLG: 0.414					G6-4-3 1-2			4-3		3	0	0	0	0	0	0						
Mike Tyson, R (1, 4) OBP: 0.319, SLG: 0.368					L7			6-3		3	0	1	0	0	0	0						
John Ureia, R (1, 1) Dave Hamilton, L (8, 1) Pete Vuckovich, R (8, 1) OBP: 0.125, SLG: 0.125					6-3			F9		3	0	1	0	0	0	0						
					1-3			1B 1B		2	0	1	0	0	0	0						
					E 1B			K		1	0	0	0	0	1	1						
Inning Stats	R: 0 E: 0 K: 0 S: 3	H: 0 LOB: 0 BB: 0 P: 3	R: 0 E: 0 K: 0 S: 2	H: 1 LOB: 0 BB: 1 P: 6	R: 0 E: 1 K: 1 S: 7	H: 1 LOB: 2 BB: 0 P: 7	R: 0 E: 0 K: 0 S: 2	H: 0 LOB: 0 BB: 1 P: 6	R: 0 E: 0 K: 0 S: 3	H: 0 LOB: 0 BB: 0 P: 3	R: 0 E: 1 K: 0 S: 4	H: 0 LOB: 1 BB: 0 P: 4	R: 1 E: 0 K: 0 S: 4	H: 1 LOB: 0 BB: 0 P: 4	R: 0 E: 0 K: 2 S: 8	H: 2 LOB: 2 BB: 0 P: 8	R: 0 E: 0 K: 2 S: 8	H: 1 LOB: 1 BB: 0 P: 8	1B: 4 2B: 2 3B: 0 HR: 0	SF: 0 SAC: 0 DP: 2 HBP: 0	WP: 0 PB: 0 SB: 1 CS: 0	PA: 33
PITCHER	IP WLS BF H R ER SO BB IBB HBP BLK WP HR S P ERA WHIP																					
Randy Jones, L (1, 1) ERA: 3.75	8.0 W 30 6 1 1 3 2 0 0 0 0 0 0 34 42 1.12 1.000																					
Rollie Fingers, R (9, 1) ERA: 3.93	1.0 S 3 0 0 0 2 0 0 0 0 0 0 7 7 0.00 0.000																					

Batter	1	2	3	4	5	6	7	8	9	AB	R	H	RBI	BB	SO	LOB	TOP			
Gene Richards, L (1, 7) OBP: 0.326, SLG: 0.263	0-3 K		0-0 6-3			0-0 4-3		0-0 1-6-3		4	0	0	0	0	1	1	San Diego Padres @ St. Louis Cardinals Busch Stadium, St. Louis, MO Sat May 06 1978, 7:05 PM CDT Att: 13,534 - Unknown livebaseballscorecards.com			
Ozzie Smith, S (1, 6) OBP: 0.321, SLG: 0.378	0-0 G3			0-0 6-3		0-0 1-3			0-0 1-3	4	0	0	0	0	0	1				
Oscar Gamble, L (1, 9) OBP: 0.337, SLG: 0.373	0-0 3-1			0-0 P6			0-0 6-3		0-0 F8	4	0	0	0	0	0	0				
Dave Winfield, R (1, 8) OBP: 0.313, SLG: 0.538		0-0 F8 CS 2B		0-0 6-3			0-0 1-6-3		0-3 K	4	0	1	0	0	1	0				
Gene Tenace, R (1, 3) OBP: 0.373, SLG: 0.294		0-0 F8			0-3 K				E5 E S	3	0	0	0	0	1	1				
Rick Sweet, S (1, 2) OBP: 0.298, SLG: 0.179		0-3 K			0-0 G3		4-0 BB		1-3 BB	2	0	0	0	1	1	1				
Bill Almon, R (1, 5) OBP: 0.368, SLG: 0.375		4-0 CS BB		0-3 K			0-3 K			2	0	0	0	1	2	2				
Derrel Thomas, S (1, 4) OBP: 0.321, SLG: 0.301		0-0 CS	0-0 F7			0-0 4-3 1B		0-0 3-1		2	0	1	0	0	0	0				
Mike Champion, R (7, 4) OBP: 0.417, SLG: 0.368		1-2 3-H								1	0	0	0	0	0	0				
Gaylord Perry, R (1, 1) OBP: 0.231, SLG: 0.385						0-0 F3		0-0 4-3		2	0	0	0	0	0	1				
Jerry Turner, L (8, PH) OBP: 0.250, SLG: 0.500										1	0	0	0	0	0	0				
Mark Lee, R (8, 1)										0	0	0	0	0	0	0				
Inning Stats	R: 0 E: 0 K: 1 S: 5	H: 0 LOB: 0 BB: 0 P: 5	R: 0 E: 0 K: 1 S: 5	H: 1 LOB: 1 BB: 1 P: 9	R: 0 E: 0 K: 0 S: 3	H: 0 LOB: 0 BB: 0 P: 3	R: 0 E: 0 K: 0 S: 3	H: 0 LOB: 0 BB: 0 P: 3	R: 0 E: 0 K: 2 S: 7	H: 0 LOB: 0 BB: 0 P: 7	R: 0 E: 0 K: 0 S: 4	H: 1 LOB: 1 BB: 0 P: 4	R: 0 E: 1 K: 1 S: 6	H: 0 LOB: 0 BB: 1 P: 10	R: 0 E: 0 K: 0 S: 3	H: 0 LOB: 0 BB: 0 P: 3	1B: 1 2B: 1 3B: 0 HR: 0	SF: 0 SAC: 0 DP: 0 HBP: 0	WP: 0 PB: 0 SB: 1 CS: 2	PA: 32
PITCHER John Denny, R (1, 1) ERA: 2.01	IP: 9.0 WLS: W BF: 31 H: 2 R: 0 ER: 0 SO: 6 BB: 2 IBB: 0 HBP: 0 BLK: 0 WP: 0 HR: 0 S: 41 P: 49 ERA: 0.00 WHIP: 0.444															PITCHER				

Batter	1	2	3	4	5	6	7	8	9	AB	R	H	RBI	BB	SO	LOB	BOTTOM			
Lou Brock, L (1, 7) OBP: 0.364, SLG: 0.319	0-0 3-1		0-3 K		0-0 FC3-6 1-3		4-0 1B IBB			3	0	0	0	1	1	1	San Diego Padres @ St. Louis Cardinals Busch Stadium, St. Louis, MO Sat May 06 1978, 7:05 PM CDT Att: 13,534 - Unknown livebaseballscorecards.com			
Gary Templeton, S (1, 6) OBP: 0.217, SLG: 0.265	0-0 5-3		0-0 2B 1B		0-0 1-3		1-2 2-H 1B			4	0	2	1	0	0	1				
Keith Hernandez, L (1, 3) OBP: 0.432, SLG: 0.516	0-0 BB 1B		0-0 1-3 2B		0-0 F8		0-0 G3			4	0	2	0	0	0	3				
Ted Simmons, S (1, 2) OBP: 0.368, SLG: 0.444	4-0 1-2 BB		4-0 G6-4-3 IBB		0-0 F7		0-0 5-3			2	0	0	0	2	0	0				
Jerry Morales, R (1, 8) OBP: 0.300, SLG: 0.340	0-3 K		0-0 G6-4-3		0-0 P1		0-0 P6			4	0	0	0	0	1	5				
Ken Reitz, R (1, 5) OBP: 0.330, SLG: 0.407		0-0 G4-6-3 1B		0-0 6-3		0-3 K		0-0 L6		4	0	1	0	0	1	0				
Jerry Mumphrey, S (1, 9) OBP: 0.217, SLG: 0.185		0-0 G4-6-3		0-0 G3		0-0 4-3				3	0	0	0	0	0	1				
Mike Tyson, R (1, 4) OBP: 0.320, SLG: 0.366		0-0 E4		0-0 F3		0-0 SH2-4 1B				3	1	1	0	0	0	0				
John Denny, R (1, 1) OBP: 0.333, SLG: 0.412		0-0 P4			0-0 FC3-6 1B		0-0 SH2-4			2	0	1	0	0	0	1				
Inning Stats	R: 0 E: 0 K: 1 S: 6	H: 1 LOB: 2 BB: 1 P: 10	R: 0 E: 1 K: 0 S: 4	H: 1 LOB: 1 BB: 0 P: 4	R: 0 E: 0 K: 1 S: 6	H: 2 LOB: 2 BB: 1 P: 10	R: 0 E: 0 K: 0 S: 3	H: 0 LOB: 0 BB: 0 P: 3	R: 0 E: 0 K: 0 S: 4	H: 1 LOB: 1 BB: 0 P: 4	R: 0 E: 0 K: 1 S: 5	H: 0 LOB: 0 BB: 0 P: 5	R: 1 E: 0 K: 0 S: 5	H: 2 LOB: 2 BB: 1 P: 9	R: 0 E: 0 K: 0 S: 3	H: 0 LOB: 0 BB: 0 P: 3		1B: 6 2B: 1 3B: 0 HR: 0	SF: 0 SAC: 1 DP: 2 HBP: 0	WP: 0 PB: 0 SB: 0 CS: 0
PITCHER Gaylord Perry, R (1, 1) ERA: 2.17	IP: 7.0 WLS: L BF: 30 H: 7 R: 1 ER: 1 SO: 3 BB: 1 IBB: 2 HBP: 0 BLK: 0 WP: 0 HR: 0 S: 33 P: 45 ERA: 1.29 WHIP: 1.143															PITCHER				
Mark Lee, R (8, 1) ERA: 2.0	IP: 1.0 WLS: L BF: 3 H: 0 R: 0 ER: 0 SO: 0 BB: 0 IBB: 0 HBP: 0 BLK: 0 WP: 0 HR: 0 S: 3 P: 3 ERA: 0.00 WHIP: 0.000															PITCHER				



Batter	1	2	3	4	5	6	7	8	9	AB	R	H	RBI	BB	SO	LOB	TOP					
Gene Richards, L OBP: 0.340, SLG: 0.329										5	1	3	1	0	0	1	San Diego Padres @ St. Louis Cardinals Busch Stadium, St. Louis, MO Sun May 07 1978, 3:33 AM CDT Att: 19,629 - Unknown					
Ozzie Smith, S OBP: 0.315, SLG: 0.368										5	1	1	1	0	0	2						
Oscar Gamble, L OBP: 0.341, SLG: 0.388										5	1	2	1	0	0	1						
Dave Winfield, R OBP: 0.310, SLG: 0.526										4	0	1	0	0	1	2						
Jerry Turner, L OBP: 0.250, SLG: 0.471										4	0	1	0	0	0	1						
Bill Almon, R OBP: 0.364, SLG: 0.363										3	0	0	0	1	1	3						
Rick Sweet, S OBP: 0.314, SLG: 0.171										2	0	0	0	2	0	1						
Mike Champion, R OBP: 0.370, SLG: 0.318										3	0	0	0	0	2	4						
Derrel Thomas, S OBP: 0.317, SLG: 0.297										1	0	0	0	0	1	0						
Bob Ovwchinko, L OBP: 0.271, SLG: 0.243										2	0	0	0	0	1	0						
Dave Freisleben, R OBP: 0.275, SLG: 0.314										0	0	0	0	0	0	0						
Mark Lee, R OBP: 0.275, SLG: 0.314										0	0	0	0	0	0	0						
George Hendrick, R OBP: 0.275, SLG: 0.314										0	0	0	0	0	0	0						
Dan Spillner, R OBP: 0.275, SLG: 0.314										0	0	0	0	0	0	0						
John D'Acquisto, R OBP: 0.275, SLG: 0.314										0	0	0	0	0	0	0						
Gene Tenace, R OBP: 0.275, SLG: 0.314										0	1	0	0	1	0	0						
Inning Stats	R: 3 E: 0 K: 0 S: 6	H: 3 LOB: 1 BB: 1 P: 10	R: 0 E: 0 K: 0 S: 4	H: 1 LOB: 1 BB: 0 P: 4	R: 0 E: 0 K: 2 S: 9	H: 2 LOB: 3 BB: 1 P: 13	R: 0 E: 0 K: 1 S: 5	H: 0 LOB: 0 BB: 0 P: 5	R: 0 E: 1 K: 1 S: 6	H: 1 LOB: 1 BB: 0 P: 6	R: 0 E: 0 K: 2 S: 7	H: 0 LOB: 1 BB: 1 P: 11	R: 0 E: 0 K: 0 S: 3	H: 0 LOB: 0 BB: 0 P: 3	R: 0 E: 0 K: 0 S: 3	H: 0 LOB: 0 BB: 0 P: 3	R: 1 E: 0 K: 1 S: 6	H: 1 LOB: 1 BB: 1 P: 10	1B: 5 2B: 2 3B: 0 HR: 1	SF: 0 SAC: 0 DP: 0 HBP: 0	WP: 0 PB: 1 SB: 1 CS: 0	PA: 39
PITCHER Bob Forsch, R ERA: 3.06	IP: 9.0 WLS: W BF: 39 H: 8 R: 4 ER: 4 SO: 7 BB: 3 IBB: 1 HBP: 0 BLK: 0 WP: 0 HR: 1 S: 49 P: 65 ERA: 4.00 WHIP: 1.222															PITCHER						

AB	34
R	4
H	8
RBI	3
BB	4
SO	6
LOB	15



Batter	1	2	3	4	5	6	7	8	9	AB	R	H	RBI	BB	SO	LOB	BOTTOM			
Garry Templeton, S OBP: 0.233, SLG: 0.288										5	1	3	2	0	1	2	San Diego Padres @ St. Louis Cardinals Busch Stadium, St. Louis, MO Sun May 07 1978, 3:33 AM CDT Att: 19,629 - Unknown			
Mike Tyson, R OBP: 0.300, SLG: 0.342										5	0	0	0	0	1	6				
Keith Hernandez, L OBP: 0.431, SLG: 0.540										5	1	2	2	0	0	1				
Ted Simmons, S OBP: 0.378, SLG: 0.468										4	1	2	0	1	0	1				
Jerry Morales, R OBP: 0.313, SLG: 0.347										4	2	2	0	1	1	2				
Ken Reitz, R OBP: 0.346, SLG: 0.432										4	1	3	2	0	0	3				
Tony Scott, S OBP: 0.341, SLG: 0.324										4	1	3	0	0	1	0				
Jerry Mumphy, S OBP: 0.203, SLG: 0.172										4	1	0	0	0	0	5				
Bob Forsch, R OBP: 0.227, SLG: 0.318										4	0	1	1	0	1	3				
Inning Stats	R: 0 E: 0 K: 0 S: 4	H: 1 LOB: 3 BB: 2 P: 12	R: 0 E: 0 K: 1 S: 5	H: 1 LOB: 0 BB: 0 P: 5	R: 1 E: 0 K: 0 S: 5	H: 2 LOB: 1 BB: 0 P: 5	R: 0 E: 0 K: 1 S: 8	H: 3 LOB: 2 BB: 0 P: 8	R: 4 E: 1 K: 0 S: 9	H: 5 LOB: 2 BB: 0 P: 9	R: 1 E: 0 K: 0 S: 4	H: 2 LOB: 1 BB: 0 P: 4	R: 0 E: 0 K: 1 S: 5	H: 0 LOB: 0 BB: 0 P: 5	R: 1 E: 0 K: 2 S: 9	H: 2 LOB: 1 BB: 0 P: 9		1B: 10 2B: 5 3B: 0 HR: 1	SF: 0 SAC: 0 DP: 1 HBP: 0	WP: 0 PB: 0 SB: 0 CS: 0
PITCHER Bob Ovwchinko, L ERA: 2.45	IP: 3.1 WLS: L BF: 18 H: 7 R: 2 ER: 2 SO: 1 BB: 0 IBB: 0 HBP: 0 BLK: 0 WP: 0 HR: 0 S: 18 P: 26 ERA: 5.40 WHIP: 2.700															PITCHER				
Dave Freisleben, R ERA: 6.65	IP: 1.0 WLS: L BF: 7 H: 4 R: 4 ER: 4 SO: 1 BB: 0 IBB: 0 HBP: 0 BLK: 0 WP: 0 HR: 0 S: 9 P: 9 ERA: 9.00 WHIP: 4.000																			
Mark Lee, R ERA: 1.86	IP: 0.2 WLS: L BF: 4 H: 1 R: 0 ER: 0 SO: 0 BB: 0 IBB: 0 HBP: 0 BLK: 0 WP: 0 HR: 0 S: 4 P: 4 ERA: 0.00 WHIP: 1.500																			
Dan Spillner, R ERA: 3.14	IP: 2.0 WLS: L BF: 7 H: 2 R: 1 ER: 1 SO: 1 BB: 0 IBB: 0 HBP: 0 BLK: 0 WP: 0 HR: 0 S: 9 P: 9 ERA: 4.50 WHIP: 1.000																			
John D'Acquisto, R ERA: 1.23	IP: 1.0 WLS: L BF: 5 H: 2 R: 1 ER: 1 SO: 2 BB: 0 IBB: 0 HBP: 0 BLK: 1 WP: 0 HR: 0 S: 9 P: 9 ERA: 9.00 WHIP: 2.000																			



Batter	1	2	3	4	5	6	7	8	9	AB	R	H	RBI	BB	SO	LOB	TOP					
Ivan De Jesus, R OBP: 0.336, SLG: 0.312	F8			6-3		G3		SH1-3	L7	4	0	0	0	0	0	2	Chicago Cubs @ San Diego Padres San Diego Stadium, San Diego, CA Tue May 09 1978, 10:05 PM EDT Att: 15,643 - Unknown - 69 F					
Steve Ontiveros, S OBP: 0.227, SLG: 0.179	P8			BB		L5		3B	K	4	1	1	1	1	1	2						
Bill Buckner, L OBP: 0.387, SLG: 0.475	4-3			P4		L9		3B	IBB	3	1	0	0	1	0	1						
Dave Kingman, R OBP: 0.254, SLG: 0.359				K						3	0	0	0	0	2	1						
Joe Wallis, S OBP: 0.370, SLG: 0.462				K				5-3	SF8	1	1	1	2	0	0	0						
Manny Trillo, R OBP: 0.355, SLG: 0.346									SF8	3	1	2	1	0	1	0						
Bobby Murcer, L OBP: 0.351, SLG: 0.398										4	2	2	1	0	2	1						
Hector Cruz, R OBP: 0.258, SLG: 0.392										2	0	0	0	0	1	1						
Greg Gross, L OBP: 0.360, SLG: 0.478										0	0	0	1	1	0	0						
Larry Cox, R OBP: 0.258, SLG: 0.310										3	1	1	2	0	0	0						
Donnie Moore, L OBP: 1.000, SLG: 1.000										0	0	0	0	0	0	0						
Willie Hernandez, L OBP: 1.000, SLG: 1.000										0	0	0	0	0	0	0						
Woodie Fryman, R OBP: 0.091, SLG: 0.182										2	0	1	0	0	0	0						
Bruce Sutter, R ERA: 1.74										0	0	0	0	0	0	0						
Dave Rader, L OBP: 0.310, SLG: 0.292										2	1	1	0	0	0	0						
Rudy Meoli, L ERA: 6.17										1	0	0	0	0	1	1						
Inning Stats	R: 0 E: 0 K: 0 S: 3	H: 0 LOB: 0 BB: 0 P: 3	R: 0 E: 0 K: 2 S: 7	H: 1 LOB: 0 BB: 0 P: 7	R: 0 E: 0 K: 1 S: 5	H: 0 LOB: 0 BB: 0 P: 5	R: 0 E: 0 K: 1 S: 5	H: 0 LOB: 1 BB: 1 P: 9	R: 2 E: 0 K: 1 S: 7	H: 3 LOB: 1 BB: 0 P: 7	R: 0 E: 0 K: 0 S: 3	H: 0 LOB: 0 BB: 0 P: 3	R: 2 E: 0 K: 0 S: 5	H: 2 LOB: 0 BB: 0 P: 5	R: 4 E: 1 K: 1 S: 8	H: 2 LOB: 0 BB: 0 P: 12	R: 0 E: 0 K: 2 S: 8	H: 1 LOB: 2 BB: 1 P: 12	1B: 5 2B: 2 3B: 1 HR: 1	SF: 2 SAC: 1 DP: 0 HBP: 0	WP: 0 PB: 0 SB: 0 CS: 0	PA: 38
PITCHER	IP WLS BF H R ER SO BB IBB HBP BLK WP HR S P ERA WHIP																					
Bob Shirley, L ERA: 6.28	(1, 1) 6.1 L 24 6 4 4 5 1 0 0 0 0 0 1 33 37 5.68 1.105																					
Mark Lee, R ERA: 1.74	(7, 1) 0.2 2 0 0 0 0 0 0 0 0 0 0 2 2 0.00 0.000																					
Dan Spillner, R ERA: 4.3	(8, 1) 0.1 5 2 4 2 0 0 0 1 0 0 0 0 4 8 54.00 6.000																					
Dave Freisleben, R ERA: 6.17	(8, 1) 1.2 7 1 0 0 3 1 0 0 0 0 0 0 12 16 0.00 1.200																					

AB	32
R	8
H	9
RBI	8
BB	3
SO	8
LOB	9



Batter	1	2	3	4	5	6	7	8	9	AB	R	H	RBI	BB	SO	LOB	BOTTOM					
Gene Richards, L OBP: 0.343, SLG: 0.326	6-3								4-3	4	0	1	1	1	0	1	Chicago Cubs @ San Diego Padres San Diego Stadium, San Diego, CA Tue May 09 1978, 10:05 PM EDT Att: 15,643 - Unknown - 69 F					
Ozzie Smith, S OBP: 0.309, SLG: 0.359	6-3									5	0	1	1	0	0	4						
Oscar Gamble, L OBP: 0.333, SLG: 0.376	F2									5	0	1	0	0	0	4						
Dave Winfield, R OBP: 0.327, SLG: 0.531										3	0	2	0	1	0	1						
George Hendrick, R OBP: 0.272, SLG: 0.301										3	0	0	0	1	0	3						
Derrel Thomas, S OBP: 0.306, SLG: 0.286										3	1	0	0	0	0	1						
Gene Tenace, R OBP: 0.403, SLG: 0.426										3	2	2	3	1	0	1						
Bill Almon, R OBP: 0.379, SLG: 0.389										4	2	3	0	0	0	0						
Bob Shirley, R ERA: 4.76										1	0	0	0	0	0	2						
Mark Lee, R ERA: 1.37										0	0	0	0	0	0	0						
Rick Sweet, S OBP: 0.368, SLG: 0.167										1	0	0	0	0	0	0						
Dan Spillner, R ERA: 4.3										0	0	0	0	0	0	0						
Dave Freisleben, R ERA: 6.17										0	0	0	0	0	0	0						
Jerry Turner, L OBP: 0.353, SLG: 0.457										1	0	0	0	0	1	1						
Inning Stats	R: 0 E: 0 K: 0 S: 11	H: 0 LOB: 0 BB: 0 P: 14	R: 0 E: 0 K: 0 S: 2	H: 0 LOB: 0 BB: 1 P: 6	R: 0 E: 0 K: 0 S: 4	H: 1 LOB: 3 BB: 2 P: 12	R: 0 E: 0 K: 0 S: 4	H: 1 LOB: 1 BB: 0 P: 4	R: 1 E: 0 K: 0 S: 4	H: 2 LOB: 0 BB: 0 P: 4	R: 0 E: 0 K: 0 S: 6	H: 1 LOB: 1 BB: 1 P: 10	R: 1 E: 0 K: 0 S: 4	H: 1 LOB: 0 BB: 0 P: 4	R: 0 E: 0 K: 0 S: 7	H: 1 LOB: 1 BB: 0 P: 8	R: 3 E: 1 K: 1 S: 18	H: 3 LOB: 1 BB: 0 P: 22	1B: 7 2B: 1 3B: 0 HR: 2	SF: 0 SAC: 2 DP: 1 HBP: 0	WP: 0 PB: 0 SB: 0 CS: 2	PA: 39
PITCHER	IP WLS BF H R ER SO BB IBB HBP BLK WP HR S P ERA WHIP																					
Woodie Fryman, L ERA: 4.76	(1, 1) 6.0 W 25 6 2 2 2 0 4 0 0 0 0 0 1 32 51 3.00 1.667																					
Bruce Sutter, R ERA: 1.37	(7, 1) 2.0 7 1 0 0 0 0 0 0 0 0 0 0 10 11 0.00 0.500																					
Donnie Moore, R ERA: 5.94	(8, 1) 0.0 3 2 3 1 0 0 0 0 0 0 0 1 12 16 * *																					
Willie Hernandez, L ERA: 2.51	(8, 1) 1.0 4 1 0 0 0 1 0 0 0 0 0 0 6 6 0.00 1.000																					

AB	33
R	5
H	10
RBI	5
BB	4
SO	1
LOB	18



Batter	1	2	3	4	5	6	7	8	9	AB	R	H	RBI	BB	SO	LOB	TOP				
Ivan De Jesus, R OBP: 0.325, SLG: 0.301	6-3		FC6-4 BLK			E3 FC5-4		G6-4-3		4	0	0	0	0	0	2					
Steve Ontiveros, S OBP: 0.226, SLG: 0.183 Rudy Meoli, L (9, FR)	5-3		5-3			FC5-4			1B	4	0	1	0	0	0	2					
Bill Buckner, L OBP: 0.364, SLG: 0.444	4-3			P3		4-3			1-3	4	0	0	0	0	0	2					
Dave Kingman, R OBP: 0.261, SLG: 0.378				P6			1-2 FC6-4		K	4	0	2	0	0	1	2					
Manny Trillo, R OBP: 0.340, SLG: 0.329	5-3			6-3			FC6-4 1B BLK		P9	4	0	0	0	0	0	4					
Bobby Murcer, L OBP: 0.351, SLG: 0.396	1-3				2-2	4-3				3	0	1	0	0	0	1					
Hector Cruz, R OBP: 0.250, SLG: 0.370	6-3			5-3			G6-4-3 1B			3	0	0	0	0	0	3					
Larry Cox, R OBP: 0.265, SLG: 0.313						F8		5-3		3	0	1	0	0	0	0					
Dennis Lamp, R OBP: 0.167, SLG: 0.167 Gene Clines, R OBP: 0.294, SLG: 0.261 Dave Roberts, L (8, 1)				K		6-3				2	0	0	0	0	1	1					
Inning Stats	R: 0 E: 0 K: 0 S: 3	H: 0 LOB: 0 BB: 0 P: 3	R: 0 E: 0 K: 0 S: 10	H: 1 LOB: 1 BB: 0 P: 12	R: 0 E: 0 K: 1 S: 6	H: 1 LOB: 1 BB: 0 P: 6	R: 0 E: 0 K: 0 S: 3	H: 0 LOB: 0 BB: 0 P: 3	R: 0 E: 0 K: 0 S: 6	H: 0 LOB: 0 BB: 0 P: 8	R: 0 E: 1 K: 0 S: 4	H: 0 LOB: 1 BB: 0 P: 4	R: 0 E: 0 K: 0 S: 8	H: 2 LOB: 1 BB: 0 P: 9	R: 0 E: 0 K: 0 S: 3	H: 1 LOB: 0 BB: 0 P: 3	R: 0 E: 0 K: 1 S: 6	H: 1 LOB: 2 BB: 0 P: 6	1B: 5 2B: 1 3B: 0 HR: 0	SF: 0 SAC: 0 DP: 2 HBP: 0	WP: 0 PA: 32 PB: 0 SB: 1 CS: 0
PITCHER Randy Jones, L ERA: 3.0	IP: 9.0 WLS: W BF: 32 H: 6 R: 0 ER: 0 SO: 2 BB: 0 IBB: 0 HBP: 0 BLK: 2 WP: 0 HR: 0 S: 49 P: 54 ERA: 0.00 WHIP: 0.667															PITCHER					

Chicago Cubs @ San Diego Padres
San Diego Stadium, San Diego, CA
Wed May 10 1978, 10:05 PM EDT
Att: 17,082 - Unknown - 65 F

AB	32
R	0
H	6
RBI	0
BB	0
SO	2
LOB	17





Batter	1	2	3	4	5	6	7	8	9	AB	R	H	RBI	BB	SO	LOB	BOTTOM		
Gene Richards, L OBP: 0.339, SLG: 0.323	5-3		6-3 BLK 1B			G3		K		4	0	1	0	0	1	1			
Ozzie Smith, S OBP: 0.296, SLG: 0.344	4-3		6-3			B2-3		1-3		4	0	0	0	0	0	1			
Oscar Gamble, L OBP: 0.320, SLG: 0.360 Bob Davis, R OBP: 0.172, SLG: 0.143	4-3		L8			F8		K BB 1B		4	0	0	0	0	1	1			
Dave Winfield, R OBP: 0.324, SLG: 0.520			6-3			6-3				4	0	1	0	0	1	0			
George Hendrick, R OBP: 0.282, SLG: 0.342			6-3			HR				3	1	1	1	1	0	0			
Gene Tenace, R OBP: 0.395, SLG: 0.404			1B BB			K				3	0	0	0	1	2	3			
Derrel Thomas, S OBP: 0.315, SLG: 0.296								G3		4	0	2	0	0	0	3			
Bill Almon, R OBP: 0.377, SLG: 0.381								1B		2	0	0	0	1	0	2			
Randy Jones, R OBP: 0.200, SLG: 0.200										3	0	1	0	0	1	2			
Inning Stats	R: 0 E: 0 K: 0 S: 7	H: 0 LOB: 0 BB: 0 P: 9	R: 0 E: 0 K: 0 S: 9	H: 1 LOB: 2 BB: 1 P: 13	R: 0 E: 0 K: 0 S: 4	H: 1 LOB: 1 BB: 0 P: 4	R: 1 E: 0 K: 2 S: 14	H: 2 LOB: 2 BB: 1 P: 21	R: 0 E: 0 K: 0 S: 3	H: 0 LOB: 0 BB: 0 P: 3	R: 0 E: 0 K: 1 S: 5	H: 0 LOB: 0 BB: 0 P: 5	R: 0 E: 0 K: 1 S: 6	H: 1 LOB: 1 BB: 0 P: 6	R: 0 E: 0 K: 2 S: 13	H: 1 LOB: 3 BB: 1 P: 17	1B: 5 2B: 0 3B: 0 HR: 1	SF: 0 SAC: 0 DP: 0 HBP: 0	WP: 0 PA: 34 PB: 1 SB: 1 CS: 0
PITCHER Dennis Lamp, R ERA: 4.32 Dave Roberts, L ERA: 2.45	IP: 7.0 WLS: L BF: 28 H: 5 R: 1 ER: 1 SO: 4 BB: 1 IBB: 1 HBP: 0 BLK: 1 WP: 0 HR: 1 S: 48 P: 61 ERA: 1.29 WHIP: 0.857															PITCHER			

Chicago Cubs @ San Diego Padres
San Diego Stadium, San Diego, CA
Wed May 10 1978, 10:05 PM EDT
Att: 17,082 - Unknown - 65 F

AB	31
R	1
H	6
RBI	1
BB	3
SO	6
LOB	13



Batter	1	2	3	4	5	6	7	8	9	AB	R	H	RBI	BB	SO	LOB	TOP					
Ivan De Jesus, R OBP: 0.320, SLG: 0.291 (1,6)	L8		6-3 BLK 1B BB		F7			1-3	FC3-2	4	1	0	0	1	0	4	Chicago Cubs @ San Diego Padres San Diego Stadium, San Diego, CA Thu May 11 1978, 6:33 AM EDT Att: 14,756 - Unknown - 82 F livebaseballscores.com AB 31 R 4 H 7 RBI 4 BB 6 SO 5 LOB 15 					
Greg Gross, L OBP: 0.345, SLG: 0.451 (1,7)	BB BLK G1-2-3 1B		6-3				L7	G3	F7	5	0	1	0	0	0	4						
Bill Buckner, L OBP: 0.386, SLG: 0.455 (1,3)	BB 1-2 BB		CS 1B				FC4-6 1B	4-3		3	0	2	1	1	0	0						
Bobby Murcer, L OBP: 0.356, SLG: 0.394 (1,9)	4-2 1-2 2-3 BB		CS 1-2		4-3		FC4-6 1B		BB BB S 1B	3	2	1	0	1	0	1						
Manny Trillo, R OBP: 0.337, SLG: 0.326 (1,4)	G1-2-3				6-3		1-H 1B		K	4	0	1	1	0	1	4						
Steve Ontiveros, S OBP: 0.225, SLG: 0.176 (1,5)		L6			L8				BB BB 1B BB	3	1	0	0	1	0	1						
Joe Wallis, S OBP: 0.387, SLG: 0.448 (1,8)		4-1				SH1-3 1B			1B BB FC3-2 BB	3	0	1	0	1	1	0						
Larry Cox, R OBP: 0.243, SLG: 0.286 (9, PH)							L8		FC3-2 1B BB	3	0	0	0	0	1	1						
Larry Blittler, L OBP: 0.367, SLG: 0.476 (9, PH)							F7		1-2 2-3 3-H BB	0	0	0	1	1	0	0						
Dave Rader, L OBP: 0.310, SLG: 0.292 (9, 2)									1-2 2-3 3-H 1B	0	0	0	0	0	0	0						
Rick Reuschel, R (1,1)				3-3			SH1-3			2	0	0	0	0	2	0						
Bruce Sutter, R (7,1)										0	0	0	0	0	0	0						
Willie Hernandez, L (8,1)										0	0	0	0	0	0	0						
Rudy Meoli, L OBP: 0.222, SLG: 0.125 (9, PH)										1	0	1	1	0	0	0						
Donnie Moore, L OBP: 1.000, SLG: 1.000 (9,1)							1-2			0	0	0	0	0	0	0						
Inning Stats	R: 0 E: 0 K: 0 S: 6	H: 1 LOB: 2 BB: 2 P: 14	R: 0 E: 0 K: 1 S: 5	H: 0 LOB: 0 BB: 0 P: 5	R: 1 E: 0 K: 1 S: 10	H: 1 LOB: 0 BB: 1 P: 17	R: 0 E: 0 K: 0 S: 3	H: 0 LOB: 0 BB: 0 P: 3	R: 0 E: 0 K: 0 S: 4	H: 1 LOB: 1 BB: 0 P: 4	R: 1 E: 0 K: 0 S: 8	H: 2 LOB: 1 BB: 0 P: 10	R: 0 E: 0 K: 2 S: 7	H: 0 LOB: 0 BB: 0 P: 7	R: 0 E: 0 K: 0 S: 6	H: 0 LOB: 0 BB: 0 P: 6	R: 2 E: 0 K: 1 S: 13	H: 2 LOB: 3 BB: 3 P: 28	1B: 7 2B: 0 3B: 0 HR: 0	SF: 0 SAC: 1 DP: 1 HBP: 0	WP: 0 PB: 0 SB: 2 CS: 1	PA: 39
PITCHER	IP WLS BF H R ER SO BB IBB HBP BLK WP HR S P ERA WHIP																					
Gaylord Perry, R ERA: 2.23	(1,1) 7.0 27 5 2 2 4 3 0 0 0 2 0 0 43 60 2.57 1.143																					
Rollie Fingers, R ERA: 3.72	(8,1) 1.0 3 0 0 0 0 0 0 0 0 0 0 0 6 6 0.00 0.000																					
Mark Lee, R ERA: 3.38	(9,1) 0.1 L 3 1 2 2 1 1 0 0 0 0 0 0 4 8 54.00 6.000																					
Dave Freisleben, R ERA: 6.17	(9,1) 0.0 1 0 0 0 0 1 0 0 0 0 0 0 0 4 ∞ ∞																					
Dan Spillner, R ERA: 4.11	(9,1) 0.2 4 1 0 0 0 1 0 0 0 0 0 0 9 16 0.00 3.000																					

Batter	1	2	3	4	5	6	7	8	9	AB	R	H	RBI	BB	SO	LOB	BOTTOM			
Gene Richards, L OBP: 0.351, SLG: 0.351 (9,7)	1-3		SF8 3B					BLK BB	K	4	1	2	0	1	1	3	Chicago Cubs @ San Diego Padres San Diego Stadium, San Diego, CA Thu May 11 1978, 6:33 AM EDT Att: 14,756 - Unknown - 82 F livebaseballscores.com AB 34 R 3 H 8 RBI 3 BB 5 SO 6 LOB 19 			
Ozzie Smith, S OBP: 0.301, SLG: 0.360 (1,6)	2B		SF8		4-3		L3		1B	4	0	2	1	0	0	2				
Oscar Gamble, L OBP: 0.317, SLG: 0.348 (1,7)	P6		F8				P8		1B 2B HBP	3	1	0	0	0	0	1				
Mark Lee, R (9,1)										0	0	0	0	0	0	0				
Dave Freisleben, R (9,1)										0	0	0	0	0	0	0				
Dan Spillner, R (9,1)										1	0	0	0	0	1	1				
Chuck Baker, R OBP: 0.375, SLG: 0.333 (9, PH)										5	0	1	0	0	0	2				
Dave Winfield, R OBP: 0.319, SLG: 0.505 (1,9)	P6		5-3				6-3		2B FC1-2 1B	5	0	1	0	0	0	2				
George Hendrick, R OBP: 0.278, SLG: 0.333 (1,8)									K	5	0	1	0	0	3	3				
Gene Tenace, R OBP: 0.400, SLG: 0.417 (9,3)									F7	3	1	1	1	1	0	0				
Derrel Thomas, S OBP: 0.323, SLG: 0.289 (1,4)									BB 1B	2	0	0	0	2	0	2				
Bill Almon, R OBP: 0.373, SLG: 0.376 (1,5)									FC1-2 2B	4	0	1	0	0	0	3				
Gaylord Perry, R OBP: 0.200, SLG: 0.333 (1,1)									FC1-2 BB 2B	2	0	0	0	0	1	2				
Jerry Turner, L OBP: 0.237, SLG: 0.444 (7, PH)									1-2 2-3 3-H BB	1	0	0	0	0	0	0				
Rollie Fingers, R (8,1)										0	0	0	0	0	0	0				
Rick Sweet, S OBP: 0.321, SLG: 0.167 (8, PH)										0	0	0	1	1	0	0				
Inning Stats	R: 0 E: 0 K: 0 S: 4	H: 1 LOB: 1 BB: 0 P: 4	R: 0 E: 0 K: 2 S: 8	H: 1 LOB: 2 BB: 1 P: 12	R: 1 E: 0 K: 0 S: 4	H: 1 LOB: 0 BB: 0 P: 4	R: 0 E: 0 K: 1 S: 6	H: 0 LOB: 0 BB: 0 P: 8	R: 0 E: 0 K: 0 S: 4	H: 1 LOB: 1 BB: 1 P: 8	R: 0 E: 0 K: 0 S: 10	H: 0 LOB: 1 BB: 1 P: 16	R: 2 E: 0 K: 2 S: 16	H: 2 LOB: 3 BB: 2 P: 30	R: 0 E: 0 K: 1 S: 6	H: 1 LOB: 1 BB: 0 P: 6	1B: 5 2B: 2 3B: 1 HR: 0	SF: 1 SAC: 0 DP: 0 HBP: 1	WP: 0 PB: 0 SB: 0 CS: 0	PA: 41
PITCHER	IP WLS BF H R ER SO BB IBB HBP BLK WP HR S P ERA WHIP																			
Rick Reuschel, R ERA: 1.92	(1,1) 6.2 28 5 1 1 3 3 0 0 0 0 0 35 49 1.35 1.200																			
Bruce Sutter, R ERA: 2.18	(7,1) 1.0 8 2 2 2 1 1 1 1 1 0 0 18 34 18.00 3.000																			
Willie Hernandez, L ERA: 2.45	(8,1) 0.1 W 1 0 0 0 1 0 0 0 0 0 0 3 3 0.00 0.000																			
Donnie Moore, R ERA: 5.6	(9,1) 1.0 S 4 1 0 0 1 0 0 0 0 0 0 6 6 0.00 1.000																			


Batter	1	2	3	4	5	6	7	8	9	AB	R	H	RBI	BB	SO	LOB	TOP										
Frank Taveras, R (1,6) OBP: 0.286, SLG: 0.339 Willie Stargell, L (9, PH) OBP: 0.338, SLG: 0.318										4	1	3	1	0	0	0	Pittsburgh Pirates @ San Diego Padres San Diego Stadium, San Diego, CA Fri May 12, 1978, 10:05 PM EDT Att: 20,240 - Unknown										
Omar Moreno, L (1,8) OBP: 0.402, SLG: 0.316										4	1	2	1	0	0	2											
Dave Parker, L (1,9) OBP: 0.352, SLG: 0.535										4	0	0	0	0	1	3											
Rennie Stennett, R (1,4) OBP: 0.309, SLG: 0.387										4	1	1	1	0	0	0											
Manny Sanguillen, R (1,3) OBP: 0.321, SLG: 0.481 John Milner, L (6, PH) OBP: 0.314, SLG: 0.222										2	0	1	1	0	1	0											
Steve Brye, R (1,7) OBP: 0.371, SLG: 0.333										4	0	0	0	0	0	2											
Phil Garner, R (1,5) OBP: 0.278, SLG: 0.337										4	1	2	0	0	1	0											
Duffy Dyer, R (1,2) OBP: 0.343, SLG: 0.452										4	0	2	0	0	0	2											
Jim Rooker, R (1,1) OBP: 0.083, SLG: 0.083 Kent Tekulve, R (6, 1) Grant Jackson, S (8, 1) Ed Ott, L (9, PH) OBP: 0.299, SLG: 0.357										2	0	0	0	0	0	2											
Inning Stats	R: 3 E: 0 K: 0 S: 6	H: 4 LOB: 0 BB: 0 P: 6	R: 0 E: 0 K: 0 S: 3	H: 1 LOB: 0 BB: 0 P: 3	R: 0 E: 0 K: 1 S: 5	H: 0 LOB: 0 BB: 0 P: 3	R: 0 E: 0 K: 0 S: 5	H: 0 LOB: 0 BB: 0 P: 5	R: 1 E: 0 K: 1 S: 8	H: 3 LOB: 2 BB: 0 P: 8	R: 0 E: 0 K: 0 S: 3	H: 0 LOB: 0 BB: 0 P: 3	R: 0 E: 0 K: 1 S: 7	H: 2 LOB: 2 BB: 0 P: 7	R: 0 E: 0 K: 0 S: 4	H: 1 LOB: 1 BB: 0 P: 4		R: 0 E: 0 K: 2 S: 8	H: 1 LOB: 1 BB: 0 P: 8	1B: 6 2B: 6 3B: 0 HR: 0	SF: 0 SAC: 0 DP: 1 HBP: 0	WP: 0 PB: 0 SB: 1 CS: 1	PA: 37				
PITCHER	IP	WLS	BF	H	R	ER	SO	BB	IBB	HBP	BLK	WP	HR	S	P	ERA	WHIP										
Bob Ovwchinko, L (1, 1) ERA: 3.02	5.0		21	8	4	4	2	0	0	0	0	0	0	25	25	7.20	1.600										
John D'Acquisto, R (6, 1) ERA: 1.09	1.0	3	0	0	0	0	0	0	0	0	0	0	0	3	3	0.00	0.000										
Mark Lee, R (7, 1) ERA: 2.84	2.0	W	9	3	0	0	1	0	0	0	0	0	0	11	11	0.00	1.500										
Rollie Fingers, R (9, 1) ERA: 3.54	1.0	S	4	1	0	0	2	0	0	0	0	0	0	8	8	0.00	1.000										

Batter	1	2	3	4	5	6	7	8	9	AB	R	H	RBI	BB	SO	LOB	BOTTOM										
Gene Richards, L (1,7) OBP: 0.370, SLG: 0.386										4	2	3	3	1	0	0	Pittsburgh Pirates @ San Diego Padres San Diego Stadium, San Diego, CA Fri May 12, 1978, 10:05 PM EDT Att: 20,240 - Unknown										
Ozzie Smith, S (1,6) OBP: 0.299, SLG: 0.359										3	0	1	1	0	0	1											
Bill Almon, R (1,5) OBP: 0.377, SLG: 0.390										4	1	2	1	0	1	2											
Dave Winfield, R (1,9) OBP: 0.325, SLG: 0.500										3	0	1	1	1	0	2											
Derrel Thomas, S (1,4) OBP: 0.309, SLG: 0.276										4	0	0	0	0	0	2											
George Hendrick, R (1,8) OBP: 0.287, SLG: 0.333										3	1	1	0	1	0	0											
Gene Tenace, R (1,3) OBP: 0.398, SLG: 0.403 Chuck Baker, R (6, PH) OBP: 0.412, SLG: 0.375										2	0	0	0	1	1	0											
Bob Davis, R (1,2) OBP: 0.219, SLG: 0.226										3	1	2	0	0	0	2											
Bob Ovwchinko, L (1, 1) Tucker Ashford, R (5, PH) John D'Acquisto, R (6, 1) Don Reynolds, R (6, PH) Jerry Turner, L (6, PH) Mark Lee, R (7, 1) Oscar Gamble, L (9, PH) Rollie Fingers, R (9, 1)										1	0	0	0	0	0	1											
Inning Stats	R: 1 E: 0 K: 0 S: 3	H: 0 LOB: 1 BB: 2 P: 11	R: 0 E: 0 K: 2 S: 8	H: 1 LOB: 1 BB: 0 P: 8	R: 0 E: 0 K: 1 S: 6	H: 2 LOB: 1 BB: 0 P: 6	R: 0 E: 0 K: 0 S: 3	H: 0 LOB: 0 BB: 0 P: 3	R: 2 E: 0 K: 0 S: 6	H: 3 LOB: 1 BB: 0 P: 6	R: 0 E: 0 K: 0 S: 3	H: 0 LOB: 2 BB: 2 P: 11	R: 1 E: 0 K: 0 S: 5	H: 2 LOB: 1 BB: 0 P: 5	R: 2 E: 0 K: 0 S: 4	H: 3 LOB: 3 BB: 1 P: 8		1B: 8 2B: 3 3B: 1 HR: 0	SF: 1 SAC: 1 DP: 1 HBP: 0	WP: 0 PB: 0 SB: 2 CS: 2	PA: 38						
PITCHER	IP	WLS	BF	H	R	ER	SO	BB	IBB	HBP	BLK	WP	HR	S	P	ERA	WHIP										
Jim Rooker, L (1, 1) ERA: 4.97	5.2		26	6	3	3	3	4	0	0	0	0	0	28	44	4.76	1.765										
Kent Tekulve, R (6, 1) ERA: 1.99	1.2	L	9	4	3	3	0	0	0	0	0	0	0	9	9	16.20	2.400										
Grant Jackson, L (8, 1) ERA: 5.0	0.2		2	1	0	0	0	0	1	0	0	0	0	1	5	0.00	1.500										

Batter	1	2	3	4	5	6	7	8	9	AB	R	H	RBI	BB	SO	LOB	TOP										
Frank Taveras, R (1, 6) OBP: 0.302, SLG: 0.363 Willie Stargell, L (9, PH) OBP: 0.333, SLG: 0.313	0-0 CS 1B		0-0 E 1B	0-0 2B			0-0 4-3		0-0 F5	4	1	3	0	0	0	0											
Omar Moreno, L (1, 8) OBP: 0.349, SLG: 0.313	0-3 K		0-0 E3 4-3 2B	0-0 F7			0-0 5-3-5 S 1B			4	1	1	0	0	1	2											
Dave Parker, L (1, 9) OBP: 0.349, SLG: 0.525	0-3 K		0-0 4-3				0-0 E S 1B			4	1	1	0	0	1	2											
Bill Robinson, R (1, 7) OBP: 0.333, SLG: 0.422 John Milner, L (6, 3) OBP: 0.306, SLG: 0.214		4-0 SH1 SF7 BB	0-0 1B	0-0 1B 2B			0-3 K		0-0 F9	2	2	1	1	1	1	1											
Rennie Stennett, R (1, 4) OBP: 0.327, SLG: 0.402		0-0 SH1 1B	0-0 3-H 2B	0-0 1B			0-0 G4-6-3 1B		0-0 6-3	4	0	3	2	0	0	0											
Manny Sanguillen, R (1, 3) OBP: 0.333, SLG: 0.483 Steve Brye, R (6, 7) OBP: 0.389, SLG: 0.355		0-0 SH1	0-0 2-H 1B	0-0 G1-4-3 1B			0-0 G4-6-3 1B		0-0	2	0	1	0	0	0	1											
Phil Garner, R (1, 5) OBP: 0.277, SLG: 0.337		0-0 SF7	0-0 G1-4-3 1B				0-0 G6-4-3 1B		0-0 F8	3	0	1	1	0	0	3											
Duffy Dyer, R (1, 2) OBP: 0.333, SLG: 0.412		4-0 IBB					0-0 F9		0-0 F9	3	0	0	0	1	0	1											
Jerry Reuss, L (1, 1) Bruce Kison, R (7, 1) Ed Ott, L (9, PH) OBP: 0.295, SLG: 0.352		0-0 1-3					0-0 4-3		0-0 4-3	3	0	0	0	0	1	2											
Inning Stats	R: 0 E: 0 K: 2 S: 7	H: 1 LOB: 0 BB: 0 P: 7	R: 1 E: 0 K: 0 S: 4	H: 1 LOB: 2 BB: 2 P: 12	R: 3 E: 1 K: 0 S: 7	H: 4 LOB: 1 BB: 0 P: 7	R: 0 E: 0 K: 1 S: 6	H: 1 LOB: 1 BB: 0 P: 6	R: 1 E: 0 K: 1 S: 6	H: 2 LOB: 0 BB: 0 P: 6	R: 0 E: 0 K: 0 S: 3	H: 1 LOB: 0 BB: 0 P: 3	R: 0 E: 0 K: 0 S: 4	H: 1 LOB: 1 BB: 0 P: 4	R: 0 E: 0 K: 0 S: 3	H: 0 LOB: 0 BB: 0 P: 3	1B: 10 2B: 3 3B: 0 HR: 0	SF: 1 SAC: 1 DP: 4 HBP: 0	WP: 0 PB: 0 SB: 2 CS: 1	PA: 37							
PITCHER	IP	WLS	BF	H	R	ER	SO	BB	IBB	HBP	BLK	WP	HR	S	P	ERA	WHIP										
Bob Shirley, L (1, 1) ERA: 6.68	2.1		14	5	4	3	2	1	1	0	0	0	0	16	24	11.57	2.571										
Dan Spillner, R (3, 1) ERA: 3.8	4.2	W	16	6	1	1	2	0	0	0	0	0	0	20	20	1.93	1.286										
Rollie Fingers, R (8, 1) ERA: 3.22	2.0	S	7	1	0	0	0	0	0	0	0	0	0	7	7	0.00	0.500										

Pittsburgh Pirates @ San Diego Padres
San Diego Stadium, San Diego, CA
Sat May 13 1978, 10:05 PM EDT
Att: 32,648 - Unknown


AB 33
R 5
H 12
RBI 4
BB 2
SO 4
LOB 12



Batter	1	2	3	4	5	6	7	8	9	AB	R	H	RBI	BB	SO	LOB	BOTTOM										
Gene Richards, L (1, 3) OBP: 0.366, SLG: 0.381	0-0 4-3		0-0 FC4-6 E S 1-2	0-3 K			0-0 3B 1B			4	2	1	0	0	1	2											
Ozzie Smith, S (1, 6) OBP: 0.297, SLG: 0.374	0-0 1-3		0-3 K				0-0 6-3 1B		0-0 1B 3B	4	1	1	3	0	1	1											
Bill Almon, R (1, 5) OBP: 0.373, SLG: 0.385	0-0 4-3		0-0 E5 2-H 1B				0-0 6-3		0-0 5-3	4	1	1	0	0	0	1											
Dave Winfield, R (1, 9) OBP: 0.331, SLG: 0.500		0-0 4-3	0-0 1B				0-3 K2-3		0-0 1B	4	0	2	2	0	1	0											
Don Reynolds, R (1, 7) OBP: 0.600, SLG: 0.556 Rollie Fingers, R (8, 1)		0-0 F9 1B	0-0 1B				0-0 6-3		0-3 K	4	0	2	0	0	1	1											
Derrel Thomas, S (1, 4) OBP: 0.317, SLG: 0.286		0-0 1B	0-0 P3				0-0 G5-4-3 1B		0-0 G3	4	0	2	0	0	0	3											
George Hendrick, R (1, 8) OBP: 0.286, SLG: 0.330		0-0 F9					0-0 G5-4-3 1B		0-0 FC5-6 1B	4	0	1	0	0	0	3											
Bob Davis, R (1, 2) OBP: 0.250, SLG: 0.257		0-0 F7							0-0 FC5-6 CS	4	1	2	0	0	0	3											
Bob Shirley, R (1, 1) Dan Spillner, R (3, 1) Gene Tenace, R (7, PH) OBP: 0.400, SLG: 0.397			4-0 SH1-3 1B				0-0 SH1-3 1B		1-0 1B HBP	0	0	0	0	0	0	0											
Inning Stats	R: 0 E: 0 K: 0 S: 3	H: 0 LOB: 0 BB: 0 P: 3	R: 0 E: 0 K: 0 S: 5	H: 2 LOB: 2 BB: 0 P: 5	R: 2 E: 1 K: 1 S: 8	H: 3 LOB: 2 BB: 1 P: 12	R: 0 E: 0 K: 1 S: 6	H: 1 LOB: 1 BB: 0 P: 6	R: 0 E: 0 K: 1 S: 5	H: 0 LOB: 0 BB: 0 P: 5	R: 0 E: 0 K: 0 S: 3	H: 1 LOB: 0 BB: 0 P: 3	R: 4 E: 0 K: 1 S: 9	H: 4 LOB: 1 BB: 0 P: 10	R: 0 E: 0 K: 0 S: 3	H: 1 LOB: 0 BB: 0 P: 3	1B: 11 2B: 0 3B: 1 HR: 0	SF: 0 SAC: 1 DP: 1 HBP: 1	WP: 0 PB: 0 SB: 1 CS: 1	PA: 36							
PITCHER	IP	WLS	BF	H	R	ER	SO	BB	IBB	HBP	BLK	WP	HR	S	P	ERA	WHIP										
Jerry Reuss, L (1, 1) ERA: 5.55	6.0		28	9	5	5	3	1	0	1	0	0	0	10	10	4.50	1.667										
Bruce Kison, R (7, 1) ERA: 3.15	2.0	L	8	3	1	1	1	0	0	0	0	0	0	10	10	4.50	1.500										

Pittsburgh Pirates @ San Diego Padres
San Diego Stadium, San Diego, CA
Sat May 13 1978, 10:05 PM EDT
Att: 32,648 - Unknown

AB 33
R 6
H 12
RBI 5
BB 1
SO 4
LOB 15



Batter	1	2	3	4	5	6	7	8	9	AB	R	H	RBI	BB	SO	LOB	TOP					
Frank Taveras, R (1,6) OBP: 0.300, SLG: 0.353	L1		F3			FC6-5 BB		6-3		3	1	0	0	1	0	1	Pittsburgh Pirates @ San Diego Padres San Diego Stadium, San Diego, CA Sun May 14 1978, 6:33 AM EDT Att: 18,572 - Unknown					
Omar Moreno, L (1,8) OBP: 0.384, SLG: 0.301	E4 F9		F8			E3 FC6-5 1-3		4-3		4	0	0	0	0	0	2						
Dave Parker, L (1,9) OBP: 0.338, SLG: 0.508	F9 2-3			F7		FC6-5 4-3 1B		F8		4	0	0	1	0	0	2						
Rennie Stennett, R (1,4) OBP: 0.333, SLG: 0.406	F9			L6-4 1B		4-3 1B		G3		4	0	2	0	0	0	1						
Willie Stargell, L (1,3) OBP: 0.329, SLG: 0.310		G3		1-2 1B		4-3 1B		F7		4	0	1	0	0	0	2						
Steve Brye, R (1,7) OBP: 0.375, SLG: 0.343	K			L6-4 2-3		F7				4	0	1	0	0	1	4						
Phil Garner, R (1,5) OBP: 0.267, SLG: 0.324	6-3							F5		4	0	0	0	0	0	1						
Ed Ott, L (1,2) OBP: 0.296, SLG: 0.351										3	0	1	0	0	1	0						
Don Robinson, R (1,1) OBP: 0.222, SLG: 0.278			K			6-3		6-3		3	0	0	0	0	1	1						
Inning Stats	R: 0 E: 1 K: 0 S: 4	H: 0 LOB: 1 BB: 0 P: 4	R: 0 E: 0 K: 1 S: 5	H: 0 LOB: 0 BB: 0 P: 5	R: 0 E: 0 K: 1 S: 6	H: 1 LOB: 1 BB: 0 P: 6	R: 0 E: 0 K: 0 S: 4	H: 2 LOB: 1 BB: 0 P: 4	R: 0 E: 0 K: 1 S: 5	H: 0 LOB: 0 BB: 0 P: 5	R: 1 E: 1 K: 0 S: 5	H: 1 LOB: 2 BB: 1 P: 9	R: 0 E: 0 K: 0 S: 3	H: 0 LOB: 0 BB: 0 P: 3	R: 0 E: 0 K: 0 S: 3	H: 0 LOB: 0 BB: 0 P: 3	R: 0 E: 0 K: 0 S: 4	H: 1 LOB: 1 BB: 0 P: 4	1B: 5 2B: 1 3B: 0 HR: 0	SF: 0 SAC: 0 DP: 1 HBP: 0	WP: 0 PB: 0 SB: 0 CS: 0	PA: 34
PITCHER	IP	WLS	BF	H	R	ER	SO	BB	IBB	HBP	BLK	WP	HR	S	P	ERA	WHIP					
Randy Jones, L (1,1) ERA: 2.55	8.0	L	30	4	1	0	3	1	0	0	0	0	0	35	39	0.00	0.625					
Mark Lee, R (9,1) ERA: 2.63	1.0		4	1	0	0	0	0	0	0	0	0	0	4	4	0.00	1.000					

Batter	1	2	3	4	5	6	7	8	9	AB	R	H	RBI	BB	SO	LOB	BOTTOM				
Gene Richards, L (1,3) OBP: 0.370, SLG: 0.385	1B E 1B		6-3			SH1-4 1B		F5		4	0	2	0	0	0	0	Pittsburgh Pirates @ San Diego Padres San Diego Stadium, San Diego, CA Sun May 14 1978, 6:33 AM EDT Att: 18,572 - Unknown				
Ozzie Smith, S (1,6) OBP: 0.298, SLG: 0.373			F9			SH1-4 1-2		6-3		3	0	1	0	0	0	0					
Bill Almon, R (1,5) OBP: 0.361, SLG: 0.372	K		K			F9		4-3		4	0	0	0	0	2	3					
Dave Winfield, R (1,9) OBP: 0.320, SLG: 0.483	K			P5		K				4	0	0	0	0	3	3					
Oscar Gamble, L (1,7) OBP: 0.315, SLG: 0.337	K			F8				F2		3	0	0	0	0	1	2					
Derrel Thomas, S (1,4) OBP: 0.308, SLG: 0.277		6-3		F9				4-3		3	0	0	0	0	0	0					
George Hendrick, R (1,8) OBP: 0.277, SLG: 0.319		F8			F9			F7		3	0	0	0	0	0	0					
Rick Sweet, S (1,2) OBP: 0.321, SLG: 0.178					4-3			4-3		3	0	1	0	0	0	0					
Randy Jones, R (1,1) OBP: 0.176, SLG: 0.176										2	0	0	0	0	1	1					
Jerry Turner, L (8,PH) OBP: 0.225, SLG: 0.421								F9		1	0	0	0	0	0	0					
Mark Lee, R (9,1) OBP: 0.222, SLG: 0.278										0	0	0	0	0	0	0					
Inning Stats	R: 0 E: 1 K: 3 S: 11	H: 2 LOB: 2 BB: 0 P: 11	R: 0 E: 0 K: 1 S: 6	H: 1 LOB: 1 BB: 0 P: 6	R: 0 E: 0 K: 1 S: 5	H: 0 LOB: 0 BB: 0 P: 5	R: 0 E: 0 K: 0 S: 3	H: 0 LOB: 0 BB: 0 P: 3	R: 0 E: 0 K: 1 S: 6	H: 1 LOB: 1 BB: 0 P: 6	R: 0 E: 0 K: 0 S: 3	H: 0 LOB: 0 BB: 0 P: 3	R: 0 E: 0 K: 0 S: 3	H: 0 LOB: 0 BB: 0 P: 3	R: 0 E: 0 K: 1 S: 5	H: 0 LOB: 0 BB: 0 P: 5	1B: 4 2B: 0 3B: 0 HR: 0	SF: 0 SAC: 1 DP: 0 HBP: 0	WP: 0 PB: 0 SB: 0 CS: 0	PA: 31	
PITCHER	IP	WLS	BF	H	R	ER	SO	BB	IBB	HBP	BLK	WP	HR	S	P	ERA	WHIP				
Don Robinson, R (1,1) ERA: 2.38	9.0	W	31	4	0	0	7	0	0	0	0	0	0	45	45	0.00	0.444				

Batter	1	2	3	4	5	6	7	8	9	10	11	12	13	14	AB	R	H	RBI	BB	SO	LOB	TOP		
Lou Brock, L OBP: 0.340, SLG: 0.316 (1, 7)															6	2	3	0	0	0	2			
Gary Templeton, S OBP: 0.242, SLG: 0.298 (1, 6)															6	0	0	0	0	0	1	4		
Keith Hernandez, L OBP: 0.413, SLG: 0.489 (1, 3)																5	1	2	0	1	0	2		
Ted Simmons, S OBP: 0.404, SLG: 0.496 (1, 2)																5	0	1	1	1	1	3		
Dane Long, L OBP: 0.225, SLG: 0.225 (8, 15)															3	0	1	0	0	0	1			
Roger Freed, R OBP: 0.250, SLG: 0.250 (8, 15)															0	0	0	0	0	0	0			
Buddy Schultz, R OBP: 0.250, SLG: 0.250 (8, 15)															1	0	0	0	0	1	1			
Jim Dwyer, L OBP: 0.250, SLG: 0.250 (14, 15)															1	0	0	0	0	0	0			
Pete Vukovich, R OBP: 0.250, SLG: 0.250 (14, 15)															0	0	0	0	0	0	0			
Jerry Morales, R OBP: 0.291, SLG: 0.341 (1, 8)																6	0	1	0	0	1	2		
Ken Reitz, R OBP: 0.305, SLG: 0.394 (1, 5)															6	0	0	0	0	0	1			
Mike Tyson, R OBP: 0.310, SLG: 0.349 (1, 4)															5	0	0	0	0	1	0			
Bob Forsch, R OBP: 0.192, SLG: 0.269 (1, 1)																2	0	0	0	0	0			
Jerry Mumphrey, S OBP: 0.237, SLG: 0.203 (6, 9)																3	0	2	0	0	0			
Inning Stats	R: 0 E: 0 K: 1 S: 6	H: 1 LOB: 1 BB: 0 P: 6	R: 0 E: 0 K: 0 S: 3	H: 0 LOB: 0 BB: 0 P: 3	R: 0 E: 0 K: 0 S: 3	H: 0 LOB: 0 BB: 0 P: 3	R: 0 E: 0 K: 0 S: 3	H: 2 LOB: 2 BB: 1 P: 8	R: 0 E: 0 K: 0 S: 3	H: 0 LOB: 0 BB: 0 P: 3	R: 2 E: 1 K: 1 S: 7	H: 2 LOB: 1 BB: 1 P: 11	R: 0 E: 0 K: 1 S: 5	H: 0 LOB: 0 BB: 0 P: 5	R: 0 E: 0 K: 1 S: 5	H: 0 LOB: 0 BB: 0 P: 5	R: 0 E: 0 K: 1 S: 4	H: 1 LOB: 1 BB: 0 P: 4	R: 0 E: 0 K: 0 S: 4	H: 1 LOB: 1 BB: 0 P: 4	1B: 9 2B: 1 3B: 0 HR: 0	SF: 0 SAC: 0 DP: 2 HBP: 0	WP: 0 PB: 0 SB: 1 CS: 0	PA: 52
PITCHER	IP	WLS	BF	H	R	ER	SO	BB	IBB	HBP	BLK	WP	HR	S	P	ERA	WHIP							
Gaylord Perry, R ERA: 1.99 (1, 1)	10.0		38	8	3	0	4	0	0	0	0	0	0	14	14	0.00	0.333							
Rollie Fingers, R ERA: 2.66 (11, 1)	3.0		10	1	0	0	2	0	0	0	0	0	0	4	4	0.00	1.000							
Mark Lee, R ERA: 2.45 (14, 1)	1.0	W	4	1	0	0	0	0	0	0	0	0	0	4	4	0.00	1.000							


St. Louis Cardinals @ San Diego Padres
San Diego Stadium, San Diego, CA
Mon May 15 1978, 10:05 PM EDT
Att: 17,199 - Unknown


AB 50
R 3
H 10
RBI 1
BB 2
SO 6
LOB 16

Batter	1	2	3	4	5	6	7	8	9	10	11	12	13	14	AB	R	H	RBI	BB	SO	LOB	BOTTOM				
Derrel Thomas, S OBP: 0.291, SLG: 0.260 (1, 4) (8, 8) (10, 4)															6	0	0	0	0	2	1					
Ozzie Smith, S OBP: 0.292, SLG: 0.357 (1, 6)															5	0	0	0	1	1	0					
Gene Richards, L OBP: 0.353, SLG: 0.365 (1, 8) (8, 7) (10, 8)																6	0	0	0	0	1	1				
Dave Winfield, R OBP: 0.328, SLG: 0.488 (1, 9)															5	1	2	0	1	0	0					
Oscar Gamble, L OBP: 0.306, SLG: 0.327 (1, 7)																3	0	0	0	0	0	3				
Chuck Baker, R OBP: 0.412, SLG: 0.375 (8, 4)															0	0	0	0	0	0	0					
George Hendrick, R OBP: 0.270, SLG: 0.319 (9, PH) (10, 7)															3	0	1	0	0	0	0					
Bill Almon, R OBP: 0.359, SLG: 0.370 (1, 5)															6	1	2	0	0	0	3					
Gene Tenace, R OBP: 0.407, SLG: 0.433 (1, 3)															4	1	1	2	2	1	1					
Rick Sweet, S OBP: 0.339, SLG: 0.280 (1, 2)															5	1	2	1	1	1	3					
Gaylord Perry, R OBP: 0.294, SLG: 0.294 (1, 15)															2	0	0	0	0	0	1					
Don Royappo, R OBP: 0.250, SLG: 0.250 (15, PH)															1	0	0	0	0	0	0					
Tucker Ashford, R OBP: 0.250, SLG: 0.250 (15, PH)															1	0	0	0	0	0	0					
Mark Lee, R OBP: 0.250, SLG: 0.250 (14, 1)															0	0	0	0	0	0	0					
Jerry Turney, R OBP: 0.250, SLG: 0.250 (14, PH)															1	0	1	1	0	0	0					
Inning Stats	R: 0 E: 0 K: 1 S: 5	H: 0 LOB: 0 BB: 0 P: 5	R: 0 E: 0 K: 0 S: 2	H: 0 LOB: 0 BB: 1 P: 6	R: 0 E: 0 K: 0 S: 4	H: 1 LOB: 1 BB: 0 P: 4	R: 0 E: 0 K: 0 S: 4	H: 1 LOB: 1 BB: 0 P: 4	R: 0 E: 0 K: 0 S: 3	H: 0 LOB: 0 BB: 0 P: 3	R: 3 E: 0 K: 0 S: 6	H: 3 LOB: 0 BB: 0 P: 6	R: 0 E: 0 K: 0 S: 4	H: 1 LOB: 2 BB: 1 P: 8	R: 0 E: 0 K: 2 S: 7	H: 0 LOB: 0 BB: 0 P: 7	R: 0 E: 0 K: 0 S: 3	H: 0 LOB: 0 BB: 0 P: 3	R: 0 E: 0 K: 2 S: 7	H: 0 LOB: 0 BB: 0 P: 7	R: 0 E: 0 K: 0 S: 3	H: 0 LOB: 0 BB: 0 P: 3	1B: 6 2B: 1 3B: 0 HR: 2	SF: 0 SAC: 1 DP: 1 HBP: 0	WP: 1 PB: 0 SB: 2 CS: 0	PA: 54
PITCHER	IP	WLS	BF	H	R	ER	SO	BB	IBB	HBP	BLK	WP	HR	S	P	ERA	WHIP									
Bob Forsch, R ERA: 2.39 (6, 1)	5.0		18	3	0	0	1	0	0	0	0	0	2	11	11	0.00	0.800									
Dave Hamilton, L ERA: 3.39 (8, 1)	2.0		9	3	3	3	1	0	0	0	0	0	2	11	11	13.50	1.500									
Buddy Schultz, L ERA: 3.32 (8, 1)	6.0		21	1	0	0	4	1	1	0	0	0	27	35	0.00	0.333										
Pete Vukovich, R ERA: 2.66 (14, 1)	0.2	L	6	2	1	1	0	2	0	0	0	1	0	4	12	13.50	6.000									

St. Louis Cardinals @ San Diego Padres
San Diego Stadium, San Diego, CA
Mon May 15 1978, 10:05 PM EDT
Att: 17,199 - Unknown

AB 48
R 4
H 9
RBI 4
BB 5
SO 6
LOB 13

Batter	1	2	3	4	5	6	7	8	9	AB	R	H	RBI	BB	SO	LOB	TOP										
Garry Templeton, S OBP: 0.241, SLG: 0.294 (1, 6)	0-3 K ①		0-0 FC4-6 1B		0-3 K ②			0-0 F9 ①		4	0	1	0	0	2	0	St. Louis Cardinals @ San Diego Padres San Diego Stadium, San Diego, CA Wed May 17 1978, 6:33 AM EDT Att: 13,732 - Unknown AB 31 R 2 H 5 RBI 2 BB 1 SO 3 LOB 13 										
Tony Scott, S OBP: 0.269, SLG: 0.236 (1, 7)	0-0 4-3 ②		0-0 FC4-6 ②		0-0 5-3 ③			0-0 F5 ②		4	0	0	0	0	0	1											
Keith Hernandez, L OBP: 0.409, SLG: 0.472 (1, 3)	0-0 4-3 ③		0-0 F8 ③					0-0 3-1 ③		4	0	1	0	0	0	1											
Ted Simmons, S OBP: 0.413, SLG: 0.535 (1, 2)		4-0 E SF8 BB ①		0-0 G3 2B ①				0-0 F8 ①		3	1	1	0	1	0	1											
Jerry Morales, R OBP: 0.282, SLG: 0.329 (1, 9)		0-0 F8 ①		0-0 G3 ①				0-0 P3 ②		4	0	0	0	0	0	3											
Ken Reitz, R OBP: 0.289, SLG: 0.374 (1, 5)		0-0 E6 ①		0-3 K ②				0-0 P3 ③		4	0	0	0	0	1	3											
Jerry Mumphrey, S OBP: 0.253, SLG: 0.216 (1, 8)		0-0 SF8 ②		0-0 5-3 ③				0-0 G6-4-3 1B ①		2	0	1	1	0	0	1											
Mike Tyson, R OBP: 0.319, SLG: 0.384 (1, 4)		0-0 5-3 ③						0-0 L7 ①		3	1	1	1	0	0	2											
Eric Rasmussen, R OBP: 0.118, SLG: 0.118 (7, PH)			0-0 4-3 ①		0-0 4-3 ①			0-0 G6-4-3 ②		2	0	0	0	0	0	0											
Roger Freed, R OBP: 0.276, SLG: 0.593 (7, 1)								0-0 G6-4-3 ③		1	0	0	0	0	0	1											
Pete Vuckovich, R (7, 1)								0-0 G6-4-3 ④		0	0	0	0	0	0	0											
Inning Stats	R: 0 E: 0 K: 1 S: 5	H: 0 LOB: 0 BB: 0 P: 5	R: 1 E: 1 K: 0 S: 4	H: 0 LOB: 1 BB: 1 P: 8	R: 0 E: 0 K: 0 S: 4	H: 1 LOB: 1 BB: 0 P: 4	R: 0 E: 0 K: 1 S: 6	H: 1 LOB: 1 BB: 0 P: 6	R: 1 E: 0 K: 1 S: 6	H: 1 LOB: 0 BB: 0 P: 6	R: 0 E: 0 K: 0 S: 4	H: 1 LOB: 0 BB: 0 P: 4	R: 0 E: 0 K: 0 S: 3	H: 1 LOB: 0 BB: 0 P: 3	R: 0 E: 0 K: 0 S: 3	H: 0 LOB: 0 BB: 0 P: 3	R: 0 E: 0 K: 0 S: 3	H: 0 LOB: 0 BB: 0 P: 3	1B: 3 2B: 1 3B: 0 HR: 1	SF: 1 SAC: 0 DP: 1 HBP: 0	WP: 0 PB: 0 SB: 0 CS: 0	PA: 33					
PITCHER	IP	WLS	BF	H	R	ER	SO	BB	IBB	HBP	BLK	WP	HR	S	P	ERA	WHIP										
Bob Shirley, L ERA: 5.79 (1, 1)	6.1	W	26	5	2	1	3	1	0	0	0	0	1	31	35	1.42	0.947										
Rollie Fingers, R ERA: 2.57 (7, 1)	2.2	S	7	0	0	0	0	0	0	0	0	0	0	7	7	0.00	0.000										

Batter	1	2	3	4	5	6	7	8	9	AB	R	H	RBI	BB	SO	LOB	BOTTOM										
Gene Richards, L OBP: 0.366, SLG: 0.369 (7, 7)	0-3 K ①		0-0 SH3 2B 1B	4-0 BB		0-0 L7 ②		0-0 SH1-4 1B		4	1	2	3	1	1	1	St. Louis Cardinals @ San Diego Padres San Diego Stadium, San Diego, CA Wed May 17 1978, 6:33 AM EDT Att: 13,732 - Unknown AB 32 R 5 H 11 RBI 4 BB 5 SO 2 LOB 25 										
Ozzie Smith, S OBP: 0.283, SLG: 0.339 (1, 6)	0-0 F2 ②		0-0 SH3 ①	0-0 P5 ③		0-0 5-3 ③		0-0 SH1-4 ①		3	0	0	0	0	0	3											
Bill Almon, R OBP: 0.380, SLG: 0.394 (1, 5)	0-0 F9 ③		0-0 2B ②		0-0 S 1B ①			0-0 F8 ②		5	0	3	1	0	0	2											
Dave Winfield, R OBP: 0.314, SLG: 0.458 (1, 9)		0-0 E6 CS ①	0-0 P6 ②		4-0 FC6-4 BB ①			0-0 5-3 ③		4	0	0	0	1	0	4											
Oscar Gamble, L OBP: 0.314, SLG: 0.314 (7, 8)		4-0 CS BB ①	4-0 FC6-4 IBB ②		0-0 P5 ①			0-0 P6 ②		1	0	0	0	2	0	2											
Derrel Thomas, S OBP: 0.293, SLG: 0.257 (7, 8)		1-2 BB ①	1-2 IBB ②		0-0 P5 ①			0-0 P6 ②		1	0	0	0	0	0	1											
Gene Tenace, R OBP: 0.424, SLG: 0.458 (1, 3)	0-3 K ②		0-0 FC6-4 ③		0-0 P6 ②			4-0 BB ③		3	0	0	0	1	1	5											
Rick Sweet, S OBP: 0.357, SLG: 0.293 (1, 2)			0-0 E 1B ①	0-0 6-3 1B ①		0-0 FC6-4 ③		0-0 G3 ③		4	1	2	0	0	0	4											
Chuck Baker, R OBP: 0.476, SLG: 0.500 (1, 4)			0-0 E 1B ①	0-0 6-3 1B ①		0-0 SH3-4 1B ①		0-0 1B 2B ①		4	2	3	0	0	0	1											
Bob Shirley, R (1, 1)			0-0 E1 1B ①		0-0 P4 ②			0-0 SH1-4 1B ①		2	1	0	0	0	0	2											
Rollie Fingers, R OBP: 0.500, SLG: 0.500 (7, 1)			1-3 2H 1B ①		0-0 SH3-4 ①			0-0 SH1-4 1B ①		1	0	1	0	0	0	0											
Inning Stats	R: 0 E: 0 K: 1 S: 5	H: 0 LOB: 0 BB: 0 P: 5	R: 0 E: 1 K: 1 S: 4	H: 0 LOB: 0 BB: 1 P: 8	R: 4 E: 1 K: 0 S: 8	H: 4 LOB: 2 BB: 1 P: 12	R: 0 E: 0 K: 0 S: 4	H: 1 LOB: 2 BB: 1 P: 8	R: 0 E: 0 K: 0 S: 4	H: 1 LOB: 1 BB: 0 P: 4	R: 0 E: 0 K: 0 S: 4	H: 1 LOB: 2 BB: 1 P: 8	R: 0 E: 0 K: 0 S: 4	H: 1 LOB: 2 BB: 1 P: 8	R: 1 E: 0 K: 0 S: 6	H: 3 LOB: 2 BB: 0 P: 6	R: 0 E: 0 K: 0 S: 6	H: 0 LOB: 0 BB: 0 P: 6	1B: 9 2B: 2 3B: 0 HR: 0	SF: 0 SAC: 3 DP: 0 HBP: 0	WP: 0 PB: 0 SB: 1 CS: 2	PA: 40					
PITCHER	IP	WLS	BF	H	R	ER	SO	BB	IBB	HBP	BLK	WP	HR	S	P	ERA	WHIP										
Eric Rasmussen, R ERA: 4.39 (1, 1)	6.0	L	29	7	4	3	2	3	1	0	0	0	0	29	45	4.50	1.667										
Pete Vuckovich, R ERA: 2.61 (7, 1)	2.0		11	4	1	1	0	1	0	0	0	0	0	10	14	4.50	2.500										

Batter	1	2	3	4	5	6	7	8	9	AB	R	H	RBI	BB	SO	LOB	TOP								
Gene Richards, L (1, 8) OBP: 0.377, SLG: 0.413										4	1	3	1	0	0	0	San Diego Padres @ Cincinnati Reds Riverfront Stadium, Cincinnati, OH Fri May 19 1978, 7:05 PM EDT Att: 36,283 - Unknown								
Ozzie Smith, S (1, 6) OBP: 0.290, SLG: 0.344										4	1	2	0	0	0	2									
Bill Almon, R (1, 5) OBP: 0.371, SLG: 0.385										3	0	0	0	0	2	2									
George Hendrick, R (1, 9) OBP: 0.287, SLG: 0.327										4	0	2	1	0	1	1									
Oscar Gamble, L (1, 7) OBP: 0.322, SLG: 0.311										1	0	0	0	2	0	0									
Derrel Thomas, S (7, 8) OBP: 0.291, SLG: 0.255										1	0	0	0	0	0	1									
Gene Tenace, R (1, 3) OBP: 0.417, SLG: 0.447										4	0	1	0	0	1	3									
Rick Sweet, S (1, 2) OBP: 0.356, SLG: 0.295										3	0	1	0	0	1	2									
Bob Davis, R (7, PH) OBP: 0.250, SLG: 0.257										0	1	0	0	0	0	0									
Dave Winfield, R (9, PH) OBP: 0.312, SLG: 0.455										1	0	0	0	0	0	0									
Chuck Baker, R (1, 4) OBP: 0.435, SLG: 0.455										2	0	0	0	0	0	1									
Don Reynolds, R (9, PH) OBP: 0.500, SLG: 0.455										1	0	0	0	0	1	0									
Randy Jones, R (1, 1) OBP: 0.158, SLG: 0.158										2	0	0	0	0	2	0									
Jerry Turner, L (7, PH) OBP: 0.262, SLG: 0.450										1	0	1	0	0	0	0									
Bob Ouwchinko, L (7, 1) OBP: 0.059, SLG: 0.118										0	0	0	0	0	0	0									
Rollie Fingers, R (7, 1) OBP: 0.500, SLG: 0.500										0	0	0	0	0	0	0									
Tucker Ashford, R (9, PH) OBP: 0.500, SLG: 0.500										1	0	0	0	0	0	0									
Inning Stats	R: 0 E: 0 K: 1 S: 6	H: 2 LOB: 1 BB: 0 P: 6	R: 0 E: 0 K: 0 S: 4	H: 1 LOB: 1 BB: 0 P: 4	R: 1 E: 0 K: 2 S: 8	H: 1 LOB: 0 BB: 1 P: 8	R: 0 E: 0 K: 2 S: 7	H: 0 LOB: 1 BB: 1 P: 11	R: 0 E: 0 K: 1 S: 5	H: 0 LOB: 0 BB: 0 P: 5	R: 1 E: 0 K: 0 S: 4	H: 2 LOB: 1 BB: 1 P: 8	R: 1 E: 0 K: 0 S: 5	H: 3 LOB: 1 BB: 0 P: 5	R: 0 E: 0 K: 1 S: 6	H: 1 LOB: 1 BB: 0 P: 6	R: 0 E: 0 K: 1 S: 5	H: 0 LOB: 0 BB: 0 P: 5	1B: 8 2B: 2 3B: 0 HR: 1	SF: 0 SAC: 2 DP: 1 HBP: 0	WP: 0 PB: 0 SB: 0 CS: 2	PA: 36			
PITCHER	IP WLS BF H R ER SO BB IBB HBP BLK WP HR S P ERA WHIP																								
Paul Moskau, R (1, 1) ERA: 6.23	6.1	27	8	3	3	6	2	0	0	0	0	0	0	0	1	37	45	4.26	1.579						
Dave Tomlin, L (7, 1) ERA: 6.17	0.2	W	2	1	0	0	0	0	0	0	0	0	0	0	0	2	2	0.00	1.500						
Doug Bair, R (8, 1) ERA: 0.36	2.0	S	7	1	0	0	2	0	0	0	0	0	0	0	0	11	11	0.00	0.500						

AB 32
R 3
H 10
RBI 2
BB 2
SO 8
LOB 12



Batter	1	2	3	4	5	6	7	8	9	AB	R	H	RBI	BB	SO	LOB	BOTTOM									
Pete Rose, S (1, 5) OBP: 0.341, SLG: 0.449										4	0	0	0	0	1	0	San Diego Padres @ Cincinnati Reds Riverfront Stadium, Cincinnati, OH Fri May 19 1978, 7:05 PM EDT Att: 36,283 - Unknown									
Ken Griffey, L (1, 9) OBP: 0.371, SLG: 0.462										4	0	0	0	0	0	0										
Joe Morgan, L (1, 4) OBP: 0.389, SLG: 0.516										4	1	1	1	0	1	0										
George Foster, R (1, 7) OBP: 0.387, SLG: 0.526										4	2	3	1	0	0	0										
Johnny Bench, R (1, 2) OBP: 0.311, SLG: 0.445										4	1	2	0	0	0	2										
Dave Concepcion, R (1, 6) OBP: 0.381, SLG: 0.405										4	0	2	1	0	1	0										
Dan Driessen, L (1, 3) OBP: 0.406, SLG: 0.549										4	0	0	0	0	0	4										
Dave Collins, S (1, 8) OBP: 0.333, SLG: 0.227										3	0	2	1	0	0	2										
Cesar Geronimo, L (8, 8) OBP: 0.387, SLG: 0.409										1	0	0	0	0	0	0										
Paul Moskau, R (1, 1) OBP: 0.200, SLG: 0.200										3	0	0	0	0	1	3										
Dave Tomlin, L (7, 1) ERA: 6.17										0	0	0	0	0	0	0										
Doug Bair, R (8, 1) ERA: 0.36										1	0	0	0	0	0	1										
Inning Stats	R: 0 E: 0 K: 1 S: 5	H: 0 LOB: 0 BB: 0 P: 5	R: 0 E: 0 K: 0 S: 5	H: 2 LOB: 2 BB: 0 P: 5	R: 0 E: 0 K: 0 S: 3	H: 0 LOB: 0 BB: 0 P: 3	R: 2 E: 0 K: 0 S: 7	H: 4 LOB: 2 BB: 0 P: 7	R: 0 E: 0 K: 1 S: 7	H: 1 LOB: 2 BB: 0 P: 7	R: 0 E: 0 K: 1 S: 6	H: 1 LOB: 1 BB: 0 P: 6	R: 2 E: 0 K: 0 S: 5	H: 2 LOB: 0 BB: 0 P: 5	R: 0 E: 1 K: 1 S: 6	H: 0 LOB: 1 BB: 0 P: 6		1B: 7 2B: 1 3B: 0 HR: 2	SF: 0 SAC: 0 DP: 0 HBP: 0	WP: 1 PB: 0 SB: 0 CS: 0	PA: 36					
PITCHER	IP WLS BF H R ER SO BB IBB HBP BLK WP HR S P ERA WHIP																									
Randy Jones, L (1, 1) ERA: 2.59	6.0	27	8	2	2	3	0	0	0	0	0	0	0	0	1	33		33	3.00	1.333						
Bob Ouwchinko, L (7, 1) ERA: 3.47	0.2	3	1	1	1	0	0	0	0	0	0	1	3	3	13.50	1.500										
Rollie Fingers, R (7, 1) ERA: 2.76	1.1	L	6	1	1	1	1	0	0	0	0	1	8	8	6.75	0.750										

AB 36
R 4
H 10
RBI 4
BB 0
SO 4
LOB 12



Batter	1	2	3	4	5	6	7	8	9	AB	R	H	RBI	BB	SO	LOB	TOP					
Gene Richards, L OBP: 0.389, SLG: 0.422 (1, 8)	5-3	E6		IBB		6-3 2B IBB	2B		FC5 SH3 1B	4	1	2	0	2	0	1	San Diego Padres @ Cincinnati Reds Riverfront Stadium, Cincinnati, OH Sun May 21 1978, 3:33 AM EDT Unknown					
Ozzie Smith, S OBP: 0.328, SLG: 0.328 (1, 6)	1-3	F7		4-3		6-3	4-3		SH3	5	0	0	2	0	0	8						
Oscar Gamble, L OBP: 0.320, SLG: 0.308 George Hendrick, R OBP: 0.307, SLG: 0.350 Chuck Baker, R OBP: 0.385, SLG: 0.400 (1, 7)					F7	6-3 1B 2B		6-3	FC5	3	0	1	0	0	1	10						
Dave Winfield, R OBP: 0.322, SLG: 0.460 (1, 9)	1B			6-3		1B				5	0	3	1	0	0	1						
Gene Tenace, R OBP: 0.442, SLG: 0.451 (1, 3)		P3				1B				2	0	1	0	2	0	0						
Derrel Thomas, S OBP: 0.307, SLG: 0.284 (1, 4)				4-3		G6-4-3 BB			HBP	5	1	1	0	0	0	7						
Bill Almon, R OBP: 0.360, SLG: 0.374 (1, 5)					L5	E5 B3-4 E 6-3	5-3		P3	5	2	1	0	0	0	2						
Rick Sweet, S OBP: 0.370, SLG: 0.288 (1, 2)						E3 6-3 B3-4 2B	G3		P4	3	1	0	0	2	0	1						
Bob Shirley, R OBP: 0.250, SLG: 0.182 (1, 1)		SH1-3		SH3-4		B3-4			1B SH3	3	1	2	1	0	0	2						
Inning Stats	R: 0 E: 0 K: 0 S: 4	H: 1 LOB: 1 BB: 0 P: 4	R: 2 E: 1 K: 0 S: 6	H: 2 LOB: 2 BB: 1 P: 10	R: 0 E: 0 K: 1 S: 5	H: 0 LOB: 1 BB: 1 P: 9	R: 0 E: 0 K: 0 S: 3	H: 0 LOB: 2 BB: 2 P: 11	R: 0 E: 0 K: 0 S: 3	H: 1 LOB: 1 BB: 1 P: 7	R: 4 E: 2 K: 0 S: 8	H: 3 LOB: 2 BB: 1 P: 12	R: 0 E: 0 K: 0 S: 5	H: 2 LOB: 2 BB: 0 P: 5	R: 0 E: 0 K: 0 S: 4	H: 1 LOB: 2 BB: 0 P: 5	R: 1 E: 0 K: 0 S: 5	H: 2 LOB: 1 BB: 0 P: 5	1B: 9 2B: 3 3B: 0 HR: 0	SF: 0 SAC: 3 DP: 1 HBP: 1	WP: 0 PB: 0 SB: 2 CS: 0	PA: 48
PITCHER	IP	WLS	BF	H	R	ER	SO	BB	IBB	HBP	BLK	WP	HR	S	P	ERA	WHIP					
Manny Sarmiento, R ERA: 1.27 (1, 1)	5.0	L	24	4	2	1	1	3	2	0	0	0	0	21	41	1.80	1.400					
Dave Tomlin, L ERA: 4.5 (6, 1)	2.0		14	5	4	0	0	0	1	0	0	0	0	13	17	0.00	2.500					
Pedro Borbon, R ERA: 6.46 (8, 1)	2.0		10	3	1	1	0	0	0	1	0	0	0	9	10	4.50	1.500					

Batter	1	2	3	4	5	6	7	8	9	AB	R	H	RBI	BB	SO	LOB	BOTTOM					
Pete Rose, S OBP: 0.350, SLG: 0.452 (1, 5)	6-3		K				F8		4-3	5	0	1	0	0	1	1	San Diego Padres @ Cincinnati Reds Riverfront Stadium, Cincinnati, OH Sun May 21 1978, 3:33 AM EDT Unknown					
Ken Griffey, L OBP: 0.367, SLG: 0.448 (1, 9)	6-3		3-1		F5		1B BB		F8	4	0	0	0	1	0	2						
Joe Morgan, L OBP: 0.388, SLG: 0.594 Junior Kennedy, R OBP: 0.385, SLG: 0.286 (1, 4)	4-3		F9		4-3					3	0	0	0	0	0	2						
George Foster, R OBP: 0.390, SLG: 0.550 (1, 7)		4-3		K		HR	P5			4	1	1	1	0	1	2						
Johnny Bench, R OBP: 0.306, SLG: 0.428 (1, 3)		6-3		P4		F8		K		4	0	0	0	0	1	0						
Dave Concepcion, R OBP: 0.373, SLG: 0.436 (1, 6)		1B BB				F8		1-3		4	0	2	0	0	0	0						
Don Werner, R OBP: 0.321, SLG: 0.217 (1, 2)		1B BB		1-3		K		E5		3	0	0	0	1	1	1						
Dave Collins, S OBP: 0.371, SLG: 0.250 (1, 8)					6-3		1-3	L5		4	0	1	0	0	0	1						
Manny Sarmiento, R OBP: 0.333, SLG: 0.467 (1, 1)		FC6-4				1B BB		P3		1	0	0	0	0	0	3						
Inning Stats	R: 0 E: 0 K: 0 S: 3	H: 0 LOB: 0 BB: 0 P: 3	R: 0 E: 0 K: 0 S: 5	H: 2 LOB: 3 BB: 1 P: 9	R: 0 E: 0 K: 1 S: 6	H: 0 LOB: 0 BB: 0 P: 5	R: 0 E: 0 K: 1 S: 6	H: 1 LOB: 1 BB: 0 P: 6	R: 0 E: 0 K: 0 S: 4	H: 1 LOB: 2 BB: 1 P: 8	R: 1 E: 0 K: 0 S: 6	H: 1 LOB: 0 BB: 0 P: 6	R: 1 E: 0 K: 0 S: 5	H: 2 LOB: 2 BB: 1 P: 9	R: 0 E: 1 K: 1 S: 6	H: 0 LOB: 1 BB: 0 P: 6	R: 0 E: 0 K: 0 S: 3	H: 0 LOB: 0 BB: 0 P: 3	1B: 5 2B: 1 3B: 0 HR: 1	SF: 0 SAC: 0 DP: 0 HBP: 0	WP: 0 PB: 0 SB: 0 CS: 0	PA: 38
PITCHER	IP	WLS	BF	H	R	ER	SO	BB	IBB	HBP	BLK	WP	HR	S	P	ERA	WHIP					
Bob Shirley, L ERA: 5.05 (1, 1)	9.0	W	38	7	2	2	4	3	0	0	0	0	1	43	55	2.00	1.111					



Batter	1	2	3	4	5	6	7	8	9	AB	R	H	RBI	BB	SO	LOB	TOP				
Gene Richards, L (1.8) OBP: 0.378, SLG: 0.410 (7.3)	0-0 6-3		0-0 1-3			0-0 4-3		0-0 1-5-3		4	0	0	0	0	0	1	San Diego Padres @ Cincinnati Reds Riverfront Stadium, Cincinnati, OH Sun May 21 1978, 3:38 AM EDT Att: 38,295 - Unknown				
Ozzie Smith, S (1.6) OBP: 0.276, SLG: 0.319	0-0 F7		0-0 F7			0-0 5-3		0-0 F8		4	0	0	0	0	0	1					
Oscar Gamble, L (1.7) OBP: 0.320, SLG: 0.303 (7.9)	0-0 F7			0-0 G3		4-0 BB		0-0 1B		2	0	0	0	1	0	0					
George Hendrick, R (8, PH) OBP: 0.313, SLG: 0.356 (8.9)				0-0 G5-4-3		0-3 K		0-3 K		1	0	1	0	0	0	0					
Dave Winfield, R (1.9) OBP: 0.327, SLG: 0.461 (7.8)		0-0 6-3 S 1B		0-0 G5-4-3 1B		0-3 K		0-3 K		4	0	2	0	0	2	2					
Gene Tenace, R (1.3) OBP: 0.427, SLG: 0.430 (7.2)		0-3 K		0-0 G5-4-3			0-0 P6		0-3 K		4	0	0	0	2	2					
Derrel Thomas, S (1.4) OBP: 0.305, SLG: 0.283		0-0 6-3			0-0 4-3 1B		0-0 6-3		0-3 K		4	0	1	0	0	1					
Tucker Ashford, R (1.5) OBP: 0.167, SLG: 0.333 Mark Lee, R (7.1) Don Reynolds, R (9, PH) OBP: 0.375, SLG: 0.333		0-0 1-3			0-0 4-3		0-0 1B		0-0 P4		3	0	1	0	0	2					
Rick Sweet, S (1.2) OBP: 0.373, SLG: 0.309 Jerry Turner, L (7, PH) OBP: 0.279, SLG: 0.450 (7.7)			0-0 K		0-3 K		4-0 1B				2	0	1	0	0	1					
John D'Acquisto, R (1.1) OBP: 0.364, SLG: 0.379 Bill Almon, R (7, PH) (7.5)			0-3 K		0-3 K		0-0 1-2 2-H 1B				0	0	0	0	1	0					
Inning Stats	R: 0 E: 0 K: 0 S: 3	H: 0 LOB: 0 BB: 0 P: 3	R: 0 E: 0 K: 1 S: 6	H: 1 LOB: 1 BB: 0 P: 6	R: 0 E: 0 K: 1 S: 6	H: 1 LOB: 0 BB: 0 P: 6	R: 0 E: 0 K: 2 S: 8	H: 1 LOB: 1 BB: 0 P: 8	R: 0 E: 0 K: 1 S: 5	H: 0 LOB: 1 BB: 1 P: 9	R: 0 E: 0 K: 0 S: 4	H: 2 LOB: 2 BB: 1 P: 8	R: 0 E: 0 K: 1 S: 6	H: 1 LOB: 1 BB: 0 P: 6	R: 0 E: 0 K: 2 S: 7	H: 0 LOB: 0 BB: 0 P: 7	1B: 5 2B: 2 3B: 0 HR: 0	SF: 0 SAC: 0 DP: 1 HBP: 0	WP: 0 PB: 0 SB: 1 CS: 0	PA: 34	
PITCHER	IP WLS BF H R ER SO BB IBB HBP BLK WP HR S P ERA WHIP	7.0 W 27 6 0 0 5 2 0 0 0 0 0 35 43 0.00 1.143	0.2 S 2 0 0 0 0 0 0 0 0 0 2 2 0.00 0.000	1.1 S 5 1 0 0 3 0 0 0 0 0 11 11 0.00 0.750																	

AB	32
R	0
H	7
RBI	0
BB	2
SO	8
LOB	12





Batter	1	2	3	4	5	6	7	8	9	AB	R	H	RBI	BB	SO	LOB	BOTTOM				
Pete Rose, S (1.5) OBP: 0.353, SLG: 0.450	4-0 4-3 BB		0-3 K		0-0 WP 1B		0-0 B5-3			3	0	1	0	1	1	0	San Diego Padres @ Cincinnati Reds Riverfront Stadium, Cincinnati, OH Sun May 21 1978, 3:38 AM EDT Att: 38,295 - Unknown				
Ken Griffey, L (1.9) OBP: 0.376, SLG: 0.473	0-0 L8		0-0 K		0-0 WP 1B		0-0 K			4	0	3	0	0	0	1					
Dan Driessen, L (1.3) OBP: 0.402, SLG: 0.542	0-0 4-3		0-0 F8		0-0 P8		0-0 4-3			4	0	0	0	0	0	5					
George Foster, R (1.7) OBP: 0.387, SLG: 0.540	0-0 L7			0-3 K		0-0 F9		4-0 1-3 S BB		3	0	0	0	1	1	3					
Johnny Bench, R (1.2) OBP: 0.299, SLG: 0.416		0-3 K		0-3 K		0-0 P5		0-0 1-3		4	0	0	0	0	2	1					
Mike Lum, L (1.8) OBP: 0.261, SLG: 0.200 Cesar Geronimo, L (7.8) OBP: 0.362, SLG: 0.402		0-0 P6			0-0 1B		4-0 FC6-4 BB		0-0 4-3		2	0	1	0	1	0					
Junior Kennedy, R (1.4) OBP: 0.379, SLG: 0.292				0-3 K		0-0 FC6-4				3	0	1	0	0	1	2					
Rick Auerbach, R (1.6) OBP: 0.333, SLG: 0.412		0-0 G3			1-0 1B WP HBP		0-0 P6			2	1	0	0	0	0	2					
Tom Seaver, R (1.1) OBP: 0.263, SLG: 0.133 Dave Collins, S (7, PH) OBP: 0.361, SLG: 0.241 Dave Tomlin, L (8.1) Doug Bair, R (8.1)			0-3 K		0-0 B3		0-0 F7			2	0	0	0	0	1	1					
Inning Stats	R: 0 E: 0 K: 0 S: 3	H: 0 LOB: 1 BB: 1 P: 7	R: 0 E: 0 K: 1 S: 6	H: 1 LOB: 0 BB: 0 P: 6	R: 0 E: 0 K: 2 S: 8	H: 1 LOB: 1 BB: 0 P: 8	R: 0 E: 0 K: 3 S: 10	H: 1 LOB: 0 BB: 0 P: 10	R: 1 E: 0 K: 0 S: 5	H: 2 LOB: 2 BB: 0 P: 6	R: 0 E: 0 K: 0 S: 3	H: 0 LOB: 1 BB: 1 P: 7	R: 0 E: 0 K: 0 S: 4	H: 1 LOB: 1 BB: 0 P: 4	R: 0 E: 0 K: 0 S: 2	H: 0 LOB: 0 BB: 1 P: 6		1B: 4 2B: 1 3B: 1 HR: 0	SF: 0 SAC: 0 DP: 0 HBP: 1	WP: 1 PB: 0 SB: 1 CS: 0	PA: 33
PITCHER	IP WLS BF H R ER SO BB IBB HBP BLK WP HR S P ERA WHIP	6.0 L 26 5 1 1 6 2 0 1 0 0 0 6 10 1.50 1.167	2.0 L 7 1 0 0 0 1 0 0 0 0 0 6 10 0.00 1.000																		



Batter	1	2	3	4	5	6	7	8	9	AB	R	H	RBI	BB	SO	LOB	TOP			
Bill North, S OBP: 0.375, SLG: 0.313 (1, 8)										5	1	1	0	1	1	1	Los Angeles Dodgers @ San Diego Padres San Diego Stadium, San Diego, CA Mon May 22 1978, 6:33 AM EDT Att: 21,957 - Unknown livebaseballscorecards.com			
Bill Russell, R OBP: 0.308, SLG: 0.353 (1, 6)										4	1	1	1	1	0	2				
Reggie Smith, S OBP: 0.407, SLG: 0.572 (1, 9)										4	1	1	0	2	2	3				
Ron Cey, R OBP: 0.379, SLG: 0.401 (1, 5)										4	0	0	0	1	1	5				
Charlie Hough, R OBP: 0.600, SLG: 0.800 (8, 1)										0	0	0	0	0	0	0				
Steve Garvey, R OBP: 0.295, SLG: 0.398 (1, 3)										5	0	0	0	0	0	3				
Dusty Baker Jr, R OBP: 0.388, SLG: 0.432 (1, 7)										4	0	1	0	0	1	1				
Vic Davallo, L OBP: 0.333, SLG: 0.320 (8, 7)										1	1	1	2	0	0	0				
Lee Lacy, R OBP: 0.404, SLG: 0.674 (1, 4)										3	2	2	0	2	0	1				
Steve Yeager, R OBP: 0.336, SLG: 0.272 (1, 2)										2	1	0	0	3	0	4				
Don Sutton, R OBP: 0.250, SLG: 0.077 (1, 1)										2	0	0	0	0	1	4				
Manny Mota, R OBP: 0.444, SLG: 0.500 (8, PH)										1	0	1	3	0	0	0				
Davey Lopes, R OBP: 0.409, SLG: 0.457 (8, PR)										0	1	0	0	0	0	0				
Ted Martinez, R OBP: 0.273, SLG: 0.200 (8, 5)										1	0	1	0	0	0	0				
Inning Stats	R: 0 E: 0 K: 1 S: 5	H: 1 LOB: 1 BB: 0 P: 5	R: 0 E: 0 K: 1 S: 5	H: 0 LOB: 0 BB: 0 P: 5	R: 1 E: 1 K: 0 S: 4	H: 0 LOB: 3 BB: 3 P: 16	R: 0 E: 0 K: 1 S: 6	H: 1 LOB: 2 BB: 1 P: 10	R: 0 E: 0 K: 0 S: 4	H: 0 LOB: 2 BB: 1 P: 8	R: 0 E: 0 K: 1 S: 5	H: 0 LOB: 1 BB: 1 P: 9	R: 7 E: 1 K: 0 S: 9	H: 5 LOB: 3 BB: 4 P: 25	R: 0 E: 1 K: 1 S: 6	H: 1 LOB: 1 BB: 0 P: 6	1B: 5 2B: 5 3B: 0 HR: 0	SF: 0 SAC: 2 DP: 1 HBP: 0	WP: 0 PB: 0 SB: 1 CS: 1	PA: 48
PITCHER	IP	WLS	BF	H	R	ER	SO	BB	IBB	HBP	BLK	WP	HR	S	P	ERA	WHIP			
Bob Owchinko, L ERA: 3.81 (1, 1)	7.1	L	36	6	6	5	5	4	3	0	0	0	0	39	67	6.14	1.364			
Mark Lee, R ERA: 3.57 (8, 1)	0.1		6	2	2	2	0	2	0	0	0	0	0	4	12	54.00	12.000			
Dan Spillner, R ERA: 4.09 (8, 1)	1.1		6	1	0	0	1	1	0	0	0	0	0	7	11	0.00	1.500			

Batter	1	2	3	4	5	6	7	8	9	AB	R	H	RBI	BB	SO	LOB	BOTTOM			
Gene Richards, L OBP: 0.370, SLG: 0.399 (1, 7)										4	0	0	0	0	1	1	Los Angeles Dodgers @ San Diego Padres San Diego Stadium, San Diego, CA Mon May 22 1978, 6:33 AM EDT Att: 21,957 - Unknown livebaseballscorecards.com			
Ozzie Smith, S OBP: 0.275, SLG: 0.317 (1, 6)										4	0	1	0	0	2	0				
Chuck Baker, R OBP: 0.385, SLG: 0.400 (9, 6)										0	0	0	0	0	0	0				
George Hendrick, R OBP: 0.311, SLG: 0.352 (1, 8)										4	0	1	0	0	1	2				
Dave Winfield, R OBP: 0.331, SLG: 0.462 (1, 9)										4	1	2	0	0	0	1				
Gene Tenace, R OBP: 0.413, SLG: 0.411 (1, 3)										4	0	0	0	0	1	2				
Derrel Thomas, S OBP: 0.311, SLG: 0.290 (1, 4)										4	0	2	1	0	1	1				
Bill Almon, R OBP: 0.361, SLG: 0.375 (1, 5)										4	0	1	0	0	2					
Rick Sweet, S OBP: 0.372, SLG: 0.300 (1, 2)										2	0	0	0	1	1	2				
Bob Owchinko, L OBP: 0.100, SLG: 0.150 (1, 1)										3	0	1	0	0	1	2				
Mark Lee, R OBP: 0.366, SLG: 0.375 (8, 1)										0	0	0	0	0	0	0				
Dan Spillner, R OBP: 0.366, SLG: 0.375 (8, 1)										0	0	0	0	0	0	0				
Inning Stats	R: 0 E: 0 K: 2 S: 7	H: 0 LOB: 0 BB: 0 P: 7	R: 1 E: 1 K: 1 S: 7	H: 2 LOB: 1 BB: 1 P: 11	R: 0 E: 0 K: 0 S: 4	H: 1 LOB: 1 BB: 0 P: 4	R: 0 E: 0 K: 1 S: 6	H: 2 LOB: 2 BB: 0 P: 6	R: 0 E: 0 K: 0 S: 4	H: 2 LOB: 1 BB: 0 P: 4	R: 0 E: 0 K: 0 S: 3	H: 0 LOB: 0 BB: 0 P: 3	R: 0 E: 0 K: 2 S: 7	H: 0 LOB: 0 BB: 0 P: 7	R: 0 E: 0 K: 1 S: 6	H: 1 LOB: 1 BB: 0 P: 6	1B: 8 2B: 1 3B: 0 HR: 0	SF: 0 SAC: 0 DP: 2 HBP: 0	WP: 0 PB: 0 SB: 1 CS: 1	PA: 34
PITCHER	IP	WLS	BF	H	R	ER	SO	BB	IBB	HBP	BLK	WP	HR	S	P	ERA	WHIP			
Don Sutton, R ERA: 5.09 (1, 1)	7.0	W	27	7	1	1	5	0	0	0	0	0	0	36	40	1.29	1.143			
Charlie Hough, R ERA: 3.96 (8, 1)	2.0		7	1	0	0	3	0	0	0	0	0	0	13	13	0.00	0.500			

Batter	1	2	3	4	5	6	7	8	9	AB	R	H	RBI	BB	SO	LOB	TOP										
Bill North, S OBP: 0.360, SLG: 0.306 (1, 8)	F7		1B		FC6-4	K			6-3 1B BB	4	1	1	0	1	1	4	Los Angeles Dodgers @ San Diego Padres San Diego Stadium, San Diego, CA Wed May 24 1978, 10:05 PM EDT Att: 27,100 - Unknown livebaseballscorecards.com AB 38 R 3 H 11 RBI 3 BB 3 SO 12 LOB 26 										
Ted Martinez, R OBP: 0.313, SLG: 0.267 (1, 6)	F8		2B		K		K		6-3 1B	5	1	2	1	0	2	1											
Reggie Smith, S OBP: 0.403, SLG: 0.565 (1, 9)	K		2B		K		F3		P5	5	0	1	1	0	2	3											
Ron Cey, R OBP: 0.376, SLG: 0.400 (1, 5)		K	F9			1B 1B			6-3	4	1	1	0	1	1	3											
Steve Garvey, R OBP: 0.302, SLG: 0.412 (1, 3)	E1 PB 1B		K			1B 1B	F9		F9	5	0	2	0	0	1	4											
Dusty Baker Jr., R OBP: 0.388, SLG: 0.429 (1, 7)	K			F9		1B 1B			F9	4	0	1	1	0	1	1											
Lee Lacy, R OBP: 0.441, SLG: 0.745 (1, 4)				K		1B 1B				3	0	2	0	1	1	0											
Steve Yeager, R OBP: 0.323, SLG: 0.259 Jerry Grote, R OBP: 0.448, SLG: 0.417 (1, 2) (5, 2)	F3			5-3		F8			K	2	0	0	0	0	0	2											
Rick Rhoden, R OBP: 0.250, SLG: 0.222 Johnny Castiglione, L OBP: 0.385, SLG: 0.333 Bobby Castillo, R OBP: 0.350, SLG: 0.280 Lance Rautzhan, R OBP: 0.340, SLG: 0.280 Rick Monday, L OBP: 0.400, SLG: 0.657 Charlie Hough, R OBP: 0.500, SLG: 0.657 (1, 1) (5, PH) (5, 1) (5, 1) (6, PH) (6, 1)			5-3			FC6-4 1B			K	1	0	0	0	0	0	0											
Inning Stats	R: 0 E: 0 K: 1 S: 5	H: 0 LOB: 0 BB: 0 P: 5	R: 0 E: 1 K: 2 S: 8	H: 1 LOB: 2 BB: 1 P: 12	R: 2 E: 0 K: 1 S: 8	H: 3 LOB: 1 BB: 0 P: 8	R: 0 E: 0 K: 1 S: 5	H: 0 LOB: 0 BB: 0 P: 5	R: 0 E: 0 K: 2 S: 8	H: 1 LOB: 3 BB: 0 P: 8	R: 1 E: 0 K: 2 S: 11	H: 4 LOB: 3 BB: 0 P: 11	R: 0 E: 0 K: 1 S: 5	H: 0 LOB: 1 BB: 1 P: 9	R: 0 E: 0 K: 2 S: 8	H: 1 LOB: 2 BB: 1 P: 8		1B: 8 2B: 2 3B: 1 HR: 0	SF: 0 SAC: 0 DP: 0 HBP: 0	WP: 0 PB: 1 SB: 0 CS: 0	PA: 41						
PITCHER	IP	WLS	BF	H	R	ER	SO	BB	IBB	HBP	BLK	WP	HR	S	P	ERA	WHIP										
Gaylord Perry, R ERA: 2.51 John D'Acquisto, R ERA: 0.9	(1, 1) (6, 1)	5.0 S	25 16	9 2	3 0	3 0	7 5	1 2	0 0	0 0	0 0	0 0	0 0	38 24	42 32	5.40 0.00	2.000 1.000										

Batter	1	2	3	4	5	6	7	8	9	AB	R	H	RBI	BB	SO	LOB	BOTTOM										
Gene Richards, L OBP: 0.368, SLG: 0.395 (1, 8) (7, 7)	BB 1B			G3			F8			5	1	3	1	0	0	0	Los Angeles Dodgers @ San Diego Padres San Diego Stadium, San Diego, CA Wed May 24 1978, 10:05 PM EDT Att: 27,100 - Unknown livebaseballscorecards.com AB 37 R 9 H 13 RBI 9 BB 5 SO 9 LOB 21 										
Bill Almon, R OBP: 0.354, SLG: 0.362 (1, 5)	1B SF7 BB		FC6-4 1B		F9		K			4	1	0	0	1	1	4											
Oscar Gamble, L OBP: 0.333, SLG: 0.339 Derrel Thomas, S OBP: 0.308, SLG: 0.288 (1, 7) (6, PR) (7, 8)						E1 BB 1B			F9	3	2	2	2	1	0	0											
Dave Winfield, R OBP: 0.325, SLG: 0.451 (1, 9)	1-3 2-H 1B		HR			S 1B BB				1	1	0	0	0	0	0											
Gene Tenace, R OBP: 0.408, SLG: 0.398 (1, 3)	SF7		1-3			K			K	4	1	1	1	0	2	1											
Rick Sweet, S OBP: 0.372, SLG: 0.289 (1, 2)	F3		K			BB 1B			K	5	1	2	0	0	2	1											
Tucker Ashford, R OBP: 0.333, SLG: 0.600 (1, 4)						BB 1B				3	1	1	0	2	2	4											
Chuck Baker, R OBP: 0.353, SLG: 0.364 (1, 6)	K		1B			BB 1B				5	1	3	3	0	0	4											
Gaylord Perry, R OBP: 0.174, SLG: 0.227 John D'Acquisto, R (1, 1) (6, 1)						F4			6-3	4	0	1	2	0	0	4											
Inning Stats	R: 2 E: 0 K: 1 S: 7	H: 2 LOB: 1 BB: 1 P: 11	R: 1 E: 0 K: 1 S: 7	H: 2 LOB: 0 BB: 0 P: 7	R: 1 E: 0 K: 1 S: 8	H: 3 LOB: 2 BB: 0 P: 8	R: 0 E: 0 K: 0 S: 3	H: 0 LOB: 0 BB: 0 P: 3	R: 3 E: 1 K: 1 S: 9	H: 3 LOB: 3 BB: 2 P: 17	R: 2 E: 0 K: 2 S: 10	H: 3 LOB: 3 BB: 1 P: 14	R: 0 E: 0 K: 1 S: 5	H: 0 LOB: 0 BB: 0 P: 5	R: 0 E: 0 K: 2 S: 7	H: 0 LOB: 1 BB: 1 P: 11		1B: 11 2B: 0 3B: 0 HR: 2	SF: 1 SAC: 0 DP: 0 HBP: 0	WP: 0 PB: 0 SB: 1 CS: 0	PA: 43						
PITCHER	IP	WLS	BF	H	R	ER	SO	BB	IBB	HBP	BLK	WP	HR	S	P	ERA	WHIP										
Rick Rhoden, R ERA: 4.29 Bobby Castillo, R ERA: 3.48 Lance Rautzhan, L ERA: Charlie Hough, R ERA: 4.13	(1, 1) (5, 1) (5, 1) (6, 1)	4.0 0.2 0.1 3.0	20 7 2 14	7 2 1 3	4 3 0 2	4 0 0 2	3 1 0 5	3 2 0 2	1 0 0 2	0 0 0 0	0 0 0 0	0 0 0 0	0 0 0 0	25 7 2 22	29 15 2 30	9.00 0.00 0.00 6.00	2.000 6.000 3.000 1.667										

Batter	1	2	3	4	5	6	7	8	9	AB	R	H	RBI	BB	SO	LOB	TOP
Pete Rose, S OBP: 0.376, SLG: 0.467 Ray Knight, R OBP: 0.357, SLG: 0.500	0-0 SH5-3 4-3 2B		0-3 K		4-0 IBB			0-0 2B		3	1	2	0	1	1	0	Cincinnati Reds @ San Diego Padres San Diego Stadium, San Diego, CA Fri May 26 1978, 10:05 PM EDT Att: 34,227 - Unknown
Ken Griffey, L OBP: 0.475	0-0 SH5-3 2-3		0-3 K		0-0 CS 3-H	0-3 K		0-3 K		3	0	0	0	0	3	0	
Joe Morgan, L OBP: 0.374, SLG: 0.476	0-0 4-3		0-0 4-3			0-3 K		0-0 G3		4	0	0	1	0	1	0	
George Foster, R OBP: 0.380, SLG: 0.508	0-0 1B			0-0 5-3		4-0 BB		0-0 P3		3	0	1	0	1	0	0	
Johnny Bench, R OBP: 0.301, SLG: 0.444	0-3 K			0-3 K		0-3 K		0-0 HR		4	1	1	1	0	3	2	
Dave Concepcion, R OBP: 0.373, SLG: 0.455		0-0 4-3 SH1-3 2B		0-0 F8				0-3 K		4	1	1	0	0	1	0	
Dan Driessen, L OBP: 0.421, SLG: 0.546 Dave Collins, S OBP: 0.364, SLG: 0.229 Don Werner, R OBP: 0.281, SLG: 0.185	0-0 4-3 2-3			1-0 4-3 SH1-3 CS HBP				0-0 F7		1	0	0	0	0	0	1	
Cesar Geronimo, L OBP: 0.373, SLG: 0.426	0-0 SH1-3			0-0 SH1-3				0-0 F7		1	0	0	1	0	0	0	
Tom Seaver, R OBP: 0.227, SLG: 0.111 Doug Bair, R	0-0 F8			0-0 4-3				0-0 5-3		3	0	0	0	0	0	2	
Inning Stats	R: 1 E: 0 K: 1 S: 7	H: 2 LOB: 1 BB: 0 P: 7	R: 1 E: 0 K: 0 S: 4	H: 1 LOB: 0 BB: 0 P: 4	R: 0 E: 0 K: 2 S: 5	H: 0 LOB: 0 BB: 0 P: 5	R: 0 E: 0 K: 0 S: 2	H: 0 LOB: 1 BB: 1 P: 7	R: 0 E: 0 K: 0 S: 3	H: 0 LOB: 0 BB: 0 P: 3	R: 0 E: 0 K: 1 S: 5	H: 1 LOB: 0 BB: 0 P: 5	R: 1 E: 0 K: 1 S: 6	H: 1 LOB: 0 BB: 0 P: 6	1B: 1 2B: 3 3B: 0 HR: 1	SF: 0 SAC: 0 DP: 0 HBP: 1	
PITCHER	IP WLS BF H R ER SO BB IBB HBP BLK WP HR S P ERA WHIP	8.0 L 29 4 2 2 8 1 1 1 0 0 0 42 51 2.25 0.625	1.0 4 1 1 1 1 0 0 0 0 0 1 6 6 9.00 1.000														


AB	27
R	3
H	5
RBI	3
BB	2
SO	9
LOB	5



Batter	1	2	3	4	5	6	7	8	9	AB	R	H	RBI	BB	SO	LOB	BOTTOM				
Gene Richards, L OBP: 0.360, SLG: 0.385	0-0 G3		0-0 3-1			0-0 F6		0-0 FC4-6 1B		4	1	0	0	0	0	1	Cincinnati Reds @ San Diego Padres San Diego Stadium, San Diego, CA Fri May 26 1978, 10:05 PM EDT Att: 34,227 - Unknown				
Bill Almon, R OBP: 0.363, SLG: 0.374	4-0 BB		0-0 F8			0-0 2B		0-0 1B		3	0	2	0	1	0	0					
Oscar Gamble, L OBP: 0.331, SLG: 0.336 Ozzie Smith, S OBP: 0.275, SLG: 0.317	0-0 F7			0-3 K		0-3 K		0-0 1B		4	0	1	1	0	2	2					
Dave Winfield, R OBP: 0.317, SLG: 0.439	0-0 F8			0-0 6-3				0-3 K		4	0	0	0	0	1	3					
Gene Tenace, R OBP: 0.403, SLG: 0.386		0-3 K		0-3 K				0-0 F8		3	0	0	0	1	2	0					
Rick Sweet, S OBP: 0.378, SLG: 0.300		0-0 F8			0-0 FC1-6 1B			0-0 P4		4	0	2	0	0	0	1					
Tucker Ashford, R OBP: 0.316, SLG: 0.500		4-0 BB			0-0 FC1-6 G6-4-3 1-2			0-0 F8		3	0	0	0	1	0	3					
Chuck Baker, R OBP: 0.333, SLG: 0.343 Derrel Thomas, S OBP: 0.312, SLG: 0.291		0-3 K			0-0 G6-4-3 1-2			0-0 FC4-6 1B		2	0	0	0	0	1	2					
Bob Shirley, R OBP: 0.214, SLG: 0.154 Jerry Turner, L OBP: 0.273, SLG: 0.439 Rollie Fingers, R OBP: 0.333, SLG: 0.333			0-3 K			0-0 F9		0-0 F9		2	0	0	0	0	1	0					
Inning Stats	R: 0 E: 0 K: 0 S: 3	H: 0 LOB: 1 BB: 1 P: 7	R: 0 E: 0 K: 2 S: 7	H: 0 LOB: 1 BB: 1 P: 11	R: 0 E: 0 K: 1 S: 5	H: 0 LOB: 0 BB: 0 P: 5	R: 0 E: 0 K: 2 S: 7	H: 0 LOB: 0 BB: 0 P: 7	R: 0 E: 0 K: 0 S: 3	H: 1 LOB: 0 BB: 0 P: 3	R: 0 E: 0 K: 1 S: 6	H: 1 LOB: 1 BB: 0 P: 6	R: 0 E: 0 K: 0 S: 4	H: 1 LOB: 1 BB: 0 P: 4	R: 1 E: 0 K: 1 S: 8	H: 3 LOB: 2 BB: 0 P: 8		R: 0 E: 0 K: 1 S: 5	H: 0 LOB: 1 BB: 1 P: 9	1B: 5 2B: 1 3B: 0 HR: 0	SF: 0 SAC: 0 DP: 1 HBP: 0
PITCHER	IP WLS BF H R ER SO BB IBB HBP BLK WP HR S P ERA WHIP	7.2 S 30 6 1 1 6 2 0 0 0 0 0 8 12 0.00 0.750																			


AB	32
R	1
H	6
RBI	1
BB	3
SO	8
LOB	14



Batter	1	2	3	4	5	6	7	8	9	AB	R	H	RBI	BB	SO	LOB	TOP								
Pete Rose, S OBP: 0.371, SLG: 0.465 Manny Sarmiento, R (9, 1)	0-0 5-3		0-0 F9			0-0 P4	0-0 G6-4-3		0-0 WP 1-H 1B 2B	5	1	1	1	0	0	1									
Ken Griffey, L OBP: 0.386, SLG: 0.486 (1, 9)	0-0 1B			0-0 1B 1B		0-0 1B 1B		4-0 1B SF8 BB	0-0 2B	4	3	4	1	1	0	0									
Joe Morgan, L OBP: 0.375, SLG: 0.469 (1, 4)	0-0 P6			4-0 1B BB		0-0 1B 1B		0-0 F7	0-0 P6	4	0	1	0	1	0	3									
George Foster, R OBP: 0.387, SLG: 0.511 (1, 7)	0-0 2-3			0-0 G4-3 1B		4-0 1B IBB		0-0 1B	1-3 1B	3	0	2	1	1	0	1									
Johnny Bench, R OBP: 0.294, SLG: 0.436 (1, 3) (9, 2)		0-3 K		0-0 P6		0-0 F2		0-0 SF8	0-0 P6	3	0	0	1	0	1	5									
Dave Concepcion, R OBP: 0.370, SLG: 0.450 (1, 6)	0-0 5-3			0-0 G4-3 1B		0-0 1B		0-3 K	0-3 K	4	0	1	1	0	1	3									
Don Werner, R OBP: 0.257, SLG: 0.167 Dave Collins, S OBP: 0.356, SLG: 0.222 Ray Knight, R OBP: 0.357, SLG: 0.500 (1, 2) (9, PH) (9, 5)		0-3 K		0-0 F3		0-3 K		0-3 K	0-3 K	3	0	0	0	0	2	3	AB 33 R 5 H 9 RBI 5 BB 5 SO 9 LOB 17								
Cesar Geronimo, L OBP: 0.370, SLG: 0.415 (1, 8)			0-3 K		0-3 K		4-0 FC1-6 BB		0-3 K	3	0	0	0	1	3	0									
Bill Bonham, R OBP: 0.130, SLG: 0.095 Dave Tomlin, L (8, 1) Mike Lum, L OBP: 0.345, SLG: 0.400 (9, PH) (9, 3)			0-0 P8		0-3 K		0-0 FC1-6 G6-4-3		4-0 2B BB	3	0	0	0	0	1	1									
Inning Stats	R: 0 E: 0 K: 0 S: 4	H: 1 LOB: 1 BB: 0 P: 4	R: 0 E: 0 K: 2 S: 7	H: 0 LOB: 0 BB: 0 P: 7	R: 0 E: 0 K: 1 S: 5	H: 0 LOB: 0 BB: 0 P: 5	R: 1 E: 0 K: 0 S: 4	H: 2 LOB: 1 BB: 1 P: 8	R: 0 E: 0 K: 2 S: 7	H: 0 LOB: 0 BB: 0 P: 7	R: 1 E: 0 K: 1 S: 8	H: 3 LOB: 3 BB: 1 P: 12	R: 0 E: 0 K: 0 S: 2	H: 0 LOB: 0 BB: 1 P: 6	R: 1 E: 0 K: 0 S: 6	H: 1 LOB: 1 BB: 1 P: 10	R: 2 E: 0 K: 2 S: 9	H: 2 LOB: 1 BB: 1 P: 13	1B: 8 2B: 1 3B: 0 HR: 0	SF: 1 SAC: 0 DP: 2 HBP: 0	WP: 1 PB: 0 SB: 0 CS: 0	PA: 39			
PITCHER	IP	WLS	BF	H	R	ER	SO	BB	IBB	HBP	BLK	WP	HR	S	P	ERA	WHIP								
Bob Owchinko, L ERA: 3.73 John D'Acquisto, R ERA: 1.23 Mark Lee, R ERA: 4.34	(1, 1) (7, 1) (9, 1)	6.0 2.0 1.0	L 8 6	25 1 2	6 1 2	2 1 2	6 1 2	1 2 1	1 0 0	0 0 0	0 0 0	0 0 1	0 0 0	35 8 9	43 16 13	3.00 4.50 18.00	1.167 1.500 3.000								

Cincinnati Reds @ San Diego Padres
San Diego Stadium, San Diego, CA
Sat May 27 1978, 10:05 PM EDT
Att: 43,484 - Unknown

livebaseballscores.com

Batter	1	2	3	4	5	6	7	8	9	AB	R	H	RBI	BB	SO	LOB	BOTTOM								
Gene Richards, L OBP: 0.357, SLG: 0.377 (1, 8) (5, 7)	0-3 K		0-0 F9			0-0 FC6-4 1B		1-0 2B HBP		3	0	0	0	0	1	1									
Ozzie Smith, S OBP: 0.276, SLG: 0.317 Dave Winfield, R OBP: 0.315, SLG: 0.437 (1, 6) (8, PH) (9, 8)	0-0 4-3		0-0 F8			0-0 1B		0-0 F2		3	0	1	0	0	0	0									
Jerry Turner, L OBP: 0.292, SLG: 0.467 (1, 9)	0-0 1B			0-0 P4		0-3 K		0-0 2B		4	0	2	1	0	1	1									
Oscar Gamble, L OBP: 0.326, SLG: 0.331 Derrel Thomas, S OBP: 0.314, SLG: 0.295 (1, 7) (5, 8) (9, 4)	0-0 P5			0-3 K		0-0 K		0-0 4-3		2	0	0	0	0	1	1									
Gene Tenace, R OBP: 0.406, SLG: 0.419 (1, 3)		0-0 FC5-4 1B		0-3 K		0-0 FC4-6 FC6-4 1B		0-0 HR		4	1	2	1	0	1	1									
Rick Sweet, S OBP: 0.363, SLG: 0.286 (1, 2)		0-0 F8			0-0 1-3		0-0 F9		0-3 K	4	0	0	0	0	1	2									
Bill Almon, R OBP: 0.355, SLG: 0.365 (1, 5) (9, 6)		0-0 FC5-4 1-2			0-0 G3		0-0 FC6-4 1-2		0-0 F8	4	0	0	0	0	2		AB 33 R 2 H 7 RBI 2 BB 1 SO 7 LOB 13								
Tucker Ashford, R OBP: 0.261, SLG: 0.409 (1, 4) (9, 5)		0-3 K			0-3 K			0-0 F8	0-0 F8	4	0	0	0	0	2	1									
Bob Owchinko, L OBP: 0.095, SLG: 0.143 Mike Champion, R OBP: 0.393, SLG: 0.348 John D'Acquisto, R (7, 1) Don Reynolds, R OBP: 0.444, SLG: 0.375 Mark Lee, R (9, 1)			0-0 6-3			0-0 FC6-4 1B		4-0 HBP 2B BB		1	0	0	0	0	0	0									
Inning Stats	R: 0 E: 0 K: 1 S: 6	H: 1 LOB: 1 BB: 0 P: 6	R: 0 E: 0 K: 1 S: 6	H: 1 LOB: 1 BB: 0 P: 6	R: 0 E: 0 K: 0 S: 3	H: 0 LOB: 0 BB: 0 P: 3	R: 0 E: 0 K: 2 S: 7	H: 0 LOB: 0 BB: 0 P: 7	R: 0 E: 0 K: 1 S: 5	H: 0 LOB: 0 BB: 0 P: 5	R: 0 E: 0 K: 1 S: 6	H: 2 LOB: 1 BB: 0 P: 6	R: 0 E: 0 K: 0 S: 4	H: 1 LOB: 1 BB: 0 P: 4	R: 1 E: 0 K: 0 S: 4	H: 1 LOB: 2 BB: 1 P: 9	R: 1 E: 0 K: 1 S: 6	H: 1 LOB: 0 BB: 0 P: 6	1B: 5 2B: 1 3B: 0 HR: 1	SF: 0 SAC: 0 DP: 0 HBP: 1	WP: 0 PB: 0 SB: 1 CS: 0	PA: 35			
PITCHER	IP	WLS	BF	H	R	ER	SO	BB	IBB	HBP	BLK	WP	HR	S	P	ERA	WHIP								
Bill Bonham, R ERA: 2.39 Dave Tomlin, L ERA: 4.24 Manny Sarmiento, R ERA: 1.54	(1, 1) (8, 1) (9, 1)	7.1 0.2 1.0	W 4 4	27 1 1	1 0 1	1 0 1	6 0 1	0 0 0	0 0 0	0 1 0	0 0 0	0 0 0	0 0 1	0 3 6	4 4 6	0.00 0.00 9.00	1.500 1.500 1.000								

Cincinnati Reds @ San Diego Padres
San Diego Stadium, San Diego, CA
Sat May 27 1978, 10:05 PM EDT
Att: 43,484 - Unknown

livebaseballscores.com

Batter	1	2	3	4	5	6	7	8	9	AB	R	H	RBI	BB	SO	LOB	TOP										
Pete Rose, S OBP: 0.364, SLG: 0.455 (1, 3)	5-3		F9			FC4		F8		4	0	0	0	0	0	3	Cincinnati Reds @ San Diego Padres San Diego Stadium, San Diego, CA Sun May 28 1978, 6:33 AM EDT Att: 34,029 - Unknown										
Ken Griffey, L OBP: 0.383, SLG: 0.481 (1, 9)	1B			1-3		F8		F8		4	0	1	0	0	0	1											
Joe Morgan, L OBP: 0.373, SLG: 0.466 (1, 4) Junior Kennedy, R OBP: 0.333, SLG: 0.258 (3, 4)	4-3			K		FC6-4		2B	1B	1	0	0	0	0	0	0											
George Foster, R OBP: 0.389, SLG: 0.516 (1, 7)	5-3			FC5-4		F8		2B		4	0	2	1	0	0	0											
Dave Concepcion, R OBP: 0.362, SLG: 0.439 (1, 6)	6-3			FC5-4		4-3		K		4	0	0	0	0	1	2											
Ray Knight, R OBP: 0.294, SLG: 0.400 (1, 5) Mike Lum, L OBP: 0.333, SLG: 0.385 (9, PH)	L9					4-3		5-3		3	0	0	0	0	0	0											
Don Werner, R OBP: 0.263, SLG: 0.182 (1, 2)			G3	4-3		4-3		6-3		3	0	1	0	0	0	0											
Cesar Geronimo, L OBP: 0.362, SLG: 0.405 (1, 8)			4-3			F7		3-1		3	0	0	0	0	0	1											
Fred Norman, S OBP: 0.222, SLG: 0.222 (1, 1) Dave Collins, S OBP: 0.370, SLG: 0.243 (6, PH) Pedro Borbon, R OBP: 0.333, SLG: 0.333 (6, 1) Rick Auerbach, R OBP: 0.348, SLG: 0.389 (8, PH) Dave Tomlin, L OBP: 0.333, SLG: 0.385 (8, 1)			G3			FC4		BB		1	0	0	0	0	0	1											
Inning Stats	R: 0 E: 0 K: 0 S: 3	H: 1 LOB: 0 BB: 0 P: 3	R: 0 E: 0 K: 0 S: 3	H: 0 LOB: 0 BB: 0 P: 3	R: 0 E: 0 K: 0 S: 4	H: 1 LOB: 1 BB: 0 P: 4	R: 0 E: 0 K: 1 S: 6	H: 1 LOB: 0 BB: 0 P: 6	R: 0 E: 0 K: 0 S: 3	H: 0 LOB: 0 BB: 0 P: 3	R: 0 E: 0 K: 0 S: 4	H: 1 LOB: 1 BB: 0 P: 4	R: 0 E: 0 K: 0 S: 3	H: 0 LOB: 0 BB: 0 P: 3	R: 0 E: 0 K: 0 S: 3	H: 0 LOB: 1 BB: 1 P: 7		R: 1 E: 0 K: 1 S: 7	H: 2 LOB: 1 BB: 0 P: 7	1B: 5 2B: 1 3B: 0 HR: 0	SF: 0 SAC: 0 DP: 0 HBP: 0	WP: 0 PB: 0 SB: 0 CS: 0	PA: 33				
PITCHER	IP	WLS	BF	H	R	ER	SO	BB	IBB	HBP	BLK	WP	HR	S	P	ERA	WHIP										
Randy Jones, L ERA: 2.42 (1, 1)	8.1	W	31	6	1	1	1	1	0	0	0	0	0	32	36	1.08	0.840										
Rollie Fingers, R ERA: 3.89 (9, 1)	0.2	S	2	0	0	0	1	0	0	0	0	0	0	4	4	0.00	0.000										

Batter	1	2	3	4	5	6	7	8	9	AB	R	H	RBI	BB	SO	LOB	BOTTOM										
Ozzie Smith, S OBP: 0.276, SLG: 0.322 (1, 6)	SH5-3		F8			4-3		G3		4	1	1	0	0	0	0	Cincinnati Reds @ San Diego Padres San Diego Stadium, San Diego, CA Sun May 28 1978, 6:33 AM EDT Att: 34,029 - Unknown										
Derrel Thomas, S OBP: 0.315, SLG: 0.295 (1, 8)	SH5-3			5-3		5-3		S	1B	3	0	1	0	0	0	0											
Oscar Gamble, L OBP: 0.331, SLG: 0.344 (1, 7) Gene Richards, L OBP: 0.357, SLG: 0.377 (9, 7)	G6-4-3			E		4-3		P6		4	1	2	1	0	0	1											
Dave Winfield, R OBP: 0.314, SLG: 0.429 (1, 9)	G6-4-3			E4		F9		BB		3	1	0	0	1	0	1											
Gene Tenace, R OBP: 0.401, SLG: 0.407 (1, 3)	K			BB		E5		F9		3	0	0	0	1	1	2											
Bill Almon, R OBP: 0.354, SLG: 0.364 (1, 5)	F8			BB		F8				3	0	1	1	0	0	1											
Tucker Ashford, R OBP: 0.269, SLG: 0.375 (1, 4)	5-3			BB		F8				2	0	0	0	1	0	0											
Bob Davis, R OBP: 0.231, SLG: 0.237 (1, 2)			6-3			4-3				3	0	0	0	0	0	3											
Randy Jones, R OBP: 0.125, SLG: 0.125 (1, 1) Rollie Fingers, R OBP: 0.333, SLG: 0.333 (9, 1)	6-3			K		K				3	0	0	0	0	2	0											
Inning Stats	R: 1 E: 0 K: 0 S: 4	H: 2 LOB: 0 BB: 0 P: 4	R: 0 E: 0 K: 1 S: 5	H: 0 LOB: 0 BB: 0 P: 5	R: 0 E: 0 K: 0 S: 3	H: 0 LOB: 0 BB: 0 P: 3	R: 2 E: 1 K: 0 S: 5	H: 2 LOB: 2 BB: 2 P: 13	R: 0 E: 0 K: 1 S: 5	H: 0 LOB: 0 BB: 0 P: 5	R: 0 E: 0 K: 0 S: 4	H: 0 LOB: 1 BB: 0 P: 4	R: 0 E: 0 K: 1 S: 5	H: 0 LOB: 0 BB: 0 P: 5	R: 0 E: 0 K: 0 S: 4	H: 1 LOB: 2 BB: 1 P: 8		R: 0 E: 0 K: 0 S: 4	H: 1 LOB: 1 BB: 1 P: 8	1B: 3 2B: 2 3B: 0 HR: 0	SF: 0 SAC: 1 DP: 2 HBP: 0	WP: 1 PB: 0 SB: 1 CS: 0	PA: 32				
PITCHER	IP	WLS	BF	H	R	ER	SO	BB	IBB	HBP	BLK	WP	HR	S	P	ERA	WHIP										
Fred Norman, L ERA: 2.85 (1, 1)	5.0	L	20	4	3	2	2	2	0	0	0	0	0	9	9	0.00	0.000										
Pedro Borbon, R ERA: 5.74 (6, 1)	2.0		7	0	0	0	1	0	0	0	0	0	0	9	9	0.00	0.000										
Dave Tomlin, L ERA: 4.0 (8, 1)	1.0		5	1	0	0	0	1	0	0	0	0	0	4	8	0.00	2.000										



Batter	1	2	3	4	5	6	7	8	9	AB	R	H	RBI	BB	SO	LOB	TOP											
Ozzie Smith, S OBP: 0.267, SLG: 0.312 (1, 6)	6-3		K		5-3		G3		4-3	5	0	0	0	0	1	1	San Diego Padres @ Los Angeles Dodgers Dodger Stadium, Los Angeles, CA Mon May 29 1978, 3:33 AM PDT Att: 51,781 - Unknown livebaseballscorecards.com											
Derrel Thomas, S OBP: 0.311, SLG: 0.292 (1, 8)	CS 1B		6-3			K		P4	F9	5	0	1	0	0	1	0												
Don Reynolds, R OBP: 0.478, SLG: 0.368 (1, 7)	FC4 1B			K				BB 2B	E5 FC6-4	3	1	1	0	2	1	0												
Dave Winfield, R OBP: 0.316, SLG: 0.430 (1, 9)	FC4			HR 2B		F6		BB 2B	FC6-4	4	2	1	0	1	0	3												
Gene Tenace, R OBP: 0.411, SLG: 0.455 (1, 3) (7, 2)	G6-4-3 1B			HR 2H		K		E4 2B		4	2	3	3	0	1	1												
Bill Almon, R OBP: 0.358, SLG: 0.373 (1, 5)	G6-4-3 1B			K				4-3 2B	4-3	4	1	2	0	0	1	1												
Tucker Ashford, R OBP: 0.267, SLG: 0.393 (1, 4)	G6-4-3			K				4-3		4	0	1	1	0	1	3												
Bob Davis, R OBP: 0.220, SLG: 0.225 (7, PH)	5-3			K						2	0	0	0	0	1	1												
Gene Richards, L OBP: 0.359, SLG: 0.375 (7, 3)						K				1	0	0	0	1	1	1												
Gaylord Perry, R OBP: 0.160, SLG: 0.208 (7, PH)										2	0	0	0	0	0	2												
Jerry Turner, L OBP: 0.290, SLG: 0.478 (7, 1)										1	0	1	1	0	0	0												
Mark Lee, R OBP: 0.267, SLG: 0.478 (7, 1)										0	0	0	0	0	0	0												
Dan Spillner, R OBP: 0.267, SLG: 0.478 (7, 1)										0	0	0	0	0	0	0												
Oscar Gamble, L OBP: 0.267, SLG: 0.341 (8, PH)										1	0	0	0	0	0	2												
Dave Freisleben, R OBP: 0.267, SLG: 0.341 (8, 1)										0	0	0	0	0	0	0												
Inning Stats	R: 0 E: 0 K: 0 S: 4	H: 2 LOB: 1 BB: 0 P: 4	R: 0 E: 0 K: 0 S: 4	H: 2 LOB: 1 BB: 0 P: 4	R: 0 E: 0 K: 2 S: 7	H: 0 LOB: 0 BB: 0 P: 7	R: 2 E: 0 K: 3 S: 11	H: 2 LOB: 0 BB: 0 P: 11	R: 0 E: 0 K: 2 S: 7	H: 0 LOB: 1 BB: 1 P: 11	R: 1 E: 0 K: 1 S: 7	H: 2 LOB: 1 BB: 0 P: 7	R: 3 E: 1 K: 0 S: 5	H: 2 LOB: 2 BB: 3 P: 17	R: 0 E: 1 K: 0 S: 4	H: 0 LOB: 1 BB: 0 P: 4	1B: 5 2B: 4 3B: 0 HR: 1	SF: 0 SAC: 0 DP: 1 HBP: 0	WP: 0 PB: 0 SB: 0 CS: 1	PA: 40								
PITCHER	IP	WLS	BF	H	R	ER	SO	BB	IBB	HBP	BLK	WP	HR	S	P	ERA	WHIP											
Tommy John, L ERA: 2.85	(1, 1)	7.1	W	31	8	5	5	10	3	0	0	0	0	1	48	60	6.14	1.500										
Terry Forster, L ERA: 1.46	(8, 1)	1.2		9	2	1	1	0	1	0	0	0	0	0	8	12	5.40	1.800										

Batter	1	2	3	4	5	6	7	8	9	AB	R	H	RBI	BB	SO	LOB	BOTTOM											
Bill North, S OBP: 0.375, SLG: 0.313 (1, 8)	6-3			BB 1B WP	1B		4-0 1B	BB		2	2	1	0	3	0	0	San Diego Padres @ Los Angeles Dodgers Dodger Stadium, Los Angeles, CA Mon May 29 1978, 3:33 AM PDT Att: 51,781 - Unknown livebaseballscorecards.com											
Bill Russell, R OBP: 0.300, SLG: 0.342 (1, 6)	L5			WP BB 6-3 1B	1B		1-3 1B	BB		5	2	3	2	0	1	2												
Reggie Smith, S OBP: 0.414, SLG: 0.571 (1, 9)	K			F9 1B BB			4-3	FC6-4 1B		3	1	1	1	1	1	0												
Ron Cey, R OBP: 0.390, SLG: 0.436 (1, 5)				6-3			4-0 K	BB		4	1	2	1	0	1	2												
Steve Garvey, R OBP: 0.298, SLG: 0.414 (1, 3)	G5-4-3 1B			1-2 2H 3H			3B 1B			4	0	1	1	0	0	3												
Dusty Baker Jr., R OBP: 0.374, SLG: 0.412 (1, 7)	K			F9 2-3			1-1 3B	FC6-4		4	0	1	1	0	1	1												
Lee Lacy, R OBP: 0.373, SLG: 0.657 (1, 4)				3H 1B			5-3			4	2	1	1	0	1	2												
Ted Martinez, R OBP: 0.313, SLG: 0.267 (9, 4)				K			F9	FC6-4 1B		0	0	0	0	0	0	0												
Steve Yeager, R OBP: 0.313, SLG: 0.246 (1, 2)				F8			F9	SH1-6-4 2B		3	1	0	0	1	1	1												
Tommy John, R OBP: 0.208, SLG: 0.217 (1, 1)				6-3			F9	BB		2	0	0	0	0	0	0												
Terry Forster, L OBP: 0.400, SLG: 0.400 (8, 1)								SH1-6-4 1B		1	0	1	1	0	0	0												
Inning Stats	R: 0 E: 0 K: 1 S: 5	H: 0 LOB: 0 BB: 0 P: 5	R: 0 E: 0 K: 1 S: 5	H: 1 LOB: 0 BB: 0 P: 5	R: 0 E: 0 K: 1 S: 5	H: 0 LOB: 0 BB: 0 P: 5	R: 3 E: 0 K: 0 S: 5	H: 3 LOB: 1 BB: 1 P: 9	R: 1 E: 0 K: 0 S: 4	H: 2 LOB: 2 BB: 1 P: 8	R: 1 E: 0 K: 0 S: 5	H: 2 LOB: 1 BB: 0 P: 5	R: 3 E: 0 K: 1 S: 7	H: 2 LOB: 1 BB: 2 P: 15	R: 1 E: 1 K: 2 S: 9	H: 1 LOB: 2 BB: 1 P: 13	1B: 8 2B: 1 3B: 1 HR: 1	SF: 0 SAC: 1 DP: 1 HBP: 0	WP: 1 PB: 0 SB: 1 CS: 0	PA: 38								
PITCHER	IP	WLS	BF	H	R	ER	SO	BB	IBB	HBP	BLK	WP	HR	S	P	ERA	WHIP											
Gaylord Perry, R ERA: 2.93	(1, 1)	6.0	L	25	8	5	5	3	2	0	0	0	0	2	29	37	7.50	1.667										
Mark Lee, R ERA: 5.68	(7, 1)	0.1		4	1	3	3	0	2	0	0	0	0	2	10	81.00	9.000											
Dan Spillner, R ERA: 3.97	(7, 1)	0.2		3	1	0	0	1	0	0	0	0	0	5	5	0.00	1.500											
Dave Freisleben, R ERA: 5.92	(8, 1)	1.0		6	1	1	0	2	1	0	0	0	0	9	13	0.00	2.000											



Batter	1	2	3	4	5	6	7	8	9	AB	R	H	RBI	BB	SO	LOB	TOP	
Derrel Thomas, S OBP: 0.303, SLG: 0.284 (1, 8)										4	0	0	0	0	0	0	San Diego Padres @ Los Angeles Dodgers Dodger Stadium, Los Angeles, CA Tue May 30 1978, 7:05 PM PDT Att: 31,636 - Unknown	
Ozzie Smith, S OBP: 0.287, SLG: 0.310 (1, 6)										4	0	1	0	0	1	0		
Oscar Gamble, L OBP: 0.333, SLG: 0.341 (1, 7)										3	1	1	0	1	0	0		
Dave Winfield, R OBP: 0.315, SLG: 0.426 (1, 9)										4	1	1	0	0	0	2		
Gene Tenace, R OBP: 0.413, SLG: 0.447 (1, 3)										2	0	0	0	1	0	2		
Rick Sweet, S OBP: 0.358, SLG: 0.284 (1, 2)										4	0	1	2	0	0	1		
Bill Almon, R OBP: 0.350, SLG: 0.365 (1, 5)										4	0	0	0	0	2	3		
Tucker Ashford, R OBP: 0.265, SLG: 0.355 (1, 4)										3	0	0	0	1	0	2		
Eric Rasmussen, R OBP: 0.105, SLG: 0.205 (2, 1)										1	0	0	0	0	0	1		
Dave Freisleben, R OBP: 0.304, SLG: 0.345 (5, PH)										0	0	0	0	0	0	0		
Mike Champion, R OBP: 0.302, SLG: 0.333 (5, 1)										1	0	0	0	0	0	0		
Mark Lee, R OBP: 0.302, SLG: 0.448 (8, PH)										0	0	0	0	0	0	0		
Jerry Turner, L OBP: 0.302, SLG: 0.448 (8, 1)										1	0	0	0	0	0	1		
Dan Spillner, R OBP: 0.302, SLG: 0.448 (8, 1)										0	0	0	0	0	0	0		
Inning Stats	R: 0 E: 0 K: 0 S: 4	H: 1 LOB: 2 BB: 1 P: 8	R: 0 E: 0 K: 0 S: 3	H: 0 LOB: 1 BB: 1 P: 7	R: 0 E: 0 K: 0 S: 3	H: 0 LOB: 0 BB: 0 P: 3	R: 0 E: 0 K: 1 S: 5	H: 0 LOB: 0 BB: 0 P: 5	R: 0 E: 0 K: 1 S: 5	H: 0 LOB: 1 BB: 1 P: 9	R: 0 E: 0 K: 1 S: 5	H: 0 LOB: 0 BB: 0 P: 5	R: 2 E: 0 K: 2 S: 10	H: 3 LOB: 2 BB: 0 P: 11	1B: 4 2B: 0 3B: 0 HR: 0	SF: 0 SAC: 0 DP: 0 HBP: 1	WP: 1 PB: 0 SB: 0 CS: 0	PA: 35
PITCHER Rick Rhoden, R ERA: 3.97 (1, 1)	IP: 9.0 WLS: W BF: 35 H: 4 R: 2 ER: 2 SO: 5 BB: 3 IBB: 0 HBP: 1 BLK: 0 WP: 1 HR: 0 S: 41 P: 54 ERA: 2.00 WHIP: 0.778															PITCHER Rick Rhoden, R ERA: 3.97 (1, 1)	IP: 9.0 WLS: W BF: 35 H: 4 R: 2 ER: 2 SO: 5 BB: 3 IBB: 0 HBP: 1 BLK: 0 WP: 1 HR: 0 S: 41 P: 54 ERA: 2.00 WHIP: 0.778	

AB 31
R 2
H 4
RBI 2
BB 3
SO 5
LOB 11

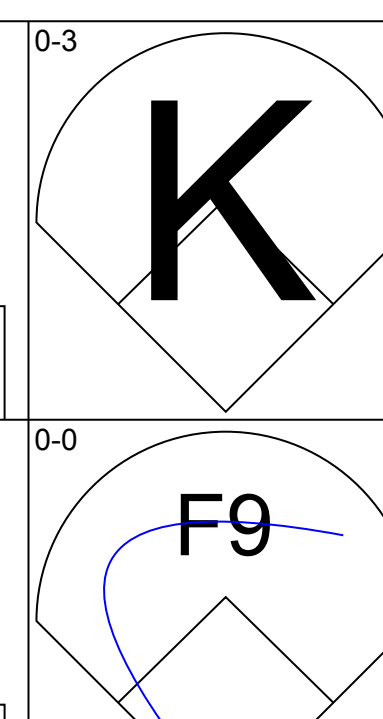
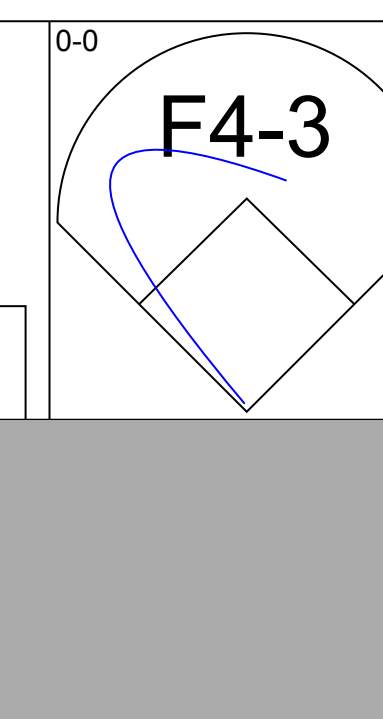
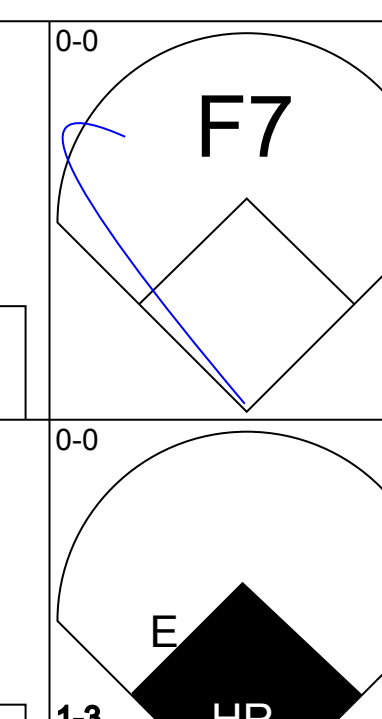
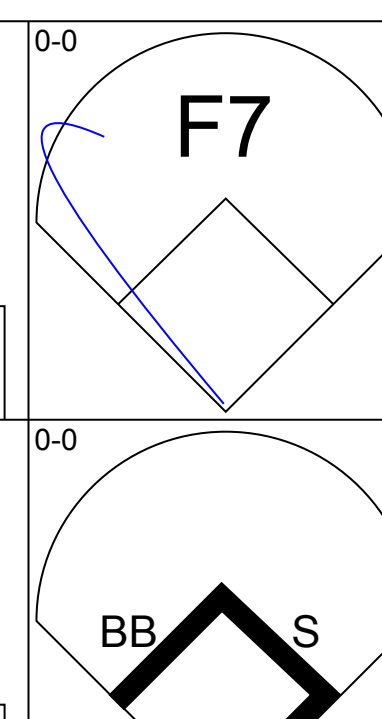
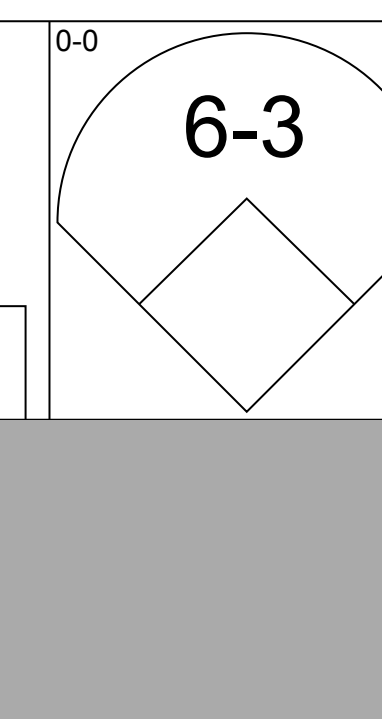
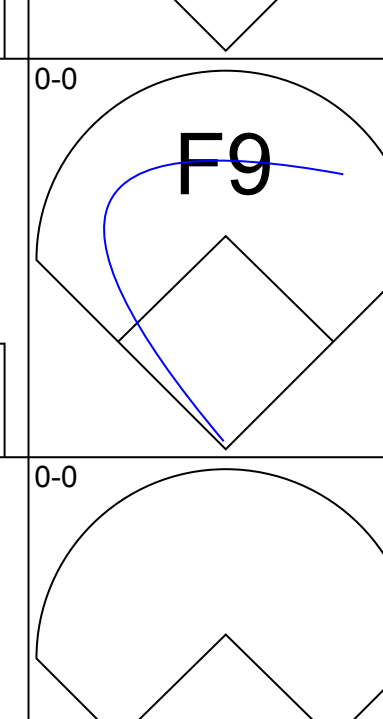
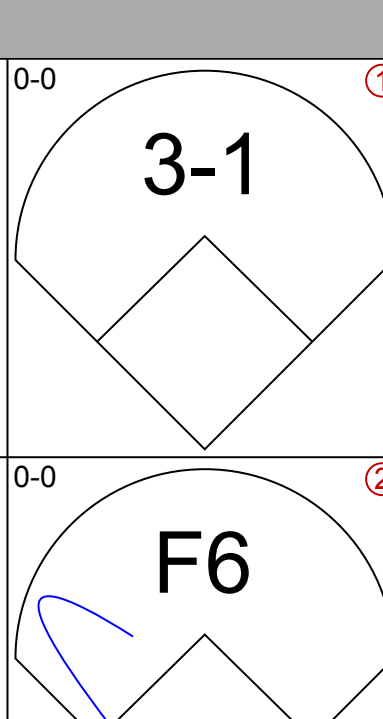
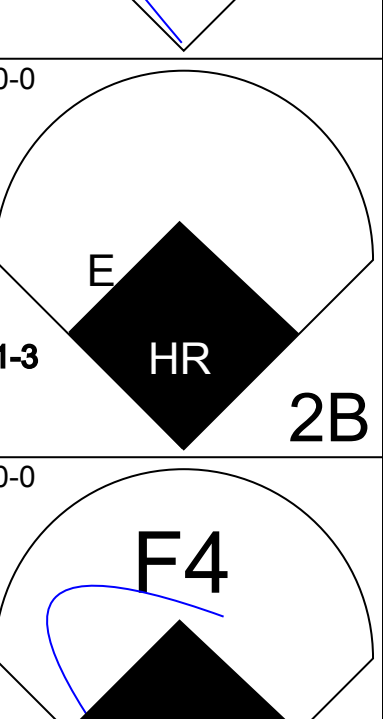
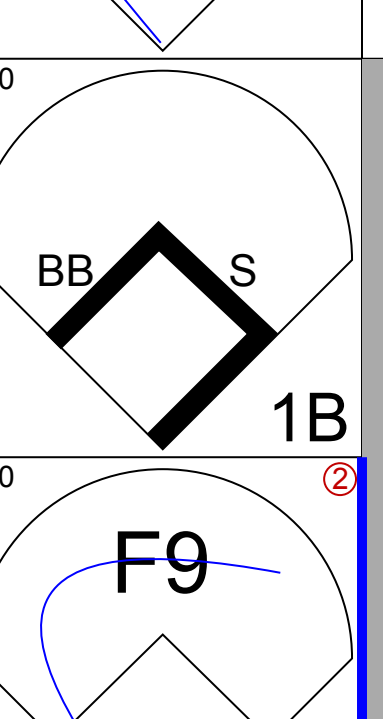
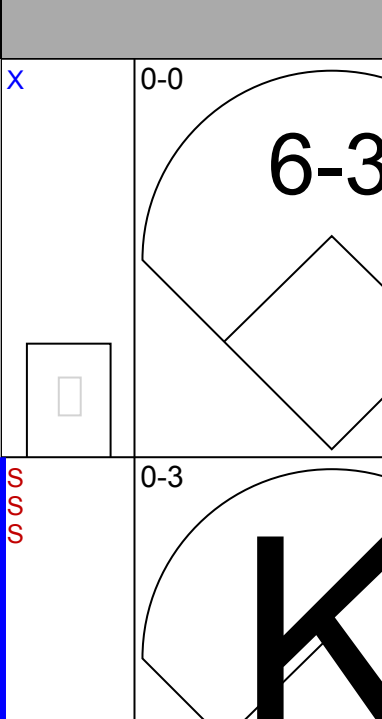
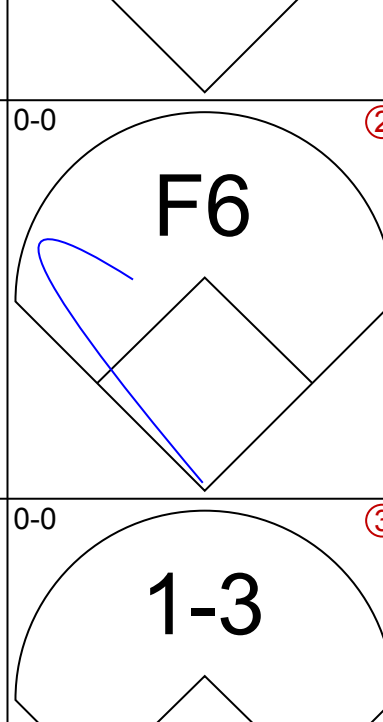
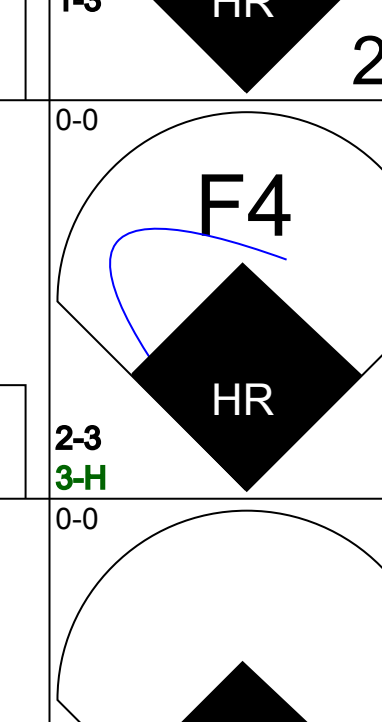
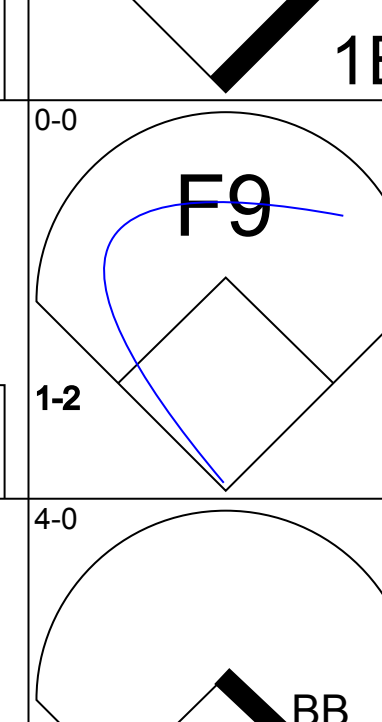
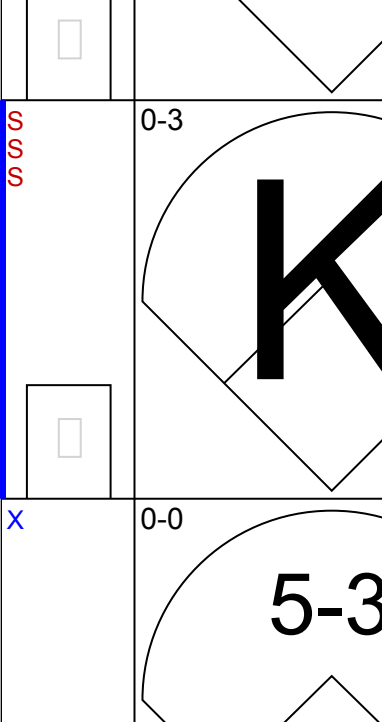
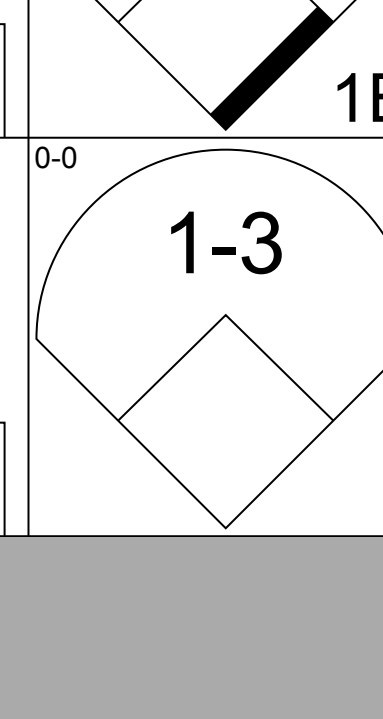
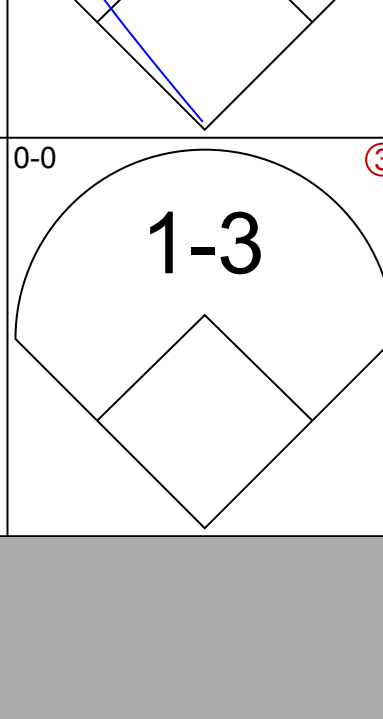
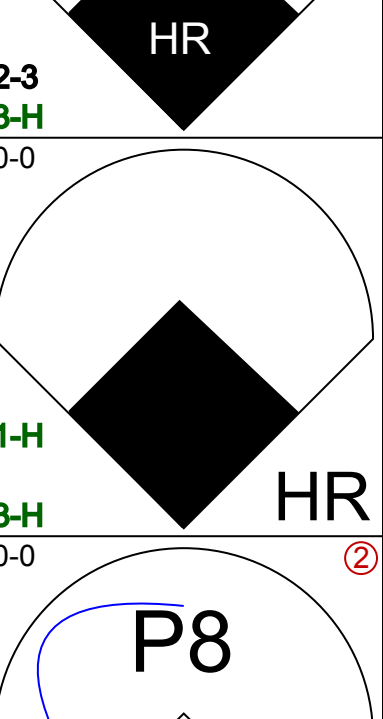
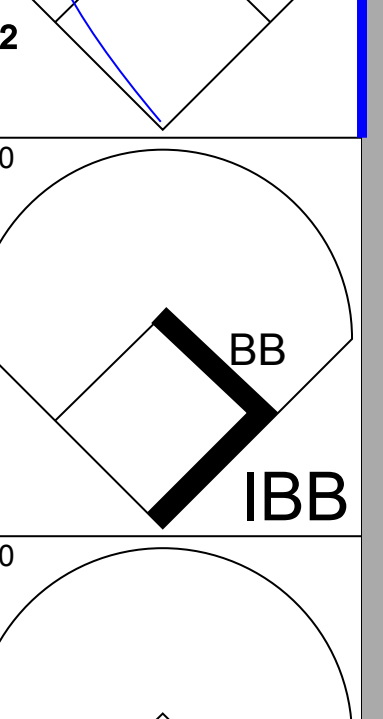
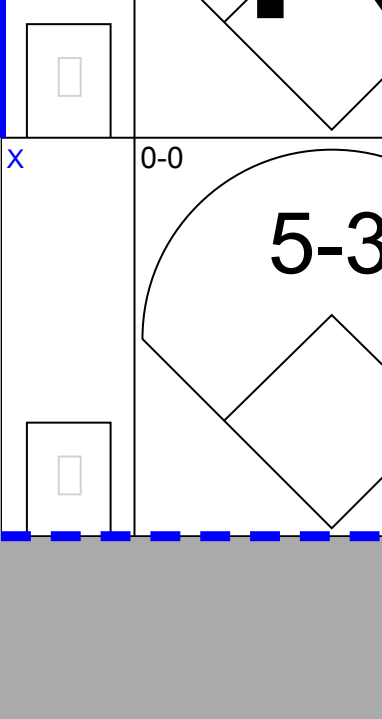
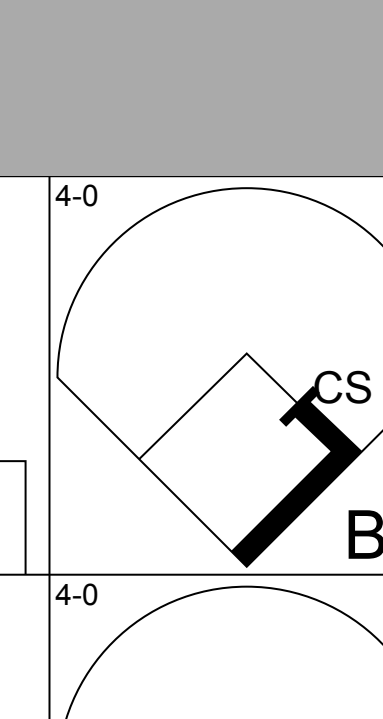
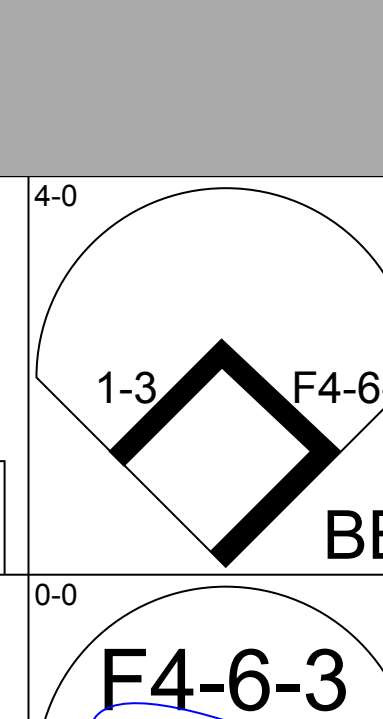
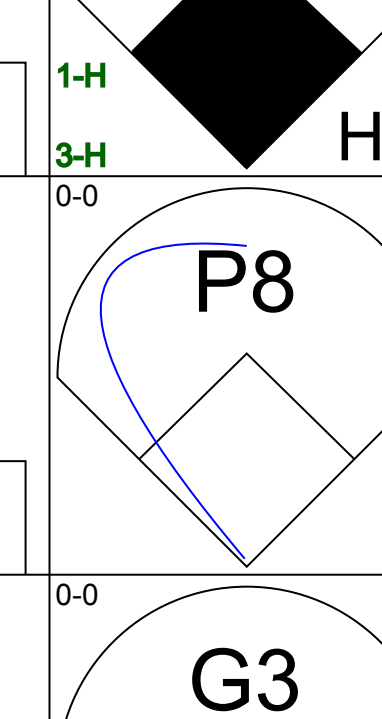
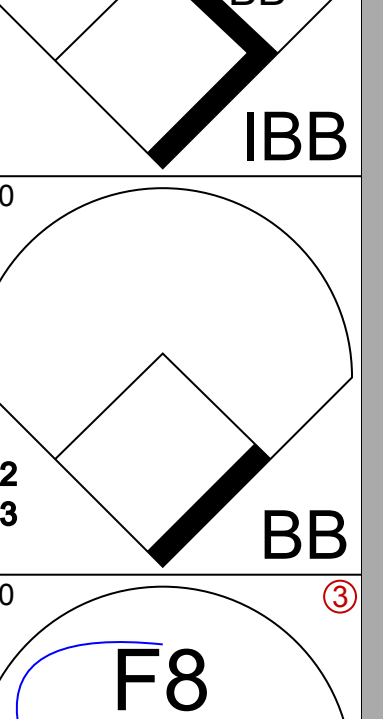
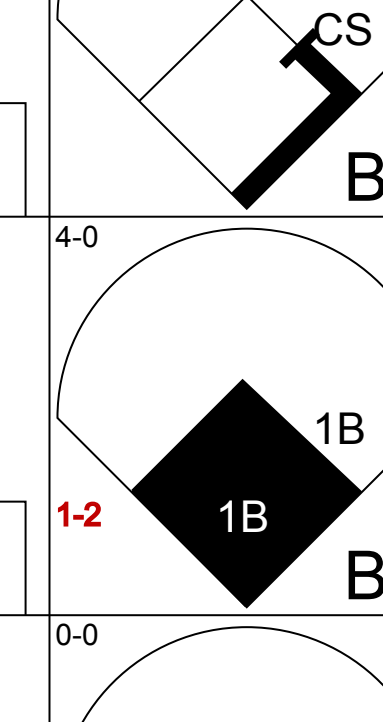
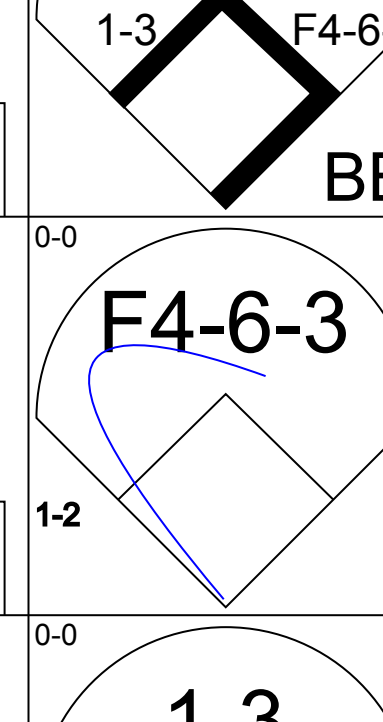
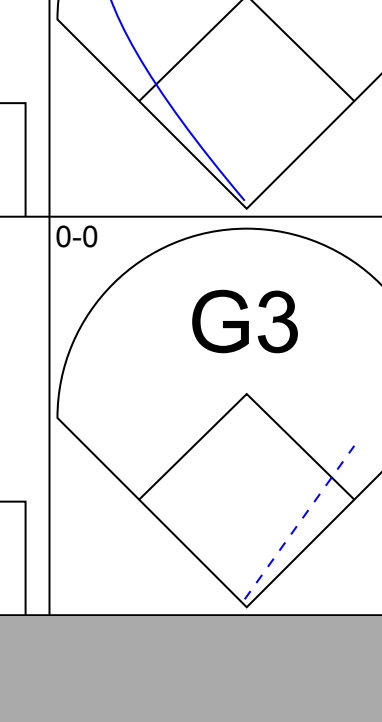
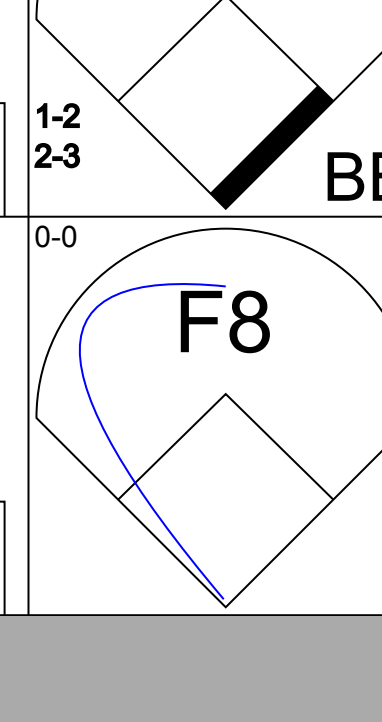
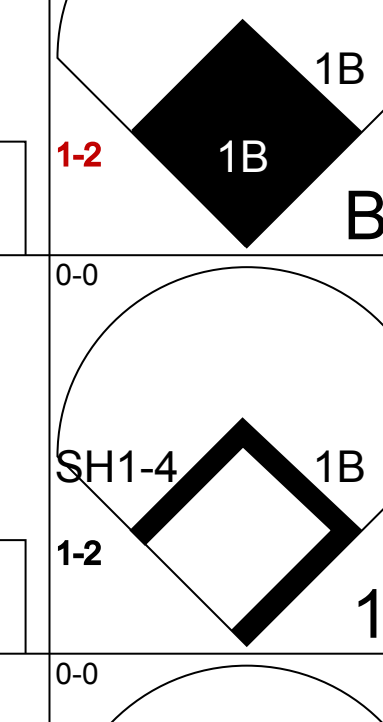
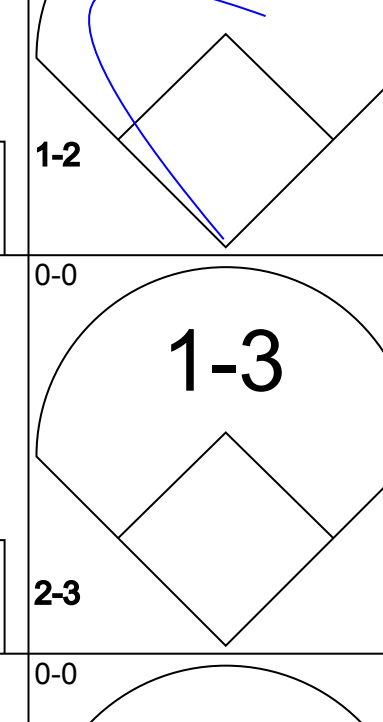
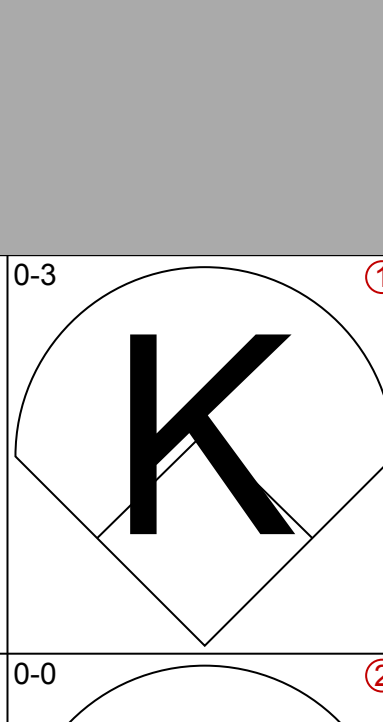
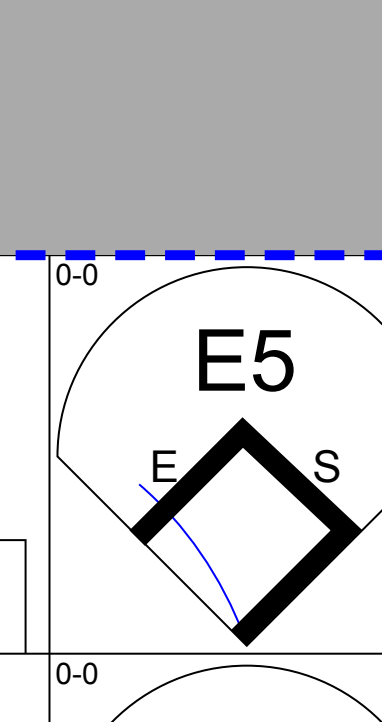
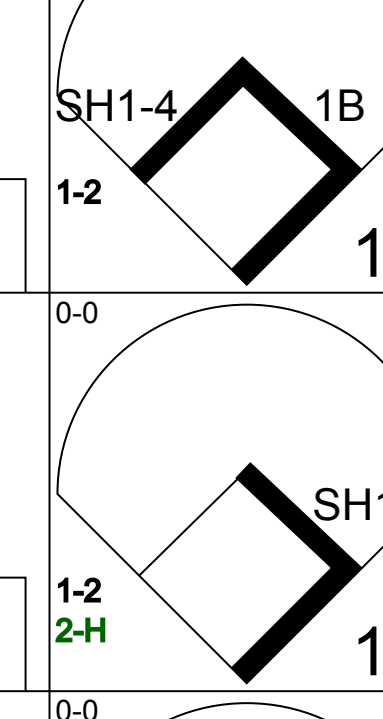
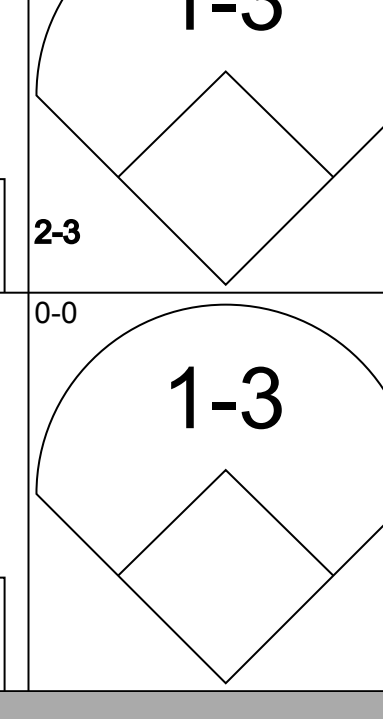
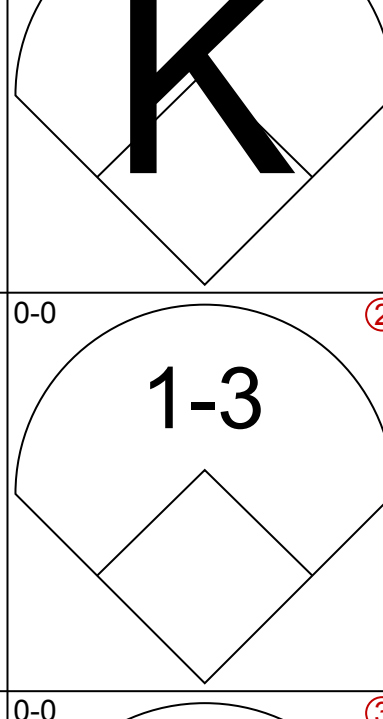
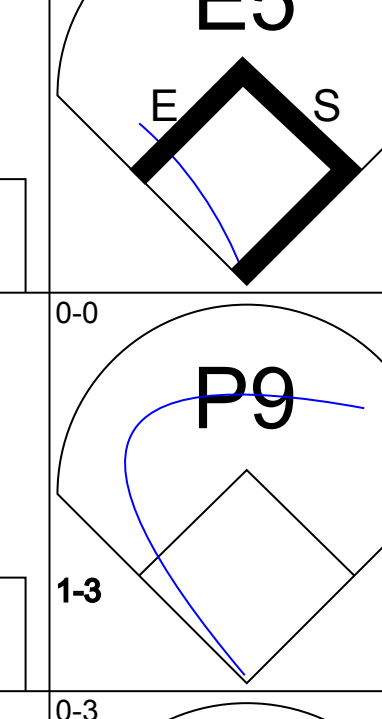
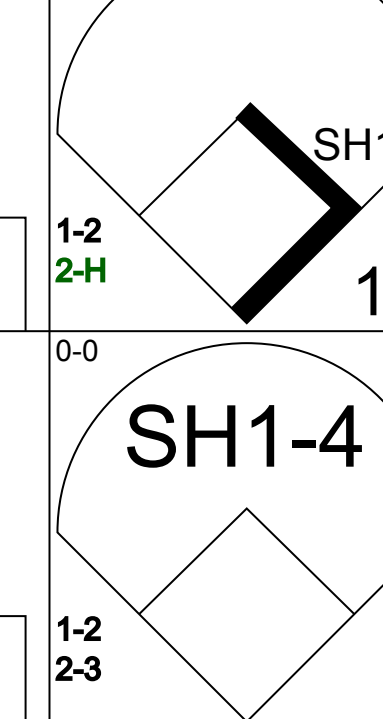
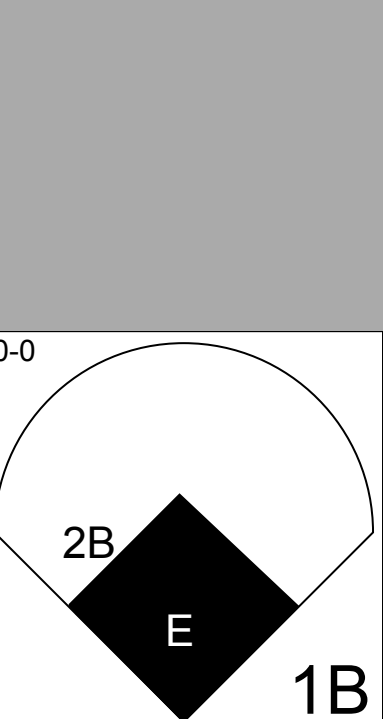
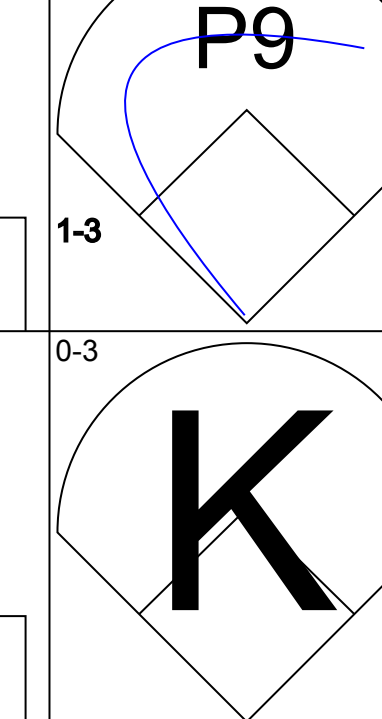


Batter	1	2	3	4	5	6	7	8	9	AB	R	H	RBI	BB	SO	LOB	BOTTOM			
Bill North, S OBP: 0.385, SLG: 0.322 (1, 8)										4	3	2	0	1	0	0	San Diego Padres @ Los Angeles Dodgers Dodger Stadium, Los Angeles, CA Tue May 30 1978, 7:05 PM PDT Att: 31,636 - Unknown			
Bill Russell, R OBP: 0.304, SLG: 0.345 (1, 6)										4	1	2	0	0	0	1				
Ted Martinez, R OBP: 0.294, SLG: 0.250 (7, 6)										1	0	0	0	0	0	0				
Vic Davallilo, L OBP: 0.344, SLG: 0.333 (1, 9)										5	2	2	3	0	0	1				
Ron Cey, R OBP: 0.387, SLG: 0.438 (6, PR)										4	0	1	2	0	1	2				
Jerry Grote, R OBP: 0.424, SLG: 0.385 (7, 5)										0	0	0	0	0	0	0				
Steve Garvey, R OBP: 0.297, SLG: 0.426 (1, 3)										4	1	1	2	0	0	3				
Dusty Baker Jr., R OBP: 0.377, SLG: 0.421 (1, 7)										4	2	2	0	0	0	2				
Lee Lacy, R OBP: 0.392, SLG: 0.718 (1, 4)										4	1	3	2	0	1	0				
Steve Yeager, R OBP: 0.319, SLG: 0.241 (1, 2)										2	0	0	0	2	0	2				
Rick Rhoden, R OBP: 0.208, SLG: 0.190 (1, 1)										3	0	0	1	0	1	3				
Inning Stats	R: 3 E: 0 K: 1 S: 8	H: 3 LOB: 0 BB: 0 P: 8	R: 4 E: 0 K: 0 S: 7	H: 5 LOB: 1 BB: 1 P: 11	R: 1 E: 0 K: 0 S: 4	H: 2 LOB: 1 BB: 0 P: 4	R: 0 E: 0 K: 0 S: 3	H: 0 LOB: 0 BB: 0 P: 3	R: 1 E: 0 K: 0 S: 5	H: 2 LOB: 2 BB: 1 P: 9	R: 1 E: 1 K: 0 S: 5	H: 1 LOB: 2 BB: 1 P: 9	R: 0 E: 0 K: 2 S: 7	H: 0 LOB: 0 BB: 0 P: 7	R: 0 E: 0 K: 0 S: 3	H: 0 LOB: 0 BB: 0 P: 3	1B: 8 2B: 4 3B: 0 HR: 2	SF: 1 SAC: 0 DP: 1 HBP: 0	WP: 1 PB: 0 SB: 0 CS: 0	PA: 39
PITCHER Eric Rasmussen, R ERA: 5.08 (1, 1)	IP: 1.2 WLS: L BF: 12 H: 7 R: 7 ER: 7 SO: 1 BB: 0 IBB: 0 HBP: 0 BLK: 0 WP: 0 HR: 2 S: 2 P: 17 ERA: 37.80 WHIP: 4.800															PITCHER Eric Rasmussen, R ERA: 5.08 (1, 1)	IP: 1.2 WLS: L BF: 12 H: 7 R: 7 ER: 7 SO: 1 BB: 0 IBB: 0 HBP: 0 BLK: 0 WP: 0 HR: 2 S: 2 P: 17 ERA: 37.80 WHIP: 4.800			
Dave Freisleben, R ERA: 5.74 (2, 1)	IP: 2.1 WLS: L BF: 10 H: 3 R: 1 ER: 1 SO: 0 BB: 0 IBB: 0 HBP: 0 BLK: 0 WP: 1 HR: 0 S: 9 P: 9 ERA: 3.86 WHIP: 1.286															PITCHER Dave Freisleben, R ERA: 5.74 (2, 1)	IP: 2.1 WLS: L BF: 10 H: 3 R: 1 ER: 1 SO: 0 BB: 0 IBB: 0 HBP: 0 BLK: 0 WP: 1 HR: 0 S: 9 P: 9 ERA: 3.86 WHIP: 1.286			
Mark Lee, R ERA: 5.73 (5, 1)	IP: 3.0 WLS: L BF: 15 H: 3 R: 2 ER: 2 SO: 2 BB: 0 IBB: 0 HBP: 0 BLK: 1 WP: 0 HR: 0 S: 17 P: 25 ERA: 6.00 WHIP: 1.667															PITCHER Mark Lee, R ERA: 5.73 (5, 1)	IP: 3.0 WLS: L BF: 15 H: 3 R: 2 ER: 2 SO: 2 BB: 0 IBB: 0 HBP: 0 BLK: 1 WP: 0 HR: 0 S: 17 P: 25 ERA: 6.00 WHIP: 1.667			
Dan Spillner, R ERA: 3.8 (8, 1)	IP: 1.0 WLS: L BF: 3 H: 0 R: 0 ER: 0 SO: 0 BB: 0 IBB: 0 HBP: 0 BLK: 0 WP: 0 HR: 0 S: 3 P: 3 ERA: 0.00 WHIP: 0.000															PITCHER Dan Spillner, R ERA: 3.8 (8, 1)	IP: 1.0 WLS: L BF: 3 H: 0 R: 0 ER: 0 SO: 0 BB: 0 IBB: 0 HBP: 0 BLK: 0 WP: 0 HR: 0 S: 3 P: 3 ERA: 0.00 WHIP: 0.000			



Batter	1	2	3	4	5	6	7	8	9	AB	R	H	RBI	BB	SO	LOB	TOP										
Gene Richards, L OBP: 0.362, SLG: 0.378 (1, 8)	K		1B					F8		4	0	2	1	0	1	0	San Diego Padres @ Los Angeles Dodgers Dodger Stadium, Los Angeles, CA Wed May 31 1978, 7:05 PM PDT Att: 28,050 - Unknown livebaseballscorecards.com										
Ozzie Smith, S OBP: 0.266, SLG: 0.309 (1, 6)	F7		1-3							4	0	1	0	0	0	2											
Oscar Gamble, L OBP: 0.331, SLG: 0.338 Chuck Baker, R OBP: 0.333, SLG: 0.343 (1, 7) (8, 4)	L3							P6		4	1	1	0	0	0	1											
Dave Winfield, R OBP: 0.314, SLG: 0.422 (1, 9)										4	0	1	0	0	2	1											
Gene Tenace, R OBP: 0.409, SLG: 0.436 (1, 3)										3	1	0	0	1	1	1											
Bill Almon, R OBP: 0.342, SLG: 0.356 (1, 5)										4	0	0	0	0	0	2											
Derrel Thomas, S OBP: 0.310, SLG: 0.292 (1, 4) (8, 8)										3	1	2	2	0	0	0											
Rick Sweet, S OBP: 0.349, SLG: 0.275 (1, 2)										3	0	0	0	0	0	1											
Bob Shirley, R OBP: 0.188, SLG: 0.133 Rollie Fingers, R OBP: 0.333, SLG: 0.333 (1, 1) (8, 1)										2	0	0	0	0	0	0											
Inning Stats	R: 0 E: 0 K: 1 S: 5	H: 0 LOB: 0 BB: 0 P: 5	R: 0 E: 0 K: 0 S: 3	H: 0 LOB: 0 BB: 0 P: 3	R: 1 E: 0 K: 0 S: 5	H: 2 LOB: 1 BB: 0 P: 5	R: 2 E: 0 K: 1 S: 6	H: 2 LOB: 1 BB: 1 P: 10	R: 0 E: 0 K: 0 S: 4	H: 1 LOB: 0 BB: 0 P: 4	R: 0 E: 0 K: 0 S: 3	H: 0 LOB: 0 BB: 0 P: 3	R: 0 E: 0 K: 0 S: 4	H: 1 LOB: 1 BB: 0 P: 4	R: 0 E: 0 K: 2 S: 7	H: 0 LOB: 0 BB: 0 P: 7	1B: 7 2B: 0 3B: 0 HR: 0	SF: 0 SAC: 1 DP: 0 HBP: 0	WP: 0 PB: 0 SB: 0 CS: 1	PA: 33							
PITCHER	IP	WLS	BF	H	R	ER	SO	BB	IBB	HBP	BLK	WP	HR	S	P	ERA	WHIP										
Doug Rau, L ERA: 3.58 Charlie Hough, R ERA: 3.61 (1, 1) (8, 1)	7.0	L	26	6	3	3	2	1	0	0	0	0	0	29	33	3.86	1.000										

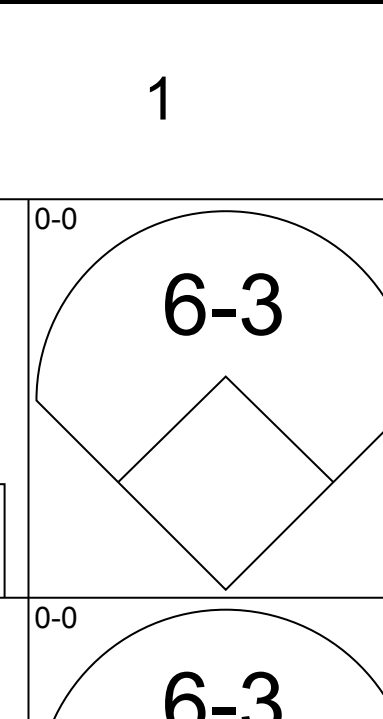
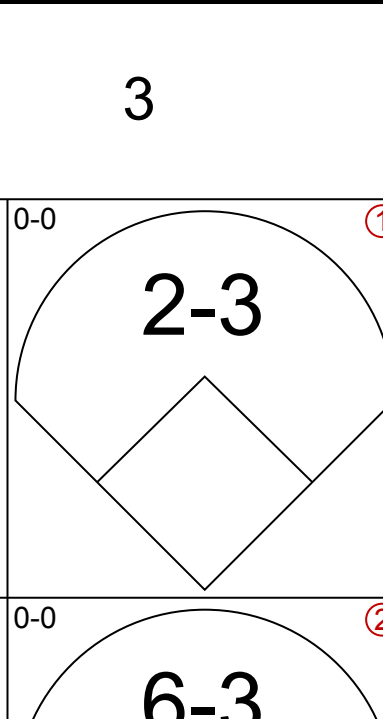
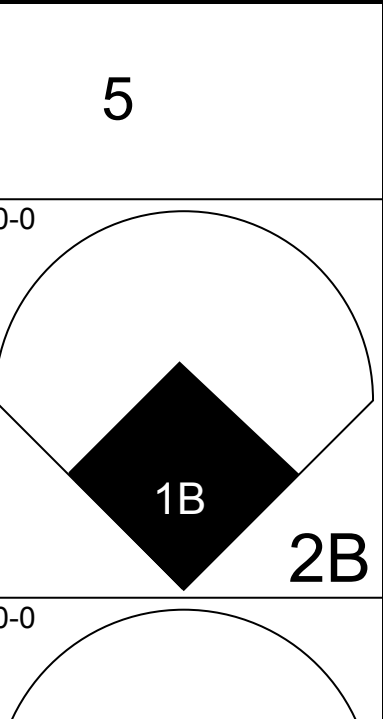
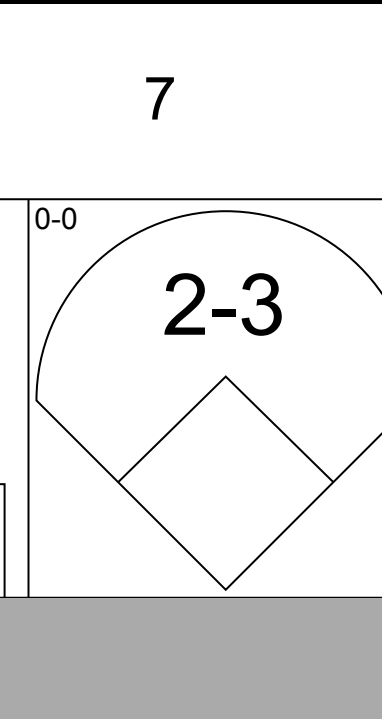
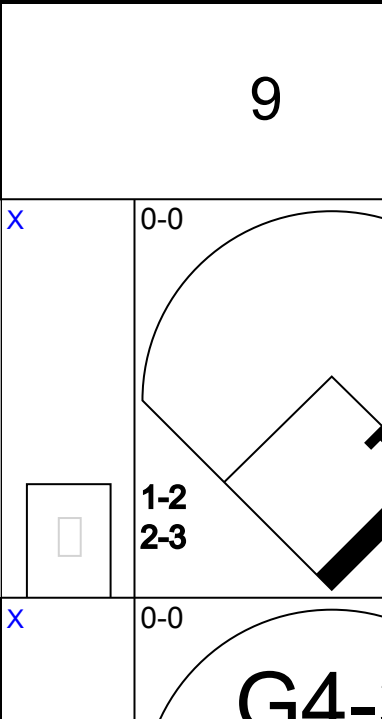
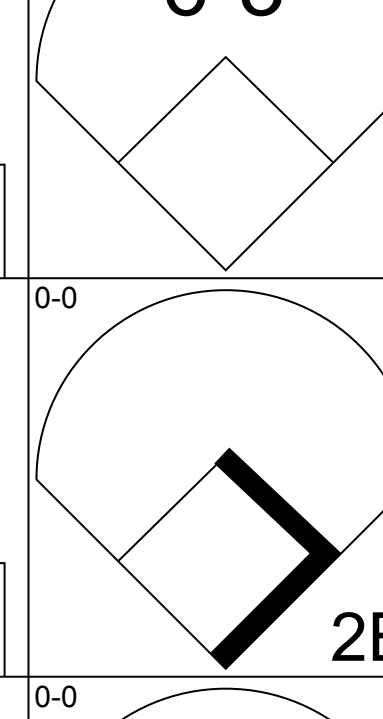
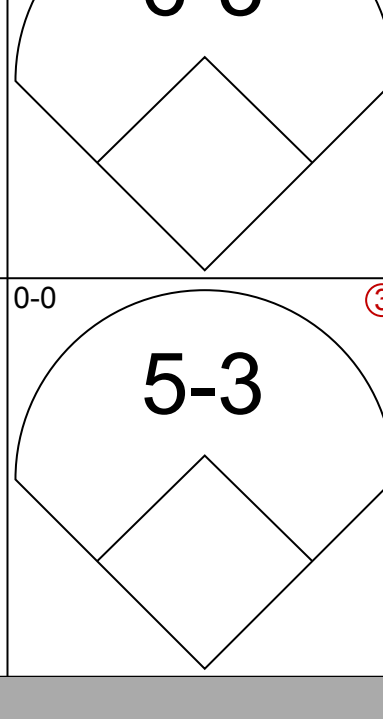
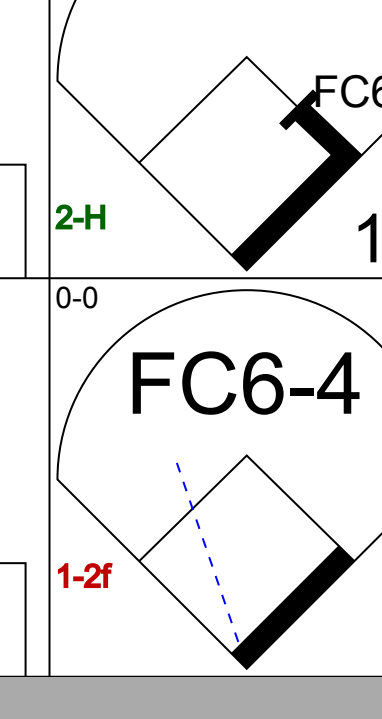

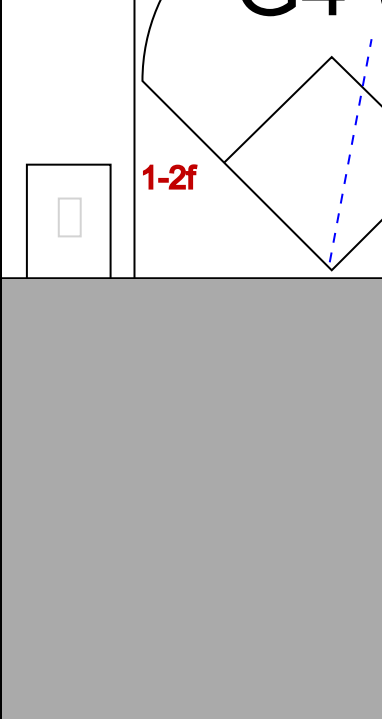
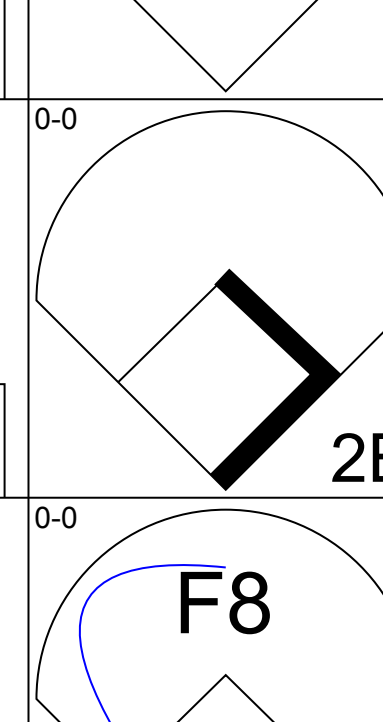
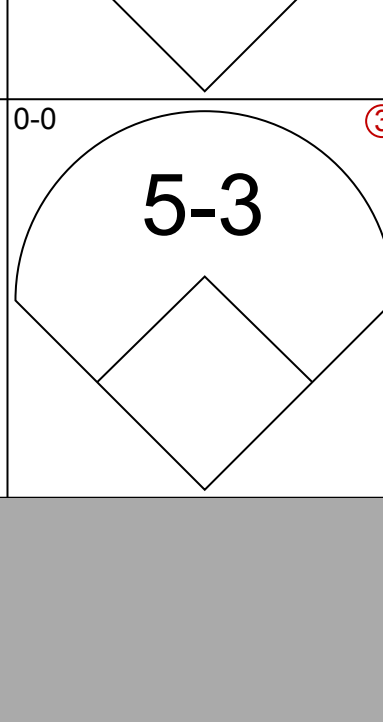
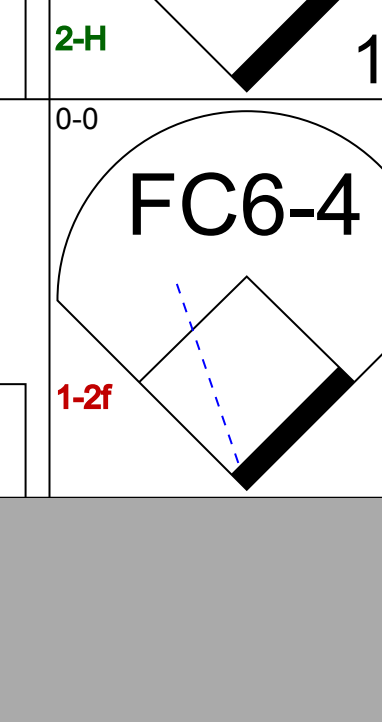


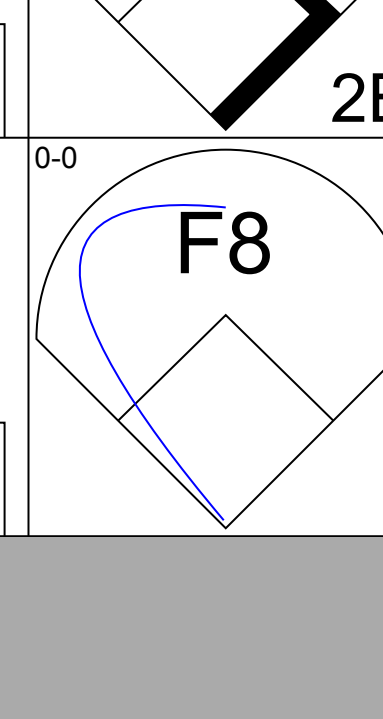
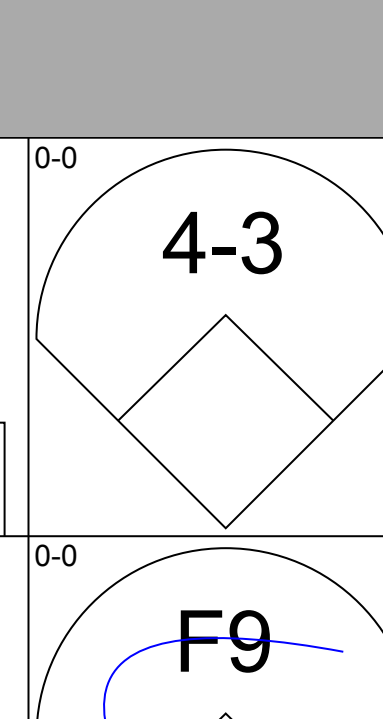
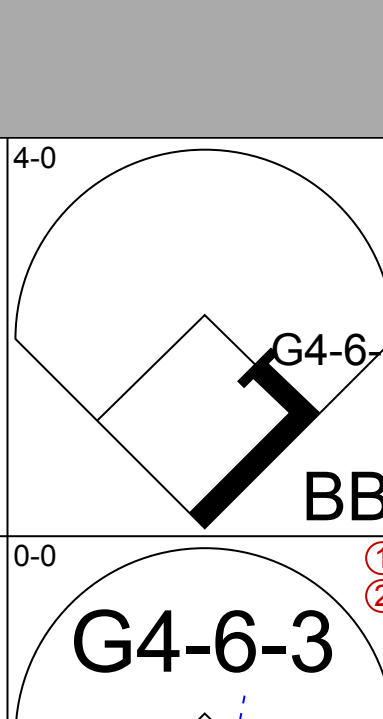
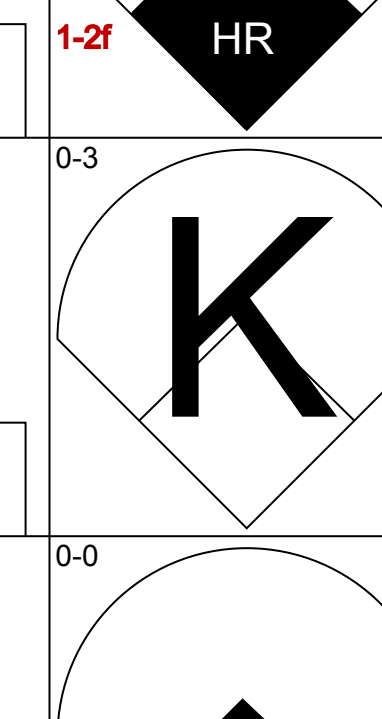
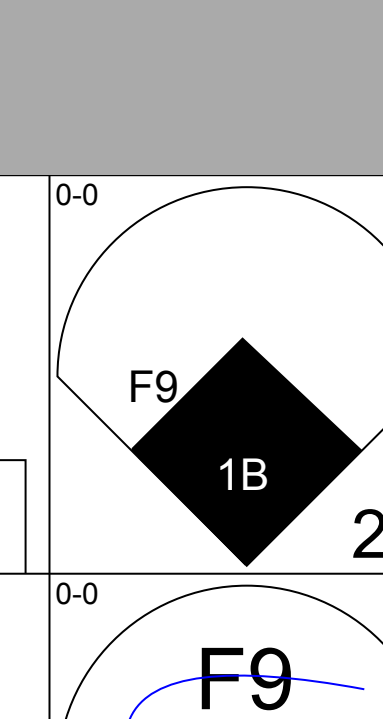
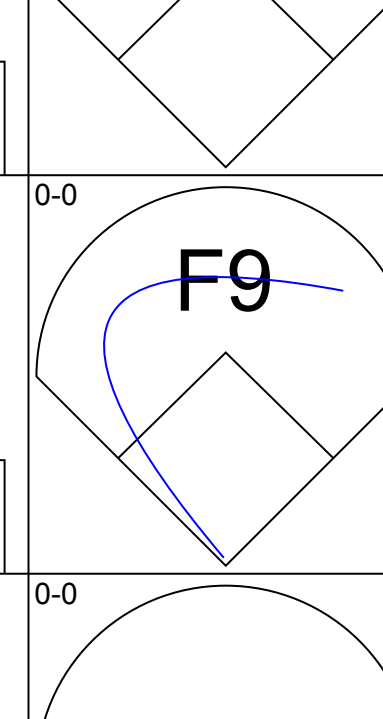
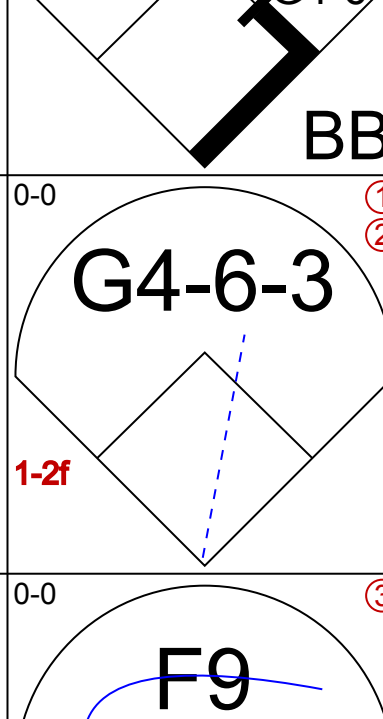
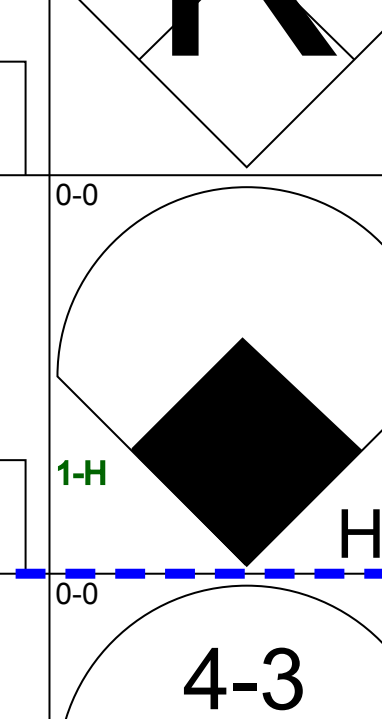
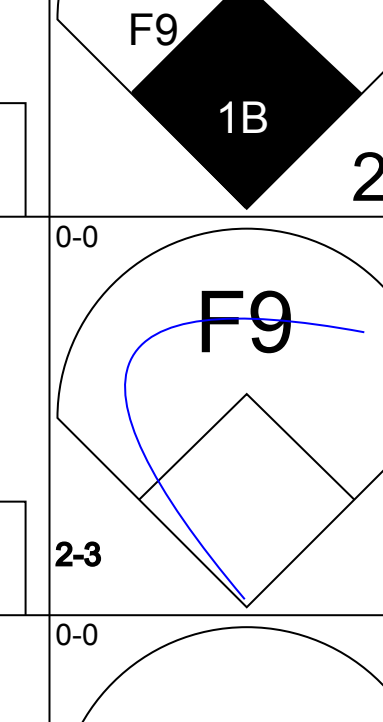
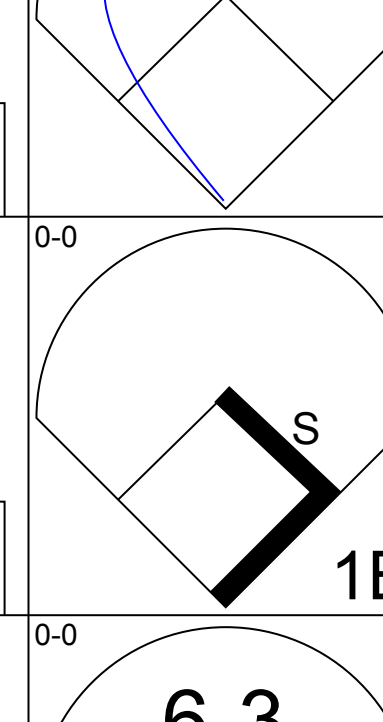
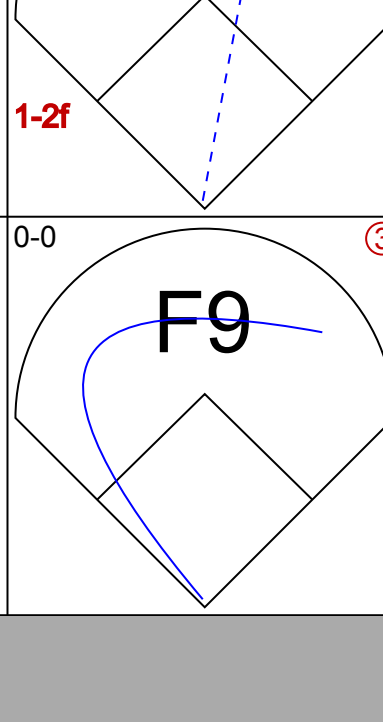
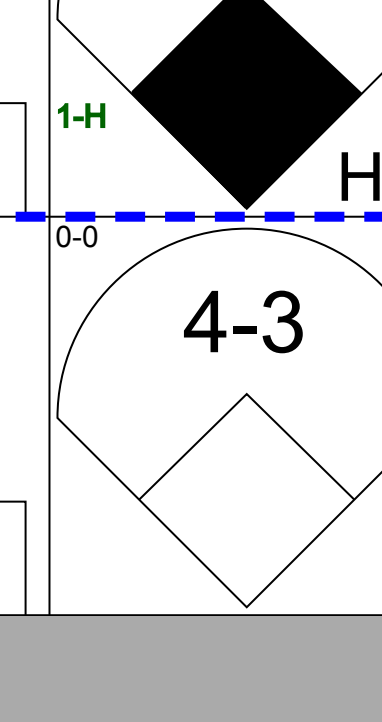
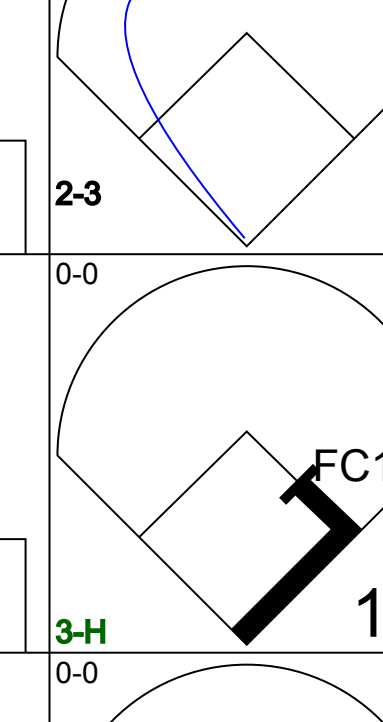
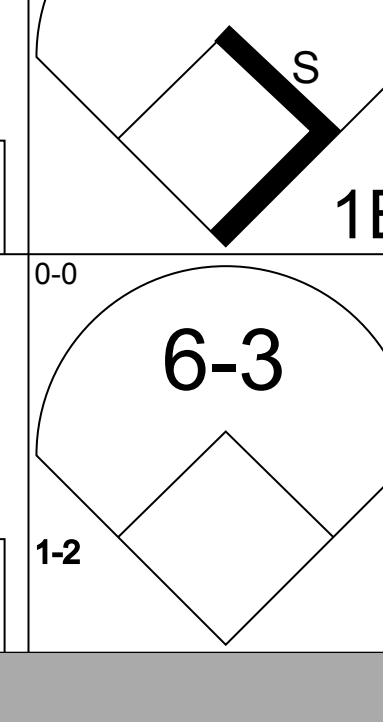
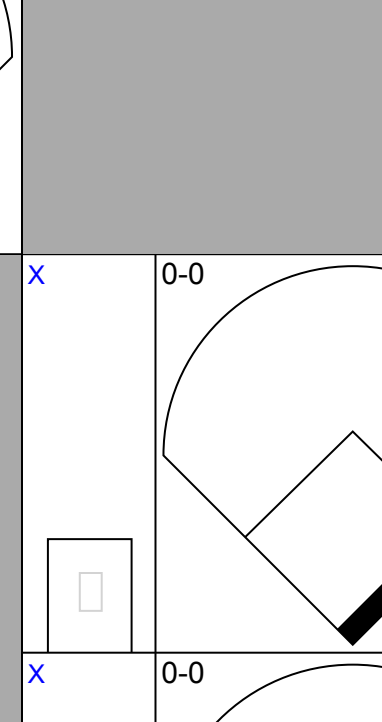
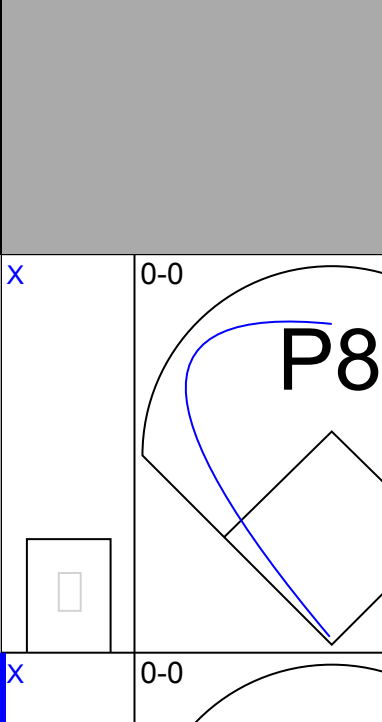
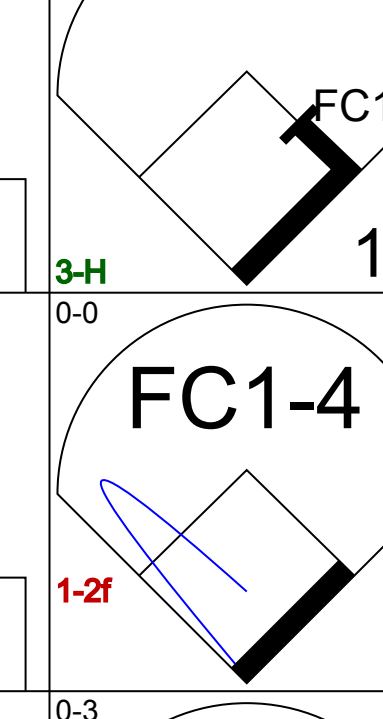
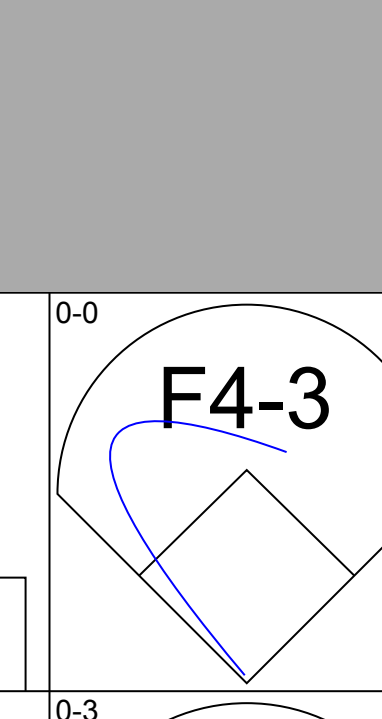
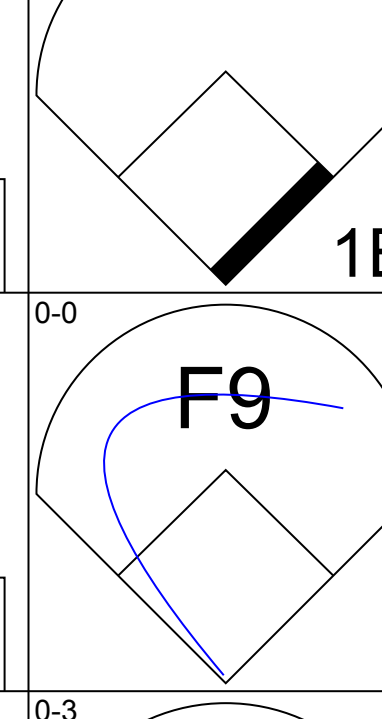
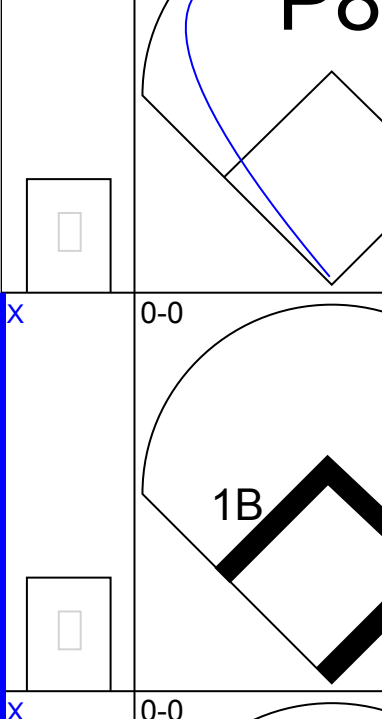
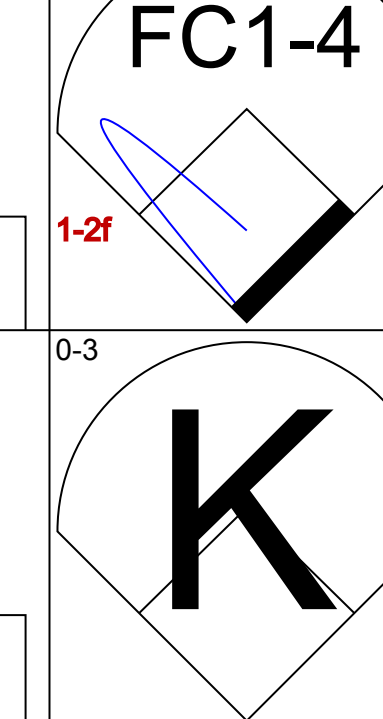
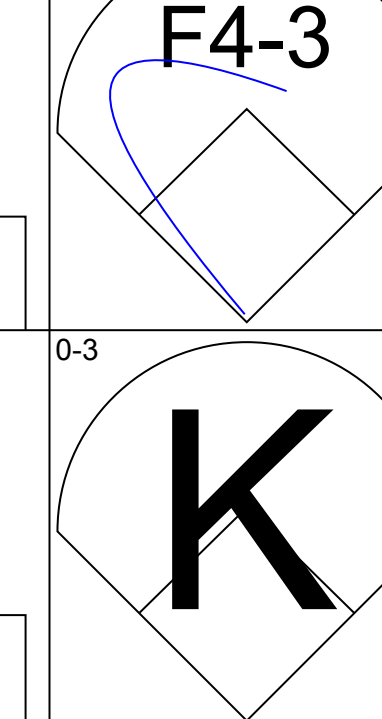
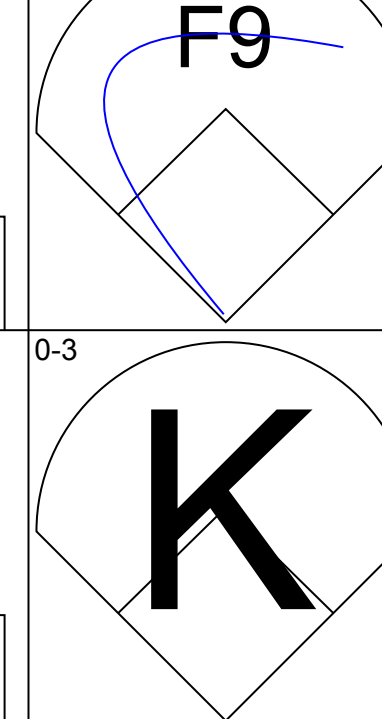
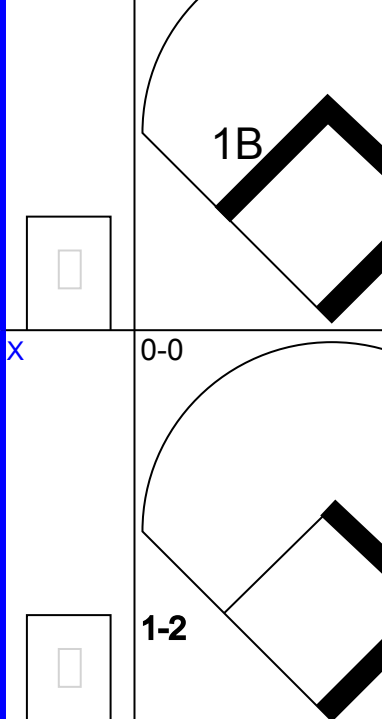
Batter	1	2	3	4	5	6	7	8	9	AB	R	H	RBI	BB	SO	LOB	BOTTOM										
Bill North, S OBP: 0.381, SLG: 0.319 (1, 8)			K							4	0	1	0	0	1	2	San Diego Padres @ Los Angeles Dodgers Dodger Stadium, Los Angeles, CA Wed May 31 1978, 7:05 PM PDT Att: 28,050 - Unknown livebaseballscorecards.com										
Bill Russell, R OBP: 0.308, SLG: 0.348 (1, 6)										4	0	2	0	0	0	1											
Reggie Smith, S OBP: 0.406, SLG: 0.558 (1, 9)										4	0	0	0	0	1	4											
Ron Cey, R OBP: 0.389, SLG: 0.436 (1, 5)										3	0	1	1	1	0	1											
Steve Garvey, R OBP: 0.306, SLG: 0.433 (1, 3)										4	0	3	0	0	0	3											
Dusty Baker Jr., R OBP: 0.288, SLG: 0.410 (1, 7)										4	0	0	0	0	1	5											
Lee Lacy, R OBP: 0.373, SLG: 0.680 (1, 4)										4	0	0	0	0	1	3											
Steve Yeager, R OBP: 0.319, SLG: 0.244 Vic Davallillo, L OBP: 0.333, SLG: 0.323 (1, 2) (9, PH)										3	1	1	0	0	1	0											
Doug Rau, L OBP: 0.182, SLG: 0.182 Manny Mota, R OBP: 0.455, SLG: 0.500 Charlie Hough, R OBP: 0.500, SLG: 0.667 Rick Monday, L OBP: 0.422, SLG: 0.675 (1, 1) (7, PH) (8, 1) (9, PH)										1	0	0	0	0	1	0											
Inning Stats	R: 0 E: 0 K: 0 S: 3	H: 1 LOB: 0 BB: 0 P: 3	R: 0 E: 0 K: 0 S: 4	H: 1 LOB: 1 BB: 0 P: 4	R: 1 E: 0 K: 2 S: 10	H: 2 LOB: 3 BB: 1 P: 14	R: 0 E: 0 K: 0 S: 3	H: 0 LOB: 0 BB: 0 P: 3	R: 0 E: 0 K: 1 S: 5	H: 0 LOB: 0 BB: 0 P: 5	R: 0 E: 0 K: 1 S: 7	H: 2 LOB: 2 BB: 0 P: 7	R: 0 E: 0 K: 1 S: 5	H: 0 LOB: 0 BB: 0 P: 5	R: 0 E: 0 K: 1 S: 7	H: 2 LOB: 2 BB: 0 P: 7	R: 0 E: 0 K: 1 S: 5	H: 0 LOB: 0 BB: 0 P: 5	1B: 8 2B: 1 3B: 0 HR: 0	SF: 0 SAC: 1 DP: 1 HBP: 0	WP: 0 PB: 0 SB: 0 CS: 0	PA: 36					
PITCHER	IP	WLS	BF	H	R	ER	SO	BB	IBB	HBP	BLK	WP	HR	S	P	ERA	WHIP										
Bob Shirley, L ERA: 4.23 Rollie Fingers, R ERA: 3.72 (1, 1) (8, 1)	7.1	W	30	7	1	1	5	1	0	0	0	0	0	10	10	0.00	0.600										

Batter	1	2	3	4	5	6	7	8	9	AB	R	H	RBI	BB	SO	LOB	TOP						
Gene Richards, L OBP: 0.352, SLG: 0.367 (1, 8)										5	0	0	0	0	1	4							
Ozzie Smith, S OBP: 0.270, SLG: 0.317 (1, 6)					 2B		 S 1B			5	1	2	0	0	0	0							
Oscar Gamble, L OBP: 0.329, SLG: 0.336 Chuck Baker, R OBP: 0.333, SLG: 0.343 Jerry Turner, L OBP: 0.294, SLG: 0.458 Mike Champion, R OBP: 0.375, SLG: 0.333 (1, 7)					 HR					4	1	1	1	0	0	2							
Dave Winfield, R OBP: 0.316, SLG: 0.435 (1, 9)					 1-H 3-H		 IBB			4	1	1	3	1	0	1							
Gene Tenace, R OBP: 0.418, SLG: 0.432 (1, 3)		 BB		 BB				 1-2 2-3		1	0	0	0	3	0	0							
Rick Sweet, S OBP: 0.345, SLG: 0.266 (1, 2)		 BB								3	1	0	0	1	0	4							
Bill Almon, R OBP: 0.340, SLG: 0.354 (1, 5)		 1B						 E S		4	0	1	0	0	1	1							
Derrel Thomas, S OBP: 0.308, SLG: 0.291 (1, 4)		 1B						 1-3		4	0	1	1	0	0	2							
Randy Jones, R OBP: 0.148, SLG: 0.148 Rollie Fingers, R OBP: 0.333, SLG: 0.333 (1, 1)		 1-2 2-3				 E 1B				3	1	1	0	0	1	1							
Inning Stats	R: 0 E: 0 K: 1 S: 6	H: 1 LOB: 1 P: 6	R: 1 E: 0 K: 0 S: 4	H: 2 LOB: 2 BB: 2 P: 12	R: 0 E: 0 K: 0 S: 3	H: 0 LOB: 0 BB: 0 P: 3	R: 0 E: 0 K: 0 S: 3	H: 0 LOB: 1 BB: 1 P: 7	R: 4 E: 1 K: 0 S: 7	H: 3 LOB: 0 BB: 0 P: 7	R: 0 E: 0 K: 1 S: 5	H: 0 LOB: 0 BB: 0 P: 5	R: 0 E: 0 K: 0 S: 4	H: 1 LOB: 3 BB: 2 P: 12	R: 0 E: 1 K: 1 S: 6	H: 0 LOB: 1 BB: 0 P: 6	R: 0 E: 0 K: 1 S: 5	H: 0 LOB: 0 BB: 0 P: 5	1B: 5 2B: 1 3B: 0 HR: 1	SF: 0 SAC: 1 DP: 0 HBP: 0	WP: 0 PB: 0 SB: 2 CS: 1	PA: 40	
PITCHER	IP WLS BF H R ER SO BB IBB HBP BLK WP HR S P ERA WHIP	IP WLS BF H R ER SO BB IBB HBP BLK WP HR S P ERA WHIP	IP WLS BF H R ER SO BB IBB HBP BLK WP HR S P ERA WHIP	IP WLS BF H R ER SO BB IBB HBP BLK WP HR S P ERA WHIP	IP WLS BF H R ER SO BB IBB HBP BLK WP HR S P ERA WHIP	IP WLS BF H R ER SO BB IBB HBP BLK WP HR S P ERA WHIP	IP WLS BF H R ER SO BB IBB HBP BLK WP HR S P ERA WHIP	IP WLS BF H R ER SO BB IBB HBP BLK WP HR S P ERA WHIP	IP WLS BF H R ER SO BB IBB HBP BLK WP HR S P ERA WHIP	IP WLS BF H R ER SO BB IBB HBP BLK WP HR S P ERA WHIP	IP WLS BF H R ER SO BB IBB HBP BLK WP HR S P ERA WHIP	IP WLS BF H R ER SO BB IBB HBP BLK WP HR S P ERA WHIP	IP WLS BF H R ER SO BB IBB HBP BLK WP HR S P ERA WHIP	IP WLS BF H R ER SO BB IBB HBP BLK WP HR S P ERA WHIP	IP WLS BF H R ER SO BB IBB HBP BLK WP HR S P ERA WHIP	IP WLS BF H R ER SO BB IBB HBP BLK WP HR S P ERA WHIP	IP WLS BF H R ER SO BB IBB HBP BLK WP HR S P ERA WHIP	IP WLS BF H R ER SO BB IBB HBP BLK WP HR S P ERA WHIP	IP WLS BF H R ER SO BB IBB HBP BLK WP HR S P ERA WHIP	IP WLS BF H R ER SO BB IBB HBP BLK WP HR S P ERA WHIP	IP WLS BF H R ER SO BB IBB HBP BLK WP HR S P ERA WHIP	IP WLS BF H R ER SO BB IBB HBP BLK WP HR S P ERA WHIP	IP WLS BF H R ER SO BB IBB HBP BLK WP HR S P ERA WHIP

San Diego Padres @ New York Mets
Shea Stadium, Flushing, NY
Fri Jun 02 1978, 7:05 PM EDT
Att: 9,943 - Unknown

AB	34
R	5
H	7
RBI	5
BB	5
SO	4
LOB	15



Batter	1	2	3	4	5	6	7	8	9	AB	R	H	RBI	BB	SO	LOB	BOTTOM						
Lenny Randle, S OBP: 0.380, SLG: 0.331 Tom Grieve, R OBP: 0.333, SLG: 0.375 (1, 5)					 2B				 1B	2	0	0	0	0	0	0							
Elliott Maddox, R OBP: 0.364, SLG: 0.341 (1, 9)					 1B		 1B		 1-2 2-3	5	0	2	1	0	0	3							
Steve Henderson, R OBP: 0.327, SLG: 0.394 (1, 7)					 1-2		 1-2 HR			4	1	1	0	0	0	2							
Willie Montanez, L OBP: 0.320, SLG: 0.417 (1, 3)						 BB				3	0	0	0	1	1	2							
John Stearns, R OBP: 0.358, SLG: 0.374 (1, 2)		 1B				 1-2		 1-H		4	2	2	2	0	0	1							
Lee Mazzilli, S OBP: 0.366, SLG: 0.438 (1, 8)		 2-3		 1B						4	0	1	0	0	0	1							
Tim Foli, R OBP: 0.237, SLG: 0.257 (1, 6)		 3-H 1B		 1-2						4	0	2	1	0	0	1							
Doug Flynn, R OBP: 0.270, SLG: 0.269 Bruce Boisclair, L OBP: 0.316, SLG: 0.365 (1, 4)		 1-2							 1B	3	0	0	0	0	0	2							
Nino Espinosa, R OBP: 0.214, SLG: 0.286 Joel Youngblood, R OBP: 0.308, SLG: 0.390 Dale Murray, R OBP: 0.308, SLG: 0.390 Ed Kranepool, L OBP: 0.262, SLG: 0.270 (1, 1)									 1-2	2	0	0	0	0	2	1							
Inning Stats	R: 0 E: 0 K: 0 S: 4	H: 1 LOB: 1 P: 4	R: 1 E: 0 K: 1 S: 7	H: 2 LOB: 1 BB: 0 P: 7	R: 0 E: 0 K: 0 S: 3	H: 0 LOB: 0 BB: 0 P: 3	R: 0 E: 0 K: 0 S: 4	H: 1 LOB: 1 BB: 0 P: 4	R: 1 E: 0 K: 1 S: 7	H: 2 LOB: 1 BB: 0 P: 7	R: 0 E: 0 K: 0 S: 2	H: 0 LOB: 0 BB: 1 P: 6	R: 0 E: 0 K: 1 S: 6	H: 1 LOB: 1 BB: 0 P: 6	R: 2 E: 0 K: 1 S: 7	H: 2 LOB: 0 BB: 0 P: 7	R: 0 E: 0 K: 0 S: 5	H: 3 LOB: 3 BB: 0 P: 5	1B: 8 2B: 3 3B: 0 HR: 1	SF: 0 SAC: 0 DP: 2 HBP: 0	WP: 0 PB: 0 SB: 1 CS: 0	PA: 38	
PITCHER	IP WLS BF H R ER SO BB IBB HBP BLK WP HR S P ERA WHIP	IP WLS BF H R ER SO BB IBB HBP BLK WP HR S P ERA WHIP	IP WLS BF H R ER SO BB IBB HBP BLK WP HR S P ERA WHIP	IP WLS BF H R ER SO BB IBB HBP BLK WP HR S P ERA WHIP	IP WLS BF H R ER SO BB IBB HBP BLK WP HR S P ERA WHIP	IP WLS BF H R ER SO BB IBB HBP BLK WP HR S P ERA WHIP	IP WLS BF H R ER SO BB IBB HBP BLK WP HR S P ERA WHIP	IP WLS BF H R ER SO BB IBB HBP BLK WP HR S P ERA WHIP	IP WLS BF H R ER SO BB IBB HBP BLK WP HR S P ERA WHIP	IP WLS BF H R ER SO BB IBB HBP BLK WP HR S P ERA WHIP	IP WLS BF H R ER SO BB IBB HBP BLK WP HR S P ERA WHIP	IP WLS BF H R ER SO BB IBB HBP BLK WP HR S P ERA WHIP	IP WLS BF H R ER SO BB IBB HBP BLK WP HR S P ERA WHIP	IP WLS BF H R ER SO BB IBB HBP BLK WP HR S P ERA WHIP	IP WLS BF H R ER SO BB IBB HBP BLK WP HR S P ERA WHIP	IP WLS BF H R ER SO BB IBB HBP BLK WP HR S P ERA WHIP	IP WLS BF H R ER SO BB IBB HBP BLK WP HR S P ERA WHIP	IP WLS BF H R ER SO BB IBB HBP BLK WP HR S P ERA WHIP	IP WLS BF H R ER SO BB IBB HBP BLK WP HR S P ERA WHIP	IP WLS BF H R ER SO BB IBB HBP BLK WP HR S P ERA WHIP	IP WLS BF H R ER SO BB IBB HBP BLK WP HR S P ERA WHIP	IP WLS BF H R ER SO BB IBB HBP BLK WP HR S P ERA WHIP	IP WLS BF H R ER SO BB IBB HBP BLK WP HR S P ERA WHIP

San Diego Padres @ New York Mets
Shea Stadium, Flushing, NY
Fri Jun 02 1978, 7:05 PM EDT
Att: 9,943 - Unknown

AB	37
R	4
H	12
RBI	4
BB	1
SO	4
LOB	15



Batter	1	2	3	4	5	6	7	8	9	AB	R	H	RBI	BB	SO	LOB	TOP				
Gene Richards, L (1, 8) OBP: 0.354, SLG: 0.385	SH1-3 2B	2-6	F4-3		E5 3B		K		6-3	5	1	2	0	0	1	2	San Diego Padres @ New York Mets Shea Stadium, Flushing, NY Sat Jun 03 1978, 7:05 PM EDT Att: 7,452 - Unknown				
Ozzie Smith, S (1, 6) OBP: 0.266, SLG: 0.312	SH1-3 2-3		K		F6		F4			3	0	0	0	0	1	2					
Oscar Gamble, L (1, 7) OBP: 0.327, SLG: 0.333	K		K			FC1-5 1B		F2		4	0	1	0	0	2	1					
Dave Winfield, R (1, 9) OBP: 0.325, SLG: 0.439				E S 1B		K			S 1B	3	0	2	0	1	1	1					
Gene Tenace, R (1, 3) OBP: 0.420, SLG: 0.430	K			K 1-3 1B		FC1-5 1B			4-0 BB	3	0	1	0	1	2	3					
Derrel Thomas, S (1, 4) OBP: 0.309, SLG: 0.287		4-0 BB								2	0	0	0	1	1	3					
Tucker Ashford, R (6, 4) OBP: 0.257, SLG: 0.344			FC5-4 BB			FC1-5 1B			F4	1	0	0	0	0	0	2					
Bill Almon, R (1, 5) OBP: 0.338, SLG: 0.352			FC5-4 1B							4	1	1	0	0	2	4					
Rick Sweet, S (1, 2) OBP: 0.353, SLG: 0.271										2	0	1	0	1	0	0					
Dave Roberts, R (7, PR) (7, 2)					F9				SH1-4 BB	1	0	0	0	0	0	0					
Bob Ovwchinko, L (1, 1) OBP: 0.130, SLG: 0.174										2	0	1	1	0	1	0					
John D'Acquisto, R (7, 1) OBP: 0.288, SLG: 0.449										0	0	0	0	0	0	0					
Jerry Turner, L (9, PH) OBP: 0.288, SLG: 0.449			2-6 1B							1	0	0	0	0	1	0					
Inning Stats	R: 0 E: 0 K: 2 S: 8	H: 1 LOB: 2 BB: 1 P: 12	R: 1 E: 0 K: 0 S: 3	H: 2 LOB: 1 BB: 1 P: 7	R: 0 E: 0 K: 3 S: 10	H: 0 LOB: 1 BB: 0 P: 10	R: 1 E: 1 K: 1 S: 6	H: 1 LOB: 0 BB: 0 P: 6	R: 0 E: 0 K: 1 S: 5	H: 3 LOB: 2 BB: 0 P: 7	R: 0 E: 0 K: 1 S: 5	H: 0 LOB: 2 BB: 1 P: 9	R: 0 E: 0 K: 1 S: 6	H: 1 LOB: 2 BB: 1 P: 10	R: 0 E: 0 K: 1 S: 5	H: 0 LOB: 0 BB: 0 P: 5	1B: 7 2B: 1 3B: 1 HR: 0	SF: 0 SAC: 2 DP: 0 HBP: 0	WP: 0 PB: 0 SB: 2 CS: 0	PA: 37	
PITCHER	IP WLS BF H R ER SO BB IBB HBP BLK WP HR S P ERA WHIP	7.0 W 30 8 2 1 10 3 0 0 0 0 0 46 58 1.29 1.571	2.0 S 8 1 0 0 2 1 0 0 0 0 0 11 15 0.00 1.000																		

AB	31
R	2
H	9
RBI	1
BB	4
SO	12
LOB	18



Batter	1	2	3	4	5	6	7	8	9	AB	R	H	RBI	BB	SO	LOB	BOTTOM				
Lee Mazzilli, S (1, 8) OBP: 0.371, SLG: 0.444	5-3		F3		WP S 1B		BLK 1-3 2B			4	0	2	0	0	0	0	San Diego Padres @ New York Mets Shea Stadium, Flushing, NY Sat Jun 03 1978, 7:05 PM EDT Att: 7,452 - Unknown				
Elliott Maddox, R (1, 5) OBP: 0.368, SLG: 0.333	K		F7		WP BB		2-3 3H BB			2	0	0	0	2	1	0					
Steve Henderson, R (1, 7) OBP: 0.326, SLG: 0.396	K					F6				4	1	1	0	0	2	4					
Willie Montanez, L (1, 3) OBP: 0.323, SLG: 0.415										3	1	1	0	1	0	1					
Tom Grieve, R (1, 9) OBP: 0.359, SLG: 0.400										3	0	2	1	0	0	0					
Joel Youngblood, R (8, 9) OBP: 0.303, SLG: 0.383										1	0	0	0	0	0	1					
John Stearns, R (1, 2) OBP: 0.350, SLG: 0.364										4	0	0	0	0	1	4					
Tim Foli, R (1, 6) OBP: 0.229, SLG: 0.248										4	0	0	1	0	0	3					
Doug Flynn, R (1, 4) OBP: 0.266, SLG: 0.265										3	0	0	0	0	0	1					
Pat Zachry, R (1, 1) OBP: 0.200, SLG: 0.091										3	1	1	0	0	0	0					
Skip Lockwood, R (8, 1) OBP: 0.200, SLG: 0.091										0	0	0	0	0	0	0					
Inning Stats	R: 0 E: 0 K: 2 S: 7	H: 0 LOB: 0 BB: 0 P: 7	R: 1 E: 0 K: 0 S: 5	H: 2 LOB: 1 BB: 0 P: 5	R: 0 E: 0 K: 0 S: 3	H: 0 LOB: 0 BB: 0 P: 3	R: 1 E: 0 K: 0 S: 5	H: 2 LOB: 1 BB: 0 P: 5	R: 0 E: 0 K: 0 S: 4	H: 1 LOB: 2 BB: 1 P: 8	R: 0 E: 0 K: 0 S: 3	H: 0 LOB: 0 BB: 0 P: 3	R: 1 E: 0 K: 1 S: 7	H: 2 LOB: 2 BB: 1 P: 11	R: 0 E: 0 K: 1 S: 5	H: 0 LOB: 1 BB: 1 P: 9	1B: 5 2B: 2 3B: 0 HR: 0	SF: 0 SAC: 0 DP: 0 HBP: 0	WP: 1 PB: 0 SB: 1 CS: 0	PA: 34	
PITCHER	IP WLS BF H R ER SO BB IBB HBP BLK WP HR S P ERA WHIP	6.2 L 29 7 3 3 2 2 0 0 1 1 0 8 12 0.00 0.750																			



Batter	1	2	3	4	5	6	7	8	9	AB	R	H	RBI	BB	SO	LOB	TOP					
Gene Richards, L (1,8) OBP: 0.360, SLG: 0.388 (7,7)										4	0	2	0	1	1	1	San Diego Padres @ New York Mets Shea Stadium, Flushing, NY Sun Jun 04 1978, 3:33 AM EDT Att: 12,887 - Unknown					
Ozzie Smith, S (1,6) OBP: 0.289, SLG: 0.310										4	1	1	0	1	1	2						
Don Reynolds, R (1,7) OBP: 0.444, SLG: 0.318 Chuck Baker, R (7,4) OBP: 0.333, SLG: 0.343										3	0	0	0	1	0	2						
Dave Winfield, R (1,9) OBP: 0.328, SLG: 0.443										3	1	1	0	1	0	1						
Gene Tenace, R (1,3) OBP: 0.422, SLG: 0.452										3	2	1	1	1	2	0						
Derrel Thomas, S (1,4) OBP: 0.307, SLG: 0.286 (7,8)										4	1	1	2	0	0	0						
Bill Almon, R (1,5) OBP: 0.337, SLG: 0.355										4	0	1	2	0	2	0						
Dave Roberts, R (1,2) OBP: 0.400, SLG: 0.250										3	0	1	0	1	1	0						
Gaylord Perry, R (1,1) OBP: 0.179, SLG: 0.222 Bob Shirley, R (8,1) OBP: 0.168, SLG: 0.133 Rollie Fingers, R (8,1) OBP: 0.333, SLG: 0.333										3	0	1	0	0	0	2						
Inning Stats	R: 0 E: 0 K: 2 S: 7	H: 0 LOB: 1 BB: 1 P: 11	R: 1 E: 0 K: 1 S: 6	H: 1 LOB: 0 BB: 0 P: 6	R: 0 E: 0 K: 0 S: 3	H: 1 LOB: 1 BB: 1 P: 7	R: 0 E: 0 K: 1 S: 5	H: 1 LOB: 0 BB: 0 P: 5	R: 0 E: 0 K: 2 S: 7	H: 0 LOB: 0 BB: 0 P: 7	R: 4 E: 0 K: 0 S: 6	H: 3 LOB: 2 BB: 3 P: 18	R: 0 E: 0 K: 0 S: 3	H: 1 LOB: 0 BB: 0 P: 3	R: 0 E: 0 K: 1 S: 5	H: 0 LOB: 0 BB: 0 P: 5		R: 0 E: 0 K: 0 S: 4	H: 2 LOB: 2 BB: 1 P: 8	1B: 6 2B: 2 3B: 0 HR: 1	SF: 0 SAC: 1 DP: 1 HBP: 0	WP: 1 PB: 0 SB: 0 CS: 1
PITCHER	IP WLS BF H R ER SO BB IBB HBP BLK WP HR S P ERA WHIP																					
Jerry Koosman, L (1,1) ERA: 3.95	7.0 L 30 7 5 5 6 3 2 0 0 1 1 37 57 6.43 1.429																					
Dale Murray, R (8,1) ERA: 4.53	2.0 8 2 0 0 1 0 1 0 0 0 0 9 13 0.00 1.000																					

AB	31
R	5
H	9
RBI	5
BB	6
SO	7
LOB	8



Batter	1	2	3	4	5	6	7	8	9	AB	R	H	RBI	BB	SO	LOB	BOTTOM					
Lee Mazzilli, S (1,8) OBP: 0.369, SLG: 0.441										4	0	1	0	0	0	0	San Diego Padres @ New York Mets Shea Stadium, Flushing, NY Sun Jun 04 1978, 3:33 AM EDT Att: 12,887 - Unknown					
Elliott Maddox, R (1,5) OBP: 0.381, SLG: 0.354										3	1	2	0	1	1	0						
Steve Henderson, R (1,7) OBP: 0.320, SLG: 0.388										4	1	0	0	0	1	4						
Willie Montanez, L (1,3) OBP: 0.326, SLG: 0.419										3	0	1	1	1	0	3						
Tom Grieve, R (1,9) OBP: 0.349, SLG: 0.410										4	0	1	1	0	0	4						
John Stearns, R (1,2) OBP: 0.343, SLG: 0.355										4	0	0	0	0	1	2						
Tim Foli, R (1,6) OBP: 0.221, SLG: 0.239										4	0	0	0	0	0	1						
Doug Flynn, R (1,4) OBP: 0.267, SLG: 0.266 Ron Hodges, L (9, PH) OBP: 0.326, SLG: 0.306										3	0	1	0	0	1	0						
Jerry Koosman, R (1,1) OBP: 0.077, SLG: 0.154 Bruce Boisclair, L (7, PH) OBP: 0.313, SLG: 0.361 Dale Murray, R (8,1) ERA: 3.46										2	0	0	0	0	2	1						
Inning Stats	R: 1 E: 0 K: 0 S: 5	H: 2 LOB: 1 BB: 0 P: 5	R: 0 E: 0 K: 1 S: 6	H: 1 LOB: 1 BB: 0 P: 6	R: 0 E: 0 K: 1 S: 5	H: 0 LOB: 0 BB: 0 P: 5	R: 0 E: 0 K: 0 S: 3	H: 0 LOB: 1 BB: 1 P: 7	R: 0 E: 0 K: 2 S: 7	H: 0 LOB: 0 BB: 0 P: 7	R: 1 E: 0 K: 0 S: 5	H: 2 LOB: 1 BB: 0 P: 5	R: 0 E: 0 K: 0 S: 3	H: 0 LOB: 0 BB: 0 P: 3	R: 0 E: 0 K: 1 S: 6	H: 1 LOB: 2 BB: 1 P: 10		R: 0 E: 0 K: 1 S: 5	H: 0 LOB: 0 BB: 0 P: 5	1B: 3 2B: 3 3B: 0 HR: 0	SF: 0 SAC: 0 DP: 0 HBP: 0	WP: 0 PB: 0 SB: 0 CS: 0
PITCHER	IP WLS BF H R ER SO BB IBB HBP BLK WP HR S P ERA WHIP																					
Gaylord Perry, R (1,1) ERA: 2.88	7.1 W 30 6 2 2 5 2 0 0 0 0 0 38 46 2.46 1.091																					
Bob Shirley, L (8,1) ERA: 4.21	0.1 1 0 0 0 0 0 0 0 0 0 0 1 1 0.00 0.000																					
Rollie Fingers, R (8,1) ERA: 3.46	1.1 S 4 0 0 0 1 0 0 0 0 0 0 6 6 0.00 0.000																					

AB	33
R	2
H	6
RBI	2
BB	2
SO	6
LOB	15



Batter	1	2	3	4	5	6	7	8	9	AB	R	H	RBI	BB	SO	LOB	TOP			
Gene Richards, L OBP: 0.356, SLG: 0.379 (1, 8)										4	1	0	0	1	1	2	San Diego Padres @ Montreal Expos Olympic Stadium, Montreal, QB Mon Jun 05 1978, 7:05 PM EDT Att: 12,909 - Unknown			
Ozzie Smith, S OBP: 0.273, SLG: 0.309 (1, 6)										4	0	1	0	1	0	1				
Don Reynolds, R OBP: 0.419, SLG: 0.308 John D'Acquisto, R (7, 1)										4	0	1	0	0	1	2				
Chuck Baker, R OBP: 0.333, SLG: 0.343 Jerry Turner, L OBP: 0.283, SLG: 0.440 (9, FH)										0	0	0	0	0	0	0				
Dave Winfield, R OBP: 0.325, SLG: 0.436 (1, 9)										5	0	1	1	0	1	3				
Gene Tenace, R OBP: 0.421, SLG: 0.453 (1, 3)										4	2	1	0	1	1	1				
Derrel Thomas, S OBP: 0.312, SLG: 0.291 (7, 8)										4	0	2	1	0	0	1				
Bill Almon, R OBP: 0.340, SLG: 0.363 (1, 5)										4	0	2	0	0	1	2				
Dave Roberts, R OBP: 0.667, SLG: 0.667 (1, 2)										2	0	2	1	2	0	0				
Eric Rasmussen, R OBP: 0.091, SLG: 0.091 Tucker Ashford, R OBP: 0.250, SLG: 0.333 (7, 4)										3	0	0	0	0	2	5				
										1	0	0	0	0	2					
Inning Stats	R: 0 E: 0 K: 2 S: 8	H: 1 LOB: 1 BB: 0 P: 8	R: 1 E: 0 K: 1 S: 8	H: 4 LOB: 2 BB: 0 P: 8	R: 0 E: 0 K: 1 S: 5	H: 0 LOB: 0 BB: 0 P: 5	R: 0 E: 0 K: 0 S: 4	H: 1 LOB: 2 BB: 0 P: 8	R: 0 E: 1 K: 0 S: 4	H: 0 LOB: 1 BB: 0 P: 4	R: 1 E: 0 K: 2 S: 8	H: 1 LOB: 1 BB: 1 P: 12	R: 0 E: 0 K: 0 S: 4	H: 1 LOB: 2 BB: 1 P: 8	R: 0 E: 0 K: 0 S: 5	H: 1 LOB: 1 BB: 2 P: 13	1B: 7 2B: 3 3B: 0 HR: 0	SF: 0 SAC: 0 DP: 1 HBP: 0	WP: 0 PB: 0 SB: 2 CS: 0	PA: 41
PITCHER	IP WLS BF H R ER SO BB IBB HBP BLK WP HR S P ERA WHIP																			
Rudy May, L ERA: 3.36 Mike Garman, R ERA: 4.7	(1, 1)	8.0 W 38 9 3 3 6 4 1 0 0 0 0 0 0 0 0 3.38 1.625	(9, 1)	1.0 S 3 1 0 0 1 0 0 0 0 0 0 0 0 0 0 0.00 1.000																

AB	36
R	3
H	10
RBI	3
BB	5
SO	7
LOB	21



Batter	1	2	3	4	5	6	7	8	9	AB	R	H	RBI	BB	SO	LOB	BOTTOM		
Dave Cash, R OBP: 0.332, SLG: 0.369 Del Unser, L OBP: 0.324, SLG: 0.267 (1, 4)										4	0	1	1	0	0	0	San Diego Padres @ Montreal Expos Olympic Stadium, Montreal, QB Mon Jun 05 1978, 7:05 PM EDT Att: 12,909 - Unknown		
Chris Speier, R OBP: 0.359, SLG: 0.389 (1, 6)										4	0	1	0	0	1	1			
Warren Cromartie, L OBP: 0.332, SLG: 0.356 (1, 7)										4	1	2	0	0	0	1			
Tony Perez, R OBP: 0.318, SLG: 0.379 Pepe Frias, R OBP: 0.600, SLG: 1.400 (1, 3)										4	0	0	0	0	1	3			
Elis Valentine, R OBP: 0.312, SLG: 0.449 (1, 9)										4	1	2	1	0	0	0			
Gary Carter, R OBP: 0.341, SLG: 0.378 (1, 2)										4	0	2	0	0	0	2			
Andre Dawson, R OBP: 0.323, SLG: 0.437 (1, 8)										3	2	1	2	0	0	2			
Larry Parrish, R OBP: 0.299, SLG: 0.441 (1, 5)										2	0	0	0	1	1	1			
Rudy May, L OBP: 0.258, SLG: 0.276 Mike Garman, R (9, 1)										3	0	0	0	0	1	3			
										0	0	0	0	0	0	0			
Inning Stats	R: 0 E: 0 K: 0 S: 4	H: 1 LOB: 1 BB: 0 P: 4	R: 2 E: 0 K: 0 S: 5	H: 2 LOB: 0 BB: 0 P: 5	R: 0 E: 0 K: 2 S: 8	H: 1 LOB: 1 BB: 0 P: 8	R: 0 E: 0 K: 0 S: 4	H: 1 LOB: 2 BB: 1 P: 8	R: 0 E: 0 K: 0 S: 3	H: 1 LOB: 0 BB: 0 P: 3	R: 1 E: 0 K: 2 S: 8	H: 1 LOB: 1 BB: 0 P: 9	R: 1 E: 0 K: 0 S: 5	H: 2 LOB: 1 BB: 0 P: 5	1B: 7 2B: 1 3B: 0 HR: 1	SF: 0 SAC: 0 DP: 0 HBP: 1	WP: 0 PB: 0 SB: 3 CS: 0	PA: 34	
PITCHER	IP WLS BF H R ER SO BB IBB HBP BLK WP HR S P ERA WHIP																		
Eric Rasmussen, R ERA: 4.98 John D'Acquisto, R ERA: 1.46	(1, 1)	6.2 L 28 7 3 3 4 0 0 1 0 0 0 0 0 0 0 4.05 1.050	(7, 1)	1.1 6 2 1 1 0 0 0 0 0 0 0 0 0 0 6 6.75 1.500															



Batter	1	2	3	4	5	6	7	8	9	AB	R	H	RBI	BB	SO	LOB	TOP					
Ozzie Smith, S OBP: 0.272, SLG: 0.308	F7		SH1-3			CS 1B	FC4-6		K	4	0	1	0	0	1	2	<p>San Diego Padres @ Montreal Expos Olympic Stadium, Montreal, QB Tue Jun 06 1978, Postponed Att: 13,702 - Unknown</p> <p>livebaseballscores.com</p>					
Gene Richards, L OBP: 0.354, SLG: 0.373			FC6-5			CS	F8	F6		3	0	0	0	1	0	3						
Jerry Turner, L OBP: 0.298, SLG: 0.423			L7						6-3	2	0	0	0	2	0	1						
Oscar Gamble, L OBP: 0.325, SLG: 0.331	F5					F7			3-1	4	0	1	0	0	0	3						
Gene Tenace, R OBP: 0.429, SLG: 0.462	F8									2	0	1	0	2	0	2						
Derrel Thomas, S OBP: 0.306, SLG: 0.286			F7							3	0	0	0	0	1	3						
John D'Acquisto, R OBP: 0.328, SLG: 0.439						4-3				0	0	0	0	0	0	0						
Dave Winfield, R OBP: 0.328, SLG: 0.439										1	0	1	0	0	0	0						
Dave Freisleben, R OBP: 0.328, SLG: 0.439										0	0	0	0	0	0	0						
Mark Lee, R OBP: 0.328, SLG: 0.439										0	0	0	0	0	0	0						
Bill Almon, R OBP: 0.338, SLG: 0.358			6-3							3	0	0	0	1	2	3						
Dave Roberts, R OBP: 0.462, SLG: 0.400			K							4	0	0	0	0	1	1						
Bob Shirley, R OBP: 0.222, SLG: 0.125										1	0	0	0	1	0	0						
Fernando González, R OBP: 0.258, SLG: 0.217										2	0	0	0	0	0	2						
Inning Stats	R: 0 E: 0 K: 0 S: 3	H: 0 LOB: 2 BB: 2 P: 11	R: 0 E: 0 K: 1 S: 5	H: 0 LOB: 0 BB: 0 P: 5	R: 0 E: 0 K: 0 S: 3	H: 0 LOB: 1 BB: 1 P: 7	R: 0 E: 0 K: 1 S: 6	H: 2 LOB: 1 BB: 0 P: 6	R: 0 E: 0 K: 0 S: 3	H: 1 LOB: 0 BB: 0 P: 3	R: 0 E: 0 K: 1 S: 5	H: 0 LOB: 2 BB: 2 P: 13	R: 0 E: 0 K: 0 S: 4	H: 0 LOB: 2 BB: 1 P: 8	R: 0 E: 0 K: 1 S: 6	H: 1 LOB: 2 BB: 1 P: 10	R: 0 E: 0 K: 1 S: 5	H: 0 LOB: 0 BB: 0 P: 5	1B: 3 2B: 1 3B: 0 HR: 0	SF: 0 SAC: 1 DP: 0 HBP: 0	WP: 0 PB: 0 SB: 1 CS: 1	PA: 38
PITCHER	IP WLS BF H R ER SO BB IBB HBP BLK WP HR S P ERA WHIP	6.0 W 24 3 0 0 3 5 0 0 0 0 0 0 25 45 0.00 1.333	3.0 S 13 1 0 0 2 2 0 0 0 0 0 0 15 23 0.00 1.000																			

Batter	1	2	3	4	5	6	7	8	9	AB	R	H	RBI	BB	SO	LOB	BOTTOM			
Dave Cash, R OBP: 0.335, SLG: 0.372	FC3-6 BB E									4	1	2	0	0	1	1	<p>San Diego Padres @ Montreal Expos Olympic Stadium, Montreal, QB Tue Jun 06 1978, Postponed Att: 13,702 - Unknown</p> <p>livebaseballscores.com</p>			
Pepe Frias, R OBP: 0.600, SLG: 1.400										0	0	0	0	0	0	0				
Chris Speier, R OBP: 0.357, SLG: 0.381										3	0	0	0	1	0	3				
Warren Cromartie, L OBP: 0.330, SLG: 0.395	FC3-6 E SF8									4	1	1	0	0	1	4				
Tony Perez, R OBP: 0.316, SLG: 0.393										4	1	1	2	0	1	2				
Del Unser, L OBP: 0.324, SLG: 0.267	E5									0	0	0	0	0	0	0				
Ellis Valentine, R OBP: 0.316, SLG: 0.451	E4									4	0	2	0	0	0	3				
Gary Carter, R OBP: 0.340, SLG: 0.377	SF8									3	0	1	1	0	1	1				
Bob Reece, R OBP: 0.143, SLG: 0.286										0	0	0	0	0	0	0				
Andre Dawson, R OBP: 0.321, SLG: 0.430	K									3	1	0	0	1	1	5				
Larry Parrish, R OBP: 0.293, SLG: 0.431										4	0	0	0	0	1	2				
Wayne Twitchell, R OBP: 0.200, SLG: 0.077										1	0	1	0	1	0	0				
Wayne Garrett, L OBP: 0.263, SLG: 0.222										1	0	0	0	0	0	0				
Bill Atkinson, L OBP: 0.500, SLG: 0.500										1	0	0	0	0	0	2				
Inning Stats	R: 2 E: 2 K: 1 S: 8	H: 1 LOB: 2 BB: 1 P: 12	R: 0 E: 0 K: 1 S: 6	H: 1 LOB: 2 BB: 1 P: 10	R: 0 E: 0 K: 1 S: 6	H: 1 LOB: 1 BB: 0 P: 6	R: 0 E: 0 K: 1 S: 6	H: 1 LOB: 1 BB: 0 P: 6	R: 0 E: 0 K: 1 S: 5	H: 1 LOB: 0 BB: 0 P: 5	R: 1 E: 0 K: 1 S: 5	H: 0 LOB: 0 BB: 1 P: 9	R: 0 E: 0 K: 0 S: 3	H: 0 LOB: 0 BB: 0 P: 3	R: 1 E: 0 K: 0 S: 6	H: 3 LOB: 2 BB: 0 P: 6	1B: 7 2B: 0 3B: 0 HR: 1	SF: 1 SAC: 0 DP: 1 HBP: 0	WP: 0 PB: 0 SB: 2 CS: 0	PA: 36
PITCHER	IP WLS BF H R ER SO BB IBB HBP BLK WP HR S P ERA WHIP	5.1 L 24 5 2 1 0 1 1 0 0 0 0 0 7 11 0.00 0.600	1.2 6 0 1 0 1 1 0 0 0 0 0 0 1 3 3 ∞ ∞																	

Batter	1	2	3	4	5	6	7	8	9	AB	R	H	RBI	BB	SO	LOB	TOP			
Derrel Thomas, S OBP: 0.303, SLG: 0.279 (1, 8)	F9	6-3							5-3	4	0	0	0	1	0	1				
Fernando Gonzalez, R OBP: 0.214, SLG: 0.222 (1, 4)	BB 3B 1B		6-3				F9			4	1	1	0	0	0	1				
Don Reynolds, R OBP: 0.400, SLG: 0.276 (1, 7)	1-2 3B BB		L9				F4	F9		3	1	0	0	1	0	0				
Dave Winfield, R OBP: 0.322, SLG: 0.430 (1, 9)	K		F7				5-3		5-3	4	0	0	0	0	1	2				
Gene Tenace, R OBP: 0.436, SLG: 0.477 (1, 3)	1-H 2-H 3B			CS BB			1B BB		F5	2	1	1	2	2	0	0				
Tucker Ashford, R OBP: 0.275, SLG: 0.351 Rollie Fingers, R OBP: 0.333, SLG: 0.333 (8, 1)	K		F8				E 1B 1B			4	0	2	0	0	1	2				
Dave Roberts, R OBP: 0.500, SLG: 0.462 Gene Richards, L OBP: 0.354, SLG: 0.373 Rick Sweet, S OBP: 0.350, SLG: 0.268 (6, 2)			F7				E 1B 1B		K	3	0	2	1	0	0	0				
Chuck Baker, R OBP: 0.308, SLG: 0.316 Dan Spillner, R OBP: 0.271, SLG: 0.306 (8, 6)		L7					F9	E5	F8	3	0	0	0	0	0	3				
Randy Jones, R OBP: 0.138, SLG: 0.138 Mark Lee, R OBP: 0.335, SLG: 0.354 Bill Almon, R OBP: 0.335, SLG: 0.354 (6, 5)	K						K	G3	K	2	0	0	0	0	2	1				
Inning Stats	R: 2 E: 0 K: 2 S: 9	H: 2 LOB: 1 BB: 1 P: 13	R: 0 E: 0 K: 1 S: 6	H: 1 LOB: 1 BB: 0 P: 6	R: 0 E: 0 K: 0 S: 3	H: 0 LOB: 0 BB: 0 P: 3	R: 0 E: 0 K: 0 S: 2	H: 0 LOB: 0 BB: 1 P: 6	R: 0 E: 0 K: 1 S: 5	H: 2 LOB: 3 BB: 1 P: 10	R: 0 E: 0 K: 0 S: 3	H: 0 LOB: 0 BB: 0 P: 3	R: 0 E: 0 K: 1 S: 6	H: 1 LOB: 1 BB: 0 P: 6	R: 0 E: 0 K: 1 S: 5	H: 0 LOB: 0 BB: 0 P: 5	1B: 5 2B: 0 3B: 1 HR: 0	SF: 0 SAC: 0 DP: 0 HBP: 0	WP: 0 PB: 0 SB: 0 CS: 1	PA: 37
PITCHER Ross Grimsley, L ERA: 2.57 (1, 1)	IP: 9.0 WLS: W BF: 37 H: 6 R: 3 ER: 3 SO: 6 BB: 4 IBB: 0 HBP: 0 BLK: 0 WP: 0 HR: 0 S: 45 P: 61 ERA: 3.00 WHIP: 1.111															PITCHER				

San Diego Padres @ Montreal Expos
Olympic Stadium, Montreal, QB
Wed Jun 07 1978, 7:05 PM EDT
Att: 11,786 - Unknown

AB 33
R 3
H 6
RBI 3
BB 4
SO 6
LOB 14



Batter	1	2	3	4	5	6	7	8	9	AB	R	H	RBI	BB	SO	LOB	BOTTOM			
Dave Cash, R OBP: 0.328, SLG: 0.363 Pepe Frias, R OBP: 0.600, SLG: 1.400 (9, 4)	6-3		5-3	1-3		K		F7		5	0	0	0	0	1	3				
Chris Speier, R OBP: 0.364, SLG: 0.380 (1, 6)	FC6-4 BB		E7 1B		2B BB	6-3		F3		3	1	1	0	2	0	0				
Warren Cromartie, L OBP: 0.327, SLG: 0.390 (1, 7)	F8		F8		2B 1B	F9		F8		5	1	1	0	0	0	3				
Tony Perez, R OBP: 0.320, SLG: 0.401 Del Unser, L OBP: 0.324, SLG: 0.267 (8, 3)	FC6-4			1-4-3 1B 1B	2B 2B		L4			4	2	2	2	0	0	1				
Ellis Valentine, R OBP: 0.315, SLG: 0.443 (1, 9)		E6 CS E		1-4-3 1-2	K		1B HR BB			3	1	0	0	1	1	2				
Gary Carter, R OBP: 0.338, SLG: 0.380 (1, 2)	E3 G6-4-3		5-3		2B		F5			4	0	1	1	0	0	3				
Andre Dawson, R OBP: 0.324, SLG: 0.431 (1, 8)	G6-4-3			2B 1B		F3		HR 1B		4	2	2	1	0	0	3				
Larry Parrish, R OBP: 0.308, SLG: 0.462 (1, 5)				E SH1-4 1B	1B 2B			HR		3	1	3	4	1	0	0				
Ross Grimsley, L OBP: 0.189, SLG: 0.121 (1, 1)			SH1-4			F8		F7		3	0	1	0	0	0	2				
Inning Stats	R: 0 E: 0 K: 0 S: 3	H: 0 LOB: 0 BB: 1 P: 7	R: 0 E: 2 K: 0 S: 3	H: 0 LOB: 0 BB: 0 P: 3	R: 0 E: 1 K: 0 S: 5	H: 2 LOB: 2 BB: 0 P: 5	R: 2 E: 0 K: 0 S: 7	H: 4 LOB: 2 BB: 0 P: 7	R: 3 E: 0 K: 1 S: 8	H: 3 LOB: 2 BB: 2 P: 16	R: 0 E: 0 K: 1 S: 5	H: 0 LOB: 0 BB: 0 P: 5	R: 3 E: 0 K: 0 S: 5	H: 2 LOB: 0 BB: 1 P: 9	R: 0 E: 0 K: 0 S: 3	H: 0 LOB: 0 BB: 0 P: 3	1B: 7 2B: 3 3B: 0 HR: 1	SF: 0 SAC: 1 DP: 1 HBP: 0	WP: 0 PB: 0 SB: 0 CS: 1	PA: 39
PITCHER Randy Jones, L ERA: 3.02 Mark Lee, R ERA: 5.32 Dan Spillner, R ERA: 4.56 Rollie Fingers, R ERA: 3.38 (8, 1)	IP: 4.1 WLS: L BF: 24 H: 9 R: 5 ER: 5 SO: 1 BB: 2 IBB: 0 HBP: 0 BLK: 0 WP: 0 HR: 0 S: 24 P: 32 ERA: 10.38 WHIP: 2.538															PITCHER				

San Diego Padres @ Montreal Expos
Olympic Stadium, Montreal, QB
Wed Jun 07 1978, 7:05 PM EDT
Att: 11,786 - Unknown

AB 34
R 8
H 11
RBI 8
BB 4
SO 2
LOB 17



Batter	1	2	3	4	5	6	7	8	9	AB	R	H	RBI	BB	SO	LOB	TOP		
Gene Richards, L OBP: 0.358, SLG: 0.384 (1, 8)	F7		1B		1-3	L3		4-3		5	0	1	0	0	0	3	San Diego Padres @ Chicago Cubs Wrigley Field, Chicago, IL Sun Jun 11 1978, 3:33 AM CDT Att: 36,751 - Unknown - 86 F		
Ozzie Smith, S OBP: 0.273, SLG: 0.303 (1, 6)	BLK 1B		G6-4-3 1B		1B	1B	6-3	4-3		5	1	3	0	0	0	0			
Gene Tenace, R OBP: 0.427, SLG: 0.451 (1, 3)	K		L8		1B		5-3	K		5	0	1	0	0	2	3			
Dave Winfield, R OBP: 0.330, SLG: 0.459 (1, 9)	F8		G6-4-3 1-2		1-3 3-H 1B		2B 1B	L7		5	1	2	1	0	0	3			
Oscar Gamble, L OBP: 0.326, SLG: 0.370 (1, 7)		K		SF8 3B	6-3		1-H 2B			4	1	2	1	0	1	2			
Derrel Thomas, S OBP: 0.308, SLG: 0.304 Mark Lee, R (8, 1)	HR		SF8 3-H		L8		1-3			3	1	1	2	0	0	1			
Rick Sweet, S OBP: 0.344, SLG: 0.265 (1, 2)	F8		G6-4-3 1B		3-1			K		4	0	1	0	0	1	0			
Bill Almon, R OBP: 0.339, SLG: 0.362 (1, 5)			G6-4-3 1-2		G6-4-3 BB 1B			K		4	0	2	0	0	1	1			
Bob Shirley, R OBP: 0.238, SLG: 0.111 John D'Acquisto, R (6, 1)	K				K					2	0	0	0	1	2	1			
Eric Rasmussen, R OBP: 0.091, SLG: 0.091 Tucker Ashford, R (8, PH) OBP: 0.265, SLG: 0.370 (8, 4)					1-2 BB					0	0	0	0	0	0	0			
Inning Stats	R: 0 E: 0 K: 1 S: 6	H: 1 LOB: 1 BB: 0 P: 6	R: 1 E: 0 K: 2 S: 9	H: 2 LOB: 1 BB: 0 P: 9	R: 0 E: 0 K: 0 S: 4	H: 2 LOB: 1 BB: 0 P: 4	R: 1 E: 0 K: 0 S: 4	H: 3 LOB: 2 BB: 0 P: 8	R: 0 E: 0 K: 0 S: 4	H: 1 LOB: 1 BB: 0 P: 8	R: 1 E: 0 K: 0 S: 5	H: 2 LOB: 1 BB: 0 P: 5	R: 0 E: 0 K: 2 S: 8	H: 1 LOB: 0 BB: 0 P: 8	R: 0 E: 0 K: 1 S: 5	H: 0 LOB: 0 BB: 0 P: 5	1B: 10 2B: 2 3B: 1 HR: 1	SF: 1 SAC: 0 DP: 2 HBP: 0	WP: 0 PA: 40 PB: 0 SB: 0 CS: 0
PITCHER	IP WLS BF H R ER SO BB IBB HBP BLK WP HR S P ERA WHIP	IP WLS BF H R ER SO BB IBB HBP BLK WP HR S P ERA WHIP	IP WLS BF H R ER SO BB IBB HBP BLK WP HR S P ERA WHIP	IP WLS BF H R ER SO BB IBB HBP BLK WP HR S P ERA WHIP	IP WLS BF H R ER SO BB IBB HBP BLK WP HR S P ERA WHIP	IP WLS BF H R ER SO BB IBB HBP BLK WP HR S P ERA WHIP	IP WLS BF H R ER SO BB IBB HBP BLK WP HR S P ERA WHIP	IP WLS BF H R ER SO BB IBB HBP BLK WP HR S P ERA WHIP	IP WLS BF H R ER SO BB IBB HBP BLK WP HR S P ERA WHIP	IP WLS BF H R ER SO BB IBB HBP BLK WP HR S P ERA WHIP	IP WLS BF H R ER SO BB IBB HBP BLK WP HR S P ERA WHIP	IP WLS BF H R ER SO BB IBB HBP BLK WP HR S P ERA WHIP	IP WLS BF H R ER SO BB IBB HBP BLK WP HR S P ERA WHIP	IP WLS BF H R ER SO BB IBB HBP BLK WP HR S P ERA WHIP	IP WLS BF H R ER SO BB IBB HBP BLK WP HR S P ERA WHIP	IP WLS BF H R ER SO BB IBB HBP BLK WP HR S P ERA WHIP	IP WLS BF H R ER SO BB IBB HBP BLK WP HR S P ERA WHIP		

Batter	1	2	3	4	5	6	7	8	9	AB	R	H	RBI	BB	SO	LOB	BOTTOM		
Ivan De Jesus, R OBP: 0.354, SLG: 0.364 (1, 6)	1B E BB	SH5-3		G6-4-3 1-2		BB BB SF8 BB	FC6-4 1-2			2	2	0	0	2	0	3	San Diego Padres @ Chicago Cubs Wrigley Field, Chicago, IL Sun Jun 11 1978, 3:33 AM CDT Att: 36,751 - Unknown - 86 F		
Gene Clines, R OBP: 0.343, SLG: 0.358 Greg Gross, L (6, PH) OBP: 0.384, SLG: 0.477 (7, 9)	E7 FC5-4 1B	L6-3			L9	BB BB		6-3		3	1	1	0	0	0	2			
Larry Bittner, L OBP: 0.352, SLG: 0.426 (1, 3)	G3	K			FC6-4 1B	BB BB		6-3		4	0	1	1	1	1	3			
Dave Kingman, R OBP: 0.317, SLG: 0.533 (1, 7)	FC5-4 IBB		G3		K	SF8		K		3	0	0	1	1	2	1			
Manny Trillo, R OBP: 0.355, SLG: 0.394 (1, 4)	FC5-4 1B		4-3		FC6-4 1-2	L9				4	0	0	1	0	0	4			
Steve Ontiveros, S OBP: 0.283, SLG: 0.263 (1, 5)			F9			2B 2B		1B 3B		4	2	3	0	0	0	0			
Hector Cruz, R OBP: 0.273, SLG: 0.392 Joe Wallis, S (7, 8)	6-3		E8 1B		E8 1B	BB 2B		FC5-4 1B		3	1	2	1	0	0	2			
Larry Cox, R OBP: 0.295, SLG: 0.321 (1, 2)		SH5-3 BB 1B		G6-4-3 1B		BB BB BB 1B		FC5-4 FC6-4		4	1	3	0	0	0	1			
Ray Burris, R OBP: 0.200, SLG: 0.250 Bobby Murcer, L (6, PH) OBP: 0.325, SLG: 0.372 Donnie Moore, L OBP: 0.400, SLG: 0.400 Bruce Sutter, R (7, 1)			SH5-3 BB		K	P4		K		1	0	0	0	1	1	2			
Inning Stats	R: 2 E: 1 K: 0 S: 11	H: 2 LOB: 2 BB: 2 P: 19	R: 0 E: 0 K: 1 S: 6	H: 1 LOB: 1 BB: 1 P: 10	R: 0 E: 0 K: 0 S: 3	H: 0 LOB: 0 BB: 0 P: 3	R: 0 E: 1 K: 1 S: 10	H: 2 LOB: 1 BB: 0 P: 12	R: 0 E: 0 K: 1 S: 8	H: 1 LOB: 1 BB: 0 P: 9	R: 4 E: 0 K: 0 S: 9	H: 3 LOB: 2 BB: 3 P: 21	R: 1 E: 0 K: 1 S: 7	H: 2 LOB: 1 BB: 0 P: 7	R: 0 E: 0 K: 1 S: 6	H: 0 LOB: 0 BB: 0 P: 6		1B: 8 2B: 2 3B: 1 HR: 0	SF: 1 SAC: 1 DP: 1 HBP: 0
PITCHER	IP WLS BF H R ER SO BB IBB HBP BLK WP HR S P ERA WHIP	IP WLS BF H R ER SO BB IBB HBP BLK WP HR S P ERA WHIP	IP WLS BF H R ER SO BB IBB HBP BLK WP HR S P ERA WHIP	IP WLS BF H R ER SO BB IBB HBP BLK WP HR S P ERA WHIP	IP WLS BF H R ER SO BB IBB HBP BLK WP HR S P ERA WHIP	IP WLS BF H R ER SO BB IBB HBP BLK WP HR S P ERA WHIP	IP WLS BF H R ER SO BB IBB HBP BLK WP HR S P ERA WHIP	IP WLS BF H R ER SO BB IBB HBP BLK WP HR S P ERA WHIP	IP WLS BF H R ER SO BB IBB HBP BLK WP HR S P ERA WHIP	IP WLS BF H R ER SO BB IBB HBP BLK WP HR S P ERA WHIP	IP WLS BF H R ER SO BB IBB HBP BLK WP HR S P ERA WHIP	IP WLS BF H R ER SO BB IBB HBP BLK WP HR S P ERA WHIP	IP WLS BF H R ER SO BB IBB HBP BLK WP HR S P ERA WHIP	IP WLS BF H R ER SO BB IBB HBP BLK WP HR S P ERA WHIP	IP WLS BF H R ER SO BB IBB HBP BLK WP HR S P ERA WHIP	IP WLS BF H R ER SO BB IBB HBP BLK WP HR S P ERA WHIP			

AB	38
R	4
H	14
RBI	4
BB	1
SO	7
LOB	14



Batter	1	2	3	4	5	6	7	8	9	AB	R	H	RBI	BB	SO	LOB	TOP							
Lenny Randle, S OBP: 0.381, SLG: 0.360 (1, 5)	0-0 6-3		0-0 F6		0-0 G6-4-3			0-0 F9 SH5-3 1B	0-0 1B	5	0	2	2	0	0	1	New York Mets @ San Diego Padres San Diego Stadium, San Diego, CA Tue Jun 13 1978, 10:05 PM EDT Att: 12,927 - Unknown							
Elliott Maddox, R OBP: 0.414, SLG: 0.368 (1, 9)	0-0 1B		0-0 L6			4-0 1B BB		0-0 SH5-3	0-0 P8	3	1	1	0	1	0	2								
Steve Henderson, R OBP: 0.335, SLG: 0.387 (1, 7)	0-3 K		4-0 BB			0-3 K		0-0 F9	0-0 6-3	4	0	0	0	1	2	5								
Willie Montanez, L OBP: 0.335, SLG: 0.450 (1, 3)	0-0 1B		0-0 4-3			0-0 1-3		4-0 S IBB		3	0	1	0	1	0	2								
John Stearns, R OBP: 0.354, SLG: 0.369 (1, 2)	0-0 6-3			0-0 6-3		4-0 1B BB		0-0 P9		3	0	0	0	1	0	4								
Lee Mazzilli, S OBP: 0.367, SLG: 0.442 (1, 8)		0-0 F6-3 1B		0-0 F2		0-0 1B			0-0 E 1B	4	1	3	1	0	0	0								
Tim Foli, R OBP: 0.254, SLG: 0.255 (9, PH)		0-0 F6-3 1B		0-0 6-3			0-3 K		0-0 E7 1B	4	0	2	0	0	1	0								
Joel Youngblood, R OBP: 0.303, SLG: 0.414 (9, 6)		1-2 1B							1-3 1B	0	1	0	0	0	0	0								
Doug Flynn, R OBP: 0.254, SLG: 0.257 (9, PH)	0-0 F6-3		0-0 F4-3		0-0 F4-3		0-0 F4-3		0-0 L1	3	0	0	0	0	0	2								
Ron Hodges, L OBP: 0.317, SLG: 0.314 (9, 1)	1-2 2-3		0-0 P9		0-0 G6-4-3 1B		0-0 L1		4-0 1B IBB	2	0	0	0	0	0	0								
Craig Swan, R OBP: 0.299, SLG: 0.231 (6, 1)										2	0	1	0	0	0	1								
Dale Murray, R OBP: 0.266, SLG: 0.340 (7, PH)										0	0	0	0	0	0	0								
Bruce Boisclair, L OBP: 0.226, SLG: 0.240 (7, 1)										1	0	0	0	0	0	0								
Skip Lockwood, R OBP: 0.299, SLG: 0.293 (9, PH)										0	0	0	0	0	0	0								
Ed Kranepool, L OBP: 0.299, SLG: 0.293 (9, PH)										0	0	0	0	1	0	0								
Bobby Valentine, R OBP: 0.344, SLG: 0.337 (9, 4)										0	0	0	0	0	0	0								
Inning Stats	R: 0 E: 0 K: 1 S: 7	H: 2 LOB: 2 BB: 0 P: 7	R: 0 E: 0 K: 0 S: 4	H: 2 LOB: 1 BB: 4 P: 4	R: 0 E: 0 K: 0 S: 3	H: 0 LOB: 1 BB: 1 P: 7	R: 0 E: 0 K: 0 S: 3	H: 0 LOB: 0 BB: 0 P: 3	R: 0 E: 0 K: 1 S: 5	H: 1 LOB: 0 BB: 0 P: 3	R: 1 E: 0 K: 1 S: 5	H: 1 LOB: 1 BB: 2 P: 13	R: 0 E: 0 K: 1 S: 5	H: 0 LOB: 0 BB: 0 P: 5	R: 0 E: 0 K: 0 S: 4	H: 1 LOB: 2 BB: 1 P: 8	R: 2 E: 1 K: 0 S: 6	H: 3 LOB: 2 BB: 1 P: 10	1B: 10 2B: 0 3B: 0 HR: 0	SF: 0 SAC: 1 DP: 2 HBP: 0	WP: 0 PB: 0 SB: 1 CS: 0	PA: 39		
PITCHER	IP WLS BF H R ER SO BB IBB HBP BLK WP HR S P ERA WHIP	6.0 L 15 4 2 2 1 0 2 0 0 0 0 0 25 37 1.50 1.500	3.0 L 15 4 2 2 1 0 2 0 0 0 0 0 15 23 6.00 1.333																					

AB 33
R 3
H 10
RBI 3
BB 5
SO 3
LOB 19



Batter	1	2	3	4	5	6	7	8	9	AB	R	H	RBI	BB	SO	LOB	BOTTOM						
Gene Richards, L OBP: 0.353, SLG: 0.377 (1, 7)	0-0 3-1		0-0 F4-3		0-0 G1-6-3 1B		0-3 K		0-0 FC4-6 BLK	5	0	1	0	0	1	1	New York Mets @ San Diego Padres San Diego Stadium, San Diego, CA Tue Jun 13 1978, 10:05 PM EDT Att: 12,927 - Unknown						
Ozzie Smith, S OBP: 0.285, SLG: 0.310 (1, 6)	0-0 6-3 S 1B		0-0 1B		0-0 G1-6-3 1B		0-0 1B		0-0 F5	5	0	3	0	0	0	2							
Gene Tenace, R OBP: 0.417, SLG: 0.436 (1, 3)	0-0 6-3		0-0 F7		0-0 1-3		0-0 F2			4	1	1	0	0	0	3							
Dave Winfield, R OBP: 0.332, SLG: 0.474 (1, 8)	0-0 F2		0-0 1-3		0-0 1B		0-0 F4			4	0	1	0	0	0	3							
Oscar Gamble, L OBP: 0.322, SLG: 0.360 (9, 8)		0-0 G3		0-0 P5		0-0 BLK SF9 1B		0-0 F8		4	1	1	1	0	0	0							
Derrel Thomas, S OBP: 0.308, SLG: 0.304 (1, 4)		0-0 F8		0-0 F9		0-0 FC5-2-5 SF9 BLK		0-0 F5		4	0	0	0	0	0	2							
Fernando Gonzalez, R OBP: 0.237, SLG: 0.243 (1, 4)		0-0 F8		0-0 F9		0-0 FC5-2-5 SF9 BLK		0-0 F5		4	0	0	0	0	0	2							
Rick Sweet, S OBP: 0.349, SLG: 0.269 (1, 2)		0-0 1B		0-0 1B		0-0 1B		0-0 F4		3	0	2	0	1	0	0							
Bill Almon, R OBP: 0.333, SLG: 0.357 (1, 5)		0-0 1B		0-0 F9		0-0 SF9		0-0 L6		3	0	1	1	0	0	1							
Bob Ovwchinko, L OBP: 0.120, SLG: 0.160 (6, PH)		0-3 K		0-3 K		0-0 P8		0-0 FC4-6 1B		2	0	0	0	0	2	2							
Jerry Turner, L OBP: 0.298, SLG: 0.407 (7, 1)										1	0	0	0	0	0	2							
Rollie Fingers, R OBP: 0.500, SLG: 0.500 (9, PH)										0	0	0	0	0	0	0							
Tucker Ashford, R OBP: 0.280, SLG: 0.383 (9, PH)										1	0	1	0	0	0	0							
Inning Stats	R: 0 E: 0 K: 0 S: 4	H: 1 LOB: 1 BB: 0 P: 4	R: 0 E: 0 K: 1 S: 7	H: 2 LOB: 2 BB: 0 P: 7	R: 0 E: 0 K: 0 S: 4	H: 1 LOB: 1 BB: 0 P: 4	R: 0 E: 0 K: 0 S: 4	H: 1 LOB: 1 BB: 0 P: 4	R: 0 E: 0 K: 1 S: 5	H: 1 LOB: 0 BB: 0 P: 5	R: 2 E: 0 K: 0 S: 6	H: 3 LOB: 2 BB: 1 P: 10	R: 0 E: 0 K: 1 S: 6	H: 1 LOB: 1 BB: 0 P: 6	R: 0 E: 0 K: 0 S: 3	H: 0 LOB: 0 BB: 0 P: 3	R: 0 E: 0 K: 0 S: 4	H: 1 LOB: 1 BB: 0 P: 4	1B: 11 2B: 0 3B: 0 HR: 0	SF: 1 SAC: 0 DP: 1 HBP: 0	WP: 0 PB: 0 SB: 1 CS: 0	PA: 38	
PITCHER	IP WLS BF H R ER SO BB IBB HBP BLK WP HR S P ERA WHIP	5.0 L 23 4 0 0 0 0 1 0 0 0 0 0 3 7 0.00 0.000	1.0 W 7 1 0 0 1 0 0 0 0 0 0 0 9 9 0.00 0.500	2.0 S 4 1 0 0 0 0 0 0 0 0 0 0 4 4 0.00 1.000																			

AB 36
R 2
H 11
RBI 2
BB 1
SO 3
LOB 16



Batter	1	2	3	4	5	6	7	8	9	AB	R	H	RBI	BB	SO	LOB	TOP		
Dave Cash, R OBP: 0.322, SLG: 0.348 (1, 4)										4	0	1	0	0	0	1			
Stan Paol, R OBP: 0.344, SLG: 0.393 (1, 6)										4	0	1	0	0	0	2			
Warren Cromartie, L OBP: 0.322, SLG: 0.365 (1, 7)										3	0	0	0	0	0	2			
Tony Perez, R OBP: 0.316, SLG: 0.397 (1, 3)										3	0	0	0	0	1	1			
Ellis Valentine, R OBP: 0.319, SLG: 0.440 (1, 9)										3	0	2	0	0	1	0			
Del Unser, L OBP: 0.317, SLG: 0.315 (1, 8)										3	0	0	0	0	1	1			
Wayne Garrett, L OBP: 0.292, SLG: 0.200 (1, 5)										3	0	0	0	0	1	0			
Ed Herrmann, L OBP: 0.156, SLG: 0.119 (9, PR)										3	0	0	0	0	0	0			
Sam Mejias, R OBP: 0.294, SLG: 0.250 (9, PR)										0	0	0	0	0	0	0			
Woodie Fryman, R OBP: 0.053, SLG: 0.111 Andre Dawson, R OBP: 0.325, SLG: 0.430 (9, PH)										2	0	0	0	0	0	0			
										1	0	0	0	0	1	1			
Inning Stats	R: 0 E: 0 K: 0 S: 3	H: 1 LOB: 0 BB: 0 P: 3	R: 0 E: 0 K: 2 S: 7	H: 0 LOB: 0 BB: 0 P: 7	R: 0 E: 0 K: 0 S: 3	H: 0 LOB: 0 BB: 0 P: 3	R: 0 E: 0 K: 0 S: 3	H: 1 LOB: 0 BB: 0 P: 3	R: 0 E: 0 K: 1 S: 5	H: 0 LOB: 0 BB: 0 P: 5	R: 0 E: 0 K: 1 S: 6	H: 1 LOB: 1 BB: 0 P: 6	R: 0 E: 0 K: 0 S: 3	H: 1 LOB: 0 BB: 0 P: 3	R: 0 E: 1 K: 1 S: 6	H: 0 LOB: 1 BB: 0 P: 6	1B: 3 2B: 2 3B: 0 HR: 0	SF: 0 SAC: 0 DP: 2 HBP: 0	WP: 0 PA: 29 PB: 0 SB: 0 CS: 0
PITCHER Gaylord Perry, R ERA: 3.03 (1, 1)	IP: 9.0 WLS: W BF: 29 H: 4 R: 0 ER: 0 SO: 5 BB: 0 IBB: 0 HBP: 0 BLK: 0 WP: 0 HR: 0 S: 39 P: 39 ERA: 0.00 WHIP: 0.444															PITCHER			

Montreal Expos @ San Diego Padres
San Diego Stadium, San Diego, CA
Wed Jun 14 1978, 10:05 PM EDT
Att: 18,765 - Unknown

AB	29
R	0
H	4
RBI	0
BB	0
SO	5
LOB	8



Batter	1	2	3	4	5	6	7	8	9	AB	R	H	RBI	BB	SO	LOB	BOTTOM
Gene Richards, L OBP: 0.352, SLG: 0.394 (1, 7)										4	0	0	0	0	1	0	
Ozzie Smith, S OBP: 0.296, SLG: 0.311 (1, 6)										3	1	1	0	1	0	0	
Gene Tenace, R OBP: 0.420, SLG: 0.432 (1, 3)										2	0	0	0	2	1	1	
Dave Winfield, R OBP: 0.342, SLG: 0.491 (1, 9)										4	0	2	1	0	0	2	
Fernando Gonzalez, R OBP: 0.220, SLG: 0.225 (1, 4)										3	0	0	0	0	0	3	
Derrel Thomas, S OBP: 0.302, SLG: 0.294 (1, 8)										3	0	0	0	0	3	3	
Tucker Ashford, R OBP: 0.283, SLG: 0.367 (1, 5)										2	0	0	0	1	1	0	
Dave Roberts, R OBP: 0.296, SLG: 0.250 (1, 2)										3	0	0	0	0	0	3	
Gaylord Perry, R OBP: 0.156, SLG: 0.194 (1, 1)										3	0	0	0	0	2	0	
Inning Stats	R: 0 E: 0 K: 0 S: 4	H: 1 LOB: 1 BB: 0 P: 4	R: 0 E: 0 K: 2 S: 7	H: 0 LOB: 0 BB: 0 P: 7	R: 0 E: 0 K: 1 S: 6	H: 1 LOB: 3 BB: 3 P: 18	R: 0 E: 0 K: 1 S: 5	H: 0 LOB: 0 BB: 0 P: 5	R: 0 E: 0 K: 2 S: 8	H: 1 LOB: 1 BB: 0 P: 8	R: 0 E: 0 K: 1 S: 5	H: 0 LOB: 0 BB: 0 P: 5	R: 0 E: 0 K: 1 S: 5	H: 0 LOB: 1 BB: 1 P: 9	1B: 3 2B: 0 3B: 0 HR: 0	SF: 0 SAC: 0 DP: 0 HBP: 0	WP: 0 PA: 31 PB: 0 SB: 3 CS: 0
PITCHER Woodie Fryman, L ERA: 4.66 (1, 1)	IP: 8.0 WLS: L BF: 31 H: 3 R: 1 ER: 1 SO: 8 BB: 4 IBB: 0 HBP: 0 BLK: 0 WP: 0 HR: 0 S: 43 P: 59 ERA: 1.12 WHIP: 0.875															PITCHER	

Montreal Expos @ San Diego Padres
San Diego Stadium, San Diego, CA
Wed Jun 14 1978, 10:05 PM EDT
Att: 18,765 - Unknown

AB	27
R	1
H	3
RBI	1
BB	4
SO	8
LOB	12



Batter	1	2	3	4	5	6	7	8	9	AB	R	H	RBI	BB	SO	LOB	TOP					
Dave Cash, R OBP: 0.325, SLG: 0.351 (1, 4)										4	0	2	0	0	0	1	Montreal Expos @ San Diego Padres San Diego Stadium, San Diego, CA Thu Jun 15 1978, 6:33 AM EDT Att: 9,253 - Unknown					
Chris Speier, R OBP: 0.377, SLG: 0.383 (1, 6)										4	1	2	0	0	0	1						
Warren Cromartie, L OBP: 0.317, SLG: 0.356 (1, 7)										4	0	0	0	0	0	3						
Tony Perez, R OBP: 0.315, SLG: 0.399 Del Unser, L OBP: 0.317, SLG: 0.315 (1, 3) (8, 3)										4	1	1	1	0	0	0						
Ellis Valentine, R OBP: 0.322, SLG: 0.459 (1, 9)										4	1	2	2	0	1	0						
Gary Carter, R OBP: 0.323, SLG: 0.347 (1, 2)										3	0	1	0	1	0	0						
Stan Papi, R OBP: 0.323, SLG: 0.367 (1, 5)										4	0	0	0	0	1	3						
Sam Mejias, R OBP: 0.286, SLG: 0.211 (1, 8)										3	0	0	0	1	0	0						
Ross Grimsley, L OBP: 0.195, SLG: 0.135 (1, 1)										4	0	1	0	0	1	2						
Inning Stats	R: 0 E: 0 K: 0 S: 3	H: 1 LOB: 0 BB: 0 P: 3	R: 1 E: 0 K: 1 S: 6	H: 1 LOB: 0 BB: 0 P: 6	R: 0 E: 0 K: 0 S: 3	H: 1 LOB: 0 BB: 0 P: 3	R: 0 E: 0 K: 1 S: 6	H: 0 LOB: 0 BB: 0 P: 3	R: 0 E: 0 K: 0 S: 3	H: 0 LOB: 0 BB: 0 P: 3	R: 0 E: 0 K: 1 S: 5	H: 0 LOB: 0 BB: 0 P: 3	R: 0 E: 0 K: 0 S: 5	H: 0 LOB: 0 BB: 0 P: 5	R: 0 E: 0 K: 1 S: 5	H: 0 LOB: 0 BB: 0 P: 5	1B: 5 2B: 3 3B: 0 HR: 1	SF: 0 SAC: 0 DP: 2 HBP: 0	WP: 0 PB: 0 SB: 0 CS: 0	PA: 36		
PITCHER	IP WLS BF H R ER SO BB IBB HBP BLK WP HR S P ERA WHIP	7.0 L 30 9 3 3 2 0 2 0 0 0 1 32 40 3.86 1.286	2.0 6 0 0 0 0 1 0 0 0 0 0 0 8 8 0.00 0.000																			

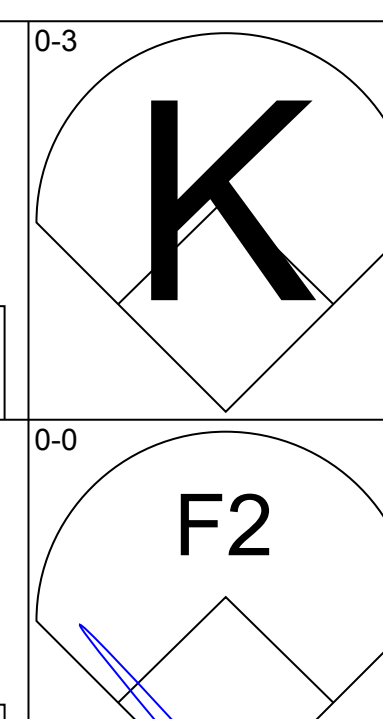
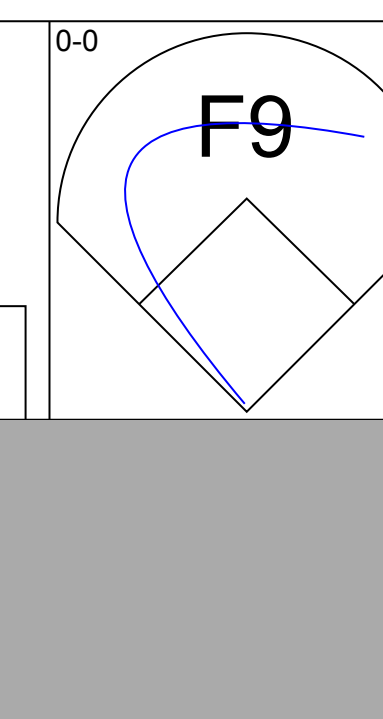
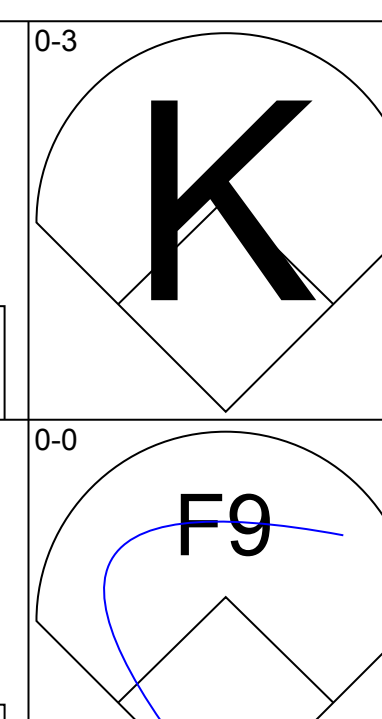
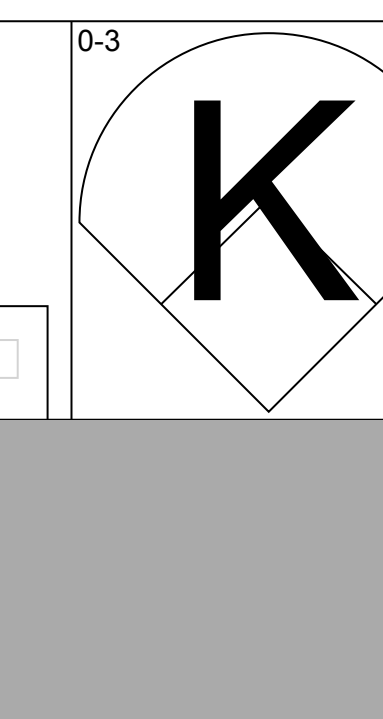
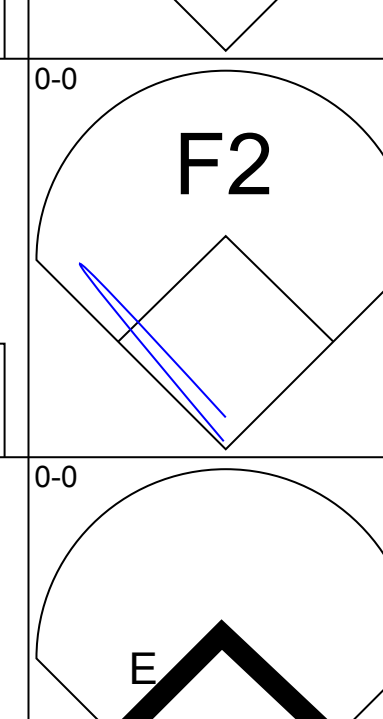
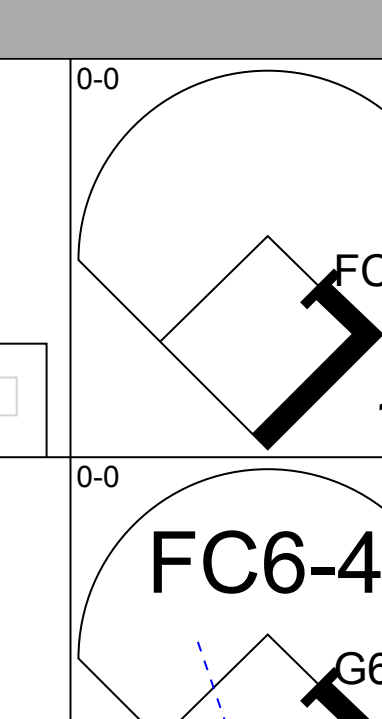
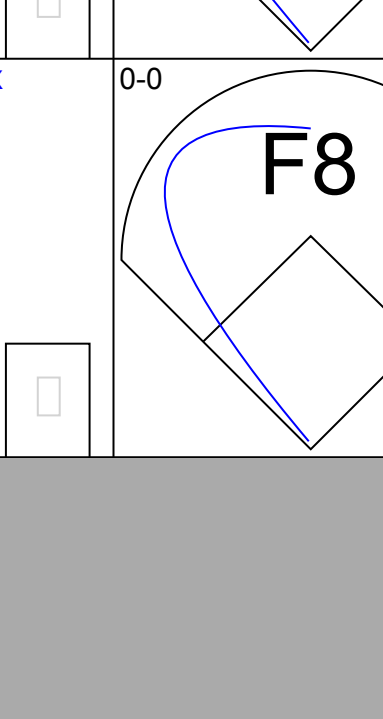
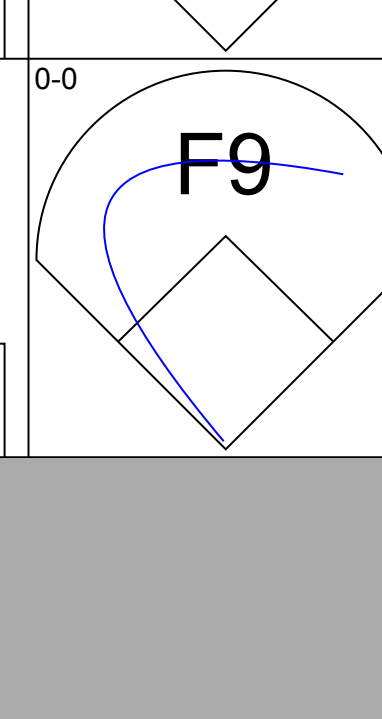
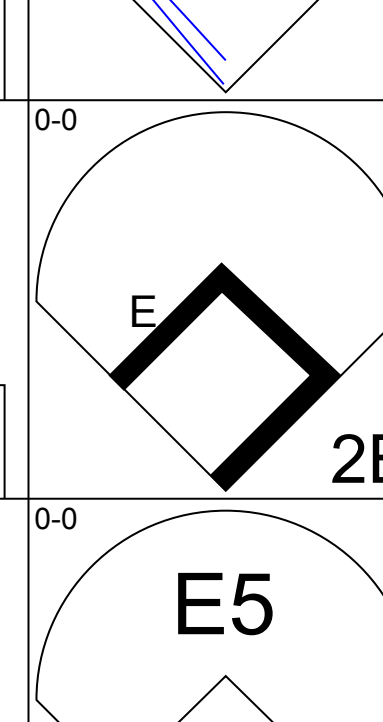
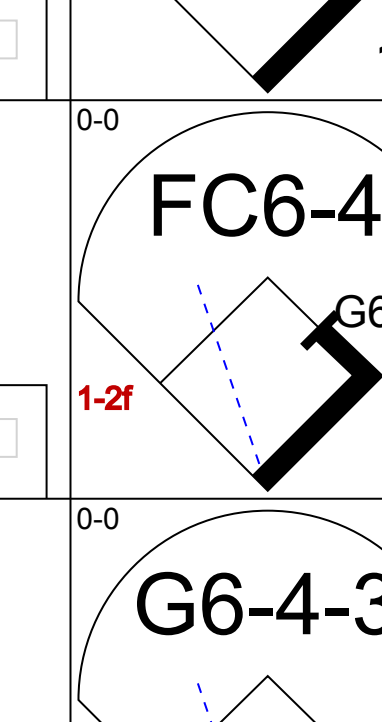


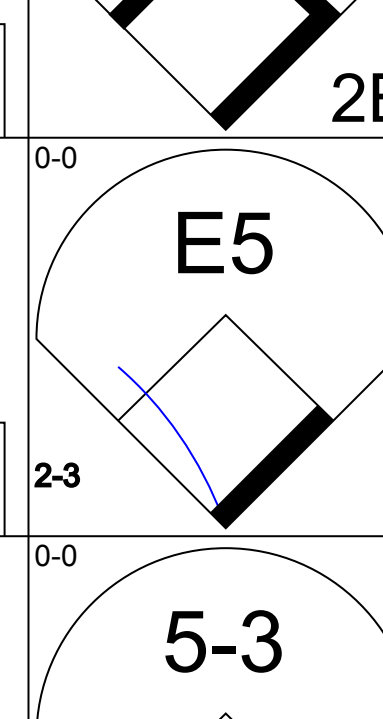
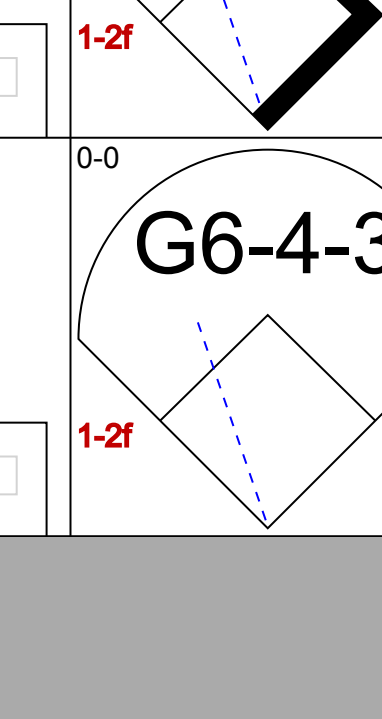


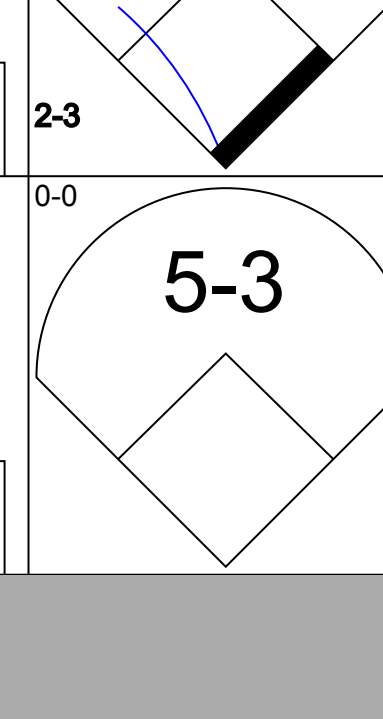
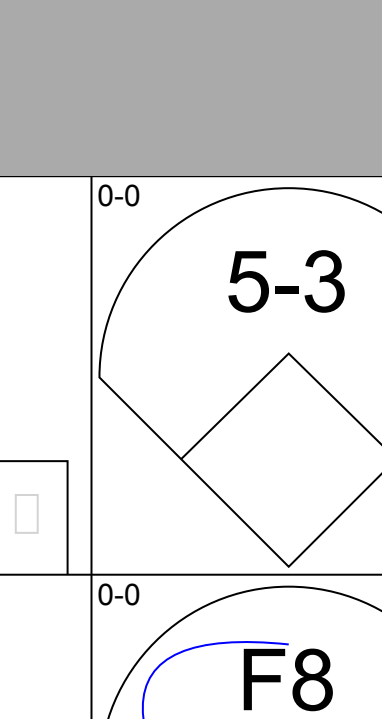


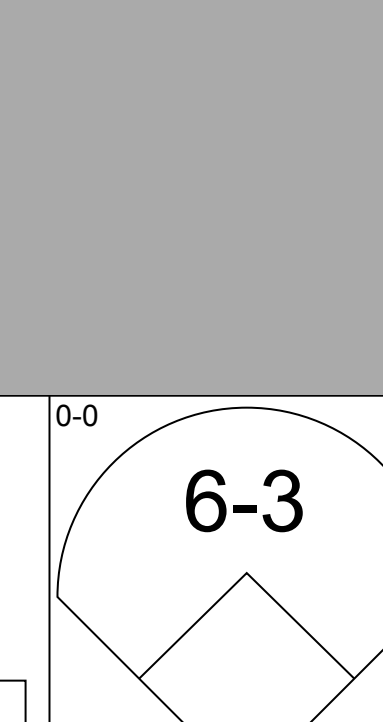
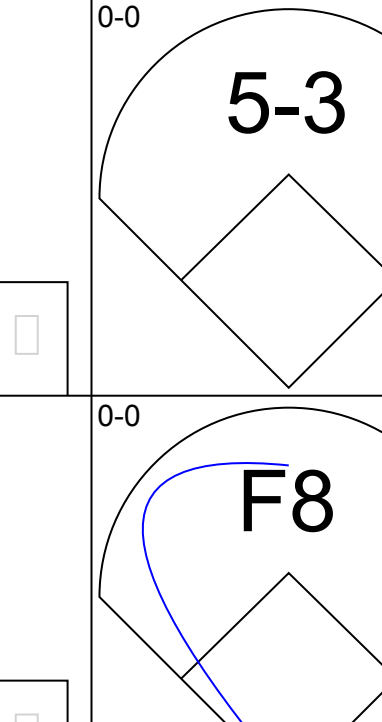


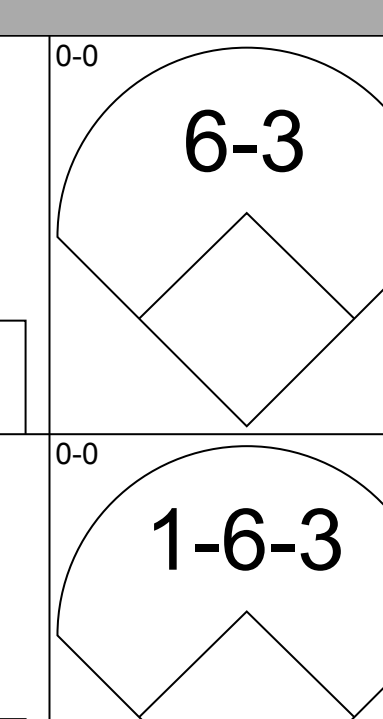
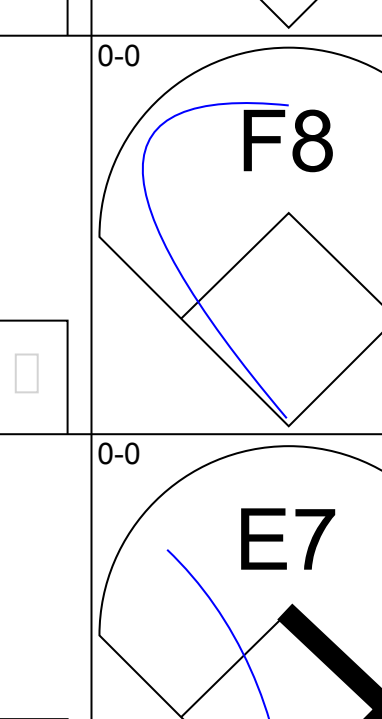


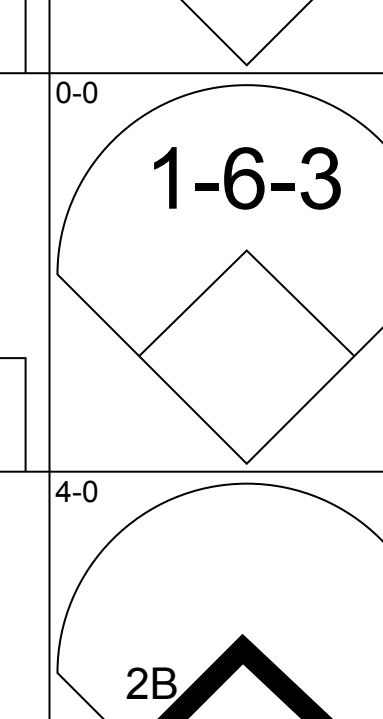
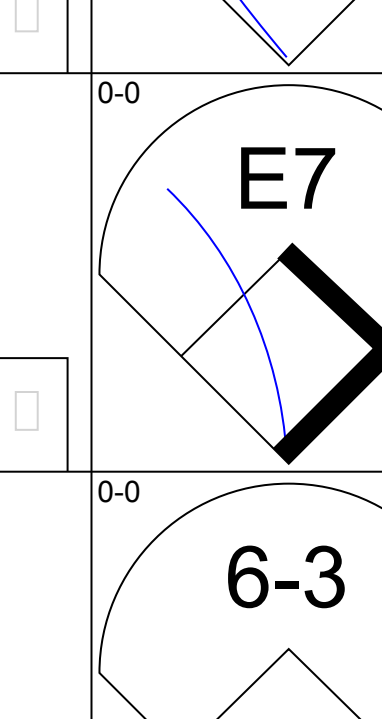


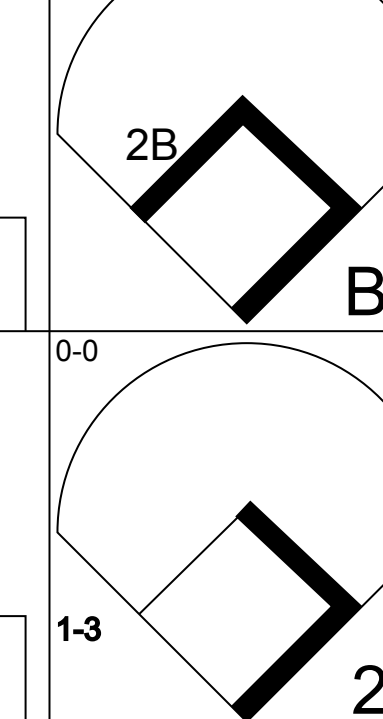
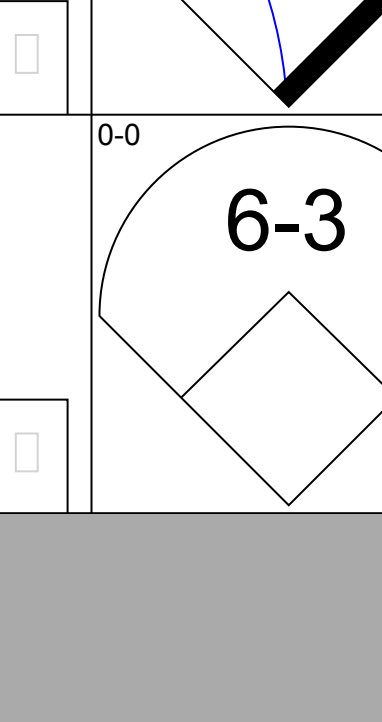
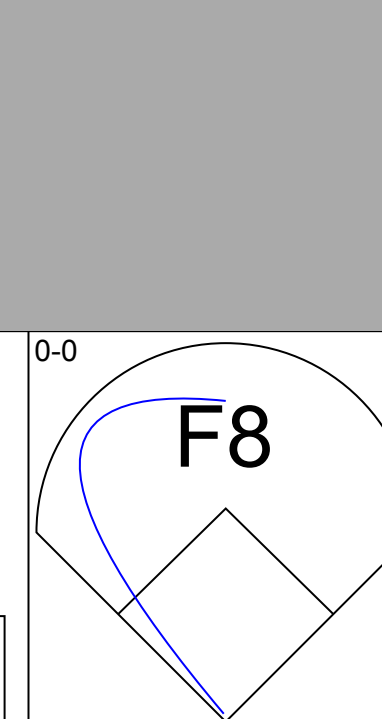
AB	34
R	3
H	9
RBI	3
BB	2
SO	3
LOB	10

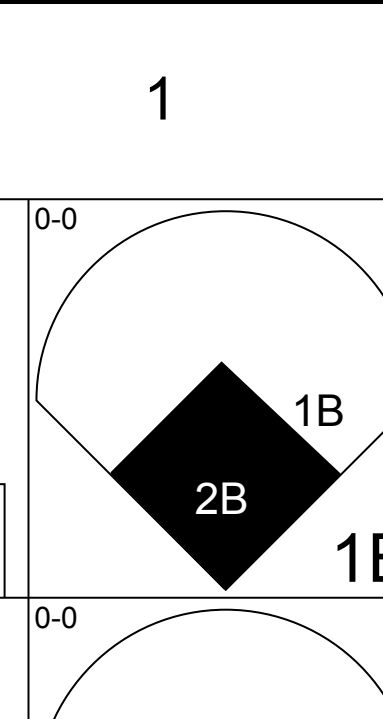
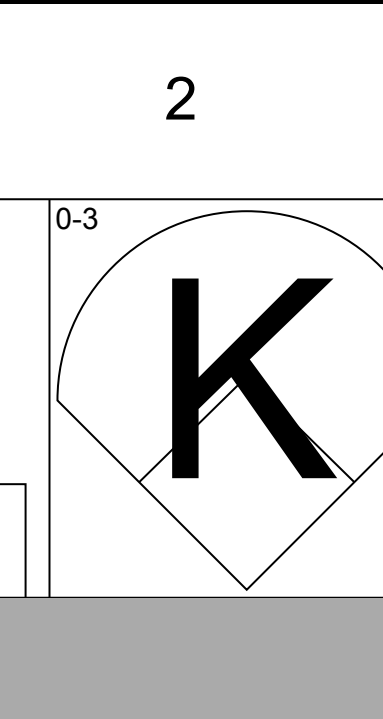
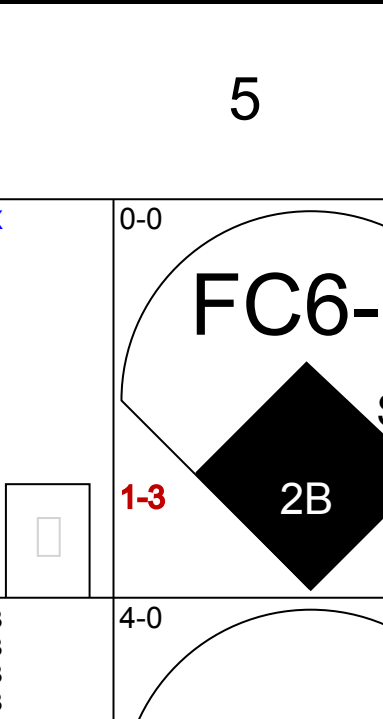
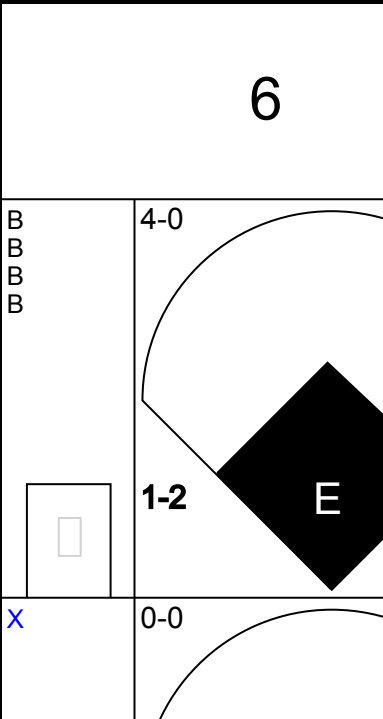
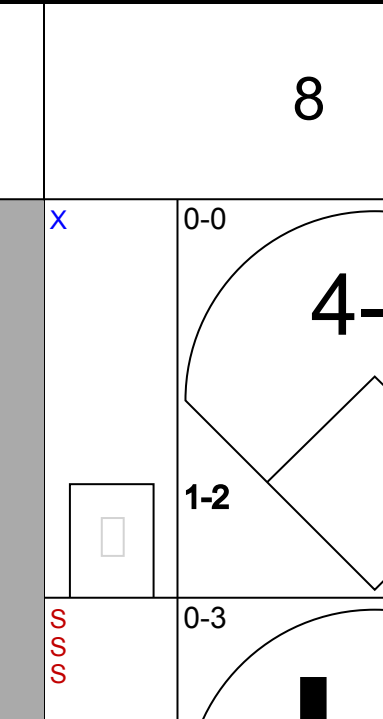
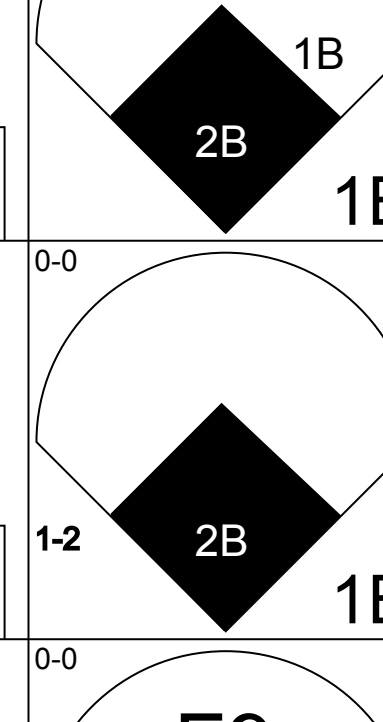
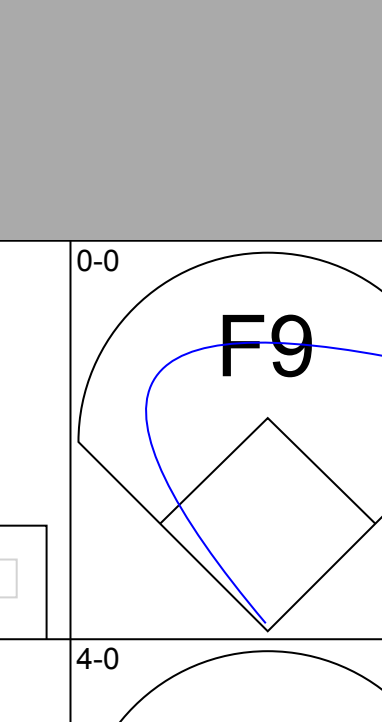
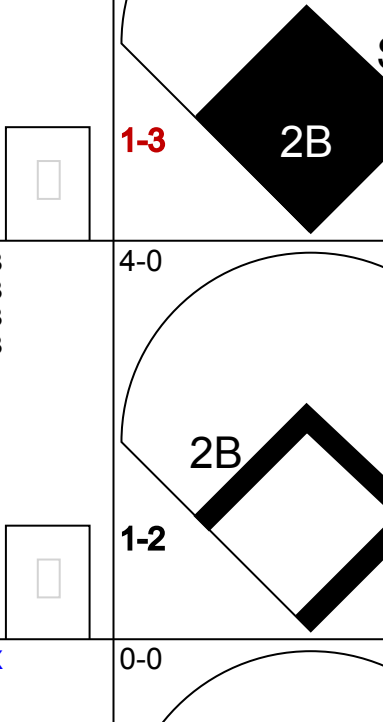
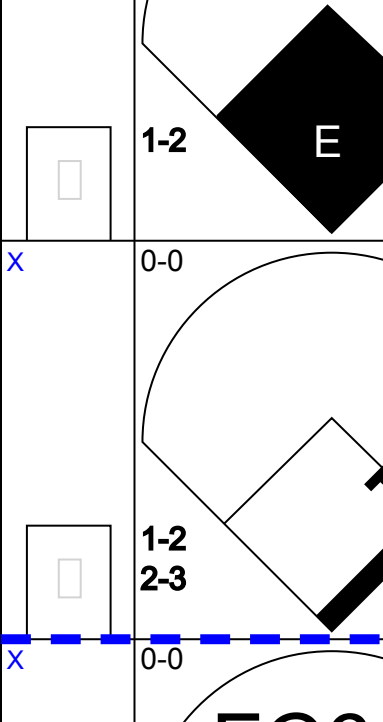
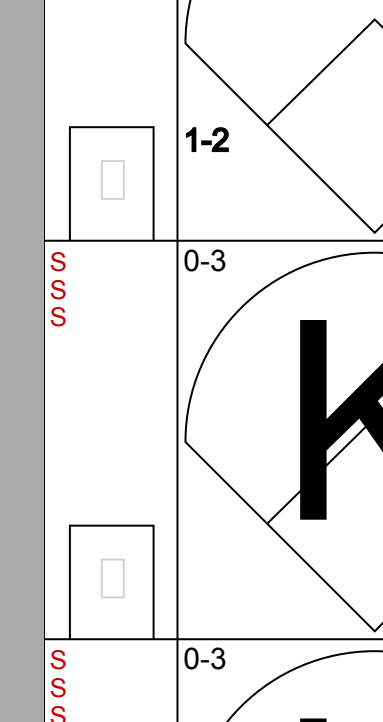
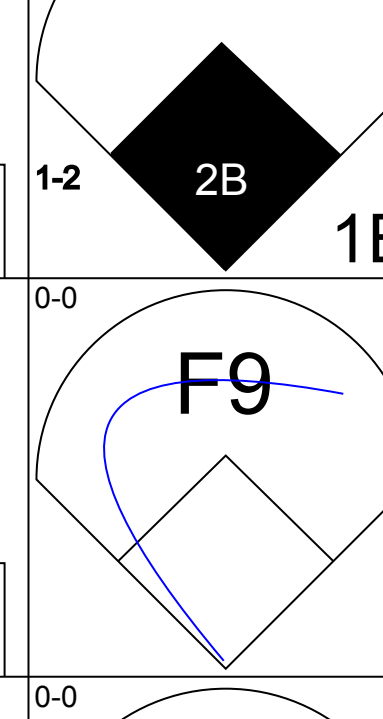
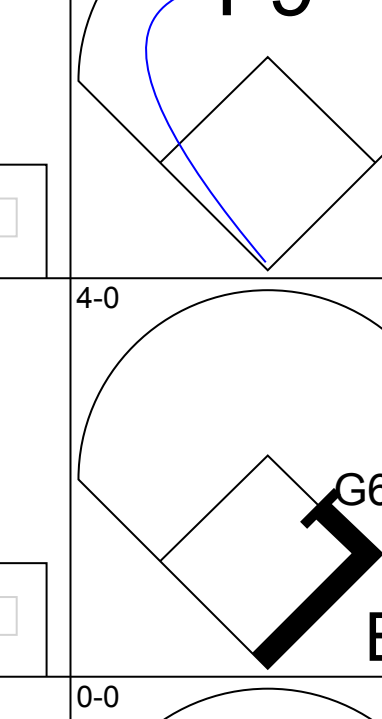
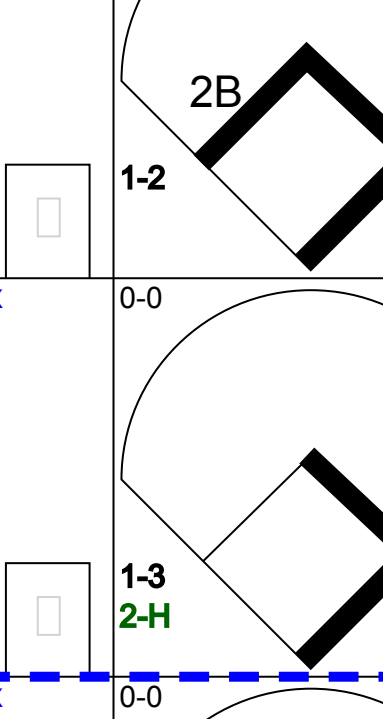
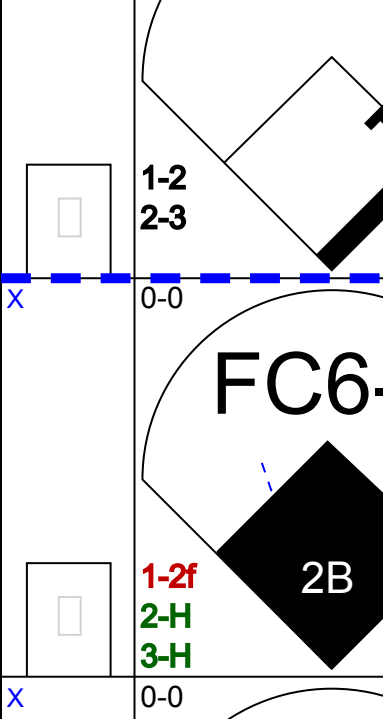
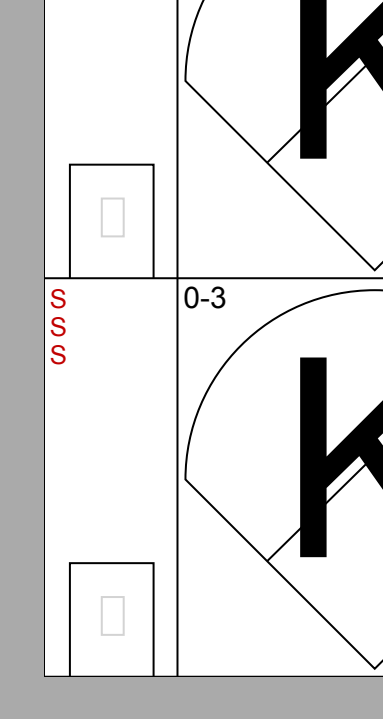
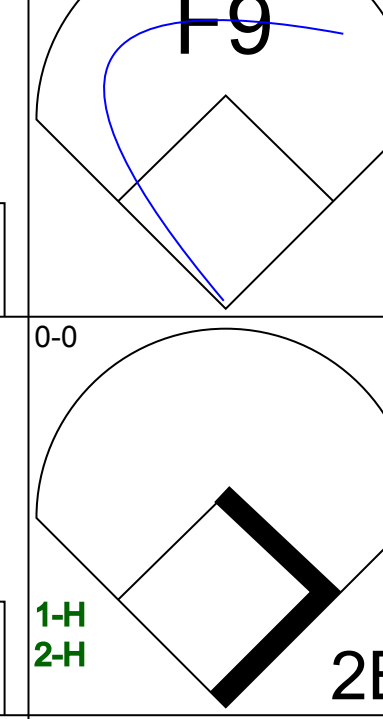
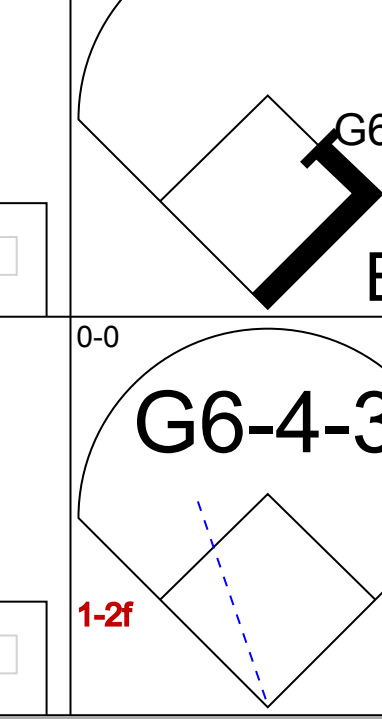
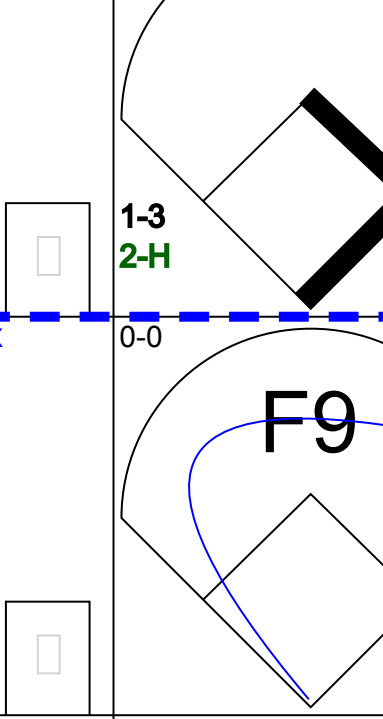
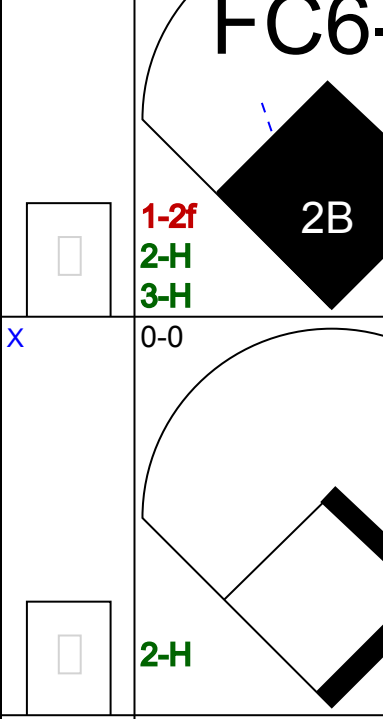
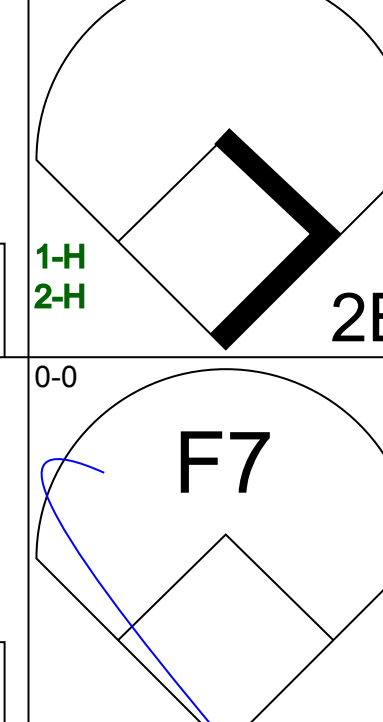
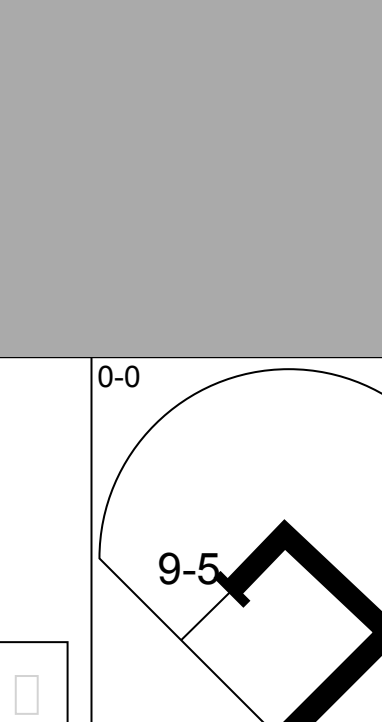
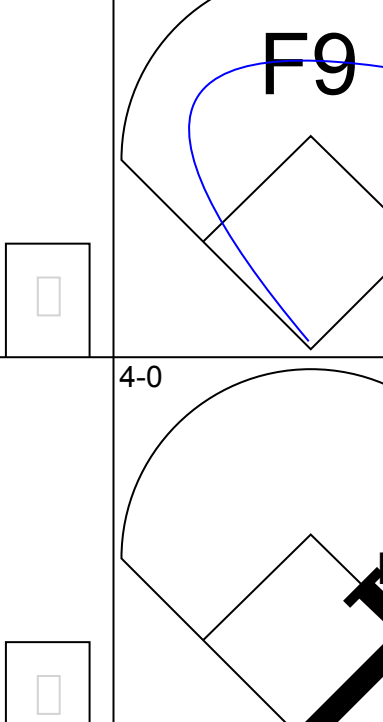
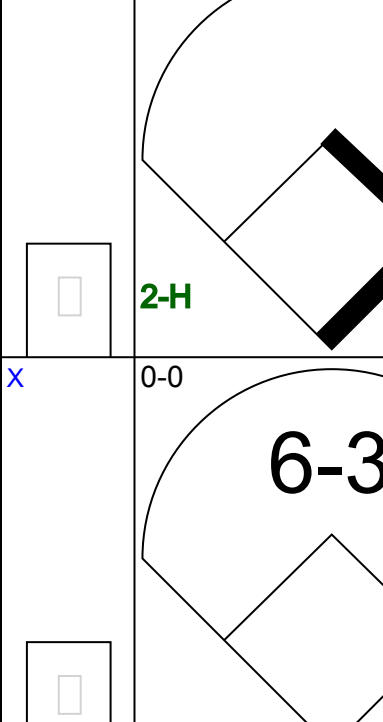
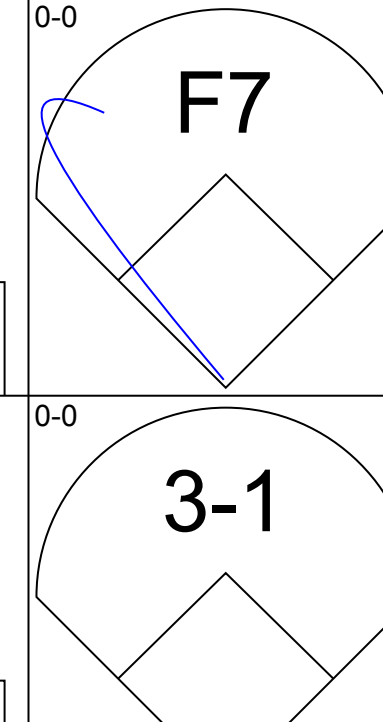
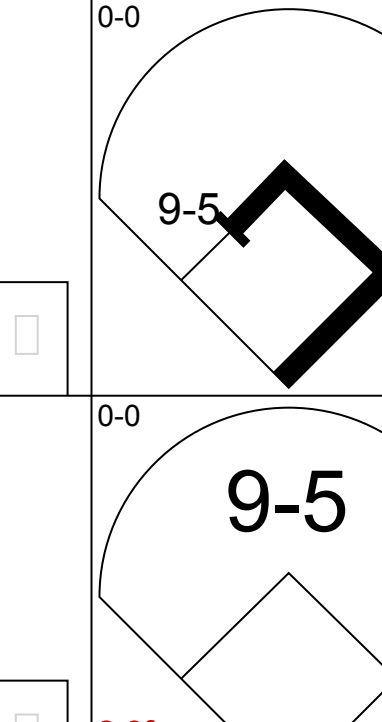
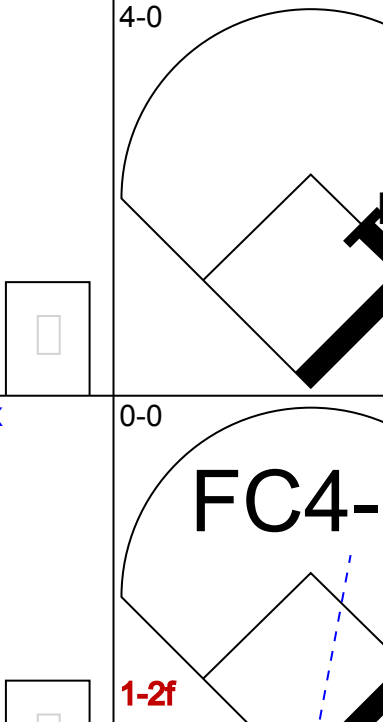
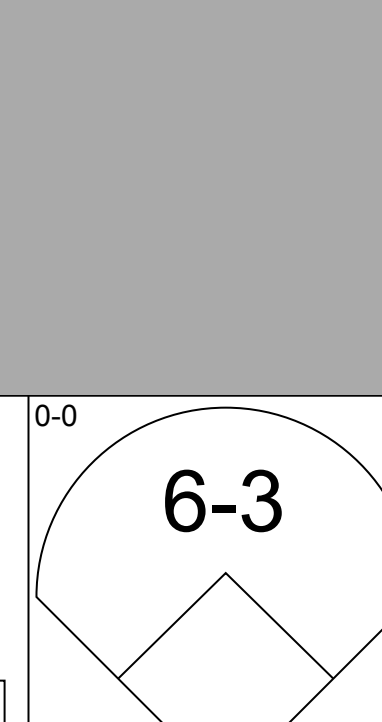
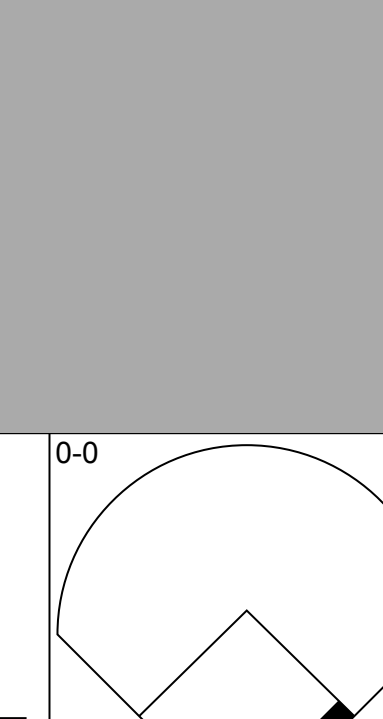
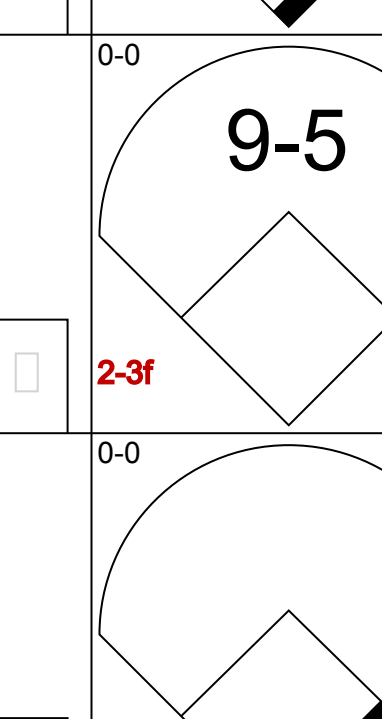
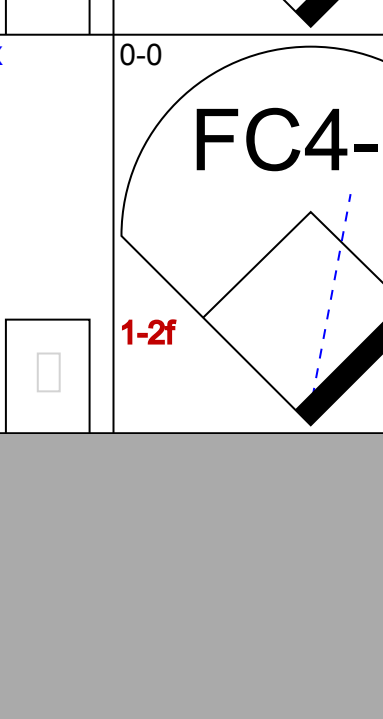
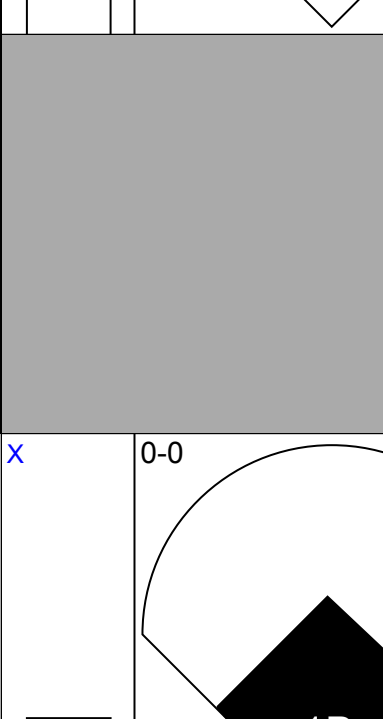

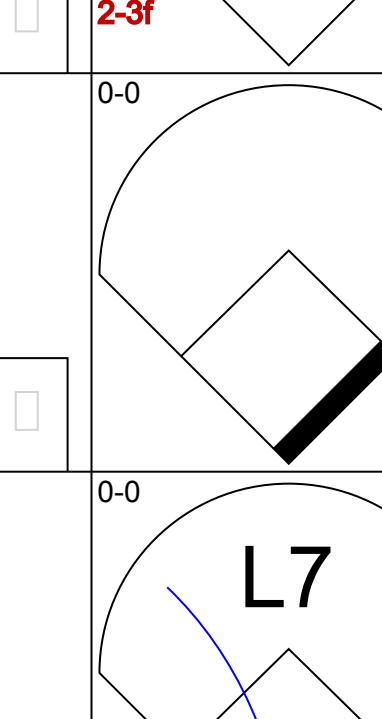

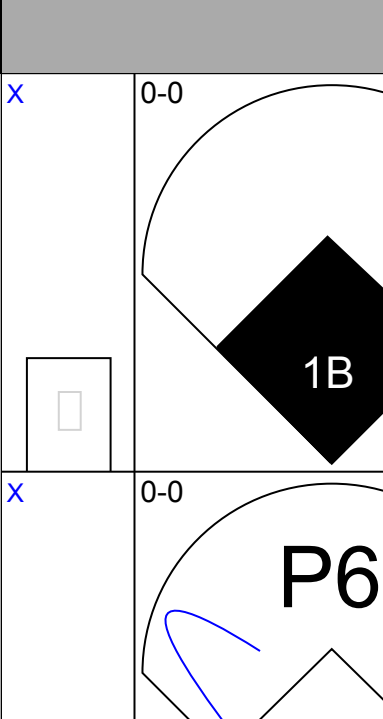

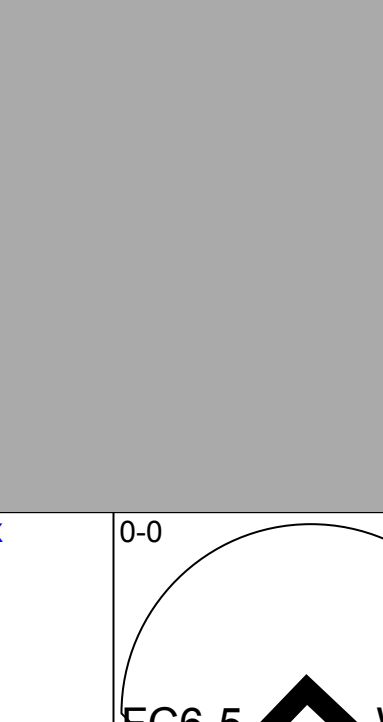
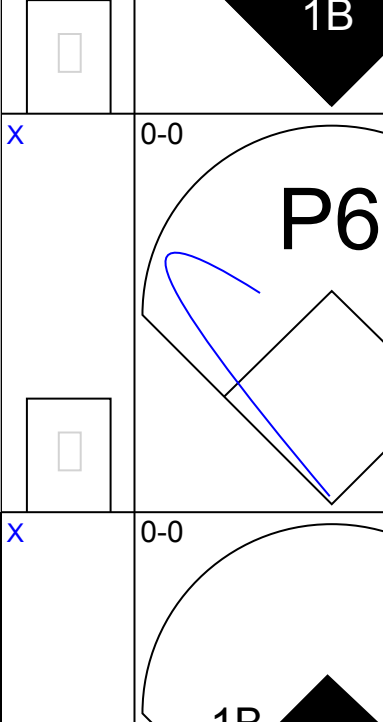
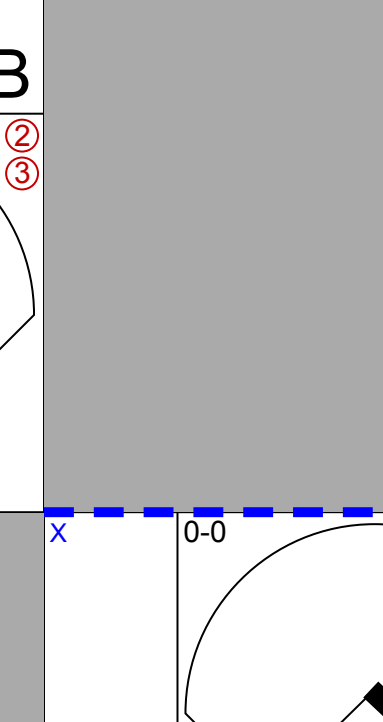


Batter	1	2	3	4	5	6	7	8	9	AB	R	H	RBI	BB	SO	LOB	BOTTOM				
Ozzie Smith, S OBP: 0.291, SLG: 0.305 Mark Lee, R (1, 6) (8, 1)										4	0	0	0	0	0	1	Montreal Expos @ San Diego Padres San Diego Stadium, San Diego, CA Thu Jun 15 1978, 6:33 AM EDT Att: 9,253 - Unknown				
Derrel Thomas, S OBP: 0.306, SLG: 0.294 (1, 8) (9, 3)										3	0	1	0	1	0	0					
Gene Tenace, R OBP: 0.422, SLG: 0.430 Gene Richards, L OBP: 0.352, SLG: 0.394 (1, 3) (6, PR) (9, 8)										3	0	1	0	1	0	0					
Dave Winfield, R OBP: 0.340, SLG: 0.487 (1, 9)										4	0	1	0	0	1	3					
Fernando Gonzalez, R OBP: 0.250, SLG: 0.256 (1, 4)										3	0	2	0	0	0	1					
Don Reynolds, R OBP: 0.359, SLG: 0.242 (1, 7)										4	0	0	0	0	1	5					
Tucker Ashford, R OBP: 0.281, SLG: 0.346 (1, 5)										3	0	0	0	1	1	2					
Dave Roberts, R OBP: 0.323, SLG: 0.321 (1, 2)										4	1	2	0	0	0	3					
Bob Shirley, R OBP: 0.217, SLG: 0.100 Bill Almon, R OBP: 0.333, SLG: 0.353 (1, 1) (7, PH) (8, 6)										2	0	0	0	0	1	1					
Inning Stats	R: 0 E: 0 K: 0 S: 3	H: 0 LOB: 0 BB: 0 P: 3	R: 0 E: 0 K: 0 S: 4	H: 1 LOB: 1 BB: 0 P: 4	R: 1 E: 1 K: 1 S: 6	H: 1 LOB: 2 BB: 2 P: 14	R: 0 E: 0 K: 1 S: 5	H: 1 LOB: 3 BB: 1 P: 9	R: 0 E: 0 K: 0 S: 3	H: 0 LOB: 0 BB: 0 P: 3	R: 0 E: 0 K: 0 S: 4	H: 1 LOB: 1 BB: 0 P: 4	R: 0 E: 0 K: 1 S: 5	H: 0 LOB: 0 BB: 0 P: 5	1B: 6 2B: 1 3B: 0 HR: 0	SF: 0 SAC: 1 DP: 1 HBP: 0	WP: 0 PB: 0 SB: 0 CS: 0	PA: 36			
PITCHER	IP WLS BF H R ER SO BB IBB HBP BLK WP HR S P ERA WHIP	9.0 W 36 7 1 0 4 3 0 0 0 0 0 41 53 0.00 1.111																			

AB	32
R	1
H	7
RBI	0
BB	3
SO	4
LOB	16



Batter	1	2	3	4	5	6	7	8	9	AB	R	H	RBI	BB	SO	LOB	TOP		
Jerry Martin, R OBP: 0.397, SLG: 0.446 (1, 9)										5	0	0	0	0	3	4	Philadelphia Phillies @ San Diego Padres San Diego Stadium, San Diego, CA Sat Jun 17 1978, 10:05 PM EDT Att: 27,319 - Unknown		
Larry Bowa, S OBP: 0.339, SLG: 0.372 (1, 6)			 1B							4	0	1	0	0	0	0			
Mike Schmidt, R OBP: 0.363, SLG: 0.457 (1, 5)	 2B		 G6-4-3 1-2f							4	0	1	0	0	0	1			
Greg Luzinski, R OBP: 0.358, SLG: 0.515 (1, 7)	 2-3		 1-2f			 1B				4	0	1	0	0	1	2			
Jose Cardenal, R OBP: 0.375, SLG: 0.519 (1, 3)						 1-3 2B				4	0	1	0	0	0	2			
Gary Maddox, R OBP: 0.368, SLG: 0.408 (1, 8)								 1B		4	0	1	0	0	0	2			
Bob Boone, R OBP: 0.337, SLG: 0.433 (1, 2)										3	0	0	0	1	0	1			
Davey Johnson, R OBP: 0.227, SLG: 0.259 Ron Reed, R (6, 1)		 BB				 2-3f				2	0	0	0	1	0	4			
Randy Lerch, L OBP: 0.280, SLG: 0.364 Barry Foote, R (9, PH) OBP: 0.167, SLG: 0.167										0	0	0	0	0	0	0			
Jim Lonborg, R OBP: 0.308, SLG: 0.304 Rawly Eastwick, R (5, 1) Jim Morrison, R OBP: 0.248, SLG: 0.284 (6, 4)		 2B								2	0	1	0	0	0	0			
Inning Stats	R: 0 E: 1 K: 1 S: 7	H: 1 LOB: 2 BB: 0 P: 7	R: 0 E: 0 K: 0 S: 4	H: 1 LOB: 2 BB: 1 P: 8	R: 0 E: 0 K: 0 S: 3	H: 1 LOB: 0 BB: 0 P: 3	R: 0 E: 1 K: 0 S: 4	H: 0 LOB: 1 BB: 0 P: 4	R: 0 E: 0 K: 0 S: 3	H: 2 LOB: 3 BB: 1 P: 9	R: 0 E: 0 K: 1 S: 5	H: 0 LOB: 0 BB: 0 P: 5	R: 0 E: 0 K: 1 S: 5	H: 0 LOB: 2 BB: 0 P: 9	R: 0 E: 0 K: 2 S: 9	H: 2 LOB: 2 BB: 0 P: 9	1B: 4 2B: 3 3B: 0 HR: 0	SF: 0 SAC: 0 DP: 1 HBP: 0	WP: 0 PA: 37 PB: 0 CS: 0
PITCHER Bob Ovwchinko, L ERA: 3.44 (1, 1)	IP: 9.0 WLS: W BF: 37 H: 7 R: 0 ER: 0 SO: 5 BB: 2 IBB: 0 HBP: 0 BLK: 0 WP: 0 HR: 0 S: 45 P: 53 ERA: 0.00 WHIP: 1.000															PITCHER IP: WLS: BF: H: R: ER: SO: BB: IBB: HBP: BLK: WP: HR: S: P: ERA: WHIP			

Batter	1	2	3	4	5	6	7	8	9	AB	R	H	RBI	BB	SO	LOB	BOTTOM		
Gene Richards, L OBP: 0.353, SLG: 0.391 (1, 7)	 2B 1B					 2B 1-3	 E BB 1-2		 1-2	4	3	1	0	1	1	3	Philadelphia Phillies @ San Diego Padres San Diego Stadium, San Diego, CA Sat Jun 17 1978, 10:05 PM EDT Att: 27,319 - Unknown		
Ozzie Smith, S OBP: 0.297, SLG: 0.312 (1, 6)	 1-2 1B				 1-2 BB	 1B 1-2 2-3				4	1	2	0	1	1	1			
Gene Tenace, R OBP: 0.425, SLG: 0.429 Tucker Ashford, R OBP: 0.276, SLG: 0.340 (1, 3) (7, 5)			 BB		 1-3 2-H	 2B 1-2f 2-H 3-H				3	1	1	2	1	0	3			
Dave Winfield, R OBP: 0.341, SLG: 0.491 (1, 8) (7, 9)	 1-H 2-H		 1-2f			 2-H				4	0	2	3	0	0	3			
Oscar Gamble, L OBP: 0.313, SLG: 0.349 Dave Roberts, R OBP: 0.294, SLG: 0.290 (1, 9) (7, 3)				 2B	 IBB					3	0	1	0	1	0	2			
Fernando Gonzalez, R OBP: 0.255, SLG: 0.260 (1, 4)				 2-3f	 1-2f					4	0	0	0	0	0	5			
Derrel Thomas, S OBP: 0.314, SLG: 0.314 (1, 5) (7, 8)						 3B	 1B			4	1	4	0	0	0	0			
Rick Sweet, S OBP: 0.338, SLG: 0.261 (1, 2)							 1-2f			4	0	0	0	0	0	4			
Bob Ovwchinko, L OBP: 0.207, SLG: 0.241 (1, 1)					 WP 1B	 BB FC6-4 3-H 1B		 1B		4	1	3	1	0	1	1			
Inning Stats	R: 2 E: 0 K: 0 S: 6	H: 3 LOB: 1 BB: 0 P: 6	R: 0 E: 0 K: 2 S: 8	H: 1 LOB: 1 BB: 0 P: 8	R: 0 E: 0 K: 0 S: 2	H: 0 LOB: 0 BB: 1 P: 6	R: 0 E: 0 K: 0 S: 4	H: 2 LOB: 1 BB: 0 P: 4	R: 1 E: 0 K: 0 S: 5	H: 2 LOB: 3 BB: 2 P: 13	R: 4 E: 1 K: 0 S: 7	H: 4 LOB: 1 BB: 1 P: 11	R: 0 E: 0 K: 2 S: 3	H: 1 LOB: 1 BB: 0 P: 3	R: 0 E: 0 K: 2 S: 8	H: 1 LOB: 1 BB: 0 P: 8		1B: 9 2B: 5 3B: 1 HR: 0	SF: 0 SAC: 0 DP: 3 HBP: 0
PITCHER Jim Lonborg, R ERA: 4.07 Rawly Eastwick, R ERA: 4.56 Ron Reed, R ERA: 2.56 Randy Lerch, L ERA: 4.74	IP: 4.1 WLS: L BF: 21 H: 8 R: 3 ER: 3 SO: 3 BB: 2 IBB: 0 HBP: 0 BLK: 0 WP: 1 HR: 0 S: 23 P: 31 ERA: 6.23 WHIP: 2.308															PITCHER IP: WLS: BF: H: R: ER: SO: BB: IBB: HBP: BLK: WP: HR: S: P: ERA: WHIP			

Batter	1	2	3	4	5	6	7	8	9	AB	R	H	RBI	BB	SO	LOB	TOP		
Bake McBride, L OBP: 0.344, SLG: 0.364 (1, 9)										4	0	1	0	0	0	2	Philadelphia Phillies @ San Diego Padres San Diego Stadium, San Diego, CA Sun Jun 18 1978, 6:33 AM EDT Att: 21,195 - Unknown		
Larry Bowa, S OBP: 0.337, SLG: 0.370 (1, 6)										4	0	1	0	0	0	1			
Mike Schmidt, R OBP: 0.361, SLG: 0.458 (1, 5)										4	0	1	0	0	1	1			
Greg Luzinski, R OBP: 0.352, SLG: 0.505 (1, 7)										4	0	0	0	0	2	2			
Richie Hebner, L OBP: 0.356, SLG: 0.427 (1, 3)										4	1	1	0	0	0	1			
Gary Maddox, R OBP: 0.366, SLG: 0.405 (1, 8)										4	0	1	0	0	0	0			
Bob Boone, R OBP: 0.346, SLG: 0.438 (1, 2)										3	0	2	1	1	0	0			
Davey Johnson, R OBP: 0.229, SLG: 0.258 (1, 4)										4	0	1	0	0	2	3			
Dick Ruthven, R OBP: 0.280, SLG: 0.280 (5, PH)										1	0	0	0	0	1	0			
Tim Lincecum, L OBP: 0.370, SLG: 0.345 (5, 1)										1	0	0	0	0	0	2			
Jerry Martin, R OBP: 0.353, SLG: 0.440 (7, PH)										0	0	0	0	0	0	0			
Warren Brusstar, R OBP: 0.292, SLG: 0.200 (7, 1)										1	0	0	0	0	0	1			
Jose Cardenal, R OBP: 0.306, SLG: 0.300 (8, PH)										0	0	0	0	0	0	0			
Inning Stats	R: 0 E: 0 K: 0 S: 4	H: 1 LOB: 1 BB: 0 P: 4	R: 0 E: 0 K: 0 S: 3	H: 0 LOB: 0 BB: 0 P: 3	R: 0 E: 0 K: 2 S: 8	H: 1 LOB: 1 BB: 0 P: 8	R: 0 E: 0 K: 2 S: 7	H: 0 LOB: 0 BB: 0 P: 7	R: 0 E: 0 K: 0 S: 4	H: 1 LOB: 2 BB: 1 P: 8	R: 0 E: 0 K: 1 S: 6	H: 1 LOB: 1 BB: 0 P: 6	R: 0 E: 0 K: 0 S: 4	H: 1 LOB: 1 BB: 0 P: 4	R: 1 E: 0 K: 1 S: 8	H: 3 LOB: 2 BB: 0 P: 8	1B: 7 2B: 1 3B: 0 HR: 0	SF: 0 SAC: 0 DP: 0 HBP: 0	WP: 0 PA: 36 PB: 0 SB: 0 CS: 0
PITCHER	IP WLS BF H R ER SO BB IBB HBP BLK WP HR S P ERA WHIP																		
Gaylord Perry, R ERA: 2.87 (1, 1)	8.1 W 34 8 1 1 5 1 0 0 0 0 0 0 43 47 1.08 1.080																		
Rollie Fingers, R ERA: 3.4 (9, 1)	0.2 S 2 0 0 0 1 0 0 0 0 0 0 0 4 4 0.00 0.000																		

AB	35
R	1
H	8
RBI	1
BB	1
SO	6
LOB	15



Batter	1	2	3	4	5	6	7	8	9	AB	R	H	RBI	BB	SO	LOB	BOTTOM
Gene Richards, L OBP: 0.352, SLG: 0.393 (1, 7)										4	1	1	0	0	1	2	Philadelphia Phillies @ San Diego Padres San Diego Stadium, San Diego, CA Sun Jun 18 1978, 6:33 AM EDT Att: 21,195 - Unknown
Ozzie Smith, S OBP: 0.297, SLG: 0.313 (1, 6)										3	1	1	1	0	0	0	
Derrel Thomas, S OBP: 0.308, SLG: 0.309 (1, 3)										3	0	0	1	0	0	1	
Dave Winfield, R OBP: 0.337, SLG: 0.485 (1, 8)										3	0	0	0	0	1	0	
Oscar Gamble, L OBP: 0.308, SLG: 0.343 (1, 9)										3	0	0	0	0	0	0	
Dave Roberts, R OBP: 0.294, SLG: 0.290 (8, 3)										0	0	0	0	0	0	0	
Fernando Gonzalez, R OBP: 0.259, SLG: 0.264 (1, 4)										3	1	1	0	0	1	0	
Bill Almon, R OBP: 0.333, SLG: 0.357 (1, 5)										3	0	1	1	0	1	0	
Rick Sweet, S OBP: 0.338, SLG: 0.263 (1, 2)										3	1	1	0	0	0	1	
Gaylord Perry, R OBP: 0.171, SLG: 0.182 (1, 1)										2	0	0	0	1	1	1	
Rollie Fingers, R OBP: 0.500, SLG: 0.500 (9, 1)										0	0	0	0	0	0	0	
Inning Stats	R: 2 E: 1 K: 1 S: 7	H: 1 LOB: 0 BB: 0 P: 7	R: 1 E: 0 K: 0 S: 4	H: 2 LOB: 1 BB: 1 P: 8	R: 0 E: 0 K: 0 S: 3	H: 0 LOB: 0 BB: 0 P: 3	R: 0 E: 0 K: 1 S: 5	H: 0 LOB: 0 BB: 0 P: 5	R: 0 E: 0 K: 0 S: 3	H: 0 LOB: 0 BB: 0 P: 3	R: 0 E: 0 K: 1 S: 5	H: 0 LOB: 0 BB: 0 P: 5	R: 1 E: 1 K: 2 S: 9	H: 2 LOB: 1 BB: 0 P: 9	1B: 3 2B: 2 3B: 0 HR: 0	SF: 1 SAC: 1 DP: 0 HBP: 0	WP: 0 PA: 30 PB: 0 SB: 1 CS: 1
PITCHER	IP WLS BF H R ER SO BB IBB HBP BLK WP HR S P ERA WHIP																
Dick Ruthven, R ERA: 4.13 (5, 1)	4.0 L 16 6 0 0 0 0 0 0 0 0 0 0 6 6 4.50 1.000																
Tug McGraw, L ERA: 2.16 (7, 1)	2.0 8 2 1 1 3 0 0 0 0 0 0 0 14 14 4.50 1.000																

AB	27
R	4
H	5
RBI	3
BB	1
SO	5
LOB	5



Batter	1	2	3	4	5	6	7	8	9	10	AB	R	H	RBI	BB	SO	LOB	TOP	
Jerry Royster, R OBP: 0.355, SLG: 0.346 (1, 4)	4-3	SH5-3		4-3			F9			5-3	4	0	0	1	0	0	0		
Barry Bonnell, R OBP: 0.275, SLG: 0.282 (1, 8) (10, 7)	L5				5-3					4-3	4	0	1	0	1	0	0		
Gary Matthews, R OBP: 0.374, SLG: 0.560 (1, 9)	E6 2B	F7			F8		F3				5	2	1	0	0	0	3		
Jeff Burroughs, R OBP: 0.454, SLG: 0.524 (1, 7)											4	0	2	1	1	0	0		
Rod Gilbreath, R OBP: 0.289, SLG: 0.329 (10, PR)											0	1	0	0	0	0	0		
Gene Garber, R (10, 1)											0	0	0	0	0	0	0		
Dale Murphy, R OBP: 0.276, SLG: 0.295 (1, 3)	6-3										4	0	1	1	0	0	2		
Bob Horner, R OBP: 0.250, SLG: 0.467 (1, 5)											5	1	1	1	0	0	1		
Biff Piccoroba, S OBP: 0.342, SLG: 0.361 (1, 2)											4	1	1	0	1	0	1		
Darrel Chaney, S OBP: 0.326, SLG: 0.322 (1, 6)											4	0	0	0	0	0	3		
Phil Niekro, R OBP: 0.250, SLG: 0.298 (1, 1)											4	0	1	1	0	1	0		
Rowland Office, L OBP: 0.262, SLG: 0.315 (10, 8)											0	0	0	0	0	0	0		
Inning Stats	R: 1 E: 1 K: 0 S: 5	H: 1 LOB: 1 BB: 0 P: 5	R: 2 E: 1 K: 0 S: 7	H: 3 LOB: 2 BB: 0 P: 7	R: 0 E: 1 K: 1 S: 4	H: 0 LOB: 1 BB: 0 P: 5	R: 0 E: 0 K: 0 S: 3	H: 0 LOB: 0 BB: 1 P: 7	R: 0 E: 0 K: 0 S: 3	H: 0 LOB: 0 BB: 0 P: 3	R: 0 E: 0 K: 0 S: 3	H: 0 LOB: 0 BB: 0 P: 3	R: 0 E: 0 K: 0 S: 6	H: 0 LOB: 0 BB: 2 P: 14	R: 2 E: 0 K: 1 S: 6	H: 3 LOB: 3 BB: 2 P: 14	1B: 6 2B: 1 3B: 1 HR: 0	SF: 0 SAC: 3 DP: 0 HBP: 0	WP: 0 PA: 44 PB: 0 SB: 0 CS: 0
PITCHER Randy Jones, L ERA: 2.72 (1, 1)	IP: 10.0 WLS: L BF: 44 H: 8 R: 5 ER: 2 SO: 1 BB: 1 IBB: 2 HBP: 0 BLK: 0 WP: 0 HR: 0 S: 43 P: 55 ERA: 1.80 WHIP: 0.900																		

Atlanta Braves @ San Diego Padres
San Diego Stadium, San Diego, CA
Tue Jun 20 1978, 10:05 PM EDT
Att: 13,059 - Unknown

AB 38
R 5
H 8
RBI 5
BB 3
SO 1
LOB 10



Batter	1	2	3	4	5	6	7	8	9	10	AB	R	H	RBI	BB	SO	LOB	BOTTOM					
Gene Richards, L OBP: 0.357, SLG: 0.404 (1, 7)	FC6-4 BB						P6				4	1	2	0	1	0	1						
Ozzie Smith, S OBP: 0.291, SLG: 0.306 (1, 6)	FC6-4 F8 1B						P4				5	0	0	0	0	1	4						
Derrel Thomas, S OBP: 0.315, SLG: 0.316 (1, 3)											5	1	3	1	0	0	1						
Dave Winfield, R OBP: 0.335, SLG: 0.475 (1, 8)	F8 2-3										5	1	1	0	0	0	4						
Oscar Gamble, L OBP: 0.335, SLG: 0.335 (1, 9)	F8										4	0	0	0	1	0	4						
Fernando Gonzalez, R OBP: 0.254, SLG: 0.259 (1, 4)											5	0	1	1	0	2	4						
Rick Sweet, S OBP: 0.343, SLG: 0.273 (1, 2)											3	0	1	1	1	0	1						
Jerry Turner, L OBP: 0.283, SLG: 0.400 (10, PH)											1	0	0	0	0	1	2						
Bill Almon, R OBP: 0.332, SLG: 0.352 (1, 5)											3	0	0	0	1	1	1						
Randy Jones, R OBP: 0.135, SLG: 0.135 (1, 1)											4	0	1	0	0	1	3						
Inning Stats	R: 0 E: 0 K: 0 S: 4	H: 1 LOB: 2 BB: 1 P: 8	R: 0 E: 0 K: 1 S: 5	H: 0 LOB: 0 BB: 0 P: 5	R: 0 E: 0 K: 1 S: 6	H: 1 LOB: 1 BB: 0 P: 6	R: 1 E: 0 K: 0 S: 4	H: 2 LOB: 2 BB: 2 P: 12	R: 1 E: 0 K: 0 S: 4	H: 1 LOB: 0 BB: 0 P: 4	R: 0 E: 0 K: 2 S: 7	H: 0 LOB: 1 BB: 1 P: 11	R: 0 E: 0 K: 1 S: 5	H: 0 LOB: 0 BB: 0 P: 5	R: 1 E: 0 K: 0 S: 5	H: 2 LOB: 1 BB: 0 P: 5	R: 0 E: 0 K: 0 S: 4	H: 1 LOB: 1 BB: 0 P: 4	R: 0 E: 1 K: 1 S: 7	H: 1 LOB: 2 BB: 0 P: 7	1B: 7 2B: 2 3B: 1 HR: 0	SF: 0 SAC: 0 DP: 1 HBP: 0	WP: 0 PA: 43 PB: 1 SB: 2 CS: 0
PITCHER Phil Niekro, R ERA: 3.14 (1, 1)	IP: 9.0 WLS: W BF: 38 H: 8 R: 3 ER: 3 SO: 5 BB: 4 IBB: 0 HBP: 0 BLK: 0 WP: 0 HR: 0 S: 44 P: 60 ERA: 3.00 WHIP: 1.333																						
Gene Garber, R (10, 1)	1.0 S 5 1 0 0 1 0 0 0 0 0 0 0 0 7 7 0.00 1.000																						

Atlanta Braves @ San Diego Padres
San Diego Stadium, San Diego, CA
Tue Jun 20 1978, 10:05 PM EDT
Att: 13,059 - Unknown

AB 39
R 3
H 9
RBI 3
BB 4
SO 6
LOB 25



Batter	1	2	3	4	5	6	7	8	9	AB	R	H	RBI	BB	SO	LOB	TOP					
Jerry Royster, R OBP: 0.364, SLG: 0.366 (1, 4)										4	2	3	0	1	0	0	Atlanta Braves @ San Diego Padres San Diego Stadium, San Diego, CA Wed Jun 21 1978, 10:05 PM EDT Att: 12,016 - Unknown					
Barry Bonnell, R OBP: 0.272, SLG: 0.274 (1, 8)										4	0	0	0	1	1	3						
Gary Matthews, R OBP: 0.382, SLG: 0.562 (1, 9)										5	0	3	2	0	1	2						
Jeff Burroughs, R OBP: 0.459, SLG: 0.524 (1, 7)										2	0	1	0	2	1	1						
Dale Murphy, R OBP: 0.283, SLG: 0.299 (1, 3)										4	0	2	0	0	1	5						
Bob Horner, R OBP: 0.200, SLG: 0.368 Gene Garber, R (8, 1)									4	0	0	0	0	1	4	0						
Biff Pocoroba, S OBP: 0.335, SLG: 0.353 (1, 2)									4	0	0	0	0	1	4	0						
Darrel Chaney, S OBP: 0.317, SLG: 0.312 (1, 6)									4	0	0	0	0	0	1	0						
Adrian Devine, R Rod Gilbreath, R OBP: 0.288, SLG: 0.327 (8, 5)										3	0	0	0	0	0	0	1					
Inning Stats	R: 0 E: 0 K: 3 S: 10	H: 1 LOB: 2 BB: 1 P: 14	R: 0 E: 0 K: 0 S: 3	H: 0 LOB: 0 BB: 0 P: 3	R: 0 E: 0 K: 0 S: 3	H: 0 LOB: 0 BB: 0 P: 3	R: 0 E: 0 K: 0 S: 5	H: 3 LOB: 2 BB: 0 P: 5	R: 1 E: 0 K: 0 S: 4	H: 1 LOB: 3 BB: 3 P: 16	R: 0 E: 0 K: 2 S: 7	H: 0 LOB: 0 BB: 0 P: 7	R: 1 E: 0 K: 1 S: 7	H: 2 LOB: 1 BB: 0 P: 7	R: 0 E: 0 K: 0 S: 4	H: 1 LOB: 1 BB: 0 P: 4	R: 0 E: 0 K: 0 S: 4	H: 1 LOB: 1 BB: 0 P: 4	1B: 7 2B: 1 3B: 1 HR: 0	SF: 0 SAC: 0 DP: 1 HBP: 0	WP: 0 PB: 0 SB: 1 CS: 0	PA: 39
PITCHER	IP WLS BF H R ER SO BB IBB HBP BLK WP HR S P ERA WHIP																					
Bob Shirley, L ERA: 4.27 (1, 1)	6.2 L 30 7 2 2 5 4 0 0 0 0 0 0 36 52 2.70 1.650																					
John D'Acquisto, R ERA: 1.15 (7, 1)	0.1 1 0 0 0 1 0 0 0 0 0 0 0 3 3 0.00 0.000																					
Mark Lee, R ERA: 4.4 (8, 1)	2.0 8 2 0 0 0 0 0 0 0 0 0 0 8 8 0.00 1.000																					

Batter	1	2	3	4	5	6	7	8	9	AB	R	H	RBI	BB	SO	LOB	BOTTOM					
Gene Richards, L OBP: 0.359, SLG: 0.405 (1, 7)										4	0	2	0	0	1	0	Atlanta Braves @ San Diego Padres San Diego Stadium, San Diego, CA Wed Jun 21 1978, 10:05 PM EDT Att: 12,016 - Unknown					
Ozzie Smith, S OBP: 0.294, SLG: 0.309 (1, 6)										4	0	2	0	0	0	3						
Derrel Thomas, S OBP: 0.313, SLG: 0.312 (1, 3)										3	0	0	0	1	0	2						
Dave Winfield, R OBP: 0.330, SLG: 0.471 (1, 8)										4	0	0	0	0	1	3						
Oscar Gamble, L OBP: 0.309, SLG: 0.344 (1, 9)										4	0	2	0	0	1	1						
Fernando Gonzalez, R OBP: 0.238, SLG: 0.242 (1, 4)										4	0	0	0	0	1	3						
Rick Sweet, S OBP: 0.340, SLG: 0.272 (1, 2)										4	0	1	0	0	0	0						
Bill Almon, R OBP: 0.332, SLG: 0.352 (1, 5)										3	0	1	0	0	0	1						
Bob Shirley, R OBP: 0.208, SLG: 0.095 John D'Acquisto, R OBP: 0.143, SLG: 0.143 Tucker Ashford, R OBP: 0.271, SLG: 0.333 Mark Lee, R (8, 1)										1	0	0	0	0	1	0						
Inning Stats	R: 0 E: 0 K: 0 S: 4	H: 1 LOB: 1 BB: 0 P: 4	R: 0 E: 0 K: 1 S: 6	H: 1 LOB: 1 BB: 0 P: 6	R: 0 E: 0 K: 1 S: 5	H: 1 LOB: 0 BB: 0 P: 5	R: 0 E: 0 K: 0 S: 3	H: 0 LOB: 1 BB: 1 P: 7	R: 0 E: 0 K: 0 S: 5	H: 2 LOB: 2 BB: 0 P: 5	R: 0 E: 0 K: 2 S: 8	H: 1 LOB: 1 BB: 0 P: 8	R: 0 E: 0 K: 1 S: 5	H: 0 LOB: 0 BB: 0 P: 5	R: 0 E: 0 K: 1 S: 6	H: 1 LOB: 1 BB: 0 P: 6	R: 0 E: 0 K: 0 S: 3	H: 1 LOB: 1 BB: 0 P: 3	1B: 7 2B: 1 3B: 0 HR: 0	SF: 0 SAC: 1 DP: 1 HBP: 0	WP: 1 PB: 0 SB: 1 CS: 1	PA: 34
PITCHER	IP WLS BF H R ER SO BB IBB HBP BLK WP HR S P ERA WHIP																					
Adrian Devine, R ERA: 5.36 (1, 1)	7.0 W 27 6 0 0 5 1 0 0 0 0 0 0 36 40 0.00 1.000																					
Gene Garber, R ERA: 1.3 (8, 1)	2.0 S 7 2 0 0 1 0 0 0 0 0 0 0 9 9 0.00 1.000																					

Batter	1	2	3	4	5	6	7	8	9	AB	R	H	RBI	BB	SO	LOB	TOP			
Jerry Royster, R OBP: 0.362, SLG: 0.362 (1, 4)	0-0 4-3		0-0 6-3			0-0 F9		4-0 BB		3	0	0	0	1	0	1	Atlanta Braves @ San Diego Padres San Diego Stadium, San Diego, CA Thu Jun 22 1978, 6:33 AM EDT Att: 8,854 - Unknown Braves			
Barry Bonnell, R OBP: 0.297, SLG: 0.268 Rowland Office, L OBP: 0.280, SLG: 0.313 (8, PH) (8, 8)	0-0 1-3		0-0 4-3			0-0 6-3		0-0 F6		3	0	0	0	0	0	1				
Gary Matthews, R OBP: 0.378, SLG: 0.552 (1, 9)	0-0 1B			0-0 F8		0-0 F8			0-0 F9	4	0	1	0	0	0	1				
Jeff Burroughs, R OBP: 0.456, SLG: 0.517 (1, 7)	0-0 F8			0-0 6-3		0-3 K		4-0 5-3 BB		3	0	0	0	1	1	1				
Dale Murphy, R OBP: 0.278, SLG: 0.293 (1, 3)		0-0 4-3		0-0 6-3		0-0 F8		0-0 5-3		4	0	0	0	0	0	1				
Bob Horner, R OBP: 0.208, SLG: 0.348 (1, 5)		0-3 K			0-0 G5-4-3 1B		0-0 F8		0-0 F8	4	0	1	0	0	1	1				
Biff Pocoroba, S OBP: 0.340, SLG: 0.364 (1, 2)					0-0 G5-4-3 1-2 1B			0-0 4-3 2B		3	0	2	0	0	0	1				
Darrel Chaney, S OBP: 0.310, SLG: 0.305 (1, 6)					0-0 F8			0-0 5-3		3	0	0	0	0	0	2				
Mickey Maher, S OBP: 0.067, SLG: 0.067 Rick Gambo, R OBP: 0.340, SLG: 0.288 Bob Beall, S OBP: 0.285, SLG: 0.288 Craig Skok, L OBP: 0.215, SLG: 0.190 Cito Gaston, R OBP: 0.215, SLG: 0.190 Dave Campbell, R OBP: 0.215, SLG: 0.190 (1, 1) (3, 1) (6, PH) (6, 1) (8, PH) (8, 1)					0-0 5-3			0-0 4-3 2-3 2B		1	0	0	0	0	0	0				
Inning Stats	R: 0 E: 0 K: 0 S: 4	H: 1 LOB: 1 BB: 0 P: 4	R: 0 E: 0 K: 1 S: 6	H: 1 LOB: 1 BB: 0 P: 6	R: 0 E: 0 K: 0 S: 3	H: 0 LOB: 0 BB: 0 P: 3	R: 0 E: 0 K: 0 S: 3	H: 0 LOB: 0 BB: 0 P: 3	R: 0 E: 0 K: 0 S: 4	H: 1 LOB: 1 BB: 0 P: 4	R: 0 E: 0 K: 1 S: 5	H: 0 LOB: 0 BB: 0 P: 5	R: 0 E: 0 K: 0 S: 4	H: 1 LOB: 2 BB: 1 P: 8	R: 0 E: 0 K: 0 S: 3	H: 0 LOB: 1 BB: 1 P: 7		1B: 3 2B: 2 3B: 0 HR: 0	SF: 0 SAC: 0 DP: 1 HBP: 0	WP: 0 PB: 0 SB: 0 CS: 0
PITCHER	IP WLS BF H R ER SO BB IBB HBP BLK WP HR S P ERA WHIP	7.2 W 28 5 0 0 2 1 0 0 0 0 0 31 35 0.00 0.783	1.1 S 5 0 0 0 0 1 0 0 0 0 0 4 8 0.00 0.750	PITCHER																

Batter	1	2	3	4	5	6	7	8	9	AB	R	H	RBI	BB	SO	LOB	BOTTOM			
Gene Richards, L OBP: 0.365, SLG: 0.411 (1, 8) (7, 7)	0-0 1-4-3		0-0 1B		0-0 SH1-3 1B		0-0 S 1B			4	1	3	0	0	0	0	Atlanta Braves @ San Diego Padres San Diego Stadium, San Diego, CA Thu Jun 22 1978, 6:33 AM EDT Att: 8,854 - Unknown SD			
Ozzie Smith, S OBP: 0.295, SLG: 0.309 (1, 6)	0-0 5-3		0-0 S 1B		0-0 SH1-3		0-0 6-3			3	0	1	1	0	0	1				
Derrel Thomas, S OBP: 0.317, SLG: 0.312 (1, 3) (7, 8)	0-3 K		0-0 S 1B		0-0 2-3 3-H 4-0 1-2 1-4-3 IBB		0-0 6-3			3	0	1	1	1	1	1				
Don Reynolds, R OBP: 0.326, SLG: 0.216 Gene Tenace, R OBP: 0.423, SLG: 0.427 (1, 7) (7, 3)		0-0 F7		0-0 L4-3		0-0 F7		0-0 F8		3	0	0	0	0	0	4				
Fernando Gonzalez, R OBP: 0.239, SLG: 0.242 (1, 4)		0-0 F9			0-3 K		0-0 F8		0-0 1B	4	0	1	0	0	1	0				
Oscar Gamble, L OBP: 0.319, SLG: 0.366 Dave Winfield, R OBP: 0.328, SLG: 0.469 (6, FR) (7, 9)		0-0 2B			0-0 2B		0-0 G5-3 BLK 1B		0-0 F9	3	0	3	0	0	0	0				
Bill Almon, R OBP: 0.327, SLG: 0.346 (1, 5)		0-3 K			0-0 F9		0-0 E3		0-0 F8	4	0	0	0	0	1	4				
Rick Sweet, S OBP: 0.347, SLG: 0.270 (1, 2)			4-0 1B SH5-4 1B BB		4-0 IBB		0-0 G5-3			1	1	0	0	2	0	2				
Bob Ovwinko, L OBP: 0.194, SLG: 0.226 Rollie Fingers, R OBP: 0.500, SLG: 0.500 (1, 1) (8, 1)			0-0 SH5-4		0-0 6-3			0-0 6-3		2	0	0	0	0	0	2				
Inning Stats	R: 0 E: 0 K: 1 S: 5	H: 0 LOB: 0 BB: 0 P: 5	R: 0 E: 0 K: 1 S: 6	H: 1 LOB: 1 BB: 0 P: 6	R: 1 E: 0 K: 0 S: 4	H: 2 LOB: 2 BB: 2 P: 12	R: 0 E: 0 K: 1 S: 6	H: 1 LOB: 2 BB: 1 P: 10	R: 1 E: 1 K: 0 S: 4	H: 2 LOB: 0 BB: 0 P: 4	R: 0 E: 0 K: 0 S: 4	H: 1 LOB: 1 BB: 0 P: 4	R: 0 E: 0 K: 0 S: 4	H: 1 LOB: 1 BB: 0 P: 4	R: 0 E: 0 K: 0 S: 4	H: 1 LOB: 1 BB: 0 P: 4		1B: 7 2B: 3 3B: 0 HR: 0	SF: 0 SAC: 2 DP: 2 HBP: 0	WP: 0 PB: 0 SB: 2 CS: 1
PITCHER	IP WLS BF H R ER SO BB IBB HBP BLK WP HR S P ERA WHIP	2.1 L 12 3 1 0 1 0 1 0 0 0 0 11 15 0.00 1.125	2.0 8 2 0 0 0 0 0 0 0 1 0 0 8 8 0.00 1.000	1.0 4 1 0 0 0 0 0 0 0 0 0 0 4 4 0.00 1.000	PITCHER															

Batter	1	2	3	4	5	6	7	8	9	AB	R	H	RBI	BB	SO	LOB	TOP			
Terry Puhl, L (1, 8) OBP: 0.363, SLG: 0.412	0-0 6-3			0-0 4-3			0-0 L6		0-0 1B	4	0	1	0	0	0	0	Houston Astros @ San Diego Padres San Diego Stadium, San Diego, CA Fri Jun 23 1978, 10:05 PM EDT Att: 12,055 - Unknown			
Denny Walling, L (1, 7) OBP: 0.299, SLG: 0.316	0-0 F8			0-0 5-3			0-0 F9		0-3 K	4	0	0	0	0	1	1				
Enos Cabell, R (1, 5) OBP: 0.316, SLG: 0.372	0-0 6-3			0-0 6-3			0-0 1B		0-3 K	4	0	1	0	0	1	1				
Jose Cruz, L (1, 9) OBP: 0.340, SLG: 0.393		0-0 G3			0-0 E6		4-0 1B			2	0	0	0	1	0	0				
Bob Watson, R (1, 3) OBP: 0.350, SLG: 0.457		0-0 1B			0-0 G1-4-3		0-0 F8			3	0	1	0	0	0	3				
Art Howe, R (1, 4) OBP: 0.339, SLG: 0.443		0-0 1B			0-3 K					3	0	0	0	0	1	1				
Reggie Baldwin, R (1, 2) OBP: 0.229, SLG: 0.375			0-0 F9			0-0 1B			0-0 F8	3	0	1	0	0	0	0				
Mike Fischlin, R (1, 6) OBP: 0.235, SLG: 0.133				0-0 G3		0-0 SH5-3			0-0 F2	1	0	0	0	0	0	0				
Wilbur Howard, S (8, PH) OBP: 0.299, SLG: 0.340					0-0 SH5-3					1	0	0	0	0	0	0				
Jimmy Sexton, R (8, 6) OBP: 0.222, SLG: 0.164						0-0 L4-6				0	0	0	0	0	0	0				
Tom Dixon, R (1, 1) OBP: 0.133, SLG: 0.071			0-0 F9						0-3 K	2	0	0	0	0	0	1				
Dave Bergman, L (9, PH) OBP: 0.262, SLG: 0.118										1	0	0	0	0	1	0				
Inning Stats	R: 0 E: 0 K: 0 S: 3	H: 0 LOB: 0 BB: 0 P: 3	R: 0 E: 0 K: 0 S: 3	H: 1 LOB: 0 BB: 0 P: 3	R: 0 E: 0 K: 0 S: 3	H: 0 LOB: 0 BB: 0 P: 3	R: 0 E: 0 K: 0 S: 3	H: 0 LOB: 0 BB: 0 P: 3	R: 0 E: 1 K: 1 S: 5	H: 1 LOB: 0 BB: 0 P: 5	R: 0 E: 0 K: 0 S: 4	H: 1 LOB: 2 BB: 1 P: 8	R: 0 E: 0 K: 0 S: 3	H: 0 LOB: 0 BB: 0 P: 3	R: 0 E: 0 K: 3 S: 10	H: 1 LOB: 1 BB: 0 P: 10	1B: 4 2B: 1 3B: 0 HR: 0	SF: 0 SAC: 1 DP: 3 HBP: 0	WP: 0 PB: 0 SB: 0 CS: 0	PA: 30
PITCHER Gaylord Perry, R (1, 1) ERA: 2.63	IP: 9.0 WLS: W BF: 30 H: 4 R: 0 ER: 0 SO: 4 BB: 1 IBB: 0 HBP: 0 BLK: 0 WP: 0 HR: 0 S: 37 P: 41 ERA: 0.00 WHIP: 0.556																			

Batter	1	2	3	4	5	6	7	8	9	AB	R	H	RBI	BB	SO	LOB	BOTTOM			
Gene Richards, L (1, 7) OBP: 0.370, SLG: 0.414	0-0 F6		4-0 CS		0-0 2B		0-0 1B			3	0	2	1	1	0	0	Houston Astros @ San Diego Padres San Diego Stadium, San Diego, CA Fri Jun 23 1978, 10:05 PM EDT Att: 12,055 - Unknown			
Ozzie Smith, S (1, 6) OBP: 0.298, SLG: 0.314	4-0 BB		0-0 F9		0-0 1B		0-0 F9			3	0	1	1	1	0	2				
Derrel Thomas, S (1, 3) OBP: 0.311, SLG: 0.306	0-0 F7			0-0 L6	0-0 6-3				0-0 F6	4	0	0	0	0	0	3				
Dave Winfield, R (1, 8) OBP: 0.331, SLG: 0.474	0-0 F7			0-0 1-6-3		0-0 1B			0-0 1B	4	1	2	0	0	0	1				
Oscar Gamble, L (1, 9) OBP: 0.324, SLG: 0.370		0-0 FC1-4		0-0 1B		0-0 G3			0-0 1B	3	0	2	0	0	0	1				
Dave Roberts, R (7, 3) OBP: 0.314, SLG: 0.313					0-0 1B				0-0 1B	1	0	1	0	0	0	0				
Fernando Gonzalez, R (1, 4) OBP: 0.225, SLG: 0.229		0-0 FC1-4		0-0 F7		0-0 3-2			0-0 F9	4	0	0	0	0	0	5				
Bill Almon, R (1, 5) OBP: 0.325, SLG: 0.345		0-0 F8			0-0 G3				0-0 E8	4	1	1	1	0	0	1				
Rick Sweet, S (1, 2) OBP: 0.344, SLG: 0.269		0-0 F4			0-0 1B		0-0 L3		0-0 F3	4	1	1	0	0	0	4				
Gaylord Perry, R (1, 1) OBP: 0.162, SLG: 0.171			0-0 F7		0-0 SH1-4		0-0 5-3			2	0	0	0	0	0	1				
Inning Stats	R: 0 E: 0 K: 0 S: 3	H: 0 LOB: 1 BB: 1 P: 7	R: 0 E: 0 K: 0 S: 4	H: 1 LOB: 1 BB: 0 P: 4	R: 0 E: 0 K: 0 S: 2	H: 0 LOB: 0 BB: 1 P: 6	R: 0 E: 0 K: 0 S: 4	H: 1 LOB: 1 BB: 0 P: 4	R: 1 E: 0 K: 0 S: 6	H: 3 LOB: 2 BB: 0 P: 6	R: 0 E: 1 K: 0 S: 3	H: 1 LOB: 0 BB: 0 P: 3	R: 1 E: 1 K: 0 S: 5	H: 1 LOB: 1 BB: 0 P: 5	R: 1 E: 0 K: 0 S: 6	H: 3 LOB: 2 BB: 0 P: 6	1B: 8 2B: 3 3B: 0 HR: 0	SF: 0 SAC: 1 DP: 1 HBP: 0	WP: 0 PB: 0 SB: 2 CS: 1	PA: 35
PITCHER Tom Dixon, R (1, 1) ERA: 2.26	IP: 8.0 WLS: L BF: 35 H: 10 R: 3 ER: 2 SO: 0 BB: 2 IBB: 0 HBP: 0 BLK: 0 WP: 0 HR: 0 S: 33 P: 41 ERA: 2.25 WHIP: 1.500																			

Batter	1	2	3	4	5	6	7	8	9	10	AB	R	H	RBI	BB	SO	LOB											
Bill Madlock, R OBP: 0.402, SLG: 0.490 (1.4)											3	0	1	0	0	0	0											
Darrell Evans, L OBP: 0.377, SLG: 0.398 (1.5)											3	0	0	1	0	0	1											
Jack Clark, R OBP: 0.372, SLG: 0.520 (1.9)											3	0	2	0	1	0	0											
Willie McCovey, L OBP: 0.308, SLG: 0.387 (1.3)											4	0	0	0	0	0	4											
Hector Cruz, R OBP: 0.298, SLG: 0.411 (1.7)												4	0	0	0	0	0											
Larry Hemdon, R OBP: 0.352, SLG: 0.372 (1.8)												4	0	1	0	0	1											
Roger Metzger, S OBP: 0.282, SLG: 0.280 (1.6)												4	0	0	0	0	1											
Marc Hill, R OBP: 0.284, SLG: 0.275 (1.2)											2	1	1	0	1	0	0											
Bob Knepper, L OBP: 0.138, SLG: 0.128 (1.1)											1	0	0	0	0	0	1											
Mike Ivey, R OBP: 0.376, SLG: 0.492 (8. PH)											1	0	0	0	0	0	0											
Gary Lavelle, S OBP: 0.143, SLG: 0.143 (8.1)											0	0	0	0	0	0	0											
Inning Stats	R: 0 E: 0 K: 0 S: 4	H: 2 LOB: 1 BB: 0 P: 4	R: 0 E: 0 K: 0 S: 3	H: 0 LOB: 0 BB: 0 P: 3	R: 0 E: 0 K: 0 S: 2	H: 0 LOB: 1 BB: 1 P: 6	R: 0 E: 0 K: 0 S: 3	H: 1 LOB: 0 BB: 0 P: 3	R: 0 E: 0 K: 0 S: 3	H: 1 LOB: 0 BB: 0 P: 3	R: 0 E: 0 K: 0 S: 3	H: 0 LOB: 0 BB: 0 P: 3	R: 0 E: 0 K: 1 S: 5	H: 0 LOB: 0 BB: 0 P: 5	R: 0 E: 0 K: 1 S: 5	H: 0 LOB: 0 BB: 0 P: 5	1B: 5 2B: 1 3B: 0 HR: 0	SF: 1 SAC: 2 DP: 3 HBP: 0	WP: 0 PA: 34 PB: 0 SB: 0 CS: 1									
PITCHER	IP 9.0	WLS 31	BF 5	H 1	R 1	ER 0	SO 0	BB 1	IBB 0	HBP 0	BLK 0	WP 0	HR 0	S 29	P 37	ERA 1.00	WHIP 0.667											
Bob Owchinko, L ERA: 2.97	(1.1)																											
Rollie Fingers, R ERA: 3.29	(10.1)	1.0	W	3	0	0	0	1	0	0	0	0	0	0	5	5	0.00	0.000										

TOP

San Francisco Giants @ San Diego Padres
San Diego Stadium, San Diego, CA
Mon Jun 26 1978, 10:05 PM EDT
Att: 28,186 - Unknown

livebaseballscorecards.com

AB	29
R	1
H	5
RBI	1
BB	2
SO	1
LOB	7

Batter	1	2	3	4	5	6	7	8	9	10	AB	R	H	RBI	BB	SO	LOB											
Gene Richards, L OBP: 0.377, SLG: 0.416 (1.7)												5	1	3	0	0	1											
Ozzie Smith, S OBP: 0.298, SLG: 0.307 (1.6)												3	0	0	0	0	1											
Fernando Gonzalez, R OBP: 0.247, SLG: 0.281 (1.4)											5	0	1	0	0	0	2											
Dave Winfield, R OBP: 0.344, SLG: 0.494 (1.8)											3	1	2	1	2	0	1											
Oscar Gamble, L OBP: 0.336, SLG: 0.391 (1.9)											4	0	1	0	0	1	3											
Tucker Ashford, R OBP: 0.284, SLG: 0.343 (1.3)											4	0	1	1	1	0	2											
Bill Almon, R OBP: 0.335, SLG: 0.351 (1.5)											2	0	0	0	2	0	0											
Rick Sweet, S OBP: 0.329, SLG: 0.255 (1.2)												3	0	0	0	0	5											
Gene Tenace, R OBP: 0.423, SLG: 0.424 (9. PH)											0	0	0	0	1	0	0											
Bob Owchinko, L OBP: 0.176, SLG: 0.206 (1.1)												3	0	0	0	0	1											
Don Reynolds, R OBP: 0.340, SLG: 0.225 (9. PH)											1	0	0	0	0	1	1											
Rollie Fingers, R OBP: 0.400, SLG: 0.400 (10.1)											0	0	0	0	0	0	0											
Inning Stats	R: 0 E: 0 K: 0 S: 4	H: 1 LOB: 2 BB: 1 P: 8	R: 0 E: 0 K: 0 S: 3	H: 0 LOB: 0 BB: 0 P: 3	R: 0 E: 0 K: 1 S: 5	H: 0 LOB: 0 BB: 0 P: 5	R: 0 E: 0 K: 0 S: 5	H: 2 LOB: 3 BB: 1 P: 9	R: 0 E: 0 K: 1 S: 5	H: 0 LOB: 0 BB: 0 P: 5	R: 1 E: 0 K: 0 S: 7	H: 2 LOB: 2 BB: 1 P: 11	R: 0 E: 1 K: 0 S: 3	H: 1 LOB: 0 BB: 0 P: 3	R: 0 E: 0 K: 0 S: 3	H: 1 LOB: 0 BB: 0 P: 3	R: 0 E: 0 K: 1 S: 5	H: 1 LOB: 1 BB: 2 P: 9	R: 1 E: 0 K: 0 S: 3	H: 1 LOB: 3 BB: 2 P: 12	1B: 4 2B: 4 3B: 0 HR: 1	SF: 0 SAC: 2 DP: 1 HBP: 1	WP: 1 PA: 43 PB: 0 SB: 0 CS: 1					
PITCHER	IP 7.0	WLS 29	BF 6	H 1	R 1	ER 1	SO 3	BB 0	IBB 3	HBP 0	BLK 0	WP 1	HR 1	S 32	P 44	ERA 1.29	WHIP 0.857											
Bob Knepper, L ERA: 2.54	(1.1)																											
Gary Lavelle, L ERA: 3.65	(8.1)	2.2	L	13	2	1	1	1	2	1	1	0	0	0	11	24	3.38	1.500										

BOTTOM

San Francisco Giants @ San Diego Padres
San Diego Stadium, San Diego, CA
Mon Jun 26 1978, 10:05 PM EDT
Att: 28,186 - Unknown

livebaseballscorecards.com

AB	33
R	2
H	8
RBI	2
BB	6
SO	4
LOB	15

Batter	1	2	3	4	5	6	7	8	9	AB	R	H	RBI	BB	SO	LOB	TOP																											
Jim Dwyer, L OBP: 0.343, SLG: 0.373 Hector Cruz, R OBP: 0.302, SLG: 0.407	0-0 1B		4-0 2B BB	0-0 SF7	0-0 F7		4-0 HR BB		0-0 6-3	2	1	1	1	1	0	2																												
Terry Whitfield, L OBP: 0.343, SLG: 0.429 Jack Clark, R OBP: 0.372, SLG: 0.531	0-0 1B		0-0 2B 1B	0-0 2B 1B		0-0 1B CS	0-0 HR		0-0 5-3	4	0	4	0	0	0	0																												
Darrell Evans, L OBP: 0.376, SLG: 0.404	0-0 F9		0-0 2B	0-0 2B		0-3 K	0-0 4-3		0-0 F9	6	0	2	2	0	1	3																												
Willie McCovey, L OBP: 0.315, SLG: 0.402 Mike Sadek, R OBP: 0.333, SLG: 0.329	0-0 G4-6-3		4-0 FC6-4 IBB	4-0 IBB		0-0 F7		0-0 HR		3	1	1	1	2	0	2																												
Vic Harris, S OBP: 0.118, SLG: 0.127		0-0 L4	0-0 F9	0-0 F2			0-0 4-3		0-0 2B	5	0	1	0	0	0	6																												
Larry Hemdon, R OBP: 0.348, SLG: 0.369		0-0 L6	0-0 FC6-4		0-0 6-3		0-0 1B 1B		0-0 F8	5	1	1	0	0	0	4																												
Roger Metzger, S OBP: 0.292, SLG: 0.292		0-0 2B		0-0 E3 SF7	0-0 F7		0-0 FC1-5 1B 1B	4-0 BB		4	1	2	0	1	0	0																												
Marc Hill, R OBP: 0.292, SLG: 0.284	0-0 6-3			0-0 1B 2B 1B	0-0 BB 1B		0-0 BB FC1-5 1B	0-0 F2		5	2	3	1	0	0	3																												
Vida Blue, S OBP: 0.264, SLG: 0.222			0-0 1-3	0-3 K	4-0 BB		0-0 FC1-5 BB HR	0-3 K		4	1	0	0	1	2	6																												
Inning Stats	R: 0 E: 0 K: 0 S: 4	H: 2 LOB: 1 BB: 0 P: 4	R: 0 E: 0 K: 0 S: 4	H: 1 LOB: 1 BB: 0 P: 4	R: 1 E: 0 K: 0 S: 5	H: 2 LOB: 2 BB: 2 P: 13	R: 2 E: 1 K: 1 S: 9	H: 3 LOB: 3 BB: 1 P: 13	R: 0 E: 0 K: 0 S: 4	H: 1 LOB: 2 BB: 1 P: 8	R: 0 E: 0 K: 1 S: 5	H: 1 LOB: 0 BB: 0 P: 5	R: 5 E: 0 K: 0 S: 7	H: 4 LOB: 0 BB: 1 P: 11	R: 1 E: 0 K: 1 S: 7	H: 2 LOB: 2 BB: 1 P: 11	R: 0 E: 0 K: 0 S: 3	H: 0 LOB: 0 BB: 0 P: 3	1B: 10 2B: 4 3B: 0 HR: 2	SF: 1 SAC: 0 DP: 1 HBP: 0	WP: 0 PB: 0 SB: 0 CS: 1	PA: 48																						
PITCHER	IP	WLS	BF	H	R	ER	SO	BB	IBB	HBP	BLK	WP	HR	S	P	ERA	WHIP	PITCHER								IP	WLS	BF	H	R	ER	SO	BB	IBB	HBP	BLK	WP	HR	S	P	ERA	WHIP		
Gaylord Perry, R ERA: 2.8	(1, 1)	6.1	L	35	13	6	4	2	2	2	0	0	0	0	35	51	5.68	2.368																										
Dennis Kinney, L ERA: 5.05	(7, 1)	1.0		8	3	3	3	0	2	0	0	0	0	2	6	14	27.00	5.000																										
Mark Wiley, R ERA:	(8, 1)	1.2		5	0	0	0	1	0	0	0	0	0	0	7	7	0.00	0.000																										

San Francisco Giants @ San Diego Padres
 San Diego Stadium, San Diego, CA
 Tue Jun 27 1978, 10:05 PM EDT
 Att: 34,472 - Unknown
 livebaseballscores.com

AB	41
R	9
H	16
RBI	9
BB	6
SO	3
LOB	26





Batter	1	2	3	4	5	6	7	8	9	AB	R	H	RBI	BB	SO	LOB	BOTTOM																											
Gene Richards, L OBP: 0.382, SLG: 0.419	0-0 CS 1B		0-0 4-3		0-0 1B			4-0 FC4-6 BB		3	0	2	1	1	0	1																												
Ozzie Smith, S OBP: 0.301, SLG: 0.307 Chuck Baker, R OBP: 0.300, SLG: 0.308	4-0 1B		0-0 L6		0-0 1B		0-0 1B	0-0 FC4-6		3	0	1	0	1	0	2																												
Derrel Thomas, S OBP: 0.306, SLG: 0.300	0-0 F8			0-0 G4-6-3 1B		0-0 F8		0-0 F6		4	0	1	0	0	0	2																												
Dave Winfield, R OBP: 0.343, SLG: 0.491	0-0 F2			0-0 G4-6-3		0-0 1B		0-0 5-3		4	0	1	0	0	0	3																												
Fernando Gonzalez, R OBP: 0.237, SLG: 0.250		0-0 F8		0-0 L4		0-0 F9		0-0 6-3		4	0	0	0	0	0	1																												
Tucker Ashford, R OBP: 0.273, SLG: 0.329 Dennis Kinney, L	0-0 F8				0-0 F7	0-0 F5		0-0 6-3		3	0	0	0	0	0	1																												
Mark Wiley, R Don Reynolds, R OBP: 0.333, SLG: 0.220	0-0 F8				0-0 F7	0-0 F5		0-0 6-3		0	0	0	0	0	0	0																												
Bill Almon, R OBP: 0.330, SLG: 0.345	0-0 4-3				0-3 K		0-3 K		0-0 5-3	4	0	0	0	0	2	0																												
Dave Roberts, R OBP: 0.364, SLG: 0.278			4-0 SH2-4 BB		4-0 1B 1B		0-3 K			1	1	0	0	2	1	0																												
Gaylord Perry, R OBP: 0.184, SLG: 0.194 Gene Tenace, R OBP: 0.422, SLG: 0.422	0-0 SH2-4		0-0 1B		0-0 1B 1B		0-0 F4			1	0	1	0	0	0	0																												
Inning Stats	R: 0 E: 0 K: 0 S: 3	H: 1 LOB: 1 BB: 1 P: 7	R: 0 E: 0 K: 0 S: 3	H: 0 LOB: 0 BB: 0 P: 3	R: 0 E: 0 K: 0 S: 3	H: 1 LOB: 0 BB: 0 P: 3	R: 1 E: 0 K: 1 S: 7	H: 3 LOB: 2 BB: 1 P: 11	R: 0 E: 0 K: 2 S: 7	H: 0 LOB: 0 BB: 0 P: 7	R: 0 E: 0 K: 0 S: 3	H: 0 LOB: 1 BB: 1 P: 7	R: 0 E: 0 K: 0 S: 3	H: 0 LOB: 0 BB: 0 P: 3	R: 0 E: 0 K: 0 S: 3	H: 0 LOB: 0 BB: 0 P: 3	1B: 6 2B: 0 3B: 0 HR: 0	SF: 0 SAC: 1 DP: 1 HBP: 0	WP: 0 PB: 0 SB: 0 CS: 1	PA: 34																								
PITCHER	IP	WLS	BF	H	R	ER	SO	BB	IBB	HBP	BLK	WP	HR	S	P	ERA	WHIP	PITCHER								IP	WLS	BF	H	R	ER	SO	BB	IBB	HBP	BLK	WP	HR	S	P	ERA	WHIP		
Vida Blue, L ERA: 2.14	(1, 1)	9.0	W	34	6	1	1	3	4	0	0	0	0	0	36	52	1.00	1.111																										

San Francisco Giants @ San Diego Padres
 San Diego Stadium, San Diego, CA
 Tue Jun 27 1978, 10:05 PM EDT
 Att: 34,472 - Unknown
 livebaseballscores.com

AB	29
R	1
H	6
RBI	1
BB	4
SO	3
LOB	10



Batter	1	2	3	4	5	6	7	8	9	AB	R	H	RBI	BB	SO	LOB	TOP					
Jim Dwyer, L OBP: 0.346, SLG: 0.368 (1, 9)	F5		F8			F8			F9	4	0	1	0	1	0	1	San Francisco Giants @ San Diego Padres San Diego Stadium, San Diego, CA Wed Jun 28 1978, 10:05 PM EDT Att: 29,827 - Unknown AB 33 R 1 H 7 RBI 1 BB 4 SO 5 LOB 21 					
Terry Whitfield, L OBP: 0.340, SLG: 0.424 (1, 7)	1-3		F8			F8			F8	5	0	1	0	0	0	3						
Darrell Evans, L OBP: 0.373, SLG: 0.397 (1, 5)	K				F5				F9	3	0	0	0	1	1	2						
Willie McCovey, L OBP: 0.313, SLG: 0.398 (1, 3)		K			F9				F8	3	0	0	0	1	1	1						
Vic Harris, S OBP: 0.150, SLG: 0.173 (1, 4)		1B SF9 1B				L6			F8	4	1	3	0	0	0	3						
Larry Hemdon, R OBP: 0.358, SLG: 0.382 (8, PH)					L4				F7	3	0	1	0	0	0	4						
Hector Cruz, R OBP: 0.289, SLG: 0.389 (8, 8)						L3			F7	1	0	0	0	0	0	2						
Roger Metzger, S OBP: 0.292, SLG: 0.295 (8, PH)						F3			K	2	0	1	1	0	0	0						
Jack Clark, R OBP: 0.366, SLG: 0.521 (8, 6)		SF9							K	0	0	0	0	0	0	0						
Johnnie LeMaster, R OBP: 0.266, SLG: 0.295 (8, 6)									K	0	0	0	0	0	0	0						
Mike Sadek, R OBP: 0.319, SLG: 0.313 (1, 2)						F2			5-3	4	0	0	0	0	1	2						
Charlie Williams, R OBP: 0.256, SLG: 0.167 (6, 1)										2	0	0	0	0	0	0						
Randy Moffitt, R OBP: 0.464, SLG: 0.488 (7, PH)										0	0	0	0	0	0	0						
Bill Madlock, R OBP: 0.464, SLG: 0.488 (7, PH)										1	0	0	0	0	1	1						
John Curtis, L OBP: 0.309, SLG: 0.309 (8, PH)										0	0	0	0	0	0	0						
Rob Andrews, L OBP: 0.309, SLG: 0.309 (8, PH)										0	0	0	0	1	0	0						
Inning Stats	R: 0 E: 0 K: 1 S: 5	H: 0 LOB: 0 BB: 0 P: 5	R: 1 E: 0 K: 1 S: 7	H: 2 LOB: 1 BB: 0 P: 7	R: 0 E: 0 K: 0 S: 3	H: 0 LOB: 0 BB: 0 P: 3	R: 0 E: 0 K: 0 S: 4	H: 1 LOB: 1 BB: 0 P: 4	R: 0 E: 0 K: 0 S: 3	H: 0 LOB: 0 BB: 0 P: 3	R: 0 E: 0 K: 0 S: 5	H: 2 LOB: 3 BB: 1 P: 9	R: 0 E: 0 K: 2 S: 8	H: 1 LOB: 2 BB: 1 P: 12	R: 0 E: 0 K: 1 S: 6	H: 1 LOB: 2 BB: 1 P: 10	R: 0 E: 0 K: 0 S: 3	H: 0 LOB: 1 BB: 1 P: 7	1B: 6 2B: 1 3B: 0 HR: 0	SF: 1 SAC: 0 DP: 0 HBP: 0	WP: 1 PB: 0 SB: 0 CS: 0	PA: 38
PITCHER	IP WLS BF H R ER SO BB IBB HBP BLK WP HR S P ERA WHIP																					
Eric Rasmussen, R ERA: 4.37 (1, 1)	5.1 W 21 5 1 1 2 0 0 0 0 0 0 25 25 1.69 0.938																					
John D'Acquisto, R ERA: 1.35 (6, 1)	3.2 S 17 2 0 0 3 4 0 0 0 1 0 19 35 0.00 1.636																					

Batter	1	2	3	4	5	6	7	8	9	AB	R	H	RBI	BB	SO	LOB	BOTTOM						
Gene Richards, L OBP: 0.375, SLG: 0.410 (1, 7)	FC6-4 1B		F8			4-3			4-3	4	0	1	0	0	0	2	San Francisco Giants @ San Diego Padres San Diego Stadium, San Diego, CA Wed Jun 28 1978, 10:05 PM EDT Att: 29,827 - Unknown AB 32 R 4 H 9 RBI 4 BB 3 SO 0 LOB 10 						
Derrel Thomas, S OBP: 0.304, SLG: 0.303 (8, 8)	F7		4-3			1-3			F8	4	0	0	0	0	0	1							
Fernando Gonzalez, R OBP: 0.229, SLG: 0.240 (1, 4)	FC6-4 WP HR					6-3			F8	4	1	0	0	0	0	1							
Dave Winfield, R OBP: 0.340, SLG: 0.495 (8, 9)						F3			4-3	3	1	1	2	1	0	0							
Oscar Gamble, L OBP: 0.346, SLG: 0.405 (8, 6)									1B BB	4	1	4	0	0	0	0							
Ozzie Smith, S OBP: 0.300, SLG: 0.307 (8, 6)									2B 1B	0	0	0	0	0	0	0							
Gene Tenace, R OBP: 0.416, SLG: 0.420 (1, 3)									1B	4	1	2	0	0	0	1							
Bill Almon, R OBP: 0.331, SLG: 0.341 (8, 5)									1B 2B	2	0	0	0	2	0	0							
Dave Roberts, R OBP: 0.348, SLG: 0.263 (6, PH)									F9	2	0	0	0	0	0	3							
Jerry Turner, L OBP: 0.305, SLG: 0.421 (7, 2)									F3	1	0	1	2	0	0	0							
Rick Sweet, S OBP: 0.321, SLG: 0.248 (7, 2)									F3	1	0	0	0	0	0	0							
Eric Rasmussen, R OBP: 0.138, SLG: 0.138 (6, 1)									F9	2	0	0	0	0	0	0							
John D'Acquisto, R OBP: 0.200, SLG: 0.200 (6, 1)									F4	1	0	0	0	0	0	2							
Inning Stats	R: 2 E: 0 K: 0 S: 7	H: 4 LOB: 3 BB: 1 P: 11	R: 0 E: 0 K: 0 S: 3	H: 0 LOB: 0 BB: 0 P: 3	R: 0 E: 0 K: 0 S: 4	H: 1 LOB: 1 BB: 0 P: 4	R: 0 E: 0 K: 0 S: 3	H: 0 LOB: 0 BB: 0 P: 3	R: 0 E: 0 K: 0 S: 3	H: 0 LOB: 0 BB: 0 P: 3	R: 2 E: 0 K: 0 S: 6	H: 3 LOB: 2 BB: 1 P: 10	R: 0 E: 0 K: 0 S: 3	H: 1 LOB: 2 BB: 1 P: 7	R: 0 E: 0 K: 0 S: 3	H: 0 LOB: 0 BB: 0 P: 3		R: 0 E: 0 K: 0 S: 3	H: 0 LOB: 0 BB: 0 P: 3	1B: 6 2B: 2 3B: 0 HR: 1	SF: 0 SAC: 0 DP: 0 HBP: 0	WP: 1 PB: 0 SB: 0 CS: 0	PA: 35
PITCHER	IP WLS BF H R ER SO BB IBB HBP BLK WP HR S P ERA WHIP																						
Charlie Williams, R ERA: 5.14 (1, 1)	5.1 L 25 7 4 4 4 0 1 1 0 0 0 23 31 6.75 1.500																						
Randy Moffitt, R ERA: 3.35 (6, 1)	0.2 3 1 0 0 0 0 0 0 0 0 0 3 3 0.00 1.500																						
John Curtis, L ERA: 2.53 (7, 1)	2.0 7 1 0 0 0 0 1 0 0 0 0 6 10 0.00 1.000																						

Batter	1	2	3	4	5	6	7	8	9	AB	R	H	RBI	BB	SO	LOB	TOP			
Gene Richards, L (1,7) Dennis Kinney, L (8,1)	F9		SF9			G3		FC1-2 1B		3	0	1	1	0	0	0	San Diego Padres @ Houston Astros Astrodome, Houston, TX Sat Jul 01 1978, 8:05 PM EDT Dome			
Ozzie Smith, S (1,6) Jerry Turner, L (7,8)	F9		5-3			F2		FC1-2 1B		3	0	0	0	0	0	0				
Fernando Gonzalez, R (1,4)	F7					F5		FC1-2		4	0	0	0	0	0	3				
Dave Winfield, R (1,8) Chuck Baker, R (7,6)	6-3					F7		K		3	0	1	0	0	0	0				
Oscar Gamble, L (1,9)	1B					HR		K		4	1	2	1	0	1	1				
Derrel Thomas, S (1,3)	F8					3-1		F6		4	0	0	0	0	0	2				
Bill Almon, R (1,5)	F8					F7		K		4	0	0	0	0	1	2				
Rick Sweet, S (1,2)			SH1-4 SF9			3-1		1B FC1-2 1B		3	1	2	0	0	0	0				
Bob Owchinko, L (1,1) Mark Lee, R (5,1) Don Reynolds, R (8,PH) (8,7)	SH1-4					K		F8		1	0	0	0	0	1	0				
Inning Stats	R: 0 E: 0 K: 0 S: 3	H: 0 LOB: 0 BB: 0 P: 3	R: 0 E: 0 K: 0 S: 4	H: 1 LOB: 1 BB: 0 P: 4	R: 1 E: 0 K: 0 S: 4	H: 1 LOB: 0 BB: 0 P: 4	R: 1 E: 0 K: 0 S: 4	H: 1 LOB: 0 BB: 0 P: 4	R: 0 E: 0 K: 1 S: 5	H: 0 LOB: 0 BB: 0 P: 5	R: 0 E: 0 K: 0 S: 3	H: 1 LOB: 1 BB: 0 P: 8	R: 0 E: 0 K: 1 S: 8	H: 3 LOB: 3 BB: 0 P: 8	R: 0 E: 0 K: 0 S: 3	H: 0 LOB: 0 BB: 0 P: 3		1B: 5 2B: 1 3B: 0 HR: 1	SF: 1 SAC: 1 DP: 0 HBP: 0	WP: 0 PB: 0 SB: 0 CS: 0
PITCHER Mark Lemongello, R (1,1) ERA: 3.55	IP: 9.0 WLS: W BF: 34 H: 7 R: 2 ER: 2 SO: 4 BB: 0 IBB: 0 HBP: 0 BLK: 0 WP: 0 HR: 1 S: 42 P: 42 ERA: 2.00 WHIP: 0.778											PITCHER	IP: 9.0 WLS: W BF: 34 H: 7 R: 2 ER: 2 SO: 4 BB: 0 IBB: 0 HBP: 0 BLK: 0 WP: 0 HR: 1 S: 42 P: 42 ERA: 2.00 WHIP: 0.778							

Batter	1	2	3	4	5	6	7	8	9	AB	R	H	RBI	BB	SO	LOB	BOTTOM			
Terry Puhl, L (1,8)	K			F9 1B	SF9	1B		K		4	2	2	1	0	2	0	San Diego Padres @ Houston Astros Astrodome, Houston, TX Sat Jul 01 1978, 8:05 PM EDT Dome			
Wilbur Howard, S (1,9) (8,7)	4-3			S 1B	PB 2B	1B		BB		4	2	3	3	1	0	0				
Enos Cabell, R (1,5)	F9			F9 1B	4-3 1B	E6 1B		F7		5	1	2	1	0	0	3				
Bob Watson, R (1,3) Dave Bergman, L (6,PR) (7,3)	6-3			SF8	1B 4-3	F6 1B		F9		1	0	0	1	2	0	0				
Art Howe, R (1,4)	F8			K	4-3	F6		F6		4	0	0	0	0	1	5				
Jesus Alou, R (1,7) Denny Walling, L (8,9)	3-1							F3		3	1	1	0	1	0	0				
Luis Pujols, R (1,2)								E5		3	1	2	1	1	0	0				
Mike Fischlin, R (1,6)								F8		4	1	0	0	0	0	7				
Mark Lemongello, R (1,1)	1-3							FC6-4		4	1	1	1	0	0	1				
Inning Stats	R: 0 E: 0 K: 1 S: 5	H: 0 LOB: 0 BB: 0 P: 5	R: 0 E: 0 K: 0 S: 3	H: 0 LOB: 0 BB: 0 P: 3	R: 0 E: 0 K: 0 S: 2	H: 0 LOB: 1 BB: 1 P: 6	R: 1 E: 0 K: 1 S: 7	H: 2 LOB: 1 BB: 0 P: 7	R: 0 E: 0 K: 0 S: 10	H: 6 LOB: 3 BB: 2 P: 18	R: 2 E: 1 K: 0 S: 5	H: 3 LOB: 2 BB: 1 P: 9	R: 0 E: 1 K: 0 S: 4	H: 0 LOB: 1 BB: 0 P: 4	R: 0 E: 0 K: 1 S: 5	H: 0 LOB: 1 BB: 1 P: 9		1B: 8 2B: 2 3B: 1 HR: 0	SF: 2 SAC: 0 DP: 1 HBP: 0	WP: 0 PB: 1 SB: 1 CS: 0
PITCHER Bob Owchinko, L (1,1) ERA: 3.19 Mark Lee, R (5,1) ERA: 4.33 Dennis Kinney, L (8,1) ERA: 4.93	IP: 4.1 WLS: L BF: 20 H: 6 R: 6 ER: 5 SO: 2 BB: 1 IBB: 0 HBP: 0 BLK: 0 WP: 0 HR: 0 S: 23 P: 27 ERA: 10.38 WHIP: 1.615											PITCHER	IP: 4.1 WLS: L BF: 20 H: 6 R: 6 ER: 5 SO: 2 BB: 1 IBB: 0 HBP: 0 BLK: 0 WP: 0 HR: 0 S: 23 P: 27 ERA: 10.38 WHIP: 1.615							



Batter	1	2	3	4	5	6	7	8	9	AB	R	H	RBI	BB	SO	LOB	TOP								
Gene Richards, L (1, 7) OBP: 0.377, SLG: 0.412	1-0 HBP	0-0 FC4-6 1B		0-0 5-3		0-0 3B 2B		0-0 1B	0-0 F9	5	2	1	0	0	3										
Ozzie Smith, S (1, 6) OBP: 0.311, SLG: 0.324	0-0 F9	4-0 1B BB		0-0 4-3		0-0 3B		0-0 4-3		4	0	1	1	1	0	2									
Fernando Gonzalez, R (1, 4) OBP: 0.237, SLG: 0.250	0-0 G6-4-3	0-0 BB 1B		0-0 1-3		0-0 F3			0-0 4-3	5	0	1	1	0	0	2									
Dave Winfield, R (1, 8) OBP: 0.348, SLG: 0.495					0-0 1B	0-3 K			0-0 E7 2B 1B	4	2	3	0	1	1	1									
Jerry Turner, L (1, 9) OBP: 0.313, SLG: 0.419					0-0 1B				4-0 2B 1B IBB	4	1	1	0	0	1	4									
Derrel Thomas, S (7, 8) OBP: 0.304, SLG: 0.300					1-2 1B				0-0 2B 1B IBB	0	1	0	0	1	0	0									
Gene Tenace, R (1, 3) OBP: 0.407, SLG: 0.408		0-0 1B	0-0 1B		0-3 K			0-0 5-3	0-3 K	5	1	2	1	0	2	4									
Tucker Ashford, R (1, 5) OBP: 0.280, SLG: 0.347		0-0 1B	0-0 F3		0-0 F6			0-0 5-3	0-0 1B 2B	5	2	2	2	0	0	3									
Dave Roberts, R (1, 2) OBP: 0.353, SLG: 0.262		0-0 1B	0-0 F7		0-0 F7			0-0 5-3	4-0 1B IBB	4	0	1	1	1	0	3									
Mark Wiley, R (1, 1) OBP: 0.250, SLG: 0.250		0-3 K	0-0 4-3		0-0 4-3			0-0 F8	0-0 1B	2	0	0	0	0	1	3									
Don Reynolds, R (6, PH) OBP: 0.320, SLG: 0.209									1-2 2-H 3-H	1	0	0	0	0	0	0									
John D'Acquisto, R (6, 1) OBP: 0.250, SLG: 0.250									1-2 2-H 3-H	2	0	1	2	0	0	0									
Inning Stats	R: 0 E: 0 K: 0 S: 2	H: 0 LOB: 0 BB: 0 P: 3	R: 5 E: 0 K: 2 S: 13	H: 5 LOB: 3 BB: 2 P: 21	R: 0 E: 0 K: 0 S: 4	H: 1 LOB: 1 BB: 0 P: 4	R: 0 E: 0 K: 0 S: 3	H: 0 LOB: 0 BB: 0 P: 3	R: 0 E: 0 K: 1 S: 7	H: 2 LOB: 2 BB: 0 P: 7	R: 0 E: 0 K: 0 S: 3	H: 0 LOB: 0 BB: 0 P: 3	R: 0 E: 0 K: 0 S: 4	H: 1 LOB: 1 BB: 2 P: 4	R: 3 E: 1 K: 1 S: 8	H: 3 LOB: 2 BB: 2 P: 16	1B: 11 2B: 2 3B: 1 HR: 0	SF: 0 SAC: 0 DP: 1 HBP: 1	WP: 0 PB: 1 SB: 3 CS: 0	PA: 46					
PITCHER	IP	WLS	BF	H	R	ER	SO	BB	IBB	HBP	BLK	WP	HR	S	P	ERA	WHIP								
Joe Niekro, R (1, 1) ERA: 6.11	1.2	L	11	4	5	2	2	1	0	1	0	0	0	13	18	10.80	3.000								
Rick Williams, R (2, 1) ERA: 4.38	3.1		15	4	0	0	1	1	0	0	0	0	0	16	20	0.00	1.500								
Bo McLaughlin, R (6, 1) ERA: 5.0	2.0		8	2	1	1	1	0	0	0	0	0	0	10	10	4.50	1.000								
Ken Forsch, R (8, 1) ERA: 3.47	2.0		12	4	3	3	1	0	2	0	0	0	0	12	20	13.50	2.000								

San Diego Padres @ Houston Astros
Astrodome, Houston, TX
Sat Jul 01 1978, 8:05 PM EDT
Att: 22,076 - Dome

AB 41
R 9
H 14
RBI 9
BB 4
SO 5
LOB 25



Batter	1	2	3	4	5	6	7	8	9	AB	R	H	RBI	BB	SO	LOB	BOTTOM								
Terry Puhl, L (1, 8) OBP: 0.364, SLG: 0.417	0-0 1-3		0-0 F9		0-0 G3		0-0 F7			4	0	0	0	0	0	1									
Dave Bergman, L (1, 7) OBP: 0.291, SLG: 0.136	0-0 6-3		0-0 F8		0-0 4-3			0-0 4-3		4	0	0	0	0	0	0									
Enos Cabell, R (1, 5) OBP: 0.318, SLG: 0.387	0-0 F6		0-0 2B		0-0 6-3		0-0 4-3 3B			4	1	2	0	0	0	0									
Bob Watson, R (1, 3) OBP: 0.361, SLG: 0.469		0-0 G3 6-3 2B	0-0 5-3		0-3 K		0-0 4-3			4	1	1	1	0	1	1									
Denny Walling, L (1, 9) OBP: 0.325, SLG: 0.343		0-0 G3		0-0 1B		0-0 1B		0-0 4-3		4	0	2	0	0	0	1									
Julio Gonzalez, R (1, 4) OBP: 0.283, SLG: 0.260		0-0 6-3		0-0 F8		0-0 F9			0-0 F8	4	0	0	1	0	0	2									
Jimmy Sexton, R (1, 6) OBP: 0.224, SLG: 0.169		0-0 3-H		0-0 F9		0-3 K2-3			0-0 FC3-6 1B	3	1	1	0	0	1	1									
Art Howe, R (9, PH) OBP: 0.338, SLG: 0.440		0-0 E		0-0 F9					0-0 FC3-6 1B	1	0	1	0	0	0	0									
Luis Pujols, R (1, 2) OBP: 0.400, SLG: 0.333		0-0 E5		0-0 4-3		0-0 F3			0-0 FC3-6	1	0	0	0	0	0	1									
Wilbur Howard, S (9, PH) OBP: 0.333, SLG: 0.368		0-0 1-H		0-0 G3		0-0 G3			0-0 G3	1	0	0	0	0	0	1									
Joe Niekro, R (1, 1) OBP: 0.283, SLG: 0.283										0	0	0	0	0	0	0									
Rick Williams, R (2, 1) OBP: 0.307, SLG: 0.400										1	0	0	0	0	0	1									
Jesus Alou, R (5, PH) OBP: 0.287, SLG: 0.400										0	0	0	0	0	0	0									
Bo McLaughlin, R (6, 1) OBP: 0.294, SLG: 0.385										0	0	0	0	0	0	0									
Reggie Baldwin, R (7, PH) OBP: 0.246, SLG: 0.143										0	0	0	0	0	0	1									
Ken Forsch, R (8, 1) OBP: 0.343, SLG: 0.143										0	0	0	0	0	0	0									
Jose Cruz, L (9, PH) OBP: 0.332, SLG: 0.381										1	0	0	0	0	0	1									
Inning Stats	R: 0 E: 0 K: 0 S: 3	H: 0 LOB: 0 BB: 0 P: 3	R: 2 E: 1 K: 0 S: 6	H: 2 LOB: 1 BB: 0 P: 6	R: 0 E: 0 K: 0 S: 4	H: 1 LOB: 1 BB: 0 P: 4	R: 0 E: 0 K: 0 S: 4	H: 1 LOB: 1 BB: 0 P: 4	R: 0 E: 0 K: 1 S: 6	H: 1 LOB: 1 BB: 0 P: 6	R: 0 E: 0 K: 1 S: 5	H: 0 LOB: 1 BB: 1 P: 9	R: 0 E: 0 K: 0 S: 4	H: 1 LOB: 0 BB: 0 P: 4	R: 0 E: 0 K: 0 S: 4	H: 1 LOB: 1 BB: 0 P: 4	1B: 4 2B: 2 3B: 1 HR: 0	SF: 0 SAC: 0 DP: 0 HBP: 0	WP: 0 PB: 0 SB: 1 CS: 0	PA: 36					
PITCHER	IP	WLS	BF	H	R	ER	SO	BB	IBB	HBP	BLK	WP	HR	S	P	ERA	WHIP								
Mark Wiley, R (1, 1) ERA: 1.35	5.0	W	20	4	2	1	0	0	0	0	0	0	0	20	20	1.80	0.800								
John D'Acquisto, R (6, 1) ERA: 1.43	4.0	S	16	3	1	1	2	1	0	0	0	0	0	19	23	2.25	1.000								

San Diego Padres @ Houston Astros
Astrodome, Houston, TX
Sat Jul 01 1978, 8:05 PM EDT
Att: 22,076 - Dome

AB 35
R 3
H 7
RBI 2
BB 1
SO 2
LOB 10



Batter	1	2	3	4	5	6	7	8	9	AB	R	H	RBI	BB	SO	LOB	TOP			
Gene Richards, L (1, 7) OBP: 0.377, SLG: 0.408	1-3		G3		K			BB BB	BB BB	3	0	0	1	2	1	1	San Diego Padres @ Houston Astros Astrodome, Houston, TX Sun Jul 02 1978, 4:33 AM EDT Att: 14,737 - Dome			
Ozzie Smith, S (1, 6) OBP: 0.305, SLG: 0.318	F8		4-3			5-3		BB BB	BB	5	0	0	0	0	1	5				
Fernando Gonzalez, R (1, 4) OBP: 0.246, SLG: 0.261	6-3				F8 SF8	5-3		BB BB	BB	3	1	1	0	1	0	0				
Dave Winfield, R (1, 8) OBP: 0.344, SLG: 0.490		F9			F8	K		BB BB	SF7	3	0	0	1	0	1	1				
Oscar Gamble, L (1, 9) OBP: 0.348, SLG: 0.411 Dave Roberts, R (8, 2) OBP: 0.353, SLG: 0.262	F7		SF8				G3	3-H	F5	3	0	0	1	0	0	2				
Tucker Ashford, R (1, 5) OBP: 0.291, SLG: 0.392	F4				HR		K			4	2	2	1	0	1	0				
Gene Tenace, R (1, 3) OBP: 0.408, SLG: 0.410			SH5-4		F7		6-3		6-3	4	1	2	0	0	0	0				
Rick Sweet, S (1, 2) OBP: 0.320, SLG: 0.258 Jerry Turner, L (8, PH) OBP: 0.324, SLG: 0.476 Derrel Thomas, S (8, 8) OBP: 0.303, SLG: 0.299			G3			K			6-3	2	0	1	0	0	1	0				
Gaylord Perry, R (1, 1) OBP: 0.200, SLG: 0.211 Bob Shirley, R (8, 1) OBP: 0.194, SLG: 0.107 Rollie Fingers, R (8, 1) OBP: 0.400, SLG: 0.400			SH5-4			K			SH2-4	2	1	1	0	0	1	0				
								BB BB	SF7	0	0	0	0	0	0	0				
Inning Stats	R: 0 E: 0 K: 0 S: 3	H: 0 LOB: 0 BB: 0 P: 3	R: 0 E: 0 K: 0 S: 3	H: 0 LOB: 0 BB: 0 P: 3	R: 1 E: 0 K: 0 S: 5	H: 2 LOB: 1 BB: 0 P: 5	R: 2 E: 0 K: 0 S: 5	H: 2 LOB: 0 BB: 0 P: 5	R: 0 E: 0 K: 1 S: 5	H: 0 LOB: 0 BB: 0 P: 5	R: 0 E: 0 K: 1 S: 5	H: 0 LOB: 0 BB: 0 P: 5	R: 2 E: 0 K: 1 S: 7	H: 2 LOB: 2 BB: 2 P: 15	R: 1 E: 0 K: 0 S: 5	H: 2 LOB: 2 BB: 1 P: 9	1B: 5 2B: 1 3B: 0 HR: 2	SF: 2 SAC: 2 DP: 0 HBP: 0	WP: 0 PB: 0 SB: 0 CS: 0	PA: 38
PITCHER	IP WLS BF H R ER SO BB IBB HBP BLK WP HR S P ERA WHIP																			
Tom Dixon, R (1, 1) ERA: 2.38	7.0 L 28 6 5 5 5 1 0 0 0 0 2 37 41 6.43 1.000																			
Joe Sambito, L (8, 1) ERA: 3.12	2.0 10 2 1 1 1 2 0 0 0 0 0 10 18 4.50 2.000																			

AB	31
R	6
H	8
RBI	6
BB	3
SO	6
LOB	11



Batter	1	2	3	4	5	6	7	8	9	AB	R	H	RBI	BB	SO	LOB	BOTTOM			
Terry Puhl, L (1, 8) OBP: 0.359, SLG: 0.411	E8		1-3		F8		F9			4	0	0	0	0	0	0	San Diego Padres @ Houston Astros Astrodome, Houston, TX Sun Jul 02 1978, 4:33 AM EDT Att: 14,737 - Dome			
Denny Walling, L (1, 7) OBP: 0.322, SLG: 0.340	E		K			4-3		G3		4	1	1	0	0	1	0				
Enos Cabell, R (1, 5) OBP: 0.320, SLG: 0.388	E5		6-3				S	S	1B	4	1	2	0	0	0	0				
Jose Cruz, L (1, 9) OBP: 0.334, SLG: 0.378	S				1-3			F8	1B	2	0	0	0	2	1	1				
Bob Watson, R (1, 3) OBP: 0.370, SLG: 0.479	G6-4-3								FC6-4	3	0	3	1	1	0	0				
Art Howe, R (1, 4) OBP: 0.333, SLG: 0.433	G6-4-3				F8		F8			4	0	0	0	0	1	8				
Luis Pujols, R (1, 2) OBP: 0.316, SLG: 0.250			5-3		F9		FC6-4			4	0	0	0	0	1	3				
Mike Fischlin, R (1, 6) OBP: 0.190, SLG: 0.154 Jesus Alou, R (7, PH) OBP: 0.352, SLG: 0.394 Jimmy Sexton, R (8, 6) OBP: 0.224, SLG: 0.169 Wilbur Howard, S (9, PH) OBP: 0.328, SLG: 0.362			F6				K		1-3	2	0	0	0	0	1	0				
Tom Dixon, R (1, 1) OBP: 0.190, SLG: 0.150 Joe Sambito, L (8, 1) OBP: 0.286, SLG: 0.133										3	0	0	0	0	2	0				
Dave Bergman, L (9, PH) ERA: 3.15										1	0	0	0	0	1	0				
Inning Stats	R: 1 E: 2 K: 0 S: 4	H: 1 LOB: 2 BB: 2 P: 12	R: 0 E: 0 K: 1 S: 5	H: 0 LOB: 0 BB: 0 P: 5	R: 0 E: 0 K: 1 S: 5	H: 0 LOB: 0 BB: 0 P: 5	R: 0 E: 0 K: 0 S: 4	H: 1 LOB: 1 BB: 0 P: 4	R: 0 E: 0 K: 1 S: 5	H: 0 LOB: 0 BB: 0 P: 5	R: 1 E: 0 K: 0 S: 5	H: 2 LOB: 2 BB: 1 P: 9	R: 0 E: 0 K: 2 S: 9	H: 0 LOB: 0 BB: 0 P: 9	R: 0 E: 0 K: 2 S: 7	H: 0 LOB: 0 BB: 0 P: 7	1B: 5 2B: 1 3B: 0 HR: 0	SF: 0 SAC: 0 DP: 1 HBP: 0	WP: 0 PB: 0 SB: 0 CS: 0	PA: 36
PITCHER	IP WLS BF H R ER SO BB IBB HBP BLK WP HR S P ERA WHIP																			
Gaylord Perry, R (1, 1) ERA: 2.71	7.1 W 30 5 2 1 4 2 0 0 0 0 0 35 47 1.23 0.955																			
Bob Shirley, L (8, 1) ERA: 3.62	0.1 1 0 0 0 1 0 0 0 0 0 0 3 3 0.00 0.000																			
Rollie Fingers, R (8, 1) ERA: 3.15	1.1 S 5 1 0 0 3 0 0 0 0 0 0 11 11 0.00 0.750																			




Batter	1	2	3	4	5	6	7	8	9	AB	R	H	RBI	BB	SO	LOB	TOP					
Gene Richards, L (1, 7) OBP: 0.377, SLG: 0.413										4	1	1	1	1	0	0	San Diego Padres @ San Francisco Giants Candlestick Park, San Francisco, CA Mon Jul 03 1978, 10:05 PM EDT Att: 22,447 - Unknown livebaseballscorecards.com					
Ozzie Smith, S (1, 6) OBP: 0.307, SLG: 0.319										5	1	2	1	0	1	0						
Fernando Gonzalez, R (1, 4) OBP: 0.236, SLG: 0.252										4	0	0	0	0	0	1						
Dave Winfield, R (1, 8) OBP: 0.346, SLG: 0.490										4	0	2	0	0	0	1						
Oscar Gamble, L (1, 9) OBP: 0.346, SLG: 0.405										3	1	0	0	1	0	3						
Derrel Thomas, S (1, 3) OBP: 0.302, SLG: 0.297										1	0	0	0	0	0	0						
Rick Sweet, S (2, 2) OBP: 0.322, SLG: 0.261										2	0	1	1	0	0	0						
Tucker Ashford, R (8, PH) OBP: 0.297, SLG: 0.388										1	0	0	0	0	1	1						
Gene Tenace, R (1, 2) OBP: 0.406, SLG: 0.403										3	0	0	0	1	1	1						
Bill Almon, R (1, 5) OBP: 0.326, SLG: 0.333										2	0	0	0	1	0	0						
Jerry Turner, L (8, PH) OBP: 0.333, SLG: 0.476										0	0	0	0	1	0	0						
Rollie Fingers, R (8, 1) OBP: 0.400, SLG: 0.400										0	0	0	0	0	0	0						
Randy Jones, R (1, 1) OBP: 0.159, SLG: 0.182										3	1	1	0	0	1	3						
Dave Roberts, R (8, PH) OBP: 0.346, SLG: 0.256										1	0	0	0	0	1	3						
Inning Stats	R: 0 E: 0 K: 0 S: 4	H: 2 LOB: 2 BB: 1 P: 8	R: 0 E: 0 K: 1 S: 5	H: 0 LOB: 0 BB: 0 P: 5	R: 0 E: 0 K: 0 S: 3	H: 0 LOB: 0 BB: 0 P: 3	R: 0 E: 0 K: 0 S: 3	H: 0 LOB: 0 BB: 0 P: 3	R: 0 E: 0 K: 0 S: 3	H: 0 LOB: 0 BB: 0 P: 3	R: 4 E: 1 K: 1 S: 10	H: 4 LOB: 3 BB: 2 P: 18	R: 0 E: 0 K: 0 S: 3	H: 0 LOB: 0 BB: 0 P: 3	R: 0 E: 0 K: 2 S: 8	H: 1 LOB: 3 BB: 2 P: 16	R: 0 E: 0 K: 1 S: 5	H: 0 LOB: 0 BB: 0 P: 5	1B: 5 2B: 1 3B: 1 HR: 0	SF: 0 SAC: 1 DP: 0 HBP: 0	WP: 0 PB: 0 SB: 1 CS: 1	PA: 39
PITCHER	IP WLS BF H R ER SO BB IBB HBP BLK WP HR S P ERA WHIP																					
Jim Barr, R (1, 1) ERA: 2.48	7.0 L 30 6 4 3 2 1 2 0 0 0 0 0 31 43 3.86 1.000																					
Gary Lavelle, L (8, 1) ERA: 3.97	0.2 3 1 0 0 1 0 0 0 0 0 0 0 5 5 0.00 1.500																					
Randy Moffitt, R (8, 1) ERA: 4.14	1.1 6 0 0 0 2 1 1 0 0 0 0 0 8 16 0.00 0.750																					

Batter	1	2	3	4	5	6	7	8	9	AB	R	H	RBI	BB	SO	LOB	BOTTOM					
Bill Madlock, R (1, 4) OBP: 0.394, SLG: 0.491										4	0	0	0	0	2	2	San Diego Padres @ San Francisco Giants Candlestick Park, San Francisco, CA Mon Jul 03 1978, 10:05 PM EDT Att: 22,447 - Unknown livebaseballscorecards.com					
Darrell Evans, L (1, 5) OBP: 0.396, SLG: 0.385										4	0	1	0	0	0	1						
Jack Clark, R (1, 9) OBP: 0.368, SLG: 0.574										3	1	2	1	1	0	1						
Willie McCovey, L (1, 3) OBP: 0.312, SLG: 0.427										3	0	0	0	0	0	2						
Mike Ivie, R (1, 7) OBP: 0.358, SLG: 0.500										4	2	1	0	0	0	2						
Larry Hemdon, R (1, 8) OBP: 0.358, SLG: 0.389										4	0	2	1	0	1	1						
Johnnie LetMaster, R (1, 6) OBP: 0.291, SLG: 0.321										3	0	1	1	0	0	2						
Terry Whitfield, L (9, PH) OBP: 0.346, SLG: 0.426										1	0	0	0	0	0	0						
Marc Hill, R (1, 2) OBP: 0.302, SLG: 0.281										3	0	1	0	0	0	1						
Jim Barr, R (1, 1) OBP: 0.182, SLG: 0.182										1	0	0	0	0	0	0						
Hector Cruz, R (7, PH) OBP: 0.300, SLG: 0.383										0	0	0	0	1	0	0						
Gary Lavelle, S (8, 1) OBP: 0.143, SLG: 0.143										0	0	0	0	0	0	0						
Randy Moffitt, R (8, 1) OBP: 0.286, SLG: 0.167										0	0	0	0	0	0	0						
Inning Stats	R: 0 E: 0 K: 0 S: 4	H: 1 LOB: 1 BB: 0 P: 4	R: 0 E: 0 K: 0 S: 3	H: 1 LOB: 0 BB: 0 P: 3	R: 0 E: 0 K: 1 S: 6	H: 1 LOB: 1 BB: 0 P: 6	R: 2 E: 0 K: 0 S: 6	H: 3 LOB: 1 BB: 0 P: 6	R: 0 E: 0 K: 1 S: 5	H: 0 LOB: 0 BB: 0 P: 5	R: 1 E: 1 K: 0 S: 5	H: 2 LOB: 1 BB: 0 P: 5	R: 0 E: 0 K: 0 S: 2	H: 0 LOB: 0 BB: 1 P: 6	R: 0 E: 0 K: 0 S: 2	H: 0 LOB: 0 BB: 1 P: 6	R: 0 E: 0 K: 1 S: 5	H: 0 LOB: 0 BB: 0 P: 5	1B: 5 2B: 0 3B: 2 HR: 1	SF: 0 SAC: 1 DP: 4 HBP: 0	WP: 0 PB: 0 SB: 0 CS: 0	PA: 34
PITCHER	IP WLS BF H R ER SO BB IBB HBP BLK WP HR S P ERA WHIP																					
Randy Jones, L (1, 1) ERA: 2.86	7.0 W 28 8 3 2 2 1 0 0 0 0 0 0 7 11 2.57 1.286																					
Rollie Fingers, R (8, 1) ERA: 3.04	2.0 S 6 0 0 0 1 1 0 0 0 0 0 0 7 11 0.00 0.500																					

AB	33
R	4
H	7
RBI	3
BB	5
SO	5
LOB	13



AB	30
R	3
H	8
RBI	3
BB	2
SO	3
LOB	12



Batter	1	2	3	4	5	6	7	8	9	AB	R	H	RBI	BB	SO	LOB	TOP										
Gene Richards, L (1, 7) OBP: 0.376, SLG: 0.406 Rick Sweet, S (8, 2) OBP: 0.324, SLG: 0.269	0-3 K			0-0 2B	0-0 4-3			4-0 FC6-4 1B		3	2	1	0	1	1	0											
Ozzie Smith, S (1, 6) OBP: 0.308, SLG: 0.319 Jerry Turner, L (6, 8) OBP: 0.329, SLG: 0.463	0-0 6-3			0-0 2B			0-0 6-3	0-0 FC6-4 1B		3	1	1	1	0	0	0											
Fernando Gonzalez, R (1, 4) OBP: 0.243, SLG: 0.250	0-0 F8			0-0 F8			0-0 6-3	0-0 FC6-4 1B		3	0	0	0	0	0	1											
Dave Winfield, R (1, 8) OBP: 0.354, SLG: 0.497 Chuck Baker, R (6, 6) OBP: 0.296, SLG: 0.293		4-0 5-3 BB		0-0 2B			0-0 5-3	0-0 F6		2	0	1	1	1	0	0											
Oscar Gamble, L (1, 9) OBP: 0.358, SLG: 0.426 Don Reynolds, R (7, PR) OBP: 0.340, SLG: 0.239		0-0 5-3		0-3 K				0-0 FC6-4 1B		3	0	1	0	0	1	2											
Tucker Ashford, R (1, 5) OBP: 0.310, SLG: 0.400	0-3 K			4-0 BB				0-0 FC6-4		2	0	0	0	2	1	2											
Gene Tenace, R (1, 3) OBP: 0.399, SLG: 0.396 Broderick Perkins, L (7, PH) OBP: 0.500, SLG: 0.500			0-0 5-3	0-3 K				0-0 G6-4-3 1B		2	0	0	0	0	1	2											
Dave Roberts, R (1, 2) OBP: 0.317, SLG: 0.255			0-3 K		0-0 F8			0-0 G6-4-3		4	0	0	0	0	1	3											
Gaylord Perry, R (1, 1) OBP: 0.190, SLG: 0.200 Mark Wiley, R (5, 1) Dennis Kinney, L (6, 1) Bill Almon, R (6, 5) OBP: 0.318, SLG: 0.324			0-0 F8		0-3 K			0-0 4-3		2	0	0	0	0	1	0											
Inning Stats	R: 0 E: 0 K: 1 S: 5	H: 0 LOB: 0 BB: 0 P: 5	R: 0 E: 0 K: 1 S: 4	H: 0 LOB: 0 BB: 1 P: 8	R: 0 E: 0 K: 1 S: 5	H: 0 LOB: 0 BB: 0 P: 5	R: 2 E: 0 K: 2 S: 10	H: 3 LOB: 2 BB: 1 P: 14	R: 0 E: 0 K: 0 S: 3	H: 0 LOB: 0 BB: 0 P: 3	R: 0 E: 0 K: 0 S: 4	H: 1 LOB: 2 BB: 1 P: 8	R: 1 E: 0 K: 0 S: 5	H: 2 LOB: 2 BB: 1 P: 9	R: 0 E: 0 K: 0 S: 3	H: 1 LOB: 0 BB: 0 P: 3	1B: 4 2B: 4 3B: 0 HR: 0	SF: 0 SAC: 0 DP: 2 HBP: 0	WP: 0 PB: 0 SB: 0 CS: 0	PA: 36							
PITCHER	IP	WLS	BF	H	R	ER	SO	BB	IBB	HBP	BLK	WP	HR	S	P	ERA	WHIP										
Mickey Mahler, L (1, 1) ERA: 2.82 Dave Campbell, R (8, 1) ERA: 4.57	7.0	W	27	4	2	2	6	3	0	0	0	0	0	36	48	2.57	1.000										

San Diego Padres @ Atlanta Braves
Atlanta-Fulton County Stadium, Atlanta, GA
Fri Jul 07 1978, 7:05 PM EDT
Att: 9,605 - Unknown

AB 32
R 3
H 7
RBI 3
BB 4
SO 6
LOB 18



Batter	1	2	3	4	5	6	7	8	9	AB	R	H	RBI	BB	SO	LOB	BOTTOM										
Jerry Royster, R (1, 4) OBP: 0.362, SLG: 0.353 Rod Gilbreath, R (7, 4) OBP: 0.308, SLG: 0.344	0-3 K		4-0 HR	4-0 1B	0-0 1B	0-0 E4				3	1	1	1	2	1	1											
Rowland Office, L (1, 8) OBP: 0.307, SLG: 0.407	0-0 3-1		0-0 HR	0-0 1B	0-0 1B	0-0 4-3				5	2	3	4	0	0	2											
Gary Matthews, R (1, 9) OBP: 0.398, SLG: 0.531 Cito Gaston, R (7, PR) OBP: 0.222, SLG: 0.216	0-0 F3		0-0 CS	0-0 1B	0-0 1B	0-0 1B		4-0 L6-3 BB		4	0	3	1	1	0	0											
Jeff Burroughs, R (1, 7) OBP: 0.462, SLG: 0.532 Barry Bonnell, R (8, 9) OBP: 0.279, SLG: 0.269		0-3 K	0-0 1B	0-0 F4	0-0 F9			0-0 L6-3		5	1	1	0	0	1	5											
Joe Nolan, L (1, 2) OBP: 0.328, SLG: 0.340		4-0 6-3 BB	4-0 1B		0-3 K	0-0 HR		0-0 F9		3	1	1	0	2	1	1											
Bob Horner, R (1, 5) OBP: 0.295, SLG: 0.425	0-0 6-3		0-0 1B		0-0 2B	0-0 HR		0-0 F3		5	2	3	3	0	0	1											
Dale Murphy, R (1, 3) OBP: 0.291, SLG: 0.349	0-3 K		0-3 K		0-0 2B	0-0 5-3		0-0 6-3		5	1	1	0	0	2	3											
Darrel Chaney, S (1, 6) OBP: 0.303, SLG: 0.310			0-0 G3	0-0 4-3	0-0 1B	0-0 5-3		0-0 6-3		5	1	2	1	0	0	0											
Mickey Mahler, S (1, 1) OBP: 0.125, SLG: 0.087 Dave Campbell, R (8, 1) ERA: 4.57			4-0 HR	0-0 F4	0-0 1B	0-0 5-3				3	2	1	1	1	0	1											
Inning Stats	R: 0 E: 0 K: 1 S: 5	H: 0 LOB: 0 BB: 0 P: 5	R: 0 E: 0 K: 2 S: 7	H: 0 LOB: 1 BB: 1 P: 11	R: 4 E: 0 K: 1 S: 8	H: 4 LOB: 3 BB: 3 P: 20	R: 0 E: 0 K: 0 S: 5	H: 2 LOB: 3 BB: 1 P: 9	R: 5 E: 0 K: 1 S: 11	H: 7 LOB: 1 BB: 0 P: 11	R: 2 E: 1 K: 0 S: 7	H: 3 LOB: 2 BB: 0 P: 7	R: 0 E: 0 K: 0 S: 2	H: 0 LOB: 1 BB: 1 P: 6	R: 0 E: 0 K: 0 S: 3	H: 0 LOB: 0 BB: 0 P: 3	1B: 11 2B: 4 3B: 0 HR: 2	SF: 0 SAC: 0 DP: 1 HBP: 0	WP: 0 PB: 0 SB: 0 CS: 1	PA: 44							
PITCHER	IP	WLS	BF	H	R	ER	SO	BB	IBB	HBP	BLK	WP	HR	S	P	ERA	WHIP										
Gaylord Perry, R (1, 1) ERA: 3.11 Mark Wiley, R (5, 1) ERA: 5.87 Dennis Kinney, L (6, 1) ERA: 4.53	0.2	L	7	6	4	4	0	0	0	0	0	0	1	7	7	54.00	9.000										

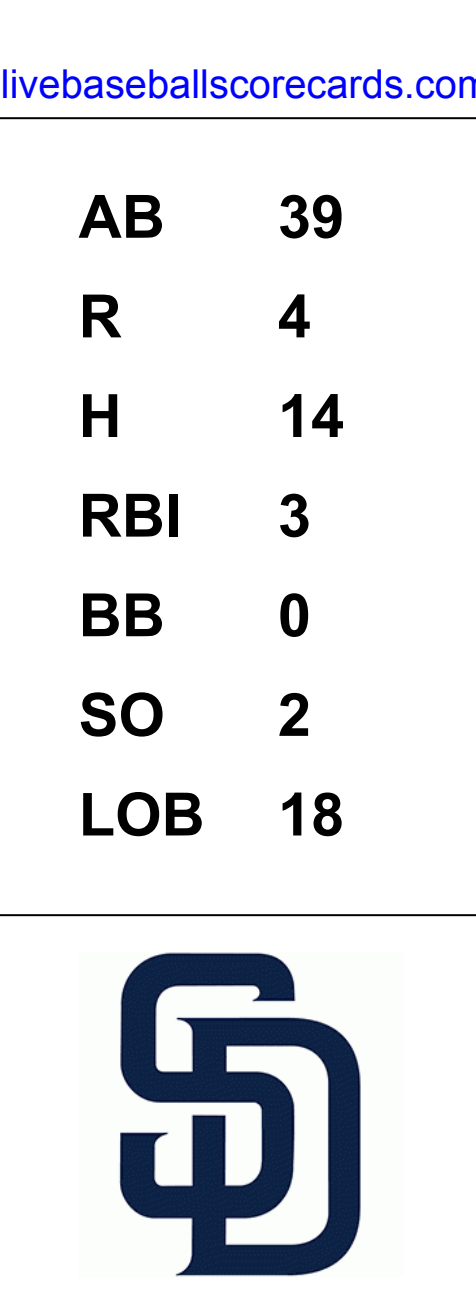
San Diego Padres @ Atlanta Braves
Atlanta-Fulton County Stadium, Atlanta, GA
Fri Jul 07 1978, 7:05 PM EDT
Att: 9,605 - Unknown

AB 38
R 11
H 16
RBI 11
BB 6
SO 5
LOB 14



Batter	1	2	3	4	5	6	7	8	9	AB	R	H	RBI	BB	SO	LOB	TOP																
Gene Richards, L (1, 7) OBP: 0.376, SLG: 0.406	0-0 1-3 1B		0-0 4-3		0-0 1B E	0-0 F8		0-0 4-3	5 1 2 0 0 0 1																								
Ozzie Smith, S (1, 6) OBP: 0.310, SLG: 0.320	0-0 1-3		0-0 1B		0-0 1B E	0-0 F8		0-0 F7	5 1 2 1 0 0 1																								
Broderick Perkins, L (1, 3) OBP: 0.286, SLG: 0.286	0-0 F6		0-0 1B FC6-4		0-0 1B E4	0-0 G3		0-0 4-3	5 1 1 0 0 0 1																								
Dave Winfield, R (1, 8) OBP: 0.353, SLG: 0.494		0-0 F4	0-0 FC6-4		0-0 1B 2-H	0-0 6-3			4 0 1 1 0 0 2																								
Oscar Gamble, L (1, 9) OBP: 0.364, SLG: 0.432		0-0 WP 1B			0-0 F8	0-0 L6-3 1B		0-0 FC5-4 1B	4 0 3 1 0 0 0																								
Fernando Gonzalez, R (1, 4) OBP: 0.243, SLG: 0.250	0-0 F9		0-0 1B		0-0 1B L6-3	0-0 F3		0-0 F3	4 0 1 0 0 0 4																								
Rick Sweet, S (1, 2) Jerry Turner, L (8, PH) Dave Roberts, R (8, 2) OBP: 0.338, SLG: 0.471 OBP: 0.317, SLG: 0.255	0-0 G3		0-0 1B		0-0 1B K	0-0 K		0-0 FC5-4 1B	3 0 1 0 0 1 2 1 0 1 0 0 0 0 0 0 0 0 0 0 0								AB 39 R 4 H 14 RBI 3 BB 0 SO 2 LOB 18																
Bill Almon, R (1, 5) Tucker Ashford, R (8, PH) OBP: 0.318, SLG: 0.324 OBP: 0.307, SLG: 0.396			0-0 4-3 1B S		0-0 F8	0-0 F7		0-0 FC5-4 1B	3 1 1 0 0 0 2 1 0 0 0 0 0 2																								
Randy Jones, R (1, 1) John D'Acquisto, R (5, 1) Mark Lee, R (6, 1) Don Reynolds, R (8, PH) Bob Owchinko, L (8, 1) OBP: 0.174, SLG: 0.196 OBP: 0.286, SLG: 0.231 OBP: 0.333, SLG: 0.234 OBP: 0.194, SLG: 0.222	0-0 F4		0-0 1B		0-0 1B K	0-0 K		0-0 F7	2 0 1 0 0 0 1 1 0 0 0 0 1 0 0 0 0 0 0 0 0 1 0 0 0 0 0 2 0 0 0 0 0 0 0																								
Inning Stats	R: 0 E: 0 K: 0 S: 3	H: 1 LOB: 0 BB: 0 P: 3	R: 0 E: 0 K: 0 S: 4	H: 1 LOB: 1 BB: 0 P: 4	R: 1 E: 0 K: 0 S: 6	H: 3 LOB: 2 BB: 0 P: 6	R: 0 E: 0 K: 0 S: 5	H: 3 LOB: 2 BB: 0 P: 5	R: 3 E: 1 K: 1 S: 9	H: 4 LOB: 1 BB: 0 P: 9	R: 0 E: 0 K: 0 S: 3	H: 0 LOB: 0 BB: 0 P: 3	R: 0 E: 0 K: 0 S: 5	H: 2 LOB: 2 BB: 0 P: 5	R: 0 E: 0 K: 0 S: 3	H: 0 LOB: 0 BB: 0 P: 3	1B: 14 2B: 1 3B: 0 HR: 0	SF: 0 SAC: 0 DP: 1 HBP: 0	WP: 1 PB: 0 SB: 1 CS: 0	PA: 39													
PITCHER	IP WLS BF H R ER SO BB IBB HBP BLK WP HR S P ERA WHIP																																
Rick Camp, R (1, 1) ERA: 3.64	4.0	22	11	4	3	0	0	0	0	0	0	1	0	22	22	6.75	2.750																
Craig Skok, L (5, 1) ERA: 1.52	2.0	W	6	1	0	0	2	0	0	0	0	0	0	10	10	0.00	0.500																
Gene Garber, R (7, 1) ERA: 1.41	3.0	S	11	2	0	0	0	0	0	0	0	0	0	11	11	0.00	0.667																

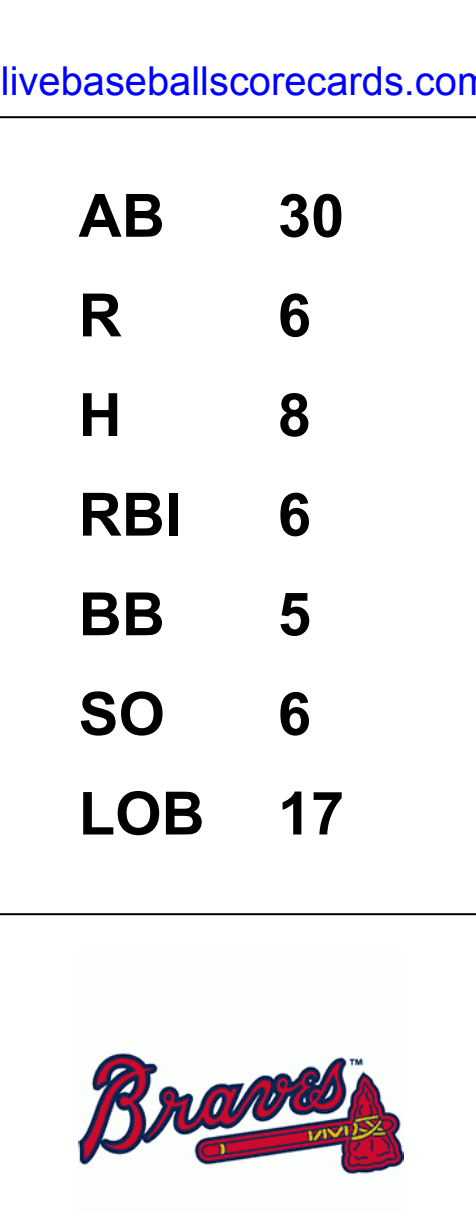
San Diego Padres @ Atlanta Braves
Atlanta-Fulton County Stadium, Atlanta, GA



Sat Jul 08 1978, 7:05 PM EDT
Unknown

Batter	1	2	3	4	5	6	7	8	9	AB	R	H	RBI	BB	SO	LOB	BOTTOM																
Jerry Royster, R (1, 4) OBP: 0.363, SLG: 0.359	0-0 F3		0-0 6-3		0-0 2B 3B	0-0 SF8		0-0 IBB	3 1 1 1 1 0 0																								
Barry Bonnell, R (1, 8) Rowland Office, L (6, PH) OBP: 0.278, SLG: 0.280 OBP: 0.304, SLG: 0.402	0-0 5-3		0-0 SF8 3B		0-0 1-3	0-0 K		0-0 G3	3 1 1 0 0 0 1 2 0 0 0 0 1 4																								
Gary Matthews, R (1, 9) OBP: 0.396, SLG: 0.533	0-0 F9		0-0 SF8		0-0 HR 2B	0-0 K2-3			3 1 1 2 0 1 2																								
Jeff Burroughs, R (1, 7) OBP: 0.456, SLG: 0.524		0-0 5-3	0-0 5-3		0-0 K	0-0 5-3		0-0 5-3	4 0 0 0 0 1 1																								
Bob Horner, R (1, 5) OBP: 0.315, SLG: 0.500		0-0 2B 2B			0-0 5-3 2B	0-0 2H HR		0-0 F7	4 2 3 2 0 0 0																								
Dale Murphy, R (1, 3) OBP: 0.291, SLG: 0.351		0-0 2B			0-0 K	0-0 K		0-0 F9	4 0 1 1 0 2 1																								
Biff Pocoroba, S (1, 2) OBP: 0.343, SLG: 0.356	0-0 F8		0-0 5-3		0-0 2-3	0-0 BB FC1 SF8 BB		0-0 SH2-4 1B	3 1 1 0 1 0 2																								
Pat Rockett, R (1, 6) Darrel Chaney, S (6, PH) OBP: 0.212, SLG: 0.155 OBP: 0.301, SLG: 0.308	0-0 IBB		0-0 IBB		0-0 IBB	0-0 FC1 SF8 BB		0-0 SH2-4	0 0 0 0 2 0 0 1 0 0 0 0 0 1																								
Rick Camp, R (1, 1) Craig Skok, R (5, 1) Bob Beall, S (6, PH) Gene Garber, R (7, 1) OBP: 0.333, SLG: 0.667 OBP: 0.318, SLG: 0.263	0-0 K		0-0 K		0-0 6-3	0-0 SF8 BB		0-0 F9	2 0 0 0 0 1 4 0 0 0 0 0 0 0 0 0 0 0 1 0 0 1 0 0 0 0 0 1																								
Inning Stats	R: 0 E: 0 K: 0 S: 3	H: 0 LOB: 0 BB: 0 P: 3	R: 1 E: 0 K: 1 S: 7	H: 2 LOB: 1 BB: 1 P: 11	R: 1 E: 0 K: 0 S: 4	H: 1 LOB: 0 BB: 0 P: 4	R: 0 E: 0 K: 1 S: 6	H: 1 LOB: 2 BB: 1 P: 10	R: 3 E: 0 K: 2 S: 10	H: 3 LOB: 0 BB: 0 P: 10	R: 1 E: 0 K: 2 S: 8	H: 0 LOB: 2 BB: 2 P: 16	R: 0 E: 0 K: 0 S: 3	H: 0 LOB: 0 BB: 0 P: 3	R: 0 E: 0 K: 0 S: 4	H: 1 LOB: 2 BB: 1 P: 8	1B: 1 2B: 4 3B: 2 HR: 1	SF: 2 SAC: 1 DP: 0 HBP: 0	WP: 0 PB: 0 SB: 0 CS: 0	PA: 38													
PITCHER	IP WLS BF H R ER SO BB IBB HBP BLK WP HR S P ERA WHIP																																
Randy Jones, L (1, 1) ERA: 3.2	4.1	L	21	6	4	4	2	2	0	0	0	0	0	23	31	8.31	1.385																
John D'Acquisto, R (5, 1) ERA: 2.02	0.2	L	6	1	2	2	2	2	0	0	0	0	1	8	16	27.00	4.500																
Mark Lee, R (6, 1) ERA: 3.56	2.0		6	0	0	0	2	0	0	0	0	0	0	10	10	0.00	0.000																
Bob Owchinko, L (8, 1) ERA: 3.28	1.0		5	1	0	0	0	0	1	0	0	0	0	4	8	0.00	1.000																

San Diego Padres @ Atlanta Braves
Atlanta-Fulton County Stadium, Atlanta, GA



Sat Jul 08 1978, 7:05 PM EDT
Unknown

Batter	1	2	3	4	5	6	7	8	9	AB	R	H	RBI	BB	SO	LOB	TOP										
Gene Richards, L (1, 8) OBP: 0.377, SLG: 0.407 Jerry Turner, L (6, 9) OBP: 0.333, SLG: 0.464	0-0 BB S 1B	0-0 5-3		0-0 3-1		0-0 1-3 2-H 1B		0-0 6-3		4	1	2	1	0	0	1											
Ozzie Smith, S (1, 6) OBP: 0.309, SLG: 0.317 Chuck Baker, R (6, 6) OBP: 0.302, SLG: 0.293	4-0 1B BB	0-0 6-3		0-0 F7		0-0 4-3			4-0 G4-6-3 BB	3	1	0	0	1	0	3											
Broderick Perkins, L (1, 3) OBP: 0.167, SLG: 0.167	0-3 K		0-0 1-3		0-0 4-3		0-0 F8		0-0 G4-6-3 1-2	5	0	0	0	0	1	3											
Dave Winfield, R (1, 9) OBP: 0.354, SLG: 0.500	4-0 1B 1-2 2-3 BB		0-0 HR		0-0 F3		0-0 F3		0-0 F8	4	2	1	1	1	0	0											
Don Reynolds, R (1, 7) OBP: 0.328, SLG: 0.235	0-0 1B BB		0-0 F8		0-0 6-3		0-3 K			4	1	1	2	0	1	0											
Tucker Ashford, R (1, 4) OBP: 0.305, SLG: 0.389	0-0 6-3		0-0 F8			0-3 K		0-0 SH5-3 1B		4	0	1	1	0	1	1											
Gene Tenace, R (1, 2) OBP: 0.404, SLG: 0.405	0-0 2-H 1B			0-0 HR		1-0 1B HBP		0-0 F7		3	2	2	2	0	0	1	AB 33										
Bill Almon, R (1, 5) OBP: 0.320, SLG: 0.324	0-3 K			4-0 3-1 SH3-4 BB		0-0 F8		0-0 SH5-3 1B		3	0	1	0	1	1	2	R 7										
Eric Rasmussen, R (1, 1) OBP: 0.147, SLG: 0.147			0-0 3-1		0-0 SH3-4		0-0 1B 1-2		0-0 SH5-3	2	0	1	0	0	0	0	H 9										
Inning Stats	R: 4 E: 0 K: 2 S: 10	H: 3 LOB: 1 BB: 2 P: 18	R: 0 E: 0 K: 0 S: 3	H: 0 LOB: 0 BB: 0 P: 3	R: 1 E: 0 K: 0 S: 4	H: 1 LOB: 0 BB: 0 P: 4	R: 1 E: 0 K: 0 S: 4	H: 1 LOB: 1 BB: 1 P: 8	R: 0 E: 0 K: 0 S: 3	H: 0 LOB: 0 BB: 0 P: 3	R: 1 E: 0 K: 1 S: 7	H: 2 LOB: 2 BB: 0 P: 8	R: 0 E: 0 K: 0 S: 5	H: 0 LOB: 0 BB: 0 P: 5	R: 0 E: 0 K: 0 S: 5	H: 2 LOB: 2 BB: 0 P: 5	R: 0 E: 0 K: 0 S: 2	H: 0 LOB: 0 BB: 1 P: 6	1B: 7 2B: 0 3B: 0 HR: 2	SF: 0 SAC: 2 DP: 1 HBP: 1	WP: 0 PB: 0 SB: 1 CS: 0	PA: 40					
PITCHER	IP	WLS	BF	H	R	ER	SO	BB	IBB	HBP	BLK	WP	HR	S	P	ERA	WHIP	PITCHER									
Jamie Easterly, L (1, 1) ERA: 6.8	3.0	L	17	5	6	6	2	3	0	0	0	0	2	18	30	18.00	2.667										
Eddie Solomon, R (4, 1) ERA: 4.47	6.0		23	4	1	1	2	1	0	1	0	0	0	25	30	1.50	0.833										

San Diego Padres @ Atlanta Braves
Atlanta-Fulton County Stadium, Atlanta, GA

AB 33
R 7
H 9
RBI 7
BB 4
SO 4
LOB 13



WP: 0 PA: 40
PB: 0
SB: 1
CS: 0

Batter	1	2	3	4	5	6	7	8	9	AB	R	H	RBI	BB	SO	LOB	BOTTOM										
Jerry Royster, R (1, 4) OBP: 0.361, SLG: 0.356	0-0 6-3		4-0 G1-6-3 BB			0-0 L4-3			0-0 F3	3	0	0	0	1	0	1											
Rowland Office, L (1, 8) OBP: 0.298, SLG: 0.393	0-0 F7		0-0 G1-6-3			0-0 6-3			0-0 F8	4	0	0	0	0	0	2											
Gary Matthews, R (1, 9) OBP: 0.393, SLG: 0.525	4-0 BB			0-0 F9		0-0 6-3		0-3 K		3	0	0	0	1	1	0											
Jeff Burroughs, R (1, 7) OBP: 0.452, SLG: 0.518	0-3 K			0-0 F6		0-0 1-3				3	0	0	0	0	1	1											
Bob Horner, R (1, 5) OBP: 0.316, SLG: 0.488		0-0 1-3		0-0 F6		4-0 BB				2	0	0	0	1	0	0											
Joe Nolan, L (1, 2) OBP: 0.311, SLG: 0.321		0-0 F6			0-0 F7		0-0 6-3			3	0	0	0	0	0	1											
Dale Murphy, R (1, 3) OBP: 0.291, SLG: 0.351		0-0 F9			0-0 6-3			0-0 G4-6-3 1B		3	0	1	0	0	0	0	AB 27										
Darrel Chaney, S (1, 6) OBP: 0.302, SLG: 0.314			0-0 F9 2B			0-0 F4		0-3 K		3	0	1	0	0	1	1	RBI 0										
Jamie Easterly, L (1, 1) OBP: 0.250, SLG: 0.333 Eddie Solomon, R (4, 1) OBP: 0.286, SLG: 0.286			0-0 F9			0-0 L4-3 1B		0-0 G4-6-3		1	0	0	0	0	0	1	BB 3										
Inning Stats	R: 0 E: 0 K: 1 S: 5	H: 0 LOB: 1 BB: 1 P: 9	R: 0 E: 0 K: 0 S: 3	H: 0 LOB: 0 BB: 0 P: 3	R: 0 E: 0 K: 0 S: 3	H: 1 LOB: 1 BB: 1 P: 7	R: 0 E: 0 K: 0 S: 3	H: 0 LOB: 0 BB: 0 P: 3	R: 0 E: 0 K: 0 S: 3	H: 1 LOB: 0 BB: 0 P: 3	R: 0 E: 0 K: 0 S: 3	H: 0 LOB: 0 BB: 0 P: 7	R: 0 E: 0 K: 1 S: 5	H: 1 LOB: 0 BB: 0 P: 5	R: 0 E: 0 K: 1 S: 5	H: 0 LOB: 0 BB: 0 P: 5	1B: 2 2B: 2 3B: 0 HR: 0	SF: 0 SAC: 0 DP: 3 HBP: 0	WP: 0 PA: 30 PB: 0 SB: 0 CS: 0								
PITCHER	IP	WLS	BF	H	R	ER	SO	BB	IBB	HBP	BLK	WP	HR	S	P	ERA	WHIP	PITCHER									
Eric Rasmussen, R (1, 1) ERA: 3.86	9.0	W	30	3	0	0	3	3	0	0	0	0	0	33	45	0.00	0.667										

San Diego Padres @ Atlanta Braves
Atlanta-Fulton County Stadium, Atlanta, GA

AB 27
R 0
H 3
RBI 0
BB 3
SO 3
LOB 8



WP: 0 PA: 30
PB: 0
SB: 0
CS: 0

Sat Jul 08 1978, 7:05 PM EDT
Att: 18,794 - Unknown

Sat Jul 08 1978, 7:05 PM EDT
Att: 18,794 - Unknown

livebaseballscorecards.com

livebaseballscorecards.com

Batter	1	2	3	4	5	6	7	8	9	AB	R	H	RBI	BB	SO	LOB	TOP			
Gene Richards, L (1,7) OBP: 0.378, SLG: 0.405	4-0 SH5-3 2B BB	0-0 1-3 1B		0-0 F8		0-0 F8			0-0 1-3-1	4	1	1	0	1	0	0				
Ozzie Smith, S (1,6) OBP: 0.311, SLG: 0.315	0-0 SH5-3	0-0 F6			4-0 1B E BB			4-0 BB	0-0 3-1	2	1	0	0	2	0	2				
Broderick Perkins, L (1,3) OBP: 0.235, SLG: 0.353	0-0 4-3 2B		0-0 2B		0-0 F9		0-3 K	0-3 K	0-3 K	5	0	2	1	0	2	2				
Dave Winfield, R (1,8) OBP: 0.350, SLG: 0.494	0-0 4-3		0-0 F5		0-0 F8		0-3 K			4	0	0	0	0	1	4				
Oscar Gamble, L (1,9) OBP: 0.369, SLG: 0.432	4-0 FC5-4 BB		1-0 HBP		0-0 E7 1B		0-0 6-3			2	0	1	0	1	0	1				
Gene Tenace, R (1,2) OBP: 0.402, SLG: 0.399	0-0 FC5-4		0-0 F3		4-0 IBB			0-3 K		3	0	0	0	1	1	4				
Fernando Gonzalez, R (1,4) OBP: 0.243, SLG: 0.250		0-0 F8	0-0 6-3		0-0 6-3			0-0 FC5-4 1B		4	0	1	0	0	0	4	AB 32			
Bill Almon, R (1,5) OBP: 0.316, SLG: 0.319		0-3 K		0-0 F9		0-0 6-3		0-0 FC5-4		4	0	0	0	0	1	1	R 2			
Bob Shirley, R (1,1) OBP: 0.200, SLG: 0.125		0-0		0-0 F8		0-3 K2-3		0-3 K		2	0	1	0	0	0	0	H 6			
Don Reynolds, R (6,PH) OBP: 0.322, SLG: 0.231										1	0	0	0	0	1	0	RBI 1			
John D'Acquisto, R (6,1) OBP: 0.286, SLG: 0.231										0	0	0	0	0	0	0	BB 5			
Jerry Turner, L (8,PH) OBP: 0.329, SLG: 0.457										1	0	0	0	0	1	1	SO 7			
Rollie Fingers, R (8,1) OBP: 0.333, SLG: 0.333										0	0	0	0	0	0	0	LOB 19			
Inning Stats	R: 1 E: 0 K: 0 S: 4	H: 1 LOB: 2 BB: 2 P: 12	R: 0 E: 0 K: 1 S: 7	H: 2 LOB: 2 BB: 0 P: 7	R: 0 E: 0 K: 0 S: 4	H: 1 LOB: 2 BB: 0 P: 5	R: 0 E: 0 K: 0 S: 3	H: 0 LOB: 0 BB: 0 P: 3	R: 1 E: 1 K: 0 S: 4	H: 1 LOB: 2 BB: 2 P: 12	R: 0 E: 0 K: 2 S: 7	H: 0 LOB: 1 BB: 1 P: 11	R: 0 E: 0 K: 2 S: 8	H: 1 LOB: 1 BB: 0 P: 8	R: 0 E: 0 K: 1 S: 5	H: 0 LOB: 0 BB: 0 P: 5	1B: 4 2B: 2 3B: 0 HR: 0	SF: 0 SAC: 1 DP: 0 HBP: 1	WP: 0 PB: 0 SB: 3 CS: 0	PA: 39
PITCHER	IP WLS BF H R ER SO BB IBB HBP BLK WP HR S P ERA WHIP																			
Preston Hanna, R (1,1) ERA: 4.45	5.0 W 25 5 2 1 1 3 1 1 0 0 0 22 39 1.80 1.600																			
Phil Niekro, R (6,1) ERA: 3.13	3.0 11 1 0 0 5 1 0 0 0 0 0 20 24 0.00 0.667																			
Gene Garber, R (9,1) ERA: 1.39	1.0 S 3 0 0 0 1 0 0 0 0 0 0 5 5 0.00 0.000																			

San Diego Padres @ Atlanta Braves
Atlanta-Fulton County Stadium, Atlanta, GA

Sun Jul 09 1978, 3:33 AM EDT
Att: 8,621 - Unknown

AB 32
R 2
H 6
RBI 1
BB 5
SO 7
LOB 19




Batter	1	2	3	4	5	6	7	8	9	AB	R	H	RBI	BB	SO	LOB	BOTTOM	
Jerry Royster, R (1,4) OBP: 0.363, SLG: 0.358	0-0 2B 1-4-3 1B		0-0 F9		0-0 G2-6-3 1B		0-3 K			4	1	2	0	0	1	0		
Barry Bonnell, R (1,8) OBP: 0.284, SLG: 0.286	0-0 1-4-3 1B 2B		0-0 4-3		0-0 G2-6-3		4-0 CS BB			3	1	1	0	1	0	1		
Gary Matthews, R (1,9) OBP: 0.399, SLG: 0.525	0-0 1-4-3		4-0 FC6-4 BB		0-0 HR 1B		0-0 CS	4-0 FC6-4 BB		2	1	1	1	2	0	1		
Jeff Burroughs, R (1,7) OBP: 0.453, SLG: 0.529	0-0		0-0 FC6-4		0-0		0-0 FC6-4 1B			4	1	2	3	0	0	2		
Rowland Office, L (8,PR) OBP: 0.296, SLG: 0.393	0-0 FC4-6 1B		0-0 FC6-4		0-0 HR		0-0 FC6-4 1B			0	1	0	0	0	0	0		
Bob Horner, R (1,5) OBP: 0.323, SLG: 0.500	0-0 FC4-6 FC5-4				0-0 5-3			0-0 1B		4	0	2	0	0	0	1		
Dale Murphy, R (1,3) OBP: 0.291, SLG: 0.350	0-0 FC5-4				0-3 K		0-3 K	0-0 1B		4	0	1	1	0	2	2		
Biff Pocoroba, S (1,2) OBP: 0.337, SLG: 0.349		0-0 6-3		0-0 F7		0-3 K		0-0 F9		4	0	0	0	0	1	3	AB 31	
Darrel Chaney, S (1,6) OBP: 0.301, SLG: 0.309		0-0 F9		4-0 IBB		0-3 K		0-3 K		3	0	0	0	1	2	2	R 5	
Preston Hanna, R (1,1) OBP: 0.200, SLG: 0.324		0-0 6-3		0-0 F7				0-3 K		2	0	0	0	0	0	2	H 9	
Phil Niekro, R (6,1) OBP: 0.282, SLG: 0.288										1	0	0	0	0	1	0	RBI 5	
Gene Garber, R (9,1) ERA: 3.3										0	0	0	0	0	0	0	BB 4	
Inning Stats	R: 2 E: 0 K: 0 S: 6	H: 3 LOB: 1 BB: 0 P: 6	R: 0 E: 0 K: 0 S: 3	H: 0 LOB: 0 BB: 0 P: 3	R: 0 E: 0 K: 1 S: 6	H: 1 LOB: 2 BB: 1 P: 10	R: 0 E: 0 K: 3 S: 9	H: 0 LOB: 0 BB: 0 P: 9	R: 0 E: 0 K: 2 S: 6	H: 0 LOB: 1 BB: 1 P: 10	R: 1 E: 0 K: 1 S: 7	H: 2 LOB: 2 BB: 1 P: 11	1B: 6 2B: 2 3B: 0 HR: 1	SF: 0 SAC: 0 DP: 1 HBP: 0	WP: 0 PB: 0 SB: 0 CS: 1	PA: 36		
PITCHER	IP WLS BF H R ER SO BB IBB HBP BLK WP HR S P ERA WHIP																	
Bob Shirley, L (1,1) ERA: 4.04	5.0 L 23 7 4 4 4 1 1 0 0 0 1 23 31 7.20 1.600																	
John D'Acquisto, R (6,1) ERA: 1.94	2.0 6 0 0 0 5 1 0 0 0 0 0 15 19 0.00 0.500																	
Rollie Fingers, R (8,1) ERA: 3.3	1.0 6 2 1 1 1 1 0 0 0 0 0 7 11 9.00 3.000																	


San Diego Padres @ Atlanta Braves
Atlanta-Fulton County Stadium, Atlanta, GA

Sun Jul 09 1978, 3:33 AM EDT
Att: 8,621 - Unknown

AB 31
R 5
H 9
RBI 5
BB 4
SO 7
LOB 14



Batter	1	2	3	4	5	6	7	8	9	AB R H RBI BB SO LOB	TOP													
Gene Richards, L (1,7) OBP: 0.381, SLG: 0.406	3-1		CS 1B			WP SH1-3 1B	K		BB	4 1 2 0 1 1 0	San Diego Padres @ Chicago Cubs Wrigley Field, Chicago, IL Thu Jul 13 1978, 3:33 AM CDT Att: 21,594 - Unknown - 76 F livebaseballscorecards.com AB 33 R 5 H 9 RBI 4 BB 3 SO 4 LOB 11 													
Ozzie Smith, S (1,6) OBP: 0.308, SLG: 0.311	4-3		CS 1-2	4-3		SH1-3 1-2	6-3		P6	4 0 0 0 0 0 1														
Broderick Perkins, L (1,3) OBP: 0.333, SLG: 0.571	F5			HR		1B E			BB 1B	4 2 3 2 0 0 0														
Dave Winfield, R (1,8) OBP: 0.351, SLG: 0.497		F8 2B		6-3		E SF8 1B			L7	4 1 2 0 0 0 1														
Oscar Gamble, L (1,9) OBP: 0.371, SLG: 0.431	F8 2-3			G3		E6 SF8 1B			BB	3 0 1 1 1 0 1														
Gene Tenace, R (1,2) OBP: 0.400, SLG: 0.393	P4				6-3				P7	3 0 0 0 1 0 3														
Fernando Gonzalez, R (1,4) OBP: 0.237, SLG: 0.245	5-3				6-3	SF8	IBB		P9	3 0 0 1 0 0 3														
Bill Almon, R (1,5) OBP: 0.312, SLG: 0.315			5-3		5-3	K			K	4 0 0 0 0 2 2														
Gaylord Perry, R (1,1) OBP: 0.196, SLG: 0.205				4-3					K	4 1 1 0 0 1 0														
Bob Shirley, R (9,1) OBP: 0.209, SLG: 0.125						1B WP 1B	6-3			0 0 0 0 0 0 0														
John D'Acquisto, R (9,1) OBP: 0.286, SLG: 0.231										0 0 0 0 0 0 0														
Inning Stats	R: 0 E: 0 K: 0 S: 3	H: 0 LOB: 0 BB: 0 P: 3	R: 0 E: 0 K: 0 S: 7	H: 1 LOB: 1 BB: 0 P: 10	R: 0 E: 0 K: 0 S: 3	H: 1 LOB: 0 BB: 0 P: 3	R: 1 E: 0 K: 0 S: 4	H: 1 LOB: 0 BB: 0 P: 4	R: 0 E: 0 K: 0 S: 3	H: 0 LOB: 0 BB: 0 P: 3	R: 4 E: 1 K: 1 S: 17	H: 5 LOB: 2 BB: 1 P: 23	R: 0 E: 0 K: 1 S: 5	H: 0 LOB: 0 BB: 0 P: 5	R: 0 E: 0 K: 0 S: 11	H: 1 LOB: 2 BB: 1 P: 20	R: 0 E: 0 K: 2 S: 11	H: 0 LOB: 1 BB: 1 P: 18	R: 0 E: 0 K: 1 S: 11	H: 0 LOB: 1 BB: 1 P: 18	1B: 7 2B: 1 3B: 0 HR: 1	SF: 1 SAC: 1 DP: 0 HBP: 0	WP: 1 PB: 0 SB: 0 CS: 1	PA: 39
PITCHER	IP WLS BF H R ER SO BB IBB HBP BLK WP HR S P ERA WHIP																							
Rick Reuschel, R (1,1) ERA: 2.46	5.1 L 21 6 4 4 0 0 0 0 0 0 0 1 1 24 27 6.75 1.125																							
Donnie Moore, R (6,1) ERA: 4.18	0.2 5 2 1 1 1 0 1 0 0 0 0 0 0 13 19 13.50 3.000																							
Willie Hernandez, L (7,1) ERA: 3.67	1.1 6 1 0 0 1 1 0 0 0 0 0 0 0 14 23 0.00 1.500																							
Lynn McGlothen, R (8,1) ERA: 4.15	1.2 6 0 0 0 2 1 0 0 0 0 0 0 0 13 20 0.00 0.600																							

Batter	1	2	3	4	5	6	7	8	9	AB R H RBI BB SO LOB	BOTTOM													
Ivan De Jesus, R (1,6) OBP: 0.356, SLG: 0.377	F7			P7		FC6-4 1-2			1B 1B	4 1 1 0 0 0 1	San Diego Padres @ Chicago Cubs Wrigley Field, Chicago, IL Thu Jul 13 1978, 3:33 AM CDT Att: 21,594 - Unknown - 76 F livebaseballscorecards.com AB 33 R 2 H 6 RBI 2 BB 0 SO 5 LOB 8 													
Larry Bittner, L (1,7) OBP: 0.321, SLG: 0.358	G3			F9			K		1B 1B	4 1 1 0 0 1 0														
Bill Buckner, L (1,3) OBP: 0.320, SLG: 0.369	4-3			6-3			L5		1B 1B	4 0 1 1 0 0 0														
Bobby Murcer, L (1,9) OBP: 0.349, SLG: 0.390		F7			K		6-3		FC6 1B	4 0 1 1 0 1 0														
Steve Ontiveros, S (1,5) OBP: 0.312, SLG: 0.327		6-3			G3				F8	3 0 0 0 0 0 0														
Mike Vail, R (9,PH) OBP: 0.275, SLG: 0.433									K	1 0 0 0 0 1 2														
Manny Trillo, R (1,4) OBP: 0.328, SLG: 0.364		6-3			6-3				FC6 1B	4 0 1 0 0 0 2														
Greg Gross, L (1,8) OBP: 0.313, SLG: 0.357			1-3			1-3			4-3	3 0 0 0 0 0 1														
Dave Rader, L (1,2) OBP: 0.275, SLG: 0.330			P6			FC6-4 1B			K	3 0 1 0 0 1 1														
Rick Reuschel, R (1,1) ERA: 2.46									4-3	1 0 0 0 0 1 0														
Donnie Moore, L (6,1) ERA: 4.18										0 0 0 0 0 0 0														
Willie Hernandez, L (7,1) ERA: 3.67										0 0 0 0 0 0 0														
Lynn McGlothen, R (8,1) ERA: 4.15										0 0 0 0 0 0 0														
Rodney Scott, S (9,PH) ERA: 3.70										1 0 0 0 0 0 0														
Inning Stats	R: 0 E: 0 K: 0 S: 3	H: 0 LOB: 0 BB: 0 P: 3	R: 0 E: 0 K: 0 S: 3	H: 0 LOB: 0 BB: 0 P: 3	R: 0 E: 0 K: 0 S: 10	H: 0 LOB: 0 BB: 0 P: 15	R: 0 E: 0 K: 0 S: 3	H: 0 LOB: 0 BB: 0 P: 3	R: 0 E: 0 K: 1 S: 5	H: 0 LOB: 0 BB: 0 P: 5	R: 0 E: 0 K: 0 S: 8	H: 1 LOB: 1 BB: 0 P: 10	R: 0 E: 0 K: 1 S: 6	H: 0 LOB: 0 BB: 0 P: 7	R: 0 E: 0 K: 1 S: 6	H: 1 LOB: 1 BB: 0 P: 6	R: 2 E: 0 K: 1 S: 13	H: 4 LOB: 2 BB: 0 P: 13	R: 0 E: 0 K: 1 S: 13	H: 0 LOB: 0 BB: 0 P: 13	1B: 6 2B: 0 3B: 0 HR: 0	SF: 0 SAC: 0 DP: 0 HBP: 0	WP: 0 PB: 0 SB: 0 CS: 0	PA: 33
PITCHER	IP WLS BF H R ER SO BB IBB HBP BLK WP HR S P ERA WHIP																							
Gaylord Perry, R (1,1) ERA: 3.05	8.1 W 30 5 2 2 4 0 0 0 0 0 0 0 1 1 2.16 0.600																							
Bob Shirley, L (9,1) ERA: 4.04	0.0 S 1 1 0 0 0 0 0 0 0 0 0 0 0 1 1 0.00 0.000																							
John D'Acquisto, R (9,1) ERA: 1.92	0.2 S 2 0 0 0 1 0 0 0 0 0 0 0 0 4 4 0.00 0.000																							

Batter	1	2	3	4	5	6	7	8	9	AB	R	H	RBI	BB	SO	LOB	TOP										
Gene Richards, L OBP: 0.378, SLG: 0.403 (1, 7)	4-3	P4		L8				4-3		5	1	1	0	0	0	2	San Diego Padres @ Chicago Cubs Wrigley Field, Chicago, IL Fri Jul 14, 1978, 3:33 AM CDT Att: 17,818 - Unknown - 73 F AB 36 R 9 H 11 RBI 9 BB 3 SO 3 LOB 9										
Ozzie Smith, S OBP: 0.306, SLG: 0.312 (1, 6)	2B	F8			6-3		P4		F8	5	1	1	0	0	0	2											
Broderick Perkins, L OBP: 0.346, SLG: 0.615 (1, 3)	HR		G3		K				4-3	5	1	2	2	0	1	0											
Dave Winfield, R OBP: 0.346, SLG: 0.489 (1, 8)	K		P4		L7		F7		5-3	5	0	0	0	0	1	2											
Oscar Gamble, L OBP: 0.376, SLG: 0.429 Jerry Turner, L OBP: 0.329, SLG: 0.457 (1, 9) (8, 9)	HR		L9			HR				1	2	0	0	3	0	0											
Fernando Gonzalez, R OBP: 0.244, SLG: 0.291 (1, 4)	HR			F3		HR				4	2	2	5	0	1	2											
Gene Tenace, R OBP: 0.398, SLG: 0.405 (1, 2)	5-3			F7		P6			HR	4	1	1	1	0	0	0											
Bill Almon, R OBP: 0.317, SLG: 0.331 (1, 5)		SH3-4		1B		1B			L9	4	1	3	0	0	0	0											
Eric Rasmussen, R OBP: 0.167, SLG: 0.167 Mickey Lolich, S (7, 1) Rollie Fingers, R OBP: 0.286, SLG: 0.286 (7, 1)	SH3-4					B1-6			L6	2	0	1	1	0	0	1											
										0	0	0	0	0	0	0											
										1	0	0	0	0	0	0											
Inning Stats	R: 4 E: 0 K: 1 S: 9	H: 3 LOB: 0 BB: 1 P: 14	R: 0 E: 0 K: 0 S: 4	H: 1 LOB: 1 BB: 0 P: 4	R: 0 E: 0 K: 0 S: 3	H: 0 LOB: 0 BB: 0 P: 3	R: 1 E: 0 K: 0 S: 5	H: 2 LOB: 1 BB: 0 P: 5	R: 0 E: 0 K: 1 S: 5	H: 0 LOB: 0 BB: 0 P: 5	R: 2 E: 0 K: 0 S: 4	H: 2 LOB: 0 BB: 1 P: 8	R: 1 E: 0 K: 0 S: 4	H: 1 LOB: 0 BB: 0 P: 4	R: 0 E: 0 K: 0 S: 3	H: 0 LOB: 0 BB: 0 P: 3	1B: 3 2B: 5 3B: 1 HR: 3	SF: 0 SAC: 1 DP: 1 HBP: 0	WP: 0 PB: 0 SB: 0 CS: 0	PA: 40							
PITCHER	IP	WLS	BF	H	R	ER	SO	BB	IBB	HBP	BLK	WP	HR	S	P	ERA	WHIP										
Dave Roberts, L ERA: 4.62 (1, 1)	5.0	L	24	7	7	7	2	2	0	0	0	0	2	27	36	12.60	1.800										
Lynn McGlothen, R ERA: 4.17 (6, 1)	2.0		9	3	1	1	1	1	0	0	0	0	0	10	14	4.50	2.000										
Ken Holtzman, L ERA: 6.2 (8, 1)	2.0		7	1	1	1	0	0	0	0	0	0	1	7	7	4.50	0.500										

Batter	1	2	3	4	5	6	7	8	9	AB	R	H	RBI	BB	SO	LOB	BOTTOM										
Rodney Scott, S OBP: 0.429, SLG: 0.400 (1, 8) (8, 6)	4-3		S	BB			HR	L5		4	2	3	0	1	0	0	San Diego Padres @ Chicago Cubs Wrigley Field, Chicago, IL Fri Jul 14, 1978, 3:33 AM CDT Att: 17,818 - Unknown - 73 F AB 37 R 5 H 10 RBI 5 BB 4 SO 1 LOB 19										
Larry Bittner, L OBP: 0.322, SLG: 0.370 (1, 7)	4-3			3-1			HR		G3	4	1	1	2	1	0	4											
Bill Buckner, L OBP: 0.317, SLG: 0.370 (1, 3)	4-3		L7			F9			6-3	5	1	1	1	0	0	2											
Bobby Murcer, L OBP: 0.347, SLG: 0.385 (1, 9) (8, 8)	F5		L8			P4		4-3		4	0	0	0	1	0	3											
Manny Trillo, R OBP: 0.326, SLG: 0.361 (1, 4)			F9			F9		2B		5	0	1	1	0	1	3											
Steve Ontiveros, S OBP: 0.315, SLG: 0.333 (1, 5)		F7				L8				4	0	2	0	0	0	0											
Ivan De Jesus, R OBP: 0.357, SLG: 0.380 Ken Holtzman, R OBP: 0.250, SLG: 0.250 (1, 6) (8, 1)				BB		6-3		6-3		3	0	1	0	1	0	2											
Dave Rader, L OBP: 0.270, SLG: 0.323 (1, 2)				BB		6-3			5-3	4	0	0	0	0	0	3											
Dave Roberts, L OBP: 0.364, SLG: 0.581 Lynn McGlothen, L OBP: 0.125, SLG: 0.250 Gene Clines, R OBP: 0.345, SLG: 0.351 (1, 1) (6, 1) (7, PH) (8, 9)						F3			L9	2	1	1	1	0	0	2											
									L6-3	0	0	0	0	0	0	0											
										2	0	0	0	0	0	0											
Inning Stats	R: 1 E: 0 K: 0 S: 4	H: 1 LOB: 0 BB: 0 P: 4	R: 0 E: 0 K: 0 S: 4	H: 1 LOB: 1 BB: 0 P: 4	R: 1 E: 0 K: 1 S: 7	H: 2 LOB: 2 BB: 1 P: 11	R: 0 E: 0 K: 0 S: 7	H: 1 LOB: 3 BB: 2 P: 17	R: 0 E: 0 K: 0 S: 3	H: 0 LOB: 0 BB: 0 P: 3	R: 3 E: 0 K: 0 S: 8	H: 5 LOB: 2 BB: 0 P: 8	R: 0 E: 0 K: 0 S: 3	H: 0 LOB: 0 BB: 0 P: 3	R: 0 E: 0 K: 0 S: 3	H: 0 LOB: 1 BB: 1 P: 7	1B: 5 2B: 3 3B: 0 HR: 2	SF: 0 SAC: 0 DP: 0 HBP: 0	WP: 0 PB: 0 SB: 2 CS: 0	PA: 41							
PITCHER	IP	WLS	BF	H	R	ER	SO	BB	IBB	HBP	BLK	WP	HR	S	P	ERA	WHIP										
Eric Rasmussen, R ERA: 3.96 (1, 1)	6.1	W	29	7	4	4	1	3	0	0	0	0	2	31	45	5.68	1.579										
Mickey Lolich, L ERA: 2.09 (7, 1)	0.1		4	3	1	1	0	0	0	0	0	0	0	4	4	27.00	9.000										
Rollie Fingers, R ERA: 3.18 (7, 1)	2.1	S	8	0	0	0	0	1	0	0	0	0	0	7	11	0.00	0.429										



Batter	1	2	3	4	5	6	7	8	9	AB	R	H	RBI	BB	SO	LOB	TOP										
Ozzie Smith, S OBP: 0.308, SLG: 0.315 (1, 6)	E6 CS		G4-6-3 1B			1-3		2-H 1B		4	0	2	1	0	0	0	San Diego Padres @ Chicago Cubs Wrigley Field, Chicago, IL Sat Jul 15 1978, 3:33 AM CDT Att: 25,511 - Sunny - 78 F										
Broderick Perkins, L OBP: 0.300, SLG: 0.233 (1, 3)	F8		G4-6-3			4-3		K		4	0	0	0	0	1	4											
Jerry Turner, L OBP: 0.325, SLG: 0.459 (1, 7)	4-3			L7		G3			3-1 2B	4	0	1	0	0	0	0											
Dave Winfield, R OBP: 0.343, SLG: 0.483 (1, 8)		4-3		G3			5-3		6-3	4	0	0	0	0	0	1											
Oscar Gamble, L OBP: 0.371, SLG: 0.422 (1, 9)		E6 FC4-6		G3			5-3		3-1	4	0	0	0	0	0	1											
Fernando Gonzalez, R OBP: 0.236, SLG: 0.284 (1, 4)		FC4-6 1B			K				P6	4	0	0	0	0	2	2											
Gene Tenace, R OBP: 0.404, SLG: 0.410 (1, 2)		1B			5-3 BB			SH5-4 1B		2	1	2	0	1	0	0											
Bill Almon, R OBP: 0.315, SLG: 0.329 (1, 5)			5-3		5-3			SH5-4		2	0	0	0	0	0	1											
Randy Jones, R OBP: 0.167, SLG: 0.188 (1, 1)										2	0	0	0	0	0	1											
Gene Richards, L OBP: 0.377, SLG: 0.402 (8, PH)			E9 1B			6-3		K		1	0	0	0	0	1	1											
John D'Acquisto, R OBP: 0.286, SLG: 0.231 (8, 1)										0	0	0	0	0	0	0											
Inning Stats	R: 0 E: 1 K: 0 S: 3	H: 0 LOB: 0 BB: 0 P: 3	R: 0 E: 1 K: 0 S: 4	H: 1 LOB: 2 BB: 0 P: 4	R: 0 E: 1 K: 0 S: 8	H: 1 LOB: 1 BB: 0 P: 9	R: 0 E: 0 K: 0 S: 6	H: 0 LOB: 0 BB: 0 P: 8	R: 0 E: 0 K: 1 S: 6	H: 0 LOB: 1 BB: 1 P: 11	R: 0 E: 0 K: 0 S: 3	H: 0 LOB: 0 BB: 0 P: 3	R: 0 E: 0 K: 1 S: 5	H: 0 LOB: 0 BB: 0 P: 5	R: 1 E: 0 K: 2 S: 9	H: 2 LOB: 1 BB: 0 P: 9	R: 0 E: 0 K: 0 S: 8	H: 1 LOB: 1 BB: 0 P: 9	1B: 4 2B: 1 3B: 0 HR: 0	SF: 0 SAC: 1 DP: 1 HBP: 0	WP: 0 PB: 0 SB: 0 CS: 1	PA: 33					
PITCHER	IP	WLS	BF	H	R	ER	SO	BB	IBB	HBP	BLK	WP	HR	S	P	ERA	WHIP										
Dennis Lamp, R ERA: 3.88 (1, 1)	7.1		26	3	1	1	2	1	0	0	0	0	0	37	45	1.23	0.545										
Bruce Sutter, R ERA: 1.71 (8, 1)	1.2	W	7	2	0	0	2	0	0	0	0	0	0	15	16	0.00	1.200										

Batter	1	2	3	4	5	6	7	8	9	AB	R	H	RBI	BB	SO	LOB	BOTTOM										
Rodney Scott, S OBP: 0.400, SLG: 0.370 (1, 8)	B2-3		5-3			6-3		K		3	0	0	0	0	0	0	San Diego Padres @ Chicago Cubs Wrigley Field, Chicago, IL Sat Jul 15 1978, 3:33 AM CDT Att: 25,511 - Sunny - 78 F										
Larry Bittner, L OBP: 0.322, SLG: 0.370 (8, PH) (9, 7)										1	0	0	0	0	1	2											
Gene Clines, R OBP: 0.338, SLG: 0.344 (1, 7)	L3-1			L9						3	0	0	0	0	0	0											
Greg Gross, L OBP: 0.317, SLG: 0.360 (8, PH) (9, 8)								2-H 3-H 1B		1	0	1	2	0	0	0											
Bill Buckner, L OBP: 0.321, SLG: 0.379 (1, 3)				F8				E 2B		4	1	2	0	0	1	1											
Bobby Murcer, L OBP: 0.347, SLG: 0.385 (1, 9)				G3						3	0	1	1	0	0	1											
Manny Trillo, R OBP: 0.326, SLG: 0.361 (1, 4)										3	0	1	0	0	0	1											
Steve Ontiveros, S OBP: 0.312, SLG: 0.329 (1, 5)				4-3						3	0	0	0	0	0	2											
Ivan De Jesus, R OBP: 0.357, SLG: 0.380 (1, 6)				1-3						3	1	1	0	0	0	0											
Dave Rader, L OBP: 0.271, SLG: 0.323 (1, 2)				4-3						3	1	1	0	0	0	0											
Dennis Lamp, R OBP: 0.222, SLG: 0.250 (1, 1)				4-3						2	0	0	0	0	0	0											
Bruce Sutter, R ERA: 1.71 (8, 1)										0	0	0	0	0	0	0											
Inning Stats	R: 0 E: 0 K: 0 S: 7	H: 1 LOB: 1 BB: 0 P: 8	R: 0 E: 0 K: 0 S: 6	H: 0 LOB: 0 BB: 0 P: 7	R: 0 E: 0 K: 0 S: 3	H: 0 LOB: 0 BB: 0 P: 3	R: 0 E: 0 K: 0 S: 3	H: 0 LOB: 0 BB: 0 P: 3	R: 0 E: 0 K: 0 S: 3	H: 1 LOB: 0 BB: 0 P: 3	R: 1 E: 1 K: 0 S: 8	H: 2 LOB: 1 BB: 0 P: 9	R: 2 E: 0 K: 2 S: 11	H: 3 LOB: 1 BB: 0 P: 11	R: 0 E: 0 K: 2 S: 11	H: 0 LOB: 1 BB: 0 P: 11	1B: 6 2B: 1 3B: 0 HR: 0	SF: 0 SAC: 1 DP: 1 HBP: 0	WP: 0 PB: 0 SB: 0 CS: 0	PA: 30							
PITCHER	IP	WLS	BF	H	R	ER	SO	BB	IBB	HBP	BLK	WP	HR	S	P	ERA	WHIP										
Randy Jones, L ERA: 3.1 (1, 1)	7.0		24	4	1	1	0	0	0	0	0	0	0	33	36	1.29	0.571										
John D'Acquisto, R ERA: 2.22 (8, 1)	1.0	L	6	3	2	2	2	0	0	0	0	0	0	11	11	18.00	3.000										




Batter	1	2	3	4	5	6	7	8	9	AB	R	H	RBI	BB	SO	LOB	TOP								
Gene Richards, L (1, 7) OBP: 0.385, SLG: 0.415	F8 2B BB	6-3					6-3		6-3	4	1	1	1	1	0	0	San Diego Padres @ St. Louis Cardinals Busch Stadium, St. Louis, MO Wed Jul 19 1978, 7:05 PM CDT Att: 11,053 - Unknown livebaseballscorecards.com								
Ozzie Smith, S (1, 6) OBP: 0.312, SLG: 0.319	F8 1-3	3-1		P6			F8 1B			4	0	1	0	0	0	2									
Broderick Perkins, L (1, 3) OBP: 0.327, SLG: 0.466	3B 2B		F8			K	E4			4	1	1	1	0	1	1									
Dave Winfield, R (1, 8) OBP: 0.340, SLG: 0.482	SF7 3B		4-3			6-3	K			4	1	1	1	0	1	2									
Oscar Gamble, L (1, 9) OBP: 0.370, SLG: 0.415	SF7		P6			4-3	K			3	0	0	1	0	1	0									
Gene Tenace, R (1, 2) OBP: 0.407, SLG: 0.435	BB BB		P6				F9		K	2	0	0	0	1	0	0									
Bob Shirley, R (7, 1) OBP: 0.205, SLG: 0.139	BB BB								K	1	0	0	0	0	1	0									
Fernando Gonzalez, R (1, 4) OBP: 0.240, SLG: 0.289	1-2 BB			1B 2B			6-3		4-3	3	1	1	0	1	0	0									
Bill Almon, R (1, 5) OBP: 0.311, SLG: 0.325	K			SH1-3 2B 1B			F9		6-3	4	1	1	1	0	1	2									
Randy Jones, R (1, 1) OBP: 0.163, SLG: 0.184				2H 1B			F8		F2	1	0	0	0	0	1	0									
Rick Sweet, S (7, PH) (7, 2)	K			SH1-3			F8			2	0	0	0	0	0	0									
Inning Stats	R: 3 E: 0 K: 1 S: 7	H: 2 LOB: 2 BB: 3 P: 19	R: 0 E: 0 K: 1 S: 5	H: 0 LOB: 0 BB: 0 P: 5	R: 0 E: 0 K: 0 S: 3	H: 0 LOB: 0 BB: 0 P: 3	R: 2 E: 0 K: 0 S: 6	H: 3 LOB: 1 BB: 0 P: 6	R: 0 E: 0 K: 0 S: 3	H: 0 LOB: 0 BB: 0 P: 3	R: 0 E: 1 K: 1 S: 7	H: 1 LOB: 2 BB: 0 P: 7	R: 0 E: 0 K: 2 S: 7	H: 0 LOB: 0 BB: 0 P: 7	R: 0 E: 0 K: 0 S: 3	H: 0 LOB: 0 BB: 0 P: 3	1B: 2 2B: 3 3B: 1 HR: 0	SF: 1 SAC: 1 DP: 0 HBP: 0	WP: 0 PB: 0 SB: 2 CS: 0	PA: 37					
PITCHER	IP	WLS	BF	H	R	ER	SO	BB	IBB	HBP	BLK	WP	HR	S	P	ERA	WHIP								
Roy Thomas, R (1, 1) ERA: 5.4	4.0	L	20	5	5	5	2	3	0	0	0	0	0	21	33	11.25	2.000								
Aurelio Lopez, R (5, 1) ERA: 2.16	3.0		11	1	0	0	2	0	0	0	0	0	0	15	15	0.00	0.333								
Buddy Schultz, L (8, 1) ERA: 3.6	2.0		6	0	0	0	2	0	0	0	0	0	0	10	10	0.00	0.000								


Batter	1	2	3	4	5	6	7	8	9	AB	R	H	RBI	BB	SO	LOB	BOTTOM								
Garry Templeton, S (1, 6) OBP: 0.272, SLG: 0.332	E5 1B	F9					6-3		FC6-4	5	1	2	1	0	0	4	San Diego Padres @ St. Louis Cardinals Busch Stadium, St. Louis, MO Wed Jul 19 1978, 7:05 PM CDT Att: 11,053 - Unknown livebaseballscorecards.com								
Jerry Mumphrey, S (1, 7) OBP: 0.301, SLG: 0.308						2H 2B				4	0	1	1	0	1	2									
Buddy Schultz, R (8, 1) OBP: 0.333, SLG: 0.600	G5-4-3 1B		F8			K	L9			0	0	0	0	0	0	0									
Keith Hernandez, L (1, 3) OBP: 0.353, SLG: 0.425	F8		F9			3-1				4	0	0	0	0	0	2									
Ted Simmons, S (1, 2) OBP: 0.386, SLG: 0.536	G5-4-3		5-3-2			6-3				4	0	0	0	0	1	1									
George Hendrick, R (1, 8) OBP: 0.313, SLG: 0.414		5-3			5-3	6-3				4	0	1	0	0	0	0									
Jerry Morales, R (1, 9) OBP: 0.291, SLG: 0.344		1B 1B			4-3				FC6-4	4	1	2	0	0	0	1									
Ken Reitz, R (1, 5) OBP: 0.279, SLG: 0.345		1B 1B			L6				FC6-4 HBP	3	0	1	0	0	0	1									
Mike Phillips, L (8, PR) OBP: 0.309, SLG: 0.300		1B 1B				F9				0	0	0	0	0	0	0									
Mike Tyson, R (1, 4) OBP: 0.281, SLG: 0.313		L8							K	3	1	1	0	1	1	3									
Roy Thomas, R (1, 1) OBP: 0.333, SLG: 0.333					SH1-4 2B 1B		WP BB			1	0	1	1	0	0	0									
Aurelio Lopez, R (5, 1)					SH1-4		K		L7	0	0	0	0	0	0	0									
Tony Scott, S (7, PH) (8, 7)		1-2 2H 1B								2	0	0	0	0	1	2									
Inning Stats	R: 1 E: 1 K: 0 S: 4	H: 2 LOB: 0 BB: 0 P: 4	R: 1 E: 0 K: 0 S: 6	H: 3 LOB: 3 BB: 0 P: 6	R: 0 E: 0 K: 0 S: 3	H: 0 LOB: 0 BB: 0 P: 3	R: 0 E: 0 K: 0 S: 3	H: 0 LOB: 0 BB: 0 P: 3	R: 1 E: 0 K: 1 S: 7	H: 2 LOB: 1 BB: 0 P: 7	R: 0 E: 0 K: 0 S: 4	H: 1 LOB: 1 BB: 0 P: 4	R: 0 E: 0 K: 1 S: 5	H: 0 LOB: 1 BB: 1 P: 9	R: 0 E: 0 K: 1 S: 6	H: 1 LOB: 1 BB: 0 P: 6	R: 0 E: 0 K: 1 S: 5	H: 0 LOB: 1 BB: 0 P: 6	1B: 8 2B: 1 3B: 0 HR: 0	SF: 0 SAC: 1 DP: 1 HBP: 1	WP: 1 PB: 0 SB: 0 CS: 0	PA: 37			
PITCHER	IP	WLS	BF	H	R	ER	SO	BB	IBB	HBP	BLK	WP	HR	S	P	ERA	WHIP								
Randy Jones, L (1, 1) ERA: 3.1	6.0	W	25	8	3	2	1	0	0	0	0	0	0	27	27	3.00	1.333								
Bob Shirley, L (7, 1) ERA: 4.16	3.0	S	12	1	0	0	3	1	0	1	0	1	0	16	21	0.00	0.667								



Batter	1	2	3	4	5	6	7	8	9	AB	R	H	RBI	BB	SO	LOB	TOP																
Gene Richards, L OBP: 0.384, SLG: 0.413 (1, 7)										4	0	1	1	0	1	2	San Diego Padres @ St. Louis Cardinals Busch Stadium, St. Louis, MO Thu Jul 20 1978, 3:33 AM CDT Att: 8,510 - Unknown																
Ozzie Smith, S OBP: 0.308, SLG: 0.315 (1, 6)										4	0	0	0	0	1	2																	
Broderick Perkins, L OBP: 0.359, SLG: 0.480 (1, 3)										3	0	2	0	1	0	0																	
Dave Winfield, R OBP: 0.337, SLG: 0.476 (1, 8)										4	0	0	0	0	2	5																	
Jerry Turner, L OBP: 0.290, SLG: 0.395 (1, 9)										4	0	0	0	0	1	1																	
Gene Tenace, R OBP: 0.405, SLG: 0.430 (1, 2)										3	1	0	0	1	2	0																	
Fernando Gonzalez, R OBP: 0.240, SLG: 0.299 (1, 4)										4	1	2	0	0	0	0																	
Tucker Ashford, R OBP: 0.298, SLG: 0.379 (1, 5)										4	0	1	1	0	1	1																	
Bob Ojchinko, L OBP: 0.178, SLG: 0.200 (5, PH)										1	0	0	0	0	1	0																	
Bill Almon, R OBP: 0.172, SLG: 0.418 (5, PH)										1	0	1	0	0	0	0																	
Inning Stats	R: 0 E: 0 K: 2 S: 8	H: 1 LOB: 1 BB: 0 P: 8	R: 0 E: 0 K: 1 S: 5	H: 0 LOB: 0 BB: 0 P: 5	R: 0 E: 0 K: 1 S: 5	H: 0 LOB: 0 BB: 0 P: 5	R: 0 E: 0 K: 0 S: 3	H: 0 LOB: 0 BB: 0 P: 3	R: 0 E: 0 K: 0 S: 3	H: 0 LOB: 0 BB: 0 P: 3	R: 0 E: 0 K: 0 S: 5	H: 2 LOB: 3 BB: 1 P: 9	R: 2 E: 0 K: 0 S: 4	H: 2 LOB: 1 BB: 2 P: 12	R: 0 E: 0 K: 3 S: 10	H: 1 LOB: 1 BB: 0 P: 10	R: 0 E: 0 K: 3 S: 10	H: 1 LOB: 1 BB: 0 P: 10	1B: 5 2B: 3 3B: 0 HR: 0	SF: 0 SAC: 0 DP: 1 HBP: 0	WP: 0 PB: 0 SB: 0 CS: 0	PA: 36											
PITCHER	IP WLS BF H R ER SO BB IBB HBP BLK WP HR S P ERA WHIP																																
Bob Forsch, R ERA: 3.1 (1, 1)	6.1	26	5	2	2	4	2	0	0	0	0	0	0	32	40	2.84	1.105																
Buddy Schultz, L ERA: 3.56 (7, 1)	0.2	W	2	0	0	0	0	1	0	0	0	0	0	1	5	0.00	0.000																
Mark Littell, R ERA: 2.22 (8, 1)	2.0	S	8	2	0	0	6	0	0	0	0	0	0	20	20	0.00	1.000																

Batter	1	2	3	4	5	6	7	8	9	AB	R	H	RBI	BB	SO	LOB	BOTTOM																
Garry Templeton, S OBP: 0.272, SLG: 0.332 (1, 6)										4	1	1	0	0	0	2	San Diego Padres @ St. Louis Cardinals Busch Stadium, St. Louis, MO Thu Jul 20 1978, 3:33 AM CDT Att: 8,510 - Unknown																
Jerry Mumphrey, S OBP: 0.309, SLG: 0.315 (1, 7) (8, 9)										2	1	2	1	1	0	0																	
Jerry Morales, R OBP: 0.289, SLG: 0.341 (1, 9)										3	0	0	0	0	0	3																	
Tony Scott, S OBP: 0.296, SLG: 0.287 (7, PH) (8, 8)										1	0	1	1	0	0	0																	
George Hendrick, R OBP: 0.316, SLG: 0.415 (1, 8)										4	0	2	1	0	1	1																	
Mark Littell, L (8, 1)										0	0	0	0	0	0	0																	
Roger Freed, R OBP: 0.288, SLG: 0.422 (7, PH) (8, 3)										2	0	0	0	1	1	1																	
Keith Hernandez, L OBP: 0.352, SLG: 0.424 (8, 3)										1	0	0	0	0	1	2																	
Ken Reitz, R OBP: 0.279, SLG: 0.344 (1, 5)										4	0	1	0	0	0	4																	
Steve Swisher, R OBP: 0.299, SLG: 0.323 (1, 2)										3	0	1	0	1	0	1																	
Mike Tyson, R OBP: 0.281, SLG: 0.316 (1, 4)										4	1	1	0	0	1	4																	
Bob Forsch, R OBP: 0.236, SLG: 0.400 (7, 1)										1	0	0	0	0	0	0																	
Buddy Schultz, R OBP: 0.333, SLG: 0.600 (7, PH) (8, 7)										2	0	0	0	0	1	0																	
Inning Stats	R: 0 E: 0 K: 0 S: 4	H: 1 LOB: 1 BB: 0 P: 4	R: 0 E: 0 K: 0 S: 3	H: 1 LOB: 1 BB: 1 P: 7	R: 0 E: 0 K: 1 S: 6	H: 1 LOB: 1 BB: 0 P: 6	R: 1 E: 0 K: 0 S: 5	H: 1 LOB: 1 BB: 0 P: 5	R: 0 E: 0 K: 1 S: 6	H: 1 LOB: 2 BB: 1 P: 10	R: 2 E: 0 K: 1 S: 8	H: 3 LOB: 2 BB: 1 P: 12	R: 0 E: 0 K: 2 S: 7	H: 0 LOB: 0 BB: 0 P: 7	1B: 8 2B: 1 3B: 0 HR: 0	SF: 1 SAC: 1 DP: 1 HBP: 0	WP: 0 PB: 0 SB: 1 CS: 0	PA: 36															
PITCHER	IP WLS BF H R ER SO BB IBB HBP BLK WP HR S P ERA WHIP																																
Bob Ojchinko, L ERA: 3.13 (6, 1)	5.0	21	5	1	1	1	1	0	0	0	0	0	0	22	26	1.80	1.200																
John D'Acquisto, R ERA: 2.14 (7, 1)	1.0	5	1	0	0	1	1	0	0	0	0	0	0	6	10	0.00	2.000																
Rollie Fingers, R ERA: 3.6 (7, 1)	2.0	L	10	3	2	2	3	1	0	0	0	0	0	15	19	9.00	2.000																

Batter	1	2	3	4	5	6	7	8	9	AB	R	H	RBI	BB	SO	LOB	TOP										
Ivan De Jesus, R OBP: 0.359, SLG: 0.373 (1, 6)	5-3 ①		K ③			6-3 ②		K ③		4	0	0	0	0	2	1	Chicago Cubs @ San Diego Padres San Diego Stadium, San Diego, CA Sat Jul 22 1978, 10:05 PM EDT Att: 22,258 - Unknown - 73 F AB 28 R 2 H 4 RBI 2 BB 1 SO 5 LOB 4 										
Jerry White, S OBP: 0.353, SLG: 0.295 (1, 8)	F8 ②				F9 ①	3-1 ③			K ①	4	0	0	0	0	1	0											
Bill Buckner, L OBP: 0.314, SLG: 0.378 (1, 3)	4-3 ③				6-3 ②		SF7 1B ①		F7 ②	4	1	1	0	0	0	0											
Bobby Murcer, L OBP: 0.359, SLG: 0.391 (1, 9)		4-3 3B ①					G5-4-3 1B ①		6-3 ③	4	1	3	0	0	0	0											
Larry Bittner, L OBP: 0.321, SLG: 0.369 (1, 7)	4-3 ①				3-1 ③		SF7 ①			2	0	0	2	0	0	1											
Manny Trillo, R OBP: 0.327, SLG: 0.353 (1, 4)	5-3 ②						G5-4-3 ② ③			3	0	0	0	0	0	1											
Steve Ontiveros, S OBP: 0.319, SLG: 0.332 (1, 5)			K ③			4-3 ②		WP SH1-4 BB ①		2	0	0	0	1	1	0											
Dave Rader, L OBP: 0.280, SLG: 0.307 (1, 2)				F8 ①		F8 ③		SH1-4 ①		2	0	0	0	0	0	0											
Dave Roberts, L OBP: 0.368, SLG: 0.556 (1, 1)								1-2 ①		2	0	0	0	0	0	0											
Greg Gross, L OBP: 0.302, SLG: 0.344 (8, PH)				4-3 ②				1-3 ②		1	0	0	0	0	1	1											
Ray Burris, R OBP: 0.146, SLG: 0.200 (8, 1)										0	0	0	0	0	0	0											
Bruce Sutter, R OBP: 0.231, SLG: 0.091 (9, 1)								2-3 ②		0	0	0	0	0	0	0											
Inning Stats	R: 0 E: 0 K: 0 S: 15	H: 0 LOB: 0 BB: 0 P: 21	R: 1 E: 0 K: 1 S: 7	H: 1 LOB: 0 BB: 0 P: 8	R: 0 E: 0 K: 1 S: 6	H: 0 LOB: 0 BB: 0 P: 8	R: 0 E: 0 K: 0 S: 4	H: 1 LOB: 1 BB: 0 P: 4	R: 0 E: 0 K: 0 S: 3	H: 0 LOB: 0 BB: 0 P: 3	R: 0 E: 0 K: 0 S: 3	H: 2 LOB: 0 BB: 0 P: 4	R: 0 E: 0 K: 2 S: 9	H: 0 LOB: 1 BB: 1 P: 14	R: 0 E: 0 K: 1 S: 7	H: 0 LOB: 0 BB: 0 P: 7	1B: 3 2B: 0 3B: 1 HR: 0	SF: 1 SAC: 1 DP: 1 HBP: 0	WP: 2 PA: 31 PB: 0 SB: 0 CS: 0								
PITCHER	IP	WLS	BF	H	R	ER	SO	BB	IBB	HBP	BLK	WP	HR	S	P	ERA	WHIP										
Eric Rasmussen, R ERA: 3.75 (1, 1)	7.0		24	4	2	2	2	0	0	0	0	1	0	42	51	2.57	0.571										
John D'Acquisto, R ERA: 2.05 (8, 1)	2.0	W	7	0	0	0	3	1	0	0	0	1	0	16	21	0.00	0.500										

Batter	1	2	3	4	5	6	7	8	9	AB	R	H	RBI	BB	SO	LOB	BOTTOM										
Gene Richards, L OBP: 0.384, SLG: 0.410 (1, 8)	K ①		L8 ②			G3 SH1-4 1B ①	1-2 1B ③			4	0	2	0	0	1	1	Chicago Cubs @ San Diego Padres San Diego Stadium, San Diego, CA Sat Jul 22 1978, 10:05 PM EDT Att: 22,258 - Unknown - 73 F AB 29 R 4 H 8 RBI 4 BB 3 SO 3 LOB 13 										
Ozzie Smith, S OBP: 0.310, SLG: 0.314 (1, 6)	L8 ②		P8 ③			SH1-4 ①	F9 ③			3	0	0	0	0	0	3											
John D'Acquisto, R OBP: 0.286, SLG: 0.231 (8, 1)	L8 ②		P8 ③			SH1-4 ①	F9 ③			0	0	0	0	0	0	0											
Broderick Perkins, L OBP: 0.356, SLG: 0.497 (1, 3)	1-3 ③				4-3 ①	G3 ②			F8 ①	4	0	0	0	0	0	1											
Dave Winfield, R OBP: 0.342, SLG: 0.477 (1, 9)						2-3 ②	FC6-4 IBB ③		K ②	2	0	0	0	2	1	0											
Don Reynolds, R OBP: 0.347, SLG: 0.270 (1, 7)							FC6-4 ③		1-3 ③	4	0	1	0	0	1	3											
Gene Tenace, R OBP: 0.409, SLG: 0.442 (1, 2)							1-2 ①			3	2	0	1	0	1	1											
Fernando Gonzalez, R OBP: 0.241, SLG: 0.286 (1, 4)									WP BB ①																		
Fernando Gonzalez, R OBP: 0.241, SLG: 0.286 (1, 4)									4-3 SH HR 1B ①	3	1	0	0	0	2												
Bill Almon, R OBP: 0.314, SLG: 0.327 (8, 6)									SH HR ①	4	0	2	0	0	2												
Eric Rasmussen, R OBP: 0.146, SLG: 0.146 (1, 1)									SH HR ①	1	0	0	0	0	0	0											
Tucker Ashford, R OBP: 0.292, SLG: 0.374 (7, PH)									SH1-4 1B ①	0	0	0	1	0	0	0											
Jerry Turner, L OBP: 0.313, SLG: 0.433 (8, PH)									SH1-4 1B ①	1	1	1	3	0	0	0											
Inning Stats	R: 0 E: 0 K: 1 S: 5	H: 0 LOB: 0 BB: 0 P: 5	R: 0 E: 0 K: 1 S: 4	H: 0 LOB: 1 BB: 2 P: 12	R: 0 E: 0 K: 0 S: 4	H: 1 LOB: 1 BB: 0 P: 4	R: 0 E: 0 K: 0 S: 8	H: 1 LOB: 1 BB: 0 P: 11	R: 0 E: 0 K: 0 S: 3	H: 0 LOB: 0 BB: 0 P: 3	R: 0 E: 0 K: 0 S: 4	H: 1 LOB: 2 BB: 1 P: 8	R: 1 E: 0 K: 0 S: 6	H: 3 LOB: 2 BB: 0 P: 6	R: 0 E: 0 K: 1 S: 5	H: 0 LOB: 0 BB: 0 P: 5	R: 3 E: 0 K: 0 S: 4	H: 2 LOB: 0 BB: 0 P: 4	1B: 6 2B: 2 3B: 0 HR: 1	SF: 1 SAC: 3 DP: 1 HBP: 0	WP: 1 PA: 36 PB: 0 SB: 0 CS: 1						
PITCHER	IP	WLS	BF	H	R	ER	SO	BB	IBB	HBP	BLK	WP	HR	S	P	ERA	WHIP										
Dave Roberts, L ERA: 4.38 (1, 1)	7.0		29	6	1	1	2	2	1	0	0	0	0	34	49	1.29	1.143										
Ray Burris, R ERA: 5.4 (8, 1)	1.1	L	6	1	2	2	1	0	0	0	0	0	0	8	8	13.50	0.750										
Bruce Sutter, R ERA: 1.79 (9, 1)	0.0		1	1	1	1	0	0	0	0	0	0	1	1	1	∞	∞										

Batter	1	2	3	4	5	6	7	8	9	AB	R	H	RBI	BB	SO	LOB	TOP			
Frank Taveras, R (1,6) OBP: 0.312, SLG: 0.350										2	0	1	0	0	1	0	Pittsburgh Pirates @ San Diego Padres San Diego Stadium, San Diego, CA Tue Jul 25 1978, 10:05 PM EDT Att: 17,522 - Unknown livebaseballscorecards.com			
Omar Moreno, L (1,8) OBP: 0.323, SLG: 0.283										4	1	0	0	0	0	4				
Dave Parker, L (1,9) OBP: 0.361, SLG: 0.534										4	0	0	0	0	2	4				
Bill Robinson, R (7,7) OBP: 0.302, SLG: 0.404										4	0	1	1	0	1	1				
Willie Stargell, L (1,3) OBP: 0.382, SLG: 0.553 Manny Sanguillen, R (2,3) OBP: 0.320, SLG: 0.358										1	0	0	0	0	0	1				
John Milner, L (1,7) OBP: 0.383, SLG: 0.427 Mario Mendoza, R (7,5) OBP: 0.320, SLG: 0.333										3	0	0	0	0	1	0				
Phil Garner, R (1,4) OBP: 0.327, SLG: 0.354										3	0	1	0	0	0	0				
Duffy Dyer, R (1,2) OBP: 0.338, SLG: 0.319										3	0	1	0	0	0	1				
Jim Rooker, R (1,1) OBP: 0.194, SLG: 0.314 Kent Tekulve, R (9,1) OBP: 0.182, SLG: 0.182										3	0	1	0	0	0	1				
										0	0	0	0	0	0	0				
Inning Stats	R: 1 E: 0 K: 0 S: 4	H: 1 LOB: 1 BB: 0 P: 5	R: 0 E: 0 K: 0 S: 3	H: 0 LOB: 0 BB: 0 P: 3	R: 0 E: 0 K: 1 S: 5	H: 0 LOB: 0 BB: 0 P: 5	R: 0 E: 0 K: 1 S: 5	H: 0 LOB: 0 BB: 0 P: 5	R: 0 E: 0 K: 0 S: 6	H: 1 LOB: 1 BB: 0 P: 6	R: 0 E: 0 K: 1 S: 5	H: 0 LOB: 0 BB: 0 P: 5	R: 0 E: 0 K: 1 S: 7	H: 2 LOB: 2 BB: 0 P: 7	R: 0 E: 0 K: 1 S: 5	H: 0 LOB: 0 BB: 0 P: 5	1B: 4 2B: 1 3B: 0 HR: 0	SF: 0 SAC: 1 DP: 0 HBP: 1	WP: 0 PB: 0 SB: 0 CS: 0	PA: 33
PITCHER Bob Owchinko, L (1,1) ERA: 2.98	IP: 9.0 WLS: W BF: 33	H: 5 R: 1 ER: 1 SO: 6	BB: 0 IBB: 0 HBP: 1 BLK: 0	WP: 0 HR: 0 S: 44 P: 45	ERA: 1.00 WHIP: 0.556															

Batter	1	2	3	4	5	6	7	8	9	AB	R	H	RBI	BB	SO	LOB	BOTTOM			
Gene Richards, L (1,7) OBP: 0.386, SLG: 0.413										4	1	3	0	0	0	0	Pittsburgh Pirates @ San Diego Padres San Diego Stadium, San Diego, CA Tue Jul 25 1978, 10:05 PM EDT Att: 17,522 - Unknown livebaseballscorecards.com			
Ozzie Smith, S (1,6) OBP: 0.309, SLG: 0.314										3	0	0	0	0	0	2				
Broderick Perkins, L (1,3) OBP: 0.279, SLG: 0.354 Tucker Ashford, R (9, PH) OBP: 0.282, SLG: 0.360 Oscar Gamble, L (9, PH) OBP: 0.376, SLG: 0.420 Dave Roberts, R (9, PR) OBP: 0.323, SLG: 0.268										3	0	0	0	0	1	0				
Dave Winfield, R (1,9) OBP: 0.342, SLG: 0.482										4	1	2	2	0	0	0				
Gene Tenace, R (1,2) OBP: 0.406, SLG: 0.435										2	0	0	0	1	0	0				
Derrel Thomas, S (1,8) OBP: 0.297, SLG: 0.292										3	0	0	0	0	0	1				
Fernando Gonzalez, R (1,4) OBP: 0.241, SLG: 0.287										3	0	1	0	0	0	0				
Bill Almon, R (1,5) OBP: 0.313, SLG: 0.326										3	0	1	0	0	1	2				
Bob Owchinko, L (1,1) OBP: 0.163, SLG: 0.186										3	0	0	0	0	2	1				
Inning Stats	R: 0 E: 0 K: 0 S: 3	H: 1 LOB: 2 BB: 1 P: 8	R: 0 E: 0 K: 0 S: 4	H: 1 LOB: 2 BB: 1 P: 8	R: 0 E: 0 K: 1 S: 5	H: 0 LOB: 0 BB: 0 P: 5	R: 0 E: 0 K: 1 S: 5	H: 0 LOB: 0 BB: 0 P: 5	R: 1 E: 0 K: 0 S: 4	H: 1 LOB: 0 BB: 0 P: 4	R: 0 E: 0 K: 1 S: 5	H: 1 LOB: 0 BB: 0 P: 5	R: 1 E: 0 K: 0 S: 3	H: 2 LOB: 2 BB: 1 P: 7	R: 1 E: 0 K: 0 S: 3	H: 7 LOB: 6 BB: 1 HR: 1		SF: 0 SAC: 1 DP: 1 HBP: 0	WP: 0 PB: 0 SB: 1 CS: 2	PA: 31
PITCHER Jim Rooker, L (1,1) ERA: 4.65 Kent Tekulve, R (9,1) ERA: 2.11	IP: 8.1 WLS: L BF: 29	H: 6 R: 2 ER: 2 SO: 4	BB: 1 IBB: 0 HBP: 0 BLK: 0	WP: 0 HR: 1 S: 36 P: 40	ERA: 2.16 WHIP: 0.840															

Batter	1	2	3	4	5	6	7	8	9	AB	R	H	RBI	BB	SO	LOB	TOP			
Frank Taveras, R (1, 6) OBP: 0.315, SLG: 0.358										5	1	3	2	0	0	0	Pittsburgh Pirates @ San Diego Padres San Diego Stadium, San Diego, CA Wed Jul 26 1978, 10:05 PM EDT Att: 16,556 - Unknown			
Omar Moreno, L (1, 8) OBP: 0.322, SLG: 0.280										4	0	0	0	1	0	3				
Dave Parker, L (1, 9) OBP: 0.357, SLG: 0.528										4	0	0	0	0	1	3				
Bill Robinson, R (1, 7) OBP: 0.301, SLG: 0.406										4	0	1	1	0	0	2				
John Milner, L (1, 3) OBP: 0.380, SLG: 0.422										4	0	1	0	0	1	2				
Rennie Stennett, R (1, 4) OBP: 0.281, SLG: 0.324										4	0	1	0	0	0	1				
Ed Ott, L (1, 2) OBP: 0.290, SLG: 0.357										2	2	1	0	2	0	0				
Phil Garner, R (1, 5) OBP: 0.332, SLG: 0.366										3	2	2	2	1	0	2				
Bruce Kison, R (1, 1) OBP: 0.100, SLG: 0.100										1	0	0	0	0	0	1				
Mandy Sargis, R (5, PH) OBP: 0.317, SLG: 0.350										1	0	0	0	0	0	2				
Jerry Reuss, L (5, 1)										0	0	0	0	0	0	0				
Ken Macha, R (7, PH) OBP: 0.256, SLG: 0.292										1	0	0	0	0	0	0				
Grant Jackson, S (7, 1) OBP: 0.250, SLG: 0.250										0	0	0	0	0	0	0				
Willie Stargill, L (9, PH) OBP: 0.260, SLG: 0.503										0	0	0	0	0	0	0				
Steve Brye, L (9, PH) OBP: 0.280, SLG: 0.305										1	0	0	0	0	0	2				
Inning Stats	R: 0 E: 0 K: 0 S: 4	H: 1 LOB: 1 BB: 0 P: 4	R: 0 E: 0 K: 0 S: 3	H: 1 LOB: 0 BB: 0 P: 3	R: 0 E: 0 K: 0 S: 3	H: 1 LOB: 0 BB: 0 P: 3	R: 0 E: 0 K: 0 S: 5	H: 2 LOB: 2 BB: 0 P: 5	R: 1 E: 0 K: 1 S: 7	H: 2 LOB: 1 BB: 0 P: 7	R: 2 E: 0 K: 1 S: 6	H: 1 LOB: 0 BB: 1 P: 10	R: 0 E: 0 K: 1 S: 5	H: 0 LOB: 1 BB: 1 P: 9	R: 2 E: 0 K: 0 S: 4	H: 1 LOB: 1 BB: 2 P: 12	1B: 5 2B: 4 3B: 0 HR: 1	SF: 0 SAC: 0 DP: 2 HBP: 0	WP: 0 PB: 0 SB: 0 CS: 0	PA: 38
PITCHER	IP WLS BF H R ER SO BB IBB HBP BLK WP HR S P ERA WHIP	PITCHER																		
Gaylord Perry, R (1, 1) ERA: 3.28	7.0 W 28 8 3 3 2 1 0 0 0 0 0 1 31 35 3.86 1.286																			
Bob Shirley, L (8, 1) ERA: 4.23	1.0 4 0 0 0 0 1 1 0 0 0 0 0 0 5 9 0.00 1.000																			
John D'Acquisto, R (9, 1) ERA: 2.37	0.1 3 0 2 2 0 0 2 0 0 0 0 0 0 1 9 54.00 6.000																			
Mickey Lolich, L (9, 1) ERA: 1.42	0.1 2 1 0 0 0 0 0 0 0 0 0 0 0 2 2 0.00 3.000																			
Rolie Fingers, R (9, 1) ERA: 3.49	0.1 S 1 0 0 0 0 0 0 0 0 0 0 0 0 1 1 0.00 0.000																			
Batter	1	2	3	4	5	6	7	8	9	AB	R	H	RBI	BB	SO	LOB	BOTTOM			
Gene Richards, L (1, 7) OBP: 0.386, SLG: 0.418										5	1	2	1	0	1	1	Pittsburgh Pirates @ San Diego Padres San Diego Stadium, San Diego, CA Wed Jul 26 1978, 10:05 PM EDT Att: 16,556 - Unknown			
Ozzie Smith, S (1, 6) OBP: 0.310, SLG: 0.313										4	2	1	1	1	0	1				
Broderick Perkins, L (1, 3) OBP: 0.260, SLG: 0.343										4	0	0	0	0	1	2				
Dave Winfield, R (1, 8) OBP: 0.344, SLG: 0.480										2	1	0	0	2	1	0				
Oscar Gamble, L (1, 9) OBP: 0.381, SLG: 0.423										3	1	2	1	1	0	2				
Bob Shirley, R (8, 1) OBP: 0.205, SLG: 0.139										0	0	0	0	0	0	0				
John D'Acquisto, R (9, 1) OBP: 0.286, SLG: 0.231										0	0	0	0	0	0	0				
Mickey Lolich, S (9, 1)										0	0	0	0	0	0	0				
Rolie Fingers, R (9, 1) OBP: 0.286, SLG: 0.286										0	0	0	0	0	0	0				
Tucker Ashford, R (1, 5) OBP: 0.289, SLG: 0.354										2	0	0	0	2	1	3				
Fernando Gonzalez, R (1, 4) OBP: 0.246, SLG: 0.292										4	0	2	3	0	0	1				
Rick Sweet, S (1, 2) OBP: 0.320, SLG: 0.263										3	1	1	0	0	0	3				
Gene Tenace, R (7, PH) OBP: 0.405, SLG: 0.434										1	0	0	0	0	0	2				
Gaylord Perry, R (1, 1) OBP: 0.173, SLG: 0.180										2	0	0	0	0	1	3				
Derrel Thomas, S (8, 8) OBP: 0.296, SLG: 0.291										1	0	0	0	0	0	0				
Inning Stats	R: 0 E: 0 K: 0 S: 3	H: 0 LOB: 0 BB: 0 P: 3	R: 0 E: 0 K: 1 S: 6	H: 1 LOB: 1 BB: 0 P: 6	R: 2 E: 0 K: 0 S: 5	H: 2 LOB: 0 BB: 0 P: 5	R: 1 E: 0 K: 2 S: 8	H: 1 LOB: 2 BB: 2 P: 16	R: 1 E: 0 K: 0 S: 4	H: 1 LOB: 2 BB: 2 P: 12	R: 0 E: 1 K: 1 S: 6	H: 0 LOB: 1 BB: 0 P: 6	R: 2 E: 0 K: 0 S: 5	H: 2 LOB: 2 BB: 2 P: 13	R: 0 E: 0 K: 1 S: 6	H: 1 LOB: 1 BB: 0 P: 6	1B: 7 2B: 0 3B: 1 HR: 0	SF: 0 SAC: 2 DP: 0 HBP: 0	WP: 0 PB: 0 SB: 1 CS: 0	PA: 39
PITCHER	IP WLS BF H R ER SO BB IBB HBP BLK WP HR S P ERA WHIP	PITCHER																		
Bruce Kison, R (1, 1) ERA: 3.46	4.0 L 18 4 3 3 3 2 0 0 0 0 0 0 22 30 6.75 1.500																			
Jerry Reuss, L (5, 1) ERA: 7.02	2.0 10 1 1 1 1 1 1 0 0 0 0 0 10 18 4.50 1.000																			
Grant Jackson, L (7, 1) ERA: 2.61	2.0 11 3 2 2 2 1 1 1 0 0 0 0 0 11 19 9.00 2.000																			

Batter	1	2	3	4	5	6	7	8	9	AB	R	H	RBI	BB	SO	LOB	TOP					
Frank Taveras, R OBP: 0.315, SLG: 0.357 (1, 6)	0-0 4-3		0-0 BB 1B		0-0 1-2 B5-3			0-0 1-3 FC6-5		4	0	1	0	0	0	2	Pittsburgh Pirates @ San Diego Padres San Diego Stadium, San Diego, CA Thu Jul 27 1978, 6:33 AM EDT Att: 14,076 - Unknown					
Omar Moreno, L OBP: 0.321, SLG: 0.277 (1, 8)	0-0 1-3		4-0 1-2 BB		0-0 1-3			0-0 F8		3	0	0	0	1	0	2						
Dave Parker, L OBP: 0.353, SLG: 0.521 (1, 9)	0-0 P6		0-0 F9			0-3 K		0-3 K		4	0	0	0	0	2	2						
Bill Robinson, R OBP: 0.304, SLG: 0.418 (7, 5)		0-0 5-3		0-0 HR		0-0 5-3		0-0 1B 1B		4	1	2	1	0	0	0						
Willie Stargell, L OBP: 0.380, SLG: 0.546 (1, 3)		0-3 K	4-0 G4-6-3 BB		0-0 F5			0-0 F3		3	0	0	0	1	1	1						
Rennie Stennett, R OBP: 0.284, SLG: 0.326 (1, 4)		0-0 G4-6-3	0-0 G4-6-3				0-0 B1-3 1B		0-0 1-2 1B	4	0	2	0	0	0	2						
Ed Ott, L OBP: 0.289, SLG: 0.368 (1, 2)			0-0 HR	0-3 K		0-0 B1-3		0-0 F8		4	1	1	1	0	1	3						
Phil Garner, R OBP: 0.332, SLG: 0.375 (1, 5)			0-0 HR		0-0 6-3		0-0 F7		0-0 F6	3	1	1	1	0	0	0						
Kent Tekulve, R OBP: 0.182, SLG: 0.182 (7, 1)			0-0 HR		0-0 6-3		0-0 F7		0-0 F6	0	0	0	0	0	0	0						
John Milner, L OBP: 0.378, SLG: 0.420 (9, PH)			0-3 K		0-0 B5-3 1B			0-0 FC6-5 WP 1B		1	0	0	0	0	0	0						
Jim Bibby, R OBP: 0.208, SLG: 0.136 (1, 1)										0	0	0	0	0	0	0						
Ed Whitson, R OBP: 0.222, SLG: 0.222 (1, 1)										2	0	1	0	0	1	0						
Grant Jackson, S OBP: 0.250, SLG: 0.250 (7, 1)										0	0	0	0	0	0	0						
Steve Brye, R OBP: 0.290, SLG: 0.313 (7, 7)										1	0	1	0	0	0	0						
Inning Stats	R: 0 E: 0 K: 0 S: 3	H: 0 LOB: 0 BB: 0 P: 3	R: 0 E: 0 K: 1 S: 5	H: 0 LOB: 0 BB: 0 P: 5	R: 2 E: 0 K: 1 S: 7	H: 3 LOB: 1 BB: 1 P: 11	R: 1 E: 0 K: 1 S: 5	H: 1 LOB: 0 BB: 1 P: 9	R: 0 E: 0 K: 0 S: 4	H: 0 LOB: 0 BB: 0 P: 5	R: 0 E: 0 K: 0 S: 3	H: 1 LOB: 0 BB: 0 P: 3	R: 0 E: 0 K: 1 S: 6	H: 1 LOB: 1 BB: 0 P: 6	R: 0 E: 0 K: 0 S: 5	H: 2 LOB: 2 BB: 0 P: 5	1B: 6 2B: 0 3B: 0 HR: 3	SF: 0 SAC: 0 DP: 2 HBP: 0	WP: 1 PB: 1 SB: 0 CS: 0	PA: 35		
PITCHER	IP WLS BF H R ER SO BB IBB HBP BLK WP HR S P ERA WHIP	IP WLS BF H R ER SO BB IBB HBP BLK WP HR S P ERA WHIP	IP WLS BF H R ER SO BB IBB HBP BLK WP HR S P ERA WHIP	IP WLS BF H R ER SO BB IBB HBP BLK WP HR S P ERA WHIP	IP WLS BF H R ER SO BB IBB HBP BLK WP HR S P ERA WHIP	IP WLS BF H R ER SO BB IBB HBP BLK WP HR S P ERA WHIP	IP WLS BF H R ER SO BB IBB HBP BLK WP HR S P ERA WHIP	IP WLS BF H R ER SO BB IBB HBP BLK WP HR S P ERA WHIP	IP WLS BF H R ER SO BB IBB HBP BLK WP HR S P ERA WHIP	IP WLS BF H R ER SO BB IBB HBP BLK WP HR S P ERA WHIP	IP WLS BF H R ER SO BB IBB HBP BLK WP HR S P ERA WHIP	IP WLS BF H R ER SO BB IBB HBP BLK WP HR S P ERA WHIP	IP WLS BF H R ER SO BB IBB HBP BLK WP HR S P ERA WHIP	IP WLS BF H R ER SO BB IBB HBP BLK WP HR S P ERA WHIP	IP WLS BF H R ER SO BB IBB HBP BLK WP HR S P ERA WHIP	IP WLS BF H R ER SO BB IBB HBP BLK WP HR S P ERA WHIP	IP WLS BF H R ER SO BB IBB HBP BLK WP HR S P ERA WHIP	IP WLS BF H R ER SO BB IBB HBP BLK WP HR S P ERA WHIP	IP WLS BF H R ER SO BB IBB HBP BLK WP HR S P ERA WHIP	IP WLS BF H R ER SO BB IBB HBP BLK WP HR S P ERA WHIP	IP WLS BF H R ER SO BB IBB HBP BLK WP HR S P ERA WHIP	IP WLS BF H R ER SO BB IBB HBP BLK WP HR S P ERA WHIP

AB 33
R 3
H 9
RBI 3
BB 2
SO 5
LOB 14



Batter	1	2	3	4	5	6	7	8	9	AB	R	H	RBI	BB	SO	LOB	BOTTOM				
Gene Richards, L OBP: 0.384, SLG: 0.418 (1, 7)	0-0 6-3 1B 1B		0-3 K		0-0 4-3		0-0 SF7			3	1	1	1	0	1	0	Pittsburgh Pirates @ San Diego Padres San Diego Stadium, San Diego, CA Thu Jul 27 1978, 6:33 AM EDT Att: 14,076 - Unknown				
Ozzie Smith, S OBP: 0.315, SLG: 0.318 (1, 6)	0-0 1-2 6-3 1B		0-0 S		0-0 B5-3		0-0 2-H 1B			4	1	3	1	0	0	0					
Gene Tenace, R OBP: 0.400, SLG: 0.427 (1, 3)	0-0 1-2 2-3 6-3		0-0 F8		0-0 P3		0-3 K			4	0	0	0	0	1	4					
Dave Winfield, R OBP: 0.345, SLG: 0.479 (9, 9)	0-0 2-H 3-H 1B 1B		0-0 5-3		0-0 5-3		4-0 1B SF9 BB			3	2	1	2	1	0	1					
Oscar Gamble, L OBP: 0.389, SLG: 0.429 (8, PR)	0-0 1-H CS 1B		0-0 1B		0-0 1B		0-0 SF9 1B			0	0	0	0	0	0	0					
Derrel Thomas, S OBP: 0.290, SLG: 0.291 (9, 8)	0-0 1-H CS 1B		0-0 1B		0-0 1B		0-0 SF9 1B			3	0	1	1	0	1	2					
Fernando Gonzalez, R OBP: 0.246, SLG: 0.292 (1, 4)	0-3 1-2 K		0-0 L9-6 1B		0-0 F8		0-0 SF9			3	0	1	1	0	1	2					
Rick Sweet, S OBP: 0.318, SLG: 0.259 (1, 2)		0-0 4-3		0-0 L9-6 1B		0-0 L4		0-0 G6-3 IBB		3	0	0	0	1	0	2					
Bill Almon, R OBP: 0.312, SLG: 0.323 (1, 5)		0-0 6-3		0-0 F9		4-0 1B SF7 BB		0-0 G6-3		3	1	0	0	1	0	3					
Eric Rasmussen, R OBP: 0.143, SLG: 0.143 (4, 1)		0-0 1-3			0-0 6-3		0-0 SF7 1B 1B			1	0	0	0	0	0	0					
Mark Lee, R OBP: 0.227, SLG: 0.227 (5, PH)										0	0	0	0	0	0	0					
Broderick Perkins, L OBP: 0.227, SLG: 0.227 (5, PH)										0	0	0	0	0	0	0					
Bob Shirley, R OBP: 0.139, SLG: 0.139 (8, 1)										0	0	0	0	0	0	0					
Jerry Turner, R OBP: 0.277, SLG: 0.438 (7, PH)										0	0	0	0	0	0	0					
Rollie Fingers, R OBP: 0.290, SLG: 0.313 (8, 1)										0	0	0	0	0	0	0					
Inning Stats	R: 3 E: 0 K: 1 S: 8	H: 4 LOB: 1 BB: 0 P: 8	R: 0 E: 0 K: 0 S: 3	H: 0 LOB: 0 BB: 0 P: 3	R: 0 E: 0 K: 1 S: 6	H: 1 LOB: 1 BB: 0 P: 6	R: 0 E: 0 K: 0 S: 4	H: 2 LOB: 1 BB: 0 P: 4	R: 0 E: 0 K: 0 S: 3	H: 0 LOB: 0 BB: 0 P: 3	R: 0 E: 0 K: 0 S: 3	H: 0 LOB: 1 BB: 1 P: 7	R: 2 E: 0 K: 1 S: 7	H: 2 LOB: 1 BB: 1 P: 11	R: 1 E: 0 K: 0 S: 3	H: 1 LOB: 2 BB: 2 P: 11	1B: 10 2B: 2 3B: 0 HR: 0	SF: 2 SAC: 0 DP: 3 HBP: 0	WP: 0 PB: 0 SB: 2 CS: 1	PA: 35	
PITCHER	IP WLS BF H R ER SO BB IBB HBP BLK WP HR S P ERA WHIP	IP WLS BF H R ER SO BB IBB HBP BLK WP HR S P ERA WHIP	IP WLS BF H R ER SO BB IBB HBP BLK WP HR S P ERA WHIP	IP WLS BF H R ER SO BB IBB HBP BLK WP HR S P ERA WHIP	IP WLS BF H R ER SO BB IBB HBP BLK WP HR S P ERA WHIP	IP WLS BF H R ER SO BB IBB HBP BLK WP HR S P ERA WHIP	IP WLS BF H R ER SO BB IBB HBP BLK WP HR S P ERA WHIP	IP WLS BF H R ER SO BB IBB HBP BLK WP HR S P ERA WHIP	IP WLS BF H R ER SO BB IBB HBP BLK WP HR S P ERA WHIP	IP WLS BF H R ER SO BB IBB HBP BLK WP HR S P ERA WHIP	IP WLS BF H R ER SO BB IBB HBP BLK WP HR S P ERA WHIP	IP WLS BF H R ER SO BB IBB HBP BLK WP HR S P ERA WHIP	IP WLS BF H R ER SO BB IBB HBP BLK WP HR S P ERA WHIP	IP WLS BF H R ER SO BB IBB HBP BLK WP HR S P ERA WHIP	IP WLS BF H R ER SO BB IBB HBP BLK WP HR S P ERA WHIP	IP WLS BF H R ER SO BB IBB HBP BLK WP HR S P ERA WHIP	IP WLS BF H R ER SO BB IBB HBP BLK WP HR S P ERA WHIP	IP WLS BF H R ER SO BB IBB HBP BLK WP HR S P ERA WHIP	IP WLS BF H R ER SO BB IBB HBP BLK WP HR S P ERA WHIP	IP WLS BF H R ER SO BB IBB HBP BLK WP HR S P ERA WHIP	IP WLS BF H R ER SO BB IBB HBP BLK WP HR S P ERA WHIP


AB 29
R 6
H 10
RBI 6
BB 4
SO 3
LOB 12




Batter	1	2	3	4	5	6	7	8	9	AB	R	H	RBI	BB	SO	LOB	TOP																					
Lou Brock, L OBP: 0.247, SLG: 0.224 (1,7)	4-3		F8				G3			4	0	1	1	0	0	0	St. Louis Cardinals @ San Diego Padres San Diego Stadium, San Diego, CA Sun Jul 30 1978, 6:33 AM EDT Att: 16,478 - Unknown livebaseballscorecards.com																					
Gary Templeton, S OBP: 0.289, SLG: 0.350 (1,6)	4-3		G3			6-3	CS 1B			4	0	1	0	0	0	0																						
Jerry Mumphrey, S OBP: 0.296, SLG: 0.294 (1,9)				F7		F8	CS 1-2	F9		4	0	1	0	0	0	0																						
Ted Simmons, S OBP: 0.381, SLG: 0.528 (1,2)	1-3			5-3			1B 2B	P6		4	1	1	0	0	0	1																						
Keith Hernandez, L OBP: 0.344, SLG: 0.408 (1,3)				5-3			1B 2B	K		4	0	2	0	0	1	0																						
Tony Scott, S OBP: 0.280, SLG: 0.268 (1,8)		K			E4 F8 2B			F7		4	1	1	1	0	1	1																						
Wayne Garrett, L OBP: 0.284, SLG: 0.225 (1,5)								L6		2	0	1	0	2	0	0																						
Ken Oberkfell, L OBP: 0.267, SLG: 0.286 (1,4)						F8	1-2 2B	P5		4	0	0	0	0	0	6																						
Bob Forsch, R OBP: 0.210, SLG: 0.355 (1,1)				F5						3	0	0	0	0	1	2																						
Buddy Schultz, R OBP: 0.333, SLG: 0.600 (7,1)					F5			K		0	0	0	0	0	0	0																						
Inning Stats	R: 0 E: 0 K: 0 S: 4	H: 1 LOB: 1 BB: 0 P: 4	R: 0 E: 0 K: 1 S: 6	H: 2 LOB: 1 BB: 0 P: 6	R: 0 E: 0 K: 0 S: 3	H: 0 LOB: 0 BB: 0 P: 3	R: 0 E: 0 K: 0 S: 3	H: 0 LOB: 0 BB: 0 P: 3	R: 1 E: 1 K: 0 S: 4	H: 1 LOB: 2 BB: 1 P: 8	R: 1 E: 0 K: 0 S: 6	H: 3 LOB: 3 BB: 1 P: 10	R: 0 E: 0 K: 1 S: 5	H: 1 LOB: 0 BB: 0 P: 5	R: 0 E: 0 K: 0 S: 3	H: 0 LOB: 0 BB: 0 P: 3	1B: 6 2B: 2 3B: 0 HR: 0	SF: 0 SAC: 0 DP: 0 HBP: 0	WP: 0 PB: 0 SB: 0 CS: 2	PA: 36																		
PITCHER	IP	WLS	BF	H	R	ER	SO	BB	IBB	HBP	BLK	WP	HR	S	P	ERA	WHIP	PITCHER		IP	WLS	BF	H	R	ER	SO	BB	IBB	HBP	BLK	WP	HR	S	P	ERA	WHIP		
Gaylord Perry, R ERA: 3.19 (1,1)	7.0	W	29	8	2	1	2	1	1	0	0	0	0	31	39	1.29	1.286			7.0	W	29	8	2	1	2	1	1	1	0	0	0	0	0	0	0	0	
Rollie Fingers, R ERA: 3.3 (8,1)	2.0	S	6	0	0	0	1	0	0	0	0	0	0	8	8	0.00	0.000			2.0	S	6	0	0	0	1	0	0	0	0	0	0	0	0	0	0	0	0

Batter	1	2	3	4	5	6	7	8	9	AB	R	H	RBI	BB	SO	LOB	BOTTOM																				
Gene Richards, L OBP: 0.391, SLG: 0.430 (1,7)			1-4-3							3	0	2	1	1	0	0	St. Louis Cardinals @ San Diego Padres San Diego Stadium, San Diego, CA Sun Jul 30 1978, 6:33 AM EDT Att: 16,478 - Unknown livebaseballscorecards.com																				
Ozzie Smith, S OBP: 0.312, SLG: 0.313 (1,6)	F4 1B		G3			4-3	1-3 2-H 2B	K		4	0	0	0	0	1	4																					
Broderick Perkins, L OBP: 0.259, SLG: 0.346 (1,3)					F9		L4	L9		3	0	0	0	0	0	0																					
Don Reynolds, R OBP: 0.342, SLG: 0.266 (7,PH)										1	0	0	0	0	0	2																					
Rollie Fingers, R OBP: 0.286, SLG: 0.286 (8,1)										0	0	0	0	0	0	0																					
Dave Winfield, R OBP: 0.350, SLG: 0.488 (1,8)										4	1	2	1	0	1	0																					
Oscar Gamble, L OBP: 0.390, SLG: 0.441 (1,9)										4	1	1	1	0	1	1																					
Bill Almon, R OBP: 0.308, SLG: 0.316 (9,5)										0	0	0	0	0	0	0																					
Gene Tenace, R OBP: 0.409, SLG: 0.460 (1,2)										3	0	1	0	1	0	0																					
Derrel Thomas, S OBP: 0.295, SLG: 0.288 (1,5)										2	1	0	0	1	0	3																					
Fernando Gonzalez, R OBP: 0.258, SLG: 0.296 (1,4)										2	0	0	0	0	1	2																					
Gaylord Perry, R OBP: 0.167, SLG: 0.173 (1,1)										2	0	0	0	0	1	0																					
Rick Sweet, S OBP: 0.318, SLG: 0.259 (7,PH)										0	0	0	0	0	0	0																					
Tucker Ashford, R OBP: 0.295, SLG: 0.354 (7,PH)										0	0	0	0	1	0	0																					
Dave Roberts, R OBP: 0.323, SLG: 0.268 (8,2)										0	0	0	0	0	0	0																					
Inning Stats	R: 0 E: 0 K: 0 S: 3	H: 1 LOB: 0 BB: 0 P: 3	R: 0 E: 0 K: 1 S: 6	H: 1 LOB: 2 BB: 1 P: 10	R: 0 E: 0 K: 0 S: 3	H: 0 LOB: 0 BB: 0 P: 3	R: 1 E: 0 K: 1 S: 7	H: 2 LOB: 1 BB: 0 P: 7	R: 0 E: 0 K: 1 S: 5	H: 0 LOB: 1 BB: 1 P: 9	R: 1 E: 0 K: 0 S: 4	H: 1 LOB: 0 BB: 0 P: 4	R: 1 E: 0 K: 1 S: 6	H: 1 LOB: 2 BB: 2 P: 14	R: 0 E: 0 K: 1 S: 5	H: 0 LOB: 0 BB: 0 P: 5	1B: 2 2B: 2 3B: 0 HR: 2	SF: 0 SAC: 1 DP: 0 HBP: 0	WP: 0 PB: 0 SB: 1 CS: 0	PA: 33																	
PITCHER	IP	WLS	BF	H	R	ER	SO	BB	IBB	HBP	BLK	WP	HR	S	P	ERA	WHIP	PITCHER		IP	WLS	BF	H	R	ER	SO	BB	IBB	HBP	BLK	WP	HR	S	P	ERA	WHIP	
Bob Forsch, R ERA: 3.15 (1,1)	6.1	L	26	5	3	3	3	3	0	0	1	1	0	29	41	4.26	1.263			6.1	L	26	5	3	3	3	3	0	0	0	0	0	0	0	0	0	
Buddy Schultz, L ERA: 4.01 (7,1)	1.2		7	1	0	0	2	0	1	0	0	0	0	10	14	0.00	0.600			1.2		7	1	0	0	2	0	1	0	0	0	0	0	0	0	0	0



Batter	1	2	3	4	5	6	7	8	9	AB	R	H	RBI	BB	SO	LOB	TOP			
Davey Lopes, R OBP: 0.377, SLG: 0.460	0-0 HR		0-0 1B 1B		0-0 4-3			0-0 4-3		4	3	3	1	0	0	0	Los Angeles Dodgers @ San Diego Padres San Diego Stadium, San Diego, CA Mon Jul 31 1978, 10:05 PM EDT Att: 28,592 - Unknown AB 33 R 3 H 7 RBI 3 BB 3 SO 3 LOB 10 			
Bill North, S OBP: 0.395, SLG: 0.311	0-0 P6		0-0 1-3		0-0 4-3			0-0 4-3		4	0	0	0	0	0	2				
Reggie Smith, S OBP: 0.395, SLG: 0.584	4-0 G6-4-3 BB		0-0 1B 1B		0-0 F7			0-0 F9		3	0	1	0	1	0	1				
Ron Cey, R OBP: 0.368, SLG: 0.422	0-0 G6-4-3		0-0 1-3 1B		0-0 5-3			4-0 1B BB		3	0	1	1	1	0	1				
Steve Garvey, R OBP: 0.336, SLG: 0.461		0-0 6-3	0-0 F2		0-0 F8			0-0 1-2 3-H 1B		4	0	1	1	0	0	2				
Dusty Baker Jr., R OBP: 0.332, SLG: 0.388		0-0 F8		0-0 6-3				0-0 4-3	0-3 K	4	0	0	0	0	1	2				
Joe Ferguson, R OBP: 0.354, SLG: 0.377		0-0 1B		0-3 K				0-0 F7	0-0 6-3	4	0	1	0	0	1	0				
Bill Russell, R OBP: 0.296, SLG: 0.344		0-0 4-3		0-0 4-3				4-0 BB	0-0 F6	1	0	0	0	0	0	1				
Ted Martinez, R OBP: 0.324, SLG: 0.290										1	0	0	0	1	0	0				
Vic Davalillo, L OBP: 0.317, SLG: 0.333										1	0	0	0	0	0	0				
Rick Rhoden, R OBP: 0.174, SLG: 0.143										2	0	0	0	0	0	0				
Lance Rautzhan, R										0	0	0	0	0	0	0				
Rick Monday, L OBP: 0.344, SLG: 0.493										1	0	0	0	0	0	1				
Charlie Hough, R OBP: 0.364, SLG: 0.455										0	0	0	0	0	0	0				
Lee Lacy, R OBP: 0.370, SLG: 0.552										1	0	0	0	0	1	0				
Inning Stats	R: 1 E: 0 K: 0 S: 3	H: 1 LOB: 0 BB: 1 P: 7	R: 0 E: 0 K: 0 S: 4	H: 1 LOB: 1 BB: 0 P: 4	R: 1 E: 0 K: 0 S: 6	H: 3 LOB: 2 BB: 0 P: 6	R: 0 E: 0 K: 1 S: 5	H: 0 LOB: 0 BB: 0 P: 5	R: 0 E: 0 K: 0 S: 3	H: 0 LOB: 0 BB: 0 P: 3	R: 0 E: 0 K: 0 S: 3	H: 0 LOB: 0 BB: 1 P: 7	R: 1 E: 0 K: 1 S: 7	H: 2 LOB: 2 BB: 1 P: 11	R: 0 E: 0 K: 1 S: 5	H: 0 LOB: 0 BB: 0 P: 5	1B: 5 2B: 1 3B: 0 HR: 1	SF: 0 SAC: 0 DP: 1 HBP: 0	WP: 0 PB: 0 SB: 3 CS: 0	PA: 36
PITCHER	IP WLS BF H R ER SO BB IBB HBP BLK WP HR S P ERA WHIP																			
Eric Rasmussen, R ERA: 3.85	(1, 1) 7.2 W 31 6 3 3 1 3 0 0 0 0 1 30 42 3.52 1.174																			
Rollie Fingers, R ERA: 3.24	(8, 1) 1.1 S 5 1 0 0 2 0 0 0 0 0 0 9 9 0.00 0.750																			

Batter	1	2	3	4	5	6	7	8	9	AB	R	H	RBI	BB	SO	LOB	BOTTOM	
Gene Richards, L OBP: 0.388, SLG: 0.426	0-0 5-3		0-0 L8		0-3 K	0-0 6-3				4	0	0	0	0	1	2	Los Angeles Dodgers @ San Diego Padres San Diego Stadium, San Diego, CA Mon Jul 31 1978, 10:05 PM EDT Att: 28,592 - Unknown AB 31 R 4 H 9 RBI 3 BB 2 SO 5 LOB 13 	
Ozzie Smith, S OBP: 0.319, SLG: 0.320	0-0 1B		0-0 1B		0-0 E 1B			0-0 FC5-4-3 1B		4	1	4	0	0	0	0		
Broderick Perkins, L OBP: 0.239, SLG: 0.329	0-0 F9		0-0 F9		0-0 F9			0-0 3-1		4	0	0	0	0	0	4		
Dave Winfield, R OBP: 0.349, SLG: 0.486	0-0 5-3			0-0 5-3	0-0 1B			0-0 FC5-4-6 2-3		4	0	1	1	0	0	2		
Oscar Gamble, L OBP: 0.388, SLG: 0.438		0-0 P6		0-0 BB 1B	0-0 F8			0-3 K		4	1	1	0	0	1	2		
Tucker Ashford, R OBP: 0.295, SLG: 0.354										0	0	0	0	0	0	0		
Gene Tenace, R OBP: 0.411, SLG: 0.457		4-0 1B BB		4-0 1B E BB		0-0 6-3		0-3 K		2	1	0	0	2	1	0		
Derrel Thomas, S OBP: 0.302, SLG: 0.295		0-0 G4-6-3 1B		0-0 E6 SF9 1B		0-0 SH3-4 E 1B		0-0 F8		4	1	3	1	0	0	0		
Fernando Gonzalez, R OBP: 0.253, SLG: 0.291		0-0 G4-6-3		0-0 SF9		0-0 E6 SH3-4		0-3 K		3	0	0	1	0	1	3		
Eric Rasmussen, R OBP: 0.136, SLG: 0.136					0-3 K					2	0	0	0	0	1	0		
Rollie Fingers, R OBP: 0.286, SLG: 0.286					4-3			0-0 SH3-4		0	0	0	0	0	0	0		
Inning Stats	R: 0 E: 0 K: 0 S: 4	H: 1 LOB: 1 BB: 0 P: 4	R: 0 E: 0 K: 0 S: 3	H: 1 LOB: 1 BB: 1 P: 7	R: 0 E: 0 K: 1 S: 6	H: 1 LOB: 1 BB: 0 P: 6	R: 3 E: 1 K: 0 S: 5	H: 2 LOB: 0 BB: 1 P: 9	R: 1 E: 0 K: 1 S: 7	H: 2 LOB: 1 BB: 0 P: 7	R: 0 E: 0 K: 0 S: 6	H: 1 LOB: 2 BB: 0 P: 6	R: 0 E: 0 K: 2 S: 7	H: 0 LOB: 0 BB: 0 P: 7	1B: 9 2B: 0 3B: 0 HR: 0	SF: 1 SAC: 1 DP: 1 HBP: 0	WP: 0 PB: 0 SB: 2 CS: 0	PA: 35
PITCHER	IP WLS BF H R ER SO BB IBB HBP BLK WP HR S P ERA WHIP																	
Rick Rhoden, R ERA: 3.9	(1, 1) 4.2 L 22 7 4 3 2 2 0 0 0 0 0 0 6 6 0.00 0.750																	
Lance Rautzhan, L ERA: 1.5	(5, 1) 1.1 6 1 0 0 0 0 0 0 0 0 0 0 6 6 0.00 0.750																	
Charlie Hough, R ERA: 2.51	(7, 1) 2.0 7 1 0 0 3 0 0 0 0 0 0 0 13 13 0.00 0.500																	

Batter	1	2	3	4	5	6	7	8	9	AB	R	H	RBI	BB	SO	LOB	TOP			
Davey Lopes, R OBP: 0.376, SLG: 0.458 (1, 4)										4	0	1	0	0	0	1	Los Angeles Dodgers @ San Diego Padres San Diego Stadium, San Diego, CA Tue Aug 01 1978, 10:05 PM EDT Att: 40,846 - Unknown livebaseballscorecards.com			
Bill North, S OBP: 0.393, SLG: 0.307 (1, 8)										3	0	0	0	1	0	1				
Reggie Smith, S OBP: 0.393, SLG: 0.583 (1, 9)										4	0	1	0	0	2	2				
Ron Cey, R OBP: 0.369, SLG: 0.422 (1, 5)										4	0	2	0	0	0	1				
Steve Garvey, R OBP: 0.333, SLG: 0.456 (1, 3)										4	0	0	0	0	0	4				
Dusty Baker Jr., R OBP: 0.333, SLG: 0.388 (1, 7)										3	0	1	0	0	0	0				
Steve Yeager, R OBP: 0.301, SLG: 0.257 (1, 2)										3	0	0	0	0	0	1				
Ted Martinez, R OBP: 0.324, SLG: 0.294 (1, 6)										3	0	1	0	0	1	0				
Burt Hooton, R OBP: 0.273, SLG: 0.158 (1, 1)										3	0	1	0	0	0	1				
Terry Forster, L OBP: 0.333, SLG: 0.333 (9, 1)										0	0	0	0	0	0	0				
Inning Stats	R: 0 E: 0 K: 1 S: 5	H: 1 LOB: 1 BB: 0 P: 5	R: 0 E: 0 K: 0 S: 3	H: 0 LOB: 0 BB: 0 P: 3	R: 0 E: 0 K: 0 S: 4	H: 1 LOB: 1 BB: 0 P: 4	R: 0 E: 0 K: 0 S: 4	H: 1 LOB: 1 BB: 0 P: 4	R: 0 E: 0 K: 1 S: 5	H: 0 LOB: 0 BB: 0 P: 3	R: 0 E: 0 K: 1 S: 5	H: 1 LOB: 1 BB: 0 P: 5	R: 0 E: 0 K: 0 S: 4	H: 1 LOB: 2 BB: 1 P: 8	R: 0 E: 0 K: 0 S: 4	H: 1 LOB: 1 BB: 1 P: 8	1B: 6 2B: 2 3B: 0 HR: 0	SF: 0 SAC: 0 DP: 2 HBP: 0	WP: 0 PB: 0 SB: 1 CS: 2	PA: 32
PITCHER Randy Jones, L ERA: 2.98 (1, 1)	IP: 9.0 WLS: W BF: 32 H: 7 R: 0 ER: 0 SO: 3 BB: 1 IBB: 0 HBP: 0 BLK: 0 WP: 0 HR: 0 S: 37 P: 41 ERA: 0.00 WHIP: 0.889															PITCHER Randy Jones, L ERA: 2.98 (1, 1)	IP: 9.0 WLS: W BF: 32 H: 7 R: 0 ER: 0 SO: 3 BB: 1 IBB: 0 HBP: 0 BLK: 0 WP: 0 HR: 0 S: 37 P: 41 ERA: 0.00 WHIP: 0.889			

Batter	1	2	3	4	5	6	7	8	9	AB	R	H	RBI	BB	SO	LOB	BOTTOM			
Gene Richards, L OBP: 0.384, SLG: 0.422 (1, 7)										4	0	0	0	0	0	1	Los Angeles Dodgers @ San Diego Padres San Diego Stadium, San Diego, CA Tue Aug 01 1978, 10:05 PM EDT Att: 40,846 - Unknown livebaseballscorecards.com			
Ozzie Smith, S OBP: 0.318, SLG: 0.320 (1, 6)										4	0	1	0	0	0	1				
Broderick Perkins, L OBP: 0.231, SLG: 0.318 (1, 3)										3	0	0	0	0	0	1				
Jerry Turner, L OBP: 0.333, SLG: 0.442 (9, PH)										1	0	1	0	0	0	0				
Bill Almon, R OBP: 0.308, SLG: 0.316 (9, PR)										0	1	0	0	0	0	0				
Dave Winfield, R OBP: 0.348, SLG: 0.484 (1, 8)										4	0	1	0	0	0	1				
Oscar Gamble, L OBP: 0.386, SLG: 0.434 (1, 9)										3	0	0	0	1	0	0				
Gene Tenace, R OBP: 0.409, SLG: 0.457 (1, 2)										4	0	1	0	0	1	3				
Derrel Thomas, S OBP: 0.305, SLG: 0.296 (1, 5)										3	0	1	1	1	1	1				
Fernando Gonzalez, R OBP: 0.255, SLG: 0.292 (1, 4)										3	0	1	0	0	0	1				
Randy Jones, R OBP: 0.190, SLG: 0.207 (1, 1)										3	0	0	0	0	1	1				
Inning Stats	R: 0 E: 0 K: 0 S: 3	H: 0 LOB: 0 BB: 0 P: 3	R: 0 E: 0 K: 0 S: 4	H: 1 LOB: 1 BB: 0 P: 4	R: 0 E: 1 K: 0 S: 4	H: 0 LOB: 1 BB: 0 P: 4	R: 0 E: 0 K: 2 S: 8	H: 1 LOB: 1 BB: 0 P: 8	R: 0 E: 0 K: 0 S: 4	H: 1 LOB: 1 BB: 0 P: 4	R: 0 E: 0 K: 0 S: 3	H: 0 LOB: 1 BB: 1 P: 7	R: 0 E: 0 K: 1 S: 5	H: 0 LOB: 0 BB: 0 P: 5	R: 1 E: 0 K: 0 S: 4	H: 3 LOB: 3 BB: 1 P: 8	1B: 5 2B: 1 3B: 0 HR: 0	SF: 0 SAC: 0 DP: 0 HBP: 0	WP: 0 PB: 0 SB: 1 CS: 0	PA: 34
PITCHER Burt Hooton, R ERA: 3.12 (1, 1)	IP: 8.1 WLS: L BF: 33 H: 5 R: 1 ER: 1 SO: 3 BB: 1 IBB: 1 HBP: 0 BLK: 0 WP: 0 HR: 0 S: 37 P: 45 ERA: 1.08 WHIP: 0.720															PITCHER Terry Forster, L ERA: 2.14 (9, 1)	IP: 0.0 WLS: 1 BF: 1 H: 1 R: 0 ER: 0 SO: 0 BB: 0 IBB: 0 HBP: 0 BLK: 0 WP: 0 HR: 0 S: 1 P: 1 ERA: ∞ WHIP: ∞			

Batter	1	2	3	4	5	6	7	8	9	AB	R	H	RBI	BB	SO	LOB	TOP				
Davey Lopes, R OBP: 0.375, SLG: 0.454 (1, 4)	F7		5-3			1B BB		4-3		3	0	1	1	0	1		Los Angeles Dodgers @ San Diego Padres San Diego Stadium, San Diego, CA Wed Aug 02 1978, 10:05 PM EDT Att: 46,751 - Unknown				
Bill North, S OBP: 0.395, SLG: 0.310 (1, 8)	F8			S 1B		G6-4-3 1B		1-3		4	0	2	0	0	0	1					
Reggie Smith, S OBP: 0.389, SLG: 0.575 (1, 9)	F8			F9 1-2		K		K		4	0	0	0	0	2	4					
Ron Cey, R OBP: 0.366, SLG: 0.418 (1, 5)		5-3		F6		G6-4-3 1-2			K	4	0	0	0	0	1	3					
Steve Garvey, R OBP: 0.332, SLG: 0.454 (1, 3)				6-3				F7	K	4	0	1	0	0	1	1					
Dusty Baker Jr., R OBP: 0.334, SLG: 0.388 (1, 7)					4-0 BB			1-3		3	0	1	0	1	0	1					
Steve Yeager, R OBP: 0.300, SLG: 0.255 Joe Ferguson, R OBP: 0.351, SLG: 0.372 (1, 2) (2, 2)						FC6-4 BB			1B	1	0	0	0	0	1	1					
Ted Martinez, R OBP: 0.308, SLG: 0.278 Manny Mota, R OBP: 0.394, SLG: 0.381 Charlie Hough, R OBP: 0.364, SLG: 0.455 (1, 6) (8, PH) (8, 1)			5-3			FC6-4 1-2		2B 4-3 1B		2	0	0	0	0	0	1					
Tommy John, R OBP: 0.143, SLG: 0.149 Lee Lacy, R OBP: 0.374, SLG: 0.563 (1, 1) (8, PH) (8, 6)			K			F9		4-3 1-3 2B		2	0	0	0	0	1	1					
										1	0	1	0	0	0	0					
Inning Stats	R: 0 E: 0 K: 0 S: 3	H: 0 LOB: 0 BB: 0 P: 3	R: 0 E: 0 K: 1 S: 6	H: 1 LOB: 1 BB: 0 P: 6	R: 0 E: 0 K: 1 S: 5	H: 0 LOB: 0 BB: 0 P: 5	R: 0 E: 0 K: 0 S: 4	H: 1 LOB: 1 BB: 0 P: 4	R: 0 E: 0 K: 1 S: 5	H: 0 LOB: 1 BB: 1 P: 9	R: 0 E: 0 K: 0 S: 3	H: 0 LOB: 0 BB: 0 P: 3	R: 1 E: 0 K: 1 S: 7	H: 2 LOB: 1 BB: 0 P: 7	R: 0 E: 0 K: 2 S: 8	H: 1 LOB: 1 BB: 0 P: 8	1B: 5 2B: 1 3B: 0 HR: 0	SF: 0 SAC: 0 DP: 1 HBP: 0	WP: 0 PB: 0 SB: 1 CS: 0	PA: 34	
PITCHER	IP	WLS	BF	H	R	ER	SO	BB	IBB	HBP	BLK	WP	HR	S	P	ERA	WHIP				
Bob Ovwchinko, L ERA: 2.85 Rollie Fingers, R ERA: 3.15 (1, 1) (8, 1)	7.0	W	27	5	1	1	4	2	0	0	0	0	0	33	41	1.29	1.000				

Batter	1	2	3	4	5	6	7	8	9	AB	R	H	RBI	BB	SO	LOB	BOTTOM				
Gene Richards, L OBP: 0.381, SLG: 0.417 (1, 7)	L1		K					G3		4	0	0	0	0	2	2	Los Angeles Dodgers @ San Diego Padres San Diego Stadium, San Diego, CA Wed Aug 02 1978, 10:05 PM EDT Att: 46,751 - Unknown				
Ozzie Smith, S OBP: 0.318, SLG: 0.319 (1, 6)	1B 1B 1B		K					P6		4	1	1	0	0	1	2					
Derrel Thomas, S OBP: 0.304, SLG: 0.295 (1, 5) (7, 8)	1B 1B		E6					F9		4	1	1	0	0	0	0					
Dave Winfield, R OBP: 0.349, SLG: 0.482 (1, 8) (7, 9)	CS 1B		4-3					BB F9 BB		3	0	1	0	1	1	1					
Oscar Gamble, L OBP: 0.386, SLG: 0.433 Broderick Perkins, L OBP: 0.229, SLG: 0.315 (1, 9) (8, PH) (7, 3)	P6							F9		3	0	1	0	0	1	3					
Gene Tenace, R OBP: 0.413, SLG: 0.458 (1, 2)	1-2 2H 3H							1-2		1	0	0	0	0	0	1					
Tucker Ashford, R OBP: 0.301, SLG: 0.353 (1, 3) (7, 5)	CS							BB IBB		3	0	1	0	1	1	1					
Fernando Gonzalez, R OBP: 0.254, SLG: 0.291 (1, 4)		B2-3						G3 1B		4	0	1	0	0	0	4					
Bob Ovwchinko, L OBP: 0.180, SLG: 0.204 Rollie Fingers, R OBP: 0.286, SLG: 0.286 (1, 1) (8, 1)								1-2 2-3		3	0	0	0	0	1	2					
										0	0	0	0	0	0	0					
Inning Stats	R: 2 E: 0 K: 0 S: 6	H: 4 LOB: 1 BB: 0 P: 6	R: 0 E: 0 K: 1 S: 5	H: 0 LOB: 0 BB: 0 P: 5	R: 0 E: 1 K: 2 S: 8	H: 0 LOB: 1 BB: 0 P: 8	R: 0 E: 0 K: 1 S: 5	H: 0 LOB: 0 BB: 0 P: 5	R: 0 E: 0 K: 1 S: 6	H: 1 LOB: 1 BB: 0 P: 6	R: 0 E: 0 K: 1 S: 7	H: 2 LOB: 2 BB: 0 P: 7	R: 0 E: 0 K: 0 S: 3	H: 0 LOB: 3 BB: 3 P: 15	1B: 7 2B: 0 3B: 0 HR: 0	SF: 0 SAC: 0 DP: 0 HBP: 1	WP: 0 PB: 0 SB: 0 CS: 1	PA: 36			
PITCHER	IP	WLS	BF	H	R	ER	SO	BB	IBB	HBP	BLK	WP	HR	S	P	ERA	WHIP				
Tommy John, L ERA: 3.37 Charlie Hough, R ERA: 2.47 (1, 1) (8, 1)	7.0	L	29	7	2	2	7	0	0	1	0	0	0	3	15	0.00	2.000				

Batter	1	2	3	4	5	6	7	8	9	AB	R	H	RBI	BB	SO	LOB	TOP					
Gene Richards, L OBP: 0.391, SLG: 0.416										4	1	1	0	1	0	1	San Diego Padres @ Cincinnati Reds Riverfront Stadium, Cincinnati, OH Fri Aug 04 1978, 7:05 PM EDT Att: 44,829 - Unknown					
Ozzie Smith, S OBP: 0.319, SLG: 0.318										4	0	1	0	1	0	2						
Derrel Thomas, S OBP: 0.302, SLG: 0.290										4	1	0	0	1	1	3						
Dave Winfield, R OBP: 0.346, SLG: 0.478										4	0	0	0	0	0	3						
Oscar Gamble, L OBP: 0.387, SLG: 0.430									2	0	0	0	0	2	0	0						
Tucker Ashford, R OBP: 0.301, SLG: 0.353										0	0	0	0	0	0	0						
Gene Tenace, R OBP: 0.416, SLG: 0.458									2	1	1	2	2	0	2	2						
John D'Acquisto, R OBP: 0.286, SLG: 0.231									0	0	0	0	0	0	0	0						
Rollie Fingers, R OBP: 0.286, SLG: 0.286									0	0	0	0	0	0	0	0						
Broderick Perkins, L OBP: 0.240, SLG: 0.333									4	0	2	0	0	0	0	3						
Bill Almon, R OBP: 0.308, SLG: 0.316									0	0	0	0	0	0	0	0						
Fernando Gonzalez, R OBP: 0.254, SLG: 0.295									4	0	1	0	0	2	2	2						
Gaylord Perry, R OBP: 0.158, SLG: 0.164									3	0	0	0	0	2	1	1						
Bob Shirley, R OBP: 0.205, SLG: 0.139									0	0	0	0	0	0	0	0						
Rick Sweet, S OBP: 0.317, SLG: 0.257									1	0	0	0	0	0	0	0						
Inning Stats	R: 2 E: 0 K: 0 S: 4	H: 1 LOB: 2 BB: 3 P: 16	R: 0 E: 0 K: 2 S: 7	H: 0 LOB: 0 BB: 0 P: 7	R: 0 E: 0 K: 0 S: 4	H: 1 LOB: 2 BB: 1 P: 8	R: 0 E: 0 K: 1 S: 6	H: 2 LOB: 1 BB: 0 P: 6	R: 0 E: 0 K: 0 S: 3	H: 0 LOB: 0 BB: 0 P: 3	R: 0 E: 0 K: 1 S: 5	H: 0 LOB: 1 BB: 1 P: 9	R: 0 E: 0 K: 0 S: 4	H: 1 LOB: 0 BB: 0 P: 4	R: 1 E: 1 K: 0 S: 4	H: 1 LOB: 1 BB: 1 P: 8	R: 0 E: 0 K: 1 S: 5	H: 0 LOB: 1 BB: 1 P: 9	1B: 4 2B: 2 3B: 0 HR: 0	SF: 0 SAC: 0 DP: 0 HBP: 0	WP: 0 PB: 0 SB: 2 CS: 0	PA: 39
PITCHER	IP	WLS	BF	H	R	ER	SO	BB	IBB	HBP	BLK	WP	HR	S	P	ERA	WHIP					
Paul Moskau, R ERA: 4.03	7.0		30	5	2	2	4	5	0	0	1	0	0	33	53	2.57	1.429					
Doug Bair, R ERA: 1.48	1.0	L	5	1	1	0	0	1	0	0	0	0	0	4	8	0.00	2.000					
Manny Sarmiento, R ERA: 3.38	1.0		4	0	0	0	1	1	0	0	0	0	0	5	9	0.00	1.000					

AB	32
R	3
H	6
RBI	2
BB	7
SO	5
LOB	17



Batter	1	2	3	4	5	6	7	8	9	AB	R	H	RBI	BB	SO	LOB	BOTTOM					
Pete Rose, S OBP: 0.366, SLG: 0.433										4	0	0	1	0	0	0	San Diego Padres @ Cincinnati Reds Riverfront Stadium, Cincinnati, OH Fri Aug 04 1978, 7:05 PM EDT Att: 44,829 - Unknown					
Ken Griffey, L OBP: 0.335, SLG: 0.386										5	0	1	0	0	0	1						
Dan Driessen, L OBP: 0.370, SLG: 0.450										5	0	1	0	0	1	2						
George Foster, R OBP: 0.367, SLG: 0.547									3	1	1	0	1	2	1	1						
Johnny Bench, R OBP: 0.333, SLG: 0.484									3	0	1	0	1	0	2	2						
Vic Correll, R OBP: 0.245, SLG: 0.298									0	0	0	0	0	0	0	0						
Cesar Geronimo, L OBP: 0.333, SLG: 0.366									2	0	0	0	2	1	2	2						
Junior Kennedy, R OBP: 0.328, SLG: 0.214									0	0	0	0	1	0	0	0						
Mike Lum, L OBP: 0.387, SLG: 0.500									0	0	0	1	0	0	0	0						
Ray Knight, R OBP: 0.228, SLG: 0.296									2	0	1	0	0	1	2	2						
Rick Auerbach, R OBP: 0.325, SLG: 0.424									3	1	1	0	0	1	4	4						
Joe Morgan, L OBP: 0.386, SLG: 0.427									0	0	0	0	1	0	0	0						
Paul Moskau, R OBP: 0.273, SLG: 0.310									2	0	0	0	0	1	0	0						
Dave Collins, S OBP: 0.322, SLG: 0.253									1	0	1	0	0	0	0	0						
Doug Bair, R OBP: 0.100, SLG: 0.100									0	0	0	0	0	0	0	0						
Ken Henderson, S OBP: 0.311, SLG: 0.376									1	0	0	0	0	1	3	3						
Manny Sarmiento, R ERA: 3.09									0	0	0	0	0	0	0	0						
Inning Stats	R: 0 E: 0 K: 0 S: 3	H: 1 LOB: 0 BB: 0 P: 3	R: 0 E: 0 K: 1 S: 6	H: 1 LOB: 2 BB: 1 P: 10	R: 0 E: 0 K: 0 S: 3	H: 0 LOB: 0 BB: 0 P: 3	R: 1 E: 0 K: 1 S: 6	H: 1 LOB: 2 BB: 2 P: 14	R: 0 E: 0 K: 1 S: 5	H: 0 LOB: 0 BB: 0 P: 5	R: 0 E: 0 K: 2 S: 8	H: 1 LOB: 1 BB: 1 P: 12	R: 0 E: 0 K: 0 S: 5	H: 2 LOB: 1 BB: 0 P: 5	R: 1 E: 0 K: 2 S: 8	H: 1 LOB: 3 BB: 2 P: 16	R: 0 E: 0 K: 1 S: 5	H: 0 LOB: 0 BB: 0 P: 5	1B: 5 2B: 2 3B: 0 HR: 0	SF: 2 SAC: 0 DP: 1 HBP: 0	WP: 0 PB: 0 SB: 2 CS: 0	PA: 39
PITCHER	IP	WLS	BF	H	R	ER	SO	BB	IBB	HBP	BLK	WP	HR	S	P	ERA	WHIP					
Gaylord Perry, R ERA: 3.19	6.0		26	5	2	2	5	4	0	0	0	0	0	32	48	3.00	1.500					
Bob Shirley, L ERA: 4.13	1.0	W	4	1	0	0	0	0	0	0	0	0	0	4	4	0.00	1.000					
John D'Acquisto, R ERA: 2.34	0.2		5	1	0	0	1	2	0	0	0	0	0	5	13	0.00	4.500					
Rollie Fingers, R ERA: 3.09	1.1	S	4	0	0	0	2	0	0	0	0	0	0	8	8	0.00	0.000					

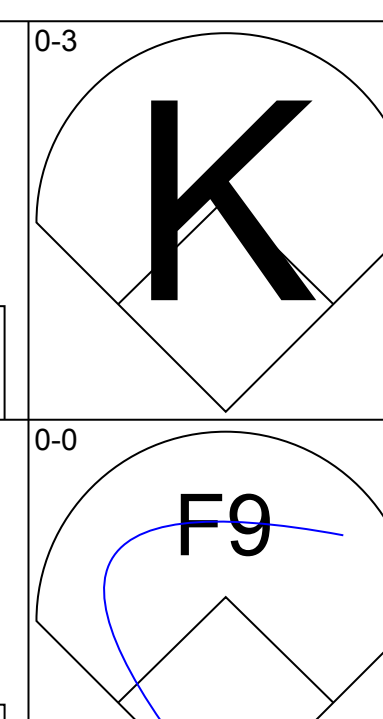
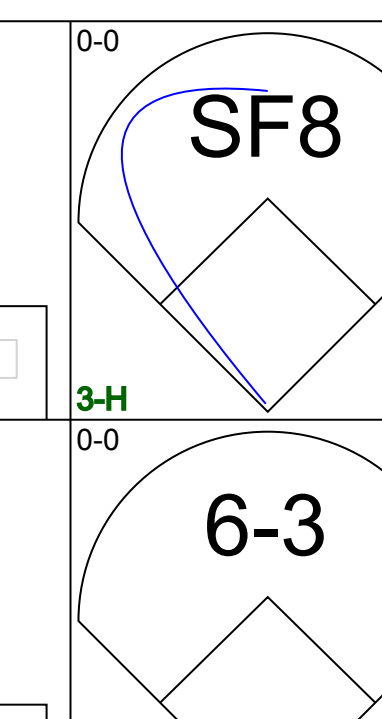
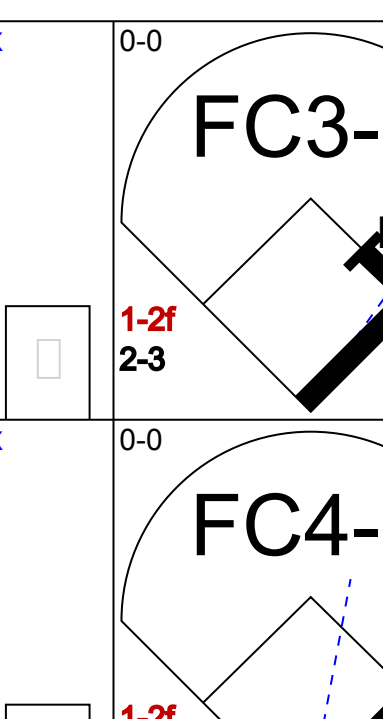
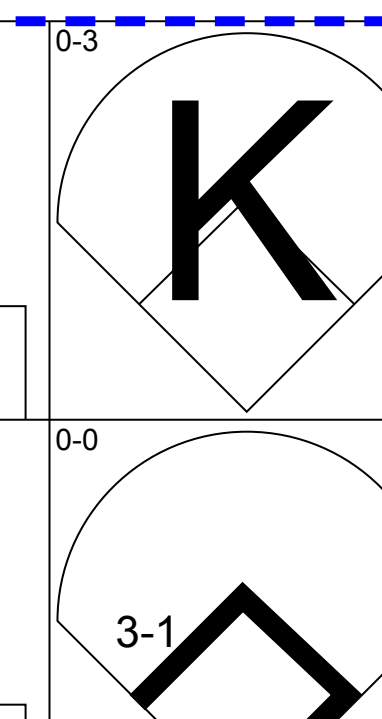
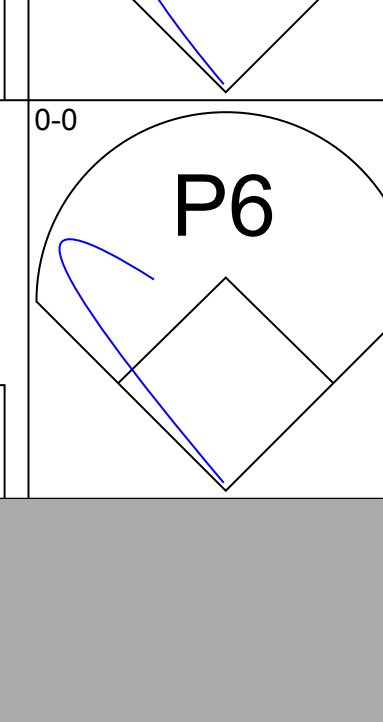


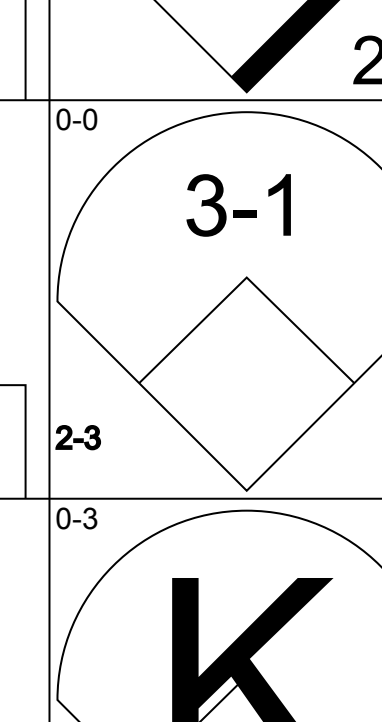

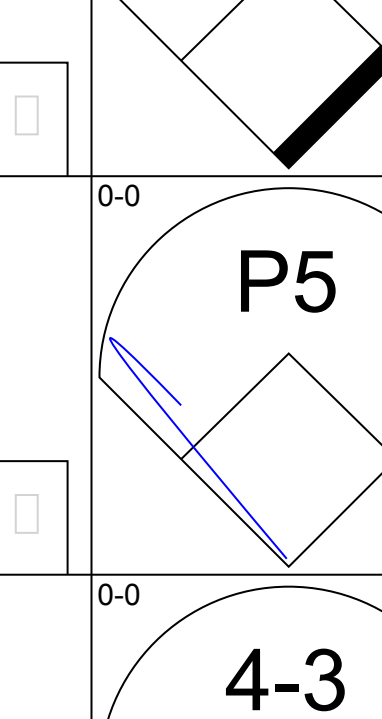
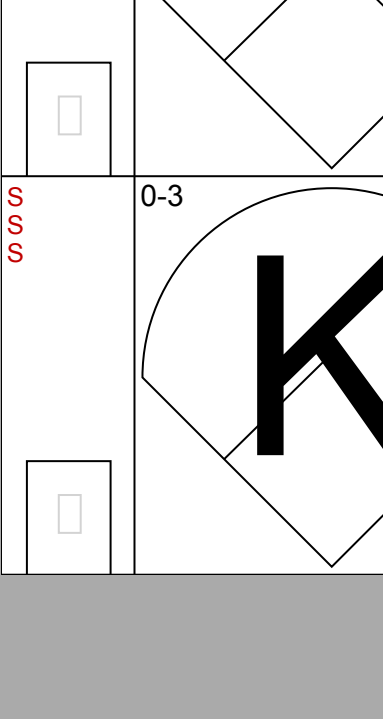

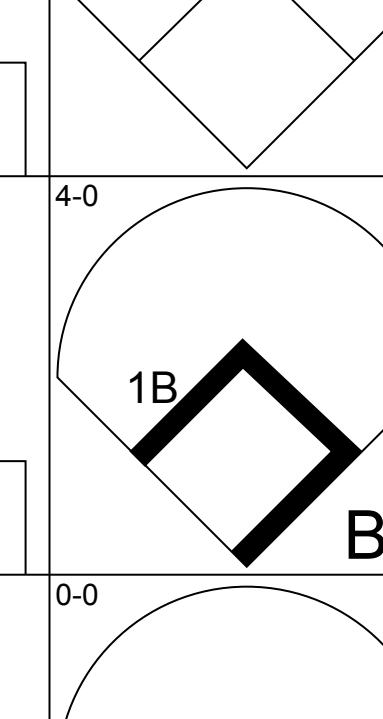
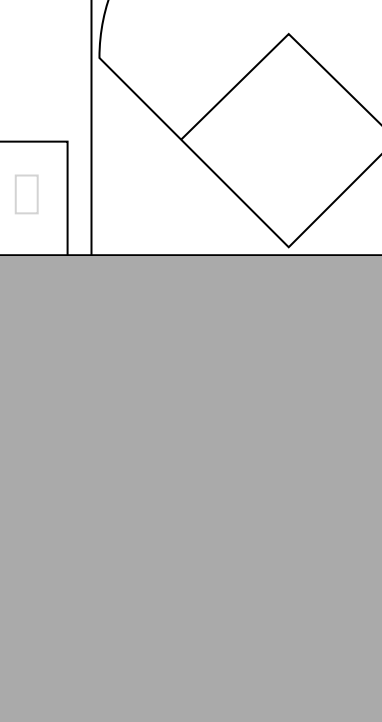


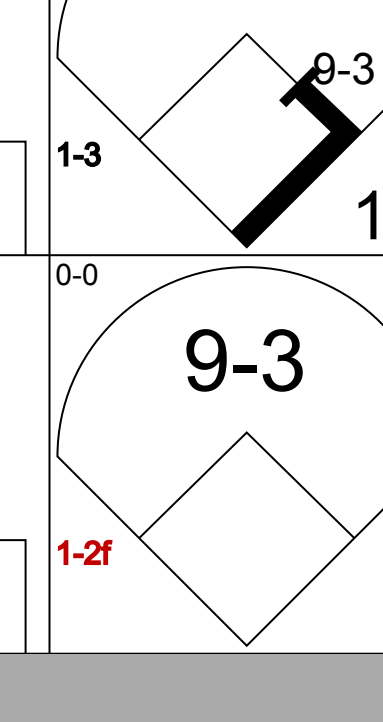



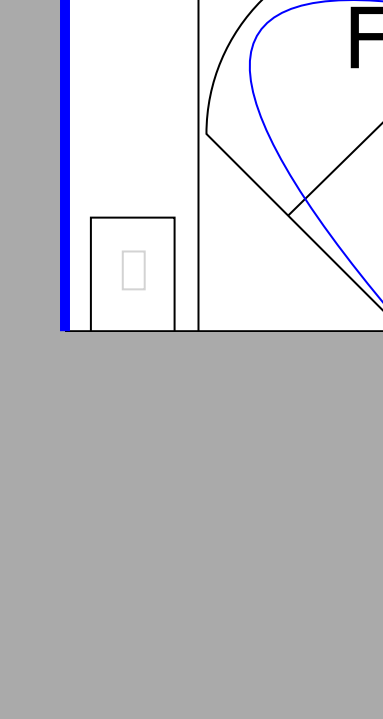
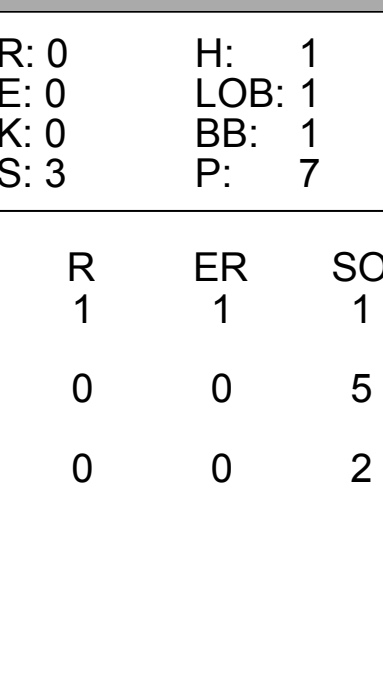
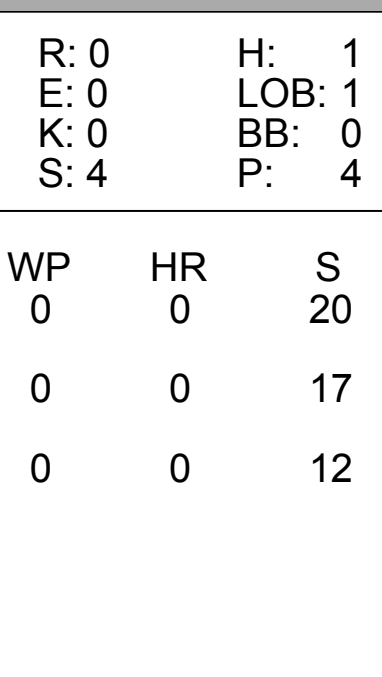
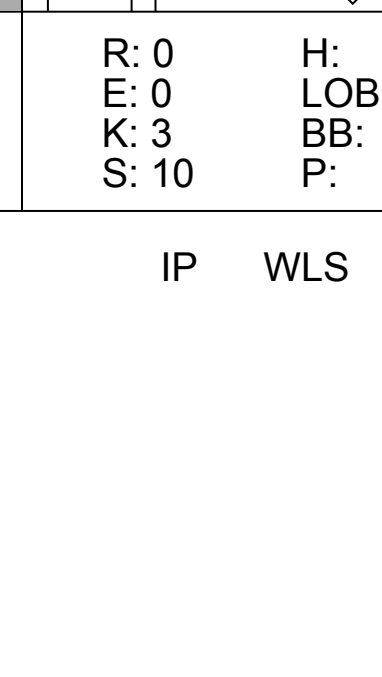
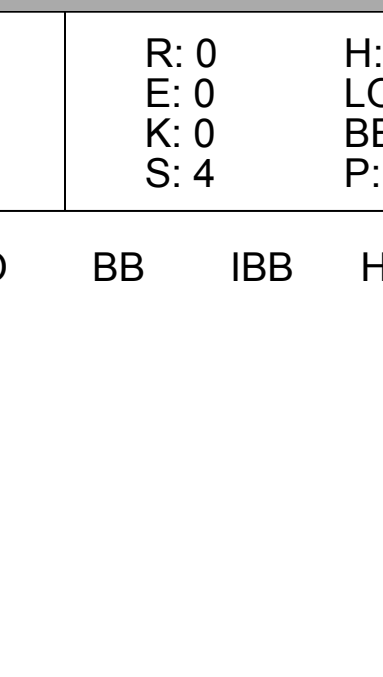

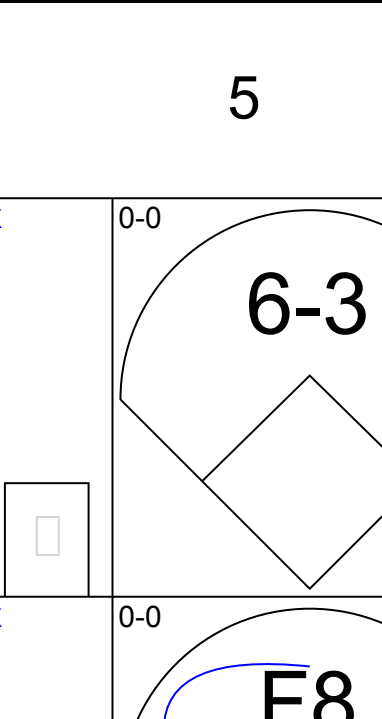
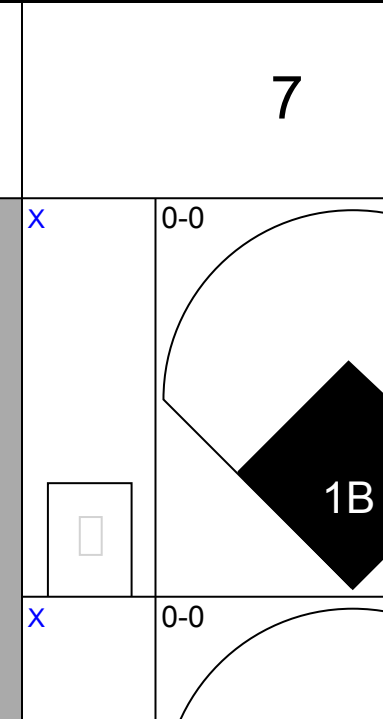

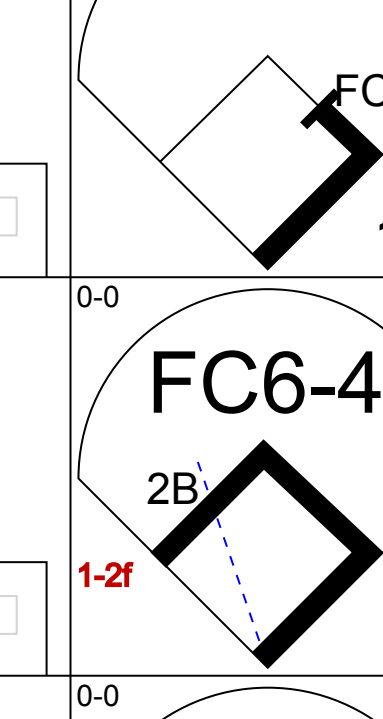
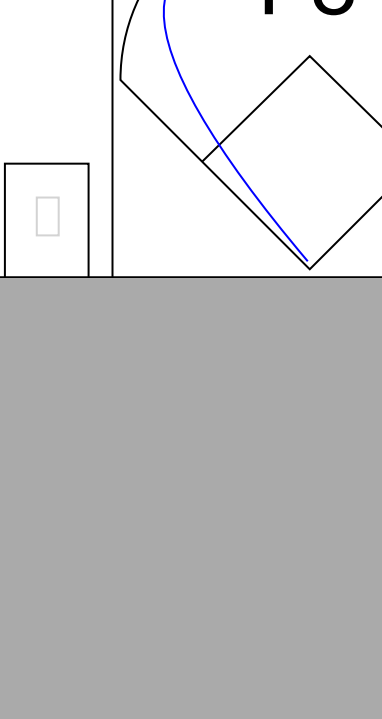
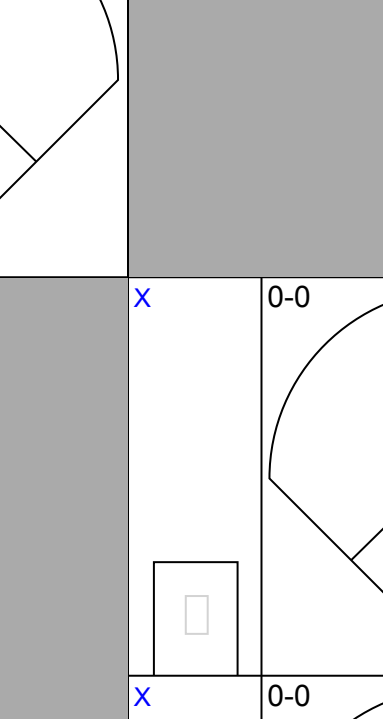
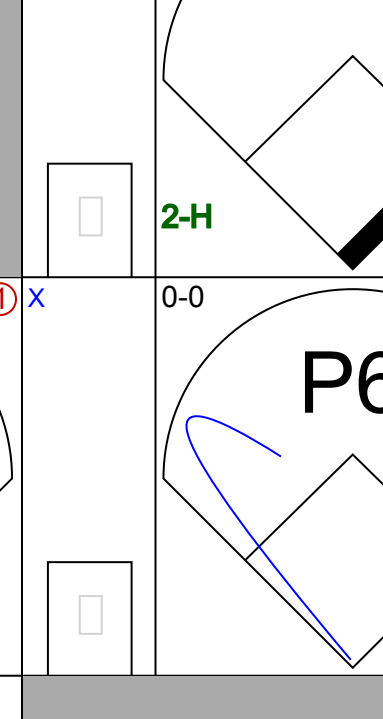

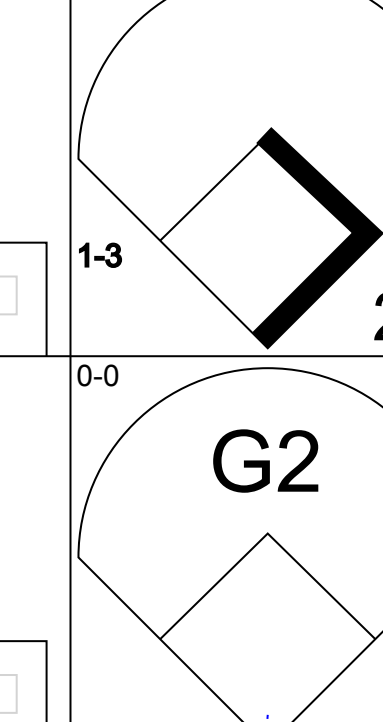

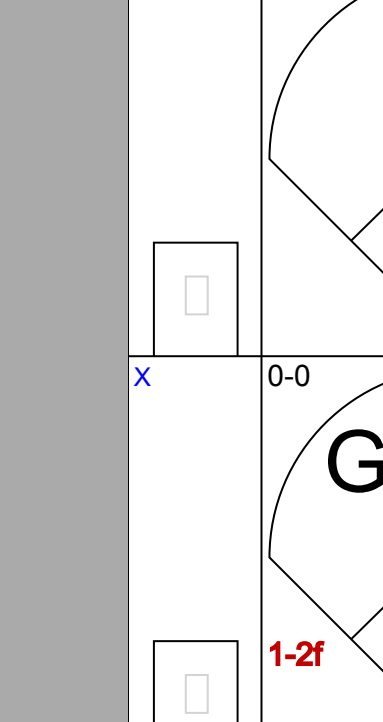




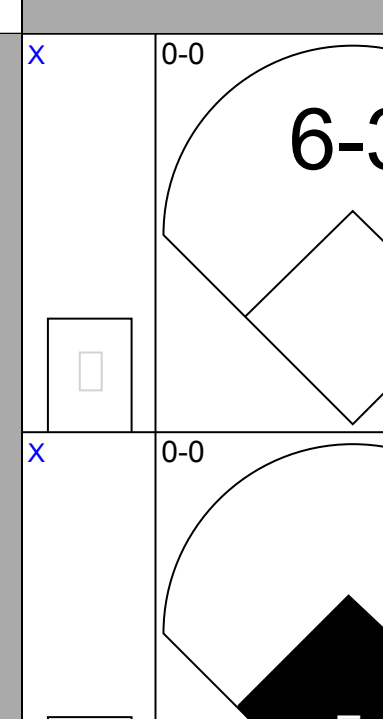
AB	31
R	2
H	7
RBI	2
BB	6
SO	8
LOB	17

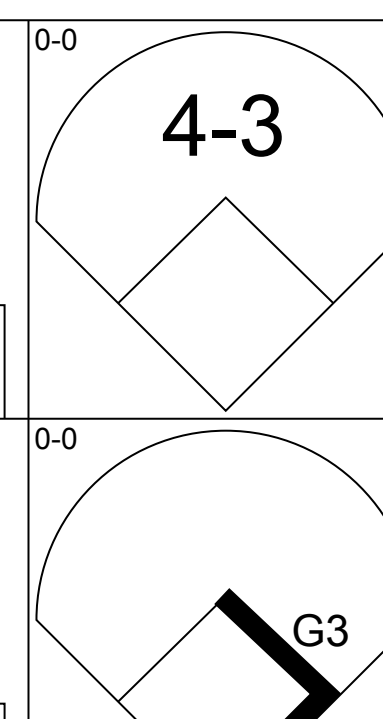
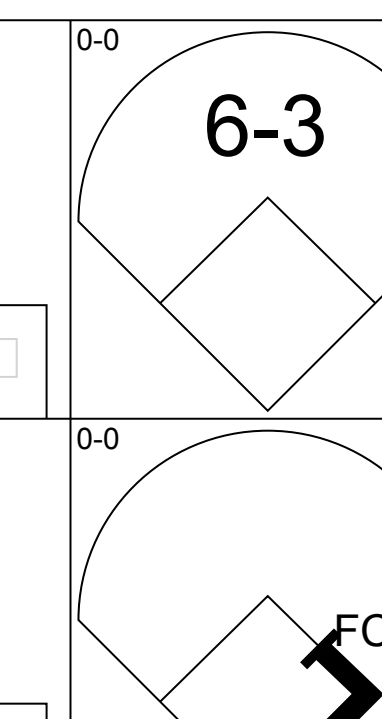
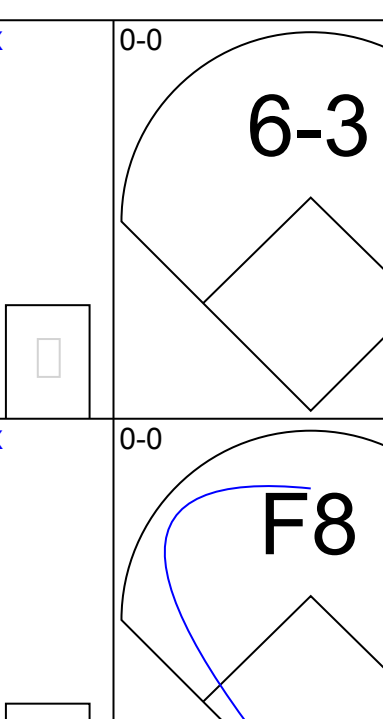
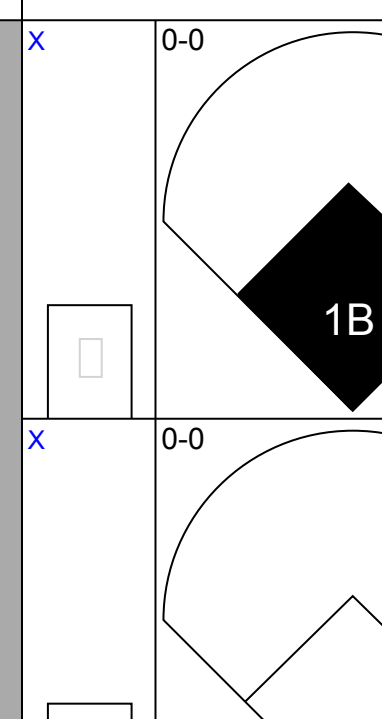
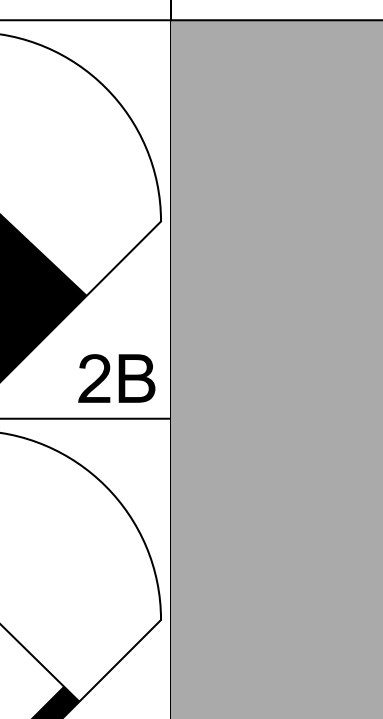
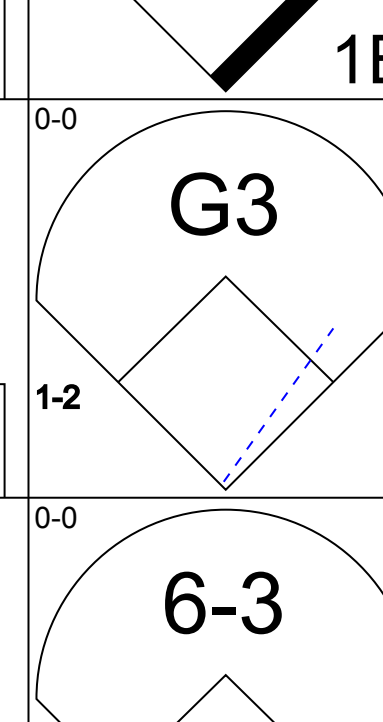
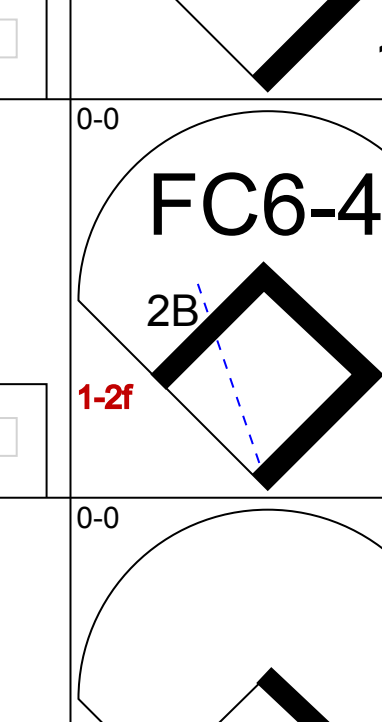

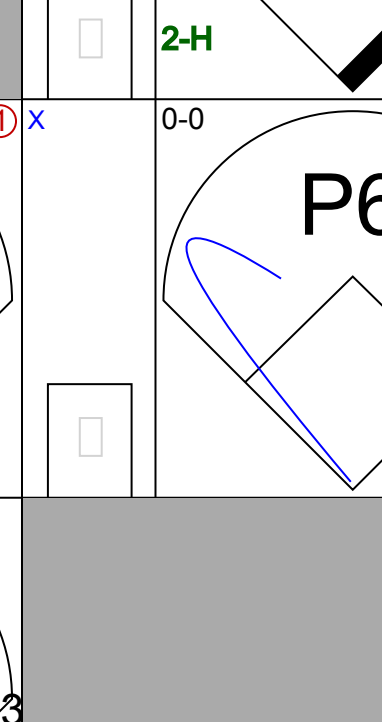
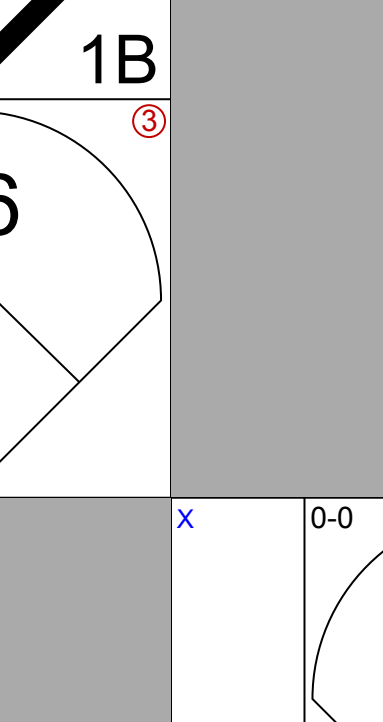

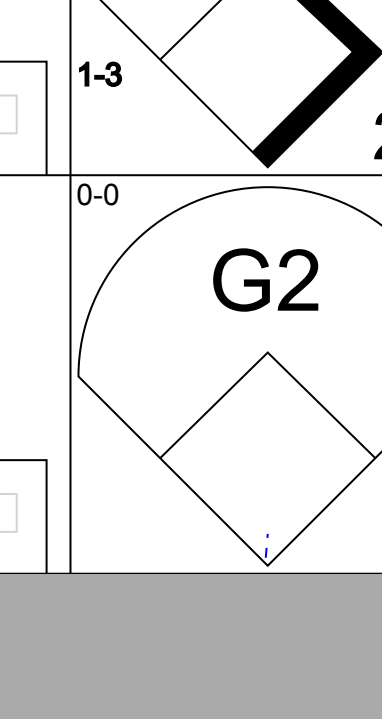





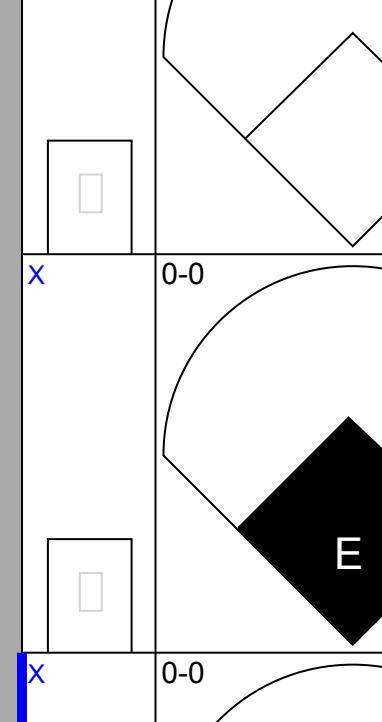
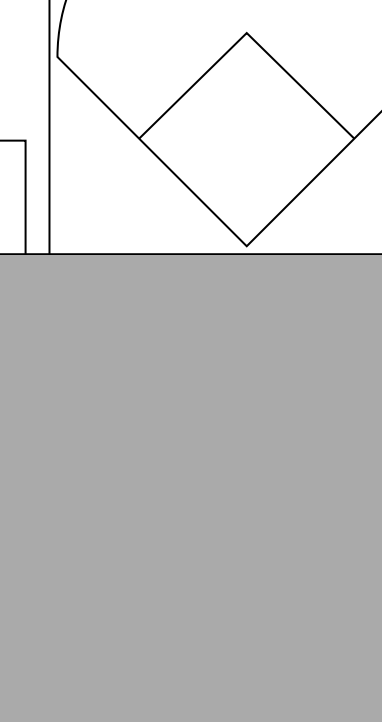
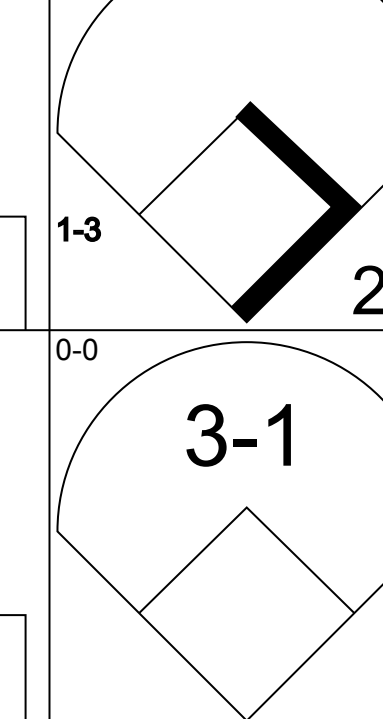

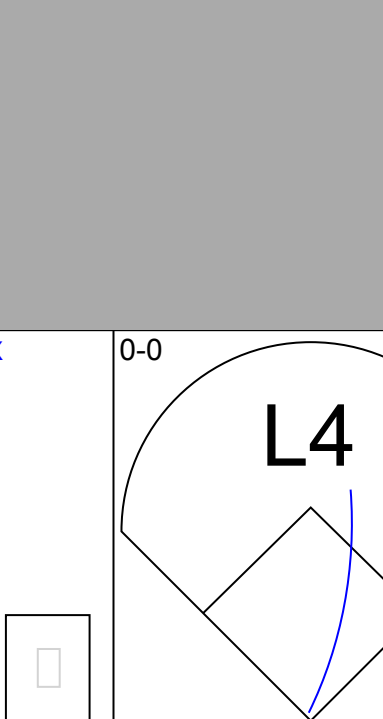
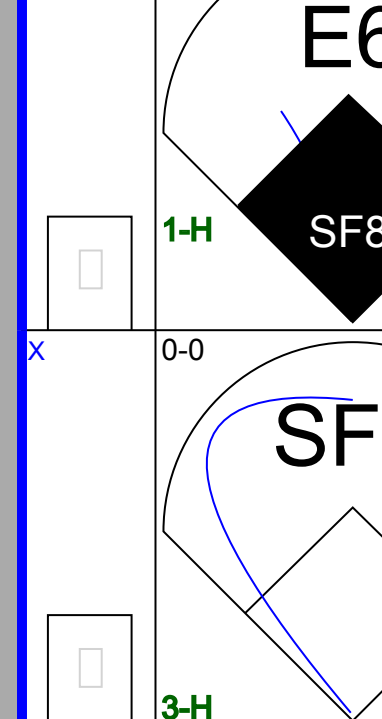

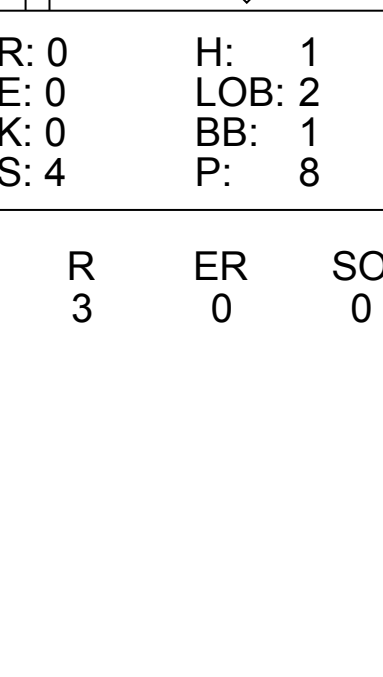
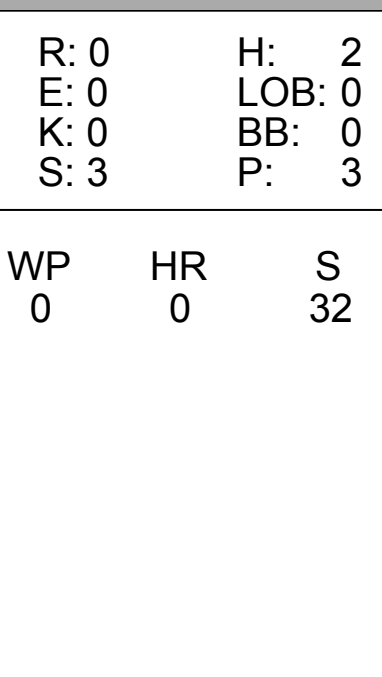
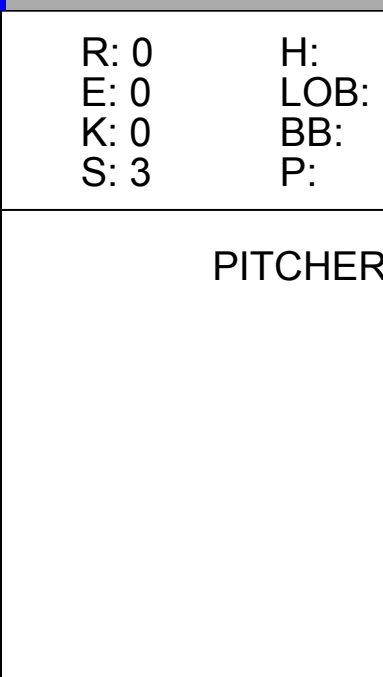
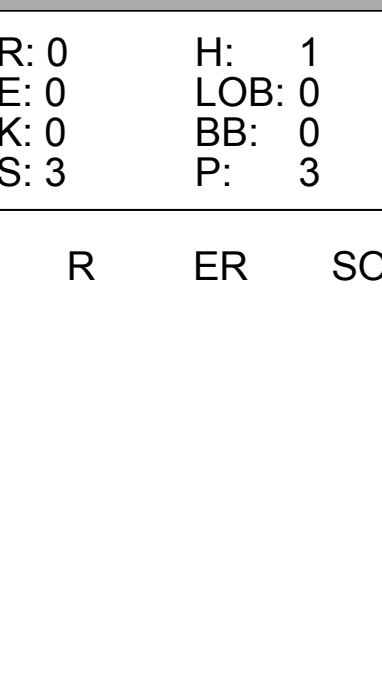


Batter	1	2	3	4	5	6	7	8	9	AB	R	H	RBI	BB	SO	LOB	TOP			
Gene Richards, L (1, 7) OBP: 0.380, SLG: 0.414	4-3		FC6-5-4			G4-6-3			1B	4	0	1	1	0	0	2	San Diego Padres @ Cincinnati Reds Riverfront Stadium, Cincinnati, OH Sat Aug 05 1978, 7:05 PM EDT Att: 40,202 - Unknown			
Ozzie Smith, S (1, 6) OBP: 0.319, SLG: 0.317 Bill Almon, R (7, 6) OBP: 0.307, SLG: 0.315	6-3		CS	CS			6-3		L4	2	0	0	0	1	0	0				
Derrel Thomas, S (1, 5) OBP: 0.299, SLG: 0.287	G1			F9			G3			3	0	0	0	0	0	1				
Dave Winfield, R (1, 8) OBP: 0.345, SLG: 0.475 Jerry Turner, L (5, 8) OBP: 0.330, SLG: 0.438		K		F9			3-1			2	0	0	0	0	1	0				
Oscar Gamble, L (1, 9) OBP: 0.384, SLG: 0.425 Dave Roberts, R (8, 8) OBP: 0.323, SLG: 0.268	L8					4-3			4-3	3	0	0	0	0	0	0				
Gene Tenace, R (1, 3) OBP: 0.416, SLG: 0.455	4-3					G6-3		P6		2	0	0	0	1	0	0				
Rick Sweet, S (1, 2) OBP: 0.317, SLG: 0.258						G6-3		G3		3	1	1	0	0	0	1				
Fernando Gonzalez, R (1, 4) OBP: 0.260, SLG: 0.300									F9	3	0	2	0	0	0	0				
Eric Rasmussen, R (1, 1) OBP: 0.136, SLG: 0.136 Mickey Lolich, S (5, 1) Chuck Baker, R (6, PH) OBP: 0.289, SLG: 0.279 Mark Lee, R (6, 1) Don Reynolds, R (9, PH) OBP: 0.338, SLG: 0.262									4-3	0	0	0	0	0	0	0				
Inning Stats	R: 0 E: 0 K: 0 S: 3	H: 0 LOB: 0 BB: 0 P: 3	R: 0 E: 0 K: 1 S: 5	H: 0 LOB: 0 BB: 0 P: 5	R: 1 E: 0 K: 0 S: 4	H: 2 LOB: 0 BB: 0 P: 4	R: 0 E: 0 K: 0 S: 2	H: 0 LOB: 0 BB: 1 P: 6	R: 0 E: 0 K: 0 S: 3	H: 1 LOB: 0 BB: 0 P: 3	R: 0 E: 0 K: 0 S: 3	H: 0 LOB: 0 BB: 0 P: 3	R: 0 E: 0 K: 0 S: 3	H: 0 LOB: 0 BB: 0 P: 3	R: 0 E: 0 K: 0 S: 4	H: 1 LOB: 1 BB: 0 P: 4		1B: 4 2B: 0 3B: 0 HR: 0	SF: 0 SAC: 1 DP: 2 HBP: 0	WP: 0 PB: 0 SB: 0 CS: 2
PITCHER Michael LaCoss, R (1, 1) ERA: 4.35	IP: 9.0 WLS: W BF: 29 H: 4 R: 1 ER: 1 SO: 1 BB: 2 IBB: 0 HBP: 0 BLK: 0 WP: 0 HR: 0 S: 29 P: 37 ERA: 1.00 WHIP: 0.667															PITCHER				

Batter	1	2	3	4	5	6	7	8	9	AB	R	H	RBI	BB	SO	LOB	BOTTOM			
Pete Rose, S (1, 5) OBP: 0.371, SLG: 0.437	SH1-3 FC3-2		CS		3B	F7				3	1	2	0	2	0	1	San Diego Padres @ Cincinnati Reds Riverfront Stadium, Cincinnati, OH Sat Aug 05 1978, 7:05 PM EDT Att: 40,202 - Unknown			
Junior Kennedy, R (1, 4) OBP: 0.333, SLG: 0.236	SH1-3		BB		3B	5-3		4-3		3	1	1	2	1	0	3				
Ken Griffey, L (1, 9) OBP: 0.339, SLG: 0.392	FC3-2		BB		3B					3	2	2	1	1	0	1				
George Foster, R (1, 7) OBP: 0.366, SLG: 0.544	K		F8		2B			K		4	1	1	1	0	2	4				
Dan Driessen, L (1, 3) OBP: 0.369, SLG: 0.457		HR			G3			SF9		3	1	1	2	0	1	1				
Cesar Geronimo, L (1, 8) OBP: 0.332, SLG: 0.368	K				1-3			1-3		4	0	1	1	0	1	0				
Vic Correll, R (1, 2) OBP: 0.226, SLG: 0.275	K				F8			5-3		4	0	0	0	0	1	1				
Rick Auerbach, R (1, 6) OBP: 0.341, SLG: 0.432	K				K			SH1		4	0	2	0	0	2	0				
Michael LaCoss, R (1, 1) OBP: 0.182, SLG: 0.273					K			SH1		2	1	1	0	0	1	0				
Inning Stats	R: 0 E: 0 K: 1 S: 6	H: 1 LOB: 1 BB: 0 P: 6	R: 1 E: 0 K: 3 S: 10	H: 1 LOB: 0 BB: 0 P: 10	R: 0 E: 0 K: 1 S: 5	H: 1 LOB: 2 BB: 2 P: 13	R: 0 E: 0 K: 0 S: 3	H: 0 LOB: 0 BB: 0 P: 3	R: 5 E: 0 K: 2 S: 12	H: 5 LOB: 1 BB: 1 P: 16	R: 0 E: 0 K: 0 S: 4	H: 1 LOB: 0 BB: 0 P: 4	R: 1 E: 0 K: 1 S: 6	H: 1 LOB: 0 BB: 0 P: 6	R: 0 E: 0 K: 0 S: 4	H: 1 LOB: 2 BB: 1 P: 8		1B: 5 2B: 3 3B: 2 HR: 1	SF: 1 SAC: 3 DP: 0 HBP: 0	WP: 1 PB: 0 SB: 0 CS: 1
PITCHER Eric Rasmussen, R (1, 1) ERA: 4.11 Mickey Lolich, L (5, 1) ERA: 1.35 Mark Lee, R (6, 1) ERA: 3.48	IP: 4.1 WLS: L BF: 22 H: 7 R: 6 ER: 6 SO: 6 BB: 2 IBB: 0 HBP: 0 BLK: 0 WP: 0 HR: 1 S: 31 P: 43 ERA: 12.46 WHIP: 2.077															PITCHER				



Batter	1	2	3	4	5	6	7	8	9	AB	R	H	RBI	BB	SO	LOB	TOP				
Gene Richards, L (1, 7) OBP: 0.377, SLG: 0.411										3	0	0	1	0	2	2	San Diego Padres @ Cincinnati Reds Riverfront Stadium, Cincinnati, OH Sun Aug 06 1978, 3:33 AM EDT Att: 39,263 - Unknown				
Ozzie Smith, S (1, 6) OBP: 0.318, SLG: 0.318										4	0	1	0	0	0	2					
Derrel Thomas, S (1, 8) OBP: 0.295, SLG: 0.282										4	0	0	0	0	1	1					
Oscar Gamble, L (1, 9) OBP: 0.382, SLG: 0.423										4	0	1	0	0	1	1					
Gene Tenace, R (1, 3) OBP: 0.414, SLG: 0.450										3	0	0	0	1	1	1					
Rick Sweet, S (1, 2) OBP: 0.316, SLG: 0.258										4	0	1	0	0	1	1					
Fernando Gonzalez, R (1, 4) OBP: 0.269, SLG: 0.306										4	0	3	0	0	0	2					
Bill Almon, R (1, 5) OBP: 0.310, SLG: 0.319										2	1	1	0	1	1	1					
Jerry Turner, L (9, PH) OBP: 0.327, SLG: 0.433									1	0	0	0	0	0	0	1					
Randy Jones, R (1, 1) OBP: 0.183, SLG: 0.200									2	0	0	0	0	1	3						
Inning Stats	R: 0 E: 0 K: 1 S: 5	H: 0 LOB: 0 BB: 0 P: 5	R: 0 E: 0 K: 0 S: 3	H: 1 LOB: 1 BB: 1 P: 7	R: 1 E: 0 K: 0 S: 4	H: 1 LOB: 0 BB: 0 P: 4	R: 0 E: 0 K: 0 S: 4	H: 1 LOB: 1 BB: 0 P: 4	R: 0 E: 0 K: 2 S: 7	H: 0 LOB: 0 BB: 0 P: 7	R: 0 E: 0 K: 3 S: 10	H: 1 LOB: 1 BB: 0 P: 10	R: 0 E: 0 K: 2 S: 8	H: 1 LOB: 1 BB: 0 P: 8	R: 0 E: 0 K: 0 S: 4	H: 1 LOB: 1 BB: 0 P: 4	1B: 5 2B: 3 3B: 0 HR: 0	SF: 1 SAC: 1 DP: 1 HBP: 0	WP: 0 PB: 0 SB: 0 CS: 0	PA: 35	
PITCHER	IP	WLS	BF	H	R	ER	SO	BB	IBB	HBP	BLK	WP	HR	S	P	ERA	WHIP				
Bill Bonham, R (1, 1) ERA: 3.12	5.0		20	4	1	1	1	2	0	0	0	0	0	20	28	1.80	1.200				
Fred Norman, L (6, 1) ERA: 3.56	2.0	W	7	1	0	0	5	0	0	0	0	0	0	17	17	0.00	0.500				
Doug Bair, R (8, 1) ERA: 1.43	2.0	S	8	2	0	0	2	0	0	0	0	0	0	12	12	0.00	1.000				

Batter	1	2	3	4	5	6	7	8	9	AB	R	H	RBI	BB	SO	LOB	BOTTOM				
Pete Rose, S (1, 5) OBP: 0.370, SLG: 0.438										4	1	1	0	0	0	0	San Diego Padres @ Cincinnati Reds Riverfront Stadium, Cincinnati, OH Sun Aug 06 1978, 3:33 AM EDT Att: 39,263 - Unknown				
Junior Kennedy, R (1, 4) OBP: 0.346, SLG: 0.255										4	0	3	1	0	0	0					
Ken Griffey, L (1, 9) OBP: 0.336, SLG: 0.389										4	0	0	0	0	0	3					
George Foster, R (1, 7) OBP: 0.369, SLG: 0.549										4	0	3	0	0	0	1					
Ken Henderson, S (1, 8) OBP: 0.300, SLG: 0.361										4	0	0	0	0	0	4					
Cesar Geronimo, L (9, 8) OBP: 0.332, SLG: 0.368										0	0	0	0	0	0	0					
Dan Driessen, L (1, 3) OBP: 0.388, SLG: 0.455										4	0	1	0	0	0	0					
Vic Correll, R (1, 2) OBP: 0.268, SLG: 0.302										2	1	2	0	1	0	0					
Rick Auerbach, R (1, 6) OBP: 0.348, SLG: 0.462										2	0	1	0	0	0	1					
Dave Concepcion, R (7, PH) OBP: 0.355, SLG: 0.430										1	1	0	0	0	0	0					
Bill Bonham, R (1, 1) OBP: 0.250, SLG: 0.194										1	0	0	0	0	0	2					
Dave Collins, S (5, PH)										1	0	0	0	0	0	0					
Fred Norman, S (6, 1) OBP: 0.186, SLG: 0.167										0	0	0	0	0	0	0					
Johnny Bench, R (7, PH) OBP: 0.332, SLG: 0.484										0	0	0	1	0	0	0					
Doug Bair, R (8, 1) OBP: 0.100, SLG: 0.100										0	0	0	0	0	0	0					
Inning Stats	R: 0 E: 0 K: 0 S: 4	H: 1 LOB: 1 BB: 0 P: 4	R: 0 E: 0 K: 0 S: 4	H: 1 LOB: 2 BB: 1 P: 8	R: 0 E: 0 K: 0 S: 5	H: 2 LOB: 0 BB: 0 P: 5	R: 0 E: 0 K: 0 S: 3	H: 2 LOB: 0 BB: 0 P: 3	R: 0 E: 0 K: 0 S: 3	H: 1 LOB: 0 BB: 0 P: 3	R: 3 E: 1 K: 0 S: 7	H: 3 LOB: 1 BB: 0 P: 7	R: 0 E: 0 K: 0 S: 3	H: 1 LOB: 0 BB: 0 P: 3	1B: 8 2B: 3 3B: 0 HR: 0	SF: 1 SAC: 0 DP: 3 HBP: 0	WP: 0 PB: 0 SB: 0 CS: 1	PA: 33			
PITCHER	IP	WLS	BF	H	R	ER	SO	BB	IBB	HBP	BLK	WP	HR	S	P	ERA	WHIP				
Randy Jones, L (1, 1) ERA: 2.85	8.0	L	33	11	3	0	0	1	0	0	0	0	0	32	36	0.00	1.500				

AB	31
R	1
H	7
RBI	1
BB	2
SO	8
LOB	15

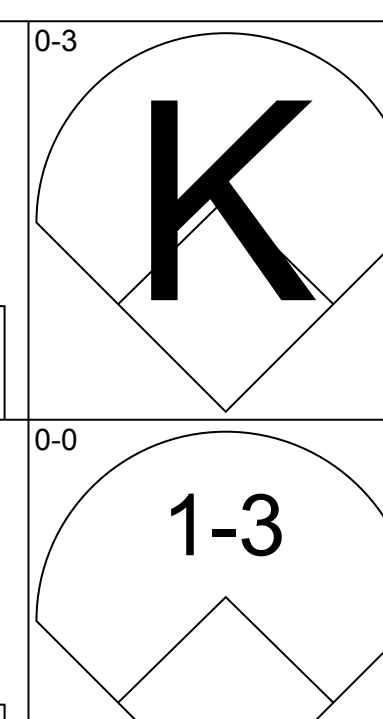
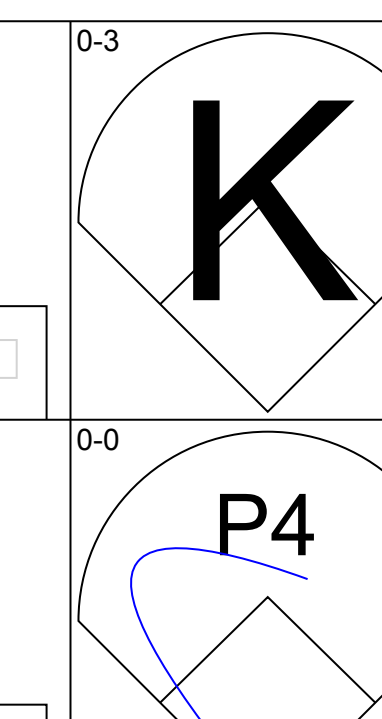
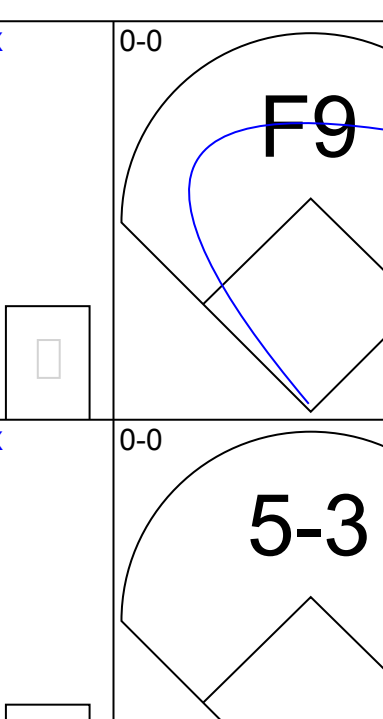
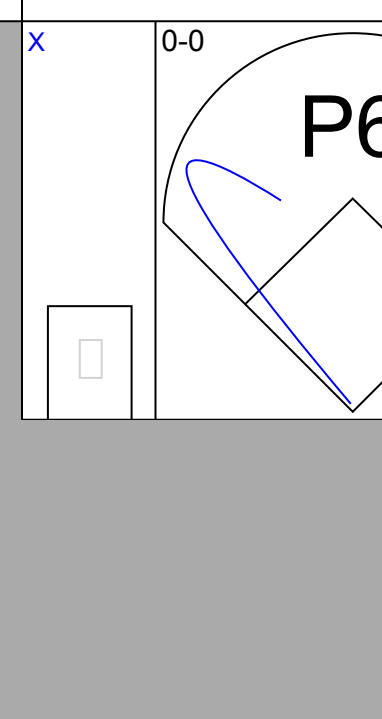
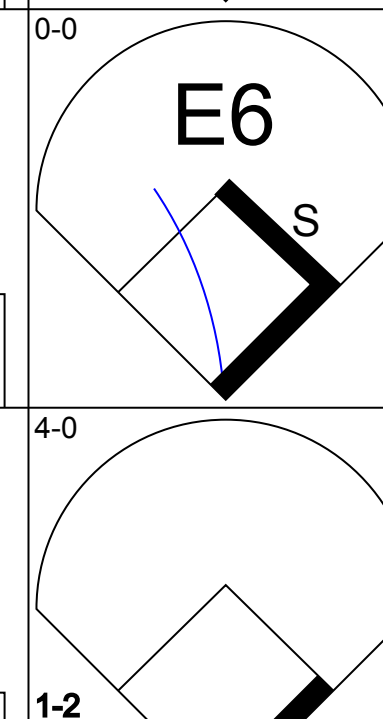
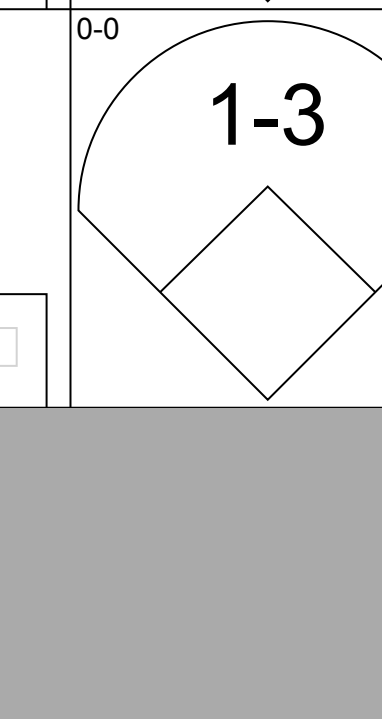
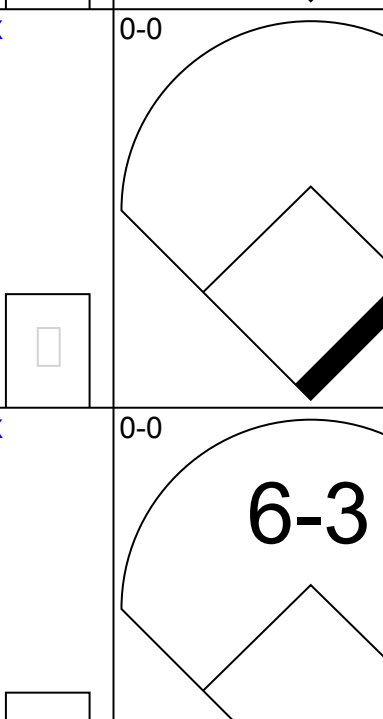

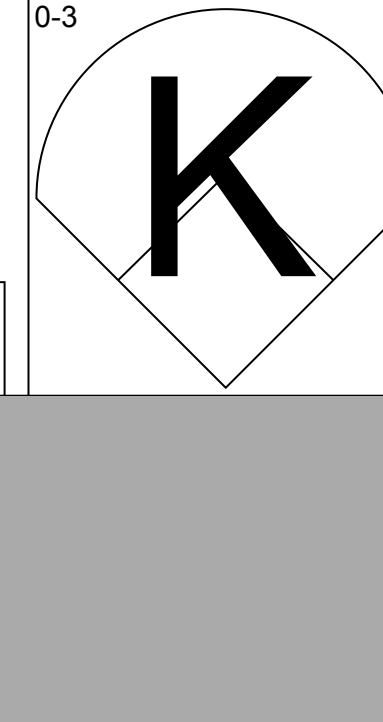




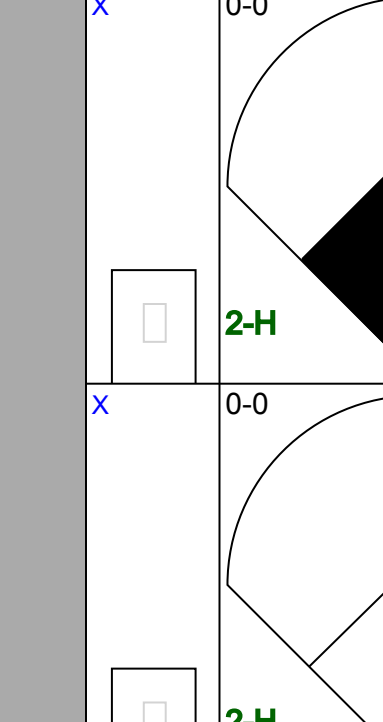

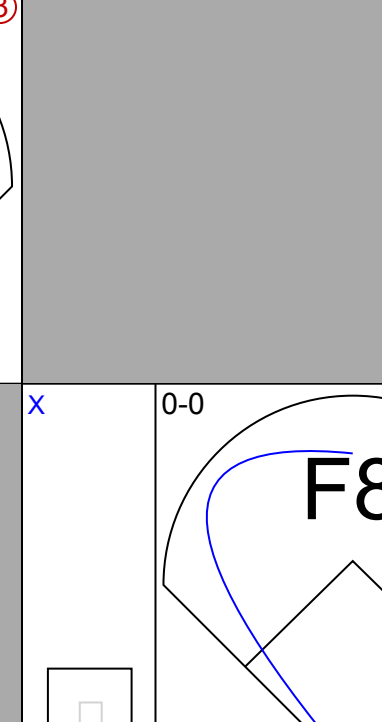

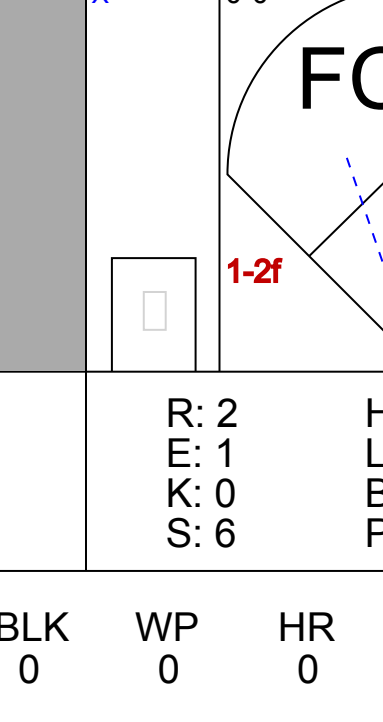
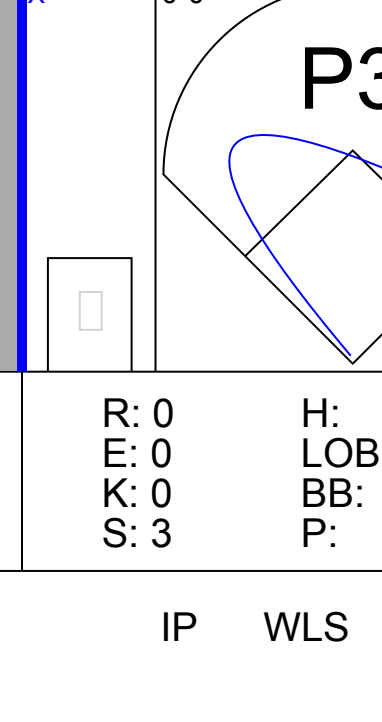
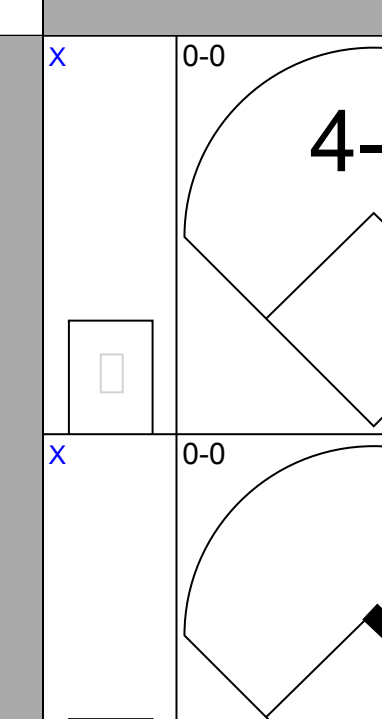
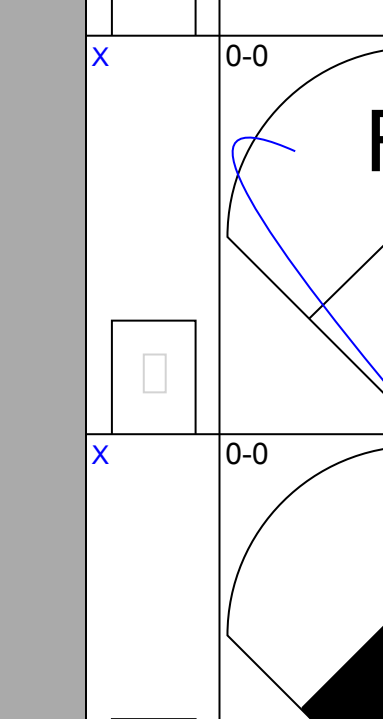

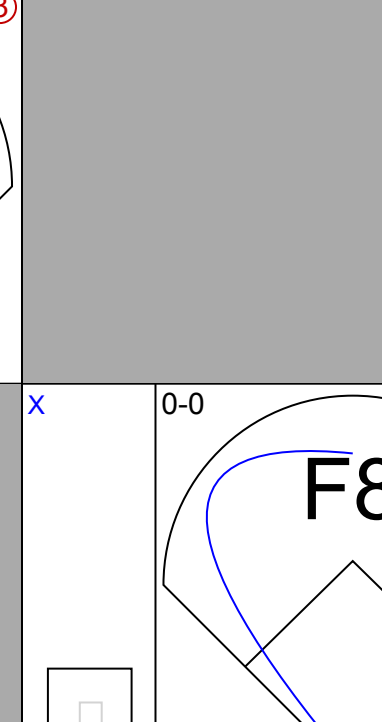
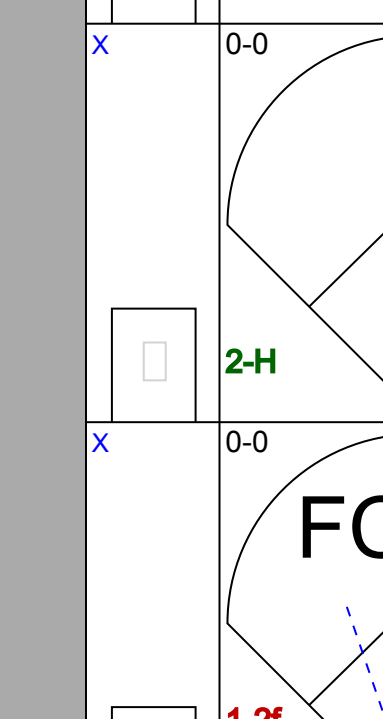
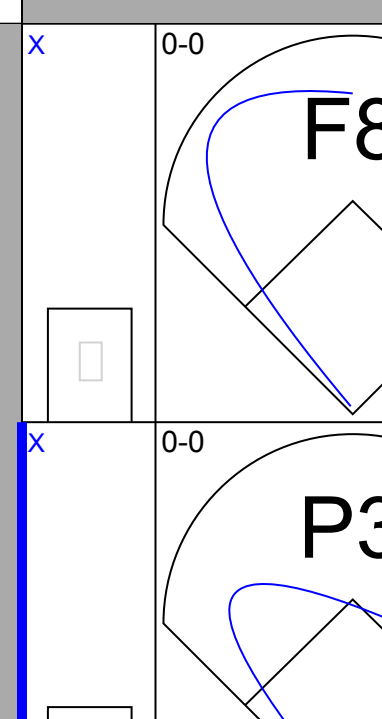
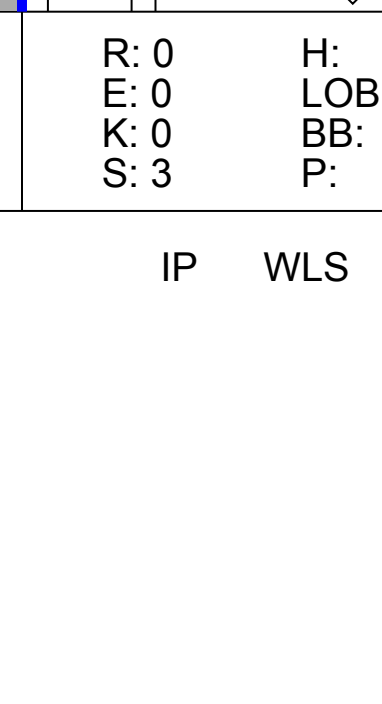
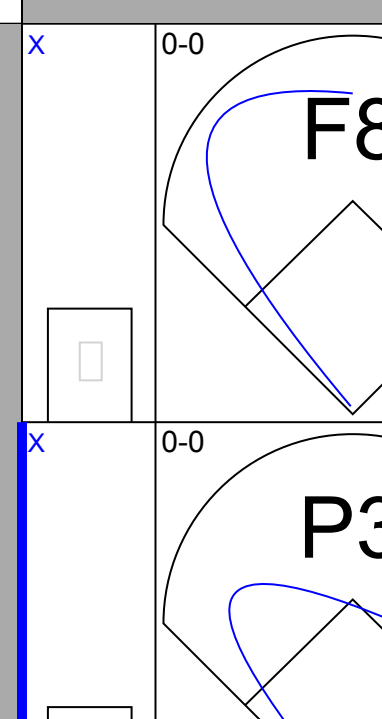
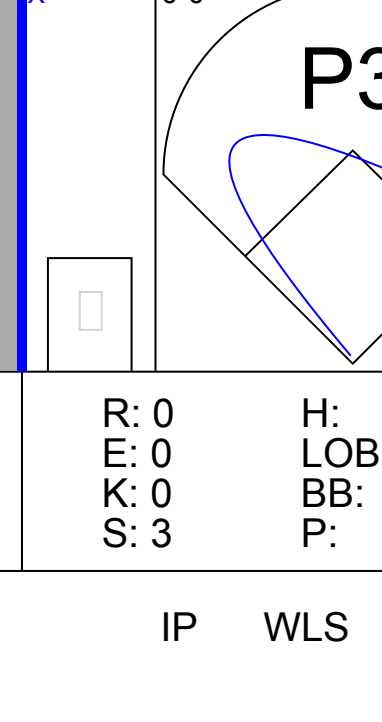

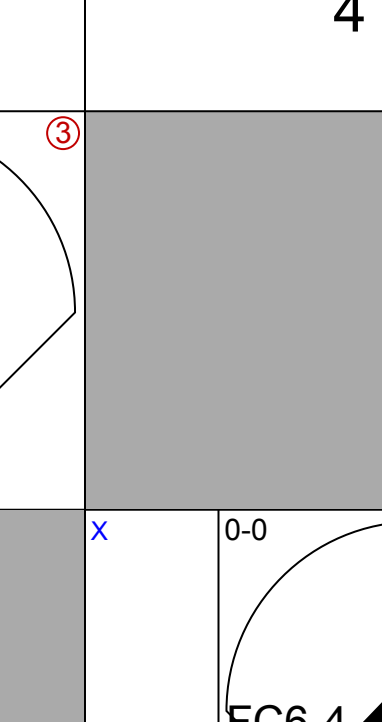



AB	31
R	3
H	11
RBI	2
BB	1
SO	0
LOB	11



Batter	1	2	3	4	5	6	7	8	9	AB	R	H	RBI	BB	SO	LOB	TOP
Ozzie Smith, S (1,6) OBP: 0.315, SLG: 0.315	F8		6-3			4-3		6-3		4	0	0	0	0	0	1	San Diego Padres @ Los Angeles Dodgers Dodger Stadium, Los Angeles, CA Mon Aug 07 1978, 7:05 PM PDT Att: 37,161 - Unknown livebaseballscorecards.com
Derrel Thomas, S (1,8) OBP: 0.291, SLG: 0.278	5-3		P4			6-3		F8		4	0	0	0	0	0	1	
Don Reynolds, R (1,7) OBP: 0.333, SLG: 0.261	5-3		F9			6-3			E8 1B 1B	4	1	1	0	0	0	0	
Gene Tenace, R (1,2) OBP: 0.415, SLG: 0.448		F8 1B BB		1-3			FC4-6 1B	5-3		3	0	1	0	1	0	1	
Oscar Gamble, L (1,9) OBP: 0.384, SLG: 0.424		F8 1B		4-3		FC4-6 1-2		1B 1B		4	0	2	0	0	0	1	
Tucker Ashford, R (1,3) OBP: 0.292, SLG: 0.342	F8			6-3		F9		K		4	0	0	0	0	1	5	
Fernando Gonzalez, R (1,4) OBP: 0.255, SLG: 0.304 Jerry Turner, L (9, PH) OBP: 0.333, SLG: 0.439	5-3			1-3		1-3				3	0	0	0	0	0	3	
Bill Almon, R (1,5) OBP: 0.312, SLG: 0.319				6-3				WP 1B		3	0	1	0	1	1	2	
Bob Ovwchinko, L (1,1) OBP: 0.173, SLG: 0.196 Dave Roberts, R (8, PH) OBP: 0.318, SLG: 0.263 John D'Acquisto, R (8,1) OBP: 0.286, SLG: 0.231	1-3			6-3				K 1-2		2	0	0	0	0	0	3	
Inning Stats	R: 0 E: 0 K: 0 S: 3	H: 0 LOB: 0 BB: 0 P: 3	R: 0 E: 0 K: 0 S: 4	H: 1 LOB: 3 BB: 2 P: 12	R: 0 E: 0 K: 0 S: 3	H: 0 LOB: 0 BB: 0 P: 3	R: 0 E: 0 K: 0 S: 3	H: 0 LOB: 0 BB: 0 P: 3	R: 0 E: 0 K: 0 S: 6	H: 1 LOB: 1 BB: 0 P: 6	R: 1 E: 1 K: 2 S: 10	H: 3 LOB: 2 BB: 0 P: 10	1B: 6 2B: 0 3B: 0 HR: 0	SF: 0 SAC: 0 DP: 0 HBP: 0	WP: 1 PB: 0 SB: 0 CS: 0	PA: 35	
PITCHER Tommy John, L (1,1) ERA: 3.24	IP: 9.0 WLS: W BF: 35 H: 6 R: 1 ER: 1 SO: 3 BB: 1 IBB: 1 HBP: 0 BLK: 0 WP: 1 HR: 0 S: 39 P: 47 ERA: 1.00 WHIP: 0.778																

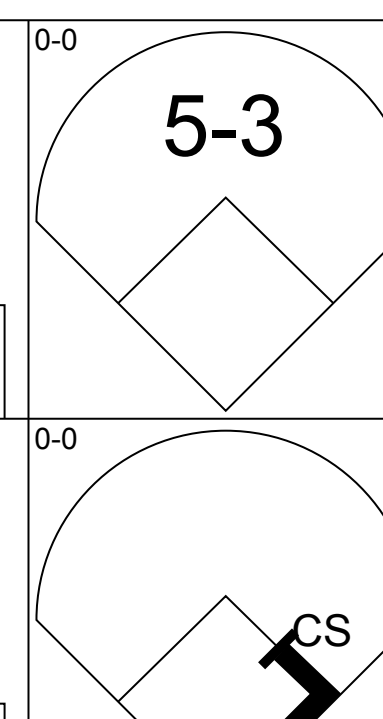
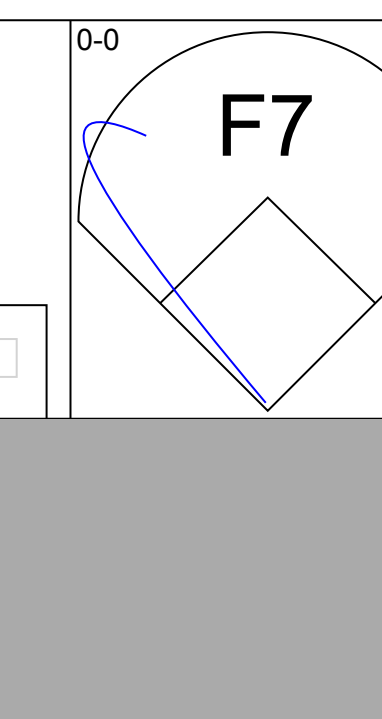

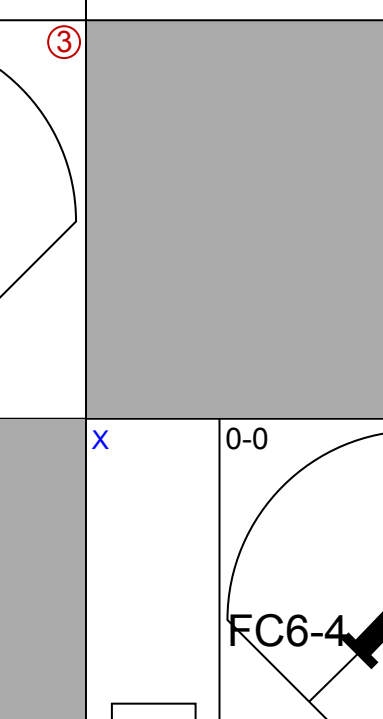
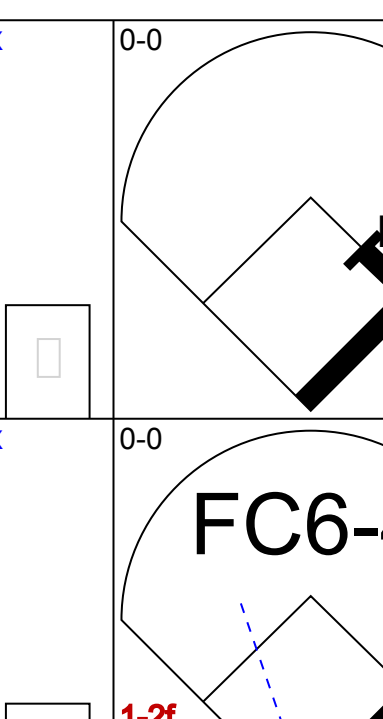

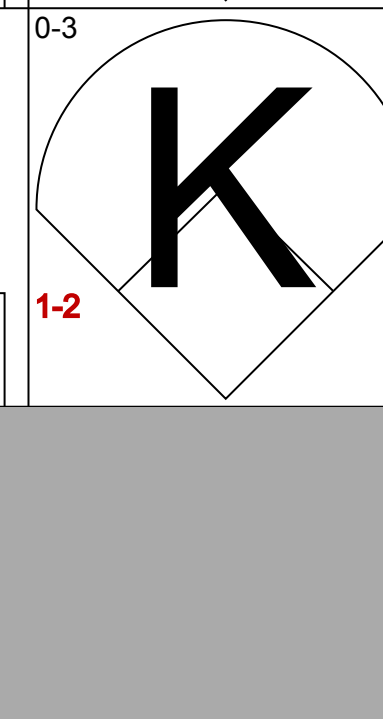
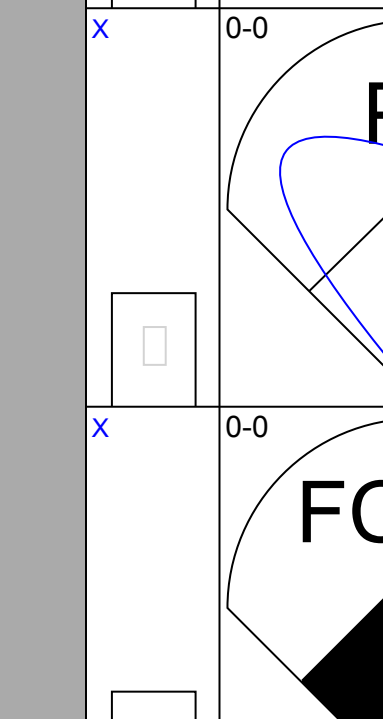

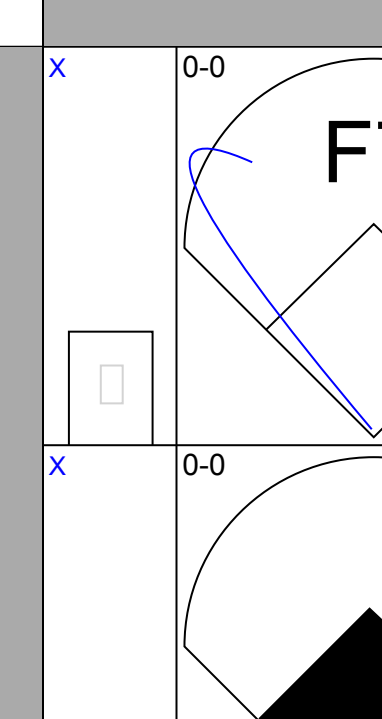
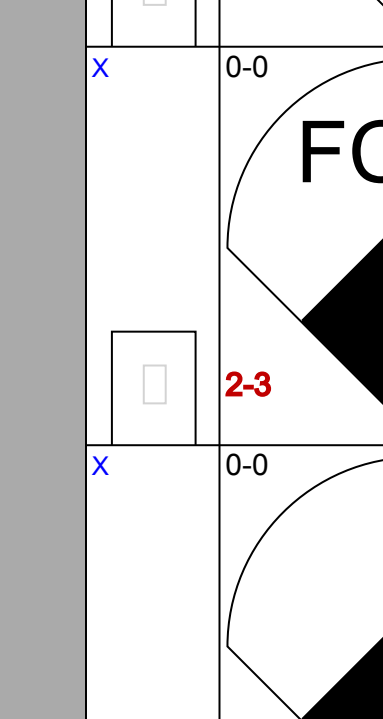


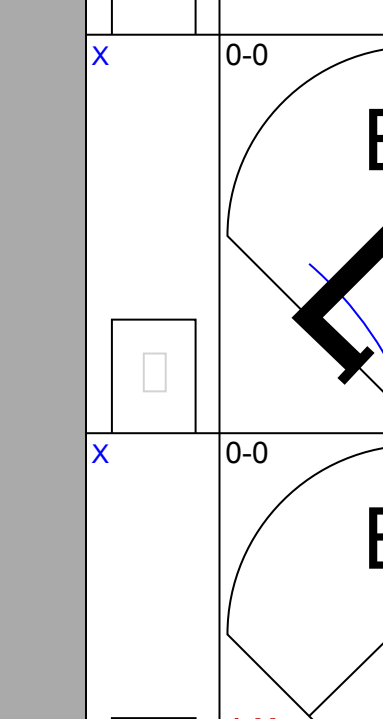
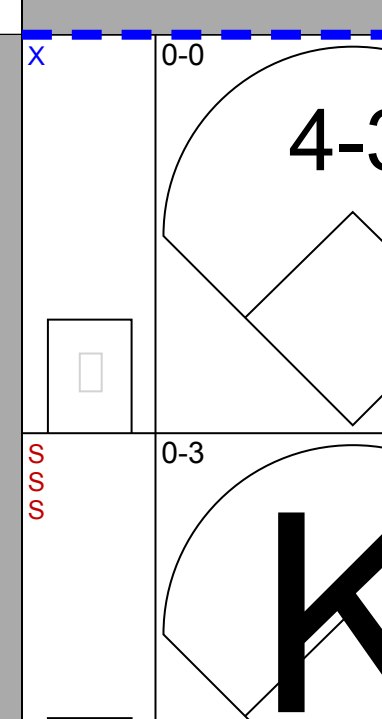
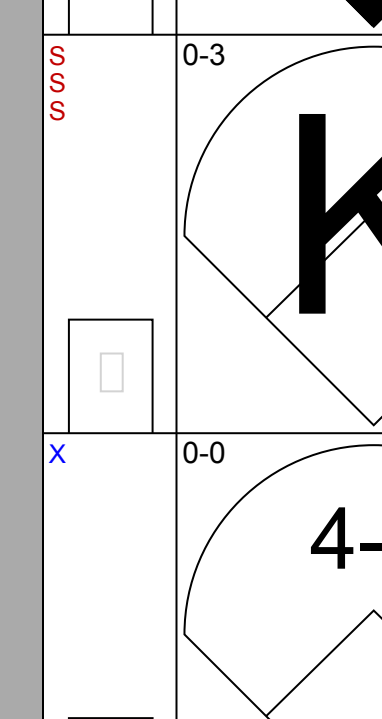
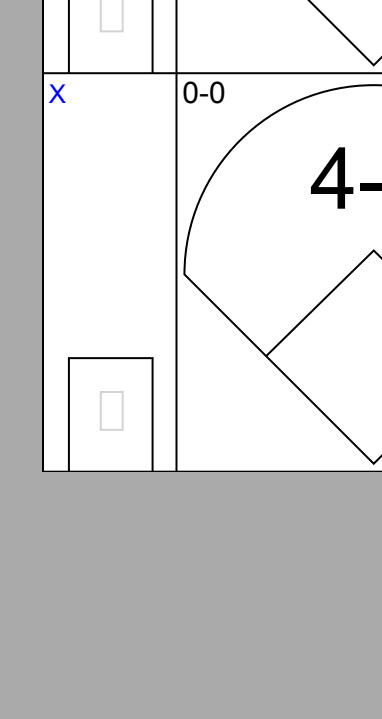
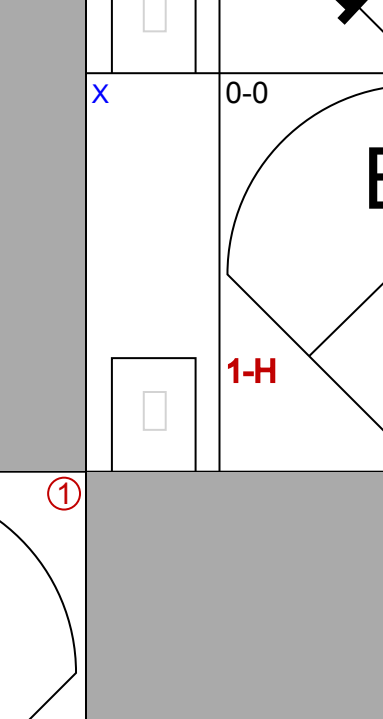
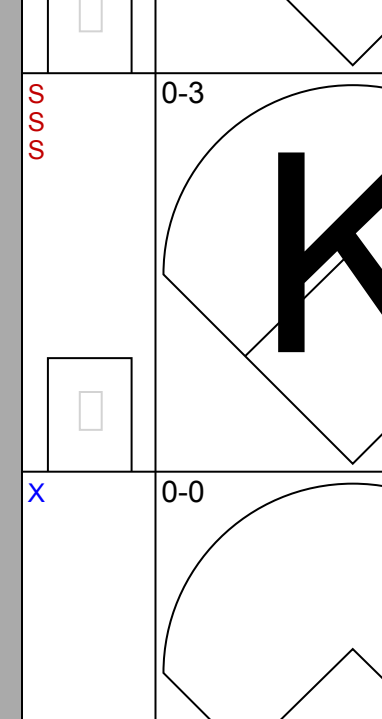
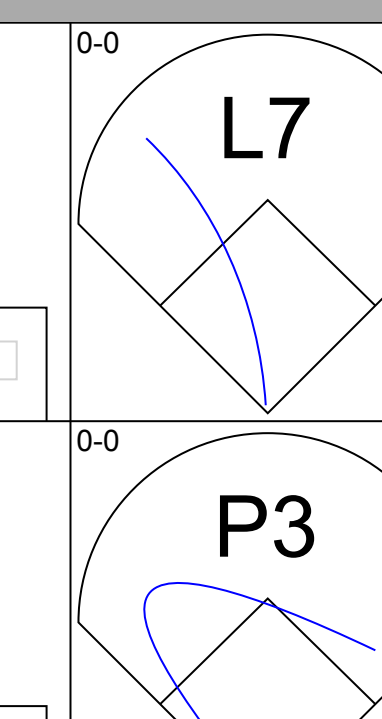
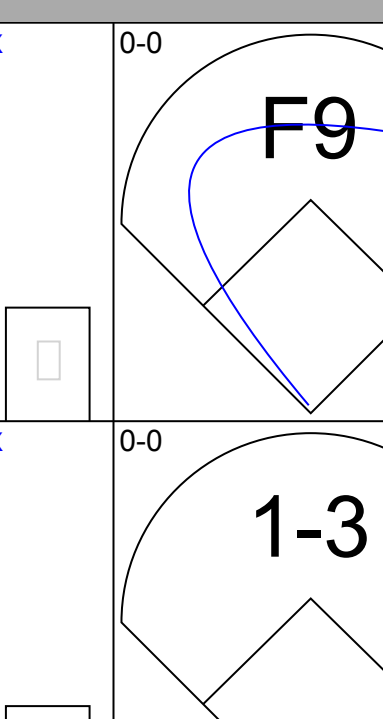
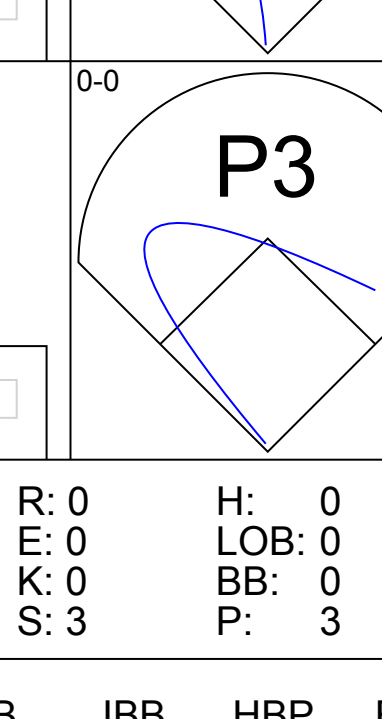
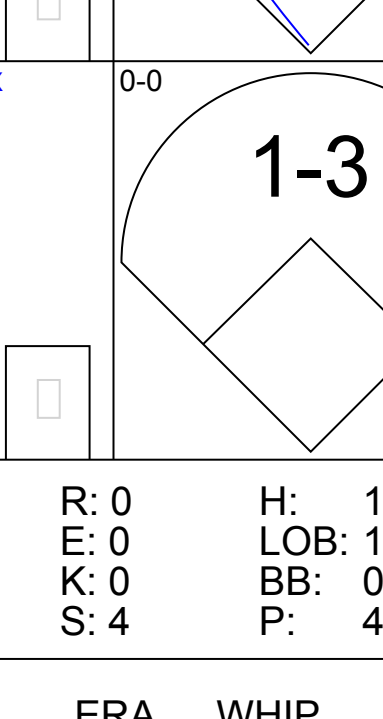
Batter	1	2	3	4	5	6	7	8	9	AB	R	H	RBI	BB	SO	LOB	BOTTOM
Davey Lopes, R (1,4) OBP: 0.370, SLG: 0.442	F3		F9			FC1-6 BB				3	0	1	0	1	0	0	San Diego Padres @ Los Angeles Dodgers Dodger Stadium, Los Angeles, CA Mon Aug 07 1978, 7:05 PM PDT Att: 37,161 - Unknown livebaseballscorecards.com
Bill Russell, R (1,6) OBP: 0.296, SLG: 0.344	L7		F8		FC1-6 1-2		F9			4	0	0	0	0	0	3	
Reggie Smith, S (1,8) OBP: 0.382, SLG: 0.568 (8,9)		BLK BB	F8		F2			K		3	0	0	0	1	1	1	
Ron Cey, R (1,5) OBP: 0.367, SLG: 0.421		FC5-4 BB		F2		L6		K		3	0	0	0	1	1	0	
Steve Garvey, R (1,3) OBP: 0.327, SLG: 0.453	FC5-4 1-2			P4		4-3		WP 2B		4	0	1	0	0	0	2	
Dusty Baker Jr., R (1,7) OBP: 0.329, SLG: 0.374		P3-1 BB		HR 1B		5-3			2B BB	2	1	1	0	2	0	0	
Lee Lacy, R (1,9) OBP: 0.394, SLG: 0.605 Rick Monday, L (8,8) OBP: 0.340, SLG: 0.481		P3-1 1-2		HR			5-3	K		3	1	1	2	0	0	1	
Joe Ferguson, R (1,2) OBP: 0.344, SLG: 0.373		HR		K				1B SH3 1B		3	1	2	1	0	1	0	
Tommy John, R (1,1) OBP: 0.137, SLG: 0.143		F9			F8		SH3			2	0	0	0	0	0	0	
Inning Stats	R: 0 E: 0 K: 0 S: 3	H: 0 LOB: 2 BB: 2 P: 11	R: 1 E: 0 K: 0 S: 3	H: 1 LOB: 0 BB: 1 P: 7	R: 0 E: 0 K: 1 S: 7	H: 2 LOB: 0 BB: 0 P: 7	R: 0 E: 0 K: 0 S: 3	H: 0 LOB: 0 BB: 0 P: 3	R: 0 E: 0 K: 0 S: 5	H: 2 LOB: 2 BB: 0 P: 5	R: 0 E: 0 K: 3 S: 10	H: 1 LOB: 2 BB: 1 P: 14	1B: 3 2B: 2 3B: 0 HR: 2	SF: 0 SAC: 1 DP: 1 HBP: 0	WP: 1 PB: 0 SB: 0 CS: 0	PA: 34	
PITCHER Bob Ovwchinko, L (1,1) ERA: 2.89 John D'Acquisto, R (8,1) ERA: 2.3	IP: 7.0 WLS: L BF: 29 H: 5 R: 3 ER: 3 SO: 3 BB: 4 IBB: 0 HBP: 0 BLK: 1 WP: 0 HR: 2 S: 27 P: 43 ERA: 3.86 WHIP: 1.286																

Batter	1	2	3	4	5	6	7	8	9	AB	R	H	RBI	BB	SO	LOB	TOP					
Gene Richards, L (1.7) OBP: 0.373, SLG: 0.407											4	0	0	0	0	2	0					
Ozzie Smith, S (1.6) OBP: 0.312, SLG: 0.312											4	0	0	0	0	1	0					
Jerry Turner, L (1.8) OBP: 0.339, SLG: 0.441											4	0	2	0	0	0	0					
Oscar Gamble, L (1.9) OBP: 0.382, SLG: 0.420											3	1	0	0	1	0	2					
Gene Tenace, R (1.3) OBP: 0.410, SLG: 0.442											4	0	0	0	0	2	4					
Rollie Fingers, R (8.1) OBP: 0.286, SLG: 0.286											0	0	0	0	0	0	0					
Derrel Thomas, S (1.5) OBP: 0.290, SLG: 0.278											4	0	1	0	0	0	1					
Rick Sweet, S (1.2) OBP: 0.319, SLG: 0.274											4	1	2	1	0	0	1					
Bill Almon, R (9. PR) OBP: 0.312, SLG: 0.319											0	0	0	0	0	0	0					
Fernando Gonzalez, R (1.4) OBP: 0.290, SLG: 0.304											3	0	1	1	0	0	1					
Dave Winfield, R (9. PH) OBP: 0.344, SLG: 0.474											1	0	0	0	0	0	1					
Gaylord Perry, R (1.1) OBP: 0.153, SLG: 0.158											2	0	0	0	0	0	2					
Don Reynolds, R (7. PH) OBP: 0.329, SLG: 0.257											1	0	0	0	0	0	0					
Bob Shirley, R (7.1) OBP: 0.205, SLG: 0.139											0	0	0	0	0	0	0					
Tucker Ashford, R (8.3) OBP: 0.290, SLG: 0.339											1	0	0	0	0	0	1					
Inning Stats	R: 0 E: 1 K: 2 S: 8	H: 0 LOB: 2 BB: 1 P: 12	R: 0 E: 0 K: 0 S: 4	H: 1 LOB: 1 BB: 0 P: 4	R: 0 E: 0 K: 1 S: 5	H: 0 LOB: 0 BB: 0 P: 5	R: 2 E: 1 K: 0 S: 6	H: 2 LOB: 1 BB: 0 P: 6	R: 0 E: 0 K: 0 S: 4	H: 1 LOB: 1 BB: 0 P: 4	R: 0 E: 0 K: 0 S: 3	H: 0 LOB: 0 BB: 0 P: 3	R: 0 E: 0 K: 2 S: 3	H: 0 LOB: 0 BB: 0 P: 3	R: 0 E: 0 K: 2 S: 8	H: 1 LOB: 1 BB: 0 P: 8	R: 0 E: 0 K: 0 S: 4	H: 1 LOB: 1 BB: 0 P: 4	1B: 4 2B: 2 3B: 0 HR: 0	SF: 0 SAC: 0 DP: 0 HBP: 0	WP: 0 PB: 0 SB: 1 CS: 0	PA: 36
PITCHER Don Sutton, R (1.1) ERA: 3.45	IP: 9.0 WLS: W BF: 36 H: 6 R: 2 ER: 0 SO: 5 BB: 1 IBB: 0 HBP: 0 BLK: 0 WP: 0 HR: 0 S: 45 P: 49 ERA: 0.00 WHIP: 0.778															PITCHER						

San Diego Padres @ Los Angeles Dodgers
 Dodger Stadium, Los Angeles, CA
 Tue Aug 08 1978, 7:05 PM PDT
 Att: 43,515 - Unknown

AB 35
 R 2
 H 6
 RBI 2
 BB 1
 SO 5
 LOB 13



Batter	1	2	3	4	5	6	7	8	9	AB	R	H	RBI	BB	SO	LOB	BOTTOM			
Davey Lopes, R (1.4) OBP: 0.369, SLG: 0.440										4	0	1	0	0	1	0				
Bill Russell, R (1.6) OBP: 0.299, SLG: 0.350											4	0	3	0	0	1				
Reggie Smith, S (1.9) OBP: 0.378, SLG: 0.561											4	0	0	0	0	2	3			
Ron Cey, R (1.5) OBP: 0.366, SLG: 0.420											4	1	1	0	0	0	1			
Steve Garvey, R (1.3) OBP: 0.329, SLG: 0.467											4	2	2	3	0	0	2			
Lee Lacy, R (1.7) OBP: 0.377, SLG: 0.594											3	0	0	0	0	1	0			
Dusty Baker Jr., R (8.7) OBP: 0.329, SLG: 0.374											0	0	0	0	0	0	0			
Rick Monday, L (1.8) OBP: 0.336, SLG: 0.475											3	0	0	0	0	1	1			
Joe Ferguson, R (1.2) OBP: 0.344, SLG: 0.372											3	0	1	0	0	0	0			
Don Sutton, R (1.1) OBP: 0.167, SLG: 0.118											3	0	0	0	0	0	1			
Inning Stats	R: 0 E: 0 K: 1 S: 5	H: 1 LOB: 0 BB: 0 P: 5	R: 1 E: 0 K: 1 S: 6	H: 1 LOB: 0 BB: 0 P: 6	R: 0 E: 0 K: 0 S: 3	H: 0 LOB: 0 BB: 0 P: 3	R: 2 E: 2 K: 0 S: 6	H: 2 LOB: 2 BB: 0 P: 6	R: 0 E: 0 K: 0 S: 4	H: 1 LOB: 1 BB: 0 P: 4	R: 0 E: 0 K: 0 S: 3	H: 0 LOB: 0 BB: 0 P: 3	R: 0 E: 0 K: 1 S: 6	H: 1 LOB: 1 BB: 0 P: 6	R: 0 E: 0 K: 2 S: 9	H: 2 LOB: 2 BB: 0 P: 9	1B: 5 2B: 1 3B: 0 HR: 2	SF: 0 SAC: 0 DP: 0 HBP: 0	WP: 1 PB: 0 SB: 0 CS: 1	PA: 32
PITCHER Gaylord Perry, R (1.1) ERA: 3.23	IP: 6.0 WLS: L BF: 23 H: 5 R: 3 ER: 3 SO: 3 BB: 0 IBB: 0 HBP: 0 BLK: 0 WP: 1 HR: 2 S: 27 P: 27 ERA: 4.50 WHIP: 0.833															PITCHER				
Bob Shirley, L (7.1) ERA: 4.07	IP: 1.2 WLS: 0 BF: 8 H: 3 R: 0 ER: 0 SO: 3 BB: 0 IBB: 0 HBP: 0 BLK: 0 WP: 0 HR: 0 S: 14 P: 14 ERA: 0.00 WHIP: 1.800															PITCHER				
Rollie Fingers, R (8.1) ERA: 3.08	IP: 0.1 WLS: 0 BF: 1 H: 0 R: 0 ER: 0 SO: 0 BB: 0 IBB: 0 HBP: 0 BLK: 0 WP: 0 HR: 0 S: 1 P: 1 ERA: 0.00 WHIP: 0.000															PITCHER				

San Diego Padres @ Los Angeles Dodgers
 Dodger Stadium, Los Angeles, CA
 Tue Aug 08 1978, 7:05 PM PDT
 Att: 43,515 - Unknown

AB 32
 R 3
 H 8
 RBI 3
 BB 0
 SO 5
 LOB 9



Batter	1	2	3	4	5	6	7	8	9	AB	R	H	RBI	BB	SO	LOB	TOP					
Gene Richards, L (1,7) OBP: 0.377, SLG: 0.407	1-3		6-3 1B					E BB		2	0	1	0	1	0	0	San Diego Padres @ Los Angeles Dodgers Dodger Stadium, Los Angeles, CA Wed Aug 09 1978, 7:05 PM PDT Att: 41,597 - Unknown					
Ozzie Smith, S (1,6) OBP: 0.312, SLG: 0.312	1B		6-3				4-3	E5 G6-4-3		4	0	1	0	0	0	4						
Jim Beswick, S (1,9) OBP: 0.312, SLG: 0.312	G1-4-6-3 1-2		5-3					G6-4-3 1-2		4	0	0	0	0	1	5						
Dave Winfield, R (1,8) OBP: 0.343, SLG: 0.474									G1	4	0	1	0	0	1	0						
Gene Tenace, R (1,2) OBP: 0.411, SLG: 0.441		P4							FC6-4 1B	3	0	1	0	1	1	1						
Derrel Thomas, S (1,3) OBP: 0.286, SLG: 0.274									F7	4	0	0	0	0	1	3						
Bill Almon, R (1,5) OBP: 0.309, SLG: 0.316									FC6-4 1-2	4	0	0	0	0	2	3						
Fernando Gonzalez, R (1,4) OBP: 0.262, SLG: 0.300										3	0	0	0	0	1	0						
Eric Rasmussen, R (1,1) OBP: 0.152, SLG: 0.152									F9	2	0	1	0	0	0	0						
Tucker Ashford, R (8, PH) OBP: 0.288, SLG: 0.336										1	0	0	0	0	0	0						
Mark Lee, R (8, 1)										0	0	0	0	0	0	0						
Inning Stats	R: 0 E: 0 K: 0 S: 3	H: 1 LOB: 0 BB: 0 P: 3	R: 0 E: 0 K: 2 S: 8	H: 1 LOB: 1 BB: 0 P: 8	R: 0 E: 0 K: 0 S: 5	H: 2 LOB: 2 BB: 0 P: 5	R: 0 E: 0 K: 1 S: 5	H: 0 LOB: 1 BB: 1 P: 9	R: 0 E: 0 K: 1 S: 5	H: 0 LOB: 1 BB: 0 P: 6	R: 0 E: 0 K: 2 S: 7	H: 0 LOB: 0 BB: 0 P: 7	R: 0 E: 0 K: 1 S: 5	H: 0 LOB: 0 BB: 0 P: 5	R: 0 E: 1 K: 0 S: 3	H: 0 LOB: 1 BB: 1 P: 7	R: 0 E: 0 K: 0 S: 4	H: 1 LOB: 1 BB: 0 P: 4	1B: 4 2B: 1 3B: 0 HR: 0	SF: 0 SAC: 0 DP: 2 HBP: 1	WP: 0 PB: 0 SB: 1 CS: 0	PA: 34
PITCHER Doug Rau, L (1,1) ERA: 3.53	IP: 9.0 WLS: W BF: 34 H: 5 R: 0 ER: 0 SO: 7 BB: 2 IBB: 0 HBP: 1 BLK: 0 WP: 0 HR: 0 S: 45 P: 54 ERA: 0.00 WHIP: 0.778															PITCHER						

Batter	1	2	3	4	5	6	7	8	9	AB	R	H	RBI	BB	SO	LOB	BOTTOM					
Davey Lopes, R (1,4) OBP: 0.366, SLG: 0.436	F7		5-3	6-3				F7		4	0	0	0	0	0	2	San Diego Padres @ Los Angeles Dodgers Dodger Stadium, Los Angeles, CA Wed Aug 09 1978, 7:05 PM PDT Att: 41,597 - Unknown					
Bill Russell, R (1,6) OBP: 0.299, SLG: 0.349	K		6-3							4	0	1	0	0	1	0						
Lee Lacy, R (1,9) OBP: 0.374, SLG: 0.591			6-3							4	0	1	0	0	0	1						
Reggie Smith, S (8, 9)	2B						P4	F9		0	0	0	0	0	0	0						
Ron Cey, R (1,5) OBP: 0.367, SLG: 0.419	K									3	1	1	0	1	1	1						
Steve Garvey, R (1,3) OBP: 0.326, SLG: 0.463										4	0	0	0	0	0	2						
Dusty Baker Jr., R (1,7) OBP: 0.333, SLG: 0.388										4	2	3	1	0	0	0						
Rick Monday, L (1,8) OBP: 0.336, SLG: 0.473										3	0	1	0	1	1	1						
Johnny Oates, L (1,2) OBP: 0.396, SLG: 0.367										3	0	1	2	0	0	1						
Doug Rau, L (1,1) OBP: 0.167, SLG: 0.188										3	0	0	0	0	0	3						
Inning Stats	R: 0 E: 0 K: 2 S: 8	H: 1 LOB: 1 BB: 0 P: 8	R: 1 E: 0 K: 0 S: 5	H: 2 LOB: 1 BB: 0 P: 5	R: 0 E: 0 K: 0 S: 3	H: 0 LOB: 0 BB: 0 P: 3	R: 2 E: 0 K: 0 S: 6	H: 3 LOB: 2 BB: 1 P: 10	R: 0 E: 0 K: 0 S: 3	H: 0 LOB: 1 BB: 1 P: 7	R: 0 E: 0 K: 0 S: 3	H: 0 LOB: 0 BB: 0 P: 3	R: 0 E: 0 K: 0 S: 4	H: 1 LOB: 1 BB: 0 P: 4	R: 0 E: 0 K: 1 S: 6	H: 1 LOB: 1 BB: 0 P: 6	R: 0 E: 0 K: 1 S: 6	H: 1 LOB: 1 BB: 0 P: 6	1B: 5 2B: 2 3B: 0 HR: 1	SF: 0 SAC: 0 DP: 0 HBP: 0	WP: 0 PB: 0 SB: 1 CS: 0	PA: 34
PITCHER Eric Rasmussen, R (1,1) ERA: 4.1	IP: 7.0 WLS: L BF: 30 H: 7 R: 3 ER: 3 SO: 2 BB: 1 IBB: 0 HBP: 0 BLK: 0 WP: 1 HR: 1 S: 32 P: 40 ERA: 3.86 WHIP: 1.143															PITCHER						
Mark Lee, R (8, 1) ERA: 3.42	IP: 1.0 WLS: L BF: 4 H: 1 R: 0 ER: 0 SO: 1 BB: 0 IBB: 0 HBP: 0 BLK: 0 WP: 0 HR: 0 S: 6 P: 6 ERA: 0.00 WHIP: 1.000															PITCHER						



Batter	1	2	3	4	5	6	7	8	9	AB	R	H	RBI	BB	SO	LOB	TOP			
Pete Rose, S OBP: 0.367, SLG: 0.429 Ray Knight, R OBP: 0.224, SLG: 0.291	0-0 6-3		0-0 6-3		0-0 G3 WP 1B		0-0 G4-6-3 1B			4	0	2	0	0	0	1	Cincinnati Reds @ San Diego Padres San Diego Stadium, San Diego, CA Thu Aug 10 1978, 10:05 PM EDT Att: 27,862 - Unknown			
Junior Kennedy, R OBP: 0.354, SLG: 0.250	0-0 F8		0-0 3B 1B		0-3 K 1-2		0-0 G4-6-3 1-2			4	1	1	1	0	1	3				
Ken Griffey, L OBP: 0.341, SLG: 0.408 Cesar Geronimo, L OBP: 0.332, SLG: 0.361	0-0 4-3		0-0 3B		0-0 G3 2-3					4	0	2	1	0	0	1				
George Foster, R OBP: 0.369, SLG: 0.547 Mike Lum, L OBP: 0.350, SLG: 0.489		0-0 G4-6-3 2B		0-0 P4		0-0 F8				4	0	1	0	0	0	3				
Dave Concepcion, R OBP: 0.355, SLG: 0.425 Rick Auerbach, R OBP: 0.348, SLG: 0.462		4-0 G4-6-3 BB		0-0 E6 G3		0-0 6-3		0-3 K		3	1	0	0	1	1	1				
Ken Henderson, S OBP: 0.277, SLG: 0.333	0-0 G4-6-3 1-2 2-3		0-0 6-3		0-3 K		0-0 F3			4	0	0	0	0	1	4				
Dan Driessen, L OBP: 0.363, SLG: 0.449	0-0 4-3		0-0 G3		0-0 F7			0-3 K		4	0	0	1	0	1	1				
Vic Correll, R OBP: 0.296, SLG: 0.353			0-0 SH2-3 1B 1B		0-0 2B		0-0 1B 2B		0-0 1-3	4	1	3	0	0	0	0				
Michael LaCoss, R OBP: 0.167, SLG: 0.292 Manny Sarmiento, R OBP: 0.319, SLG: 0.244 Dave Collins, S OBP: 0.330, SLG: 0.230 Tom Hume, R OBP: 0.332, SLG: 0.494 Johnny Bench, R OBP: 0.332, SLG: 0.494			0-0 SH2-3		0-3 K		0-0 F7		0-0 F8	1	0	0	0	0	1	1				
Inning Stats	R: 0 E: 0 K: 0 S: 3	H: 0 LOB: 0 BB: 0 P: 3	R: 0 E: 0 K: 0 S: 3	H: 1 LOB: 1 BB: 1 P: 7	R: 2 E: 0 K: 0 S: 6	H: 3 LOB: 1 BB: 0 P: 6	R: 1 E: 1 K: 1 S: 7	H: 1 LOB: 1 BB: 0 P: 7	R: 0 E: 0 K: 1 S: 6	H: 0 LOB: 0 BB: 0 P: 5	R: 0 E: 0 K: 1 S: 4	H: 2 LOB: 1 BB: 0 P: 4	R: 0 E: 0 K: 1 S: 6	H: 1 LOB: 1 BB: 0 P: 6	R: 0 E: 0 K: 1 S: 5	H: 0 LOB: 0 BB: 0 P: 5		1B: 5 2B: 3 3B: 1 HR: 0	SF: 0 SAC: 1 DP: 2 HBP: 0	WP: 1 PB: 0 SB: 0 CS: 0
PITCHER	IP WLS BF H R ER SO BB IBB HBP BLK WP HR S P ERA WHIP	IP WLS BF H R ER SO BB IBB HBP BLK WP HR S P ERA WHIP															IP WLS BF H R ER SO BB IBB HBP BLK WP HR S P ERA WHIP			
Randy Jones, L ERA: 2.86	6.0 W 25 6 3 2 3 1 0 0 0 1 0 30 34 3.00 1.167																			
Bob Shirley, L ERA: 3.98	3.0 S 11 3 0 0 2 0 0 0 0 0 0 15 15 0.00 1.000																			

AB	34
R	3
H	9
RBI	3
BB	1
SO	5
LOB	16



Batter	1	2	3	4	5	6	7	8	9	AB	R	H	RBI	BB	SO	LOB	BOTTOM			
Gene Richards, L OBP: 0.378, SLG: 0.411 Don Reynolds, R OBP: 0.329, SLG: 0.257	0-0 SH1-4 BB E 1B		0-0 F7		0-0 4-3		0-0 4-3			6	2	3	0	0	0	2	Cincinnati Reds @ San Diego Padres San Diego Stadium, San Diego, CA Thu Aug 10 1978, 10:05 PM EDT Att: 27,862 - Unknown			
Ozzie Smith, S OBP: 0.315, SLG: 0.312 Bill Almon, R OBP: 0.308, SLG: 0.315	4-0 SH1-4 BB E 1B	4-0 CS BB		0-0 5-3		0-0 F9				0	1	0	0	2	0	0				
Derrel Thomas, S OBP: 0.291, SLG: 0.274	0-0 SH1-4 1-2 2-3	0-0 CS	0-0 4-3	4-0 S BB		0-0 FC4-6 HR 1B				3	2	1	0	2	0	3				
Dave Winfield, R OBP: 0.346, SLG: 0.473	4-0 E IBB		0-0 6-3	0-0 F9		4-0 FC4-6 BB 1B		0-0 F8		3	1	1	0	2	0	1				
Jim Beswick, S	E IBB		0-0 6-3	0-0 F9		1-2 FC4-6 BB 1B		0-0 2B 1B		1	1	0	0	0	0	0				
Oscar Gamble, L OBP: 0.383, SLG: 0.419 Bob Shirley, R OBP: 0.220, SLG: 0.135	0-0 E4 E 1B BB		4-0 1B BB		0-0 E4 1B 1B		0-0 FC4-6 HR 1B 2B BB		0-3 K		3	3	1	1	1	0		2		
Gene Tenace, R OBP: 0.414, SLG: 0.457 Dave Roberts, R OBP: 0.328, SLG: 0.328	0-0 P5		0-0 1B 1B		0-3 K		0-0 HR 1B 2B BB		0-0 K		1	1	0	1	1	0				
Rick Sweet, S OBP: 0.324, SLG: 0.283	0-0 E3 2-3		0-0 1B		0-0 F8		0-0 2B		0-0 P4		5	0	2	1	1	0		5		
Fernando Gonzalez, R OBP: 0.273, SLG: 0.306 Chuck Baker, R OBP: 0.283, SLG: 0.273	0-0 4-3		4-0 1B IBB		4-0 1B IBB		4-0 1B IBB 2B		0-0 5-3		2	0	1	2	3	0		2		
Randy Jones, R OBP: 0.190, SLG: 0.206 Tucker Ashford, R OBP: 0.291, SLG: 0.339		0-0 F9		0-0 6-3		0-0 1B		0-0 1B		3	0	1	1	0	0	3				
Inning Stats	R: 3 E: 2 K: 0 S: 6	H: 1 LOB: 2 BB: 2 P: 14	R: 0 E: 0 K: 0 S: 2	H: 0 LOB: 0 BB: 1 P: 6	R: 1 E: 0 K: 0 S: 5	H: 2 LOB: 3 BB: 2 P: 13	R: 0 E: 0 K: 0 S: 3	H: 0 LOB: 1 BB: 1 P: 7	R: 1 E: 1 K: 1 S: 7	H: 2 LOB: 2 BB: 1 P: 11	R: 3 E: 0 K: 1 S: 8	H: 3 LOB: 2 BB: 2 P: 16	R: 6 E: 0 K: 0 S: 10	H: 7 LOB: 3 BB: 2 P: 18	R: 1 E: 0 K: 1 S: 6	H: 1 LOB: 1 BB: 1 P: 10	1B: 10 2B: 4 3B: 0 HR: 2	SF: 0 SAC: 1 DP: 0 HBP: 0	WP: 0 PB: 0 SB: 2 CS: 1	PA: 54
PITCHER	IP WLS BF H R ER SO BB IBB HBP BLK WP HR S P ERA WHIP	IP WLS BF H R ER SO BB IBB HBP BLK WP HR S P ERA WHIP															IP WLS BF H R ER SO BB IBB HBP BLK WP HR S P ERA WHIP			
Michael LaCoss, R ERA: 4.91	5.2 L 34 8 8 5 1 5 3 0 0 0 0 28 60 7.94 2.294																			
Manny Sarmiento, R ERA: 3.36	0.1 2 0 0 0 1 0 1 0 0 0 0 0 3 7 0.00 0.000																			
Dave Tomlin, L ERA: 5.44	0.1 10 7 6 6 0 2 0 0 0 0 0 0 8 16 162.00 27.000																			
Tom Hume, R ERA: 5.13	1.2 7 1 1 1 1 1 0 0 0 0 0 1 8 12 5.40 1.200																			

AB	40
R	15
H	16
RBI	13
BB	12
SO	3
LOB	26




Batter	1	2	3	4	5	6	7	8	9	AB	R	H	RBI	BB	SO	LOB	TOP									
Pete Rose, S OBP: 0.366, SLG: 0.429 (1, 5)	0-0 6-3		0-0 2B			0-3 K		0-0 F7		4	0	1	0	0	1	0	Cincinnati Reds @ San Diego Padres San Diego Stadium, San Diego, CA Fri Aug 11 1978, 10:05 PM EDT Att: 33,635 - Unknown livebaseballscorecards.com									
Ken Griffey, L OBP: 0.340, SLG: 0.405 (1, 9)	0-0 L4		0-0 F7			4-0 BB			0-0 G3	3	0	0	0	1	0	1										
Dave Concepcion, R OBP: 0.354, SLG: 0.422 (1, 6)	0-0 6-3			0-0 G3		0-0 F7			4-0 2B BB	3	1	0	0	1	0	1										
George Foster, R OBP: 0.368, SLG: 0.547 (1, 7)		0-0 F9		0-3 K		0-3 K			0-0 BB 1B 2B	4	1	1	1	0	2	1										
Johnny Bench, R OBP: 0.334, SLG: 0.492 (1, 3) (9, 2)	0-0 6-3			0-0 1B			0-3 K		4-0 1B BB IBB	3	0	1	0	1	1	0										
Ken Henderson, S OBP: 0.293, SLG: 0.336 (8, PH) Cesar Geronimo, L OBP: 0.332, SLG: 0.361 (9, 8)	4-0 BB			0-0 F9			0-0 G6-4-3 1B		4-0 1B 1-2 2-3 BB	2	0	1	0	2	0	1										
Vic Correll, R OBP: 0.284, SLG: 0.338 Dan Driessen, L OBP: 0.362, SLG: 0.448 (9, PH) (9, 3)	0-0 F8				0-0 F9		0-0 G6-4-3 1B 1-2		0-3 K	3	0	0	0	0	0	2										
Junior Kennedy, R OBP: 0.349, SLG: 0.246 Dave Collins, S OBP: 0.326, SLG: 0.253 Doug Bair, R OBP: 0.182, SLG: 0.182 (8, PH) (8, 1)		0-0 5-3			0-0 5-3			0-0 CS 1B	0-0 1B 1-2 2-3 3-H	2	0	0	0	0	0	0										
Bill Bonham, R OBP: 0.237, SLG: 0.182 Joe Morgan, L OBP: 0.393, SLG: 0.423 (8, PH) (8, 4)			0-3 K			0-0 F9		0-0 F9 1-2	0-3 K	2	0	0	0	0	1	0										
Inning Stats	R: 0 E: 0 K: 0 S: 3	H: 0 LOB: 0 BB: 0 P: 3	R: 0 E: 0 K: 0 S: 3	H: 0 LOB: 1 BB: 1 P: 7	R: 0 E: 0 K: 1 S: 6	H: 1 LOB: 1 BB: 0 P: 6	R: 0 E: 0 K: 1 S: 6	H: 1 LOB: 1 BB: 0 P: 6	R: 0 E: 0 K: 0 S: 3	H: 0 LOB: 0 BB: 0 P: 3	R: 0 E: 0 K: 1 S: 5	H: 1 LOB: 0 BB: 0 P: 5	R: 0 E: 0 K: 0 S: 3	H: 1 LOB: 3 BB: 3 P: 3	R: 2 E: 0 K: 2 S: 9	H: 2 LOB: 3 BB: 3 P: 21		1B: 4 2B: 2 3B: 0 HR: 0	SF: 0 SAC: 0 DP: 1 HBP: 0	WP: 0 PB: 0 SB: 0 CS: 1	PA: 36					
PITCHER	IP	WLS	BF	H	R	ER	SO	BB	IBB	HBP	BLK	WP	HR	S	P	ERA		WHIP								
Bob Owchinko, L ERA: 2.85 Rollie Fingers, R ERA: 3.05	(1, 1) (9, 1)	8.1 0.2	L 3	33 1	5 0	2 0	5 2	4 0	1 0	0 0	0 0	0 0	0 0	38 7	58 7	2.16 0.00		1.080 1.500								

Batter	1	2	3	4	5	6	7	8	9	AB	R	H	RBI	BB	SO	LOB	BOTTOM									
Gene Richards, L OBP: 0.377, SLG: 0.408 (1, 7)	0-3 K		0-0 6-3			0-0 G3		4-0 1B BB		3	0	0	0	1	1	1	Cincinnati Reds @ San Diego Padres San Diego Stadium, San Diego, CA Fri Aug 11 1978, 10:05 PM EDT Att: 33,635 - Unknown livebaseballscorecards.com									
Bill Almon, R OBP: 0.313, SLG: 0.320 (1, 6)	0-0 WP 1-3 1B		0-0 6-3			0-0 S 1B		1-2 1B		4	0	3	0	0	0	1										
Derrel Thomas, S OBP: 0.291, SLG: 0.271 Tucker Ashford, R OBP: 0.291, SLG: 0.339 (1, 5) (9, 5)	0-0 1-3			0-0 G3		4-0 FC4-6 BB		1-2 BB	0-3 K	3	0	0	0	1	1	3										
Dave Winfield, R OBP: 0.343, SLG: 0.469 (1, 8)	0-0 4-3			0-0 4-3		0-0 F8		0-3 K		4	0	0	0	0	1	5										
Oscar Gamble, L OBP: 0.382, SLG: 0.417 (1, 9)		0-0 4-3			0-0 1B	0-0 FC4-6		1-2 1B	0-0 G3	4	0	1	0	0	0	2										
Gene Tenace, R OBP: 0.411, SLG: 0.453 Dave Roberts, R OBP: 0.339, SLG: 0.328 Broderick Perkins, L OBP: 0.237, SLG: 0.330 (1, 3) (8, 3) (9, PH)	0-0 6-3			0-0 F2		0-3 K			0-0 G1	3	0	0	0	0	1	1										
Rick Sweet, S OBP: 0.327, SLG: 0.284 (1, 2)	0-0 3-1				4-0 P4 BB		0-0 4-3		0-0 1B 1B	3	0	1	0	1	0	0										
Fernando Gonzalez, R OBP: 0.274, SLG: 0.307 Jerry Turner, L OBP: 0.345, SLG: 0.447 (1, 4) (9, PH)			0-0 SH2-3 1B		0-0 P4		0-0 L6		0-0 1B 1B	3	0	1	0	0	0	1										
Bob Owchinko, L OBP: 0.167, SLG: 0.189 Rollie Fingers, R OBP: 0.286, SLG: 0.286 Jim Beswick, S (9, PH)	0-0 SH2-3				0-3 K		0-3 K		0-0 F7	2	0	0	0	0	2	0										
Inning Stats	R: 0 E: 0 K: 1 S: 6	H: 1 LOB: 1 BB: 0 P: 6	R: 0 E: 0 K: 0 S: 3	H: 0 LOB: 0 BB: 0 P: 3	R: 0 E: 0 K: 0 S: 4	H: 1 LOB: 1 BB: 0 P: 4	R: 0 E: 0 K: 0 S: 4	H: 1 LOB: 1 BB: 0 P: 4	R: 0 E: 0 K: 1 S: 5	H: 0 LOB: 2 BB: 1 P: 8	R: 0 E: 0 K: 3 S: 10	H: 1 LOB: 2 BB: 1 P: 14	R: 0 E: 0 K: 0 S: 5	H: 2 LOB: 2 BB: 0 P: 5	1B: 7 2B: 0 3B: 0 HR: 0	SF: 0 SAC: 1 DP: 0 HBP: 0		WP: 1 PB: 0 SB: 1 CS: 0	PA: 36							
PITCHER	IP	WLS	BF	H	R	ER	SO	BB	IBB	HBP	BLK	WP	HR	S	P	ERA		WHIP								
Bill Bonham, R ERA: 2.92 Doug Bair, R ERA: 1.35	(1, 1) (8, 1)	7.0 2.0	L W	26 10	4 3	0 0	3 3	2 1	0 0	0 0	0 0	0 0	0 0	30 15	38 19	0.00 0.00		0.857 2.000								


Batter	1	2	3	4	5	6	7	8	9	AB	R	H	RBI	BB	SO	LOB	TOP								
Pete Rose, S OBP: 0.366, SLG: 0.430 (1,5) X	0-0 F7 SF7 2B		0-0 1-4-3			0-0 E3 1B		0-0 B1-3		4	2	1	0	0	0	0	Cincinnati Reds @ San Diego Padres San Diego Stadium, San Diego, CA Sat Aug 12 1978, 10:05 PM EDT Att: 38,543 - Unknown								
Ken Griffey, L OBP: 0.341, SLG: 0.406 (1,9) X	0-0 F7 2-3		0-0 F2			0-0 1-3 1B		0-0 BB 1B		4	0	2	0	0	0	1									
Joe Morgan, L OBP: 0.381, SLG: 0.420 (1,4) X	0-0 SF7		0-0 F8			0-0 F8		4-0 BB 1-2 BB		2	0	0	1	1	0	2									
George Foster, R OBP: 0.367, SLG: 0.544 (1,7) X	0-3 K			4-0 G3-6 BB		0-0 SF9-3-4 1-2 3-H		0-0 F7		2	0	0	1	1	1	2									
Dan Driessen, L OBP: 0.361, SLG: 0.446 (1,3) X		0-0 4-3 1B		0-0 G3-6 1-2			0-0 4-3		0-3 K	4	0	1	0	0	1	1									
Johnny Bench, R OBP: 0.333, SLG: 0.489 (1,2) X		0-0 4-3		0-0 F8			0-3 K		0-0 1B	4	0	1	0	0	1	1									
Dave Collins, S OBP: 0.326, SLG: 0.253 (8, PR) X		1-2								0	0	0	0	0	0	0									
Dave Concepcion, R OBP: 0.355, SLG: 0.421 (1,6) X		0-3 K			4-0 CS BB		0-0 1B		0-3 K	3	0	1	0	1	2	2									
Cesar Geronimo, L OBP: 0.331, SLG: 0.357 (1,8) X		4-0 BB			0-0 F7 1-2		0-0 4-3		0-3 K	3	0	0	0	1	1	3									
Tom Seaver, R OBP: 0.250, SLG: 0.163 (1,1) X		0-0 L4			0-3 K				0-0 P4	2	0	0	0	0	1	2									
Mike Lum, L OBP: 0.376, SLG: 0.484 (8, PH) X										1	0	0	0	0	0	0									
Tom Hume, R (8, 1) X										0	0	0	0	0	0	0									
Inning Stats	R: 1 E: 0 K: 1 S: 6	H: 1 LOB: 7 BB: 0 P: 6	R: 0 E: 0 K: 1 S: 6	H: 1 LOB: 2 BB: 1 P: 10	R: 0 E: 0 K: 0 S: 3	H: 0 LOB: 0 BB: 0 P: 3	R: 0 E: 0 K: 0 S: 2	H: 0 LOB: 0 BB: 1 P: 6	R: 0 E: 0 K: 1 S: 4	H: 0 LOB: 0 BB: 1 P: 8	R: 0 E: 1 K: 0 S: 4	H: 1 LOB: 0 BB: 0 P: 4	R: 0 E: 0 K: 1 S: 6	H: 1 LOB: 1 BB: 0 P: 6	R: 0 E: 0 K: 0 S: 4	H: 1 LOB: 2 BB: 1 P: 8	R: 0 E: 0 K: 3 S: 10	H: 1 LOB: 1 BB: 0 P: 10	1B: 5 2B: 2 3B: 0 HR: 0	SF: 2 SAC: 0 DP: 2 HBP: 0	WP: 0 PB: 0 SB: 0 CS: 1	PA: 35			
PITCHER	IP	WLS	BF	H	R	ER	SO	BB	IBB	HBP	BLK	WP	HR	S	P	ERA	WHIP								
Gaylord Perry, R ERA: 3.14 (1,1)	7.2	W	29	5	2	1	4	3	0	0	0	0	0	34	46	1.17	1.043								
Bob Shirley, L ERA: 3.98 (8,1)	0.0		1	0	0	0	0	1	0	0	0	0	0	0	4	∞	∞								
Rollie Fingers, R ERA: 3.0 (8,1)	1.1	S	5	1	0	0	3	0	0	0	0	0	0	11	11	0.00	0.750								

Batter	1	2	3	4	5	6	7	8	9	AB	R	H	RBI	BB	SO	LOB	BOTTOM								
Gene Richards, L OBP: 0.378, SLG: 0.411 (1,7) X	0-0 SH 1B 2B		0-0 4-3			0-0 FC1-5 S 1B		0-0 4-3		4	1	2	0	0	0	0	Cincinnati Reds @ San Diego Padres San Diego Stadium, San Diego, CA Sat Aug 12 1978, 10:05 PM EDT Att: 38,543 - Unknown								
Ozzie Smith, S OBP: 0.315, SLG: 0.314 (1,6) X	0-0 SH 1B SF8 2-3		0-0 F9 2B		0-0 FC1-5 1B 5-3		0-0 E3 PB SF8			3	3	1	0	0	0	1									
Oscar Gamble, L OBP: 0.278, SLG: 0.413 (1,9) X	0-3 K		0-0 F9 2-3		0-0 5-3		0-0 SF8 2-H			3	0	0	1	0	1	4									
Dave Roberts, R OBP: 0.328, SLG: 0.328 (8,3) X		0-0 K		0-0 F9 2-3		0-0 5-3		0-0 SF8 2-H		0	0	0	0	0	0	0									
Dave Winfield, R OBP: 0.344, SLG: 0.469 (1,8) X	0-0 1-3 3-H 1B		0-0 P7		0-0 1-2 1B		0-0 6-3			4	0	2	2	0	0	1									
Fernando Gonzalez, R OBP: 0.273, SLG: 0.307 (1,4) X	0-0 SF8 3-H			0-3 K	0-0 F7			0-0 FC5-4 1B 1B		3	0	1	1	0	1	1									
Rick Sweet, S OBP: 0.326, SLG: 0.283 (1,2) X	0-0 4-3			0-0 F7		0-0 SH3-4 CS 1B		0-0 F8		4	0	1	0	0	0	2									
Derrel Thomas, S OBP: 0.297, SLG: 0.276 (1,3) X		0-0 P3		4-0 E BB		0-0 SH3-4 1B		0-0 FC5-4 1B		3	0	2	0	1	0	0									
Bill Almon, R OBP: 0.313, SLG: 0.318 (1,5) X		0-0 5-3		4-0 1-3 IBB		0-0 SH3-4		0-0 FC5-4 S		2	0	0	0	1	0	2									
Gaylord Perry, R OBP: 0.145, SLG: 0.150 (1,1) X		0-0 F8		0-0 F8		0-3 K		0-0 P4 1-2		3	0	0	0	0	1	4									
Bob Shirley, R OBP: 0.220, SLG: 0.135 (8,1) X										0	0	0	0	0	0	0									
Rollie Fingers, R OBP: 0.250, SLG: 0.250 (8,1) X										1	0	0	0	0	0	2									
Inning Stats	R: 2 E: 1 K: 1 S: 8	H: 2 LOB: 1 BB: 0 P: 8	R: 0 E: 0 K: 0 S: 3	H: 0 LOB: 0 BB: 0 P: 3	R: 0 E: 0 K: 1 S: 4	H: 0 LOB: 2 BB: 2 P: 13	R: 0 E: 1 K: 1 S: 5	H: 0 LOB: 1 BB: 0 P: 5	R: 0 E: 0 K: 0 S: 6	H: 2 LOB: 1 BB: 0 P: 6	R: 1 E: 1 K: 0 S: 4	H: 0 LOB: 0 BB: 0 P: 4	R: 0 E: 0 K: 0 S: 5	H: 2 LOB: 2 BB: 0 P: 5	R: 0 E: 0 K: 0 S: 5	H: 2 LOB: 2 BB: 0 P: 5	1B: 7 2B: 2 3B: 0 HR: 0	SF: 2 SAC: 2 DP: 0 HBP: 0	WP: 0 PB: 1 SB: 2 CS: 1	PA: 36					
PITCHER	IP	WLS	BF	H	R	ER	SO	BB	IBB	HBP	BLK	WP	HR	S	P	ERA	WHIP								
Tom Seaver, R ERA: 3.05 (1,1)	7.0	L	31	7	4	2	3	1	1	0	0	0	0	35	43	2.57	1.143								
Tom Hume, R ERA: 5.09 (8,1)	1.0		5	2	0	0	0	0	0	0	0	0	0	5	5	0.00	2.000								

AB 29
R 2
H 6
RBI 2
BB 4
SO 7
LOB 14



AB 30
R 4
H 9
RBI 4
BB 2
SO 3
LOB 17



Batter	1	2	3	4	5	6	7	8	9	AB	R	H	RBI	BB	SO	LOB	TOP							
Pete Rose, S OBP: 0.365, SLG: 0.431 (1,5)										4	0	1	0	0	0	1	Cincinnati Reds @ San Diego Padres San Diego Stadium, San Diego, CA Sun Aug 13 1978, 6:33 AM EDT Att: 34,267 - Unknown							
Ken Griffey, L OBP: 0.341, SLG: 0.405 (1,9)										4	0	1	0	0	0	2								
Joe Morgan, L OBP: 0.377, SLG: 0.414 (1,4)										4	1	0	0	0	0	2								
George Foster, R OBP: 0.366, SLG: 0.542 (1,7)										4	0	1	1	0	2	1								
Dan Driessen, L OBP: 0.362, SLG: 0.446 (1,3)										4	0	2	0	0	0	0								
Dave Concepcion, R OBP: 0.356, SLG: 0.420 (1,6)										3	1	1	0	1	0	2								
Cesar Geronimo, L OBP: 0.327, SLG: 0.352 (1,8)										3	0	0	0	0	0	3		AB 34 R 2 H 8 RBI 2 BB 1 SO 3 LOB 11						
Johnny Bench, R OBP: 0.332, SLG: 0.487 (9, PH)										1	0	0	0	0	0	0								
Vic Correll, R OBP: 0.282, SLG: 0.333 (1,2)										4	0	1	1	0	1	0								
Fred Norman, S OBP: 0.178, SLG: 0.159 (1,1)										2	0	0	0	0	0	0								
Mike Lum, L OBP: 0.362, SLG: 0.500 (7, PH)										1	0	1	0	0	0	0								
Dave Collins, S OBP: 0.326, SLG: 0.253 (7, PR)										0	0	0	0	0	0	0								
Manny Sarmiento, R OBP: 0.326, SLG: 0.253 (7,1)										0	0	0	0	0	0	0								
Inning Stats	R: 1 E: 0 K: 0 S: 6	H: 3 LOB: 2 BB: 0 P: 6	R: 0 E: 0 K: 0 S: 3	H: 0 LOB: 0 BB: 0 P: 3	R: 0 E: 0 K: 1 S: 6	H: 1 LOB: 1 BB: 0 P: 6	R: 1 E: 0 K: 0 S: 4	H: 2 LOB: 1 BB: 0 P: 4	R: 0 E: 0 K: 0 S: 3	H: 0 LOB: 0 BB: 0 P: 3	R: 0 E: 0 K: 1 S: 6	H: 1 LOB: 2 BB: 1 P: 10	R: 0 E: 0 K: 0 S: 4	H: 1 LOB: 1 BB: 0 P: 4	R: 0 E: 0 K: 0 S: 3	H: 0 LOB: 0 BB: 0 P: 3	R: 0 E: 0 K: 1 S: 5	H: 0 LOB: 0 BB: 0 P: 5	R: 0 E: 0 K: 0 S: 5	H: 0 LOB: 0 BB: 0 P: 5	1B: 6 2B: 2 3B: 0 HR: 0	SF: 0 SAC: 0 DP: 0 HBP: 0	WP: 0 PB: 0 SB: 0 CS: 0	PA: 35
PITCHER	IP WLS BF H R ER SO BB IBB HBP BLK WP HR S P ERA WHIP																							
Eric Rasmussen, R ERA: 4.05 (1,1)	6.1 W 27 8 2 2 2 1 0 0 0 0 0 0 30 34 2.84 1.421																							
Bob Shirley, L ERA: 3.9 (7,1)	2.2 S 8 0 0 0 1 0 0 0 0 0 0 0 10 10 0.00 0.000																							

Batter	1	2	3	4	5	6	7	8	9	AB	R	H	RBI	BB	SO	LOB	BOTTOM					
Gene Richards, L OBP: 0.377, SLG: 0.408 (1,7)										3	1	0	0	1	0	0	Cincinnati Reds @ San Diego Padres San Diego Stadium, San Diego, CA Sun Aug 13 1978, 6:33 AM EDT Att: 34,267 - Unknown					
Ozzie Smith, S OBP: 0.312, SLG: 0.311 (1,6)										4	0	0	0	0	0	1						
Oscar Gamble, L OBP: 0.382, SLG: 0.418 (1,9)										3	1	2	1	1	0	0						
Tucker Ashford, R OBP: 0.291, SLG: 0.339 (9,3)										0	0	0	0	0	0	0						
Dave Winfield, R OBP: 0.345, SLG: 0.472 (1,8)										4	1	2	1	0	1	1						
Fernando Gonzalez, R OBP: 0.289, SLG: 0.302 (1,4)										4	0	0	0	0	1	4						
Derrel Thomas, S OBP: 0.297, SLG: 0.280 (1,3)										3	0	1	1	0	0	2						
Bill Almon, R OBP: 0.313, SLG: 0.316 (1,5)										2	0	0	0	1	1	2						
Dave Roberts, R OBP: 0.314, SLG: 0.311 (1,2)										3	0	0	0	0	1	2						
Bob Shirley, R OBP: 0.220, SLG: 0.135 (7,1)										0	0	0	0	0	0	0						
Eric Rasmussen, R OBP: 0.146, SLG: 0.146 (1,1)										2	0	0	0	0	0	0						
Rick Sweet, S OBP: 0.325, SLG: 0.281 (7,2)										1	0	0	0	0	0	0						
Inning Stats	R: 3 E: 2 K: 1 S: 8	H: 3 LOB: 2 BB: 2 P: 16	R: 0 E: 0 K: 0 S: 3	H: 0 LOB: 0 BB: 0 P: 3	R: 0 E: 0 K: 1 S: 6	H: 1 LOB: 2 BB: 1 P: 10	R: 0 E: 0 K: 0 S: 3	H: 0 LOB: 0 BB: 0 P: 3	R: 0 E: 0 K: 0 S: 4	H: 1 LOB: 1 BB: 0 P: 4	R: 0 E: 0 K: 1 S: 5	H: 0 LOB: 0 BB: 0 P: 5	R: 0 E: 0 K: 0 S: 3	H: 0 LOB: 0 BB: 0 P: 3	R: 0 E: 0 K: 1 S: 5	H: 0 LOB: 0 BB: 0 P: 5	R: 0 E: 0 K: 0 S: 5	H: 0 LOB: 0 BB: 0 P: 5	1B: 2 2B: 3 3B: 0 HR: 0	SF: 0 SAC: 0 DP: 0 HBP: 0	WP: 0 PB: 0 SB: 1 CS: 0	PA: 32
PITCHER	IP WLS BF H R ER SO BB IBB HBP BLK WP HR S P ERA WHIP																					
Fred Norman, L ERA: 3.6 (1,1)	6.0 L 26 5 3 3 3 3 0 0 0 0 0 0 29 41 4.50 1.333																					
Manny Sarmiento, R ERA: 3.3 (7,1)	2.0 6 0 0 0 1 0 0 0 0 0 0 0 8 8 0.00 0.000																					

Batter	1	2	3	4	5	6	7	8	9	AB	R	H	RBI	BB	SO	LOB	TOP			
Gene Richards, L OBP: 0.376, SLG: 0.407 (1, 7)	F9		F9			SF7 1B		F8		4	1	1	0	0	0	0	San Diego Padres @ New York Mets Shea Stadium, Flushing, NY Tue Aug 15 1978, 7:05 PM EDT Att: 9,956 - Unknown			
Ozzie Smith, S OBP: 0.309, SLG: 0.308 (1, 6)	F7			F8		F6		1-3		4	0	0	0	0	0	1				
Broderick Perkins, L OBP: 0.239, SLG: 0.340 (1, 3)	G3				2B	SF7		F6		3	0	1	1	0	0	0				
Dave Winfield, R OBP: 0.345, SLG: 0.470 (1, 8)		F6-3		5-3		E5			FC6-4 1B	4	0	1	0	0	0	1				
Oscar Gamble, L OBP: 0.383, SLG: 0.417 (1, 9)						4-3			FC6-4 BB	3	0	1	0	1	0	2				
Fernando Gonzalez, R OBP: 0.299, SLG: 0.298 Jerry Turner, L OBP: 0.351, SLG: 0.447 (1, 4) (9, PH)		FC3-6 1B		F3				F6-3		3	0	0	0	0	0	3				
Rick Sweet, S OBP: 0.319, SLG: 0.276 (1, 2)									BB	0	0	0	0	1	0	0				
Bill Almon, R OBP: 0.313, SLG: 0.316 Don Reynolds, R OBP: 0.325, SLG: 0.254 (9, PH)			K		4-3			F9		3	0	1	0	0	1	0				
Randy Jones, R OBP: 0.182, SLG: 0.197 (1, 1)			K		F7			F9		1	0	0	0	0	0	2				
Inning Stats	R: 0 E: 0 K: 0 S: 3	H: 0 LOB: 0 BB: 0 P: 3	R: 0 E: 0 K: 0 S: 4	H: 1 LOB: 1 BB: 0 P: 4	R: 0 E: 0 K: 2 S: 7	H: 0 LOB: 0 BB: 1 P: 7	R: 0 E: 0 K: 0 S: 4	H: 1 LOB: 2 BB: 1 P: 8	R: 0 E: 0 K: 0 S: 3	H: 0 LOB: 0 BB: 0 P: 3	R: 1 E: 1 K: 0 S: 5	H: 1 LOB: 1 BB: 0 P: 5	R: 0 E: 0 K: 0 S: 4	H: 1 LOB: 1 BB: 0 P: 4	R: 0 E: 0 K: 0 S: 3	H: 0 LOB: 0 BB: 1 P: 8		1B: 4 2B: 1 3B: 0 HR: 0	SF: 1 SAC: 0 DP: 0 HBP: 0	WP: 0 PB: 0 SB: 2 CS: 0
PITCHER	IP	WLS	BF	H	R	ER	SO	BB	IBB	HBP	BLK	WP	HR	S	P	ERA	WHIP			
Craig Swan, R ERA: 2.37 Skip Lockwood, R ERA: 3.28	(1, 1)	8.1	W	33	5	1	0	2	1	1	0	0	0	0	35	43	0.00	0.720		
	(9, 1)	0.2	S	2	0	0	0	0	0	0	0	0	0	2	2	0.00	0.000			

AB	32
R	1
H	5
RBI	1
BB	2
SO	2
LOB	13



Batter	1	2	3	4	5	6	7	8	9	AB	R	H	RBI	BB	SO	LOB	BOTTOM			
Elliott Maddox, R OBP: 0.391, SLG: 0.341 (1, 5) (9, 9)	6-3		F9		FC1-6-5 E 2-3 3-H			SH1-4 2B BB		3	1	0	1	1	0	1	San Diego Padres @ New York Mets Shea Stadium, Flushing, NY Tue Aug 15 1978, 7:05 PM EDT Att: 9,956 - Unknown			
Bobby Valentine, R OBP: 0.344, SLG: 0.322 Tim Foli, R OBP: 0.283, SLG: 0.320 (1, 4) (9, 6)	5-3			6-3	E4 1-3		SH1-4			3	0	0	0	0	0	1				
Steve Henderson, R OBP: 0.341, SLG: 0.417 Lenny Randle, S OBP: 0.335, SLG: 0.323 (1, 7) (9, 5)				6-3	L3			1B 2B		4	1	2	1	0	0	2				
Willie Montanez, L OBP: 0.327, SLG: 0.415 (1, 3)	F8					F9		F6		4	0	1	0	0	0	2				
John Stearns, R OBP: 0.377, SLG: 0.437 (1, 2)					1B	F7			1B IBB	3	0	2	0	1	0	0				
Lee Mazzilli, S OBP: 0.353, SLG: 0.422 (1, 8)		G1-4-3 1B			1B					4	0	1	1	0	0	3				
Joel Youngblood, R OBP: 0.295, SLG: 0.476 (1, 9) (9, 7)		G1-4-3 1-2		L7		5-3		1B		4	1	1	0	0	0	2				
Doug Flynn, R OBP: 0.275, SLG: 0.273 (1, 6) (9, 4)						SH5-4 1B FC1-6-5 1B		4-3		3	0	1	0	0	0	0				
Craig Swan, R OBP: 0.196, SLG: 0.163 Skip Lockwood, R OBP: 0.200, SLG: 0.600 (1, 1) (9, 1)						F4-3		SH5-4 1B		2	0	0	0	0	0	0				
						F8		SH5-4		0	0	0	0	0	0	0				
Inning Stats	R: 0 E: 0 K: 0 S: 4	H: 1 LOB: 1 BB: 0 P: 4	R: 0 E: 0 K: 0 S: 3	H: 1 LOB: 0 BB: 0 P: 3	R: 0 E: 0 K: 0 S: 3	H: 0 LOB: 0 BB: 0 P: 3	R: 0 E: 0 K: 0 S: 5	H: 2 LOB: 2 BB: 0 P: 5	R: 1 E: 1 K: 0 S: 6	H: 2 LOB: 2 BB: 0 P: 6	R: 0 E: 0 K: 0 S: 3	H: 0 LOB: 0 BB: 0 P: 3	R: 0 E: 0 K: 0 S: 3	H: 0 LOB: 0 BB: 0 P: 3	R: 2 E: 0 K: 0 S: 5	H: 2 LOB: 2 BB: 2 P: 13	1B: 7 2B: 1 3B: 0 HR: 0	SF: 0 SAC: 2 DP: 1 HBP: 0	WP: 0 PB: 0 SB: 0 CS: 0	PA: 34
PITCHER	IP	WLS	BF	H	R	ER	SO	BB	IBB	HBP	BLK	WP	HR	S	P	ERA	WHIP			
Randy Jones, L ERA: 2.88	(1, 1)	8.0	L	34	8	3	3	0	1	1	0	0	0	32	40	3.38	1.125			



Batter	1	2	3	4	5	6	7	8	9	AB	R	H	RBI	BB	SO	LOB	TOP																					
Gene Richards, L (1, 7) OBP: 0.374, SLG: 0.403 Jerry Turner, L (6, 7) OBP: 0.345, SLG: 0.438	F9 BB SF7 BB		F4-3	F4-3		1-3		F8		3	1	0	0	1	0	1	<p>San Diego Padres @ New York Mets</p> <p>Shea Stadium, Flushing, NY</p> <p>Thu Aug 17 1978, 7:05 PM EDT</p> <p>Att: 9,003 - Unknown</p>																					
Ozzie Smith, S (1, 6) OBP: 0.317, SLG: 0.319 Chuck Baker, R (6, FR) OBP: 0.277, SLG: 0.267								1-3		3	2	3	1	1	0	0																						
Broderick Perkins, L (1, 3) OBP: 0.255, SLG: 0.363	F9		F8	F						5	0	3	2	0	0	3																						
Dave Winfield, R (1, 8) OBP: 0.349, SLG: 0.483 Don Reynolds, R (8, 7) OBP: 0.325, SLG: 0.254	SF7			F				F8		5	2	2	3	0	1	4																						
Oscar Gamble, L (1, 9) OBP: 0.379, SLG: 0.415 Jim Beswick, S (6, 9)	K									3	1	1	1	0	1	1																						
Tucker Ashford, R (1, 4) OBP: 0.293, SLG: 0.362										5	1	1	2	0	3	0																						
Derrel Thomas, S (1, 5) OBP: 0.302, SLG: 0.289 Mickey Lolich, S (7, 1)										1	0	0	0	3	1	0																						
Rick Sweet, S (1, 2) OBP: 0.319, SLG: 0.278										4	1	2	0	0	0	2																						
Gaylord Perry, R (1, 1) OBP: 0.141, SLG: 0.145 Bill Almon, R (7, PH) OBP: 0.312, SLG: 0.315										2	0	0	0	0	0	1																						
Inning Stats	R: 1 E: 0 K: 1 S: 5	H: 0 LOB: 1 BB: 2 P: 13	R: 0 E: 0 K: 1 S: 5	H: 0 LOB: 1 BB: 1 P: 9	R: 4 E: 0 K: 0 S: 7	H: 4 LOB: 1 BB: 1 P: 11	R: 1 E: 0 K: 0 S: 4	H: 2 LOB: 0 BB: 0 P: 4	R: 1 E: 0 K: 1 S: 6	H: 1 LOB: 0 BB: 0 P: 6	R: 2 E: 0 K: 1 S: 8	H: 3 LOB: 2 BB: 0 P: 8	R: 0 E: 0 K: 1 S: 6	H: 1 LOB: 2 BB: 1 P: 10	R: 0 E: 0 K: 2 S: 4	H: 1 LOB: 0 BB: 0 P: 4		R: 0 E: 0 K: 2 S: 7	H: 0 LOB: 0 BB: 0 P: 7	1B: 5 2B: 5 3B: 0 HR: 2	SF: 1 SAC: 1 DP: 0 HBP: 0	WP: 0 PB: 0 SB: 0 CS: 0	PA: 44															
PITCHER	IP	WLS	BF	H	R	ER	SO	BB	IBB	HBP	BLK	WP	HR	S	P	ERA	WHIP	PITCHER				IP	WLS	BF	H	R	ER	SO	BB	IBB	HBP	BLK	WP	HR	S	P	ERA	WHIP
Juan Berenguer, R (1, 1) ERA: 15.0	3.0	L	17	4	5	5	2	4	0	0	0	0	1	17	33	15.00	2.667																					
Dwight Bernard, R (4, 1) ERA: 3.91	2.2		13	5	4	4	1	0	0	0	0	0	1	14	14	13.50	1.875																					
Dale Murray, R (6, 1) ERA: 4.21	1.1		7	2	0	0	2	1	0	0	0	0	0	10	14	0.00	2.250																					
Kevin Kobel, L (8, 1) ERA: 2.3	2.0		7	1	0	0	2	0	0	0	0	0	0	11	11	0.00	0.500																					

AB	37
R	9
H	12
RBI	9
BB	5
SO	7
LOB	14



Batter	1	2	3	4	5	6	7	8	9	AB	R	H	RBI	BB	SO	LOB	BOTTOM																					
Lenny Randle, S (1, 5) OBP: 0.339, SLG: 0.326	B1									3	1	2	0	1	0	0	<p>San Diego Padres @ New York Mets</p> <p>Shea Stadium, Flushing, NY</p> <p>Thu Aug 17 1978, 7:05 PM EDT</p> <p>Att: 9,003 - Unknown</p>																					
Tim Foli, R (1, 6) OBP: 0.284, SLG: 0.320 Ron Hodges, L (7, 2) OBP: 0.326, SLG: 0.309	6-3									3	0	1	1	0	0	1																						
Lee Mazzilli, S (1, 8) OBP: 0.348, SLG: 0.415	L3									4	0	0	0	0	0	2																						
Willie Montanez, L (1, 3) OBP: 0.327, SLG: 0.413										4	0	1	0	0	0	1																						
John Stearns, R (1, 2) OBP: 0.373, SLG: 0.429 Sergio Ferrer, S (7, 6) OBP: 0.143, SLG: 0.143										3	0	0	0	0	0	2																						
Joel Youngblood, R (1, 7) OBP: 0.294, SLG: 0.476										3	1	1	0	1	0	0																						
Elliott Maddox, R (1, 9) OBP: 0.379, SLG: 0.340										2	0	0	1	0	0	1																						
Doug Flynn, R (1, 4) OBP: 0.272, SLG: 0.270 Dale Murray, R (6, 1)										2	0	0	0	0	0	0																						
Bruce Boisclair, L (7, PH) OBP: 0.305, SLG: 0.335 Kevin Kobel, R (8, 1) OBP: 0.214, SLG: 0.154										1	0	0	0	0	0	1																						
Juan Berenguer, R (1, 1) Tom Grieve, R (3, PH) OBP: 0.272, SLG: 0.318 Dwight Bernard, R (4, 1) Bobby Valentine, R (6, 4) OBP: 0.338, SLG: 0.316										0	0	0	0	0	0	0																						
Inning Stats	R: 0 E: 0 K: 0 S: 3	H: 0 LOB: 0 BB: 0 P: 3	R: 0 E: 0 K: 0 S: 3	H: 0 LOB: 0 BB: 0 P: 3	R: 0 E: 0 K: 0 S: 4	H: 1 LOB: 1 BB: 0 P: 4	R: 1 E: 0 K: 0 S: 4	H: 1 LOB: 0 BB: 0 P: 4	R: 1 E: 0 K: 0 S: 6	H: 3 LOB: 2 BB: 0 P: 6	R: 0 E: 0 K: 0 S: 3	H: 0 LOB: 1 BB: 1 P: 7	R: 0 E: 0 K: 0 S: 2	H: 0 LOB: 0 BB: 1 P: 6	R: 0 E: 0 K: 0 S: 3	H: 0 LOB: 0 BB: 0 P: 3	1B: 4 2B: 0 3B: 1 HR: 0	SF: 1 SAC: 0 DP: 1 HBP: 0	WP: 0 PB: 0 SB: 1 CS: 0	PA: 33																		
PITCHER	IP	WLS	BF	H	R	ER	SO	BB	IBB	HBP	BLK	WP	HR	S	P	ERA	WHIP	PITCHER				IP	WLS	BF	H	R	ER	SO	BB	IBB	HBP	BLK	WP	HR	S	P	ERA	WHIP
Gaylord Perry, R (1, 1) ERA: 3.14	3.0	S	10	0	0	0	0	2	0	0	0	0	0	8	16	0.00	0.667																					
Mickey Lolich, L (7, 1) ERA: 1.1																																						



Batter	1	2	3	4	5	6	7	8	9	AB	R	H	RBI	BB	SO	LOB	TOP										
Gene Richards, L OBP: 0.372, SLG: 0.399 (1, 7)	F9		K		F7		SF8 BB 1-2 BB		3-1	4	0	0	0	1	1	0	San Diego Padres @ Montreal Expos Olympic Stadium, Montreal, QB Fri Aug 18 1978, 7:05 PM EDT Att: 17,042 - Unknown livebaseballscorecards.com										
Ozzie Smith, S OBP: 0.318, SLG: 0.318 (1, 6)	F4		5-3			1B FC5-4 BB	1-2 BB			2	1	0	1	2	0	0											
Broderick Perkins, L OBP: 0.266, SLG: 0.371 Gene Tenace, R OBP: 0.408, SLG: 0.451 (1, 3) (7, PH) (7, 3)	1B		4-3			FC5-4 1B	SF8			3	0	2	0	0	0	0											
Dave Winfield, R OBP: 0.348, SLG: 0.481 (1, 8) (8, 9)	1B			F9		FC5-4 FC3-6	F2			4	0	1	1	0	0	3											
Oscar Gamble, L OBP: 0.375, SLG: 0.410 Bill Almon, R OBP: 0.312, SLG: 0.315 (1, 9) (8, 5)	1-3			F7		FC3-6	F8			4	0	0	0	0	0	3											
Tucker Ashford, R OBP: 0.293, SLG: 0.361 Fernando Gonzalez, R OBP: 0.262, SLG: 0.294 (1, 4) (7, 4)	B1-3			1B		K	B2			3	0	1	0	0	1	1											
Derrel Thomas, S OBP: 0.302, SLG: 0.288 (1, 5) (8, 8)	F9			F8		1B SH1-4 BB	4-3			4	1	1	0	0	0	1											
Rick Sweet, S OBP: 0.320, SLG: 0.278 (1, 2)	1B			F8		SH1-4	F3			3	0	1	0	0	0	0											
Eric Rasmussen, R OBP: 0.140, SLG: 0.140 Jerry Turner, L OBP: 0.350, SLG: 0.443 Mark Lee, R (7, PH) (7, 1)	F8			F7		BB SF8 1B	1-3			2	0	0	0	0	0	1											
Inning Stats	R: 0 E: 0 K: 0 S: 5	H: 2 LOB: 2 BB: 0 P: 5	R: 0 E: 0 K: 0 S: 4	H: 1 LOB: 1 BB: 0 P: 4	R: 0 E: 0 K: 1 S: 5	H: 0 LOB: 0 BB: 0 P: 5	R: 0 E: 0 K: 0 S: 4	H: 1 LOB: 1 BB: 0 P: 4	R: 0 E: 0 K: 0 S: 3	H: 0 LOB: 0 BB: 0 P: 3	R: 1 E: 0 K: 1 S: 6	H: 1 LOB: 1 BB: 1 P: 10	R: 2 E: 0 K: 0 S: 5	H: 2 LOB: 2 BB: 2 P: 13	R: 0 E: 0 K: 0 S: 3	H: 0 LOB: 0 BB: 0 P: 3		R: 0 E: 0 K: 0 S: 3	H: 0 LOB: 0 BB: 0 P: 3	1B: 7 2B: 0 3B: 0 HR: 0	SF: 1 SAC: 1 DP: 0 HBP: 0	WP: 0 PB: 0 SB: 0 CS: 0	PA: 37				
PITCHER	IP	WLS	BF	H	R	ER	SO	BB	IBB	HBP	BLK	WP	HR	S	P	ERA	WHIP										
Steve Rogers, R ERA: 2.41 (1, 1)	6.1	L	29	7	3	3	2	3	0	0	0	0	0	30	42	4.26	1.579										
Darold Knowles, L ERA: 2.47 (7, 1)	0.1		1	0	0	0	0	0	0	0	0	0	0	1	1	0.00	0.000										
Stan Bahnsen, R ERA: 3.97 (7, 1)	2.1		7	0	0	0	0	0	0	0	0	0	0	7	7	0.00	0.000										

Batter	1	2	3	4	5	6	7	8	9	AB	R	H	RBI	BB	SO	LOB	BOTTOM										
Dave Cash, R OBP: 0.300, SLG: 0.321 (1, 4)	4-3		1B BB	5-3			1-3			3	0	0	0	1	0	2	San Diego Padres @ Montreal Expos Olympic Stadium, Montreal, QB Fri Aug 18 1978, 7:05 PM EDT Att: 17,042 - Unknown livebaseballscorecards.com										
Andra Dawson, R OBP: 0.306, SLG: 0.439 (1, 8)	F7		K		E6 6-3 5-3		4-3			4	1	0	0	0	1	2											
Ellis Valentine, R OBP: 0.334, SLG: 0.490 Sam Mejias, R OBP: 0.219, SLG: 0.167 (1, 9) (8, 9)	K		1B		6-3		F8			4	0	1	1	0	1	1											
Tony Perez, R OBP: 0.335, SLG: 0.440 (1, 3)	L9		BB	5-3			5-3			3	0	0	1	1	0	0											
Warren Cromartie, L OBP: 0.339, SLG: 0.416 (1, 7)	FC6-4 1B		F9		1-3		3-1			4	0	1	0	0	0	3											
Larry Parrish, R OBP: 0.312, SLG: 0.445 (1, 5)	FC6-4 1-2		K			F8	6-3			4	0	0	0	0	1	1											
Gary Carter, R OBP: 0.330, SLG: 0.406 (1, 2)	F2		E S 1B			1B CS BB	F9			3	0	1	0	1	0	1											
Chris Speier, R OBP: 0.337, SLG: 0.340 (1, 6)			SH3-4 1B		4-0 1-3 BB		F8			3	1	2	0	1	0	0											
Steve Rogers, R OBP: 0.143, SLG: 0.118 Darold Knowles, L OBP: 0.200, SLG: 0.200 Stan Bahnsen, R OBP: 0.125, SLG: 0.125 Del Unser, L OBP: 0.302, SLG: 0.292 (1, 1) (7, 1) (7, 1) (8, PH)	SH3-4		SH3-4	F8		F4	4-3			2	0	0	0	0	0	4											
Inning Stats	R: 0 E: 0 K: 1 S: 5	H: 0 LOB: 0 BB: 0 P: 5	R: 0 E: 0 K: 0 S: 4	H: 1 LOB: 1 BB: 0 P: 4	R: 1 E: 0 K: 1 S: 7	H: 2 LOB: 3 BB: 2 P: 15	R: 0 E: 0 K: 1 S: 6	H: 1 LOB: 2 BB: 1 P: 10	R: 1 E: 1 K: 0 S: 4	H: 0 LOB: 0 BB: 0 P: 4	R: 0 E: 0 K: 0 S: 3	H: 1 LOB: 1 BB: 1 P: 7	R: 0 E: 0 K: 0 S: 3	H: 0 LOB: 0 BB: 0 P: 3	R: 0 E: 0 K: 0 S: 3	H: 0 LOB: 0 BB: 0 P: 3		R: 0 E: 0 K: 0 S: 3	H: 0 LOB: 0 BB: 0 P: 3	1B: 5 2B: 0 3B: 0 HR: 0	SF: 0 SAC: 1 DP: 0 HBP: 0	WP: 0 PB: 0 SB: 1 CS: 2	PA: 36				
PITCHER	IP	WLS	BF	H	R	ER	SO	BB	IBB	HBP	BLK	WP	HR	S	P	ERA	WHIP										
Eric Rasmussen, R ERA: 3.95 (1, 1)	6.0	W	27	5	2	1	3	4	0	0	0	0	0	29	45	1.50	1.500										
Mark Lee, R ERA: 3.14 (7, 1)	3.0	S	9	0	0	0	0	0	0	0	0	0	0	9	9	0.00	0.000										

Batter	1	2	3	4	5	6	7	8	9	AB	R	H	RBI	BB	SO	LOB	TOP										
Ozzie Smith, S OBP: 0.321, SLG: 0.324 (1, 6)										4	1	2	1	1	0	2	San Diego Padres @ Montreal Expos Olympic Stadium, Montreal, QB Sat Aug 19 1978, 7:05 PM EDT Att: 21,676 - Unknown										
Derrel Thomas, S OBP: 0.300, SLG: 0.287 (1, 8)										5	0	1	1	0	1	3											
Don Reynolds, R OBP: 0.333, SLG: 0.247 Rollie Fingers, R OBP: 0.250, SLG: 0.250 (1, 7) (8, 1)										2	0	0	0	2	1	0											
Dave Winfield, R OBP: 0.345, SLG: 0.476 (1, 9)										4	0	0	0	0	0	3											
Gene Tenace, R OBP: 0.412, SLG: 0.450 (1, 2)										1	1	0	0	3	0	0											
Tucker Ashford, R OBP: 0.288, SLG: 0.353 Broderick Perkins, L OBP: 0.286, SLG: 0.371 (1, 3) (7, 3)										3	0	0	0	0	1	2											
Fernando Gonzalez, R OBP: 0.262, SLG: 0.293 (1, 4)										4	1	1	0	0	0	1											
Bill Almon, R OBP: 0.314, SLG: 0.317 (1, 5)										4	0	2	0	0	0	3											
Randy Jones, R OBP: 0.191, SLG: 0.206 Gene Richards, L OBP: 0.372, SLG: 0.398 (1, 1) (8, 7)										2	0	1	1	0	0	1											
Inning Stats	R: 0 E: 0 K: 1 S: 5	H: 1 LOB: 0 BB: 0 P: 5	R: 0 E: 0 K: 1 S: 5	H: 0 LOB: 0 BB: 0 P: 5	R: 0 E: 0 K: 0 S: 4	H: 1 LOB: 2 BB: 1 P: 8	R: 0 E: 0 K: 0 S: 2	H: 0 LOB: 1 BB: 2 P: 10	R: 2 E: 1 K: 0 S: 6	H: 2 LOB: 2 BB: 1 P: 10	R: 1 E: 0 K: 0 S: 5	H: 2 LOB: 2 BB: 1 P: 9	R: 0 E: 0 K: 0 S: 3	H: 0 LOB: 0 BB: 0 P: 3	R: 0 E: 0 K: 2 S: 7	H: 1 LOB: 2 BB: 0 P: 7		R: 0 E: 0 K: 0 S: 7	H: 0 LOB: 0 BB: 0 P: 7	1B: 6 2B: 0 3B: 1 HR: 0	SF: 0 SAC: 2 DP: 1 HBP: 0	WP: 0 PB: 0 SB: 1 CS: 1	PA: 38				
PITCHER	IP	WLS	BF	H	R	ER	SO	BB	IBB	HBP	BLK	WP	HR	S	P	ERA	WHIP										
Dan Schatzeder, L ERA: 2.08 Scott Sanderson, R ERA: 1.88	(1, 1) (8, 1)	7.0 L	31 31	6 6	3 3	1 1	2 2	5 1	0 0	0 0	0 0	0 0	0 0	30 10	50 14	1.29 0.00	1.571 1.000										

Batter	1	2	3	4	5	6	7	8	9	AB	R	H	RBI	BB	SO	LOB	BOTTOM										
Dave Cash, R OBP: 0.297, SLG: 0.318 (1, 4)										4	0	0	0	0	0	0	San Diego Padres @ Montreal Expos Olympic Stadium, Montreal, QB Sat Aug 19 1978, 7:05 PM EDT Att: 21,676 - Unknown										
Andra Dawson, R OBP: 0.308, SLG: 0.437 (1, 8)										4	0	1	0	0	0	1											
Ellis Valentine, R OBP: 0.335, SLG: 0.489 Sam Mejias, R OBP: 0.212, SLG: 0.161 Del Unser, L OBP: 0.300, SLG: 0.290 (1, 9) (4, 9) (8, PH) (9, 9)										1	0	0	0	1	0	0											
Tony Perez, R OBP: 0.336, SLG: 0.439 (1, 3)										3	0	1	0	1	0	0											
Warren Cromartie, L OBP: 0.338, SLG: 0.415 (1, 7)										4	0	1	0	0	1	3											
Gary Carter, R OBP: 0.327, SLG: 0.402 (1, 2)										4	0	0	0	0	0	2											
Larry Parrish, R OBP: 0.314, SLG: 0.450 (1, 5)										4	1	2	0	0	0	1											
Chris Speier, R OBP: 0.337, SLG: 0.339 (1, 6)										2	1	0	0	1	0	1											
Dan Schatzeder, L OBP: 0.276, SLG: 0.321 Stan Papi, R OBP: 0.330, SLG: 0.347 Scott Sanderson, R OBP: 0.333, SLG: 0.333 (1, 1) (7, PH) (8, 1)										2	0	0	0	0	0	1											
Inning Stats	R: 0 E: 0 K: 0 S: 3	H: 1 LOB: 2 BB: 2 P: 11	R: 2 E: 2 K: 0 S: 5	H: 1 LOB: 1 BB: 1 P: 9	R: 0 E: 0 K: 0 S: 4	H: 1 LOB: 0 BB: 0 P: 4	R: 0 E: 0 K: 0 S: 3	H: 0 LOB: 0 BB: 0 P: 3	R: 0 E: 0 K: 1 S: 5	H: 0 LOB: 0 BB: 0 P: 5	R: 0 E: 0 K: 0 S: 3	H: 0 LOB: 0 BB: 0 P: 3	R: 0 E: 0 K: 0 S: 3	R: 0 E: 0 K: 0 S: 4	H: 1 LOB: 1 BB: 0 P: 4	1B: 4 2B: 0 3B: 1 HR: 0		SF: 0 SAC: 0 DP: 1 HBP: 0	WP: 0 PB: 0 SB: 1 CS: 1	PA: 34							
PITCHER	IP	WLS	BF	H	R	ER	SO	BB	IBB	HBP	BLK	WP	HR	S	P	ERA	WHIP										
Randy Jones, L ERA: 2.78 Rollie Fingers, R ERA: 2.93	(1, 1) (8, 1)	7.0 S	27 7	4 1	2 0	0 0	1 0	3 0	0 0	0 0	0 0	0 0	0 0	7 7	38 3	0.00 0.00	0.500										



Batter	1	2	3	4	5	6	7	8	9	AB	R	H	RBI	BB	SO	LOB	TOP								
Ozzie Smith, S OBP: 0.318, SLG: 0.321	F7	G4-6-3			K		F5		4-3	5	0	0	0	0	1	4									
Derrel Thomas, S OBP: 0.304, SLG: 0.289	1-3		6-3		1B		BB		1B	4	1	2	1	1	0	0									
Don Reynolds, R OBP: 0.345, SLG: 0.253	4-0		F9		1B		G3		K	2	1	1	1	1	0	0									
Jerry Turner, L OBP: 0.347, SLG: 0.439	BB	1B								1	0	0	0	0	0	2									
Mark Lee, R OBP: 0.250, SLG: 0.250	BB	2B			1B				K	1	0	0	0	0	1	1									
Rollie Fingers, R OBP: 0.250, SLG: 0.250	BB	BB								0	0	0	0	0	0	0									
Dave Winfield, R OBP: 0.346, SLG: 0.481	1-2	2B			K					4	2	2	0	0	2	1									
Gene Tenace, R OBP: 0.410, SLG: 0.445	1-2	2B							SF8	3	0	0	0	1	0	1									
Broderick Perkins, L OBP: 0.266, SLG: 0.380	1-3	2-3			5-3		K		SF8	3	0	1	3	0	1	0									
Fernando Gonzalez, R OBP: 0.262, SLG: 0.296	1-3	2-H			5-3		G3			4	0	1	0	0	0	2									
Bill Almon, R OBP: 0.313, SLG: 0.316			6-3				4-3		F9	4	1	1	0	0	0	1									
Bob Ovwchinko, L OBP: 0.193, SLG: 0.214					SH					1	0	1	0	0	0	0									
Oscar Gamble, L OBP: 0.376, SLG: 0.410					1B					0	0	0	0	0	0	0									
Gene Richards, L OBP: 0.371, SLG: 0.397			G4-6-3		SH				4-3	1	0	0	0	0	0	0									
Gene Richards, L OBP: 0.371, SLG: 0.397			1B		1B		BB			1	0	0	0	0	0	0									
Gene Richards, L OBP: 0.371, SLG: 0.397					1-2		HBP			1	0	0	0	0	0	0									
Inning Stats	R: 2 E: 0 K: 0 S: 5	H: 2 LOB: 2 BB: 2 P: 13	R: 0 E: 0 K: 0 S: 3	H: 1 LOB: 0 BB: 0 P: 3	R: 0 E: 0 K: 1 S: 5	H: 0 LOB: 0 BB: 0 P: 5	R: 0 E: 0 K: 0 S: 3	H: 0 LOB: 0 BB: 0 P: 3	R: 2 E: 0 K: 2 S: 10	H: 3 LOB: 1 BB: 0 P: 10	R: 0 E: 0 K: 1 S: 5	H: 0 LOB: 0 BB: 0 P: 5	R: 0 E: 0 K: 0 S: 3	H: 0 LOB: 2 BB: 1 P: 8	R: 1 E: 0 K: 0 S: 5	H: 2 LOB: 1 BB: 0 P: 5	R: 0 E: 0 K: 1 S: 6	H: 1 LOB: 1 BB: 0 P: 6	1B: 6 2B: 2 3B: 1 HR: 0	SF: 1 SAC: 1 DP: 1 HBP: 1	WP: 0 PB: 0 SB: 0 CS: 0	PA: 39			
PITCHER	IP	WLS	BF	H	R	ER	SO	BB	IBB	HBP	BLK	WP	HR	S	P	ERA	WHIP								
Woodie Fryman, L ERA: 3.55	4.2		21	6	4	4	2	2	0	0	0	0	0	23	31	7.71	1.714								
Wayne Twitchell, R ERA: 5.65	0.1	1	0	0	0	0	1	0	0	0	0	0	0	3	3	0.00	0.000								
Hal Dues, R ERA: 2.1	4.0	L	17	3	1	1	2	1	0	1	0	0	0	19	24	2.25	1.000								

San Diego Padres @ Montreal Expos
Olympic Stadium, Montreal, QB
Sun Aug 20 1978, 3:33 AM EDT
Att: 20,094 - Unknown

AB	33
R	5
H	9
RBI	5
BB	3
SO	5
LOB	12



Batter	1	2	3	4	5	6	7	8	9	AB	R	H	RBI	BB	SO	LOB	BOTTOM								
Dave Cash, R OBP: 0.297, SLG: 0.318	F8		F9		G6-4-3			6-3		4	0	1	1	0	0	0									
Sam Mejias, R OBP: 0.194, SLG: 0.147	0-3				1B					3	0	0	0	0	1	2									
Del Unser, L OBP: 0.298, SLG: 0.288	K				G6-4-3			F8		1	0	0	0	0	0	0									
Andre Dawson, R OBP: 0.305, SLG: 0.442	6-3				1-2			6-3		4	1	1	1	0	0	0									
Tony Perez, R OBP: 0.335, SLG: 0.444			F8		K				5-3	4	1	1	1	0	1	0									
Warren Cromartie, L OBP: 0.339, SLG: 0.415					G3			4-3		4	0	2	0	0	0	0									
Gary Carter, R OBP: 0.326, SLG: 0.400			FC6-4		1B			1-3		4	1	1	0	0	0	2									
Larry Parrish, R OBP: 0.311, SLG: 0.446			FC6-4		1B			1-2		4	0	0	0	0	1	3									
Chris Speier, R OBP: 0.337, SLG: 0.341					F6					3	1	1	0	0	1	0									
Woodie Fryman, R OBP: 0.067, SLG: 0.114					F2					1	0	0	0	0	0	0									
Wayne Twitchell, R OBP: 0.167, SLG: 0.091										0	0	0	0	0	0	0									
Ellis Valentine, R OBP: 0.336, SLG: 0.490					1B					1	0	1	1	0	0	0									
Dan Schatzeder, L OBP: 0.276, SLG: 0.321					1B					0	0	0	0	0	0	0									
Hal Dues, R OBP: 0.207, SLG: 0.207					2-3					1	0	0	0	0	0	0									
Inning Stats	R: 0 E: 0 K: 1 S: 5	H: 0 LOB: 0 BB: 0 P: 5	R: 0 E: 0 K: 0 S: 4	H: 1 LOB: 1 BB: 0 P: 4	R: 0 E: 0 K: 0 S: 3	H: 0 LOB: 0 BB: 0 P: 3	R: 1 E: 0 K: 1 S: 6	H: 1 LOB: 0 BB: 0 P: 6	R: 2 E: 0 K: 1 S: 8	H: 4 LOB: 2 BB: 0 P: 8	R: 1 E: 0 K: 0 S: 4	H: 1 LOB: 0 BB: 0 P: 4	R: 0 E: 0 K: 1 S: 5	H: 0 LOB: 0 BB: 0 P: 5	R: 0 E: 0 K: 0 S: 3	H: 0 LOB: 0 BB: 0 P: 3	R: 0 E: 0 K: 0 S: 4	H: 1 LOB: 1 BB: 0 P: 4	1B: 5 2B: 1 3B: 0 HR: 2	SF: 0 SAC: 0 DP: 1 HBP: 0	WP: 0 PB: 0 SB: 0 CS: 0	PA: 34			
PITCHER	IP	WLS	BF	H	R	ER	SO	BB	IBB	HBP	BLK	WP	HR	S	P	ERA	WHIP								
Bob Ovwchinko, L ERA: 2.93	6.0		24	7	4	4	3	7	4	4	3	0	0	11	30	6.00	1.167								
Mark Lee, R ERA: 3.0	2.2	W	9	1	0	0	1	0	0	0	0	0	0	11	11	0.00	0.375								
Rollie Fingers, R ERA: 2.91	0.1	S	1	0	0	0	0	0	0	0	0	0	0	1	1	0.00	0.000								

San Diego Padres @ Montreal Expos
Olympic Stadium, Montreal, QB
Sun Aug 20 1978, 3:33 AM EDT
Att: 20,094 - Unknown

AB	34
R	4
H	8
RBI	4
BB	0
SO	4
LOB	7



Batter	1	2	3	4	5	6	7	8	9	AB	R	H	RBI	BB	SO	LOB	TOP								
Ozzie Smith, S OBP: 0.319, SLG: 0.320										4	1	1	1	1	0	1	San Diego Padres @ Philadelphia Phillies Veterans Stadium, Philadelphia, PA Mon Aug 21 1978, 7:05 PM EDT Att: 27,124 - Unknown								
Derrel Thomas, S OBP: 0.309, SLG: 0.305										4	2	2	1	1	0	3									
Oscar Gamble, L OBP: 0.379, SLG: 0.412										5	0	3	0	0	0	3									
Gene Richards, L OBP: 0.371, SLG: 0.397										0	1	0	0	0	0	0									
Dave Winfield, R OBP: 0.345, SLG: 0.477										4	0	0	0	1	0	3									
Gene Tenace, R OBP: 0.408, SLG: 0.452										4	1	1	3	0	0	1									
Fernando Gonzalez, R OBP: 0.271, SLG: 0.306										5	1	4	1	0	0	1									
Bill Almon, R OBP: 0.311, SLG: 0.314										3	0	0	0	0	2	3									
Jerry Turner, L OBP: 0.353, SLG: 0.454										1	1	1	1	0	0	0									
Tucker Ashford, R OBP: 0.292, SLG: 0.353										0	0	0	0	1	0	0									
Dave Roberts, R OBP: 0.311, SLG: 0.308										3	0	1	0	0	0	1									
Broderick Perkins, L OBP: 0.270, SLG: 0.376										1	0	0	0	1	1	1									
Gaylord Perry, R OBP: 0.134, SLG: 0.138										3	0	0	0	0	2	1									
Don Reynolds, R OBP: 0.352, SLG: 0.253										0	0	0	0	1	0	0									
Bob Shirley, R OBP: 0.220, SLG: 0.135										0	0	0	0	0	0	0									
Inning Stats	R: 2 E: 0 K: 0 S: 5	H: 3 LOB: 1 BB: 1 P: 9	R: 0 E: 0 K: 2 S: 8	H: 1 LOB: 1 BB: 0 P: 8	R: 1 E: 0 K: 1 S: 8	H: 3 LOB: 2 BB: 0 P: 8	R: 0 E: 0 K: 1 S: 5	H: 0 LOB: 0 BB: 0 P: 5	R: 0 E: 0 K: 0 S: 3	H: 1 LOB: 1 BB: 0 P: 3	R: 0 E: 0 K: 0 S: 4	H: 1 LOB: 1 BB: 0 P: 4	R: 0 E: 0 K: 0 S: 3	H: 0 LOB: 1 BB: 1 P: 7	R: 2 E: 0 K: 0 S: 5	H: 2 LOB: 3 BB: 3 P: 17	R: 2 E: 0 K: 1 S: 7	H: 2 LOB: 1 BB: 1 P: 11	1B: 9 2B: 2 3B: 0 HR: 2	SF: 1 SAC: 0 DP: 1 HBP: 0	WP: 0 PB: 0 SB: 0 CS: 1	PA: 45			
PITCHER	IP	WLS	BF	H	R	ER	SO	BB	IBB	HBP	BLK	WP	HR	S	P	ERA	WHIP								
Randy Lerch, L ERA: 4.2	3.0		16	7	3	3	3	0	1	0	0	0	1	21	25	9.00	2.333								
Rawly Eastwick, R ERA: 3.09	4.0		14	2	0	0	1	1	0	0	0	0	0	15	19	0.00	0.750								
Warren Brusstar, R ERA: 2.03	0.2	L	7	2	2	2	0	2	1	0	0	0	0	4	16	27.00	6.000								
Tug McGraw, L ERA: 3.03	1.1		7	2	2	2	1	1	0	0	0	0	1	8	12	13.50	2.250								

AB	37
R	7
H	13
RBI	7
BB	6
SO	5
LOB	18



Batter	1	2	3	4	5	6	7	8	9	AB	R	H	RBI	BB	SO	LOB	BOTTOM								
Mike Schmidt, R OBP: 0.354, SLG: 0.425										4	0	1	1	0	0	0	San Diego Padres @ Philadelphia Phillies Veterans Stadium, Philadelphia, PA Mon Aug 21 1978, 7:05 PM EDT Att: 27,124 - Unknown								
Larry Bowa, S OBP: 0.323, SLG: 0.386										4	0	0	0	0	0	2									
Bake McBride, L OBP: 0.309, SLG: 0.344										3	0	0	0	0	1	2									
Jerry Martin, R OBP: 0.346, SLG: 0.463										1	0	0	0	1	0	0									
Greg Luzinski, R OBP: 0.393, SLG: 0.528										4	1	3	0	0	0	0									
Richie Hebner, L OBP: 0.378, SLG: 0.489										4	1	0	0	0	1	3									
Gary Maddox, R OBP: 0.321, SLG: 0.393										4	0	0	0	0	2	4									
Bob Boone, R OBP: 0.346, SLG: 0.448										3	1	2	1	0	0	0									
Ted Sizemore, R OBP: 0.276, SLG: 0.266										3	0	1	0	0	1	1									
Randy Lerch, L ERA: 4.2										0	0	0	0	0	0	0									
Tim Lincecum, L ERA: 3.07										1	0	0	0	0	2	1									
Rawly Eastwick, R ERA: 3.09										1	0	0	0	0	1	1									
Orlando Gonzalez, L ERA: 3.07										1	0	0	0	0	0	0									
Warren Brusstar, R ERA: 2.03										0	0	0	0	0	0	0									
Tug McGraw, R ERA: 3.03										0	0	0	0	0	0	0									
Inning Stats	R: 0 E: 0 K: 0 S: 3	H: 0 LOB: 0 BB: 0 P: 3	R: 0 E: 0 K: 0 S: 3	H: 1 LOB: 0 BB: 0 P: 3	R: 1 E: 0 K: 0 S: 6	H: 3 LOB: 2 BB: 0 P: 6	R: 2 E: 2 K: 3 S: 12	H: 2 LOB: 1 BB: 0 P: 12	R: 0 E: 0 K: 1 S: 5	H: 0 LOB: 0 BB: 0 P: 5	R: 0 E: 0 K: 1 S: 3	H: 0 LOB: 0 BB: 0 P: 3	R: 0 E: 0 K: 1 S: 5	H: 0 LOB: 0 BB: 0 P: 5	R: 0 E: 0 K: 1 S: 5	H: 1 LOB: 0 BB: 0 P: 5	1B: 7 2B: 0 3B: 0 HR: 0	SF: 0 SAC: 0 DP: 1 HBP: 0	WP: 0 PB: 0 SB: 0 CS: 1	PA: 34					
PITCHER	IP	WLS	BF	H	R	ER	SO	BB	IBB	HBP	BLK	WP	HR	S	P	ERA	WHIP								
Gaylord Perry, R ERA: 3.07	7.0		27	6	3	1	5	0	0	0	0	0	0	10	10	0.00	0.500								
Bob Shirley, L ERA: 3.05	2.0	S	6	1	0	0	2	0	0	0	0	0	0	10	10	0.00	0.500								

AB	33
R	3
H	7
RBI	2
BB	0
SO	7
LOB	15



Batter	1	2	3	4	5	6	7	8	9	AB	R	H	RBI	BB	SO	LOB	TOP																	
Gene Richards, L OBP: 0.370, SLG: 0.396 (1, 7)										4	0	1	0	0	1	1	San Diego Padres @ Philadelphia Phillies Veterans Stadium, Philadelphia, PA Tue Aug 22 1978, 7:05 PM EDT Att: 36,339 - Unknown livebaseballscorecards.com																	
Ozzie Smith, S OBP: 0.318, SLG: 0.319 (1, 6)										4	1	1	0	0	0	2																		
Derrel Thomas, S OBP: 0.305, SLG: 0.301 (1, 5)										4	0	0	0	0	4	2																		
Dave Winfield, R OBP: 0.348, SLG: 0.480 (1, 8)										3	1	2	0	1	0	0																		
Oscar Gamble, L OBP: 0.379, SLG: 0.412 John D'Acquisto, R OBP: 0.286, SLG: 0.231 Don Reynolds, R OBP: 0.360, SLG: 0.263 Bill Almon, R OBP: 0.311, SLG: 0.314 Mickey Lolich, S (8, 1)										3	1	1	0	0	0	1																		
Gene Tenace, R OBP: 0.406, SLG: 0.453 (1, 2)										4	0	1	1	0	0	3																		
Broderick Perkins, L OBP: 0.269, SLG: 0.372 (1, 3)										4	0	1	1	0	1	2																		
Fernando Gonzalez, R OBP: 0.271, SLG: 0.305 (1, 4)											4	0	1	0	0	1		2																
Eric Rasmussen, R OBP: 0.140, SLG: 0.140 Mark Lee, R (3, 1) Jim Beswick, S (5, PH) Bob Shirley, R OBP: 0.220, SLG: 0.135 Jerry Turner, L OBP: 0.347, SLG: 0.445 (6, 9)											0	0	0	0	0	0																		
Inning Stats	R: 0 E: 0 K: 2 S: 7	H: 0 LOB: 0 BB: 0 P: 7	R: 0 E: 0 K: 1 S: 5	H: 0 LOB: 1 BB: 1 P: 9	R: 0 E: 0 K: 0 S: 4	H: 1 LOB: 1 BB: 0 P: 4	R: 2 E: 0 K: 1 S: 8	H: 3 LOB: 1 BB: 0 P: 8	R: 0 E: 0 K: 1 S: 6	H: 1 LOB: 1 BB: 0 P: 6	R: 0 E: 0 K: 0 S: 3	H: 0 LOB: 0 BB: 0 P: 3	R: 0 E: 0 K: 1 S: 5	H: 1 LOB: 0 BB: 0 P: 5	R: 1 E: 0 K: 1 S: 8	H: 3 LOB: 2 BB: 0 P: 8		R: 0 E: 0 K: 1 S: 5	H: 0 LOB: 0 BB: 0 P: 5	1B: 7 2B: 2 3B: 0 HR: 0	SF: 0 SAC: 1 DP: 1 HBP: 0	WP: 0 PB: 0 SB: 0 CS: 0	PA: 36											
PITCHER	IP WLS BF H R ER SO BB IBB HBP BLK WP HR S P ERA WHIP																																	
Larry Christenson, R ERA: 3.55 Ron Reed, R ERA: 2.18	(1, 1) (8, 1)	7.2 S	32 4	9 0	3 0	3 0	7 1	0 0	0 0	0 0	0 0	0 0	0 0	45 6	49 6	3.52 0.00		1.304 0.000																

Batter	1	2	3	4	5	6	7	8	9	AB	R	H	RBI	BB	SO	LOB	BOTTOM																		
Mike Schmidt, R OBP: 0.357, SLG: 0.431 (1, 5)										4	1	2	2	1	0	0	San Diego Padres @ Philadelphia Phillies Veterans Stadium, Philadelphia, PA Tue Aug 22 1978, 7:05 PM EDT Att: 36,339 - Unknown livebaseballscorecards.com																		
Larry Bowa, S OBP: 0.324, SLG: 0.385 (1, 6)										3	1	1	0	1	0	0																			
Bake McBride, L OBP: 0.313, SLG: 0.349 (1, 9)										4	1	3	2	0	1	3																			
Greg Luzinski, R OBP: 0.394, SLG: 0.530 (1, 7)										4	0	2	1	0	0	2																			
Richie Hebner, L OBP: 0.377, SLG: 0.485 (1, 3)											3	0	0	0	1	1		2																	
Gary Maddox, R OBP: 0.324, SLG: 0.396 (1, 8)										4	0	3	0	0	0	2																			
Bob Boone, R OBP: 0.345, SLG: 0.445 (1, 2)										4	1	1	0	0	1	3																			
Ted Sizemore, R OBP: 0.276, SLG: 0.265 Ron Reed, R (8, 1)											4	1	1	0	0	1		4																	
Larry Christenson, R OBP: 0.145, SLG: 0.157 Bud Harrelson, S OBP: 0.315, SLG: 0.200 (8, 4)											2	0	0	0	1	0		1																	
Inning Stats	R: 1 E: 1 K: 0 S: 4	H: 1 LOB: 1 BB: 1 P: 8	R: 0 E: 0 K: 0 S: 4	H: 2 LOB: 1 BB: 0 P: 4	R: 2 E: 1 K: 0 S: 5	H: 4 LOB: 1 BB: 1 P: 9	R: 0 E: 0 K: 0 S: 3	H: 0 LOB: 0 BB: 0 P: 3	R: 0 E: 0 K: 0 S: 4	H: 1 LOB: 1 BB: 0 P: 4	R: 2 E: 0 K: 2 S: 10	H: 3 LOB: 2 BB: 2 P: 18	R: 0 E: 0 K: 2 S: 9	H: 2 LOB: 2 BB: 0 P: 9	R: 0 E: 0 K: 0 S: 3	H: 0 LOB: 0 BB: 0 P: 3		1B: 10 2B: 3 3B: 0 HR: 0	SF: 0 SAC: 1 DP: 2 HBP: 0	WP: 0 PB: 0 SB: 2 CS: 0	PA: 38														
PITCHER	IP WLS BF H R ER SO BB IBB HBP BLK WP HR S P ERA WHIP																																		
Eric Rasmussen, R ERA: 4.06 Mark Lee, R ERA: 2.92 Bob Shirley, L ERA: 3.93 John D'Acquisto, R ERA: 2.18 Mickey Lolich, L ERA: 1.04	(1, 1) (3, 1) (5, 1) (6, 1) (8, 1)	2.1 1.2 1.2 1.1 1.0	L 5 9 8 3	13 0 3 3 0	3 0 2 0 0	3 0 2 0 0	0 0 1 0 0	0 0 0 0 0	0 0 0 0 0	0 0 0 0 0	0 0 0 0 0	0 0 0 0 0	0 0 0 0 0	0 0 0 0 0	0 0 0 0 0	0 0 0 0 0		11.57 0.00 10.80 0.00 0.00	3.429 0.000 2.400 3.000 0.000																

Batter	1	2	3	4	5	6	7	8	9	AB	R	H	RBI	BB	SO	LOB	TOP										
Elliott Maddox, R OBP: 0.396, SLG: 0.355 (1, 8)										3	1	1	0	2	0	0	New York Mets @ San Diego Padres San Diego Stadium, San Diego, CA Thu Aug 24 1978, 10:05 PM EDT Att: 17,613 - Unknown										
Tim Foli, R OBP: 0.280, SLG: 0.317 (1, 6)										4	1	1	0	0	1	2											
Steve Henderson, R OBP: 0.343, SLG: 0.418 (1, 7)										4	1	1	1	0	1	1											
Willie Montanez, L OBP: 0.322, SLG: 0.404 (1, 3)										4	2	2	0	0	0	0											
John Stearns, R OBP: 0.381, SLG: 0.441 (1, 2)										3	1	1	2	1	0	0											
Joel Youngblood, R OBP: 0.297, SLG: 0.476 (1, 9)										3	0	1	2	0	1	0											
Bobby Valentine, R OBP: 0.359, SLG: 0.323 (1, 5)										2	0	0	1	1	1	1											
Doug Flynn, R OBP: 0.276, SLG: 0.269 (1, 4)										3	0	0	0	1	0	1											
Mike Bruhart, R OBP: 0.071, SLG: 0.071 (1, 1)										3	0	0	0	0	3	2											
Kevin Kobel, R OBP: 0.200, SLG: 0.143 (8, 1)										1	0	0	0	0	1	0											
Inning Stats	R: 1 E: 0 K: 0 S: 4	H: 2 LOB: 0 BB: 0 P: 4	R: 0 E: 0 K: 2 S: 7	H: 0 LOB: 2 BB: 2 P: 15	R: 3 E: 0 K: 0 S: 7	H: 3 LOB: 1 BB: 0 P: 7	R: 0 E: 0 K: 1 S: 5	H: 0 LOB: 1 BB: 1 P: 9	R: 2 E: 0 K: 0 S: 5	H: 2 LOB: 1 BB: 1 P: 9	R: 0 E: 0 K: 1 S: 5	H: 0 LOB: 0 BB: 0 P: 5	R: 0 E: 0 K: 1 S: 5	H: 0 LOB: 0 BB: 0 P: 5	R: 0 E: 0 K: 2 S: 7	H: 0 LOB: 0 BB: 0 P: 7	1B: 4 2B: 3 3B: 0 HR: 0	SF: 2 SAC: 1 DP: 1 HBP: 0	WP: 0 PB: 0 SB: 0 CS: 0	PA: 38							
PITCHER	IP	WLS	BF	H	R	ER	SO	BB	IBB	HBP	BLK	WP	HR	S	P	ERA	WHIP										
Bob Owchinko, L ERA: 3.16 (1, 1)	4.1	L	24	7	6	6	3	3	1	0	0	0	0	26	42	12.46	2.308										
John D'Acquisto, R ERA: 2.09 (5, 1)	3.2		11	0	0	0	3	1	0	0	0	0	0	16	20	0.00	0.273										
Bob Shirley, L ERA: 3.9 (9, 1)	1.0		3	0	0	0	2	0	0	0	0	0	0	7	7	0.00	0.000										


Batter	1	2	3	4	5	6	7	8	9	AB	R	H	RBI	BB	SO	LOB	BOTTOM										
Ozzie Smith, S OBP: 0.319, SLG: 0.320 (1, 6)										4	0	0	0	0	2	1	New York Mets @ San Diego Padres San Diego Stadium, San Diego, CA Thu Aug 24 1978, 10:05 PM EDT Att: 17,613 - Unknown										
Derrel Thomas, S OBP: 0.307, SLG: 0.307 (1, 5)										3	1	1	0	1	0	0											
Jerry Turner, L OBP: 0.344, SLG: 0.462 (1, 7) (9, 9)										4	0	1	0	0	0	1											
Dave Winfield, R OBP: 0.350, SLG: 0.475 (1, 8)										4	0	0	1	0	0	1											
Oscar Gamble, L OBP: 0.376, SLG: 0.406 (1, 9)										4	0	1	0	0	2	1											
Bob Shirley, R OBP: 0.220, SLG: 0.135 (9, 1)										0	0	0	0	0	0	0											
Gene Tenace, R OBP: 0.402, SLG: 0.454 (1, 3)										4	1	1	1	0	2	1											
Fernando Gonzalez, R OBP: 0.276, SLG: 0.304 (1, 4)										4	0	2	0	0	0	0											
Rick Sweet, S OBP: 0.316, SLG: 0.274 (1, 2)										3	0	0	0	0	0	3											
Don Reynolds, R OBP: 0.356, SLG: 0.260 (9, PH)										1	0	0	0	0	0	0											
Bob Owchinko, L OBP: 0.190, SLG: 0.211 (1, 1)										1	0	0	0	0	0	0											
John D'Acquisto, R OBP: 0.287, SLG: 0.214 (5, 1)										1	0	0	0	0	0	0											
Gene Richards, L OBP: 0.373, SLG: 0.405 (9, PH) (9, 7)										0	1	0	0	1	0	0											
Inning Stats	R: 0 E: 0 K: 0 S: 3	H: 0 LOB: 0 BB: 0 P: 3	R: 0 E: 0 K: 2 S: 7	H: 0 LOB: 0 BB: 0 P: 7	R: 0 E: 0 K: 0 S: 3	H: 0 LOB: 0 BB: 0 P: 3	R: 1 E: 0 K: 1 S: 7	H: 2 LOB: 1 BB: 0 P: 7	R: 0 E: 0 K: 1 S: 5	H: 0 LOB: 1 BB: 1 P: 9	R: 0 E: 0 K: 1 S: 7	H: 2 LOB: 2 BB: 0 P: 7	R: 2 E: 1 K: 1 S: 7	H: 2 LOB: 1 BB: 1 P: 11	R: 0 E: 0 K: 0 S: 3	H: 0 LOB: 0 BB: 0 P: 3	1B: 5 2B: 0 3B: 0 HR: 1	SF: 0 SAC: 0 DP: 0 HBP: 0	WP: 0 PB: 0 SB: 0 CS: 0	PA: 35							
PITCHER	IP	WLS	BF	H	R	ER	SO	BB	IBB	HBP	BLK	WP	HR	S	P	ERA	WHIP										
Mike Bruhart, R ERA: 4.85 (1, 1)	7.1	W	29	5	3	2	6	2	0	0	0	0	0	39	47	2.46	0.955										
Kevin Kobel, L ERA: 2.4 (8, 1)	1.2		6	1	0	0	0	0	0	0	0	0	0	6	6	0.00	0.600										


Batter	1	2	3	4	5	6	7	8	9	AB	R	H	RBI	BB	SO	LOB	TOP									
Elliott Maddox, R OBP: 0.385, SLG: 0.354 (1, 9)	6-3	5-3			B1-3			FC5 SH2-4 1B		4	0	1	0	0	0	1	New York Mets @ San Diego Padres San Diego Stadium, San Diego, CA Fri Aug 25 1978, 10:05 PM EDT Att: 19,459 - Unknown									
Bobby Valentine, R OBP: 0.388, SLG: 0.323 (1, 4)	6-3				F9			SH2-4		3	0	1	0	0	0	0										
Tim Foli, R OBP: 0.280, SLG: 0.317 (8, 6)	6-3							1-2		0	0	0	0	0	0	0										
Lee Mazzilli, S OBP: 0.347, SLG: 0.499 (1, 8)								6-3		3	0	1	0	1	1	2										
Joel Youngblood, R OBP: 0.297, SLG: 0.476 (8, 9)										0	0	0	0	0	0	0										
Willie Montanez, L OBP: 0.322, SLG: 0.402 (1, 3)										3	0	0	0	1	1	3										
John Stearns, R OBP: 0.380, SLG: 0.437 (1, 2)										3	0	0	0	0	0	3										
Steve Henderson, R OBP: 0.342, SLG: 0.420 (1, 7)										4	1	1	0	0	1	1										
Lenny Randle, S OBP: 0.341, SLG: 0.325 (1, 5)										4	1	2	1	0	0	0	AB 31 R 2 H 7 RBI 2 BB 2 SO 5 LOB 12									
Doug Flynn, R OBP: 0.276, SLG: 0.271 (1, 6)										4	0	1	0	0	0	1										
Craig Swan, R OBP: 0.190, SLG: 0.161 (1, 1)										3	0	0	1	0	2	1										
Inning Stats	R: 0 E: 0 K: 1 S: 6	H: 1 LOB: 1 BB: 0 P: 6	R: 2 E: 0 K: 0 S: 6	H: 3 LOB: 1 BB: 0 P: 6	R: 0 E: 0 K: 1 S: 6	H: 1 LOB: 1 BB: 0 P: 6	R: 0 E: 0 K: 0 S: 3	H: 0 LOB: 0 BB: 0 P: 3	R: 0 E: 0 K: 1 S: 5	H: 0 LOB: 0 BB: 0 P: 5	R: 0 E: 0 K: 0 S: 2	H: 0 LOB: 1 BB: 1 P: 7	R: 0 E: 0 K: 1 S: 5	H: 1 LOB: 0 BB: 0 P: 5	R: 0 E: 0 K: 0 S: 4	H: 1 LOB: 2 BB: 1 P: 8		R: 0 E: 0 K: 1 S: 5	H: 0 LOB: 0 BB: 0 P: 5	1B: 4 2B: 3 3B: 1 HR: 0	SF: 0 SAC: 1 DP: 1 HBP: 1	WP: 0 PB: 0 CS: 0	PA: 35			
PITCHER	IP	WLS	BF	H	R	ER	SO	BB	IBB	HBP	BLK	WP	HR	S	P	ERA		WHIP								
Gaylord Perry, R ERA: 3.05 (1, 1)	7.0	L	27	6	2	2	4	1	0	1	0	0	0	33	38	2.57		1.000								
Mark Lee, R ERA: 2.94 (8, 1)	2.0		8	1	0	0	1	0	1	0	0	0	0	9	13	0.00		0.500								

Batter	1	2	3	4	5	6	7	8	9	AB	R	H	RBI	BB	SO	LOB	BOTTOM								
Ozzie Smith, S OBP: 0.318, SLG: 0.317 (1, 6)										3	0	0	0	1	0	3	New York Mets @ San Diego Padres San Diego Stadium, San Diego, CA Fri Aug 25 1978, 10:05 PM EDT Att: 19,459 - Unknown								
Derrel Thomas, S OBP: 0.306, SLG: 0.304 (1, 5)										3	0	0	0	1	0	1									
Jerry Turner, L OBP: 0.341, SLG: 0.455 (1, 7)										4	0	1	0	0	1	1									
Dave Winfield, R OBP: 0.351, SLG: 0.482 (1, 8)										4	1	2	1	0	1	2									
Oscar Gamble, L OBP: 0.375, SLG: 0.403 (1, 9)										3	0	0	0	0	0	1									
Gene Tenace, R OBP: 0.403, SLG: 0.451 (1, 2)										2	0	0	0	2	1	0									
Broderick Perkins, L OBP: 0.266, SLG: 0.361 (1, 3)										4	0	0	0	0	0	4									
Fernando Gonzalez, R OBP: 0.277, SLG: 0.305 (1, 4)										3	0	1	0	0	0	0									
Bill Almon, R OBP: 0.310, SLG: 0.313 (7, PH) (8, 4)										1	0	0	0	0	0	0									
Gaylord Perry, R OBP: 0.145, SLG: 0.149 (1, 1)										2	0	1	0	0	0	0									
Gene Richards, L OBP: 0.373, SLG: 0.404 (7, PH) (8, 1)										1	0	0	0	0	0	2									
Mark Lee, R (8, 1)										0	0	0	0	0	0	0									
Inning Stats	R: 0 E: 0 K: 0 S: 3	H: 1 LOB: 1 BB: 0 P: 7	R: 0 E: 0 K: 0 S: 3	H: 0 LOB: 0 BB: 0 P: 3	R: 0 E: 0 K: 1 S: 6	H: 1 LOB: 3 BB: 1 P: 11	R: 0 E: 0 K: 0 S: 3	H: 0 LOB: 0 BB: 0 P: 3	R: 0 E: 0 K: 1 S: 5	H: 0 LOB: 1 BB: 1 P: 9	R: 0 E: 0 K: 0 S: 4	H: 1 LOB: 2 BB: 1 P: 8	R: 1 E: 0 K: 0 S: 4	H: 1 LOB: 0 BB: 0 P: 4	R: 0 E: 0 K: 1 S: 5	H: 0 LOB: 0 BB: 0 P: 5	1B: 4 2B: 2 3B: 0 HR: 1	SF: 0 SAC: 0 DP: 2 HBP: 1	WP: 0 PB: 0 CS: 0	PA: 35					
PITCHER	IP	WLS	BF	H	R	ER	SO	BB	IBB	HBP	BLK	WP	HR	S	P	ERA	WHIP								
Craig Swan, R ERA: 2.4 (1, 1)	9.0	W	35	5	1	1	3	4	0	1	0	0	1	36	53	1.00	1.000								

Batter	1	2	3	4	5	6	7	8	9	AB	R	H	RBI	BB	SO	LOB	TOP										
Elliott Maddox, R OBP: 0.394, SLG: 0.352 (1, 8)										4	0	1	0	0	1	0	New York Mets @ San Diego Padres San Diego Stadium, San Diego, CA Sat Aug 26 1978, 10:05 PM EDT Att: 16,458 - Unknown livebaseballscorecards.com										
Tim Foli, R OBP: 0.281, SLG: 0.317 Lee Mazzilli, S OBP: 0.348, SLG: 0.409 (8, PH)										3	0	1	0	0	0	2											
Steve Henderson, R OBP: 0.342, SLG: 0.419 (1, 7)										4	0	1	0	0	0	4											
Willie Montanez, L OBP: 0.319, SLG: 0.398 (1, 3)										4	0	0	0	0	1	2											
John Stearns, R OBP: 0.376, SLG: 0.433 (1, 2)										4	0	0	0	0	0	0											
Joel Youngblood, R OBP: 0.296, SLG: 0.469 (1, 9)										3	1	0	0	1	1	0											
Bobby Valentine, R OBP: 0.271, SLG: 0.338 Sergio Ferrer, S OBP: 0.250, SLG: 0.143 (7, PR)										3	0	2	1	0	0	0											
Doug Flynn, R OBP: 0.276, SLG: 0.271 (1, 4)										3	0	1	0	0	0	1											
Jerry Koosman, R OBP: 0.098, SLG: 0.148 Tom Grieve, R OBP: 0.296, SLG: 0.310 Kevin Kobel, R OBP: 0.200, SLG: 0.143 (7, PH)										1	0	0	0	0	0	0											
Inning Stats	R: 0 E: 0 K: 0 S: 4	H: 1 LOB: 1 BB: 0 P: 4	R: 0 E: 0 K: 0 S: 3	H: 0 LOB: 0 BB: 0 P: 3	R: 0 E: 0 K: 0 S: 5	H: 2 LOB: 2 BB: 0 P: 5	R: 0 E: 0 K: 1 S: 5	H: 0 LOB: 0 BB: 0 P: 5	R: 0 E: 0 K: 0 S: 3	H: 1 LOB: 0 BB: 0 P: 3	R: 0 E: 0 K: 0 S: 4	H: 1 LOB: 1 BB: 0 P: 4	R: 1 E: 0 K: 0 S: 4	H: 1 LOB: 1 BB: 1 P: 8	R: 0 E: 0 K: 1 S: 4	H: 0 LOB: 0 BB: 0 P: 5		R: 0 E: 0 K: 1 S: 5	H: 0 LOB: 0 BB: 0 P: 5	1B: 5 2B: 1 3B: 0 HR: 0	SF: 0 SAC: 1 DP: 1 HBP: 1	WP: 0 PB: 0 SB: 1 CS: 0	PA: 33				
PITCHER	IP	WLS	BF	H	R	ER	SO	BB	IBB	HBP	BLK	WP	HR	S	P	ERA	WHIP										
Mickey Lolich, L ERA: 0.79 Bob Shirley, L ERA: 3.91 Rollie Fingers, R ERA: 2.74	(1, 1)	5.0	W	18	4	0	0	1	0	0	0	0	0	20	20	0.00	0.800										
(6, 1)	2.0		9	2	1	1	0	1	0	0	0	0	0	8	12	4.50	1.500										
(8, 1)	2.0	S	6	0	0	0	2	0	0	1	0	0	0	9	10	0.00	0.000										

Batter	1	2	3	4	5	6	7	8	9	AB	R	H	RBI	BB	SO	LOB	BOTTOM										
Derrel Thomas, S OBP: 0.306, SLG: 0.302 (1, 8)										3	0	0	0	1	1	0	New York Mets @ San Diego Padres San Diego Stadium, San Diego, CA Sat Aug 26 1978, 10:05 PM EDT Att: 16,458 - Unknown livebaseballscorecards.com										
Ozzie Smith, S OBP: 0.316, SLG: 0.315 (1, 6)										5	0	0	0	0	0	2											
Jerry Turner, L OBP: 0.338, SLG: 0.444 (1, 7)										3	1	0	0	0	1	0											
Dave Winfield, R OBP: 0.352, SLG: 0.487 (1, 9)										3	1	1	2	1	0	0											
Gene Tenace, R OBP: 0.402, SLG: 0.449 (1, 3)										2	0	0	0	1	1	2											
Tucker Ashford, R OBP: 0.287, SLG: 0.345 Rollie Fingers, R OBP: 0.222, SLG: 0.222 (8, 1)										3	0	0	0	0	2	4											
Dave Roberts, R OBP: 0.299, SLG: 0.294 (1, 2)										3	0	0	0	0	1	1											
Bill Almon, R OBP: 0.310, SLG: 0.313 (8, 5)										3	0	1	0	0	0	0											
Mickey Lolich, S Chuck Baker, R OBP: 0.271, SLG: 0.261 Bob Shirley, R OBP: 0.230, SLG: 0.135 Fernando Gonzalez, R OBP: 0.276, SLG: 0.304 (8, 4)										1	0	0	0	0	1	0											
Inning Stats	R: 2 E: 0 K: 2 S: 8	H: 1 LOB: 1 BB: 1 P: 13	R: 0 E: 0 K: 1 S: 5	H: 0 LOB: 0 BB: 0 P: 5	R: 0 E: 0 K: 1 S: 5	H: 0 LOB: 0 BB: 1 P: 11	R: 0 E: 0 K: 2 S: 7	H: 0 LOB: 2 BB: 0 P: 7	R: 0 E: 0 K: 0 S: 3	H: 1 LOB: 1 BB: 1 P: 7	R: 0 E: 0 K: 0 S: 3	H: 0 LOB: 0 BB: 0 P: 3	R: 0 E: 0 K: 0 S: 3	H: 0 LOB: 0 BB: 0 P: 3	1B: 1 2B: 0 3B: 0 HR: 1	SF: 0 SAC: 0 DP: 0 HBP: 1		WP: 0 PB: 0 SB: 3 CS: 1	PA: 32								
PITCHER	IP	WLS	BF	H	R	ER	SO	BB	IBB	HBP	BLK	WP	HR	S	P	ERA	WHIP										
Jerry Koosman, L ERA: 3.65 Kevin Kobel, L ERA: 2.33	(1, 1)	6.0	L	24	1	2	2	8	2	0	1	0	0	37	46	3.00	0.500										
(7, 1)	2.0		8	1	0	0	0	1	0	0	0	0	0	6	10	0.00	1.000										

Batter	1	2	3	4	5	6	7	8	9	AB	R	H	RBI	BB	SO	LOB	TOP			
Lee Mazzilli, S OBP: 0.345, SLG: 0.405	0-0 4-3		0-0 F9		0-0 4-3			0-0 F6		4	0	0	0	0	0	2	<p>New York Mets @ San Diego Padres San Diego Stadium, San Diego, CA Sun Aug 27 1978, 6:33 AM EDT Att: 16,503 - Unknown</p> <p>livebaseballscores.com</p> <p>AB 31 R 0 H 6 RBI 0 BB 2 SO 3 LOB 16</p> 			
Tim Foli, R OBP: 0.281, SLG: 0.314	4-0 FC1-6 BB		0-0 F9		0-3 K			0-0 G3		3	0	0	0	1	1	2				
Steve Henderson, R OBP: 0.339, SLG: 0.415	0-0 FC1-6 E 1-2		0-0 1-3		0-0 4-3			0-0 6-3		4	0	0	0	0	0	2				
Willie Montanez, L OBP: 0.321, SLG: 0.398	4-0 1-3 BB		0-0 L4		0-0 L3			0-0 S 1B		3	0	1	0	1	0	0				
John Stearns, R OBP: 0.375, SLG: 0.431	0-0 5-3		0-0 1B		0-3 K			0-0 F8 1-2		4	0	1	0	0	1	3				
Bruce Boisclair, L OBP: 0.300, SLG: 0.324		0-0 F8		0-0 F7				0-0 1B 1B		4	0	1	0	0	0	2				
Lenny Randle, S OBP: 0.338, SLG: 0.322		0-0 1-3		0-3 K				0-0 F8		4	0	0	0	0	1	3				
Doug Flynn, R OBP: 0.278, SLG: 0.274		0-0 F6-3			0-0 4-3 SH2-4 1B			0-0 G5-4-3 1B		3	0	2	0	0	0	0				
Nino Espinosa, R OBP: 0.236, SLG: 0.278			0-0 1B		0-0 SH2-4			0-0 G5-4-3 1-2		1	0	1	0	0	0	0				
Ed Kranepool, L OBP: 0.272, SLG: 0.296										1	0	0	0	0	0	2				
Dale Murray, R OBP: 0.500, SLG: 0.333										0	0	0	0	0	0	0				
Dwight Bernard, R OBP: 0.500, SLG: 0.333										0	0	0	0	0	0	0				
Inning Stats	R: 0 E: 0 K: 0 S: 3	H: 0 LOB: 2 BB: 2 P: 11	R: 0 E: 0 K: 0 S: 3	H: 0 LOB: 0 BB: 0 P: 3	R: 0 E: 0 K: 0 S: 4	H: 1 LOB: 1 BB: 0 P: 4	R: 0 E: 0 K: 1 S: 6	H: 1 LOB: 1 BB: 0 P: 6	R: 0 E: 0 K: 1 S: 5	H: 0 LOB: 0 BB: 0 P: 5	R: 0 E: 0 K: 0 S: 4	H: 2 LOB: 1 BB: 0 P: 4	R: 0 E: 0 K: 0 S: 3	H: 0 LOB: 0 BB: 0 P: 3	R: 0 E: 0 K: 0 S: 4	H: 1 LOB: 1 BB: 0 P: 4	1B: 6 2B: 0 3B: 0 HR: 0	SF: 0 SAC: 1 DP: 1 HBP: 0	WP: 0 PB: 0 SB: 1 CS: 0	PA: 34
PITCHER Eric Rasmussen, R ERA: 3.85	IP: 9.0 WLS: W BF: 34 H: 6 R: 0 ER: 0 SO: 3 BB: 2 IBB: 0 HBP: 0 BLK: 0 WP: 0 HR: 0 S: 38 P: 46 ERA: 0.00 WHIP: 0.889															PITCHER				

Batter	1	2	3	4	5	6	7	8	9	AB	R	H	RBI	BB	SO	LOB	BOTTOM			
Gene Richards, L OBP: 0.375, SLG: 0.408	0-0 3B 2B		0-0 BB SH3-4 1B		0-0 F7			4-0 1-2 2-3 BB L3		3	1	2	0	1	0	0	<p>New York Mets @ San Diego Padres San Diego Stadium, San Diego, CA Sun Aug 27 1978, 6:33 AM EDT Att: 16,503 - Unknown</p> <p>livebaseballscores.com</p> <p>AB 26 R 3 H 5 RBI 2 BB 5 SO 0 LOB 13</p> 			
Dave Roberts, R OBP: 0.299, SLG: 0.294										0	0	0	0	0	0	0				
Derrel Thomas, S OBP: 0.303, SLG: 0.299	0-0 F7		0-0 SH3-4 1-2		0-0 F4-3			0-0 L3 1-2		3	0	0	0	0	0	4				
Jerry Turner, L OBP: 0.336, SLG: 0.453	0-0 2H F1-4-3 3B		0-0 F8		0-0 G3			0-0 6-3		4	1	1	1	0	0	3				
Dave Winfield, R OBP: 0.355, SLG: 0.487	4-0 F1-4-3 BB		4-0 BB BB			0-0 F6-4-3 1B		0-0 G3		2	0	1	0	2	0	0				
Gene Tenace, R OBP: 0.401, SLG: 0.444	0-0 F1-4-3 1-2 3H		4-0 1-2 2-3 BB		0-0 F6-4-3 1-2			0-0 F9		3	0	0	1	1	0	2				
Broderick Perkins, L OBP: 0.260, SLG: 0.352	0-0 F7		0-0 F8			0-0 F8		0-0 6-3		3	0	0	0	0	0	4				
Ozzie Smith, S OBP: 0.315, SLG: 0.314										1	0	0	0	0	0	0				
Fernando Gonzalez, R OBP: 0.277, SLG: 0.301		0-0 F8		0-0 F4				4-0 1B SH BB		2	1	0	0	1	0	0				
Bill Almon, R OBP: 0.311, SLG: 0.313		0-0 F7		0-0 5-3				0-0 BB SH 1B		3	0	1	0	0	0	0				
Eric Rasmussen, R OBP: 0.135, SLG: 0.135		0-0 6-3		0-0 F4-3				0-0 SH BB 1-2 2H		2	0	0	0	0	0	0				
Inning Stats	R: 2 E: 0 K: 0 S: 5	H: 2 LOB: 1 BB: 1 P: 9	R: 0 E: 0 K: 0 S: 3	H: 0 LOB: 0 BB: 0 P: 3	R: 0 E: 0 K: 0 S: 4	H: 1 LOB: 3 BB: 2 P: 12	R: 0 E: 0 K: 0 S: 3	H: 0 LOB: 0 BB: 0 P: 3	R: 0 E: 0 K: 0 S: 3	H: 1 LOB: 0 BB: 0 P: 3	R: 1 E: 1 K: 0 S: 4	H: 1 LOB: 2 BB: 2 P: 12	R: 0 E: 0 K: 0 S: 3	H: 0 LOB: 0 BB: 0 P: 3	R: 0 E: 0 K: 0 S: 3	H: 0 LOB: 0 BB: 0 P: 3	1B: 3 2B: 2 3B: 1 HR: 0	SF: 0 SAC: 2 DP: 2 HBP: 0	WP: 0 PB: 0 SB: 0 CS: 0	PA: 33
PITCHER Nino Espinosa, R ERA: 4.72	IP: 6.0 WLS: L BF: 24 H: 4 R: 2 ER: 2 SO: 2 BB: 3 IBB: 0 HBP: 0 BLK: 0 WP: 0 HR: 0 S: 21 P: 33 ERA: 3.00 WHIP: 1.167															PITCHER				
Dale Murray, R ERA: 4.04	0.0 4 1 1 0 0 2 0 0 0 0 0 2 10 ∞ ∞																			
Dwight Bernard, R ERA: 3.03	2.0 5 0 0 0 0 0 0 0 0 0 0 5 5 0.00 0.000																			

Batter	1	2	3	4	5	6	7	8	9	AB	R	H	RBI	BB	SO	LOB	TOP					
Bake McBride, L OBP: 0.325, SLG: 0.382 (1, 9)										5	0	1	0	0	1	3						
Larry Bowa, S OBP: 0.325, SLG: 0.386 (1, 6)										5	1	1	0	0	1	1						
Mike Schmidt, R OBP: 0.358, SLG: 0.429 (1, 5)										4	2	1	0	0	1	0						
Greg Luzinski, R OBP: 0.397, SLG: 0.522 Jim Morrison, R OBP: 0.234, SLG: 0.267 Richie Hebner, L OBP: 0.368, SLG: 0.474 (1, 7)										5	0	2	1	0	0	0						
Jose Cardenal, R OBP: 0.323, SLG: 0.393 (9, 7)										3	1	0	0	2	0	0						
Bob Boone, R OBP: 0.355, SLG: 0.462 (1, 2)										4	1	2	2	0	0	0						
Jerry Martin, R OBP: 0.348, SLG: 0.466 (1, 8)										4	0	2	3	1	1	2						
Ted Sizemore, R OBP: 0.288, SLG: 0.272 (1, 4)										3	0	2	0	1	0	2						
Jim Kaat, L OBP: 0.167, SLG: 0.171 Ron Reed, R (9, 1)										4	0	1	0	0	1	5						
Inning Stats	R: 0 E: 0 K: 0 S: 3	H: 0 LOB: 0 BB: 0 P: 3	R: 1 E: 1 K: 0 S: 5	H: 1 LOB: 2 BB: 1 P: 9	R: 2 E: 0 K: 0 S: 6	H: 4 LOB: 2 BB: 1 P: 10	R: 0 E: 0 K: 1 S: 6	H: 1 LOB: 1 BB: 0 P: 6	R: 0 E: 0 K: 1 S: 5	H: 0 LOB: 0 BB: 0 P: 5	R: 0 E: 0 K: 2 S: 9	H: 2 LOB: 2 BB: 0 P: 9	R: 0 E: 0 K: 0 S: 3	H: 0 LOB: 0 BB: 0 P: 3	R: 0 E: 0 K: 0 S: 4	H: 1 LOB: 2 BB: 1 P: 8	R: 3 E: 0 K: 1 S: 7	H: 3 LOB: 2 BB: 1 P: 12	1B: 10 2B: 2 3B: 0 HR: 0	SF: 1 SAC: 0 DP: 0 HBP: 1	WP: 0 PA: 43 PB: 0 SB: 1 CS: 0	
PITCHER	IP	WLS	BF	H	R	ER	SO	BB	IBB	HBP	BLK	WP	HR	S	P	ERA	WHIP					
Randy Jones, L ERA: 2.86 Mark Lee, R ERA: 3.31	(1, 1)	8.0	L	36	9	3	2	4	1	2	0	0	0	0	41	53	2.25	1.250				
(9, 1)	1.0		7	3	3	3	1	1	0	1	0	0	0	7	12	27.00	4.000					

Philadelphia Phillies @ San Diego Padres
San Diego Stadium, San Diego, CA
Mon Aug 28 1978, 10:05 PM EDT
Att: 33,768 - Unknown

AB 37
R 6
H 12
RBI 6
BB 4
SO 5
LOB 13

Batter	1	2	3	4	5	6	7	8	9	AB	R	H	RBI	BB	SO	LOB	BOTTOM				
Gene Richards, L OBP: 0.375, SLG: 0.407 (1, 7)										4	0	1	0	0	0	0					
Ozzie Smith, S OBP: 0.316, SLG: 0.314 (1, 6)										3	0	1	0	1	0	1					
Jerry Turner, L OBP: 0.333, SLG: 0.443 (1, 8)										3	0	0	0	1	2	2					
Dave Winfield, R OBP: 0.354, SLG: 0.485 (1, 9)										4	0	1	0	0	0	2					
Gene Tenace, R OBP: 0.397, SLG: 0.439 (1, 2)										4	0	0	0	0	0	3					
Fernando Gonzalez, R OBP: 0.277, SLG: 0.302 (1, 4)										3	0	1	0	0	0	0					
Dave Roberts, R OBP: 0.291, SLG: 0.286 Derrel Thomas, S OBP: 0.302, SLG: 0.298 (1, 3)										2	0	0	0	0	1	1					
Bill Almon, R OBP: 0.311, SLG: 0.316 (1, 5)										3	1	1	0	0	0	0					
Randy Jones, R OBP: 0.194, SLG: 0.211 Don Reynolds, R OBP: 0.352, SLG: 0.256 Mark Lee, R (9, 1)										1	0	0	1	0	1	0					
Inning Stats	R: 0 E: 0 K: 0 S: 3	H: 1 LOB: 0 BB: 0 P: 3	R: 0 E: 0 K: 1 S: 6	H: 1 LOB: 0 BB: 0 P: 6	R: 1 E: 0 K: 1 S: 7	H: 2 LOB: 1 BB: 0 P: 7	R: 0 E: 0 K: 0 S: 3	H: 1 LOB: 0 BB: 0 P: 3	R: 0 E: 0 K: 1 S: 5	H: 0 LOB: 0 BB: 0 P: 5	R: 0 E: 0 K: 1 S: 3	H: 0 LOB: 0 BB: 0 P: 3	R: 0 E: 0 K: 0 S: 3	H: 0 LOB: 2 BB: 2 P: 11	1B: 4 2B: 2 3B: 0 HR: 0	SF: 1 SAC: 0 DP: 2 HBP: 0	WP: 0 PA: 32 PB: 1 SB: 1 CS: 0				
PITCHER	IP	WLS	BF	H	R	ER	SO	BB	IBB	HBP	BLK	WP	HR	S	P	ERA	WHIP				
Jim Kaat, L ERA: 4.55 Ron Reed, R ERA: 2.45	(1, 1)	8.1	W	30	5	1	1	4	2	0	0	0	0	2	2	1.08	0.840				
(9, 1)	0.2		2	0	0	0	0	0	0	0	0	0	0	2	2	0.00	0.000				

Philadelphia Phillies @ San Diego Padres
San Diego Stadium, San Diego, CA
Mon Aug 28 1978, 10:05 PM EDT
Att: 33,768 - Unknown

AB 29
R 1
H 5
RBI 1
BB 2
SO 4
LOB 9

Batter	1	2	3	4	5	6	7	8	9	AB	R	H	RBI	BB	SO	LOB	TOP								
Bake McBride, L OBP: 0.327, SLG: 0.384 Jerry Martin, R OBP: 0.346, SLG: 0.484										3	1	2	0	0	0	0	Philadelphia Phillies @ San Diego Padres San Diego Stadium, San Diego, CA Wed Aug 30 1978, 10:05 PM EDT Att: 15,941 - Unknown								
Larry Bowa, S OBP: 0.325, SLG: 0.385										4	1	1	0	1	1	0									
Mike Schmidt, R OBP: 0.359, SLG: 0.426										4	0	0	0	1	1	1									
Greg Luzinski, R OBP: 0.399, SLG: 0.528										5	1	2	0	0	0	2									
Richie Hebner, L OBP: 0.372, SLG: 0.478										5	3	4	1	0	0	2									
Bob Boone, R OBP: 0.355, SLG: 0.457										4	0	2	0	1	0	1									
Garry Maddox, R OBP: 0.321, SLG: 0.391										5	0	2	3	0	0	4									
Ted Sizemore, R OBP: 0.296, SLG: 0.286										4	0	2	1	1	0	1									
Randy Lerch, L OBP: 0.235, SLG: 0.261 Tim McCarver, L OBP: 0.362, SLG: 0.316 Rawly Eastwick, R OBP: 0.325, SLG: 0.390 Jose Cardenal, R OBP: 0.200, SLG: 0.400										2	0	1	0	0	0	0									
Inning Stats	R: 2 E: 0 K: 0 S: 5	H: 3 LOB: 2 BB: 2 P: 13	R: 0 E: 0 K: 0 S: 3	H: 0 LOB: 0 BB: 0 P: 3	R: 0 E: 0 K: 0 S: 4	H: 2 LOB: 1 BB: 0 P: 4	R: 0 E: 1 K: 0 S: 5	H: 2 LOB: 1 BB: 0 P: 5	R: 0 E: 0 K: 1 S: 5	H: 0 LOB: 0 BB: 0 P: 5	R: 1 E: 0 K: 0 S: 5	H: 3 LOB: 2 BB: 1 P: 9	R: 2 E: 0 K: 0 S: 7	H: 4 LOB: 3 BB: 1 P: 11	R: 0 E: 0 K: 2 S: 7	H: 0 LOB: 0 BB: 0 P: 7		R: 1 E: 0 K: 0 S: 5	H: 2 LOB: 2 BB: 1 P: 9	1B: 13 2B: 3 3B: 0 HR: 0	SF: 0 SAC: 0 DP: 3 HBP: 0	WP: 0 PB: 2 SB: 0 CS: 0	PA: 45		
PITCHER	IP	WLS	BF	H	R	ER	SO	BB	IBB	HBP	BLK	WP	HR	S	P	ERA	WHIP								
Gaylord Perry, R ERA: 3.1	(1, 1)	5.2	27	10	3	3	1	3	0	0	0	0	0	26	38	4.76	2.294								
Bob Shirley, L ERA: 4.02	(6, 1)	1.0	5	2	2	2	0	0	0	0	0	0	0	5	5	18.00	2.000								
Rollie Fingers, R ERA: 2.77	(7, 1)	2.1	L	13	4	1	1	2	1	1	0	0	0	15	23	3.86	2.143								

Batter	1	2	3	4	5	6	7	8	9	AB	R	H	RBI	BB	SO	LOB	BOTTOM								
Gene Richards, L OBP: 0.376, SLG: 0.408										4	1	1	0	1	1	2	Philadelphia Phillies @ San Diego Padres San Diego Stadium, San Diego, CA Wed Aug 30 1978, 10:05 PM EDT Att: 15,941 - Unknown								
Ozzie Smith, S OBP: 0.315, SLG: 0.315										5	0	1	2	0	0	3									
Jerry Turner, L OBP: 0.340, SLG: 0.446										4	1	2	0	1	0	2									
Dave Winfield, R OBP: 0.355, SLG: 0.488										4	0	1	2	0	1	1									
Gene Tenace, R OBP: 0.398, SLG: 0.434										2	0	0	0	2	0	1									
Fernando Gonzalez, R OBP: 0.277, SLG: 0.307										4	0	0	0	0	1	4									
Tucker Ashford, R OBP: 0.290, SLG: 0.354 Bob Shirley, R OBP: 0.220, SLG: 0.135 Rollie Fingers, R OBP: 0.200, SLG: 0.200										3	1	1	0	0	0	3									
Dave Roberts, R OBP: 0.305, SLG: 0.329 Oscar Gamble, L OBP: 0.370, SLG: 0.397										3	1	2	1	0	0	0									
Gaylord Perry, R OBP: 0.143, SLG: 0.147 Derrel Thomas, S OBP: 0.302, SLG: 0.295										1	0	0	0	0	1	1									
Inning Stats	R: 2 E: 0 K: 1 S: 7	H: 2 LOB: 2 BB: 2 P: 15	R: 0 E: 0 K: 1 S: 6	H: 1 LOB: 1 BB: 0 P: 6	R: 0 E: 0 K: 0 S: 4	H: 1 LOB: 1 BB: 0 P: 4	R: 2 E: 0 K: 1 S: 7	H: 2 LOB: 1 BB: 1 P: 11	R: 0 E: 0 K: 0 S: 3	H: 0 LOB: 1 BB: 1 P: 7	R: 1 E: 0 K: 0 S: 4	H: 1 LOB: 1 BB: 1 P: 8	R: 0 E: 0 K: 1 S: 5	H: 0 LOB: 0 BB: 0 P: 5	R: 0 E: 0 K: 1 S: 5	H: 0 LOB: 0 BB: 0 P: 5		R: 0 E: 0 K: 0 S: 3	H: 1 LOB: 0 BB: 0 P: 3	1B: 4 2B: 1 3B: 0 HR: 0	SF: 0 SAC: 1 DP: 0 HBP: 0	WP: 0 PB: 0 SB: 2 CS: 1	PA: 40		
PITCHER	IP	WLS	BF	H	R	ER	SO	BB	IBB	HBP	BLK	WP	HR	S	P	ERA	WHIP								
Randy Lerch, L ERA: 4.07	(1, 1)	5.0	25	6	4	4	3	4	0	0	0	0	0	27	43	7.20	2.000								
Rawly Eastwick, R ERA: 3.8	(6, 1)	1.0	5	1	1	1	0	1	0	0	0	0	0	4	8	9.00	2.000								
Warren Brusstar, R ERA: 2.15	(7, 1)	3.0	W	9	1	0	0	2	0	0	0	0	0	13	13	0.00	0.333								

Batter	1	2	3	4	5	6	7	8	9	AB	R	H	RBI	BB	SO	LOB	TOP										
Dave Cash, R OBP: 0.295, SLG: 0.311 (1,4)	L9		G3						5-3	5	0	2	0	0	0	0	Montreal Expos @ San Diego Padres San Diego Stadium, San Diego, CA Thu Aug 31 1978, 10:05 PM EDT Att: 11,810 - Unknown										
Tom Hutton, L OBP: 0.325, SLG: 0.319 (1,3)	G3		F7		4-3		F3		F8	5	0	0	0	0	0	2											
Andre Dawson, R OBP: 0.301, SLG: 0.443 (1,8)	4-3			6-3		1B 2B	L9		K	5	1	1	0	0	1	1											
Ellis Valentine, R OBP: 0.327, SLG: 0.475 (1,9)		5-3		F9 1B		1B 1B				3	0	2	0	1	0	0											
Warren Cromartie, L OBP: 0.337, SLG: 0.410 (1,7)		K		1-2 1B		1-2 2-3 1B			4-3	4	0	2	0	0	1	2											
Gary Carter, R OBP: 0.334, SLG: 0.414 (1,2)		BB 1B		F9		1-3 2-H 3-H 1B			F8	4	0	2	1	0	0	2											
Larry Parrish, R OBP: 0.310, SLG: 0.438 (1,5)		1-2 BB		K		F9			F8	3	0	0	0	1	1	4											
Chris Speier, R OBP: 0.338, SLG: 0.336 (1,6)		F9		4-3		FC6 IBB			FC5-6 1B	3	0	1	0	1	0	2											
Woodie Fryman, R OBP: 0.060, SLG: 0.102 (1,1)			F8		K				FC5-6	3	0	0	0	0	1	3											
Gerry Pirtle, R (7,1)						1-2				0	0	0	0	0	0	0											
Del Unser, L (8,PH) OBP: 0.294, SLG: 0.279										1	0	0	0	0	0	1											
Darold Knowles, L (8,1) OBP: 0.200, SLG: 0.200										0	0	0	0	0	0	0											
Inning Stats	R: 0 E: 0 K: 0 S: 3	H: 0 LOB: 0 BB: 0 P: 3	R: 0 E: 0 K: 1 S: 6	H: 1 LOB: 2 BB: 1 P: 10	R: 0 E: 0 K: 0 S: 3	H: 0 LOB: 0 BB: 0 P: 3	R: 0 E: 0 K: 1 S: 7	H: 2 LOB: 2 BB: 0 P: 7	R: 0 E: 0 K: 1 S: 6	H: 1 LOB: 1 BB: 0 P: 6	R: 1 E: 0 K: 0 S: 6	H: 4 LOB: 3 BB: 1 P: 10	R: 0 E: 0 K: 0 S: 4	H: 1 LOB: 2 BB: 1 P: 8	R: 0 E: 0 K: 0 S: 4	H: 1 LOB: 1 BB: 0 P: 4	R: 0 E: 0 K: 1 S: 5	H: 0 LOB: 0 BB: 0 P: 5	1B: 9 2B: 1 3B: 0 HR: 0	SF: 0 SAC: 0 DP: 0 HBP: 0	WP: 0 PA: 39 PB: 0 SB: 0 CS: 0						
PITCHER	IP	WLS	BF	H	R	ER	SO	BB	IBB	HBP	BLK	WP	HR	S	P	ERA	WHIP										
Eric Rasmussen, R (1,1) ERA: 3.79	5.1	W	24	8	1	1	3	1	0	0	0	0	0	29	33	1.69	1.688										
Mark Lee, R (6,1) ERA: 3.03	3.2	S	15	2	0	0	1	1	1	0	0	0	0	15	23	0.00	0.818										

Batter	1	2	3	4	5	6	7	8	9	AB	R	H	RBI	BB	SO	LOB	BOTTOM										
Gene Richards, L (1,7) OBP: 0.376, SLG: 0.408	SH3 1B		K		6-3		FC6-4 BB 1B	1B 2H		5	2	2	1	0	1	1	Montreal Expos @ San Diego Padres San Diego Stadium, San Diego, CA Thu Aug 31 1978, 10:05 PM EDT Att: 11,810 - Unknown										
Ozzie Smith, S (1,6) OBP: 0.318, SLG: 0.316	SH3 1-2		2B BB		5-3		1B BB			2	2	1	0	2	0	0											
Jerry Turner, L (1,8) OBP: 0.458, SLG: 0.458			4-3 1H		4-3		1B 1B		L6	3	0	2	2	0	0	0											
Tucker Ashford, R (6,5) OBP: 0.293, SLG: 0.356	CS 2H 1B		2B				1-3 2-H 1B			2	1	1	1	0	0	2											
Dave Winfield, R (1,9) OBP: 0.356, SLG: 0.488	1-2 1B		4-3			F3	WP 1B			4	0	2	1	0	0	1											
Gene Tenace, R (1,3) OBP: 0.399, SLG: 0.435	K		K				1-2 2-H 1B			4	0	2	1	0	2	2											
Fernando Gonzalez, R (1,4) OBP: 0.273, SLG: 0.303		F4		4-3		F8	6-3			4	0	0	0	0	0	3											
Derrel Thomas, S (1,5) OBP: 0.304, SLG: 0.296 (6,8)			S HBP		F7		F8		SH1-4 1B	3	1	1	0	0	0	1											
Dave Roberts, R (1,2) OBP: 0.318, SLG: 0.342		0-3							F4	3	0	2	0	0	1	1											
Jim Beswick, S (7,PR) OBP: 0.316, SLG: 0.280 (8,2)		K					FC6-4 1B			0	0	0	0	0	0	0											
Rick Sweet, S (8,2) OBP: 0.316, SLG: 0.280		1-2			1B					1	0	0	0	0	0	1											
Eric Rasmussen, R (1,1) OBP: 0.130, SLG: 0.130		5-3			1-3		K		SH1-4	2	0	0	0	0	0	2											
Mark Lee, R (6,1) ERA: 3.03										1	0	0	0	0	1	1											
Inning Stats	R: 1 E: 0 K: 1 S: 7	H: 3 LOB: 1 BB: 0 P: 7	R: 0 E: 0 K: 1 S: 5	H: 0 LOB: 0 BB: 0 P: 6	R: 1 E: 0 K: 2 S: 8	H: 1 LOB: 1 BB: 1 P: 12	R: 0 E: 0 K: 0 S: 4	H: 1 LOB: 1 BB: 0 P: 4	R: 0 E: 0 K: 0 S: 3	H: 0 LOB: 0 BB: 0 P: 3	R: 0 E: 0 K: 0 S: 4	H: 1 LOB: 1 BB: 0 P: 4	R: 3 E: 0 K: 1 S: 9	H: 4 LOB: 3 BB: 1 P: 13	R: 1 E: 0 K: 0 S: 6	H: 3 LOB: 2 BB: 0 P: 6	R: 1 E: 0 K: 0 S: 5	H: 0 LOB: 0 BB: 0 P: 5	1B: 12 2B: 1 3B: 0 HR: 0	SF: 0 SAC: 2 DP: 0 HBP: 1	WP: 1 PA: 39 PB: 0 SB: 1 CS: 1						
PITCHER	IP	WLS	BF	H	R	ER	SO	BB	IBB	HBP	BLK	WP	HR	S	P	ERA	WHIP										
Woodie Fryman, L (1,1) ERA: 3.78	6.2	L	31	9	5	5	5	2	0	1	0	0	0	2	2	6.75	1.650										
Gerry Pirtle, R (7,1) ERA: 4.7	0.1		2	1	0	0	0	0	0	0	0	1	0	2	2	0.00	3.000										
Darold Knowles, L (8,1) ERA: 2.49	1.0		6	3	1	1	0	0	0	0	0	0	0	6	6	9.00	3.000										


AB	36
R	1
H	10
RBI	1
BB	3
SO	4
LOB	17



Batter	1	2	3	4	5	6	7	8	9	10	11	12	AB	R	H	RBI	BB	SO	LOB	TOP			
Dave Cash, R OBP: 0.292, SLG: 0.308 (1.4)	6-3		4-3		5-3			F7		E1		F7	6	0	0	0	0	0	1				
Andre Dawson, R OBP: 0.302, SLG: 0.443 (1.8)	6-3			FC4-6 1B	F3			G6-3 1B		K			5	0	2	0	0	1	1				
Ellis Valentine, R OBP: 0.324, SLG: 0.470 Mike Garman, R (11.1)	5-3			FC4-6 2B 4-3		6-3		G6-3 1-2r		6-3			5	1	0	0	0	0	3				
Tony Perez, R OBP: 0.333, SLG: 0.443 (1.3)		6-3		4-3 E 2B		6-3			6-3		L8		5	1	2	0	0	0	0				
Warren Cromartie, L OBP: 0.338, SLG: 0.409 (1.7)				4-3		F7			FC6-4 1B		F7		5	0	2	1	0	0	2				
Gary Carter, R OBP: 0.331, SLG: 0.410 (1.2)					E6 FC6-4 S	FC6-4			FC6-4 1B		5-3		5	0	0	0	0	1	3				
Larry Parrish, R OBP: 0.313, SLG: 0.441 (1.5)		4-3				4-3						SH3-4 1B	4	1	2	0	1	0	1				
Chris Speier, R OBP: 0.337, SLG: 0.335 Stan Papi, R OBP: 0.319, SLG: 0.336 (3.6)			6-3	FC5		6-3			F3			SH3-4 2B	1	0	0	0	0	0	0				
Ross Grimsley, L OBP: 0.176, SLG: 0.158 Sam Mejias, R OBP: 0.238, SLG: 0.225 (11.9)			K			K				4-3			4	0	0	0	0	3	0				
												SH3-4 1B	1	0	1	1	0	0	0				
Inning Stats	R: 0 E: 0 K: 0 S: 3	H: 0 LOB: 0 BB: 0 P: 3	R: 0 E: 0 K: 1 S: 6	H: 1 LOB: 1 BB: 0 P: 6	R: 0 E: 0 K: 1 S: 5	H: 0 LOB: 0 BB: 0 P: 5	R: 2 E: 1 K: 0 S: 6	H: 2 LOB: 2 BB: 1 P: 10	R: 0 E: 0 K: 1 S: 5	H: 0 LOB: 0 BB: 0 P: 5	R: 0 E: 0 K: 0 S: 3	H: 1 LOB: 0 BB: 0 P: 3	R: 0 E: 0 K: 0 S: 6	H: 0 LOB: 1 BB: 0 P: 6	R: 0 E: 0 K: 0 S: 3	H: 0 LOB: 0 BB: 0 P: 3	R: 1 E: 0 K: 0 S: 4	H: 2 LOB: 0 BB: 0 P: 4	1B: 7 2B: 2 3B: 0 HR: 0	SF: 0 SAC: 1 DP: 1 HBP: 0	WP: 0 PB: 0 SB: 1 CS: 0	PA: 46	
PITCHER Randy Jones, L ERA: 2.79 (1.1)	IP: 12.0 WLS: 46 BF: 9	H: 9 ER: 3 SO: 5	BB: 1 IBB: 0 HBP: 0 BLK: 0	WP: 0 HR: 0 S: 55 P: 59	ERA: 1.50 WHIP: 0.833	PITCHER	IP: 12.0 WLS: 46 BF: 9	H: 9 ER: 3 SO: 5	BB: 1 IBB: 0 HBP: 0 BLK: 0	WP: 0 HR: 0 S: 55 P: 59	ERA: 1.50 WHIP: 0.833												

Montreal Expos @ San Diego Padres
San Diego Stadium, San Diego, CA
Fri Sep 01 1978, 10:05 PM EDT
Alt. 14,346 - Unknown


AB 44
R 3
H 9
RBI 2
BB 1
SO 5
LOB 15



Batter	1	2	3	4	5	6	7	8	9	10	11	12	AB	R	H	RBI	BB	SO	LOB	BOTTOM		
Gene Richards, L OBP: 0.376, SLG: 0.408 (1.7)	F4			CS 1B		SH1-4 2B 1B		L9		4-3			5	1	2	0	0	0	1			
Ozzie Smith, S OBP: 0.319, SLG: 0.315 (1.6)	4-3		CS	1B S BB		SH1-4		CS BB			F7		2	0	0	0	2	0	0			
Gene Tenace, R OBP: 0.399, SLG: 0.432 (1.3)	4-3				FC6-4 1B	2B BB		K			F8		4	0	1	0	1	1	1			
Dave Winfield, R OBP: 0.356, SLG: 0.491 (11.9)		G3 SF8 2B			F5				F9			K	5	1	2	1	0	1	2			
Oscar Gamble, L OBP: 0.367, SLG: 0.393 Tucker Ashford, R OBP: 0.291, SLG: 0.354 (11.5)		G3			F5	6-3			K			6-3	4	0	0	0	0	1	5			
Fernando Gonzalez, R OBP: 0.272, SLG: 0.302 Bill Almon, R OBP: 0.311, SLG: 0.316 (12. PFR)		SF8			FC6-4	1-3			F8				4	0	1	1	0	0	4			
Derrel Thomas, S OBP: 0.305, SLG: 0.293 (11.8)		5-3				5-3			F8			BB 1B	3	0	0	0	2	0	0			
Dave Roberts, R OBP: 0.303, SLG: 0.325 Jerry Turner, L OBP: 0.344, SLG: 0.455 (12. PH)			5-3		F4				F3		K	G3-6-1	4	0	0	0	0	1	1			
Randy Jones, R OBP: 0.184, SLG: 0.200 (1.1)			L9			5-3			6-3				4	0	0	0	0	1	1			
Inning Stats	R: 0 E: 0 K: 0 S: 3	H: 0 LOB: 0 BB: 0 P: 3	R: 1 E: 0 K: 0 S: 4	H: 1 LOB: 0 BB: 0 P: 4	R: 0 E: 0 K: 0 S: 4	H: 1 LOB: 2 BB: 1 P: 8	R: 0 E: 0 K: 0 S: 5	H: 0 LOB: 2 BB: 1 P: 9	R: 0 E: 0 K: 1 S: 4	H: 0 LOB: 1 BB: 1 P: 8	R: 0 E: 0 K: 1 S: 5	H: 0 LOB: 0 BB: 0 P: 5	R: 0 E: 0 K: 0 S: 7	H: 0 LOB: 1 BB: 1 P: 11	R: 0 E: 0 K: 0 S: 5	H: 0 LOB: 0 BB: 0 P: 5	R: 0 E: 0 K: 0 S: 3	H: 1 LOB: 2 BB: 1 P: 7	1B: 4 2B: 3 3B: 0 HR: 0	SF: 1 SAC: 1 DP: 2 HBP: 0	WP: 0 PB: 0 SB: 1 CS: 2	PA: 45
PITCHER Ross Grimsley, L ERA: 3.11 Mike Garman, R ERA: 4.86 (11.1)	IP: 10.0 WLS: 7 BF: 1	H: 5 ER: 2 SO: 4	BB: 4 IBB: 0 HBP: 0 BLK: 0	WP: 0 HR: 0 S: 41 P: 57	ERA: 1.80 WHIP: 0.900	PITCHER	IP: 12.0 WLS: 46 BF: 9	H: 9 ER: 3 SO: 5	BB: 1 IBB: 0 HBP: 0 BLK: 0	WP: 0 HR: 0 S: 55 P: 59	ERA: 1.50 WHIP: 0.833											

Montreal Expos @ San Diego Padres
San Diego Stadium, San Diego, CA
Fri Sep 01 1978, 10:05 PM EDT
Alt. 14,346 - Unknown

AB 37
R 2
H 6
RBI 2
BB 5
SO 5
LOB 17



Batter	1	2	3	4	5	6	7	8	9	AB	R	H	RBI	BB	SO	LOB	TOP			
Ozzie Smith, S OBP: 0.322, SLG: 0.325 (1, 6)	F8		5-3 4-3 1B		6-3			1-3		4	1	1	0	0	0	0	San Diego Padres @ Atlanta Braves Atlanta-Fulton County Stadium, Atlanta, GA Tue Sep 05 1978, 7:05 PM EDT Att: 1,192 - Unknown livebaseballscorecards.com			
Barry Evans, R OBP: 0.300, SLG: 0.400 (1, 5)	K		5-3				5-3	5-3		4	0	0	0	0	0	1				
Broderick Perkins, L OBP: 0.252, SLG: 0.338 (1, 3)	F8		4-3				F9		F5	4	0	0	1	0	0	0				
Dave Winfield, R OBP: 0.358, SLG: 0.491 (1, 9)		2B BB	5-3				K		5-3	3	0	0	0	1	1	0				
Jerry Turner, L OBP: 0.339, SLG: 0.450 (1, 7)					F4				F8	4	0	2	0	0	0	0				
Fernando Gonzalez, R OBP: 0.274, SLG: 0.304 (1, 4)					6-3					3	0	0	0	0	2	3				
Jim Beswick, S (1, 8)										2	0	0	0	1	2	1				
Rick Sweet, S OBP: 0.311, SLG: 0.275 Bob Shirley, R OBP: 0.220, SLG: 0.135 Steve Mura, R (8, 1)							1-6-3			3	0	0	0	0	0	4				
Eric Rasmussen, R OBP: 0.125, SLG: 0.125 Dave Roberts, R OBP: 0.330, SLG: 0.329 (7, 2)					6-3				F8	0	0	0	0	0	0	0				
					6-3					2	0	0	0	0	0	3				
										1	0	0	0	0	0	0				
Inning Stats	R: 0 E: 0 K: 1 S: 5	H: 0 LOB: 0 BB: 0 P: 5	R: 0 E: 0 K: 1 S: 6	H: 1 LOB: 3 BB: 2 P: 14	R: 1 E: 0 K: 0 S: 4	H: 1 LOB: 0 BB: 0 P: 4	R: 0 E: 0 K: 1 S: 5	H: 0 LOB: 0 BB: 0 P: 5	R: 0 E: 0 K: 0 S: 3	H: 0 LOB: 0 BB: 0 P: 3	R: 0 E: 0 K: 1 S: 8	H: 1 LOB: 1 BB: 0 P: 8	R: 0 E: 0 K: 0 S: 3	H: 0 LOB: 0 BB: 0 P: 3	R: 0 E: 0 K: 0 S: 3	H: 0 LOB: 0 BB: 0 P: 3	1B: 2 2B: 1 3B: 0 HR: 0	SF: 0 SAC: 0 DP: 0 HBP: 0	WP: 0 PB: 0 SB: 2 CS: 0	PA: 32
PITCHER Phil Niekro, R ERA: 3.04 (1, 1)	IP: 9.0 WLS: W BF: 32 H: 3 R: 1 ER: 1 SO: 6 BB: 2 IBB: 0 HBP: 0 BLK: 0 WP: 0 HR: 0 S: 42 P: 50 ERA: 1.00 WHIP: 0.556															PITCHER				

Batter	1	2	3	4	5	6	7	8	9	AB	R	H	RBI	BB	SO	LOB	BOTTOM			
Glenn Hubbard, R OBP: 0.367, SLG: 0.313 (1, 4)	6-3		4-3		F4			F5		4	0	0	0	0	0	0	San Diego Padres @ Atlanta Braves Atlanta-Fulton County Stadium, Atlanta, GA Tue Sep 05 1978, 7:05 PM EDT Att: 1,192 - Unknown livebaseballscorecards.com			
Rowland Office, L OBP: 0.297, SLG: 0.360 (1, 8)	4-3									4	0	3	0	0	0	0				
Gary Matthews, R OBP: 0.365, SLG: 0.455 (1, 9)	HR BB		F9			FC4-6 1B HR	F4			3	2	0	0	1	0	3				
Jeff Burroughs, R OBP: 0.451, SLG: 0.557 Barry Bonnell, R OBP: 0.276, SLG: 0.291 (9, 7)								F9		4	2	3	2	0	0	0				
Joe Nolan, L OBP: 0.333, SLG: 0.363 (1, 2)	F3									0	0	0	0	0	0	0				
Dale Murphy, R OBP: 0.292, SLG: 0.419 (1, 3)										3	1	0	0	1	0	3				
Rod Gilbreath, R OBP: 0.303, SLG: 0.338 (1, 5)										3	2	1	1	1	2	1				
Darrel Chaney, S OBP: 0.293, SLG: 0.303 (1, 6)										3	1	2	4	1	0	0				
Phil Niekro, R OBP: 0.226, SLG: 0.228 (1, 1)										4	0	0	0	0	1	2				
										4	0	0	0	0	1	2				
Inning Stats	R: 2 E: 0 K: 0 S: 4	H: 1 LOB: 0 BB: 1 P: 8	R: 0 E: 0 K: 1 S: 5	H: 1 LOB: 0 BB: 0 P: 5	R: 0 E: 0 K: 1 S: 6	H: 1 LOB: 1 BB: 0 P: 6	R: 1 E: 0 K: 0 S: 4	H: 2 LOB: 0 BB: 0 P: 4	R: 0 E: 0 K: 0 S: 3	H: 0 LOB: 0 BB: 0 P: 3	R: 4 E: 0 K: 0 S: 6	H: 3 LOB: 0 BB: 1 P: 10	R: 0 E: 0 K: 0 S: 4	H: 1 LOB: 1 BB: 0 P: 4	R: 1 E: 0 K: 1 S: 6	H: 1 LOB: 2 BB: 2 P: 14	1B: 7 2B: 0 3B: 0 HR: 3	SF: 0 SAC: 0 DP: 1 HBP: 0	WP: 0 PB: 0 SB: 0 CS: 1	PA: 36
PITCHER Eric Rasmussen, R ERA: 4.0 Bob Shirley, L ERA: 3.99 Steve Mura, R ERA: 9.0 (7, 1)	IP: 6.0 WLS: L BF: 26 H: 8 R: 7 ER: 7 SO: 2 BB: 1 IBB: 0 HBP: 0 BLK: 0 WP: 0 HR: 3 S: 28 P: 36 ERA: 10.50 WHIP: 1.500															PITCHER				
	IP: 1.0 WLS: L BF: 4 H: 1 R: 0 ER: 0 SO: 0 BB: 0 IBB: 0 HBP: 0 BLK: 0 WP: 0 HR: 0 S: 4 P: 4 ERA: 0.00 WHIP: 1.000															PITCHER				
	IP: 1.0 WLS: L BF: 6 H: 1 R: 1 ER: 1 SO: 1 BB: 0 IBB: 0 HBP: 0 BLK: 0 WP: 0 HR: 0 S: 6 P: 14 ERA: 9.00 WHIP: 3.000															PITCHER				

Batter	1	2	3	4	5	6	7	8	9	AB	R	H	RBI	BB	SO	LOB	TOP									
Bill Almon, R OBP: 0.310, SLG: 0.315 Oscar Gamble, L OBP: 0.368, SLG: 0.394 Ozzie Smith, S OBP: 0.322, SLG: 0.325	6-3		F8					1B	G3	3	0	1	0	0	0	1	San Diego Padres @ Atlanta Braves Atlanta-Fulton County Stadium, Atlanta, GA Wed Sep 06 1978, 7:05 PM EDT Att: 1,519 - Unknown									
Barry Evans, R OBP: 0.357, SLG: 0.429	5-3			HR				1B		4	2	2	0	0	1											
Jerry Turner, L OBP: 0.349, SLG: 0.477	1-3			HR				1B		4	1	3	3	0	0											
Dave Winfield, R OBP: 0.357, SLG: 0.493		5-3						1B		4	1	1	0	0	0	3										
Gene Tenace, R OBP: 0.395, SLG: 0.422								1B		3	0	0	0	1	2	1										
Jim Wilhelm, R OBP: 0.298, SLG: 0.500 Fernando Gonzalez, R OBP: 0.273, SLG: 0.363 Rollie Fingers, R OBP: 0.200, SLG: 0.200			F6					1B		2	0	1	1	0	0	0										
Dave Roberts, R OBP: 0.330, SLG: 0.329 Broderick Perkins, L OBP: 0.252, SLG: 0.343				3-1				1B		0	0	0	0	0	0	0										
Mike Champion, R OBP: 0.341, SLG: 0.361			F8					1B		4	0	1	0	0	1	1										
Randy Jones, R OBP: 0.179, SLG: 0.195 Gene Richards, L OBP: 0.375, SLG: 0.405 Mark Lee, R Derrel Thomas, S OBP: 0.305, SLG: 0.294			F4					1B		2	0	0	0	0	1	1										
Inning Stats	R: 0 E: 0 K: 0 S: 3	H: 0 LOB: 0 BB: 0 P: 3	R: 0 E: 0 K: 1 S: 5	H: 0 LOB: 0 BB: 0 P: 5	R: 0 E: 0 K: 0 S: 4	H: 1 LOB: 1 BB: 0 P: 4	R: 3 E: 0 K: 1 S: 8	H: 3 LOB: 0 BB: 0 P: 8	R: 0 E: 0 K: 2 S: 8	H: 1 LOB: 1 BB: 0 P: 8	R: 0 E: 0 K: 0 S: 3	H: 1 LOB: 1 BB: 0 P: 3	R: 0 E: 0 K: 0 S: 4	H: 1 LOB: 1 BB: 0 P: 4	R: 2 E: 0 K: 0 S: 5	H: 3 LOB: 2 BB: 1 P: 9		R: 0 E: 0 K: 1 S: 5	H: 0 LOB: 1 BB: 0 P: 6	1B: 7 2B: 2 3B: 1 HR: 1	SF: 1 SAC: 0 DP: 1 HBP: 1	WP: 0 PB: 0 SB: 2 CS: 1	PA: 37			
PITCHER	IP	WLS	BF	H	R	ER	SO	BB	IBB	HBP	BLK	WP	HR	S	P	ERA	WHIP	PITCHER								
Mickey Mahler, L ERA: 4.58	(1, 1)	6.0	23	6	3	3	4	0	0	0	0	0	1	31	31	4.50	1.000									
Rick Camp, R ERA: 3.57	(7, 1)	1.0	4	1	0	0	0	0	0	0	0	0	0	4	4	0.00	1.000									
Gene Garber, R ERA: 2.49	(8, 1)	2.0	L	10	3	2	2	1	0	1	1	0	0	0	10	15	9.00	1.500								

AB 34
R 5
H 10
RBI 5
BB 1
SO 5
LOB 14



Batter	1	2	3	4	5	6	7	8	9	AB	R	H	RBI	BB	SO	LOB	BOTTOM								
Glenn Hubbard, R OBP: 0.368, SLG: 0.318	F8							F7		5	1	2	0	0	0	3	San Diego Padres @ Atlanta Braves Atlanta-Fulton County Stadium, Atlanta, GA Wed Sep 06 1978, 7:05 PM EDT Att: 1,519 - Unknown								
Barry Bonnell, R OBP: 0.278, SLG: 0.291 Rowland Office, L OBP: 0.297, SLG: 0.359	6-3		2-3					G3		4	1	1	0	0	0	3									
Gary Matthews, R OBP: 0.365, SLG: 0.455	E6							1B		5	1	2	1	0	0	3									
Jeff Burroughs, R OBP: 0.450, SLG: 0.556			G1-6-3					1B		5	0	2	1	0	0	2									
Dale Murphy, R OBP: 0.293, SLG: 0.418				5-3				1B		4	0	1	1	1	0	2									
Rod Gilbreath, R OBP: 0.299, SLG: 0.333 Gene Garber, R OBP: 0.154, SLG: 0.083 Bob Beall, S OBP: 0.381, SLG: 0.313			FC6-4					1B		4	0	0	0	0	0	7									
Bruce Benedict, R OBP: 0.227, SLG: 0.190 Joe Nolan, L OBP: 0.337, SLG: 0.363								1B		3	0	1	0	0	0	0									
Darrel Chaney, S OBP: 0.292, SLG: 0.302								1B		4	0	1	0	0	1	4									
Mickey Mahler, S OBP: 0.135, SLG: 0.111 Cito Gaston, R OBP: 0.244, SLG: 0.263 Rick Camp, R Bob Horner, R OBP: 0.308, SLG: 0.507			G2-6-3					1B		2	0	0	0	0	0	1									
Inning Stats	R: 1 E: 1 K: 0 S: 6	H: 2 LOB: 2 BB: 0 P: 6	R: 0 E: 0 K: 0 S: 3	H: 1 LOB: 0 BB: 0 P: 3	R: 1 E: 0 K: 0 S: 4	H: 2 LOB: 0 BB: 0 P: 4	R: 0 E: 0 K: 1 S: 6	H: 1 LOB: 1 BB: 0 P: 6	R: 1 E: 1 K: 0 S: 7	H: 3 LOB: 3 BB: 0 P: 7	R: 0 E: 0 K: 0 S: 5	H: 1 LOB: 2 BB: 0 P: 5	R: 0 E: 0 K: 0 S: 4	H: 1 LOB: 3 BB: 2 P: 12	R: 0 E: 0 K: 0 S: 4	H: 1 LOB: 1 BB: 0 P: 4		R: 0 E: 0 K: 0 S: 3	H: 0 LOB: 0 BB: 0 P: 3	1B: 12 2B: 0 3B: 0 HR: 0	SF: 0 SAC: 0 DP: 2 HBP: 0	WP: 0 PB: 0 SB: 0 CS: 0	PA: 42		
PITCHER	IP	WLS	BF	H	R	ER	SO	BB	IBB	HBP	BLK	WP	HR	S	P	ERA	WHIP	PITCHER							
Randy Jones, L ERA: 2.8	(1, 1)	6.0	29	10	3	2	1	0	0	0	0	0	0	4	12	0.00	1.000								
Mark Lee, R ERA: 2.93	(7, 1)	1.0	W	6	1	0	0	0	2	0	0	0	0	4	12	0.00	1.000								
Rollie Fingers, R ERA: 2.65	(8, 1)	2.0	S	7	1	0	0	0	0	0	0	0	0	7	7	0.00	0.500								


AB 40
R 3
H 12
RBI 3
BB 2
SO 1
LOB 26



Batter	1	2	3	4	5	6	7	8	9	AB	R	H	RBI	BB	SO	LOB	TOP					
Ozzie Smith, S OBP: 0.321, SLG: 0.324 (1, 6)										5	1	2	1	0	0	2						
Derrel Thomas, S OBP: 0.304, SLG: 0.296 (1, 8)										5	0	1	0	0	0	5						
Barry Evans, R OBP: 0.435, SLG: 0.429 (1, 5)										3	0	1	0	1	0	2						
Dave Winfield, R OBP: 0.357, SLG: 0.490 (1, 9)										4	0	1	0	0	2	2						
Jerry Turner, L OBP: 0.345, SLG: 0.488 (1, 7)										3	1	2	2	0	0	0						
Broderick Perkins, L OBP: 0.245, SLG: 0.331 (1, 3)										4	0	0	0	0	0	3						
Gene Tenace, R OBP: 0.394, SLG: 0.418 (1, 2)										3	1	0	0	1	0	0						
Mike Champion, R OBP: 0.328, SLG: 0.341 (1, 4)										4	0	1	0	0	1	1						
Bill Almon, R OBP: 0.310, SLG: 0.315 (9, PR)										0	0	0	0	0	0	0						
Fernando Gonzalez, R OBP: 0.273, SLG: 0.352 (9, 4)										0	0	0	0	0	0	0						
Gaylord Perry, R OBP: 0.133, SLG: 0.137 (1, 1)										2	0	0	0	0	1	0						
Gene Richards, L OBP: 0.374, SLG: 0.403 (7, PH)										1	0	0	0	0	0	2						
Bob Shirley, R OBP: 0.220, SLG: 0.135 (7, 1)										0	0	0	0	0	0	0						
Rollie Fingers, R OBP: 0.182, SLG: 0.182 (8, 1)										1	0	0	0	0	0	1						
Inning Stats	R: 1 E: 0 K: 0 S: 5	H: 2 LOB: 2 BB: 1 P: 9	R: 0 E: 0 K: 1 S: 5	H: 0 LOB: 0 BB: 0 P: 5	R: 0 E: 0 K: 0 S: 4	H: 2 LOB: 1 BB: 0 P: 4	R: 1 E: 0 K: 1 S: 6	H: 1 LOB: 0 BB: 0 P: 6	R: 0 E: 0 K: 0 S: 3	H: 0 LOB: 0 BB: 0 P: 3	R: 0 E: 0 K: 1 S: 6	H: 1 LOB: 2 BB: 1 P: 6	R: 1 E: 1 K: 0 S: 5	H: 1 LOB: 2 BB: 1 P: 9	R: 0 E: 0 K: 1 S: 5	H: 0 LOB: 0 BB: 0 P: 5	R: 0 E: 1 K: 0 S: 5	H: 1 LOB: 2 BB: 0 P: 5	1B: 6 2B: 1 3B: 0 HR: 1	SF: 1 SAC: 0 DP: 1 HBP: 0	WP: 0 PB: 0 SB: 0 CS: 0	PA: 38
PITCHER	IP	WLS	BF	H	R	ER	SO	BB	IBB	HBP	BLK	WP	HR	S	P	ERA	WHIP					
Michael LaCoss, R ERA: 4.75 (1, 1)	6.1	L	28	7	3	2	3	2	0	0	0	0	1	32	40	2.84	1.421					
Tom Hume, R ERA: 4.58 (7, 1)	0.2		2	0	0	0	0	0	0	0	0	0	0	2	2	0.00	0.000					
Doug Bair, R ERA: 1.94 (8, 1)	2.0		8	1	0	0	1	0	0	0	0	0	0	10	10	0.00	0.500					

San Diego Padres @ Cincinnati Reds
Riverfront Stadium, Cincinnati, OH
Fri Sep 08 1978, 7:05 PM EDT
Att: 27,205 - Unknown


AB 35
R 3
H 8
RBI 3
BB 2
SO 4
LOB 18



Batter	1	2	3	4	5	6	7	8	9	AB	R	H	RBI	BB	SO	LOB	BOTTOM					
Pete Rose, S OBP: 0.360, SLG: 0.422 (1, 5)										4	0	1	0	0	0	1						
Joe Morgan, L OBP: 0.362, SLG: 0.395 (1, 4)										4	1	0	0	0	0	1						
Dan Driessen, L OBP: 0.352, SLG: 0.421 (1, 3)										4	0	1	1	0	2	0						
George Foster, R OBP: 0.357, SLG: 0.530 (1, 7)										4	0	0	0	0	2	1						
Johnny Bench, R OBP: 0.332, SLG: 0.483 (1, 2)										3	1	2	0	1	0	0						
Champ Summers, L OBP: 0.500, SLG: 0.500 (1, 9)										4	0	2	0	0	0	3						
Dave Collins, S OBP: 0.311, SLG: 0.231 (9, PR)										0	0	0	0	0	0	0						
Dave Concepcion, R OBP: 0.347, SLG: 0.490 (1, 6)										4	0	1	1	0	1	2						
Cesar Geronimo, L OBP: 0.331, SLG: 0.338 (1, 8)										2	0	1	0	0	0	0						
Ken Griffey, L OBP: 0.340, SLG: 0.421 (9, PH)										1	0	1	0	0	0	0						
Michael LaCoss, R OBP: 0.091, SLG: 0.136 (1, 1)										2	0	0	0	0	2	2						
Tom Hume, R OBP: 0.075, SLG: 0.051 (7, 1)										0	0	0	0	0	0	0						
Arturo DeFreitas, R OBP: 0.075, SLG: 0.051 (7, PH)										1	0	0	0	0	1	1						
Doug Bair, R OBP: 0.182, SLG: 0.182 (8, 1)										0	0	0	0	0	0	0						
Mike Lum, L OBP: 0.362, SLG: 0.496 (9, PH)										1	0	0	0	0	0	3						
Inning Stats	R: 0 E: 0 K: 1 S: 5	H: 0 LOB: 0 BB: 0 P: 5	R: 1 E: 0 K: 2 S: 9	H: 2 LOB: 2 BB: 1 P: 13	R: 0 E: 0 K: 0 S: 3	H: 0 LOB: 0 BB: 0 P: 3	R: 0 E: 0 K: 0 S: 3	H: 1 LOB: 0 BB: 0 P: 3	R: 0 E: 0 K: 2 S: 7	H: 0 LOB: 0 BB: 0 P: 7	R: 1 E: 0 K: 0 S: 8	H: 3 LOB: 2 BB: 0 P: 8	R: 0 E: 0 K: 1 S: 6	H: 1 LOB: 1 BB: 0 P: 6	R: 0 E: 0 K: 2 S: 7	H: 0 LOB: 0 BB: 0 P: 7	R: 0 E: 0 K: 2 S: 5	H: 2 LOB: 3 BB: 0 P: 5	1B: 8 2B: 1 3B: 0 HR: 0	SF: 0 SAC: 1 DP: 1 HBP: 0	WP: 0 PB: 1 SB: 2 CS: 1	PA: 36
PITCHER	IP	WLS	BF	H	R	ER	SO	BB	IBB	HBP	BLK	WP	HR	S	P	ERA	WHIP					
Gaylord Perry, R ERA: 3.1 (1, 1)	6.0	W	24	6	2	2	6	1	0	0	0	0	0	35	39	3.00	1.167					
Bob Shirley, L ERA: 3.94 (7, 1)	1.2		6	1	0	0	2	0	0	0	0	0	0	10	10	0.00	0.600					
Rollie Fingers, R ERA: 2.61 (8, 1)	1.1	S	6	2	0	0	1	0	0	0	0	0	0	8	8	0.00	1.500					

San Diego Padres @ Cincinnati Reds
Riverfront Stadium, Cincinnati, OH
Fri Sep 08 1978, 7:05 PM EDT
Att: 27,205 - Unknown

AB 34
R 2
H 9
RBI 2
BB 1
SO 8
LOB 14



Batter	1	2	3	4	5	6	7	8	9	AB	R	H	RBI	BB	SO	LOB	TOP			
Gene Richards, L (1.7) OBP: 0.375, SLG: 0.406	G3		G4-6-3			6-3 1B		1B SF8 2B		4	2	2	0	0	0	1	San Diego Padres @ Houston Astros Astrodome, Houston, TX Sat Sep 09 1978, 8:05 PM EDT Att: 8,240 - Dome			
Ozzie Smith, S (1.6) OBP: 0.323, SLG: 0.325	4-3		F8			6-3 1B		1B		4	0	2	1	0	0	0				
Barry Evans, R (1.5) OBP: 0.370, SLG: 0.375	F8			5-3		6-3		SF8		3	0	0	1	0	0	2				
Dave Winfield, R (1.9) OBP: 0.358, SLG: 0.492		2B 2B		4-3		1B		K		4	1	2	1	0	1	1				
Jerry Turner, L (1.8) OBP: 0.339, SLG: 0.479		F7		F7		4-3		K		3	0	0	0	0	0	2				
John D'Acquisto, R (6.1) OBP: 0.313, SLG: 0.214										0	0	0	0	0	0	0				
Oscar Gamble, L (6, PH) OBP: 0.369, SLG: 0.393										1	0	0	0	0	1	1				
Mickey Lolich, S (8.1)										0	0	0	0	0	0	0				
Gene Tenace, R (1.2) OBP: 0.393, SLG: 0.415		5-3				5-3				3	0	0	0	1	0	1				
Broderick Perkins, L (1.3) OBP: 0.245, SLG: 0.336		2B		FC4-6 BB		F7		K2-3		4	0	1	1	0	1	1				
Fernando Gonzalez, R (1.4) OBP: 0.270, SLG: 0.303		2H 2B		FC4-6 1-2		F9				3	0	0	0	0	0	2				
Chuck Baker, R (8.4) OBP: 0.265, SLG: 0.255		4-3		F9		F8		6-3		1	0	0	0	0	0	0				
Steve Mura, R (1.1)										1	0	0	0	0	0	0				
Mark Lee, R (3.1)										0	0	0	0	0	0	0				
Jim Beswick, S (5, PH)										1	0	0	0	0	0	1				
Juan Eichelberger, R (5.1)										0	0	0	0	0	0	0				
Don Reynolds, R (6.9) OBP: 0.369, SLG: 0.284								2B 1B 1B		1	1	1	0	0	0	0				
Inning Stats	R: 0 E: 0 K: 0 S: 3	H: 0 LOB: 0 BB: 0 P: 3	R: 1 E: 0 K: 0 S: 5	H: 2 LOB: 1 BB: 0 P: 5	R: 0 E: 1 K: 0 S: 3	H: 0 LOB: 0 BB: 0 P: 3	R: 0 E: 0 K: 0 S: 3	H: 0 LOB: 1 BB: 1 P: 7	R: 1 E: 0 K: 0 S: 5	H: 3 LOB: 1 BB: 0 P: 5	R: 0 E: 0 K: 0 S: 3	H: 0 LOB: 0 BB: 0 P: 3	R: 2 E: 0 K: 2 S: 10	H: 3 LOB: 1 BB: 0 P: 10	R: 0 E: 0 K: 1 S: 5	H: 0 LOB: 0 BB: 0 P: 5	1B: 5 2B: 3 3B: 0 HR: 0	SF: 1 SAC: 0 DP: 1 HBP: 0	WP: 0 PB: 0 SB: 0 CS: 0	PA: 35
PITCHER Joe Niekro, R (1.1) ERA: 4.33	IP: 9.0 WLS: W BF: 35 H: 8 R: 4 ER: 4 SO: 3 BB: 1 IBB: 0 HBP: 0 BLK: 0 WP: 0 HR: 0 S: 40 P: 44 ERA: 4.00 WHIP: 1.000																			

Batter	1	2	3	4	5	6	7	8	9	AB	R	H	RBI	BB	SO	LOB	BOTTOM			
Rafael Landestoy, S (1.6) OBP: 0.322, SLG: 0.326	1B SF7 BB		F7		E FC4-2 1B		3-1 FC 1B		5-3		4	2	2	0	1	0	1			
Julio Gonzalez, R (1.4) OBP: 0.270, SLG: 0.277	FC5-4 WP 1B		F6		FC4-2 1B		3-1 2B 1B				5	2	3	0	0	0	1			
Terry Puhl, L (1.8) OBP: 0.349, SLG: 0.381	SF7		E 1B		FC4-2 2B		FC 1B S 1B		1H 2B		4	2	2	3	0	0	2			
Jose Cruz, L (1.9) OBP: 0.369, SLG: 0.459	FC5-4 1B		1H 2B 1B		4-3		1-3 1B S 1B		F8		5	2	3	1	0	0	3			
Enos Cabell, R (1.5) OBP: 0.321, SLG: 0.393	FC5-4		1H 1B 2B				6-3		4-3 1B BB		4	1	2	3	0	0	2			
Dave Bergman, L (7.3) OBP: 0.370, SLG: 0.274	1-2 2-3		1H 1B 2B				1H 3H 1B				0	0	0	0	1	0	0			
Bob Watson, R (1.3) OBP: 0.393, SLG: 0.472	K		2H 1B				F3		4-3 1B		4	0	1	1	0	1	2			
Jimmy Sexton, R (7.5) OBP: 0.257, SLG: 0.258							F2		1-2 1B		1	0	1	0	0	0	0			
Denny Walling, L (1.7) OBP: 0.343, SLG: 0.349									4-3		3	1	1	0	2	0	3			
Luis Pujols, R (1.2) OBP: 0.189, SLG: 0.206									4-3 S5-4-3 IBB		4	0	1	1	1	1	4			
Joe Niekro, R (1.1) OBP: 0.158, SLG: 0.193									G5-4-3		5	0	0	0	0	0	5			
Inning Stats	R: 2 E: 0 K: 1 S: 7	H: 2 LOB: 1 BB: 1 P: 11	R: 0 E: 1 K: 0 S: 4	H: 1 LOB: 1 BB: 0 P: 4	R: 3 E: 1 K: 0 S: 7	H: 4 LOB: 1 BB: 0 P: 7	R: 0 E: 1 K: 0 S: 5	H: 2 LOB: 2 BB: 0 P: 5	R: 1 E: 0 K: 0 S: 4	H: 1 LOB: 1 BB: 1 P: 8	R: 3 E: 0 K: 1 S: 9	H: 3 LOB: 2 BB: 1 P: 13	R: 1 E: 0 K: 0 S: 5	H: 2 LOB: 1 BB: 0 P: 5	R: 0 E: 0 K: 0 S: 3	H: 1 LOB: 2 BB: 2 P: 11	1B: 13 2B: 2 3B: 1 HR: 0	SF: 1 SAC: 0 DP: 1 HBP: 0	WP: 1 PB: 0 SB: 4 CS: 0	PA: 45
PITCHER Steve Mura, R (1.1) ERA: 16.2	IP: 2.1 WLS: L BF: 14 H: 6 R: 5 ER: 5 SO: 1 BB: 1 IBB: 0 HBP: 0 BLK: 0 WP: 0 HR: 0 S: 15 P: 19 ERA: 19.29 WHIP: 3.000																			
Mark Lee, R (3.1) ERA: 3.05	IP: 1.2 WLS: L BF: 8 H: 3 R: 0 ER: 0 SO: 0 BB: 0 IBB: 0 HBP: 0 BLK: 0 WP: 0 HR: 0 S: 8 P: 8 ERA: 0.00 WHIP: 1.800																			
Juan Eichelberger, R (5.1) ERA: 15.43	IP: 1.1 WLS: L BF: 9 H: 3 R: 4 ER: 4 SO: 0 BB: 1 IBB: 0 HBP: 0 BLK: 1 WP: 0 HR: 0 S: 8 P: 12 ERA: 27.00 WHIP: 3.000																			
John D'Acquisto, R (6.1) ERA: 2.48	IP: 1.2 WLS: L BF: 9 H: 3 R: 1 ER: 1 SO: 1 BB: 0 IBB: 0 HBP: 0 BLK: 0 WP: 0 HR: 0 S: 10 P: 14 ERA: 5.40 WHIP: 1.800																			
Mickey Lolich, L (8.1) ERA: 1.42	IP: 1.0 WLS: L BF: 5 H: 1 R: 0 ER: 0 SO: 0 BB: 1 IBB: 0 HBP: 0 BLK: 0 WP: 0 HR: 0 S: 3 P: 11 ERA: 0.00 WHIP: 2.000																			



Batter	1	2	3	4	5	6	7	8	9	AB	R	H	RBI	BB	SO	LOB	TOP			
Gene Richards, L (1, 7) OBP: 0.376, SLG: 0.407										4	1	2	0	0	1	1	San Diego Padres @ Houston Astros Astrodome, Houston, TX Sun Sep 10 1978, 4:33 AM EDT Att: 5,720 - Unknown			
Ozzie Smith, S (1, 6) OBP: 0.324, SLG: 0.327										4	1	2	0	0	0	1				
Broderick Perkins, L (1, 3) OBP: 0.252, SLG: 0.340 Bill Almon, R (8, PR) OBP: 0.310, SLG: 0.315 Gene Tenace, R (8, 3) OBP: 0.393, SLG: 0.415										4	0	2	1	0	0	2				
Dave Winfield, R (1, 9) OBP: 0.359, SLG: 0.491										3	0	1	1	1	1	1				
Jerry Turner, L (1, 8) OBP: 0.337, SLG: 0.470										3	0	0	0	1	1	3				
Derrel Thomas, S (1, 5) OBP: 0.303, SLG: 0.294 Barry Evans, R (5, 5) OBP: 0.345, SLG: 0.346										2	0	0	0	0	0	2				
Dave Roberts, R (1, 2) OBP: 0.316, SLG: 0.314 Don Reynolds, R (9, PH) OBP: 0.365, SLG: 0.280										3	0	0	0	0	2	2				
Chuck Baker, R (1, 4) OBP: 0.250, SLG: 0.240 Oscar Gamble, L (9, PH) OBP: 0.368, SLG: 0.392										3	0	0	0	0	2	0				
Eric Rasmussen, R (1, 1) OBP: 0.136, SLG: 0.136 Bob Shirley, R (7, 1) OBP: 0.220, SLG: 0.135										3	0	1	0	0	0	0				
Inning Stats	R: 2 E: 0 K: 1 S: 8	H: 4 LOB: 1 BB: 0 P: 8	R: 0 E: 0 K: 2 S: 7	H: 0 LOB: 0 BB: 0 P: 7	R: 0 E: 0 K: 0 S: 3	H: 1 LOB: 0 BB: 0 P: 3	R: 0 E: 0 K: 1 S: 5	H: 0 LOB: 1 BB: 0 P: 9	R: 0 E: 0 K: 1 S: 5	H: 0 LOB: 2 BB: 0 P: 7	R: 0 E: 0 K: 1 S: 5	H: 0 LOB: 0 BB: 0 P: 5	R: 0 E: 0 K: 1 S: 6	H: 1 LOB: 1 BB: 0 P: 6	R: 0 E: 0 K: 3 S: 9	H: 0 LOB: 0 BB: 0 P: 9		1B: 8 2B: 0 3B: 0 HR: 0	SF: 0 SAC: 0 DP: 0 HBP: 0	WP: 0 PB: 0 SB: 1 CS: 1
PITCHER J.R. Richard, R (1, 1) ERA: 3.17	IP: 9.0 WLS: W BF: 35	H: 8 R: 2 ER: 2 SO: 11	BB: 2 IBB: 0 HBP: 0 BLK: 0	WP: 0 HR: 0 S: 55 P: 63	ERA: 2.00 WHIP: 1.111	PITCHER										IP: 9.0 WLS: W BF: 35	H: 8 R: 2 ER: 2 SO: 11	BB: 2 IBB: 0 HBP: 0 BLK: 0	WP: 0 HR: 0 S: 55 P: 63	ERA: 2.00 WHIP: 1.111

Batter	1	2	3	4	5	6	7	8	9	AB	R	H	RBI	BB	SO	LOB	BOTTOM			
Rafael Landestoy, S (1, 6) OBP: 0.316, SLG: 0.319 Jesus Alou, R (7, PH) OBP: 0.354, SLG: 0.405 Jimmy Sexton, R (7, PR) OBP: 0.297, SLG: 0.258										3	0	0	0	0	0	0	San Diego Padres @ Houston Astros Astrodome, Houston, TX Sun Sep 10 1978, 4:33 AM EDT Att: 5,720 - Unknown			
Julio Gonzalez, R (1, 4) OBP: 0.270, SLG: 0.276										4	0	1	0	0	0	1				
Terry Puhl, L (1, 8) OBP: 0.349, SLG: 0.380										4	0	1	0	0	0	1				
Jose Cruz, L (1, 9) OBP: 0.370, SLG: 0.461										3	0	1	0	1	0	1				
Enos Cabell, R (1, 5) OBP: 0.322, SLG: 0.394										4	1	2	0	0	0	1				
Bob Watson, R (1, 3) OBP: 0.394, SLG: 0.471 Dave Bergman, L (8, PR) OBP: 0.370, SLG: 0.274										3	0	1	0	1	0	4				
Denny Walling, L (1, 7) OBP: 0.346, SLG: 0.362										4	1	2	1	0	0	2				
Bruce Bochy, R (1, 2) OBP: 0.313, SLG: 0.362 Wilbur Howard, S (7, PH) OBP: 0.289, SLG: 0.323 Luis Pujols, R (8, 2) OBP: 0.189, SLG: 0.206										2	0	0	0	0	0	2				
J.R. Richard, R (1, 1) OBP: 0.178, SLG: 0.169										2	0	0	0	0	1	1				
Inning Stats	R: 0 E: 0 K: 0 S: 4	H: 1 LOB: 1 BB: 0 P: 4	R: 1 E: 0 K: 0 S: 4	H: 1 LOB: 0 BB: 0 P: 4	R: 0 E: 0 K: 1 S: 5	H: 0 LOB: 0 BB: 0 P: 5	R: 0 E: 0 K: 0 S: 3	H: 0 LOB: 0 BB: 0 P: 3	R: 0 E: 0 K: 0 S: 4	H: 2 LOB: 1 BB: 0 P: 4	R: 0 E: 0 K: 0 S: 5	H: 2 LOB: 3 BB: 1 P: 9	R: 2 E: 0 K: 0 S: 5	H: 3 LOB: 1 BB: 0 P: 5	R: 0 E: 0 K: 0 S: 4	H: 1 LOB: 2 BB: 1 P: 8		1B: 7 2B: 2 3B: 1 HR: 0	SF: 0 SAC: 1 DP: 2 HBP: 0	WP: 0 PB: 1 SB: 1 CS: 0
PITCHER Eric Rasmussen, R (1, 1) ERA: 3.97 Bob Shirley, L (7, 1) ERA: 3.9	IP: 6.1 WLS: L BF: 27	H: 8 R: 3 ER: 2 SO: 1	BB: 1 IBB: 0 HBP: 0 BLK: 1	WP: 0 HR: 0 S: 28 P: 32	ERA: 2.84 WHIP: 1.421	PITCHER										IP: 6.1 WLS: L BF: 27	H: 8 R: 3 ER: 2 SO: 1	BB: 1 IBB: 0 HBP: 0 BLK: 1	WP: 0 HR: 0 S: 28 P: 32	ERA: 2.84 WHIP: 1.421

Batter	1	2	3	4	5	6	7	8	9	AB	R	H	RBI	BB	SO	LOB	TOP			
Jerry Royster, R (1, 6) OBP: 0.342, SLG: 0.347										4	0	1	0	0	0	1	<p>Atlanta Braves @ San Diego Padres San Diego Stadium, San Diego, CA Tue Sep 12 1978, 10:05 PM EDT Att: 11,222 - Unknown</p>			
Rowland Office, L (1, 8) OBP: 0.300, SLG: 0.362										4	1	2	0	0	0	1				
Gary Matthews, R (1, 9) OBP: 0.364, SLG: 0.461										4	0	0	0	0	2	3				
Jeff Burroughs, R (1, 7) OBP: 0.443, SLG: 0.553										4	0	0	0	0	1	2				
Bob Horner, R (1, 5) OBP: 0.317, SLG: 0.538										1	0	0	0	0	0	2				
Bob Beall, S (6, PH) OBP: 0.362, SLG: 0.311										1	0	0	0	0	1	1				
Rod Gilbreath, R (6, 5) OBP: 0.298, SLG: 0.331										1	0	0	0	0	0	0				
Joe Nolan, L (1, 2) OBP: 0.351, SLG: 0.392										3	0	1	0	1	0	0				
Dale Murphy, R (1, 3) OBP: 0.291, SLG: 0.413										4	0	0	0	0	1	4				
Glenn Hubbard, R (1, 4) OBP: 0.367, SLG: 0.316										4	0	0	0	0	0	0				
Mickey Mahler, S (1, 1) OBP: 0.128, SLG: 0.105										2	0	0	0	0	0	0				
Darrel Chaney, S (7, PH) OBP: 0.296, SLG: 0.308										1	0	1	0	0	0	0				
Dave Campbell, R (7, 1)										0	0	0	0	0	0	0				
Inning Stats	R: 0 E: 0 K: 1 S: 7	H: 2 LOB: 2 BB: 0 P: 7	R: 0 E: 0 K: 0 S: 3	H: 0 LOB: 0 BB: 0 P: 3	R: 0 E: 0 K: 0 S: 3	H: 1 LOB: 2 BB: 0 P: 7	R: 0 E: 0 K: 1 S: 6	H: 0 LOB: 0 BB: 0 P: 3	R: 1 E: 1 K: 2 S: 9	H: 1 LOB: 2 BB: 1 P: 13	R: 0 E: 0 K: 0 S: 4	H: 1 LOB: 1 BB: 0 P: 4	R: 0 E: 0 K: 1 S: 5	H: 0 LOB: 0 BB: 0 P: 5	R: 0 E: 0 K: 0 S: 3	H: 0 LOB: 0 BB: 0 P: 3	1B: 4 2B: 1 3B: 0 HR: 0	SF: 0 SAC: 0 DP: 0 HBP: 1	WP: 0 PB: 0 SB: 0 CS: 0	PA: 35
PITCHER Gaylord Perry, R (1, 1) ERA: 2.97	IP: 9.0 WLS: W BF: 35 H: 5 R: 1 ER: 0 SO: 5 BB: 1 IBB: 0 HBP: 1 BLK: 0 WP: 0 HR: 0 S: 43 P: 48 ERA: 0.00 WHIP: 0.667															PITCHER	IP: 9.0 WLS: W BF: 35 H: 5 R: 1 ER: 0 SO: 5 BB: 1 IBB: 0 HBP: 1 BLK: 0 WP: 0 HR: 0 S: 43 P: 48 ERA: 0.00 WHIP: 0.667			

Batter	1	2	3	4	5	6	7	8	9	AB	R	H	RBI	BB	SO	LOB	BOTTOM			
Ozzie Smith, S (1, 6) OBP: 0.320, SLG: 0.323										4	1	1	0	0	2	1	<p>Atlanta Braves @ San Diego Padres San Diego Stadium, San Diego, CA Tue Sep 12 1978, 10:05 PM EDT Att: 11,222 - Unknown</p>			
Barry Evans, R (1, 5) OBP: 0.324, SLG: 0.303										4	0	1	0	0	0	0				
Jerry Turner, L (1, 7) OBP: 0.333, SLG: 0.454										3	0	0	0	1	0	1				
Derrel Thomas, S (6, 7) OBP: 0.303, SLG: 0.294										0	0	0	0	0	0	0				
Dave Winfield, R (1, 9) OBP: 0.361, SLG: 0.496										3	1	3	1	1	0	0				
Gene Tenace, R (1, 3) OBP: 0.392, SLG: 0.413										3	0	0	0	1	1	4				
Jim Wilhelm, R (1, 8) OBP: 0.364, SLG: 0.556										3	1	1	0	0	0	2				
Dave Roberts, R (1, 2) OBP: 0.324, SLG: 0.333										4	0	2	1	0	2	3				
Chuck Baker, R (1, 4) OBP: 0.237, SLG: 0.228										3	0	0	0	0	3	5				
Oscar Gamble, L (8, PH) OBP: 0.367, SLG: 0.391										1	0	0	0	0	0	0				
Fernando Gonzalez, R (9, 4) OBP: 0.272, SLG: 0.303										0	0	0	0	0	0	0				
Gaylord Perry, R (1, 1) OBP: 0.127, SLG: 0.130										4	0	0	0	0	3	1				
Inning Stats	R: 0 E: 0 K: 1 S: 5	H: 0 LOB: 0 BB: 0 P: 5	R: 1 E: 0 K: 1 S: 7	H: 2 LOB: 1 BB: 0 P: 7	R: 0 E: 0 K: 2 S: 7	H: 0 LOB: 0 BB: 0 P: 7	R: 0 E: 0 K: 2 S: 8	H: 1 LOB: 3 BB: 1 P: 13	R: 1 E: 1 K: 2 S: 9	H: 2 LOB: 2 BB: 1 P: 13	R: 0 E: 0 K: 0 S: 4	H: 1 LOB: 1 BB: 0 P: 8	R: 0 E: 0 K: 1 S: 5	H: 0 LOB: 0 BB: 0 P: 5	R: 0 E: 0 K: 0 S: 3	H: 0 LOB: 0 BB: 0 P: 3	1B: 5 2B: 2 3B: 0 HR: 1	SF: 0 SAC: 0 DP: 0 HBP: 1	WP: 1 PB: 0 SB: 0 CS: 0	PA: 36
PITCHER Mickey Mahler, L (1, 1) ERA: 4.5	IP: 6.0 WLS: L BF: 28 H: 7 R: 3 ER: 2 SO: 10 BB: 1 IBB: 1 HBP: 1 BLK: 0 WP: 1 HR: 1 S: 45 P: 54 ERA: 3.00 WHIP: 1.333															PITCHER	IP: 6.0 WLS: L BF: 28 H: 7 R: 3 ER: 2 SO: 10 BB: 1 IBB: 1 HBP: 1 BLK: 0 WP: 1 HR: 1 S: 45 P: 54 ERA: 3.00 WHIP: 1.333			
PITCHER Dave Campbell, R (7, 1) ERA: 4.73	IP: 2.0 WLS: 8 BF: 8 H: 1 R: 0 ER: 0 SO: 1 BB: 1 IBB: 0 HBP: 0 BLK: 0 WP: 0 HR: 0 S: 9 P: 13 ERA: 0.00 WHIP: 1.000															PITCHER	IP: 2.0 WLS: 8 BF: 8 H: 1 R: 0 ER: 0 SO: 1 BB: 1 IBB: 0 HBP: 0 BLK: 0 WP: 0 HR: 0 S: 9 P: 13 ERA: 0.00 WHIP: 1.000			

AB 33
R 1
H 5
RBI 0
BB 1
SO 5
LOB 14



AB 32
R 3
H 8
RBI 2
BB 3
SO 11
LOB 17



Batter	1	2	3	4	5	6	7	8	9	AB	R	H	RBI	BB	SO	LOB	TOP					
Pete Rose, S OBP: 0.356, SLG: 0.418 (1, 5)	0-0 4-3			0-0 6-3		0-0 4-3		0-0 F7		4	0	0	0	0	0	1	Cincinnati Reds @ San Diego Padres San Diego Stadium, San Diego, CA Wed Sep 13 1978, 10:05 PM EDT Att: 12,899 - Unknown					
Joe Morgan, L OBP: 0.359, SLG: 0.398 (1, 4)	0-0 F7			0-0 FC6-4 1B		0-0 2H HR		0-0 FC6-4 1B		4	1	3	2	0	0	0						
Dave Concepcion, R OBP: 0.348, SLG: 0.493 (1, 6)	0-0 5-3			0-3 K		0-0 F8 1B		0-0 FC6-4 1B		4	0	1	0	0	1	2						
George Foster, R OBP: 0.357, SLG: 0.529 (1, 7)		0-0 6-3		0-0 FC6-4		0-0 F8		0-0 1B		4	0	1	0	0	0	2						
Johnny Bench, R OBP: 0.336, SLG: 0.484 (1, 2)		0-0 1-3			0-0 6-3		4-0 IBB		0-3 K		3	0	0	0	1	1		2				
Ken Henderson, S OBP: 0.297, SLG: 0.341 (1, 9)		0-3 K			0-0 P4		0-0 1-3		0-0 3-1		4	0	0	0	0	1		2				
Arturo DeFrias, R OBP: 0.190, SLG: 0.200 (9, PH)			0-0 E5		0-0 2B		0-3 K		0-0 F8		3	0	1	0	0	1		0				
Dan Driessen, L OBP: 0.352, SLG: 0.414 (9, PH)			0-0 G5-4-3		0-0 F8		0-3 K		0-0 F5		1	0	0	0	0	0		0				
Cesar Geronimo, L OBP: 0.329, SLG: 0.334 (9, PH)			0-3 G5-4-3		0-0 F8		0-3 K		0-0 F5		3	0	0	0	0	1		2				
Mike Lum, L OBP: 0.375, SLG: 0.492 (9, PH)			0-3 K		0-0 K		0-0 6-3				1	0	0	0	0	1		0				
Michael LaCoss, R OBP: 0.287, SLG: 0.130 (6, PH)						0-0 4-3 HR					1	1	1	0	0	0	0					
Rick Aquino, R OBP: 0.429, SLG: 0.992 (6, PH)											0	0	0	0	0	0	0					
Manny Sarmiento, R OBP: 0.282, SLG: 0.132 (6, PH)											0	0	0	0	0	0	0					
Pedro Borbon, R OBP: 0.282, SLG: 0.132 (7, PH)											1	0	0	0	0	0	0					
Harry Spillman, L OBP: 0.275, SLG: 0.293 (7, PH)											0	0	0	0	0	0	0					
Tom Hume, R OBP: 0.275, SLG: 0.293 (7, PH)											0	0	0	0	0	0	0					
Inning Stats	R: 0 E: 0 K: 0 S: 3	H: 0 LOB: 0 BB: 0 P: 3	R: 0 E: 0 K: 1 S: 5	H: 0 LOB: 0 BB: 0 P: 5	R: 0 E: 1 K: 1 S: 5	H: 0 LOB: 0 BB: 0 P: 5	R: 0 E: 0 K: 1 S: 6	H: 1 LOB: 1 BB: 0 P: 6	R: 0 E: 0 K: 0 S: 4	H: 1 LOB: 1 BB: 0 P: 4	R: 2 E: 0 K: 0 S: 6	H: 3 LOB: 2 BB: 1 P: 10	R: 0 E: 0 K: 2 S: 7	H: 0 LOB: 0 BB: 0 P: 7	R: 0 E: 0 K: 1 S: 7	H: 2 LOB: 2 BB: 0 P: 7	R: 0 E: 0 K: 0 S: 3	H: 0 LOB: 0 BB: 0 P: 3	1B: 5 2B: 1 3B: 0 HR: 1	SF: 0 SAC: 0 DP: 1 HBP: 0	WP: 0 PB: 0 SB: 0 CS: 0	PA: 35
PITCHER	IP	WLS	BF	H	R	ER	SO	BB	IBB	HBP	BLK	WP	HR	S	P	ERA	WHIP					
Bob Owchinko, L ERA: 3.43 (1, 1)	6.0	W	24	5	2	2	3	0	1	0	0	0	1	29	33	3.00	0.833					
Rollie Fingers, R ERA: 2.53 (7, 1)	3.0	S	11	2	0	0	3	0	0	0	0	0	0	17	17	0.00	0.667					

AB	34
R	2
H	7
RBI	2
BB	1
SO	6
LOB	11



Batter	1	2	3	4	5	6	7	8	9	AB	R	H	RBI	BB	SO	LOB	BOTTOM				
Ozzie Smith, S OBP: 0.320, SLG: 0.321 (1, 6)	0-0 5-3		0-0 4-3		4-0 S BB	0-0 F9				3	0	0	0	1	0	2	Cincinnati Reds @ San Diego Padres San Diego Stadium, San Diego, CA Wed Sep 13 1978, 10:05 PM EDT Att: 12,899 - Unknown				
Barry Evans, R OBP: 0.317, SLG: 0.297 (1, 5)	0-0 1B		0-3 K		0-0 F8	0-0 F7				4	0	1	0	0	1	3					
Jerry Turner, L OBP: 0.337, SLG: 0.452 (1, 7)	0-0 F7			0-0 1B		4-0 1B	0-0 F2			3	2	1	0	1	0	1					
Jim Wilhelm, R OBP: 0.364, SLG: 0.556 (6, 8)				0-0 1B		0-0 2B	0-0 BB			0	0	0	0	0	0	0					
Dave Winfield, R OBP: 0.364, SLG: 0.498 (8, 9)	0-3 K			0-0 1B	0-0 G4-6-3 1B	0-0 2B	0-0 1B	0-0 1B		4	2	3	0	0	1	1					
Oscar Gamble, L OBP: 0.366, SLG: 0.390 (1, 9)		0-0 2-3		0-0 1B	0-0 G4-6-3 1B	0-3 K	0-0 F8			4	0	1	1	0	1	3					
Derrel Thomas, S OBP: 0.303, SLG: 0.294 (8, 7)				1-3 2H	0-0 1B					0	0	0	0	0	0	0					
Broderick Perkins, L OBP: 0.257, SLG: 0.348 (1, 3)		0-0 G5-3 S 1B		0-0 G4-6-3	0-0 1B	0-0 4-3				4	1	2	2	0	0	2					
Gene Tenace, R OBP: 0.392, SLG: 0.413 (9, 3)				1-2 3H	0-0 F7	0-0 3B	0-0 2B			0	0	0	0	0	0	0					
Fernando Gonzalez, R OBP: 0.279, SLG: 0.310 (1, 4)	4-0 1B	0-0 BB		0-0 F7		0-0 1B	4-0 3B	4-0 CS BB		2	1	1	1	2	0	0					
Dave Roberts, R OBP: 0.321, SLG: 0.323 (1, 2)	0-0 G5-3				0-0 F3	4-0 1B	0-3 K			3	0	0	0	1	1	3					
Bob Owchinko, L OBP: 0.194, SLG: 0.213 (1, 1)			0-3 K		0-0 4-3	0-0 1B				2	0	0	0	0	1	0					
Gene Richards, L OBP: 0.376, SLG: 0.407 (6, PH)						0-0 4-3				1	0	1	1	0	0	0					
Rollie Fingers, R OBP: 0.167, SLG: 0.167 (7, 1)						1-2 1B				1	0	0	0	0	0	0					
Inning Stats	R: 0 E: 0 K: 1 S: 6	H: 1 LOB: 1 BB: 0 P: 6	R: 0 E: 0 K: 0 S: 3	H: 1 LOB: 1 BB: 1 P: 7	R: 0 E: 2 K: 0 S: 7	H: 0 LOB: 0 BB: 0 P: 7	R: 2 E: 0 K: 0 S: 5	H: 3 LOB: 0 BB: 0 P: 5	R: 0 E: 0 K: 0 S: 3	H: 0 LOB: 1 BB: 1 P: 7	R: 4 E: 0 K: 1 S: 9	H: 4 LOB: 2 BB: 2 P: 17	R: 0 E: 0 K: 0 S: 4	H: 1 LOB: 1 BB: 0 P: 4	R: 0 E: 0 K: 1 S: 4	H: 0 LOB: 0 BB: 1 P: 8	1B: 8 2B: 1 3B: 1 HR: 0	SF: 0 SAC: 0 DP: 2 HBP: 0	WP: 0 PB: 0 SB: 2 CS: 1	PA: 36	
PITCHER	IP	WLS	BF	H	R	ER	SO	BB	IBB	HBP	BLK	WP	HR	S	P	ERA	WHIP				
Michael LaCoss, R ERA: 4.68 (1, 1)	5.0		20	5	2	2	3	2	0	0	0	0	0	7	15	3.60	1.400				
Manny Sarmiento, R ERA: 4.09 (6, 1)	0.1	L	7	4	4	4	1	2	0	0	0	0	0	2	2	108.00	18.000				
Pedro Borbon, R ERA: 4.66 (6, 1)	0.2		2	0	0	0	0	0	0	0	0	0	0	2	2	0.00	0.000				
Tom Hume, R ERA: 4.62 (7, 1)	2.0		7	1	0	0	1	1	0	0	0	0	0	8	12	0.00	1.000				



Batter	1	2	3	4	5	6	7	8	9	AB	R	H	RBI	BB	SO	LOB	TOP					
Pete Rose, S OBP: 0.397, SLG: 0.419 (1,5) X	0-0 L3 1B		0-0 6-3		0-0 6-3			0-0 G4-6-3 1B		4	0	2	0	0	0	1	Cincinnati Reds @ San Diego Padres San Diego Stadium, San Diego, CA Thu Sep 14 1978, 10:05 PM EDT Att: 10,223 - Unknown					
Joe Morgan, L OBP: 0.360, SLG: 0.397 (1,4) X	0-0 L3		4-0 FC5-4 BB			0-0 FC6-4 1B		0-0 G4-6-3 1-2		3	0	1	0	1	0	2						
Junior Kennedy, R OBP: 0.357, SLG: 0.256 (8,4)	1-2		0-0 FC5-4 1-2			0-0 FC6-4 1-2		0-0 F3		3	1	0	0	1	0	2						
Dave Concepcion, R OBP: 0.347, SLG: 0.490 (1,6) B B B	4-0 WP 1B BB		0-0 FC5-4 1-2			0-0 FC6-4 1-2		0-0 F3														
George Foster, R OBP: 0.356, SLG: 0.527 (1,7) X	0-0 1-H 1B			0-0 F8		0-0 F8		0-3 K		4	0	1	1	0	1	1						
Johnny Bench, R OBP: 0.335, SLG: 0.484 (1,2) X	0-3 K			0-3 K		0-0 K		0-0 F8		4	0	1	0	0	2	1						
Ken Henderson, S OBP: 0.296, SLG: 0.333 (1,8) X		0-0 5-3		0-0 F8		0-3 K		4-0 WP BB		3	0	0	0	1	1	2						
Dan Driessen, L OBP: 0.351, SLG: 0.413 (1,3) X	0-0 F9				0-0 SH1-4 1B			0-0 F7		4	0	1	0	0	0	1						
Champ Summers, L OBP: 0.467, SLG: 0.714 (1,9) X	0-0 G3				0-0 F8			0-3 K		3	0	0	0	0	1	1						
Bill Bonham, R OBP: 0.271, SLG: 0.256 (1,1)			0-3 K			0-0 SH1-4		0-3 K		1	0	0	0	0	1	0						
Pedro Borbon, R OBP: 0.162, SLG: 0.162 (6,1)						0-0 SH1-4				0	0	0	0	0	0	0						
Mike Lum, L OBP: 0.377, SLG: 0.489 (7,PH)						1-2				1	0	0	0	0	1	0						
Manny Sarmiento, R OBP: 0.377, SLG: 0.489 (7,1)						1-2				0	0	0	0	0	0	0						
Inning Stats	R: 1 E: 0 K: 1 S: 6	H: 2 LOB: 1 BB: 1 P: 10	R: 0 E: 0 K: 0 S: 3	H: 0 LOB: 0 BB: 0 P: 3	R: 0 E: 0 K: 1 S: 5	H: 0 LOB: 1 BB: 1 P: 9	R: 0 E: 0 K: 1 S: 5	H: 0 LOB: 0 BB: 0 P: 5	R: 0 E: 0 K: 0 S: 4	H: 1 LOB: 1 BB: 0 P: 4	R: 0 E: 0 K: 1 S: 7	H: 2 LOB: 2 BB: 0 P: 7	R: 0 E: 0 K: 2 S: 7	H: 0 LOB: 0 BB: 0 P: 7	R: 0 E: 0 K: 0 S: 3	H: 1 LOB: 0 BB: 1 P: 3	R: 0 E: 0 K: 1 S: 5	H: 0 LOB: 1 BB: 1 P: 9	1B: 5 2B: 2 3B: 0 HR: 0	SF: 0 SAC: 1 DP: 2 HBP: 0	WP: 2 PB: 0 SB: 0 CS: 0	PA: 34
PITCHER	IP WLS BF H R ER SO BB IBB HBP BLK WP HR S P ERA WHIP																					
Bob Shirley, L ERA: 3.91 (1,1)	5.2 W 23 5 1 1 3 2 0 0 0 1 0 27 35 1.59 1.235																					
John D'Acquisto, R ERA: 2.33 (6,1)	3.1 S 11 1 0 0 4 1 0 0 0 1 0 18 22 0.00 0.600																					

Batter	1	2	3	4	5	6	7	8	9	AB	R	H	RBI	BB	SO	LOB	BOTTOM			
Gene Richards, L OBP: 0.377, SLG: 0.407 (1,7) X	0-0 1B E 1B		0-3 K		4-0 BB		0-0 4-3			3	1	1	0	1	1	0	Cincinnati Reds @ San Diego Padres San Diego Stadium, San Diego, CA Thu Sep 14 1978, 10:05 PM EDT Att: 10,223 - Unknown			
Ozzie Smith, S OBP: 0.321, SLG: 0.323 (1,6) X	0-0 S 1-3 1B		0-0 CS 1B		0-3 K		0-0 F7			4	0	2	0	0	1	1				
Barry Evans, R OBP: 0.302, SLG: 0.282 (1,5) X	0-3 K		0-0 CS		0-0 F8		0-0 4-3		0-0 1-3	2	0	0	0	0	1	1				
Tucker Ashford, R OBP: 0.292, SLG: 0.353 (6,PH) (7,5)	1-3 3-H		1-2 K				0-0 4-3		0-0 1-3	2	0	0	0	0	0	0				
Dave Winfield, R OBP: 0.367, SLG: 0.500 (1,8) (7,9) X	0-0 6-3			0-0 BB G3-1 1B		0-0 WP 1B 1B		0-0 FC4-6 1B HR 1B		4	3	3	0	0	0	1				
Oscar Gamble, L OBP: 0.368, SLG: 0.389 (1,9) X	0-0 4-3			4-0 G3-1 1-2 BB		4-0 1B 1B BB		0-0 FC4-6 1B		1	0	0	0	2	0	1				
Jim Wilhelm, R OBP: 0.417, SLG: 0.600 (6,PR) (7,8) X	4-3				0-0 G3-1 1-2 BB		1-2 1B BB		1-2 FC4-6 1B	1	1	1	0	0	0	0				
Broderick Perkins, L OBP: 0.257, SLG: 0.345 (1,3) X		0-0 F8		0-0 G3-1 1-3 2-H		0-0 1B 1B		0-0 P6		4	1	1	2	0	0	3				
Fernando Gonzalez, R OBP: 0.276, SLG: 0.309 (1,4) X		0-0 F2		0-0 L1		0-0 1B CS 1B		0-0 FC4-6 1-2 2-3 HR		4	1	1	0	0	0	3				
Dave Roberts, R OBP: 0.315, SLG: 0.316 (1,2) X	0-0 F9				0-3 K		0-0 CS 1B		0-0 1-H 2-H 3-H HR	2	0	0	0	0	1	0				
Jerry Turner, L OBP: 0.340, SLG: 0.455 (6,PH) (7,2) X					0-3 K		1-3 2-H 3-H 1B		0-0 6-3	1	0	1	2	0	0	0				
Gene Tenace, R OBP: 0.394, SLG: 0.423 (7,2) X							0-0 6-3		0-0 6-3	1	1	1	3	0	0	0				
Bob Shirley, R OBP: 0.209, SLG: 0.128 (1,1) X					0-0 1-3					2	0	0	0	0	1	0				
John D'Acquisto, R OBP: 0.278, SLG: 0.168 (6,1) X							0-0 K		0-0 6-3	2	0	0	0	0	0	3				
Inning Stats	R: 1 E: 0 K: 1 S: 7	H: 2 LOB: 1 BB: 0 P: 7	R: 0 E: 0 K: 0 S: 3	H: 0 LOB: 0 BB: 0 P: 3	R: 0 E: 0 K: 1 S: 5	H: 1 LOB: 0 BB: 0 P: 5	R: 1 E: 0 K: 0 S: 4	H: 1 LOB: 1 BB: 1 P: 8	R: 0 E: 0 K: 3 S: 9	H: 0 LOB: 1 BB: 1 P: 13	R: 3 E: 0 K: 0 S: 6	H: 4 LOB: 2 BB: 1 P: 10	R: 0 E: 0 K: 0 S: 3	H: 0 LOB: 0 BB: 0 P: 3	R: 3 E: 0 K: 0 S: 6	H: 3 LOB: 0 BB: 0 P: 6	1B: 10 2B: 0 3B: 0 HR: 1	SF: 0 SAC: 0 DP: 0 HBP: 0	WP: 1 PB: 0 SB: 2 CS: 3	PA: 37
PITCHER	IP WLS BF H R ER SO BB IBB HBP BLK WP HR S P ERA WHIP																			
Bill Bonham, R ERA: 3.53 (1,1)	5.1 L 26 8 5 4 4 3 0 0 0 0 0 33 45 6.75 2.062																			
Pedro Borbon, R ERA: 4.53 (6,1)	0.2 1 0 0 0 0 0 0 0 0 0 0 1 1 0.00 0.000																			
Manny Sarmiento, R ERA: 4.24 (7,1)	2.0 9 3 3 3 0 0 0 0 0 0 1 9 9 13.50 1.500																			

AB 30
R 1
H 6
RBI 1
BB 3
SO 7
LOB 11



AB 33
R 8
H 11
RBI 7
BB 3
SO 5
LOB 13



Batter	1	2	3	4	5	6	7	8	9	AB	R	H	RBI	BB	SO	LOB	TOP								
Rafael Landestoy, S OBP: 0.301, SLG: 0.304	G3 1B	L9			6-3	F9			6-3	5	0	1	0	0	0	2									
Keith Drumright, L OBP: 0.205, SLG: 0.139	6-3	4-3			4-3		6-3		G4-6-3 BB	4	0	0	0	1	0	3									
Terry Puhl, L OBP: 0.348, SLG: 0.381	G3		B1-3			1B 2B	F3		G4-6-3 1-2	5	1	1	0	0	0	2									
Jose Cruz, L OBP: 0.367, SLG: 0.453	6-3		1-3			1B 1B	F7			4	1	1	1	0	0	1									
Enos Cabell, R OBP: 0.326, SLG: 0.405		E 1B 2B	K			1B 1-2 HR 1B			K	4	2	2	0	0	0	2									
Jimmy Sexton, R OBP: 0.257, SLG: 0.258										0	0	0	0	0	0	0									
Jim Obradovich, L OBP: 0.333, SLG: 0.333		F4		3-1		1-3 2-H HR 1B			4-3 2B 1B	4	2	2	1	0	0	1									
Denny Walling, L OBP: 0.338, SLG: 0.367		4-0 1B BB		4-3		1-H 3-H HR			4-3	3	2	1	3	1	0	1									
Bruce Bochy, R OBP: 0.313, SLG: 0.392		E6 1B 1-2 2-3		F6		F4				4	0	1	1	0	0	2									
J.R. Richard, R OBP: 0.181, SLG: 0.172					K	1-3 2-H 1B	1-3		6-3	4	0	1	2	0	1	1									
Inning Stats	R: 0 E: 0 K: 0 S: 4	H: 1 LOB: 1 BB: 0 P: 4	R: 2 E: 1 K: 0 S: 6	H: 2 LOB: 2 BB: 1 P: 10	R: 0 E: 0 K: 1 S: 5	H: 0 LOB: 0 BB: 0 P: 5	R: 0 E: 0 K: 0 S: 3	H: 0 LOB: 0 BB: 0 P: 3	R: 0 E: 0 K: 1 S: 5	H: 0 LOB: 0 BB: 0 P: 5	R: 5 E: 0 K: 0 S: 8	H: 5 LOB: 0 BB: 0 P: 8	R: 0 E: 0 K: 0 S: 3	H: 0 LOB: 0 BB: 0 P: 3	R: 1 E: 0 K: 1 S: 7	H: 2 LOB: 1 BB: 0 P: 7	R: 0 E: 0 K: 0 S: 2	H: 0 LOB: 0 BB: 1 P: 6	1B: 6 2B: 3 3B: 0 HR: 1	SF: 0 SAC: 0 DP: 1 HBP: 0	WP: 0 PB: 0 SB: 1 CS: 0	PA: 39			
PITCHER	IP	WLS	BF	H	R	ER	SO	BB	IBB	HBP	BLK	WP	HR	S	P	ERA	WHIP								
Eric Rasmussen, R ERA: 4.09	5.0	L	24	7	6	5	2	1	0	0	0	0	0	27	31	9.00	1.600								
Mark Lee, R ERA: 3.05	2.0		7	1	1	1	0	0	0	0	0	0	1	7	7	4.50	0.500								
Mickey Lolich, L ERA: 1.65	1.0		5	2	1	1	1	0	0	0	0	0	0	7	7	9.00	2.000								
Steve Mura, R ERA: 12.46	1.0		3	0	0	0	0	1	0	0	0	0	0	2	6	0.00	1.000								

Houston Astros @ San Diego Padres
San Diego Stadium, San Diego, CA

AB 37
R 8
H 10
RBI 8
BB 2
SO 3
LOB 13



WP: 0 PA: 39
PB: 0
SB: 1
CS: 0

Houston Astros @ San Diego Padres
San Diego Stadium, San Diego, CA

AB 34
R 4
H 7
RBI 4
BB 4
SO 12
LOB 18



WP: 0 PA: 38
PB: 1
SB: 2
CS: 0

Batter	1	2	3	4	5	6	7	8	9	AB	R	H	RBI	BB	SO	LOB	BOTTOM								
Gene Richards, L OBP: 0.377, SLG: 0.406	1B BB	4-3			K			G3 1B	K	4	2	1	0	1	2	3									
Ozzie Smith, S OBP: 0.322, SLG: 0.323	1-3 1B	K			1-3			6-3 G3 1B	K	5	1	2	0	0	2	3									
Broderick Perkins, L OBP: 0.297, SLG: 0.343	1-H 3-H 1B	F8			4-3			G3		4	0	1	2	0	0	3									
Dave Winfield, R OBP: 0.364, SLG: 0.496	K		K			F7		6-3		4	0	0	1	0	2	2									
Jerry Turner, L OBP: 0.338, SLG: 0.448	BB 1-2 BB		4-3			F4		4-3		3	0	0	0	1	0	1									
Fernando Gonzalez, R OBP: 0.277, SLG: 0.307	1-2 2-3 BB		F9			F8			4-3	3	0	0	0	1	0	0									
Dave Roberts, R OBP: 0.309, SLG: 0.309	K				F9				1B BB	2	0	0	0	0	1	3									
Gene Tenace, R OBP: 0.394, SLG: 0.422	K								1B BB	1	1	0	0	1	1	0									
Bill Almon, R OBP: 0.310, SLG: 0.314	K				K		F4		1B	4	0	1	0	0	2	3									
Eric Rasmussen, R OBP: 0.148, SLG: 0.148		E4 PB 1B							1-2 2-H 1B	2	0	1	0	0	1	0									
Mark Lee, R OBP: 0.336, SLG: 0.270										0	0	0	0	0	0	0									
Rick Sweet, S OBP: 0.270, SLG: 0.270										1	0	0	0	0	1	0									
Mickey Lolich, S OBP: 0.270, SLG: 0.270										0	0	0	0	0	0	0									
Steve Mura, R OBP: 0.370, SLG: 0.390										0	0	0	0	0	0	0									
Oscar Gamble, L OBP: 0.370, SLG: 0.390										1	0	1	1	0	0	0									
Jim Beswick, S OBP: 0.370, SLG: 0.390										0	0	0	0	0	0	0									
Inning Stats	R: 2 E: 1 K: 3 S: 11	H: 2 LOB: 3 BB: 3 P: 23	R: 0 E: 1 K: 1 S: 6	H: 1 LOB: 1 BB: 0 P: 6	R: 0 E: 0 K: 1 S: 5	H: 0 LOB: 0 BB: 0 P: 5	R: 0 E: 0 K: 2 S: 7	H: 0 LOB: 0 BB: 0 P: 7	R: 0 E: 0 K: 0 S: 5	H: 0 LOB: 0 BB: 0 P: 5	R: 0 E: 0 K: 2 S: 7	H: 0 LOB: 0 BB: 0 P: 7	R: 1 E: 0 K: 0 S: 5	H: 2 LOB: 1 BB: 0 P: 5	R: 1 E: 0 K: 2 S: 9	H: 2 LOB: 2 BB: 1 P: 13	1B: 7 2B: 0 3B: 0 HR: 0	SF: 0 SAC: 0 DP: 0 HBP: 0	WP: 0 PB: 1 SB: 2 CS: 0	PA: 38					
PITCHER	IP	WLS	BF	H	R	ER	SO	BB	IBB	HBP	BLK	WP	HR	S	P	ERA	WHIP								
J.R. Richard, R ERA: 3.2	9.0	W	38	7	4	4	12	4	0	0	0	0	0	58	74	4.00	1.222								

WP: 0 PA: 38
PB: 1
SB: 2
CS: 0

Batter	1	2	3	4	5	6	7	8	9	AB	R	H	RBI	BB	SO	LOB	TOP					
Rafael Landestoy, S (1.6)	6-3		K			F6		1B		4	0	1	0	0	1	0	Houston Astros @ San Diego Padres San Diego Stadium, San Diego, CA Sat Sep 16 1978, 10:05 PM EDT Att: 10,171 - Unknown					
Joe Cannon, L (1.7)	E4		1-3			SH1-3		F7		4	0	1	0	0	0	1						
Terry Puhl, L (1.8)	6-3				G3	SH1-3			4-3	3	0	0	0	0	0	1						
Denny Walling, L (1.9)		3B			4-3				F8	4	1	1	0	0	0	1						
Enos Cabell, R (1.5)		F4							6-3	4	0	1	0	0	0	1						
Jim Obradovich, L (1.3)					F6					3	0	1	1	0	0	1						
Keith Drumright, L (1.4)			K			F9				3	0	0	0	0	1	1						
Bruce Bochy, R (1.2)			K			F8			4-3	3	0	0	0	0	1	1						
Vern Ruhle, R (1.1)			K					F7		2	0	0	0	0	2	0						
Dave Bergman, L (8, PH)										1	0	0	0	0	0	0						
Joe Sambito, L (8, PH)										0	0	0	0	0	0	0						
Joaquin Andujar, S (9, 1)										0	0	0	0	0	0	0						
Inning Stats	R: 0 E: 1 K: 0 S: 3	H: 0 LOB: 0 BB: 0 P: 3	R: 1 E: 0 K: 2 S: 9	H: 2 LOB: 1 BB: 0 P: 9	R: 0 E: 0 K: 2 S: 7	H: 0 LOB: 0 BB: 0 P: 7	R: 0 E: 0 K: 0 S: 4	H: 1 LOB: 1 BB: 0 P: 4	R: 0 E: 0 K: 1 S: 5	H: 0 LOB: 0 BB: 0 P: 5	R: 0 E: 0 K: 0 S: 4	H: 0 LOB: 0 BB: 0 P: 4	R: 0 E: 0 K: 0 S: 3	H: 1 LOB: 1 BB: 0 P: 3	R: 0 E: 0 K: 0 S: 4	H: 1 LOB: 0 BB: 0 P: 4	R: 0 E: 0 K: 0 S: 3	H: 0 LOB: 0 BB: 0 P: 3	1B: 2 2B: 2 3B: 1 HR: 0	SF: 0 SAC: 1 DP: 0 HBP: 0	WP: 0 PB: 0 SB: 0 CS: 1	PA: 32
PITCHER Gaylord Perry, R (1.1) ERA: 2.9	IP: 9.0 WLS: W BF: 32	H: 5 R: 1 ER: 1 SO: 5	BB: 0 IBB: 0 HBP: 0 BLK: 0	WP: 0 HR: 0 S: 42 P: 42	ERA: 1.00 WHIP: 0.556																	

Batter	1	2	3	4	5	6	7	8	9	AB	R	H	RBI	BB	SO	LOB	BOTTOM			
Gene Richards, L (1.7)	G3		4-3			G3		F8		3	0	0	0	1	0	1	Houston Astros @ San Diego Padres San Diego Stadium, San Diego, CA Sat Sep 16 1978, 10:05 PM EDT Att: 10,171 - Unknown			
Ozzie Smith, S (1.6)	G3				F8			5-3		4	0	0	0	0	0	2				
Broderick Perkins, L (1.3)										3	1	1	0	1	0	1				
Derrel Thomas, S (9, PR)					6-3				1B	0	1	0	0	0	0	0				
Dave Winfield, R (1.8)					L3					3	0	0	0	1	0	2				
Jerry Turner, L (1.9)										4	0	3	1	0	0	0				
Gene Tenace, R (1.2)										4	0	0	0	0	2	5				
Barry Evans, R (1.5)										3	0	0	0	0	0	2				
Oscar Gamble, L (9, PH)										0	0	0	1	0	0	0				
Mike Champion, R (1.4)										3	0	1	0	0	1	1				
Bill Almon, R (8, PR)										0	0	0	0	0	0	0				
Fernando Gonzalez, R (9, 4)										0	0	0	0	0	0	0				
Gaylord Perry, R (1.1)										3	0	0	0	0	0	1				
Inning Stats	R: 0 E: 0 K: 0 S: 3	H: 0 LOB: 1 BB: 1 P: 7	R: 0 E: 0 K: 0 S: 3	H: 0 LOB: 0 BB: 0 P: 3	R: 0 E: 0 K: 1 S: 5	H: 0 LOB: 0 BB: 0 P: 5	R: 0 E: 0 K: 0 S: 3	H: 0 LOB: 0 BB: 0 P: 3	R: 1 E: 0 K: 0 S: 4	H: 1 LOB: 1 BB: 1 P: 8	R: 0 E: 0 K: 0 S: 4	H: 1 LOB: 1 BB: 0 P: 4	R: 1 E: 0 K: 1 S: 6	H: 2 LOB: 2 BB: 1 P: 10	1B: 5 2B: 0 3B: 0 HR: 0	SF: 1 SAC: 0 DP: 0 HBP: 0	WP: 0 PB: 0 SB: 2 CS: 0	PA: 34		
PITCHER Vern Ruhle, R (1.1) ERA: 2.6	IP: 7.0 WLS: L BF: 25	H: 2 R: 1 ER: 1 SO: 2	BB: 2 IBB: 0 HBP: 0 BLK: 0	WP: 0 HR: 0 S: 27 P: 35	ERA: 1.29 WHIP: 0.571															
Joe Sambito, L (8, 1)	IP: 1.0 WLS: L BF: 7	H: 3 R: 1 ER: 1 SO: 0	BB: 1 IBB: 0 HBP: 0 BLK: 0	WP: 0 HR: 0 S: 6 P: 10	ERA: 9.00 WHIP: 4.000															
Joaquin Andujar, R (9, 1)	IP: 0.2 WLS: L BF: 2	H: 0 R: 0 ER: 0 SO: 1	BB: 0 IBB: 0 HBP: 0 BLK: 0	WP: 0 HR: 0 S: 4 P: 4	ERA: 0.00 WHIP: 0.000															

Batter	1	2	3	4	5	6	7	8	9	AB	R	H	RBI	BB	SO	LOB	TOP					
Rafael Landestoy S (1,6) OBP: 0.293, SLG: 0.295	F9		6-3		G6-4-3			F7		4	0	0	0	0	0	1	Houston Astros @ San Diego Padres San Diego Stadium, San Diego, CA Sun Sep 17 1978, 6:33 AM EDT Att: 10,004 - Unknown					
Jimmy Sexton R (1,4) OBP: 0.294, SLG: 0.273	E7						F9	F8		4	0	2	0	0	0	0						
Jeffrey Leonard R (1,9) OBP: 0.200, SLG: 0.200	FC1-2-5		5-3				F4	1B		4	0	1	0	0	0	2						
Bob Watson R (1,3) OBP: 0.363, SLG: 0.471	6-3				5-3		5-3	1B		4	0	1	0	0	0	1						
Enos Cabell R (1,5) OBP: 0.327, SLG: 0.408		K			4-3			FC5-4		4	1	2	0	0	1	2						
Jesus Alou R (1,7) OBP: 0.360, SLG: 0.441		5-3			4-3					4	0	1	1	0	0	1						
Terry Puhl L (1,8) OBP: 0.346, SLG: 0.377					4-3			G3		3	0	0	0	1	0	2						
Luis Pujols R (1,2) OBP: 0.182, SLG: 0.197										3	0	0	0	0	1	2						
Wilbur Howard S (9, PH) OBP: 0.293, SLG: 0.315		1-3						5-3		1	0	0	0	0	0	0						
Mark Lemongello R (1,1) OBP: 0.221, SLG: 0.188										2	0	1	0	0	1	0						
Reggie Baldwin R (7, PH) OBP: 0.258, SLG: 0.344										1	0	0	0	0	0	1						
Frank Riccielli L (7,1)										0	0	0	0	0	0	0						
Inning Stats	R: 0 E: 1 K: 0 S: 4	H: 1 LOB: 1 BB: 0 P: 4	R: 0 E: 0 K: 1 S: 5	H: 0 LOB: 1 BB: 1 P: 9	R: 0 E: 0 K: 1 S: 6	H: 1 LOB: 1 BB: 0 P: 6	R: 0 E: 0 K: 0 S: 4	H: 1 LOB: 1 BB: 0 P: 4	R: 0 E: 0 K: 1 S: 5	H: 1 LOB: 0 BB: 0 P: 5	R: 0 E: 0 K: 0 S: 3	H: 0 LOB: 0 BB: 0 P: 3	R: 1 E: 0 K: 0 S: 5	H: 2 LOB: 1 BB: 0 P: 5	R: 0 E: 0 K: 0 S: 5	H: 2 LOB: 2 BB: 0 P: 5	R: 0 E: 0 K: 0 S: 3	H: 0 LOB: 0 BB: 0 P: 3	1B: 5 2B: 3 3B: 0 HR: 0	SF: 0 SAC: 0 DP: 1 HBP: 0	WP: 0 PB: 0 SB: 1 CS: 0	PA: 35
PITCHER	IP WLS BF H R ER SO BB IBB HBP BLK WP HR S P ERA WHIP																					
Randy Jones L (1,1) ERA: 2.83	7.0 W 27 6 1 1 3 1 0 0 0 0 0 0 32 36 1.29 1.000																					
Rollie Fingers R (8,1) ERA: 2.45	2.0 S 8 2 0 0 0 0 0 0 0 0 0 0 8 8 0.00 1.000																					

Batter	1	2	3	4	5	6	7	8	9	AB	R	H	RBI	BB	SO	LOB	BOTTOM			
Gene Richards L (1,7) OBP: 0.375, SLG: 0.402	F9									4	1	1	0	0	0	2	Houston Astros @ San Diego Padres San Diego Stadium, San Diego, CA Sun Sep 17 1978, 6:33 AM EDT Att: 10,004 - Unknown			
Rollie Fingers R (8,1) OBP: 0.167, SLG: 0.167										0	0	0	0	0	0	0				
Ozzie Smith S (1,6) OBP: 0.318, SLG: 0.319	F7									4	1	0	0	0	1	1				
Broderick Perkins L (1,3) OBP: 0.269, SLG: 0.354										3	0	2	1	0	0	0				
Dave Winfield R (1,8) OBP: 0.363, SLG: 0.492	E5									4	0	1	0	0	0	2				
Jerry Turner L (1,9) OBP: 0.344, SLG: 0.450										4	1	1	0	0	1	3				
Jim Wilhelm R (9,7) OBP: 0.417, SLG: 0.600										0	0	0	0	0	0	0				
Gene Tenace R (1,2) OBP: 0.388, SLG: 0.413										4	0	0	0	0	0	1				
Barry Evans R (1,5) OBP: 0.320, SLG: 0.304										4	0	3	1	0	0	0				
Mike Champion R (1,4) OBP: 0.302, SLG: 0.313										4	0	0	0	0	1	3				
Randy Jones R (1,1) OBP: 0.183, SLG: 0.198										3	0	1	0	0	1	1				
Derrel Thomas S (8,8) OBP: 0.303, SLG: 0.294										0	0	0	0	0	0	0				
Inning Stats	R: 0 E: 1 K: 1 S: 7	H: 1 LOB: 2 BB: 0 P: 7	R: 0 E: 0 K: 0 S: 3	H: 0 LOB: 0 BB: 0 P: 3	R: 2 E: 2 K: 0 S: 6	H: 2 LOB: 1 BB: 0 P: 6	R: 0 E: 0 K: 1 S: 6	H: 1 LOB: 1 BB: 0 P: 6	R: 0 E: 0 K: 0 S: 4	H: 1 LOB: 1 BB: 0 P: 4	R: 1 E: 0 K: 1 S: 8	H: 3 LOB: 2 BB: 0 P: 8	R: 0 E: 0 K: 1 S: 5	H: 0 LOB: 0 BB: 0 P: 5	R: 0 E: 0 K: 0 S: 4	H: 1 LOB: 1 BB: 0 P: 4	1B: 8 2B: 1 3B: 0 HR: 0	SF: 1 SAC: 0 DP: 0 HBP: 0	WP: 0 PB: 0 SB: 1 CS: 0	PA: 35
PITCHER	IP WLS BF H R ER SO BB IBB HBP BLK WP HR S P ERA WHIP																			
Mark Lemongello R (1,1) ERA: 4.01	6.0 L 28 8 3 1 3 0 0 0 0 0 0 0 34 34 1.50 1.333																			
Frank Riccielli L (7,1) ERA:	2.0 7 1 0 0 1 0 0 0 0 0 0 0 9 9 0.00 0.500																			

Batter	1	2	3	4	5	6	7	8	9	AB	R	H	RBI	BB	SO	LOB	TOP					
Bill Madlock, R (1,4) OBP: 0.382, SLG: 0.492	L7		F7				L5			4	0	1	0	0	0	1	San Francisco Giants @ San Diego Padres San Diego Stadium, San Diego, CA Tue Sep 19 1978, 10:05 PM EDT Att: 10,969 - Unknown livebaseballscorecards.com					
Darrell Evans, L (1,5) OBP: 0.365, SLG: 0.410	1B		G3					K		3	0	1	0	1	1	0						
Jack Clark, R (1,9) OBP: 0.358, SLG: 0.536	F9							4-3		3	1	0	0	1	0	4						
Mike Ivie, R (1,3) OBP: 0.360, SLG: 0.470	FC5-4							3-1		4	0	2	1	0	0	0						
Hector Cruz, R (1,7) OBP: 0.305, SLG: 0.376	FC5-4							K		4	0	1	0	0	1	2						
Larry Hemdon, R (1,8) OBP: 0.312, SLG: 0.338			F8					F9		3	0	0	0	0	0	1						
Jim Dwyer, L (9, PH) OBP: 0.324, SLG: 0.361			G4-6-3							1	0	0	0	0	0	0						
Johnnie LetMaster, R (1,6) OBP: 0.299, SLG: 0.342			F7							3	0	1	0	0	0	0						
Terry Whitfield, L (9, PH) OBP: 0.345, SLG: 0.413								1B		1	0	1	0	0	0	0						
Mike Sadek, R (1,2) OBP: 0.303, SLG: 0.321			1-6-3					F6		3	0	0	0	0	0	1						
John Tamargo, S (9, PH) OBP: 0.359, SLG: 0.329										1	0	0	0	0	0	1						
Ed Halicki, R (1,1) OBP: 0.161, SLG: 0.148										2	0	1	0	0	1	0						
Tom Heintzelman, R (7, PH) OBP: 0.233, SLG: 0.448			K							1	0	0	0	0	0	1						
Jim Barr, R (7,1) OBP: 0.104, SLG: 0.104										0	0	0	0	0	0	0						
Inning Stats	R: 0 E: 0 K: 0 S: 5	H: 2 LOB: 2 BB: 0 P: 5	R: 0 E: 0 K: 0 S: 3	H: 0 LOB: 0 BB: 0 P: 3	R: 0 E: 0 K: 1 S: 5	H: 0 LOB: 0 BB: 0 P: 5	R: 1 E: 0 K: 0 S: 3	H: 2 LOB: 0 BB: 1 P: 7	R: 0 E: 0 K: 0 S: 5	H: 2 LOB: 3 BB: 1 P: 9	R: 0 E: 0 K: 0 S: 3	H: 0 LOB: 0 BB: 0 P: 3	R: 0 E: 0 K: 1 S: 4	H: 1 LOB: 1 BB: 0 P: 4	R: 0 E: 0 K: 1 S: 5	H: 0 LOB: 0 BB: 0 P: 5	R: 0 E: 0 K: 1 S: 6	H: 1 LOB: 1 BB: 0 P: 6	1B: 6 2B: 2 3B: 0 HR: 0	SF: 0 SAC: 0 DP: 1 HBP: 0	WP: 0 PB: 0 SB: 0 CS: 0	PA: 35
PITCHER	IP WLS BF H R ER SO BB IBB HBP BLK WP HR S P ERA WHIP																					
Bob Owchinko, L (1,1) ERA: 3.36	7.0 W 28 7 1 1 1 2 0 0 0 0 0 0 28 36 1.29 1.286																					
Rollie Fingers, R (8,1) ERA: 2.43	2.0 S 7 1 0 0 2 0 0 0 0 0 0 0 11 11 0.00 0.500																					

Batter	1	2	3	4	5	6	7	8	9	AB	R	H	RBI	BB	SO	LOB	BOTTOM			
Ozzie Smith, S (1,6) OBP: 0.317, SLG: 0.320	4-3			1B			6-3			4	1	1	0	0	0	0	San Francisco Giants @ San Diego Padres San Diego Stadium, San Diego, CA Tue Sep 19 1978, 10:05 PM EDT Att: 10,969 - Unknown livebaseballscorecards.com			
Barry Evans, R (1,5) OBP: 0.315, SLG: 0.300	B5-3			HR			K			4	1	1	0	0	1	0				
Jerry Turner, L (1,7) OBP: 0.347, SLG: 0.466				HR						4	2	2	3	0	0	0				
Derrel Thomas, S (9,8) OBP: 0.303, SLG: 0.294	L3			HR						0	0	0	0	0	0	0				
Dave Winfield, R (1,8) OBP: 0.362, SLG: 0.490				6-3			1B			4	0	1	0	0	0	0				
Oscar Gamble, L (1,9) OBP: 0.366, SLG: 0.386				F8			1B			4	0	0	0	0	0	2				
Jim Wilhelm, R (9,7) OBP: 0.417, SLG: 0.600				F9			F7			0	0	0	0	0	0	0				
Broderick Perkins, L (1,3) OBP: 0.269, SLG: 0.354				1B			F7			3	0	1	0	0	0	2				
Gene Tenace, R (1,2) OBP: 0.389, SLG: 0.415				K						3	0	2	1	0	1	0				
Fernando Gonzalez, R (1,4) OBP: 0.275, SLG: 0.304				6-3			1B			3	0	0	0	0	0	4				
Bob Owchinko, L (1,1) OBP: 0.188, SLG: 0.206							B5-3			2	0	0	0	0	1	0				
Gene Richards, L (7, PH) OBP: 0.375, SLG: 0.401										1	0	0	0	0	1	0				
Rollie Fingers, R (8,1) OBP: 0.167, SLG: 0.167				K						0	0	0	0	0	0	0				
Inning Stats	R: 0 E: 0 K: 0 S: 3	H: 0 LOB: 0 BB: 0 P: 3	R: 0 E: 0 K: 0 S: 3	H: 0 LOB: 0 BB: 0 P: 3	R: 0 E: 0 K: 2 S: 7	H: 0 LOB: 0 BB: 0 P: 7	R: 3 E: 0 K: 0 S: 8	H: 5 LOB: 2 BB: 0 P: 8	R: 0 E: 0 K: 0 S: 3	H: 0 LOB: 0 BB: 0 P: 3	R: 1 E: 0 K: 0 S: 6	H: 3 LOB: 2 BB: 0 P: 6	R: 0 E: 0 K: 2 S: 7	H: 0 LOB: 0 BB: 0 P: 7	R: 0 E: 0 K: 0 S: 3	H: 0 LOB: 0 BB: 0 P: 3	1B: 6 2B: 1 3B: 0 HR: 1	SF: 0 SAC: 0 DP: 0 HBP: 0	WP: 0 PB: 0 SB: 0 CS: 0	PA: 32
PITCHER	IP WLS BF H R ER SO BB IBB HBP BLK WP HR S P ERA WHIP																			
Ed Halicki, R (1,1) ERA: 2.98	6.0 L 26 8 4 4 2 0 0 0 0 0 0 0 1 30 30 6.00 1.333																			
Jim Barr, R (7,1) ERA: 3.45	2.0 6 0 0 0 2 0 0 0 0 0 0 0 10 10 0.00 0.000																			

Batter	1	2	3	4	5	6	7	8	9	AB	R	H	RBI	BB	SO	LOB	TOP				
Bill Madlock, R OBP: 0.393, SLG: 0.491 (1, 4)										5	1	2	0	1	1	4	San Francisco Giants @ San Diego Padres San Diego Stadium, San Diego, CA Wed Sep 20 1978, 10:05 PM EDT Att: 13,123 - Unknown livebaseballscorecards.com				
Terry Whitfield, L OBP: 0.344, SLG: 0.414 (1, 7)										4	1	1	0	0	1	2					
Jack Clark, R OBP: 0.358, SLG: 0.536 (1, 9)										4	1	2	1	0	0	1					
Darrell Evans, L OBP: 0.365, SLG: 0.410 (1, 5)										4	1	1	1	1	0	3					
Mike Ivie, R OBP: 0.364, SLG: 0.470 (1, 3)										4	1	2	1	1	1	1					
Jim Dwyer, L OBP: 0.325, SLG: 0.359 Hector Cruz, R OBP: 0.305, SLG: 0.376 (5, PH)										1	1	0	0	1	0	1					
Larry Herndon, R OBP: 0.312, SLG: 0.338 (9, PR)										3	0	1	1	0	0	2					
Roger Metzger, S OBP: 0.284, SLG: 0.269 (1, 6)										4	0	1	1	0	1	1					
Marc Hill, R OBP: 0.325, SLG: 0.303 (1, 2)										3	0	2	1	2	0	0					
Vida Blue, S OBP: 0.244, SLG: 0.135 Randy Moffitt, R OBP: 0.250, SLG: 0.143 Skip James, L OBP: 0.240, SLG: 0.143 Gary Lavelle, S OBP: 0.067, SLG: 0.067 (9, 1)										4	0	0	0	0	3	5					
Inning Stats	R: 2 E: 0 K: 0 S: 6	H: 3 LOB: 1 BB: 0 P: 6	R: 0 E: 0 K: 2 S: 7	H: 0 LOB: 0 BB: 0 P: 7	R: 1 E: 0 K: 0 S: 5	H: 2 LOB: 1 BB: 0 P: 5	R: 1 E: 0 K: 1 S: 6	H: 1 LOB: 1 BB: 2 P: 14	R: 0 E: 0 K: 2 S: 3	H: 1 LOB: 1 BB: 0 P: 7	R: 0 E: 0 K: 1 S: 8	H: 1 LOB: 1 BB: 0 P: 8	R: 2 E: 0 K: 1 S: 8	H: 3 LOB: 3 BB: 2 P: 16	R: 0 E: 0 K: 0 S: 4	H: 1 LOB: 1 BB: 0 P: 4	R: 0 E: 1 K: 1 S: 6	H: 0 LOB: 3 BB: 2 P: 14	1B: 9 2B: 2 3B: 1 HR: 0	SF: 1 SAC: 2 DP: 1 HBP: 0	WP: 0 PA: 46 PB: 0 CS: 1 SB: 0
PITCHER	IP	WLS	BF	H	R	ER	SO	BB	IBB	HBP	BLK	WP	HR	S	P	ERA	WHIP				
Eric Rasmussen, R ERA: 4.21 Bob Shirley, L ERA: 3.97 Mark Lee, R ERA: 3.21 Steve Mura, R ERA: 11.57 John D'Acquisto, R ERA: 2.27	3.1	L	17	6	4	4	2	1	0	0	1	0	0	20	24	10.80	2.100				
	1.2		7	1	0	0	1	0	2	0	0	0	0	7	15	0.00	0.600				
	1.2		10	4	2	2	2	1	0	0	0	0	0	13	17	10.80	3.000				
	0.1		2	0	0	0	1	1	0	0	0	0	0	3	7	0.00	3.000				
	2.0		10	1	0	0	1	1	1	0	0	0	0	10	18	0.00	1.000				


Batter	1	2	3	4	5	6	7	8	9	AB	R	H	RBI	BB	SO	LOB	BOTTOM				
Ozzie Smith, S OBP: 0.314, SLG: 0.317 (1, 6)										5	0	0	0	0	0	4	San Francisco Giants @ San Diego Padres San Diego Stadium, San Diego, CA Wed Sep 20 1978, 10:05 PM EDT Att: 13,123 - Unknown livebaseballscorecards.com				
Barry Evans, R OBP: 0.328, SLG: 0.315 John D'Acquisto, R OBP: 0.278, SLG: 0.188 Gene Richards, L OBP: 0.374, SLG: 0.400 (9, PH)										4	1	2	0	0	0	2					
Jerry Turner, L OBP: 0.346, SLG: 0.462 (1, 7)										4	0	1	0	0	0	3					
Dave Winfield, R OBP: 0.361, SLG: 0.488 (1, 9)										4	1	1	0	0	0	2					
Gene Tenace, R OBP: 0.390, SLG: 0.416 (1, 2)										4	0	2	1	0	1	0					
Fernando Gonzalez, R OBP: 0.278, SLG: 0.306 (1, 4)										4	1	2	0	0	0	2					
Broderick Perkins, L OBP: 0.268, SLG: 0.352 (1, 3)										4	0	1	1	0	1	1					
Jim Wilhelm, R OBP: 0.375, SLG: 0.500 (1, 8)										4	0	1	1	0	2	2					
Eric Rasmussen, R OBP: 0.145, SLG: 0.145 Bob Shirley, L OBP: 0.209, SLG: 0.128 Tucker Ashford, R OBP: 0.289, SLG: 0.358 Mark Lee, R OBP: 0.324 Steve Mura, R OBP: 0.206, SLG: 0.287 Don Reynolds, R OBP: 0.309, SLG: 0.314 Bill Almon, R OBP: 0.309, SLG: 0.314 (8, 9)										1	0	0	0	0	1	0					
Inning Stats	R: 0 E: 0 K: 0 S: 3	H: 0 LOB: 0 BB: 0 P: 3	R: 0 E: 0 K: 1 S: 5	H: 0 LOB: 0 BB: 0 P: 5	R: 0 E: 0 K: 2 S: 7	H: 0 LOB: 0 BB: 0 P: 7	R: 1 E: 0 K: 0 S: 6	H: 4 LOB: 2 BB: 0 P: 6	R: 0 E: 0 K: 1 S: 7	H: 2 LOB: 2 BB: 0 P: 7	R: 0 E: 0 K: 0 S: 3	H: 0 LOB: 0 BB: 0 P: 3	R: 1 E: 0 K: 0 S: 6	H: 3 LOB: 3 BB: 1 P: 10	R: 0 E: 0 K: 1 S: 7	H: 2 LOB: 1 BB: 0 P: 7		R: 0 E: 0 K: 1 S: 5	H: 0 LOB: 0 BB: 0 P: 5	1B: 11 2B: 0 3B: 0 HR: 0	SF: 0 SAC: 0 DP: 0 HBP: 0
PITCHER	IP	WLS	BF	H	R	ER	SO	BB	IBB	HBP	BLK	WP	HR	S	P	ERA	WHIP				
Vida Blue, L ERA: 2.81 Randy Moffitt, R ERA: 3.24 Gary Lavelle, L ERA: 3.28	7.0		32	11	3	2	4	1	0	0	0	0	0	39	43	2.57	1.714				
	1.0		3	0	0	0	1	0	0	0	0	0	0	5	5	0.00	0.000				
	1.0	S	3	0	0	0	1	0	0	0	0	0	0	5	5	0.00	0.000				

Batter	1	2	3	4	5	6	7	8	9	AB	R	H	RBI	BB	SO	LOB	TOP			
Bill Madlock, R (1.4) OBP: 0.382, SLG: 0.488										4	0	1	0	0	1	0	San Francisco Giants @ San Diego Padres San Diego Stadium, San Diego, CA Thu Sep 21 1978, 10:05 PM EDT Att: 13,329 - Unknown livebaseballscorecards.com			
Terry Whitfield, L (1.7) OBP: 0.343, SLG: 0.413										4	1	1	0	0	0	1				
Jack Clark, R (1.9) OBP: 0.361, SLG: 0.541										4	0	3	0	0	1	0				
Darrell Evans, L (1.5) OBP: 0.363, SLG: 0.407										4	0	0	1	0	0	3				
Jim Dwyer, L (1.3) OBP: 0.324, SLG: 0.355											3	0	0	0	1	2		1		
Larry Hemdon, R (1.8) OBP: 0.312, SLG: 0.337											4	0	1	0	0	4				
John Tamargo, S (1.2) OBP: 0.349, SLG: 0.318											3	0	0	0	0	1		AB 32 R 1 H 6 RBI 1 BB 1 SO 7 LOB 10		
Gary Lavelle, S (7.1) OBP: 0.067, SLG: 0.067											0	0	0	0	0	0				
Ed Plank, R (8.1)											0	0	0	0	0	0				
Roger Metzger, S (1.6) OBP: 0.281, SLG: 0.266											3	0	0	0	0	0				
John Montefusco, R (1.1) OBP: 0.133, SLG: 0.072											2	0	0	0	0	1				
Marc Hill, R (7.2) OBP: 0.324, SLG: 0.302											1	0	0	0	1	0				
Inning Stats	R: 0 E: 1 K: 0 S: 5	H: 2 LOB: 3 BB: 1 P: 9	R: 0 E: 0 K: 2 S: 7	H: 0 LOB: 0 BB: 0 P: 7	R: 0 E: 0 K: 0 S: 3	H: 1 LOB: 1 BB: 0 P: 3	R: 0 E: 0 K: 0 S: 4	H: 1 LOB: 1 BB: 0 P: 4	R: 0 E: 0 K: 1 S: 5	H: 0 LOB: 0 BB: 0 P: 5	R: 0 E: 0 K: 1 S: 5	H: 0 LOB: 0 BB: 0 P: 5	R: 0 E: 0 K: 1 S: 5	H: 0 LOB: 0 BB: 0 P: 5	R: 1 E: 0 K: 1 S: 7	H: 2 LOB: 1 BB: 0 P: 7	1B: 4 2B: 2 3B: 0 HR: 0	SF: 0 SAC: 0 DP: 0 HBP: 0	WP: 0 PB: 0 SB: 1 CS: 1	PA: 34
PITCHER	IP WLS BF H R ER SO BB IBB HBP BLK WP HR S P ERA WHIP																			
Gaylord Perry, R (1.1) ERA: 2.81	7.0 W 25 4 0 0 5 1 0 0 0 0 0 0 34 38 0.00 0.714																			
Rollie Fingers, R (8.1) ERA: 2.47	2.0 8 2 1 1 2 0 0 0 0 0 0 0 12 12 4.50 1.000																			


Batter	1	2	3	4	5	6	7	8	9	AB	R	H	RBI	BB	SO	LOB	BOTTOM			
Gene Richards, L (1.7) OBP: 0.378, SLG: 0.405										4	1	4	1	0	0	0	San Francisco Giants @ San Diego Padres San Diego Stadium, San Diego, CA Thu Sep 21 1978, 10:05 PM EDT Att: 13,329 - Unknown livebaseballscorecards.com			
Mike Champion, R (8.4) OBP: 0.296, SLG: 0.306										1	0	0	0	0	0	1				
Ozzie Smith, S (1.6) OBP: 0.315, SLG: 0.318										5	1	2	1	0	0	3				
Broderick Perkins, L (1.3) OBP: 0.283, SLG: 0.344										4	0	0	0	0	0	5				
Dave Winfield, R (1.8) OBP: 0.362, SLG: 0.487										3	1	1	0	1	0	0				
Jerry Turner, L (1.9) OBP: 0.348, SLG: 0.463										4	0	2	2	0	0	1				
Rollie Fingers, R (8.1) OBP: 0.167, SLG: 0.167										0	0	0	0	0	0	0				
Gene Tenace, R (1.2) OBP: 0.383, SLG: 0.416										2	0	1	1	2	1	0				
Barry Evans, R (1.5) OBP: 0.323, SLG: 0.310										4	0	1	0	0	0	3				
Fernando Gonzalez, R (1.4) OBP: 0.281, SLG: 0.309										3	1	2	0	0	1	2	AB 33 R 5 H 14 RBI 5 BB 3 SO 2 LOB 15			
Bill Almon, R (7. PR) OBP: 0.309, SLG: 0.314										0	1	0	0	0	0	0				
Derrel Thomas, S (8.8) OBP: 0.302, SLG: 0.293										1	0	0	0	0	0	0				
Gaylord Perry, R (1.1) OBP: 0.120, SLG: 0.123										1	0	0	0	0	0	0				
Jim Wilhelm, R (8.7) OBP: 0.412, SLG: 0.533										1	0	1	0	0	0	0				
Inning Stats	R: 0 E: 0 K: 0 S: 3	H: 1 LOB: 0 BB: 0 P: 3	R: 0 E: 0 K: 1 S: 5	H: 0 LOB: 0 BB: 0 P: 5	R: 1 E: 0 K: 0 S: 6	H: 3 LOB: 2 BB: 0 P: 6	R: 0 E: 0 K: 1 S: 6	H: 2 LOB: 2 BB: 1 P: 10	R: 0 E: 1 K: 0 S: 4	H: 1 LOB: 1 BB: 0 P: 4	R: 0 E: 0 K: 0 S: 3	H: 1 LOB: 1 BB: 1 P: 7	R: 4 E: 0 K: 0 S: 8	H: 5 LOB: 2 BB: 1 P: 12	R: 0 E: 0 K: 0 S: 4	H: 1 LOB: 1 BB: 0 P: 4	1B: 14 2B: 1 3B: 0 HR: 0	SF: 0 SAC: 2 DP: 2 HBP: 0	WP: 0 PB: 0 SB: 2 CS: 0	PA: 38
PITCHER	IP WLS BF H R ER SO BB IBB HBP BLK WP HR S P ERA WHIP																			
John Montefusco, R (1.1) ERA: 3.83	6.1 L 27 9 3 3 2 2 0 0 0 0 0 0 29 37 4.26 1.737																			
Gary Lavelle, L (7.1) ERA: 3.55	0.2 7 4 2 2 0 0 1 0 0 0 0 0 6 10 27.00 6.000																			
Ed Plank, R (8.1) ERA: 5.79	1.0 4 1 0 0 0 0 0 0 0 0 0 0 4 4 0.00 1.000																			

Batter	1	2	3	4	5	6	7	8	9	AB	R	H	RBI	BB	SO	LOB	TOP					
Gene Richards, L (1, 7) OBP: 0.381, SLG: 0.408 Jim Beswick, S (5, 8)	0-3 K	0-0 FC6-4 1B		0-0 1B	0-0 E9 1B	0-3 K			0-3 K	4	1	3	2	0	1	0	San Diego Padres @ Los Angeles Dodgers Dodger Stadium, Los Angeles, CA Fri Sep 22 1978, 7:05 PM PDT Att: 38,743 - Unknown					
Ozzie Smith, S (1, 6) OBP: 0.318, SLG: 0.320 Chuck Baker, R (6, 6)	0-0 F9	0-0 FC6-4 CS		0-0 1B	0-0 FC6-4 1B	0-0 WP 1B			0-0 F7	5	0	3	2	0	0	2						
Barry Evans, R (1, 5) OBP: 0.324, SLG: 0.313	0-0 E7 1B	0-0 CS	0-0 E1 1B	0-0 F9	0-0 FC6-4 1B	0-0 F7			0-0 F2	6	2	2	0	0	0	4						
Dave Winfield, R (1, 8) OBP: 0.366, SLG: 0.496	0-0 1B		0-0 FC6 1B						0-3 K	5	2	4	3	0	1	0						
Jerry Turner, L (1, 9) OBP: 0.354, SLG: 0.463	0-0 1B		0-3 K						0-3 K	4	2	2	0	0	2	1						
Gene Tenace, R (1, 2) OBP: 0.393, SLG: 0.416	0-0 E8 1B		0-0 F3						0-3 K	5	1	2	1	0	1	4						
Broderick Perkins, L (1, 3) OBP: 0.293, SLG: 0.342 Tony Castillo, R (7, 2)	0-3 K		0-0 FC6		0-0 E8 1B	0-3 K			0-0 L4	4	0	1	1	0	2	2						
Fernando Gonzalez, R (1, 4) OBP: 0.281, SLG: 0.309 Mike Champion, R (6, 4) OBP: 0.309, SLG: 0.320		0-0 F3		0-0 F9	0-0 FC6-4 1B	0-0 WP 2B			0-0 L4-3 1B	4	2	1	0	0	0	2						
Randy Jones, R (1, 1) OBP: 0.200, SLG: 0.195 Tucker Ashford, R (6, PH) OBP: 0.300, SLG: 0.368 Bob Shirley, R (6, 1) OBP: 0.205, SLG: 0.125		4-0 FC6-4 1B BB		0-0 L6	4-0 1B BB	0-0 1B 2B			0-0 L4-3	1	1	0	0	2	0	0						
Inning Stats	R: 3 E: 2 K: 2 S: 11	H: 4 LOB: 1 BB: 0 P: 11	R: 0 E: 0 K: 0 S: 3	H: 1 LOB: 1 BB: 1 P: 7	R: 1 E: 1 K: 1 S: 7	H: 2 LOB: 1 BB: 0 P: 7	R: 0 E: 0 K: 0 S: 5	H: 2 LOB: 2 BB: 1 P: 5	R: 6 E: 2 K: 0 S: 10	H: 7 LOB: 3 BB: 1 P: 15	R: 2 E: 0 K: 2 S: 10	H: 3 LOB: 1 BB: 0 P: 10	R: 0 E: 0 K: 3 S: 9	H: 0 LOB: 0 BB: 0 P: 9	R: 0 E: 0 K: 0 S: 3	H: 1 LOB: 0 BB: 0 P: 3		R: 0 E: 0 K: 1 S: 5	H: 0 LOB: 0 BB: 0 P: 5	1B: 18 2B: 2 3B: 0 HR: 1	SF: 0 SAC: 0 DP: 1 HBP: 1	WP: 2 PB: 0 CS: 1
PITCHER	IP WLS BF H R ER SO BB IBB HBP BLK WP HR S P ERA WHIP	IP WLS BF H R ER SO BB IBB HBP BLK WP HR S P ERA WHIP																				
Doug Rau, L (1, 1) ERA: 3.34	4.0 L	23 11	6 4	4 4	4 4	0 0	1 0	0 0	0 0	0 0	0 0	0 0	0 0	5 9	108.00 15.000							
Lance Rautzhan, L (5, 1) ERA: 2.18	0.1	6	4	4	4	0	1	0	0	0	0	0	0	0	3	4	0.00 1.500					
Rick Sutcliffe, R (5, 1) ERA: 2.18	0.2	4	1	0	0	0	0	0	1	0	0	0	0	2	0	19	9.00 1.500					
Gerry Hannahs, L (6, 1) ERA: 9.0	2.0	9	3	2	2	5	0	0	0	0	0	0	0	2	0	8	0.00 0.500					
Dave Stewart, R (8, 1) ERA: 9.0	2.0	6	1	0	0	1	0	0	0	0	0	0	0	0	0	8	0.00 0.500					
Batter	1	2	3	4	5	6	7	8	9	AB	R	H	RBI	BB	SO	LOB	BOTTOM					
Davey Lopes, R (1, 4) OBP: 0.354, SLG: 0.427 Lee Lacy, R (7, 4) OBP: 0.346, SLG: 0.535	0-0 6-3	0-0 6-3			0-0 E 1B		0-0 F7		0-0 5-3	3	0	1	1	0	0	1	San Diego Padres @ Los Angeles Dodgers Dodger Stadium, Los Angeles, CA Fri Sep 22 1978, 7:05 PM PDT Att: 38,743 - Unknown					
Bill North, S (1, 8) OBP: 0.370, SLG: 0.273	0-0 S 1B		0-0 F2		0-0 E4 G6-4-3 1B		0-0 1B			4	0	2	0	0	0	2						
Reggie Smith, S (1, 9) OBP: 0.379, SLG: 0.561	4-0 1B		0-0 6-3		0-0 SF8		0-0 F3			2	0	0	1	1	0	1						
Steve Garvey, R (1, 3) OBP: 0.345, SLG: 0.485	0-0 F8		0-0 F9		0-0 G6-4-3 1B				0-0 FC6 1B	4	0	1	0	0	0	4						
Ron Cey, R (1, 5) OBP: 0.380, SLG: 0.460 Jerry Grote, R (7, 5) OBP: 0.378, SLG: 0.375	0-0 F7			0-0 5-3		0-0 FC5-4 1B			0-0 F8	3	0	1	0	0	0	2						
Dusty Baker Jr., R (1, 7) OBP: 0.332, SLG: 0.378 Rudy Law, L (8, 7)		0-0 4-3 1B 2B		0-0 L8		0-0 FC5-4 1B			0-0 FC6	3	1	1	0	0	0	1						
Joe Ferguson, R (1, 2) OBP: 0.355, SLG: 0.393 Brad Gulden, L (7, 2)		0-0 4-3		0-0 F7		0-0 F8			0-0 6-3	3	0	0	0	0	0	2						
Bill Russell, R (1, 6) OBP: 0.315, SLG: 0.353 Ted Martinez, R (7, 6) OBP: 0.279, SLG: 0.250		0-0 SH1-3 1B		0-0 F7		0-0 F7			0-0 1-3	3	1	2	1	0	0	1						
Doug Rau, L (1, 1) ERA: 3.34 Lance Rautzhan, R (5, 1) Rick Sutcliffe, L (5, 1) Pedro Guerrero, R (5, PH) Gerry Hannahs, L (6, 1) Manny Mota, R (7, PH) Dave Stewart, R (8, 1) Steve Yeager, R (9, PH) OBP: 0.266, SLG: 0.282		0-0 SH1-3		0-0 E 1B SF8 1B		0-0 F9			0-3 K	0	0	0	0	0	0	0						
Inning Stats	R: 0 E: 0 K: 0 S: 4	H: 1 LOB: 2 BB: 1 P: 8	R: 1 E: 0 K: 0 S: 5	H: 2 LOB: 0 BB: 0 P: 5	R: 0 E: 0 K: 0 S: 3	H: 0 LOB: 0 BB: 0 P: 3	R: 0 E: 0 K: 0 S: 3	H: 0 LOB: 0 BB: 0 P: 3	R: 2 E: 1 K: 0 S: 6	H: 3 LOB: 1 BB: 0 P: 6	R: 0 E: 0 K: 0 S: 4	H: 1 LOB: 1 BB: 0 P: 4	R: 0 E: 0 K: 0 S: 4	H: 1 LOB: 1 BB: 0 P: 4	R: 0 E: 0 K: 0 S: 4	H: 1 LOB: 1 BB: 0 P: 4		R: 0 E: 0 K: 1 S: 5	H: 0 LOB: 0 BB: 0 P: 5	1B: 8 2B: 1 3B: 0 HR: 0	SF: 1 SAC: 1 DP: 1 HBP: 0	WP: 0 PB: 0 SB: 1 CS: 0
PITCHER	IP WLS BF H R ER SO BB IBB HBP BLK WP HR S P ERA WHIP	IP WLS BF H R ER SO BB IBB HBP BLK WP HR S P ERA WHIP																				
Randy Jones, L (1, 1) ERA: 2.88	5.0 W	22 15	6 3	3 0	3 0	0 1	0 0	0 0	0 0	0 0	0 0	0 0	0 0	21 17	5.40 0.750							
Bob Shirley, L (6, 1) ERA: 3.78	4.0 S	15	3	0	0	1	0	0	0	0	0	0	0	0	0	17	0.00 0.750					

AB 45
R 12
H 20
RBI 10
BB 2
SO 9
LOB 17



AB 34
R 3
H 9
RBI 3
BB 1
SO 1
LOB 17



Batter	1	2	3	4	5	6	7	8	9	AB	R	H	RBI	BB	SO	LOB	TOP											
Gene Richards, L OBP: 0.382, SLG: 0.414 (1, 7)										4	1	2	2	0	0	0	San Diego Padres @ Los Angeles Dodgers Dodger Stadium, Los Angeles, CA Sat Sep 23 1978, 3:33 AM PDT Att: 31,653 - Unknown livebaseballscorecards.com											
Ozzie Smith, S OBP: 0.319, SLG: 0.322 (1, 6)										4	0	2	0	0	1	1												
Broderick Perkins, L OBP: 0.297, SLG: 0.335 (1, 3)										4	0	0	0	0	2													
Dave Winfield, R OBP: 0.366, SLG: 0.501 (7, 9)										4	1	2	1	0	0	0												
Jerry Turner, L OBP: 0.354, SLG: 0.462 Mark Lee, R (7, 1)										3	0	1	0	0	0	0												
Rollie Fingers, R OBP: 0.167, SLG: 0.167 Tucker Ashford, R (9, PH) OBP: 0.298, SLG: 0.366										0	0	0	0	0	0	0												
Gene Tenace, R OBP: 0.393, SLG: 0.414 (1, 2)										2	0	0	0	1	1	1												
Barry Evans, R OBP: 0.310, SLG: 0.299 (1, 5)										3	0	0	0	0	0	1												
Fernando Gonzalez, R OBP: 0.278, SLG: 0.306 (1, 4)										3	0	0	0	0	1	0												
John D'Acquisto, R OBP: 0.300, SLG: 0.278 Derrel Thomas, S (7, 8)										2	1	1	0	0	1	0												
Inning Stats	R: 0 E: 0 K: 0 S: 3	H: 1 LOB: 0 BB: 0 P: 3	R: 0 E: 0 K: 0 S: 3	H: 0 LOB: 0 BB: 0 P: 3	R: 2 E: 0 K: 1 S: 7	H: 2 LOB: 0 BB: 0 P: 7	R: 1 E: 1 K: 1 S: 6	H: 2 LOB: 0 BB: 0 P: 6	R: 0 E: 0 K: 0 S: 5	H: 0 LOB: 0 BB: 0 P: 5	R: 0 E: 0 K: 0 S: 3	H: 1 LOB: 0 BB: 0 P: 3	R: 0 E: 0 K: 1 S: 6	H: 1 LOB: 1 BB: 0 P: 6	R: 0 E: 0 K: 0 S: 3	H: 1 LOB: 0 BB: 0 P: 3	1B: 5 2B: 1 3B: 0 HR: 2	SF: 0 SAC: 0 DP: 2 HBP: 0	WP: 0 PB: 0 SB: 0 CS: 1	PA: 32								
PITCHER	IP	WLS	BF	H	R	ER	SO	BB	IBB	HBP	BLK	WP	HR	S	P	ERA	WHIP											
Burt Hooton, R ERA: 2.88 Terry Forster, L ERA: 1.96	(1, 1)	7.0	W	25	6	3	3	3	1	0	0	0	0	2	30	34	3.86	1.000										
(8, 1)	2.0	S	7	2	0	0	1	0	0	0	0	0	0	9	9	0.00	1.000											

Batter	1	2	3	4	5	6	7	8	9	AB	R	H	RBI	BB	SO	LOB	BOTTOM											
Davey Lopes, R OBP: 0.357, SLG: 0.427 (1, 4)										2	0	1	1	2	0	1	San Diego Padres @ Los Angeles Dodgers Dodger Stadium, Los Angeles, CA Sat Sep 23 1978, 3:33 AM PDT Att: 31,653 - Unknown livebaseballscorecards.com											
Bill Russell, R OBP: 0.315, SLG: 0.353 (1, 6)										4	1	1	0	0	1	4												
Reggie Smith, S OBP: 0.378, SLG: 0.559 Terry Forster, L OBP: 0.500, SLG: 0.625 (8, 1)										4	0	1	0	0	0	3												
Steve Garvey, R OBP: 0.346, SLG: 0.485 (1, 3)										4	0	2	1	0	1	1												
Ron Cey, R OBP: 0.379, SLG: 0.457 (1, 5)										3	0	0	0	1	1	1												
Dusty Baker Jr., R OBP: 0.331, SLG: 0.379 (1, 7)										4	1	1	0	0	1	3												
Rick Monday, L OBP: 0.346, SLG: 0.462 (8, 9)										4	0	1	1	0	2	0												
Joe Ferguson, R OBP: 0.359, SLG: 0.396 Rudy Law, L (7, PR)										2	1	2	0	1	0	0												
Bill North, S OBP: 0.369, SLG: 0.272 (8, 8)										0	1	0	0	0	0	0												
Burt Hooton, R OBP: 0.236, SLG: 0.169 Lee Lacy, R OBP: 0.349, SLG: 0.550 Steve Yeager, R OBP: 0.295, SLG: 0.260 (8, 2)										1	0	0	0	0	1	1												
Inning Stats	R: 0 E: 0 K: 2 S: 7	H: 0 LOB: 1 BB: 1 P: 11	R: 0 E: 0 K: 2 S: 7	H: 0 LOB: 0 BB: 0 P: 7	R: 0 E: 0 K: 1 S: 6	H: 1 LOB: 2 BB: 1 P: 10	R: 0 E: 0 K: 1 S: 5	H: 0 LOB: 0 BB: 0 P: 5	R: 1 E: 0 K: 1 S: 6	H: 1 LOB: 1 BB: 1 P: 10	R: 0 E: 0 K: 0 S: 3	H: 1 LOB: 0 BB: 0 P: 3	R: 4 E: 0 K: 0 S: 9	H: 7 LOB: 3 BB: 1 P: 13	R: 0 E: 0 K: 0 S: 3	H: 0 LOB: 0 BB: 0 P: 3	1B: 8 2B: 1 3B: 0 HR: 1	SF: 0 SAC: 1 DP: 1 HBP: 0	WP: 0 PB: 0 SB: 2 CS: 1	PA: 36								
PITCHER	IP	WLS	BF	H	R	ER	SO	BB	IBB	HBP	BLK	WP	HR	S	P	ERA	WHIP											
John D'Acquisto, R ERA: 2.21 Mark Lee, R ERA: 3.42 Rollie Fingers, R ERA: 2.6	(1, 1)	6.0		23	3	1	1	7	3	0	0	0	0	3	34	46	1.50	1.000										
(7, 1)	0.1		3	3	2	2	0	0	0	0	0	0	0	3	3	54.00	9.000											
(7, 1)	1.2	L	10	4	2	2	0	1	0	0	0	0	1	9	13	10.80	3.000											



Batter	1	2	3	4	5	6	7	8	9	AB	R	H	RBI	BB	SO	LOB	TOP					
Gene Richards, L OBP: 0.382, SLG: 0.415 (1, 7)										4	0	2	0	0	0	0	San Diego Padres @ Los Angeles Dodgers Dodger Stadium, Los Angeles, CA Sun Sep 24 1978, 3:33 AM PDT Att: 50,018 - Unknown					
Ozzie Smith, S OBP: 0.318, SLG: 0.320 (1, 6)										3	0	0	0	1	0	3						
Broderick Perkins, L OBP: 0.252, SLG: 0.328 (1, 3)										4	0	0	0	0	2	1						
Dave Winfield, R OBP: 0.367, SLG: 0.501 (1, 8)										4	0	2	0	0	1	1						
Jerry Turner, L OBP: 0.348, SLG: 0.453 (1, 9)										4	0	0	0	0	0	3						
Barry Evans, R OBP: 0.307, SLG: 0.296 (1, 5)										4	0	1	0	0	1	0						
Gene Tenace, R OBP: 0.392, SLG: 0.412 (1, 2)										2	0	0	0	0	0	2						
Mike Champion, R OBP: 0.293, SLG: 0.302 (1, 4)										3	0	0	0	0	2	2						
Bob Oerchinko, L OBP: 0.269, SLG: 0.266 (1, 1)										0	0	0	0	1	0	0						
Mark Lee, R ERA: 3.48 (4, 1)										0	0	0	0	0	0	0						
Jim Beswick, S ERA: 1.56 (5, 1)										1	0	0	0	0	0	0						
Mickey Lolich, S ERA: 1.56 (5, 1)										0	0	0	0	0	0	0						
Oscar Gamble, L OBP: 0.306, SLG: 0.385 (7, 1)										1	0	0	0	0	0	1						
Bob Shirley, R OBP: 0.255, SLG: 0.125 (7, 1)										0	0	0	0	0	0	0						
Inning Stats	R: 0 E: 0 K: 1 S: 5	H: 0 LOB: 0 BB: 0 P: 5	R: 0 E: 0 K: 1 S: 5	H: 1 LOB: 0 BB: 0 P: 5	R: 0 E: 0 K: 1 S: 6	H: 1 LOB: 2 BB: 1 P: 10	R: 0 E: 0 K: 1 S: 7	H: 2 LOB: 2 BB: 0 P: 7	R: 0 E: 0 K: 1 S: 5	H: 0 LOB: 0 BB: 0 P: 5	R: 0 E: 0 K: 0 S: 3	H: 0 LOB: 1 BB: 1 P: 7	R: 0 E: 1 K: 0 S: 3	H: 0 LOB: 1 BB: 0 P: 4	R: 0 E: 0 K: 0 S: 3	H: 1 LOB: 0 BB: 0 P: 3	R: 0 E: 0 K: 1 S: 5	H: 0 LOB: 0 BB: 0 P: 5	1B: 5 2B: 0 3B: 0 HR: 0	SF: 0 SAC: 0 DP: 2 HBP: 1	WP: 0 PB: 0 SB: 0 CS: 0	PA: 33
PITCHER Bob Welch, R ERA: 2.08 (1, 1)	IP: 9.0 WLS: W BF: 33 H: 5 R: 0 ER: 0 SO: 6 BB: 2 IBB: 0 HBP: 1 BLK: 0 WP: 0 HR: 0 S: 42 P: 51 ERA: 0.00 WHIP: 0.778															PITCHER	IP: 9.0 WLS: W BF: 33 H: 5 R: 0 ER: 0 SO: 6 BB: 2 IBB: 0 HBP: 1 BLK: 0 WP: 0 HR: 0 S: 42 P: 51 ERA: 0.00 WHIP: 0.778					

AB 30
R 0
H 5
RBI 0
BB 2
SO 6
LOB 13



Batter	1	2	3	4	5	6	7	8	9	AB	R	H	RBI	BB	SO	LOB	BOTTOM			
Davey Lopes, R OBP: 0.357, SLG: 0.426 (1, 4)										4	1	1	0	1	0	1	San Diego Padres @ Los Angeles Dodgers Dodger Stadium, Los Angeles, CA Sun Sep 24 1978, 3:33 AM PDT Att: 50,018 - Unknown			
Bill North, S OBP: 0.368, SLG: 0.272 (1, 8)										4	1	1	1	0	0	1				
Reggie Smith, S OBP: 0.383, SLG: 0.562 (1, 9)										1	1	1	0	2	0	0				
Steve Garvey, R OBP: 0.348, SLG: 0.489 (1, 3)										4	0	3	3	0	0	1				
Ron Cey, R OBP: 0.380, SLG: 0.457 (1, 5)										3	0	1	0	1	1	2				
Dusty Baker Jr., R OBP: 0.329, SLG: 0.376 (1, 7)										4	0	0	0	0	0	5				
Joe Ferguson, R OBP: 0.361, SLG: 0.399 (1, 2)										3	1	1	0	1	1	0				
Bill Russell, R OBP: 0.314, SLG: 0.354 (1, 6)										4	0	1	0	0	0	2				
Bob Welch, R OBP: 0.172, SLG: 0.207 (1, 1)										4	0	1	0	0	2	2				
Inning Stats	R: 0 E: 0 K: 1 S: 6	H: 1 LOB: 2 BB: 1 P: 10	R: 0 E: 0 K: 2 S: 8	H: 1 LOB: 1 BB: 0 P: 8	R: 1 E: 0 K: 0 S: 6	H: 4 LOB: 0 BB: 0 P: 6	R: 3 E: 1 K: 0 S: 6	H: 3 LOB: 3 BB: 3 P: 18	R: 0 E: 0 K: 0 S: 3	H: 1 LOB: 1 BB: 1 P: 7	R: 0 E: 0 K: 0 S: 2	H: 0 LOB: 0 BB: 0 P: 3	R: 0 E: 0 K: 0 S: 3	H: 0 LOB: 0 BB: 0 P: 3	R: 0 E: 0 K: 1 S: 5	H: 0 LOB: 0 BB: 0 P: 5	1B: 6 2B: 5 3B: 0 HR: 0	SF: 0 SAC: 0 DP: 2 HBP: 1	WP: 0 PB: 0 SB: 0 CS: 1	PA: 37
PITCHER Bob Oerchinko, L ERA: 3.48 (1, 1)	IP: 3.2 WLS: L BF: 20 H: 8 R: 4 ER: 4 SO: 3 BB: 1 IBB: 0 HBP: 0 BLK: 0 WP: 0 HR: 0 S: 24 P: 32 ERA: 9.82 WHIP: 2.455															PITCHER	IP: 3.2 WLS: L BF: 20 H: 8 R: 4 ER: 4 SO: 3 BB: 1 IBB: 0 HBP: 0 BLK: 0 WP: 0 HR: 0 S: 24 P: 32 ERA: 9.82 WHIP: 2.455			
Mark Lee, R ERA: 3.48 (4, 1)	0.1 4 1 0 0 0 0 2 0 0 0 0 2 10 0.00 3.000																			
Mickey Lolich, L ERA: 1.56 (5, 1)	2.0 7 1 0 0 0 1 0 1 0 0 0 5 10 0.00 1.000																			
Bob Shirley, L ERA: 3.73 (7, 1)	2.0 6 0 0 0 0 1 0 0 0 0 0 8 8 0.00 0.000																			

AB 31
R 4
H 10
RBI 4
BB 5
SO 4
LOB 14





Batter	1	2	3	4	5	6	7	8	9	AB	R	H	RBI	BB	SO	LOB	TOP			
Gene Richards, L (1.7) OBP: 0.397, SLG: 0.427	0-0 4-3			0-3 K		0-0 FC1-4 2B		0-0 1-2 1B		4	0	2	0	0	1	0	San Diego Padres @ San Francisco Giants Candlestick Park, San Francisco, CA Wed Sep 27 1978, 6:33 AM EDT Att: 4,708 - Unknown livebaseballscorecards.com			
Ozzie Smith, S (1.6) OBP: 0.315, SLG: 0.317	0-0 F9			0-0 5-3		0-0 FC1-6-5 CS		0-0 4-3		4	0	0	0	0	0	3				
Barry Evans, R (1.5) OBP: 0.289, SLG: 0.278	0-0 6-3			0-0 1B		0-0 CS	0-0 F3		0-0 F8	4	0	1	0	0	0	0				
Dave Winfield, R (1.9) OBP: 0.366, SLG: 0.497 Jim Beswick, S (5.9)		0-3 K		0-3 K			0-0 4-3		0-3 K	2	0	0	0	0	2	1				
Jim Wilhelm, R (1.8) OBP: 0.381, SLG: 0.474		0-0 4-3			0-0 F9		0-0 1B		0-0 5-3	4	0	1	0	0	0	0				
Broderick Perkins, L (1.3) OBP: 0.257, SLG: 0.350		0-3 K			0-0 S G3 1B		0-3 K			3	0	1	0	0	2	1				
Tony Castillo, R (1.2) Tucker Ashford, R (8. PH) Mark Lee, R (8.1)			0-0 F4		0-0 G3			0-0 6-3		2	0	0	0	0	0	1				
Bill Almon, R (1.4) OBP: 0.304, SLG: 0.308			0-0 1-3		0-3 K			0-0 L4		3	0	0	0	0	1	1				
Eric Rasmussen, R (1.1) OBP: 0.141, SLG: 0.141 Gene Tenace, R (8. PH) Gene Tenace, R (8.2)			0-3 K			0-0 B1-3		4-0 1B BB		2	0	0	0	0	1	0				
										0	0	0	0	0	1	0				
Inning Stats	R: 0 E: 0 K: 0 S: 3	H: 0 LOB: 0 BB: 0 P: 3	R: 0 E: 0 K: 2 S: 7	H: 0 LOB: 0 BB: 0 P: 7	R: 0 E: 0 K: 1 S: 5	H: 0 LOB: 0 BB: 0 P: 5	R: 0 E: 0 K: 2 S: 8	H: 1 LOB: 1 BB: 0 P: 8	R: 0 E: 0 K: 1 S: 6	H: 1 LOB: 1 BB: 0 P: 6	R: 0 E: 0 K: 1 S: 6	H: 1 LOB: 1 BB: 0 P: 6	R: 0 E: 0 K: 0 S: 4	H: 1 LOB: 2 BB: 1 P: 8	R: 0 E: 0 K: 1 S: 5	H: 0 LOB: 0 BB: 0 P: 5	1B: 4 2B: 1 3B: 0 HR: 0	SF: 0 SAC: 0 DP: 0 HBP: 0	WP: 0 PB: 0 SB: 1 CS: 1	PA: 33
PITCHER Bob Knepper, L (1.1) ERA: 2.63	IP: 9.0 WLS: W BF: 32	H: 5 R: 0 ER: 0 SO: 8	BB: 1 IBB: 0 HBP: 0 BLK: 0	WP: 0 HR: 0 S: 47 P: 51	ERA: 0.00 WHIP: 0.667	PITCHER										IP: 9.0 WLS: W BF: 32	H: 5 R: 0 ER: 0 SO: 8	BB: 1 IBB: 0 HBP: 0 BLK: 0	WP: 0 HR: 0 S: 47 P: 51	ERA: 0.00 WHIP: 0.667

Batter	1	2	3	4	5	6	7	8	9	AB	R	H	RBI	BB	SO	LOB	BOTTOM			
Bill Madlock, R (1.4) OBP: 0.393, SLG: 0.489	0-0 FC3-6 1B		0-0 F8		0-0 4-3			0-0 6-3		4	0	1	0	0	0	2	San Diego Padres @ San Francisco Giants Candlestick Park, San Francisco, CA Wed Sep 27 1978, 6:33 AM EDT Att: 4,708 - Unknown livebaseballscorecards.com			
Terry Whitfield, L (1.7) OBP: 0.338, SLG: 0.405	0-0 FC3-6 L5-3 1-2		0-3 K			0-0 4-3		0-0 F6		4	0	0	0	0	1	2				
Jack Clark, R (1.9) OBP: 0.361, SLG: 0.545	0-0 L5-3 1-2			0-0 F3		4-0 CS BB				2	0	0	0	1	0	1				
Darrell Evans, L (1.5) OBP: 0.362, SLG: 0.409		0-0 1B 5-3 1-3 1B		0-0 F5		0-0 L8				3	1	1	0	0	0	1				
Mike Ivie, R (1.3) OBP: 0.365, SLG: 0.471		0-0 5-3 1-2		4-0 BB		0-0 CS	0-0 F4			2	0	0	0	1	0	1				
Larry Hemdon, R (1.8) OBP: 0.311, SLG: 0.335		0-0 1-3 1B 2-3		0-3 K			0-0 5-3			3	0	1	0	0	1	1				
Roger Metzger, S (1.6) OBP: 0.287, SLG: 0.282		0-0 1-3			0-0 SH1-4 1B		0-0 4-3			3	0	1	1	0	0	1				
Marc Hill, R (1.2) OBP: 0.325, SLG: 0.308		0-3 K			0-0 F9			0-0 6-3 SH1-4 1B		3	0	1	0	0	1	2				
Bob Knepper, L (1.1) OBP: 0.126, SLG: 0.089			0-3 K		0-0 SH1-4			0-0 SH1-4		1	0	0	0	0	1	0				
Inning Stats	R: 0 E: 0 K: 0 S: 3	H: 1 LOB: 0 BB: 0 P: 3	R: 1 E: 0 K: 1 S: 7	H: 2 LOB: 1 BB: 0 P: 7	R: 0 E: 0 K: 2 S: 7	H: 0 LOB: 0 BB: 0 P: 7	R: 0 E: 0 K: 1 S: 5	H: 0 LOB: 1 BB: 1 P: 9	R: 0 E: 0 K: 0 S: 4	H: 1 LOB: 1 BB: 0 P: 4	R: 0 E: 0 K: 0 S: 2	H: 0 LOB: 0 BB: 1 P: 6	R: 0 E: 0 K: 0 S: 3	H: 0 LOB: 0 BB: 0 P: 3	R: 0 E: 0 K: 0 S: 4	H: 1 LOB: 1 BB: 0 P: 4	1B: 5 2B: 1 3B: 0 HR: 0	SF: 0 SAC: 2 DP: 1 HBP: 0	WP: 0 PB: 0 SB: 0 CS: 1	PA: 30
PITCHER Eric Rasmussen, R (1.1) ERA: 4.11 Mark Lee, R (8.1) ERA: 3.36	IP: 7.0 WLS: L BF: 25	H: 4 R: 1 ER: 0 SO: 4	BB: 2 IBB: 0 HBP: 0 BLK: 0	WP: 0 HR: 0 S: 31 P: 39	ERA: 1.29 WHIP: 0.857	PITCHER										IP: 1.0 WLS: L BF: 4	H: 1 R: 0 ER: 0 SO: 0	BB: 0 IBB: 0 HBP: 0 BLK: 0	WP: 0 HR: 0 S: 4 P: 4	ERA: 0.00 WHIP: 1.000

Batter	1	2	3	4	5	6	7	8	9	AB	R	H	RBI	BB	SO	LOB	TOP				
Davey Lopes, R OBP: 0.354, SLG: 0.419 (1,4)	F3	F7			K		F9		5-3	5	0	0	0	0	1	1	Los Angeles Dodgers @ San Diego Padres San Diego Stadium, San Diego, CA Fri Sep 29 1978, 10:05 PM EDT Att: 26,002 - Unknown livebaseballscorecards.com				
Bill North, S OBP: 0.368, SLG: 0.270 (1,8)	BB		6-3		F		1-3			3	0	1	0	1	0	0					
Dusty Baker Jr., R OBP: 0.323, SLG: 0.368 (1,7)	BB		F4		F8			F4		3	0	0	0	1	0	1					
Steve Garvey, R OBP: 0.353, SLG: 0.495 (1,3)	BB				3-1			K		3	0	1	0	1	1	1					
Ron Cey, R OBP: 0.380, SLG: 0.452 (1,5)	F6		6-3			F6		PB		4	0	1	0	0	0	4					
Rick Monday, L OBP: 0.350, SLG: 0.472 (1,9)	F8			G4-3		F8			2-3	2	0	0	0	2	0	3					
Joe Ferguson, R OBP: 0.356, SLG: 0.391 (1,2)		6-3		G4-3						4	0	0	0	0	1	3					
Steve Yeager, R OBP: 0.296, SLG: 0.270 (8,2)				1-2		F7		K		0	0	0	0	0	0	0					
Bill Russell, R OBP: 0.318, SLG: 0.361 (1,6)		SH2-4							4-3	4	1	3	1	0	0	0					
Burt Hooton, R OBP: 0.230, SLG: 0.164 (1,1)		SH2-4							6-3	2	0	0	0	0	1	1					
Vic Davaillo, L OBP: 0.325, SLG: 0.382 (9, PH)	1-2			F8			K			1	0	0	0	0	0	0					
Inning Stats	R: 0 E: 0 K: 0 S: 3	H: 0 LOB: 3 BB: 3 P: 15	R: 0 E: 0 K: 0 S: 4	H: 1 LOB: 1 BB: 0 P: 4	R: 0 E: 0 K: 0 S: 4	H: 1 LOB: 1 BB: 0 P: 4	R: 0 E: 0 K: 0 S: 3	H: 1 LOB: 1 BB: 1 P: 7	R: 0 E: 0 K: 1 S: 6	H: 0 LOB: 0 BB: 0 P: 3	R: 1 E: 0 K: 1 S: 6	H: 1 LOB: 0 BB: 0 P: 6	R: 0 E: 0 K: 2 S: 8	H: 1 LOB: 2 BB: 1 P: 12	R: 0 E: 0 K: 0 S: 3	H: 0 LOB: 0 BB: 0 P: 3	1B: 3 2B: 2 3B: 0 HR: 1	SF: 0 SAC: 1 DP: 1 HBP: 0	WP: 0 PB: 1 SB: 1 CS: 0	PA: 37	
PITCHER	IP	WLS	BF	H	R	ER	SO	BB	IBB	HBP	BLK	WP	HR	S	P	ERA	WHIP			ERA	WHIP
John D'Acquisto, R ERA: 2.13 (1,1)	7.2	W	33	6	1	1	3	5	0	0	0	0	1	34	54	1.17	1.435				
Rollie Fingers, R ERA: 2.54 (8,1)	1.1	S	4	0	0	0	1	0	0	0	0	0	0	6	6	0.00	0.000				

Batter	1	2	3	4	5	6	7	8	9	AB	R	H	RBI	BB	SO	LOB	BOTTOM				
Gene Richards, L OBP: 0.386, SLG: 0.426 (1,7)	F2				F8		G3			4	1	1	0	0	0	0	Los Angeles Dodgers @ San Diego Padres San Diego Stadium, San Diego, CA Fri Sep 29 1978, 10:05 PM EDT Att: 26,002 - Unknown livebaseballscorecards.com				
Derrel Thomas, S OBP: 0.301, SLG: 0.293 (9,8)			G3							0	0	0	0	0	0	0					
Ozzie Smith, S OBP: 0.313, SLG: 0.314 (1,6)	B1-3		G3		1-3		6-3			4	0	0	1	0	0	1					
Broderick Perkins, L OBP: 0.297, SLG: 0.348 (1,3)	F8					G3		F9		4	0	1	1	0	0	0					
Dave Winfield, R OBP: 0.366, SLG: 0.497 (1,8)		F9			1-3			6-3		4	1	1	0	0	0	1					
Jerry Turner, L OBP: 0.353, SLG: 0.447 (1,9)		K						1-3		3	0	1	0	1	1	0					
Barry Evans, R OBP: 0.291, SLG: 0.305 (1,5)					1-3		F8			3	0	1	0	0	0	3					
Tony Castillo, R OBP: 0.167, SLG: 0.167 (1,2)										3	0	1	1	0	2	2					
Gene Tenace, R OBP: 0.393, SLG: 0.409 (9,2)					K					0	0	0	0	0	0	0					
Bill Almon, R OBP: 0.304, SLG: 0.308 (1,4)					F9					3	1	1	0	0	1	3					
John D'Acquisto, R OBP: 0.261, SLG: 0.238 (1,1)										3	0	0	0	0	0	1					
Rollie Fingers, R OBP: 0.167, SLG: 0.167 (8,1)			B1		6-3					0	0	0	0	0	0	0					
Inning Stats	R: 0 E: 0 K: 0 S: 3	H: 0 LOB: 0 BB: 0 P: 3	R: 0 E: 0 K: 2 S: 8	H: 1 LOB: 1 BB: 0 P: 8	R: 2 E: 0 K: 0 S: 6	H: 3 LOB: 1 BB: 0 P: 6	R: 0 E: 0 K: 1 S: 6	H: 1 LOB: 1 BB: 0 P: 6	R: 0 E: 0 K: 0 S: 3	H: 0 LOB: 0 BB: 0 P: 3	R: 1 E: 0 K: 1 S: 7	H: 2 LOB: 2 BB: 1 P: 11	R: 0 E: 0 K: 0 S: 3	H: 0 LOB: 0 BB: 0 P: 3	R: 0 E: 0 K: 0 S: 3	H: 0 LOB: 0 BB: 0 P: 3	1B: 5 2B: 1 3B: 1 HR: 0	SF: 0 SAC: 0 DP: 0 HBP: 0	WP: 0 PB: 0 SB: 3 CS: 0	PA: 32	
PITCHER	IP	WLS	BF	H	R	ER	SO	BB	IBB	HBP	BLK	WP	HR	S	P	ERA	WHIP			ERA	WHIP
Burt Hooton, R ERA: 2.71 (1,1)	8.0	L	32	7	3	3	4	0	1	0	0	0	0	39	43	3.38	0.875				

Batter	1	2	3	4	5	6	7	8	9	AB	R	H	RBI	BB	SO	LOB	TOP						
Davey Lopes, R OBP: 0.355, SLG: 0.419 Ted Martinez, R OBP: 0.321, SLG: 0.333	(1,4) 0-3 K		(1) 0-0 3B 1B		(1) 0-0 4-3		(3) 0-0 F2		(2) 0-3 K	2	1	1	0	0	1	0	Los Angeles Dodgers @ San Diego Padres San Diego Stadium, San Diego, CA Sat Sep 30 1978, 10:05 PM EDT Att: 38,539 - Unknown AB 39 R 7 H 14 RBI 7 BB 0 SO 7 LOB 11 						
Bill Russell, R OBP: 0.320, SLG: 0.365	(1,6) 0-0 CS 1B		(1) 0-0 F9		(2) 0-0 5-3				0-0 FC6-4 1B	5	1	3	0	0	0	1							
Dusty Baker Jr., R OBP: 0.325, SLG: 0.376 Bill North, S OBP: 0.367, SLG: 0.270 Rudy Law, L OBP: 0.300, SLG: 0.300	(1,7) 0-0 2B (7,8) 0-0 HR (9, FH) 1-2		(1) 0-0 1B 3B		(3) 0-0 1-3				(1) 0-0 6-3 (3) 0-0 FC6-4	3	2	2	1	0	0	0							
Steve Garvey, R OBP: 0.354, SLG: 0.500 Pedro Guerrero, R OBP: 0.500, SLG: 1.000	(1,3) 0-0 2H HR		(2) 0-3 K						0-0 1B 3B	2	1	1	2	0	1	1							
Ron Cey, R OBP: 0.380, SLG: 0.451 Joe Simpson, L OBP: 0.667, SLG: 0.667	(1,5) 0-0 5-3 (6,8) 5-3 (7,7) 5-3								0-0 3B 0-0 FC 1B	3	0	1	1	0	0	0							
Rick Monday, L OBP: 0.348, SLG: 0.471 Bob Welch, R OBP: 0.172, SLG: 0.207 Terry Forster, L OBP: 0.500, SLG: 0.625	(1,8) 0-0 (6,1) 0-0 (9,1) 0-0	0-0 G6-4-3 1B		(3) 0-0 6-3					0-0 FC 0-0 1-2 E	3	0	1	0	0	0	1							
Lee Lacy, R OBP: 0.337, SLG: 0.527	(1,9) 0-0 G6-4-3 1-2				(1) 0-0 F9				0-0 E6 1B	4	0	1	1	0	0	1							
Steve Yeager, R OBP: 0.300, SLG: 0.276 Brad Gulden, L	(1,2) 0-0 (7,2) 0-0				(2) 0-3 K				0-3 K	3	0	2	0	0	1	0							
Tommy John, R OBP: 0.159, SLG: 0.152 Jerry Grote, R OBP: 0.367, SLG: 0.353 Myron White, L	(1,1) 0-0 F8 (6,5) 0-0 (8,9) 0-0				(3) 0-3 K				0-0 6-3	2	0	0	0	0	1	1							
Inning Stats	R: 2 E: 0 K: 1 S: 7	H: 3 LOB: 0 BB: 0 P: 7	R: 0 E: 0 K: 0 S: 4	H: 2 LOB: 1 BB: 0 P: 4	R: 2 E: 0 K: 1 S: 8	H: 3 LOB: 1 BB: 0 P: 8	R: 0 E: 0 K: 2 S: 7	H: 0 LOB: 0 BB: 0 P: 7	R: 0 E: 0 K: 0 S: 3	H: 0 LOB: 0 BB: 0 P: 3	R: 0 E: 0 K: 1 S: 5	H: 0 LOB: 0 BB: 0 P: 5	R: 0 E: 0 K: 0 S: 4	H: 1 LOB: 1 BB: 0 P: 4	R: 3 E: 2 K: 1 S: 9	H: 4 LOB: 1 BB: 0 P: 9		R: 0 E: 0 K: 1 S: 6	H: 1 LOB: 1 BB: 0 P: 6	1B: 9 2B: 2 3B: 2 HR: 1	SF: 0 SAC: 1 DP: 1 HBP: 0	WP: 0 PB: 0 SB: 0 CS: 1	PA: 39
PITCHER	IP WLS BF H R ER SO BB IBB HBP BLK WP HR S P ERA WHIP																						
Steve Mura, R ERA: 11.74 Mark Lee, R ERA: 3.23 Bob Shirley, L ERA: 3.69 Bob Owchinko, L ERA: 3.56 Eric Rasmussen, R ERA: 4.09	(1,1) 3.0 L 15 8 4 4 2 0 0 0 0 0 0 0 1 19 10 12.00 2.667	(4,1) 2.0 6 0 0 0 2 0 0 0 0 0 0 0 10 10 0.00 0.000	(6,1) 2.0 7 1 0 0 1 0 0 0 0 0 0 0 9 9 0.00 0.500	(8,1) 0.1 4 3 3 2 0 0 0 0 0 0 0 4 4 54.00 9.000	(8,1) 0.2 3 1 0 0 1 0 0 0 0 0 0 5 5 0.00 1.500																		
Juan Eichelberger, R ERA: 10.8	(9,1) 1.0 4 1 0 0 1 0 0 0 0 0 0 6 6 0.00 1.000																						

Batter	1	2	3	4	5	6	7	8	9	AB	R	H	RBI	BB	SO	LOB	BOTTOM						
Gene Richards, L OBP: 0.383, SLG: 0.422	(1,7) 0-3 K		(2) 0-3 K						(3) 0-0 G3	5	0	0	0	0	3	7	Los Angeles Dodgers @ San Diego Padres San Diego Stadium, San Diego, CA Sat Sep 30 1978, 10:05 PM EDT Att: 38,539 - Unknown AB 35 R 0 H 9 RBI 0 BB 2 SO 4 LOB 17 						
Ozzie Smith, S OBP: 0.313, SLG: 0.314	(1,6) 0-3 K		1-2 1B		(3) 0-0 1-3				0-0 FC4 1-2	4	0	1	0	0	1	3							
Jerry Turner, L OBP: 0.347, SLG: 0.439	(1,9) 0-0 4-3		(3) 0-0 G3						0-0 F3	4	0	0	0	0	0	2							
Dave Winfield, R OBP: 0.365, SLG: 0.495					(1) 0-0 G3				0-0 F3	3	0	0	0	1	0	0							
Gene Tenace, R OBP: 0.391, SLG: 0.410	(1,3) 0-0 (7,2) 0-0				(2) 0-0 F8				0-0 FC5-4 1B 1-2	4	0	1	0	0	0	1							
Barry Evans, R OBP: 0.289, SLG: 0.302	(1,5) 0-0 (7,3) 0-0				(2) 0-0 1-3 (3) 0-0 6-3				0-0 1B 1-3	4	0	1	0	0	0	1							
Tony Castillo, R OBP: 0.125, SLG: 0.125 Broderick Perkins, L OBP: 0.255, SLG: 0.344	(1,2) 0-0 (6, FH) 0-0 (7,3) 0-0				(3) 0-0 5-3				0-0 F5	2	0	0	0	0	0	1							
Bill Almon, R OBP: 0.308, SLG: 0.311	(1,4) 0-0 (7,3) 0-0				(1) 0-0 6-3				0-0 1B 1B	3	0	2	0	1	0	0							
Steve Mura, R Don Reynolds, R Mark Lee, R Terry Forster, L Bob Shirley, L Gene Richards, L Bob Owchinko, L Eric Rasmussen, R Juan Eichelberger, R Fernando Gonzalez, R									0-0 FC4 1-3	0	0	0	0	0	0	0							
Inning Stats	R: 0 E: 0 K: 2 S: 7	H: 0 LOB: 0 BB: 0 P: 7	R: 0 E: 0 K: 0 S: 4	H: 1 LOB: 1 BB: 0 P: 4	R: 0 E: 0 K: 1 S: 7	H: 2 LOB: 2 BB: 0 P: 7	R: 0 E: 0 K: 0 S: 3	H: 0 LOB: 0 BB: 0 P: 3	R: 0 E: 0 K: 1 S: 7	H: 2 LOB: 2 BB: 0 P: 7	R: 0 E: 0 K: 0 S: 4	H: 1 LOB: 2 BB: 1 P: 8	R: 0 E: 0 K: 0 S: 3	H: 1 LOB: 1 BB: 1 P: 7	R: 0 E: 0 K: 0 S: 3	H: 0 LOB: 0 BB: 0 P: 3		R: 0 E: 0 K: 0 S: 5	H: 2 LOB: 2 BB: 0 P: 5	1B: 7 2B: 3 3B: 0 HR: 0	SF: 0 SAC: 0 DP: 1 HBP: 0	WP: 0 PB: 0 SB: 0 CS: 0	PA: 37
PITCHER	IP WLS BF H R ER SO BB IBB HBP BLK WP HR S P ERA WHIP																						
Tommy John, L ERA: 3.3 Bob Welch, R ERA: 2.02 Terry Forster, L ERA: 1.93	(1,1) 5.0 W 20 5 0 0 4 2 0 0 0 0 0 0 10 18 0.00 1.333	(6,1) 3.0 12 2 0 0 0 2 0 0 0 0 0 0 10 18 0.00 1.333	(9,1) 1.0 5 2 0 0 0 0 0 0 0 0 0 0 5 5 0.00 2.000																				

