

San Diego Padres - 1979



Batter	1	2	3	4	5	6	7	8	9	AB R H RBI BB SO LOB	TOP
Gene Richards, L (1, 8) OBP: 0.400, SLG: 0.400	0-0 1B		0-0 4-3		0-3 K		0-0 4-3		0-0 WP 1B	5 0 2 1 0 1 2	<b>San Diego Padres @ Los Angeles Dodgers</b> Dodger Stadium, Los Angeles, CA Thu Apr 05 1979, 3:33 AM PST Att: 46,536 - Unknown <a href="http://livebaseballscorecards.com">livebaseballscorecards.com</a>
Ozzie Smith, S (1, 6)	0-0 4-3		0-3 K		0-0 4-3		0-0 G3	0-0 6-3	5 0 0 0 0 1 3		
Mike Hargrove, L (1, 3)	0-0 1-6-3			0-0 F6		0-3 K		0-0 6-3	4 0 0 0 0 1 0		
Dave Winfield, R (1, 9) OBP: 0.750, SLG: 1.000		0-0 F8		0-0 1B 2B		0-0 1B		0-0 S 1B	4 1 3 0 0 0 0		
Jerry Turner, L (1, 7) OBP: 0.250, SLG: 0.250		0-0 F6		0-0 2-3 1B		0-0 F8		0-3 K	4 0 1 1 0 1 2		
Barry Evans, R (1, 5) OBP: 0.500, SLG: 1.000		0-0 2B		0-0 2-3 1B		0-0 L1		0-0 BB 1B 2B	4 1 2 0 0 0 2		
Gene Tenace, R (1, 2) Bill Almon, R (9, PR) Bill Fahey, L (9, 2)		0-0 5-3		0-0 5-3		0-3 K		4-0 BB 1B BB	3 0 0 0 1 1 2 0 0 0 0 0 0 0 0 0 0 0 0 0 0		
Fernando Gonzalez, R (1, 4) OBP: 0.500, SLG: 1.250			0-0 F9		0-0 SH3-4 1B		0-0 HR	0-0 F2	4 1 2 1 0 0 2		
Gaylord Perry, R (1, 1) Broderick Perkins, L (9, PH) Kurt Bevacqua, R (9, PH) Rollie Fingers, R (9, 1)			0-0 4-3 2B		0-0 SH3-4		0-0 5-3	4-0 BB BB BB BB 1B WP BB	2 0 1 0 0 0 0 0 0 0 0 0 0 0 0 1 0 0 1 0 0 0 0 0 0 0 0 0		
<b>Inning Stats</b>	R: 0 H: 1 E: 0 LOB: 0 K: 0 BB: 0 S: 3 P: 3	R: 0 H: 1 E: 0 LOB: 1 K: 0 BB: 0 S: 4 P: 4	R: 0 H: 1 E: 0 LOB: 1 K: 1 BB: 0 S: 6 P: 6	R: 1 H: 2 E: 0 LOB: 1 K: 0 BB: 0 S: 5 P: 5	R: 0 H: 1 E: 0 LOB: 1 K: 1 BB: 0 S: 6 P: 6	R: 0 H: 1 E: 0 LOB: 1 K: 1 BB: 0 S: 6 P: 6	R: 1 H: 1 E: 0 LOB: 0 K: 1 BB: 0 S: 6 P: 6	R: 0 H: 1 E: 0 LOB: 1 K: 1 BB: 0 S: 6 P: 6	R: 2 H: 2 E: 0 LOB: 2 K: 0 BB: 2 S: 4 P: 12	1B: 6 SF: 0 2B: 4 SAC: 1 3B: 0 DP: 0 HR: 1 HBP: 0	
<b>PITCHER</b>	<b>Burt Hooton, R (1, 1)</b> ERA: 3.24 <b>Lance Rautzhan, L (9, 1)</b> ERA: 13.5										<b>PITCHER</b> IP WLS BF H R ER SO BB IBB HBP BLK WP HR S P ERA WHIP







Batter	1	2	3	4	5	6	7	8	9	AB R H RBI BB SO LOB	TOP									
Gene Richards, L (1, 8) OBP: 0.333, SLG: 0.444	0-0 F2		0-0 L9 2B		0-0 FC4-6		0-0 G3			4 0 1 0 0 0 2	<b>San Diego Padres @ Los Angeles Dodgers</b> <b>Dodger Stadium, Los Angeles, CA</b> Fri Apr 06 1979, 6:05 PM PST Att: 35,979 - Unknown <a href="http://livebaseballscorecards.com">livebaseballscorecards.com</a>									
Ozzie Smith, S (1, 6)	0-0 F6		0-0 4-3		0-0 F9		0-0 F8		4 0 0 0 0 0 2											
Mike Hargrove, L (1, 3) OBP: 0.125, SLG: 0.125	0-0 BB 1B		0-0 L9 2-3		0-3 K		0-3 K		4 1 1 0 0 2 2											
Dave Winfield, R (1, 9) OBP: 0.625, SLG: 0.714	4-0 1B 1-2 BB		0-0 F9		0-0 F4		0-0 1B		3 0 1 0 1 0 1											
Jerry Turner, L (1, 7) OBP: 0.375, SLG: 0.375	0-0 1-3 2-H 1B		0-0 1B		0-0 G3		0-0 G3		4 0 2 1 0 0 1											
Barry Evans, R (1, 5) OBP: 0.250, SLG: 0.500	0-3 K		0-0 F7		0-0 F3		0-0 F6		4 0 0 0 0 1 3											
Fernando Gonzalez, R (1, 4) OBP: 0.250, SLG: 0.625		0-0 F7		0-0 F7		0-0 E5		0-0 F8	4 0 0 0 0 0 1											
Fred Kendall, R (1, 2)		0-0 F8		0-0 F8		0-3 K		0-3 K	2 0 0 0 0 0 1											
Mark Lee, R (4, 1)									0 0 0 0 0 0 0											
Dan Briggs, L (7, PH)									1 0 0 0 0 1 1											
Steve Mura, R (7, 1)									0 0 0 0 0 0 0											
Broderick Perkins, L (9, PH)									1 0 0 0 0 1 0											
Randy Jones, R (1, 1)		0-3 K			0-0 FC4-6 1B		0-0 F9		1 0 0 0 0 1 0											
Bill Fahey, L (4, 2) OBP: 0.500, SLG: 0.500									2 0 1 0 0 0 1											
<b>Inning Stats</b>	R: 1 E: 0 K: 1 S: 7	H: 2 LOB: 2 BB: 1 P: 11	R: 0 E: 0 K: 1 S: 5	H: 0 LOB: 0 BB: 0 P: 5	R: 0 E: 0 K: 0 S: 4	H: 1 LOB: 1 BB: 0 P: 4	R: 0 E: 0 K: 0 S: 4	H: 1 LOB: 1 BB: 0 P: 4	R: 0 E: 0 K: 1 S: 6	H: 0 LOB: 0 BB: 0 P: 3	R: 0 E: 1 K: 1 S: 6	H: 0 LOB: 1 BB: 0 P: 6	R: 0 E: 0 K: 1 S: 6	H: 1 LOB: 1 BB: 0 P: 6	R: 0 E: 0 K: 1 S: 5	H: 0 LOB: 0 BB: 0 P: 5	1B: 5 2B: 1 3B: 0 HR: 0	SF: 0 SAC: 0 DP: 0 HBP: 0	WP: 0 PB: 0 SB: 0 CS: 0	PA: 35
<b>PITCHER</b> Don Sutton, R (1, 1) ERA: 1.0	IP: 9.0 WLS: W BF: 35 H: 6 R: 1 ER: 1 SO: 6 BB: 1 IBB: 0 HBP: 0 BLK: 0 WP: 0 HR: 0 S: 46 P: 50 ERA: 1.00 WHIP: 0.778																			

AB	34
R	1
H	6
RBI	1
BB	1
SO	6
LOB	15



Batter	1	2	3	4	5	6	7	8	9
Davey Lopes, R OBP: 0.333, SLG: 0.286 (1, 4)	0-0 1B 2B	0-3 K		4-0 PB 1B HR IBB	0-0 6-3			0-0 4-3	
Bill Russell, R OBP: 0.556, SLG: 0.667 (1, 6)	0-0 1-3	0-0 2B		0-0 PB HR 1B		0-0 FC5 BB 1B		0-0 G4-6-3 1B	
Reggie Smith, S OBP: 0.375, SLG: 0.714 Gary Thomasson, L (7, 9)	1-0 1B HR HBP	0-0 F4		0-0 1-H 2-H 3-H HR		0-0 F9		0-0 G4-6-3 1-2f	
Steve Garvey, R OBP: 0.500, SLG: 0.500 (1, 3)	0-0 1-3 2-H HR 1B		0-0 F9	0-0 6-3 1B		0-0 L8			
Ron Cey, R OBP: 0.375, SLG: 0.667 Ted Martinez, R (6, PR) (7, 5)	0-3 K		4-0 L1-3 BB	0-0 6-3		4-0 1-2 BB			
Dusty Baker Jr., R Von Joshua, L (1, 7) (8, 7)	4-0 1-2 HR BB		0-0 L1-3	0-3 K		0-0 FC5 2-3f			
Joe Ferguson, R OBP: 0.750, SLG: 1.667 (1, 2)	0-0 1-H 2-H 3-H HR			0-0 SH 1B 1B	4-0 SH2-4 BB		0-3 K		
Derrel Thomas, S (1, 8)	0-0 5-3			0-0 SH 1B	0-0 F5		0-3 K		
Don Sutton, R (1, 1)		0-0 F8		0-0 6-3	0-0 SH2-4		0-3 K		

Inning Stats	R: 5 E: 0 K: 1 S: 8	H: 3 LOB: 0 BB: 1 P: 13	R: 0 E: 0 K: 1 S: 6	H: 1 LOB: 1 BB: 0 P: 6	R: 0 E: 0 K: 0 S: 2	H: 0 LOB: 0 BB: 1 P: 6	R: 5 E: 1 K: 1 S: 10	H: 4 LOB: 1 BB: 1 P: 14	R: 0 E: 0 K: 0 S: 3	H: 0 LOB: 1 BB: 1 P: 7	R: 0 E: 0 K: 0 S: 4	H: 1 LOB: 2 BB: 1 P: 8	R: 0 E: 0 K: 3 S: 9	H: 0 LOB: 0 BB: 0 P: 9	R: 0 E: 0 K: 0 S: 3	H: 1 LOB: 0 BB: 0 P: 3
--------------	------------------------------	----------------------------------	------------------------------	---------------------------------	------------------------------	---------------------------------	-------------------------------	----------------------------------	------------------------------	---------------------------------	------------------------------	---------------------------------	------------------------------	---------------------------------	------------------------------	---------------------------------

PITCHER	IP	WLS	BF	H	R	ER	SO	BB	IBB	HBP	BLK	WP	HR	S	P	ERA	WHIP
Randy Jones, L ERA: 21.6 (1, 1)	3.1	L	20	6	9	8	2	2	1	1	0	0	1	20	33	21.60	2.400
Mark Lee, R ERA: 3.38 (4, 1)	2.2		13	3	1	1	1	2	0	0	0	0	1	13	21	3.38	1.875
Steve Mura, R ERA: (7, 1)	2.0		6	1	0	0	3	0	0	0	0	0	0	12	12	0.00	0.500

**BOTTOM**


**San Diego Padres @ Los Angeles Dodgers**  
**Dodger Stadium, Los Angeles, CA**

Fri Apr 06 1979, 6:05 PM PST  
Att. 35,979 - Unknown

AB	R	H	RBI	BB	SO	LOB
4	2	1	0	1	1	1
5	1	4	2	0	0	1
3	2	1	3	0	0	2
1	0	0	0	0	0	1
4	1	2	1	0	0	1
2	0	0	0	2	1	3
0	0	0	0	0	0	0
3	1	0	0	1	1	4
0	0	0	0	0	0	0
3	2	2	4	1	1	0
3	1	0	0	0	1	1
3	0	0	0	0	1	2

livebaseballscorecards.com

AB	31
R	10
H	10
RBI	10
BB	5
SO	6
LOB	16



WP:	0	PA:	39
PB:	1		
SB:	0		
CS:	0		



Batter	1	2	3	4	5	6	7	8	9	AB R H RBI BB SO LOB	TOP											
Gene Richards, L (1, 8) OBP: 0.286, SLG: 0.308	0-0 4-3		0-3 K			4-0 SH1-3 2B BB		0-3 K	0-3 K	4 1 0 0 1 3 0	<b>San Diego Padres @ Los Angeles Dodgers</b> Dodger Stadium, Los Angeles, CA Sat Apr 07 1979, 6:05 PM PST Att. 44,327 - Unknown <a href="http://livebaseballscorecards.com">livebaseballscorecards.com</a>											
Ozzie Smith, S (1, 6) OBP: 0.250, SLG: 0.333	0-0 4-3		0-0 F9			0-0 SH1-3		0-0 F8		3 0 0 0 0 0 0												
Mike Hargrove, L (1, 3) OBP: 0.250, SLG: 0.333	0-3 K				0-0 F9	0-0 F9 2H 2B		0-0 BB PB BB 1B		4 1 2 1 0 1 0												
Dave Winfield, R (1, 9) OBP: 0.667, SLG: 0.625		0-0 6-3		4-0 BB		4-0 BB		4-0 BB BB 1-2 BB		1 0 0 0 3 0 0												
Jerry Turner, L (1, 7) OBP: 0.417, SLG: 0.455		0-0 2B		0-0 F9		0-0 F9		4-0 BB 1-2 2-3 BB		3 0 1 0 1 0 3												
Barry Evans, R (1, 5) OBP: 0.250, SLG: 0.364		0-0 5-3		0-0 5-3		0-0 4-3		4-0 BB 1-2 2-3 3-H BB		3 0 0 1 1 0 4												
Gene Tenace, R (1, 2) OBP: 0.167, SLG: 0.417		4-0 FC4 BB		4-0 G6-4-3 BB		0-0 F7		0-0 F9		2 0 0 0 2 0 3												
Fernando Gonzalez, R (1, 4) OBP: 0.167, SLG: 0.417		0-0 FC4		0-0 G6-4-3		0-0 F8		0-0 F9		4 0 0 0 0 0 3												
Eric Rasmussen, R (1, 1) John D'Acquisto, R (7, 1) Bob Shirley, R (7, 1) Kurt Bevacqua, R (9, PH)			0-0 5-3		0-0 F4		0-0 1-3		0-0 6-3	3 0 1 0 0 0 0 0 0												
<b>Inning Stats</b>	R: 0 E: 0 K: 1 S: 5	H: 0 LOB: 0 BB: 0 P: 5	R: 0 E: 0 K: 0 S: 4	H: 1 LOB: 2 BB: 1 P: 8	R: 0 E: 0 K: 1 S: 5	H: 0 LOB: 0 BB: 0 P: 5	R: 0 E: 0 K: 0 S: 3	H: 0 LOB: 1 BB: 1 P: 7	R: 0 E: 0 K: 0 S: 2	H: 0 LOB: 0 BB: 1 P: 6		R: 1 E: 0 K: 0 S: 4	H: 1 LOB: 2 BB: 2 P: 12	R: 0 E: 0 K: 0 S: 3	H: 0 LOB: 0 BB: 0 P: 3	R: 1 E: 0 K: 1 S: 6	H: 1 LOB: 3 BB: 3 P: 18	R: 0 E: 0 K: 1 S: 5	H: 0 LOB: 0 BB: 0 P: 5	1B: 1 2B: 2 3B: 0 HR: 0	SF: 0 SAC: 1 DP: 1 HBP: 0	WP: 0 PB: 1 SB: 0 CS: 0
<b>PITCHER</b>	IP WLS BF H R ER SO BB IBB HBP BLK WP HR S P ERA WHIP																					
Andy Messersmith, R (1, 1) ERA: 1.29	7.0 W 27 2 1 1 2 5 0 0 0 0 0 0 26 46 1.29 1.000																					
Charlie Hough, R (8, 1) ERA: 13.5	0.2 6 1 1 1 1 3 0 0 0 0 0 0 5 17 13.50 6.000																					
Lance Rautzhan, L (8, 1) ERA: 4.5	1.1 S 4 0 0 0 1 0 0 0 0 0 0 0 6 6 0.00 0.000																					

Batter	1	2	3	4	5	6	7	8	9
Davey Lopes, R (1, 4) OBP: 0.500, SLG: 0.500	0-0 5-3 2B		4-0 1B BB		4-0 2B BB		0-0 6-3	0-0 1B SH2-3 1B	
Bill Russell, R (1, 6) OBP: 0.615, SLG: 0.769	0-0 1-3		0-0 1-2 1B		0-0 1-H 2B		0-0 1B 1B	0-0 SH2-3	
Reggie Smith, S (1, 9) OBP: 0.385, SLG: 0.500	0-0 5-3 2-3		0-0 F8		4-0 BB		4-0 1-2 1B BB	0-0 6-3	
Steve Garvey, R (1, 3) OBP: 0.462, SLG: 0.462	0-0 F3		0-0 F9		0-0 F8		0-0 1-2 2-H 1B 1B	0-0 BB 1B	
Ron Cey, R (1, 5) OBP: 0.385, SLG: 0.500		0-0 4-3		0-3 K	0-0 F8		0-0 1-3 2-H 1B HBP 1B	4-0 1-2 BB	
Dusty Baker Jr., R (1, 7) OBP: 0.250, SLG: 0.100		0-0 F7		0-0 1B 1B	0-0 1-3		1-0 1B HBP	0-3 K	
Joe Ferguson, R (8, PH) OBP: 0.600, SLG: 1.250									
Gary Thomasson, L (9, 7)									
Rick Monday, L (1, 8) OBP: 0.429, SLG: 0.333		4-0 FC5-4 BB		0-0 1-2 1B		0-3 K	0-0 1-3 2-H 3-H 1B		
Derrel Thomas, S (7, PR) (8, 8)									
Steve Yeager, R (1, 2)		0-0 FC5-4 1-2f		0-0 F9		0-3 K	0-0 5-3		
Andy Messersmith, R (1, 1)			0-0 4-3		0-0 5-3	0-3 K	0-0 F9		
Manny Mota, R (7, PH)									
Charlie Hough, R (8, 1)									
Lance Rautzhan, R (8, 1)									

Inning Stats	R: 0	H: 1	E: 0	K: 0	S: 4	LOB: 1	BB: 0	P: 4	R: 0	H: 0	E: 0	K: 0	S: 3	LOB: 1	BB: 1	P: 7	R: 0	H: 1	E: 0	K: 0	S: 4	LOB: 2	BB: 1	P: 8	R: 1	H: 1	E: 0	K: 0	S: 4	LOB: 2	BB: 2	P: 12	R: 0	H: 0	E: 0	K: 3	S: 9	LOB: 0	BB: 0	P: 9	R: 4	H: 4	E: 0	K: 0	S: 7	LOB: 2	BB: 1	P: 12	R: 0	H: 2	E: 0	K: 1	S: 7	LOB: 3	BB: 1	P: 11
--------------	------	------	------	------	------	--------	-------	------	------	------	------	------	------	--------	-------	------	------	------	------	------	------	--------	-------	------	------	------	------	------	------	--------	-------	-------	------	------	------	------	------	--------	-------	------	------	------	------	------	------	--------	-------	-------	------	------	------	------	------	--------	-------	-------

PITCHER	IP	WLS	BF	H	R	ER	SO	BB	IBB	HBP	BLK	WP	HR	S	P	ERA	WHIP
Eric Rasmussen, R (1, 1) ERA: 5.68	6.1	L	31	7	4	4	4	5	0	0	0	0	0	34	54	5.68	1.895
John D'Acquisto, R (7, 1) ERA:	0.0		3	2	1	1	0	0	0	1	0	0	0	2	3	∞	∞
Bob Shirley, L (7, 1) ERA:	1.2		8	2	0	0	1	1	0	0	0	0	0	9	13	0.00	1.800

**BOTTOM**


**San Diego Padres @ Los Angeles Dodgers**  
 Dodger Stadium, Los Angeles, CA

Sat Apr 07 1979, 6:05 PM PST  
 Att. 44,327 - Unknown

AB	R	H	RBI	BB	SO	LOB
3	1	2	0	2	0	0
4	1	3	1	0	0	1
3	1	0	0	2	0	4
5	1	2	1	0	0	5
4	1	1	1	1	1	2
3	0	1	0	0	0	2
1	0	0	0	0	1	3
0	0	0	0	0	0	0
3	0	2	2	1	1	0
0	0	0	0	0	0	0
4	0	0	0	0	1	5
3	0	0	0	0	1	2
1	0	0	0	0	0	2
0	0	0	0	0	0	0
0	0	0	0	0	0	0

AB	34
R	5
H	11
RBI	5
BB	6
SO	5
LOB	26

WP: 0 PA: 42  
 PB: 0 SB: 0  
 CS: 0



PITCHER	IP	WLS	BF	H	R	ER	SO	BB	IBB	HBP	BLK	WP	HR	S	P	ERA	WHIP
---------	----	-----	----	---	---	----	----	----	-----	-----	-----	----	----	---	---	-----	------



Batter	1	2	3	4	5	6	7	8	9	10	11	12	AB	R	H	RBI	BB	SO	LOB	TOP				
Gene Richards, L (1, 8) OBP: 0.350, SLG: 0.333	0-0 S 2B 1B		0-0 6-3	0-0 FC3-8 1-3 3-H 1B		0-0 4-3			0-0 E6 4-3 S		4-0 BB 1B		5	1	2	1	1	0	1					
Ozzie Smith, S (1, 6) OBP: 0.350, SLG: 0.333	0-0 L8		0-0 F9	0-0 FC3-6 1-2f 3-H				4-0 S BB	0-0 4-3		0-3 K		5	0	0	1	1	1	5					
Mike Hargrove, L (1, 3) OBP: 0.333, SLG: 0.375	0-0 1-H 2B		4-0 1B 1B BB	0-0 F5				0-0 F6 1-2	0-0 F8		4-0 1-2 2-3 BB		4	1	1	1	2	0	3					
Dave Winfield, R (1, 9) OBP: 0.556, SLG: 0.500	0-3 K		0-0 1B E 1B					0-0 F8	0-0 F8		0-0 G3-6-3 1B		6	1	2	0	0	2	5					
Jerry Turner, L (1, 7) OBP: 0.333, SLG: 0.353	0-0 4-3		0-0 E9 1-H 2-H 1B					0-0 G3	0-0 F7		0-0 G3-6-3 1-2f		6	0	1	1	0	0	3					
Barry Evans, R (1, 5) OBP: 0.222, SLG: 0.294			0-0 6-3	0-0 5-3				0-0 F8			0-0 FC6-4 1B		6	0	1	0	0	0	1					
Gene Tenace, R (1, 2) OBP: 0.357, SLG: 0.100			0-3 K					0-0 SH3-4 1B	0-3 K		0-0 FC6-4 1-2f		5	1	1	0	1	3	1					
Fernando Gonzalez, R (1, 4) OBP: 0.235, SLG: 0.375			4-0 FC6-4 BB	0-0 1B FC3-6 1B				0-0 F9	0-0 F2		0-0 F8		4	1	1	0	1	0	1					
Bob Owchinko, L (1, 1) Mark Lee, R (1, 1) Fred Kendall, R (2, PH) Mickey Lolich, S (2, 1) Rollie Fingers, R (6, 1) Broderick Perkins, L (11, PH) Bill Almon, R (11, PR) Bob Shirley, R (11, 1)	0-0 FC6-4		0-0 K	0-3 K				0-0 SH3-4 1-2	0-0 B5-3		0-0 BB S 1B		0	0	0	0	0	0	0					
<b>Inning Stats</b>	R: 1 E: 0 K: 1 S: 7	H: 2 LOB: 1 BB: 0 P: 7	R: 0 E: 0 K: 1 S: 5	H: 0 LOB: 1 BB: 1 P: 9	R: 2 E: 1 K: 0 S: 5	H: 2 LOB: 1 BB: 1 P: 9	R: 2 E: 0 K: 1 S: 7	H: 2 LOB: 1 BB: 1 P: 11	R: 0 E: 0 K: 0 S: 3	H: 0 LOB: 0 BB: 0 P: 3	R: 0 E: 0 K: 0 S: 3	H: 0 LOB: 1 BB: 1 P: 7	R: 0 E: 0 K: 1 S: 5	H: 0 LOB: 0 BB: 0 P: 5	R: 0 E: 0 K: 0 S: 4	H: 2 LOB: 1 BB: 0 P: 4	R: 0 E: 0 K: 2 S: 8	H: 1 LOB: 3 BB: 2 P: 16	R: 0 E: 0 K: 1 S: 5	H: 0 LOB: 0 BB: 0 P: 5	1B: 9 2B: 1 3B: 0 HR: 0	SF: 0 SAC: 1 DP: 1 HBP: 0	WP: 0 PB: 0 SB: 4 CS: 0	PA: 52
<b>PITCHER</b>	IP WLS BF H R ER SO BB IBB HBP BLK WP HR S P ERA WHIP																							
Doug Rau, L (1, 1) ERA: 10.8	3.1	19	6	5	4	3	3	0	0	0	0	0	0	0	0	0	0	0	0	0	10.80	2.700		
Charlie Hough, R (4, 1) ERA: 2.08	3.2	13	1	0	0	0	1	0	0	0	0	0	0	0	0	0	0	0	0	0	0.00	0.545		
Rick Sutcliffe, R (8, 1) ERA:	5.0	W 20	3	0	0	4	1	1	0	0	0	0	0	0	0	0	0	0	0	0	0.00	0.800		

San Diego Padres @ Los Angeles Dodgers  
 Dodger Stadium, Los Angeles, CA  
 Sun Apr 08 1979, 3:33 AM PST  
 Att. 39,562 - Unknown

AB	45
R	5
H	10
RBI	4
BB	6
SO	7
LOB	23



Batter	1	2	3	4	5	6	7	8	9	10	11	12
Davey Lopes, R OBP: 0.500, SLG: 0.643 (1, 4)	4-0 G5-4-3 1B 2B BB	0-0 6-3			0-0 F8		0-0 5-3		4-0 BB			0-0 HR
Bill Russell, R OBP: 0.556, SLG: 0.647 (1, 6)	0-0 1-2 G5-4-3 1B	0-0 F7			4-0 G5-4-3 BB		0-0 F7		0-0 F6			
Reggie Smith, S OBP: 0.333, SLG: 0.467 (1, 9)	0-0 G5-4-3 1-2f 2-3	0-3 K			0-0 G5-4-3 1-2f			0-0 SH1-3 2B		0-0 F9		
Steve Garvey, R OBP: 0.471, SLG: 0.588 (1, 3)	0-0 1B 2B			0-0 F7		0-0 2B 2B		0-0 SH1-3 2-3		0-3 K		
Ron Cey, R OBP: 0.444, SLG: 0.500 (1, 5)	0-0 1B 1B			0-0 CS 1B		0-0 F7		4-0 IBB		0-0 6-3		
Dusty Baker Jr., R OBP: 0.294, SLG: 0.267 (1, 7)	0-0 1-3 1B 1B			0-0 5-3 1-2		0-0 FC6-5 2-H 2B		0-0 F9			0-0 F7	
Joe Ferguson, R OBP: 0.400, SLG: 0.625 Steve Yeager, R (12, 2)	4-0 1-2 1B BB			0-0 6-3		0-0 FC6-5 2-3 2B		0-0 F8			0-0 5-3	
Derrel Thomas, S OBP: 0.125, SLG: 0.125 (1, 8)	0-0 1-2 2-H 3-H 1B			0-0 G3		0-0 F8			0-0 F9		0-0 6-3	
Doug Rau, L Charlie Hough, R Vic Davalillo, L Rick Sutcliffe, L (1, 1) (4, 1) (7, PH) (8, 1)	0-0 4-3			0-0 5-3			0-0 L7		0-0 6-3			0-0 4-3

AB	R	H	RBI	BB	SO	LOB
4	2	1	1	2	0	0
4	0	1	0	1	0	1
5	0	1	0	0	1	3
4	2	2	1	0	1	0
4	1	2	1	1	0	1
5	1	2	1	0	0	3
4	0	0	0	1	0	3
0	0	0	0	0	0	0
5	0	1	2	0	0	1
1	0	0	0	0	0	2
1	0	0	0	0	0	0
1	0	0	0	0	0	0
2	0	0	0	0	0	0

**BOTTOM**

**San Diego Padres @ Los Angeles Dodgers**  
**Dodger Stadium, Los Angeles, CA**  
 Sun Apr 08 1979, 3:33 AM PST  
 Att: 39,562 - Unknown

[livebaseballscorecards.com](http://livebaseballscorecards.com)

<b>AB</b>	<b>40</b>
<b>R</b>	<b>6</b>
<b>H</b>	<b>10</b>
<b>RBI</b>	<b>6</b>
<b>BB</b>	<b>5</b>
<b>SO</b>	<b>2</b>
<b>LOB</b>	<b>14</b>



Inning Stats	R: 4	H: 5	E: 0	K: 0	S: 7	LOB: 2	P: 15	R: 0	H: 0	E: 0	K: 1	S: 5	LOB: 0	P: 5	R: 0	H: 1	E: 0	K: 0	S: 3	LOB: 0	P: 3	R: 0	H: 0	E: 0	K: 0	S: 3	LOB: 0	P: 3	R: 0	H: 0	E: 0	K: 0	S: 2	LOB: 0	P: 6	R: 1	H: 2	E: 0	K: 0	S: 5	LOB: 1	P: 5	R: 0	H: 0	E: 0	K: 0	S: 3	LOB: 0	P: 3	R: 0	H: 1	E: 0	K: 0	S: 4	LOB: 2	P: 8	R: 0	H: 0	E: 0	K: 0	S: 3	LOB: 1	P: 7	R: 0	H: 0	E: 0	K: 1	S: 5	LOB: 0	P: 5	R: 0	H: 0	E: 0	K: 0	S: 3	LOB: 0	P: 3	R: 1	H: 1	E: 0	K: 0	S: 2	LOB: 0	P: 2	1B: 5	2B: 4	3B: 0	HR: 1	SF: 0	SAC: 1	DP: 2	HBP: 0	WP: 0	PA: 46
--------------	------	------	------	------	------	--------	-------	------	------	------	------	------	--------	------	------	------	------	------	------	--------	------	------	------	------	------	------	--------	------	------	------	------	------	------	--------	------	------	------	------	------	------	--------	------	------	------	------	------	------	--------	------	------	------	------	------	------	--------	------	------	------	------	------	------	--------	------	------	------	------	------	------	--------	------	------	------	------	------	------	--------	------	------	------	------	------	------	--------	------	-------	-------	-------	-------	-------	--------	-------	--------	-------	--------

PITCHER	IP	WLS	BF	H	R	ER	SO	BB	IBB	HBP	BLK	WP	HR	S	P	ERA	WHIP
Bob Owchinko, L ERA: 54.0 (1, 1)	0.2		6	4	4	4	0	1	0	0	0	0	0	5	9	54.00	7.500
Mark Lee, R ERA: 3.0 (1, 1)	0.1		3	1	0	0	0	1	0	0	0	0	0	2	6	0.00	6.000
Mickey Lolich, L ERA: 2.08 (2, 1)	4.1		15	3	1	1	1	1	0	0	0	0	0	16	20	2.08	0.923
Rollie Fingers, R ERA: (6, 1)	4.2		17	1	0	0	1	1	1	0	0	0	0	17	25	0.00	0.429
Bob Shirley, L ERA: 3.0 (11, 1)	1.1	L	5	1	1	1	0	0	0	0	0	0	0	1	5	6.75	0.750



Batter	1	2	3	4	5	6	7	8	9	AB R H RBI BB SO LOB	TOP											
Gene Richards, L (1, 8) OBP: 0.292, SLG: 0.273	0-3 K	0-0 5-3			0-0 F7			0-0 F6		4 0 0 0 0 1 2	<b>San Diego Padres @ San Francisco Giants</b> Candlestick Park, San Francisco, CA Tue Apr 10 1979, 6:33 AM EST Att: 56,196 - Unknown <a href="http://livebaseballscorecards.com">livebaseballscorecards.com</a>											
Ozzie Smith, S (1, 6)	0-0 F3		0-0 F7		0-0 F9			0-0 F9		4 0 0 0 0 0 0												
Mike Hargrove, L (1, 3) OBP: 0.409, SLG: 0.421	4-0 1B 1B BB		0-0 F7		0-0 FC4-6 1B			0-0 1B		3 1 2 0 1 0 0												
Dave Winfield, R (1, 9) OBP: 0.545, SLG: 0.667	0-0 1B 1-3 1B		0-0 HR		0-3 K			0-0 1-3		4 1 2 1 0 1 2												
Jerry Turner, L (1, 7) OBP: 0.364, SLG: 0.350	0-0 1B 1-H 3-H		0-0 F9		0-3 K			4-0 1B BB		3 0 1 1 1 1 1												
Barry Evans, R (1, 5) OBP: 0.227, SLG: 0.250		4-0 1B BB		0-0 F8		0-0 FC4-6 1-2f		0-0 B1		3 0 0 0 1 0 2												
Gene Tenace, R (1, 2) OBP: 0.389, SLG: 0.214		0-0 SH2-4 1B		0-3 K		0-0 4-3		0-0 1B		4 0 2 0 0 1 0												
Fernando Gonzalez, R (1, 4) OBP: 0.190, SLG: 0.300		0-0 F8		0-0 F8		0-0 F8		0-3 K		4 0 0 0 0 1 4												
Gaylord Perry, R (1, 1) OBP: 0.250, SLG: 0.500 Kurt Bevacqua, R (9, PH) John D'Acquisto, R (9, 1)		0-0 SH2-4		0-0 G3		0-0 F4		0-3 K		2 0 0 0 0 0 0 1 0 0 0 0 1 2 0 0 0 0 0 0 0												
<b>Inning Stats</b>	R: 1 E: 0 K: 1 S: 6	H: 2 LOB: 2 BB: 1 P: 10	R: 0 E: 0 K: 0 S: 4	H: 1 LOB: 2 BB: 1 P: 8	R: 1 E: 0 K: 0 S: 4	H: 1 LOB: 0 BB: 0 P: 4	R: 0 E: 0 K: 1 S: 5	H: 0 LOB: 0 BB: 0 P: 5	R: 0 E: 0 K: 0 S: 3	H: 0 LOB: 0 BB: 0 P: 3	R: 0 E: 0 K: 2 S: 8	H: 1 LOB: 1 BB: 0 P: 8	R: 0 E: 0 K: 0 S: 3	H: 0 LOB: 0 BB: 0 P: 3	R: 0 E: 0 K: 0 S: 4	H: 1 LOB: 1 BB: 0 P: 4	R: 0 E: 0 K: 2 S: 8	H: 1 LOB: 2 BB: 1 P: 12	1B: 6 2B: 0 3B: 0 HR: 1	SF: 0 SAC: 1 DP: 0 HBP: 0	WP: 0 PB: 0 SB: 0 CS: 0	PA: 36
<b>PITCHER</b> Vida Blue, L (1, 1) ERA: 3.5	IP: 9.0 WLS: W BF: 36 H: 7 R: 2 ER: 2 SO: 6 BB: 3 IBB: 0 HBP: 0 BLK: 0 WP: 0 HR: 1 S: 45 P: 57 ERA: 2.00 WHIP: 1.111											<b>PITCHER</b> IP: WLS: BF: H: R: ER: SO: BB: IBB: HBP: BLK: WP: HR: S: P: ERA: WHIP										



Batter	1	2	3	4	5	6	7	8	9	AB	R	H	RBI	BB	SO	LOB
Bill North, S (1, 8) Larry Herndon, R (8, 8)	0-0 CS 1B		0-0 E8 1B		0-0 6-3		0-0 F6			4	0	2	0	0	0	0
Terry Whitfield, L (1, 7) OBP: 0.364, SLG: 0.350	0-3 K 1-2		0-0 BB 1B			4-0 BB 1B BB		0-0 G3		3	1	1	0	1	1	1
Bill Madlock, R (1, 4) OBP: 0.217, SLG: 0.238	0-0 F9		4-0 BB			0-0 F9		0-0 F7		3	0	0	0	1	0	1
Jack Clark, R (1, 9) OBP: 0.455, SLG: 0.412		0-0 6-3	0-0 3-1			4-0 BB 1B 1-2 BB		4-0 BB BB		2	1	0	0	2	0	3
Darrell Evans, L (1, 5) OBP: 0.391, SLG: 0.400		0-3 K		0-0 F7		0-0 BB 1B 1-2 2-H		0-0 F8		4	0	1	1	0	1	1
Mike Ivie, R (1, 3) OBP: 0.591, SLG: 0.889		0-0 2B		0-0 F2		0-0 BB 1B 1-2 2-H G6-4-3			0-3 K	4	0	2	1	0	1	0
Marc Hill, R (1, 2) OBP: 0.190, SLG: 0.105		0-0 5-3		0-0 F3		0-0 BB 1B 1-2f G6-4-3			0-0 5-3	4	0	0	0	0	0	3
Roger Metzger, S (1, 6) Willie McCovey, L (9, PH) Max Venable, L (9, PR)			0-0 F6		0-0 F8		0-0 B1-3		0-0 HR 1B	3	0	0	0	0	0	0
Vida Blue, S (1, 1) John Tamargo, S (9, PH)			0-0 G3		0-3 K		0-0 B1-3		0-0 HR	3	0	0	0	0	1	0

Inning Stats	R: 0	H: 1	E: 0	LOB: 0	K: 1	BB: 0	S: 5	P: 5	R: 0	H: 1	E: 0	LOB: 1	K: 1	BB: 0	S: 6	P: 6	R: 0	H: 2	E: 1	LOB: 3	K: 0	BB: 1	S: 5	P: 9	R: 0	H: 0	E: 0	LOB: 0	K: 0	BB: 0	S: 3	P: 3	R: 0	H: 0	E: 0	LOB: 0	K: 1	BB: 0	S: 5	P: 5	R: 2	H: 2	E: 0	LOB: 1	K: 0	BB: 2	S: 4	P: 12	R: 0	H: 0	E: 0	LOB: 0	K: 0	BB: 0	S: 3	P: 3	R: 0	H: 0	E: 0	LOB: 1	K: 0	BB: 1	S: 3	P: 7	R: 2	H: 2	E: 0	LOB: 1	K: 1	BB: 0	S: 6	P: 6	1B: 6	SF: 0	2B: 1	SAC: 0	3B: 0	DP: 1	HR: 1	HBP: 0	WP: 0	PA: 36
PITCHER	IP	WLS	BF	H	R	ER	SO	BB	IBB	HBP	BLK	WP	HR	S	P	ERA	WHIP																																																																	
Gaylord Perry, R (1, 1) ERA: 2.81	8.0		32	6	2	2	3	4	0	0	0	0	0	34	50	2.25	1.250																																																																	
John D'Acquisto, R (9, 1) ERA: 40.5	0.2	L	4	2	2	2	1	0	0	0	0	0	1	6	6	27.00	3.000																																																																	

BOTTOM

San Diego Padres @ San Francisco Giants  
Candlestick Park, San Francisco, CA

livebaseballscores.com

AB	32
R	4
H	8
RBI	4
BB	4
SO	4
LOB	9



Tue Apr 10 1979, 6:33 AM EST  
Att. 56,196 - Unknown



Batter	1	2	3	4	5	6	7	8	9	AB R H RBI BB SO LOB	TOP											
Gene Richards, L (1, 8) OBP: 0.276, SLG: 0.296	0-0 4-3	0-0 CS	0-0 G3			0-0 4-3		0-0 2B	0-3 K	5 0 1 0 0 1 1	<b>San Diego Padres @ San Francisco Giants</b> Candlestick Park, San Francisco, CA Wed Apr 11 1979, 9:05 PM EST Att: 17,778 - Unknown  <b>San Diego Padres</b>											
Ozzie Smith, S (1, 6) OBP: 0.407, SLG: 0.364	0-0 6-3		0-0 4-3			0-0 6-3	0-0 F7	0-0 2-3	0-0 4-3	5 0 0 0 0 0 2												
Mike Hargrove, L (1, 3) OBP: 0.407, SLG: 0.364	4-0 BB		4-0 2B BB			0-0 4-3	0-0 5-3	0-0 F1	0-0 F1	3 1 0 0 2 0 2												
Dave Winfield, R (1, 9) OBP: 0.577, SLG: 0.727	0-0 6-3		0-0 2B			0-0 1B SF8 1B		0-0 CS 1B		4 1 3 1 0 0 1												
Jerry Turner, L (1, 7) OBP: 0.385, SLG: 0.375		0-0 2B BB 1B	0-0 G3			0-0 SF8 1B		0-0 F8		4 1 2 0 0 0 2												
Gene Tenace, R (1, 2) OBP: 0.455, SLG: 0.400		4-0 2B CS BB		4-0 FC4-6 BB		0-0 SF8		0-0 1B		1 1 1 1 2 0 0												
Rollie Fingers, R (8, 1)		1-2 CS BB		1-2 BB		1-2 3-H		1-2 1B		0 0 0 0 0 0 0												
Fernando Gonzalez, R (1, 4) OBP: 0.240, SLG: 0.375		0-0 1-3 2-H 2B		0-0 FC4-6 6-3 1-2		0-0 F2		0-0 1B		4 0 2 2 0 0 2												
Barry Evans, R (1, 5) OBP: 0.192, SLG: 0.208		0-0 P4		0-0 6-3		0-0 F9		0-0 F4		4 0 0 0 0 0 5												
Randy Jones, R (1, 1) OBP: 0.667, SLG: 1.000		0-3 K		0-0 F6		0-0 G3		0-0 2B		3 0 0 0 0 1 3												
Bill Fahey, L (8, 2)									0-0 4-3 2B	1 0 1 0 0 0 0												
<b>Inning Stats</b>	R: 0 E: 0 K: 0 S: 3	H: 0 LOB: 1 BB: 1 P: 7	R: 1 E: 0 K: 1 S: 6	H: 2 LOB: 1 BB: 1 P: 10	R: 1 E: 0 K: 0 S: 4	H: 1 LOB: 1 BB: 1 P: 8	R: 0 E: 0 K: 0 S: 3	H: 0 LOB: 1 BB: 1 P: 7	R: 0 E: 0 K: 0 S: 3	H: 0 LOB: 0 BB: 0 P: 3	R: 1 E: 0 K: 0 S: 5	H: 2 LOB: 1 BB: 0 P: 5	R: 0 E: 0 K: 0 S: 4	H: 1 LOB: 1 BB: 0 P: 4	R: 1 E: 0 K: 0 S: 5	H: 3 LOB: 1 BB: 0 P: 5	R: 0 E: 0 K: 1 S: 6	H: 1 LOB: 1 BB: 0 P: 6	1B: 5 2B: 4 3B: 1 HR: 0	SF: 1 SAC: 0 DP: 0 HBP: 0	WP: 0 PB: 0 SB: 0 CS: 2	PA: 40
<b>PITCHER</b>	IP WLS BF H R ER SO BB IBB HBP BLK WP HR S P ERA WHIP																					
John Montefusco, R (1, 1) ERA: 3.55	7.0 L 30 6 3 3 1 4 0 0 0 0 0 0 28 44 3.86 1.429																					
Tom Griffin, R (8, 1) ERA: 2.7	2.0 9 4 1 1 1 0 0 0 0 0 0 0 11 11 4.50 2.000																					

<b>AB</b>	34
<b>R</b>	4
<b>H</b>	10
<b>RBI</b>	4
<b>BB</b>	4
<b>SO</b>	2
<b>LOB</b>	18







Batter	1	2	3	4	5	6	7	8	9	AB R H RBI BB SO LOB	TOP														
Gene Richards, L (1, 8) OBP: 0.265, SLG: 0.281	0-3 K		0-0 4-3		0-0 FC1 E 1B		0-0 F8	0-0 P6		5 1 1 0 0 1 2	<b>San Diego Padres @ San Francisco Giants</b> Candlestick Park, San Francisco, CA Thu Apr 12 1979, 6:33 AM EST Att. 14,082 - Unknown <a href="http://livebaseballscorecards.com">livebaseballscorecards.com</a>														
Ozzie Smith, S (1, 6) Broderick Perkins, L (9, PH) OBP: 0.333, SLG: 0.333	0-0 5-3		0-0 F7		0-0 FC1 1-H		0-0 5-3		0-0 6-3	4 0 0 0 0 0 0 1 0 0 0 0 0 0															
Mike Hargrove, L (1, 3) OBP: 0.406, SLG: 0.385	0-3 K		0-0 1B 2B		0-0 F7		4-0 BB HR		0-0 5-3	4 1 1 0 1 1 1															
Dave Winfield, R (1, 9) OBP: 0.613, SLG: 0.840		4-0 SH BB	0-0 1B		0-0 F7		0-0 1-H HR		4-0 BB	3 1 2 2 2 0 1															
Jerry Turner, L (1, 7) OBP: 0.333, SLG: 0.321		0-0 SH 5-3 1-2	0-0 1-3			0-3 K	0-3 K		0-0 F8	4 0 0 0 0 2 3															
Gene Tenace, R (1, 2) OBP: 0.500, SLG: 0.412		0-0 P4		0-0 G6-4-3 1B		4-0 1B BB		4-0 BB BB		2 0 1 0 2 0 2															
Fernando Gonzalez, R (1, 4) OBP: 0.241, SLG: 0.357		0-0 5-3 1-2 2-3		0-0 P5		0-0 1-2 1B		0-3 K		4 0 1 0 0 1 4															
Barry Evans, R (1, 5) OBP: 0.200, SLG: 0.185		4-0 BB		0-0 G6-4-3 1-2f		0-3 K		0-3 K		3 0 0 0 1 2 4															
Eric Rasmussen, R (1, 1) Mark Lee, R (4, 1) Bill Almon, R (5, PH) Steve Mura, R (5, 1) Don Reynolds, R (6, PH) Mickey Lolich, S (6, 1) Kurt Bevacqua, R (8, PH) John D'Acquisto, R (8, 1)		0-0 1-3			0-0 5-3	0-0 F7		4-0 1-2 BB		1 0 0 0 0 0 3 0 0 0 0 0 0 0 1 0 0 0 0 0 0 0 0 0 0 0 0 0 1 0 0 0 0 0 2 0 0 0 0 0 0 0 0 0 0 0 1 0 0 0 0 0 0 0 0 0															
<b>Inning Stats</b>	R: 0 E: 0 K: 2 S: 7	H: 0 LOB: 0 BB: 0 P: 7	R: 0 E: 1 K: 0 S: 4	H: 0 LOB: 3 BB: 2 P: 12	R: 0 E: 0 K: 0 S: 5	H: 2 LOB: 2 BB: 0 P: 5	R: 0 E: 1 K: 0 S: 3	H: 1 LOB: 0 BB: 0 P: 3	R: 1 E: 1 K: 0 S: 5	H: 1 LOB: 1 BB: 0 P: 5		R: 0 E: 0 K: 2 S: 8	H: 1 LOB: 2 BB: 1 P: 12	R: 2 E: 0 K: 1 S: 6	H: 1 LOB: 0 BB: 1 P: 10	R: 0 E: 0 K: 2 S: 7	H: 0 LOB: 2 BB: 2 P: 15	R: 0 E: 0 K: 0 S: 3	H: 0 LOB: 1 BB: 1 P: 7	1B: 4 2B: 1 3B: 0 HR: 1	SF: 0 SAC: 1 DP: 1 HBP: 0	WP: 0 PB: 0 SB: 0 CS: 0	PA: 41		
<b>PITCHER</b> Bob Knepper, L (1, 1) ERA: 2.51 Dave Roberts, L (8, 1) ERA:	IP 7.2	WLS W	BF 36	H 6	R 3	ER 2	SO 7	BB 6	IBB 0	HBP 0	BLK 0	WP 0	HR 1	S 44	P 68	ERA 2.35	WHIP 1.565							ERA 0.750	WHIP



Batter	1	2	3	4	5	6	7	8	9	AB R H RBI BB SO LOB
Bill North, S OBP: 0.281, SLG: 0.179 Larry Herndon, R (9, 8)	0-3 K		0-0 BB 2-H 1B	0-3 K			0-0 6-3			4 0 1 1 0 2 1 0 0 0 0 0 0 0
Terry Whitfield, L OBP: 0.333, SLG: 0.333 (1, 7)	0-0 G3		4-0 BB 1-2		0-0 G3		0-0 2B			3 0 1 0 1 0 0
Bill Madlock, R OBP: 0.161, SLG: 0.172 (1, 4)	0-3 K		0-0 F8		0-0 6-3		0-0 L7			4 0 0 0 0 1 2
Jack Clark, R OBP: 0.433, SLG: 0.375 (1, 9)		0-0 5-3		0-0 HR 1B	0-0 1-3		0-0 F8			4 1 1 0 0 0 0
Darrell Evans, L OBP: 0.355, SLG: 0.464 (1, 5)		0-0 P5		0-0 HR 1-H		0-0 4-3	0-3 K			4 1 1 2 0 1 0
Mike Ivie, R OBP: 0.483, SLG: 0.680 (1, 3)		0-0 F9		0-0 S 1B 1B		0-0 L6				3 1 1 0 0 0 0
Marc Hill, R OBP: 0.231, SLG: 0.130 (1, 2)			0-0 5-3	0-0 4-3		0-0 1B				3 0 1 0 0 0 1
Roger Metzger, S OBP: 0.318, SLG: 0.381 (1, 6)			0-0 SH3-4 1B	0-0 SH3-4 1B 2-H		0-3 K				3 1 2 1 0 1 1
Bob Knepper, L Dave Roberts, L (8, 1)			0-0 SH3-4 1-2	0-0 SH3-4 1-2		0-3 K2-3				1 0 0 0 0 1 0 0 0 0 0 0 0 0

BOTTOM	
San Diego Padres @ San Francisco Giants Candlestick Park, San Francisco, CA Thu Apr 12 1979, 6:33 AM EST Att. 14,082 - Unknown	
AB 29 R 4 H 8 RBI 4 BB 1 SO 6 LOB 5	
WP: 0 PA: 32 PB: 0 SB: 1 CS: 0	
	

Inning Stats		R: 0	H: 0	E: 0	LOB: 0	K: 2	BB: 0	S: 7	P: 7								
		R: 0	H: 0	E: 0	LOB: 0	K: 0	BB: 0	S: 3	P: 3								
		R: 1	H: 2	E: 0	LOB: 2	K: 0	BB: 1	S: 5	P: 9								
		R: 3	H: 4	E: 0	LOB: 1	K: 1	BB: 0	S: 9	P: 9								
		R: 0	H: 0	E: 0	LOB: 0	K: 0	BB: 0	S: 3	P: 3								
		R: 0	H: 1	E: 0	LOB: 1	K: 1	BB: 0	S: 6	P: 6								
		R: 0	H: 1	E: 0	LOB: 1	K: 1	BB: 0	S: 5	P: 5								
		R: 0	H: 0	E: 0	LOB: 0	K: 1	BB: 0	S: 5	P: 5								
PITCHER	IP	WLS	BF	H	R	ER	SO	BB	IBB	HBP	BLK	WP	HR	S	P	ERA	WHIP
Eric Rasmussen, R ERA: 7.45	(1, 1)	3.1	17	6	4	4	2	1	0	0	0	0	1	20	24	10.80	2.100
Mark Lee, R ERA: 2.45	(4, 1)	0.2	2	0	0	0	1	0	0	0	0	0	0	4	4	0.00	0.000
Steve Mura, R ERA:	(5, 1)	1.0	3	0	0	0	0	0	0	0	0	0	0	3	3	0.00	0.000
Mickey Lolich, L ERA: 1.42	(6, 1)	2.0	7	2	0	0	2	0	0	0	0	0	0	11	11	0.00	1.000
John D'Acquisto, R ERA: 16.2	(8, 1)	1.0	3	0	0	0	1	0	0	0	0	0	0	5	5	0.00	0.000



Batter	1	2	3	4	5	6	7	8	9	AB R H RBI BB SO LOB	TOP
Ken Griffey, L (1, 9) OBP: 0.385, SLG: 0.528	0-0 1B 2B	0-3 K			0-0 F7			0-0 F9		4 1 1 0 0 1 0	<p>Cincinnati Reds @ San Diego Padres</p> <p>San Diego Stadium, San Diego, CA</p> <p>Fri Apr 13 1979, 9:05 PM EST</p> <p>Att. 44,858 - Unknown</p>
Junior Kennedy, R (1, 4) OBP: 0.200, SLG: 0.200	0-0 5-3		0-0 1B			0-0 5-3		0-0 4-3		4 0 1 0 0 0 1	
Dave Concepcion, R (1, 6) OBP: 0.368, SLG: 0.500	0-0 IBB 2B 1B		0-0 1B			0-0 SF8 3B		0-0 1B		4 2 4 1 0 0 0	
George Foster, R (1, 7) OBP: 0.472, SLG: 0.633	0-0 F8		0-0 G5-4-3 1B			0-0 SF8 3B		0-3 K		3 0 0 1 0 1 3	
Johnny Bench, R (1, 2) OBP: 0.361, SLG: 0.296	4-0 2B IBB			0-0 5-3		4-0 BB BB		0-0 F7		2 1 0 0 2 0 0	
Dan Driessen, L (1, 3) OBP: 0.389, SLG: 0.625	0-0 2B			0-0 4-3		0-3 K		0-0 G3 1B		4 0 2 2 0 1 1	
Ray Knight, R (1, 5) OBP: 0.481, SLG: 0.500	0-0 5-3			0-0 5-3			0-0 F8		1-0 G3 HBP	3 0 0 0 0 0 1	
Cesar Geronimo, L (1, 8) OBP: 0.273, SLG: 0.300		0-3 K			0-0 4-3		0-0 F8		0-0 G3	4 0 0 0 0 1 2	
Bill Bonham, R (1, 1) Arturo DeFreitas, R (7, PH) Frank Pastore, R (7, 1)		0-0 F9			0-3 K		0-0 6-3		0-0 6-3	2 0 0 0 0 1 0 1 0 0 0 0 0 0 1 0 0 0 0 0 2	
<b>Inning Stats</b>	R: 3 H: 3 E: 0 LOB: 1 K: 0 BB: 1 S: 6 P: 10	R: 0 H: 0 E: 0 LOB: 0 K: 2 BB: 0 S: 7 P: 7	R: 0 H: 2 E: 0 LOB: 0 K: 0 BB: 0 S: 3 P: 3	R: 0 H: 0 E: 0 LOB: 0 K: 0 BB: 0 S: 3 P: 3	R: 0 H: 0 E: 0 LOB: 0 K: 1 BB: 0 S: 5 P: 5	R: 1 H: 1 E: 0 LOB: 1 K: 1 BB: 1 S: 6 P: 10	R: 0 H: 0 E: 0 LOB: 0 K: 0 BB: 0 S: 3 P: 3	R: 0 H: 1 E: 0 LOB: 1 K: 1 BB: 0 S: 6 P: 6	R: 0 H: 1 E: 0 LOB: 2 K: 0 BB: 0 S: 4 P: 5	1B: 5 SF: 1 2B: 2 SAC: 0 3B: 1 DP: 1 HR: 0 HBP: 1	WP: 0 PA: 36 PB: 0 SB: 2 CS: 0
<b>PITCHER</b>	IP WLS BF H R ER SO BB IBB HBP BLK WP HR S P ERA WHIP										
Bob Shirley, L (1, 1) ERA: 4.5	7.0 L 27 6 4 4 4 1 1 0 0 0 0 33 41 5.14 1.000										
Mark Lee, R (8, 1) ERA: 1.59	2.0 9 2 0 0 1 0 0 1 0 0 0 10 11 0.00 1.000										

livebaseballscorecards.com

AB	32
R	4
H	8
RBI	4
BB	2
SO	5
LOB	10



Batter	1	2	3	4	5	6	7	8	9	AB	R	H	RBI	BB	SO	LOB
Gene Richards, L (1, 8) OBP: 0.237, SLG: 0.250	0-0 4-3 		0-3 K 		0-0 6-3 		0-3 K 			4	0	0	0	0	2	0
Ozzie Smith, S (1, 6) OBP: 0.057, SLG: 0.059	0-0 6-3 		0-0 5-3 		0-0 2B 			0-0 L5 		4	0	1	0	0	0	0
Mike Hargrove, L (1, 3) OBP: 0.361, SLG: 0.333	0-0 3-1 			0-0 F9 	0-0 G3 			0-0 5-3 		4	0	0	0	0	0	1
Dave Winfield, R (1, 9) OBP: 0.600, SLG: 0.828		0-0 F7 		0-0 1B 2B 		0-0 G3 		0-0 1B 		4	1	2	0	0	0	0
Jerry Turner, L (1, 7) OBP: 0.294, SLG: 0.281		0-0 6-3 		0-0 F3 		0-0 6-3 		0-0 F8 		4	0	0	0	0	0	2
Gene Tenace, R (1, 2) OBP: 0.533, SLG: 0.450		0-0 2B 1B 		0-0 1B 		4-0 BB 			0-0 5-3 	3	1	2	1	1	0	0
Fernando Gonzalez, R (1, 4) OBP: 0.273, SLG: 0.406		0-0 1B 2B 		0-0 1B 		0-3 K 			0-0 F8 	4	0	2	0	0	1	1
Barry Evans, R (1, 5) OBP: 0.235, SLG: 0.226		0-0 2-H 3-H 1B 		0-0 F9 			0-0 4-3 		0-0 1B 	4	0	2	1	0	0	2
Bob Shirley, R (1, 1)			0-0 4-3 		0-0 4-3 		0-0 F7 		0-0 1-2-3 	2	0	0	0	0	0	0
Dan Briggs, L (7, PH)										1	0	0	0	0	0	0
Mark Lee, R (8, 1)										0	0	0	0	0	0	0
Broderick Perkins, L (9, PH)										1	0	0	0	0	0	1

Inning Stats	R: 0	H: 0	E: 0	K: 0	S: 3	R: 1	H: 3	E: 0	K: 0	S: 5	R: 0	H: 0	E: 0	K: 1	S: 5	R: 1	H: 3	E: 0	K: 0	S: 6	R: 0	H: 1	E: 0	K: 0	S: 4	R: 0	H: 0	E: 0	K: 1	S: 5	R: 0	H: 1	E: 0	K: 0	S: 4	R: 0	H: 1	E: 0	K: 0	S: 4	R: 0	H: 1	E: 0	K: 0	S: 4	R: 0	H: 1	E: 0	K: 0	S: 4	1B: 6	SF: 0	2B: 3	SAC: 0	3B: 0	DP: 0	HR: 0	HBP: 0	WP: 0	PA: 36
--------------	------	------	------	------	------	------	------	------	------	------	------	------	------	------	------	------	------	------	------	------	------	------	------	------	------	------	------	------	------	------	------	------	------	------	------	------	------	------	------	------	------	------	------	------	------	------	------	------	------	------	-------	-------	-------	--------	-------	-------	-------	--------	-------	--------

PITCHER	IP	WLS	BF	H	R	ER	SO	BB	IBB	HBP	BLK	WP	HR	S	P	ERA	WHIP
Bill Bonham, R (1, 1) ERA: 2.77	6.0	W	25	7	2	2	2	1	0	0	0	0	0	28	32	3.00	1.333
Frank Pastore, R (7, 1) ERA: 2.0	3.0	S	11	2	0	0	1	0	0	0	0	0	0	13	13	0.00	0.667

BOTTOM


Cincinnati Reds @ San Diego Padres  
San Diego Stadium, San Diego, CA  
Fri Apr 13 1979, 9:05 PM EST  
Att. 44,858 - Unknown

livebaseballscorecards.com

AB	35
R	2
H	9
RBI	2
BB	1
SO	3
LOB	7





Batter	1	2	3	4	5	6	7	8	9	AB R H RBI BB SO LOB	TOP														
Ken Griffey, L (1, 9) OBP: 0.349, SLG: 0.475	0-3 K	0-0 4-3			0-0 F7		0-0 G3			4 0 0 0 0 1 0	<p><b>Cincinnati Reds @ San Diego Padres</b>  San Diego Stadium, San Diego, CA  Sat Apr 14 1979, 9:05 PM EST  Att. 24,644 - Unknown</p> <p>livebaseballscorecards.com</p> <table border="1"> <tr><td>AB</td><td>32</td></tr> <tr><td>R</td><td>2</td></tr> <tr><td>H</td><td>5</td></tr> <tr><td>RBI</td><td>2</td></tr> <tr><td>BB</td><td>2</td></tr> <tr><td>SO</td><td>4</td></tr> <tr><td>LOB</td><td>9</td></tr> </table> 	AB	32	R	2	H	5	RBI	2	BB	2	SO	4	LOB	9
AB	32																								
R	2																								
H	5																								
RBI	2																								
BB	2																								
SO	4																								
LOB	9																								
Dave Concepcion, R (1, 6) OBP: 0.357, SLG: 0.475	0-0 1B WP 1B		0-0 4-1		0-0 5-3			0-0 F7		4 1 1 0 0 0 0															
Joe Morgan, L (1, 4) OBP: 0.421, SLG: 0.455	0-0 P3		0-0 P6		0-0 4-3			0-0 2-3		4 0 0 0 0 0 1															
George Foster, R (1, 7) OBP: 0.450, SLG: 0.588	0-0 BB 1B		0-0 F7			0-0 E6		0-0 F7		4 1 1 0 0 0 0															
Dan Driessen, L (1, 3) OBP: 0.400, SLG: 0.600	4-0 1B BB			0-0 CS 1B		0-3 K		0-0 F2		3 0 1 0 1 1 1															
Johnny Bench, R (1, 2) OBP: 0.375, SLG: 0.323	0-0 1B		0-0 S 1B		0-3 K			0-0 F8		4 0 2 2 0 1 1															
Ray Knight, R (1, 5) OBP: 0.419, SLG: 0.423	0-0 G3		0-0 1-2 5-3		0-0 4-3			0-0 G3		4 0 0 0 0 0 4															
Cesar Geronimo, L (1, 8) OBP: 0.278, SLG: 0.281		0-0 4-3		4-0 IBB			0-0 F7			2 0 0 0 1 0 0															
Tom Seaver, R (1, 1) OBP: 0.167, SLG: 0.667		0-0 5-3		0-0 F9			0-3 K			3 0 0 0 0 1 2															
<b>Inning Stats</b>	R: 2 H: 3 E: 0 LOB: 2 K: 1 BB: 1 S: 8 P: 12	R: 0 H: 0 E: 0 LOB: 0 K: 0 BB: 0 S: 3 P: 3	R: 0 H: 0 E: 0 LOB: 0 K: 0 BB: 0 S: 3 P: 3	R: 0 H: 2 E: 0 LOB: 2 K: 0 BB: 1 S: 4 P: 8	R: 0 H: 0 E: 0 LOB: 0 K: 0 BB: 0 S: 3 P: 3	R: 0 H: 0 E: 1 LOB: 1 K: 2 BB: 0 S: 8 P: 8	R: 0 H: 0 E: 0 LOB: 0 K: 1 BB: 0 S: 5 P: 5	R: 0 H: 0 E: 0 LOB: 0 K: 0 BB: 0 S: 3 P: 3	R: 0 H: 0 E: 0 LOB: 0 K: 0 BB: 0 S: 3 P: 3	1B: 5 SF: 0 2B: 0 SAC: 0 3B: 0 DP: 0 HR: 0 HBP: 0	WP: 1 PA: 34 PB: 0 SB: 1 CS: 1														
<b>PITCHER</b> Gaylord Perry, R (1, 1) ERA: 2.52	IP WLS BF H R ER SO BB IBB HBP BLK WP HR S P ERA WHIP																								

Batter	1	2	3	4	5	6	7	8	9	AB	R	H	RBI	BB	SO	LOB
Gene Richards, L (1, 8) OBP: 0.262, SLG: 0.275	0-0 4-3			0-0 4-3		0-0 2B 1B		0-0 G6-3 1B		4	1	2	0	0	0	0
Ozzie Smith, S (1, 6) OBP: 0.077, SLG: 0.105	0-0 P6			0-0 6-3		0-0 2B 2B		0-0 G6-3 1-2f		4	1	1	1	0	0	1
Jerry Turner, L (1, 7) OBP: 0.342, SLG: 0.314	0-3 K			0-0 WP 1B		4-0 2B BB		0-0 1B		3	0	2	0	1	1	0
Dave Winfield, R (1, 9) OBP: 0.564, SLG: 0.788		0-0 P3		0-3 K 1-2		0-0 2B		0-0 4-3		4	0	1	1	0	1	2
Broderick Perkins, L (1, 3) Bill Almon, R (9, PR) OBP: 0.375, SLG: 0.286		0-0 F8			0-0 G3		4-0 IBB		0-0 FC1-5 BB 1B	3	0	1	0	1	0	0
Gene Tenace, R (1, 2) Mike Hargrove, L (9, PH) Dan Briggs, L (9, PR) OBP: 0.485, SLG: 0.391		0-0 F7		0-3 K	0-3 K	0-0 L6		4-0 FC1-5 1B BB	3	0	0	0	0	1	3	
Barry Evans, R (1, 5) OBP: 0.211, SLG: 0.200			0-0 F8		0-0 6-3		0-0 5-3	4-0 FC1-5 1B 1-2 2-3f	4	0	0	0	0	0	2	
Fernando Gonzalez, R (1, 4) OBP: 0.270, SLG: 0.389			0-0 3-1			0-0 F9	0-3 K	0-0 1B 1-2 2-H	4	0	1	1	0	1	0	
Gaylord Perry, R (1, 1) OBP: 0.143, SLG: 0.286			0-0 F9			0-0 5-3	0-0 1-3		3	0	0	0	0	0	0	

Inning Stats	R: 0	H: 0	E: 0	K: 1	S: 5	R: 0	H: 0	E: 0	K: 0	S: 3	R: 0	H: 0	E: 0	K: 0	S: 3	R: 0	H: 1	E: 0	K: 1	S: 6	R: 0	H: 0	E: 0	K: 1	S: 5	R: 2	H: 3	E: 0	K: 0	S: 6	R: 0	H: 0	E: 0	K: 1	S: 5	R: 0	H: 2	E: 0	K: 0	S: 4	R: 1	H: 2	E: 0	K: 0	S: 3	1B: 6	SF: 0	2B: 2	SAC: 0	3B: 0	DP: 1	HR: 0	HBP: 0	WP: 1	PA: 35
PITCHER Tom Seaver, R (1, 1) ERA: 5.5	IP	WLS	BF	H	R	ER	SO	BB	IBB	HBP	BLK	WP	HR	S	P	ERA	WHIP	IP	WLS	BF	H	R	ER	SO	BB	IBB	HBP	BLK	WP	HR	S	P	ERA	WHIP	IP	WLS	BF	H	R	ER	SO	BB	IBB	HBP	BLK	WP	HR	S	P	ERA	WHIP				

BOTTOM

Cincinnati Reds @ San Diego Padres  
San Diego Stadium, San Diego, CA  
Sat Apr 14 1979, 9:05 PM EST  
Att. 24,644 - Unknown

AB	32
R	3
H	8
RBI	3
BB	3
SO	4
LOB	8



WP: 1	PA: 35
PB: 0	
SB: 0	
CS: 0	

livebaseballscorecards.com











Batter	1	2	3	4	5	6	7	8	9	AB	R	H	RBI	BB	SO	LOB
Gene Richards, L (1, 8) OBP: 0.255, SLG: 0.306	0-0 4-3		0-0 5-3		0-0 2B 3B			0-0 4-3		4	1	1	1	0	0	0
Ozzie Smith, S (1, 6) OBP: 0.149, SLG: 0.178	0-0 6-3		0-0 6-3		0-0 2B			0-0 6-3		4	0	1	1	0	0	0
Dan Briggs, L (1, 7)	0-0 4-3			0-3 K	0-0 F8			0-3 K		4	0	0	0	0	2	1
Dave Winfield, R (1, 9) OBP: 0.489, SLG: 0.659		0-0 6-3		0-3 K		0-0 F6		0-0 6-3		4	0	0	0	0	1	0
Mike Hargrove, L (1, 3) OBP: 0.415, SLG: 0.344		4-0 3B BB		0-0 CS 1B		0-0 L1		4-0 BB		2	1	1	0	2	0	0
Kurt Bevacqua, R (1, 5) OBP: 0.571, SLG: 0.750		0-0 4-3 3B		0-0 CS 1-2	4-0 E SH2-4 6-3 BB	0-0 F8		0-0 F4		2	2	1	1	1	0	0
Jerry Turner, L (9, PH) OBP: 0.326, SLG: 0.282		0-0 4-3						0-0 K		1	0	0	0	0	0	1
Bill Fahey, L (1, 2) OBP: 0.400, SLG: 0.600		0-0 4-3			0-0 SH2-4		0-0 1-3			2	0	0	1	0	0	0
Gene Tenace, R (9, PH) OBP: 0.421, SLG: 0.321		0-0 3-H						0-3 K		1	0	0	0	0	1	1
Fernando Gonzalez, R (1, 4) OBP: 0.295, SLG: 0.381		0-0 F9			0-0 E6 6-3 3B		0-0 L7			3	1	0	0	0	0	1
Mickey Lolich, S (1, 1) Broderick Perkins, L (5, PH) Mark Lee, R (6, 1) Rollie Fingers, R (6, 1) Don Reynolds, R (7, PH) Steve Mura, R (8, 1)			0-3 K		0-0 6-3		0-0 6-3			1	0	0	0	0	1	0

Inning Stats	R: 0	H: 0	E: 0	K: 0	S: 3	R: 2	H: 1	E: 0	K: 0	S: 4	R: 0	H: 0	E: 0	K: 1	S: 5	R: 0	H: 1	E: 0	K: 2	S: 7	R: 3	H: 2	E: 1	K: 0	S: 6	R: 0	H: 0	E: 0	K: 0	S: 3	R: 0	H: 0	E: 0	K: 1	S: 5	R: 0	H: 0	E: 0	K: 1	S: 5	R: 0	H: 0	E: 0	K: 1	S: 5	R: 0	H: 0	E: 0	K: 1	S: 9	1B: 1	SF: 0	2B: 1	SAC: 1	3B: 2	DP: 0	HR: 0	HBP: 0	WP: 0	PA: 35
--------------	------	------	------	------	------	------	------	------	------	------	------	------	------	------	------	------	------	------	------	------	------	------	------	------	------	------	------	------	------	------	------	------	------	------	------	------	------	------	------	------	------	------	------	------	------	------	------	------	------	------	-------	-------	-------	--------	-------	-------	-------	--------	-------	--------

PITCHER	IP	WLS	BF	H	R	ER	SO	BB	IBB	HBP	BLK	WP	HR	S	P	ERA	WHIP
Michael LaCoss, R (1, 1) ERA: 3.86	4.2		20	4	5	2	3	2	0	0	0	0	0	24	32	3.86	1.286
Doug Capilla, L (5, 1) ERA: 3.38	0.1	W	1	0	0	0	0	0	0	0	0	0	0	1	1	0.00	0.000
Pedro Borbon, R (6, 1) ERA: 3.68	3.1		11	0	0	0	1	1	0	0	0	0	0	12	16	0.00	0.300
Dave Tomlin, L (9, 1) ERA:	0.1		1	0	0	0	0	0	0	0	0	0	0	1	1	0.00	0.000
Doug Bair, R (9, 1) ERA: 5.79	0.1	S	1	0	0	0	1	0	0	0	0	0	0	3	3	0.00	0.000

**BOTTOM**

**Cincinnati Reds @ San Diego Padres**  
**San Diego Stadium, San Diego, CA**  
 Sun Apr 15 1979, 6:38 AM EST  
 Att. 31,842 - Unknown

livebaseballscorecards.com

<b>AB</b>	<b>30</b>
<b>R</b>	<b>5</b>
<b>H</b>	<b>4</b>
<b>RBI</b>	<b>5</b>
<b>BB</b>	<b>3</b>
<b>SO</b>	<b>5</b>
<b>LOB</b>	<b>5</b>





Batter	1	2	3	4	5	6	7	8	9	AB R H RBI BB SO LOB	TOP	
Bill North, S (1, 8) OBP: 0.375, SLG: 0.211 Larry Herndon, R (7, 8)	0-0 CS 1B		4-0 BLK BB		0-0 3-1		0-0 S 1B			3 0 2 1 1 0 1 0 0 0 0 0 0 0		
Terry Whitfield, L (1, 7) OBP: 0.429, SLG: 0.477	0-0 1-2 2B		0-0 4-3			0-0 HR 1B	4-0 1-2 BB			3 1 2 0 1 0 1		
Bill Madlock, R (1, 4) OBP: 0.216, SLG: 0.267	4-0 BB		0-0 5-3			0-0 1-H HR	0-0 G3			3 1 1 2 1 0 3		
Jack Clark, R (1, 9) OBP: 0.408, SLG: 0.476	0-0 L6			0-0 G3-6-3 1B		0-0 5-3		0-0 F7		4 0 1 0 0 0 2		
Darrell Evans, L (1, 5) OBP: 0.320, SLG: 0.356	0-0 F8			0-0 G3-6-3 1-2f		0-0 F3		0-0 F9		4 0 0 0 0 0 3		
Mike Ivie, R (1, 3) OBP: 0.354, SLG: 0.500 Gary Lavelle, S (8, 1)		0-3 K		0-0 F8		0-0 F5		0-3 K		4 0 0 0 0 2 0 0 0 0 0 0 0 0		
Marc Hill, R (1, 2) OBP: 0.195, SLG: 0.132		0-0 F8			0-0 FC4-6 1B		0-0 F9		0-0 F8	4 0 1 0 0 0 0		
Roger Metzger, S (1, 6) OBP: 0.222, SLG: 0.257		0-0 4-3			0-0 FC4-6 SH1-4 1-2f		0-0 SH1-4 1B		0-0 1-3	4 1 1 0 0 0 1		
Bob Knepper, L (1, 1) Joe Coleman, R (8, 1) Willie McCovey, L (8, 3) OBP: 0.600, SLG: 1.000			0-3 K		0-0 SH1-4		0-0 SH1-4		0-0 F9	1 0 0 0 0 1 0 0 0 0 0 0 0 0 1 0 0 0 0 0 0		
<b>Inning Stats</b>	R: 0 H: 2 E: 0 LOB: 2 K: 0 BB: 1 S: 4 P: 8	R: 0 H: 0 E: 0 LOB: 0 K: 1 BB: 0 S: 5 P: 5	R: 0 H: 0 E: 0 LOB: 1 K: 1 BB: 1 S: 5 P: 9	R: 0 H: 1 E: 0 LOB: 0 K: 0 BB: 0 S: 3 P: 3	R: 0 H: 1 E: 0 LOB: 1 K: 0 BB: 0 S: 4 P: 4	R: 2 H: 2 E: 0 LOB: 0 K: 0 BB: 0 S: 5 P: 5	R: 1 H: 2 E: 0 LOB: 2 K: 0 BB: 1 S: 5 P: 9	R: 0 H: 0 E: 0 LOB: 0 K: 1 BB: 0 S: 5 P: 5	R: 0 H: 0 E: 0 LOB: 0 K: 0 BB: 0 S: 3 P: 3	1B: 6 SF: 0 2B: 1 SAC: 2 3B: 0 DP: 1 HR: 1 HBP: 0	WP: 0 PA: 36 PB: 0 SB: 1 CS: 1	
<b>PITCHER</b> Eric Rasmussen, R (1, 1) ERA: 5.94 Rollie Fingers, R (8, 1) ERA: 0.79	IP WLS BF H R ER SO BB IBB HBP BLK WP HR S P ERA WHIP	7.0 30 8 3 3 2 3 0 0 1 0 1 31 43 3.86 1.571	2.0 W 6 0 0 0 1 0 0 0 0 0 0 0 8 8 0.00 0.000	<b>PITCHER</b> IP WLS BF H R ER SO BB IBB HBP BLK WP HR S P ERA WHIP								

**San Francisco Giants @ San Diego Padres**  
 San Diego Stadium, San Diego, CA  
 Tue Apr 17 1979, 9:05 PM EST  
 Att. 16,734 - Unknown

<b>AB</b>	31
<b>R</b>	3
<b>H</b>	8
<b>RBI</b>	3
<b>BB</b>	3
<b>SO</b>	3
<b>LOB</b>	11



Batter	1	2	3	4	5	6	7	8	9	AB	R	H	RBI	BB	SO	LOB
Gene Richards, L (1, 8) OBP: 0.236, SLG: 0.283	0-0 E6 CS		0-3 K		0-0 4-3		0-0 F6			4	0	0	0	0	1	2
Ozzie Smith, S (1, 6) OBP: 0.157, SLG: 0.184	0-0 F8 1-2		0-0 F4			0-0 F6		0-0 E 1B		4	1	1	0	0	0	2
Jerry Turner, L (1, 7) OBP: 0.340, SLG: 0.302	0-3 K		0-0 1B			0-0 FC6-4 1B		0-0 E4 HBP FC5-2 1B		4	0	2	0	0	1	1
Dave Winfield, R (1, 9) OBP: 0.490, SLG: 0.689		0-0 HR 3B	0-0 1-3			0-0 FC6-4 1-2f		0-0 FC5-2 HBP FC2 1B		4	1	2	1	0	0	3
Gene Tenace, R (1, 2) OBP: 0.429, SLG: 0.419		0-0 HR		0-0 5-3		0-3 K		1-0 FC2 FC5-2 HBP		3	1	1	2	0	1	1
Mike Hargrove, L (1, 3) OBP: 0.409, SLG: 0.343 Bill Almon, R (7, PR) Rollie Fingers, R (8, 1)		0-3 K		0-0 G3			0-0 SH1-4 1B	0-0 FC5-2 FC2		3	0	1	0	0	1	0
Barry Evans, R (1, 5) OBP: 0.182, SLG: 0.171 Broderick Perkins, L (8, PH) OBP: 0.357, SLG: 0.308		0-3 K		0-3 K			0-0 SH1-4 1B	0-0 FC2		2	0	0	0	0	2	0
Fernando Gonzalez, R (1, 4) OBP: 0.292, SLG: 0.370		0-0 F7			0-0 K 1B		0-3 K	0-3 K		4	0	1	0	0	2	5
Eric Rasmussen, R (1, 1) OBP: 0.167, SLG: 0.167 Kurt Bevacqua, R (7, PH) OBP: 0.625, SLG: 0.800			0-0 1B		0-0 6-3		0-0 1B			2	0	1	0	0	0	0
			0-0 1B				0-0 1B			1	0	1	1	0	0	0

Inning Stats	R: 0	H: 0	E: 1	K: 1	S: 5	LOB: 0	BB: 0	P: 5	R: 2	H: 2	E: 0	K: 2	S: 9	LOB: 0	BB: 0	P: 9	R: 0	H: 2	E: 0	K: 1	S: 7	LOB: 2	BB: 0	P: 7	R: 0	H: 0	E: 0	K: 1	S: 5	LOB: 0	BB: 0	P: 5	R: 0	H: 1	E: 0	K: 0	S: 3	LOB: 0	BB: 0	P: 3	R: 0	H: 1	E: 0	K: 1	S: 6	LOB: 1	BB: 0	P: 6	R: 1	H: 2	E: 0	K: 1	S: 7	LOB: 1	BB: 0	P: 7	R: 1	H: 2	E: 1	K: 1	S: 8	LOB: 3	BB: 0	P: 9
PITCHER	IP	WLS	BF	H	R	ER	SO	BB	IBB	HBP	BLK	WP	HR	S	P	ERA	WHIP																																															
Bob Knepper, L (1, 1) ERA: 3.38	7.0	L	31	10	4	4	7	0	0	0	0	0	0	45	45	5.14	1.429																																															
Joe Coleman, R (8, 1) ERA:	0.1		2	0	0	0	0	0	0	1	0	0	0	1	2	0.00	0.000																																															
Gary Lavelle, L (8, 1) ERA:	0.2		2	0	0	0	1	0	0	0	0	0	0	4	4	0.00	0.000																																															


**BOTTOM**

**San Francisco Giants @ San Diego Padres**  
San Diego Stadium, San Diego, CA

Tue Apr 17 1979, 9:05 PM EST  
Att. 16,734 - Unknown

livebaseballscorecards.com

AB	33
R	4
H	10
RBI	4
BB	0
SO	8
LOB	20



1B:	8	SF:	0	WP:	0	PA:	35
2B:	0	SAC:	1	PB:	0		
3B:	1	DP:	0	SB:	0		
HR:	1	HBP:	1	CS:	1		





Batter	1	2	3	4	5	6	7	8	9	AB R H RBI BB SO LOB
Gene Richards, L (1, 8) OBP: 0.250, SLG: 0.293	0-0 BB 3B 1B	0-0 1B		0-0 F8			0-3 K		0-0 E6 HBP BB BB	5 2 2 0 0 1 1
Ozzie Smith, S (1, 6) OBP: 0.164, SLG: 0.173 Gene Tenace, R (9, PH) OBP: 0.442, SLG: 0.419 Bill Almon, R (9, PR)	4-0 BB 3B 1-2 BB	0-0 G3		0-0 4-3			0-0 F8		4-0 BB HBP BB BB BB 1-2 2-3 BB	3 1 0 0 1 0 1 0 0 0 0 1 0 0 0 1 0 0 0 0 0
Jerry Turner, L (1, 7) OBP: 0.327, SLG: 0.277	0-0 F5		0-0 1-3			0-0 F4		0-0 G3	1-0 BB BB HBP 1-2 2-3 3-H	4 0 0 1 0 0 2
Dave Winfield, R (1, 9) OBP: 0.500, SLG: 0.735	0-0 2B 3B 1-H 2-H		0-0 B5-3			0-0 B3-1 2B		0-0 F3	4-0 BB BB BB BB 1-2 2-3 3-H BB	4 1 2 3 1 0 0
Mike Hargrove, L (1, 3) OBP: 0.429, SLG: 0.342	4-0 2B IBB 8-2		0-0 1B 1B			0-0 B3-1		0-0 F8	4-0 BB BB BB BB 1-2 2-3 3-H BB	3 1 1 1 2 0 1
Barry Evans, R (1, 5) OBP: 0.208, SLG: 0.222	0-0 2B 1-3 3-H		0-0 1B 1B			0-0 F7		0-0 F3		4 0 2 1 0 0 1
Bill Fahey, L (1, 2) OBP: 0.333, SLG: 0.444	0-0 8-2		0-0 1B			0-0 G3			0-0 F8	4 0 1 1 0 0 2
Fernando Gonzalez, R (1, 4) OBP: 0.275, SLG: 0.347 Broderick Perkins, L (9, PH) OBP: 0.333, SLG: 0.266			0-0 F8			0-0 5-3			0-0 G3	3 0 0 0 0 0 2 1 0 0 0 0 0 0
Bob Shirley, R (1, 1) John D'Acquisto, R (7, 1) OBP: 0.500, SLG: 1.000 Steve Mura, R (7, 1) Dan Briggs, L (9, PH) OBP: 0.143, SLG: 0.143			0-0 5-3			0-0 F8			0-0 BB HBP E 1B	3 0 0 0 0 1 0 0 0 0 0 0 0 0 0 0 0 0 0 0 0 1 1 1 0 0 0 0

Inning Stats	R: 3	H: 3	E: 0	K: 0	S: 5	LOB: 1	BB: 2	P: 13	R: 0	H: 1	E: 0	K: 0	S: 4	LOB: 1	BB: 0	P: 4	R: 1	H: 3	E: 0	K: 0	S: 6	LOB: 2	BB: 0	P: 6	R: 0	H: 0	E: 0	K: 0	S: 3	LOB: 0	BB: 0	P: 3	R: 0	H: 1	E: 0	K: 0	S: 4	LOB: 1	BB: 0	P: 4	R: 0	H: 0	E: 0	K: 1	S: 5	LOB: 0	BB: 0	P: 5	R: 0	H: 0	E: 0	K: 1	S: 5	LOB: 0	BB: 0	P: 5	R: 0	H: 0	E: 0	K: 1	S: 5	LOB: 0	BB: 0	P: 3	R: 3	H: 1	E: 1	K: 0	S: 4	LOB: 3	BB: 3	P: 17	1B: 6	2B: 3	3B: 1	HR: 0	SF: 0	SAC: 0	DP: 1	HBP: 1	WP: 0	PA: 41
--------------	------	------	------	------	------	--------	-------	-------	------	------	------	------	------	--------	-------	------	------	------	------	------	------	--------	-------	------	------	------	------	------	------	--------	-------	------	------	------	------	------	------	--------	-------	------	------	------	------	------	------	--------	-------	------	------	------	------	------	------	--------	-------	------	------	------	------	------	------	--------	-------	------	------	------	------	------	------	--------	-------	-------	-------	-------	-------	-------	-------	--------	-------	--------	-------	--------


PITCHER	IP	WLS	BF	H	R	ER	SO	BB	IBB	HBP	BLK	WP	HR	S	P	ERA	WHIP
Ed Halicki, R (1, 1) ERA: 3.94	4.0		20	7	4	4	0	0	1	0	0	0	0	18	26	9.00	2.000
Dave Roberts, L (5, 1) ERA:	2.0		7	1	0	0	1	0	0	0	0	0	0	9	9	0.00	0.500
Tom Griffin, R (7, 1) ERA: 4.91	2.2	L	11	1	3	0	1	1	0	0	0	0	0	12	16	0.00	0.750
Gary Lavelle, L (9, 1) ERA:	0.0		2	0	0	0	0	1	0	1	0	0	0	0	5	∞	∞
Joe Coleman, R (9, 1) ERA:	0.0		1	0	0	0	0	1	0	0	0	0	0	0	4	∞	∞

**BOTTOM**

**San Francisco Giants @ San Diego Padres**  
San Diego Stadium, San Diego, CA

Wed Apr 18 1979, 9:05 PM EST  
Att. 18,811 - Unknown

<b>AB</b>	<b>35</b>
<b>R</b>	<b>7</b>
<b>H</b>	<b>9</b>
<b>RBI</b>	<b>7</b>
<b>BB</b>	<b>5</b>
<b>SO</b>	<b>2</b>
<b>LOB</b>	<b>10</b>



PITCHER	IP	WLS	BF	H	R	ER	SO	BB	IBB	HBP	BLK	WP	HR	S	P	ERA	WHIP
---------	----	-----	----	---	---	----	----	----	-----	-----	-----	----	----	---	---	-----	------



Batter	1	2	3	4	5	6	7	8	9	AB R H RBI BB SO LOB	TOP											
<b>Bill North, S</b> (1, 8) <small>OBP: 0.414, SLG: 0.289</small> <b>Gary Lavelle, S</b> (9, 1)	0-0 F7		4-0 PB E BB	0-0 5-3		0-0 1-3 2-H 2B	0-0 1-3 2-H 2B		0-3 K	5 3 2 2 1 1 1 0 0 0 0 0 0 0	<b>San Francisco Giants @ San Diego Padres</b> San Diego Stadium, San Diego, CA Thu Apr 19 1979, 6:33 AM EST Att. 27,366 - Unknown <a href="http://livebaseballscorecards.com">livebaseballscorecards.com</a>											
<b>Terry Whitfield, L</b> (1, 7) <small>OBP: 0.417, SLG: 0.519</small>	0-0 6-3		0-3 K 1-2	0-0 4-3		0-0 2-H 3-H 2B 1B	0-0 2-H 3-H 3B		0-3 K2-3	6 1 2 4 0 2 2												
<b>Bill Madlock, R</b> (1, 4) <small>OBP: 0.213, SLG: 0.226</small>	0-0 F7		4-0 E 1B BB		0-0 6-3	0-0 1-3	0-0 F9			4 1 0 0 1 0 2												
<b>Jack Clark, R</b> (1, 9) <small>OBP: 0.390, SLG: 0.440</small>		4-0 1B FC6-4 BB	0-0 F8		0-3 K	0-0 2-H 2B		0-0 6-3		4 1 1 1 1 1 2												
<b>Darrell Evans, L</b> (1, 5) <small>OBP: 0.322, SLG: 0.358</small>		0-0 FC6-4 BB 1B	0-0 E7 1B HR		4-0 BB	0-0 F5		0-0 G3		4 2 1 0 1 0 2												
<b>Mike Ivie, R</b> (1, 3) <small>OBP: 0.358, SLG: 0.479</small> <b>Willie McCovey, L</b> (2, 3) <small>OBP: 0.556, SLG: 0.889</small>		4-0 FC6-4 BB 1B	0-0 HR 1B		0-0 L3		0-3 K	0-0 2B		0 0 0 0 1 0 0 4 1 2 1 0 1 1												
<b>Marc Hill, R</b> (1, 2) <small>OBP: 0.220, SLG: 0.217</small>		0-0 FC6-4 FC6-4	0-0 HR			0-0 E 2B 1B	4-0 1B 2B BB	0-3 K		4 3 2 4 1 1 3												
<b>Johnnie LeMaster, R</b> (1, 6) <small>OBP: 0.444, SLG: 0.333</small>		0-0 FC6-4	0-0 F7		0-3 K	0-0 2B 3B 1B		0-3 K		5 1 1 1 0 2 2												
<b>Vida Blue, S</b> (1, 1) <b>Larry Herndon, R</b> (9, PH) <small>OBP: 0.500, SLG: 0.750</small> (9, 8)	0-3 K		0-3 K		0-0 FC 2B 1B	0-3 K		0-0 2B		4 1 0 0 0 3 4 1 0 1 0 0 0 0												
<b>Inning Stats</b>	R: 0 E: 0 K: 0 S: 3	H: 0 LOB: 0 BB: 0 P: 3	R: 2 E: 0 K: 1 S: 6	H: 1 LOB: 1 BB: 2 P: 14	R: 5 E: 1 K: 1 S: 8	H: 2 LOB: 0 BB: 2 P: 16	R: 0 E: 0 K: 1 S: 5	H: 0 LOB: 0 BB: 0 P: 5	R: 0 E: 0 K: 1 S: 5	H: 0 LOB: 1 BB: 1 P: 9	R: 4 E: 1 K: 1 S: 10	H: 4 LOB: 1 BB: 0 P: 10	R: 3 E: 0 K: 2 S: 10	H: 3 LOB: 1 BB: 1 P: 14	R: 0 E: 0 K: 1 S: 6	H: 1 LOB: 1 BB: 0 P: 6	R: 0 E: 0 K: 3 S: 10	H: 1 LOB: 1 BB: 0 P: 10	1B: 5 2B: 5 3B: 1 HR: 1	SF: 0 SAC: 0 DP: 0 HBP: 0	WP: 0 PB: 1 SB: 0 CS: 0	PA: 47
<b>PITCHER</b>	IP WLS BF H R ER SO BB IBB HBP BLK WP HR S P ERA WHIP																					
<b>Mickey Lolich, L</b> (1, 1) <small>ERA: 3.86</small>	2.2 L 16 3 7 2 2 4 0 0 0 0 0 1 16 32 6.75 2.625																					
<b>Mark Lee, R</b> (3, 1) <small>ERA: 6.23</small>	2.2 13 3 4 2 3 1 0 0 0 0 0 0 18 22 6.75 1.500																					
<b>John D'Acquisto, R</b> (6, 1) <small>ERA: 13.5</small>	1.2 10 4 3 3 2 1 0 0 0 0 0 0 13 17 16.20 3.000																					
<b>Bob Owchinko, L</b> (8, 1) <small>ERA: 13.5</small>	2.0 8 2 0 0 4 0 0 0 0 0 0 0 16 16 0.00 1.000																					







Batter	1	2	3	4	5	6	7	8	9	AB	R	H	RBI	BB	SO	LOB	TOP										
Gene Richards, L (1, 8) OBP: 0.257, SLG: 0.299	0-3 K		0-0 F7		4-0 G3-6-1 BB	0-0 F7		0-0 E3 1B		4	1	0	0	1	1	4											
Ozzie Smith, S (1, 6) OBP: 0.175, SLG: 0.169	0-0 4-3			0-0 HR 1B	0-0 G3-6-1		0-3 K	0-0 E5 1B		5	1	1	0	0	1	3											
Jerry Turner, L (1, 7) OBP: 0.333, SLG: 0.364 Dan Briggs, L (8, PR) OBP: 0.333, SLG: 0.250	0-0 5-3			0-0 HR		0-0 1B 2B	0-0 G3	0-0 1B		5	2	3	4	0	0	0											
Dave Winfield, R (1, 9) OBP: 0.485, SLG: 0.695		0-0 F8		0-0 E 1B		0-0 G3 WP HR 1B	0-0 E4 BB	0-0 1-3		5	1	2	1	0	0	2											
Mike Hargrove, L (1, 3) OBP: 0.386, SLG: 0.289		0-0 G3		0-0 F7		0-0 G3	4-0 BB BB BB BB		0-0 F7	4	0	0	0	1	0	2											
Gene Tenace, R (1, 2) OBP: 0.451, SLG: 0.472		0-3 K		0-0 E5 FC5-4		0-0 HR	0-0 F7		4-0 BB BB BB BB	4	1	1	2	1	1	3											
Barry Evans, R (1, 5) OBP: 0.241, SLG: 0.255			0-0 5-3	0-3 K		0-0 FC1-5 1B		0-0 G3	0-0 L5	5	0	1	0	0	1	3											
Bill Almon, R (1, 4) OBP: 0.429, SLG: 0.571			0-0 2B	0-0 FC5-4		0-0 FC1-5 1B		0-3 K	0-0 FC6-4 1B	5	0	3	0	0	1	2											
Randy Jones, R (1, 1) OBP: 0.182, SLG: 0.182			0-0 5-3		0-3 K	0-0 FC1-5		0-0 E E 1B	0-0 FC6-4	5	1	1	0	0	1	5											
<b>Inning Stats</b>	R: 0 E: 0 K: 1 S: 5	H: 0 LOB: 0 BB: 0 P: 5	R: 0 E: 0 K: 1 S: 5	H: 0 LOB: 0 BB: 0 P: 5	R: 0 E: 0 K: 0 S: 4	H: 1 LOB: 1 BB: 0 P: 4	R: 2 E: 1 K: 1 S: 9	H: 3 LOB: 2 BB: 0 P: 9	R: 0 E: 0 K: 1 S: 4	H: 0 LOB: 0 BB: 1 P: 8	R: 3 E: 0 K: 0 S: 8	H: 5 LOB: 2 BB: 0 P: 8	R: 0 E: 1 K: 1 S: 6	H: 0 LOB: 2 BB: 1 P: 10	R: 2 E: 2 K: 1 S: 9	H: 2 LOB: 2 BB: 0 P: 9	R: 0 E: 0 K: 0 S: 4	H: 1 LOB: 2 BB: 1 P: 8	1B: 8 2B: 2 3B: 0 HR: 2	SF: 0 SAC: 0 DP: 1 HBP: 0	WP: 1 PB: 0 SB: 0 CS: 0	PA: 45					
<b>PITCHER</b>	IP	WLS	BF	H	R	ER	SO	BB	IBB	HBP	BLK	WP	HR	S	P	ERA	WHIP										
Rick Matula, R (1, 1) ERA: 3.86	5.1	L	25	8	5	5	4	1	0	0	0	1	2	32	36	8.44	1.688										
Adrian Devine, R (6, 1) ERA: 7.71	0.2		3	1	0	0	0	0	0	0	0	0	0	3	3	0.00	1.500										
Mickey Mahler, L (7, 1) ERA: 4.32	1.2		11	2	2	0	2	1	0	0	0	0	0	14	18	0.00	1.800										
Rick Mahler, R (8, 1) ERA:	0.1		1	0	0	0	0	0	0	0	0	0	0	1	1	0.00	0.000										
Craig Skok, L (9, 1) ERA: 0.68	1.0		5	1	0	0	0	1	0	0	0	0	0	4	8	0.00	2.000										

San Diego Padres @ Atlanta Braves  
Atlanta-Fulton County Stadium, Atlanta, GA

Fri Apr 20 1979, 6:05 PM EST  
Att. 10,205 - Unknown

livebaseballscorecards.com

AB	42
R	7
H	12
RBI	7
BB	3
SO	6
LOB	24



Batter	1	2	3	4	5	6	7	8	9	AB R H RBI BB SO LOB
Barry Bonnell, R OBP: 0.347, SLG: 0.614 (1, 8)	0-0 F9			0-0 6-3		0-0 1B 1-2 1B		0-0 P4		4 0 1 0 0 0 0
Glenn Hubbard, R OBP: 0.298, SLG: 0.184 (1, 4)	0-0 G6-4-3 1B			0-0 3-1		0-0 F8		0-0 5-3		4 0 1 0 0 0 2
Jeff Burroughs, R OBP: 0.308, SLG: 0.182 (1, 7)	0-0 G6-4-3 1-2f			0-0 FC6-4 1B		0-0 1-3 2-H 1B			0-0 2B SF9 1B	4 1 3 1 0 0 1
Gary Matthews, R OBP: 0.250, SLG: 0.365 (1, 9)		0-0 6-3		0-0 FC6-4 1-2f		0-0 5-3			0-0 1-3 1B 2B	4 1 1 0 0 0 3
Dale Murphy, R OBP: 0.373, SLG: 0.711 (1, 3)		0-0 F8			0-0 4-3		0-0 HR		0-0 SF9	3 1 1 2 0 0 0
Mike Macha, R (1, 5)		0-0 5-3			0-0 F9		0-0 6-3		0-0 3-H 5-3	4 0 0 0 0 0 1
Bruce Benedict, R OBP: 0.500, SLG: 0.429 (1, 2)			0-0 5-3		0-3 K		0-0 6-3		0-0 2-H FC6-4 1B	4 0 1 1 0 1 0
Pepe Frias, R OBP: 0.270, SLG: 0.333 (1, 6)			0-0 F5		0-0 K	4-0 FC6-4 BB	0-0 6-3		0-0 1-2f FC6-4	3 0 0 0 1 0 1
Rick Matula, R OBP: 0.280, SLG: 0.200 (6, 1) Adrian Devine, R (6, PH) Charlie Spikes, R OBP: 0.250, SLG: 0.667 (7, 1) Mickey Mahler, S OBP: 0.500, SLG: 1.000 (8, 1) Rick Mahler, R (8, PH) Bob Beall, S (8, PH) Craig Skok, R (9, 1)			0-3 K		0-0 FC6-4 1B 1-2f 1B			0-3 K		1 0 0 0 0 0 1 0 0 0 0 0 0 0 0 0 1 1 0 0 0 0 0 1 0 0 0 0 0 0 0 0 0 0 0 0 0 0 0 0 1 0 0 0 0 0 1 0 0 0 0 0 0 0 0 0

BOTTOM

San Diego Padres @ Atlanta Braves  
Atlanta-Fulton County Stadium, Atlanta, GA

Fri Apr 20 1979, 6:05 PM EST  
Att. 10,205 - Unknown

livebaseballscorecards.com

AB	33
R	4
H	8
RBI	4
BB	1
SO	3
LOB	9



Inning Stats	R: 0	H: 1	E: 0	K: 0	S: 3	R: 0	H: 0	E: 0	K: 0	S: 3	R: 0	H: 0	E: 0	K: 1	S: 5	R: 0	H: 1	E: 0	K: 0	S: 4	R: 0	H: 0	E: 0	K: 1	S: 5	R: 1	H: 2	E: 0	K: 0	S: 5	R: 1	H: 1	E: 0	K: 0	S: 4	R: 0	H: 0	E: 0	K: 1	S: 5	R: 2	H: 3	E: 0	K: 0	S: 6	1B: 6	SF: 1	2B: 1	3B: 0	HR: 1	SAC: 0	DP: 1	HBP: 0	WP: 0	PA: 35
--------------	------	------	------	------	------	------	------	------	------	------	------	------	------	------	------	------	------	------	------	------	------	------	------	------	------	------	------	------	------	------	------	------	------	------	------	------	------	------	------	------	------	------	------	------	------	-------	-------	-------	-------	-------	--------	-------	--------	-------	--------

PITCHER	IP	WLS	BF	H	R	ER	SO	BB	IBB	HBP	BLK	WP	HR	S	P	ERA	WHIP
Randy Jones, L ERA: 5.04 (1, 1)	9.0	W	35	8	4	4	3	1	0	0	0	0	1	40	44	4.00	1.000





Batter	1	2	3	4	5	6	7	8	9	AB R H RBI BB SO LOB
Jerry Royster, R OBP: 0.436, SLG: 0.404 (1, 5)	0-0 4-3	0-0 6-3			0-0 F8		4-0 CS BB		0-0 2-H 1B	4 0 1 1 1 0 1
Glenn Hubbard, R OBP: 0.290, SLG: 0.185 (1, 4)	0-0 1B 1B		0-0 G3		0-0 5-3		0-0 F6 1-2		0-0 F3	5 0 1 0 0 0 2
Jeff Burroughs, R OBP: 0.321, SLG: 0.191 (1, 7)	0-0 G6-4-3 1B		0-0 1-3			4-0 2B BB		0-0 6-3		3 1 1 0 1 0 0
Gary Matthews, R OBP: 0.267, SLG: 0.382 (1, 9)	0-0 G6-4-3 1-2f		0-0 F9			0-0 1-H 2B 2B		4-0 WP BB		3 1 1 1 1 0 2
Mike Lum, L OBP: 0.267, SLG: 0.279 (1, 3)		0-0 G3		0-3 K		0-0 2-H 2B		0-3 K		2 0 0 0 0 1 0
Charlie Spikes, R OBP: 0.400, SLG: 1.000 (6, PH)										1 0 1 1 0 0 0
Darrel Chaney, S (7, 6)										1 0 0 0 0 1 1
Dale Murphy, R OBP: 0.382, SLG: 0.694 (1, 2)		0-0 HR 1B		0-0 3-1 1B		0-3 K		0-3 K		4 1 2 0 0 2 2
Barry Bonnell, R OBP: 0.358, SLG: 0.688 (1, 8)		0-0 1-H HR		0-0 3-1 1B		0-0 F8				4 2 2 2 0 0 2
Pepe Frias, R OBP: 0.282, SLG: 0.342 (1, 6)		0-0 5-3 1B		0-0 6-3		0-0 P2				2 0 1 0 0 0 1
Rowland Office, L OBP: 0.333, SLG: 0.545 (6, PH)										1 0 0 0 0 0 1
Gene Garber, R (7, 1)										0 0 0 0 0 0 0
Rick Mahler, R (9, 1)										0 0 0 0 0 0 0
Joe Nolan, L (9, PH)										1 0 0 0 0 0 1
Eddie Solomon, R (1, 1)		0-0 5-3			0-3 K		0-0 F7		0-0 F7	2 0 0 0 0 1 1
Bob Beall, S (7, 3)										2 0 0 0 0 0 1

Inning Stats	R: 0 E: 0 K: 0 S: 4	H: 2 LOB: 1 BB: 0 P: 4	R: 2 E: 0 K: 0 S: 6	H: 3 LOB: 1 BB: 0 P: 6	R: 0 E: 0 K: 0 S: 3	H: 0 LOB: 0 BB: 0 P: 3	R: 0 E: 0 K: 1 S: 6	H: 1 LOB: 1 BB: 0 P: 6	R: 0 E: 0 K: 1 S: 5	H: 0 LOB: 0 BB: 0 P: 5	R: 2 E: 0 K: 1 S: 7	H: 2 LOB: 1 BB: 1 P: 11	R: 0 E: 0 K: 0 S: 2	H: 0 LOB: 0 BB: 1 P: 6	R: 0 E: 0 K: 2 S: 7	H: 0 LOB: 1 BB: 1 P: 11	R: 1 E: 0 K: 0 S: 5	H: 2 LOB: 1 BB: 0 P: 5	1B: 6 2B: 3 3B: 0 HR: 1	SF: 0 SAC: 0 DP: 1 HBP: 0	WP: 1 PB: 0 SB: 0 CS: 1	PA: 38
--------------	------------------------------	---------------------------------	------------------------------	---------------------------------	------------------------------	---------------------------------	------------------------------	---------------------------------	------------------------------	---------------------------------	------------------------------	----------------------------------	------------------------------	---------------------------------	------------------------------	----------------------------------	------------------------------	---------------------------------	----------------------------------	------------------------------------	----------------------------------	--------

PITCHER	IP	WLS	BF	H	R	ER	SO	BB	IBB	HBP	BLK	WP	HR	S	P	ERA	WHIP
Eric Rasmussen, R ERA: 6.23 (1, 1)	5.0		22	7	4	4	2	1	0	0	0	0	1	25	29	7.20	1.600
Bob Shirley, L ERA: 4.96 (6, 1)	0.0		1	1	0	0	0	0	0	0	0	0	1	1		∞	∞
John D'Acquisto, R ERA: 9.28 (6, 1)	4.0	W	15	2	1	1	3	2	0	0	0	1	0	19	27	2.25	1.000

**BOTTOM**

**San Diego Padres @ Atlanta Braves**  
**Atlanta-Fulton County Stadium, Atlanta, GA**  
 Sat Apr 21 1979, 6:05 PM EST  
 Att. 28,950 - Unknown

livebaseballscorecards.com

<b>AB</b>	<b>35</b>
<b>R</b>	<b>5</b>
<b>H</b>	<b>10</b>
<b>RBI</b>	<b>5</b>
<b>BB</b>	<b>3</b>
<b>SO</b>	<b>5</b>
<b>LOB</b>	<b>15</b>





Batter	1	2	3	4	5	6	7	8	9	AB R H RBI BB SO LOB	TOP																									
Gene Richards, L (1, 8) OBP: 0.275, SLG: 0.293	0-3 K		0-0 G1		0-0 SH1-3 1B	0-0 HBP 1B		0-0 4-3		5 1 2 0 0 1 2	<b>San Diego Padres @ Atlanta Braves</b> Atlanta-Fulton County Stadium, Atlanta, GA Sun Apr 22 1979, 3:33 AM EST Att. 4,513 - Unknown																									
Ozzie Smith, S (1, 6) OBP: 0.222, SLG: 0.197	0-0 G1-6-3 1B		0-0 6-3		0-0 SH1-3	1-0 1B HBP		0-0 1B 1B		3 2 2 1 0 0 2																										
Jerry Turner, L (1, 7) OBP: 0.357, SLG: 0.385	0-0 G1-6-3 1-2f			0-3 K	0-0 P3	0-0 1B 1B		0-0 1B 1B		5 0 2 3 0 1 3																										
Dave Winfield, R (1, 9) OBP: 0.487, SLG: 0.721		1-0 CS HBP		0-0 P4		0-0 HR 1B		0-0 6-3		4 1 2 2 0 0 1																										
Gene Tenace, R (1, 3) OBP: 0.433, SLG: 0.500		0-3 K 1-2		4-0 E BB		0-0 SH5-3 1B BB			0-0 1-3	3 1 0 0 2 1 3																										
Barry Evans, R (1, 5) OBP: 0.254, SLG: 0.270		0-0 4-3		0-0 E5 FC5-4		0-0 1B SH5-3 HBP 1B	0-3 K		0-0 G4-6-3 1B	5 1 2 0 0 1 1																										
Fred Kendall, R (1, 2) OBP: 0.288, SLG: 0.167			0-0 SH1-4 1B		0-0 FC5-4 1-2f		0-0 SH5-3 1B		0-0 G4-6-3 1-2f	2 0 1 0 0 0 2																										
Mark Lee, R (4, 1)										0 0 0 0 0 0 0																										
Bob Owchinko, L (4, 1)										0 0 0 0 0 0 0																										
Dan Briggs, L (7, PH) OBP: 0.300, SLG: 0.222										1 0 0 0 0 0 0																										
Rolie Fingers, R (7, 1)										0 0 0 0 0 0 0																										
Broderick Perkins, L (9, PH) OBP: 0.353, SLG: 0.313										1 0 0 0 0 0 1																										
Bill Almon, R (1, 4) OBP: 0.400, SLG: 0.467			0-0 SH1-4 1B		0-0 F7	0-0 HBP 1B 1B		0-0 5-3		4 1 2 1 0 0 0																										
Steve Mura, R (1, 1)			0-0 SH1-4		0-0 SH1-3 1B	0-0 F8		0-0 3-1		0 0 0 0 0 0 0																										
Mike Hargrove, L (4, 3) OBP: 0.391, SLG: 0.294			1-2 2-3							3 0 1 0 0 0 2																										
<b>Inning Stats</b>	R: 0 E: 0 K: 1 S: 5	H: 1 LOB: 0 BB: 0 P: 5	R: 0 E: 0 K: 1 S: 4	H: 0 LOB: 0 BB: 0 P: 5	R: 0 E: 0 K: 0 S: 5	H: 2 LOB: 2 BB: 0 P: 5	R: 0 E: 1 K: 1 S: 6	H: 0 LOB: 2 BB: 1 P: 10	R: 0 E: 0 K: 0 S: 5	H: 2 LOB: 2 BB: 0 P: 5	R: 6 E: 0 K: 0 S: 9	H: 6 LOB: 2 BB: 1 P: 14	R: 0 E: 0 K: 1 S: 5	H: 0 LOB: 0 BB: 0 P: 5	R: 1 E: 0 K: 0 S: 5	H: 2 LOB: 1 BB: 0 P: 5	R: 0 E: 0 K: 0 S: 3	H: 1 LOB: 0 BB: 0 P: 3	1B: 13 2B: 1 3B: 0 HR: 1	SF: 0 SAC: 3 DP: 3 HBP: 2	WP: 0 PB: 0 SB: 1 CS: 1	PA: 43														
<b>PITCHER</b>	IP WLS BF H R ER SO BB IBB HBP BLK WP HR S P ERA WHIP																																			
Larry McWilliams, L (1, 1) ERA: 7.59	5.2		27	8	4	4	3	2	0	1	0	0	1	30	39	6.35	1.765																			
Craig Skok, L (6, 1) ERA: 2.03	0.0		3	2	1	1	0	0	0	1	0	0	0	2	3	∞	∞																			
Adrian Devine, R (6, 1) ERA: 6.0	1.1		5	1	1	1	1	0	0	0	0	0	0	7	7	6.75	0.750																			
Gene Garber, R (8, 1) ERA: 5.27	2.0	W	8	3	1	1	0	0	0	0	0	0	0	8	8	4.50	1.500																			

livebaseballscorecards.com

AB	36
R	7
H	14
RBI	7
BB	2
SO	4
LOB	17



Batter	1	2	3	4	5	6	7	8	9
Glenn Hubbard, R (1, 4) OBP: 0.294, SLG: 0.217	0-3 K ①		0-0 BB 1B	0-0 1B 2B	0-3 K ①		0-0 FC1-6 CS 1-2f	0-0 P3 ③	
Mike Macha, R (1, 5) OBP: 0.222, SLG: 0.125	0-0 6-3 ②		0-0 F8 ①	0-0 BB HR 1B 2-H	0-3 K ②		4-0 BB 1-2		
Jeff Burroughs, R (1, 7) OBP: 0.361, SLG: 0.220 Rowland Office, L (9, 8) OBP: 0.333, SLG: 0.545	0-0 1B		4-0 BB 1B 1-2	4-0 BB HR 1-2	0-0 1B		0-0 5-3 ③		
Dale Murphy, R (1, 2) OBP: 0.400, SLG: 0.731	0-3 K ③		4-0 BB 1B 1-2 2-3	0-0 BB HR 1-H 2-H	0-0 F8 ③		4-0 BB 1B 2B		
Gary Matthews, R (1, 9) OBP: 0.277, SLG: 0.400		0-0 F7 ①	0-0 P1 ②	0-0 BB 1B E		0-0 F8 ①	0-0 BB 1B 2B 1-3		
Mike Lum, L (1, 3) OBP: 0.280, SLG: 0.313		0-0 G3 ②	0-0 FC6-4 1B 1-2 2-3 3-H	0-0 BB 1B 1-2		0-0 BB 2B	0-3 K ①		
Barry Bonnell, R (1, 8) OBP: 0.379, SLG: 0.679		0-0 1B 1B	0-0 FC6-4 1-2f	0-0 BB 1B 1-3 2-H		0-0 F9 ②	0-0 BB 1B 2-H 3-H		
Pepe Frias, R (1, 6) OBP: 0.295, SLG: 0.333		0-0 1B 1-3		5-3 BB 1-2		0-0 5-3 ③	0-0 P5 ②		
Larry McWilliams, L (1, 1) OBP: 0.111, SLG: 0.111 Craig Skok, R (6, 1) Adrian Devine, R (6, 1) Charlie Spikes, R (7, PH) OBP: 0.500, SLG: 1.000 Jerry Royster, R (7, PR) OBP: 0.436, SLG: 0.404 Gene Garber, R (8, 1)		0-3 K ③		0-3 K ③			0-0 FC1-6 1B	4-0 BB 1-2	

AB	R	H	RBI	BB	SO	LOB
6	2	2	0	0	2	3
4	1	1	1	1	1	1
3	1	2	0	2	0	1
0	0	0	0	0	0	0
3	2	1	3	2	1	2
5	2	2	0	0	0	3
5	0	2	1	0	1	3
5	0	3	3	0	0	4
4	0	1	0	1	0	2
3	0	0	0	0	3	5
0	0	0	0	0	0	0
0	0	0	0	0	0	0
1	0	1	0	0	0	0
0	0	0	0	0	0	0
0	0	0	0	1	0	0

AB	R	H	RBI	BB	SO	LOB
39	8	15	8	7	8	24

Inning Stats	R: 0	H: 1	E: 0	K: 2	S: 8	H: 2	LOB: 1	BB: 0	P: 8	R: 0	H: 2	E: 0	K: 1	S: 7	R: 1	H: 2	E: 0	K: 0	S: 5	R: 5	H: 5	E: 1	K: 2	S: 13	R: 0	H: 1	E: 0	K: 2	S: 8	R: 0	H: 1	E: 0	K: 0	S: 4	R: 0	H: 1	E: 0	K: 0	S: 3	R: 2	H: 2	E: 0	K: 1	S: 7	R: 0	H: 2	E: 0	K: 1	S: 7
Steve Mura, R (1, 1) ERA: 3.18	IP	WLS	BF	H	R	ER	SO	BB	IBB	HBP	BLK	WP	HR	S	P	ERA	WHIP																																
Mark Lee, R (4, 1) ERA: 7.27	0.0		4	3	2	1	0	0	0	0	0	0	1	4	4	∞	∞																																
Bob Owchinko, L (4, 1) ERA: 7.2	2.1		10	2	0	0	3	1	0	0	0	0	0	15	19	0.00	1.286																																
Rollie Fingers, R (7, 1) ERA: 2.03	2.0	L	11	3	2	2	1	3	0	0	0	0	0	10	22	9.00	3.000																																

**San Diego Padres @ Atlanta Braves**  
Atlanta-Fulton County Stadium, Atlanta, GA

Sun Apr 22 1979, 3:33 AM EST  
Att. 4,513 - Unknown

livebaseballscores.com

WP: 0 PA: 46  
PB: 0  
SB: 0  
CS: 1





Batter	1	2	3	4	5	6	7	8	9	AB R H RBI BB SO LOB	TOP									
Gene Richards, L (1, 8) OBP: 0.286, SLG: 0.333	0-0 F7		4-0 BB		0-0 G3			0-0 HR		3 1 1 1 1 0 1										
Ozzie Smith, S (1, 6) OBP: 0.224, SLG: 0.188	0-0 5-3		0-0 F8			4-0 BB		0-0 F7		3 0 0 0 1 0 2										
Jerry Turner, L (1, 7) OBP: 0.351, SLG: 0.377	0-0 6-3			0-0 4-3		0-0 4-3		0-0 1B		4 0 1 0 0 0 1										
Dave Winfield, R (1, 9) OBP: 0.475, SLG: 0.694		0-0 1B		0-0 6-3		0-0 5-3		0-0 5-3		4 0 1 0 0 0 2										
Gene Tenace, R (1, 2) OBP: 0.422, SLG: 0.478		0-3 K		0-0 1B		0-0 F8			0-0 L5	4 0 1 0 0 1 2										
Barry Evans, R (1, 5) OBP: 0.239, SLG: 0.254		0-0 F6		0-0 1B			0-0 F6		0-0 6-3	4 0 0 0 0 0 1										
Mike Hargrove, L (1, 3) OBP: 0.368, SLG: 0.273			0-0 6-3		0-0 F7		0-0 4-3		0-0 4-3	4 0 0 0 0 0 0										
Fernando Gonzalez, R (1, 4) OBP: 0.305, SLG: 0.421			0-0 1B		0-0 1B		0-0 F7			3 0 2 0 0 0 0										
Randy Jones, R (1, 1) OBP: 0.167, SLG: 0.167			0-0 1B		0-0 FC1-4			0-0 F3		1 0 0 0 0 0 1										
Don Reynolds, R (5, PH) OBP: 0.200, SLG: 0.600			0-0 BB		0-0 FC1-4					1 0 0 0 0 0 1										
Eric Rasmussen, R (5, 1) OBP: 0.125, SLG: 0.125			1-2f							0 0 0 0 0 0 0										
Bill Almon, R (8, PH) OBP: 0.375, SLG: 0.438										1 0 0 0 0 0 0										
Mark Lee, R (8, 1)										0 0 0 0 0 0 0										
<b>Inning Stats</b>	R: 0 E: 0 K: 0 S: 3	H: 0 LOB: 0 BB: 0 P: 3	R: 0 E: 0 K: 1 S: 5	H: 1 LOB: 0 BB: 0 P: 5	R: 0 E: 0 K: 0 S: 4	H: 1 LOB: 2 BB: 1 P: 8	R: 0 E: 0 K: 0 S: 4	H: 1 LOB: 1 BB: 0 P: 4	R: 0 E: 0 K: 0 S: 3	H: 0 LOB: 1 BB: 1 P: 7	R: 0 E: 0 K: 0 S: 3	H: 0 LOB: 0 BB: 0 P: 3	R: 1 E: 0 K: 0 S: 5	H: 2 LOB: 1 BB: 0 P: 5	R: 0 E: 0 K: 0 S: 3	H: 0 LOB: 0 BB: 0 P: 3	1B: 5 2B: 0 3B: 0 HR: 1	SF: 0 SAC: 0 DP: 0 HBP: 0	WP: 0 PB: 0 SB: 0 CS: 1	PA: 34
<b>PITCHER</b> Ross Grimsley, L (1, 1) ERA: 3.04	IP: 9.0 WLS: W BF: 34 H: 6 R: 1 ER: 1 SO: 1 BB: 2 IBB: 0 HBP: 0 BLK: 0 WP: 0 HR: 1 S: 34 P: 42 ERA: 1.00 WHIP: 0.889																			
<b>PITCHER</b>	IP	WLS	BF	H	R	ER	SO	BB	IBB	HBP	BLK	WP	HR	S	P	ERA	WHIP			

San Diego Padres @ Montreal Expos  
Olympic Stadium, Montreal, QB  
Tue Apr 24 1979, 3:33 AM EST  
Att. 5,152 - Unknown

livebaseballscorecards.com

AB	32
R	1
H	6
RBI	1
BB	2
SO	1
LOB	11



Batter	1	2	3	4	5	6	7	8	9
Andre Dawson, R (1, 8) OBP: 0.348, SLG: 0.600	0-3 K	0-0 2B 1B			0-0 6-3		4-0 CS BB		
Rodney Scott, S (1, 4) OBP: 0.379, SLG: 0.327	0-3 K	0-0 2B			0-3 K		0-0 2-3 1B		
Warren Cromartie, L (1, 7) OBP: 0.328, SLG: 0.452	0-0 G3				0-0 2B		0-0 2-3		
Ellis Valentine, R (1, 9) OBP: 0.274, SLG: 0.281		0-0 HR			0-0 6-3		0-0 BB 1B		
Tony Perez, R (1, 3) OBP: 0.226, SLG: 0.320		0-0 F9				0-0 4-3	4-0 BB 1B		
Gary Carter, R (1, 2) OBP: 0.327, SLG: 0.318		0-0 1B 1B				0-0 E 1B	0-0 F8		
Larry Parrish, R (1, 5) OBP: 0.286, SLG: 0.304		0-0 FC1-5 1B 1B			0-0 L7		0-3 K		
Chris Speier, R (1, 6) OBP: 0.358, SLG: 0.404		0-0 FC1-5 1B 1B			0-0 5-3		0-0 E9 1B		
Ross Grimsley, L (1, 1)		0-0 FC1-5 2B			0-0 5-3		0-0 4-3		

Inning Stats	R: 0	H: 0	E: 0	K: 2	S: 7	R: 4	H: 6	E: 0	K: 0	S: 8	R: 0	H: 1	E: 0	K: 1	S: 6	R: 0	H: 0	E: 0	K: 0	S: 3	R: 0	H: 1	E: 0	K: 1	S: 6	R: 0	H: 2	E: 1	K: 1	S: 7	R: 1	H: 2	E: 0	K: 0	S: 4	R: 0	H: 0	E: 0	K: 0	S: 3
	LOB: 0	BB: 0	P: 7	LOB: 2	BB: 0	P: 8	LOB: 1	BB: 0	P: 6	LOB: 0	BB: 0	LOB: 0	BB: 0	P: 6	LOB: 0	BB: 0	LOB: 2	BB: 0	P: 7	LOB: 2	BB: 2	P: 12	LOB: 0	BB: 0	P: 3	LOB: 0	BB: 0	P: 3	LOB: 0	BB: 0	P: 3	SF: 0	SAC: 0	DP: 0	HBP: 0	WP: 0	PA: 36			

PITCHER	IP	WLS	BF	H	R	ER	SO	BB	IBB	HBP	BLK	WP	HR	S	P	ERA	WHIP
Randy Jones, L (1, 1) ERA: 5.59	4.0	L	18	7	4	4	3	0	0	0	0	0	1	24	24	9.00	1.750
Eric Rasmussen, R (5, 1) ERA: 5.84	3.0		15	5	1	1	2	2	0	0	0	0	0	17	25	3.00	2.333
Mark Lee, R (8, 1) ERA: 6.52	1.0		3	0	0	0	0	0	0	0	0	0	0	3	3	0.00	0.000

**BOTTOM**

**San Diego Padres @ Montreal Expos**  
Olympic Stadium, Montreal, QB  
Tue Apr 24 1979, 3:33 AM EST  
Att. 5,152 - Unknown

AB	R	H	RBI	BB	SO	LOB
3	0	1	1	1	1	0
4	1	2	1	0	2	0
4	0	1	0	0	0	1
4	1	2	2	0	0	1
3	0	1	0	1	0	0
4	1	2	0	0	1	3
4	0	1	0	0	1	1
4	1	2	1	0	0	0
4	1	0	0	0	0	4

AB	34
R	5
H	12
RBI	5
BB	2
SO	5
LOB	10



WP	HR	S	P	ERA	WHIP
0	0	0	0	0.00	0.000



**San Diego Padres @ Montreal Expos**  
 Olympic Stadium, Montreal, QB  
 Wed Apr 25 1979, 3:33 AM EST  
 Att. 5,812 - Unknown

AB	35
R	6
H	11
RBI	6
BB	5
SO	4
LOB	23



WP	0	PA	41
PB	0		
SB	0		
CS	1		

AB	R	H	RBI	BB	SO	LOB
2	1	0	0	1	0	1
0	0	0	0	0	0	0
1	0	0	0	1	1	1
4	0	1	0	0	0	2
4	2	2	0	1	0	2
5	1	2	1	0	2	5
5	1	2	2	0	0	4
2	0	0	0	0	0	3
1	1	1	1	1	0	0
4	0	1	1	0	0	2
4	0	1	1	0	0	1
0	0	0	0	0	0	0
1	0	0	0	0	1	0
1	0	1	0	1	0	0
0	0	0	0	0	0	0
0	0	0	0	0	0	0
1	0	0	0	0	0	2
0	0	0	0	0	0	0
0	0	0	0	0	0	0

Batter	1	2	3	4	5	6	7	8	9										
Gene Richards, L (1, 8) OBP: 0.287, SLG: 0.325 John D'Acquisto, R (5, 1) OBP: 0.250, SLG: 0.500 Gene Tenace, R (7, PH) OBP: 0.424, SLG: 0.468 (7, 3)	4-0 SH5-4 1B BB		0-0 F8		0-0 4-3		0-3 K		4-0 1B BB										
Ozzie Smith, S (1, 6) OBP: 0.225, SLG: 0.192	0-0 SH5-4 1-2		0-0 2-3		0-0 F8		0-0 F5		0-0 1B										
Jerry Turner, L (1, 7) OBP: 0.367, SLG: 0.397	4-0 1B BB		0-0 L7			0-0 2B		0-0 2B 1B	0-0 F6										
Dave Winfield, R (1, 9) OBP: 0.471, SLG: 0.688	0-3 K			0-0 1B		0-0 F3		0-0 1B 2B	0-3 K										
Dan Briggs, L (1, 3) OBP: 0.333, SLG: 0.357 (5, 8)	0-0 FC6-4 1B			0-0 F7		0-0 2B 2B		0-0 F8	0-0 4-3										
Barry Evans, R (1, 5) OBP: 0.233, SLG: 0.246 Kurt Bevacqua, R (6, PH) OBP: 0.636, SLG: 0.857 (6, 5)	0-0 FC6-4			0-0 F8		0-0 G3 2B		4-0 1B 1B BB											
Bill Fahey, L (1, 2) OBP: 0.286, SLG: 0.357		0-0 F9		0-0 F8		0-0 G3		0-0 1B 1B											
Fernando Gonzalez, R (1, 4) OBP: 0.302, SLG: 0.410		0-0 F7			0-0 4-3	0-0 F3		0-0 G4-6-3 1B											
Bob Shirley, R Steve Mura, R Mike Hargrove, L Bill Almon, R Rutlis Fingers, R Broderick Perkins, L Mark Lee, R Bob Owchinko, L		0-3 K			0-0 4-3 2B		0-0 CS BB	0-0 G4-6-3 1-2f											
<b>Inning Stats</b>	R: 1 E: 0 K: 1 S: 6 H: 1 LOB: 2 BB: 2 P: 14	R: 0 E: 0 K: 1 S: 5 H: 0 LOB: 0 BB: 0 P: 5	R: 0 E: 0 K: 0 S: 3 H: 0 LOB: 0 BB: 0 P: 3	R: 0 E: 0 K: 0 S: 4 H: 1 LOB: 1 BB: 0 P: 4	R: 0 E: 0 K: 0 S: 4 H: 1 LOB: 1 BB: 0 P: 4	R: 2 E: 0 K: 0 S: 6 H: 3 LOB: 1 BB: 0 P: 6	R: 0 E: 0 K: 1 S: 4 H: 0 LOB: 1 BB: 1 P: 8	R: 3 E: 0 K: 0 S: 6 H: 4 LOB: 1 BB: 1 P: 10	R: 0 E: 0 K: 1 S: 6 H: 1 LOB: 2 BB: 1 P: 10										
<b>PITCHER</b>	IP WLS BF H R ER SO BB IBB HBP BLK WP HR S P ERA WHIP																		
Steve Rogers, R (1, 1) ERA: 4.85	5.1 W 24 6 3 3 2 2 0 0 0 0 0 0 26 34 5.06 1.500																		
Elias Sosa, R (6, 1) ERA: 1.84	2.0 11 4 3 3 1 2 0 0 0 0 0 0 11 19 13.50 3.000																		
Dan Schatzeder, L (8, 1) ERA: 3.38	1.0 4 1 0 0 0 1 0 0 0 0 0 0 3 7 0.00 2.000																		
David Palmer, R (9, 1) ERA: 2.89	0.2 S 2 0 0 0 1 0 0 0 0 0 0 0 4 4 0.00 0.000																		

livebaseballscorecards.com





Batter	1	2	3	4	5	6	7	8	9	AB R H RBI BB SO LOB	TOP																					
Ozzie Smith, S OBP: 0.214, SLG: 0.182 (1, 6) X	0-0 F8 ①		0-0 L4 ③			0-0 G3 ①			0-0 4-3 ①	4 0 0 0 0 0 1	<b>San Diego Padres @ Philadelphia Phillies</b> Veterans Stadium, Philadelphia, PA Fri Apr 27 1979, 6:05 PM EST Att. 28,522 - Unknown <a href="http://livebaseballscorecards.com">livebaseballscorecards.com</a>																					
Mike Hargrove, L OBP: 0.378, SLG: 0.288 (1, 3) SSS	0-3 K ②			4-0 BB ①		0-0 F7 ②		0-0 F8 ②	3 0 0 0 1 1 0																							
Jerry Turner, L OBP: 0.361, SLG: 0.390 (1, 7) X	0-0 F5 ③			0-0 F8 ①		0-0 F5 ③		0-0 1B ①	4 0 1 0 0 0 1																							
Dave Winfield, R OBP: 0.449, SLG: 0.654 (1, 9) X		0-0 1-3 ①		0-3 K ②		0-0 6-3 ①		0-3 K ③	4 0 0 0 0 2 2																							
Dan Briggs, L OBP: 0.278, SLG: 0.294 (1, 8) X		0-0 F9 ②		0-0 F8 ③		0-0 F7 ②			3 0 0 0 0 0 1																							
Gene Tenace, R OBP: 0.420, SLG: 0.449 (1, 2) SSS		0-3 K ③			4-0 BB ①	0-0 F8 ③			2 0 0 0 1 1 0																							
Kurt Bevacqua, R OBP: 0.571, SLG: 0.700 (1, 5) X			0-0 6-3 ①		0-0 G6-4-3 ①		0-0 1B ①		3 0 1 0 0 0 1																							
Fernando Gonzalez, R OBP: 0.318, SLG: 0.438 (1, 4) X			0-0 2B ②		0-0 1B ②		0-0 G4-6-3 ②		3 0 2 0 0 0 1																							
Gaylord Perry, R OBP: 0.111, SLG: 0.222 Gene Richards, L OBP: 0.284, SLG: 0.321 Eric Rasmussen, R OBP: 0.125, SLG: 0.125 (1, 1) (8, PH) (8, 1) SSS	0-3 K ②		0-3 K ③		0-3 K ③		0-0 6-3 ③		2 0 0 0 0 2 2 1 0 0 0 0 0 0 0 0 0 0 0 0 0																							
<b>Inning Stats</b>	R: 0 E: 0 K: 1 S: 5	H: 0 LOB: 0 BB: 0 P: 5	R: 0 E: 0 K: 1 S: 5	H: 0 LOB: 0 BB: 0 P: 5	R: 0 E: 0 K: 1 S: 6	H: 1 LOB: 1 BB: 0 P: 6	R: 0 E: 0 K: 1 S: 5	H: 0 LOB: 1 BB: 1 P: 9	R: 0 E: 0 K: 0 S: 3	H: 0 LOB: 0 BB: 0 P: 3	R: 0 E: 0 K: 0 S: 3	H: 0 LOB: 0 BB: 0 P: 3	R: 0 E: 0 K: 0 S: 3	H: 1 LOB: 0 BB: 0 P: 3	R: 0 E: 0 K: 1 S: 6	H: 1 LOB: 1 BB: 0 P: 6	1B: 3 2B: 1 3B: 0 HR: 0	SF: 0 SAC: 0 DP: 2 HBP: 0	WP: 0 PB: 0 SB: 0 CS: 0	PA: 31												
<b>PITCHER</b> Nino Espinosa, R ERA: 1.55 (1, 1)	IP 9.0	WLS W	BF 31	H 4	R 0	ER 0	SO 6	BB 2	IBB 0	HBP 0	BLK 0	WP 0	HR 0	S 41	P 49	ERA 0.00	WHIP 0.667															
											<b>PITCHER</b>	IP	WLS	BF	H	R	ER	SO	BB	IBB	HBP	BLK	WP	HR	S	P	ERA	WHIP				

AB	29
R	0
H	4
RBI	0
BB	2
SO	6
LOB	9



Batter	1	2	3	4	5	6	7	8	9	AB	R	H	RBI	BB	SO	LOB
--------	---	---	---	---	---	---	---	---	---	----	---	---	-----	----	----	-----

<b>Bake McBride, L</b> OBP: 0.286, SLG: 0.379 (1, 9) X	0-0 P6 1B	0-0 S 1B		X 0-0 G3		X 0-0 F9				4	1	1	0	0	0	3
<b>Larry Bowa, S</b> OBP: 0.419, SLG: 0.377 (1, 6) X	0-0 F9	0-0 1-H 1B			X 0-0 F9		X 0-0 G6-4-3 1B			4	0	2	1	0	0	0
<b>Pete Rose, S</b> OBP: 0.453, SLG: 0.424 (1, 3) X	0-0 BB HBP 1B	0-0 F3			X 0-0 FC6-4 1B		0-3 K			4	1	2	0	0	1	2
<b>Greg Luzinski, R</b> OBP: 0.414, SLG: 0.491 (1, 7) X	0-0 HBP BB 1-2 1B		S S S 0-3 K		X 0-0 FC6-4 1-2f		X 0-0 G6-4-3 1-2f			4	0	1	0	0	1	2
<b>Mike Schmidt, R</b> OBP: 0.400, SLG: 0.574 (1, 5) B B B B	4-0 HBP 1-2 2-3 BB		X 0-0 5-3		X 0-0 F7			X 0-0 4-3 2B		3	0	1	0	1	0	1
<b>Garry Maddox, R</b> OBP: 0.415, SLG: 0.610 (1, 8) H	1-0 1-2 2-3 3-H HBP		X 0-0 P5			X 0-0 F7		X 0-0 4-3		3	0	0	1	0	0	1
<b>Manny Trillo, R</b> OBP: 0.369, SLG: 0.383 (1, 4) X	0-0 3-1		S S S 0-3 K		S S S 4-0 BB BB		BB B B 4-0 BB IBB			2	0	0	0	2	1	3
<b>Bob Boone, R</b> OBP: 0.275, SLG: 0.340 (1, 2)		X 0-0 F9		X 0-0 F7		X 0-0 F5		X 0-0 G5-4-3 1-2f		4	0	0	0	0	0	3
<b>Nino Espinosa, R</b> OBP: 0.273, SLG: 0.200 (1, 1)		X 0-0 4-3		X 0-0 1B		X 0-0 1B				3	0	2	0	0	0	0

Inning Stats	R: 1	H: 2	E: 0	LOB: 3	K: 0	BB: 1	S: 5	P: 10	R: 1	H: 2	E: 0	LOB: 1	K: 0	BB: 0	S: 5	P: 5	R: 0	H: 0	E: 0	LOB: 0	K: 1	BB: 0	S: 5	P: 5	R: 0	H: 1	E: 0	LOB: 1	K: 0	BB: 0	S: 4	P: 4	R: 0	H: 1	E: 0	LOB: 2	K: 0	BB: 1	S: 4	P: 8	R: 0	H: 1	E: 0	LOB: 0	K: 1	BB: 0	S: 5	P: 5	R: 0	H: 1	E: 0	LOB: 1	K: 0	BB: 1	S: 3	P: 7
--------------	------	------	------	--------	------	-------	------	-------	------	------	------	--------	------	-------	------	------	------	------	------	--------	------	-------	------	------	------	------	------	--------	------	-------	------	------	------	------	------	--------	------	-------	------	------	------	------	------	--------	------	-------	------	------	------	------	------	--------	------	-------	------	------

PITCHER	IP	WLS	BF	H	R	ER	SO	BB	IBB	HBP	BLK	WP	HR	S	P	ERA	WHIP
<b>Gaylord Perry, R</b> ERA: 2.53 (1, 1)	7.0	L	31	8	2	2	3	2	0	1	0	0	0	34	43	2.57	1.429
<b>Eric Rasmussen, R</b> ERA: 5.61 (8, 1)	1.0		4	1	0	0	0	0	1	0	0	0	0	3	7	0.00	1.000

**BOTTOM**

**San Diego Padres @ Philadelphia Phillies**  
Veterans Stadium, Philadelphia, PA  
Fri Apr 27 1979, 6:05 PM EST  
Att. 28,522 - Unknown

<b>AB</b>	<b>31</b>
<b>R</b>	<b>2</b>
<b>H</b>	<b>9</b>
<b>RBI</b>	<b>2</b>
<b>BB</b>	<b>3</b>
<b>SO</b>	<b>3</b>
<b>LOB</b>	<b>15</b>



WP	PA	ERA	WHIP
0	35		



Batter	1	2	3	4	5	6	7	8	9	AB R H RBI BB SO LOB	TOP
Ozzie Smith, S OBP: 0.225, SLG: 0.195 (1, 6) X	0-0 6-3		0-0 CS 1B			0-0 WP SH3 2B 1B	0-0 5-3		0-0 4-3	5 1 2 0 0 0 0	
Barry Evans, R OBP: 0.234, SLG: 0.247 (1, 5) S S S	0-3 K		0-0 CS 1-2	0-3 K		0-0 SH3 1-2	0-0 F9		0-0 CS 1B	4 0 1 0 0 2 0	
Jerry Turner, L OBP: 0.386, SLG: 0.420 (1, 7) X	0-0 1B			0-0 1-3		4-0 2B 1B BB	0-0 1B		0-0 1B 2B	4 2 3 0 1 0 0	
Dave Winfield, R OBP: 0.447, SLG: 0.651 (1, 9) X	0-0 P4			0-0 F8		0-0 1B 2B 3-H	0-0 F8		0-0 1B 1B 2-H	5 2 2 2 0 0 2	
Kurt Bevacqua, R OBP: 0.611, SLG: 0.667 (1, 3) X		0-0 F9			4-0 4-3 BB	4-0 E 1B IBB		0-0 1B 1B	0-0 1B 1B 1-H	2 0 1 0 2 0 0 1 0 1 1 0 0 0	
Gene Tenace, R OBP: 0.405, SLG: 0.426 (1, 2) S S S	0-3 K				0-0 F3	0-0 E7 1B 1-3 2-H 3-H		0-0 F8	0-0 F8	5 0 1 2 0 1 3	
Dan Briggs, L OBP: 0.227, SLG: 0.238 (1, 8) S S S	0-3 K				0-0 4-3 1-2	0-0 G3		0-3 K		4 0 0 0 0 2 4	
Fernando Gonzalez, R OBP: 0.343, SLG: 0.439 (1, 4) X			0-0 F7		4-0 IBB	4-0 IBB		0-0 FC5-4 1B 1-2		2 0 1 0 2 0 0	
Randy Jones, R OBP: 0.154, SLG: 0.154 (1, 1) X			0-0 L6		0-3 K	0-3 K		0-0 FC5-4 1-2f		1 0 0 0 0 0 0	
John D'Acquisto, R OBP: 0.143, SLG: 0.286 (4, 1) S S S										3 0 0 0 0 2 7	
<b>Inning Stats</b>	R: 0 E: 0 K: 1 S: 6 H: 1 LOB: 1 BB: 0 P: 6	R: 0 E: 0 K: 2 S: 7 H: 0 LOB: 0 BB: 0 P: 7	R: 0 E: 0 K: 0 S: 3 H: 1 LOB: 0 BB: 0 P: 3	R: 0 E: 0 K: 1 S: 5 H: 0 LOB: 0 BB: 0 P: 5	R: 0 E: 0 K: 1 S: 5 H: 0 LOB: 2 BB: 2 P: 13	R: 3 E: 1 K: 1 S: 8 H: 3 LOB: 3 BB: 3 P: 20	R: 0 E: 0 K: 0 S: 4 H: 1 LOB: 1 BB: 0 P: 4	R: 0 E: 0 K: 1 S: 7 H: 2 LOB: 2 BB: 0 P: 7	R: 2 E: 0 K: 0 S: 6 H: 4 LOB: 1 BB: 0 P: 6	1B: 10 2B: 2 3B: 0 HR: 0 SF: 0 SAC: 1 DP: 0 HBP: 0	WP: 1 PB: 0 SB: 0 CS: 2 PA: 43
<b>PITCHER</b> Steve Carlton, L ERA: 4.79 (1, 1)	IP: 7.0 WLS: L BF: 31 H: 6 R: 3 ER: 3 SO: 6 BB: 2 IBB: 3 HBP: 0 BLK: 0 WP: 1 HR: 0 S: 38 P: 58 ERA: 3.86 WHIP: 1.143										
<b>PITCHER</b> Doug Bird, R ERA: 5.59 (8, 1)	IP: 2.0 WLS: L BF: 11 H: 6 R: 2 ER: 2 SO: 1 BB: 0 IBB: 0 HBP: 0 BLK: 0 WP: 0 HR: 0 S: 13 P: 13 ERA: 9.00 WHIP: 3.000										

San Diego Padres @ Philadelphia Phillies  
Veterans Stadium, Philadelphia, PA  
Sat Apr 28 1979, 6:05 PM EST  
Att. 31,633 - Unknown

AB	36
R	5
H	12
RBI	5
BB	5
SO	7
LOB	16



WP: 1	PA: 43
PB: 0	
SB: 0	
CS: 2	

ERA	WHIP

1B: 10	SF: 0
2B: 2	SAC: 1
3B: 0	DP: 0
HR: 0	HBP: 0

Batter	1	2	3	4	5	6	7	8	9	AB	R	H	RBI	BB	SO	LOB
--------	---	---	---	---	---	---	---	---	---	----	---	---	-----	----	----	-----

<b>Bake McBride, L</b> OBP: 0.299, SLG: 0.393 (1, 9) X	0-0 F8 9-2 2B		0-0 F9			0-3 K		4-0 S BB		3	0	1	0	1	1	2
<b>Larry Bowa, S</b> OBP: 0.410, SLG: 0.359 (1, 6) X	0-0 F8 2-3		0-0 F9			4-0 BB BB		0-0 F7 1-2		3	0	0	0	1	0	4
<b>Pete Rose, S</b> OBP: 0.443, SLG: 0.403 (1, 3) X	0-0 9-2 3-Hr			0-0 4-3		4-0 FC6 BB		0-3 K		3	0	0	0	1	1	2
<b>Mike Schmidt, R</b> OBP: 0.377, SLG: 0.534 (1, 5) X		0-0 F9		0-0 F8		0-3 K		0-0 F7		4	0	0	0	0	1	3
<b>Garry Maddox, R</b> OBP: 0.406, SLG: 0.587 (1, 8) X		0-0 CS 1B		0-0 F9		0-0 FC6 1-2f		0-3 K		4	0	1	0	0	1	2
<b>Manny Trillo, R</b> OBP: 0.348, SLG: 0.359 (1, 4) X		0-0 6-3 1-2			0-0 6-3		0-0 F3		0-0 F9	4	0	0	0	0	0	1
<b>Mike Anderson, R</b> OBP: 1.000, SLG: 2.000 (1, 7) X			0-0 2B		4-0 FC4-6 BB		0-0 F8		0-0 F8	1	0	1	0	1	0	0
<b>Greg Gross, L</b> OBP: 0.143, SLG: 0.143 (7, PH) (8, 7)										2	0	0	0	0	0	0
<b>Tim McCarver, L</b> OBP: 0.222, SLG: 0.214 (1, 2) H			1-0 2B		0-0 FC4-6 1-2f		4-0 1B BB			1	0	0	0	1	0	1
<b>Doug Bird, R</b> (8, 1)										0	0	0	0	0	0	0
<b>Steve Carlton, L</b> OBP: 0.200, SLG: 0.077 (1, 1) S			0-3 K		0-0 F8		0-0 1B			2	0	0	0	0	1	3
<b>Dave Rader, L</b> OBP: 0.333, SLG: 0.333 (7, PH) (8, 2) S										1	0	1	0	0	0	0

Inning Stats	R: 0	H: 1	R: 0	H: 1	R: 0	H: 1	R: 0	H: 0	R: 0	H: 0	R: 0	H: 1	R: 0	H: 0	R: 0	H: 0	R: 0	H: 0	R: 0	H: 0	1B: 2	SF: 0	WP: 0	PA: 34
	E: 0	LOB: 0	E: 0	LOB: 0	E: 0	LOB: 2	E: 0	LOB: 0	E: 0	LOB: 2	E: 0	LOB: 1	E: 0	LOB: 1	E: 0	LOB: 1	E: 0	LOB: 0	E: 0	LOB: 0	E: 0	LOB: 0	PB: 0 <td>PA: 34</td>	PA: 34
	K: 0	BB: 0	K: 0	BB: 0	K: 1	BB: 0	K: 0	BB: 0	K: 0	BB: 2	K: 0	BB: 1	K: 1	BB: 1	K: 1	BB: 1	K: 1	BB: 0	K: 1	BB: 0	K: 1	BB: 1	SB: 1 <td>PA: 34</td>	PA: 34
	S: 3	P: 3	S: 3	P: 3	S: 6	P: 7	S: 3	P: 3	S: 7	P: 15	S: 3	P: 7	S: 5	P: 9	S: 5	P: 5	S: 5	P: 9	S: 5	P: 5	S: 5	P: 5	CS: 1 <td>PA: 34</td>	PA: 34

PITCHER	IP	WLS	BF	H	R	ER	SO	BB	IBB	HBP	BLK	WP	HR	S	P	ERA	WHIP
<b>Randy Jones, L</b> ERA: 5.06 (1, 1)	3.0		11	3	0	0	1	0	0	1	0	0	0	12	13	0.00	1.000
<b>John D'Acquisto, R</b> ERA: 5.3 (4, 1)	6.0	W	23	1	0	0	4	5	0	0	0	0	0	26	46	0.00	1.000

**BOTTOM**

**San Diego Padres @ Philadelphia Phillies**  
Veterans Stadium, Philadelphia, PA

livebaseballscores.com

<b>AB</b>	<b>28</b>
<b>R</b>	<b>0</b>
<b>H</b>	<b>4</b>
<b>RBI</b>	<b>0</b>
<b>BB</b>	<b>5</b>
<b>SO</b>	<b>5</b>
<b>LOB</b>	<b>18</b>



WP	PA	ERA	WHIP
0	34		

Sat Apr 28 1979, 6:05 PM EST  
Att. 31,633 - Unknown



Batter	1	2	3	4	5	6	7	8	9	AB R H RBI BB SO LOB	TOP																									
Ozzie Smith, S OBP: 0.226, SLG: 0.198 (1, 6)	0-0 F9		0-0 SH5-3 E 1B	0-0 F8			0-0 4-3			4 1 1 0 0 0 1	<b>San Diego Padres @ Philadelphia Phillies</b> Veterans Stadium, Philadelphia, PA Sun Apr 29 1979, 3:33 AM EDT Att: 50,722 - Unknown <a href="http://livebaseballscorecards.com">livebaseballscorecards.com</a>																									
Barry Evans, R OBP: 0.225, SLG: 0.237 (1, 5)	0-0 F9		0-0 SH5-3 1-2		0-0 4-3			0-0 F7		3 0 0 0 0 0 0																										
Jerry Turner, L OBP: 0.370, SLG: 0.400 (1, 7)	0-3 K		0-0 F7		0-0 4-1			0-3 K		4 0 0 0 0 2 1																										
Dave Winfield, R OBP: 0.429, SLG: 0.622 (1, 9)		0-0 F8	0-0 E4 BB 2-H		0-0 F3			0-0 5-3		4 0 0 0 0 0 0																										
Kurt Bevacqua, R OBP: 0.619, SLG: 0.643 Broderick Perkins, L OBP: 0.350, SLG: 0.316 (1, 3) (9, PH) (9, 3)		0-0 HR 1B	4-0 1-2 BB		0-0 4-3			0-0 F9		2 1 1 0 1 0 0 1 0 0 0 0 0 0																										
Gene Tenace, R OBP: 0.397, SLG: 0.466 (1, 2)		0-0 HR 1-H	0-0 F7		0-0 5-3			0-0 F8		4 1 1 2 0 0 2																										
Dan Briggs, L OBP: 0.231, SLG: 0.240 (1, 8)		0-0 4-3		0-0 FC1-6 1B		0-3 K		0-0 F8		4 0 1 0 0 1 0																										
Fernando Gonzalez, R OBP: 0.342, SLG: 0.435 (1, 4)		0-0 1B		0-0 F9			0-0 5-3			3 0 1 0 0 0 1																										
Steve Mura, R Rollie Fingers, R (1, 1) (6, 1)		0-0 1-3		0-0 FC1-6 1-2f		0-3 K				2 0 0 0 0 0 2 1 0 0 0 0 1 0																										
<b>Inning Stats</b>	R: 0 E: 0 K: 1 S: 5	H: 0 LOB: 0 BB: 0 P: 5	R: 2 E: 0 K: 0 S: 6	H: 3 LOB: 1 BB: 0 P: 6	R: 1 E: 1 K: 0 S: 5	H: 1 LOB: 2 BB: 0 P: 9	R: 0 E: 0 K: 0 S: 4	H: 1 LOB: 1 BB: 0 P: 4	R: 0 E: 0 K: 0 S: 3	H: 0 LOB: 0 BB: 0 P: 3		R: 0 E: 0 K: 1 S: 5	H: 0 LOB: 0 BB: 0 P: 5	R: 0 E: 0 K: 1 S: 5	H: 0 LOB: 0 BB: 0 P: 5	R: 0 E: 0 K: 0 S: 3	H: 0 LOB: 0 BB: 0 P: 3	1B: 4 2B: 0 3B: 0 HR: 1	SF: 0 SAC: 1 DP: 0 HBP: 0	WP: 0 PB: 0 SB: 0 CS: 0	PA: 34															
<b>PITCHER</b>	IP WLS BF H R ER SO BB IBB HBP BLK WP HR S P ERA WHIP																																			
Randy Lerch, L ERA: 3.06 (1, 1)	5.0	22	5	3	2	1	1	0	0	0	0	0	1	23	27	3.60	1.200																			
Rawly Eastwick, R ERA: (6, 1)	2.0	6	0	0	0	2	0	0	0	0	0	0	0	10	10	0.00	0.000																			
Ron Reed, R ERA: 0.84 (8, 1)	2.0	W 6	0	0	0	1	0	0	0	0	0	0	0	8	8	0.00	0.000																			

AB	32
R	3
H	5
RBI	2
BB	1
SO	4
LOB	7



Batter	1	2	3	4	5	6	7	8	9	AB	R	H	RBI	BB	SO	LOB
<b>Bake McBride, L</b> (1, 9) OBP: 0.296, SLG: 0.375	0-0 F2		4-0 BB			0-0 F8		0-0 P6		3	0	0	0	1	0	0
<b>Larry Bowa, S</b> (1, 6) OBP: 0.415, SLG: 0.358	4-0 BB		0-3 K			0-0 1B 2B 1B		0-0 5-3		3	1	1	0	1	1	1
<b>Pete Rose, S</b> (1, 3) OBP: 0.446, SLG: 0.409	0-3 K			0-0 4-3		0-0 1B 2B 1B		0-0 1B		4	1	2	0	0	1	1
<b>Greg Luzinski, R</b> (1, 7) OBP: 0.419, SLG: 0.500	0-0 5-3			1-0 CS HBP		0-0 1H 2B		0-3 K		3	0	1	2	0	1	2
<b>Mike Schmidt, R</b> (1, 5) OBP: 0.370, SLG: 0.508		0-3 K		0-3 K		0-0 L6			4-0 2B WP BB	3	1	0	0	1	2	2
<b>Garry Maddox, R</b> (1, 8) OBP: 0.397, SLG: 0.582		0-3 K			0-0 E4 5-3	0-0 6-3			0-0 WP 1B 2B	4	1	1	0	0	1	1
<b>Manny Trillo, R</b> (1, 4) OBP: 0.342, SLG: 0.353		0-3 K			0-0 F8		0-0 6-3		0-0 2H 3H 1B	4	0	1	1	0	1	1
<b>Bob Boone, R</b> (1, 2) OBP: 0.259, SLG: 0.320			0-3 K		0-0 5-3		0-0 5-3			3	0	0	0	0	1	1
<b>Randy Lerch, L</b> (1, 1) OBP: 0.077, SLG: 0.077			0-0 F8		0-0 F8		0-0 F7			1	0	0	0	0	0	0
<b>Greg Gross, L</b> (5, PH) OBP: 0.125, SLG: 0.125										1	0	0	0	0	0	1
<b>Rawly Eastwick, R</b> (6, 1)										0	0	0	0	0	0	0
<b>Tim McCarver, L</b> (7, PH) OBP: 0.211, SLG: 0.200										1	0	0	0	0	0	0
<b>Ron Reed, R</b> (8, 1) OBP: 0.500, SLG: 1.000										0	0	0	0	0	0	0

Inning Stats	R: 0	H: 0	E: 0	K: 1	S: 5	LOB: 1	BB: 1	P: 9	R: 0	H: 0	E: 0	K: 3	S: 9	LOB: 0	BB: 0	P: 9	R: 0	H: 0	E: 0	K: 2	S: 7	LOB: 1	BB: 1	P: 11	R: 0	H: 0	E: 0	K: 1	S: 4	LOB: 1	BB: 0	P: 5	R: 0	H: 0	E: 1	K: 0	S: 4	LOB: 1	BB: 0	P: 4	R: 2	H: 3	E: 0	K: 0	S: 6	LOB: 1	BB: 0	P: 6	R: 0	H: 0	E: 0	K: 0	S: 3	LOB: 0	BB: 0	P: 3	R: 0	H: 1	E: 0	K: 1	S: 6	LOB: 1	BB: 0	P: 6	R: 2	H: 2	E: 0	K: 0	S: 2	LOB: 1	BB: 1	P: 6	1B: 4	2B: 3	3B: 0	HR: 0	SF: 0	SAC: 0	DP: 1	HBP: 1	WP: 1	PA: 34
--------------	------	------	------	------	------	--------	-------	------	------	------	------	------	------	--------	-------	------	------	------	------	------	------	--------	-------	-------	------	------	------	------	------	--------	-------	------	------	------	------	------	------	--------	-------	------	------	------	------	------	------	--------	-------	------	------	------	------	------	------	--------	-------	------	------	------	------	------	------	--------	-------	------	------	------	------	------	------	--------	-------	------	-------	-------	-------	-------	-------	--------	-------	--------	-------	--------

PITCHER	IP	WLS	BF	H	R	ER	SO	BB	IBB	HBP	BLK	WP	HR	S	P	ERA	WHIP
<b>Steve Mura, R</b> (1, 1) ERA: 2.66	5.1		22	3	2	2	7	2	0	1	0	0	0	33	42	3.38	0.938
<b>Rollie Fingers, R</b> (6, 1) ERA: 4.24	2.2	L	12	3	2	2	1	1	0	0	0	1	0	13	17	6.75	1.500

**BOTTOM**

**San Diego Padres @ Philadelphia Phillies**  
Veterans Stadium, Philadelphia, PA

Sun Apr 29 1979, 3:33 AM EDT  
Att. 50,722 - Unknown

<b>AB</b>	<b>30</b>
<b>R</b>	<b>4</b>
<b>H</b>	<b>6</b>
<b>RBI</b>	<b>3</b>
<b>BB</b>	<b>3</b>
<b>SO</b>	<b>8</b>
<b>LOB</b>	<b>10</b>

[livebaseballscorecards.com](http://livebaseballscorecards.com)



Batter	1	2	3	4	5	6	7	8	9	AB R H RBI BB SO LOB	TOP											
Gene Richards, L (1, 8) OBP: 0.293, SLG: 0.341	0-0 G3		0-0 SH5-3 F4-5 2B		0-0 L6		0-0 CS 1B			4 0 2 0 0 0 0	<p><b>San Diego Padres @ New York Mets</b> Shea Stadium, Flushing, NY</p> <p>Mon Apr 30 1979, 7:05 PM EDT Att. 6,154 - Unknown</p> <p>livebaseballscorecards.com</p>											
Ozzie Smith, S (1, 6) OBP: 0.219, SLG: 0.191	0-0 F4		0-0 SH5-3 2-3		0-0 P5		0-0 F8 1-2			3 0 0 0 0 0 1												
Jerry Turner, L (1, 7) OBP: 0.365, SLG: 0.393	0-0 1B		0-0 F4-5 3-H		0-0 L3		0-0 F4-3			4 0 1 0 0 0 1												
Dave Winfield, R (1, 9) OBP: 0.441, SLG: 0.670	0-3 K			0-0 SF9 3B		0-0 FC4-2 3B		0-0 G3 1B		4 1 3 0 0 1 1												
Mike Hargrove, L (1, 3) OBP: 0.372, SLG: 0.274		4-0 BB 1B BB		0-0 F1-4-3		0-0 G3		0-0 G3 1-2		3 1 0 0 1 0 3												
Bill Fahey, L (1, 2) OBP: 0.375, SLG: 0.357		4-0 BB BB		4-0 F1-4-3		0-0 FC4-2 3-H		0-0 5-3		0 0 0 0 2 0 0												
Broderick Perkins, L (6, PH) OBP: 0.333, SLG: 0.300		1-2 1B BB		0-0 SF9 BB		0-0 F2				1 0 0 0 0 0 1												
Gene Tenace, R (6, 2) OBP: 0.392, SLG: 0.458		1-2 1B BB		0-0 SF9		0-0 F2				1 0 0 0 0 0 1												
Barry Evans, R (1, 5) OBP: 0.226, SLG: 0.241		0-0 F6-4-3 1-3 2-H 1B		0-0 SF9		0-0 F2				3 0 1 2 0 1 1												
Fernando Gonzalez, R (1, 4) OBP: 0.351, SLG: 0.472		0-0 F6-4-3 1-2		4-0 IBB		0-0 HR				3 1 1 1 1 0 2												
Bob Owchinko, L (1, 1)		0-3 K		0-0 1-3		0-0 P3				2 0 0 0 0 1 3												
Eric Rasmussen, R (5, 1) OBP: 0.125, SLG: 0.125		0-3 K		0-0 1-3						0 0 0 0 0 0 0												
Dan Briggs, L (7, PH) OBP: 0.222, SLG: 0.231										1 0 0 0 0 0 0												
Bob Shirley, R (7, 1)										0 0 0 0 0 0 0												
Kurt Bevacqua, R (9, PH) OBP: 0.591, SLG: 0.600										1 0 0 0 0 0 0												
<b>Inning Stats</b>	R: 0 E: 0 K: 1 S: 6	H: 1 LOB: 1 BB: 0 P: 6	R: 1 E: 0 K: 1 S: 5	H: 1 LOB: 1 BB: 2 P: 13	R: 0 E: 0 K: 0 S: 3	H: 1 LOB: 0 BB: 0 P: 3	R: 1 E: 0 K: 0 S: 4	H: 1 LOB: 2 BB: 2 P: 12	R: 0 E: 0 K: 0 S: 3	H: 0 LOB: 0 BB: 0 P: 3	R: 0 E: 0 K: 0 S: 4	H: 1 LOB: 1 BB: 0 P: 4	R: 1 E: 0 K: 0 S: 4	H: 2 LOB: 0 BB: 0 P: 4	R: 0 E: 0 K: 0 S: 4	H: 1 LOB: 1 BB: 0 P: 4	R: 0 E: 0 K: 1 S: 5	H: 0 LOB: 0 BB: 0 P: 5	1B: 4 2B: 2 3B: 2 HR: 1	SF: 1 SAC: 1 DP: 2 HBP: 0	WP: 0 PB: 0 SB: 0 CS: 1	PA: 36
<b>PITCHER</b>	IP WLS BF H R ER SO BB IBB HBP BLK WP HR S P ERA WHIP																					
Craig Swan, R (1, 1) ERA: 2.4	8.0 W 33 8 3 3 2 3 1 0 0 0 1 33 49 3.38 1.375																					
Skip Lockwood, R (9, 1) ERA: 1.29	1.0 S 3 0 0 0 1 0 0 0 0 0 0 5 5 0.00 0.000																					

Batter	1	2	3	4	5	6	7	8	9	AB	R	H	RBI	BB	SO	LOB
Frank Taveras, R OBP: 0.291, SLG: 0.320 (1, 6)	4-0 BB S		0-0 F9		0-0 WP 1B	0-0 P3		0-0 L7-3 1B		4	1	2	0	1	0	0
Richie Hebner, L OBP: 0.338, SLG: 0.379 (1, 5)	0-0 F8 1-2		4-0 2B BB		0-0 FC6-4 1B 1-H	0-0 BB 1B		0-0 L7-3 1-2		4	0	2	1	1	0	2
Lee Mazzilli, S OBP: 0.390, SLG: 0.451 (1, 8)	0-0 F9		0-0 F9		0-0 FC6-4 BB 1B 1-2	4-0 BB 1-2		4-0 S BB		3	1	0	0	2	0	3
John Stearns, R OBP: 0.299, SLG: 0.356 (1, 2)	0-0 F9		0-0 2B		4-0 BB 1B 1-2	0-0 F9		4-0 1-2 IBB		3	1	1	0	2	0	3
Willie Montanez, L OBP: 0.231, SLG: 0.232 (1, 3)		0-3 K	0-3 K		0-3 K		0-0 4-3	0-3 K		5	0	0	0	0	4	6
Joel Youngblood, R OBP: 0.451, SLG: 0.700 (1, 9)		4-0 2B BB		0-0 1B	4-0 1B 1-2 2-3		0-0 S 1B			2	1	2	0	2	0	0
Steve Henderson, R OBP: 0.342, SLG: 0.348 (1, 7)		0-0 1-3 2B		0-0 P3	0-0 1-2 2-H 3-H 1B		4-0 1B CS IBB			3	0	2	2	1	0	1
Doug Flynn, R OBP: 0.215, SLG: 0.180 (1, 4)		0-0 F3		0-0 F7	0-0 F4-3		0-0 1-3 2-H 1B			4	0	1	1	0	0	5
Craig Swan, R OBP: 0.235, SLG: 0.250 Skip Lockwood, R (9, 1)		0-0 4-3		0-3 K		0-0 6-3	0-0 6-3 3-H			4	0	0	0	0	1	5
										0	0	0	0	0	0	0

Inning Stats	R: 0	H: 0	E: 0	K: 3	S: 3	R: 0	H: 1	E: 0	K: 1	S: 6	R: 0	H: 1	E: 0	K: 1	S: 6	R: 3	H: 3	E: 0	K: 1	S: 8	R: 0	H: 1	E: 0	K: 0	S: 4	R: 1	H: 2	E: 0	K: 0	S: 4	R: 0	H: 1	E: 0	K: 1	S: 5	
	0	0	0	3	3	0	1	0	1	6	0	1	0	0	6	0	3	3	0	1	8	0	1	0	0	4	0	2	0	2	0	0	1	1	0	5

**BOTTOM**

**San Diego Padres @ New York Mets**  
Shea Stadium, Flushing, NY

Mon Apr 30 1979, 7:05 PM EDT  
Att. 6,154 - Unknown

AB 32  
R 4  
H 10  
RBI 4  
BB 9  
SO 5  
LOB 25



PITCHER	IP	WLS	BF	H	R	ER	SO	BB	IBB	HBP	BLK	WP	HR	S	P	ERA	WHIP
Bob Owchinko, L ERA: 6.3 (1, 1)	4.2		24	5	3	3	4	5	0	0	0	1	0	27	47	5.79	2.143
Eric Rasmussen, R ERA: 5.33 (5, 1)	1.1		7	2	0	0	0	1	0	0	0	0	0	6	10	0.00	2.250
Bob Shirley, L ERA: 7.23 (7, 1)	2.0	L	10	3	1	1	1	1	2	0	0	0	0	9	21	4.50	2.000



Batter	1	2	3	4	5	6	7	8	9	AB R H RBI BB SO LOB	TOP																									
Gene Richards, L (1, 8) OBP: 0.299, SLG: 0.337	0-3 K		0-0 F2	0-0 6-3			0-0 SH1-4 1B	0-0 SH5-3	4-0 F6-4-3 BB	4 1 1 1 1 1 2																										
Ozzie Smith, S (1, 6) OBP: 0.238, SLG: 0.196	4-0 CS BB		1-0 BB 1B HBP	0-0 1-3			0-0 SH1-4	0-0 G3 1B	0-0 F6-4-3	3 1 1 1 1 0 4																										
Jerry Turner, L (1, 7) OBP: 0.366, SLG: 0.387	4-0 FC BB		0-0 F7				0-0 WP F4-3 1B	0-0 G3		4 1 1 1 1 0 3																										
Dave Winfield, R (1, 9) OBP: 0.439, SLG: 0.649	0-0 FC		4-0 BB 1B BB				0-0 F4-3	0-0 1-3		3 1 0 0 2 0 3																										
Mike Hargrove, L (1, 3) OBP: 0.373, SLG: 0.266		0-0 F7	4-0 1B BB				4-0 WP 1B IBB		0-0 1B 1B	2 0 0 1 2 0 1																										
Broderick Perkins, L (7, PR) OBP: 0.364, SLG: 0.333			1-2 2-3 3-H							1 2 1 0 0 0 0																										
Gene Tenace, R (1, 2) OBP: 0.405, SLG: 0.460		0-0 F7	0-0 1-3 2-H 3-H 1B				4-0 1B BB		0-0 1B BB 1B	4 1 2 2 1 0 1																										
Barry Evans, R (1, 5) OBP: 0.225, SLG: 0.238		0-0 F4	0-0 5-3				0-0 6-3		0-0 F4-3	5 0 1 2 0 0 4																										
Fernando Gonzalez, R (1, 4) OBP: 0.366, SLG: 0.500			0-0 2B 3B	0-0 SH1-3 1B			0-0 F9		4-0 BB 1B IBB	4 1 2 0 1 0 2																										
Gaylord Perry, R (1, 1) OBP: 0.182, SLG: 0.364			0-0 BB 2B	0-0 SH1-3			0-0 6-3		0-0 F4 SH5-3 1B	2 1 1 1 0 0 0																										
Rollie Fingers, R (7, 1) OBP: 0.200, SLG: 0.200			3-H	1-2					1-2 2-3 3-H 1B	2 1 1 1 0 0 0																										
<b>Inning Stats</b>	R: 0 E: 0 K: 1 S: 4	H: 0 LOB: 1 BB: 2 P: 12	R: 0 E: 0 K: 0 S: 3	H: 0 LOB: 0 BB: 0 P: 3	R: 4 E: 0 K: 0 S: 6	H: 3 LOB: 2 BB: 2 P: 15	R: 0 E: 0 K: 0 S: 4	H: 1 LOB: 1 BB: 0 P: 4	R: 0 E: 0 K: 0 S: 3	H: 0 LOB: 0 BB: 0 P: 3	R: 3 E: 0 K: 0 S: 6	H: 3 LOB: 2 BB: 2 P: 14	R: 1 E: 1 K: 0 S: 5	H: 1 LOB: 1 BB: 0 P: 5	R: 2 E: 0 K: 0 S: 5	H: 3 LOB: 2 BB: 2 P: 13	1B: 9 2B: 1 3B: 1 HR: 0	SF: 0 SAC: 3 DP: 1 HBP: 1	WP: 1 PB: 0 SB: 0 CS: 1	PA: 47																
<b>PITCHER</b>	IP WLS BF H R ER SO BB IBB HBP BLK WP HR S P ERA WHIP																																			
Wayne Twitchell, R (1, 1) ERA: 12.15	2.2		14	2	4	4	1	4	0	1	0	0	0	11	28	13.50	2.250																			
Kevin Kobel, L (3, 1) ERA: 3.18	3.1		13	2	0	0	0	1	0	0	0	0	0	12	16	0.00	0.900																			
Dale Murray, R (7, 1) ERA: 3.93	2.0	L	13	4	4	3	0	1	1	0	0	1	0	11	19	13.50	2.500																			
Dwight Bernard, R (9, 1) ERA: 4.22	0.1		6	3	2	2	0	1	1	0	0	0	0	4	12	54.00	12.000																			
Jesse Orosco, L (9, 1) ERA: 1.5	0.2		1	0	0	0	0	0	0	0	0	0	0	1	1	0.00	0.000																			

San Diego Padres @ New York Mets  
 Shea Stadium, Flushing, NY  
 Tue May 01 1979, 7:05 PM EDT  
 Att. 5,614 - Unknown

livebaseballscorecards.com

AB	34
R	10
H	11
RBI	10
BB	9
SO	1
LOB	20









Batter	1	2	3	4	5	6	7	8	9
Gene Richards, L (1, 8) OBP: 0.307, SLG: 0.344 Rollie Fingers, R (7, 1) OBP: 0.167, SLG: 0.167	0-0 F7		0-0 1B		0-0 4-3	0-0 2-H 1B		0-0 1-2 F8	
Ozzie Smith, S (1, 6) OBP: 0.245, SLG: 0.206	0-0 F9		0-0 1-3 1B			0-0 F6		0-0 FC4-6 1B	
Jerry Turner, L (1, 7) OBP: 0.368, SLG: 0.418	0-0 1-3		0-0 6-3			0-0 HR	0-0 HR 1B	0-0 FC4-6 FC6-4 1-2f	
Dave Winfield, R (1, 9) OBP: 0.438, SLG: 0.663		0-0 F5		0-0 HR		4-0 1B S BB	0-3 K	0-0 FC6-4 1-2f	
Mike Hargrove, L (1, 3) OBP: 0.388, SLG: 0.284 Dan Briggs, L (6, PR) (7, 8) OBP: 0.250, SLG: 0.370		0-0 1B		0-0 F3		0-0 1B FC6-4 1B 1-H	0-0 HR 1-H		
Gene Tenace, R (1, 2) OBP: 0.398, SLG: 0.448 Fred Kendall, R (8, 2) OBP: 0.286, SLG: 0.167		0-0 F9		0-3 K		0-0 1B E 1B 1-2	0-0 5-3		
Barry Evans, R (1, 5) OBP: 0.237, SLG: 0.250		0-0 F7		0-0 F4		0-0 FC6-4 1B 1-2 2-3	0-0 1B		
Fernando Gonzalez, R (1, 4) OBP: 0.349, SLG: 0.475			0-0 4-3		0-0 F4	0-0 FC6-4 1B 1-2f 2-H 3-H	0-0 F8		
Randy Jones, R (1, 1) OBP: 0.133, SLG: 0.133 Kurt Bevacqua, R (6, PH) (7, 3) OBP: 0.603, SLG: 0.625 Broderick Perkins, L (7, 3) OBP: 0.391, SLG: 0.333			0-3 K		0-0 F9	0-0 1B 1B 2-H	4-0 E 1B BB		

Inning Stats	R: 0	H: 0	E: 0	K: 0	S: 3	R: 0	H: 1	E: 0	K: 0	S: 4	R: 0	H: 2	E: 0	K: 1	S: 7	R: 1	H: 1	E: 0	K: 1	S: 6	R: 0	H: 0	E: 0	K: 0	S: 3	R: 6	H: 6	E: 1	K: 0	S: 9	R: 2	H: 3	E: 0	K: 1	S: 8	R: 1	H: 1	E: 1	K: 0	S: 4
	0	0	0	0	3	0	1	0	0	4	0	2	0	1	7	0	1	0	1	6	0	0	0	0	3	0	1	1	2	1	0	3	0	1	8	1	1	1	0	4
	0	0	0	0	3	0	1	0	0	4	0	2	0	1	7	0	1	0	1	6	0	0	0	0	3	0	1	1	2	1	0	3	0	1	8	1	1	1	0	4

PITCHER	IP	WLS	BF	H	R	ER	SO	BB	IBB	HBP	BLK	WP	HR	S	P	ERA	WHIP
Scott Sanderson, R (1, 1) ERA: 4.6	5.1	L	24	7	5	5	2	1	0	0	0	0	2	27	31	8.44	1.500
David Palmer, R (6, 1) ERA: 5.73	1.2		11	6	4	4	1	0	0	0	0	0	1	13	13	21.60	3.600
Rudy May, L (8, 1) ERA: 2.25	1.0		5	1	1	0	0	1	0	0	0	0	0	4	8	0.00	2.000

AB R H RBI BB SO LOB

4	0	2	1	0	0	0
1	0	0	0	0	0	1
5	0	2	1	0	0	2
5	2	2	1	0	0	3
4	2	1	1	1	1	2
3	0	2	1	0	0	0
1	2	1	2	0	0	0
4	1	1	0	0	1	1
0	0	0	0	0	0	0
4	0	2	0	0	0	1
4	1	0	1	0	0	2
2	0	0	0	0	1	0
1	1	1	1	0	0	0
0	1	0	0	1	0	0

1B: 11	SF: 0	WP: 0	PA: 40
2B: 0	SAC: 0	PB: 0	
3B: 0	DP: 0	SB: 1	
HR: 3	HBP: 0	CS: 0	

**Montreal Expos @ San Diego Padres**  
San Diego Stadium, San Diego, CA  
Thu May 03 1979, 10:05 PM EDT  
Att. 10,467 - Unknown

AB	38
R	10
H	14
RBI	9
BB	2
SO	3
LOB	12



PITCHER	IP	WLS	BF	H	R	ER	SO	BB	IBB	HBP	BLK	WP	HR	S	P	ERA	WHIP
Scott Sanderson, R (1, 1) ERA: 4.6	5.1	L	24	7	5	5	2	1	0	0	0	0	2	27	31	8.44	1.500
David Palmer, R (6, 1) ERA: 5.73	1.2		11	6	4	4	1	0	0	0	0	0	1	13	13	21.60	3.600
Rudy May, L (8, 1) ERA: 2.25	1.0		5	1	1	0	0	1	0	0	0	0	0	4	8	0.00	2.000



Batter	1	2	3	4	5	6	7	8	9	AB R H RBI BB SO LOB	TOP											
<b>Andre Dawson, R</b> (1, 8) OBP: 0.359, SLG: 0.656 <b>Jerry White, S</b> (6, 8) OBP: 0.259, SLG: 0.500										4 1 1 1 0 0 2 1 0 0 0 0 0 0												
<b>Rodney Scott, S</b> (1, 4) OBP: 0.366, SLG: 0.314 <b>Dave Cash, R</b> (6, 4) OBP: 0.400, SLG: 0.250										3 1 0 0 1 1 0 1 0 1 0 0 0 0												
<b>Warren Cromartie, L</b> (1, 7) OBP: 0.404, SLG: 0.521										4 2 2 0 1 0 1												
<b>Tony Perez, R</b> (1, 3) OBP: 0.314, SLG: 0.420 <b>Ken Macha, R</b> (6, 3)										4 1 2 1 0 0 1 1 0 0 0 0 0 0												
<b>Gary Carter, R</b> (1, 2) OBP: 0.400, SLG: 0.680										5 2 2 4 0 0 1												
<b>Ellis Valentine, R</b> (1, 9) OBP: 0.316, SLG: 0.397 <b>Tom Hutton, L</b> (7, 9)										4 2 2 0 0 0 0 1 0 0 0 0 0 1												
<b>Larry Parrish, R</b> (1, 5) OBP: 0.338, SLG: 0.419										4 2 2 3 0 0 1												
<b>Chris Speier, R</b> (1, 6) OBP: 0.417, SLG: 0.406 <b>Jim Mason, L</b> (6, 6) OBP: 0.250, SLG: 0.250										3 1 2 1 0 0 1 1 0 0 0 0 0 0												
<b>Ross Grimsley, L</b> (1, 1) OBP: 0.083, SLG: 0.083										3 0 1 2 0 1 0												
<b>Inning Stats</b>	R: 6 E: 0 K: 0 S: 7	H: 4 LOB: 1 BB: 2 P: 16	R: 3 E: 0 K: 1 S: 9	H: 4 LOB: 1 BB: 0 P: 9	R: 0 E: 0 K: 0 S: 3	H: 0 LOB: 0 BB: 0 P: 3	R: 0 E: 0 K: 0 S: 3	H: 0 LOB: 0 BB: 0 P: 3	R: 3 E: 0 K: 0 S: 6	H: 4 LOB: 0 BB: 0 P: 6	R: 0 E: 0 K: 0 S: 3	H: 1 LOB: 0 BB: 0 P: 3	R: 0 E: 0 K: 0 S: 3	H: 0 LOB: 0 BB: 0 P: 3	R: 0 E: 0 K: 1 S: 6	H: 1 LOB: 1 BB: 0 P: 6	R: 0 E: 0 K: 0 S: 4	H: 1 LOB: 1 BB: 0 P: 4	1B: 10 2B: 3 3B: 0 HR: 2	SF: 0 SAC: 1 DP: 2 HBP: 1	WP: 0 PB: 0 SB: 0 CS: 0	PA: 43
<b>PITCHER</b>	IP WLS BF H R ER SO BB IBB HBP BLK WP HR S P ERA WHIP																					
<b>John D'Acquisto, R</b> (1, 1) ERA: 7.71 <b>Mark Lee, R</b> (1, 1) ERA: 9.0 <b>Mickey Lolich, L</b> (2, 1) ERA: 4.96 <b>Bob Shirley, L</b> (5, 1) ERA: 5.7	0.0 L 5 3 5 5 0 2 0 0 0 0 0 2 3 11 ∞ ∞																					
	1.2 10 4 4 4 1 0 0 1 0 0 0 0 11 12 21.60 2.400																					
	2.1 12 5 3 3 0 0 0 0 0 0 0 0 12 12 11.57 2.143																					
	5.0 16 3 0 0 0 1 0 0 0 0 0 0 18 18 0.00 0.600																					

**Montreal Expos @ San Diego Padres**  
 San Diego Stadium, San Diego, CA  
 Fri May 04 1979, 10:05 PM EDT  
 Att. 20,309 - Unknown

[livebaseballscorecards.com](http://livebaseballscorecards.com)

<b>AB</b>	<b>39</b>
<b>R</b>	<b>12</b>
<b>H</b>	<b>15</b>
<b>RBI</b>	<b>12</b>
<b>BB</b>	<b>2</b>
<b>SO</b>	<b>2</b>
<b>LOB</b>	<b>8</b>



Batter	1	2	3	4	5	6	7	8	9	AB	R	H	RBI	BB	SO	LOB
Gene Richards, L (1, 8) OBP: 0.298, SLG: 0.333 Don Reynolds, R (7, 8) OBP: 0.333, SLG: 0.667	0-0 F8 ①		0-0 1-3 ③			0-0 4-3 ①		0-0 1B		3	0	0	0	0	0	1
Ozzie Smith, S (1, 6) OBP: 0.236, SLG: 0.198	0-0 4-3 ②			0-0 L4 ①		0-0 5-3 ②		0-0 4-3 ③		4	0	0	0	0	0	1
Jerry Turner, L (1, 7) OBP: 0.364, SLG: 0.412	0-0 L3 ③			0-0 FC6-4 BB 1B		0-0 G3 ③			0-0 F9 ①	4	0	1	0	0	0	0
Dave Winfield, R (1, 9) OBP: 0.440, SLG: 0.683		0-0 F4 ①		4-0 FC6-4 BB 1-2			0-0 HR		0-0 6-3 ②	3	1	1	1	1	0	0
Gene Tenace, R (1, 2) OBP: 0.389, SLG: 0.435 Fred Kendall, R (6, 2) OBP: 0.222, SLG: 0.125		0-0 F8 ②		0-0 FC6-4 1-2 2-3			0-0 6-3 ①		0-0 F3 ③	2	0	0	0	0	0	2
Mike Hargrove, L (1, 3) OBP: 0.379, SLG: 0.275		0-0 F8 ③		0-0 F9 ③			0-0 F6 ②			2	0	0	0	0	0	2
Barry Evans, R (1, 5) OBP: 0.229, SLG: 0.242			0-0 4-3 ①		0-0 F8 ①		0-0 F8 ③			3	0	0	0	0	0	0
Fernando Gonzalez, R (1, 4) OBP: 0.352, SLG: 0.469 Bill Almon, R (6, 4) OBP: 0.353, SLG: 0.412			4-0 BB		0-0 L5 ②			0-0 F7 ①		1	0	0	0	1	0	0
John D'Acquisto, R (1, 1) OBP: 0.143, SLG: 0.286 Mark Lee, R (1, 1) Mickey Lolich, S (2, 1) Bob Shirley, R (5, 1) Broderick Perkins, L (5, 3) OBP: 0.360, SLG: 0.304			0-3 K		0-0 G3 ③			0-0 G3 ②		1	0	0	0	0	0	0

Inning Stats	R: 0	H: 0	E: 0	LOB: 0	K: 0	BB: 0	S: 3	P: 3	R: 0	H: 0	E: 0	LOB: 0	K: 1	BB: 1	S: 5	P: 9	R: 0	H: 1	E: 0	LOB: 2	K: 0	BB: 1	S: 4	P: 8	R: 0	H: 0	E: 0	LOB: 0	K: 0	BB: 0	S: 3	P: 3	R: 1	H: 1	E: 0	LOB: 0	K: 0	BB: 0	S: 4	P: 4	R: 0	H: 1	E: 0	LOB: 1	K: 0	BB: 0	S: 4	P: 4	R: 0	H: 0	E: 0	LOB: 0	K: 0	BB: 0	S: 3	P: 3	1B: 2	SF: 0	2B: 0	SAC: 0	3B: 0	DP: 0	HR: 1	HBP: 0	WP: 0	PA: 32	PB: 0	SB: 0	CS: 0
PITCHER Ross Grimsley, L (1, 1) ERA: 3.19	IP	WLS	BF	H	R	ER	SO	BB	IBB	HBP	BLK	WP	HR	S	P	ERA	WHIP	IP	WLS	BF	H	R	ER	SO	BB	IBB	HBP	BLK	WP	HR	S	P	ERA	WHIP	IP	WLS	BF	H	R	ER	SO	BB	IBB	HBP	BLK	WP	HR	S	P	ERA	WHIP																		


**BOTTOM**

**Montreal Expos @ San Diego Padres**  
San Diego Stadium, San Diego, CA

Fri May 04 1979, 10:05 PM EDT  
Att. 20,309 - Unknown

livebaseballscorecards.com

<b>AB</b>	<b>30</b>
<b>R</b>	<b>1</b>
<b>H</b>	<b>3</b>
<b>RBI</b>	<b>1</b>
<b>BB</b>	<b>2</b>
<b>SO</b>	<b>1</b>
<b>LOB</b>	<b>7</b>





Batter	1	2	3	4	5	6	7	8	9	AB R H RBI BB SO LOB	TOP											
Andre Dawson, R (1, 8) OBP: 0.383, SLG: 0.704	0-0 2B		4-0 BB		0-0 1-H HR		4-0 BB			2 1 2 2 2 0 0												
Rodney Scott, S (1, 4) OBP: 0.352, SLG: 0.300	0-3 K		0-0 F7		0-0 F8		0-3 K			4 0 0 0 0 2 3												
Warren Cromartie, L (1, 7) OBP: 0.398, SLG: 0.520	0-0 4-3		0-0 F7		0-0 4-3			0-0 9-5 2B		4 0 1 0 0 0 2												
Tony Perez, R (1, 3) OBP: 0.300, SLG: 0.400	0-0 6-3			0-3 K		0-0 6-3		0-0 9-5 2-3f		4 0 0 0 0 1 2												
Gary Carter, R (1, 2) OBP: 0.404, SLG: 0.679		0-0 6-3		4-0 G5-4-3 BB		0-0 F9 2B		0-3 K		3 0 1 0 1 1 0												
Ellis Valentine, R (1, 9) OBP: 0.313, SLG: 0.390		0-0 4-3		0-0 G5-4-3 1-2f		0-0 F9 2-3			0-0 FC3-6 1B	4 0 1 0 0 0 2												
Larry Parrish, R (1, 5) OBP: 0.333, SLG: 0.403		4-0 BB			0-0 F9	0-3 K		0-0 FC3-6 1-2f		3 0 0 0 1 1 2												
Chris Speier, R (1, 6) OBP: 0.409, SLG: 0.438		0-0 F8			0-0 HR		0-3 K G4-6-3	0-0 F4		4 1 1 1 0 1 2												
Steve Rogers, R (1, 1) OBP: 0.375, SLG: 0.467			0-3 K				0-0 G4-6-3	0-3 K		2 1 1 0 0 1 0												
Tom Hutton, L (7, PH)										1 0 0 0 0 0 1												
Woodie Fryman, R (7, 1)										0 0 0 0 0 0 0												
Elias Sosa, R (7, 1)										0 0 0 0 0 0 0												
Tony Solaita, L (9, PH) OBP: 0.417, SLG: 0.500										1 0 0 0 0 1 1												
<b>Inning Stats</b>	R: 0 E: 0 K: 1 S: 6	H: 1 LOB: 1 BB: 0 P: 6	R: 0 E: 0 K: 0 S: 3	H: 0 LOB: 1 BB: 1 P: 7	R: 0 E: 0 K: 1 S: 5	H: 0 LOB: 0 BB: 1 P: 9	R: 0 E: 0 K: 1 S: 4	H: 0 LOB: 0 BB: 1 P: 8	R: 3 E: 0 K: 0 S: 6	H: 3 LOB: 0 BB: 0 P: 6	R: 0 E: 0 K: 1 S: 6	H: 1 LOB: 1 BB: 0 P: 6	R: 0 E: 0 K: 2 S: 7	H: 0 LOB: 1 BB: 1 P: 11	R: 0 E: 0 K: 1 S: 5	H: 1 LOB: 0 BB: 0 P: 5	R: 0 E: 0 K: 1 S: 6	H: 1 LOB: 1 BB: 0 P: 6	1B: 2 2B: 4 3B: 0 HR: 2	SF: 0 SAC: 0 DP: 3 HBP: 0	WP: 1 PB: 1 SB: 2 CS: 0	PA: 36
<b>PITCHER</b>	IP WLS BF H R ER SO BB IBB HBP BLK WP HR S P ERA WHIP																					
Steve Mura, R (1, 1) ERA: 2.96	7.0 W 29 5 3 3 6 4 0 0 0 1 2 37 53 3.86 1.286																					
Rollie Fingers, R (8, 1) ERA: 3.24	2.0 S 7 2 0 0 2 0 0 0 0 0 0 0 11 11 0.00 1.000																					

**Montreal Expos @ San Diego Padres**  
 San Diego Stadium, San Diego, CA  
 Sat May 05 1979, 10:05 PM EDT  
 Att: 45,500 - Unknown

[livebaseballscorecards.com](http://livebaseballscorecards.com)

AB	32
R	3
H	7
RBI	3
BB	4
SO	8
LOB	15



Batter	1	2	3	4	5	6	7	8	9
Gene Richards, L (1, 8) OBP: 0.287, SLG: 0.320 Rollie Fingers, R (8, 1) OBP: 0.167, SLG: 0.167	0-0 E4 6-3 HR	0-0 6-3		0-0 3-4			0-0 FC1-6 1-2f FC6-4		
Ozzie Smith, S (1, 6) OBP: 0.228, SLG: 0.190	0-0 F7 1-2	0-0 1-3		0-0 4-3			0-0 FC6-4 1-2f 1B		
Jerry Turner, L (1, 7) OBP: 0.360, SLG: 0.406	0-0 6-3 2-3		0-0 F7		0-0 F7		0-0 HR 2-H 1B		
Dave Winfield, R (1, 9) OBP: 0.450, SLG: 0.741	0-0 HR 3-H		0-0 1B		0-0 6-3		0-0 HR 2-H		
Mike Hargrove, L (1, 3) OBP: 0.374, SLG: 0.264	4-0 1B BB		0-0 L9		0-0 4-3		0-0 F6		
Gene Tenace, R (1, 2) OBP: 0.383, SLG: 0.425	0-0 1B 1-2 1B		0-0 F7			0-0 F8		0-0 F7	
Barry Evans, R (1, 5) OBP: 0.250, SLG: 0.255	0-0 1B 1-3 2-H 1B			4-0 SH1-4 1B BB		0-0 6-3		0-0 CS 1B	
Fernando Gonzalez, R (1, 4) OBP: 0.348, SLG: 0.459	0-0 F4			0-0 SH1-4 1-2 1B		0-0 F9		0-0 6-3 1-2	
Steve Mura, R (1, 1) Don Reynolds, R (7, PH) Dan Briggs, L (8, 8) OBP: 0.429, SLG: 0.667 OBP: 0.250, SLG: 0.370		0-3 K		0-0 SH1-4 1-2 2-3			4-0 FC1-6 BB		

AB	R	H	RBI	BB	SO	LOB
4	1	0	0	0	0	3
0	0	0	0	0	0	0
4	1	0	0	0	0	4
4	1	1	1	0	0	1
4	2	3	4	0	0	0
3	1	0	0	1	0	1
4	0	1	0	0	0	1
3	0	2	1	1	0	0
4	0	1	0	0	0	3
1	0	0	0	0	1	0
0	0	0	0	1	0	0
0	0	0	0	0	0	0

**BOTTOM**

**Montreal Expos @ San Diego Padres**  
San Diego Stadium, San Diego, CA

Sat May 05 1979, 10:05 PM EDT  
Att. 45,500 - Unknown

livebaseballscorecards.com

AB	31
R	6
H	8
RBI	6
BB	3
SO	1
LOB	13



Inning Stats	R	H	E	K	S	P	R	H	E	K	S	P	R	H	E	K	S	P	R	H	E	K	S	P	R	H	E	K	S	P
	3	3	1	7	11		0	0	0	1	5		0	1	0	4	5		0	0	0	4		0	0	0	0	0	3	
	0	0	0	1	5		0	0	0	0	0		0	0	0	0	0		0	0	0	0		0	0	0	0	0	0	
	0	0	0	0	0		0	0	0	0	0		0	0	0	0	0		0	0	0	0		0	0	0	0	0	0	
	0	0	0	0	0		0	0	0	0	0		0	0	0	0	0		0	0	0	0		0	0	0	0	0	0	
	0	0	0	0	0		0	0	0	0	0		0	0	0	0	0		0	0	0	0		0	0	0	0	0	0	
	0	0	0	0	0		0	0	0	0	0		0	0	0	0	0		0	0	0	0		0	0	0	0	0	0	
	0	0	0	0	0		0	0	0	0	0		0	0	0	0	0		0	0	0	0		0	0	0	0	0	0	
	0	0	0	0	0		0	0	0	0	0		0	0	0	0	0		0	0	0	0		0	0	0	0	0	0	
	0	0	0	0	0		0	0	0	0	0		0	0	0	0	0		0	0	0	0		0	0	0	0	0	0	
	0	0	0	0	0		0	0	0	0	0		0	0	0	0	0		0	0	0	0		0	0	0	0	0	0	
	0	0	0	0	0		0	0	0	0	0		0	0	0	0	0		0	0	0	0		0	0	0	0	0	0	
	0	0	0	0	0		0	0	0	0	0		0	0	0	0	0		0	0	0	0		0	0	0	0	0	0	
	0	0	0	0	0		0	0	0	0	0		0	0	0	0	0		0	0	0	0		0	0	0	0	0	0	
	0	0	0	0	0		0	0	0	0	0		0	0	0	0	0		0	0	0	0		0	0	0	0	0	0	
	0	0	0	0	0		0	0	0	0	0		0	0	0	0	0		0	0	0	0		0	0	0	0	0	0	
	0	0	0	0	0		0	0	0	0	0		0	0	0	0	0		0	0	0	0		0	0	0	0	0	0	
	0	0	0	0	0		0	0	0	0	0		0	0	0	0	0		0	0	0	0		0	0	0	0	0	0	
	0	0	0	0	0		0	0	0	0	0		0	0	0	0	0		0	0	0	0		0	0	0	0	0	0	
	0	0	0	0	0		0	0	0	0	0		0	0	0	0	0		0	0	0	0		0	0	0	0	0	0	
	0	0	0	0	0		0	0	0	0	0		0	0	0	0	0		0	0	0	0		0	0	0	0	0	0	
	0	0	0	0	0		0	0	0	0	0		0	0	0	0	0		0	0	0	0		0	0	0	0	0	0	
	0	0	0	0	0		0	0	0	0	0		0	0	0	0	0		0	0	0	0		0	0	0	0	0	0	
	0	0	0	0	0		0	0	0	0	0		0	0	0	0	0		0	0	0	0		0	0	0	0	0	0	
	0	0	0	0	0		0	0	0	0	0		0	0	0	0	0		0	0	0	0		0	0	0	0	0	0	
	0	0	0	0	0		0	0	0	0	0		0	0	0	0	0		0	0	0	0		0	0	0	0	0	0	
	0	0	0	0	0		0	0	0	0	0		0	0	0	0	0		0	0	0	0		0	0	0	0	0	0	
	0	0	0	0	0		0	0	0	0	0		0	0	0	0	0		0	0	0	0		0	0	0	0	0	0	
	0	0	0	0	0		0	0	0	0	0		0	0	0	0	0		0	0	0	0		0	0	0	0	0	0	
	0	0	0	0	0		0	0	0	0	0		0	0	0	0	0		0	0	0	0		0	0	0	0	0	0	
	0	0	0	0	0		0	0	0	0	0		0	0	0	0	0		0	0	0	0		0	0	0	0	0	0	
	0	0	0	0	0		0	0	0	0	0		0	0	0	0	0		0	0	0	0		0	0	0	0	0	0	
	0	0	0	0	0		0	0	0	0	0		0	0	0	0	0		0	0	0	0		0	0	0	0	0	0	
	0	0	0	0	0		0	0	0	0	0		0	0	0	0	0		0	0	0	0		0	0	0	0	0	0	
	0	0	0	0	0		0	0	0	0	0		0	0	0	0	0		0	0	0	0		0	0	0	0	0	0	
	0	0	0	0	0		0	0	0	0	0		0	0	0	0	0		0	0	0	0		0	0	0	0	0	0	
	0	0	0	0	0		0	0	0	0	0		0	0	0	0	0		0	0	0	0		0	0	0	0	0	0	
	0	0	0	0	0		0	0	0	0	0		0	0	0	0	0		0	0	0	0		0	0	0	0	0	0	
	0	0	0	0	0		0	0	0	0	0		0	0	0	0	0		0	0	0	0		0	0	0	0	0	0	
	0	0	0	0	0		0	0	0	0	0		0	0	0	0	0		0	0	0	0		0	0	0	0	0	0	
	0	0	0	0	0		0	0	0	0	0		0	0	0	0	0		0	0	0	0		0	0	0	0	0	0	
	0	0	0	0	0		0	0	0	0	0		0	0	0	0	0		0	0	0	0		0	0	0	0	0	0	
	0	0	0	0	0		0	0	0	0	0		0	0	0	0	0		0	0	0	0		0	0	0	0	0	0	
	0	0	0	0	0		0	0	0	0	0		0	0	0	0	0		0	0	0	0		0	0	0	0	0	0	
	0	0	0	0	0		0	0	0	0	0		0	0	0	0	0		0	0	0	0		0	0	0	0	0	0	
	0	0	0	0	0		0	0	0	0	0		0	0	0	0	0		0	0	0	0		0	0	0	0	0	0	
	0	0	0	0	0		0	0	0	0	0																			



Batter	1	2	3	4	5	6	7	8	9	AB R H RBI BB SO LOB	TOP											
Andre Dawson, R (1, 8) OBP: 0.384, SLG: 0.689	0-3 K		0-0 1B		0-0 1B	0-0 1B SH1-4 HR 1B		0-0 5-3	0-0 F6	5 1 2 0 0 1 0	<b>Montreal Expos @ San Diego Padres</b> San Diego Stadium, San Diego, CA Sun May 06 1979, 6:33 AM EDT Att. 21,034 - Unknown <a href="http://livebaseballscorecards.com">livebaseballscorecards.com</a>											
Rodney Scott, S (1, 4) OBP: 0.349, SLG: 0.298	0-0 1-3		0-0 1B		0-0 SH1-4	0-0 6-3		0-3 K	4 0 1 0 0 1 0													
Warren Cromartie, L (1, 7) OBP: 0.389, SLG: 0.500	0-3 K		0-0 G5-2-3		4-0 1B HR IBB	0-0 F3		0-0 L9	4 1 0 0 1 1 3													
Tony Perez, R (1, 3) OBP: 0.309, SLG: 0.404		0-0 E 1B 6-3 1B		0-0 F7	0-0 1B HR 1B		0-0 F9		4 2 2 1 0 0 0													
Gary Carter, R (1, 2) OBP: 0.419, SLG: 0.720		0-0 E3 6-3 CS 1B		0-0 G3 1B 1B	0-0 1B HR		0-0 F4		4 2 3 4 0 0 0													
Ellis Valentine, R (1, 9) OBP: 0.299, SLG: 0.370		0-0 6-3		0-0 G3	0-0 F8		0-0 F8		4 0 0 1 0 0 2													
Larry Parrish, R (1, 5) OBP: 0.341, SLG: 0.420		0-0 F9		0-0 S 1B	0-0 2B			0-0 6-3	4 0 2 1 0 0 1													
Chris Speier, R (1, 6) OBP: 0.413, SLG: 0.434			0-0 1B 5-3 G5-2-3 1B	0-3 K	4-0 IBB			0-0 6-3	3 0 1 0 1 1 1													
Bill Lee, L (1, 1) OBP: 0.133, SLG: 0.133			0-0 5-3		0-0 SH1-4 1B			0-3 K	3 1 1 0 0 1 3													
Stan Bahnsen, R (7, 1)									1 0 0 0 0 1 0													
Woodie Fryman, R (9, 1)									0 0 0 0 0 0 0													
<b>Inning Stats</b>	R: 0 E: 0 K: 2 S: 7	H: 0 LOB: 0 BB: 0 P: 7	R: 1 E: 1 K: 0 S: 4	H: 2 LOB: 0 BB: 0 P: 4	R: 0 E: 0 K: 0 S: 5	H: 3 LOB: 2 BB: 0 P: 5	R: 1 E: 0 K: 1 S: 7	H: 2 LOB: 1 BB: 0 P: 7	R: 5 E: 0 K: 1 S: 10	H: 5 LOB: 2 BB: 2 P: 18	R: 0 E: 0 K: 0 S: 3	H: 0 LOB: 0 BB: 0 P: 3	R: 0 E: 0 K: 0 S: 3	H: 0 LOB: 0 BB: 0 P: 3	R: 0 E: 0 K: 1 S: 5	H: 0 LOB: 0 BB: 0 P: 5	R: 0 E: 0 K: 1 S: 5	H: 0 LOB: 0 BB: 0 P: 5	1B: 10 2B: 1 3B: 0 HR: 1	SF: 0 SAC: 1 DP: 1 HBP: 0	WP: 0 PB: 0 SB: 1 CS: 1	PA: 39
<b>PITCHER</b>	IP WLS BF H R ER SO BB IBB HBP BLK WP HR S P ERA WHIP																					
Gaylord Perry, R (1, 1) ERA: 3.98	5.0 L 27 12 7 6 4 0 2 0 0 0 0 1 33 41 10.80 2.400																					
Eric Rasmussen, R (6, 1) ERA: 4.97	2.0 6 0 0 0 0 0 0 0 0 0 0 6 6 0.00 0.000																					
Dennis Kinney, L (8, 1) ERA:	2.0 6 0 0 0 0 2 0 0 0 0 0 0 10 10 0.00 0.000																					

AB	36
R	7
H	12
RBI	7
BB	2
SO	6
LOB	10



BOTTOM

Montreal Expos @ San Diego Padres  
San Diego Stadium, San Diego, CA  
Sun May 06 1979, 6:33 AM EDT  
Att. 21,034 - Unknown

livebaseballscorecards.com

AB 37  
R 5  
H 10  
RBI 5  
BB 2  
SO 3  
LOB 15



WP: 0 PA: 39  
PB: 0  
SB: 1  
CS: 0

AB R H RBI BB SO LOB

3 0 0 0 0 0 1  
2 1 2 0 0 0 0

4 1 2 1 1 1 2

4 1 1 3 1 0 3

4 0 0 0 0 1 4

4 0 1 0 0 1 1

4 0 0 0 0 0 1

4 1 1 0 0 0 1

4 0 2 1 0 0 0

1 0 1 0 0 0 0  
1 0 0 0 0 0 0  
0 0 0 0 0 0 0  
1 1 0 0 0 0 1  
0 0 0 0 0 0 0  
1 0 0 0 0 0 1

1B: 7 SF: 0  
2B: 2 SAC: 0  
3B: 0 DP: 0  
HR: 1 HBP: 0

Batter	1	2	3	4	5	6	7	8	9
Ozzie Smith, S (1, 6) Bill Almon, R (7, 6) OBP: 0.222, SLG: 0.185 OBP: 0.421, SLG: 0.474	0-0 6-3 1-2f		0-0 FC3-6 BB S 1-2f		0-0 6-3		0-0 2B HR 1-2 1B		0-0 1B 1-2
Don Reynolds, R (1, 7) OBP: 0.500, SLG: 0.700	0-0 G3		4-0 BB 1-2 BB			0-0 6-3 1-3 1B	0-0 HR 1-3 2-H		0-3 K S S S
Dan Briggs, L (1, 8) OBP: 0.273, SLG: 0.452	0-0 4-3		4-0 BB 1-2 2-3			0-0 1-3 1-2	0-0 HR 2-H 3-H		0-0 F9
Dave Winfield, R (1, 9) OBP: 0.435, SLG: 0.714		0-0 4-3 S S S	0-3 K S S S			0-0 6-3 2-3	0-0 F3 S S S		0-0 F3
Gene Tenace, R (1, 2) OBP: 0.378, SLG: 0.416		0-0 FC1-6 1B		0-3 K S S S		0-0 F8		0-0 6-3	
Kurt Bevacqua, R (1, 3) OBP: 0.519, SLG: 0.500		0-0 FC1-6 1-2f		0-0 6-3			0-0 6-3	0-0 F9	
Barry Evans, R (1, 5) OBP: 0.250, SLG: 0.265		0-0 L7		0-0 F7			0-0 1B 2B	0-0 F9	
Fernando Gonzalez, R (1, 4) OBP: 0.354, SLG: 0.461			0-0 F7		0-0 6-3		0-0 FC3-6 2-H 1B		0-0 1B 1B
Gaylord Perry, R (1, 1) Mike Hargrove, L (5, PH) Eric Rasmussen, R (6, 1) Broderrick Perkins, L (7, PH) Dennis Kinney, L (8, 1) Jerry Turner, L (9, PH) OBP: 0.250, SLG: 0.417 OBP: 0.370, SLG: 0.260 OBP: 0.125, SLG: 0.125 OBP: 0.346, SLG: 0.292 OBP: 0.397, SLG: 0.402			0-0 FC3-6 1B		0-0 5-3		0-0 FC3-6 1-2f 1B 2B		0-0 F6 S S S

Inning Stats	R: 0	H: 0	E: 0	K: 0	S: 3	H: 0	LOB: 0	BB: 0	P: 3	R: 0	H: 1	E: 0	K: 0	S: 4	H: 1	LOB: 1	BB: 0	P: 4	R: 0	H: 1	E: 0	K: 1	S: 6	H: 0	LOB: 0	BB: 0	P: 3	R: 0	H: 0	E: 0	K: 0	S: 3	R: 5	H: 5	E: 0	K: 0	S: 8	R: 0	H: 0	E: 0	K: 0	S: 3	R: 0	H: 2	E: 0	K: 1	S: 7	1B: 7	SF: 0	2B: 2	SAC: 0	3B: 0	DP: 0	HR: 1	HBP: 0	WP: 0	PA: 39
--------------	------	------	------	------	------	------	--------	-------	------	------	------	------	------	------	------	--------	-------	------	------	------	------	------	------	------	--------	-------	------	------	------	------	------	------	------	------	------	------	------	------	------	------	------	------	------	------	------	------	------	-------	-------	-------	--------	-------	-------	-------	--------	-------	--------

PITCHER	IP	WLS	BF	H	R	ER	SO	BB	IBB	HBP	BLK	WP	HR	S	P	ERA	WHIP
Bill Lee, L (1, 1) ERA: 3.68	6.2	W	30	8	5	5	2	2	0	0	0	0	1	32	40	6.75	1.500
Stan Bahnsen, R (7, 1) ERA: 3.38	1.1		5	1	0	0	0	0	0	0	0	0	0	5	5	0.00	0.750
Woodie Fryman, L (9, 1) ERA: 3.0	1.0	S	4	1	0	0	1	0	0	0	0	0	0	6	6	0.00	1.000



Batter	1	2	3	4	5	6	7	8	9	AB R H RBI BB SO LOB	TOP											
Bake McBride, L (1, 9) OBP: 0.303, SLG: 0.360 Mike Anderson, R (8, 8) OBP: 0.571, SLG: 0.667	0-0 E6 1B	0-0 F2 1B		0-0 S 2B 1B		0-0 4-3 1B	0-0 1B 3B		0-0 6-3	5 2 2 4 0 0 3 1 0 0 0 0 0 0												
Larry Bowa, S (1, 6) OBP: 0.393, SLG: 0.358	0-0 F9	0-0 SF9		0-0 F3 1-2		0-0 6-3 1B	0-0 G6-4-3 1B			4 0 2 2 0 0 2												
Pete Rose, S (1, 3) OBP: 0.447, SLG: 0.429 Rawly Eastwick, R (7, 1)	4-0 1B BB	0-0 L8		0-0 2B		0-0 6-3 1-2	0-0 G6-4-3 1-2f			4 0 1 1 1 0 4 0 0 0 0 0 0 0												
Greg Luzinski, R (1, 7) OBP: 0.410, SLG: 0.494	0-0 F6		0-0 L5	0-0 F9		4-0 BB		4-0 BB		3 0 0 0 2 0 3												
Mike Schmidt, R (1, 5) OBP: 0.375, SLG: 0.621 Rudy Meoli, L (8, 5) OBP: 0.125, SLG: 0.250	0-0 1-2 2-H 1B		0-0 F9		4-0 WP PB BB	0-0 L7		0-0 L7		4 1 1 0 1 0 3 0 0 0 0 0 0 0												
Garry Maddox, R (1, 8) OBP: 0.343, SLG: 0.505 Greg Gross, L (8, 9) OBP: 0.222, SLG: 0.125		0-0 1B BB 1B	0-0 6-3		0-0 PB WP CS 1B		0-0 BB 3B 2B	0-3 K		5 3 3 0 0 1 1 0 0 0 0 0 0 0												
Bob Boone, R (1, 2) OBP: 0.333, SLG: 0.382		4-0 1B 1B SF9 BB		0-0 2B 3B	4-0 CS BB		4-0 BB 3B BB	0-3 K		2 3 1 0 3 1 1												
Ramon Aviles, R (1, 4) OBP: 0.600, SLG: 0.778		0-0 1B 1B		0-0 SH1-3 1B 2B	0-3 K		4-0 BB 3B BB	0-0 P3		4 2 2 1 1 1 1												
Steve Carlton, L (1, 1) OBP: 0.200, SLG: 0.111 Del Unser, L (7, 3) OBP: 0.333, SLG: 0.417		0-0 1B		0-0 SH1-3 1B	0-3 K		0-0 P6	0-0 L7		3 0 1 1 0 1 3 1 0 0 0 0 0 0												
<b>Inning Stats</b>	R: 0 E: 1 K: 0 S: 4	H: 1 LOB: 2 BB: 1 P: 8	R: 2 E: 0 K: 0 S: 6	H: 3 LOB: 2 BB: 1 P: 10	R: 0 E: 0 K: 0 S: 3	H: 0 LOB: 0 BB: 0 P: 3	R: 3 E: 0 K: 0 S: 7	H: 4 LOB: 1 BB: 0 P: 7	R: 2 E: 0 K: 2 S: 7	H: 1 LOB: 0 BB: 2 P: 15	R: 0 E: 0 K: 0 S: 4	H: 1 LOB: 2 BB: 1 P: 8	R: 4 E: 0 K: 0 S: 5	H: 3 LOB: 0 BB: 2 P: 13	R: 0 E: 0 K: 2 S: 7	H: 0 LOB: 1 BB: 1 P: 11	R: 0 E: 0 K: 0 S: 3	H: 0 LOB: 0 BB: 0 P: 3	1B: 8 2B: 4 3B: 2 HR: 0	SF: 1 SAC: 1 DP: 2 HBP: 0	WP: 1 PB: 1 SB: 1 CS: 2	PA: 46
<b>PITCHER</b>	IP WLS BF H R ER SO BB IBB HBP BLK WP HR S P ERA WHIP											<b>PITCHER</b>	IP WLS BF H R ER SO BB IBB HBP BLK WP HR S P ERA WHIP									
Bob Owchinko, L (1, 1) ERA: 8.1	3.1 L 19 7 5 5 0 2 0 0 0 0 0 17 25 13.50 2.700																					
John D'Acquisto, R (4, 1) ERA: 7.08	1.2 8 2 2 0 2 2 2 0 0 0 1 0 10 18 0.00 2.400																					
Bob Shirley, L (6, 1) ERA: 6.57	1.0 8 2 3 3 0 3 0 0 0 0 0 0 5 17 27.00 5.000																					
Dennis Kinney, L (7, 1) ERA: 1.8	3.0 11 2 1 1 2 1 0 0 0 0 0 0 14 18 3.00 1.000																					

Philadelphia Phillies @ San Diego Padres  
San Diego Stadium, San Diego, CA  
Mon May 07 1979, 10:05 PM EDT  
Att. 20,766 - Unknown

AB	36
R	11
H	13
RBI	9
BB	8
SO	4
LOB	21







Batter	1	2	3	4	5	6	7	8	9	10	11	12	AB	R	H	RBI	BB	SO	LOB	TOP								
<b>Bake McBride, L</b> OBP: 0.305, SLG: 0.372 (1, 9)	0-0 4-3			0-0 G3		0-0 FC1-2 1B		0-0 E 3B		0-0 5-3		4-0 1B 2B BB	5	3	1	0	1	0	3									
<b>Larry Bowa, S</b> OBP: 0.390, SLG: 0.356 (1, 6)	0-0 6-3			0-0 5-3		0-0 4-3		0-0 E9 1B		0-0 F3		0-0 2B 1B	6	2	2	2	0	0	2									
<b>Pete Rose, S</b> OBP: 0.450, SLG: 0.443 (1, 3)	0-0 6-3			0-0 5-3		0-0 1B		0-0 1B		0-0 G3		0-0 2B	6	0	3	4	0	0	0									
<b>Greg Luzinski, R</b> OBP: 0.396, SLG: 0.467 (1, 7)		0-0 5-3			0-3 K	0-3 K		0-3 K			4-0 BB	0-3 K	5	0	0	0	1	4	3									
<b>Greg Gross, L</b> OBP: 0.222, SLG: 0.125 (12, 7)													0	0	0	0	0	0	0									
<b>Mike Schmidt, R</b> OBP: 0.367, SLG: 0.598 (1, 5)		0-0 F8			0-0 6-3		0-3 K		0-0 E 1B		0-0 F7		5	1	1	0	0	1	1									
<b>Garry Maddox, R</b> OBP: 0.336, SLG: 0.500 (1, 8)		0-3 K			0-0 4-3		0-0 L6		0-0 E8 SF8 2B		0-0 F8		5	1	1	1	0	1	1									
<b>Bob Boone, R</b> OBP: 0.333, SLG: 0.380 (1, 2)			0-0 5-3			0-0 BB FC1-2 1B	0-0 P4		0-0 SF8		0-3 K		3	0	1	0	0	0	0									
<b>Jim Kaat, L</b> (9, 1)											0-3 K		1	0	0	0	0	1	1									
<b>Ramon Aviles, R</b> OBP: 0.583, SLG: 0.727 (1, 4)			0-0 1-3			0-0 FC1-2 BB 4-3 1B		0-3 K	0-3 K			4-0 SH3-4 1B BB	2	1	1	0	0	0	0									
<b>Rudy Meoli, L</b> OBP: 0.182, SLG: 0.200 (8, PH) (8, 4)													2	0	0	0	1	2	0									
<b>Randy Lerch, L</b> OBP: 0.111, SLG: 0.111 (1, 1)			0-0 3-1			4-0 4-3 FC1-2 1B BB		0-3 K	0-0 F8			0-0 SH3-4	1	0	0	0	0	0	0									
<b>Mike Anderson, R</b> OBP: 0.062, SLG: 0.067 (6, PH)													0	1	0	0	1	0	0									
<b>Doug Bird, R</b> (6, 1)													0	0	0	0	0	0	0									
<b>Tug McGraw, R</b> OBP: 1.000, SLG: 1.000 (6, 1)													0	0	0	0	0	0	0									
<b>Dave Rader, L</b> OBP: 0.000, SLG: 0.200 (7, 2)													2	0	0	0	0	1	0									
<b>Ron Reed, R</b> OBP: 0.000, SLG: 1.000 (7, 1)													0	0	0	0	0	0	0									
<b>Del Unser, L</b> OBP: 0.308, SLG: 0.417 (9, PH)													0	0	0	1	0	0	0									
<b>Inning Stats</b>	R: 0 E: 0 K: 0 S: 3	H: 0 LOB: 0 BB: 0 P: 3	R: 0 E: 0 K: 1 S: 5	H: 0 LOB: 0 BB: 0 P: 5	R: 0 E: 0 K: 0 S: 3	H: 0 LOB: 0 BB: 0 P: 3	R: 0 E: 0 K: 0 S: 3	H: 0 LOB: 0 BB: 0 P: 3	R: 0 E: 0 K: 1 S: 5	H: 0 LOB: 0 BB: 0 P: 5	R: 3 E: 0 K: 1 S: 8	H: 3 LOB: 1 BB: 1 P: 12	R: 0 E: 0 K: 1 S: 5	H: 0 LOB: 0 BB: 0 P: 5	R: 2 E: 1 K: 3 S: 12	H: 3 LOB: 1 BB: 0 P: 12	R: 2 E: 1 K: 1 S: 7	H: 2 LOB: 0 BB: 0 P: 7	R: 0 E: 0 K: 0 S: 3	H: 0 LOB: 0 BB: 0 P: 3	R: 0 E: 0 K: 1 S: 5	H: 0 LOB: 1 BB: 1 P: 9	R: 2 E: 0 K: 1 S: 6	H: 2 LOB: 1 BB: 2 P: 14	1B: 7 2B: 2 3B: 1 HR: 0	SF: 1 SAC: 1 DP: 0 HBP: 0	WP: 0 PB: 0 SB: 0 CS: 0	PA: 49
<b>PITCHER</b>	IP	WLS	BF	H	R	ER	SO	BB	IBB	HBP	BLK	WP	HR	S	P	ERA	WHIP											
<b>Randy Jones, L</b> ERA: 4.5 (1, 1)	6.0		22	3	3	3	3	1	0	0	0	0	0	27	31	4.50	0.667											
<b>Rollie Fingers, R</b> ERA: 3.41 (7, 1)	4.0		17	5	4	2	5	0	0	0	0	0	0	27	27	4.50	1.250											
<b>John D'Acquisto, R</b> ERA: 7.25 (11, 1)	2.0	L	10	2	2	2	2	3	0	0	0	0	0	11	23	9.00	2.500											

Philadelphia Phillies @ San Diego Padres  
San Diego Stadium, San Diego, CA  
Tue May 08 1979, 10:05 PM EDT  
Att. 12,288 - Unknown

livebaseballscorecards.com

AB	43
R	9
H	10
RBI	8
BB	4
SO	10
LOB	11



Batter	1	2	3	4	5	6	7	8	9	10	11	12
<b>Don Reynolds, R</b> <small>(1, 8)            OBP: 0.490, SLG: 0.596            (6, PH)            Kurt Bevacqua, R  <small>(6, PH)            OBP: 0.388, SLG: 0.346            Rollie Fingers, R  <small>(7, 1)            OBP: 0.426, SLG: 0.417            Gene Richards, L  <small>(10, PH)            OBP: 0.143, SLG: 0.143            John D'Acquisto, R  <small>(11, 1)            OBP: 0.284, SLG: 0.317            Mike Harmon, L  <small>(12, PH)            OBP: 0.143, SLG: 0.286            OBP: 0.072, SLG: 0.257</small></small></small></small></small></small>	0-0 FC3-6 1B SF9 1B	0-3 K		0-0 CS	0-0 6-3	0-0 SF7	0-0 3-1			0-0 E6 G6-4-3		0-0 G4-6-3
<b>Fernando Gonzalez, R</b> <small>(1, 4)            OBP: 0.340, SLG: 0.444</small>	0-0 FC3-6 1B 1-2		0-0 F8		0-0 HR 2B	0-0 L6		0-0 6-3		0-0 G6-4-3		
<b>Jerry Turner, L</b> <small>(1, 7)            OBP: 0.357, SLG: 0.427</small>	0-0 FC3-6 WP 1-2f 2-3		0-0 G3 1B		0-0 HR		0-0 1B BB FC6-2 BB	0-0 1-3			0-0 F6	
<b>Dave Winfield, R</b> <small>(1, 9)            OBP: 0.422, SLG: 0.694</small>	0-0 SF9		0-0 G3 1-2		0-0 5-3		0-0 FC6-2 1B SF7 BB	0-0 5-3			0-0 4-3	
<b>Gene Tenace, R</b> <small>(1, 3)            OBP: 0.398, SLG: 0.424</small>	0-0 6-3 1-2		0-0 BB		0-0 FC5-4 BB		0-0 1B 1B FC6-2		0-0 F6		0-0 1B	
<b>Barry Evans, R</b> <small>(1, 5)            OBP: 0.248, SLG: 0.262</small>		0-0 SH1-3 1B SH1-4 1B		0-0 F3		0-0 FC5-4 1-2f		0-0 FC6-2 1B 1-2 2-3 3-Hf		0-0 6-3		0-0 F8
<b>Bill Fahey, L</b> <small>(1, 2)            OBP: 0.364, SLG: 0.474</small>		0-0 SH1-4 1B SH1-3 1-2		0-0 L1		0-0 SF7 3B		0-0 SF7		0-0 F3		0-0 4-3
<b>Ozzie Smith, S</b> <small>(1, 6)            OBP: 0.238, SLG: 0.214</small>		0-0 SH1-3 1-2 2-3		0-0 CS BB		0-0 5-3		0-0 1-3 2-H		0-3 K		0-0 1B 3B
<b>Randy Jones, R</b> <small>(1, 1)            OBP: 0.125, SLG: 0.125</small> <b>Dan Briggs, L</b> <small>(6, PH)            OBP: 0.368, SLG: 0.545            (7, 8)</small>		0-0 SH1-4 2-3 3-H		0-3 K		1-0 HBP		0-0 IBB		0-0 3B		0-0 G4-6-3 1B 3-H

AB	R	H	RBI	BB	SO	LOB
3	1	1	0	0	1	1
0	0	0	0	0	0	0
0	0	0	1	0	0	0
1	0	0	0	0	0	3
1	0	0	0	0	0	1
0	0	0	0	0	0	0
1	0	0	0	0	0	1

6	1	2	0	0	0	3
---	---	---	---	---	---	---

5	1	2	2	1	0	2
---	---	---	---	---	---	---

4	1	0	1	1	0	1
---	---	---	---	---	---	---

4	1	2	0	2	0	1
---	---	---	---	---	---	---

6	1	1	0	0	0	7
---	---	---	---	---	---	---

5	1	2	1	0	0	0
---	---	---	---	---	---	---

4	1	2	1	1	1	1
---	---	---	---	---	---	---

1	0	0	1	0	1	1
2	0	2	1	1	0	0

**BOTTOM**

**Philadelphia Phillies @ San Diego Padres**  
 San Diego Stadium, San Diego, CA  
 Tue May 08 1979, 10:05 PM EDT  
 Att: 12,288 - Unknown

[livebaseballscorecards.com](http://livebaseballscorecards.com)

<b>AB</b>	43
<b>R</b>	8
<b>H</b>	14
<b>RBI</b>	8
<b>BB</b>	6
<b>SO</b>	3
<b>LOB</b>	22



Inning Stats	R: 1	H: 2	E: 0	LOB: 1	K: 0	P: 5	R: 1	H: 2	E: 0	LOB: 1	K: 1	P: 7	R: 0	H: 1	E: 0	LOB: 2	K: 0	P: 8	R: 0	H: 0	E: 0	LOB: 0	K: 1	P: 8	R: 2	H: 2	E: 0	LOB: 1	K: 0	P: 9	R: 1	H: 1	E: 0	LOB: 1	K: 0	P: 5	R: 2	H: 2	E: 0	LOB: 3	K: 0	P: 17	R: 0	H: 0	E: 0	LOB: 0	K: 0	P: 3	R: 0	H: 0	E: 0	LOB: 0	K: 0	P: 3	R: 0	H: 0	E: 1	LOB: 1	K: 1	P: 6	R: 0	H: 1	E: 0	LOB: 1	K: 0	P: 4	R: 1	H: 2	E: 0	LOB: 0	K: 0	P: 4	R: 0	H: 2	E: 0	LOB: 0	K: 0	P: 4	1B: 9	SF: 3	2B: 1	SAC: 2	3B: 3	DP: 2	HR: 1	HBP: 1	WP: 1	PA: 56
--------------	------	------	------	--------	------	------	------	------	------	--------	------	------	------	------	------	--------	------	------	------	------	------	--------	------	------	------	------	------	--------	------	------	------	------	------	--------	------	------	------	------	------	--------	------	-------	------	------	------	--------	------	------	------	------	------	--------	------	------	------	------	------	--------	------	------	------	------	------	--------	------	------	------	------	------	--------	------	------	------	------	------	--------	------	------	-------	-------	-------	--------	-------	-------	-------	--------	-------	--------

PITCHER	IP	WLS	BF	H	R	ER	SO	BB	IBB	HBP	BLK	WP	HR	S	P	ERA	WHIP
<b>Randy Lerch, L</b> <small>(1, 1) ERA: 3.28</small>	5.0		24	7	4	4	2	3	0	0	0	1	1	25	37	7.20	2.000
<b>Doug Bird, R</b> <small>(6, 1) ERA: 5.84</small>	0.1		3	1	1	1	0	0	0	1	0	0	0	2	3	27.00	3.000
<b>Tug McGraw, L</b> <small>(6, 1) ERA: 1.74</small>	0.2		4	0	2	2	0	2	0	0	0	0	0	2	10	27.00	3.000
<b>Ron Reed, R</b> <small>(7, 1) ERA: 0.61</small>	2.0		9	2	0	0	0	0	1	0	0	0	0	8	12	0.00	1.000
<b>Jim Kaat, L</b> <small>(9, 1) ERA: 4.32</small>	4.0	W	15	4	1	1	1	0	0	0	0	0	0	17	17	2.25	1.000



Batter	1	2	3	4	5	6	7	8	9	AB R H RBI BB SO LOB	TOP		
<b>Bake McBride, L</b> (1, 9) OBP: 0.300, SLG: 0.364	0-0 F8		0-0 6-3		0-0 E3		0-0 G3		0-0 1-2 1B	5 0 1 0 0 0 0	<b>Philadelphia Phillies @ San Diego Padres</b> <b>San Diego Stadium, San Diego, CA</b> Wed May 09 1979, 10:05 PM EDT Att: 15,606 - Unknown <a href="http://livebaseballscorecards.com">livebaseballscorecards.com</a>		
<b>Larry Bowa, S</b> (1, 6) OBP: 0.382, SLG: 0.349	0-3 K		0-0 1B 1B		0-0 FC4-6 1B		0-0 L7		0-0 F9	5 1 1 0 0 1 3			
<b>Pete Rose, S</b> (1, 3) OBP: 0.460, SLG: 0.455	0-0 S 2B 1B		0-0 1B 1-2 1B		0-0 1-3 1B		0-0 F7			4 1 3 0 0 0 0			
<b>Greg Luzinski, R</b> (1, 7) OBP: 0.409, SLG: 0.489 <b>Mike Anderson, R</b> (8, 7) OBP: 0.625, SLG: 0.667	0-0 1-H 2B		0-0 1-3 2-H 1B		0-0 1-3		0-0 8-3 1B			4 0 3 2 0 0 2 0 0 0 0 0 0 0			
<b>Mike Schmidt, R</b> (1, 5) OBP: 0.354, SLG: 0.573	0-0 F7		0-0 F8		0-0 F8		0-0 8-3 1-2f			4 0 0 0 0 0 4			
<b>Garry Maddox, R</b> (1, 8) OBP: 0.333, SLG: 0.500		0-0 4-3		0-0 L8		0-0 2B		0-0 F8		4 0 1 0 0 0 0			
<b>Bob Boone, R</b> (1, 2) OBP: 0.318, SLG: 0.360		0-0 5-3		0-0 6-3		0-0 F6		0-0 F9		4 0 0 0 0 0 1			
<b>Rudy Meoli, L</b> (1, 4) OBP: 0.200, SLG: 0.154		0-0 F7		0-0 G3		4-0 IBB		0-0 4-3		3 0 0 0 1 0 0			
<b>Dick Ruthven, R</b> (1, 1) OBP: 0.227, SLG: 0.190		0-3 K		0-0 5-3		0-0 F9		0-0 1B 1B		4 0 1 0 0 1 2			
<b>Inning Stats</b>	R: 1 E: 0 K: 1 S: 7 H: 2 LOB: 1 BB: 0 P: 7	R: 0 E: 0 K: 0 S: 3 H: 0 LOB: 0 BB: 0 P: 3	R: 1 E: 0 K: 1 S: 8 H: 3 LOB: 2 BB: 0 P: 8	R: 0 E: 0 K: 0 S: 3 H: 0 LOB: 0 BB: 0 P: 3	R: 0 E: 1 K: 0 S: 5 H: 1 LOB: 2 BB: 0 P: 5	R: 0 E: 0 K: 0 S: 4 H: 1 LOB: 2 BB: 1 P: 8	R: 0 E: 0 K: 0 S: 3 H: 0 LOB: 0 BB: 0 P: 3	R: 0 E: 0 K: 0 S: 3 H: 1 LOB: 0 BB: 0 P: 3	R: 0 E: 0 K: 0 S: 5 H: 2 LOB: 2 BB: 0 P: 5	1B: 8 2B: 3 3B: 0 HR: 0 SF: 0 SAC: 0 DP: 1 HBP: 0		WP: 0 PB: 0 SB: 1 CS: 0 PA: 38	
<b>PITCHER</b> <b>Eric Rasmussen, R</b> (1, 1) ERA: 4.38 <b>Bob Shirley, L</b> (9, 1) ERA: 6.31	IP WLS BF H R ER SO BB IBB HBP BLK WP HR S P ERA WHIP	8.0 L 33 8 2 2 2 0 0 0 0 0 0 0 5 40 2.25 1.000	1.0 5 2 0 0 0 0 0 0 0 0 0 0 5 5 0.00 2.000										

**Philadelphia Phillies @ San Diego Padres**  
**San Diego Stadium, San Diego, CA**  
Wed May 09 1979, 10:05 PM EDT  
Att: 15,606 - Unknown

AB	37
R	2
H	10
RBI	2
BB	1
SO	2
LOB	12







Batter	1	2	3	4	5	6	7	8	9	AB R H RBI BB SO LOB	TOP																					
<b>Bake McBride, L</b> (1, 9) OBP: 0.289, SLG: 0.350	0-0 1-3	0-0 L7			0-0 4-3		0-0 F8			4 0 0 0 0 0 1																						
<b>Larry Bowa, S</b> (1, 6) OBP: 0.386, SLG: 0.355	0-0 2B 1B		0-0 4-3		0-0 6-3 1B		0-0 L8			4 2 2 0 0 0 0																						
<b>Pete Rose, S</b> (1, 3) OBP: 0.453, SLG: 0.457	0-0 1-H 2B		0-0 4-3		0-0 6-3		0-0 L7			4 0 1 1 0 0 1																						
<b>Greg Luzinski, R</b> (1, 7) OBP: 0.403, SLG: 0.480 <b>Mike Anderson, R</b> (8, 7) OBP: 0.625, SLG: 0.667	0-0 6-3		0-0 F8		0-0 1-2 1B		0-3 K			4 0 1 1 0 1 1 0 0 0 0 0 0 0																						
<b>Mike Schmidt, R</b> (1, 5) OBP: 0.342, SLG: 0.550	0-0 F8			0-0 5-3	0-0 F8		0-3 K			4 0 0 0 0 1 2																						
<b>Garry Maddox, R</b> (1, 8) OBP: 0.322, SLG: 0.481		0-0 E5 FC1-5-6 S		0-0 3-1		0-0 L9		0-0 F9		4 0 0 0 0 0 0																						
<b>Bob Boone, R</b> (1, 2) OBP: 0.326, SLG: 0.372		0-0 1B FC6-4		4-0 1B BB		0-0 4-3		0-0 FC1-6-5 2B		3 1 1 0 1 0 1																						
<b>Rudy Meoli, L</b> (1, 4) OBP: 0.263, SLG: 0.235		0-0 FC6-4 1B		0-0 1-3 1B		0-0 3-1		0-0 FC1-6-5 2-3		4 0 2 0 0 0 1																						
<b>Nino Espinosa, R</b> (1, 1) OBP: 0.211, SLG: 0.167 <b>Ron Reed, R</b> (8, 1) OBP: 0.333, SLG: 0.667		0-0 FC6-4		0-3 K		0-3 K		0-0 6-3		3 0 0 1 0 2 3 1 0 0 0 0 0 1																						
<b>Inning Stats</b>	R: 1 E: 0 K: 0 S: 5	H: 2 LOB: 1 BB: 0 P: 5	R: 1 E: 1 K: 0 S: 5	H: 1 LOB: 1 BB: 0 P: 5	R: 0 E: 0 K: 0 S: 3	H: 0 LOB: 0 BB: 0 P: 3	R: 0 E: 0 K: 1 S: 6	H: 1 LOB: 2 BB: 1 P: 10	R: 1 E: 0 K: 0 S: 5	H: 2 LOB: 1 BB: 0 P: 5	R: 0 E: 0 K: 1 S: 5	H: 0 LOB: 0 BB: 0 P: 5	R: 0 E: 0 K: 1 S: 7	H: 0 LOB: 0 BB: 0 P: 7	R: 0 E: 0 K: 0 S: 4	H: 1 LOB: 1 BB: 0 P: 4	1B: 5 2B: 2 3B: 0 HR: 0	SF: 0 SAC: 0 DP: 0 HBP: 0	WP: 0 PB: 0 SB: 2 CS: 0	PA: 36												
<b>PITCHER</b> <b>Gaylord Perry, R</b> (1, 1) ERA: 3.63	IP 9.0	WLS L	BF 36	H 7	R 3	ER 2	SO 4	BB 1	IBB 0	HBP 0	BLK 0	WP 0	HR 0	S 43	P 47	ERA 2.00	WHIP 0.889															
											<b>PITCHER</b>	IP	WLS	BF	H	R	ER	SO	BB	IBB	HBP	BLK	WP	HR	S	P	ERA	WHIP				

Philadelphia Phillies @ San Diego Padres  
San Diego Stadium, San Diego, CA  
Thu May 10 1979, 6:33 AM EDT  
Att: 17,208 - Unknown

livebaseballscorecards.com

AB	35
R	3
H	7
RBI	3
BB	1
SO	4
LOB	11



Batter	1	2	3	4	5	6	7	8	9	AB R H RBI BB SO LOB	
Ozzie Smith, S OBP: 0.234, SLG: 0.212 (1, 6)	0-0 G3		0-0 1B		0-0 1-3		0-0 F8			4 0 1 0 0 0 0	
Broderick Perkins, L OBP: 0.364, SLG: 0.323 (1, 3)	0-0 F8		0-0 F9		0-0 1B			0-3 K		4 0 1 0 0 1 1	
Jerry Turner, L OBP: 0.351, SLG: 0.411 (1, 7)	0-0 BB 1B		0-0 F8		0-0 F7			4-0 BB		3 0 1 0 1 0 2	
Dave Winfield, R OBP: 0.423, SLG: 0.683 (1, 9)	4-0 1-2 BB			0-0 4-3 1B 2B	0-0 6-3			0-0 F5		3 1 1 0 1 0 2	
Dan Briggs, L OBP: 0.333, SLG: 0.500 (1, 8)	0-0 5-3			0-0 4-3		0-0 F8		0-0 4-1		4 0 0 0 0 0 4	
Fernando Gonzalez, R OBP: 0.316, SLG: 0.411 (1, 4) (8, 5)		0-0 F9		0-0 P5		0-0 1-6-3		0-0 F9		4 0 0 0 0 0 1	
Bill Fahey, L OBP: 0.379, SLG: 0.440 Don Reynolds, R OBP: 0.450, SLG: 0.556 (1, 2) (9, PR)		0-0 F9		0-0 FC6-4 1B		0-3 K		0-0 1B		4 0 2 1 0 1 0 0 0 0 0 0 0 0	
Barry Evans, R OBP: 0.239, SLG: 0.252 Gene Richards, L OBP: 0.279, SLG: 0.311 Bill Almon, R OBP: 0.375, SLG: 0.478 Gene Tenace, R OBP: 0.394, SLG: 0.419 (1, 5) (7, PH) (8, 4) (9, PH)		0-0 F8		0-0 FC6-4 1-2f		0-3 K		0-3 K		2 0 0 0 0 0 1 1 0 0 0 0 1 0 0 0 0 0 0 0 0 1 0 0 0 0 1 1	
Gaylord Perry, R OBP: 0.267, SLG: 0.600 Kurt Bevacqua, R OBP: 0.429, SLG: 0.385 (1, 1) (9, PH)			0-0 F9		0-0 HR		0-0 6-3		0-0 4-3		3 1 1 1 0 0 0 1 0 0 0 0 0 1

Inning Stats	R: 0 E: 0 K: 0 S: 4	H: 1 LOB: 2 BB: 1 P: 8	R: 0 E: 0 K: 0 S: 3	H: 0 LOB: 0 BB: 0 P: 3	R: 0 E: 0 K: 0 S: 4	H: 1 LOB: 1 BB: 0 P: 4	R: 1 E: 0 K: 0 S: 5	H: 2 LOB: 1 BB: 0 P: 5	R: 1 E: 0 K: 0 S: 5	H: 2 LOB: 1 BB: 0 P: 5	R: 0 E: 0 K: 1 S: 5	H: 0 LOB: 0 BB: 0 P: 5	R: 0 E: 0 K: 1 S: 5	H: 0 LOB: 0 BB: 0 P: 5	R: 0 E: 0 K: 1 S: 5	H: 0 LOB: 1 BB: 1 P: 9	R: 0 E: 0 K: 1 S: 6	H: 1 LOB: 1 BB: 0 P: 6	1B: 5 2B: 1 3B: 0 HR: 1	SF: 0 SAC: 0 DP: 0 HBP: 0	WP: 0 PB: 0 SB: 0 CS: 0	PA: 36
--------------	------------------------------	---------------------------------	------------------------------	---------------------------------	------------------------------	---------------------------------	------------------------------	---------------------------------	------------------------------	---------------------------------	------------------------------	---------------------------------	------------------------------	---------------------------------	------------------------------	---------------------------------	------------------------------	---------------------------------	----------------------------------	------------------------------------	----------------------------------	--------

PITCHER	IP	WLS	BF	H	R	ER	SO	BB	IBB	HBP	BLK	WP	HR	S	P	ERA	WHIP
Nino Espinosa, R ERA: 1.25 (1, 1)	7.1	W	30	6	2	2	3	2	0	0	0	0	1	34	42	2.46	1.091
Ron Reed, R ERA: 0.55 (8, 1)	1.2	S	6	1	0	0	1	0	0	0	0	0	0	8	8	0.00	0.600


**BOTTOM**

**Philadelphia Phillies @ San Diego Padres**  
**San Diego Stadium, San Diego, CA**

Thu May 10 1979, 6:33 AM EDT  
 Att. 17,208 - Unknown

livebaseballscorecards.com

<b>AB</b>	<b>34</b>
<b>R</b>	<b>2</b>
<b>H</b>	<b>7</b>
<b>RBI</b>	<b>2</b>
<b>BB</b>	<b>2</b>
<b>SO</b>	<b>4</b>
<b>LOB</b>	<b>13</b>





Batter	1	2	3	4	5	6	7	8	9	AB R H RBI BB SO LOB	TOP									
Frank Taveras, R (1, 6) OBP: 0.260, SLG: 0.267	0-0 4-3		0-0 L6		0-0 F9			4-0 1B BB		3 1 0 0 1 0 0										
Richie Hebner, L (1, 5) OBP: 0.355, SLG: 0.358	4-0 2B BB		4-0 BB		0-3 K			0-0 1B		2 0 1 1 2 1 0										
Lee Mazzilli, S (1, 8) OBP: 0.387, SLG: 0.477	0-0 1-3 2B		0-3 K				0-0 B1-3	0-0 G6-3		4 0 1 0 0 1 2										
Steve Henderson, R (1, 7) OBP: 0.352, SLG: 0.383	0-3 K			4-0 HR BB			0-0 F8	0-0 HR		3 2 1 1 1 1 2										
Ed Kranepool, L (1, 3) OBP: 0.267, SLG: 0.346	0-0 L7			0-0 G3			0-0 1B	0-0 4-3		4 0 1 0 0 0 3										
Joel Youngblood, R (1, 9) OBP: 0.398, SLG: 0.507		0-0 F8		0-0 5-3			0-0 F8		0-0 F3	4 0 0 0 0 0 2										
John Stearns, R (1, 2) OBP: 0.305, SLG: 0.366		4-0 F4-6-3 BB		0-0 HR			0-0 5-3	4-0 F4-3 BB		2 1 1 2 2 0 0										
Doug Flynn, R (1, 4) OBP: 0.238, SLG: 0.240		0-0 F4-6-3		0-0 F8			0-0 F5-3	0-0 F4-3		4 0 0 0 0 0 2										
Kevin Kobel, R (1, 1) OBP: 0.167, SLG: 0.167			0-0 F8		0-3 K		0-3 K	0-0 F7		3 0 0 0 0 2 0										
Ron Hodges, L (9, PH) OBP: 0.278, SLG: 0.250										0 0 0 0 0 0 0										
Elliott Maddox, R (9, PH) OBP: 0.346, SLG: 0.250										1 0 0 0 0 0 1										
Skip Lockwood, R (9, 1)										0 0 0 0 0 0 0										
<b>Inning Stats</b>	R: 0 E: 0 K: 1 S: 6	H: 1 LOB: 2 BB: 1 P: 10	R: 0 E: 0 K: 0 S: 2	H: 0 LOB: 0 BB: 1 P: 6	R: 0 E: 0 K: 1 S: 5	H: 0 LOB: 1 BB: 1 P: 9	R: 2 E: 1 K: 0 S: 4	H: 1 LOB: 0 BB: 1 P: 8	R: 0 E: 0 K: 2 S: 7	H: 0 LOB: 0 BB: 0 P: 7	R: 0 E: 0 K: 1 S: 5	H: 0 LOB: 0 BB: 0 P: 5	R: 2 E: 0 K: 0 S: 4	H: 2 LOB: 0 BB: 1 P: 8	R: 0 E: 0 K: 0 S: 3	H: 0 LOB: 1 BB: 1 P: 7	1B: 2 2B: 1 3B: 0 HR: 2	SF: 0 SAC: 0 DP: 2 HBP: 0	WP: 0 PB: 0 SB: 2 CS: 0	PA: 36
<b>PITCHER</b>	IP WLS BF H R ER SO BB IBB HBP BLK WP HR S P ERA WHIP																			
Steve Mura, R (1, 1) ERA: 2.36	7.0 L 27 3 2 0 5 4 0 0 0 0 0 1 33 49 0.00 1.000																			
Rollie Fingers, R (8, 1) ERA: 3.9	1.0 5 2 2 2 0 1 0 0 0 0 0 1 4 8 18.00 3.000																			
John D'Acquisto, R (9, 1) ERA: 7.04	0.2 3 0 0 0 0 1 0 0 0 0 0 0 2 6 0.00 1.500																			
Bob Shirley, L (9, 1) ERA: 6.23	0.1 1 0 0 0 0 0 0 0 0 0 0 0 1 1 0.00 0.000																			

**New York Mets @ San Diego Padres**  
**San Diego Stadium, San Diego, CA**  
 Fri May 11 1979, 10:05 PM EDT  
 Att: 43,142 - Unknown

livebaseballscorecards.com

<b>AB</b>	30
<b>R</b>	4
<b>H</b>	5
<b>RBI</b>	4
<b>BB</b>	6
<b>SO</b>	5
<b>LOB</b>	12



Batter	1	2	3	4	5	6	7	8	9	AB	R	H	RBI	BB	SO	LOB
--------	---	---	---	---	---	---	---	---	---	----	---	---	-----	----	----	-----

**BOTTOM**

<b>Gene Richards, L</b> <small>(1, 8) OBP: 0.287, SLG: 0.318</small>										4	0	2	0	0	0	0
<b>Bill Almon, R</b> <small>(1, 4) OBP: 0.357, SLG: 0.423</small>										3	0	0	0	1	1	3
<b>Jerry Turner, L</b> <small>(1, 7) OBP: 0.362, SLG: 0.425</small>										3	0	2	0	0	0	1
<b>Dave Winfield, R</b> <small>(1, 9) OBP: 0.418, SLG: 0.669</small>										4	0	1	0	0	0	4
<b>Gene Tenace, R</b> <small>(1, 3) OBP: 0.398, SLG: 0.409</small>										2	0	0	0	2	0	1
<b>Barry Evans, R</b> <small>(1, 5) OBP: 0.233, SLG: 0.246</small> <b>Mike Hargrove, L</b> <small>(9, PH) OBP: 0.354, SLG: 0.241</small>										3	0	0	0	0	1	5
<b>Bill Fahey, L</b> <small>(1, 2) OBP: 0.333, SLG: 0.379</small>										4	0	0	0	0	1	2
<b>Ozzie Smith, S</b> <small>(1, 6) OBP: 0.237, SLG: 0.215</small>										3	0	1	0	0	0	0
<b>Steve Mura, R</b> <small>(1, 1)</small> <b>Fernando Gonzalez, R</b> <small>(7, PH) OBP: 0.313, SLG: 0.407</small> <b>Rollie Fingers, R</b> <small>OBP: 0.143, SLG: 0.143</small> <b>John D'Acquisto, R</b> <small>OBP: 0.143, SLG: 0.286</small> <b>Bob Shirley, R</b> <small>(9, 1)</small>										1	0	0	0	0	0	0

**New York Mets @ San Diego Padres**  
**San Diego Stadium, San Diego, CA**  
 Fri May 11 1979, 10:05 PM EDT  
 Att. 43,142 - Unknown

<b>AB</b>	<b>29</b>
<b>R</b>	<b>0</b>
<b>H</b>	<b>6</b>
<b>RBI</b>	<b>0</b>
<b>BB</b>	<b>3</b>
<b>SO</b>	<b>3</b>
<b>LOB</b>	<b>16</b>



Inning Stats	R: 0	H: 0	E: 0	K: 0	S: 2	R: 0	H: 1	E: 0	K: 1	S: 5	R: 0	H: 0	E: 0	K: 0	S: 3	R: 0	H: 2	E: 0	K: 0	S: 5	R: 0	H: 1	E: 0	K: 0	S: 4	R: 0	H: 0	E: 0	K: 0	S: 3	R: 0	H: 1	E: 0	K: 0	S: 5	R: 0	H: 0	E: 0	K: 1	S: 5	1B: 5	2B: 2	3B: 0	HR: 0	SF: 0	SAC: 1	DP: 3	HBP: 1	WP: 0	PB: 0	SB: 0	CS: 0	PA: 34
--------------	------	------	------	------	------	------	------	------	------	------	------	------	------	------	------	------	------	------	------	------	------	------	------	------	------	------	------	------	------	------	------	------	------	------	------	------	------	------	------	------	-------	-------	-------	-------	-------	--------	-------	--------	-------	-------	-------	-------	--------

PITCHER	IP	WLS	BF	H	R	ER	SO	BB	IBB	HBP	BLK	WP	HR	S	P	ERA	WHIP
<b>Kevin Kobel, L</b> <small>(1, 1) ERA: 1.37</small>	8.0	W	31	6	0	0	2	3	0	1	0	0	0	31	44	0.00	1.125
<b>Skip Lockwood, R</b> <small>(9, 1) ERA: 1.96</small>	1.0		3	0	0	0	1	0	0	0	0	0	0	5	5	0.00	0.000

PITCHER	IP	WLS	BF	H	R	ER	SO	BB	IBB	HBP	BLK	WP	HR	S	P	ERA	WHIP
---------	----	-----	----	---	---	----	----	----	-----	-----	-----	----	----	---	---	-----	------











BOTTOM

New York Mets @ San Diego Padres  
San Diego Stadium, San Diego, CA  
Sun May 13 1979, 6:33 AM EDT  
Att: 12,245 - Unknown

livebaseballscorecards.com

AB 39  
R 5  
H 8  
RBI 4  
BB 6  
SO 6  
LOB 19



WP: 0 PA: 46  
PB: 0  
SB: 2  
CS: 0

AB R H RBI BB SO LOB

6	0	1	1	0	1	6
4	0	0	0	1	0	1
4	1	1	0	1	1	1
4	0	0	0	1	0	2
5	2	1	1	0	1	2
4	2	2	2	0	0	2
3	0	1	0	0	0	0
0	0	0	0	1	0	0
0	0	0	0	0	0	0
0	0	0	0	0	0	0
1	0	0	0	0	1	1
4	0	1	0	0	1	1
0	0	0	0	1	0	0
3	0	1	0	0	1	2
0	0	0	0	0	0	0
0	0	0	0	0	0	0
1	0	0	0	1	0	1

Batter	1	2	3	4	5	6	7	8	9	10
Gene Richards, L (1, 8) OBP: 0.280, SLG: 0.302	0-0 6-3		0-3 K	0-0 F8		0-0 G3		0-0 F3		0-0 1B
Ozzie Smith, S (1, 6) OBP: 0.237, SLG: 0.205	0-0 F7		0-0 6-3		0-0 F4-3		4-0 BB		0-0 F4-3	
Jerry Turner, L (1, 7) OBP: 0.361, SLG: 0.410	4-0 BB			0-0 FC 1B	0-0 F9		0-3 K		0-0 F2	
Dave Winfield, R (1, 9) OBP: 0.406, SLG: 0.645	0-0 1-3			0-0 6-3	0-0 F9		4-0 IBB		0-0 F6	
Dan Briggs, L (1, 3) OBP: 0.236, SLG: 0.467		0-0 3-1		0-0 FC HR		0-0 B1-3		0-3 K		0-0 BB SH1-4 1B
Bill Fahey, L (1, 2) OBP: 0.351, SLG: 0.485		0-0 F8		0-0 HR		0-0 1B E 1B		0-0 F8		0-0 SH1-4
Barry Evans, R (1, 5) OBP: 0.248, SLG: 0.248		0-0 5-3		0-0 6-3		0-0 E 1B		4-0 BB		0-3 K
Mike Hargrove, L (8, PH) OBP: 0.360, SLG: 0.241										
Don Reynolds, R (8, PR) OBP: 0.450, SLG: 0.556										
Bob Shirley, R (9, 1) OBP: 0.450, SLG: 0.556										
Fernando Gonzalez, R (10, PH) OBP: 0.310, SLG: 0.404										
Bill Almon, R (1, 4) OBP: 0.371, SLG: 0.406			0-0 6-3		0-0 E5 1B		0-0 E7 1B		0-3 K	4-0 1B BB IBB
Broderick Perkins, L (10, PH) OBP: 0.382, SLG: 0.323										
Randy Jones, R (1, 1) OBP: 0.158, SLG: 0.158			0-0 E1		0-0 1B		0-3 K		0-0 F9	4-0 1B BB
Dennis Kinney, L (8, 1) OBP: 0.143, SLG: 0.286										
John D'Acquisto, R (8, 1) OBP: 0.143, SLG: 0.286										
Kurt Bevacqua, R (8, PH) OBP: 0.447, SLG: 0.393										

Inning Stats	R: 0	H: 0	E: 0	K: 0	S: 3	R: 0	H: 0	E: 0	K: 0	S: 3	R: 0	H: 0	E: 1	K: 1	S: 6	R: 3	H: 3	E: 2	K: 0	S: 8	R: 0	H: 0	E: 0	K: 0	S: 3	R: 1	H: 3	E: 1	K: 1	S: 8	R: 0	H: 0	E: 0	K: 2	S: 7	R: 0	H: 0	E: 0	K: 1	S: 5	R: 0	H: 2	E: 0	K: 1	S: 6	R: 0	H: 0	E: 0	K: 0	S: 3	R: 1	H: 2	E: 0	K: 1	S: 6	R: 0	H: 3	E: 0	K: 1	S: 14	R: 0	H: 0	E: 0	K: 0	S: 3
--------------	------	------	------	------	------	------	------	------	------	------	------	------	------	------	------	------	------	------	------	------	------	------	------	------	------	------	------	------	------	------	------	------	------	------	------	------	------	------	------	------	------	------	------	------	------	------	------	------	------	------	------	------	------	------	------	------	------	------	------	-------	------	------	------	------	------

PITCHER	IP	WLS	BF	H	R	ER	SO	BB	IBB	HBP	BLK	WP	HR	S	P	ERA	WHIP
Mike Scott, R (1, 1) ERA: 3.52	4.0		19	3	3	3	1	1	0	0	0	0	1	20	24	6.75	1.000
Dale Murray, R (5, 1) ERA: 3.21	3.0		14	3	1	0	3	1	1	0	0	0	0	18	26	0.00	1.333
Skip Lockwood, R (8, 1) ERA: 2.05	2.2	L	13	2	1	1	2	2	1	0	0	0	0	14	26	3.38	1.500

PITCHER	IP	WLS	BF	H	R	ER	SO	BB	IBB	HBP	BLK	WP	HR	S	P	ERA	WHIP
---------	----	-----	----	---	---	----	----	----	-----	-----	-----	----	----	---	---	-----	------



Batter	1	2	3	4	5	6	7	8	9	AB R H RBI BB SO LOB	TOP											
Gene Richards, L (1, 8) OBP: 0.295, SLG: 0.328	0-0 G3		4-0 SF9 BB 1-2 1B BB		0-0 2B			0-0 4-3 SF8 2B		3 2 2 0 1 0 0												
Ozzie Smith, S (1, 6) OBP: 0.238, SLG: 0.200	0-0 F7		4-0 SF9 BB 1-2 2-3		0-0 F7			0-0 4-3		3 1 0 0 1 0 2												
Jerry Turner, L (1, 7) OBP: 0.358, SLG: 0.407	4-0 BB		0-0 SF9		0-0 F7			0-0 SF8		1 0 0 2 1 0 1												
Dan Briggs, L (1, 9) OBP: 0.352, SLG: 0.500	0-0 L9		0-0 1B		4-0 G1-6-3 BB			0-0 2B		3 0 2 2 1 0 1												
Mike Hargrove, L (1, 3) OBP: 0.346, SLG: 0.229		0-0 4-3	0-0 F9		0-0 F7			0-3 K		4 0 0 0 0 1 3												
Bill Fahey, L (1, 2) OBP: 0.325, SLG: 0.444		0-0 F5		0-0 F8		0-0 G1-6-3		0-3 K		3 0 0 0 0 0 1												
Gene Tenace, R (9, PH) OBP: 0.398, SLG: 0.402										1 0 0 0 0 1 0												
Barry Evans, R (1, 5) OBP: 0.231, SLG: 0.242		0-0 6-3		0-0 F9			0-0 6-3		0-0 G3	3 0 0 0 0 0 0												
Kurt Bevacqua, R (9, PH) OBP: 0.436, SLG: 0.379										1 0 0 0 0 0 0	AB 28											
Bill Almon, R (1, 4) OBP: 0.351, SLG: 0.382			0-0 6-3		0-0 F9		0-0 5-3		0-3 K	2 0 0 0 0 0 0	R 4											
John D'Acquisto, R (4, 1) OBP: 0.143, SLG: 0.296										0 0 0 0 0 0 0	H 4											
Dennis Kinney, L (4, 1) OBP: 0.429, SLG: 0.526										0 0 0 0 0 0 0	RBI 4											
Don Reynolds, R (7, PH) OBP: 0.429, SLG: 0.526										1 0 0 0 0 0 0	BB 5											
Mickey Lolich, S (7, 1) OBP: 0.404, SLG: 0.640										0 0 0 0 0 0 0	SO 3											
Dave Winfield, R (9, PH) OBP: 0.404, SLG: 0.640										1 0 0 0 0 1 0	LOB 8											
Eric Rasmussen, R (1, 1) OBP: 0.182, SLG: 0.100			4-0 BB BB SF9 BB		0-0 F7		0-0 F3			0 1 0 0 1 0 0												
Fernando Gonzalez, R (4, 4) OBP: 0.305, SLG: 0.396										2 0 0 0 0 0 0												
<b>Inning Stats</b>	R: 0 E: 0 K: 0 S: 3	H: 0 LOB: 1 BB: 1 P: 7	R: 0 E: 0 K: 0 S: 3	H: 0 LOB: 0 BB: 0 P: 3	R: 3 E: 0 K: 0 S: 4	H: 1 LOB: 1 BB: 3 P: 16	R: 0 E: 0 K: 0 S: 3	H: 0 LOB: 0 BB: 0 P: 3	R: 0 E: 0 K: 0 S: 4	H: 1 LOB: 1 BB: 0 P: 4	R: 0 E: 0 K: 0 S: 2	H: 0 LOB: 0 BB: 1 P: 6	R: 0 E: 0 K: 0 S: 3	H: 0 LOB: 0 BB: 0 P: 3	R: 1 E: 0 K: 1 S: 7	H: 2 LOB: 1 BB: 0 P: 7	R: 0 E: 0 K: 2 S: 7	H: 0 LOB: 0 BB: 0 P: 7	1B: 1 2B: 3 3B: 0 HR: 0	SF: 2 SAC: 0 DP: 1 HBP: 0	WP: 0 PB: 0 SB: 0 CS: 0	PA: 35
<b>PITCHER</b>	IP WLS BF H R ER SO BB IBB HBP BLK WP HR S P ERA WHIP												IP WLS BF H R ER SO BB IBB HBP BLK WP HR S P ERA WHIP									
Paul Moskau, R (1, 1) ERA: 2.9	7.2 W 31 4 4 4 0 5 0 0 0 0 0 0 26 46 4.70 1.174																					
Dave Tomlin, L (8, 1) ERA: 2.5	1.1 S 4 0 0 0 3 0 0 0 0 0 0 0 10 10 0.00 0.000																					

San Diego Padres @ Cincinnati Reds  
Riverfront Stadium, Cincinnati, OH  
Mon May 14 1979, 7:05 PM EDT  
Att. 19,133 - Unknown

livebaseballscorecards.com



Batter	1	2	3	4	5	6	7	8	9	AB	R	H	RBI	BB	SO	LOB
Ken Griffey, L OBP: 0.363, SLG: 0.449 (1, 8) (7, 9)	0-0 4-3	0-0 2B		0-0 SF8	0-0 4-3		0-0 6-3			4	0	1	2	0	0	0
Junior Kennedy, R OBP: 0.333, SLG: 0.367 (1, 4)	0-0 6-3	0-0 F9		0-3 K		0-0 F3		0-0 1-3		5	0	0	0	0	1	2
Dave Concepcion, R OBP: 0.407, SLG: 0.531 (1, 6)	0-0 2B		0-0 6-3	0-0 1B 2B 1B		0-0 FC3-6 1B		0-3 K		5	2	3	0	0	1	0
George Foster, R OBP: 0.425, SLG: 0.561 (1, 7)	0-0 2B		0-0 HR	0-0 1B 2B 1B		4-0 FC3-6 BB		0-0 L7		4	2	3	2	1	0	0
Dan Driessen, L OBP: 0.348, SLG: 0.505 (1, 3)	0-0 PB 2B		0-0 1B	0-0 2B		0-0 FC3-6 BB				4	0	3	3	0	0	2
Johnny Bench, R OBP: 0.339, SLG: 0.289 (1, 2)	0-0 P3		0-3 K	4-0 IBB		4-0 FC6-4 BB				2	0	0	0	2	1	2
Champ Summers, L OBP: 0.400, SLG: 0.409 Paul Blair, R OBP: 0.300, SLG: 0.556 (6, PH) (7, 8)		0-0 F3	0-3 K	0-0 P6		0-0 FC6-4 BB				3	0	0	0	0	1	4
Ray Knight, R OBP: 0.386, SLG: 0.379 (1, 5)		0-0 BLK 2B 1B		0-0 SH SF8 2B		0-0 6-3		0-0 5-3		4	2	2	0	0	0	0
Paul Moskau, R OBP: 0.077, SLG: 0.083 Dave Tomlin, L (8, 1)		0-3 K		0-0 SH 1B 1B 2B		0-0 5-3		0-3 K		3	1	0	0	0	2	1

Inning Stats	R: 2	H: 3	E: 0	K: 0	S: 6	LOB: 1	BB: 0	P: 6	R: 1	H: 2	E: 0	K: 1	S: 7	LOB: 1	BB: 0	P: 7	R: 1	H: 2	E: 0	K: 2	S: 9	LOB: 1	BB: 0	P: 9	R: 3	H: 4	E: 0	K: 1	S: 10	LOB: 3	BB: 1	P: 14	R: 0	H: 0	E: 0	K: 0	S: 3	LOB: 0	BB: 0	P: 3	R: 0	H: 1	E: 0	K: 0	S: 4	LOB: 3	BB: 2	P: 12	R: 0	H: 0	E: 0	K: 1	S: 5	LOB: 0	BB: 0	P: 5	R: 0	H: 0	E: 0	K: 1	S: 5	LOB: 0	BB: 0	P: 5
--------------	------	------	------	------	------	--------	-------	------	------	------	------	------	------	--------	-------	------	------	------	------	------	------	--------	-------	------	------	------	------	------	-------	--------	-------	-------	------	------	------	------	------	--------	-------	------	------	------	------	------	------	--------	-------	-------	------	------	------	------	------	--------	-------	------	------	------	------	------	------	--------	-------	------

PITCHER	IP	WLS	BF	H	R	ER	SO	BB	IBB	HBP	BLK	WP	HR	S	P	ERA	WHIP
Eric Rasmussen, R ERA: 5.53 (1, 1)	3.2	L	21	9	7	7	4	0	0	0	1	0	1	29	29	17.18	2.455
John D'Acquisto, R ERA: 6.85 (4, 1)	0.0		1	1	0	0	0	0	0	0	0	0	0	1	1	∞	∞
Dennis Kinney, L ERA: 1.17 (4, 1)	2.1		12	2	0	0	0	2	1	0	0	0	0	9	21	0.00	1.714
Mickey Lolich, L ERA: 4.42 (7, 1)	2.0		6	0	0	0	2	0	0	0	0	0	0	10	10	0.00	0.000

**BOTTOM**

**San Diego Padres @ Cincinnati Reds**  
Riverfront Stadium, Cincinnati, OH

Mon May 14 1979, 7:05 PM EDT  
Att. 19,133 - Unknown

AB	35
R	7
H	12
RBI	7
BB	3
SO	6
LOB	14



1B	2B	3B	HR	SF	SAC	DP	HBP	WP	PA	ERA	WHIP
5	6	0	1	1	0	0	0	0	40	0	0





Batter	1	2	3	4	5	6	7	8	9	AB	R	H	RBI	BB	SO	LOB
Ken Griffey, L OBP: 0.360, SLG: 0.444 (1, 8) (8, 9)	0-0 1-3		0-0 FC6 1B		0-0 G3			0-0 G3		4	0	1	0	0	0	1
Junior Kennedy, R OBP: 0.327, SLG: 0.346 (1, 4) BB BB BB	4-0 S BB		0-0 FC6 1-2f		0-0 5-3			0-0 5-3		3	0	0	0	1	0	2
Dave Concepcion, R OBP: 0.398, SLG: 0.517 (1, 6) X	0-0 P4 1-2			0-3 K		0-0 4-3		0-3 K		4	0	0	0	0	2	1
George Foster, R OBP: 0.420, SLG: 0.551 (1, 7) S S S	0-3 K			0-3 K		0-0 F7		0-0 F7		4	0	1	0	0	2	1
Dan Driessen, L OBP: 0.345, SLG: 0.495 (1, 3) X		0-0 F8		0-0 WP 1B		0-0 P5		0-3 K		4	1	1	0	0	1	1
Johnny Bench, R OBP: 0.344, SLG: 0.297 (1, 2) S S S		0-3 K		0-0 1-H 1B		0-0 6-3		0-0 6-3		4	0	2	1	0	1	0
Champ Summers, L OBP: 0.379, SLG: 0.383 (1, 9) Cesar Geronimo, L OBP: 0.231, SLG: 0.246 (8, 8) Joe Morgan, L OBP: 0.426, SLG: 0.542 (9, PH)		0-0 4-3		0-0 G3		0-3 K		0-0 K		3	0	0	0	0	1	1
Ray Knight, R OBP: 0.389, SLG: 0.386 (1, 5) X			0-0 F7		0-0 K2-4 2B		4-0 BB		0-0 FC6-4		3	0	1	0	1	0
Tom Hume, R OBP: 0.174, SLG: 0.182 Frank Pastore, R (8, 1)			0-3 K		0-3 K2-4 2-3		0-0 1-3				3	0	0	0	0	2
											0	0	0	0	0	0

Inning Stats	R: 0	H: 0	E: 0	K: 1	S: 5	R: 0	H: 0	E: 0	K: 1	S: 5	R: 0	H: 1	E: 0	K: 1	S: 6	R: 1	H: 2	E: 0	K: 2	S: 9	R: 0	H: 1	E: 0	K: 1	S: 6	R: 0	H: 0	E: 0	K: 0	S: 3	R: 0	H: 0	E: 0	K: 1	S: 5	R: 0	H: 0	E: 0	K: 1	S: 5	R: 0	H: 2	E: 0	K: 1	S: 7	1B: 5	SF: 0	2B: 1	SAC: 0	3B: 0	DP: 0	HR: 0	HBP: 0	WP: 1	PA: 35
--------------	------	------	------	------	------	------	------	------	------	------	------	------	------	------	------	------	------	------	------	------	------	------	------	------	------	------	------	------	------	------	------	------	------	------	------	------	------	------	------	------	------	------	------	------	------	-------	-------	-------	--------	-------	-------	-------	--------	-------	--------

PITCHER	IP	WLS	BF	H	R	ER	SO	BB	IBB	HBP	BLK	WP	HR	S	P	ERA	WHIP
Gaylord Perry, R ERA: 3.36 (1, 1)	7.0		27	4	1	1	7	2	0	0	0	1	0	39	47	1.29	0.857
Rollie Fingers, R ERA: 3.66 (8, 1)	2.0	W	8	2	0	0	2	0	0	0	0	0	0	12	12	0.00	1.000

**BOTTOM**

**San Diego Padres @ Cincinnati Reds**  
Riverfront Stadium, Cincinnati, OH

Tue May 15 1979, 7:05 PM EDT  
Att. 20,090 - Unknown

livebaseballscorecards.com

AB	33
R	1
H	6
RBI	1
BB	2
SO	9
LOB	13





Batter	1	2	3	4	5	6	7	8	9	AB R H RBI BB SO LOB	TOP	
Gene Richards, L (1, 8) OBP: 0.307, SLG: 0.333	4-0 BB 		0-0 F9 			0-0 1B 		0-0 FC5-4 1-2f 		3 0 1 0 1 0 1		
Mike Hargrove, L (1, 3) OBP: 0.333, SLG: 0.222	0-3 K 1-2 			0-0 F7 		0-0 F9 		0-0 6-3 		4 0 0 0 0 1 2		
Jerry Turner, L (1, 7) OBP: 0.340, SLG: 0.385	0-0 F9 			0-0 F2 			0-3 K 		0-0 4-3 		4 0 0 0 0 1 1	
Dave Winfield, R (1, 9) OBP: 0.409, SLG: 0.633	0-0 F7 			0-0 P6 			0-0 1B 1B 		0-0 1B 1B 		4 0 2 0 0 0 1	
Kurt Bevacqua, R (1, 5) OBP: 0.444, SLG: 0.429		0-0 F9 			0-0 6-3 		0-0 1B G4-6-3 		0-0 1B 1B 		4 0 2 0 0 0 0	
Bill Fahey, L (1, 2) OBP: 0.311, SLG: 0.400		0-0 G3 			0-0 4-3 		0-0 1B G4-6-3 1-2f 		0-0 1B P5 		4 0 0 0 0 0 4	
Fernando Gonzalez, R (1, 4) OBP: 0.303, SLG: 0.391		0-0 P6 			0-0 F2 			0-0 FC5-4 1B 		3 0 1 0 0 0 0		
Bill Almon, R (1, 6) OBP: 0.341, SLG: 0.350			0-0 6-3 			0-0 1B G6-3 		0-0 F2 		3 0 1 0 0 0 1		
Steve Mura, R (1, 1) John D'Acquisto, R (3, 1) Don Reynolds, R (6, PH) Bob Shirley, R (6, 1) Mickey Lolich, S (7, 1) Broderick Perkins, L (8, PH) Dennis Kinney, L (8, 1)			0-3 K 			0-0 G6-3 1-2f 		0-3 K 		1 0 0 0 0 1 0 0 0 0 0 0 0 0 1 0 0 0 0 0 1 0 1 0 0 0 0 1 1 0 0 0 0 0 0 0		
<b>Inning Stats</b>	R: 0 H: 0 E: 0 LOB: 1 K: 1 BB: 1 S: 5 P: 9	R: 0 H: 0 E: 0 LOB: 0 K: 0 BB: 0 S: 3 P: 3	R: 0 H: 0 E: 0 LOB: 0 K: 1 BB: 0 S: 5 P: 5	R: 0 H: 0 E: 0 LOB: 0 K: 0 BB: 0 S: 3 P: 3	R: 0 H: 0 E: 0 LOB: 0 K: 0 BB: 0 S: 3 P: 3	R: 0 H: 2 E: 0 LOB: 1 K: 0 BB: 0 S: 4 P: 4	R: 0 H: 2 E: 0 LOB: 1 K: 1 BB: 0 S: 6 P: 6	R: 0 H: 1 E: 0 LOB: 1 K: 1 BB: 0 S: 6 P: 6	R: 0 H: 2 E: 0 LOB: 2 K: 0 BB: 0 S: 5 P: 5	1B: 7 SF: 0 2B: 0 SAC: 0 3B: 0 DP: 2 HR: 0 HBP: 0	WP: 0 PA: 33 PB: 0 SB: 1 CS: 0	
<b>PITCHER</b>	IP WLS BF H R ER SO BB IBB HBP BLK WP HR S P ERA WHIP											
Bill Bonham, R (1, 1) ERA: 3.72	7.0 W 24 4 0 0 3 1 0 0 0 0 0 0 29 33 0.00 0.714											
Pedro Borbon, R (8, 1) ERA: 2.6	2.0 9 3 0 0 1 0 0 0 0 0 0 0 11 11 0.00 1.500											

**San Diego Padres @ Cincinnati Reds**  
Riverfront Stadium, Cincinnati, OH  
Wed May 16 1979, 3:33 AM EDT  
Att: 25,327 - Unknown

[livebaseballscorecards.com](http://livebaseballscorecards.com)

AB	32
R	0
H	7
RBI	0
BB	1
SO	4
LOB	12



Batter	1	2	3	4	5	6	7	8	9
Ken Griffey, L (1, 8) OBP: 0.357, SLG: 0.439 Paul Blair, R (6, PR) OBP: 0.273, SLG: 0.500 (7, 8)	0-0 1-3		0-0 6-3	0-3 K		0-0 1B		0-0 5-3	
Junior Kennedy, R (1, 4) OBP: 0.339, SLG: 0.345	0-0 1B		4-0 BB 1B BB	0-3 K		0-0 F9			
Champ Summers, L (1, 9) OBP: 0.403, SLG: 0.388	0-0 1-2 1B		4-0 BB 1B BB	4-0 BB		0-3 K			
George Foster, R (1, 7) OBP: 0.416, SLG: 0.543 Pedro Borbon, R (8, 1) OBP: 0.400, SLG: 0.400	0-3 K		0-0 BB 1B	0-3 K		0-0 P3			
Dan Driessen, L (1, 3) OBP: 0.350, SLG: 0.490	0-0 G3		4-0 BB 1B 2B BB		0-0 G3		0-0 G6-4-3 1B		
Ray Knight, R (1, 5) OBP: 0.392, SLG: 0.385		0-0 L9	0-0 BB 1B 2B	4-0 HR BB		0-0 G6-4-3			
Rick Auerbach, R (1, 6) OBP: 0.174, SLG: 0.261		0-0 P5	0-0 BB 2B	0-0 L7		0-3 K			
Vic Correll, R (1, 2) OBP: 0.375, SLG: 0.464		0-0 6-3	0-0 F9	0-0 HR			0-0 F7		
Bill Bonham, R (1, 1) OBP: 0.100, SLG: 0.200 Dave Collins, S (8, 7) OBP: 0.435, SLG: 0.381			0-0 F9	0-0 2B	0-3 K		0-0 4-3		

Inning Stats	R: 0	H: 2	E: 0	LOB: 2	K: 1	P: 7	R: 0	H: 0	E: 0	LOB: 0	K: 0	P: 3	R: 5	H: 3	E: 0	LOB: 1	K: 0	P: 18	R: 0	H: 1	E: 0	LOB: 2	K: 3	P: 14	R: 2	H: 1	E: 0	LOB: 0	K: 1	P: 10	R: 0	H: 1	E: 0	LOB: 1	K: 1	P: 6	R: 0	H: 1	E: 0	LOB: 0	K: 1	P: 5	R: 0	H: 0	E: 0	LOB: 0	K: 0	P: 3
	S: 7	BB: 0	S: 3	BB: 0	S: 3	BB: 3	S: 6	BB: 3	S: 10	S: 6	BB: 1	S: 10	S: 6	BB: 1	S: 6	BB: 1	S: 6	BB: 6	S: 5	S: 3	BB: 0	S: 3	BB: 0	S: 3	BB: 0	S: 3	BB: 0	S: 3	BB: 0	S: 3	BB: 0	S: 3	BB: 0	S: 3	BB: 0	S: 3	BB: 0	S: 3	BB: 0	S: 3	BB: 0	S: 3	BB: 0	S: 3	BB: 0	S: 3	BB: 0	

PITCHER	IP	WLS	BF	H	R	ER	SO	BB	IBB	HBP	BLK	WP	HR	S	P	ERA	WHIP
Steve Mura, R (1, 1) ERA: 3.41	2.2	L	16	5	5	5	1	3	0	0	0	0	0	15	27	16.88	3.000
John D'Acquisto, R (3, 1) ERA: 6.92	2.1		11	2	2	2	4	2	0	0	0	0	1	17	25	7.71	1.714
Bob Shirley, L (6, 1) ERA: 5.59	1.0		4	1	0	0	1	0	0	0	0	0	0	6	6	0.00	1.000
Mickey Lolich, L (7, 1) ERA: 4.19	1.0		3	1	0	0	1	0	0	0	0	0	0	5	5	0.00	1.000
Dennis Kinney, L (8, 1) ERA: 1.04	1.0		3	0	0	0	0	0	0	0	0	0	0	3	3	0.00	0.000

**BOTTOM**

San Diego Padres @ Cincinnati Reds  
Riverfront Stadium, Cincinnati, OH

Wed May 16 1979, 3:33 AM EDT  
Att. 25,327 - Unknown

AB	R	H	RBI	BB	SO	LOB
4	0	1	0	0	1	1
1	0	0	0	0	0	0
3	1	1	0	1	1	2
2	1	1	0	2	1	1
4	1	1	1	0	2	5
0	0	0	0	0	0	0
3	1	1	0	1	0	2
3	2	1	2	1	0	1
4	0	1	2	0	1	1
4	1	1	2	0	0	1
3	0	1	0	0	1	0
1	0	0	0	0	0	0

AB	32
R	7
H	9
RBI	7
BB	5
SO	7
LOB	14



WP	HR	S	P	ERA	WHIP
0	0	1	37		
0	0	1	37		
0	0	1	37		
0	0	1	37		
0	0	1	37		



Batter	1	2	3	4	5	6	7	8	9	AB R H RBI BB SO LOB	TOP
Gene Richards, L (1, 8) OBP: 0.312, SLG: 0.377	0-0 F8		0-0 6-3 3B		0-0 G4-6-3 1-2f			0-0 HR		4 2 2 1 0 0 1	<b>San Diego Padres @ Houston Astros</b> Astrodome, Houston, TX Fri May 18 1979, 8:05 PM EDT Att. 9,445 - Unknown
Broderick Perkins, L (1, 3) OBP: 0.375, SLG: 0.306 Rollie Fingers, R (8, 1) OBP: 0.125, SLG: 0.125	0-3 K		0-0 6-3		0-0 4-3			4-0 BB		3 0 0 1 1 1 0 0 0 0 0 0 0 0	
Jerry Turner, L (1, 7) OBP: 0.337, SLG: 0.377	4-0 BB BB		0-0 F4		0-0 G1			0-0 F9		3 0 0 0 1 0 1	
Dave Winfield, R (1, 9) OBP: 0.405, SLG: 0.620	4-0 1-2 BB			0-0 6-3		0-0 2-3		0-0 L7		3 0 0 0 1 0 1	
Kurt Bevacqua, R (1, 5) OBP: 0.429, SLG: 0.410 Barry Evans, R (9, PR) OBP: 0.227, SLG: 0.238	0-0 F8			0-0 6-3			0-0 E6 CS		0-0 WP 1B	4 0 1 0 0 0 2 0 0 0 0 0 0 0	
Gene Tenace, R (1, 2) OBP: 0.389, SLG: 0.384		0-0 L7		4-0 BB		0-3 K 1-2		0-0 F8 1-2		3 0 0 0 1 1 2	
Bill Almon, R (1, 4) OBP: 0.333, SLG: 0.341		0-0 1-3		0-3 K		0-0 E5 1B		0-0 F5		4 0 1 0 0 1 3	
Ozzie Smith, S (1, 6) OBP: 0.230, SLG: 0.193 Dan Briggs, L (7, PH) OBP: 0.345, SLG: 0.490 Fernando Gonzalez, R (7, 4) OBP: 0.301, SLG: 0.388		0-0 F7			0-0 G3		0-3 K		0-0 F6	2 0 0 0 0 0 0 1 0 0 0 0 1 1 1 0 0 0 0 0 2	
Bob Owchinko, L (1, 1) Mike Hargrove, L (8, PH) OBP: 0.330, SLG: 0.220			0-0 L5		4-0 G4-6-3 BB			0-0 L5		1 0 0 0 1 0 0 1 0 0 0 0 0 0	
<b>Inning Stats</b>	R: 0 H: 0 E: 0 LOB: 2 K: 1 BB: 2 S: 5 P: 13	R: 0 H: 0 E: 0 LOB: 0 K: 0 BB: 0 S: 3 P: 3	R: 1 H: 1 E: 0 LOB: 0 K: 0 BB: 0 S: 4 P: 4	R: 0 H: 0 E: 0 LOB: 1 K: 1 BB: 1 S: 5 P: 9	R: 0 H: 0 E: 0 LOB: 0 K: 0 BB: 1 S: 2 P: 6	R: 0 H: 0 E: 0 LOB: 0 K: 0 BB: 0 S: 3 P: 3	R: 0 H: 1 E: 2 LOB: 1 K: 2 BB: 0 S: 8 P: 8	R: 1 H: 1 E: 0 LOB: 1 K: 0 BB: 1 S: 4 P: 8	R: 0 H: 1 E: 0 LOB: 2 K: 0 BB: 0 S: 4 P: 4	1B: 2 SF: 0 2B: 1 SAC: 0 3B: 1 DP: 2 HR: 1 HBP: 0	
<b>PITCHER</b> Joe Niekro, R (1, 1) ERA: 3.03	IP WLS BF H R ER SO BB IBB HBP BLK WP HR S P ERA WHIP										

livebaseballscorecards.com

<b>AB</b>	30
<b>R</b>	2
<b>H</b>	4
<b>RBI</b>	2
<b>BB</b>	5
<b>SO</b>	4
<b>LOB</b>	13







Batter	1	2	3	4	5	6	7	8	9	10	11	AB R H RBI BB SO LOB	TOP	
Gene Richards, L (1, 8) OBP: 0.322, SLG: 0.385												5 1 3 1 0 0 1	<b>San Diego Padres @ Houston Astros</b> Astrodome, Houston, TX Sat May 19 1979, 8:05 PM EDT Att. 18,494 - Unknown	
Broderick Perkins, L (1, 3) OBP: 0.341, SLG: 0.282												3 0 0 1 0 0 2		
Jerry Turner, L (1, 7) OBP: 0.333, SLG: 0.371 Rollie Fingers, R (10, 1) OBP: 0.125, SLG: 0.125												5 0 1 0 0 2 2 0 0 0 0 0 0 0		
Dave Winfield, R (1, 9) OBP: 0.405, SLG: 0.617												4 0 1 0 1 1 1		
Kurt Bevacqua, R (1, 5) OBP: 0.423, SLG: 0.390 Barry Evans, R (6, 5) OBP: 0.231, SLG: 0.266												2 0 0 0 1 2 2 2 1 1 1 0 0 2		
Gene Tenace, R (1, 2) OBP: 0.389, SLG: 0.408												4 1 1 1 1 0 2		
Bill Almon, R (1, 4) OBP: 0.302, SLG: 0.306												5 0 0 0 0 3 3		
Ozzie Smith, S (1, 6) OBP: 0.229, SLG: 0.187												4 1 0 0 1 0 2		
Randy Jones, R (1, 1) OBP: 0.143, SLG: 0.143 Mike Hargrove, L (10, PH) OBP: 0.336, SLG: 0.228 Don Reynolds, R (10, PR) OBP: 0.409, SLG: 0.500												2 0 0 0 0 2 0 1 0 1 0 0 0 0 0 0 0 0 0 0 0		
<b>Inning Stats</b>	R: 0 H: 1 E: 0 LOB: 0 K: 0 BB: 0 S: 3 P: 3	R: 0 H: 1 E: 0 LOB: 1 K: 2 BB: 0 S: 8 P: 8	R: 2 H: 1 E: 1 LOB: 0 K: 1 BB: 1 S: 6 P: 10	R: 0 H: 0 E: 0 LOB: 2 K: 2 BB: 2 S: 7 P: 15	R: 0 H: 0 E: 0 LOB: 0 K: 1 BB: 0 S: 5 P: 5	R: 0 H: 1 E: 0 LOB: 1 K: 1 BB: 0 S: 6 P: 6	R: 0 H: 0 E: 0 LOB: 0 K: 2 BB: 0 S: 7 P: 7	R: 0 H: 1 E: 0 LOB: 2 K: 0 BB: 1 S: 4 P: 8	R: 0 H: 0 E: 0 LOB: 0 K: 0 BB: 0 S: 3 P: 3	R: 0 H: 1 E: 0 LOB: 2 K: 1 BB: 0 S: 6 P: 6	R: 2 H: 2 E: 0 LOB: 0 K: 0 BB: 0 S: 5 P: 5	1B: 5 SF: 1 2B: 1 SAC: 2 3B: 0 DP: 1 HR: 2 HBP: 0		WP: 1 PA: 44 PB: 0 SB: 0 CS: 0
<b>PITCHER</b> J.R. Richard, R (1, 1) ERA: 3.71	IP WLS BF H R ER SO BB IBB HBP BLK WP HR S P ERA WHIP													

AB	37
R	4
H	8
RBI	4
BB	4
SO	10
LOB	17



BOTTOM

San Diego Padres @ Houston Astros  
Astrodome, Houston, TX  
Sat May 19 1979, 8:05 PM EDT  
Att. 18,494 - Unknown

livebaseballscorecards.com

AB	36
R	2
H	7
RBI	2
BB	2
SO	6
LOB	14



WP:	0	PA:	40
PB:	0		
SB:	1		
CS:	1		

AB	R	H	RBI	BB	SO	LOB
3	0	0	0	0	1	0
2	0	1	0	0	0	2

5	0	2	1	0	0	1
---	---	---	---	---	---	---

5	1	1	0	0	1	1
---	---	---	---	---	---	---

3	0	1	0	0	0	2
1	0	0	0	0	0	0

4	0	1	1	0	0	1
---	---	---	---	---	---	---

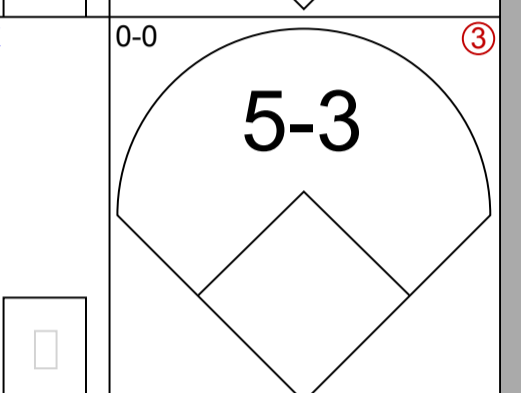
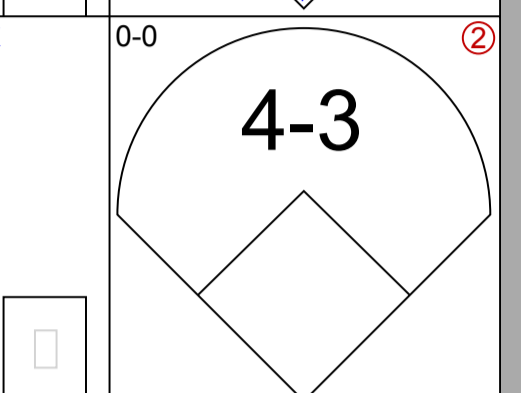
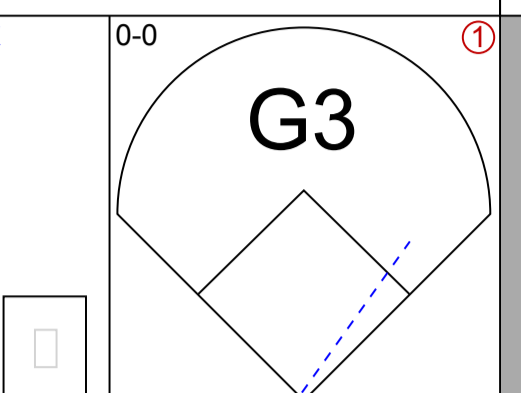


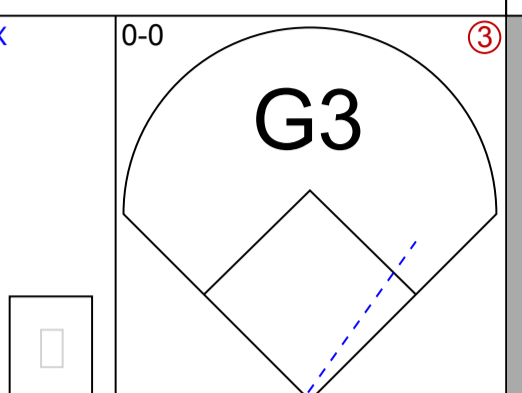
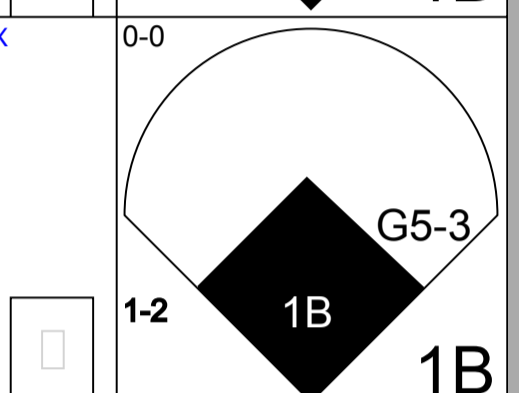
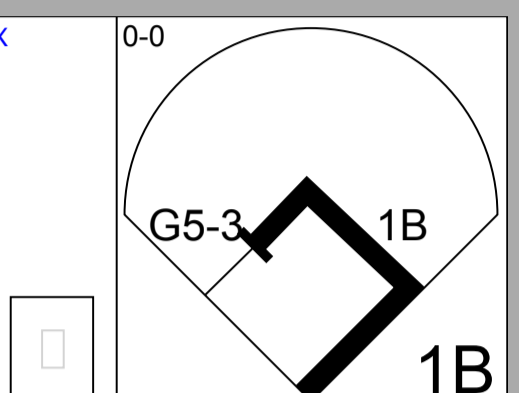


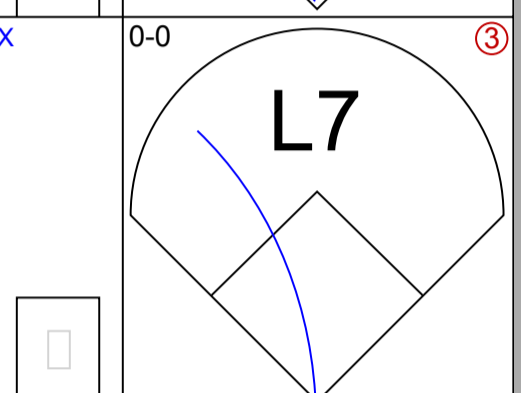
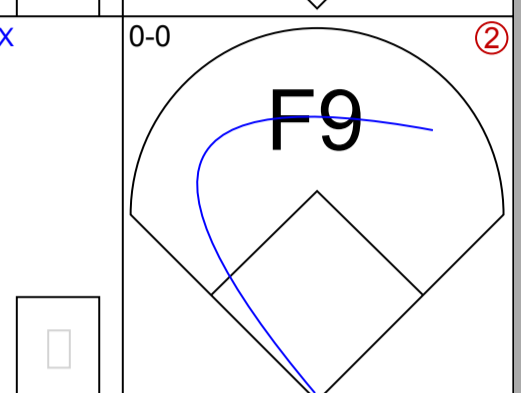
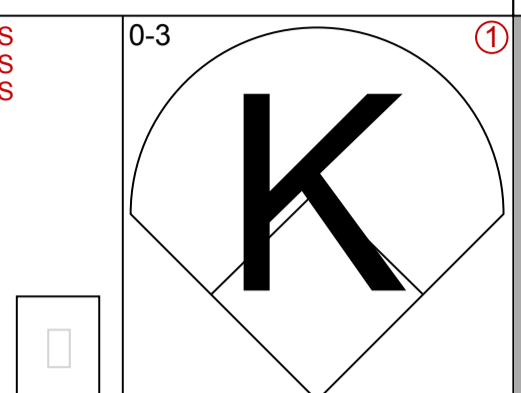

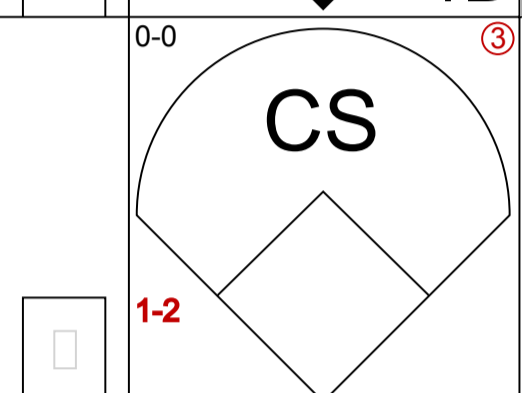
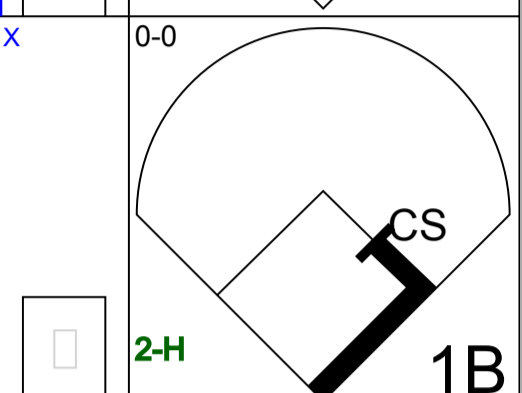
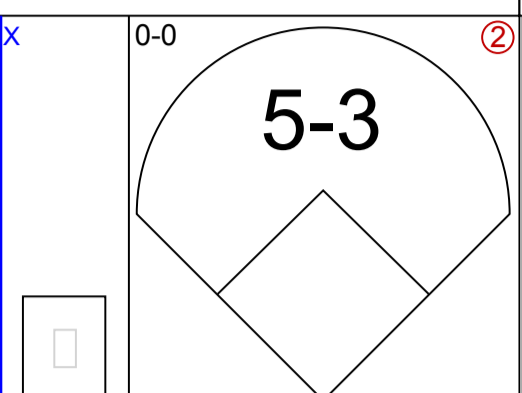
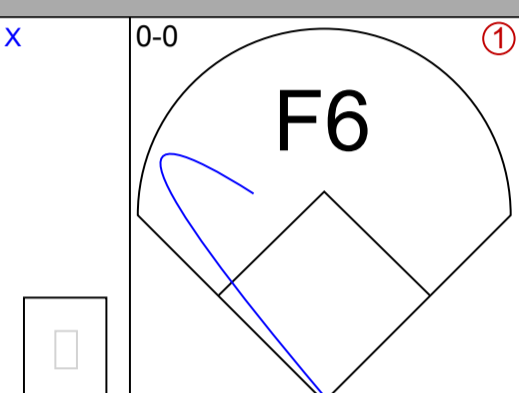


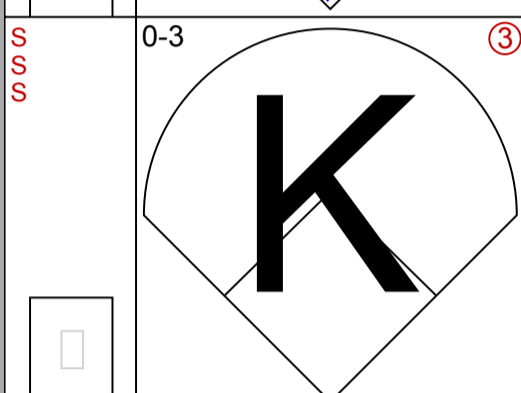
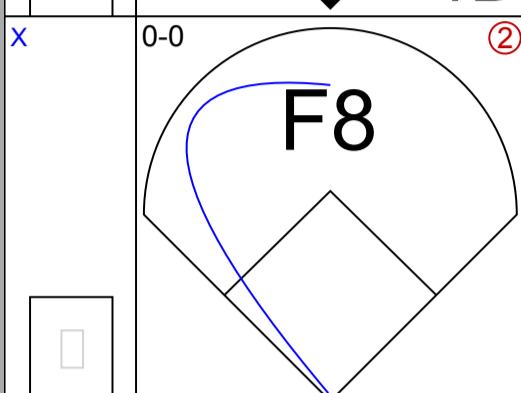
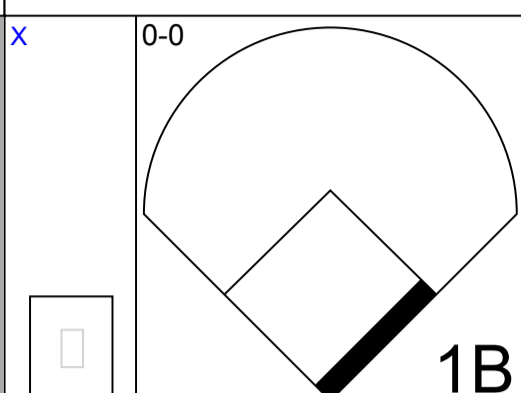
3	0	0	0	1	1	1
---	---	---	---	---	---	---

4	0	1	0	0	1	4
---	---	---	---	---	---	---

2	0	0	0	0	1	1
0	0	0	0	1	0	0
0	1	0	0	0	0	0
1	0	0	0	0	1	0

2	0	0	0	0	0	1
1	0	0	0	0	0	0

1B:	7	SF:	0
2B:	0	SAC:	1
3B:	0	DP:	2
HR:	0	HBP:	0



Terry Puhl, L (1, 9)  
OBP: 0.331, SLG: 0.331  
Jeffrey Leonard, R (8, PH)  
OBP: 0.424, SLG: 0.451 (9, 9)

Craig Reynolds, L (1, 6)  
OBP: 0.295, SLG: 0.342

Cesar Cedeno, R (1, 8)  
OBP: 0.391, SLG: 0.453

Bob Watson, R (1, 3)  
OBP: 0.319, SLG: 0.349  
Rafael Landestoy, S (7, PR)  
OBP: 0.238, SLG: 0.211 (8, 4)

Enos Cabell, R (1, 5)  
OBP: 0.331, SLG: 0.413 (8, 3)

Jose Cruz, L (1, 7)  
OBP: 0.396, SLG: 0.457

Art Howe, R (1, 4)  
OBP: 0.260, SLG: 0.281 (8, 5)

Alan Ashby, S (1, 2)  
OBP: 0.298, SLG: 0.352  
Jesus Alou, R (8, PH)  
Jimmy Sexton, R (8, PR)  
OBP: 0.214, SLG: 0.154  
Bruce Bochy, R (9, 2)  
OBP: 0.275, SLG: 0.324

J.R. Richard, R (1, 1)  
OBP: 0.182, SLG: 0.286  
Denny Walling, L (11, PH)  
OBP: 0.308, SLG: 0.100

Inning Stats	
R: 0	H: 0
E: 0	LOB: 0
K: 0	BB: 0
S: 3	P: 3

PITCHER																
IP	WLS	BF	H	R	ER	SO	BB	IBB	HBP	BLK	WP	HR	S	P	ERA	WHIP
Randy Jones, L (1, 1)	9.0	32	6	2	2	3	2	0	0	0	0	0	36	44	2.00	0.889
Rollie Fingers, R (10, 1)	2.0	7	1	0	0	3	0	0	0	0	0	0	13	13	0.00	0.500

R: 0	H: 0
E: 0	LOB: 0
K: 1	BB: 0
S: 5	P: 5

PITCHER																
IP	WLS	BF	H	R	ER	SO	BB	IBB	HBP	BLK	WP	HR	S	P	ERA	WHIP
Randy Jones, L (1, 1)	9.0	32	6	2	2	3	2	0	0	0	0	0	36	44	2.00	0.889
Rollie Fingers, R (10, 1)	2.0	7	1	0	0	3	0	0	0	0	0	0	13	13	0.00	0.500



Batter	1	2	3	4	5	6	7	8	9	AB R H RBI BB SO LOB	TOP																													
Gene Richards, L (1, 8) OBP: 0.320, SLG: 0.381	0-0 F4		0-0 4-3			0-0 F9		0-0 1-2 G6-4-3 1B		4 0 1 0 0 0 0	<b>San Diego Padres @ Houston Astros</b> Astrodome, Houston, TX Sun May 20 1979, 4:33 AM EDT Unknown <a href="http://livebaseballscorecards.com">livebaseballscorecards.com</a>																													
Barry Evans, R (1, 5) OBP: 0.226, SLG: 0.260 Kurt Bevacqua, R (8, PH) OBP: 0.415, SLG: 0.381 (8, 5)	0-0 6-3		0-0 1-3			0-0 E3 G6-4-3		0-0 G6-4-3 1-2f		3 0 0 0 0 0 0 1 0 0 0 0 0 2																														
Jerry Turner, L (1, 7) OBP: 0.326, SLG: 0.361	0-0 F4			0-0 4-3		0-0 G6-4-3 1-2f		0-0 L4		4 0 0 0 0 0 1																														
Dave Winfield, R (1, 9) OBP: 0.395, SLG: 0.601		0-0 6-3		0-0 5-3		0-0 6-3		0-0 F7		4 0 0 0 0 0 0																														
Broderick Perkins, L (1, 3) OBP: 0.333, SLG: 0.279		0-0 1B 1B		0-0 4-3		0-0 G3		0-0 F7		4 0 1 0 0 0 0																														
Bill Fahey, L (1, 2) OBP: 0.333, SLG: 0.419		0-0 1-2 1B			0-0 L4		0-0 1B			3 0 2 0 0 0 0																														
Bill Almon, R (1, 4) OBP: 0.286, SLG: 0.288		0-0 F8			0-0 6-3		0-3 K			3 0 0 0 0 1 3																														
Ozzie Smith, S (1, 6) OBP: 0.231, SLG: 0.190		0-0 F9			0-0 E9 S 1B		0-0 G3			3 0 1 0 0 0 2																														
Gaylord Perry, R (1, 1) OBP: 0.211, SLG: 0.474 Dan Briggs, L (8, PH) OBP: 0.357, SLG: 0.490 Don Reynolds, R (8, PR) OBP: 0.409, SLG: 0.500 Bob Shirley, R (8, 1)			0-0 1-3		0-3 K 2-3		4-0 BB BB BB 1B BB			2 0 0 0 0 1 1 0 0 0 0 1 0 0 0 0 0 0 0 0 0 0 0 0 0 0 0 0																														
<b>Inning Stats</b>	R: 0 E: 0 K: 0 S: 3	H: 0 LOB: 0 BB: 0 P: 3	R: 0 E: 0 K: 0 S: 5	H: 2 LOB: 2 BB: 0 P: 5	R: 0 E: 0 K: 0 S: 3	H: 0 LOB: 0 BB: 0 P: 3	R: 0 E: 0 K: 0 S: 3	H: 0 LOB: 0 BB: 0 P: 3	R: 0 E: 1 K: 0 S: 3	H: 1 LOB: 1 BB: 0 P: 6	R: 0 E: 1 K: 0 S: 3	H: 0 LOB: 0 BB: 0 P: 3	R: 0 E: 0 K: 1 S: 6	H: 1 LOB: 1 BB: 0 P: 6	R: 0 E: 0 K: 0 S: 3	H: 1 LOB: 2 BB: 1 P: 7	R: 0 E: 0 K: 0 S: 3	H: 0 LOB: 0 BB: 0 P: 3	1B: 5 2B: 0 3B: 0 HR: 0	SF: 0 SAC: 0 DP: 2 HBP: 0	WP: 0 PB: 0 SB: 1 CS: 0	PA: 32																		
PITCHER Rick Williams, R (1, 1) ERA: 1.29	IP 9.0	WLS W	BF 32	H 5	R 0	ER 0	SO 2	BB 1	IBB 0	HBP 0	BLK 0	WP 0	HR 0	S 35	P 39	ERA 0.00	WHIP 0.667						PITCHER	IP	WLS	BF	H	R	ER	SO	BB	IBB	HBP	BLK	WP	HR	S	P	ERA	WHIP













Batter	1	2	3	4	5	6	7	8	9	AB R H RBI BB SO LOB	TOP																						
<b>Davey Lopes, R</b> (1, 4) OBP: 0.316, SLG: 0.446	0-0 5-3		0-0 5-3		0-3 K		0-0 6-3			4 0 0 0 0 1 1																							
<b>Bill Russell, R</b> (1, 6) OBP: 0.328, SLG: 0.411	0-0 F8		0-0 1B			0-0 6-3		0-0 1-3		4 0 1 0 0 0 0																							
<b>Von Joshua, L</b> (1, 9) OBP: 0.356, SLG: 0.622	0-0 1-3		0-0 3-1			0-0 L8		0-0 4-3		4 0 0 0 0 0 2																							
<b>Steve Garvey, R</b> (1, 3) OBP: 0.328, SLG: 0.471		4-0 BB		0-0 F8		0-0 2B		0-0 F8		3 1 2 0 1 0 0																							
<b>Dusty Baker Jr., R</b> (1, 7) OBP: 0.324, SLG: 0.399		0-0 FC2-6		0-0 F8		0-0 1B		0-0 F8		4 1 1 0 0 0 2																							
<b>Gary Thomasson, L</b> (1, 8) OBP: 0.368, SLG: 0.383		0-0 L9		0-0 F8		0-0 1B		0-0 3-1		4 0 1 2 0 0 2																							
<b>Derrel Thomas, S</b> (1, 5) OBP: 0.364, SLG: 0.368		0-0 G3		0-0 F7		0-0 F8		0-0 F7		4 0 0 0 0 0 3																							
<b>Joe Ferguson, R</b> (1, 2) OBP: 0.348, SLG: 0.409		4-0 BB		0-0 1B		0-0 F9		0-0 F8		2 0 0 0 1 0 0																							
<b>Andy Messersmith, R</b> (1, 1) OBP: 0.100, SLG: 0.150		0-0 SH1-4		0-0 L8		0-0 L8		0-0 F8		2 0 0 0 0 0 0																							
<b>Inning Stats</b>	R: 0 E: 0 K: 0 S: 3	H: 0 LOB: 0 BB: 0 P: 3	R: 0 E: 0 K: 0 S: 3	H: 0 LOB: 1 BB: 1 P: 7	R: 0 E: 0 K: 0 S: 4	H: 1 LOB: 2 BB: 1 P: 8	R: 0 E: 0 K: 0 S: 4	H: 1 LOB: 1 BB: 0 P: 4	R: 0 E: 0 K: 1 S: 5	H: 0 LOB: 0 BB: 0 P: 5	R: 2 E: 0 K: 0 S: 6	H: 3 LOB: 1 BB: 0 P: 6	R: 0 E: 0 K: 0 S: 3	H: 0 LOB: 0 BB: 0 P: 3	R: 0 E: 0 K: 0 S: 3	H: 0 LOB: 0 BB: 0 P: 3	R: 0 E: 0 K: 0 S: 3	H: 0 LOB: 0 BB: 0 P: 3	1B: 3 2B: 2 3B: 0 HR: 0	SF: 0 SAC: 1 DP: 0 HBP: 0	WP: 0 PB: 0 SB: 1 CS: 0	PA: 34											
<b>PITCHER</b> <b>Eric Rasmussen, R</b> (1, 1) ERA: 4.89	IP 9.0	WLS W	BF 34	H 5	R 2	ER 2	SO 1	BB 2	IBB 0	HBP 0	BLK 0	WP 0	HR 0	S 34	P 42	ERA 2.00	WHIP 0.778																
											<b>PITCHER</b>	IP	WLS	BF	H	R	ER	SO	BB	IBB	HBP	BLK	WP	HR	S	P	ERA	WHIP					

**Los Angeles Dodgers @ San Diego Padres**  
San Diego Stadium, San Diego, CA  
Mon May 21 1979, 10:05 PM EDT  
Att. 20,981 - Unknown

<b>AB</b>	31
<b>R</b>	2
<b>H</b>	5
<b>RBI</b>	2
<b>BB</b>	2
<b>SO</b>	1
<b>LOB</b>	10



Batter	1	2	3	4	5	6	7	8	9	AB	R	H	RBI	BB	SO	LOB
Gene Richards, L (1, 8) OBP: 0.325, SLG: 0.378	0-0 6-3		0-0 6-3		0-0 G3		0-3 K		4-0 1B IBB	4	0	0	0	1	1	1
Kurt Bevacqua, R (1, 5) OBP: 0.403, SLG: 0.347	4-0 G3 BB		0-0 6-3		0-0 F5		0-0 6-3		0-0 1-2 2-H 1B	4	0	1	1	1	0	1
Jerry Turner, L (1, 7) OBP: 0.316, SLG: 0.350	0-0 G3 1-2		0-0 G3		0-0 F6			0-0 6-3		4	0	0	0	0	0	1
Dave Winfield, R (1, 9) OBP: 0.395, SLG: 0.588	4-0 BB			0-0 F5		0-0 F9		0-0 1-3		3	0	0	0	1	0	0
Broderick Perkins, L (1, 3) Bill Almon, R (8, PR) Mike Hargrove, L (9, 3) OBP: 0.327, SLG: 0.277 OBP: 0.281, SLG: 0.283 OBP: 0.333, SLG: 0.223	0-0 4-3			0-0 3-1		0-0 G3		0-0 BB 1B		4	0	1	0	0	0	2
Gene Tenace, R (1, 2) OBP: 0.403, SLG: 0.407		0-0 3-1 1B		0-0 HR 1B		4-0 BB		4-0 1-2 BB		2	1	2	0	2	0	0
Fernando Gonzalez, R (1, 4) OBP: 0.290, SLG: 0.395		0-0 F8		0-0 1-H HR		0-3 K2-3		0-0 F8		4	1	1	2	0	1	4
Ozzie Smith, S (1, 6) OBP: 0.236, SLG: 0.189		0-0 3-1 1-2		4-0 FC5-4 BB			0-0 SH2-4 1B		4-0 SH3 1B BB	2	1	1	0	2	0	1
Eric Rasmussen, R (1, 1) OBP: 0.154, SLG: 0.083		0-0 4-3		0-0 FC5-4 1-2f			0-0 SH2-4 1-2		0-0 SH3 1-2	2	0	0	0	0	0	2

Inning Stats	R: 0	H: 0	E: 0	K: 0	S: 3	R: 0	H: 1	E: 0	K: 0	S: 4	R: 0	H: 0	E: 0	K: 0	S: 3	R: 2	H: 2	E: 0	K: 0	S: 5	R: 0	H: 0	E: 0	K: 1	S: 5	R: 0	H: 1	E: 0	K: 1	S: 6	R: 0	H: 1	E: 0	K: 0	S: 4	R: 1	H: 1	E: 0	K: 0	S: 2	1B: 5	2B: 0	3B: 0	HR: 1	SF: 0	SAC: 2	DP: 0	HBP: 0	WP: 0	PB: 0	SB: 0	CS: 0	PA: 38
	0	0	0	0	3	0	1	0	0	4	0	0	0	0	3	2	2	1	0	5	0	0	0	0	1	9	0	0	0	0	6	0	1	0	8	0	2	0	10	5	0	0	1	0	0	0	0	0	0	0	38		

PITCHER	IP	WLS	BF	H	R	ER	SO	BB	IBB	HBP	BLK	WP	HR	S	P	ERA	WHIP
Andy Messersmith, R (1, 1) ERA: 4.55	8.1	L	38	6	3	3	2	6	1	0	0	0	1	35	63	3.24	1.440

**Los Angeles Dodgers @ San Diego Padres**  
San Diego Stadium, San Diego, CA  
Mon May 21 1979, 10:05 PM EDT  
Att. 20,981 - Unknown

<b>AB</b>	<b>29</b>
<b>R</b>	<b>3</b>
<b>H</b>	<b>6</b>
<b>RBI</b>	<b>3</b>
<b>BB</b>	<b>7</b>
<b>SO</b>	<b>2</b>
<b>LOB</b>	<b>12</b>





Batter	1	2	3	4	5	6	7	8	9	10	AB R H RBI BB SO LOB	TOP												
Davey Lopes, R OBP: 0.318, SLG: 0.458 (1, 4)	0-3 K		x 0-0 F3		x 0-0 HR		x 4-0 S 5-3 1B BB		x 0-0 F7		4 2 1 2 1 1 0	<b>Los Angeles Dodgers @ San Diego Padres</b> San Diego Stadium, San Diego, CA Tue May 22 1979, 10:05 PM EDT Att. 29,830 - Unknown <a href="http://livebaseballscorecards.com">livebaseballscorecards.com</a>												
Bill Russell, R OBP: 0.330, SLG: 0.416 (1, 6)	0-0 F9		x 0-0 E8 2B 1B		x 0-0 5-3		x 0-0 5-3		x 0-0 2B		5 1 2 0 0 0 1													
Dusty Baker Jr., R OBP: 0.331, SLG: 0.407 (1, 7)	0-0 2B 1B		x 0-0 2B		x 0-0 F9		x 4-0 E 1B 2-3 BB		x 0-0 F3		4 2 2 1 1 0 1													
Steve Garvey, R OBP: 0.335, SLG: 0.478 (1, 3)	0-0 1-H 2B		x 4-0 IBB		x 0-0 F3		x 0-0 E8 1-H 1B 3-H		x 0-0 G3		4 0 2 2 1 0 0													
Joe Ferguson, R OBP: 0.342, SLG: 0.391 (1, 9)	0-3 K		x 0-0 F4		x 0-0 F9		x 0-0 L8		B 4-0 BB BB		4 0 0 0 1 1 4													
Derrel Thomas, S OBP: 0.356, SLG: 0.352 (8, 5)		x 0-0 F8		x 0-0 F8		x 0-0 6-3		x 0-0 F8	B 4-0 BB BB		4 0 0 0 1 0 0													
Ted Martinez, R OBP: 0.600, SLG: 0.800 Bob Welch, R OBP: 0.222, SLG: 0.125 Von Joshua, L OBP: 0.348, SLG: 0.609 Jerry Reuss, L (10, 1)		x 0-0 L9		x 0-0 6-3		x 0-0 1B		x 0-0 E S CS 1B	B 0-3 K		4 0 2 0 0 0 0 0 0 0 0 0 0 0 1 0 0 0 0 1 2 0 0 0 0 0 0 0													
Steve Yeager, R OBP: 0.248, SLG: 0.344 (1, 2)		x 0-0 5-3		x 0-0 F9		S 0-3 K		S 0-3 K	x 0-0 F8		5 0 0 0 0 2 4													
Doug Rau, L OBP: 0.167, SLG: 0.182 Lerrin LaGrow, R (6, 1) Gary Thomasson, L OBP: 0.365, SLG: 0.380 (8, 8)			x 0-0 F9		B 4-0 HR BB		x 0-0 L9	S 0-3 K			1 1 0 0 1 0 0 1 0 0 0 0 0 0 1 0 0 0 0 1 0													
<b>Inning Stats</b>	R: 1 E: 0 K: 2 S: 9	H: 2 LOB: 1 BB: 0 P: 9	R: 0 E: 0 K: 0 S: 3	H: 0 LOB: 0 BB: 0 P: 3	R: 1 E: 1 K: 0 S: 5	H: 2 LOB: 2 BB: 1 P: 9	R: 0 E: 0 K: 0 S: 3	H: 0 LOB: 0 BB: 0 P: 3	R: 2 E: 0 K: 0 S: 4	H: 1 LOB: 0 BB: 1 P: 8	R: 0 E: 0 K: 1 S: 6		H: 1 LOB: 1 BB: 0 P: 6	R: 2 E: 1 K: 0 S: 4	H: 1 LOB: 1 BB: 2 P: 12	R: 0 E: 0 K: 1 S: 5	H: 1 LOB: 0 BB: 0 P: 5	R: 0 E: 0 K: 1 S: 6	H: 1 LOB: 1 BB: 0 P: 6	R: 0 E: 0 K: 1 S: 5	H: 0 LOB: 2 BB: 2 P: 13	1B: 5 2B: 3 3B: 0 HR: 1	SF: 0 SAC: 0 DP: 0 HBP: 0	WP: 0 PB: 0 SB: 2 CS: 1
<b>PITCHER</b>	IP WLS BF H R ER SO BB IBB HBP BLK WP HR S P ERA WHIP																							
Bob Owchinko, L ERA: 4.46 (1, 1)	5.0	22	5	4	3	2	1	0	0	0	0	0	0	0	24	32	5.40	1.200						
Bob Shirley, L ERA: 5.12 (6, 1)	1.0	4	1	0	0	1	0	0	0	0	0	0	0	6	6	0.00	1.000							
John D'Acquisto, R ERA: 7.31 (7, 1)	1.0	6	1	2	1	0	2	0	0	0	0	0	0	4	12	9.00	3.000							
Rollie Fingers, R ERA: 3.32 (8, 1)	3.0	W 12	2	0	0	3	2	0	0	0	0	0	0	16	24	0.00	1.333							

AB	38
R	6
H	9
RBI	5
BB	6
SO	6
LOB	12



BOTTOM

Los Angeles Dodgers @ San Diego Padres  
San Diego Stadium, San Diego, CA  
Tue May 22 1979, 10:05 PM EDT  
Att: 29,830 - Unknown

livebaseballscorecards.com

AB 44  
R 7  
H 16  
RBI 6  
BB 6  
SO 6  
LOB 30



WP: 1 PA: 52  
PB: 0  
SB: 0  
CS: 0

AB R H RBI BB SO LOB

5 1 2 1 0 0 1

6 0 1 0 0 0 4

6 2 2 0 0 1 4

4 1 3 3 2 1 2

4 0 0 0 2 2 3

5 1 3 0 1 0 6

3 1 2 0 0 0 2

3 0 2 1 0 1 1

2 0 0 0 0 1 3

0 1 0 0 1 0 0

1 0 0 0 0 0 0

1 0 1 0 0 0 0

0 0 0 0 0 0 0

0 0 0 0 1 0 0 0

0 0 0 0 0 0 0 0

2 0 0 0 0 0 0 2

1B: 14 SF: 2

2B: 2 SAC: 0

3B: 0 DP: 2

HR: 1 HBP: 0

WP: 1 PA: 52

PB: 0

SB: 0

CS: 0

1B: 14 SF: 2

2B: 2 SAC: 0

3B: 0 DP: 2

HR: 1 HBP: 0

WP: 1 PA: 52

PB: 0

SB: 0

CS: 0

1B: 14 SF: 2

2B: 2 SAC: 0

3B: 0 DP: 2

HR: 1 HBP: 0

WP: 1 PA: 52

PB: 0

SB: 0

CS: 0

1B: 14 SF: 2

2B: 2 SAC: 0

3B: 0 DP: 2

HR: 1 HBP: 0

WP: 1 PA: 52

PB: 0

SB: 0

CS: 0

1B: 14 SF: 2

2B: 2 SAC: 0

3B: 0 DP: 2

HR: 1 HBP: 0

WP: 1 PA: 52

PB: 0

SB: 0

CS: 0

1B: 14 SF: 2

2B: 2 SAC: 0

3B: 0 DP: 2

HR: 1 HBP: 0

WP: 1 PA: 52

PB: 0

SB: 0

CS: 0

1B: 14 SF: 2

2B: 2 SAC: 0

3B: 0 DP: 2

HR: 1 HBP: 0

WP: 1 PA: 52

PB: 0

SB: 0

CS: 0

1B: 14 SF: 2

2B: 2 SAC: 0

3B: 0 DP: 2

HR: 1 HBP: 0

WP: 1 PA: 52

PB: 0

SB: 0

CS: 0

1B: 14 SF: 2

2B: 2 SAC: 0

3B: 0 DP: 2

HR: 1 HBP: 0

WP: 1 PA: 52

PB: 0

SB: 0

CS: 0

1B: 14 SF: 2

2B: 2 SAC: 0

3B: 0 DP: 2

HR: 1 HBP: 0

WP: 1 PA: 52

PB: 0

SB: 0

CS: 0

1B: 14 SF: 2

2B: 2 SAC: 0

3B: 0 DP: 2

HR: 1 HBP: 0

WP: 1 PA: 52

PB: 0

SB: 0

CS: 0

1B: 14 SF: 2

2B: 2 SAC: 0

3B: 0 DP: 2

HR: 1 HBP: 0

WP: 1 PA: 52

PB: 0

SB: 0

CS: 0

1B: 14 SF: 2

2B: 2 SAC: 0

3B: 0 DP: 2

HR: 1 HBP: 0

WP: 1 PA: 52

PB: 0

SB: 0

CS: 0

1B: 14 SF: 2

2B: 2 SAC: 0

3B: 0 DP: 2

HR: 1 HBP: 0

WP: 1 PA: 52

PB: 0

SB: 0

CS: 0

1B: 14 SF: 2

2B: 2 SAC: 0

3B: 0 DP: 2

HR: 1 HBP: 0

WP: 1 PA: 52

PB: 0

SB: 0

CS: 0

1B: 14 SF: 2

2B: 2 SAC: 0

3B: 0 DP: 2

HR: 1 HBP: 0

WP: 1 PA: 52

PB: 0

SB: 0

CS: 0

1B: 14 SF: 2

2B: 2 SAC: 0

3B: 0 DP: 2

HR: 1 HBP: 0

WP: 1 PA: 52

PB: 0

SB: 0

CS: 0

1B: 14 SF: 2

2B: 2 SAC: 0

3B: 0 DP: 2

HR: 1 HBP: 0

WP: 1 PA: 52

PB: 0

SB: 0

CS: 0

1B: 14 SF: 2

2B: 2 SAC: 0

3B: 0 DP: 2

HR: 1 HBP: 0

WP: 1 PA: 52

PB: 0

SB: 0

CS: 0

1B: 14 SF: 2

2B: 2 SAC: 0

3B: 0 DP: 2

HR: 1 HBP: 0

WP: 1 PA: 52

PB: 0

SB: 0

CS: 0

1B: 14 SF: 2

2B: 2 SAC: 0

3B: 0 DP: 2

HR: 1 HBP: 0

WP: 1 PA: 52

PB: 0

SB: 0

CS: 0

1B: 14 SF: 2

2B: 2 SAC: 0

3B: 0 DP: 2

HR: 1 HBP: 0

WP: 1 PA: 52

PB: 0

SB: 0

CS: 0

1B: 14 SF: 2

2B: 2 SAC: 0

3B: 0 DP: 2

HR: 1 HBP: 0

WP: 1 PA: 52

PB: 0

SB: 0

CS: 0

1B: 14 SF: 2

2B: 2 SAC: 0

3B: 0 DP: 2

HR: 1 HBP: 0

WP: 1 PA: 52

PB: 0

SB: 0

CS: 0

1B: 14 SF: 2

2B: 2 SAC: 0

3B: 0 DP: 2

HR: 1 HBP: 0

WP: 1 PA: 52

PB: 0

SB: 0

CS: 0

1B: 14 SF: 2

2B: 2 SAC: 0

3B: 0 DP: 2

HR: 1 HBP: 0

WP: 1 PA: 52

PB: 0

SB: 0

CS: 0

1B: 14 SF: 2

2B: 2 SAC: 0

3B: 0 DP: 2

HR: 1 HBP: 0

WP: 1 PA: 52

PB: 0

SB: 0

CS: 0

1B: 14 SF: 2

2B: 2 SAC: 0

3B: 0 DP: 2

HR: 1 HBP: 0

WP: 1 PA: 52

PB: 0

SB: 0

CS: 0

1B: 14 SF: 2

2B: 2 SAC: 0

3B: 0 DP: 2

HR: 1 HBP: 0

WP: 1 PA: 52

PB: 0

SB: 0

CS: 0

1B: 14 SF: 2

2B: 2 SAC: 0

3B: 0 DP: 2

HR: 1 HBP: 0

WP: 1 PA: 52

PB: 0

SB: 0

CS: 0

1B: 14 SF: 2

2B: 2 SAC: 0

3B: 0 DP: 2

HR: 1 HBP: 0

WP: 1 PA: 52

PB: 0

SB: 0

CS: 0

1B: 14 SF: 2

2B: 2 SAC: 0

3B: 0 DP: 2

HR: 1 HBP: 0

WP: 1 PA: 52

PB: 0

SB: 0

CS: 0


1B: 14 SF: 2

2B: 2 SAC: 0

3B: 0 DP: 2

HR:



Batter	1	2	3	4	5	6	7	8	9	AB R H RBI BB SO LOB	TOP											
Davey Lopes, R (1, 4) OBP: 0.315, SLG: 0.453 Gary Thomasson, L (2, 8) OBP: 0.364, SLG: 0.378	0-0 5-3 1B	0-0 L5 3-H			0-0 F8 2B 1B	0-3 K		0-0 F7		2 0 0 0 0 0 2 3 1 1 0 0 1 1												
Bill Russell, R (1, 6) OBP: 0.337, SLG: 0.421	0-0 5-3 1B		0-0 G6-4-3 1B		0-0 F8 2B 1B		0-0 F8		0-0 F8	5 1 3 0 0 0 0												
Reggie Smith, S (1, 9) OBP: 0.364, SLG: 0.288	0-0 5-3 1B		0-0 G6-4-3 1-2f		0-0 F8 1-2 2-3		4-0 FC5 1B BB		0-0 1B 1B 1B	4 0 2 0 1 0 3												
Steve Garvey, R (1, 3) OBP: 0.337, SLG: 0.481	0-0 5-3 1-2 2-3		0-0 L8		0-0 1B 2B		0-0 F8		0-0 1B 1B	5 1 2 2 0 0 3												
Dusty Baker Jr., R (1, 7) OBP: 0.350, SLG: 0.434	4-0 BB			0-0 FC3-6 3B	0-0 1B		0-0 1B		0-0 G6-4-3 1B	4 1 4 1 1 0 0												
Joe Ferguson, R (1, 2) OBP: 0.339, SLG: 0.379 Steve Yeager, R (8, 2) OBP: 0.245, SLG: 0.341	0-0 F8			4-0 FC3-6 BB	0-0 F9		0-0 FC5 2-3f		0-0 G6-4-3 1-2f	3 0 0 0 1 0 6 1 0 0 0 0 0 3												
Derrel Thomas, S (1, 8) OBP: 0.361, SLG: 0.351		0-0 SH1-4 L5 1B		0-0 FC3-6 FC5-4 1-2f 3-H	0-0 B1-3			1-0 FC1-6 HBP		3 0 1 1 0 0 2	AB 37 R 4 H 14 RBI 4 BB 3 SO 2 LOB 24											
Ted Martinez, R (1, 5) OBP: 0.500, SLG: 0.643		0-0 SH1-4 1-2 1B		0-0 FC5-4 1-2f		0-0 5-3		0-0 F9		4 0 1 0 0 0 2												
Burt Hooton, R (1, 1) OBP: 0.167, SLG: 0.174		0-0 SH1-4 1-2 2-3		0-0 1-3		0-3 K		0-0 FC1-6 1-2f		3 0 0 0 0 1 2												
Inning Stats	R: 0 E: 0 K: 0 S: 5	H: 2 LOB: 3 BB: 1 P: 9	R: 0 E: 0 K: 0 S: 4	H: 2 LOB: 1 BB: 0 P: 4	R: 0 E: 0 K: 0 S: 3	H: 1 LOB: 0 BB: 0 P: 3	R: 1 E: 1 K: 0 S: 4	H: 1 LOB: 1 BB: 1 P: 8	R: 3 E: 0 K: 0 S: 7	H: 4 LOB: 1 BB: 0 P: 7	R: 0 E: 0 K: 2 S: 7	H: 0 LOB: 0 BB: 0 P: 7	R: 0 E: 0 K: 0 S: 4	H: 1 LOB: 2 BB: 1 P: 8	R: 0 E: 0 K: 0 S: 3	H: 0 LOB: 1 BB: 0 P: 4	R: 0 E: 0 K: 0 S: 5	H: 3 LOB: 2 BB: 0 P: 5	1B: 12 2B: 2 3B: 1 HR: 0	SF: 0 SAC: 1 DP: 3 HBP: 1	WP: 0 PB: 0 SB: 0 CS: 0	PA: 42
PITCHER	IP WLS BF H R ER SO BB IBB HBP BLK WP HR S P ERA WHIP																					
Randy Jones, L (1, 1) ERA: 4.48	4.1 L 23 10 4 4 0 2 2 0 0 0 0 0 21 29 8.31 2.769																					
Bob Shirley, L (5, 1) ERA: 4.58	3.2 14 1 0 0 2 1 0 1 0 0 0 0 16 21 0.00 0.545																					
Dennis Kinney, L (9, 1) ERA: 1.0	0.1 4 3 0 0 0 0 0 0 0 0 0 0 4 4 0.00 9.000																					
Eric Rasmussen, R (9, 1) ERA: 4.83	0.2 1 0 0 0 0 0 0 0 0 0 0 0 1 1 0.00 0.000																					

Los Angeles Dodgers @ San Diego Padres  
San Diego Stadium, San Diego, CA  
Wed May 23 1979, 10:05 PM EDT  
Att: 29,158 - Unknown

livebaseballscorecards.com

Batter	1	2	3	4	5	6	7	8	9	AB	R	H	RBI	BB	SO	LOB
Gene Richards, L (1, 8) OBP: 0.335, SLG: 0.391	4-0 4-3 2B BB		0-0 WP SF8 2B		0-0 F8			0-0 1B		3	2	2	0	1	0	0
Kurt Bevacqua, R (1, 5) OBP: 0.361, SLG: 0.310	0-0 F9		0-0 SF8 2-H		0-0 6-3			0-3 K		3	0	0	1	0	1	2
Jerry Turner, L (1, 7) OBP: 0.310, SLG: 0.341	0-0 4-3 1-2		0-0 F9				0-0 G3	0-0 F2		4	0	0	0	0	0	2
Dave Winfield, R (1, 9) OBP: 0.405, SLG: 0.607	0-0 2-H 2B		0-0 F6				0-0 F8		0-0 F8	4	0	1	1	0	0	0
Broderick Perkins, L (1, 3) OBP: 0.356, SLG: 0.315	0-3 K				0-0 G1 1B		0-3 K		0-0 1B 1B	4	0	2	0	0	2	1
Gene Tenace, R (1, 2) OBP: 0.396, SLG: 0.388		0-0 5-3		0-0 G1 1-2			0-0 F7		0-0 1B	4	0	1	0	0	0	1
Fernando Gonzalez, R (1, 4) OBP: 0.298, SLG: 0.398		0-0 F9		0-0 F9			0-0 F8		0-0 1B	4	0	0	0	0	0	2
Ozzie Smith, S (1, 6) OBP: 0.237, SLG: 0.184		4-0 BB		0-0 6-3			0-0 6-3			2	0	0	0	1	0	1
Randy Jones, R (1, 1) OBP: 0.136, SLG: 0.136		0-3 K			0-3 K			0-0 F8		1	0	0	0	0	1	1
Bob Shirley, R (5, 1)										1	0	0	0	0	1	0
Mike Hargrove, L (8, PH) OBP: 0.336, SLG: 0.229										1	0	0	0	0	0	0
Dennis Kinney, L (9, 1)										0	0	0	0	0	0	0
Eric Rasmussen, R (9, 1) OBP: 0.154, SLG: 0.083										0	0	0	0	0	0	0

Inning Stats	R: 1	H: 1	E: 0	K: 1	S: 6	H: 1	LOB: 1	BB: 1	P: 10	R: 0	H: 0	E: 0	K: 1	S: 5	H: 0	LOB: 0	BB: 0	P: 9	R: 1	H: 1	E: 0	K: 0	S: 4	H: 1	LOB: 1	BB: 0	P: 4	R: 0	H: 0	E: 0	K: 1	S: 5	H: 0	LOB: 0	BB: 0	P: 5	R: 0	H: 0	E: 0	K: 0	S: 3	H: 0	LOB: 0	BB: 0	P: 3	R: 0	H: 1	E: 0	K: 1	S: 6	H: 1	LOB: 1	BB: 0	P: 6	R: 0	H: 2	E: 0	K: 0	S: 4	H: 2	LOB: 1	BB: 0	P: 4	1B: 4	SF: 1	2B: 2	SAC: 0	3B: 0	DP: 0	HR: 0	HBP: 0	WP: 1	PA: 34
--------------	------	------	------	------	------	------	--------	-------	-------	------	------	------	------	------	------	--------	-------	------	------	------	------	------	------	------	--------	-------	------	------	------	------	------	------	------	--------	-------	------	------	------	------	------	------	------	--------	-------	------	------	------	------	------	------	------	--------	-------	------	------	------	------	------	------	------	--------	-------	------	-------	-------	-------	--------	-------	-------	-------	--------	-------	--------

PITCHER	IP	WLS	BF	H	R	ER	SO	BB	IBB	HBP	BLK	WP	HR	S	P	ERA	WHIP
Burt Hooton, R (1, 1) ERA: 2.78	9.0	W	34	6	2	2	5	2	0	0	0	1	0	42	50	2.00	0.889

**BOTTOM**

**Los Angeles Dodgers @ San Diego Padres**  
San Diego Stadium, San Diego, CA  
Wed May 23 1979, 10:05 PM EDT  
Att. 29,158 - Unknown

[livebaseballscorecards.com](http://livebaseballscorecards.com)

AB	31
R	2
H	6
RBI	2
BB	2
SO	5
LOB	10





Batter	1	2	3	4	5	6	7	8	9	10	AB R H RBI BB SO LOB	TOP												
Terry Puhl, L (1, 9) OBP: 0.333, SLG: 0.363	0-0 G3		0-0 G1-6-3			0-0 B1-3			0-0 SH5-4 1B		4 0 1 1 0 0 1	<b>Houston Astros @ San Diego Padres</b> San Diego Stadium, San Diego, CA Fri May 25 1979, 10:05 PM EDT Att. 15,289 - Unknown												
Craig Reynolds, L (1, 6) OBP: 0.293, SLG: 0.335	0-0 4-3			0-0 F8		0-0 6-3			0-0 SH5-4		3 0 0 0 0 0 0													
Cesar Cedeno, R (1, 8) OBP: 0.389, SLG: 0.432	0-0 4-3			0-0 5-3			0-0 1-3		0-0 F3		4 0 0 0 0 0 1													
Jose Cruz, L (1, 7) OBP: 0.402, SLG: 0.463		0-0 F7		0-0 2B		0-0 6-3		0-0 FC6-4 IBB			3 0 1 0 1 0 0													
Enos Cabell, R (1, 5) OBP: 0.326, SLG: 0.415		0-3 K		0-0 4-3		0-0 F8		0-0 FC6-4			4 0 0 0 0 1 3													
Bob Watson, R (1, 3) OBP: 0.311, SLG: 0.327		4-0 BB			0-0 1-3		0-0 F4			0-0 5-3	3 0 0 0 1 0 0													
Alan Ashby, S (1, 2) OBP: 0.273, SLG: 0.317		0-0 F5			0-0 1-3		0-0 CS 1B			0-0 L8	3 0 1 0 0 0 1													
Jimmy Sexton, R (8, PR) OBP: 0.200, SLG: 0.143											0 0 0 0 0 0 0													
Bruce Bochy, R (8, 2) OBP: 0.267, SLG: 0.310											1 0 0 0 0 0 0													
Rafael Landestoy, S (1, 4) OBP: 0.267, SLG: 0.192			0-0 G1-6-3 1B		0-0 6-3		0-0 6-3			0-3 K	4 0 1 0 0 1 1													
Rick Williams, R (1, 1) OBP: 0.444, SLG: 0.429			0-3 K			0-3 K			0-0 E5 1B 2B		2 0 0 0 0 2 1													
Denny Walling, L (9, PH) OBP: 0.421, SLG: 0.286											1 1 1 0 0 0 0													
Joe Sambito, L (9, 1) OBP: 0.500, SLG: 0.667											0 0 0 0 0 0 0													
<b>Inning Stats</b>	R: 0 E: 0 K: 0 S: 3	H: 0 LOB: 0 BB: 0 P: 3	R: 0 E: 0 K: 1 S: 5	H: 0 LOB: 1 BB: 1 P: 9	R: 0 E: 0 K: 1 S: 5	H: 1 LOB: 0 BB: 0 P: 5	R: 0 E: 0 K: 0 S: 4	H: 1 LOB: 1 BB: 0 P: 4	R: 0 E: 0 K: 0 S: 3	H: 0 LOB: 0 BB: 0 P: 3	R: 0 E: 0 K: 0 S: 3	H: 1 LOB: 1 BB: 0 P: 3	R: 1 E: 1 K: 0 S: 5	H: 2 LOB: 2 BB: 1 P: 9	R: 0 E: 0 K: 1 S: 5	H: 0 LOB: 0 BB: 0 P: 5	1B: 3 2B: 2 3B: 0 HR: 0	SF: 0 SAC: 1 DP: 1 HBP: 0	WP: 0 PB: 0 SB: 0 CS: 1	PA: 35				
<b>PITCHER</b>	IP WLS BF H R ER SO BB IBB HBP BLK WP HR S P ERA WHIP																							
Gaylord Perry, R (1, 1) ERA: 2.76	9.0																							
Rollie Fingers, R (10, 1) ERA: 3.23	1.0	W 3	0 0 0 1	0 0 0 1	0 0 0 0	0 0 0 0	0 0 0 0	0 0 0 0	0 0 0 0	0 0 0 0	0 0 0 0	0 0 0 0	0 0 0 0	0 0 0 0	0 0 0 0	0 0 0 0	0 0 0 0	0 0 0 0	0 0 0 0	0 0 0 0	0 0 0 0	0 0 0 0	0 0 0 0	0 0 0 0

livebaseballscorecards.com

AB	32
R	1
H	5
RBI	1
BB	2
SO	4
LOB	8







Batter	1	2	3	4	5	6	7	8	9	AB R H RBI BB SO LOB	TOP											
Terry Puhl, L (1, 8) OBP: 0.335, SLG: 0.364	0-0 SH2-3 1B	0-0 1B		0-0 F9	0-0 F7			0-0 4-3		5 2 2 1 0 0 0												
Craig Reynolds, L (1, 6) OBP: 0.293, SLG: 0.335 Jimmy Sexton, R (8, PH) OBP: 0.188, SLG: 0.133 (8, 6)	0-0 SH2-3	0-0 4-3		0-0 2B 1B	0-0 4-3			0-0 F8		3 1 1 0 0 0 2 1 0 0 0 0 0 0												
Cesar Cedeno, R (1, 3) OBP: 0.389, SLG: 0.434	0-0 5-3	4-0 1B BB		0-0 1B 2B	0-0 5-3			0-0 F8		4 1 1 0 1 0 1												
Jeffrey Leonard, R (1, 9) OBP: 0.398, SLG: 0.426	0-0 1B	0-0 FC6-4 1B		0-0 E 1B 1B	0-0 F8			0-0 6-3		5 1 3 5 0 0 0												
Enos Cabell, R (1, 5) OBP: 0.330, SLG: 0.417 Art Howe, R (6, 5) OBP: 0.257, SLG: 0.286	0-0 1B	0-0 FC6-4		0-0 1B 1B	0-0 F7			0-0 3B		4 1 2 0 0 0 2 1 0 1 0 0 0 0												
Jose Cruz, L (1, 7) OBP: 0.399, SLG: 0.476 Jesus Alou, R (9, PH) (9, 7)	0-0 1-3		0-0 HR	0-0 F5	0-0 4-3			0-0 4-3		4 1 1 1 0 0 4 1 0 0 0 0 0 1												
Julio Gonzalez, R (1, 4) OBP: 0.289, SLG: 0.262		0-0 SH5-4 E 1B 1B	0-0 5-3	0-0 E6 E 1B	0-0 K		0-3 K	0-0 F3		5 1 1 0 0 1 3												
Alan Ashby, S (1, 2) OBP: 0.272, SLG: 0.315		0-0 E3 1B SH5-4 1B	0-0 4-3	0-0 E9 1B	0-0 K		0-3 K			4 1 1 2 0 1 1												
Joe Niekro, R (1, 1) OBP: 0.077, SLG: 0.115		0-0 SH5-4	0-3 K	0-0 F9	0-3 K		0-3 K			3 0 0 0 0 2 2												
<b>Inning Stats</b>	R: 1 E: 0 K: 0 S: 6	H: 3 LOB: 2 BB: 0 P: 6	R: 3 E: 1 K: 0 S: 7	H: 3 LOB: 2 BB: 1 P: 11	R: 1 E: 0 K: 1 S: 6	H: 1 LOB: 0 BB: 0 P: 6	R: 4 E: 2 K: 0 S: 9	H: 5 LOB: 2 BB: 0 P: 9	R: 0 E: 0 K: 3 S: 9	H: 0 LOB: 0 BB: 0 P: 9	R: 0 E: 0 K: 3 S: 9	H: 0 LOB: 0 BB: 0 P: 9	R: 0 E: 0 K: 0 S: 3	H: 0 LOB: 0 BB: 0 P: 3	R: 0 E: 0 K: 0 S: 3	H: 0 LOB: 0 BB: 0 P: 3	R: 0 E: 0 K: 0 S: 4	H: 1 LOB: 1 BB: 0 P: 4	1B: 10 2B: 1 3B: 1 HR: 1	SF: 0 SAC: 2 DP: 0 HBP: 0	WP: 0 PB: 0 SB: 0 CS: 0	PA: 43
<b>PITCHER</b>	IP WLS BF H R ER SO BB IBB HBP BLK WP HR S P ERA WHIP																					
Mickey Lolich, L (1, 1) ERA: 4.0	1.2 L 13 6 4 2 0 1 0 0 0 0 0 0 12 16 10.80 4.200																					
Dennis Kinney, L (2, 1) ERA: 3.38	1.2 9 4 4 3 1 0 0 0 0 0 0 1 11 11 16.20 2.400																					
John D'Acquisto, R (4, 1) ERA: 6.68	2.2 11 2 1 0 0 0 0 0 0 0 0 0 11 11 0.00 0.750																					
Bob Shirley, L (7, 1) ERA: 4.23	3.0 10 1 0 0 3 0 0 0 0 0 0 0 16 16 0.00 0.333																					

Houston Astros @ San Diego Padres  
San Diego Stadium, San Diego, CA  
Sat May 26 1979, 10:05 PM EDT  
Att. 27,331 - Unknown

AB	40
R	9
H	13
RBI	9
BB	1
SO	4
LOB	16



Batter	1	2	3	4	5	6	7	8	9	AB	R	H	RBI	BB	SO	LOB
Gene Richards, L OBP: 0.335, SLG: 0.384 (1, 8) (9, 7)	0-0 4-3 6-4-3 1B		0-0 G3		0-0 G4-6-3			0-0 G6-4-3 1B		4	0	2	0	0	0	2
Kurt Bevacqua, R OBP: 0.350, SLG: 0.292 (1, 5)	0-0 6-4-3 1-2		4-0 BB			0-0 G6-4-3 1B		0-0 F9		3	0	1	0	1	0	2
Dan Briggs, L OBP: 0.344, SLG: 0.455 John D'Acquisto, R OBP: 0.143, SLG: 0.286 Don Reynolds, R OBP: 0.387, SLG: 0.423 (1, 7) (4, 1) (6, PH) (7, 9)	0-0 4-3		0-0 4-3			4-0 1-2 BB		0-0 G6-4-3		2	0	0	0	0	0	2
Barry Evans, R OBP: 0.223, SLG: 0.256 (9, 4)	2-3							1-2 BB		0	0	0	0	0	0	0
Dave Winfield, R OBP: 0.398, SLG: 0.589 Bob Shirley, R OBP: 0.350, SLG: 0.309 (1, 9) (7, 1) (9, PH)	0-3 K			0-0 6-3		0-0 G6-4-3		0-0 G6-4-3		3	0	0	0	0	1	3
Gene Tenace, R OBP: 0.394, SLG: 0.388 Bill Fahey, L OBP: 0.320, SLG: 0.400 (1, 2) (6, 2)		4-0 BB		0-0 1-3		0-0 G3			0-3 K	1	0	0	0	1	0	0
Mike Hargrove, L OBP: 0.346, SLG: 0.243 (1, 3)		0-0 F9		0-0 F5				0-0 FC5-4 1B		3	0	1	0	1	0	1
Fernando Gonzalez, R OBP: 0.293, SLG: 0.410 Bill Almon, R OBP: 0.283, SLG: 0.273 (1, 4) (6, 4) (9, 8)		0-0 F9		0-3 K2-3				0-0 FC5-4 G3		2	0	0	0	0	1	1
Ozzie Smith, S OBP: 0.233, SLG: 0.182 (1, 6)		0-0 G3				0-0 1B		0-0 G3		2	0	0	0	0	1	3
Mickey Lolich, S Dennis Kinney, L Jerry Turner, L OBP: 0.312, SLG: 0.343 (1, 1) (2, 1) (4, 7) (9, 9)			0-3 K			0-0 1B		0-0 F5		4	0	1	0	0	0	4
						0-0 G4-6-3 1B				0	0	0	0	0	0	0
										1	0	0	0	0	1	0
										2	0	1	0	0	0	1

Inning Stats	R: 0	H: 1	E: 0	LOB: 1	K: 1	BB: 0	S: 6	P: 6	R: 0	H: 0	E: 0	LOB: 1	K: 0	BB: 1	S: 3	R: 0	H: 0	E: 0	LOB: 0	K: 0	BB: 0	S: 3	R: 0	H: 2	E: 0	LOB: 1	K: 1	BB: 0	S: 6	R: 0	H: 1	E: 0	LOB: 1	K: 0	BB: 1	S: 3	R: 0	H: 1	E: 0	LOB: 1	K: 0	BB: 0	S: 4	R: 0	H: 1	E: 0	LOB: 0	K: 2	BB: 1	S: 8	R: 0	H: 0	E: 1	LOB: 2	K: 2	BB: 1	S: 8	1B: 6	SF: 0	2B: 0	SAC: 0	3B: 0	DP: 3	HR: 0	HBP: 0	WP: 0	PA: 35
PITCHER Joe Niekro, R ERA: 2.44 (1, 1)	IP	WLS	BF	H	R	ER	SO	BB	IBB	HBP	BLK	WP	HR	S	P	ERA	WHIP	IP	WLS	BF	H	R	ER	SO	BB	IBB	HBP	BLK	WP	HR	S	P	ERA	WHIP	IP	WLS	BF	H	R	ER	SO	BB	IBB	HBP	BLK	WP	HR	S	P	ERA	WHIP																


**BOTTOM**

**Houston Astros @ San Diego Padres**  
San Diego Stadium, San Diego, CA

Sat May 26 1979, 10:05 PM EDT  
Att. 27,331 - Unknown

livebaseballscorecards.com

AB	31
R	0
H	6
RBI	0
BB	4
SO	5
LOB	22





Batter	1	2	3	4	5	6	7	8	9	AB R H RBI BB SO LOB	TOP									
Terry Puhl, L (1, 8) OBP: 0.338, SLG: 0.369	0-0 B5-3		0-0 2B			0-0 4-3	4-0 E BB			3 0 1 1 1 0 0	<b>Houston Astros @ San Diego Padres</b> San Diego Stadium, San Diego, CA Sun May 27 1979, 6:33 AM EDT Att: 17,199 - Unknown <a href="http://livebaseballscorecards.com">livebaseballscorecards.com</a>									
Craig Reynolds, L (1, 6) OBP: 0.293, SLG: 0.333	0-0 L9		0-0 F9			0-0 BLK 1B	0-0 F5			4 0 1 0 0 0 3										
Cesar Cedeno, R (1, 3) OBP: 0.380, SLG: 0.421	0-0 6-3				0-0 F8	0-0 6-3		0-0 1-3		4 0 0 0 0 0 1										
Jose Cruz, L (1, 7) OBP: 0.396, SLG: 0.471		0-0 6-3			0-0 4-3		0-0 1B 1B	0-0 F7		4 1 1 0 0 0 0										
Enos Cabell, R (1, 5) OBP: 0.333, SLG: 0.419		0-0 G6-3 1B			0-0 F7		0-0 E FC3-2 1B	0-0 F9		4 0 2 0 0 0 0										
Denny Walling, L (1, 9) OBP: 0.409, SLG: 0.294		0-0 G6-3			0-0 F5		0-0 FC3-2 E SF8 1B	0-0 F9	3 1 1 1 0 0 1											
Jeffrey Leonard, R (8, 9) OBP: 0.393, SLG: 0.420		1-2f					1-2 3-H		1 0 0 0 0 0 0											
Alan Ashby, S (1, 2) OBP: 0.279, SLG: 0.315			0-0 L3		0-0 G3		4-0 BB FC3-2 E BB	0-0 FC5-4 1B	3 1 1 0 1 0 0											
Rafael Landestoy, S (1, 4) OBP: 0.265, SLG: 0.200			0-0 SH2-4 2B 1B		0-0 5-3		0-0 E BB	0-0 FC5-4 FC6-4	4 1 1 0 0 0 4											
J.R. Richard, R (1, 1) OBP: 0.143, SLG: 0.231			0-0 SH2-4		0-0 6-3		0-0 SF8	0-0 FC6-4	2 0 0 1 0 0 1											
<b>Inning Stats</b>	R: 0 E: 0 K: 0 S: 3	H: 0 LOB: 0 BB: 0 P: 3	R: 0 E: 0 K: 0 S: 3	H: 1 LOB: 0 BB: 0 P: 3	R: 1 E: 0 K: 0 S: 5	H: 2 LOB: 1 BB: 0 P: 5	R: 0 E: 0 K: 0 S: 3	H: 0 LOB: 0 BB: 0 P: 3	R: 0 E: 0 K: 0 S: 4	H: 1 LOB: 1 BB: 0 P: 4	R: 3 E: 2 K: 0 S: 6	H: 3 LOB: 2 BB: 2 P: 14	R: 0 E: 0 K: 0 S: 3	H: 0 LOB: 0 BB: 0 P: 3	R: 0 E: 0 K: 0 S: 4	H: 1 LOB: 1 BB: 0 P: 4	1B: 7 2B: 1 3B: 0 HR: 0	SF: 1 SAC: 1 DP: 1 HBP: 0	WP: 0 PB: 0 SB: 0 CS: 0	PA: 36
<b>PITCHER</b>	IP WLS BF H R ER SO BB IBB HBP BLK WP HR S P ERA WHIP																			
Eric Rasmussen, R (1, 1) ERA: 4.74	6.2 L 28 7 4 3 0 2 0 0 0 0 0 0 26 34 4.05 1.350																			
Dennis Kinney, L (7, 1) ERA: 3.0	1.1 4 0 0 0 0 0 0 0 0 0 0 0 4 4 0.00 0.000																			
Rollie Fingers, R (9, 1) ERA: 3.15	1.0 4 1 0 0 0 0 0 0 0 0 0 0 4 4 0.00 1.000																			



Batter	1	2	3	4	5	6	7	8	9	AB	R	H	RBI	BB	SO	LOB
Gene Richards, L (1, 8) OBP: 0.333, SLG: 0.381	0-0 F8		0-0 4-3		0-0 F6			0-0 FC5-4 1B 3-1 1B		4	1	1	0	0	0	4
Bill Almon, R (1, 4) OBP: 0.270, SLG: 0.259 Broderick Perkins, L (8, PH) Barry Evans, R (9, 5) OBP: 0.361, SLG: 0.321 OBP: 0.223, SLG: 0.256	0-0 5-3			0-3 K		0-3 K		0-0 FC5-4 1B 1-2 3-H		3	0	0	0	0	2	0
Dan Briggs, L (1, 7) Dennis Kinney, L (7, 1) Fernando Gonzalez, R (8, PH) OBP: 0.291, SLG: 0.407	0-3 K			0-0 CS 1B		0-0 6-3		0-0 FC5-4 3-1 1-2 2-3		3	0	1	0	0	1	0
Dave Winfield, R (1, 9) OBP: 0.393, SLG: 0.582		0-0 1B		0-0 F8 1-2		0-0 5-3		0-0 3-1 1-2 3-H		4	0	1	1	0	0	2
Kurt Bevacqua, R (1, 5) Rollie Fingers, R (9, 1) OBP: 0.357, SLG: 0.304 OBP: 0.111, SLG: 0.111		0-0 F4			0-0 CS FC3-2 1B		0-0 1B	0-0 F8		4	0	2	0	0	0	1
Mike Hargrove, L (1, 3) OBP: 0.336, SLG: 0.234		0-0 L8			0-0 FC3-2 1B 1-H		0-0 F8		0-0 F8	4	0	0	0	0	0	2
Gene Tenace, R (1, 2) OBP: 0.390, SLG: 0.384			0-3 K		0-0 1B 1-2 1B		0-0 F9		0-3 K	4	0	1	0	0	2	1
Ozzie Smith, S (1, 6) OBP: 0.239, SLG: 0.190			0-0 SH1-4 1B		0-0 1B 1-2 2-3 1B		0-0 4-3		0-0 5-3	4	0	2	0	0	0	1
Eric Rasmussen, R (1, 1) Jerry Turner, L (7, 7) OBP: 0.143, SLG: 0.077 OBP: 0.316, SLG: 0.347			0-0 SH1-4		0-3 K			0-0 1B 1B		1	0	0	0	0	1	3
			1-2							1	1	1	0	0	0	0

Inning Stats	R: 0	H: 0	E: 0	K: 1	S: 5	R: 0	H: 1	E: 0	K: 0	S: 3	R: 0	H: 1	E: 0	K: 1	S: 6	R: 0	H: 3	E: 0	K: 1	S: 8	R: 0	H: 0	E: 0	K: 1	S: 5	R: 0	H: 1	E: 0	K: 0	S: 4	R: 2	H: 3	E: 0	K: 0	S: 6	R: 0	H: 0	E: 0	K: 1	S: 5	1B: 10	SF: 0	2B: 0	SAC: 1	3B: 0	DP: 0	HR: 0	HBP: 0	WP: 0	PA: 35
PITCHER J.R. Richard, R (1, 1) ERA: 3.53	IP: 9.0	WLS: W	BF: 35	H: 10	R: 2	ER: 2	SO: 6	BB: 0	IBB: 0	HBP: 0	BLK: 0	WP: 0	HR: 0	S: 47	P: 47	ERA: 2.00	WHIP: 1.111																																	
																		PITCHER	IP	WLS	BF	H	R	ER	SO	BB	IBB	HBP	BLK	WP	HR	S	P	ERA	WHIP															

**BOTTOM**

**Houston Astros @ San Diego Padres**  
San Diego Stadium, San Diego, CA

Sun May 27 1979, 6:33 AM EDT  
Att. 17,199 - Unknown

AB	34
R	2
H	10
RBI	2
BB	0
SO	6
LOB	16

[livebaseballscorecards.com](http://livebaseballscorecards.com)









Batter	1	2	3	4	5	6	7	8	9	AB R H RBI BB SO LOB	TOP														
Jerry Royster, R OBP: 0.366, SLG: 0.367 (1, 5) X	0-0 1B E 1B	0-0 F2		0-3 K2-3			0-0 5-3			4 1 1 0 0 1 2	<p>Atlanta Braves @ San Diego Padres San Diego Stadium, San Diego, CA</p> <p>Tue May 29 1979, 10:05 PM EDT Unknown</p>														
Rowland Office, L OBP: 0.377, SLG: 0.468 (1, 8) X	0-0 1B E 1B		H 1-0 7-3 HBP			0-0 1-3		0-0 F5		3 1 1 0 0 0 0															
Gary Matthews, R OBP: 0.351, SLG: 0.560 (1, 9) X	0-0 L8		X 0-0 7-3			X 0-0 4-3		0-3 K		4 0 0 0 0 1 3															
Bob Homer, R OBP: 0.345, SLG: 0.542 (1, 3) X	0-0 1B E 1B		X 0-0 PB 2B			0-3 K		0-0 5-3		4 1 2 0 0 1 0															
Joe Nolan, L OBP: 0.400, SLG: 0.455 (1, 2) S S S	0-3 K		S S S 0-3 K			X 0-0 G6-4-3 1B		0-0 F7		4 0 1 0 0 2 4															
Brian Asselstine, L OBP: 0.250, SLG: 0.250 (1, 7) X	0-0 E3 1-H 2-H 3-H		X 0-0 1B 1B			X 0-0 G6-4-3		0-0 F7		4 0 1 0 0 0 1															
Glenn Hubbard, R OBP: 0.302, SLG: 0.298 (1, 4) S S S	0-3 K		S S S 0-3 K			X 0-0 4-3		0-0 F9		4 0 0 0 0 2 2															
Darrel Chaney, S OBP: 0.200, SLG: 0.167 (1, 6)		X 0-0 4-3		X 0-0 1B 1B			X 0-0 F5			3 0 1 0 0 0 0															
Tony Brizzolara, R (1, 1)		0-3 K		0-3 K			0-3 K			2 0 0 0 0 2 2															
Craig Skok, R (5, 1)										0 0 0 0 0 0 0															
Mike Lum, L OBP: 0.292, SLG: 0.330 (7, PH)										1 0 0 0 0 1 0															
Adrian Devine, R (7, 1)										0 0 0 0 0 0 0															
<b>Inning Stats</b>	R: 3 E: 1 K: 2 S: 11	H: 3 LOB: 1 BB: 0 P: 11	R: 0 E: 0 K: 1 S: 5	H: 0 LOB: 0 BB: 0 P: 5	R: 0 E: 0 K: 1 S: 5	H: 1 LOB: 1 BB: 0 P: 6	R: 0 E: 0 K: 3 S: 11	H: 2 LOB: 2 BB: 0 P: 11	R: 0 E: 0 K: 1 S: 5	H: 0 LOB: 0 BB: 0 P: 5	R: 0 E: 0 K: 1 S: 5	H: 0 LOB: 0 BB: 0 P: 5	R: 0 E: 0 K: 0 S: 3	H: 0 LOB: 0 BB: 0 P: 3	R: 0 E: 0 K: 1 S: 5	H: 0 LOB: 0 BB: 0 P: 5	R: 0 E: 0 K: 0 S: 3	H: 0 LOB: 0 BB: 0 P: 3	R: 0 E: 0 K: 0 S: 3	H: 0 LOB: 0 BB: 0 P: 3	1B: 6 2B: 2 3B: 0 HR: 0	SF: 0 SAC: 0 DP: 2 HBP: 1	WP: 0 PB: 1 SB: 0 CS: 0	PA: 34	
<b>PITCHER</b> Gaylord Perry, R ERA: 2.46 (1, 1)	IP 9.0	WLS W	BF 34	H 7	R 3	ER 0	SO 10	BB 0	IBB 0	HBP 1	BLK 0	WP 0	HR 0	S 53	P 54	ERA 0.00	WHIP 0.778								

livebaseballscorecards.com

AB	33
R	3
H	7
RBI	0
BB	0
SO	10
LOB	14



Batter	1	2	3	4	5	6	7	8	9
Gene Richards, L (1, 8) OBP: 0.347, SLG: 0.379	0-0 4-3		0-0 6-3 SH5-3 3B 1B		4-0 4-3 SH1-3 3B BB	0-0 F8		4-0 IBB	
Ozzie Smith, S (1, 6) OBP: 0.239, SLG: 0.188	0-3 K		0-0 SH5-3		0-0 SH1-3		0-0 F8	0-0 L3	
Dave Winfield, R (1, 9) OBP: 0.402, SLG: 0.599	0-0 HR		0-0 6-3		0-0 4-3 3B 1B		0-0 F7		
Jerry Turner, L (1, 7) OBP: 0.323, SLG: 0.376	0-0 2B		0-0 2-3 3B		0-0 4-3		0-0 2B		
Gene Tenace, R (1, 2) OBP: 0.393, SLG: 0.398	4-0 BB		0-0 F9		0-0 1B 3B		0-0 F8		
Mike Hargrove, L (1, 3) OBP: 0.345, SLG: 0.248	0-0 4-3			0-3 K		0-0 1B		0-0 SH 2B	
Dan Briggs, L (8, PR) OBP: 0.343, SLG: 0.448 (9, 3)									
Barry Evans, R (1, 5) OBP: 0.225, SLG: 0.257		0-0 F9		0-0 1B 1B		0-0 F8		0-0 SH FC1-5	
Bill Almon, R (1, 4) OBP: 0.282, SLG: 0.262		0-3 K		0-0 G4-6-3 1B		4-0 SH5-3-5 BB		0-0 FC1-5 SH1-3	
Gaylord Perry, R (1, 1) OBP: 0.167, SLG: 0.375		0-0 F9		0-0 G4-6-3 1-2f		0-0 SH5-3-5 1-3f		0-0 SH1-3	

Inning Stats	R: 1	H: 2	E: 0	K: 1	S: 7	R: 0	H: 0	E: 0	K: 1	S: 5	R: 1	H: 2	E: 0	K: 0	S: 5	R: 0	H: 2	E: 0	K: 1	S: 6	R: 3	H: 3	E: 0	K: 0	S: 6	R: 0	H: 0	E: 0	K: 0	S: 2	R: 0	H: 1	E: 0	K: 0	S: 4	R: 1	H: 1	E: 1	K: 0	S: 5	R: 0	H: 0	E: 0	K: 0	S: 4	R: 1	H: 1	E: 0	K: 0	S: 5
	LOB: 2	BB: 1	P: 11	LOB: 0	BB: 0	LOB: 1	BB: 0	LOB: 1	BB: 0	P: 5	LOB: 1	BB: 0	LOB: 1	BB: 1	P: 10	LOB: 0	BB: 1	LOB: 1	BB: 1	P: 6	LOB: 0	BB: 0	LOB: 1	BB: 0	P: 4	LOB: 2	BB: 1	P: 9	LOB: 1	SAC: 5	DP: 2	HBP: 0	1B: 5	SF: 0	2B: 4	SAC: 5	DP: 2	HBP: 0	3B: 2	HR: 1	1B: 5	SF: 0	2B: 4	SAC: 5	DP: 2	HBP: 0	3B: 2	HR: 1		

PITCHER	IP	WLS	BF	H	R	ER	SO	BB	IBB	HBP	BLK	WP	HR	S	P	ERA	WHIP
Tony Brizzolara, R (1, 1) ERA: 5.3	4.2	L	23	8	5	5	3	2	0	0	0	0	1	27	35	9.64	2.143
Craig Skok, L (5, 1) ERA: 3.94	1.1		5	1	0	0	0	1	0	0	0	0	0	4	8	0.00	1.500
Adrian Devine, R (7, 1) ERA: 2.78	2.0		10	2	1	0	0	0	1	0	0	0	0	9	13	0.00	1.000

**BOTTOM**

AB R H RBI BB SO LOB

3 2 1 0 2 0 0

3 0 0 0 0 1 2

4 2 2 1 0 0 1

4 0 3 1 0 0 2

3 1 1 2 1 0 2

4 0 2 1 0 1 2

0 1 0 0 0 0 0

3 0 1 0 0 0 1

3 0 1 0 1 1 1

2 0 0 0 0 0 2

1B: 5 SF: 0  
2B: 4 SAC: 5  
3B: 2 DP: 2  
HR: 1 HBP: 0

WP: 0 PA: 38  
PB: 0  
SB: 0  
CS: 0


**Atlanta Braves @ San Diego Padres**  
San Diego Stadium, San Diego, CA

Tue May 29 1979, 10:05 PM EDT  
Unknown

livebaseballscorecards.com





Batter	1	2	3	4	5	6	7	8	9	AB R H RBI BB SO LOB	TOP	
Jerry Royster, R (1, 5) OBP: 0.374, SLG: 0.379	0-0 CS 1B		0-0 5-3			0-0 2B		4-0 E BB		3 1 2 0 1 0 0	<p><b>Atlanta Braves @ San Diego Padres</b> San Diego Stadium, San Diego, CA</p> <p>Tue May 29 1979, 10:05 PM EDT Att. 15,340 - Unknown</p> <p>livebaseballscorecards.com</p> <p><b>AB 32</b> <b>R 2</b> <b>H 5</b> <b>RBI 1</b> <b>BB 1</b> <b>SO 2</b> <b>LOB 7</b></p> <p><b>WP: 0 PA: 33</b> <b>PB: 0</b> <b>SB: 0</b> <b>CS: 1</b></p> 	
Barry Bonnell, R (1, 8) OBP: 0.312, SLG: 0.466	0-0 1-2 HR		0-0 4-3			0-0 5-3		0-0 E5 1-H		4 1 1 1 0 0 1		
Charlie Spikes, R (1, 9) OBP: 0.429, SLG: 0.792	0-0 6-3				0-0 L9		0-0 F8	0-3 K		4 0 0 0 0 1 2		
Jeff Burroughs, R (1, 7) OBP: 0.344, SLG: 0.352	0-0 6-3				0-0 F8		0-3 K		0-0 F9	4 0 0 0 0 1 1		
Bob Horner, R (1, 3) OBP: 0.322, SLG: 0.500		0-0 F8			0-0 1-3		0-0 F8		0-0 5-3	4 0 0 0 0 0 0		
Glenn Hubbard, R (1, 4) OBP: 0.301, SLG: 0.297		0-0 FC6-4 1B			0-0 6-3		0-0 4-3		0-0 6-3	4 0 1 0 0 0 0		
Bruce Benedict, R (1, 2) OBP: 0.288, SLG: 0.220		0-0 F8			0-0 F7		0-0 5-3			3 0 0 0 0 0 1		
Pepe Frias, R (1, 6) OBP: 0.285, SLG: 0.318		0-0 FC6-4 1-2f			0-0 1B			0-0 L9		3 0 1 0 0 0 1		
Phil Niekro, R (1, 1) OBP: 0.158, SLG: 0.135			0-0 5-3			0-0 4-3		0-0 6-3		3 0 0 0 0 0 1		
<b>Inning Stats</b>	R: 1 H: 2 E: 0 LOB: 0 K: 0 BB: 0 S: 4 P: 4	R: 0 H: 1 E: 0 LOB: 1 K: 0 BB: 0 S: 4 P: 4	R: 0 H: 0 E: 0 LOB: 0 K: 0 BB: 0 S: 3 P: 3	R: 0 H: 0 E: 0 LOB: 0 K: 0 BB: 0 S: 3 P: 3	R: 0 H: 1 E: 0 LOB: 1 K: 0 BB: 0 S: 4 P: 4	R: 0 H: 1 E: 0 LOB: 1 K: 1 BB: 0 S: 6 P: 6	R: 0 H: 0 E: 0 LOB: 0 K: 0 BB: 0 S: 3 P: 3	R: 1 H: 0 E: 1 LOB: 1 K: 1 BB: 1 S: 6 P: 10	R: 0 H: 0 E: 0 LOB: 0 K: 0 BB: 0 S: 3 P: 3	1B: 3 SF: 0 2B: 1 SAC: 0 3B: 0 DP: 0 HR: 1 HBP: 0		
<b>PITCHER</b> Bob Owchinko, L (1, 1) ERA: 3.83 Rollie Fingers, R (9, 1) ERA: 3.05	IP WLS BF H R ER SO BB IBB HBP BLK WP HR S P ERA WHIP	8.0 W 30 5 2 1 2 1 0 0 0 0 0 1 33 37 1.12 0.750	1.0 S 3 0 0 0 0 0 0 0 0 0 0 0 3 3 0.00 0.000									<b>PITCHER</b> IP WLS BF H R ER SO BB IBB HBP BLK WP HR S P ERA WHIP

Batter	1	2	3	4	5	6	7	8	9	AB	R	H	RBI	BB	SO	LOB
Gene Richards, L (1, 8) OBP: 0.345, SLG: 0.373	0-0 F8		0-0 G3		0-0 G1			4-0 BB		3	0	0	0	1	0	0
Ozzie Smith, S (1, 6) OBP: 0.240, SLG: 0.190	0-0 F9		0-0 4-3			0-0 4-3		0-0 E9 1B		4	0	1	1	0	0	0
Dave Winfield, R (1, 9) OBP: 0.413, SLG: 0.605	0-0 HR 1B		0-0 1B			0-0 G4-3 1B		4-0 L6-3 IBB		3	1	3	0	1	0	0
Jerry Turner, L (1, 7) OBP: 0.322, SLG: 0.389	0-0 HR		0-3 K			0-0 G4-3		0-0 L6-3		4	1	1	2	0	1	5
Kurt Bevacqua, R (1, 5) OBP: 0.341, SLG: 0.289	0-0 1B			0-0 F4			0-0 F5			3	0	1	0	0	0	0
Broderick Perkins, L (1, 3) OBP: 0.344, SLG: 0.305	0-0 G3			0-0 F8			0-0 3-1			3	0	0	0	0	0	1
Bill Fahey, L (1, 2) OBP: 0.302, SLG: 0.375		0-0 F6		0-3 K			0-0 1-3			3	0	0	0	0	1	0
Fernando Gonzalez, R (1, 4) OBP: 0.285, SLG: 0.399		0-0 B5-3			0-0 5-3			0-0 F8		3	0	0	0	0	0	0
Bob Owchinko, L (1, 1) OBP: 0.300, SLG: 0.125 Bill Almon, R (8, PR) OBP: 0.282, SLG: 0.262 Rollie Fingers, R (9, 1) OBP: 0.111, SLG: 0.111		0-3 K			0-0 6-3			0-0 BB 1B		3	0	1	0	0	1	0
										0	1	0	0	0	0	0
										0	0	0	0	0	0	0

Inning Stats	R: 2	H: 3	E: 0	LOB: 1	K: 0	BB: 0	S: 6	P: 6	R: 0	H: 0	E: 0	LOB: 0	K: 1	BB: 0	S: 5	P: 5	R: 0	H: 1	E: 0	LOB: 1	K: 1	BB: 0	S: 6	P: 6	R: 0	H: 0	E: 0	LOB: 0	K: 1	BB: 0	S: 5	P: 5	R: 0	H: 0	E: 0	LOB: 0	K: 0	BB: 0	S: 3	P: 3	R: 0	H: 1	E: 0	LOB: 0	K: 0	BB: 0	S: 3	P: 3	R: 0	H: 0	E: 0	LOB: 0	K: 0	BB: 0	S: 3	P: 3	R: 1	H: 2	E: 1	LOB: 3	K: 0	BB: 2	S: 4	P: 12	1B: 6	SF: 0	2B: 1	SAC: 0	3B: 0	DP: 2	HR: 1	HBP: 0	WP: 0	PA: 31	PB: 0	SB: 0	CS: 0	ERA	WHIP
PITCHER Phil Niekro, R (1, 1) ERA: 3.98	IP	WLS	BF	H	R	ER	SO	BB	IBB	HBP	BLK	WP	HR	S	P	ERA	WHIP	IP	WLS	BF	H	R	ER	SO	BB	IBB	HBP	BLK	WP	HR	S	P	ERA	WHIP																																													

**BOTTOM**

**Atlanta Braves @ San Diego Padres**  
San Diego Stadium, San Diego, CA

Tue May 29 1979, 10:05 PM EDT  
Att. 15,340 - Unknown

livebaseballscorecards.com

AB	29
R	3
H	7
RBI	3
BB	2
SO	3
LOB	6





Batter	1	2	3	4	5	6	7	8	9	AB R H RBI BB SO LOB	TOP										
Jerry Royster, R (1, 5) OBP: 0.381, SLG: 0.390	4-0 SH1-3 1B BB	0-0 2-H 2B			0-0 4-3			0-0 FC6-4 1B		3 1 2 1 1 0 0											
Pepe Frias, R (1, 6) OBP: 0.279, SLG: 0.311	0-0 SH1-3 1-2	0-3 K			0-0 5-3			0-0 FC6-4 FC5-4 1-2f		3 0 0 0 0 1 2											
Gary Matthews, R (1, 9) OBP: 0.344, SLG: 0.548	0-3 K				0-0 F9			0-0 FC5-4 FC5-4 1-2f		4 0 0 0 0 1 2											
Jeff Burroughs, R (1, 7) OBP: 0.342, SLG: 0.345	4-0 1B BB				0-0 5-3			0-0 FC5-4 1-2f		3 0 0 0 1 1 1											
Barry Bonnell, R (1, 8) OBP: 0.311, SLG: 0.461	0-0 1-2 2-H 1B				0-3 K			0-0 F9		4 0 1 1 0 1 0											
Glenn Hubbard, R (1, 4) OBP: 0.294, SLG: 0.290	0-0 F4				0-0 6-3			0-0 F9		4 0 0 0 0 0 2											
Bruce Benedict, R (1, 2) OBP: 0.302, SLG: 0.226		4-0 SH1-4 2B BB			0-3 K			0-0 1B		3 1 1 0 1 1 0											
Mike Lum, L (1, 3) OBP: 0.284, SLG: 0.321		0-0 F6			0-3 K			0-3 K		3 0 0 0 0 2 2											
Bo McLaughlin, R (1, 1) Jamie Easterly, L (5, 1) Rick Mahler, R (5, 1) Charlie Spikes, R (7, PH) Adrian Devine, R (7, 1)		0-0 SH1-4 1-2			0-3 K			0-0 1-3		1 0 0 0 0 1 0 0 0 0 0 0 0 0 0 0 0 0 0 0 0 1 0 0 0 0 0 1 0 0 0 0 0 0 0											
<b>Inning Stats</b>	R: 1 E: 0 K: 1 S: 6	H: 1 LOB: 2 BB: 2 P: 14	R: 1 E: 0 K: 1 S: 6	H: 1 LOB: 1 BB: 1 P: 10	R: 0 E: 0 K: 1 S: 5	H: 0 LOB: 0 BB: 0 P: 5	R: 0 E: 0 K: 2 S: 7	H: 0 LOB: 0 BB: 0 P: 7	R: 0 E: 0 K: 1 S: 5	H: 0 LOB: 0 BB: 0 P: 5	R: 0 E: 0 K: 1 S: 6	H: 1 LOB: 1 BB: 0 P: 6	R: 0 E: 0 K: 0 S: 4	H: 1 LOB: 1 BB: 0 P: 4	R: 0 E: 0 K: 0 S: 3	H: 0 LOB: 0 BB: 0 P: 3	1B: 3 2B: 1 3B: 0 HR: 0	SF: 0 SAC: 2 DP: 0 HBP: 0	WP: 0 PB: 0 SB: 0 CS: 0	PA: 34	
<b>PITCHER</b> Mickey Lolich, L (1, 1) ERA: 4.5 Bob Shirley, L (2, 1) ERA: 3.5	IP: 1.0 WLS: 7 BF: 1 H: 2 R: 2 ER: 2 SO: 1 BB: 3 IBB: 0 HBP: 0 BLK: 0 WP: 0 HR: 0 S: 6 P: 18 ERA: 18.00 WHIP: 4.000	IP: 8.0 WLS: 27 BF: 3 H: 0 R: 0 ER: 0 SO: 7 BB: 0 IBB: 0 HBP: 0 BLK: 0 WP: 0 HR: 0 S: 41 P: 41 ERA: 0.00 WHIP: 0.375																			
											<b>PITCHER</b> IP: 1.0 WLS: 27 BF: 3 H: 0 R: 0 ER: 0 SO: 7 BB: 0 IBB: 0 HBP: 0 BLK: 0 WP: 0 HR: 0 S: 41 P: 41 ERA: 0.00 WHIP: 0.375										

Atlanta Braves @ San Diego Padres  
San Diego Stadium, San Diego, CA  
Wed May 30 1979, 10:05 PM EDT  
Att. 12,335 - Unknown

livebaseballscorecards.com

AB 29  
R 2  
H 4  
RBI 2  
BB 3  
SO 8  
LOB 10



Batter	1	2	3	4	5	6	7	8	9
Gene Richards, L (1, 8) OBP: 0.351, SLG: 0.385	0-0 4-3		0-0 1B 2B		0-0 FC1-5 HR			0-0 1B	
Ozzie Smith, S (1, 6) OBP: 0.239, SLG: 0.190	0-0 F7		0-0 1B 1B		0-0 FC1-5 HR	0-0 4-3		0-0 F8	
Dave Winfield, R (1, 9) OBP: 0.419, SLG: 0.621	4-0 BB		0-0 1B		0-0 HR	0-0 6-3			
Jerry Turner, L (1, 7) OBP: 0.322, SLG: 0.385 Dan Briggs, L (5, PR) OBP: 0.338, SLG: 0.441	0-3 K		0-0 L6		4-0 2B 1B BB	0-0 F8			
Kurt Bevacqua, R (1, 5) OBP: 0.337, SLG: 0.300		0-0 4-3	0-3 K		0-0 1B 2B		0-0 5-3		
Mike Hargrove, L (1, 3) OBP: 0.343, SLG: 0.248		0-3 K		0-0 F8	0-0 2B 1B		0-3 K		
Gene Tenace, R (1, 2) OBP: 0.389, SLG: 0.402 Fred Kendall, R (8, 2) OBP: 0.429, SLG: 0.333		0-0 5-3		0-0 F9	0-0 1B 2B		0-3 K		
Fernando Gonzalez, R (1, 4) OBP: 0.290, SLG: 0.415			0-0 2B 2B	0-0 F9	0-0 2B		0-0 5-3		
Mickey Lolich, S (1, 1) Bob Shirley, R (2, 1) OBP: 0.091, SLG: 0.091			0-0 B1		0-0 FC1-5 1B		0-3 K		

Inning Stats	R: 0 E: 0 K: 1 S: 5	H: 0 LOB: 1 BB: 1 P: 9	R: 0 E: 0 K: 1 S: 5	H: 0 LOB: 0 BB: 0 P: 5	R: 3 E: 0 K: 1 S: 9	H: 4 LOB: 1 BB: 0 P: 9	R: 0 E: 0 K: 0 S: 3	H: 0 LOB: 0 BB: 0 P: 3	R: 7 E: 0 K: 0 S: 10	H: 7 LOB: 2 BB: 1 P: 14	R: 0 E: 0 K: 0 S: 3	H: 0 LOB: 0 BB: 0 P: 3	R: 0 E: 0 K: 2 S: 7	H: 0 LOB: 0 BB: 0 P: 7	R: 0 E: 0 K: 1 S: 6	H: 1 LOB: 1 BB: 0 P: 6
--------------	------------------------------	---------------------------------	------------------------------	---------------------------------	------------------------------	---------------------------------	------------------------------	---------------------------------	-------------------------------	----------------------------------	------------------------------	---------------------------------	------------------------------	---------------------------------	------------------------------	---------------------------------

PITCHER	IP	WLS	BF	H	R	ER	SO	BB	IBB	HBP	BLK	WP	HR	S	P	ERA	WHIP
Bo McLaughlin, R (1, 1) ERA: 6.97	4.1	L	21	7	6	6	3	1	0	0	0	0	1	26	30	12.46	1.846
Jamie Easterly, L (5, 1) ERA: 21.6	0.0		5	4	4	4	0	1	0	0	0	0	0	4	8	∞	∞
Rick Mahler, R (5, 1) ERA: 4.97	1.2		5	0	0	0	0	0	0	0	0	0	0	5	5	0.00	0.000
Adrian Devine, R (7, 1) ERA: 2.55	2.0		7	1	0	0	3	0	0	0	0	0	0	13	13	0.00	0.500

AB R H RBI BB SO LOB

5	2	3	1	0	0	2
5	2	1	0	0	0	3
3	1	2	5	1	0	0
2	0	0	0	1	1	2
1	1	0	0	0	0	0
4	1	1	0	0	1	1
4	1	1	1	0	2	0
4	1	1	2	0	1	0
0	0	0	0	0	0	0
4	1	2	1	0	0	0
0	0	0	0	0	0	0
4	0	1	0	0	1	3

1B: 6	SF: 0	WP: 0	PA: 38
2B: 5	SAC: 0	PB: 0	
3B: 0	DP: 0	SB: 1	
HR: 1	HBP: 0	CS: 0	

ERA	WHIP
-----	------

Atlanta Braves @ San Diego Padres  
San Diego Stadium, San Diego, CA  
Wed May 30 1979, 10:05 PM EDT  
Att. 12,335 - Unknown

livebaseballscorecards.com

AB	36
R	10
H	12
RBI	10
BB	2
SO	6
LOB	11





Batter	1	2	3	4	5	6	7	8	9	AB R H RBI BB SO LOB	TOP		
Jerry Royster, R (1, 5) OBP: 0.374, SLG: 0.381	0-0 4-3			0-0 6-3		0-0 5-3		0-3 K		4 0 0 0 0 1 1	<p>Atlanta Braves @ San Diego Padres</p> <p>San Diego Stadium, San Diego, CA</p> <p>Thu May 31 1979, 6:33 AM EDT</p> <p>Att. 11,143 - Unknown</p>		
Rowland Office, L (1, 8) OBP: 0.351, SLG: 0.431	0-0 6-3			0-0 F7		0-3 K		0-3 K		4 0 0 0 0 2 1			
Gary Matthews, R (1, 9) OBP: 0.352, SLG: 0.552	0-3 K			0-0 1B			0-0 1B SF8		0-0 G6-4-3 1B	4 1 3 0 0 1 0			
Jeff Burroughs, R (1, 7) OBP: 0.335, SLG: 0.337		0-0 F9		0-0 L6			0-0 E5 1B		0-0 G6-4-3 1B	4 0 0 0 0 0 3			
Mike Lum, L (1, 3) OBP: 0.275, SLG: 0.309		0-3 K			0-0 F8		0-0 F6		0-0 3-1	4 0 0 0 0 1 2			
Joe Nolan, L (1, 2) OBP: 0.393, SLG: 0.440		0-0 F7			0-0 F7		0-0 1B			3 0 1 0 0 0 0			
Glenn Hubbard, R (1, 4) OBP: 0.289, SLG: 0.287			0-0 5-3		0-0 6-3		0-0 SF8			2 0 0 1 0 0 0			
Pepe Frias, R (1, 6) OBP: 0.280, SLG: 0.311			0-0 5-3			0-0 SH2-4 1B	0-0 1-3			3 0 1 0 0 0 2			
Rick Matula, R (1, 1) OBP: 0.056, SLG: 0.056			0-3 K			0-0 SH2-4		0-0 F7		1 0 0 0 0 1 0			
Brian Asselstine, L (8, PH) OBP: 0.200, SLG: 0.200										1 0 0 0 0 0 0			
Gene Garber, R (8, 1) OBP: 0.667, SLG: 0.500										0 0 0 0 0 0 0			
<b>Inning Stats</b>	R: 0 H: 0 E: 0 LOB: 0 K: 1 BB: 0 S: 5 P: 5	R: 0 H: 0 E: 0 LOB: 0 K: 1 BB: 0 S: 5 P: 5	R: 0 H: 0 E: 0 LOB: 0 K: 1 BB: 0 S: 5 P: 5	R: 0 H: 1 E: 0 LOB: 1 K: 0 BB: 0 S: 4 P: 4	R: 0 H: 0 E: 0 LOB: 0 K: 0 BB: 0 S: 3 P: 3	R: 0 H: 1 E: 0 LOB: 1 K: 1 BB: 0 S: 6 P: 6	R: 1 H: 2 E: 1 LOB: 2 K: 0 BB: 0 S: 6 P: 6	R: 0 H: 0 E: 0 LOB: 0 K: 2 BB: 0 S: 7 P: 7	R: 0 H: 1 E: 0 LOB: 0 K: 0 BB: 0 S: 3 P: 3	1B: 5 SF: 1 2B: 0 SAC: 1 3B: 0 DP: 1 HR: 0 HBP: 0	WP: 0 PA: 32 PB: 0 SB: 0 CS: 0		
<b>PITCHER</b>	IP WLS BF H R ER SO BB IBB HBP BLK WP HR S P ERA WHIP											<b>PITCHER</b>	IP WLS BF H R ER SO BB IBB HBP BLK WP HR S P ERA WHIP
Eric Rasmussen, R (1, 1) ERA: 4.22	7.0 W 26 4 1 0 4 0 0 0 0 0 0 0 34 34 0.00 0.571												
Rollie Fingers, R (8, 1) ERA: 2.91	2.0 S 6 1 0 0 2 0 0 0 0 0 0 0 10 10 0.00 0.500												

AB	30
R	1
H	5
RBI	1
BB	0
SO	6
LOB	9



Batter	1	2	3	4	5	6	7	8	9
Gene Richards, L (1, 8) OBP: 0.350, SLG: 0.382	0-0 F6		0-0 FC5 1B			0-0 4-3		0-0 4-3	
Ozzie Smith, S (1, 6) OBP: 0.244, SLG: 0.192	0-0 6-3		0-0 3-H 1B			4-0 HR BB		0-3 K	
Dave Winfield, R (1, 9) OBP: 0.420, SLG: 0.632	0-0 2-3		0-0 FC5 2-3f			0-0 1-H HR		1-0 HBP	
Dan Briggs, L (1, 7) OBP: 0.347, SLG: 0.444		0-0 G4-6-3 1B		0-0 G5-4-3 1B		0-0 4-3		0-0 G3	
Kurt Bevacqua, R (1, 5) OBP: 0.327, SLG: 0.289		0-0 G4-6-3 1-2f		0-0 G5-4-3 1-2f		0-0 5-3			
Barry Evans, R (7, 5) OBP: 0.225, SLG: 0.257									
Mike Hargrove, L (1, 3) OBP: 0.336, SLG: 0.242		0-0 F7		0-0 3-1			0-0 F8		
Gene Tenace, R (1, 2) OBP: 0.394, SLG: 0.410			0-0 F9 1B 2B		0-0 F8		4-0 1B BB		
Fernando Gonzalez, R (1, 4) OBP: 0.291, SLG: 0.413			0-0 F9 2-3		0-0 5-3		0-0 1-3 1B		
Eric Rasmussen, R (1, 1) OBP: 0.125, SLG: 0.067			0-0 6-3		0-3 K		0-0 G3		
Jerry Turner, L (7, PH) OBP: 0.320, SLG: 0.383									
Rollie Fingers, R (8, 1) OBP: 0.111, SLG: 0.111									

Inning Stats	R: 0	H: 0	E: 0	K: 0	S: 3	P: 3	R: 0	H: 1	E: 0	K: 0	S: 3	P: 3	R: 1	H: 3	E: 0	K: 0	S: 6	R: 0	H: 1	E: 0	K: 0	S: 3	P: 3	R: 0	H: 0	E: 0	K: 1	S: 5	P: 5	R: 2	H: 1	E: 0	K: 0	S: 4	P: 8	R: 0	H: 1	E: 0	K: 0	S: 3	P: 7	R: 0	H: 0	E: 0	K: 1	S: 5	P: 6
	0	0	0	0	3	3	0	1	0	0	3	3	1	3	0	0	6	0	1	0	0	3	3	0	0	0	0	0	5	5	0	1	0	8	0	1	0	7	0	0	0	6	0	0	1	0	6

**BOTTOM**

AB R H RBI BB SO LOB

4	0	1	1	0	0	0
3	1	1	0	1	1	0
3	1	1	2	0	0	2
4	0	2	0	0	0	1
3	0	0	0	0	0	2
0	0	0	0	0	0	0
3	0	0	0	0	0	0
2	1	1	0	1	0	0
3	0	1	0	0	0	1
2	0	0	0	0	1	1
1	0	0	0	0	0	1
0	0	0	0	0	0	0

WP: 0 PA: 31  
PB: 0  
SB: 0  
CS: 0

AB 28  
R 3  
H 7  
RBI 3  
BB 2  
SO 2  
LOB 8



livebaseballscores.com

**Atlanta Braves @ San Diego Padres**  
San Diego Stadium, San Diego, CA  
Thu May 31 1979, 6:33 AM EDT  
Att. 11,143 - Unknown

PITCHER	IP	WLS	BF	H	R	ER	SO	BB	IBB	HBP	BLK	WP	HR	S	P	ERA	WHIP
Rick Matula, R (1, 1) ERA: 4.06	7.0	L	27	7	3	3	1	2	0	0	0	0	1	27	35	3.86	1.286
Gene Garber, R (8, 1) ERA: 4.57	1.0		4	0	0	0	1	0	0	1	0	0	0	5	6	0.00	0.000



Batter	1	2	3	4	5	6	7	8	9	AB R H RBI BB SO LOB	TOP						
Gene Richards, L (1, 8) OBP: 0.355, SLG: 0.386	0-0 SH1-3 1B	4-0 1B E BB		0-0 CS 1B		0-0 SF9			0-0 4-3	3 1 2 1 1 0 0							
Ozzie Smith, S (1, 6) OBP: 0.249, SLG: 0.199	0-0 SH1-3 1-2	0-0 E9 1B		0-0 CS 1-2	0-0 G3	0-0 1-3			0-0 2B 1B	4 1 2 2 0 0 1							
Dave Winfield, R (1, 9) OBP: 0.424, SLG: 0.659	4-0 FC6-4 BB	0-0 4-3			0-0 HR				0-3 K	4 2 2 2 1 1 2							
Jerry Turner, L (1, 7) OBP: 0.322, SLG: 0.389	0-0 F5		0-0 F8		0-0 1B				0-0 4-3	5 1 2 1 0 0 2							
Barry Evans, R (9, 5) OBP: 0.225, SLG: 0.257									1-H 1B 2B	0 0 0 0 0 0 0							
Kurt Bevacqua, R (1, 5) OBP: 0.330, SLG: 0.287	0-0 FC6-4 1-2f		4-0 FC3-6 BB		0-0 F4				0-0 1-3 1B	4 0 1 1 1 0 3							
Dan Briggs, L (1, 3) OBP: 0.333, SLG: 0.424		0-0 L7	0-0 FC3-6		0-3 K				0-3 K	3 0 0 0 0 1 2							
John D'Acquisto, R (5, 1) OBP: 0.111, SLG: 0.222										2 0 0 0 0 2 1							
Bob Shirley, R (9, 1) OBP: 0.091, SLG: 0.091										0 0 0 0 0 0 0							
Rollie Fingers, R (9, 1) OBP: 0.111, SLG: 0.111										0 0 0 0 0 0 0							
Fernando Gonzalez, R (1, 4) OBP: 0.284, SLG: 0.403			0-3 K	0-3 K		0-3 K			0-0 4-3	4 0 0 0 0 3 1							
Fred Kendall, R (1, 2) OBP: 0.417, SLG: 0.333		0-0 E5 1B		0-0 F4		0-0 1B SF9			0-0 F7	3 1 1 0 0 0 0							
Bill Almon, R (6, PR) OBP: 0.282, SLG: 0.262										0 1 0 0 0 0 0							
Gene Tenace, R (6, 2) OBP: 0.392, SLG: 0.407										1 0 0 0 0 0 0							
Randy Jones, R (1, 1) OBP: 0.185, SLG: 0.222		0-0 1B BB		0-0 5-3					0-0 4-3	2 1 1 0 0 0 0							
Dennis Kinney, L (5, 1)										0 0 0 0 0 0 0							
Broderick Perkins, L (5, 3) OBP: 0.348, SLG: 0.311										2 0 1 0 0 0 0							
<b>Inning Stats</b>	R: 0 H: 1 E: 0 LOB: 2 K: 0 BB: 1 S: 4 P: 8	R: 3 H: 2 E: 2 LOB: 1 K: 1 BB: 1 S: 8 P: 12	R: 0 H: 0 E: 0 LOB: 1 K: 1 BB: 1 S: 5 P: 9	R: 0 H: 1 E: 2 LOB: 0 K: 0 BB: 0 S: 3 P: 3	R: 1 H: 2 E: 0 LOB: 1 K: 1 BB: 0 S: 7 P: 7	R: 1 H: 2 E: 0 LOB: 1 K: 1 BB: 0 S: 7 P: 7	R: 1 H: 1 E: 0 LOB: 0 K: 1 BB: 0 S: 6 P: 6	R: 0 H: 0 E: 0 LOB: 0 K: 0 BB: 0 S: 3 P: 3	R: 2 H: 3 E: 0 LOB: 1 K: 2 BB: 0 S: 10 P: 10	1B: 9 SF: 1 2B: 1 SAC: 1 3B: 0 DP: 0 HR: 2 HBP: 0	WP: 0 PA: 43 PB: 0 SB: 0 CS: 1						
<b>PITCHER</b>	IP WLS BF H R ER SO BB IBB HBP BLK WP HR S P ERA WHIP																
Ed Whitson, R (1, 1) ERA: 5.14	5.1		26	7	5	2	4	3	0	0	0	0	1	31	43	3.38	1.875
Enrique Romo, R (6, 1) ERA: 3.55	0.2		3	1	0	0	0	0	0	0	0	0	0	3	3	0.00	1.500
Kent Tekulve, R (7, 1) ERA: 5.11	3.0	W	13	4	3	3	3	0	0	0	0	0	1	19	19	9.00	1.333

San Diego Padres @ Pittsburgh Pirates  
 Three Rivers Stadium, Pittsburgh, PA  
 Fri Jun 01 1979, 7:05 PM EDT  
 Att. 12,928 - Unknown

livebaseballscorecards.com

AB 37  
 R 8  
 H 12  
 RBI 7  
 BB 3  
 SO 7  
 LOB 12







Batter	1	2	3	4	5	6	7	8	9	AB R H RBI BB SO LOB	TOP											
Gene Richards, L (1, 8) OBP: 0.349, SLG: 0.378	0-0 F3		0-0 4-3			0-0 P5		0-0 F8		4 0 0 0 0 0 0	<b>San Diego Padres @ Pittsburgh Pirates</b> Three Rivers Stadium, Pittsburgh, PA Sat Jun 02 1979, 7:05 PM EDT Att. 20,977 - Unknown <a href="http://livebaseballscorecards.com">livebaseballscorecards.com</a>											
Ozzie Smith, S (1, 6) OBP: 0.244, SLG: 0.195	0-0 F8		0-0 F2			0-0 6-3		0-0 F9		4 0 0 0 0 0 0												
Dave Winfield, R (1, 9) OBP: 0.421, SLG: 0.651	0-3 K				0-0 F4		0-0 HR 1B		0-0 6-3	4 1 1 0 0 1 0												
Gene Tenace, R (1, 3) OBP: 0.400, SLG: 0.442		0-0 F3		4-0 G4-6-3 BB		0-0 HR 1B		0-0 FC4-6 2B		3 1 2 2 1 0 0												
Kurt Bevacqua, R (1, 7) OBP: 0.330, SLG: 0.289		0-0 CS 1B		0-0 G4-6-3 1-2f		0-0 F9		4-0 FC4-6 IBB		3 0 1 0 0 0 1												
Dan Briggs, L (7, 7) OBP: 0.342, SLG: 0.424										0 0 0 0 1 0 0												
Fernando Gonzalez, R (1, 4) OBP: 0.263, SLG: 0.399		0-0 FC6-4 1B 1-2			0-0 F7		0-0 L5		0-0 FC4-6 FC4 1-2f 2-3	4 0 1 0 0 0 2												
Barry Evans, R (1, 5) OBP: 0.219, SLG: 0.250		0-0 FC6-4 1-2f			0-0 F8		0-0 F9		0-0 FC4 1-2f	4 0 0 0 0 0 3												
Fred Kendall, R (1, 2) OBP: 0.444, SLG: 0.478			0-0 HR		4-0 BB		0-0 F3			2 1 1 1 1 0 0												
Gaylord Perry, R (1, 1) OBP: 0.148, SLG: 0.333			0-0 F8		0-0 5-3			0-0 1-3		3 0 0 0 0 0 1												
<b>Inning Stats</b>	R: 0 E: 0 K: 1 S: 5	H: 0 LOB: 0 BB: 0 P: 5	R: 0 E: 0 K: 0 S: 4	H: 2 LOB: 1 BB: 0 P: 4	R: 1 E: 0 K: 0 S: 4	H: 1 LOB: 0 BB: 0 P: 4	R: 0 E: 0 K: 0 S: 2	H: 0 LOB: 0 BB: 1 P: 6	R: 0 E: 0 K: 0 S: 3	H: 0 LOB: 1 BB: 1 P: 7	R: 2 E: 0 K: 0 S: 5	H: 2 LOB: 0 BB: 0 P: 5	R: 0 E: 0 K: 0 S: 3	H: 0 LOB: 0 BB: 0 P: 3	R: 0 E: 0 K: 0 S: 3	H: 0 LOB: 0 BB: 0 P: 3	R: 0 E: 0 K: 0 S: 4	H: 1 LOB: 2 BB: 1 P: 8	1B: 3 2B: 1 3B: 0 HR: 2	SF: 0 SAC: 0 DP: 1 HBP: 0	WP: 0 PB: 0 SB: 0 CS: 1	PA: 34
<b>PITCHER</b>	IP WLS BF H R ER SO BB IBB HBP BLK WP HR S P ERA WHIP																					
John Candelaria, L (1, 1) ERA: 3.31	6.0 L 23 5 3 3 1 2 0 0 0 0 0 2 23 31 4.50 1.167																					
Enrique Romo, R (7, 1) ERA: 3.29	2.0 6 0 0 0 0 0 0 0 0 0 0 0 6 6 0.00 0.000																					
Bruce Kison, R (9, 1) ERA: 3.16	1.0 5 1 0 0 0 0 0 1 0 0 0 0 4 8 0.00 1.000																					







Batter	1	2	3	4	5	6	7	8	9	AB R H RBI BB SO LOB	TOP											
Gene Richards, L (1, 8) OBP: 0.342, SLG: 0.371	0-0 F8		0-0 G3			0-0 F3			0-0 F8	4 0 0 0 0 0 0	<b>San Diego Padres @ Pittsburgh Pirates</b> Three Rivers Stadium, Pittsburgh, PA Sun Jun 03 1979, 3:33 AM EDT Att. 13,370 - Unknown <a href="http://livebaseballscorecards.com">livebaseballscorecards.com</a>											
Ozzie Smith, S (1, 6) OBP: 0.241, SLG: 0.192 Dennis Kinney, L (6, 1) Jerry Turner, L (9, PH) OBP: 0.321, SLG: 0.387	0-0 F9			0-0 G3		0-0 4-3			0-3 K	3 0 0 0 0 0 0 0 0 0 0 0 0 0 1 0 0 0 0 1 0												
Dave Winfield, R (1, 9) OBP: 0.418, SLG: 0.642	4-0 S BB			0-3 K			0-0 5-3		0-0 P6	3 0 0 0 1 1 0												
Dan Briggs, L (1, 7) OBP: 0.329, SLG: 0.406	0-0 6-3 1-2			0-0 F5			0-0 F9			3 0 0 0 0 0 1												
Gene Tenace, R (1, 2) OBP: 0.399, SLG: 0.436		0-3 K			4-0 BB BB BB 6-3 BB		0-0 5-3			2 0 0 0 1 1 0												
Broderick Perkins, L (1, 3) OBP: 0.333, SLG: 0.297		0-3 K			0-0 F8			0-0 3-1		3 0 0 0 0 1 1												
Fernando Gonzalez, R (1, 4) OBP: 0.278, SLG: 0.391		0-3 K			0-0 6-3 1-2			0-0 F8		3 0 0 0 0 1 1												
Barry Evans, R (1, 5) OBP: 0.221, SLG: 0.259			0-0 F7		0-3 K			0-0 2B		3 0 1 0 0 1 1												
Bob Owchinko, L (1, 1) OBP: 0.273, SLG: 0.111 Bob Shirley, R (3, 1) OBP: 0.091, SLG: 0.091 Mike Hargrove, L (6, PH) OBP: 0.333, SLG: 0.240 Bill Almon, R (6, 6) OBP: 0.278, SLG: 0.258			0-0 4-3			0-0 F8		0-0 F7		1 0 0 0 0 0 0 0 0 0 0 0 0 0 1 0 0 0 0 0 0 1 0 0 0 0 0 1												
<b>Inning Stats</b>	R: 0 E: 0 K: 0 S: 3	H: 0 LOB: 1 BB: 1 P: 7	R: 0 E: 0 K: 3 S: 9	H: 0 LOB: 0 BB: 0 P: 9	R: 0 E: 0 K: 0 S: 3	H: 0 LOB: 0 BB: 0 P: 3	R: 0 E: 0 K: 1 S: 5	H: 0 LOB: 0 BB: 0 P: 5	R: 0 E: 0 K: 1 S: 5	H: 0 LOB: 1 BB: 1 P: 9		R: 0 E: 0 K: 0 S: 3	H: 0 LOB: 0 BB: 0 P: 3	R: 0 E: 0 K: 0 S: 3	H: 0 LOB: 0 BB: 0 P: 3	R: 0 E: 0 K: 0 S: 4	H: 1 LOB: 1 BB: 0 P: 4	R: 0 E: 0 K: 1 S: 5	H: 0 LOB: 0 BB: 0 P: 5	1B: 0 2B: 1 3B: 0 HR: 0	SF: 0 SAC: 0 DP: 0 HBP: 0	WP: 0 PB: 0 SB: 1 CS: 0
<b>PITCHER</b> Bruce Kison, R (1, 1) ERA: 2.61	IP: 9.0 WLS: W BF: 30 H: 1 R: 0 ER: 0 SO: 6 BB: 2 IBB: 0 HBP: 0 BLK: 0 WP: 0 HR: 0 S: 40 P: 48 ERA: 0.00 WHIP: 0.333											<b>PITCHER</b>	IP: 9.0 WLS: W BF: 30 H: 1 R: 0 ER: 0 SO: 6 BB: 2 IBB: 0 HBP: 0 BLK: 0 WP: 0 HR: 0 S: 40 P: 48 ERA: 0.00 WHIP: 0.333									

AB	28
R	0
H	1
RBI	0
BB	2
SO	6
LOB	5







Batter	1	2	3	4	5	6	7	8	9	AB R H RBI BB SO LOB	TOP											
Gene Richards, L (1, 8) OBP: 0.339, SLG: 0.366	0-0 1-3	0-0 4-3	0-0 E4			0-3 K		0-0 FC4-6		5 0 1 1 0 1 1												
Ozzie Smith, S (1, 6) OBP: 0.235, SLG: 0.187	0-0 E6	0-0 4-3	0-0 F8			0-0 F7		0-0 FC4-6		5 1 0 0 0 0 3												
Dave Winfield, R (1, 9) OBP: 0.418, SLG: 0.650	0-0 1B		0-0 L9		0-3 K		0-0 5-3	0-0 5-3		5 2 2 1 0 1 1												
Jerry Turner, L (1, 7) Bill Fahey, L (7, 2) OBP: 0.319, SLG: 0.384 OBP: 0.296, SLG: 0.367	0-0 2B		0-0 L9		0-3 K		0-0 B1-3		0-3 K	4 1 1 1 0 1 1 1 0 0 0 0 1 0												
Gene Tenace, R (1, 2) (7, 3) OBP: 0.410, SLG: 0.469	0-0 FC		4-0 FC3-6		0-0 F8		0-0 HR		4-0 HR	3 2 2 1 2 0 0												
Dan Briggs, L (1, 3) (7, 7) OBP: 0.345, SLG: 0.444	4-0 FC		0-0 FC3-6		0-0 B5-3		1-0 FC5-4		0-0 HR	3 2 1 3 1 0 1												
Barry Evans, R (1, 5) OBP: 0.227, SLG: 0.264	0-0 FC		0-0 2B		0-0 6-3		0-0 FC5-4		0-0 1B	5 1 2 2 0 0 3												
Bill Almon, R (1, 4) OBP: 0.286, SLG: 0.282	0-3 K		0-0 E		0-0 F7		0-0 SH1-4		0-0 F3	5 2 2 1 0 1 3												
Eric Rasmussen, R (1, 1) OBP: 0.150, SLG: 0.056		0-0 6-3	4-0 E			0-0 1-3		0-0 SH1-4	0-0 F8	3 0 0 0 1 0 1												
<b>Inning Stats</b>	R: 3 E: 1 K: 1 S: 9	H: 3 LOB: 2 BB: 1 P: 13	R: 0 E: 0 K: 0 S: 3	H: 0 LOB: 0 BB: 0 P: 3	R: 4 E: 1 K: 0 S: 7	H: 3 LOB: 2 BB: 2 P: 15	R: 0 E: 0 K: 2 S: 7	H: 0 LOB: 0 BB: 0 P: 7	R: 0 E: 0 K: 0 S: 3	H: 0 LOB: 0 BB: 0 P: 3	R: 0 E: 0 K: 1 S: 5	H: 0 LOB: 0 BB: 0 P: 5	R: 1 E: 0 K: 0 S: 4	H: 1 LOB: 1 BB: 0 P: 5	R: 1 E: 0 K: 0 S: 5	H: 2 LOB: 1 BB: 0 P: 5	R: 2 E: 0 K: 1 S: 7	H: 2 LOB: 1 BB: 1 P: 11	1B: 5 2B: 3 3B: 1 HR: 2	SF: 0 SAC: 1 DP: 0 HBP: 1	WP: 0 PB: 0 SB: 2 CS: 0	PA: 45
<b>PITCHER</b>	IP WLS BF H R ER SO BB IBB HBP BLK WP HR S P ERA WHIP																					
Dennis Lamp, R (1, 1) ERA: 4.62	2.2 L 17 6 7 4 1 1 1 0 0 0 0 0 17 25 13.50 2.625																					
Donnie Moore, R (3, 1) ERA: 6.61	5.1 22 3 2 2 3 1 0 1 0 0 1 26 31 3.38 0.750																					
Bill Caudill, R (9, 1) ERA: 6.75	1.0 6 2 2 2 1 1 0 0 0 0 1 7 11 18.00 3.000																					

San Diego Padres @ Chicago Cubs  
Wrigley Field, Chicago, IL  
Tue Jun 05 1979, 3:33 AM CDT  
Att. 12,675 - Sunny - 53 F

livebaseballscorecards.com

AB 39  
R 11  
H 11  
RBI 10  
BB 4  
SO 5  
LOB 14















Batter	1	2	3	4	5	6	7	8	9
Ivan De Jesus, R (1, 6) Mike Vail, R (8, PH) Bruce Sutter, R (9, 1)	0-3 K		0-0 6-3	0-3 K		0-0 6-3		0-0 SF8	
Ted Sizemore, R (1, 4)	0-3 K		0-0 2B	0-0 L9		0-0 6-3		0-0 1B	
Bill Buckner, L (1, 3)	0-0 1B 2B		4-0 BB		0-0 B1-3	0-0 E6		0-0 CS	
Dave Kingman, R (1, 7)	4-0 1B BB		0-0 L7		0-0 1B 2B	0-0 CS	0-3 K		
Bobby Murcer, L (1, 9)	0-0 1B		0-0 F9		0-0 6-3 1B		0-0 G3		
Jerry Martin, R (1, 8)		0-3 K		0-0 1B 2B	0-0 6-3 1B		0-0 2B		
Steve Ontiveros, S (1, 5)		0-0 F7		0-0 2B 1B	0-0 6-3		0-0 6-3		
Barry Foote, R (1, 2) Sam Mejias, R (8, PR) Tim Blackwell, S (9, 2)		0-0 1B		0-0 2B 2B	4-0 FC6-4		0-0 SH5-3 SF8 2B		
Ken Holtzman, R (1, 1) Larry Bittner, L (4, PH) Lynn McGlothen, L (5, 1) Steve Dillard, R (8, PH) Mick Kelleher, R (9, 6)		0-0 F8		0-0 2B	0-0 FC6-4		0-0 SH5-3		

Inning Stats	R: 0 E: 0 K: 2 S: 8	H: 2 LOB: 2 BB: 1 P: 12	R: 0 E: 0 K: 1 S: 6	H: 1 LOB: 1 BB: 0 P: 6	R: 0 E: 0 K: 0 S: 4	H: 1 LOB: 2 BB: 1 P: 8	R: 2 E: 0 K: 1 S: 8	H: 4 LOB: 1 BB: 0 P: 8	R: 1 E: 0 K: 0 S: 6	H: 3 LOB: 3 BB: 1 P: 10	R: 0 E: 1 K: 0 S: 3	H: 0 LOB: 0 BB: 0 P: 3	R: 0 E: 0 K: 1 S: 6	H: 1 LOB: 1 BB: 0 P: 6	R: 1 E: 0 K: 0 S: 4	H: 2 LOB: 1 BB: 0 P: 4
--------------	------------------------------	----------------------------------	------------------------------	---------------------------------	------------------------------	---------------------------------	------------------------------	---------------------------------	------------------------------	----------------------------------	------------------------------	---------------------------------	------------------------------	---------------------------------	------------------------------	---------------------------------

PITCHER	IP	WLS	BF	H	R	ER	SO	BB	IBB	HBP	BLK	WP	HR	S	P	ERA	WHIP
Gaylord Perry, R (1, 1) ERA: 2.41	4.0		20	8	2	2	4	2	0	0	0	0	0	26	34	4.50	2.500
Bob Shirley, L (5, 1) ERA: 3.57	4.0	L	18	6	2	2	1	0	1	0	0	0	0	19	23	4.50	1.500


**BOTTOM**

**San Diego Padres @ Chicago Cubs**  
**Wrigley Field, Chicago, IL**  
 Thu Jun 07 1979, 3:33 AM CDT  
 Att. 5,775 - Overcast - 67 F

AB	R	H	RBI	BB	SO	LOB
4	0	0	0	0	2	1
0	0	0	1	0	0	0
0	0	0	0	0	0	0
5	0	2	0	0	1	1
3	0	1	0	1	0	0
3	1	1	0	1	1	2
4	0	2	1	0	0	2
4	1	3	0	0	1	0
4	0	1	0	0	0	3
3	1	3	1	1	0	0
0	1	0	0	0	0	0
0	0	0	0	0	0	0
1	0	0	0	0	0	1
1	0	1	1	0	0	0
1	0	0	0	0	0	3
0	0	0	0	0	0	0
0	0	0	0	0	0	0

AB	33
R	4
H	14
RBI	4
BB	3
SO	5
LOB	13

WP: 0 PA: 40  
 PB: 0  
 SB: 0  
 CS: 2



1B	7	SF	1
2B	7	SAC	1
3B	0	DP	0
HR	0	HBP	0



San Diego Padres @ St. Louis Cardinals  
 Busch Stadium, St. Louis, MO

Fri Jun 08 1979, 7:05 PM CDT  
 Att. 18,943 - Unknown

AB	39
R	8
H	12
RBI	7
BB	5
SO	3
LOB	19



WP:	0	PA:	47
PB:	0		
SB:	0		
CS:	0		

AB R H RBI BB SO LOB

6	1	2	1	0	1	1
5	1	0	0	1	1	3
4	1	2	3	1	0	0
4	0	0	0	0	0	3
1	0	1	0	0	0	0
5	1	2	1	0	0	1
4	1	2	1	1	0	1
3	0	1	0	1	0	2
1	1	1	0	0	0	0
1	1	0	1	1	0	0
3	1	1	0	0	1	4
1	0	0	0	0	0	2
1	0	0	0	0	0	2
0	0	0	0	0	0	0

Batter	1	2	3	4	5	6	7	8	9	10
Gene Richards, L (1, 8) OBP: 0.332, SLG: 0.353	0-3 K		0-0 3B BB 1-2 1B	0-0 F9		0-0 4-3		0-0 E8 2-H 1B		0-0 L6 1-2 2-H
Ozzie Smith, S (1, 6) OBP: 0.235, SLG: 0.195	0-0 4-3		4-0 3B BB 1-2 2-3	0-3 K		0-0 F9		0-0 4-3		0-0 F7 1-2 2-H
Dave Winfield, R (1, 9) OBP: 0.424, SLG: 0.668	0-0 1B		0-0 2B 3B 1-H 2-H 3-H	4-0 BB		0-0 6-3			0-0 F8	
Jerry Turner, L (1, 7) Bill Fahey, L (7, 2) OBP: 0.316, SLG: 0.382 OBP: 0.309, SLG: 0.380	0-0 G3		0-0 1-3	0-0 G3			0-0 P4		0-0 FC6-4 1B	
Gene Tenace, R (1, 2) (7, 3) OBP: 0.400, SLG: 0.455		0-0 6-3	0-0 BB SF8 3-H 2B		0-0 G6-4-3 1B		0-0 P3		0-0 FC6-4 1-2f	
Dan Briggs, L (1, 3) (7, 7) OBP: 0.340, SLG: 0.457		0-0 HR	4-0 BB IBB		0-0 G6-4-3 1B		0-0 4-3		0-0 F9	
Kurt Bevacqua, R (1, 5) Barry Evans, R (8, PR) (8, 5) OBP: 0.336, SLG: 0.292 OBP: 0.234, SLG: 0.265		0-0 F2	4-0 BB 1-2 2-3		0-0 G6-4-3			0-0 SH3-4 E 1B		0-0 FC5-6 SH 1B
Bill Almon, R (1, 4) OBP: 0.293, SLG: 0.284		0-0 4-3	0-0 SF8 3-H		4-0 IBB			0-0 SH3-4 1-2		0-0 SH FC5-6 E
Bob Ovwchinko, L (1, 1) Rollie Fingers, R (7, 1) Fernando Gonzalez, R (10, PH) John D'Acquisto, R (10, 1) OBP: 0.286, SLG: 0.167 OBP: 0.100, SLG: 0.100 OBP: 0.277, SLG: 0.406 OBP: 0.111, SLG: 0.222			0-0 BB 1B 3B 1B		0-0 1-3			0-0 6-3		0-0 FC5-6 E 1-2 2-3f

Inning Stats	R: 0	H: 1	R: 1	H: 1	R: 5	H: 4	R: 0	H: 0	R: 0	H: 0	R: 1	H: 2	R: 0	H: 1	R: 1	H: 1	R: 0	H: 1	R: 3	H: 1	1B: 9	SF: 1
	E: 0	LOB: 1	E: 0	LOB: 0	E: 0	LOB: 2	E: 0	LOB: 1	E: 0	LOB: 0	E: 1	LOB: 2	E: 0	LOB: 1	E: 2	LOB: 1	E: 0	LOB: 1	E: 2	LOB: 1	2B: 1	SAC: 2
	K: 1	BB: 0	K: 0	BB: 0	K: 1	BB: 3	K: 1	BB: 1	K: 0	BB: 0	K: 0	BB: 0	K: 0	BB: 0	K: 0	BB: 0	K: 0	BB: 0	K: 5	BB: 5	3B: 1	DP: 1
	S: 6	P: 6	S: 4	P: 4	S: 9	P: 21	S: 5	P: 9	S: 4	P: 8	S: 3	P: 3	S: 3	P: 3	S: 5	P: 5	S: 4	P: 4	S: 5	P: 5	HR: 1	HBP: 0

PITCHER	IP	WLS	BF	H	R	ER	SO	BB	IBB	HBP	BLK	WP	HR	S	P	ERA	WHIP
Bob Forsch, R (1, 1) ERA: 3.84	4.0		22	6	6	6	3	3	1	0	0	0	1	24	40	13.50	2.250
Will McEnaney, L (5, 1) ERA: 2.61	4.0		16	4	1	1	0	0	1	0	0	0	0	15	19	2.25	1.000
Darold Knowles, L (9, 1) ERA: 3.24	2.0	L	9	2	1	0	0	0	0	0	0	0	0	9	9	0.00	1.000

BOTTOM

San Diego Padres @ St. Louis Cardinals  
Busch Stadium, St. Louis, MO

Fri Jun 08 1979, 7:05 PM CDT  
Att: 18,943 - Unknown

livebaseballscorecards.com

AB	44
R	7
H	16
RBI	6
BB	4
SO	8
LOB	22



WP:	0	PA:	48
PB:	0		
SB:	0		
CS:	1		

AB R H RBI BB SO LOB

6 0 2 0 0 0 3

5 1 1 0 1 2 1

5 3 2 0 1 0 3

5 1 3 1 0 1 2

0 1 0 0 0 0 0

0 0 0 0 0 0 0

5 0 2 2 0 1 5

5 1 4 2 0 0 0

4 0 0 1 1 1 3

3 0 0 0 0 1 3

2 0 1 0 0 0 0

0 0 0 0 1 0 0

1 0 0 0 0 0 2

1 0 0 0 0 1 0

1 0 1 0 0 0 0

0 0 0 0 0 0 0

1 0 0 0 0 1 0

1 0 0 0 0 0 0

1 0 0 0 0 1 0

0 0 0 0 0 0 0

1 0 0 0 0 0 0

1 0 0 0 0 0 0

1 0 0 0 0 0 0

1 0 0 0 0 0 0

1 0 0 0 0 0 0

1 0 0 0 0 0 0

1 0 0 0 0 0 0

1 0 0 0 0 0 0

1 0 0 0 0 0 0

1 0 0 0 0 0 0

1 0 0 0 0 0 0

1 0 0 0 0 0 0

1 0 0 0 0 0 0

1 0 0 0 0 0 0

1 0 0 0 0 0 0

1 0 0 0 0 0 0

1 0 0 0 0 0 0

1 0 0 0 0 0 0

1 0 0 0 0 0 0

1 0 0 0 0 0 0

1 0 0 0 0 0 0

1 0 0 0 0 0 0

1 0 0 0 0 0 0

1 0 0 0 0 0 0

1 0 0 0 0 0 0

1 0 0 0 0 0 0

1 0 0 0 0 0 0

1 0 0 0 0 0 0

1 0 0 0 0 0 0

1 0 0 0 0 0 0

1 0 0 0 0 0 0

1 0 0 0 0 0 0

1 0 0 0 0 0 0

1 0 0 0 0 0 0

1 0 0 0 0 0 0

1 0 0 0 0 0 0

1 0 0 0 0 0 0

1 0 0 0 0 0 0

1 0 0 0 0 0 0

1 0 0 0 0 0 0

1 0 0 0 0 0 0

1 0 0 0 0 0 0

1 0 0 0 0 0 0

1 0 0 0 0 0 0

1 0 0 0 0 0 0

1 0 0 0 0 0 0

1 0 0 0 0 0 0

1 0 0 0 0 0 0

1 0 0 0 0 0 0

1 0 0 0 0 0 0

1 0 0 0 0 0 0

1 0 0 0 0 0 0

1 0 0 0 0 0 0

1 0 0 0 0 0 0

1 0 0 0 0 0 0

1 0 0 0 0 0 0

1 0 0 0 0 0 0

1 0 0 0 0 0 0

1 0 0 0 0 0 0

1 0 0 0 0 0 0

1 0 0 0 0 0 0

1 0 0 0 0 0 0

1 0 0 0 0 0 0

1 0 0 0 0 0 0

1 0 0 0 0 0 0

1 0 0 0 0 0 0

1 0 0 0 0 0 0

1 0 0 0 0 0 0

1 0 0 0 0 0 0

1 0 0 0 0 0 0

1 0 0 0 0 0 0

1 0 0 0 0 0 0

1 0 0 0 0 0 0

1 0 0 0 0 0 0

1 0 0 0 0 0 0

1 0 0 0 0 0 0

1 0 0 0 0 0 0

1 0 0 0 0 0 0

1 0 0 0 0 0 0

1 0 0 0 0 0 0

1 0 0 0 0 0 0

1 0 0 0 0 0 0

1 0 0 0 0 0 0

1 0 0 0 0 0 0

1 0 0 0 0 0 0

1 0 0 0 0 0 0

1 0 0 0 0 0 0

1 0 0 0 0 0 0

1 0 0 0 0 0 0

1 0 0 0 0 0 0

1 0 0 0 0 0 0

1 0 0 0 0 0 0

1 0 0 0 0 0 0

1 0 0 0 0 0 0

1 0 0 0 0 0 0

1 0 0 0 0 0 0

1 0 0 0 0 0 0

1 0 0 0 0 0 0

1 0 0 0 0 0 0

1 0 0 0 0 0 0

1 0 0 0 0 0 0

1 0 0 0 0 0 0

1 0 0 0 0 0 0

1 0 0 0 0 0 0

1 0 0 0 0 0 0

1 0 0 0 0 0 0

1 0 0 0 0 0 0

1 0 0 0 0 0 0

1 0 0 0 0 0 0

1 0 0 0 0 0 0

1 0 0 0 0 0 0

1 0 0 0 0 0 0

1 0 0 0 0 0 0

1 0 0 0 0 0 0

1 0 0 0 0 0 0

1 0 0 0 0 0 0

1 0 0 0 0 0 0

1 0 0 0 0 0 0

1 0 0 0 0 0 0

1 0 0 0 0 0 0

1 0 0 0 0 0 0

1 0 0 0 0 0 0

1 0 0 0 0 0 0

1 0 0 0 0 0 0

1 0 0 0 0 0 0

1 0 0 0 0 0 0

1 0 0 0 0 0 0

1 0 0 0 0 0 0

1 0 0 0 0 0 0

1 0 0 0 0 0 0

1 0 0 0 0 0 0

1 0 0 0 0 0 0

1 0 0 0 0 0 0

1 0 0 0 0 0 0

1 0 0 0 0 0 0

1 0 0 0 0 0 0

1 0 0 0 0 0 0

1 0 0 0 0 0 0

1 0 0 0 0 0 0

1 0 0 0 0 0 0

1 0 0 0 0 0 0

1 0 0 0 0 0 0

1 0 0 0 0 0 0

1 0 0 0 0 0 0

1 0 0 0 0 0 0

1 0 0 0 0 0 0

1 0 0 0 0 0 0

1 0 0 0 0 0 0

1 0 0 0 0 0 0

1 0 0 0 0 0 0

1 0 0 0 0 0 0

1 0 0 0 0 0 0

1 0 0 0 0 0 0

1 0 0 0 0 0 0

1 0 0 0 0 0 0

1 0 0 0 0 0 0

1 0 0 0 0 0 0

1 0 0 0 0 0 0

1 0 0 0 0 0 0

1 0 0 0 0 0 0

1 0 0 0 0 0 0

1 0 0 0 0 0 0

1 0 0 0 0 0 0

1 0 0 0 0 0 0

1 0 0 0 0 0 0

1 0 0 0 0 0 0

1 0 0 0 0 0 0

1 0 0 0 0 0 0

1 0 0 0 0 0 0

1 0 0 0 0 0 0

1 0 0 0 0 0 0

1 0 0 0 0 0 0

1 0 0 0 0 0 0

1 0 0 0 0 0 0

1 0 0 0 0 0 0

1 0 0 0 0 0 0

1 0 0 0 0 0 0

1 0 0 0 0 0 0

1 0 0 0 0 0 0

1 0 0 0 0 0 0

1 0 0 0 0 0 0

1 0 0 0 0 0 0

1 0 0 0 0 0 0

1 0 0 0 0 0 0

1 0 0 0 0 0 0

1 0 0 0 0 0 0

1 0 0 0 0 0 0

1 0 0 0 0 0 0

1 0 0 0 0 0 0

1 0 0 0 0 0 0

1 0 0 0 0 0 0

1 0 0 0 0 0 0

1 0 0 0 0 0 0

1 0 0 0 0 0 0

1 0 0 0 0 0 0

1 0 0 0 0 0 0

1 0 0 0 0 0 0

1 0 0 0 0 0 0

1 0 0 0 0 0 0

1 0 0 0 0 0 0

1 0 0 0 0 0 0

1 0 0 0 0 0 0

1 0 0 0 0 0 0

1 0 0 0 0 0 0

1 0 0 0 0 0 0

1 0 0 0 0 0 0

1 0 0 0 0 0 0

1 0 0 0 0 0 0

1 0 0 0 0 0 0

1 0 0 0 0 0 0

1 0 0 0 0 0 0

1 0 0 0 0 0 0

1 0 0 0 0 0 0

1 0 0 0 0 0 0

1 0 0 0 0 0 0

1 0 0 0 0 0 0



Batter	1	2	3	4	5	6	7	8	9	AB R H RBI BB SO LOB	TOP
Gene Richards, L (1, 8) OBP: 0.331, SLG: 0.349	0-0 F9			0-3 K		4-0 1B 2B BB		0-0 4-3		3 1 0 0 1 1 0	
Ozzie Smith, S (1, 6) OBP: 0.244, SLG: 0.206	0-0 5-3 S 1B			0-0 5-3		0-0 2B 1-3 HR 1B		0-0 CS 1B		4 1 3 0 0 0 0	
Dave Winfield, R (1, 9) OBP: 0.421, SLG: 0.665	0-0 5-3 1-3			0-0 F8		0-0 1-3 HR 2B		0-3 K 1-2		4 1 1 1 0 1 2	
Jerry Turner, L (1, 7) OBP: 0.319, SLG: 0.398		0-0 G6-4-3 1B			0-0 L7	0-0 2-H 3-H HR			0-3 K	4 1 2 3 0 1 0	
Gene Tenace, R (1, 2) OBP: 0.402, SLG: 0.456		0-0 G6-4-3 1-2f			0-0 1B	0-0 FC4-6 1B			0-0 L6	4 0 2 0 0 0 1	
Dan Briggs, L (1, 3) OBP: 0.327, SLG: 0.435		0-0 F8			0-3 K	0-0 FC4-6 1-2f			0-0 4-3	4 0 0 0 0 1 2	
Kurt Bevacqua, R (1, 5) OBP: 0.328, SLG: 0.283			0-0 1-3		0-0 F9		0-3 K			3 0 0 0 0 1 1	
Bill Almon, R (1, 4) OBP: 0.282, SLG: 0.273			0-0 6-3			0-0 6-3		0-0 L8		3 0 0 0 0 0 0	
Eric Rasmussen, R (1, 1) OBP: 0.150, SLG: 0.056 Tom Tellmann, R (1, 1) Mickey Lolich, S (4, 1) Mike Hargrove, L (6, PH) Dennis Kinney, L (6, 1) Bill Fahey, L (7, PH) John D'Acquisto, R (7, 1)			0-0 4-3			0-3 K		0-0 3-1		0 0 0 0 0 0 0 1 0 0 0 0 0 0 0 0 0 0 0 0 0 1 0 0 0 0 1 0 0 0 0 0 0 0 0 1 0 0 0 0 0 0 0 0 0 0 0 0 0	
<b>Inning Stats</b>	R: 0 H: 1 E: 0 LOB: 1 K: 0 BB: 0 S: 3 P: 3	R: 0 H: 1 E: 0 LOB: 0 K: 0 BB: 0 S: 3 P: 3	R: 0 H: 0 E: 0 LOB: 0 K: 0 BB: 0 S: 3 P: 3	R: 0 H: 0 E: 0 LOB: 0 K: 1 BB: 0 S: 5 P: 5	R: 0 H: 1 E: 0 LOB: 1 K: 1 BB: 0 S: 6 P: 6	R: 4 H: 4 E: 0 LOB: 1 K: 1 BB: 1 S: 9 P: 13	R: 0 H: 0 E: 0 LOB: 0 K: 1 BB: 0 S: 5 P: 5	R: 0 H: 1 E: 0 LOB: 1 K: 1 BB: 0 S: 5 P: 5	R: 0 H: 0 E: 0 LOB: 0 K: 1 BB: 0 S: 5 P: 5	1B: 6 SF: 0 2B: 2 SAC: 0 3B: 0 DP: 2 HR: 1 HBP: 0	WP: 0 PA: 33 PB: 0 SB: 1 CS: 1
<b>PITCHER</b> Pete Vuckovich, R (1, 1) ERA: 2.97	IP WLS BF H R ER SO BB IBB HBP BLK WP HR S P ERA WHIP										
	9.0 W 33 8 4 4 6 1 0 0 0 0 0 1 44 48 4.00 1.000										

San Diego Padres @ St. Louis Cardinals  
 Busch Stadium, St. Louis, MO  
 Sat Jun 09 1979, 7:05 PM CDT  
 Att. 26,695 - Unknown

AB	32
R	4
H	8
RBI	4
BB	1
SO	6
LOB	6



WP: 0	PA: 33
PB: 0	
SB: 1	
CS: 1	

livebaseballscorecards.com

BOTTOM

San Diego Padres @ St. Louis Cardinals  
Busch Stadium, St. Louis, MO  
Sat Jun 09 1979, 7:05 PM CDT  
Att. 26,695 - Unknown

livebaseballscorecards.com

AB 34  
R 7  
H 10  
RBI 7  
BB 2  
SO 2  
LOB 10



WP: 0 PA: 36  
PB: 0  
SB: 1  
CS: 0

AB R H RBI BB SO LOB

4 0 1 1 0 1 0  
4 0 1 0 0 0 1  
0 0 0 0 0 0 0

4 2 2 0 0 0 2

3 2 1 2 1 0 1

4 1 2 1 0 0 0

4 1 1 1 0 0 1

4 0 1 2 0 0 1

2 1 1 0 0 0 1  
1 0 0 0 1 0 0

4 0 0 0 0 1 3

1B: 7 SF: 0  
2B: 1 SAC: 0  
3B: 1 DP: 0  
HR: 1 HBP: 0

Batter	1	2	3	4	5	6	7	8	9
Garry Templeton, S (1, 6) OBP: 0.360, SLG: 0.446	0-0 G3	0-3 K		0-0 1B			0-0 F7		
Lou Brock, L (1, 7) OBP: 0.388, SLG: 0.477	0-0 6-3	0-0 3-1		0-0 F9			0-0 1B		
Jerry Mumphy, S (8, 7) OBP: 0.362, SLG: 0.406									
Keith Hernandez, L (1, 3) OBP: 0.367, SLG: 0.516	0-0 1B		0-0 HR	0-0 F8			0-0 F8		
Ted Simmons, S (1, 2) OBP: 0.418, SLG: 0.608	4-0 1B		0-0 HR		0-0 F8		0-0 P4		
George Hendrick, R (1, 9) OBP: 0.401, SLG: 0.547	0-0 1B		0-0 L9		0-0 P3			0-0 F8	
Tony Scott, S (1, 8) OBP: 0.328, SLG: 0.393	0-0 1B		0-0 4-3		0-0 6-3			0-0 F7	
Ken Reitz, R (1, 5) OBP: 0.317, SLG: 0.420	0-0 1B		0-0 6-3			0-0 F8		0-0 F8	
Ken Oberkfell, L (1, 4) OBP: 0.382, SLG: 0.493	0-0 FC4-6			0-0 1B		0-0 5-3		4-0	
Mike Tyson, R (6, PH) OBP: 0.285, SLG: 0.407									
Pete Vuckovich, R (1, 1) OBP: 0.182, SLG: 0.182		0-0 P4		0-0 1-3		0-3 K		0-0 P4	

Inning Stats	R: 4	H: 4	E: 0	LOB: 1	K: 0	S: 7	P: 11	R: 0	H: 0	E: 0	LOB: 0	K: 1	S: 5	R: 2	H: 2	E: 0	LOB: 0	K: 0	S: 5	R: 1	H: 2	E: 0	LOB: 1	K: 0	S: 5	R: 0	H: 0	E: 0	LOB: 0	K: 0	S: 3	R: 0	H: 0	E: 0	LOB: 0	K: 1	S: 5	R: 0	H: 1	E: 0	LOB: 1	K: 0	S: 4	R: 0	H: 1	E: 0	LOB: 2	K: 0	S: 4
--------------	------	------	------	--------	------	------	-------	------	------	------	--------	------	------	------	------	------	--------	------	------	------	------	------	--------	------	------	------	------	------	--------	------	------	------	------	------	--------	------	------	------	------	------	--------	------	------	------	------	------	--------	------	------

PITCHER	IP	WLS	BF	H	R	ER	SO	BB	IBB	HBP	BLK	WP	HR	S	P	ERA	WHIP
Eric Rasmussen, R (1, 1) ERA: 4.28	0.2	L	4	1	2	2	0	1	0	0	0	0	0	3	7	27.00	3.000
Tom Tellmann, R (1, 1) ERA: 16.88	2.2		15	7	5	5	1	0	0	0	0	0	1	17	17	16.88	2.625
Mickey Lolich, L (4, 1) ERA: 4.25	1.2		5	0	0	0	0	0	0	0	0	0	0	5	5	0.00	0.000
Dennis Kinney, L (6, 1) ERA: 2.7	1.0		3	0	0	0	1	0	0	0	0	0	0	5	5	0.00	0.000
John D'Acquisto, R (7, 1) ERA: 6.16	2.0		9	2	0	0	0	0	1	0	0	0	0	8	12	0.00	1.000



Batter	1	2	3	4	5	6	7	8	9	AB R H RBI BB SO LOB	TOP											
Gene Richards, L (1, 8) OBP: 0.329, SLG: 0.351	0-0 G3		0-0 4-3-2		0-0 4-3			0-0 4-3 2B		4 0 1 0 0 0 1												
Ozzie Smith, S (1, 6) OBP: 0.244, SLG: 0.211	0-0 F5			0-0 4-3 FC9-6 2B		0-0 G3		0-0 4-3 2-3		4 1 1 0 0 0 1												
Dave Winfield, R (1, 9) OBP: 0.419, SLG: 0.658	0-0 P4			0-0 4-3 2-3		0-0 F8 S 1B		0-0 L8		4 0 1 0 0 0 2												
Jerry Turner, L (1, 7) OBP: 0.322, SLG: 0.394		0-0 G3		4-0 FC9-6 BB BB		0-0 F8 1-3		4-0 4-3 1B BB		2 0 0 0 2 0 1												
Gene Tenace, R (1, 2) OBP: 0.404, SLG: 0.453		0-3 K		4-0 FC9-6 1-2 BB		0-0 F3		0-0 4-3 1-2 1B		3 0 1 0 1 1 1												
Dan Briggs, L (1, 3) OBP: 0.314, SLG: 0.416		0-0 F5		0-0 FC9-6 1-2f 2-3 3-H		0-0 F7		0-0 B5		4 0 0 1 0 0 4												
Barry Evans, R (1, 5) OBP: 0.236, SLG: 0.266			0-0 FC6 1B		0-0 P4		0-0 1-3		0-0 4-3	3 0 1 0 0 0 2												
Kurt Bevacqua, R (9, PH) OBP: 0.325, SLG: 0.280									1-2 2-3	1 0 0 0 0 0 2												
Bill Almon, R (1, 4) OBP: 0.284, SLG: 0.275			0-0 E 1-2 1B		0-0 F9		0-3 K		0-0 6-3	3 1 1 0 0 1 0												
Fernando Gonzalez, R (9, PH) OBP: 0.276, SLG: 0.404										1 0 0 0 0 0 2												
Randy Jones, R (1, 1) OBP: 0.167, SLG: 0.200			0-0 FC6		0-3 K			0-0 G3		2 0 0 0 0 1 1												
Mike Hargrove, L (8, PH) OBP: 0.325, SLG: 0.232			4-3-2 1-H 2-3f							1 0 0 0 0 0 0												
Rollie Fingers, R (8, 1) OBP: 0.100, SLG: 0.100										0 0 0 0 0 0 0												
<b>Inning Stats</b>	R: 0 E: 0 K: 0 S: 3	H: 0 LOB: 0 BB: 0 P: 3	R: 0 E: 0 K: 1 S: 5	H: 0 LOB: 0 BB: 0 P: 5	R: 1 E: 1 K: 0 S: 4	H: 2 LOB: 0 BB: 0 P: 4	R: 1 E: 0 K: 0 S: 4	H: 1 LOB: 2 BB: 2 P: 12	R: 0 E: 0 K: 1 S: 5	H: 0 LOB: 0 BB: 0 P: 5	R: 0 E: 0 K: 1 S: 4	H: 1 LOB: 1 BB: 0 P: 4	R: 0 E: 0 K: 1 S: 5	H: 0 LOB: 0 BB: 0 P: 5	R: 0 E: 0 K: 0 S: 4	H: 1 LOB: 1 BB: 0 P: 4	R: 0 E: 0 K: 0 S: 4	H: 1 LOB: 2 BB: 1 P: 8	1B: 4 2B: 3 3B: 0 HR: 0	SF: 0 SAC: 0 DP: 1 HBP: 0	WP: 0 PB: 0 SB: 1 CS: 0	PA: 35
<b>PITCHER</b>	IP WLS BF H R ER SO BB IBB HBP BLK WP HR S P ERA WHIP																					
Silvio Martinez, R (1, 1) ERA: 2.69	8.0 W 32 6 2 1 3 3 0 0 0 0 0 0 35 47 1.12 1.125																					
Buddy Schultz, L (9, 1) ERA: 3.73	1.0 S 3 0 0 0 0 0 0 0 0 0 0 0 3 3 0.00 0.000																					

San Diego Padres @ St. Louis Cardinals  
 Busch Stadium, St. Louis, MO  
 Sun Jun 10 1979, 3:33 AM CDT  
 Att. 33,136 - Sunny

AB	32
R	2
H	6
RBI	1
BB	3
SO	3
LOB	17



WP: 0	PA: 35
-------	--------

ERA	WHIP
-----	------

ERA	WHIP
-----	------

Batter	1	2	3	4	5	6	7	8	9
Garry Templeton, S (1, 6) OBP: 0.358, SLG: 0.442	0-0 4-3		0-0 BB HBP SF8 1B	0-0 FC6-2 FC6		0-0 6-3			
Lou Brock, L (1, 7) OBP: 0.384, SLG: 0.466 Jerry Mumphy, S (8, 7) OBP: 0.362, SLG: 0.406	0-3 K		1-0 SF8 BB HBP	0-0 FC6		0-0 3-1			
Keith Hernandez, L (1, 3) OBP: 0.365, SLG: 0.509	0-0 4-3		4-0 SF8 BB		0-0 G3		0-3 K		
Ted Simmons, S (1, 2) OBP: 0.415, SLG: 0.620		0-0 F7	0-0 SF8		0-0 HR		0-0 6-3		
George Hendrick, R (1, 9) OBP: 0.413, SLG: 0.549		4-0 FC6-4 BB	4-0 IBB		0-0 FC6-4 1B		4-0 BB		
Tony Scott, S (1, 8) OBP: 0.322, SLG: 0.385		0-0 FC6-4 S	0-3 K		0-0 FC6-4 S		0-0 F8		
Ken Reitz, R (1, 5) OBP: 0.316, SLG: 0.417		0-0 5-3		0-0 SH2-4 1B FC6-2 1B		0-0 G3		0-3 K	
Mike Tyson, R (1, 4) OBP: 0.291, SLG: 0.410			0-0 HBP 1B BB 1B	0-0 SH2-4 1B		0-0 1-3		0-0 F9	
Silvio Martinez, R (1, 1) OBP: 0.087, SLG: 0.091 Buddy Schultz, R (9, 1)			0-3 K	0-0 SH2-4		0-0 1-3			

Inning Stats	R: 0	H: 0	E: 0	K: 1	S: 5	LOB: 0	BB: 0	P: 5
	R: 0	H: 0	E: 0	K: 0	S: 3 <td>LOB: 1</td> <td>BB: 1</td> <td>P: 7 </td>	LOB: 1	BB: 1	P: 7
	R: 2	H: 2	E: 0	K: 2	S: 9 <td>LOB: 3</td> <td>BB: 2</td> <td>P: 18 </td>	LOB: 3	BB: 2	P: 18
	R: 0	H: 2	E: 0	K: 0	S: 5 <td>LOB: 2</td> <td>BB: 0</td> <td>P: 5 </td>	LOB: 2	BB: 0	P: 5
	R: 1	H: 2	E: 0	K: 0	S: 5 <td>LOB: 1</td> <td>BB: 0</td> <td>P: 5 </td>	LOB: 1	BB: 0	P: 5
	R: 0	H: 0	E: 0	K: 0	S: 3 <td>LOB: 0</td> <td>BB: 0</td> <td>P: 3 </td>	LOB: 0	BB: 0	P: 3
	R: 0	H: 0	E: 0	K: 1	S: 5 <td>LOB: 0</td> <td>BB: 0</td> <td>P: 5 </td>	LOB: 0	BB: 0	P: 5
	R: 0	H: 0	E: 0	K: 1	S: 5 <td>LOB: 1</td> <td>BB: 1</td> <td>P: 9 </td>	LOB: 1	BB: 1	P: 9

PITCHER	IP	WLS	BF	H	R	ER	SO	BB	IBB	HBP	BLK	WP	HR	S	P	ERA	WHIP
Randy Jones, L (1, 1) ERA: 4.58	7.0	L	31	6	3	3	4	2	1	1	0	0	1	35	48	3.86	1.143
Rollie Fingers, R (8, 1) ERA: 3.17	1.0		4	0	0	0	1	1	0	0	0	0	0	5	9	0.00	1.000


**BOTTOM**

**San Diego Padres @ St. Louis Cardinals**  
 Busch Stadium, St. Louis, MO  
 Sun Jun 10 1979, 3:33 AM CDT  
 Att. 33,136 - Sunny

AB	R	H	RBI	BB	SO	LOB
4	1	1	0	0	0	2
3	0	0	0	0	1	2
0	0	0	0	0	0	0
3	0	0	1	1	1	0
3	1	1	2	0	0	0
1	0	1	0	3	0	0
4	0	0	0	0	1	6
4	0	1	0	0	1	3
4	1	2	0	0	0	1
2	0	0	0	0	1	1
0	0	0	0	0	0	0

livebaseballscorecards.com

AB	28
R	3
H	6
RBI	3
BB	4
SO	5
LOB	15



WP: 0	PA: 35
PB: 0	SB: 2
CS: 0	



Batter	1	2	3	4	5	6	7	8	9	AB R H RBI BB SO LOB	TOP																					
Omar Moreno, L (1, 8) OBP: 0.363, SLG: 0.433	0-0 G3		4-0 G5-4-3 BB		0-0 FC6 1B		0-0 F8		0-0 F5	4 0 1 0 1 0 4																						
Tim Foli, R (1, 6) OBP: 0.327, SLG: 0.349	0-0 1B 2B		0-0 G5-4-3		0-0 FC6		0-0 L1		0-0 F5	5 0 1 0 0 0 7																						
Dave Parker, L (1, 9) OBP: 0.385, SLG: 0.593	0-0 2-3 1B		0-0 3-1			0-3 K		0-0 E 1B	0-0 HR	5 1 3 3 0 1 1																						
Willie Stargell, L (1, 3) OBP: 0.382, SLG: 0.635	0-3 K			0-0 FC6-4 1B		0-0 1B		0-3 K	0-0 2B	5 0 3 0 0 2 3																						
Bill Robinson, R (1, 7) OBP: 0.303, SLG: 0.596	0-3 K			0-0 F6		0-0 F4		0-0 L5	0-3 K	5 0 0 0 0 2 6																						
Ed Ott, L (1, 2) OBP: 0.284, SLG: 0.403		0-3 K		0-3 K		0-0 4-3		0-0 E4		4 0 0 0 0 2 3																						
Rennie Stennett, R (1, 4) OBP: 0.270, SLG: 0.279		0-0 F9		0-0 FC6-4			0-0 BB 1B	0-0 F7		4 0 1 0 0 0 3																						
Phil Garner, R (1, 5) OBP: 0.341, SLG: 0.423		0-3 K			0-0 L4		0-3 K		0-0 1B HR	4 1 1 0 0 2 1																						
John Candelaria, L (1, 1) OBP: 0.115, SLG: 0.120			4-0 BB		0-3 K		4-0 BB		0-0 1B HR	0 0 0 0 0 0 0																						
Ed Whitson, R (2, 1) OBP: 0.474, SLG: 0.692										0 0 0 0 0 1 0 0																						
Mike Easler, L (5, PH) OBP: 0.197, SLG: 0.167										1 0 0 0 0 0 1 0																						
Jim Bibby, R (5, 1) OBP: 0.351, SLG: 0.410										0 0 0 0 0 0 0 0																						
Lee Lacy, R (7, PH) OBP: 0.351, SLG: 0.410										0 0 0 0 0 1 0 0																						
Enrique Romo, R (7, 1) OBP: 0.355, SLG: 0.500										0 0 0 0 0 0 0 0																						
John Milner, L (9, PH)										1 1 1 0 0 0 0 0																						
<b>Inning Stats</b>	R: 0 E: 0 K: 2 S: 9	H: 2 LOB: 2 BB: 0 P: 9	R: 0 E: 0 K: 2 S: 7	H: 0 LOB: 0 BB: 0 P: 7	R: 0 E: 0 K: 0 S: 2	H: 0 LOB: 1 BB: 2 P: 10	R: 0 E: 0 K: 1 S: 6	H: 1 LOB: 1 BB: 0 P: 6	R: 0 E: 0 K: 1 S: 6	H: 1 LOB: 1 BB: 0 P: 6	R: 0 E: 0 K: 1 S: 6	H: 1 LOB: 2 BB: 1 P: 10	R: 0 E: 1 K: 1 S: 7	H: 1 LOB: 2 BB: 0 P: 7	R: 3 E: 0 K: 1 S: 9	H: 4 LOB: 1 BB: 0 P: 9	1B: 8 2B: 2 3B: 0 HR: 1	SF: 0 SAC: 0 DP: 1 HBP: 0	WP: 0 PB: 0 SB: 0 CS: 0	PA: 41												
<b>PITCHER</b> Gaylord Perry, R (1, 1) ERA: 2.46	IP 9.0	WLS W	BF 41	H 11	R 3	ER 3	SO 10	BB 3	IBB 0	HBP 0	BLK 0	WP 0	HR 1	S 58	P 70	ERA 3.00	WHIP 1.556															
											<b>PITCHER</b>	IP	WLS	BF	H	R	ER	SO	BB	IBB	HBP	BLK	WP	HR	S	P	ERA	WHIP				

Pittsburgh Pirates @ San Diego Padres  
San Diego Stadium, San Diego, CA  
Tue Jun 12 1979, 10:05 PM EDT  
Att: 23,759 - Unknown

livebaseballscorecards.com

AB	38
R	3
H	11
RBI	3
BB	3
SO	10
LOB	28







Batter	1	2	3	4	5	6	7	8	9	AB R H RBI BB SO LOB	TOP		
<b>Omar Moreno, L</b> (1, 8) OBP: 0.361, SLG: 0.427	4-0 6-3 S BB		x 0-0 F5		x 0-0 4-3		x 0-0 L8			3 0 0 0 1 0 1			
<b>Tim Foli, R</b> (1, 6) OBP: 0.325, SLG: 0.346	x 0-0 F4		x 0-0 1B		x 0-0 F9			x 0-0 F8		4 0 1 0 0 0 1			
<b>Dave Parker, L</b> (1, 9) OBP: 0.383, SLG: 0.587	x 0-0 6-3		x 0-0 1B		x 0-0 F7			x 0-0 G3		4 0 1 0 0 0 1			
<b>Bill Robinson, R</b> (1, 3) OBP: 0.296, SLG: 0.582	x 0-0 L7		x 0-0 G5-4-3		x 0-3 K			x 0-0 1-3		4 0 0 0 0 1 3			
<b>Lee Lacy, R</b> (1, 7) OBP: 0.372, SLG: 0.469		x 0-0 FC4-2 2B		x 0-0 6-3		x 4-0 BB		x 0-0 6-3 3B		3 1 2 0 1 0 0			
<b>Phil Garner, R</b> (1, 5) OBP: 0.335, SLG: 0.414		x 0-0 4-3		x 0-3 K		x 0-0 4-3		x 0-0 6-3		4 0 0 1 0 1 2			
<b>Rennie Stennett, R</b> (1, 4) OBP: 0.271, SLG: 0.280 <b>Mike Easter, L</b> (9, PH) OBP: 0.500, SLG: 0.714		x 0-0 FC4-2 1B E		x 0-0 FC6-4 1B		x 0-0 F7		x 0-0 FC5-6 1B		3 1 1 0 0 0 1 1 0 1 0 0 0 0	<b>AB 33</b>		
<b>Manny Sanguillen, R</b> (1, 2) OBP: 0.240, SLG: 0.320 <b>Willie Stargell, L</b> (9, PH) OBP: 0.379, SLG: 0.630		x 0-0 E5 1B		x 0-0 FC6-4		x 0-0 F8		x 0-3 K		3 0 1 0 0 0 1 1 0 0 0 0 1 1	<b>R 2</b>		
<b>Bruce Kison, R</b> (1, 1) OBP: 0.133, SLG: 0.143 <b>John Milner, L</b> (7, PH) OBP: 0.361, SLG: 0.500 <b>Grant Jackson, S</b> (7, 1) <b>Kent Tekulve, R</b> (8, 1) OBP: 0.500, SLG: 0.500 <b>Ed Ott, L</b> (9, PH) OBP: 0.281, SLG: 0.400		x 0-3 K		x 0-3 K		x 4-0 BB		x 0-0 FC5-6		2 0 0 0 0 2 1 0 0 0 0 1 0 0 0 0 0 0 0 0 0 0 0 0 0 0 0 0 1 0 0 0 0 0 1	<b>H 7</b>		
<b>Inning Stats</b>	R: 0 H: 0 E: 0 LOB: 1 K: 0 BB: 1 S: 3 P: 7	R: 1 H: 2 E: 1 LOB: 1 K: 1 BB: 0 S: 7 P: 7	R: 0 H: 2 E: 0 LOB: 1 K: 0 BB: 0 S: 4 P: 4	R: 0 H: 1 E: 0 LOB: 1 K: 1 BB: 0 S: 6 P: 6	R: 0 H: 0 E: 0 LOB: 0 K: 1 BB: 0 S: 5 P: 5	R: 0 H: 0 E: 0 LOB: 1 K: 1 BB: 1 S: 5 P: 9	R: 0 H: 0 E: 0 LOB: 1 K: 0 BB: 1 S: 3 P: 7	R: 0 H: 0 E: 0 LOB: 0 K: 0 BB: 0 S: 3 P: 3	R: 1 H: 2 E: 0 LOB: 1 K: 1 BB: 0 S: 7 P: 7	1B: 5 SF: 0 2B: 1 SAC: 0 3B: 1 DP: 1 HR: 0 HBP: 0	<b>WP: 0 PA: 36</b>		
<b>PITCHER</b>	IP WLS BF H R ER SO BB IBB HBP BLK WP HR S P ERA WHIP											<b>PITCHER</b>	IP WLS BF H R ER SO BB IBB HBP BLK WP HR S P ERA WHIP
<b>Bob Owchinko, L</b> (1, 1) ERA: 4.25	8.0 W 32 6 2 1 4 3 0 0 0 0 0 0 37 49 1.12 1.125												
<b>Rollie Fingers, R</b> (9, 1) ERA: 3.1	1.0 S 4 1 0 0 1 0 0 0 0 0 0 0 6 6 0.00 1.000												

**Pittsburgh Pirates @ San Diego Padres**  
**San Diego Stadium, San Diego, CA**  
 Wed Jun 13 1979, 10:05 PM EDT  
 Att: 17,845 - Unknown

**AB 33**  
**R 2**  
**H 7**  
**RBI 1**  
**BB 3**  
**SO 5**  
**LOB 13**



Batter	1	2	3	4	5	6	7	8	9	AB	R	H	RBI	BB	SO	LOB
Gene Richards, L (1, 8) OBP: 0.329, SLG: 0.348	0-3 K ①		0-0 1B ①		0-0 F9 ②		0-0 G3 ②			4	1	1	0	0	1	1
Ozzie Smith, S (1, 6) OBP: 0.243, SLG: 0.216	0-0 B5-3 ②		0-0 F9 ②		0-0 6-3 ③		0-0 5-3 ③			4	0	0	0	0	0	2
Dave Winfield, R (1, 9) OBP: 0.420, SLG: 0.660	0-3 K ③		0-0 1B ③		0-0 6-3 ①		0-0 FC3-5 BB ④			3	0	1	1	1	1	0
Jerry Turner, L (1, 7) OBP: 0.332, SLG: 0.397		0-0 F9 ①	0-0 CS ③	0-0 WP HR 1B ①		0-0 B1-3 ②		0-0 1B FC3-5 1B ①		4	1	2	0	0	0	0
Gene Tenace, R (9, 3) OBP: 0.404, SLG: 0.445										0	0	0	0	0	0	0
Dan Briggs, L (1, 3) OBP: 0.321, SLG: 0.413 (9, 7)		0-0 1B 1B ①		0-0 F9 ①		1-0 1B HBP ①		0-0 FC3-5 1B ①		3	0	1	0	0	0	3
Fernando Gonzalez, R (1, 4) OBP: 0.297, SLG: 0.437		0-0 1B 1B ①		0-0 HR ①		0-0 1B ①		0-0 1B ①		4	1	4	2	0	0	0
Bill Fahey, L (1, 2) OBP: 0.300, SLG: 0.364		0-0 1B 1B ②		0-3 K ②		0-0 3-1 ③		0-0 G4-6-3 1B ②		4	0	1	0	0	1	5
Barry Evans, R (1, 5) OBP: 0.232, SLG: 0.261		0-0 6-3 ③		0-0 F3 ③				0-0 G3 BLK 1B ②		3	0	1	0	0	0	2
Bob Owchinko, L (1, 1) OBP: 0.235, SLG: 0.133			0-0 1-3 ①		0-0 5-3 ①			0-0 B5 ①		3	0	0	0	0	0	1
Rollie Fingers, R (9, 1) OBP: 0.100, SLG: 0.100										0	0	0	0	0	0	0


Inning Stats	R: 0	H: 0	E: 0	K: 2	S: 7	LOB: 0	BB: 0	P: 7	R: 0	H: 3	E: 0	K: 0	S: 5	LOB: 2	BB: 0	P: 5	R: 1	H: 2	E: 0	K: 0	S: 4	LOB: 0	BB: 0	P: 4	R: 2	H: 2	E: 0	K: 1	S: 7	LOB: 0	BB: 0	P: 7	R: 0	H: 0	E: 0	K: 0	S: 3	LOB: 0	BB: 0	P: 3	R: 0	H: 1	E: 0	K: 0	S: 4	LOB: 2	BB: 0	P: 5	R: 0	H: 1	E: 0	K: 0	S: 4	LOB: 1	BB: 0	P: 4	R: 0	H: 2	E: 0	K: 0	S: 4	LOB: 2	BB: 1	P: 8
PITCHER	IP	WLS	BF	H	R	ER	SO	BB	IBB	HBP	BLK	WP	HR	S	P	ERA	WHIP																																															
Bruce Kison, R (1, 1) ERA: 3.24	6.0	L	25	8	3	3	3	0	0	1	0	1	0	30	31	4.50	1.333																																															
Grant Jackson, L (7, 1) ERA: 2.7	1.1		7	2	0	0	0	1	0	0	1	0	0	6	10	0.00	2.250																																															
Kent Tekulve, R (8, 1) ERA: 4.43	0.2		2	1	0	0	0	0	0	0	0	0	0	2	2	0.00	1.500																																															

**BOTTOM**

**Pittsburgh Pirates @ San Diego Padres**  
San Diego Stadium, San Diego, CA

Wed Jun 13 1979, 10:05 PM EDT  
Att. 17,845 - Unknown

AB	32
R	3
H	11
RBI	3
BB	1
SO	3
LOB	14



1B: 10	SF: 0	WP: 1	PA: 35
2B: 0	SAC: 0	PB: 0	
3B: 0	DP: 1	SB: 1	
HR: 1	HBP: 1	CS: 1	



Batter	1	2	3	4	5	6	7	8	9	10	11	12	13	14	AB R H RBI BB SO LOB	TOP																	
Omar Moreno, L OBP: 0.357, SLG: 0.418 (1, 8)	4-0 F8 BB SF9 BB BB		x 0-0 4-3			x 0-0 B2		x 0-3 K2-3		x 0-0 4-3		x 0-0 L8			5 1 0 0 1 1 3																		
Tim Foli, R OBP: 0.320, SLG: 0.335 (1, 6)	4-0 S 1-2 BB		x 0-0 5-3			x 0-0 4-3		x 0-0 F7			x 0-0 6-3		x 0-3 K		5 0 0 0 1 1 0																		
Dave Parker, L OBP: 0.366, SLG: 0.589 (1, 9)	0-0 F8 2-3			x 0-0 4-3		x 0-0 1B		x 0-0 SH 1B			x 0-0 2B		x 0-0 4-3		6 0 3 0 0 0 2																		
Bill Robinson, R OBP: 0.288, SLG: 0.569 (1, 7)	0-0 SF9 1-2 3-H			x 0-0 5-3		x 0-0 L6		x 0-0 SH FC5-4			x 0-3 K		x 0-0 F7		4 0 0 1 0 1 1																		
Willie Stargell, L OBP: 0.365, SLG: 0.604 (1, 3)	0-3 K			x 0-0 E3			x 0-0 F8		x 0-0 F9			x 0-3 K		x 0-3 K	6 0 0 0 0 3 3																		
Phil Garner, R OBP: 0.335, SLG: 0.422 (1, 5)		x 0-0 5-3		x 0-0 1-3			x 0-0 3B		x 0-3 K			x 0-0 BB S 1B		x 0-0 F3	6 0 2 0 0 1 3																		
Rennie Stennett, R OBP: 0.279, SLG: 0.284 (1, 4)		x 0-0 1-3			x 0-0 CS 1B		x 4-0 G3-6-3 IBB		x 0-0 FC5-4 1-2f			x 0-3 K		x 0-0 1B	5 0 2 0 1 1 3																		
Ed Ott, L OBP: 0.277, SLG: 0.385 (1, 2)		x 0-3 K			x 0-3 K 1-2		x 0-0 G3-6-3 1-2f		x 0-0 F9			x 4-0 BB IBB		x 0-3 K	5 0 0 0 1 3 4																		
Jim Roster, R Lee Lacy, R Enrique Romo, R Steve Stricker, R Grant Jackson, S Kent Tekulacy, R John Mendenhall, L John Blyler, S John Cardenale, L			x 0-0 4-3		x 0-0 5-3			x 0-0 F8		x 0-3 K		x 4-0 BB			2 0 0 0 0 0 0 1 0																		
<b>Inning Stats</b>	R: 1 E: 0 K: 1 S: 5	H: 0 LOB: 1 BB: 2 P: 13	R: 0 E: 0 K: 1 S: 5	H: 0 LOB: 0 BB: 0 P: 5	R: 0 E: 0 K: 1 S: 3	H: 0 LOB: 0 BB: 0 P: 3	R: 0 E: 0 K: 0 S: 4	H: 1 LOB: 1 BB: 0 P: 4	R: 0 E: 0 K: 0 S: 3	H: 1 LOB: 1 BB: 1 P: 7	R: 0 E: 0 K: 1 S: 7	H: 0 LOB: 2 BB: 0 P: 7	R: 0 E: 0 K: 1 S: 5	H: 1 LOB: 0 BB: 0 P: 5	R: 0 E: 0 K: 1 S: 5	H: 1 LOB: 0 BB: 0 P: 5	R: 0 E: 0 K: 1 S: 8	H: 1 LOB: 3 BB: 2 P: 16	R: 0 E: 0 K: 1 S: 5	H: 0 LOB: 0 BB: 0 P: 5	R: 0 E: 0 K: 2 S: 8	H: 1 LOB: 1 BB: 0 P: 8	R: 0 E: 0 K: 2 S: 8	H: 1 LOB: 1 BB: 0 P: 8	1B: 5 2B: 1 3B: 1 HR: 0	SF: 1 SAC: 1 DP: 1 HBP: 0	WP: 0 PB: 0 SB: 2 CS: 1	PA: 53					
<b>PITCHER</b>	IP WLS BF H R ER SO BB IBB HBP BLK WP HR S P ERA WHIP																																
Randy Jones, L ERA: 4.35 (1, 1)	7.0	26	3	1	1	3	2	1	0	0	0	0	0	0	0	29	41	1.29	0.714														
Bob Shirley, L ERA: 3.36 (8, 1)	3.0	11	1	0	0	3	0	0	0	0	0	0	0	0	0	17	17	0.00	0.333														
Rolie Fingers, R ERA: 2.92 (11, 1)	3.0	12	2	0	0	4	1	1	0	0	0	0	0	0	0	18	26	0.00	1.000														
John D'Acquisto, R ERA: 6.0 (14, 1)	1.0	W 4	1	0	0	2	0	0	0	0	0	0	0	0	0	8	8	0.00	1.000														

Pittsburgh Pirates @ San Diego Padres  
San Diego Stadium, San Diego, CA  
Thu Jun 14 1979, 10:05 PM EDT  
Att. 15,444 - Unknown

livebaseballscorecards.com

AB	46
R	1
H	7
RBI	1
BB	5
SO	12
LOB	19





Batter	1	2	3	4	5	6	7	8	9	10	11	12	13	14	AB	R	H	RBI	BB	SO	LOB	BOTTOM
Gene Richards, L (1, 8) OBP: 0.326, SLG: 0.343	K		K			SH1-4 1B	2-3			SH2-3		F5		4-3	6	1	1	0	0	2	3	<b>Pittsburgh Pirates @ San Diego Padres</b> San Diego Stadium, San Diego, CA Thu Jun 14 1979, 10:05 PM EDT Att. 15,444 - Unknown <a href="http://livebaseballscorecards.com">livebaseballscorecards.com</a>
Ozzie Smith, S (1, 6) OBP: 0.241, SLG: 0.215	L8		L9			SH1-4			F3	F8		G3-6-1 1B		E6 1B	6	1	1	0	0	0	2	
Dave Winfield, R (1, 9) OBP: 0.423, SLG: 0.653	BB			F6		1B		K		IBB		G3-6-1		1B BB	4	0	1	1	3	1	1	
Gene Tenace, R (1, 3) OBP: 0.399, SLG: 0.435	F9			G4-6-3 BB		L7		K		K			WP 1B	1B	4	0	0	0	1	2	4	
Rolie Fingers, R (11, 1) OBP: 0.100, SLG: 0.100															0	0	0	0	0	0	0	
Dan Briggs, L (13, PH) OBP: 0.327, SLG: 0.419															1	0	1	0	0	0	0	
John D'Acquisto, R (14, 1) OBP: 0.111, SLG: 0.222															0	0	0	0	0	0	0	
Barry Evans, R (14, PH) OBP: 0.237, SLG: 0.265															1	0	1	1	0	0	0	
Jerry Turner, L (1, 7) OBP: 0.324, SLG: 0.387		4-3		G4-6-3		F8			1-3				6-3	K	6	0	0	0	0	1	3	
Fernando Gonzalez, R (1, 4) OBP: 0.296, SLG: 0.433		F9				F9			4-3				K		4	0	1	0	0	0	0	
Bill Almon, R (9, PR) OBP: 0.289, SLG: 0.272									1B				FC4-6 BB		1	0	0	0	1	1	0	
Kurt Bevacqua, R (1, 5) OBP: 0.325, SLG: 0.283		F4				5-3			F9				L8		6	0	2	0	0	0	3	
Fred Kendall, R (1, 2) OBP: 0.410, SLG: 0.394				E5					F4				FC4-6		2	0	0	0	2	0	1	
Bill Fahey, L (11, PH) OBP: 0.306, SLG: 0.357				FC2-5		BB									1	0	0	0	1	0	2	
Randy Jones, R (11, 1) OBP: 0.156, SLG: 0.188						BB			BB				BB		2	0	0	0	0	0	2	
Don Reynolds, R (7, PH) OBP: 0.375, SLG: 0.407				FC2-5		F9			F7						1	0	0	0	0	0	2	
Bob Shirley, R (8, 1) OBP: 0.167, SLG: 0.250															0	0	0	0	0	0	0	
Broderick Perkins, L (10, PH) OBP: 0.320, SLG: 0.275										SH2-3 BB			1-3	K	2	0	0	0	1	1	2	

Inning Stats	R: 0	H: 0	E: 0	K: 1	S: 5	R: 0	H: 0	E: 0	K: 0	S: 3	R: 0	H: 0	E: 1	K: 1	S: 6	R: 0	H: 0	E: 0	K: 0	S: 2	R: 0	H: 0	E: 0	K: 0	S: 2	R: 0	H: 2	E: 0	K: 0	S: 5	R: 0	H: 1	E: 0	K: 0	S: 4	R: 0	H: 0	E: 0	K: 2	S: 7	R: 0	H: 1	E: 0	K: 0	S: 4	R: 0	H: 0	E: 0	K: 1	S: 6	R: 0	H: 1	E: 0	K: 0	S: 3	R: 0	H: 1	E: 0	K: 1	S: 6	R: 0	H: 1	E: 0	K: 1	S: 6	R: 1	H: 1	E: 1	K: 1	S: 6	R: 1	H: 1	E: 1	K: 1	S: 6	1B: 8	2B: 0	3B: 0	HR: 0	SF: 0	SAC: 2	DP: 2	HBP: 0	WP: 1	PA: 58
PITCHER	IP	WLS	BF	H	R	ER	SO	BB	IBB	HBP	BLK	WP	HR	S	P	ERA	WHIP																																																																				
Jim Rooker, L (1, 1) ERA: 1.87	7.0		28	3	1	1	2	0	0	0	0	0	0	11	44	1.29	1.000																																																																				
Enrique Romo, R (8, 1) ERA: 2.85	2.0		7	1	0	0	2	0	0	0	0	0	0	11	11	0.00	0.500																																																																				
Grant Jackson, L (10, 1) ERA: 2.64	0.2		4	0	0	0	0	1	1	0	0	0	0	2	10	0.00	1.500																																																																				
Kent Tekulve, R (10, 1) ERA: 4.3	1.1		6	1	0	0	2	1	0	0	0	0	0	9	13	0.00	1.500																																																																				
Jim Bibby, R (12, 1) ERA: 3.08	1.2		7	2	0	0	1	1	0	0	0	1	0	8	12	0.00	1.800																																																																				
PITCHER	IP	WLS	BF	H	R	ER	SO	BB	IBB	HBP	BLK	WP	HR	S	P	ERA	WHIP																																																																				
John Candelaria, L (13, 1) ERA: 3.79	1.0		6	1	1	0	1	0	0	0	0	0	0	7	11	0.00	2.000																																																																				





Batter	1	2	3	4	5	6	7	8	9	AB R H RBI BB SO LOB	TOP																	
Ivan De Jesus, R (1, 6) OBP: 0.331, SLG: 0.348	0-0 FC 6-3 1B		0-0 6-3			4-0 G6-4-3 BB		0-0 2B 1B	0-0 FC6-4 1-2f	4 0 2 0 1 0 3																		
Ted Sizemore, R (1, 4) OBP: 0.336, SLG: 0.338	0-0 6-3		0-0 4-3			0-0 G6-4-3 1-2f		0-0 2B		3 0 0 0 0 0 2																		
Scot Thompson, L (8, PH) OBP: 0.361, SLG: 0.424	1-2							1-H		1 0 1 0 0 0 0																		
Willie Hernandez, L (8, 1) OBP: 0.500, SLG: 0.500										0 0 0 0 0 0 0																		
Dick Tidrow, R (9, 1)										0 0 0 0 0 0 0																		
Bill Buckner, L (1, 3) OBP: 0.308, SLG: 0.462	0-0 FC 2-3			0-0 4-3			0-0 4-3		0-0 L9	4 0 0 0 0 0 1																		
Dave Kingman, R (1, 7) OBP: 0.379, SLG: 0.634	0-0 F3			0-0 4-3			0-0		0-0	4 1 2 1 0 0 2																		
Sam Mejias, R (9, PR) OBP: 0.222, SLG: 0.125	1-2						HR		1B 1B	0 1 0 0 0 0 0																		
Bobby Murcer, L (1, 9) OBP: 0.373, SLG: 0.409	0-0 4-3			0-0 F8			0-0 F6		0-0 F5	4 0 0 0 0 0 3																		
Jerry Martin, R (1, 8) OBP: 0.354, SLG: 0.485		0-0 4-3			0-3 K		4-0 BB		0-0 1B 1B	3 1 1 0 1 1 0																		
Mick Kelleher, R (1, 5) OBP: 0.325, SLG: 0.342					0-0 4-3		0-0 1-3		0-0	2 0 0 0 0 0 0																		
Steve Ontiveros, S (7, PH) OBP: 0.369, SLG: 0.382									1-2 3-H 1B	2 0 1 1 0 0 1																		
Tim Blackwell, S (1, 2) OBP: 0.354, SLG: 0.243					0-0 F9				0-0	2 0 0 0 0 0 0																		
Barry Foote, R (8, PH) OBP: 0.274, SLG: 0.378									1-3 2-H 1B	2 0 1 1 0 0 0																		
Rick Reuschel, R (1, 1)					0-0 5-3		0-3 K		0-0 G3	2 0 0 0 0 1 0																		
Larry Bittner, L (8, PH) OBP: 0.370, SLG: 0.458									4-0 FC6-4 BB	1 0 0 0 0 0 0																		
Steve Dillard, R (8, 4) OBP: 0.526, SLG: 0.385										0 0 0 0 1 0 0																		
<b>Inning Stats</b>	R: 0 E: 0 K: 0 S: 5	H: 1 LOB: 2 BB: 0 P: 5	R: 0 E: 0 K: 0 S: 3	H: 0 LOB: 0 BB: 0 P: 3	R: 0 E: 0 K: 0 S: 3	H: 0 LOB: 0 BB: 0 P: 3	R: 0 E: 0 K: 1 S: 5	H: 0 LOB: 0 BB: 0 P: 5	R: 1 E: 0 K: 0 S: 4	H: 1 LOB: 1 BB: 1 P: 8	R: 0 E: 0 K: 0 S: 4	H: 2 LOB: 2 BB: 0 P: 4	R: 2 E: 0 K: 0 S: 7	H: 4 LOB: 3 BB: 1 P: 11	1B: 6 2B: 1 3B: 0 HR: 1	SF: 0 SAC: 0 DP: 1 HBP: 0	WP: 0 PB: 0 SB: 0 CS: 0	PA: 37										
<b>PITCHER</b>	IP WLS BF H R ER SO BB IBB HBP BLK WP HR S P ERA WHIP																											
Eric Rasmussen, R (1, 1) ERA: 3.97	8.0		29	4	1	1	2	2	0	0	0	0	1	31	39	1.12	0.750											
Bob Shirley, L (9, 1) ERA: 3.36	0.1		1	0	0	0	0	0	0	0	0	0	0	1	1	0.00	0.000											
John D'Acquisto, R (9, 1) ERA: 6.41	0.1	L	5	4	2	2	0	0	0	0	0	0	0	5	5	54.00	12.000											
Mickey Lolich, L (9, 1) ERA: 4.2	0.1		2	0	0	0	0	1	0	0	0	0	0	1	5	0.00	3.000											

Chicago Cubs @ San Diego Padres  
San Diego Stadium, San Diego, CA

Fri Jun 15 1979, 10:05 PM EDT  
Att. 23,595 - Unknown

livebaseballscorecards.com

AB	34
R	3
H	8
RBI	3
BB	3
SO	2
LOB	12







Batter	1	2	3	4	5	6	7	8	9	AB R H RBI BB SO LOB	TOP	
Ivan De Jesus, R OBP: 0.336, SLG: 0.350 (1, 6) X	0-0 SH2-3 E G1-2-3 1B		4-0 2B 1B BB		0-0 G3 SH1-3 PB 1B	0-0 FC5 2-3f			0-0 6-3	4 2 2 0 1 0 3		
Mick Kelleher, R OBP: 0.349, SLG: 0.366 (1, 5) X	0-0 SH2-3 1-2		0-0 2B 4-3 1B		0-0 SH1-3 1-2		0-3 K	0-0 1B	0-0	3 1 2 0 0 1 0		
Bill Buckner, L OBP: 0.306, SLG: 0.455 (1, 3) B B B	4-0 E BB		0-0 F2		0-0 G3 2-3		0-0 G3	0-0 L9	0-0	4 0 0 0 1 0 4		
Dave Kingman, R OBP: 0.379, SLG: 0.647 (1, 7) X Sam Mejias, R OBP: 0.222, SLG: 0.125 (9, 7)	0-0 E5 1-2 2-3		0-0 4-3 1B 2B		0-3 K 3-H		0-0 HR	0-3 K	0-3 K	5 2 2 2 0 2 3 0 0 0 0 0 0 0		
Scot Thompson, L OBP: 0.354, SLG: 0.413 (1, 9) X	0-0 G1-2-3 3-Hf		0-0 4-3		0-3 K		0-0 CS 1B		0-0 CS 1B	4 0 1 1 0 1 4		
Jerry Martin, R OBP: 0.361, SLG: 0.488 (1, 8)		0-0 6-3	0-0 1B		0-0 E E 1B		0-0 CS	4-0 S BB		3 0 2 1 1 0 0		
Barry Foote, R OBP: 0.279, SLG: 0.381 (1, 2)		0-0 S 1B		0-0 L4-3 1B		0-0 6-3 1-2		0-0 F8 1-2		4 0 2 0 0 0 2		
Ted Sizemore, R OBP: 0.335, SLG: 0.333 (1, 4)		0-0 F8 1-2		0-0 L4-3 1-2		4-0 FC5 E IBB		0-0 F6		3 0 0 0 1 0 3		
Ken Holtzman, R OBP: 0.321, SLG: 0.308 (1, 1) Bruce Sutter, R (8, 1)		0-0 F9		0-0 F4		0-0 E5 1-2 2-3		0-0 F9		4 0 0 0 0 0 4 0 0 0 0 0 0 0		
<b>Inning Stats</b>	R: 0 E: 1 K: 0 S: 4 H: 1 LOB: 2 BB: 1 P: 8	R: 0 E: 0 K: 0 S: 4 H: 1 LOB: 1 BB: 0 P: 4	R: 3 E: 0 K: 0 S: 5 H: 3 LOB: 1 BB: 1 P: 9	R: 0 E: 0 K: 0 S: 3 H: 1 LOB: 0 BB: 0 P: 3	R: 1 E: 0 K: 1 S: 6 H: 1 LOB: 0 BB: 0 P: 6	R: 0 E: 2 K: 1 S: 7 H: 1 LOB: 3 BB: 1 P: 11	R: 1 E: 0 K: 1 S: 6 H: 2 LOB: 0 BB: 0 P: 6	R: 0 E: 0 K: 0 S: 3 H: 0 LOB: 1 BB: 1 P: 7	R: 0 E: 0 K: 1 S: 6 H: 1 LOB: 1 BB: 0 P: 6	1B: 9 2B: 2 3B: 0 HR: 1 SF: 0 SAC: 2 DP: 2 HBP: 0	WP: 0 PB: 1 SB: 2 CS: 1 PA: 41	
<b>PITCHER</b> Gaylord Perry, R ERA: 2.63 (1, 1) Mickey Lolich, L ERA: 3.94 (8, 1)	IP 7.0 WLS L BF 32 H 10 R 5 ER 4 SO 3 BB 2 IBB 1 HBP 0 BLK 0 WP 0 HR 1 S 35 P 47 ERA 5.14 WHIP 1.714	IP 2.0 WLS L BF 8 H 1 R 0 ER 0 SO 1 BB 1 IBB 0 HBP 0 BLK 0 WP 0 HR 0 S 9 P 13 ERA 0.00 WHIP 1.000	<b>PITCHER</b> IP WLS BF H R ER SO BB IBB HBP BLK WP HR S P ERA WHIP									

Chicago Cubs @ San Diego Padres  
San Diego Stadium, San Diego, CA  
Sat Jun 16 1979, 10:05 PM EDT  
Att: 27,713 - Unknown

livebaseballscorecards.com

AB	34
R	5
H	11
RBI	4
BB	4
SO	4
LOB	23







Batter	1	2	3	4	5	6	7	8	9	AB R H RBI BB SO LOB	TOP									
Ivan De Jesus, R OBP: 0.333, SLG: 0.345 (1, 6)	4-3			5-3		F8		1B IBB		4 0 0 0 1 0 2	<b>Chicago Cubs @ San Diego Padres</b> San Diego Stadium, San Diego, CA Sun Jun 17 1979, 6:33 AM EDT Att. 17,166 - Unknown <a href="http://livebaseballscorecards.com">livebaseballscorecards.com</a>									
Mick Kelleher, R OBP: 0.354, SLG: 0.370 (1, 5)	G3	F4			1B		G3	1B	5 0 2 2 0 0 0											
Bill Buckner, L OBP: 0.311, SLG: 0.462 (1, 3)	PB HR 2B	F3			1B		1B	1-3	5 1 3 0 0 0 2											
Dave Kingman, R OBP: 0.379, SLG: 0.653 Sam Mejias, R OBP: 0.222, SLG: 0.125 (1, 7) (9, 7)	2-H HR	5-3			IBB		K	F5	4 1 1 2 1 1 1 0 0 0 0 0 0 0											
Jerry Martin, R OBP: 0.358, SLG: 0.491 (1, 8)	1B 3B		L7		K		K	F8	5 1 1 0 0 2 3											
Mike Vail, R OBP: 0.396, SLG: 0.532 Scot Thompson, L OBP: 0.354, SLG: 0.413 (1, 9) (9, 9)	2B 2B 1B		5-3		K			3-1	5 2 2 1 0 1 2 0 0 0 0 0 0 0											
Barry Foote, R OBP: 0.284, SLG: 0.385 (1, 2)	2B 2B		K			F8		1B SH5-4 HBP	3 2 1 0 0 1 0											
Ted Sizemore, R OBP: 0.339, SLG: 0.332 Steve Dillard, R OBP: 0.526, SLG: 0.385 (1, 4) (6, 4)	E IBB			4-3		1B 1B BB		SH5-4	1 1 0 0 2 0 0 0 0 0 0 0 0 0											
Mike Krukow, R OBP: 0.304, SLG: 0.391 Dick Tidrow, R Bruce Sutter, R (1, 1) (8, 1) (8, 1)	E7 2B			K2-3		E1 1B		K	4 0 2 2 0 2 2 0 0 0 0 0 0 0 0 0 0 0 0 0 0											
<b>Inning Stats</b>	R: 6 E: 1 K: 0 S: 9	H: 6 LOB: 1 BB: 1 P: 13	R: 0 E: 0 K: 0 S: 3	H: 0 LOB: 0 BB: 0 P: 3	R: 0 E: 0 K: 1 S: 5	H: 0 LOB: 0 BB: 0 P: 5	R: 0 E: 0 K: 1 S: 5	H: 2 LOB: 2 BB: 1 P: 12	R: 0 E: 1 K: 0 S: 3	H: 1 LOB: 1 BB: 1 P: 7		R: 0 E: 0 K: 2 S: 8	H: 1 LOB: 1 BB: 0 P: 8	R: 2 E: 0 K: 1 S: 7	H: 2 LOB: 2 BB: 1 P: 12	R: 0 E: 0 K: 0 S: 3	H: 0 LOB: 0 BB: 0 P: 3	1B: 7 2B: 3 3B: 1 HR: 1	SF: 0 SAC: 1 DP: 0 HBP: 1	WP: 0 PB: 1 SB: 1 CS: 0
<b>PITCHER</b>	IP WLS BF H R ER SO BB IBB HBP BLK WP HR S P ERA WHIP																			
Bob Owchinko, L ERA: 4.95 (1, 1)	0.2 L 7 5 5 5 0 0 0 0 0 0 0 1 7 7 67.50 7.500																			
Bob Shirley, L ERA: 3.12 (1, 1)	4.1 17 3 1 0 4 0 2 0 0 0 0 0 23 31 0.00 0.692																			
John D'Acquisto, R ERA: 6.1 (6, 1)	2.0 8 2 0 0 2 1 0 0 0 0 0 0 11 15 0.00 1.500																			
Dennis Kinney, L ERA: 3.57 (8, 1)	1.0 7 2 2 2 1 0 1 1 0 0 0 0 7 12 18.00 2.000																			
Rollie Fingers, R ERA: 2.87 (9, 1)	1.0 3 0 0 0 0 0 0 0 0 0 0 0 3 3 0.00 0.000																			



Batter	1	2	3	4	5	6	7	8	9	AB	R	H	RBI	BB	SO	LOB
Gene Richards, L (1, 8) OBP: 0.335, SLG: 0.339 Rollie Fingers, R (9, 1) OBP: 0.100, SLG: 0.100	0-0 4-3		4-0 G4-3 BB		0-0 WP 1B		4-0 BB	0-0 L4		3	0	1	0	2	0	3
Paul Dade, R (1, 5) OBP: 0.325, SLG: 0.366 Dennis Kinney, L (8, 1) Don Reynolds, R (9, 8) OBP: 0.353, SLG: 0.379	0-0 FC3-6 E 1B		0-0 G4-3 1-2f		0-3 K 1-2		0-3 K		0-3 K	4	0	1	0	0	2	3
Dave Winfield, R (1, 9) OBP: 0.417, SLG: 0.631	0-0 E6 FC3-6 1-2		0-3 K			0-0 F8		0-0 4-3	0-0 1B	5	0	1	0	0	1	1
Jerry Turner, L (1, 7) OBP: 0.331, SLG: 0.406	0-0 FC3-6 1-2f 2-3			0-0 HR		0-0 HR 1B		0-0 1B 1B 1B	0-3 K	5	3	3	1	0	1	3
Dan Briggs, L (1, 3) OBP: 0.325, SLG: 0.466	0-3 K			0-0 3-1		0-0 HR 1B		0-0 1B 1B SF9 1B	0-0 F8	5	2	2	2	0	1	3
Gene Tenace, R (1, 2) OBP: 0.401, SLG: 0.435		0-0 1B 1B		0-3 K		0-0 F3		0-0 BB 1B 1B		4	0	2	0	0	1	0
Fernando Gonzalez, R (1, 4) OBP: 0.283, SLG: 0.411		0-3 K		0-0 L8		0-3 K		0-0 BB 1B		4	0	1	1	0	2	1
Ozzie Smith, S (1, 6) OBP: 0.241, SLG: 0.216		0-0 G6-4-3 1-2 1B		0-0 G3		0-0 6-3		0-0 SF9		3	0	1	1	0	0	0
Bob Owchinko, L (1, 1) OBP: 0.238, SLG: 0.133 Bob Shirley, R (1, 1) OBP: 0.154, SLG: 0.231 Bill Fahey, L (5, PH) OBP: 0.313, SLG: 0.377 John D'Acquisto, R (6, 1) OBP: 0.111, SLG: 0.222 Broderick Perkins, L (7, PH) OBP: 0.344, SLG: 0.268 Kurt Bevacqua, R (8, 5) OBP: 0.344, SLG: 0.282 Bill Almon, R (8, PR) OBP: 0.289, SLG: 0.272		0-0 G6-4-3 1-2f		0-0 F7		0-0 4-3		4-0 BB		0	0	0	0	0	0	0

Inning Stats	R: 0	H: 1	E: 1	K: 1	S: 7	LOB: 2	BB: 0	P: 7	R: 0	H: 2	E: 0	K: 1	S: 6	LOB: 1	BB: 0	P: 6	R: 0	H: 0	E: 0	K: 1	S: 4	LOB: 0	BB: 1	P: 8	R: 1	H: 1	E: 0	K: 1	S: 6	LOB: 0	BB: 0	P: 6	R: 0	H: 1	E: 0	K: 1	S: 6	LOB: 1	BB: 0	P: 6	R: 2	H: 2	E: 0	K: 1	S: 7	LOB: 0	BB: 0	P: 7	R: 0	H: 0	E: 0	K: 1	S: 5	LOB: 1	BB: 1	P: 9	R: 2	H: 4	E: 0	K: 0	S: 7	LOB: 3	BB: 1	P: 11	R: 0	H: 1	E: 0	K: 2	S: 8	LOB: 1	BB: 0	P: 8	1B: 10	SF: 1	2B: 0	SAC: 0	3B: 0	DP: 2	HR: 2	HBP: 0	WP: 1	PA: 41
--------------	------	------	------	------	------	--------	-------	------	------	------	------	------	------	--------	-------	------	------	------	------	------	------	--------	-------	------	------	------	------	------	------	--------	-------	------	------	------	------	------	------	--------	-------	------	------	------	------	------	------	--------	-------	------	------	------	------	------	------	--------	-------	------	------	------	------	------	------	--------	-------	-------	------	------	------	------	------	--------	-------	------	--------	-------	-------	--------	-------	-------	-------	--------	-------	--------


PITCHER	IP	WLS	BF	H	R	ER	SO	BB	IBB	HBP	BLK	WP	HR	S	P	ERA	WHIP
Mike Krukow, R (1, 1) ERA: 4.46	7.1	W	33	10	5	5	7	2	0	0	0	1	2	45	53	6.14	1.636
Dick Tidrow, R (8, 1) ERA: 4.62	0.1		3	1	0	0	0	1	0	0	0	0	0	2	6	0.00	6.000
Bruce Sutter, R (8, 1) ERA: 1.18	1.1	S	5	1	0	0	2	0	0	0	0	0	0	9	9	0.00	0.750

**BOTTOM**

**Chicago Cubs @ San Diego Padres**  
San Diego Stadium, San Diego, CA

Sun Jun 17 1979, 6:33 AM EDT  
Att. 17,166 - Unknown

AB	37
R	5
H	12
RBI	5
BB	3
SO	9
LOB	16



livebaseballscorecards.com



Batter	1	2	3	4	5	6	7	8	9	AB R H RBI BB SO LOB	TOP											
<b>Garry Templeton, S</b> (1, 6) OBP: 0.337, SLG: 0.418	0-0 F9	0-0 FC4-6 1-2f			0-0 F8		0-0 6-3		0-0 FC6 1-2f	5 0 0 0 0 0 4												
<b>Lou Brock, L</b> (1, 7) OBP: 0.380, SLG: 0.471	0-0 4-3		0-0 3-1 E 1B		0-0 F9			0-0 G3		4 1 1 0 0 0 0												
<b>Keith Hernandez, L</b> (1, 3) OBP: 0.385, SLG: 0.512	0-0 1B 1B		0-0 3-1 1-2		0-0 1B			0-0 4-3		4 0 2 0 0 0 1												
<b>Ted Simmons, S</b> (1, 2) OBP: 0.408, SLG: 0.615	0-0 FC5-4 1-2 1B		0-0 F7 2-H		0-3 K			0-0 F7		4 0 1 0 0 1 1												
<b>George Hendrick, R</b> (1, 9) OBP: 0.402, SLG: 0.526	0-0 FC5-4 1-2f		0-0 2B		0-0 1-3				0-0 1B E 2B	4 1 2 0 0 0 2												
<b>Tony Scott, S</b> (1, 8) OBP: 0.325, SLG: 0.399		0-3 K	0-0 1-3		0-0 4-3				0-0 5-3	4 0 0 0 0 1 2												
<b>Ken Reitz, R</b> (1, 5) OBP: 0.310, SLG: 0.402		0-0 E4 1B		0-0 F7		0-0 1-3			0-0 FC3-6 E 2-3 1B	4 0 1 0 0 0 0 0 0 0 0 0 0 0												
<b>Jerry Mumphy, S</b> (9, PR) OBP: 0.354, SLG: 0.384																						
<b>Mike Tyson, R</b> (1, 4) OBP: 0.282, SLG: 0.377		0-0 FC4-6 1-2 1B		0-0 F8			0-0 4-3		0-0 E4 FC3-6 1-2	3 0 1 0 0 0 0 1 0 0 1 0 0 1												
<b>Ken Oberkfell, L</b> (9, PH) OBP: 0.378, SLG: 0.457									0-0 3-H FC3-6 1-2f 2-3	2 0 0 0 0 1 2 1 0 0 0 0 0 0 0 0 0 0 0 0 0 1 0 0 0 0 0 2												
<b>Bob Forsch, R</b> (1, 1) OBP: 0.257, SLG: 0.300		0-3 K		0-0 6-3			0-0 5-3															
<b>Roger Freed, R</b> (7, PH) OBP: 0.350, SLG: 0.563																						
<b>Will McEnaney, L</b> (7, 1)																						
<b>Dane Iorg, L</b> (9, PH) OBP: 0.310, SLG: 0.359																						
<b>Inning Stats</b>	R: 0 E: 0 K: 0 S: 5	H: 2 LOB: 2 BB: 0 P: 5	R: 0 E: 1 K: 2 S: 9	H: 1 LOB: 2 BB: 0 P: 9	R: 1 E: 1 K: 0 S: 5	H: 2 LOB: 1 BB: 0 P: 5	R: 0 E: 0 K: 0 S: 3	H: 0 LOB: 0 BB: 0 P: 3	R: 0 E: 0 K: 1 S: 6	H: 1 LOB: 1 BB: 0 P: 6	R: 0 E: 0 K: 0 S: 3	H: 0 LOB: 0 BB: 0 P: 3	R: 0 E: 0 K: 0 S: 3	H: 0 LOB: 0 BB: 0 P: 3	R: 0 E: 0 K: 0 S: 3	H: 0 LOB: 0 BB: 0 P: 3	R: 1 E: 1 K: 0 S: 6	H: 2 LOB: 2 BB: 0 P: 6	1B: 6 2B: 2 3B: 0 HR: 0	SF: 0 SAC: 0 DP: 0 HBP: 0	WP: 0 PB: 0 SB: 0 CS: 0	PA: 37
<b>PITCHER</b>	IP WLS BF H R ER SO BB IBB HBP BLK WP HR S P ERA WHIP																					
<b>Randy Jones, L</b> (1, 1) ERA: 4.17	8.1 W 34 8 2 2 3 0 0 0 0 0 0 0 40 40 2.16 0.960																					
<b>Rollie Fingers, R</b> (9, 1) ERA: 2.83	0.2 S 3 0 0 0 0 0 0 0 0 0 0 0 3 3 0.00 0.000																					

**St. Louis Cardinals @ San Diego Padres**  
 San Diego Stadium, San Diego, CA  
 Mon Jun 18 1979, 10:05 PM EDT  
 Att: 18,921 - Unknown

AB	37
R	2
H	8
RBI	1
BB	0
SO	3
LOB	15



Batter	1	2	3	4	5	6	7	8	9
<b>Dan Briggs, L</b> OBP: 0.314, SLG: 0.449 (1, 3) (8, 7)	0-0 F8		0-0 4-3		0-0 L4-3			0-0 4-3	
<b>Paul Dade, R</b> OBP: 0.328, SLG: 0.369 (1, 5)	0-0 4-3		0-0 1B			0-0 1B BB SF7 1B		0-3 K	
<b>Dave Winfield, R</b> OBP: 0.416, SLG: 0.626 (1, 9)	0-3 K		0-0 F9			4-0 1B BB 1-2 BB			
<b>Jerry Turner, L</b> OBP: 0.338, SLG: 0.418 <b>Fred Kendall, R</b> OBP: 0.361, SLG: 0.361 (1, 7) (8, 2)		0-0 G3 1B 2B		0-0 E 6-3 1B		0-0 CS 1B 1-3 2-3			
<b>Gene Tenace, R</b> OBP: 0.396, SLG: 0.430 (1, 2) (8, 3)		0-0 G3		0-0 F8		0-0 SF7			
<b>Jay Johnstone, L</b> OBP: 0.226, SLG: 0.275 (1, 8)		0-0 F2		0-0 6-3		0-0 CS	0-0 F7		
<b>Fernando Gonzalez, R</b> OBP: 0.284, SLG: 0.409 (1, 4)		0-0 1B		0-0 4-3			0-0 P4		
<b>Ozzie Smith, S</b> OBP: 0.236, SLG: 0.214 (1, 6)		0-0 F9			0-0 G3		0-0 6-3		
<b>Randy Jones, R</b> OBP: 0.171, SLG: 0.200 <b>Rollie Fingers, R</b> OBP: 0.100, SLG: 0.100 (1, 1) (9, 1)			0-0 4-3		0-0 L4-3 1B			0-0 4-3	

Inning Stats	R: 0 E: 0 K: 1 S: 5	H: 0 LOB: 0 BB: 0 P: 5	R: 1 E: 0 K: 0 S: 5	H: 2 LOB: 1 BB: 0 P: 5	R: 0 E: 0 K: 0 S: 4	H: 1 LOB: 1 BB: 0 P: 4	R: 1 E: 1 K: 0 S: 4	H: 1 LOB: 0 BB: 0 P: 4	R: 0 E: 0 K: 0 S: 3	H: 1 LOB: 0 BB: 0 P: 3	R: 1 E: 0 K: 0 S: 3	H: 2 LOB: 0 BB: 1 P: 7	R: 0 E: 0 K: 0 S: 3	H: 0 LOB: 0 BB: 0 P: 3	R: 0 E: 0 K: 1 S: 5	H: 0 LOB: 0 BB: 0 P: 5
--------------	------------------------------	---------------------------------	------------------------------	---------------------------------	------------------------------	---------------------------------	------------------------------	---------------------------------	------------------------------	---------------------------------	------------------------------	---------------------------------	------------------------------	---------------------------------	------------------------------	---------------------------------


PITCHER	IP	WLS	BF	H	R	ER	SO	BB	IBB	HBP	BLK	WP	HR	S	P	ERA	WHIP
<b>Bob Forsch, R</b> ERA: 4.11 (1, 1)	6.0	L	23	7	3	1	1	1	0	0	0	0	0	24	28	1.50	1.333
<b>Will McEnaney, L</b> ERA: 2.08 (7, 1)	2.0		6	0	0	0	1	0	0	0	0	0	0	8	8	0.00	0.000

**BOTTOM**

AB R H RBI BB SO LOB

4	0	0	0	0	0	1
4	1	2	0	0	1	0
2	0	0	0	1	1	1
3	2	3	0	0	0	0
0	0	0	0	0	0	0
2	0	0	1	0	0	2
3	0	0	1	0	0	1
3	0	1	1	0	0	0
3	0	0	0	0	0	1
3	0	1	0	0	0	0
0	0	0	0	0	0	0

AB 27  
R 3  
H 7  
RBI 3  
BB 1  
SO 2  
LOB 6



WP	PA	ERA	WHIP
0	30		

St. Louis Cardinals @ San Diego Padres  
San Diego Stadium, San Diego, CA  
Mon Jun 18 1979, 10:05 PM EDT  
Att. 18,921 - Unknown



Batter	1	2	3	4	5	6	7	8	9	AB R H RBI BB SO LOB	TOP											
Garry Templeton, S (1, 6) OBP: 0.338, SLG: 0.416	0-0 BLK 1B	0-0 4-3		0-0 6-3			4-0 BB 1B BB	0-0 4-3		4 1 1 0 1 0 3												
Lou Brock, L (1, 7) OBP: 0.371, SLG: 0.460	0-3 K	0-0 6-3			0-0 4-3		0-0 F9		0-3 K	4 0 0 0 0 1 4 1 0 0 0 0 1 0												
Jerry Mumphrey, S (7, 7) OBP: 0.350, SLG: 0.378																						
Keith Hernandez, L (1, 3) OBP: 0.385, SLG: 0.516	0-0 F7		0-0 PB 3B		0-0 6-3		4-0 1B BB		0-0 4-3	4 1 1 0 1 0 1												
Ted Simmons, S (1, 2) OBP: 0.408, SLG: 0.608	0-0 4-3			4-0 1B BB	0-0 6-3		0-0 1B		0-0 P6	4 0 1 2 1 0 1												
George Hendrick, R (1, 9) OBP: 0.403, SLG: 0.530		0-0 1B 2B	0-0 1B 1B			0-0 F7	0-3 K			4 2 2 0 0 1 2												
Tony Scott, S (1, 8) OBP: 0.327, SLG: 0.401		0-0 E 1B	0-0 CS 1B			0-0 F9		0-0 4-3		4 1 2 2 0 0 0												
Ken Reitz, R (1, 5) OBP: 0.313, SLG: 0.412		0-0 E6 2B	0-0 F8			0-0 4-3		0-0 SH5-4 2B		4 1 2 1 0 0 1												
Ken Oberkfell, L (1, 4) OBP: 0.383, SLG: 0.452		0-0 4-3 SH3-4 1B		0-0 F7			0-0 P4	4-0 SH5-4 BB		3 0 1 0 1 0 0												
John Fulgham, R (1, 1) OBP: 0.383, SLG: 0.452		0-0 SH3-4	0-3 K				4-0 BB 1B BB	0-0 SH5-4		1 1 0 0 1 1 0												
<b>Inning Stats</b>	R: 0 E: 0 K: 1 S: 6	H: 1 LOB: 1 BB: 0 P: 6	R: 3 E: 1 K: 0 S: 7	H: 4 LOB: 1 BB: 0 P: 7	R: 2 E: 0 K: 0 S: 4	H: 3 LOB: 0 BB: 1 P: 8	R: 0 E: 0 K: 1 S: 5	H: 0 LOB: 0 BB: 0 P: 5	R: 0 E: 0 K: 0 S: 3	H: 0 LOB: 0 BB: 0 P: 3	R: 0 E: 0 K: 0 S: 3	H: 0 LOB: 0 BB: 0 P: 3	R: 2 E: 0 K: 1 S: 6	H: 1 LOB: 2 BB: 3 P: 18	R: 0 E: 0 K: 0 S: 4	H: 1 LOB: 2 BB: 1 P: 8	R: 0 E: 0 K: 1 S: 5	H: 0 LOB: 0 BB: 0 P: 5	1B: 6 2B: 3 3B: 1 HR: 0	SF: 0 SAC: 2 DP: 0 HBP: 0	WP: 0 PB: 1 SB: 0 CS: 1	PA: 40
<b>PITCHER</b>	IP WLS BF H R ER SO BB IBB HBP BLK WP HR S P ERA WHIP																					
Eric Rasmussen, R (1, 1) ERA: 4.3	2.0 L 13 6 5 5 1 1 0 0 0 1 0 0 14 18 22.50 3.500																					
Bob Owchinko, L (3, 1) ERA: 4.86	3.0 9 2 0 0 1 0 0 0 0 0 0 0 11 11 0.00 0.667																					
Mickey Lolich, L (6, 1) ERA: 4.28	1.2 9 1 2 2 0 3 0 0 0 0 0 0 6 18 10.80 2.400																					
John D'Acquisto, R (7, 1) ERA: 5.77	2.1 9 1 0 0 2 1 0 0 0 0 0 0 12 16 0.00 0.857																					

St. Louis Cardinals @ San Diego Padres  
San Diego Stadium, San Diego, CA  
Tue Jun 19 1979, 10:05 PM EDT  
Att. 20,216 - Unknown

livebaseballscorecards.com

AB	33
R	7
H	10
RBI	5
BB	5
SO	4
LOB	12



Batter	1	2	3	4	5	6	7	8	9	AB R H RBI BB SO LOB
Dan Briggs, L OBP: 0.302, SLG: 0.429 (1, 3)	0-0 E4 E 1B 1B		0-0 F8		0-0 F7		0-0 F9		0-3 K	5 1 0 0 0 1 0
Paul Dade, R OBP: 0.342, SLG: 0.388 (1, 5)	0-0 1-2 E 1B 1B		0-0 1B 1B		0-0 FC5 2B		0-0 1B			4 1 4 0 0 0 0
Dave Winfield, R OBP: 0.414, SLG: 0.620 (1, 9)	0-0 F8		0-0 FC5-4 1-2 1B		0-0 FC5 2-3		0-0 4-3			4 0 1 0 0 0 4
Jerry Turner, L OBP: 0.333, SLG: 0.411 (1, 7)	0-0 F8		0-3 K		0-0 F8		0-0 G3			4 0 0 0 0 1 4
Gene Tenace, R OBP: 0.397, SLG: 0.429 (1, 2)	0-0 E5 1B 1-2 2-3		0-0 FC5-4 1-2f		0-0 1B 1B		4-0 BB			3 0 1 0 1 0 4
Jay Johnstone, L OBP: 0.228, SLG: 0.273 (1, 8)	0-0 1-3 2-H 3-H 1B		0-3 K		0-0 F8		0-0 F8			4 0 1 2 0 1 2
Fernando Gonzalez, R OBP: 0.283, SLG: 0.406 (1, 4)		0-3 K		0-0 F8		0-0 1B 1B		0-3 K		4 0 1 0 0 2 1
Ozzie Smith, S OBP: 0.235, SLG: 0.211 John D'Acquisto, R OBP: 0.111, SLG: 0.222 Broderick Perkins, L OBP: 0.308, SLG: 0.264 (9, PH)		0-0 F8		0-0 4-3		0-0 P3		0-3 K		3 0 0 0 0 0 2 0 0 0 0 0 0 0 1 0 0 0 0 1 0
Eric Rasmussen, R OBP: 0.125, SLG: 0.045 Bob Owchinko, L OBP: 0.235, SLG: 0.133 Gene Richards, L OBP: 0.333, SLG: 0.337 Mickey Lolich, S Bill Almon, R OBP: 0.283, SLG: 0.265 (7, 6)		0-0 6-3		0-0 L8		0-0 F8		0-0 F9		1 0 0 0 0 0 0 0 0 0 0 0 0 0 1 0 0 0 0 0 0 0 0 0 0 0 0 0 2 0 0 0 0 0 0

Inning Stats	R: 2	H: 2	E: 2	K: 0	S: 6	H: 2	LOB: 2	BB: 0	P: 6	R: 0	H: 0	E: 0	K: 1	S: 5	R: 0	H: 2	E: 0	K: 1	S: 7	R: 0	H: 0	E: 0	K: 1	S: 5	R: 0	H: 1	E: 0	K: 0	S: 4	R: 0	H: 2	E: 0	K: 0	S: 5	R: 0	H: 1	E: 0	K: 0	S: 4	R: 0	H: 0	E: 0	K: 1	S: 5	R: 0	H: 0	E: 0	K: 2	S: 7	R: 0	H: 0	E: 0	K: 1	S: 7	1B: 7	2B: 1	3B: 0	HR: 0	SF: 0	SAC: 0	DP: 0	HBP: 0	WP: 0	PB: 0	SB: 0	CS: 0	PA: 37
--------------	------	------	------	------	------	------	--------	-------	------	------	------	------	------	------	------	------	------	------	------	------	------	------	------	------	------	------	------	------	------	------	------	------	------	------	------	------	------	------	------	------	------	------	------	------	------	------	------	------	------	------	------	------	------	------	-------	-------	-------	-------	-------	--------	-------	--------	-------	-------	-------	-------	--------

PITCHER	IP	WLS	BF	H	R	ER	SO	BB	IBB	HBP	BLK	WP	HR	S	P	ERA	WHIP
John Fulgham, R ERA:	(1, 1)	9.0	W	37	8	2	0	6	1	0	0	0	0	48	52	0.00	1.000

BOTTOM

St. Louis Cardinals @ San Diego Padres  
San Diego Stadium, San Diego, CA

Tue Jun 19 1979, 10:05 PM EDT  
Att. 20,216 - Unknown

livebaseballscorecards.com

AB	36
R	2
H	8
RBI	2
BB	1
SO	6
LOB	17





Batter	1	2	3	4	5	6	7	8	9	AB R H RBI BB SO LOB	TOP									
Garry Templeton, S (1, 6) OBP: 0.337, SLG: 0.413	0-0 6-3		0-0 F7			0-0 G3	0-0 1B			4 0 1 0 0 0 0	<b>St. Louis Cardinals @ San Diego Padres</b> San Diego Stadium, San Diego, CA Wed Jun 20 1979, 10:05 PM EDT Att. 20,653 - Unknown <a href="http://livebaseballscorecards.com">livebaseballscorecards.com</a>									
Tony Scott, S (1, 8) OBP: 0.333, SLG: 0.414	0-0 6-3		0-0 3B			0-0 1B	0-0 1B			4 1 3 0 0 0 0										
Keith Hernandez, L (1, 3) OBP: 0.387, SLG: 0.515	0-0 1B		0-3 K			0-0 1B	0-3 K			4 0 2 0 0 2 3										
Ted Simmons, S (1, 2) OBP: 0.413, SLG: 0.610	0-0 1-2			0-0 4-3		0-0 FC5	0-0 1B	0-0 G3-6		4 0 3 1 0 0 0										
George Hendrick, R (1, 9) OBP: 0.397, SLG: 0.520	0-0 6-3			0-3 K		0-3 K		0-0 F9		4 0 0 0 0 2 5										
Dane Iorg, L (1, 7) OBP: 0.318, SLG: 0.358		0-0 CS		0-0 4-3		4-0 1-2	0-0 BB	0-0 G3-6		3 0 1 0 1 0 1										
Ken Reitz, R (1, 5) OBP: 0.312, SLG: 0.409		0-0 L9			0-0 G4-6-3	0-0 FC5		0-0 F7		4 0 1 0 0 0 4										
Ken Oberkfell, L (1, 4) OBP: 0.367, SLG: 0.432		0-3 K			0-0 G4-6-3		0-0 6-3	0-0 4-3		4 0 0 0 0 1 2										
Pete Vuckovich, R (1, 1) OBP: 0.162, SLG: 0.162			0-0 F9				0-0 B1	0-0 4-3		2 0 0 0 0 0 0										
Buddy Schultz, R (6, 1)										0 0 0 0 0 0 0										
Lou Brock, L (7, PH) OBP: 0.388, SLG: 0.457										1 0 0 0 0 0 0										
Will McEnaney, L (7, 1)										0 0 0 0 0 0 0										
Jerry Mumphrey, S (9, PH) OBP: 0.346, SLG: 0.373										1 0 0 0 0 0 0										
<b>Inning Stats</b>	R: 0 E: 0 K: 0 S: 5	H: 2 LOB: 2 BB: 0 P: 5	R: 0 E: 0 K: 1 S: 5	H: 1 LOB: 0 BB: 0 P: 5	R: 0 E: 0 K: 1 S: 5	H: 0 LOB: 0 BB: 0 P: 5	R: 0 E: 0 K: 0 S: 3	H: 1 LOB: 0 BB: 0 P: 3	R: 1 E: 0 K: 1 S: 8	H: 3 LOB: 3 BB: 1 P: 12	R: 0 E: 0 K: 1 S: 7	H: 2 LOB: 2 BB: 0 P: 7	R: 0 E: 0 K: 0 S: 3	H: 1 LOB: 0 BB: 0 P: 3	R: 0 E: 0 K: 0 S: 3	H: 0 LOB: 0 BB: 0 P: 3	1B: 10 2B: 0 3B: 1 HR: 0	SF: 0 SAC: 0 DP: 2 HBP: 0	WP: 0 PB: 0 SB: 0 CS: 1	PA: 36
<b>PITCHER</b> Gaylord Perry, R (1, 1) ERA: 2.51	IP: 9.0 WLS: W BF: 36 H: 11 R: 1 ER: 1 SO: 5 BB: 1 IBB: 0 HBP: 0 BLK: 0 WP: 0 HR: 0 S: 45 P: 49 ERA: 1.00 WHIP: 1.333																			

**St. Louis Cardinals @ San Diego Padres**  
 San Diego Stadium, San Diego, CA  
 Wed Jun 20 1979, 10:05 PM EDT  
 Att. 20,653 - Unknown

**AB 35**  
**R 1**  
**H 11**  
**RBI 1**  
**BB 1**  
**SO 5**  
**LOB 15**



Batter	1	2	3	4	5	6	7	8	9
Gene Richards, L (1, 8) OBP: 0.332, SLG: 0.336	0-3 K ①		0-0 CS 1B		0-0 G3 ①	0-0 5-3 ③			
Paul Dade, R (1, 5) OBP: 0.340, SLG: 0.385	0-3 K ②		0-0 CS ③	0-0 L9 ①	0-0 4-3 1B ①		0-0 L7 ①		
Jay Johnstone, L (1, 9) OBP: 0.267, SLG: 0.310 Dave Winfield, R (7, 9) OBP: 0.413, SLG: 0.618	0-0 1B			0-0 1B 1B	0-0 4-3 1B		0-0 F9 ②		
Jerry Turner, L (1, 7) OBP: 0.332, SLG: 0.408	0-0 F5 ③			0-0 1B 1B	0-0 4-3 ②		0-0 4-3 ③		
Gene Tenace, R (1, 2) OBP: 0.399, SLG: 0.427		0-0 P5 ①		0-0 E7 1B	4-0 BB		0-0 F3 ①		
Dan Briggs, L (1, 3) OBP: 0.300, SLG: 0.417	0-3 K ②			1-0 S HBP	0-0 L9 ③		0-3 K ②		
Fernando Gonzalez, R (1, 4) OBP: 0.278, SLG: 0.398	0-0 1-3 ③			0-3 K ②		0-3 K ①		0-0 4-3 ③	
Ozzie Smith, S (1, 6) OBP: 0.240, SLG: 0.213			0-0 6-3 ①	4-0 IBB		0-0 SH1-4 1B			
Gaylord Perry, R (1, 1) OBP: 0.194, SLG: 0.314			0-3 K ②	0-0 6-3 ③		0-0 SH1-4 ②			

Inning Stats	R: 0	H: 1	E: 0	K: 2	S: 8	LOB: 1	BB: 0	P: 8
	R: 0	H: 0	E: 0	K: 1	S: 5	LOB: 0	BB: 0	P: 5
	R: 0	H: 1	E: 0	K: 1	S: 5	LOB: 0	BB: 0	P: 5
	R: 3	H: 3	E: 1	K: 1	S: 8	LOB: 2	BB: 1	P: 13
	R: 0	H: 2	E: 0	K: 0	S: 5	LOB: 3	BB: 1	P: 9
	R: 0	H: 1	E: 0	K: 1	S: 6	LOB: 1	BB: 0	P: 6
	R: 0	H: 0	E: 0	K: 0	S: 3	LOB: 0	BB: 0	P: 3
	R: 0	H: 0	E: 0	K: 1	S: 5	LOB: 0	BB: 0	P: 5

PITCHER	IP	WLS	BF	H	R	ER	SO	BB	IBB	HBP	BLK	WP	HR	S	P	ERA	WHIP
Pete Vuckovich, R (1, 1) ERA: 3.26	5.0	L	24	7	3	2	5	1	1	1	0	1	0	31	40	3.60	1.600
Buddy Schultz, L (6, 1) ERA: 4.66	1.0		4	1	0	0	1	0	0	0	0	0	0	6	6	0.00	1.000
Will McEnaney, L (7, 1) ERA: 1.86	2.0		6	0	0	0	1	0	0	0	0	0	0	8	8	0.00	0.000

AB R H RBI BB SO LOB

4	0	1	0	0	1	1
4	0	1	0	0	1	0
3	1	3	0	0	0	0
1	0	0	0	0	0	0
4	1	1	0	0	0	3
3	1	1	1	1	0	0
3	0	0	0	0	2	3
4	0	0	0	0	2	1
2	0	1	0	1	0	0
2	0	0	0	0	1	2

AB	30
R	3
H	8
RBI	1
BB	2
SO	7
LOB	10



St. Louis Cardinals @ San Diego Padres  
San Diego Stadium, San Diego, CA  
Wed Jun 20 1979, 10:05 PM EDT  
Att. 20,653 - Unknown

livebaseballscorecards.com

WP: 1	PA: 35
PB: 0	
SB: 1	
CS: 1	



San Diego Padres @ Houston Astros  
Astrodome, Houston, TX

Fri Jun 22 1979, 8:05 PM EDT  
Att: 30,954 - Unknown

livebaseballscorecards.com

AB	32
R	1
H	6
RBI	1
BB	3
SO	4
LOB	17



WP:	0	PA:	35
PB:	0		
SB:	0		
CS:	1		

Batter	1	2	3	4	5	6	7	8	9	AB	R	H	RBI	BB	SO	LOB
Gene Richards, L (1, 8) OBP: 0.327, SLG: 0.331	0-0 4-3		0-0 F7		0-0 F8			0-0 FC4-6 BB 1B 1-2f		4	0	0	0	0	0	1
Paul Dade, R (1, 5) OBP: 0.338, SLG: 0.382	0-0 F8		0-3 K		0-0 5-3			0-0 BB 1-2 1B		4	0	1	0	0	1	0
Dave Winfield, R (1, 9) OBP: 0.417, SLG: 0.625	0-0 F2		0-0 3B				4-0 CS BB	4-0 BB BB BB 1-2 2-3 BB		2	0	1	0	2	0	0
Jerry Turner, L (1, 7) OBP: 0.327, SLG: 0.402		0-0 F3	0-0 F7				0-0 F7 1-2	0-3 K S S		4	0	0	0	0	1	5
Gene Tenace, R (1, 2) OBP: 0.397, SLG: 0.420		4-0 FC5-4 1B BB		0-0 E5 4-3			0-0 F5	0-0 1-3		3	1	0	0	1	0	3
Jay Johnstone, L (1, 3) OBP: 0.281, SLG: 0.323		0-0 FC5-4 1-2 1B		0-0 4-3				0-0 G6-3 1B	0-0 F4	4	0	2	0	0	0	1
Fernando Gonzalez, R (1, 4) OBP: 0.272, SLG: 0.390		0-0 FC5-4 1-2f 2-3 1B		0-0 F8				0-0 G6-3 1-2f	0-3 K S S	4	0	0	0	0	1	4
Ozzie Smith, S (1, 6) OBP: 0.241, SLG: 0.215		0-0		0-0 F3				0-0 F3	0-3 K S S	3	0	1	1	0	0	1
Rollie Fingers, R (7, 1) OBP: 0.100, SLG: 0.100		1-2 3-H 1B								0	0	0	0	0	0	0
Kurt Bevacqua, R (9, PH) OBP: 0.341, SLG: 0.279										1	0	0	0	0	1	0
Bob Shirley, R (1, 1) OBP: 0.133, SLG: 0.200		0-0 F9								2	0	0	0	0	0	2
Bill Almon, R (7, 6) OBP: 0.290, SLG: 0.274					0-0 5-3				0-0 FC4-6 1B	1	0	1	0	0	0	0

Inning Stats	R: 0	H: 0	E: 0	K: 0	S: 3	P: 3	R: 1	H: 2	E: 0	K: 0	S: 5	P: 9	R: 0	H: 1	E: 0	K: 1	S: 6	P: 6	R: 0	H: 0	E: 1	K: 0	S: 4	P: 4	R: 0	H: 0	E: 0	K: 0	S: 3	P: 3	R: 0	H: 0	E: 0	K: 0	S: 2	P: 6	R: 0	H: 1	E: 0	K: 0	S: 3	P: 3	R: 0	H: 2	E: 0	K: 1	S: 7	P: 11	R: 0	H: 0	E: 0	K: 2	S: 7	P: 7	1B: 5	2B: 0	3B: 1	HR: 0	SF: 0	SAC: 0	DP: 1	HBP: 0	WP: 0	PA: 35
--------------	------	------	------	------	------	------	------	------	------	------	------	------	------	------	------	------	------	------	------	------	------	------	------	------	------	------	------	------	------	------	------	------	------	------	------	------	------	------	------	------	------	------	------	------	------	------	------	-------	------	------	------	------	------	------	-------	-------	-------	-------	-------	--------	-------	--------	-------	--------

PITCHER	IP	WLS	BF	H	R	ER	SO	BB	IBB	HBP	BLK	WP	HR	S	P	ERA	WHIP
Joe Niekro, R (1, 1) ERA: 2.89	7.1	W	30	6	1	1	1	3	0	0	0	0	0	29	41	1.23	1.227
Joe Sambito, L (8, 1) ERA: 1.2	1.2	S	5	0	0	0	3	0	0	0	0	0	0	11	11	0.00	0.000





San Diego Padres @ Houston Astros  
Astrodome, Houston, TX

Sat Jun 23 1979, 8:05 PM EDT  
Att. 41,429 - Dome

[livebaseballscorecards.com](http://livebaseballscorecards.com)

AB	29
R	2
H	3
RBI	2
BB	2
SO	5
LOB	7



Batter	1	2	3	4	5	6	7	8	9	AB	R	H	RBI	BB	SO	LOB
Paul Dade, R (1, 5) OBP: 0.336, SLG: 0.379	0-0 5-3		0-3 K		0-0 2-H 1B			0-0 6-3		4	0	1	1	0	1	1
Jay Johnstone, L (1, 8) OBP: 0.279, SLG: 0.308 Bill Fahey, L (8, 2) OBP: 0.313, SLG: 0.377	0-0 F3			4-0 1B 6-3 BB	0-0 4-3			0-0 F7		3	1	0	0	1	0	1
Dave Winfield, R (1, 9) OBP: 0.412, SLG: 0.615	0-3 K			0-0 6-3 1-2				0-3 K		4	0	0	0	0	2	1
Jerry Turner, L (1, 7) OBP: 0.326, SLG: 0.399		0-0 F3		0-0 2-H 1B	0-0 4-3			0-0 F5		4	0	1	1	0	0	0
Gene Tenace, R (1, 2) OBP: 0.390, SLG: 0.411		0-0 6-3		0-0 F7	0-0 1-3			0-0 F8		4	0	0	0	0	0	1
Dan Briggs, L (1, 3) OBP: 0.293, SLG: 0.407		0-0 F9		0-0 F8			0-0 F6			3	0	0	0	0	0	1
Fernando Gonzalez, R (1, 4) OBP: 0.273, SLG: 0.386			4-0 SH5-4 BB		0-0 6-3		0-0 1-3			2	0	0	0	1	0	0
Ozzie Smith, S (1, 6) OBP: 0.242, SLG: 0.220			0-0 F3		0-0 1B 2B		0-0 F7			3	1	1	0	0	0	1
Randy Jones, R (1, 1) OBP: 0.162, SLG: 0.189 Rollie Fingers, R (8, 1) OBP: 0.100, SLG: 0.100			0-0 SH5-4		0-3 K		0-3 K			2	0	0	0	0	2	1
			1-2							0	0	0	0	0	0	0

Inning Stats	R: 0	H: 0	E: 0	K: 1	S: 5	R: 0	H: 0	E: 0	K: 0	S: 3	R: 0	H: 0	E: 0	K: 0	S: 5	R: 1	H: 1	E: 0	K: 0	S: 4	R: 1	H: 2	E: 0	K: 1	S: 7	R: 0	H: 0	E: 0	K: 0	S: 3	R: 0	H: 0	E: 0	K: 1	S: 5	R: 0	H: 0	E: 0	K: 0	S: 3	R: 0	H: 0	E: 0	K: 0	S: 5	R: 0	H: 0	E: 0	K: 0	S: 3	R: 0	H: 0	E: 0	K: 0	S: 3	1B: 2	2B: 1	3B: 0	HR: 0	SF: 0	SAC: 1	DP: 0	HBP: 0	WP: 0	PB: 0	SB: 0	CS: 0	PA: 32
--------------	------	------	------	------	------	------	------	------	------	------	------	------	------	------	------	------	------	------	------	------	------	------	------	------	------	------	------	------	------	------	------	------	------	------	------	------	------	------	------	------	------	------	------	------	------	------	------	------	------	------	------	------	------	------	------	-------	-------	-------	-------	-------	--------	-------	--------	-------	-------	-------	-------	--------

PITCHER	IP	WLS	BF	H	R	ER	SO	BB	IBB	HBP	BLK	WP	HR	S	P	ERA	WHIP
Rick Williams, R (1, 1) ERA: 2.49	8.0		29	3	2	2	5	2	0	0	0	0	0	37	45	2.25	0.625
Tom Dixon, R (9, 1) ERA: 3.79	1.0	W	3	0	0	0	0	0	0	0	0	0	0	3	3	0.00	0.000

BOTTOM

San Diego Padres @ Houston Astros  
Astrodome, Houston, TX  
Sat Jun 23 1979, 8:05 PM EDT  
Att. 41,429 - Dome

livebaseballscores.com

AB	31
R	3
H	6
RBI	3
BB	4
SO	8
LOB	9



WP:	1	PA:	35
PB:	0	SB:	3
CS:	0		

AB R H RBI BB SO LOB

4 0 1 1 0 0 0

4 0 0 0 0 0 2

3 1 1 0 1 2 0

2 0 0 0 1 2 1

1 1 1 1 0 0 0

4 0 1 0 0 1 2

3 0 0 0 1 0 2

3 0 0 0 1 1 1

3 0 0 0 0 0 1

1 0 1 1 0 0 0

0-0

0-0

4-0

0-3

0-0

0-0

0-0

0-0

0-3

0-0

0-0

1

2

3

1

2

3

1

2

3

1

2

2

3

1

2

3

1

2

3

1

2

3

1

2

3

1

2

3

1

2

3

1

4

1

2

3

1

2

3

1

2

3

1

5

1

2

3

1

2

3

1

2

3

1

6

1

2

3

1

2

3

1

2

3

1

7

1

2

3

1

2

3

1

2

3

1

8

1

2

3

1

2

3

1

2

3

1

9

1

2

3

1

2

3

1

2

3

1

10

1

2

3

1

2

3

1

2

3

1

11

1

2

3

1

2

3

1

2

3

1

12

1

2

3

1

2

3

1

2

3

1

13

1

2

3

1

2

3

1

2

3

1

14

1

2

3

1

2

3

1

2

3

1

15

1

2

3

1

2

3

1

2

3

1

16

1

2

3

1

2

3

1

2

3

1

17

1

2

3

1

2

3

1

2

3

1

Terry Puhl, L (1, 8)  
OBP: 0.348, SLG: 0.376

Craig Reynolds, L (1, 6)  
OBP: 0.307, SLG: 0.340

Cesar Cedeno, R (1, 3)  
OBP: 0.380, SLG: 0.382

Jeffrey Leonard, R (1, 9)  
OBP: 0.353, SLG: 0.365

Denny Walling, L (9, PH)  
OBP: 0.442, SLG: 0.595

Enos Cabell, R (1, 5)  
OBP: 0.301, SLG: 0.363

Jose Cruz, L (1, 7)  
OBP: 0.364, SLG: 0.415

Julio Gonzalez, R (1, 4)  
OBP: 0.311, SLG: 0.275

Bruce Bochy, R (1, 2)  
OBP: 0.242, SLG: 0.246

Alan Ashby, S (9, PH)  
OBP: 0.288, SLG: 0.302

Rick Williams, R (1, 1)  
OBP: 0.313, SLG: 0.286

Art Howe, R (8, PH)  
OBP: 0.291, SLG: 0.361

Jimmy Sexton, R (8, PR)  
OBP: 0.222, SLG: 0.176

Tom Dixon, R (9, 1)  
OBP: 1.000, SLG: 1.000

Randy Jones, L (1, 1)  
ERA: 3.97

Rollie Fingers, R (8, 1)  
ERA: 3.04

R: 0 H: 0  
E: 0 LOB: 1  
K: 1 BB: 1  
S: 5 P: 9

R: 0 H: 1  
E: 0 LOB: 1  
K: 0 BB: 0  
S: 4 P: 4

R: 0 H: 0  
E: 0 LOB: 0  
K: 1 BB: 0  
S: 5 P: 5

R: 0 H: 0  
E: 0 LOB: 0  
K: 3 BB: 0  
S: 9 P: 9

R: 0 H: 0  
E: 0 LOB: 0  
K: 0 BB: 0  
S: 3 P: 3

R: 0 H: 0  
E: 0 LOB: 0  
K: 1 BB: 0  
S: 5 P: 5

R: 0 H: 0  
E: 0 LOB: 1  
K: 1 BB: 1  
S: 5 P: 9

R: 1 H: 2  
E: 0 LOB: 2  
K: 1 BB: 0  
S: 7 P: 7

R: 2 H: 3  
E: 0 LOB: 3  
K: 0 BB: 2  
S: 4 P: 12

1B: 5 SF: 0  
2B: 1 SAC: 0  
3B: 0 DP: 0  
HR: 0 HBP: 0

IP WLS BF H R ER SO BB IBB HBP BLK WP HR S P ERA WHIP

7.2 0 28 3 1 1 8 2 0 0 0 1 0 42 50 1.17 0.652

0.2 L 7 3 2 2 0 1 1 0 0 0 0 5 13 27.00 6.000



**San Diego Padres @ Houston Astros**  
Astrodome, Houston, TX

Sun Jun 24 1979, 4:33 AM EDT  
Att. 19,315 - Dome

[livebaseballscorecards.com](http://livebaseballscorecards.com)

<b>AB</b>	<b>32</b>
<b>R</b>	<b>1</b>
<b>H</b>	<b>7</b>
<b>RBI</b>	<b>1</b>
<b>BB</b>	<b>3</b>
<b>SO</b>	<b>2</b>
<b>LOB</b>	<b>17</b>



AB R H RBI BB SO LOB

3	0	2	0	1	0	0	
3	1	0	0	1	0	3	
4	0	1	0	0	0	2	
3	0	2	0	1	0	2	
4	0	1	1	0	0	4	
4	0	0	0	0	1	4	
2	0	1	0	0	0	1	0
1	0	0	0	0	0	0	0
0	0	0	0	0	0	0	0
1	0	0	0	0	0	0	0
0	0	0	0	0	0	0	0
1	0	0	0	0	0	0	0

1B:	7	SF:	0
2B:	0	SAC:	0
3B:	0	DP:	1
HR:	0	HBP:	0

WP:	0	PA:	35
PB:	0		
SB:	0		
CS:	0		

Batter	1	2	3	4	5	6	7	8	9
<b>Gene Richards, L</b> (1, 8) OBP: 0.333, SLG: 0.335	4-0 BB		0-0 F8 1B			0-0 1-3		0-0 1B 1B	
<b>Paul Dade, R</b> (1, 5) OBP: 0.335, SLG: 0.374	0-0 4-3 1-2		0-0 F8 1-2			4-0 1B 1B BB		0-0 F9	
<b>Dave Winfield, R</b> (1, 9) OBP: 0.410, SLG: 0.610	0-0 5-3		0-0 F8			0-0 F4		0-0 1-2 1B	
<b>Jerry Turner, L</b> (1, 7) OBP: 0.332, SLG: 0.402		0-0 FC6-4 1B		4-0 FC1-6 BB		0-0 1B 1-2 1B		0-0 F8	
<b>Dan Briggs, L</b> (1, 3) OBP: 0.292, SLG: 0.402		0-0 FC6-4 1B 1-2f		0-0 FC1-6 G6-4-3 1-2f		0-0 1B 1-2 2-H		0-0 F7	
<b>Gene Tenace, R</b> (1, 2) OBP: 0.384, SLG: 0.403		0-3 K		0-0 G6-4-3 1-2f		0-0 F8		0-0 5-3	
<b>Bill Almon, R</b> (1, 4) OBP: 0.295, SLG: 0.279		0-0		0-3 K		0-0 F7		0-0 F7	
<b>Jay Johnstone, L</b> (7, PH) OBP: 0.275, SLG: 0.303		0-0		0-0 K		0-0		0-0	
<b>John D'Acquisto, R</b> (7, 1) OBP: 0.111, SLG: 0.222		1-2 1B		0-0 K		0-0 F8		0-0 4-3	
<b>Broderick Perkins, L</b> (9, PH) OBP: 0.304, SLG: 0.260		0-0 F9		0-0 F8		0-0 4-3		0-0 5-3	
<b>Ozzie Smith, S</b> (1, 6) OBP: 0.239, SLG: 0.218		0-0		0-0 F8		0-0 L8		0-0 F9	
<b>Kurt Bevacqua, R</b> (9, PH) OBP: 0.338, SLG: 0.277		0-0		0-0 F8		0-0 L8		0-0 F9	
<b>Eric Rasmussen, R</b> (1, 1) OBP: 0.120, SLG: 0.043			0-0 1-3			0-0 L8		0-0 F9	
<b>Dennis Kinney, L</b> (4, 1) OBP: 0.309, SLG: 0.371			0-0			0-0		0-0	
<b>Bill Fahey, L</b> (5, PH) OBP: 0.235, SLG: 0.133			0-0			0-0		0-0	
<b>Bob Owchinko, L</b> (5, 1) OBP: 0.235, SLG: 0.133			0-0			0-0		0-0	
<b>Fernando Gonzalez, R</b> (7, PH) OBP: 0.272, SLG: 0.385			0-0			0-0		0-0	

Inning Stats	R: 0	H: 0	E: 0	K: 0	S: 2	P: 6	R: 0	H: 2	E: 0	K: 1	S: 7	P: 7	R: 0	H: 1	E: 0	K: 0	S: 4	P: 4	R: 0	H: 0	E: 0	K: 0	S: 2	P: 6	R: 0	H: 0	E: 0	K: 1	S: 5	P: 5	R: 1	H: 2	E: 0	K: 0	S: 5	P: 9	R: 0	H: 0	E: 0	K: 0	S: 3	P: 3	R: 0	H: 2	E: 0	K: 0	S: 5	P: 5	R: 0	H: 0	E: 0	K: 0	S: 3	P: 3
--------------	------	------	------	------	------	------	------	------	------	------	------	------	------	------	------	------	------	------	------	------	------	------	------	------	------	------	------	------	------	------	------	------	------	------	------	------	------	------	------	------	------	------	------	------	------	------	------	------	------	------	------	------	------	------

PITCHER	IP	WLS	BF	H	R	ER	SO	BB	IBB	HBP	BLK	WP	HR	S	P	ERA	WHIP
<b>Joaquin Andujar, R</b> (1, 1) ERA: 2.8	9.0	W	35	7	1	1	2	3	0	0	0	0	0	36	48	1.00	1.111

PITCHER	IP	WLS	BF	H	R	ER	SO	BB	IBB	HBP	BLK	WP	HR	S	P	ERA	WHIP
---------	----	-----	----	---	---	----	----	----	-----	-----	-----	----	----	---	---	-----	------





Batter	1	2	3	4	5	6	7	8	9	AB R H RBI BB SO LOB
Gene Richards, L (1, 8) OBP: 0.332, SLG: 0.333	0-3 K		0-0 PO 1B		0-0 1-3			0-0 P6		4 0 1 0 0 1 0
Paul Dade, R (1, 5) OBP: 0.333, SLG: 0.386	0-0 HR		0-0 PO 1-2	0-0 F9		0-0 6-3		0-3 K		4 1 1 1 0 1 0
Dave Winfield, R (1, 9) OBP: 0.408, SLG: 0.605	0-0 6-3			0-0 FC3-6 1B		0-0 4-3			0-0 4-3	4 0 1 0 0 0 0
Jerry Turner, L (1, 7) OBP: 0.331, SLG: 0.398 Rollie Fingers, R (9, 1) OBP: 0.100, SLG: 0.100	0-3 K			0-0 FC3-6 1B 1-2f		0-0 L6			4-0 BB BB	3 1 0 0 1 1 1 0 0 0 0 0 0 0
Gene Tenace, R (1, 2) OBP: 0.386, SLG: 0.402		0-0 F2		0-0 1-3 1B S			4-0 BB		0-0 F9	3 1 1 0 1 0 1
Jay Johnstone, L (1, 3) OBP: 0.278, SLG: 0.304 Bill Fahey, L (7, 2) OBP: 0.319, SLG: 0.371		0-0 4-3		0-0 FC6-4 1B 1-H 3-H		0-0 F9			4-0 BB	3 0 1 2 0 0 1 0 0 0 0 1 0 0
Fernando Gonzalez, R (1, 4) OBP: 0.267, SLG: 0.377		0-3 K		0-0 FC6-4 1-2f		0-0 F3			0-0 3-1	4 0 0 0 0 1 4
Ozzie Smith, S (1, 6) OBP: 0.237, SLG: 0.215			0-0 G3		0-0 5-3		0-0 P6			3 0 0 0 0 0 1
Gaylord Perry, R (1, 1) OBP: 0.179, SLG: 0.289 Dan Briggs, L (9, 7) OBP: 0.292, SLG: 0.402			0-0 6-3		0-0 6-3			0-3 K		3 0 0 0 0 1 0 0 0 0 0 0 0 0

San Diego Padres @ Los Angeles Dodgers  
 Dodger Stadium, Los Angeles, CA  
 Mon Jun 25 1979, 7:05 PM PDT  
 Att. 29,142 - Unknown

AB	31
R	3
H	5
RBI	3
BB	3
SO	5
LOB	8



Inning Stats	R: 1	H: 1	E: 0	K: 2	S: 8	P: 8	R: 0	H: 0	E: 0	K: 1	S: 5	P: 5	R: 0	H: 1	E: 0	K: 0	S: 3	P: 3	R: 2	H: 3	E: 0	K: 0	S: 6	P: 6	R: 0	H: 0	E: 0	K: 0	S: 3	P: 3	R: 0	H: 0	E: 0	K: 0	S: 3	P: 3	R: 0	H: 0	E: 0	K: 0	S: 7	P: 7	R: 0	H: 0	E: 0	K: 2	S: 7	P: 7	R: 0	H: 0	E: 0	K: 0	S: 3	P: 11	1B: 4	SF: 0	2B: 0	SAC: 0	3B: 0	DP: 0	HR: 1	HBP: 0	WP: 0	PA: 35
--------------	------	------	------	------	------	------	------	------	------	------	------	------	------	------	------	------	------	------	------	------	------	------	------	------	------	------	------	------	------	------	------	------	------	------	------	------	------	------	------	------	------	------	------	------	------	------	------	------	------	------	------	------	------	-------	-------	-------	-------	--------	-------	-------	-------	--------	-------	--------

PITCHER	IP	WLS	BF	H	R	ER	SO	BB	IBB	HBP	BLK	WP	HR	S	P	ERA	WHIP
Rick Sutcliffe, R (1, 1) ERA: 3.91	7.0		26	5	3	3	3	1	0	0	0	0	1	31	35	3.86	0.857
Lerrin LaGrow, R (8, 1) ERA: 5.54	1.1		4	0	0	0	2	0	0	0	0	0	0	8	8	0.00	0.000
Ken Brett, L (9, 1) ERA: 6.0	0.2	W	4	0	0	0	0	2	0	0	0	0	0	2	10	0.00	3.000

PITCHER	IP	WLS	BF	H	R	ER	SO	BB	IBB	HBP	BLK	WP	HR	S	P	ERA	WHIP
---------	----	-----	----	---	---	----	----	----	-----	-----	-----	----	----	---	---	-----	------





Batter	1	2	3	4	5	6	7	8	9	AB R H RBI BB SO LOB	TOP		
Gene Richards, L (1, 8) OBP: 0.330, SLG: 0.331	0-0 SH2-3 1B		0-0 5-3	0-0 F7			0-0 F7		0-0 F8	5 0 1 0 0 0 1			
Paul Dade, R (1, 5) OBP: 0.333, SLG: 0.385	0-0 SH2-3 1-2		0-3 K		0-0 1B F8 SF8 1B		0-3 K			3 1 1 0 0 2 0			
Dave Winfield, R (1, 9) OBP: 0.412, SLG: 0.603	4-0 L8-3 BB			4-0 5-3 1B BB		0-0 F8 1-2	4-0 BB			1 1 0 0 3 0 1			
Jerry Turner, L (1, 7) OBP: 0.330, SLG: 0.395	0-0 L8-3 1-2		0-0 5-3	0-0 5-3 1-3		0-0 SF8 2-3 1B	0-0 5-3			4 0 1 0 0 0 4			
Gene Tenace, R (1, 2) OBP: 0.383, SLG: 0.398		0-0 5-3		4-0 1B HR BB		0-0 SF8 1-2	0-0 F9			2 1 0 1 1 0 0			
Jay Johnstone, L (1, 3) OBP: 0.289, SLG: 0.315		0-0		0-0 HR 1-2 3-H 1B		0-0 P4	0-0 F3			4 1 2 1 0 0 1			
Dan Briggs, L (8, 3) OBP: 0.292, SLG: 0.402										0 0 0 0 0 0 0			
Fernando Gonzalez, R (1, 4) OBP: 0.267, SLG: 0.389		0-0 P4		0-0 HR 1-H 2-H		0-0 F7	0-0 4-3			4 1 1 3 0 0 1			
Bill Almon, R (1, 6) OBP: 0.293, SLG: 0.278		0-0 F8		0-0 SH1-4 1B		0-3 K				4 0 1 0 0 1 1			
Bob Shirley, R (1, 1) OBP: 0.111, SLG: 0.167			0-0 F8	0-0 SH1-4 1-2		0-0 6-3			0-0 5-3	3 0 0 0 0 0 0			
<b>Inning Stats</b>	R: 0 H: 1 E: 0 LOB: 1 K: 0 BB: 1 S: 3 P: 7	R: 0 H: 1 E: 0 LOB: 1 K: 0 BB: 0 S: 4 P: 4	R: 0 H: 0 E: 0 LOB: 0 K: 1 BB: 0 S: 5 P: 5	R: 4 H: 3 E: 0 LOB: 1 K: 0 BB: 2 S: 6 P: 14	R: 1 H: 2 E: 0 LOB: 1 K: 0 BB: 0 S: 5 P: 5	R: 0 H: 0 E: 0 LOB: 0 K: 1 BB: 0 S: 5 P: 5	R: 0 H: 0 E: 0 LOB: 1 K: 1 BB: 1 S: 5 P: 9	R: 0 H: 0 E: 0 LOB: 0 K: 0 BB: 0 S: 3 P: 3	R: 0 H: 0 E: 0 LOB: 0 K: 0 BB: 0 S: 3 P: 3	1B: 6 SF: 1 2B: 1 SAC: 2 3B: 0 DP: 1 HR: 1 HBP: 0	WP: 0 PA: 37 PB: 0 SB: 0 CS: 0		
<b>PITCHER</b>	IP WLS BF H R ER SO BB IBB HBP BLK WP HR S P ERA WHIP											<b>PITCHER</b>	IP WLS BF H R ER SO BB IBB HBP BLK WP HR S P ERA WHIP
Don Sutton, R (1, 1) ERA: 3.96	6.0 L 27 7 5 5 2 3 0 0 0 0 0 1 28 40 7.50 1.667												
Charlie Hough, R (7, 1) ERA: 5.85	3.0 10 0 0 0 1 1 0 0 0 0 0 0 11 15 0.00 0.333												

San Diego Padres @ Los Angeles Dodgers  
 Dodger Stadium, Los Angeles, CA  
 Tue Jun 26 1979, 7:05 PM PDT  
 Att: 35,001 - Unknown

AB	30
R	5
H	7
RBI	5
BB	4
SO	3
LOB	9







Batter	1	2	3	4	5	6	7	8	9	AB R H RBI BB SO LOB	TOP																										
Jerry Royster, R (1, 5) OBP: 0.339, SLG: 0.329	0-0 6-3		0-0 2-H 1B			0-0 SH5-4		0-0 F6		3 0 1 0 0 0 0	<p>Atlanta Braves @ San Diego Padres</p> <p>San Diego Stadium, San Diego, CA</p> <p>Wed Jun 27 1979, 10:05 PM EDT</p> <p>Unknown</p>																										
Gary Matthews, R (1, 9) OBP: 0.378, SLG: 0.568	0-0 F9			0-0 5-3		0-0 6-3		0-0 S 1B		4 0 1 0 0 0 1																											
Bob Horner, R (1, 3) OBP: 0.342, SLG: 0.541	0-0 6-3			0-0 F5		0-0 1B		0-3 K		4 0 1 1 0 1 1																											
Jeff Burroughs, R (1, 7) OBP: 0.340, SLG: 0.355		0-0 FC4-6 1B		0-0 6-3		0-0 F7		0-3 K		4 0 1 0 0 1 2																											
Rowland Office, L (8, 8) OBP: 0.336, SLG: 0.390										0 0 0 0 0 0 0																											
Barry Bonnell, R (1, 8) OBP: 0.306, SLG: 0.433		0-0 FC4-6 CS			0-0 1-3		0-0 E2 E 1B		0-3 K	4 0 1 0 0 1 1																											
Glenn Hubbard, R (1, 4) OBP: 0.281, SLG: 0.278		0-3 K			0-3 K		0-0 E2 F9		0-0 G3-6-3 1B	4 0 1 0 0 2 2																											
Biff Pocoroba, S (1, 2) OBP: 0.379, SLG: 0.462			0-0 F5		0-0 E4		0-0 F9		0-0 G3-6-3	4 0 0 0 0 0 2																											
Pepe Frias, R (1, 6) OBP: 0.309, SLG: 0.345			0-0 SH1-4 1B		0-0 1-3		4-0 IBB			2 0 1 0 1 0 1																											
Phil Niekro, R (1, 1) OBP: 0.228, SLG: 0.259			0-0 SH1-4			4-0 6-3 SH5-4 1B BB		0-0 2-3		1 1 0 0 1 0 2																											
<b>Inning Stats</b>	R: 0 E: 0 K: 0 S: 3	H: 0 LOB: 0 BB: 0 P: 3	R: 0 E: 0 K: 1 S: 5	H: 1 LOB: 0 BB: 0 P: 5	R: 0 E: 0 K: 0 S: 4	H: 2 LOB: 2 BB: 0 P: 4	R: 0 E: 0 K: 0 S: 3	H: 0 LOB: 0 BB: 0 P: 3	R: 0 E: 1 K: 1 S: 6	H: 0 LOB: 1 BB: 0 P: 6	R: 1 E: 0 K: 0 S: 4	H: 1 LOB: 1 BB: 1 P: 8	R: 0 E: 1 K: 0 S: 4	H: 1 LOB: 2 BB: 1 P: 8	R: 0 E: 0 K: 2 S: 8	H: 1 LOB: 1 BB: 0 P: 8	R: 0 E: 0 K: 1 S: 5	H: 1 LOB: 0 BB: 0 P: 5	1B: 7 2B: 0 3B: 0 HR: 0	SF: 0 SAC: 2 DP: 1 HBP: 0	WP: 0 PB: 0 SB: 1 CS: 1	PA: 34															
<b>PITCHER</b>	IP WLS BF H R ER SO BB IBB HBP BLK WP HR S P ERA WHIP																																				
Randy Jones, L (1, 1) ERA: 3.81	7.0	27	5	1	1	2	1	1	0	0	0	0	0	29	37	1.29	0.857																				
Rollie Fingers, R (8, 1) ERA: 3.22	2.0	W	7	2	0	0	3	0	0	0	0	0	0	13	13	0.00	1.000																				

livebaseballscorecards.com

AB	30
R	1
H	7
RBI	1
BB	2
SO	5
LOB	12



Batter	1	2	3	4	5	6	7	8	9	AB	R	H	RBI	BB	SO	LOB
Gene Richards, L (1, 8) OBP: 0.329, SLG: 0.330	0-0 F2		0-0 F9		0-0 1-2 1B			0-0 F8		4	0	1	0	0	0	1
Paul Dade, R (1, 5) OBP: 0.327, SLG: 0.378	0-0 6-3		0-3 K		0-0 5-3			0-0 F4		4	0	0	0	0	1	3
Dave Winfield, R (1, 9) OBP: 0.410, SLG: 0.601	0-0 2B			0-0 6-3		0-0 5-3		0-0 6-3		4	0	1	0	0	0	0
Jerry Turner, L (1, 7) OBP: 0.329, SLG: 0.393	0-3 K2-3			0-3 K		0-0 F8			0-0 1B 1B 1B	4	1	1	0	0	2	1
Jay Johnstone, L (1, 3) OBP: 0.300, SLG: 0.316 Ozzie Smith, S (9, PR) OBP: 0.237, SLG: 0.215		0-3 K		4-0 BB		0-0 4-3			0-0 1B S 1B	3	0	1	0	1	1	0
Fernando Gonzalez, R (1, 4) OBP: 0.266, SLG: 0.386		0-0 F4		0-0 F7			0-0 6-3		0-0 BB BB 1B	4	0	1	1	0	0	1
Fred Kendall, R (1, 2) OBP: 0.356, SLG: 0.333 Gene Tenace, R (9, PH) OBP: 0.386, SLG: 0.398		0-0 F6			0-0 5-3		0-0 F7		4-0 BB BB 1B	3	0	0	0	0	0	0
Bill Almon, R (1, 6) OBP: 0.294, SLG: 0.272 Broderick Perkins, L (9, PH) OBP: 0.300, SLG: 0.257			0-3 K		0-0 F8		4-0 S BB		0-0 F2	2	0	0	0	1	1	0
Randy Jones, R (1, 1) OBP: 0.179, SLG: 0.205 Dan Briggs, L (7, PH) OBP: 0.290, SLG: 0.398 Rollie Fingers, R (8, 1) OBP: 0.100, SLG: 0.100 Kurt Bevacqua, R (9, PH) OBP: 0.343, SLG: 0.277			0-0 1B		0-0 E6 1B		0-3 K		4-0 BB BB 1B	2	0	1	0	0	0	0

Inning Stats	R: 0	H: 1	R: 0	H: 0	R: 0	H: 1	R: 0	H: 0	R: 0	H: 0	R: 0	H: 0	R: 0	H: 3	R: 2	H: 3	1B: 5	SF: 0
	E: 0	LOB: 1	E: 0	LOB: 0	E: 0	LOB: 1	E: 1	LOB: 2	E: 0	LOB: 0	E: 0	LOB: 1	E: 0	LOB: 0	E: 0	LOB: 3	2B: 1	SAC: 0
	K: 1	BB: 0	K: 1	BB: 0	K: 2	BB: 0	K: 0	BB: 0	K: 0	BB: 0	K: 0	BB: 0	K: 0	BB: 0	K: 0	BB: 2	3B: 0	DP: 0
	S: 6	P: 6	S: 5	P: 5	S: 8	P: 8	S: 5	P: 5	S: 3	P: 3	S: 5	P: 9	S: 3	P: 3	S: 4	P: 12	HR: 0	HBP: 0

PITCHER	IP	WLS	BF	H	R	ER	SO	BB	IBB	HBP	BLK	WP	HR	S	P	ERA	WHIP
Phil Niekro, R (1, 1) ERA: 3.99	8.1	L	36	6	2	2	6	4	0	0	0	0	0	44	60	2.16	1.200

**BOTTOM**

**Atlanta Braves @ San Diego Padres**  
**San Diego Stadium, San Diego, CA**  
 Wed Jun 27 1979, 10:05 PM EDT  
 Unknown

<b>AB</b>	<b>32</b>
<b>R</b>	<b>2</b>
<b>H</b>	<b>6</b>
<b>RBI</b>	<b>2</b>
<b>BB</b>	<b>4</b>
<b>SO</b>	<b>6</b>
<b>LOB</b>	<b>10</b>



livebaseballscores.com



Batter	1	2	3	4	5	6	7	8	9	AB R H RBI BB SO LOB	TOP														
Jerry Royster, R OBP: 0.336, SLG: 0.326 (1, 5) X	0-0 F9		0-0 5-3		0-0 6-3		0-0 1-2 1B		0-0 6-3	5 0 1 0 0 0 1															
Gary Matthews, R OBP: 0.378, SLG: 0.564 (1, 9) S S S	0-3 K		0-0 F4			0-0 5-3 1B 2B 1B	0-0 F8		4-0 1B BB	4 2 1 0 1 1 2															
Bob Horner, R OBP: 0.343, SLG: 0.536 (1, 3) X	0-0 1B		0-0 6-3			0-0 1-2 2B 5-3 1B	0-0 F3		0-0 F9	5 1 2 0 0 0 3															
Jeff Burroughs, R OBP: 0.339, SLG: 0.351 Rowland Office, L OBP: 0.342, SLG: 0.396 (1, 7) S S S (8, 8)	0-3 K			0-0 E8 SH1-3 3-2		0-0 5-3		4-0 4-3 SH1-3 2B BB	0-0 E4 1B	3 1 0 0 1 1 3 1 0 1 0 0 0 0															
Barry Bonnell, R OBP: 0.306, SLG: 0.429 (1, 8) (8, 7)		4-0 2B BB		0-0 SH1-3 2-3		0-3 K		0-0 SH1-3 1-2	0-0 F6	2 1 0 0 1 1 3															
Glenn Hubbard, R OBP: 0.284, SLG: 0.289 (1, 4) X		0-0 6-3 1-H 2B		0-0 3-2 3-H		0-0 2-H 3-H 2B		0-0 4-3 2-3		4 0 2 3 0 0 2															
Bruce Benedict, R OBP: 0.298, SLG: 0.236 (1, 2) X		0-0 6-3 2-3			0-0 F3	0-0 5-3		0-0 2B 3-H		4 0 1 1 0 0 2															
Darrel Chaney, S OBP: 0.226, SLG: 0.133 (1, 6) X		0-0 L9			0-3 K		0-0 F3	4-0 2B BB		3 0 0 0 1 1 1															
Larry McWilliams, L OBP: 0.188, SLG: 0.214 Joey McLaughlin, R OBP: 1.000, SLG: 1.500 Mike Lum, L OBP: 0.288, SLG: 0.317 Gene Garber, R OBP: 0.444, SLG: 0.286 (1, 1) (4, 1) (8, PH) (8, 1)		0-3 K			0-0 2B		0-0 1B	0-3 K		1 0 0 0 0 1 1 2 0 2 0 0 0 0 1 0 0 0 0 1 2 0 0 0 0 0 0 0															
<b>Inning Stats</b>	R: 0 E: 0 K: 2 S: 8	H: 1 LOB: 1 BB: 0 P: 8	R: 1 E: 0 K: 1 S: 6	H: 1 LOB: 1 BB: 1 P: 10	R: 0 E: 0 K: 0 S: 3	H: 0 LOB: 0 BB: 0 P: 3	R: 0 E: 1 K: 0 S: 3	H: 0 LOB: 0 BB: 0 P: 3	R: 0 E: 0 K: 1 S: 6	H: 1 LOB: 1 BB: 0 P: 6	R: 2 E: 0 K: 1 S: 8	H: 3 LOB: 1 BB: 0 P: 8	R: 0 E: 0 K: 0 S: 5	H: 2 LOB: 2 BB: 0 P: 5	R: 1 E: 0 K: 1 S: 6	H: 1 LOB: 2 BB: 2 P: 14	R: 1 E: 1 K: 0 S: 4	H: 1 LOB: 1 BB: 1 P: 8	1B: 6 2B: 5 3B: 0 HR: 0	SF: 0 SAC: 2 DP: 1 HBP: 0	WP: 0 PB: 0 SB: 0 CS: 0	PA: 41			
<b>PITCHER</b> Bob Owchinko, L ERA: 4.83 John D'Acquisto, R ERA: 5.36	IP 7.2	WLS L	BF 34	H 9	R 4	ER 4	SO 5	BB 2	IBB 0	HBP 0	BLK 0	WP 0	HR 0	S 42	P 50	ERA 4.70	WHIP 1.435								
	IP 1.1	WLS L	BF 7	H 1	R 1	ER 0	SO 1	BB 2	IBB 0	HBP 0	BLK 0	WP 0	HR 0	S 7	P 15	ERA 0.00	WHIP 2.250								

Atlanta Braves @ San Diego Padres  
San Diego Stadium, San Diego, CA  
Wed Jun 27 1979, 10:05 PM EDT  
Att. 16,032 - Unknown

livebaseballscorecards.com

AB	35
R	5
H	10
RBI	4
BB	4
SO	6
LOB	20



Batter	1	2	3	4	5	6	7	8	9	AB	R	H	RBI	BB	SO	LOB
<b>Don Reynolds, R</b> (1, 8) <small>OBP: 0.351, SLG: 0.355</small> <b>Jay Johnstone, L</b> (8, PH) <small>OBP: 0.296, SLG: 0.312</small> <b>Ozzie Smith, S</b> (9, 6) <small>OBP: 0.237, SLG: 0.215</small>	0-0 4-3		4-0 CS BB		0-0 6-3			0-0 G3-6-3 1-2f		2	0	0	0	1	0	0
<b>Kurt Bevacqua, R</b> (1, 5) <small>OBP: 0.341, SLG: 0.276</small>	0-0 5-3		0-0 CS 1-2	0-0 6-3		0-0 6-3		0-0 G3	0-0 FC6-4 BB G3 1B	4	1	1	0	0	0	0
<b>Dave Winfield, R</b> (1, 9) <small>OBP: 0.410, SLG: 0.608</small> <b>Dan Briggs, L</b> (5, 9) <small>OBP: 0.293, SLG: 0.395</small>	0-0 F8			0-0 SF9 3B		0-0 G3		0-0 FC6-4 BB	4-0 FC6-4 BB	2	1	1	0	0	0	0
<b>Gene Tenace, R</b> (1, 3) <small>OBP: 0.388, SLG: 0.397</small> <small>(8, 2)</small>		0-0 6-3 E 1B		1-0 1B HBP		0-0 4-3		0-0 FC6-4 G3 1-2f 2-3	0-0 FC6-4 G3	3	0	1	0	0	0	2
<b>Jerry Turner, L</b> (1, 7) <small>OBP: 0.324, SLG: 0.389</small>		0-0 L8 1-2		0-0 SF9 3-H		0-0 4-3		0-0 G3 1-2 3-H	0-0 G3	3	0	0	2	0	0	2
<b>Fernando Gonzalez, R</b> (1, 4) <small>OBP: 0.270, SLG: 0.386</small>		0-0 6-3 2-3		0-0 1-2 1B		0-0 F8		0-0 F8 BB BB BB	4-0 BB	3	0	1	0	1	0	1
<b>Bill Fahey, L</b> (1, 2) <small>OBP: 0.306, SLG: 0.354</small> <b>John D'Acquisto, R</b> (8, 1) <small>OBP: 0.111, SLG: 0.222</small> <b>Paul Dade, R</b> (9, PH) <small>OBP: 0.326, SLG: 0.376</small>		0-0 1-3		0-3 K		0-0 4-3		0-0 4-3	0-0 L5	3	0	0	0	0	1	3
<b>Bill Almon, R</b> (1, 6) <small>OBP: 0.288, SLG: 0.266</small> <b>Gene Richards, L</b> (8, PH) <small>OBP: 0.331, SLG: 0.332</small> <small>(9, 8)</small>		0-0 5-3		0-0 K		0-3 K		0-0 G3-6-3 1B		2	0	0	0	0	1	0
<b>Bob Owchinko, L</b> (1, 1) <small>OBP: 0.211, SLG: 0.118</small> <b>Broderick Perkins, L</b> (8, 3) <small>OBP: 0.296, SLG: 0.253</small>		0-0 1-3		0-3 K		0-0 F7				2	0	0	0	0	1	0

Inning Stats	R: 0	H: 0	E: 0	K: 0	S: 3	R: 0	H: 1	E: 1	K: 0	S: 4	R: 0	H: 0	E: 0	K: 0	S: 2	R: 1	H: 2	E: 0	K: 1	S: 7	R: 0	H: 0	E: 0	K: 2	S: 7	R: 0	H: 0	E: 0	K: 0	S: 3	R: 0	H: 1	E: 0	K: 0	S: 3	R: 1	H: 1	E: 0	K: 0	S: 4	1B: 4	2B: 0	3B: 1	HR: 0	SF: 1	SAC: 0	DP: 1	HBP: 1	WP: 0	PB: 0	SB: 0	CS: 1	PA: 35
--------------	------	------	------	------	------	------	------	------	------	------	------	------	------	------	------	------	------	------	------	------	------	------	------	------	------	------	------	------	------	------	------	------	------	------	------	------	------	------	------	------	-------	-------	-------	-------	-------	--------	-------	--------	-------	-------	-------	-------	--------

PITCHER	IP	WLS	BF	H	R	ER	SO	BB	IBB	HBP	BLK	WP	HR	S	P	ERA	WHIP
Larry McWilliams, L (1, 1) <small>ERA: 7.3</small>	3.2		15	3	1	1	0	1	0	0	0	0	0	13	18	2.46	1.091
Joey McLaughlin, R (4, 1) <small>ERA: 1.1</small>	3.1	W	10	0	0	0	3	0	0	0	0	0	0	16	16	0.00	0.000
Gene Garber, R (8, 1) <small>ERA: 3.55</small>	2.0	S	9	2	1	1	0	2	0	0	0	0	0	7	15	4.50	2.000

**BOTTOM**

**Atlanta Braves @ San Diego Padres**  
**San Diego Stadium, San Diego, CA**  
 Wed Jun 27 1979, 10:05 PM EDT  
 Att. 16,032 - Unknown

livebaseballscorecards.com

<b>AB</b>	<b>29</b>
<b>R</b>	<b>2</b>
<b>H</b>	<b>5</b>
<b>RBI</b>	<b>2</b>
<b>BB</b>	<b>3</b>
<b>SO</b>	<b>3</b>
<b>LOB</b>	<b>12</b>





Batter	1	2	3	4	5	6	7	8	9	AB R H RBI BB SO LOB	TOP																									
Jerry Royster, R (1, 5) OBP: 0.337, SLG: 0.325	0-0 1B BB 1B	4-0 BB 1-2 BB		0-0 4-3			0-0 F9		0-0 FC6-4 1B 1-2f 1B	4 2 1 0 1 0 1																										
Gary Matthews, R (1, 9) OBP: 0.376, SLG: 0.558	0-0 BB 1-3 SF7 1B	0-3 K		0-3 K			0-3 K		0-3 K	5 1 1 0 0 4 3																										
Rowland Office, L (1, 8) OBP: 0.336, SLG: 0.387	0-3 K	0-0 F6					0-0 F8		0-0 1B 1-3 1B	5 0 1 0 0 1 4																										
Bob Homer, R (1, 3) OBP: 0.363, SLG: 0.567	4-0 BB IBB		0-0 2B			0-0 1B		0-0 HR 3B	0-0 1B 1-2 3-H 1B	4 1 4 1 1 0 0																										
Jeff Burroughs, R (1, 7) OBP: 0.340, SLG: 0.347	4-0 FC6-4 1-2 2-3 3-H BB		4-0 BB			0-0 F9		0-0 F5	0-3 K	3 0 0 1 2 1 4																										
Joe Nolan, L (1, 2) OBP: 0.355, SLG: 0.453	0-0 SF7		0-0 F9			0-0 F7		0-0 HR		3 1 1 3 0 0 3																										
Glenn Hubbard, R (1, 4) OBP: 0.280, SLG: 0.285	0-0 FC6-4 1-2f		0-0 F7			0-0 F9		0-3 K		4 0 0 0 0 1 4																										
Pepe Frias, R (1, 6) OBP: 0.308, SLG: 0.341		4-0 BB BB BB	0-0 F8			0-0 6-3		0-0 F8		3 0 0 0 1 0 2																										
Tony Brizzolara, R (1, 1) OBP: 0.143, SLG: 0.150		0-3 K		0-3 K		0-3 K		0-0 FC6-4 1B		2 0 0 0 0 0 2 1																										
Mickey Mahler, S (5, 1) OBP: 0.297, SLG: 0.315										0 0 0 0 0 0 0 0																										
Mike Lum, L (6, PH)										1 0 0 0 0 0 1 0																										
Adrian Devine, R (6, 1)										0 0 0 0 0 0 0 0																										
Craig Skok, R (8, 1)										0 0 0 0 0 0 0 0																										
Biff Poceroba, S (9, PH) OBP: 0.400, SLG: 0.481										1 0 1 0 0 0 0 0																										
<b>Inning Stats</b>	R: 2 E: 0 K: 1 S: 7	H: 2 LOB: 2 BB: 2 P: 15	R: 0 E: 0 K: 2 S: 7	H: 0 LOB: 2 BB: 2 P: 15	R: 0 E: 0 K: 0 S: 4	H: 1 LOB: 2 BB: 1 P: 8	R: 0 E: 0 K: 2 S: 7	H: 0 LOB: 0 BB: 0 P: 7	R: 0 E: 0 K: 1 S: 5	H: 0 LOB: 0 BB: 0 P: 5	R: 0 E: 0 K: 1 S: 5	H: 0 LOB: 0 BB: 0 P: 5	R: 2 E: 0 K: 1 S: 7	H: 2 LOB: 0 BB: 0 P: 7	R: 1 E: 0 K: 2 S: 10	H: 3 LOB: 2 BB: 0 P: 10	1B: 6 2B: 1 3B: 1 HR: 1	SF: 1 SAC: 0 DP: 0 HBP: 0	WP: 0 PA: 41																	
<b>PITCHER</b>	IP WLS BF H R ER SO BB IBB HBP BLK WP HR S P ERA WHIP																																			
Eric Rasmussen, R (1, 1) ERA: 4.58	1.0	7	2	2	2	1	1	1	0	0	0	0	0	7	15	18.00	3.000																			
John D'Acquisto, R (2, 1) ERA: 5.1	7.2	W	32	6	3	3	8	3	0	0	0	0	1	45	57	3.52	1.174																			
Rollie Fingers, R (9, 1) ERA: 3.2	0.1	S	2	1	0	0	1	0	0	0	0	0	0	4	4	0.00	3.000																			

Atlanta Braves @ San Diego Padres  
San Diego Stadium, San Diego, CA

Thu Jun 28 1979, 6:33 AM EDT  
Att. 11,148 - Unknown

livebaseballscorecards.com

AB	35
R	5
H	9
RBI	5
BB	5
SO	10
LOB	22



Batter	1	2	3	4	5	6	7	8	9
Gene Richards, L OBP: 0.329, SLG: 0.330 (1, 8)	0-0 6-3		0-0 4-3		0-3 K	0-0 1B 1B		0-0 4-3	
Paul Dade, R OBP: 0.328, SLG: 0.386 (1, 5)	0-0 2B 2B		0-0 5-3		0-0 1B 2B	0-0 F2		0-3 K	
Dan Briggs, L OBP: 0.306, SLG: 0.406 (1, 9)	0-3 K		0-0 1B		0-0 2B 1B	0-0 G4-6-3 1B			
Jerry Turner, L OBP: 0.327, SLG: 0.398 Bill Fahey, L OBP: 0.306, SLG: 0.354 (1, 7) (9, 2)	0-0 1B 2B		0-0 F5		0-0 1B 2B	0-0 G4-6-3			
Gene Tenace, R OBP: 0.393, SLG: 0.398 (1, 2) (9, 3)	4-0 1B BB			4-0 BB	0-0 1B 1B		0-0 F2		
Jay Johnstone, L OBP: 0.306, SLG: 0.313 (1, 3) (9, 7)	0-0 1B		0-0 F9		4-0 1B BB		0-0 F7		
Bill Almon, R OBP: 0.296, SLG: 0.276 (1, 4)		0-0 CS G3 1B		0-0 F9		0-0 1B		0-3 K	
Ozzie Smith, S OBP: 0.241, SLG: 0.216 (1, 6)		0-0 G3		0-3 K		4-0 IBB		0-0 4-3 SH1-4 1B	
Eric Rasmussen, R OBP: 0.120, SLG: 0.043 John D'Acquisto, R OBP: 0.083, SLG: 0.167 Rollie Fingers, R OBP: 0.100, SLG: 0.100 (1, 1) (2, 1) (9, 1)		0-3 K						0-0 SH1-4	


AB	R	H	RBI	BB	SO	LOB
5	0	1	0	0	1	1
5	2	2	0	0	1	2
4	1	3	1	0	1	1
4	2	2	2	0	0	3
0	0	0	0	0	0	0
2	1	1	1	2	0	0
3	0	1	1	1	0	1
4	0	2	1	0	1	1
3	0	1	0	1	1	2
0	0	0	0	0	0	0
3	0	0	0	0	3	4
0	0	0	0	0	0	0

**BOTTOM**

**Atlanta Braves @ San Diego Padres**  
San Diego Stadium, San Diego, CA

Thu Jun 28 1979, 6:33 AM EDT  
Att. 11,148 - Unknown

AB	33
R	6
H	13
RBI	6
BB	4
SO	8
LOB	15



Inning Stats		R: 2	H: 3	E: 0	K: 1	S: 7	P: 11	R: 0	H: 1	E: 0	K: 1	S: 5	R: 0	H: 1	E: 0	K: 0	S: 4	R: 0	H: 0	E: 0	K: 1	S: 5	R: 4	H: 5	E: 0	K: 3	S: 14	R: 0	H: 2	E: 0	K: 0	S: 4	R: 0	H: 0	E: 0	K: 1	S: 5	R: 0	H: 1	E: 0	K: 1	S: 6	
PITCHER		IP	WLS	BF	H	R	ER	SO	BB	IBB	HBP	BLK	WP	HR	S	P	ERA	WHIP	PITCHER		IP	WLS	BF	H	R	ER	SO	BB	IBB	HBP	BLK	WP	HR	S	P	ERA	WHIP						
Tony Brizzolara, R ERA: 5.28	(1, 1)	4.2	L	23	9	6	6	5	2	0	0	0	0	0	31	39	11.57	2.357																									
Mickey Mahler, L ERA: 6.2	(5, 1)	0.1		4	1	0	0	1	1	1	0	0	0	0	4	12	0.00	6.000																									
Adrian Devine, R ERA: 2.57	(6, 1)	2.0		7	2	0	0	1	0	0	0	0	0	0	9	9	0.00	1.000																									
Craig Skok, L ERA: 3.35	(8, 1)	1.0		4	1	0	0	1	0	0	0	0	0	0	6	6	0.00	1.000																									

WP: 0	PA: 38
PB: 0	
SB: 0	
CS: 1	



Batter	1	2	3	4	5	6	7	8	9	AB R H RBI BB SO LOB	TOP	
Terry Puhl, L (1, 8) OBP: 0.352, SLG: 0.377	0-0 HR		0-3 K		0-0 F2	0-0 4-3			4-0 BB	4 1 1 1 1 1 1		
Craig Reynolds, L (1, 6) OBP: 0.308, SLG: 0.358	0-0 E6 FC8-4		0-0 F9		0-0 1B FC1-6		0-0 F8		0-0 G3	5 1 1 0 0 0 1		
Cesar Cedeno, R (1, 3) OBP: 0.382, SLG: 0.372	0-0 FC8-4 CS 1-2f			0-0 S E 2B 1B	0-0 FC1-6 1B		0-0 F9			4 1 2 0 0 0 1		
Jose Cruz, L (1, 7) OBP: 0.355, SLG: 0.404	0-3 K 1-2			0-0 E4 S 2B 1-2	0-0 FC1-6 S 1-2f 3-H		0-0 F4			4 1 0 1 0 1 3		
Enos Cabell, R (1, 5) OBP: 0.296, SLG: 0.367		0-0 5-3		0-3 K 1-2 2-3	4-0 BB 1-2		0-0 F8			3 0 0 0 1 1 2		
Denny Walling, L (1, 9) OBP: 0.470, SLG: 0.630		4-0 BB		4-0 2B IBB	0-0 F8		0-0 1-3			2 0 0 0 2 0 2		
Alan Ashby, S (1, 2) OBP: 0.284, SLG: 0.316		0-0 L7		0-0 L4		0-0 3-1		0-3 K		4 0 0 0 0 1 4		
Rafael Landestoy, S (1, 4) OBP: 0.326, SLG: 0.268		0-0 F5		0-0 1-3 2-H 3-H 2B	4-0 SH3-4 BB			0-3 K	3 0 1 2 1 1 1			
Joaquin Andujar, S (1, 1) OBP: 0.069, SLG: 0.037			0-3 K	0-3 K	0-0 SH3-4			0-0 F4	3 0 0 0 0 2 2			
<b>Inning Stats</b>	R: 1 E: 1 K: 1 S: 6 H: 1 LOB: 0 BB: 0 P: 6	R: 0 E: 0 K: 0 S: 3 H: 0 LOB: 1 BB: 1 P: 7	R: 0 E: 0 K: 2 S: 7 H: 0 LOB: 0 BB: 0 P: 7	R: 2 E: 1 K: 2 S: 10 H: 2 LOB: 2 BB: 1 P: 14	R: 1 E: 0 K: 0 S: 5 H: 2 LOB: 2 BB: 1 P: 9	R: 0 E: 0 K: 0 S: 3 H: 0 LOB: 1 BB: 1 P: 7	R: 0 E: 0 K: 0 S: 3 H: 0 LOB: 0 BB: 0 P: 3	R: 0 E: 0 K: 1 S: 5 H: 0 LOB: 0 BB: 0 P: 5	R: 0 E: 0 K: 1 S: 5 H: 0 LOB: 1 BB: 1 P: 9	1B: 3 2B: 1 3B: 0 HR: 1 SF: 0 SAC: 1 DP: 0 HBP: 0	WP: 0 PB: 0 SB: 4 CS: 1 PA: 38	
<b>PITCHER</b> Gaylord Perry, R (1, 1) ERA: 2.48 Steve Mura, R (9, 1) ERA: 3.32	IP WLS BF H R ER SO BB IBB HBP BLK WP HR S P ERA WHIP	8.0 L 34 5 4 2 6 3 1 0 0 0 1 42 58 2.25 1.000	1.0 4 0 0 0 1 1 0 0 0 0 0 0 5 9 0.00 1.000	<b>PITCHER</b> IP WLS BF H R ER SO BB IBB HBP BLK WP HR S P ERA WHIP								

Houston Astros @ San Diego Padres  
San Diego Stadium, San Diego, CA  
Fri Jun 29 1979, 10:05 PM EDT  
Att: 41,822 - Unknown

livebaseballscorecards.com

AB	32
R	4
H	5
RBI	4
BB	5
SO	7
LOB	17



Batter	1	2	3	4	5	6	7	8	9	AB	R	H	RBI	BB	SO	LOB
Paul Dade, R OBP: 0.326, SLG: 0.384 (1, 5)	0-0 F3		0-0 L8			0-0 F9		0-0 BB 1B		4	0	1	0	0	0	1
Dan Briggs, L OBP: 0.304, SLG: 0.397 (1, 8)	0-3 K			0-0 F9		0-0 F7		4-0 BB 1B		3	0	0	0	1	1	0
Dave Winfield, R OBP: 0.408, SLG: 0.613 (1, 9)	0-0 F6			0-0 HR		0-3 K		0-3 K		4	1	1	1	0	2	3
Jerry Turner, L OBP: 0.329, SLG: 0.399 (1, 7)		0-0 G3-6-3 1B		0-0 G1-6-3 1B		0-0 F8		0-0 F7		4	0	2	0	0	0	0
Jay Johnstone, L OBP: 0.292, SLG: 0.298 (1, 3)		0-0 G3-6-3		0-0 G1-6-3		0-0 F9		0-0 4-3		4	0	0	0	0	0	2
Gene Tenace, R OBP: 0.395, SLG: 0.400 (1, 2)		0-3 K			0-0 FC6-4 1B		0-3 K		0-0 1B	4	0	2	0	0	2	0
Fernando Gonzalez, R OBP: 0.270, SLG: 0.392 (1, 4)			0-0 3B		0-0 F8		0-0 F5		0-0 F3	4	0	1	0	0	0	2
Ozzie Smith, S OBP: 0.239, SLG: 0.215 Gene Richards, L (8, PH) Steve Mura, R (9, 1)			0-0 F8		0-0 F9		0-0 6-3			2	0	0	0	0	0	2
Gaylord Perry, R OBP: 0.171, SLG: 0.275 Kurt Bevacqua, R (8, PH) Bill Almon, R (8, PR)			0-0 3-4		0-0 FC6-4		4-0 BB 1B			1	0	0	0	0	0	0
Bill Almon, R (9, 6)					1-2f		BB 1B			0	0	0	0	0	0	0

Inning Stats	R: 0	H: 0	E: 0	K: 1	S: 5	R: 0	H: 1	E: 0	K: 1	S: 5	R: 0	H: 1	E: 0	K: 0	S: 4	R: 1	H: 2	E: 0	K: 0	S: 4	R: 0	H: 1	E: 0	K: 0	S: 4	R: 0	H: 0	E: 0	K: 1	S: 5	R: 0	H: 0	E: 0	K: 1	S: 5	R: 0	H: 1	E: 0	K: 1	S: 6	R: 0	H: 1	E: 0	K: 0	S: 4
	0	0	0	1	5	0	1	0	1	5	0	1	0	0	4	1	2	0	0	0	4	0	1	0	1	0	4	0	0	0	5	0	0	0	5	0	0	0	1	14	0	1	0	4	


PITCHER	IP	WLS	BF	H	R	ER	SO	BB	IBB	HBP	BLK	WP	HR	S	P	ERA	WHIP
Joaquin Andujar, R ERA: 2.63 (1, 1)	9.0	W	34	7	1	1	5	2	0	0	0	0	1	42	50	1.00	1.000

**BOTTOM**

**Houston Astros @ San Diego Padres**  
San Diego Stadium, San Diego, CA

Fri Jun 29 1979, 10:05 PM EDT  
Att. 41,822 - Unknown

AB	32
R	1
H	7
RBI	1
BB	2
SO	5
LOB	12



WP: 0	PA: 34
PB: 0	SB: 0
CS: 0	



Batter	1	2	3	4	5	6	7	8	9	AB R H RBI BB SO LOB	TOP											
Terry Puhl, L (1, 8) OBP: 0.351, SLG: 0.379	0-0 5-3		0-0 4-3		0-0 1-3 3-H 2B		0-0 F8			4 0 1 1 0 0 1												
Craig Reynolds, L (1, 6) OBP: 0.304, SLG: 0.353	0-0 1-3			0-3 K	0-0 6-3			0-0 4-3		4 0 0 0 0 1 2												
Cesar Cedeno, R (1, 3) OBP: 0.380, SLG: 0.383	0-0 F8			0-0 F8		0-0 HR		0-0 F8		4 1 1 1 0 0 0												
Jeffrey Leonard, R (1, 9) OBP: 0.359, SLG: 0.354		0-3 K		0-0 4-3		0-0 5-3		4-0 BB		3 0 0 0 1 1 0												
Enos Cabell, R (1, 5) OBP: 0.292, SLG: 0.362		0-3 K			0-0 F3	0-3 K		0-0 F8		4 0 0 0 0 2 1												
Jose Cruz, L (1, 7) OBP: 0.360, SLG: 0.408		0-0 F8			0-0 1B 1B	0-0 1B			0-0 SH3-4 1B	4 1 3 0 0 0 0												
Julio Gonzalez, R (1, 4) OBP: 0.309, SLG: 0.267			0-0 6-3		0-0 1B 2B 1B	0-0 4-3			0-0 SH3-4	3 1 1 0 0 0 1												
Alan Ashby, S (1, 2) OBP: 0.283, SLG: 0.314			0-0 4-3		0-0 2B 1B		0-3 K		0-3 K	4 0 1 1 0 2 1												
J.R. Richard, R (1, 1) OBP: 0.109, SLG: 0.159			0-0 1B		0-3 K		0-3 K		0-3 K	4 0 1 0 0 3 3												
<b>Inning Stats</b>	R: 0 E: 0 K: 0 S: 3	H: 0 LOB: 0 BB: 0 P: 3	R: 0 E: 0 K: 2 S: 7	H: 0 LOB: 0 BB: 0 P: 7	R: 0 E: 0 K: 0 S: 4	H: 1 LOB: 1 BB: 0 P: 4	R: 0 E: 0 K: 1 S: 5	H: 0 LOB: 0 BB: 0 P: 5	R: 2 E: 0 K: 1 S: 9	H: 4 LOB: 2 BB: 0 P: 9	R: 1 E: 0 K: 1 S: 7	H: 2 LOB: 1 BB: 0 P: 7	R: 0 E: 0 K: 2 S: 7	H: 0 LOB: 0 BB: 0 P: 7	R: 0 E: 0 K: 0 S: 3	H: 0 LOB: 1 BB: 1 P: 7	R: 0 E: 0 K: 2 S: 8	H: 1 LOB: 1 BB: 0 P: 8	1B: 6 2B: 1 3B: 0 HR: 1	SF: 0 SAC: 1 DP: 0 HBP: 0	WP: 0 PB: 0 SB: 0 CS: 0	PA: 36
<b>PITCHER</b>	IP WLS BF H R ER SO BB IBB HBP BLK WP HR S P ERA WHIP																					
Bob Shirley, L (1, 1) ERA: 2.79	8.0 L 32 7 3 3 7 1 0 0 0 0 0 1 45 49 3.38 1.000																					
Bob Owchinko, L (9, 1) ERA: 4.76	1.0 4 1 0 0 2 0 0 0 0 0 0 0 8 8 0.00 1.000																					

Houston Astros @ San Diego Padres  
San Diego Stadium, San Diego, CA  
Sat Jun 30 1979, 10:05 PM EDT  
Att. 20,154 - Unknown

livebaseballscorecards.com

AB	34
R	3
H	8
RBI	3
BB	1
SO	9
LOB	9



Batter	1	2	3	4	5	6	7	8	9	AB R H RBI BB SO LOB
Paul Dade, R (1, 5) OBP: 0.325, SLG: 0.381	0-0 F9		0-3 K			0-0 G3-6-3 1B		0-0 5-3		4 0 1 0 0 1 1
Ozzie Smith, S (1, 6) OBP: 0.236, SLG: 0.212 Kurt Bevacqua, R (9, PH) OBP: 0.343, SLG: 0.274	0-3 K			0-0 6-3		0-0 G3-6-3 1-2f		0-0 F8		3 0 0 0 0 1 1 1 0 0 0 0 0 0
Dave Winfield, R (1, 9) OBP: 0.407, SLG: 0.608	0-0 1-3			0-0 F7		0-0 FC4-6 1B		0-0 F2		4 0 1 0 0 0 0
Jerry Turner, L (1, 7) OBP: 0.325, SLG: 0.394		0-0 4-3		0-0 3-1		0-0 FC4-6 1-2f		0-0 G3		4 0 0 0 0 0 1
Jay Johnstone, L (1, 3) OBP: 0.293, SLG: 0.310		0-0 L8			0-0		0-0 G3			3 0 1 0 0 0 0
Gene Tenace, R (1, 2) OBP: 0.390, SLG: 0.394		0-0 6-3			0-0	0-3 K		0-3 K		3 0 0 0 0 2 1
Dan Briggs, L (1, 8) OBP: 0.298, SLG: 0.388			0-0 4-3		0-0 F5		0-0 4-3			3 0 0 0 0 0 1
Bill Almon, R (1, 4) OBP: 0.300, SLG: 0.273 Gene Richards, L (8, PH) OBP: 0.327, SLG: 0.327 Bob Owchinko, L (9, 1) OBP: 0.211, SLG: 0.118			0-3 K		4-0 BB			0-3 K		1 0 0 0 1 1 0 1 0 0 0 0 1 0 0 0 0 0 0 0 0
Bob Shirley, R (1, 1) OBP: 0.150, SLG: 0.158 Fernando Gonzalez, R (8, PH) OBP: 0.269, SLG: 0.390 (9, 4)			4-0 BB		0-0 5-3			0-0 F3		1 0 0 0 1 0 2 1 0 0 0 0 0 0

Inning Stats	R: 0 E: 0 K: 1 S: 5	H: 0 LOB: 0 BB: 0 P: 5	R: 0 E: 0 K: 0 S: 3	H: 0 LOB: 0 BB: 0 P: 3	R: 0 E: 0 K: 2 S: 7	H: 0 LOB: 1 BB: 1 P: 11	R: 0 E: 0 K: 0 S: 3	H: 0 LOB: 0 BB: 0 P: 3	R: 0 E: 0 K: 1 S: 6	H: 1 LOB: 2 BB: 1 P: 10	R: 0 E: 0 K: 0 S: 4	H: 2 LOB: 1 BB: 0 P: 4	R: 0 E: 0 K: 1 S: 5	H: 0 LOB: 0 BB: 0 P: 5	R: 0 E: 0 K: 1 S: 5	H: 0 LOB: 0 BB: 0 P: 5	R: 0 E: 0 K: 0 S: 3	H: 0 LOB: 0 BB: 0 P: 3	1B: 2 2B: 1 3B: 0 HR: 0	SF: 0 SAC: 0 DP: 1 HBP: 0	WP: 0 PB: 0 SB: 0 CS: 0	PA: 31
PITCHER J.R. Richard, R (1, 1) ERA: 3.27	IP 9.0 WLS W BF 31 H 3 R 0 ER 0 SO 6 BB 2 IBB 0 HBP 0 BLK 0 WP 0 HR 0 S 41 P 49 ERA 0.00 WHIP 0.556																					


**BOTTOM**

**Houston Astros @ San Diego Padres**  
San Diego Stadium, San Diego, CA

Sat Jun 30 1979, 10:05 PM EDT  
Att. 20,154 - Unknown

livebaseballscorecards.com

AB	29
R	0
H	3
RBI	0
BB	2
SO	6
LOB	7







Batter	1	2	3	4	5	6	7	8	9	AB	R	H	RBI	BB	SO	LOB
Gene Richards, L (1, 8) OBP: 0.329, SLG: 0.327	1-0 FC6-4 HBP		0-0 G3-6 1-2f			0-0 L7 SH1-4 1B		0-0 1-3		3	0	1	0	0	0	1
Ozzie Smith, S (1, 6) OBP: 0.241, SLG: 0.217	0-0 B3			0-0 5-3 S 1B		0-0 SH1-4 1-2		0-0 CS 1B		3	0	2	0	0	0	1
Paul Dade, R (1, 5) OBP: 0.324, SLG: 0.379	0-0 FC6-4 1-2f			0-3 K 1-2		0-0 L7 2-3		0-0 CS 1-2	0-0 2B 1B	4	1	1	0	0	1	3
Dave Winfield, R (1, 9) OBP: 0.402, SLG: 0.600	0-3 K2-3 1-2			0-0 5-3 2-3		0-0 G3			0-0 F3	4	0	0	0	0	1	4
Jerry Turner, L (1, 7) OBP: 0.324, SLG: 0.395		0-0 4-3		0-0 F3			0-0 4-3		0-0 BB 1-H 2B	4	0	1	1	0	0	1
Jay Johnstone, L (1, 3) OBP: 0.313, SLG: 0.322		0-3 K			0-0 FC5 6-3 1B		0-0 1B		4-0 BB BB	3	0	2	0	1	1	0
Fred Kendall, R (1, 2) OBP: 0.333, SLG: 0.310		0-3 K			0-0 6-3 1-2		0-0 F8		4-0 1-2 2-3 BB	3	0	0	0	0	1	2
Gene Tenace, R (9, PH) OBP: 0.393, SLG: 0.394										0	0	0	0	1	0	0
Bill Almon, R (1, 4) OBP: 0.292, SLG: 0.265			0-3 K		0-0 F8		0-0 F7		0-0 F3	3	0	0	0	0	1	2
Kurt Bevacqua, R (9, PH) OBP: 0.340, SLG: 0.271										1	0	0	0	0	0	3
Randy Jones, R (1, 1) OBP: 0.190, SLG: 0.214			0-0 G3-6 1B		0-0 FC5 2-3			0-0 F8	0-3 K	3	0	1	0	0	0	1
Fernando Gonzalez, R (9, PH) OBP: 0.268, SLG: 0.389										1	0	0	0	0	1	3

Inning Stats	R: 0	H: 0	E: 0	K: 1	S: 5	R: 0	H: 0	E: 0	K: 2	S: 7	R: 0	H: 1	E: 0	K: 1	S: 5	R: 0	H: 1	E: 0	K: 0	S: 4	R: 0	H: 1	E: 0	K: 0	S: 4	R: 0	H: 1	E: 0	K: 0	S: 3	R: 1	H: 2	E: 0	K: 1	S: 7	1B: 7	2B: 1	3B: 0	SF: 0	SAC: 1	DP: 1	HBP: 1	WP: 0	PB: 0	SB: 2	CS: 1	PA: 37
--------------	------	------	------	------	------	------	------	------	------	------	------	------	------	------	------	------	------	------	------	------	------	------	------	------	------	------	------	------	------	------	------	------	------	------	------	-------	-------	-------	-------	--------	-------	--------	-------	-------	-------	-------	--------

PITCHER	IP	WLS	BF	H	R	ER	SO	BB	IBB	HBP	BLK	WP	HR	S	P	ERA	WHIP
Joe Niekro, R (1, 1) ERA: 2.9	8.1	W	34	8	1	1	5	2	0	1	0	0	0	41	50	1.08	1.200
Joe Sambito, L (9, 1) ERA: 1.12	0.2	S	2	0	0	0	1	0	0	0	0	0	0	4	4	0.00	0.000

BOTTOM

Houston Astros @ San Diego Padres  
San Diego Stadium, San Diego, CA

livebaseballscorecards.com

AB	32
R	1
H	8
RBI	1
BB	2
SO	6
LOB	21



Sun Jul 01 1979, 6:33 AM EDT  
Att. 11,615 - Unknown





Batter	1	2	3	4	5	6	7	8	9	10	11	12	AB	R	H	RBI	BB	SO	LOB
Gene Richards, L (1, 8) OBP: 0.332, SLG: 0.329	0-0 5-3		0-0 1B			0-0 6-3	4-0 IBB			0-0 F7		0-0 1B BB 1B	5	0	2	0	1	0	0
Ozzie Smith, S (1, 6) OBP: 0.246, SLG: 0.221	0-0 CS 1B		0-0 P4			0-0 HR 1B	0-0 5-3			0-0 6-3		4-0 1B BB	5	1	2	0	1	0	3
Paul Dade, R (1, 5) OBP: 0.324, SLG: 0.375	4-0 1-2 BB				0-0 P5	0-0 F9		0-3 K		0-0 1-3		0-0 1-2 2-3 1B	5	0	1	0	1	1	1
Dave Winfield, R (1, 9) OBP: 0.401, SLG: 0.605	0-3 K				0-3 K	0-0 HR		0-0 L8		0-0 FC6-4 SH1-4 1B		0-3 K	6	1	2	2	0	3	4
Jay Johnstone, L (1, 7) OBP: 0.307, SLG: 0.309		0-0 F5			0-0 6-3	4-0 BB		0-0 F7		0-0 SH1-4		0-0 P4	4	0	0	0	1	0	3
Gene Tenace, R (1, 2) OBP: 0.389, SLG: 0.387		0-3 K				0-0 F8		0-0 F2		0-0 6-3		4-0 FC6-4 IBB	4	0	0	0	1	1	1
Dan Briggs, L (1, 3) OBP: 0.301, SLG: 0.410		0-3 K				0-0 E6		0-0 SH1-4 1B		0-0 FC6-4 HR		0-0 1-2 2-3 FC6-4	5	1	2	1	0	1	2
Bill Almon, R (1, 4) OBP: 0.287, SLG: 0.260			0-0 F7			0-0 F9		0-0 SH1-4		0-0 G3		0-0 4-3	2	0	0	0	0	0	1
Jerry Turner, L (9, PH) OBP: 0.323, SLG: 0.394						0-0 F9		0-0 SH1-4		0-0 G3		0-0 4-3	1	0	0	0	0	0	0
Steve Mura, R (10, 1)						0-0 F9		0-0 SH1-4		0-0 G3		0-0 4-3	0	0	0	0	0	0	0
Don Reynolds, R (11, PH) OBP: 0.342, SLG: 0.344						0-0 F9		0-0 SH1-4		0-0 G3		0-0 4-3	1	0	0	0	0	0	2
Bob Ovwchinko, L (12, 1) OBP: 0.211, SLG: 0.118						0-0 F9		0-0 SH1-4		0-0 G3		0-0 4-3	0	0	0	0	0	0	0
John D'Acquisto, R (1, 1) OBP: 0.071, SLG: 0.143			0-3 K			0-3 K		0-0 F8		0-0 F8		0-0 P3	2	0	0	0	0	2	1
Kurt Bevacqua, R (7, PH) OBP: 0.338, SLG: 0.269						0-3 K		0-0 F8		0-0 F8		0-0 P3	1	0	0	0	0	0	1
Rollie Fingers, R (8, 1) OBP: 0.100, SLG: 0.100						0-3 K		0-0 F8		0-0 F8		0-0 P3	0	0	0	0	0	0	0
Fernando Gonzalez, R (9, PH) OBP: 0.266, SLG: 0.385						0-3 K		0-0 F8		0-0 F8		0-0 P3	2	0	0	0	0	0	0


Inning Stats	R: 0	H: 1	E: 0	LOB: 1	K: 1	P: 9	R: 0	H: 0	E: 0	LOB: 0	K: 2	P: 7	R: 0	H: 1	E: 0	LOB: 1	K: 1	P: 6	R: 0	H: 0	E: 0	LOB: 0	K: 1	P: 5	R: 0	H: 0	E: 1	LOB: 1	K: 1	P: 6	R: 2	H: 2	E: 0	LOB: 1	K: 0	P: 9	R: 0	H: 1	E: 0	LOB: 2	K: 0	P: 8	R: 0	H: 0	E: 0	LOB: 0	K: 1	P: 5	R: 1	H: 1	E: 0	LOB: 0	K: 0	P: 4	R: 0	H: 0	E: 0	LOB: 0	K: 0	P: 3	R: 0	H: 1	E: 0	LOB: 2	K: 0	P: 8	R: 0	H: 2	E: 0	LOB: 3	K: 1	P: 11	1B: 7	SF: 0	2B: 0	SAC: 2	3B: 0	DP: 0	HR: 2	HBP: 0	WP: 0	PA: 50
--------------	------	------	------	--------	------	------	------	------	------	--------	------	------	------	------	------	--------	------	------	------	------	------	--------	------	------	------	------	------	--------	------	------	------	------	------	--------	------	------	------	------	------	--------	------	------	------	------	------	--------	------	------	------	------	------	--------	------	------	------	------	------	--------	------	------	------	------	------	--------	------	------	------	------	------	--------	------	-------	-------	-------	-------	--------	-------	-------	-------	--------	-------	--------

PITCHER	IP	WLS	BF	H	R	ER	SO	BB	IBB	HBP	BLK	WP	HR	S	P	ERA	WHIP
Burt Hooton, R (1, 1) ERA: 3.09	8.0		32	5	2	2	7	2	1	0	0	0	1	43	55	2.25	0.875
Dave Patterson, R (9, 1) ERA: 6.46	0.1		2	1	1	1	0	0	0	0	0	0	1	2	2	27.00	3.000
Terry Forster, L (9, 1) ERA: 3.86	0.2		2	0	0	0	0	0	0	0	0	0	0	2	2	0.00	0.000
Dennis Lewallyn, R (10, 1) ERA:	1.1		6	1	0	0	0	0	1	0	0	0	0	5	9	0.00	0.750
Ken Brett, L (11, 1) ERA: 5.09	1.2	W	8	2	0	0	1	1	0	0	0	0	0	9	13	0.00	1.800

**Los Angeles Dodgers @ San Diego Padres**  
San Diego Stadium, San Diego, CA  
Mon Jul 02 1979, 10:05 PM EDT  
Att: 13,535 - Unknown

livebaseballscorecards.com

AB	43
R	3
H	9
RBI	3
BB	5
SO	8
LOB	19





Batter	1	2	3	4	5	6	7	8	9	AB R H RBI BB SO LOB	TOP												
<b>Davey Lopes, R</b> (1, 4) OBP: 0.357, SLG: 0.497	0-3 K	1-0 HBP		0-0 F7		0-3 K		0-0 4-1		4 0 0 1 0 2 5													
<b>Bill Russell, R</b> (1, 6) OBP: 0.294, SLG: 0.364	0-0 F7	0-0 P4			0-0 P6		0-0 F3		0-0 4-3	5 0 0 0 0 0 3													
<b>Reggie Smith, S</b> (1, 9) OBP: 0.366, SLG: 0.474	0-3 K		0-0 CS 1B		4-0 1B BB		0-3 K		0-0 F3	4 0 1 0 1 2 0													
<b>Steve Garvey, R</b> (1, 3) OBP: 0.344, SLG: 0.470		0-0 1-3	0-3 K		0-0 F9		0-0 FC5-4 1B		0-0 F9	5 0 1 0 0 1 2													
<b>Ron Cey, R</b> (1, 5) OBP: 0.394, SLG: 0.521		0-0 BB 1B 1B	0-3 K		0-0 1B		0-0 FC5-4			4 1 2 0 0 1 1													
<b>Dusty Baker Jr., R</b> (1, 7) OBP: 0.336, SLG: 0.452		0-0 F9		0-3 K		0-0 F9		4-0 BB BB		3 0 0 0 1 1 3													
<b>Von Joshua, L</b> (1, 8) OBP: 0.315, SLG: 0.500		0-0 1B BB HBP 1B		0-0 1B FC1-2 1B		0-0 4-3		0-0 F7		4 1 2 0 0 0 1													
<b>Steve Yeager, R</b> (1, 2) OBP: 0.288, SLG: 0.379		4-0 HBP 1B BB		0-0 FC1-2 1B		0-3 K		0-3 K		3 0 1 0 1 2 1													
<b>Rick Sutcliffe, L</b> (1, 1) OBP: 0.256, SLG: 0.359		0-0 HBP 1B		0-0 FC1-2		0-0 1B		4-0 BB		3 0 2 1 0 0 2													
<b>Gary Thomasson, L</b> (8, PH) OBP: 0.343, SLG: 0.385				1-2 3-H						0 0 0 0 1 0 0													
<b>Dave Patterson, R</b> (8, 1)										0 0 0 0 0 0 0													
<b>Inning Stats</b>	R: 0 E: 0 K: 2 S: 7	H: 0 LOB: 0 BB: 0 P: 7	R: 2 E: 0 K: 0 S: 6	H: 3 LOB: 3 BB: 1 P: 11	R: 0 E: 0 K: 2 S: 7	H: 1 LOB: 0 BB: 0 P: 7	R: 0 E: 0 K: 1 S: 7	H: 2 LOB: 2 BB: 0 P: 7	R: 0 E: 0 K: 0 S: 4	H: 1 LOB: 2 BB: 1 P: 8	R: 0 E: 0 K: 2 S: 8	H: 1 LOB: 1 BB: 0 P: 8	R: 0 E: 0 K: 1 S: 6	H: 1 LOB: 1 BB: 0 P: 6	R: 0 E: 0 K: 1 S: 5	H: 0 LOB: 2 BB: 2 P: 13	R: 0 E: 0 K: 0 S: 3	H: 0 LOB: 0 BB: 0 P: 3	1B: 9 2B: 1 3B: 0 HR: 0	SF: 0 SAC: 0 DP: 1 HBP: 1	WP: 0 PB: 0 SB: 0 CS: 1	PA: 40	
<b>PITCHER</b> <b>Gaylord Perry, R</b> (1, 1) ERA: 2.45	IP 9.0	WLS W	BF 40	H 9	R 2	ER 2	SO 9	BB 4	IBB 0	HBP 1	BLK 0	WP 0	HR 0	S 53	P 70	ERA 2.00	WHIP 1.444						<b>PITCHER</b> IP WLS BF H R ER SO BB IBB HBP BLK WP HR S P ERA WHIP

**Los Angeles Dodgers @ San Diego Padres**  
San Diego Stadium, San Diego, CA  
Tue Jul 03 1979, 10:05 PM EDT  
Att. 24,674 - Unknown

AB	35
R	2
H	9
RBI	2
BB	4
SO	9
LOB	18



Batter	1	2	3	4	5	6	7	8	9
Gene Richards, L (1, 8) OBP: 0.337, SLG: 0.338	0-0 SH1-3 SF9 1B		0-0 SH1 2B		0-0 1B		0-0 4-3		
Ozzie Smith, S (1, 6) OBP: 0.247, SLG: 0.219	4-0 SH1-3 2B BB		0-0 SH1 2-3		0-0 F8			0-3 K	
Paul Dade, R (1, 5) OBP: 0.324, SLG: 0.374	0-0 SH1-3 1-2 2-3		0-0 L6		0-0 1B 1B			0-0 F8	
Dave Winfield, R (1, 9) OBP: 0.396, SLG: 0.599	0-0 SF9		0-0 3-1		0-0 F9			0-3 K	
Jay Johnstone, L (1, 7) OBP: 0.317, SLG: 0.330	0-0 WP 2B			0-3 K		0-0 1B 1B			
Gene Tenace, R (1, 2) OBP: 0.388, SLG: 0.386	0-0 G3			0-0 F7		0-0 1B			
Dan Briggs, L (1, 3) OBP: 0.296, SLG: 0.401		0-3 K		0-0 F8		0-3 K			
Bill Almon, R (1, 4) OBP: 0.280, SLG: 0.252		0-0 F9			0-0 F7		0-0 F7		
Gaylord Perry, R (1, 1) OBP: 0.159, SLG: 0.256		0-0 6-3			0-0 6-3		0-3 K		

Inning Stats		R: 2	H: 2	E: 0	LOB: 1	K: 0	S: 5	P: 9
Inning Stats		R: 0	H: 0	E: 0	LOB: 0	K: 1	S: 5	P: 5
Inning Stats		R: 0	H: 1	E: 0	LOB: 1	K: 0	S: 4	P: 4
Inning Stats		R: 0	H: 0	E: 0	LOB: 0	K: 1	S: 5	P: 5
Inning Stats		R: 0	H: 1	E: 0	LOB: 1	K: 0	S: 4	P: 4
Inning Stats		R: 1	H: 3	E: 0	LOB: 1	K: 1	S: 7	P: 7
Inning Stats		R: 0	H: 0	E: 0	LOB: 0	K: 1	S: 5	P: 5
Inning Stats		R: 0	H: 0	E: 0	LOB: 0	K: 2	S: 7	P: 7

AB	R	H	RBI	BB	SO	LOB
4	1	3	0	0	0	0
2	1	0	0	1	1	1
3	1	1	0	0	0	1
3	0	0	1	0	1	2
3	0	2	1	0	1	0
3	0	1	1	0	0	1
3	0	0	0	0	2	1
3	0	0	0	0	0	0
3	0	0	0	0	1	0

**BOTTOM**

**Los Angeles Dodgers @ San Diego Padres**  
San Diego Stadium, San Diego, CA

Tue Jul 03 1979, 10:05 PM EDT  
Att. 24,674 - Unknown

livebaseballscorecards.com

AB	27
R	3
H	7
RBI	3
BB	1
SO	6
LOB	6



PITCHER		IP	WLS	BF	H	R	ER	SO	BB	IBB	HBP	BLK	WP	HR	S	P	ERA	WHIP
Rick Sutcliffe, R (1, 1) ERA: 3.95	(1, 1)	7.0	L	28	7	3	3	4	1	0	0	0	1	0	35	39	3.86	1.143
Dave Patterson, R (8, 1) ERA: 6.06	(8, 1)	1.0		3	0	0	0	2	0	0	0	0	0	0	7	7	0.00	0.000



Batter	1	2	3	4	5	6	7	8	9	AB R H RBI BB SO LOB	TOP									
Derrel Thomas, S (1, 4) OBP: 0.335, SLG: 0.341	0-0 F8			0-0 5-3		0-0 3B			0-0 F7	4 0 1 0 0 0 0	<b>Los Angeles Dodgers @ San Diego Padres</b> San Diego Stadium, San Diego, CA Wed Jul 04 1979, 10:05 PM EDT Att: 45,481 - Unknown <a href="http://livebaseballscorecards.com">livebaseballscorecards.com</a>									
Ted Martinez, R (1, 6) OBP: 0.366, SLG: 0.410	0-0 5-3			0-3 K		0-0 P4			0-0 F4	4 0 0 0 0 1 1										
Reggie Smith, S (1, 8) OBP: 0.364, SLG: 0.470	0-0 6-3			0-0 1B			0-0 6-3		0-3 K	4 0 1 0 0 1 0										
Steve Garvey, R (1, 3) OBP: 0.341, SLG: 0.466		0-0 6-3		0-0 L4			0-0 6-3			3 0 0 0 0 0 1										
Ron Cey, R (1, 5) OBP: 0.389, SLG: 0.515		0-0 P6			0-3 K		0-0 F9			3 0 0 0 0 1 0										
Dusty Baker Jr., R (1, 7) OBP: 0.333, SLG: 0.447		0-0 6-3			0-0 6-3			0-0 F8		3 0 0 0 0 0 0										
Joe Ferguson, R (1, 9) OBP: 0.362, SLG: 0.436			0-3 K		0-0 F8		4-0 FC6-4 BB			2 0 0 0 1 1 0										
Steve Yeager, R (1, 2) OBP: 0.283, SLG: 0.371			0-0 6-3		0-0 F7		0-3 K			3 0 0 0 0 1 1										
Don Sutton, R (1, 1) OBP: 0.167, SLG: 0.149			0-0 F8		0-0 L6		0-0 FC6-4 1-2f			1 0 0 0 0 0 0										
Manny Mota, R (6, PH) OBP: 0.350, SLG: 0.278										1 0 0 0 0 0 0										
Charlie Hough, R (6, 1) OBP: 0.200, SLG: 0.300										0 0 0 0 0 0 0										
Bill Russell, R (8, PH) OBP: 0.293, SLG: 0.363										1 0 0 0 0 0 1										
Ken Brett, L (8, 1)										0 0 0 0 0 0 0										
<b>Inning Stats</b>	R: 0 E: 0 K: 0 S: 3	H: 0 LOB: 0 BB: 0 P: 3	R: 0 E: 0 K: 0 S: 3	H: 0 LOB: 0 BB: 0 P: 3	R: 0 E: 0 K: 1 S: 5	H: 0 LOB: 0 BB: 0 P: 5	R: 0 E: 0 K: 1 S: 6	H: 1 LOB: 1 BB: 0 P: 6	R: 0 E: 0 K: 1 S: 5	H: 0 LOB: 0 BB: 0 P: 5	R: 0 E: 0 K: 0 S: 3	H: 0 LOB: 0 BB: 0 P: 3	R: 0 E: 0 K: 0 S: 5	H: 0 LOB: 1 BB: 1 P: 9	R: 0 E: 0 K: 1 S: 5	H: 0 LOB: 0 BB: 0 P: 5	1B: 1 2B: 0 3B: 1 HR: 0	SF: 0 SAC: 0 DP: 0 HBP: 0	WP: 0 PB: 0 SB: 0 CS: 0	PA: 30
<b>PITCHER</b> Bob Shirley, L (1, 1) ERA: 2.52	IP: 9.0 WLS: W BF: 30 H: 2 R: 0 ER: 0 SO: 5 BB: 1 IBB: 0 HBP: 0 BLK: 0 WP: 0 HR: 0 S: 39 P: 43 ERA: 0.00 WHIP: 0.333																			

AB	29
R	0
H	2
RBI	0
BB	1
SO	5
LOB	4



Batter	1	2	3	4	5	6	7	8	9
Gene Richards, L (1, 8) OBP: 0.341, SLG: 0.346	G3 2B		K	1-2 3-H 1B		F7		5-3 1B	
Ozzie Smith, S (1, 6) OBP: 0.246, SLG: 0.219	K		1B HR 1B	K		4-3		5-3 1-2	
Paul Dade, R (1, 5) OBP: 0.329, SLG: 0.379	G3 2-3		1-2 HR 1B	F9		1B		1B 1B	
Dave Winfield, R (1, 9) OBP: 0.396, SLG: 0.604	P4		1-H 2-H HR		1B SF7 BB	5-3		F8	
Jay Johnstone, L (1, 7) OBP: 0.330, SLG: 0.343		4-3	G5-4-3 1B		F8		BB 1B	1-3 2-H 1B	
Gene Tenace, R (1, 2) OBP: 0.385, SLG: 0.382		K	G5-4-3 1-2f		1-3 1B		K	P6	
Dan Briggs, L (1, 3) OBP: 0.301, SLG: 0.403		4-0 1B BB		1B 1B	SF7		K		
Bill Almon, R (1, 4) OBP: 0.303, SLG: 0.266		1-2 1B		1-3 1B	4-0 IBB		FC6-4 BB		
Bob Shirley, R (1, 1) OBP: 0.125, SLG: 0.130		K		K	F9		FC6-4		

Inning Stats	R: 0 E: 0 K: 1 S: 6	H: 1 LOB: 1 BB: 0 P: 6	R: 0 E: 0 K: 2 S: 8	H: 1 LOB: 2 BB: 1 P: 12	R: 3 E: 0 K: 1 S: 8	H: 4 LOB: 0 BB: 0 P: 8	R: 1 E: 0 K: 2 S: 10	H: 3 LOB: 2 BB: 0 P: 10	R: 1 E: 0 K: 0 S: 4	H: 1 LOB: 2 BB: 2 P: 12	R: 0 E: 0 K: 0 S: 4	H: 1 LOB: 1 BB: 0 P: 4	R: 0 E: 0 K: 2 S: 8	H: 1 LOB: 2 BB: 1 P: 12	R: 1 E: 0 K: 0 S: 6	H: 3 LOB: 2 BB: 0 P: 6
--------------	------------------------------	---------------------------------	------------------------------	----------------------------------	------------------------------	---------------------------------	-------------------------------	----------------------------------	------------------------------	----------------------------------	------------------------------	---------------------------------	------------------------------	----------------------------------	------------------------------	---------------------------------

PITCHER	IP	WLS	BF	H	R	ER	SO	BB	IBB	HBP	BLK	WP	HR	S	P	ERA	WHIP
Don Sutton, R (1, 1) ERA: 4.19	5.0	L	27	10	5	5	6	2	1	0	0	0	1	36	48	9.00	2.400
Charlie Hough, R (6, 1) ERA: 5.25	2.0		9	2	0	0	2	1	0	0	0	0	0	12	16	0.00	1.500
Ken Brett, L (8, 1) ERA: 5.25	1.0		6	3	1	1	0	0	0	0	0	0	0	6	6	9.00	3.000

**BOTTOM**


Los Angeles Dodgers @ San Diego Padres  
San Diego Stadium, San Diego, CA

Wed Jul 04 1979, 10:05 PM EDT  
Att. 45,481 - Unknown

AB R H RBI BB SO LOB

5	1	3	1	0	1	0
5	1	1	0	0	2	4
5	1	3	0	0	0	3
4	2	1	3	1	0	4
5	0	3	1	0	0	1
5	0	1	0	0	2	4
2	1	1	1	1	1	1
2	0	2	0	2	0	0
4	0	0	0	0	2	8

AB 37  
R 6  
H 15  
RBI 6  
BB 4  
SO 8  
LOB 25



WP: 0 PA: 42  
PB: 0  
SB: 0  
CS: 0

PITCHER	IP	WLS	BF	H	R	ER	SO	BB	IBB	HBP	BLK	WP	HR	S	P	ERA	WHIP
---------	----	-----	----	---	---	----	----	----	-----	-----	-----	----	----	---	---	-----	------



Batter	1	2	3	4	5	6	7	8	9	10	11	12	AB R H RBI BB SO LOB	TOP
Gene Richards, L (1, 8) OBP: 0.344, SLG: 0.344	F8		F9								F9		4 0 1 1 2 0 0	<b>San Diego Padres @ New York Mets</b> Shea Stadium, Flushing, NY Fri Jul 06 1979, 7:05 PM EDT Att. 10,021 - Unknown
Ozzie Smith, S (1, 6) Kurt Bevacqua, R (7, PH) Jerry Turner, L (7, PH) Eric Rasmussen, R (7, 1) Jim Wilhelm, R (8, PH) Steve Mura, R (8, 1) Mark Lee, R (8, 1)	K		F7				P5	1-3			6-3		3 0 0 0 0 0 1 1 0 0 0 0 0 0 0 0 1 0 0 0 0 0 0 2 0 0 0 0 0 0 0 0 1 0 0 0 0 0 0 3 0 0 0 0 0 0 0 0 1 0 0 0 0 0 0 0	
Paul Dade, R (1, 5) OBP: 0.330, SLG: 0.376	F9			HR				1B			F3		5 2 1 0 1 1 0	
Dave Winfield, R (1, 9) OBP: 0.395, SLG: 0.608		F8		L6								HR	6 2 2 1 0 0 1	
Gene Tenace, R (1, 3) OBP: 0.394, SLG: 0.404												HR	5 2 4 3 1 0 0	
Jay Johnstone, L (1, 7) OBP: 0.325, SLG: 0.330												CS	4 0 0 1 1 1 3	
Fred Kendall, R (1, 2) OBP: 0.314, SLG: 0.289 Bobby Tolan, L (8, PH)												CS	3 0 0 0 0 1 2 1 0 0 0 0 0 1	
Bill Almon, R (1, 4) OBP: 0.297, SLG: 0.254												SH	4 0 0 1 1 1 3	
Randy Jones, R (1, 1) OBP: 0.190, SLG: 0.214 Bob Owchinko, L (2, 1) Fernando Gonzalez, R (7, PH)												SH	3 0 0 0 0 1 2 1 0 0 0 0 0 1	
												SH	4 0 0 1 1 1 3	
												SH	3 0 0 0 0 1 2 1 0 0 0 0 0 1	
												SH	4 0 0 1 1 1 3	
												SH	3 0 0 0 0 1 2 1 0 0 0 0 0 1	
												SH	4 0 0 1 1 1 3	
												SH	3 0 0 0 0 1 2 1 0 0 0 0 0 1	
												SH	4 0 0 1 1 1 3	
												SH	3 0 0 0 0 1 2 1 0 0 0 0 0 1	
												SH	4 0 0 1 1 1 3	
												SH	3 0 0 0 0 1 2 1 0 0 0 0 0 1	
												SH	4 0 0 1 1 1 3	
												SH	3 0 0 0 0 1 2 1 0 0 0 0 0 1	
												SH	4 0 0 1 1 1 3	
												SH	3 0 0 0 0 1 2 1 0 0 0 0 0 1	
												SH	4 0 0 1 1 1 3	
												SH	3 0 0 0 0 1 2 1 0 0 0 0 0 1	
												SH	4 0 0 1 1 1 3	
												SH	3 0 0 0 0 1 2 1 0 0 0 0 0 1	
												SH	4 0 0 1 1 1 3	
												SH	3 0 0 0 0 1 2 1 0 0 0 0 0 1	
												SH	4 0 0 1 1 1 3	
												SH	3 0 0 0 0 1 2 1 0 0 0 0 0 1	
												SH	4 0 0 1 1 1 3	
												SH	3 0 0 0 0 1 2 1 0 0 0 0 0 1	
												SH	4 0 0 1 1 1 3	
												SH	3 0 0 0 0 1 2 1 0 0 0 0 0 1	
												SH	4 0 0 1 1 1 3	
												SH	3 0 0 0 0 1 2 1 0 0 0 0 0 1	
												SH	4 0 0 1 1 1 3	
												SH	3 0 0 0 0 1 2 1 0 0 0 0 0 1	
												SH	4 0 0 1 1 1 3	
												SH	3 0 0 0 0 1 2 1 0 0 0 0 0 1	
												SH	4 0 0 1 1 1 3	
												SH	3 0 0 0 0 1 2 1 0 0 0 0 0 1	
												SH	4 0 0 1 1 1 3	
												SH	3 0 0 0 0 1 2 1 0 0 0 0 0 1	
												SH	4 0 0 1 1 1 3	
												SH	3 0 0 0 0 1 2 1 0 0 0 0 0 1	
												SH	4 0 0 1 1 1 3	
												SH	3 0 0 0 0 1 2 1 0 0 0 0 0 1	
												SH	4 0 0 1 1 1 3	
												SH	3 0 0 0 0 1 2 1 0 0 0 0 0 1	
												SH	4 0 0 1 1 1 3	
												SH	3 0 0 0 0 1 2 1 0 0 0 0 0 1	
												SH	4 0 0 1 1 1 3	
												SH	3 0 0 0 0 1 2 1 0 0 0 0 0 1	
												SH	4 0 0 1 1 1 3	
												SH	3 0 0 0 0 1 2 1 0 0 0 0 0 1	
												SH	4 0 0 1 1 1 3	
												SH	3 0 0 0 0 1 2 1 0 0 0 0 0 1	
												SH	4 0 0 1 1 1 3	
												SH	3 0 0 0 0 1 2 1 0 0 0 0 0 1	
												SH	4 0 0 1 1 1 3	
												SH	3 0 0 0 0 1 2 1 0 0 0 0 0 1	
												SH	4 0 0 1 1 1 3	
												SH	3 0 0 0 0 1 2 1 0 0 0 0 0 1	
												SH	4 0 0 1 1 1 3	
												SH	3 0 0 0 0 1 2 1 0 0 0 0 0 1	
												SH	4 0 0 1 1 1 3	
												SH	3 0 0 0 0 1 2 1 0 0 0 0 0 1	
												SH	4 0 0 1 1 1 3	
												SH	3 0 0 0 0 1 2 1 0 0 0 0 0 1	
												SH	4 0 0 1 1 1 3	
												SH	3 0 0 0 0 1 2 1 0 0 0 0 0 1	
												SH	4 0 0 1 1 1 3	
												SH	3 0 0 0 0 1 2 1 0 0 0 0 0 1	
												SH	4 0 0 1 1 1 3	
												SH	3 0 0 0 0 1 2 1 0 0 0 0 0 1	
												SH	4 0 0 1 1 1 3	
												SH	3 0 0 0 0 1 2 1 0 0 0 0 0 1	
												SH	4 0 0 1 1 1 3	
												SH	3 0 0 0 0 1 2 1 0 0 0 0 0 1	
												SH	4 0 0 1 1 1 3	
												SH	3 0 0 0 0 1 2 1 0 0 0 0 0 1	
												SH	4 0 0 1 1 1 3	
												SH	3 0 0 0 0 1 2 1 0 0 0 0 0 1	
												SH	4 0 0 1 1 1 3	
												SH	3 0 0 0 0 1 2 1 0 0 0 0 0 1	
												SH	4 0 0 1 1 1 3	
												SH	3 0 0 0 0 1 2 1 0 0 0 0 0 1	
												SH	4 0 0 1 1 1 3	
												SH	3 0 0 0 0 1 2 1 0 0 0 0 0 1	
												SH	4 0 0 1 1 1 3	
												SH	3 0 0 0 0 1 2 1 0 0 0 0 0 1	
												SH	4 0 0 1 1 1 3	
												SH	3 0 0 0 0 1 2 1 0 0 0 0 0 1	
												SH	4 0 0 1 1 1 3	
												SH	3 0 0 0 0 1 2 1 0 0 0 0 0 1	
												SH	4 0 0 1 1 1 3	
												SH	3 0 0 0 0 1 2 1 0 0 0 0 0 1	
												SH	4 0 0 1 1 1 3	
												SH	3 0 0 0 0 1 2 1 0 0 0 0 0 1	
												SH	4 0 0 1 1 1 3	
												SH	3 0 0 0 0 1 2 1 0 0 0 0 0 1	
												SH	4 0 0 1 1 1 3	
												SH	3 0 0 0 0 1 2 1 0 0 0 0 0 1	
												SH	4 0 0 1 1 1 3	
												SH	3 0 0 0 0 1 2 1 0 0 0 0 0 1	
												SH	4 0 0 1 1 1 3	
												SH	3 0 0 0 0 1 2 1 0 0 0 0 0 1	
												SH	4 0 0 1 1 1 3	
												SH	3 0 0 0 0 1 2 1 0 0 0 0 0 1	
												SH	4 0 0 1 1 1 3	
												SH	3 0 0 0 0 1 2 1 0 0 0 0 0 1	
												SH	4 0 0 1 1 1 3	
												SH	3 0 0 0 0 1 2 1 0 0 0 0 0 1	
												SH	4 0 0 1 1 1 3	





Batter	1	2	3	4	5	6	7	8	9	AB R H RBI BB SO LOB	TOP											
Gene Richards, L (1, 8) OBP: 0.351, SLG: 0.350	0-0 6-3	0-0 F4-6-3 1B		0-0 1-3 2-H 1B			4-0 1B 1B BB		0-0 1B 1B	4 2 3 1 1 0 0												
Ozzie Smith, S (1, 6) OBP: 0.249, SLG: 0.223	0-0 BB 1B 3B 1B	0-0 F4-6-3 1-2			0-0 6-3		0-0 1-2 E 1B 1B		0-0 1B 1B	5 3 3 0 0 0 1												
Paul Dade, R (1, 5) OBP: 0.335, SLG: 0.380	0-0 BB 3B 1B		0-0 F9		0-0 F9		0-0 E2 1B 1B		0-0 E 1B	5 3 3 2 0 0 0												
Dave Winfield, R (1, 9) OBP: 0.395, SLG: 0.604	4-0 1-2 2-3 3B BB		0-0 6-3		0-3 K		0-0 2-H 1B		0-3 K	4 1 1 1 1 2 2												
Jerry Turner, L (1, 7) OBP: 0.323, SLG: 0.399	0-0 1-H 2-H 3-H 1-6-3 3B		0-3 K		0-0 F7		0-0 F4-3		0-0 E6 1B	5 1 2 4 0 1 1												
Jay Johnstone, L (1, 3) OBP: 0.319, SLG: 0.333	0-0 1-6-3			0-0 CS 2B		0-0 F4-3		0-0 6-3	0-0 F9	5 0 1 1 0 0 1												
Gene Tenace, R (1, 2) OBP: 0.392, SLG: 0.402	0-0 1B		0-0 F7		0-3 K		0-0 6-3			4 0 1 0 0 1 1												
Bill Almon, R (1, 4) OBP: 0.295, SLG: 0.248	0-3 K		4-0 BB 1B BB		0-0 F7		0-0 5-3		0-0 F9	3 1 0 0 1 1 1												
John D'Acquisto, R (1, 1) OBP: 0.125, SLG: 0.188		0-0 F4-3		0-0 1B 1B			0-3 K		0-0 F4	2 0 1 0 0 0 0												
Eric Rasmussen, R (6, 1) OBP: 0.111, SLG: 0.040										2 0 0 0 0 1 0												
<b>Inning Stats</b>	R: 4 E: 0 K: 1 S: 9	H: 4 LOB: 1 BB: 1 P: 13	R: 0 E: 0 K: 0 S: 3	H: 1 LOB: 0 BB: 0 P: 3	R: 0 E: 0 K: 1 S: 5	H: 0 LOB: 0 BB: 0 P: 5	R: 1 E: 0 K: 0 S: 4	H: 3 LOB: 2 BB: 1 P: 8	R: 0 E: 0 K: 1 S: 5	H: 0 LOB: 0 BB: 0 P: 5	R: 0 E: 0 K: 1 S: 5	H: 0 LOB: 0 BB: 0 P: 5	R: 3 E: 1 K: 1 S: 8	H: 3 LOB: 1 BB: 1 P: 12	R: 0 E: 0 K: 0 S: 3	H: 0 LOB: 0 BB: 0 P: 3	R: 3 E: 1 K: 1 S: 9	H: 4 LOB: 1 BB: 0 P: 9	1B: 13 2B: 1 3B: 1 HR: 0	SF: 0 SAC: 0 DP: 1 HBP: 0	WP: 0 PB: 0 SB: 0 CS: 1	PA: 42
<b>PITCHER</b>	IP WLS BF H R ER SO BB IBB HBP BLK WP HR S P ERA WHIP																				<b>PITCHER</b>	IP WLS BF H R ER SO BB IBB HBP BLK WP HR S P ERA WHIP
Dock Ellis, R (1, 1) ERA: 5.94	5.0 L 22 8 5 5 3 2 0 0 0 0 0 26 34 9.00 2.000																					
Tom Hausman, R (6, 1) ERA: 2.84	1.0 3 0 0 0 1 0 0 0 0 0 0 0 5 5 0.00 0.000																					
Dale Murray, R (7, 1) ERA: 4.41	2.0 10 3 3 2 1 1 0 0 0 0 0 0 11 15 9.00 2.000																					
Wayne Twitchell, R (9, 1) ERA: 5.57	1.0 7 4 3 2 1 0 0 0 0 0 0 0 9 9 18.00 4.000																					

San Diego Padres @ New York Mets  
 Shea Stadium, Flushing, NY  
 Sat Jul 07 1979, 3:33 AM EDT  
 Att: 14,048 - Unknown

livebaseballscorecards.com

AB	39
R	11
H	15
RBI	9
BB	3
SO	6
LOB	7



**BOTTOM**

**San Diego Padres @ New York Mets**  
 Shea Stadium, Flushing, NY  
 Sat Jul 07 1979, 3:33 AM EDT  
 Att. 14,048 - Unknown

[livebaseballscorecards.com](http://livebaseballscorecards.com)

<b>AB</b>	<b>34</b>
<b>R</b>	<b>3</b>
<b>H</b>	<b>9</b>
<b>RBI</b>	<b>3</b>
<b>BB</b>	<b>4</b>
<b>SO</b>	<b>5</b>
<b>LOB</b>	<b>21</b>



AB	R	H	RBI	BB	SO	LOB
3	1	1	0	2	1	0
5	1	2	1	0	0	1
3	0	1	1	1	1	3
4	0	0	0	0	1	5
4	1	2	0	0	0	2
4	0	1	0	0	1	2
2	0	1	0	1	0	2
0	0	0	0	0	0	0
1	0	1	0	0	0	0
0	0	0	0	0	0	0
4	0	0	1	0	0	4
1	0	0	0	0	0	0
1	0	0	0	0	1	0
0	0	0	0	0	0	0
2	0	0	0	0	0	2

Batter	1	2	3	4	5	6	7	8	9											
<b>Joel Youngblood, R</b> OBP: 0.365, SLG: 0.484 (1, 9)	4-0 1B BB		0-3 K		0-0 1B 2B		4-0 F9 5-3 BB		0-0 F7											
<b>Frank Taveras, R</b> OBP: 0.292, SLG: 0.319 (1, 6)	0-0 1-2 1B		0-0 F6		0-0 1B 1B		0-0 5-3 1-2		0-0 6-3											
<b>Lee Mazzilli, S</b> OBP: 0.427, SLG: 0.508 (1, 8)	0-3 K			4-0 1B BB	0-0 1B		0-0 F9 2-3													
<b>Richie Hebner, L</b> OBP: 0.380, SLG: 0.407 (1, 5)	0-0 F6			0-0 F6	0-0 F6		0-3 K													
<b>Willie Montanez, L</b> OBP: 0.262, SLG: 0.297 (1, 3)	0-0 F6			0-0 1-3 1B		0-0 1B FC4-6 1B		0-0 F8												
<b>Steve Henderson, R</b> OBP: 0.367, SLG: 0.390 (1, 7)		0-0 L7		0-3 K		0-0 FC4-6 1B 1-2 8-2 1B		0-0 F8												
<b>Ron Hodges, L</b> OBP: 0.308, SLG: 0.219 (1, 2)		4-0 BB		0-0 F6		0-0 FC4-6 1B 1-2 2-3 1B		0-0 1B												
<b>Dale Murray, R</b> (7, 1)																				
<b>Elliott Maddox, R</b> OBP: 0.309, SLG: 0.306 (8, PH)																				
<b>Wayne Twitchell, R</b> OBP: 0.400, SLG: 0.400 (9, 1)																				
<b>Doug Flynn, R</b> OBP: 0.256, SLG: 0.314 (1, 4)		0-0 F6-4-3 1-2			0-0 F8	0-0 FC4-6		0-0 F4												
<b>Dock Ellis, S</b> (1, 1)			0-0 5-3		0-3 K	0-0 8-2 3-H			0-0 F6											
<b>Bruce Boisclair, L</b> OBP: 0.224, SLG: 0.292 (5, PH)																				
<b>Tom Hausman, R</b> OBP: 0.111, SLG: 0.111 (6, 1)																				
<b>John Stearns, R</b> OBP: 0.331, SLG: 0.375 (6, PH)																				
<b>Inning Stats</b>	R: 0 E: 0 K: 1 S: 6	H: 1 LOB: 2 BB: 1 P: 10	R: 0 E: 0 K: 0 S: 2	H: 0 LOB: 0 BB: 1 P: 6	R: 0 E: 0 K: 1 S: 5	H: 1 LOB: 2 BB: 1 P: 10	R: 2 E: 0 K: 1 S: 8	H: 3 LOB: 1 BB: 0 P: 8	R: 1 E: 0 K: 0 S: 5	H: 3 LOB: 1 BB: 0 P: 5	R: 0 E: 0 K: 1 S: 5	H: 0 LOB: 1 BB: 1 P: 9	R: 0 E: 0 K: 0 S: 4	H: 1 LOB: 1 BB: 0 P: 4	R: 0 E: 0 K: 0 S: 3	H: 0 LOB: 0 BB: 0 P: 3	1B: 8 2B: 2 3B: 0 HR: 0	SF: 0 SAC: 0 DP: 2 HBP: 0	WP: 0 PB: 0 SB: 0 CS: 0	PA: 38

PITCHER	IP	WLS	BF	H	R	ER	SO	BB	IBB	HBP	BLK	WP	HR	S	P	ERA	WHIP
<b>John D'Acquisto, R</b> ERA: 4.86 (1, 1)	5.0	W	24	7	3	3	4	3	0	0	0	0	0	29	41	5.40	2.000
<b>Eric Rasmussen, R</b> ERA: 4.34 (6, 1)	4.0	S	14	2	0	0	1	1	0	0	0	0	0	15	19	0.00	0.750



Batter	1	2	3	4	5	6	7	8	9	AB R H RBI BB SO LOB	TOP	
Gene Richards, L (1, 8) OBP: 0.358, SLG: 0.357	0-0 3-1		0-0 SH5-3 SH 1B	0-0 1B		0-0 1-2 2-H 1B			0-0 CS S 1B	5 1 4 1 0 0 0		
Ozzie Smith, S (1, 6) OBP: 0.249, SLG: 0.227	0-0 E PB 2B		0-0 SH SH5-3 1B	0-0 B2-3		0-0 L7			0-3 K	4 2 1 0 0 1 4		
Paul Dade, R (1, 5) OBP: 0.333, SLG: 0.375	0-0 E6 PB E 2-3		0-0 SH5-3			0-0 F7			4-0 CS BB	3 1 0 0 1 0 1		
Dave Winfield, R (1, 9) OBP: 0.395, SLG: 0.599	0-0 5-3		0-0 S 1B			0-0 F6			4-0 IBB	4 0 1 2 1 0 1		
Gene Tenace, R (1, 3) OBP: 0.389, SLG: 0.395	0-0 E1 2-H		4-0 S IBB			0-3 K			0-0 F9	4 0 0 0 1 1 2		
Jim Wilhelm, R (1, 7) OBP: 0.200, SLG: 0.200	0-3 K		0-3 K			0-0 CS 1B			0-0 F4	4 0 1 0 0 2 3		
Fred Kendall, R (1, 2) OBP: 0.309, SLG: 0.286		0-0 L5	0-0 F7			0-0 1-2 BB 1B			0-0 F4	4 1 1 0 0 0 2		
Fernando Gonzalez, R (1, 4) OBP: 0.266, SLG: 0.387		0-0 6-3		0-0 F4		0-0 F9			0-0 1B	4 0 1 0 0 0 1		
Gaylord Perry, R (1, 1) OBP: 0.167, SLG: 0.239		0-0 5-3		0-0 6-3		4-0 1B BB			0-3 K	3 0 0 0 1 1 1		
<b>Inning Stats</b>	R: 2 E: 2 K: 1 S: 8 H: 1 LOB: 1 BB: 0 P: 8	R: 0 E: 0 K: 0 S: 3 H: 0 LOB: 0 BB: 0 P: 3	R: 2 E: 1 K: 1 S: 8 H: 2 LOB: 2 BB: 1 P: 12	R: 0 E: 0 K: 0 S: 4 H: 1 LOB: 1 BB: 0 P: 4	R: 0 E: 0 K: 1 S: 5 H: 0 LOB: 0 BB: 0 P: 5	R: 1 E: 0 K: 0 S: 5 H: 3 LOB: 2 BB: 1 P: 9	R: 0 E: 0 K: 0 S: 3 H: 0 LOB: 0 BB: 0 P: 3	R: 0 E: 0 K: 1 S: 6 H: 1 LOB: 1 BB: 0 P: 6	R: 0 E: 0 K: 1 S: 5 H: 1 LOB: 2 BB: 2 P: 13	1B: 8 2B: 1 3B: 0 HR: 0 SF: 0 SAC: 2 DP: 0 HBP: 0	WP: 0 PB: 1 SB: 3 CS: 3 PA: 41	
<b>PITCHER</b> Kevin Kobel, L (1, 1) ERA: 3.16 Neil Allen, R (7, 1) ERA: 5.06	IP WLS BF H R ER SO BB IBB HBP BLK WP HR S P ERA WHIP	6.0 L 29 7 5 2 3 1 1 0 0 0 0 0 33 41 3.00 1.333	3.0 12 2 0 0 2 1 1 0 0 0 0 0 14 22 0.00 1.000									ERA WHIP

San Diego Padres @ New York Mets  
Shea Stadium, Flushing, NY  
Sun Jul 08 1979, 3:33 AM EDT  
Unknown

livebaseballscorecards.com

AB	35
R	5
H	9
RBI	3
BB	4
SO	5
LOB	15



Batter	1	2	3	4	5	6	7	8	9	AB	R	H	RBI	BB	SO	LOB
Frank Taveras, R OBP: 0.288, SLG: 0.315 (1, 6)	0-0 F9	0-0 6-3			0-0 1-3		0-0 6-3			4	0	0	0	0	0	1
John Stearns, R OBP: 0.330, SLG: 0.373 (1, 2)	0-0 1B SF8	0-0 F3			0-3 K			0-0 B1-3		4	1	1	0	0	1	1
Lee Mazzilli, S OBP: 0.425, SLG: 0.505 (1, 8)	0-0 1-3 1B		0-0 P6		0-0 6-3			0-0 F8		4	0	1	0	0	0	0
Richie Hebner, L OBP: 0.378, SLG: 0.404 (1, 5)	0-0 SF8		4-0 FC5-4 BB			0-0 F8		0-0 F9		2	0	0	1	1	0	0
Willie Montanez, L OBP: 0.262, SLG: 0.296 (1, 3)	0-0 1-3		0-0 F7			0-0 1B 1B			0-0 F9	4	0	1	0	0	0	2
Joel Youngblood, R OBP: 0.370, SLG: 0.498 (1, 9) (9, 7)		0-0 3B 3B	0-0 FC5-4			0-0 1-2 1B G6-4-3			0-0 2B	4	1	3	0	0	0	1
Steve Henderson, R OBP: 0.367, SLG: 0.397 Neil Allen, R Ed Kranepool, L OBP: 0.261, SLG: 0.256 (9, PH)		0-0 1B 3B		0-0 P5		0-0 1-2 1B G6-4-3			0-0 4-3	3	1	1	1	0	0	2
Doug Flynn, R OBP: 0.257, SLG: 0.314 Ron Hodges, L OBP: 0.300, SLG: 0.212 (9, PH)		0-0 SH3 1B		0-0 F3			0-0 F6-3		0-3 K	3	0	1	1	0	0	0
Kevin Kobel, R OBP: 0.200, SLG: 0.200 Bruce Boisclair, L OBP: 0.220, SLG: 0.286 Elliott Maddox, R OBP: 0.309, SLG: 0.306 (9, 9)		0-0 SH3		0-3 K			0-0 G3			1	0	0	0	0	1	0

Inning Stats	R: 1	H: 2	E: 0	K: 0	S: 5	LOB: 1	BB: 0	P: 5	R: 2	H: 3	E: 0	K: 0	S: 6	LOB: 1	BB: 0	P: 6	R: 0	H: 0	E: 0	K: 0	S: 3	LOB: 1	BB: 1	P: 7	R: 0	H: 0	E: 0	K: 1	S: 5	LOB: 0	BB: 0	P: 5	R: 0	H: 2	E: 0	K: 0	S: 4	LOB: 1	BB: 0	P: 4	R: 0	H: 0	E: 0	K: 0	S: 3	LOB: 0	BB: 0	P: 3	R: 0	H: 0	E: 0	K: 1	S: 6	LOB: 1	BB: 0	P: 6
--------------	------	------	------	------	------	--------	-------	------	------	------	------	------	------	--------	-------	------	------	------	------	------	------	--------	-------	------	------	------	------	------	------	--------	-------	------	------	------	------	------	------	--------	-------	------	------	------	------	------	------	--------	-------	------	------	------	------	------	------	--------	-------	------

PITCHER	IP	WLS	BF	H	R	ER	SO	BB	IBB	HBP	BLK	WP	HR	S	P	ERA	WHIP
Gaylord Perry, R ERA: 2.48 (1, 1)	9.0	W	35	8	3	3	3	1	0	0	0	0	0	40	44	3.00	1.000

**BOTTOM**

**San Diego Padres @ New York Mets**  
Shea Stadium, Flushing, NY  
Sun Jul 08 1979, 3:33 AM EDT  
Unknown

AB	32
R	3
H	8
RBI	3
BB	1
SO	3
LOB	9



WP	HR	S	P	ERA	WHIP
0	0	0	35		



Batter	1	2	3	4	5	6	7	8	9	AB R H RBI BB SO LOB	TOP		
Gene Richards, L (1, 8) OBP: 0.356, SLG: 0.356	0-3 K		0-3 K			0-0 F6-4-3 WP 1B		0-0 F4-3		4 1 1 0 0 2 0	<b>San Diego Padres @ New York Mets</b> Shea Stadium, Flushing, NY Sun Jul 08 1979, 3:38 AM EDT Att. 17,320 - Unknown		
Ozzie Smith, S (1, 6) OBP: 0.252, SLG: 0.228	0-0 S 1B		0-3 K			4-0 F6-4-3 1-2 BB		0-0 3-1		3 0 1 0 1 1 0			
Paul Dade, R (1, 5) OBP: 0.329, SLG: 0.370	0-0 F8 1-2			0-0 6-3		0-0 F6-4-3 1-2 2-3			0-3 K	4 0 0 0 0 1 3			
Dave Winfield, R (1, 9) OBP: 0.396, SLG: 0.597	0-3 K			0-0 1B		4-0 FC5-4 BB 3-H			0-0 6-3	3 0 1 0 1 1 1			
Gene Tenace, R (1, 2) OBP: 0.387, SLG: 0.393		0-0 5-3		0-3 K		0-0 FC5-4 1-2f			0-0 1B	4 0 1 0 0 1 2			
Jerry Turner, L (1, 7) OBP: 0.325, SLG: 0.397		4-0 BB		0-0 F8		4-0 F4-6-3 BB			0-0 F8	2 0 0 0 2 0 2			
Kurt Bevacqua, R (1, 3) OBP: 0.333, SLG: 0.264 Bobby Tolan, L (7, PH) (7, 3)		0-3 K			0-0 1-3		0-0 F4-6-3 1-2			2 0 0 0 0 1 1 1 0 0 0 0 0 1			
Bill Almon, R (1, 4) OBP: 0.289, SLG: 0.242		0-0 F8			0-0 5-3		0-3 K			3 0 0 0 0 1 1			
Bob Shirley, R (1, 1) OBP: 0.120, SLG: 0.125 Fred Kendall, R (5, PH) Mark Lee, R (5, 1) Jay Johnstone, L (8, PH) Steve Mura, R (8, 1)			0-3 K		0-0 6-3			0-0 F4-3		1 0 0 0 0 1 0 1 0 0 0 0 0 0 0 0 0 0 0 0 0 1 0 0 0 0 0 0 0 0 0 0 0 0 0			
<b>Inning Stats</b>	R: 0 H: 1 E: 0 LOB: 1 K: 2 BB: 0 S: 8 P: 8	R: 0 H: 0 E: 0 LOB: 1 K: 1 BB: 1 S: 5 P: 9	R: 0 H: 0 E: 0 LOB: 0 K: 3 BB: 0 S: 9 P: 9	R: 0 H: 1 E: 0 LOB: 1 K: 1 BB: 0 S: 6 P: 6	R: 0 H: 0 E: 0 LOB: 0 K: 0 BB: 0 S: 3 P: 3	R: 1 H: 1 E: 0 LOB: 1 K: 0 BB: 2 S: 3 P: 11	R: 0 H: 0 E: 0 LOB: 0 K: 1 BB: 1 S: 4 P: 8	R: 0 H: 0 E: 0 LOB: 0 K: 0 BB: 0 S: 3 P: 3	R: 0 H: 1 E: 0 LOB: 1 K: 1 BB: 0 S: 6 P: 6	1B: 4 SF: 0 2B: 0 SAC: 0 3B: 0 DP: 2 HR: 0 HBP: 0		WP: 2 PA: 33 PB: 0 SB: 1 CS: 0	
<b>PITCHER</b>	IP WLS BF H R ER SO BB IBB HBP BLK WP HR S P ERA WHIP											<b>PITCHER</b>	IP WLS BF H R ER SO BB IBB HBP BLK WP HR S P ERA WHIP
Andy Hassler, L (1, 1) ERA: 4.63	5.2 W 22 3 1 1 7 3 0 0 0 2 0 33 45 1.59 1.059												
Tom Hausman, R (6, 1) ERA: 2.51	3.1 S 11 1 0 0 2 1 0 0 0 0 0 0 14 18 0.00 0.600												

AB	29
R	1
H	4
RBI	0
BB	4
SO	9
LOB	11



Batter	1	2	3	4	5	6	7	8	9	AB	R	H	RBI	BB	SO	LOB
Frank Taveras, R OBP: 0.285, SLG: 0.311 (1, 6)	0-0 5-3	0-0 F3			0-0 K	0-0 FC4-6				4	0	0	0	0	1	2
John Stearns, R OBP: 0.335, SLG: 0.380 (1, 3)	4-0 CS		0-0 1B		0-0 1B		0-0 F9			3	1	2	0	1	0	0
Willie Montanez, L OBP: 0.262, SLG: 0.296 (8, 3)	BB									0	0	0	0	0	0	0
Lee Mazzilli, S OBP: 0.425, SLG: 0.505 (1, 8)	0-0 F8		0-0 SF7		0-0 1B		0-0 F7			4	0	2	0	0	0	1
Richie Hebner, L OBP: 0.377, SLG: 0.403 (1, 5)		0-0 BB	0-0 SF7		0-0 F8		0-0 F6			3	1	1	1	0	0	2
Steve Henderson, R OBP: 0.371, SLG: 0.402 (1, 7)		0-0 BB	0-0 1-3-2		0-0 FC6-4		0-0 1B		0-0 1B	4	1	3	0	0	0	1
Joel Youngblood, R OBP: 0.388, SLG: 0.493 (1, 9)		0-0 1-2	0-0 2-3		0-0 F8	0-0 FC6-4		0-0 F7		3	1	0	0	1	0	4
Alex Trevino, R OBP: 0.406, SLG: 0.468 (1, 2)		0-0 BB	0-0 BB		0-0 F8		0-0 G3		0-0 1B	3	0	1	0	1	1	3
Doug Flynn, R OBP: 0.260, SLG: 0.320 (1, 4)		0-0 1-2	0-0 2-3		0-0 FC6-4	0-0 FC6-4		0-0 K		4	0	2	3	0	1	3
Andy Hassler, L Tom Hausman, R OBP: 0.091, SLG: 0.091 (1, 1) (6, 1)		0-0 K	0-0 K		0-0 FC6-4	0-0 B1		0-0 F7		2	0	0	0	0	1	2
										2	0	0	0	0	0	3

Inning Stats	R: 0	H: 0	E: 0	K: 0	S: 2	R: 3	H: 3	E: 0	K: 2	S: 10	R: 1	H: 2	E: 0	K: 0	S: 4	R: 0	H: 3	E: 0	K: 1	S: 8	R: 0	H: 1	E: 0	K: 0	S: 4	R: 0	H: 0	E: 0	K: 0	S: 3	R: 0	H: 2	E: 0	K: 1	S: 7
	LOB: 0	BB: 1	P: 6	LOB: 1	BB: 1	LOB: 0	BB: 0	LOB: 1	BB: 1	P: 4	LOB: 3	BB: 0	LOB: 1	BB: 0	P: 4	LOB: 0	BB: 0	LOB: 2	BB: 0	P: 7	LOB: 0	BB: 0	LOB: 2	BB: 0	P: 7	1B: 9	SF: 1	2B: 3	SAC: 0	3B: 0	DP: 1	HR: 0	HBP: 0		

PITCHER	IP	WLS	BF	H	R	ER	SO	BB	IBB	HBP	BLK	WP	HR	S	P	ERA	WHIP
Bob Shirley, L ERA: 2.78 (1, 1)	4.0	L	18	5	4	4	2	3	0	0	0	0	0	19	31	9.00	2.000
Mark Lee, R ERA: 5.4 (5, 1)	3.0		13	4	0	0	1	0	0	0	0	0	0	15	15	0.00	1.333
Steve Mura, R ERA: 3.29 (8, 1)	1.0		5	2	0	0	1	0	0	0	0	0	0	7	7	0.00	2.000

**BOTTOM**

**San Diego Padres @ New York Mets**  
Shea Stadium, Flushing, NY

Sun Jul 08 1979, 3:38 AM EDT  
Att. 17,320 - Unknown

livebaseballscorecards.com

AB	32
R	4
H	11
RBI	4
BB	3
SO	4
LOB	21



WP: 0	PA: 36
PB: 0	
SB: 0	
CS: 1	



Batter	1	2	3	4	5	6	7	8	9	AB	R	H	RBI	BB	SO	LOB	TOP										
Gene Richards, L (1, 8) OBP: 0.355, SLG: 0.361	0-0 F8		0-0 G3		0-0 3B		0-0 5-3			4	1	1	1	0	0	0											
Ozzie Smith, S (1, 6) OBP: 0.252, SLG: 0.235	0-0 6-3			0-0 4-3	0-0 2B		0-0 4-3			4	1	1	1	0	0	0											
Paul Dade, R (1, 5) OBP: 0.330, SLG: 0.368 Fernando Gonzalez, R (5, PH) OBP: 0.268, SLG: 0.392	0-0 L9			1-0 HBP	0-0 2B			0-0 F9		1	0	0	0	0	0	0											
Dave Winfield, R (1, 9) OBP: 0.397, SLG: 0.595		4-0 BB		0-0 1B	0-0 5-3			0-0 6-3		3	0	1	0	1	0	1											
Jerry Turner, L (1, 7) OBP: 0.321, SLG: 0.391 Dan Briggs, L (8, 3) OBP: 0.301, SLG: 0.403		0-0 L3		0-0 F9		0-0 F6		0-0 4-3		4	0	0	0	0	0	2											
Gene Tenace, R (1, 2) OBP: 0.389, SLG: 0.404		0-0 HR			4-0 2B		0-0 6-3		0-0 5-3	3	2	1	1	1	0	0											
Jay Johnstone, L (1, 3) OBP: 0.323, SLG: 0.345		0-3 K			0-0 3B		0-0 1B		0-3 K	4	1	2	1	0	2	0											
Bill Almon, R (1, 4) OBP: 0.281, SLG: 0.234			0-0 5-3		0-3 K		0-3 K		0-0 L5	4	0	0	0	0	2	2											
Randy Jones, R (1, 1) OBP: 0.178, SLG: 0.200 Rollie Fingers, R (9, 1) OBP: 0.100, SLG: 0.100			0-0 F8		0-0 F9		0-3 K			3	0	0	0	0	1	1											
<b>Inning Stats</b>	R: 0 E: 0 K: 0 S: 3	H: 0 LOB: 0 BB: 0 P: 3	R: 1 E: 0 K: 1 S: 5	H: 1 LOB: 0 BB: 1 P: 9	R: 0 E: 0 K: 0 S: 3	H: 0 LOB: 0 BB: 0 P: 3	R: 0 E: 0 K: 0 S: 3	H: 1 LOB: 1 BB: 0 P: 4	R: 4 E: 0 K: 1 S: 9	H: 4 LOB: 1 BB: 1 P: 13	R: 0 E: 0 K: 1 S: 6	H: 1 LOB: 1 BB: 0 P: 6	R: 0 E: 0 K: 1 S: 5	H: 0 LOB: 0 BB: 0 P: 5	R: 0 E: 0 K: 0 S: 3	H: 0 LOB: 0 BB: 0 P: 3	R: 0 E: 0 K: 1 S: 5	H: 0 LOB: 0 BB: 0 P: 5	1B: 2 2B: 3 3B: 2 HR: 1	SF: 0 SAC: 0 DP: 1 HBP: 1	WP: 0 PB: 0 SB: 0 CS: 1	PA: 35					
<b>PITCHER</b>	IP	WLS	BF	H	R	ER	SO	BB	IBB	HBP	BLK	WP	HR	S	P	ERA	WHIP										
Nino Espinosa, R (1, 1) ERA: 3.49	4.2		20	5	5	5	2	2	0	1	0	0	1	21	30	9.64	1.500										
Warren Brusstar, R (5, 1) ERA: 7.11	0.1		2	1	0	0	0	0	0	0	0	0	0	2	2	0.00	3.000										
Rawly Eastwick, R (6, 1) ERA: 6.09	2.0		7	1	0	0	2	0	0	0	0	0	0	11	11	0.00	0.500										
Doug Bird, R (8, 1) ERA: 5.4	2.0	W	6	0	0	0	1	0	0	0	0	0	0	8	8	0.00	0.000										

San Diego Padres @ Philadelphia Phillies  
Veterans Stadium, Philadelphia, PA  
Tue Jul 10 1979, 7:05 PM EDT  
Att. 30,234 - Unknown

livebaseballscorecards.com

AB	32
R	5
H	7
RBI	5
BB	2
SO	5
LOB	6



Batter	1	2	3	4	5	6	7	8	9	AB R H RBI BB SO LOB
<b>Bake McBride, L</b> OBP: 0.320, SLG: 0.411 (1, 9) X	0-0 4-3 ①		0-0 G3 ①		0-0 1-3 2B		0-3 K ③		0-0 FC6-4 HR 1-2f 2-3	5 1 1 0 0 1 3
<b>Larry Bowa, S</b> OBP: 0.338, SLG: 0.348 (1, 6) X	0-0 3B		0-0 F7 ②		0-0 5-3 ③			0-0 F8 ① X	0-0 HR 1-H 3-H	4 0 1 0 0 0 2 1 1 1 3 0 0 0
<b>Pete Rose, S</b> OBP: 0.398, SLG: 0.416 (1, 3) X	0-0 4-3 ②		0-0 6-3 ③			0-0 1-3 ①		0-0 L9 ②		4 0 0 0 0 0 1
<b>Mike Schmidt, R</b> OBP: 0.393, SLG: 0.616 (1, 5) X	4-0 IBB			0-0 6-3 ①		0-0 HR		0-0 L7 ③		3 1 1 1 1 1 0 0
<b>Garry Maddox, R</b> OBP: 0.296, SLG: 0.444 (1, 8) X	0-0 F8 ③			0-0 F9 ②		0-0 F8 ②		0-0 1-3 ①		4 0 0 0 0 0 2
<b>Jose Cardenal, R</b> OBP: 0.314, SLG: 0.256 (1, 7) X		0-0 F9 ①		0-0 L8 ③		0-0 6-3 ③		0-0 2B 1B		4 1 1 0 0 0 0
<b>Manny Trillo, R</b> OBP: 0.318, SLG: 0.347 (1, 4) X		0-0 F9 ②			0-0 L9 ①		0-0 1-3 ①	0-0 1B 2B		4 1 1 0 0 0 0
<b>Bob Boone, R</b> OBP: 0.386, SLG: 0.485 (1, 2) X		4-0 BB			0-0 2B 1B		0-0 4-3 1B	0-0 FC6-4 HR 2-H 3-H		3 1 3 2 1 0 0
<b>Nino Espinosa, R</b> OBP: 0.232, SLG: 0.290 (1, 1) X		0-0 F9 ③			0-0 F8 ②		0-0 4-3 ②	0-0 FC6-4 1B 1-2		1 0 0 0 0 0 0 1 0 0 0 0 0 0 0 0 1 0 0 0 0 0 0 1 0 0 0 0 0 0 0 0 1 0 0 0 0 0 0 1 0 0 0 0 0 0 0 0 1 0 1 0 0 0 0 0 0 0 0 0 0 0 0 0

**BOTTOM**

**San Diego Padres @ Philadelphia Phillies**  
Veterans Stadium, Philadelphia, PA  
Tue Jul 10 1979, 7:05 PM EDT  
Att. 30,234 - Unknown

AB	36
R	6
H	10
RBI	6
BB	2
SO	1
LOB	11



Inning Stats	R: 0	H: 1	E: 0	K: 0	S: 4	H: 0	LOB: 2	BB: 1	P: 8	R: 0	H: 0	E: 0	K: 0	S: 3	H: 0	LOB: 0	BB: 0	P: 3	R: 0	H: 0	E: 0	K: 0	S: 3	H: 0	LOB: 0	BB: 0	P: 3	R: 0	H: 2	E: 0	K: 0	S: 5	H: 1	LOB: 0	BB: 0	P: 4	R: 0	H: 1	E: 0	K: 1	S: 6	H: 0	LOB: 1	BB: 0	P: 6	R: 0	H: 0	E: 0	K: 0	S: 3	R: 5	H: 5	E: 0	K: 0	S: 7	H: 1	LOB: 1	BB: 0	P: 7	1B: 5	SF: 0	2B: 2	SAC: 0	3B: 1	DP: 0	HR: 2	HBP: 0	WP: 0	PA: 38
--------------	------	------	------	------	------	------	--------	-------	------	------	------	------	------	------	------	--------	-------	------	------	------	------	------	------	------	--------	-------	------	------	------	------	------	------	------	--------	-------	------	------	------	------	------	------	------	--------	-------	------	------	------	------	------	------	------	------	------	------	------	------	--------	-------	------	-------	-------	-------	--------	-------	-------	-------	--------	-------	--------

PITCHER	IP	WLS	BF	H	R	ER	SO	BB	IBB	HBP	BLK	WP	HR	S	P	ERA	WHIP
<b>Randy Jones, L</b> ERA: 3.88 (1, 1)	8.1		34	7	3	3	1	1	1	0	0	0	1	34	42	3.24	0.960
<b>Rollie Fingers, R</b> ERA: 3.67 (9, 1)	0.1	L	4	3	3	3	0	0	0	0	0	0	1	4	4	81.00	9.000



Batter	1	2	3	4	5	6	7	8	9	AB R H RBI BB SO LOB	TOP											
Gene Richards, L (1, 8) OBP: 0.350, SLG: 0.355	0-0 5-3	0-0 L5-3	0-0 E3			0-0 4-3		0-0 5-3		5 0 0 0 0 0 3												
Ozzie Smith, S (1, 6) OBP: 0.254, SLG: 0.235	0-0 HR 1B	4-0 BB	0-0 4-3			0-0 6-3		0-0 F6		4 1 1 0 1 0 3												
Jerry Turner, L (1, 7) OBP: 0.322, SLG: 0.405	0-0 HR	0-0 F7			0-0 6-3		0-0 2B	0-0 L9		5 1 2 2 0 0 2												
Dan Briggs, L (8, 3) OBP: 0.301, SLG: 0.403	1-H HR									0 0 0 0 0 0 0												
Dave Winfield, R (1, 9) OBP: 0.397, SLG: 0.599	0-0 HR		4-0 3B BB	0-3 K		0-0 3-1			0-0 6-3	4 2 1 1 1 1 1												
Gene Tenace, R (1, 2) OBP: 0.395, SLG: 0.430	0-0 HR		0-0 E 3B	4-0 BB		0-0 6-3 1B		0-0 F8		4 2 3 2 1 0 0												
Jay Johnstone, L (1, 3) OBP: 0.318, SLG: 0.347	0-0 F4		0-0 E4 1B	0-0 BB		0-0 6-3	1-2	0-0 2B		5 1 1 0 0 0 2												
Kurt Bevacqua, R (1, 5) OBP: 0.336, SLG: 0.270	0-0 1B		0-0 E 1B		0-0 6-3		0-0 L9	0-0 F9		5 0 2 1 0 0 2												
Fernando Gonzalez, R (1, 4) OBP: 0.264, SLG: 0.385	0-0 4-3		0-0 F9		0-0 F9		0-0 F9			4 0 0 0 0 0 3												
John D'Acquisto, R (1, 1) OBP: 0.158, SLG: 0.167		4-0 L5-3 BB	0-3 K		0-3 K			0-0 5-3 1B		2 0 0 0 1 2 1												
Mark Lee, R (7, 1) OBP: 0.333, SLG: 0.333										1 0 1 0 0 0 0												
<b>Inning Stats</b>	R: 4 E: 0 K: 0 S: 8	H: 5 LOB: 1 BB: 0 P: 8	R: 0 E: 0 K: 0 S: 2	H: 0 LOB: 1 BB: 2 P: 10	R: 3 E: 2 K: 1 S: 9	H: 2 LOB: 2 BB: 1 P: 13	R: 0 E: 0 K: 1 S: 5	H: 0 LOB: 1 BB: 1 P: 9	R: 0 E: 0 K: 1 S: 5	H: 0 LOB: 0 BB: 0 P: 5	R: 0 E: 0 K: 0 S: 4	H: 1 LOB: 1 BB: 0 P: 4	R: 0 E: 0 K: 0 S: 4	H: 1 LOB: 1 BB: 0 P: 4	R: 0 E: 0 K: 0 S: 4	H: 1 LOB: 1 BB: 0 P: 4	R: 0 E: 0 K: 0 S: 4	H: 1 LOB: 1 BB: 0 P: 4	1B: 5 2B: 3 3B: 1 HR: 3	SF: 0 SAC: 0 DP: 1 HBP: 0	WP: 0 PB: 0 SB: 1 CS: 0	PA: 43
<b>PITCHER</b>	IP WLS BF H R ER SO BB IBB HBP BLK WP HR S P ERA WHIP																					
Randy Lerch, L (1, 1) ERA: 3.9	0.2 L 7 5 4 4 0 0 0 0 0 0 0 3 7 7 54.00 7.500																					
Kevin Saucier, L (1, 1) ERA: 2.95	1.1 8 1 3 2 0 3 0 0 0 0 0 0 5 17 13.50 3.000																					
Ron Reed, R (3, 1) ERA: 4.45	2.0 9 1 0 0 2 1 0 0 0 0 0 0 12 16 0.00 1.000																					
Rawly Eastwick, R (5, 1) ERA: 5.75	2.0 7 1 0 0 1 0 0 0 0 0 0 0 9 9 0.00 0.500																					
Warren Brusstar, R (7, 1) ERA: 4.82	3.0 12 3 0 0 0 0 0 0 0 0 0 0 12 12 0.00 1.000																					

San Diego Padres @ Philadelphia Phillies  
Veterans Stadium, Philadelphia, PA  
Wed Jul 11 1979, 7:05 PM EDT  
Att: 35,248 - Unknown

AB	39
R	7
H	11
RBI	6
BB	4
SO	3
LOB	17



WP: 0	PA: 43
-------	--------

ERA	WHIP
-----	------

livebaseballscorecards.com





Batter	1	2	3	4	5	6	7	8	9	AB R H RBI BB SO LOB	TOP											
Gene Richards, L (1, 8) OBP: 0.348, SLG: 0.353	0-0 F5		0-0 F8		0-0 CS 1B 1B		0-3 K		0-0 4-3	5 0 1 0 0 1 1												
Ozzie Smith, S (1, 6) OBP: 0.257, SLG: 0.235	0-0 F8		0-0 6-3		0-0 1-2 1B		4-0 1-2 BB		0-3 K	4 0 1 0 1 1 0												
Jerry Turner, L (1, 7) OBP: 0.318, SLG: 0.399	0-0 6-3			0-3 K	0-3 K		0-0 F8			4 0 0 0 0 2 4												
Dave Winfield, R (1, 9) OBP: 0.398, SLG: 0.596		0-0 P3		4-0 2B BB		4-0 G5-4-3 BB		0-0 5-3		2 1 0 0 2 0 0												
Gene Tenace, R (1, 3) (8, 2) OBP: 0.397, SLG: 0.433		0-0 4-3		0-0 1-H 2B 2B		0-0 G5-4-3 1-2f		4-0 BLK 1B BB		3 2 1 1 1 0 1												
Kurt Bevacqua, R (1, 5) OBP: 0.346, SLG: 0.279		0-0 BLK 1B		0-3 K		4-0 BB		0-0 1-H 1B		3 0 2 1 1 1 1												
Fernando Gonzalez, R (1, 4) OBP: 0.267, SLG: 0.389		4-0 1-2 BB		0-0 2B		0-0 F8		0-0 F8		3 0 1 1 1 0 2												
Fred Kendall, R (1, 2) OBP: 0.283, SLG: 0.259		0-0 5-3		0-0 5-3			0-0 F9	0-0 F9		4 0 0 0 0 0 4												
Rollie Fingers, R (8, 1) OBP: 0.100, SLG: 0.100										0 0 0 0 0 0 0												
Bob Shirley, R (1, 1) OBP: 0.111, SLG: 0.115			0-3 K		0-0 4-3		0-0 BB 1B		0-0 L7	2 0 0 0 0 1 0												
Jim Wilhelm, R (7, PH) OBP: 0.333, SLG: 0.333										1 0 1 0 0 0 0												
Bob Owchinko, L (7, 1) OBP: 0.190, SLG: 0.105										0 0 0 0 0 0 0												
Jay Johnstone, L (8, 3) OBP: 0.315, SLG: 0.344										1 0 0 0 0 0 0												
<b>Inning Stats</b>	R: 0 E: 0 K: 0 S: 3	H: 0 LOB: 0 BB: 0 P: 3	R: 0 E: 0 K: 0 S: 4	H: 1 LOB: 2 BB: 1 P: 8	R: 0 E: 0 K: 1 S: 5	H: 0 LOB: 0 BB: 0 P: 5	R: 2 E: 0 K: 2 S: 9	H: 2 LOB: 1 BB: 1 P: 13	R: 0 E: 0 K: 1 S: 6	H: 2 LOB: 2 BB: 0 P: 6	R: 0 E: 0 K: 0 S: 2	H: 0 LOB: 1 BB: 2 P: 10	R: 0 E: 0 K: 1 S: 6	H: 1 LOB: 2 BB: 1 P: 10	R: 1 E: 0 K: 0 S: 4	H: 1 LOB: 1 BB: 1 P: 8	R: 0 E: 0 K: 1 S: 5	H: 0 LOB: 0 BB: 0 P: 5	1B: 5 2B: 3 3B: 0 HR: 0	SF: 0 SAC: 0 DP: 2 HBP: 0	WP: 0 PB: 0 SB: 0 CS: 1	PA: 38
<b>PITCHER</b>	IP WLS BF H R ER SO BB IBB HBP BLK WP HR S P ERA WHIP																					
Steve Carlton, L (1, 1) ERA: 3.5	8.0 W 35 7 3 3 5 6 0 0 2 0 0 39 63 3.38 1.625																					
Tug McGraw, L (9, 1) ERA: 3.83	1.0 S 3 0 0 0 1 0 0 0 0 0 0 5 5 0.00 0.000																					

San Diego Padres @ Philadelphia Phillies  
Veterans Stadium, Philadelphia, PA  
Thu Jul 12 1979, 7:05 PM EDT  
Att. 33,501 - Unknown

AB	32
R	3
H	7
RBI	3
BB	6
SO	6
LOB	13



Batter	1	2	3	4	5	6	7	8	9	AB	R	H	RBI	BB	SO	LOB
<b>Bake McBride, L</b> OBP: 0.317, SLG: 0.406 (1, 9)	0-0 3-1		0-0 CS 1B		0-0 F8		0-0 SH1-3 1B	0-0 SF9		4	0	2	1	0	0	0
<b>Larry Bowa, S</b> OBP: 0.341, SLG: 0.349 (1, 6)	0-0 BB 1B		4-0 BB 1-2		0-0 6-3		0-0 SH1-3 1-2	0-3 K		3	0	1	0	1	1	2
<b>Pete Rose, S</b> OBP: 0.398, SLG: 0.412 (1, 3)	0-3 K		4-0 G6-4-3 BB 1-2		0-0 4-3		0-0 L4			3	0	0	0	1	1	2
<b>Mike Schmidt, R</b> OBP: 0.395, SLG: 0.611 (1, 5)	4-0 1-2 BB		0-0 G6-4-3 1-2f		0-0 2B 2B		4-0 IBB			2	1	1	0	2	0	2
<b>Bob Boone, R</b> OBP: 0.389, SLG: 0.492 (1, 2)	0-0 F8			0-0 4-1 HR 1B		0-0 2B 2B	0-0 F9			4	1	2	1	0	0	4
<b>Garry Maddox, R</b> OBP: 0.298, SLG: 0.451 (1, 8)		0-0 6-3		0-0 4-1		0-0 1B 2B		0-0 FC3-6 1B		4	0	2	0	0	0	1
<b>Manny Trillo, R</b> OBP: 0.321, SLG: 0.362 (1, 4)		0-0 5-3		0-0 HR		0-0 1B		0-0 FC3-6 2B SF9		4	2	2	2	0	0	1
<b>Mike Anderson, R</b> OBP: 0.359, SLG: 0.281 (1, 7)		0-0		0-0 F2		4-0 BB 1B		0-0 SF9 2B		2	0	1	0	1	0	0
<b>Greg Gross, L</b> OBP: 0.393, SLG: 0.500 (8, PH) (9, 7)						1-2 BB		1-3 2B		1	0	1	0	0	0	0
<b>Steve Carlton, L</b> OBP: 0.262, SLG: 0.259 (1, 1)		0-0 F7		0-0 F8		0-0 6-3		4-0 IBB		3	0	0	0	0	0	3
<b>Del Unser, L</b> OBP: 0.347, SLG: 0.483 (8, PH)										0	0	0	0	1	0	0
<b>Tug McGraw, R</b> OBP: 0.167, SLG: 0.167 (9, 1)										0	0	0	0	0	0	0

Inning Stats	R: 0	H: 1	R: 0	H: 1	R: 0	H: 1	R: 2	H: 2	R: 0	H: 0	R: 1	H: 4	R: 0	H: 1	R: 1	H: 2
	E: 0	LOB: 2	E: 0	LOB: 1	E: 0	LOB: 1	E: 0	LOB: 0	E: 0	LOB: 0	E: 0	LOB: 2	E: 0	LOB: 2	E: 0	LOB: 2
	K: 1	BB: 1	K: 0	BB: 0	K: 0	BB: 2	K: 0	BB: 0	K: 0	BB: 0	K: 0	BB: 1	K: 0	BB: 1	K: 1	BB: 1
	S: 6	P: 10	S: 4	P: 4	S: 2	P: 10	S: 5	P: 5	S: 3	P: 3	S: 5	P: 9	S: 4	P: 8	S: 7	P: 11

PITCHER	IP	WLS	BF	H	R	ER	SO	BB	IBB	HBP	BLK	WP	HR	S	P	ERA	WHIP
<b>Bob Shirley, L</b> ERA: 2.88 (1, 1)	6.0		27	9	3	3	1	4	0	0	0	0	1	25	41	4.50	2.167
<b>Bob Owchinko, L</b> ERA: 4.71 (7, 1)	1.0		5	1	0	0	0	0	1	0	0	0	0	4	8	0.00	1.000
<b>Rollie Fingers, R</b> ERA: 3.75 (8, 1)	1.0	L	6	2	1	1	1	0	1	0	0	0	0	7	11	9.00	2.000

**BOTTOM**


**San Diego Padres @ Philadelphia Phillies**  
Veterans Stadium, Philadelphia, PA

Thu Jul 12 1979, 7:05 PM EDT  
Att. 33,501 - Unknown

AB	R	H	RBI	BB	SO	LOB
4	0	2	1	0	0	0
3	0	1	0	1	1	2
3	0	0	0	1	1	2
2	1	1	0	2	0	2
4	1	2	1	0	0	4
4	0	2	0	0	0	1
4	2	2	2	0	0	1
2	0	1	0	1	0	0
1	0	1	0	0	0	0
3	0	0	0	0	0	3
0	0	0	0	1	0	0
0	0	0	0	0	0	0

AB	30
R	4
H	12
RBI	4
BB	6
SO	2
LOB	15

WP: 0 PA: 38  
PB: 0  
SB: 0  
CS: 1



1B	7	SF	1	WP	0	PA	38
2B	4	SAC	1	PB	0		
3B	0	DP	1	SB	0		
HR	1	HBP	0	CS	1		



Batter	1	2	3	4	5	6	7	8	9	AB R H RBI BB SO LOB	TOP																
Gene Richards, L (1, 8) OBP: 0.349, SLG: 0.358	0-0 F9 1B	0-0 4-3			0-0 1-3		H 1-0 1B FC4-6 HBP		X 0-0 1B 3B	4 2 1 0 0 0 1																	
Ozzie Smith, S (1, 6) OBP: 0.259, SLG: 0.241	0-0 E7 2B		X 0-0 F9		X 0-0 5-3		X 0-0 1-3 FC4-6 1B		X 0-0 F3	5 1 2 0 0 0 1																	
Jerry Turner, L (1, 7) OBP: 0.323, SLG: 0.407	0-0 2B		X 0-0 4-3		X 0-0 1B 2B		X 0-0 FC4-6 CS BB 1-2f		B B B B 4-0 BB 1B 6-3 BB	4 2 2 2 1 0 1																	
Dave Winfield, R (1, 9) OBP: 0.404, SLG: 0.606	0-0 5-3		X 0-0 HR		X 0-0 1B		B B B B 4-0 FC5-4 BB 1-2		X 0-0 6-3 BB 1B	4 2 3 3 1 0 1																	
Gene Tenace, R (1, 2) OBP: 0.400, SLG: 0.431	4-0 BB		X 0-0 1B		X 0-0 F8		X 0-0 FC5-4 1-2f 2-3		B B B B 4-0 1B 6-3 BB	3 0 1 0 2 0 3																	
Jay Johnstone, L (1, 3) OBP: 0.313, SLG: 0.336 Bill Almon, R (8, PR) OBP: 0.281, SLG: 0.234 Mark Lee, R (8, 1) OBP: 0.333, SLG: 0.333 Bob Ojwchinko, L (8, 1) OBP: 0.190, SLG: 0.105 Bobby Tolan, L (9, PH) OBP: 0.100, SLG: 0.100 Rollie Fingers, R (9, 1) OBP: 0.100, SLG: 0.100	0-0 F2		X 0-0 FC4-6 1-2f		X 0-0 G3		B B B B 4-0 G3 SH1-6-4 BB		X 0-0 6-3 1-2 2-3 3-H	3 0 0 0 1 0 3 0 1 0 0 1 0 0 2 0 0 0 0 0 0 0																	
Kurt Bevacqua, R (1, 5) OBP: 0.350, SLG: 0.293		X 0-0 2B		X 0-0 F8		X 0-0 5-3		X 0-0 SH1-6-4	X 0-0 1B	4 0 2 1 0 0 0																	
Fernando Gonzalez, R (1, 4) OBP: 0.266, SLG: 0.385		0-0 K		X 0-0 F9		X 0-0 1B		X 0-0 G3	X 0-0 F4	5 0 1 0 0 1 5																	
Gaylord Perry, R (1, 1) OBP: 0.160, SLG: 0.229 Jim Wilhelm, R (6, PH) OBP: 0.286, SLG: 0.286 Steve Mura, R (6, 1) Dan Briggs, L (8, PH) OBP: 0.299, SLG: 0.400		0-0 6-3		X 0-0 K		X 0-0 F9		B B B B 0-3 K		2 0 0 0 0 1 1 1 0 0 0 0 0 1 0 0 0 0 0 0 0 1 0 0 0 0 1 2																	
<b>Inning Stats</b>	R: 1 E: 1 K: 0 S: 5	H: 2 LOB: 2 BB: 1 P: 9	R: 0 E: 0 K: 1 S: 6	H: 1 LOB: 1 BB: 0 P: 6	R: 1 E: 0 K: 1 S: 5	H: 2 LOB: 1 BB: 0 P: 5	R: 0 E: 0 K: 1 S: 5	H: 0 LOB: 0 BB: 0 P: 5	R: 1 E: 0 K: 0 S: 5	H: 2 LOB: 1 BB: 0 P: 5	R: 0 E: 0 K: 0 S: 4	H: 1 LOB: 1 BB: 0 P: 4	R: 1 E: 0 K: 0 S: 3	H: 1 LOB: 1 BB: 1 P: 8	R: 0 E: 0 K: 1 S: 5	H: 0 LOB: 2 BB: 1 P: 9	R: 3 E: 0 K: 0 S: 6	H: 3 LOB: 2 BB: 2 P: 14	1B: 6 2B: 4 3B: 1 HR: 1	SF: 0 SAC: 1 DP: 0 HBP: 1	WP: 0 PB: 0 SB: 0 CS: 1	PA: 44					
<b>PITCHER</b>	IP WLS BF H R ER SO BB IBB HBP BLK WP HR S P ERA WHIP																										
Ross Grimsley, L (1, 1) ERA: 4.94	6.1		30	9	4	4	2	1	0	1	0	0	1	32	37	5.68	1.579										
Elias Sosa, R (7, 1) ERA: 2.21	2.0	L	11	2	3	3	1	4	0	0	0	0	0	9	25	13.50	3.000										
Woodie Fryman, L (9, 1) ERA: 1.87	0.2		3	1	0	0	0	0	0	0	0	0	0	3	3	0.00	1.500										

San Diego Padres @ Montreal Expos  
Olympic Stadium, Montreal, QB  
Fri Jul 13 1979, 7:05 PM EDT  
Unknown

AB	37
R	7
H	12
RBI	7
BB	5
SO	3
LOB	21



WP: 0	PA: 44
-------	--------

ERA	WHIP
-----	------

livebaseballscorecards.com

Batter	1	2	3	4	5	6	7	8	9	AB	R	H	RBI	BB	SO	LOB
Warren Cromartie, L (1, 7) OBP: 0.312, SLG: 0.413	0-0 1B 1B 2B	0-0 F6		0-0 F7		0-0 F8		0-3 K		5	1	1	0	0	1	5
Rodney Scott, S (1, 6) OBP: 0.306, SLG: 0.268	0-0 BB 1B 2-3 1B	0-3 K		0-0 F7			0-0 F8	0-0 F9		5	1	1	0	0	1	3
Andre Dawson, R (1, 8) OBP: 0.301, SLG: 0.467	0-0 BB BB 1-2 3-H 1B	0-0 L1			0-0 F2		0-0 F9		0-0 F4	5	1	1	1	0	0	0
Tony Perez, R (1, 3) OBP: 0.332, SLG: 0.430 Tony Solaita, L (7, PH) OBP: 0.440, SLG: 0.475	4-0 BB BB 1-2 2-3 BB		0-0 F9		0-0 6-3		4-0 BB		0-0 F7	2	0	0	0	1	0	0
Gary Carter, R (1, 2) OBP: 0.346, SLG: 0.495	4-0 BB BB 1-2 2-3 3-H BB		0-0 F7		0-0 6-3		0-0 F5		0-3 K	4	0	0	1	1	1	1
Ellis Valentine, R (1, 9) OBP: 0.312, SLG: 0.445	0-0 F9		0-0 HR 2B		0-0 BB 1B		0-0 FC1-5 1B			4	1	3	0	0	0	3
Larry Parrish, R (1, 5) OBP: 0.349, SLG: 0.477	0-0 F6		0-0 HR		0-0 F9		0-0 SH FC1-5 1B			4	1	2	2	0	0	4
Tony Bernazard, S (1, 4)	4-0 BB 1-2 2-3 3-H BB		0-3 K		4-0 BB		0-0 FC1-5 SH			2	0	0	1	2	1	2
Ross Grimsley, L (1, 1) OBP: 0.233, SLG: 0.279 Elias Sosa, R (7, 1) OBP: 0.222, SLG: 0.333 Woodie Fryman, R (9, 1)	0-0 F7			0-0 G3		0-0 F8		0-0 SH		3	0	0	0	0	0	5

Inning Stats	R: 3	H: 3	E: 0	LOB: 3	K: 0	BB: 3	S: 6	P: 18	R: 0	H: 0	E: 0	LOB: 0	K: 1	BB: 0	S: 5	P: 5	R: 2	H: 2	E: 0	LOB: 0	K: 1	BB: 0	S: 7	P: 7	R: 0	H: 0	E: 0	LOB: 0	K: 0	BB: 0	S: 3	P: 3	R: 0	H: 1	E: 0	LOB: 2	K: 0	BB: 1	S: 4	P: 8	R: 0	H: 0	E: 0	LOB: 1	K: 0	BB: 1	S: 3	P: 7	R: 0	H: 2	E: 1	LOB: 3	K: 1	BB: 0	S: 8	P: 8	R: 0	H: 0	E: 0	LOB: 0	K: 1	BB: 0	S: 5	P: 5	1B: 5	SF: 0	2B: 2	SAC: 1	3B: 0	DP: 0	HR: 1	HBP: 0	WP: 0	PA: 41
--------------	------	------	------	--------	------	-------	------	-------	------	------	------	--------	------	-------	------	------	------	------	------	--------	------	-------	------	------	------	------	------	--------	------	-------	------	------	------	------	------	--------	------	-------	------	------	------	------	------	--------	------	-------	------	------	------	------	------	--------	------	-------	------	------	------	------	------	--------	------	-------	------	------	-------	-------	-------	--------	-------	-------	-------	--------	-------	--------

PITCHER	IP	WLS	BF	H	R	ER	SO	BB	IBB	HBP	BLK	WP	HR	S	P	ERA	WHIP
Gaylord Perry, R (1, 1) ERA: 2.68	5.0		23	5	5	5	2	3	0	0	0	0	1	24	36	9.00	1.600
Steve Mura, R (6, 1) ERA: 3.14	2.0		9	1	0	0	0	2	0	0	0	0	0	7	15	0.00	1.500
Mark Lee, R (8, 1) ERA: 4.7	0.1		4	2	0	0	0	0	0	0	0	0	0	4	4	0.00	6.000
Bob Owchinko, L (8, 1) ERA: 4.67	0.2	W	2	0	0	0	1	0	0	0	0	0	0	4	4	0.00	0.000
Rollie Fingers, R (9, 1) ERA: 3.69	1.0	S	3	0	0	0	1	0	0	0	0	0	0	5	5	0.00	0.000

**BOTTOM**

**San Diego Padres @ Montreal Expos**  
Olympic Stadium, Montreal, QB

Fri Jul 13 1979, 7:05 PM EDT  
Unknown

livebaseballscorecards.com

AB	35
R	5
H	8
RBI	5
BB	5
SO	4
LOB	23











Batter	1	2	3	4	5	6	7	8	9	AB R H RBI BB SO LOB	TOP												
Gene Richards, L (1, 8) OBP: 0.353, SLG: 0.369	0-0 1B	4-0 1B BB		0-0 4-3		0-0 HR		0-0 L6		4 1 2 2 1 0 1													
Ozzie Smith, S (1, 6) OBP: 0.254, SLG: 0.236	0-3 K	0-0 1B			0-0 6-3	0-0 5-3		0-0 F6		5 0 1 0 0 1 2													
Jerry Turner, L (1, 7) OBP: 0.316, SLG: 0.398	0-0 L9	0-0 F9			0-0 F1		0-0 3-1		0-0 B5-3	5 0 0 0 0 0 4													
Dan Briggs, L (9, 7) OBP: 0.299, SLG: 0.399										0 0 0 0 0 0 0													
Dave Winfield, R (1, 9) OBP: 0.408, SLG: 0.618	0-0 6-3		0-0 1B		0-0 FC5-4 1B		0-0 E 2B		0-0 1-3	5 0 3 0 0 0 1													
Gene Tenace, R (1, 3) OBP: 0.402, SLG: 0.442		4-0 FC5 BB BB	0-0 F8		0-0 FC5-4 1-2f		0-0 E 1B		0-3 K	4 0 1 0 1 1 2													
Kurt Bevacqua, R (1, 5) OBP: 0.343, SLG: 0.284		4-0 FC5 2B BB	0-0 F7			0-0 E6 SH3-4 1B BLK		0-3 K		3 2 0 0 1 1 3													
Paul Dade, R (9, 5) OBP: 0.330, SLG: 0.368		1-2 2B BB				1-2 2-3				0 0 0 0 0 0 0													
Fernando Gonzalez, R (1, 4) OBP: 0.269, SLG: 0.396		0-0 FC5 2B	0-0 5-3			0-0 BLK SH3-4 HR 1B		0-0 F7		4 2 1 0 0 0 5													
Fred Kendall, R (1, 2) OBP: 0.286, SLG: 0.281		0-0 1B 1-H 2-H 2B		0-0 L9		0-0 SH3-4		0-0 F3		3 0 1 2 0 0 0													
Randy Jones, R (1, 1) OBP: 0.184, SLG: 0.204		0-3 K		0-0 5-3		0-3 K		0-0 1B		4 0 1 0 0 2 3													
<b>Inning Stats</b>	R: 0 E: 0 K: 1 S: 6	H: 1 LOB: 1 BB: 0 P: 6	R: 2 E: 0 K: 1 S: 7	H: 2 LOB: 3 BB: 3 P: 19	R: 0 E: 0 K: 0 S: 4	H: 1 LOB: 1 BB: 0 P: 4	R: 0 E: 0 K: 0 S: 3	H: 0 LOB: 0 BB: 0 P: 3	R: 0 E: 0 K: 0 S: 4	H: 1 LOB: 1 BB: 0 P: 4	R: 3 E: 1 K: 1 S: 8	H: 2 LOB: 0 BB: 0 P: 8	R: 0 E: 1 K: 1 S: 7	H: 2 LOB: 2 BB: 0 P: 7	R: 0 E: 0 K: 0 S: 4	H: 1 LOB: 1 BB: 0 P: 4	R: 0 E: 0 K: 1 S: 5	H: 0 LOB: 0 BB: 0 P: 5	1B: 7 2B: 2 3B: 0 HR: 1	SF: 0 SAC: 1 DP: 0 HBP: 0	WP: 0 PB: 0 SB: 0 CS: 0	PA: 41	
<b>PITCHER</b> Bill Lee, L (1, 1) ERA: 3.35 Dan Schatzeder, L (7, 1) ERA: 2.45	IP 6.0 3.0	WLS L	BF 29 12	H 7 3	R 5 0	ER 2 0	SO 3 2	BB 3 0	IBB 0 0	HBP 0 0	BLK 1 0	WP 0 0	HR 1 0	S 32 16	P 44 16	ERA 3.00 0.00	WHIP 1.667 1.000						<b>PITCHER</b> IP WLS BF H R ER SO BB IBB HBP BLK WP HR S P ERA WHIP

San Diego Padres @ Montreal Expos  
 Olympic Stadium, Montreal, QB  
 Sat Jul 14 1979, 7:05 PM EDT  
 Att. 27,826 - Unknown

livebaseballscorecards.com

AB	37
R	5
H	10
RBI	4
BB	3
SO	5
LOB	21



Batter	1	2	3	4	5	6	7	8	9	AB	R	H	RBI	BB	SO	LOB
Warren Cromartie, L (1, 7) OBP: 0.322, SLG: 0.429	0-0 1-3 2B	0-0 1-2 1B		0-0 1-2 FC6-4 1B			0-0 L4			4	0	3	0	0	0	0
Rodney Scott, S (1, 6) OBP: 0.312, SLG: 0.272	4-0 1-3 BB	0-0 1-3		0-0 1-2f FC6-4			0-0 F7			3	0	0	0	1	0	4
Andre Dawson, R (1, 8) OBP: 0.302, SLG: 0.469	0-0 F3			0-0 G6-4-3 1B 1B		0-0 B5-3	0-0 5-3			4	0	1	0	0	0	2
Tony Perez, R (1, 3) OBP: 0.331, SLG: 0.428	0-0 1-3			0-0 1-2 G6-4-3 1B		0-0 F9	0-0 F7			4	0	1	0	0	0	2
Gary Carter, R (1, 2) OBP: 0.344, SLG: 0.489	4-0 1-2 2-3 BB			0-0 1-2f 2-3 G6-4-3		0-0 F2	0-0 6-3			3	0	0	0	1	0	2
Ellis Valentine, R (1, 9) OBP: 0.308, SLG: 0.448	0-0 F8			0-0 6-3		0-0 HR	0-0 F9			4	1	1	1	0	0	4
Larry Parrish, R (1, 5) OBP: 0.345, SLG: 0.467				0-0 6-3		0-0 G5-4-3 1B				4	0	1	0	0	0	0
Tony Bernazard, S (1, 4) OBP: 0.462, SLG: 0.250				4-0 1B BB		0-0 G5-4-3 1-2f BB				2	0	0	0	2	0	1
Bill Lee, L (1, 1) OBP: 0.190, SLG: 0.190				0-0 FC6-4 1B		0-0 4-3				2	0	0	0	0	1	2
Ken Macha, R (6, PH) OBP: 0.294, SLG: 0.290				1-2f K						1	0	0	0	0	0	0
Dan Schatzeder, L (7, 1) OBP: 0.321, SLG: 0.375										0	0	0	0	0	0	0
Dave Cash, R (9, PH) OBP: 0.520, SLG: 0.609										1	0	0	0	0	0	0

Inning Stats	R: 0	H: 1	E: 0	K: 0	S: 4	R: 0	H: 1	E: 0	K: 1	S: 6	R: 0	H: 2	E: 0	K: 0	S: 4	R: 0	H: 0	E: 0	K: 0	S: 3	R: 1	H: 2	E: 0	K: 0	S: 4	R: 0	H: 0	E: 0	K: 0	S: 3	R: 0	H: 0	E: 0	K: 0	S: 3	R: 0	H: 0	E: 0	K: 0	S: 3	R: 0	H: 0	E: 0	K: 0	S: 3
	LOB: 3	BB: 2	P: 12			LOB: 2	BB: 1	P: 10			LOB: 0	BB: 0	P: 3			LOB: 0	BB: 0	P: 3			LOB: 0	BB: 0	P: 3			LOB: 0	BB: 0	P: 3			LOB: 0	BB: 0	P: 3			LOB: 0	BB: 0	P: 3			LOB: 0	BB: 0	P: 3		
	1B: 5	2B: 1	3B: 0	HR: 1	SF: 0	SAC: 0	DP: 2	HBP: 0	WP: 0	PA: 36																																			
PITCHER	IP	WLS	BF	H	R	ER	SO	BB	IBB	HBP	BLK	WP	HR	S	P	ERA	WHIP																												
Randy Jones, L (1, 1) ERA: 3.71	9.0	W	36	7	1	1	1	4	0	0	0	0	1	34	50	1.00	1.222																												


**BOTTOM**

**San Diego Padres @ Montreal Expos**  
Olympic Stadium, Montreal, QB

Sat Jul 14 1979, 7:05 PM EDT  
Att. 27,826 - Unknown

livebaseballscorecards.com

AB	32
R	1
H	7
RBI	1
BB	4
SO	1
LOB	17





Batter	1	2	3	4	5	6	7	8	9	AB R H RBI BB SO LOB	TOP											
Gene Richards, L (1, 8) OBP: 0.349, SLG: 0.364	0-3 K		0-0 F4		0-0 F7			0-0 6-3		4 0 0 0 0 1 2												
Ozzie Smith, S (1, 6) OBP: 0.254, SLG: 0.237	0-0 F5			0-0 1B 1B		0-3 K		0-0 4-3		4 0 1 0 0 1 0												
Gene Tenace, R (1, 2) OBP: 0.397, SLG: 0.436	0-3 K			0-0 F8		0-3 K		0-3 K		4 0 0 0 0 3 1												
Dave Winfield, R (1, 9) OBP: 0.409, SLG: 0.619		0-3 K		0-0 1-2 1B		0-0 F8		0-0 2B		4 0 2 0 0 1 0												
Jerry Turner, L (1, 7) OBP: 0.313, SLG: 0.393		0-3 K		0-3 K		0-0 F8		0-0 F8		4 0 0 0 0 2 3												
Jay Johnstone, L (1, 3) OBP: 0.317, SLG: 0.338		0-0 F8		0-0 F9		0-3 K				3 0 0 0 0 1 2												
Kurt Bevacqua, R (1, 5) OBP: 0.349, SLG: 0.292			0-0 1B		0-0 S 1B		0-0 4-3			3 0 2 0 0 0 0												
Fernando Gonzalez, R (1, 4) OBP: 0.266, SLG: 0.392			0-0 L7		0-3 K		0-0 F9			3 0 0 0 0 1 2												
John D'Acquisto, R (1, 1) OBP: 0.143, SLG: 0.150			0-3 K		0-3 K		0-0 4-3			2 0 0 0 0 2 2												
Bobby Tolan, L (8, PH)										1 0 0 0 0 0 0												
Bob Shirley, R (8, 1) OBP: 0.111, SLG: 0.115										0 0 0 0 0 0 0												
Rollie Fingers, R (8, 1) OBP: 0.100, SLG: 0.100										0 0 0 0 0 0 0												
<b>Inning Stats</b>	R: 0 E: 0 K: 2 S: 7	H: 0 LOB: 0 BB: 0 P: 7	R: 0 E: 0 K: 2 S: 7	H: 0 LOB: 0 BB: 0 P: 7	R: 0 E: 0 K: 1 S: 6	H: 1 LOB: 1 BB: 0 P: 6	R: 0 E: 0 K: 1 S: 7	H: 2 LOB: 2 BB: 0 P: 7	R: 0 E: 0 K: 2 S: 8	H: 1 LOB: 1 BB: 0 P: 8	R: 0 E: 0 K: 2 S: 7	H: 0 LOB: 0 BB: 0 P: 7	R: 0 E: 0 K: 1 S: 5	H: 0 LOB: 0 BB: 0 P: 5	R: 0 E: 0 K: 0 S: 3	H: 0 LOB: 0 BB: 0 P: 3	R: 0 E: 0 K: 1 S: 6	H: 1 LOB: 1 BB: 0 P: 6	1B: 4 2B: 1 3B: 0 HR: 0	SF: 0 SAC: 0 DP: 0 HBP: 0	WP: 0 PB: 0 SB: 1 CS: 0	PA: 32
<b>PITCHER</b>	IP WLS BF H R ER SO BB IBB HBP BLK WP HR S P ERA WHIP																					
Scott Sanderson, R (1, 1) ERA: 3.28	5.0 W 19 4 0 0 8 0 0 0 0 0 0 0 35 35 0.00 0.800																					
Elias Sosa, R (6, 1) ERA: 2.07	4.0 S 13 1 0 0 4 0 0 0 0 0 0 0 21 21 0.00 0.250																					

San Diego Padres @ Montreal Expos  
Olympic Stadium, Montreal, QB  
Sun Jul 15 1979, 3:33 AM EDT  
Att: 27,747 - Unknown

[livebaseballscorecards.com](http://livebaseballscorecards.com)

AB	32
R	0
H	5
RBI	0
BB	0
SO	12
LOB	12



Batter	1	2	3	4	5	6	7	8	9
Warren Cromartie, L (1, 7) OBP: 0.318, SLG: 0.424	0-0 6-3		0-0 F8		0-0 F8			0-3 K	
Rodney Scott, S (1, 6) OBP: 0.308, SLG: 0.268	0-3 K		0-0 6-3			0-0 B5-3		0-3 K	
Andre Dawson, R (1, 8) OBP: 0.304, SLG: 0.487	0-0 F2			0-3 K		0-0 HR		0-0 HR	
Tony Perez, R (1, 3) OBP: 0.328, SLG: 0.423		0-0 6-3		0-0 L7		0-3 K		0-3 K	
Tom Hutton, L (8, 3) OBP: 0.372, SLG: 0.474									
Gary Carter, R (1, 2) OBP: 0.347, SLG: 0.491		0-0 CS 1B		0-0 HR 1B		0-3 K			
Ellis Valentine, R (1, 9) OBP: 0.311, SLG: 0.465		0-0 1-2 2B		0-0 1-H HR		0-3 K			
Larry Parrish, R (1, 5) OBP: 0.341, SLG: 0.462		0-3 K		0-0 F9		0-0 F8			
Tony Bernazard, S (1, 4) OBP: 0.563, SLG: 0.333			4-0 S BB		0-0 CS 1B		4-0 BB		
Scott Sanderson, R (1, 1) OBP: 0.143, SLG: 0.200			0-0 B5-3		0-0 F9		0-0 L3		
Jim Mason, L (5, PH) OBP: 0.246, SLG: 0.255			1-2		1-2				
Elias Sosa, R (6, 1) OBP: 0.200, SLG: 0.300									

Inning Stats	R: 0 E: 0 K: 1 S: 5	H: 0 LOB: 0 BB: 0 P: 5	R: 0 E: 0 K: 1 S: 6	H: 2 LOB: 1 BB: 0 P: 6	R: 0 E: 0 K: 0 S: 3	H: 0 LOB: 1 BB: 1 P: 7	R: 2 E: 0 K: 1 S: 7	H: 2 LOB: 0 BB: 0 P: 7	R: 0 E: 0 K: 0 S: 3	H: 1 LOB: 0 BB: 0 P: 3	R: 1 E: 0 K: 2 S: 8	H: 1 LOB: 0 BB: 0 P: 8	R: 0 E: 0 K: 1 S: 5	H: 0 LOB: 1 BB: 1 P: 9	R: 1 E: 0 K: 3 S: 10	H: 1 LOB: 0 BB: 0 P: 10
--------------	------------------------------	---------------------------------	------------------------------	---------------------------------	------------------------------	---------------------------------	------------------------------	---------------------------------	------------------------------	---------------------------------	------------------------------	---------------------------------	------------------------------	---------------------------------	-------------------------------	----------------------------------

PITCHER	IP	WLS	BF	H	R	ER	SO	BB	IBB	HBP	BLK	WP	HR	S	P	ERA	WHIP
John D'Acquisto, R (1, 1) ERA: 4.73	7.0	L	27	6	3	3	6	2	0	0	0	0	2	37	45	3.86	1.143
Bob Shirley, L (8, 1) ERA: 2.87	0.1		1	0	0	0	1	0	0	0	0	0	0	3	3	0.00	0.000
Rollie Fingers, R (8, 1) ERA: 3.8	0.2		3	1	1	1	2	0	0	0	0	0	1	7	7	13.50	1.500

**BOTTOM**

**San Diego Padres @ Montreal Expos**  
Olympic Stadium, Montreal, QB  
Sun Jul 15 1979, 3:33 AM EDT  
Att. 27,747 - Unknown

AB	R	H	RBI	BB	SO	LOB
4	0	0	0	0	1	1
4	0	0	0	0	2	1
4	2	2	2	0	1	0
3	0	0	0	0	1	0
1	0	0	0	0	1	0
3	1	2	0	0	1	0
3	1	2	2	0	1	0
3	0	0	0	0	1	1
1	0	1	0	2	0	0
1	0	0	0	0	0	1
1	0	0	0	0	0	1

<b>AB</b>	<b>29</b>
<b>R</b>	<b>4</b>
<b>H</b>	<b>7</b>
<b>RBI</b>	<b>4</b>
<b>BB</b>	<b>2</b>
<b>SO</b>	<b>9</b>
<b>LOB</b>	<b>6</b>

WP: 0 PA: 31  
PB: 0  
SB: 1  
CS: 2



PITCHER	IP	WLS	BF	H	R	ER	SO	BB	IBB	HBP	BLK	WP	HR	S	P	ERA	WHIP
---------	----	-----	----	---	---	----	----	----	-----	-----	-----	----	----	---	---	-----	------





Batter	1	2	3	4	5	6	7	8	9
Gene Richards, L (1, 8) OBP: 0.345, SLG: 0.360 Dan Briggs, L (8, 8) OBP: 0.299, SLG: 0.399	0-0 F5			0-0 G3		0-0 F5	0-0 F4-3		
Ozzie Smith, S (1, 6) OBP: 0.254, SLG: 0.240	0-0 F2			0-0 6-3		0-0 F9 2B		0-3 K	
Paul Dade, R (1, 5) Kurt Bevacqua, R (6, PH) (7, 5) OBP: 0.351, SLG: 0.290	0-0 1-3			0-3 K		4-0 CS BB		0-0 L9	
Dave Winfield, R (1, 9) OBP: 0.408, SLG: 0.623			0-3 K		0-0 HR	0-0 F9		0-3 K	
Gene Tenace, R (1, 3) OBP: 0.399, SLG: 0.436			0-3 K		4-0 BB BB	0-0 F	0-0 PB E PB		
Jay Johnstone, L (1, 7) OBP: 0.310, SLG: 0.331			0-0 F4-3		0-3 K		0-3 K		
Fernando Gonzalez, R (1, 4) OBP: 0.271, SLG: 0.390			0-0 F4-3		4-0 F5-4-3 BB		4-0 SH1-4 PB IBB		
Fred Kendall, R (1, 2) OBP: 0.288, SLG: 0.271			0-0 F9		0-0 F5-4-3		4-0 SH1-4 IBB		
Randy Jones, R (1, 1) OBP: 0.196, SLG: 0.235			0-0 5-3			0-0 2B	0-0 SH1-4		

Inning Stats	R: 0	H: 0	E: 0	K: 0	S: 3	R: 0	H: 0	E: 0	K: 2	S: 7	R: 0	H: 0	E: 0	K: 0	S: 3	R: 0	H: 0	E: 0	K: 1	S: 5	R: 1	H: 1	E: 0	K: 1	S: 5	R: 1	H: 2	E: 1	K: 0	S: 4	R: 1	H: 1	E: 1	K: 1	S: 6	R: 0	H: 0	E: 0	K: 2	S: 7
	LOB: 0	BB: 0	P: 3	LOB: 0	BB: 0	P: 7	LOB: 0	BB: 0	P: 3	LOB: 0	BB: 0	P: 7	LOB: 0	BB: 0	P: 3	LOB: 1	BB: 2	P: 13	LOB: 1	BB: 1	P: 8	LOB: 2	BB: 2	P: 14	LOB: 0	BB: 0	P: 7	SF: 0	SAC: 1	DP: 1	HBP: 0	1B: 1	2B: 2	3B: 0	HR: 1					

PITCHER	IP	WLS	BF	H	R	ER	SO	BB	IBB	HBP	BLK	WP	HR	S	P	ERA	WHIP
Kevin Kobel, L (1, 1) ERA: 3.39	5.1	L	21	3	2	2	4	3	0	0	0	0	1	26	38	3.38	1.125
Neil Allen, R (6, 1) ERA: 4.81	0.2		3	1	1	1	0	0	0	0	0	0	0	2	2	13.50	1.500
Andy Hassler, L (7, 1) ERA: 4.28	1.0		5	0	0	0	1	0	2	0	0	0	0	5	13	0.00	0.000
Wayne Twitchell, R (8, 1) ERA: 5.2	1.0		3	0	0	0	2	0	0	0	0	0	0	7	7	0.00	0.000

**BOTTOM**

AB	R	H	RBI	BB	SO	LOB
4	0	0	0	0	0	3
0	0	0	0	0	0	0
4	0	1	1	0	1	0
2	0	0	0	0	1	0
1	0	0	0	1	0	0
4	1	1	1	0	2	2
3	1	1	0	1	1	2
3	0	0	0	0	2	2
1	0	0	0	2	0	0
2	0	0	0	1	0	2
2	1	1	0	0	0	0

<b>AB</b>	<b>26</b>
<b>R</b>	<b>3</b>
<b>H</b>	<b>4</b>
<b>RBI</b>	<b>2</b>
<b>BB</b>	<b>5</b>
<b>SO</b>	<b>7</b>
<b>LOB</b>	<b>11</b>



WP	PA
0	32

**New York Mets @ San Diego Padres**  
**San Diego Stadium, San Diego, CA**  
 Thu Jul 19 1979, 10:05 PM EDT  
 Att. 20,382 - Unknown

livebaseballscorecards.com



Batter	1	2	3	4	5	6	7	8	9	AB R H RBI BB SO LOB	TOP																				
Joel Youngblood, R (1, 9) OBP: 0.367, SLG: 0.484	0-0 F7			0-0 3B		0-0 P6		0-0 F8		4 1 1 0 0 0 1																					
Frank Taveras, R (1, 6) OBP: 0.288, SLG: 0.332	0-0 F6			0-0 5-3		0-3 K			0-0 F7	4 0 0 0 0 1 1																					
Lee Mazzilli, S (1, 8) OBP: 0.409, SLG: 0.469	0-0 F8			0-0 6-3		0-3 K			0-0 F7	4 0 0 0 0 1 1																					
Steve Henderson, R (1, 7) OBP: 0.384, SLG: 0.450		0-3 K		0-0 3B			0-0 G4-6-3 1B		0-0 4-3	4 0 2 1 0 1 0																					
Richie Hebner, L (1, 5) OBP: 0.361, SLG: 0.386		0-3 K		0-0 4-3			0-0 G4-6-3 1-2f			3 0 0 0 0 1 2																					
Willie Montanez, L (1, 3) OBP: 0.269, SLG: 0.306		0-0 F6			0-0 G3		0-0 L8			3 0 0 0 0 0 0																					
John Stearns, R (1, 2) OBP: 0.317, SLG: 0.352			0-0 F8		0-3 K			0-0 F7		3 0 0 0 0 1 0																					
Doug Flynn, R (1, 4) OBP: 0.256, SLG: 0.318			0-0 F6-3		0-0 E7 2B			0-0 F9		3 0 1 0 0 0 0																					
Craig Swan, R (1, 1) OBP: 0.161, SLG: 0.098			0-3 K		0-3 K			4-0 BB		2 0 0 0 1 2 1																					
<b>Inning Stats</b>	R: 0 E: 0 K: 0 S: 3	H: 0 LOB: 0 BB: 0 P: 3	R: 0 E: 0 K: 2 S: 7	H: 0 LOB: 0 BB: 0 P: 7	R: 0 E: 0 K: 1 S: 5	H: 0 LOB: 0 BB: 0 P: 5	R: 1 E: 0 K: 0 S: 5	H: 2 LOB: 1 BB: 0 P: 5	R: 0 E: 1 K: 2 S: 8	H: 1 LOB: 1 BB: 0 P: 8	R: 0 E: 0 K: 2 S: 7	H: 0 LOB: 0 BB: 0 P: 7	R: 0 E: 0 K: 0 S: 3	H: 1 LOB: 0 BB: 0 P: 3	R: 0 E: 0 K: 0 S: 3	H: 0 LOB: 1 BB: 1 P: 7	R: 0 E: 0 K: 0 S: 3	H: 0 LOB: 0 BB: 0 P: 3	1B: 1 2B: 1 3B: 2 HR: 0	SF: 0 SAC: 0 DP: 1 HBP: 0	WP: 0 PB: 0 SB: 0 CS: 0	PA: 31									
<b>PITCHER</b> Gaylord Perry, R (1, 1) ERA: 2.59	IP 9.0	WLS W	BF 31	H 4	R 1	ER 1	SO 7	BB 1	IBB 0	HBP 0	BLK 0	WP 0	HR 0	S 44	P 48	ERA 1.00	WHIP 0.556														
											<b>PITCHER</b>	IP	WLS	BF	H	R	ER	SO	BB	IBB	HBP	BLK	WP	HR	S	P	ERA	WHIP			

New York Mets @ San Diego Padres  
San Diego Stadium, San Diego, CA

Fri Jul 20 1979, 10:05 PM EDT  
Att: 16,381 - Unknown

livebaseballscorecards.com

AB	30
R	1
H	4
RBI	1
BB	1
SO	7
LOB	6




Batter	1	2	3	4	5	6	7	8	9	AB	R	H	RBI	BB	SO	LOB
Ozzie Smith, S OBP: 0.251, SLG: 0.237 (1, 6)	0-0 F8			0-0 F3		0-0 F8		0-0 F4-3		4	0	0	0	0	0	0
Dan Briggs, L OBP: 0.298, SLG: 0.408 (1, 3)	0-0 6-3			0-0 F6			0-0 1B 3B	0-3 K		4	1	1	0	0	1	0
Jerry Turner, L OBP: 0.312, SLG: 0.400 (1, 7)	0-0 F8			0-0 F6			0-0 F4-3	0-0 HR		4	1	1	1	0	0	1
Dave Winfield, R OBP: 0.407, SLG: 0.621 (1, 9)		0-0 5-3			0-0 F8		0-0 S 1B			3	0	1	1	0	0	0
Gene Tenace, R OBP: 0.399, SLG: 0.433 (1, 2)		4-0 F4-6-3 BB			0-0 F6		0-0 3-H 1B	0-0 F9		2	0	0	0	1	0	1
Jay Johnstone, L OBP: 0.317, SLG: 0.333 (1, 8)		0-0 F4-6-3 1-2			0-0 FC6-4 1B		4-0 IBB			2	0	1	0	1	0	1
Kurt Bevacqua, R OBP: 0.345, SLG: 0.284 (1, 5)			0-0 6-3		0-0 FC6-4 1-2f		0-0 L5			3	0	0	0	0	0	3
Fernando Gonzalez, R OBP: 0.269, SLG: 0.387 (1, 4)			0-0 F3			0-0 F8		0-0 F8		2	0	0	0	0	0	0
Gene Richards, L OBP: 0.345, SLG: 0.359 (8, PH)										1	0	0	0	0	0	0
Bill Almon, R OBP: 0.281, SLG: 0.234 (9, 4)										0	0	0	0	0	0	0
Gaylord Perry, R OBP: 0.151, SLG: 0.216 (1, 1)			0-0 F9			0-0 6-3		0-0 1-3		3	0	0	0	0	0	0

**BOTTOM**

**New York Mets @ San Diego Padres**  
San Diego Stadium, San Diego, CA

Fri Jul 20 1979, 10:05 PM EDT  
Att. 16,381 - Unknown

AB	28
R	2
H	4
RBI	2
BB	2
SO	1
LOB	6



Inning Stats	R	H	E	K	S	H	LOB	BB	P	R	H	E	K	S	1B	2B	3B	SF	SAC	DP	HBP	WP	HR	S	P	ERA	WHIP	
	0	0	0	0	3	0	0	0	3	0	0	0	0	3	2	0	1	0	0	0	0	0	0	1	30	38	2.16	0.600
	0	0	0	0	3	0	0	0	3	1	2	0	0	5	0	0	0	0	0	0	0	0	0	0	0	0	0	0

PITCHER: Craig Swan, R (1, 1) IP: 8.1 WLS: L BF: 30 H: 4 R: 2 ER: 2 SO: 1 BB: 1 IBB: 1 HBP: 0 BLK: 0 WP: 0 HR: 1 S: 30 P: 38 ERA: 3.23 WHIP: 0.600



Batter	1	2	3	4	5	6	7	8	9	AB R H RBI BB SO LOB	TOP		
Joel Youngblood, R (1, 5) OBP: 0.365, SLG: 0.480 Sergio Ferrer, S (9, 5)	0-0 6-3		0-0 FC4-6 CS 1-2f		0-3 K			0-0 F7	0-0 1B	5 0 1 0 0 1 1 0 0 0 0 0 0 0			
Frank Taveras, R (1, 6) OBP: 0.292, SLG: 0.341	0-0 S 2B		0-0 6-3 1-2			0-0 CS 1B		0-0 F9 1B 2B	0-3 K	5 2 3 0 0 1 2			
Lee Mazzilli, S (1, 8) OBP: 0.407, SLG: 0.466	0-3 K 2-3			0-0 L6		0-0 F7 1-H		0-0 1B BB 1B		4 0 1 0 0 1 1			
Steve Henderson, R (1, 7) OBP: 0.385, SLG: 0.454	0-0 G3			0-0 2B FC6-2 2B		0-0 CS 1B		0-0 F9 2-3		4 0 2 0 0 0 3			
John Stearns, R (1, 2) OBP: 0.319, SLG: 0.355		0-0 F5		0-0 FC6-2 2-3 2B		0-0 F6 1-2		4-0 1B BB 1-2 BB		3 0 1 0 1 0 1			
Willie Montanez, L (1, 3) OBP: 0.269, SLG: 0.305		0-0 L8		0-0 FC6-2 2-3 3-H			0-0 4-3	0-0 1-2 2-3 3-H 1B		4 0 1 1 0 0 2			
Elliott Maddox, R (1, 9) OBP: 0.336, SLG: 0.337		4-0 BB BB BB FC6-4 BB		0-0 F7 3			0-0 2B	0-0 5-3 3		3 0 1 0 1 0 5			
Doug Flynn, R (1, 4) OBP: 0.252, SLG: 0.314		0-0 FC6-4 1-2f			0-0 F4-3		0-3 K		0-0 F9	4 0 0 0 0 1 2			
Tom Hausman, R (1, 1) OBP: 0.125, SLG: 0.125 Gil Flores, R (7, PH) OBP: 0.250, SLG: 0.212 Neil Allen, R (7, 1) Andy Hassler, L (9, 1)			0-0 FC4-6 1B		0-0 F9		0-0 5-3 3		0-0 6-3 2	2 0 1 0 0 0 0 1 0 0 0 0 0 1 1 0 0 0 0 0 0 0 0 0 0 0 0 0			
<b>Inning Stats</b>	R: 0 H: 1 E: 0 LOB: 1 K: 1 BB: 0 S: 6 P: 6	R: 0 H: 0 E: 0 LOB: 1 K: 0 BB: 1 S: 3 P: 7	R: 0 H: 1 E: 0 LOB: 0 K: 0 BB: 0 S: 3 P: 3	R: 0 H: 2 E: 0 LOB: 2 K: 0 BB: 0 S: 5 P: 5	R: 0 H: 0 E: 0 LOB: 0 K: 1 BB: 0 S: 5 P: 5	R: 1 H: 2 E: 0 LOB: 0 K: 0 BB: 0 S: 4 P: 4	R: 0 H: 1 E: 0 LOB: 1 K: 1 BB: 0 S: 6 P: 6	R: 1 H: 3 E: 0 LOB: 3 K: 0 BB: 1 S: 6 P: 10	R: 0 H: 1 E: 0 LOB: 1 K: 1 BB: 0 S: 6 P: 6	1B: 6 SF: 0 2B: 5 SAC: 0 3B: 0 DP: 0 HR: 0 HBP: 0	WP: 0 PA: 38 PB: 0 SB: 1 CS: 3		
<b>PITCHER</b>	IP WLS BF H R ER SO BB IBB HBP BLK WP HR S P ERA WHIP											<b>PITCHER</b>	IP WLS BF H R ER SO BB IBB HBP BLK WP HR S P ERA WHIP
Bob Shirley, L (1, 1) ERA: 2.76	7.2 L 33 10 2 1 3 2 0 0 0 0 0 0 37 45 1.17 1.565												
Mark Lee, R (8, 1) ERA: 5.27	0.1 1 0 0 0 0 0 0 0 0 0 0 0 1 1 0.00 0.000												
Rollie Fingers, R (9, 1) ERA: 3.74	1.0 4 1 0 0 1 0 0 0 0 0 0 0 6 6 0.00 1.000												

New York Mets @ San Diego Padres  
San Diego Stadium, San Diego, CA  
Sat Jul 21 1979, 10:05 PM EDT  
Att: 25,327 - Unknown

livebaseballscorecards.com

AB 36  
R 2  
H 11  
RBI 1  
BB 2  
SO 4  
LOB 18



**BOTTOM**

**New York Mets @ San Diego Padres**  
 San Diego Stadium, San Diego, CA

Sat Jul 21 1979, 10:05 PM EDT  
 Att. 25,327 - Unknown

[livebaseballscorecards.com](http://livebaseballscorecards.com)

<b>AB</b>	<b>29</b>
<b>R</b>	<b>1</b>
<b>H</b>	<b>3</b>
<b>RBI</b>	<b>1</b>
<b>BB</b>	<b>4</b>
<b>SO</b>	<b>8</b>
<b>LOB</b>	<b>9</b>



WP: 0	PA: 33
PB: 0	
SB: 1	
CS: 0	

AB R H RBI BB SO LOB

4	0	0	0	0	0	1
3	0	0	0	1	1	0
0	0	0	0	0	0	0
4	0	0	0	0	2	1
3	0	0	0	1	0	1
3	0	0	0	1	2	1
0	0	0	0	0	0	0
4	1	2	0	0	1	1
2	0	0	0	1	0	1
3	0	1	1	0	0	2
2	0	0	0	0	1	1
0	0	0	0	0	0	0
1	0	0	0	0	1	0
0	0	0	0	0	0	0

Batter	1	2	3	4	5	6	7	8	9
Ozzie Smith, S OBP: 0.249, SLG: 0.234 (1, 6)	0-0 3-1		0-0 G3		0-0 F4-3			0-0 6-3	
Dan Briggs, L OBP: 0.297, SLG: 0.400 (1, 3)	0-3 K		0-0 L7			0-0 F8		4-0 BB 1B BB	
Paul Dade, R OBP: 0.327, SLG: 0.365 (9, PR)									
Jerry Turner, L OBP: 0.309, SLG: 0.395 (1, 7)	0-3 K			0-0 F5		0-3 K		0-0 F5	
Dave Winfield, R OBP: 0.406, SLG: 0.616 (1, 9)		4-0 S BB		0-0 6-3		0-0 6-3		0-0 F8	
Gene Tenace, R OBP: 0.397, SLG: 0.428 (1, 2)		0-3 K		0-3 K			0-0 6-3	4-0 BB 1B BB	
Bill Almon, R OBP: 0.281, SLG: 0.234 (9, PR)									
Jay Johnstone, L OBP: 0.322, SLG: 0.338 (1, 8)			0-3 K		0-0 1B 1B		0-0 6-3	0-0 1B	
Kurt Bevacqua, R OBP: 0.345, SLG: 0.280 (1, 5)		4-0 BB			0-0 1-3		0-0 1-3		
Fernando Gonzalez, R OBP: 0.270, SLG: 0.387 (1, 4)		0-0 F4-3			0-0 G3 1B		0-0 F7		
Bob Shirley, R OBP: 0.103, SLG: 0.107 (1, 1)			0-3 K		0-0 G3			0-3 K	
Mark Lee, R OBP: 0.400, SLG: 0.400 (8, 1)									
Gene Richards, L OBP: 0.344, SLG: 0.358 (8, PH)									
Rollie Fingers, R OBP: 0.100, SLG: 0.100 (9, 1)									

Inning Stats	R: 0	H: 0	E: 0	K: 2	S: 7	LOB: 0	BB: 0	P: 7	R: 0	H: 0	E: 0	K: 2	S: 7	LOB: 2	BB: 2	P: 15	R: 0	H: 0	E: 0	K: 1	S: 5	LOB: 0	BB: 0	P: 5	R: 0	H: 0	E: 0	K: 1	S: 5	LOB: 0	BB: 2	P: 5	R: 1	H: 2	E: 0	K: 0	S: 5	LOB: 1	BB: 0	P: 5	R: 0	H: 0	E: 0	K: 1	S: 3	LOB: 0	BB: 0	P: 3	R: 0	H: 0	E: 0	K: 1	S: 5	LOB: 0	BB: 0	P: 5	R: 0	H: 0	E: 0	K: 0	S: 3	LOB: 0	BB: 2	P: 11	R: 0	H: 1	E: 0	K: 0	S: 3	LOB: 2	BB: 2	P: 11	1B: 3	SF: 0	2B: 0	SAC: 0	3B: 0	DP: 0	HR: 0	HBP: 0	WP: 0	PA: 33
--------------	------	------	------	------	------	--------	-------	------	------	------	------	------	------	--------	-------	-------	------	------	------	------	------	--------	-------	------	------	------	------	------	------	--------	-------	------	------	------	------	------	------	--------	-------	------	------	------	------	------	------	--------	-------	------	------	------	------	------	------	--------	-------	------	------	------	------	------	------	--------	-------	-------	------	------	------	------	------	--------	-------	-------	-------	-------	-------	--------	-------	-------	-------	--------	-------	--------

PITCHER	IP	WLS	BF	H	R	ER	SO	BB	IBB	HBP	BLK	WP	HR	S	P	ERA	WHIP
Tom Hausman, R ERA: 2.05 (1, 1)	6.0		22	2	1	1	7	2	0	0	0	0	0	34	42	1.50	0.667
Neil Allen, R ERA: 4.56 (7, 1)	2.2	W	10	0	0	0	1	2	0	0	0	0	0	10	18	0.00	0.750
Andy Hassler, L ERA: 4.25 (9, 1)	0.1	S	1	1	0	0	0	0	0	0	0	0	0	1	1	0.00	3.000



Batter	1	2	3	4	5	6	7	8	9	AB R H RBI BB SO LOB	TOP											
<b>Bake McBride, L</b> (1, 9) OBP: 0.319, SLG: 0.411	0-0 G3		0-0 1B 1B	4-0 BB BB BB		0-3 K		0-0 F7		4 0 1 0 1 1 2												
<b>Larry Bowa, S</b> (1, 6) OBP: 0.332, SLG: 0.340	0-0 6-3		0-0 1B	0-0 1-2 2-3			0-0 FC3-6 1B	0-0 4-3		5 0 2 0 0 0 4												
<b>Pete Rose, S</b> (1, 3) OBP: 0.397, SLG: 0.413	0-0 6-3		0-0 G6-4-3 1B		4-0 BB BB BB		0-0 FC3-6 HR		0-0 F8	4 1 1 0 1 0 1												
<b>Mike Schmidt, R</b> (1, 5) OBP: 0.404, SLG: 0.635		0-0 1B 1B	0-0 G6-4-3		0-0 F7		0-0 1-H HR		0-0 2B	5 2 3 2 0 0 4												
<b>Bob Boone, R</b> (1, 2) OBP: 0.395, SLG: 0.498		0-0 F8		0-0 L8	0-0 FC6-4 1B		0-0 P6		0-0 F9	5 0 1 0 0 0 2												
<b>Garry Maddox, R</b> (1, 8) OBP: 0.296, SLG: 0.445		0-0 S 1B		0-0 S 1B	0-0 FC6-4		0-0 1B		0-0 F3	5 2 3 0 0 0 3												
<b>Greg Gross, L</b> (1, 7) OBP: 0.420, SLG: 0.457		0-0 1B		4-0 BB 1B	0-0 FC6-4		0-0 F7			3 0 1 2 1 0 3												
<b>Manny Trillo, R</b> (1, 4) OBP: 0.310, SLG: 0.340		0-0 F9		0-0 F8		0-0 F8		0-0 1B		4 0 1 0 0 0 2												
<b>Nino Espinosa, R</b> (1, 1) OBP: 0.240, SLG: 0.196			0-0 4-3		0-0 BB 1B	4-0 BB BB BB		0-3 K		3 0 1 1 1 1 1												
<b>Tug McGraw, R</b> (8, 1) OBP: 0.167, SLG: 0.167				1-2 2-H		0-0 CS BB				0 0 0 0 0 0 0												
<b>Inning Stats</b>	R: 0 E: 0 K: 0 S: 3	H: 0 LOB: 0 BB: 0 P: 3	R: 2 E: 0 K: 0 S: 5	H: 3 LOB: 0 BB: 0 P: 5	R: 0 E: 0 K: 0 S: 5	H: 3 LOB: 2 BB: 0 P: 5	R: 1 E: 0 K: 0 S: 5	H: 2 LOB: 3 BB: 2 P: 13	R: 0 E: 0 K: 0 S: 4	H: 1 LOB: 2 BB: 1 P: 8	R: 0 E: 0 K: 1 S: 4	H: 0 LOB: 1 BB: 1 P: 8	R: 2 E: 0 K: 0 S: 6	H: 3 LOB: 1 BB: 0 P: 6	R: 0 E: 0 K: 1 S: 6	H: 1 LOB: 1 BB: 0 P: 6	R: 0 E: 0 K: 0 S: 4	H: 1 LOB: 1 BB: 0 P: 4	1B: 12 2B: 2 3B: 0 HR: 1	SF: 0 SAC: 0 DP: 2 HBP: 0	WP: 0 PB: 0 SB: 2 CS: 1	PA: 42
<b>PITCHER</b>	IP WLS BF H R ER SO BB IBB HBP BLK WP HR S P ERA WHIP																					
<b>John D'Acquisto, R</b> (1, 1) ERA: 4.84	3.2 L 18 8 3 3 0 1 0 0 0 0 0 0 17 21 7.36 2.455																					
<b>Mickey Lolich, L</b> (4, 1) ERA: 4.63	0.0 1 0 0 0 0 1 0 0 0 0 0 0 0 4 ∞ ∞																					
<b>Mark Lee, R</b> (4, 1) ERA: 5.02	1.1 6 1 0 0 0 1 0 0 0 0 0 0 5 9 0.00 1.500																					
<b>Steve Mura, R</b> (6, 1) ERA: 3.38	2.0 9 3 2 2 1 1 0 0 0 0 0 1 10 14 9.00 2.000																					
<b>Eric Rasmussen, R</b> (8, 1) ERA: 4.25	2.0 8 2 0 0 1 0 0 0 0 0 0 0 10 10 0.00 1.000																					

Philadelphia Phillies @ San Diego Padres  
San Diego Stadium, San Diego, CA  
Sun Jul 22 1979, 6:33 AM EDT  
Att. 23,308 - Unknown

AB	38
R	5
H	14
RBI	5
BB	4
SO	2
LOB	22



Batter	1	2	3	4	5	6	7	8	9	AB	R	H	RBI	BB	SO	LOB
Gene Richards, L (1, 8) OBP: 0.343, SLG: 0.357	0-0 6-3		0-0 F7		0-0 F8			0-0 G3 2B 1B		4	1	1	0	0	0	0
Ozzie Smith, S (1, 6) OBP: 0.246, SLG: 0.231	0-0 F9		0-0 F7		0-0 6-3			0-0 G3 1-2		4	0	0	0	0	0	1
Dan Briggs, L (1, 3) OBP: 0.302, SLG: 0.405	0-0 F7		4-0 BB		0-0 F7			0-0 4-3 2-H 2B		3	0	1	1	1	0	0
Dave Winfield, R (1, 9) OBP: 0.404, SLG: 0.615		0-0 2B	0-0 6-3		0-0 F9			0-0 4-3 2-3		4	1	1	0	0	0	2
Jay Johnstone, L (1, 7) OBP: 0.327, SLG: 0.350		0-0 6-3 2-H 2B		0-0 8-5 1B		0-3 K FC5-4		0-0 4-3		4	0	2	1	0	1	1
Kurt Bevacqua, R (1, 5) OBP: 0.343, SLG: 0.279		0-0 6-3 2-3		0-0 1-2 1B		0-0 FC5-4 1-2f			0-0 5-3	4	0	1	0	0	0	2
Fernando Gonzalez, R (1, 4) OBP: 0.266, SLG: 0.381		0-0 L6		0-0 8-5 2-3f		0-0 6-3			0-0 4-3	4	0	0	0	0	0	3
Bill Fahey, L (1, 2) OBP: 0.316, SLG: 0.343		4-0		0-0 F9		0-0 4-3			0-3 K	2	0	0	0	1	0	1
Gene Tenace, R (9, PH) OBP: 0.396, SLG: 0.426										1	0	0	0	0	1	0
John D'Acquisto, R (1, 1) OBP: 0.136, SLG: 0.143		0-3 K				0-3 K				1	0	0	0	0	1	2
Mickey Lolich, S (4, 1)										0	0	0	0	0	0	0
Mark Lee, R (4, 1) OBP: 0.400, SLG: 0.400										0	0	0	0	0	0	0
Bobby Tolan, L (5, PH)										1	0	0	0	0	1	0
Steve Mura, R (6, 1)										0	0	0	0	0	0	0
Jim Wilhelm, R (7, PH) OBP: 0.250, SLG: 0.250										1	0	0	0	0	0	0
Eric Rasmussen, R (8, 1) OBP: 0.111, SLG: 0.040										0	0	0	0	0	0	0


Inning Stats	R: 0	H: 0	E: 0	K: 0	S: 3	R: 1	H: 2	E: 0	K: 1	S: 7	R: 0	H: 0	E: 0	K: 0	S: 3	R: 0	H: 2	E: 0	K: 1	S: 4	R: 0	H: 0	E: 0	K: 1	S: 5	R: 0	H: 0	E: 0	K: 0	S: 6	R: 0	H: 0	E: 0	K: 0	S: 3	R: 1	H: 2	E: 0	K: 0	S: 5	R: 0	H: 0	E: 0	K: 1	S: 5
	0	0	0	0	3	1	2	0	0	7	0	0	0	0	4	0	0	1	0	6	0	0	0	0	0	5	0	0	0	0	6	0	0	0	3	1	2	0	0	5	0	0	0	5	

**BOTTOM**

**Philadelphia Phillies @ San Diego Padres**  
San Diego Stadium, San Diego, CA

Sun Jul 22 1979, 6:33 AM EDT  
Att. 23,308 - Unknown

AB	33
R	2
H	6
RBI	2
BB	2
SO	4
LOB	12



WP: 1	PA: 35
PB: 0	
SB: 0	
CS: 0	

livebaseballscorecards.com



Batter	1	2	3	4	5	6	7	8	9	AB R H RBI BB SO LOB	TOP																
<b>Bake McBride, L</b> (1, 9) OBP: 0.317, SLG: 0.408	0-3 K		0-3 K		0-0 F8 3B 1B		0-0 G3		0-0 P6	5 1 1 0 0 2 1																	
<b>Larry Bowa, S</b> (1, 6) OBP: 0.331, SLG: 0.339 <b>Del Unser, L</b> (9, PH) OBP: 0.346, SLG: 0.495 <b>Bud Harrelson, S</b> (9, 6) OBP: 0.377, SLG: 0.308	0-0 5-3		0-0 FC6-4 1B		0-0 F8		0-0 5-3		0-3 K	4 0 1 0 0 0 2 1 0 0 0 0 1 1 0 0 0 0 0 0 0																	
<b>Pete Rose, S</b> (1, 3) OBP: 0.398, SLG: 0.412	0-0 E 1B		0-0 FC6-4		4-0 3B BB		0-0 4-3			3 2 1 0 1 0 1																	
<b>Mike Schmidt, R</b> (1, 5) OBP: 0.407, SLG: 0.651	0-0 E5 FC5-4 1-H			0-0 HR	0-0 3B			4-0 6-3 S BB		3 1 2 4 1 0 0																	
<b>Bob Boone, R</b> (1, 2) OBP: 0.390, SLG: 0.491	0-0 FC5-4			0-0 5-3	0-0 6-3			0-0 6-3		4 0 0 0 0 0 3																	
<b>Garry Maddox, R</b> (1, 8) OBP: 0.296, SLG: 0.443		0-0 F8		0-0 F9		0-0 CS 1B		0-3 K		4 0 1 0 0 1 1																	
<b>Mike Anderson, R</b> (1, 7) OBP: 0.367, SLG: 0.293 <b>Ron Reed, R</b> (8, 1) OBP: 0.429, SLG: 0.500		0-0 F8		0-0 CS 1B		0-3 K 1-2		0-0 6-3		4 0 1 0 0 1 2 0 0 0 0 0 0 0																	
<b>Manny Trillo, R</b> (1, 4) OBP: 0.313, SLG: 0.345		0-0 L8		0-0 CS	4-0 1B SH1-4 3B BB	0-0 2B			0-3 K	3 1 1 0 1 1 0																	
<b>Dickie Noles, R</b> (1, 1) <b>Warren Brusstar, R</b> (6, 1) <b>Tug McGraw, R</b> (8, 1) OBP: 0.167, SLG: 0.167 <b>Greg Gross, L</b> (8, 7) OBP: 0.427, SLG: 0.465			0-3 K		0-0 SH1-4	0-0 F9			0-0 WP 1B	2 0 0 0 0 1 1 0 0 0 0 0 0 0 0 0 0 0 0 0 0 1 0 1 0 0 0 0																	
<b>Inning Stats</b>	R: 1 E: 1 K: 1 S: 7	H: 1 LOB: 1 BB: 0 P: 7	R: 0 E: 0 K: 0 S: 3	H: 0 LOB: 0 BB: 0 P: 3	R: 0 E: 0 K: 2 S: 8	H: 1 LOB: 1 BB: 0 P: 8	R: 1 E: 0 K: 0 S: 4	H: 2 LOB: 0 BB: 0 P: 4	R: 3 E: 0 K: 0 S: 5	H: 2 LOB: 1 BB: 2 P: 13	R: 0 E: 0 K: 1 S: 6	H: 2 LOB: 1 BB: 0 P: 6	R: 0 E: 0 K: 0 S: 3	H: 0 LOB: 0 BB: 0 P: 3	R: 0 E: 0 K: 1 S: 5	H: 0 LOB: 1 BB: 1 P: 9	R: 0 E: 0 K: 2 S: 8	H: 1 LOB: 1 BB: 0 P: 8	1B: 6 2B: 1 3B: 1 HR: 1	SF: 0 SAC: 1 DP: 0 HBP: 0	WP: 1 PB: 0 SB: 2 CS: 2	PA: 39					
<b>PITCHER</b>	IP WLS BF H R ER SO BB IBB HBP BLK WP HR S P ERA WHIP																										
<b>Randy Jones, L</b> (1, 1) ERA: 3.67	5.0		23	6	5	4	3	2	0	0	0	0	1	27	35	7.20	1.600										
<b>Bob Owchinko, L</b> (6, 1) ERA: 4.43	2.0		7	2	0	0	1	0	0	0	0	0	0	9	9	0.00	1.000										
<b>Rollie Fingers, R</b> (8, 1) ERA: 3.63	2.0	W	8	1	0	0	3	1	0	0	0	1	0	13	17	0.00	1.000										

Philadelphia Phillies @ San Diego Padres  
San Diego Stadium, San Diego, CA  
Mon Jul 23 1979, 10:05 PM EDT  
Att. 16,785 - Unknown

livebaseballscorecards.com

AB	34
R	5
H	9
RBI	4
BB	3
SO	7
LOB	12



Batter	1	2	3	4	5	6	7	8	9	AB	R	H	RBI	BB	SO	LOB
Gene Richards, L (1, 8) OBP: 0.341, SLG: 0.355	F8		G3		4-3		F7		E6 1B	5	1	1	0	0	0	0
Ozzie Smith, S (1, 6) OBP: 0.251, SLG: 0.234	F9			E S 1B 1B		4-3		HR G3 1B	4-0 1B IBB	4	2	2	0	1	0	0
Dan Briggs, L (1, 3) Gene Tenace, R (8, PH) OBP: 0.394, SLG: 0.423	L6			SH3 1B 6-3 1B 1-H		1B 1B		G3 1-2	P4	3 2	2 0	2 0	1 0	0 0	0 0	0 3
Dave Winfield, R (1, 9) OBP: 0.409, SLG: 0.625		4-3 1B		SH3 1B 1-2		L5		HR 2-H	1-2 2-H 1B	5	1	4	3	0	0	1
Jay Johnstone, L (1, 7) OBP: 0.327, SLG: 0.349		4-3		SH3 1B 1-2 2-3		1B 1B		F9		3	0	1	0	0	0	1
Kurt Bevacqua, R (1, 5) OBP: 0.346, SLG: 0.280		F8		6-3 3-H		1B		1B BB		3	0	1	2	1	0	2
Fernando Gonzalez, R (1, 4) Jerry Turner, L (6, PH) Bill Almon, R (7, 4) OBP: 0.286, SLG: 0.240		5-3		5-3		F7		1B		2 1 1	0 0 0	0 0 1	0 0 0	0 0 0	0 0 0	2 2 0
Fred Kendall, R (1, 2) OBP: 0.271, SLG: 0.254			L7		5-3		5-3	K		4	0	0	0	0	1	2
Randy Jones, R (1, 1) Bobby Tolan, L (5, PH) Bob Owchinko, L (6, 1) Jim Wilhelm, R (7, PH) Rollie Fingers, R (8, 1) OBP: 0.091, SLG: 0.091			6-3		F8		6-3	K		1 1 0 1	0 0 0 0	0 0 0 0	0 0 0 0	0 0 0 0	0 0 0 1	0 0 0 0

Inning Stats	R: 0 E: 0 K: 0 S: 3	H: 0 LOB: 0 BB: 0 P: 3	R: 0 E: 0 K: 0 S: 4	H: 1 LOB: 1 BB: 0 P: 4	R: 0 E: 0 K: 0 S: 3	H: 0 LOB: 0 BB: 0 P: 3	R: 2 E: 0 K: 0 S: 6	H: 3 LOB: 1 BB: 0 P: 6	R: 0 E: 0 K: 0 S: 3	H: 0 LOB: 0 BB: 0 P: 3	R: 1 E: 0 K: 0 S: 6	H: 3 LOB: 2 BB: 0 P: 6	R: 0 E: 0 K: 0 S: 3	H: 0 LOB: 0 BB: 0 P: 3	R: 2 E: 0 K: 1 S: 8	H: 3 LOB: 2 BB: 1 P: 12	R: 1 E: 1 K: 1 S: 6	H: 2 LOB: 2 BB: 1 P: 10	1B: 11 2B: 0 3B: 0 HR: 1	SF: 0 SAC: 1 DP: 0 HBP: 0	WP: 0 PB: 0 SB: 1 CS: 0	PA: 40
--------------	------------------------------	---------------------------------	------------------------------	---------------------------------	------------------------------	---------------------------------	------------------------------	---------------------------------	------------------------------	---------------------------------	------------------------------	---------------------------------	------------------------------	---------------------------------	------------------------------	----------------------------------	------------------------------	----------------------------------	-----------------------------------	------------------------------------	----------------------------------	--------

PITCHER	IP	WLS	BF	H	R	ER	SO	BB	IBB	HBP	BLK	WP	HR	S	P	ERA	WHIP
Dickie Noles, R (1, 1) ERA: 2.45	5.2		24	7	3	3	0	0	0	0	0	0	0	24	24	4.76	1.235
Warren Brusstar, R (6, 1) ERA: 5.02	1.1		5	1	1	1	0	0	0	0	0	0	0	5	5	6.75	0.750
Tug McGraw, L (8, 1) ERA: 3.74	0.2		4	1	1	1	0	1	0	0	0	0	1	3	7	13.50	3.000
Ron Reed, R (8, 1) ERA: 4.7	1.0	L	7	3	1	1	2	0	1	0	0	0	0	10	14	9.00	3.000


**BOTTOM**

**Philadelphia Phillies @ San Diego Padres**  
San Diego Stadium, San Diego, CA

Mon Jul 23 1979, 10:05 PM EDT  
Att. 16,785 - Unknown

AB	37
R	6
H	12
RBI	6
BB	2
SO	2
LOB	13

livebaseballscorecards.com









Batter	1	2	3	4	5	6	7	8	9	10	11	12	13	14	AB	R	H	RBI	BB	SO	LOB
Gene Richards, L (1, 8) OBP: 0.343, SLG: 0.356 Jim Wilhelm, R (8, 8) OBP: 0.167, SLG: 0.167	SH5-3 1B		1B		4-3		K		6-3		L8		F8		4	0	2	0	0	1	1
Ozzie Smith, S (1, 6) OBP: 0.252, SLG: 0.234	SH5-3 1-2		F9			E6 SH	E3		6-3 1B		6-3			G1 1B BB	5	2	1	0	1	0	1
Dan Briggs, L (1, 3) OBP: 0.298, SLG: 0.395 (11, 7)	K		F6			SH E SF8 1-H	K		F8				6-3	G1 1-2	6	1	0	0	0	2	5
Dave Winfield, R (1, 9) OBP: 0.409, SLG: 0.619	L9			F8		E6 SF8 1B 2-3		SH3 BB		F5		K		1B IBB	5	1	1	0	2	1	1
Jay Johnstone, L (1, 7) OBP: 0.325, SLG: 0.349 Paul Dade, R (10, PR) OBP: 0.329, SLG: 0.366 (11, 5)		F6		F6		SF8 2-3 3-H	SH3		SH3 1-2	BB 1B		5-3		1B	3	0	1	1	0	0	0
Gene Tenace, R (1, 2) OBP: 0.393, SLG: 0.419 (11, 3)		E5		F2		SF9 3-H		BB		BB 1-2 BB			K		3	0	0	1	2	1	0
Kurt Bevacqua, R (1, 5) OBP: 0.346, SLG: 0.278 (11, 4)		K			SH1-4 1B			F7		F8		5-3			5	0	1	0	1	1	5
Fernando Gonzalez, R (1, 4) Jerry Lirio, L (8, PH) Bill Almon, R (9, 4) Bill Farvey, L (10, PH) Randy Jones, R (13, PR) Steve Mura, R (14, 1)		1-3				F9	F2		F6		4-3			BB 1B	3	0	0	0	0	0	3
Gaylord Perry, R (1, 11) Mark Lee, R (8, 11) Bobby John, L (9, PH) Rollie Fingers, R (10, 11) Eric Casamassima, R (13, 11) Fred Kendall, R (13, PH) OBP: 0.282, SLG: 0.254 (14, 2)			K		SH1-4 1-2			K		4-3		5-3		1-2 BB	2	0	0	0	0	2	0

AB	46
R	4
H	8
RBI	3
BB	7
SO	8
LOB	22

WP	0	PA	59
PB	0	SB	0
CS	0		

Inning Stats	R	H	E	K	S	P	IP	WLS	BF	H	R	ER	SO	BB	IBB	HBP	BLK	WP	HR	S	P	ERA	WHIP
Steve Rogers, R (1, 1) ERA: 2.41	0	1	0	1	6		7.0		30	4	3	0	6	0	0	0	0	0	0	41	45	0.00	0.714
Elias Sosa, R (8, 1) ERA: 1.89	0	0	0	0			3.0		14	2	0	0	0	3	0	0	0	0	0	11	23	0.00	1.667
David Palmer, R (11, 1) ERA: 3.29	0	0	0	0			3.1	L	15	2	1	1	2	2	1	0	0	0	0	16	28	2.70	1.200


PITCHER	IP	WLS	BF	H	R	ER	SO	BB	IBB	HBP	BLK	WP	HR	S	P	ERA	WHIP
Steve Rogers, R	7.0		30	4	3	0	6	0	0	0	0	0	0	41	45	0.00	0.714
Elias Sosa, R	3.0		14	2	0	0	0	3	0	0	0	0	0	11	23	0.00	1.667
David Palmer, R	3.1	L	15	2	1	1	2	2	1	0	0	0	0	16	28	2.70	1.200

Montreal Expos @ San Diego Padres  
San Diego Stadium, San Diego, CA  
Tue Jul 24 1979, 10:05 PM EDT  
Att. 16,190 - Unknown

livebaseballscorecards.com





Batter	1	2	3	4	5	6	7	8	9	AB R H RBI BB SO LOB	TOP																										
Warren Cromartie, L OBP: 0.318, SLG: 0.419 (1, 7) X	0-0 FC4-6 1B		0-0 1B 2B		4-0 1-2 2-3 1B BB		0-3 K		0-0 SH1-3 1-2	3 0 2 0 1 1 0	<p><b>Montreal Expos @ San Diego Padres</b> San Diego Stadium, San Diego, CA</p> <p>Wed Jul 25 1979, 10:05 PM EDT Att. 14,758 - Unknown</p>																										
Rodney Scott, S OBP: 0.324, SLG: 0.286 (1, 6) X	0-0 F8		0-0 FC6-4 1B		0-0 1-2 2-3 3-H 1B 1B		0-0 1B 2B 1B	4-0 2B BB	4 3 3 1 1 0 1																												
Andre Dawson, R OBP: 0.304, SLG: 0.483 (1, 8) X	0-0 FC4-6 1-2f CS		0-0 F8		0-0 1-2 2-H 3-H 1B		0-0 1-2 2B 1B	0-0 F9	5 0 2 1 0 0 5																												
Tony Perez, R OBP: 0.326, SLG: 0.429 (1, 3) X	0-0 CS 1-2	0-0 1B 2B	0-0 FC6-4 1-2f		0-0 1-2f 2-H 2B		0-0 1-H 2-H 2B	0-0 1-H 2-H 2B	5 0 3 3 0 0 3																												
Ellis Valentine, R OBP: 0.303, SLG: 0.458 (1, 9) X		0-0 6-3		0-0 F8	0-0 L9			0-0 4-3 4-3 1B	0-3 K	5 0 1 0 0 1 4																											
Larry Parrish, R OBP: 0.343, SLG: 0.472 (1, 5) X		0-0 F4		0-0 L7		0-0 F7		0-0 4-3 1-2		4 0 0 0 0 0 2																											
Duffy Dyer, R OBP: 0.368, SLG: 0.394 (1, 2) X		0-0 2-3 1B		0-0 L6		0-0 L6		0-0 4-3 2-3		4 0 1 0 0 0 1																											
Tony Bernazard, S OBP: 0.531, SLG: 0.486 (1, 4) X		0-3 K			0-0 BB E 1B 1B	0-0 F9		0-0 4-3		4 1 1 0 0 1 3																											
Bill Lee, L OBP: 0.174, SLG: 0.174 (1, 1) X			0-0 B1-3		0-0 E4 1B BB 1B		0-0 F8		0-0 SH1-3 2B 1B	2 1 0 0 0 0 1 0 0 0 0 0 0 0 1 0 0 0 0 0 0 0 0 0 0 0 0 0 1 0 1 0 0 0 0 0 1 0 0 0 0 0 0 0 0 0 0 0 0																											
Stan Bahnsen, R OBP: 0.016, SLG: 0.596 (7, PH)																																					
Dave Cash, R OBP: 0.440, SLG: 0.250 (7, 1)																																					
Rudy May, L OBP: 0.414, SLG: 0.471 (9, PH)																																					
Tom Hutton, L OBP: 0.340, SLG: 0.400 (9, PR)																																					
Jerry Whites, S OBP: 0.340, SLG: 0.400 (9, 1)																																					
Elias Sosa, R OBP: 0.273, SLG: 0.300 (9, 1)																																					
<b>Inning Stats</b>	R: 0 E: 0 K: 0 S: 3	H: 1 LOB: 0 BB: 0 P: 3	R: 0 E: 0 K: 1 S: 7	H: 2 LOB: 2 BB: 0 P: 7	R: 0 E: 0 K: 0 S: 5	H: 2 LOB: 0 BB: 0 P: 5	R: 0 E: 0 K: 0 S: 3	H: 0 LOB: 0 BB: 0 P: 3	R: 3 E: 2 K: 0 S: 6	H: 3 LOB: 1 BB: 1 P: 10	R: 0 E: 0 K: 0 S: 3	H: 0 LOB: 0 BB: 0 P: 3	R: 1 E: 0 K: 1 S: 7	H: 3 LOB: 2 BB: 0 P: 7	R: 0 E: 0 K: 0 S: 4	H: 1 LOB: 1 BB: 0 P: 4	R: 2 E: 0 K: 1 S: 7	H: 2 LOB: 2 BB: 1 P: 11	1B: 10 2B: 4 3B: 0 HR: 0	SF: 0 SAC: 1 DP: 0 HBP: 0	WP: 0 PB: 0 SB: 0 CS: 1	PA: 42															
<b>PITCHER</b>	IP WLS BF H R ER SO BB IBB HBP BLK WP HR S P ERA WHIP																																				
Bob Shirley, L ERA: 2.75 (1, 1)	7.0		31	11	4	2	2	1	0	0	0	0	0	0	34	38	2.57	1.714																			
Mark Lee, R ERA: 4.83 (8, 1)	1.0		5	2	1	1	0	0	0	0	0	0	0	5	5	9.00	2.000																				
Bob Owchinko, L ERA: 4.52 (9, 1)	0.1	L	2	0	0	0	0	1	0	0	0	0	0	1	5	0.00	3.000																				
Eric Rasmussen, R ERA: 4.19 (9, 1)	0.2		3	1	1	1	1	0	0	0	0	0	0	5	5	13.50	1.500																				











Batter	1	2	3	4	5	6	7	8	9	10	11	AB R H RBI BB SO LOB	TOP	
<b>Bill North, S</b> (1, 8) <small>OBP: 0.395, SLG: 0.379</small>												5 0 2 0 0 1 1	<b>San Francisco Giants @ San Diego Padres</b> San Diego Stadium, San Diego, CA Fri Jul 27 1979, 10:05 PM EDT Att. 20,577 - Unknown	
<b>Joe Strain, R</b> (1, 4) <small>OBP: 0.324, SLG: 0.347</small>												4 0 0 0 0 0 2		
<b>Jack Clark, R</b> (1, 9) <small>OBP: 0.339, SLG: 0.468</small>												5 1 1 1 0 0 3		
<b>Mike Ivie, R</b> (1, 3) <small>OBP: 0.352, SLG: 0.559</small>												5 1 2 0 0 0 1		
<b>Darrell Evans, L</b> (1, 5) <small>OBP: 0.347, SLG: 0.397</small>												5 1 1 2 0 0 1		
<b>Larry Herndon, R</b> (1, 7) <small>OBP: 0.324, SLG: 0.445</small>												5 1 2 1 0 1 1		
<b>Johnnie LeMaster, R</b> (1, 6) <small>OBP: 0.317, SLG: 0.351</small>												4 0 0 0 0 0 1		
<b>Dennis Littlejohn, R</b> (1, 2) <small>OBP: 0.256, SLG: 0.278</small>												4 0 1 0 0 0 0		
<b>Vida Blue, S</b> (1, 1) <small>OBP: 0.224, SLG: 0.212</small> <b>Greg Minton, S</b> (8, 1) <b>Willie McCovey, L</b> (10, PH) <small>OBP: 0.335, SLG: 0.484</small> <b>Greg Johnston, L</b> (10, PR) <b>Pedro Borbon, R</b> (10, 1) <small>OBP: 0.333, SLG: 0.333</small>												3 0 0 0 0 1 1		
<b>Inning Stats</b>	R: 0 H: 1 E: 0 LOB: 1 K: 0 BB: 0 S: 5 P: 8	R: 0 H: 1 E: 0 LOB: 0 K: 0 BB: 0 S: 7 P: 12	R: 0 H: 2 E: 0 LOB: 2 K: 0 BB: 0 S: 9 P: 12	R: 2 H: 2 E: 0 LOB: 0 K: 0 BB: 0 S: 10 P: 15	R: 0 H: 0 E: 0 LOB: 0 K: 1 BB: 0 S: 6 P: 9	R: 0 H: 0 E: 0 LOB: 0 K: 0 BB: 0 S: 7 P: 13	R: 1 H: 1 E: 0 LOB: 0 K: 1 BB: 0 S: 12 P: 16	R: 0 H: 0 E: 0 LOB: 0 K: 0 BB: 0 S: 7 P: 11	R: 0 H: 0 E: 0 LOB: 0 K: 0 BB: 0 S: 6 P: 12	R: 0 H: 0 E: 0 LOB: 1 K: 0 BB: 1 S: 7 P: 13	R: 1 H: 2 E: 0 LOB: 1 K: 1 BB: 0 S: 7 P: 7	1B: 6 SF: 0 2B: 0 SAC: 1 3B: 0 DP: 1 HR: 3 HBP: 0		WP: 0 PA: 42 PB: 0 SB: 1 CS: 0
<b>PITCHER</b> <b>Randy Jones, L</b> (1, 1) <small>ERA: 3.61</small> <b>Mark Lee, R</b> (11, 1) <small>ERA: 4.96</small>	IP WLS BF H R ER SO BB IBB HBP BLK WP HR S P ERA WHIP 10.0 0 37 7 3 3 2 1 0 0 0 0 2 76 121 2.70 0.800 1.0 L 5 2 1 1 1 0 0 0 0 0 1 7 7 9.00 2.000													

AB	40
R	4
H	9
RBI	4
BB	1
SO	3
LOB	11







Batter	1	2	3	4	5	6	7	8	9	AB R H RBI BB SO LOB	TOP						
Bill North, S (1, 8) OBP: 0.393, SLG: 0.376	3-2 SH2-3 1B		0-0 4-3		2-2 6-3			0-0 6-3	0-3 K	5 0 1 0 0 1 1							
Joe Strain, R (1, 4) OBP: 0.333, SLG: 0.356	0-0 SH2-3		0-1 BB 1B			2-2 4-3		0-0 1B E 1B	0-3 K	3 0 2 0 0 0 0 1 1 0 0 0 1 1							
Rob Andrews, R (8, PR) OBP: 0.305, SLG: 0.284	1-2																
Jack Clark, R (1, 9) OBP: 0.343, SLG: 0.469	0-1 F8		4-2 1-2 BB			2-2 1B		0-0 E 1-2 1B		3 0 2 0 1 0 1							
Willie McCovey, L (1, 3) OBP: 0.329, SLG: 0.476	1-1 4-3		0-0 F5			0-1 F8		0-0 F8		4 0 0 0 0 0 6							
Darrell Evans, L (1, 5) OBP: 0.348, SLG: 0.407		3-2 HR		2-3 K		0-0 F8		0-0 E5 1-3 2-H 1B		4 1 2 1 0 1 1							
Terry Whitfield, L (1, 7) OBP: 0.359, SLG: 0.401		1-2 F6		2-1 4-3			0-1 F3	0-0 6-3		4 0 0 0 0 0 3							
Roger Metzger, S (1, 6) OBP: 0.274, SLG: 0.286		0-1 F6		3-3 K			0-0 CS 1B		0-0 3-1	4 0 1 0 0 1 0							
Dennis Littlejohn, R (1, 2) OBP: 0.279, SLG: 0.282		1-1 1-3			1-3 K		1-1 1-2 1B		4-0 2B BB	3 1 1 0 1 1 0							
John Curtis, L (1, 1) OBP: 0.136, SLG: 0.143			1-0 4-3		0-3 K		0-3 K		0-0 2B	2 0 0 0 0 0 1 0 1 0 0 0 0 0 1 1 0 0 0 0 0 0 0 0 0 0 0 0 0 0 0 0 1 0 1 1 0 0 0 0 0 0 0 0 0 0 0 0							
Greg Johnston, L (7, PH)																	
Greg Minton, S (7, 1)																	
Gary Lavelle, S (8, 1) OBP: 0.250, SLG: 0.250																	
Mike Ivie, R (9, PH) OBP: 0.355, SLG: 0.565																	
Pedro Borbon, R (9, 1) OBP: 0.333, SLG: 0.333																	
<b>Inning Stats</b>	R: 0 H: 1 E: 0 LOB: 1 K: 0 BB: 0 S: 8 P: 12	R: 1 H: 1 E: 0 LOB: 0 K: 0 BB: 0 S: 10 P: 15	R: 0 H: 1 E: 0 LOB: 2 K: 0 BB: 1 S: 7 P: 12	R: 0 H: 0 E: 0 LOB: 0 K: 2 BB: 0 S: 9 P: 16	R: 0 H: 0 E: 0 LOB: 0 K: 2 BB: 0 S: 10 P: 13	R: 0 H: 1 E: 0 LOB: 1 K: 0 BB: 0 S: 9 P: 13	R: 0 H: 2 E: 0 LOB: 1 K: 1 BB: 0 S: 8 P: 9	R: 1 H: 3 E: 1 LOB: 3 K: 0 BB: 0 S: 6 P: 6	R: 1 H: 1 E: 0 LOB: 1 K: 2 BB: 1 S: 8 P: 12	1B: 8 SF: 0 2B: 1 SAC: 1 3B: 0 DP: 0 HR: 1 HBP: 0	WP: 0 PA: 38 PB: 0 SB: 0 CS: 1						
<b>PITCHER</b>	IP WLS BF H R ER SO BB IBB HBP BLK WP HR S P ERA WHIP																
Gaylord Perry, R (1, 1) ERA: 2.59	7.0	27	6	1	1	5	1	0	0	0	0	0	1	61	90	1.29	1.000
Rollie Fingers, R (8, 1) ERA: 3.56	2.0	W	11	4	2	1	2	1	0	0	0	0	0	14	18	4.50	2.500

San Francisco Giants @ San Diego Padres  
San Diego Stadium, San Diego, CA  
Sat Jul 28 1979, 10:05 PM EDT  
Att: 22,815 - Unknown

AB	35
R	3
H	10
RBI	2
BB	2
SO	7
LOB	14



BOTTOM

San Francisco Giants @ San Diego Padres  
San Diego Stadium, San Diego, CA

livebaseballscorecards.com

AB 37  
R 4  
H 10  
RBI 3  
BB 4  
SO 5  
LOB 14



WP: 2 PA: 41  
PB: 0  
SB: 2  
CS: 0

ERA WHIP

AB R H RBI BB SO LOB

5 2 2 0 0 0 0

3 1 0 0 1 0 0

1 0 1 1 0 0 0

0 0 0 0 0 0 0

5 0 2 1 0 2 2

3 0 1 0 2 1 1

5 0 2 1 0 0 5

2 0 0 0 1 0 0

1 0 0 0 0 0 1

4 0 1 0 0 0 3

3 0 0 0 0 0 1

1 0 0 0 0 0 0

3 0 0 0 0 2 1

0 0 0 0 0 0 0

1 1 1 0 0 0 0

1B: 7 SF: 0  
2B: 2 SAC: 0  
3B: 1 DP: 0  
HR: 0 HBP: 0

Batter	1	2	3	4	5	6	7	8	9
Paul Dade, R OBP: 0.334, SLG: 0.386 (1, 5)	2-1 6-3 ①		0-0 L9 ②		1-0 1B 3B		0-0 1-3 ①		0-0 1B 1B
Ozzie Smith, S OBP: 0.249, SLG: 0.235 (1, 6)	2-1 F7 ②		2-1 L5 ③		4-0 1B S WP BB		0-0 6-3 ②		0-0 1B IBB 1B
Bobby Tolan, L OBP: 0.200, SLG: 0.400 (9, PH)									
Bill Almon, R OBP: 0.280, SLG: 0.234 (9, PR)									
Gene Tenace, R OBP: 0.401, SLG: 0.418 (1, 3)	2-1 WP 2B			3-3 K ①	3-2 WP 1B		0-0 1-3 ③		0-3 K ②
Dave Winfield, R OBP: 0.416, SLG: 0.619 (1, 9)	4-0 IBB			2-2 5-3 ②	2-3 K 1-2 3-H			0-0 BLK 1B	4-0 1B IBB
Kurt Bevacqua, R OBP: 0.350, SLG: 0.301 (1, 4)	2-2 F8 ③			0-1 2B	1-1 L9 ③		0-0 6-3 ①	0-0 1-2 3-H	0-0 1-2 2-3 3-H
Jim Wilhelm, R OBP: 0.174, SLG: 0.136 (1, 8)		0-1 6-3 ①		4-2 BB		0-1 F9 ①		0-0 4-3 ②	
Gene Richards, L OBP: 0.340, SLG: 0.349 (8, PH)									
Jay Johnstone, L OBP: 0.322, SLG: 0.340 (1, 7)		0-1 4-3 ②		1-1 F6 ③		2-1 S 1B		0-0 5-3 ③	
Fred Kendall, R OBP: 0.272, SLG: 0.236 (1, 2)									
Jerry Turner, L OBP: 0.300, SLG: 0.384 (9, PH)		1-1 4-3 ③			0-2 4-3 ①	1-2 F8 ②			0-0 F6 ①
Gaylord Perry, R OBP: 0.138, SLG: 0.196 (1, 1)									
Rollie Fingers, R OBP: 0.083, SLG: 0.083 (8, 1)									
Dan Briggs, L OBP: 0.294, SLG: 0.387 (9, PH)			0-3 K ①		2-2 F3 ②	1-3 K ③			0-0 1B 1B

Inning Stats	R: 0	H: 1	E: 0	K: 10	S: 10	LOB: 2	BB: 1	P: 22	R: 0	H: 0	E: 0	K: 0	S: 6	LOB: 0	BB: 0	P: 7	R: 0	H: 0	E: 0	K: 1	S: 6	LOB: 0	BB: 0	P: 8	R: 0	H: 1	E: 0	K: 1	S: 13	LOB: 2	BB: 1	P: 23	R: 2	H: 2	E: 0	K: 1	S: 16	LOB: 2	BB: 1	P: 29	R: 0	H: 1	E: 0	K: 1	S: 11	LOB: 1	BB: 0	P: 15	R: 0	H: 0	E: 0	K: 0	S: 3	LOB: 0	BB: 0	P: 3	R: 0	H: 1	E: 0	K: 0	S: 4	LOB: 1	BB: 0	P: 4	R: 2	H: 4	E: 0	K: 1	S: 8	LOB: 3	BB: 1	P: 12	1B: 7	SF: 0	2B: 2	SAC: 0	3B: 1	DP: 0	HR: 0	HBP: 0
--------------	------	------	------	-------	-------	--------	-------	-------	------	------	------	------	------	--------	-------	------	------	------	------	------	------	--------	-------	------	------	------	------	------	-------	--------	-------	-------	------	------	------	------	-------	--------	-------	-------	------	------	------	------	-------	--------	-------	-------	------	------	------	------	------	--------	-------	------	------	------	------	------	------	--------	-------	------	------	------	------	------	------	--------	-------	-------	-------	-------	-------	--------	-------	-------	-------	--------

PITCHER	IP	WLS	BF	H	R	ER	SO	BB	IBB	HBP	BLK	WP	HR	S	P	ERA	WHIP
John Curtis, L ERA: 3.87 (1, 1)	6.0		27	5	2	2	4	2	1	0	0	2	0	62	104	3.00	1.167
Greg Minton, R ERA: 1.31 (7, 1)	1.1		5	1	0	0	0	0	0	0	1	0	0	5	5	0.00	0.750
Gary Lavelle, L ERA: 2.15 (8, 1)	0.2		2	0	0	0	0	0	0	0	0	0	0	2	2	0.00	0.000
Pedro Borbon, R ERA: 4.08 (9, 1)	0.2	L	7	4	2	2	1	0	1	0	0	0	0	8	12	27.00	6.000

Sat Jul 28 1979, 10:05 PM EDT  
Att. 22,815 - Unknown



Batter	1	2	3	4	5	6	7	8	9	AB R H RBI BB SO LOB	TOP
<b>Bill North, S</b> (1, 8) OBP: 0.391, SLG: 0.375	1-1 		3-1 		0-2 			0-0 		4 1 1 0 0 0 1	<b>San Francisco Giants @ San Diego Padres</b> San Diego Stadium, San Diego, CA Sun Jul 29 1979, 6:33 AM EDT Att. 15,878 - Unknown <a href="http://livebaseballscorecards.com">livebaseballscorecards.com</a>
<b>Joe Strain, R</b> (1, 4) OBP: 0.333, SLG: 0.355	3-2 		1-1 		0-0 			0-0 		3 1 1 1 0 0 0	
<b>Jack Clark, R</b> (1, 9) OBP: 0.342, SLG: 0.474	0-0 		2-1 		0-1 			0-0 		4 1 1 2 0 0 1	
<b>Mike Ivie, R</b> (1, 3) OBP: 0.361, SLG: 0.566		1-0 	1-2 		3-3 			0-0 		3 0 2 1 0 1 0	
<b>Darrell Evans, L</b> (1, 5) OBP: 0.347, SLG: 0.403		4-0 	2-3 		1-2 			0-0 		3 0 0 0 1 1 2	
<b>Larry Herndon, R</b> (1, 7) OBP: 0.318, SLG: 0.436		3-2 	0-0 		1-2 			0-3 		4 0 0 0 0 1 3	
<b>Johnnie LeMaster, R</b> (1, 6) OBP: 0.310, SLG: 0.344		0-0 		0-0 			0-0 	0-0 		4 0 0 0 0 0 2	
<b>Dennis Littlejohn, R</b> (1, 2) OBP: 0.255, SLG: 0.256		2-3 		2-3 			0-0 	0-3 		4 0 0 0 0 3 2	
<b>John Montefusco, R</b> (1, 1) OBP: 0.200, SLG: 0.320 <b>Gary Lavelle, S</b> (9, 1) OBP: 0.250, SLG: 0.250			1-0 	0-1 			0-0 			3 1 1 0 0 0 0 0 0 0 0 0 0 0	
<b>Inning Stats</b>	R: 0 H: 0 E: 0 LOB: 0 K: 0 BB: 0 S: 6 P: 10	R: 0 H: 0 E: 0 LOB: 2 K: 1 BB: 1 S: 7 P: 17	R: 3 H: 4 E: 0 LOB: 1 K: 1 BB: 0 S: 14 P: 24	R: 0 H: 0 E: 0 LOB: 0 K: 1 BB: 0 S: 6 P: 8	R: 0 H: 0 E: 0 LOB: 0 K: 0 BB: 0 S: 6 P: 6	R: 0 H: 0 E: 0 LOB: 0 K: 1 BB: 0 S: 9 P: 14	R: 0 H: 0 E: 0 LOB: 0 K: 0 BB: 0 S: 3 P: 3	R: 1 H: 2 E: 0 LOB: 1 K: 0 BB: 0 S: 5 P: 5	R: 0 H: 0 E: 0 LOB: 0 K: 2 BB: 0 S: 7 P: 7	1B: 4 SF: 0 2B: 0 SAC: 1 3B: 1 DP: 0 HR: 1 HBP: 1	WP: 0 PA: 35 PB: 0 SB: 0 CS: 0
<b>PITCHER</b> <b>Bob Shirley, L</b> (1, 1) ERA: 2.83 <b>Eric Rasmussen, R</b> (7, 1) ERA: 4.2 <b>Mark Lee, R</b> (9, 1) ERA: 4.81	IP WLS BF H R ER SO BB IBB HBP BLK WP HR S P ERA WHIP 6.0 L 24 4 3 3 4 1 0 1 0 0 0 1 48 79 4.50 0.833 2.0 8 2 1 1 0 0 0 0 0 0 0 0 8 8 4.50 1.000 1.0 3 0 0 0 0 2 0 0 0 0 0 0 0 7 7 0.00 0.000	<b>PITCHER</b> IP WLS BF H R ER SO BB IBB HBP BLK WP HR S P ERA WHIP									



Batter	1	2	3	4	5	6	7	8	9	AB	R	H	RBI	BB	SO	LOB
Gene Richards, L (1, 8) OBP: 0.341, SLG: 0.349 Mark Lee, R (9, 1) OBP: 0.400, SLG: 0.400	4-0 BB 4-3		0-1 L9 C			1-1 4-3 C		1-0 1B B		3	0	1	0	1	0	1
Paul Dade, R (1, 5) OBP: 0.333, SLG: 0.387	3-2 4-3 1-2		0-0 FC6-4 X			0-0 2B X		1-1 1-3 F		4	0	1	0	0	0	3
Kurt Bevacqua, R (1, 4) OBP: 0.343, SLG: 0.294	0-0 F6 X				1-1 6-3 B				0-1 5-3 C	4	0	0	0	0	0	2
Dave Winfield, R (1, 9) OBP: 0.419, SLG: 0.621	2-2 F3 F				0-1 G3-6-3 1B F			1-1 1B B	1-1 1B C	4	1	3	0	0	0	1
Jay Johnstone, L (1, 7) OBP: 0.320, SLG: 0.333 (9, 8)		2-2 4-3 F			0-0 G3-6-3 1-2f X			0-0 F5 B	4-0 1B BB	3	1	0	0	1	0	2
Gene Tenace, R (1, 2) OBP: 0.399, SLG: 0.415		3-1 5-3 F				1-0 F8 B		2-3 K C	2-2 1B BB	4	0	1	0	0	1	1
Dan Briggs, L (1, 3) OBP: 0.289, SLG: 0.381 Fernando Gonzalez, R (9, PH) OBP: 0.260, SLG: 0.371 Bill Almon, R (9, PR) OBP: 0.280, SLG: 0.234		0-1 4-3 S				1-0 F8 B		1-2 F8 C	0-0 CS 1B X	3	0	0	0	0	0	1
Ozzie Smith, S (1, 6) OBP: 0.248, SLG: 0.233 Jim Wilhelm, R (9, PH) OBP: 0.167, SLG: 0.130			0-1 F7 S			1-2 F8 S		0-0 F5 C	0-3 K 1-2	3	0	0	0	0	0	0
Bob Shirley, R (1, 1) OBP: 0.121, SLG: 0.097 Bobby Tolan, L (6, PH) OBP: 0.182, SLG: 0.364 Eric Rasmussen, R (7, 1) OBP: 0.111, SLG: 0.040 Jerry Turner, L (8, PH) OBP: 0.299, SLG: 0.383 (9, 7)			4-0 FC6-4 BB B				0-1 F9 F		1-1 6-3 C	0	0	0	0	1	0	0

Inning Stats	R: 0	H: 0	R: 0	H: 0	R: 0	H: 1	R: 0	H: 0	R: 0	H: 1	R: 0	H: 1	R: 0	H: 3	R: 2	H: 3	1B: 6	SF: 0
	E: 0	LOB: 1	E: 0	LOB: 0	E: 0	LOB: 0	E: 0	LOB: 0	E: 0	LOB: 1	E: 0	LOB: 1	E: 0	LOB: 2	E: 0	LOB: 2	2B: 2	SAC: 0
	K: 0	BB: 1	K: 0	BB: 0	K: 0	BB: 0	K: 1	BB: 0	K: 1	BB: 0	K: 0	BB: 0	K: 1	BB: 1	K: 1	BB: 1	3B: 0	DP: 2
	S: 7	P: 16	S: 7	P: 12	S: 5	P: 6	S: 6	P: 9	S: 8	P: 12	S: 11	P: 15	S: 6	P: 9	S: 11	P: 18	HR: 0	HBP: 0

PITCHER	IP	WLS	BF	H	R	ER	SO	BB	IBB	HBP	BLK	WP	HR	S	P	ERA	WHIP
John Montefusco, R (1, 1) ERA: 4.02	8.1	W	33	6	2	2	1	3	0	0	0	0	0	62	102	2.16	1.080
Gary Lavelle, L (9, 1) ERA: 2.13	0.2	S	2	1	0	0	1	0	0	0	0	0	0	4	4	0.00	1.500

**BOTTOM**

**San Francisco Giants @ San Diego Padres**  
San Diego Stadium, San Diego, CA

AB	32
R	2
H	7
RBI	2
BB	3
SO	2
LOB	13



WP	PA	ERA	WHIP
0	35		

Sun Jul 29 1979, 6:33 AM EDT  
Att. 15,878 - Unknown

livebaseballscores.com



Batter	1	2	3	4	5	6	7	8	9	AB	R	H	RBI	BB	SO	LOB	TOP										
Gene Richards, L (1, 8) OBP: 0.342, SLG: 0.347 Dan Briggs, L (7, 3) OBP: 0.288, SLG: 0.379	0-0 F9	0-0 3-1		0-0 F8		4-0 1B 4-3 BB	4-0 BB	0-3 K		3	1	0	0	2	0	3											
Paul Dade, R (1, 5) OBP: 0.333, SLG: 0.390	0-0 1B 2B		0-0 F3	0-0 S 1B		0-0 4-3	0-0 F8		0-0 5-3	6	1	2	0	0	0	3											
Kurt Bevacqua, R (1, 4) OBP: 0.347, SLG: 0.328	0-0 F8		0-0 BB BB 1B	0-0 F8		0-0 6-3		0-0 1B 3B	0-0 HR	6	2	3	1	0	0	4											
Dave Winfield, R (1, 9) OBP: 0.427, SLG: 0.635	0-0 2-H 1B		4-0 BB BB		0-0 2B	0-0 2-H 1B		0-0 2B SF9 1B	0-0 HR	5	4	5	4	1	0	0											
Jerry Turner, L (1, 7) OBP: 0.305, SLG: 0.393	0-0 1-3		0-0 F7		0-0 4-3 1B 2B 2-H	0-0 1-H 1B		0-0 1B 2B	0-0 G5-4-3 1B	6	2	4	2	0	0	3											
Gene Tenace, R (1, 2) OBP: 0.396, SLG: 0.410		0-3 K	4-0 1-2 2-3 BB		0-3 K	0-0 L6		0-0 SF9	0-0 G5-4-3	4	0	0	1	1	2	3											
Jay Johnstone, L (1, 3) OBP: 0.317, SLG: 0.325 (7, 8)		0-3 K	0-0 P4		0-0 4-3		0-3 K	4-0 1B IBB		4	0	0	0	1	2	4	AB 42										
Ozzie Smith, S (1, 6) OBP: 0.254, SLG: 0.241		0-0 E7 1B		0-0 F7	0-0 3-H 1B		0-0 SH2-3 1B	0-0 1-3 2-H 1B		5	0	4	2	0	0	0	R 10										
John D'Acquisto, R (1, 1) OBP: 0.222, SLG: 0.208 Mark Lee, R (7, 1) OBP: 0.333, SLG: 0.333		H 1-0 HBP		H 1-0 HBP		0-0 5-3		0-0 SH2-3 1-2	0-3 K	1	0	0	0	0	0	1	H 18										
<b>Inning Stats</b>	R: 1 E: 0 K: 0 S: 5	H: 2 LOB: 1 BB: 0 P: 5	R: 0 E: 1 K: 2 S: 8	H: 1 LOB: 2 BB: 0 P: 9	R: 0 E: 0 K: 0 S: 4	H: 1 LOB: 3 BB: 2 P: 12	R: 0 E: 0 K: 0 S: 4	H: 1 LOB: 2 BB: 0 P: 5	R: 2 E: 0 K: 1 S: 8	H: 3 LOB: 1 BB: 0 P: 8	R: 2 E: 0 K: 0 S: 5	H: 2 LOB: 1 BB: 1 P: 9	R: 0 E: 0 K: 1 S: 6	H: 1 LOB: 2 BB: 1 P: 10	R: 3 E: 0 K: 2 S: 11	H: 4 LOB: 2 BB: 1 P: 15	R: 2 E: 0 K: 0 S: 5	H: 3 LOB: 0 BB: 0 P: 5	1B: 11 2B: 4 3B: 1 HR: 2	SF: 1 SAC: 1 DP: 1 HBP: 2	WP: 0 PB: 0 SB: 2 CS: 0	PA: 51					
<b>PITCHER</b>	IP	WLS	BF	H	R	ER	SO	BB	IBB	HBP	BLK	WP	HR	S	P	ERA	WHIP										
Phil Niekro, R (1, 1) ERA: 3.65	7.0	L	38	11	5	5	4	4	0	2	0	0	0	40	58	6.43	2.143										
Bo McLaughlin, R (8, 1) ERA: 4.88	1.0		8	4	3	3	2	0	1	0	0	0	0	11	15	27.00	4.000										
Adrian Devine, R (9, 1) ERA: 3.08	1.0		5	3	2	2	0	0	0	0	0	0	2	5	5	18.00	3.000										

San Diego Padres @ Atlanta Braves  
Atlanta-Fulton County Stadium, Atlanta, GA

Tue Jul 31 1979, 7:05 PM EDT  
Att: 9,501 - Unknown - 92 F

livebaseballscorecards.com







Batter	1	2	3	4	5	6	7	8	9	AB R H RBI BB SO LOB	TOP																	
Gene Richards, L (1, 8) OBP: 0.344, SLG: 0.348	0-3 K		0-0 S 1B		0-0 FC6-4 1B		0-0 4-3			4 0 2 0 0 1 0	<b>San Diego Padres @ Atlanta Braves</b> Atlanta-Fulton County Stadium, Atlanta, GA Wed Aug 01 1979, 7:05 PM EDT Att: 5,062 - Unknown - 85 F																	
Paul Dade, R (1, 5) OBP: 0.329, SLG: 0.384	0-0 F9		0-3 K		0-0 FC6-4 S		0-0 L4			4 0 0 0 0 1 3																		
Kurt Bevacqua, R (1, 4) OBP: 0.346, SLG: 0.326	0-0 4-3			0-0 FC1-6 1B		0-0 6-3		0-3 K		4 0 1 0 0 1 2																		
Dave Winfield, R (1, 9) OBP: 0.423, SLG: 0.629		0-0 6-3		0-0 FC1-6 E S SF8		0-0 5-3		0-0 5-3		4 1 0 0 0 0 1																		
Jerry Turner, L (1, 7) OBP: 0.302, SLG: 0.390		0-0 F8		0-0 SF8		0-0 F9		0-3 K		3 0 0 1 0 1 0																		
Gene Tenace, R (1, 2) OBP: 0.394, SLG: 0.418		0-0 6-3		0-0 F7		0-0 HR		0-3 K		4 1 1 1 0 1 0																		
Dan Briggs, L (1, 3) OBP: 0.287, SLG: 0.392			0-0 HR		0-3 K		0-0 F7		0-0 F3	4 1 1 1 0 1 0																		
Ozzie Smith, S (1, 6) OBP: 0.255, SLG: 0.242			0-0 F7		0-0 S 1B		0-0 4-3			3 1 1 0 0 0 0																		
Randy Jones, R (1, 1) OBP: 0.186, SLG: 0.220			0-3 K		0-0 FC6-4 1B		0-3 K			3 0 1 1 0 2 0																		
Rollie Fingers, R (8, 1) OBP: 0.083, SLG: 0.083										0 0 0 0 0 0 0																		
Eric Rasmussen, R (8, 1) OBP: 0.111, SLG: 0.040										0 0 0 0 0 0 0																		
Fernando Gonzalez, R (8, 4) OBP: 0.260, SLG: 0.371										0 0 0 0 0 0 0																		
<b>Inning Stats</b>	R: 0 E: 0 K: 1 S: 5	H: 0 LOB: 0 BB: 0 P: 5	R: 0 E: 0 K: 0 S: 3	H: 0 LOB: 0 BB: 0 P: 3	R: 1 E: 0 K: 2 S: 9	H: 2 LOB: 1 BB: 0 P: 9	R: 1 E: 0 K: 0 S: 4	H: 1 LOB: 0 BB: 0 P: 4	R: 1 E: 0 K: 1 S: 8	H: 3 LOB: 2 BB: 0 P: 8	R: 1 E: 0 K: 0 S: 4	H: 1 LOB: 0 BB: 0 P: 4	R: 0 E: 0 K: 1 S: 5	H: 0 LOB: 0 BB: 0 P: 5	R: 0 E: 0 K: 2 S: 7	H: 0 LOB: 0 BB: 0 P: 7	1B: 5 2B: 0 3B: 0 HR: 2	SF: 1 SAC: 0 DP: 0 HBP: 0	WP: 0 PB: 0 SB: 4 CS: 0	PA: 34								
<b>PITCHER</b>	IP WLS BF H R ER SO BB IBB HBP BLK WP HR S P ERA WHIP																											
Eddie Solomon, R (1, 1) ERA: 5.14	6.0		25	7	4	3	4	0	0	0	0	0	2	33	33	4.50	1.167											
Joey McLaughlin, R (7, 1) ERA: 1.79	2.0	W	6	0	0	0	2	0	0	0	0	0	0	10	10	0.00	0.000											
Gene Garber, R (9, 1) ERA: 4.09	1.0	S	3	0	0	0	2	0	0	0	0	0	0	7	7	0.00	0.000											

livebaseballscorecards.com

<b>AB</b>	33
<b>R</b>	4
<b>H</b>	7
<b>RBI</b>	4
<b>BB</b>	0
<b>SO</b>	8
<b>LOB</b>	6



Batter	1	2	3	4	5	6	7	8	9
Jerry Royster, R OBP: 0.328, SLG: 0.334 (1, 4)	0-0 5-3 1B		0-0 1-3 2B		0-0 5-3			0-0 1-2 1B 1B	
Gary Matthews, R OBP: 0.371, SLG: 0.554 (1, 9)	0-0 F2		0-0 L5 3-H			0-0 6-3		0-0 1-2 2-3 HR 1B	
Bob Homer, R OBP: 0.362, SLG: 0.566 (1, 5)	0-0 5-3 1-2			0-0 E 1B		0-0 5-3		0-0 1-2 2-H 3-H HR 1B	
Dale Murphy, R OBP: 0.382, SLG: 0.578 (1, 3)	0-3 K			0-0 P6		0-0 FC6-4 1B		0-0 1-H 2-H HR	
Charlie Spikes, R OBP: 0.358, SLG: 0.554 (1, 7)		0-0 6-3		0-3 K		0-0 FC6-4 1-2f		0-3 K	
Gene Garber, R OBP: 0.545, SLG: 0.375 (9, 1)									
Barry Bonnell, R OBP: 0.304, SLG: 0.418 (1, 8) (9, 7)		4-0 G1-6-3 BB		0-0 E4 FC5-4 1-2			0-0 4-3	0-0 F8	
Pepe Frias, R OBP: 0.323, SLG: 0.363 (1, 6)		0-0 G1-6-3 1-2f		0-0 FC5-4 1-2f			0-0 F7	0-0 L4	
Bruce Benedict, R OBP: 0.315, SLG: 0.278 (1, 2)			0-0 5-3		0-0 5-3		0-0 5-3		
Eddie Solomon, R OBP: 0.158, SLG: 0.162 (1, 1)			0-0 E4 2B L5		0-0 F9			0-0 1B 1B 1B	
Joey McLaughlin, R OBP: 0.400, SLG: 0.600 (7, 1)									
Jeff Burroughs, R OBP: 0.344, SLG: 0.356 (8, PH)									
Rowland Office, L OBP: 0.335, SLG: 0.357 (9, 8)									

Inning Stats	R: 0 E: 0 K: 1 S: 6	H: 1 LOB: 1 BB: 0 P: 6	R: 0 E: 0 K: 0 S: 2	H: 0 LOB: 0 BB: 1 P: 6	R: 0 E: 1 K: 0 S: 4	H: 1 LOB: 1 BB: 0 P: 4	R: 0 E: 1 K: 1 S: 7	H: 1 LOB: 2 BB: 0 P: 7	R: 0 E: 0 K: 0 S: 3	H: 0 LOB: 0 BB: 0 P: 3	R: 0 E: 0 K: 0 S: 4	H: 1 LOB: 1 BB: 0 P: 4	R: 0 E: 0 K: 0 S: 3	H: 0 LOB: 0 BB: 0 P: 3	R: 5 E: 0 K: 1 S: 10	H: 5 LOB: 0 BB: 0 P: 10
	1B: 7 2B: 2 3B: 0 HR: 1	SF: 0 SAC: 0 DP: 2 HBP: 0	WP: 0 PA: 34													

PITCHER	IP	WLS	BF	H	R	ER	SO	BB	IBB	HBP	BLK	WP	HR	S	P	ERA	WHIP
Randy Jones, L ERA: 3.57 (1, 1)	7.0		28	6	2	2	2	1	0	0	0	0	0	31	35	2.57	1.000
Rollie Fingers, R ERA: 3.93 (8, 1)	0.0	L	3	3	3	3	0	0	0	0	0	0	1	3	3	∞	∞
Eric Rasmussen, R ERA: 4.15 (8, 1)	1.0		3	0	0	0	1	0	0	0	0	0	0	5	5	0.00	0.000

BOTTOM

San Diego Padres @ Atlanta Braves  
Atlanta-Fulton County Stadium, Atlanta, GA  
Wed Aug 01 1979, 7:05 PM EDT  
Att. 5,062 - Unknown - 85 F

livebaseballscorecards.com

AB	33
R	5
H	9
RBI	5
BB	1
SO	3
LOB	12





Batter	1	2	3	4	5	6	7	8	9	AB R H RBI BB SO LOB	TOP											
Gene Richards, L (1, 8) OBP: 0.343, SLG: 0.347	0-0 5-3		0-0 1B G6-4-3		0-0 G3		0-0 G3			4 1 1 0 0 0 1												
Paul Dade, R (1, 5) OBP: 0.331, SLG: 0.386	0-0 SH5-3 1B		0-0 1-3 G6-4-3 1B			0-0 F9		0-0 6-3		4 0 2 0 0 0 0												
Kurt Bevacqua, R (1, 4) OBP: 0.345, SLG: 0.326	0-0 SH5-3 1-2		0-0 G6-4-3 1-2f 3-H			0-0 1B 1B		0-0 F8		3 0 1 0 0 0 1												
Dave Winfield, R (1, 9) OBP: 0.422, SLG: 0.625	0-3 K		0-0 5-3			0-0 1-2 1B		0-0 P4		4 0 1 0 0 1 1												
Jerry Turner, L (1, 7) OBP: 0.302, SLG: 0.387		4-0 BB BB BB BB	0-0 3-1 4-3 1B BB		0-3 K		0-0 F3		0-0 P6	3 1 0 0 1 1 2												
Gene Tenace, R (1, 2) OBP: 0.395, SLG: 0.419			0-0 4-3 3-1 1-2 1B		0-3 K		0-3 K		0-0 BB 1B	4 0 2 0 0 2 2												
Dan Briggs, L (1, 3) OBP: 0.286, SLG: 0.386			0-0 3-1 1-2 2-3		0-0 F8		0-3 K		4-0 BB BB BB	3 0 0 0 1 1 2												
Ozzie Smith, S (1, 6) OBP: 0.255, SLG: 0.244			0-0 4-3 2-3 3-H			0-0 G3		0-0 2B	0-0 F2	4 0 1 1 0 0 3												
Gaylord Perry, R (1, 1) OBP: 0.133, SLG: 0.190			0-0 6-3			0-0 6-3		0-0 F2	0-0 P2	2 0 0 0 0 0 1												
Mark Lee, R (6, 1) OBP: 0.333, SLG: 0.333										0 0 0 0 0 0 0												
Bobby Tolan, L (7, PH) OBP: 0.167, SLG: 0.333										1 0 0 0 0 0 1												
Bob Owchinko, L (7, 1) OBP: 0.182, SLG: 0.100										0 0 0 0 0 0 0												
Jay Johnstone, L (9, PH) OBP: 0.315, SLG: 0.323										1 0 0 0 0 0 2												
<b>Inning Stats</b>	R: 0 E: 0 K: 1 S: 6	H: 1 LOB: 1 BB: 0 P: 6	R: 1 E: 0 K: 0 S: 4	H: 1 LOB: 1 BB: 1 P: 8	R: 1 E: 0 K: 0 S: 4	H: 2 LOB: 0 BB: 0 P: 4	R: 0 E: 0 K: 2 S: 7	H: 0 LOB: 0 BB: 0 P: 7	R: 0 E: 0 K: 0 S: 3	H: 0 LOB: 0 BB: 0 P: 3	R: 0 E: 0 K: 1 S: 7	H: 2 LOB: 2 BB: 0 P: 7	R: 0 E: 0 K: 1 S: 6	H: 1 LOB: 1 BB: 0 P: 6	R: 0 E: 0 K: 0 S: 3	H: 0 LOB: 0 BB: 0 P: 3	R: 0 E: 0 K: 0 S: 4	H: 1 LOB: 2 BB: 1 P: 8	1B: 7 2B: 1 3B: 0 HR: 0	SF: 0 SAC: 1 DP: 1 HBP: 0	WP: 0 PB: 0 SB: 0 CS: 0	PA: 36
<b>PITCHER</b> Tony Brizzolara, R (1, 1) ERA: 4.87	IP: 9.0 WLS: W BF: 36 H: 8 R: 2 ER: 2 SO: 5 BB: 2 IBB: 0 HBP: 0 BLK: 0 WP: 0 HR: 0 S: 44 P: 52 ERA: 2.00 WHIP: 1.111											<b>PITCHER</b>	IP: 9.0 WLS: W BF: 36 H: 8 R: 2 ER: 2 SO: 5 BB: 2 IBB: 0 HBP: 0 BLK: 0 WP: 0 HR: 0 S: 44 P: 52 ERA: 2.00 WHIP: 1.111									

San Diego Padres @ Atlanta Braves  
Atlanta-Fulton County Stadium, Atlanta, GA

Thu Aug 02 1979, 7:05 PM EDT  
Att: 7,916 - Unknown - 85 F

livebaseballscorecards.com

AB	33
R	2
H	8
RBI	1
BB	2
SO	5
LOB	16



Batter	1	2	3	4	5	6	7	8	9	AB	R	H	RBI	BB	SO	LOB
Jerry Royster, R OBP: 0.332, SLG: 0.340 Darrel Chaney, S OBP: 0.264, SLG: 0.194	0-0 E7 2B	0-0 6-3			0-0 1B 1-2	0-0 1B 3-H				4 0	1 0	3 0	1 0	0 0	0 0	0 0
Gary Matthews, R OBP: 0.372, SLG: 0.555	0-0 G3 1B 2B 3-H		0-0 5-3		0-0 1B 1-2 2-H	0-0 6-3				4	1	2	2	0	0	1
Rowland Office, L OBP: 0.329, SLG: 0.350	0-0 G3 2-3		0-0 4-3		0-0 L6 1-2		0-0 L7			4	0	0	0	0	0	3
Bob Horner, R OBP: 0.364, SLG: 0.566	0-0 1B 3-H		0-0 6-3			0-0 1B 1B	0-3 K			4	1	2	1	0	1	0
Mike Lum, L OBP: 0.291, SLG: 0.335	0-0 1B 1-3			0-0 G6-4-3 1B		0-0 1B 1B 1-2	0-3 K			4	1	3	0	0	1	0
Charlie Spikes, R OBP: 0.341, SLG: 0.526 Barry Bonnell, R OBP: 0.304, SLG: 0.418	0-3 K		0-0 G6-4-3 1-2f		0-3 K			0-0 5-3		4 0	0 0	0 0	0 0	0 0	2 0	5 0
Joe Nolan, L OBP: 0.364, SLG: 0.409	0-0 4-3		0-0 4-3		0-0 1B 1B 1-2 2-H		0-0 4-3			4	1	1	1	0	0	2
Pepe Frias, R OBP: 0.328, SLG: 0.374		0-0 P4			0-0 1B 1B	0-0 1B 3B 1-H 2-H	0-0 FC4 1B			4	2	3	2	0	0	0
Tony Brizzolara, R OBP: 0.097, SLG: 0.036		0-3 K			0-3 K	0-0 1-3	0-0 FC4			4	0	0	0	0	2	3

Inning Stats	R: 2	H: 4	E: 1	K: 1	S: 9	LOB: 2	BB: 0	P: 9	R: 0	H: 0	E: 0	K: 1	S: 5	LOB: 0	BB: 0	P: 5	R: 0	H: 0	E: 0	K: 0	S: 3	LOB: 0	BB: 0	P: 3	R: 0	H: 1	E: 0	K: 0	S: 3	LOB: 0	BB: 0	P: 3	R: 1	H: 3	E: 0	K: 1	S: 7	LOB: 1	BB: 0	P: 7	R: 4	H: 5	E: 0	K: 1	S: 10	LOB: 1	BB: 0	P: 10	R: 0	H: 0	E: 0	K: 2	S: 7	LOB: 0	BB: 0	P: 7	R: 0	H: 1	E: 0	K: 0	S: 4	LOB: 1	BB: 0	P: 4
--------------	------	------	------	------	------	--------	-------	------	------	------	------	------	------	--------	-------	------	------	------	------	------	------	--------	-------	------	------	------	------	------	------	--------	-------	------	------	------	------	------	------	--------	-------	------	------	------	------	------	-------	--------	-------	-------	------	------	------	------	------	--------	-------	------	------	------	------	------	------	--------	-------	------

PITCHER	IP	WLS	BF	H	R	ER	SO	BB	IBB	HBP	BLK	WP	HR	S	P	ERA	WHIP
Gaylord Perry, R ERA: 2.8	(1, 1)	5.1	L	25	11	6	6	4	0	0	0	0	0	33	33	10.12	2.062
Mark Lee, R ERA: 4.91	(6, 1)	0.2		4	2	1	1	0	0	0	0	0	0	4	4	13.50	3.000
Bob Owchinko, L ERA: 4.41	(7, 1)	2.0		7	1	0	0	2	0	0	0	0	0	11	11	0.00	0.500

**BOTTOM**

**San Diego Padres @ Atlanta Braves**  
Atlanta-Fulton County Stadium, Atlanta, GA

Thu Aug 02 1979, 7:05 PM EDT  
Att. 7,916 - Unknown - 85 F

AB 36  
R 7  
H 14  
RBI 7  
BB 0  
SO 6  
LOB 14

WP: 0 PA: 36  
PB: 0  
SB: 0  
CS: 0



PITCHER	IP	WLS	BF	H	R	ER	SO	BB	IBB	HBP	BLK	WP	HR	S	P	ERA	WHIP
---------	----	-----	----	---	---	----	----	----	-----	-----	-----	----	----	---	---	-----	------



Batter	1	2	3	4	5	6	7	8	9	AB R H RBI BB SO LOB	TOP											
Gene Richards, L (1, 7) OBP: 0.346, SLG: 0.349	4-0 BB		0-0 F7			0-0 F7	0-0 1B		0-0 SH3-4 1B	4 1 2 1 1 0 1												
Paul Dade, R (1, 8) OBP: 0.327, SLG: 0.381	0-3 K		0-0 P6			0-0 L6	0-0 5-3		0-0 SH3-4	4 0 0 0 0 1 3												
Kurt Bevacqua, R (1, 5) OBP: 0.348, SLG: 0.330	0-0 F7				0-0 5-3				0-0 1B	4 1 2 0 0 0 1												
Jim Wilhelm, R (8, PR) OBP: 0.200, SLG: 0.167									0-0 SH	1 2 1 1 0 0 0												
Dave Winfield, R (1, 9) OBP: 0.421, SLG: 0.623	0-0 4-3				0-0 F8				0-0 F9	5 0 2 1 0 0 2												
Jay Johnstone, L (1, 3) OBP: 0.319, SLG: 0.327					0-0 F8				0-0 SH	4 0 2 1 0 0 0												
Rollie Fingers, R (8, 1) OBP: 0.083, SLG: 0.083									0-0 1B	0 0 0 1 0 0 0												
Mark Lee, R (9, 1) OBP: 0.333, SLG: 0.333									0-0 1B	0 0 0 0 0 0 0												
Gene Tenace, R (1, 2) OBP: 0.395, SLG: 0.422					0-0 F9				0-0 1B	5 0 2 1 0 0 2												
Fernando Gonzalez, R (1, 4) OBP: 0.259, SLG: 0.372					0-0 F9				0-0 P6	5 0 1 0 0 1 6												
Ozzie Smith, S (1, 6) OBP: 0.256, SLG: 0.244					0-0 F9				0-0 F2	4 1 1 0 1 0 4												
Bob Shirley, R (1, 1) OBP: 0.143, SLG: 0.121					0-3 K					2 1 1 0 0 1 0												
Bob Owchinko, L (7, 1) OBP: 0.182, SLG: 0.100										0 0 0 0 0 0 0												
Dan Briggs, L (8, PH) OBP: 0.285, SLG: 0.384										1 0 0 0 0 1 3												
<b>Inning Stats</b>	R: 0 E: 0 K: 1 S: 5	H: 0 LOB: 1 BB: 1 P: 9	R: 0 E: 0 K: 0 S: 4	H: 1 LOB: 1 BB: 0 P: 4	R: 0 E: 0 K: 1 S: 5	H: 0 LOB: 0 BB: 0 P: 5	R: 0 E: 0 K: 0 S: 3	H: 0 LOB: 0 BB: 0 P: 3	R: 0 E: 0 K: 0 S: 3	H: 0 LOB: 0 BB: 0 P: 3	R: 2 E: 0 K: 0 S: 7	H: 4 LOB: 2 BB: 0 P: 7	R: 1 E: 0 K: 0 S: 5	H: 2 LOB: 1 BB: 0 P: 5	R: 1 E: 0 K: 2 S: 10	H: 3 LOB: 3 BB: 1 P: 14	R: 2 E: 0 K: 0 S: 8	H: 4 LOB: 3 BB: 0 P: 8	1B: 12 2B: 2 3B: 0 HR: 0	SF: 0 SAC: 3 DP: 0 HBP: 0	WP: 0 PB: 0 SB: 1 CS: 0	PA: 44
<b>PITCHER</b>	IP WLS BF H R ER SO BB IBB HBP BLK WP HR S P ERA WHIP																					
Bill Bonham, R (1, 1) ERA: 4.23	7.0 L 29 7 3 3 2 1 0 0 0 0 0 0 32 36 3.86 1.143																					
Doug Bair, R (8, 1) ERA: 3.9	1.1 12 6 3 3 2 0 1 0 0 0 0 15 19 20.25 4.500																					
Mario Soto, R (9, 1) ERA: 6.63	0.2 3 1 0 0 0 0 0 0 0 0 0 3 3 0.00 1.500																					

San Diego Padres @ Cincinnati Reds  
Riverfront Stadium, Cincinnati, OH  
Fri Aug 03 1979, 7:05 PM EDT  
Att: 35,311 - Unknown

livebaseballscorecards.com

AB	39
R	6
H	14
RBI	6
BB	2
SO	4
LOB	22







Batter	1	2	3	4	5	6	7	8	9	AB R H RBI BB SO LOB	TOP																													
Gene Richards, L (1, 7) OBP: 0.342, SLG: 0.345	0-3 K		0-0 G4-6-3		0-0 G4-6-3			0-0 F8		4 0 0 0 0 1 3																														
Paul Dade, R (1, 8) OBP: 0.326, SLG: 0.379	0-0 F8			0-0 BB 1B		0-0 F8		0-0 L3		4 0 1 0 0 0 0																														
Kurt Bevacqua, R (1, 5) OBP: 0.346, SLG: 0.325	0-0 6-3			4-0 BB 1-2 BB		0-0 5-3			0-3 K	3 0 0 0 1 1 0																														
Dave Winfield, R (1, 9) OBP: 0.418, SLG: 0.617		0-0 L3		0-0 L6		0-0 5-3			0-0 3-1	4 0 0 0 0 0 2																														
Gene Tenace, R (1, 3) OBP: 0.394, SLG: 0.417		0-3 K		0-0 F9			4-0 BB FC5-4 BB		0-0 L5	3 0 0 0 1 1 2																														
Fernando Gonzalez, R (1, 4) OBP: 0.257, SLG: 0.365		0-0 L6		0-0 F5			0-0 FC5-4			2 0 0 0 0 0 2																														
Bill Almon, R (4, 4) OBP: 0.278, SLG: 0.233							1-2			1 0 0 0 0 0 1																														
Fred Kendall, R (1, 2) OBP: 0.262, SLG: 0.227			0-0 6-3		0-0 F7		0-0 F7			3 0 0 0 0 0 1																														
Ozzie Smith, S (1, 6) OBP: 0.259, SLG: 0.250			0-0 1B 2B		0-0 BB 1B		0-0 F8			3 1 2 0 0 0 1																														
John D'Acquisto, R (1, 1) OBP: 0.250, SLG: 0.240			0-0 G4-6-3 1B		4-0 BB BB BB G4-6-3 BB			0-0 6-3		1 0 1 1 0 0 0																														
Eric Rasmussen, R (4, 1) OBP: 0.111, SLG: 0.040										0 0 0 0 0 0 0																														
Mickey Lolich, S (4, 1)										0 0 0 0 1 0 0																														
Jim Wilhelm, R (8, PH) OBP: 0.192, SLG: 0.160										1 0 0 0 0 0 0																														
Steve Mura, R (8, 1)										0 0 0 0 0 0 0																														
<b>Inning Stats</b>	R: 0 E: 0 K: 1 S: 5	H: 0 LOB: 0 BB: 0 P: 5	R: 0 E: 0 K: 1 S: 5	H: 0 LOB: 0 BB: 0 P: 5	R: 1 E: 0 K: 0 S: 4	H: 2 LOB: 0 BB: 0 P: 4	R: 0 E: 0 K: 0 S: 4	H: 1 LOB: 2 BB: 1 P: 8	R: 0 E: 0 K: 0 S: 3	H: 1 LOB: 1 BB: 1 P: 7	R: 0 E: 0 K: 0 S: 3	H: 0 LOB: 0 BB: 0 P: 3	R: 0 E: 0 K: 0 S: 3	H: 0 LOB: 1 BB: 1 P: 7	R: 0 E: 0 K: 0 S: 3	H: 0 LOB: 0 BB: 0 P: 3	R: 0 E: 0 K: 1 S: 5	H: 0 LOB: 0 BB: 0 P: 5	1B: 3 2B: 1 3B: 0 HR: 0	SF: 0 SAC: 0 DP: 2 HBP: 0	WP: 0 PB: 0 SB: 0 CS: 0	PA: 32																		
<b>PITCHER</b> Fred Norman, L (1, 1) ERA: 3.32	IP 9.0	WLS W	BF 32	H 4	R 1	ER 1	SO 3	BB 3	IBB 0	HBP 0	BLK 0	WP 0	HR 0	S 35	P 47	ERA 1.00	WHIP 0.778						<b>PITCHER</b>	IP 9.0	WLS W	BF 32	H 4	R 1	ER 1	SO 3	BB 3	IBB 0	HBP 0	BLK 0	WP 0	HR 0	S 35	P 47	ERA 1.00	WHIP 0.778

San Diego Padres @ Cincinnati Reds  
Riverfront Stadium, Cincinnati, OH  
Sat Aug 04 1979, 7:05 PM EDT  
Att: 37,453 - Unknown

livebaseballscorecards.com

AB	29
R	1
H	4
RBI	1
BB	3
SO	3
LOB	12








Batter	1	2	3	4	5	6	7	8	9	AB R H RBI BB SO LOB	TOP		
Gene Richards, L (1, 7) OBP: 0.346, SLG: 0.352	0-0 1B		0-3 K		0-0 2B		0-0 1B			4 1 3 0 0 1 0	<b>San Diego Padres @ Cincinnati Reds</b> Riverfront Stadium, Cincinnati, OH Sun Aug 05 1979, 3:33 AM EDT Att: 42,812 - Unknown <a href="http://livebaseballscorecards.com">livebaseballscorecards.com</a>		
Ozzie Smith, S (1, 6) OBP: 0.257, SLG: 0.248 Rollie Fingers, R (7, 1) OBP: 0.083, SLG: 0.083	0-0 F9		0-0 P6		0-0 P6		0-0 4-3			4 0 0 0 0 0 5 0 0 0 0 0 0 0			
Paul Dade, R (1, 8) OBP: 0.322, SLG: 0.374	0-3 K		0-0 F9		0-0 F9		0-0 F9			4 0 0 0 0 1 1			
Dave Winfield, R (1, 9) OBP: 0.417, SLG: 0.615 Bobby Tolan, L (6, 9) OBP: 0.154, SLG: 0.308	0-0 1B		0-0 F8		0-3 K		0-0 4-3			3 0 1 1 0 1 0 1 0 0 0 0 0 0			
Gene Tenace, R (1, 2) OBP: 0.393, SLG: 0.417 Bill Fahey, L (6, 2) OBP: 0.306, SLG: 0.329	0-3 K		0-0 F8		0-0 FC6-4 1B		0-0 F8			3 0 1 0 0 1 1 1 0 0 0 0 0 0			
Kurt Bevacqua, R (1, 5) OBP: 0.341, SLG: 0.318		0-0 F9		0-0 F8		0-0 FC6-4 1-2f		0-0 F9		4 0 0 0 0 0 1			
Dan Briggs, L (1, 3) OBP: 0.284, SLG: 0.381		0-3 K		0-0 2B 1B		0-0 4-3		0-0 4-3		4 0 1 0 0 1 0			
Bill Almon, R (1, 4) OBP: 0.277, SLG: 0.227		4-0 BB		0-0 F8		0-0 6-3		0-0 F7		3 0 0 0 1 0 1			
Randy Jones, R (1, 1) OBP: 0.180, SLG: 0.213 Eric Rasmussen, R (5, 1) OBP: 0.111, SLG: 0.040 Jay Johnstone, L (7, PH) OBP: 0.323, SLG: 0.331 Fernando Gonzalez, R (7, 4) OBP: 0.257, SLG: 0.369		0-3 K		0-0 B1		0-0 1B				2 0 0 0 0 1 2 0 0 0 0 0 0 0 1 0 1 0 0 0 0 0 0 0 0 0 0 0			
<b>Inning Stats</b>	R: 1 H: 2 E: 0 LOB: 1 K: 2 BB: 0 S: 9 P: 9	R: 0 H: 0 E: 0 LOB: 1 K: 2 BB: 1 S: 7 P: 11	R: 0 H: 0 E: 0 LOB: 0 K: 1 BB: 0 S: 5 P: 5	R: 0 H: 0 E: 0 LOB: 0 K: 0 BB: 0 S: 3 P: 3	R: 0 H: 2 E: 0 LOB: 2 K: 0 BB: 0 S: 5 P: 5	R: 0 H: 1 E: 0 LOB: 1 K: 1 BB: 0 S: 6 P: 6	R: 0 H: 2 E: 0 LOB: 2 K: 0 BB: 0 S: 5 P: 5	R: 0 H: 0 E: 0 LOB: 0 K: 0 BB: 0 S: 3 P: 3	R: 0 H: 0 E: 0 LOB: 0 K: 0 BB: 0 S: 3 P: 3	1B: 6 SF: 0 2B: 1 SAC: 0 3B: 0 DP: 0 HR: 0 HBP: 0	WP: 0 PA: 35 PB: 0 SB: 1 CS: 0		
<b>PITCHER</b>	IP WLS BF H R ER SO BB IBB HBP BLK WP HR S P ERA WHIP											<b>PITCHER</b>	IP WLS BF H R ER SO BB IBB HBP BLK WP HR S P ERA WHIP
Frank Pastore, R (1, 1) ERA: 6.8	7.0 W 29 7 1 1 6 1 0 0 0 0 0 0 40 44 1.29 1.143												
Tom Hume, R (8, 1) ERA: 3.07	2.0 6 0 0 0 0 0 0 0 0 0 0 0 6 6 0.00 0.000												





Batter	1	2	3	4	5	6	7	8	9	AB R H RBI BB SO LOB	TOP											
Paul Dade, R (1, 5) OBP: 0.318, SLG: 0.369	1-3 K			0-0 F8		2-1 6-3		1-3 K		4 0 0 0 0 2 0	<b>San Diego Padres @ San Francisco Giants</b> Candlestick Park, San Francisco, CA Tue Aug 07 1979, 10:05 PM EDT Att: 24,473 - Unknown <a href="http://livebaseballscorecards.com">livebaseballscorecards.com</a>											
Ozzie Smith, S (1, 6) OBP: 0.257, SLG: 0.248	0-0 L1			1-0 F5		2-2 FC6-4 1B		3-2 6-3		4 0 1 0 0 0 0												
Kurt Bevacqua, R (1, 7) OBP: 0.335, SLG: 0.312	2-1 F8			2-1 5-3		1-1 FC6-4 1-2f			0-0 F9	4 0 0 0 0 0 1												
Dave Winfield, R (1, 9) OBP: 0.420, SLG: 0.615		2-2 F7			0-1 FC1-5 E 1B		4-2 2B BB		0-0 BB 1B	3 2 2 0 1 0 0												
Gene Tenace, R (1, 3) OBP: 0.394, SLG: 0.419		0-0 F3			2-2 E5 FC1-5		1-0 1-H 2B		4-1 1B BB	3 0 1 1 1 0 1												
Bill Almon, R (9, PR) OBP: 0.277, SLG: 0.227					1-2 FC1-5				1-2 BB	0 0 0 0 0 0 0												
Jim Wilhelm, R (1, 8) OBP: 0.200, SLG: 0.172		1-1 F9			0-0 FC1-5 1-2 2-3f		0-1 F7		1-2 FC5-4 1B	4 0 1 1 0 0 3												
Fernando Gonzalez, R (1, 4) OBP: 0.255, SLG: 0.365			1-2 F9		0-2 F4		0-2 F9		0-0 F7	3 0 0 0 0 0 3												
Jay Johnstone, L (9, PH) OBP: 0.321, SLG: 0.329										1 0 0 0 0 0 2												
Fred Kendall, R (1, 2) OBP: 0.256, SLG: 0.221			0-0 F9		0-1 FC5-4		0-0 1-3		0-0 FC5-4 1-2f	2 0 0 0 0 0 2												
Jerry Turner, L (7, PH) OBP: 0.300, SLG: 0.384										2 0 0 0 0 0 3												
Gaylord Perry, R (1, 1) OBP: 0.131, SLG: 0.186			1-3 K			0-0 F6		0-0 F4		1 0 0 0 0 1 0												
Bobby Tolan, L (6, PH) OBP: 0.143, SLG: 0.286										1 0 0 0 0 0 0												
Bob Owchinko, L (6, 1) OBP: 0.182, SLG: 0.100										0 0 0 0 0 0 0												
Gene Richards, L (8, PH) OBP: 0.345, SLG: 0.351										1 0 0 0 0 0 0												
Mark Lee, R (8, 1) OBP: 0.333, SLG: 0.333										0 0 0 0 0 0 0												
<b>Inning Stats</b>	R: 0 E: 0 K: 1 S: 7	H: 0 LOB: 0 BB: 0 P: 10	R: 0 E: 0 K: 0 S: 8	H: 0 LOB: 0 BB: 0 P: 11	R: 0 E: 0 K: 1 S: 8	H: 0 LOB: 0 BB: 0 P: 10	R: 0 E: 0 K: 0 S: 4	H: 0 LOB: 0 BB: 0 P: 7	R: 0 E: 1 K: 0 S: 15	H: 1 LOB: 2 BB: 0 P: 17	R: 0 E: 0 K: 0 S: 8	H: 1 LOB: 1 BB: 0 P: 13	R: 1 E: 0 K: 0 S: 9	H: 1 LOB: 1 BB: 1 P: 14	R: 0 E: 0 K: 1 S: 7	H: 0 LOB: 0 BB: 0 P: 11	R: 1 E: 0 K: 0 S: 8	H: 2 LOB: 2 BB: 1 P: 13	1B: 4 2B: 1 3B: 0 HR: 0	SF: 0 SAC: 0 DP: 0 HBP: 0	WP: 0 PB: 0 SB: 0 CS: 0	PA: 35
<b>PITCHER</b>	IP WLS BF H R ER SO BB IBB HBP BLK WP HR S P ERA WHIP																					
Vida Blue, L (1, 1) ERA: 5.4	8.1 W 33 5 2 2 3 2 0 0 0 0 0 0 72 104 2.16 0.840																					
Pedro Borbon, R (9, 1) ERA: 3.86	0.1 1 0 0 0 0 0 0 0 0 0 0 0 1 1 0.00 0.000																					
Gary Lavelle, L (9, 1) ERA: 2.2	0.1 S 1 0 0 0 0 0 0 0 0 0 0 0 1 1 0.00 0.000																					

Batter	1	2	3	4	5	6	7	8	9
Bill North, S OBP: 0.395, SLG: 0.374 (1, 8)	3-1 CS 1B		0-1 4-3	4-0 BB		0-0 FC1-6 2B		0-0 F7	
Joe Strain, R OBP: 0.327, SLG: 0.350 (1, 4)	1-3 K		1-2 E5 HR	3-2 5-3		0-0 FC1-6 2-3		0-0 FC6-4 1B	
Jack Clark, R OBP: 0.357, SLG: 0.492 (1, 9)	3-1 WP BB 1-2 1B		2-1 1-H HR		1-1 E S 1B	4-0 IBB		0-0 FC6-4 1-2f	
Willie McCovey, L OBP: 0.329, SLG: 0.448 Terry Whitfield, L OBP: 0.357, SLG: 0.396 (1, 3) (7, 7)	4-2 BB 1-3 BB		1-1 F9		1-2 F2	0-0 F8			
Mike Ivie, R OBP: 0.373, SLG: 0.569 (1, 7) (7, 3)	4-1 FC4-6 BB		4-0 BB		1-0 E S 3-H 1B		4-0 BB		
Darrell Evans, L OBP: 0.350, SLG: 0.408 (1, 5)	3-1 FC4-6 1-2f		1-0 F8		1-1 F9		0-3 K		
Johnnie LeMaster, R OBP: 0.315, SLG: 0.337 (1, 6)		1-3 K		4-2 SH2-3 BB	4-1 BB	0-0 F7			
Dennis Littlejohn, R OBP: 0.253, SLG: 0.209 (1, 2)		2-0 F8		1-1 SH2-3 1-2	1-3 K	0-0 6-3			
Vida Blue, S OBP: 0.203, SLG: 0.190 Pedro Borbon, R OBP: 0.333, SLG: 0.333 Gary Lavelle, S OBP: 0.250, SLG: 0.250 (1, 1) (9, 1) (9, 1)		1-3 K		2-3 K		0-0 4-3		0-0 F8	

Inning Stats	R: 0 E: 0 K: 1 S: 13	H: 2 LOB: 3 BB: 2 P: 31	R: 0 E: 0 K: 2 S: 7	H: 0 LOB: 0 BB: 0 P: 11	R: 2 E: 1 K: 0 S: 10	H: 1 LOB: 1 BB: 1 P: 19	R: 0 E: 0 K: 1 S: 12	H: 0 LOB: 2 BB: 2 P: 26	R: 1 E: 0 K: 1 S: 13	H: 2 LOB: 2 BB: 1 P: 22	R: 0 E: 0 K: 0 S: 4	H: 1 LOB: 2 BB: 1 P: 8	R: 0 E: 0 K: 1 S: 5	H: 0 LOB: 1 BB: 1 P: 9	R: 0 E: 0 K: 0 S: 4	H: 1 LOB: 1 BB: 0 P: 4
1B: 5 2B: 1 3B: 0 HR: 1	SF: 0 SAC: 1 DP: 0 HBP: 0	WP: 1 PB: 0 SB: 2 CS: 1	PA: 39	ERA	WHIP											

PITCHER	IP	WLS	BF	H	R	ER	SO	BB	IBB	HBP	BLK	WP	HR	S	P	ERA	WHIP
Gaylord Perry, R ERA: 2.83 (1, 1)	5.0	L	26	5	3	2	5	6	0	0	0	1	1	55	109	3.60	2.200
Bob Owchinko, L ERA: 4.27 (6, 1)	2.0		9	1	0	0	1	1	1	0	0	0	0	9	17	0.00	1.000
Mark Lee, R ERA: 4.66 (8, 1)	1.0		4	1	0	0	0	0	0	0	0	0	0	4	4	0.00	1.000

BOTTOM

San Diego Padres @ San Francisco Giants  
Candlestick Park, San Francisco, CA  
Tue Aug 07 1979, 10:05 PM EDT  
Att. 24,473 - Unknown

AB	30
R	3
H	7
RBI	3
BB	8
SO	6
LOB	19



WP: 1 PB: 0 SB: 2 CS: 1	PA: 39	ERA	WHIP
----------------------------------	--------	-----	------



Batter	1	2	3	4	5	6	7	8	9	AB R H RBI BB SO LOB	TOP											
Gene Richards, L (1, 8) OBP: 0.344, SLG: 0.347	0-0 G3		0-0 L6		0-1 5-3		0-1 F5		4-1 2B FC6-4 BB	4 1 0 0 1 0 1	<b>San Diego Padres @ San Francisco Giants</b> Candlestick Park, San Francisco, CA Wed Aug 08 1979, 6:33 AM EDT Att. 8,894 - Unknown <a href="http://livebaseballscorecards.com">livebaseballscorecards.com</a>											
Ozzie Smith, S (1, 6) OBP: 0.259, SLG: 0.252	1-1 6-3		2-2 F7			0-2 BB HR 1B	1-1 1-3		0-0 FC6-4 1B 2B	5 2 2 0 0 0 1												
Paul Dade, R (1, 5) OBP: 0.323, SLG: 0.369	1-0 E3 FC4-6		0-0 5-3			4-1 1-2 HR BB		1-2 FC6-4 1B	4-0 FC6-4 BB	3 1 1 0 2 0 0												
Dave Winfield, R (1, 9) OBP: 0.418, SLG: 0.617	0-0 FC4-6 1-2f			1-0 F9		2-1 1-H 2-H HR		1-1 FC6-4 1B 2B	0-0 FC6-4 1B	5 2 1 4 0 0 4												
Gene Tenace, R (1, 3) (6, 2) OBP: 0.400, SLG: 0.421		2-0 F4		4-0 1B BB		0-0 G4-6-3 1B		4-2 2B SF9 BB	0-0 FC6-4 1B	3 1 2 1 2 0 0												
Jerry Turner, L (1, 7) OBP: 0.304, SLG: 0.390		0-0 S 1B		0-0 G6-4-3 1B		1-0 G4-6-3 1-2f		0-0 SF9 2B	0-0 FC6-4 1-2f	5 0 3 1 0 0 3												
Fred Kendall, R (1, 2) OBP: 0.247, SLG: 0.213		2-3 K		0-1 G6-4-3 1-2f		2-1 F8		2-1 SF9		3 0 0 0 0 1 3												
Bill Almon, R (1, 4) OBP: 0.278, SLG: 0.224		4-0 IBB			2-3 K		0-1 6-3		0-0 F7	2 0 0 0 1 1 0												
Fernando Gonzalez, R (8, PH) OBP: 0.254, SLG: 0.364										1 0 0 0 0 0 1												
Mickey Lolich, S (8, 1)										0 0 0 0 0 0 0												
Bob Shirley, R (1, 1) OBP: 0.159, SLG: 0.118		3-3 K			2-2 F8				0-0 6-3	1 0 0 0 0 1 2												
Jim Wilhelm, R (5, PH) OBP: 0.194, SLG: 0.167										1 0 0 0 0 0 0												
Rollie Fingers, R (5, 1) OBP: 0.093, SLG: 0.083										0 0 0 0 0 0 0												
Mark Lee, R (5, 1) OBP: 0.333, SLG: 0.333										0 0 0 0 0 0 0												
Bob Ojchirko, L (6, 1) OBP: 0.182, SLG: 0.100										0 0 0 0 0 0 0												
Jay Johnston, L (6, 3) OBP: 0.323, SLG: 0.328										1 0 0 0 1 0 0												
Kurt Bevacqua, R (8, PH) OBP: 0.333, SLG: 0.312										0 0 0 1 0 0 0												
<b>Inning Stats</b>	R: 0 E: 1 K: 0 S: 5	H: 0 LOB: 1 BB: 0 P: 7	R: 0 E: 0 K: 2 S: 9	H: 1 LOB: 2 BB: 1 P: 20	R: 0 E: 0 K: 0 S: 5	H: 0 LOB: 0 BB: 0 P: 7	R: 0 E: 0 K: 0 S: 4	H: 1 LOB: 1 BB: 1 P: 9	R: 0 E: 0 K: 1 S: 8	H: 0 LOB: 0 BB: 0 P: 12	R: 3 E: 0 K: 0 S: 10	H: 3 LOB: 0 BB: 1 P: 19	R: 0 E: 0 K: 0 S: 9	H: 0 LOB: 1 BB: 1 P: 14	R: 2 E: 0 K: 0 S: 11	H: 2 LOB: 1 BB: 1 P: 19	R: 2 E: 0 K: 0 S: 6	H: 2 LOB: 2 BB: 2 P: 14	1B: 6 2B: 2 3B: 0 HR: 1	SF: 1 SAC: 0 DP: 2 HBP: 0	WP: 0 PB: 0 SB: 1 CS: 0	PA: 42
<b>PITCHER</b>	IP WLS BF H R ER SO BB IBB HBP BLK WP HR S P ERA WHIP																					
John Curtis, L (1, 1) ERA: 4.57	8.1 W 38 8 7 7 3 5 1 0 0 0 1 64 114 7.56 1.560																					
Greg Minton, R (9, 1) ERA: 1.24	0.1 3 1 0 0 0 1 0 0 0 0 0 2 6 0.00 6.000																					
Gary Lavelle, L (9, 1) ERA: 2.19	0.1 S 1 0 0 0 0 0 0 0 0 0 0 1 1 0.00 0.000																					

AB	34
R	7
H	9
RBI	7
BB	7
SO	3
LOB	15



Batter	1	2	3	4	5	6	7	8	9
<b>Bill North, S</b> (1, 8) OBP: 0.396, SLG: 0.376 <b>Larry Herndon, R</b> (6, 8) OBP: 0.320, SLG: 0.427	3-3 		1-0 	0-0 <b>FC6-4</b> 	0-0 		4-0 		
<b>Joe Strain, R</b> (1, 4) OBP: 0.329, SLG: 0.358	1-1 		1-1 <b>4-3</b> 		<b>F3</b> 		0-0 <b>G5-4-3</b> 		
<b>Jack Clark, R</b> (1, 9) OBP: 0.355, SLG: 0.488 <b>Greg Johnston, L</b> (8, 9)	0-3 <b>K</b> 		1-2 <b>F7</b> 		<b>F8</b> 		0-0 <b>F8</b> 		
<b>Willie McCovey, L</b> (1, 3) OBP: 0.332, SLG: 0.447 <b>Terry Whitfield, L</b> (5, PR) OBP: 0.358, SLG: 0.397 (6, 7)	1-2 <b>4-3</b> 			4-0 	4-0 	0-0 		0-3 <b>K</b> 	
<b>Mike Ivie, R</b> (1, 7) OBP: 0.381, SLG: 0.594 (6, 3)		1-1 		3-3 <b>K</b> 	4-0 	4-0 		0-0 	
<b>Darrell Evans, L</b> (1, 5) OBP: 0.351, SLG: 0.414		0-1 <b>G3</b> 		0-0 	4-0 	0-0 <b>FC4-6</b> 		0-0 <b>F2</b> 	
<b>Johnnie LeMaster, R</b> (1, 6) OBP: 0.326, SLG: 0.345		3-1 <b>F8</b> 		0-0 	0-0 	0-0 		4-0 	
<b>Dennis Littlejohn, R</b> (1, 2) OBP: 0.263, SLG: 0.211		1-1 <b>6-3</b> 		4-0 	0-3 <b>K</b> 	0-0 <b>FC6-4</b> 		0-0 	
<b>John Curtis, L</b> (1, 1) OBP: 0.185, SLG: 0.192 <b>Greg Minton, S</b> (9, 1) <b>Gary Lavelle, S</b> (9, 1) OBP: 0.250, SLG: 0.250			1-0 <b>F1</b> 	0-0 	0-0 	0-0 		0-3 <b>K</b> 	

Inning Stats	R: 0 E: 0 K: 2 S: 11	H: 1 LOB: 1 BB: 0 P: 16	R: 1 E: 0 K: 0 S: 8	H: 1 LOB: 0 BB: 0 P: 13	R: 0 E: 0 K: 0 S: 8	H: 1 LOB: 1 BB: 0 P: 12	R: 2 E: 0 K: 1 S: 8	H: 3 LOB: 2 BB: 2 P: 19	R: 5 E: 0 K: 1 S: 9	H: 4 LOB: 3 BB: 4 P: 25	R: 1 E: 0 K: 0 S: 5	H: 2 LOB: 2 BB: 1 P: 9	R: 0 E: 0 K: 0 S: 2	H: 0 LOB: 0 BB: 1 P: 6	R: 1 E: 0 K: 2 S: 9	H: 2 LOB: 2 BB: 1 P: 13
--------------	-------------------------------	----------------------------------	------------------------------	----------------------------------	------------------------------	----------------------------------	------------------------------	----------------------------------	------------------------------	----------------------------------	------------------------------	---------------------------------	------------------------------	---------------------------------	------------------------------	----------------------------------

PITCHER	IP	WLS	BF	H	R	ER	SO	BB	IBB	HBP	BLK	WP	HR	S	P	ERA	WHIP
<b>Bob Shirley, L</b> (1, 1) ERA: 2.96	4.0	L	19	6	3	3	3	1	1	0	0	0	2	35	60	6.75	1.750
<b>Rollie Fingers, R</b> (5, 1) ERA: 4.58	0.1		6	1	5	5	0	4	0	0	0	0	0	2	18	135.00	15.000
<b>Mark Lee, R</b> (5, 1) ERA: 4.81	0.2		7	4	1	1	1	1	0	0	0	0	0	8	12	13.50	7.500
<b>Bob Owchinko, L</b> (6, 1) ERA: 4.18	2.0		7	1	0	0	0	1	0	0	0	0	0	6	10	0.00	1.000
<b>Mickey Lolich, L</b> (8, 1) ERA: 4.35	1.0		6	2	1	1	2	1	0	0	0	0	1	9	13	9.00	3.000

AB	R	H	RBI	BB	SO	LOB
4	0	2	1	0	1	2
0	0	0	0	1	0	0
5	0	2	0	0	0	2
4	1	0	0	1	1	5
0	0	0	0	0	0	0
1	0	0	0	2	0	1
2	2	1	0	0	1	0
3	3	2	2	2	1	1
4	2	1	2	1	0	2
4	2	3	2	1	0	0
4	0	1	0	1	1	5
5	0	2	3	0	1	4
0	0	0	0	0	0	0
0	0	0	0	0	0	0

WP	PA	ERA	WHIP
0	45		
0			
3			
1			

<b>AB</b>	<b>36</b>
<b>R</b>	<b>10</b>
<b>H</b>	<b>14</b>
<b>RBI</b>	<b>10</b>
<b>BB</b>	<b>9</b>
<b>SO</b>	<b>6</b>
<b>LOB</b>	<b>22</b>



**San Diego Padres @ San Francisco Giants**  
 Candlestick Park, San Francisco, CA  
 Wed Aug 08 1979, 6:33 AM EDT  
 Att. 8,894 - Unknown

[livebaseballscorecards.com](http://livebaseballscorecards.com)









Batter	1	2	3	4	5	6	7	8	9	AB R H RBI BB SO LOB	TOP													
<b>Joe Morgan, L</b> (1, 4) <small>OBP: 0.401, SLG: 0.386</small> <b>Doug Bair, R</b> (8, 1) <b>Dave Tomlin, L</b> (8, 1) <small>OBP: 0.500, SLG: 0.500</small> <b>Tom Hume, R</b> (8, 1) <small>OBP: 0.190, SLG: 0.195</small>	0-0 G3			0-0 FC6-4 1B		0-0 P5		0-3 K		4 0 1 0 0 1 0														
<b>Dave Collins, S</b> (1, 7) <small>OBP: 0.363, SLG: 0.422</small>	0-0 L5			0-0 FC6-4 3B		0-0 P8			0-0 4-3	4 1 0 0 0 0 1														
<b>Hector Cruz, R</b> (1, 9) <small>OBP: 0.295, SLG: 0.345</small>	0-0 5-3			0-0 3B		0-0 6-3			0-0 F9	4 0 1 1 0 0 0														
<b>Johnny Bench, R</b> (1, 2) <small>OBP: 0.365, SLG: 0.411</small>		0-0 F8		0-0 F9			4-0 FC6-4 BB		0-0 5-3	3 0 0 0 1 0 1														
<b>Dave Concepcion, R</b> (1, 6) <small>OBP: 0.357, SLG: 0.442</small>		0-0 5-3		0-0 6-3		0-0 FC6-4 1B FC4-6				3 1 0 0 0 0 2														
<b>Ray Knight, R</b> (1, 5) <small>OBP: 0.365, SLG: 0.452</small>		0-0 F9			0-0 1-3 4-3 1B		0-0 FC4-6 1B			3 0 2 0 0 0 0														
<b>Dan Driessen, L</b> (1, 3) <small>OBP: 0.327, SLG: 0.403</small>			0-0 P6		0-0 4-3		0-0 FC4-6 CS			3 0 0 1 0 0 2														
<b>Paul Blair, R</b> (1, 8) <small>OBP: 0.212, SLG: 0.266</small>		0-0 F8		0-0 1-3		0-0 CS	0-0 L1			3 0 0 0 0 0 1														
<b>Frank Pastore, R</b> (1, 1) <b>Junior Kennedy, R</b> (8, PH) <small>OBP: 0.357, SLG: 0.330</small> (8, 4)		0-0 F9		0-0 1-3			0-0 P4			2 0 0 0 0 0 1 1 0 0 0 0 0 0														
<b>Inning Stats</b>	R: 0 E: 0 K: 0 S: 3	H: 0 LOB: 0 BB: 0 P: 3	R: 0 E: 0 K: 0 S: 3	H: 0 LOB: 0 BB: 0 P: 3	R: 0 E: 0 K: 0 S: 3	H: 0 LOB: 0 BB: 0 P: 3	R: 1 E: 0 K: 0 S: 5	H: 2 LOB: 1 BB: 0 P: 5	R: 0 E: 0 K: 0 S: 4	H: 1 LOB: 1 BB: 0 P: 4	R: 0 E: 0 K: 0 S: 3	H: 0 LOB: 0 BB: 0 P: 3	R: 1 E: 0 K: 0 S: 3	H: 1 LOB: 0 BB: 1 P: 7	R: 0 E: 0 K: 1 S: 5	H: 0 LOB: 0 BB: 0 P: 5	R: 0 E: 0 K: 0 S: 3	H: 0 LOB: 0 BB: 0 P: 3	1B: 3 2B: 0 3B: 1 HR: 0	SF: 0 SAC: 0 DP: 0 HBP: 0	WP: 0 PB: 0 SB: 0 CS: 1	PA: 32		
<b>PITCHER</b> <b>Randy Jones, L</b> (1, 1) <small>ERA: 3.74</small>	IP: 9.0 WLS: W BF: 31 H: 4 R: 2 ER: 2 SO: 1 BB: 1 IBB: 0 HBP: 0 BLK: 0 WP: 0 HR: 0 S: 32 P: 36 ERA: 2.00 WHIP: 0.556																							

**Cincinnati Reds @ San Diego Padres**  
 San Diego Stadium, San Diego, CA  
 Fri Aug 10 1979, 10:05 PM EDT  
 Att: 25,261 - Unknown

[livebaseballscorecards.com](http://livebaseballscorecards.com)

<b>AB</b>	30
<b>R</b>	2
<b>H</b>	4
<b>RBI</b>	2
<b>BB</b>	1
<b>SO</b>	1
<b>LOB</b>	8







Batter	1	2	3	4	5	6	7	8	9	AB	R	H	RBI	BB	SO	LOB	TOP
Joe Morgan, L (1, 4) OBP: 0.398, SLG: 0.383 Junior Kennedy, R (9, 4) OBP: 0.357, SLG: 0.330	0-0 F7		0-0 2B 1B	0-0 F8		0-0 F9		0-0 G3		5	1	1	0	0	0	2	
Dave Collins, S (1, 7) OBP: 0.360, SLG: 0.421	0-0 6-3		0-0 1B 2B	0-0 6-3		0-0 5-3			0-0 1-3	5	1	1	0	0	0	0	
Hector Cruz, R (1, 9) OBP: 0.299, SLG: 0.368	0-3 K		4-0 1B 4-3 BB		0-0 F3	0-0 6-3			0-0 HR	4	2	1	1	1	1	0	
Johnny Bench, R (1, 2) OBP: 0.366, SLG: 0.414	0-0 1-3		0-0 1-3 2-H 3-H 2B 1B		0-0 E8 1B		0-0 5-3		0-0 1B 2B	5	3	2	2	0	0	1	
Dave Concepcion, R (1, 6) OBP: 0.357, SLG: 0.439		4-0 1B 4-3 BB	0-0 4-3		4-0 1B 1B BB		0-0 F3		0-3 K	3	2	0	1	2	1	2	
Ray Knight, R (1, 5) OBP: 0.368, SLG: 0.456		0-0 F7	0-0 2-H 2B		0-0 1-2 2-H 1B 1B		0-0 F7		0-0 1B	5	0	3	3	0	0	1	
Dan Driessen, L (1, 3) OBP: 0.329, SLG: 0.407 Harry Spilman, L (8, PR) OBP: 0.405, SLG: 0.375 (8, 3)		0-0 4-3	0-0 2-H 2B		0-0 1-2 2-3 1B 1B			0-0 FC6-5 2B	0-0 F7	4	0	2	0	0	0	2	AB 40
Cesar Geronimo, L (1, 8) OBP: 0.319, SLG: 0.352		0-0 1B 1B	0-0 3-1		0-0 1-2 2-3 3-H 1B			0-0 F8		4	0	2	2	0	0	2	R 9
Tom Seaver, R (1, 1) OBP: 0.135, SLG: 0.269		0-0 2-H 1B		0-3 K		0-0 G5-2-3		0-0 FC6-5		4	0	1	0	0	1	4	H 13
<b>Inning Stats</b>	R: 0 E: 0 K: 1 S: 6 H: 0 LOB: 1 BB: 0 P: 6	R: 1 E: 0 K: 0 S: 4 H: 2 LOB: 2 BB: 1 P: 8	R: 4 E: 0 K: 0 S: 7 H: 4 LOB: 1 BB: 1 P: 11	R: 0 E: 0 K: 1 S: 5 H: 0 LOB: 0 BB: 0 P: 5	R: 2 E: 1 K: 0 S: 6 H: 3 LOB: 2 BB: 1 P: 10	R: 0 E: 0 K: 0 S: 3 H: 0 LOB: 0 BB: 0 P: 3	R: 0 E: 0 K: 0 S: 3 H: 0 LOB: 0 BB: 0 P: 3	R: 0 E: 0 K: 0 S: 4 H: 1 LOB: 2 BB: 0 P: 4	R: 2 E: 0 K: 1 S: 8 H: 3 LOB: 1 BB: 0 P: 8	1B: 8 2B: 4 3B: 0 HR: 1 SF: 0 SAC: 0 DP: 1 HBP: 0	WP: 0 PB: 1 SB: 0 CS: 0	PA: 43					
<b>PITCHER</b>	IP WLS BF H R ER SO BB IBB HBP BLK WP HR S P ERA WHIP	IP WLS BF H R ER SO BB IBB HBP BLK WP HR S P ERA WHIP	IP WLS BF H R ER SO BB IBB HBP BLK WP HR S P ERA WHIP	IP WLS BF H R ER SO BB IBB HBP BLK WP HR S P ERA WHIP	IP WLS BF H R ER SO BB IBB HBP BLK WP HR S P ERA WHIP	IP WLS BF H R ER SO BB IBB HBP BLK WP HR S P ERA WHIP	IP WLS BF H R ER SO BB IBB HBP BLK WP HR S P ERA WHIP	IP WLS BF H R ER SO BB IBB HBP BLK WP HR S P ERA WHIP	IP WLS BF H R ER SO BB IBB HBP BLK WP HR S P ERA WHIP	ERA WHIP	ERA WHIP						
Gaylord Perry, R (1, 1) ERA: 3.02	2.1 L	15 6 5 5 1 2 0 0 0 0 0 0 0 15 23 19.29 3.429	3.2 15 3 2 1 1 1 0 0 0 0 0 0 16 20 2.46 1.091	1.0 3 0 0 0 0 0 0 0 0 0 0 3 3 0.00 0.000	2.0 10 4 2 2 1 0 0 0 0 0 0 1 12 12 9.00 2.000												

Cincinnati Reds @ San Diego Padres  
San Diego Stadium, San Diego, CA  
Sun Aug 12 1979, 6:33 AM EDT  
Unknown

livebaseballscorecards.com



Batter	1	2	3	4	5	6	7	8	9	AB	R	H	RBI	BB	SO	LOB
Gene Richards, L (1, 8) OBP: 0.341, SLG: 0.342	0-0 4-3			0-0 F9		0-0 FC5-4 1B		0-0 1-4-3		4	1	1	0	0	0	0
Ozzie Smith, S (1, 6) OBP: 0.265, SLG: 0.257	0-0 F2			0-0 1B		0-0 FC5-4 1B		4-0 BB		3	0	2	0	1	0	0
Paul Dade, R (1, 5) OBP: 0.315, SLG: 0.366	0-0 4-3			0-0 L9		0-0 FC5-4 1B		0-0 F9		4	0	0	0	0	0	4
Dave Winfield, R (1, 9) OBP: 0.412, SLG: 0.604		0-0 4-3		0-0 F7		0-0 1B		0-0 FC6-4		4	0	1	1	0	0	2
Jerry Turner, L (1, 7) OBP: 0.303, SLG: 0.383		0-0 4-3			4-0 1B G4-6-3 BB	0-3 K			0-3 K	3	1	0	0	1	2	2
Gene Tenace, R (1, 2) OBP: 0.407, SLG: 0.422		0-3 K			0-0 1B G4-6-3		4-0 BB G3-6-3		4-0 BB 1B	2	0	1	0	2	1	0
Dan Briggs, L (1, 3) OBP: 0.284, SLG: 0.372			0-3 K		0-0 1B G4-6-3		0-0 BB G3-6-3		0-0 BB 1B G6-4-3	4	0	1	0	0	1	2
Fernando Gonzalez, R (1, 4) OBP: 0.249, SLG: 0.359			0-0 F9		0-0 F8		0-0 2B		0-0 BB G6-4-3	4	0	1	0	0	0	2
Gaylord Perry, R (1, 1) OBP: 0.131, SLG: 0.186 Bob Ojchicko, L (3, 1) OBP: 0.174, SLG: 0.095 Bobby Tolian, L (6, PH) OBP: 0.133, SLG: 0.267 Steve Mura, R (7, 1) Jay Johnstone, L (7, PH) OBP: 0.121, SLG: 0.326 Rolie Fingers, R (8, 1) OBP: 0.063, SLG: 0.083			0-3 K		0-0 P4		0-0 L9			0	0	0	0	0	0	0

**BOTTOM**

**Cincinnati Reds @ San Diego Padres**  
**San Diego Stadium, San Diego, CA**  
 Sun Aug 12 1979, 6:33 AM EDT  
 Unknown

[livebaseballscorecards.com](http://livebaseballscorecards.com)

<b>AB</b>	<b>31</b>
<b>R</b>	<b>2</b>
<b>H</b>	<b>7</b>
<b>RBI</b>	<b>1</b>
<b>BB</b>	<b>4</b>
<b>SO</b>	<b>5</b>
<b>LOB</b>	<b>13</b>



Inning Stats	R: 0 E: 0 K: 0 S: 3	H: 0 LOB: 0 BB: 0 P: 3	R: 0 E: 0 K: 1 S: 5	H: 0 LOB: 0 BB: 0 P: 5	R: 0 E: 0 K: 2 S: 7	H: 0 LOB: 0 BB: 0 P: 7	R: 0 E: 0 K: 0 S: 4	H: 1 LOB: 1 BB: 0 P: 4	R: 1 E: 0 K: 0 S: 3	H: 1 LOB: 0 BB: 1 P: 7	R: 1 E: 0 K: 1 S: 8	H: 3 LOB: 2 BB: 0 P: 8	R: 0 E: 0 K: 0 S: 3	H: 1 LOB: 1 BB: 1 P: 7	R: 0 E: 0 K: 0 S: 3	H: 0 LOB: 1 BB: 1 P: 7	R: 0 E: 0 K: 1 S: 5	H: 1 LOB: 1 BB: 1 P: 9	1B: 6 2B: 1 3B: 0 HR: 0	SF: 0 SAC: 0 DP: 3 HBP: 0	WP: 0 PB: 0 SB: 0 CS: 0	PA: 35
--------------	------------------------------	---------------------------------	------------------------------	---------------------------------	------------------------------	---------------------------------	------------------------------	---------------------------------	------------------------------	---------------------------------	------------------------------	---------------------------------	------------------------------	---------------------------------	------------------------------	---------------------------------	------------------------------	---------------------------------	----------------------------------	------------------------------------	----------------------------------	--------

PITCHER	IP	WLS	BF	H	R	ER	SO	BB	IBB	HBP	BLK	WP	HR	S	P	ERA	WHIP
Tom Seaver, R (1, 1) ERA: 3.22	9.0	W	35	7	2	2	5	4	0	0	0	0	0	41	57	2.00	1.222



Batter	1	2	3	4	5	6	7	8	9	AB R H RBI BB SO LOB	TOP																										
Dave Collins, S (1, 7) X OBP: 0.358, SLG: 0.418	0-0 CS 1B 1B		0-3 K		0-0 FC6-4		0-0 4-3			4 1 1 0 0 1 2																											
Junior Kennedy, R (1, 4) X OBP: 0.360, SLG: 0.333	0-0 CS 1-2 1B		0-0 G4-6-3			0-0 BB 1B	0-0 B1-3			4 1 2 0 0 0 1																											
Hector Cruz, R (1, 9) S S S OBP: 0.304, SLG: 0.361	0-3 K 1-2 2-3			4-0 CS BB		4-0 HBP 1B BB	0-0 F9			2 1 0 0 2 1 2																											
Dave Concepcion, R (1, 6) X OBP: 0.356, SLG: 0.437	0-0 CS 1B			0-3 K 1-2		0-3 K		0-0 6-3		4 0 1 1 0 2 3																											
Ray Knight, R (1, 5) X OBP: 0.369, SLG: 0.459	0-0 F8			0-0 2B		0-0 HBP 1B 1B	0-0 4-3			4 1 2 1 0 0 1																											
Harry Spilman, L (1, 3) S S S OBP: 0.390, SLG: 0.343			0-3 K		0-0 F8			0-0 P6		3 0 0 0 0 1 1																											
Paul Blair, R (1, 8) X OBP: 0.215, SLG: 0.268					0-0 5-3			0-0 6-3		3 0 1 2 0 0 0																											
Joe Morgan, L (9, PH) X OBP: 0.397, SLG: 0.382										1 0 0 0 0 0 0																											
Vic Correll, R (1, 2) X OBP: 0.310, SLG: 0.339																																					
Johnny Bench, R (9, PH) X OBP: 0.365, SLG: 0.413																																					
Michael LaCoss, R (1, 1) X OBP: 0.183, SLG: 0.140																																					
Tom Hume, R (7, 1) X OBP: 0.190, SLG: 0.195																																					
George Foster, R (9, PH) X OBP: 0.412, SLG: 0.608																																					
<b>Inning Stats</b>	R: 1 E: 0 K: 1 S: 7	H: 3 LOB: 1 BB: 0 P: 7	R: 0 E: 0 K: 1 S: 5	H: 0 LOB: 0 BB: 0 P: 5	R: 0 E: 0 K: 1 S: 5	H: 1 LOB: 0 BB: 0 P: 5	R: 0 E: 0 K: 1 S: 5	H: 1 LOB: 1 BB: 1 P: 9	R: 0 E: 0 K: 0 S: 3	H: 0 LOB: 1 BB: 1 P: 7	R: 3 E: 0 K: 2 S: 10	H: 3 LOB: 2 BB: 1 P: 15	R: 0 E: 0 K: 0 S: 3	H: 0 LOB: 0 BB: 0 P: 3	R: 0 E: 0 K: 0 S: 3	H: 0 LOB: 0 BB: 0 P: 3	R: 0 E: 0 K: 0 S: 3	H: 0 LOB: 0 BB: 0 P: 3	1B: 7 2B: 1 3B: 0 HR: 0	SF: 0 SAC: 0 DP: 1 HBP: 1	WP: 0 PB: 0 SB: 0 CS: 3	PA: 36															
<b>PITCHER</b>	IP WLS BF H R ER SO BB IBB HBP BLK WP HR S P ERA WHIP																																				
Bob Shirley, L (1, 1) ERA: 3.1	5.1		25	8	4	4	5	3	0	1	0	0	0	31	44	6.75	2.062																				
Mark Lee, R (6, 1) ERA: 4.61	1.2	W	5	0	0	0	1	0	0	0	0	0	0	7	7	0.00	0.000																				
Eric Rasmussen, R (8, 1) ERA: 4.19	2.0	S	6	0	0	0	0	0	0	0	0	0	0	6	6	0.00	0.000																				

Cincinnati Reds @ San Diego Padres  
San Diego Stadium, San Diego, CA  
Sun Aug 12 1979, 6:38 AM EDT  
Att: 25,049 - Unknown

livebaseballscorecards.com

AB	32
R	4
H	8
RBI	4
BB	3
SO	6
LOB	14







Batter	1	2	3	4	5	6	7	8	9	AB R H RBI BB SO LOB	TOP	
Paul Dade, R (1, 5) OBP: 0.310, SLG: 0.362	0-0 SH1-4 2B		0-0 F7			0-0 6-3		0-0 G6-4-3 1-2f		4 0 1 0 0 0 2	<b>San Diego Padres @ Pittsburgh Pirates</b> Three Rivers Stadium, Pittsburgh, PA Tue Aug 14 1979, 7:05 PM EDT Att: 23,210 - Unknown <a href="http://livebaseballscorecards.com">livebaseballscorecards.com</a>	
Ozzie Smith, S (1, 6) OBP: 0.265, SLG: 0.257	0-0 SH1-4 2-3		0-0 G4-6-3 1-2f			0-0 F6		0-3 K		3 0 0 0 0 1 1		
Gene Tenace, R (1, 2) OBP: 0.411, SLG: 0.432 (7, 3)	0-3 K				0-0 F3		0-0 F7		0-0 2B	4 0 1 0 0 1 1		
Dave Winfield, R (1, 9) OBP: 0.409, SLG: 0.597	0-0 F9				0-0 6-3		0-0 F8		0-0 F2	4 0 0 0 0 0 2		
Kurt Bevacqua, R (1, 3) OBP: 0.336, SLG: 0.306 (7, 7)		0-0 F9			0-0 F9		4-0 2B BB		0-0 F4	3 1 0 0 1 0 1		
Fernando Gonzalez, R (1, 4) OBP: 0.249, SLG: 0.364		0-0 F3			0-3 K		0-0 2B 1-H		0-0 L7	1 0 0 0 0 0 0		
Jim Wilhelm, R (1, 8) OBP: 0.216, SLG: 0.257		0-0 3B			0-0 F9		0-0 6-3			3 0 1 0 0 0 1		
Gene Richards, L (1, 7) OBP: 0.341, SLG: 0.341 Rollie Fingers, R (7, 1) OBP: 0.083, SLG: 0.083		0-0 6-3			4-0 FC6-4 BB		0-0 1-3			2 0 0 0 1 0 2 0 0 0 0 0 0 0		
John D'Acquisto, R (1, 1) OBP: 0.258, SLG: 0.222 Mickey Lolich, S (2, 1) Steve Mura, R (2, 1) Bill Almon, R (2, 4) OBP: 0.282, SLG: 0.230 Fred Kendall, R (7, PH) OBP: 0.253, SLG: 0.232			0-0 G4-6-3 1B		0-0 FC6-4 1-2f			0-0 G6-4-3 1B		0 0 0 0 0 0 0 0 0 0 0 0 0 0 1 0 0 0 0 1 0 3 0 2 0 0 0 1 2 0 1 1 0 0 1		
<b>Inning Stats</b>	R: 0 H: 1 E: 0 LOB: 1 K: 1 BB: 0 S: 6 P: 6	R: 0 H: 1 E: 0 LOB: 1 K: 0 BB: 0 S: 4 P: 4	R: 0 H: 1 E: 0 LOB: 0 K: 0 BB: 0 S: 3 P: 3	R: 0 H: 0 E: 0 LOB: 0 K: 0 BB: 0 S: 3 P: 3	R: 0 H: 0 E: 0 LOB: 1 K: 1 BB: 1 S: 5 P: 9	R: 0 H: 0 E: 0 LOB: 0 K: 0 BB: 0 S: 3 P: 3	R: 1 H: 1 E: 0 LOB: 1 K: 0 BB: 1 S: 4 P: 8	R: 0 H: 1 E: 0 LOB: 0 K: 1 BB: 0 S: 5 P: 5	R: 0 H: 1 E: 0 LOB: 1 K: 0 BB: 0 S: 4 P: 4	1B: 2 SF: 0 2B: 3 SAC: 1 3B: 1 DP: 2 HR: 0 HBP: 0	WP: 0 PA: 33 PB: 0 SB: 0 CS: 0	
<b>PITCHER</b> John Candelaria, L (1, 1) ERA: 3.62	IP WLS BF H R ER SO BB IBB HBP BLK WP HR S P ERA WHIP	9.0 W 33 6 1 1 3 2 0 0 0 0 0 0 37 45 1.00 0.889										

**San Diego Padres @ Pittsburgh Pirates**  
 Three Rivers Stadium, Pittsburgh, PA  
 Tue Aug 14 1979, 7:05 PM EDT  
 Att: 23,210 - Unknown

AB	30
R	1
H	6
RBI	1
BB	2
SO	3
LOB	12



Batter	1	2	3	4	5	6	7	8	9
<b>Omar Moreno, L</b> OBP: 0.338, SLG: 0.408 (1, 8)	4-0 1B 2B BB	0-0 S 2B 1B	0-3 K			4-0 S BB		0-3 K	
<b>Tim Foli, R</b> OBP: 0.324, SLG: 0.349 (1, 6)	0-0 2B 1B	0-0 F8	0-0 F7			0-0 5-3		0-0 1-6-3	
<b>Dave Parker, L</b> OBP: 0.369, SLG: 0.517 (1, 9)	0-3 K	0-0 WP 1B 2B			0-0 6-3	0-0 F6			
<b>Bill Robinson, R</b> OBP: 0.312, SLG: 0.548 (7, 9)									
<b>Willie Stargell, L</b> OBP: 0.363, SLG: 0.587 (1, 3)	0-0 1B 2B	4-0 WP 1B BB			0-3 K		0-3 K		
<b>John Milner, L</b> OBP: 0.396, SLG: 0.569 (1, 7)	0-0 1B 2B	0-0 1B WP 1B			0-0 3-1		0-0 F8		
<b>Bill Madlock, R</b> OBP: 0.331, SLG: 0.416 (1, 5)	0-0 G5-4-3 1B	4-0 1B IBB			0-0 F7		0-0 4-3		
<b>Ed Ott, L</b> OBP: 0.307, SLG: 0.397 (1, 2)		HR			0-3 K			0-0 SH5-4 BB 1B	
<b>Phil Garner, R</b> OBP: 0.360, SLG: 0.471 (1, 4)		SH5-3 WP BB			0-0 F9			4-0 SH5-4 BB	
<b>John Candelaria, L</b> OBP: 0.145, SLG: 0.204 (1, 1)		SH5-3	0-0 6-3			0-0 6-3		0-0 SH5-4	

Inning Stats	R: 2	H: 3	E: 0	K: 1	S: 7	H: 3	LOB: 1	BB: 1	P: 11	R: 5	H: 5	E: 0	K: 0	S: 8	H: 5	LOB: 3	BB: 3	P: 20	R: 0	H: 0	E: 0	K: 1	S: 5	R: 0	H: 0	E: 0	K: 1	S: 5	R: 0	H: 0	E: 0	K: 1	S: 5	R: 0	H: 0	E: 0	K: 1	S: 5	R: 0	H: 0	E: 0	K: 1	S: 5	R: 0	H: 1	E: 0	K: 1	S: 6	H: 1	LOB: 2	BB: 1	P: 10
--------------	------	------	------	------	------	------	--------	-------	-------	------	------	------	------	------	------	--------	-------	-------	------	------	------	------	------	------	------	------	------	------	------	------	------	------	------	------	------	------	------	------	------	------	------	------	------	------	------	------	------	------	------	--------	-------	-------

PITCHER	IP	WLS	BF	H	R	ER	SO	BB	IBB	HBP	BLK	WP	HR	S	P	ERA	WHIP
<b>John D'Acquisto, R</b> ERA: 4.87 (1, 1)	1.2	L	12	6	6	6	1	2	0	0	0	1	1	12	20	32.40	4.800
<b>Mickey Lolich, L</b> ERA: 4.58 (2, 1)	0.0		4	2	1	1	0	1	1	0	0	2	0	2	10	∞	∞
<b>Steve Mura, R</b> ERA: 2.91 (2, 1)	4.1		14	0	0	0	3	1	0	0	0	0	0	19	23	0.00	0.231
<b>Rollie Fingers, R</b> ERA: 4.57 (7, 1)	2.0		8	1	0	0	2	1	0	0	0	0	0	11	15	0.00	1.000

**BOTTOM**

**San Diego Padres @ Pittsburgh Pirates**  
Three Rivers Stadium, Pittsburgh, PA

Tue Aug 14 1979, 7:05 PM EDT  
Att. 23,210 - Unknown

AB	R	H	RBI	BB	SO	LOB
3	2	1	0	2	2	2
5	1	1	0	0	0	4
4	1	1	1	0	1	3
0	0	0	0	0	0	0
3	1	1	2	1	2	0
4	0	2	1	0	0	0
3	0	0	0	1	0	2
4	1	3	2	0	1	0
2	1	0	0	2	0	3
2	0	0	0	0	0	0

AB	30
R	7
H	9
RBI	6
BB	6
SO	6
LOB	14



WP	PA
3	38
3	3
0	0

WP	HR	S	P	ERA	WHIP
3	0	10	10	0.00	1.000
3	0	1	10	0.00	1.000
0	0	0	0	0.00	1.000



Batter	1	2	3	4	5	6	7	8	9	AB R H RBI BB SO LOB	TOP						
Ozzie Smith, S OBP: 0.265, SLG: 0.257 (1, 6) X	0-0 G3			0-3 K		0-0 G5-4-3 1B		0-3 K		4 0 1 0 0 2 0	<b>San Diego Padres @ Pittsburgh Pirates</b> Three Rivers Stadium, Pittsburgh, PA Wed Aug 15 1979, 7:05 PM EDT Att: 14,219 - Unknown <a href="http://livebaseballscorecards.com">livebaseballscorecards.com</a>						
Paul Dade, R OBP: 0.312, SLG: 0.367 (1, 5) X	0-0 CS 1B			0-0 FC5 2B		0-0 G5-4-3 1-2f		0-3 K		4 0 2 0 0 1 1							
Gene Tenace, R OBP: 0.410, SLG: 0.429 (1, 2) X	0-0 F9			4-0 E BB		0-3 K		0-0 P6		3 0 0 0 1 1 1							
Dave Winfield, R OBP: 0.406, SLG: 0.592 (1, 9) X	0-0 CS 1-2	0-0 4-3		0-0 FC5 1-3 2-3f		0-0 F9		0-0 4-3		4 0 0 0 0 0 2							
Jay Johnstone, L OBP: 0.325, SLG: 0.339 (1, 7) X		0-0 F6		4-0 FC6-4 BB		0-0 2-3				2 0 0 0 1 0 0							
Jim Wilhelm, R OBP: 0.200, SLG: 0.237 (1, 8) X		0-0 F8		0-0 FC6-4 1-2f		0-0 5-3				3 0 0 0 0 0 3							
Dan Briggs, L OBP: 0.280, SLG: 0.366 (1, 3) X			0-0 F6		0-0 F8		0-0 F7			3 0 0 0 0 0 0							
Bill Almon, R OBP: 0.283, SLG: 0.254 (1, 4) X			0-0 6-3		0-0 4-3		0-0 HR			3 1 1 1 0 0 0							
Randy Jones, R OBP: 0.197, SLG: 0.227 (1, 1) X			0-0 F8		0-3 K		0-0 F8			2 0 0 0 0 1 0							
Jerry Turner, L OBP: 0.304, SLG: 0.384 (8, PH)										1 0 0 0 0 0 0							
Eric Rasmussen, R OBP: 0.111, SLG: 0.040 (8, 1) X										0 0 0 0 0 0 0							
<b>Inning Stats</b>	R: 0 E: 0 K: 0 S: 3	H: 1 LOB: 0 BB: 0 P: 3	R: 0 E: 0 K: 0 S: 3	H: 0 LOB: 0 BB: 0 P: 3	R: 0 E: 1 K: 1 S: 6	H: 1 LOB: 3 BB: 2 P: 14	R: 0 E: 0 K: 1 S: 5	H: 0 LOB: 0 BB: 0 P: 5	R: 0 E: 0 K: 0 S: 3	H: 0 LOB: 0 BB: 0 P: 3	R: 1 E: 0 K: 1 S: 6	H: 1 LOB: 0 BB: 0 P: 6	R: 0 E: 0 K: 1 S: 5	H: 0 LOB: 0 BB: 0 P: 5	1B: 2 2B: 1 3B: 0 HR: 1	SF: 0 SAC: 0 DP: 1 HBP: 0	WP: 0 PA: 32 PB: 0 SB: 0 CS: 1
<b>PITCHER</b> Bert Blyleven, R ERA: 3.58 (1, 1)	IP: 9.0 WLS: W BF: 31 H: 4 R: 1 ER: 1 SO: 5 BB: 2 IBB: 0 HBP: 0 BLK: 0 WP: 0 HR: 1 S: 39 P: 47 ERA: 1.00 WHIP: 0.667											<b>PITCHER</b>	IP: 9.0 WLS: W BF: 31 H: 4 R: 1 ER: 1 SO: 5 BB: 2 IBB: 0 HBP: 0 BLK: 0 WP: 0 HR: 1 S: 39 P: 47 ERA: 1.00 WHIP: 0.667				

AB	29
R	1
H	4
RBI	1
BB	2
SO	5
LOB	7



Batter	1	2	3	4	5	6	7	8	9	AB	R	H	RBI	BB	SO	LOB
Omar Moreno, L OBP: 0.337, SLG: 0.408 (1, 8) X	0-0 G3	0-3 K				0-3 K				4	0	1	1	0	2	1
Tim Foli, R OBP: 0.325, SLG: 0.349 (1, 6) X	0-0 HR 1B		0-0 5-3			4-0 FC1-6 BB			0-0 F7	3	1	1	0	1	0	0
Dave Parker, L OBP: 0.368, SLG: 0.521 (1, 9) X	0-0 HR 1B		0-0 F6			0-0 FC1-6			0-0 1-3	4	1	1	2	0	0	1
Bill Robinson, R OBP: 0.314, SLG: 0.560 (1, 7) X	0-0 2B		0-0 HR			0-0 F7			0-0 6-3	4	1	2	1	0	0	1
Willie Stargell, L OBP: 0.358, SLG: 0.579 (1, 3) X	0-0 F7		0-0 4-3			0-0 F5			0-0 L9	4	0	0	0	0	0	1
Phil Garner, R OBP: 0.359, SLG: 0.468 (1, 5) X	0-0 4-3			0-0 G6-3 1B		0-0 F7			0-0 F8	4	0	1	0	0	0	1
Rennie Stennett, R OBP: 0.290, SLG: 0.294 (1, 4) X		0-0 F8		0-0 G6-3 1B		0-0 1B 1B			0-0 F4	4	1	1	0	0	0	1
Steve Nicosia, R OBP: 0.333, SLG: 0.447 (1, 2) X			0-0 2B		4-0 BB	0-0 1B 2B 1B				2	1	2	0	1	0	0
Bert Blyleven, R OBP: 0.161, SLG: 0.179 (1, 1) X		0-3 K		0-3 K		0-0 2B 1B				3	0	1	1	0	2	2


Inning Stats	R: 2	H: 3	E: 0	LOB: 1	K: 0	S: 6	P: 6	R: 0	H: 1	E: 0	LOB: 1	K: 2	BB: 0	S: 8	R: 1	H: 1	E: 0	LOB: 0	K: 0	BB: 0	S: 4	R: 0	H: 1	E: 0	LOB: 1	K: 1	BB: 1	S: 5	R: 0	H: 0	E: 0	LOB: 1	K: 1	BB: 1	S: 5	R: 2	H: 4	E: 0	LOB: 2	K: 0	BB: 0	S: 6	R: 0	H: 0	E: 0	LOB: 0	K: 0	BB: 0	S: 3	R: 0	H: 0	E: 0	LOB: 0	K: 0	BB: 0	S: 3	R: 0	H: 0	E: 0	LOB: 0	K: 0	BB: 0	S: 3
--------------	------	------	------	--------	------	------	------	------	------	------	--------	------	-------	------	------	------	------	--------	------	-------	------	------	------	------	--------	------	-------	------	------	------	------	--------	------	-------	------	------	------	------	--------	------	-------	------	------	------	------	--------	------	-------	------	------	------	------	--------	------	-------	------	------	------	------	--------	------	-------	------

PITCHER	IP	WLS	BF	H	R	ER	SO	BB	IBB	HBP	BLK	WP	HR	S	P	ERA	WHIP
Randy Jones, L ERA: 3.83 (1, 1)	7.0	L	31	10	5	5	4	2	0	0	0	0	2	37	45	6.43	1.714
Eric Rasmussen, R ERA: 4.15 (8, 1)	1.0		3	0	0	0	0	0	0	0	0	0	0	3	3	0.00	0.000

**BOTTOM**

**San Diego Padres @ Pittsburgh Pirates**  
 Three Rivers Stadium, Pittsburgh, PA  
 Wed Aug 15 1979, 7:05 PM EDT  
 Att. 14,219 - Unknown

AB	32
R	5
H	10
RBI	5
BB	2
SO	4
LOB	8



WP: 0	PA: 34
PB: 0	CS: 0
SB: 0	
CS: 0	

WP	HR	S	P	ERA	WHIP
0	0	1	0	0.00	0.000



Batter	1	2	3	4	5	6	7	8	9	AB R H RBI BB SO LOB	TOP											
<b>Ozzie Smith, S</b> (1, 6) OBP: 0.262, SLG: 0.254	0-0 F9	0-0 5-3		0-0 F7		0-0 4-3		0-0 F6		5 0 0 0 0 0 4												
<b>Paul Dade, R</b> (1, 5) OBP: 0.314, SLG: 0.367	0-0 HR 1B		0-0 F9		0-0 1B		0-3 K2-3		0-0 5-3	5 1 2 0 0 1 0												
<b>Gene Tenace, R</b> (1, 3) (8, 2) OBP: 0.412, SLG: 0.437	0-0 HR 1-H		4-0 1B BB		0-3 K		1-0 WP 3B HBP		0-0 6-3	3 2 1 2 1 1 1												
<b>Dave Winfield, R</b> (1, 9) OBP: 0.404, SLG: 0.587	0-3 K		0-0 FC6-4 1B		0-0 L6		0-3 K		0-3 K	5 0 1 0 0 3 2												
<b>Jay Johnstone, L</b> (1, 7) OBP: 0.328, SLG: 0.353	0-0 1B		0-3 K		0-0 5-3		0-0 3B 2-H			4 0 2 1 0 1 3												
<b>Jim Wilhelm, R</b> (1, 8) OBP: 0.205, SLG: 0.262	0-0 L4		0-0 FC6-4 1-2f		0-0 2B		0-0 4-3			4 1 1 0 0 0 4												
<b>Bill Fahey, L</b> (1, 2) OBP: 0.312, SLG: 0.357		0-0 F9		0-0 2B		0-0 6-3		0-0 2B		4 0 2 0 0 0 1												
<b>Bobby Tolan, L</b> (8, PR) (8, 3) OBP: 0.133, SLG: 0.267										0 0 0 0 0 0 0												
<b>Bill Almon, R</b> (1, 4) OBP: 0.282, SLG: 0.248		4-0 SH1 BB		0-0 5-3		0-0 F7		0-0 1-3		3 0 0 0 1 0 3												
<b>Gaylord Perry, R</b> (1, 1) OBP: 0.129, SLG: 0.183		0-0 SH1		0-0 6-3		0-0 2B 2-H		0-0 F7		1 0 0 0 0 0 0 1												
<b>Gene Richards, L</b> (8, PH) OBP: 0.342, SLG: 0.344										1 0 1 1 0 0 0 0												
<b>Mark Lee, R</b> (8, PH) OBP: 0.333, SLG: 0.333										0 0 0 0 0 0 0 0												
<b>Jerry Turner, L</b> (8, PH) OBP: 0.303, SLG: 0.383										1 0 0 0 0 0 0 1												
<b>Eric Rasmussen, R</b> (8, 1) OBP: 0.111, SLG: 0.040										0 0 0 0 0 0 0 0												
<b>Bob Ojwchicko, L</b> (8, 1) OBP: 0.174, SLG: 0.095										0 0 0 0 0 0 0 0												
<b>Inning Stats</b>	R: 2 E: 0 K: 1 S: 8	H: 3 LOB: 1 BB: 0 P: 8	R: 0 E: 0 K: 0 S: 3	H: 0 LOB: 1 BB: 1 P: 7	R: 0 E: 0 K: 1 S: 6	H: 1 LOB: 2 BB: 1 P: 10	R: 0 E: 0 K: 0 S: 4	H: 1 LOB: 1 BB: 0 P: 4	R: 0 E: 0 K: 1 S: 6	H: 1 LOB: 1 BB: 0 P: 6	R: 1 E: 0 K: 0 S: 5	H: 2 LOB: 1 BB: 0 P: 5	R: 1 E: 0 K: 2 S: 8	H: 1 LOB: 1 BB: 0 P: 9	R: 0 E: 0 K: 0 S: 4	H: 1 LOB: 1 BB: 0 P: 4	R: 0 E: 0 K: 1 S: 5	H: 0 LOB: 0 BB: 0 P: 5	1B: 4 2B: 4 3B: 1 HR: 1	SF: 0 SAC: 1 DP: 0 HBP: 1	WP: 1 PB: 0 SB: 1 CS: 0	PA: 40
<b>PITCHER</b>	IP WLS BF H R ER SO BB IBB HBP BLK WP HR S P ERA WHIP																					
<b>Bruce Kison, R</b> (1, 1) ERA: 3.68	5.2 W 27 8 3 3 3 2 0 0 0 0 1 31 39 4.76 1.765																					
<b>Enrique Romo, R</b> (6, 1) ERA: 2.38	3.1 S 13 2 1 1 3 0 0 1 0 1 0 18 19 2.70 0.600																					

**San Diego Padres @ Pittsburgh Pirates**  
 Three Rivers Stadium, Pittsburgh, PA  
 Thu Aug 16 1979, 7:05 PM EDT  
 Att: 14,201 - Unknown

livebaseballscorecards.com

AB	36
R	4
H	10
RBI	4
BB	2
SO	6
LOB	20




Batter	1	2	3	4	5	6	7	8	9	AB	R	H	RBI	BB	SO	LOB
Omar Moreno, L (1, 8) OBP: 0.339, SLG: 0.409	0-0 1-3 1B		0-0 4-3 1B	0-0 1B 1-3 2-H 3-H		0-0 6-3 1B		4-0 BB IBB		4	0	2	2	1	0	1
Tim Foli, R (1, 6) OBP: 0.326, SLG: 0.351	0-0 E 2B		0-0 4-3 1-2	0-0 G1 1-2		0-0 F4		4-0 BB 1-2 2-3		4	1	1	0	1	0	4
Dave Parker, L (1, 9) OBP: 0.368, SLG: 0.519	4-0 FC1-6 BB		0-0 4-3 3		0-0 4-3 1B		0-0 F7 1-2	0-3 K 3		4	1	1	0	1	1	4
Willie Stargell, L (1, 3) OBP: 0.357, SLG: 0.575	0-0 FC1-6 1-2f 2-H			0-0 1B 1B	0-0 4-3 1-3		0-0 F8			4	1	1	0	0	0	2
John Milner, L (1, 7) OBP: 0.400, SLG: 0.566	0-0 F3			0-0 F8 1B	0-0 FC5-4 1B		4-0 FC6-4 BB			3	0	1	1	1	0	2
Bill Madlock, R (1, 5) OBP: 0.330, SLG: 0.415		0-0 L5		0-0 1B 1-2 1B	0-0 F8 3-H		0-0 FC6-4 1-2f			0	0	0	0	0	0	0
Ed Ott, L (1, 2) OBP: 0.307, SLG: 0.395		0-0 F7		0-0 1B 1-3 2-H 1B	0-0 FC5-4 1-2f		0-0 4-3			4	1	1	1	0	0	1
Phil Garner, R (1, 4) OBP: 0.362, SLG: 0.470		0-0 F9		4-0 1B IBB		0-0 SH1-3 1B		0-0 BB SH3-4 1B		3	0	2	0	1	0	0
Bruce Kison, R (1, 1) OBP: 0.139, SLG: 0.143			0-0 5-3	0-0 F6		0-0 SH1-3 1-2		0-0 SH3-4 1-2		2	0	0	0	0	0	3
Enrique Romo, R (6, 1) OBP: 0.111, SLG: 0.111										0	0	0	0	0	0	0

Inning Stats	R: 1	H: 1	E: 1	K: 0	S: 4	LOB: 1	BB: 1	P: 8	R: 0	H: 0	E: 0	K: 0	S: 3	LOB: 0	BB: 0	P: 3	R: 0	H: 1	E: 0	K: 0	S: 4	LOB: 2	BB: 1	P: 11	R: 1	H: 2	E: 0	K: 0	S: 5	LOB: 1	BB: 0	P: 5	R: 0	H: 1	E: 0	K: 0	S: 4	LOB: 1	BB: 0	P: 4	R: 0	H: 0	E: 0	K: 0	S: 3	LOB: 1	BB: 1	P: 7	R: 0	H: 1	E: 0	K: 1	S: 6	LOB: 3	BB: 2	P: 14
PITCHER	IP	WLS	BF	H	R	ER	SO	BB	IBB	HBP	BLK	WP	HR	S	P	ERA	WHIP																																							
Gaylord Perry, R (1, 1) ERA: 3.12	5.0	L	25	8	5	4	0	1	1	0	0	0	0	23	31	7.20	1.800																																							
Mark Lee, R (6, 1) ERA: 4.4	2.0		8	1	0	0	0	1	0	0	0	0	0	7	11	0.00	1.000																																							
Eric Rasmussen, R (8, 1) ERA: 4.13	0.2		5	1	0	0	0	1	1	0	0	0	0	3	11	0.00	3.000																																							
Bob Owchinko, L (8, 1) ERA: 4.1	0.1		1	0	0	0	1	0	0	0	0	0	0	3	3	0.00	0.000																																							

**BOTTOM**

**San Diego Padres @ Pittsburgh Pirates**  
**Three Rivers Stadium, Pittsburgh, PA**  
 Thu Aug 16 1979, 7:05 PM EDT  
 Att. 14,201 - Unknown

AB	32
R	5
H	10
RBI	4
BB	5
SO	1
LOB	19



WP	PA	ERA	WHIP
0	39	0	0



Batter	1	2	3	4	5	6	7	8	9	AB R H RBI BB SO LOB	TOP																
Gene Richards, L (1, 8) OBP: 0.340, SLG: 0.343	0-0 F6		0-0 1B HR 1B	0-0 4-3			0-0 4-3		0-3 K	5 1 1 0 0 1 2																	
Ozzie Smith, S (1, 6) OBP: 0.263, SLG: 0.260	0-3 K		0-0 1-3 HR 1B			0-0 FC3-6 3B	0-0 P5		0-0 3-1	5 2 2 0 0 1 1																	
Paul Dade, R (1, 5) OBP: 0.310, SLG: 0.363	0-3 K		0-3 K			0-3 K	0-3 K			4 0 0 0 0 4 3																	
Dave Winfield, R (1, 9) OBP: 0.405, SLG: 0.592		0-3 K	0-0 2-H 3-H HR			4-0 FC3-6 IBB	0-0 F7			3 1 1 3 1 1 0																	
Jerry Turner, L (1, 7) OBP: 0.305, SLG: 0.392		0-0 E 1B	0-3 K			0-0 FC3-6	0-0 HR			4 1 2 2 0 1 1																	
Jay Johnstone, L (8, 7) OBP: 0.328, SLG: 0.353						1-2 3-H				0 0 0 0 0 0 0																	
Gene Tenace, R (1, 2) OBP: 0.411, SLG: 0.443		0-0 E6 1-3		0-0 HR		0-0 1-3	0-3 K			4 1 1 1 0 1 2																	
Dan Briggs, L (1, 3) OBP: 0.275, SLG: 0.359		0-3 K		0-3 K		0-0 4-3	0-3 K			4 0 0 0 0 3 2																	
Fernando Gonzalez, R (1, 4) OBP: 0.252, SLG: 0.369		0-3 K		0-0 1B		0-0 4-3	0-0 F7		0-0 2B	4 0 2 0 0 1 2																	
Bob Shirley, R (1, 1) OBP: 0.122, SLG: 0.103			0-0 6-3	0-3 K		0-0 G3			0-3 K	3 0 0 0 0 1 1																	
John D'Acquisto, R (7, 1) OBP: 0.258, SLG: 0.222										0 0 0 0 0 0 0																	
Mark Lee, R (8, 1) OBP: 0.333, SLG: 0.333										0 0 0 0 0 0 0																	
Steve Mura, R (8, 1) OBP: 0.333, SLG: 0.333										0 0 0 0 0 0 0																	
Kurt Bevacqua, R (9, PH) OBP: 0.335, SLG: 0.305										1 0 0 0 0 1 1																	
<b>Inning Stats</b>	R: 0 E: 0 K: 2 S: 7	H: 0 LOB: 0 BB: 0 P: 7	R: 0 E: 1 K: 3 S: 11	H: 1 LOB: 2 BB: 0 P: 11	R: 3 E: 0 K: 2 S: 10	H: 3 LOB: 0 BB: 0 P: 10	R: 1 E: 0 K: 2 S: 9	H: 2 LOB: 1 BB: 0 P: 9	R: 1 E: 0 K: 1 S: 6	H: 1 LOB: 1 BB: 1 P: 10	R: 0 E: 0 K: 0 S: 3	H: 0 LOB: 0 BB: 0 P: 3	R: 0 E: 0 K: 1 S: 5	H: 0 LOB: 0 BB: 0 P: 5	R: 1 E: 0 K: 2 S: 8	H: 1 LOB: 0 BB: 0 P: 8	R: 0 E: 0 K: 2 S: 8	H: 1 LOB: 1 BB: 0 P: 8	R: 0 E: 0 K: 2 S: 8	H: 1 LOB: 1 BB: 0 P: 8	1B: 4 2B: 1 3B: 1 HR: 3	SF: 0 SAC: 0 DP: 0 HBP: 0	WP: 0 PB: 0 SB: 1 CS: 0	PA: 38			
<b>PITCHER</b>	IP	WLS	BF	H	R	ER	SO	BB	IBB	HBP	BLK	WP	HR	S	P	ERA	WHIP										
Bill Caudill, R (1, 1) ERA: 5.21	4.1		21	7	5	5	10	0	0	0	0	0	2	41	41	10.38	1.615										
Willie Hernandez, L (5, 1) ERA: 5.1	2.2		9	0	0	0	1	0	1	0	0	0	0	10	14	0.00	0.000										
Dick Tidrow, R (8, 1) ERA: 3.9	1.0	W	4	1	1	1	2	0	0	0	0	0	1	8	8	9.00	1.000										
Bruce Sutter, R (9, 1) ERA: 1.35	1.0	S	4	1	0	0	2	0	0	0	0	0	0	8	8	0.00	1.000										

**San Diego Padres @ Chicago Cubs**  
 Wrigley Field, Chicago, IL  
 Fri Aug 17 1979, 3:33 AM CDT  
 Att. 19,099 - Overcast - 62 F

AB	37
R	6
H	9
RBI	6
BB	1
SO	15
LOB	15



BOTTOM

San Diego Padres @ Chicago Cubs  
Wrigley Field, Chicago, IL  
Fri Aug 17 1979, 3:33 AM CDT  
Att: 19,099 - Overcast - 62 F

livebaseballscorecards.com

AB 34  
R 9  
H 12  
RBI 7  
BB 4  
SO 8  
LOB 18



WP: 1 PA: 40  
PB: 0  
SB: 1  
CS: 1

AB R H RBI BB SO LOB

4 1 1 1 0 1 1

3 0 1 0 0 1 1

2 1 2 1 0 0 0

4 0 1 0 1 1 1

4 1 0 0 1 1 4

0 0 0 0 0 0 0

3 0 1 0 1 1 2

4 1 1 0 0 1 3

3 2 1 0 1 1 3

4 2 3 3 0 0 2

0 0 0 0 0 0 0  
1 0 0 0 0 1 1  
1 0 0 0 0 0 0  
0 0 0 0 0 0 0  
1 0 1 2 0 0 0  
0 1 0 0 0 0 0

1B: 7 SF: 1  
2B: 3 SAC: 1  
3B: 1 DP: 0  
HR: 1 HBP: 0

Batter	1	2	3	4	5	6	7	8	9
Ivan De Jesus, R (1, 6) OBP: 0.349, SLG: 0.387	0-0 F8		0-0 SF7		0-0 FC5-4		0-3 K	0-0 E	
Mike Vail, R (1, 9) OBP: 0.378, SLG: 0.528 Scott Thompson, L (7, PH) OBP: 0.366, SLG: 0.443	0-0 CS		0-3 K		0-0 FC5-4		0-0 WP	0-0 E3	
Bill Buckner, L (1, 3) OBP: 0.320, SLG: 0.460	0-0 4-3			0-0 F8		4-0 FC6-4	0-3 K	0-0 2B	
Dave Kingman, R (1, 7) OBP: 0.366, SLG: 0.656 Bruce Sutter, R (9, 1) OBP: 0.375, SLG: 0.286		0-0 F5		0-0 6-3		0-3 K		BB	5-3
Steve Ontiveros, S (1, 5) OBP: 0.365, SLG: 0.377		4-0 BB		0-0 E		0-0 FC6-4		0-3 K	
Jerry Martin, R (1, 8) OBP: 0.338, SLG: 0.476		0-3 K		0-0 E3		0-0 1-3		0-0 4-3 BB	1B
Barry Foote, R (1, 2) OBP: 0.301, SLG: 0.387		0-3 K		0-0 P4			0-0 HR	4-0 1B	4-3 BB
Steve Dillard, R (1, 4) OBP: 0.450, SLG: 0.617			0-0 SH5-4		0-0 FC5-4		0-0 HR	0-0 4-3	
Bill Caudill, R (1, 1) Willie Hernandez, L (5, 1) Ken Henderson, S (7, PH) Dick Tidrow, R (8, 1) Larry Blittner, L (8, PH) Miguel Dilone, S (8, PR)			0-0 SH5-4		0-3 K		0-0 3-1	0-0 1B	1B S

Inning Stats	R: 0	H: 1	E: 0	LOB: 0	K: 0	S: 3	P: 3	R: 0	H: 0	E: 0	LOB: 1	K: 2	S: 7	P: 11	R: 1	H: 1	E: 0	LOB: 0	K: 1	S: 6	R: 0	H: 1	E: 1	LOB: 2	K: 0	S: 5	R: 0	H: 1	E: 0	LOB: 1	K: 1	S: 6	R: 0	H: 0	E: 0	LOB: 1	K: 1	S: 5	R: 3	H: 3	E: 0	LOB: 0	K: 2	S: 10	R: 5	H: 5	E: 2	LOB: 3	K: 1	S: 10	P: 18
--------------	------	------	------	--------	------	------	------	------	------	------	--------	------	------	-------	------	------	------	--------	------	------	------	------	------	--------	------	------	------	------	------	--------	------	------	------	------	------	--------	------	------	------	------	------	--------	------	-------	------	------	------	--------	------	-------	-------

PITCHER	IP	WLS	BF	H	R	ER	SO	BB	IBB	HBP	BLK	WP	HR	S	P	ERA	WHIP
Bob Shirley, L (1, 1) ERA: 3.16	6.0		26	6	3	3	5	2	0	0	0	0	1	34	42	4.50	1.333
John D'Acquisto, R (7, 1) ERA: 5.13	1.1	L	8	2	4	4	3	2	0	0	0	1	0	12	20	27.00	3.000
Mark Lee, R (8, 1) ERA: 4.78	0.1		5	4	2	2	0	0	0	0	0	0	0	5	5	54.00	12.000
Steve Mura, R (8, 1) ERA: 2.89	0.1		1	0	0	0	0	0	0	0	0	0	0	1	1	0.00	0.000





















Batter	1	2	3	4	5	6	7	8	9	10	11	AB R H RBI BB SO LOB	TOP															
Ozzie Smith, S OBP: 0.263, SLG: 0.260 (1, 6)	0-3 K		x 0-0 F8			x 0-0 1-3			x 0-0 SH1-4 1B		x 0-0 SH G6-4-3 1B	4 1 1 0 0 1 0	<b>San Diego Padres @ St. Louis Cardinals</b> Busch Stadium, St. Louis, MO Tue Aug 21 1979, 7:05 PM CDT Att. 14,068 - Unknown															
Kurt Bevacqua, R OBP: 0.336, SLG: 0.316 Dan Briggs, L OBP: 0.274, SLG: 0.357 (1, 5) (11, 3)	0-0 6-3 3B		x 0-0 4-3			x 0-0 6-3			x 0-0 SH1-4		x 0-0 G6-4-3 1B	4 1 2 1 0 0 0 0 0 0 0 0 0 0																
Dave Winfield, R OBP: 0.403, SLG: 0.579 (1, 9)	0-0 6-3			x 0-0 6-3			x 0-0 6-3		x 0-0 CS 1B		x 0-0 G6-4-3	5 0 1 2 0 0 2																
Jerry Turner, L OBP: 0.297, SLG: 0.381 Rollie Fingers, R OBP: 0.063, SLG: 0.063 (1, 7) (11, 1)	0-0 F7			x 0-0 P3			x 0-0 L6		x 0-0 K		x 0-0 4-3	5 0 0 0 0 1 2 0 0 0 0 0 0 0																
Jay Johnstone, L OBP: 0.322, SLG: 0.345 (1, 3) (11, 7)		x 0-0 P4		x 0-0 G3			x 0-0 4-3			x 0-0 4-3		4 0 0 0 0 0 0																
Jim Wilhelm, R OBP: 0.250, SLG: 0.300 (1, 8)		x 0-0 FC6-4 1B			x 0-0 L8			x 0-0 5-3		x 0-0 1B		4 0 2 0 0 0 0																
Bill Fahey, L OBP: 0.321, SLG: 0.357 (1, 2)		x 0-0 P5			x 0-0 F8			x 0-0 1B		x 0-0 F7		4 0 1 0 0 0 2																
Bill Almon, R OBP: 0.272, SLG: 0.238 (1, 4)		x 0-0 FC6-4			x 0-0 F7			x 0-3 K		x 0-0 4-3		4 0 0 0 0 1 3																
Bob Shirley, R OBP: 0.114, SLG: 0.095 Paul Dade, R OBP: 0.310, SLG: 0.366 (1, 1) (11, PH) (11, 5)			x 0-0 4-3			x 0-0 F9		x 0-0 F7			x 0-0 SH 1B 2B	3 0 0 0 0 0 1 1 1 1 0 0 0 0																
<b>Inning Stats</b>	R: 1 E: 0 K: 1 S: 6	H: 1 LOB: 0 BB: 0 P: 6	R: 0 E: 0 K: 0 S: 4	H: 1 LOB: 1 BB: 0 P: 4	R: 0 E: 0 K: 0 S: 3	H: 0 LOB: 0 BB: 0 P: 3	R: 0 E: 0 K: 0 S: 3	H: 0 LOB: 0 BB: 0 P: 3	R: 0 E: 0 K: 1 S: 6	H: 1 LOB: 1 BB: 0 P: 6	R: 1 E: 0 K: 1 S: 6	H: 2 LOB: 0 BB: 0 P: 6		R: 0 E: 0 K: 0 S: 4	H: 1 LOB: 1 BB: 0 P: 4	R: 1 E: 0 K: 0 S: 5	H: 2 LOB: 1 BB: 0 P: 5	1B: 6 2B: 1 3B: 1 HR: 0	SF: 0 SAC: 2 DP: 1 HBP: 0	WP: 0 PB: 0 SB: 0 CS: 1	PA: 40							
<b>PITCHER</b>	IP WLS BF H R ER SO BB IBB HBP BLK WP HR S P ERA WHIP																											
Bob Forsch, R ERA: 4.31 (1, 1)	7.0	23	2	1	1	1	0	0	0	0	0	0	0	25	25	1.29	0.286											
Mark Littell, R ERA: 2.82 (8, 1)	1.1	7	3	1	1	1	0	0	0	0	0	0	0	9	9	6.75	2.250											
Will McEnaney, L ERA: 3.14 (9, 1)	1.2	L 8	3	1	1	1	0	0	0	0	0	0	0	10	10	5.40	1.800											
Roy Thomas, R ERA: 3.08 (11, 1)	0.2	1	0	0	0	0	0	0	0	0	0	0	0	1	1	0.00	0.000											
Darold Knowles, L ERA: 3.8 (11, 1)	0.1	1	0	0	0	0	0	0	0	0	0	0	0	1	1	0.00	0.000											

livebaseballscorecards.com

AB	38
R	3
H	8
RBI	3
BB	0
SO	3
LOB	10



Batter	1	2	3	4	5	6	7	8	9	10	11	AB R H RBI BB SO LOB	BOTTOM	
Garry Templeton, S (1, 6) OBP: 0.347, SLG: 0.465	L3			F8			K	1B			4-3	5 0 1 0 0 1 0	<b>San Diego Padres @ St. Louis Cardinals</b> Busch Stadium, St. Louis, MO Tue Aug 21 1979, 7:05 PM CDT Att. 14,068 - Unknown	
Jerry Mumphrey, S (1, 7) OBP: 0.341, SLG: 0.381	5-3			K			6-3				F8	4 0 0 0 0 1 0		
Tony Scott, S (1, 8) OBP: 0.304, SLG: 0.379	1-3			6-3			6-3				CS 1B	4 0 1 0 0 0 0		
Ted Simmons, S (1, 2) OBP: 0.389, SLG: 0.549 Tom Herr, S (8, PR) Keith Hernandez, L (9, 3) OBP: 0.415, SLG: 0.502		4-3					G5-4-3 1B	E 1B			P4	3 0 2 0 0 0 0 0 1 0 0 0 0 0 1 0 0 0 0 0 1		
George Hendrick, R (1, 9) OBP: 0.362, SLG: 0.449		6-3					G5-4-3 1-2f	E6 1B			P6	4 1 1 0 0 0 1		
Ken Reitz, R (1, 5) OBP: 0.293, SLG: 0.370		P4					F7	1B			5-3	4 0 1 2 0 0 0		
Dane Iorg, L (1, 3) OBP: 0.329, SLG: 0.365 Steve Swisher, R (9, 2) OBP: 0.188, SLG: 0.203				G3			K	BB HBP			K	2 0 0 0 0 1 0 1 0 0 0 0 1 0		
Ken Oberkfell, L (1, 4) OBP: 0.394, SLG: 0.413				F7			4-3	1B BB			4-3	3 0 0 0 1 0 0		
Bob Forsch, R (1, 1) OBP: 0.203, SLG: 0.231 Mark Littell, L (8, 1) Will McEnaney, L (9, 1) Roy Thomas, R (11, 1) OBP: 0.091, SLG: 0.182 Darold Knowles, L (11, 1) Lou Brock, L (11, PR) OBP: 0.353, SLG: 0.427				P4			5-3	K			K	2 0 0 0 0 0 0 1 0 0 0 0 1 2 0 1 0 0 0 0 0 1 0		
<b>Inning Stats</b>	R: 0 H: 0 E: 0 LOB: 0 K: 0 BB: 0 S: 3 P: 3	R: 0 H: 0 E: 0 LOB: 0 K: 0 BB: 0 S: 3 P: 3	R: 0 H: 0 E: 0 LOB: 0 K: 0 BB: 0 S: 3 P: 3	R: 0 H: 0 E: 0 LOB: 0 K: 1 BB: 0 S: 5 P: 5	R: 0 H: 1 E: 0 LOB: 0 K: 0 BB: 0 S: 3 P: 3	R: 0 H: 0 E: 0 LOB: 0 K: 1 BB: 0 S: 5 P: 5	R: 0 H: 0 E: 0 LOB: 0 K: 1 BB: 0 S: 5 P: 5	R: 2 H: 4 E: 1 LOB: 2 K: 1 BB: 1 S: 7 P: 12	R: 0 H: 1 E: 0 LOB: 0 K: 0 BB: 0 S: 3 P: 3	R: 0 H: 0 E: 0 LOB: 0 K: 1 BB: 0 S: 5 P: 5	R: 0 H: 0 E: 0 LOB: 0 K: 1 BB: 0 S: 5 P: 5	1B: 6 SF: 0 2B: 0 SAC: 0 3B: 0 DP: 1 HR: 0 HBP: 1		WP: 0 PA: 37 PB: 0 SB: 0 CS: 1
<b>PITCHER</b>	IP WLS BF H R ER SO BB IBB HBP BLK WP HR S P ERA WHIP													
Bob Shirley, L (1, 1) ERA: 3.01	10.0 W 34 6 2 1 5 1 0 1 0 0 0 0 42 47 0.90 0.700													
Rollie Fingers, R (11, 1) ERA: 4.52	1.0 S 3 0 0 0 1 0 0 0 0 0 0 0 5 5 0.00 0.000													

AB	35
R	2
H	6
RBI	2
BB	1
SO	6
LOB	4





Batter	1	2	3	4	5	6	7	8	9	AB R H RBI BB SO LOB	TOP																			
<b>Ozzie Smith, S</b> (1, 6) OBP: 0.264, SLG: 0.261	0-0 F8		0-0 FC5 1B 1-2 2-3	0-0 E 1B 1-2 2-H 3-H			0-0 P6		0-0 G3	5 0 2 2 0 0 0																				
<b>Kurt Bevacqua, R</b> (1, 5) OBP: 0.337, SLG: 0.318	0-0 G3		0-0 FC5 1B 1-2 2-H 3-H	0-0 E5 1-2 2-3			0-0 F2		0-0 FC3-6 1B	5 0 2 2 0 0 2																				
<b>Dave Winfield, R</b> (1, 9) OBP: 0.399, SLG: 0.573	0-0 1-3		0-0 FC5 1B 1-2 2-3f	0-0 L5 1-2 2-3			0-0 P6		0-0 F8	5 0 0 0 0 0 6																				
<b>Jerry Turner, L</b> (1, 7) OBP: 0.296, SLG: 0.381		0-0 G3	0-0 F9		0-0 9-5 2B			0-0 G3	0-0 FC3-6 1-2f	5 0 1 0 0 0 3																				
<b>Jay Johnstone, L</b> (1, 3) OBP: 0.316, SLG: 0.338		0-0 P6		0-0 G3	0-0 9-5 2-3f			0-0 F8		4 0 0 0 0 0 1																				
<b>Jim Wilhelm, R</b> (1, 8) OBP: 0.268, SLG: 0.315		0-0 6-3		0-0 1B BB 1B 1B	0-0 6-3			0-0 1B 1B 1B 1B		4 2 2 0 0 0 0																				
<b>Bill Fahey, L</b> (1, 2) OBP: 0.336, SLG: 0.366			0-0 FC3-5 1B 1B 1B	4-0 1B BB 1B BB		0-0 F9		0-0 1B 1B 1-3 1B		3 1 2 0 1 0 0																				
<b>Bill Almon, R</b> (1, 4) OBP: 0.289, SLG: 0.258			0-0 1B FC3-5 1-2 1B 1B	0-0 E 1B 1-2 2-3 1B		0-0 G4-6-3 1B		0-0 1-2 3-H 1B		4 1 4 1 0 0 0																				
<b>Bob Owchinko, L</b> (1, 1) OBP: 0.160, SLG: 0.087			0-0 FC3-5 1B 1-2 2-3f 1B	0-3 K		0-0 G4-6-3 1-2f		0-0 F5		0 0 0 0 0 0 0																				
<b>Steve Mura, R</b> (1, 1) OBP: 0.336, SLG: 0.342										1 1 0 0 0 0 2																				
<b>Gene Richards, L</b> (4, PH) OBP: 0.111, SLG: 0.040										1 0 0 0 0 1 3																				
<b>Eric Rasmussen, R</b> (4, 1) OBP: 0.125, SLG: 0.250										0 0 0 0 0 0 0																				
<b>Bobby Tolan, L</b> (6, PH) OBP: 0.258, SLG: 0.222										1 0 0 0 0 0 1																				
<b>John L'Acquisto, R</b> (6, 1) OBP: 0.273, SLG: 0.356										0 0 0 0 0 0 0																				
<b>Dan Briggs, L</b> (8, PH) OBP: 0.273, SLG: 0.356										1 0 0 0 0 0 2																				
<b>Mickey Lolich, S</b> (8, 1)										0 0 0 0 0 0 0																				
<b>Inning Stats</b>	R: 0 E: 0 K: 0 S: 3	H: 0 LOB: 0 BB: 0 P: 3	R: 0 E: 0 K: 0 S: 3	H: 0 LOB: 0 BB: 0 P: 3	R: 2 E: 0 K: 0 S: 7	H: 4 LOB: 2 BB: 0 P: 7	R: 2 E: 1 K: 1 S: 9	H: 3 LOB: 3 BB: 1 P: 13	R: 0 E: 0 K: 0 S: 3	H: 1 LOB: 0 BB: 0 P: 3	R: 0 E: 0 K: 0 S: 3	H: 0 LOB: 0 BB: 0 P: 3	R: 1 E: 0 K: 0 S: 6	H: 3 LOB: 2 BB: 0 P: 6	R: 0 E: 0 K: 0 S: 4	H: 1 LOB: 1 BB: 0 P: 4	1B: 12 2B: 2 3B: 0 HR: 0	SF: 0 SAC: 0 DP: 2 HBP: 0	WP: 0 PB: 0 SB: 0 CS: 0	PA: 40										
<b>PITCHER</b> <b>John Fulgham, R</b> (1, 1) ERA: 2.98	IP 9.0	WLS W	BF 40	H 13	R 5	ER 5	SO 1	BB 1	IBB 0	HBP 0	BLK 0	WP 0	HR 0	S 41	P 45	ERA 5.00	WHIP 1.556													
											<b>PITCHER</b>	IP	WLS	BF	H	R	ER	SO	BB	IBB	HBP	BLK	WP	HR	S	P	ERA	WHIP		

**San Diego Padres @ St. Louis Cardinals**  
 Busch Stadium, St. Louis, MO  
 Wed Aug 22 1979, 7:05 PM CDT  
 Att: 13,668 - Unknown

livebaseballscorecards.com

<b>AB</b>	39
<b>R</b>	5
<b>H</b>	13
<b>RBI</b>	5
<b>BB</b>	1
<b>SO</b>	1
<b>LOB</b>	20



Batter	1	2	3	4	5	6	7	8	9	AB	R	H	RBI	BB	SO	LOB
Garry Templeton, S OBP: 0.346, SLG: 0.463 (1, 6)	0-0 S 2B 1B	0-0 F8	0-0 4-3		0-0 F8			0-0 4-3		5	1	1	0	0	0	2
Lou Brock, L OBP: 0.353, SLG: 0.423 (1, 7)	4-0 2B E 1-2 BB	0-0 F7		0-0 F7		4-0 2B BB		0-0 F7		3	2	0	0	2	0	0
Keith Hernandez, L OBP: 0.418, SLG: 0.509 (1, 3)	0-0 E 2B	0-0 BB 1B		0-0 F8		0-0 F9 1-H 2B		0-0 1B		5	1	4	2	0	0	0
Ted Simmons, S OBP: 0.392, SLG: 0.557 (1, 2)	0-0 HR	4-0 FC6-4 BB		4-0 FC5-4 BB		0-0 F9 2-3		0-0 5-3		3	1	1	1	2	0	2
George Hendrick, R OBP: 0.359, SLG: 0.445 (1, 9)	0-0 F9	0-0 FC6-4		0-0 FC5-4		0-0 1-3				4	0	0	0	0	0	4
Tony Scott, S OBP: 0.306, SLG: 0.380 (1, 8)	0-0 WP CS 2B 1B		0-0 1B SF8 1B		0-0 4-1	0-0 P6				4	2	2	0	0	0	1
Ken Reitz, R OBP: 0.294, SLG: 0.373 (1, 5)	0-0 1-H 2B		0-0 SH3-4 1B		0-0 1-3		0-0 F9			4	0	2	1	0	0	0
Ken Oberkfell, L OBP: 0.392, SLG: 0.412 (1, 4)	0-0 F7		0-0 SF8		0-0 2B 1B		0-3 K			3	1	1	1	0	1	1
John Fulgham, R OBP: 0.310, SLG: 0.250 (1, 1)	0-3 K		0-0 SH3-4		0-0 2B		0-3 K			3	0	1	1	0	2	1

Inning Stats	R: 5	H: 5	E: 1	LOB: 1	K: 1	S: 10	P: 14	R: 0	H: 1	E: 0	LOB: 2	K: 0	BB: 1	S: 4	P: 8	R: 1	H: 2	E: 0	LOB: 1	K: 0	BB: 0	S: 5	P: 5	R: 0	H: 0	E: 0	LOB: 1	K: 0	BB: 1	S: 3	P: 7	R: 1	H: 2	E: 0	LOB: 1	K: 0	BB: 0	S: 5	P: 5	R: 1	H: 1	E: 0	LOB: 1	K: 0	BB: 1	S: 4	P: 8	R: 0	H: 0	E: 0	LOB: 0	K: 2	BB: 0	S: 7	P: 7	R: 0	H: 1	E: 0	LOB: 1	K: 0	BB: 0	S: 4	P: 4
--------------	------	------	------	--------	------	-------	-------	------	------	------	--------	------	-------	------	------	------	------	------	--------	------	-------	------	------	------	------	------	--------	------	-------	------	------	------	------	------	--------	------	-------	------	------	------	------	------	--------	------	-------	------	------	------	------	------	--------	------	-------	------	------	------	------	------	--------	------	-------	------	------

PITCHER	IP	WLS	BF	H	R	ER	SO	BB	IBB	HBP	BLK	WP	HR	S	P	ERA	WHIP
Bob Owchinko, L ERA: 4.28 (1, 1)	0.1	L	7	5	5	4	0	1	0	0	0	1	0	6	10	108.00	18.000
Steve Mura, R ERA: 3.21 (1, 1)	2.2		12	3	1	1	1	1	0	0	0	0	0	13	17	3.38	1.500
Eric Rasmussen, R ERA: 4.21 (4, 1)	2.0		9	2	1	1	0	1	0	0	0	0	0	8	12	4.50	1.500
John D'Acquisto, R ERA: 5.08 (6, 1)	2.0		8	1	1	1	2	1	0	0	0	0	0	11	15	4.50	1.000
Mickey Lolich, L ERA: 4.46 (8, 1)	1.0		4	1	0	0	0	0	0	0	0	0	0	4	4	0.00	1.000

**BOTTOM**

**San Diego Padres @ St. Louis Cardinals**  
 Busch Stadium, St. Louis, MO  
 Wed Aug 22 1979, 7:05 PM CDT  
 Att. 13,668 - Unknown

AB	34
R	8
H	12
RBI	6
BB	4
SO	3
LOB	11



PITCHER	IP	WLS	BF	H	R	ER	SO	BB	IBB	HBP	BLK	WP	HR	S	P	ERA	WHIP
WP: 1	PA: 40	PB: 0	SB: 1	CS: 1	1B: 7	SF: 1	2B: 4	SAC: 1	3B: 0	DP: 0	HR: 1	HBP: 0					



Batter	1	2	3	4	5	6	7	8	9	AB R H RBI BB SO LOB	TOP	
Omar Moreno, L (1, 8) OBP: 0.337, SLG: 0.404	0-3 K		0-0 E1 1B SF9	0-0 F8			0-3 K			4 1 0 0 0 2 2		
Tim Foli, R (1, 6) OBP: 0.326, SLG: 0.344	0-0 1-3		0-0 2-3 1B		0-0 L6			0-0 F9		4 0 1 0 0 0 0		
Dave Parker, L (1, 9) OBP: 0.373, SLG: 0.538	0-0 1B		0-0 SF9		0-0 F6			0-0 HR		3 1 2 2 0 0 0		
Bill Robinson, R (1, 3) OBP: 0.308, SLG: 0.537 (8, 7)	0-3 K		0-0 3-H F7		0-0 F7			0-3 K		4 0 0 0 0 2 2		
Lee Lacy, R (1, 7) OBP: 0.340, SLG: 0.452 Rennie Stennett, R (8, 4) OBP: 0.287, SLG: 0.290		0-0 1-3	0-3 K		0-3 K			0-0 6-3		4 0 0 0 0 2 1 0 0 0 0 0 0 0		
Bill Madlock, R (1, 5) OBP: 0.336, SLG: 0.423 John Milner, L (8, 3) OBP: 0.396, SLG: 0.548		0-0 S 1B		0-0 SH5-4 1B		0-0 F8		0-0 3-1		3 0 2 0 0 0 0 1 0 0 0 0 0 0		
Phil Garner, R (1, 4) OBP: 0.361, SLG: 0.458 (8, 5)		0-0 1-3		0-0 SH5-4 1B		0-0 6-3		0-0 G4-6-3 1B		4 0 2 0 0 0 1		
Steve Nicosia, R (1, 2) OBP: 0.333, SLG: 0.436 Willie Stargell, L (9, PH) OBP: 0.383, SLG: 0.579		4-0 IBB		0-0 F8		0-0 F8		0-0 G4-6-3		2 0 0 0 1 0 2 1 0 0 0 0 0 1		
John Candelaria, L (1, 1) OBP: 0.153, SLG: 0.207 Enrique Romo, R (8, 1) OBP: 0.111, SLG: 0.111 Grant Jackson, S (8, 1)		0-0 F8		0-0 SH5-4		0-0 4-3				2 0 0 0 0 0 2 0 0 0 0 0 0 0 0 0 0 0 0 0 0		
<b>Inning Stats</b>	R: 0 H: 1 E: 0 LOB: 1 K: 2 BB: 0 S: 8 P: 8	R: 0 H: 1 E: 0 LOB: 2 K: 0 BB: 1 S: 4 P: 8	R: 1 H: 1 E: 1 LOB: 1 K: 1 BB: 0 S: 7 P: 7	R: 0 H: 2 E: 0 LOB: 2 K: 0 BB: 0 S: 5 P: 5	R: 0 H: 0 E: 0 LOB: 0 K: 0 BB: 0 S: 3 P: 3	R: 0 H: 0 E: 0 LOB: 0 K: 1 BB: 0 S: 5 P: 5	R: 0 H: 0 E: 0 LOB: 0 K: 1 BB: 0 S: 5 P: 5	R: 1 H: 1 E: 0 LOB: 0 K: 1 BB: 0 S: 6 P: 6	R: 0 H: 1 E: 0 LOB: 0 K: 0 BB: 0 S: 3 P: 3	1B: 6 SF: 1 2B: 0 SAC: 1 3B: 0 DP: 1 HR: 1 HBP: 0	WP: 0 PA: 35 PB: 0 SB: 1 CS: 0	
<b>PITCHER</b> Randy Jones, L (1, 1) ERA: 3.62 Mark Lee, R (9, 1) ERA: 4.44	IP WLS BF H R ER SO BB IBB HBP BLK WP HR S P ERA WHIP	8.0 W 32 6 2 1 6 0 1 0 0 0 0 1 43 47 1.12 0.750	1.0 S 3 1 0 0 0 0 0 0 0 0 0 0 3 3 0.00 1.000									

Pittsburgh Pirates @ San Diego Padres  
San Diego Stadium, San Diego, CA  
Fri Aug 24 1979, 10:05 PM EDT  
Att. 16,890 - Unknown

livebaseballscorecards.com

AB 32  
R 2  
H 7  
RBI 2  
BB 1  
SO 6  
LOB 11







Batter	1	2	3	4	5	6	7	8	9	10	11	12	13	14	15	16	17	18	19	AB	R	H	RBI	BB	SO	LOB	TOP												
Omar Moreno, L (1, 8) OBP: 0.341, SLG: 0.402	4-3		WP S BB			4-3		F9		4-3		G6-4-3 1B			L6 SH3-4 BB				1B IBB	5	0	1	1	4	0	1													
Tim Foli, R (1, 6) OBP: 0.327, SLG: 0.343	1B		1-2 BB			5-3			4-3	F7		G6-4-3 1B			SH3-4				4-3	7	0	2	1	1	0	4													
Dave Parker, L (1, 9) OBP: 0.370, SLG: 0.535	G4-6-3 1B		1-2 2-3			F9			4-3 1B 2B	K				K	L6				F7	9	1	2	0	0	2	5													
Willie Stargell, L (1, 3) OBP: 0.393, SLG: 0.573	G4-6-3		1-2f			G6-3 BB		FC4-6 1B	4-3	4-3				K	F6				1B	7	0	2	0	1	1	3													
John Meyer, L (1, 1) Mark Alexander, R (1, 1) Mark Armstrong, R (1, 1) Kraig Brackley, R (1, 1) Lee Lag, R (1, 1) Dwight Gooden, R (1, 1) Manny Sanguillan, R (1, 1) Grant Jackson, R (1, 1) Steve Hays, R (1, 1) Dave Roberts, L (1, 1)			G6-4-3 1B			G6-3		FC4-6 G6-4-3	4-3 1B PB BB	K				G3	5-3				K																				
Bill Madlock, R (1, 5) OBP: 0.335, SLG: 0.421			G6-4-3			F9		G6-4-3		P3					G3				F4	5	0	1	1	0	0	2													
Rennie Starnett, R (12, 4) OBP: 0.297, SLG: 0.291			1-2f					1-2f		1B					SH5-4 1B				G3	3	0	1	0	0	0	1													
Ed Ott, L (1, 2) OBP: 0.316, SLG: 0.401			F8			1-3				1B				F7					SH5-4 2B	6	0	2	0	1	1	0													
Phil Garner, R (1, 4) OBP: 0.399, SLG: 0.455 (12, 5)						G3		F8		1B				F9					F8	7	1	1	0	1	0	3													
Bert Blyleven, R (1, 1) OBP: 0.153, SLG: 0.169						6-3				1B				1B	2B				F9																				
Mike Easter, L (8, PH) OBP: 0.404, SLG: 0.513						5-3																																	
Enrique Romo, R (8, 1) OBP: 0.111, SLG: 0.111																																							
Bill Robinson, R (9, PH) OBP: 0.310, SLG: 0.537 (9, 7)						5-3				K				K																									
<b>Inning Stats</b>	R: 0 E: 0 K: 4 S: 4	H: 2 LOB: 1 BB: 0 P: 4	R: 0 E: 0 K: 3 S: 3	H: 1 LOB: 0 BB: 0 P: 3	R: 0 E: 0 K: 0 S: 3	H: 0 LOB: 2 BB: 2 P: 11	R: 0 E: 0 K: 0 S: 3	H: 0 LOB: 0 BB: 0 P: 6	R: 0 E: 0 K: 1 S: 6	H: 1 LOB: 1 BB: 0 P: 6	R: 0 E: 0 K: 1 S: 7	H: 1 LOB: 0 BB: 0 P: 5	R: 2 E: 0 K: 1 S: 7	H: 2 LOB: 3 BB: 3 P: 19	R: 0 E: 0 K: 1 S: 5	H: 0 LOB: 0 BB: 0 P: 5	R: 0 E: 0 K: 2 S: 7	H: 0 LOB: 0 BB: 0 P: 7	R: 0 E: 0 K: 0 S: 4	H: 1 LOB: 1 BB: 0 P: 4	R: 0 E: 0 K: 0 S: 2	H: 0 LOB: 0 BB: 1 P: 6	R: 0 E: 0 K: 1 S: 6	H: 1 LOB: 2 BB: 1 P: 10	R: 0 E: 0 K: 1 S: 6	H: 1 LOB: 1 BB: 0 P: 6	R: 1 E: 0 K: 1 S: 7	H: 2 LOB: 1 BB: 2 P: 11	1B: 10 2B: 5 3B: 0 HR: 0	SF: 0 SAC: 2 DP: 6 HBP: 0	WP: 1 PB: 1 SB: 1 CS: 0	PA: 75							
<b>PITCHER</b>	IP WLS BF H R ER SO BB IBB HBP BLK WP HR S P ERA WHIP																				IP WLS BF H R ER SO BB IBB HBP BLK WP HR S P ERA WHIP																		
Gaylord Perry, R (1, 1) ERA: 3.24	8.2		33	7	2	2	1	4	0	0	0	0	0	0	0	0	0	0	0	0	0	0	0	0	0	0	0	2.08	1.269										
Rolie Fingers, R (9, 1) ERA: 4.52	0.0		2	0	0	0	0	1	1	0	0	0	0	0	0	0	0	0	0	0	0	0	0	0	0	0	0	∞	∞										
Mark Lee, R (9, 1) ERA: 4.31	1.1		4	0	0	0	2	0	0	0	0	0	0	0	0	0	0	0	0	0	0	0	0	0	0	0	0.00	0.000											
Eric Rasmussen, R (11, 1) ERA: 4.21	2.0		8	2	1	1	1	1	0	0	0	0	0	0	0	0	0	0	0	0	0	0	0	0	0	0	4.50	1.500											
Steve Mura, R (13, 1) ERA: 3.1	2.0		7	1	0	0	2	0	0	0	0	0	0	0	0	0	0	0	0	0	0	0	0	0	0	0	0.00	0.500											

Pittsburgh Pirates @ San Diego Padres  
San Diego Stadium, San Diego, CA

Sat Aug 25 1979, 10:05 PM EDT  
Att. 14,607 - Unknown

AB 63  
R 4  
H 14  
RBI 3  
BB 10  
SO 9  
LOB 28



WP: 1 PA: 75  
PB: 1  
SB: 1  
CS: 0

livebaseballscorecards.com







Batter	1	2	3	4	5	6	7	8	9	AB R H RBI BB SO LOB	TOP	
<b>Matt Alexander, S</b> OBP: 0.538, SLG: 0.692 (1, 8) (5, 9)	0-0 6-3	0-0 1B		0-0 1-3		0-0 4-3		0-0 1B		5 0 2 0 0 0 0		
<b>Phil Garner, R</b> OBP: 0.359, SLG: 0.453 (1, 6)	0-0 4-3	0-0 1B		0-0 6-3		4-0 2B BB		0-0 L7		4 1 1 0 1 0 1		
<b>Dave Parker, L</b> OBP: 0.368, SLG: 0.531 <b>Omar Moreno, L</b> OBP: 0.341, SLG: 0.404 (1, 9) (5, 8)	0-3 K	0-3 K		0-0 6-3		0-0 E9 1-H 2B		0-0 F9		3 0 0 0 0 2 2 2 0 1 0 0 0 1		
<b>Bill Robinson, R</b> OBP: 0.308, SLG: 0.531 (1, 3)						0-0 F4		0-3 K		4 0 0 0 1 2 4		
<b>Lee Lacy, R</b> OBP: 0.346, SLG: 0.454 (1, 7)		0-0 FC5-4 1B 1-2f 1B	0-0 HR 1B		0-0 2B SF8 1B	0-3 K			0-0 1-3 1B	5 3 3 0 0 1 2		
<b>Bill Madlock, R</b> OBP: 0.340, SLG: 0.434 (1, 5)		0-0 1B 1B HR 1B	0-0 HR 1B		0-0 2B		0-0 FC4-6 1B		0-0 1-3	5 2 4 2 0 0 1		
<b>Rennie Stennett, R</b> OBP: 0.289, SLG: 0.294 (1, 4)		0-0 1B HR 1B	0-0 G5-4-3 1B		0-0 SF8		0-0 FC4-6 FC6-4		0-0 P4	4 1 2 2 0 0 2		
<b>Steve Nicosia, R</b> OBP: 0.340, SLG: 0.431 (1, 2)		0-0 HR 1B	0-0 G5-4-3		0-0 IBB		0-0 F9		4-0 IBB	3 1 1 0 2 0 2		
<b>Bruce Kison, R</b> OBP: 0.171, SLG: 0.275 <b>Enrique Romo, R</b> OBP: 0.100, SLG: 0.100 (1, 1) (8, 1)		0-0 HR	0-3 K		0-0 F9		0-0 FC6-4		0-0 P4	4 1 1 4 0 1 3 1 0 0 0 0 0 2		
<b>Inning Stats</b>	R: 0 E: 0 K: 1 S: 5 H: 0 LOB: 0 BB: 0 P: 5	R: 5 E: 0 K: 1 S: 11 H: 6 LOB: 2 BB: 1 P: 15	R: 2 E: 0 K: 1 S: 7 H: 3 LOB: 0 BB: 0 P: 7	R: 0 E: 0 K: 0 S: 3 H: 0 LOB: 0 BB: 0 P: 3	R: 1 E: 0 K: 0 S: 5 H: 2 LOB: 2 BB: 1 P: 9	R: 1 E: 1 K: 2 S: 8 H: 1 LOB: 1 BB: 1 P: 12	R: 0 E: 0 K: 0 S: 4 H: 1 LOB: 1 BB: 0 P: 4	R: 0 E: 0 K: 1 S: 6 H: 1 LOB: 1 BB: 0 P: 6	R: 0 E: 0 K: 0 S: 4 H: 1 LOB: 2 BB: 1 P: 8	1B: 11 2B: 2 3B: 0 HR: 2 SF: 1 SAC: 0 DP: 1 HBP: 0	WP: 0 PB: 0 SB: 0 CS: 0 PA: 45	
<b>PITCHER</b>	IP WLS BF H R ER SO BB IBB HBP BLK WP HR S P ERA WHIP											
<b>Bob Shirley, L</b> ERA: 3.38 (1, 1)	2.0 L 15 8 7 7 2 1 0 0 0 0 0 2 18 22 31.50 4.500											
<b>Eric Rasmussen, R</b> ERA: 4.18 (3, 1)	3.0 12 3 1 1 1 0 1 0 0 0 0 0 13 17 3.00 1.000											
<b>Steve Mura, R</b> ERA: 3.0 (6, 1)	2.0 9 2 1 0 2 1 0 0 0 0 0 0 12 16 0.00 1.500											
<b>Mickey Lolich, L</b> ERA: 4.25 (8, 1)	2.0 9 2 0 0 1 0 1 0 0 0 0 0 10 14 0.00 1.000											

**Pittsburgh Pirates @ San Diego Padres**  
**San Diego Stadium, San Diego, CA**  
 Sun Aug 26 1979, 6:33 AM EDT  
 Att: 13,006 - Unknown

[livebaseballscorecards.com](http://livebaseballscorecards.com)

<b>AB</b>	40
<b>R</b>	9
<b>H</b>	15
<b>RBI</b>	8
<b>BB</b>	4
<b>SO</b>	6
<b>LOB</b>	20



Batter	1	2	3	4	5	6	7	8	9	AB	R	H	RBI	BB	SO	LOB
Ozzie Smith, S (1, 6) OBP: 0.267, SLG: 0.267 Steve Mura, R (6, 1) Jerry Turner, L (7, PH) OBP: 0.297, SLG: 0.379 Mickey Lolich, S (8, 1) Gene Richards, L (9, PH) OBP: 0.339, SLG: 0.340	0-0 F7	0-0 FC5			0-0 F9		0-0 1B		0-0 P6	3	0	0	0	0	0	2
Paul Dade, R (1, 5) OBP: 0.306, SLG: 0.362	0-0 F7		0-0 F9		0-0 F5		0-0 L5		0-0 2B	5	0	1	0	0	0	1
Kurt Bevacqua, R (1, 7) OBP: 0.333, SLG: 0.314	0-0 1B		0-0 5-3		0-0 F9		0-0 1B	0-0 BB	0-0 1-3	5	1	2	0	0	0	1
Gene Tenace, R (1, 2) OBP: 0.417, SLG: 0.445	0-0 1B		0-0 F5		0-0 6-3		0-0 K			4	0	1	0	0	1	1
Jay Johnstone, L (1, 9) OBP: 0.330, SLG: 0.349	0-0 F8			0-0 5-3	0-0 1B		0-0 1B	0-0 1B		4	0	3	0	0	0	2
Jim Wilhelm, R (1, 8) OBP: 0.279, SLG: 0.385		0-0 F3		0-0 5-3	0-0 1B		0-0 5-3	0-0 1B		3	0	0	0	1	0	2
Dan Briggs, L (1, 3) OBP: 0.274, SLG: 0.355		0-0 4-3		0-0 F7			0-0 FC5-4	0-0 K		4	0	1	0	0	1	4
Bill Almon, R (1, 4) OBP: 0.299, SLG: 0.262		0-0 FC5		0-0 F7			0-3 K	0-0 1B		4	0	2	1	0	1	2
Bob Shirley, R (1, 1) OBP: 0.133, SLG: 0.095 Eric Rasmussen, R (3, 1) OBP: 0.111, SLG: 0.040 Bobby Tolan, L (5, PH) OBP: 0.118, SLG: 0.235 Fred Kendall, R (6, 2) OBP: 0.250, SLG: 0.222		4-0 BB		0-0 F8			0-0 FC5-4		0-0 5-3	0	0	0	0	1	0	0
		1-2 BB					1-2 1B			0	0	0	0	0	0	0
										1	0	0	0	0	0	0
										2	1	0	0	0	0	1

BOTTOM															
<b>Pittsburgh Pirates @ San Diego Padres</b> San Diego Stadium, San Diego, CA Sun Aug 26 1979, 6:33 AM EDT Att. 13,006 - Unknown															
AB	37	R	2	H	11	RBI	2	BB	2	SO	3	LOB	16		
WP	0	PA	39												

Inning Stats															
R: 0	H: 2	R: 0	H: 1	R: 0	H: 0	R: 0	H: 1	R: 0	H: 0	R: 0	H: 1	R: 1	H: 2	R: 1	H: 3
E: 0	LOB: 2	E: 0	LOB: 2	E: 0	LOB: 0	E: 0	LOB: 1	E: 0	LOB: 0	E: 1	LOB: 1	E: 0	LOB: 3	E: 0	LOB: 1
K: 0	BB: 0	K: 0	BB: 1	K: 0	BB: 0	K: 0	BB: 0	K: 1	BB: 0	K: 1	BB: 0	K: 2	BB: 1	K: 0	BB: 0
S: 5	P: 5	S: 4	P: 8	S: 3	P: 3	S: 4	P: 4	S: 3	P: 3	S: 7	P: 7	S: 9	P: 13	S: 4	P: 4
1B:	10	SF:	0	1B:	10	SF:	0	1B:	10	SF:	0	1B:	10	SF:	0
2B:	1	SAC:	0	2B:	1	SAC:	0	2B:	1	SAC:	0	2B:	1	SAC:	0
3B:	0	DP:	0	3B:	0	DP:	0	3B:	0	DP:	0	3B:	0	DP:	0
HR:	0	HBP:	0	HR:	0	HBP:	0	HR:	0	HBP:	0	HR:	0	HBP:	0

PITCHER															
IP	7.0	WLS	W	BF	29	H	7	R	1	ER	0	SO	1	BB	1
IP	2.0	WLS		BF	10	H	4	R	1	ER	1	SO	2	BB	1
ERA	3.53	ERA	2.49	IP	34	WLS	0	BF	0	H	0	R	0	ER	0
WHIP	1.143	WHIP	2.500	IP	17	WLS	0	BF	0	H	0	R	0	ER	0





Batter	1	2	3	4	5	6	7	8	9	10	AB R H RBI BB SO LOB	TOP														
Ivan De Jesus, R OBP: 0.344, SLG: 0.378 (1, 6)	0-0 F9		0-0 1B			4-0 1B BB		4-0 1-2 BB	0-0 F9		3 1 1 0 2 0 2															
Steve Dillard, R OBP: 0.391, SLG: 0.500 Scot Thompson, L OBP: 0.357, SLG: 0.427 Willie Hernandez, L OBP: 0.200, SLG: 0.200 Bruce Sutter, R OBP: 0.333, SLG: 0.250 (1, 4) (8, PH) (8, 1) (10, 1)	0-0 4-3		0-3 K			0-0 F8		0-0 G1-6-3		0-3 K	3 0 0 0 0 1 2 1 0 0 0 0 0 2 1 0 0 0 0 1 0 0 0 0 0 0 0 0															
Bill Buckner, L OBP: 0.316, SLG: 0.444 (1, 3)	0-0 1B			0-0 4-3		0-0 4-3		0-0 4-3		0-0 F4	5 0 1 0 0 0 3															
Dave Kingman, R OBP: 0.352, SLG: 0.638 Larry Bittner, L OBP: 0.370, SLG: 0.439 (1, 7) (4, 7)	0-3 K			0-3 K		0-0 1B 1B		0-0 1B 1B	0-0 F7	0-0 L9	2 0 0 0 0 2 1 3 1 1 1 0 0 0															
Mike Vail, R OBP: 0.377, SLG: 0.504 (1, 9) (9, 5)		0-0 F8		0-0 6-3		0-0 1B		0-0 1B	0-3 K		4 0 1 1 0 1 0															
Jerry Martin, R OBP: 0.333, SLG: 0.468 (1, 8)		0-0 2-3			0-3 K		0-0 4-3		0-0 BB 1B		4 1 1 0 0 1 0															
Barry Foote, R OBP: 0.310, SLG: 0.414 Tim Blackwell, S OBP: 0.359, SLG: 0.238 (1, 2) (1, 2)		0-0 6-3			0-0 F8		0-0 4-3		4-0 1B 1-2 BB		0 0 0 0 0 0 0 3 1 0 0 1 0 0															
Mick Kelleher, R OBP: 0.318, SLG: 0.313 Ken Henderson, S OBP: 0.420, SLG: 0.424 (1, 5) (9, PH) (9, 9)			0-0 4-3		0-0 1B		0-0 6-3		0-0 1B 1B		3 0 1 0 0 0 0 1 0 1 1 0 0 0															
Mike Krukow, R OBP: 0.333, SLG: 0.420 Dick Tidrow, R OBP: 0.222, SLG: 0.222 Steve Ontiveros, S OBP: 0.376, SLG: 0.384 Rick Reuschel, R OBP: 0.262, SLG: 0.224 Steve Macko, L OBP: 0.250, SLG: 0.250 (1, 1) (6, 1) (8, PH) (8, PR) (8, 4)			0-0 F9		0-0 L9			0-0 G1-6-3 BB 1B	0-0 1-2 1B		2 0 0 0 0 0 1 0 0 0 0 0 0 0 1 0 1 0 0 0 0 0 0 0 0 0 0 0 1 0 1 1 0 0 0															
<b>Inning Stats</b>	R: 0 E: 0 K: 1 S: 6	H: 1 LOB: 1 BB: 0 P: 6	R: 0 E: 0 K: 0 S: 3	H: 0 LOB: 0 BB: 0 P: 3	R: 0 E: 0 K: 1 S: 6	H: 1 LOB: 1 BB: 0 P: 6	R: 0 E: 0 K: 1 S: 5	H: 0 LOB: 0 BB: 0 P: 5	R: 0 E: 0 K: 1 S: 6	H: 1 LOB: 1 BB: 0 P: 6	R: 2 E: 0 K: 0 S: 4	H: 2 LOB: 1 BB: 1 P: 8	R: 0 E: 0 K: 0 S: 3	H: 0 LOB: 0 BB: 0 P: 3	R: 0 E: 0 K: 0 S: 3	H: 1 LOB: 2 BB: 1 P: 7	R: 2 E: 0 K: 1 S: 8	H: 3 LOB: 2 BB: 1 P: 12	R: 0 E: 0 K: 1 S: 5	H: 0 LOB: 0 BB: 0 P: 5	1B: 9 2B: 0 3B: 0 HR: 0	SF: 0 SAC: 0 DP: 1 HBP: 0	WP: 0 PB: 0 SB: 0 CS: 0	PA: 40		
<b>PITCHER</b>	IP WLS BF H R ER SO BB IBB HBP BLK WP HR S P ERA WHIP																									
Bob Owchinko, L ERA: 4.17 Mark Lee, R ERA: 4.53 John D'Acquisto, R ERA: 4.89	(1, 1) (8, 1) (9, 1)	7.0 8 28 6 2 2 4 2 0 0 0 0 0 9 34 42 2.57 1.143																								

Chicago Cubs @ San Diego Padres  
San Diego Stadium, San Diego, CA  
Mon Aug 27 1979, 10:05 PM EDT  
Att. 14,274 - Unknown

livebaseballscorecards.com

AB 37  
R 4  
H 9  
RBI 4  
BB 3  
SO 6  
LOB 11



BOTTOM

Chicago Cubs @ San Diego Padres  
San Diego Stadium, San Diego, CA  
Mon Aug 27 1979, 10:05 PM EDT  
Att: 14,274 - Unknown

livebaseballscorecards.com

AB 36  
R 5  
H 11  
RBI 5  
BB 6  
SO 5  
LOB 22



WP: 0 PA: 45  
PB: 0  
SB: 3  
CS: 0

AB R H RBI BB SO LOB

5 1 2 0 0 2 5  
0 0 0 0 0 0 0

5 0 1 2 0 0 1

3 0 0 0 2 1 3

4 1 1 0 1 0 3

3 1 2 1 2 0 1

5 2 0 0 0 1 6

5 0 3 1 0 0 1

3 0 0 0 1 0 2

2 0 1 0 0 1 0

0 0 0 0 0 0 0

0 0 0 0 0 0 0

1 0 1 1 0 0 0

1B: 9 SF: 0  
2B: 1 SAC: 3  
3B: 1 DP: 2  
HR: 0 HBP: 0

Batter	1	2	3	4	5	6	7	8	9	10
Gene Richards, L (1, 7) OBP: 0.339, SLG: 0.345 Jay Johnstone, L (9, 7) OBP: 0.330, SLG: 0.349	0-0 G3 3B		0-0 F8 S 1B	0-3 K		0-3 K		0-0 6-3		
Ozzie Smith, S (1, 6) OBP: 0.266, SLG: 0.267	0-0 G3		0-0 F5 1-2		0-0 F9 1-2	0-0 FC5-4 1B		0-0 5-3		
Gene Tenace, R (1, 3) OBP: 0.417, SLG: 0.441	0-0 F8		4-0 E BB		4-0 G4-6-3 BB	0-0 FC5-4 1-2f		0-3 K		
Dave Winfield, R (1, 9) OBP: 0.400, SLG: 0.564	0-0 S 1B		0-0 F8 1-2 2-3		0-0 G4-6-3 1-2f		4-0 G4-6-3 BB	0-0 L8		
Kurt Bevacqua, R (1, 5) OBP: 0.342, SLG: 0.319	0-0 S 1B		4-0 FC6-4 IBB			4-0 E 1B BB	0-0 G4-6-3 1-2f		0-0 FC2-6 1B	
Jim Wilhelm, R (1, 8) OBP: 0.260, SLG: 0.357	0-0 6-3		0-0 FC6-4 1-2f			0-0 E4 SH1-3 1B 1B	0-3 K		0-0 FC2-6 4-3 2B	
Bill Fahey, L (1, 2) OBP: 0.354, SLG: 0.372		0-0 6-3		0-0 SH2-4 1B		0-0 1B SH1-3 1B		0-0 FC1-6 1B		0-0 4-3
Bill Almon, R (1, 4) OBP: 0.298, SLG: 0.257		0-0 F9		0-0 F9		0-0 SH1-3 1-2 2-3		0-0 FC1-6 SH3 1-2f		4-0 2B IBB
Bob Owchinko, L (1, 1) OBP: 0.185, SLG: 0.120 Mark Lee, R (8, 1) OBP: 0.333, SLG: 0.333 John D'Acquisto, R (9, 1) OBP: 0.235, SLG: 0.200 Paul Dade, R (10, PH) OBP: 0.308, SLG: 0.366		0-3 K		0-0 SH2-4		0-0 1B 1B		0-0 SH3		0-0 2B

Inning Stats	R: 2	H: 3	E: 0	K: 0	S: 6	P: 6	R: 0	H: 0	E: 0	K: 1	S: 5	R: 0	H: 1	E: 0	K: 0	S: 4	R: 0	H: 1	E: 0	K: 1	S: 6	R: 0	H: 0	E: 0	K: 0	S: 2	R: 2	H: 3	E: 1	K: 1	S: 9	R: 0	H: 0	E: 0	K: 1	S: 4	R: 0	H: 1	E: 0	K: 0	S: 4	R: 0	H: 1	E: 0	K: 1	S: 5	R: 1	H: 2	E: 0	K: 0	S: 4
	LOB: 1	BB: 0		LOB: 0	BB: 0	P: 5	LOB: 3	BB: 2		LOB: 1	BB: 0	LOB: 0	BB: 0	P: 6	LOB: 3	BB: 1	LOB: 0	BB: 1	P: 13	LOB: 0	BB: 1	LOB: 0	BB: 0	P: 8	LOB: 1	BB: 0	LOB: 0	BB: 0	P: 4	LOB: 0	BB: 0	LOB: 0	BB: 0	P: 5	LOB: 2	BB: 1	LOB: 2	BB: 1	P: 8	LOB: 0	BB: 0	LOB: 0	BB: 0	P: 5							

PITCHER	IP	WLS	BF	H	R	ER	SO	BB	IBB	HBP	BLK	WP	HR	S	P	ERA	WHIP
Mike Krukow, R (1, 1) ERA: 4.32	5.0		25	6	4	2	2	3	1	0	0	0	0	25	41	3.60	1.800
Dick Tidrow, R (6, 1) ERA: 3.65	2.0		8	2	0	0	2	1	0	0	0	0	0	11	15	0.00	1.500
Willie Hernandez, L (8, 1) ERA: 5.09	2.2	L	11	2	1	1	1	0	1	0	0	0	0	12	16	3.38	0.750
Bruce Sutter, R (10, 1) ERA: 1.38	0.0		1	1	0	0	0	0	0	0	0	0	0	1	1	∞	∞



Batter	1	2	3	4	5	6	7	8	9	AB R H RBI BB SO LOB	TOP	
Ivan De Jesus, R OBP: 0.345, SLG: 0.379 (1, 6) X	0-0 6-3			X 0-0 6-3		X 0-0 4-3 SH1-3 1B		X 0-0 1B S 1B		4 1 2 0 0 0 0	<b>Chicago Cubs @ San Diego Padres</b> San Diego Stadium, San Diego, CA Tue Aug 28 1979, 10:05 PM EDT Att: 13,515 - Unknown <a href="http://livebaseballscorecards.com">livebaseballscorecards.com</a>	
Steve Dillard, R OBP: 0.390, SLG: 0.496 (1, 4) X	0-0 L8		X 0-0 G4-6-3 1B		X 0-0 SH1-3		X 0-0 F9		3 0 1 0 0 0 1			
Bill Buckner, L OBP: 0.316, SLG: 0.442 (1, 3) X	0-0 G3		X 0-0 G4-6-3 1-2f		X 0-0 4-3		X 0-0 1B 1B		4 0 1 0 0 0 2			
Mike Vail, R OBP: 0.381, SLG: 0.511 (1, 9) Scot Thompson, L OBP: 0.357, SLG: 0.427 (8, 9)		X 0-0 4-3		X 0-0 E 1B 2B		X 0-3 K		X 0-0 FC4-6 1-2 3-H 1B	4 1 2 1 0 1 1 0 0 0 0 0 0 0			
Larry Bittner, L OBP: 0.361, SLG: 0.427 (1, 7) X		X 0-0 F7		X 0-0 FC2-5 1B 2-3		X 0-0 6-3		X 0-0 FC4-6 1-2f	4 0 0 0 0 0 3			
Jerry Martin, R OBP: 0.334, SLG: 0.470 (1, 8) X		X 0-0 6-3		X 0-0 FC2-5 1-2 3-H 1B		X 0-0 2B		X 0-0 F9	4 1 2 1 0 0 0			
Tim Blackwell, S OBP: 0.355, SLG: 0.250 (1, 2) X			X 0-0 F8		X 0-0 FC2-5 1-2 2-3f		X 0-0 L4 2-H 2B	X 0-0 F9	4 0 1 1 0 0 2			
Mick Kelleher, R OBP: 0.303, SLG: 0.298 (1, 5) X			X 0-0 F6		X 0-0 F8		X 0-0 L4 2-3	X 0-0 6-3	4 0 0 0 0 0 3			
Rick Reuschel, R OBP: 0.250, SLG: 0.213 (1, 1) Bruce Sutter, R OBP: 0.333, SLG: 0.250 (9, 1) X			X 0-0 6-3		X 0-0 F3		X 0-0 G3		3 0 0 0 0 0 2 0 0 0 0 0 0 0			
<b>Inning Stats</b>	R: 0 H: 0 E: 0 LOB: 0 K: 0 BB: 0 S: 3 P: 3	R: 0 H: 0 E: 0 LOB: 0 K: 0 BB: 0 S: 3 P: 3	R: 0 H: 0 E: 0 LOB: 0 K: 0 BB: 0 S: 3 P: 3	R: 0 H: 1 E: 0 LOB: 0 K: 0 BB: 0 S: 3 P: 3	R: 1 H: 2 E: 1 LOB: 2 K: 0 BB: 0 S: 6 P: 6	R: 0 H: 1 E: 0 LOB: 1 K: 1 BB: 0 S: 6 P: 6	R: 1 H: 2 E: 0 LOB: 0 K: 0 BB: 0 S: 4 P: 4	R: 1 H: 3 E: 0 LOB: 2 K: 0 BB: 0 S: 6 P: 6	R: 0 H: 0 E: 0 LOB: 0 K: 0 BB: 0 S: 3 P: 3	1B: 6 SF: 0 2B: 4 SAC: 1 3B: 0 DP: 2 HR: 0 HBP: 0	WP: 0 PA: 35 PB: 0 SB: 1 CS: 0	
<b>PITCHER</b> Randy Jones, L ERA: 3.57 (1, 1) Eric Rasmussen, R ERA: 4.14 (9, 1)	IP WLS BF H R ER SO BB IBB HBP BLK WP HR S P ERA WHIP											<b>PITCHER</b> IP WLS BF H R ER SO BB IBB HBP BLK WP HR S P ERA WHIP

AB	34
R	3
H	9
RBI	3
BB	0
SO	1
LOB	14







Batter	1	2	3	4	5	6	7	8	9	AB R H RBI BB SO LOB	TOP	
Ivan De Jesus, R (1, 6) OBP: 0.345, SLG: 0.378	0-0 5-3			0-0 F9		0-0 G6-3 1B		0-3 K		4 0 1 0 0 1 1		
Scot Thompson, L (1, 9) OBP: 0.360, SLG: 0.429	0-0 F9			0-0 FC 2B 1B		0-0 G6-3 1-2f			0-0 1B 1B	4 1 2 0 0 0 1		
Bill Buckner, L (1, 3) OBP: 0.314, SLG: 0.439	0-0 F7			0-0 FC 1-3 2B		0-0 G3			0-0 F9	4 0 0 0 0 0 2		
Larry Bittner, L (1, 7) OBP: 0.364, SLG: 0.435 Miguel Dilone, S (9, PR) OBP: 0.255, SLG: 0.282		0-0 1-3		0-0 1-H 3-H 2B			0-0 F8		0-0 1-2 1B	4 0 2 1 0 0 0 0 0 0 0 0 0 0		
Jerry Martin, R (1, 8) OBP: 0.331, SLG: 0.466		0-0 F7		0-0 F9			0-3 K		0-3 K	4 0 0 0 0 2 3		
Steve Dillard, R (1, 4) OBP: 0.382, SLG: 0.484 Steve Ontiveros, S (9, PH) OBP: 0.375, SLG: 0.383		0-3 K			0-0 F9		0-0 6-3		0-0 F8	3 0 0 0 0 1 0 1 0 0 0 0 0 2		
Tim Blackwell, S (1, 2) OBP: 0.355, SLG: 0.244			0-0 L9		0-0 F7			4-0 BB BB BB		2 0 0 0 1 0 0		
Mick Kelleher, R (1, 5) OBP: 0.308, SLG: 0.302 Steve Macko, L (8, PH) OBP: 0.200, SLG: 0.200 (8, 5)		0-0 5-3			0-0 1B			0-0 F6		2 0 1 0 0 0 0 1 0 0 0 0 0 1		
Lynn McGlothen, L (1, 1) OBP: 0.236, SLG: 0.278 Ken Henderson, S (8, PH) OBP: 0.415, SLG: 0.418 Dick Tidrow, R (8, 1) OBP: 0.222, SLG: 0.222			0-0 G3		0-0 4-3			0-0 F7		2 0 0 0 0 0 1 1 0 0 0 0 0 1 0 0 0 0 0 0 0		
<b>Inning Stats</b>	R: 0 H: 0 E: 0 LOB: 0 K: 0 BB: 0 S: 3 P: 3	R: 0 H: 0 E: 0 LOB: 0 K: 1 BB: 0 S: 5 P: 5	R: 0 H: 0 E: 0 LOB: 0 K: 0 BB: 0 S: 3 P: 3	R: 1 H: 2 E: 0 LOB: 1 K: 0 BB: 0 S: 5 P: 5	R: 0 H: 1 E: 0 LOB: 1 K: 0 BB: 0 S: 4 P: 4	R: 0 H: 1 E: 0 LOB: 0 K: 0 BB: 0 S: 3 P: 3	R: 0 H: 0 E: 0 LOB: 0 K: 1 BB: 0 S: 5 P: 5	R: 0 H: 0 E: 0 LOB: 1 K: 1 BB: 1 S: 7 P: 9	R: 0 H: 2 E: 0 LOB: 2 K: 1 BB: 0 S: 7 P: 7	1B: 5 SF: 0 2B: 1 SAC: 0 3B: 0 DP: 1 HR: 0 HBP: 0	WP: 0 PA: 33 PB: 0 SB: 0 CS: 0	
<b>PITCHER</b> Gaylord Perry, R (1, 1) ERA: 3.15	IP WLS BF H R ER SO BB IBB HBP BLK WP HR S P ERA WHIP											<b>PITCHER</b> IP WLS BF H R ER SO BB IBB HBP BLK WP HR S P ERA WHIP

Chicago Cubs @ San Diego Padres  
San Diego Stadium, San Diego, CA  
Wed Aug 29 1979, 10:05 PM EDT  
Att: 12,906 - Unknown

livebaseballscorecards.com

AB	32
R	1
H	6
RBI	1
BB	1
SO	4
LOB	12



Batter	1	2	3	4	5	6	7	8	9
Gene Richards, L OBP: 0.336, SLG: 0.344 (1, 7)	0-0 E7 1B 2B	0-0 6-3			0-0 6-3		0-0 2-3		
Ozzie Smith, S OBP: 0.266, SLG: 0.268 (1, 6)	0-0 S 1B 1B		0-0 F8		0-0 4-3			0-0 1-3	
Gene Tenace, R OBP: 0.419, SLG: 0.439 (1, 3)	0-0 F4 1-2		0-0 2B 1B		0-0 L7			0-3 K	
Dave Winfield, R OBP: 0.399, SLG: 0.560 (1, 9)	4-0 1B IBB		0-0 F8 1B		0-0 8-4 1B			0-3 K	
Kurt Bevacqua, R OBP: 0.344, SLG: 0.335 (1, 5)	0-0 1-2 2-H 1B		0-0 1-H 2B		0-0 8-4				
Jim Wilhelm, R OBP: 0.241, SLG: 0.329 (1, 8)	0-0 F9		0-0 6-3		0-3 K				
Bill Fahey, L OBP: 0.361, SLG: 0.412 (1, 2)	0-0 F8			0-0 L4-3 1B			0-0 SH1-4 2B		
Bill Almon, R OBP: 0.292, SLG: 0.251 (1, 4)		0-0 F9		0-0 L4-3			0-0 SH1-4		
Gaylord Perry, R OBP: 0.114, SLG: 0.162 (1, 1)		0-3 K		0-0 6-3			0-0 F9		

Inning Stats		R: 2	H: 3	E: 1	K: 0	S: 6	R: 0	H: 0	E: 0	K: 1	S: 5	R: 0	H: 2	E: 0	K: 0	S: 5	R: 0	H: 1	E: 0	K: 0	S: 3	R: 0	H: 0	E: 0	K: 0	S: 3	R: 0	H: 1	E: 0	K: 1	S: 5	R: 0	H: 1	E: 0	K: 2	S: 7	R: 0	H: 0	E: 0	K: 0	S: 4	R: 0	H: 0	E: 0	K: 2	S: 7
PITCHER		IP	WLS	BF	H	R	ER	SO	BB	IBB	HBP	BLK	WP	HR	S	P	ERA	WHIP	PITCHER		IP	WLS	BF	H	R	ER	SO	BB	IBB	HBP	BLK	WP	HR	S	P	ERA	WHIP									
Lynn McGlothen, R ERA: 4.07 (1, 1)	7.0	L	28	8	3	3	2	2	0	1	0	0	0	0	31	35	3.86	1.143																												
Dick Tidrow, R ERA: 3.61 (8, 1)	1.0		3	0	0	0	2	2	0	0	0	0	0	0	7	7	0.00	0.000																												


**BOTTOM**

**Chicago Cubs @ San Diego Padres**  
San Diego Stadium, San Diego, CA

Wed Aug 29 1979, 10:05 PM EDT  
Att. 12,906 - Unknown

livebaseballscorecards.com

AB	29
R	3
H	8
RBI	3
BB	1
SO	4
LOB	11



1B: 5	SF: 0	WP: 0	PA: 31
2B: 5	SAC: 1	PB: 0	
3B: 0	DP: 2	SB: 1	
HR: 0	HBP: 0	CS: 0	




Batter	1	2	3	4	5	6	7	8	9	10	11	12	13	14	15	AB	R	H	RBI	BB	SO	LOB	TOP									
Garry Templeton, S OBP: 0.343, SLG: 0.469	0-3 K	0-0 CS 1B		0-0 SF9 3B			0-0 F7 1B		0-0 F9	0-0 F9		0-0 FC6-4			0-0 4-3	8	1	3	3	0	1	3										
Jerry Mumphrey, S OBP: 0.342, SLG: 0.384	0-3 K	0-0 CS	0-0 L4	0-0 SF9			0-0 F7 1-2		0-0 1B		0-0 6-3		0-0 6-3		0-0 2B 1B	7	1	2	1	0	1	1										
Keith Hernandez, L OBP: 0.411, SLG: 0.503	0-0 1B		0-0 1B	0-3 K			0-0 F7		0-0 F8		0-0 F7		0-0 F9		0-0 4-3 2B	8	0	3	1	0	1	2										
Ted Simmons, S OBP: 0.381, SLG: 0.525	0-0 1B		0-0 F9		0-0 5-3		4-0 1B		0-0 P2		0-0 1B		0-0 P6		0-0 4-3	7	0	2	0	1	0	3										
George Hendrick, R OBP: 0.360, SLG: 0.453	0-3 K		0-0 F8		0-0 P6		0-0 L7			0-0 F8		1-2 1B		0-0 1B FC3-2	8	0	2	0	0	2	6											
Tony Scott, S OBP: 0.309, SLG: 0.384		0-0 3-1 BB 5-3 1B		0-0 1B 1B		0-0 L5		0-0 5-3		0-0 F7		0-3 K		0-0 L5		7	2	2	0	0	1	3										
Ken Reitz, R OBP: 0.302, SLG: 0.374		4-0 BB BB BB	0-0 5-3 3-1 1B BB	0-0 1B 1B		0-0 6-3		0-0 FC4-6 1B		4-0 1B 2B BB		4-0 BB BB BB		0-0 SH1-4 1B BB		3	2	2	0	1	0	0										
Tom Herr, S OBP: 0.750, SLG: 0.500		1-2 1B BB	0-0 5-3 3-1 1B BB	1-3 3B 1B		0-0 4-3		0-0 FC4-6		0-0 2B 1B		0-0 SH1-4		0-0 FC3-2 1B		1	1	1	0	2	0	0										
Ken Oberkfell, L OBP: 0.402, SLG: 0.417		0-0 3-1	0-0 3-1	0-0 3B 1B		0-0 4-3		0-0 FC4-6		0-0 2B 1B		0-0 SH1-4		0-0 FC3-2 FC6-4		6	1	2	1	0	0	5										
John Deery, R Dane Sardis, R Roy Thomas, R Bernie Carbo, L Mark Little, L Lou Brock, L Will McEnaney, L Dane Sardis, L George Frazier, R Steve Sax, R Dan O'Brien, R		0-0 5-3	0-0 5-3	0-0 F7		0-3 K		0-3 K		0-0 2B		0-0 FC6-4		0-0 FC6-4		2	0	0	0	1	0	0	3									
Inning Stats	R: 0 E: 0 K: 3 S: 11	H: 2 LOB: 2 BB: 0 P: 11	R: 2 E: 0 K: 0 S: 4	H: 2 LOB: 0 BB: 1 P: 8	R: 0 E: 0 K: 0 S: 4	H: 1 LOB: 1 BB: 0 P: 4	R: 4 E: 0 K: 1 S: 9	H: 4 LOB: 0 BB: 0 P: 9	R: 0 E: 0 K: 0 S: 3	H: 0 LOB: 0 BB: 0 P: 3	R: 0 E: 0 K: 1 S: 5	H: 0 LOB: 0 BB: 0 P: 5	R: 0 E: 0 K: 0 S: 4	H: 1 LOB: 2 BB: 1 P: 8	R: 0 E: 0 K: 0 S: 6	H: 1 LOB: 1 BB: 0 P: 6	R: 0 E: 0 K: 0 S: 4	H: 1 LOB: 1 BB: 0 P: 4	R: 1 E: 0 K: 0 S: 5	H: 2 LOB: 2 BB: 1 P: 9	R: 0 E: 0 K: 1 S: 7	H: 2 LOB: 2 BB: 0 P: 7	R: 0 E: 0 K: 0 S: 3	H: 0 LOB: 0 BB: 0 P: 3	R: 0 E: 0 K: 0 S: 5	H: 2 LOB: 2 BB: 0 P: 5	R: 1 E: 0 K: 1 S: 7	H: 2 LOB: 1 BB: 0 P: 7	1B: 18 2B: 2 3B: 1 HR: 0	SF: 1 SAC: 1 DP: 0 HBP: 0	WP: 0 PB: 0 SB: 0 CS: 1	PA: 69
PITCHER	IP	WLS	BF	H	R	ER	SO	BB	IBB	HBP	BLK	WP	HR	S	P	ERA	WHIP															
Bob Shirley, L ERA: 3.63	4.0		21	9	6	6	4	1	0	0	0	0	0	28	32	13.50	2.500															
Steve Mura, R ERA: 2.95	1.0		3	0	0	0	0	0	0	0	0	0	0	3	3	0.00	0.000															
John D'Acquisto, R ERA: 4.77	5.0		22	5	1	1	2	1	1	0	0	0	0	24	32	1.80	1.200															
Mark Lee, R ERA: 4.35	2.0		9	3	0	0	1	1	0	0	0	0	0	10	14	0.00	2.000															
Mickey Lolich, L ERA: 4.06	2.0		8	2	0	0	0	0	0	0	0	0	0	8	8	0.00	1.000															
PITCHER	IP	WLS	BF	H	R	ER	SO	BB	IBB	HBP	BLK	WP	HR	S	P	ERA	WHIP															
Bob Owchinko, L ERA: 4.22	15.1		1.0	L	5	2	1	1	1	0	0	0	0	7	7	9.00	2.000															

St. Louis Cardinals @ San Diego Padres  
San Diego Stadium, San Diego, CA  
Fri Aug 31 1979, 10:05 PM EDT  
Att: 11,414 - Unknown - 70 F

AB	62
R	8
H	21
RBI	8
BB	4
SO	8
LOB	29





Batter	1	2	3	4	5	6	7	8	9	10	11	12	13	14	15	AB	R	H	RBI	BB	SO	LOB	BOTTOM									
Gene Richards, L (1, 7) OBP: 0.333, SLG: 0.340	0-0 4-3	0-3 K		0-0 F3		0-0 3-1			0-0 P6	0-3 K			0-0 SH1-4 1B	0-0 4-3		8	0	1	0	0	2	5	<b>St. Louis Cardinals @ San Diego Padres</b> San Diego Stadium, San Diego, CA Fri Aug 31 1979, 10:05 PM EDT Att. 11,414 - Unknown - 70 F  <div style="text-align: right;"> <b>AB 56</b>  <b>R 7</b>  <b>H 19</b>  <b>RBI 7</b>  <b>BB 7</b>  <b>SO 8</b>  <b>LOB 21</b> </div> 									
Ozzie Smith, S (1, 6) OBP: 0.265, SLG: 0.267	0-0 1B HR		0-0 3-1		0-0 6-3	0-0 3-1			0-0 F9		0-0 4-3		0-0 SH1-4 1-2		0-0 F9	7	1	1	0	0	0	0										
Gene Tenace, R (1, 3) OBP: 0.418, SLG: 0.439	0-0 1-3 HR		4-0 5-3 BB		0-0 P6	0-3 K			0-0 2B		0-0 4-3		0-0 F7		0-3 K	7	1	2	0	1	2	1										
Dave Winfield, R (1, 9) OBP: 0.402, SLG: 0.564	0-0 1-H 3-H HR		0-0 5-3		4-0 1B BB		0-3 K		4-0 IBB		4-0 BB		4-0 FC4-6 IBB		0-0 6-3	4	2	1	3	4	1	1										
Kurt Bevacqua, R (1, 5) OBP: 0.343, SLG: 0.333	0-0 P4		0-0 3-1		0-0 1B 1B		0-0 1B		0-0 F8		0-0 L5		0-0 FC4-6 1-2r			7	1	2	0	0	0	6										
Bill Fahey, L (1, 2) OBP: 0.370, SLG: 0.419	0-0 F9			0-0 1B		0-0 1B 1B		0-0 4-3		0-0 2B 1B			0-0 SH1-4 1B		0-3 K	5	1	3	1	0	0	0										
Bobby Tolan, L (10, PR) OBP: 0.158, SLG: 0.263					1-2 2-H											2	1	1	0	0	1	0										
Bob Ovwchinko, L (15, 1) OBP: 0.185, SLG: 0.120																0	0	0	0	0	0	0										
Jim Wilhelm, R (1, 8) OBP: 0.271, SLG: 0.366				0-0 6-3		0-0 1B 1B		0-0 6-3		0-0 2B 1B		0-0 SH1-4		0-0 SH1-4 1-2	0-0 1B 1B	6	0	4	1	0	0	1										
Bill Almon, R (1, 4) Jerry Turner, L (1, 4) John D'Acquisto, R (1, 4) Fernando Flores, R (1, 4) Mark Lee, R (1, 4) Dan Bigham, L (1, 4) Mickey Lolich, S (1, 4) Fred Kendall, R (1, 4)		0-3 K		0-3 K		0-0 1B 1B		0-0 1-3		4-0 2B		4-0 G6-4-3 IBB		0-0 1-2 1B 1B	0-0 1-2 1B 1B	2	0	0	0	0	0	2		2								
Bob Shirley, R (1, 1) OBP: 0.133, SLG: 0.095		0-0 SH1-4		0-0 4-3				0-0 F8		0-0 SF9-3-2-5		0-0 G6-4-3 1-2r		0-0 1-2 2-H 1B		0	0	0	0	0	0	0										
Jay Johnstone, L (4, PH) OBP: 0.332, SLG: 0.360																1	0	1	1	0	0	0										
Steve Mura, R (5, 1) OBP: 0.307, SLG: 0.365																0	0	0	0	0	0	0										
Paul Dade, R (5, PH) OBP: 0.307, SLG: 0.365																4	0	1	1	0	0	5										
<b>Inning Stats</b>	R: 3 E: 0 K: 0 S: 6	H: 3 LOB: 0 BB: 0 P: 6	R: 0 E: 0 K: 2 S: 8	H: 1 LOB: 1 BB: 0 P: 8	R: 0 E: 0 K: 0 S: 3	H: 0 LOB: 1 BB: 1 P: 7	R: 1 E: 0 K: 1 S: 7	H: 2 LOB: 1 BB: 0 P: 7	R: 2 E: 0 K: 0 S: 7	H: 4 LOB: 3 BB: 1 P: 11	R: 0 E: 0 K: 1 S: 5	H: 0 LOB: 0 BB: 0 P: 5	R: 0 E: 0 K: 1 S: 5	H: 1 LOB: 0 BB: 0 P: 5	R: 0 E: 0 K: 0 S: 3	H: 0 LOB: 0 BB: 0 P: 3	R: 0 E: 0 K: 0 S: 4	H: 1 LOB: 2 BB: 1 P: 8	R: 1 E: 0 K: 1 S: 6	H: 2 LOB: 1 BB: 1 P: 10	R: 0 E: 0 K: 0 S: 3	H: 0 LOB: 1 BB: 1 P: 7		R: 0 E: 0 K: 0 S: 4	H: 1 LOB: 1 BB: 1 P: 8	R: 0 E: 0 K: 1 S: 7	H: 3 LOB: 2 BB: 0 P: 7	R: 0 E: 0 K: 1 S: 5	H: 0 LOB: 0 BB: 0 P: 5	1B: 16 2B: 3 3B: 0 HR: 1	SF: 1 SAC: 3 DP: 2 HBP: 0	WP: 0 PB: 0 SB: 0 CS: 0
<b>PITCHER</b>	IP 4.2	WLS 25	BF 9	H 6	R 6	ER 6	SO 3	BB 2	IBB 0	HBP 0	BLK 0	WP 0	HR 1	S 29	P 37	ERA 11.57	WHIP 2.357															
John Denny, R (1, 1) ERA: 4.86	4.2	25	9	6	6	6	3	2	0	0	0	0	1	29	37	11.57	2.357															
Darold Knowles, L (5, 1) ERA: 3.8	0.0	1	1	0	0	0	0	0	0	0	0	0	0	1	1	∞	∞															
Roy Thomas, R (5, 1) ERA: 2.78	2.1	7	1	0	0	2	0	0	0	0	0	0	0	11	11	0.00	0.429															
Mark Littell, R (8, 1) ERA: 2.55	2.0	8	1	0	0	0	0	1	0	0	0	0	0	7	11	0.00	0.500															
Will McEnaney, L (10, 1) ERA: 3.14	2.0	9	2	1	1	1	1	1	1	0	0	0	0	9	17	4.50	1.500															
<b>PITCHER</b>	IP 2.0	WLS 8	BF 3	H 0	R 0	ER 0	SO 2	BB 0	IBB 0	HBP 0	BLK 0	WP 0	HR 0	S 15	P 15	ERA 0.00	WHIP 1.000															
George Frazier, R (12, 1) ERA: 4.67	2.0	8	3	0	0	0	2	0	0	0	0	0	0	12	12	0.00	1.500															
Dan O'Brien, R (14, 1) ERA: 10.13	2.0	8	3	0	0	2	0	0	0	0	0	0	0	12	12	0.00	1.500															



Batter	1	2	3	4	5	6	7	8	9	AB R H RBI BB SO LOB	TOP
Garry Templeton, S (1, 6) OBP: 0.344, SLG: 0.474	0-0 2B 3B	0-0 F9			0-0 F9		0-0 HR 2B		0-0 6-3	5 2 2 0 0 0 1	
Jerry Mumphrey, S (1, 7) OBP: 0.341, SLG: 0.380	4-0 2B BB		0-0 5-3		0-0 6-3		0-0 6-3			3 0 0 0 1 0 2	
Keith Hernandez, L (1, 3) OBP: 0.414, SLG: 0.513	0-0 1-3 3-H 2B		0-0 F3			0-0 WP 1B	0-0 HR			4 2 3 4 0 0 0	
Ted Simmons, S (1, 2) OBP: 0.380, SLG: 0.521	0-0 5-3		4-0 BB		0-0 6-3	1-2	0-0 P6			3 0 0 0 1 0 3	
George Hendrick, R (1, 9) OBP: 0.357, SLG: 0.449	0-3 K		0-0 6-3		0-0 6-3			0-0 5-3		4 0 0 0 0 1 4	
Tony Scott, S (1, 8) OBP: 0.308, SLG: 0.383	0-0 5-3			0-0 L6		0-0 1B		0-3 K		4 0 1 1 0 1 2	
Ken Reitz, R (1, 5) OBP: 0.301, SLG: 0.373		0-0 FC4-6 1B		0-0 G2		0-0 L5		0-0 P4		4 0 1 0 0 0 1	
Ken Oberkfell, L (1, 4) OBP: 0.397, SLG: 0.411		0-0 FC4-6 SH2-4 1-2f		0-3 K			0-0 4-3		0-0 4-3	4 0 0 0 0 1 1	
Silvio Martinez, R (1, 1) OBP: 0.167, SLG: 0.173		0-0 SH2-4 1-2			0-0 6-3		0-0 2B HR 1B		0-0 P6	3 1 1 0 0 0 0	
<b>Inning Stats</b>	R: 1 H: 2 E: 0 LOB: 2 K: 1 BB: 1 S: 7 P: 11	R: 0 H: 1 E: 0 LOB: 1 K: 0 BB: 0 S: 4 P: 4	R: 0 H: 0 E: 0 LOB: 1 K: 0 BB: 1 S: 3 P: 7	R: 0 H: 0 E: 0 LOB: 0 K: 1 BB: 0 S: 5 P: 5	R: 0 H: 0 E: 0 LOB: 0 K: 0 BB: 0 S: 3 P: 3	R: 1 H: 2 E: 0 LOB: 1 K: 0 BB: 0 S: 5 P: 5	R: 3 H: 3 E: 0 LOB: 0 K: 0 BB: 0 S: 6 P: 6	R: 0 H: 0 E: 0 LOB: 0 K: 1 BB: 0 S: 5 P: 5	R: 0 H: 0 E: 0 LOB: 0 K: 0 BB: 0 S: 3 P: 3	1B: 4 SF: 0 2B: 2 SAC: 1 3B: 1 DP: 0 HR: 1 HBP: 0	WP: 1 PA: 37 PB: 0 SB: 0 CS: 0
<b>PITCHER</b> Randy Jones, L (1, 1) ERA: 3.66 Eric Rasmussen, R (8, 1) ERA: 4.07	IP WLS BF H R ER SO BB IBB HBP BLK WP HR S P ERA WHIP										
	7.0 L 31 8 5 5 2 2 0 0 0 0 1 1 33 41 6.43 1.429										
	2.0 6 0 0 0 1 0 0 0 0 0 0 0 8 8 0.00 0.000										

St. Louis Cardinals @ San Diego Padres  
San Diego Stadium, San Diego, CA  
Sat Sep 01 1979, 10:05 PM EDT  
Att. 12,323 - Unknown - 72 F

livebaseballscorecards.com

AB	34
R	5
H	8
RBI	5
BB	2
SO	3
LOB	14



Batter	1	2	3	4	5	6	7	8	9	AB	R	H	RBI	BB	SO	LOB
Paul Dade, R (1, 5) OBP: 0.308, SLG: 0.366	0-0 FC S 4-3 1B	0-0 F8			0-0 BB 1-2 1B		0-0 F9		0-0 F3	5	1	2	0	0	0	2
Ozzie Smith, S (1, 6) OBP: 0.263, SLG: 0.264	0-0 FC 2-4 1-3		0-0 F3		0-0 F7			0-0 F8		4	0	0	0	0	0	3
Gene Tenace, R (1, 3) OBP: 0.416, SLG: 0.436	0-0 2-4 1-2		0-0 P6		4-0 BB 1-2 2-3 BB G6-4-3			0-0 F2		3	0	0	0	1	0	2
Dave Winfield, R (1, 9) OBP: 0.401, SLG: 0.562	0-0 4-3 3-H		0-3 K		0-0 G6-4-3 1-2f			0-0 1B		4	0	1	1	0	1	4
Jay Johnstone, L (1, 7) OBP: 0.331, SLG: 0.349	0-0 P6			0-0 4-3		0-0 G3-6-1 1B		0-0 P4		4	0	1	0	0	0	2
Kurt Bevacqua, R (1, 4) OBP: 0.345, SLG: 0.333		0-0 2B SF7 1B		4-0 BB		0-0 G3-6-1 1-2f		0-0 P5		3	1	1	0	1	0	1
Bill Fahey, L (1, 2) OBP: 0.366, SLG: 0.438		0-0 F8		0-0 F2		0-0 F8		0-0 HR		4	1	1	1	0	0	2
Jim Wilhelm, R (1, 8) OBP: 0.270, SLG: 0.372		0-0 K 1-3 2B		0-0 F8		0-3 K		0-0 4-3		4	0	1	0	0	1	1
Randy Jones, R (1, 1) OBP: 0.189, SLG: 0.219		0-0 SF7			0-0 BB 1B		0-0 F5		0-0 1B	1	0	1	1	0	0	0
Gene Richards, L (7, PH) OBP: 0.332, SLG: 0.339										1	0	0	0	0	0	0
Eric Rasmussen, R (8, 1) OBP: 0.111, SLG: 0.040										0	0	0	0	0	0	0
Jerry Turner, L (9, PH) OBP: 0.299, SLG: 0.381										1	0	1	0	0	0	0

Inning Stats	R: 1	H: 1	E: 0	K: 0	S: 5	R: 1	H: 2	E: 0	K: 0	S: 5	R: 0	H: 0	E: 0	K: 1	S: 5	R: 0	H: 0	E: 0	K: 0	S: 3	R: 0	H: 2	E: 0	K: 0	S: 4	R: 0	H: 1	E: 0	K: 0	S: 3	R: 0	H: 0	E: 0	K: 1	S: 5	R: 0	H: 1	E: 0	K: 0	S: 4	R: 1	H: 2	E: 0	K: 0	S: 5	R: 0	H: 2	E: 0	K: 0	S: 5						
	LOB: 1	BB: 0	P: 5	LOB: 1	BB: 0	LOB: 0	BB: 0	LOB: 1	BB: 1	P: 7	LOB: 2	BB: 1	P: 8	LOB: 0	BB: 0	LOB: 0	BB: 0	P: 5	LOB: 1	BB: 0	P: 4	LOB: 1	BB: 0	P: 5	LOB: 1	BB: 0	P: 4	LOB: 1	BB: 0	P: 5	LOB: 1	BB: 0	P: 5	LOB: 1	BB: 0	P: 4	LOB: 1	BB: 0	P: 5	LOB: 1	BB: 0	P: 5	LOB: 1	BB: 0	P: 5											
	1B: 7	2B: 1	3B: 0	HR: 1	SF: 1	SAC: 0	DP: 2	HBP: 0	WP: 0	HR: 1	S: 39	P: 47	ERA: 3.00	WHIP: 1.222	1B: 7	2B: 1	3B: 0	HR: 1	SF: 1	SAC: 0	DP: 2	HBP: 0	WP: 0	HR: 1	S: 39	P: 47	ERA: 3.00	WHIP: 1.222	1B: 7	2B: 1	3B: 0	HR: 1	SF: 1	SAC: 0	DP: 2	HBP: 0	WP: 0	HR: 1	S: 39	P: 47	ERA: 3.00	WHIP: 1.222	1B: 7	2B: 1	3B: 0	HR: 1	SF: 1	SAC: 0	DP: 2	HBP: 0	WP: 0	HR: 1	S: 39	P: 47	ERA: 3.00	WHIP: 1.222
PITCHER Silvio Martinez, R (1, 1) ERA: 3.45	IP: 9.0	WLS: W	BF: 37	H: 9	R: 3	ER: 3	SO: 2	BB: 2	IBB: 0	HBP: 0	BLK: 0	WP: 0	HR: 1	S: 39	P: 47	ERA: 3.00	WHIP: 1.222	IP: 9.0	WLS: W	BF: 37	H: 9	R: 3	ER: 3	SO: 2	BB: 2	IBB: 0	HBP: 0	BLK: 0	WP: 0	HR: 1	S: 39	P: 47	ERA: 3.00	WHIP: 1.222	IP: 9.0	WLS: W	BF: 37	H: 9	R: 3	ER: 3	SO: 2	BB: 2	IBB: 0	HBP: 0	BLK: 0	WP: 0	HR: 1	S: 39	P: 47	ERA: 3.00	WHIP: 1.222					

BOTTOM

St. Louis Cardinals @ San Diego Padres  
San Diego Stadium, San Diego, CA

AB	34
R	3
H	9
RBI	3
BB	2
SO	2
LOB	17



WP: 0	PA: 37
PB: 0	
SB: 1	
CS: 0	

Sat Sep 01 1979, 10:05 PM EDT  
Att: 12,323 - Unknown - 72 F

livebaseballscorecards.com



Batter	1	2	3	4	5	6	7	8	9	AB R H RBI BB SO LOB	TOP	
Garry Templeton, S OBP: 0.343, SLG: 0.472 (1, 6) X	0-0 6-3 1B		0-0 6-3		0-0 4-3		0-0 F8			4 0 1 0 0 0 0		
Lou Brock, L OBP: 0.346, SLG: 0.416 (1, 7) X	0-0 6-3 1-2		0-3 K			0-0 F7		0-0 4-3		4 0 0 0 0 1 1		
Keith Hernandez, L OBP: 0.414, SLG: 0.512 (1, 3) B B B	4-0 BB		0-0 6-3			0-0 4-3		0-0 1B		3 0 1 0 1 0 0		
Ted Simmons, S OBP: 0.379, SLG: 0.526 (1, 2) X	0-0 F9			0-0 F7		0-0 HR		0-0 F7		4 1 1 1 0 0 3		
George Hendrick, R OBP: 0.356, SLG: 0.447 (1, 9) S S S	0-3 K			0-0 F9		0-0 BB 1B		0-0 F9		4 0 1 0 0 1 3		
Tony Scott, S OBP: 0.311, SLG: 0.385 (1, 8) X		0-0 6-3		4-0 BB		4-0 BB			0-0 SH2-4 SF7 2B	2 1 1 0 2 0 0		
Ken Reitz, R OBP: 0.301, SLG: 0.373 (1, 5) X		0-0 1B		0-0 F8		0-0 F8			0-0 SH2-4 2-3	3 0 1 0 0 0 3		
Ken Oberkfell, L OBP: 0.392, SLG: 0.406 (1, 4) X		0-0 F8			0-0 4-3		0-0 6-3		0-0 SF7	3 0 0 1 0 0 1		
Bob Forsch, R OBP: 0.197, SLG: 0.237 (1, 1) X		0-0 F8			0-0 F9		0-0 6-3		0-0 6-3 3-H	4 0 0 0 0 0 1		
<b>Inning Stats</b>	R: 0 H: 1 E: 0 LOB: 2 K: 1 BB: 1 S: 6 P: 10	R: 0 H: 1 E: 0 LOB: 1 K: 0 BB: 0 S: 4 P: 4	R: 0 H: 0 E: 0 LOB: 0 K: 1 BB: 0 S: 5 P: 5	R: 0 H: 0 E: 0 LOB: 1 K: 0 BB: 1 S: 3 P: 7	R: 0 H: 0 E: 0 LOB: 0 K: 0 BB: 0 S: 3 P: 3	R: 1 H: 2 E: 0 LOB: 2 K: 0 BB: 1 S: 5 P: 9	R: 0 H: 0 E: 0 LOB: 0 K: 0 BB: 0 S: 3 P: 3	R: 0 H: 1 E: 0 LOB: 1 K: 0 BB: 0 S: 4 P: 4	R: 1 H: 1 E: 0 LOB: 0 K: 0 BB: 0 S: 4 P: 4	1B: 4 SF: 1 2B: 1 SAC: 1 3B: 0 DP: 0 HR: 1 HBP: 0	WP: 0 PA: 36 PB: 0 SB: 0 CS: 0	
<b>PITCHER</b> Bob Owchinko, L (1, 1) ERA: 4.01 Mark Lee, R (9, 1) ERA: 4.44	IP WLS BF H R ER SO BB IBB HBP BLK WP HR S P ERA WHIP											<b>PITCHER</b> IP WLS BF H R ER SO BB IBB HBP BLK WP HR S P ERA WHIP

St. Louis Cardinals @ San Diego Padres  
San Diego Stadium, San Diego, CA  
Sun Sep 02 1979, 6:33 AM EDT  
Att. 8,987 - Sunny - 75 F

AB	31
R	2
H	6
RBI	2
BB	3
SO	2
LOB	12



Batter	1	2	3	4	5	6	7	8	9	AB R H RBI BB SO LOB
Paul Dade, R OBP: 0.310, SLG: 0.370 (1, 5)	0-0 2B		0-0 P4		0-0 6-3			0-0 G3-6 1B		4 0 2 0 0 0 1
Ozzie Smith, S OBP: 0.261, SLG: 0.262 (1, 6)	0-0 F8		0-0 4-3			0-0 4-3		0-0 G3-6 1-2f		4 0 0 0 0 0 2
Gene Tenace, R OBP: 0.413, SLG: 0.431 (1, 3)	0-0 F8		0-3 K			0-0 1-4-3		0-0 5-3		4 0 0 0 0 1 1
Dave Winfield, R OBP: 0.399, SLG: 0.557 (1, 9)	0-0 F8			0-0 5-3		0-3 K		0-0 5-3		4 0 0 0 0 1 1
Bill Fahey, L OBP: 0.363, SLG: 0.432 (1, 2)		0-0 2B SF8 1B		0-0 F8			0-0 1-3		0-0 4-3	4 1 1 0 0 0 0
Kurt Bevacqua, R OBP: 0.348, SLG: 0.341 (1, 4)		0-0 1-3 2B		0-0 6-3			0-0 FC4-6 1B			3 0 2 0 0 0 0
Dan Briggs, L OBP: 0.274, SLG: 0.352 (1, 7)		0-0 SF8			0-0 6-3		0-0 F7			2 0 0 1 0 0 1
Jim Wilhelm, R OBP: 0.261, SLG: 0.360 (1, 8)		0-0 3-H F8			0-0 E5		0-0 FC4-6 1-2f			3 0 0 0 0 0 2
Bob Owchinko, L OBP: 0.172, SLG: 0.111 Gene Richards, L OBP: 0.331, SLG: 0.338 Mark Lee, R OBP: 0.333, SLG: 0.333 (8, PH) (9, 1)		0-3 K			0-3 K			0-0 F9		2 0 0 0 0 2 2 1 0 0 0 0 0 0 0 0 0 0 0 0 0

Inning Stats	R: 0 E: 0 K: 0 S: 4	H: 1 LOB: 1 BB: 0 P: 4	R: 1 E: 0 K: 1 S: 7	H: 2 LOB: 1 BB: 0 P: 7	R: 0 E: 0 K: 1 S: 5	H: 0 LOB: 0 BB: 0 P: 5	R: 0 E: 0 K: 0 S: 3	H: 0 LOB: 0 BB: 0 P: 3	R: 0 E: 1 K: 1 S: 6	H: 0 LOB: 1 BB: 0 P: 6	R: 0 E: 0 K: 1 S: 5	H: 0 LOB: 0 BB: 0 P: 5	R: 0 E: 0 K: 0 S: 4	H: 1 LOB: 1 BB: 0 P: 4	R: 0 E: 0 K: 0 S: 3	H: 1 LOB: 0 BB: 0 P: 3	R: 0 E: 0 K: 0 S: 3	H: 0 LOB: 0 BB: 0 P: 3	1B: 3 2B: 2 3B: 0 HR: 0	SF: 1 SAC: 0 DP: 1 HBP: 0	WP: 0 PB: 0 SB: 1 CS: 0	PA: 32
--------------	------------------------------	---------------------------------	------------------------------	---------------------------------	------------------------------	---------------------------------	------------------------------	---------------------------------	------------------------------	---------------------------------	------------------------------	---------------------------------	------------------------------	---------------------------------	------------------------------	---------------------------------	------------------------------	---------------------------------	----------------------------------	------------------------------------	----------------------------------	--------

PITCHER	IP	WLS	BF	H	R	ER	SO	BB	IBB	HBP	BLK	WP	HR	S	P	ERA	WHIP	PITCHER	IP	WLS	BF	H	R	ER	SO	BB	IBB	HBP	BLK	WP	HR	S	P	ERA	WHIP		
Bob Forsch, R ERA: 4.04 (1, 1)	9.0	W	32	5	1	1	4	0	0	0	0	0	0	40	40	1.00	0.556																				

**BOTTOM**

**St. Louis Cardinals @ San Diego Padres**  
San Diego Stadium, San Diego, CA

Sun Sep 02 1979, 6:33 AM EDT  
Att. 8,987 - Sunny - 75 F

livebaseballscorecards.com

AB	31
R	1
H	5
RBI	1
BB	0
SO	4
LOB	10





Batter	1	2	3	4	5	6	7	8	9	AB R H RBI BB SO LOB	TOP
<b>Bill North, S</b> (1, 8) OBP: 0.390, SLG: 0.358 <b>Max Venable, L</b> (7, PR) OBP: 0.350, SLG: 0.421 (7, 8)	4-1 		0-1 <b>E1</b> 		3-2 <b>F9</b> 		1-0 	0-0 <b>F4</b> 	2 0 0 0 1 0 0 1 0 0 0 0 0 1		
<b>Joe Strain, R</b> (1, 4) OBP: 0.289, SLG: 0.303	0-0 <b>SH1-3</b> 		0-1 		0-0 <b>5-3</b> 		1-2 <b>F6</b> 		3 0 1 0 0 0 3		
<b>Mike Ivie, R</b> (1, 3) OBP: 0.379, SLG: 0.587	2-3 <b>K</b> 		1-1 		1-2 <b>1-3</b> 		0-0 <b>L7</b> 		4 0 1 0 0 1 4		
<b>Darrell Evans, L</b> (1, 5) OBP: 0.357, SLG: 0.410	2-2 <b>6-3</b> 		2-3 <b>K</b> 		3-2 <b>F9</b> 		0-0 <b>G1-6-3</b> 		4 0 1 0 0 1 3		
<b>Terry Whitfield, L</b> (1, 7) OBP: 0.358, SLG: 0.401		1-1 <b>3-1</b> 		1-2 		0-0 <b>5-3</b> 		0-0 <b>G1-6-3</b> 	4 0 1 0 0 0 1		
<b>Larry Herndon, R</b> (1, 9) OBP: 0.298, SLG: 0.391		1-1 		1-0 <b>F5</b> 		1-2 <b>1-3</b> 		0-0 <b>F9</b> 	4 0 1 0 0 0 1		
<b>Johnnie LeMaster, R</b> (1, 6) OBP: 0.314, SLG: 0.328		1-1 <b>6-3</b> 		0-0 		1-1 		0-0 <b>F7</b> 	4 0 2 0 0 0 1		
<b>Dennis Littlejohn, R</b> (1, 2) OBP: 0.279, SLG: 0.279		0-0 <b>F7</b> 		3-1 <b>F7</b> 		1-0 		0-3 <b>K</b> 	4 0 1 0 0 1 3		
<b>Ed Whitson, R</b> (1, 1) OBP: 0.135, SLG: 0.111 <b>Jack Clark, R</b> (7, PH) OBP: 0.350, SLG: 0.479 <b>Greg Minton, S</b> (7, 1) <b>Greg Johnston, L</b> (9, PH) OBP: 0.237, SLG: 0.306		0-1 <b>6-3</b> 		2-2 <b>L6</b> 		0-3 <b>K</b> 		0-0 	2 0 0 0 0 0 2 1 0 0 0 0 1 2 0 0 0 0 0 0 0 1 0 1 0 0 0 0		
<b>Inning Stats</b>	R: 0 H: 0 E: 0 LOB: 1 K: 1 BB: 1 S: 10 P: 18	R: 0 H: 1 E: 0 LOB: 1 K: 0 BB: 0 S: 7 P: 10	R: 0 H: 2 E: 1 LOB: 2 K: 1 BB: 0 S: 11 P: 14	R: 0 H: 2 E: 0 LOB: 2 K: 0 BB: 0 S: 10 P: 17	R: 0 H: 0 E: 0 LOB: 0 K: 0 BB: 0 S: 7 P: 11	R: 0 H: 2 E: 0 LOB: 3 K: 1 BB: 0 S: 10 P: 14	R: 0 H: 1 E: 0 LOB: 0 K: 0 BB: 0 S: 3 P: 3	R: 0 H: 1 E: 0 LOB: 1 K: 1 BB: 0 S: 6 P: 6	1B: 8 SF: 0 2B: 1 SAC: 1 3B: 0 DP: 1 HR: 0 HBP: 1	WP: 0 PA: 37 PB: 0 SB: 1 CS: 0	
<b>PITCHER</b> <b>Gaylord Perry, R</b> (1, 1) ERA: 3.06 <b>Eric Rasmussen, R</b> (8, 1) ERA: 4.0	IP WLS BF H R ER SO BB IBB HBP BLK WP HR S P ERA WHIP 7.0 W 30 7 0 0 3 1 0 1 0 0 0 0 62 95 0.00 1.143 2.0 S 7 2 0 0 1 0 0 0 0 0 0 0 9 9 0.00 1.000	<b>PITCHER</b> IP WLS BF H R ER SO BB IBB HBP BLK WP HR S P ERA WHIP									


**San Francisco Giants @ San Diego Padres**  
 San Diego Stadium, San Diego, CA  
 Mon Sep 03 1979, 10:05 PM EDT  
 Att. 7,333 - Unknown

AB	34
R	0
H	9
RBI	0
BB	1
SO	4
LOB	21







Batter	1	2	3	4	5	6	7	8	9	AB R H RBI BB SO LOB	TOP	
Max Venable, L (1, 9) OBP: 0.375, SLG: 0.409	2-2 G6-4-3 1B		3-2 3-1		0-3 K		4-2 1B BB			3 0 1 0 1 1 1		
Rob Andrews, R (1, 4) OBP: 0.283, SLG: 0.273	1-0 G6-4-3 1-2f			1-1 F8		0-0 FC5-4 1B	3-1 1B			4 0 2 2 0 0 1		
Darrell Evans, L (1, 5) OBP: 0.354, SLG: 0.407	2-1 F9			1-0 1-3		3-2 L9	0-0 F8			4 0 0 0 0 0 3		
Mike Ivie, R (1, 3) OBP: 0.381, SLG: 0.589		0-0 1-4-3 E 1B		0-0 2B		0-0 F2		0-0 L1		4 1 2 0 0 0 1		
Larry Herndon, R (1, 8) OBP: 0.297, SLG: 0.387		1-2 F7		4-0 IBB		1-1 FC5-4 1-2f		0-0 F9		3 0 0 0 1 0 2		
Terry Whitfield, L (1, 7) OBP: 0.355, SLG: 0.396		1-1 1-4-3 1-2		0-0 F9		1-0 6-3	0-3 K			4 0 0 0 0 1 3		
Johnnie LeMaster, R (1, 6) OBP: 0.314, SLG: 0.327		0-0 E3 CS 2-H			0-0 SH1-3 1B		1-1 E5 BB HBP 1B		0-0 4-3	4 1 1 0 0 0 0	AB 32 R 3 H 6 RBI 2 BB 2 SO 3 LOB 13	
Dennis Littlejohn, R (1, 2) OBP: 0.273, SLG: 0.272		2-1 SAFE CS 1-2	2-1 5-3		0-1 SH1-3		0-0 F9		0-0 3-1	3 0 0 0 0 0 1		
John Curtis, L (1, 1) OBP: 0.216, SLG: 0.176			2-2 1-3		1-1 G3		1-2 BB 1B HBP		0-3 K	3 1 0 0 0 1 1		
Ed Halicki, R (9, 1) OBP: 0.207, SLG: 0.214										0 0 0 0 0 0 0		
Gary Lavelle, S (9, 1) OBP: 0.250, SLG: 0.250										0 0 0 0 0 0 0		
<b>Inning Stats</b>	R: 0 E: 0 K: 0 S: 7 H: 1 LOB: 0 BB: 0 P: 12	R: 1 E: 1 K: 0 S: 8 H: 1 LOB: 0 BB: 0 P: 12	R: 0 E: 0 K: 0 S: 8 H: 0 LOB: 0 BB: 0 P: 15	R: 0 E: 0 K: 0 S: 5 H: 1 LOB: 2 BB: 1 P: 11	R: 0 E: 0 K: 1 S: 8 H: 1 LOB: 1 BB: 0 P: 9	R: 0 E: 0 K: 0 S: 8 H: 1 LOB: 1 BB: 0 P: 12	R: 2 E: 1 K: 0 S: 11 H: 1 LOB: 2 BB: 1 P: 21	R: 0 E: 0 K: 1 S: 5 H: 0 LOB: 0 BB: 0 P: 5	R: 0 E: 0 K: 1 S: 5 H: 0 LOB: 0 BB: 0 P: 5	1B: 5 2B: 1 3B: 0 HR: 0 SF: 0 SAC: 1 DP: 1 HBP: 1	WP: 0 PB: 0 SB: 0 CS: 1 PA: 37	
<b>PITCHER</b>	IP WLS BF H R ER SO BB IBB HBP BLK WP HR S P ERA WHIP											
Bob Shirley, L (1, 1) ERA: 3.48	6.2 L 29 6 3 0 1 1 1 1 0 0 0 54 91 0.00 1.050											
Mickey Lolich, L (7, 1) ERA: 4.03	0.1 1 0 0 0 0 0 0 0 0 0 0 0 1 1 0.00 0.000											
Steve Mura, R (8, 1) ERA: 2.86	2.0 6 0 0 0 0 2 0 0 0 0 0 0 10 10 0.00 0.000											

San Francisco Giants @ San Diego Padres  
San Diego Stadium, San Diego, CA  
Tue Sep 04 1979, 6:33 AM EDT  
Att. 7,128 - Unknown

livebaseballscorecards.com

Batter	1	2	3	4	5	6	7	8	9	AB R H RBI BB SO LOB
Paul Dade, R OBP: 0.311, SLG: 0.368 (1, 5)	1-1 4-3	0-0 CS 1B			1-3 K			0-0 F9		4 0 1 0 0 1 0
Tim Flannery, L OBP: 0.375, SLG: 0.167 (1, 4)	4-2 2B SF8 BB	1-2 CS	0-3 K		0-0 4-3			0-1 F8		3 1 0 0 1 1 0
Gene Tenace, R OBP: 0.410, SLG: 0.430 (1, 3)	0-0 SF8 1-3 2B		1-3 K		0-3 K			1-0 FC6-4 1B		4 0 2 0 0 2 0
Dave Winfield, R OBP: 0.398, SLG: 0.554 (1, 9)	4-0 SF8 IBB		4-2 FC6-4 BB		1-2 4-3			0-0 FC6-4 BB		2 0 0 0 2 0 1
Kurt Bevacqua, R OBP: 0.344, SLG: 0.337 (1, 7)	2-0 SF8		0-0 FC6-4		1-1 F3			0-0 F8		3 0 0 1 0 0 2
Bill Fahey, L OBP: 0.364, SLG: 0.416 (1, 2)	3-3 K		1-3 K		1-1 F7			4-0 BB		3 0 0 0 1 2 2
Gene Richards, L OBP: 0.331, SLG: 0.338 (9, PR)								1-2 BB		0 0 0 0 0 0 0
Brian Greer, R OBP: 0.278, SLG: 0.364 (9, PH)		0-1 1-3		3-3 K		3-2 5-3		0-0 F3		3 0 0 0 0 1 0
Dan Briggs, L OBP: 0.254, SLG: 0.357 (9, PH)										0 0 0 0 0 0 0
Fernando Gonzalez, R OBP: 0.254, SLG: 0.357 (9, PH)										1 0 0 0 0 0 2
Bill Almon, R OBP: 0.285, SLG: 0.242 (1, 6)		1-3 K		1-0 1-3		1-1 5-3				3 0 0 0 0 1 0
Steve Mura, R (8, 1)										0 0 0 0 0 0 0
Bob Shirley, R OBP: 0.149, SLG: 0.114 (1, 1)		1-2 1B			0-0 F8			2-1 F8		2 0 1 0 0 0 0
Mickey Lolich, S (7, 1)										0 0 0 0 0 0 0
Ozzie Smith, S OBP: 0.260, SLG: 0.262 (8, 6)										1 0 0 0 0 0 0

Inning Stats	R: 1	H: 1	E: 0	K: 12	S: 12	LOB: 2	BB: 2	P: 26	R: 0	H: 2	E: 0	K: 11	S: 11	LOB: 1	BB: 0	P: 14	R: 0	H: 0	E: 0	K: 2	S: 9	LOB: 1	BB: 1	P: 14	R: 0	H: 0	E: 0	K: 2	S: 7	LOB: 0	BB: 0	P: 12	R: 0	H: 0	E: 0	K: 1	S: 5	LOB: 0	BB: 0	P: 6	R: 0	H: 0	E: 0	K: 1	S: 8	LOB: 0	BB: 0	P: 10	R: 0	H: 0	E: 0	K: 0	S: 8	LOB: 0	BB: 0	P: 13	R: 0	H: 0	E: 0	K: 0	S: 5	LOB: 0	BB: 0	P: 7	R: 0	H: 1	E: 0	K: 0	S: 4	LOB: 2	BB: 1	P: 9	1B: 3	SF: 1	2B: 1	3B: 0	HR: 0	SAC: 0	DP: 0	HBP: 0
--------------	------	------	------	-------	-------	--------	-------	-------	------	------	------	-------	-------	--------	-------	-------	------	------	------	------	------	--------	-------	-------	------	------	------	------	------	--------	-------	-------	------	------	------	------	------	--------	-------	------	------	------	------	------	------	--------	-------	-------	------	------	------	------	------	--------	-------	-------	------	------	------	------	------	--------	-------	------	------	------	------	------	------	--------	-------	------	-------	-------	-------	-------	-------	--------	-------	--------

PITCHER	IP	WLS	BF	H	R	ER	SO	BB	IBB	HBP	BLK	WP	HR	S	P	ERA	WHIP
John Curtis, L ERA: 4.18 (1, 1)	8.0		30	4	1	1	8	2	1	0	0	0	0	66	104	1.12	0.750
Ed Halicki, R ERA: 4.47 (9, 1)	0.2		3	0	0	0	0	1	0	0	0	0	0	2	6	0.00	1.500
Gary Lavelle, L ERA: 2.19 (9, 1)	0.1	S	1	0	0	0	0	0	0	0	0	0	0	1	1	0.00	0.000

**BOTTOM**

**San Francisco Giants @ San Diego Padres**  
San Diego Stadium, San Diego, CA

Tue Sep 04 1979, 6:33 AM EDT  
Att. 7,128 - Unknown

<b>AB</b>	<b>29</b>
<b>R</b>	<b>1</b>
<b>H</b>	<b>4</b>
<b>RBI</b>	<b>1</b>
<b>BB</b>	<b>4</b>
<b>SO</b>	<b>8</b>
<b>LOB</b>	<b>7</b>



WP	PA	ERA	WHIP
0	35		
0			
0			
1			



Batter	1	2	3	4	5	6	7	8	9	10	AB	R	H	RBI	BB	SO	LOB	TOP		
Gene Richards, L (1, 7) x OBP: 0.331, SLG: 0.342 Mark Lee, R (7, 1) OBP: 0.333, SLG: 0.333 Mickey Lolich, S (8, 1) Kurt Bevacqua, R (9, PH) OBP: 0.342, SLG: 0.336 John D'Acquisto, R (9, 1) OBP: 0.229, SLG: 0.194	0-0 F6		0-0 1B 3B		0-0 4-3		0-3 K		0-0 F8		4	1	1	0	0	1	1			
Tim Flannery, L (1, 4) x OBP: 0.385, SLG: 0.273	0-0 6-3		0-0 4-3 1B		0-0 G5-4-3 1B		0-0 F5		0-0 4-3		5	0	2	1	0	0	2			
Paul Dade, R (1, 5) x OBP: 0.309, SLG: 0.366	0-0 F8		0-0 4-3 1-2		0-0 G5-4-3 1-2f			0-0 4-3 WP 1B 1B		0-0 F9	5	1	1	0	0	0	2			
Dave Winfield, R (1, 9) OBP: 0.397, SLG: 0.551		0-0 F8	0-0 F8			0-0 6-3		0-3 K 1-2		0-0 1B 1B	5	0	1	0	0	1	2			
Gene Tenace, R (1, 3) OBP: 0.408, SLG: 0.435		0-3 K		0-0 HR		0-0 F4		0-0 4-3 2-3		0-0 F6	5	1	1	1	0	1	2			
Bill Fahey, L (1, 2) OBP: 0.384, SLG: 0.437		0-0 BB 1B		0-0 FC3-6 1B		0-0 FC4-6 1B		0-0 1B		0-0 1-3 1B	5	0	5	1	0	0	0			
Dan Briggs, L (1, 8) OBP: 0.277, SLG: 0.359 Jim Wilhelm, R (10, PH) OBP: 0.247, SLG: 0.340 (10, 8)		4-0 BB BB BB		0-3 K		0-0 FC4-6 1-2f		0-0 1-3		0-0 F8	3	0	0	0	1	1	3			
Ozzie Smith, S (1, 6) OBP: 0.260, SLG: 0.264		0-0 F9		0-0 FC3-6 1-2f			0-0 2B		0-0 F7		4	0	1	0	0	0	3			
Randy Jones, R (1, 1) OBP: 0.184, SLG: 0.213 Jerry Turner, L (7, PH) OBP: 0.300, SLG: 0.381 (7, 7)			0-0 5-3		0-0 F3		0-0 4-3		0-0 1B		2	0	0	0	0	0	1			
											2	0	1	0	0	0	1			
<b>Inning Stats</b>	R: 0 H: 0 E: 0 K: 3 S: 3	H: 0 LOB: 0 BB: 0 P: 3	R: 0 H: 1 E: 0 K: 1 S: 6	H: 1 LOB: 2 BB: 1 P: 10	R: 1 H: 2 E: 0 K: 0 S: 5	H: 2 LOB: 1 BB: 0 P: 5	R: 1 H: 2 E: 0 K: 1 S: 7	H: 2 LOB: 1 BB: 0 P: 7	R: 0 H: 1 E: 0 K: 0 S: 3	H: 1 LOB: 0 BB: 0 P: 3	R: 0 H: 1 E: 0 K: 0 S: 4	H: 1 LOB: 1 BB: 0 P: 6	R: 1 H: 2 E: 0 K: 1 S: 7	H: 2 LOB: 1 BB: 0 P: 7	R: 0 H: 1 E: 0 K: 0 S: 4	H: 1 LOB: 1 BB: 0 P: 4	R: 0 H: 2 E: 0 K: 0 S: 5	H: 2 LOB: 2 BB: 0 P: 5	1B: 10 SF: 0 2B: 1 SAC: 0 3B: 1 DP: 1 HR: 1 HBP: 0	WP: 1 PA: 43 PB: 0 SB: 0 CS: 0
<b>PITCHER</b>	IP WLS BF H R ER SO BB IBB HBP BLK WP HR S P ERA WHIP																			
Ken Forsch, R (1, 1) ERA: 3.22	6.0		25	7	2	2	2	1	0	0	0	0	0	0	1	0	28	32	3.00	1.333
Vern Ruhle, R (7, 1) ERA: 3.22	2.0		9	3	1	1	2	0	0	0	0	0	0	1	0	13	13	4.50	1.500	
Joe Sambito, L (9, 1) ERA: 1.39	2.0	W	9	3	0	0	0	0	0	0	0	0	0	0	0	9	9	0.00	1.500	

**San Diego Padres @ Houston Astros**  
 Astrodome, Houston, TX  
 Wed Sep 05 1979, 8:05 PM EDT  
 Att. 12,592 - Unknown

livebaseballscores.com

**AB 42**  
**R 3**  
**H 13**  
**RBI 3**  
**BB 1**  
**SO 4**  
**LOB 20**



BOTTOM

San Diego Padres @ Houston Astros  
Astrodome, Houston, TX  
Wed Sep 05 1979, 8:05 PM EDT  
Att: 12,592 - Unknown

livebaseballscorecards.com

AB 36  
R 4  
H 10  
RBI 4  
BB 12  
SO 5  
LOB 26



WP: 0 PA: 50  
PB: 0  
SB: 2  
CS: 0

AB R H RBI BB SO LOB

4 0 2 1 1 0 0

6 0 2 0 0 1 7

3 0 1 0 3 0 2

5 0 0 0 1 1 5

4 1 0 1 2 1 4

2 1 1 1 3 1 0

4 0 1 0 1 0 3

4 1 3 1 0 1 0

1 0 0 0 0 0 0

1 0 0 0 0 0 2

0 0 0 0 0 0 0

1 0 0 0 0 0 1

0 1 0 0 1 0 0

1B: 8 SF: 0  
2B: 1 SAC: 2  
3B: 1 DP: 1  
HR: 0 HBP: 0

Batter	1	2	3	4	5	6	7	8	9	10
Cesar Cedeno, R OBP: 0.362, SLG: 0.391 (1, 3)	0-0 6-3		0-0 4-3	0-0 2-H 1B		4-0 IBB		0-0 1-2 1B		0-0 1-2 SH1-3
Craig Reynolds, L OBP: 0.285, SLG: 0.336 (1, 6)	0-0 FC6-4 2B		0-0 S 1B	0-3 K		0-0 G3		0-0 F6		0-0 F9
Terry Puhl, L OBP: 0.353, SLG: 0.378 (1, 8)	4-0 FC6-4 BB		4-0 1-2 BB		0-0 F8		0-0 G5-3 E 1B	0-0 4-3		4-0 BB BB IBB
Jeffrey Leonard, R OBP: 0.366, SLG: 0.363 (1, 9)	0-0 FC6-4 1-2f 2-3		0-0 4-3		0-0 1-3		0-0 E5 G5-3 1-2		0-3 K	4-0 BB BB
Enos Cabell, R OBP: 0.297, SLG: 0.360 (1, 5)	0-0 1-3			4-0 3B BB	0-3 K		0-0 G5-3 1-2 2-3f		0-0 6-3	4-0 1-2 2-3 3-H BB
Jose Cruz, L OBP: 0.377, SLG: 0.430 (1, 7)		0-3 K		0-0 1-H 1B 3B		4-0 1B BB	4-0 IBB		4-0 S BB	
Luis Pujols, R OBP: 0.308, SLG: 0.500 (1, 2)		0-0 5-3		0-0 6-3		0-0 1B 1B	0-0 L4		4-0 1-2 BB	
Rafael Landestoy, S OBP: 0.302, SLG: 0.279 (1, 4)		0-3 K		0-0 SH1-4 1B 1B		0-0 1B 1B		0-0 1B 1B	0-0 F7	
Denny Walling, L OBP: 0.370, SLG: 0.488 (9, PH)				3-H 1B		1-3 2-H 1B				
Julio Gonzalez, R OBP: 0.275, SLG: 0.280 (10, 4)										
Ken Forsch, R OBP: 0.240, SLG: 0.196 (1, 1)			0-0 6-3		0-0 SH1-4		0-0 4-3		0-0 F5	
Art Howe, R OBP: 0.318, SLG: 0.363 (6, PH)										4-0 BB SH1-3 BB
Vern Ruhle, R OBP: 0.167, SLG: 0.182 (7, 1)										
Dave Bergman, L OBP: 0.167, SLG: 0.182 (8, PH)										
Joe Sambito, L OBP: 0.583, SLG: 0.429 (9, 1)										

Inning Stats	R: 0	H: 1	E: 0	K: 0	S: 4	WLS	BF	H	R	ER	SO	BB	IBB	HBP	BLK	WP	HR	S	P	ERA	WHIP
1	0	1	0	0	1		29	7	3	3	4	4	1	0	0	0	0	32	52	4.50	1.833
2	0	0	0	2	7		8	3	0	0	0	0	1	0	0	0	0	7	11	0.00	2.250
3	0	0	0	1	7		2	0	0	0	0	0	0	0	0	0	0	2	2	0.00	0.000
4	0	0	0	0	7		11	0	1	1	1	5	1	0	0	0	0	7	31	5.40	3.000

PITCHER	IP	WLS	BF	H	R	ER	SO	BB	IBB	HBP	BLK	WP	HR	S	P	ERA	WHIP
Randy Jones, L ERA: 3.68 (1, 1)	6.0		29	7	3	3	4	4	1	0	0	0	0	32	52	4.50	1.833
Mark Lee, R ERA: 4.33 (7, 1)	1.1		8	3	0	0	0	0	1	0	0	0	0	7	11	0.00	2.250
Mickey Lolich, L ERA: 3.97 (8, 1)	0.2		2	0	0	0	0	0	0	0	0	0	0	2	2	0.00	0.000
John D'Acquisto, R ERA: 4.78 (9, 1)	1.2	L	11	0	1	1	1	5	1	0	0	0	0	7	31	5.40	3.000





Batter	1	2	3	4	5	6	7	8	9	AB	R	H	RBI	BB	SO	LOB
<b>Cesar Cedeno, R</b> OBP: 0.365, SLG: 0.391 (1, 3)	4-0 CS BB		X 0-0 F9 BB 1B		4-0 BB IBB	X 0-0 6-3 2-3				2	0	1	0	2	0	1
<b>Craig Reynolds, L</b> OBP: 0.285, SLG: 0.334 (1, 6)	0-3 K 1-2		X 0-0 F9		4-0 BB	X 0-0 4-3				3	0	0	1	1	1	3
<b>Terry Puhl, L</b> OBP: 0.355, SLG: 0.380 (1, 8)	0-0 2B		X 0-0 BB 1-2		0-0 4-3					2	0	1	0	2	0	3
<b>Jeffrey Leonard, R</b> OBP: 0.365, SLG: 0.360 (1, 9)	0-0 F7		X 0-0 F9		4-0 FC5-4 BB					3	0	0	0	1	0	4
<b>Enos Cabell, R</b> OBP: 0.297, SLG: 0.361 (1, 5)		X 0-0 F9 FC 2B		X 0-0 F7		X 0-0 FC5-4 FC6-4 1-2f				4	1	1	0	0	0	4
<b>Jose Cruz, L</b> OBP: 0.375, SLG: 0.427 (1, 7)		X 0-0 F9 2-3		X 0-0 6-3		0-3 K				4	0	0	0	0	1	2
<b>Luis Pujols, R</b> OBP: 0.294, SLG: 0.438 (1, 2)		X 0-0 FC 1B		X 0-0 SH1-4 BB 1B		X 0-0 FC6-4 1-2f				4	1	1	1	0	0	1
<b>Rafael Landestoy, S</b> OBP: 0.310, SLG: 0.285 (1, 4)		X 0-0 G4-6-3 1B		X 0-0 BB SH1-4 1B		X 4-0 6-3 SH1-4 BB				3	0	2	0	1	0	0
<b>J.R. Richard, R</b> OBP: 0.138, SLG: 0.231 (1, 1)		X 0-0 G4-6-3 1-2f		X 0-0 SH1-4		X 0-0 SH1-4				1	0	0	0	0	0	2

Inning Stats	R: 0	H: 1	E: 0	K: 1	S: 5	LOB: 1	P: 9	R: 1	H: 2	E: 0	K: 0	S: 5	LOB: 1	P: 5	R: 0	H: 1	E: 0	K: 0	S: 4	LOB: 2	P: 8	R: 1	H: 2	E: 0	K: 0	S: 5	LOB: 3	P: 13	R: 0	H: 0	E: 0	K: 1	S: 5	LOB: 1	P: 9	R: 0	H: 0	E: 0	K: 0	S: 2	LOB: 0	P: 6	R: 0	H: 0	E: 0	K: 0	S: 3	LOB: 0	P: 3	R: 0	H: 0	E: 0	K: 0	S: 3	LOB: 0	P: 3
--------------	------	------	------	------	------	--------	------	------	------	------	------	------	--------	------	------	------	------	------	------	--------	------	------	------	------	------	------	--------	-------	------	------	------	------	------	--------	------	------	------	------	------	------	--------	------	------	------	------	------	------	--------	------	------	------	------	------	------	--------	------

PITCHER	IP	WLS	BF	H	R	ER	SO	BB	IBB	HBP	BLK	WP	HR	S	P	ERA	WHIP
<b>Bob Owchinko, L</b> ERA: 3.99 (1, 1)	5.0	L	25	6	2	2	2	4	1	0	0	0	0	24	44	3.60	2.000
<b>Steve Mura, R</b> ERA: 2.77 (6, 1)	2.0		7	0	0	0	0	2	0	0	0	0	0	5	13	0.00	1.000
<b>Mark Lee, R</b> ERA: 4.25 (8, 1)	1.0		3	0	0	0	0	0	0	0	0	0	0	3	3	0.00	0.000

**BOTTOM**

**San Diego Padres @ Houston Astros**  
Astrodome, Houston, TX

Thu Sep 06 1979, 8:05 PM EDT  
Att. 12,416 - Unknown

livebaseballscorecards.com

<b>AB</b>	<b>26</b>
<b>R</b>	<b>2</b>
<b>H</b>	<b>6</b>
<b>RBI</b>	<b>2</b>
<b>BB</b>	<b>7</b>
<b>SO</b>	<b>2</b>
<b>LOB</b>	<b>20</b>



WP: 0	PA: 35
PB: 0	
SB: 0	
CS: 1	



Batter	1	2	3	4	5	6	7	8	9	AB R H RBI BB SO LOB	TOP											
Gene Richards, L (1, 8) OBP: 0.331, SLG: 0.344	0-0 S 2B 1B	0-0 FC3-6 1B HR		0-0 1B		0-0 F7		0-0 F7		5 2 2 0 0 0 2												
Tim Flannery, L (1, 4) OBP: 0.273, SLG: 0.200	0-0 F8 1-2	0-0 F9		0-0 F8		0-0 1B 1B		0-0 4-3		5 0 1 0 0 0 3												
Paul Dade, R (1, 5) OBP: 0.313, SLG: 0.371	0-0 1B 2H 2B	0-0 HR 1B		0-0 L3		0-0 1B 1-2 2H			0-3 K	5 2 3 2 0 1 1												
Dave Winfield, R (1, 9) OBP: 0.396, SLG: 0.554 Jim Wilhelm, R (9, PR) OBP: 0.247, SLG: 0.340	0-0 HR 2H 1B	0-0 HR		0-3 K		0-0 F8			0-0 E1 FC5-4	5 2 2 4 0 1 3 0 0 0 0 0 0 0												
Jerry Turner, L (1, 7) OBP: 0.296, SLG: 0.376	0-0 F9	0-0 E6 1B			0-0 F6		0-0 G3		0-0 FC5-4 1-2f	5 0 1 0 0 0 2												
Gene Tenace, R (1, 3) OBP: 0.404, SLG: 0.436	0-0 HR 1H	0-0 F7			0-0 F7		0-3 K		0-0 G3	5 1 1 2 0 1 3												
Bill Fahey, L (1, 2) OBP: 0.380, SLG: 0.430	0-0 1B		0-0 4-3		0-0 F2		0-0 FC6-4 1B			4 0 2 0 0 0 0												
Ozzie Smith, S (1, 6) OBP: 0.258, SLG: 0.261 Bill Almon, R (3, 6) OBP: 0.287, SLG: 0.244	0-0 G3		0-0 6-3			0-0 1B 1B		0-0 FC6-4 1-2f		2 0 0 0 0 0 1 2 1 1 0 0 0 1												
Eric Rasmussen, R (1, 1) OBP: 0.129, SLG: 0.036		4-0 BB FC3-6 BB	0-0 6-3		0-3 K		0-3 K			3 0 0 0 1 2 1												
<b>Inning Stats</b>	R: 4 E: 0 K: 0 S: 8	H: 5 LOB: 1 BB: 0 P: 8	R: 3 E: 1 K: 0 S: 6	H: 3 LOB: 1 BB: 1 P: 10	R: 0 E: 0 K: 0 S: 3	H: 0 LOB: 0 BB: 0 P: 3	R: 0 E: 0 K: 1 S: 6	H: 1 LOB: 1 BB: 0 P: 6	R: 0 E: 0 K: 0 S: 3	H: 0 LOB: 0 BB: 0 P: 3	R: 1 E: 0 K: 1 S: 8	H: 3 LOB: 2 BB: 0 P: 8	R: 0 E: 0 K: 1 S: 6	H: 1 LOB: 1 BB: 0 P: 6	R: 0 E: 0 K: 1 S: 5	H: 0 LOB: 0 BB: 0 P: 5	R: 0 E: 2 K: 1 S: 6	H: 0 LOB: 2 BB: 0 P: 6	1B: 10 2B: 1 3B: 0 HR: 2	SF: 0 SAC: 0 DP: 0 HBP: 0	WP: 0 PB: 0 SB: 1 CS: 0	PA: 42
<b>PITCHER</b>	IP WLS BF H R ER SO BB IBB HBP BLK WP HR S P ERA WHIP																					
Eddie Solomon, R (1, 1) ERA: 4.32	1.2 L 13 7 7 7 0 1 0 0 0 0 0 2 12 16 37.80 4.800																					
Tony Brizzolara, R (2, 1) ERA: 5.28	3.1 12 2 0 0 1 0 0 0 0 0 0 0 14 14 0.00 0.600																					
Adrian Devine, R (6, 1) ERA: 3.23	2.0 10 4 1 1 2 0 0 0 0 0 0 0 14 14 4.50 2.000																					
Bo McLaughlin, R (8, 1) ERA: 4.9	1.0 3 0 0 0 1 0 0 0 0 0 0 0 5 5 0.00 0.000																					
Larry Bradford, L (9, 1) ERA:	1.0 4 0 0 0 1 0 0 0 0 0 0 0 6 6 0.00 0.000																					

San Diego Padres @ Atlanta Braves  
Atlanta-Fulton County Stadium, Atlanta, GA

Fri Sep 07 1979, 7:05 PM EDT  
Att. 2,976 - Unknown - 82 F

AB 41  
R 8  
H 13  
RBI 8  
BB 1  
SO 5  
LOB 17



livebaseballscorecards.com





Batter	1	2	3	4	5	6	7	8	9	AB R H RBI BB SO LOB	TOP											
Gene Richards, L (1, 8) X OBP: 0.331, SLG: 0.343	0-0 4-3 S SF8 1B		4-0 2B 1-2 BB BB	0-0 4-3		0-3 K		0-3 K		4 2 1 0 1 2 2												
Tim Flannery, L (1, 4) X OBP: 0.222, SLG: 0.167	0-0 4-3 1-3		0-0 SF8	0-0 F8		0-3 K		0-0 6-3		4 0 0 1 0 1 1												
Paul Dade, R (1, 5) X OBP: 0.314, SLG: 0.375	0-0 SF8 3-H		0-0 BB 1-3 2-H 3B 2B	0-0 5-3		0-0 G6-4-3 1B		0-3 K		4 1 2 2 0 1 0												
Dave Winfield, R (1, 9) X OBP: 0.396, SLG: 0.554	0-0 5-3		4-0 BB 3B IBB	0-0 F8		0-0 G6-4-3 1-2f		0-0 2B		4 1 1 0 1 0 1												
Jerry Turner, L (1, 7) X OBP: 0.298, SLG: 0.373		0-0 F8	4-0 BB 1-2 2-3 3-H 3B BB		4-0 2B BB		0-3 K	0-3 K		3 2 0 1 2 2 1												
Gene Tenace, R (1, 3) X OBP: 0.407, SLG: 0.441		4-0 CS BB 1B 3B		0-0 P4		4-0 SH2-3 1B BB				2 1 1 3 2 0 1												
Bill Fahey, L (1, 2) X OBP: 0.382, SLG: 0.438	0-0 3-1 1-2		0-0 FC6-4 1B		0-0 2B		0-0 F6			4 0 2 2 0 0 2												
Bill Almon, R (1, 6) X OBP: 0.291, SLG: 0.250			0-0 BB SF8 1B FC6-4		0-0 4-3		0-0 SH2-3 1B			4 1 2 0 0 0 2												
Bob Shirley, R (1, 1) X OBP: 0.160, SLG: 0.128			0-0 BB 2B 1B K		0-0 5-3		0-0 SH2-3			3 1 1 0 0 1 1												
<b>Inning Stats</b>	R: 1 E: 0 K: 0 S: 4	H: 1 LOB: 0 BB: 0 P: 4	R: 0 E: 0 K: 0 S: 2	H: 0 LOB: 0 BB: 1 P: 6	R: 7 E: 0 K: 1 S: 10	H: 5 LOB: 1 BB: 3 P: 22	R: 0 E: 0 K: 0 S: 3	H: 0 LOB: 0 BB: 0 P: 3	R: 1 E: 0 K: 0 S: 4	H: 1 LOB: 1 BB: 1 P: 8	R: 0 E: 0 K: 2 S: 7	H: 0 LOB: 0 BB: 0 P: 7	R: 0 E: 0 K: 1 S: 5	H: 1 LOB: 0 BB: 0 P: 5	R: 0 E: 0 K: 1 S: 6	H: 1 LOB: 2 BB: 1 P: 10	R: 0 E: 0 K: 2 S: 8	H: 1 LOB: 1 BB: 0 P: 8	1B: 6 2B: 3 3B: 1 HR: 0	SF: 2 SAC: 1 DP: 1 HBP: 0	WP: 0 PB: 0 SB: 2 CS: 1	PA: 41
<b>PITCHER</b>	IP WLS BF H R ER SO BB IBB HBP BLK WP HR S P ERA WHIP																					
Rick Matula, R (1, 1) ERA: 4.36	2.1 L 15 5 8 8 0 3 1 0 0 0 0 0 11 27 30.86 3.429																					
Adrian Devine, R (3, 1) ERA: 3.24	2.2 11 2 1 1 1 1 0 0 0 0 0 0 12 16 3.38 1.125																					
Mickey Mahler, L (6, 1) ERA: 5.98	3.0 11 2 0 0 4 1 0 0 0 0 0 0 18 22 0.00 1.000																					
Bo McLaughlin, R (9, 1) ERA: 4.82	1.0 4 1 0 0 2 0 0 0 0 0 0 0 8 8 0.00 1.000																					

San Diego Padres @ Atlanta Braves  
Atlanta-Fulton County Stadium, Atlanta, GA

Sat Sep 08 1979, 7:05 PM EDT  
Att: 4,261 - Unknown - 82 F

livebaseballscorecards.com

AB	32
R	9
H	10
RBI	9
BB	6
SO	7
LOB	11



Batter	1	2	3	4	5	6	7	8	9	AB	R	H	RBI	BB	SO	LOB
Eddie Miller, S (1, 8) OBP: 0.364, SLG: 0.344	0-0 F8		0-0 F8		0-0 P4			0-0 F6		4	0	0	0	0	0	0
Jerry Royster, R (1, 4) OBP: 0.328, SLG: 0.338	0-3 K		0-0 F8		0-0 5-3			0-0 4-3		4	0	0	0	0	1	0
Gary Matthews, R (1, 9) OBP: 0.372, SLG: 0.518	0-0 5-3			0-0 HR		0-0 G4-6-3		0-0 FC1-6		4	1	3	0	0	0	0
Bob Horner, R (1, 5) OBP: 0.350, SLG: 0.548		0-0 5-3		0-0 HR		0-0 P6		0-0 F8		4	1	1	2	0	0	2
Dale Murphy, R (1, 3) OBP: 0.355, SLG: 0.484		4-0 BB		0-0 F9		0-0 G4-6-3		0-0 FC1-6		3	0	0	0	1	0	2
Barry Bonnell, R (1, 7) OBP: 0.308, SLG: 0.431		0-3 K		0-0 2B			0-0 L4		0-0 FC6-4	4	0	1	0	0	1	2
Pepe Frias, R (1, 6) OBP: 0.296, SLG: 0.332		0-0 E5		0-0 4-3			0-0 6-3			3	0	0	0	0	0	2
Bruce Benedict, R (1, 2) OBP: 0.323, SLG: 0.276		0-0 1-3		0-3 K			0-0 F9			3	0	0	0	0	1	3
Rick Matula, R (1, 1) Adrian Devine, R (3, 1) Jim Wessinger, R (5, PH) Mickey Mahler, S (6, 1) Charlie Spikes, R (8, PH) Bo McLaughlin, R (9, 1)			0-0 F9		0-0 1-3			0-3 K		0	0	0	0	0	0	0

**BOTTOM**

**San Diego Padres @ Atlanta Braves**  
Atlanta-Fulton County Stadium, Atlanta, GA

Sat Sep 08 1979, 7:05 PM EDT  
Att. 4,261 - Unknown - 82 F

livebaseballscorecards.com

<b>AB</b>	<b>32</b>
<b>R</b>	<b>2</b>
<b>H</b>	<b>5</b>
<b>RBI</b>	<b>2</b>
<b>BB</b>	<b>1</b>
<b>SO</b>	<b>4</b>
<b>LOB</b>	<b>11</b>



Inning Stats	R: 0	H: 0	E: 0	K: 1	S: 5	LOB: 0	BB: 0	P: 5	R: 0	H: 0	E: 1	K: 1	S: 6	LOB: 2	BB: 1	P: 10	R: 0	H: 0	E: 0	K: 0	S: 3	LOB: 0	BB: 0	P: 3	R: 2	H: 3	E: 0	K: 1	S: 8	LOB: 1	BB: 0	P: 8	R: 0	H: 0	E: 0	K: 0	S: 3	LOB: 0	BB: 0	P: 3	R: 0	H: 1	E: 0	K: 0	S: 3	LOB: 0	BB: 0	P: 3	R: 0	H: 0	E: 0	K: 0	S: 3	LOB: 0	BB: 0	P: 3	R: 0	H: 0	E: 0	K: 1	S: 5	LOB: 0	BB: 0	P: 5	R: 0	H: 1	E: 0	K: 0	S: 4	LOB: 1	BB: 0	P: 4	1B: 3	SF: 0	2B: 1	SAC: 0	3B: 0	DP: 1	HR: 1	HBP: 0	WP: 0	PA: 33	PB: 0	SB: 0	CS: 0
<b>PITCHER</b> Bob Shirley, L (1, 1) ERA: 3.41	IP	WLS	BF	H	R	ER	SO	BB	IBB	HBP	BLK	WP	HR	S	P	ERA	WHIP																																																																				
	9.0	W	33	5	2	2	4	1	0	0	0	0	1	40	44	2.00	0.667																																																																				
																			<b>PITCHER</b>	IP	WLS	BF	H	R	ER	SO	BB	IBB	HBP	BLK	WP	HR	S	P	ERA	WHIP																																																	



Batter	1	2	3	4	5	6	7	8	9	AB R H RBI BB SO LOB	TOP		
Gene Richards, L (1, 8) OBP: 0.331, SLG: 0.346 Jay Johnstone, L (9, 7) OBP: 0.329, SLG: 0.347	0-3 K		0-0 3B		0-0 4-3		0-0 5-3			4 0 1 0 0 1 0 0 0 0 0 0 0 0			
Tim Flannery, L (1, 4) OBP: 0.194, SLG: 0.143	0-0 G3		0-0 L1		0-0 F8			0-0 3-1		4 0 0 0 0 0 1			
Paul Dade, R (1, 5) OBP: 0.311, SLG: 0.371	0-3 K		0-0 F9			0-0 5-3		0-0 1-3		4 0 0 0 0 1 1			
Dave Winfield, R (1, 9) OBP: 0.393, SLG: 0.550		0-0 4-3		0-0 5-3		0-0 F7		0-0 L6		4 0 0 0 0 0 0			
Jerry Turner, L (1, 7) OBP: 0.302, SLG: 0.375 Brian Greer, R (9, 8)		0-0 HR 1B		0-0 E 1B		0-0 E3 1B		4-0 1B FC4-6 BB		3 3 2 0 1 0 0 0 0 0 0 0 0 0			
Gene Tenace, R (1, 3) OBP: 0.407, SLG: 0.449		0-0 HR		0-0 5-3		0-0 1B		0-0 F8		4 1 2 2 0 0 1			
Bill Fahey, L (1, 2) OBP: 0.385, SLG: 0.439		0-0 L3		0-0 1B		0-0 1-3		0-0 FC4-6 1B		4 0 2 0 0 0 2			
Ozzie Smith, S (1, 6) OBP: 0.256, SLG: 0.259		0-0 F6		0-0 F9			0-0 4-3	0-0 FC4-6		4 0 0 1 0 0 2			
Randy Jones, R (1, 1) OBP: 0.177, SLG: 0.205 Steve Mura, R (8, 1)		0-3 K		0-0 5-3		0-0 P4		0-0 5-3		3 0 0 0 0 1 0 1 0 0 0 0 0 1			
<b>Inning Stats</b>	R: 0 H: 0 E: 0 LOB: 0 K: 2 BB: 0 S: 7 P: 7	R: 2 H: 2 E: 0 LOB: 0 K: 0 BB: 0 S: 5 P: 5	R: 0 H: 1 E: 0 LOB: 1 K: 1 BB: 0 S: 6 P: 6	R: 1 H: 2 E: 0 LOB: 1 K: 0 BB: 0 S: 5 P: 5	R: 0 H: 0 E: 0 LOB: 0 K: 0 BB: 0 S: 3 P: 3	R: 0 H: 1 E: 1 LOB: 2 K: 0 BB: 0 S: 5 P: 5	R: 0 H: 0 E: 0 LOB: 0 K: 0 BB: 0 S: 3 P: 3	R: 0 H: 0 E: 0 LOB: 0 K: 0 BB: 0 S: 3 P: 3	R: 1 H: 1 E: 0 LOB: 1 K: 0 BB: 1 S: 4 P: 8	1B: 5 SF: 0 2B: 0 SAC: 0 3B: 1 DP: 0 HR: 1 HBP: 0	WP: 0 PA: 36 PB: 0 SB: 2 CS: 0		
<b>PITCHER</b>	IP WLS BF H R ER SO BB IBB HBP BLK WP HR S P ERA WHIP											<b>PITCHER</b>	IP WLS BF H R ER SO BB IBB HBP BLK WP HR S P ERA WHIP
Phil Niekro, R (1, 1) ERA: 3.55 Gene Garber, R (9, 1) ERA: 4.52	8.0 L 31 6 3 3 3 0 0 0 0 0 0 1 37 37 3.38 0.750												

San Diego Padres @ Atlanta Braves  
Atlanta-Fulton County Stadium, Atlanta, GA

Sun Sep 09 1979, 3:33 AM EDT  
Att: 2,782 - Unknown - 82 F

AB 35  
R 4  
H 7  
RBI 3  
BB 1  
SO 3  
LOB 8



livebaseballscorecards.com

Batter	1	2	3	4	5	6	7	8	9	AB	R	H	RBI	BB	SO	LOB
Eddie Miller, S (1, 8) OBP: 0.351, SLG: 0.333	0-3 K ①		0-3 K ③			0-0 G6-4-3 1B		0-3 K ②		4	0	1	0	0	3	2
Jerry Royster, R (1, 4) OBP: 0.330, SLG: 0.339	0-0 F8			0-0 5-3 1B		0-0 P6		0-0 BB 1B		4	0	2	0	0	0	1
Gary Matthews, R (1, 9) OBP: 0.371, SLG: 0.515	0-0 6-3			0-0 5-3 1-2		0-0 G6-4-3 1-2f		4-0 BB 1-2		3	0	0	0	1	0	2
Bob Horner, R (1, 5) OBP: 0.346, SLG: 0.543		0-3 K ①		0-0 F7			0-3 K ①	0-0 F2		4	0	0	0	0	2	4
Dale Murphy, R (1, 3) OBP: 0.351, SLG: 0.478		0-0 F9		0-0 6-3			0-0 6-3		0-0 F8	4	0	0	0	0	0	1
Barry Bonnell, R (1, 7) OBP: 0.306, SLG: 0.427 Rowland Office, L (9, PH) OBP: 0.323, SLG: 0.342		0-0 F9			0-0 F9		0-0 F8		0-3 K ②	3	0	0	0	0	0	0
Pepe Frias, R (1, 6) OBP: 0.296, SLG: 0.332 Mike Lum, L (9, PH) OBP: 0.299, SLG: 0.355			0-0 F7		0-0 5-3 1B			0-0 E1 5-3 1B		1	0	1	0	0	0	0
Bruce Benedict, R (1, 2) OBP: 0.323, SLG: 0.277 Biff Pocoroba, S (9, PH) OBP: 0.425, SLG: 0.441			0-0 4-3 1B		0-0 5-3 1-2		0-0 5-3	0-0 5-3 1-2	0-0 P6	3	0	1	0	0	0	2
Phil Niekro, R (1, 1) OBP: 0.211, SLG: 0.238 Charlie Spikes, R (8, PH) OBP: 0.320, SLG: 0.478 Jim Wessinger, R (8, PR) Gene Garber, R (9, 1) OBP: 0.500, SLG: 0.333			0-0 4-3		0-0 5-3			0-0 1B 2-H 1B		2	0	0	0	0	0	2

Inning Stats	R: 0	H: 0	E: 0	K: 1	S: 5	LOB: 0	BB: 0	P: 5	R: 0	H: 0	E: 0	K: 1	S: 5	LOB: 0	BB: 0	P: 5	R: 0	H: 1	E: 0	K: 1	S: 6	LOB: 1	BB: 0	P: 6	R: 0	H: 1	E: 0	K: 0	S: 4	LOB: 1	BB: 0	P: 4	R: 0	H: 1	E: 0	K: 0	S: 4	LOB: 1	BB: 0	P: 4	R: 0	H: 1	E: 0	K: 1	S: 3	LOB: 0	BB: 0	P: 3	R: 0	H: 0	E: 0	K: 1	S: 5	LOB: 0	BB: 0	P: 5	R: 1	H: 2	E: 1	K: 1	S: 8	LOB: 3	BB: 1	P: 12	R: 0	H: 1	E: 0	K: 1	S: 6	LOB: 1	BB: 0	P: 6	1B: 7	2B: 0	3B: 0	HR: 0	SF: 0	SAC: 0	DP: 1	HBP: 0	WP: 0	PB: 0	SB: 0	CS: 0	PA: 35
--------------	------	------	------	------	------	--------	-------	------	------	------	------	------	------	--------	-------	------	------	------	------	------	------	--------	-------	------	------	------	------	------	------	--------	-------	------	------	------	------	------	------	--------	-------	------	------	------	------	------	------	--------	-------	------	------	------	------	------	------	--------	-------	------	------	------	------	------	------	--------	-------	-------	------	------	------	------	------	--------	-------	------	-------	-------	-------	-------	-------	--------	-------	--------	-------	-------	-------	-------	--------

PITCHER	IP	WLS	BF	H	R	ER	SO	BB	IBB	HBP	BLK	WP	HR	S	P	ERA	WHIP
Randy Jones, L (1, 1) ERA: 3.57	7.2	W	29	6	1	0	5	0	0	0	0	0	0	39	39	0.00	0.783
Steve Mura, R (8, 1) ERA: 2.71	1.1	S	6	1	0	0	1	1	0	0	0	0	0	7	11	0.00	1.500

**BOTTOM**

**San Diego Padres @ Atlanta Braves**  
Atlanta-Fulton County Stadium, Atlanta, GA

Sun Sep 09 1979, 3:33 AM EDT  
Att. 2,782 - Unknown - 82 F

livebaseballscorecards.com

<b>AB</b>	<b>34</b>
<b>R</b>	<b>1</b>
<b>H</b>	<b>7</b>
<b>RBI</b>	<b>1</b>
<b>BB</b>	<b>1</b>
<b>SO</b>	<b>6</b>
<b>LOB</b>	<b>15</b>





Batter	1	2	3	4	5	6	7	8	9	AB R H RBI BB SO LOB	TOP
Gene Richards, L (1, 8) OBP: 0.330, SLG: 0.346 Brian Greer, R (9, 8)	0-0 5-3		0-0 E S 1B		0-0 4-3		0-0 L4			4 0 1 1 0 0 0 0 0 0 0 0 0 0	<b>San Diego Padres @ Los Angeles Dodgers</b> Dodger Stadium, Los Angeles, CA Tue Sep 11 1979, 7:05 PM PDT Att: 20,870 - Unknown <a href="http://livebaseballscorecards.com">livebaseballscorecards.com</a>
Tim Flannery, L (1, 4) OBP: 0.200, SLG: 0.156	0-0 F8		0-0 3-H F7		0-0 6-3 1B		0-0 3-H F5			4 0 1 0 0 0 1	
Paul Dade, R (1, 5) OBP: 0.311, SLG: 0.369	4-0 FC6-4 BB		0-3 K		0-0 6-3		0-3 K			3 0 0 0 1 2 2	
Dave Winfield, R (1, 9) OBP: 0.394, SLG: 0.549	0-0 FC6-4 1-2f			0-0 1-3 BB SF8 1B	0-0 2-H 1B		0-0 F9			4 1 2 0 0 0 1	
Jerry Turner, L (1, 7) OBP: 0.301, SLG: 0.372 Jay Johnstone, L (8, 7) OBP: 0.329, SLG: 0.347		0-0 F4		4-0 1-2 BB		0-0 F8		0-0 F8		3 0 0 0 1 0 0 0 0 0 0 0 0 0	
Gene Tenace, R (1, 3) OBP: 0.404, SLG: 0.445		0-0 F4		0-0 1-3		0-0 5-3		0-3 K		4 0 0 0 0 1 2	
Bill Fahey, L (1, 2) OBP: 0.376, SLG: 0.431		0-0 1-3		0-0 2-3 SF8		0-0 G3		0-0 L1		3 0 0 1 0 0 0	
Ozzie Smith, S (1, 6) OBP: 0.259, SLG: 0.263			0-0 SH1-4 1B	4-0 3-H IBB		0-0 E4 SH1-4 CS		0-0 S 1B		3 2 2 0 1 0 0	
Bob Owchinko, L (1, 1) OBP: 0.161, SLG: 0.103 Steve Mura, R (8, 1)			0-0 SH1-4	0-0 2-3 5-3		0-0 SH1-4		0-3 K		1 0 0 0 0 0 2 1 0 0 0 0 1 1	
<b>Inning Stats</b>	R: 0 H: 0 E: 0 LOB: 1 K: 0 BB: 1 S: 3 P: 7	R: 0 H: 0 E: 0 LOB: 0 K: 0 BB: 0 S: 3 P: 3	R: 1 H: 2 E: 0 LOB: 1 K: 1 BB: 0 S: 7 P: 7	R: 1 H: 1 E: 0 LOB: 2 K: 0 BB: 2 S: 4 P: 12	R: 0 H: 2 E: 0 LOB: 2 K: 0 BB: 0 S: 4 P: 4	R: 0 H: 0 E: 0 LOB: 0 K: 0 BB: 0 S: 3 P: 3	R: 1 H: 0 E: 1 LOB: 0 K: 0 BB: 0 S: 4 P: 4	R: 0 H: 0 E: 0 LOB: 0 K: 1 BB: 0 S: 5 P: 5	R: 0 H: 1 E: 0 LOB: 1 K: 2 BB: 0 S: 8 P: 8	1B: 5 SF: 1 2B: 1 SAC: 2 3B: 0 DP: 0 HR: 0 HBP: 0	
<b>PITCHER</b> Don Sutton, R (1, 1) ERA: 3.86 Joe Beckwith, R (9, 1) ERA: 5.92	IP WLS BF H R ER SO BB IBB HBP BLK WP HR S P ERA WHIP										
	8.0 L 32 5 3 2 2 2 2 1 0 0 0 0 0 33 45 2.25 0.875										
	1.0 4 1 0 0 2 0 0 0 0 0 0 0 8 8 0.00 1.000										

AB	30
R	3
H	6
RBI	2
BB	3
SO	4
LOB	9







Batter	1	2	3	4	5	6	7	8	9	AB R H RBI BB SO LOB	TOP											
Gene Richards, L (1, 8) OBP: 0.335, SLG: 0.351	0-0 1B FC5-2 1B		0-0 F9 1B			0-0 G6-4-3 1B		0-0 2-H 1B		4 0 4 1 0 0 0	<b>San Diego Padres @ Los Angeles Dodgers</b> <b>Dodger Stadium, Los Angeles, CA</b> Wed Sep 12 1979, 7:05 PM PDT Att: 20,600 - Unknown											
Tim Flannery, L (1, 4) OBP: 0.211, SLG: 0.171 Dan Briggs, L (8, PH) OBP: 0.276, SLG: 0.357 John D'Acquisto, R (8, 1) OBP: 0.229, SLG: 0.194	0-0 PB FC5-2 1-3 1B		0-0 F9 1-2			0-0 G6-4-3 1-2f		0-0 P6		3 0 1 0 0 0 2 1 0 0 0 0 0 1 0 0 0 0 0 0 0												
Paul Dade, R (1, 5) OBP: 0.308, SLG: 0.365	0-0 FC5-2 PB 1-2 3-H				0-0 F9		0-0 F8		0-3 K	4 0 0 0 0 1 3												
Dave Winfield, R (1, 9) OBP: 0.393, SLG: 0.553	0-0 F2 1-2 2-3				0-0 1-3		0-0 HR		0-0 F7	4 1 1 1 0 0 2												
Jerry Turner, L (1, 7) OBP: 0.299, SLG: 0.369	0-0 F7				0-3 K		0-0 4-3		0-3 K	4 0 0 0 0 2 2												
Gene Tenace, R (1, 3) OBP: 0.405, SLG: 0.443		4-0 CS BB			0-0 F7		0-3 K		4-0 1B BB	2 0 0 0 2 1 0												
Bill Fahey, L (1, 2) OBP: 0.379, SLG: 0.433		0-3 K 1-2			0-0 FC6-4 1B		0-0 F8		0-0 1-3 1B	4 0 2 0 0 1 1												
Ozzie Smith, S (1, 6) OBP: 0.258, SLG: 0.261		0-0 F9			0-0 L6				0-0 E6 4-3 1B	4 1 0 0 0 0 3												
Eric Rasmussen, R (1, 1) OBP: 0.121, SLG: 0.033 Mark Lee, R (5, 1) OBP: 0.333, SLG: 0.333 Broderrick Perkins, L (8, PH) OBP: 0.293, SLG: 0.250 Sam Perlozzo, R (8, 4)			0-0 F7		0-0 FC6-4 1-2f			0-0 4-3		2 0 0 0 0 0 1 0 0 0 0 0 0 0 1 0 0 0 0 0 1 0 0 0 0 0 0 0												
<b>Inning Stats</b>	R: 0 E: 0 K: 0 S: 5	H: 2 LOB: 2 BB: 0 P: 5	R: 0 E: 0 K: 1 S: 4	H: 0 LOB: 0 BB: 1 P: 8	R: 0 E: 0 K: 0 S: 3	H: 1 LOB: 0 BB: 0 P: 3	R: 0 E: 0 K: 1 S: 5	H: 0 LOB: 0 BB: 0 P: 5	R: 0 E: 0 K: 0 S: 4	H: 1 LOB: 1 BB: 0 P: 4	R: 0 E: 0 K: 0 S: 3	H: 1 LOB: 0 BB: 0 P: 3	R: 1 E: 0 K: 1 S: 6	H: 1 LOB: 0 BB: 0 P: 6	R: 1 E: 1 K: 1 S: 7	H: 1 LOB: 1 BB: 0 P: 7	R: 0 E: 0 K: 1 S: 6	H: 1 LOB: 2 BB: 1 P: 10	1B: 7 2B: 1 3B: 0 HR: 1	SF: 0 SAC: 0 DP: 2 HBP: 0	WP: 0 PB: 1 SB: 0 CS: 1	PA: 35
<b>PITCHER</b>	IP WLS BF H R ER SO BB IBB HBP BLK WP HR S P ERA WHIP																					
Charlie Hough, R (1, 1) ERA: 4.68 Bobby Castillo, R (8, 1) ERA: 0.92	7.1 W 28 7 2 1 3 1 0 0 0 0 1 33 37 1.23 1.091																					

livebaseballscorecards.com

AB	33
R	2
H	8
RBI	2
BB	2
SO	5
LOB	16



Batter	1	2	3	4	5	6	7	8	9	AB	R	H	RBI	BB	SO	LOB
Davey Lopes, R OBP: 0.370, SLG: 0.473 (1, 4)	0-0 L8		0-0 4-3		0-0 F8	0-0 5-3				4	0	0	0	0	0	2
Bill Russell, R OBP: 0.291, SLG: 0.350 (1, 6)	0-0		0-0 1B S 1B		0-0 1B		0-3 K			4	2	3	1	0	1	0
Steve Garvey, R OBP: 0.347, SLG: 0.492 (1, 3)	0-0 F9		0-0 1B 1B		0-0 1B 1B		0-0 G6-4-3 1B			4	0	3	1	0	0	1
Ron Cey, R OBP: 0.389, SLG: 0.493 (1, 5)	0-0 F6		0-0 1B		0-0 FC6-4 1B		0-0 G6-4-3 1-2f			4	0	2	1	0	0	2
Dusty Baker Jr., R OBP: 0.338, SLG: 0.463 (1, 7)		0-3 K	0-0 F3		0-0 FC6-4 1-2f			0-0 E 2B		4	1	1	0	0	1	4
Pedro Guerrero, R OBP: 0.167, SLG: 0.222 (1, 9)		0-0 F8		0-0 F9		0-0 G3 2B		0-3 K		4	1	1	0	0	1	1
Gary Thomasson, L OBP: 0.343, SLG: 0.409 (9, 9)										0	0	0	0	0	0	0
Derrel Thomas, S OBP: 0.333, SLG: 0.353 (1, 8)		0-0 F8		0-0 L3		0-0 G3		4-0 FC6-4 BB		3	0	0	0	1	0	1
Johnny Oates, L OBP: 0.186, SLG: 0.128 (1, 2)			4-0 4-3 1B BB		0-0 4-3		0-0 2B		0-0 FC6-4 1-2f 2-H	3	1	1	1	1	0	1
Charlie Hough, R OBP: 0.161, SLG: 0.194 (1, 1)			0-0 4-3			0-0 P4		0-3 K		3	0	0	0	0	1	2
Bobby Castillo, R (8, 1)			1-2							1	0	0	0	0	1	1

Inning Stats		R: 0	H: 1	E: 0	K: 0	S: 4	R: 0	H: 0	E: 0	K: 1	S: 5	R: 2	H: 3	E: 0	K: 0	S: 6	R: 0	H: 0	E: 0	K: 0	S: 3	R: 1	H: 3	E: 0	K: 0	S: 6	R: 1	H: 2	E: 0	K: 1	S: 7	R: 0	H: 1	E: 0	K: 1	S: 5	R: 1	H: 1	E: 1	K: 2	S: 8														
IP	WLS	BF	H	R	ER	SO	BB	IBB	HBP	BLK	WP	HR	S	P	ERA	WHIP	IP	WLS	BF	H	R	ER	SO	BB	IBB	HBP	BLK	WP	HR	S	P	ERA	WHIP	IP	WLS	BF	H	R	ER	SO	BB	IBB	HBP	BLK	WP	HR	S	P	ERA	WHIP					
Eric Rasmussen, R (1, 1) ERA: 3.79	4.2	L	22	7	3	3	1	1	0	0	0	0	0	23	27	5.79	1.714																																						
Mark Lee, R (5, 1) ERA: 4.24	2.1		9	3	1	1	2	0	0	0	0	0	0	13	13	3.86	1.286																																						
John D'Acquisto, R (8, 1) ERA: 4.74	1.0		5	1	1	0	2	1	0	0	0	0	0	8	12	0.00	2.000																																						

**BOTTOM**

**San Diego Padres @ Los Angeles Dodgers**  
**Dodger Stadium, Los Angeles, CA**

Wed Sep 12 1979, 7:05 PM PDT  
 Att. 20,600 - Unknown

livebaseballscorecards.com

AB	34
R	5
H	11
RBI	4
BB	2
SO	5
LOB	15



WP: 0	PA: 36
PB: 0	
SB: 1	
CS: 0	



Batter	1	2	3	4	5	6	7	8	9	AB R H RBI BB SO LOB	TOP		
Gene Richards, L (1, 8) OBP: 0.336, SLG: 0.352	0-0 S 1B 5-3 1B		0-0 F9		0-0 FC4-6			0-0 E 4-3 HR 1B		4 2 2 1 0 0 1	<b>San Diego Padres @ Los Angeles Dodgers</b> <b>Dodger Stadium, Los Angeles, CA</b> Thu Sep 13 1979, 7:05 PM PDT Att: 21,972 - Unknown <a href="http://livebaseballscorecards.com">livebaseballscorecards.com</a>		
Sam Perlozzo, R (1, 4) Tim Flannery, L (5, 4) OBP: 0.205, SLG: 0.167	0-0 P5		4-0 BB		0-0 FC6-4			0-0 4-3		2 0 0 0 1 0 2 1 0 0 0 0 0 2			
Paul Dade, R (1, 5) OBP: 0.307, SLG: 0.364	0-0 5-3 S 1-2 1B		0-0 L4		0-3 K			0-0 E6 HR		4 1 1 1 0 1 2			
Dave Winfield, R (1, 9) OBP: 0.392, SLG: 0.556	0-0 5-3		0-0 F8		0-0 1-3			0-0 HR		4 1 1 4 0 0 1			
Gene Tenace, R (1, 3) John D'Acquisto, R (8, 1) OBP: 0.403, SLG: 0.439 OBP: 0.229, SLG: 0.194	0-0 F8		0-3 K		0-0 5-3			0-0 B5-3		3 0 0 0 0 1 1 0 0 0 0 0 0 0			
Don Reynolds, R (1, 7) OBP: 0.333, SLG: 0.333		0-0 6-3		0-0 4-3				0-3 K		4 0 1 0 0 1 0			
Bill Fahey, L (1, 2) OBP: 0.371, SLG: 0.423		0-0 6-3			0-0 1-3			0-0 F8		4 0 0 0 0 0 1			
Ozzie Smith, S (1, 6) OBP: 0.257, SLG: 0.261		0-0 6-3			0-0 1B FC4-6 1B			0-0 F9		4 1 1 0 0 0 1			
Bob Shirley, R (1, 1) Fernando Gonzalez, R (5, PH) Mickey Lolich, S (5, 1) Mark Lee, R (6, 1) Broderick Perkins, L (6, 3) Jay Johnston, L (8, PH) Kurt Bevacqua, R (9, PH) OBP: 0.157, SLG: 0.125 OBP: 0.256, SLG: 0.359 OBP: 0.333, SLG: 0.333 OBP: 0.301, SLG: 0.260 OBP: 0.328, SLG: 0.345 OBP: 0.341, SLG: 0.335			0-3 K		0-0 1B FC4-6 1B			0-0 4-3 1B E 1B		1 0 0 0 0 1 0 1 0 1 0 0 0 0 0 0 0 0 0 0 0 0 0 0 0 0 0 0 1 1 1 0 0 0 0 1 0 0 0 0 0 0 1 0 0 0 0 0 0			
<b>Inning Stats</b>	R: 1 H: 2 E: 0 LOB: 1 K: 0 BB: 0 S: 5 P: 5	R: 0 H: 0 E: 0 LOB: 0 K: 0 BB: 0 S: 3 P: 3	R: 0 H: 0 E: 0 LOB: 1 K: 1 BB: 1 S: 5 P: 9	R: 0 H: 0 E: 0 LOB: 0 K: 1 BB: 0 S: 5 P: 5	R: 1 H: 2 E: 0 LOB: 1 K: 0 BB: 0 S: 5 P: 5	R: 0 H: 0 E: 0 LOB: 0 K: 1 BB: 0 S: 5 P: 5	R: 0 H: 1 E: 0 LOB: 0 K: 0 BB: 0 S: 3 P: 3	R: 4 H: 3 E: 1 LOB: 0 K: 1 BB: 0 S: 9 P: 9	R: 0 H: 0 E: 0 LOB: 0 K: 0 BB: 0 S: 3 P: 3	1B: 7 SF: 0 2B: 0 SAC: 0 3B: 0 DP: 1 HR: 1 HBP: 0	WP: 0 PA: 36 PB: 0 SB: 2 CS: 0		
<b>PITCHER</b>	IP WLS BF H R ER SO BB IBB HBP BLK WP HR S P ERA WHIP											<b>PITCHER</b>	IP WLS BF H R ER SO BB IBB HBP BLK WP HR S P ERA WHIP
Jerry Reuss, L (1, 1) ERA: 3.89	5.0 W 20 4 2 2 2 1 0 0 0 0 0 0 23 27 3.60 1.000												
Dave Patterson, R (6, 1) ERA: 5.14	2.1 11 4 4 3 1 0 0 0 0 0 0 1 13 13 11.57 1.714												
Ken Brett, L (8, 1) ERA: 3.65	1.2 S 5 0 0 0 1 0 0 0 0 0 0 0 7 7 0.00 0.000												







BOTTOM

Atlanta Braves @ San Diego Padres  
San Diego Stadium, San Diego, CA

Fri Sep 14 1979, 10:05 PM EDT  
Att. 9,116 - Unknown

livebaseballscorecards.com

AB	40
R	7
H	15
RBI	7
BB	7
SO	3
LOB	30



WP:	0	PA:	48
PB:	1		
SB:	2		
CS:	0		

AB R H RBI BB SO LOB

4	0	2	0	2	0	2
3	1	1	0	1	0	3
2	0	1	1	0	0	1
5	0	1	1	1	1	3
4	0	0	0	1	1	6
5	2	3	1	0	0	5
4	1	2	0	0	0	1
0	0	0	0	0	0	0
3	2	2	2	1	0	0
4	0	0	0	1	0	5
2	0	0	0	0	1	2
0	0	0	0	0	0	0
1	0	1	2	0	0	0
0	0	0	0	0	0	0
0	0	0	0	0	0	0
0	0	0	0	0	0	0
2	1	1	0	0	0	2
1	0	1	0	0	0	0
0	0	0	0	0	0	0

1B:	15	SF:	0
2B:	0	SAC:	1
3B:	0	DP:	1
HR:	0	HBP:	0

Batter	1	2	3	4	5	6	7	8	9
Gene Richards, L OBP: 0.340, SLG: 0.353 (1, 8)	0-0 4-3 1B		0-0 S 1B	4-0 FC6-4 BB	0-0 F4		4-0 BB 1B 1-2 2-3		0-0 G6-4-3 1B
Tim Flannery, L OBP: 0.233, SLG: 0.179 Kurt Bevacqua, R OBP: 0.342, SLG: 0.336 (7, PH) (8, 4)	0-0 F7		4-0 BB 1-2	0-0 FC6-4 1-2f		0-0 BLK 1B 1B	0-0 BB 1B 1-2 2-3 3-H		0-0 G6-4-3 1-2f
Paul Dade, R OBP: 0.308, SLG: 0.362 (1, 5)	0-0 PB S 1B		0-0 F9		0-0 1-3	0-3 K 1-2	4-0 BB 1-2 2-3 3-H		0-0 6-3
Dave Winfield, R OBP: 0.391, SLG: 0.552 (1, 9)	4-0 1-3 BB		0-0 F3		0-0 5-3	0-0 F9	0-3 K 2		
Jerry Turner, L OBP: 0.302, SLG: 0.372 (1, 7)	0-0 F7			0-0 1B 1B	0-0 1B 1B	0-0 2-H 1B	0-0 F8		
Broderick Perkins, L OBP: 0.310, SLG: 0.272 John D'Acquisto, R OBP: 0.229, SLG: 0.194 (1, 3) (9, 1)		0-0 F7		0-0 F6 1B 1-3	0-0 BB 1B 1B	0-0 4-3		0-0 SH1-4 1B	
Bill Fahey, L OBP: 0.379, SLG: 0.427 (1, 2)		0-0 F6		0-0 F6 1B 1-2 3-H	0-0 BB 1B 1B 1-2 2-H		4-0 BB 1B BB	0-0 SH1-4	
Ozzie Smith, S OBP: 0.257, SLG: 0.259 (1, 6)		0-0 F7		0-0 F6 1-2 2-3	4-0 1B 1B 1-2 2-3		0-0 F8	0-0 4-3	
Randy Jones, R OBP: 0.173, SLG: 0.200 Jay Johnstone, L OBP: 0.328, SLG: 0.345 Gene Tenace, R OBP: 0.404, SLG: 0.441 Mark Lee, R OBP: 0.333, SLG: 0.333 Steve Mura, R OBP: 0.276, SLG: 0.358 Dan Briggs, L OBP: 0.190, SLG: 0.286 Bobby Tolan, L OBP: 0.190, SLG: 0.286 Bill Almon, R OBP: 0.291, SLG: 0.250 (1, 1) (5, PH) (5, PH) (6, 1) (7, 1) (7, 3) (8, PH) (8, PR)			0-0 6-3	0-3 K	0-0 1B	0-0 1B	0-0 1B BB	0-0 L9	

Inning Stats	R: 0 E: 0 K: 0 S: 4	H: 1 LOB: 2 BB: 1 P: 8	R: 0 E: 0 K: 0 S: 3	H: 0 LOB: 0 BB: 0 P: 3	R: 0 E: 0 K: 0 S: 4	H: 1 LOB: 2 BB: 1 P: 8	R: 1 E: 0 K: 1 S: 8	H: 3 LOB: 3 BB: 1 P: 12	R: 3 E: 0 K: 0 S: 7	H: 4 LOB: 2 BB: 1 P: 11	R: 1 E: 0 K: 1 S: 7	H: 2 LOB: 1 BB: 0 P: 7	R: 2 E: 0 K: 1 S: 7	H: 2 LOB: 3 BB: 3 P: 19	R: 0 E: 0 K: 0 S: 4	H: 1 LOB: 2 BB: 0 P: 4	R: 0 E: 0 K: 0 S: 3	H: 1 LOB: 0 BB: 0 P: 3	1B: 15 2B: 0 3B: 0 HR: 0	SF: 0 SAC: 1 DP: 1 HBP: 0
--------------	------------------------------	---------------------------------	------------------------------	---------------------------------	------------------------------	---------------------------------	------------------------------	----------------------------------	------------------------------	----------------------------------	------------------------------	---------------------------------	------------------------------	----------------------------------	------------------------------	---------------------------------	------------------------------	---------------------------------	-----------------------------------	------------------------------------

PITCHER	IP	WLS	BF	H	R	ER	SO	BB	IBB	HBP	BLK	WP	HR	S	P	ERA	WHIP
Tommy Boggs, R ERA: 7.71 (1, 1)	4.2		26	8	4	4	1	4	0	0	0	0	0	24	40	7.71	2.571
Mickey Mahler, L ERA: 5.99 (5, 1)	1.1	W	7	3	1	1	1	0	0	0	1	0	0	9	9	6.75	2.250
Larry Bradford, L ERA: 1.29 (7, 1)	0.1		4	1	2	2	0	2	0	0	0	0	0	2	10	54.00	9.000
Joey McLaughlin, R ERA: 2.17 (7, 1)	1.2		8	2	0	0	1	1	0	0	0	0	0	9	13	0.00	1.800
Gene Garber, R ERA: 4.47 (9, 1)	1.0	S	3	1	0	0	0	0	0	0	0	0	0	3	3	0.00	1.000



Batter	1	2	3	4	5	6	7	8	9	AB R H RBI BB SO LOB	TOP											
Eddie Miller, S OBP: 0.322, SLG: 0.286 (1, 8) BBB	4-0 BLK 1B BB	0-3 K			0-0 CS S 1B		0-0 G6-4-3 1-2f			3 1 1 0 1 1 1												
Jerry Royster, R OBP: 0.337, SLG: 0.343 (1, 4) X	0-0 1B S HR 1B 1-H		0-0 4-3		4-0 CS 2B BB 1-2		0-0 F4			3 2 1 1 1 0 0												
Gary Matthews, R OBP: 0.369, SLG: 0.510 (1, 9) X	0-0 1B HR 1B 1-3		4-0 BB		0-0 2B 1-H 2-3			0-0 6-3		3 1 2 1 1 0 0												
Bob Homer, R OBP: 0.343, SLG: 0.536 (1, 5) X	0-0 F6		0-0 L5		0-0 F9			0-0 6-3		4 0 0 0 0 0 4												
Dale Murphy, R OBP: 0.355, SLG: 0.504 (1, 3) X	0-0 1B HR 1-H 3-H		0-0 F9		0-0 L5			4-0 BB		3 1 1 3 1 0 1												
Larry Whisenton, L OBP: 0.417, SLG: 0.500 (1, 7) X	0-0 4-3		0-0 F7		0-0 G3 3B			0-0 F8		4 1 1 0 0 0 1												
Joe Nolan, L OBP: 0.326, SLG: 0.365 (1, 2) X	0-0 4-3		0-0 F8		0-0 G3			0-0 F9		4 0 0 1 0 0 0												
Pepe Frias, R OBP: 0.294, SLG: 0.327 (1, 6) X		0-0 F8		0-0 4-3		0-0 F7 3-H		0-0 F3		4 0 0 0 0 0 0												
Rick Matula, R OBP: 0.098, SLG: 0.080 Larry Bradford, R (7, 1)		0-0 1B		0-0 6-3		0-0 G6-4-3 1B		0-3 K		3 0 2 0 0 0 0 1 0 0 0 0 1 0												
<b>Inning Stats</b>	R: 4 E: 0 K: 0 S: 6	H: 3 LOB: 0 BB: 1 P: 10	R: 0 E: 0 K: 1 S: 5	H: 1 LOB: 0 BB: 0 P: 5	R: 0 E: 0 K: 0 S: 3	H: 0 LOB: 1 BB: 1 P: 7	R: 0 E: 0 K: 0 S: 3	H: 0 LOB: 0 BB: 0 P: 3	R: 1 E: 0 K: 0 S: 4	H: 2 LOB: 1 BB: 1 P: 8	R: 1 E: 0 K: 0 S: 4	H: 1 LOB: 0 BB: 0 P: 4	R: 0 E: 0 K: 0 S: 3	H: 1 LOB: 0 BB: 0 P: 3	R: 0 E: 0 K: 0 S: 3	H: 0 LOB: 1 BB: 1 P: 7	R: 0 E: 0 K: 1 S: 5	H: 0 LOB: 0 BB: 0 P: 5	1B: 5 2B: 1 3B: 1 HR: 1	SF: 0 SAC: 0 DP: 1 HBP: 0	WP: 0 PB: 0 SB: 2 CS: 2	PA: 36
<b>PITCHER</b>	IP WLS BF H R ER SO BB IBB HBP BLK WP HR S P ERA WHIP																					
Juan Eichelberger, R ERA: 9.0 (1, 1)	5.0 L 22 6 5 5 1 3 0 0 0 0 0 1 21 33 9.00 1.800																					
Mickey Loich, L ERA: 4.66 (6, 1)	2.0 7 2 1 1 0 0 0 0 0 0 0 0 7 7 4.50 1.000																					
Eric Rasmussen, R ERA: 3.76 (8, 1)	1.0 4 0 0 0 0 1 0 0 0 0 0 0 3 7 0.00 1.000																					
Bob Shirley, L ERA: 3.51 (9, 1)	1.0 3 0 0 0 0 1 0 0 0 0 0 0 5 5 0.00 0.000																					

Atlanta Braves @ San Diego Padres  
San Diego Stadium, San Diego, CA  
Sat Sep 15 1979, 10:05 PM EDT  
Att. 8,721 - Unknown

livebaseballscorecards.com

AB	32
R	6
H	8
RBI	6
BB	4
SO	2
LOB	7







Batter	1	2	3	4	5	6	7	8	9	AB R H RBI BB SO LOB	TOP	
Rafael Landestoy, S OBP: 0.342, SLG: 0.342 (1, 4) X	0-0 G6-4-3 1B		0-0 5-3			0-0 6-3			0-0 SF9 3B	4 1 2 0 0 0 1		
Cesar Cedeno, R OBP: 0.359, SLG: 0.378 (1, 8) X	0-0 G6-4-3 1-2f		0-0 5-3			0-0 6-3			0-0 SF9	3 0 0 1 0 0 2		
Terry Puhl, L OBP: 0.350, SLG: 0.372 (1, 7) X	0-0 G3			0-0 3-1		0-0 6-3			0-0 G3	4 0 0 0 0 0 0		
Jeffrey Leonard, R OBP: 0.362, SLG: 0.356 (1, 9) X		0-0 5-3		0-0 6-3		0-0 F8			0-0 6-3	4 0 0 0 0 0 0		
Enos Cabell, R OBP: 0.298, SLG: 0.365 (1, 3) S		0-3 K		0-0 6-3		0-0 6-3				3 0 0 0 0 1 0		
Art Howe, R OBP: 0.318, SLG: 0.358 (1, 5) X		0-0 1B			0-0 F9		0-0 5-3			3 0 1 0 0 0 0		
Luis Pujols, R OBP: 0.279, SLG: 0.357 (1, 2) X		0-0 F8			0-0 F7			0-3 K		3 0 0 0 0 1 1		
Julio Gonzalez, R OBP: 0.286, SLG: 0.299 (1, 6) X			0-0 SH1-3 1B		0-0 3B			0-0 4-3		3 0 2 0 0 0 0		
Joe Niekro, R OBP: 0.152, SLG: 0.158 (1, 1) X			0-0 SH1-3 1-2		0-0 4-3			0-0 6-3		2 0 0 0 0 0 1		
<b>Inning Stats</b>	R: 0 H: 1 E: 0 LOB: 0 K: 0 BB: 0 S: 3 P: 3	R: 0 H: 1 E: 0 LOB: 1 K: 1 BB: 0 S: 6 P: 6	R: 0 H: 1 E: 0 LOB: 1 K: 0 BB: 0 S: 4 P: 4	R: 0 H: 0 E: 0 LOB: 0 K: 0 BB: 0 S: 3 P: 3	R: 0 H: 1 E: 0 LOB: 1 K: 0 BB: 0 S: 4 P: 4	R: 0 H: 0 E: 0 LOB: 0 K: 0 BB: 0 S: 3 P: 3	R: 0 H: 0 E: 0 LOB: 0 K: 0 BB: 0 S: 3 P: 3	R: 0 H: 0 E: 0 LOB: 0 K: 1 BB: 0 S: 5 P: 5	R: 1 H: 1 E: 0 LOB: 0 K: 0 BB: 0 S: 4 P: 4	1B: 3 SF: 1 2B: 0 SAC: 1 3B: 2 DP: 1 HR: 0 HBP: 0	WP: 0 PA: 31 PB: 0 SB: 0 CS: 0	
<b>PITCHER</b> Bob Owchinko, L (1, 1) ERA: 3.65	IP WLS BF H R ER SO BB IBB HBP BLK WP HR S P ERA WHIP											<b>PITCHER</b> IP WLS BF H R ER SO BB IBB HBP BLK WP HR S P ERA WHIP

Houston Astros @ San Diego Padres  
San Diego Stadium, San Diego, CA

Mon Sep 17 1979, 10:05 PM EDT  
Att: 9,452 - Unknown - 89 F

livebaseballscorecards.com

AB	29
R	1
H	5
RBI	1
BB	0
SO	2
LOB	5









Batter	1	2	3	4	5	6	7	8	9	AB	R	H	RBI	BB	SO	LOB
Gene Richards, L (1, 8) OBP: 0.335, SLG: 0.348	0-0 6-3		0-0 5-3		0-0 F8		0-0 SF8			3	0	0	1	0	0	0
Kurt Bevacqua, R (1, 5) OBP: 0.345, SLG: 0.342	0-0 6-3		4-0 BB			0-0 1B FC5-4 2B	0-0 F7			3	1	1	0	1	0	1
Gene Tenace, R (1, 3) OBP: 0.406, SLG: 0.449	0-0 1B 1B		0-3 K			0-0 2-3 1B FC5-4	4-0 1-2 BB			3	0	2	0	1	1	1
Dave Winfield, R (1, 9) OBP: 0.388, SLG: 0.547	0-0 1-2 1B			0-0 4-3 1B 2B		0-0 FC5-4 4-3 1B	0-0 P6			4	2	2	1	0	0	3
Bill Fahey, L (1, 2) OBP: 0.366, SLG: 0.415	0-0 P3			0-0 4-3		0-0 4-3		0-3 K		4	0	0	0	0	1	4
Jay Johnstone, L (1, 7) OBP: 0.329, SLG: 0.346		0-0 F2		0-0 G1-6-3 1B		0-0 1B		0-0 6-3		4	0	2	2	0	0	0
Tim Flannery, L (1, 4) OBP: 0.218, SLG: 0.176		0-0 F5		0-0 G1-6-3		0-0 P6		0-0 1B		4	0	1	0	0	0	2
Ozzie Smith, S (1, 6) OBP: 0.259, SLG: 0.265		0-0 4-3			0-0 L9		0-0 SH SF8 1B	0-0 F3		4	1	1	0	0	0	1
Eric Rasmussen, R (1, 1) OBP: 0.114, SLG: 0.031			0-0 5-3		0-0 F7		0-0 SH BB			2	0	0	0	0	0	0

Inning Stats	R: 0	H: 2	E: 0	K: 5	S: 5	LOB: 2	BB: 0	P: 5	R: 0	H: 0	E: 0	K: 3	S: 3	LOB: 0	BB: 0	P: 3	R: 0	H: 0	E: 0	K: 1	S: 5	LOB: 1	BB: 1	P: 9	R: 1	H: 2	E: 0	K: 0	S: 4	LOB: 0	BB: 0	P: 4	R: 0	H: 0	E: 0	K: 0	S: 3	LOB: 0	BB: 0	P: 3	R: 2	H: 3	E: 1	K: 0	S: 6	LOB: 1	BB: 0	P: 6	R: 1	H: 1	E: 0	K: 0	S: 5	LOB: 2	BB: 1	P: 9	R: 0	H: 1	E: 0	K: 1	S: 6	LOB: 1	BB: 0	P: 6
--------------	------	------	------	------	------	--------	-------	------	------	------	------	------	------	--------	-------	------	------	------	------	------	------	--------	-------	------	------	------	------	------	------	--------	-------	------	------	------	------	------	------	--------	-------	------	------	------	------	------	------	--------	-------	------	------	------	------	------	------	--------	-------	------	------	------	------	------	------	--------	-------	------

PITCHER																	1B: 7	SF: 1	WP: 0	PA: 35
IP	WLS	BF	H	R	ER	SO	BB	IBB	HBP	BLK	WP	HR	S	P	ERA	WHIP	2B: 2	SAC: 1	PB: 0	
Rick Williams, R (1, 1) ERA: 3.3	5.1	L	22	6	3	3	1	1	0	0	0	0	23	27	5.06	1.312	3B: 0 <td>DP: 1 <td>SB: 1</td> </td>	DP: 1 <td>SB: 1</td>	SB: 1	
Randy Niemann, L (6, 1) ERA: 3.8	1.0		6	2	1	1	0	0	0	0	0	0	6	6	9.00	2.000	HR: 0 <td>S <td>P</td> </td>	S <td>P</td>	P	
Frank LaCorte, R (7, 1) ERA: 6.37	0.2		3	0	0	0	1	0	0	0	0	0	2	6	0.00	1.500	CS: 0			
Joe Sambito, L (8, 1) ERA: 1.83	1.0		4	1	0	0	1	0	0	0	0	0	6	6	0.00	1.000				

**BOTTOM**

**Houston Astros @ San Diego Padres**  
San Diego Stadium, San Diego, CA

Tue Sep 18 1979, 10:05 PM EDT  
Att. 6,349 - Unknown - 85 F

AB	31
R	4
H	9
RBI	4
BB	2
SO	2
LOB	12



WP	PA	ERA	WHIP
0	35		









Batter	1	2	3	4	5	6	7	8	9	AB R H RBI BB SO LOB	TOP			
Dave Collins, S (1, 9) OBP: 0.360, SLG: 0.401 Paul Blair, R (9, 8) OBP: 0.206, SLG: 0.238	0-0 6-3	0-0 F9			0-0 5-3			0-3 K	0-0 1B	5 1 1 0 0 1 2 0 0 0 0 0 0 0				
Joe Morgan, L (1, 4) OBP: 0.382, SLG: 0.383	0-0 2B		0-0 G6-4-3 1B			4-0 F8 S E BB		0-0 F3	0-0 F8	4 1 2 0 1 0 1				
Dave Concepcion, R (1, 6) OBP: 0.355, SLG: 0.424	0-3 K		0-3 K			0-0 F8		0-0 2B	0-0 1B	5 1 2 1 0 2 3				
George Foster, R (1, 7) OBP: 0.393, SLG: 0.564	0-0 4-3		0-0 G6-4-3 1-2f			0-0 6-3		4-0 2B	0-0 G5-4-3 1-2f	4 1 0 0 1 0 4				
Johnny Bench, R (1, 2) OBP: 0.373, SLG: 0.473		0-0 F8		0-0 5-3		0-0 E8 FC5-4		0-0 1B 2B		4 1 1 2 0 0 0				
Ray Knight, R (1, 5) OBP: 0.357, SLG: 0.446		0-0 E5 1B		0-3 K		0-0 FC5-4 1-2f		0-0 2B 1B		4 2 1 1 0 1 1				
Dan Driessen, L (1, 3) OBP: 0.332, SLG: 0.420		0-0 SH1-3 E 2-H 1B		0-0 4-3			0-0 4-3	0-0 1B 2B		4 1 2 2 0 0 0				
Hector Cruz, R (1, 8) OBP: 0.341, SLG: 0.363		0-0 E5 SH1-3 1-2		0-0 5-3			0-0 6-3	0-0 1B		4 0 1 1 0 0 1				
Fred Norman, S (1, 1) OBP: 0.231, SLG: 0.153 Rick Auerbach, R (7, PH) OBP: 0.318, SLG: 0.326 Mario Soto, R (7, 1) OBP: 0.571, SLG: 0.571 Doug Bair, R (7, 1)		0-0 SH1-3 1-2 2-3		0-3 K			0-3 K	0-3 K		1 0 0 0 0 1 0 1 0 0 0 0 1 0 0 0 0 0 0 0 0 1 0 0 0 0 1 1				
<b>Inning Stats</b>	R: 0 E: 0 K: 1 S: 6 H: 1 LOB: 1 BB: 0 P: 6	R: 1 E: 2 K: 0 S: 6 H: 1 LOB: 2 BB: 0 P: 6	R: 0 E: 0 K: 1 S: 5 H: 1 LOB: 0 BB: 0 P: 5	R: 0 E: 0 K: 1 S: 5 H: 0 LOB: 0 BB: 0 P: 5	R: 0 E: 0 K: 1 S: 5 H: 0 LOB: 0 BB: 0 P: 5	R: 1 E: 1 K: 0 S: 4 H: 0 LOB: 1 BB: 1 P: 8	R: 0 E: 0 K: 1 S: 5 H: 0 LOB: 0 BB: 0 P: 5	R: 5 E: 0 K: 2 S: 12 H: 5 LOB: 1 BB: 1 P: 16	R: 1 E: 0 K: 0 S: 4 H: 2 LOB: 0 BB: 0 P: 4	1B: 6 2B: 4 3B: 0 HR: 0 SF: 0 SAC: 1 DP: 2 HBP: 0	WP: 0 PB: 0 SB: 2 CS: 0 PA: 40			
<b>PITCHER</b>	IP WLS BF H R ER SO BB IBB HBP BLK WP HR S P ERA WHIP												<b>PITCHER</b>	IP WLS BF H R ER SO BB IBB HBP BLK WP HR S P ERA WHIP
Randy Jones, L (1, 1) ERA: 3.64 Steve Mura, R (8, 1) ERA: 2.89 John D'Acquisto, R (8, 1) ERA: 4.79 Mark Lee, R (9, 1) ERA: 4.4	7.2 L 2 2 1 1 0 0 0 0 0 0 0 0 42 50 3.52 0.913													

Cincinnati Reds @ San Diego Padres  
San Diego Stadium, San Diego, CA  
Thu Sep 20 1979, 10:05 PM EDT  
Att. 9,997 - Unknown

livebaseballscorecards.com

AB	37
R	8
H	10
RBI	7
BB	2
SO	7
LOB	13



Batter	1	2	3	4	5	6	7	8	9	AB	R	H	RBI	BB	SO	LOB
Gene Richards, L (1, 8) Jay Johnstone, L (8, 7) OBP: 0.336, SLG: 0.351 OBP: 0.323, SLG: 0.339	0-0 F9 1-H 3-H 3B	0-0 3B			0-0 F8		4-0 BB BB 1-2 BB 1B	0-3 K		3	1	1	2	1	0	0
Paul Dade, R (1, 5) OBP: 0.309, SLG: 0.361	0-0 F9 1B	0-0 F8			0-0 1-3		4-0 BB BB 1-2 BB 1B		0-0 6-3	4	1	1	0	1	0	1
Gene Tenace, R (1, 3) OBP: 0.405, SLG: 0.444	0-0 1-2 1B		0-0 P4		0-0 5-3		4-0 BB BB 1-2 BB 1B		0-3 K	4	0	1	1	1	1	0
Dave Winfield, R (1, 9) OBP: 0.389, SLG: 0.548	0-0 F9 2-3		4-0 CS BB			0-0 E1 G5-4-3		0-0 BB 1-2 BB 1B	0-0 6-3	4	0	1	2	1	0	2
Kurt Bevacqua, R (1, 7) Brian Greer, R (7, PR) (8, 8)	0-3 K		0-3 K 1-2			0-0 F9		4-0 FC6-4 1-2 BB 2-3 BB		3	0	0	0	1	2	4
Fred Kendall, R (1, 2) OBP: 0.257, SLG: 0.232		0-0 F9		0-0 SH3-4 1B		0-0 G5-4-3 1-2f		0-0 FC6-4 1-2f		4	0	1	0	0	0	4
Tim Flannery, L (1, 4) Broderick Perkins, L (8, PH) Fernando Gonzalez, R (9, 4) OBP: 0.233, SLG: 0.218 OBP: 0.322, SLG: 0.268 OBP: 0.256, SLG: 0.359		0-0 4-3		0-0 SH3-4 1-2			0-0 4-3		0-0 3-1	2	0	0	0	0	0	0
Ozzie Smith, S (1, 6) OBP: 0.264, SLG: 0.268		0-0 1B 3B 1B		0-0 F7			0-0 1B		0-0 6-3	4	1	2	0	0	0	1
Randy Jones, R (1, 1) Steve Mura, R (8, 1) John D'Acquisto, R (8, 1) Jerry Turner, L (8, PH) Mark Lee, R (9, 1) OBP: 0.179, SLG: 0.205 OBP: 0.229, SLG: 0.194 OBP: 0.300, SLG: 0.367 OBP: 0.333, SLG: 0.333		0-0 1B 3B 1B		0-0 F8			0-0 E6 BB BB BB		4-0 BB	3	2	1	0	0	0	1

Inning Stats	R: 0	H: 2	E: 0	K: 1	S: 7	H: 2	LOB: 2	BB: 0	P: 7	R: 2	H: 3	E: 0	K: 0	S: 6	H: 0	LOB: 0	BB: 1	P: 6	R: 0	H: 0	E: 0	K: 1	S: 4	H: 0	LOB: 0	BB: 1	P: 8	R: 0	H: 0	E: 0	K: 0	S: 4	H: 0	LOB: 0	BB: 0	P: 3	R: 0	H: 0	E: 1	K: 0	S: 3	H: 0	LOB: 0	BB: 0	P: 3	R: 3	H: 2	E: 1	K: 0	S: 5	H: 2	LOB: 3	BB: 4	P: 21	R: 0	H: 0	E: 0	K: 1	S: 5	H: 0	LOB: 1	BB: 1	P: 9	R: 0	H: 0	E: 0	K: 1	S: 5	H: 0	LOB: 0	BB: 0	P: 5	1B: 7	2B: 0	3B: 1	HR: 0	SF: 0	SAC: 1	DP: 1	HBP: 0	WP: 0	PB: 0	SB: 0	CS: 1	PA: 40
--------------	------	------	------	------	------	------	--------	-------	------	------	------	------	------	------	------	--------	-------	------	------	------	------	------	------	------	--------	-------	------	------	------	------	------	------	------	--------	-------	------	------	------	------	------	------	------	--------	-------	------	------	------	------	------	------	------	--------	-------	-------	------	------	------	------	------	------	--------	-------	------	------	------	------	------	------	------	--------	-------	------	-------	-------	-------	-------	-------	--------	-------	--------	-------	-------	-------	-------	--------

PITCHER	IP	WLS	BF	H	R	ER	SO	BB	IBB	HBP	BLK	WP	HR	S	P	ERA	WHIP
Fred Norman, L (1, 1) ERA: 3.52	6.0		24	6	2	2	2	1	0	0	0	0	0	27	31	3.00	1.167
Mario Soto, R (7, 1) ERA: 4.46	0.2		6	1	3	0	0	3	0	0	0	0	0	3	15	0.00	6.000
Doug Bair, R (7, 1) ERA: 4.0	2.1	W	10	1	0	0	2	2	0	0	0	0	0	12	20	0.00	1.286

**BOTTOM**

**Cincinnati Reds @ San Diego Padres**  
**San Diego Stadium, San Diego, CA**

Thu Sep 20 1979, 10:05 PM EDT  
 Att. 9,997 - Unknown

AB	33
R	5
H	8
RBI	5
BB	6
SO	4
LOB	14



PITCHER	IP	WLS	BF	H	R	ER	SO	BB	IBB	HBP	BLK	WP	HR	S	P	ERA	WHIP
---------	----	-----	----	---	---	----	----	----	-----	-----	-----	----	----	---	---	-----	------





Batter	1	2	3	4	5	6	7	8	9	AB	R	H	RBI	BB	SO	LOB
Paul Dade, R OBP: 0.308, SLG: 0.359 (1, 5)	4-0 G5-3 1B BB	0-0 F8		0-0 F9			0-0 F8			3	0	0	0	1	0	3
Ozzie Smith, S OBP: 0.264, SLG: 0.268 (1, 6)	0-0 G5-3 1B 1B	0-0 FC6-4		0-0 FC6-4			0-0 5-3			4	1	1	0	0	0	3
Don Reynolds, R OBP: 0.326, SLG: 0.308 (1, 7)	0-0 G5-3 1-2 2-3f		4-0 HR BB		0-0 L5			0-0 3-1		3	1	0	0	1	0	2
Dave Winfield, R OBP: 0.390, SLG: 0.553 (1, 9)	0-0 S 1B		0-0 HR		0-0 6-3			0-0 F5		4	1	2	3	0	0	0
Gene Tenace, R OBP: 0.404, SLG: 0.442 Broderick Perkins, L OBP: 0.330, SLG: 0.277 (1, 3) (6, 3)	4-0 1-2 BB		0-3 K		0-3 K			0-0 1B 1B		2	0	0	0	1	2	0
Jim Wilhelm, R OBP: 0.245, SLG: 0.333 (1, 8)	0-0 1-3		0-0 L6		0-0 5-3			0-0 1-2 1B		4	0	1	0	0	0	2
Bill Fahey, L OBP: 0.362, SLG: 0.402 (1, 2)		4-0 4-3 BB		0-0 F8		0-0 4-3		0-0 4-3		3	0	0	0	1	0	2
Tim Flannery, L OBP: 0.222, SLG: 0.207 (1, 4)		0-0 4-3		0-0 L9		0-0 P5				3	0	0	0	0	0	1
Juan Eichelberger, R OBP: 0.500, SLG: 0.333 (1, 1)		4-0 FC6-4 BB		0-0 FC6-4 1B			0-0 4-3			2	0	1	0	1	0	0

Inning Stats		R: 1	H: 2	E: 0	K: 0	S: 4	LOB: 2	BB: 2	P: 12	R: 0	H: 0	E: 0	K: 0	S: 3	LOB: 2	BB: 2	P: 11	R: 2	H: 1	E: 0	K: 1	S: 6	LOB: 0	BB: 1	P: 10	R: 0	H: 1	E: 0	K: 0	S: 4	LOB: 1	BB: 0	P: 4	R: 0	H: 0	E: 0	K: 1	S: 5	LOB: 0	BB: 0	P: 5	R: 0	H: 0	E: 0	K: 0	S: 3	LOB: 0	BB: 0	P: 3	R: 0	H: 2	E: 0	K: 0	S: 5	LOB: 2	BB: 0	P: 5
PITCHER		IP	WLS	BF	H	R	ER	SO	BB	IBB	HBP	BLK	WP	HR	S	P	ERA	WHIP																																							
Gerry Hannahs, L ERA: 2.45 Ken Brett, L ERA: 3.59	(1, 1) (8, 1)	7.0 1.0	L	29 5	4 2	3 0	3 0	2 0	5 0	0 0	0 0	0 0	0 0	0 0	28 5	48 5	3.86 0.00	1.286 2.000																																							

**BOTTOM**

**Los Angeles Dodgers @ San Diego Padres**  
San Diego Stadium, San Diego, CA

Fri Sep 21 1979, 10:05 PM EDT  
Att. 16,514 - Unknown

AB	29
R	3
H	6
RBI	3
BB	5
SO	2
LOB	13



WP: 0	PA: 34
PB: 0	CS: 0
SB: 1	
1B: 5	SF: 0
2B: 0	SAC: 0
3B: 0	DP: 1
HR: 1	HBP: 0

[livebaseballscorecards.com](http://livebaseballscorecards.com)



Batter	1	2	3	4	5	6	7	8	9	AB R H RBI BB SO LOB	TOP																
Derrel Thomas, S (1, 8) OBP: 0.331, SLG: 0.350	0-0 F8		0-0 F7			0-0 F8	0-3 K		0-0 1B	5 1 1 0 0 1 1	<b>Los Angeles Dodgers @ San Diego Padres</b> San Diego Stadium, San Diego, CA Sat Sep 22 1979, 10:05 PM EDT Att. 16,299 - Unknown <a href="http://livebaseballscorecards.com">livebaseballscorecards.com</a>																
Bill Russell, R (1, 6) OBP: 0.293, SLG: 0.357	0-0 F9			0-0 6-3		4-0 FC5-4 BB	0-0 F8		0-0 1B	4 0 1 0 1 0 1																	
Steve Garvey, R (1, 3) OBP: 0.350, SLG: 0.494	0-0 HR			0-0 1B		0-0 FC5-4 1-2f		0-0 F9	0-0 1B	5 1 3 2 0 0 1																	
Ron Cey, R (1, 5) OBP: 0.388, SLG: 0.497	0-0 F3			0-0 P4			0-0 HR	0-0 1B	0-0 1B	3 1 1 1 0 0 1																	
Mickey Hatcher, R (7, 5) OBP: 0.350, SLG: 0.411									G6-4-3 1-2f	2 1 1 0 0 0 2																	
Dusty Baker Jr., R (1, 7) OBP: 0.338, SLG: 0.459		0-0 CS E 1B		0-3 K			0-0 F8	4-0 1B		3 1 1 0 1 1 1																	
Joe Ferguson, R (1, 2) OBP: 0.378, SLG: 0.462		0-0 1-3			0-0 F3		0-0 HR	4-0 1B	1-2 2-3 BB	3 1 1 0 1 0 1																	
Pedro Guerrero, R (1, 9) OBP: 0.256, SLG: 0.381		0-0 5-3			0-3 K		0-0 HR	0-0 1B	1-3 2-H 3-H	4 1 2 4 0 1 0																	
Ted Martinez, R (1, 4) OBP: 0.315, SLG: 0.360			0-3 K		0-3 K		0-0 1B	0-0 FC4		4 1 1 0 0 2 1																	
Charlie Hough, R (1, 1) OBP: 0.167, SLG: 0.194			0-0 6-3			0-0 F9	0-0 1B		0-0 F7	2 0 0 0 0 0 0																	
Bobby Castillo, R (6, 1)										0 0 0 0 0 0 0																	
Vic Davalillo, L (7, PH) OBP: 0.250, SLG: 0.227										1 0 1 1 0 0 0																	
Dave Patterson, R (7, 1)										0 0 0 0 0 0 0																	
Ken Brett, L (7, 1) OBP: 0.273, SLG: 0.273										0 0 0 0 0 0 0																	
Von Joshua, L (8, PH) OBP: 0.315, SLG: 0.405										1 0 0 0 0 0 0																	
<b>Inning Stats</b>	R: 1 E: 0 K: 0 S: 4	H: 1 LOB: 0 BB: 0 P: 4	R: 0 E: 1 K: 0 S: 3	H: 1 LOB: 0 BB: 0 P: 3	R: 0 E: 0 K: 1 S: 5	H: 0 LOB: 0 BB: 0 P: 5	R: 0 E: 0 K: 1 S: 6	H: 1 LOB: 1 BB: 0 P: 6	R: 0 E: 0 K: 2 S: 7	H: 0 LOB: 0 BB: 0 P: 7	R: 0 E: 0 K: 0 S: 3	H: 0 LOB: 1 BB: 1 P: 7	R: 4 E: 0 K: 1 S: 10	H: 5 LOB: 1 BB: 0 P: 10	R: 2 E: 0 K: 0 S: 4	H: 2 LOB: 1 BB: 2 P: 12	R: 1 E: 0 K: 0 S: 5	H: 3 LOB: 1 BB: 0 P: 5	1B: 9 2B: 0 3B: 1 HR: 3	SF: 0 SAC: 0 DP: 1 HBP: 0	WP: 0 PB: 0 SB: 1 CS: 1	PA: 40					
<b>PITCHER</b>	IP WLS BF H R ER SO BB IBB HBP BLK WP HR S P ERA WHIP																										
Bob Owchinko, L (1, 1) ERA: 3.73	6.1		25	6	4	4	4	1	0	0	0	0	3	32	36	5.68	1.105										
Steve Mura, R (7, 1) ERA: 2.99	0.2	W	4	2	1	1	1	0	0	0	0	0	0	6	6	13.50	3.000										
John D'Acquisto, R (8, 1) ERA: 4.92	0.1		4	1	2	2	0	2	0	0	0	0	0	2	10	54.00	9.000										
Mark Lee, R (8, 1) ERA: 4.43	1.2	S	7	4	1	1	0	0	0	0	0	0	0	7	7	5.40	2.400										







Batter	1	2	3	4	5	6	7	8	9	AB R H RBI BB SO LOB
<b>Derrel Thomas, S</b> (1, 8) OBP: 0.330, SLG: 0.349	0-0 F9			0-0 5-3 1B		0-3 K		0-0 SH SH5-4 2-H S SF	0-0 F9	4 1 1 0 0 1 3
<b>Bill Russell, R</b> (1, 6) OBP: 0.292, SLG: 0.356	0-0 5-3			0-0 F9		0-0 G6-4-3 1-2f		0-0 SH5-4 1-3	0-0 1B 1-2 2-H	4 0 1 0 0 0 2
<b>Steve Garvey, R</b> (1, 3) OBP: 0.351, SLG: 0.493	0-3 K			0-0 5-3 1-2			0-0 HR 1B	4-0 G5-3 SF IBB		3 1 1 0 0 1 1
<b>Gary Thomasson, L</b> (1, 9) OBP: 0.340, SLG: 0.414		0-0 4-3		0-3 K			0-0 HR 1-H	0-0 SF 1-2 3-H		3 1 1 2 0 1 1
<b>Dusty Baker Jr., R</b> (8, PH) OBP: 0.337, SLG: 0.459										0 0 0 1 0 0 0
<b>Pedro Guerrero, R</b> (1, 7) OBP: 0.234, SLG: 0.348		0-0 F8			0-0 F7		0-0 F7	0-0 G5-3 2-3f		4 0 0 0 0 0 2
<b>Ron Cey, R</b> (1, 5) OBP: 0.388, SLG: 0.497		0-0 5-3			0-0 FC6-4 1B		0-3 K		0-0 6-3	0 0 0 0 0 0 0
<b>Mickey Hatcher, R</b> (2, PH) OBP: 0.345, SLG: 0.403										4 0 1 0 0 1 0
<b>Steve Yeager, R</b> (1, 2) OBP: 0.283, SLG: 0.380			0-0 5-3		0-3 K		0-0 E5		0-0 HR	4 1 1 1 0 1 1
<b>Ted Martinez, R</b> (1, 4) OBP: 0.313, SLG: 0.355			0-0 4-3		0-0 FC6-4 1-2f		0-0 1-4-3		0-0 1B 1B 1B	4 0 1 0 0 0 2
<b>Jerry Reuss, L</b> (1, 1) OBP: 0.227, SLG: 0.195			0-0 4-3			0-0 G6-4-3 1B		0-0 SH 2B	0-0 1B	2 0 1 0 0 0 0
<b>Lerrin LaGrew, R</b> (7, 1) OBP: 0.333, SLG: 0.333										0 0 0 0 0 0 0
<b>Von Joshua, L</b> (8, PH) OBP: 0.320, SLG: 0.418										1 1 1 0 0 0 0
<b>Joe Beckwith, L</b> (8, 1) OBP: 0.380, SLG: 0.464										0 0 0 0 0 0 0
<b>Joe Ferguson, R</b> (9, PH) OBP: 0.380, SLG: 0.464										1 0 1 0 0 0 0
<b>Don Sutton, R</b> (9, 1) OBP: 0.154, SLG: 0.143										0 0 0 0 0 0 0


Inning Stats	R: 0 E: 0 K: 1 S: 5	H: 0 LOB: 0 BB: 0 P: 5	R: 0 E: 0 K: 0 S: 3	H: 0 LOB: 0 BB: 0 P: 3	R: 0 E: 0 K: 0 S: 3	H: 0 LOB: 0 BB: 0 P: 3	R: 0 E: 0 K: 1 S: 6	H: 1 LOB: 1 BB: 0 P: 6	R: 0 E: 0 K: 1 S: 6	H: 1 LOB: 1 BB: 0 P: 6	R: 0 E: 0 K: 1 S: 5	H: 1 LOB: 0 BB: 0 P: 5	R: 2 E: 1 K: 1 S: 8	H: 2 LOB: 1 BB: 0 P: 8	R: 2 E: 2 K: 0 S: 5	H: 1 LOB: 1 BB: 1 P: 9	R: 1 E: 0 K: 0 S: 6	H: 4 LOB: 2 BB: 0 P: 6	1B: 7 2B: 1 3B: 0 HR: 2	SF: 1 SAC: 2 DP: 2 HBP: 0
--------------	------------------------------	---------------------------------	------------------------------	---------------------------------	------------------------------	---------------------------------	------------------------------	---------------------------------	------------------------------	---------------------------------	------------------------------	---------------------------------	------------------------------	---------------------------------	------------------------------	---------------------------------	------------------------------	---------------------------------	----------------------------------	------------------------------------

PITCHER	IP	WLS	BF	H	R	ER	SO	BB	IBB	HBP	BLK	WP	HR	S	P	ERA	WHIP
<b>Eric Rasmussen, R</b> (1, 1) ERA: 3.47	7.0		26	5	2	2	5	0	0	0	0	0	1	36	36	2.57	0.714
<b>Steve Mura, R</b> (8, 1) ERA: 3.1	0.1	L	4	1	2	1	0	0	1	0	0	0	0	3	7	27.00	3.000
<b>Mickey Lolich, L</b> (8, 1) ERA: 4.74	1.0		6	3	1	1	0	0	0	0	0	0	1	6	6	9.00	3.000
<b>Mark Lee, R</b> (9, 1) ERA: 4.38	0.2		2	1	0	0	0	0	0	0	0	0	0	2	2	0.00	1.500

**Los Angeles Dodgers @ San Diego Padres**  
San Diego Stadium, San Diego, CA

Sun Sep 23 1979, 6:33 AM EDT  
Att: 15,171 - Unknown

<b>AB</b>	<b>34</b>
<b>R</b>	<b>5</b>
<b>H</b>	<b>10</b>
<b>RBI</b>	<b>4</b>
<b>BB</b>	<b>1</b>
<b>SO</b>	<b>5</b>
<b>LOB</b>	<b>12</b>



Batter	1	2	3	4	5	6	7	8	9	AB R H RBI BB SO LOB
Gene Richards, L (1, 8) OBP: 0.341, SLG: 0.354	4-0 G6-3 BB		4-0 4-3 6-3 1B BB		0-0 SH1-4 1-2		0-0 FC6-4 1-3 2B		0-0 FC4-6 1B	2 1 2 0 2 0 0
Ozzie Smith, S (1, 6) OBP: 0.263, SLG: 0.265	0-0 G6-3 1-2f		0-0 6-3 1-2		0-0 6-3 2-3		4-0 FC6-4 BB		0-0 FC4-6 3-1 1-2f	4 0 0 0 1 0 4
Paul Dade, R (1, 5) OBP: 0.317, SLG: 0.369	0-0		0-0 4-3		4-0 FC6-4 BB		0-0 FC6-4 1-2f 2-3 3-H		0-0 3-1 1-2	3 0 1 1 1 0 3 0 0 0 0 0 0 0 0 0 0 0 0 0 0 1 0 0 0 0 0 1
Steve Mura, R (8, 1)	E									
Mickey Lolich, S (8, 1)	1B									
Dan Briggs, L (9, 7) OBP: 0.277, SLG: 0.357										
Dave Winfield, R (1, 9) OBP: 0.390, SLG: 0.548	0-0 E5 FC5-4 1-2		0-0 3-H 1B		0-0 FC6-4 1-2f		0-3 K		0-0 6-3	5 0 1 1 0 1 6
Gene Tenace, R (1, 3) OBP: 0.400, SLG: 0.436	0-0 FC5-4 1-2f		0-3 K			0-3 K		0-0 E5 1B		4 0 0 0 0 2 3
Jay Johnstone, L (1, 7) OBP: 0.331, SLG: 0.350		0-0 5-3		4-0 CS BB		0-0 6-3		0-0 F7		3 0 0 0 1 0 1
Fred Kendall, R (1, 2) OBP: 0.259, SLG: 0.227		4-0		0-0 5-3		0-0 6-3		0-0 1B		2 0 0 0 1 0 1 1 0 1 0 0 0 0 0 0 0 0 0 0 0
Bill Fahey, L (8, PH) OBP: 0.361, SLG: 0.399				1-2						
Bill Almon, R (8, PR) OBP: 0.291, SLG: 0.250										
Tim Flannery, L (1, 4) OBP: 0.206, SLG: 0.190		0-0 F7		0-0 P6			0-0 5-3	0-0 P4		2 0 0 0 0 0 1 1 0 0 0 0 0 0 0 0 0 0 0 0 0 1 0 0 0 0 0 2 0 0 0 0 0 0 0
Don Reynolds, R (7, PH) OBP: 0.319, SLG: 0.300										
Fernando Gonzalez, R (8, 4) OBP: 0.258, SLG: 0.359										
Jerry Turner, L (8, PH) OBP: 0.290, SLG: 0.367										
Mark Lee, R (9, 1) OBP: 0.333, SLG: 0.333										
Eric Rasmussen, R (1, 1) OBP: 0.135, SLG: 0.059		0-0 5-3			0-0 6-3 SH1-4 1B		0-0 2B FC6-4 1B	0-0 6-3		2 0 1 0 0 0 1 2 1 1 0 0 0 2
Kurt Bevacqua, R (7, PH) OBP: 0.339, SLG: 0.332										

Inning Stats	R: 0 E: 1 K: 0 S: 4	H: 1 LOB: 2 BB: 1 P: 8	R: 0 E: 0 K: 0 S: 3	H: 0 LOB: 1 BB: 1 P: 7	R: 1 E: 0 K: 1 S: 6	H: 1 LOB: 1 BB: 1 P: 10	R: 0 E: 0 K: 0 S: 2	H: 0 LOB: 0 BB: 1 P: 6	R: 0 E: 0 K: 0 S: 4	H: 1 LOB: 2 BB: 1 P: 8	R: 0 E: 0 K: 1 S: 5	H: 0 LOB: 0 BB: 0 P: 5	R: 1 E: 0 K: 1 S: 7	H: 2 LOB: 2 BB: 1 P: 11	R: 0 E: 1 K: 0 S: 5	H: 1 LOB: 2 BB: 0 P: 5	R: 0 E: 0 K: 0 S: 4	H: 1 LOB: 1 BB: 0 P: 4	1B: 6 2B: 1 3B: 0 HR: 0	SF: 0 SAC: 1 DP: 1 HBP: 0	WP: 0 PB: 0 SB: 0 CS: 1	PA: 40
--------------	------------------------------	---------------------------------	------------------------------	---------------------------------	------------------------------	----------------------------------	------------------------------	---------------------------------	------------------------------	---------------------------------	------------------------------	---------------------------------	------------------------------	----------------------------------	------------------------------	---------------------------------	------------------------------	---------------------------------	----------------------------------	------------------------------------	----------------------------------	--------

PITCHER	IP	WLS	BF	H	R	ER	SO	BB	IBB	HBP	BLK	WP	HR	S	P	ERA	WHIP
Jerry Reuss, L (1, 1) ERA: 3.67	6.1		29	5	2	2	2	6	0	0	0	0	0	27	51	2.84	1.737
Lerrin LaGrow, R (7, 1) ERA: 5.57	0.2	W	2	0	0	0	1	0	0	0	0	0	0	4	4	0.00	0.000
Joe Beckwith, R (8, 1) ERA: 4.72	1.0		5	1	0	0	0	0	0	0	0	0	0	5	5	0.00	1.000
Don Sutton, R (9, 1) ERA: 3.82	1.0	S	4	1	0	0	0	0	0	0	0	0	0	4	4	0.00	1.000

BOTTOM

Los Angeles Dodgers @ San Diego Padres  
San Diego Stadium, San Diego, CA  
Sun Sep 23 1979, 6:33 AM EDT  
Att. 15,171 - Unknown

livebaseballscorecards.com

AB	33
R	2
H	7
RBI	2
BB	6
SO	3
LOB	25











Batter	1	2	3	4	5	6	7	8	9	AB R H RBI BB SO LOB	TOP											
Gene Richards, L (1, 8) OBP: 0.343, SLG: 0.362	0-0 3-1		0-3 K		0-0 S 4-3 1B			0-0 HR		4 1 2 1 0 1 1	<b>San Diego Padres @ Cincinnati Reds</b> Riverfront Stadium, Cincinnati, OH Wed Sep 26 1979, 7:05 PM EDT Att: 21,146 - Unknown											
Ozzie Smith, S (1, 6) OBP: 0.262, SLG: 0.266	0-0 4-3		0-0 G3		0-0 4-3			0-0 F9		4 0 0 0 0 0 2												
Gene Tenace, R (1, 3) OBP: 0.400, SLG: 0.432	0-0 F9			0-3 K	0-0 F9			4-0 BB		3 0 0 0 1 1 1												
Dave Winfield, R (1, 9) OBP: 0.394, SLG: 0.555		0-0 HR		0-0 E S 1B		0-0 1-3		0-0 F9		4 2 2 1 0 0 1												
Jay Johnstone, L (1, 7) OBP: 0.328, SLG: 0.341		4-0 G6-4-3 BB		0-0 E3 1-H		4-0 G6-3 BB		0-0 L3		2 0 0 1 2 0 1												
Kurt Bevacqua, R (1, 5) OBP: 0.336, SLG: 0.331		0-0 G6-4-3 1-2f		4-0 FC6-4 BB		0-0 G6-3 1-2f		0-0 P3		3 0 0 0 1 0 2												
Bill Fahey, L (1, 2) OBP: 0.357, SLG: 0.390		0-0 E6		0-0 F9		0-3 K		0-0 6-3		4 0 0 0 0 0 1 2												
Bill Almon, R (1, 4) OBP: 0.291, SLG: 0.247			0-0 FC1-6 1B		0-0 FC6-4 1-2f		4-0 CS BB		0-0 2B	2 0 1 0 1 0 2												
Jerry Turner, L (9, PH) OBP: 0.301, SLG: 0.370										1 0 1 0 0 0 0												
Tim Flannery, L (9, PR) OBP: 0.206, SLG: 0.190										0 0 0 0 0 0 0												
Randy Jones, R (1, 1) OBP: 0.172, SLG: 0.198			0-0 FC1-6		0-3 K		0-0 G3		0-3 K	3 0 0 0 0 0 1 2												
Broderick Perkins, L (9, PH) OBP: 0.326, SLG: 0.274										1 0 0 0 0 0 1 1												
<b>Inning Stats</b>	R: 0 E: 0 K: 0 S: 3	H: 0 LOB: 0 BB: 0 P: 3	R: 1 E: 1 K: 0 S: 3	H: 1 LOB: 1 BB: 1 P: 7	R: 0 E: 0 K: 1 S: 6	H: 1 LOB: 1 BB: 0 P: 6	R: 1 E: 1 K: 1 S: 7	H: 1 LOB: 2 BB: 1 P: 11	R: 0 E: 0 K: 1 S: 6	H: 1 LOB: 1 BB: 0 P: 6	R: 0 E: 0 K: 0 S: 2	H: 0 LOB: 0 BB: 1 P: 6	R: 0 E: 0 K: 1 S: 4	H: 0 LOB: 0 BB: 1 P: 8	R: 1 E: 0 K: 0 S: 4	H: 1 LOB: 1 BB: 1 P: 8	R: 0 E: 0 K: 1 S: 6	H: 1 LOB: 1 BB: 0 P: 6	1B: 3 2B: 1 3B: 0 HR: 2	SF: 0 SAC: 0 DP: 2 HBP: 0	WP: 0 PB: 0 SB: 2 CS: 1	PA: 36
<b>PITCHER</b>	IP WLS BF H R ER SO BB IBB HBP BLK WP HR S P ERA WHIP																					
Tom Seaver, R (1, 1) ERA: 3.14	8.0 W 32 5 3 2 4 5 0 0 0 0 0 2 35 55 2.25 1.250																					
Tom Hume, R (9, 1) ERA: 2.78	1.0 S 4 1 0 0 1 0 0 0 0 0 0 0 6 6 0.00 1.000																					

livebaseballscorecards.com

AB	31
R	3
H	6
RBI	3
BB	5
SO	5
LOB	15



Batter	1	2	3	4	5	6	7	8	9	AB	R	H	RBI	BB	SO	LOB
<b>Dave Collins, S</b> (1, 9) OBP: 0.361, SLG: 0.401 <b>Paul Blair, R</b> (9, 8) OBP: 0.205, SLG: 0.236	0-0 L4		0-0 6-3		0-0 FC2-5 1B		4-0 SH1-3 E BB	0-0 CS 2-H 1B		4	1	2	1	1	0	0
<b>Joe Morgan, L</b> (1, 4) OBP: 0.380, SLG: 0.377	0-0 S 1B 1B		0-0 3-1		0-0 FC2-5 1B		0-0 SH1-3 1-2	0-0 CS 1-2		3	1	2	0	0	0	0
<b>Dave Concepcion, R</b> (1, 6) OBP: 0.352, SLG: 0.420	0-0 F8		4-0 BB		0-0 FC2-5 1-2 2-3f		0-0 F9			3	0	0	0	1	0	4
<b>George Foster, R</b> (1, 7) OBP: 0.389, SLG: 0.564	0-0 1-2 1B 1B		0-0 P4		0-0 F9		0-0 E6 2-H			4	0	1	0	0	0	3
<b>Johnny Bench, R</b> (1, 2) OBP: 0.365, SLG: 0.460	0-0 1-2 2-H 1B		0-0 5-3		0-3 K		0-0 F7			4	0	1	1	0	1	3
<b>Ray Knight, R</b> (1, 5) OBP: 0.362, SLG: 0.459	0-0 1-3		0-0 6-3		0-0 6-3		0-0 6-3			4	1	1	0	0	0	2
<b>Dan Driessen, L</b> (1, 3) OBP: 0.333, SLG: 0.418		0-3 K	0-0 1B 1B		0-0 5-3 1B		0-0 P4			4	0	2	0	0	1	1
<b>Hector Cruz, R</b> (1, 8) OBP: 0.338, SLG: 0.360 (9, 9)		0-0 6-3	0-0 1-2 1B		0-0 5-3		0-0 1B 2B			4	1	2	1	0	0	1
<b>Tom Seaver, R</b> (1, 1) OBP: 0.169, SLG: 0.276 <b>Rick Auerbach, R</b> (8, PH) OBP: 0.309, SLG: 0.316 <b>Tom Hume, R</b> (9, 1) OBP: 0.191, SLG: 0.196		0-0 5-3	0-0 F8		0-0 F9		0-0 L5			3	0	0	0	0	0	3
<b>Inning Stats</b>	R: 1 H: 3 E: 0 LOB: 2 K: 0 BB: 0 S: 6 P: 6	R: 0 H: 0 E: 0 LOB: 0 K: 1 BB: 0 S: 5 P: 5	R: 0 H: 0 E: 0 LOB: 1 K: 0 BB: 1 S: 3 P: 7	R: 0 H: 2 E: 0 LOB: 2 K: 0 BB: 0 S: 5 P: 5	R: 0 H: 2 E: 0 LOB: 2 K: 1 BB: 0 S: 7 P: 7	R: 0 H: 1 E: 0 LOB: 1 K: 0 BB: 0 S: 4 P: 4	R: 1 H: 0 E: 1 LOB: 1 K: 0 BB: 1 S: 4 P: 8	R: 2 H: 3 E: 0 LOB: 0 K: 0 BB: 0 S: 5 P: 5	1B: 9 SF: 0 2B: 2 SAC: 1 3B: 0 DP: 0 HR: 0 HBP: 0	WP: 0 PA: 38 PB: 0 SB: 1 CS: 1						
<b>PITCHER</b> <b>Randy Jones, L</b> (1, 1) ERA: 3.63	IP 8.0 WLS L BF 37 H 11 R 4 ER 3 SO 2	BB 2 IBB 0 HBP 0 BLK 0 WP 0 HR 0 S 39 P 47 ERA 3.38 WHIP 1.625	<b>PITCHER</b>	IP WLS BF H R ER SO BB IBB HBP BLK WP HR S P ERA WHIP												

BOTTOM

San Diego Padres @ Cincinnati Reds  
 Riverfront Stadium, Cincinnati, OH  
 Wed Sep 26 1979, 7:05 PM EDT  
 Att. 21,146 - Unknown

livebaseballscorecards.com

AB	34
R	4
H	11
RBI	3
BB	2
SO	2
LOB	18





Batter	1	2	3	4	5	6	7	8	9	AB R H RBI BB SO LOB	TOP									
<b>Gene Richards, L</b> (1, 8) OBP: 0.344, SLG: 0.363	1-3 		1-0 		2-1 			3-2 		4 0 2 0 0 1 0	<b>San Diego Padres @ San Francisco Giants</b> Candlestick Park, San Francisco, CA Fri Sep 28 1979, 10:05 PM EDT Att. 2,861 - Unknown									
<b>Ozzie Smith, S</b> (1, 6) OBP: 0.261, SLG: 0.265	2-1 		3-2 		0-0 			0-0 		3 0 0 0 0 0 2										
<b>Broderick Perkins, L</b> (1, 3) OBP: 0.323, SLG: 0.264	1-2 		0-0 		2-2 			4-1 		3 0 0 0 1 0 2										
<b>Dave Winfield, R</b> (1, 9) OBP: 0.395, SLG: 0.560		0-2 		0-1 		2-0 		0-0 		4 2 2 1 0 0 2										
<b>Jerry Turner, L</b> (1, 7) OBP: 0.300, SLG: 0.369		2-2 		2-2 		1-0 		0-0 		4 0 1 0 0 0 2										
<b>Dan Briggs, L</b> (8, 7) OBP: 0.277, SLG: 0.357				1-3 						0 0 0 0 0 0 0										
<b>Kurt Bevacqua, R</b> (1, 5) OBP: 0.332, SLG: 0.328				0-1 		2-2 				3 0 0 1 0 0 0										
<b>Bill Fahey, L</b> (1, 2) OBP: 0.351, SLG: 0.382				0-1 		0-0 				4 0 0 0 0 0 1										
<b>Tim Flannery, L</b> (1, 4) OBP: 0.222, SLG: 0.185					1-0 					2 0 0 0 1 1 0										
<b>Eric Rasmussen, R</b> (1, 1) OBP: 0.128, SLG: 0.056					0-0 					2 0 0 0 0 0 2										
<b>Inning Stats</b>	R: 0 E: 0 K: 1 S: 11	H: 0 LOB: 0 BB: 0 P: 15	R: 1 E: 0 K: 0 S: 10	H: 1 LOB: 0 BB: 0 P: 12	R: 0 E: 0 K: 0 S: 6	H: 1 LOB: 2 BB: 0 P: 11	R: 1 E: 0 K: 0 S: 8	H: 2 LOB: 2 BB: 1 P: 14	R: 0 E: 0 K: 0 S: 9	H: 0 LOB: 0 BB: 0 P: 13	R: 0 E: 0 K: 1 S: 8	H: 0 LOB: 0 BB: 0 P: 11	R: 0 E: 0 K: 0 S: 8	H: 1 LOB: 2 BB: 1 P: 15	R: 0 E: 0 K: 0 S: 3	H: 0 LOB: 0 BB: 0 P: 3	1B: 4 2B: 0 3B: 0 HR: 1	SF: 1 SAC: 2 DP: 0 HBP: 1	WP: 0 PB: 0 SB: 1 CS: 0	PA: 35
<b>PITCHER</b>	IP WLS BF H R ER SO BB IBB HBP BLK WP HR S P ERA WHIP																			
<b>Ed Whitson, R</b> (1, 1) ERA: 4.1	7.1 L 30 5 2 2 2 2 1 1 1 0 0 1 63 99 2.46 0.818																			
<b>Greg Minton, R</b> (8, 1) ERA: 1.86	0.2 2 0 0 0 0 0 0 0 0 0 0 2 2 0.00 0.000																			
<b>Gary Lavelle, L</b> (9, 1) ERA: 2.38	1.0 3 0 0 0 0 0 0 0 0 0 0 3 3 0.00 0.000																			

livebaseballscorecards.com

<b>AB</b>	29
<b>R</b>	2
<b>H</b>	5
<b>RBI</b>	2
<b>BB</b>	2
<b>SO</b>	2
<b>LOB</b>	11



Batter	1	2	3	4	5	6	7	8	9	AB	R	H	RBI	BB	SO	LOB
--------	---	---	---	---	---	---	---	---	---	----	---	---	-----	----	----	-----

<b>Bill North, S</b> (1, 8) <small>OBP: 0.386, SLG: 0.343</small> <b>Max Venable, L</b> (7, 9) <small>OBP: 0.270, SLG: 0.205</small>	0-0 <b>F7</b> 		0-3 <b>K</b> 			0-0 <b>G3</b> 		0-0 <b>F8</b> 		3	0	0	0	0	1	1
<b>Joe Strain, R</b> (1, 4) <small>OBP: 0.284, SLG: 0.294</small>	0-0 <b>F8</b> 			0-0 <b>6-3</b> 		0-0 <b>6-3</b> 			0-0 <b>4-3</b> 	4	0	0	0	0	0	0
<b>Mike Ivie, R</b> (1, 3) <small>OBP: 0.364, SLG: 0.553</small>	0-0 <b>F8</b> 			4-0  <b>BB</b>			0-0 <b>L6</b> 		0-0 <b>F3</b> 	3	0	0	0	1	0	0
<b>Darrell Evans, L</b> (1, 5) <small>OBP: 0.353, SLG: 0.394</small>		0-0  <b>FC1-6</b> <b>1B</b>		0-0 <b>F6</b> 		4-0  <b>BB</b>		0-0 <b>F4</b> 	3	0	1	0	1	0	1	
<b>Larry Herndon, R</b> (1, 9) <small>OBP: 0.312, SLG: 0.383</small> (7, 8)		0-0 <b>FC1-6</b>  <b>G4-6-3</b> <b>1-2f</b>		0-0 <b>1-3</b> 		0-0 <b>F4</b> 			0-0 <b>F4</b> 	3	0	0	0	0	0	3
<b>Terry Whitfield, L</b> (1, 7) <small>OBP: 0.350, SLG: 0.397</small>		0-0 <b>G4-6-3</b>  <b>1-2f</b>			0-0 <b>F5</b> 		0-0 <b>F5</b> 			3	0	0	0	0	0	2
<b>Johnnie LeMaster, R</b> (1, 6) <small>OBP: 0.305, SLG: 0.325</small>			0-0 <b>5-3</b> 		0-0 <b>E5</b>  <b>L5-4</b>		4-0  <b>BB</b>			2	0	0	0	1	0	0
<b>Dennis Littlejohn, R</b> (1, 2) <small>OBP: 0.268, SLG: 0.249</small> <b>Willie McCovey, L</b> (8, PH) <small>OBP: 0.320, SLG: 0.402</small> <b>Mike Sadek, R</b> (9, 2) <small>OBP: 0.322, SLG: 0.302</small>			0-0 <b>E6</b>  <b>SH1-4</b>		0-0 <b>L5-4</b>  <b>1-2</b>		0-0 <b>F8</b> 		0-0 <b>F8</b> 	2	0	0	0	0	0	1
<b>Ed Whitson, R</b> (1, 1) <small>OBP: 0.130, SLG: 0.111</small> <b>Greg Minton, S</b> (8, 1) <small>OBP: 0.233, SLG: 0.282</small> <b>Greg Johnston, L</b> (8, PH) <small>OBP: 0.250, SLG: 0.250</small> <b>Gary Lavelle, S</b> (9, 1)			0-0 <b>SH1-4</b>  <b>1-2</b>			0-0 <b>6-3</b> 		0-0 <b>F6</b> 	1	0	0	0	0	0	0	

<b>Inning Stats</b>	R: 0 E: 0 K: 0 S: 3	H: 0 LOB: 0 BB: 0 P: 3	R: 0 E: 0 K: 0 S: 3	H: 1 LOB: 0 BB: 0 P: 3	R: 0 E: 1 K: 1 S: 6	H: 0 LOB: 1 BB: 0 P: 6	R: 0 E: 0 K: 0 S: 3	H: 0 LOB: 1 BB: 1 P: 7	R: 0 E: 1 K: 0 S: 3	H: 0 LOB: 0 BB: 0 P: 3	R: 0 E: 0 K: 0 S: 3	H: 0 LOB: 1 BB: 1 P: 7	R: 0 E: 0 K: 0 S: 3	H: 0 LOB: 1 BB: 1 P: 7	R: 0 E: 0 K: 0 S: 3	H: 0 LOB: 0 BB: 0 P: 3	1B: 1 2B: 1 3B: 0 HR: 0	SF: 0 SAC: 1 DP: 2 HBP: 0
---------------------	------------------------------	---------------------------------	------------------------------	---------------------------------	------------------------------	---------------------------------	------------------------------	---------------------------------	------------------------------	---------------------------------	------------------------------	---------------------------------	------------------------------	---------------------------------	------------------------------	---------------------------------	----------------------------------	------------------------------------

PITCHER	IP	WLS	BF	H	R	ER	SO	BB	IBB	HBP	BLK	WP	HR	S	P	ERA	WHIP
<b>Eric Rasmussen, R</b> (1, 1) <small>ERA: 3.27</small>	9.0	W	31	1	0	0	1	3	0	0	0	0	0	30	42	0.00	0.444

**BOTTOM**

**San Diego Padres @ San Francisco Giants**  
 Candlestick Park, San Francisco, CA  
 Fri Sep 28 1979, 10:05 PM EDT  
 Att. 2,861 - Unknown

<b>AB</b>	<b>27</b>
<b>R</b>	<b>0</b>
<b>H</b>	<b>1</b>
<b>RBI</b>	<b>0</b>
<b>BB</b>	<b>3</b>
<b>SO</b>	<b>1</b>
<b>LOB</b>	<b>11</b>



WP	PA	ERA	WHIP
0	31		



Batter	1	2	3	4	5	6	7	8	9	AB R H RBI BB SO LOB	TOP																
Gene Richards, L (1, 8) OBP: 0.344, SLG: 0.367	1-1 6-3 3B		0-0 4-3		2-1 4-3		1-1 1B		0-3 K	5 2 2 1 0 1 2	<b>San Diego Padres @ San Francisco Giants</b> Candlestick Park, San Francisco, CA Sat Sep 29 1979, 6:33 AM EDT Att. 4,721 - Unknown <a href="http://livebaseballscorecards.com">livebaseballscorecards.com</a>																
Ozzie Smith, S (1, 6) OBP: 0.260, SLG: 0.264	2-2 6-3		0-0 1-3		2-1 F7		2-2 1B BB		0-0 F9	5 0 1 2 0 0 1																	
Gene Tenace, R (1, 3) OBP: 0.402, SLG: 0.439	1-0 F2		3-2 HR		2-1 5-3		4-1 1B BB		0-0 E6	4 1 2 1 1 0 0																	
Dave Winfield, R (1, 9) OBP: 0.396, SLG: 0.560	1-0 F6		2-1 CS 1B		4-1 BB		0-0 FC6-4 1B		0-0 5-3	4 0 2 0 1 0 2																	
Kurt Bevacqua, R (1, 5) OBP: 0.331, SLG: 0.330		1-2 F2		3-1 2B		1-0 F8		0-0 FC6-4		4 0 1 0 0 0 4																	
Don Reynolds, R (1, 7) OBP: 0.294, SLG: 0.273		0-0 F8		0-2 F8		1-1 L7		0-0 1-3		4 0 0 0 0 0 1																	
Dan Briggs, L (8, 7) OBP: 0.277, SLG: 0.357										0 0 0 0 0 0 0																	
Fred Kendall, R (1, 2) OBP: 0.250, SLG: 0.218		1-1 F5		2-1 5-3		0-2 F8		0-3 K		4 0 0 0 0 1 0																	
Bill Almon, R (1, 4) OBP: 0.300, SLG: 0.258			0-0 F8		1-0 SH1-4 1B		1-0 2B		0-0 CS 1B	4 1 3 0 0 0 0																	
Mark Lee, R (8, 1) OBP: 0.333, SLG: 0.333										0 0 0 0 0 0 0																	
Juan Eichelberger, R (1, 1) OBP: 0.500, SLG: 0.600			1-3 K		0-1 SH1-4		0-0 1B		0-0 CS	2 1 1 1 0 1 0																	
Steve Mura, R (8, 1)										0 0 0 0 0 0 0																	
Bob Owchinko, L (8, 1) OBP: 0.194, SLG: 0.121										0 0 0 0 0 0 0																	
Tim Flannery, L (8, 4) OBP: 0.222, SLG: 0.185										0 0 0 0 0 0 0																	
Jim Wilhelm, R (9, PH) OBP: 0.252, SLG: 0.340					1-2 SH1-4		1-2 1B		0-0 E 1B	1 0 1 0 0 0 0																	
<b>Inning Stats</b>	R: 1 E: 0 K: 0 S: 7	H: 1 LOB: 0 BB: 0 P: 12	R: 0 E: 0 K: 0 S: 6	H: 0 LOB: 0 BB: 0 P: 8	R: 0 E: 0 K: 1 S: 5	H: 0 LOB: 0 BB: 0 P: 6	R: 1 E: 0 K: 0 S: 11	H: 3 LOB: 1 BB: 0 P: 19	R: 0 E: 0 K: 0 S: 7	H: 1 LOB: 1 BB: 0 P: 12	R: 0 E: 0 K: 0 S: 6	H: 0 LOB: 1 BB: 1 P: 15	R: 3 E: 0 K: 0 S: 17	H: 5 LOB: 3 BB: 1 P: 26	R: 0 E: 0 K: 1 S: 5	H: 1 LOB: 0 BB: 0 P: 5	R: 0 E: 1 K: 1 S: 7	H: 2 LOB: 2 BB: 0 P: 7	1B: 9 2B: 2 3B: 1 HR: 1	SF: 0 SAC: 1 DP: 0 HBP: 0	WP: 0 PB: 0 SB: 0 CS: 2	PA: 41					
<b>PITCHER</b>	IP WLS BF H R ER SO BB IBB HBP BLK WP HR S P ERA WHIP																										
Bob Knepper, L (1, 1) ERA: 4.64	6.2		30	9	5	5	1	2	0	0	0	0	1	57	96	6.75	1.650										
Greg Minton, R (7, 1) ERA: 1.85	0.1		2	1	0	0	0	0	0	0	0	0	0	2	2	0.00	3.000										
Tom Griffin, R (8, 1) ERA: 3.91	1.0	W	3	1	0	0	1	0	0	0	0	0	0	5	5	0.00	1.000										
Gary Lavelle, L (9, 1) ERA: 2.35	1.0	S	5	2	0	0	1	0	0	0	0	0	0	7	7	0.00	2.000										

AB	37
R	5
H	13
RBI	5
BB	2
SO	3
LOB	10









BOTTOM

San Diego Padres @ San Francisco Giants  
Candlestick Park, San Francisco, CA  
Sun Sep 30 1979, 6:33 AM EDT  
Att: 19,340 - Unknown

livebaseballscores.com

AB 33  
R 3  
H 6  
RBI 3  
BB 5  
SO 3  
LOB 14



WP: 0 PA: 41  
PB: 0  
SB: 1  
CS: 2

AB R H RBI BB SO LOB  
2 0 0 0 1 0 2  
2 0 0 0 0 0 2

5 1 2 2 0 0 1

4 0 1 1 0 2 1

3 0 0 0 2 0 1

3 0 0 0 1 0 1

3 0 0 0 0 0 0

1 0 0 0 0 0 3

0 0 0 0 0 0 0

4 0 1 0 0 1 3

4 1 2 0 0 0 0

1 1 0 0 0 0 0

0 0 0 0 1 0 0

1 0 0 0 0 0 0

0 0 0 0 0 0 0

1B: 4 SF: 1  
2B: 1 SAC: 1  
3B: 1 DP: 0  
HR: 0 HBP: 0

Batter	1	2	3	4	5	6	7	8	9	10
Bill North, S OBP: 0.386, SLG: 0.341 Greg Johnston, L OBP: 0.224, SLG: 0.270	4-0 CS BB		0-0 F4		0-0 F9		0-0 F9		0-0 5-3	
Roger Metzger, S OBP: 0.311, SLG: 0.340	0-0 F9		0-0 SF8 1-H 2-H 3B			0-0 F2		0-0 BB S 1B		0-0 5-3
Mike Ivie, R OBP: 0.359, SLG: 0.547	1 SAFE 0-0 1-2 2B		0-0 SF8 3-H			0-0 F8		0-3 K 1-2		0-3 K
Darrell Evans, L OBP: 0.356, SLG: 0.391	0-0 4-3		0-0 4-3			4-0 BB BB		4-0 BB IBB		0-0 F8
Larry Herndon, R OBP: 0.313, SLG: 0.384		0-0 6-3			0-0 F9		0-0 F9		4-0 1-2 2-3 BB	
Max Venable, L OBP: 0.260, SLG: 0.200		0-0 F9			0-0 4-3		0-0 3-1		0-0 F2	
Willie McCovey, L OBP: 0.318, SLG: 0.402 Jack Clark, R OBP: 0.348, SLG: 0.476										
Johnnie LeMaster, R OBP: 0.304, SLG: 0.324							0-0 3-1		0-0 F6	
Dennis Littlejohn, R OBP: 0.272, SLG: 0.254		0-0 CS 1-2	0-0 SH 3B 1B		0-0 F4		0-0 E7 1B		0-0 6-3	
Ed Halicki, R OBP: 0.229, SLG: 0.235 Bob Kearney, R OBP: 0.250, SLG: 0.250			0-0 SH 3B		0-0 6-3		4-0 BB		0-0 G3	

Inning Stats	R: 0	H: 1	E: 0	K: 0	S: 3	P: 7	R: 0	H: 1	E: 0	K: 0	S: 3	P: 3	R: 3	H: 2	E: 1	K: 0	S: 6	R: 0	H: 0	E: 0	K: 1	S: 5	R: 0	H: 0	E: 0	K: 0	S: 3	R: 0	H: 0	E: 0	K: 0	S: 4	R: 0	H: 1	E: 1	K: 0	S: 6	R: 0	H: 1	E: 0	K: 1	S: 3	R: 0	H: 0	E: 0	K: 1	S: 5	1B: 4	SF: 1	2B: 1	SAC: 1	3B: 1	DP: 0	HR: 0	HBP: 0	WP: 0	PA: 41
--------------	------	------	------	------	------	------	------	------	------	------	------	------	------	------	------	------	------	------	------	------	------	------	------	------	------	------	------	------	------	------	------	------	------	------	------	------	------	------	------	------	------	------	------	------	------	------	------	-------	-------	-------	--------	-------	-------	-------	--------	-------	--------

PITCHER	IP	WLS	BF	H	R	ER	SO	BB	IBB	HBP	BLK	WP	HR	S	P	ERA	WHIP
Bob Shirley, L ERA: 3.38	(1, 1)	7.0	28	5	3	1	1	3	0	0	0	0	0	27	39	1.29	1.143
Steve Mura, R ERA: 3.08	(8, 1)	0.1	4	1	0	0	1	1	1	0	0	0	0	4	12	0.00	6.000
Bob Owchinko, L ERA: 3.74	(8, 1)	1.2	W	5	0	0	0	0	0	0	0	0	0	5	5	0.00	0.000
Mark Lee, R ERA: 4.29	(10, 1)	1.0	S	3	0	0	1	0	0	0	0	0	0	5	5	0.00	0.000